

GOMOS Level 2 Daily Report

SUMMARY

[1. General Info](#)

[2. Summary of processed GOM_NL_2P products](#)

[3. Level 2 Quality information per product](#)

[3.1 Plot of level 2 quality information per product \(time dependant\)](#)

[3.2 Plot of level 2 quality information per product \(world map\)](#)

[4. Level 1 Quality information per product \(stored on level 2 products\)](#)

[4.1 Plot of level 1 quality information per product \(time dependant\)](#)

[4.1.1 Plot of level 1 quality information per product \(time dependant\): ASCENDING](#)

[4.1.2 Plot of level 1 quality information per product \(time dependant\): DESCENDING](#)

[4.2 Plot of level 1 quality information per product \(world map\)](#)

[4.2.1 Plot of level 1 quality information per product \(world map\): ASCENDING](#)

[4.2.2 Plot of level 1 quality information per product \(world map\): DESCENDING](#)

[5. Ozone profiles based on quality statistics and other trace gas profiles](#)

[5.1 Ozone statistics based on quality of products](#)

[5.2 Plot ozone profiles for all STD \(dark without errors\)](#)

[5.3 Plot ozone profiles where STD < 20% \(dark without errors\)](#)

[5.4. Plot ozone profiles where STD < 10% \(dark without errors\)](#)

[5.5. Plot ozone profiles where STD < 5% \(dark without errors\)](#)

[5.6 Plot NO2 profiles for all STD \(dark without errors\)](#)

[5.7 Plot NO3 profiles for all STD \(dark without errors\)](#)

[5.8 Plot H2O profiles \(only for occultations of stars 1,2,3,4,13,14,16,26,63 dark without errors\) for all STD](#)

[6. Auxiliary Data Files used for the production reported in section 2](#)

This report presents the daily analysis on parameters extracted from GOMOS level 2 data (GOM_NL__2P). It is intended to monitor some important parameters that will impact the quality of these products. A list of level 2 products (and content) that have arrived during the reporting day to the PCF is also given.

Item	Value
Time of report generation	19APR2013 15:13:58
Data source version	GOMOS/6.01
Start time of products	13-11-2004 (13NOV2004 00:00:00)
Stop time of products	14-11-2004 (14NOV2004 00:00:00)
Store outputs in DB	Yes
Nb of level 2 prods	495
Nb of prods with errors	0

2. Summary of processed GOM_NL__2P products.

Nr	Filename	UTC Start time	Limb	Duration	Star Id	Star Name	Star Mag	Star Temp	Nb Meas	Orbit	Prod. error
1	GOM_NL__2PRFIN20041113_000131_00000422032_00059_14141_6154.N1	13-NOV-2004 00:01:31	Bright	41.500	35	33Alp Per	1.7950	6250.0	83	14141	No
2	GOM_NL__2PRFIN20041113_000311_00000382032_00059_14141_6155.N1	13-NOV-2004 00:03:11	Bright	37.500	110	37Del Cas	2.6780	8900.0	75	14141	No
3	GOM_NL__2PRFIN20041113_000535_00000622032_00059_14141_6156.N1	13-NOV-2004 00:05:35	Bright	61.500	6	13Alp Aur	0.080000	3400.0	123	14141	No
4	GOM_NL__2PRFIN20041113_000849_00000662032_00059_14141_6157.N1	13-NOV-2004 00:08:49	Bright	65.500	42	34Bet Aur	1.9000	10200.	131	14141	No
5	GOM_NL__2PRFIN20041113_001124_00000392032_00059_14141_6158.N1	13-NOV-2004 00:11:24	Bright	38.500	49	1Alp UMi	1.9900	6300.0	77	14141	No
6	GOM_NL__2PRFIN20041113_001541_00000392032_00059_14141_6159.N1	13-NOV-2004 00:15:41	Bright	39.000	60	7Bet UMi	2.0810	3950.0	78	14141	No
7	GOM_NL__2PRFIN20041113_001724_00000422032_00059_14141_6160.N1	13-NOV-2004 00:17:24	Bright	42.000	119	14Eta Dra	2.7270	4700.0	84	14141	No
8	GOM_NL__2PRFIN20041113_001910_00000452032_00059_14141_6161.N1	13-NOV-2004 00:19:10	Bright	44.500	36	50Alp UMa	1.8000	6300.0	89	14141	No
9	GOM_NL__2PRFIN20041113_002047_00000422032_00059_14141_6162.N1	13-NOV-2004 00:20:47	Bright	42.000	82	48Bet UMa	2.3650	10600.	84	14141	No
10	GOM_NL__2PRFIN20041113_002257_00000382032_00059_14141_6163.N1	13-NOV-2004 00:22:57	Bright	37.500	39	85Eta UMa	1.8540	24000.	75	14141	No
11	GOM_NL__2PRFIN20041113_002447_00000452032_00059_14141_6164.N1	13-NOV-2004 00:24:47	Bright	44.500	174	52Psi UMa	3.0040	4400.0	89	14141	No
12	GOM_NL__2PRFIN20041113_002624_00000392032_00059_14141_6165.N1	13-NOV-2004 00:26:24	Bright	39.000	152	12Alp2CVn	2.8900	11000.	78	14141	No
13	GOM_NL__2PRFIN20041113_003128_00000362032_00059_14141_6166.N1	13-NOV-2004 00:31:28	Bright	36.000	111	8Eta Boo	2.6800	6000.0	72	14141	No
14	GOM_NL__2PRFIN20041113_003435_00000892032_00059_14141_6167.N1	13-NOV-2004 00:34:35	Bright	89.000	166	17Eps Leo	2.9800	6000.0	178	14141	No
15	GOM_NL__2PRFIN20041113_003912_00000852032_00059_14141_6168.N1	13-NOV-2004 00:39:12	Twilight	85.000	22	32Alp Leo	1.3600	15200.	170	14141	No
16	GOM_NL__2PRFIN20041113_004252_00000462032_00059_14141_6169.N1	13-NOV-2004 00:42:52	Twilight	45.500	100	4Gam Crv	2.5800	13100.	91	14141	No
17	GOM_NL__2PRFIN20041113_004420_00000502032_00059_14141_6170.N1	13-NOV-2004 00:44:20	Twilight	50.000	171	2Eps Crv	3.0010	4250.0	100	14141	No
18	GOM_NL__2PRFIN20041113_005046_00000402032_00059_14141_6171.N1	13-NOV-2004 00:50:46	Dark	39.500	64	Gam Cen	2.2000	10600.	79	14141	No
19	GOM_NL__2PRFIN20041113_005303_00000462032_00059_14141_6172.N1	13-NOV-2004 00:53:03	Dark	46.000	26	Gam Cru	1.6240	2900.0	92	14141	No
20	GOM_NL__2PRFIN20041113_005441_00000442032_00059_14141_6173.N1	13-NOV-2004 00:54:41	Dark	44.000	12	Alp1Cru	0.77500	30000.	88	14141	No
21	GOM_NL__2PRFIN20041113_005635_00000422032_00060_14142_6138.N1	13-NOV-2004 00:56:35	Dark	42.000	124	The Car	2.7640	30000.	84	14142	No
22	GOM_NL__2PRFIN20041113_005803_00000422032_00060_14142_6139.N1	13-NOV-2004 00:58:03	Dark	42.000	159	Ups Car	2.9200	7200.0	84	14142	No
23	GOM_NL__2PRFIN20041113_005929_00000412032_00060_14142_6140.N1	13-NOV-2004 00:59:29	Dark	41.000	29	Bet Car	1.6720	10200.	82	14142	No
24	GOM_NL__2PRFIN20041113_010551_00000512032_00060_14142_6141.N1	13-NOV-2004 01:05:51	Dark	51.000	2	Alp Car	-0.73600	7000.0	102	14142	No
25	GOM_NL__2PRFIN20041113_010728_00000842032_00060_14142_6142.N1	13-NOV-2004 01:07:28	Dark	84.000	88	31Eta CMa	2.4480	20000.	168	14142	No
26	GOM_NL__2PRFIN20041113_011106_00000522032_00060_14142_6143.N1	13-NOV-2004 01:11:06	Dark	52.000	9	Alp Eri	0.45300	24000.	104	14142	No
27	GOM_NL__2PRFIN20041113_011450_00000402032_00060_14142_6144.N1	13-NOV-2004 01:14:50	Straylight	39.500	157	The1Eri	2.9060	9300.0	79	14142	No
28	GOM_NL__2PRFIN20041113_012215_00000572032_00060_14142_6146.N1	13-NOV-2004 01:22:15	Straylight	56.500	165	34Gam Eri	2.9500	3200.0	113	14142	No
29	GOM_NL__2PRFIN20041113_012507_00000992032_00060_14142_6147.N1	13-NOV-2004 01:25:07	Twilight	98.500	7	19Bet Ori	0.10000	14000.	197	14142	No
30	GOM_NL__2PRFIN20041113_012754_00000532032_00060_14142_6148.N1	13-NOV-2004 01:27:54	Twilight	53.000	94	92Alp Cet	2.5260	3100.0	106	14142	No
31	GOM_NL__2PRFIN20041113_013239_00000402032_00060_14142_6149.N1	13-NOV-2004 01:32:39	Bright	40.000	105	6Bet Ari	2.6450	8900.0	80	14142	No
32	GOM_NL__2PRFIN20041113_013513_00000472032_00060_14142_6150.N1	13-NOV-2004 01:35:13	Bright	47.000	146	25Eta Tau	2.8730	15200.	94	14142	No
33	GOM_NL__2PRFIN20041113_013702_00000392032_00060_14142_6151.N1	13-NOV-2004 01:37:02	Bright	39.000	53	43Bet And	2.0480	3300.0	78	14142	No
34	GOM_NL__2PRFIN20041113_013847_00000402032_00060_14142_6152.N1	13-NOV-2004 01:38:47	Bright	39.500	73	57Gam1And	2.2600	13100.	79	14142	No
35	GOM_NL__2PRFIN20041113_014027_00000442032_00060_14142_6153.N1	13-NOV-2004 01:40:27	Bright	44.000	149	45Eps Per	2.8880	30000.	88	14142	No
36	GOM_NL__2PRFIN20041113_014206_00000412032_00060_14142_6154.N1	13-NOV-2004 01:42:06	Bright	40.500	35	33Alp Per	1.7950	6250.0	81	14142	No
37	GOM_NL__2PRFIN20041113_014347_00000382032_00060_14142_6155.N1	13-NOV-2004 01:43:47	Bright	37.500	110	37Del Cas	2.6780	8900.0	75	14142	No
38	GOM_NL__2PRFIN20041113_014610_00000592032_00060_14142_6156.N1	13-NOV-2004 01:46:10	Bright	59.000	6	13Alp Aur	0.080000	3400.0	118	14142	No
39	GOM_NL__2PRFIN20041113_014923_00000632032_00060_14142_6157.N1	13-NOV-2004 01:49:23	Bright	62.500	42	34Bet Aur	1.9000	10200.	125	14142	No
40	GOM_NL__2PRFIN20041113_015159_00000392032_00060_14142_6158.N1	13-NOV-2004 01:51:59	Bright	39.000	49	1Alp UMi	1.9900	6300.0	78	14142	No
41	GOM_NL__2PRFIN20041113_015615_00000432032_00060_14142_6159.N1	13-NOV-2004 01:56:15	Bright	43.000	60	7Bet UMi	2.0810	3950.0	86	14142	No
42	GOM_NL__2PRFIN20041113_015803_00000382032_00060_14142_6160.N1	13-NOV-2004 01:58:03	Bright	38.000	119	14Eta Dra	2.7270	4700.0	76	14142	No

43	GOM_NL__2PRFIN20041113_015945_000000452032_00060_14142_6161.N1	13-NOV-2004 01:59:45	Bright	44.500	36	50Alp UMa	1.8000	6300.0	89	14142	No
44	GOM_NL__2PRFIN20041113_020124_000000422032_00060_14142_6162.N1	13-NOV-2004 02:01:24	Bright	42.000	82	48Bet UMa	2.3650	10600.	84	14142	No
45	GOM_NL__2PRFIN20041113_020333_000000522032_00060_14142_6163.N1	13-NOV-2004 02:03:33	Bright	52.000	39	85Eta UMa	1.8540	24000.	104	14142	No
46	GOM_NL__2PRFIN20041113_020523_000000452032_00060_14142_6164.N1	13-NOV-2004 02:05:23	Bright	45.000	174	52Psi UMa	3.0040	4400.0	90	14142	No
47	GOM_NL__2PRFIN20041113_020702_000000382032_00060_14142_6165.N1	13-NOV-2004 02:07:02	Bright	38.000	152	12Alp2CVn	2.8900	11000.	76	14142	No
48	GOM_NL__2PRFIN20041113_021204_000000352032_00060_14142_6166.N1	13-NOV-2004 02:12:04	Bright	34.500	111	8Eta Boo	2.6800	6000.0	69	14142	No
49	GOM_NL__2PRFIN20041113_021512_000000872032_00060_14142_6167.N1	13-NOV-2004 02:15:12	Bright	86.500	166	17Eps Leo	2.9800	6000.0	173	14142	No
50	GOM_NL__2PRFIN20041113_021949_000000822032_00060_14142_6168.N1	13-NOV-2004 02:19:49	Twi_and_stray	81.500	22	32Alp Leo	1.3600	15200.	163	14142	No
51	GOM_NL__2PRFIN20041113_022328_000000422032_00060_14142_6169.N1	13-NOV-2004 02:23:28	Twi_and_stray	42.000	100	4Gam Crv	2.5800	13100.	84	14142	No
52	GOM_NL__2PRFIN20041113_022458_000000442032_00060_14142_6170.N1	13-NOV-2004 02:24:58	Twilight	44.000	171	2Eps Crv	3.0010	4250.0	88	14142	No
53	GOM_NL__2PRFIN20041113_023122_000000412032_00060_14142_6171.N1	13-NOV-2004 02:31:22	Dark	41.000	64	Gam Cen	2.2000	10600.	82	14142	No
54	GOM_NL__2PRFIN20041113_023339_000000452032_00060_14142_6172.N1	13-NOV-2004 02:33:39	Dark	45.000	26	Gam Cru	1.6240	2900.0	90	14142	No
55	GOM_NL__2PRFIN20041113_023517_000000412032_00060_14142_6173.N1	13-NOV-2004 02:35:17	Dark	41.000	12	Alp1Cru	0.77500	30000.	82	14142	No
56	GOM_NL__2PRFIN20041113_023841_000000422032_00061_14143_6139.N1	13-NOV-2004 02:38:41	Dark	41.500	159	Ups Car	2.9200	7200.0	83	14143	No
57	GOM_NL__2PRFIN20041113_024005_000000432032_00061_14143_6140.N1	13-NOV-2004 02:40:05	Dark	42.500	29	Bet Car	1.6720	10200.	85	14143	No
58	GOM_NL__2PRFIN20041113_024627_000000592032_00061_14143_6141.N1	13-NOV-2004 02:46:27	Dark	59.000	2	Alp Car	-0.73600	7000.0	118	14143	No
59	GOM_NL__2PRFIN20041113_024805_000000822032_00061_14143_6142.N1	13-NOV-2004 02:48:05	Dark	82.000	88	31Eta CMa	2.4480	20000.	164	14143	No
60	GOM_NL__2PRFIN20041113_025141_000000472032_00061_14143_6143.N1	13-NOV-2004 02:51:41	Dark	47.000	9	Alp Eri	0.45300	24000.	94	14143	No
61	GOM_NL__2PRFIN20041113_025525_000000442032_00061_14143_6144.N1	13-NOV-2004 02:55:25	Straylight	43.500	157	The1Eri	2.9060	9300.0	87	14143	No
62	GOM_NL__2PRFIN20041113_025904_000000732032_00061_14143_6145.N1	13-NOV-2004 02:59:04	Straylight	72.500	139	9Bet Lep	2.8330	5600.0	145	14143	No
63	GOM_NL__2PRFIN20041113_030252_000000532032_00061_14143_6146.N1	13-NOV-2004 03:02:52	Straylight	52.500	165	34Gam Eri	2.9500	3200.0	105	14143	No
64	GOM_NL__2PRFIN20041113_030542_000001002032_00061_14143_6147.N1	13-NOV-2004 03:05:42	Twi_and_stray	100.00	7	19Bet Ori	0.10000	14000.	200	14143	No
65	GOM_NL__2PRFIN20041113_030829_000000512032_00061_14143_6148.N1	13-NOV-2004 03:08:29	Twi_and_stray	51.000	94	92Alp Cet	2.5260	3100.0	102	14143	No
66	GOM_NL__2PRFIN20041113_031316_000000392032_00061_14143_6149.N1	13-NOV-2004 03:13:16	Bright	38.500	105	6Bet Ari	2.6450	8900.0	77	14143	No
67	GOM_NL__2PRFIN20041113_031548_000000472032_00061_14143_6150.N1	13-NOV-2004 03:15:48	Bright	47.000	146	25Eta Tau	2.8730	15200.	94	14143	No
68	GOM_NL__2PRFIN20041113_031737_000000402032_00061_14143_6151.N1	13-NOV-2004 03:17:37	Bright	39.500	53	43Bet And	2.0480	3300.0	79	14143	No
69	GOM_NL__2PRFIN20041113_031923_000000392032_00061_14143_6152.N1	13-NOV-2004 03:19:23	Bright	39.000	73	57Gam1And	2.2600	13100.	78	14143	No
70	GOM_NL__2PRFIN20041113_032102_000000452032_00061_14143_6153.N1	13-NOV-2004 03:21:02	Bright	44.500	149	45Eps Per	2.8880	30000.	89	14143	No
71	GOM_NL__2PRFIN20041113_032241_000000432032_00061_14143_6154.N1	13-NOV-2004 03:22:41	Bright	42.500	35	33Alp Per	1.7950	6250.0	85	14143	No
72	GOM_NL__2PRFIN20041113_032423_000000382032_00061_14143_6155.N1	13-NOV-2004 03:24:23	Bright	37.500	110	37Del Cas	2.6780	8900.0	75	14143	No
73	GOM_NL__2PRFIN20041113_032645_000000602032_00061_14143_6156.N1	13-NOV-2004 03:26:45	Bright	60.000	6	13Alp Aur	0.080000	3400.0	120	14143	No
74	GOM_NL__2PRFIN20041113_032958_000000622032_00061_14143_6157.N1	13-NOV-2004 03:29:58	Bright	62.000	42	34Bet Aur	1.9000	10200.	124	14143	No
75	GOM_NL__2PRFIN20041113_033233_000000382032_00061_14143_6158.N1	13-NOV-2004 03:32:33	Bright	37.500	49	1Alp UMi	1.9900	6300.0	75	14143	No
76	GOM_NL__2PRFIN20041113_033653_000000392032_00061_14143_6159.N1	13-NOV-2004 03:36:53	Bright	39.000	60	7Bet UMi	2.0810	3950.0	78	14143	No
77	GOM_NL__2PRFIN20041113_033838_000000412032_00061_14143_6160.N1	13-NOV-2004 03:38:38	Bright	40.500	119	14Eta Dra	2.7270	4700.0	81	14143	No
78	GOM_NL__2PRFIN20041113_034021_000000452032_00061_14143_6161.N1	13-NOV-2004 03:40:21	Bright	44.500	36	50Alp UMa	1.8000	6300.0	89	14143	No
79	GOM_NL__2PRFIN20041113_034159_000000452032_00061_14143_6162.N1	13-NOV-2004 03:41:59	Bright	44.500	82	48Bet UMa	2.3650	10600.	89	14143	No
80	GOM_NL__2PRFIN20041113_034409_000000362032_00061_14143_6163.N1	13-NOV-2004 03:44:09	Bright	35.500	39	85Eta UMa	1.8540	24000.	71	14143	No
81	GOM_NL__2PRFIN20041113_034559_000000442032_00061_14143_6164.N1	13-NOV-2004 03:45:59	Bright	44.000	174	52Psi UMa	3.0040	4400.0	88	14143	No
82	GOM_NL__2PRFIN20041113_034738_000000382032_00061_14143_6165.N1	13-NOV-2004 03:47:38	Bright	38.000	152	12Alp2CVn	2.8900	11000.	76	14143	No
83	GOM_NL__2PRFIN20041113_035240_000000352032_00061_14143_6166.N1	13-NOV-2004 03:52:40	Bright	35.000	111	8Eta Boo	2.6800	6000.0	70	14143	No
84	GOM_NL__2PRFIN20041113_035549_000000852032_00061_14143_6167.N1	13-NOV-2004 03:55:49	Bright	85.000	166	17Eps Leo	2.9800	6000.0	170	14143	No
85	GOM_NL__2PRFIN20041113_040026_000000822032_00061_14143_6168.N1	13-NOV-2004 04:00:26	Twi_and_stray	81.500	22	32Alp Leo	1.3600	15200.	163	14143	No
86	GOM_NL__2PRFIN20041113_040404_000000452032_00061_14143_6169.N1	13-NOV-2004 04:04:04	Twi_and_stray	45.000	100	4Gam Crv	2.5800	13100.	90	14143	No
87	GOM_NL__2PRFIN20041113_040535_000000472032_00061_14143_6170.N1	13-NOV-2004 04:05:35	Twilight	46.500	171	2Eps Crv	3.0010	4250.0	93	14143	No
88	GOM_NL__2PRFIN20041113_041157_000000422032_00061_14143_6171.N1	13-NOV-2004 04:11:57	Dark	41.500	64	Gam Cen	2.2000	10600.	83	14143	No
89	GOM_NL__2PRFIN20041113_041416_000000522032_00061_14143_6172.N1	13-NOV-2004 04:14:16	Dark	52.000	26	Gam Cru	1.6240	2900.0	104	14143	No
90	GOM_NL__2PRFIN20041113_041553_000000442032_00061_14143_6173.N1	13-NOV-2004 04:15:53	Dark	44.000	12	Alp1Cru	0.77500	30000.	88	14143	No
91	GOM_NL__2PRFIN20041113_041750_000000392032_00062_14144_6138.N1	13-NOV-2004 04:17:50	Dark	39.000	124	The Car	2.7640	30000.	78	14144	No
92	GOM_NL__2PRFIN20041113_041918_000000412032_00062_14144_6139.N1	13-NOV-2004 04:19:18	Dark	41.000	159	Ups Car	2.9200	7200.0	82	14144	No
93	GOM_NL__2PRFIN20041113_042042_000000402032_00062_14144_6140.N1	13-NOV-2004 04:20:42	Dark	40.000	29	Bet Car	1.6720	10200.	80	14144	No
94	GOM_NL__2PRFIN20041113_042704_000000612032_00062_14144_6141.N1	13-NOV-2004 04:27:04	Dark	61.000	2	Alp Car	-0.73600	7000.0	122	14144	No
95	GOM_NL__2PRFIN20041113_042841_000000842032_00062_14144_6142.N1	13-NOV-2004 04:28:41	Dark	83.500	88	31Eta CMa	2.4480	20000.	167	14144	No
96	GOM_NL__2PRFIN20041113_043218_000000482032_00062_14144_6143.N1	13-NOV-2004 04:32:18	Dark	48.000	9	Alp Eri	0.45300	24000.	96	14144	No
97	GOM_NL__2PRFIN20041113_043602_000000432032_00062_14144_6144.N1	13-NOV-2004 04:36:02	Straylight	42.500	157	The1Eri	2.9060	9300.0	85	14144	No
98	GOM_NL__2PRFIN20041113_043939_000000762032_00062_14144_6145.N1	13-NOV-2004 04:39:39	Straylight	76.000	139	9Bet Lep	2.8330	5600.0	152	14144	No
99	GOM_NL__2PRFIN20041113_044327_000000592032_00062_14144_6146.N1	13-NOV-2004 04:43:27	Straylight	58.500	165	34Gam Eri	2.9500	3200.0	117	14144	No
100	GOM_NL__2PRFIN20041113_044617_000000952032_00062_14144_6147.N1	13-NOV-2004 04:46:17	Twi_and_stray	95.000	7	19Bet Ori	0.10000	14000.	190	14144	No
101	GOM_NL__2PRFIN20041113_044907_000000572032_00062_14144_6148.N1	13-NOV-2004 04:49:07	Twi_and_stray	57.000	94	92Alp Cet	2.5260	3100.0	114	14144	No

102	GOM_NL__2PRFIN20041113_045352_000000372032_00062_14144_6149.N1	13-NOV-2004 04:53:52	Bright	37.000	105	6Bet Ari	2.6450	8900.0	74	14144	No
103	GOM_NL__2PRFIN20041113_045624_000000472032_00062_14144_6150.N1	13-NOV-2004 04:56:24	Bright	46.500	146	25Eta Tau	2.8730	15200.	93	14144	No
104	GOM_NL__2PRFIN20041113_045814_000000382032_00062_14144_6151.N1	13-NOV-2004 04:58:14	Bright	37.500	53	43Bet And	2.0480	3300.0	75	14144	No
105	GOM_NL__2PRFIN20041113_045959_000000392032_00062_14144_6152.N1	13-NOV-2004 04:59:59	Bright	39.000	73	57Gam1And	2.2600	13100.	78	14144	No
106	GOM_NL__2PRFIN20041113_050137_000000472032_00062_14144_6153.N1	13-NOV-2004 05:01:37	Bright	47.000	149	45Eps Per	2.8880	30000.	94	14144	No
107	GOM_NL__2PRFIN20041113_050317_000000442032_00062_14144_6154.N1	13-NOV-2004 05:03:17	Bright	43.500	35	33Alp Per	1.7950	6250.0	87	14144	No
108	GOM_NL__2PRFIN20041113_050459_000000382032_00062_14144_6155.N1	13-NOV-2004 05:04:59	Bright	37.500	110	37Del Cas	2.6780	8900.0	75	14144	No
109	GOM_NL__2PRFIN20041113_050719_000000622032_00062_14144_6156.N1	13-NOV-2004 05:07:19	Bright	61.500	6	13Alp Aur	0.080000	3400.0	123	14144	No
110	GOM_NL__2PRFIN20041113_051032_000000652032_00062_14144_6157.N1	13-NOV-2004 05:10:32	Bright	64.500	42	34Bet Aur	1.9000	10200.	129	14144	No
111	GOM_NL__2PRFIN20041113_051312_000000382032_00062_14144_6158.N1	13-NOV-2004 05:13:12	Bright	37.500	49	1Alp UMi	1.9900	6300.0	75	14144	No
112	GOM_NL__2PRFIN20041113_051729_000000412032_00062_14144_6159.N1	13-NOV-2004 05:17:29	Bright	41.000	60	7Bet UMi	2.0810	3950.0	82	14144	No
113	GOM_NL__2PRFIN20041113_051915_000000392032_00062_14144_6160.N1	13-NOV-2004 05:19:15	Bright	39.000	119	14Eta Dra	2.7270	4700.0	78	14144	No
114	GOM_NL__2PRFIN20041113_052057_000000432032_00062_14144_6161.N1	13-NOV-2004 05:20:57	Bright	43.000	36	50Alp UMa	1.8000	6300.0	86	14144	No
115	GOM_NL__2PRFIN20041113_052235_000000432032_00062_14144_6162.N1	13-NOV-2004 05:22:35	Bright	42.500	82	48Bet UMa	2.3650	10600.	85	14144	No
116	GOM_NL__2PRFIN20041113_052445_000000482032_00062_14144_6163.N1	13-NOV-2004 05:24:45	Bright	48.000	39	85Eta UMa	1.8540	24000.	96	14144	No
117	GOM_NL__2PRFIN20041113_052635_000000432032_00062_14144_6164.N1	13-NOV-2004 05:26:35	Bright	42.500	174	52Psi UMa	3.0040	4400.0	85	14144	No
118	GOM_NL__2PRFIN20041113_052814_000000392032_00062_14144_6165.N1	13-NOV-2004 05:28:14	Bright	39.000	152	12Alp2CVn	2.8900	11000.	78	14144	No
119	GOM_NL__2PRFIN20041113_053316_000000352032_00062_14144_6166.N1	13-NOV-2004 05:33:16	Bright	35.000	111	8Eta Boo	2.6800	6000.0	70	14144	No
120	GOM_NL__2PRFIN20041113_053626_000000902032_00062_14144_6167.N1	13-NOV-2004 05:36:26	Bright	89.500	166	17Eps Leo	2.9800	6000.0	179	14144	No
121	GOM_NL__2PRFIN20041113_054441_000000422032_00062_14144_6169.N1	13-NOV-2004 05:44:41	Twilight	41.500	100	4Gam Crv	2.5800	13100.	83	14144	No
122	GOM_NL__2PRFIN20041113_054609_000000472032_00062_14144_6170.N1	13-NOV-2004 05:46:09	Twilight	46.500	171	2Eps Crv	3.0010	4250.0	93	14144	No
123	GOM_NL__2PRFIN20041113_055234_000000402032_00062_14144_6171.N1	13-NOV-2004 05:52:34	Dark	39.500	64	Gam Cen	2.2000	10600.	79	14144	No
124	GOM_NL__2PRFIN20041113_055452_000000432032_00062_14144_6172.N1	13-NOV-2004 05:54:52	Dark	43.000	26	Gam Cru	1.6240	2900.0	86	14144	No
125	GOM_NL__2PRFIN20041113_055629_000000432032_00062_14144_6173.N1	13-NOV-2004 05:56:29	Dark	42.500	12	Alp1Cru	0.77500	30000.	85	14144	No
126	GOM_NL__2PRFIN20041113_055826_000000402032_00063_14145_6138.N1	13-NOV-2004 05:58:26	Dark	39.500	124	The Car	2.7640	30000.	79	14145	No
127	GOM_NL__2PRFIN20041113_060212_000000442032_00063_14145_6139.N1	13-NOV-2004 06:02:12	Dark	43.500	41	Eps Car	1.8600	4100.0	87	14145	No
128	GOM_NL__2PRFIN20041113_060345_000000572032_00063_14145_6140.N1	13-NOV-2004 06:03:45	Dark	57.000	70	Zet Pup	2.2460	39000.	114	14145	No
129	GOM_NL__2PRFIN20041113_060740_000000612032_00063_14145_6141.N1	13-NOV-2004 06:07:40	Dark	61.000	2	Alp Car	-0.73600	7000.0	122	14145	No
130	GOM_NL__2PRFIN20041113_060921_000000842032_00063_14145_6142.N1	13-NOV-2004 06:09:21	Dark	84.000	88	31Eta CMa	2.4480	20000.	168	14145	No
131	GOM_NL__2PRFIN20041113_061254_000000442032_00063_14145_6143.N1	13-NOV-2004 06:12:54	Dark	43.500	9	Alp Eri	0.45300	24000.	87	14145	No
132	GOM_NL__2PRFIN20041113_061638_000000412032_00063_14145_6144.N1	13-NOV-2004 06:16:38	Straylight	40.500	157	The1Eri	2.9060	9300.0	81	14145	No
133	GOM_NL__2PRFIN20041113_062138_0000002132032_00063_14145_6145.N1	13-NOV-2004 06:21:38	Twilight	213.00	1	9Alp CMa	-1.4400	11000.	426	14145	No
134	GOM_NL__2PRFIN20041113_062653_000000962032_00063_14145_6146.N1	13-NOV-2004 06:26:53	Twilight	96.000	7	19Bet Ori	0.10000	14000.	192	14145	No
135	GOM_NL__2PRFIN20041113_062942_000000532032_00063_14145_6147.N1	13-NOV-2004 06:29:42	Twilight	53.000	94	92Alp Cet	2.5260	3100.0	106	14145	No
136	GOM_NL__2PRFIN20041113_063426_000000402032_00063_14145_6148.N1	13-NOV-2004 06:34:26	Bright	40.000	105	6Bet Ari	2.6450	8900.0	80	14145	No
137	GOM_NL__2PRFIN20041113_063700_000000482032_00063_14145_6149.N1	13-NOV-2004 06:37:00	Bright	47.500	146	25Eta Tau	2.8730	15200.	95	14145	No
138	GOM_NL__2PRFIN20041113_063850_000000392032_00063_14145_6150.N1	13-NOV-2004 06:38:50	Bright	39.000	53	43Bet And	2.0480	3300.0	78	14145	No
139	GOM_NL__2PRFIN20041113_064036_000000382032_00063_14145_6151.N1	13-NOV-2004 06:40:36	Bright	38.000	73	57Gam1And	2.2600	13100.	76	14145	No
140	GOM_NL__2PRFIN20041113_064212_000000462032_00063_14145_6152.N1	13-NOV-2004 06:42:12	Bright	46.000	149	45Eps Per	2.8880	30000.	92	14145	No
141	GOM_NL__2PRFIN20041113_064353_000000442032_00063_14145_6153.N1	13-NOV-2004 06:43:53	Bright	43.500	35	33Alp Per	1.7950	6250.0	87	14145	No
142	GOM_NL__2PRFIN20041113_064535_000000382032_00063_14145_6154.N1	13-NOV-2004 06:45:35	Bright	37.500	110	37Del Cas	2.6780	8900.0	75	14145	No
143	GOM_NL__2PRFIN20041113_064754_000000572032_00063_14145_6155.N1	13-NOV-2004 06:47:54	Bright	57.000	6	13Alp Aur	0.080000	3400.0	114	14145	No
144	GOM_NL__2PRFIN20041113_065107_000000612032_00063_14145_6156.N1	13-NOV-2004 06:51:07	Bright	60.500	42	34Bet Aur	1.9000	10200.	121	14145	No
145	GOM_NL__2PRFIN20041113_065347_000000382032_00063_14145_6157.N1	13-NOV-2004 06:53:47	Bright	38.000	49	1Alp UMi	1.9900	6300.0	76	14145	No
146	GOM_NL__2PRFIN20041113_065806_000000392032_00063_14145_6158.N1	13-NOV-2004 06:58:06	Bright	38.500	60	7Bet UMi	2.0810	3950.0	77	14145	No
147	GOM_NL__2PRFIN20041113_065953_000000382032_00063_14145_6159.N1	13-NOV-2004 06:59:53	Bright	38.000	119	14Eta Dra	2.7270	4700.0	76	14145	No
148	GOM_NL__2PRFIN20041113_070133_000000402032_00063_14145_6160.N1	13-NOV-2004 07:01:33	Bright	39.500	36	50Alp UMa	1.8000	6300.0	79	14145	No
149	GOM_NL__2PRFIN20041113_070312_000000422032_00063_14145_6161.N1	13-NOV-2004 07:03:12	Bright	41.500	82	48Bet UMa	2.3650	10600.	83	14145	No
150	GOM_NL__2PRFIN20041113_070522_000000372032_00063_14145_6162.N1	13-NOV-2004 07:05:22	Bright	37.000	39	85Eta UMa	1.8540	24000.	74	14145	No
151	GOM_NL__2PRFIN20041113_070711_000000422032_00063_14145_6163.N1	13-NOV-2004 07:07:11	Bright	41.500	174	52Psi UMa	3.0040	4400.0	83	14145	No
152	GOM_NL__2PRFIN20041113_070852_000000372032_00063_14145_6164.N1	13-NOV-2004 07:08:52	Bright	36.500	152	12Alp2CVn	2.8900	11000.	73	14145	No
153	GOM_NL__2PRFIN20041113_071353_000000342032_00063_14145_6165.N1	13-NOV-2004 07:13:53	Bright	34.000	111	8Eta Boo	2.6800	6000.0	68	14145	No
154	GOM_NL__2PRFIN20041113_071703_000000872032_00063_14145_6166.N1	13-NOV-2004 07:17:03	Bright	86.500	166	17Eps Leo	2.9800	6000.0	173	14145	No
155	GOM_NL__2PRFIN20041113_072141_000000862032_00063_14145_6167.N1	13-NOV-2004 07:21:41	Twilight	85.500	22	32Alp Leo	1.3600	15200.	171	14145	No
156	GOM_NL__2PRFIN20041113_072518_000000442032_00063_14145_6168.N1	13-NOV-2004 07:25:18	Twilight	43.500	100	4Gam Crv	2.5800	13100.	87	14145	No
157	GOM_NL__2PRFIN20041113_072649_000000462032_00063_14145_6169.N1	13-NOV-2004 07:26:49	Twilight	46.000	171	2Eps Crv	3.0010	4250.0	92	14145	No
158	GOM_NL__2PRFIN20041113_073310_000000412032_00063_14145_6170.N1	13-NOV-2004 07:33:10	Dark	41.000	64	Gam Cen	2.2000	10600.	82	14145	No
159	GOM_NL__2PRFIN20041113_073528_000000522032_00063_14145_6171.N1	13-NOV-2004 07:35:28	Dark	52.000	26	Gam Cru	1.6240	2900.0	104	14145	No
160	GOM_NL__2PRFIN20041113_073706_000000482032_00063_14145_6172.N1	13-NOV-2004 07:37:06	Dark	47.500	12	Alp1Cru	0.77500	30000.	95	14145	No

161	GOM_NL__2PRFIN20041113_073902_000000392032_00064_14146_6138.N1	13-NOV-2004 07:39:02	Dark	38.500	124	The Car	2.7640	30000.	77	14146	No
162	GOM_NL__2PRFIN20041113_074248_000000582032_00064_14146_6139.N1	13-NOV-2004 07:42:48	Dark	57.500	41	Eps Car	1.8600	4100.0	115	14146	No
163	GOM_NL__2PRFIN20041113_074419_000000582032_00064_14146_6140.N1	13-NOV-2004 07:44:19	Dark	58.000	70	Zet Pup	2.2460	39000.	116	14146	No
164	GOM_NL__2PRFIN20041113_074817_000000612032_00064_14146_6141.N1	13-NOV-2004 07:48:17	Dark	61.000	2	Alp Car	-0.73600	7000.0	122	14146	No
165	GOM_NL__2PRFIN20041113_074957_000000862032_00064_14146_6142.N1	13-NOV-2004 07:49:57	Dark	85.500	88	31Eta CMa	2.4480	20000.	171	14146	No
166	GOM_NL__2PRFIN20041113_075330_000000432032_00064_14146_6143.N1	13-NOV-2004 07:53:30	Dark	43.000	9	Alp Eri	0.45300	24000.	86	14146	No
167	GOM_NL__2PRFIN20041113_075714_000000442032_00064_14146_6144.N1	13-NOV-2004 07:57:14	Straylight	43.500	157	The1Eri	2.9060	9300.0	87	14146	No
168	GOM_NL__2PRFIN20041113_080214_000002132032_00064_14146_6145.N1	13-NOV-2004 08:02:14	Twi_and_stray	213.00	1	9Alp CMa	-1.4400	11000.	426	14146	No
169	GOM_NL__2PRFIN20041113_080728_000000952032_00064_14146_6146.N1	13-NOV-2004 08:07:28	Twi_and_stray	94.500	7	19Bet Ori	0.10000	14000.	189	14146	No
170	GOM_NL__2PRFIN20041113_081016_000000542032_00064_14146_6147.N1	13-NOV-2004 08:10:16	Twi_and_stray	54.000	94	92Alp Cet	2.5260	3100.0	108	14146	No
171	GOM_NL__2PRFIN20041113_081502_000000422032_00064_14146_6148.N1	13-NOV-2004 08:15:02	Bright	42.000	105	6Bet Ari	2.6450	8900.0	84	14146	No
172	GOM_NL__2PRFIN20041113_081735_000000472032_00064_14146_6149.N1	13-NOV-2004 08:17:35	Bright	46.500	146	25Eta Tau	2.8730	15200.	93	14146	No
173	GOM_NL__2PRFIN20041113_081926_000000382032_00064_14146_6150.N1	13-NOV-2004 08:19:26	Bright	37.500	53	43Bet And	2.0480	3300.0	75	14146	No
174	GOM_NL__2PRFIN20041113_082112_000000402032_00064_14146_6151.N1	13-NOV-2004 08:21:12	Bright	39.500	73	57Gam1And	2.2600	13100.	79	14146	No
175	GOM_NL__2PRFIN20041113_082246_000000462032_00064_14146_6152.N1	13-NOV-2004 08:22:46	Bright	46.000	149	45Eps Per	2.8880	30000.	92	14146	No
176	GOM_NL__2PRFIN20041113_082428_000000442032_00064_14146_6153.N1	13-NOV-2004 08:24:28	Bright	43.500	35	33Alp Per	1.7950	6250.0	87	14146	No
177	GOM_NL__2PRFIN20041113_082611_000000362032_00064_14146_6154.N1	13-NOV-2004 08:26:11	Bright	36.000	110	37Del Cas	2.6780	8900.0	72	14146	No
178	GOM_NL__2PRFIN20041113_082829_000000602032_00064_14146_6155.N1	13-NOV-2004 08:28:29	Bright	60.000	6	13Alp Aur	0.080000	3400.0	120	14146	No
179	GOM_NL__2PRFIN20041113_083142_000000642032_00064_14146_6156.N1	13-NOV-2004 08:31:42	Bright	64.000	42	34Bet Aur	1.9000	10200.	128	14146	No
180	GOM_NL__2PRFIN20041113_083423_000000372032_00064_14146_6157.N1	13-NOV-2004 08:34:23	Bright	36.500	49	1Alp UMi	1.9900	6300.0	73	14146	No
181	GOM_NL__2PRFIN20041113_083841_000000362032_00064_14146_6158.N1	13-NOV-2004 08:38:41	Bright	36.000	60	7Bet UMi	2.0810	3950.0	72	14146	No
182	GOM_NL__2PRFIN20041113_084029_000000372032_00064_14146_6159.N1	13-NOV-2004 08:40:29	Bright	36.500	119	14Eta Dra	2.7270	4700.0	73	14146	No
183	GOM_NL__2PRFIN20041113_084208_000000442032_00064_14146_6160.N1	13-NOV-2004 08:42:08	Bright	44.000	36	50Alp UMa	1.8000	6300.0	88	14146	No
184	GOM_NL__2PRFIN20041113_084347_000000432032_00064_14146_6161.N1	13-NOV-2004 08:43:47	Bright	42.500	82	48Bet UMa	2.3650	10600.	85	14146	No
185	GOM_NL__2PRFIN20041113_084558_000000352032_00064_14146_6162.N1	13-NOV-2004 08:45:58	Bright	35.000	39	85Eta UMa	1.8540	24000.	70	14146	No
186	GOM_NL__2PRFIN20041113_084747_000000432032_00064_14146_6163.N1	13-NOV-2004 08:47:47	Bright	43.000	174	52Psi UMa	3.0040	4400.0	86	14146	No
187	GOM_NL__2PRFIN20041113_084927_000000372032_00064_14146_6164.N1	13-NOV-2004 08:49:27	Bright	36.500	152	12Alp2CVn	2.8900	11000.	73	14146	No
188	GOM_NL__2PRFIN20041113_085429_000000342032_00064_14146_6165.N1	13-NOV-2004 08:54:29	Bright	34.000	111	8Eta Boo	2.6800	6000.0	68	14146	No
189	GOM_NL__2PRFIN20041113_085739_000000852032_00064_14146_6166.N1	13-NOV-2004 08:57:39	Bright	84.500	166	17Eps Leo	2.9800	6000.0	169	14146	No
190	GOM_NL__2PRFIN20041113_090218_000000862032_00064_14146_6167.N1	13-NOV-2004 09:02:18	Twi_and_stray	86.000	22	32Alp Leo	1.3600	15200.	172	14146	No
191	GOM_NL__2PRFIN20041113_090554_000000442032_00064_14146_6168.N1	13-NOV-2004 09:05:54	Twi_and_stray	43.500	100	4Gam Crv	2.5800	13100.	87	14146	No
192	GOM_NL__2PRFIN20041113_090725_000000452032_00064_14146_6169.N1	13-NOV-2004 09:07:25	Twilight	45.000	171	2Eps Crv	3.0010	4250.0	90	14146	No
193	GOM_NL__2PRFIN20041113_091346_000000412032_00064_14146_6170.N1	13-NOV-2004 09:13:46	Dark	41.000	64	Gam Cen	2.2000	10600.	82	14146	No
194	GOM_NL__2PRFIN20041113_091604_000000462032_00064_14146_6171.N1	13-NOV-2004 09:16:04	Dark	45.500	26	Gam Cru	1.6240	2900.0	91	14146	No
195	GOM_NL__2PRFIN20041113_091742_000000492032_00064_14146_6172.N1	13-NOV-2004 09:17:42	Dark	48.500	12	Alp1Cru	0.77500	30000.	97	14146	No
196	GOM_NL__2PRFIN20041113_091939_000000392032_00065_14147_6138.N1	13-NOV-2004 09:19:39	Dark	39.000	124	The Car	2.7640	30000.	78	14147	No
197	GOM_NL__2PRFIN20041113_092325_000000522032_00065_14147_6139.N1	13-NOV-2004 09:23:25	Dark	51.500	41	Eps Car	1.8600	4100.0	103	14147	No
198	GOM_NL__2PRFIN20041113_092458_000000572032_00065_14147_6140.N1	13-NOV-2004 09:24:58	Dark	57.000	70	Zet Pup	2.2460	39000.	114	14147	No
199	GOM_NL__2PRFIN20041113_092852_000000612032_00065_14147_6141.N1	13-NOV-2004 09:28:52	Dark	61.000	2	Alp Car	-0.73600	7000.0	122	14147	No
200	GOM_NL__2PRFIN20041113_093036_000000852032_00065_14147_6142.N1	13-NOV-2004 09:30:36	Dark	84.500	88	31Eta CMa	2.4480	20000.	169	14147	No
201	GOM_NL__2PRFIN20041113_093406_000000432032_00065_14147_6143.N1	13-NOV-2004 09:34:06	Dark	43.000	9	Alp Eri	0.45300	24000.	86	14147	No
202	GOM_NL__2PRFIN20041113_093750_000000412032_00065_14147_6144.N1	13-NOV-2004 09:37:50	Straylight	41.000	157	The1Eri	2.9060	9300.0	82	14147	No
203	GOM_NL__2PRFIN20041113_094250_000002132032_00065_14147_6145.N1	13-NOV-2004 09:42:50	Twi_and_stray	212.50	1	9Alp CMa	-1.4400	11000.	425	14147	No
204	GOM_NL__2PRFIN20041113_094804_000001012032_00065_14147_6146.N1	13-NOV-2004 09:48:04	Twi_and_stray	101.00	7	19Bet Ori	0.10000	14000.	202	14147	No
205	GOM_NL__2PRFIN20041113_095052_000000532032_00065_14147_6147.N1	13-NOV-2004 09:50:52	Twi_and_stray	53.000	94	92Alp Cet	2.5260	3100.0	106	14147	No
206	GOM_NL__2PRFIN20041113_095538_000000402032_00065_14147_6148.N1	13-NOV-2004 09:55:38	Bright	40.000	105	6Bet Ari	2.6450	8900.0	80	14147	No
207	GOM_NL__2PRFIN20041113_095810_000000462032_00065_14147_6149.N1	13-NOV-2004 09:58:10	Bright	46.000	146	25Eta Tau	2.8730	15200.	92	14147	No
208	GOM_NL__2PRFIN20041113_100003_000000392032_00065_14147_6150.N1	13-NOV-2004 10:00:03	Bright	39.000	53	43Bet And	2.0480	3300.0	78	14147	No
209	GOM_NL__2PRFIN20041113_100147_000000392032_00065_14147_6151.N1	13-NOV-2004 10:01:47	Bright	38.500	73	57Gam1And	2.2600	13100.	77	14147	No
210	GOM_NL__2PRFIN20041113_100323_000000452032_00065_14147_6152.N1	13-NOV-2004 10:03:23	Bright	45.000	149	45Eps Per	2.8880	30000.	90	14147	No
211	GOM_NL__2PRFIN20041113_100504_000000432032_00065_14147_6153.N1	13-NOV-2004 10:05:04	Bright	42.500	35	33Alp Per	1.7950	6250.0	85	14147	No
212	GOM_NL__2PRFIN20041113_100647_000000392032_00065_14147_6154.N1	13-NOV-2004 10:06:47	Bright	38.500	110	37Del Cas	2.6780	8900.0	77	14147	No
213	GOM_NL__2PRFIN20041113_100904_000000552032_00065_14147_6155.N1	13-NOV-2004 10:09:04	Bright	55.000	6	13Alp Aur	0.080000	3400.0	110	14147	No
214	GOM_NL__2PRFIN20041113_101216_000000632032_00065_14147_6156.N1	13-NOV-2004 10:12:16	Bright	62.500	42	34Bet Aur	1.9000	10200.	125	14147	No
215	GOM_NL__2PRFIN20041113_101500_000000382032_00065_14147_6157.N1	13-NOV-2004 10:15:00	Bright	38.000	49	1Alp UMi	1.9900	6300.0	76	14147	No
216	GOM_NL__2PRFIN20041113_101917_000000382032_00065_14147_6158.N1	13-NOV-2004 10:19:17	Bright	37.500	60	7Bet UMi	2.0810	3950.0	75	14147	No
217	GOM_NL__2PRFIN20041113_102105_000000382032_00065_14147_6159.N1	13-NOV-2004 10:21:05	Bright	38.000	119	14Eta Dra	2.7270	4700.0	76	14147	No
218	GOM_NL__2PRFIN20041113_102245_000000432032_00065_14147_6160.N1	13-NOV-2004 10:22:45	Bright	43.000	36	50Alp UMa	1.8000	6300.0	86	14147	No
219	GOM_NL__2PRFIN20041113_102423_000000432032_00065_14147_6161.N1	13-NOV-2004 10:24:23	Bright	42.500	82	48Bet UMa	2.3650	10600.	85	14147	No

220	GOM_NL__2PRFIN20041113_102634_000000352032_00065_14147_6162.N1	13-NOV-2004 10:26:34	Bright	34.500	39	85Eta UMa	1.8540	24000.	69	14147	No
221	GOM_NL__2PRFIN20041113_102823_000000432032_00065_14147_6163.N1	13-NOV-2004 10:28:23	Bright	42.500	174	52Psi UMa	3.0040	4400.0	85	14147	No
222	GOM_NL__2PRFIN20041113_103003_000000382032_00065_14147_6164.N1	13-NOV-2004 10:30:03	Bright	37.500	152	12Alp2CVn	2.8900	11000.	75	14147	No
223	GOM_NL__2PRFIN20041113_103505_000000342032_00065_14147_6165.N1	13-NOV-2004 10:35:05	Bright	34.000	111	8Eta Boo	2.6800	6000.0	68	14147	No
224	GOM_NL__2PRFIN20041113_103816_000000882032_00065_14147_6166.N1	13-NOV-2004 10:38:16	Bright	88.000	166	17Eps Leo	2.9800	6000.0	176	14147	No
225	GOM_NL__2PRFIN20041113_104255_000000862032_00065_14147_6167.N1	13-NOV-2004 10:42:55	Twi_and_stray	86.000	22	32Alp Leo	1.3600	15200.	172	14147	No
226	GOM_NL__2PRFIN20041113_104630_000000452032_00065_14147_6168.N1	13-NOV-2004 10:46:30	Twi_and_stray	44.500	100	4Gam Crv	2.5800	13100.	89	14147	No
227	GOM_NL__2PRFIN20041113_104801_000000472032_00065_14147_6169.N1	13-NOV-2004 10:48:01	Twilight	46.500	171	2Eps Crv	3.0010	4250.0	93	14147	No
228	GOM_NL__2PRFIN20041113_105423_000000402032_00065_14147_6170.N1	13-NOV-2004 10:54:23	Dark	40.000	64	Gam Cen	2.2000	10600.	80	14147	No
229	GOM_NL__2PRFIN20041113_105640_000000522032_00065_14147_6171.N1	13-NOV-2004 10:56:40	Dark	51.500	26	Gam Cru	1.6240	2900.0	103	14147	No
230	GOM_NL__2PRFIN20041113_105818_000000462032_00065_14147_6172.N1	13-NOV-2004 10:58:18	Dark	46.000	12	Alp1Cru	0.77500	30000.	92	14147	No
231	GOM_NL__2PRFIN20041113_110015_000000412032_00066_14148_6138.N1	13-NOV-2004 11:00:15	Dark	40.500	124	The Car	2.7640	30000.	81	14148	No
232	GOM_NL__2PRFIN20041113_110402_000000452032_00066_14148_6139.N1	13-NOV-2004 11:04:02	Dark	45.000	41	Eps Car	1.8600	4100.0	90	14148	No
233	GOM_NL__2PRFIN20041113_110536_000000572032_00066_14148_6140.N1	13-NOV-2004 11:05:36	Dark	56.500	70	Zet Pup	2.2460	39000.	113	14148	No
234	GOM_NL__2PRFIN20041113_110930_000000532032_00066_14148_6141.N1	13-NOV-2004 11:09:30	Dark	52.500	2	Alp Car	-0.73600	7000.0	105	14148	No
235	GOM_NL__2PRFIN20041113_111114_000000852032_00066_14148_6142.N1	13-NOV-2004 11:11:14	Dark	84.500	88	31Eta CMa	2.4480	20000.	169	14148	No
236	GOM_NL__2PRFIN20041113_111442_000000392032_00066_14148_6143.N1	13-NOV-2004 11:14:42	Dark	39.000	9	Alp Eri	0.45300	24000.	78	14148	No
237	GOM_NL__2PRFIN20041113_111827_000000412032_00066_14148_6144.N1	13-NOV-2004 11:18:27	Straylight	40.500	157	The1Eri	2.9060	9300.0	81	14148	No
238	GOM_NL__2PRFIN20041113_112326_000002132032_00066_14148_6145.N1	13-NOV-2004 11:23:26	Twi_and_stray	213.00	1	9Alp CMa	-1.4400	11000.	426	14148	No
239	GOM_NL__2PRFIN20041113_112840_000000932032_00066_14148_6146.N1	13-NOV-2004 11:28:40	Twi_and_stray	93.000	7	19Bet Ori	0.10000	14000.	186	14148	No
240	GOM_NL__2PRFIN20041113_113130_000000512032_00066_14148_6147.N1	13-NOV-2004 11:31:30	Twi_and_stray	51.000	94	92Alp Cet	2.5260	3100.0	102	14148	No
241	GOM_NL__2PRFIN20041113_113615_000000392032_00066_14148_6148.N1	13-NOV-2004 11:36:15	Bright	38.500	105	6Bet Ari	2.6450	8900.0	77	14148	No
242	GOM_NL__2PRFIN20041113_113845_000000462032_00066_14148_6149.N1	13-NOV-2004 11:38:45	Bright	46.000	146	25Eta Tau	2.8730	15200.	92	14148	No
243	GOM_NL__2PRFIN20041113_114039_000000372032_00066_14148_6150.N1	13-NOV-2004 11:40:39	Bright	37.000	53	43Bet And	2.0480	3300.0	74	14148	No
244	GOM_NL__2PRFIN20041113_114223_000000392032_00066_14148_6151.N1	13-NOV-2004 11:42:23	Bright	39.000	73	57Gam1And	2.2600	13100.	78	14148	No
245	GOM_NL__2PRFIN20041113_114358_000000462032_00066_14148_6152.N1	13-NOV-2004 11:43:58	Bright	45.500	149	45Eps Per	2.8880	30000.	91	14148	No
246	GOM_NL__2PRFIN20041113_114539_000000422032_00066_14148_6153.N1	13-NOV-2004 11:45:39	Bright	42.000	35	33Alp Per	1.7950	6250.0	84	14148	No
247	GOM_NL__2PRFIN20041113_114723_000000392032_00066_14148_6154.N1	13-NOV-2004 11:47:23	Bright	39.000	110	37Del Cas	2.6780	8900.0	78	14148	No
248	GOM_NL__2PRFIN20041113_114939_000000602032_00066_14148_6155.N1	13-NOV-2004 11:49:39	Bright	59.500	6	13Alp Aur	0.080000	3400.0	119	14148	No
249	GOM_NL__2PRFIN20041113_115251_000000662032_00066_14148_6156.N1	13-NOV-2004 11:52:51	Bright	65.500	42	34Bet Aur	1.9000	10200.	131	14148	No
250	GOM_NL__2PRFIN20041113_115535_000000382032_00066_14148_6157.N1	13-NOV-2004 11:55:35	Bright	38.000	49	1Alp UMi	1.9900	6300.0	76	14148	No
251	GOM_NL__2PRFIN20041113_115954_000000392032_00066_14148_6158.N1	13-NOV-2004 11:59:54	Bright	39.000	60	7Bet UMi	2.0810	3950.0	78	14148	No
252	GOM_NL__2PRFIN20041113_120141_000000392032_00066_14148_6159.N1	13-NOV-2004 12:01:41	Bright	38.500	119	14Eta Dra	2.7270	4700.0	77	14148	No
253	GOM_NL__2PRFIN20041113_120320_000000442032_00066_14148_6160.N1	13-NOV-2004 12:03:20	Bright	43.500	36	50Alp UMa	1.8000	6300.0	87	14148	No
254	GOM_NL__2PRFIN20041113_120458_000000432032_00066_14148_6161.N1	13-NOV-2004 12:04:58	Bright	43.000	82	48Bet UMa	2.3650	10600.	86	14148	No
255	GOM_NL__2PRFIN20041113_120710_000000362032_00066_14148_6162.N1	13-NOV-2004 12:07:10	Bright	35.500	39	85Eta UMa	1.8540	24000.	71	14148	No
256	GOM_NL__2PRFIN20041113_120859_000000422032_00066_14148_6163.N1	13-NOV-2004 12:08:59	Bright	42.000	174	52Psi UMa	3.0040	4400.0	84	14148	No
257	GOM_NL__2PRFIN20041113_121039_000000382032_00066_14148_6164.N1	13-NOV-2004 12:10:39	Bright	38.000	152	12Alp2CVn	2.8900	11000.	76	14148	No
258	GOM_NL__2PRFIN20041113_121542_000000342032_00066_14148_6165.N1	13-NOV-2004 12:15:42	Bright	33.500	111	8Eta Boo	2.6800	6000.0	67	14148	No
259	GOM_NL__2PRFIN20041113_121853_000000912032_00066_14148_6166.N1	13-NOV-2004 12:18:53	Bright	90.500	166	17Eps Leo	2.9800	6000.0	181	14148	No
260	GOM_NL__2PRFIN20041113_122332_000000822032_00066_14148_6167.N1	13-NOV-2004 12:23:32	Twi_and_stray	82.000	22	32Alp Leo	1.3600	15200.	164	14148	No
261	GOM_NL__2PRFIN20041113_122707_000000422032_00066_14148_6168.N1	13-NOV-2004 12:27:07	Twi_and_stray	41.500	100	4Gam Crv	2.5800	13100.	83	14148	No
262	GOM_NL__2PRFIN20041113_122838_000000442032_00066_14148_6169.N1	13-NOV-2004 12:28:38	Twilight	43.500	171	2Eps Crv	3.0010	4250.0	87	14148	No
263	GOM_NL__2PRFIN20041113_123459_000000422032_00066_14148_6170.N1	13-NOV-2004 12:34:59	Dark	42.000	64	Gam Cen	2.2000	10600.	84	14148	No
264	GOM_NL__2PRFIN20041113_123716_000000522032_00066_14148_6171.N1	13-NOV-2004 12:37:16	Dark	52.000	26	Gam Cru	1.6240	2900.0	104	14148	No
265	GOM_NL__2PRFIN20041113_123854_000000402032_00066_14148_6172.N1	13-NOV-2004 12:38:54	Dark	39.500	12	Alp1Cru	0.77500	30000.	79	14148	No
266	GOM_NL__2PRFIN20041113_124052_000000392032_00067_14149_6138.N1	13-NOV-2004 12:40:52	Dark	39.000	124	The Car	2.7640	30000.	78	14149	No
267	GOM_NL__2PRFIN20041113_124439_000000472032_00067_14149_6139.N1	13-NOV-2004 12:44:39	Dark	47.000	41	Eps Car	1.8600	4100.0	94	14149	No
268	GOM_NL__2PRFIN20041113_124614_000000572032_00067_14149_6140.N1	13-NOV-2004 12:46:14	Dark	56.500	70	Zet Pup	2.2460	39000.	113	14149	No
269	GOM_NL__2PRFIN20041113_125007_000000612032_00067_14149_6141.N1	13-NOV-2004 12:50:07	Dark	61.000	2	Alp Car	-0.73600	7000.0	122	14149	No
270	GOM_NL__2PRFIN20041113_125151_000000802032_00067_14149_6142.N1	13-NOV-2004 12:51:51	Dark	79.500	88	31Eta CMa	2.4480	20000.	159	14149	No
271	GOM_NL__2PRFIN20041113_125518_000000412032_00067_14149_6143.N1	13-NOV-2004 12:55:18	Dark	41.000	9	Alp Eri	0.45300	24000.	82	14149	No
272	GOM_NL__2PRFIN20041113_125904_000000412032_00067_14149_6144.N1	13-NOV-2004 12:59:04	Straylight	40.500	157	The1Eri	2.9060	9300.0	81	14149	No
273	GOM_NL__2PRFIN20041113_130402_000002132032_00067_14149_6145.N1	13-NOV-2004 13:04:02	Twi_and_stray	213.00	1	9Alp CMa	-1.4400	11000.	426	14149	No
274	GOM_NL__2PRFIN20041113_130916_000000922032_00067_14149_6146.N1	13-NOV-2004 13:09:16	Twi_and_stray	92.000	7	19Bet Ori	0.10000	14000.	184	14149	No
275	GOM_NL__2PRFIN20041113_131205_000000512032_00067_14149_6147.N1	13-NOV-2004 13:12:05	Twi_and_stray	50.500	94	92Alp Cet	2.5260	3100.0	101	14149	No
276	GOM_NL__2PRFIN20041113_131652_000000402032_00067_14149_6148.N1	13-NOV-2004 13:16:52	Bright	39.500	105	6Bet Ari	2.6450	8900.0	79	14149	No
277	GOM_NL__2PRFIN20041113_131921_000000472032_00067_14149_6149.N1	13-NOV-2004 13:19:21	Bright	47.000	146	25Eta Tau	2.8730	15200.	94	14149	No
278	GOM_NL__2PRFIN20041113_132115_000000392032_00067_14149_6150.N1	13-NOV-2004 13:21:15	Bright	38.500	53	43Bet And	2.0480	3300.0	77	14149	No

279	GOM_NL__2PRFIN20041113_132258_000000372032_00067_14149_6151.N1	13-NOV-2004 13:22:58	Bright	37.000	73	57Gam1And	2.2600	13100.	74	14149	No
280	GOM_NL__2PRFIN20041113_132431_000000472032_00067_14149_6152.N1	13-NOV-2004 13:24:31	Bright	47.000	149	45Eps Per	2.8880	30000.	94	14149	No
281	GOM_NL__2PRFIN20041113_132615_000000442032_00067_14149_6153.N1	13-NOV-2004 13:26:15	Bright	43.500	35	33Alp Per	1.7950	6250.0	87	14149	No
282	GOM_NL__2PRFIN20041113_132757_000000402032_00067_14149_6154.N1	13-NOV-2004 13:27:57	Bright	39.500	110	37Del Cas	2.6780	8900.0	79	14149	No
283	GOM_NL__2PRFIN20041113_133014_000000582032_00067_14149_6155.N1	13-NOV-2004 13:30:14	Bright	58.000	6	13Alp Aur	0.080000	3400.0	116	14149	No
284	GOM_NL__2PRFIN20041113_133325_000000602032_00067_14149_6156.N1	13-NOV-2004 13:33:25	Bright	59.500	42	34Bet Aur	1.9000	10200.	119	14149	No
285	GOM_NL__2PRFIN20041113_134030_000000382032_00067_14149_6157.N1	13-NOV-2004 13:40:30	Bright	37.500	60	7Bet UMi	2.0810	3950.0	75	14149	No
286	GOM_NL__2PRFIN20041113_134217_000000382032_00067_14149_6158.N1	13-NOV-2004 13:42:17	Bright	38.000	119	14Eta Dra	2.7270	4700.0	76	14149	No
287	GOM_NL__2PRFIN20041113_134356_000000432032_00067_14149_6159.N1	13-NOV-2004 13:43:56	Bright	43.000	36	50Alp UMa	1.8000	6300.0	86	14149	No
288	GOM_NL__2PRFIN20041113_134534_000000442032_00067_14149_6160.N1	13-NOV-2004 13:45:34	Bright	43.500	82	48Bet UMa	2.3650	10600.	87	14149	No
289	GOM_NL__2PRFIN20041113_134746_000000382032_00067_14149_6161.N1	13-NOV-2004 13:47:46	Bright	38.000	39	85Eta UMa	1.8540	24000.	76	14149	No
290	GOM_NL__2PRFIN20041113_134935_000000462032_00067_14149_6162.N1	13-NOV-2004 13:49:35	Bright	45.500	174	52Psi UMa	3.0040	4400.0	91	14149	No
291	GOM_NL__2PRFIN20041113_135115_000000372032_00067_14149_6163.N1	13-NOV-2004 13:51:15	Bright	37.000	152	12Alp2CVn	2.8900	11000.	74	14149	No
292	GOM_NL__2PRFIN20041113_135617_000000352032_00067_14149_6164.N1	13-NOV-2004 13:56:17	Bright	34.500	111	8Eta Boo	2.6800	6000.0	69	14149	No
293	GOM_NL__2PRFIN20041113_135930_000000882032_00067_14149_6165.N1	13-NOV-2004 13:59:30	Bright	88.000	166	17Eps Leo	2.9800	6000.0	176	14149	No
294	GOM_NL__2PRFIN20041113_140409_000000862032_00067_14149_6166.N1	13-NOV-2004 14:04:09	Twi_and_stray	85.500	22	32Alp Leo	1.3600	15200.	171	14149	No
295	GOM_NL__2PRFIN20041113_140742_000000452032_00067_14149_6167.N1	13-NOV-2004 14:07:42	Twi_and_stray	44.500	100	4Gam Crv	2.5800	13100.	89	14149	No
296	GOM_NL__2PRFIN20041113_140913_000000502032_00067_14149_6168.N1	13-NOV-2004 14:09:13	Twilight	49.500	171	2Eps Crv	3.0010	4250.0	99	14149	No
297	GOM_NL__2PRFIN20041113_141534_000000432032_00067_14149_6169.N1	13-NOV-2004 14:15:34	Dark	42.500	64	Gam Cen	2.2000	10600.	85	14149	No
298	GOM_NL__2PRFIN20041113_141752_000000522032_00067_14149_6170.N1	13-NOV-2004 14:17:52	Dark	52.000	26	Gam Cru	1.6240	2900.0	104	14149	No
299	GOM_NL__2PRFIN20041113_141930_000000472032_00067_14149_6171.N1	13-NOV-2004 14:19:30	Dark	46.500	12	Alp1Cru	0.77500	30000.	93	14149	No
300	GOM_NL__2PRFIN20041113_142128_000000402032_00068_14150_6138.N1	13-NOV-2004 14:21:28	Dark	39.500	124	The Car	2.7640	30000.	79	14150	No
301	GOM_NL__2PRFIN20041113_142515_000000472032_00068_14150_6139.N1	13-NOV-2004 14:25:15	Dark	47.000	41	Eps Car	1.8600	4100.0	94	14150	No
302	GOM_NL__2PRFIN20041113_142651_000000562032_00068_14150_6140.N1	13-NOV-2004 14:26:51	Dark	55.500	70	Zet Pup	2.2460	39000.	111	14150	No
303	GOM_NL__2PRFIN20041113_143044_000000612032_00068_14150_6141.N1	13-NOV-2004 14:30:44	Dark	61.000	2	Alp Car	-0.73600	7000.0	122	14150	No
304	GOM_NL__2PRFIN20041113_143229_000000822032_00068_14150_6142.N1	13-NOV-2004 14:32:29	Dark	81.500	88	31Eta CMa	2.4480	20000.	163	14150	No
305	GOM_NL__2PRFIN20041113_143554_000000452032_00068_14150_6143.N1	13-NOV-2004 14:35:54	Dark	44.500	9	Alp Eri	0.45300	24000.	89	14150	No
306	GOM_NL__2PRFIN20041113_143940_000000402032_00068_14150_6144.N1	13-NOV-2004 14:39:40	Straylight	40.000	157	The1Eri	2.9060	9300.0	80	14150	No
307	GOM_NL__2PRFIN20041113_144439_000002132032_00068_14150_6145.N1	13-NOV-2004 14:44:39	Twi_and_stray	213.00	1	9Alp CMa	-1.4400	11000.	426	14150	No
308	GOM_NL__2PRFIN20041113_144951_000001072032_00068_14150_6146.N1	13-NOV-2004 14:49:51	Twi_and_stray	106.50	7	19Bet Ori	0.10000	14000.	213	14150	No
309	GOM_NL__2PRFIN20041113_145242_000000552032_00068_14150_6147.N1	13-NOV-2004 14:52:42	Twi_and_stray	55.000	94	92Alp Cet	2.5260	3100.0	110	14150	No
310	GOM_NL__2PRFIN20041113_145728_000000402032_00068_14150_6148.N1	13-NOV-2004 14:57:28	Bright	40.000	105	6Bet Ari	2.6450	8900.0	80	14150	No
311	GOM_NL__2PRFIN20041113_145957_000000472032_00068_14150_6149.N1	13-NOV-2004 14:59:57	Bright	47.000	146	25Eta Tau	2.8730	15200.	94	14150	No
312	GOM_NL__2PRFIN20041113_150151_000000392032_00068_14150_6150.N1	13-NOV-2004 15:01:51	Bright	39.000	53	43Bet And	2.0480	3300.0	78	14150	No
313	GOM_NL__2PRFIN20041113_150335_000000402032_00068_14150_6151.N1	13-NOV-2004 15:03:35	Bright	39.500	73	57Gam1And	2.2600	13100.	79	14150	No
314	GOM_NL__2PRFIN20041113_150509_000000462032_00068_14150_6152.N1	13-NOV-2004 15:05:09	Bright	45.500	149	45Eps Per	2.8880	30000.	91	14150	No
315	GOM_NL__2PRFIN20041113_150651_000000402032_00068_14150_6153.N1	13-NOV-2004 15:06:51	Bright	40.000	35	33Alp Per	1.7950	6250.0	80	14150	No
316	GOM_NL__2PRFIN20041113_150834_000000372032_00068_14150_6154.N1	13-NOV-2004 15:08:34	Bright	37.000	110	37Del Cas	2.6780	8900.0	74	14150	No
317	GOM_NL__2PRFIN20041113_151049_000000682032_00068_14150_6155.N1	13-NOV-2004 15:10:49	Bright	67.500	6	13Alp Aur	0.080000	3400.0	135	14150	No
318	GOM_NL__2PRFIN20041113_151400_000000652032_00068_14150_6156.N1	13-NOV-2004 15:14:00	Bright	64.500	42	34Bet Aur	1.9000	10200.	129	14150	No
319	GOM_NL__2PRFIN20041113_151647_000000382032_00068_14150_6157.N1	13-NOV-2004 15:16:47	Bright	37.500	49	1Alp UMi	1.9900	6300.0	75	14150	No
320	GOM_NL__2PRFIN20041113_152106_000000392032_00068_14150_6158.N1	13-NOV-2004 15:21:06	Bright	39.000	60	7Bet UMi	2.0810	3950.0	78	14150	No
321	GOM_NL__2PRFIN20041113_152254_000000382032_00068_14150_6159.N1	13-NOV-2004 15:22:54	Bright	37.500	119	14Eta Dra	2.7270	4700.0	75	14150	No
322	GOM_NL__2PRFIN20041113_152432_000000422032_00068_14150_6160.N1	13-NOV-2004 15:24:32	Bright	41.500	36	50Alp UMa	1.8000	6300.0	83	14150	No
323	GOM_NL__2PRFIN20041113_152610_000000422032_00068_14150_6161.N1	13-NOV-2004 15:26:10	Bright	42.000	82	48Bet UMa	2.3650	10600.	84	14150	No
324	GOM_NL__2PRFIN20041113_152822_000000382032_00068_14150_6162.N1	13-NOV-2004 15:28:22	Bright	37.500	39	85Eta UMa	1.8540	24000.	75	14150	No
325	GOM_NL__2PRFIN20041113_153010_000000422032_00068_14150_6163.N1	13-NOV-2004 15:30:10	Bright	42.000	174	52Psi UMa	3.0040	4400.0	84	14150	No
326	GOM_NL__2PRFIN20041113_153152_000000372032_00068_14150_6164.N1	13-NOV-2004 15:31:52	Bright	37.000	152	12Alp2CVn	2.8900	11000.	74	14150	No
327	GOM_NL__2PRFIN20041113_153654_000000352032_00068_14150_6165.N1	13-NOV-2004 15:36:54	Bright	34.500	111	8Eta Boo	2.6800	6000.0	69	14150	No
328	GOM_NL__2PRFIN20041113_154007_000000912032_00068_14150_6166.N1	13-NOV-2004 15:40:07	Bright	90.500	166	17Eps Leo	2.9800	6000.0	181	14150	No
329	GOM_NL__2PRFIN20041113_154446_000000852032_00068_14150_6167.N1	13-NOV-2004 15:44:46	Twi_and_stray	84.500	22	32Alp Leo	1.3600	15200.	169	14150	No
330	GOM_NL__2PRFIN20041113_154819_000000422032_00068_14150_6168.N1	13-NOV-2004 15:48:19	Twi_and_stray	41.500	100	4Gam Crv	2.5800	13100.	83	14150	No
331	GOM_NL__2PRFIN20041113_154950_000000442032_00068_14150_6169.N1	13-NOV-2004 15:49:50	Twilight	44.000	171	2Eps Crv	3.0010	4250.0	88	14150	No
332	GOM_NL__2PRFIN20041113_155610_000000402032_00068_14150_6170.N1	13-NOV-2004 15:56:10	Dark	39.500	64	Gam Cen	2.2000	10600.	79	14150	No
333	GOM_NL__2PRFIN20041113_155829_000000522032_00068_14150_6171.N1	13-NOV-2004 15:58:29	Dark	52.000	26	Gam Cru	1.6240	2900.0	104	14150	No
334	GOM_NL__2PRFIN20041113_160204_000000412032_00069_14151_6158.N1	13-NOV-2004 16:02:04	Dark	40.500	124	The Car	2.7640	30000.	81	14151	No
335	GOM_NL__2PRFIN20041113_160552_000000462032_00069_14151_6159.N1	13-NOV-2004 16:05:52	Dark	45.500	41	Eps Car	1.8600	4100.0	91	14151	No
336	GOM_NL__2PRFIN20041113_160727_000000592032_00069_14151_6160.N1	13-NOV-2004 16:07:27	Dark	59.000	70	Zet Pup	2.2460	39000.	118	14151	No
337	GOM_NL__2PRFIN20041113_161120_000000612032_00069_14151_6161.N1	13-NOV-2004 16:11:20	Dark	61.000	2	Alp Car	-0.73600	7000.0	122	14151	No

338	GOM_NL__2PRFIN20041113_161306_000000792032_00069_14151_6162.N1	13-NOV-2004 16:13:06	Dark	78.500	88	31Eta CMa	2.4480	20000.	157	14151	No
339	GOM_NL__2PRFIN20041113_161630_000000522032_00069_14151_6163.N1	13-NOV-2004 16:16:30	Dark	51.500	9	Alp Eri	0.45300	24000.	103	14151	No
340	GOM_NL__2PRFIN20041113_162016_000000402032_00069_14151_6164.N1	13-NOV-2004 16:20:16	Straylight	40.000	157	The1Eri	2.9060	9300.0	80	14151	No
341	GOM_NL__2PRFIN20041113_162515_000002132032_00069_14151_6165.N1	13-NOV-2004 16:25:15	Twilight	213.00	1	9Alp CMa	-1.4400	11000.	426	14151	No
342	GOM_NL__2PRFIN20041113_163026_000001082032_00069_14151_6166.N1	13-NOV-2004 16:30:26	Twilight	108.00	7	19Bet Ori	0.10000	14000.	216	14151	No
343	GOM_NL__2PRFIN20041113_163317_000000522032_00069_14151_6167.N1	13-NOV-2004 16:33:17	Twilight	52.000	94	92Alp Cet	2.5260	3100.0	104	14151	No
344	GOM_NL__2PRFIN20041113_163803_000000412032_00069_14151_6168.N1	13-NOV-2004 16:38:03	Bright	40.500	105	6Bet Ari	2.6450	8900.0	81	14151	No
345	GOM_NL__2PRFIN20041113_164032_000000472032_00069_14151_6169.N1	13-NOV-2004 16:40:32	Bright	47.000	146	25Eta Tau	2.8730	15200.	94	14151	No
346	GOM_NL__2PRFIN20041113_164226_000000422032_00069_14151_6170.N1	13-NOV-2004 16:42:26	Bright	42.000	53	43Bet And	2.0480	3300.0	84	14151	No
347	GOM_NL__2PRFIN20041113_164411_000000402032_00069_14151_6171.N1	13-NOV-2004 16:44:11	Bright	39.500	73	57Gam1And	2.2600	13100.	79	14151	No
348	GOM_NL__2PRFIN20041113_164544_000000462032_00069_14151_6172.N1	13-NOV-2004 16:45:44	Bright	45.500	149	45Eps Per	2.8880	30000.	91	14151	No
349	GOM_NL__2PRFIN20041113_164726_000000422032_00069_14151_6173.N1	13-NOV-2004 16:47:26	Bright	42.000	35	33Alp Per	1.7950	6250.0	84	14151	No
350	GOM_NL__2PRFIN20041113_164911_000000372032_00069_14151_6174.N1	13-NOV-2004 16:49:11	Bright	36.500	110	37Del Cas	2.6780	8900.0	73	14151	No
351	GOM_NL__2PRFIN20041113_165123_000000582032_00069_14151_6175.N1	13-NOV-2004 16:51:23	Bright	58.000	6	13Alp Aur	0.080000	3400.0	116	14151	No
352	GOM_NL__2PRFIN20041113_165434_000000642032_00069_14151_6176.N1	13-NOV-2004 16:54:34	Bright	64.000	42	34Bet Aur	1.9000	10200.	128	14151	No
353	GOM_NL__2PRFIN20041113_165721_000000412032_00069_14151_6177.N1	13-NOV-2004 16:57:21	Bright	40.500	49	1Alp UMi	1.9900	6300.0	81	14151	No
354	GOM_NL__2PRFIN20041113_170141_000000402032_00069_14151_6178.N1	13-NOV-2004 17:01:41	Bright	40.000	60	7Bet UMi	2.0810	3950.0	80	14151	No
355	GOM_NL__2PRFIN20041113_170329_000000402032_00069_14151_6179.N1	13-NOV-2004 17:03:29	Bright	40.000	119	14Eta Dra	2.7270	4700.0	80	14151	No
356	GOM_NL__2PRFIN20041113_170507_000000402032_00069_14151_6180.N1	13-NOV-2004 17:05:07	Bright	40.000	36	50Alp UMa	1.8000	6300.0	80	14151	No
357	GOM_NL__2PRFIN20041113_170645_000000442032_00069_14151_6181.N1	13-NOV-2004 17:06:45	Bright	44.000	82	48Bet UMa	2.3650	10600.	88	14151	No
358	GOM_NL__2PRFIN20041113_170858_000000362032_00069_14151_6182.N1	13-NOV-2004 17:08:58	Bright	36.000	39	85Eta UMa	1.8540	24000.	72	14151	No
359	GOM_NL__2PRFIN20041113_171046_000000472032_00069_14151_6183.N1	13-NOV-2004 17:10:46	Bright	46.500	174	52Psi UMa	3.0040	4400.0	93	14151	No
360	GOM_NL__2PRFIN20041113_171227_000000382032_00069_14151_6184.N1	13-NOV-2004 17:12:27	Bright	38.000	152	12Alp2CVn	2.8900	11000.	76	14151	No
361	GOM_NL__2PRFIN20041113_171729_000000352032_00069_14151_6185.N1	13-NOV-2004 17:17:29	Bright	35.000	111	8Eta Boo	2.6800	6000.0	70	14151	No
362	GOM_NL__2PRFIN20041113_172043_000000892032_00069_14151_6186.N1	13-NOV-2004 17:20:43	Bright	89.000	166	17Eps Leo	2.9800	6000.0	178	14151	No
363	GOM_NL__2PRFIN20041113_172524_000000852032_00069_14151_6187.N1	13-NOV-2004 17:25:24	Twilight	85.000	22	32Alp Leo	1.3600	15200.	170	14151	No
364	GOM_NL__2PRFIN20041113_172853_000000472032_00069_14151_6188.N1	13-NOV-2004 17:28:53	Twilight	47.000	100	4Gam Crv	2.5800	13100.	94	14151	No
365	GOM_NL__2PRFIN20041113_173026_000000422032_00069_14151_6189.N1	13-NOV-2004 17:30:26	Twilight	41.500	171	2Eps Crv	3.0010	4250.0	83	14151	No
366	GOM_NL__2PRFIN20041113_173646_000000402032_00069_14151_6190.N1	13-NOV-2004 17:36:46	Dark	40.000	64	Gam Cen	2.2000	10600.	80	14151	No
367	GOM_NL__2PRFIN20041113_173905_000000522032_00069_14151_6191.N1	13-NOV-2004 17:39:05	Dark	52.000	26	Gam Cru	1.6240	2900.0	104	14151	No
368	GOM_NL__2PRFIN20041113_174240_000000402032_00070_14152_6158.N1	13-NOV-2004 17:42:40	Dark	39.500	124	The Car	2.7640	30000.	79	14152	No
369	GOM_NL__2PRFIN20041113_174628_000000452032_00070_14152_6159.N1	13-NOV-2004 17:46:28	Dark	44.500	41	Eps Car	1.8600	4100.0	89	14152	No
370	GOM_NL__2PRFIN20041113_174805_000000572032_00070_14152_6160.N1	13-NOV-2004 17:48:05	Dark	57.000	70	Zet Pup	2.2460	39000.	114	14152	No
371	GOM_NL__2PRFIN20041113_175157_000000552032_00070_14152_6161.N1	13-NOV-2004 17:51:57	Dark	55.000	2	Alp Car	-0.73600	7000.0	110	14152	No
372	GOM_NL__2PRFIN20041113_175344_000000822032_00070_14152_6162.N1	13-NOV-2004 17:53:44	Dark	82.000	88	31Eta CMa	2.4480	20000.	164	14152	No
373	GOM_NL__2PRFIN20041113_175706_000000492032_00070_14152_6163.N1	13-NOV-2004 17:57:06	Dark	48.500	9	Alp Eri	0.45300	24000.	97	14152	No
374	GOM_NL__2PRFIN20041113_180052_000000432032_00070_14152_6164.N1	13-NOV-2004 18:00:52	Straylight	42.500	157	The1Eri	2.9060	9300.0	85	14152	No
375	GOM_NL__2PRFIN20041113_180551_000002132032_00070_14152_6165.N1	13-NOV-2004 18:05:51	Twilight	213.00	1	9Alp CMa	-1.4400	11000.	426	14152	No
376	GOM_NL__2PRFIN20041113_181102_000000952032_00070_14152_6166.N1	13-NOV-2004 18:11:02	Twilight	95.000	7	19Bet Ori	0.10000	14000.	190	14152	No
377	GOM_NL__2PRFIN20041113_181351_000000552032_00070_14152_6167.N1	13-NOV-2004 18:13:51	Twilight	54.500	94	92Alp Cet	2.5260	3100.0	109	14152	No
378	GOM_NL__2PRFIN20041113_181840_000000392032_00070_14152_6168.N1	13-NOV-2004 18:18:40	Bright	38.500	105	6Bet Ari	2.6450	8900.0	77	14152	No
379	GOM_NL__2PRFIN20041113_182106_000000482032_00070_14152_6169.N1	13-NOV-2004 18:21:06	Bright	48.000	146	25Eta Tau	2.8730	15200.	96	14152	No
380	GOM_NL__2PRFIN20041113_182302_000000412032_00070_14152_6170.N1	13-NOV-2004 18:23:02	Bright	40.500	53	43Bet And	2.0480	3300.0	81	14152	No
381	GOM_NL__2PRFIN20041113_182446_000000412032_00070_14152_6171.N1	13-NOV-2004 18:24:46	Bright	41.000	73	57Gam1And	2.2600	13100.	82	14152	No
382	GOM_NL__2PRFIN20041113_182619_000000452032_00070_14152_6172.N1	13-NOV-2004 18:26:19	Bright	45.000	149	45Eps Per	2.8880	30000.	90	14152	No
383	GOM_NL__2PRFIN20041113_182802_000000412032_00070_14152_6173.N1	13-NOV-2004 18:28:02	Bright	41.000	35	33Alp Per	1.7950	6250.0	82	14152	No
384	GOM_NL__2PRFIN20041113_182947_000000382032_00070_14152_6174.N1	13-NOV-2004 18:29:47	Bright	37.500	110	37Del Cas	2.6780	8900.0	75	14152	No
385	GOM_NL__2PRFIN20041113_183158_000000672032_00070_14152_6175.N1	13-NOV-2004 18:31:58	Bright	66.500	6	13Alp Aur	0.080000	3400.0	133	14152	No
386	GOM_NL__2PRFIN20041113_183508_000000652032_00070_14152_6176.N1	13-NOV-2004 18:35:08	Bright	64.500	42	34Bet Aur	1.9000	10200.	129	14152	No
387	GOM_NL__2PRFIN20041113_183757_000000402032_00070_14152_6177.N1	13-NOV-2004 18:37:57	Bright	40.000	49	1Alp UMi	1.9900	6300.0	80	14152	No
388	GOM_NL__2PRFIN20041113_184217_000000402032_00070_14152_6178.N1	13-NOV-2004 18:42:17	Bright	39.500	60	7Bet UMi	2.0810	3950.0	79	14152	No
389	GOM_NL__2PRFIN20041113_184406_000000382032_00070_14152_6179.N1	13-NOV-2004 18:44:06	Bright	38.000	119	14Eta Dra	2.7270	4700.0	76	14152	No
390	GOM_NL__2PRFIN20041113_184542_000000442032_00070_14152_6180.N1	13-NOV-2004 18:45:42	Bright	44.000	36	50Alp UMa	1.8000	6300.0	88	14152	No
391	GOM_NL__2PRFIN20041113_184721_000000422032_00070_14152_6181.N1	13-NOV-2004 18:47:21	Bright	41.500	82	48Bet UMa	2.3650	10600.	83	14152	No
392	GOM_NL__2PRFIN20041113_184934_000000392032_00070_14152_6182.N1	13-NOV-2004 18:49:34	Bright	38.500	39	85Eta UMa	1.8540	24000.	77	14152	No
393	GOM_NL__2PRFIN20041113_185121_000000452032_00070_14152_6183.N1	13-NOV-2004 18:51:21	Bright	44.500	174	52Psi UMa	3.0040	4400.0	89	14152	No
394	GOM_NL__2PRFIN20041113_185303_000000382032_00070_14152_6184.N1	13-NOV-2004 18:53:03	Bright	37.500	152	12Alp2CVn	2.8900	11000.	75	14152	No
395	GOM_NL__2PRFIN20041113_185805_000000362032_00070_14152_6185.N1	13-NOV-2004 18:58:05	Bright	36.000	111	8Eta Boo	2.6800	6000.0	72	14152	No
396	GOM_NL__2PRFIN20041113_190120_000000872032_00070_14152_6186.N1	13-NOV-2004 19:01:20	Bright	86.500	166	17Eps Leo	2.9800	6000.0	173	14152	No

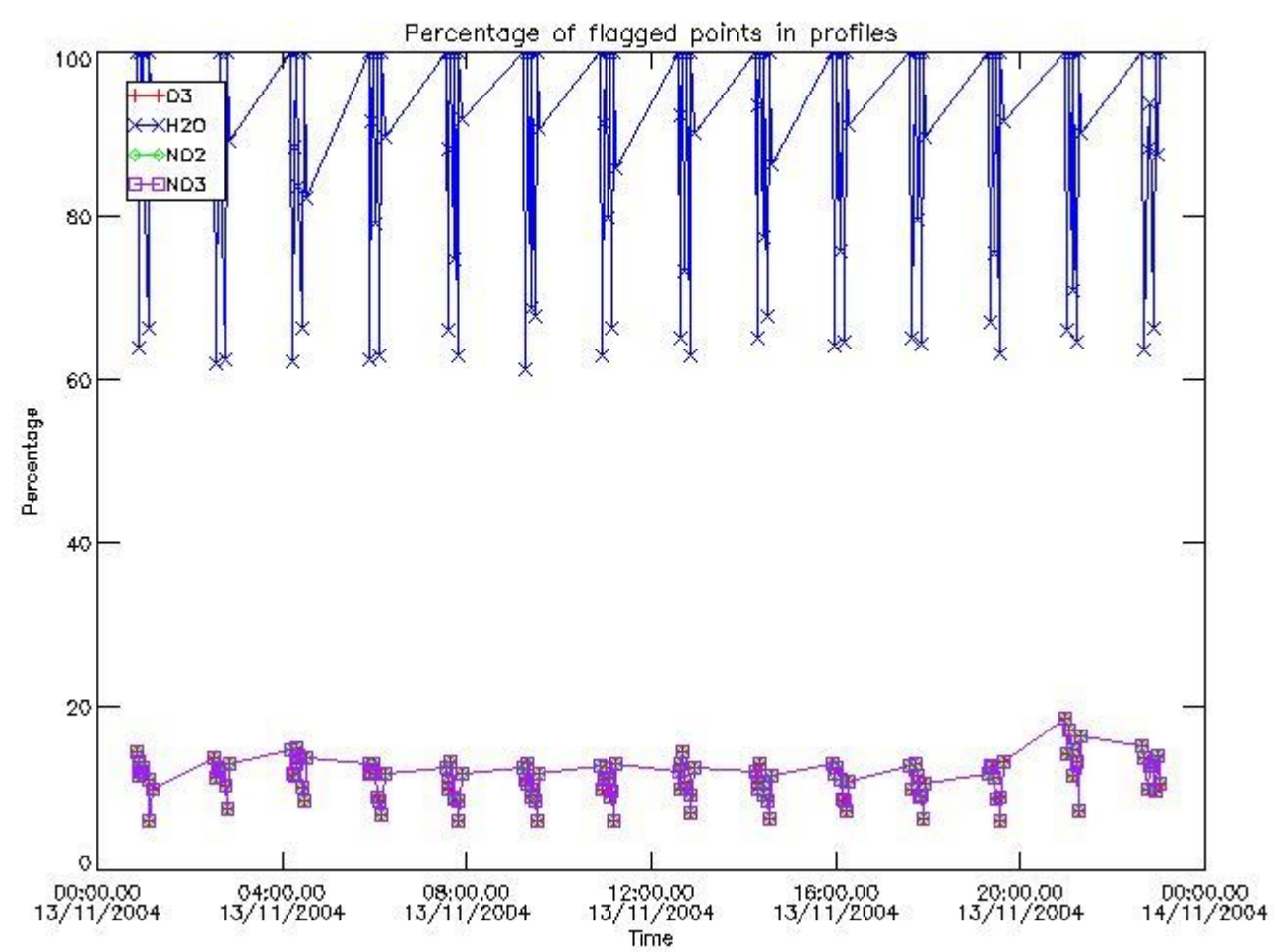
397	GOM_NL__2PRFIN20041113_190601_000000872032_00070_14152_6187.N1	13-NOV-2004 19:06:01	Twilight	87.000	22	32Alp Leo	1.3600	15200.	174	14152	No
398	GOM_NL__2PRFIN20041113_190932_000000462032_00070_14152_6188.N1	13-NOV-2004 19:09:32	Twilight	46.000	100	4Gam Crv	2.5800	13100.	92	14152	No
399	GOM_NL__2PRFIN20041113_191100_000000492032_00070_14152_6189.N1	13-NOV-2004 19:11:00	Twilight	49.000	171	2Eps Crv	3.0010	4250.0	98	14152	No
400	GOM_NL__2PRFIN20041113_191723_000000442032_00070_14152_6190.N1	13-NOV-2004 19:17:23	Dark	43.500	64	Gam Cen	2.2000	10600.	87	14152	No
401	GOM_NL__2PRFIN20041113_191941_000000522032_00070_14152_6191.N1	13-NOV-2004 19:19:41	Dark	52.000	26	Gam Cru	1.6240	2900.0	104	14152	No
402	GOM_NL__2PRFIN20041113_192316_000000412032_00071_14153_6158.N1	13-NOV-2004 19:23:16	Dark	40.500	124	The Car	2.7640	30000.	81	14153	No
403	GOM_NL__2PRFIN20041113_192706_000000452032_00071_14153_6159.N1	13-NOV-2004 19:27:06	Dark	45.000	41	Eps Car	1.8600	4100.0	90	14153	No
404	GOM_NL__2PRFIN20041113_192842_000000602032_00071_14153_6160.N1	13-NOV-2004 19:28:42	Dark	59.500	70	Zet Pup	2.2460	39000.	119	14153	No
405	GOM_NL__2PRFIN20041113_193234_000000582032_00071_14153_6161.N1	13-NOV-2004 19:32:34	Dark	57.500	2	Alp Car	-0.73600	7000.0	115	14153	No
406	GOM_NL__2PRFIN20041113_193421_000000842032_00071_14153_6162.N1	13-NOV-2004 19:34:21	Dark	84.000	88	31Eta CMa	2.4480	20000.	168	14153	No
407	GOM_NL__2PRFIN20041113_193742_000000432032_00071_14153_6163.N1	13-NOV-2004 19:37:42	Dark	42.500	9	Alp Eri	0.45300	24000.	85	14153	No
408	GOM_NL__2PRFIN20041113_194128_000000412032_00071_14153_6164.N1	13-NOV-2004 19:41:28	Straylight	41.000	157	The1Eri	2.9060	9300.0	82	14153	No
409	GOM_NL__2PRFIN20041113_194627_000002132032_00071_14153_6165.N1	13-NOV-2004 19:46:27	Twilight	213.00	1	9Alp CMa	-1.4400	11000.	426	14153	No
410	GOM_NL__2PRFIN20041113_195138_000000922032_00071_14153_6166.N1	13-NOV-2004 19:51:38	Twilight	92.000	7	19Bet Ori	0.10000	14000.	184	14153	No
411	GOM_NL__2PRFIN20041113_195430_000000512032_00071_14153_6167.N1	13-NOV-2004 19:54:30	Twilight	51.000	94	92Alp Cet	2.5260	3100.0	102	14153	No
412	GOM_NL__2PRFIN20041113_195915_000000392032_00071_14153_6168.N1	13-NOV-2004 19:59:15	Bright	38.500	105	6Bet Ari	2.6450	8900.0	77	14153	No
413	GOM_NL__2PRFIN20041113_200142_000000482032_00071_14153_6169.N1	13-NOV-2004 20:01:42	Bright	47.500	146	25Eta Tau	2.8730	15200.	95	14153	No
414	GOM_NL__2PRFIN20041113_200339_000000392032_00071_14153_6170.N1	13-NOV-2004 20:03:39	Bright	39.000	53	43Bet And	2.0480	3300.0	78	14153	No
415	GOM_NL__2PRFIN20041113_200522_000000402032_00071_14153_6171.N1	13-NOV-2004 20:05:22	Bright	40.000	73	57Gam1And	2.2600	13100.	80	14153	No
416	GOM_NL__2PRFIN20041113_200654_000000462032_00071_14153_6172.N1	13-NOV-2004 20:06:54	Bright	45.500	149	45Eps Per	2.8880	30000.	91	14153	No
417	GOM_NL__2PRFIN20041113_200837_000000412032_00071_14153_6173.N1	13-NOV-2004 20:08:37	Bright	41.000	35	33Alp Per	1.7950	6250.0	82	14153	No
418	GOM_NL__2PRFIN20041113_201022_000000362032_00071_14153_6174.N1	13-NOV-2004 20:10:22	Bright	36.000	110	37Del Cas	2.6780	8900.0	72	14153	No
419	GOM_NL__2PRFIN20041113_201233_000000612032_00071_14153_6175.N1	13-NOV-2004 20:12:33	Bright	60.500	6	13Alp Aur	0.080000	3400.0	121	14153	No
420	GOM_NL__2PRFIN20041113_201543_000000652032_00071_14153_6176.N1	13-NOV-2004 20:15:43	Bright	65.000	42	34Bet Aur	1.9000	10200.	130	14153	No
421	GOM_NL__2PRFIN20041113_201834_000000412032_00071_14153_6177.N1	13-NOV-2004 20:18:34	Bright	40.500	49	1Alp UMi	1.9900	6300.0	81	14153	No
422	GOM_NL__2PRFIN20041113_202253_000000402032_00071_14153_6178.N1	13-NOV-2004 20:22:53	Bright	40.000	60	7Bet UMi	2.0810	3950.0	80	14153	No
423	GOM_NL__2PRFIN20041113_202442_000000402032_00071_14153_6179.N1	13-NOV-2004 20:24:42	Bright	39.500	119	14Eta Dra	2.7270	4700.0	79	14153	No
424	GOM_NL__2PRFIN20041113_202619_000000462032_00071_14153_6180.N1	13-NOV-2004 20:26:19	Bright	45.500	36	50Alp UMa	1.8000	6300.0	91	14153	No
425	GOM_NL__2PRFIN20041113_202757_000000432032_00071_14153_6181.N1	13-NOV-2004 20:27:57	Bright	43.000	82	48Bet UMa	2.3650	10600.	86	14153	No
426	GOM_NL__2PRFIN20041113_203010_000000362032_00071_14153_6182.N1	13-NOV-2004 20:30:10	Bright	36.000	39	85Eta UMa	1.8540	24000.	72	14153	No
427	GOM_NL__2PRFIN20041113_203158_000000452032_00071_14153_6183.N1	13-NOV-2004 20:31:58	Bright	44.500	174	52Psi UMa	3.0040	4400.0	89	14153	No
428	GOM_NL__2PRFIN20041113_203340_000000362032_00071_14153_6184.N1	13-NOV-2004 20:33:40	Bright	36.000	152	12Alp2CVn	2.8900	11000.	72	14153	No
429	GOM_NL__2PRFIN20041113_204157_000000902032_00071_14153_6186.N1	13-NOV-2004 20:41:57	Bright	90.000	166	17Eps Leo	2.9800	6000.0	180	14153	No
430	GOM_NL__2PRFIN20041113_204638_000000912032_00071_14153_6187.N1	13-NOV-2004 20:46:38	Twilight	91.000	22	32Alp Leo	1.3600	15200.	182	14153	No
431	GOM_NL__2PRFIN20041113_205008_000000442032_00071_14153_6188.N1	13-NOV-2004 20:50:08	Twilight	44.000	100	4Gam Crv	2.5800	13100.	88	14153	No
432	GOM_NL__2PRFIN20041113_205137_000000502032_00071_14153_6189.N1	13-NOV-2004 20:51:37	Twilight	49.500	171	2Eps Crv	3.0010	4250.0	99	14153	No
433	GOM_NL__2PRFIN20041113_205759_000000392032_00071_14153_6190.N1	13-NOV-2004 20:57:59	Dark	38.500	64	Gam Cen	2.2000	10600.	77	14153	No
434	GOM_NL__2PRFIN20041113_210017_000000432032_00071_14153_6191.N1	13-NOV-2004 21:00:17	Dark	43.000	26	Gam Cru	1.6240	2900.0	86	14153	No
435	GOM_NL__2PRFIN20041113_210354_000000392032_00072_14154_6192.N1	13-NOV-2004 21:03:54	Dark	38.500	124	The Car	2.7640	30000.	77	14154	No
436	GOM_NL__2PRFIN20041113_210742_000000452032_00072_14154_6159.N1	13-NOV-2004 21:07:42	Dark	45.000	41	Eps Car	1.8600	4100.0	90	14154	No
437	GOM_NL__2PRFIN20041113_210920_000000582032_00072_14154_6160.N1	13-NOV-2004 21:09:20	Dark	57.500	70	Zet Pup	2.2460	39000.	115	14154	No
438	GOM_NL__2PRFIN20041113_211311_000000612032_00072_14154_6161.N1	13-NOV-2004 21:13:11	Dark	61.000	2	Alp Car	-0.73600	7000.0	122	14154	No
439	GOM_NL__2PRFIN20041113_211458_000000842032_00072_14154_6162.N1	13-NOV-2004 21:14:58	Dark	84.000	88	31Eta CMa	2.4480	20000.	168	14154	No
440	GOM_NL__2PRFIN20041113_211819_000000472032_00072_14154_6163.N1	13-NOV-2004 21:18:19	Dark	46.500	9	Alp Eri	0.45300	24000.	93	14154	No
441	GOM_NL__2PRFIN20041113_212205_000000402032_00072_14154_6164.N1	13-NOV-2004 21:22:05	Straylight	39.500	157	The1Eri	2.9060	9300.0	79	14154	No
442	GOM_NL__2PRFIN20041113_212704_000002132032_00072_14154_6165.N1	13-NOV-2004 21:27:04	Twilight	213.00	1	9Alp CMa	-1.4400	11000.	426	14154	No
443	GOM_NL__2PRFIN20041113_213213_000000982032_00072_14154_6166.N1	13-NOV-2004 21:32:13	Twilight	97.500	7	19Bet Ori	0.10000	14000.	195	14154	No
444	GOM_NL__2PRFIN20041113_213506_000000502032_00072_14154_6167.N1	13-NOV-2004 21:35:06	Twilight	50.000	94	92Alp Cet	2.5260	3100.0	100	14154	No
445	GOM_NL__2PRFIN20041113_213952_000000382032_00072_14154_6168.N1	13-NOV-2004 21:39:52	Bright	38.000	105	6Bet Ari	2.6450	8900.0	76	14154	No
446	GOM_NL__2PRFIN20041113_214218_000000452032_00072_14154_6169.N1	13-NOV-2004 21:42:18	Bright	44.500	146	25Eta Tau	2.8730	15200.	89	14154	No
447	GOM_NL__2PRFIN20041113_214416_000000372032_00072_14154_6170.N1	13-NOV-2004 21:44:16	Bright	37.000	53	43Bet And	2.0480	3300.0	74	14154	No
448	GOM_NL__2PRFIN20041113_214558_000000412032_00072_14154_6171.N1	13-NOV-2004 21:45:58	Bright	40.500	73	57Gam1And	2.2600	13100.	81	14154	No
449	GOM_NL__2PRFIN20041113_214731_000000442032_00072_14154_6172.N1	13-NOV-2004 21:47:31	Bright	43.500	149	45Eps Per	2.8880	30000.	87	14154	No
450	GOM_NL__2PRFIN20041113_214913_000000442032_00072_14154_6173.N1	13-NOV-2004 21:49:13	Bright	43.500	35	33Alp Per	1.7950	6250.0	87	14154	No
451	GOM_NL__2PRFIN20041113_215059_000000352032_00072_14154_6174.N1	13-NOV-2004 21:50:59	Bright	35.000	110	37Del Cas	2.6780	8900.0	70	14154	No
452	GOM_NL__2PRFIN20041113_215308_000000582032_00072_14154_6175.N1	13-NOV-2004 21:53:08	Bright	57.500	6	13Alp Aur	0.080000	3400.0	115	14154	No
453	GOM_NL__2PRFIN20041113_215617_000000632032_00072_14154_6176.N1	13-NOV-2004 21:56:17	Bright	62.500	42	34Bet Aur	1.9000	10200.	125	14154	No
454	GOM_NL__2PRFIN20041113_215911_000000382032_00072_14154_6177.N1	13-NOV-2004 21:59:11	Bright	37.500	49	1Alp UMi	1.9900	6300.0	75	14154	No
455	GOM_NL__2PRFIN20041113_220330_000000402032_00072_14154_6178.N1	13-NOV-2004 22:03:30	Bright	39.500	60	7Bet UMi	2.0810	3950.0	79	14154	No

456	GOM_NL__2PRFIN20041113_220519_000000382032_00072_14154_6179.N1	13-NOV-2004 22:05:19	Bright	38.000	119	14Eta Dra	2.7270	4700.0	76	14154	No
457	GOM_NL__2PRFIN20041113_220654_000000432032_00072_14154_6180.N1	13-NOV-2004 22:06:54	Bright	43.000	36	50Alp UMa	1.8000	6300.0	86	14154	No
458	GOM_NL__2PRFIN20041113_220833_000000422032_00072_14154_6181.N1	13-NOV-2004 22:08:33	Bright	42.000	82	48Bet UMa	2.3650	10600.	84	14154	No
459	GOM_NL__2PRFIN20041113_221047_000000372032_00072_14154_6182.N1	13-NOV-2004 22:10:47	Bright	36.500	39	85Eta UMa	1.8540	24000.	73	14154	No
460	GOM_NL__2PRFIN20041113_221234_000000452032_00072_14154_6183.N1	13-NOV-2004 22:12:34	Bright	45.000	174	52Psi UMa	3.0040	4400.0	90	14154	No
461	GOM_NL__2PRFIN20041113_221416_000000362032_00072_14154_6184.N1	13-NOV-2004 22:14:16	Bright	36.000	152	12Alp2CVn	2.8900	11000.	72	14154	No
462	GOM_NL__2PRFIN20041113_221918_000000352032_00072_14154_6185.N1	13-NOV-2004 22:19:18	Bright	35.000	111	8Eta Boo	2.6800	6000.0	70	14154	No
463	GOM_NL__2PRFIN20041113_222234_000000892032_00072_14154_6186.N1	13-NOV-2004 22:22:34	Bright	88.500	166	17Eps Leo	2.9800	6000.0	177	14154	No
464	GOM_NL__2PRFIN20041113_222715_000000832032_00072_14154_6187.N1	13-NOV-2004 22:27:15	Twilight	83.000	22	32Alp Leo	1.3600	15200.	166	14154	No
465	GOM_NL__2PRFIN20041113_223045_000000442032_00072_14154_6188.N1	13-NOV-2004 22:30:45	Twilight	43.500	100	4Gam Crv	2.5800	13100.	87	14154	No
466	GOM_NL__2PRFIN20041113_223216_000000482032_00072_14154_6189.N1	13-NOV-2004 22:32:16	Twilight	47.500	171	2Eps Crv	3.0010	4250.0	95	14154	No
467	GOM_NL__2PRFIN20041113_223836_000000402032_00072_14154_6190.N1	13-NOV-2004 22:38:36	Dark	40.000	64	Gam Cen	2.2000	10600.	80	14154	No
468	GOM_NL__2PRFIN20041113_224053_000000452032_00072_14154_6191.N1	13-NOV-2004 22:40:53	Dark	44.500	26	Gam Cru	1.6240	2900.0	89	14154	No
469	GOM_NL__2PRFIN20041113_224526_000000522032_00073_14155_6192.N1	13-NOV-2004 22:45:26	Dark	51.500	65	Lam Vel	2.2040	4400.0	103	14155	No
470	GOM_NL__2PRFIN20041113_224722_000000482032_00073_14155_6159.N1	13-NOV-2004 22:47:22	Dark	47.500	29	Bet Car	1.6720	10200.	95	14155	No
471	GOM_NL__2PRFIN20041113_225348_000000502032_00073_14155_6160.N1	13-NOV-2004 22:53:48	Dark	49.500	2	Alp Car	-0.73600	7000.0	99	14155	No
472	GOM_NL__2PRFIN20041113_225537_000000802032_00073_14155_6161.N1	13-NOV-2004 22:55:37	Dark	79.500	88	31Eta CMa	2.4480	20000.	159	14155	No
473	GOM_NL__2PRFIN20041113_225855_000000442032_00073_14155_6162.N1	13-NOV-2004 22:58:55	Dark	44.000	9	Alp Eri	0.45300	24000.	88	14155	No
474	GOM_NL__2PRFIN20041113_230031_000000582032_00073_14155_6163.N1	13-NOV-2004 23:00:31	Dark	57.500	108	Alp Col	2.6520	15200.	115	14155	No
475	GOM_NL__2PRFIN20041113_230241_000000412032_00073_14155_6164.N1	13-NOV-2004 23:02:41	Straylight	40.500	157	The1Eri	2.9060	9300.0	81	14155	No
476	GOM_NL__2PRFIN20041113_230620_000000702032_00073_14155_6165.N1	13-NOV-2004 23:06:20	Straylight	70.000	139	9Bet Lep	2.8330	5600.0	140	14155	No
477	GOM_NL__2PRFIN20041113_231004_000000572032_00073_14155_6166.N1	13-NOV-2004 23:10:04	Straylight	56.500	165	34Gam Eri	2.9500	3200.0	113	14155	No
478	GOM_NL__2PRFIN20041113_231249_000001002032_00073_14155_6167.N1	13-NOV-2004 23:12:49	Twilight	100.00	7	19Bet Ori	0.10000	14000.	200	14155	No
479	GOM_NL__2PRFIN20041113_231542_000000532032_00073_14155_6168.N1	13-NOV-2004 23:15:42	Twilight	52.500	94	92Alp Cet	2.5260	3100.0	105	14155	No
480	GOM_NL__2PRFIN20041113_232028_000000382032_00073_14155_6169.N1	13-NOV-2004 23:20:28	Bright	38.000	105	6Bet Ari	2.6450	8900.0	76	14155	No
481	GOM_NL__2PRFIN20041113_232634_000000392032_00073_14155_6170.N1	13-NOV-2004 23:26:34	Bright	38.500	73	57Gam1And	2.2600	13100.	77	14155	No
482	GOM_NL__2PRFIN20041113_232806_000000442032_00073_14155_6171.N1	13-NOV-2004 23:28:06	Bright	44.000	149	45Eps Per	2.8880	30000.	88	14155	No
483	GOM_NL__2PRFIN20041113_232948_000000412032_00073_14155_6172.N1	13-NOV-2004 23:29:48	Bright	41.000	35	33Alp Per	1.7950	6250.0	82	14155	No
484	GOM_NL__2PRFIN20041113_233135_000000382032_00073_14155_6173.N1	13-NOV-2004 23:31:35	Bright	37.500	110	37Del Cas	2.6780	8900.0	75	14155	No
485	GOM_NL__2PRFIN20041113_233343_000000592032_00073_14155_6174.N1	13-NOV-2004 23:33:43	Bright	58.500	6	13Alp Aur	0.080000	3400.0	117	14155	No
486	GOM_NL__2PRFIN20041113_233652_000000632032_00073_14155_6175.N1	13-NOV-2004 23:36:52	Bright	63.000	42	34Bet Aur	1.9000	10200.	126	14155	No
487	GOM_NL__2PRFIN20041113_233947_000000362032_00073_14155_6176.N1	13-NOV-2004 23:39:47	Bright	36.000	49	1Alp UMi	1.9900	6300.0	72	14155	No
488	GOM_NL__2PRFIN20041113_234406_000000402032_00073_14155_6177.N1	13-NOV-2004 23:44:06	Bright	39.500	60	7Bet UMi	2.0810	3950.0	79	14155	No
489	GOM_NL__2PRFIN20041113_234555_000000392032_00073_14155_6178.N1	13-NOV-2004 23:45:55	Bright	38.500	119	14Eta Dra	2.7270	4700.0	77	14155	No
490	GOM_NL__2PRFIN20041113_234731_000000432032_00073_14155_6179.N1	13-NOV-2004 23:47:31	Bright	42.500	36	50Alp UMa	1.8000	6300.0	85	14155	No
491	GOM_NL__2PRFIN20041113_234909_000000422032_00073_14155_6180.N1	13-NOV-2004 23:49:09	Bright	41.500	82	48Bet UMa	2.3650	10600.	83	14155	No
492	GOM_NL__2PRFIN20041113_235123_000000522032_00073_14155_6181.N1	13-NOV-2004 23:51:23	Bright	52.000	39	85Eta UMa	1.8540	24000.	104	14155	No
493	GOM_NL__2PRFIN20041113_235310_000000452032_00073_14155_6182.N1	13-NOV-2004 23:53:10	Bright	45.000	174	52Psi UMa	3.0040	4400.0	90	14155	No
494	GOM_NL__2PRFIN20041113_235452_000000362032_00073_14155_6183.N1	13-NOV-2004 23:54:52	Bright	36.000	152	12Alp2CVn	2.8900	11000.	72	14155	No
495	GOM_NL__2PRFIN20041113_235954_000000352032_00073_14155_6184.N1	13-NOV-2004 23:59:54	Bright	35.000	111	8Eta Boo	2.6800	6000.0	70	14155	No

3. Quality information per product

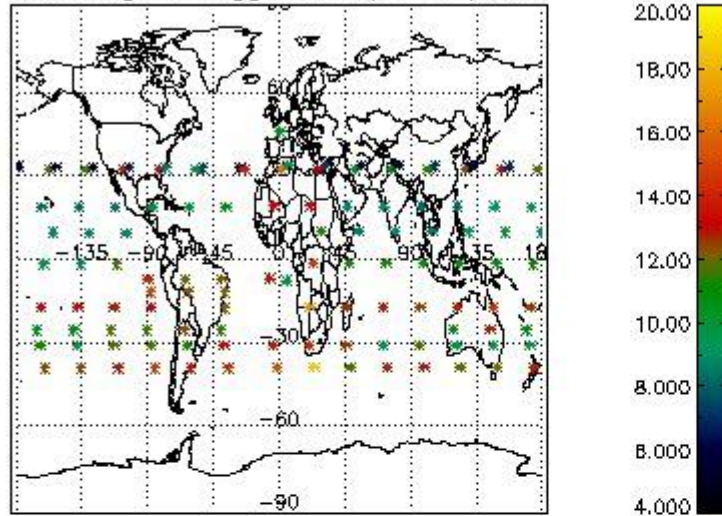
In this section it is plotted some information contained in the Quality Summary data set of the level 2 products. Only products in dark limb conditions and without errors (error flag in the MPH set to "0") are used.

3.1 Plot quality information per product (time dependant)

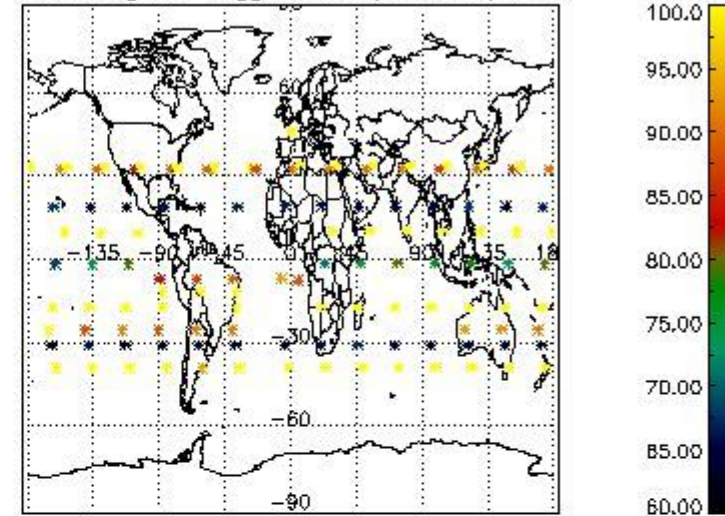


3.2 Plot quality information per product (world map)

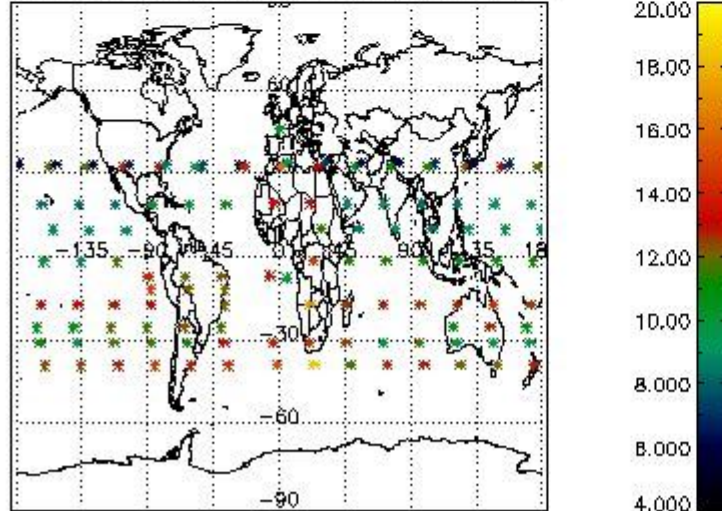
Percentage of flagged data per O3 profile



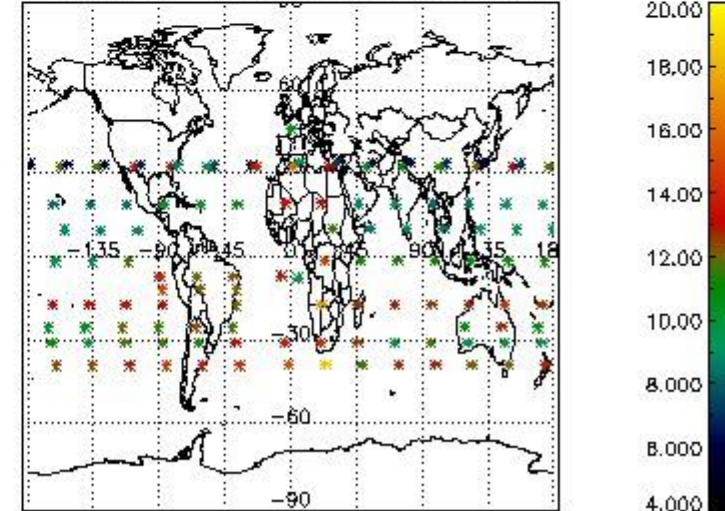
Percentage of flagged data per H2O profile



Percentage of flagged data per NO2 profile



Percentage of flagged data per NO3 profile

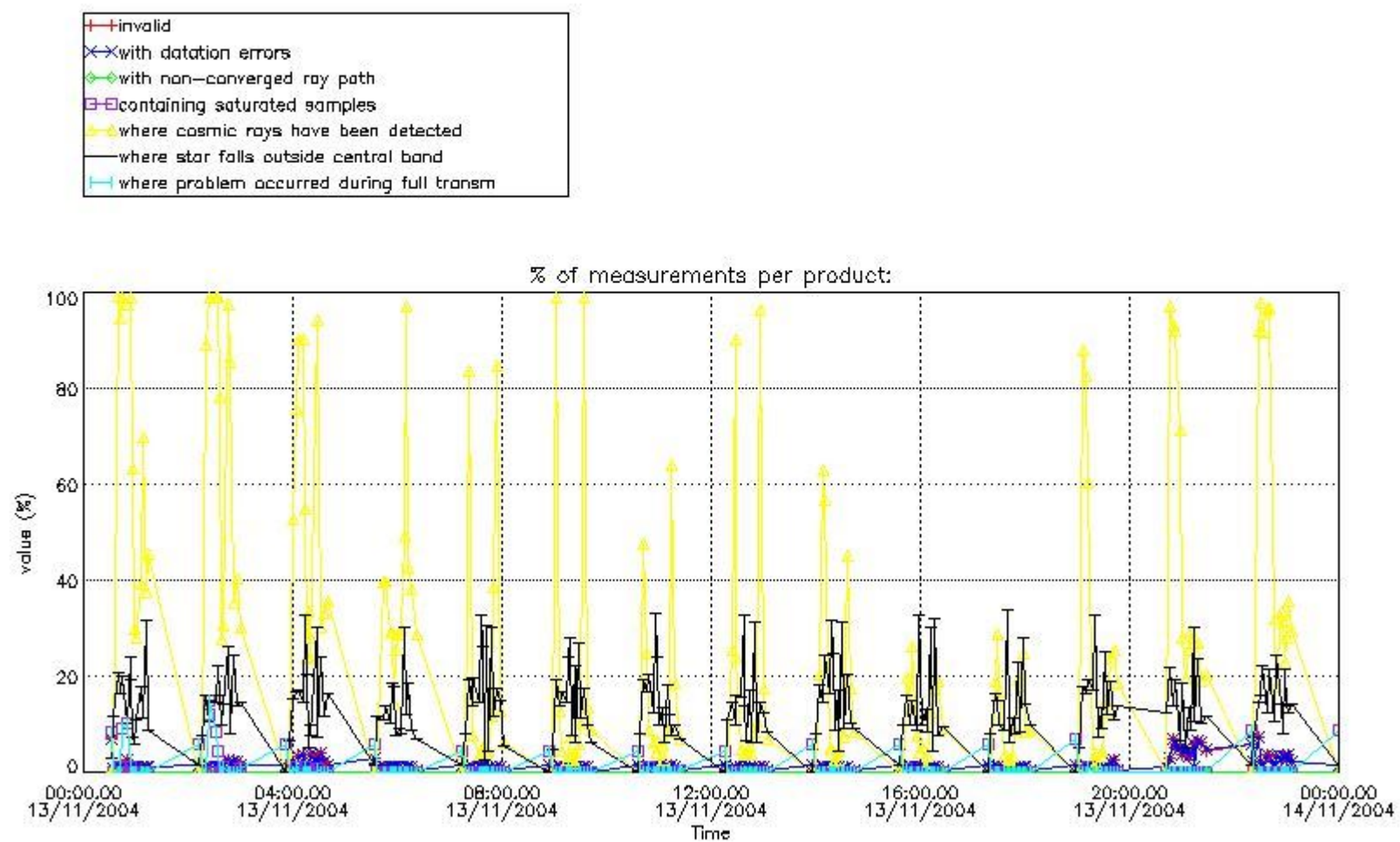


4. Level 1 quality information per product

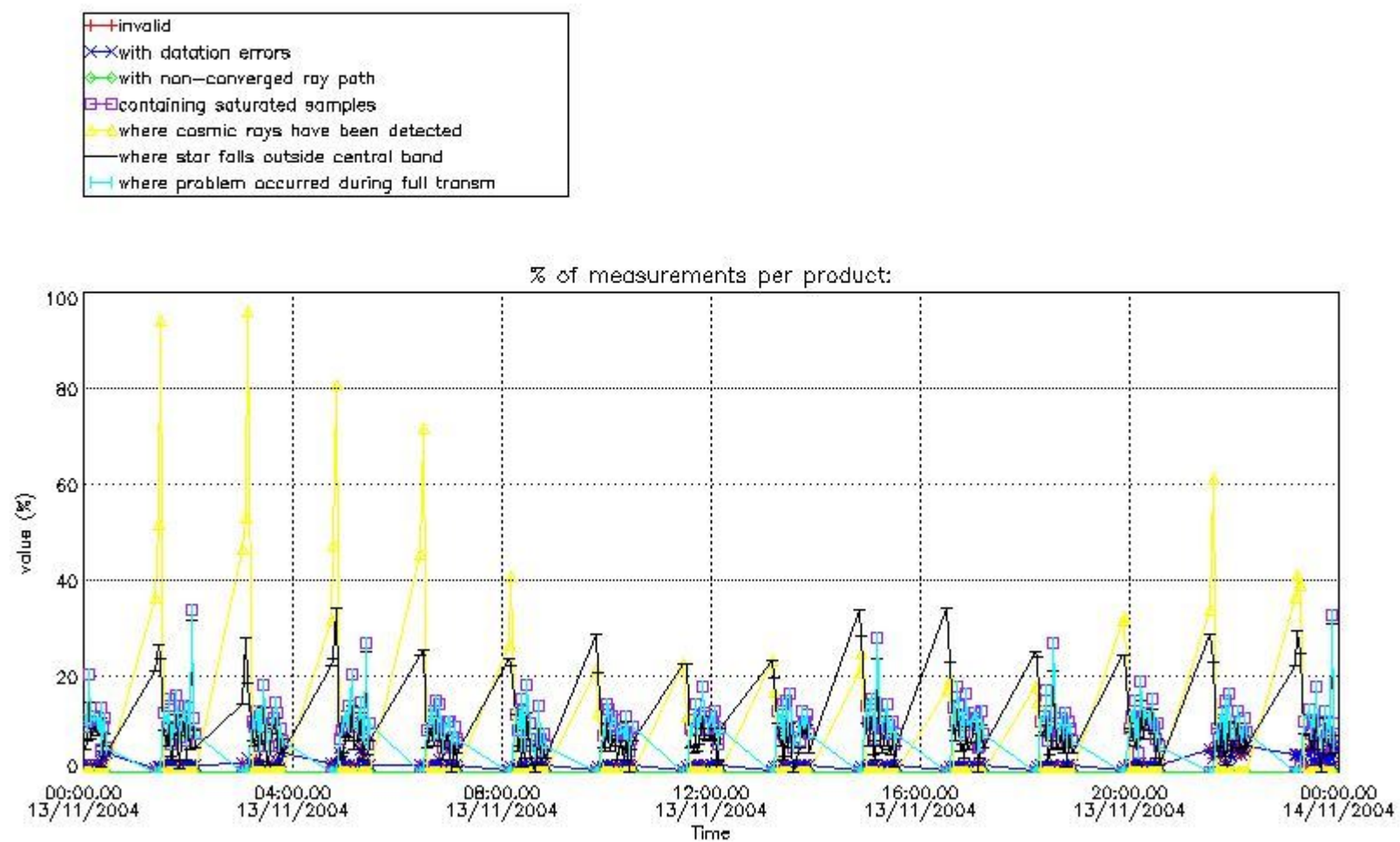
In this section it is plotted some information contained in the Quality Summary data set of the level 2 products that comes from the level 1b processing. Products without errors (error flag in the MPH set to "0") are used.

4.1 Plot quality information per product (time dependant) coming from level 1b processing

4.1.1 Plot level 1 quality information per product (time dependant): ENVISAT ASCENDING passes



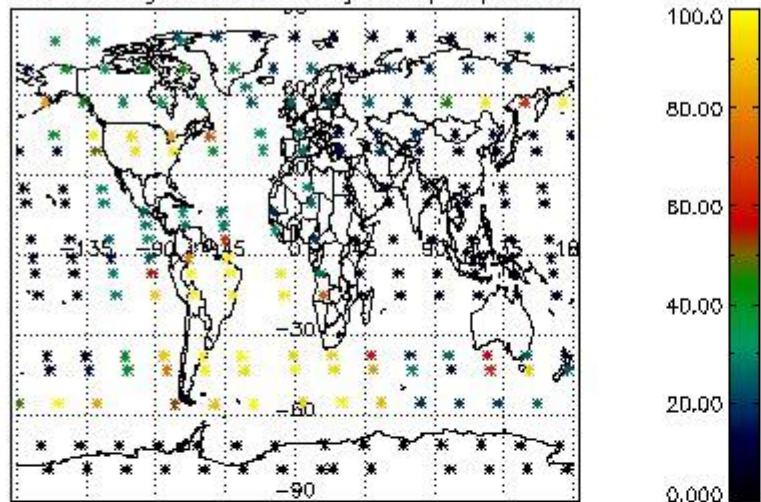
4.1.2 Plot level 1 quality information per product (time dependant): ENVI SAT DESCENDING passes



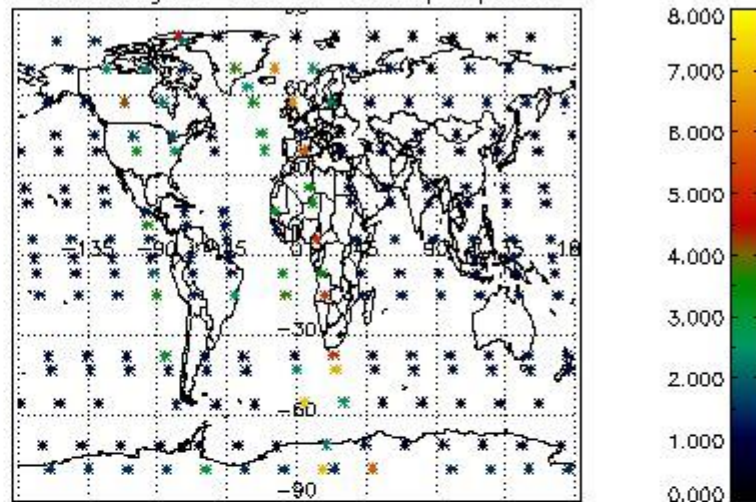
4.2 Plot quality information per product coming from level 1b processing (world map)

4.2.1 Plot level 1 quality information per product (world map): ENVISAT ASCENDING passes

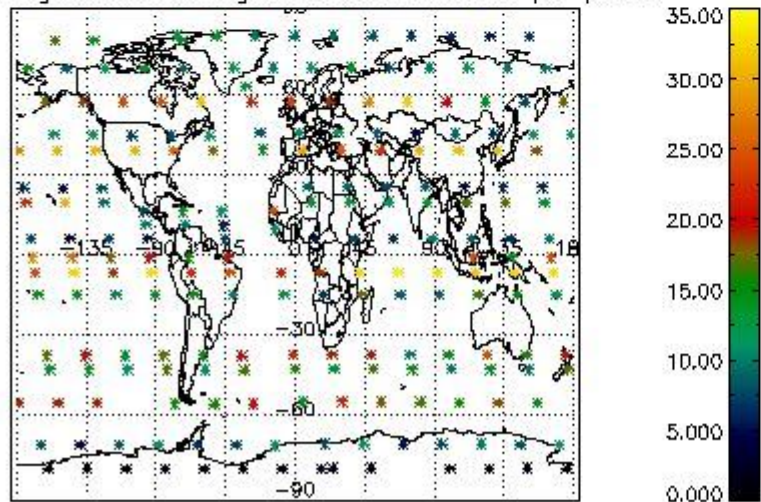
Percentage of cosmic ray hits per profile



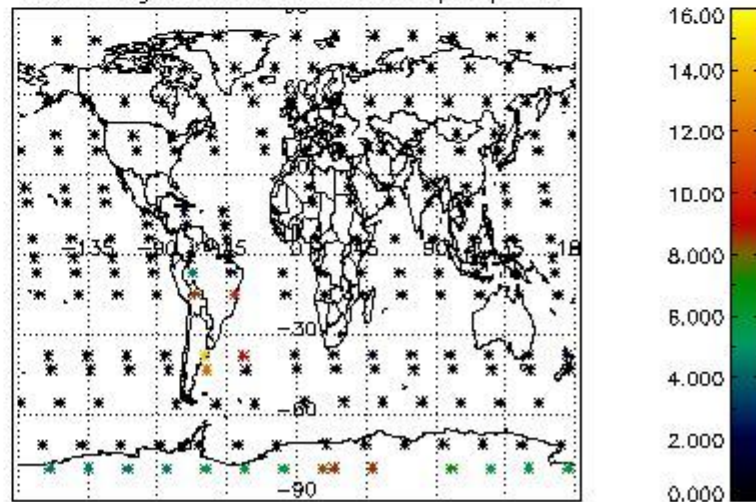
Percentage of datation errors per profile



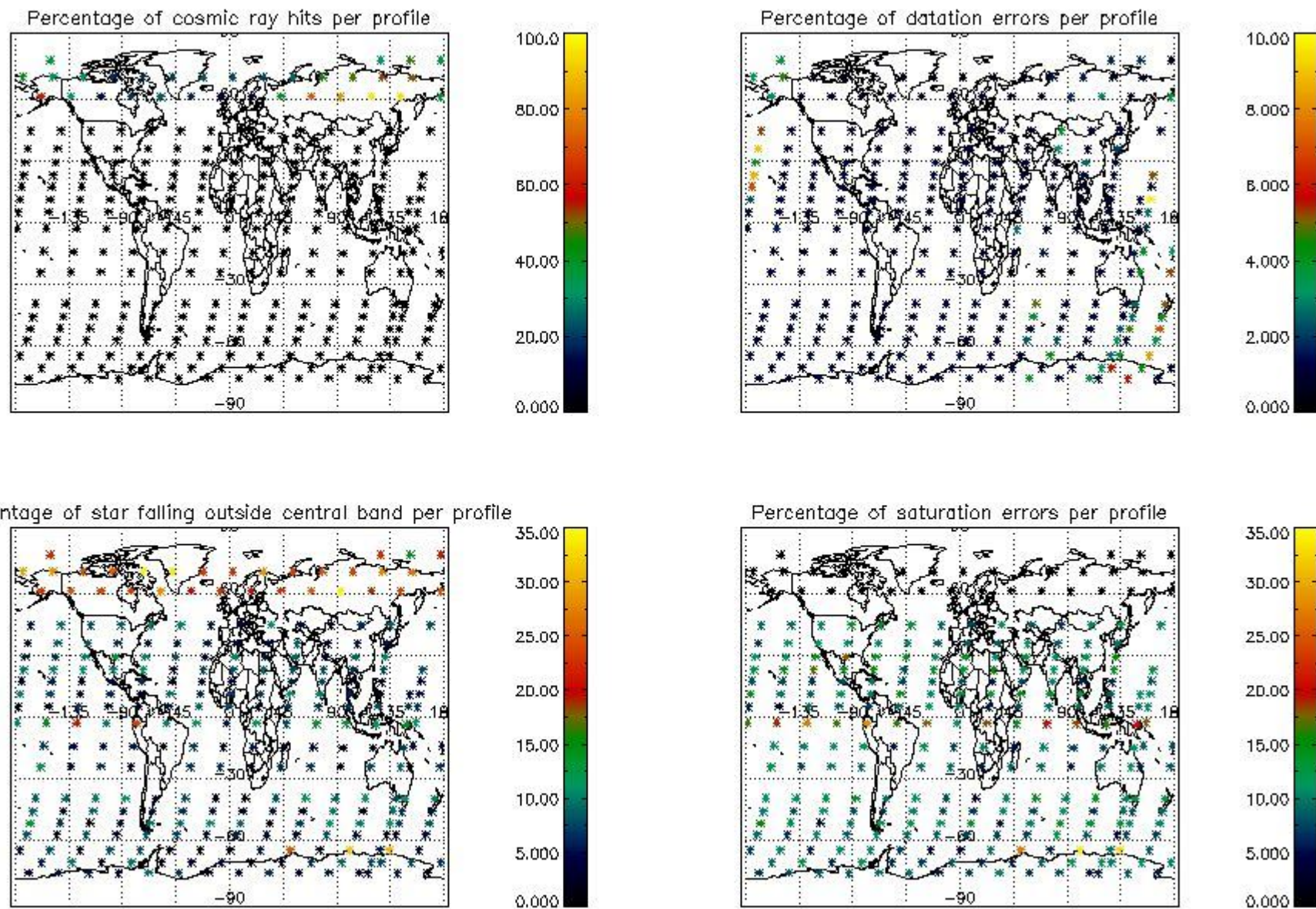
Percentage of star falling outside central band per profile



Percentage of saturation errors per profile



4.2.2 Plot level 1 quality information per product (world map): ENVISAT DESCENDING passes



5. Trace gas profiles

5.1 Ozone statistics based on quality of products

The final quality of the products can be "measured" using the STD (Standard Deviation) attached to every point profile. This information is written to the parameter GOM_NL__2P/NL_LOCAL_SPECIES_DENSITY/o3_std of the level 2 products. The table below shows the statistics for given STD ranges.

The statistics are given with respect to the overall valid production:

- Products without fatal errors: GOM_NL__2P/MPH/PRODUCT_ERR=0
- Valid point profile: GOM_NL__2P/NL_LOCAL_SPECIES_DENSITY/pcd(0)=0

The 'Criteria' is applied to valid points of dark limb products:

- Products in dark limb illumination condition: GOM_NL__2P/NL_SUMMARY_QUALITY/obs_ill_cond=0
- Products without fatal errors: GOM_NL__2P/MPH/PRODUCT_ERR=0
- Valid point profile: GOM_NL__2P/NL_LOCAL_SPECIES_DENSITY/pcd(0)=0

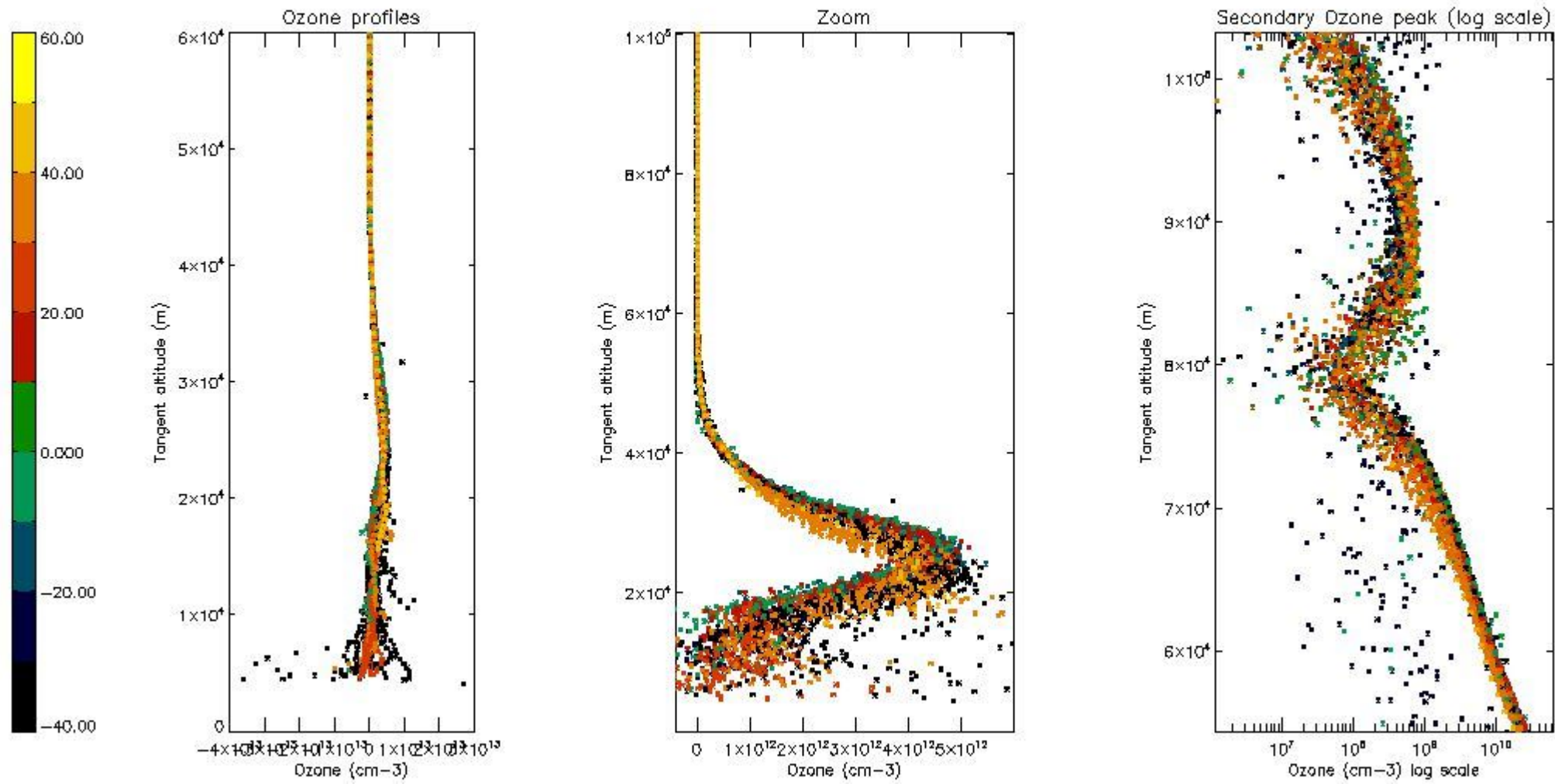
So, the table below shows the percentage of dark limb and valid observations for each criteria with respect to the overall valid daily observations.

Criteria	% of total production
All STD	24
STD < 20	15

STD < 10	13
STD < 5	10

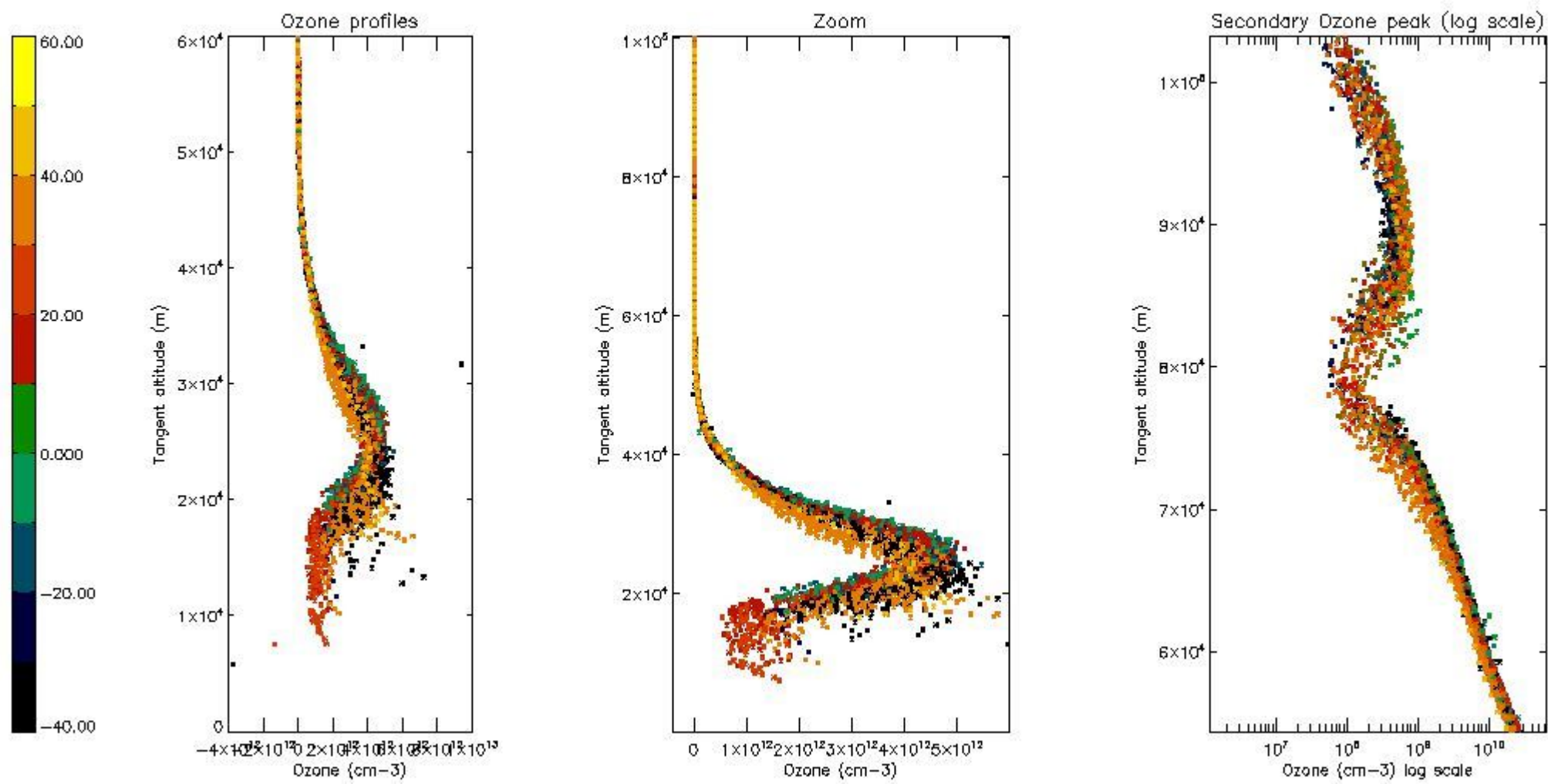
5.2 Plot ozone profiles for all STD (dark without errors)

The colorbar represents the latitude.



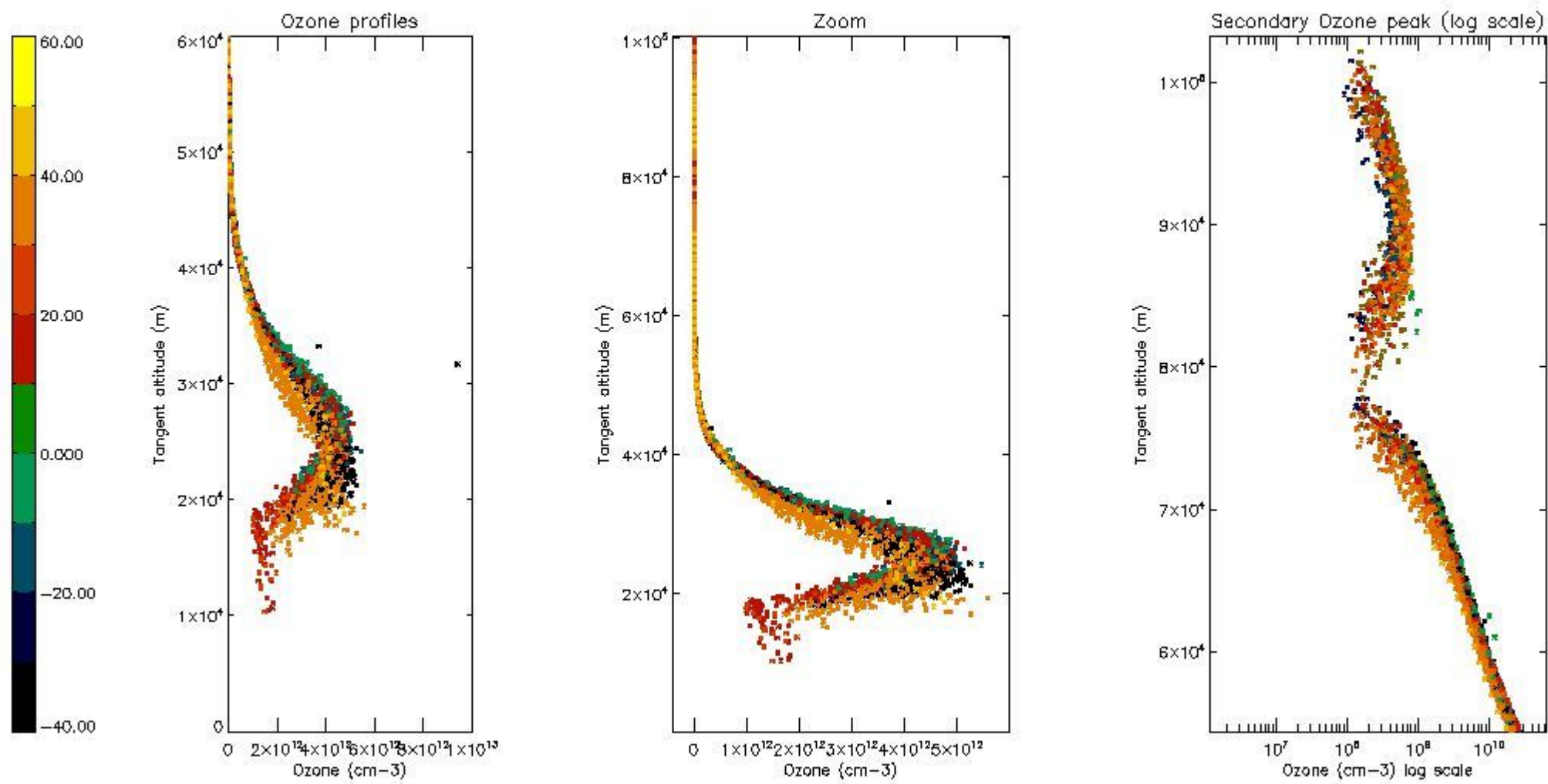
5.3 Plot ozone profiles where STD < 20% (dark without errors)

The colorbar represents the latitude.



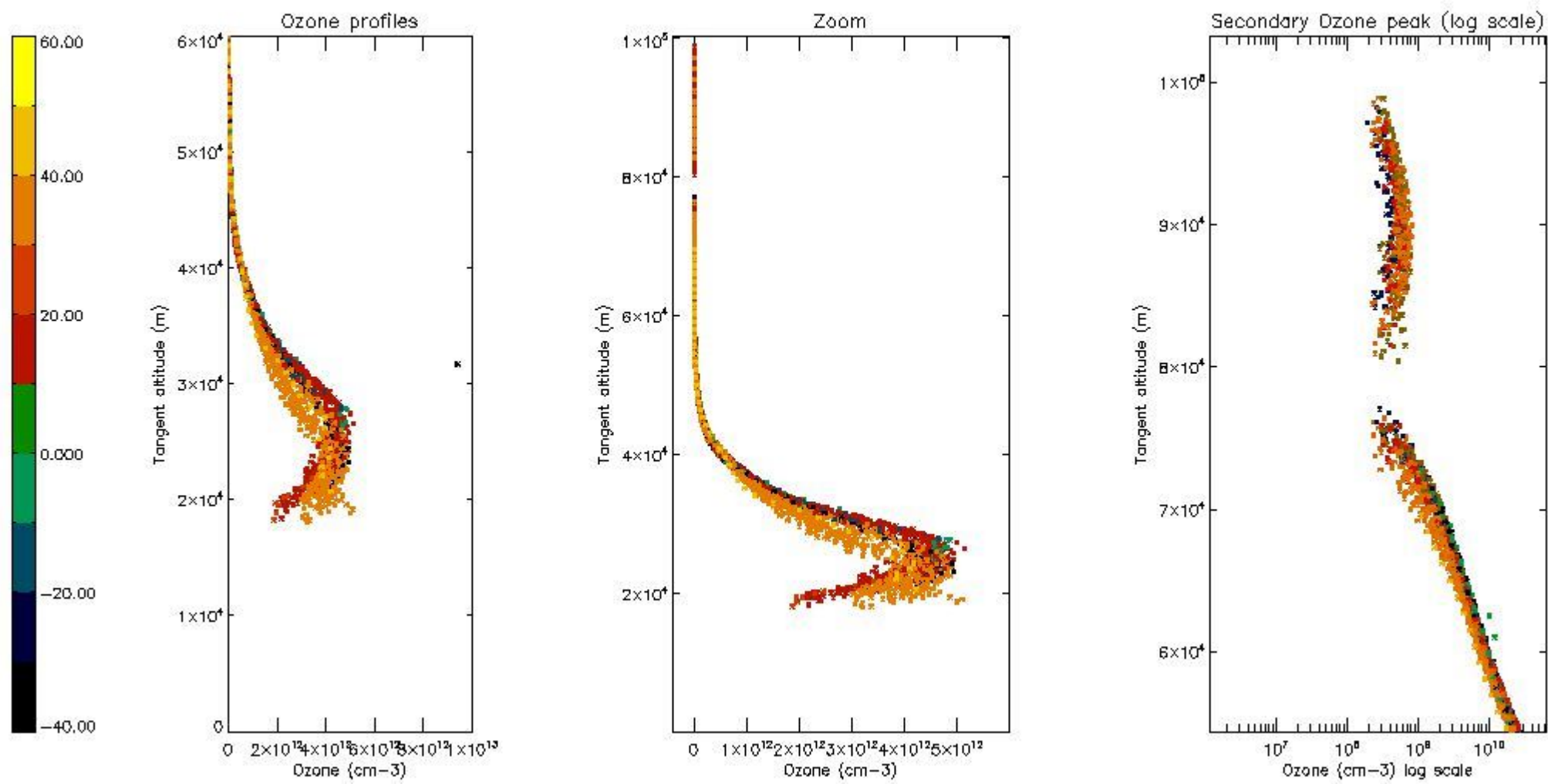
5.4 Plot ozone profiles where STD < 10% (dark without errors)

The colorbar represents the latitude.



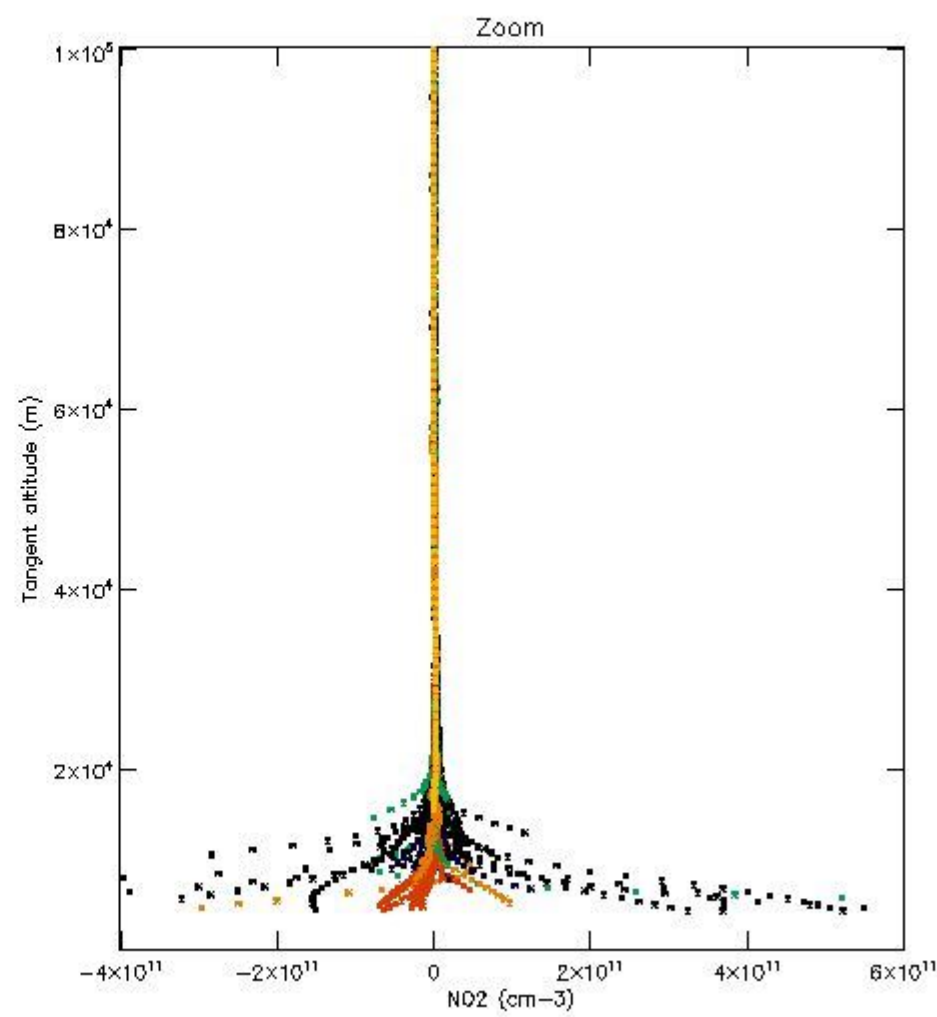
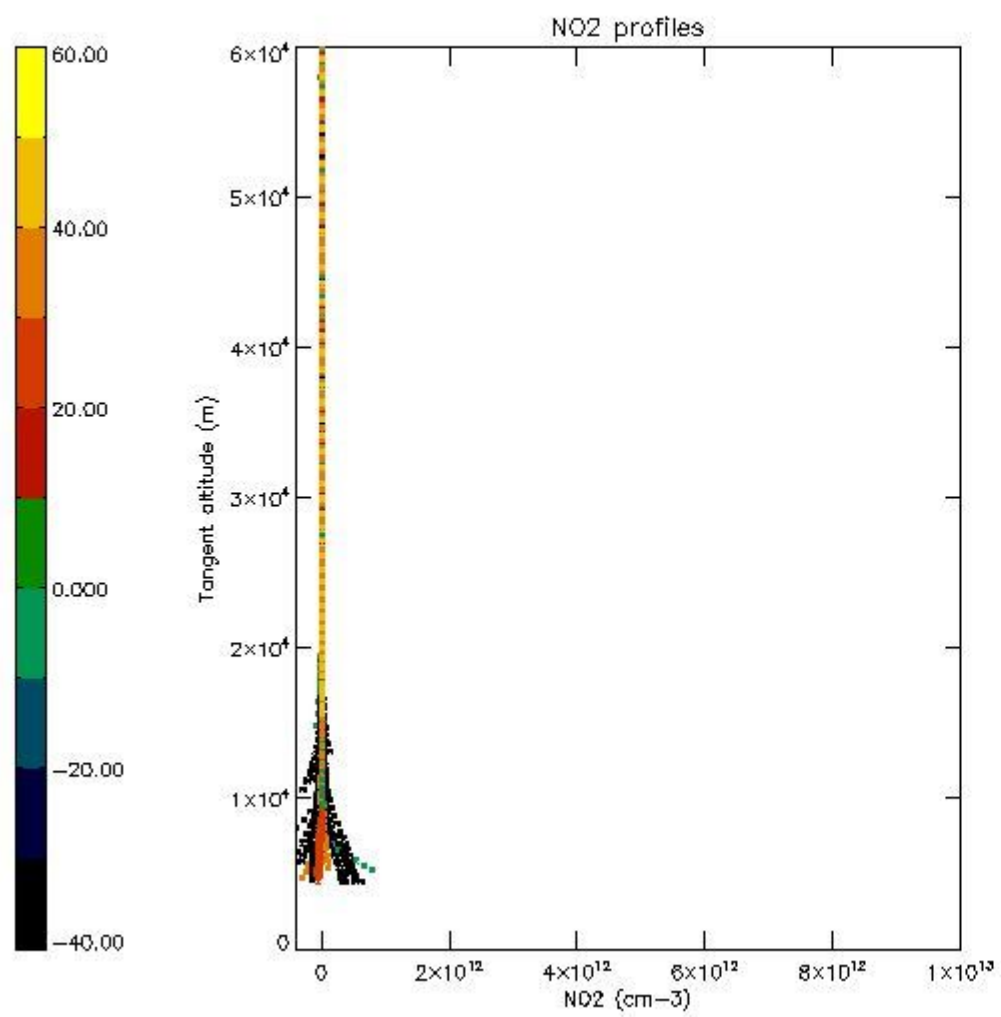
5.5 Plot ozone profiles where STD < 5% (dark without errors)

The colorbar represents the latitude.



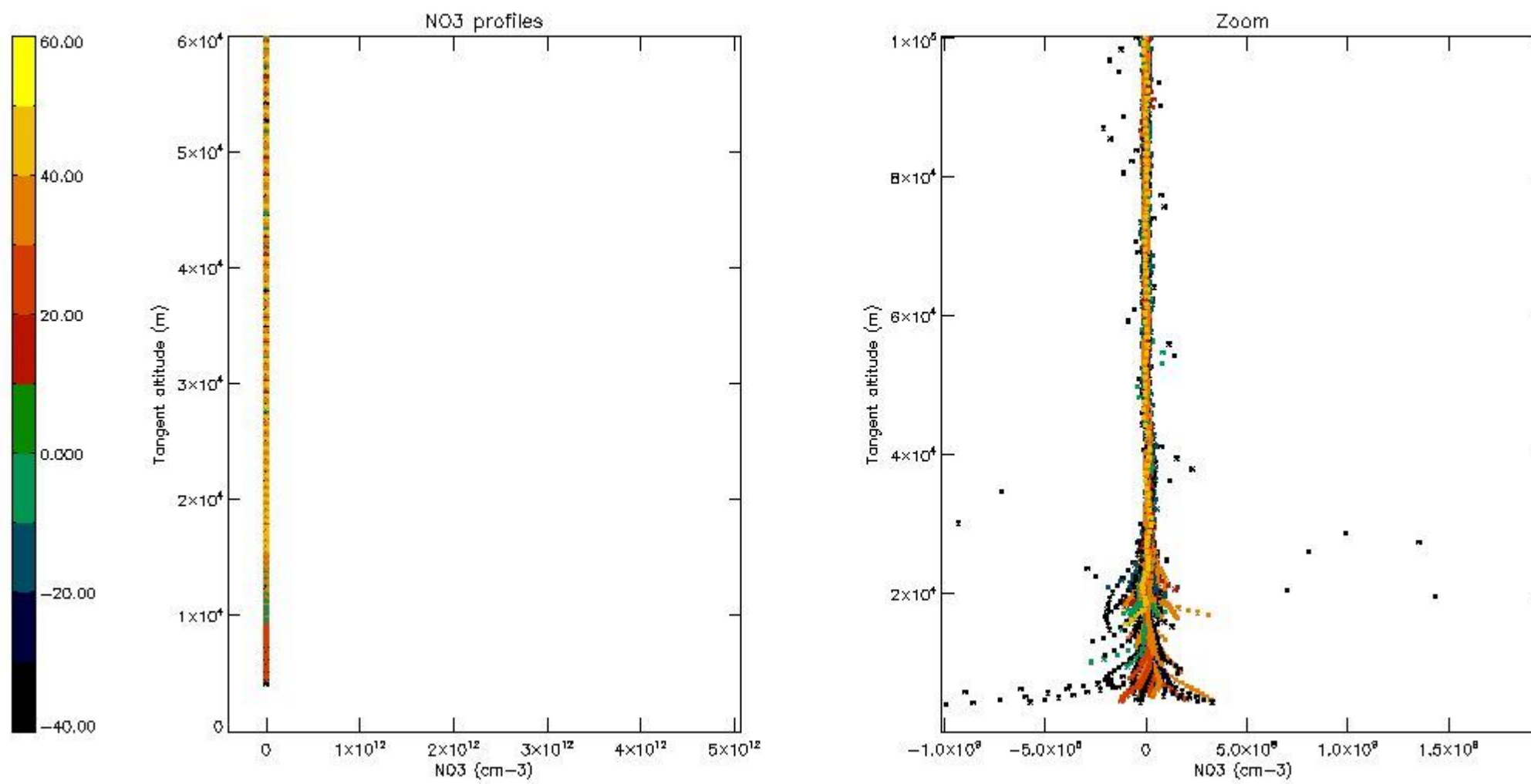
5.6 Plot NO₂ profiles for all STD (dark without errors)

The colorbar represents the latitude.



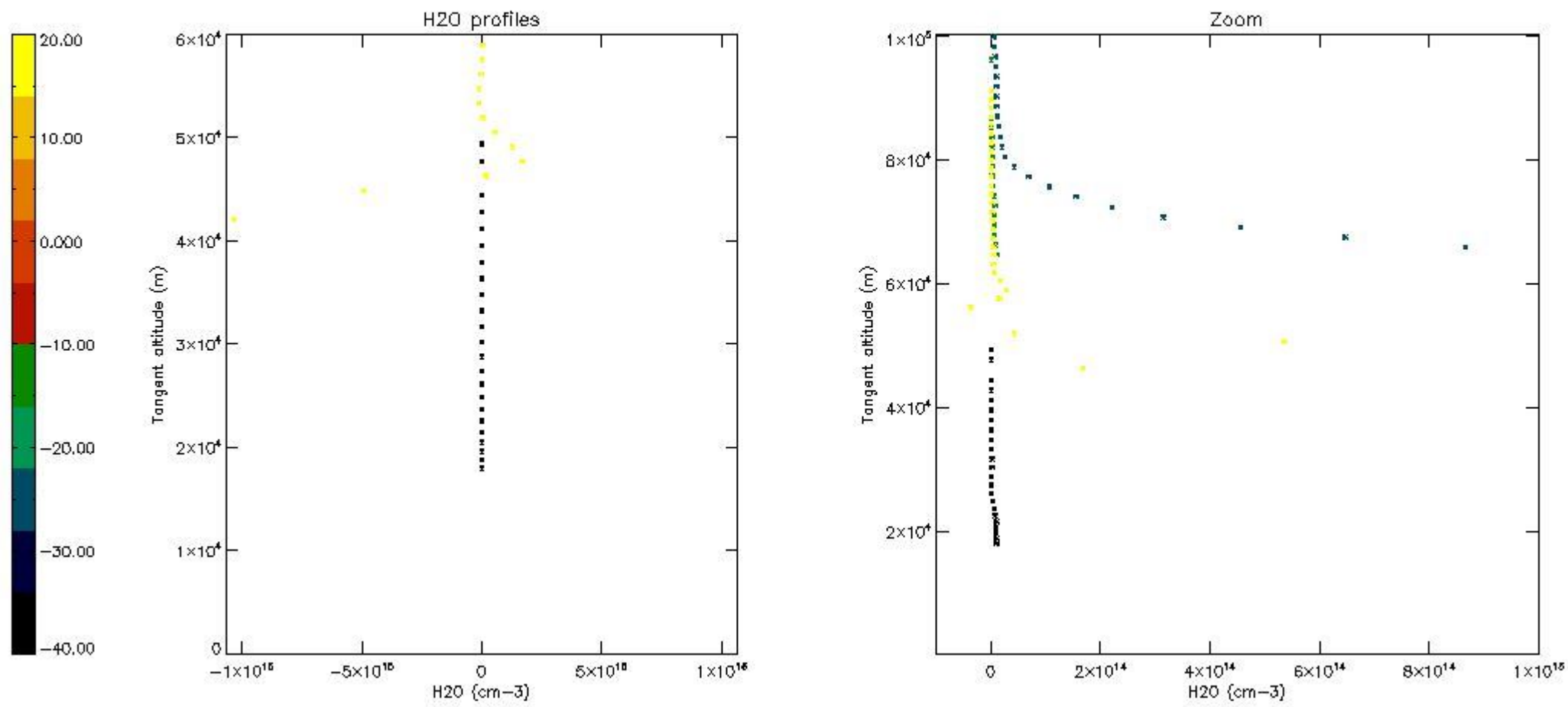
5.7 Plot NO3 profiles for all STD (dark without errors)

The colorbar represents the latitude.



5.8 Plot H2O profiles for all STD (only for occultations of stars 1,2,3,4,13,14,16,26,63 dark without errors)

The colorbar represents the latitude.



6. Auxiliary Data Files used for the production reported in section 2

The number reported in the third column indicates since which file (see list in section 2) the corresponding auxiliary file has been used. The fourth column is the date of those product files.

Type	Auxiliary Filename	Used since product	Used since product date
INST_PHYS_CHARACTERISTICS	GOM_INS_AXVIEC20091111_143220_20030716_120000_20500101_000000	1	13-NOV-2004 00:01:31
LEVEL-2_PROC_CONFIG	GOM_PR2_AXVIEC20091111_152718_20020301_000000_20500101_000000	1	13-NOV-2004 00:01:31
CROSS_SECTIONS_FILE	GOM_CRS_AXVIEC20091111_154832_20020301_000000_20500101_000000	1	13-NOV-2004 00:01:31

GOMOS Level 2 Daily Report

SUMMARY

[1. General Info](#)

[2. Summary of processed GOM_NL_2P products](#)

[3. Level 2 Quality information per product](#)

[3.1 Plot of level 2 quality information per product \(time dependant\)](#)

[3.2 Plot of level 2 quality information per product \(world map\)](#)

[4. Level 1 Quality information per product \(stored on level 2 products\)](#)

[4.1 Plot of level 1 quality information per product \(time dependant\)](#)

[4.1.1 Plot of level 1 quality information per product \(time dependant\): ASCENDING](#)

[4.1.2 Plot of level 1 quality information per product \(time dependant\): DESCENDING](#)

[4.2 Plot of level 1 quality information per product \(world map\)](#)

[4.2.1 Plot of level 1 quality information per product \(world map\): ASCENDING](#)

[4.2.2 Plot of level 1 quality information per product \(world map\): DESCENDING](#)

[5. Ozone profiles based on quality statistics and other trace gas profiles](#)

[5.1 Ozone statistics based on quality of products](#)

[5.2 Plot ozone profiles for all STD \(dark without errors\)](#)

[5.3 Plot ozone profiles where STD < 20% \(dark without errors\)](#)

[5.4. Plot ozone profiles where STD < 10% \(dark without errors\)](#)

[5.5. Plot ozone profiles where STD < 5% \(dark without errors\)](#)

[5.6 Plot NO2 profiles for all STD \(dark without errors\)](#)

[5.7 Plot NO3 profiles for all STD \(dark without errors\)](#)

[5.8 Plot H2O profiles \(only for occultations of stars 1,2,3,4,13,14,16,26,63 dark without errors\) for all STD](#)

[6. Auxiliary Data Files used for the production reported in section 2](#)

This report presents the daily analysis on parameters extracted from GOMOS level 2 data (GOM_NL__2P). It is intended to monitor some important parameters that will impact the quality of these products. A list of level 2 products (and content) that have arrived during the reporting day to the PCF is also given.

Item	Value
Time of report generation	19APR2013 15:13:58
Data source version	GOMOS/6.01
Start time of products	13-11-2004 (13NOV2004 00:00:00)
Stop time of products	14-11-2004 (14NOV2004 00:00:00)
Store outputs in DB	Yes
Nb of level 2 prods	495
Nb of prods with errors	0

2. Summary of processed GOM_NL__2P products.

Nr	Filename	UTC Start time	Limb	Duration	Star Id	Star Name	Star Mag	Star Temp	Nb Meas	Orbit	Prod. error
1	GOM_NL__2PRFIN20041113_000131_00000422032_00059_14141_6154.N1	13-NOV-2004 00:01:31	Bright	41.500	35	33Alp Per	1.7950	6250.0	83	14141	No
2	GOM_NL__2PRFIN20041113_000311_00000382032_00059_14141_6155.N1	13-NOV-2004 00:03:11	Bright	37.500	110	37Del Cas	2.6780	8900.0	75	14141	No
3	GOM_NL__2PRFIN20041113_000535_00000622032_00059_14141_6156.N1	13-NOV-2004 00:05:35	Bright	61.500	6	13Alp Aur	0.080000	3400.0	123	14141	No
4	GOM_NL__2PRFIN20041113_000849_00000662032_00059_14141_6157.N1	13-NOV-2004 00:08:49	Bright	65.500	42	34Bet Aur	1.9000	10200.	131	14141	No
5	GOM_NL__2PRFIN20041113_001124_00000392032_00059_14141_6158.N1	13-NOV-2004 00:11:24	Bright	38.500	49	1Alp UMi	1.9900	6300.0	77	14141	No
6	GOM_NL__2PRFIN20041113_001541_00000392032_00059_14141_6159.N1	13-NOV-2004 00:15:41	Bright	39.000	60	7Bet UMi	2.0810	3950.0	78	14141	No
7	GOM_NL__2PRFIN20041113_001724_00000422032_00059_14141_6160.N1	13-NOV-2004 00:17:24	Bright	42.000	119	14Eta Dra	2.7270	4700.0	84	14141	No
8	GOM_NL__2PRFIN20041113_001910_00000452032_00059_14141_6161.N1	13-NOV-2004 00:19:10	Bright	44.500	36	50Alp UMa	1.8000	6300.0	89	14141	No
9	GOM_NL__2PRFIN20041113_002047_00000422032_00059_14141_6162.N1	13-NOV-2004 00:20:47	Bright	42.000	82	48Bet UMa	2.3650	10600.	84	14141	No
10	GOM_NL__2PRFIN20041113_002257_00000382032_00059_14141_6163.N1	13-NOV-2004 00:22:57	Bright	37.500	39	85Eta UMa	1.8540	24000.	75	14141	No
11	GOM_NL__2PRFIN20041113_002447_00000452032_00059_14141_6164.N1	13-NOV-2004 00:24:47	Bright	44.500	174	52Psi UMa	3.0040	4400.0	89	14141	No
12	GOM_NL__2PRFIN20041113_002624_00000392032_00059_14141_6165.N1	13-NOV-2004 00:26:24	Bright	39.000	152	12Alp2CVn	2.8900	11000.	78	14141	No
13	GOM_NL__2PRFIN20041113_003128_00000362032_00059_14141_6166.N1	13-NOV-2004 00:31:28	Bright	36.000	111	8Eta Boo	2.6800	6000.0	72	14141	No
14	GOM_NL__2PRFIN20041113_003435_00000892032_00059_14141_6167.N1	13-NOV-2004 00:34:35	Bright	89.000	166	17Eps Leo	2.9800	6000.0	178	14141	No
15	GOM_NL__2PRFIN20041113_003912_00000852032_00059_14141_6168.N1	13-NOV-2004 00:39:12	Twilight	85.000	22	32Alp Leo	1.3600	15200.	170	14141	No
16	GOM_NL__2PRFIN20041113_004252_00000462032_00059_14141_6169.N1	13-NOV-2004 00:42:52	Twilight	45.500	100	4Gam Crv	2.5800	13100.	91	14141	No
17	GOM_NL__2PRFIN20041113_004420_00000502032_00059_14141_6170.N1	13-NOV-2004 00:44:20	Twilight	50.000	171	2Eps Crv	3.0010	4250.0	100	14141	No
18	GOM_NL__2PRFIN20041113_005046_00000402032_00059_14141_6171.N1	13-NOV-2004 00:50:46	Dark	39.500	64	Gam Cen	2.2000	10600.	79	14141	No
19	GOM_NL__2PRFIN20041113_005303_00000462032_00059_14141_6172.N1	13-NOV-2004 00:53:03	Dark	46.000	26	Gam Cru	1.6240	2900.0	92	14141	No
20	GOM_NL__2PRFIN20041113_005441_00000442032_00059_14141_6173.N1	13-NOV-2004 00:54:41	Dark	44.000	12	Alp1Cru	0.77500	30000.	88	14141	No
21	GOM_NL__2PRFIN20041113_005635_00000422032_00060_14142_6138.N1	13-NOV-2004 00:56:35	Dark	42.000	124	The Car	2.7640	30000.	84	14142	No
22	GOM_NL__2PRFIN20041113_005803_00000422032_00060_14142_6139.N1	13-NOV-2004 00:58:03	Dark	42.000	159	Ups Car	2.9200	7200.0	84	14142	No
23	GOM_NL__2PRFIN20041113_005929_00000412032_00060_14142_6140.N1	13-NOV-2004 00:59:29	Dark	41.000	29	Bet Car	1.6720	10200.	82	14142	No
24	GOM_NL__2PRFIN20041113_010551_00000512032_00060_14142_6141.N1	13-NOV-2004 01:05:51	Dark	51.000	2	Alp Car	-0.73600	7000.0	102	14142	No
25	GOM_NL__2PRFIN20041113_010728_00000842032_00060_14142_6142.N1	13-NOV-2004 01:07:28	Dark	84.000	88	31Eta CMa	2.4480	20000.	168	14142	No
26	GOM_NL__2PRFIN20041113_011106_00000522032_00060_14142_6143.N1	13-NOV-2004 01:11:06	Dark	52.000	9	Alp Eri	0.45300	24000.	104	14142	No
27	GOM_NL__2PRFIN20041113_011450_00000402032_00060_14142_6144.N1	13-NOV-2004 01:14:50	Straylight	39.500	157	The1Eri	2.9060	9300.0	79	14142	No
28	GOM_NL__2PRFIN20041113_012215_00000572032_00060_14142_6146.N1	13-NOV-2004 01:22:15	Straylight	56.500	165	34Gam Eri	2.9500	3200.0	113	14142	No
29	GOM_NL__2PRFIN20041113_012507_00000992032_00060_14142_6147.N1	13-NOV-2004 01:25:07	Twilight	98.500	7	19Bet Ori	0.10000	14000.	197	14142	No
30	GOM_NL__2PRFIN20041113_012754_00000532032_00060_14142_6148.N1	13-NOV-2004 01:27:54	Twilight	53.000	94	92Alp Cet	2.5260	3100.0	106	14142	No
31	GOM_NL__2PRFIN20041113_013239_00000402032_00060_14142_6149.N1	13-NOV-2004 01:32:39	Bright	40.000	105	6Bet Ari	2.6450	8900.0	80	14142	No
32	GOM_NL__2PRFIN20041113_013513_00000472032_00060_14142_6150.N1	13-NOV-2004 01:35:13	Bright	47.000	146	25Eta Tau	2.8730	15200.	94	14142	No
33	GOM_NL__2PRFIN20041113_013702_00000392032_00060_14142_6151.N1	13-NOV-2004 01:37:02	Bright	39.000	53	43Bet And	2.0480	3300.0	78	14142	No
34	GOM_NL__2PRFIN20041113_013847_00000402032_00060_14142_6152.N1	13-NOV-2004 01:38:47	Bright	39.500	73	57Gam1And	2.2600	13100.	79	14142	No
35	GOM_NL__2PRFIN20041113_014027_00000442032_00060_14142_6153.N1	13-NOV-2004 01:40:27	Bright	44.000	149	45Eps Per	2.8880	30000.	88	14142	No
36	GOM_NL__2PRFIN20041113_014206_00000412032_00060_14142_6154.N1	13-NOV-2004 01:42:06	Bright	40.500	35	33Alp Per	1.7950	6250.0	81	14142	No
37	GOM_NL__2PRFIN20041113_014347_00000382032_00060_14142_6155.N1	13-NOV-2004 01:43:47	Bright	37.500	110	37Del Cas	2.6780	8900.0	75	14142	No
38	GOM_NL__2PRFIN20041113_014610_00000592032_00060_14142_6156.N1	13-NOV-2004 01:46:10	Bright	59.000	6	13Alp Aur	0.080000	3400.0	118	14142	No
39	GOM_NL__2PRFIN20041113_014923_00000632032_00060_14142_6157.N1	13-NOV-2004 01:49:23	Bright	62.500	42	34Bet Aur	1.9000	10200.	125	14142	No
40	GOM_NL__2PRFIN20041113_015159_00000392032_00060_14142_6158.N1	13-NOV-2004 01:51:59	Bright	39.000	49	1Alp UMi	1.9900	6300.0	78	14142	No
41	GOM_NL__2PRFIN20041113_015615_00000432032_00060_14142_6159.N1	13-NOV-2004 01:56:15	Bright	43.000	60	7Bet UMi	2.0810	3950.0	86	14142	No
42	GOM_NL__2PRFIN20041113_015803_00000382032_00060_14142_6160.N1	13-NOV-2004 01:58:03	Bright	38.000	119	14Eta Dra	2.7270	4700.0	76	14142	No

43	GOM_NL__2PRFIN20041113_015945_000000452032_00060_14142_6161.N1	13-NOV-2004 01:59:45	Bright	44.500	36	50Alp UMa	1.8000	6300.0	89	14142	No
44	GOM_NL__2PRFIN20041113_020124_000000422032_00060_14142_6162.N1	13-NOV-2004 02:01:24	Bright	42.000	82	48Bet UMa	2.3650	10600.	84	14142	No
45	GOM_NL__2PRFIN20041113_020333_000000522032_00060_14142_6163.N1	13-NOV-2004 02:03:33	Bright	52.000	39	85Eta UMa	1.8540	24000.	104	14142	No
46	GOM_NL__2PRFIN20041113_020523_000000452032_00060_14142_6164.N1	13-NOV-2004 02:05:23	Bright	45.000	174	52Psi UMa	3.0040	4400.0	90	14142	No
47	GOM_NL__2PRFIN20041113_020702_000000382032_00060_14142_6165.N1	13-NOV-2004 02:07:02	Bright	38.000	152	12Alp2CVn	2.8900	11000.	76	14142	No
48	GOM_NL__2PRFIN20041113_021204_000000352032_00060_14142_6166.N1	13-NOV-2004 02:12:04	Bright	34.500	111	8Eta Boo	2.6800	6000.0	69	14142	No
49	GOM_NL__2PRFIN20041113_021512_000000872032_00060_14142_6167.N1	13-NOV-2004 02:15:12	Bright	86.500	166	17Eps Leo	2.9800	6000.0	173	14142	No
50	GOM_NL__2PRFIN20041113_021949_000000822032_00060_14142_6168.N1	13-NOV-2004 02:19:49	Twi_and_stray	81.500	22	32Alp Leo	1.3600	15200.	163	14142	No
51	GOM_NL__2PRFIN20041113_022328_000000422032_00060_14142_6169.N1	13-NOV-2004 02:23:28	Twi_and_stray	42.000	100	4Gam Crv	2.5800	13100.	84	14142	No
52	GOM_NL__2PRFIN20041113_022458_000000442032_00060_14142_6170.N1	13-NOV-2004 02:24:58	Twilight	44.000	171	2Eps Crv	3.0010	4250.0	88	14142	No
53	GOM_NL__2PRFIN20041113_023122_000000412032_00060_14142_6171.N1	13-NOV-2004 02:31:22	Dark	41.000	64	Gam Cen	2.2000	10600.	82	14142	No
54	GOM_NL__2PRFIN20041113_023339_000000452032_00060_14142_6172.N1	13-NOV-2004 02:33:39	Dark	45.000	26	Gam Cru	1.6240	2900.0	90	14142	No
55	GOM_NL__2PRFIN20041113_023517_000000412032_00060_14142_6173.N1	13-NOV-2004 02:35:17	Dark	41.000	12	Alp1Cru	0.77500	30000.	82	14142	No
56	GOM_NL__2PRFIN20041113_023841_000000422032_00061_14143_6139.N1	13-NOV-2004 02:38:41	Dark	41.500	159	Ups Car	2.9200	7200.0	83	14143	No
57	GOM_NL__2PRFIN20041113_024005_000000432032_00061_14143_6140.N1	13-NOV-2004 02:40:05	Dark	42.500	29	Bet Car	1.6720	10200.	85	14143	No
58	GOM_NL__2PRFIN20041113_024627_000000592032_00061_14143_6141.N1	13-NOV-2004 02:46:27	Dark	59.000	2	Alp Car	-0.73600	7000.0	118	14143	No
59	GOM_NL__2PRFIN20041113_024805_000000822032_00061_14143_6142.N1	13-NOV-2004 02:48:05	Dark	82.000	88	31Eta CMa	2.4480	20000.	164	14143	No
60	GOM_NL__2PRFIN20041113_025141_000000472032_00061_14143_6143.N1	13-NOV-2004 02:51:41	Dark	47.000	9	Alp Eri	0.45300	24000.	94	14143	No
61	GOM_NL__2PRFIN20041113_025525_000000442032_00061_14143_6144.N1	13-NOV-2004 02:55:25	Straylight	43.500	157	The1Eri	2.9060	9300.0	87	14143	No
62	GOM_NL__2PRFIN20041113_025904_000000732032_00061_14143_6145.N1	13-NOV-2004 02:59:04	Straylight	72.500	139	9Bet Lep	2.8330	5600.0	145	14143	No
63	GOM_NL__2PRFIN20041113_030252_000000532032_00061_14143_6146.N1	13-NOV-2004 03:02:52	Straylight	52.500	165	34Gam Eri	2.9500	3200.0	105	14143	No
64	GOM_NL__2PRFIN20041113_030542_000001002032_00061_14143_6147.N1	13-NOV-2004 03:05:42	Twi_and_stray	100.00	7	19Bet Ori	0.10000	14000.	200	14143	No
65	GOM_NL__2PRFIN20041113_030829_000000512032_00061_14143_6148.N1	13-NOV-2004 03:08:29	Twi_and_stray	51.000	94	92Alp Cet	2.5260	3100.0	102	14143	No
66	GOM_NL__2PRFIN20041113_031316_000000392032_00061_14143_6149.N1	13-NOV-2004 03:13:16	Bright	38.500	105	6Bet Ari	2.6450	8900.0	77	14143	No
67	GOM_NL__2PRFIN20041113_031548_000000472032_00061_14143_6150.N1	13-NOV-2004 03:15:48	Bright	47.000	146	25Eta Tau	2.8730	15200.	94	14143	No
68	GOM_NL__2PRFIN20041113_031737_000000402032_00061_14143_6151.N1	13-NOV-2004 03:17:37	Bright	39.500	53	43Bet And	2.0480	3300.0	79	14143	No
69	GOM_NL__2PRFIN20041113_031923_000000392032_00061_14143_6152.N1	13-NOV-2004 03:19:23	Bright	39.000	73	57Gam1And	2.2600	13100.	78	14143	No
70	GOM_NL__2PRFIN20041113_032102_000000452032_00061_14143_6153.N1	13-NOV-2004 03:21:02	Bright	44.500	149	45Eps Per	2.8880	30000.	89	14143	No
71	GOM_NL__2PRFIN20041113_032241_000000432032_00061_14143_6154.N1	13-NOV-2004 03:22:41	Bright	42.500	35	33Alp Per	1.7950	6250.0	85	14143	No
72	GOM_NL__2PRFIN20041113_032423_000000382032_00061_14143_6155.N1	13-NOV-2004 03:24:23	Bright	37.500	110	37Del Cas	2.6780	8900.0	75	14143	No
73	GOM_NL__2PRFIN20041113_032645_000000602032_00061_14143_6156.N1	13-NOV-2004 03:26:45	Bright	60.000	6	13Alp Aur	0.080000	3400.0	120	14143	No
74	GOM_NL__2PRFIN20041113_032958_000000622032_00061_14143_6157.N1	13-NOV-2004 03:29:58	Bright	62.000	42	34Bet Aur	1.9000	10200.	124	14143	No
75	GOM_NL__2PRFIN20041113_033233_000000382032_00061_14143_6158.N1	13-NOV-2004 03:32:33	Bright	37.500	49	1Alp UMi	1.9900	6300.0	75	14143	No
76	GOM_NL__2PRFIN20041113_033653_000000392032_00061_14143_6159.N1	13-NOV-2004 03:36:53	Bright	39.000	60	7Bet UMi	2.0810	3950.0	78	14143	No
77	GOM_NL__2PRFIN20041113_033838_000000412032_00061_14143_6160.N1	13-NOV-2004 03:38:38	Bright	40.500	119	14Eta Dra	2.7270	4700.0	81	14143	No
78	GOM_NL__2PRFIN20041113_034021_000000452032_00061_14143_6161.N1	13-NOV-2004 03:40:21	Bright	44.500	36	50Alp UMa	1.8000	6300.0	89	14143	No
79	GOM_NL__2PRFIN20041113_034159_000000452032_00061_14143_6162.N1	13-NOV-2004 03:41:59	Bright	44.500	82	48Bet UMa	2.3650	10600.	89	14143	No
80	GOM_NL__2PRFIN20041113_034409_000000362032_00061_14143_6163.N1	13-NOV-2004 03:44:09	Bright	35.500	39	85Eta UMa	1.8540	24000.	71	14143	No
81	GOM_NL__2PRFIN20041113_034559_000000442032_00061_14143_6164.N1	13-NOV-2004 03:45:59	Bright	44.000	174	52Psi UMa	3.0040	4400.0	88	14143	No
82	GOM_NL__2PRFIN20041113_034738_000000382032_00061_14143_6165.N1	13-NOV-2004 03:47:38	Bright	38.000	152	12Alp2CVn	2.8900	11000.	76	14143	No
83	GOM_NL__2PRFIN20041113_035240_000000352032_00061_14143_6166.N1	13-NOV-2004 03:52:40	Bright	35.000	111	8Eta Boo	2.6800	6000.0	70	14143	No
84	GOM_NL__2PRFIN20041113_035549_000000852032_00061_14143_6167.N1	13-NOV-2004 03:55:49	Bright	85.000	166	17Eps Leo	2.9800	6000.0	170	14143	No
85	GOM_NL__2PRFIN20041113_040026_000000822032_00061_14143_6168.N1	13-NOV-2004 04:00:26	Twi_and_stray	81.500	22	32Alp Leo	1.3600	15200.	163	14143	No
86	GOM_NL__2PRFIN20041113_040404_000000452032_00061_14143_6169.N1	13-NOV-2004 04:04:04	Twi_and_stray	45.000	100	4Gam Crv	2.5800	13100.	90	14143	No
87	GOM_NL__2PRFIN20041113_040535_000000472032_00061_14143_6170.N1	13-NOV-2004 04:05:35	Twilight	46.500	171	2Eps Crv	3.0010	4250.0	93	14143	No
88	GOM_NL__2PRFIN20041113_041157_000000422032_00061_14143_6171.N1	13-NOV-2004 04:11:57	Dark	41.500	64	Gam Cen	2.2000	10600.	83	14143	No
89	GOM_NL__2PRFIN20041113_041416_000000522032_00061_14143_6172.N1	13-NOV-2004 04:14:16	Dark	52.000	26	Gam Cru	1.6240	2900.0	104	14143	No
90	GOM_NL__2PRFIN20041113_041553_000000442032_00061_14143_6173.N1	13-NOV-2004 04:15:53	Dark	44.000	12	Alp1Cru	0.77500	30000.	88	14143	No
91	GOM_NL__2PRFIN20041113_041750_000000392032_00062_14144_6138.N1	13-NOV-2004 04:17:50	Dark	39.000	124	The Car	2.7640	30000.	78	14144	No
92	GOM_NL__2PRFIN20041113_041918_000000412032_00062_14144_6139.N1	13-NOV-2004 04:19:18	Dark	41.000	159	Ups Car	2.9200	7200.0	82	14144	No
93	GOM_NL__2PRFIN20041113_042042_000000402032_00062_14144_6140.N1	13-NOV-2004 04:20:42	Dark	40.000	29	Bet Car	1.6720	10200.	80	14144	No
94	GOM_NL__2PRFIN20041113_042704_000000612032_00062_14144_6141.N1	13-NOV-2004 04:27:04	Dark	61.000	2	Alp Car	-0.73600	7000.0	122	14144	No
95	GOM_NL__2PRFIN20041113_042841_000000842032_00062_14144_6142.N1	13-NOV-2004 04:28:41	Dark	83.500	88	31Eta CMa	2.4480	20000.	167	14144	No
96	GOM_NL__2PRFIN20041113_043218_000000482032_00062_14144_6143.N1	13-NOV-2004 04:32:18	Dark	48.000	9	Alp Eri	0.45300	24000.	96	14144	No
97	GOM_NL__2PRFIN20041113_043602_000000432032_00062_14144_6144.N1	13-NOV-2004 04:36:02	Straylight	42.500	157	The1Eri	2.9060	9300.0	85	14144	No
98	GOM_NL__2PRFIN20041113_043939_000000762032_00062_14144_6145.N1	13-NOV-2004 04:39:39	Straylight	76.000	139	9Bet Lep	2.8330	5600.0	152	14144	No
99	GOM_NL__2PRFIN20041113_044327_000000592032_00062_14144_6146.N1	13-NOV-2004 04:43:27	Straylight	58.500	165	34Gam Eri	2.9500	3200.0	117	14144	No
100	GOM_NL__2PRFIN20041113_044617_000000952032_00062_14144_6147.N1	13-NOV-2004 04:46:17	Twi_and_stray	95.000	7	19Bet Ori	0.10000	14000.	190	14144	No
101	GOM_NL__2PRFIN20041113_044907_000000572032_00062_14144_6148.N1	13-NOV-2004 04:49:07	Twi_and_stray	57.000	94	92Alp Cet	2.5260	3100.0	114	14144	No

102	GOM_NL__2PRFIN20041113_045352_000000372032_00062_14144_6149.N1	13-NOV-2004 04:53:52	Bright	37.000	105	6Bet Ari	2.6450	8900.0	74	14144	No
103	GOM_NL__2PRFIN20041113_045624_000000472032_00062_14144_6150.N1	13-NOV-2004 04:56:24	Bright	46.500	146	25Eta Tau	2.8730	15200.	93	14144	No
104	GOM_NL__2PRFIN20041113_045814_000000382032_00062_14144_6151.N1	13-NOV-2004 04:58:14	Bright	37.500	53	43Bet And	2.0480	3300.0	75	14144	No
105	GOM_NL__2PRFIN20041113_045959_000000392032_00062_14144_6152.N1	13-NOV-2004 04:59:59	Bright	39.000	73	57Gam1And	2.2600	13100.	78	14144	No
106	GOM_NL__2PRFIN20041113_050137_000000472032_00062_14144_6153.N1	13-NOV-2004 05:01:37	Bright	47.000	149	45Eps Per	2.8880	30000.	94	14144	No
107	GOM_NL__2PRFIN20041113_050317_000000442032_00062_14144_6154.N1	13-NOV-2004 05:03:17	Bright	43.500	35	33Alp Per	1.7950	6250.0	87	14144	No
108	GOM_NL__2PRFIN20041113_050459_000000382032_00062_14144_6155.N1	13-NOV-2004 05:04:59	Bright	37.500	110	37Del Cas	2.6780	8900.0	75	14144	No
109	GOM_NL__2PRFIN20041113_050719_000000622032_00062_14144_6156.N1	13-NOV-2004 05:07:19	Bright	61.500	6	13Alp Aur	0.080000	3400.0	123	14144	No
110	GOM_NL__2PRFIN20041113_051032_000000652032_00062_14144_6157.N1	13-NOV-2004 05:10:32	Bright	64.500	42	34Bet Aur	1.9000	10200.	129	14144	No
111	GOM_NL__2PRFIN20041113_051312_000000382032_00062_14144_6158.N1	13-NOV-2004 05:13:12	Bright	37.500	49	1Alp UMi	1.9900	6300.0	75	14144	No
112	GOM_NL__2PRFIN20041113_051729_000000412032_00062_14144_6159.N1	13-NOV-2004 05:17:29	Bright	41.000	60	7Bet UMi	2.0810	3950.0	82	14144	No
113	GOM_NL__2PRFIN20041113_051915_000000392032_00062_14144_6160.N1	13-NOV-2004 05:19:15	Bright	39.000	119	14Eta Dra	2.7270	4700.0	78	14144	No
114	GOM_NL__2PRFIN20041113_052057_000000432032_00062_14144_6161.N1	13-NOV-2004 05:20:57	Bright	43.000	36	50Alp UMa	1.8000	6300.0	86	14144	No
115	GOM_NL__2PRFIN20041113_052235_000000432032_00062_14144_6162.N1	13-NOV-2004 05:22:35	Bright	42.500	82	48Bet UMa	2.3650	10600.	85	14144	No
116	GOM_NL__2PRFIN20041113_052445_000000482032_00062_14144_6163.N1	13-NOV-2004 05:24:45	Bright	48.000	39	85Eta UMa	1.8540	24000.	96	14144	No
117	GOM_NL__2PRFIN20041113_052635_000000432032_00062_14144_6164.N1	13-NOV-2004 05:26:35	Bright	42.500	174	52Psi UMa	3.0040	4400.0	85	14144	No
118	GOM_NL__2PRFIN20041113_052814_000000392032_00062_14144_6165.N1	13-NOV-2004 05:28:14	Bright	39.000	152	12Alp2CVn	2.8900	11000.	78	14144	No
119	GOM_NL__2PRFIN20041113_053316_000000352032_00062_14144_6166.N1	13-NOV-2004 05:33:16	Bright	35.000	111	8Eta Boo	2.6800	6000.0	70	14144	No
120	GOM_NL__2PRFIN20041113_053626_000000902032_00062_14144_6167.N1	13-NOV-2004 05:36:26	Bright	89.500	166	17Eps Leo	2.9800	6000.0	179	14144	No
121	GOM_NL__2PRFIN20041113_054441_000000422032_00062_14144_6169.N1	13-NOV-2004 05:44:41	Twilight	41.500	100	4Gam Crv	2.5800	13100.	83	14144	No
122	GOM_NL__2PRFIN20041113_054609_000000472032_00062_14144_6170.N1	13-NOV-2004 05:46:09	Twilight	46.500	171	2Eps Crv	3.0010	4250.0	93	14144	No
123	GOM_NL__2PRFIN20041113_055234_000000402032_00062_14144_6171.N1	13-NOV-2004 05:52:34	Dark	39.500	64	Gam Cen	2.2000	10600.	79	14144	No
124	GOM_NL__2PRFIN20041113_055452_000000432032_00062_14144_6172.N1	13-NOV-2004 05:54:52	Dark	43.000	26	Gam Cru	1.6240	2900.0	86	14144	No
125	GOM_NL__2PRFIN20041113_055629_000000432032_00062_14144_6173.N1	13-NOV-2004 05:56:29	Dark	42.500	12	Alp1Cru	0.77500	30000.	85	14144	No
126	GOM_NL__2PRFIN20041113_055826_000000402032_00063_14145_6138.N1	13-NOV-2004 05:58:26	Dark	39.500	124	The Car	2.7640	30000.	79	14145	No
127	GOM_NL__2PRFIN20041113_060212_000000442032_00063_14145_6139.N1	13-NOV-2004 06:02:12	Dark	43.500	41	Eps Car	1.8600	4100.0	87	14145	No
128	GOM_NL__2PRFIN20041113_060345_000000572032_00063_14145_6140.N1	13-NOV-2004 06:03:45	Dark	57.000	70	Zet Pup	2.2460	39000.	114	14145	No
129	GOM_NL__2PRFIN20041113_060740_000000612032_00063_14145_6141.N1	13-NOV-2004 06:07:40	Dark	61.000	2	Alp Car	-0.73600	7000.0	122	14145	No
130	GOM_NL__2PRFIN20041113_060921_000000842032_00063_14145_6142.N1	13-NOV-2004 06:09:21	Dark	84.000	88	31Eta CMa	2.4480	20000.	168	14145	No
131	GOM_NL__2PRFIN20041113_061254_000000442032_00063_14145_6143.N1	13-NOV-2004 06:12:54	Dark	43.500	9	Alp Eri	0.45300	24000.	87	14145	No
132	GOM_NL__2PRFIN20041113_061638_000000412032_00063_14145_6144.N1	13-NOV-2004 06:16:38	Straylight	40.500	157	The1Eri	2.9060	9300.0	81	14145	No
133	GOM_NL__2PRFIN20041113_062138_0000002132032_00063_14145_6145.N1	13-NOV-2004 06:21:38	Twilight	213.00	1	9Alp CMa	-1.4400	11000.	426	14145	No
134	GOM_NL__2PRFIN20041113_062653_000000962032_00063_14145_6146.N1	13-NOV-2004 06:26:53	Twilight	96.000	7	19Bet Ori	0.10000	14000.	192	14145	No
135	GOM_NL__2PRFIN20041113_062942_000000532032_00063_14145_6147.N1	13-NOV-2004 06:29:42	Twilight	53.000	94	92Alp Cet	2.5260	3100.0	106	14145	No
136	GOM_NL__2PRFIN20041113_063426_000000402032_00063_14145_6148.N1	13-NOV-2004 06:34:26	Bright	40.000	105	6Bet Ari	2.6450	8900.0	80	14145	No
137	GOM_NL__2PRFIN20041113_063700_000000482032_00063_14145_6149.N1	13-NOV-2004 06:37:00	Bright	47.500	146	25Eta Tau	2.8730	15200.	95	14145	No
138	GOM_NL__2PRFIN20041113_063850_000000392032_00063_14145_6150.N1	13-NOV-2004 06:38:50	Bright	39.000	53	43Bet And	2.0480	3300.0	78	14145	No
139	GOM_NL__2PRFIN20041113_064036_000000382032_00063_14145_6151.N1	13-NOV-2004 06:40:36	Bright	38.000	73	57Gam1And	2.2600	13100.	76	14145	No
140	GOM_NL__2PRFIN20041113_064212_000000462032_00063_14145_6152.N1	13-NOV-2004 06:42:12	Bright	46.000	149	45Eps Per	2.8880	30000.	92	14145	No
141	GOM_NL__2PRFIN20041113_064353_000000442032_00063_14145_6153.N1	13-NOV-2004 06:43:53	Bright	43.500	35	33Alp Per	1.7950	6250.0	87	14145	No
142	GOM_NL__2PRFIN20041113_064535_000000382032_00063_14145_6154.N1	13-NOV-2004 06:45:35	Bright	37.500	110	37Del Cas	2.6780	8900.0	75	14145	No
143	GOM_NL__2PRFIN20041113_064754_000000572032_00063_14145_6155.N1	13-NOV-2004 06:47:54	Bright	57.000	6	13Alp Aur	0.080000	3400.0	114	14145	No
144	GOM_NL__2PRFIN20041113_065107_000000612032_00063_14145_6156.N1	13-NOV-2004 06:51:07	Bright	60.500	42	34Bet Aur	1.9000	10200.	121	14145	No
145	GOM_NL__2PRFIN20041113_065347_000000382032_00063_14145_6157.N1	13-NOV-2004 06:53:47	Bright	38.000	49	1Alp UMi	1.9900	6300.0	76	14145	No
146	GOM_NL__2PRFIN20041113_065806_000000392032_00063_14145_6158.N1	13-NOV-2004 06:58:06	Bright	38.500	60	7Bet UMi	2.0810	3950.0	77	14145	No
147	GOM_NL__2PRFIN20041113_065953_000000382032_00063_14145_6159.N1	13-NOV-2004 06:59:53	Bright	38.000	119	14Eta Dra	2.7270	4700.0	76	14145	No
148	GOM_NL__2PRFIN20041113_070133_000000402032_00063_14145_6160.N1	13-NOV-2004 07:01:33	Bright	39.500	36	50Alp UMa	1.8000	6300.0	79	14145	No
149	GOM_NL__2PRFIN20041113_070312_000000422032_00063_14145_6161.N1	13-NOV-2004 07:03:12	Bright	41.500	82	48Bet UMa	2.3650	10600.	83	14145	No
150	GOM_NL__2PRFIN20041113_070522_000000372032_00063_14145_6162.N1	13-NOV-2004 07:05:22	Bright	37.000	39	85Eta UMa	1.8540	24000.	74	14145	No
151	GOM_NL__2PRFIN20041113_070711_000000422032_00063_14145_6163.N1	13-NOV-2004 07:07:11	Bright	41.500	174	52Psi UMa	3.0040	4400.0	83	14145	No
152	GOM_NL__2PRFIN20041113_070852_000000372032_00063_14145_6164.N1	13-NOV-2004 07:08:52	Bright	36.500	152	12Alp2CVn	2.8900	11000.	73	14145	No
153	GOM_NL__2PRFIN20041113_071353_000000342032_00063_14145_6165.N1	13-NOV-2004 07:13:53	Bright	34.000	111	8Eta Boo	2.6800	6000.0	68	14145	No
154	GOM_NL__2PRFIN20041113_071703_000000872032_00063_14145_6166.N1	13-NOV-2004 07:17:03	Bright	86.500	166	17Eps Leo	2.9800	6000.0	173	14145	No
155	GOM_NL__2PRFIN20041113_072141_000000862032_00063_14145_6167.N1	13-NOV-2004 07:21:41	Twilight	85.500	22	32Alp Leo	1.3600	15200.	171	14145	No
156	GOM_NL__2PRFIN20041113_072518_000000442032_00063_14145_6168.N1	13-NOV-2004 07:25:18	Twilight	43.500	100	4Gam Crv	2.5800	13100.	87	14145	No
157	GOM_NL__2PRFIN20041113_072649_000000462032_00063_14145_6169.N1	13-NOV-2004 07:26:49	Twilight	46.000	171	2Eps Crv	3.0010	4250.0	92	14145	No
158	GOM_NL__2PRFIN20041113_073310_000000412032_00063_14145_6170.N1	13-NOV-2004 07:33:10	Dark	41.000	64	Gam Cen	2.2000	10600.	82	14145	No
159	GOM_NL__2PRFIN20041113_073528_000000522032_00063_14145_6171.N1	13-NOV-2004 07:35:28	Dark	52.000	26	Gam Cru	1.6240	2900.0	104	14145	No
160	GOM_NL__2PRFIN20041113_073706_000000482032_00063_14145_6172.N1	13-NOV-2004 07:37:06	Dark	47.500	12	Alp1Cru	0.77500	30000.	95	14145	No

161	GOM_NL__2PRFIN20041113_073902_000000392032_00064_14146_6138.N1	13-NOV-2004 07:39:02	Dark	38.500	124	The Car	2.7640	30000.	77	14146	No
162	GOM_NL__2PRFIN20041113_074248_000000582032_00064_14146_6139.N1	13-NOV-2004 07:42:48	Dark	57.500	41	Eps Car	1.8600	4100.0	115	14146	No
163	GOM_NL__2PRFIN20041113_074419_000000582032_00064_14146_6140.N1	13-NOV-2004 07:44:19	Dark	58.000	70	Zet Pup	2.2460	39000.	116	14146	No
164	GOM_NL__2PRFIN20041113_074817_000000612032_00064_14146_6141.N1	13-NOV-2004 07:48:17	Dark	61.000	2	Alp Car	-0.73600	7000.0	122	14146	No
165	GOM_NL__2PRFIN20041113_074957_000000862032_00064_14146_6142.N1	13-NOV-2004 07:49:57	Dark	85.500	88	31Eta CMa	2.4480	20000.	171	14146	No
166	GOM_NL__2PRFIN20041113_075330_000000432032_00064_14146_6143.N1	13-NOV-2004 07:53:30	Dark	43.000	9	Alp Eri	0.45300	24000.	86	14146	No
167	GOM_NL__2PRFIN20041113_075714_000000442032_00064_14146_6144.N1	13-NOV-2004 07:57:14	Straylight	43.500	157	The1Eri	2.9060	9300.0	87	14146	No
168	GOM_NL__2PRFIN20041113_080214_000002132032_00064_14146_6145.N1	13-NOV-2004 08:02:14	Twi_and_stray	213.00	1	9Alp CMa	-1.4400	11000.	426	14146	No
169	GOM_NL__2PRFIN20041113_080728_000000952032_00064_14146_6146.N1	13-NOV-2004 08:07:28	Twi_and_stray	94.500	7	19Bet Ori	0.10000	14000.	189	14146	No
170	GOM_NL__2PRFIN20041113_081016_000000542032_00064_14146_6147.N1	13-NOV-2004 08:10:16	Twi_and_stray	54.000	94	92Alp Cet	2.5260	3100.0	108	14146	No
171	GOM_NL__2PRFIN20041113_081502_000000422032_00064_14146_6148.N1	13-NOV-2004 08:15:02	Bright	42.000	105	6Bet Ari	2.6450	8900.0	84	14146	No
172	GOM_NL__2PRFIN20041113_081735_000000472032_00064_14146_6149.N1	13-NOV-2004 08:17:35	Bright	46.500	146	25Eta Tau	2.8730	15200.	93	14146	No
173	GOM_NL__2PRFIN20041113_081926_000000382032_00064_14146_6150.N1	13-NOV-2004 08:19:26	Bright	37.500	53	43Bet And	2.0480	3300.0	75	14146	No
174	GOM_NL__2PRFIN20041113_082112_000000402032_00064_14146_6151.N1	13-NOV-2004 08:21:12	Bright	39.500	73	57Gam1And	2.2600	13100.	79	14146	No
175	GOM_NL__2PRFIN20041113_082246_000000462032_00064_14146_6152.N1	13-NOV-2004 08:22:46	Bright	46.000	149	45Eps Per	2.8880	30000.	92	14146	No
176	GOM_NL__2PRFIN20041113_082428_000000442032_00064_14146_6153.N1	13-NOV-2004 08:24:28	Bright	43.500	35	33Alp Per	1.7950	6250.0	87	14146	No
177	GOM_NL__2PRFIN20041113_082611_000000362032_00064_14146_6154.N1	13-NOV-2004 08:26:11	Bright	36.000	110	37Del Cas	2.6780	8900.0	72	14146	No
178	GOM_NL__2PRFIN20041113_082829_000000602032_00064_14146_6155.N1	13-NOV-2004 08:28:29	Bright	60.000	6	13Alp Aur	0.080000	3400.0	120	14146	No
179	GOM_NL__2PRFIN20041113_083142_000000642032_00064_14146_6156.N1	13-NOV-2004 08:31:42	Bright	64.000	42	34Bet Aur	1.9000	10200.	128	14146	No
180	GOM_NL__2PRFIN20041113_083423_000000372032_00064_14146_6157.N1	13-NOV-2004 08:34:23	Bright	36.500	49	1Alp UMi	1.9900	6300.0	73	14146	No
181	GOM_NL__2PRFIN20041113_083841_000000362032_00064_14146_6158.N1	13-NOV-2004 08:38:41	Bright	36.000	60	7Bet UMi	2.0810	3950.0	72	14146	No
182	GOM_NL__2PRFIN20041113_084029_000000372032_00064_14146_6159.N1	13-NOV-2004 08:40:29	Bright	36.500	119	14Eta Dra	2.7270	4700.0	73	14146	No
183	GOM_NL__2PRFIN20041113_084208_000000442032_00064_14146_6160.N1	13-NOV-2004 08:42:08	Bright	44.000	36	50Alp UMa	1.8000	6300.0	88	14146	No
184	GOM_NL__2PRFIN20041113_084347_000000432032_00064_14146_6161.N1	13-NOV-2004 08:43:47	Bright	42.500	82	48Bet UMa	2.3650	10600.	85	14146	No
185	GOM_NL__2PRFIN20041113_084558_000000352032_00064_14146_6162.N1	13-NOV-2004 08:45:58	Bright	35.000	39	85Eta UMa	1.8540	24000.	70	14146	No
186	GOM_NL__2PRFIN20041113_084747_000000432032_00064_14146_6163.N1	13-NOV-2004 08:47:47	Bright	43.000	174	52Psi UMa	3.0040	4400.0	86	14146	No
187	GOM_NL__2PRFIN20041113_084927_000000372032_00064_14146_6164.N1	13-NOV-2004 08:49:27	Bright	36.500	152	12Alp2CVn	2.8900	11000.	73	14146	No
188	GOM_NL__2PRFIN20041113_085429_000000342032_00064_14146_6165.N1	13-NOV-2004 08:54:29	Bright	34.000	111	8Eta Boo	2.6800	6000.0	68	14146	No
189	GOM_NL__2PRFIN20041113_085739_000000852032_00064_14146_6166.N1	13-NOV-2004 08:57:39	Bright	84.500	166	17Eps Leo	2.9800	6000.0	169	14146	No
190	GOM_NL__2PRFIN20041113_090218_000000862032_00064_14146_6167.N1	13-NOV-2004 09:02:18	Twi_and_stray	86.000	22	32Alp Leo	1.3600	15200.	172	14146	No
191	GOM_NL__2PRFIN20041113_090554_000000442032_00064_14146_6168.N1	13-NOV-2004 09:05:54	Twi_and_stray	43.500	100	4Gam Crv	2.5800	13100.	87	14146	No
192	GOM_NL__2PRFIN20041113_090725_000000452032_00064_14146_6169.N1	13-NOV-2004 09:07:25	Twilight	45.000	171	2Eps Crv	3.0010	4250.0	90	14146	No
193	GOM_NL__2PRFIN20041113_091346_000000412032_00064_14146_6170.N1	13-NOV-2004 09:13:46	Dark	41.000	64	Gam Cen	2.2000	10600.	82	14146	No
194	GOM_NL__2PRFIN20041113_091604_000000462032_00064_14146_6171.N1	13-NOV-2004 09:16:04	Dark	45.500	26	Gam Cru	1.6240	2900.0	91	14146	No
195	GOM_NL__2PRFIN20041113_091742_000000492032_00064_14146_6172.N1	13-NOV-2004 09:17:42	Dark	48.500	12	Alp1Cru	0.77500	30000.	97	14146	No
196	GOM_NL__2PRFIN20041113_091939_000000392032_00065_14147_6138.N1	13-NOV-2004 09:19:39	Dark	39.000	124	The Car	2.7640	30000.	78	14147	No
197	GOM_NL__2PRFIN20041113_092325_000000522032_00065_14147_6139.N1	13-NOV-2004 09:23:25	Dark	51.500	41	Eps Car	1.8600	4100.0	103	14147	No
198	GOM_NL__2PRFIN20041113_092458_000000572032_00065_14147_6140.N1	13-NOV-2004 09:24:58	Dark	57.000	70	Zet Pup	2.2460	39000.	114	14147	No
199	GOM_NL__2PRFIN20041113_092852_000000612032_00065_14147_6141.N1	13-NOV-2004 09:28:52	Dark	61.000	2	Alp Car	-0.73600	7000.0	122	14147	No
200	GOM_NL__2PRFIN20041113_093036_000000852032_00065_14147_6142.N1	13-NOV-2004 09:30:36	Dark	84.500	88	31Eta CMa	2.4480	20000.	169	14147	No
201	GOM_NL__2PRFIN20041113_093406_000000432032_00065_14147_6143.N1	13-NOV-2004 09:34:06	Dark	43.000	9	Alp Eri	0.45300	24000.	86	14147	No
202	GOM_NL__2PRFIN20041113_093750_000000412032_00065_14147_6144.N1	13-NOV-2004 09:37:50	Straylight	41.000	157	The1Eri	2.9060	9300.0	82	14147	No
203	GOM_NL__2PRFIN20041113_094250_000002132032_00065_14147_6145.N1	13-NOV-2004 09:42:50	Twi_and_stray	212.50	1	9Alp CMa	-1.4400	11000.	425	14147	No
204	GOM_NL__2PRFIN20041113_094804_000001012032_00065_14147_6146.N1	13-NOV-2004 09:48:04	Twi_and_stray	101.00	7	19Bet Ori	0.10000	14000.	202	14147	No
205	GOM_NL__2PRFIN20041113_095052_000000532032_00065_14147_6147.N1	13-NOV-2004 09:50:52	Twi_and_stray	53.000	94	92Alp Cet	2.5260	3100.0	106	14147	No
206	GOM_NL__2PRFIN20041113_095538_000000402032_00065_14147_6148.N1	13-NOV-2004 09:55:38	Bright	40.000	105	6Bet Ari	2.6450	8900.0	80	14147	No
207	GOM_NL__2PRFIN20041113_095810_000000462032_00065_14147_6149.N1	13-NOV-2004 09:58:10	Bright	46.000	146	25Eta Tau	2.8730	15200.	92	14147	No
208	GOM_NL__2PRFIN20041113_100003_000000392032_00065_14147_6150.N1	13-NOV-2004 10:00:03	Bright	39.000	53	43Bet And	2.0480	3300.0	78	14147	No
209	GOM_NL__2PRFIN20041113_100147_000000392032_00065_14147_6151.N1	13-NOV-2004 10:01:47	Bright	38.500	73	57Gam1And	2.2600	13100.	77	14147	No
210	GOM_NL__2PRFIN20041113_100323_000000452032_00065_14147_6152.N1	13-NOV-2004 10:03:23	Bright	45.000	149	45Eps Per	2.8880	30000.	90	14147	No
211	GOM_NL__2PRFIN20041113_100504_000000432032_00065_14147_6153.N1	13-NOV-2004 10:05:04	Bright	42.500	35	33Alp Per	1.7950	6250.0	85	14147	No
212	GOM_NL__2PRFIN20041113_100647_000000392032_00065_14147_6154.N1	13-NOV-2004 10:06:47	Bright	38.500	110	37Del Cas	2.6780	8900.0	77	14147	No
213	GOM_NL__2PRFIN20041113_100904_000000552032_00065_14147_6155.N1	13-NOV-2004 10:09:04	Bright	55.000	6	13Alp Aur	0.080000	3400.0	110	14147	No
214	GOM_NL__2PRFIN20041113_101216_000000632032_00065_14147_6156.N1	13-NOV-2004 10:12:16	Bright	62.500	42	34Bet Aur	1.9000	10200.	125	14147	No
215	GOM_NL__2PRFIN20041113_101500_000000382032_00065_14147_6157.N1	13-NOV-2004 10:15:00	Bright	38.000	49	1Alp UMi	1.9900	6300.0	76	14147	No
216	GOM_NL__2PRFIN20041113_101917_000000382032_00065_14147_6158.N1	13-NOV-2004 10:19:17	Bright	37.500	60	7Bet UMi	2.0810	3950.0	75	14147	No
217	GOM_NL__2PRFIN20041113_102105_000000382032_00065_14147_6159.N1	13-NOV-2004 10:21:05	Bright	38.000	119	14Eta Dra	2.7270	4700.0	76	14147	No
218	GOM_NL__2PRFIN20041113_102245_000000432032_00065_14147_6160.N1	13-NOV-2004 10:22:45	Bright	43.000	36	50Alp UMa	1.8000	6300.0	86	14147	No
219	GOM_NL__2PRFIN20041113_102423_000000432032_00065_14147_6161.N1	13-NOV-2004 10:24:23	Bright	42.500	82	48Bet UMa	2.3650	10600.	85	14147	No

220	GOM_NL__2PRFIN20041113_102634_000000352032_00065_14147_6162.N1	13-NOV-2004 10:26:34	Bright	34.500	39	85Eta UMa	1.8540	24000.	69	14147	No
221	GOM_NL__2PRFIN20041113_102823_000000432032_00065_14147_6163.N1	13-NOV-2004 10:28:23	Bright	42.500	174	52Psi UMa	3.0040	4400.0	85	14147	No
222	GOM_NL__2PRFIN20041113_103003_000000382032_00065_14147_6164.N1	13-NOV-2004 10:30:03	Bright	37.500	152	12Alp2CVn	2.8900	11000.	75	14147	No
223	GOM_NL__2PRFIN20041113_103505_000000342032_00065_14147_6165.N1	13-NOV-2004 10:35:05	Bright	34.000	111	8Eta Boo	2.6800	6000.0	68	14147	No
224	GOM_NL__2PRFIN20041113_103816_000000882032_00065_14147_6166.N1	13-NOV-2004 10:38:16	Bright	88.000	166	17Eps Leo	2.9800	6000.0	176	14147	No
225	GOM_NL__2PRFIN20041113_104255_000000862032_00065_14147_6167.N1	13-NOV-2004 10:42:55	Twi_and_stray	86.000	22	32Alp Leo	1.3600	15200.	172	14147	No
226	GOM_NL__2PRFIN20041113_104630_000000452032_00065_14147_6168.N1	13-NOV-2004 10:46:30	Twi_and_stray	44.500	100	4Gam Crv	2.5800	13100.	89	14147	No
227	GOM_NL__2PRFIN20041113_104801_000000472032_00065_14147_6169.N1	13-NOV-2004 10:48:01	Twilight	46.500	171	2Eps Crv	3.0010	4250.0	93	14147	No
228	GOM_NL__2PRFIN20041113_105423_000000402032_00065_14147_6170.N1	13-NOV-2004 10:54:23	Dark	40.000	64	Gam Cen	2.2000	10600.	80	14147	No
229	GOM_NL__2PRFIN20041113_105640_000000522032_00065_14147_6171.N1	13-NOV-2004 10:56:40	Dark	51.500	26	Gam Cru	1.6240	2900.0	103	14147	No
230	GOM_NL__2PRFIN20041113_105818_000000462032_00065_14147_6172.N1	13-NOV-2004 10:58:18	Dark	46.000	12	Alp1Cru	0.77500	30000.	92	14147	No
231	GOM_NL__2PRFIN20041113_110015_000000412032_00066_14148_6138.N1	13-NOV-2004 11:00:15	Dark	40.500	124	The Car	2.7640	30000.	81	14148	No
232	GOM_NL__2PRFIN20041113_110402_000000452032_00066_14148_6139.N1	13-NOV-2004 11:04:02	Dark	45.000	41	Eps Car	1.8600	4100.0	90	14148	No
233	GOM_NL__2PRFIN20041113_110536_000000572032_00066_14148_6140.N1	13-NOV-2004 11:05:36	Dark	56.500	70	Zet Pup	2.2460	39000.	113	14148	No
234	GOM_NL__2PRFIN20041113_110930_000000532032_00066_14148_6141.N1	13-NOV-2004 11:09:30	Dark	52.500	2	Alp Car	-0.73600	7000.0	105	14148	No
235	GOM_NL__2PRFIN20041113_111114_000000852032_00066_14148_6142.N1	13-NOV-2004 11:11:14	Dark	84.500	88	31Eta CMa	2.4480	20000.	169	14148	No
236	GOM_NL__2PRFIN20041113_111442_000000392032_00066_14148_6143.N1	13-NOV-2004 11:14:42	Dark	39.000	9	Alp Eri	0.45300	24000.	78	14148	No
237	GOM_NL__2PRFIN20041113_111827_000000412032_00066_14148_6144.N1	13-NOV-2004 11:18:27	Straylight	40.500	157	The1Eri	2.9060	9300.0	81	14148	No
238	GOM_NL__2PRFIN20041113_112326_000002132032_00066_14148_6145.N1	13-NOV-2004 11:23:26	Twi_and_stray	213.00	1	9Alp CMa	-1.4400	11000.	426	14148	No
239	GOM_NL__2PRFIN20041113_112840_000000932032_00066_14148_6146.N1	13-NOV-2004 11:28:40	Twi_and_stray	93.000	7	19Bet Ori	0.10000	14000.	186	14148	No
240	GOM_NL__2PRFIN20041113_113130_000000512032_00066_14148_6147.N1	13-NOV-2004 11:31:30	Twi_and_stray	51.000	94	92Alp Cet	2.5260	3100.0	102	14148	No
241	GOM_NL__2PRFIN20041113_113615_000000392032_00066_14148_6148.N1	13-NOV-2004 11:36:15	Bright	38.500	105	6Bet Ari	2.6450	8900.0	77	14148	No
242	GOM_NL__2PRFIN20041113_113845_000000462032_00066_14148_6149.N1	13-NOV-2004 11:38:45	Bright	46.000	146	25Eta Tau	2.8730	15200.	92	14148	No
243	GOM_NL__2PRFIN20041113_114039_000000372032_00066_14148_6150.N1	13-NOV-2004 11:40:39	Bright	37.000	53	43Bet And	2.0480	3300.0	74	14148	No
244	GOM_NL__2PRFIN20041113_114223_000000392032_00066_14148_6151.N1	13-NOV-2004 11:42:23	Bright	39.000	73	57Gam1And	2.2600	13100.	78	14148	No
245	GOM_NL__2PRFIN20041113_114358_000000462032_00066_14148_6152.N1	13-NOV-2004 11:43:58	Bright	45.500	149	45Eps Per	2.8880	30000.	91	14148	No
246	GOM_NL__2PRFIN20041113_114539_000000422032_00066_14148_6153.N1	13-NOV-2004 11:45:39	Bright	42.000	35	33Alp Per	1.7950	6250.0	84	14148	No
247	GOM_NL__2PRFIN20041113_114723_000000392032_00066_14148_6154.N1	13-NOV-2004 11:47:23	Bright	39.000	110	37Del Cas	2.6780	8900.0	78	14148	No
248	GOM_NL__2PRFIN20041113_114939_000000602032_00066_14148_6155.N1	13-NOV-2004 11:49:39	Bright	59.500	6	13Alp Aur	0.080000	3400.0	119	14148	No
249	GOM_NL__2PRFIN20041113_115251_000000662032_00066_14148_6156.N1	13-NOV-2004 11:52:51	Bright	65.500	42	34Bet Aur	1.9000	10200.	131	14148	No
250	GOM_NL__2PRFIN20041113_115535_000000382032_00066_14148_6157.N1	13-NOV-2004 11:55:35	Bright	38.000	49	1Alp UMi	1.9900	6300.0	76	14148	No
251	GOM_NL__2PRFIN20041113_115954_000000392032_00066_14148_6158.N1	13-NOV-2004 11:59:54	Bright	39.000	60	7Bet UMi	2.0810	3950.0	78	14148	No
252	GOM_NL__2PRFIN20041113_120141_000000392032_00066_14148_6159.N1	13-NOV-2004 12:01:41	Bright	38.500	119	14Eta Dra	2.7270	4700.0	77	14148	No
253	GOM_NL__2PRFIN20041113_120320_000000442032_00066_14148_6160.N1	13-NOV-2004 12:03:20	Bright	43.500	36	50Alp UMa	1.8000	6300.0	87	14148	No
254	GOM_NL__2PRFIN20041113_120458_000000432032_00066_14148_6161.N1	13-NOV-2004 12:04:58	Bright	43.000	82	48Bet UMa	2.3650	10600.	86	14148	No
255	GOM_NL__2PRFIN20041113_120710_000000362032_00066_14148_6162.N1	13-NOV-2004 12:07:10	Bright	35.500	39	85Eta UMa	1.8540	24000.	71	14148	No
256	GOM_NL__2PRFIN20041113_120859_000000422032_00066_14148_6163.N1	13-NOV-2004 12:08:59	Bright	42.000	174	52Psi UMa	3.0040	4400.0	84	14148	No
257	GOM_NL__2PRFIN20041113_121039_000000382032_00066_14148_6164.N1	13-NOV-2004 12:10:39	Bright	38.000	152	12Alp2CVn	2.8900	11000.	76	14148	No
258	GOM_NL__2PRFIN20041113_121542_000000342032_00066_14148_6165.N1	13-NOV-2004 12:15:42	Bright	33.500	111	8Eta Boo	2.6800	6000.0	67	14148	No
259	GOM_NL__2PRFIN20041113_121853_000000912032_00066_14148_6166.N1	13-NOV-2004 12:18:53	Bright	90.500	166	17Eps Leo	2.9800	6000.0	181	14148	No
260	GOM_NL__2PRFIN20041113_122332_000000822032_00066_14148_6167.N1	13-NOV-2004 12:23:32	Twi_and_stray	82.000	22	32Alp Leo	1.3600	15200.	164	14148	No
261	GOM_NL__2PRFIN20041113_122707_000000422032_00066_14148_6168.N1	13-NOV-2004 12:27:07	Twi_and_stray	41.500	100	4Gam Crv	2.5800	13100.	83	14148	No
262	GOM_NL__2PRFIN20041113_122838_000000442032_00066_14148_6169.N1	13-NOV-2004 12:28:38	Twilight	43.500	171	2Eps Crv	3.0010	4250.0	87	14148	No
263	GOM_NL__2PRFIN20041113_123459_000000422032_00066_14148_6170.N1	13-NOV-2004 12:34:59	Dark	42.000	64	Gam Cen	2.2000	10600.	84	14148	No
264	GOM_NL__2PRFIN20041113_123716_000000522032_00066_14148_6171.N1	13-NOV-2004 12:37:16	Dark	52.000	26	Gam Cru	1.6240	2900.0	104	14148	No
265	GOM_NL__2PRFIN20041113_123854_000000402032_00066_14148_6172.N1	13-NOV-2004 12:38:54	Dark	39.500	12	Alp1Cru	0.77500	30000.	79	14148	No
266	GOM_NL__2PRFIN20041113_124052_000000392032_00067_14149_6138.N1	13-NOV-2004 12:40:52	Dark	39.000	124	The Car	2.7640	30000.	78	14149	No
267	GOM_NL__2PRFIN20041113_124439_000000472032_00067_14149_6139.N1	13-NOV-2004 12:44:39	Dark	47.000	41	Eps Car	1.8600	4100.0	94	14149	No
268	GOM_NL__2PRFIN20041113_124614_000000572032_00067_14149_6140.N1	13-NOV-2004 12:46:14	Dark	56.500	70	Zet Pup	2.2460	39000.	113	14149	No
269	GOM_NL__2PRFIN20041113_125007_000000612032_00067_14149_6141.N1	13-NOV-2004 12:50:07	Dark	61.000	2	Alp Car	-0.73600	7000.0	122	14149	No
270	GOM_NL__2PRFIN20041113_125151_000000802032_00067_14149_6142.N1	13-NOV-2004 12:51:51	Dark	79.500	88	31Eta CMa	2.4480	20000.	159	14149	No
271	GOM_NL__2PRFIN20041113_125518_000000412032_00067_14149_6143.N1	13-NOV-2004 12:55:18	Dark	41.000	9	Alp Eri	0.45300	24000.	82	14149	No
272	GOM_NL__2PRFIN20041113_125904_000000412032_00067_14149_6144.N1	13-NOV-2004 12:59:04	Straylight	40.500	157	The1Eri	2.9060	9300.0	81	14149	No
273	GOM_NL__2PRFIN20041113_130402_000002132032_00067_14149_6145.N1	13-NOV-2004 13:04:02	Twi_and_stray	213.00	1	9Alp CMa	-1.4400	11000.	426	14149	No
274	GOM_NL__2PRFIN20041113_130916_000000922032_00067_14149_6146.N1	13-NOV-2004 13:09:16	Twi_and_stray	92.000	7	19Bet Ori	0.10000	14000.	184	14149	No
275	GOM_NL__2PRFIN20041113_131205_000000512032_00067_14149_6147.N1	13-NOV-2004 13:12:05	Twi_and_stray	50.500	94	92Alp Cet	2.5260	3100.0	101	14149	No
276	GOM_NL__2PRFIN20041113_131652_000000402032_00067_14149_6148.N1	13-NOV-2004 13:16:52	Bright	39.500	105	6Bet Ari	2.6450	8900.0	79	14149	No
277	GOM_NL__2PRFIN20041113_131921_000000472032_00067_14149_6149.N1	13-NOV-2004 13:19:21	Bright	47.000	146	25Eta Tau	2.8730	15200.	94	14149	No
278	GOM_NL__2PRFIN20041113_132115_000000392032_00067_14149_6150.N1	13-NOV-2004 13:21:15	Bright	38.500	53	43Bet And	2.0480	3300.0	77	14149	No

279	GOM_NL__2PRFIN20041113_132258_000000372032_00067_14149_6151.N1	13-NOV-2004 13:22:58	Bright	37.000	73	57Gam1And	2.2600	13100.	74	14149	No
280	GOM_NL__2PRFIN20041113_132431_000000472032_00067_14149_6152.N1	13-NOV-2004 13:24:31	Bright	47.000	149	45Eps Per	2.8880	30000.	94	14149	No
281	GOM_NL__2PRFIN20041113_132615_000000442032_00067_14149_6153.N1	13-NOV-2004 13:26:15	Bright	43.500	35	33Alp Per	1.7950	6250.0	87	14149	No
282	GOM_NL__2PRFIN20041113_132757_000000402032_00067_14149_6154.N1	13-NOV-2004 13:27:57	Bright	39.500	110	37Del Cas	2.6780	8900.0	79	14149	No
283	GOM_NL__2PRFIN20041113_133014_000000582032_00067_14149_6155.N1	13-NOV-2004 13:30:14	Bright	58.000	6	13Alp Aur	0.080000	3400.0	116	14149	No
284	GOM_NL__2PRFIN20041113_133325_000000602032_00067_14149_6156.N1	13-NOV-2004 13:33:25	Bright	59.500	42	34Bet Aur	1.9000	10200.	119	14149	No
285	GOM_NL__2PRFIN20041113_134030_000000382032_00067_14149_6157.N1	13-NOV-2004 13:40:30	Bright	37.500	60	7Bet UMi	2.0810	3950.0	75	14149	No
286	GOM_NL__2PRFIN20041113_134217_000000382032_00067_14149_6158.N1	13-NOV-2004 13:42:17	Bright	38.000	119	14Eta Dra	2.7270	4700.0	76	14149	No
287	GOM_NL__2PRFIN20041113_134356_000000432032_00067_14149_6159.N1	13-NOV-2004 13:43:56	Bright	43.000	36	50Alp UMa	1.8000	6300.0	86	14149	No
288	GOM_NL__2PRFIN20041113_134534_000000442032_00067_14149_6160.N1	13-NOV-2004 13:45:34	Bright	43.500	82	48Bet UMa	2.3650	10600.	87	14149	No
289	GOM_NL__2PRFIN20041113_134746_000000382032_00067_14149_6161.N1	13-NOV-2004 13:47:46	Bright	38.000	39	85Eta UMa	1.8540	24000.	76	14149	No
290	GOM_NL__2PRFIN20041113_134935_000000462032_00067_14149_6162.N1	13-NOV-2004 13:49:35	Bright	45.500	174	52Psi UMa	3.0040	4400.0	91	14149	No
291	GOM_NL__2PRFIN20041113_135115_000000372032_00067_14149_6163.N1	13-NOV-2004 13:51:15	Bright	37.000	152	12Alp2CVn	2.8900	11000.	74	14149	No
292	GOM_NL__2PRFIN20041113_135617_000000352032_00067_14149_6164.N1	13-NOV-2004 13:56:17	Bright	34.500	111	8Eta Boo	2.6800	6000.0	69	14149	No
293	GOM_NL__2PRFIN20041113_135930_000000882032_00067_14149_6165.N1	13-NOV-2004 13:59:30	Bright	88.000	166	17Eps Leo	2.9800	6000.0	176	14149	No
294	GOM_NL__2PRFIN20041113_140409_000000862032_00067_14149_6166.N1	13-NOV-2004 14:04:09	Twilight	85.500	22	32Alp Leo	1.3600	15200.	171	14149	No
295	GOM_NL__2PRFIN20041113_140742_000000452032_00067_14149_6167.N1	13-NOV-2004 14:07:42	Twilight	44.500	100	4Gam Crv	2.5800	13100.	89	14149	No
296	GOM_NL__2PRFIN20041113_140913_000000502032_00067_14149_6168.N1	13-NOV-2004 14:09:13	Twilight	49.500	171	2Eps Crv	3.0010	4250.0	99	14149	No
297	GOM_NL__2PRFIN20041113_141534_000000432032_00067_14149_6169.N1	13-NOV-2004 14:15:34	Dark	42.500	64	Gam Cen	2.2000	10600.	85	14149	No
298	GOM_NL__2PRFIN20041113_141752_000000522032_00067_14149_6170.N1	13-NOV-2004 14:17:52	Dark	52.000	26	Gam Cru	1.6240	2900.0	104	14149	No
299	GOM_NL__2PRFIN20041113_141930_000000472032_00067_14149_6171.N1	13-NOV-2004 14:19:30	Dark	46.500	12	Alp1Cru	0.77500	30000.	93	14149	No
300	GOM_NL__2PRFIN20041113_142128_000000402032_00068_14150_6138.N1	13-NOV-2004 14:21:28	Dark	39.500	124	The Car	2.7640	30000.	79	14150	No
301	GOM_NL__2PRFIN20041113_142515_000000472032_00068_14150_6139.N1	13-NOV-2004 14:25:15	Dark	47.000	41	Eps Car	1.8600	4100.0	94	14150	No
302	GOM_NL__2PRFIN20041113_142651_000000562032_00068_14150_6140.N1	13-NOV-2004 14:26:51	Dark	55.500	70	Zet Pup	2.2460	39000.	111	14150	No
303	GOM_NL__2PRFIN20041113_143044_000000612032_00068_14150_6141.N1	13-NOV-2004 14:30:44	Dark	61.000	2	Alp Car	-0.73600	7000.0	122	14150	No
304	GOM_NL__2PRFIN20041113_143229_000000822032_00068_14150_6142.N1	13-NOV-2004 14:32:29	Dark	81.500	88	31Eta CMa	2.4480	20000.	163	14150	No
305	GOM_NL__2PRFIN20041113_143554_000000452032_00068_14150_6143.N1	13-NOV-2004 14:35:54	Dark	44.500	9	Alp Eri	0.45300	24000.	89	14150	No
306	GOM_NL__2PRFIN20041113_143940_000000402032_00068_14150_6144.N1	13-NOV-2004 14:39:40	Straylight	40.000	157	The1Eri	2.9060	9300.0	80	14150	No
307	GOM_NL__2PRFIN20041113_144439_000002132032_00068_14150_6145.N1	13-NOV-2004 14:44:39	Twilight	213.00	1	9Alp CMa	-1.4400	11000.	426	14150	No
308	GOM_NL__2PRFIN20041113_144951_000001072032_00068_14150_6146.N1	13-NOV-2004 14:49:51	Twilight	106.50	7	19Bet Ori	0.10000	14000.	213	14150	No
309	GOM_NL__2PRFIN20041113_145242_000000552032_00068_14150_6147.N1	13-NOV-2004 14:52:42	Twilight	55.000	94	92Alp Cet	2.5260	3100.0	110	14150	No
310	GOM_NL__2PRFIN20041113_145728_000000402032_00068_14150_6148.N1	13-NOV-2004 14:57:28	Bright	40.000	105	6Bet Ari	2.6450	8900.0	80	14150	No
311	GOM_NL__2PRFIN20041113_145957_000000472032_00068_14150_6149.N1	13-NOV-2004 14:59:57	Bright	47.000	146	25Eta Tau	2.8730	15200.	94	14150	No
312	GOM_NL__2PRFIN20041113_150151_000000392032_00068_14150_6150.N1	13-NOV-2004 15:01:51	Bright	39.000	53	43Bet And	2.0480	3300.0	78	14150	No
313	GOM_NL__2PRFIN20041113_150335_000000402032_00068_14150_6151.N1	13-NOV-2004 15:03:35	Bright	39.500	73	57Gam1And	2.2600	13100.	79	14150	No
314	GOM_NL__2PRFIN20041113_150509_000000462032_00068_14150_6152.N1	13-NOV-2004 15:05:09	Bright	45.500	149	45Eps Per	2.8880	30000.	91	14150	No
315	GOM_NL__2PRFIN20041113_150651_000000402032_00068_14150_6153.N1	13-NOV-2004 15:06:51	Bright	40.000	35	33Alp Per	1.7950	6250.0	80	14150	No
316	GOM_NL__2PRFIN20041113_150834_000000372032_00068_14150_6154.N1	13-NOV-2004 15:08:34	Bright	37.000	110	37Del Cas	2.6780	8900.0	74	14150	No
317	GOM_NL__2PRFIN20041113_151049_000000682032_00068_14150_6155.N1	13-NOV-2004 15:10:49	Bright	67.500	6	13Alp Aur	0.080000	3400.0	135	14150	No
318	GOM_NL__2PRFIN20041113_151400_000000652032_00068_14150_6156.N1	13-NOV-2004 15:14:00	Bright	64.500	42	34Bet Aur	1.9000	10200.	129	14150	No
319	GOM_NL__2PRFIN20041113_151647_000000382032_00068_14150_6157.N1	13-NOV-2004 15:16:47	Bright	37.500	49	1Alp UMi	1.9900	6300.0	75	14150	No
320	GOM_NL__2PRFIN20041113_152106_000000392032_00068_14150_6158.N1	13-NOV-2004 15:21:06	Bright	39.000	60	7Bet UMi	2.0810	3950.0	78	14150	No
321	GOM_NL__2PRFIN20041113_152254_000000382032_00068_14150_6159.N1	13-NOV-2004 15:22:54	Bright	37.500	119	14Eta Dra	2.7270	4700.0	75	14150	No
322	GOM_NL__2PRFIN20041113_152432_000000422032_00068_14150_6160.N1	13-NOV-2004 15:24:32	Bright	41.500	36	50Alp UMa	1.8000	6300.0	83	14150	No
323	GOM_NL__2PRFIN20041113_152610_000000422032_00068_14150_6161.N1	13-NOV-2004 15:26:10	Bright	42.000	82	48Bet UMa	2.3650	10600.	84	14150	No
324	GOM_NL__2PRFIN20041113_152822_000000382032_00068_14150_6162.N1	13-NOV-2004 15:28:22	Bright	37.500	39	85Eta UMa	1.8540	24000.	75	14150	No
325	GOM_NL__2PRFIN20041113_153010_000000422032_00068_14150_6163.N1	13-NOV-2004 15:30:10	Bright	42.000	174	52Psi UMa	3.0040	4400.0	84	14150	No
326	GOM_NL__2PRFIN20041113_153152_000000372032_00068_14150_6164.N1	13-NOV-2004 15:31:52	Bright	37.000	152	12Alp2CVn	2.8900	11000.	74	14150	No
327	GOM_NL__2PRFIN20041113_153654_000000352032_00068_14150_6165.N1	13-NOV-2004 15:36:54	Bright	34.500	111	8Eta Boo	2.6800	6000.0	69	14150	No
328	GOM_NL__2PRFIN20041113_154007_000000912032_00068_14150_6166.N1	13-NOV-2004 15:40:07	Bright	90.500	166	17Eps Leo	2.9800	6000.0	181	14150	No
329	GOM_NL__2PRFIN20041113_154446_000000852032_00068_14150_6167.N1	13-NOV-2004 15:44:46	Twilight	84.500	22	32Alp Leo	1.3600	15200.	169	14150	No
330	GOM_NL__2PRFIN20041113_154819_000000422032_00068_14150_6168.N1	13-NOV-2004 15:48:19	Twilight	41.500	100	4Gam Crv	2.5800	13100.	83	14150	No
331	GOM_NL__2PRFIN20041113_154950_000000442032_00068_14150_6169.N1	13-NOV-2004 15:49:50	Twilight	44.000	171	2Eps Crv	3.0010	4250.0	88	14150	No
332	GOM_NL__2PRFIN20041113_155610_000000402032_00068_14150_6170.N1	13-NOV-2004 15:56:10	Dark	39.500	64	Gam Cen	2.2000	10600.	79	14150	No
333	GOM_NL__2PRFIN20041113_155829_000000522032_00068_14150_6171.N1	13-NOV-2004 15:58:29	Dark	52.000	26	Gam Cru	1.6240	2900.0	104	14150	No
334	GOM_NL__2PRFIN20041113_160204_000000412032_00069_14151_6158.N1	13-NOV-2004 16:02:04	Dark	40.500	124	The Car	2.7640	30000.	81	14151	No
335	GOM_NL__2PRFIN20041113_160552_000000462032_00069_14151_6159.N1	13-NOV-2004 16:05:52	Dark	45.500	41	Eps Car	1.8600	4100.0	91	14151	No
336	GOM_NL__2PRFIN20041113_160727_000000592032_00069_14151_6160.N1	13-NOV-2004 16:07:27	Dark	59.000	70	Zet Pup	2.2460	39000.	118	14151	No
337	GOM_NL__2PRFIN20041113_161120_000000612032_00069_14151_6161.N1	13-NOV-2004 16:11:20	Dark	61.000	2	Alp Car	-0.73600	7000.0	122	14151	No

338	GOM_NL__2PRFIN20041113_161306_000000792032_00069_14151_6162.N1	13-NOV-2004 16:13:06	Dark	78.500	88	31Eta CMa	2.4480	20000.	157	14151	No
339	GOM_NL__2PRFIN20041113_161630_000000522032_00069_14151_6163.N1	13-NOV-2004 16:16:30	Dark	51.500	9	Alp Eri	0.45300	24000.	103	14151	No
340	GOM_NL__2PRFIN20041113_162016_000000402032_00069_14151_6164.N1	13-NOV-2004 16:20:16	Straylight	40.000	157	The1Eri	2.9060	9300.0	80	14151	No
341	GOM_NL__2PRFIN20041113_162515_000002132032_00069_14151_6165.N1	13-NOV-2004 16:25:15	Twilight	213.00	1	9Alp CMa	-1.4400	11000.	426	14151	No
342	GOM_NL__2PRFIN20041113_163026_000001082032_00069_14151_6166.N1	13-NOV-2004 16:30:26	Twilight	108.00	7	19Bet Ori	0.10000	14000.	216	14151	No
343	GOM_NL__2PRFIN20041113_163317_000000522032_00069_14151_6167.N1	13-NOV-2004 16:33:17	Twilight	52.000	94	92Alp Cet	2.5260	3100.0	104	14151	No
344	GOM_NL__2PRFIN20041113_163803_000000412032_00069_14151_6168.N1	13-NOV-2004 16:38:03	Bright	40.500	105	6Bet Ari	2.6450	8900.0	81	14151	No
345	GOM_NL__2PRFIN20041113_164032_000000472032_00069_14151_6169.N1	13-NOV-2004 16:40:32	Bright	47.000	146	25Eta Tau	2.8730	15200.	94	14151	No
346	GOM_NL__2PRFIN20041113_164226_000000422032_00069_14151_6170.N1	13-NOV-2004 16:42:26	Bright	42.000	53	43Bet And	2.0480	3300.0	84	14151	No
347	GOM_NL__2PRFIN20041113_164411_000000402032_00069_14151_6171.N1	13-NOV-2004 16:44:11	Bright	39.500	73	57Gam1And	2.2600	13100.	79	14151	No
348	GOM_NL__2PRFIN20041113_164544_000000462032_00069_14151_6172.N1	13-NOV-2004 16:45:44	Bright	45.500	149	45Eps Per	2.8880	30000.	91	14151	No
349	GOM_NL__2PRFIN20041113_164726_000000422032_00069_14151_6173.N1	13-NOV-2004 16:47:26	Bright	42.000	35	33Alp Per	1.7950	6250.0	84	14151	No
350	GOM_NL__2PRFIN20041113_164911_000000372032_00069_14151_6174.N1	13-NOV-2004 16:49:11	Bright	36.500	110	37Del Cas	2.6780	8900.0	73	14151	No
351	GOM_NL__2PRFIN20041113_165123_000000582032_00069_14151_6175.N1	13-NOV-2004 16:51:23	Bright	58.000	6	13Alp Aur	0.080000	3400.0	116	14151	No
352	GOM_NL__2PRFIN20041113_165434_000000642032_00069_14151_6176.N1	13-NOV-2004 16:54:34	Bright	64.000	42	34Bet Aur	1.9000	10200.	128	14151	No
353	GOM_NL__2PRFIN20041113_165721_000000412032_00069_14151_6177.N1	13-NOV-2004 16:57:21	Bright	40.500	49	1Alp UMi	1.9900	6300.0	81	14151	No
354	GOM_NL__2PRFIN20041113_170141_000000402032_00069_14151_6178.N1	13-NOV-2004 17:01:41	Bright	40.000	60	7Bet UMi	2.0810	3950.0	80	14151	No
355	GOM_NL__2PRFIN20041113_170329_000000402032_00069_14151_6179.N1	13-NOV-2004 17:03:29	Bright	40.000	119	14Eta Dra	2.7270	4700.0	80	14151	No
356	GOM_NL__2PRFIN20041113_170507_000000402032_00069_14151_6180.N1	13-NOV-2004 17:05:07	Bright	40.000	36	50Alp UMa	1.8000	6300.0	80	14151	No
357	GOM_NL__2PRFIN20041113_170645_000000442032_00069_14151_6181.N1	13-NOV-2004 17:06:45	Bright	44.000	82	48Bet UMa	2.3650	10600.	88	14151	No
358	GOM_NL__2PRFIN20041113_170858_000000362032_00069_14151_6182.N1	13-NOV-2004 17:08:58	Bright	36.000	39	85Eta UMa	1.8540	24000.	72	14151	No
359	GOM_NL__2PRFIN20041113_171046_000000472032_00069_14151_6183.N1	13-NOV-2004 17:10:46	Bright	46.500	174	52Psi UMa	3.0040	4400.0	93	14151	No
360	GOM_NL__2PRFIN20041113_171227_000000382032_00069_14151_6184.N1	13-NOV-2004 17:12:27	Bright	38.000	152	12Alp2CVn	2.8900	11000.	76	14151	No
361	GOM_NL__2PRFIN20041113_171729_000000352032_00069_14151_6185.N1	13-NOV-2004 17:17:29	Bright	35.000	111	8Eta Boo	2.6800	6000.0	70	14151	No
362	GOM_NL__2PRFIN20041113_172043_000000892032_00069_14151_6186.N1	13-NOV-2004 17:20:43	Bright	89.000	166	17Eps Leo	2.9800	6000.0	178	14151	No
363	GOM_NL__2PRFIN20041113_172524_000000852032_00069_14151_6187.N1	13-NOV-2004 17:25:24	Twilight	85.000	22	32Alp Leo	1.3600	15200.	170	14151	No
364	GOM_NL__2PRFIN20041113_172853_000000472032_00069_14151_6188.N1	13-NOV-2004 17:28:53	Twilight	47.000	100	4Gam Crv	2.5800	13100.	94	14151	No
365	GOM_NL__2PRFIN20041113_173026_000000422032_00069_14151_6189.N1	13-NOV-2004 17:30:26	Twilight	41.500	171	2Eps Crv	3.0010	4250.0	83	14151	No
366	GOM_NL__2PRFIN20041113_173646_000000402032_00069_14151_6190.N1	13-NOV-2004 17:36:46	Dark	40.000	64	Gam Cen	2.2000	10600.	80	14151	No
367	GOM_NL__2PRFIN20041113_173905_000000522032_00069_14151_6191.N1	13-NOV-2004 17:39:05	Dark	52.000	26	Gam Cru	1.6240	2900.0	104	14151	No
368	GOM_NL__2PRFIN20041113_174240_000000402032_00070_14152_6158.N1	13-NOV-2004 17:42:40	Dark	39.500	124	The Car	2.7640	30000.	79	14152	No
369	GOM_NL__2PRFIN20041113_174628_000000452032_00070_14152_6159.N1	13-NOV-2004 17:46:28	Dark	44.500	41	Eps Car	1.8600	4100.0	89	14152	No
370	GOM_NL__2PRFIN20041113_174805_000000572032_00070_14152_6160.N1	13-NOV-2004 17:48:05	Dark	57.000	70	Zet Pup	2.2460	39000.	114	14152	No
371	GOM_NL__2PRFIN20041113_175157_000000552032_00070_14152_6161.N1	13-NOV-2004 17:51:57	Dark	55.000	2	Alp Car	-0.73600	7000.0	110	14152	No
372	GOM_NL__2PRFIN20041113_175344_000000822032_00070_14152_6162.N1	13-NOV-2004 17:53:44	Dark	82.000	88	31Eta CMa	2.4480	20000.	164	14152	No
373	GOM_NL__2PRFIN20041113_175706_000000492032_00070_14152_6163.N1	13-NOV-2004 17:57:06	Dark	48.500	9	Alp Eri	0.45300	24000.	97	14152	No
374	GOM_NL__2PRFIN20041113_180052_000000432032_00070_14152_6164.N1	13-NOV-2004 18:00:52	Straylight	42.500	157	The1Eri	2.9060	9300.0	85	14152	No
375	GOM_NL__2PRFIN20041113_180551_000002132032_00070_14152_6165.N1	13-NOV-2004 18:05:51	Twilight	213.00	1	9Alp CMa	-1.4400	11000.	426	14152	No
376	GOM_NL__2PRFIN20041113_181102_000000952032_00070_14152_6166.N1	13-NOV-2004 18:11:02	Twilight	95.000	7	19Bet Ori	0.10000	14000.	190	14152	No
377	GOM_NL__2PRFIN20041113_181351_000000552032_00070_14152_6167.N1	13-NOV-2004 18:13:51	Twilight	54.500	94	92Alp Cet	2.5260	3100.0	109	14152	No
378	GOM_NL__2PRFIN20041113_181840_000000392032_00070_14152_6168.N1	13-NOV-2004 18:18:40	Bright	38.500	105	6Bet Ari	2.6450	8900.0	77	14152	No
379	GOM_NL__2PRFIN20041113_182106_000000482032_00070_14152_6169.N1	13-NOV-2004 18:21:06	Bright	48.000	146	25Eta Tau	2.8730	15200.	96	14152	No
380	GOM_NL__2PRFIN20041113_182302_000000412032_00070_14152_6170.N1	13-NOV-2004 18:23:02	Bright	40.500	53	43Bet And	2.0480	3300.0	81	14152	No
381	GOM_NL__2PRFIN20041113_182446_000000412032_00070_14152_6171.N1	13-NOV-2004 18:24:46	Bright	41.000	73	57Gam1And	2.2600	13100.	82	14152	No
382	GOM_NL__2PRFIN20041113_182619_000000452032_00070_14152_6172.N1	13-NOV-2004 18:26:19	Bright	45.000	149	45Eps Per	2.8880	30000.	90	14152	No
383	GOM_NL__2PRFIN20041113_182802_000000412032_00070_14152_6173.N1	13-NOV-2004 18:28:02	Bright	41.000	35	33Alp Per	1.7950	6250.0	82	14152	No
384	GOM_NL__2PRFIN20041113_182947_000000382032_00070_14152_6174.N1	13-NOV-2004 18:29:47	Bright	37.500	110	37Del Cas	2.6780	8900.0	75	14152	No
385	GOM_NL__2PRFIN20041113_183158_000000672032_00070_14152_6175.N1	13-NOV-2004 18:31:58	Bright	66.500	6	13Alp Aur	0.080000	3400.0	133	14152	No
386	GOM_NL__2PRFIN20041113_183508_000000652032_00070_14152_6176.N1	13-NOV-2004 18:35:08	Bright	64.500	42	34Bet Aur	1.9000	10200.	129	14152	No
387	GOM_NL__2PRFIN20041113_183757_000000402032_00070_14152_6177.N1	13-NOV-2004 18:37:57	Bright	40.000	49	1Alp UMi	1.9900	6300.0	80	14152	No
388	GOM_NL__2PRFIN20041113_184217_000000402032_00070_14152_6178.N1	13-NOV-2004 18:42:17	Bright	39.500	60	7Bet UMi	2.0810	3950.0	79	14152	No
389	GOM_NL__2PRFIN20041113_184406_000000382032_00070_14152_6179.N1	13-NOV-2004 18:44:06	Bright	38.000	119	14Eta Dra	2.7270	4700.0	76	14152	No
390	GOM_NL__2PRFIN20041113_184542_000000442032_00070_14152_6180.N1	13-NOV-2004 18:45:42	Bright	44.000	36	50Alp UMa	1.8000	6300.0	88	14152	No
391	GOM_NL__2PRFIN20041113_184721_000000422032_00070_14152_6181.N1	13-NOV-2004 18:47:21	Bright	41.500	82	48Bet UMa	2.3650	10600.	83	14152	No
392	GOM_NL__2PRFIN20041113_184934_000000392032_00070_14152_6182.N1	13-NOV-2004 18:49:34	Bright	38.500	39	85Eta UMa	1.8540	24000.	77	14152	No
393	GOM_NL__2PRFIN20041113_185121_000000452032_00070_14152_6183.N1	13-NOV-2004 18:51:21	Bright	44.500	174	52Psi UMa	3.0040	4400.0	89	14152	No
394	GOM_NL__2PRFIN20041113_185303_000000382032_00070_14152_6184.N1	13-NOV-2004 18:53:03	Bright	37.500	152	12Alp2CVn	2.8900	11000.	75	14152	No
395	GOM_NL__2PRFIN20041113_185805_000000362032_00070_14152_6185.N1	13-NOV-2004 18:58:05	Bright	36.000	111	8Eta Boo	2.6800	6000.0	72	14152	No
396	GOM_NL__2PRFIN20041113_190120_000000872032_00070_14152_6186.N1	13-NOV-2004 19:01:20	Bright	86.500	166	17Eps Leo	2.9800	6000.0	173	14152	No

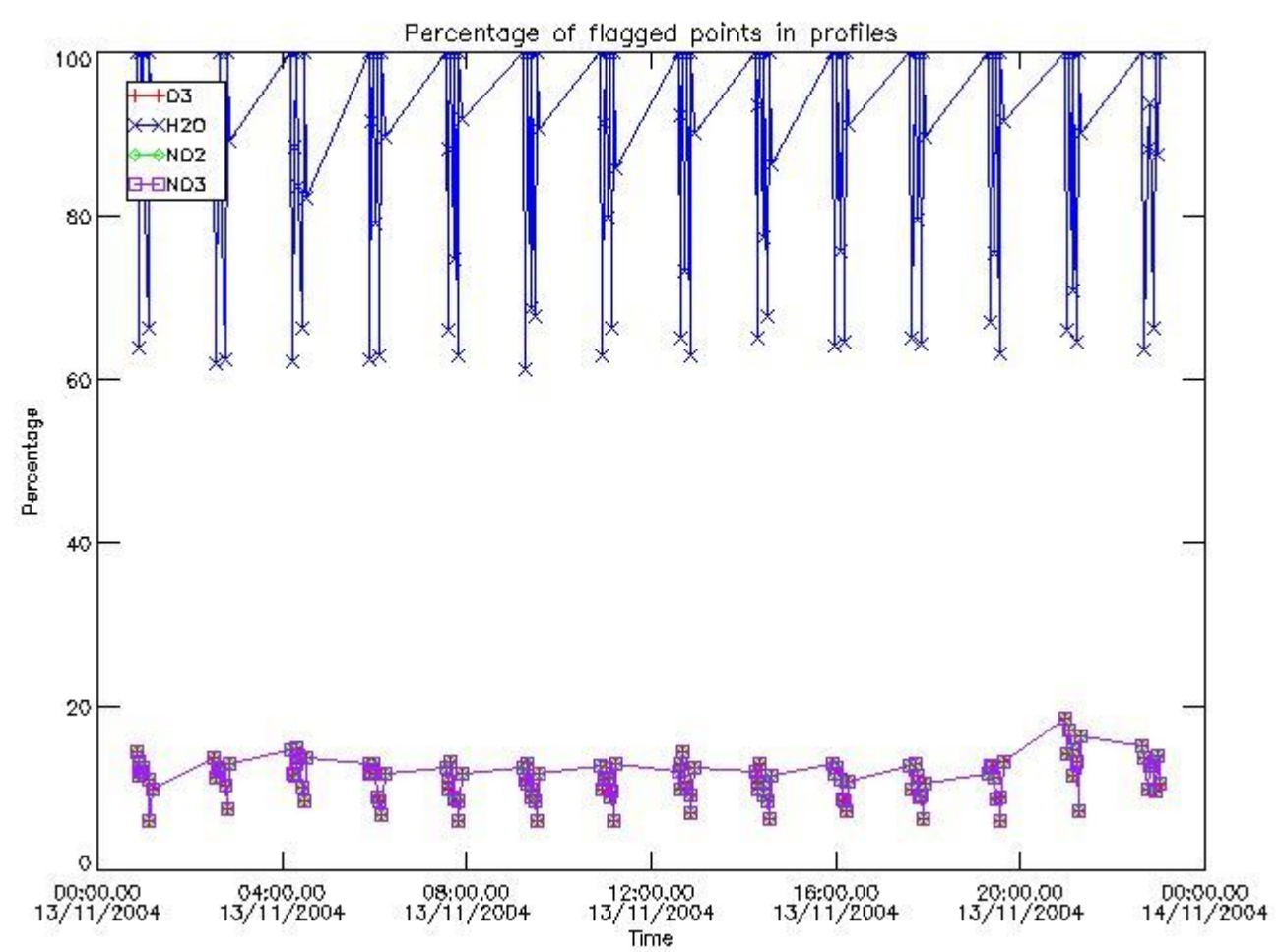
397	GOM_NL__2PRFIN20041113_190601_000000872032_00070_14152_6187.N1	13-NOV-2004 19:06:01	Twilight	87.000	22	32Alp Leo	1.3600	15200.	174	14152	No
398	GOM_NL__2PRFIN20041113_190932_000000462032_00070_14152_6188.N1	13-NOV-2004 19:09:32	Twilight	46.000	100	4Gam Crv	2.5800	13100.	92	14152	No
399	GOM_NL__2PRFIN20041113_191100_000000492032_00070_14152_6189.N1	13-NOV-2004 19:11:00	Twilight	49.000	171	2Eps Crv	3.0010	4250.0	98	14152	No
400	GOM_NL__2PRFIN20041113_191723_000000442032_00070_14152_6190.N1	13-NOV-2004 19:17:23	Dark	43.500	64	Gam Cen	2.2000	10600.	87	14152	No
401	GOM_NL__2PRFIN20041113_191941_000000522032_00070_14152_6191.N1	13-NOV-2004 19:19:41	Dark	52.000	26	Gam Cru	1.6240	2900.0	104	14152	No
402	GOM_NL__2PRFIN20041113_192316_000000412032_00071_14153_6158.N1	13-NOV-2004 19:23:16	Dark	40.500	124	The Car	2.7640	30000.	81	14153	No
403	GOM_NL__2PRFIN20041113_192706_000000452032_00071_14153_6159.N1	13-NOV-2004 19:27:06	Dark	45.000	41	Eps Car	1.8600	4100.0	90	14153	No
404	GOM_NL__2PRFIN20041113_192842_000000602032_00071_14153_6160.N1	13-NOV-2004 19:28:42	Dark	59.500	70	Zet Pup	2.2460	39000.	119	14153	No
405	GOM_NL__2PRFIN20041113_193234_000000582032_00071_14153_6161.N1	13-NOV-2004 19:32:34	Dark	57.500	2	Alp Car	-0.73600	7000.0	115	14153	No
406	GOM_NL__2PRFIN20041113_193421_000000842032_00071_14153_6162.N1	13-NOV-2004 19:34:21	Dark	84.000	88	31Eta CMa	2.4480	20000.	168	14153	No
407	GOM_NL__2PRFIN20041113_193742_000000432032_00071_14153_6163.N1	13-NOV-2004 19:37:42	Dark	42.500	9	Alp Eri	0.45300	24000.	85	14153	No
408	GOM_NL__2PRFIN20041113_194128_000000412032_00071_14153_6164.N1	13-NOV-2004 19:41:28	Straylight	41.000	157	The1Eri	2.9060	9300.0	82	14153	No
409	GOM_NL__2PRFIN20041113_194627_000002132032_00071_14153_6165.N1	13-NOV-2004 19:46:27	Twilight	213.00	1	9Alp CMa	-1.4400	11000.	426	14153	No
410	GOM_NL__2PRFIN20041113_195138_000000922032_00071_14153_6166.N1	13-NOV-2004 19:51:38	Twilight	92.000	7	19Bet Ori	0.10000	14000.	184	14153	No
411	GOM_NL__2PRFIN20041113_195430_000000512032_00071_14153_6167.N1	13-NOV-2004 19:54:30	Twilight	51.000	94	92Alp Cet	2.5260	3100.0	102	14153	No
412	GOM_NL__2PRFIN20041113_195915_000000392032_00071_14153_6168.N1	13-NOV-2004 19:59:15	Bright	38.500	105	6Bet Ari	2.6450	8900.0	77	14153	No
413	GOM_NL__2PRFIN20041113_200142_000000482032_00071_14153_6169.N1	13-NOV-2004 20:01:42	Bright	47.500	146	25Eta Tau	2.8730	15200.	95	14153	No
414	GOM_NL__2PRFIN20041113_200339_000000392032_00071_14153_6170.N1	13-NOV-2004 20:03:39	Bright	39.000	53	43Bet And	2.0480	3300.0	78	14153	No
415	GOM_NL__2PRFIN20041113_200522_000000402032_00071_14153_6171.N1	13-NOV-2004 20:05:22	Bright	40.000	73	57Gam1And	2.2600	13100.	80	14153	No
416	GOM_NL__2PRFIN20041113_200654_000000462032_00071_14153_6172.N1	13-NOV-2004 20:06:54	Bright	45.500	149	45Eps Per	2.8880	30000.	91	14153	No
417	GOM_NL__2PRFIN20041113_200837_000000412032_00071_14153_6173.N1	13-NOV-2004 20:08:37	Bright	41.000	35	33Alp Per	1.7950	6250.0	82	14153	No
418	GOM_NL__2PRFIN20041113_201022_000000362032_00071_14153_6174.N1	13-NOV-2004 20:10:22	Bright	36.000	110	37Del Cas	2.6780	8900.0	72	14153	No
419	GOM_NL__2PRFIN20041113_201233_000000612032_00071_14153_6175.N1	13-NOV-2004 20:12:33	Bright	60.500	6	13Alp Aur	0.080000	3400.0	121	14153	No
420	GOM_NL__2PRFIN20041113_201543_000000652032_00071_14153_6176.N1	13-NOV-2004 20:15:43	Bright	65.000	42	34Bet Aur	1.9000	10200.	130	14153	No
421	GOM_NL__2PRFIN20041113_201834_000000412032_00071_14153_6177.N1	13-NOV-2004 20:18:34	Bright	40.500	49	1Alp UMi	1.9900	6300.0	81	14153	No
422	GOM_NL__2PRFIN20041113_202253_000000402032_00071_14153_6178.N1	13-NOV-2004 20:22:53	Bright	40.000	60	7Bet UMi	2.0810	3950.0	80	14153	No
423	GOM_NL__2PRFIN20041113_202442_000000402032_00071_14153_6179.N1	13-NOV-2004 20:24:42	Bright	39.500	119	14Eta Dra	2.7270	4700.0	79	14153	No
424	GOM_NL__2PRFIN20041113_202619_000000462032_00071_14153_6180.N1	13-NOV-2004 20:26:19	Bright	45.500	36	50Alp UMa	1.8000	6300.0	91	14153	No
425	GOM_NL__2PRFIN20041113_202757_000000432032_00071_14153_6181.N1	13-NOV-2004 20:27:57	Bright	43.000	82	48Bet UMa	2.3650	10600.	86	14153	No
426	GOM_NL__2PRFIN20041113_203010_000000362032_00071_14153_6182.N1	13-NOV-2004 20:30:10	Bright	36.000	39	85Eta UMa	1.8540	24000.	72	14153	No
427	GOM_NL__2PRFIN20041113_203158_000000452032_00071_14153_6183.N1	13-NOV-2004 20:31:58	Bright	44.500	174	52Psi UMa	3.0040	4400.0	89	14153	No
428	GOM_NL__2PRFIN20041113_203340_000000362032_00071_14153_6184.N1	13-NOV-2004 20:33:40	Bright	36.000	152	12Alp2CVn	2.8900	11000.	72	14153	No
429	GOM_NL__2PRFIN20041113_204157_000000902032_00071_14153_6186.N1	13-NOV-2004 20:41:57	Bright	90.000	166	17Eps Leo	2.9800	6000.0	180	14153	No
430	GOM_NL__2PRFIN20041113_204638_000000912032_00071_14153_6187.N1	13-NOV-2004 20:46:38	Twilight	91.000	22	32Alp Leo	1.3600	15200.	182	14153	No
431	GOM_NL__2PRFIN20041113_205008_000000442032_00071_14153_6188.N1	13-NOV-2004 20:50:08	Twilight	44.000	100	4Gam Crv	2.5800	13100.	88	14153	No
432	GOM_NL__2PRFIN20041113_205137_000000502032_00071_14153_6189.N1	13-NOV-2004 20:51:37	Twilight	49.500	171	2Eps Crv	3.0010	4250.0	99	14153	No
433	GOM_NL__2PRFIN20041113_205759_000000392032_00071_14153_6190.N1	13-NOV-2004 20:57:59	Dark	38.500	64	Gam Cen	2.2000	10600.	77	14153	No
434	GOM_NL__2PRFIN20041113_210017_000000432032_00071_14153_6191.N1	13-NOV-2004 21:00:17	Dark	43.000	26	Gam Cru	1.6240	2900.0	86	14153	No
435	GOM_NL__2PRFIN20041113_210354_000000392032_00072_14154_6192.N1	13-NOV-2004 21:03:54	Dark	38.500	124	The Car	2.7640	30000.	77	14154	No
436	GOM_NL__2PRFIN20041113_210742_000000452032_00072_14154_6159.N1	13-NOV-2004 21:07:42	Dark	45.000	41	Eps Car	1.8600	4100.0	90	14154	No
437	GOM_NL__2PRFIN20041113_210920_000000582032_00072_14154_6160.N1	13-NOV-2004 21:09:20	Dark	57.500	70	Zet Pup	2.2460	39000.	115	14154	No
438	GOM_NL__2PRFIN20041113_211311_000000612032_00072_14154_6161.N1	13-NOV-2004 21:13:11	Dark	61.000	2	Alp Car	-0.73600	7000.0	122	14154	No
439	GOM_NL__2PRFIN20041113_211458_000000842032_00072_14154_6162.N1	13-NOV-2004 21:14:58	Dark	84.000	88	31Eta CMa	2.4480	20000.	168	14154	No
440	GOM_NL__2PRFIN20041113_211819_000000472032_00072_14154_6163.N1	13-NOV-2004 21:18:19	Dark	46.500	9	Alp Eri	0.45300	24000.	93	14154	No
441	GOM_NL__2PRFIN20041113_212205_000000402032_00072_14154_6164.N1	13-NOV-2004 21:22:05	Straylight	39.500	157	The1Eri	2.9060	9300.0	79	14154	No
442	GOM_NL__2PRFIN20041113_212704_000002132032_00072_14154_6165.N1	13-NOV-2004 21:27:04	Twilight	213.00	1	9Alp CMa	-1.4400	11000.	426	14154	No
443	GOM_NL__2PRFIN20041113_213213_000000982032_00072_14154_6166.N1	13-NOV-2004 21:32:13	Twilight	97.500	7	19Bet Ori	0.10000	14000.	195	14154	No
444	GOM_NL__2PRFIN20041113_213506_000000502032_00072_14154_6167.N1	13-NOV-2004 21:35:06	Twilight	50.000	94	92Alp Cet	2.5260	3100.0	100	14154	No
445	GOM_NL__2PRFIN20041113_213952_000000382032_00072_14154_6168.N1	13-NOV-2004 21:39:52	Bright	38.000	105	6Bet Ari	2.6450	8900.0	76	14154	No
446	GOM_NL__2PRFIN20041113_214218_000000452032_00072_14154_6169.N1	13-NOV-2004 21:42:18	Bright	44.500	146	25Eta Tau	2.8730	15200.	89	14154	No
447	GOM_NL__2PRFIN20041113_214416_000000372032_00072_14154_6170.N1	13-NOV-2004 21:44:16	Bright	37.000	53	43Bet And	2.0480	3300.0	74	14154	No
448	GOM_NL__2PRFIN20041113_214558_000000412032_00072_14154_6171.N1	13-NOV-2004 21:45:58	Bright	40.500	73	57Gam1And	2.2600	13100.	81	14154	No
449	GOM_NL__2PRFIN20041113_214731_000000442032_00072_14154_6172.N1	13-NOV-2004 21:47:31	Bright	43.500	149	45Eps Per	2.8880	30000.	87	14154	No
450	GOM_NL__2PRFIN20041113_214913_000000442032_00072_14154_6173.N1	13-NOV-2004 21:49:13	Bright	43.500	35	33Alp Per	1.7950	6250.0	87	14154	No
451	GOM_NL__2PRFIN20041113_215059_000000352032_00072_14154_6174.N1	13-NOV-2004 21:50:59	Bright	35.000	110	37Del Cas	2.6780	8900.0	70	14154	No
452	GOM_NL__2PRFIN20041113_215308_000000582032_00072_14154_6175.N1	13-NOV-2004 21:53:08	Bright	57.500	6	13Alp Aur	0.080000	3400.0	115	14154	No
453	GOM_NL__2PRFIN20041113_215617_000000632032_00072_14154_6176.N1	13-NOV-2004 21:56:17	Bright	62.500	42	34Bet Aur	1.9000	10200.	125	14154	No
454	GOM_NL__2PRFIN20041113_215911_000000382032_00072_14154_6177.N1	13-NOV-2004 21:59:11	Bright	37.500	49	1Alp UMi	1.9900	6300.0	75	14154	No
455	GOM_NL__2PRFIN20041113_220330_000000402032_00072_14154_6178.N1	13-NOV-2004 22:03:30	Bright	39.500	60	7Bet UMi	2.0810	3950.0	79	14154	No

456	GOM_NL__2PRFIN20041113_220519_000000382032_00072_14154_6179.N1	13-NOV-2004 22:05:19	Bright	38.000	119	14Eta Dra	2.7270	4700.0	76	14154	No
457	GOM_NL__2PRFIN20041113_220654_000000432032_00072_14154_6180.N1	13-NOV-2004 22:06:54	Bright	43.000	36	50Alp UMa	1.8000	6300.0	86	14154	No
458	GOM_NL__2PRFIN20041113_220833_000000422032_00072_14154_6181.N1	13-NOV-2004 22:08:33	Bright	42.000	82	48Bet UMa	2.3650	10600.	84	14154	No
459	GOM_NL__2PRFIN20041113_221047_000000372032_00072_14154_6182.N1	13-NOV-2004 22:10:47	Bright	36.500	39	85Eta UMa	1.8540	24000.	73	14154	No
460	GOM_NL__2PRFIN20041113_221234_000000452032_00072_14154_6183.N1	13-NOV-2004 22:12:34	Bright	45.000	174	52Psi UMa	3.0040	4400.0	90	14154	No
461	GOM_NL__2PRFIN20041113_221416_000000362032_00072_14154_6184.N1	13-NOV-2004 22:14:16	Bright	36.000	152	12Alp2CVn	2.8900	11000.	72	14154	No
462	GOM_NL__2PRFIN20041113_221918_000000352032_00072_14154_6185.N1	13-NOV-2004 22:19:18	Bright	35.000	111	8Eta Boo	2.6800	6000.0	70	14154	No
463	GOM_NL__2PRFIN20041113_222234_000000892032_00072_14154_6186.N1	13-NOV-2004 22:22:34	Bright	88.500	166	17Eps Leo	2.9800	6000.0	177	14154	No
464	GOM_NL__2PRFIN20041113_222715_000000832032_00072_14154_6187.N1	13-NOV-2004 22:27:15	Twilight	83.000	22	32Alp Leo	1.3600	15200.	166	14154	No
465	GOM_NL__2PRFIN20041113_223045_000000442032_00072_14154_6188.N1	13-NOV-2004 22:30:45	Twilight	43.500	100	4Gam Crv	2.5800	13100.	87	14154	No
466	GOM_NL__2PRFIN20041113_223216_000000482032_00072_14154_6189.N1	13-NOV-2004 22:32:16	Twilight	47.500	171	2Eps Crv	3.0010	4250.0	95	14154	No
467	GOM_NL__2PRFIN20041113_223836_000000402032_00072_14154_6190.N1	13-NOV-2004 22:38:36	Dark	40.000	64	Gam Cen	2.2000	10600.	80	14154	No
468	GOM_NL__2PRFIN20041113_224053_000000452032_00072_14154_6191.N1	13-NOV-2004 22:40:53	Dark	44.500	26	Gam Cru	1.6240	2900.0	89	14154	No
469	GOM_NL__2PRFIN20041113_224526_000000522032_00073_14155_6192.N1	13-NOV-2004 22:45:26	Dark	51.500	65	Lam Vel	2.2040	4400.0	103	14155	No
470	GOM_NL__2PRFIN20041113_224722_000000482032_00073_14155_6159.N1	13-NOV-2004 22:47:22	Dark	47.500	29	Bet Car	1.6720	10200.	95	14155	No
471	GOM_NL__2PRFIN20041113_225348_000000502032_00073_14155_6160.N1	13-NOV-2004 22:53:48	Dark	49.500	2	Alp Car	-0.73600	7000.0	99	14155	No
472	GOM_NL__2PRFIN20041113_225537_000000802032_00073_14155_6161.N1	13-NOV-2004 22:55:37	Dark	79.500	88	31Eta CMa	2.4480	20000.	159	14155	No
473	GOM_NL__2PRFIN20041113_225855_000000442032_00073_14155_6162.N1	13-NOV-2004 22:58:55	Dark	44.000	9	Alp Eri	0.45300	24000.	88	14155	No
474	GOM_NL__2PRFIN20041113_230031_000000582032_00073_14155_6163.N1	13-NOV-2004 23:00:31	Dark	57.500	108	Alp Col	2.6520	15200.	115	14155	No
475	GOM_NL__2PRFIN20041113_230241_000000412032_00073_14155_6164.N1	13-NOV-2004 23:02:41	Straylight	40.500	157	The1Eri	2.9060	9300.0	81	14155	No
476	GOM_NL__2PRFIN20041113_230620_000000702032_00073_14155_6165.N1	13-NOV-2004 23:06:20	Straylight	70.000	139	9Bet Lep	2.8330	5600.0	140	14155	No
477	GOM_NL__2PRFIN20041113_231004_000000572032_00073_14155_6166.N1	13-NOV-2004 23:10:04	Straylight	56.500	165	34Gam Eri	2.9500	3200.0	113	14155	No
478	GOM_NL__2PRFIN20041113_231249_000001002032_00073_14155_6167.N1	13-NOV-2004 23:12:49	Twilight	100.00	7	19Bet Ori	0.10000	14000.	200	14155	No
479	GOM_NL__2PRFIN20041113_231542_000000532032_00073_14155_6168.N1	13-NOV-2004 23:15:42	Twilight	52.500	94	92Alp Cet	2.5260	3100.0	105	14155	No
480	GOM_NL__2PRFIN20041113_232028_000000382032_00073_14155_6169.N1	13-NOV-2004 23:20:28	Bright	38.000	105	6Bet Ari	2.6450	8900.0	76	14155	No
481	GOM_NL__2PRFIN20041113_232634_000000392032_00073_14155_6170.N1	13-NOV-2004 23:26:34	Bright	38.500	73	57Gam1And	2.2600	13100.	77	14155	No
482	GOM_NL__2PRFIN20041113_232806_000000442032_00073_14155_6171.N1	13-NOV-2004 23:28:06	Bright	44.000	149	45Eps Per	2.8880	30000.	88	14155	No
483	GOM_NL__2PRFIN20041113_232948_000000412032_00073_14155_6172.N1	13-NOV-2004 23:29:48	Bright	41.000	35	33Alp Per	1.7950	6250.0	82	14155	No
484	GOM_NL__2PRFIN20041113_233135_000000382032_00073_14155_6173.N1	13-NOV-2004 23:31:35	Bright	37.500	110	37Del Cas	2.6780	8900.0	75	14155	No
485	GOM_NL__2PRFIN20041113_233343_000000592032_00073_14155_6174.N1	13-NOV-2004 23:33:43	Bright	58.500	6	13Alp Aur	0.080000	3400.0	117	14155	No
486	GOM_NL__2PRFIN20041113_233652_000000632032_00073_14155_6175.N1	13-NOV-2004 23:36:52	Bright	63.000	42	34Bet Aur	1.9000	10200.	126	14155	No
487	GOM_NL__2PRFIN20041113_233947_000000362032_00073_14155_6176.N1	13-NOV-2004 23:39:47	Bright	36.000	49	1Alp UMi	1.9900	6300.0	72	14155	No
488	GOM_NL__2PRFIN20041113_234406_000000402032_00073_14155_6177.N1	13-NOV-2004 23:44:06	Bright	39.500	60	7Bet UMi	2.0810	3950.0	79	14155	No
489	GOM_NL__2PRFIN20041113_234555_000000392032_00073_14155_6178.N1	13-NOV-2004 23:45:55	Bright	38.500	119	14Eta Dra	2.7270	4700.0	77	14155	No
490	GOM_NL__2PRFIN20041113_234731_000000432032_00073_14155_6179.N1	13-NOV-2004 23:47:31	Bright	42.500	36	50Alp UMa	1.8000	6300.0	85	14155	No
491	GOM_NL__2PRFIN20041113_234909_000000422032_00073_14155_6180.N1	13-NOV-2004 23:49:09	Bright	41.500	82	48Bet UMa	2.3650	10600.	83	14155	No
492	GOM_NL__2PRFIN20041113_235123_000000522032_00073_14155_6181.N1	13-NOV-2004 23:51:23	Bright	52.000	39	85Eta UMa	1.8540	24000.	104	14155	No
493	GOM_NL__2PRFIN20041113_235310_000000452032_00073_14155_6182.N1	13-NOV-2004 23:53:10	Bright	45.000	174	52Psi UMa	3.0040	4400.0	90	14155	No
494	GOM_NL__2PRFIN20041113_235452_000000362032_00073_14155_6183.N1	13-NOV-2004 23:54:52	Bright	36.000	152	12Alp2CVn	2.8900	11000.	72	14155	No
495	GOM_NL__2PRFIN20041113_235954_000000352032_00073_14155_6184.N1	13-NOV-2004 23:59:54	Bright	35.000	111	8Eta Boo	2.6800	6000.0	70	14155	No

3. Quality information per product

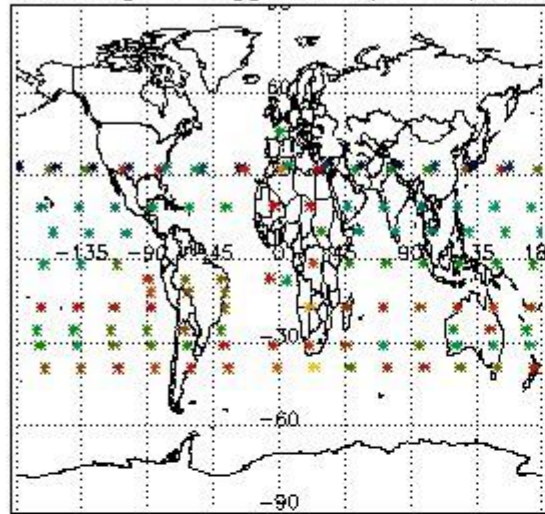
In this section it is plotted some information contained in the Quality Summary data set of the level 2 products. Only products in dark limb conditions and without errors (error flag in the MPH set to "0") are used.

3.1 Plot quality information per product (time dependant)

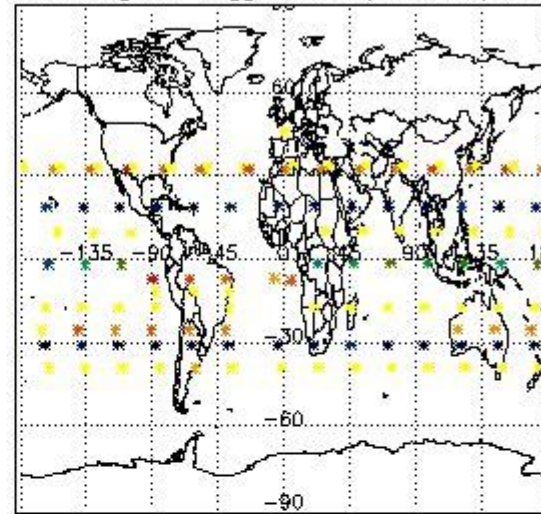


3.2 Plot quality information per product (world map)

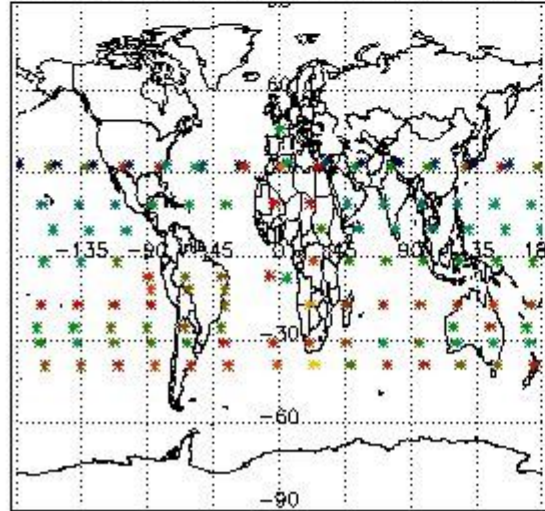
Percentage of flagged data per O3 profile



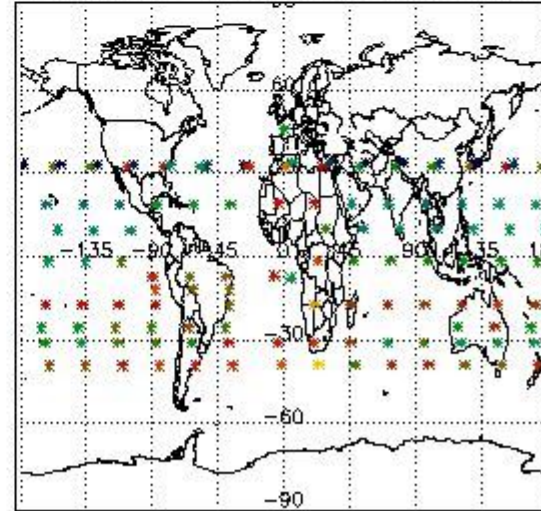
Percentage of flagged data per H2O profile



Percentage of flagged data per NO2 profile



Percentage of flagged data per NO3 profile

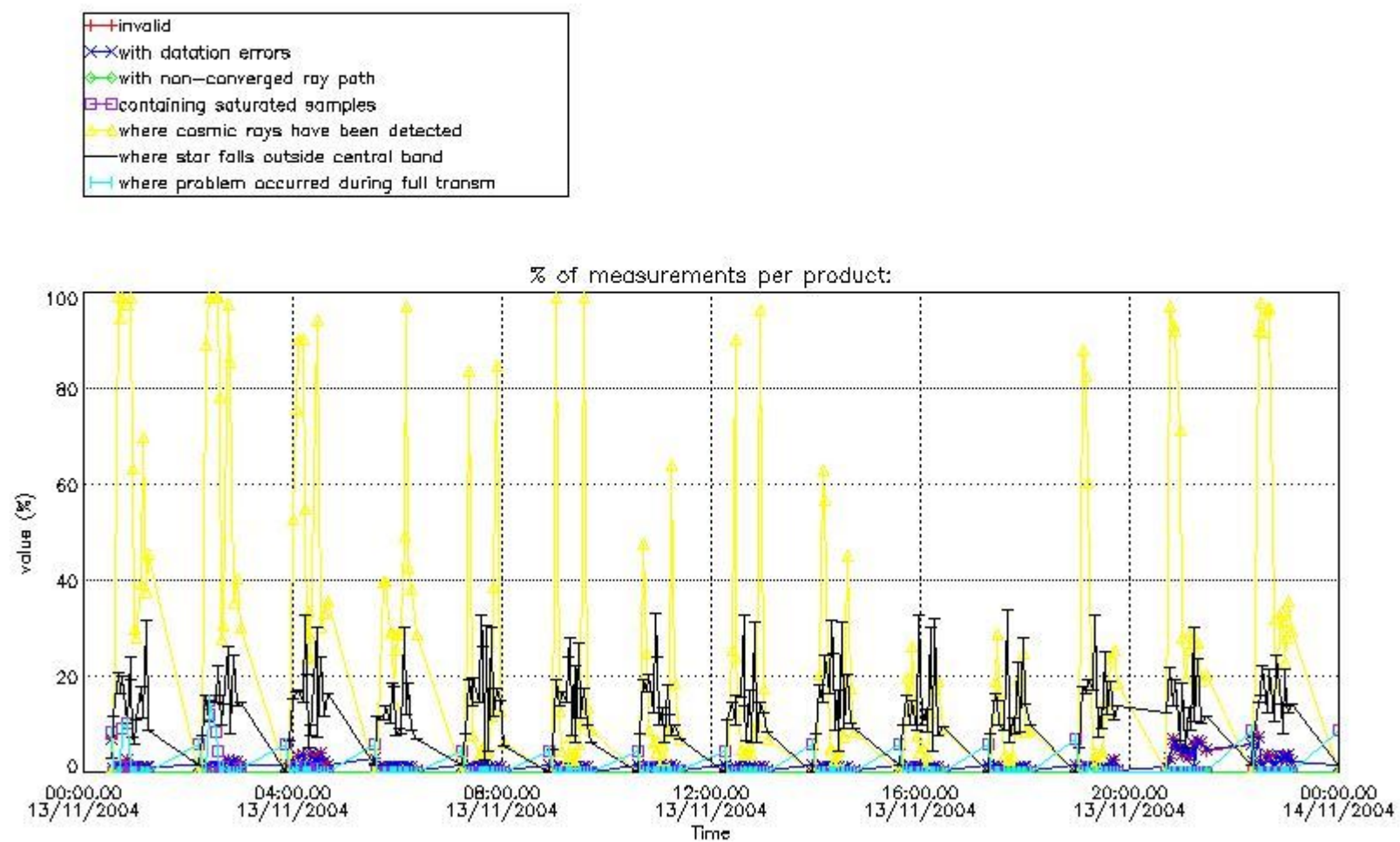


4. Level 1 quality information per product

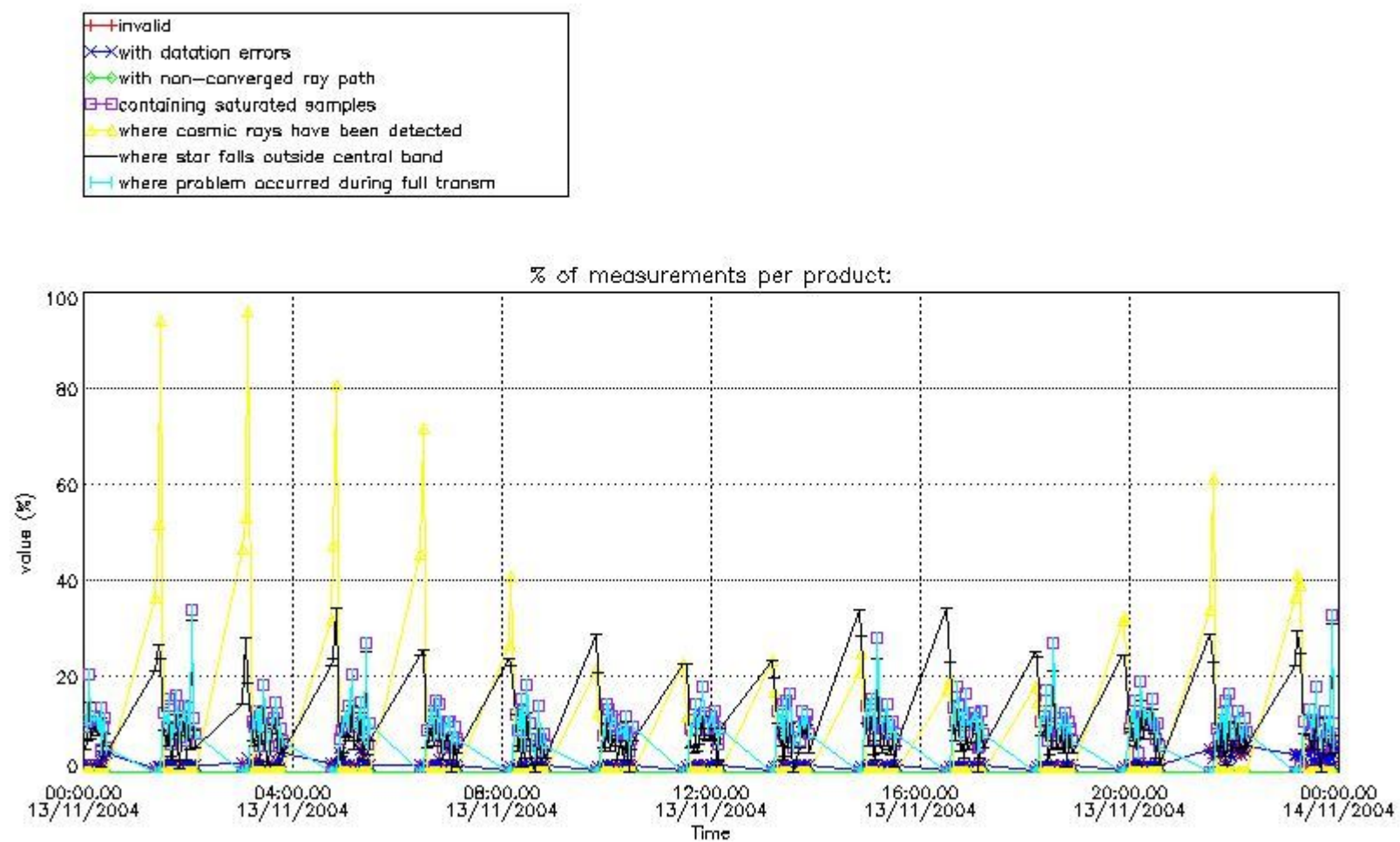
In this section it is plotted some information contained in the Quality Summary data set of the level 2 products that comes from the level 1b processing. Products without errors (error flag in the MPH set to "0") are used.

4.1 Plot quality information per product (time dependant) coming from level 1b processing

4.1.1 Plot level 1 quality information per product (time dependant): ENVISAT ASCENDING passes

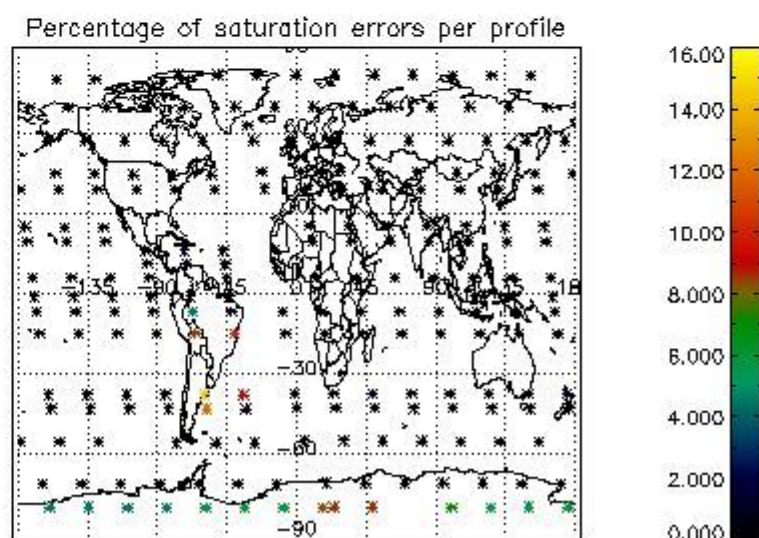
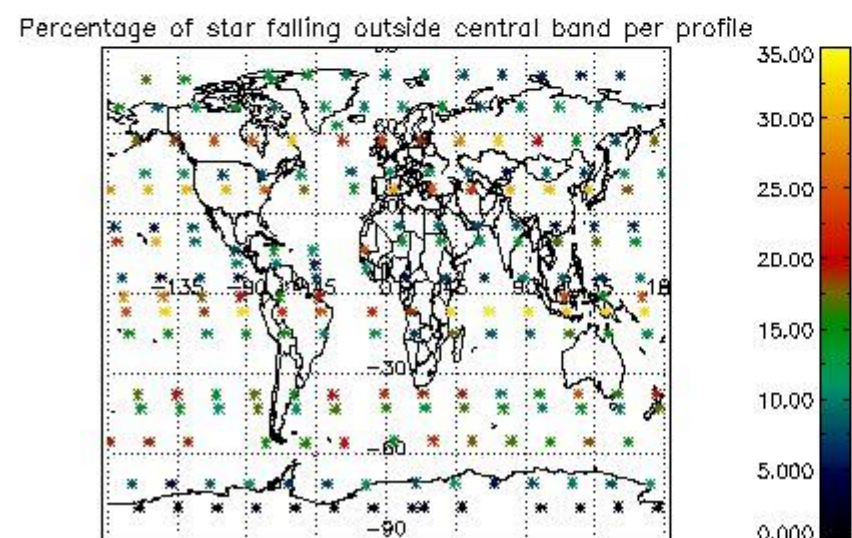
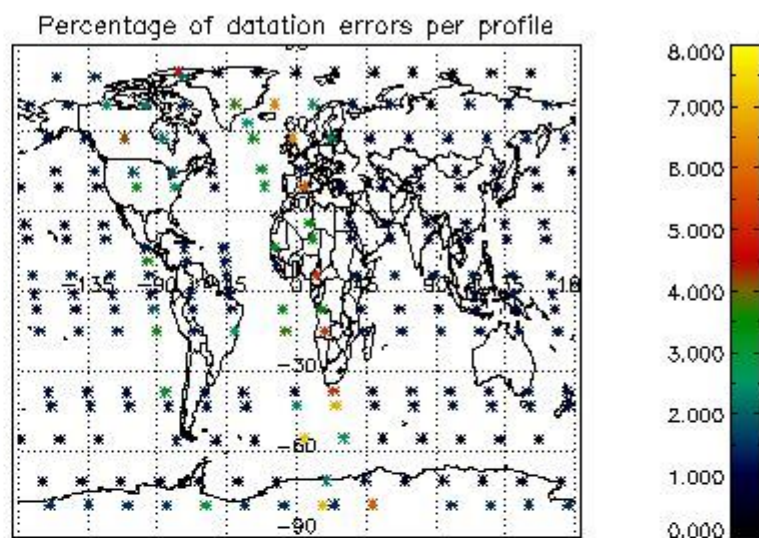
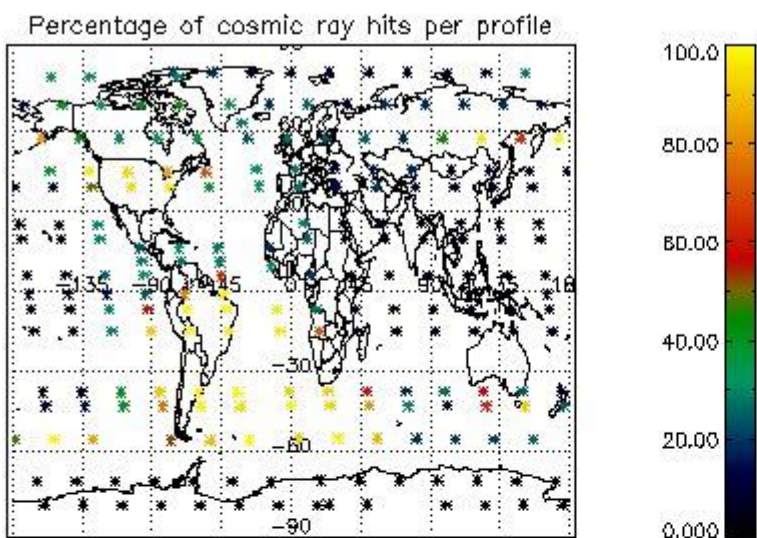


4.1.2 Plot level 1 quality information per product (time dependant): ENVI SAT DESCENDING passes

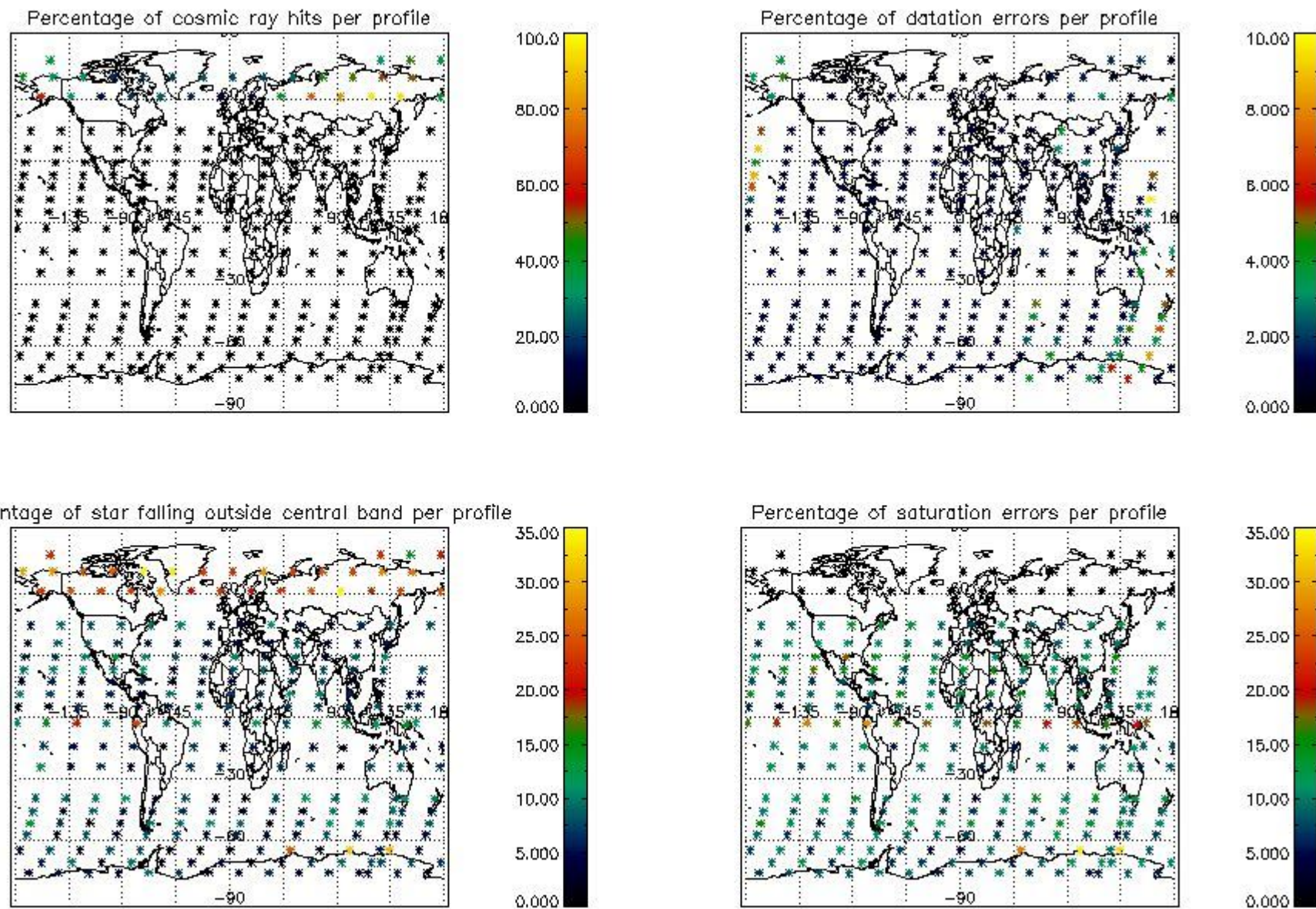


4.2 Plot quality information per product coming from level 1b processing (world map)

4.2.1 Plot level 1 quality information per product (world map): ENVISAT ASCENDING passes



4.2.2 Plot level 1 quality information per product (world map): ENVISAT DESCENDING passes



5. Trace gas profiles

5.1 Ozone statistics based on quality of products

The final quality of the products can be "measured" using the STD (Standard Deviation) attached to every point profile. This information is written to the parameter GOM_NL__2P/NL_LOCAL_SPECIES_DENSITY/o3_std of the level 2 products. The table below shows the statistics for given STD ranges.

The statistics are given with respect to the overall valid production:

- Products without fatal errors: GOM_NL__2P/MPH/PRODUCT_ERR=0
- Valid point profile: GOM_NL__2P/NL_LOCAL_SPECIES_DENSITY/pcd(0)=0

The 'Criteria' is applied to valid points of dark limb products:

- Products in dark limb illumination condition: GOM_NL__2P/NL_SUMMARY_QUALITY/obs_ill_cond=0
- Products without fatal errors: GOM_NL__2P/MPH/PRODUCT_ERR=0
- Valid point profile: GOM_NL__2P/NL_LOCAL_SPECIES_DENSITY/pcd(0)=0

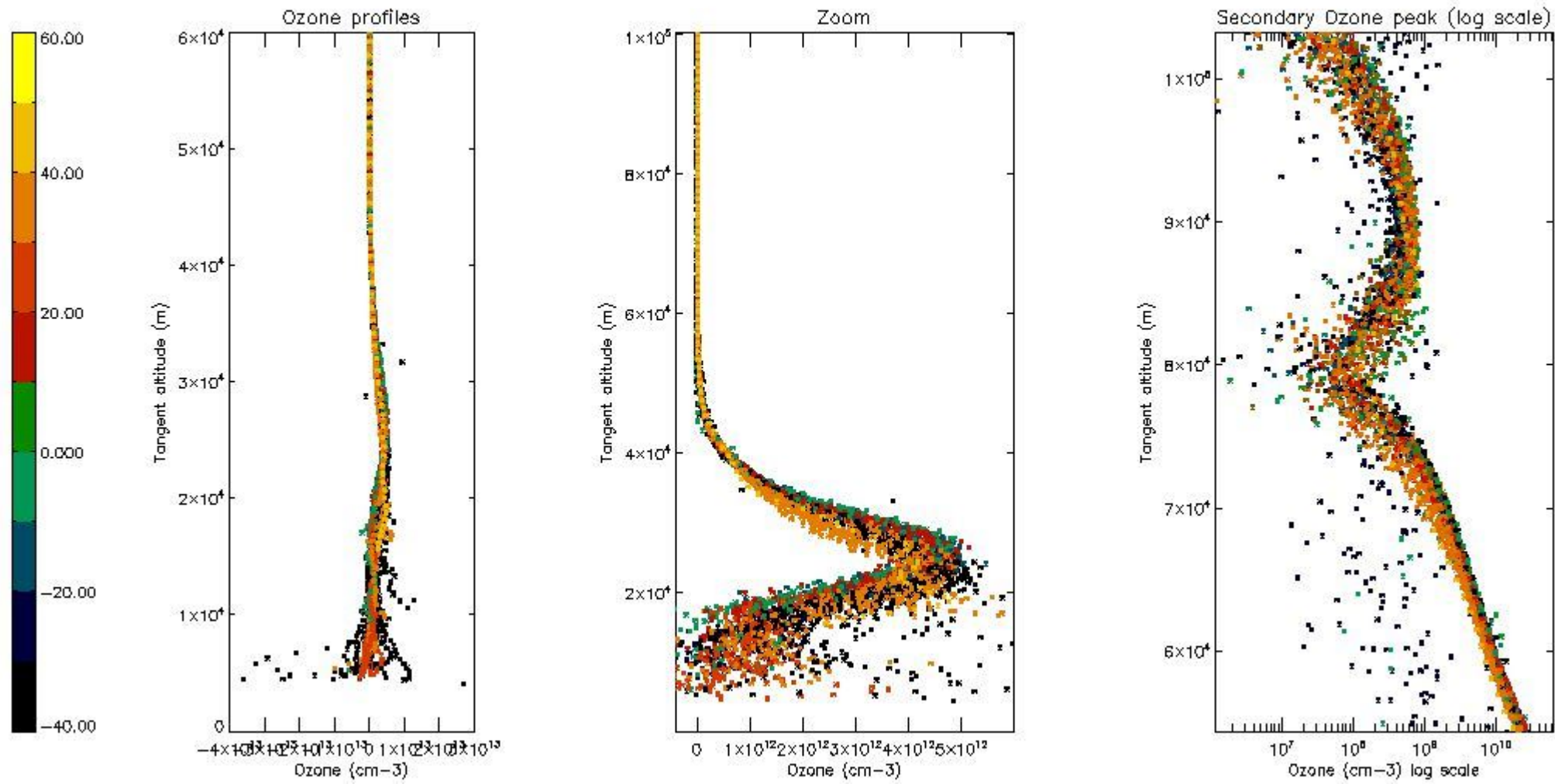
So, the table below shows the percentage of dark limb and valid observations for each criteria with respect to the overall valid daily observations.

Criteria	% of total production
All STD	24
STD < 20	15

STD < 10	13
STD < 5	10

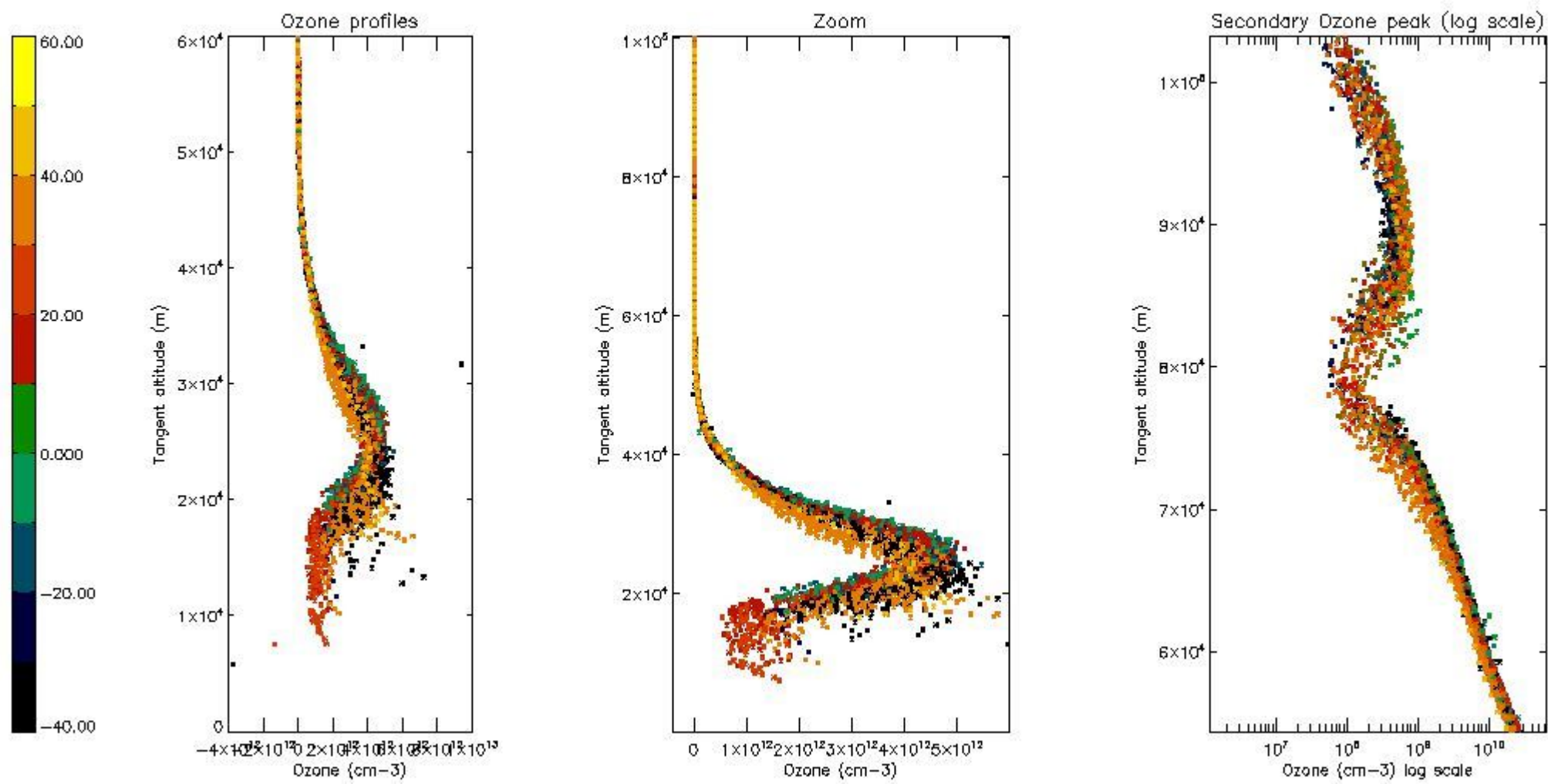
5.2 Plot ozone profiles for all STD (dark without errors)

The colorbar represents the latitude.



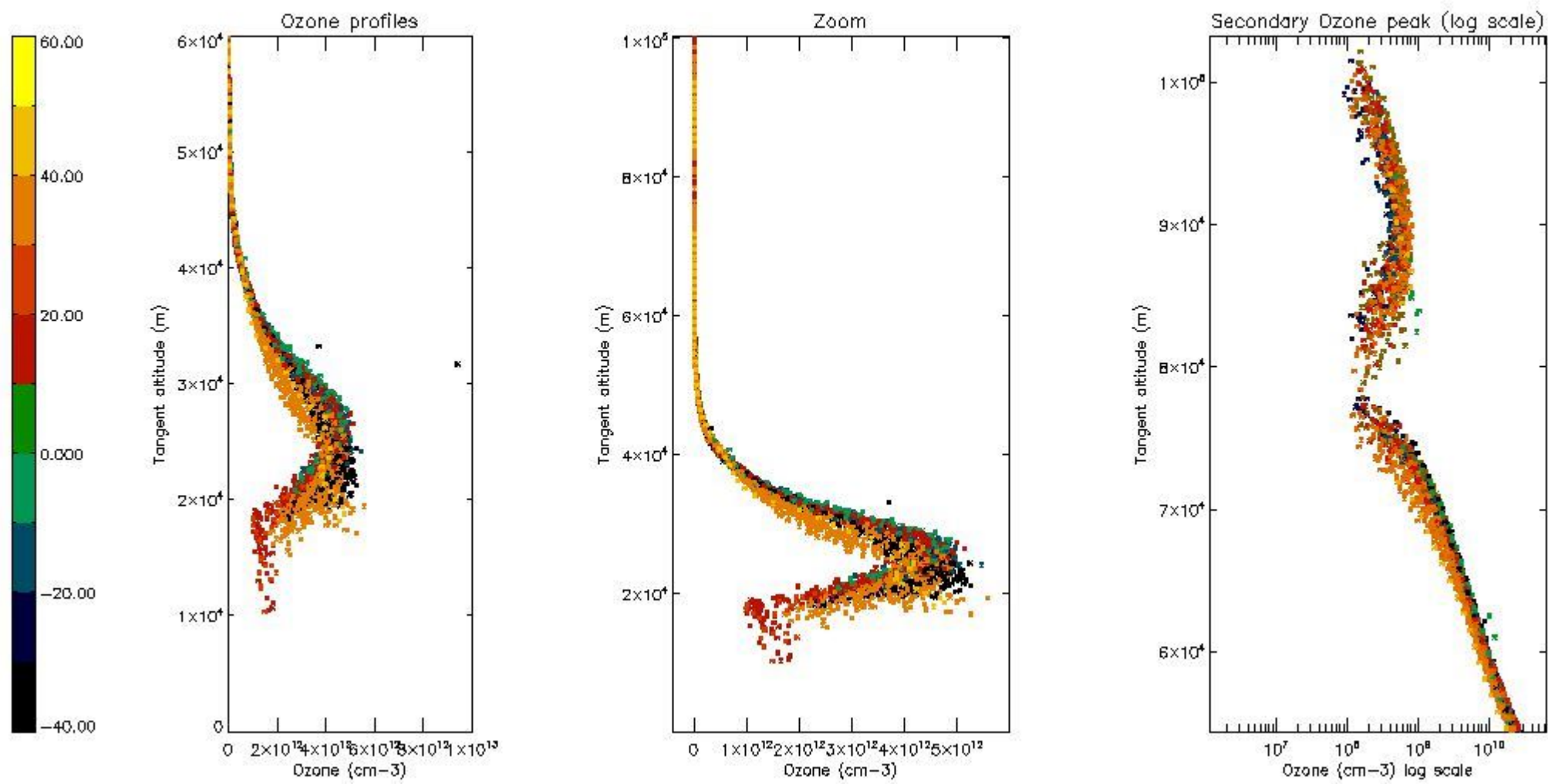
5.3 Plot ozone profiles where STD < 20% (dark without errors)

The colorbar represents the latitude.



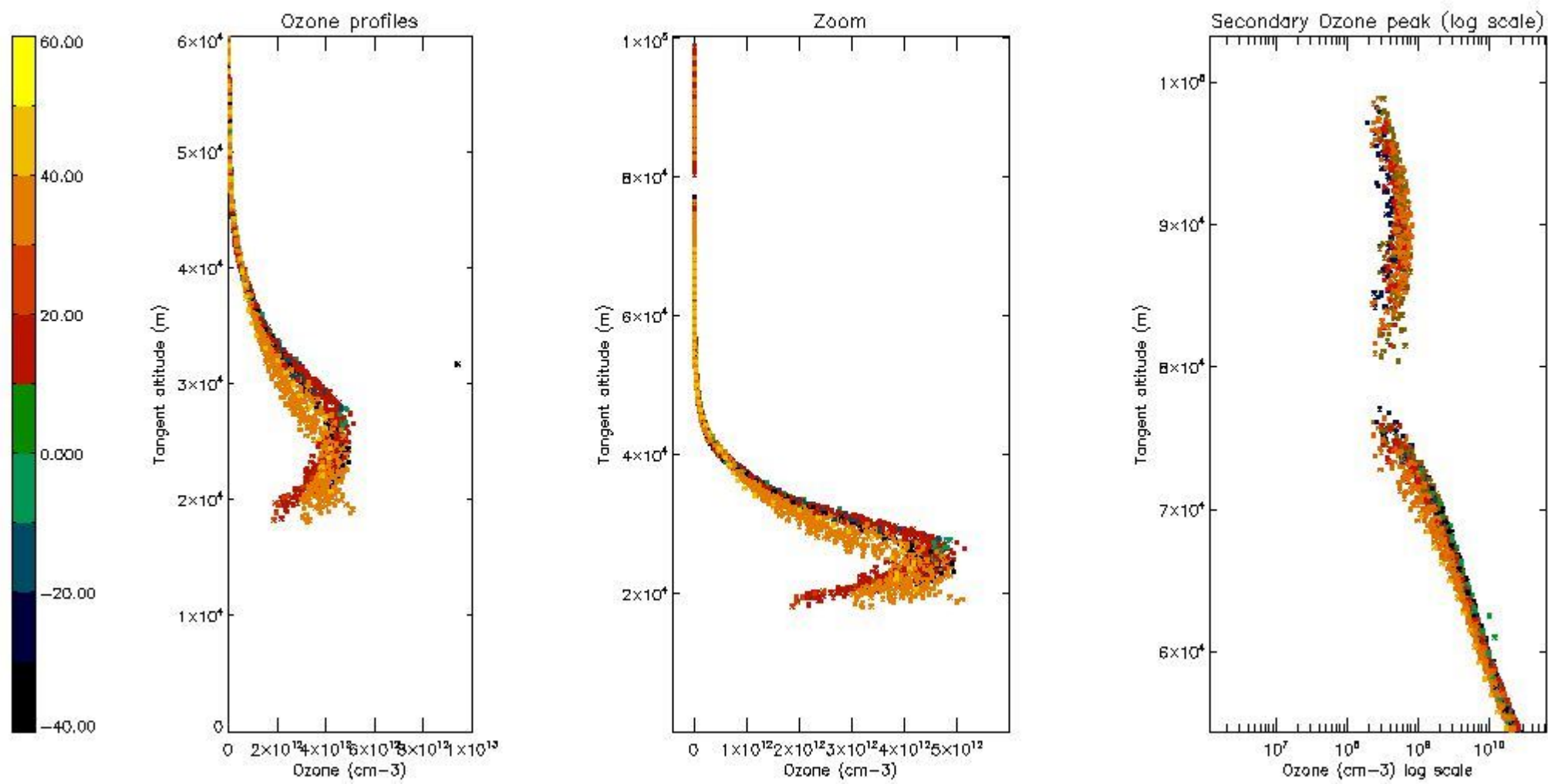
5.4 Plot ozone profiles where STD < 10% (dark without errors)

The colorbar represents the latitude.



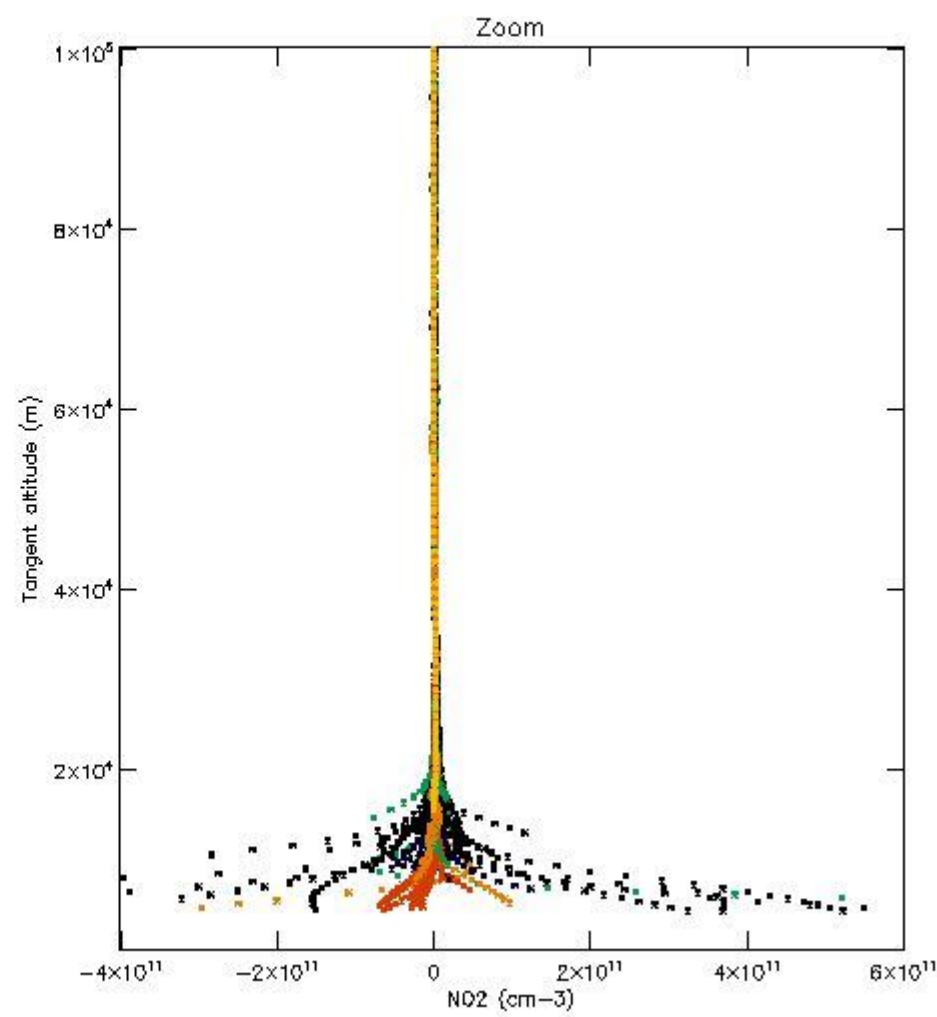
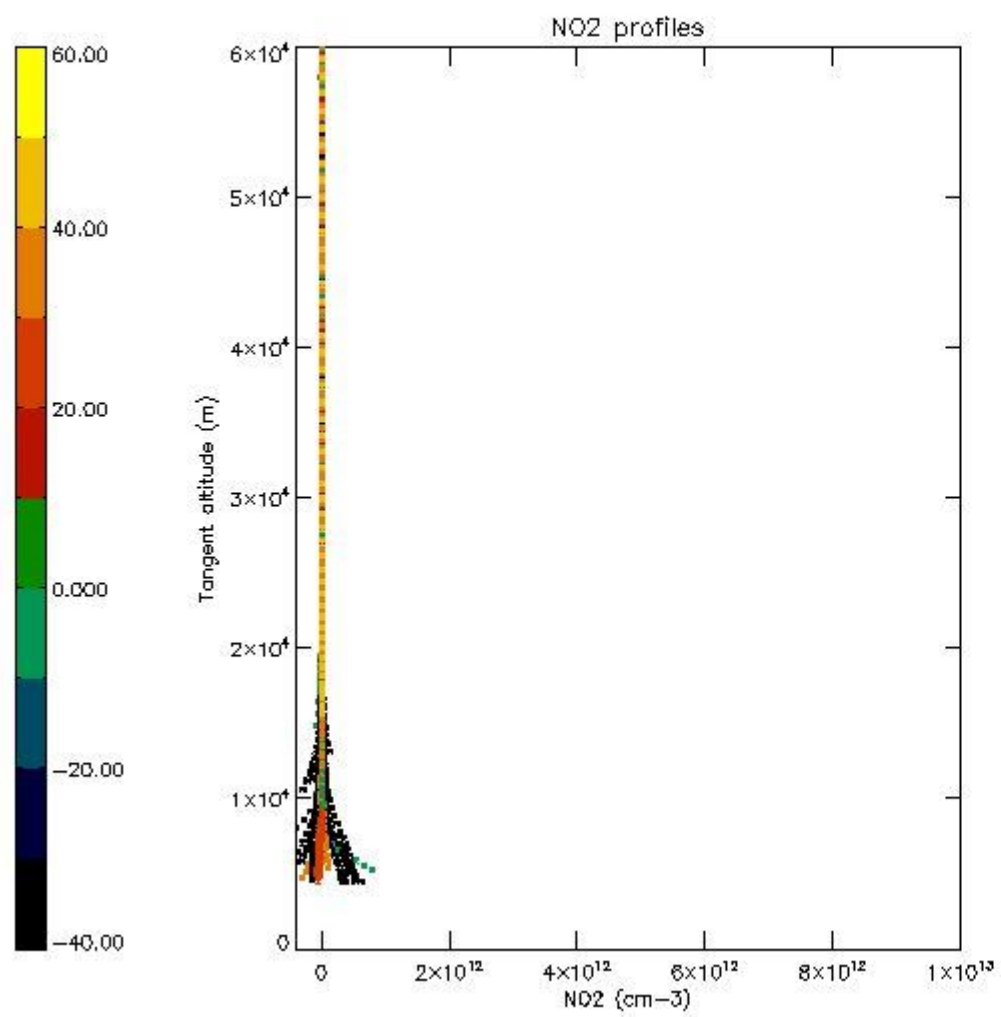
5.5 Plot ozone profiles where STD < 5% (dark without errors)

The colorbar represents the latitude.



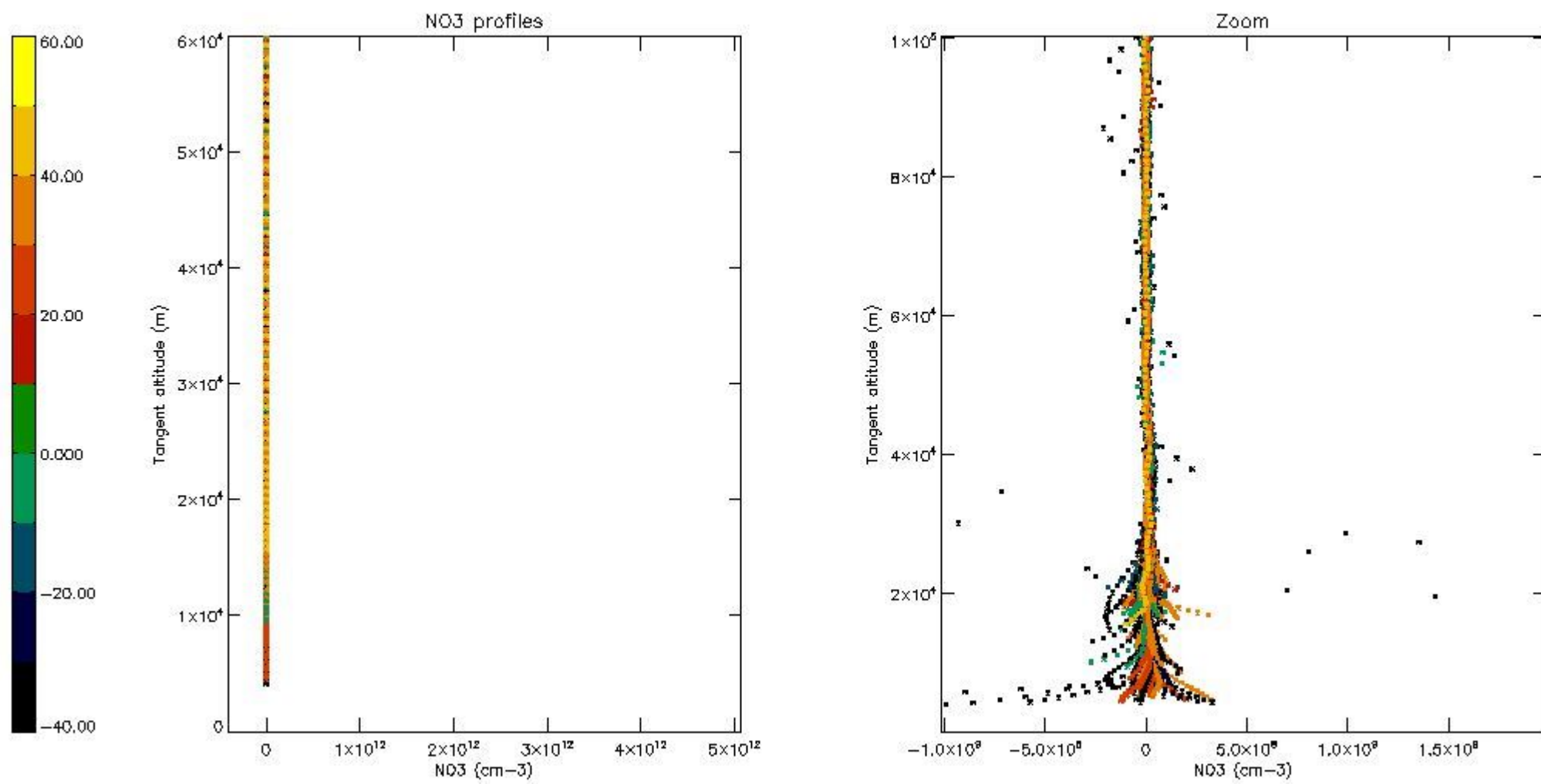
5.6 Plot NO₂ profiles for all STD (dark without errors)

The colorbar represents the latitude.



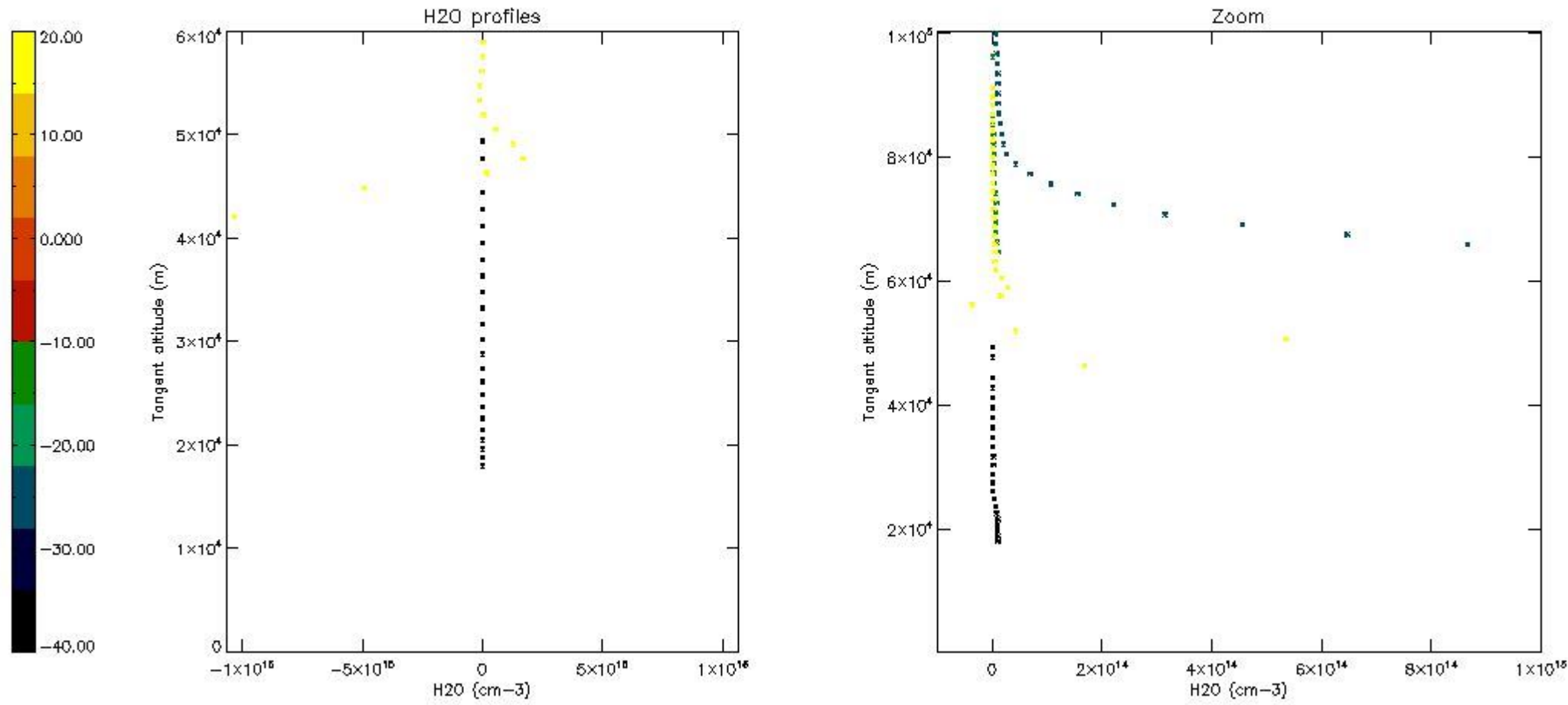
5.7 Plot NO3 profiles for all STD (dark without errors)

The colorbar represents the latitude.



5.8 Plot H2O profiles for all STD (only for occultations of stars 1,2,3,4,13,14,16,26,63 dark without errors)

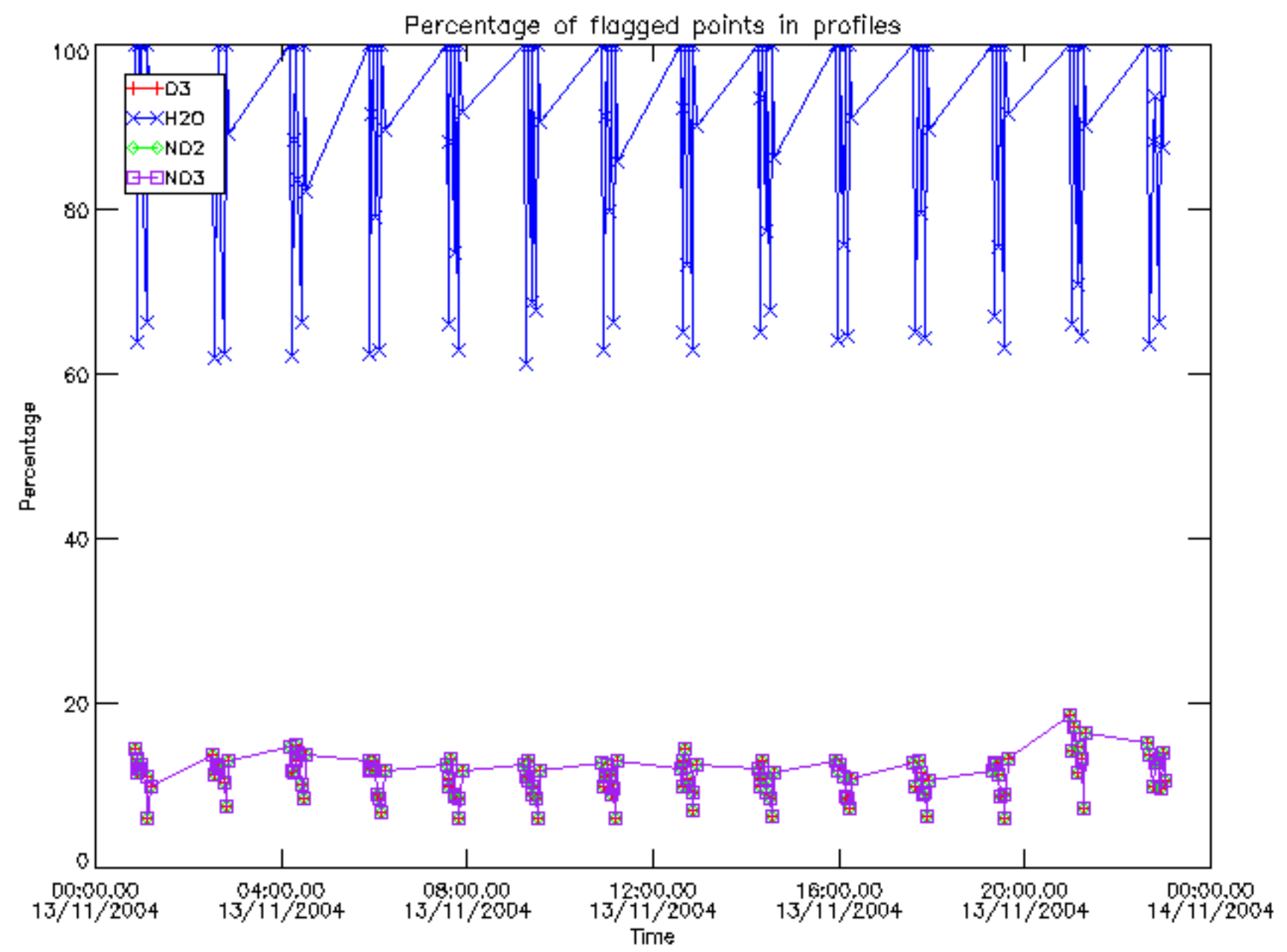
The colorbar represents the latitude.



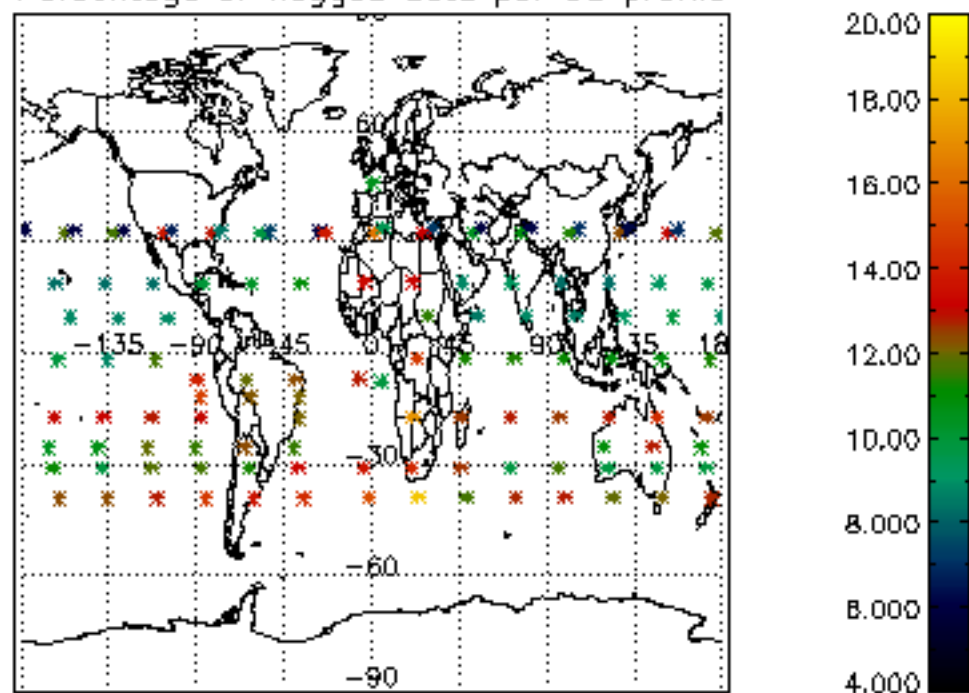
6. Auxiliary Data Files used for the production reported in section 2

The number reported in the third column indicates since which file (see list in section 2) the corresponding auxiliary file has been used. The fourth column is the date of those product files.

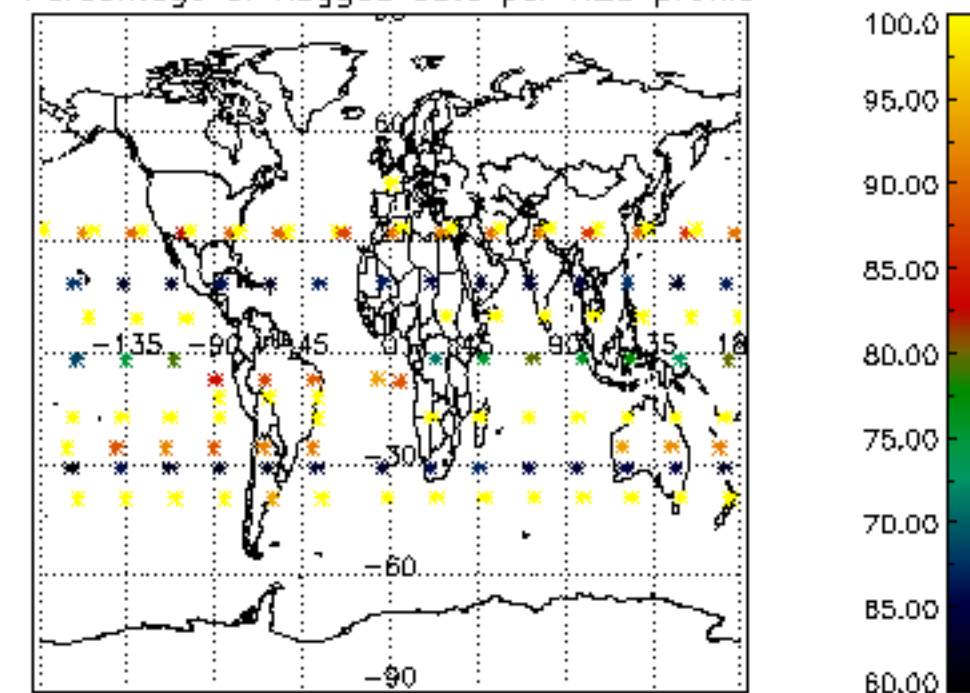
Type	Auxiliary Filename	Used since product	Used since product date
INST_PHYS_CHARACTERISTICS	GOM_INS_AXVIEC20091111_143220_20030716_120000_20500101_000000	1	13-NOV-2004 00:01:31
LEVEL-2_PROC_CONFIG	GOM_PR2_AXVIEC20091111_152718_20020301_000000_20500101_000000	1	13-NOV-2004 00:01:31
CROSS_SECTIONS_FILE	GOM_CRS_AXVIEC20091111_154832_20020301_000000_20500101_000000	1	13-NOV-2004 00:01:31



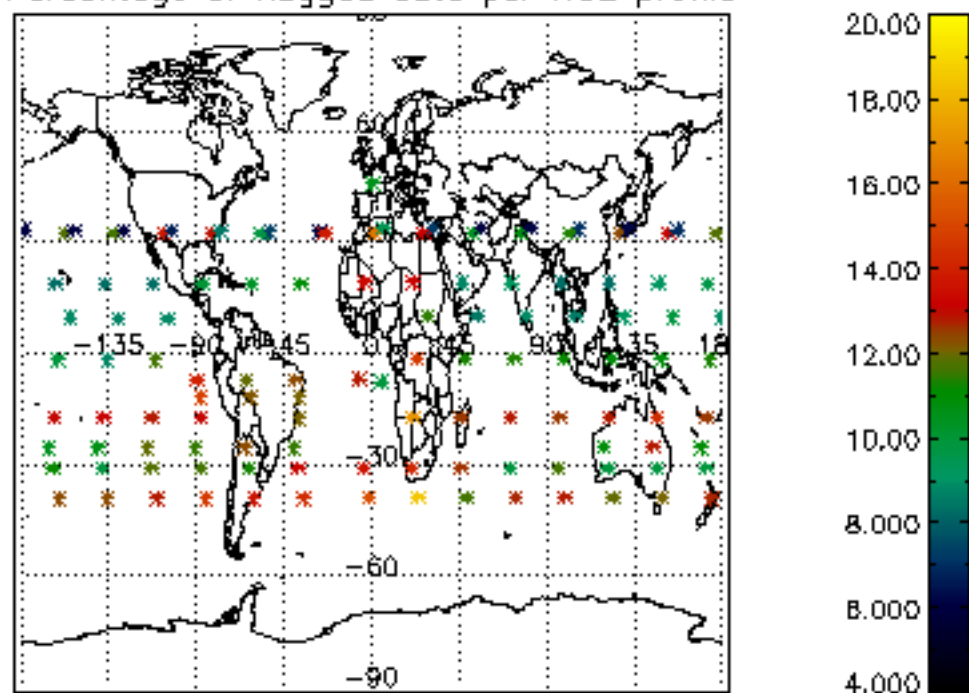
Percentage of flagged data per D3 profile



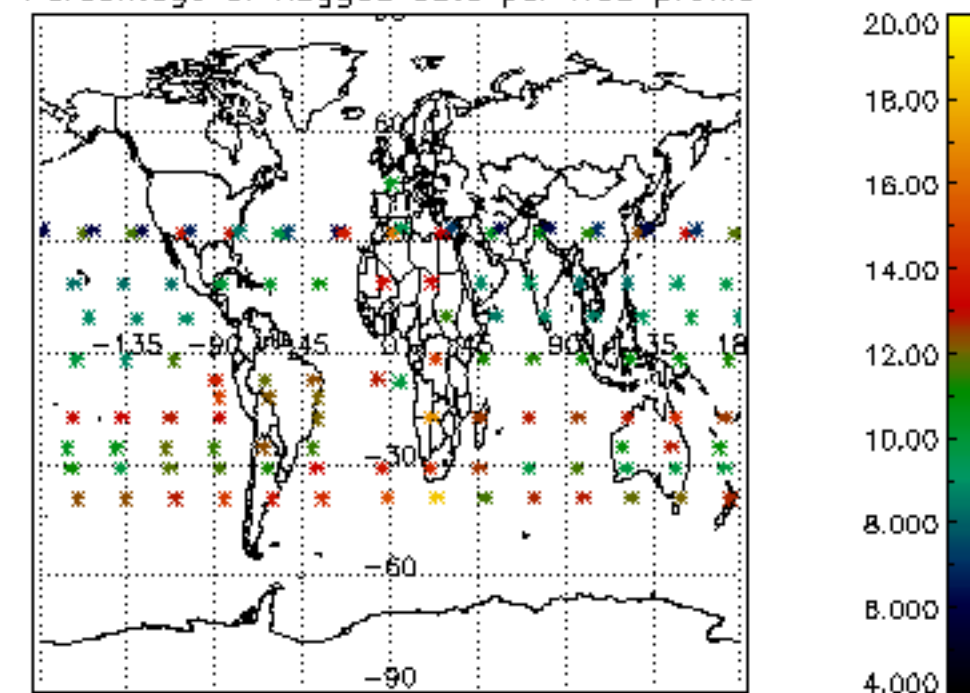
Percentage of flagged data per H2O profile

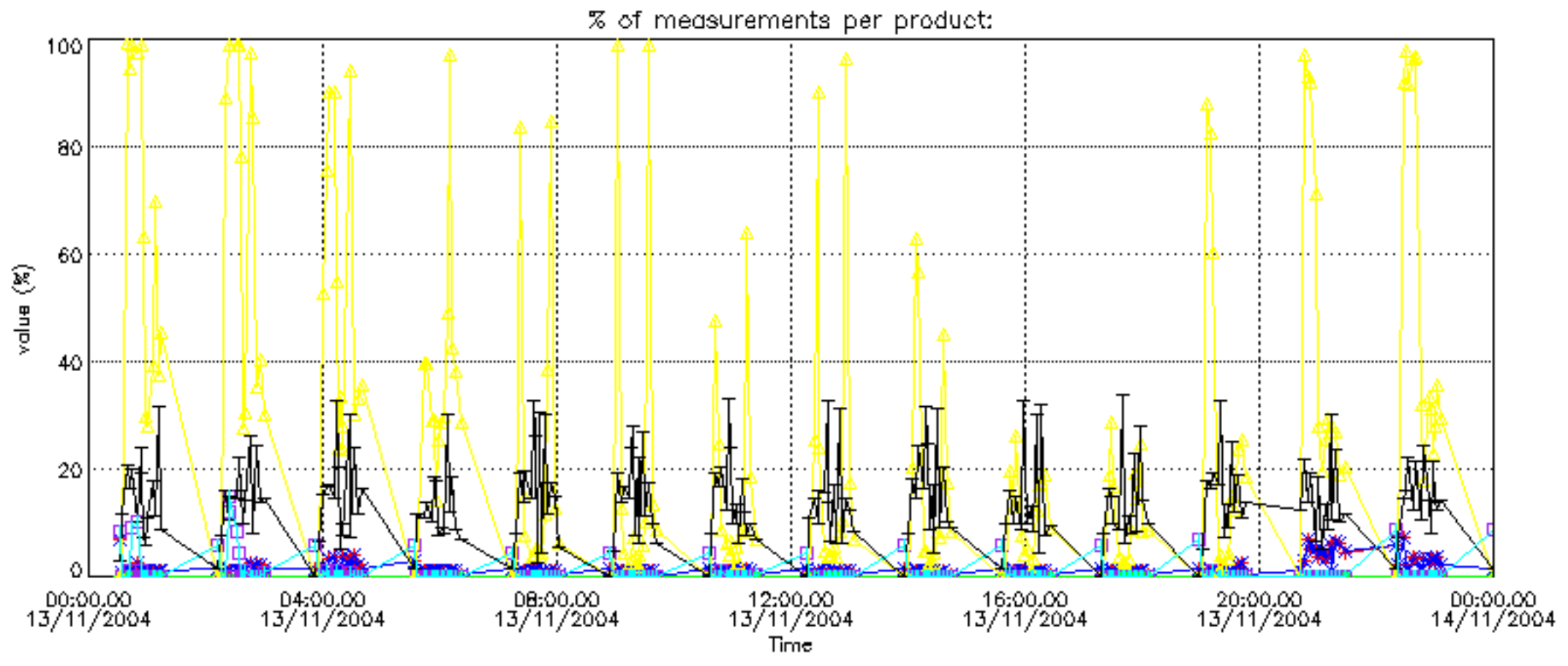


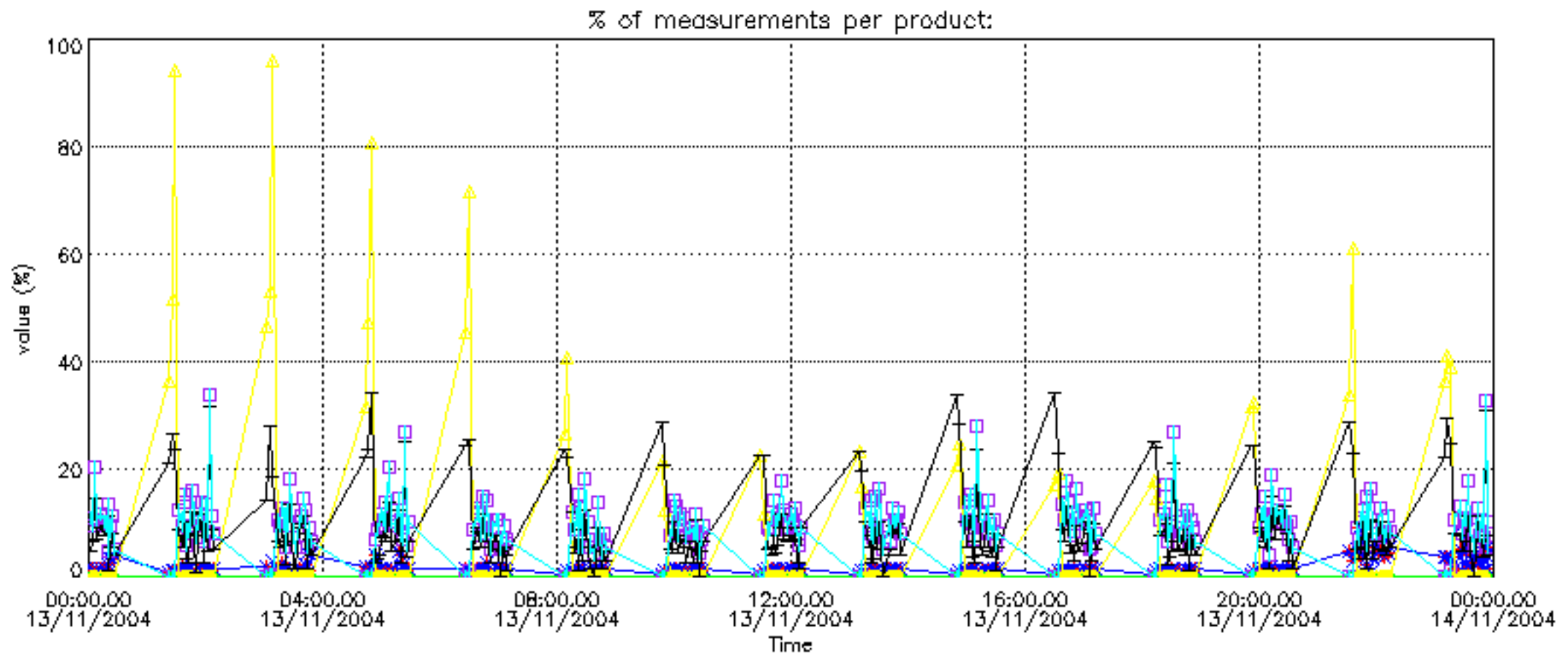
Percentage of flagged data per NO2 profile



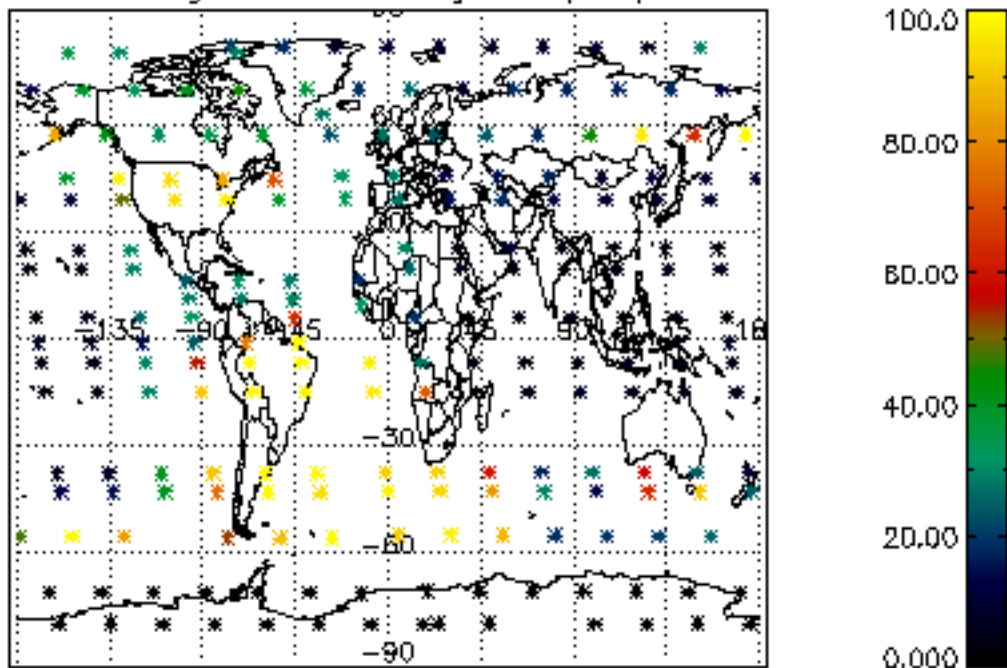
Percentage of flagged data per NO3 profile



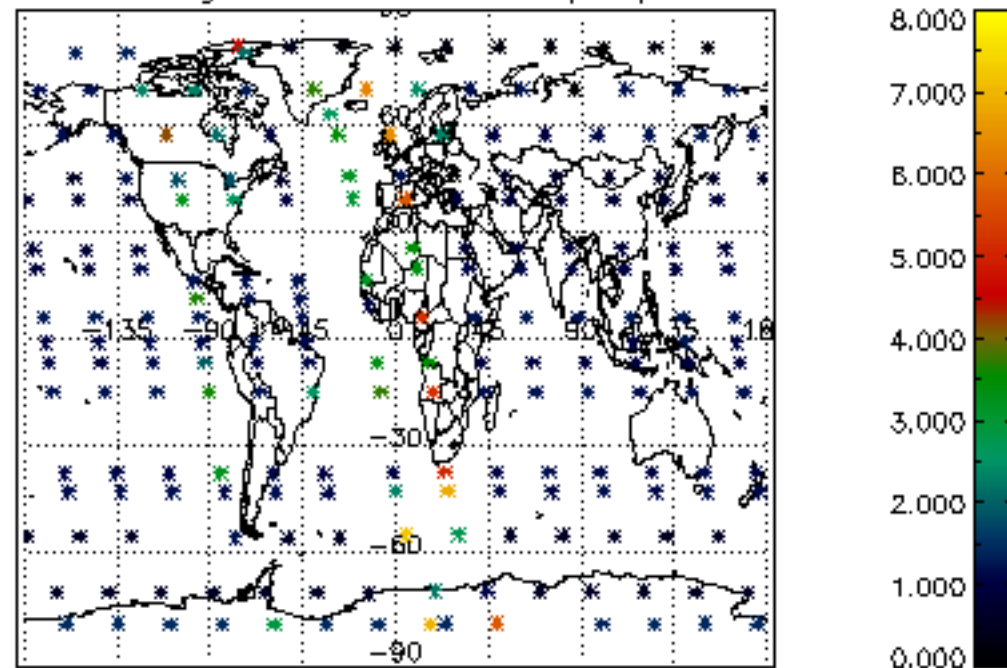




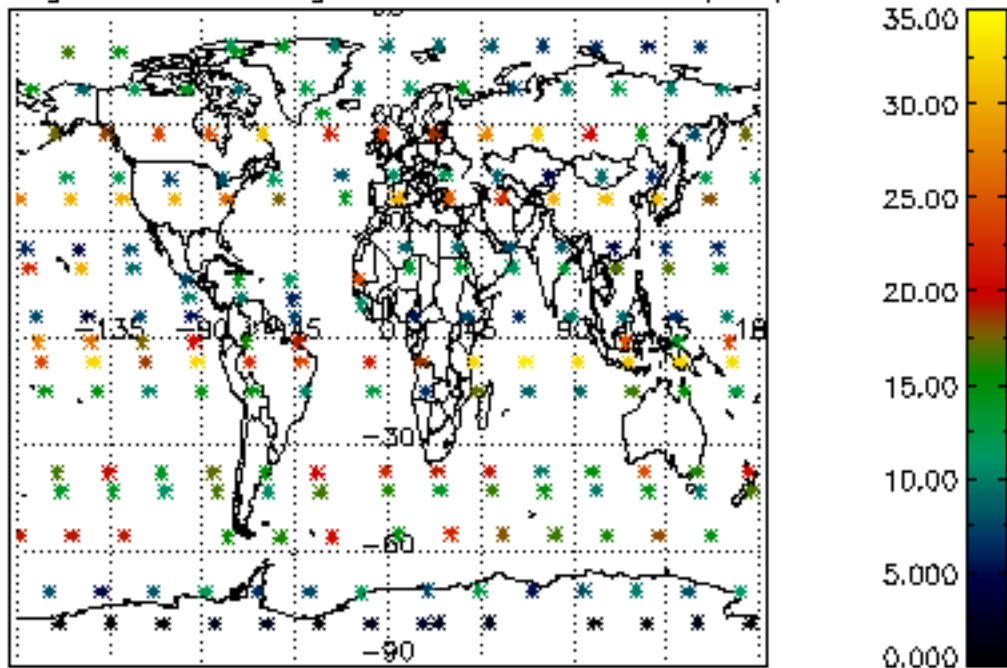
Percentage of cosmic ray hits per profile



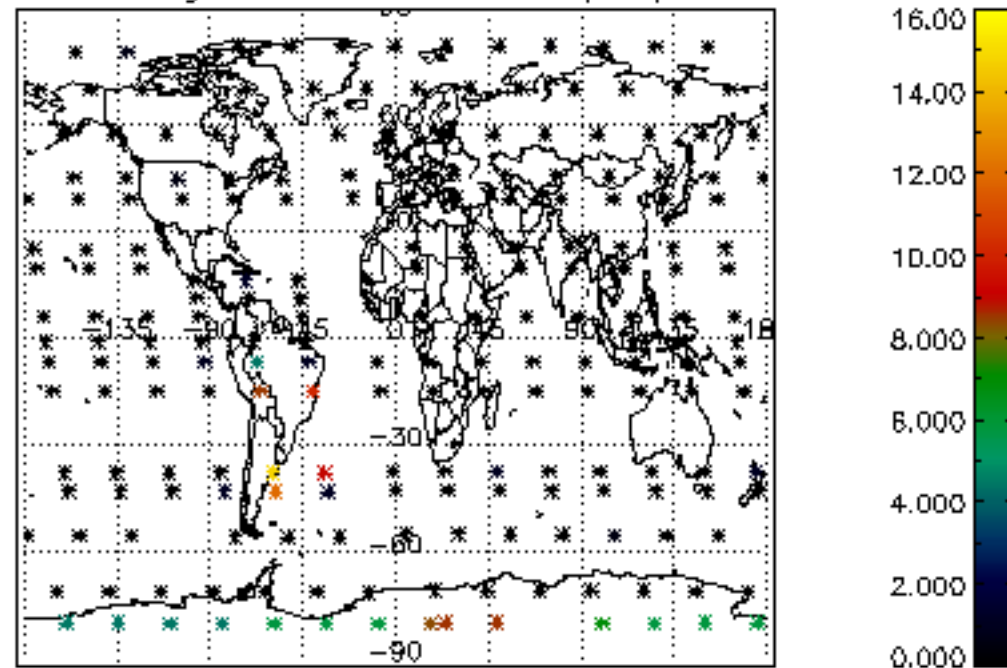
Percentage of datation errors per profile



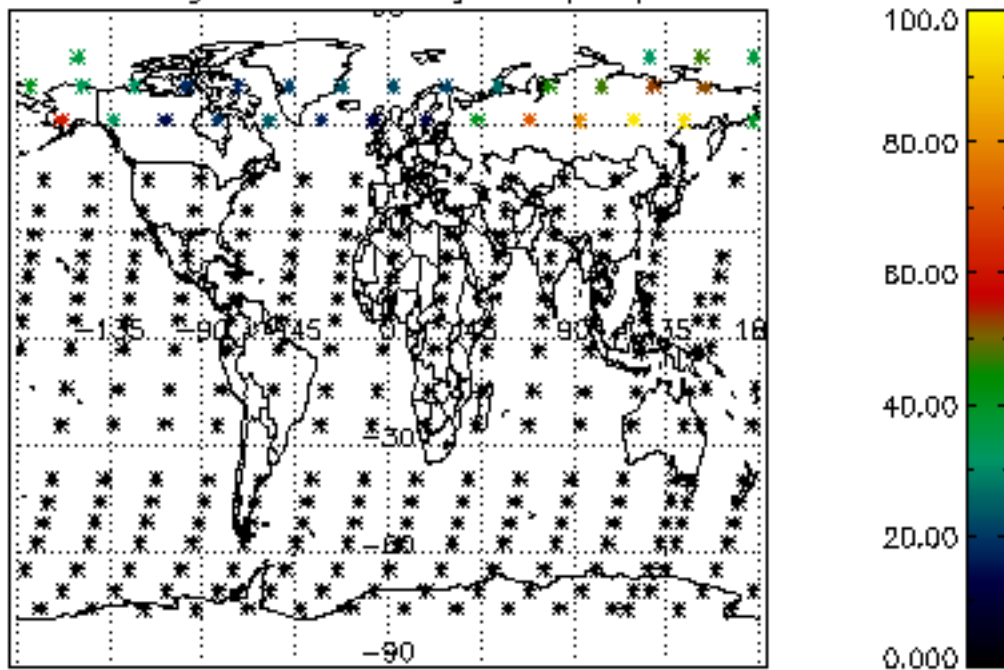
Percentage of star falling outside central band per profile



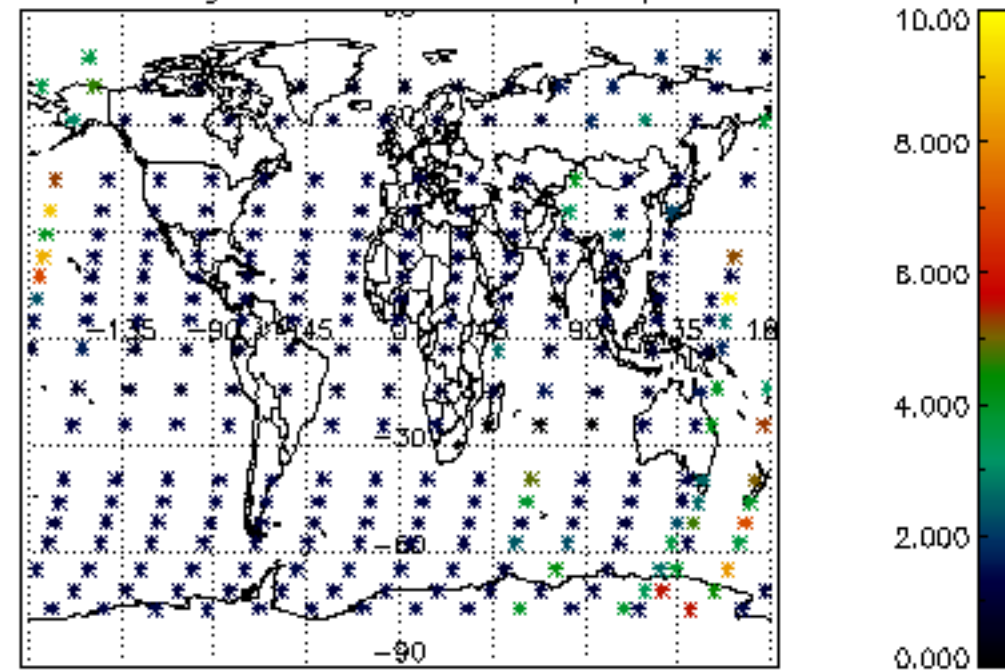
Percentage of saturation errors per profile



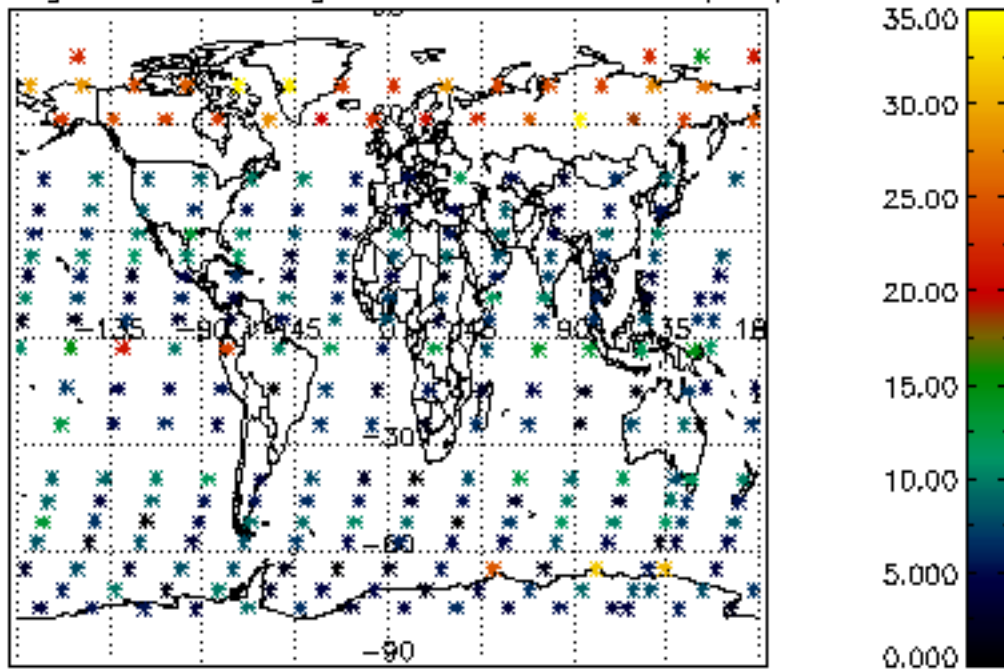
Percentage of cosmic ray hits per profile



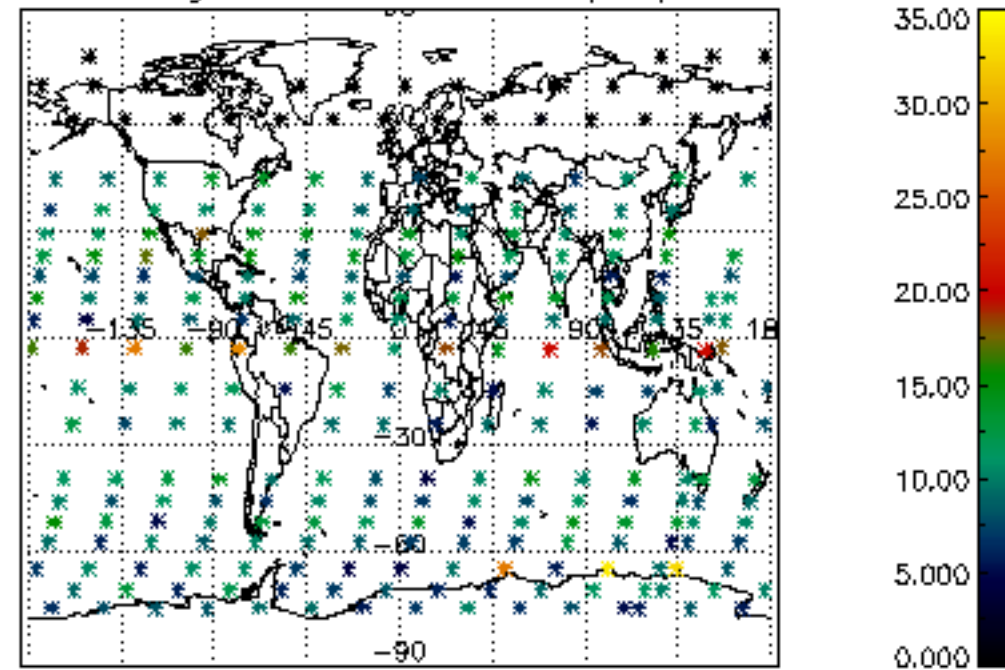
Percentage of datation errors per profile

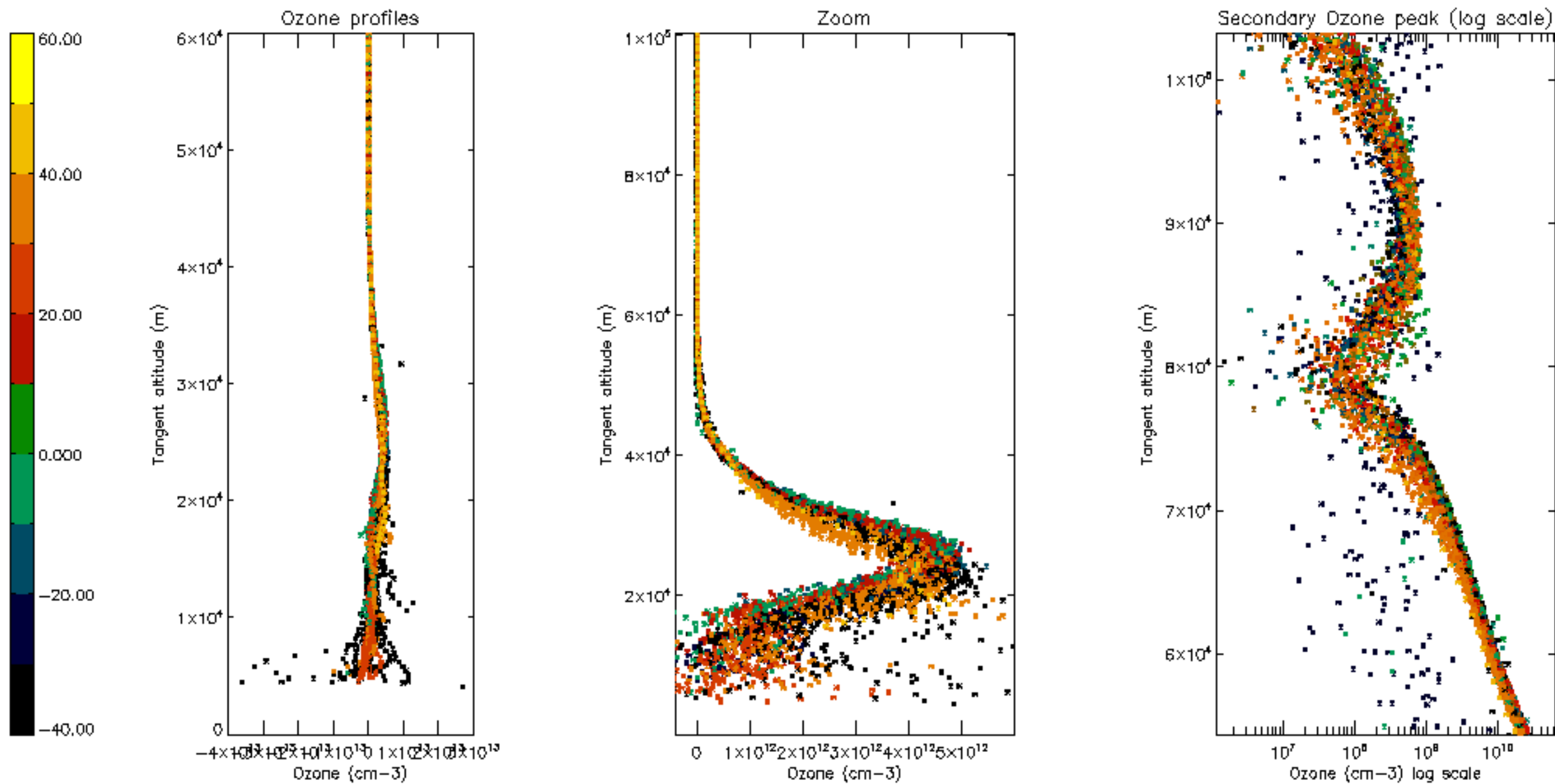


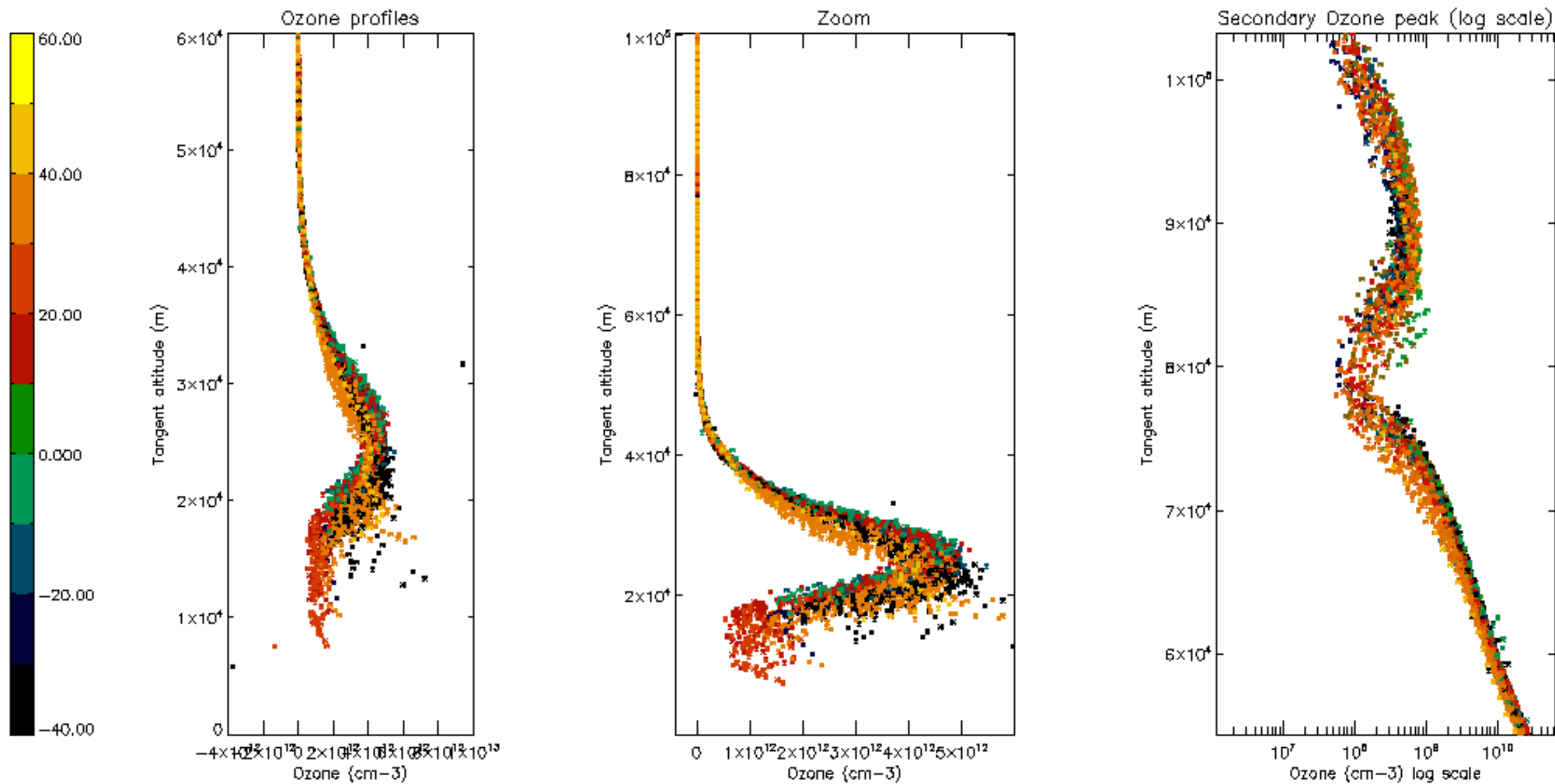
Percentage of star falling outside central band per profile

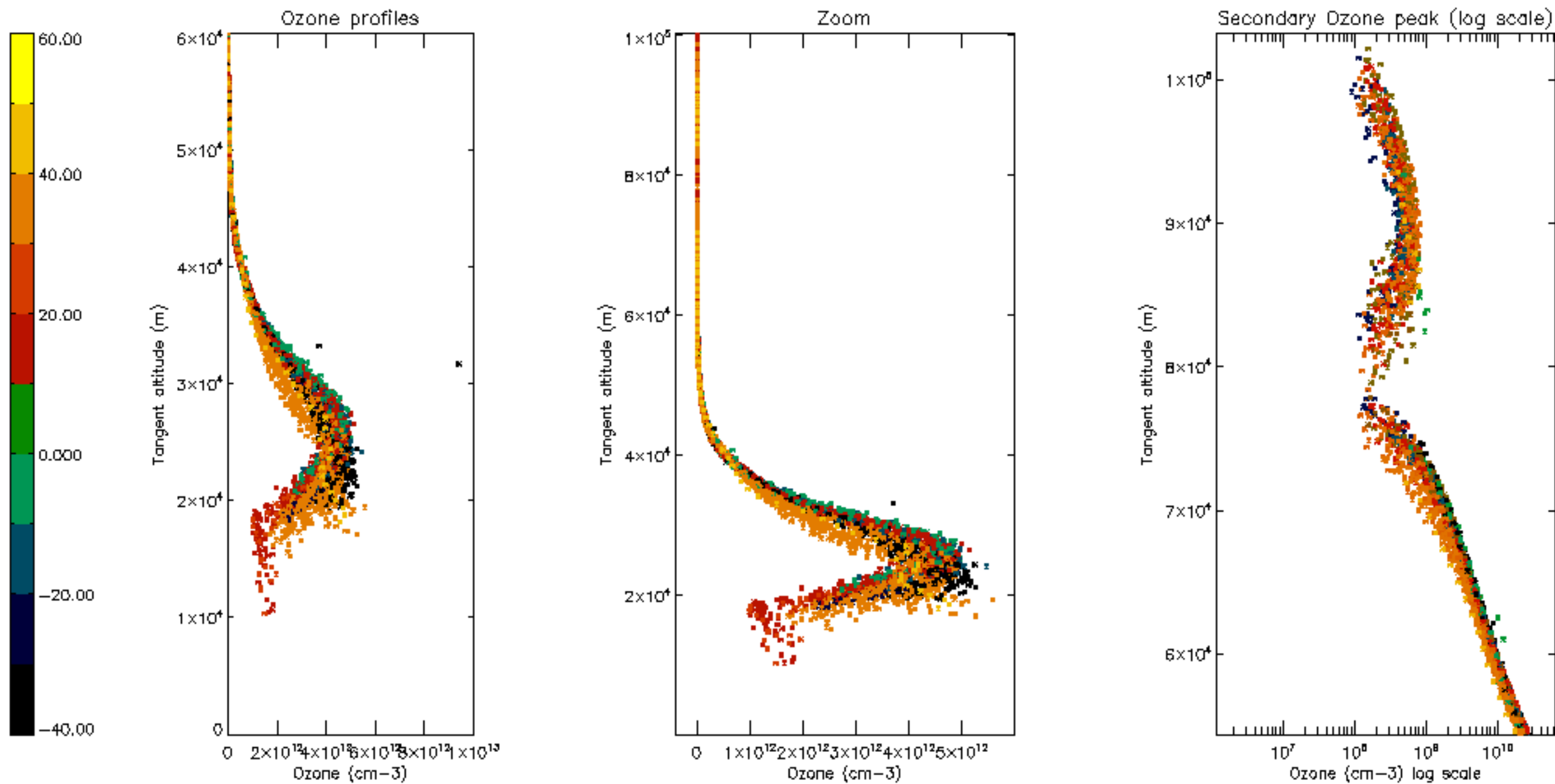


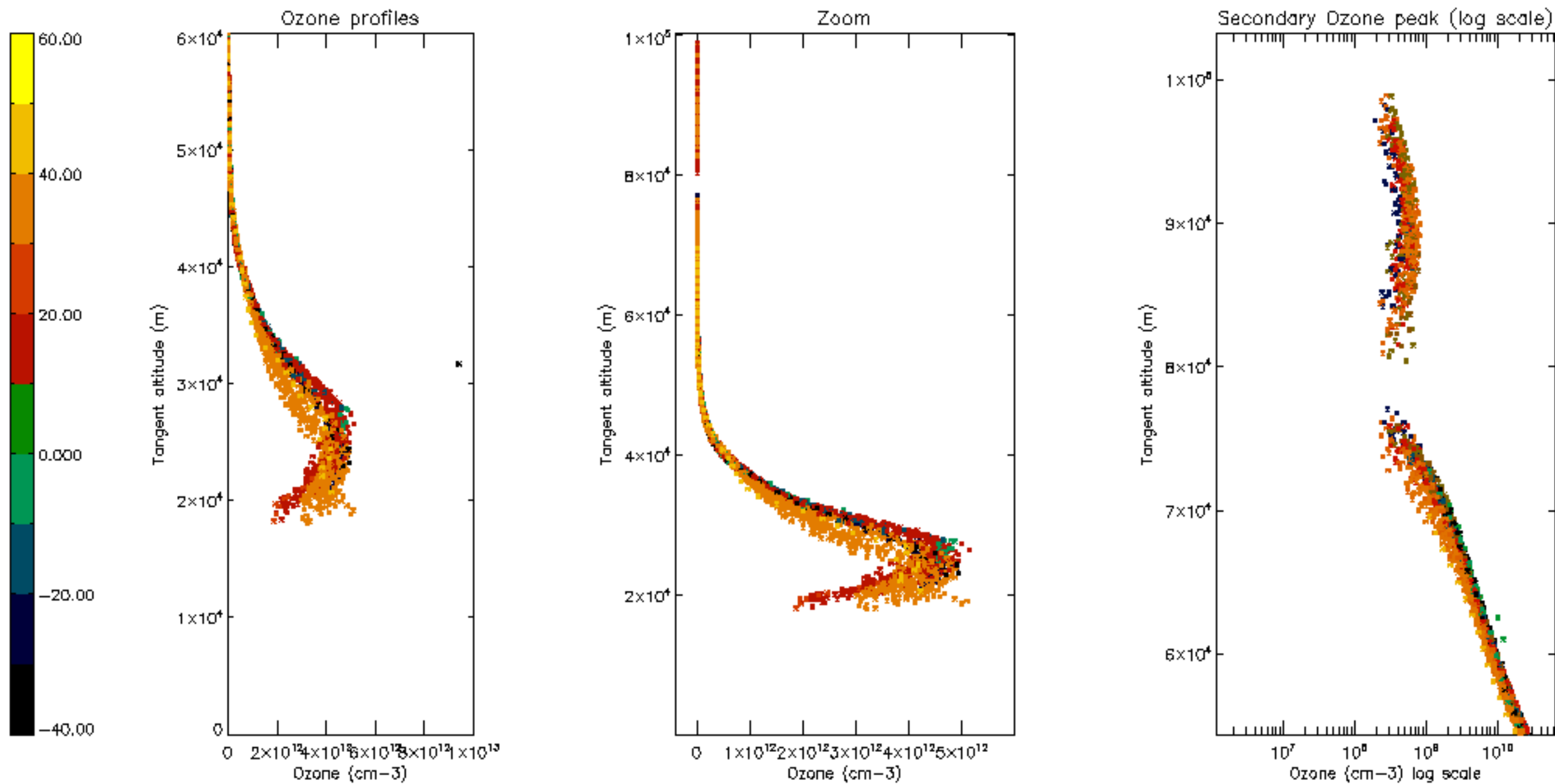
Percentage of saturation errors per profile

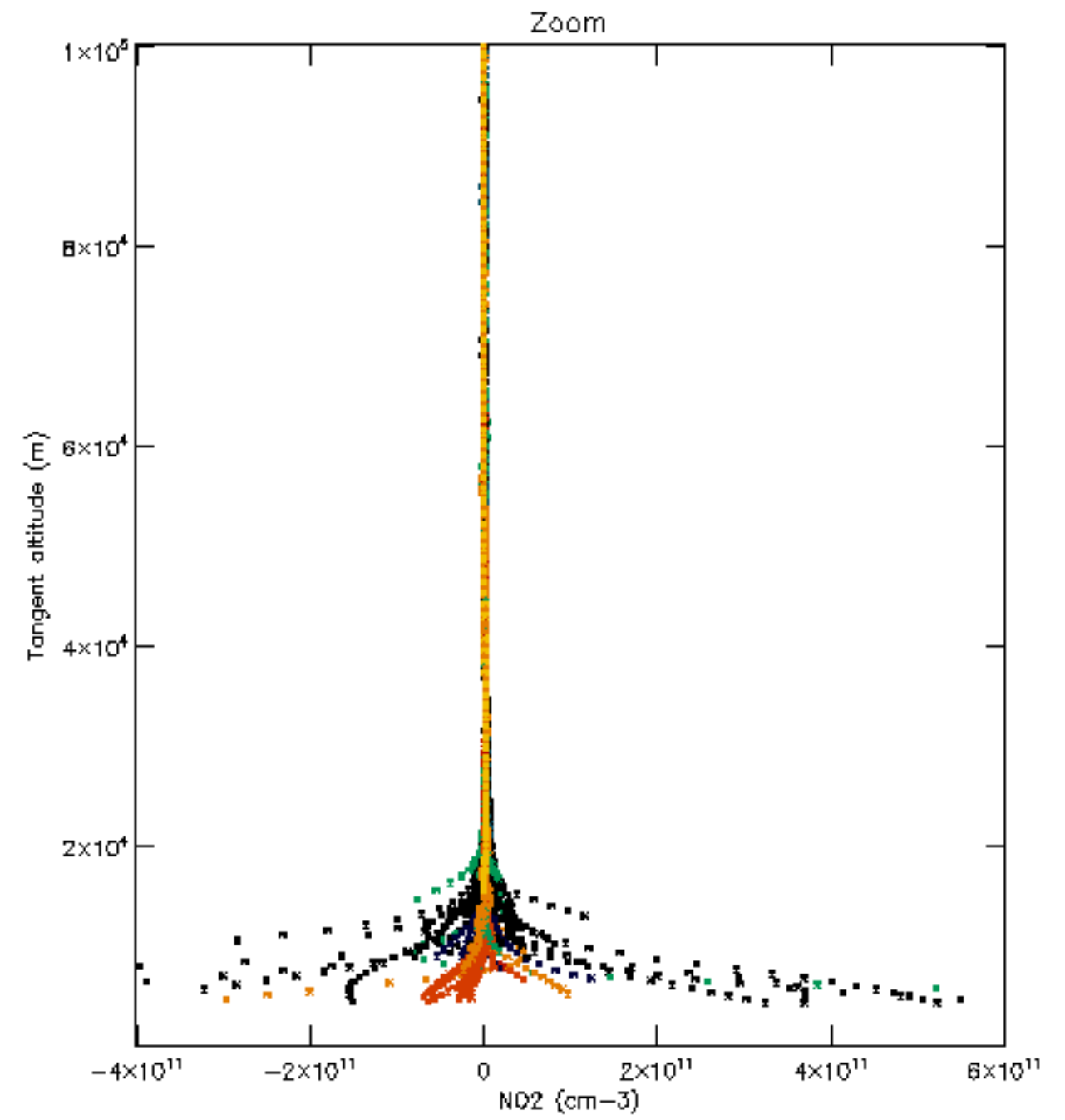
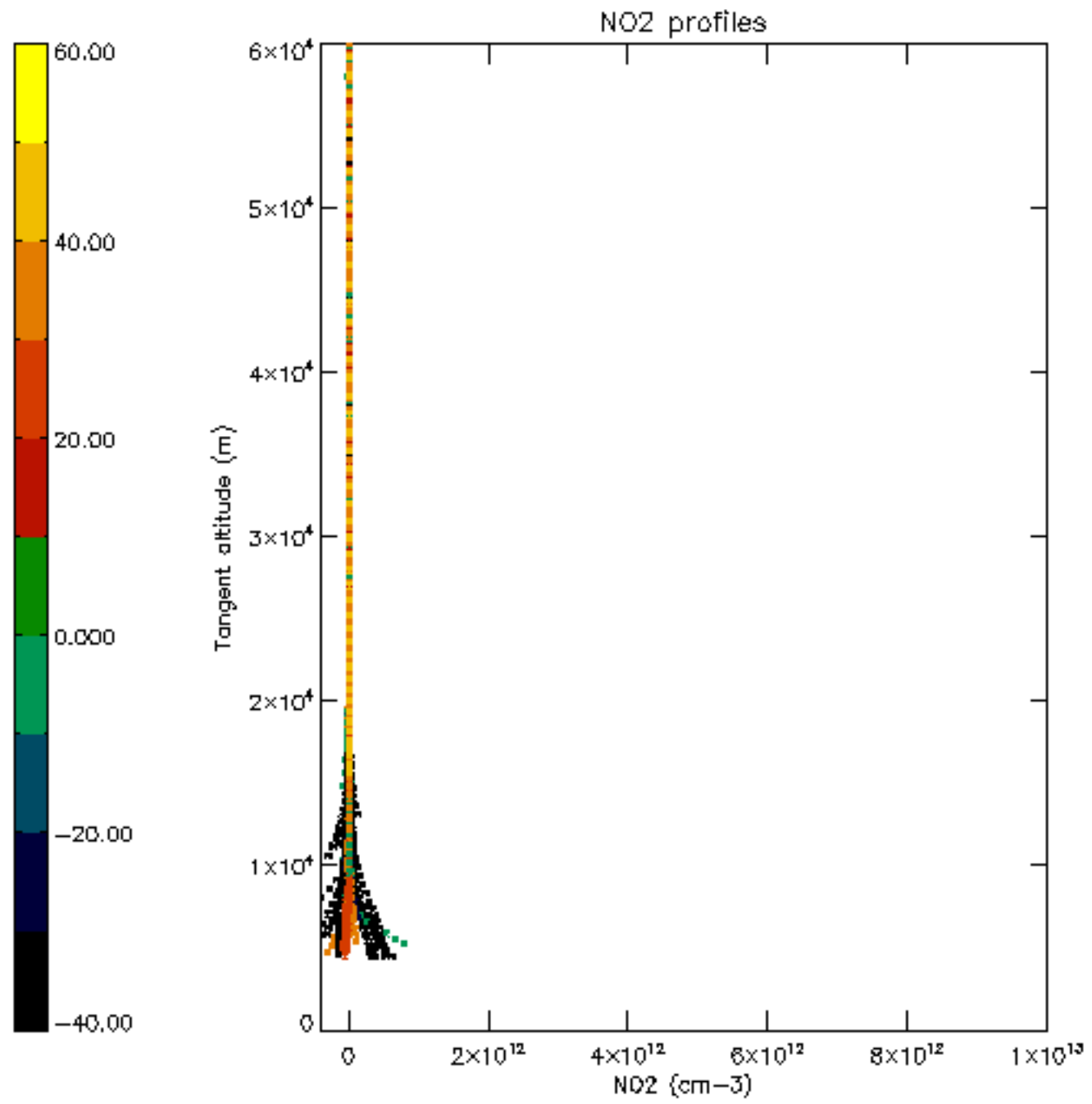


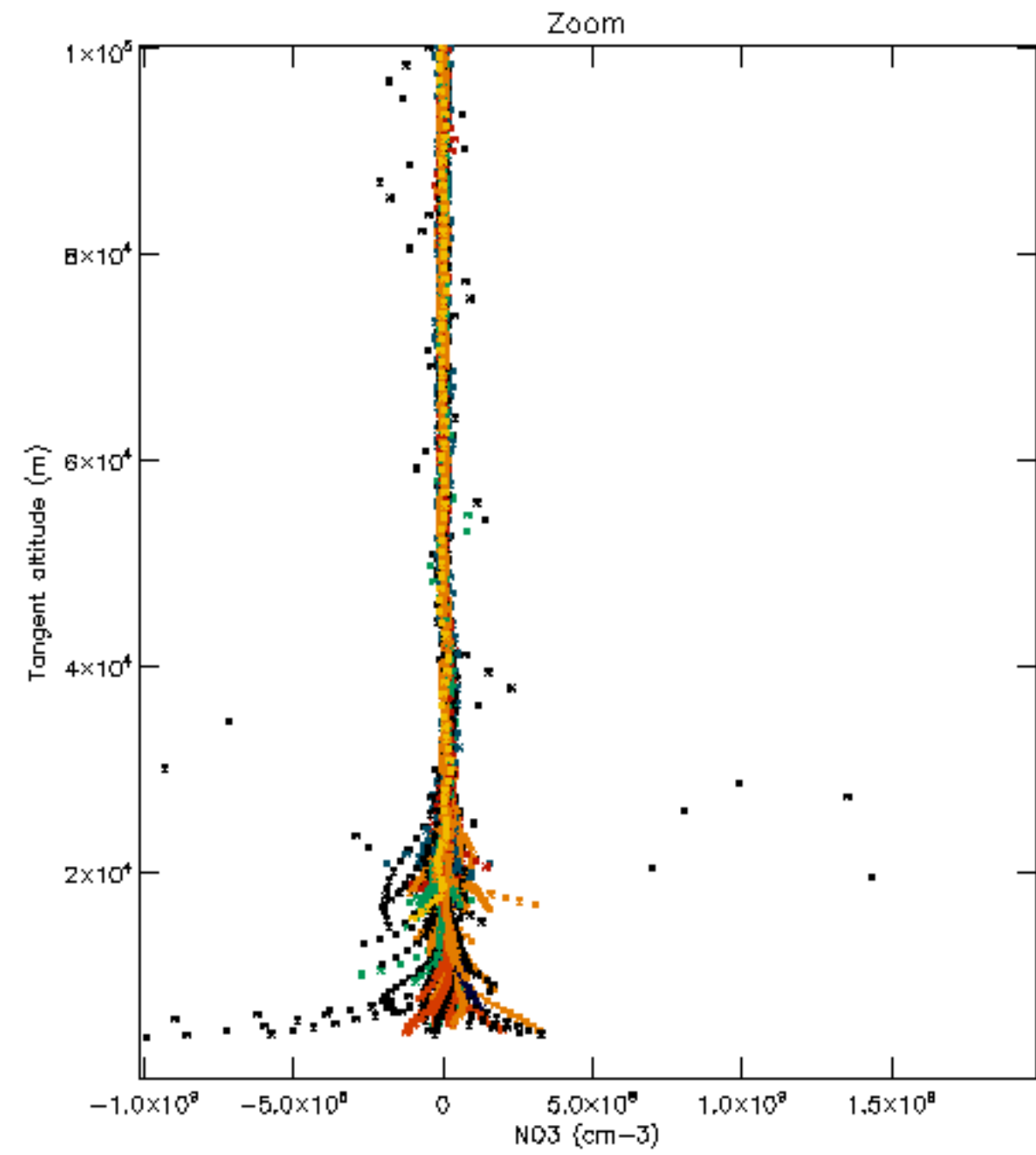
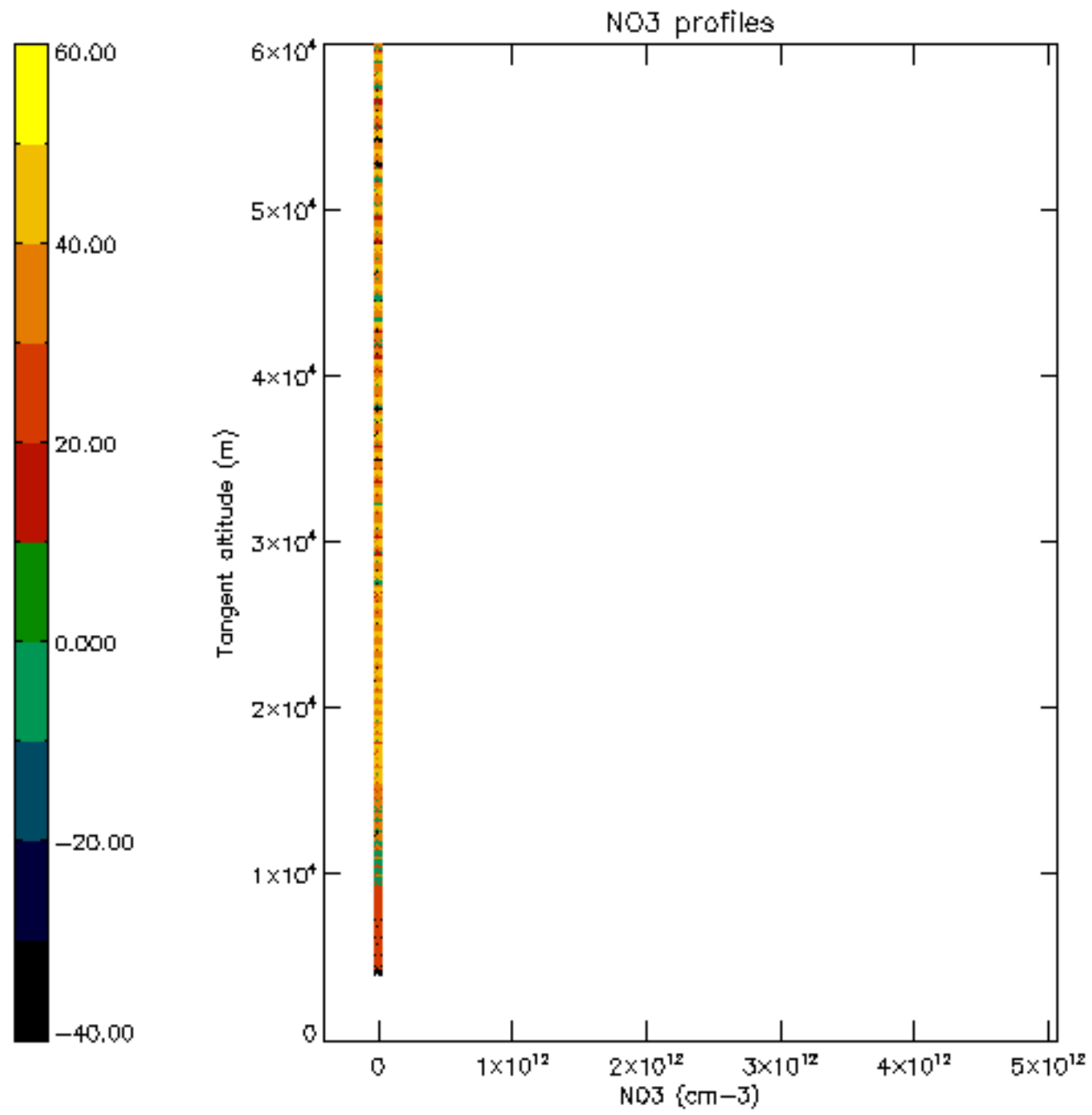


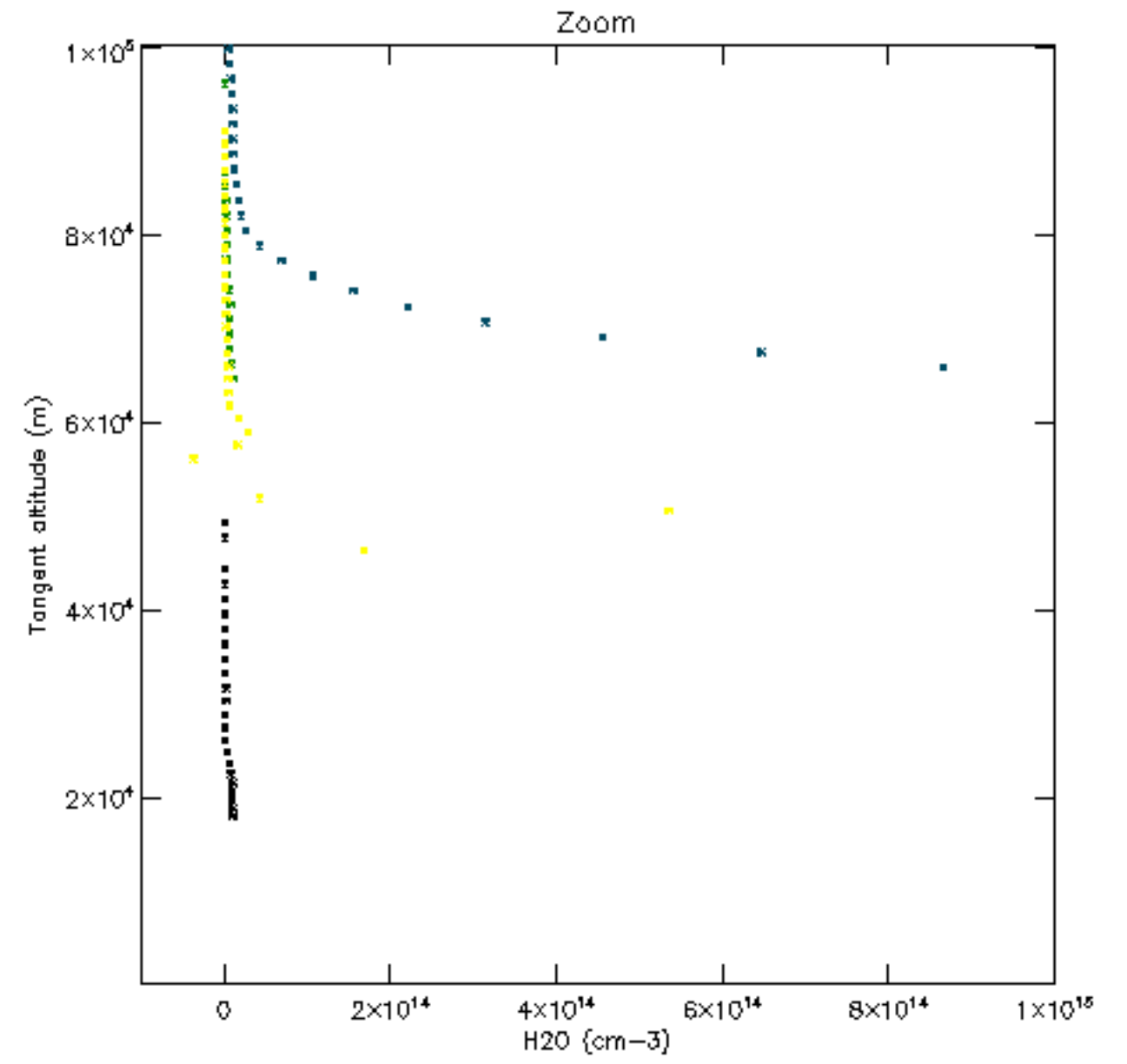
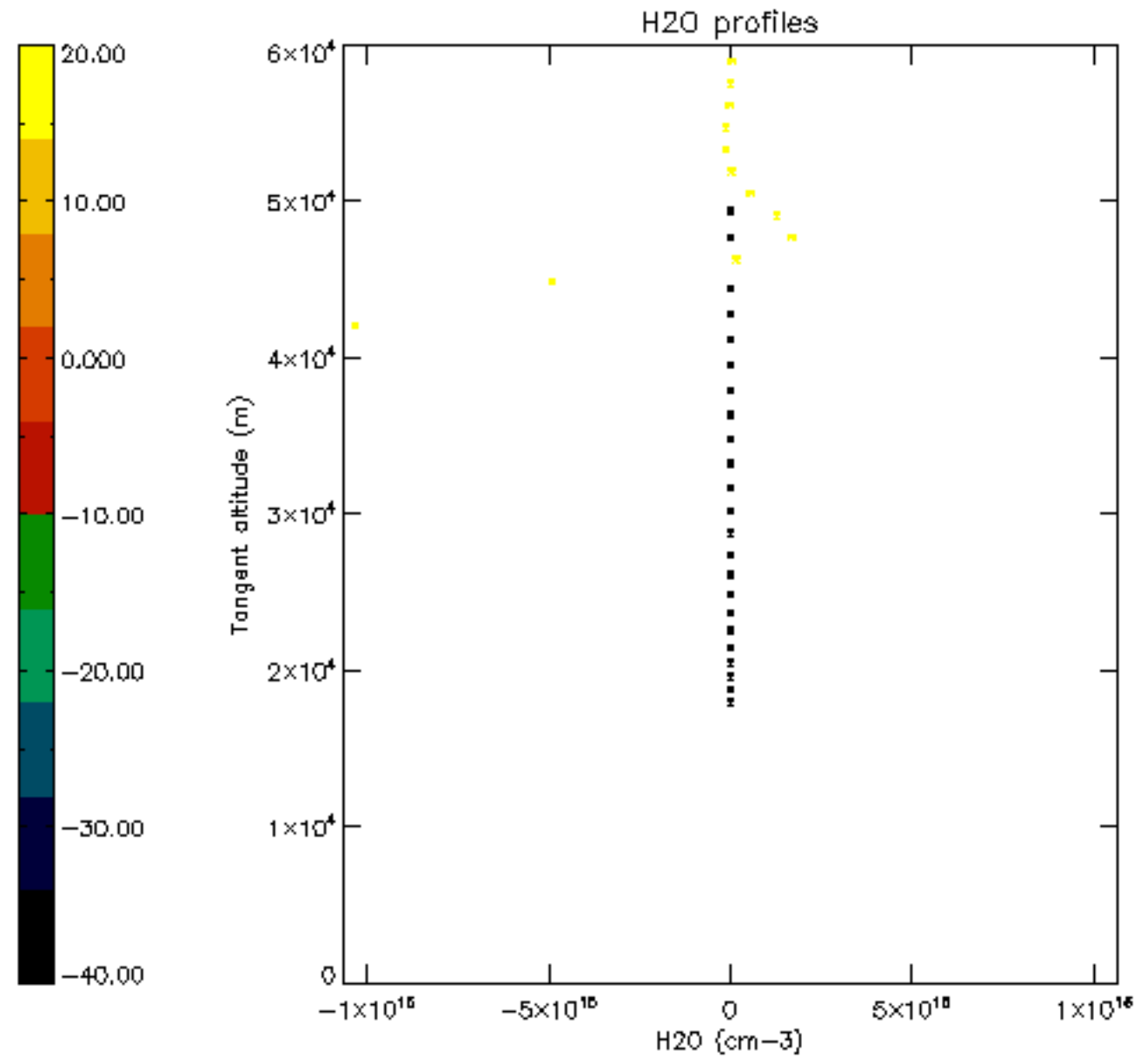


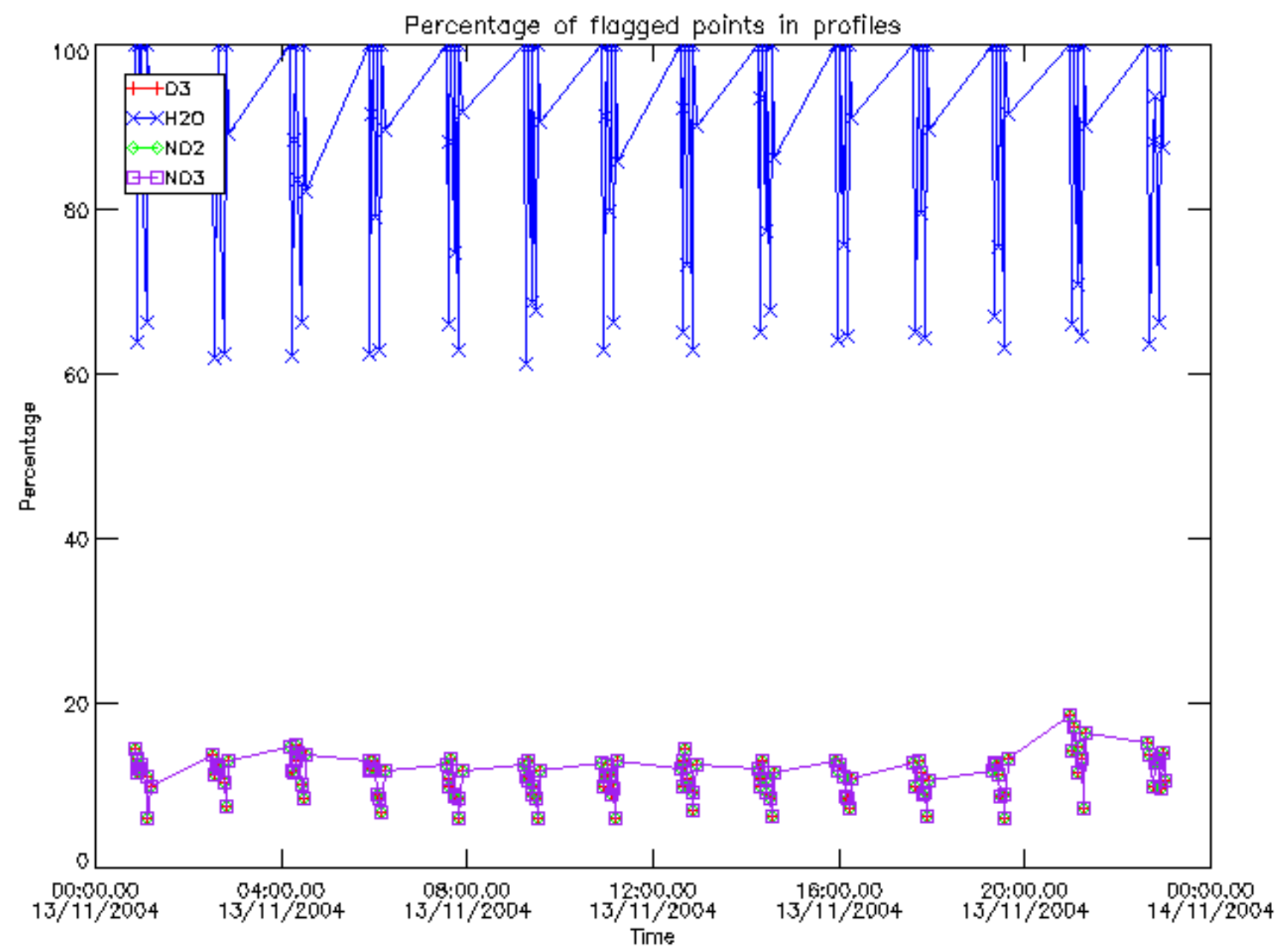




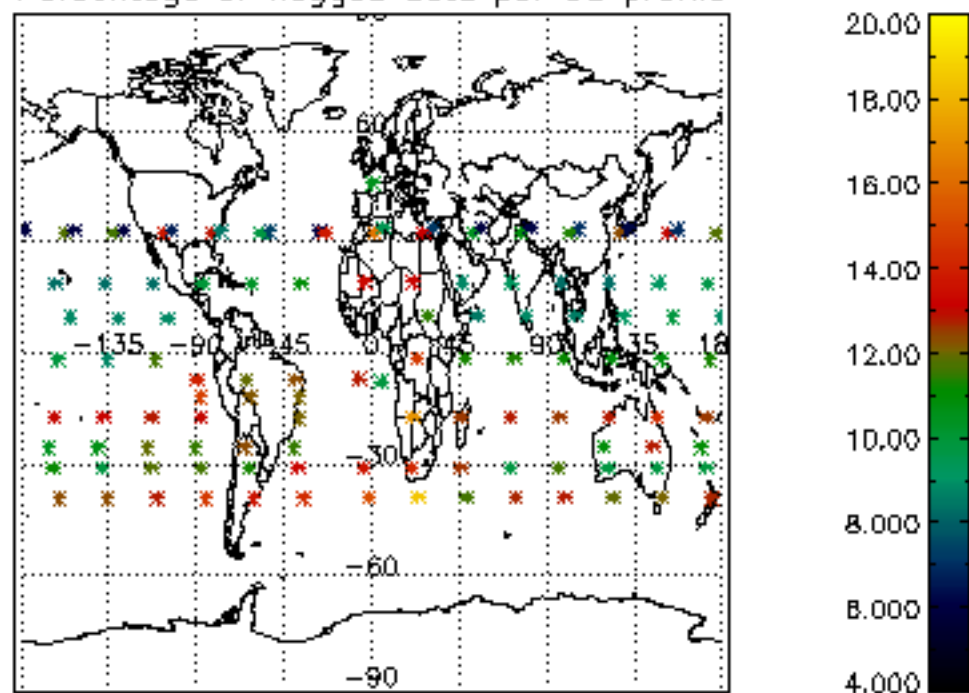




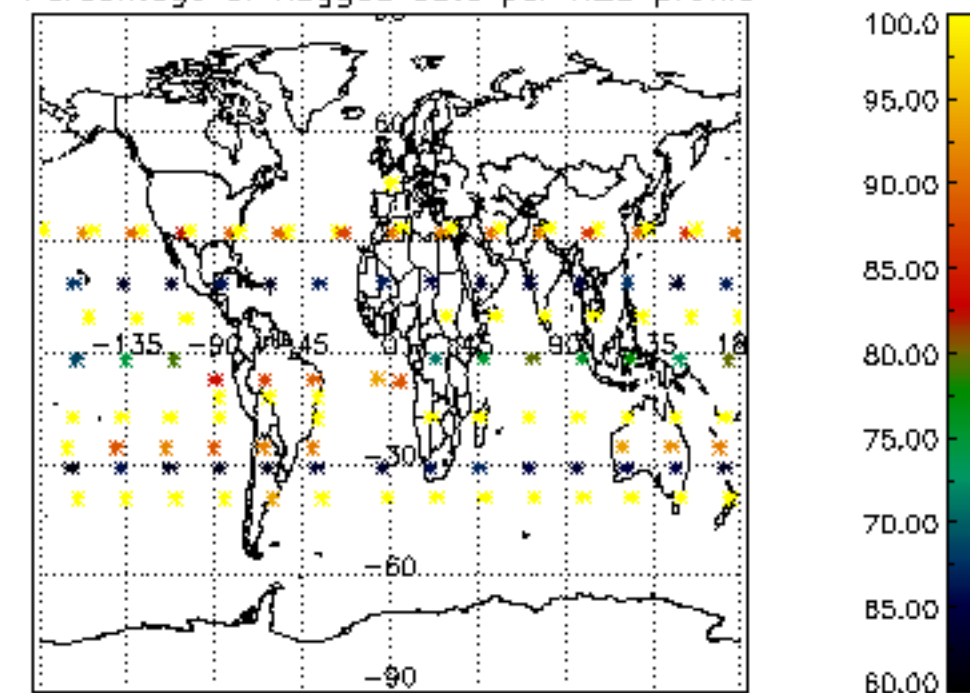




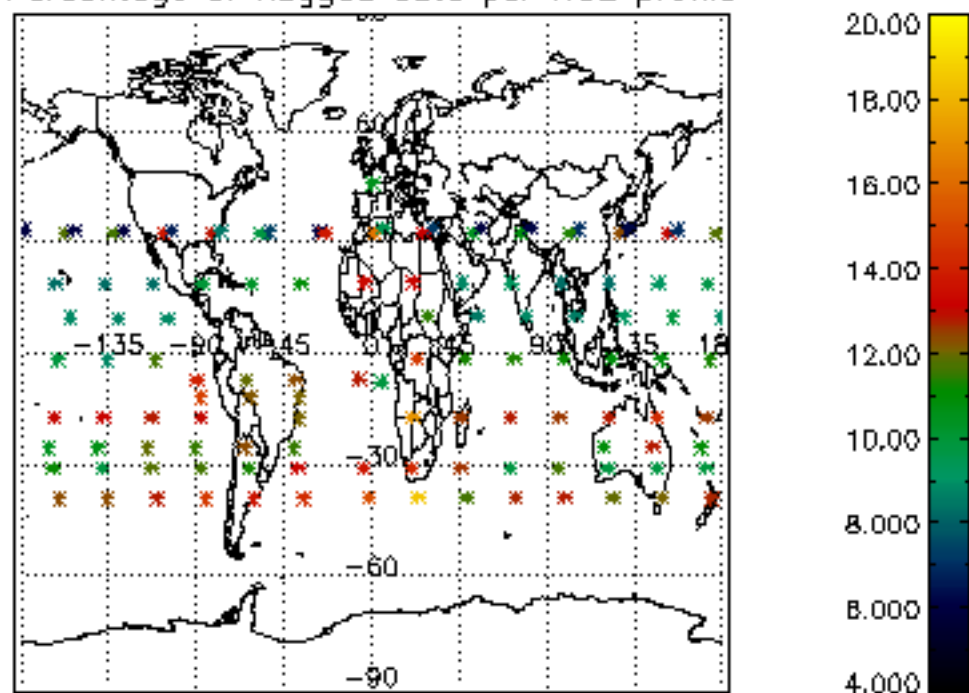
Percentage of flagged data per D3 profile



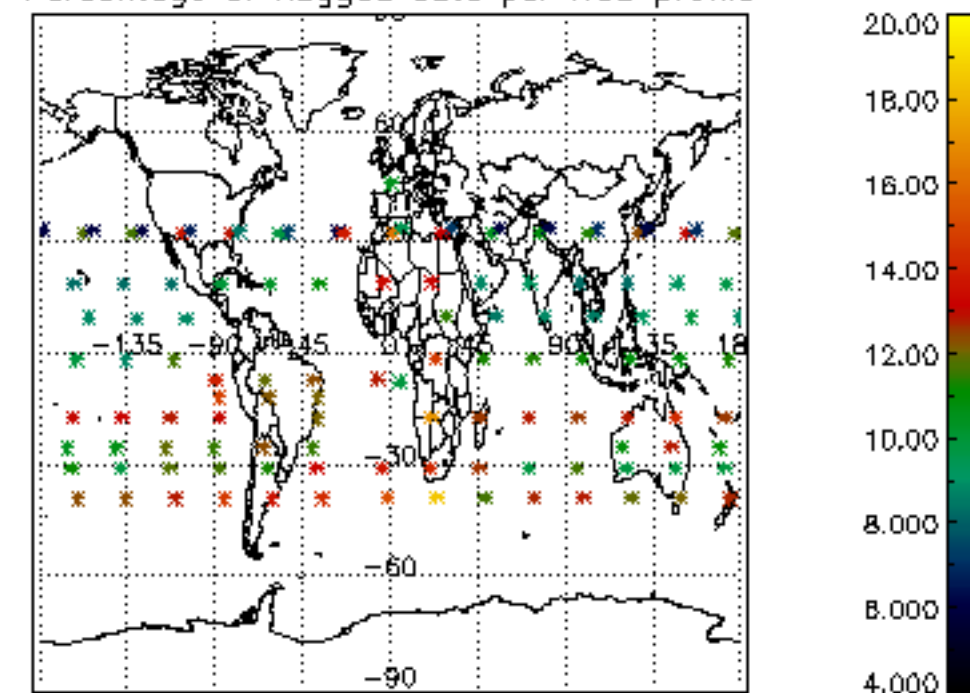
Percentage of flagged data per H2O profile

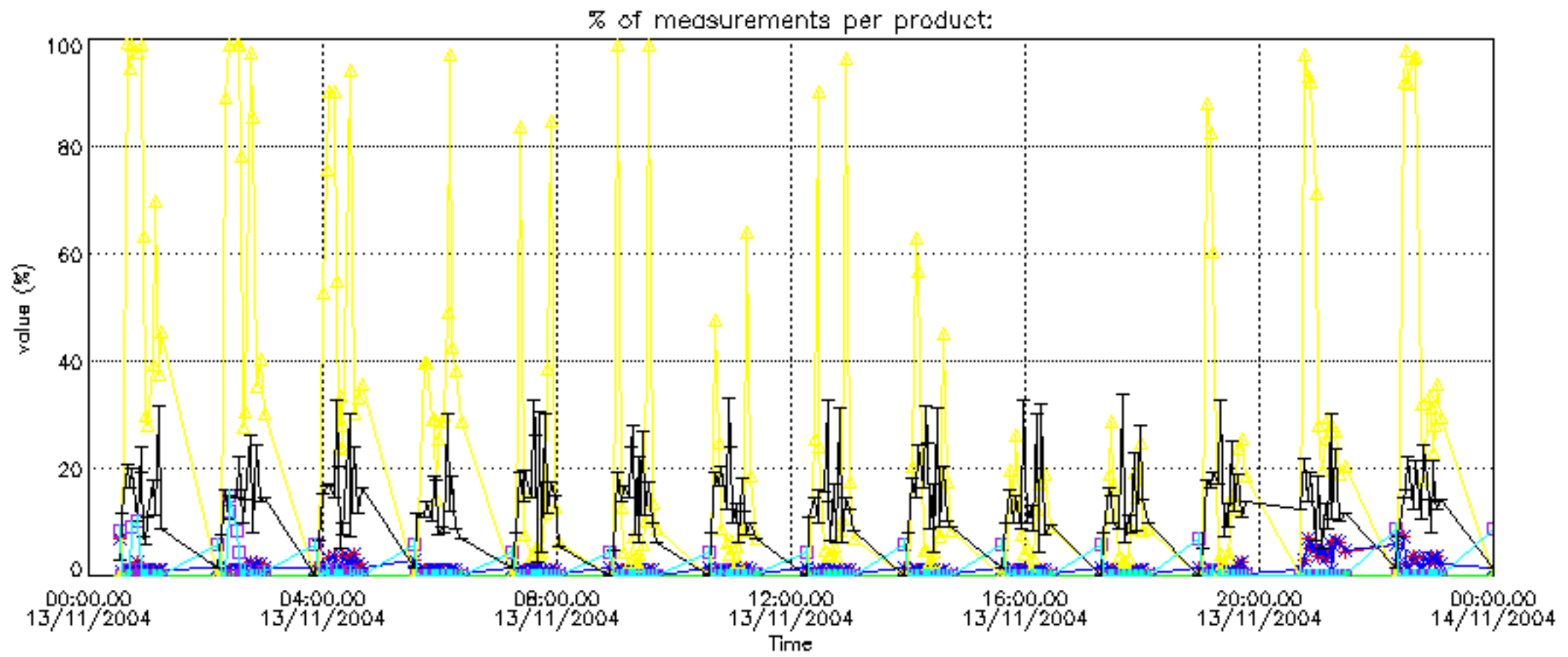


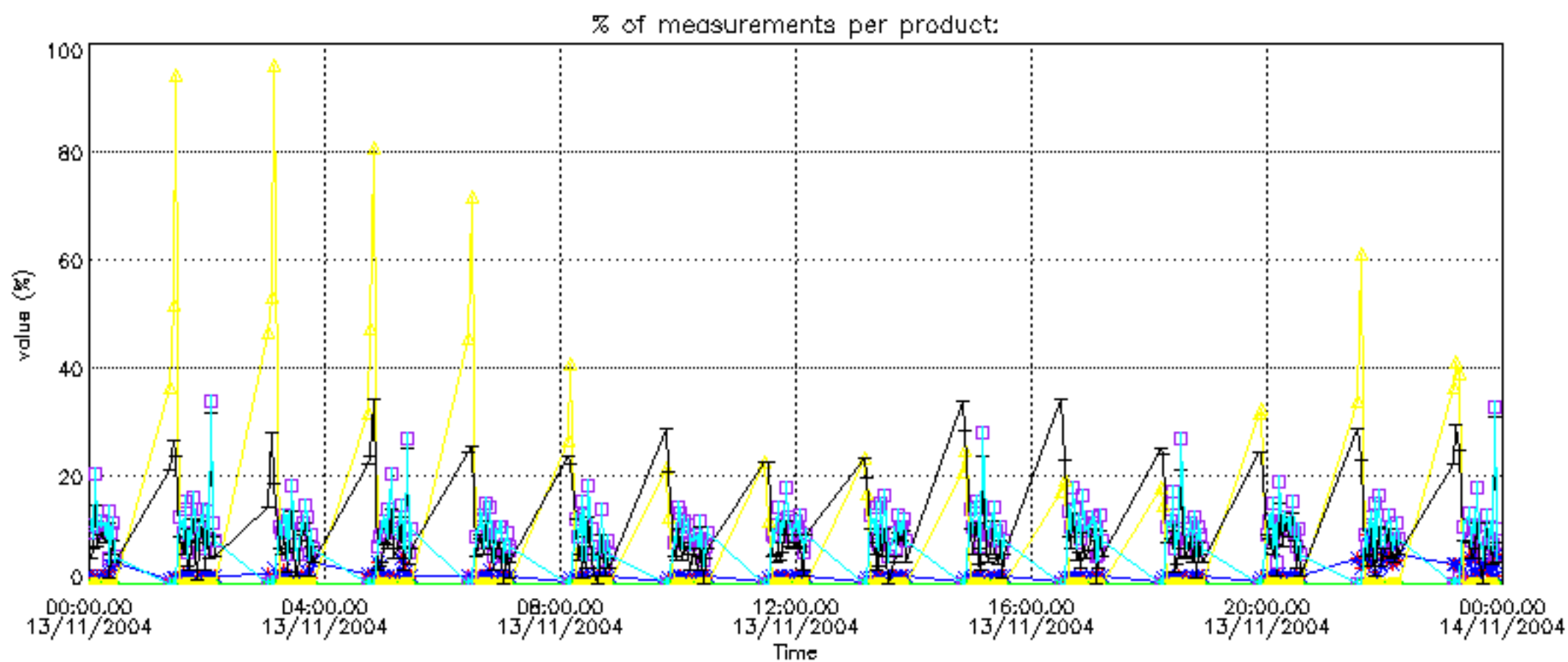
Percentage of flagged data per NO2 profile



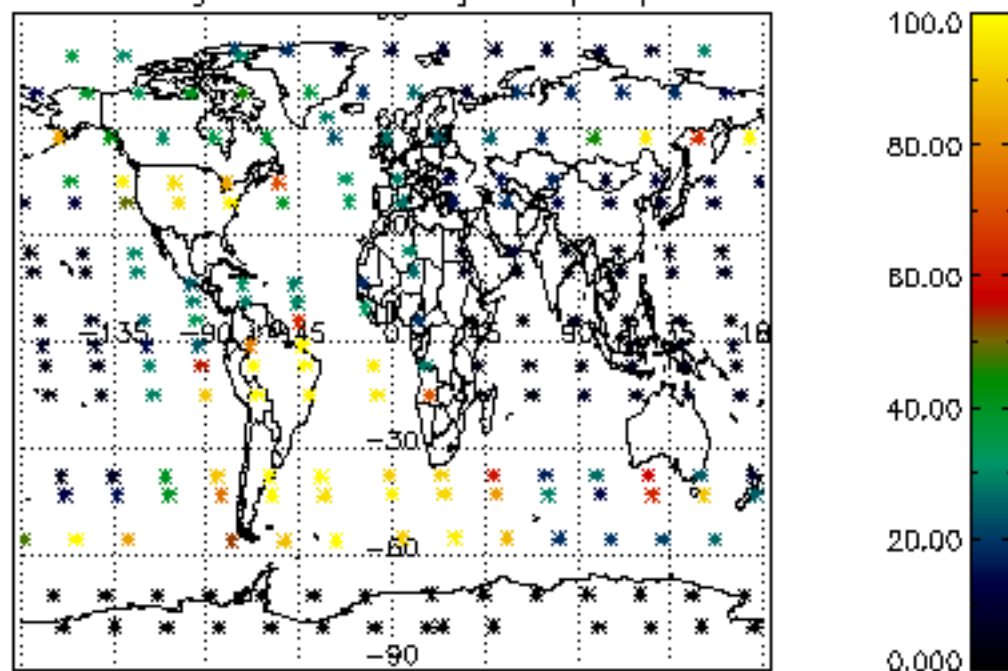
Percentage of flagged data per NO3 profile



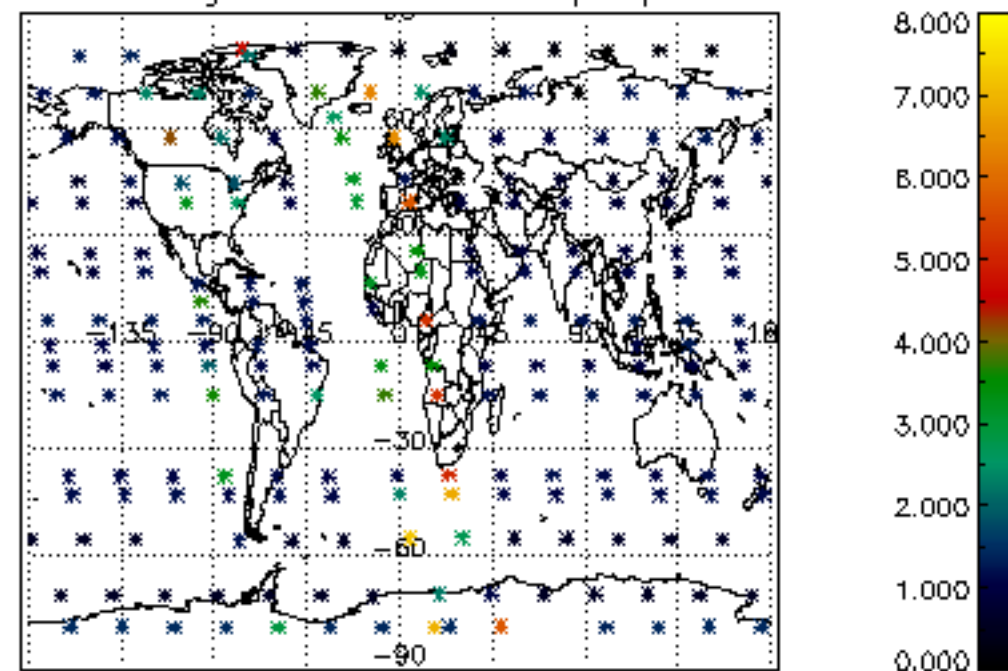




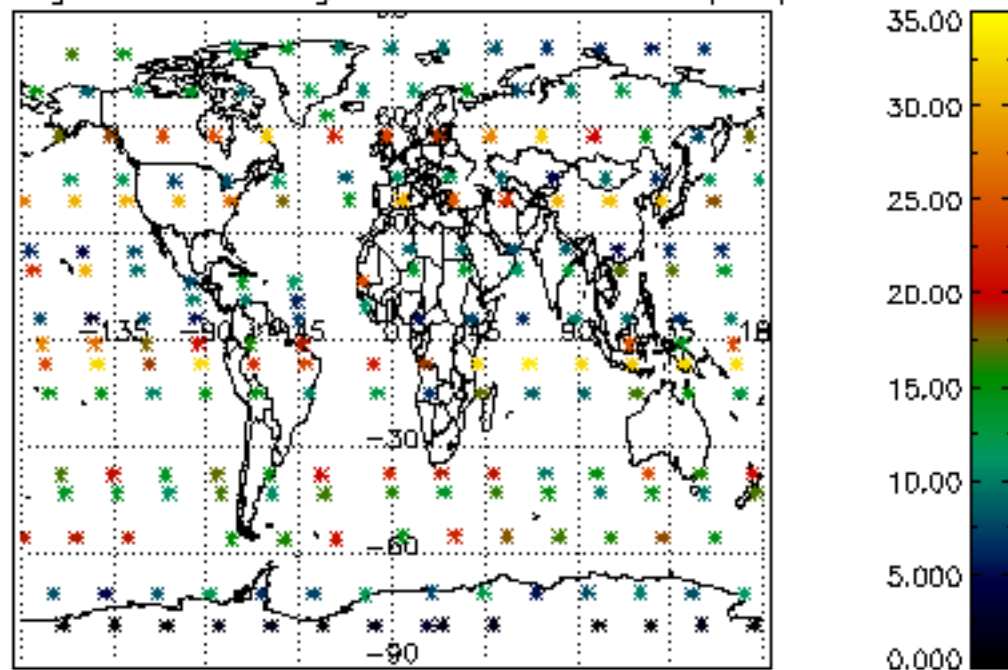
Percentage of cosmic ray hits per profile



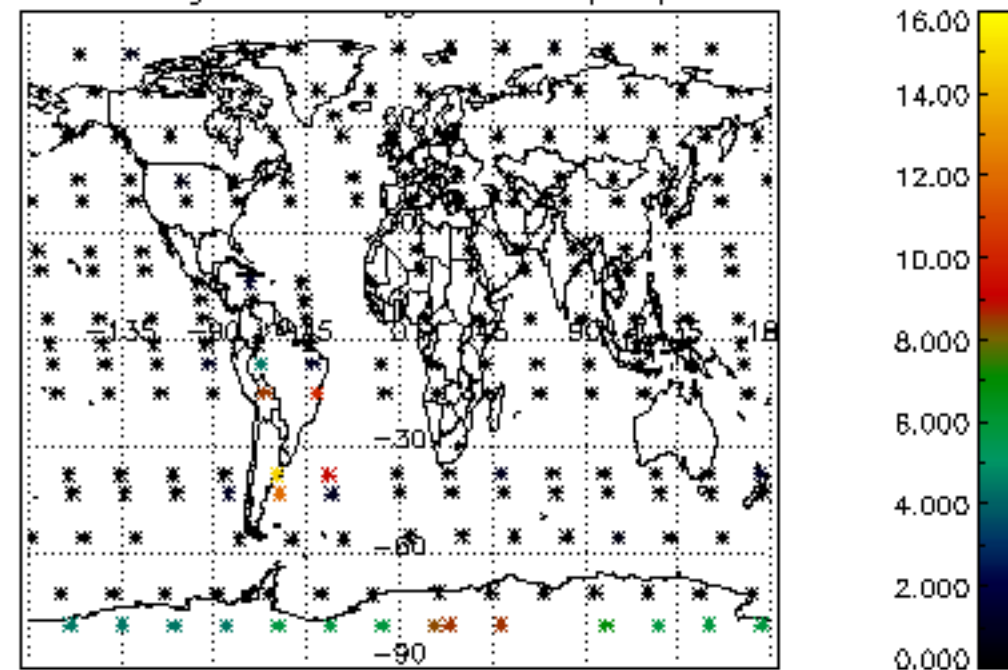
Percentage of datation errors per profile



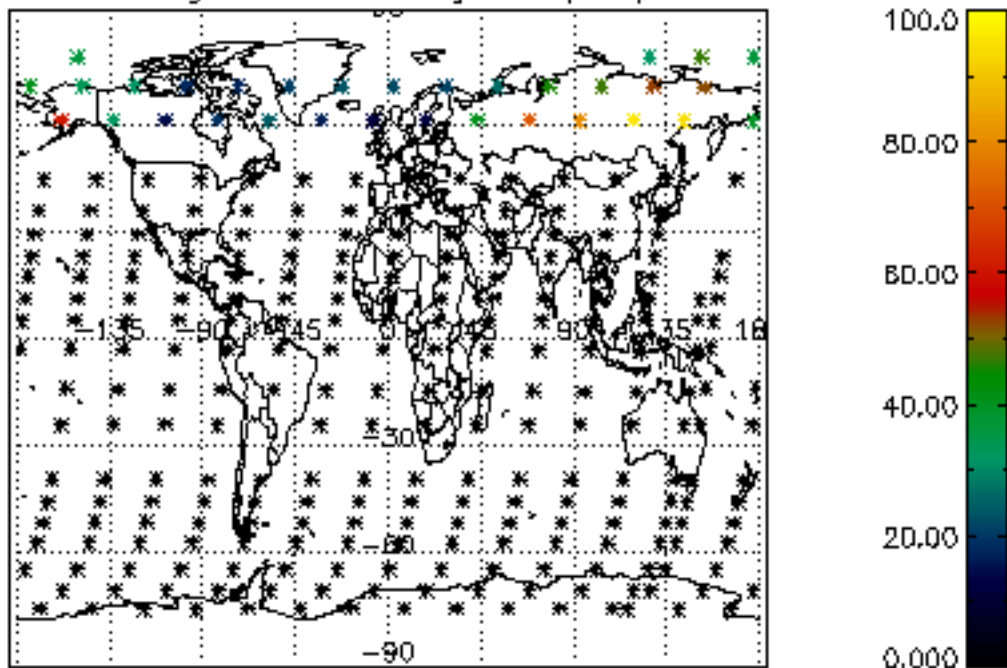
Percentage of star falling outside central band per profile



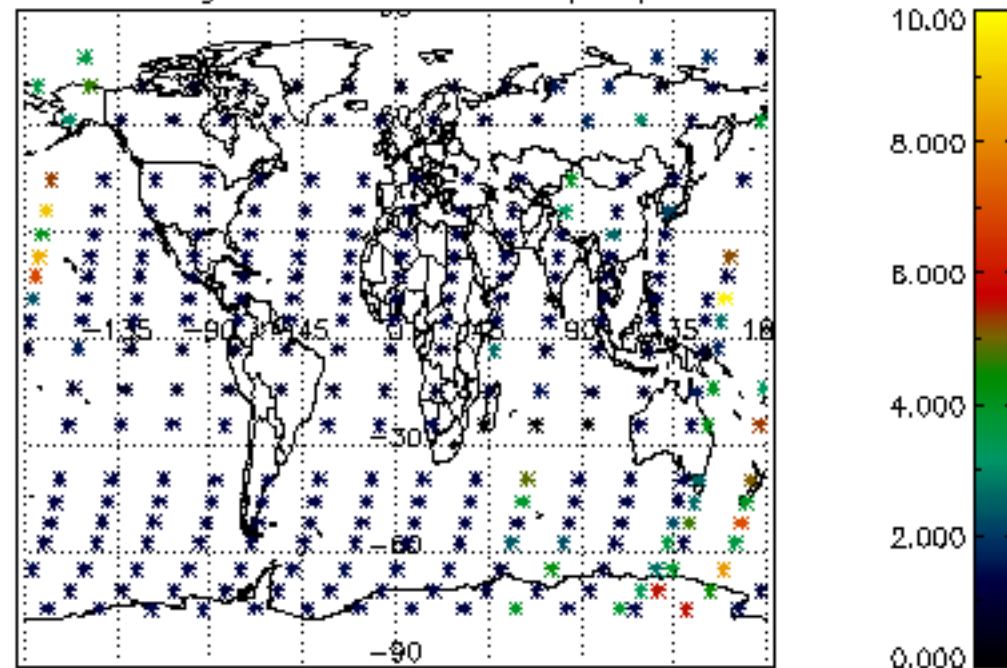
Percentage of saturation errors per profile



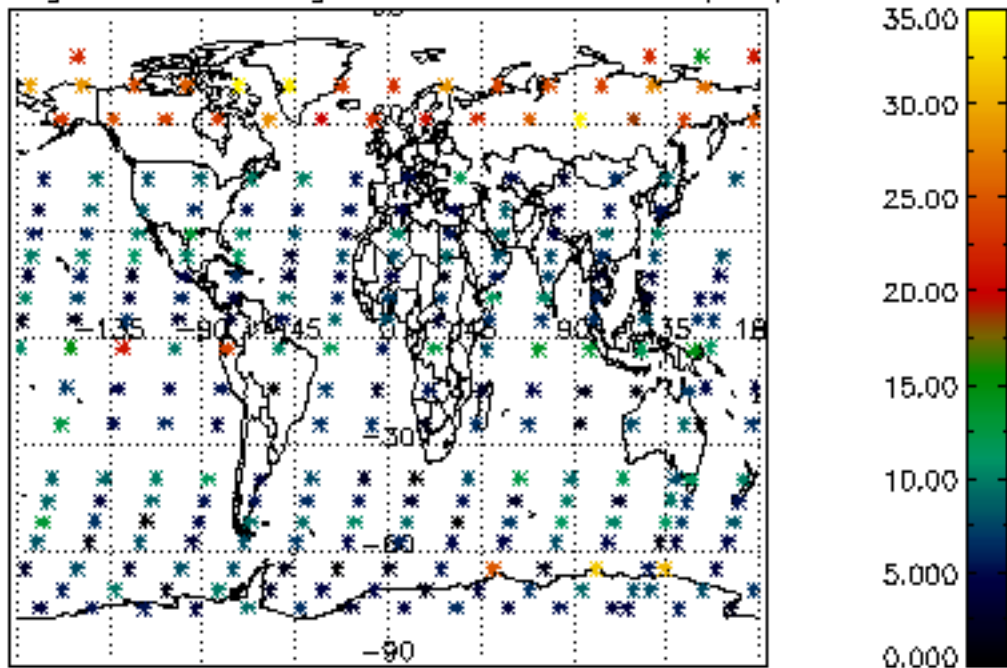
Percentage of cosmic ray hits per profile



Percentage of datation errors per profile



Percentage of star falling outside central band per profile



Percentage of saturation errors per profile

