

# GOMOS Level 2 Daily Report

## SUMMARY

### [1. General Info](#)

### [2. Summary of processed GOM\\_NL\\_2P products](#)

### [3. Level 2 Quality information per product](#)

#### [3.1 Plot of level 2 quality information per product \(time dependant\)](#)

#### [3.2 Plot of level 2 quality information per product \(world map\)](#)

### [4. Level 1 Quality information per product \(stored on level 2 products\)](#)

#### [4.1 Plot of level 1 quality information per product \(time dependant\)](#)

##### [4.1.1 Plot of level 1 quality information per product \(time dependant\): ASCENDING](#)

##### [4.1.2 Plot of level 1 quality information per product \(time dependant\): DESCENDING](#)

#### [4.2 Plot of level 1 quality information per product \(world map\)](#)

##### [4.2.1 Plot of level 1 quality information per product \(world map\): ASCENDING](#)

##### [4.2.2 Plot of level 1 quality information per product \(world map\): DESCENDING](#)

### [5. Ozone profiles based on quality statistics and other trace gas profiles](#)

#### [5.1 Ozone statistics based on quality of products](#)

#### [5.2 Plot ozone profiles for all STD \(dark without errors\)](#)

#### [5.3 Plot ozone profiles where STD < 20% \(dark without errors\)](#)

#### [5.4. Plot ozone profiles where STD < 10% \(dark without errors\)](#)

#### [5.5. Plot ozone profiles where STD < 5% \(dark without errors\)](#)

#### [5.6 Plot NO2 profiles for all STD \(dark without errors\)](#)

#### [5.7 Plot NO3 profiles for all STD \(dark without errors\)](#)

#### [5.8 Plot H2O profiles \(only for occultations of stars 1,2,3,4,13,14,16,26,63 dark without errors\) for all STD](#)

### [6. Auxiliary Data Files used for the production reported in section 2](#)

This report presents the daily analysis on parameters extracted from GOMOS level 2 data (GOM\_NL\_\_2P). It is intended to monitor some important parameters that will impact the quality of these products. A list of level 2 products (and content) that have arrived during the reporting day to the PCF is also given.

Item	Value
Time of report generation	19APR2013 15:00:20
Data source version	GOMOS/6.01
Start time of products	10-11-2004 (10NOV2004 00:00:00)
Stop time of products	11-11-2004 (11NOV2004 00:00:00)
Store outputs in DB	Yes
Nb of level 2 prods	269
Nb of prods with errors	0

## 2. Summary of processed GOM\_NL\_\_2P products.

Nr	Filename	UTC Start time	Limb	Duration	Star Id	Star Name	Star Mag	Star Temp	Nb Meas	Orbit	Prod. error
1	GOM_NL__2PRFIN20041110_065213_000000402032_00020_14102_5890.N1	10-NOV-2004 06:52:13	Bright	40.000	60	7Bet UMi	2.0810	3950.0	80	14102	No
2	GOM_NL__2PRFIN20041110_065556_000000442032_00020_14102_5891.N1	10-NOV-2004 06:55:56	Bright	43.500	36	50Alp UMa	1.8000	6300.0	87	14102	No
3	GOM_NL__2PRFIN20041110_065735_000000432032_00020_14102_5892.N1	10-NOV-2004 06:57:35	Bright	42.500	82	48Bet UMa	2.3650	10600.	85	14102	No
4	GOM_NL__2PRFIN20041110_065931_000000452032_00020_14102_5893.N1	10-NOV-2004 06:59:31	Bright	44.500	39	85Eta UMa	1.8540	24000.	89	14102	No
5	GOM_NL__2PRFIN20041110_070129_000000432032_00020_14102_5894.N1	10-NOV-2004 07:01:29	Bright	43.000	174	52Psi UMa	3.0040	4400.0	86	14102	No
6	GOM_NL__2PRFIN20041110_070302_000000372032_00020_14102_5895.N1	10-NOV-2004 07:03:02	Bright	36.500	152	12Alp2CVn	2.8900	11000.	73	14102	No
7	GOM_NL__2PRFIN20041110_071045_000000782032_00020_14102_5896.N1	10-NOV-2004 07:10:45	Bright	77.500	166	17Eps Leo	2.9800	6000.0	155	14102	No
8	GOM_NL__2PRFIN20041110_071509_000000752032_00020_14102_5897.N1	10-NOV-2004 07:15:09	Twilight	74.500	22	32Alp Leo	1.3600	15200.	149	14102	No
9	GOM_NL__2PRFIN20041110_072044_000000462032_00020_14102_5898.N1	10-NOV-2004 07:20:44	Twilight	46.000	171	2Eps Crv	3.0010	4250.0	92	14102	No
10	GOM_NL__2PRFIN20041110_072936_000000512032_00020_14102_5899.N1	10-NOV-2004 07:29:36	Dark	50.500	26	Gam Cru	1.6240	2900.0	101	14102	No
11	GOM_NL__2PRFIN20041110_073322_000000602032_00021_14103_5890.N1	10-NOV-2004 07:33:22	Dark	60.000	65	Lam Vel	2.2040	4400.0	120	14103	No
12	GOM_NL__2PRFIN20041110_073912_000000922032_00021_14103_5891.N1	10-NOV-2004 07:39:12	Dark	91.500	132	15Rho Pup	2.8030	6900.0	183	14103	No
13	GOM_NL__2PRFIN20041110_074203_000000532032_00021_14103_5892.N1	10-NOV-2004 07:42:03	Dark	53.000	2	Alp Car	-0.73600	7000.0	106	14103	No
14	GOM_NL__2PRFIN20041110_074620_000000402032_00021_14103_5893.N1	10-NOV-2004 07:46:20	Dark	39.500	143	Alp Hyi	2.8570	7200.0	79	14103	No
15	GOM_NL__2PRFIN20041110_074741_000000512032_00021_14103_5894.N1	10-NOV-2004 07:47:41	Dark	50.500	9	Alp Eri	0.45300	24000.	101	14103	No
16	GOM_NL__2PRFIN20041110_075119_000000412032_00021_14103_5895.N1	10-NOV-2004 07:51:19	Straylight	41.000	157	The1Eri	2.9060	9300.0	82	14103	No
17	GOM_NL__2PRFIN20041110_075616_000002142032_00021_14103_5896.N1	10-NOV-2004 07:56:16	Twilight	214.00	1	9Alp CMa	-1.4400	11000.	428	14103	No
18	GOM_NL__2PRFIN20041110_080207_000001132032_00021_14103_5897.N1	10-NOV-2004 08:02:07	Twilight	112.50	7	19Bet Ori	0.10000	14000.	225	14103	No
19	GOM_NL__2PRFIN20041110_080917_000000412032_00021_14103_5898.N1	10-NOV-2004 08:09:17	Bright	40.500	105	6Bet Ari	2.6450	8900.0	81	14103	No
20	GOM_NL__2PRFIN20041110_081245_000000392032_00021_14103_5899.N1	10-NOV-2004 08:12:45	Bright	38.500	58	21Alp And	2.0730	11000.	77	14103	No
21	GOM_NL__2PRFIN20041110_081531_000000372032_00021_14103_5900.N1	10-NOV-2004 08:15:31	Bright	37.000	73	57Gam1And	2.2600	13100.	74	14103	No
22	GOM_NL__2PRFIN20041110_081733_000000472032_00021_14103_5901.N1	10-NOV-2004 08:17:33	Bright	47.000	149	45Eps Per	2.8880	30000.	94	14103	No
23	GOM_NL__2PRFIN20041110_081934_000000392032_00021_14103_5902.N1	10-NOV-2004 08:19:34	Bright	38.500	68	18Alp Cas	2.2250	4500.0	77	14103	No
24	GOM_NL__2PRFIN20041110_082334_000000602032_00021_14103_5903.N1	10-NOV-2004 08:23:34	Bright	60.000	6	13Alp Aur	0.080000	3400.0	120	14103	No
25	GOM_NL__2PRFIN20041110_082840_000000392032_00021_14103_5904.N1	10-NOV-2004 08:28:40	Bright	38.500	49	1Alp UMi	1.9900	6300.0	77	14103	No
26	GOM_NL__2PRFIN20041110_083252_000000362032_00021_14103_5905.N1	10-NOV-2004 08:32:52	Bright	36.000	60	7Bet UMi	2.0810	3950.0	72	14103	No
27	GOM_NL__2PRFIN20041110_083633_000000412032_00021_14103_5906.N1	10-NOV-2004 08:36:33	Bright	41.000	36	50Alp UMa	1.8000	6300.0	82	14103	No
28	GOM_NL__2PRFIN20041110_083811_000000412032_00021_14103_5907.N1	10-NOV-2004 08:38:11	Bright	40.500	82	48Bet UMa	2.3650	10600.	81	14103	No
29	GOM_NL__2PRFIN20041110_084008_000000382032_00021_14103_5908.N1	10-NOV-2004 08:40:08	Bright	38.000	39	85Eta UMa	1.8540	24000.	76	14103	No
30	GOM_NL__2PRFIN20041110_084205_000000432032_00021_14103_5909.N1	10-NOV-2004 08:42:05	Bright	42.500	174	52Psi UMa	3.0040	4400.0	85	14103	No
31	GOM_NL__2PRFIN20041110_084338_000000372032_00021_14103_5910.N1	10-NOV-2004 08:43:38	Bright	36.500	152	12Alp2CVn	2.8900	11000.	73	14103	No
32	GOM_NL__2PRFIN20041110_085122_000000782032_00021_14103_5911.N1	10-NOV-2004 08:51:22	Bright	78.000	166	17Eps Leo	2.9800	6000.0	156	14103	No
33	GOM_NL__2PRFIN20041110_085546_000000782032_00021_14103_5912.N1	10-NOV-2004 08:55:46	Twilight	78.000	22	32Alp Leo	1.3600	15200.	156	14103	No
34	GOM_NL__2PRFIN20041110_090122_000000452032_00021_14103_5913.N1	10-NOV-2004 09:01:22	Twilight	44.500	171	2Eps Crv	3.0010	4250.0	89	14103	No
35	GOM_NL__2PRFIN20041110_091012_000000472032_00021_14103_5914.N1	10-NOV-2004 09:10:12	Dark	46.500	26	Gam Cru	1.6240	2900.0	93	14103	No
36	GOM_NL__2PRFIN20041110_091402_000000662032_00022_14104_5891.N1	10-NOV-2004 09:14:02	Dark	66.000	65	Lam Vel	2.2040	4400.0	132	14104	No
37	GOM_NL__2PRFIN20041110_091950_000000932032_00022_14104_5892.N1	10-NOV-2004 09:19:50	Dark	93.000	132	15Rho Pup	2.8030	6900.0	186	14104	No
38	GOM_NL__2PRFIN20041110_092240_000000622032_00022_14104_5893.N1	10-NOV-2004 09:22:40	Dark	61.500	2	Alp Car	-0.73600	7000.0	123	14104	No
39	GOM_NL__2PRFIN20041110_092656_000000392032_00022_14104_5894.N1	10-NOV-2004 09:26:56	Dark	38.500	143	Alp Hyi	2.8570	7200.0	77	14104	No
40	GOM_NL__2PRFIN20041110_092817_000000452032_00022_14104_5895.N1	10-NOV-2004 09:28:17	Dark	44.500	9	Alp Eri	0.45300	24000.	89	14104	No
41	GOM_NL__2PRFIN20041110_093155_000000432032_00022_14104_5896.N1	10-NOV-2004 09:31:55	Straylight	42.500	157	The1Eri	2.9060	9300.0	85	14104	No
42	GOM_NL__2PRFIN20041110_093653_000002142032_00022_14104_5897.N1	10-NOV-2004 09:36:53	Twilight	214.00	1	9Alp CMa	-1.4400	11000.	428	14104	No

43	GOM_NL__2PRFIN20041110_094243_000001092032_00022_14104_5898.N1	10-NOV-2004 09:42:43	Twilight	109.00	7	19Bet Ori	0.10000	14000.	218	14104	No
44	GOM_NL__2PRFIN20041110_094954_000000402032_00022_14104_5899.N1	10-NOV-2004 09:49:54	Bright	40.000	105	6Bet Ari	2.6450	8900.0	80	14104	No
45	GOM_NL__2PRFIN20041110_095321_000000392032_00022_14104_5900.N1	10-NOV-2004 09:53:21	Bright	38.500	58	21Alp And	2.0730	11000.	77	14104	No
46	GOM_NL__2PRFIN20041110_095607_000000402032_00022_14104_5901.N1	10-NOV-2004 09:56:07	Bright	39.500	73	57Gam1And	2.2600	13100.	79	14104	No
47	GOM_NL__2PRFIN20041110_095809_000000462032_00022_14104_5902.N1	10-NOV-2004 09:58:09	Bright	46.000	149	45Eps Per	2.8880	30000.	92	14104	No
48	GOM_NL__2PRFIN20041110_100011_000000362032_00022_14104_5903.N1	10-NOV-2004 10:00:11	Bright	35.500	68	18Alp Cas	2.2250	4500.0	71	14104	No
49	GOM_NL__2PRFIN20041110_100409_000000582032_00022_14104_5904.N1	10-NOV-2004 10:04:09	Bright	57.500	6	13Alp Aur	0.080000	3400.0	115	14104	No
50	GOM_NL__2PRFIN20041110_100916_000000352032_00022_14104_5905.N1	10-NOV-2004 10:09:16	Bright	34.500	49	1Alp UMi	1.9900	6300.0	69	14104	No
51	GOM_NL__2PRFIN20041110_101328_000000382032_00022_14104_5906.N1	10-NOV-2004 10:13:28	Bright	38.000	60	7Bet UMi	2.0810	3950.0	76	14104	No
52	GOM_NL__2PRFIN20041110_101708_000000412032_00022_14104_5907.N1	10-NOV-2004 10:17:08	Bright	40.500	36	50Alp UMa	1.8000	6300.0	81	14104	No
53	GOM_NL__2PRFIN20041110_101846_000000422032_00022_14104_5908.N1	10-NOV-2004 10:18:46	Bright	42.000	82	48Bet UMa	2.3650	10600.	84	14104	No
54	GOM_NL__2PRFIN20041110_102044_000000372032_00022_14104_5909.N1	10-NOV-2004 10:20:44	Bright	37.000	39	85Eta UMa	1.8540	24000.	74	14104	No
55	GOM_NL__2PRFIN20041110_102241_000000422032_00022_14104_5910.N1	10-NOV-2004 10:22:41	Bright	42.000	174	52Psi UMa	3.0040	4400.0	84	14104	No
56	GOM_NL__2PRFIN20041110_102415_000000352032_00022_14104_5911.N1	10-NOV-2004 10:24:15	Bright	35.000	152	12Alp2CVn	2.8900	11000.	70	14104	No
57	GOM_NL__2PRFIN20041110_103159_000000772032_00022_14104_5912.N1	10-NOV-2004 10:31:59	Bright	77.000	166	17Eps Leo	2.9800	6000.0	154	14104	No
58	GOM_NL__2PRFIN20041110_103623_000000732032_00022_14104_5913.N1	10-NOV-2004 10:36:23	Twilight	73.000	22	32Alp Leo	1.3600	15200.	146	14104	No
59	GOM_NL__2PRFIN20041110_104159_000000422032_00022_14104_5914.N1	10-NOV-2004 10:41:59	Twilight	41.500	171	2Eps Crv	3.0010	4250.0	83	14104	No
60	GOM_NL__2PRFIN20041110_105048_000000472032_00022_14104_5915.N1	10-NOV-2004 10:50:48	Dark	46.500	26	Gam Cru	1.6240	2900.0	93	14104	No
61	GOM_NL__2PRFIN20041110_105438_000000532032_00023_14105_5891.N1	10-NOV-2004 10:54:38	Dark	53.000	65	Lam Vel	2.2040	4400.0	106	14105	No
62	GOM_NL__2PRFIN20041110_110316_000000522032_00023_14105_5892.N1	10-NOV-2004 11:03:16	Dark	51.500	2	Alp Car	-0.73600	7000.0	103	14105	No
63	GOM_NL__2PRFIN20041110_110732_000000392032_00023_14105_5893.N1	10-NOV-2004 11:07:32	Dark	39.000	143	Alp Hyi	2.8570	7200.0	78	14105	No
64	GOM_NL__2PRFIN20041110_110853_000000462032_00023_14105_5894.N1	10-NOV-2004 11:08:53	Dark	46.000	9	Alp Eri	0.45300	24000.	92	14105	No
65	GOM_NL__2PRFIN20041110_111232_000000422032_00023_14105_5895.N1	10-NOV-2004 11:12:32	Straylight	41.500	157	The1Eri	2.9060	9300.0	83	14105	No
66	GOM_NL__2PRFIN20041110_111729_0000002142032_00023_14105_5896.N1	10-NOV-2004 11:17:29	Twilight	214.00	1	9Alp CMa	-1.4400	11000.	428	14105	No
67	GOM_NL__2PRFIN20041110_112317_0000001102032_00023_14105_5897.N1	10-NOV-2004 11:23:17	Twilight	109.50	7	19Bet Ori	0.10000	14000.	219	14105	No
68	GOM_NL__2PRFIN20041110_113439_000000382032_00023_14105_5898.N1	10-NOV-2004 11:34:39	Bright	38.000	173	4Bet Tri	3.0040	8900.0	76	14105	No
69	GOM_NL__2PRFIN20041110_113642_000000392032_00023_14105_5899.N1	10-NOV-2004 11:36:42	Bright	38.500	73	57Gam1And	2.2600	13100.	77	14105	No
70	GOM_NL__2PRFIN20041110_113843_000000472032_00023_14105_5900.N1	10-NOV-2004 11:38:43	Bright	47.000	149	45Eps Per	2.8880	30000.	94	14105	No
71	GOM_NL__2PRFIN20041110_114046_000000382032_00023_14105_5901.N1	10-NOV-2004 11:40:46	Bright	38.000	68	18Alp Cas	2.2250	4500.0	76	14105	No
72	GOM_NL__2PRFIN20041110_114443_000000722032_00023_14105_5902.N1	10-NOV-2004 11:44:43	Bright	72.000	6	13Alp Aur	0.080000	3400.0	144	14105	No
73	GOM_NL__2PRFIN20041110_114951_000000402032_00023_14105_5903.N1	10-NOV-2004 11:49:51	Bright	39.500	49	1Alp UMi	1.9900	6300.0	79	14105	No
74	GOM_NL__2PRFIN20041110_115404_000000392032_00023_14105_5904.N1	10-NOV-2004 11:54:04	Bright	38.500	60	7Bet UMi	2.0810	3950.0	77	14105	No
75	GOM_NL__2PRFIN20041110_115743_000000382032_00023_14105_5905.N1	10-NOV-2004 11:57:43	Bright	38.000	36	50Alp UMa	1.8000	6300.0	76	14105	No
76	GOM_NL__2PRFIN20041110_115922_000000392032_00023_14105_5906.N1	10-NOV-2004 11:59:22	Bright	38.500	82	48Bet UMa	2.3650	10600.	77	14105	No
77	GOM_NL__2PRFIN20041110_120116_000000382032_00023_14105_5907.N1	10-NOV-2004 12:01:16	Bright	38.000	39	85Eta UMa	1.8540	24000.	76	14105	No
78	GOM_NL__2PRFIN20041110_120317_000000442032_00023_14105_5908.N1	10-NOV-2004 12:03:17	Bright	44.000	174	52Psi UMa	3.0040	4400.0	88	14105	No
79	GOM_NL__2PRFIN20041110_120449_000000382032_00023_14105_5909.N1	10-NOV-2004 12:04:49	Bright	37.500	152	12Alp2CVn	2.8900	11000.	75	14105	No
80	GOM_NL__2PRFIN20041110_121234_000000802032_00023_14105_5910.N1	10-NOV-2004 12:12:34	Bright	80.000	166	17Eps Leo	2.9800	6000.0	160	14105	No
81	GOM_NL__2PRFIN20041110_121659_000000782032_00023_14105_5911.N1	10-NOV-2004 12:16:59	Twilight	77.500	22	32Alp Leo	1.3600	15200.	155	14105	No
82	GOM_NL__2PRFIN20041110_122235_000000472032_00023_14105_5912.N1	10-NOV-2004 12:22:35	Twilight	47.000	171	2Eps Crv	3.0010	4250.0	94	14105	No
83	GOM_NL__2PRFIN20041110_122906_000000412032_00023_14105_5913.N1	10-NOV-2004 12:29:06	Dark	41.000	64	Gam Cen	2.2000	10600.	82	14105	No
84	GOM_NL__2PRFIN20041110_123124_000000452032_00023_14105_5914.N1	10-NOV-2004 12:31:24	Dark	45.000	26	Gam Cru	1.6240	2900.0	90	14105	No
85	GOM_NL__2PRFIN20041110_123303_000000382032_00023_14105_5915.N1	10-NOV-2004 12:33:03	Dark	38.000	12	Alp1Cru	0.77500	30000.	76	14105	No
86	GOM_NL__2PRFIN20041110_123513_000000552032_00024_14106_5891.N1	10-NOV-2004 12:35:13	Dark	54.500	65	Lam Vel	2.2040	4400.0	109	14106	No
87	GOM_NL__2PRFIN20041110_124352_000000502032_00024_14106_5892.N1	10-NOV-2004 12:43:52	Dark	49.500	2	Alp Car	-0.73600	7000.0	99	14106	No
88	GOM_NL__2PRFIN20041110_124807_000000392032_00024_14106_5893.N1	10-NOV-2004 12:48:07	Dark	38.500	143	Alp Hyi	2.8570	7200.0	77	14106	No
89	GOM_NL__2PRFIN20041110_124929_000000402032_00024_14106_5894.N1	10-NOV-2004 12:49:29	Dark	39.500	9	Alp Eri	0.45300	24000.	79	14106	No
90	GOM_NL__2PRFIN20041110_125308_000000412032_00024_14106_5895.N1	10-NOV-2004 12:53:08	Straylight	40.500	157	The1Eri	2.9060	9300.0	81	14106	No
91	GOM_NL__2PRFIN20041110_125805_0000002142032_00024_14106_5896.N1	10-NOV-2004 12:58:05	Twilight	214.00	1	9Alp CMa	-1.4400	11000.	428	14106	No
92	GOM_NL__2PRFIN20041110_130353_0000001152032_00024_14106_5897.N1	10-NOV-2004 13:03:53	Twilight	114.50	7	19Bet Ori	0.10000	14000.	229	14106	No
93	GOM_NL__2PRFIN20041110_131514_000000382032_00024_14106_5898.N1	10-NOV-2004 13:15:14	Bright	37.500	173	4Bet Tri	3.0040	8900.0	75	14106	No
94	GOM_NL__2PRFIN20041110_131717_000000382032_00024_14106_5899.N1	10-NOV-2004 13:17:17	Bright	37.500	73	57Gam1And	2.2600	13100.	75	14106	No
95	GOM_NL__2PRFIN20041110_131919_000000472032_00024_14106_5900.N1	10-NOV-2004 13:19:19	Bright	47.000	149	45Eps Per	2.8880	30000.	94	14106	No
96	GOM_NL__2PRFIN20041110_132122_000000402032_00024_14106_5901.N1	10-NOV-2004 13:21:22	Bright	39.500	68	18Alp Cas	2.2250	4500.0	79	14106	No
97	GOM_NL__2PRFIN20041110_132518_000000622032_00024_14106_5902.N1	10-NOV-2004 13:25:18	Bright	62.000	6	13Alp Aur	0.080000	3400.0	124	14106	No
98	GOM_NL__2PRFIN20041110_133025_000000412032_00024_14106_5903.N1	10-NOV-2004 13:30:25	Bright	40.500	49	1Alp UMi	1.9900	6300.0	81	14106	No
99	GOM_NL__2PRFIN20041110_133437_000000392032_00024_14106_5904.N1	10-NOV-2004 13:34:37	Bright	39.000	60	7Bet UMi	2.0810	3950.0	78	14106	No
100	GOM_NL__2PRFIN20041110_133819_000000422032_00024_14106_5905.N1	10-NOV-2004 13:38:19	Bright	42.000	36	50Alp UMa	1.8000	6300.0	84	14106	No
101	GOM_NL__2PRFIN20041110_133957_000000422032_00024_14106_5906.N1	10-NOV-2004 13:39:57	Bright	41.500	82	48Bet UMa	2.3650	10600.	83	14106	No

102	GOM_NL__2PRFIN20041110_134155_000000372032_00024_14106_5907.N1	10-NOV-2004 13:41:55	Bright	37.000	39	85Eta UMa	1.8540	24000.	74	14106	No
103	GOM_NL__2PRFIN20041110_134352_000000412032_00024_14106_5908.N1	10-NOV-2004 13:43:52	Bright	41.000	174	52Psi UMa	3.0040	4400.0	82	14106	No
104	GOM_NL__2PRFIN20041110_134525_000000372032_00024_14106_5909.N1	10-NOV-2004 13:45:25	Bright	36.500	152	12Alp2CVn	2.8900	11000.	73	14106	No
105	GOM_NL__2PRFIN20041110_135311_000000822032_00024_14106_5910.N1	10-NOV-2004 13:53:11	Bright	81.500	166	17Eps Leo	2.9800	6000.0	163	14106	No
106	GOM_NL__2PRFIN20041110_135736_000000792032_00024_14106_5911.N1	10-NOV-2004 13:57:36	Twilight	79.000	22	32Alp Leo	1.3600	15200.	158	14106	No
107	GOM_NL__2PRFIN20041110_140309_000000462032_00024_14106_5912.N1	10-NOV-2004 14:03:09	Twilight	46.000	171	2Eps Crv	3.0010	4250.0	92	14106	No
108	GOM_NL__2PRFIN20041110_140942_000000432032_00024_14106_5913.N1	10-NOV-2004 14:09:42	Dark	42.500	64	Gam Cen	2.2000	10600.	85	14106	No
109	GOM_NL__2PRFIN20041110_141200_000000522032_00024_14106_5914.N1	10-NOV-2004 14:12:00	Dark	52.000	26	Gam Cru	1.6240	2900.0	104	14106	No
110	GOM_NL__2PRFIN20041110_141339_000000402032_00024_14106_5915.N1	10-NOV-2004 14:13:39	Dark	40.000	12	Alp1Cru	0.77500	30000.	80	14106	No
111	GOM_NL__2PRFIN20041110_141550_000000642032_00025_14107_5891.N1	10-NOV-2004 14:15:50	Dark	64.000	65	Lam Vel	2.2040	4400.0	128	14107	No
112	GOM_NL__2PRFIN20041110_142430_000000552032_00025_14107_5892.N1	10-NOV-2004 14:24:30	Dark	55.000	2	Alp Car	-0.73600	7000.0	110	14107	No
113	GOM_NL__2PRFIN20041110_142844_000000382032_00025_14107_5893.N1	10-NOV-2004 14:28:44	Dark	37.500	143	Alp Hyi	2.8570	7200.0	75	14107	No
114	GOM_NL__2PRFIN20041110_143005_000000452032_00025_14107_5894.N1	10-NOV-2004 14:30:05	Dark	44.500	9	Alp Eri	0.45300	24000.	89	14107	No
115	GOM_NL__2PRFIN20041110_143344_000000412032_00025_14107_5895.N1	10-NOV-2004 14:33:44	Straylight	40.500	157	The1Eri	2.9060	9300.0	81	14107	No
116	GOM_NL__2PRFIN20041110_143841_0000002142032_00025_14107_5896.N1	10-NOV-2004 14:38:41	Twilight	214.00	1	9Alp CMa	-1.4400	11000.	428	14107	No
117	GOM_NL__2PRFIN20041110_144428_000000112032_00025_14107_5897.N1	10-NOV-2004 14:44:28	Twilight	110.50	7	19Bet Ori	0.10000	14000.	221	14107	No
118	GOM_NL__2PRFIN20041110_145550_000000392032_00025_14107_5898.N1	10-NOV-2004 14:55:50	Bright	38.500	173	4Bet Tri	3.0040	8900.0	77	14107	No
119	GOM_NL__2PRFIN20041110_145754_000000382032_00025_14107_5899.N1	10-NOV-2004 14:57:54	Bright	38.000	73	57Gam1And	2.2600	13100.	76	14107	No
120	GOM_NL__2PRFIN20041110_145954_000000472032_00025_14107_5900.N1	10-NOV-2004 14:59:54	Bright	46.500	149	45Eps Per	2.8880	30000.	93	14107	No
121	GOM_NL__2PRFIN20041110_150158_000000392032_00025_14107_5901.N1	10-NOV-2004 15:01:58	Bright	39.000	68	18Alp Cas	2.2250	4500.0	78	14107	No
122	GOM_NL__2PRFIN20041110_150553_000000632032_00025_14107_5902.N1	10-NOV-2004 15:05:53	Bright	63.000	6	13Alp Aur	0.080000	3400.0	126	14107	No
123	GOM_NL__2PRFIN20041110_151102_000000392032_00025_14107_5903.N1	10-NOV-2004 15:11:02	Bright	38.500	49	1Alp UMi	1.9900	6300.0	77	14107	No
124	GOM_NL__2PRFIN20041110_151516_000000382032_00025_14107_5904.N1	10-NOV-2004 15:15:16	Bright	38.000	60	7Bet UMi	2.0810	3950.0	76	14107	No
125	GOM_NL__2PRFIN20041110_151855_000000442032_00025_14107_5905.N1	10-NOV-2004 15:18:55	Bright	44.000	36	50Alp UMa	1.8000	6300.0	88	14107	No
126	GOM_NL__2PRFIN20041110_152033_000000432032_00025_14107_5906.N1	10-NOV-2004 15:20:33	Bright	42.500	82	48Bet UMa	2.3650	10600.	85	14107	No
127	GOM_NL__2PRFIN20041110_152231_000000352032_00025_14107_5907.N1	10-NOV-2004 15:22:31	Bright	34.500	39	85Eta UMa	1.8540	24000.	69	14107	No
128	GOM_NL__2PRFIN20041110_152428_000000442032_00025_14107_5908.N1	10-NOV-2004 15:24:28	Bright	43.500	174	52Psi UMa	3.0040	4400.0	87	14107	No
129	GOM_NL__2PRFIN20041110_152601_000000372032_00025_14107_5909.N1	10-NOV-2004 15:26:01	Bright	37.000	152	12Alp2CVn	2.8900	11000.	74	14107	No
130	GOM_NL__2PRFIN20041110_153348_000000802032_00025_14107_5910.N1	10-NOV-2004 15:33:48	Bright	80.000	166	17Eps Leo	2.9800	6000.0	160	14107	No
131	GOM_NL__2PRFIN20041110_153813_000000792032_00025_14107_5911.N1	10-NOV-2004 15:38:13	Twilight	78.500	22	32Alp Leo	1.3600	15200.	157	14107	No
132	GOM_NL__2PRFIN20041110_154347_000000442032_00025_14107_5912.N1	10-NOV-2004 15:43:47	Twilight	44.000	171	2Eps Crv	3.0010	4250.0	88	14107	No
133	GOM_NL__2PRFIN20041110_155019_000000402032_00025_14107_5913.N1	10-NOV-2004 15:50:19	Dark	40.000	64	Gam Cen	2.2000	10600.	80	14107	No
134	GOM_NL__2PRFIN20041110_155236_000000522032_00025_14107_5914.N1	10-NOV-2004 15:52:36	Dark	52.000	26	Gam Cru	1.6240	2900.0	104	14107	No
135	GOM_NL__2PRFIN20041110_155414_000000522032_00025_14107_5915.N1	10-NOV-2004 15:54:14	Dark	51.500	12	Alp1Cru	0.77500	30000.	103	14107	No
136	GOM_NL__2PRFIN20041110_155628_000000512032_00026_14108_5891.N1	10-NOV-2004 15:56:28	Dark	50.500	65	Lam Vel	2.2040	4400.0	101	14108	No
137	GOM_NL__2PRFIN20041110_160506_000000622032_00026_14108_5892.N1	10-NOV-2004 16:05:06	Dark	62.000	2	Alp Car	-0.73600	7000.0	124	14108	No
138	GOM_NL__2PRFIN20041110_160920_000000402032_00026_14108_5893.N1	10-NOV-2004 16:09:20	Dark	39.500	143	Alp Hyi	2.8570	7200.0	79	14108	No
139	GOM_NL__2PRFIN20041110_161041_000000462032_00026_14108_5894.N1	10-NOV-2004 16:10:41	Dark	46.000	9	Alp Eri	0.45300	24000.	92	14108	No
140	GOM_NL__2PRFIN20041110_161419_000000422032_00026_14108_5895.N1	10-NOV-2004 16:14:19	Straylight	42.000	157	The1Eri	2.9060	9300.0	84	14108	No
141	GOM_NL__2PRFIN20041110_161918_0000002142032_00026_14108_5896.N1	10-NOV-2004 16:19:18	Twilight	214.00	1	9Alp CMa	-1.4400	11000.	428	14108	No
142	GOM_NL__2PRFIN20041110_162503_000000112032_00026_14108_5897.N1	10-NOV-2004 16:25:03	Twilight	111.00	7	19Bet Ori	0.10000	14000.	222	14108	No
143	GOM_NL__2PRFIN20041110_163626_000000382032_00026_14108_5898.N1	10-NOV-2004 16:36:26	Bright	37.500	173	4Bet Tri	3.0040	8900.0	75	14108	No
144	GOM_NL__2PRFIN20041110_163829_000000412032_00026_14108_5899.N1	10-NOV-2004 16:38:29	Bright	40.500	73	57Gam1And	2.2600	13100.	81	14108	No
145	GOM_NL__2PRFIN20041110_164029_000000472032_00026_14108_5900.N1	10-NOV-2004 16:40:29	Bright	47.000	149	45Eps Per	2.8880	30000.	94	14108	No
146	GOM_NL__2PRFIN20041110_164234_000000382032_00026_14108_5901.N1	10-NOV-2004 16:42:34	Bright	38.000	68	18Alp Cas	2.2250	4500.0	76	14108	No
147	GOM_NL__2PRFIN20041110_164627_000000592032_00026_14108_5902.N1	10-NOV-2004 16:46:27	Bright	58.500	6	13Alp Aur	0.080000	3400.0	117	14108	No
148	GOM_NL__2PRFIN20041110_165138_000000392032_00026_14108_5903.N1	10-NOV-2004 16:51:38	Bright	39.000	49	1Alp UMi	1.9900	6300.0	78	14108	No
149	GOM_NL__2PRFIN20041110_165551_000000402032_00026_14108_5904.N1	10-NOV-2004 16:55:51	Bright	40.000	60	7Bet UMi	2.0810	3950.0	80	14108	No
150	GOM_NL__2PRFIN20041110_165928_000000462032_00026_14108_5905.N1	10-NOV-2004 16:59:28	Bright	45.500	36	50Alp UMa	1.8000	6300.0	91	14108	No
151	GOM_NL__2PRFIN20041110_170109_000000442032_00026_14108_5906.N1	10-NOV-2004 17:01:09	Bright	43.500	82	48Bet UMa	2.3650	10600.	87	14108	No
152	GOM_NL__2PRFIN20041110_170307_000000402032_00026_14108_5907.N1	10-NOV-2004 17:03:07	Bright	39.500	39	85Eta UMa	1.8540	24000.	79	14108	No
153	GOM_NL__2PRFIN20041110_170504_000000422032_00026_14108_5908.N1	10-NOV-2004 17:05:04	Bright	41.500	174	52Psi UMa	3.0040	4400.0	83	14108	No
154	GOM_NL__2PRFIN20041110_170637_000000382032_00026_14108_5909.N1	10-NOV-2004 17:06:37	Bright	37.500	152	12Alp2CVn	2.8900	11000.	75	14108	No
155	GOM_NL__2PRFIN20041110_171424_000000772032_00026_14108_5910.N1	10-NOV-2004 17:14:24	Bright	77.000	166	17Eps Leo	2.9800	6000.0	154	14108	No
156	GOM_NL__2PRFIN20041110_171850_000000762032_00026_14108_5911.N1	10-NOV-2004 17:18:50	Twilight	76.000	22	32Alp Leo	1.3600	15200.	152	14108	No
157	GOM_NL__2PRFIN20041110_172424_000000462032_00026_14108_5912.N1	10-NOV-2004 17:24:24	Twilight	46.000	171	2Eps Crv	3.0010	4250.0	92	14108	No
158	GOM_NL__2PRFIN20041110_173054_000000402032_00026_14108_5913.N1	10-NOV-2004 17:30:54	Dark	40.000	64	Gam Cen	2.2000	10600.	80	14108	No
159	GOM_NL__2PRFIN20041110_173312_000000412032_00026_14108_5914.N1	10-NOV-2004 17:33:12	Dark	41.000	26	Gam Cru	1.6240	2900.0	82	14108	No
160	GOM_NL__2PRFIN20041110_173451_000000422032_00026_14108_5915.N1	10-NOV-2004 17:34:51	Dark	41.500	12	Alp1Cru	0.77500	30000.	83	14108	No



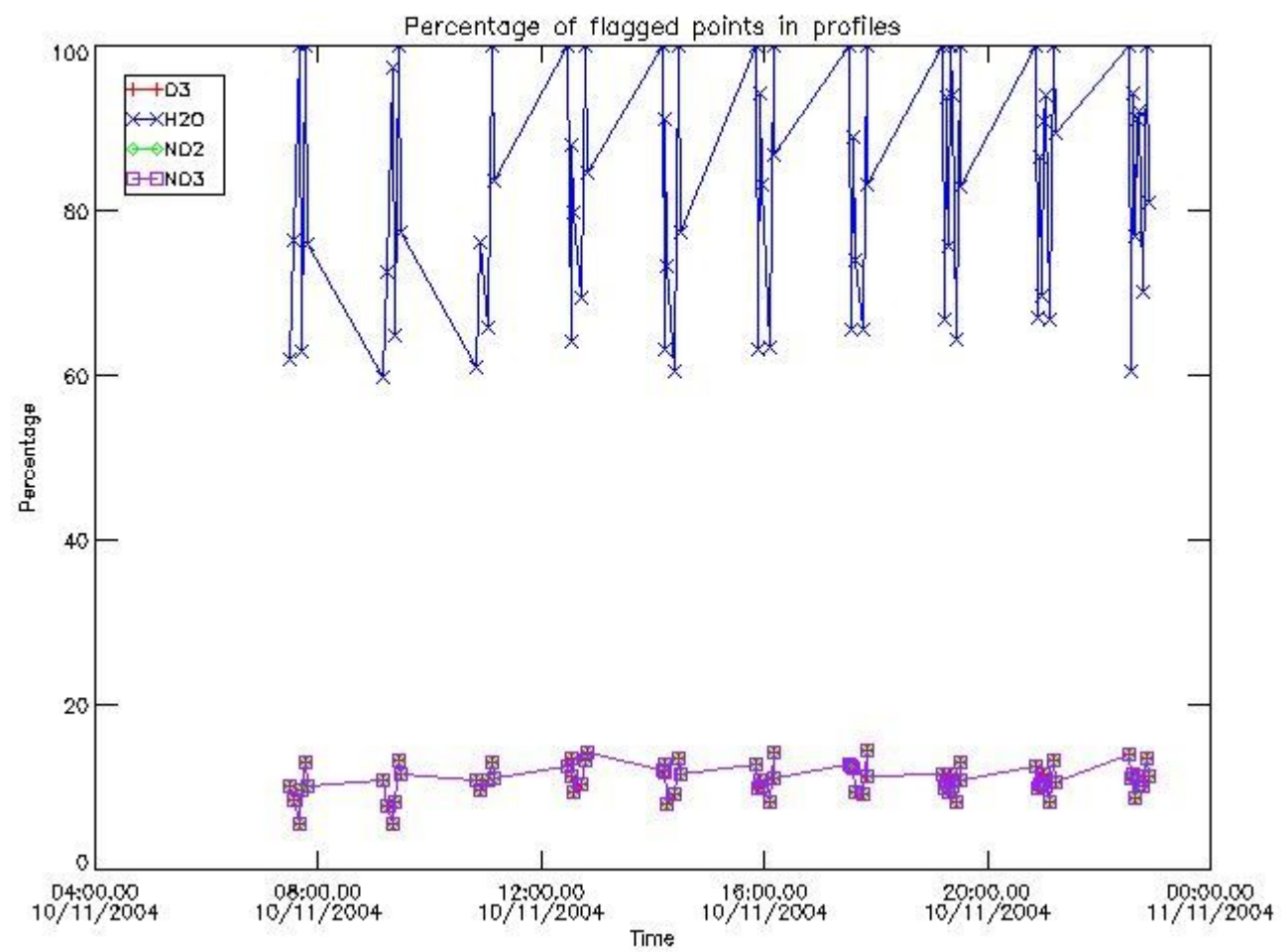
161	GOM_NL__2PRFIN20041110_173706_000000542032_00027_14109_5891.N1	10-NOV-2004 17:37:06	Dark	54.000	65	Lam Vel	2.2040	4400.0	108	14109	No
162	GOM_NL__2PRFIN20041110_174542_000000562032_00027_14109_5892.N1	10-NOV-2004 17:45:42	Dark	55.500	2	Alp Car	-0.73600	7000.0	111	14109	No
163	GOM_NL__2PRFIN20041110_174956_000000392032_00027_14109_5893.N1	10-NOV-2004 17:49:56	Dark	38.500	143	Alp Hyi	2.8570	7200.0	77	14109	No
164	GOM_NL__2PRFIN20041110_175117_000000452032_00027_14109_5894.N1	10-NOV-2004 17:51:17	Dark	45.000	9	Alp Eri	0.45300	24000.	90	14109	No
165	GOM_NL__2PRFIN20041110_175457_000000432032_00027_14109_5895.N1	10-NOV-2004 17:54:57	Straylight	42.500	157	The1Eri	2.9060	9300.0	85	14109	No
166	GOM_NL__2PRFIN20041110_175954_000002142032_00027_14109_5896.N1	10-NOV-2004 17:59:54	Tw_i_and_stray	214.00	1	9Alp CMa	-1.4400	11000.	428	14109	No
167	GOM_NL__2PRFIN20041110_180539_000001042032_00027_14109_5897.N1	10-NOV-2004 18:05:39	Tw_i_and_stray	103.50	7	19Bet Ori	0.10000	14000.	207	14109	No
168	GOM_NL__2PRFIN20041110_181702_000000382032_00027_14109_5898.N1	10-NOV-2004 18:17:02	Bright	38.000	173	4Bet Tri	3.0040	8900.0	76	14109	No
169	GOM_NL__2PRFIN20041110_181906_000000392032_00027_14109_5899.N1	10-NOV-2004 18:19:06	Bright	38.500	73	57Gam1And	2.2600	13100.	77	14109	No
170	GOM_NL__2PRFIN20041110_182105_000000462032_00027_14109_5900.N1	10-NOV-2004 18:21:05	Bright	46.000	149	45Eps Per	2.8880	30000.	92	14109	No
171	GOM_NL__2PRFIN20041110_182310_000000402032_00027_14109_5901.N1	10-NOV-2004 18:23:10	Bright	40.000	68	18Alp Cas	2.2250	4500.0	80	14109	No
172	GOM_NL__2PRFIN20041110_182702_000000592032_00027_14109_5902.N1	10-NOV-2004 18:27:02	Bright	59.000	6	13Alp Aur	0.080000	3400.0	118	14109	No
173	GOM_NL__2PRFIN20041110_183215_000000382032_00027_14109_5903.N1	10-NOV-2004 18:32:15	Bright	38.000	49	1Alp UMi	1.9900	6300.0	76	14109	No
174	GOM_NL__2PRFIN20041110_183628_000000382032_00027_14109_5904.N1	10-NOV-2004 18:36:28	Bright	38.000	60	7Bet UMi	2.0810	3950.0	76	14109	No
175	GOM_NL__2PRFIN20041110_184006_000000402032_00027_14109_5905.N1	10-NOV-2004 18:40:06	Bright	40.000	36	50Alp UMa	1.8000	6300.0	80	14109	No
176	GOM_NL__2PRFIN20041110_184145_000000412032_00027_14109_5906.N1	10-NOV-2004 18:41:45	Bright	41.000	82	48Bet UMa	2.3650	10600.	82	14109	No
177	GOM_NL__2PRFIN20041110_184341_000000412032_00027_14109_5907.N1	10-NOV-2004 18:43:41	Bright	40.500	39	85Eta UMa	1.8540	24000.	81	14109	No
178	GOM_NL__2PRFIN20041110_184540_000000442032_00027_14109_5908.N1	10-NOV-2004 18:45:40	Bright	44.000	174	52Psi UMa	3.0040	4400.0	88	14109	No
179	GOM_NL__2PRFIN20041110_184713_000000382032_00027_14109_5909.N1	10-NOV-2004 18:47:13	Bright	38.000	152	12Alp2CVn	2.8900	11000.	76	14109	No
180	GOM_NL__2PRFIN20041110_185501_000000782032_00027_14109_5910.N1	10-NOV-2004 18:55:01	Bright	78.000	166	17Eps Leo	2.9800	6000.0	156	14109	No
181	GOM_NL__2PRFIN20041110_185927_000000772032_00027_14109_5911.N1	10-NOV-2004 18:59:27	Tw_i_and_stray	77.000	22	32Alp Leo	1.3600	15200.	154	14109	No
182	GOM_NL__2PRFIN20041110_190500_000000462032_00027_14109_5912.N1	10-NOV-2004 19:05:00	Twilight	45.500	171	2Eps Crv	3.0010	4250.0	91	14109	No
183	GOM_NL__2PRFIN20041110_191131_000000452032_00027_14109_5913.N1	10-NOV-2004 19:11:31	Dark	44.500	64	Gam Cen	2.2000	10600.	89	14109	No
184	GOM_NL__2PRFIN20041110_191348_000000522032_00027_14109_5914.N1	10-NOV-2004 19:13:48	Dark	51.500	26	Gam Cru	1.6240	2900.0	103	14109	No
185	GOM_NL__2PRFIN20041110_191526_000000482032_00027_14109_5915.N1	10-NOV-2004 19:15:26	Dark	48.000	12	Alp1Cru	0.77500	30000.	96	14109	No
186	GOM_NL__2PRFIN20041110_191742_000000542032_00028_14110_5891.N1	10-NOV-2004 19:17:42	Dark	54.000	65	Lam Vel	2.2040	4400.0	108	14110	No
187	GOM_NL__2PRFIN20041110_191945_000000452032_00028_14110_5892.N1	10-NOV-2004 19:19:45	Dark	44.500	46	Del Vel	1.9540	10600.	89	14110	No
188	GOM_NL__2PRFIN20041110_192124_000000502032_00028_14110_5893.N1	10-NOV-2004 19:21:24	Dark	50.000	34	Gam2Vel	1.7930	23000.	100	14110	No
189	GOM_NL__2PRFIN20041110_192620_000000622032_00028_14110_5894.N1	10-NOV-2004 19:26:20	Dark	61.500	2	Alp Car	-0.73600	7000.0	123	14110	No
190	GOM_NL__2PRFIN20041110_193032_000000392032_00028_14110_5895.N1	10-NOV-2004 19:30:32	Dark	39.000	143	Alp Hyi	2.8570	7200.0	78	14110	No
191	GOM_NL__2PRFIN20041110_193153_000000482032_00028_14110_5896.N1	10-NOV-2004 19:31:53	Dark	47.500	9	Alp Eri	0.45300	24000.	95	14110	No
192	GOM_NL__2PRFIN20041110_193532_000000422032_00028_14110_5897.N1	10-NOV-2004 19:35:32	Straylight	41.500	157	The1Eri	2.9060	9300.0	83	14110	No
193	GOM_NL__2PRFIN20041110_194038_000000862032_00028_14110_5898.N1	10-NOV-2004 19:40:38	Straylight	86.000	101	11Alp Lep	2.5820	7000.0	172	14110	No
194	GOM_NL__2PRFIN20041110_194302_000000632032_00028_14110_5899.N1	10-NOV-2004 19:43:02	Straylight	62.500	165	34Gam Eri	2.9500	3200.0	125	14110	No
195	GOM_NL__2PRFIN20041110_194613_000001012032_00028_14110_5900.N1	10-NOV-2004 19:46:13	Tw_i_and_stray	100.50	7	19Bet Ori	0.10000	14000.	201	14110	No
196	GOM_NL__2PRFIN20041110_194905_000001282032_00028_14110_5901.N1	10-NOV-2004 19:49:05	Bright	127.50	125	44Iot Ori	2.7700	30000.	255	14110	No
197	GOM_NL__2PRFIN20041110_195330_000000392032_00028_14110_5902.N1	10-NOV-2004 19:53:30	Bright	39.000	105	6Bet Ari	2.6450	8900.0	78	14110	No
198	GOM_NL__2PRFIN20041110_195737_000000392032_00028_14110_5903.N1	10-NOV-2004 19:57:37	Bright	38.500	173	4Bet Tri	3.0040	8900.0	77	14110	No
199	GOM_NL__2PRFIN20041110_195940_000000392032_00028_14110_5904.N1	10-NOV-2004 19:59:40	Bright	39.000	73	57Gam1And	2.2600	13100.	78	14110	No
200	GOM_NL__2PRFIN20041110_200139_000000472032_00028_14110_5905.N1	10-NOV-2004 20:01:39	Bright	47.000	149	45Eps Per	2.8880	30000.	94	14110	No
201	GOM_NL__2PRFIN20041110_200736_000000622032_00028_14110_5906.N1	10-NOV-2004 20:07:36	Bright	62.000	6	13Alp Aur	0.080000	3400.0	124	14110	No
202	GOM_NL__2PRFIN20041110_201248_000000402032_00028_14110_5907.N1	10-NOV-2004 20:12:48	Bright	40.000	49	1Alp UMi	1.9900	6300.0	80	14110	No
203	GOM_NL__2PRFIN20041110_201704_000000382032_00028_14110_5908.N1	10-NOV-2004 20:17:04	Bright	38.000	60	7Bet UMi	2.0810	3950.0	76	14110	No
204	GOM_NL__2PRFIN20041110_202042_000000412032_00028_14110_5909.N1	10-NOV-2004 20:20:42	Bright	41.000	36	50Alp UMa	1.8000	6300.0	82	14110	No
205	GOM_NL__2PRFIN20041110_202220_000000422032_00028_14110_5910.N1	10-NOV-2004 20:22:20	Bright	42.000	82	48Bet UMa	2.3650	10600.	84	14110	No
206	GOM_NL__2PRFIN20041110_202417_000000392032_00028_14110_5911.N1	10-NOV-2004 20:24:17	Bright	38.500	39	85Eta UMa	1.8540	24000.	77	14110	No
207	GOM_NL__2PRFIN20041110_202616_000000452032_00028_14110_5912.N1	10-NOV-2004 20:26:16	Bright	44.500	174	52Psi UMa	3.0040	4400.0	89	14110	No
208	GOM_NL__2PRFIN20041110_202747_000000402032_00028_14110_5913.N1	10-NOV-2004 20:27:47	Bright	39.500	152	12Alp2CVn	2.8900	11000.	79	14110	No
209	GOM_NL__2PRFIN20041110_203538_000000802032_00028_14110_5914.N1	10-NOV-2004 20:35:38	Bright	79.500	166	17Eps Leo	2.9800	6000.0	159	14110	No
210	GOM_NL__2PRFIN20041110_204004_000000762032_00028_14110_5915.N1	10-NOV-2004 20:40:04	Tw_i_and_stray	76.000	22	32Alp Leo	1.3600	15200.	152	14110	No
211	GOM_NL__2PRFIN20041110_204406_000000422032_00028_14110_5916.N1	10-NOV-2004 20:44:06	Tw_i_and_stray	42.000	100	4Gam Crv	2.5800	13100.	84	14110	No
212	GOM_NL__2PRFIN20041110_204537_000000472032_00028_14110_5917.N1	10-NOV-2004 20:45:37	Twilight	46.500	171	2Eps Crv	3.0010	4250.0	93	14110	No
213	GOM_NL__2PRFIN20041110_205206_000000412032_00028_14110_5918.N1	10-NOV-2004 20:52:06	Dark	40.500	64	Gam Cen	2.2000	10600.	81	14110	No
214	GOM_NL__2PRFIN20041110_205424_000000522032_00028_14110_5919.N1	10-NOV-2004 20:54:24	Dark	52.000	26	Gam Cru	1.6240	2900.0	104	14110	No
215	GOM_NL__2PRFIN20041110_205602_000000492032_00028_14110_5920.N1	10-NOV-2004 20:56:02	Dark	49.000	12	Alp1Cru	0.77500	30000.	98	14110	No
216	GOM_NL__2PRFIN20041110_205820_000000532032_00029_14111_5891.N1	10-NOV-2004 20:58:20	Dark	53.000	65	Lam Vel	2.2040	4400.0	106	14111	No
217	GOM_NL__2PRFIN20041110_210022_000000452032_00029_14111_5892.N1	10-NOV-2004 21:00:22	Dark	44.500	46	Del Vel	1.9540	10600.	89	14111	No
218	GOM_NL__2PRFIN20041110_210201_000000512032_00029_14111_5893.N1	10-NOV-2004 21:02:01	Dark	50.500	34	Gam2Vel	1.7930	23000.	101	14111	No
219	GOM_NL__2PRFIN20041110_210657_000000622032_00029_14111_5894.N1	10-NOV-2004 21:06:57	Dark	62.000	2	Alp Car	-0.73600	7000.0	124	14111	No

220	GOM_NL__2PRFIN20041110_211108_000000392032_00029_14111_5895.N1	10-NOV-2004 21:11:08	Dark	38.500	143	Alp Hyl	2.8570	7200.0	77	14111	No
221	GOM_NL__2PRFIN20041110_211229_000000482032_00029_14111_5896.N1	10-NOV-2004 21:12:29	Dark	48.000	9	Alp Eri	0.45300	24000.	96	14111	No
222	GOM_NL__2PRFIN20041110_211609_000000422032_00029_14111_5897.N1	10-NOV-2004 21:16:09	Straylight	41.500	157	The1Eri	2.9060	9300.0	83	14111	No
223	GOM_NL__2PRFIN20041110_212114_000000812032_00029_14111_5898.N1	10-NOV-2004 21:21:14	Straylight	81.000	101	11Alp Lep	2.5820	7000.0	162	14111	No
224	GOM_NL__2PRFIN20041110_212340_000000532032_00029_14111_5899.N1	10-NOV-2004 21:23:40	Straylight	53.000	165	34Gam Eri	2.9500	3200.0	106	14111	No
225	GOM_NL__2PRFIN20041110_212649_000001032032_00029_14111_5900.N1	10-NOV-2004 21:26:49	Tw_i_and_stray	102.50	7	19Bet Ori	0.10000	14000.	205	14111	No
226	GOM_NL__2PRFIN20041110_212940_000001262032_00029_14111_5901.N1	10-NOV-2004 21:29:40	Bright	126.00	125	44Iot Ori	2.7700	30000.	252	14111	No
227	GOM_NL__2PRFIN20041110_213406_000000392032_00029_14111_5902.N1	10-NOV-2004 21:34:06	Bright	38.500	105	6Bet Ari	2.6450	8900.0	77	14111	No
228	GOM_NL__2PRFIN20041110_213812_000000402032_00029_14111_5903.N1	10-NOV-2004 21:38:12	Bright	39.500	173	4Bet Tri	3.0040	8900.0	79	14111	No
229	GOM_NL__2PRFIN20041110_214016_000000422032_00029_14111_5904.N1	10-NOV-2004 21:40:16	Bright	41.500	73	57Gam1And	2.2600	13100.	83	14111	No
230	GOM_NL__2PRFIN20041110_214214_000000472032_00029_14111_5905.N1	10-NOV-2004 21:42:14	Bright	47.000	149	45Eps Per	2.8880	30000.	94	14111	No
231	GOM_NL__2PRFIN20041110_214811_000000602032_00029_14111_5906.N1	10-NOV-2004 21:48:11	Bright	60.000	6	13Alp Aur	0.080000	3400.0	120	14111	No
232	GOM_NL__2PRFIN20041110_215326_000000402032_00029_14111_5907.N1	10-NOV-2004 21:53:26	Bright	39.500	49	1Alp UMi	1.9900	6300.0	79	14111	No
233	GOM_NL__2PRFIN20041110_215739_000000352032_00029_14111_5908.N1	10-NOV-2004 21:57:39	Bright	35.000	60	7Bet UMi	2.0810	3950.0	70	14111	No
234	GOM_NL__2PRFIN20041110_220117_000000472032_00029_14111_5909.N1	10-NOV-2004 22:01:17	Bright	47.000	36	50Alp UMa	1.8000	6300.0	94	14111	No
235	GOM_NL__2PRFIN20041110_220256_000000442032_00029_14111_5910.N1	10-NOV-2004 22:02:56	Bright	43.500	82	48Bet UMa	2.3650	10600.	87	14111	No
236	GOM_NL__2PRFIN20041110_220453_000000402032_00029_14111_5911.N1	10-NOV-2004 22:04:53	Bright	39.500	39	85Eta UMa	1.8540	24000.	79	14111	No
237	GOM_NL__2PRFIN20041110_220652_000000482032_00029_14111_5912.N1	10-NOV-2004 22:06:52	Bright	47.500	174	52Psi UMa	3.0040	4400.0	95	14111	No
238	GOM_NL__2PRFIN20041110_220823_000000402032_00029_14111_5913.N1	10-NOV-2004 22:08:23	Bright	39.500	152	12Alp2CVn	2.8900	11000.	79	14111	No
239	GOM_NL__2PRFIN20041110_221614_000000792032_00029_14111_5914.N1	10-NOV-2004 22:16:14	Bright	78.500	166	17Eps Leo	2.9800	6000.0	157	14111	No
240	GOM_NL__2PRFIN20041110_222040_000000772032_00029_14111_5915.N1	10-NOV-2004 22:20:40	Tw_i_and_stray	77.000	22	32Alp Leo	1.3600	15200.	154	14111	No
241	GOM_NL__2PRFIN20041110_222442_000000432032_00029_14111_5916.N1	10-NOV-2004 22:24:42	Tw_i_and_stray	43.000	100	4Gam Crv	2.5800	13100.	86	14111	No
242	GOM_NL__2PRFIN20041110_222612_000000462032_00029_14111_5917.N1	10-NOV-2004 22:26:12	Twilight	46.000	171	2Eps Crv	3.0010	4250.0	92	14111	No
243	GOM_NL__2PRFIN20041110_223243_000000402032_00029_14111_5918.N1	10-NOV-2004 22:32:43	Dark	40.000	64	Gam Cen	2.2000	10600.	80	14111	No
244	GOM_NL__2PRFIN20041110_223500_000000462032_00029_14111_5919.N1	10-NOV-2004 22:35:00	Dark	46.000	26	Gam Cru	1.6240	2900.0	92	14111	No
245	GOM_NL__2PRFIN20041110_223639_000000452032_00029_14111_5920.N1	10-NOV-2004 22:36:39	Dark	44.500	12	Alp1Cru	0.77500	30000.	89	14111	No
246	GOM_NL__2PRFIN20041110_223856_000000592032_00030_14112_5911.N1	10-NOV-2004 22:38:56	Dark	59.000	65	Lam Vel	2.2040	4400.0	118	14112	No
247	GOM_NL__2PRFIN20041110_224059_000000452032_00030_14112_5912.N1	10-NOV-2004 22:40:59	Dark	45.000	46	Del Vel	1.9540	10600.	90	14112	No
248	GOM_NL__2PRFIN20041110_224237_000000512032_00030_14112_5913.N1	10-NOV-2004 22:42:37	Dark	50.500	34	Gam2Vel	1.7930	23000.	101	14112	No
249	GOM_NL__2PRFIN20041110_224732_000000512032_00030_14112_5914.N1	10-NOV-2004 22:47:32	Dark	50.500	2	Alp Car	-0.73600	7000.0	101	14112	No
250	GOM_NL__2PRFIN20041110_225144_000000382032_00030_14112_5915.N1	10-NOV-2004 22:51:44	Dark	38.000	143	Alp Hyl	2.8570	7200.0	76	14112	No
251	GOM_NL__2PRFIN20041110_225305_000000452032_00030_14112_5916.N1	10-NOV-2004 22:53:05	Dark	45.000	9	Alp Eri	0.45300	24000.	90	14112	No
252	GOM_NL__2PRFIN20041110_225645_000000402032_00030_14112_5917.N1	10-NOV-2004 22:56:45	Straylight	40.000	157	The1Eri	2.9060	9300.0	80	14112	No
253	GOM_NL__2PRFIN20041110_230150_000000862032_00030_14112_5918.N1	10-NOV-2004 23:01:50	Straylight	85.500	101	11Alp Lep	2.5820	7000.0	171	14112	No
254	GOM_NL__2PRFIN20041110_230414_000000592032_00030_14112_5919.N1	10-NOV-2004 23:04:14	Straylight	59.000	165	34Gam Eri	2.9500	3200.0	118	14112	No
255	GOM_NL__2PRFIN20041110_230725_000001052032_00030_14112_5920.N1	10-NOV-2004 23:07:25	Tw_i_and_stray	104.50	7	19Bet Ori	0.10000	14000.	209	14112	No
256	GOM_NL__2PRFIN20041110_231014_000001272032_00030_14112_5921.N1	10-NOV-2004 23:10:14	Bright	126.50	125	44Iot Ori	2.7700	30000.	253	14112	No
257	GOM_NL__2PRFIN20041110_231442_000000382032_00030_14112_5922.N1	10-NOV-2004 23:14:42	Bright	38.000	105	6Bet Ari	2.6450	8900.0	76	14112	No
258	GOM_NL__2PRFIN20041110_231849_000000382032_00030_14112_5923.N1	10-NOV-2004 23:18:49	Bright	37.500	173	4Bet Tri	3.0040	8900.0	75	14112	No
259	GOM_NL__2PRFIN20041110_232052_000000392032_00030_14112_5924.N1	10-NOV-2004 23:20:52	Bright	39.000	73	57Gam1And	2.2600	13100.	78	14112	No
260	GOM_NL__2PRFIN20041110_232250_000000462032_00030_14112_5925.N1	10-NOV-2004 23:22:50	Bright	46.000	149	45Eps Per	2.8880	30000.	92	14112	No
261	GOM_NL__2PRFIN20041110_232847_000000622032_00030_14112_5926.N1	10-NOV-2004 23:28:47	Bright	62.000	6	13Alp Aur	0.080000	3400.0	124	14112	No
262	GOM_NL__2PRFIN20041110_233400_000000372032_00030_14112_5927.N1	10-NOV-2004 23:34:00	Bright	36.500	49	1Alp UMi	1.9900	6300.0	73	14112	No
263	GOM_NL__2PRFIN20041110_233816_000000412032_00030_14112_5928.N1	10-NOV-2004 23:38:16	Bright	40.500	60	7Bet UMi	2.0810	3950.0	81	14112	No
264	GOM_NL__2PRFIN20041110_234153_000000432032_00030_14112_5929.N1	10-NOV-2004 23:41:53	Bright	43.000	36	50Alp UMa	1.8000	6300.0	86	14112	No
265	GOM_NL__2PRFIN20041110_234331_000000412032_00030_14112_5930.N1	10-NOV-2004 23:43:31	Bright	41.000	82	48Bet UMa	2.3650	10600.	82	14112	No
266	GOM_NL__2PRFIN20041110_234531_000000362032_00030_14112_5931.N1	10-NOV-2004 23:45:31	Bright	35.500	39	85Eta UMa	1.8540	24000.	71	14112	No
267	GOM_NL__2PRFIN20041110_234727_000000612032_00030_14112_5932.N1	10-NOV-2004 23:47:27	Bright	61.000	174	52Psi UMa	3.0040	4400.0	122	14112	No
268	GOM_NL__2PRFIN20041110_234901_000000382032_00030_14112_5933.N1	10-NOV-2004 23:49:01	Bright	37.500	152	12Alp2CVn	2.8900	11000.	75	14112	No
269	GOM_NL__2PRFIN20041110_235651_000000822032_00030_14112_5934.N1	10-NOV-2004 23:56:51	Bright	82.000	166	17Eps Leo	2.9800	6000.0	164	14112	No

### 3. Quality information per product

In this section it is plotted some information contained in the Quality Summary data set of the level 2 products. Only products in dark limb conditions and without errors (error flag in the MPH set to "0") are used.

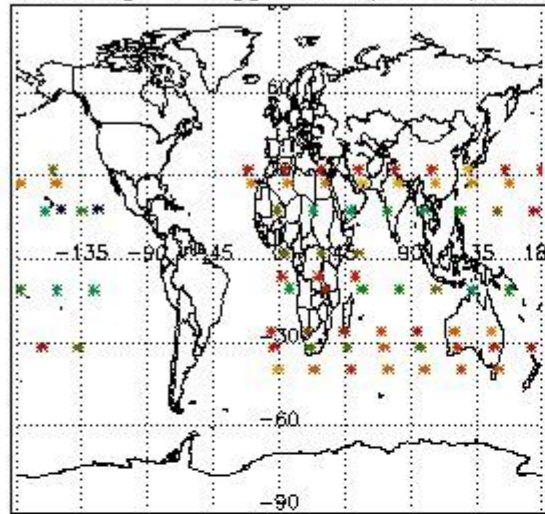
3.1 Plot quality information per product (time dependant)



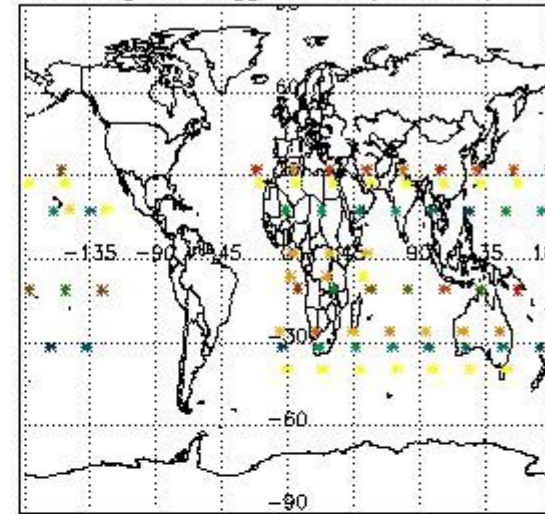
3.2 Plot quality information per product (world map)



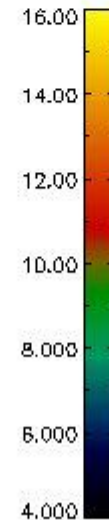
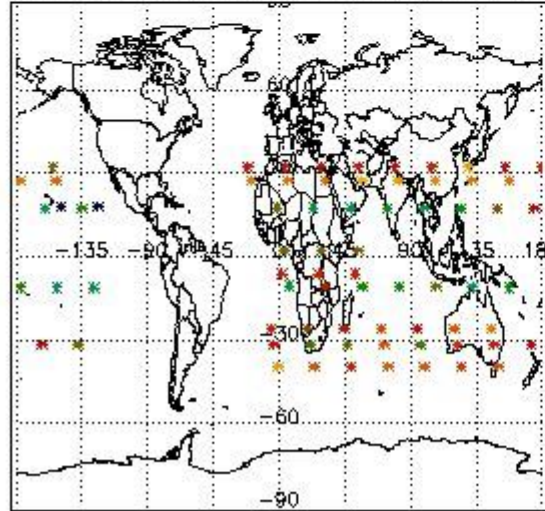
Percentage of flagged data per O3 profile



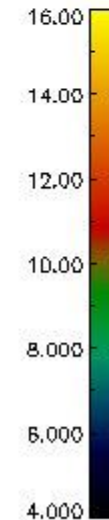
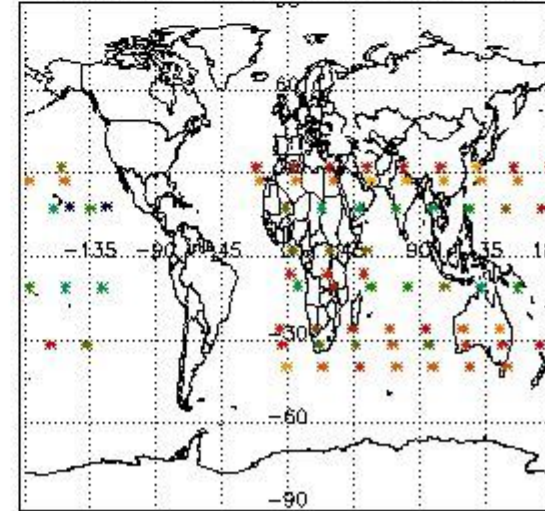
Percentage of flagged data per H2O profile



Percentage of flagged data per NO2 profile



Percentage of flagged data per NO3 profile



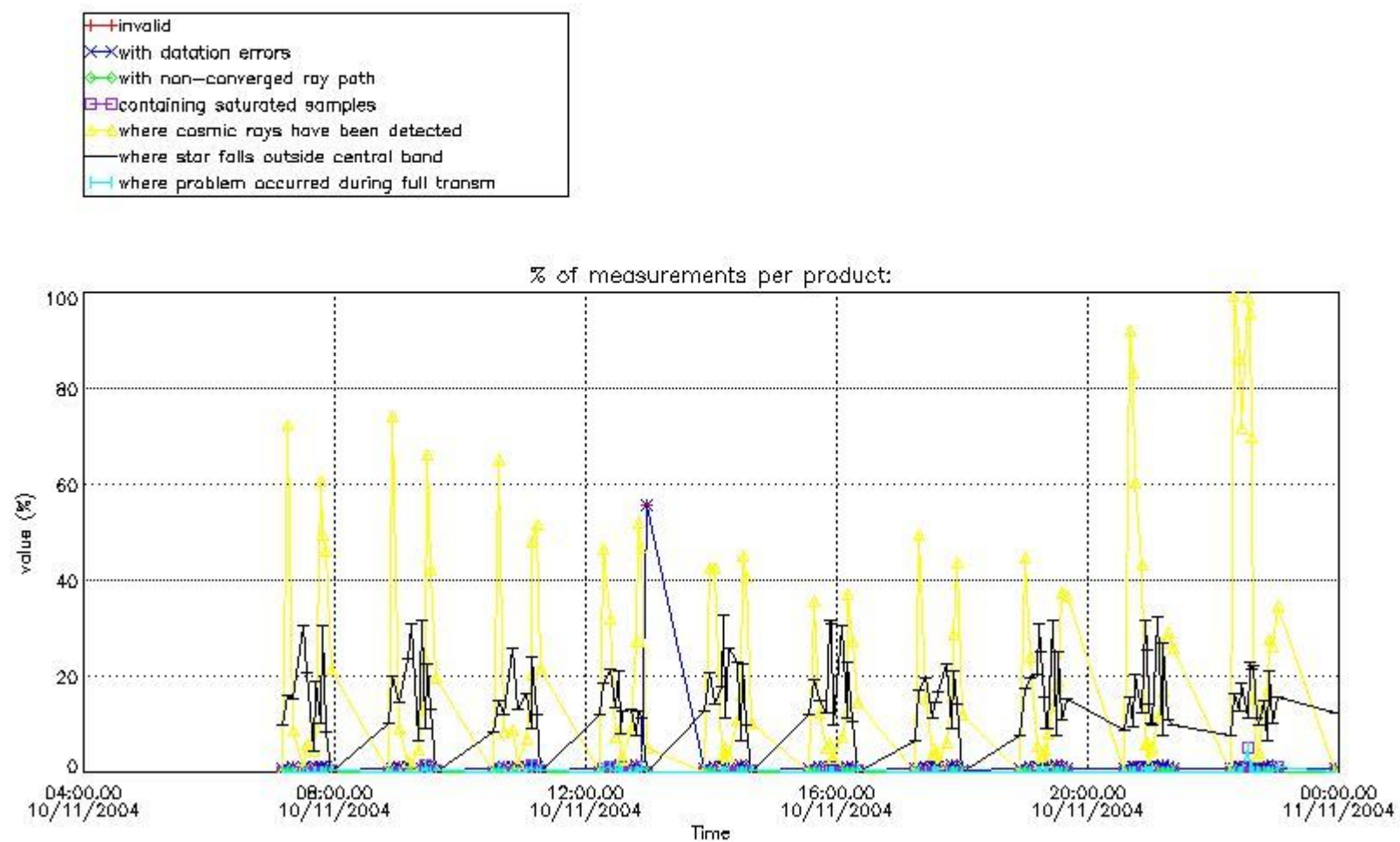
#### 4. Level 1 quality information per product

In this section it is plotted some information contained in the Quality Summary data set of the level 2 products that comes from the level 1b processing. Products without errors (error flag in the MPH set to "0") are used.

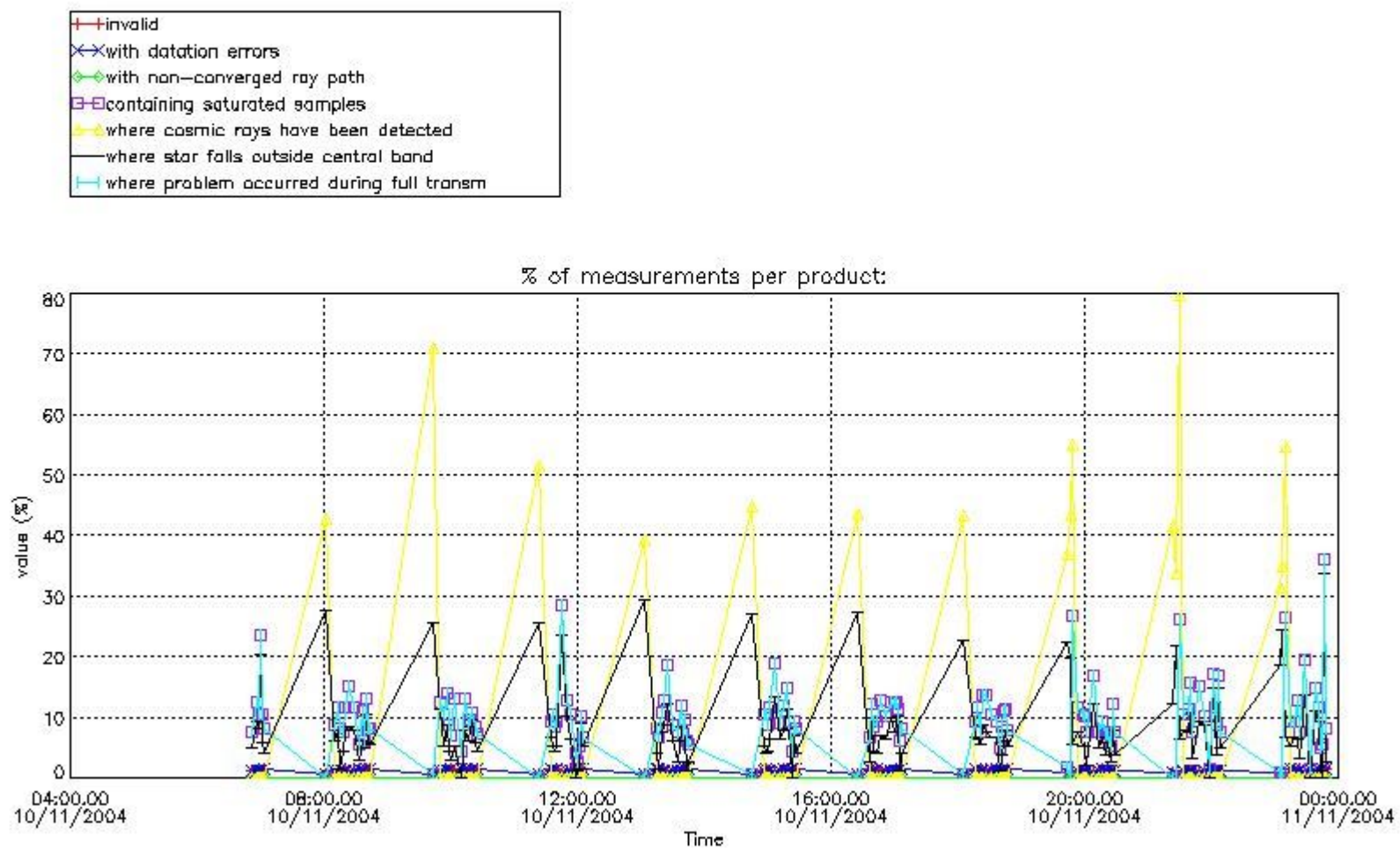
##### 4.1 Plot quality information per product (time dependant) coming from level 1b processing

###### 4.1.1 Plot level 1 quality information per product (time dependant): ENVISAT ASCENDING passes





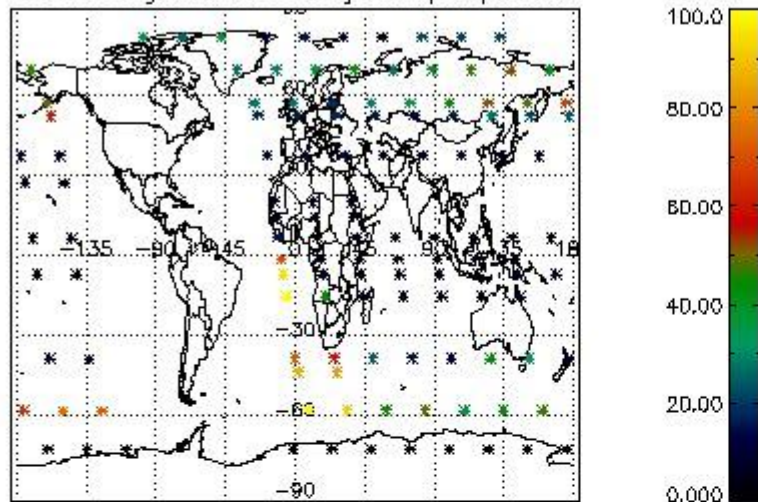
4.1.2 Plot level 1 quality information per product (time dependant): ENVI SAT DESCENDING passes



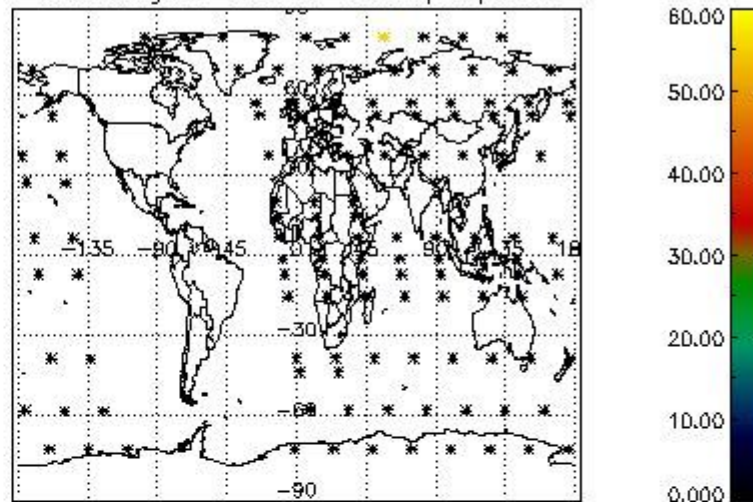
*4.2 Plot quality information per product coming from level 1b processing (world map)*

*4.2.1 Plot level 1 quality information per product (world map): ENVISAT ASCENDING passes*

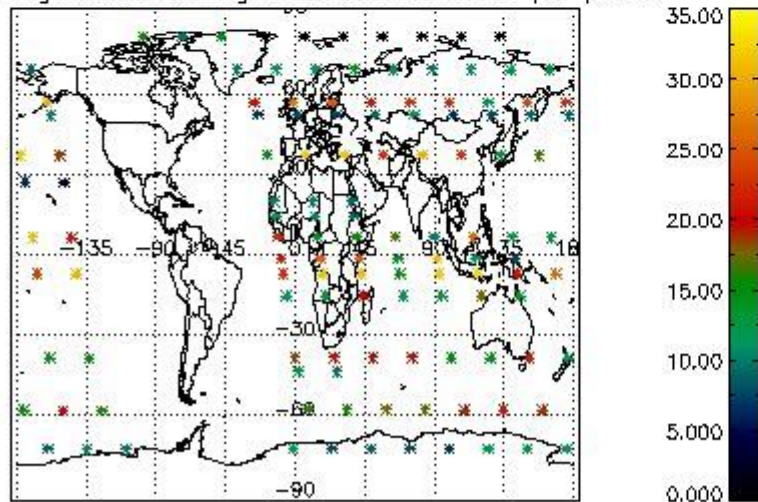
Percentage of cosmic ray hits per profile



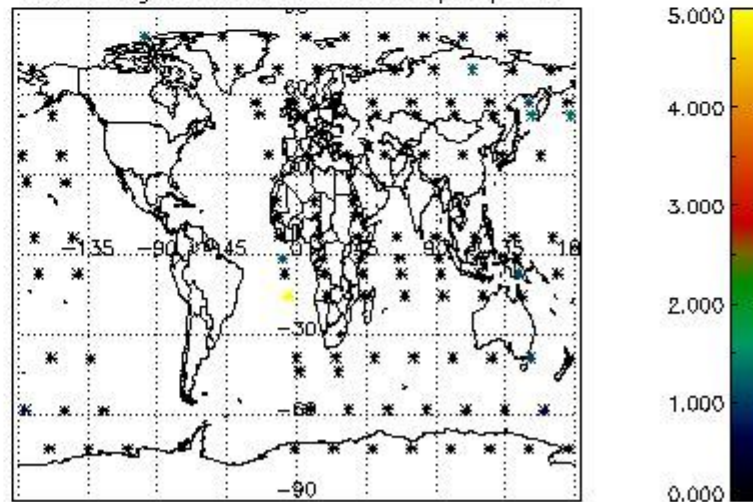
Percentage of datation errors per profile



Percentage of star falling outside central band per profile

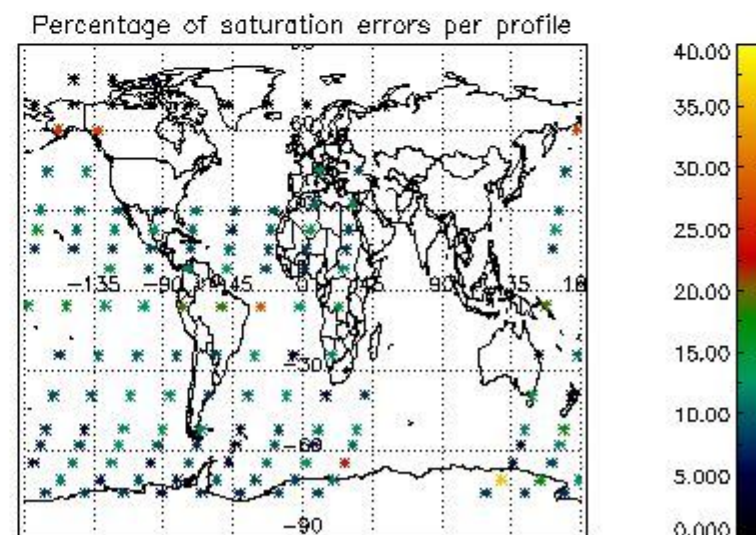
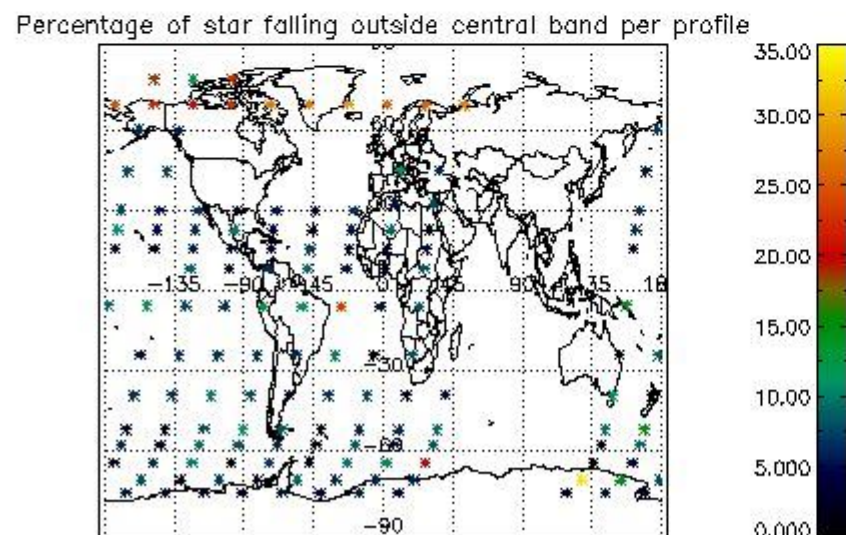
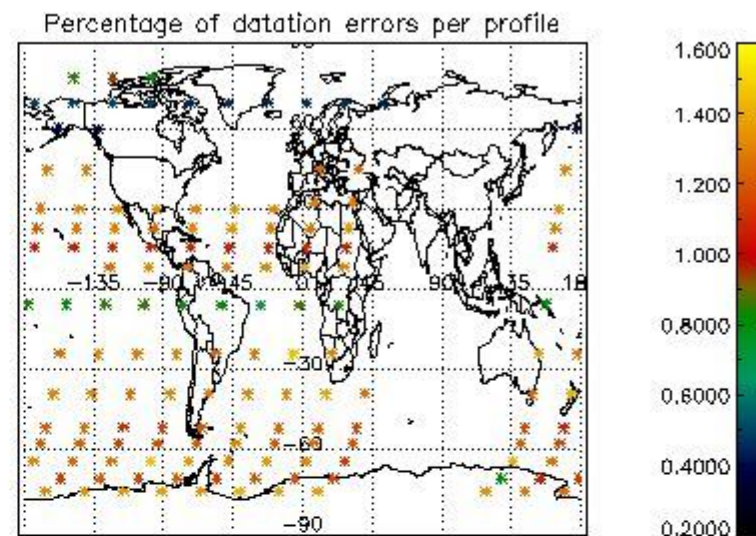
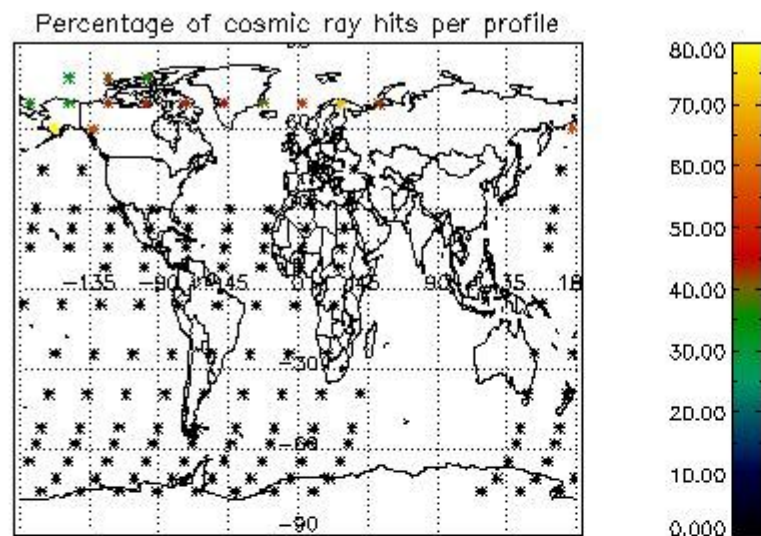


Percentage of saturation errors per profile



4.2.2 Plot level 1 quality information per product (world map): ENVISAT DESCENDING passes





## 5. Trace gas profiles

### 5.1 Ozone statistics based on quality of products

The final quality of the products can be "measured" using the STD (Standard Deviation) attached to every point profile. This information is written to the parameter GOM\_NL\_\_2P/NL\_LOCAL\_SPECIES\_DENSITY/o3\_std of the level 2 products. The table below shows the statistics for given STD ranges.

The statistics are given with respect to the overall valid production:

- Products without fatal errors: GOM\_NL\_\_2P/MPH/PRODUCT\_ERR=0
- Valid point profile: GOM\_NL\_\_2P/NL\_LOCAL\_SPECIES\_DENSITY/pcd(0)=0

The 'Criteria' is applied to valid points of dark limb products:

- Products in dark limb illumination condition: GOM\_NL\_\_2P/NL\_SUMMARY\_QUALITY/obs\_ill\_cond=0
- Products without fatal errors: GOM\_NL\_\_2P/MPH/PRODUCT\_ERR=0
- Valid point profile: GOM\_NL\_\_2P/NL\_LOCAL\_SPECIES\_DENSITY/pcd(0)=0

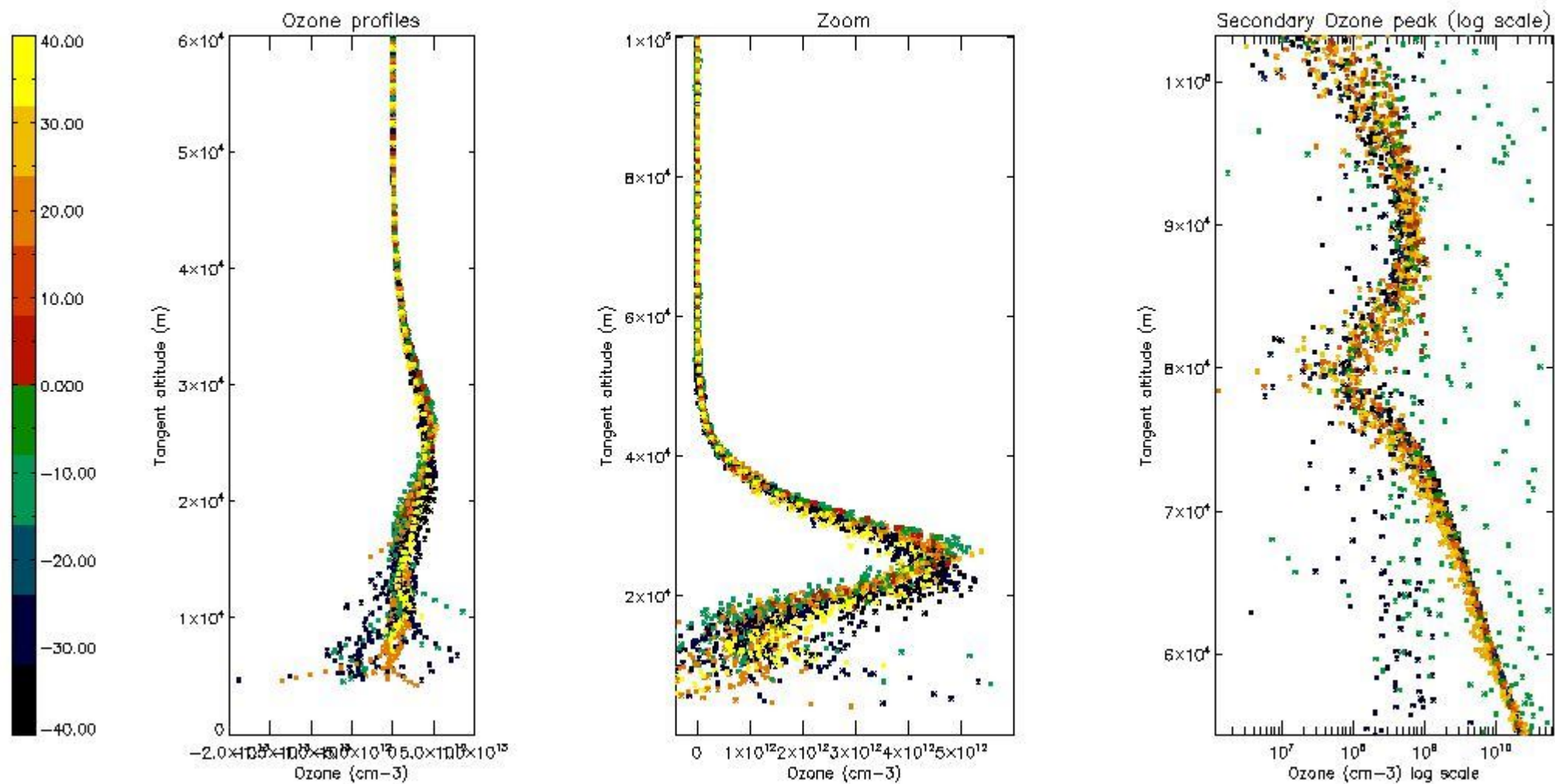
So, the table below shows the percentage of dark limb and valid observations for each criteria with respect to the overall valid daily observations.

Criteria	% of total production
All STD	24
STD < 20	13

STD < 10	10
STD < 5	7

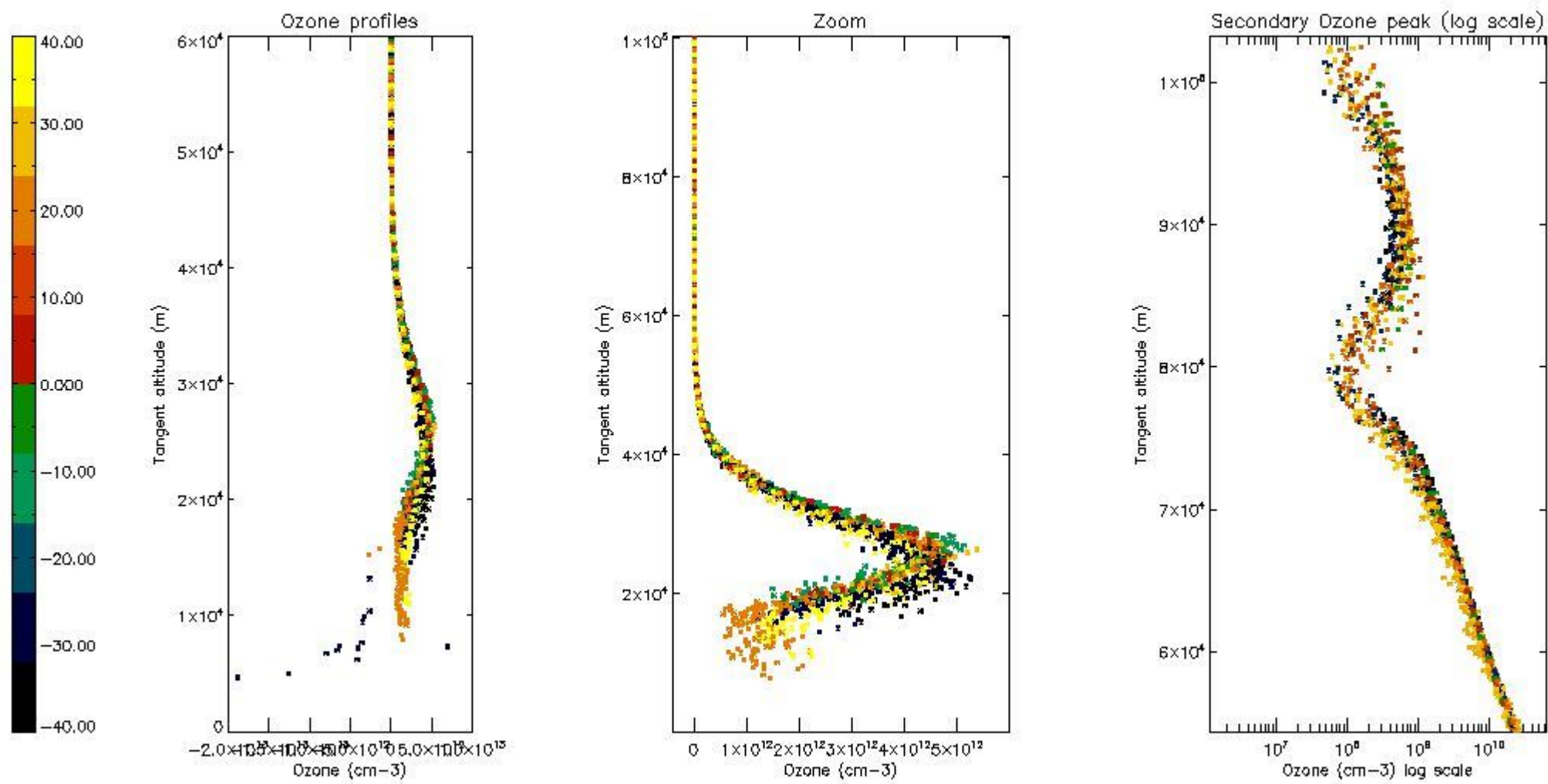
5.2 Plot ozone profiles for all STD (dark without errors)

The colorbar represents the latitude.



5.3 Plot ozone profiles where STD < 20% (dark without errors)

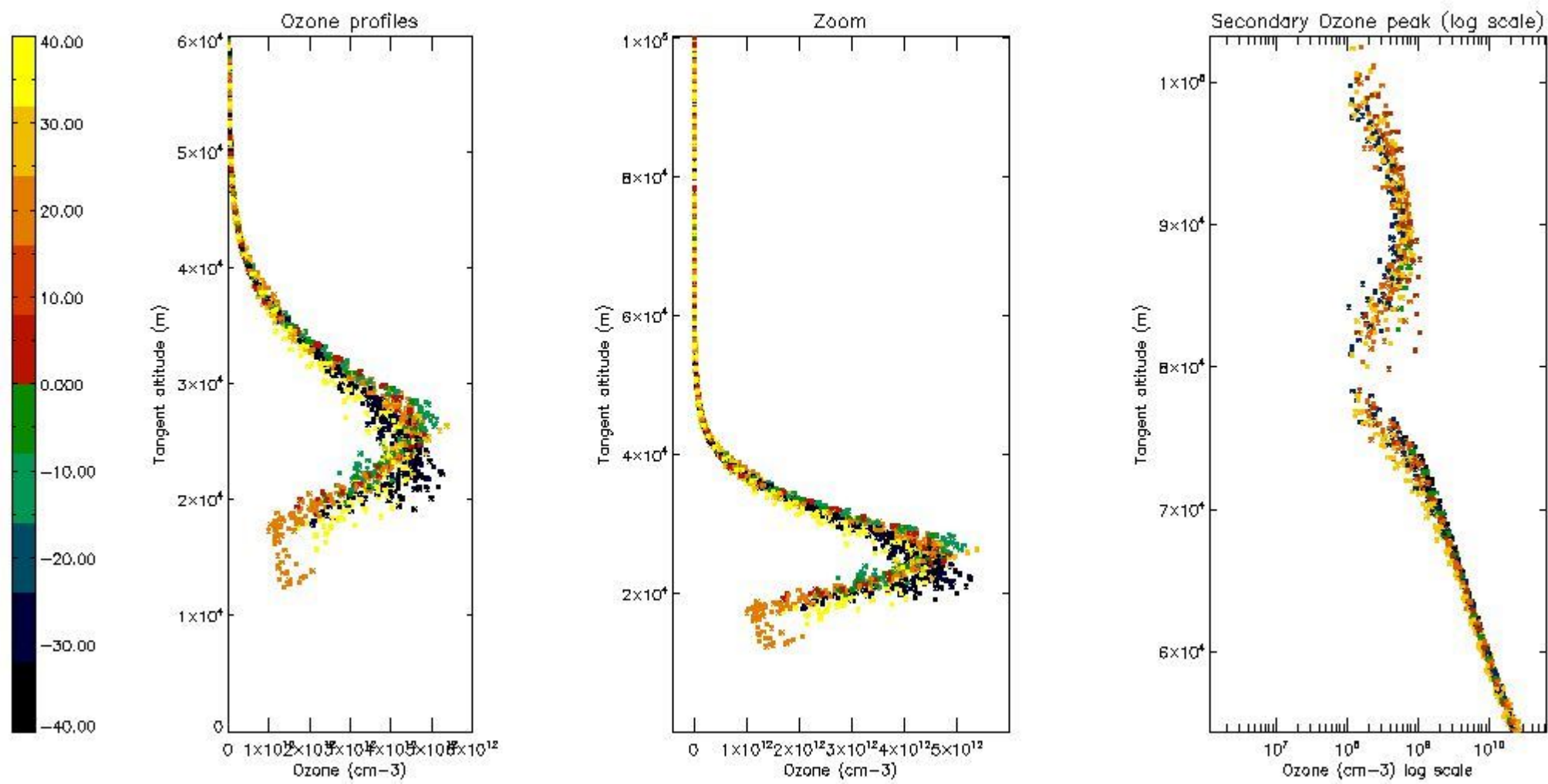
The colorbar represents the latitude.



*5.4 Plot ozone profiles where STD < 10% (dark without errors)*

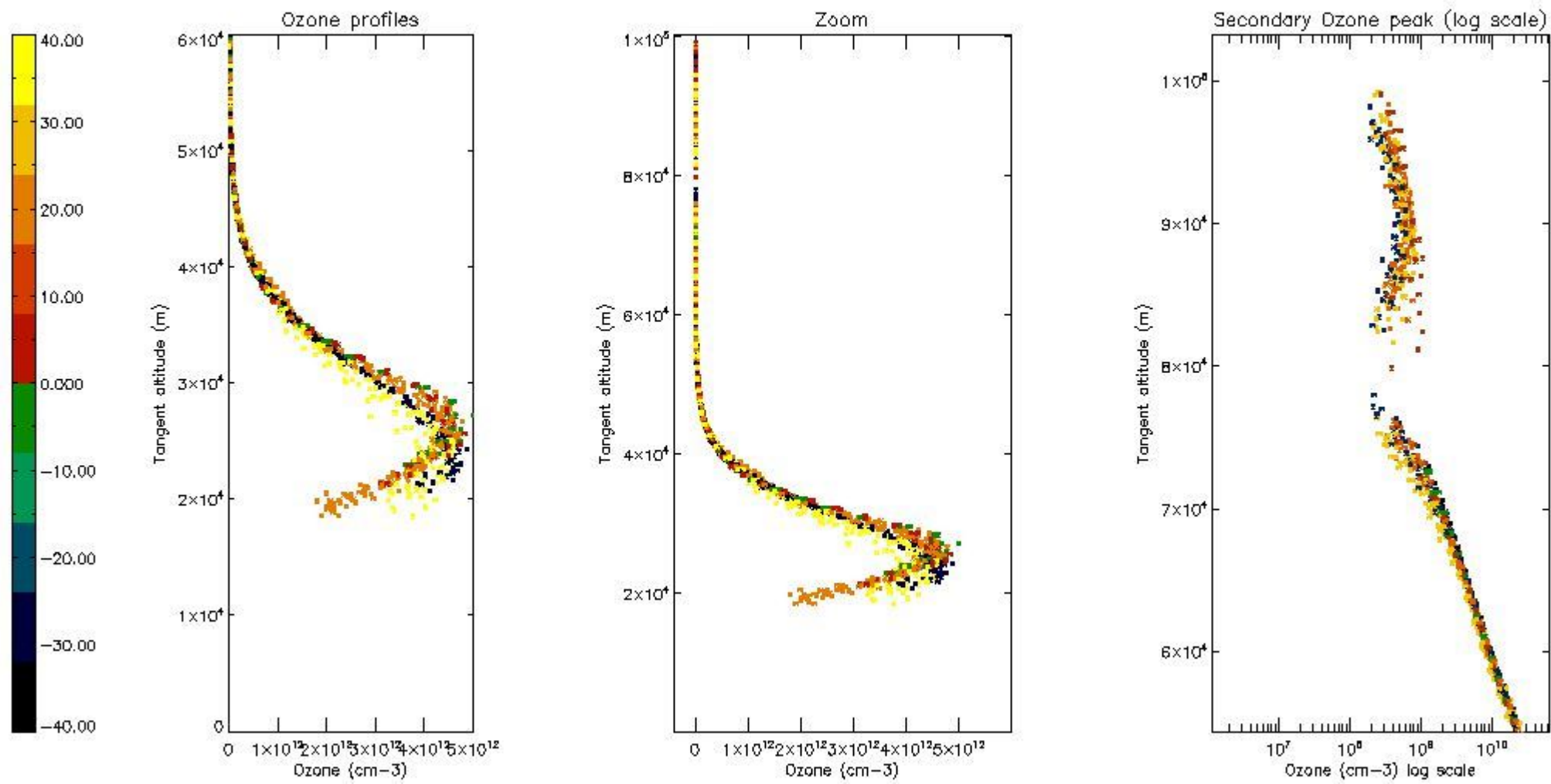
The colorbar represents the latitude.





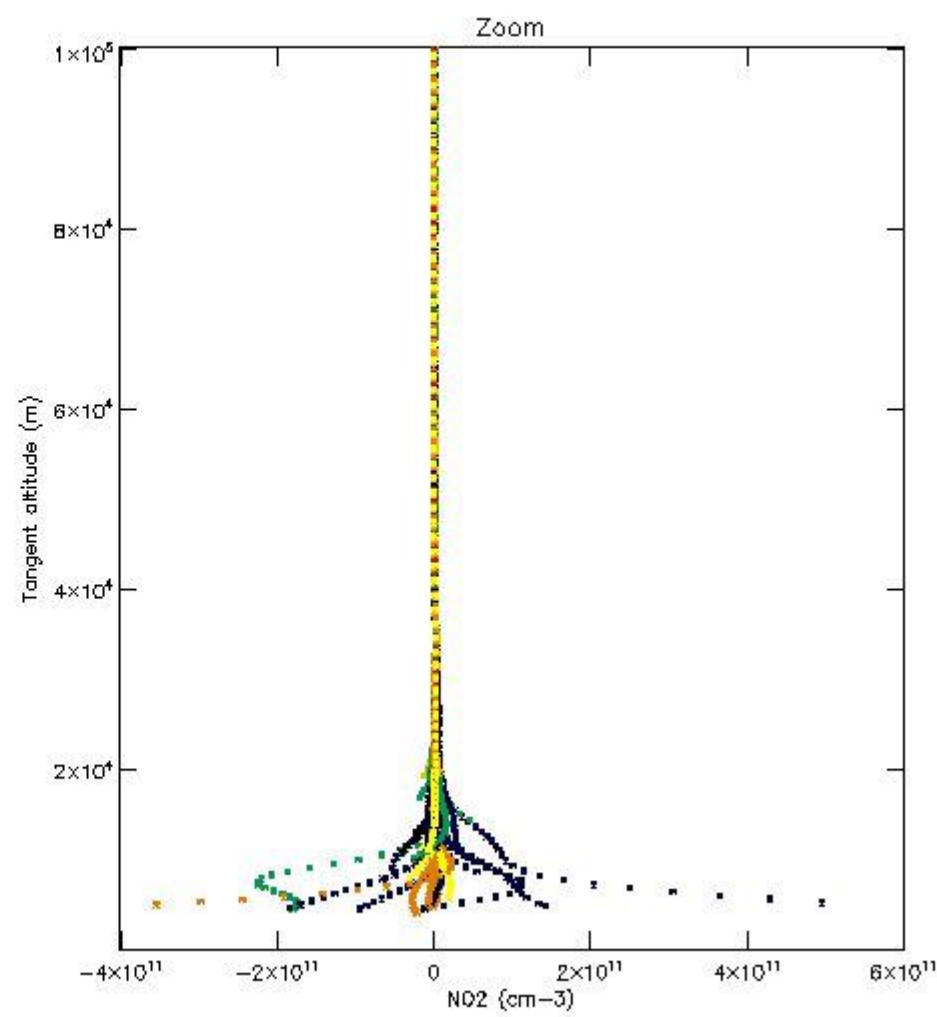
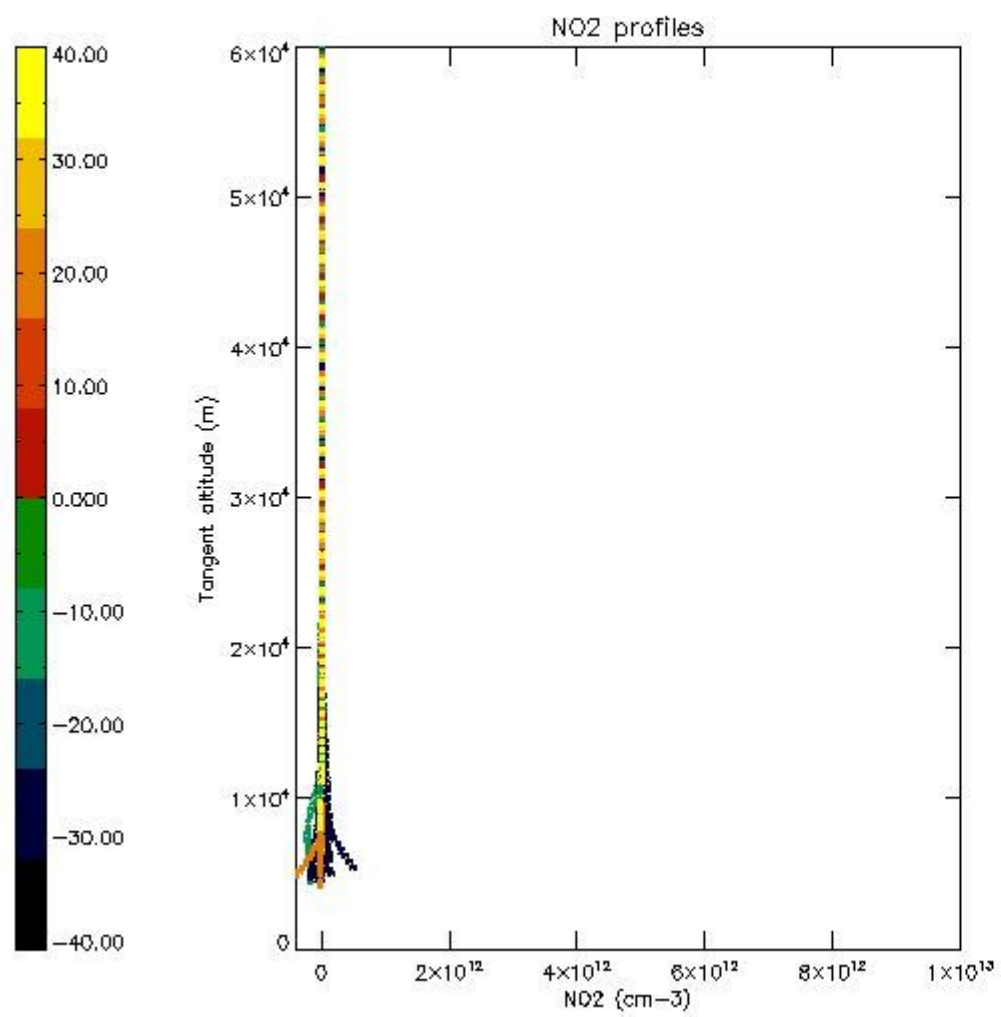
*5.5 Plot ozone profiles where STD < 5% (dark without errors)*

The colorbar represents the latitude.



*5.6 Plot NO<sub>2</sub> profiles for all STD (dark without errors)*

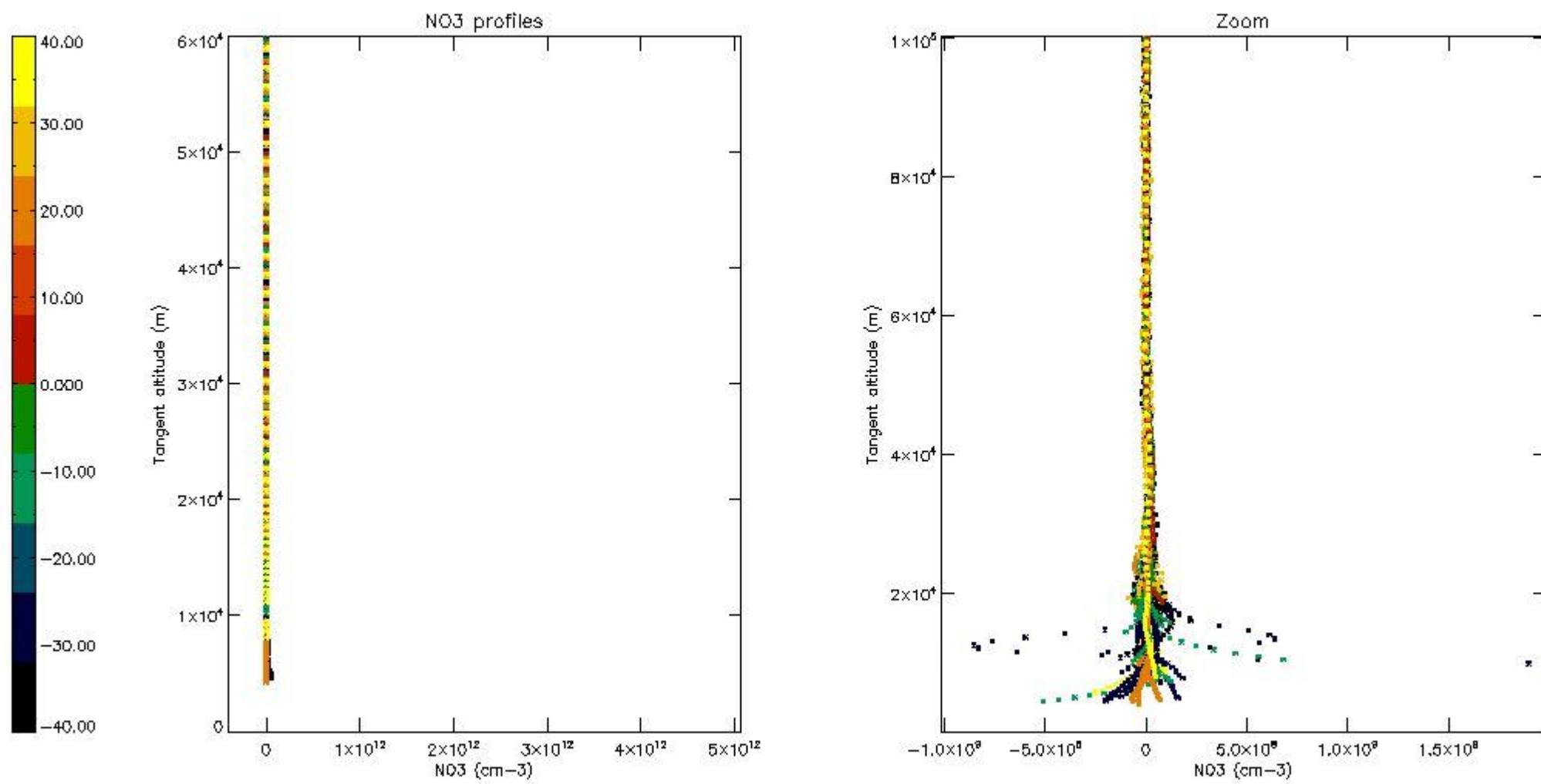
The colorbar represents the latitude.



*5.7 Plot NO3 profiles for all STD (dark without errors)*

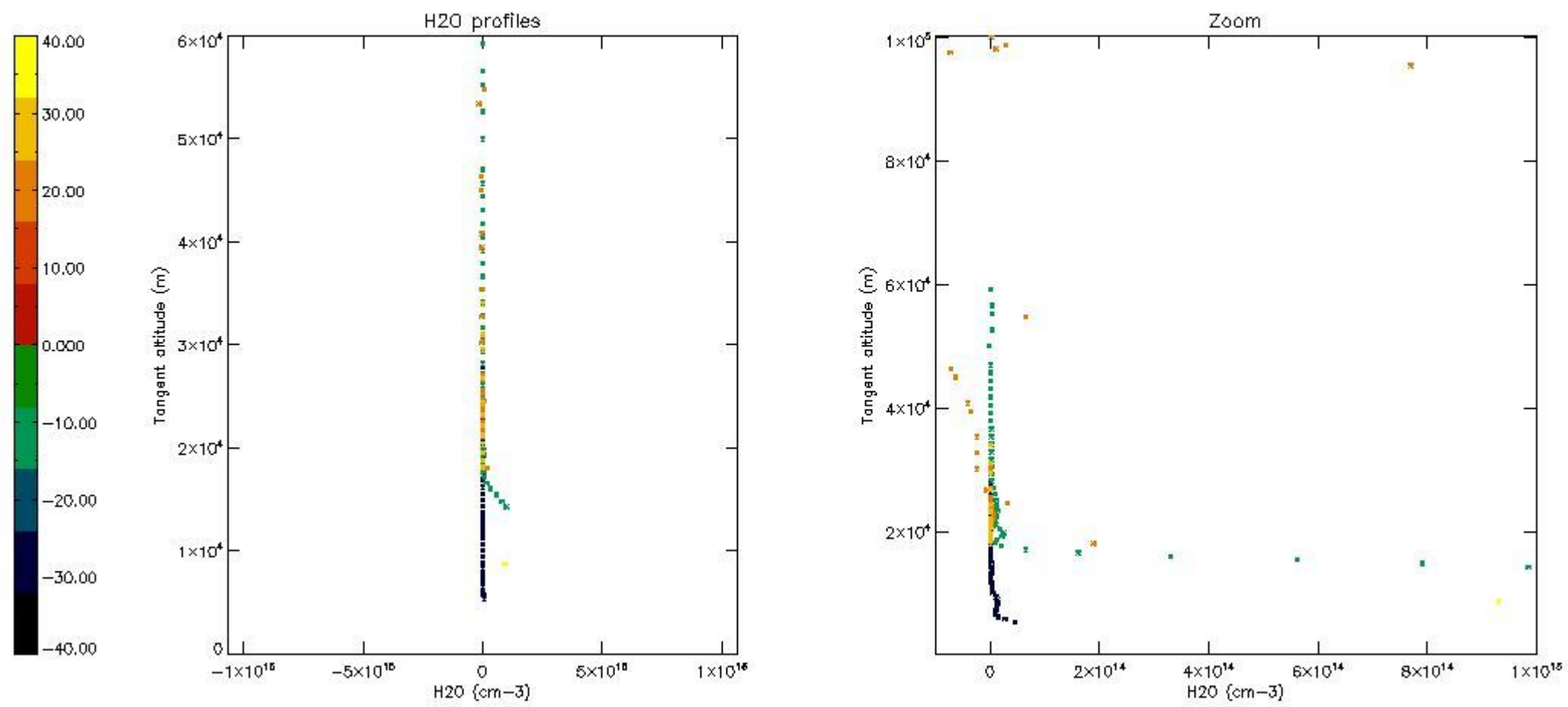
The colorbar represents the latitude.





5.8 Plot H2O profiles for all STD (only for occultations of stars 1,2,3,4,13,14,16,26,63 dark without errors)

The colorbar represents the latitude.



## 6. Auxiliary Data Files used for the production reported in section 2

The number reported in the third column indicates since which file (see list in section 2) the corresponding auxiliary file has been used. The fourth column is the date of those product files.

Type	Auxiliary Filename	Used since product	Used since product date
INST_PHYS_CHARACTERISTICS	GOM_INS_AXVIEC20091111_143220_20030716_120000_20500101_000000	1	10-NOV-2004 06:52:13
LEVEL-2_PROC_CONFIG	GOM_PR2_AXVIEC20091111_152718_20020301_000000_20500101_000000	1	10-NOV-2004 06:52:13
CROSS_SECTIONS_FILE	GOM_CRS_AXVIEC20091111_154832_20020301_000000_20500101_000000	1	10-NOV-2004 06:52:13

# GOMOS Level 2 Daily Report

## SUMMARY

### [1. General Info](#)

### [2. Summary of processed GOM\\_NL\\_2P products](#)

### [3. Level 2 Quality information per product](#)

#### [3.1 Plot of level 2 quality information per product \(time dependant\)](#)

#### [3.2 Plot of level 2 quality information per product \(world map\)](#)

### [4. Level 1 Quality information per product \(stored on level 2 products\)](#)

#### [4.1 Plot of level 1 quality information per product \(time dependant\)](#)

##### [4.1.1 Plot of level 1 quality information per product \(time dependant\): ASCENDING](#)

##### [4.1.2 Plot of level 1 quality information per product \(time dependant\): DESCENDING](#)

#### [4.2 Plot of level 1 quality information per product \(world map\)](#)

##### [4.2.1 Plot of level 1 quality information per product \(world map\): ASCENDING](#)

##### [4.2.2 Plot of level 1 quality information per product \(world map\): DESCENDING](#)

### [5. Ozone profiles based on quality statistics and other trace gas profiles](#)

#### [5.1 Ozone statistics based on quality of products](#)

#### [5.2 Plot ozone profiles for all STD \(dark without errors\)](#)

#### [5.3 Plot ozone profiles where STD < 20% \(dark without errors\)](#)

#### [5.4. Plot ozone profiles where STD < 10% \(dark without errors\)](#)

#### [5.5. Plot ozone profiles where STD < 5% \(dark without errors\)](#)

#### [5.6 Plot NO2 profiles for all STD \(dark without errors\)](#)

#### [5.7 Plot NO3 profiles for all STD \(dark without errors\)](#)

#### [5.8 Plot H2O profiles \(only for occultations of stars 1,2,3,4,13,14,16,26,63 dark without errors\) for all STD](#)

### [6. Auxiliary Data Files used for the production reported in section 2](#)



This report presents the daily analysis on parameters extracted from GOMOS level 2 data (GOM\_NL\_\_2P). It is intended to monitor some important parameters that will impact the quality of these products. A list of level 2 products (and content) that have arrived during the reporting day to the PCF is also given.

Item	Value
Time of report generation	19APR2013 15:00:20
Data source version	GOMOS/6.01
Start time of products	10-11-2004 (10NOV2004 00:00:00)
Stop time of products	11-11-2004 (11NOV2004 00:00:00)
Store outputs in DB	Yes
Nb of level 2 prods	269
Nb of prods with errors	0

## 2. Summary of processed GOM\_NL\_\_2P products.

Nr	Filename	UTC Start time	Limb	Duration	Star Id	Star Name	Star Mag	Star Temp	Nb Meas	Orbit	Prod. error
1	GOM_NL__2PRFIN20041110_065213_000000402032_00020_14102_5890.N1	10-NOV-2004 06:52:13	Bright	40.000	60	7Bet UMi	2.0810	3950.0	80	14102	No
2	GOM_NL__2PRFIN20041110_065556_000000442032_00020_14102_5891.N1	10-NOV-2004 06:55:56	Bright	43.500	36	50Alp UMa	1.8000	6300.0	87	14102	No
3	GOM_NL__2PRFIN20041110_065735_000000432032_00020_14102_5892.N1	10-NOV-2004 06:57:35	Bright	42.500	82	48Bet UMa	2.3650	10600.	85	14102	No
4	GOM_NL__2PRFIN20041110_065931_000000452032_00020_14102_5893.N1	10-NOV-2004 06:59:31	Bright	44.500	39	85Eta UMa	1.8540	24000.	89	14102	No
5	GOM_NL__2PRFIN20041110_070129_000000432032_00020_14102_5894.N1	10-NOV-2004 07:01:29	Bright	43.000	174	52Psi UMa	3.0040	4400.0	86	14102	No
6	GOM_NL__2PRFIN20041110_070302_000000372032_00020_14102_5895.N1	10-NOV-2004 07:03:02	Bright	36.500	152	12Alp2CVn	2.8900	11000.	73	14102	No
7	GOM_NL__2PRFIN20041110_071045_000000782032_00020_14102_5896.N1	10-NOV-2004 07:10:45	Bright	77.500	166	17Eps Leo	2.9800	6000.0	155	14102	No
8	GOM_NL__2PRFIN20041110_071509_000000752032_00020_14102_5897.N1	10-NOV-2004 07:15:09	Twilight	74.500	22	32Alp Leo	1.3600	15200.	149	14102	No
9	GOM_NL__2PRFIN20041110_072044_000000462032_00020_14102_5898.N1	10-NOV-2004 07:20:44	Twilight	46.000	171	2Eps Crv	3.0010	4250.0	92	14102	No
10	GOM_NL__2PRFIN20041110_072936_000000512032_00020_14102_5899.N1	10-NOV-2004 07:29:36	Dark	50.500	26	Gam Cru	1.6240	2900.0	101	14102	No
11	GOM_NL__2PRFIN20041110_073322_000000602032_00021_14103_5890.N1	10-NOV-2004 07:33:22	Dark	60.000	65	Lam Vel	2.2040	4400.0	120	14103	No
12	GOM_NL__2PRFIN20041110_073912_000000922032_00021_14103_5891.N1	10-NOV-2004 07:39:12	Dark	91.500	132	15Rho Pup	2.8030	6900.0	183	14103	No
13	GOM_NL__2PRFIN20041110_074203_000000532032_00021_14103_5892.N1	10-NOV-2004 07:42:03	Dark	53.000	2	Alp Car	-0.73600	7000.0	106	14103	No
14	GOM_NL__2PRFIN20041110_074620_000000402032_00021_14103_5893.N1	10-NOV-2004 07:46:20	Dark	39.500	143	Alp Hyi	2.8570	7200.0	79	14103	No
15	GOM_NL__2PRFIN20041110_074741_000000512032_00021_14103_5894.N1	10-NOV-2004 07:47:41	Dark	50.500	9	Alp Eri	0.45300	24000.	101	14103	No
16	GOM_NL__2PRFIN20041110_075119_000000412032_00021_14103_5895.N1	10-NOV-2004 07:51:19	Straylight	41.000	157	The1Eri	2.9060	9300.0	82	14103	No
17	GOM_NL__2PRFIN20041110_075616_000002142032_00021_14103_5896.N1	10-NOV-2004 07:56:16	Twilight	214.00	1	9Alp CMa	-1.4400	11000.	428	14103	No
18	GOM_NL__2PRFIN20041110_080207_000001132032_00021_14103_5897.N1	10-NOV-2004 08:02:07	Twilight	112.50	7	19Bet Ori	0.10000	14000.	225	14103	No
19	GOM_NL__2PRFIN20041110_080917_000000412032_00021_14103_5898.N1	10-NOV-2004 08:09:17	Bright	40.500	105	6Bet Ari	2.6450	8900.0	81	14103	No
20	GOM_NL__2PRFIN20041110_081245_000000392032_00021_14103_5899.N1	10-NOV-2004 08:12:45	Bright	38.500	58	21Alp And	2.0730	11000.	77	14103	No
21	GOM_NL__2PRFIN20041110_081531_000000372032_00021_14103_5900.N1	10-NOV-2004 08:15:31	Bright	37.000	73	57Gam1And	2.2600	13100.	74	14103	No
22	GOM_NL__2PRFIN20041110_081733_000000472032_00021_14103_5901.N1	10-NOV-2004 08:17:33	Bright	47.000	149	45Eps Per	2.8880	30000.	94	14103	No
23	GOM_NL__2PRFIN20041110_081934_000000392032_00021_14103_5902.N1	10-NOV-2004 08:19:34	Bright	38.500	68	18Alp Cas	2.2250	4500.0	77	14103	No
24	GOM_NL__2PRFIN20041110_082334_000000602032_00021_14103_5903.N1	10-NOV-2004 08:23:34	Bright	60.000	6	13Alp Aur	0.080000	3400.0	120	14103	No
25	GOM_NL__2PRFIN20041110_082840_000000392032_00021_14103_5904.N1	10-NOV-2004 08:28:40	Bright	38.500	49	1Alp UMi	1.9900	6300.0	77	14103	No
26	GOM_NL__2PRFIN20041110_083252_000000362032_00021_14103_5905.N1	10-NOV-2004 08:32:52	Bright	36.000	60	7Bet UMi	2.0810	3950.0	72	14103	No
27	GOM_NL__2PRFIN20041110_083633_000000412032_00021_14103_5906.N1	10-NOV-2004 08:36:33	Bright	41.000	36	50Alp UMa	1.8000	6300.0	82	14103	No
28	GOM_NL__2PRFIN20041110_083811_000000412032_00021_14103_5907.N1	10-NOV-2004 08:38:11	Bright	40.500	82	48Bet UMa	2.3650	10600.	81	14103	No
29	GOM_NL__2PRFIN20041110_084008_000000382032_00021_14103_5908.N1	10-NOV-2004 08:40:08	Bright	38.000	39	85Eta UMa	1.8540	24000.	76	14103	No
30	GOM_NL__2PRFIN20041110_084205_000000432032_00021_14103_5909.N1	10-NOV-2004 08:42:05	Bright	42.500	174	52Psi UMa	3.0040	4400.0	85	14103	No
31	GOM_NL__2PRFIN20041110_084338_000000372032_00021_14103_5910.N1	10-NOV-2004 08:43:38	Bright	36.500	152	12Alp2CVn	2.8900	11000.	73	14103	No
32	GOM_NL__2PRFIN20041110_085122_000000782032_00021_14103_5911.N1	10-NOV-2004 08:51:22	Bright	78.000	166	17Eps Leo	2.9800	6000.0	156	14103	No
33	GOM_NL__2PRFIN20041110_085546_000000782032_00021_14103_5912.N1	10-NOV-2004 08:55:46	Twilight	78.000	22	32Alp Leo	1.3600	15200.	156	14103	No
34	GOM_NL__2PRFIN20041110_090122_000000452032_00021_14103_5913.N1	10-NOV-2004 09:01:22	Twilight	44.500	171	2Eps Crv	3.0010	4250.0	89	14103	No
35	GOM_NL__2PRFIN20041110_091012_000000472032_00021_14103_5914.N1	10-NOV-2004 09:10:12	Dark	46.500	26	Gam Cru	1.6240	2900.0	93	14103	No
36	GOM_NL__2PRFIN20041110_091402_000000662032_00022_14104_5891.N1	10-NOV-2004 09:14:02	Dark	66.000	65	Lam Vel	2.2040	4400.0	132	14104	No
37	GOM_NL__2PRFIN20041110_091950_000000932032_00022_14104_5892.N1	10-NOV-2004 09:19:50	Dark	93.000	132	15Rho Pup	2.8030	6900.0	186	14104	No
38	GOM_NL__2PRFIN20041110_092240_000000622032_00022_14104_5893.N1	10-NOV-2004 09:22:40	Dark	61.500	2	Alp Car	-0.73600	7000.0	123	14104	No
39	GOM_NL__2PRFIN20041110_092656_000000392032_00022_14104_5894.N1	10-NOV-2004 09:26:56	Dark	38.500	143	Alp Hyi	2.8570	7200.0	77	14104	No
40	GOM_NL__2PRFIN20041110_092817_000000452032_00022_14104_5895.N1	10-NOV-2004 09:28:17	Dark	44.500	9	Alp Eri	0.45300	24000.	89	14104	No
41	GOM_NL__2PRFIN20041110_093155_000000432032_00022_14104_5896.N1	10-NOV-2004 09:31:55	Straylight	42.500	157	The1Eri	2.9060	9300.0	85	14104	No
42	GOM_NL__2PRFIN20041110_093653_000002142032_00022_14104_5897.N1	10-NOV-2004 09:36:53	Twilight	214.00	1	9Alp CMa	-1.4400	11000.	428	14104	No

43	GOM_NL__2PRFIN20041110_094243_000001092032_00022_14104_5898.N1	10-NOV-2004 09:42:43	Twilight	109.00	7	19Bet Ori	0.10000	14000.	218	14104	No
44	GOM_NL__2PRFIN20041110_094954_000000402032_00022_14104_5899.N1	10-NOV-2004 09:49:54	Bright	40.000	105	6Bet Ari	2.6450	8900.0	80	14104	No
45	GOM_NL__2PRFIN20041110_095321_000000392032_00022_14104_5900.N1	10-NOV-2004 09:53:21	Bright	38.500	58	21Alp And	2.0730	11000.	77	14104	No
46	GOM_NL__2PRFIN20041110_095607_000000402032_00022_14104_5901.N1	10-NOV-2004 09:56:07	Bright	39.500	73	57Gam1And	2.2600	13100.	79	14104	No
47	GOM_NL__2PRFIN20041110_095809_000000462032_00022_14104_5902.N1	10-NOV-2004 09:58:09	Bright	46.000	149	45Eps Per	2.8880	30000.	92	14104	No
48	GOM_NL__2PRFIN20041110_100011_000000362032_00022_14104_5903.N1	10-NOV-2004 10:00:11	Bright	35.500	68	18Alp Cas	2.2250	4500.0	71	14104	No
49	GOM_NL__2PRFIN20041110_100409_000000582032_00022_14104_5904.N1	10-NOV-2004 10:04:09	Bright	57.500	6	13Alp Aur	0.080000	3400.0	115	14104	No
50	GOM_NL__2PRFIN20041110_100916_000000352032_00022_14104_5905.N1	10-NOV-2004 10:09:16	Bright	34.500	49	1Alp UMi	1.9900	6300.0	69	14104	No
51	GOM_NL__2PRFIN20041110_101328_000000382032_00022_14104_5906.N1	10-NOV-2004 10:13:28	Bright	38.000	60	7Bet UMi	2.0810	3950.0	76	14104	No
52	GOM_NL__2PRFIN20041110_101708_000000412032_00022_14104_5907.N1	10-NOV-2004 10:17:08	Bright	40.500	36	50Alp UMa	1.8000	6300.0	81	14104	No
53	GOM_NL__2PRFIN20041110_101846_000000422032_00022_14104_5908.N1	10-NOV-2004 10:18:46	Bright	42.000	82	48Bet UMa	2.3650	10600.	84	14104	No
54	GOM_NL__2PRFIN20041110_102044_000000372032_00022_14104_5909.N1	10-NOV-2004 10:20:44	Bright	37.000	39	85Eta UMa	1.8540	24000.	74	14104	No
55	GOM_NL__2PRFIN20041110_102241_000000422032_00022_14104_5910.N1	10-NOV-2004 10:22:41	Bright	42.000	174	52Psi UMa	3.0040	4400.0	84	14104	No
56	GOM_NL__2PRFIN20041110_102415_000000352032_00022_14104_5911.N1	10-NOV-2004 10:24:15	Bright	35.000	152	12Alp2CVn	2.8900	11000.	70	14104	No
57	GOM_NL__2PRFIN20041110_103159_000000772032_00022_14104_5912.N1	10-NOV-2004 10:31:59	Bright	77.000	166	17Eps Leo	2.9800	6000.0	154	14104	No
58	GOM_NL__2PRFIN20041110_103623_000000732032_00022_14104_5913.N1	10-NOV-2004 10:36:23	Twilight	73.000	22	32Alp Leo	1.3600	15200.	146	14104	No
59	GOM_NL__2PRFIN20041110_104159_000000422032_00022_14104_5914.N1	10-NOV-2004 10:41:59	Twilight	41.500	171	2Eps Crv	3.0010	4250.0	83	14104	No
60	GOM_NL__2PRFIN20041110_105048_000000472032_00022_14104_5915.N1	10-NOV-2004 10:50:48	Dark	46.500	26	Gam Cru	1.6240	2900.0	93	14104	No
61	GOM_NL__2PRFIN20041110_105438_000000532032_00023_14105_5891.N1	10-NOV-2004 10:54:38	Dark	53.000	65	Lam Vel	2.2040	4400.0	106	14105	No
62	GOM_NL__2PRFIN20041110_110316_000000522032_00023_14105_5892.N1	10-NOV-2004 11:03:16	Dark	51.500	2	Alp Car	-0.73600	7000.0	103	14105	No
63	GOM_NL__2PRFIN20041110_110732_000000392032_00023_14105_5893.N1	10-NOV-2004 11:07:32	Dark	39.000	143	Alp Hyi	2.8570	7200.0	78	14105	No
64	GOM_NL__2PRFIN20041110_110853_000000462032_00023_14105_5894.N1	10-NOV-2004 11:08:53	Dark	46.000	9	Alp Eri	0.45300	24000.	92	14105	No
65	GOM_NL__2PRFIN20041110_111232_000000422032_00023_14105_5895.N1	10-NOV-2004 11:12:32	Straylight	41.500	157	The1Eri	2.9060	9300.0	83	14105	No
66	GOM_NL__2PRFIN20041110_111729_0000002142032_00023_14105_5896.N1	10-NOV-2004 11:17:29	Twilight	214.00	1	9Alp CMa	-1.4400	11000.	428	14105	No
67	GOM_NL__2PRFIN20041110_112317_0000001102032_00023_14105_5897.N1	10-NOV-2004 11:23:17	Twilight	109.50	7	19Bet Ori	0.10000	14000.	219	14105	No
68	GOM_NL__2PRFIN20041110_113439_000000382032_00023_14105_5898.N1	10-NOV-2004 11:34:39	Bright	38.000	173	4Bet Tri	3.0040	8900.0	76	14105	No
69	GOM_NL__2PRFIN20041110_113642_000000392032_00023_14105_5899.N1	10-NOV-2004 11:36:42	Bright	38.500	73	57Gam1And	2.2600	13100.	77	14105	No
70	GOM_NL__2PRFIN20041110_113843_000000472032_00023_14105_5900.N1	10-NOV-2004 11:38:43	Bright	47.000	149	45Eps Per	2.8880	30000.	94	14105	No
71	GOM_NL__2PRFIN20041110_114046_000000382032_00023_14105_5901.N1	10-NOV-2004 11:40:46	Bright	38.000	68	18Alp Cas	2.2250	4500.0	76	14105	No
72	GOM_NL__2PRFIN20041110_114443_000000722032_00023_14105_5902.N1	10-NOV-2004 11:44:43	Bright	72.000	6	13Alp Aur	0.080000	3400.0	144	14105	No
73	GOM_NL__2PRFIN20041110_114951_000000402032_00023_14105_5903.N1	10-NOV-2004 11:49:51	Bright	39.500	49	1Alp UMi	1.9900	6300.0	79	14105	No
74	GOM_NL__2PRFIN20041110_115404_000000392032_00023_14105_5904.N1	10-NOV-2004 11:54:04	Bright	38.500	60	7Bet UMi	2.0810	3950.0	77	14105	No
75	GOM_NL__2PRFIN20041110_115743_000000382032_00023_14105_5905.N1	10-NOV-2004 11:57:43	Bright	38.000	36	50Alp UMa	1.8000	6300.0	76	14105	No
76	GOM_NL__2PRFIN20041110_115922_000000392032_00023_14105_5906.N1	10-NOV-2004 11:59:22	Bright	38.500	82	48Bet UMa	2.3650	10600.	77	14105	No
77	GOM_NL__2PRFIN20041110_120116_000000382032_00023_14105_5907.N1	10-NOV-2004 12:01:16	Bright	38.000	39	85Eta UMa	1.8540	24000.	76	14105	No
78	GOM_NL__2PRFIN20041110_120317_000000442032_00023_14105_5908.N1	10-NOV-2004 12:03:17	Bright	44.000	174	52Psi UMa	3.0040	4400.0	88	14105	No
79	GOM_NL__2PRFIN20041110_120449_000000382032_00023_14105_5909.N1	10-NOV-2004 12:04:49	Bright	37.500	152	12Alp2CVn	2.8900	11000.	75	14105	No
80	GOM_NL__2PRFIN20041110_121234_000000802032_00023_14105_5910.N1	10-NOV-2004 12:12:34	Bright	80.000	166	17Eps Leo	2.9800	6000.0	160	14105	No
81	GOM_NL__2PRFIN20041110_121659_000000782032_00023_14105_5911.N1	10-NOV-2004 12:16:59	Twilight	77.500	22	32Alp Leo	1.3600	15200.	155	14105	No
82	GOM_NL__2PRFIN20041110_122235_000000472032_00023_14105_5912.N1	10-NOV-2004 12:22:35	Twilight	47.000	171	2Eps Crv	3.0010	4250.0	94	14105	No
83	GOM_NL__2PRFIN20041110_122906_000000412032_00023_14105_5913.N1	10-NOV-2004 12:29:06	Dark	41.000	64	Gam Cen	2.2000	10600.	82	14105	No
84	GOM_NL__2PRFIN20041110_123124_000000452032_00023_14105_5914.N1	10-NOV-2004 12:31:24	Dark	45.000	26	Gam Cru	1.6240	2900.0	90	14105	No
85	GOM_NL__2PRFIN20041110_123303_000000382032_00023_14105_5915.N1	10-NOV-2004 12:33:03	Dark	38.000	12	Alp1Cru	0.77500	30000.	76	14105	No
86	GOM_NL__2PRFIN20041110_123513_000000552032_00024_14106_5891.N1	10-NOV-2004 12:35:13	Dark	54.500	65	Lam Vel	2.2040	4400.0	109	14106	No
87	GOM_NL__2PRFIN20041110_124352_000000502032_00024_14106_5892.N1	10-NOV-2004 12:43:52	Dark	49.500	2	Alp Car	-0.73600	7000.0	99	14106	No
88	GOM_NL__2PRFIN20041110_124807_000000392032_00024_14106_5893.N1	10-NOV-2004 12:48:07	Dark	38.500	143	Alp Hyi	2.8570	7200.0	77	14106	No
89	GOM_NL__2PRFIN20041110_124929_000000402032_00024_14106_5894.N1	10-NOV-2004 12:49:29	Dark	39.500	9	Alp Eri	0.45300	24000.	79	14106	No
90	GOM_NL__2PRFIN20041110_125308_000000412032_00024_14106_5895.N1	10-NOV-2004 12:53:08	Straylight	40.500	157	The1Eri	2.9060	9300.0	81	14106	No
91	GOM_NL__2PRFIN20041110_125805_0000002142032_00024_14106_5896.N1	10-NOV-2004 12:58:05	Twilight	214.00	1	9Alp CMa	-1.4400	11000.	428	14106	No
92	GOM_NL__2PRFIN20041110_130353_0000001152032_00024_14106_5897.N1	10-NOV-2004 13:03:53	Twilight	114.50	7	19Bet Ori	0.10000	14000.	229	14106	No
93	GOM_NL__2PRFIN20041110_131514_000000382032_00024_14106_5898.N1	10-NOV-2004 13:15:14	Bright	37.500	173	4Bet Tri	3.0040	8900.0	75	14106	No
94	GOM_NL__2PRFIN20041110_131717_000000382032_00024_14106_5899.N1	10-NOV-2004 13:17:17	Bright	37.500	73	57Gam1And	2.2600	13100.	75	14106	No
95	GOM_NL__2PRFIN20041110_131919_000000472032_00024_14106_5900.N1	10-NOV-2004 13:19:19	Bright	47.000	149	45Eps Per	2.8880	30000.	94	14106	No
96	GOM_NL__2PRFIN20041110_132122_000000402032_00024_14106_5901.N1	10-NOV-2004 13:21:22	Bright	39.500	68	18Alp Cas	2.2250	4500.0	79	14106	No
97	GOM_NL__2PRFIN20041110_132518_000000622032_00024_14106_5902.N1	10-NOV-2004 13:25:18	Bright	62.000	6	13Alp Aur	0.080000	3400.0	124	14106	No
98	GOM_NL__2PRFIN20041110_133025_000000412032_00024_14106_5903.N1	10-NOV-2004 13:30:25	Bright	40.500	49	1Alp UMi	1.9900	6300.0	81	14106	No
99	GOM_NL__2PRFIN20041110_133437_000000392032_00024_14106_5904.N1	10-NOV-2004 13:34:37	Bright	39.000	60	7Bet UMi	2.0810	3950.0	78	14106	No
100	GOM_NL__2PRFIN20041110_133819_000000422032_00024_14106_5905.N1	10-NOV-2004 13:38:19	Bright	42.000	36	50Alp UMa	1.8000	6300.0	84	14106	No
101	GOM_NL__2PRFIN20041110_133957_000000422032_00024_14106_5906.N1	10-NOV-2004 13:39:57	Bright	41.500	82	48Bet UMa	2.3650	10600.	83	14106	No

102	GOM_NL__2PRFIN20041110_134155_000000372032_00024_14106_5907.N1	10-NOV-2004 13:41:55	Bright	37.000	39	85Eta UMa	1.8540	24000.	74	14106	No
103	GOM_NL__2PRFIN20041110_134352_000000412032_00024_14106_5908.N1	10-NOV-2004 13:43:52	Bright	41.000	174	52Psi UMa	3.0040	4400.0	82	14106	No
104	GOM_NL__2PRFIN20041110_134525_000000372032_00024_14106_5909.N1	10-NOV-2004 13:45:25	Bright	36.500	152	12Alp2CVn	2.8900	11000.	73	14106	No
105	GOM_NL__2PRFIN20041110_135311_000000822032_00024_14106_5910.N1	10-NOV-2004 13:53:11	Bright	81.500	166	17Eps Leo	2.9800	6000.0	163	14106	No
106	GOM_NL__2PRFIN20041110_135736_000000792032_00024_14106_5911.N1	10-NOV-2004 13:57:36	Twilight	79.000	22	32Alp Leo	1.3600	15200.	158	14106	No
107	GOM_NL__2PRFIN20041110_140309_000000462032_00024_14106_5912.N1	10-NOV-2004 14:03:09	Twilight	46.000	171	2Eps Crv	3.0010	4250.0	92	14106	No
108	GOM_NL__2PRFIN20041110_140942_000000432032_00024_14106_5913.N1	10-NOV-2004 14:09:42	Dark	42.500	64	Gam Cen	2.2000	10600.	85	14106	No
109	GOM_NL__2PRFIN20041110_141200_000000522032_00024_14106_5914.N1	10-NOV-2004 14:12:00	Dark	52.000	26	Gam Cru	1.6240	2900.0	104	14106	No
110	GOM_NL__2PRFIN20041110_141339_000000402032_00024_14106_5915.N1	10-NOV-2004 14:13:39	Dark	40.000	12	Alp1Cru	0.77500	30000.	80	14106	No
111	GOM_NL__2PRFIN20041110_141550_000000642032_00025_14107_5891.N1	10-NOV-2004 14:15:50	Dark	64.000	65	Lam Vel	2.2040	4400.0	128	14107	No
112	GOM_NL__2PRFIN20041110_142430_000000552032_00025_14107_5892.N1	10-NOV-2004 14:24:30	Dark	55.000	2	Alp Car	-0.73600	7000.0	110	14107	No
113	GOM_NL__2PRFIN20041110_142844_000000382032_00025_14107_5893.N1	10-NOV-2004 14:28:44	Dark	37.500	143	Alp Hyi	2.8570	7200.0	75	14107	No
114	GOM_NL__2PRFIN20041110_143005_000000452032_00025_14107_5894.N1	10-NOV-2004 14:30:05	Dark	44.500	9	Alp Eri	0.45300	24000.	89	14107	No
115	GOM_NL__2PRFIN20041110_143344_000000412032_00025_14107_5895.N1	10-NOV-2004 14:33:44	Straylight	40.500	157	The1Eri	2.9060	9300.0	81	14107	No
116	GOM_NL__2PRFIN20041110_143841_0000002142032_00025_14107_5896.N1	10-NOV-2004 14:38:41	Twilight	214.00	1	9Alp CMa	-1.4400	11000.	428	14107	No
117	GOM_NL__2PRFIN20041110_144428_000000112032_00025_14107_5897.N1	10-NOV-2004 14:44:28	Twilight	110.50	7	19Bet Ori	0.10000	14000.	221	14107	No
118	GOM_NL__2PRFIN20041110_145550_000000392032_00025_14107_5898.N1	10-NOV-2004 14:55:50	Bright	38.500	173	4Bet Tri	3.0040	8900.0	77	14107	No
119	GOM_NL__2PRFIN20041110_145754_000000382032_00025_14107_5899.N1	10-NOV-2004 14:57:54	Bright	38.000	73	57Gam1And	2.2600	13100.	76	14107	No
120	GOM_NL__2PRFIN20041110_145954_000000472032_00025_14107_5900.N1	10-NOV-2004 14:59:54	Bright	46.500	149	45Eps Per	2.8880	30000.	93	14107	No
121	GOM_NL__2PRFIN20041110_150158_000000392032_00025_14107_5901.N1	10-NOV-2004 15:01:58	Bright	39.000	68	18Alp Cas	2.2250	4500.0	78	14107	No
122	GOM_NL__2PRFIN20041110_150553_000000632032_00025_14107_5902.N1	10-NOV-2004 15:05:53	Bright	63.000	6	13Alp Aur	0.080000	3400.0	126	14107	No
123	GOM_NL__2PRFIN20041110_151102_000000392032_00025_14107_5903.N1	10-NOV-2004 15:11:02	Bright	38.500	49	1Alp UMi	1.9900	6300.0	77	14107	No
124	GOM_NL__2PRFIN20041110_151516_000000382032_00025_14107_5904.N1	10-NOV-2004 15:15:16	Bright	38.000	60	7Bet UMi	2.0810	3950.0	76	14107	No
125	GOM_NL__2PRFIN20041110_151855_000000442032_00025_14107_5905.N1	10-NOV-2004 15:18:55	Bright	44.000	36	50Alp UMa	1.8000	6300.0	88	14107	No
126	GOM_NL__2PRFIN20041110_152033_000000432032_00025_14107_5906.N1	10-NOV-2004 15:20:33	Bright	42.500	82	48Bet UMa	2.3650	10600.	85	14107	No
127	GOM_NL__2PRFIN20041110_152231_000000352032_00025_14107_5907.N1	10-NOV-2004 15:22:31	Bright	34.500	39	85Eta UMa	1.8540	24000.	69	14107	No
128	GOM_NL__2PRFIN20041110_152428_000000442032_00025_14107_5908.N1	10-NOV-2004 15:24:28	Bright	43.500	174	52Psi UMa	3.0040	4400.0	87	14107	No
129	GOM_NL__2PRFIN20041110_152601_000000372032_00025_14107_5909.N1	10-NOV-2004 15:26:01	Bright	37.000	152	12Alp2CVn	2.8900	11000.	74	14107	No
130	GOM_NL__2PRFIN20041110_153348_000000802032_00025_14107_5910.N1	10-NOV-2004 15:33:48	Bright	80.000	166	17Eps Leo	2.9800	6000.0	160	14107	No
131	GOM_NL__2PRFIN20041110_153813_000000792032_00025_14107_5911.N1	10-NOV-2004 15:38:13	Twilight	78.500	22	32Alp Leo	1.3600	15200.	157	14107	No
132	GOM_NL__2PRFIN20041110_154347_000000442032_00025_14107_5912.N1	10-NOV-2004 15:43:47	Twilight	44.000	171	2Eps Crv	3.0010	4250.0	88	14107	No
133	GOM_NL__2PRFIN20041110_155019_000000402032_00025_14107_5913.N1	10-NOV-2004 15:50:19	Dark	40.000	64	Gam Cen	2.2000	10600.	80	14107	No
134	GOM_NL__2PRFIN20041110_155236_000000522032_00025_14107_5914.N1	10-NOV-2004 15:52:36	Dark	52.000	26	Gam Cru	1.6240	2900.0	104	14107	No
135	GOM_NL__2PRFIN20041110_155414_000000522032_00025_14107_5915.N1	10-NOV-2004 15:54:14	Dark	51.500	12	Alp1Cru	0.77500	30000.	103	14107	No
136	GOM_NL__2PRFIN20041110_155628_000000512032_00026_14108_5891.N1	10-NOV-2004 15:56:28	Dark	50.500	65	Lam Vel	2.2040	4400.0	101	14108	No
137	GOM_NL__2PRFIN20041110_160506_000000622032_00026_14108_5892.N1	10-NOV-2004 16:05:06	Dark	62.000	2	Alp Car	-0.73600	7000.0	124	14108	No
138	GOM_NL__2PRFIN20041110_160920_000000402032_00026_14108_5893.N1	10-NOV-2004 16:09:20	Dark	39.500	143	Alp Hyi	2.8570	7200.0	79	14108	No
139	GOM_NL__2PRFIN20041110_161041_000000462032_00026_14108_5894.N1	10-NOV-2004 16:10:41	Dark	46.000	9	Alp Eri	0.45300	24000.	92	14108	No
140	GOM_NL__2PRFIN20041110_161419_000000422032_00026_14108_5895.N1	10-NOV-2004 16:14:19	Straylight	42.000	157	The1Eri	2.9060	9300.0	84	14108	No
141	GOM_NL__2PRFIN20041110_161918_0000002142032_00026_14108_5896.N1	10-NOV-2004 16:19:18	Twilight	214.00	1	9Alp CMa	-1.4400	11000.	428	14108	No
142	GOM_NL__2PRFIN20041110_162503_000000112032_00026_14108_5897.N1	10-NOV-2004 16:25:03	Twilight	111.00	7	19Bet Ori	0.10000	14000.	222	14108	No
143	GOM_NL__2PRFIN20041110_163626_000000382032_00026_14108_5898.N1	10-NOV-2004 16:36:26	Bright	37.500	173	4Bet Tri	3.0040	8900.0	75	14108	No
144	GOM_NL__2PRFIN20041110_163829_000000412032_00026_14108_5899.N1	10-NOV-2004 16:38:29	Bright	40.500	73	57Gam1And	2.2600	13100.	81	14108	No
145	GOM_NL__2PRFIN20041110_164029_000000472032_00026_14108_5900.N1	10-NOV-2004 16:40:29	Bright	47.000	149	45Eps Per	2.8880	30000.	94	14108	No
146	GOM_NL__2PRFIN20041110_164234_000000382032_00026_14108_5901.N1	10-NOV-2004 16:42:34	Bright	38.000	68	18Alp Cas	2.2250	4500.0	76	14108	No
147	GOM_NL__2PRFIN20041110_164627_000000592032_00026_14108_5902.N1	10-NOV-2004 16:46:27	Bright	58.500	6	13Alp Aur	0.080000	3400.0	117	14108	No
148	GOM_NL__2PRFIN20041110_165138_000000392032_00026_14108_5903.N1	10-NOV-2004 16:51:38	Bright	39.000	49	1Alp UMi	1.9900	6300.0	78	14108	No
149	GOM_NL__2PRFIN20041110_165551_000000402032_00026_14108_5904.N1	10-NOV-2004 16:55:51	Bright	40.000	60	7Bet UMi	2.0810	3950.0	80	14108	No
150	GOM_NL__2PRFIN20041110_165928_000000462032_00026_14108_5905.N1	10-NOV-2004 16:59:28	Bright	45.500	36	50Alp UMa	1.8000	6300.0	91	14108	No
151	GOM_NL__2PRFIN20041110_170109_000000442032_00026_14108_5906.N1	10-NOV-2004 17:01:09	Bright	43.500	82	48Bet UMa	2.3650	10600.	87	14108	No
152	GOM_NL__2PRFIN20041110_170307_000000402032_00026_14108_5907.N1	10-NOV-2004 17:03:07	Bright	39.500	39	85Eta UMa	1.8540	24000.	79	14108	No
153	GOM_NL__2PRFIN20041110_170504_000000422032_00026_14108_5908.N1	10-NOV-2004 17:05:04	Bright	41.500	174	52Psi UMa	3.0040	4400.0	83	14108	No
154	GOM_NL__2PRFIN20041110_170637_000000382032_00026_14108_5909.N1	10-NOV-2004 17:06:37	Bright	37.500	152	12Alp2CVn	2.8900	11000.	75	14108	No
155	GOM_NL__2PRFIN20041110_171424_000000772032_00026_14108_5910.N1	10-NOV-2004 17:14:24	Bright	77.000	166	17Eps Leo	2.9800	6000.0	154	14108	No
156	GOM_NL__2PRFIN20041110_171850_000000762032_00026_14108_5911.N1	10-NOV-2004 17:18:50	Twilight	76.000	22	32Alp Leo	1.3600	15200.	152	14108	No
157	GOM_NL__2PRFIN20041110_172424_000000462032_00026_14108_5912.N1	10-NOV-2004 17:24:24	Twilight	46.000	171	2Eps Crv	3.0010	4250.0	92	14108	No
158	GOM_NL__2PRFIN20041110_173054_000000402032_00026_14108_5913.N1	10-NOV-2004 17:30:54	Dark	40.000	64	Gam Cen	2.2000	10600.	80	14108	No
159	GOM_NL__2PRFIN20041110_173312_000000412032_00026_14108_5914.N1	10-NOV-2004 17:33:12	Dark	41.000	26	Gam Cru	1.6240	2900.0	82	14108	No
160	GOM_NL__2PRFIN20041110_173451_000000422032_00026_14108_5915.N1	10-NOV-2004 17:34:51	Dark	41.500	12	Alp1Cru	0.77500	30000.	83	14108	No



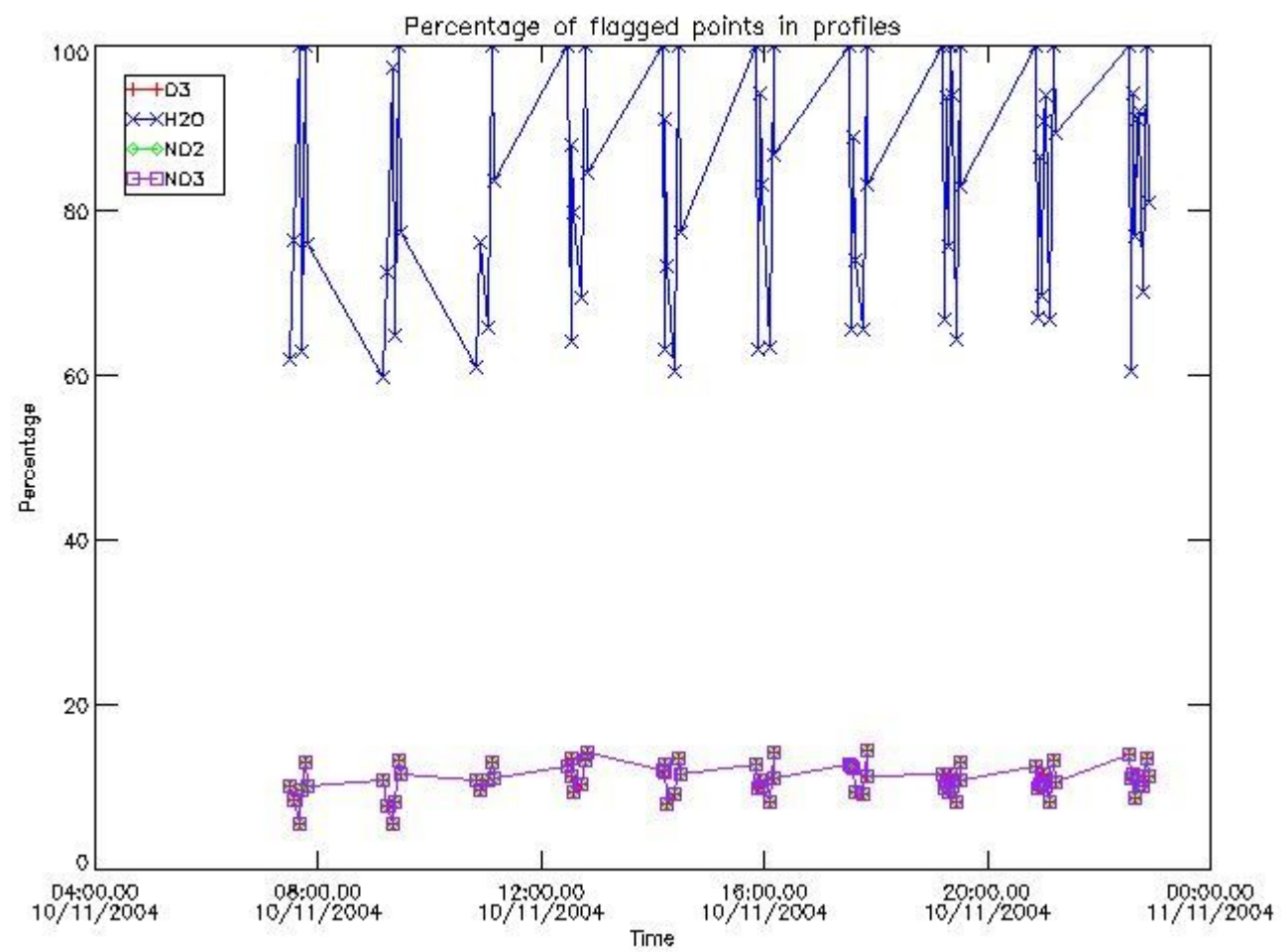
161	GOM_NL__2PRFIN20041110_173706_000000542032_00027_14109_5891.N1	10-NOV-2004 17:37:06	Dark	54.000	65	Lam Vel	2.2040	4400.0	108	14109	No
162	GOM_NL__2PRFIN20041110_174542_000000562032_00027_14109_5892.N1	10-NOV-2004 17:45:42	Dark	55.500	2	Alp Car	-0.73600	7000.0	111	14109	No
163	GOM_NL__2PRFIN20041110_174956_000000392032_00027_14109_5893.N1	10-NOV-2004 17:49:56	Dark	38.500	143	Alp Hyi	2.8570	7200.0	77	14109	No
164	GOM_NL__2PRFIN20041110_175117_000000452032_00027_14109_5894.N1	10-NOV-2004 17:51:17	Dark	45.000	9	Alp Eri	0.45300	24000.	90	14109	No
165	GOM_NL__2PRFIN20041110_175457_000000432032_00027_14109_5895.N1	10-NOV-2004 17:54:57	Straylight	42.500	157	The1Eri	2.9060	9300.0	85	14109	No
166	GOM_NL__2PRFIN20041110_175954_000002142032_00027_14109_5896.N1	10-NOV-2004 17:59:54	Twilight	214.00	1	9Alp CMa	-1.4400	11000.	428	14109	No
167	GOM_NL__2PRFIN20041110_180539_000001042032_00027_14109_5897.N1	10-NOV-2004 18:05:39	Twilight	103.50	7	19Bet Ori	0.10000	14000.	207	14109	No
168	GOM_NL__2PRFIN20041110_181702_000000382032_00027_14109_5898.N1	10-NOV-2004 18:17:02	Bright	38.000	173	4Bet Tri	3.0040	8900.0	76	14109	No
169	GOM_NL__2PRFIN20041110_181906_000000392032_00027_14109_5899.N1	10-NOV-2004 18:19:06	Bright	38.500	73	57Gam1And	2.2600	13100.	77	14109	No
170	GOM_NL__2PRFIN20041110_182105_000000462032_00027_14109_5900.N1	10-NOV-2004 18:21:05	Bright	46.000	149	45Eps Per	2.8880	30000.	92	14109	No
171	GOM_NL__2PRFIN20041110_182310_000000402032_00027_14109_5901.N1	10-NOV-2004 18:23:10	Bright	40.000	68	18Alp Cas	2.2250	4500.0	80	14109	No
172	GOM_NL__2PRFIN20041110_182702_000000592032_00027_14109_5902.N1	10-NOV-2004 18:27:02	Bright	59.000	6	13Alp Aur	0.080000	3400.0	118	14109	No
173	GOM_NL__2PRFIN20041110_183215_000000382032_00027_14109_5903.N1	10-NOV-2004 18:32:15	Bright	38.000	49	1Alp UMi	1.9900	6300.0	76	14109	No
174	GOM_NL__2PRFIN20041110_183628_000000382032_00027_14109_5904.N1	10-NOV-2004 18:36:28	Bright	38.000	60	7Bet UMi	2.0810	3950.0	76	14109	No
175	GOM_NL__2PRFIN20041110_184006_000000402032_00027_14109_5905.N1	10-NOV-2004 18:40:06	Bright	40.000	36	50Alp UMa	1.8000	6300.0	80	14109	No
176	GOM_NL__2PRFIN20041110_184145_000000412032_00027_14109_5906.N1	10-NOV-2004 18:41:45	Bright	41.000	82	48Bet UMa	2.3650	10600.	82	14109	No
177	GOM_NL__2PRFIN20041110_184341_000000412032_00027_14109_5907.N1	10-NOV-2004 18:43:41	Bright	40.500	39	85Eta UMa	1.8540	24000.	81	14109	No
178	GOM_NL__2PRFIN20041110_184540_000000442032_00027_14109_5908.N1	10-NOV-2004 18:45:40	Bright	44.000	174	52Psi UMa	3.0040	4400.0	88	14109	No
179	GOM_NL__2PRFIN20041110_184713_000000382032_00027_14109_5909.N1	10-NOV-2004 18:47:13	Bright	38.000	152	12Alp2CVn	2.8900	11000.	76	14109	No
180	GOM_NL__2PRFIN20041110_185501_000000782032_00027_14109_5910.N1	10-NOV-2004 18:55:01	Bright	78.000	166	17Eps Leo	2.9800	6000.0	156	14109	No
181	GOM_NL__2PRFIN20041110_185927_000000772032_00027_14109_5911.N1	10-NOV-2004 18:59:27	Twilight	77.000	22	32Alp Leo	1.3600	15200.	154	14109	No
182	GOM_NL__2PRFIN20041110_190500_000000462032_00027_14109_5912.N1	10-NOV-2004 19:05:00	Twilight	45.500	171	2Eps Crv	3.0010	4250.0	91	14109	No
183	GOM_NL__2PRFIN20041110_191131_000000452032_00027_14109_5913.N1	10-NOV-2004 19:11:31	Dark	44.500	64	Gam Cen	2.2000	10600.	89	14109	No
184	GOM_NL__2PRFIN20041110_191348_000000522032_00027_14109_5914.N1	10-NOV-2004 19:13:48	Dark	51.500	26	Gam Cru	1.6240	2900.0	103	14109	No
185	GOM_NL__2PRFIN20041110_191526_000000482032_00027_14109_5915.N1	10-NOV-2004 19:15:26	Dark	48.000	12	Alp1Cru	0.77500	30000.	96	14109	No
186	GOM_NL__2PRFIN20041110_191742_000000542032_00028_14110_5891.N1	10-NOV-2004 19:17:42	Dark	54.000	65	Lam Vel	2.2040	4400.0	108	14110	No
187	GOM_NL__2PRFIN20041110_191945_000000452032_00028_14110_5892.N1	10-NOV-2004 19:19:45	Dark	44.500	46	Del Vel	1.9540	10600.	89	14110	No
188	GOM_NL__2PRFIN20041110_192124_000000502032_00028_14110_5893.N1	10-NOV-2004 19:21:24	Dark	50.000	34	Gam2Vel	1.7930	23000.	100	14110	No
189	GOM_NL__2PRFIN20041110_192620_000000622032_00028_14110_5894.N1	10-NOV-2004 19:26:20	Dark	61.500	2	Alp Car	-0.73600	7000.0	123	14110	No
190	GOM_NL__2PRFIN20041110_193032_000000392032_00028_14110_5895.N1	10-NOV-2004 19:30:32	Dark	39.000	143	Alp Hyi	2.8570	7200.0	78	14110	No
191	GOM_NL__2PRFIN20041110_193153_000000482032_00028_14110_5896.N1	10-NOV-2004 19:31:53	Dark	47.500	9	Alp Eri	0.45300	24000.	95	14110	No
192	GOM_NL__2PRFIN20041110_193532_000000422032_00028_14110_5897.N1	10-NOV-2004 19:35:32	Straylight	41.500	157	The1Eri	2.9060	9300.0	83	14110	No
193	GOM_NL__2PRFIN20041110_194038_000000862032_00028_14110_5898.N1	10-NOV-2004 19:40:38	Straylight	86.000	101	11Alp Lep	2.5820	7000.0	172	14110	No
194	GOM_NL__2PRFIN20041110_194302_000000632032_00028_14110_5899.N1	10-NOV-2004 19:43:02	Straylight	62.500	165	34Gam Eri	2.9500	3200.0	125	14110	No
195	GOM_NL__2PRFIN20041110_194613_000001012032_00028_14110_5900.N1	10-NOV-2004 19:46:13	Twilight	100.50	7	19Bet Ori	0.10000	14000.	201	14110	No
196	GOM_NL__2PRFIN20041110_194905_000001282032_00028_14110_5901.N1	10-NOV-2004 19:49:05	Bright	127.50	125	44Iot Ori	2.7700	30000.	255	14110	No
197	GOM_NL__2PRFIN20041110_195330_000000392032_00028_14110_5902.N1	10-NOV-2004 19:53:30	Bright	39.000	105	6Bet Ari	2.6450	8900.0	78	14110	No
198	GOM_NL__2PRFIN20041110_195737_000000392032_00028_14110_5903.N1	10-NOV-2004 19:57:37	Bright	38.500	173	4Bet Tri	3.0040	8900.0	77	14110	No
199	GOM_NL__2PRFIN20041110_195940_000000392032_00028_14110_5904.N1	10-NOV-2004 19:59:40	Bright	39.000	73	57Gam1And	2.2600	13100.	78	14110	No
200	GOM_NL__2PRFIN20041110_200139_000000472032_00028_14110_5905.N1	10-NOV-2004 20:01:39	Bright	47.000	149	45Eps Per	2.8880	30000.	94	14110	No
201	GOM_NL__2PRFIN20041110_200736_000000622032_00028_14110_5906.N1	10-NOV-2004 20:07:36	Bright	62.000	6	13Alp Aur	0.080000	3400.0	124	14110	No
202	GOM_NL__2PRFIN20041110_201248_000000402032_00028_14110_5907.N1	10-NOV-2004 20:12:48	Bright	40.000	49	1Alp UMi	1.9900	6300.0	80	14110	No
203	GOM_NL__2PRFIN20041110_201704_000000382032_00028_14110_5908.N1	10-NOV-2004 20:17:04	Bright	38.000	60	7Bet UMi	2.0810	3950.0	76	14110	No
204	GOM_NL__2PRFIN20041110_202042_000000412032_00028_14110_5909.N1	10-NOV-2004 20:20:42	Bright	41.000	36	50Alp UMa	1.8000	6300.0	82	14110	No
205	GOM_NL__2PRFIN20041110_202220_000000422032_00028_14110_5910.N1	10-NOV-2004 20:22:20	Bright	42.000	82	48Bet UMa	2.3650	10600.	84	14110	No
206	GOM_NL__2PRFIN20041110_202417_000000392032_00028_14110_5911.N1	10-NOV-2004 20:24:17	Bright	38.500	39	85Eta UMa	1.8540	24000.	77	14110	No
207	GOM_NL__2PRFIN20041110_202616_000000452032_00028_14110_5912.N1	10-NOV-2004 20:26:16	Bright	44.500	174	52Psi UMa	3.0040	4400.0	89	14110	No
208	GOM_NL__2PRFIN20041110_202747_000000402032_00028_14110_5913.N1	10-NOV-2004 20:27:47	Bright	39.500	152	12Alp2CVn	2.8900	11000.	79	14110	No
209	GOM_NL__2PRFIN20041110_203538_000000802032_00028_14110_5914.N1	10-NOV-2004 20:35:38	Bright	79.500	166	17Eps Leo	2.9800	6000.0	159	14110	No
210	GOM_NL__2PRFIN20041110_204004_000000762032_00028_14110_5915.N1	10-NOV-2004 20:40:04	Twilight	76.000	22	32Alp Leo	1.3600	15200.	152	14110	No
211	GOM_NL__2PRFIN20041110_204406_000000422032_00028_14110_5916.N1	10-NOV-2004 20:44:06	Twilight	42.000	100	4Gam Crv	2.5800	13100.	84	14110	No
212	GOM_NL__2PRFIN20041110_204537_000000472032_00028_14110_5917.N1	10-NOV-2004 20:45:37	Twilight	46.500	171	2Eps Crv	3.0010	4250.0	93	14110	No
213	GOM_NL__2PRFIN20041110_205206_000000412032_00028_14110_5918.N1	10-NOV-2004 20:52:06	Dark	40.500	64	Gam Cen	2.2000	10600.	81	14110	No
214	GOM_NL__2PRFIN20041110_205424_000000522032_00028_14110_5919.N1	10-NOV-2004 20:54:24	Dark	52.000	26	Gam Cru	1.6240	2900.0	104	14110	No
215	GOM_NL__2PRFIN20041110_205602_000000492032_00028_14110_5920.N1	10-NOV-2004 20:56:02	Dark	49.000	12	Alp1Cru	0.77500	30000.	98	14110	No
216	GOM_NL__2PRFIN20041110_205820_000000532032_00029_14111_5891.N1	10-NOV-2004 20:58:20	Dark	53.000	65	Lam Vel	2.2040	4400.0	106	14111	No
217	GOM_NL__2PRFIN20041110_210022_000000452032_00029_14111_5892.N1	10-NOV-2004 21:00:22	Dark	44.500	46	Del Vel	1.9540	10600.	89	14111	No
218	GOM_NL__2PRFIN20041110_210201_000000512032_00029_14111_5893.N1	10-NOV-2004 21:02:01	Dark	50.500	34	Gam2Vel	1.7930	23000.	101	14111	No
219	GOM_NL__2PRFIN20041110_210657_000000622032_00029_14111_5894.N1	10-NOV-2004 21:06:57	Dark	62.000	2	Alp Car	-0.73600	7000.0	124	14111	No

220	GOM_NL__2PRFIN20041110_211108_000000392032_00029_14111_5895.N1	10-NOV-2004 21:11:08	Dark	38.500	143	Alp Hyl	2.8570	7200.0	77	14111	No
221	GOM_NL__2PRFIN20041110_211229_000000482032_00029_14111_5896.N1	10-NOV-2004 21:12:29	Dark	48.000	9	Alp Eri	0.45300	24000.	96	14111	No
222	GOM_NL__2PRFIN20041110_211609_000000422032_00029_14111_5897.N1	10-NOV-2004 21:16:09	Straylight	41.500	157	The1Eri	2.9060	9300.0	83	14111	No
223	GOM_NL__2PRFIN20041110_212114_000000812032_00029_14111_5898.N1	10-NOV-2004 21:21:14	Straylight	81.000	101	11Alp Lep	2.5820	7000.0	162	14111	No
224	GOM_NL__2PRFIN20041110_212340_000000532032_00029_14111_5899.N1	10-NOV-2004 21:23:40	Straylight	53.000	165	34Gam Eri	2.9500	3200.0	106	14111	No
225	GOM_NL__2PRFIN20041110_212649_000001032032_00029_14111_5900.N1	10-NOV-2004 21:26:49	Tw_i_and_stray	102.50	7	19Bet Ori	0.10000	14000.	205	14111	No
226	GOM_NL__2PRFIN20041110_212940_000001262032_00029_14111_5901.N1	10-NOV-2004 21:29:40	Bright	126.00	125	44Iot Ori	2.7700	30000.	252	14111	No
227	GOM_NL__2PRFIN20041110_213406_000000392032_00029_14111_5902.N1	10-NOV-2004 21:34:06	Bright	38.500	105	6Bet Ari	2.6450	8900.0	77	14111	No
228	GOM_NL__2PRFIN20041110_213812_000000402032_00029_14111_5903.N1	10-NOV-2004 21:38:12	Bright	39.500	173	4Bet Tri	3.0040	8900.0	79	14111	No
229	GOM_NL__2PRFIN20041110_214016_000000422032_00029_14111_5904.N1	10-NOV-2004 21:40:16	Bright	41.500	73	57Gam1And	2.2600	13100.	83	14111	No
230	GOM_NL__2PRFIN20041110_214214_000000472032_00029_14111_5905.N1	10-NOV-2004 21:42:14	Bright	47.000	149	45Eps Per	2.8880	30000.	94	14111	No
231	GOM_NL__2PRFIN20041110_214811_000000602032_00029_14111_5906.N1	10-NOV-2004 21:48:11	Bright	60.000	6	13Alp Aur	0.080000	3400.0	120	14111	No
232	GOM_NL__2PRFIN20041110_215326_000000402032_00029_14111_5907.N1	10-NOV-2004 21:53:26	Bright	39.500	49	1Alp UMi	1.9900	6300.0	79	14111	No
233	GOM_NL__2PRFIN20041110_215739_000000352032_00029_14111_5908.N1	10-NOV-2004 21:57:39	Bright	35.000	60	7Bet UMi	2.0810	3950.0	70	14111	No
234	GOM_NL__2PRFIN20041110_220117_000000472032_00029_14111_5909.N1	10-NOV-2004 22:01:17	Bright	47.000	36	50Alp UMa	1.8000	6300.0	94	14111	No
235	GOM_NL__2PRFIN20041110_220256_000000442032_00029_14111_5910.N1	10-NOV-2004 22:02:56	Bright	43.500	82	48Bet UMa	2.3650	10600.	87	14111	No
236	GOM_NL__2PRFIN20041110_220453_000000402032_00029_14111_5911.N1	10-NOV-2004 22:04:53	Bright	39.500	39	85Eta UMa	1.8540	24000.	79	14111	No
237	GOM_NL__2PRFIN20041110_220652_000000482032_00029_14111_5912.N1	10-NOV-2004 22:06:52	Bright	47.500	174	52Psi UMa	3.0040	4400.0	95	14111	No
238	GOM_NL__2PRFIN20041110_220823_000000402032_00029_14111_5913.N1	10-NOV-2004 22:08:23	Bright	39.500	152	12Alp2CVn	2.8900	11000.	79	14111	No
239	GOM_NL__2PRFIN20041110_221614_000000792032_00029_14111_5914.N1	10-NOV-2004 22:16:14	Bright	78.500	166	17Eps Leo	2.9800	6000.0	157	14111	No
240	GOM_NL__2PRFIN20041110_222040_000000772032_00029_14111_5915.N1	10-NOV-2004 22:20:40	Tw_i_and_stray	77.000	22	32Alp Leo	1.3600	15200.	154	14111	No
241	GOM_NL__2PRFIN20041110_222442_000000432032_00029_14111_5916.N1	10-NOV-2004 22:24:42	Tw_i_and_stray	43.000	100	4Gam Crv	2.5800	13100.	86	14111	No
242	GOM_NL__2PRFIN20041110_222612_000000462032_00029_14111_5917.N1	10-NOV-2004 22:26:12	Twilight	46.000	171	2Eps Crv	3.0010	4250.0	92	14111	No
243	GOM_NL__2PRFIN20041110_223243_000000402032_00029_14111_5918.N1	10-NOV-2004 22:32:43	Dark	40.000	64	Gam Cen	2.2000	10600.	80	14111	No
244	GOM_NL__2PRFIN20041110_223500_000000462032_00029_14111_5919.N1	10-NOV-2004 22:35:00	Dark	46.000	26	Gam Cru	1.6240	2900.0	92	14111	No
245	GOM_NL__2PRFIN20041110_223639_000000452032_00029_14111_5920.N1	10-NOV-2004 22:36:39	Dark	44.500	12	Alp1Cru	0.77500	30000.	89	14111	No
246	GOM_NL__2PRFIN20041110_223856_000000592032_00030_14112_5911.N1	10-NOV-2004 22:38:56	Dark	59.000	65	Lam Vel	2.2040	4400.0	118	14112	No
247	GOM_NL__2PRFIN20041110_224059_000000452032_00030_14112_5912.N1	10-NOV-2004 22:40:59	Dark	45.000	46	Del Vel	1.9540	10600.	90	14112	No
248	GOM_NL__2PRFIN20041110_224237_000000512032_00030_14112_5913.N1	10-NOV-2004 22:42:37	Dark	50.500	34	Gam2Vel	1.7930	23000.	101	14112	No
249	GOM_NL__2PRFIN20041110_224732_000000512032_00030_14112_5914.N1	10-NOV-2004 22:47:32	Dark	50.500	2	Alp Car	-0.73600	7000.0	101	14112	No
250	GOM_NL__2PRFIN20041110_225144_000000382032_00030_14112_5915.N1	10-NOV-2004 22:51:44	Dark	38.000	143	Alp Hyl	2.8570	7200.0	76	14112	No
251	GOM_NL__2PRFIN20041110_225305_000000452032_00030_14112_5916.N1	10-NOV-2004 22:53:05	Dark	45.000	9	Alp Eri	0.45300	24000.	90	14112	No
252	GOM_NL__2PRFIN20041110_225645_000000402032_00030_14112_5917.N1	10-NOV-2004 22:56:45	Straylight	40.000	157	The1Eri	2.9060	9300.0	80	14112	No
253	GOM_NL__2PRFIN20041110_230150_000000862032_00030_14112_5918.N1	10-NOV-2004 23:01:50	Straylight	85.500	101	11Alp Lep	2.5820	7000.0	171	14112	No
254	GOM_NL__2PRFIN20041110_230414_000000592032_00030_14112_5919.N1	10-NOV-2004 23:04:14	Straylight	59.000	165	34Gam Eri	2.9500	3200.0	118	14112	No
255	GOM_NL__2PRFIN20041110_230725_000001052032_00030_14112_5920.N1	10-NOV-2004 23:07:25	Tw_i_and_stray	104.50	7	19Bet Ori	0.10000	14000.	209	14112	No
256	GOM_NL__2PRFIN20041110_231014_000001272032_00030_14112_5921.N1	10-NOV-2004 23:10:14	Bright	126.50	125	44Iot Ori	2.7700	30000.	253	14112	No
257	GOM_NL__2PRFIN20041110_231442_000000382032_00030_14112_5922.N1	10-NOV-2004 23:14:42	Bright	38.000	105	6Bet Ari	2.6450	8900.0	76	14112	No
258	GOM_NL__2PRFIN20041110_231849_000000382032_00030_14112_5923.N1	10-NOV-2004 23:18:49	Bright	37.500	173	4Bet Tri	3.0040	8900.0	75	14112	No
259	GOM_NL__2PRFIN20041110_232052_000000392032_00030_14112_5924.N1	10-NOV-2004 23:20:52	Bright	39.000	73	57Gam1And	2.2600	13100.	78	14112	No
260	GOM_NL__2PRFIN20041110_232250_000000462032_00030_14112_5925.N1	10-NOV-2004 23:22:50	Bright	46.000	149	45Eps Per	2.8880	30000.	92	14112	No
261	GOM_NL__2PRFIN20041110_232847_000000622032_00030_14112_5926.N1	10-NOV-2004 23:28:47	Bright	62.000	6	13Alp Aur	0.080000	3400.0	124	14112	No
262	GOM_NL__2PRFIN20041110_233400_000000372032_00030_14112_5927.N1	10-NOV-2004 23:34:00	Bright	36.500	49	1Alp UMi	1.9900	6300.0	73	14112	No
263	GOM_NL__2PRFIN20041110_233816_000000412032_00030_14112_5928.N1	10-NOV-2004 23:38:16	Bright	40.500	60	7Bet UMi	2.0810	3950.0	81	14112	No
264	GOM_NL__2PRFIN20041110_234153_000000432032_00030_14112_5929.N1	10-NOV-2004 23:41:53	Bright	43.000	36	50Alp UMa	1.8000	6300.0	86	14112	No
265	GOM_NL__2PRFIN20041110_234331_000000412032_00030_14112_5930.N1	10-NOV-2004 23:43:31	Bright	41.000	82	48Bet UMa	2.3650	10600.	82	14112	No
266	GOM_NL__2PRFIN20041110_234531_000000362032_00030_14112_5931.N1	10-NOV-2004 23:45:31	Bright	35.500	39	85Eta UMa	1.8540	24000.	71	14112	No
267	GOM_NL__2PRFIN20041110_234727_000000612032_00030_14112_5932.N1	10-NOV-2004 23:47:27	Bright	61.000	174	52Psi UMa	3.0040	4400.0	122	14112	No
268	GOM_NL__2PRFIN20041110_234901_000000382032_00030_14112_5933.N1	10-NOV-2004 23:49:01	Bright	37.500	152	12Alp2CVn	2.8900	11000.	75	14112	No
269	GOM_NL__2PRFIN20041110_235651_000000822032_00030_14112_5934.N1	10-NOV-2004 23:56:51	Bright	82.000	166	17Eps Leo	2.9800	6000.0	164	14112	No

### 3. Quality information per product

In this section it is plotted some information contained in the Quality Summary data set of the level 2 products. Only products in dark limb conditions and without errors (error flag in the MPH set to "0") are used.

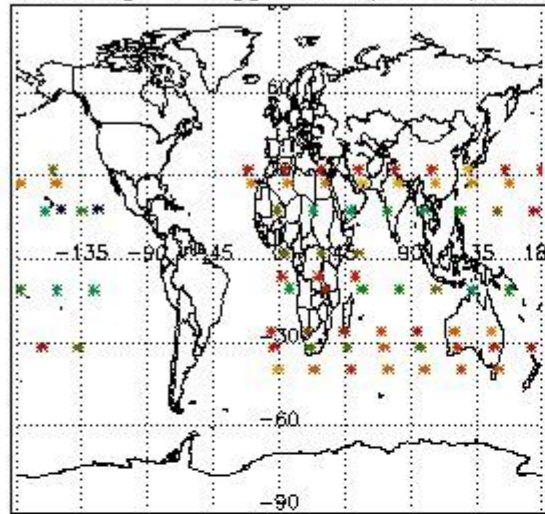
3.1 Plot quality information per product (time dependant)



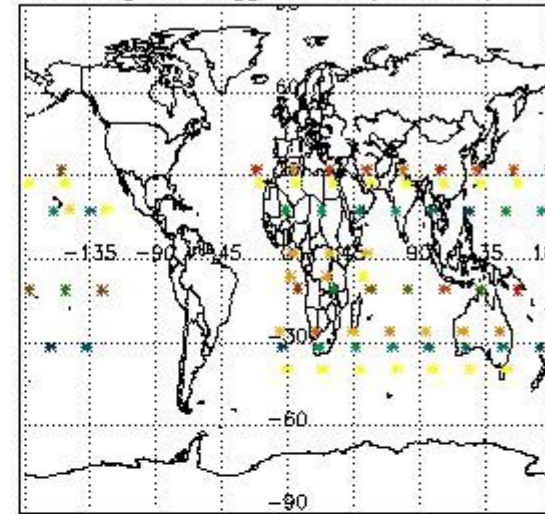
3.2 Plot quality information per product (world map)



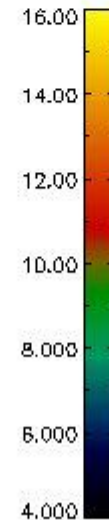
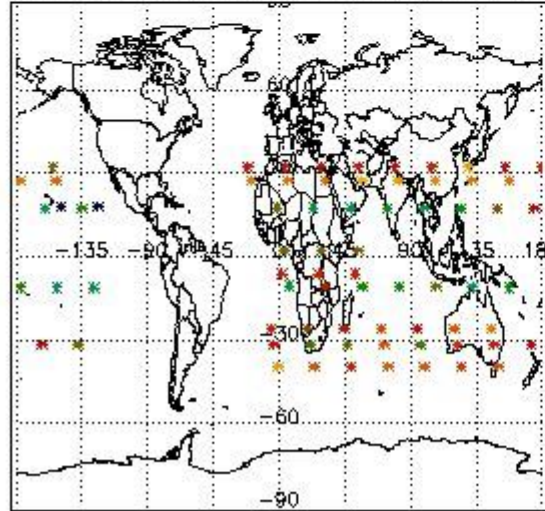
Percentage of flagged data per O3 profile



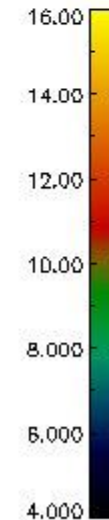
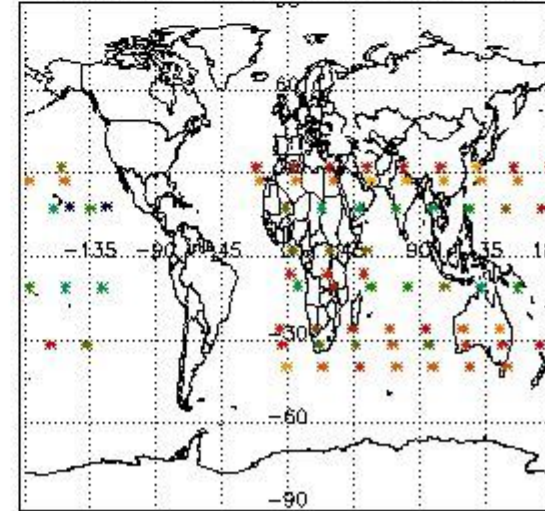
Percentage of flagged data per H2O profile



Percentage of flagged data per NO2 profile



Percentage of flagged data per NO3 profile



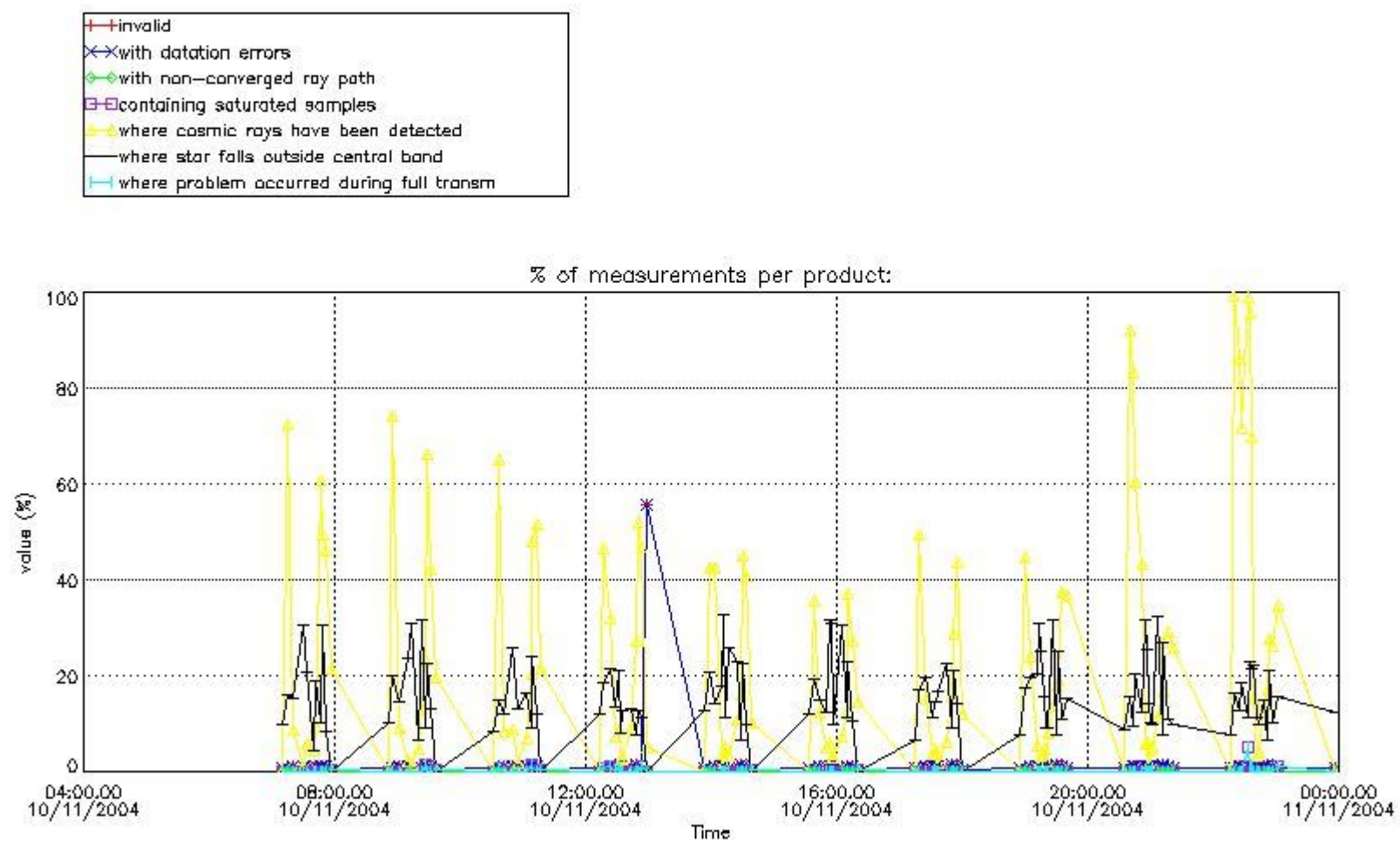
#### 4. Level 1 quality information per product

In this section it is plotted some information contained in the Quality Summary data set of the level 2 products that comes from the level 1b processing. Products without errors (error flag in the MPH set to "0") are used.

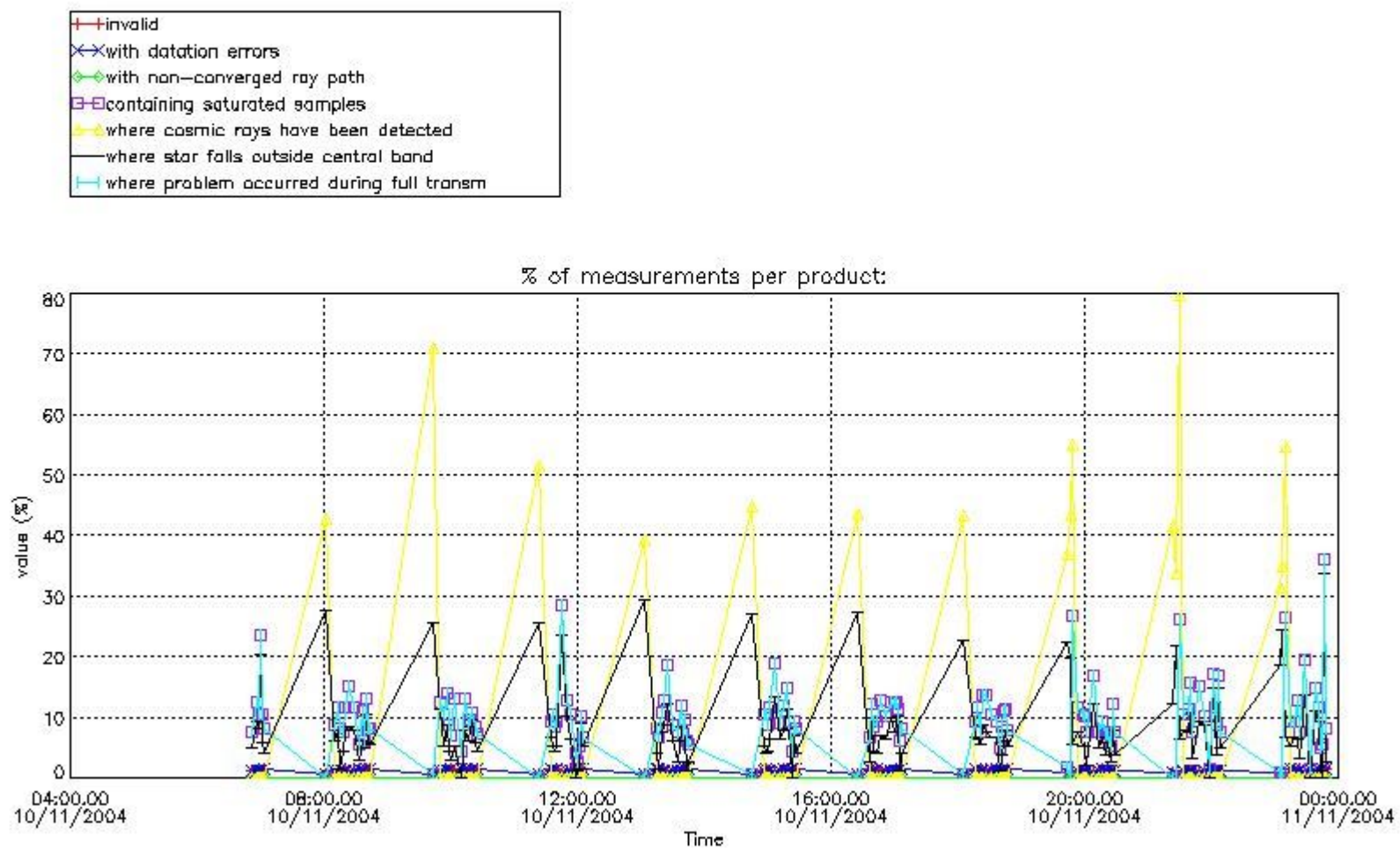
##### 4.1 Plot quality information per product (time dependant) coming from level 1b processing

###### 4.1.1 Plot level 1 quality information per product (time dependant): ENVISAT ASCENDING passes





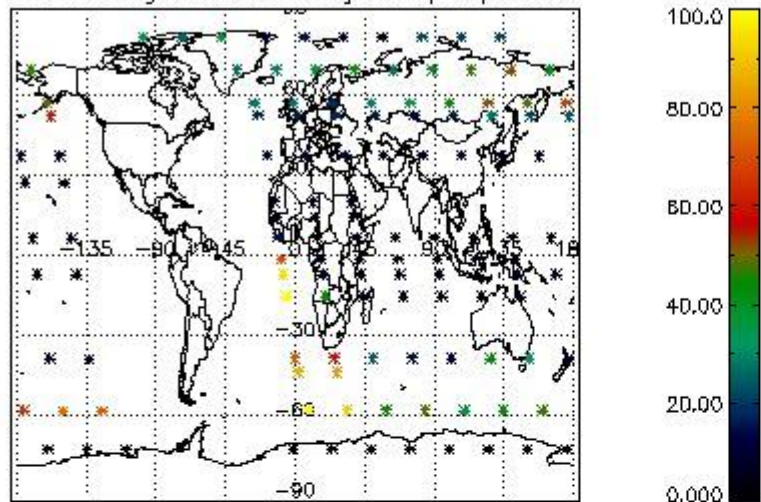
4.1.2 Plot level 1 quality information per product (time dependant): ENVI SAT DESCENDING passes



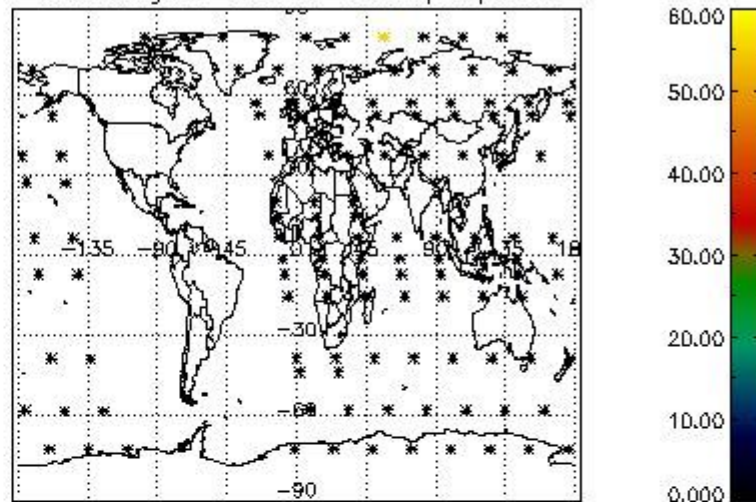
4.2 Plot quality information per product coming from level 1b processing (world map)

4.2.1 Plot level 1 quality information per product (world map): ENVISAT ASCENDING passes

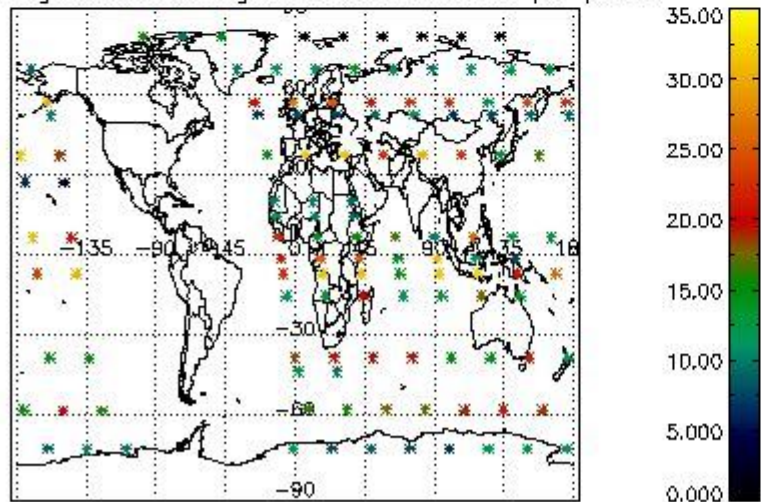
Percentage of cosmic ray hits per profile



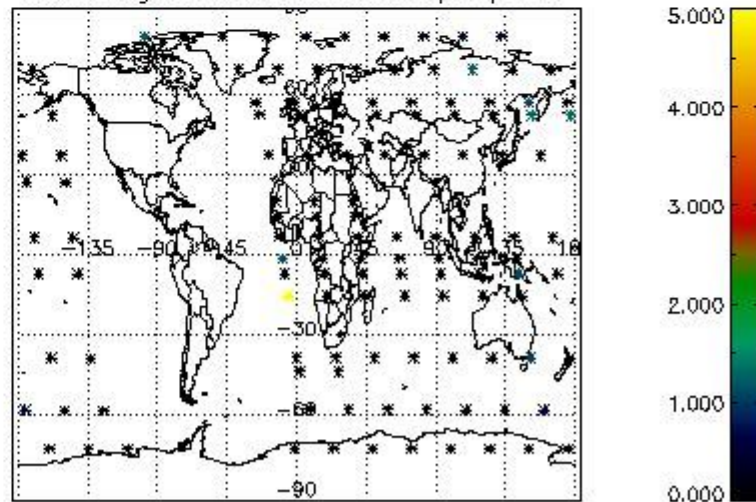
Percentage of datation errors per profile



Percentage of star falling outside central band per profile

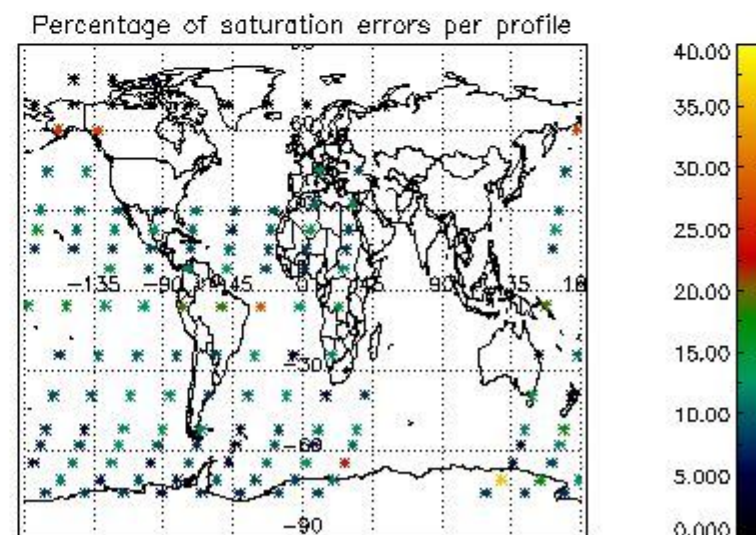
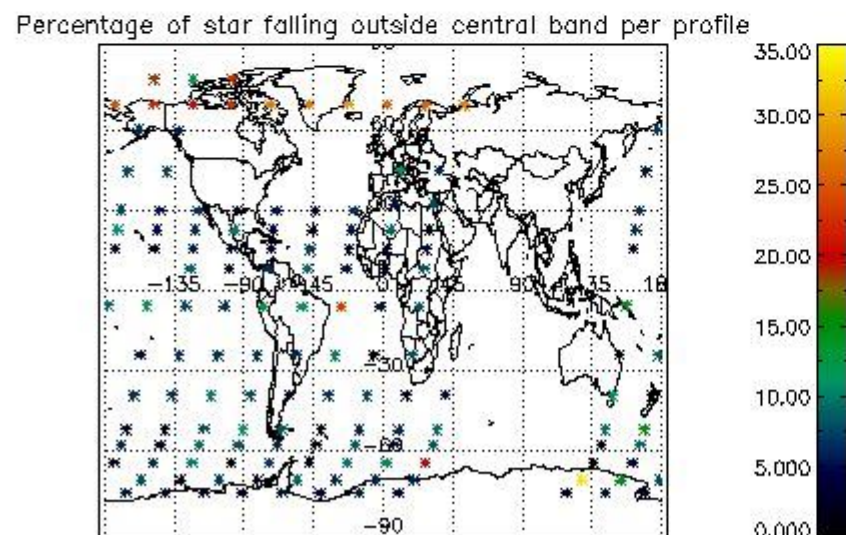
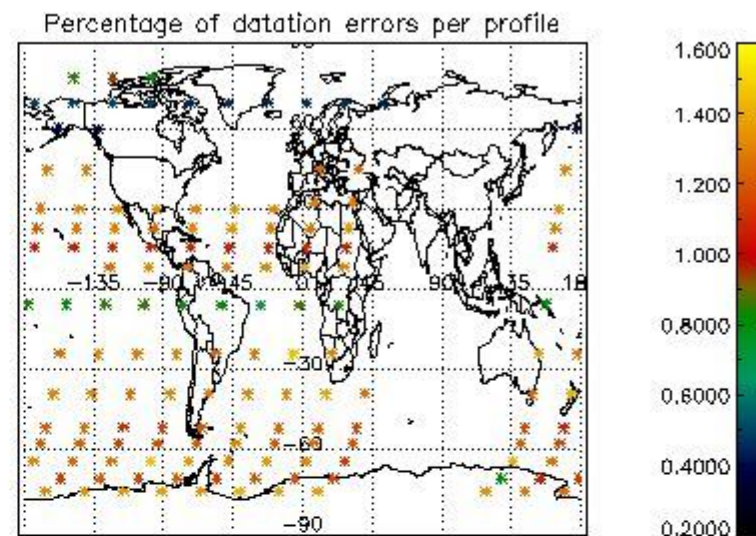
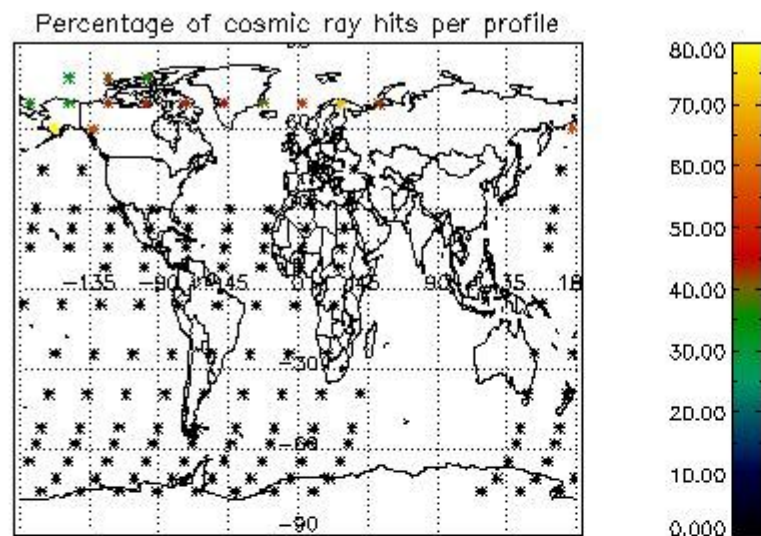


Percentage of saturation errors per profile



4.2.2 Plot level 1 quality information per product (world map): ENVISAT DESCENDING passes





## 5. Trace gas profiles

### 5.1 Ozone statistics based on quality of products

The final quality of the products can be "measured" using the STD (Standard Deviation) attached to every point profile. This information is written to the parameter GOM\_NL\_\_2P/NL\_LOCAL\_SPECIES\_DENSITY/o3\_std of the level 2 products. The table below shows the statistics for given STD ranges.

The statistics are given with respect to the overall valid production:

- Products without fatal errors: GOM\_NL\_\_2P/MPH/PRODUCT\_ERR=0
- Valid point profile: GOM\_NL\_\_2P/NL\_LOCAL\_SPECIES\_DENSITY/pcd(0)=0

The 'Criteria' is applied to valid points of dark limb products:

- Products in dark limb illumination condition: GOM\_NL\_\_2P/NL\_SUMMARY\_QUALITY/obs\_ill\_cond=0
- Products without fatal errors: GOM\_NL\_\_2P/MPH/PRODUCT\_ERR=0
- Valid point profile: GOM\_NL\_\_2P/NL\_LOCAL\_SPECIES\_DENSITY/pcd(0)=0

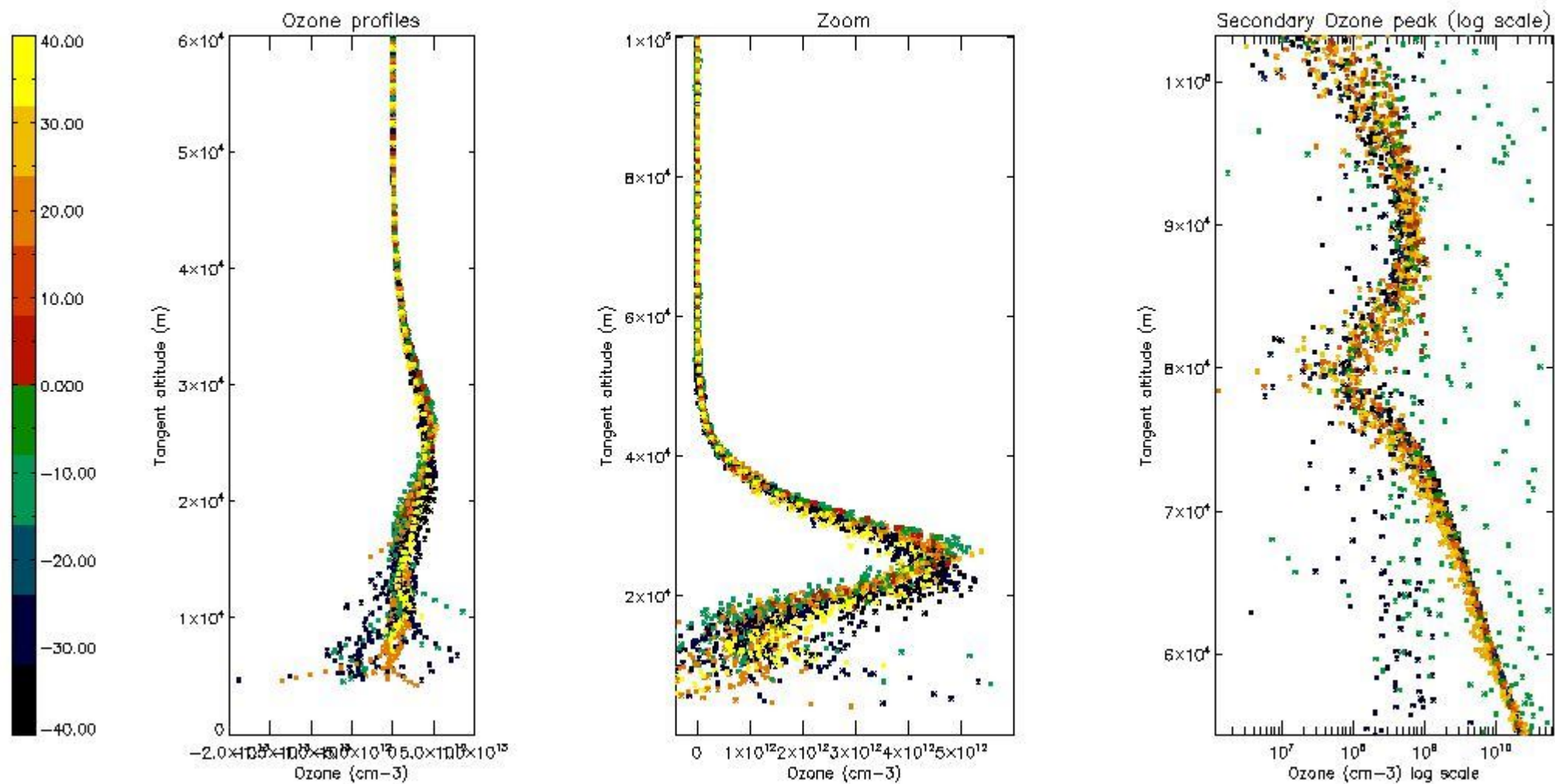
So, the table below shows the percentage of dark limb and valid observations for each criteria with respect to the overall valid daily observations.

Criteria	% of total production
All STD	24
STD < 20	13

STD < 10	10
STD < 5	7

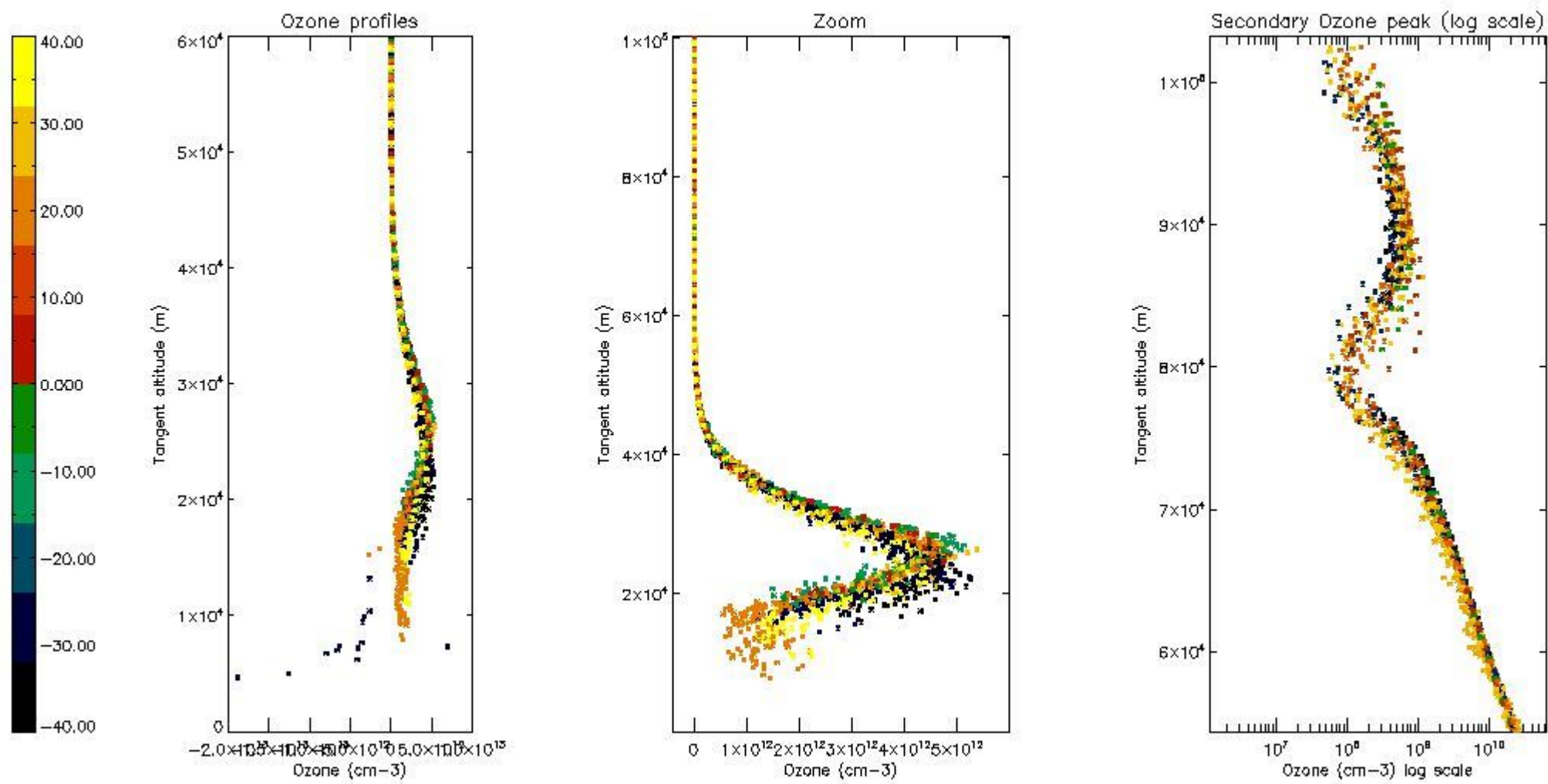
5.2 Plot ozone profiles for all STD (dark without errors)

The colorbar represents the latitude.



5.3 Plot ozone profiles where STD < 20% (dark without errors)

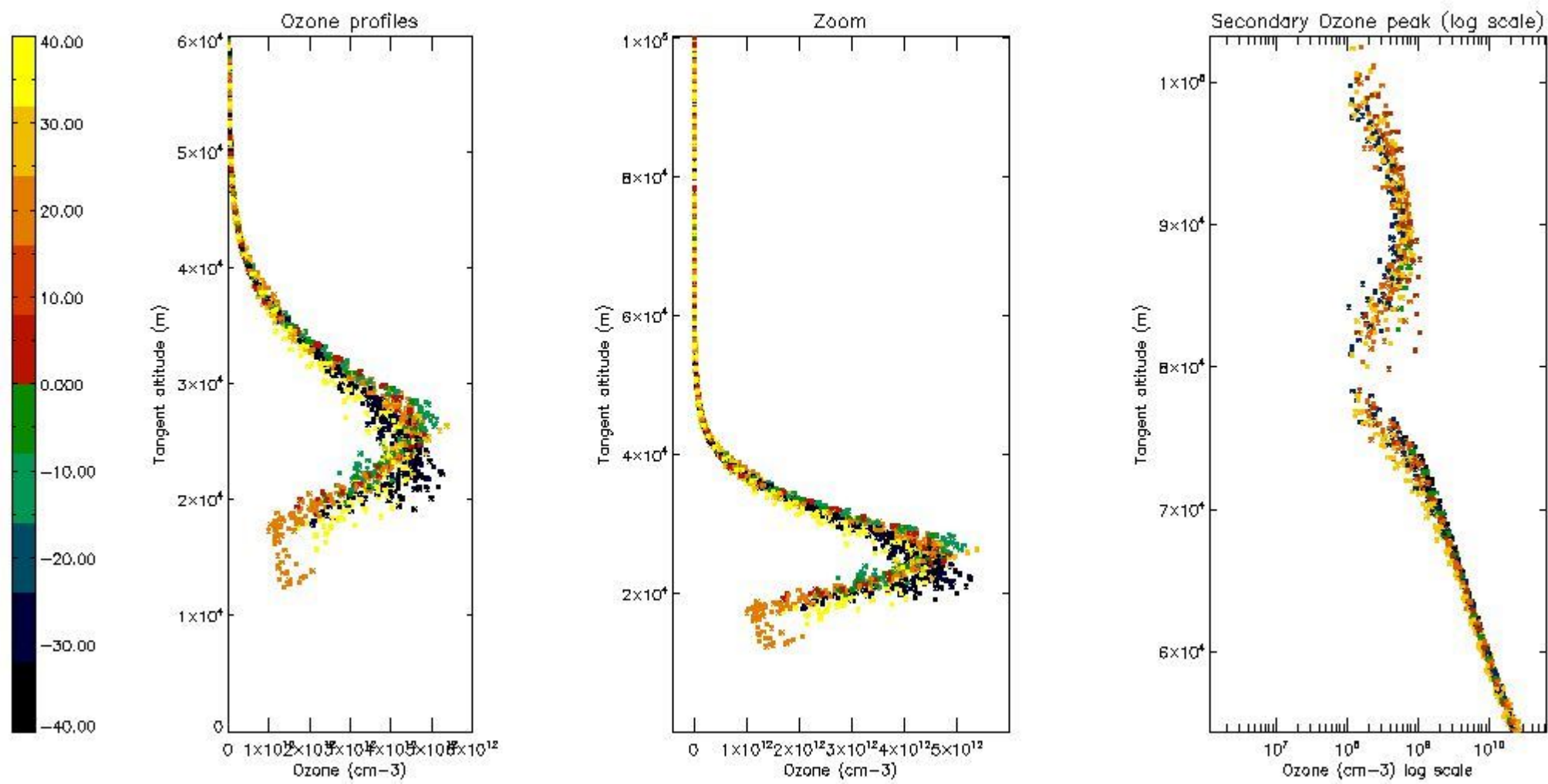
The colorbar represents the latitude.



*5.4 Plot ozone profiles where STD < 10% (dark without errors)*

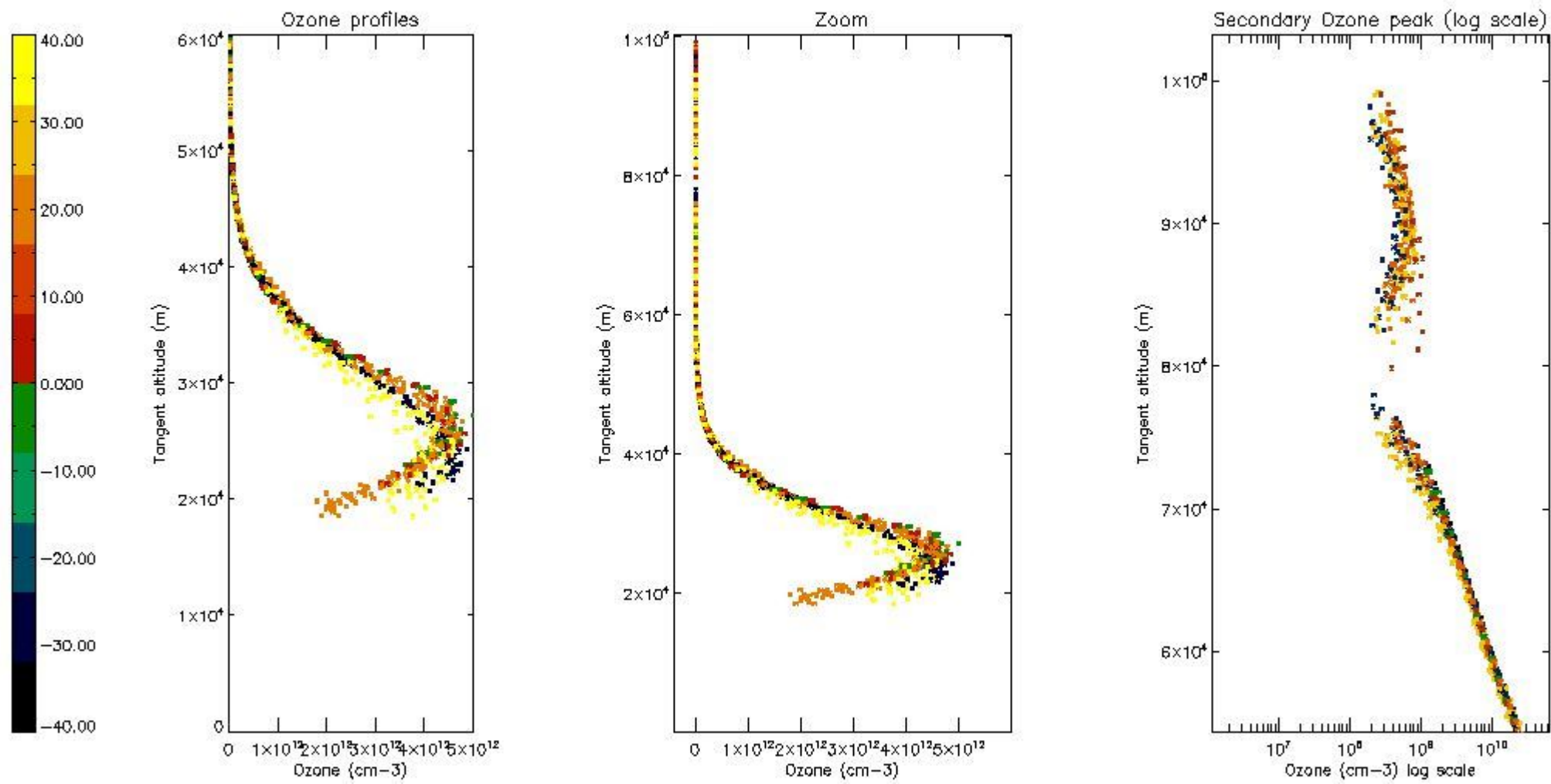
The colorbar represents the latitude.





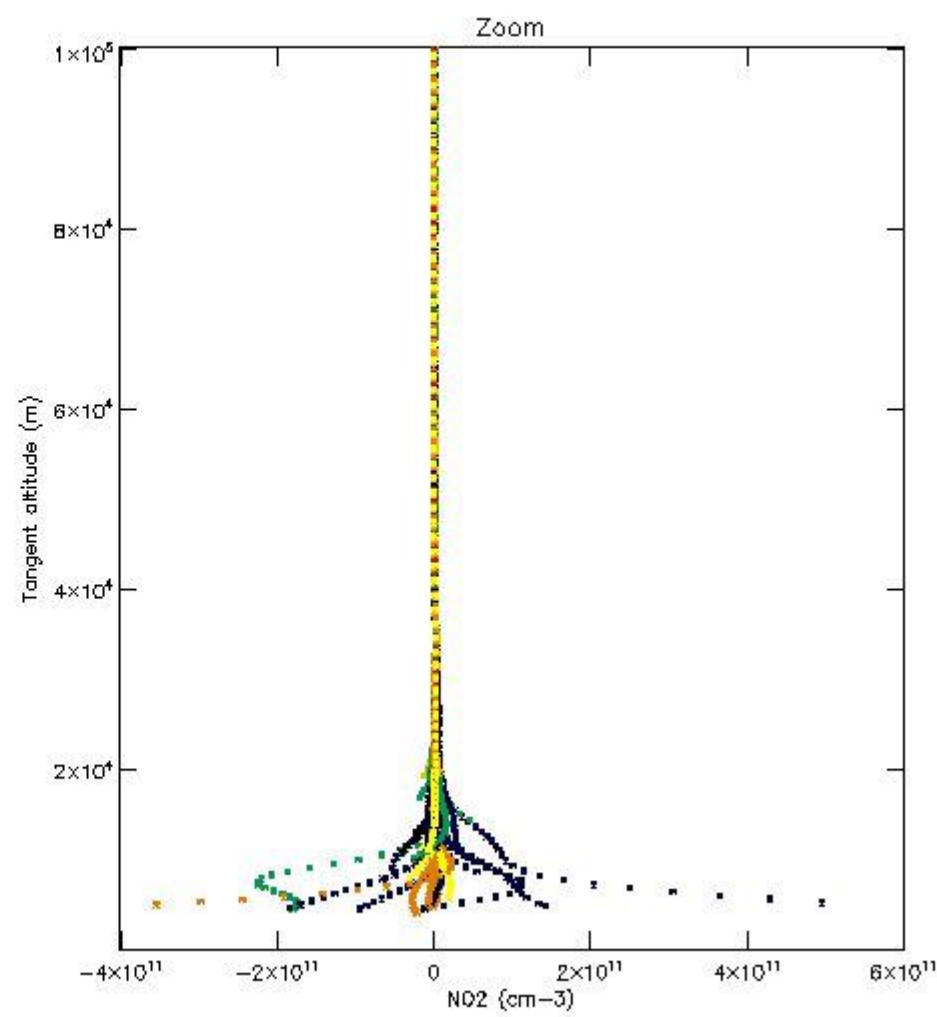
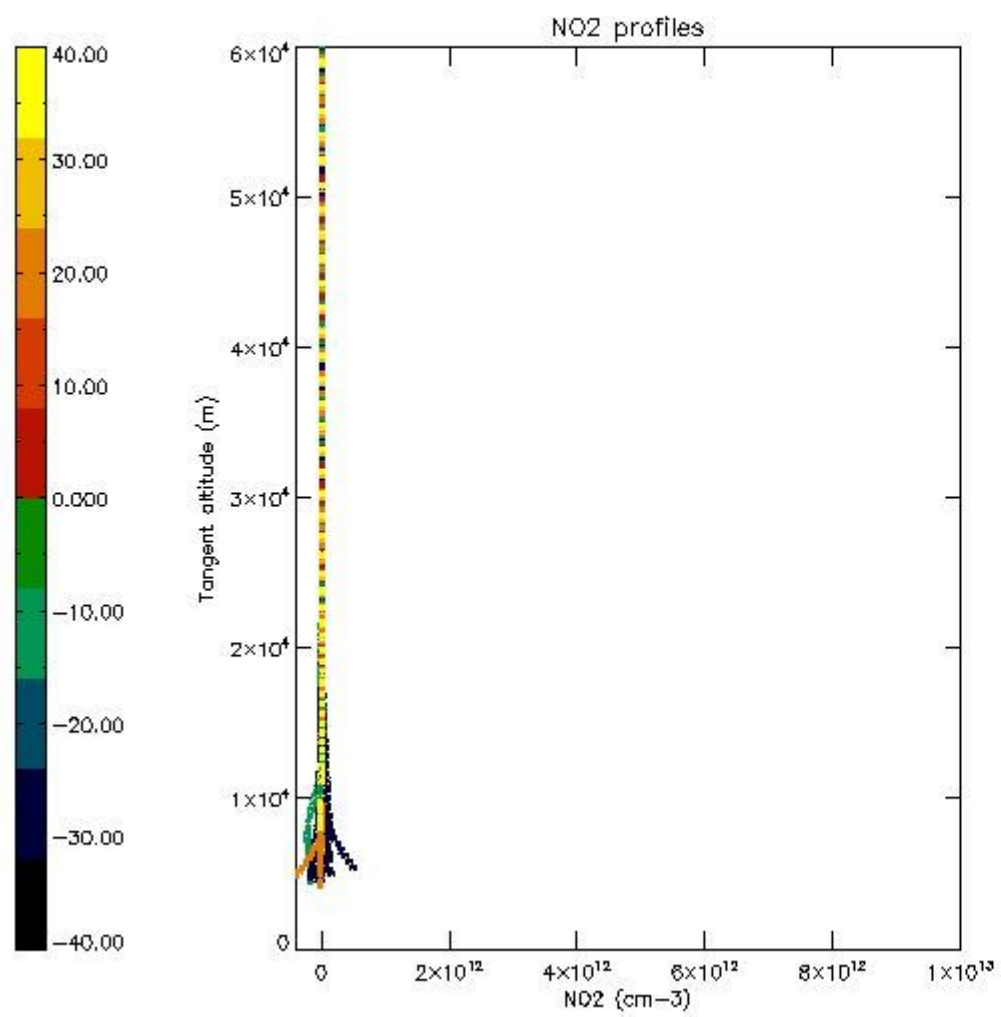
*5.5 Plot ozone profiles where STD < 5% (dark without errors)*

The colorbar represents the latitude.



*5.6 Plot NO<sub>2</sub> profiles for all STD (dark without errors)*

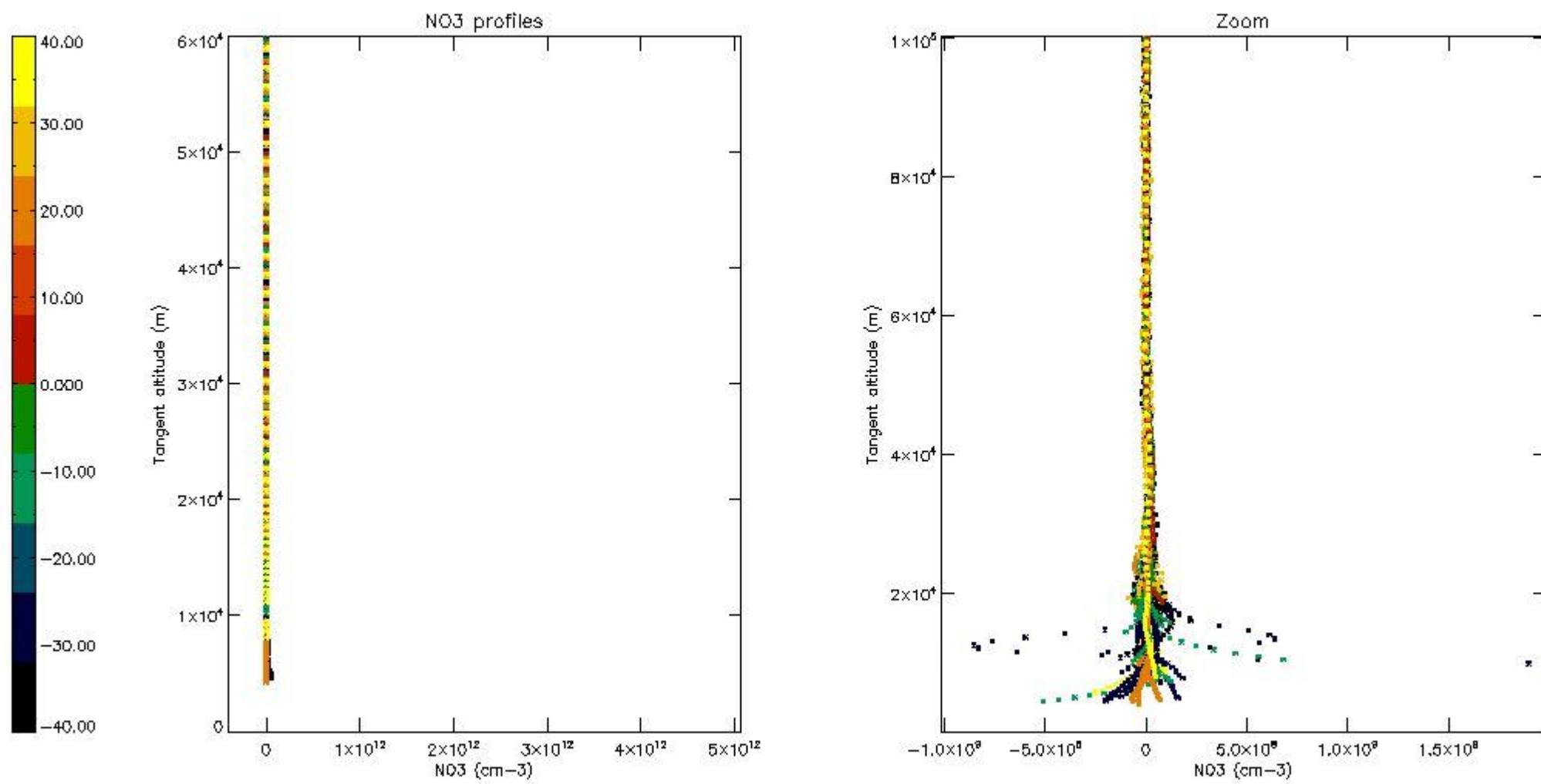
The colorbar represents the latitude.



*5.7 Plot NO3 profiles for all STD (dark without errors)*

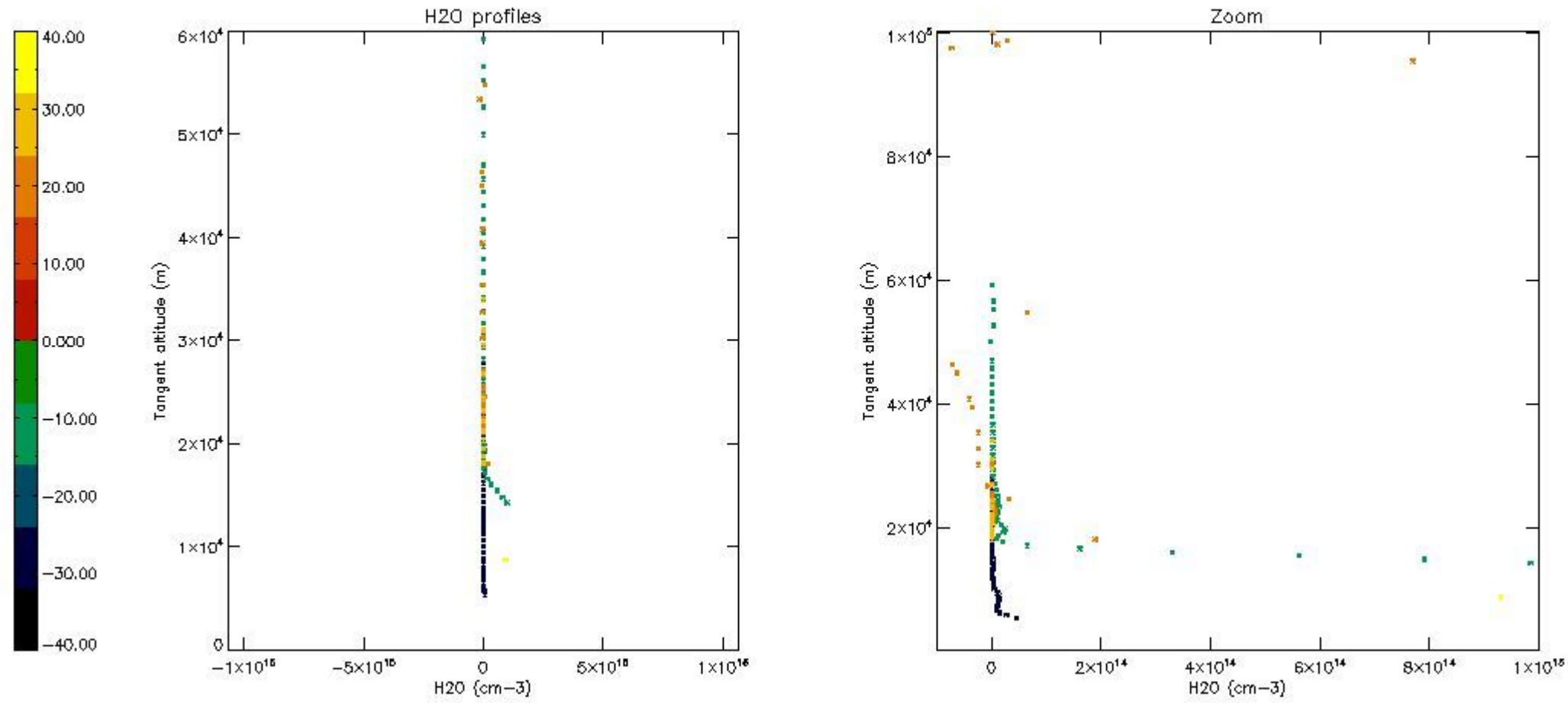
The colorbar represents the latitude.





5.8 Plot H2O profiles for all STD (only for occultations of stars 1,2,3,4,13,14,16,26,63 dark without errors)

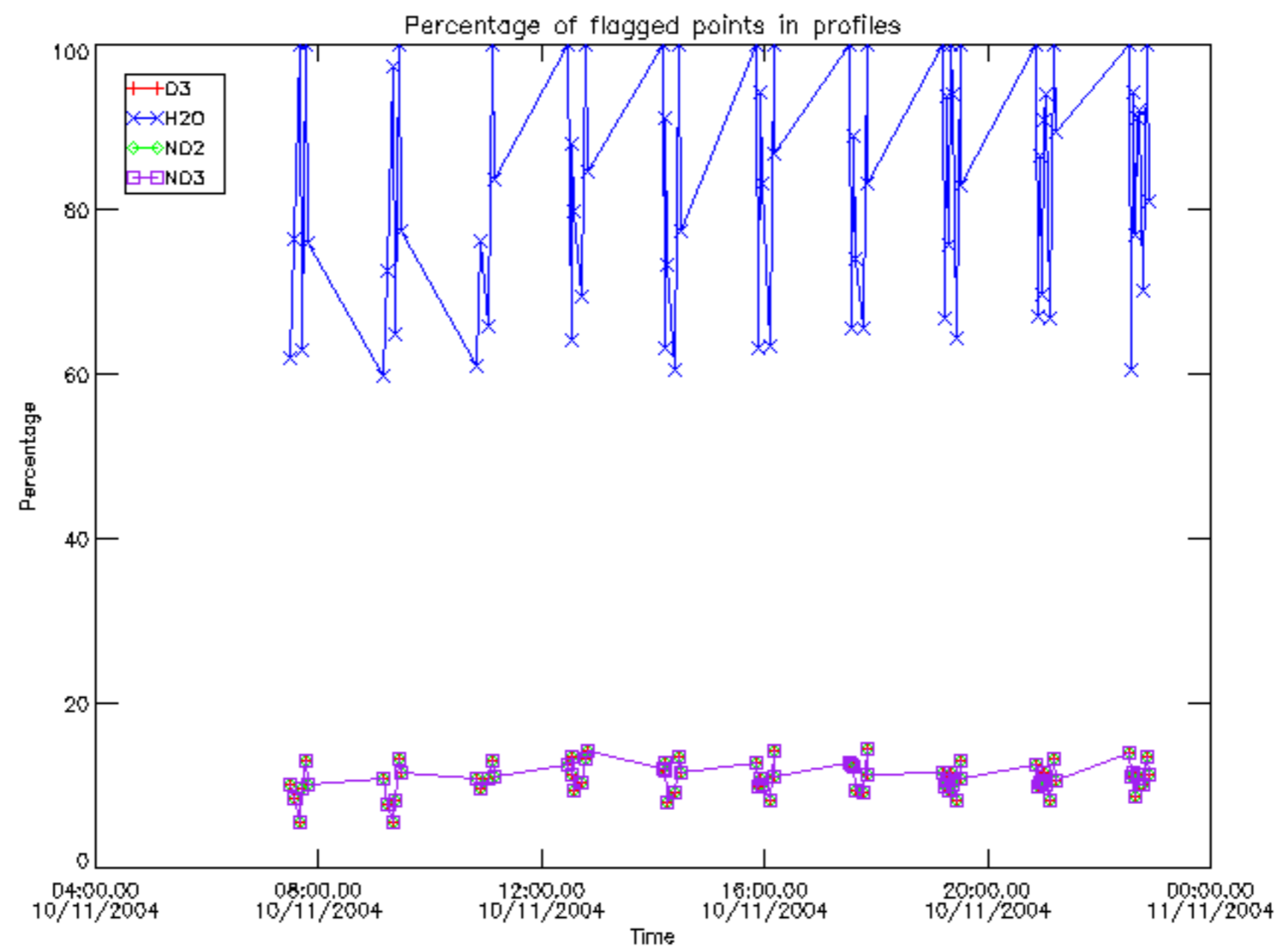
The colorbar represents the latitude.



## 6. Auxiliary Data Files used for the production reported in section 2

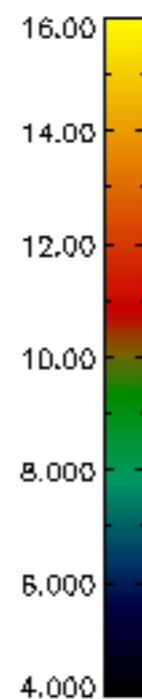
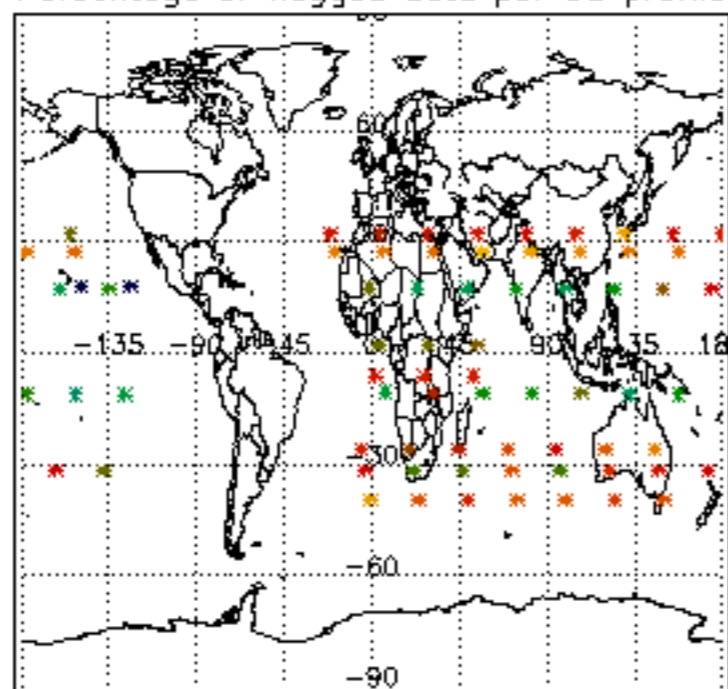
The number reported in the third column indicates since which file (see list in section 2) the corresponding auxiliary file has been used. The fourth column is the date of those product files.

Type	Auxiliary Filename	Used since product	Used since product date
INST_PHYS_CHARACTERISTICS	GOM_INS_AXVIEC20091111_143220_20030716_120000_20500101_000000	1	10-NOV-2004 06:52:13
LEVEL-2_PROC_CONFIG	GOM_PR2_AXVIEC20091111_152718_20020301_000000_20500101_000000	1	10-NOV-2004 06:52:13
CROSS_SECTIONS_FILE	GOM_CRS_AXVIEC20091111_154832_20020301_000000_20500101_000000	1	10-NOV-2004 06:52:13

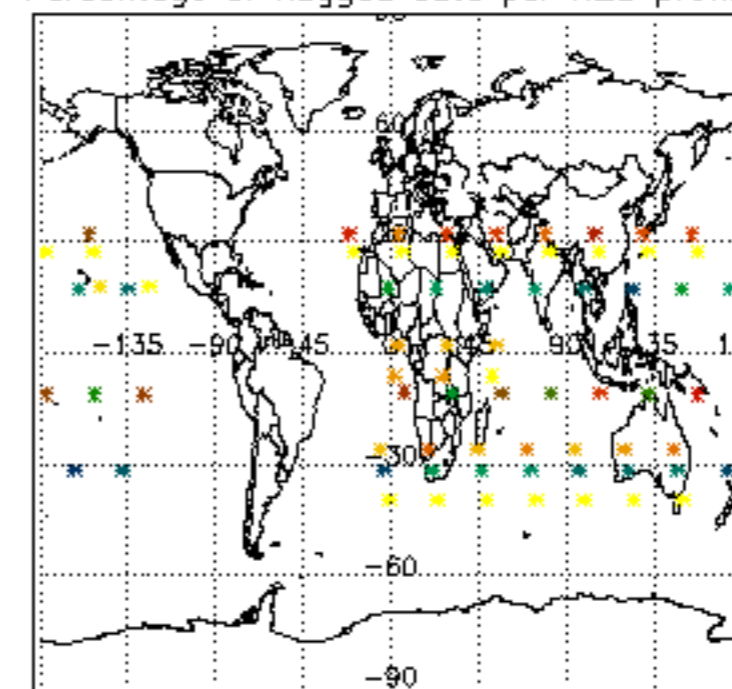




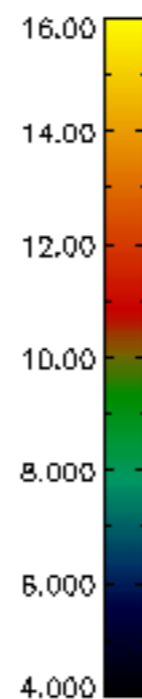
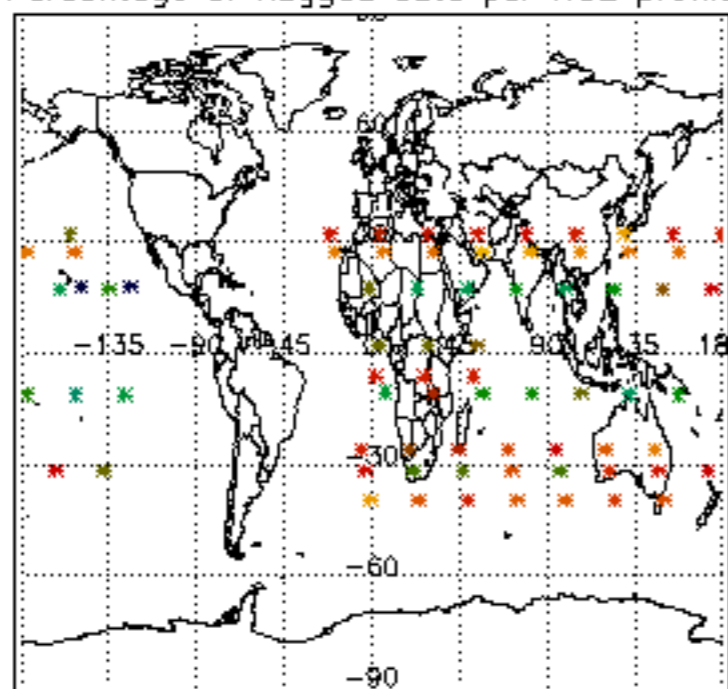
Percentage of flagged data per D3 profile



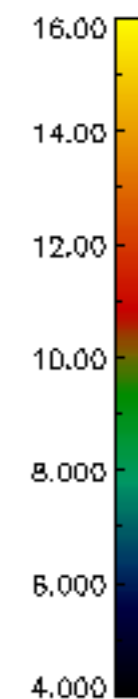
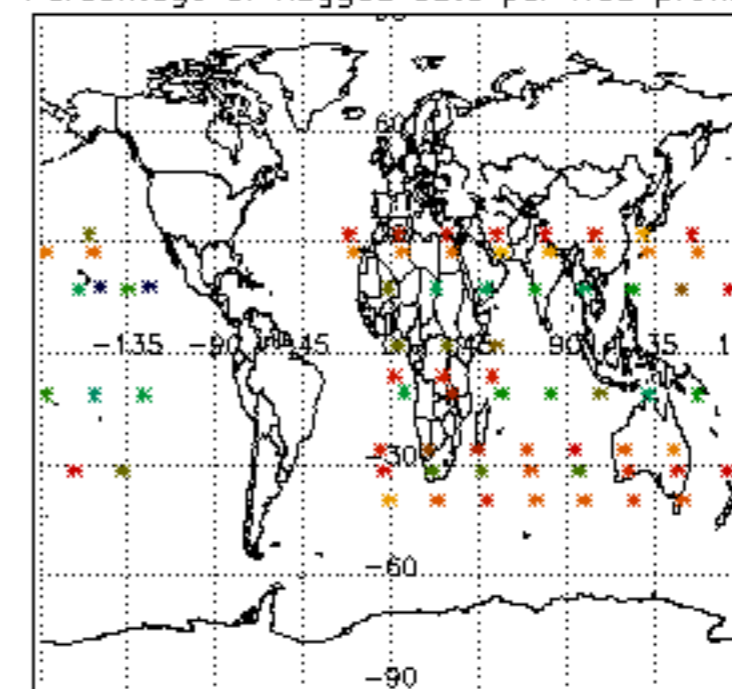
Percentage of flagged data per H2O profile

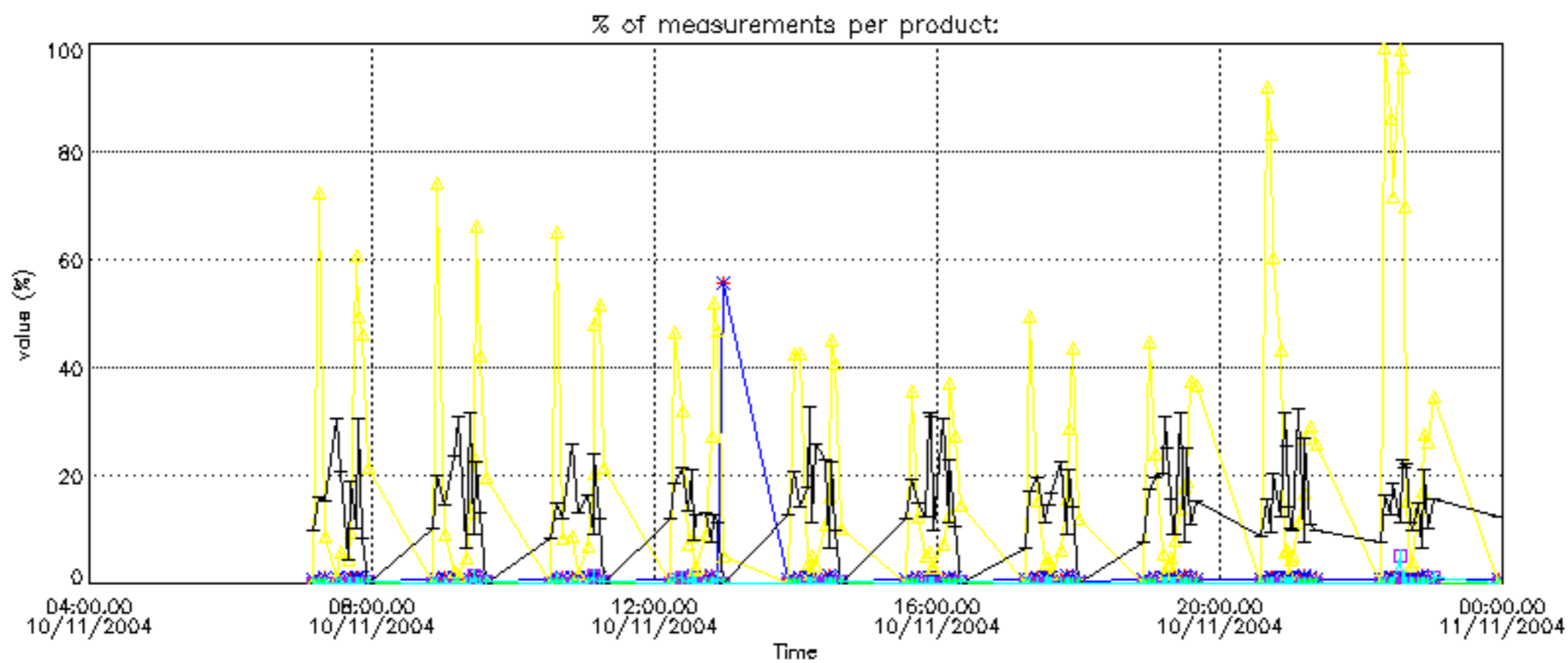


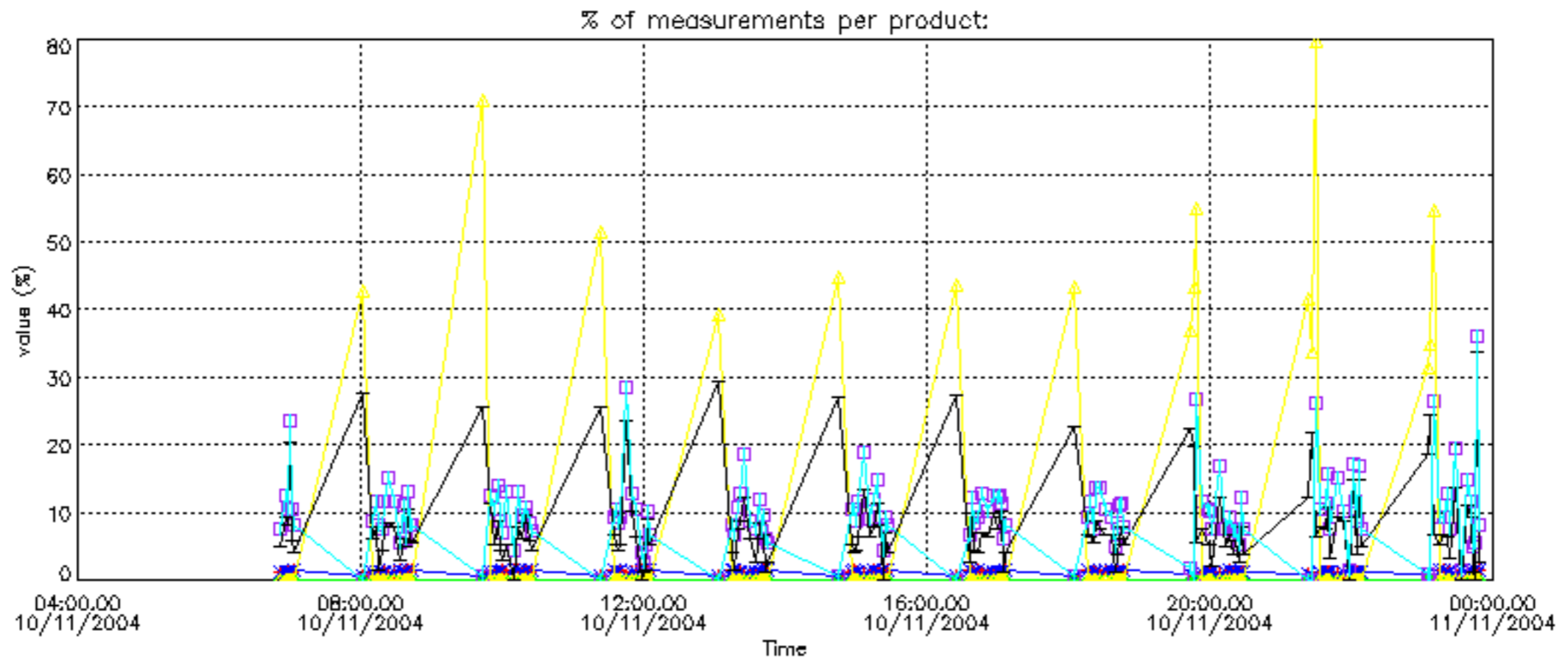
Percentage of flagged data per NO2 profile



Percentage of flagged data per NO3 profile

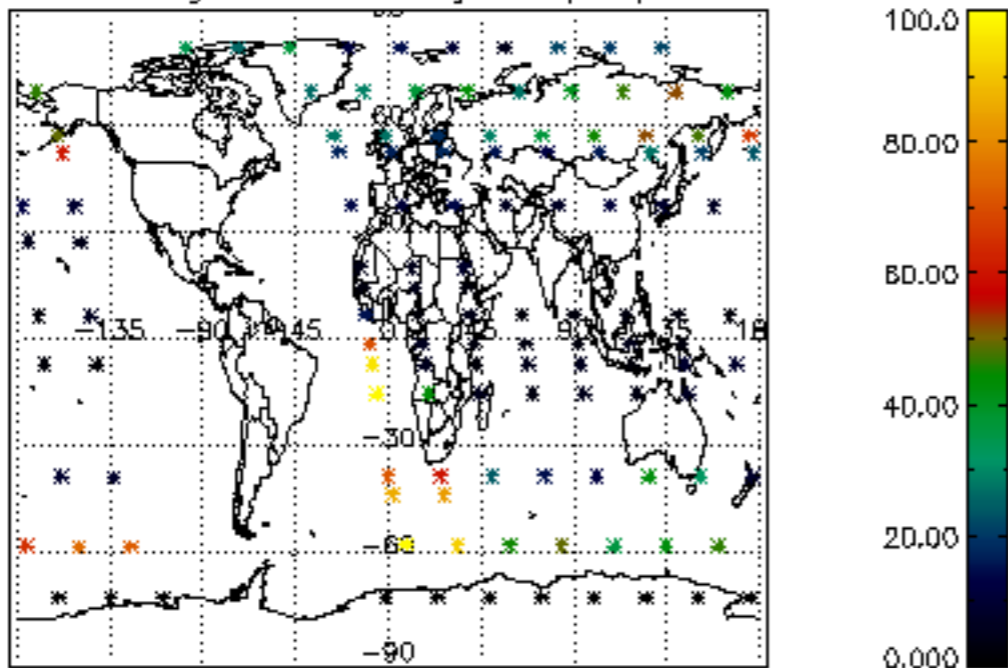




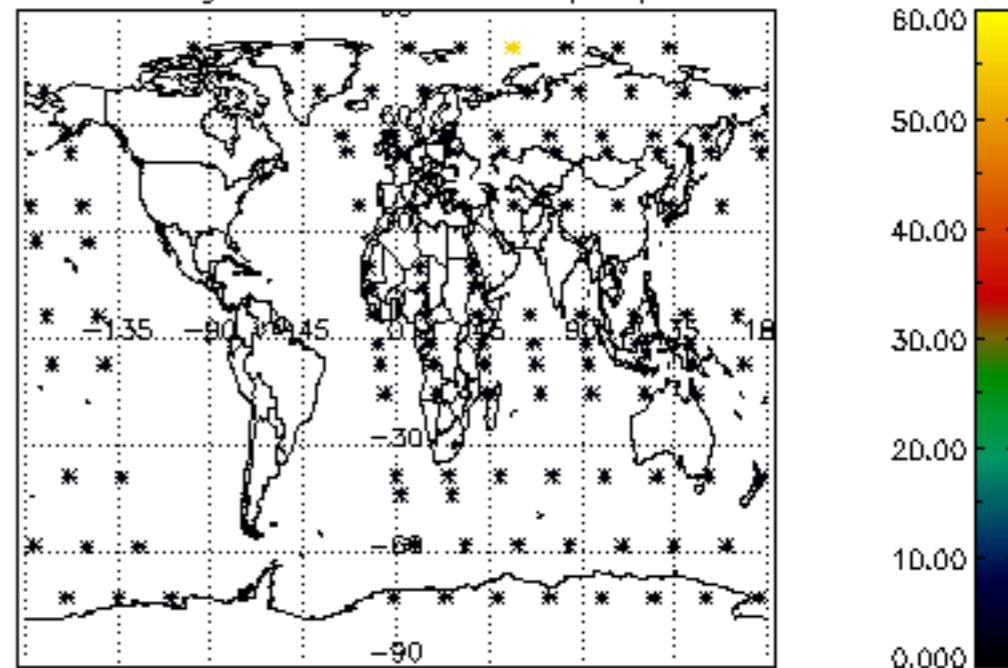




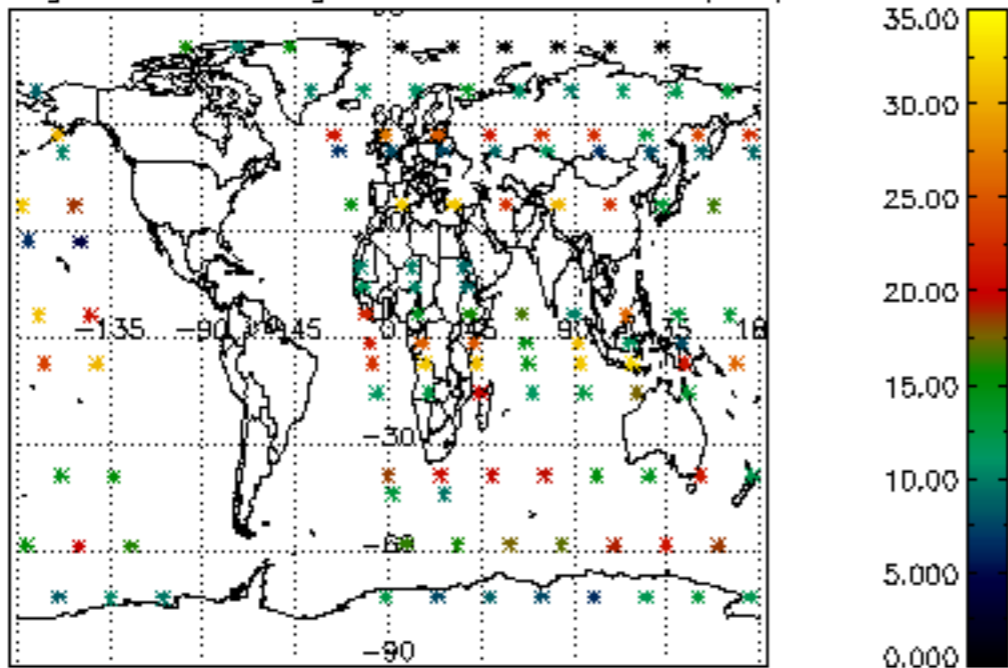
Percentage of cosmic ray hits per profile



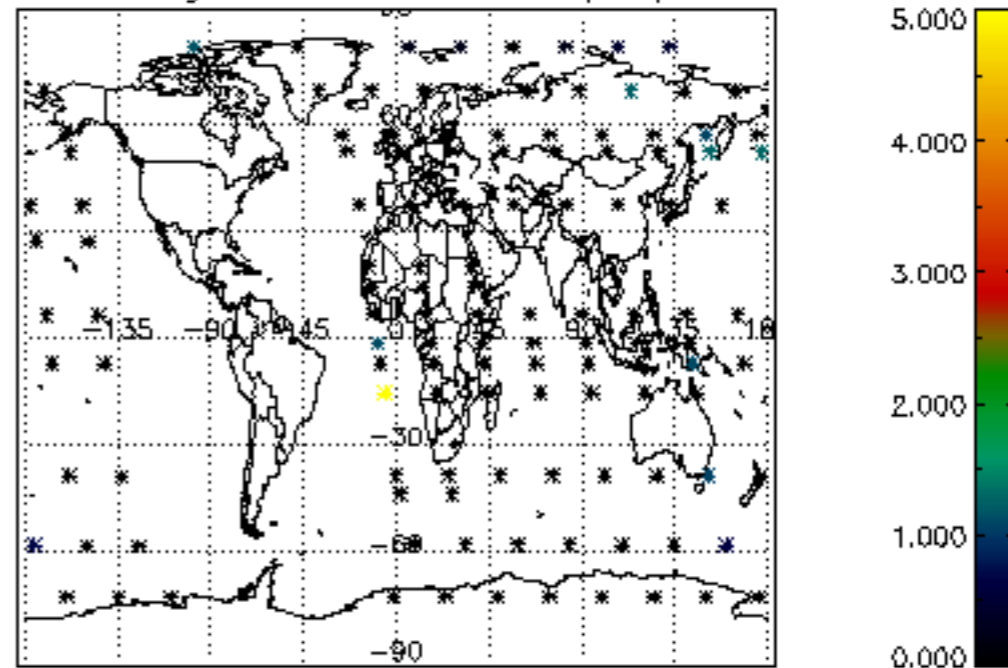
Percentage of datation errors per profile



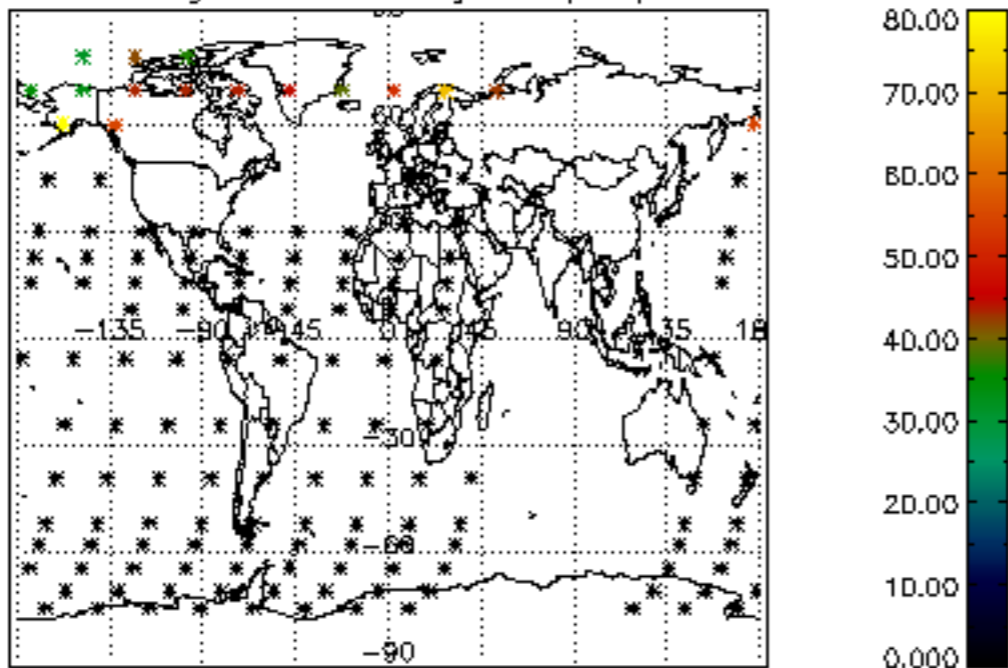
Percentage of star falling outside central band per profile



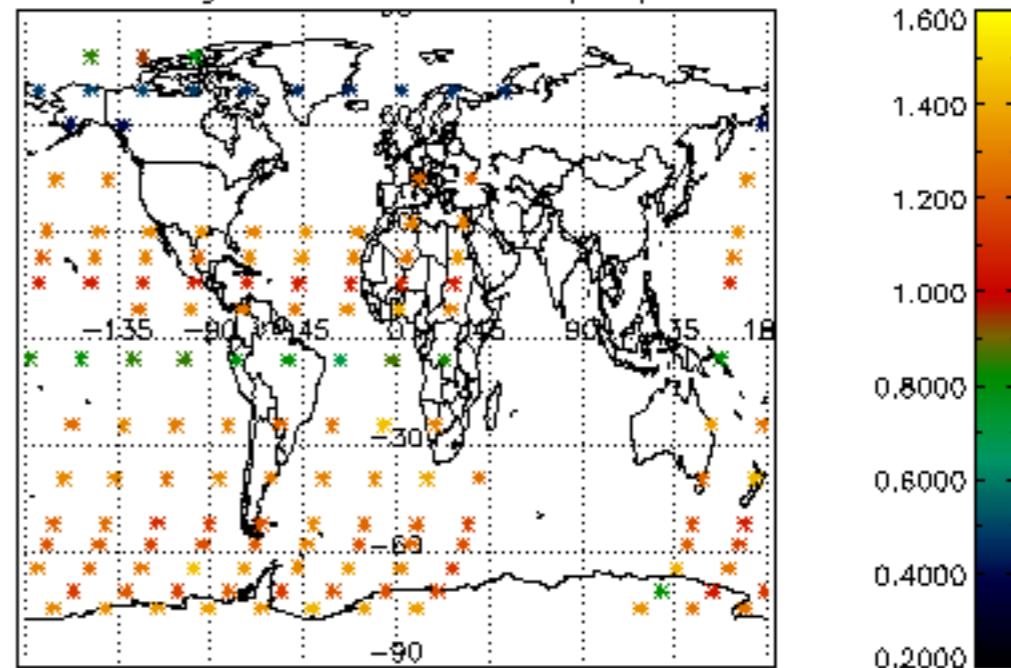
Percentage of saturation errors per profile



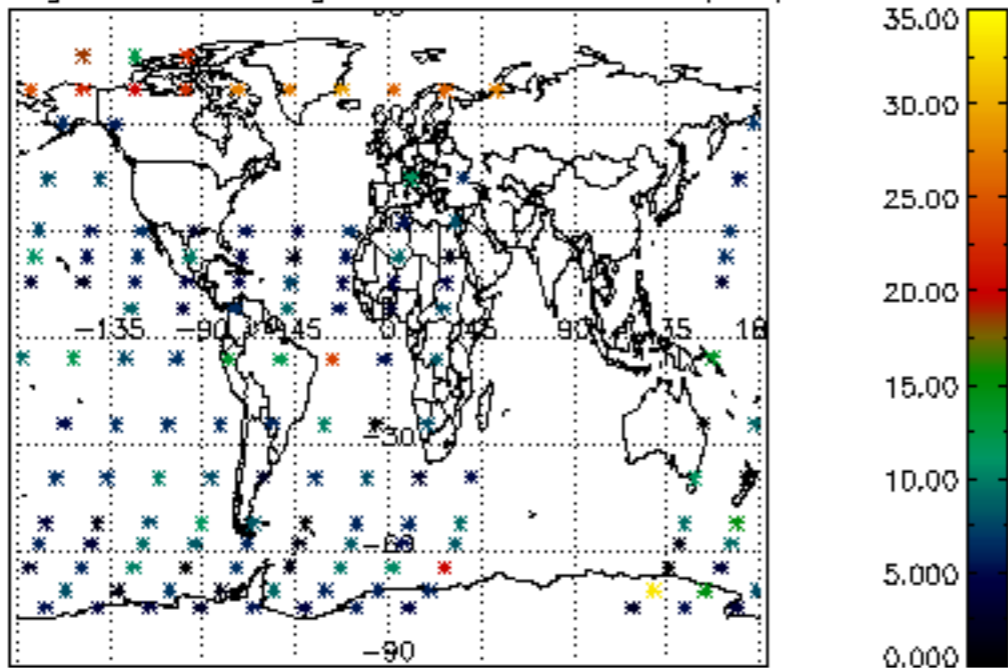
Percentage of cosmic ray hits per profile



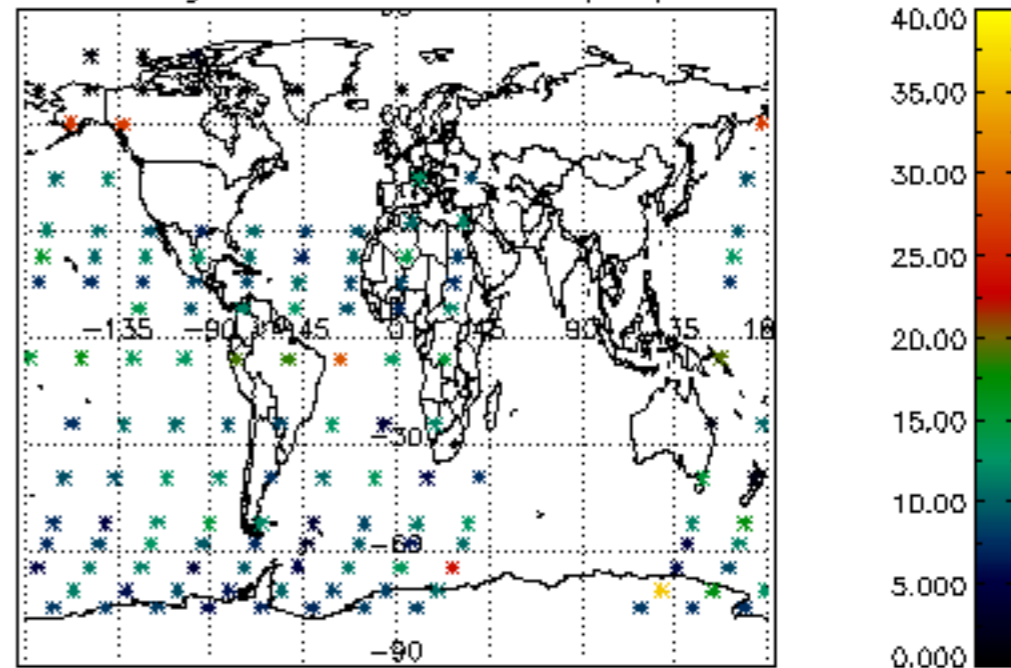
Percentage of datation errors per profile

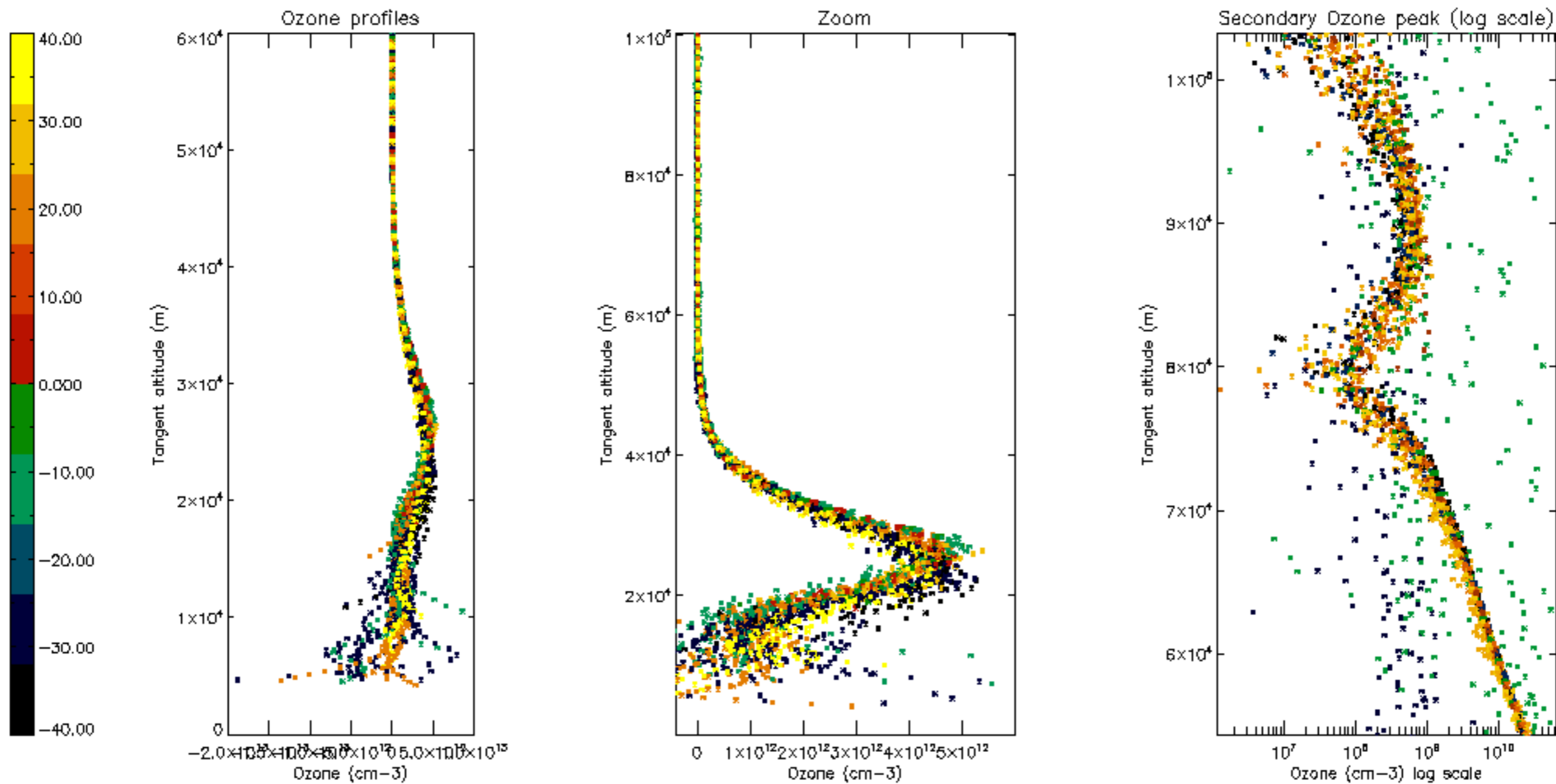


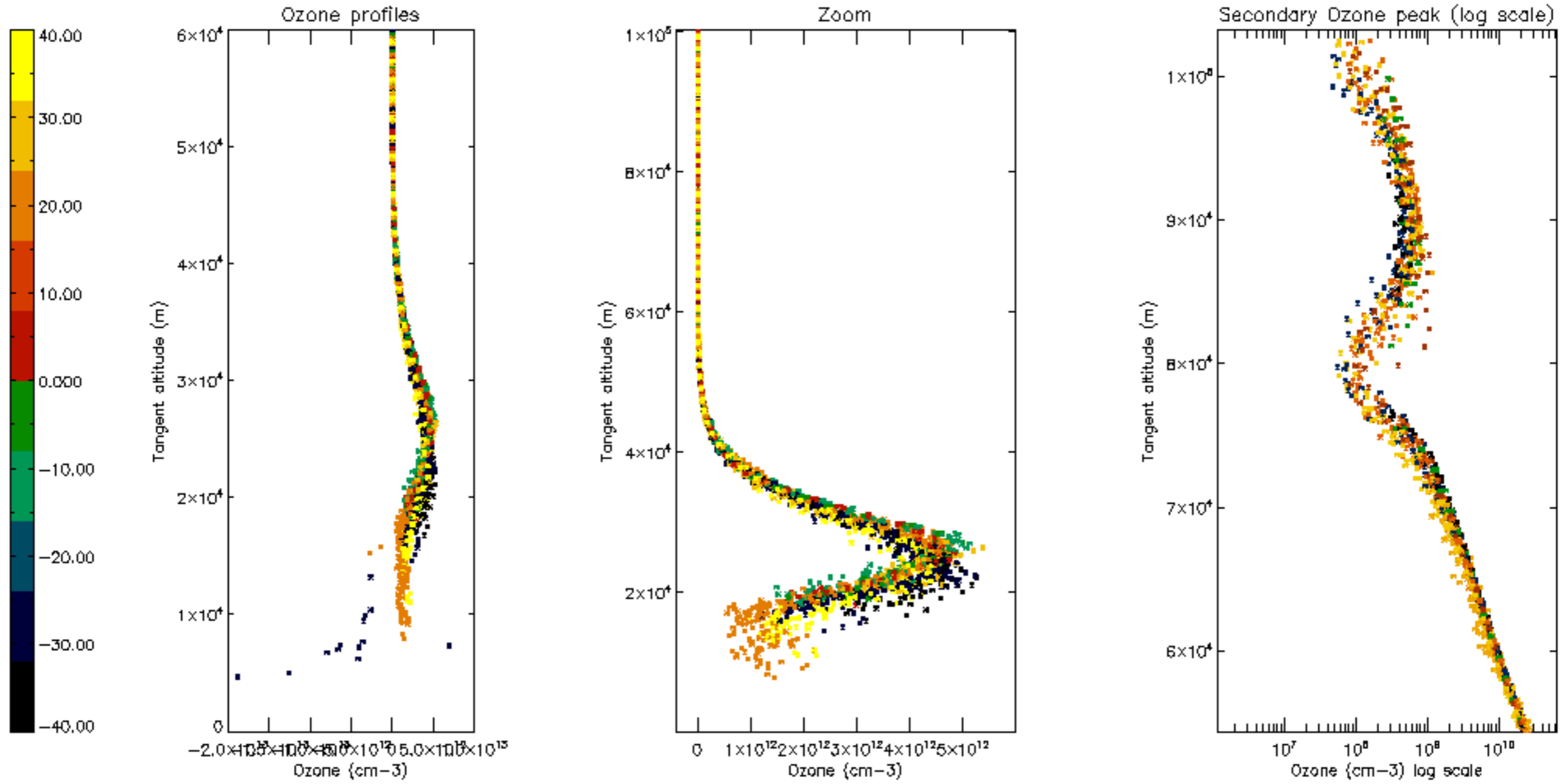
Percentage of star falling outside central band per profile



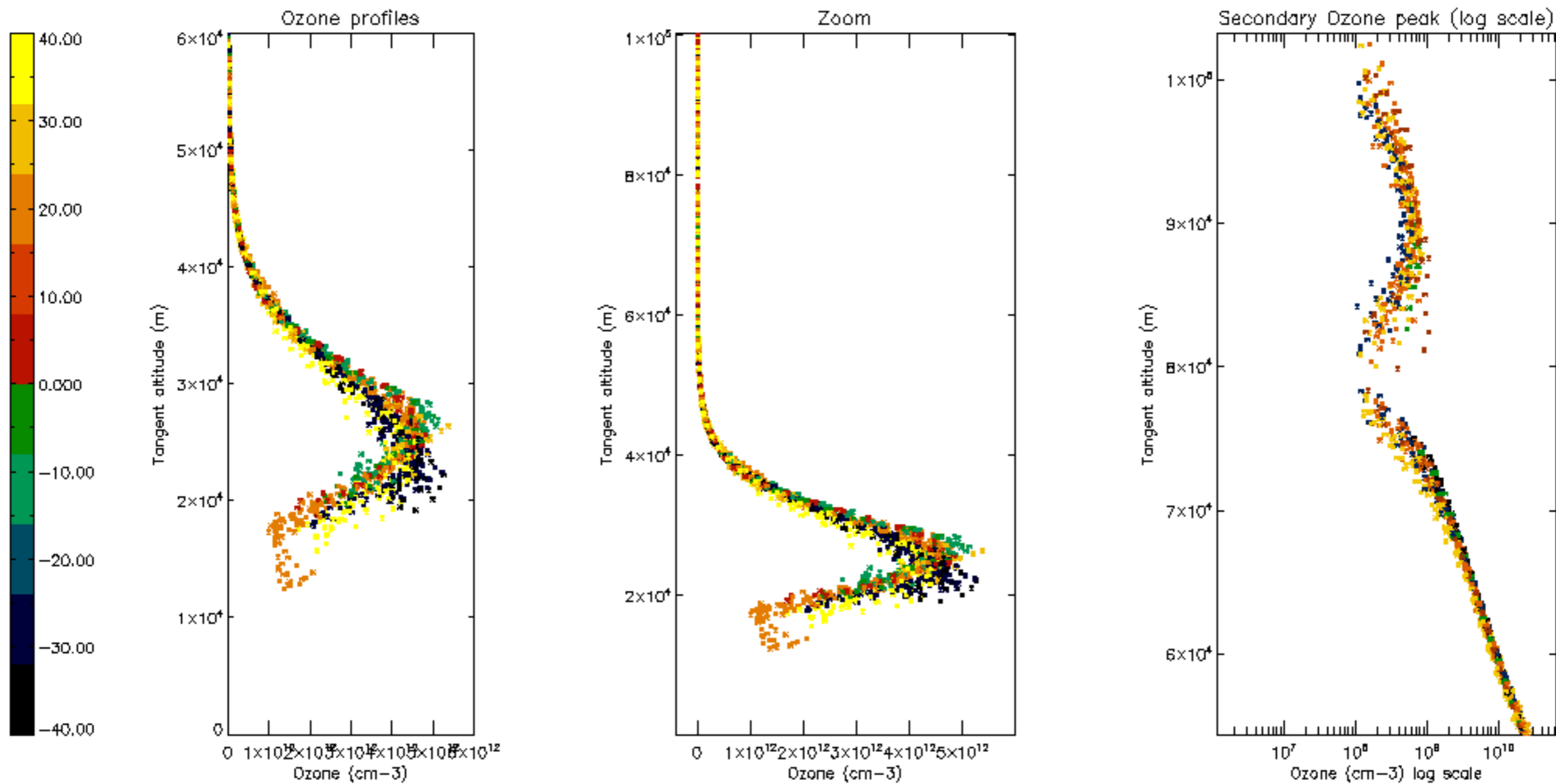
Percentage of saturation errors per profile

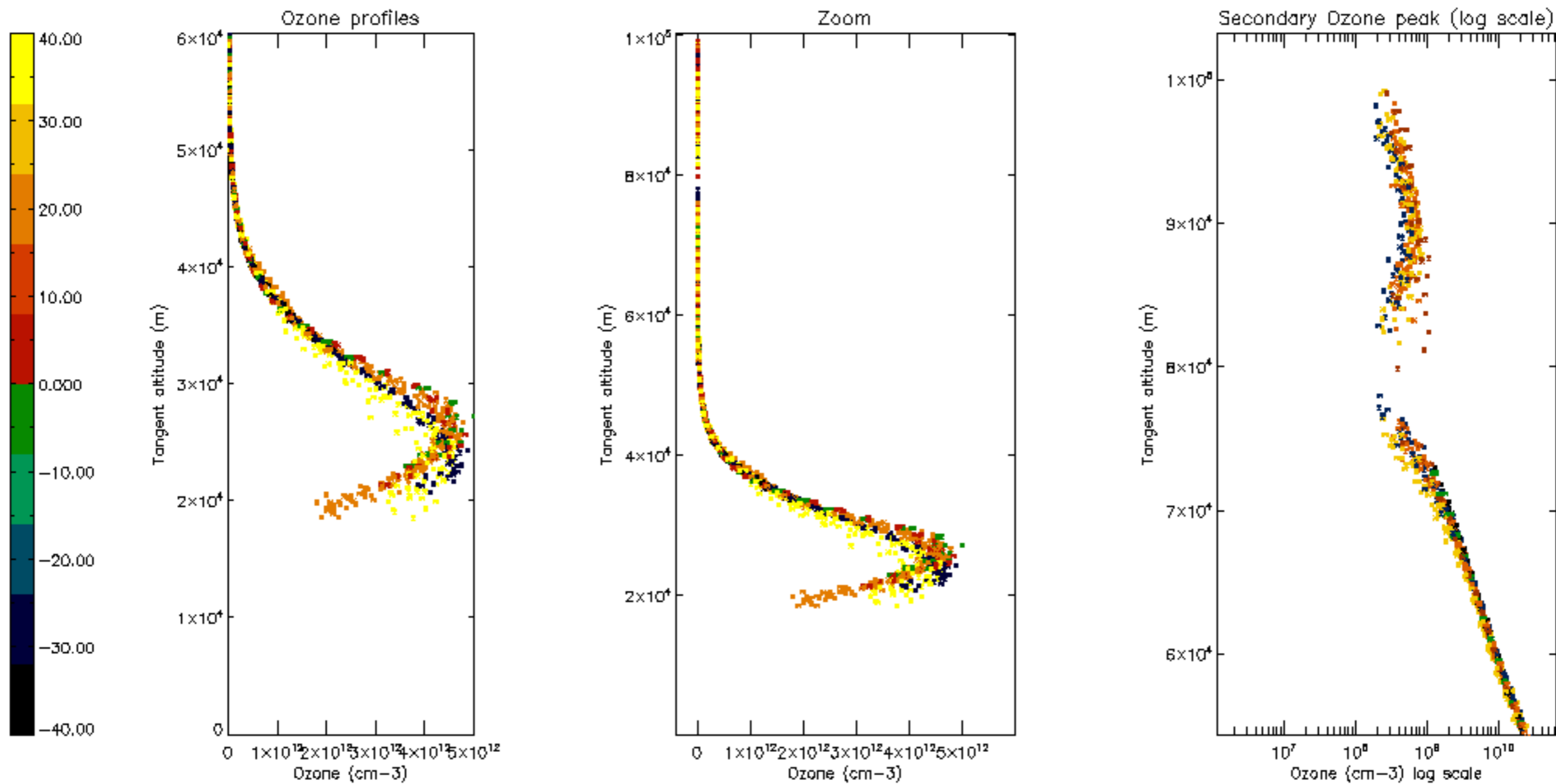


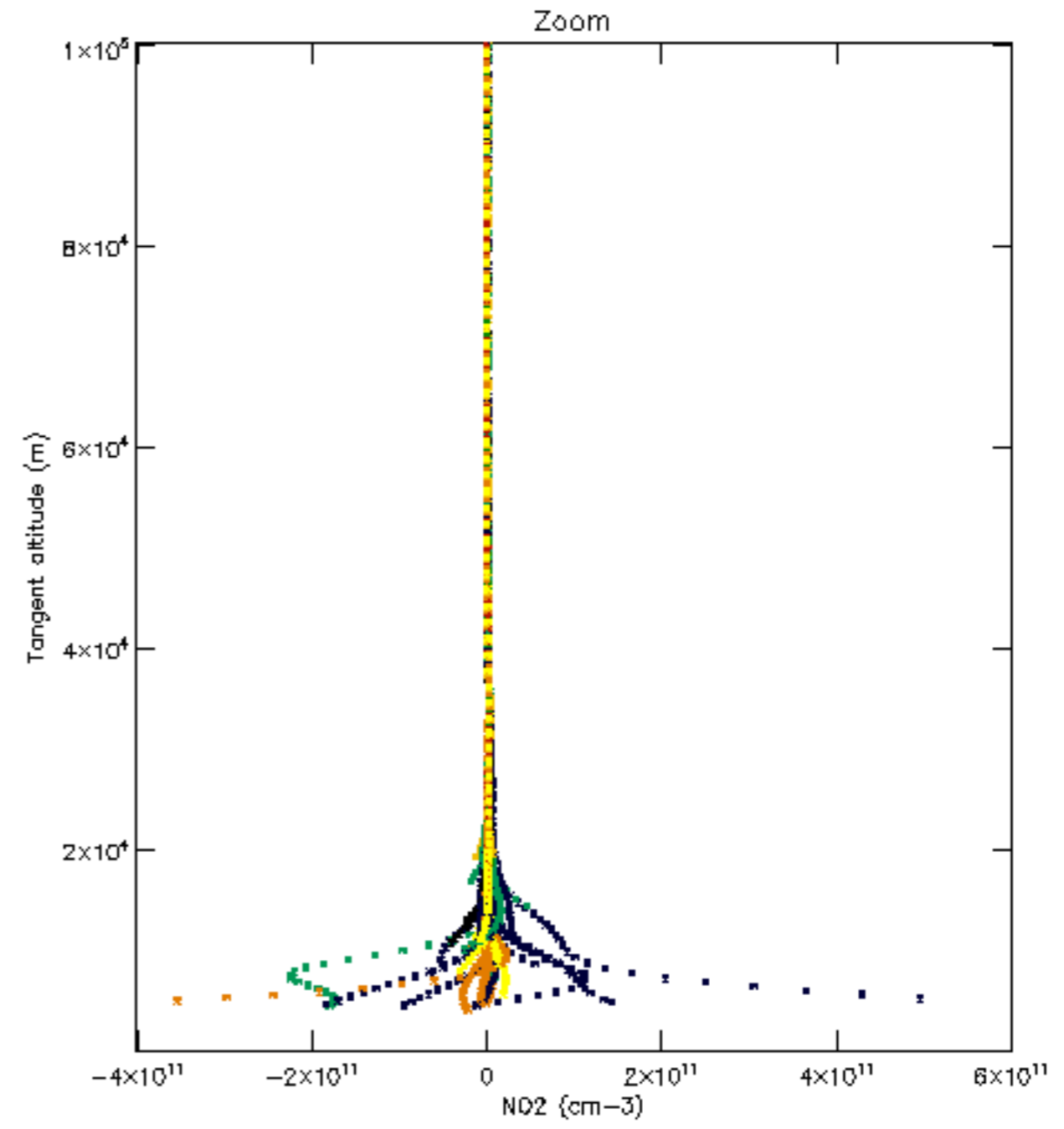
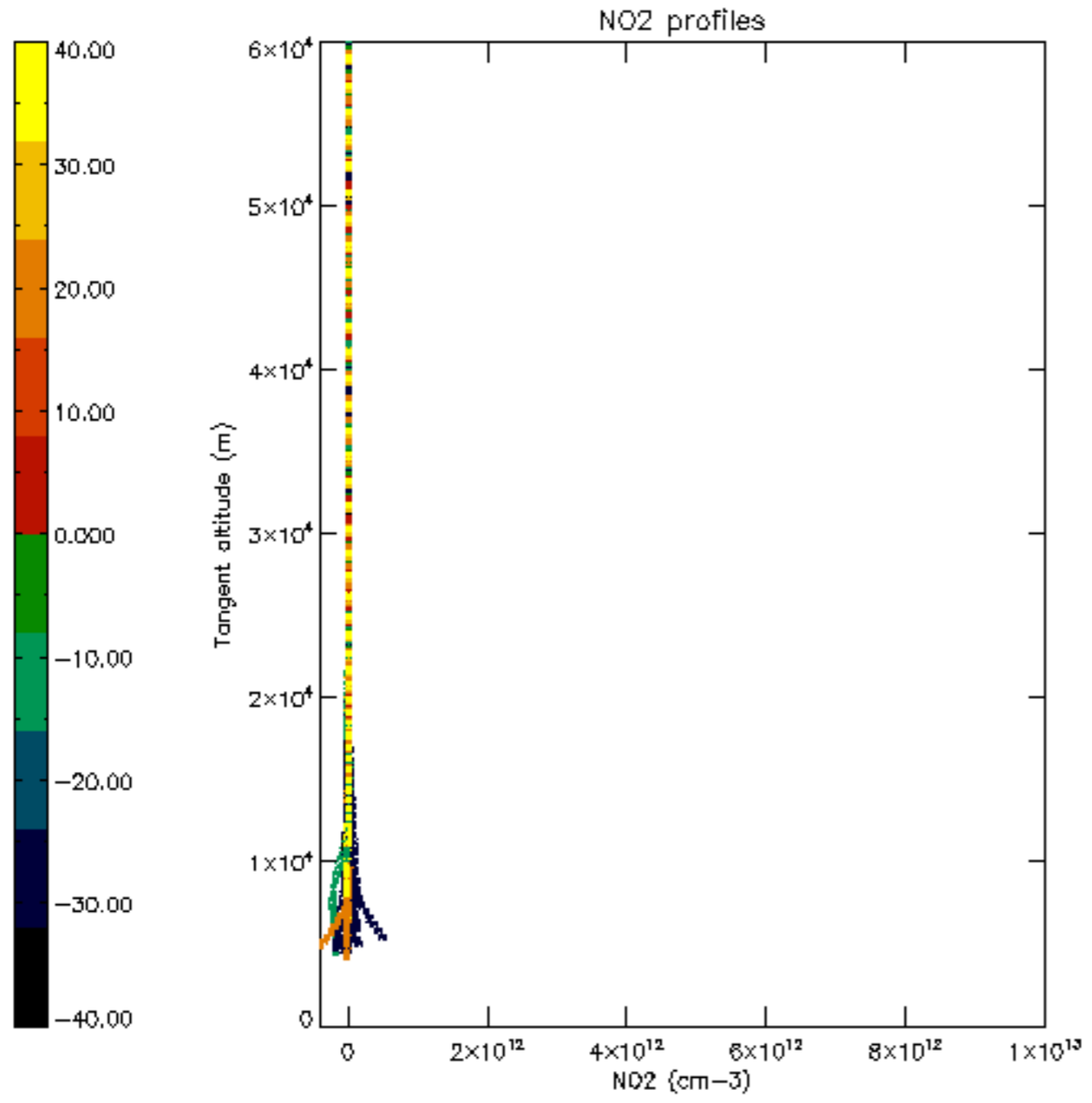


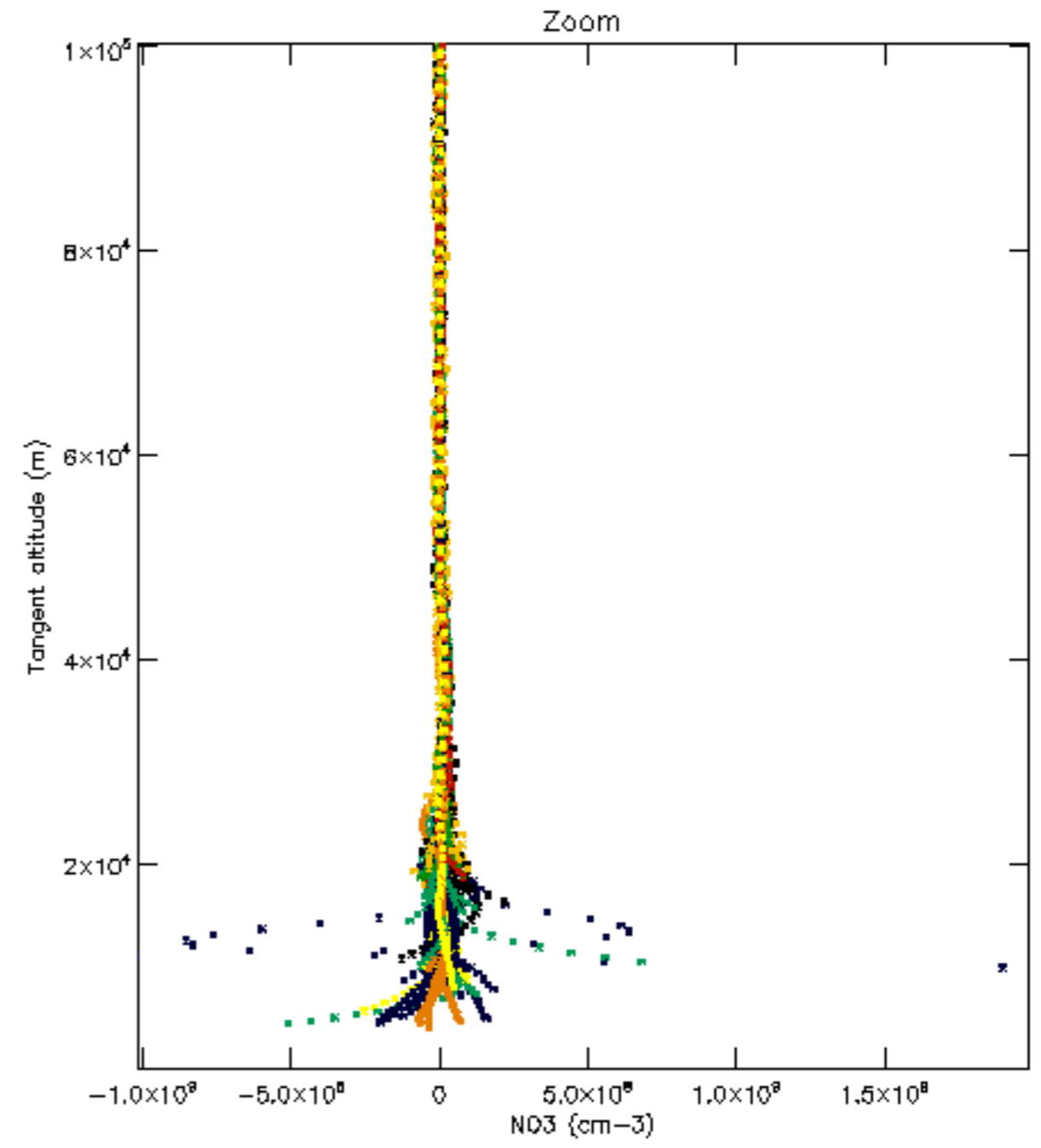
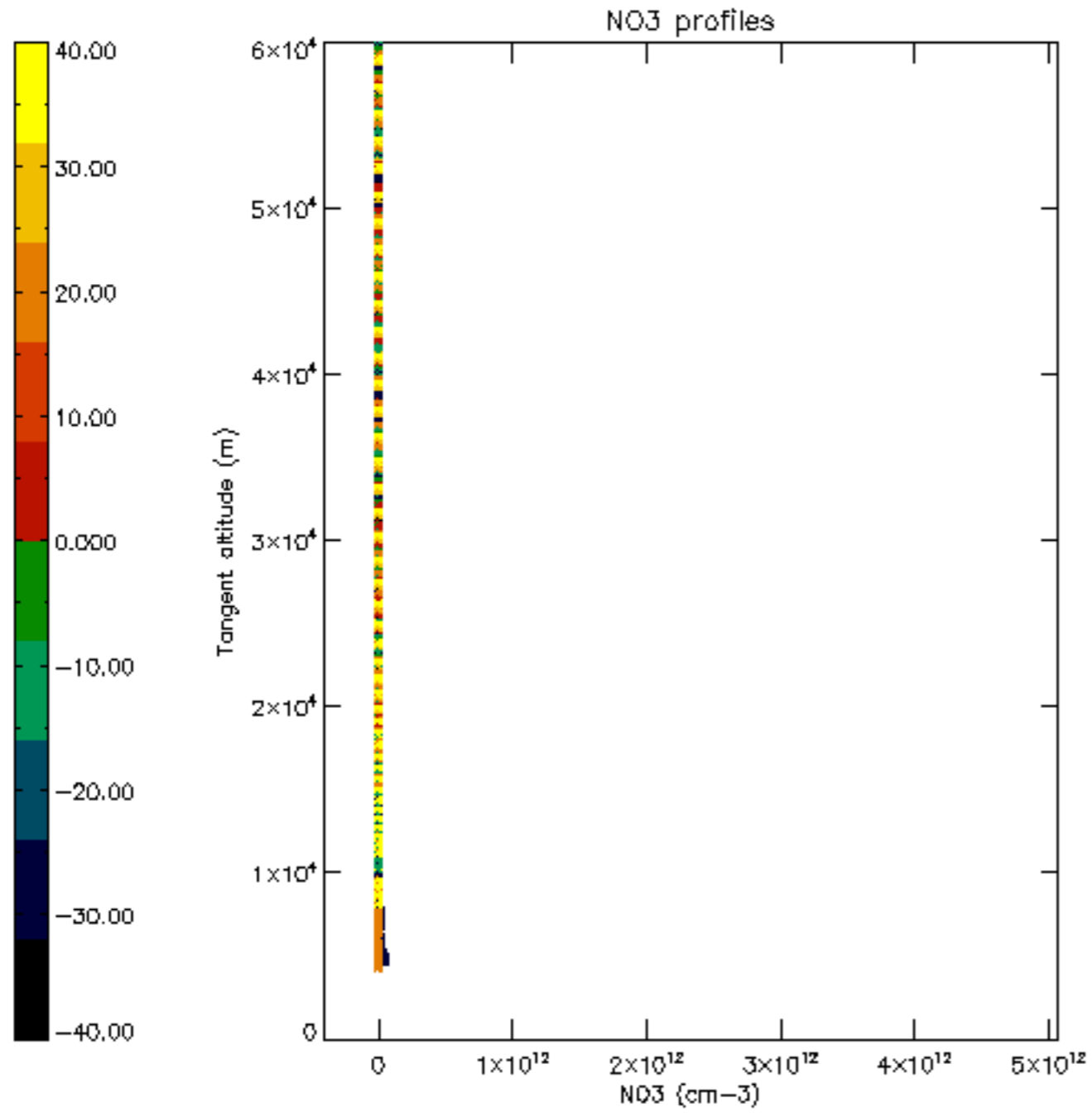




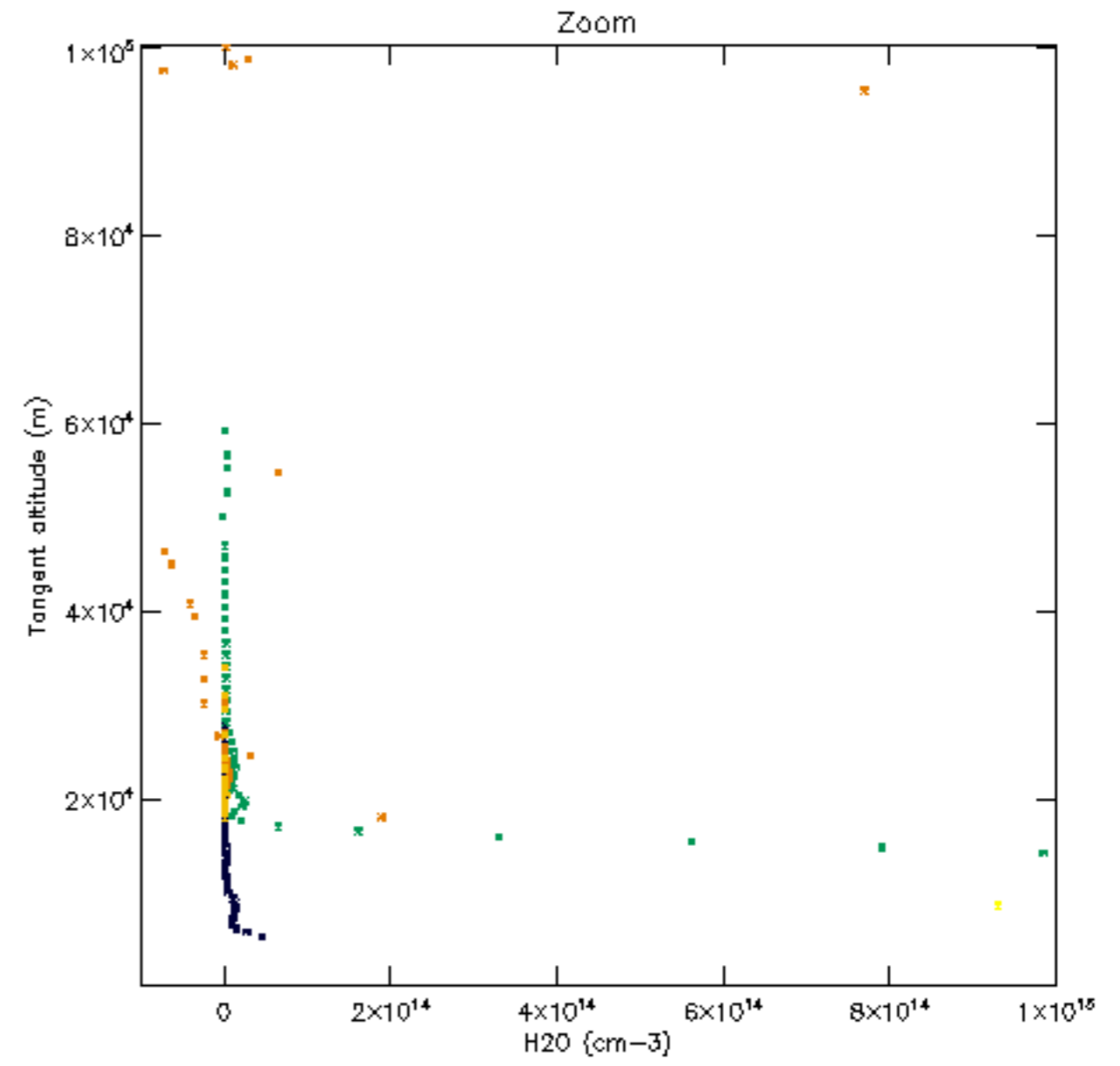
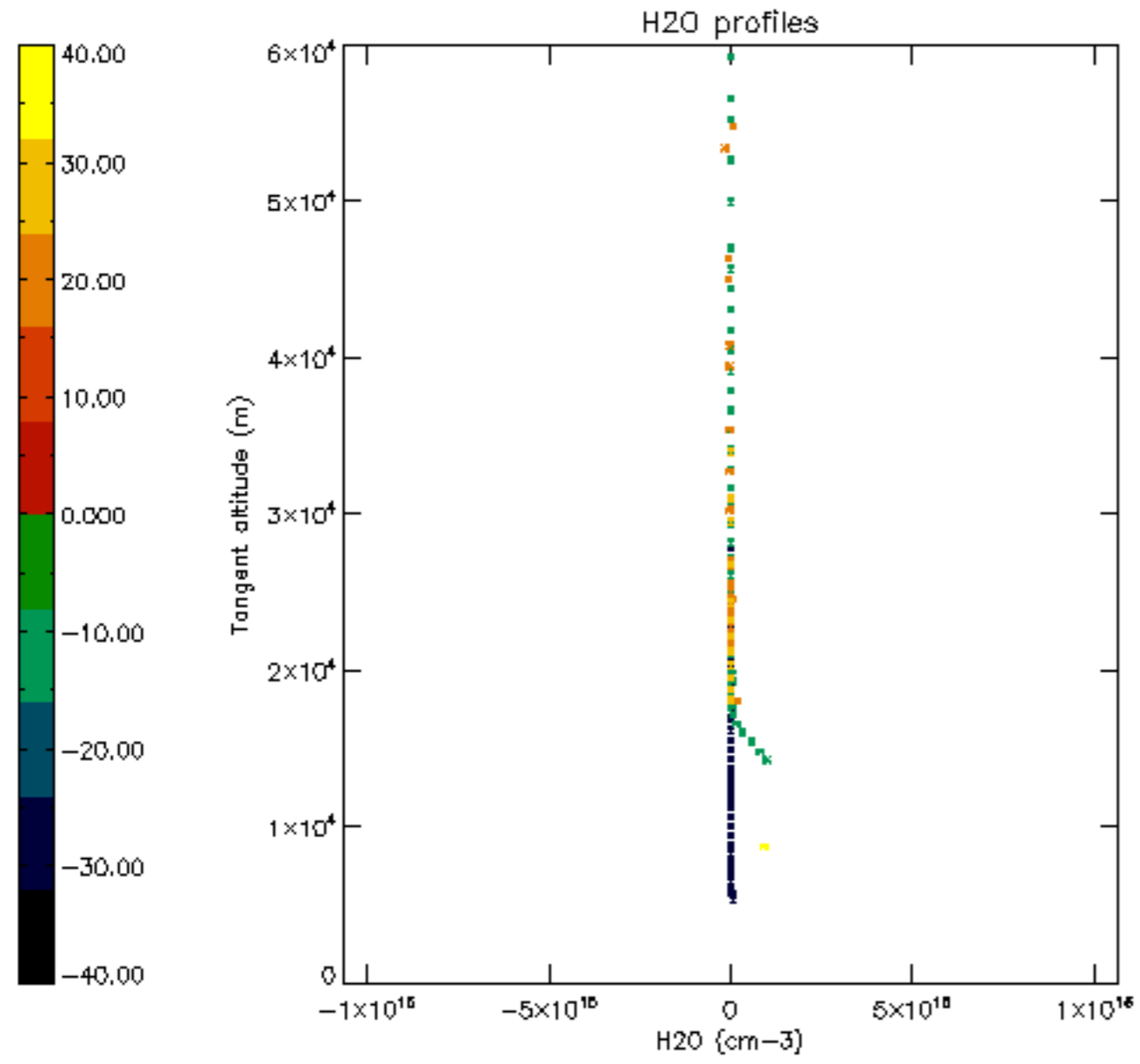


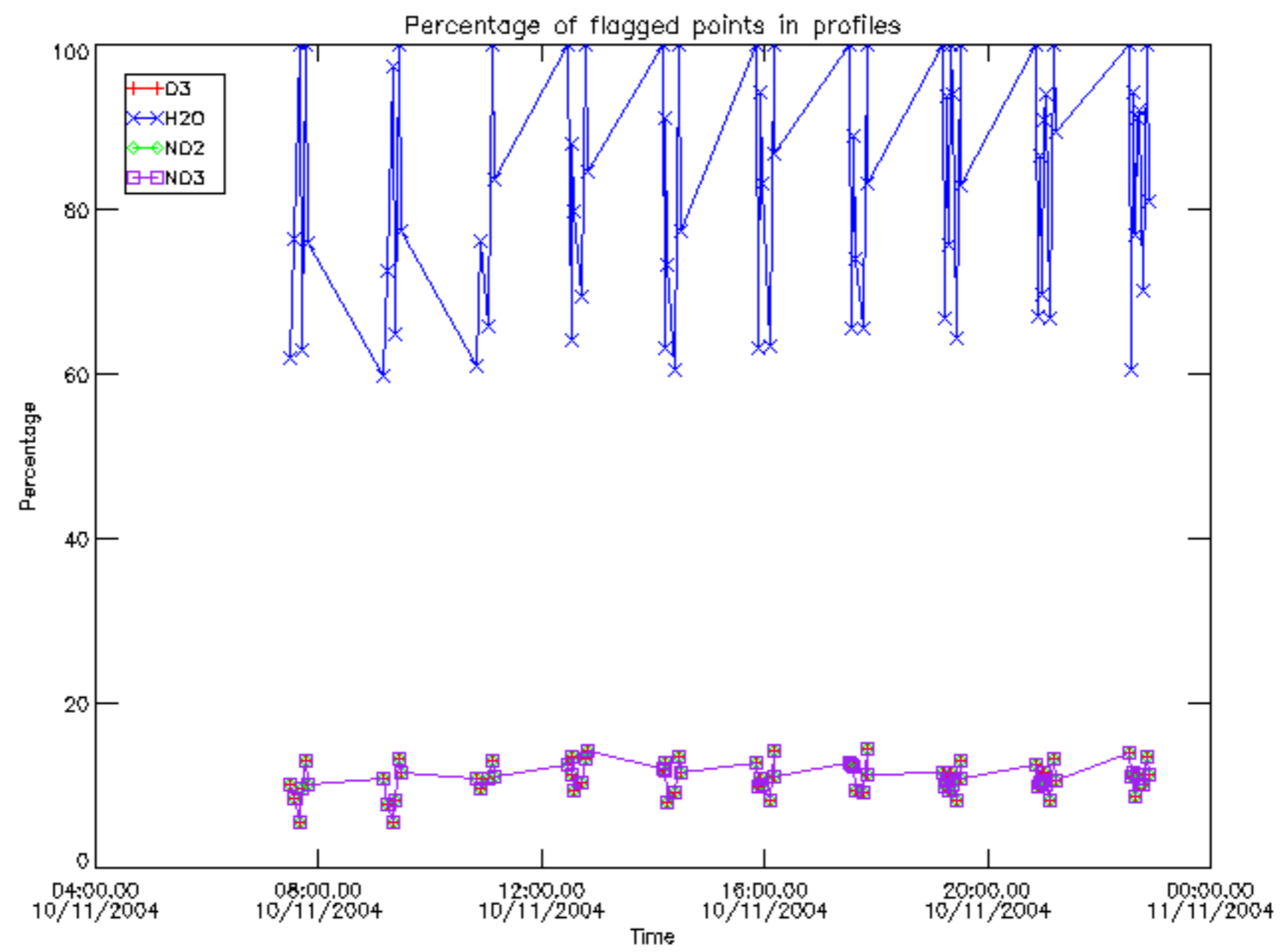




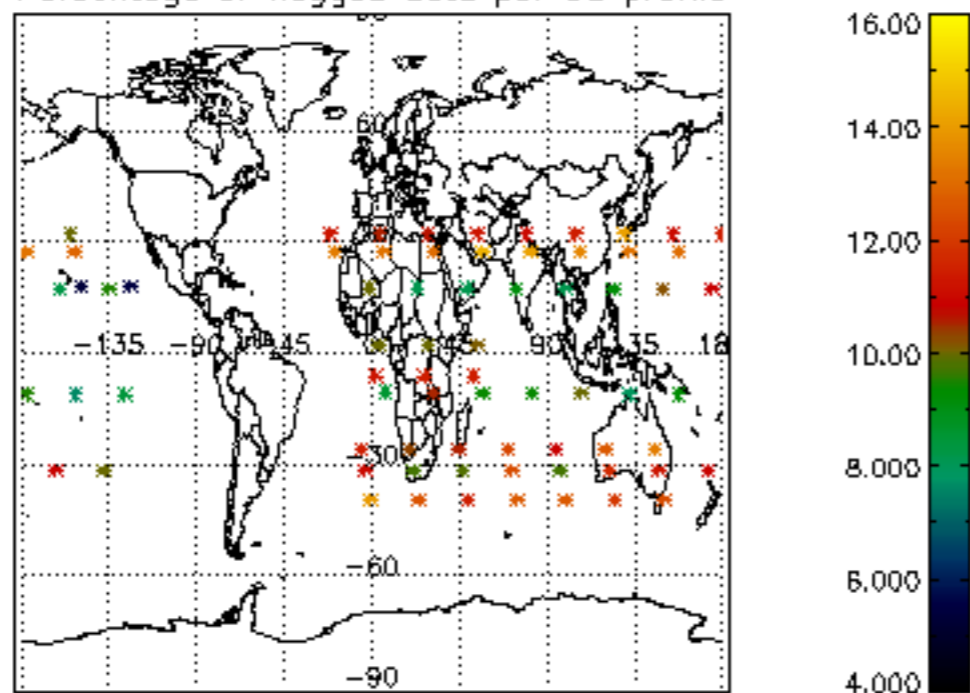




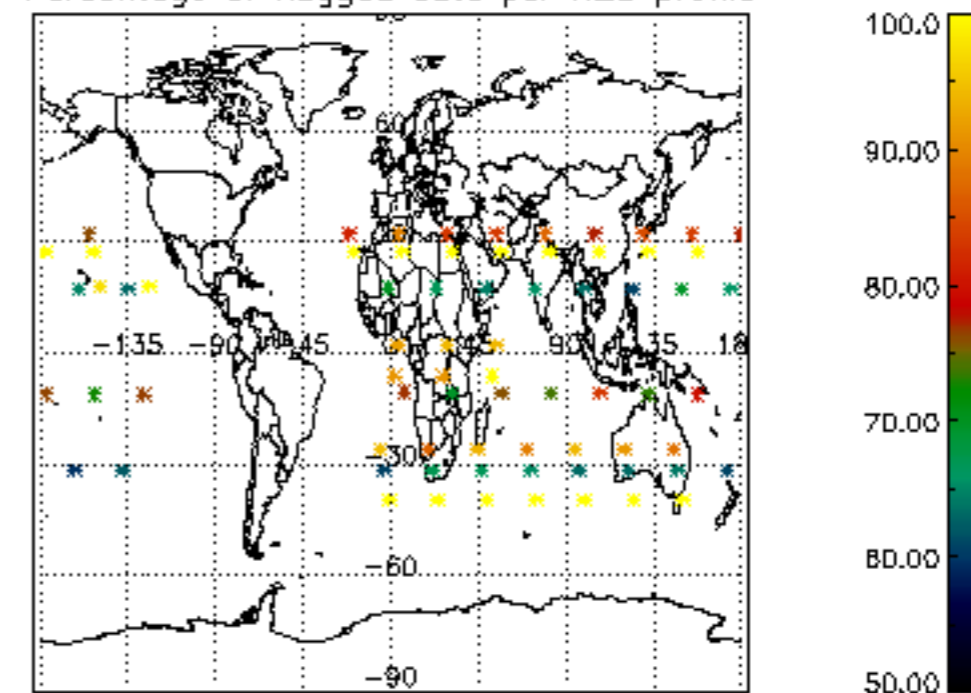




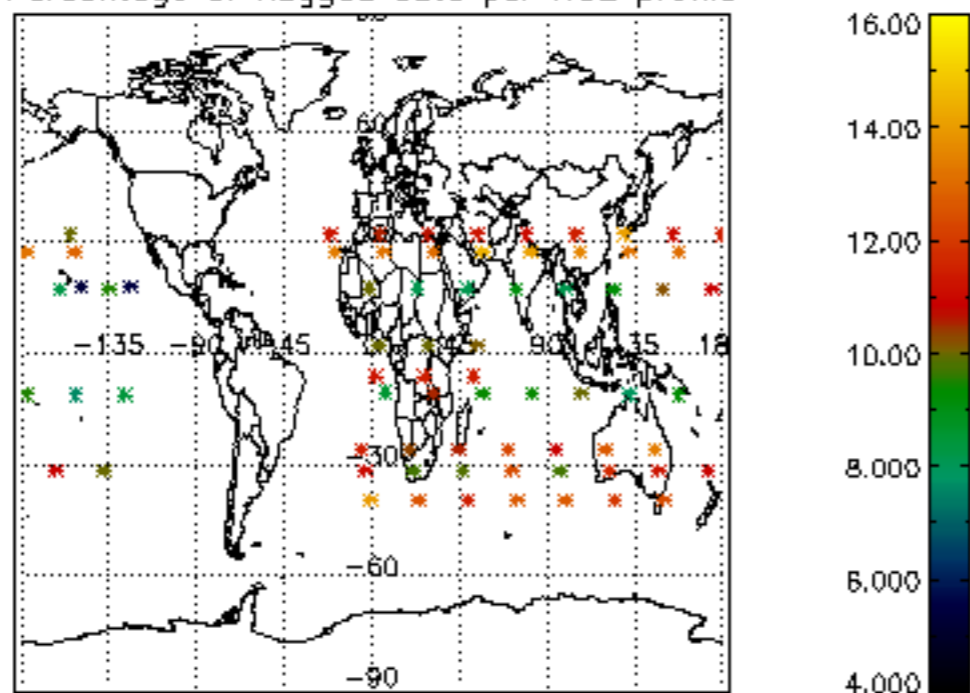
Percentage of flagged data per D3 profile



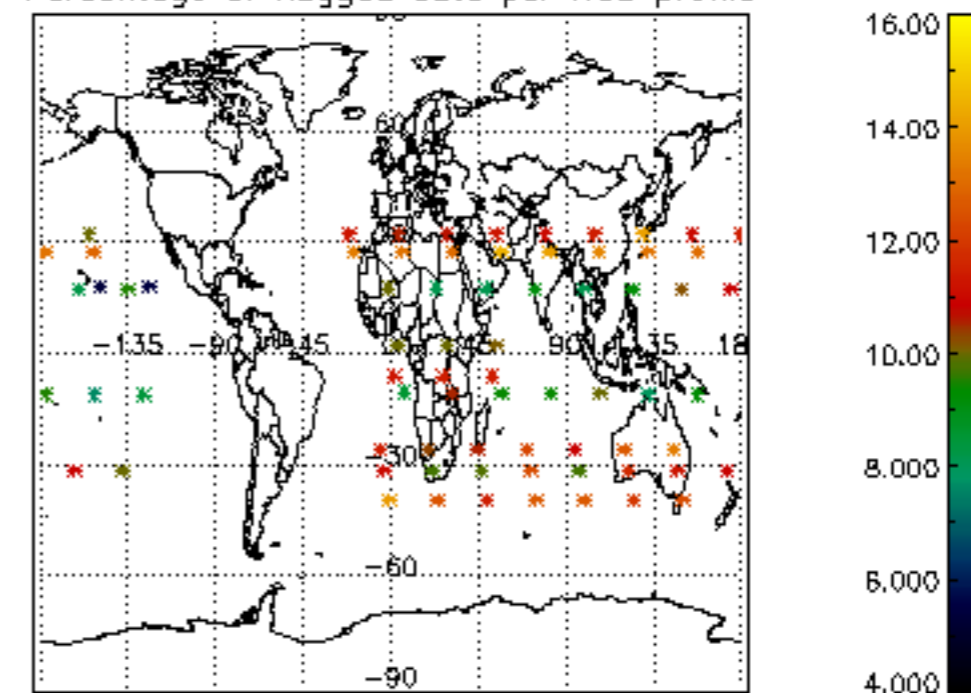
Percentage of flagged data per H2O profile

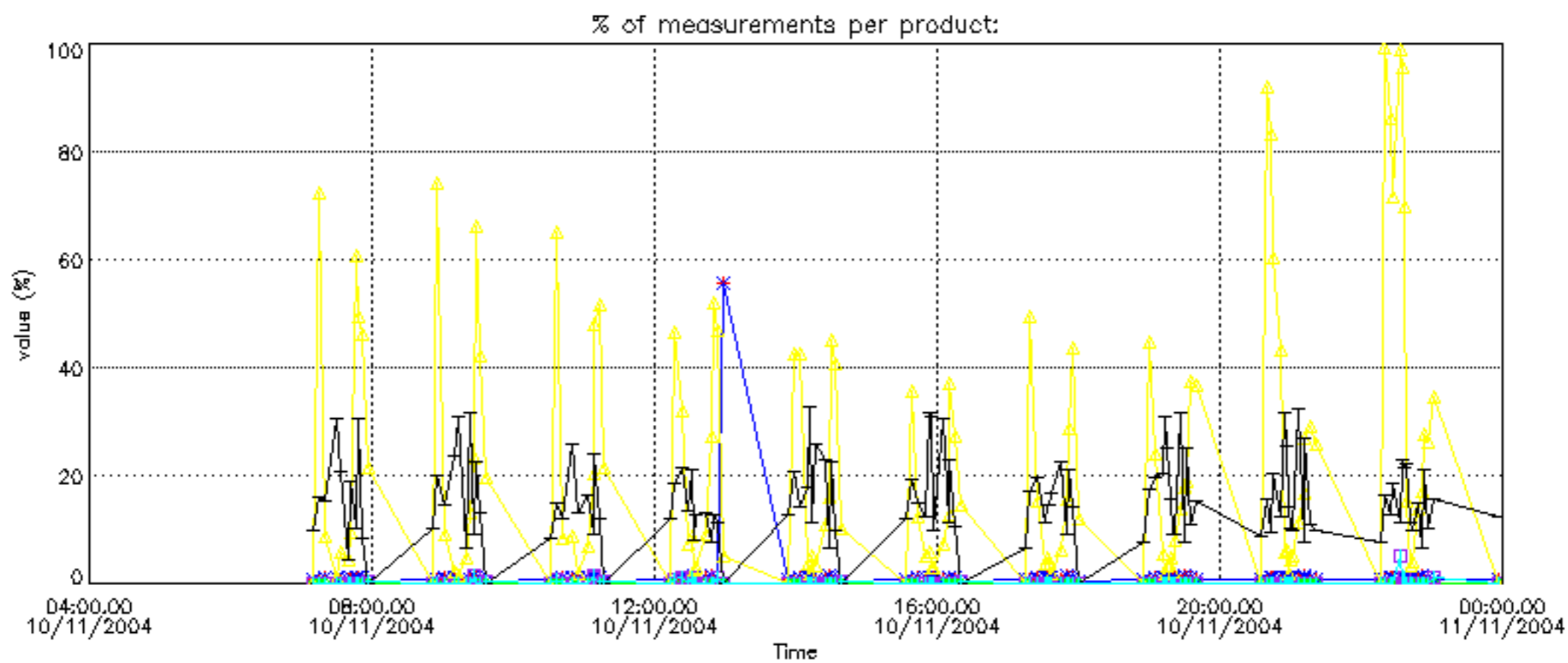


Percentage of flagged data per NO2 profile

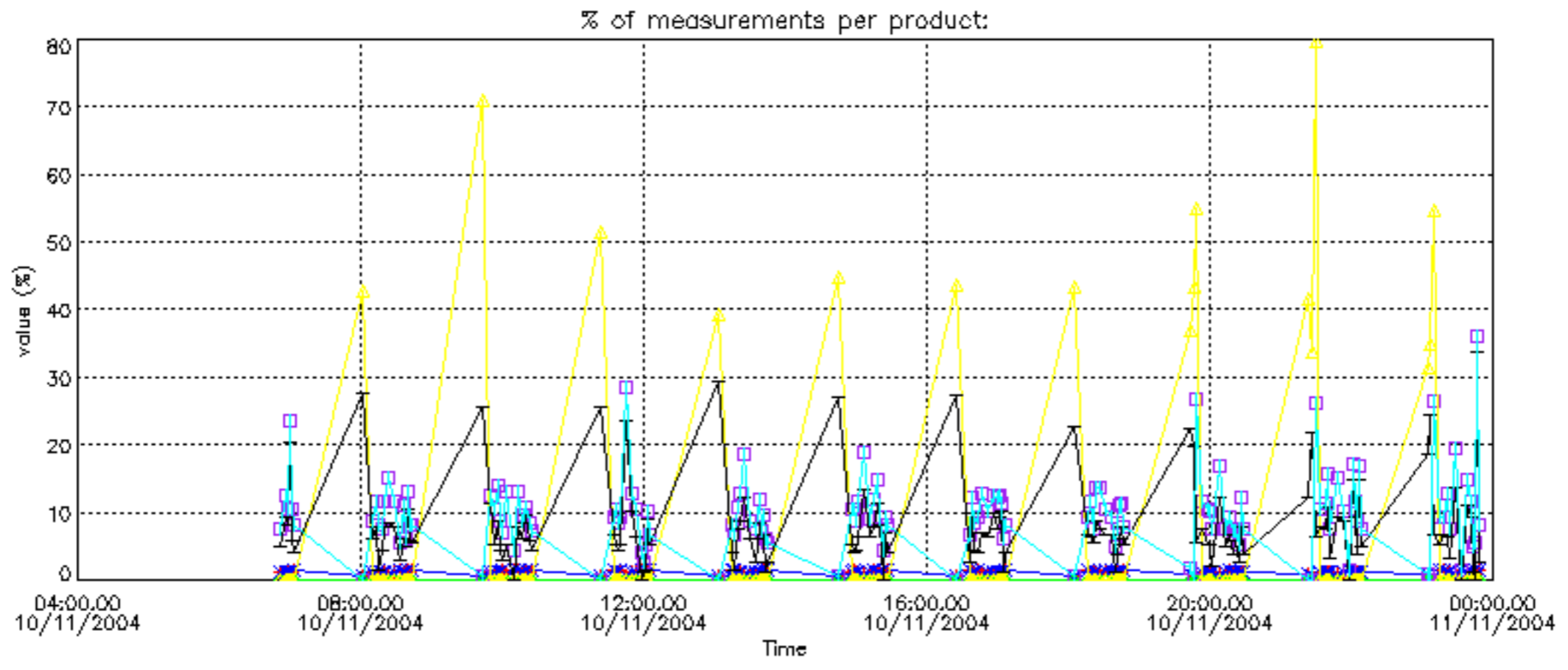


Percentage of flagged data per NO3 profile

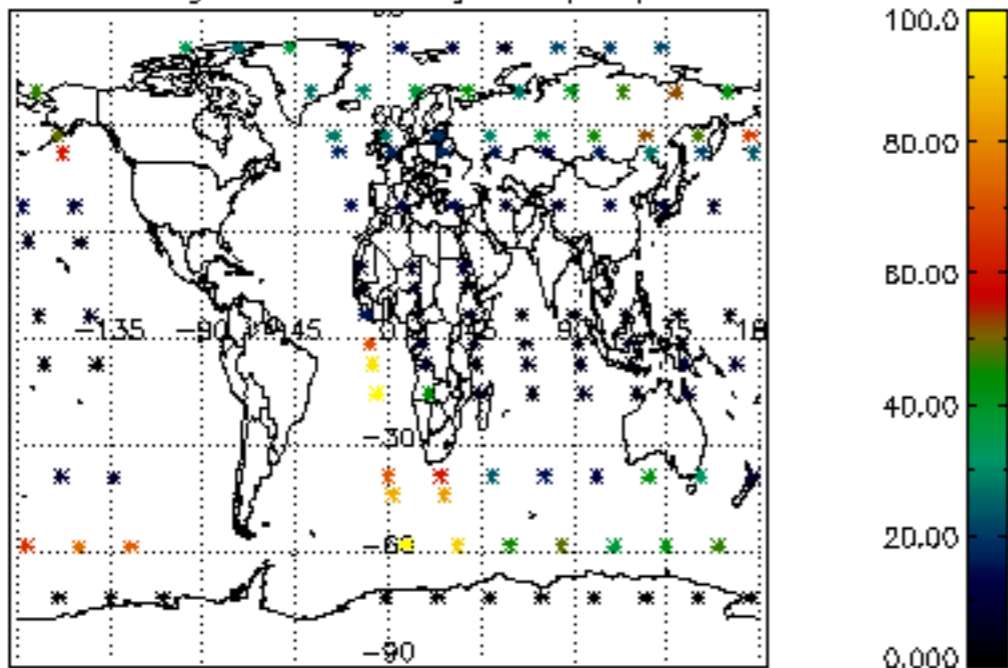




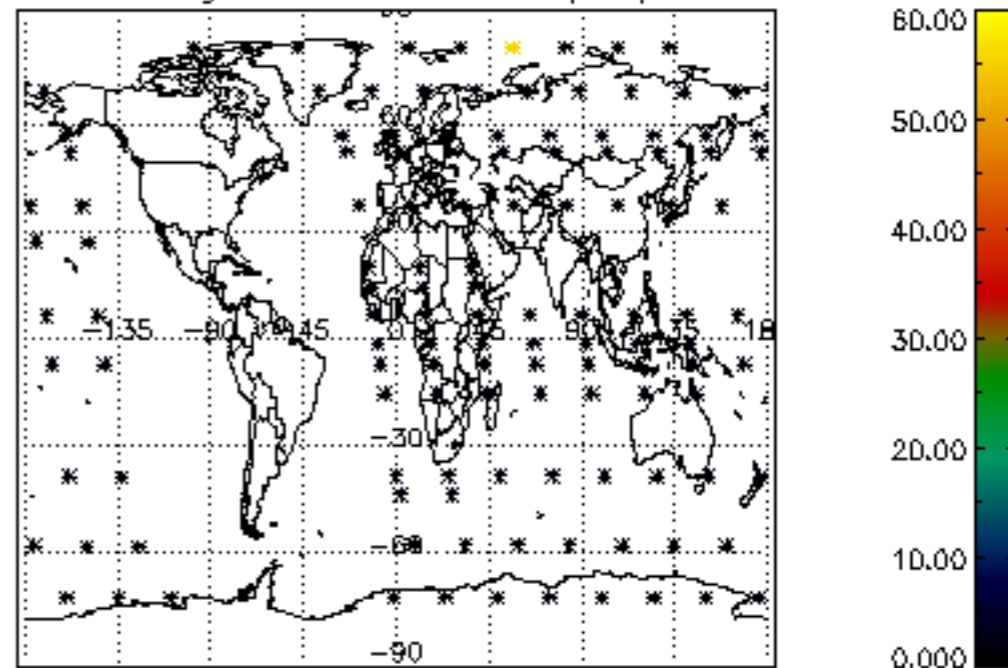




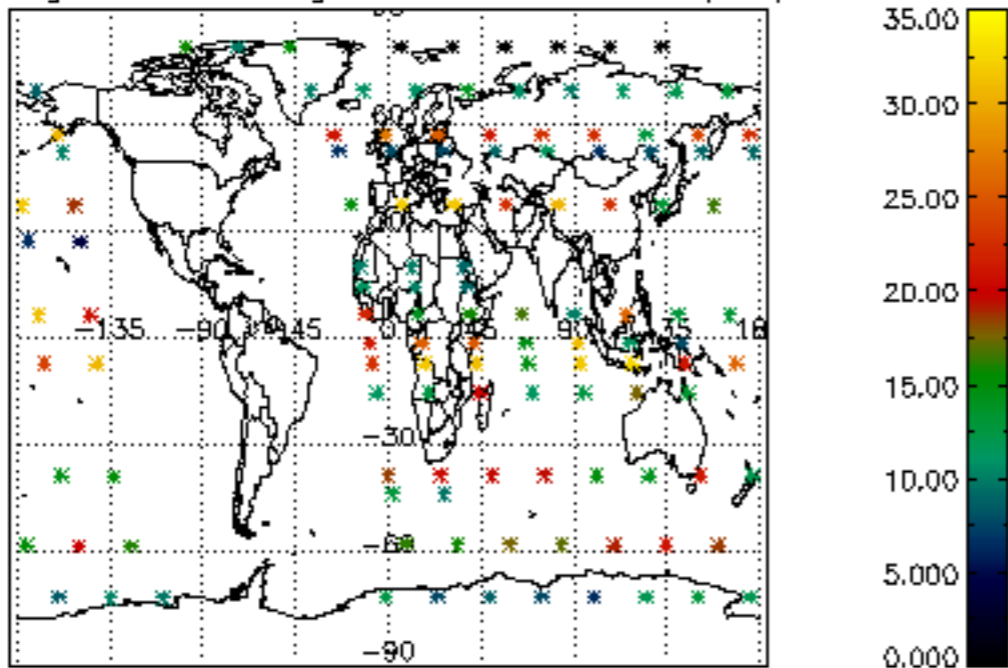
Percentage of cosmic ray hits per profile



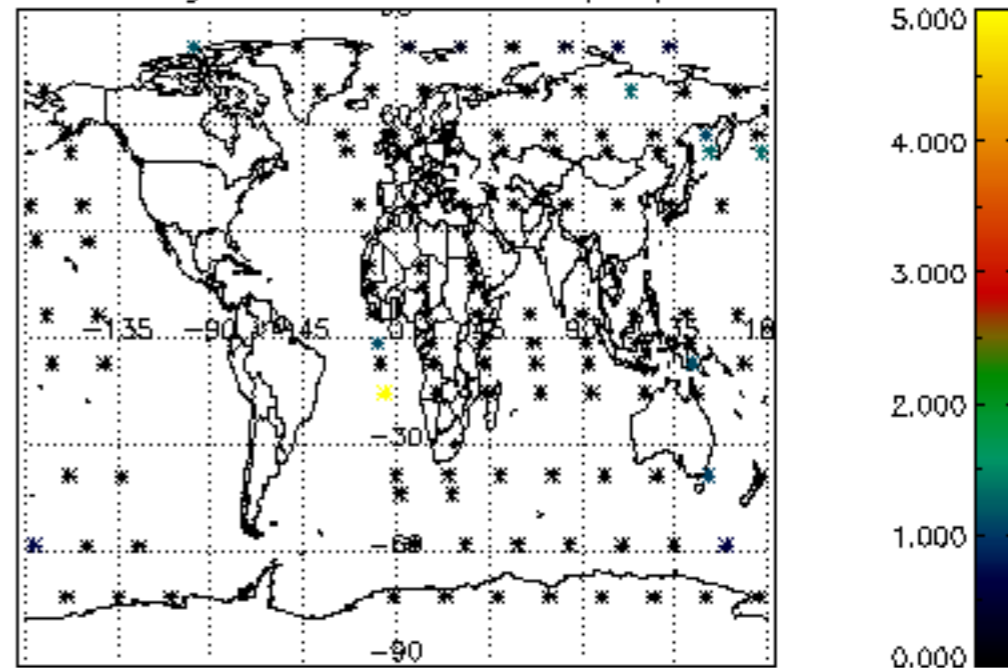
Percentage of datation errors per profile



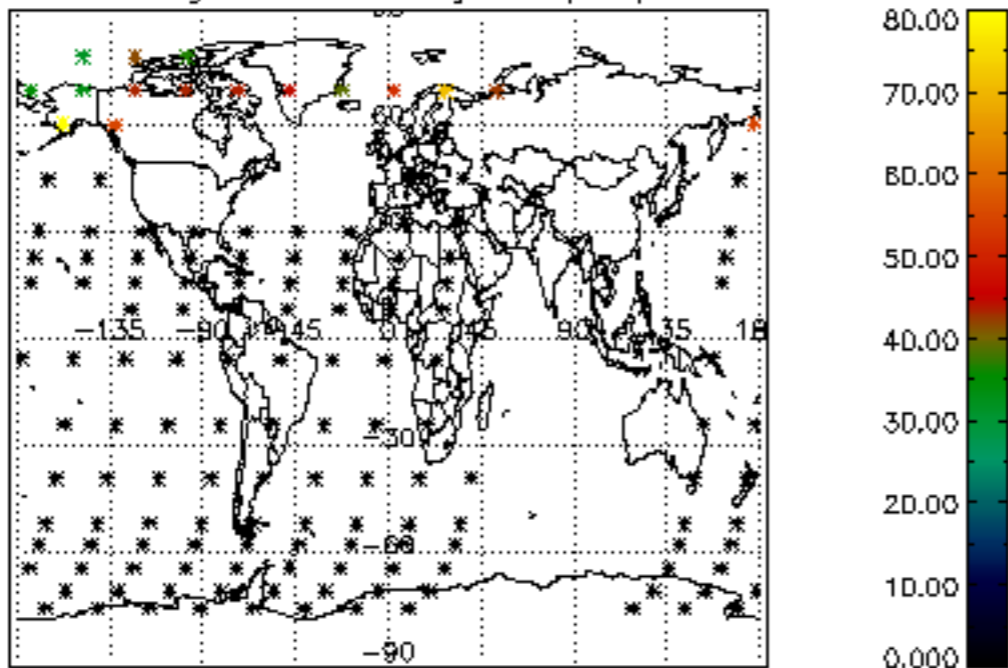
Percentage of star falling outside central band per profile



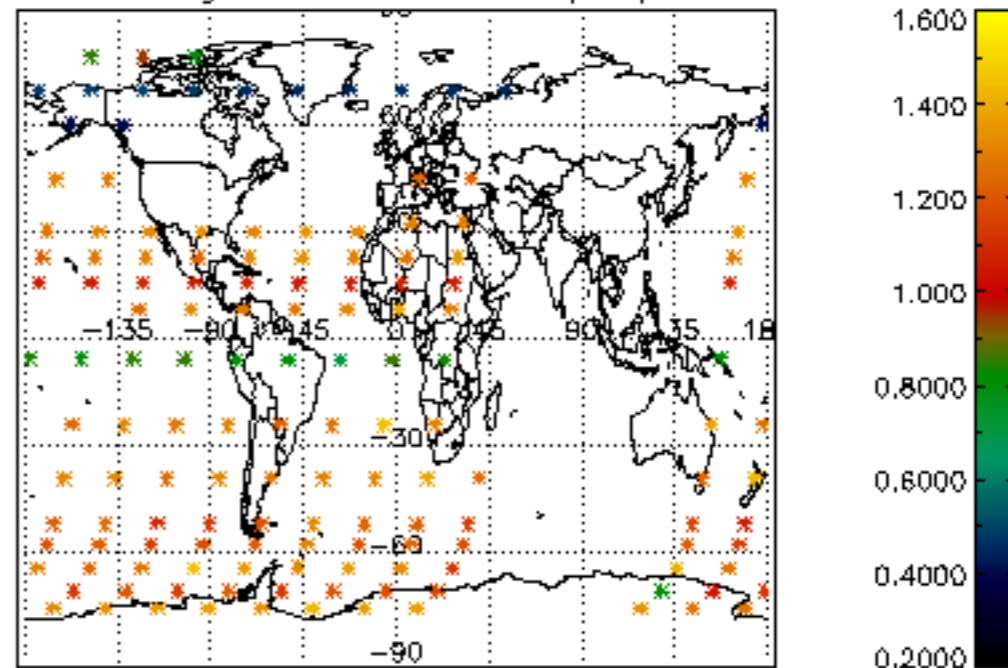
Percentage of saturation errors per profile



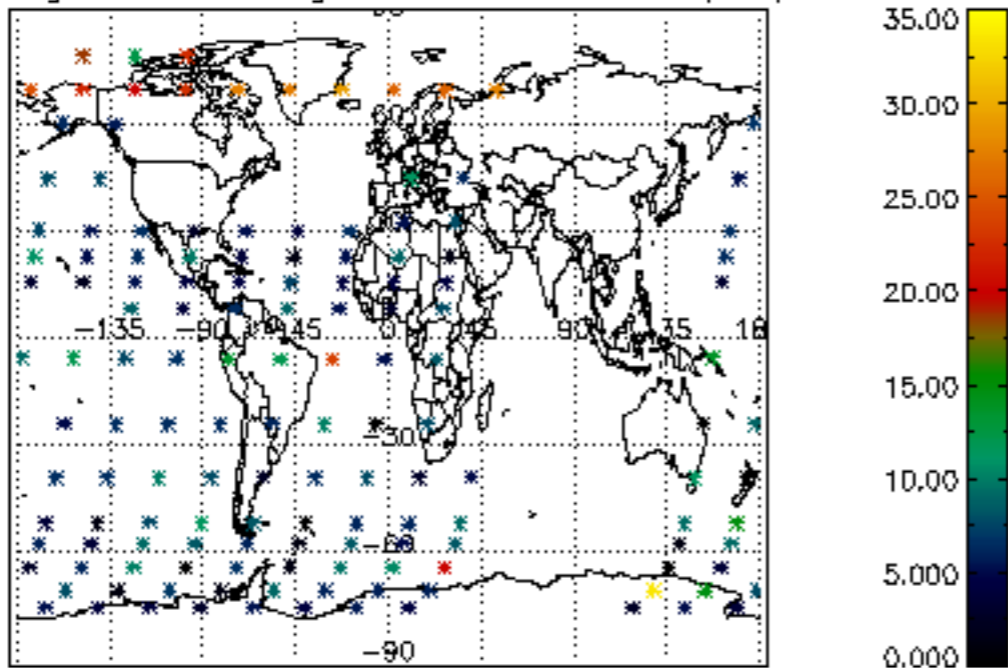
Percentage of cosmic ray hits per profile



Percentage of datation errors per profile



Percentage of star falling outside central band per profile



Percentage of saturation errors per profile

