

GOMOS Level 2 Daily Report

SUMMARY

[1. General Info](#)

[2. Summary of processed GOM_NL_2P products](#)

[3. Level 2 Quality information per product](#)

[3.1 Plot of level 2 quality information per product \(time dependant\)](#)

[3.2 Plot of level 2 quality information per product \(world map\)](#)

[4. Level 1 Quality information per product \(stored on level 2 products\)](#)

[4.1 Plot of level 1 quality information per product \(time dependant\)](#)

[4.1.1 Plot of level 1 quality information per product \(time dependant\): ASCENDING](#)

[4.1.2 Plot of level 1 quality information per product \(time dependant\): DESCENDING](#)

[4.2 Plot of level 1 quality information per product \(world map\)](#)

[4.2.1 Plot of level 1 quality information per product \(world map\): ASCENDING](#)

[4.2.2 Plot of level 1 quality information per product \(world map\): DESCENDING](#)

[5. Ozone profiles based on quality statistics and other trace gas profiles](#)

[5.1 Ozone statistics based on quality of products](#)

[5.2 Plot ozone profiles for all STD \(dark without errors\)](#)

[5.3 Plot ozone profiles where STD < 20% \(dark without errors\)](#)

[5.4. Plot ozone profiles where STD < 10% \(dark without errors\)](#)

[5.5. Plot ozone profiles where STD < 5% \(dark without errors\)](#)

[5.6 Plot NO2 profiles for all STD \(dark without errors\)](#)

[5.7 Plot NO3 profiles for all STD \(dark without errors\)](#)

[5.8 Plot H2O profiles \(only for occultations of stars 1,2,3,4,13,14,16,26,63 dark without errors\) for all STD](#)

[6. Auxiliary Data Files used for the production reported in section 2](#)

This report presents the daily analysis on parameters extracted from GOMOS level 2 data (GOM_NL__2P). It is intended to monitor some important parameters that will impact the quality of these products. A list of level 2 products (and content) that have arrived during the reporting day to the PCF is also given.

Item	Value
Time of report generation	19APR2013 14:45:24
Data source version	GOMOS/6.01
Start time of products	06-11-2004 (06NOV2004 00:00:00)
Stop time of products	07-11-2004 (07NOV2004 00:00:00)
Store outputs in DB	Yes
Nb of level 2 prods	164
Nb of prods with errors	0

2. Summary of processed GOM_NL__2P products.

Nr	Filename	UTC Start time	Limb	Duration	Star Id	Star Name	Star Mag	Star Temp	Nb Meas	Orbit	Prod. error
1	GOM_NL__2PRFIN20041106_000150_000000452031_00460_14041_5906.N1	06-NOV-2004 00:01:50	Straylight	45.000	52	16Bet Cet	2.0370	4500.0	90	14041	No
2	GOM_NL__2PRFIN20041106_000743_000000542031_00460_14041_5907.N1	06-NOV-2004 00:07:43	Twilight_stray	54.000	94	92Alp Cet	2.5260	3100.0	108	14041	No
3	GOM_NL__2PRFIN20041106_001216_000000402031_00460_14041_5908.N1	06-NOV-2004 00:12:16	Bright	39.500	105	6Bet Ari	2.6450	8900.0	79	14041	No
4	GOM_NL__2PRFIN20041106_001517_000000402031_00460_14041_5909.N1	06-NOV-2004 00:15:17	Bright	39.500	58	21Alp And	2.0730	11000.	79	14041	No
5	GOM_NL__2PRFIN20041106_001834_000000402031_00460_14041_5910.N1	06-NOV-2004 00:18:34	Bright	40.000	73	57Gam1And	2.2600	13100.	80	14041	No
6	GOM_NL__2PRFIN20041106_002222_000000372031_00460_14041_5911.N1	06-NOV-2004 00:22:22	Bright	37.000	68	18Alp Cas	2.2250	4500.0	74	14041	No
7	GOM_NL__2PRFIN20041106_002409_000000722031_00460_14041_5912.N1	06-NOV-2004 00:24:09	Bright	71.500	114	3lot Aur	2.6930	4600.0	143	14041	No
8	GOM_NL__2PRFIN20041106_002745_000000662031_00460_14041_5913.N1	06-NOV-2004 00:27:45	Bright	66.000	6	13Alp Aur	0.080000	3400.0	132	14041	No
9	GOM_NL__2PRFIN20041106_003134_000000372031_00460_14041_5914.N1	06-NOV-2004 00:31:34	Bright	36.500	49	1Alp UMi	1.9900	6300.0	73	14041	No
10	GOM_NL__2PRFIN20041106_003537_000000382031_00460_14041_5915.N1	06-NOV-2004 00:35:37	Bright	38.000	60	7Bet UMi	2.0810	3950.0	76	14041	No
11	GOM_NL__2PRFIN20041106_003934_000000422031_00460_14041_5916.N1	06-NOV-2004 00:39:34	Bright	41.500	36	50Alp UMa	1.8000	6300.0	83	14041	No
12	GOM_NL__2PRFIN20041106_004112_000000392031_00460_14041_5917.N1	06-NOV-2004 00:41:12	Bright	39.000	82	48Bet UMa	2.3650	10600.	78	14041	No
13	GOM_NL__2PRFIN20041106_004251_000000522031_00460_14041_5918.N1	06-NOV-2004 00:42:51	Bright	52.000	39	85Eta UMa	1.8540	24000.	104	14041	No
14	GOM_NL__2PRFIN20041106_004500_000000422031_00460_14041_5919.N1	06-NOV-2004 00:45:00	Bright	42.000	174	52Psi UMa	3.0040	4400.0	84	14041	No
15	GOM_NL__2PRFIN20041106_005337_000000682031_00460_14041_5920.N1	06-NOV-2004 00:53:37	Bright	68.000	166	17Eps Leo	2.9800	6000.0	136	14041	No
16	GOM_NL__2PRFIN20041106_005743_000000652031_00460_14041_5921.N1	06-NOV-2004 00:57:43	Twilight_stray	65.000	22	32Alp Leo	1.3600	15200.	130	14041	No
17	GOM_NL__2PRFIN20041106_010810_000000822031_00460_14041_5922.N1	06-NOV-2004 01:08:10	Dark	81.500	48	30Alp Hya	1.9770	4100.0	163	14041	No
18	GOM_NL__2PRFIN20041106_011126_000000402031_00460_14041_5923.N1	06-NOV-2004 01:11:26	Dark	39.500	99	Del Cen	2.5750	26000.	79	14041	No
19	GOM_NL__2PRFIN20041106_011258_000000402031_00460_14041_5924.N1	06-NOV-2004 01:12:58	Dark	40.000	26	Gam Cru	1.6240	2900.0	80	14041	No
20	GOM_NL__2PRFIN20041106_011438_000000412031_00460_14041_5925.N1	06-NOV-2004 01:14:38	Dark	40.500	12	Alp1Cru	0.77500	30000.	81	14041	No
21	GOM_NL__2PRFIN20041106_144139_000000402031_00469_14050_5901.N1	06-NOV-2004 14:41:39	Dark	40.000	91	Kap Vel	2.4900	26000.	80	14050	No
22	GOM_NL__2PRFIN20041106_144455_000000552031_00469_14050_5902.N1	06-NOV-2004 14:44:55	Dark	54.500	70	Zet Pup	2.2460	39000.	109	14050	No
23	GOM_NL__2PRFIN20041106_144942_000000622031_00469_14050_5903.N1	06-NOV-2004 14:49:42	Dark	62.000	2	Alp Car	-0.73600	7000.0	124	14050	No
24	GOM_NL__2PRFIN20041106_145231_000000912031_00469_14050_5904.N1	06-NOV-2004 14:52:31	Dark	90.500	23	21Eps CMa	1.5020	26000.	181	14050	No
25	GOM_NL__2PRFIN20041106_145551_000000472031_00469_14050_5905.N1	06-NOV-2004 14:55:51	Dark	46.500	9	Alp Eri	0.45300	24000.	93	14050	No
26	GOM_NL__2PRFIN20041106_145922_000000402031_00469_14050_5906.N1	06-NOV-2004 14:59:22	Straylight	39.500	157	The1Eri	2.9060	9300.0	79	14050	No
27	GOM_NL__2PRFIN20041106_150248_000000862031_00469_14050_5907.N1	06-NOV-2004 15:02:48	Straylight	85.500	139	9Bet Lep	2.8330	5600.0	171	14050	No
28	GOM_NL__2PRFIN20041106_150714_000000462031_00469_14050_5908.N1	06-NOV-2004 15:07:14	Straylight	45.500	52	16Bet Cet	2.0370	4500.0	91	14050	No
29	GOM_NL__2PRFIN20041106_151103_000001302031_00469_14050_5909.N1	06-NOV-2004 15:11:03	Bright	129.50	7	19Bet Ori	0.10000	14000.	259	14050	No
30	GOM_NL__2PRFIN20041106_151737_000000412031_00469_14050_5910.N1	06-NOV-2004 15:17:37	Bright	40.500	105	6Bet Ari	2.6450	8900.0	81	14050	No
31	GOM_NL__2PRFIN20041106_152043_000000392031_00469_14050_5911.N1	06-NOV-2004 15:20:43	Bright	39.000	58	21Alp And	2.0730	11000.	78	14050	No
32	GOM_NL__2PRFIN20041106_152356_000000402031_00469_14050_5912.N1	06-NOV-2004 15:23:56	Bright	40.000	73	57Gam1And	2.2600	13100.	80	14050	No
33	GOM_NL__2PRFIN20041106_152746_000000392031_00469_14050_5913.N1	06-NOV-2004 15:27:46	Bright	39.000	68	18Alp Cas	2.2250	4500.0	78	14050	No
34	GOM_NL__2PRFIN20041106_153257_000000642031_00469_14050_5914.N1	06-NOV-2004 15:32:57	Bright	63.500	6	13Alp Aur	0.080000	3400.0	127	14050	No
35	GOM_NL__2PRFIN20041106_153657_000000392031_00469_14050_5915.N1	06-NOV-2004 15:36:57	Bright	38.500	49	1Alp UMi	1.9900	6300.0	77	14050	No
36	GOM_NL__2PRFIN20041106_154100_000000392031_00469_14050_5916.N1	06-NOV-2004 15:41:00	Bright	39.000	60	7Bet UMi	2.0810	3950.0	78	14050	No
37	GOM_NL__2PRFIN20041106_154456_000000442031_00469_14050_5917.N1	06-NOV-2004 15:44:56	Bright	44.000	36	50Alp UMa	1.8000	6300.0	88	14050	No
38	GOM_NL__2PRFIN20041106_154634_000000582031_00469_14050_5918.N1	06-NOV-2004 15:46:34	Bright	58.000	82	48Bet UMa	2.3650	10600.	116	14050	No
39	GOM_NL__2PRFIN20041106_154815_000000372031_00469_14050_5919.N1	06-NOV-2004 15:48:15	Bright	37.000	39	85Eta UMa	1.8540	24000.	74	14050	No
40	GOM_NL__2PRFIN20041106_155023_000000442031_00469_14050_5920.N1	06-NOV-2004 15:50:23	Bright	43.500	174	52Psi UMa	3.0040	4400.0	87	14050	No
41	GOM_NL__2PRFIN20041106_155905_000000682031_00469_14050_5921.N1	06-NOV-2004 15:59:05	Bright	67.500	166	17Eps Leo	2.9800	6000.0	135	14050	No
42	GOM_NL__2PRFIN20041106_160313_000000712031_00469_14050_5922.N1	06-NOV-2004 16:03:13	Twilight_stray	70.500	22	32Alp Leo	1.3600	15200.	141	14050	No

43	GOM_NL__2PRFIN20041106_161350_000000962031_00469_14050_5923.N1	06-NOV-2004 16:13:50	Dark	95.500	48	30Alp Hya	1.9770	4100.0	191	14050	No
44	GOM_NL__2PRFIN20041106_161652_000000422031_00469_14050_5924.N1	06-NOV-2004 16:16:52	Dark	41.500	99	Del Cen	2.5750	26000.	83	14050	No
45	GOM_NL__2PRFIN20041106_161822_000000512031_00469_14050_5925.N1	06-NOV-2004 16:18:22	Dark	51.000	26	Gam Cru	1.6240	2900.0	102	14050	No
46	GOM_NL__2PRFIN20041106_162001_000000412031_00469_14050_5926.N1	06-NOV-2004 16:20:01	Dark	41.000	12	Alp1Cru	0.77500	30000.	82	14050	No
47	GOM_NL__2PRFIN20041106_162215_000000422031_00470_14051_5901.N1	06-NOV-2004 16:22:15	Dark	41.500	91	Kap Vel	2.4900	26000.	83	14051	No
48	GOM_NL__2PRFIN20041106_162532_000000572031_00470_14051_5902.N1	06-NOV-2004 16:25:32	Dark	56.500	70	Zet Pup	2.2460	39000.	113	14051	No
49	GOM_NL__2PRFIN20041106_163019_000000622031_00470_14051_5903.N1	06-NOV-2004 16:30:19	Dark	62.000	2	Alp Car	-0.73600	7000.0	124	14051	No
50	GOM_NL__2PRFIN20041106_163309_000000862031_00470_14051_5904.N1	06-NOV-2004 16:33:09	Dark	85.500	23	21Eps CMa	1.5020	26000.	171	14051	No
51	GOM_NL__2PRFIN20041106_163627_000000512031_00470_14051_5905.N1	06-NOV-2004 16:36:27	Dark	51.000	9	Alp Eri	0.45300	24000.	102	14051	No
52	GOM_NL__2PRFIN20041106_163958_000000412031_00470_14051_5906.N1	06-NOV-2004 16:39:58	Straylight	41.000	157	The1Eri	2.9060	9300.0	82	14051	No
53	GOM_NL__2PRFIN20041106_164324_000000872031_00470_14051_5907.N1	06-NOV-2004 16:43:24	Straylight	87.000	139	9Bet Lep	2.8330	5600.0	174	14051	No
54	GOM_NL__2PRFIN20041106_164751_000000452031_00470_14051_5908.N1	06-NOV-2004 16:47:51	Straylight	44.500	52	16Bet Cet	2.0370	4500.0	89	14051	No
55	GOM_NL__2PRFIN20041106_165138_000001382031_00470_14051_5909.N1	06-NOV-2004 16:51:38	Bright	138.00	7	19Bet Ori	0.10000	14000.	276	14051	No
56	GOM_NL__2PRFIN20041106_165814_000000402031_00470_14051_5910.N1	06-NOV-2004 16:58:14	Bright	40.000	105	6Bet Ari	2.6450	8900.0	80	14051	No
57	GOM_NL__2PRFIN20041106_170119_000000392031_00470_14051_5911.N1	06-NOV-2004 17:01:19	Bright	39.000	58	21Alp And	2.0730	11000.	78	14051	No
58	GOM_NL__2PRFIN20041106_170432_000000382031_00470_14051_5912.N1	06-NOV-2004 17:04:32	Bright	38.000	73	57Gam1And	2.2600	13100.	76	14051	No
59	GOM_NL__2PRFIN20041106_170822_000000392031_00470_14051_5913.N1	06-NOV-2004 17:08:22	Bright	39.000	68	18Alp Cas	2.2250	4500.0	78	14051	No
60	GOM_NL__2PRFIN20041106_171331_000000662031_00470_14051_5914.N1	06-NOV-2004 17:13:31	Bright	65.500	6	13Alp Aur	0.080000	3400.0	131	14051	No
61	GOM_NL__2PRFIN20041106_171733_000000382031_00470_14051_5915.N1	06-NOV-2004 17:17:33	Bright	38.000	49	1Alp UMi	1.9900	6300.0	76	14051	No
62	GOM_NL__2PRFIN20041106_172137_000000392031_00470_14051_5916.N1	06-NOV-2004 17:21:37	Bright	38.500	60	7Bet UMi	2.0810	3950.0	77	14051	No
63	GOM_NL__2PRFIN20041106_172533_000000402031_00470_14051_5917.N1	06-NOV-2004 17:25:33	Bright	39.500	36	50Alp UMa	1.8000	6300.0	79	14051	No
64	GOM_NL__2PRFIN20041106_172710_000000442031_00470_14051_5918.N1	06-NOV-2004 17:27:10	Bright	44.000	82	48Bet UMa	2.3650	10600.	88	14051	No
65	GOM_NL__2PRFIN20041106_172851_000000372031_00470_14051_5919.N1	06-NOV-2004 17:28:51	Bright	36.500	39	85Eta UMa	1.8540	24000.	73	14051	No
66	GOM_NL__2PRFIN20041106_173059_000000422031_00470_14051_5920.N1	06-NOV-2004 17:30:59	Bright	41.500	174	52Psi UMa	3.0040	4400.0	83	14051	No
67	GOM_NL__2PRFIN20041106_173941_000000692031_00470_14051_5921.N1	06-NOV-2004 17:39:41	Bright	69.000	166	17Eps Leo	2.9800	6000.0	138	14051	No
68	GOM_NL__2PRFIN20041106_174350_000000672031_00470_14051_5922.N1	06-NOV-2004 17:43:50	Tw_i_and_stray	67.000	22	32Alp Leo	1.3600	15200.	134	14051	No
69	GOM_NL__2PRFIN20041106_175425_000000932031_00470_14051_5923.N1	06-NOV-2004 17:54:25	Dark	93.000	48	30Alp Hya	1.9770	4100.0	186	14051	No
70	GOM_NL__2PRFIN20041106_175729_000000402031_00470_14051_5924.N1	06-NOV-2004 17:57:29	Dark	39.500	99	Del Cen	2.5750	26000.	79	14051	No
71	GOM_NL__2PRFIN20041106_175858_000000432031_00470_14051_5925.N1	06-NOV-2004 17:58:58	Dark	43.000	26	Gam Cru	1.6240	2900.0	86	14051	No
72	GOM_NL__2PRFIN20041106_180038_000000502031_00470_14051_5926.N1	06-NOV-2004 18:00:38	Dark	50.000	12	Alp1Cru	0.77500	30000.	100	14051	No
73	GOM_NL__2PRFIN20041106_180252_000000412031_00471_14052_5901.N1	06-NOV-2004 18:02:52	Dark	41.000	91	Kap Vel	2.4900	26000.	82	14052	No
74	GOM_NL__2PRFIN20041106_180610_000000542031_00471_14052_5902.N1	06-NOV-2004 18:06:10	Dark	54.000	70	Zet Pup	2.2460	39000.	108	14052	No
75	GOM_NL__2PRFIN20041106_181056_000000542031_00471_14052_5903.N1	06-NOV-2004 18:10:56	Dark	54.000	2	Alp Car	-0.73600	7000.0	108	14052	No
76	GOM_NL__2PRFIN20041106_181347_000000952031_00471_14052_5904.N1	06-NOV-2004 18:13:47	Dark	95.000	23	21Eps CMa	1.5020	26000.	190	14052	No
77	GOM_NL__2PRFIN20041106_181703_000000502031_00471_14052_5905.N1	06-NOV-2004 18:17:03	Dark	49.500	9	Alp Eri	0.45300	24000.	99	14052	No
78	GOM_NL__2PRFIN20041106_182034_000000442031_00471_14052_5906.N1	06-NOV-2004 18:20:34	Straylight	43.500	157	The1Eri	2.9060	9300.0	87	14052	No
79	GOM_NL__2PRFIN20041106_182401_000000902031_00471_14052_5907.N1	06-NOV-2004 18:24:01	Straylight	89.500	139	9Bet Lep	2.8330	5600.0	179	14052	No
80	GOM_NL__2PRFIN20041106_182827_000000452031_00471_14052_5908.N1	06-NOV-2004 18:28:27	Straylight	44.500	52	16Bet Cet	2.0370	4500.0	89	14052	No
81	GOM_NL__2PRFIN20041106_183213_000001602031_00471_14052_5909.N1	06-NOV-2004 18:32:13	Bright	159.50	7	19Bet Ori	0.10000	14000.	319	14052	No
82	GOM_NL__2PRFIN20041106_183850_000000392031_00471_14052_5910.N1	06-NOV-2004 18:38:50	Bright	39.000	105	6Bet Ari	2.6450	8900.0	78	14052	No
83	GOM_NL__2PRFIN20041106_184155_000000392031_00471_14052_5911.N1	06-NOV-2004 18:41:55	Bright	39.000	58	21Alp And	2.0730	11000.	78	14052	No
84	GOM_NL__2PRFIN20041106_184508_000000372031_00471_14052_5912.N1	06-NOV-2004 18:45:08	Bright	37.000	73	57Gam1And	2.2600	13100.	74	14052	No
85	GOM_NL__2PRFIN20041106_184858_000000392031_00471_14052_5913.N1	06-NOV-2004 18:48:58	Bright	39.000	68	18Alp Cas	2.2250	4500.0	78	14052	No
86	GOM_NL__2PRFIN20041106_185405_000000632031_00471_14052_5914.N1	06-NOV-2004 18:54:05	Bright	63.000	6	13Alp Aur	0.080000	3400.0	126	14052	No
87	GOM_NL__2PRFIN20041106_185809_000000382031_00471_14052_5915.N1	06-NOV-2004 18:58:09	Bright	37.500	49	1Alp UMi	1.9900	6300.0	75	14052	No
88	GOM_NL__2PRFIN20041106_190214_000000352031_00471_14052_5916.N1	06-NOV-2004 19:02:14	Bright	35.000	60	7Bet UMi	2.0810	3950.0	70	14052	No
89	GOM_NL__2PRFIN20041106_190608_000000422031_00471_14052_5917.N1	06-NOV-2004 19:06:08	Bright	41.500	36	50Alp UMa	1.8000	6300.0	83	14052	No
90	GOM_NL__2PRFIN20041106_190746_000000422031_00471_14052_5918.N1	06-NOV-2004 19:07:46	Bright	41.500	82	48Bet UMa	2.3650	10600.	83	14052	No
91	GOM_NL__2PRFIN20041106_190928_000000392031_00471_14052_5919.N1	06-NOV-2004 19:09:28	Bright	38.500	39	85Eta UMa	1.8540	24000.	77	14052	No
92	GOM_NL__2PRFIN20041106_191135_000000412031_00471_14052_5920.N1	06-NOV-2004 19:11:35	Bright	41.000	174	52Psi UMa	3.0040	4400.0	82	14052	No
93	GOM_NL__2PRFIN20041106_192018_000000672031_00471_14052_5921.N1	06-NOV-2004 19:20:18	Bright	66.500	166	17Eps Leo	2.9800	6000.0	133	14052	No
94	GOM_NL__2PRFIN20041106_192427_000000682031_00471_14052_5922.N1	06-NOV-2004 19:24:27	Tw_i_and_stray	67.500	22	32Alp Leo	1.3600	15200.	135	14052	No
95	GOM_NL__2PRFIN20041106_193504_000001012031_00471_14052_5923.N1	06-NOV-2004 19:35:04	Dark	100.50	48	30Alp Hya	1.9770	4100.0	201	14052	No
96	GOM_NL__2PRFIN20041106_193805_000000392031_00471_14052_5924.N1	06-NOV-2004 19:38:05	Dark	38.500	99	Del Cen	2.5750	26000.	77	14052	No
97	GOM_NL__2PRFIN20041106_193934_000000442031_00471_14052_5925.N1	06-NOV-2004 19:39:34	Dark	44.000	26	Gam Cru	1.6240	2900.0	88	14052	No
98	GOM_NL__2PRFIN20041106_194114_000000432031_00471_14052_5926.N1	06-NOV-2004 19:41:14	Dark	43.000	12	Alp1Cru	0.77500	30000.	86	14052	No
99	GOM_NL__2PRFIN20041106_194329_000000422031_00472_14053_5902.N1	06-NOV-2004 19:43:29	Dark	41.500	91	Kap Vel	2.4900	26000.	83	14053	No
100	GOM_NL__2PRFIN20041106_194647_000000562031_00472_14053_5903.N1	06-NOV-2004 19:46:47	Dark	56.000	70	Zet Pup	2.2460	39000.	112	14053	No
101	GOM_NL__2PRFIN20041106_195132_000000622031_00472_14053_5904.N1	06-NOV-2004 19:51:32	Dark	62.000	2	Alp Car	-0.73600	7000.0	124	14053	No

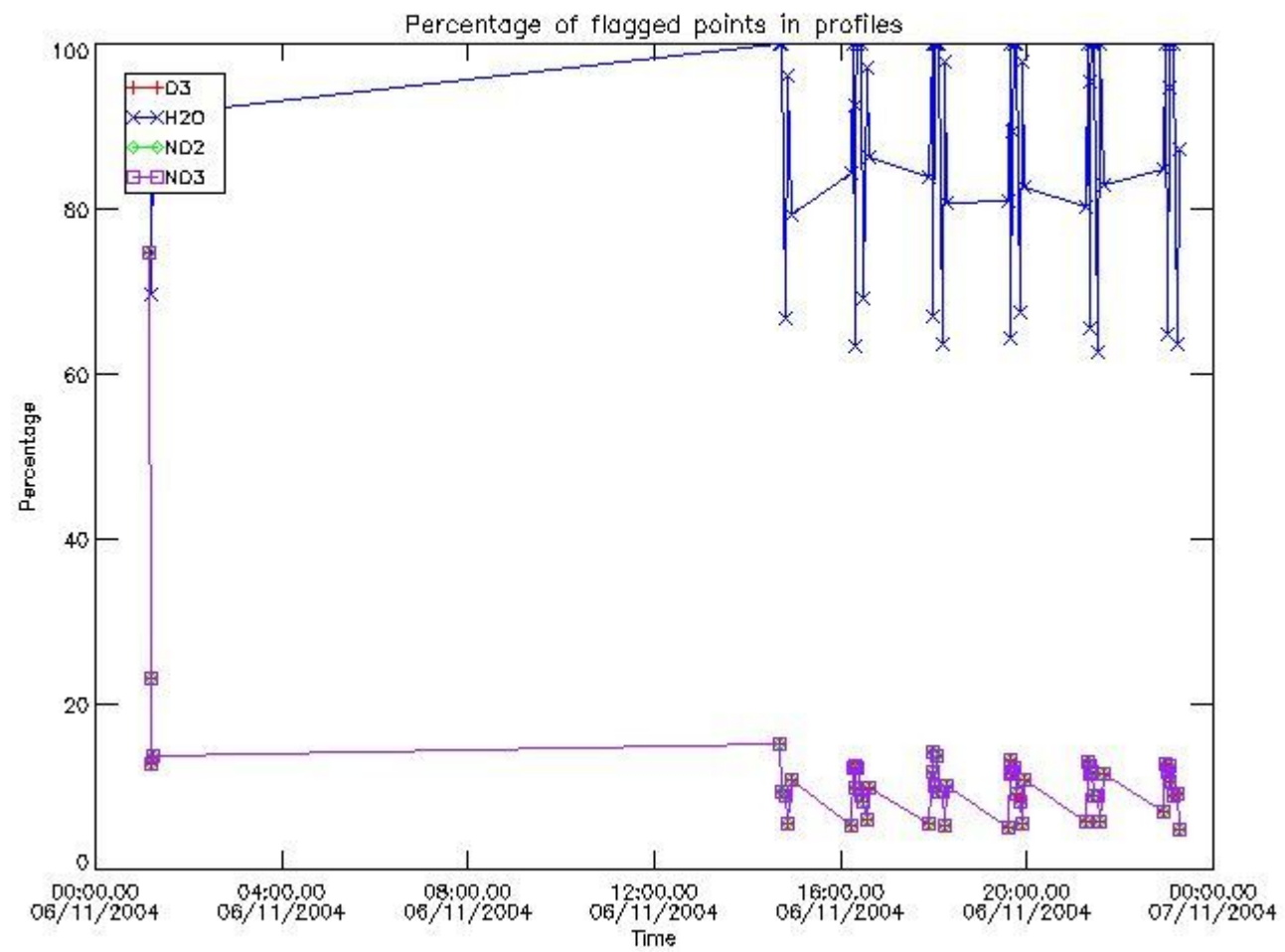
102	GOM_NL__2PRFIN20041106_195422_000000942031_00472_14053_5905.N1	06-NOV-2004 19:54:22	Dark	93.500	23	21Eps CMa	1.5020	26000.	187	14053	No
103	GOM_NL__2PRFIN20041106_195739_000000472031_00472_14053_5906.N1	06-NOV-2004 19:57:39	Dark	46.500	9	Alp Eri	0.45300	24000.	93	14053	No
104	GOM_NL__2PRFIN20041106_200111_000000422031_00472_14053_5907.N1	06-NOV-2004 20:01:11	Straylight	41.500	157	The1Eri	2.9060	9300.0	83	14053	No
105	GOM_NL__2PRFIN20041106_200436_000000862031_00472_14053_5908.N1	06-NOV-2004 20:04:36	Straylight	85.500	139	9Bet Lep	2.8330	5600.0	171	14053	No
106	GOM_NL__2PRFIN20041106_200903_000000472031_00472_14053_5909.N1	06-NOV-2004 20:09:03	Straylight	46.500	52	16Bet Cet	2.0370	4500.0	93	14053	No
107	GOM_NL__2PRFIN20041106_201248_000001402031_00472_14053_5910.N1	06-NOV-2004 20:12:48	Bright	139.50	7	19Bet Ori	0.10000	14000.	279	14053	No
108	GOM_NL__2PRFIN20041106_201925_000000412031_00472_14053_5911.N1	06-NOV-2004 20:19:25	Bright	41.000	105	6Bet Ari	2.6450	8900.0	82	14053	No
109	GOM_NL__2PRFIN20041106_202232_000000392031_00472_14053_5912.N1	06-NOV-2004 20:22:32	Bright	38.500	58	21Alp And	2.0730	11000.	77	14053	No
110	GOM_NL__2PRFIN20041106_202543_000000412031_00472_14053_5913.N1	06-NOV-2004 20:25:43	Bright	41.000	73	57Gam1And	2.2600	13100.	82	14053	No
111	GOM_NL__2PRFIN20041106_202934_000000382031_00472_14053_5914.N1	06-NOV-2004 20:29:34	Bright	37.500	68	18Alp Cas	2.2250	4500.0	75	14053	No
112	GOM_NL__2PRFIN20041106_203440_000000662031_00472_14053_5915.N1	06-NOV-2004 20:34:40	Bright	66.000	6	13Alp Aur	0.080000	3400.0	132	14053	No
113	GOM_NL__2PRFIN20041106_203845_000000392031_00472_14053_5916.N1	06-NOV-2004 20:38:45	Bright	38.500	49	1Alp UMi	1.9900	6300.0	77	14053	No
114	GOM_NL__2PRFIN20041106_204249_000000392031_00472_14053_5917.N1	06-NOV-2004 20:42:49	Bright	39.000	60	7Bet UMi	2.0810	3950.0	78	14053	No
115	GOM_NL__2PRFIN20041106_204644_000000432031_00472_14053_5918.N1	06-NOV-2004 20:46:44	Bright	42.500	36	50Alp UMa	1.8000	6300.0	85	14053	No
116	GOM_NL__2PRFIN20041106_204822_000000412031_00472_14053_5919.N1	06-NOV-2004 20:48:22	Bright	41.000	82	48Bet UMa	2.3650	10600.	82	14053	No
117	GOM_NL__2PRFIN20041106_205004_000000522031_00472_14053_5920.N1	06-NOV-2004 20:50:04	Bright	52.000	39	85Eta UMa	1.8540	24000.	104	14053	No
118	GOM_NL__2PRFIN20041106_205211_000000422031_00472_14053_5921.N1	06-NOV-2004 20:52:11	Bright	42.000	174	52Psi UMa	3.0040	4400.0	84	14053	No
119	GOM_NL__2PRFIN20041106_210054_000000672031_00472_14053_5922.N1	06-NOV-2004 21:00:54	Bright	67.000	166	17Eps Leo	2.9800	6000.0	134	14053	No
120	GOM_NL__2PRFIN20041106_210504_000000692031_00472_14053_5923.N1	06-NOV-2004 21:05:04	Tw_i_and_stray	69.000	22	32Alp Leo	1.3600	15200.	138	14053	No
121	GOM_NL__2PRFIN20041106_211542_000000892031_00472_14053_5924.N1	06-NOV-2004 21:15:42	Dark	89.000	48	30Alp Hya	1.9770	4100.0	178	14053	No
122	GOM_NL__2PRFIN20041106_211840_000000402031_00472_14053_5925.N1	06-NOV-2004 21:18:40	Dark	39.500	99	Del Cen	2.5750	26000.	79	14053	No
123	GOM_NL__2PRFIN20041106_212010_000000412031_00472_14053_5926.N1	06-NOV-2004 21:20:10	Dark	41.000	26	Gam Cru	1.6240	2900.0	82	14053	No
124	GOM_NL__2PRFIN20041106_212150_000000452031_00472_14053_5927.N1	06-NOV-2004 21:21:50	Dark	44.500	12	Alp1Cru	0.77500	30000.	89	14053	No
125	GOM_NL__2PRFIN20041106_212404_000000442031_00473_14054_5902.N1	06-NOV-2004 21:24:04	Dark	43.500	91	Kap Vel	2.4900	26000.	87	14054	No
126	GOM_NL__2PRFIN20041106_212722_000000582031_00473_14054_5903.N1	06-NOV-2004 21:27:22	Dark	57.500	70	Zet Pup	2.2460	39000.	115	14054	No
127	GOM_NL__2PRFIN20041106_213208_000000572031_00473_14054_5904.N1	06-NOV-2004 21:32:08	Dark	56.500	2	Alp Car	-0.73600	7000.0	113	14054	No
128	GOM_NL__2PRFIN20041106_213502_000000882031_00473_14054_5905.N1	06-NOV-2004 21:35:02	Dark	88.000	23	21Eps CMa	1.5020	26000.	176	14054	No
129	GOM_NL__2PRFIN20041106_213816_000000452031_00473_14054_5906.N1	06-NOV-2004 21:38:16	Dark	44.500	9	Alp Eri	0.45300	24000.	89	14054	No
130	GOM_NL__2PRFIN20041106_214146_000000432031_00473_14054_5907.N1	06-NOV-2004 21:41:46	Straylight	42.500	157	The1Eri	2.9060	9300.0	85	14054	No
131	GOM_NL__2PRFIN20041106_214514_000000872031_00473_14054_5908.N1	06-NOV-2004 21:45:14	Straylight	86.500	139	9Bet Lep	2.8330	5600.0	173	14054	No
132	GOM_NL__2PRFIN20041106_214939_000000462031_00473_14054_5909.N1	06-NOV-2004 21:49:39	Straylight	45.500	52	16Bet Cet	2.0370	4500.0	91	14054	No
133	GOM_NL__2PRFIN20041106_215323_000001312031_00473_14054_5910.N1	06-NOV-2004 21:53:23	Bright	130.50	7	19Bet Ori	0.10000	14000.	261	14054	No
134	GOM_NL__2PRFIN20041106_215959_000000432031_00473_14054_5911.N1	06-NOV-2004 21:59:59	Bright	42.500	105	6Bet Ari	2.6450	8900.0	85	14054	No
135	GOM_NL__2PRFIN20041106_220308_000000392031_00473_14054_5912.N1	06-NOV-2004 22:03:08	Bright	38.500	58	21Alp And	2.0730	11000.	77	14054	No
136	GOM_NL__2PRFIN20041106_220618_000000392031_00473_14054_5913.N1	06-NOV-2004 22:06:18	Bright	39.000	73	57Gam1And	2.2600	13100.	78	14054	No
137	GOM_NL__2PRFIN20041106_221009_000000382031_00473_14054_5914.N1	06-NOV-2004 22:10:09	Bright	38.000	68	18Alp Cas	2.2250	4500.0	76	14054	No
138	GOM_NL__2PRFIN20041106_221515_000000632031_00473_14054_5915.N1	06-NOV-2004 22:15:15	Bright	63.000	6	13Alp Aur	0.080000	3400.0	126	14054	No
139	GOM_NL__2PRFIN20041106_221918_000000412031_00473_14054_5916.N1	06-NOV-2004 22:19:18	Bright	40.500	49	1Alp UMi	1.9900	6300.0	81	14054	No
140	GOM_NL__2PRFIN20041106_222324_000000372031_00473_14054_5917.N1	06-NOV-2004 22:23:24	Bright	36.500	60	7Bet UMi	2.0810	3950.0	73	14054	No
141	GOM_NL__2PRFIN20041106_222720_000000392031_00473_14054_5918.N1	06-NOV-2004 22:27:20	Bright	38.500	36	50Alp UMa	1.8000	6300.0	77	14054	No
142	GOM_NL__2PRFIN20041106_222857_000000422031_00473_14054_5919.N1	06-NOV-2004 22:28:57	Bright	41.500	82	48Bet UMa	2.3650	10600.	83	14054	No
143	GOM_NL__2PRFIN20041106_223040_000000362031_00473_14054_5920.N1	06-NOV-2004 22:30:40	Bright	35.500	39	85Eta UMa	1.8540	24000.	71	14054	No
144	GOM_NL__2PRFIN20041106_223247_000000592031_00473_14054_5921.N1	06-NOV-2004 22:32:47	Bright	59.000	174	52Psi UMa	3.0040	4400.0	118	14054	No
145	GOM_NL__2PRFIN20041106_224131_000000672031_00473_14054_5922.N1	06-NOV-2004 22:41:31	Bright	66.500	166	17Eps Leo	2.9800	6000.0	133	14054	No
146	GOM_NL__2PRFIN20041106_224541_000000712031_00473_14054_5923.N1	06-NOV-2004 22:45:41	Tw_i_and_stray	71.000	22	32Alp Leo	1.3600	15200.	142	14054	No
147	GOM_NL__2PRFIN20041106_225621_000000862031_00473_14054_5924.N1	06-NOV-2004 22:56:21	Dark	86.000	48	30Alp Hya	1.9770	4100.0	172	14054	No
148	GOM_NL__2PRFIN20041106_225915_000000402031_00473_14054_5925.N1	06-NOV-2004 22:59:15	Dark	40.000	99	Del Cen	2.5750	26000.	80	14054	No
149	GOM_NL__2PRFIN20041106_230046_000000432031_00473_14054_5926.N1	06-NOV-2004 23:00:46	Dark	43.000	26	Gam Cru	1.6240	2900.0	86	14054	No
150	GOM_NL__2PRFIN20041106_230226_000000492031_00473_14054_5927.N1	06-NOV-2004 23:02:26	Dark	48.500	12	Alp1Cru	0.77500	30000.	97	14054	No
151	GOM_NL__2PRFIN20041106_230441_000000412031_00474_14055_5902.N1	06-NOV-2004 23:04:41	Dark	40.500	91	Kap Vel	2.4900	26000.	81	14055	No
152	GOM_NL__2PRFIN20041106_230759_000000582031_00474_14055_5903.N1	06-NOV-2004 23:07:59	Dark	57.500	70	Zet Pup	2.2460	39000.	115	14055	No
153	GOM_NL__2PRFIN20041106_231243_000000562031_00474_14055_5904.N1	06-NOV-2004 23:12:43	Dark	55.500	2	Alp Car	-0.73600	7000.0	111	14055	No
154	GOM_NL__2PRFIN20041106_231540_000001092031_00474_14055_5905.N1	06-NOV-2004 23:15:40	Dark	109.00	37	25Del CMa	1.8300	5900.0	218	14055	No
155	GOM_NL__2PRFIN20041106_232223_000000442031_00474_14055_5906.N1	06-NOV-2004 23:22:23	Straylight	44.000	157	The1Eri	2.9060	9300.0	88	14055	No
156	GOM_NL__2PRFIN20041106_232550_000000862031_00474_14055_5907.N1	06-NOV-2004 23:25:50	Straylight	86.000	139	9Bet Lep	2.8330	5600.0	172	14055	No
157	GOM_NL__2PRFIN20041106_233015_000000422031_00474_14055_5908.N1	06-NOV-2004 23:30:15	Straylight	42.000	52	16Bet Cet	2.0370	4500.0	84	14055	No
158	GOM_NL__2PRFIN20041106_233602_000000532031_00474_14055_5909.N1	06-NOV-2004 23:36:02	Tw_i_and_stray	53.000	94	92Alp Cet	2.5260	3100.0	106	14055	No
159	GOM_NL__2PRFIN20041106_234035_000000422031_00474_14055_5910.N1	06-NOV-2004 23:40:35	Bright	41.500	105	6Bet Ari	2.6450	8900.0	83	14055	No
160	GOM_NL__2PRFIN20041106_234344_000000382031_00474_14055_5911.N1	06-NOV-2004 23:43:44	Bright	37.500	58	21Alp And	2.0730	11000.	75	14055	No

161	GOM_NL__2PRFIN20041106_234654_000000392031_00474_14055_5912.N1	06-NOV-2004 23:46:54	Bright	39.000	73	57Gam1And	2.2600	13100.	78	14055	No
162	GOM_NL__2PRFIN20041106_235046_000000362031_00474_14055_5913.N1	06-NOV-2004 23:50:46	Bright	36.000	68	18Alp Cas	2.2250	4500.0	72	14055	No
163	GOM_NL__2PRFIN20041106_235550_000000832031_00474_14055_5914.N1	06-NOV-2004 23:55:50	Bright	83.000	6	13Alp Aur	0.080000	3400.0	166	14055	No
164	GOM_NL__2PRFIN20041106_235956_000000362031_00474_14055_5915.N1	06-NOV-2004 23:59:56	Bright	36.000	49	1Alp UMi	1.9900	6300.0	72	14055	No

3. Quality information per product

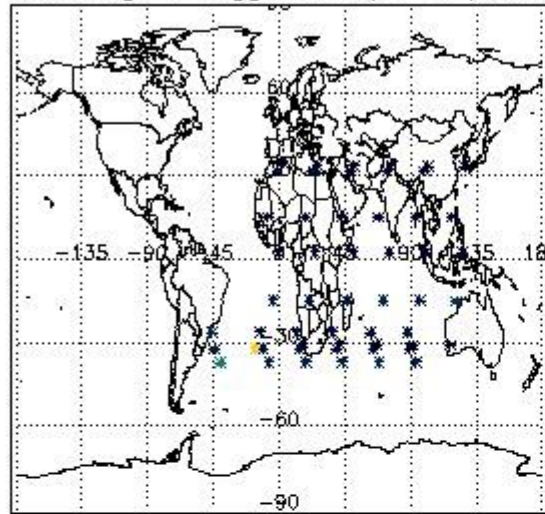
In this section it is plotted some information contained in the Quality Summary data set of the level 2 products. Only products in dark limb conditions and without errors (error flag in the MPH set to "0") are used.

3.1 Plot quality information per product (time dependant)

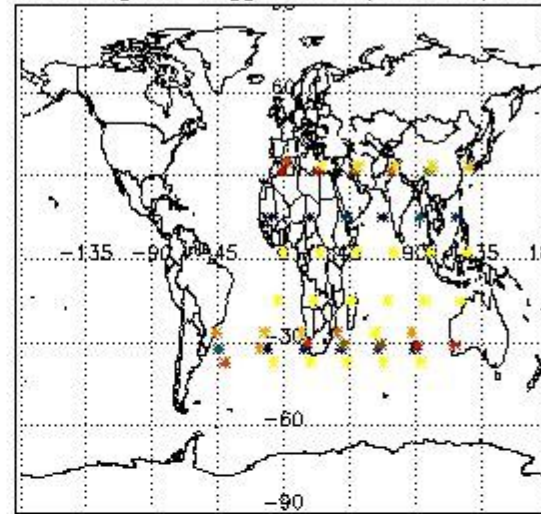


3.2 Plot quality information per product (world map)

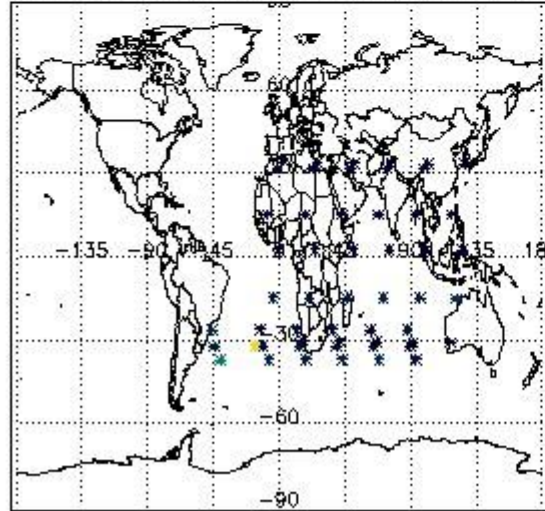
Percentage of flagged data per O3 profile



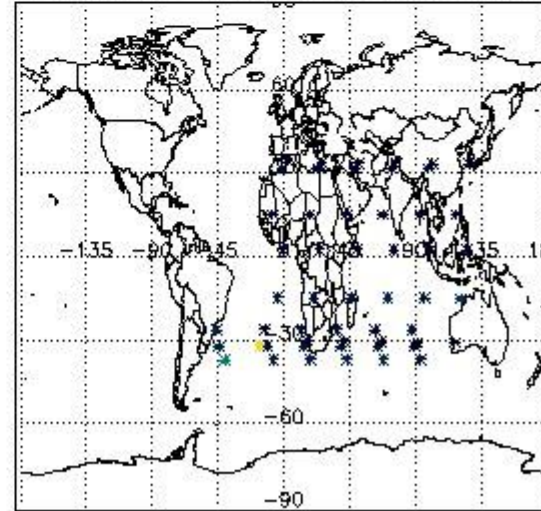
Percentage of flagged data per H2O profile



Percentage of flagged data per NO2 profile



Percentage of flagged data per NO3 profile

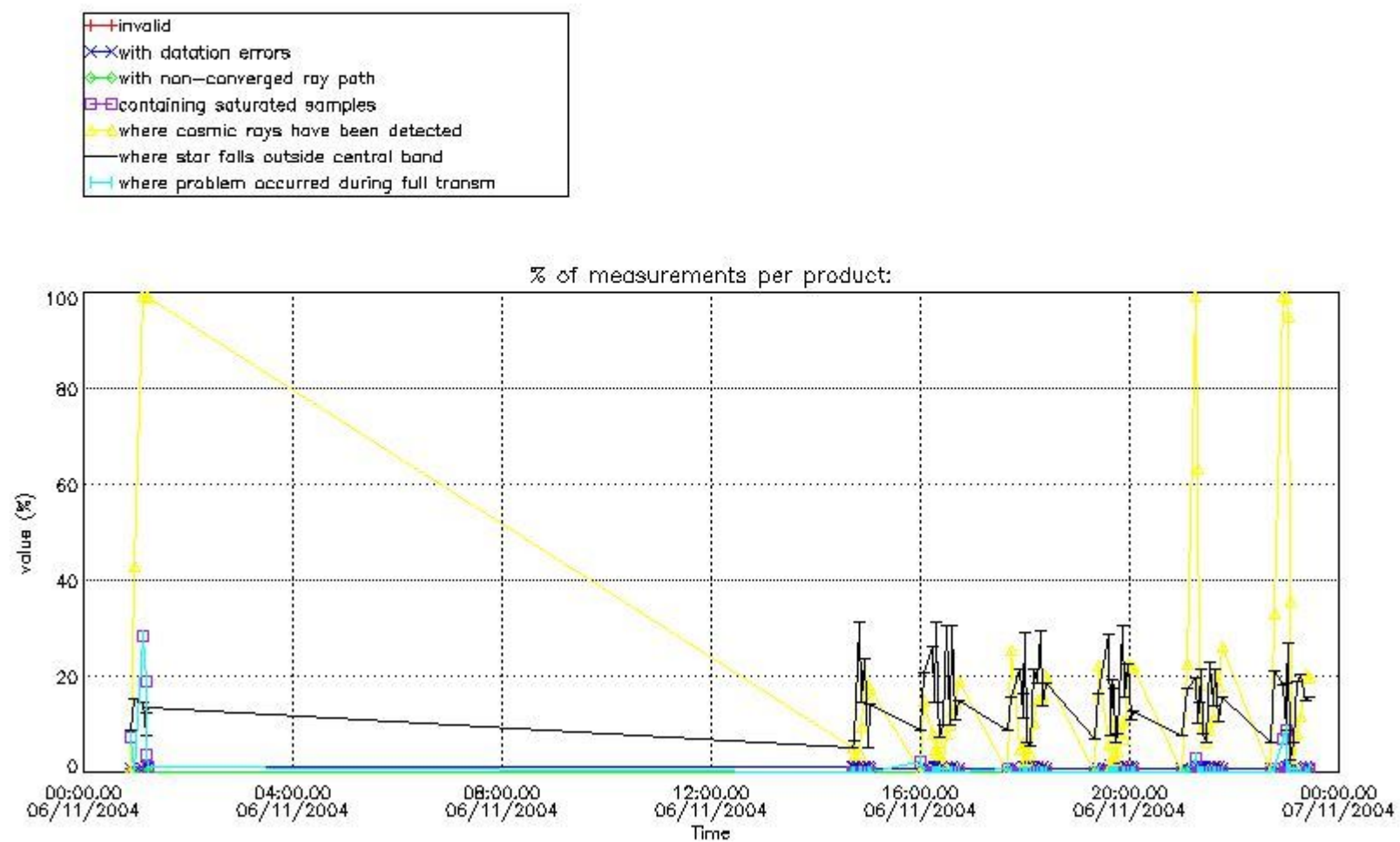


4. Level 1 quality information per product

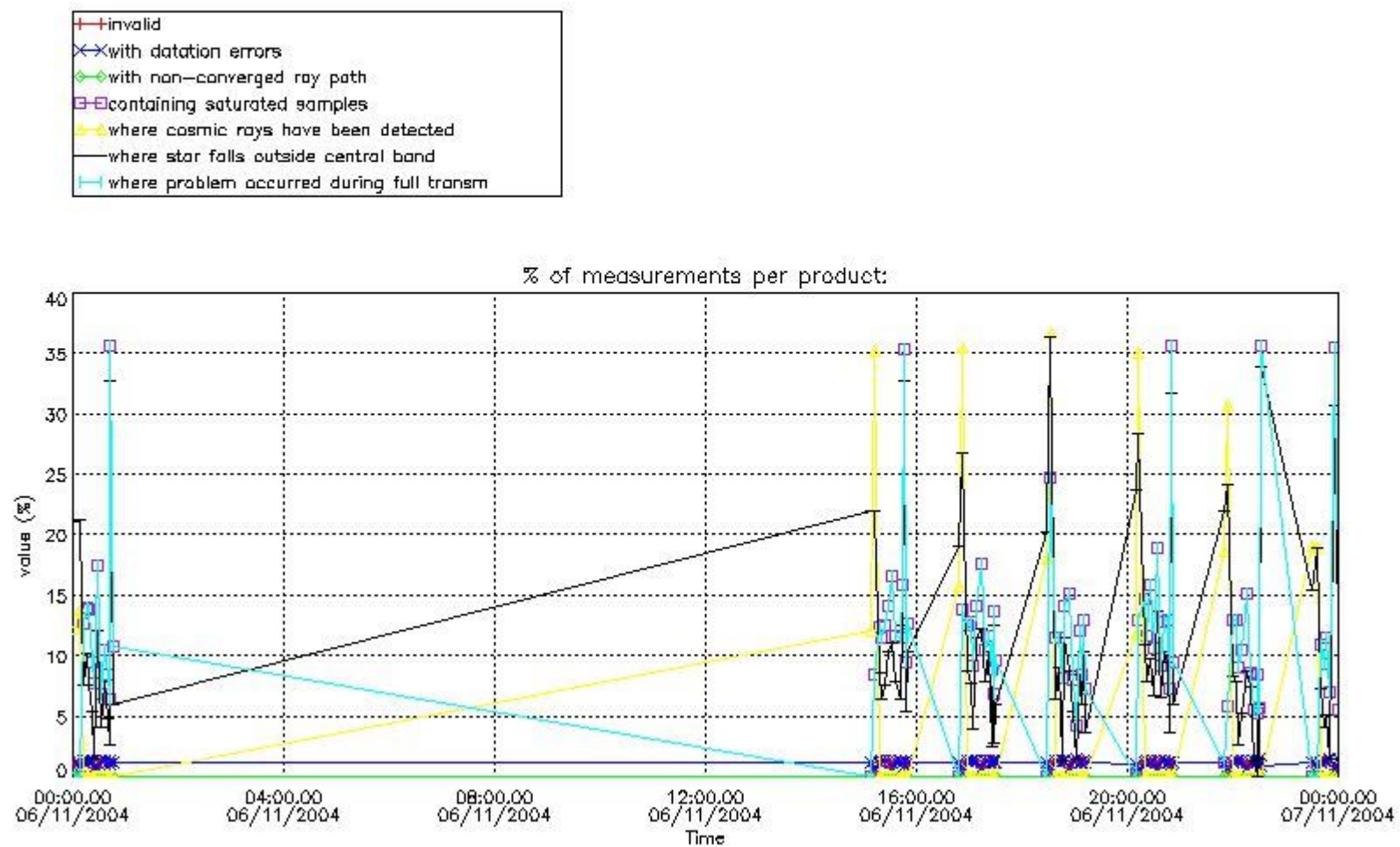
In this section it is plotted some information contained in the Quality Summary data set of the level 2 products that comes from the level 1b processing. Products without errors (error flag in the MPH set to "0") are used.

4.1 Plot quality information per product (time dependant) coming from level 1b processing

4.1.1 Plot level 1 quality information per product (time dependant): ENVISAT ASCENDING passes



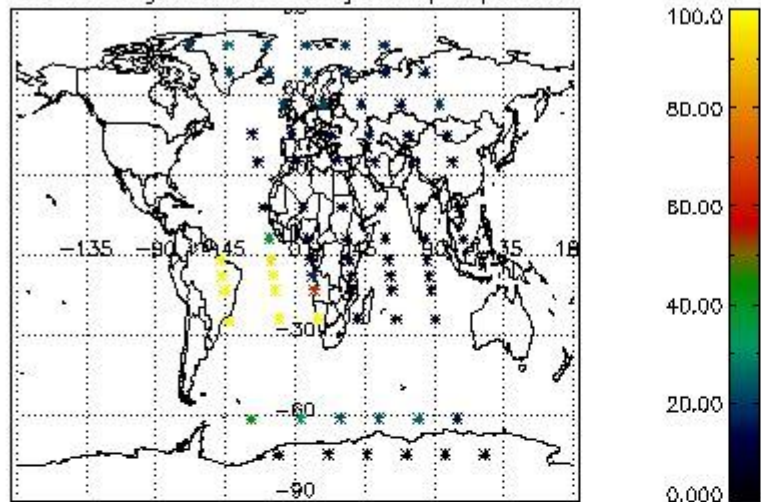
4.1.2 Plot level 1 quality information per product (time dependant): ENVI SAT DESCENDING passes



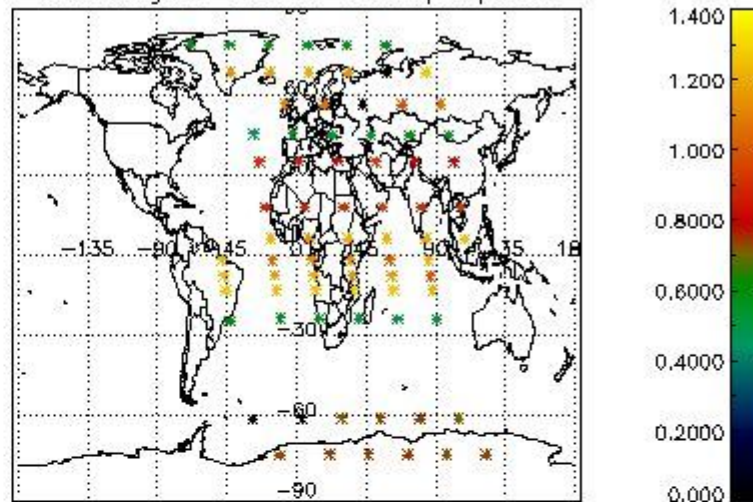
4.2 Plot quality information per product coming from level 1b processing (world map)

4.2.1 Plot level 1 quality information per product (world map): ENVISAT ASCENDING passes

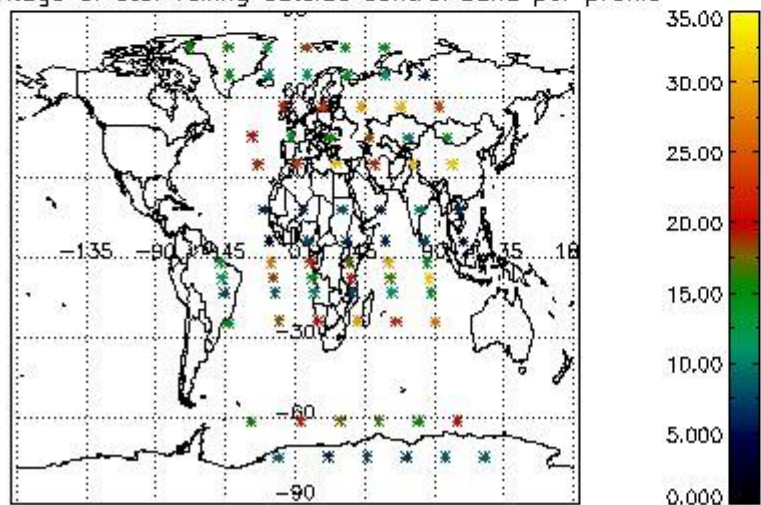
Percentage of cosmic ray hits per profile



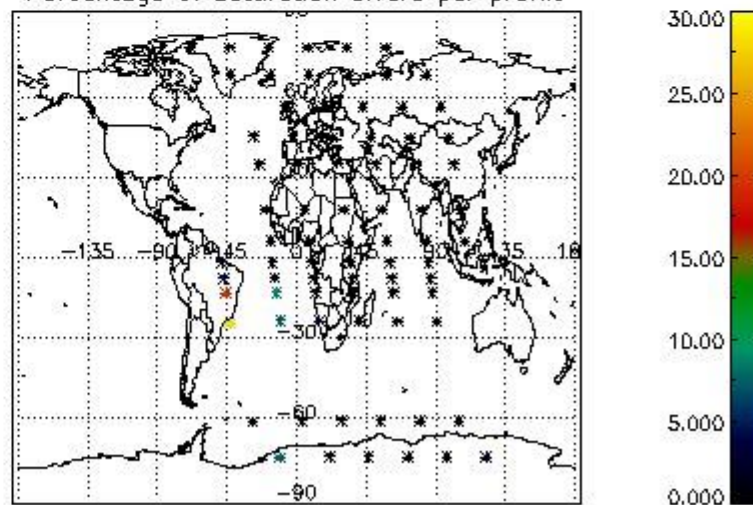
Percentage of datation errors per profile



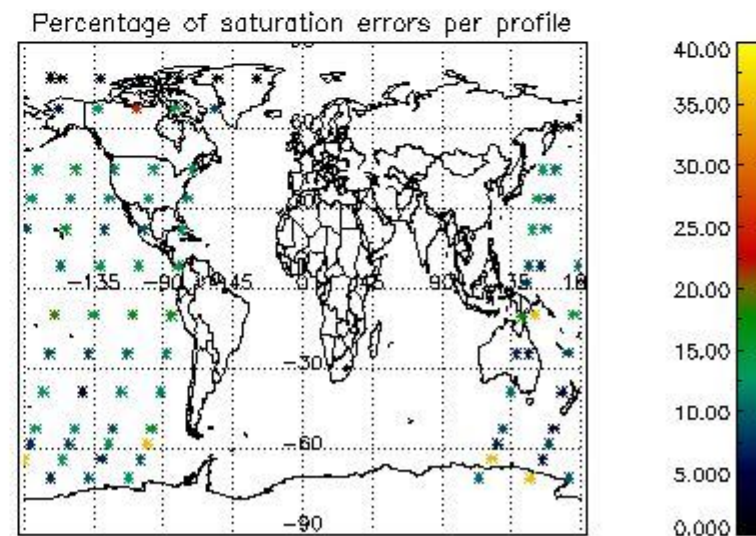
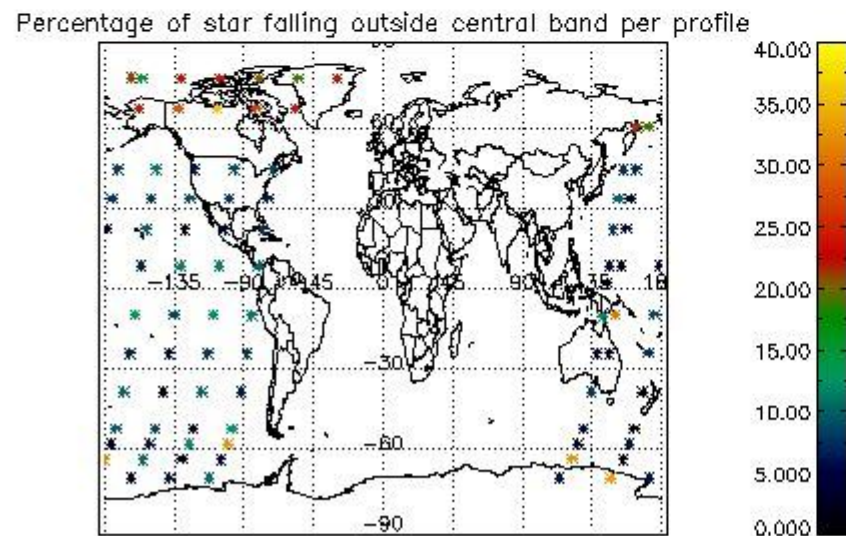
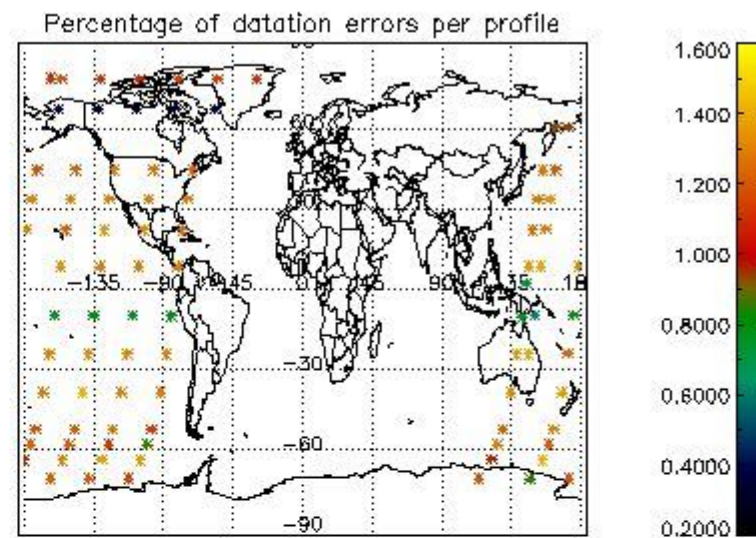
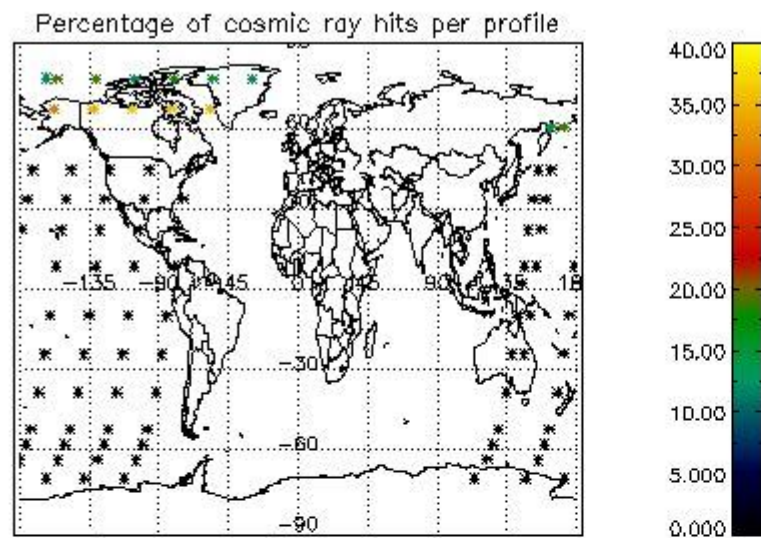
Percentage of star falling outside central band per profile



Percentage of saturation errors per profile



4.2.2 Plot level 1 quality information per product (world map): ENVISAT DESCENDING passes



5. Trace gas profiles

5.1 Ozone statistics based on quality of products

The final quality of the products can be "measured" using the STD (Standard Deviation) attached to every point profile. This information is written to the parameter GOM_NL__2P/NL_LOCAL_SPECIES_DENSITY/o3_std of the level 2 products. The table below shows the statistics for given STD ranges.

The statistics are given with respect to the overall valid production:

- Products without fatal errors: GOM_NL__2P/MPH/PRODUCT_ERR=0
- Valid point profile: GOM_NL__2P/NL_LOCAL_SPECIES_DENSITY/pcd(0)=0

The 'Criteria' is applied to valid points of dark limb products:

- Products in dark limb illumination condition: GOM_NL__2P/NL_SUMMARY_QUALITY/obs_ill_cond=0
- Products without fatal errors: GOM_NL__2P/MPH/PRODUCT_ERR=0
- Valid point profile: GOM_NL__2P/NL_LOCAL_SPECIES_DENSITY/pcd(0)=0

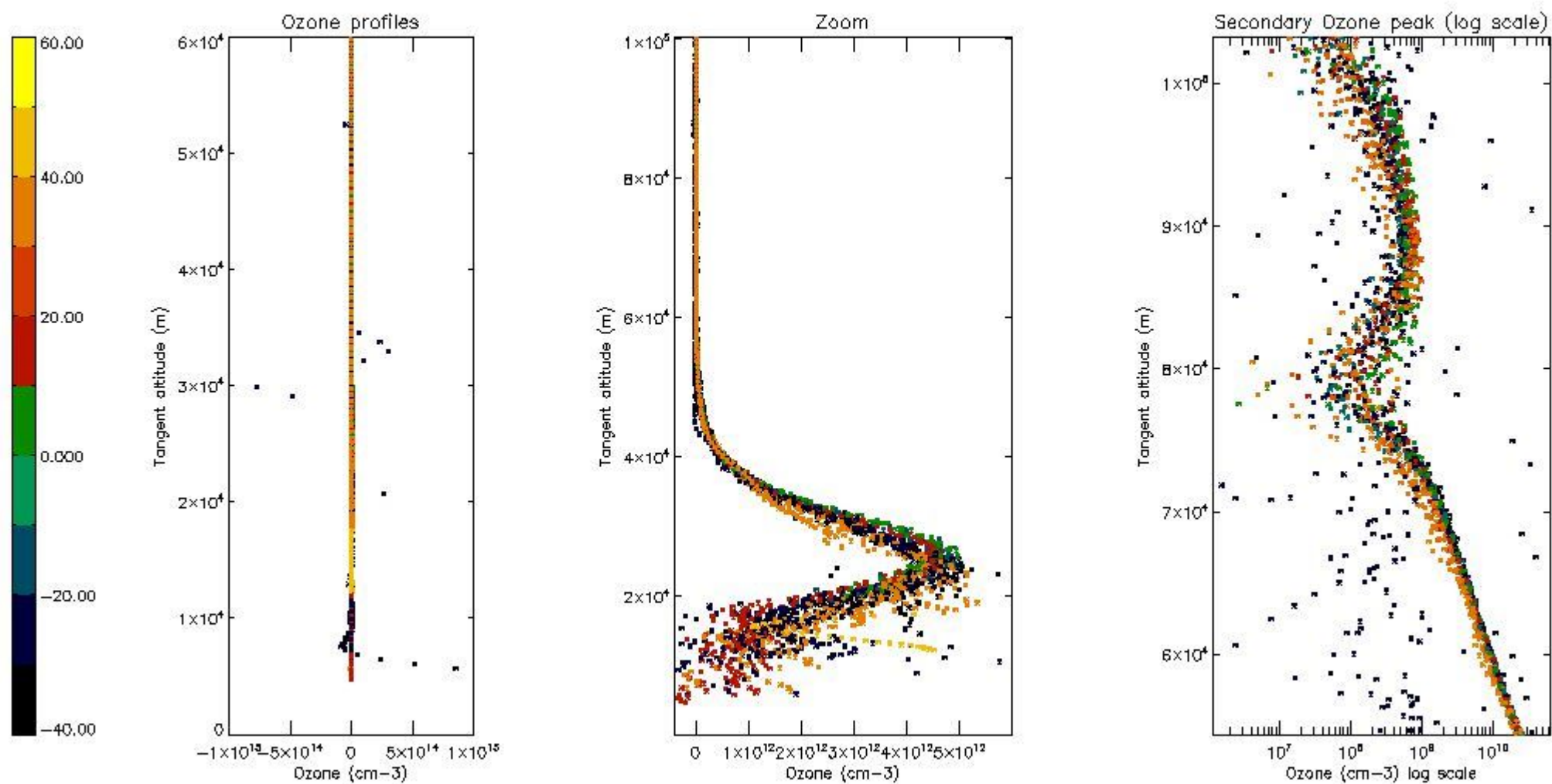
So, the table below shows the percentage of dark limb and valid observations for each criteria with respect to the overall valid daily observations.

Criteria	% of total production
All STD	35
STD < 20	21

STD < 10	18
STD < 5	14

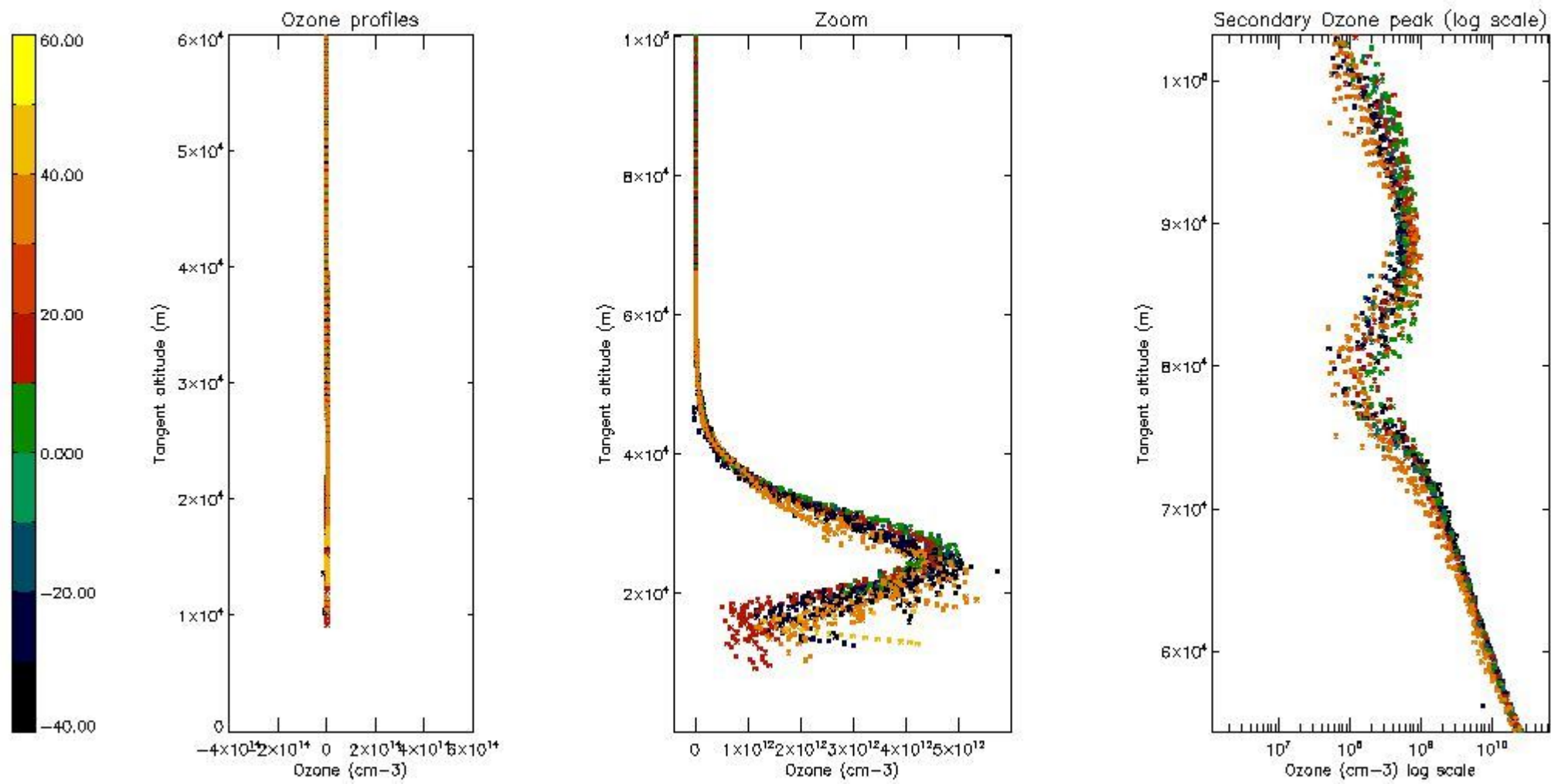
5.2 Plot ozone profiles for all STD (dark without errors)

The colorbar represents the latitude.



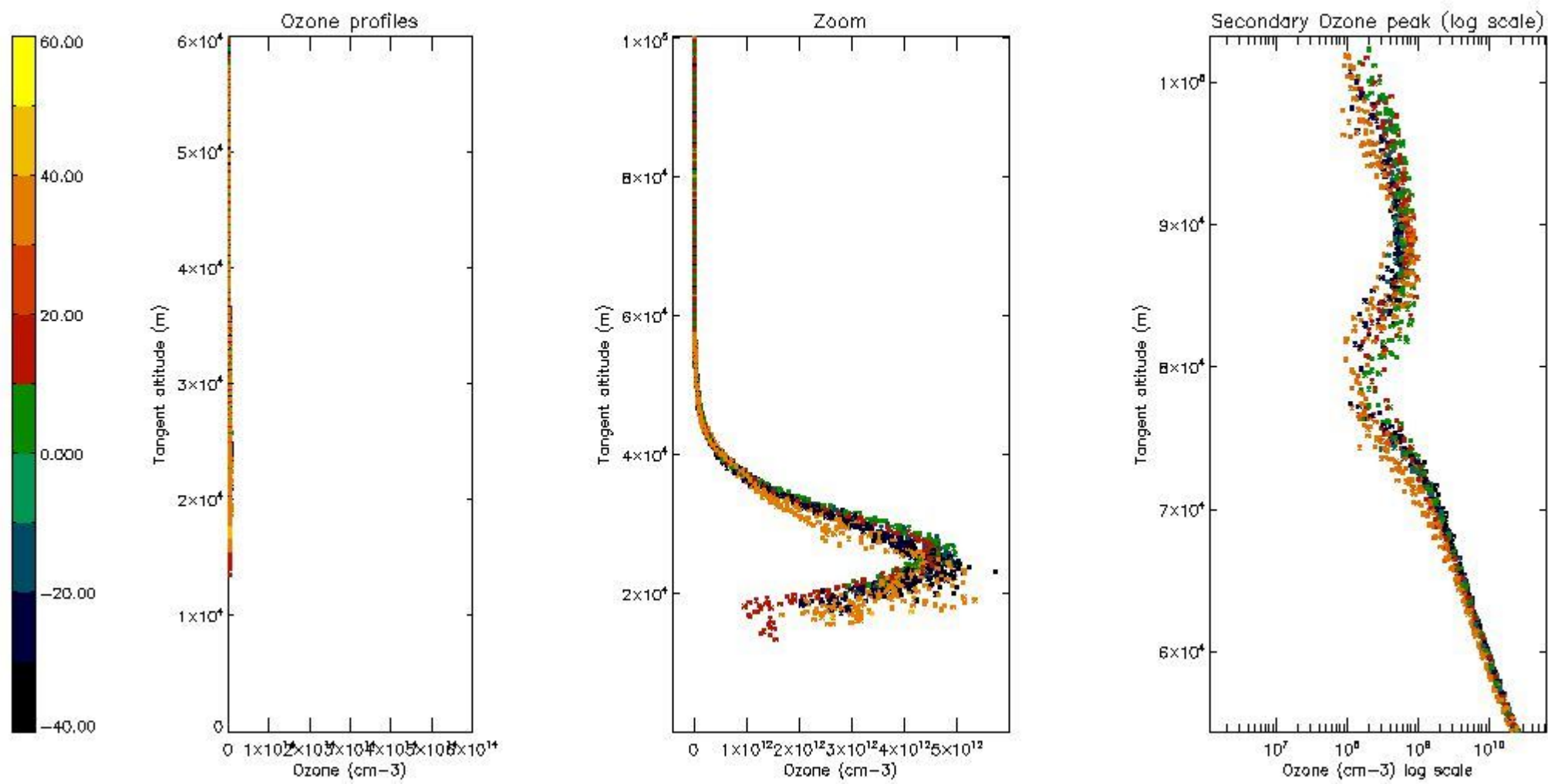
5.3 Plot ozone profiles where STD < 20% (dark without errors)

The colorbar represents the latitude.



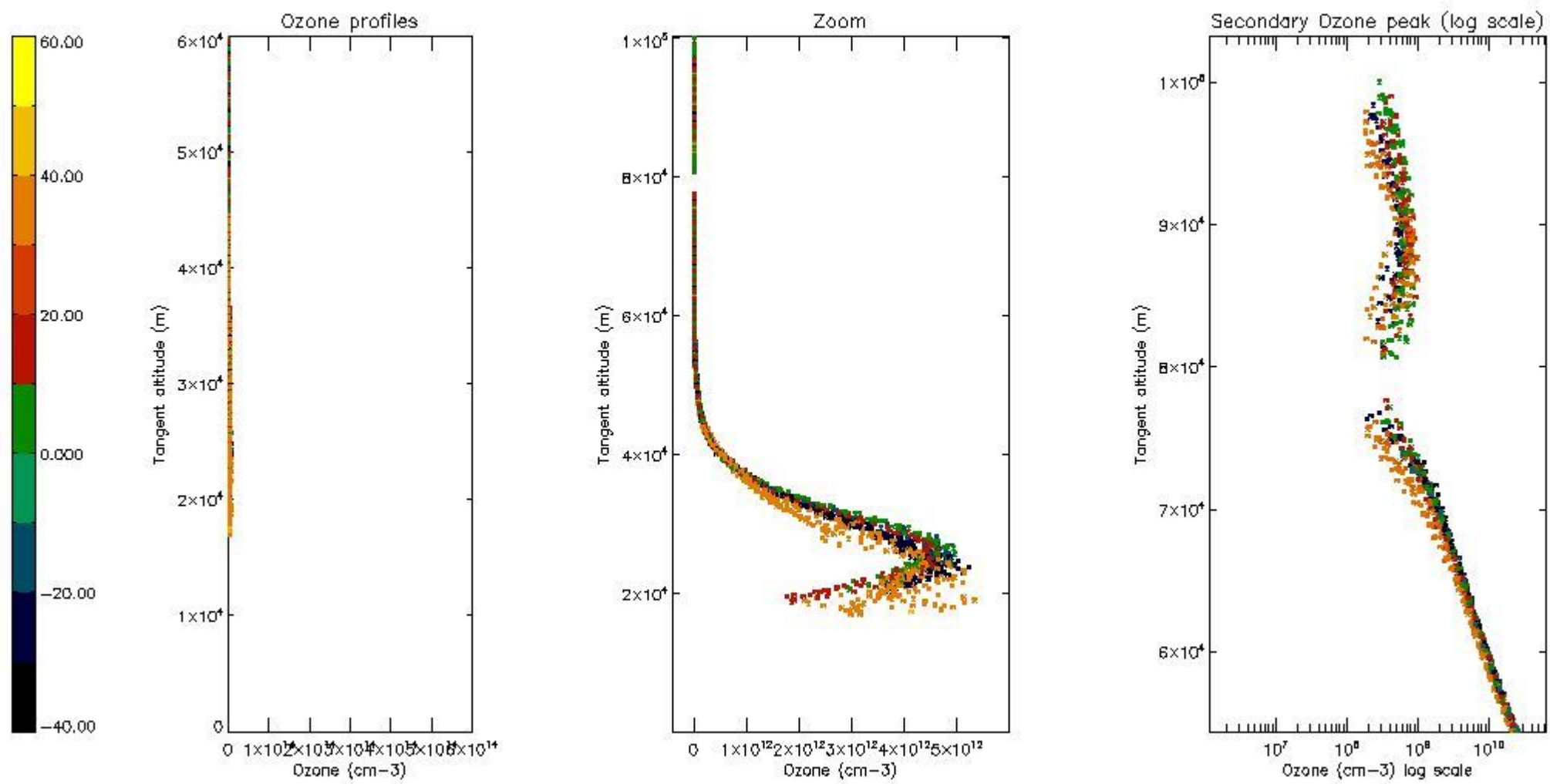
5.4 Plot ozone profiles where $STD < 10\%$ (dark without errors)

The colorbar represents the latitude.



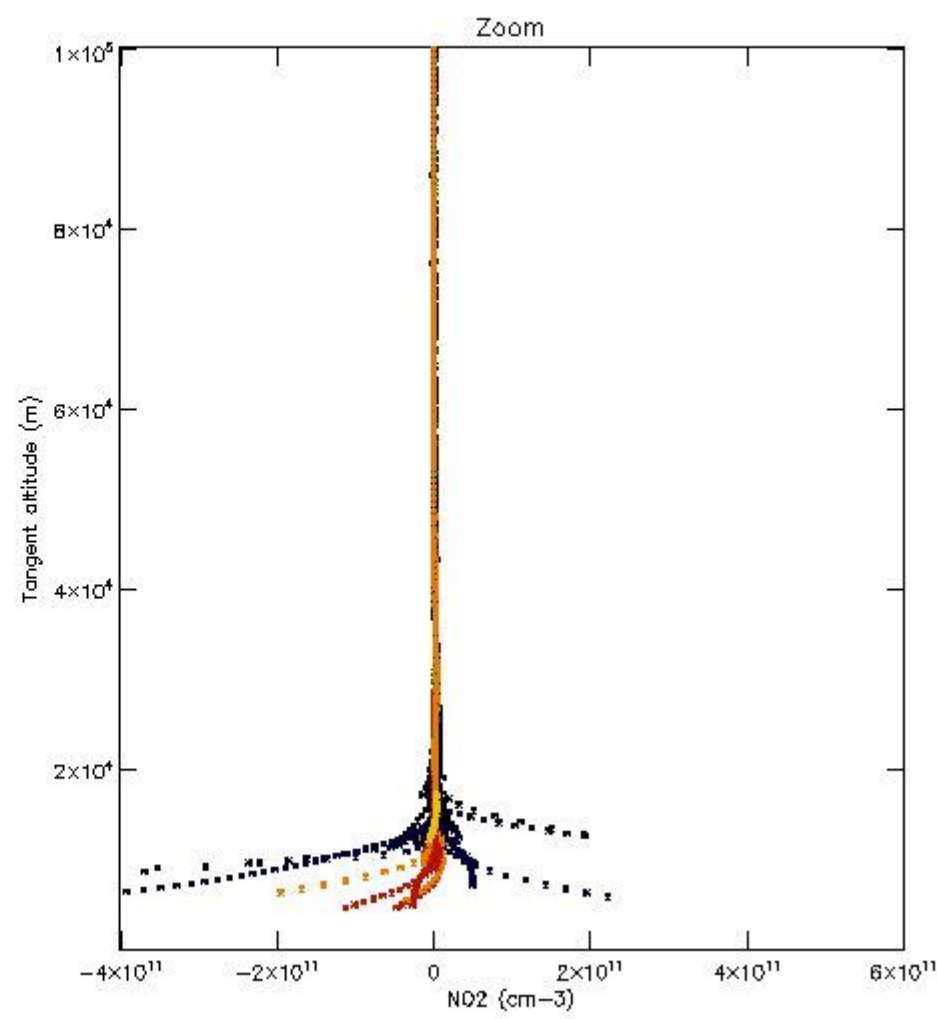
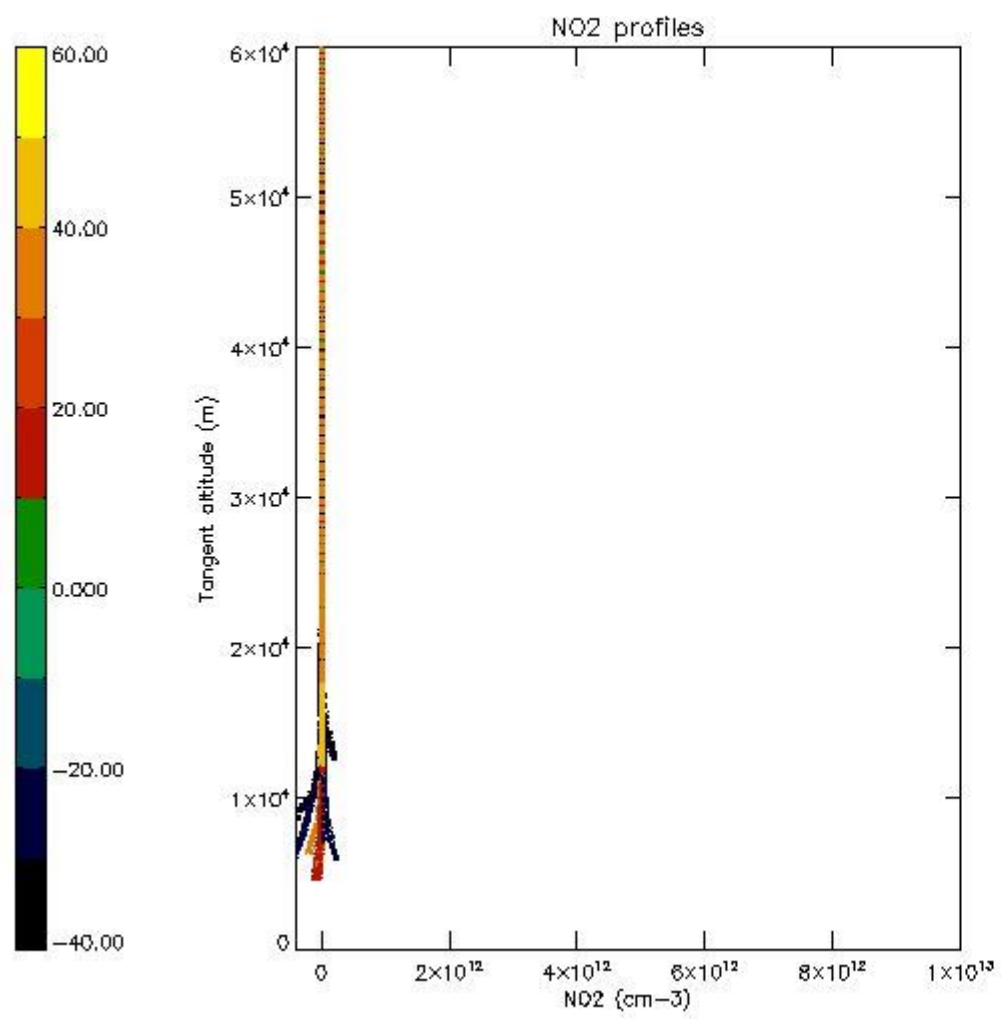
5.5 Plot ozone profiles where STD < 5% (dark without errors)

The colorbar represents the latitude.



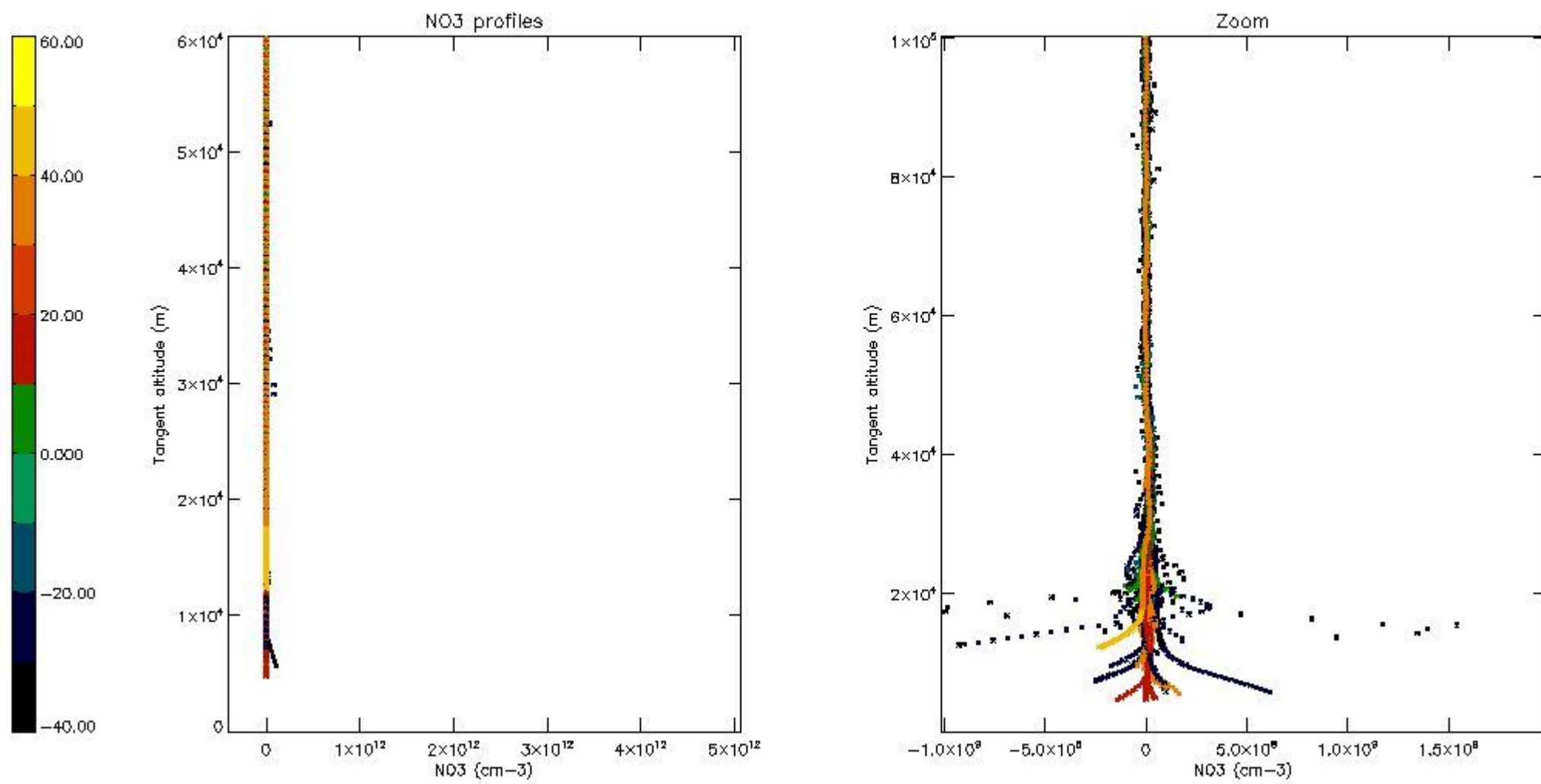
5.6 Plot NO₂ profiles for all STD (dark without errors)

The colorbar represents the latitude.



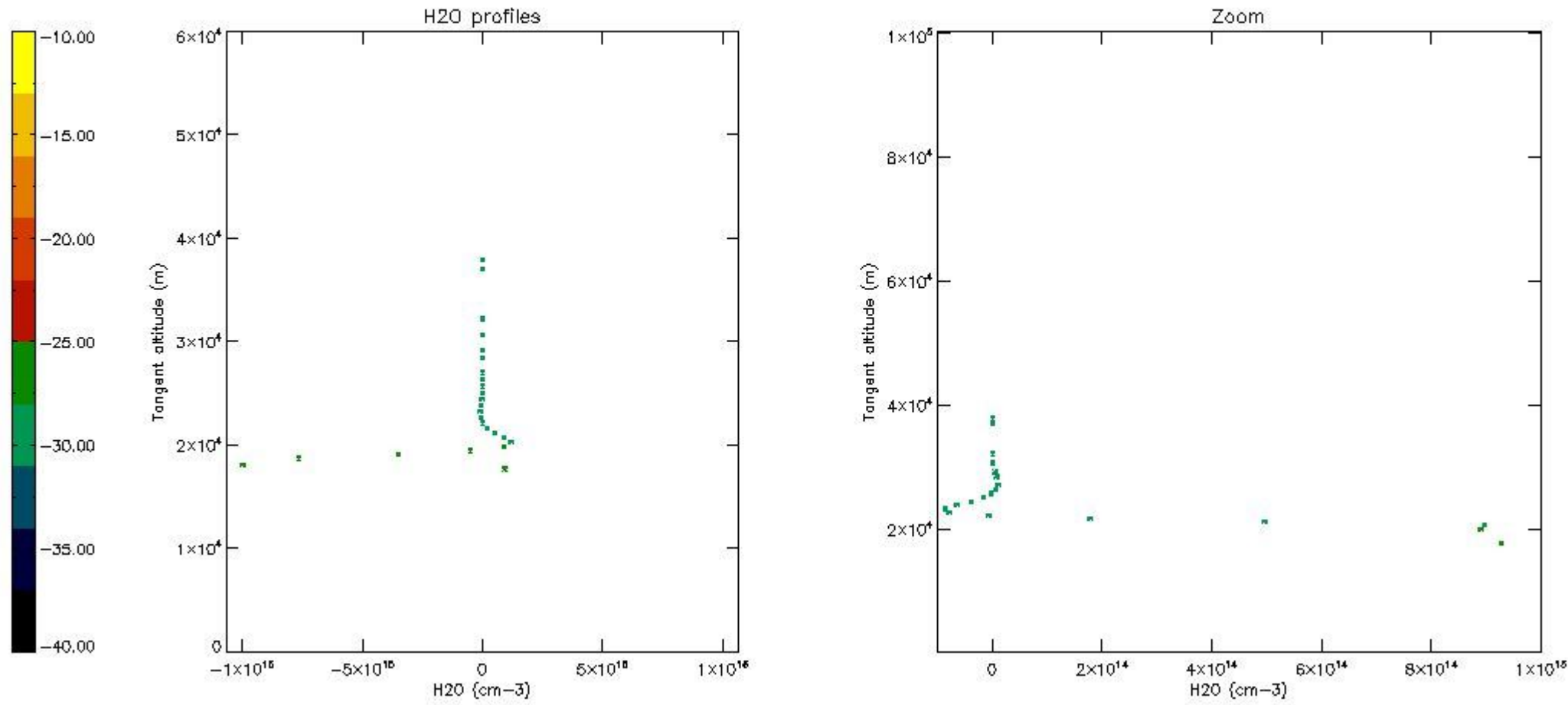
5.7 Plot NO3 profiles for all STD (dark without errors)

The colorbar represents the latitude.



5.8 Plot H2O profiles for all STD (only for occultations of stars 1,2,3,4,13,14,16,26,63 dark without errors)

The colorbar represents the latitude.



6. Auxiliary Data Files used for the production reported in section 2

The number reported in the third column indicates since which file (see list in section 2) the corresponding auxiliary file has been used. The fourth column is the date of those product files.

Type	Auxiliary Filename	Used since product	Used since product date
INST_PHYS_CHARACTERISTICS	GOM_INS_AXVIEC20091111_143220_20030716_120000_20500101_000000	1	06-NOV-2004 00:01:50
LEVEL-2_PROC_CONFIG	GOM_PR2_AXVIEC20091111_152718_20020301_000000_20500101_000000	1	06-NOV-2004 00:01:50
CROSS_SECTIONS_FILE	GOM_CRS_AXVIEC20091111_154832_20020301_000000_20500101_000000	1	06-NOV-2004 00:01:50

GOMOS Level 2 Daily Report

SUMMARY

[1. General Info](#)

[2. Summary of processed GOM_NL_2P products](#)

[3. Level 2 Quality information per product](#)

[3.1 Plot of level 2 quality information per product \(time dependant\)](#)

[3.2 Plot of level 2 quality information per product \(world map\)](#)

[4. Level 1 Quality information per product \(stored on level 2 products\)](#)

[4.1 Plot of level 1 quality information per product \(time dependant\)](#)

[4.1.1 Plot of level 1 quality information per product \(time dependant\): ASCENDING](#)

[4.1.2 Plot of level 1 quality information per product \(time dependant\): DESCENDING](#)

[4.2 Plot of level 1 quality information per product \(world map\)](#)

[4.2.1 Plot of level 1 quality information per product \(world map\): ASCENDING](#)

[4.2.2 Plot of level 1 quality information per product \(world map\): DESCENDING](#)

[5. Ozone profiles based on quality statistics and other trace gas profiles](#)

[5.1 Ozone statistics based on quality of products](#)

[5.2 Plot ozone profiles for all STD \(dark without errors\)](#)

[5.3 Plot ozone profiles where STD < 20% \(dark without errors\)](#)

[5.4. Plot ozone profiles where STD < 10% \(dark without errors\)](#)

[5.5. Plot ozone profiles where STD < 5% \(dark without errors\)](#)

[5.6 Plot NO2 profiles for all STD \(dark without errors\)](#)

[5.7 Plot NO3 profiles for all STD \(dark without errors\)](#)

[5.8 Plot H2O profiles \(only for occultations of stars 1,2,3,4,13,14,16,26,63 dark without errors\) for all STD](#)

[6. Auxiliary Data Files used for the production reported in section 2](#)

This report presents the daily analysis on parameters extracted from GOMOS level 2 data (GOM_NL__2P). It is intended to monitor some important parameters that will impact the quality of these products. A list of level 2 products (and content) that have arrived during the reporting day to the PCF is also given.

Item	Value
Time of report generation	19APR2013 14:45:24
Data source version	GOMOS/6.01
Start time of products	06-11-2004 (06NOV2004 00:00:00)
Stop time of products	07-11-2004 (07NOV2004 00:00:00)
Store outputs in DB	Yes
Nb of level 2 prods	164
Nb of prods with errors	0

2. Summary of processed GOM_NL__2P products.

Nr	Filename	UTC Start time	Limb	Duration	Star Id	Star Name	Star Mag	Star Temp	Nb Meas	Orbit	Prod. error
1	GOM_NL__2PRFIN20041106_000150_000000452031_00460_14041_5906.N1	06-NOV-2004 00:01:50	Straylight	45.000	52	16Bet Cet	2.0370	4500.0	90	14041	No
2	GOM_NL__2PRFIN20041106_000743_000000542031_00460_14041_5907.N1	06-NOV-2004 00:07:43	Twilight_stray	54.000	94	92Alp Cet	2.5260	3100.0	108	14041	No
3	GOM_NL__2PRFIN20041106_001216_000000402031_00460_14041_5908.N1	06-NOV-2004 00:12:16	Bright	39.500	105	6Bet Ari	2.6450	8900.0	79	14041	No
4	GOM_NL__2PRFIN20041106_001517_000000402031_00460_14041_5909.N1	06-NOV-2004 00:15:17	Bright	39.500	58	21Alp And	2.0730	11000.	79	14041	No
5	GOM_NL__2PRFIN20041106_001834_000000402031_00460_14041_5910.N1	06-NOV-2004 00:18:34	Bright	40.000	73	57Gam1And	2.2600	13100.	80	14041	No
6	GOM_NL__2PRFIN20041106_002222_000000372031_00460_14041_5911.N1	06-NOV-2004 00:22:22	Bright	37.000	68	18Alp Cas	2.2250	4500.0	74	14041	No
7	GOM_NL__2PRFIN20041106_002409_000000722031_00460_14041_5912.N1	06-NOV-2004 00:24:09	Bright	71.500	114	3lot Aur	2.6930	4600.0	143	14041	No
8	GOM_NL__2PRFIN20041106_002745_000000662031_00460_14041_5913.N1	06-NOV-2004 00:27:45	Bright	66.000	6	13Alp Aur	0.080000	3400.0	132	14041	No
9	GOM_NL__2PRFIN20041106_003134_000000372031_00460_14041_5914.N1	06-NOV-2004 00:31:34	Bright	36.500	49	1Alp UMi	1.9900	6300.0	73	14041	No
10	GOM_NL__2PRFIN20041106_003537_000000382031_00460_14041_5915.N1	06-NOV-2004 00:35:37	Bright	38.000	60	7Bet UMi	2.0810	3950.0	76	14041	No
11	GOM_NL__2PRFIN20041106_003934_000000422031_00460_14041_5916.N1	06-NOV-2004 00:39:34	Bright	41.500	36	50Alp UMa	1.8000	6300.0	83	14041	No
12	GOM_NL__2PRFIN20041106_004112_000000392031_00460_14041_5917.N1	06-NOV-2004 00:41:12	Bright	39.000	82	48Bet UMa	2.3650	10600.	78	14041	No
13	GOM_NL__2PRFIN20041106_004251_000000522031_00460_14041_5918.N1	06-NOV-2004 00:42:51	Bright	52.000	39	85Eta UMa	1.8540	24000.	104	14041	No
14	GOM_NL__2PRFIN20041106_004500_000000422031_00460_14041_5919.N1	06-NOV-2004 00:45:00	Bright	42.000	174	52Psi UMa	3.0040	4400.0	84	14041	No
15	GOM_NL__2PRFIN20041106_005337_000000682031_00460_14041_5920.N1	06-NOV-2004 00:53:37	Bright	68.000	166	17Eps Leo	2.9800	6000.0	136	14041	No
16	GOM_NL__2PRFIN20041106_005743_000000652031_00460_14041_5921.N1	06-NOV-2004 00:57:43	Twilight_stray	65.000	22	32Alp Leo	1.3600	15200.	130	14041	No
17	GOM_NL__2PRFIN20041106_010810_000000822031_00460_14041_5922.N1	06-NOV-2004 01:08:10	Dark	81.500	48	30Alp Hya	1.9770	4100.0	163	14041	No
18	GOM_NL__2PRFIN20041106_011126_000000402031_00460_14041_5923.N1	06-NOV-2004 01:11:26	Dark	39.500	99	Del Cen	2.5750	26000.	79	14041	No
19	GOM_NL__2PRFIN20041106_011258_000000402031_00460_14041_5924.N1	06-NOV-2004 01:12:58	Dark	40.000	26	Gam Cru	1.6240	2900.0	80	14041	No
20	GOM_NL__2PRFIN20041106_011438_000000412031_00460_14041_5925.N1	06-NOV-2004 01:14:38	Dark	40.500	12	Alp1Cru	0.77500	30000.	81	14041	No
21	GOM_NL__2PRFIN20041106_144139_000000402031_00469_14050_5901.N1	06-NOV-2004 14:41:39	Dark	40.000	91	Kap Vel	2.4900	26000.	80	14050	No
22	GOM_NL__2PRFIN20041106_144455_000000552031_00469_14050_5902.N1	06-NOV-2004 14:44:55	Dark	54.500	70	Zet Pup	2.2460	39000.	109	14050	No
23	GOM_NL__2PRFIN20041106_144942_000000622031_00469_14050_5903.N1	06-NOV-2004 14:49:42	Dark	62.000	2	Alp Car	-0.73600	7000.0	124	14050	No
24	GOM_NL__2PRFIN20041106_145231_000000912031_00469_14050_5904.N1	06-NOV-2004 14:52:31	Dark	90.500	23	21Eps CMa	1.5020	26000.	181	14050	No
25	GOM_NL__2PRFIN20041106_145551_000000472031_00469_14050_5905.N1	06-NOV-2004 14:55:51	Dark	46.500	9	Alp Eri	0.45300	24000.	93	14050	No
26	GOM_NL__2PRFIN20041106_145922_000000402031_00469_14050_5906.N1	06-NOV-2004 14:59:22	Straylight	39.500	157	The1Eri	2.9060	9300.0	79	14050	No
27	GOM_NL__2PRFIN20041106_150248_000000862031_00469_14050_5907.N1	06-NOV-2004 15:02:48	Straylight	85.500	139	9Bet Lep	2.8330	5600.0	171	14050	No
28	GOM_NL__2PRFIN20041106_150714_000000462031_00469_14050_5908.N1	06-NOV-2004 15:07:14	Straylight	45.500	52	16Bet Cet	2.0370	4500.0	91	14050	No
29	GOM_NL__2PRFIN20041106_151103_000001302031_00469_14050_5909.N1	06-NOV-2004 15:11:03	Bright	129.50	7	19Bet Ori	0.10000	14000.	259	14050	No
30	GOM_NL__2PRFIN20041106_151737_000000412031_00469_14050_5910.N1	06-NOV-2004 15:17:37	Bright	40.500	105	6Bet Ari	2.6450	8900.0	81	14050	No
31	GOM_NL__2PRFIN20041106_152043_000000392031_00469_14050_5911.N1	06-NOV-2004 15:20:43	Bright	39.000	58	21Alp And	2.0730	11000.	78	14050	No
32	GOM_NL__2PRFIN20041106_152356_000000402031_00469_14050_5912.N1	06-NOV-2004 15:23:56	Bright	40.000	73	57Gam1And	2.2600	13100.	80	14050	No
33	GOM_NL__2PRFIN20041106_152746_000000392031_00469_14050_5913.N1	06-NOV-2004 15:27:46	Bright	39.000	68	18Alp Cas	2.2250	4500.0	78	14050	No
34	GOM_NL__2PRFIN20041106_153257_000000642031_00469_14050_5914.N1	06-NOV-2004 15:32:57	Bright	63.500	6	13Alp Aur	0.080000	3400.0	127	14050	No
35	GOM_NL__2PRFIN20041106_153657_000000392031_00469_14050_5915.N1	06-NOV-2004 15:36:57	Bright	38.500	49	1Alp UMi	1.9900	6300.0	77	14050	No
36	GOM_NL__2PRFIN20041106_154100_000000392031_00469_14050_5916.N1	06-NOV-2004 15:41:00	Bright	39.000	60	7Bet UMi	2.0810	3950.0	78	14050	No
37	GOM_NL__2PRFIN20041106_154456_000000442031_00469_14050_5917.N1	06-NOV-2004 15:44:56	Bright	44.000	36	50Alp UMa	1.8000	6300.0	88	14050	No
38	GOM_NL__2PRFIN20041106_154634_000000582031_00469_14050_5918.N1	06-NOV-2004 15:46:34	Bright	58.000	82	48Bet UMa	2.3650	10600.	116	14050	No
39	GOM_NL__2PRFIN20041106_154815_000000372031_00469_14050_5919.N1	06-NOV-2004 15:48:15	Bright	37.000	39	85Eta UMa	1.8540	24000.	74	14050	No
40	GOM_NL__2PRFIN20041106_155023_000000442031_00469_14050_5920.N1	06-NOV-2004 15:50:23	Bright	43.500	174	52Psi UMa	3.0040	4400.0	87	14050	No
41	GOM_NL__2PRFIN20041106_155905_000000682031_00469_14050_5921.N1	06-NOV-2004 15:59:05	Bright	67.500	166	17Eps Leo	2.9800	6000.0	135	14050	No
42	GOM_NL__2PRFIN20041106_160313_000000712031_00469_14050_5922.N1	06-NOV-2004 16:03:13	Twilight_stray	70.500	22	32Alp Leo	1.3600	15200.	141	14050	No

43	GOM_NL__2PRFIN20041106_161350_000000962031_00469_14050_5923.N1	06-NOV-2004 16:13:50	Dark	95.500	48	30Alp Hya	1.9770	4100.0	191	14050	No
44	GOM_NL__2PRFIN20041106_161652_000000422031_00469_14050_5924.N1	06-NOV-2004 16:16:52	Dark	41.500	99	Del Cen	2.5750	26000.	83	14050	No
45	GOM_NL__2PRFIN20041106_161822_000000512031_00469_14050_5925.N1	06-NOV-2004 16:18:22	Dark	51.000	26	Gam Cru	1.6240	2900.0	102	14050	No
46	GOM_NL__2PRFIN20041106_162001_000000412031_00469_14050_5926.N1	06-NOV-2004 16:20:01	Dark	41.000	12	Alp1Cru	0.77500	30000.	82	14050	No
47	GOM_NL__2PRFIN20041106_162215_000000422031_00470_14051_5901.N1	06-NOV-2004 16:22:15	Dark	41.500	91	Kap Vel	2.4900	26000.	83	14051	No
48	GOM_NL__2PRFIN20041106_162532_000000572031_00470_14051_5902.N1	06-NOV-2004 16:25:32	Dark	56.500	70	Zet Pup	2.2460	39000.	113	14051	No
49	GOM_NL__2PRFIN20041106_163019_000000622031_00470_14051_5903.N1	06-NOV-2004 16:30:19	Dark	62.000	2	Alp Car	-0.73600	7000.0	124	14051	No
50	GOM_NL__2PRFIN20041106_163309_000000862031_00470_14051_5904.N1	06-NOV-2004 16:33:09	Dark	85.500	23	21Eps CMa	1.5020	26000.	171	14051	No
51	GOM_NL__2PRFIN20041106_163627_000000512031_00470_14051_5905.N1	06-NOV-2004 16:36:27	Dark	51.000	9	Alp Eri	0.45300	24000.	102	14051	No
52	GOM_NL__2PRFIN20041106_163958_000000412031_00470_14051_5906.N1	06-NOV-2004 16:39:58	Straylight	41.000	157	The1Eri	2.9060	9300.0	82	14051	No
53	GOM_NL__2PRFIN20041106_164324_000000872031_00470_14051_5907.N1	06-NOV-2004 16:43:24	Straylight	87.000	139	9Bet Lep	2.8330	5600.0	174	14051	No
54	GOM_NL__2PRFIN20041106_164751_000000452031_00470_14051_5908.N1	06-NOV-2004 16:47:51	Straylight	44.500	52	16Bet Cet	2.0370	4500.0	89	14051	No
55	GOM_NL__2PRFIN20041106_165138_000001382031_00470_14051_5909.N1	06-NOV-2004 16:51:38	Bright	138.00	7	19Bet Ori	0.10000	14000.	276	14051	No
56	GOM_NL__2PRFIN20041106_165814_000000402031_00470_14051_5910.N1	06-NOV-2004 16:58:14	Bright	40.000	105	6Bet Ari	2.6450	8900.0	80	14051	No
57	GOM_NL__2PRFIN20041106_170119_000000392031_00470_14051_5911.N1	06-NOV-2004 17:01:19	Bright	39.000	58	21Alp And	2.0730	11000.	78	14051	No
58	GOM_NL__2PRFIN20041106_170432_000000382031_00470_14051_5912.N1	06-NOV-2004 17:04:32	Bright	38.000	73	57Gam1And	2.2600	13100.	76	14051	No
59	GOM_NL__2PRFIN20041106_170822_000000392031_00470_14051_5913.N1	06-NOV-2004 17:08:22	Bright	39.000	68	18Alp Cas	2.2250	4500.0	78	14051	No
60	GOM_NL__2PRFIN20041106_171331_000000662031_00470_14051_5914.N1	06-NOV-2004 17:13:31	Bright	65.500	6	13Alp Aur	0.080000	3400.0	131	14051	No
61	GOM_NL__2PRFIN20041106_171733_000000382031_00470_14051_5915.N1	06-NOV-2004 17:17:33	Bright	38.000	49	1Alp UMi	1.9900	6300.0	76	14051	No
62	GOM_NL__2PRFIN20041106_172137_000000392031_00470_14051_5916.N1	06-NOV-2004 17:21:37	Bright	38.500	60	7Bet UMi	2.0810	3950.0	77	14051	No
63	GOM_NL__2PRFIN20041106_172533_000000402031_00470_14051_5917.N1	06-NOV-2004 17:25:33	Bright	39.500	36	50Alp UMa	1.8000	6300.0	79	14051	No
64	GOM_NL__2PRFIN20041106_172710_000000442031_00470_14051_5918.N1	06-NOV-2004 17:27:10	Bright	44.000	82	48Bet UMa	2.3650	10600.	88	14051	No
65	GOM_NL__2PRFIN20041106_172851_000000372031_00470_14051_5919.N1	06-NOV-2004 17:28:51	Bright	36.500	39	85Eta UMa	1.8540	24000.	73	14051	No
66	GOM_NL__2PRFIN20041106_173059_000000422031_00470_14051_5920.N1	06-NOV-2004 17:30:59	Bright	41.500	174	52Psi UMa	3.0040	4400.0	83	14051	No
67	GOM_NL__2PRFIN20041106_173941_000000692031_00470_14051_5921.N1	06-NOV-2004 17:39:41	Bright	69.000	166	17Eps Leo	2.9800	6000.0	138	14051	No
68	GOM_NL__2PRFIN20041106_174350_000000672031_00470_14051_5922.N1	06-NOV-2004 17:43:50	Tw_i_and_stray	67.000	22	32Alp Leo	1.3600	15200.	134	14051	No
69	GOM_NL__2PRFIN20041106_175425_000000932031_00470_14051_5923.N1	06-NOV-2004 17:54:25	Dark	93.000	48	30Alp Hya	1.9770	4100.0	186	14051	No
70	GOM_NL__2PRFIN20041106_175729_000000402031_00470_14051_5924.N1	06-NOV-2004 17:57:29	Dark	39.500	99	Del Cen	2.5750	26000.	79	14051	No
71	GOM_NL__2PRFIN20041106_175858_000000432031_00470_14051_5925.N1	06-NOV-2004 17:58:58	Dark	43.000	26	Gam Cru	1.6240	2900.0	86	14051	No
72	GOM_NL__2PRFIN20041106_180038_000000502031_00470_14051_5926.N1	06-NOV-2004 18:00:38	Dark	50.000	12	Alp1Cru	0.77500	30000.	100	14051	No
73	GOM_NL__2PRFIN20041106_180252_000000412031_00471_14052_5901.N1	06-NOV-2004 18:02:52	Dark	41.000	91	Kap Vel	2.4900	26000.	82	14052	No
74	GOM_NL__2PRFIN20041106_180610_000000542031_00471_14052_5902.N1	06-NOV-2004 18:06:10	Dark	54.000	70	Zet Pup	2.2460	39000.	108	14052	No
75	GOM_NL__2PRFIN20041106_181056_000000542031_00471_14052_5903.N1	06-NOV-2004 18:10:56	Dark	54.000	2	Alp Car	-0.73600	7000.0	108	14052	No
76	GOM_NL__2PRFIN20041106_181347_000000952031_00471_14052_5904.N1	06-NOV-2004 18:13:47	Dark	95.000	23	21Eps CMa	1.5020	26000.	190	14052	No
77	GOM_NL__2PRFIN20041106_181703_000000502031_00471_14052_5905.N1	06-NOV-2004 18:17:03	Dark	49.500	9	Alp Eri	0.45300	24000.	99	14052	No
78	GOM_NL__2PRFIN20041106_182034_000000442031_00471_14052_5906.N1	06-NOV-2004 18:20:34	Straylight	43.500	157	The1Eri	2.9060	9300.0	87	14052	No
79	GOM_NL__2PRFIN20041106_182401_000000902031_00471_14052_5907.N1	06-NOV-2004 18:24:01	Straylight	89.500	139	9Bet Lep	2.8330	5600.0	179	14052	No
80	GOM_NL__2PRFIN20041106_182827_000000452031_00471_14052_5908.N1	06-NOV-2004 18:28:27	Straylight	44.500	52	16Bet Cet	2.0370	4500.0	89	14052	No
81	GOM_NL__2PRFIN20041106_183213_000001602031_00471_14052_5909.N1	06-NOV-2004 18:32:13	Bright	159.50	7	19Bet Ori	0.10000	14000.	319	14052	No
82	GOM_NL__2PRFIN20041106_183850_000000392031_00471_14052_5910.N1	06-NOV-2004 18:38:50	Bright	39.000	105	6Bet Ari	2.6450	8900.0	78	14052	No
83	GOM_NL__2PRFIN20041106_184155_000000392031_00471_14052_5911.N1	06-NOV-2004 18:41:55	Bright	39.000	58	21Alp And	2.0730	11000.	78	14052	No
84	GOM_NL__2PRFIN20041106_184508_000000372031_00471_14052_5912.N1	06-NOV-2004 18:45:08	Bright	37.000	73	57Gam1And	2.2600	13100.	74	14052	No
85	GOM_NL__2PRFIN20041106_184858_000000392031_00471_14052_5913.N1	06-NOV-2004 18:48:58	Bright	39.000	68	18Alp Cas	2.2250	4500.0	78	14052	No
86	GOM_NL__2PRFIN20041106_185405_000000632031_00471_14052_5914.N1	06-NOV-2004 18:54:05	Bright	63.000	6	13Alp Aur	0.080000	3400.0	126	14052	No
87	GOM_NL__2PRFIN20041106_185809_000000382031_00471_14052_5915.N1	06-NOV-2004 18:58:09	Bright	37.500	49	1Alp UMi	1.9900	6300.0	75	14052	No
88	GOM_NL__2PRFIN20041106_190214_000000352031_00471_14052_5916.N1	06-NOV-2004 19:02:14	Bright	35.000	60	7Bet UMi	2.0810	3950.0	70	14052	No
89	GOM_NL__2PRFIN20041106_190608_000000422031_00471_14052_5917.N1	06-NOV-2004 19:06:08	Bright	41.500	36	50Alp UMa	1.8000	6300.0	83	14052	No
90	GOM_NL__2PRFIN20041106_190746_000000422031_00471_14052_5918.N1	06-NOV-2004 19:07:46	Bright	41.500	82	48Bet UMa	2.3650	10600.	83	14052	No
91	GOM_NL__2PRFIN20041106_190928_000000392031_00471_14052_5919.N1	06-NOV-2004 19:09:28	Bright	38.500	39	85Eta UMa	1.8540	24000.	77	14052	No
92	GOM_NL__2PRFIN20041106_191135_000000412031_00471_14052_5920.N1	06-NOV-2004 19:11:35	Bright	41.000	174	52Psi UMa	3.0040	4400.0	82	14052	No
93	GOM_NL__2PRFIN20041106_192018_000000672031_00471_14052_5921.N1	06-NOV-2004 19:20:18	Bright	66.500	166	17Eps Leo	2.9800	6000.0	133	14052	No
94	GOM_NL__2PRFIN20041106_192427_000000682031_00471_14052_5922.N1	06-NOV-2004 19:24:27	Tw_i_and_stray	67.500	22	32Alp Leo	1.3600	15200.	135	14052	No
95	GOM_NL__2PRFIN20041106_193504_000001012031_00471_14052_5923.N1	06-NOV-2004 19:35:04	Dark	100.50	48	30Alp Hya	1.9770	4100.0	201	14052	No
96	GOM_NL__2PRFIN20041106_193805_000000392031_00471_14052_5924.N1	06-NOV-2004 19:38:05	Dark	38.500	99	Del Cen	2.5750	26000.	77	14052	No
97	GOM_NL__2PRFIN20041106_193934_000000442031_00471_14052_5925.N1	06-NOV-2004 19:39:34	Dark	44.000	26	Gam Cru	1.6240	2900.0	88	14052	No
98	GOM_NL__2PRFIN20041106_194114_000000432031_00471_14052_5926.N1	06-NOV-2004 19:41:14	Dark	43.000	12	Alp1Cru	0.77500	30000.	86	14052	No
99	GOM_NL__2PRFIN20041106_194329_000000422031_00472_14053_5902.N1	06-NOV-2004 19:43:29	Dark	41.500	91	Kap Vel	2.4900	26000.	83	14053	No
100	GOM_NL__2PRFIN20041106_194647_000000562031_00472_14053_5903.N1	06-NOV-2004 19:46:47	Dark	56.000	70	Zet Pup	2.2460	39000.	112	14053	No
101	GOM_NL__2PRFIN20041106_195132_000000622031_00472_14053_5904.N1	06-NOV-2004 19:51:32	Dark	62.000	2	Alp Car	-0.73600	7000.0	124	14053	No

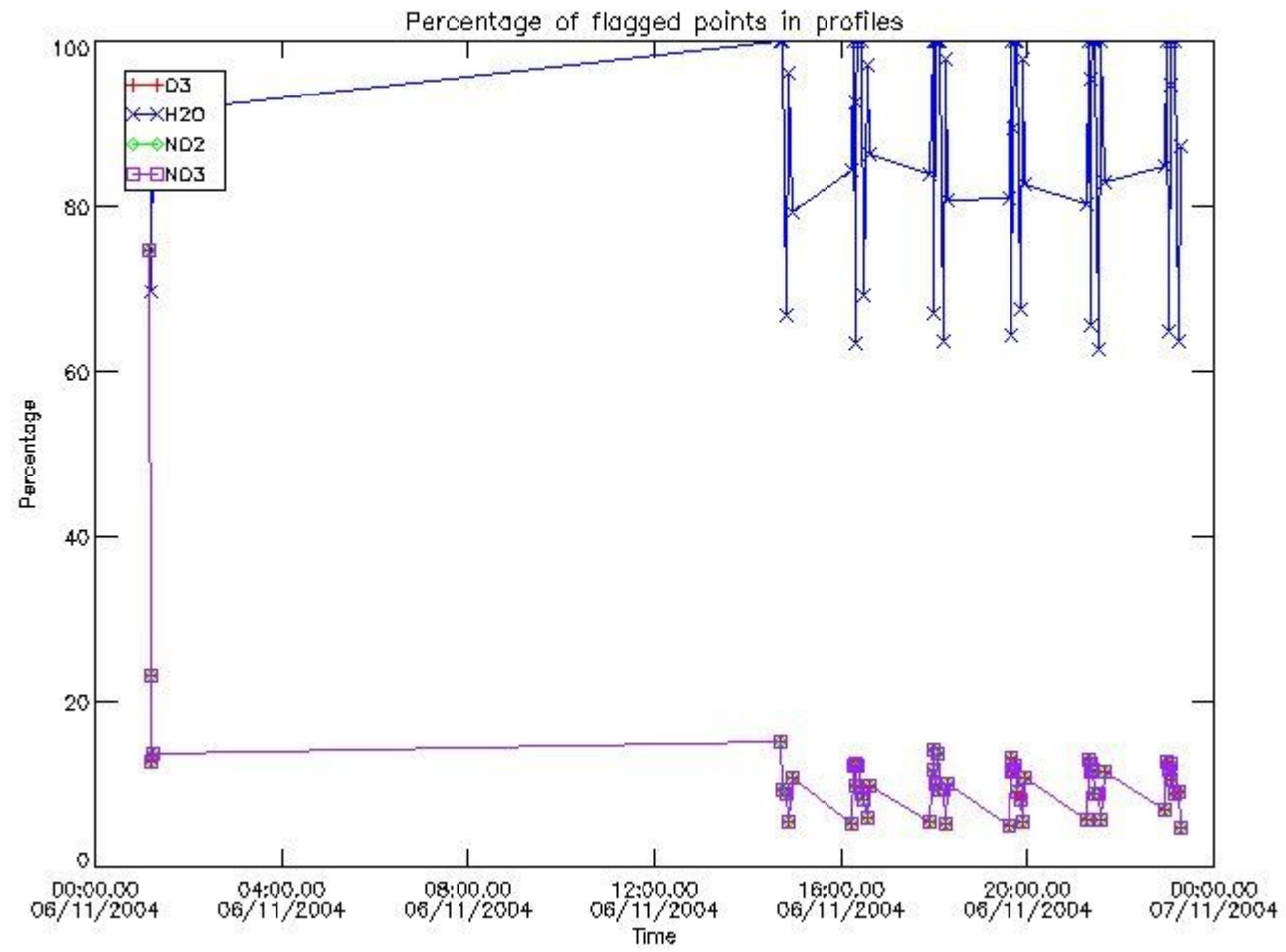
102	GOM_NL__2PRFIN20041106_195422_000000942031_00472_14053_5905.N1	06-NOV-2004 19:54:22	Dark	93.500	23	21Eps CMa	1.5020	26000.	187	14053	No
103	GOM_NL__2PRFIN20041106_195739_000000472031_00472_14053_5906.N1	06-NOV-2004 19:57:39	Dark	46.500	9	Alp Eri	0.45300	24000.	93	14053	No
104	GOM_NL__2PRFIN20041106_200111_000000422031_00472_14053_5907.N1	06-NOV-2004 20:01:11	Straylight	41.500	157	The1Eri	2.9060	9300.0	83	14053	No
105	GOM_NL__2PRFIN20041106_200436_000000862031_00472_14053_5908.N1	06-NOV-2004 20:04:36	Straylight	85.500	139	9Bet Lep	2.8330	5600.0	171	14053	No
106	GOM_NL__2PRFIN20041106_200903_000000472031_00472_14053_5909.N1	06-NOV-2004 20:09:03	Straylight	46.500	52	16Bet Cet	2.0370	4500.0	93	14053	No
107	GOM_NL__2PRFIN20041106_201248_000001402031_00472_14053_5910.N1	06-NOV-2004 20:12:48	Bright	139.50	7	19Bet Ori	0.10000	14000.	279	14053	No
108	GOM_NL__2PRFIN20041106_201925_000000412031_00472_14053_5911.N1	06-NOV-2004 20:19:25	Bright	41.000	105	6Bet Ari	2.6450	8900.0	82	14053	No
109	GOM_NL__2PRFIN20041106_202232_000000392031_00472_14053_5912.N1	06-NOV-2004 20:22:32	Bright	38.500	58	21Alp And	2.0730	11000.	77	14053	No
110	GOM_NL__2PRFIN20041106_202543_000000412031_00472_14053_5913.N1	06-NOV-2004 20:25:43	Bright	41.000	73	57Gam1And	2.2600	13100.	82	14053	No
111	GOM_NL__2PRFIN20041106_202934_000000382031_00472_14053_5914.N1	06-NOV-2004 20:29:34	Bright	37.500	68	18Alp Cas	2.2250	4500.0	75	14053	No
112	GOM_NL__2PRFIN20041106_203440_000000662031_00472_14053_5915.N1	06-NOV-2004 20:34:40	Bright	66.000	6	13Alp Aur	0.080000	3400.0	132	14053	No
113	GOM_NL__2PRFIN20041106_203845_000000392031_00472_14053_5916.N1	06-NOV-2004 20:38:45	Bright	38.500	49	1Alp UMi	1.9900	6300.0	77	14053	No
114	GOM_NL__2PRFIN20041106_204249_000000392031_00472_14053_5917.N1	06-NOV-2004 20:42:49	Bright	39.000	60	7Bet UMi	2.0810	3950.0	78	14053	No
115	GOM_NL__2PRFIN20041106_204644_000000432031_00472_14053_5918.N1	06-NOV-2004 20:46:44	Bright	42.500	36	50Alp UMa	1.8000	6300.0	85	14053	No
116	GOM_NL__2PRFIN20041106_204822_000000412031_00472_14053_5919.N1	06-NOV-2004 20:48:22	Bright	41.000	82	48Bet UMa	2.3650	10600.	82	14053	No
117	GOM_NL__2PRFIN20041106_205004_000000522031_00472_14053_5920.N1	06-NOV-2004 20:50:04	Bright	52.000	39	85Eta UMa	1.8540	24000.	104	14053	No
118	GOM_NL__2PRFIN20041106_205211_000000422031_00472_14053_5921.N1	06-NOV-2004 20:52:11	Bright	42.000	174	52Psi UMa	3.0040	4400.0	84	14053	No
119	GOM_NL__2PRFIN20041106_210054_000000672031_00472_14053_5922.N1	06-NOV-2004 21:00:54	Bright	67.000	166	17Eps Leo	2.9800	6000.0	134	14053	No
120	GOM_NL__2PRFIN20041106_210504_000000692031_00472_14053_5923.N1	06-NOV-2004 21:05:04	Tw_i_and_stray	69.000	22	32Alp Leo	1.3600	15200.	138	14053	No
121	GOM_NL__2PRFIN20041106_211542_000000892031_00472_14053_5924.N1	06-NOV-2004 21:15:42	Dark	89.000	48	30Alp Hya	1.9770	4100.0	178	14053	No
122	GOM_NL__2PRFIN20041106_211840_000000402031_00472_14053_5925.N1	06-NOV-2004 21:18:40	Dark	39.500	99	Del Cen	2.5750	26000.	79	14053	No
123	GOM_NL__2PRFIN20041106_212010_000000412031_00472_14053_5926.N1	06-NOV-2004 21:20:10	Dark	41.000	26	Gam Cru	1.6240	2900.0	82	14053	No
124	GOM_NL__2PRFIN20041106_212150_000000452031_00472_14053_5927.N1	06-NOV-2004 21:21:50	Dark	44.500	12	Alp1Cru	0.77500	30000.	89	14053	No
125	GOM_NL__2PRFIN20041106_212404_000000442031_00473_14054_5902.N1	06-NOV-2004 21:24:04	Dark	43.500	91	Kap Vel	2.4900	26000.	87	14054	No
126	GOM_NL__2PRFIN20041106_212722_000000582031_00473_14054_5903.N1	06-NOV-2004 21:27:22	Dark	57.500	70	Zet Pup	2.2460	39000.	115	14054	No
127	GOM_NL__2PRFIN20041106_213208_000000572031_00473_14054_5904.N1	06-NOV-2004 21:32:08	Dark	56.500	2	Alp Car	-0.73600	7000.0	113	14054	No
128	GOM_NL__2PRFIN20041106_213502_000000882031_00473_14054_5905.N1	06-NOV-2004 21:35:02	Dark	88.000	23	21Eps CMa	1.5020	26000.	176	14054	No
129	GOM_NL__2PRFIN20041106_213816_000000452031_00473_14054_5906.N1	06-NOV-2004 21:38:16	Dark	44.500	9	Alp Eri	0.45300	24000.	89	14054	No
130	GOM_NL__2PRFIN20041106_214146_000000432031_00473_14054_5907.N1	06-NOV-2004 21:41:46	Straylight	42.500	157	The1Eri	2.9060	9300.0	85	14054	No
131	GOM_NL__2PRFIN20041106_214514_000000872031_00473_14054_5908.N1	06-NOV-2004 21:45:14	Straylight	86.500	139	9Bet Lep	2.8330	5600.0	173	14054	No
132	GOM_NL__2PRFIN20041106_214939_000000462031_00473_14054_5909.N1	06-NOV-2004 21:49:39	Straylight	45.500	52	16Bet Cet	2.0370	4500.0	91	14054	No
133	GOM_NL__2PRFIN20041106_215323_000001312031_00473_14054_5910.N1	06-NOV-2004 21:53:23	Bright	130.50	7	19Bet Ori	0.10000	14000.	261	14054	No
134	GOM_NL__2PRFIN20041106_215959_000000432031_00473_14054_5911.N1	06-NOV-2004 21:59:59	Bright	42.500	105	6Bet Ari	2.6450	8900.0	85	14054	No
135	GOM_NL__2PRFIN20041106_220308_000000392031_00473_14054_5912.N1	06-NOV-2004 22:03:08	Bright	38.500	58	21Alp And	2.0730	11000.	77	14054	No
136	GOM_NL__2PRFIN20041106_220618_000000392031_00473_14054_5913.N1	06-NOV-2004 22:06:18	Bright	39.000	73	57Gam1And	2.2600	13100.	78	14054	No
137	GOM_NL__2PRFIN20041106_221009_000000382031_00473_14054_5914.N1	06-NOV-2004 22:10:09	Bright	38.000	68	18Alp Cas	2.2250	4500.0	76	14054	No
138	GOM_NL__2PRFIN20041106_221515_000000632031_00473_14054_5915.N1	06-NOV-2004 22:15:15	Bright	63.000	6	13Alp Aur	0.080000	3400.0	126	14054	No
139	GOM_NL__2PRFIN20041106_221918_000000412031_00473_14054_5916.N1	06-NOV-2004 22:19:18	Bright	40.500	49	1Alp UMi	1.9900	6300.0	81	14054	No
140	GOM_NL__2PRFIN20041106_222324_000000372031_00473_14054_5917.N1	06-NOV-2004 22:23:24	Bright	36.500	60	7Bet UMi	2.0810	3950.0	73	14054	No
141	GOM_NL__2PRFIN20041106_222720_000000392031_00473_14054_5918.N1	06-NOV-2004 22:27:20	Bright	38.500	36	50Alp UMa	1.8000	6300.0	77	14054	No
142	GOM_NL__2PRFIN20041106_222857_000000422031_00473_14054_5919.N1	06-NOV-2004 22:28:57	Bright	41.500	82	48Bet UMa	2.3650	10600.	83	14054	No
143	GOM_NL__2PRFIN20041106_223040_000000362031_00473_14054_5920.N1	06-NOV-2004 22:30:40	Bright	35.500	39	85Eta UMa	1.8540	24000.	71	14054	No
144	GOM_NL__2PRFIN20041106_223247_000000592031_00473_14054_5921.N1	06-NOV-2004 22:32:47	Bright	59.000	174	52Psi UMa	3.0040	4400.0	118	14054	No
145	GOM_NL__2PRFIN20041106_224131_000000672031_00473_14054_5922.N1	06-NOV-2004 22:41:31	Bright	66.500	166	17Eps Leo	2.9800	6000.0	133	14054	No
146	GOM_NL__2PRFIN20041106_224541_000000712031_00473_14054_5923.N1	06-NOV-2004 22:45:41	Tw_i_and_stray	71.000	22	32Alp Leo	1.3600	15200.	142	14054	No
147	GOM_NL__2PRFIN20041106_225621_000000862031_00473_14054_5924.N1	06-NOV-2004 22:56:21	Dark	86.000	48	30Alp Hya	1.9770	4100.0	172	14054	No
148	GOM_NL__2PRFIN20041106_225915_000000402031_00473_14054_5925.N1	06-NOV-2004 22:59:15	Dark	40.000	99	Del Cen	2.5750	26000.	80	14054	No
149	GOM_NL__2PRFIN20041106_230046_000000432031_00473_14054_5926.N1	06-NOV-2004 23:00:46	Dark	43.000	26	Gam Cru	1.6240	2900.0	86	14054	No
150	GOM_NL__2PRFIN20041106_230226_000000492031_00473_14054_5927.N1	06-NOV-2004 23:02:26	Dark	48.500	12	Alp1Cru	0.77500	30000.	97	14054	No
151	GOM_NL__2PRFIN20041106_230441_000000412031_00474_14055_5902.N1	06-NOV-2004 23:04:41	Dark	40.500	91	Kap Vel	2.4900	26000.	81	14055	No
152	GOM_NL__2PRFIN20041106_230759_000000582031_00474_14055_5903.N1	06-NOV-2004 23:07:59	Dark	57.500	70	Zet Pup	2.2460	39000.	115	14055	No
153	GOM_NL__2PRFIN20041106_231243_000000562031_00474_14055_5904.N1	06-NOV-2004 23:12:43	Dark	55.500	2	Alp Car	-0.73600	7000.0	111	14055	No
154	GOM_NL__2PRFIN20041106_231540_000001092031_00474_14055_5905.N1	06-NOV-2004 23:15:40	Dark	109.00	37	25Del CMa	1.8300	5900.0	218	14055	No
155	GOM_NL__2PRFIN20041106_232223_000000442031_00474_14055_5906.N1	06-NOV-2004 23:22:23	Straylight	44.000	157	The1Eri	2.9060	9300.0	88	14055	No
156	GOM_NL__2PRFIN20041106_232550_000000862031_00474_14055_5907.N1	06-NOV-2004 23:25:50	Straylight	86.000	139	9Bet Lep	2.8330	5600.0	172	14055	No
157	GOM_NL__2PRFIN20041106_233015_000000422031_00474_14055_5908.N1	06-NOV-2004 23:30:15	Straylight	42.000	52	16Bet Cet	2.0370	4500.0	84	14055	No
158	GOM_NL__2PRFIN20041106_233602_000000532031_00474_14055_5909.N1	06-NOV-2004 23:36:02	Tw_i_and_stray	53.000	94	92Alp Cet	2.5260	3100.0	106	14055	No
159	GOM_NL__2PRFIN20041106_234035_000000422031_00474_14055_5910.N1	06-NOV-2004 23:40:35	Bright	41.500	105	6Bet Ari	2.6450	8900.0	83	14055	No
160	GOM_NL__2PRFIN20041106_234344_000000382031_00474_14055_5911.N1	06-NOV-2004 23:43:44	Bright	37.500	58	21Alp And	2.0730	11000.	75	14055	No

161	GOM_NL__2PRFIN20041106_234654_000000392031_00474_14055_5912.N1	06-NOV-2004 23:46:54	Bright	39.000	73	57Gam1And	2.2600	13100.	78	14055	No
162	GOM_NL__2PRFIN20041106_235046_000000362031_00474_14055_5913.N1	06-NOV-2004 23:50:46	Bright	36.000	68	18Alp Cas	2.2250	4500.0	72	14055	No
163	GOM_NL__2PRFIN20041106_235550_000000832031_00474_14055_5914.N1	06-NOV-2004 23:55:50	Bright	83.000	6	13Alp Aur	0.080000	3400.0	166	14055	No
164	GOM_NL__2PRFIN20041106_235956_000000362031_00474_14055_5915.N1	06-NOV-2004 23:59:56	Bright	36.000	49	1Alp UMi	1.9900	6300.0	72	14055	No

3. Quality information per product

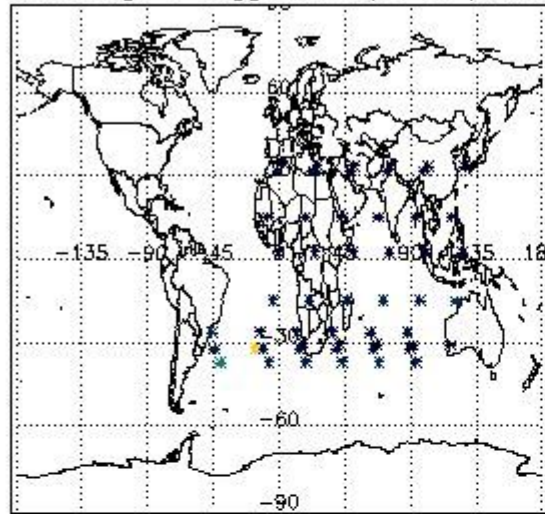
In this section it is plotted some information contained in the Quality Summary data set of the level 2 products. Only products in dark limb conditions and without errors (error flag in the MPH set to "0") are used.

3.1 Plot quality information per product (time dependant)

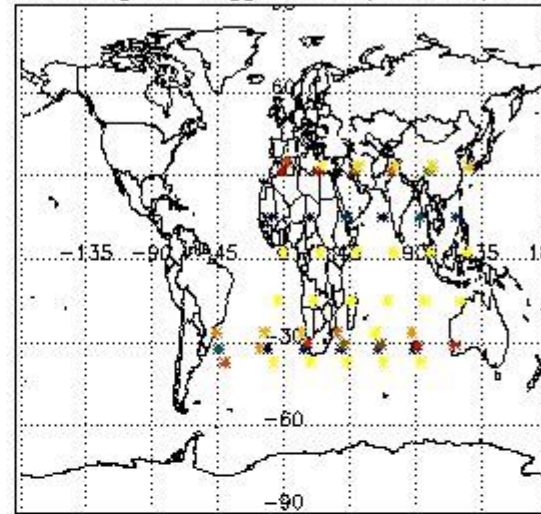


3.2 Plot quality information per product (world map)

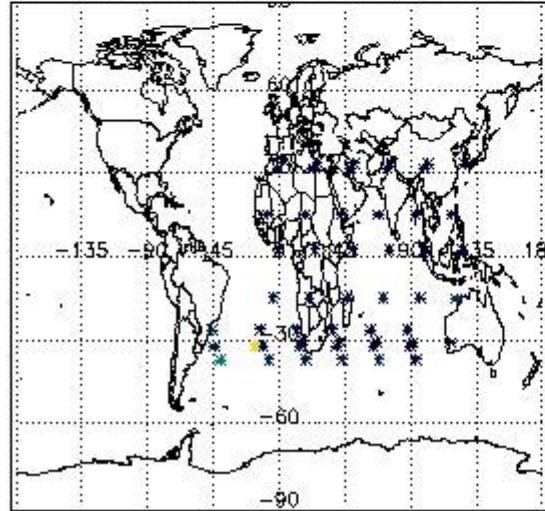
Percentage of flagged data per O3 profile



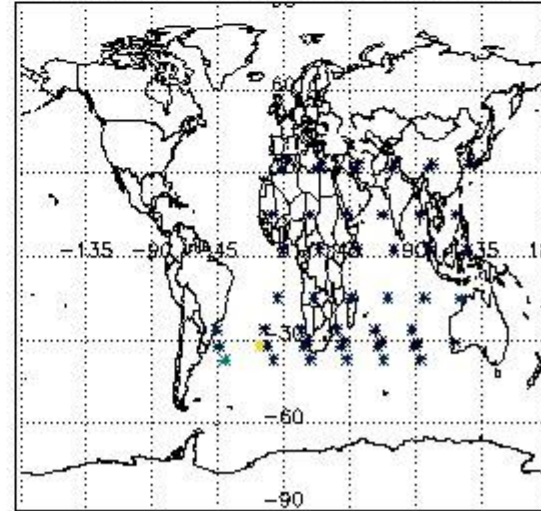
Percentage of flagged data per H2O profile



Percentage of flagged data per NO2 profile



Percentage of flagged data per NO3 profile

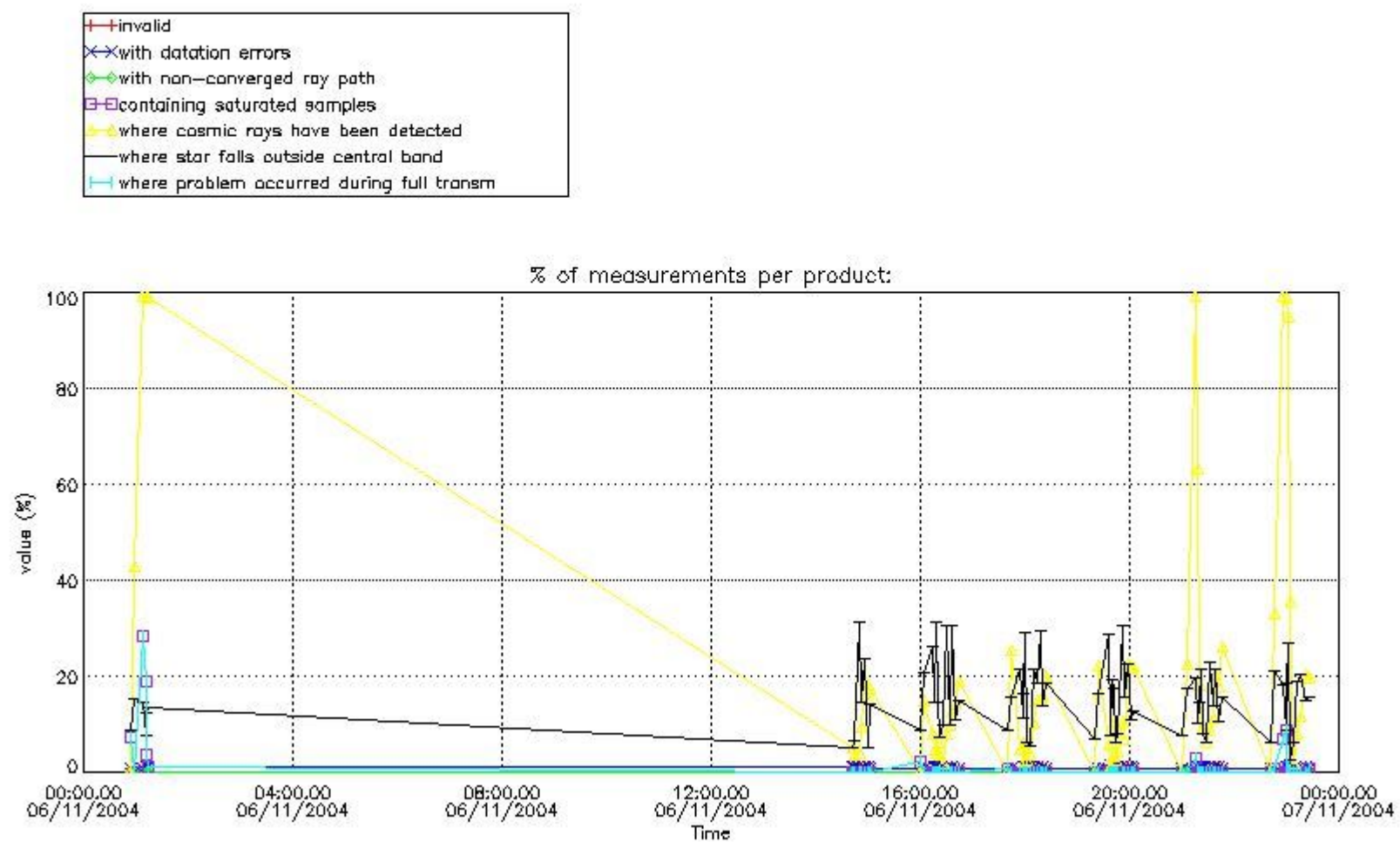


4. Level 1 quality information per product

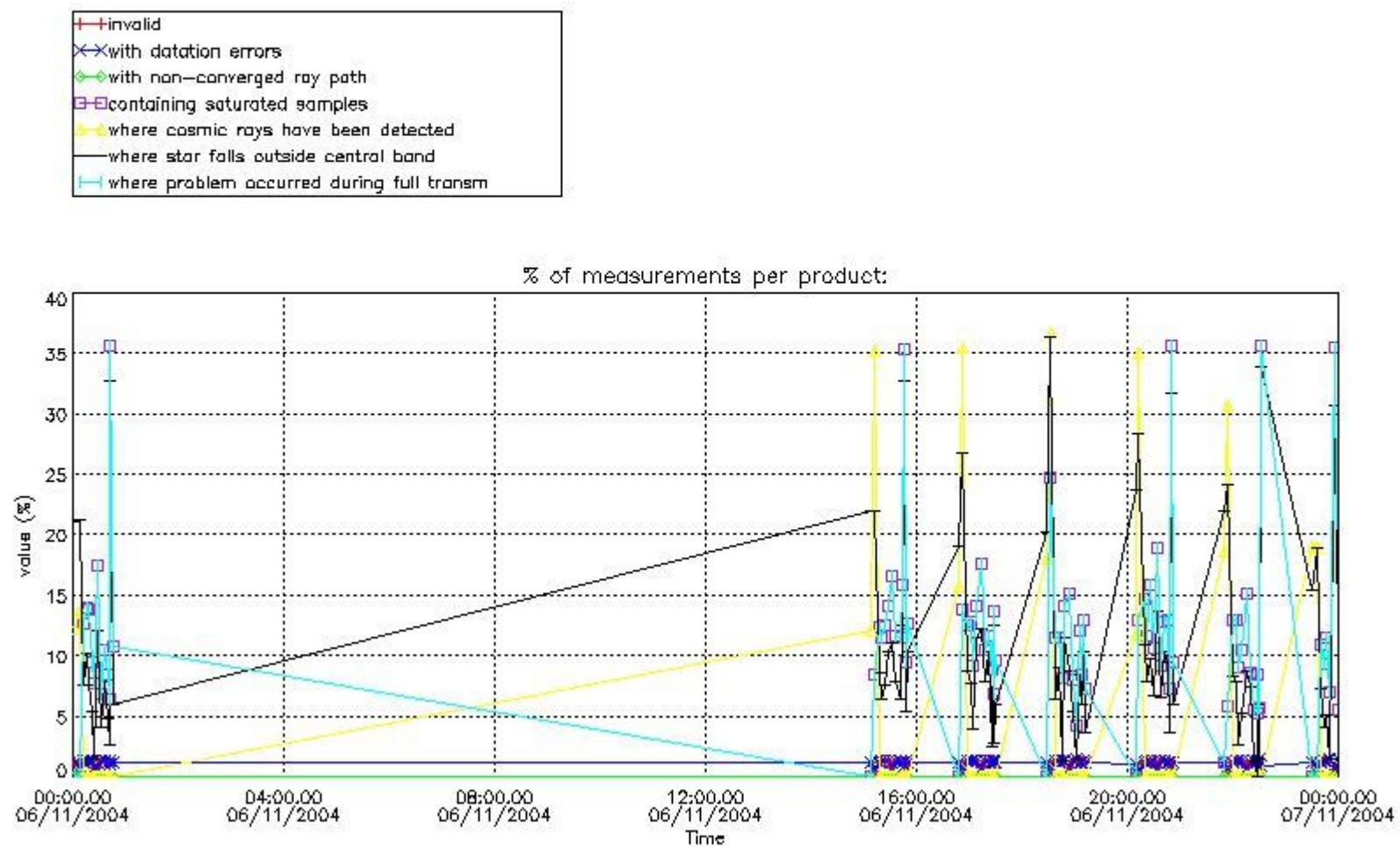
In this section it is plotted some information contained in the Quality Summary data set of the level 2 products that comes from the level 1b processing. Products without errors (error flag in the MPH set to "0") are used.

4.1 Plot quality information per product (time dependant) coming from level 1b processing

4.1.1 Plot level 1 quality information per product (time dependant): ENVISAT ASCENDING passes



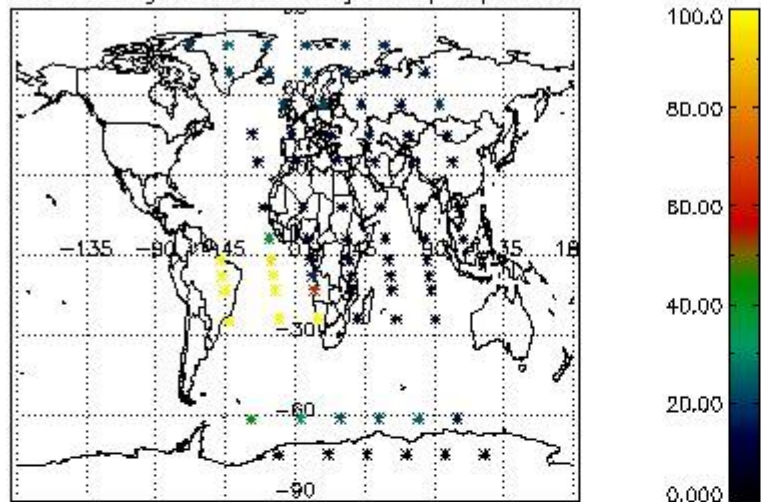
4.1.2 Plot level 1 quality information per product (time dependant): ENVI SAT DESCENDING passes



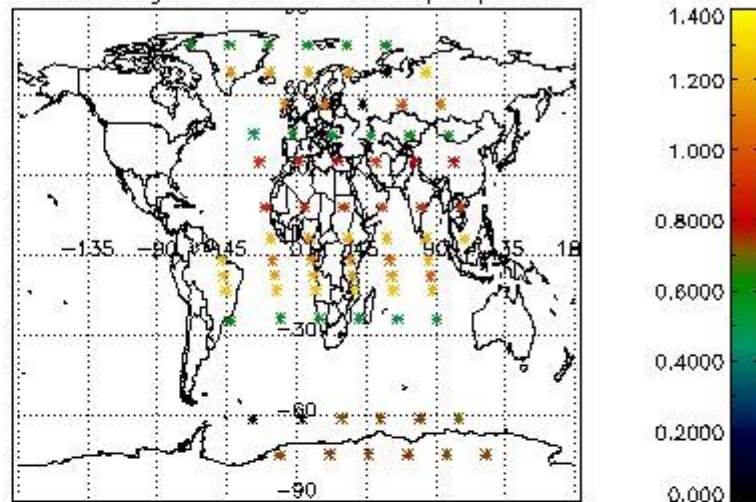
4.2 Plot quality information per product coming from level 1b processing (world map)

4.2.1 Plot level 1 quality information per product (world map): ENVISAT ASCENDING passes

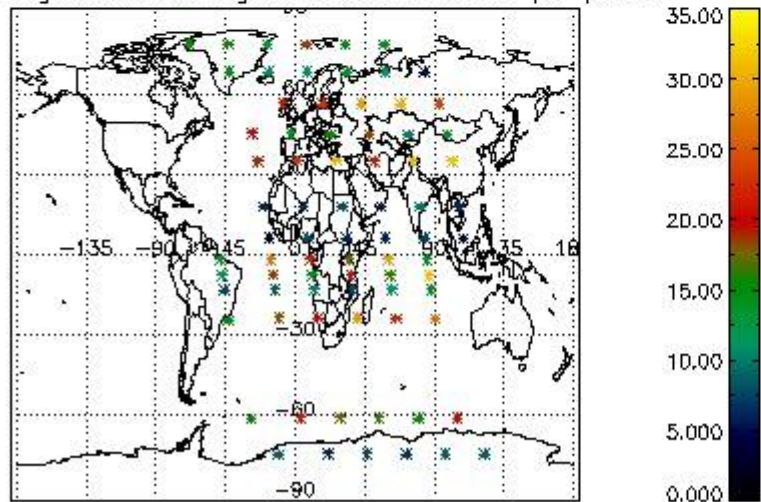
Percentage of cosmic ray hits per profile



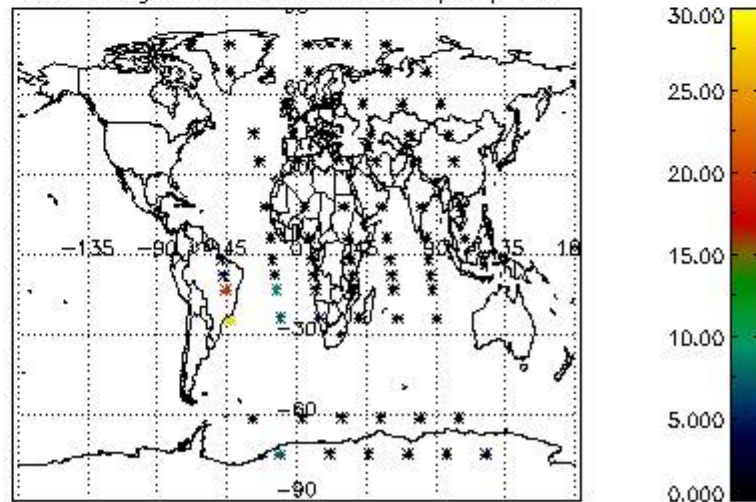
Percentage of datation errors per profile



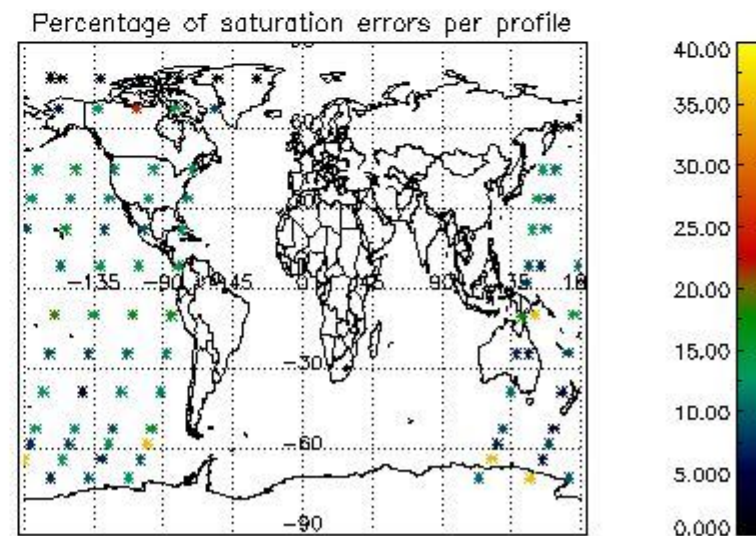
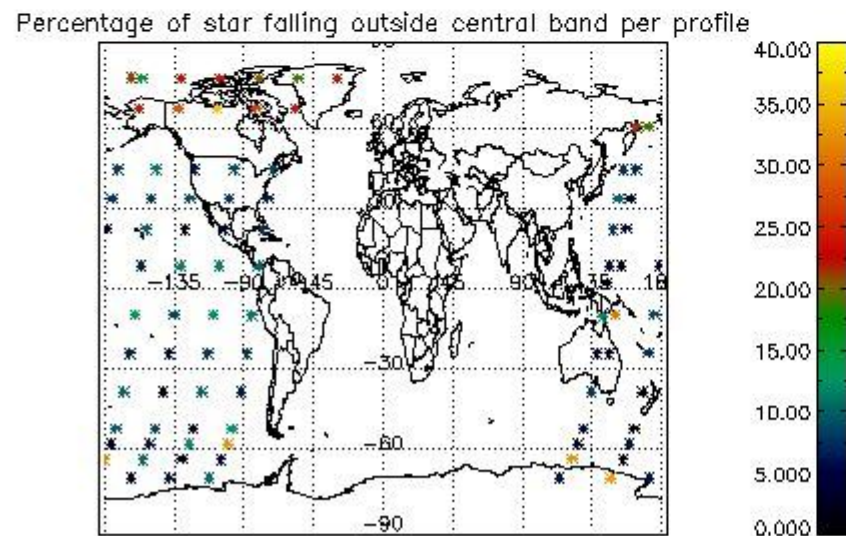
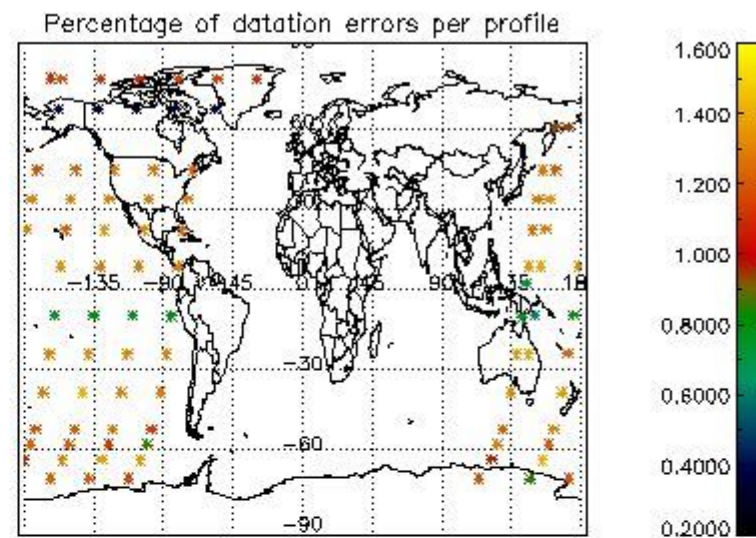
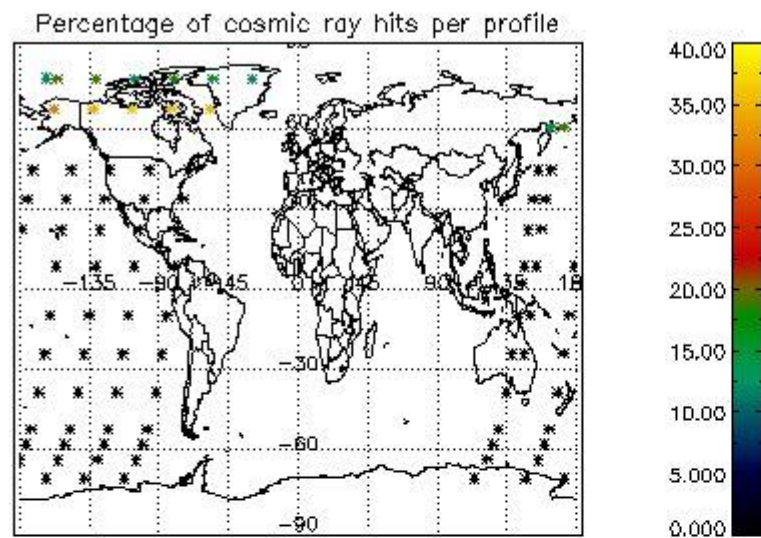
Percentage of star falling outside central band per profile



Percentage of saturation errors per profile



4.2.2 Plot level 1 quality information per product (world map): ENVISAT DESCENDING passes



5. Trace gas profiles

5.1 Ozone statistics based on quality of products

The final quality of the products can be "measured" using the STD (Standard Deviation) attached to every point profile. This information is written to the parameter GOM_NL__2P/NL_LOCAL_SPECIES_DENSITY/o3_std of the level 2 products. The table below shows the statistics for given STD ranges.

The statistics are given with respect to the overall valid production:

- Products without fatal errors: GOM_NL__2P/MPH/PRODUCT_ERR=0
- Valid point profile: GOM_NL__2P/NL_LOCAL_SPECIES_DENSITY/pcd(0)=0

The 'Criteria' is applied to valid points of dark limb products:

- Products in dark limb illumination condition: GOM_NL__2P/NL_SUMMARY_QUALITY/obs_ill_cond=0
- Products without fatal errors: GOM_NL__2P/MPH/PRODUCT_ERR=0
- Valid point profile: GOM_NL__2P/NL_LOCAL_SPECIES_DENSITY/pcd(0)=0

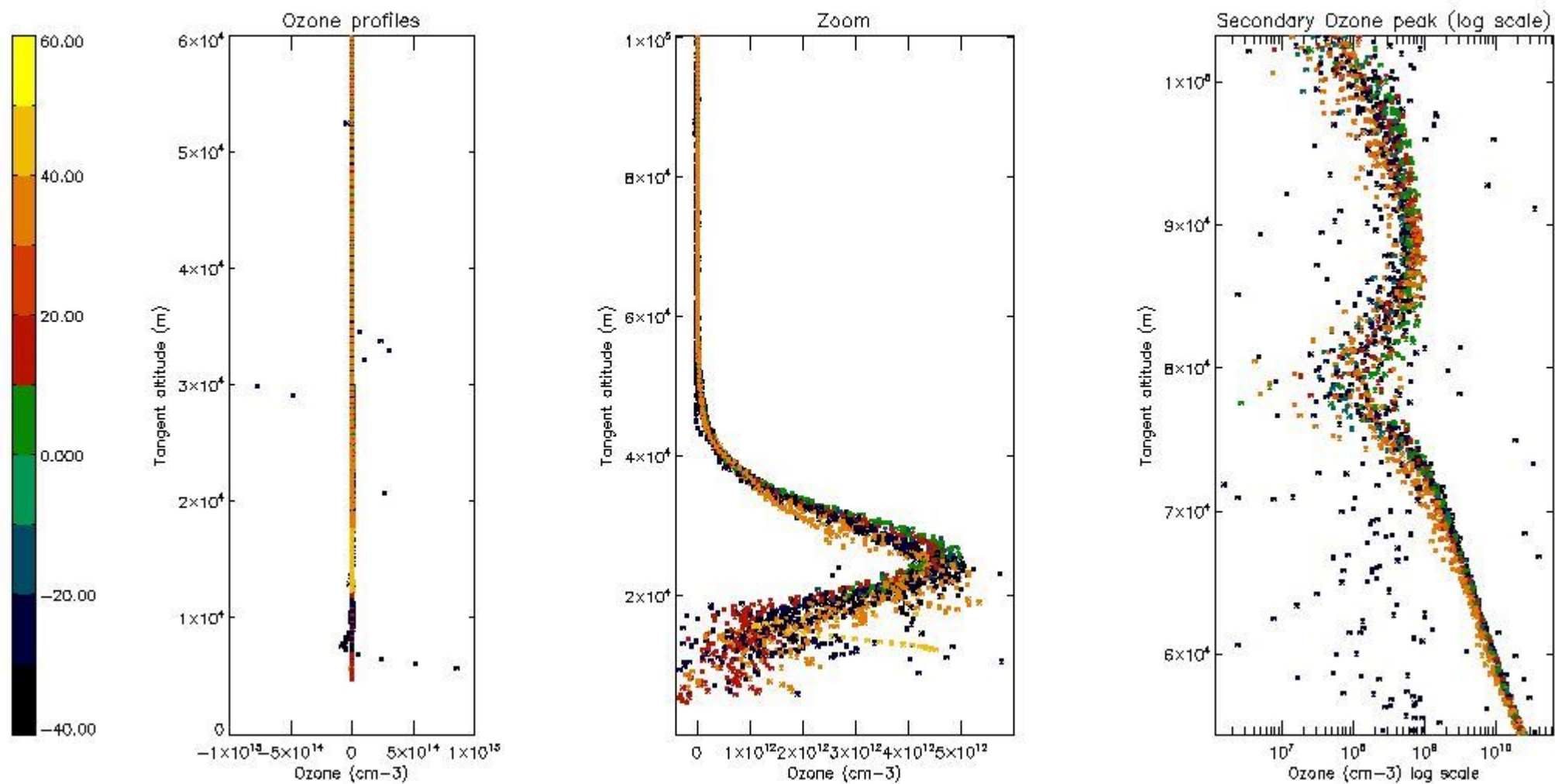
So, the table below shows the percentage of dark limb and valid observations for each criteria with respect to the overall valid daily observations.

Criteria	% of total production
All STD	35
STD < 20	21

STD < 10	18
STD < 5	14

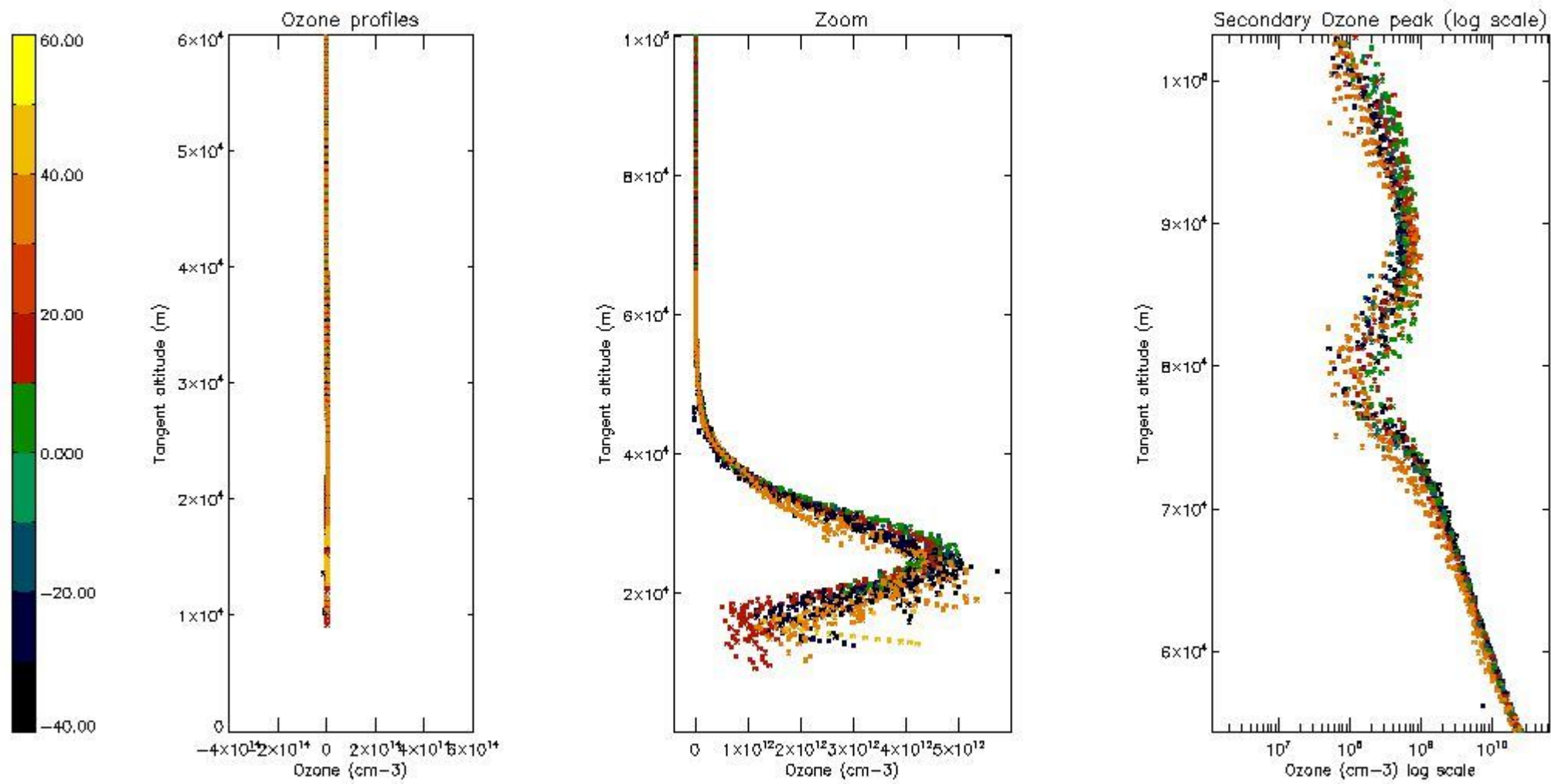
5.2 Plot ozone profiles for all STD (dark without errors)

The colorbar represents the latitude.



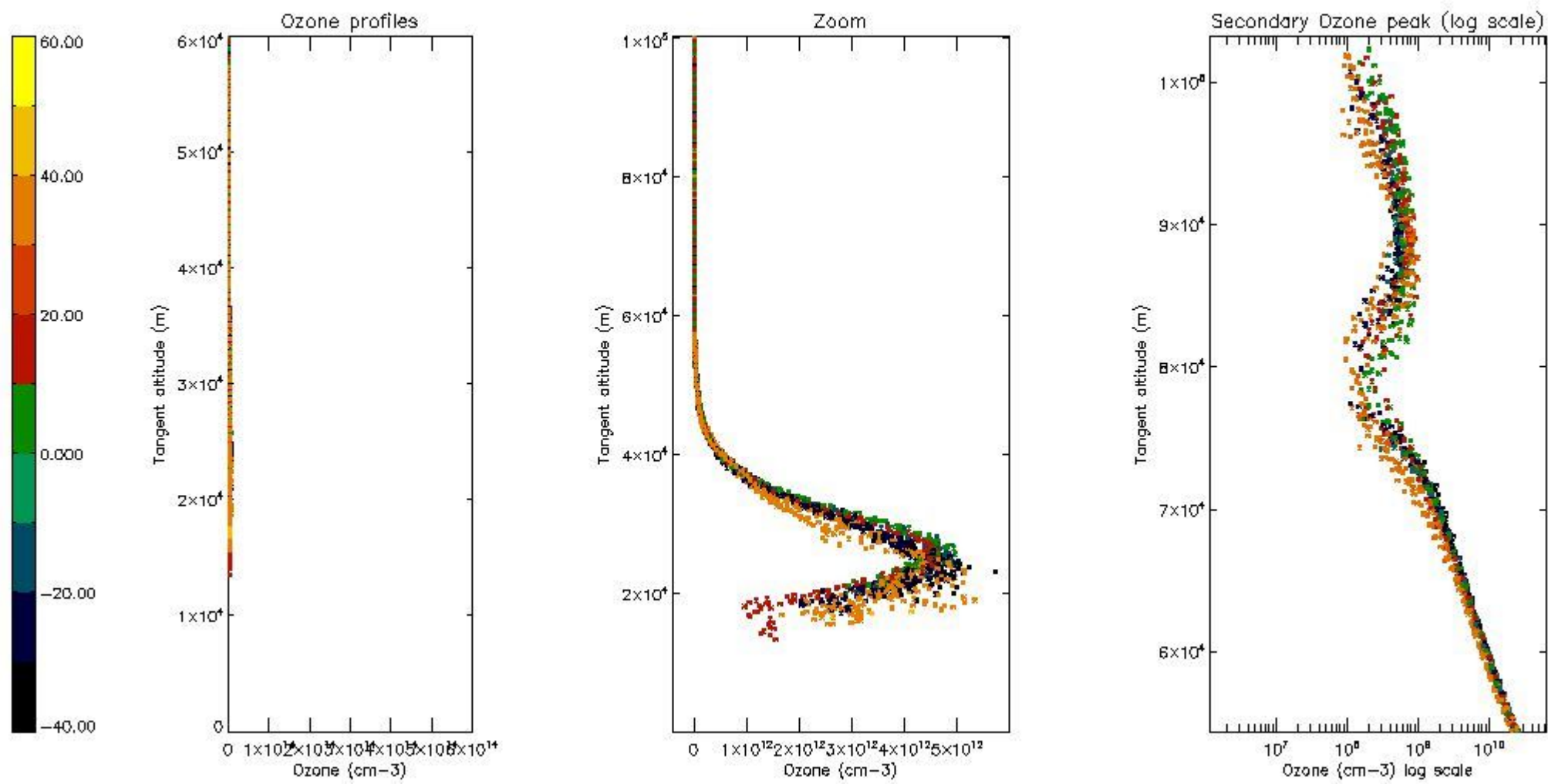
5.3 Plot ozone profiles where STD < 20% (dark without errors)

The colorbar represents the latitude.



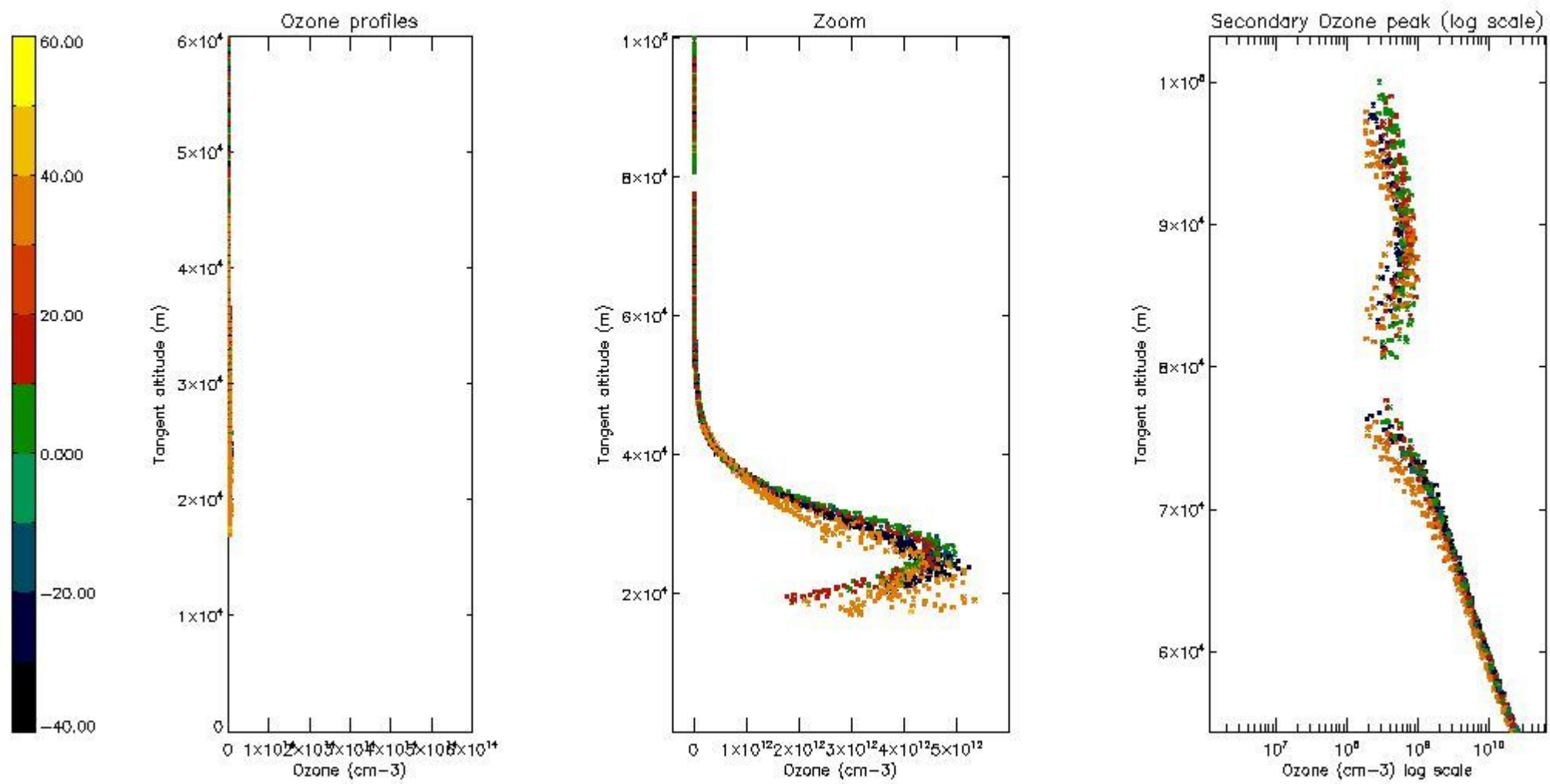
5.4 Plot ozone profiles where $STD < 10\%$ (dark without errors)

The colorbar represents the latitude.



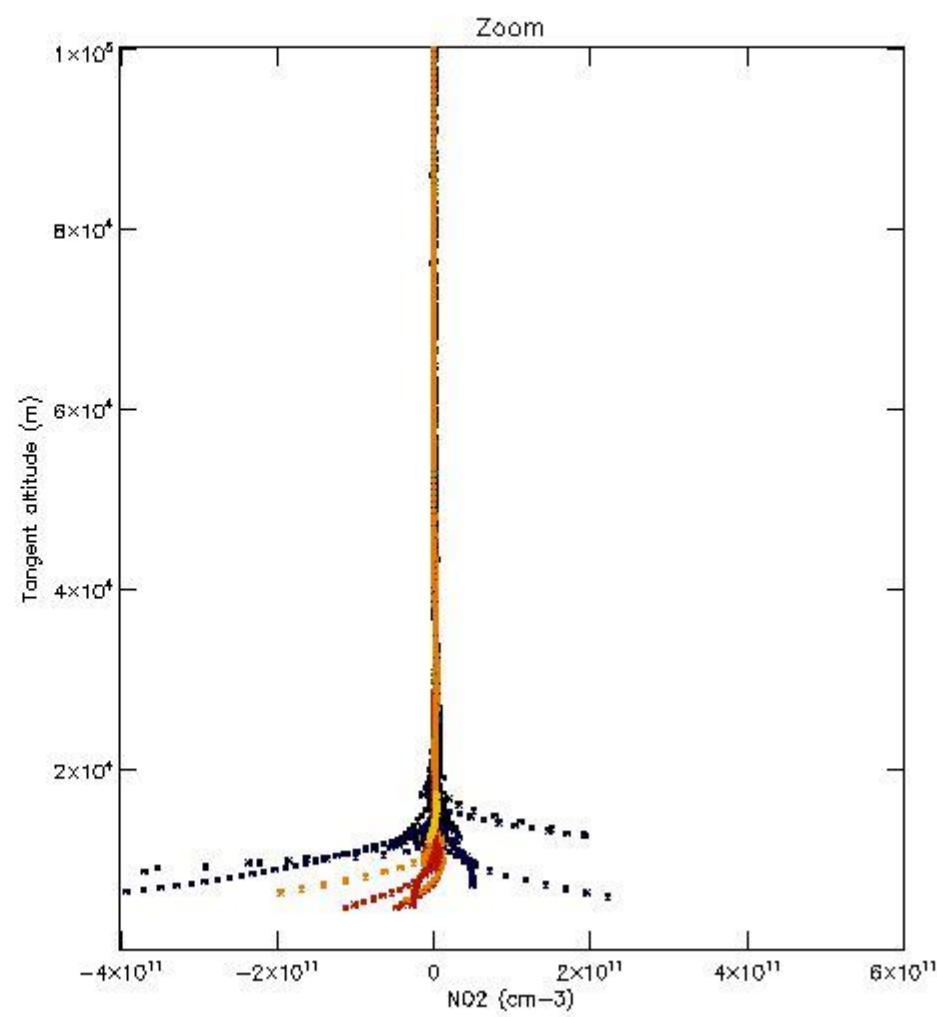
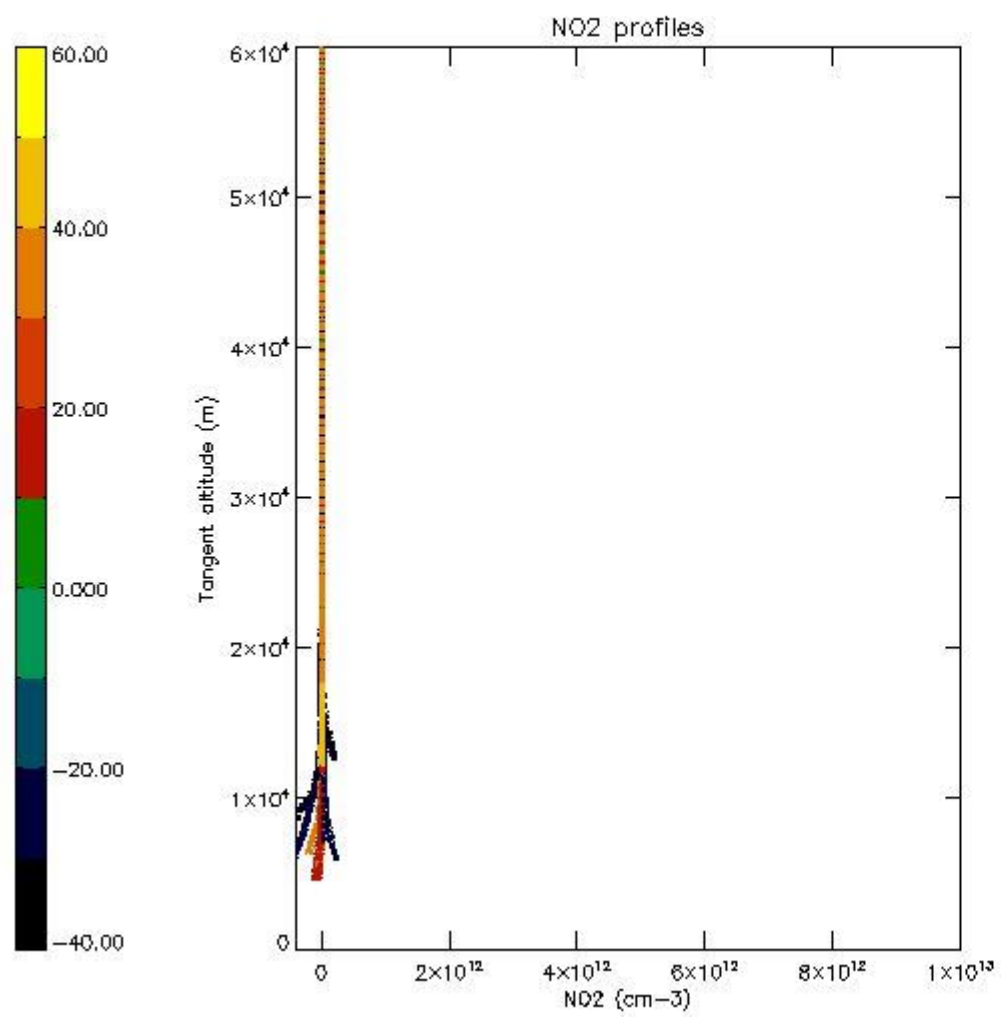
5.5 Plot ozone profiles where STD < 5% (dark without errors)

The colorbar represents the latitude.



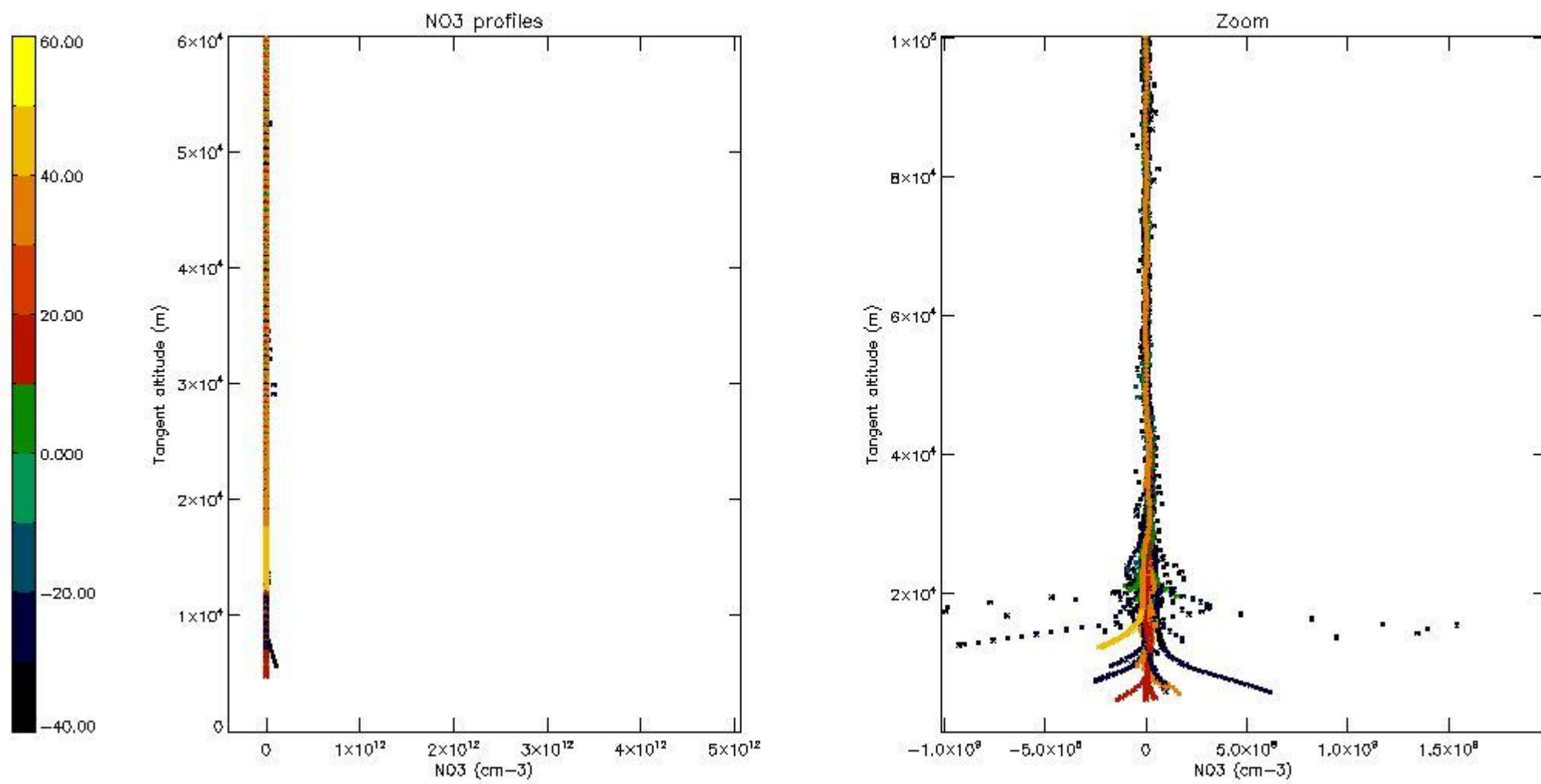
5.6 Plot NO₂ profiles for all STD (dark without errors)

The colorbar represents the latitude.



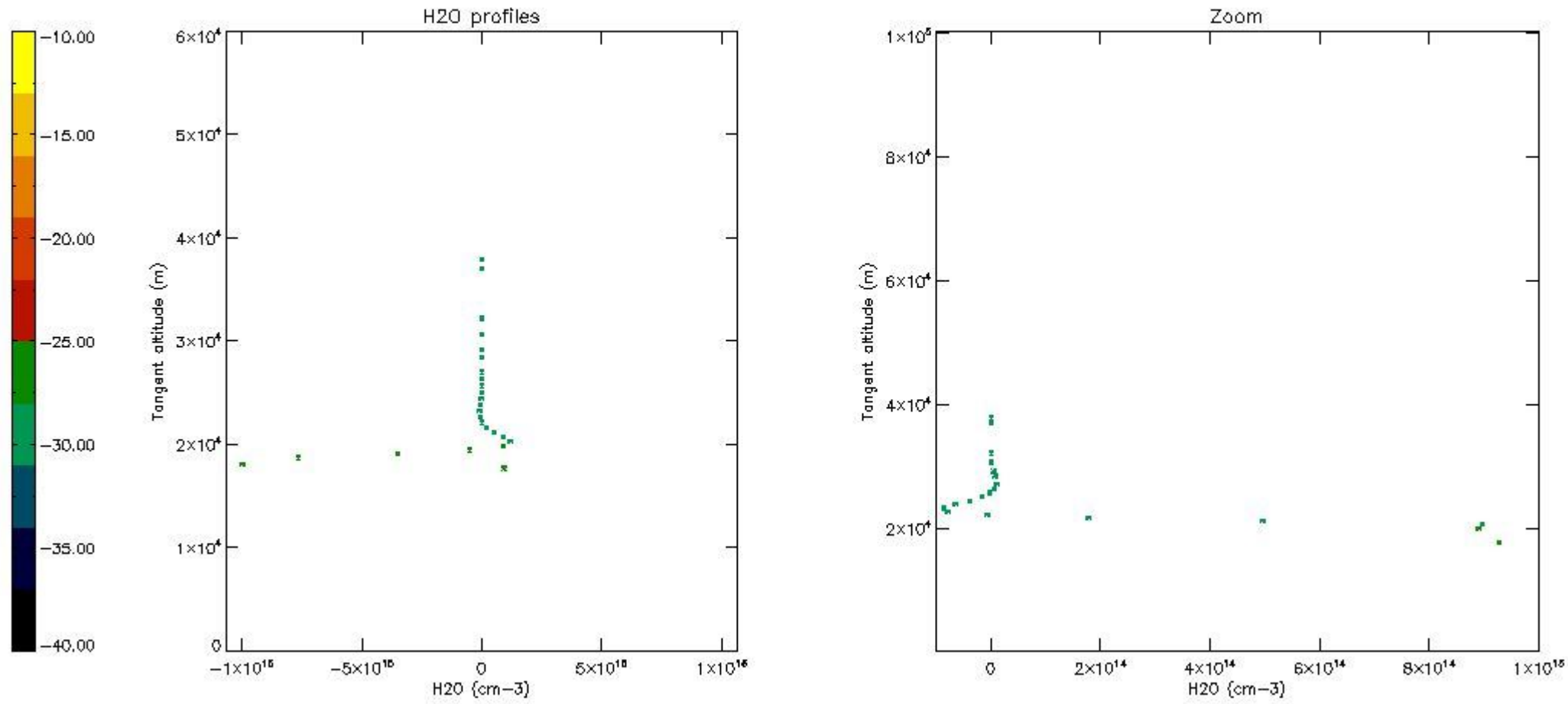
5.7 Plot NO3 profiles for all STD (dark without errors)

The colorbar represents the latitude.



5.8 Plot H2O profiles for all STD (only for occultations of stars 1,2,3,4,13,14,16,26,63 dark without errors)

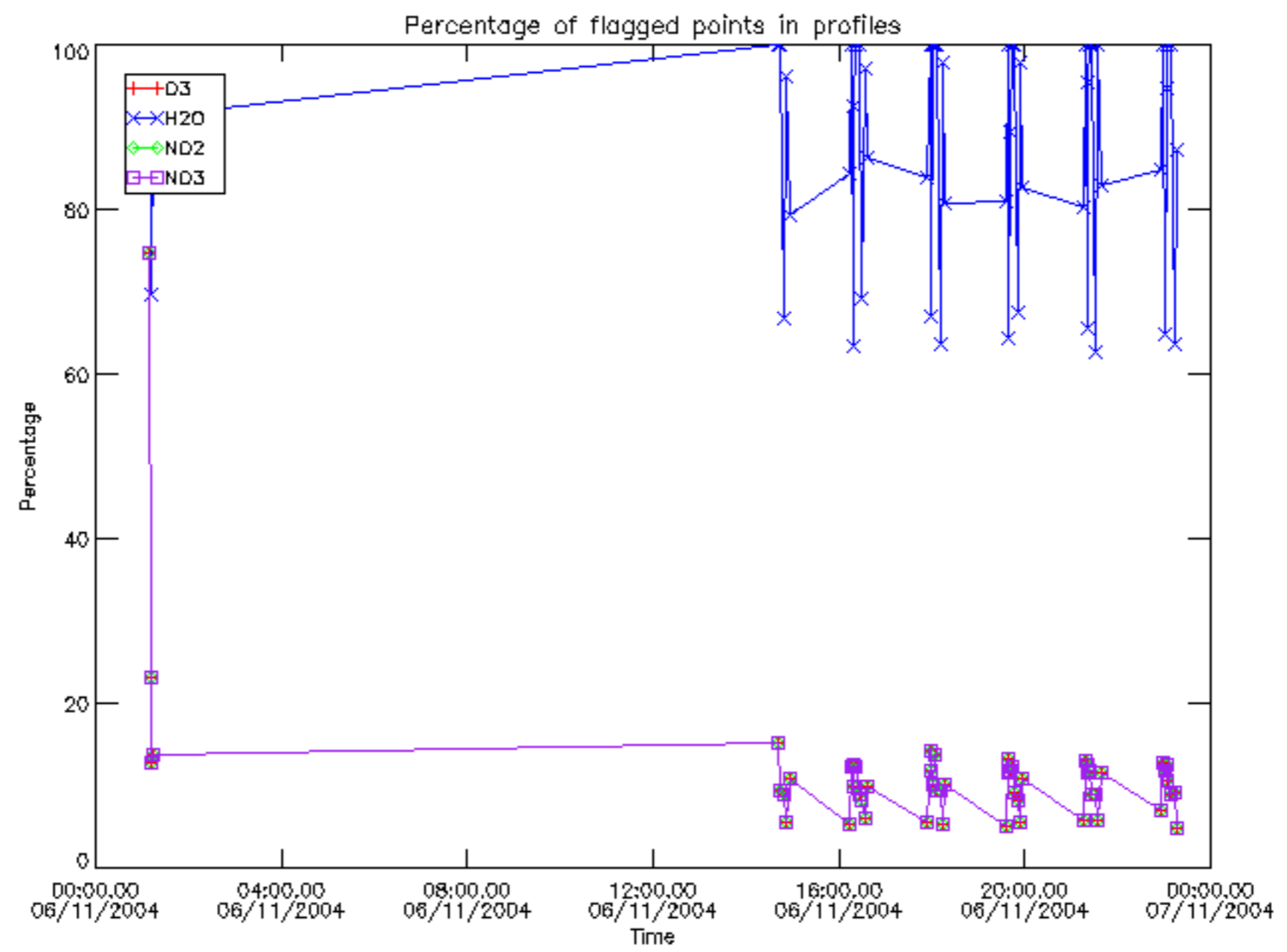
The colorbar represents the latitude.



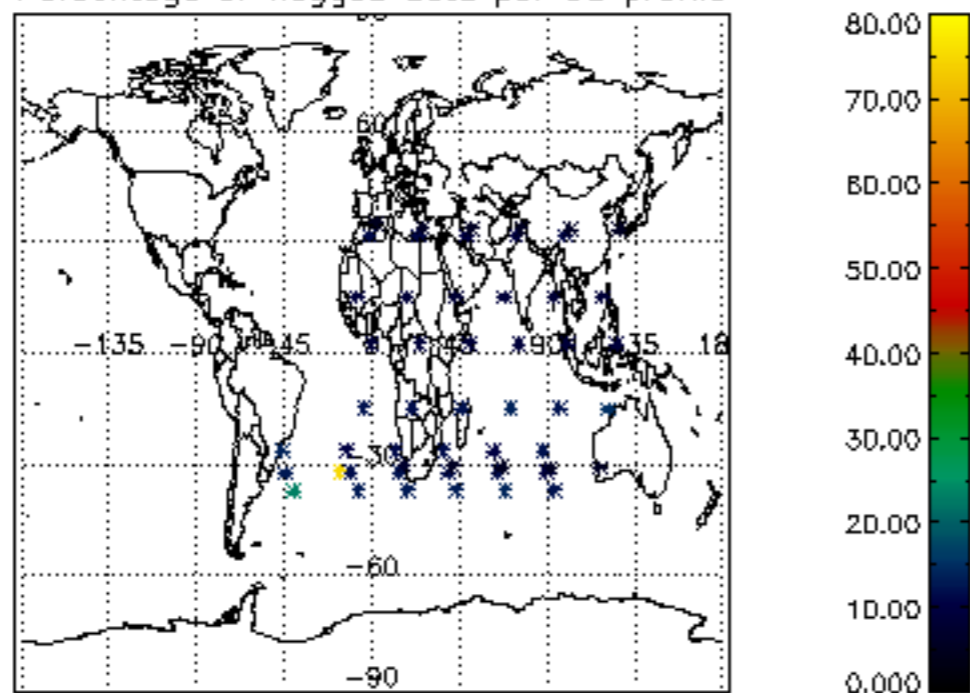
6. Auxiliary Data Files used for the production reported in section 2

The number reported in the third column indicates since which file (see list in section 2) the corresponding auxiliary file has been used. The fourth column is the date of those product files.

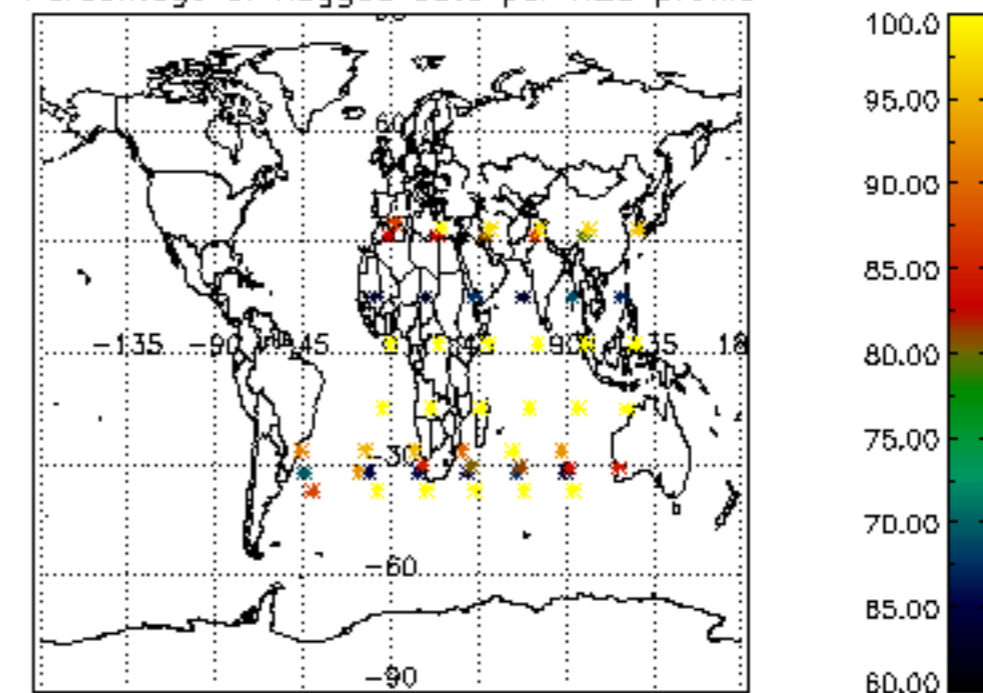
Type	Auxiliary Filename	Used since product	Used since product date
INST_PHYS_CHARACTERISTICS	GOM_INS_AXVIEC20091111_143220_20030716_120000_20500101_000000	1	06-NOV-2004 00:01:50
LEVEL-2_PROC_CONFIG	GOM_PR2_AXVIEC20091111_152718_20020301_000000_20500101_000000	1	06-NOV-2004 00:01:50
CROSS_SECTIONS_FILE	GOM_CRS_AXVIEC20091111_154832_20020301_000000_20500101_000000	1	06-NOV-2004 00:01:50



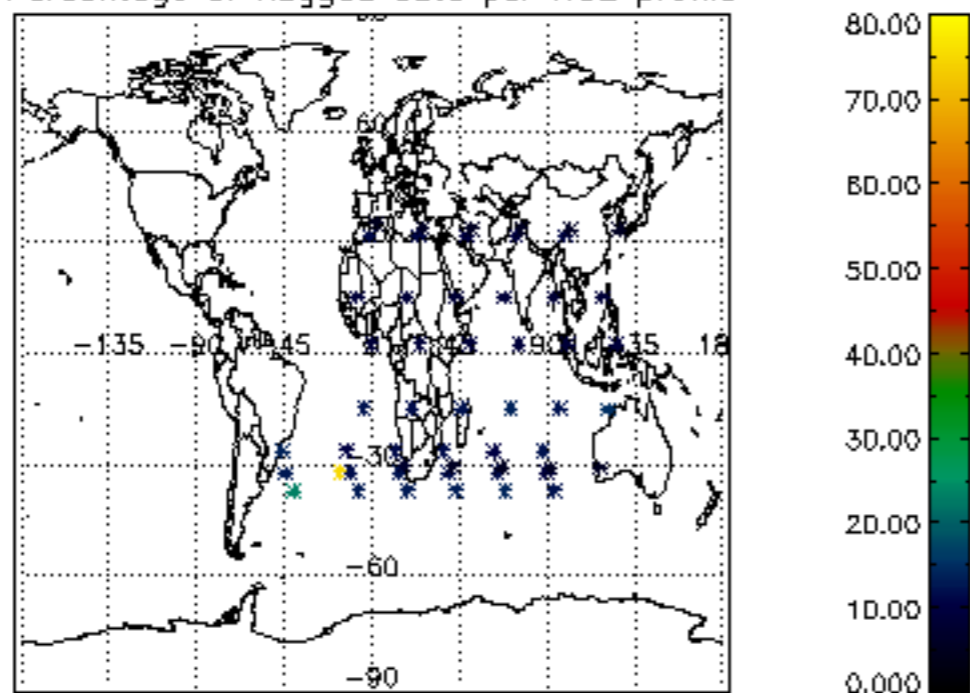
Percentage of flagged data per D3 profile



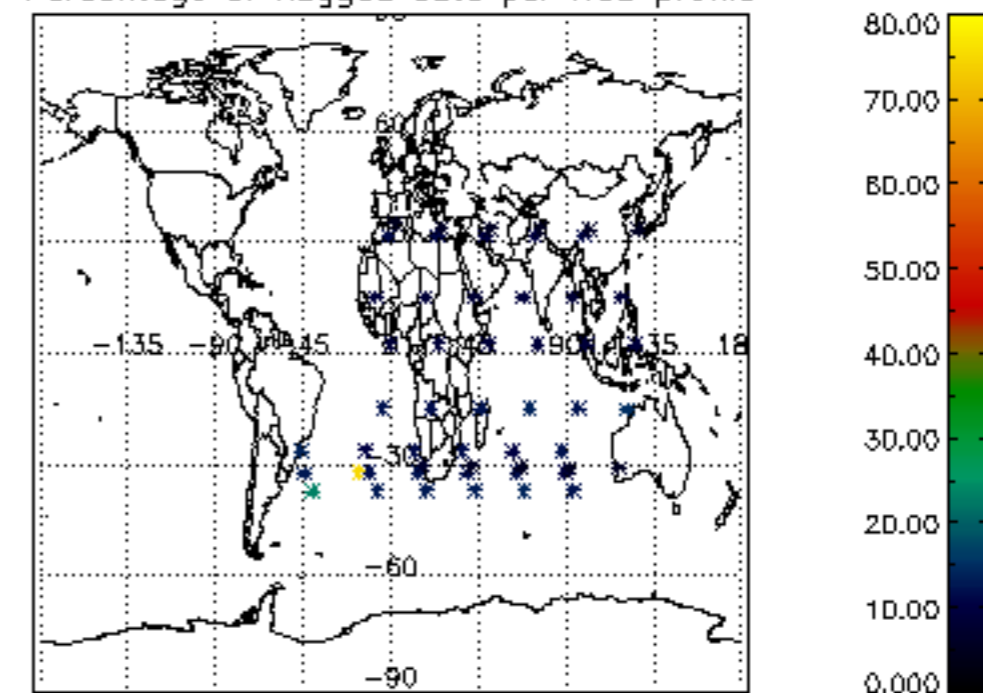
Percentage of flagged data per H2O profile

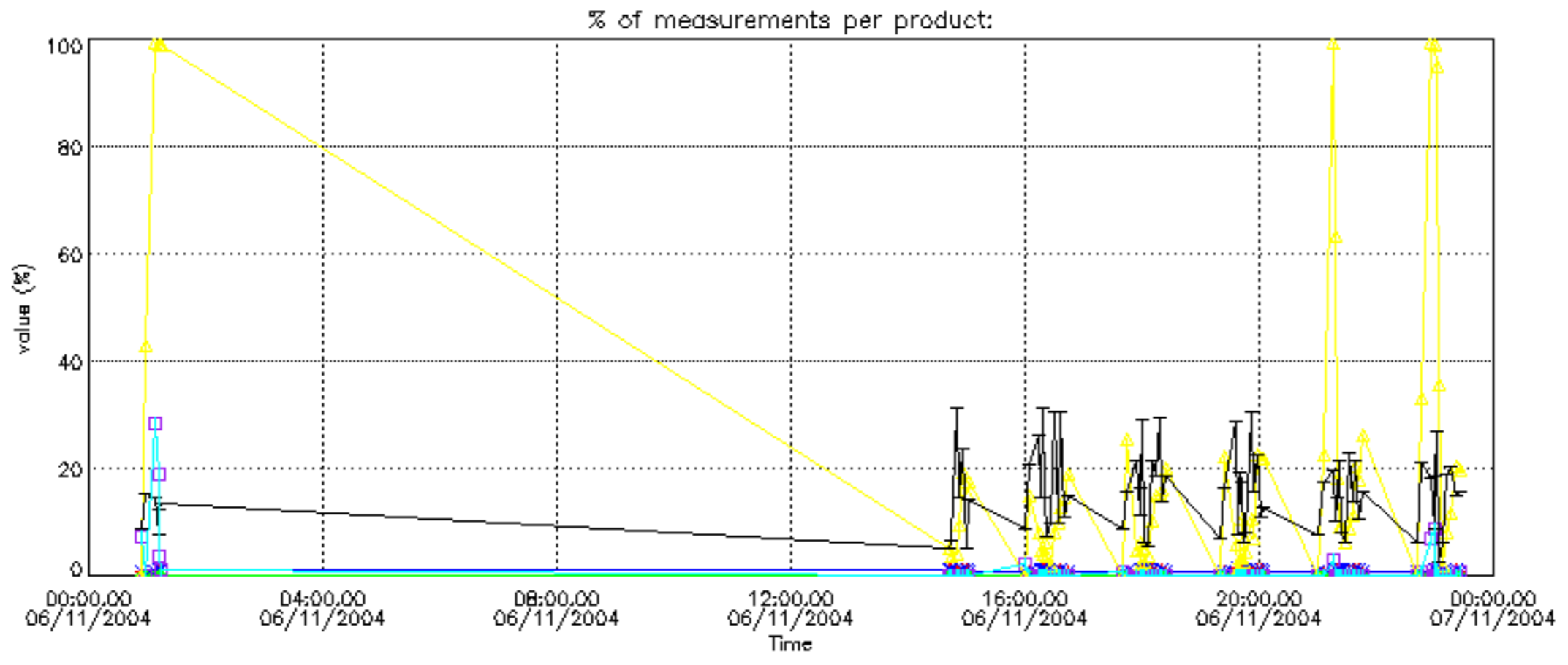


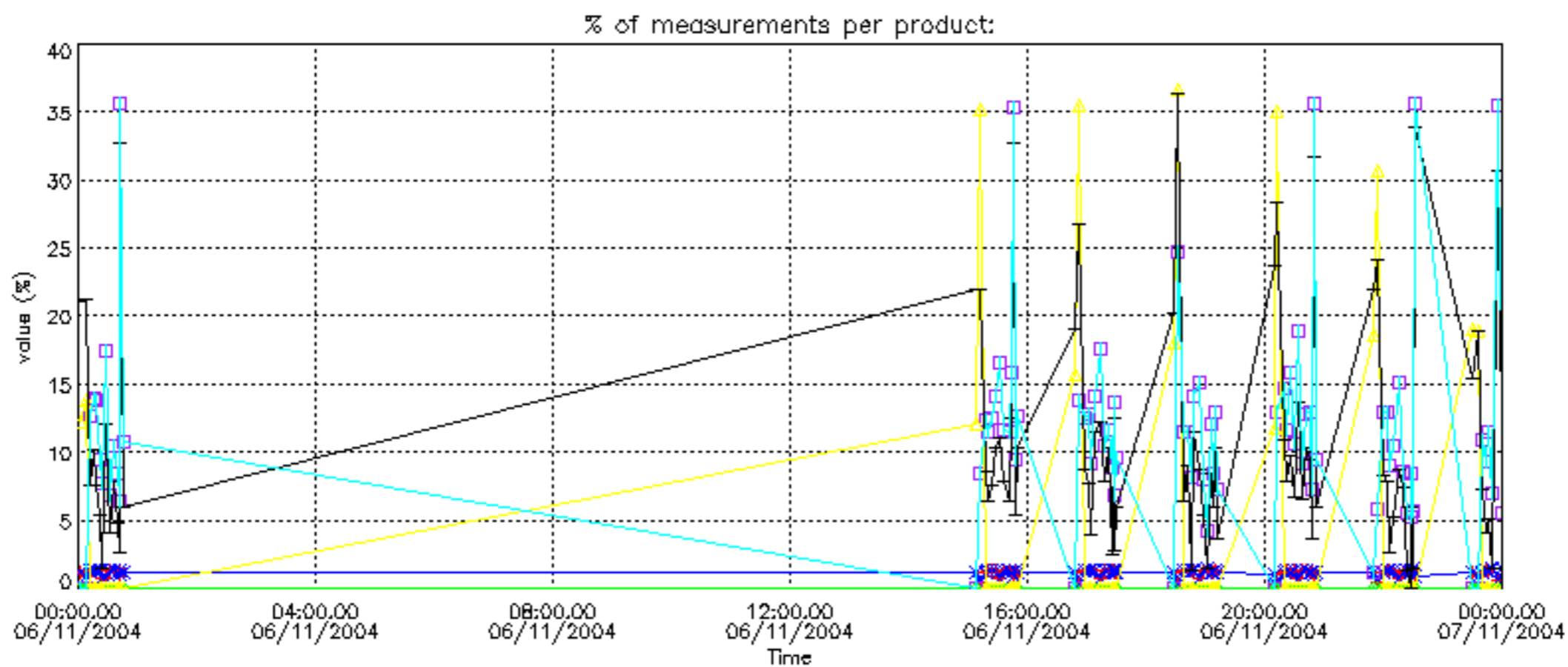
Percentage of flagged data per NO2 profile



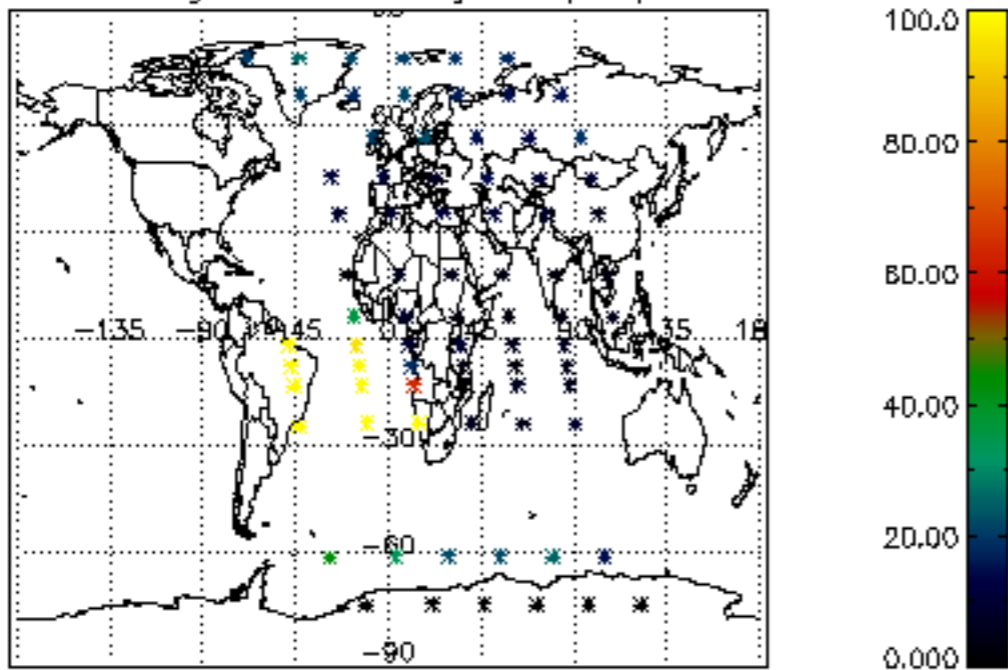
Percentage of flagged data per NO3 profile



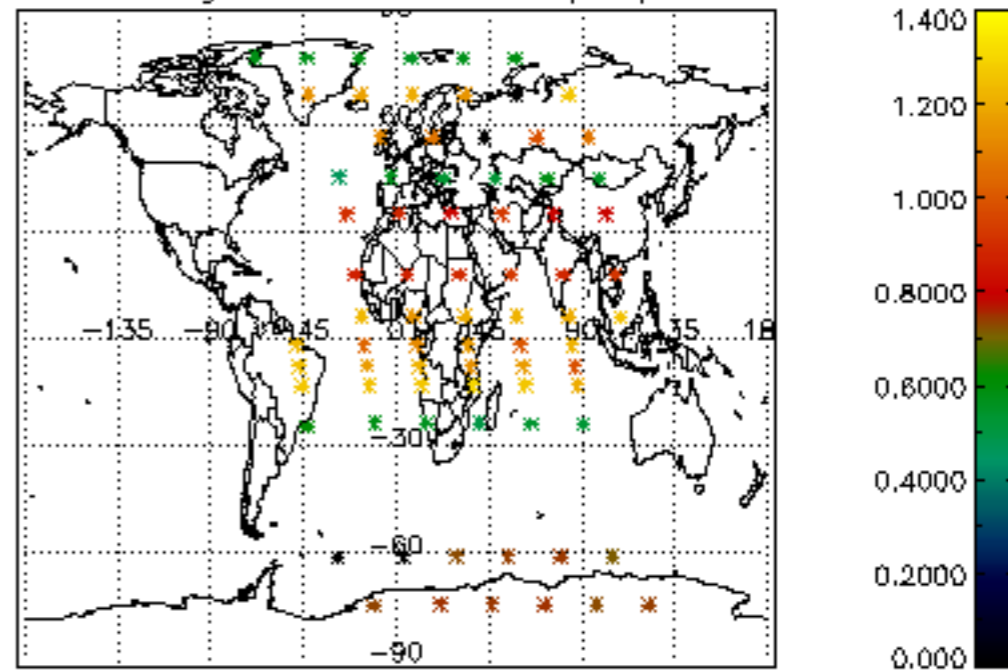




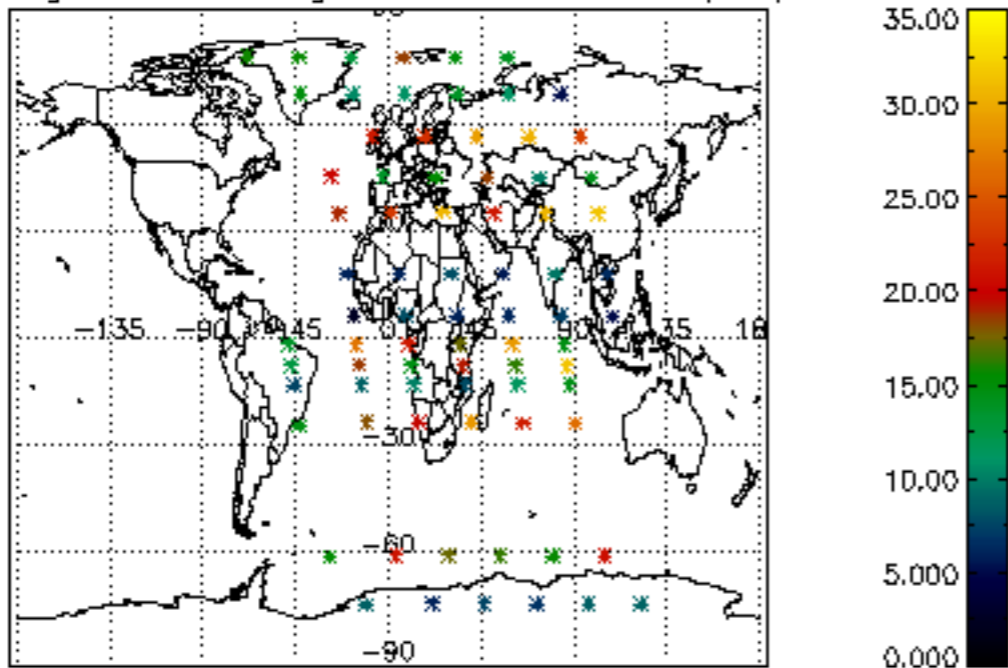
Percentage of cosmic ray hits per profile



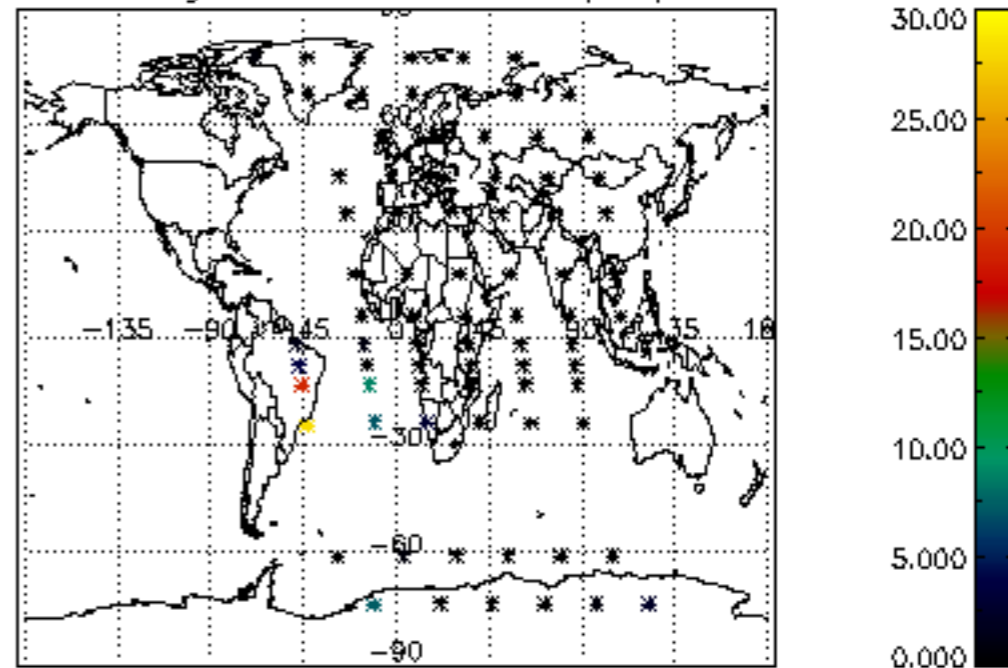
Percentage of datation errors per profile



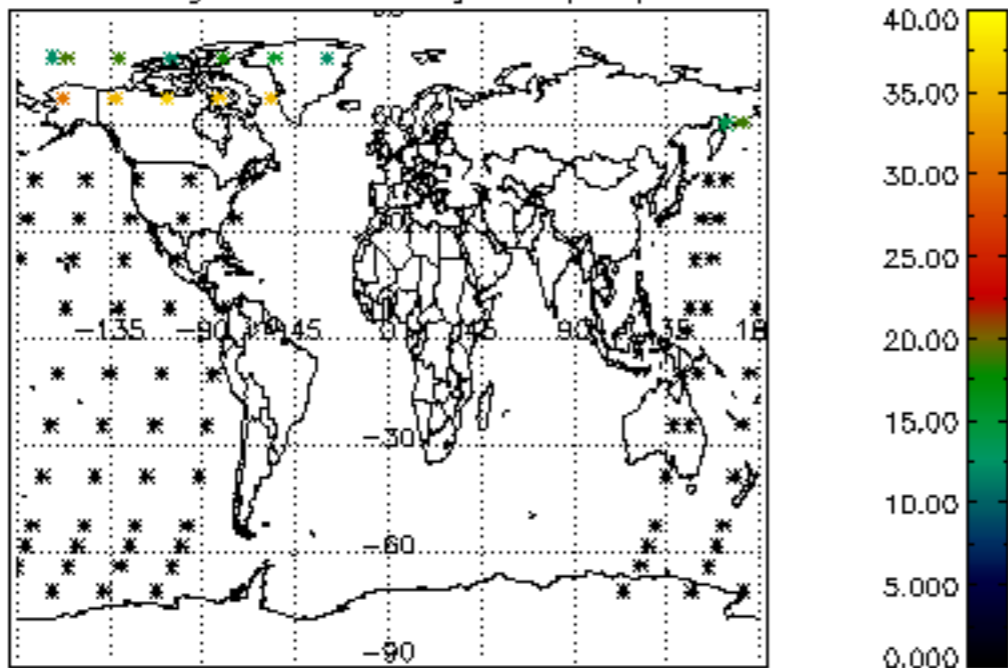
Percentage of star falling outside central band per profile



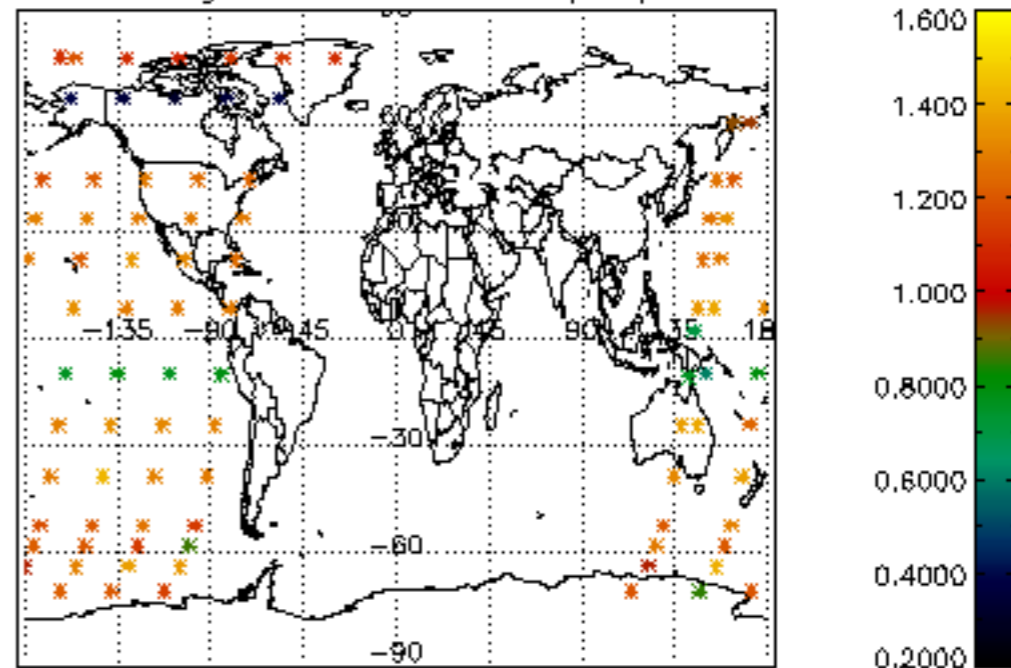
Percentage of saturation errors per profile



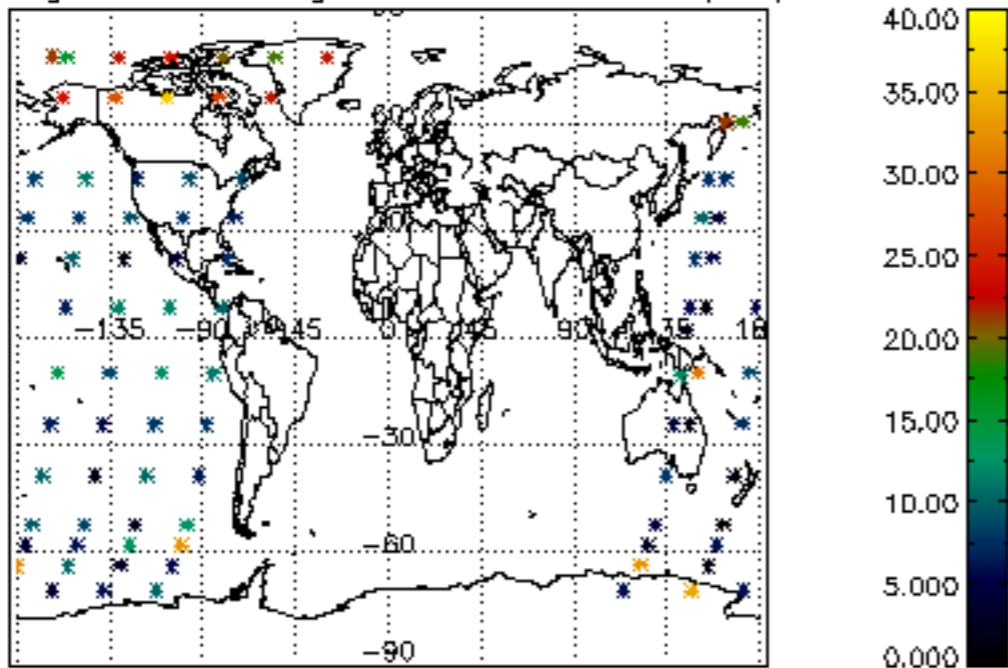
Percentage of cosmic ray hits per profile



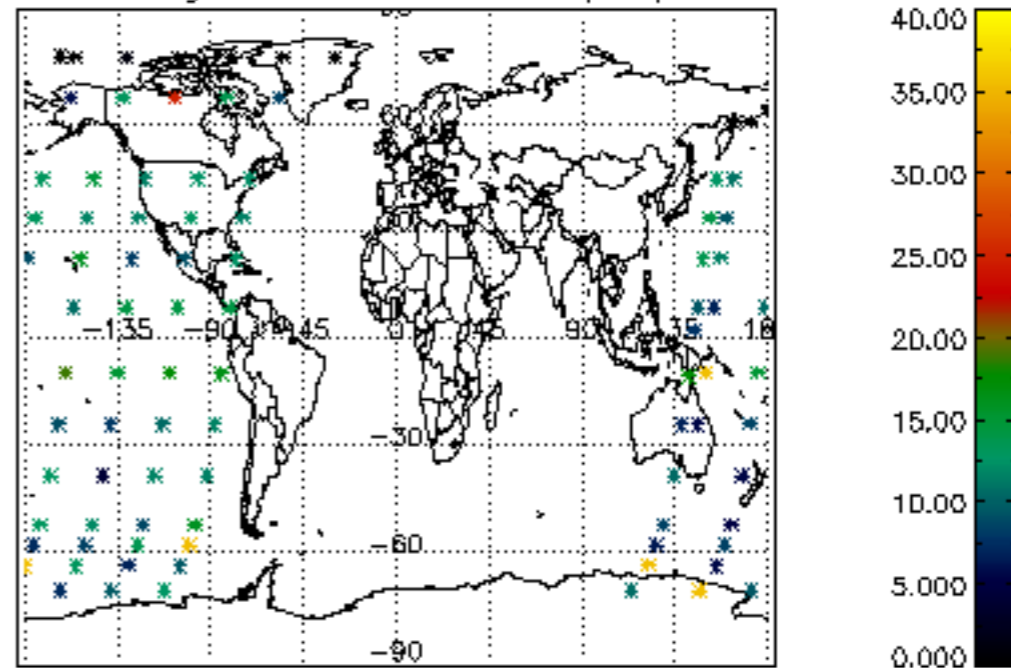
Percentage of datation errors per profile

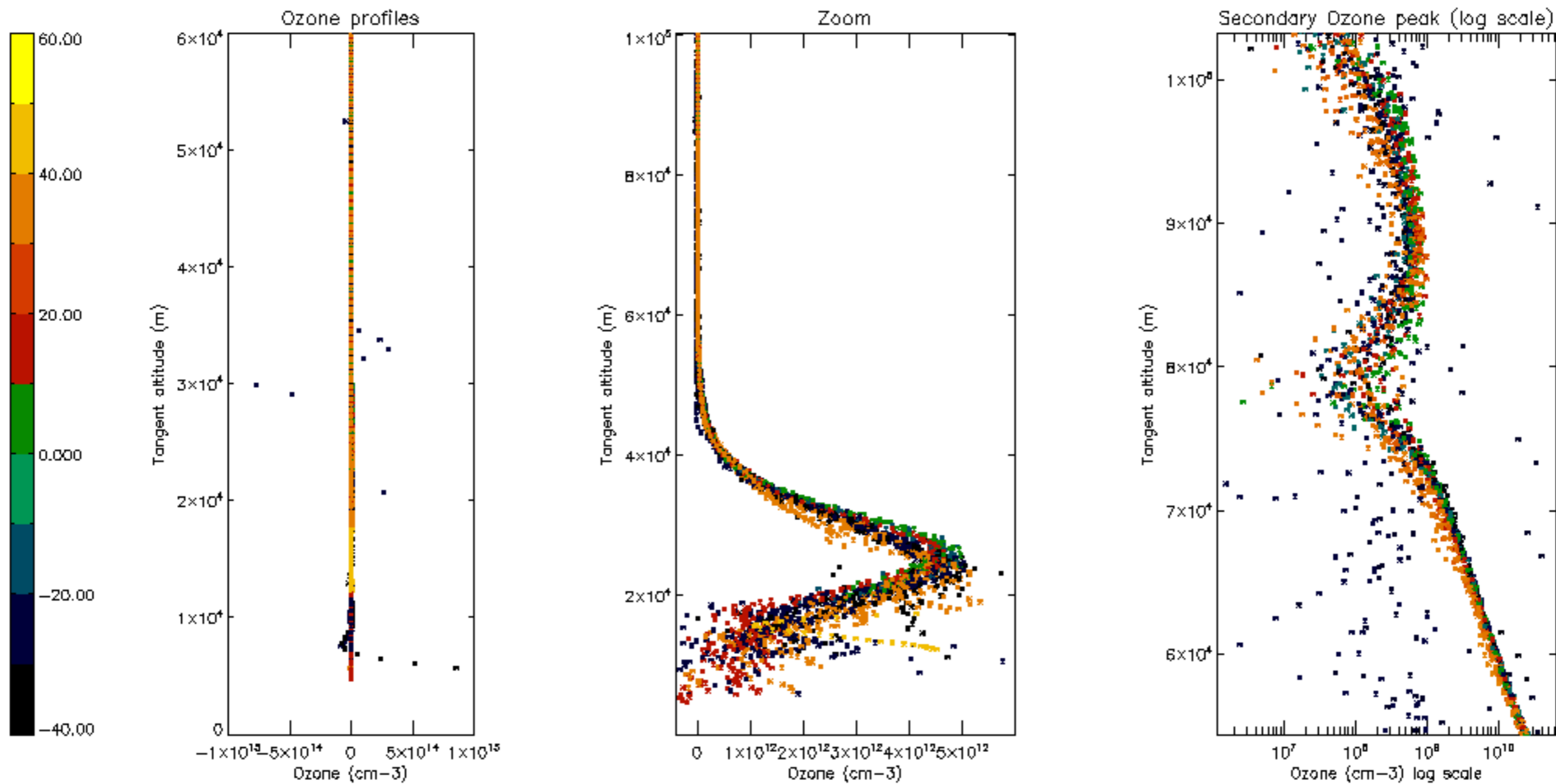


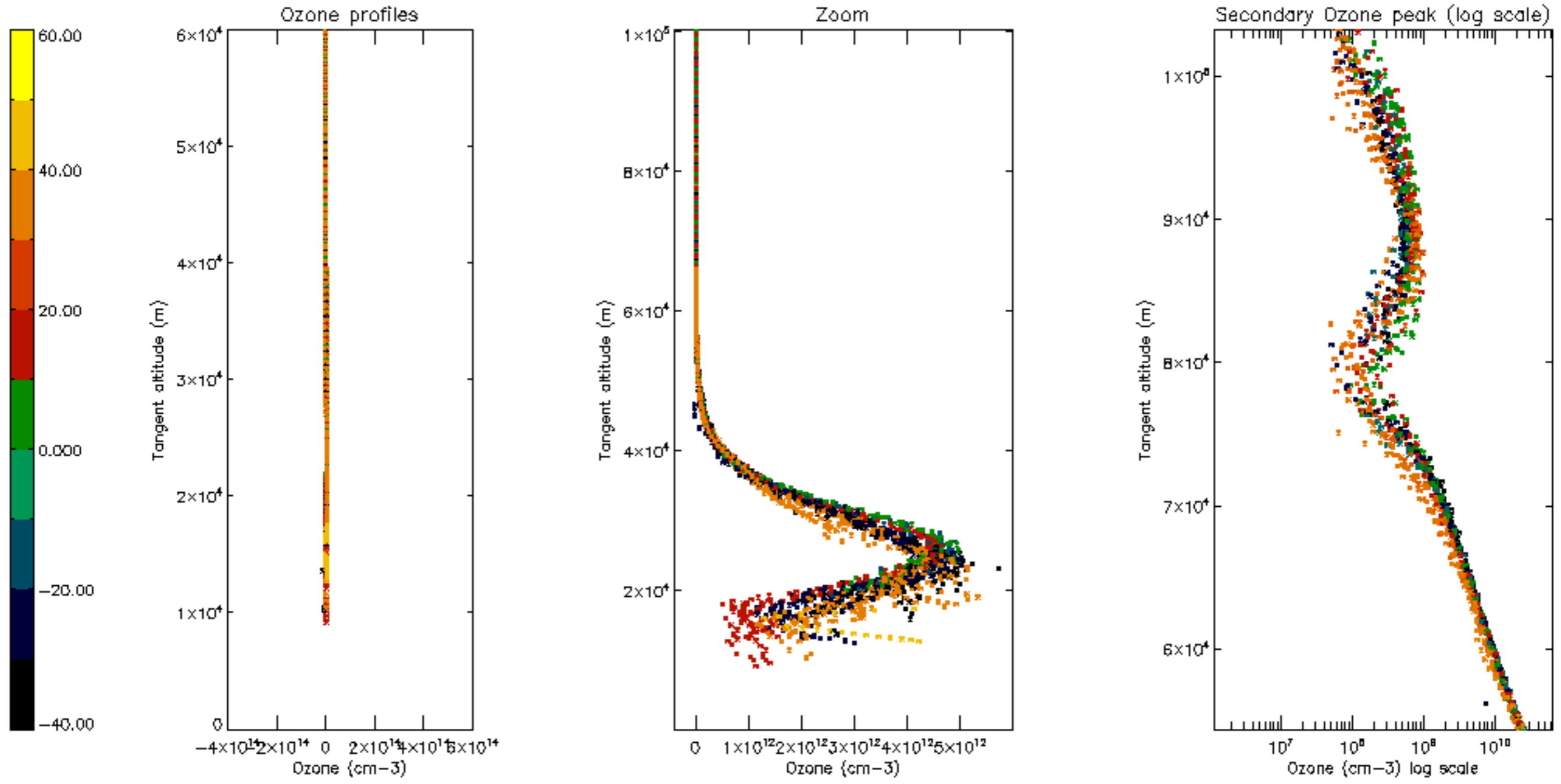
Percentage of star falling outside central band per profile

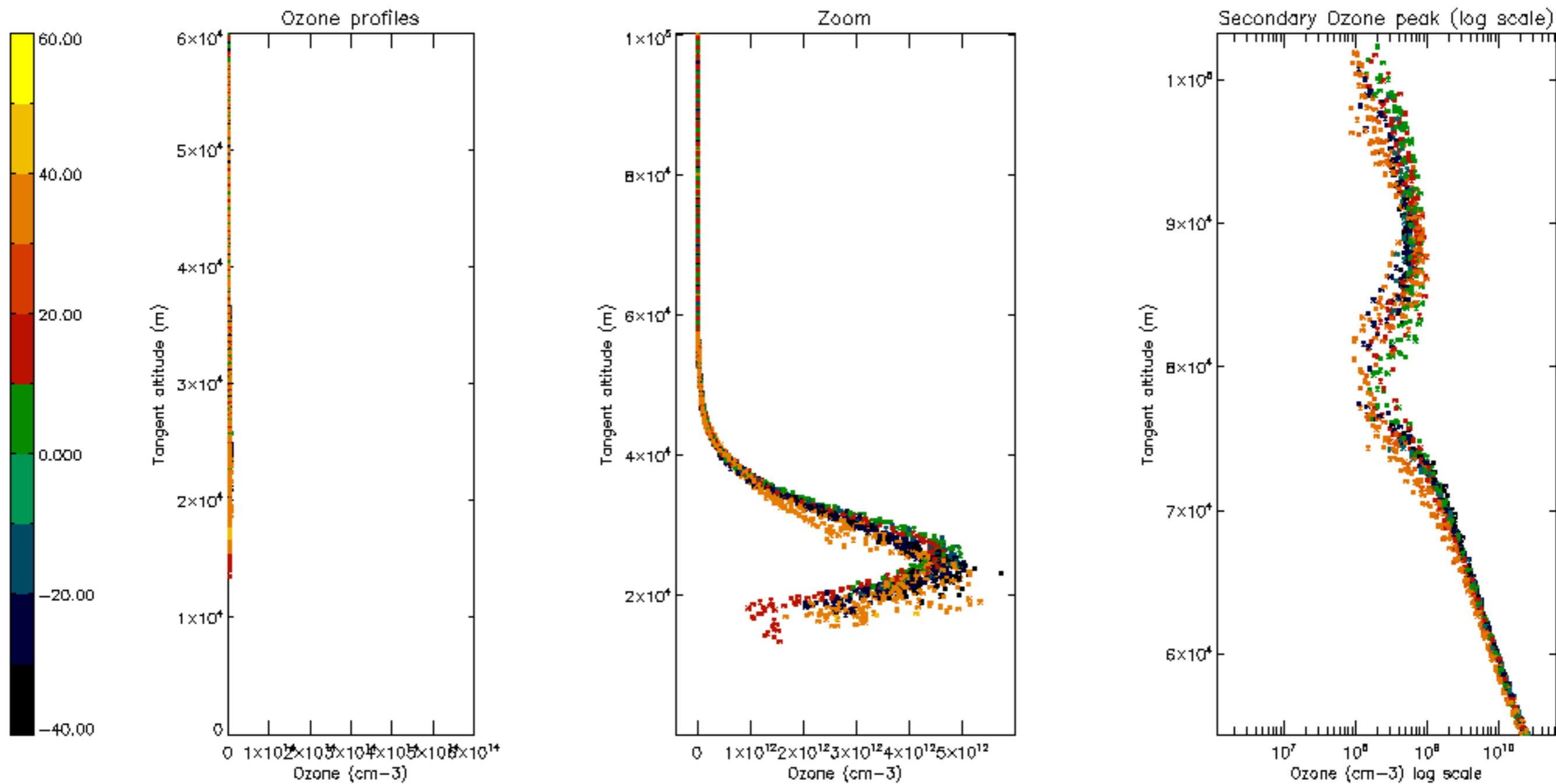


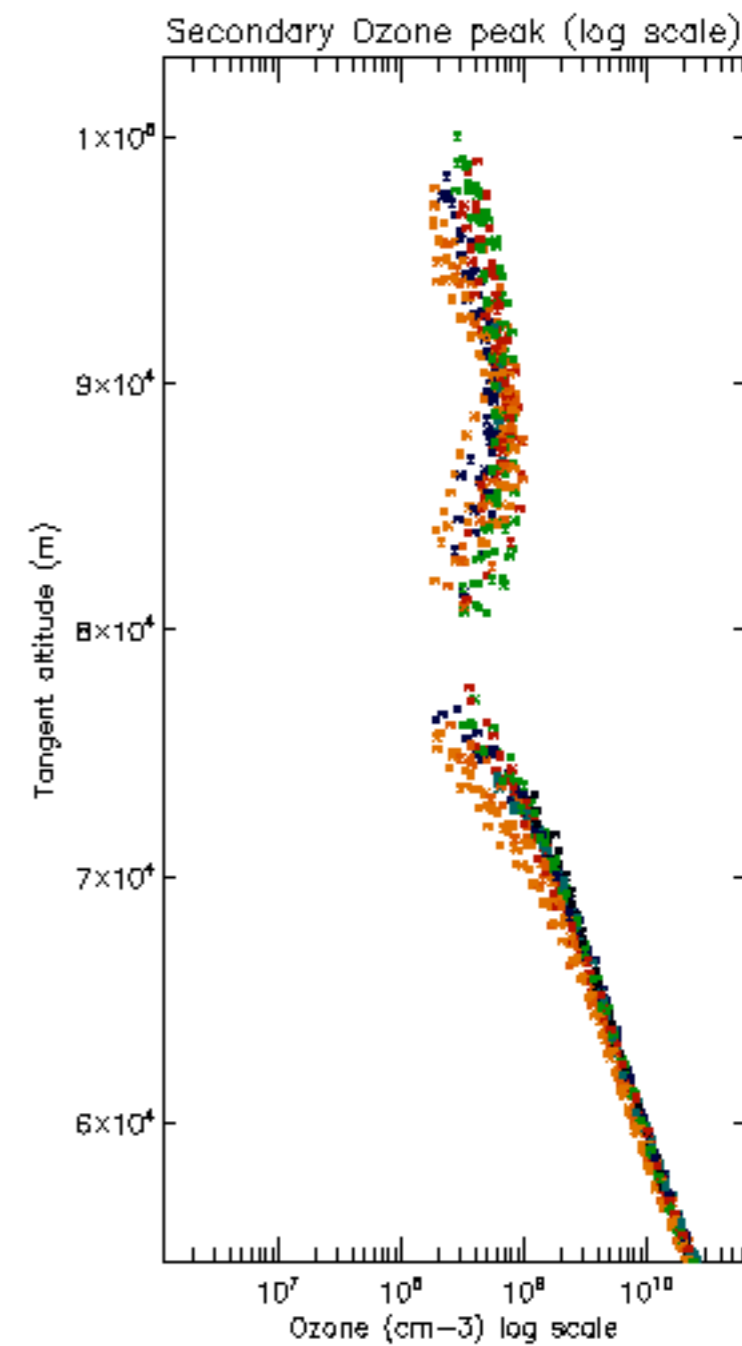
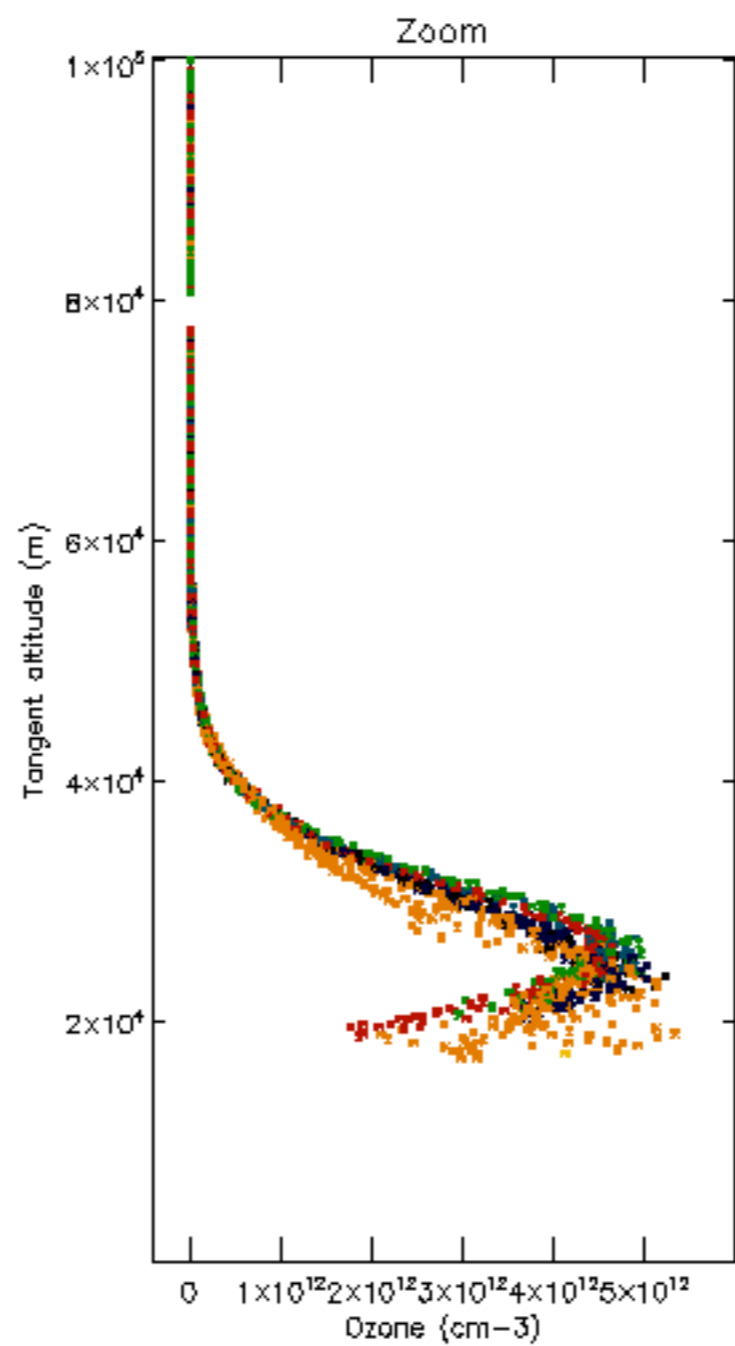
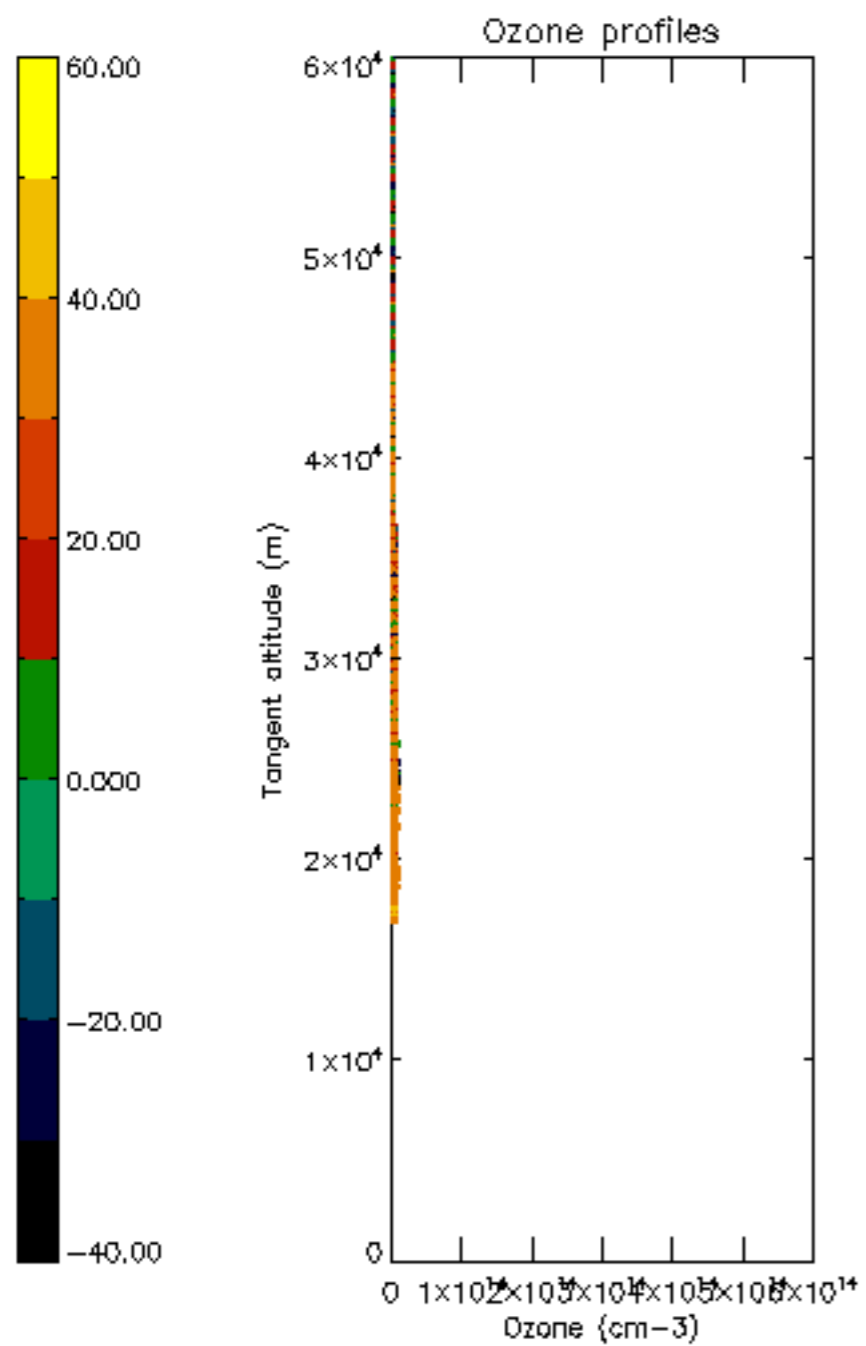
Percentage of saturation errors per profile

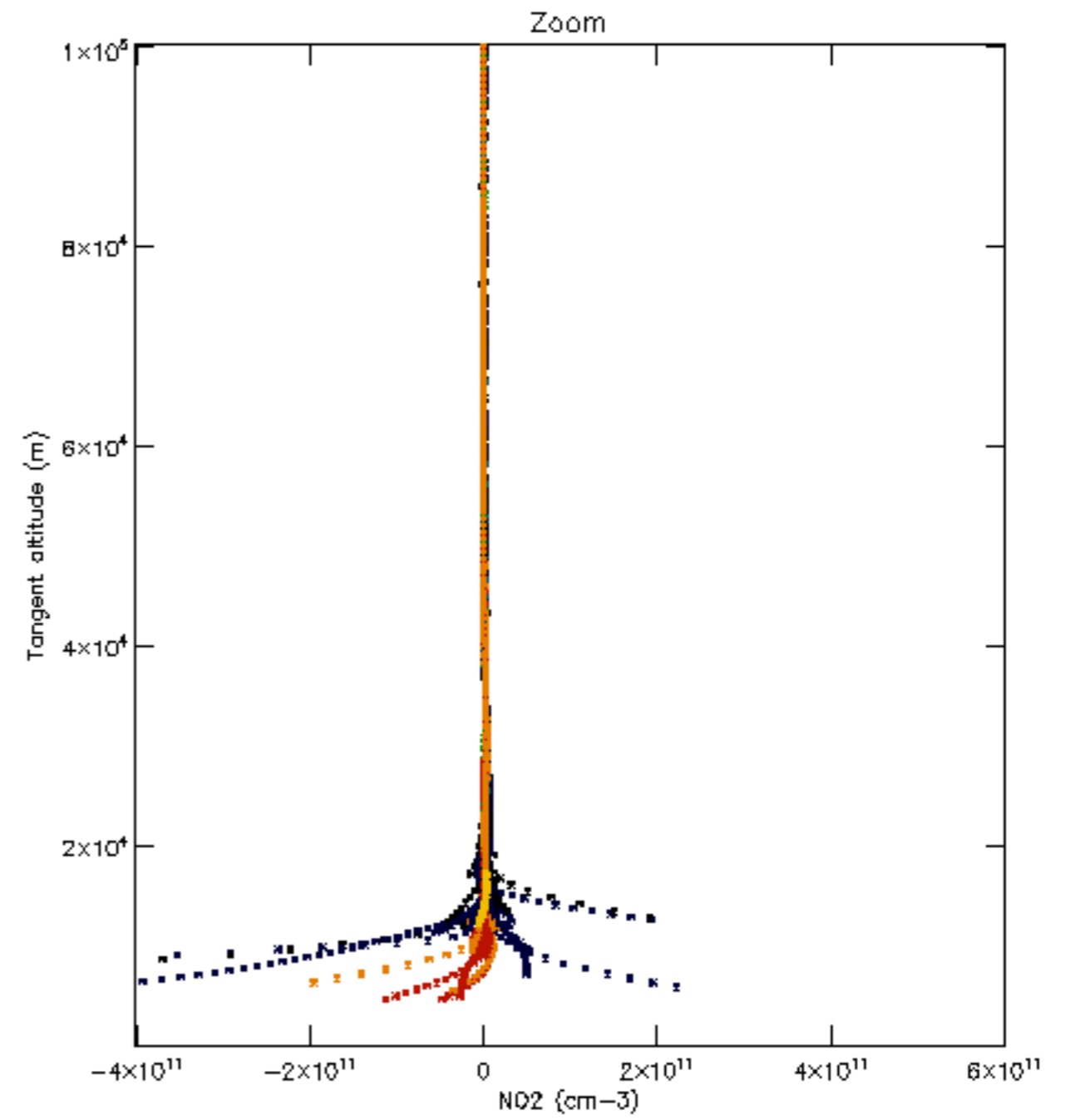
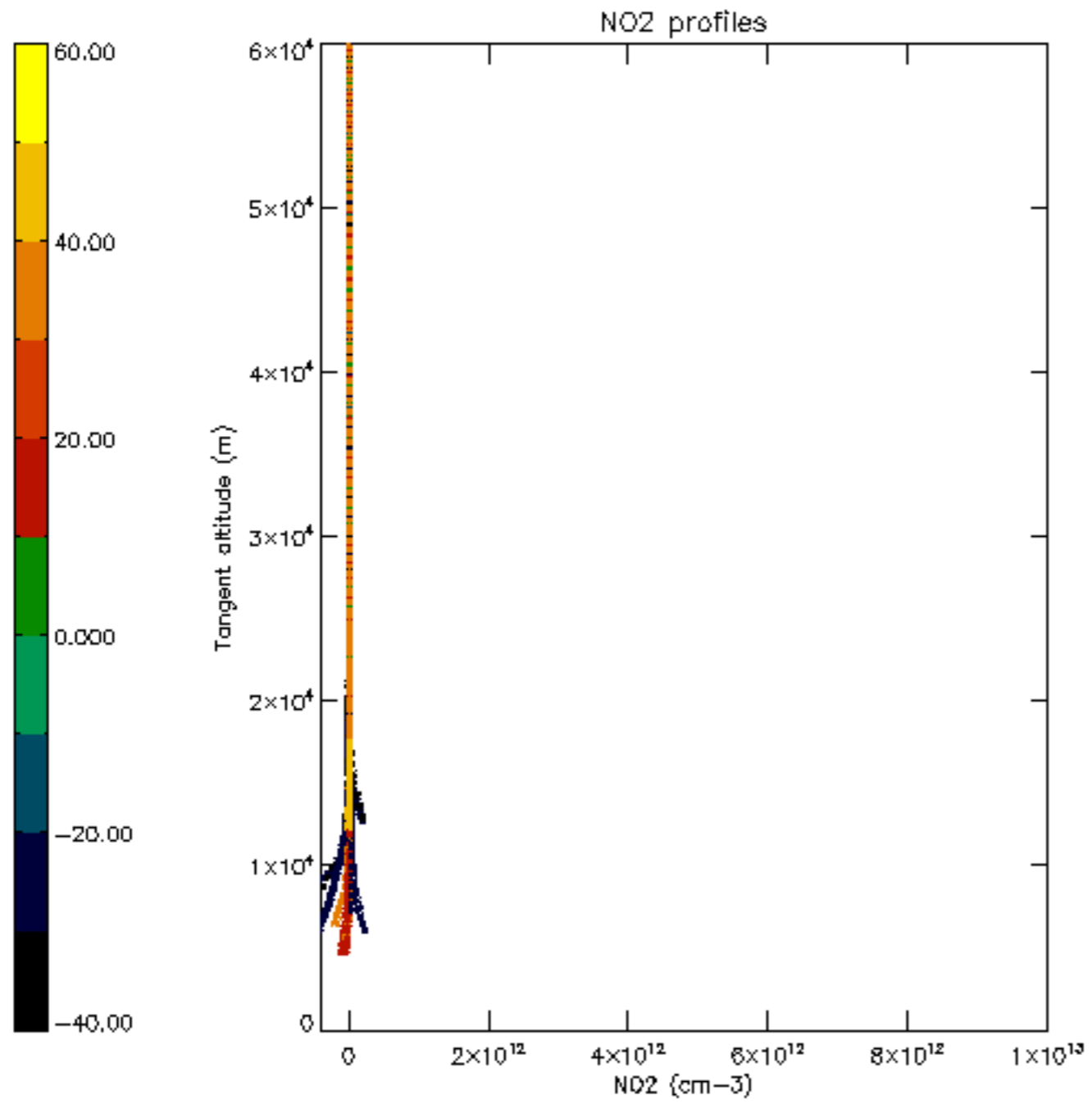


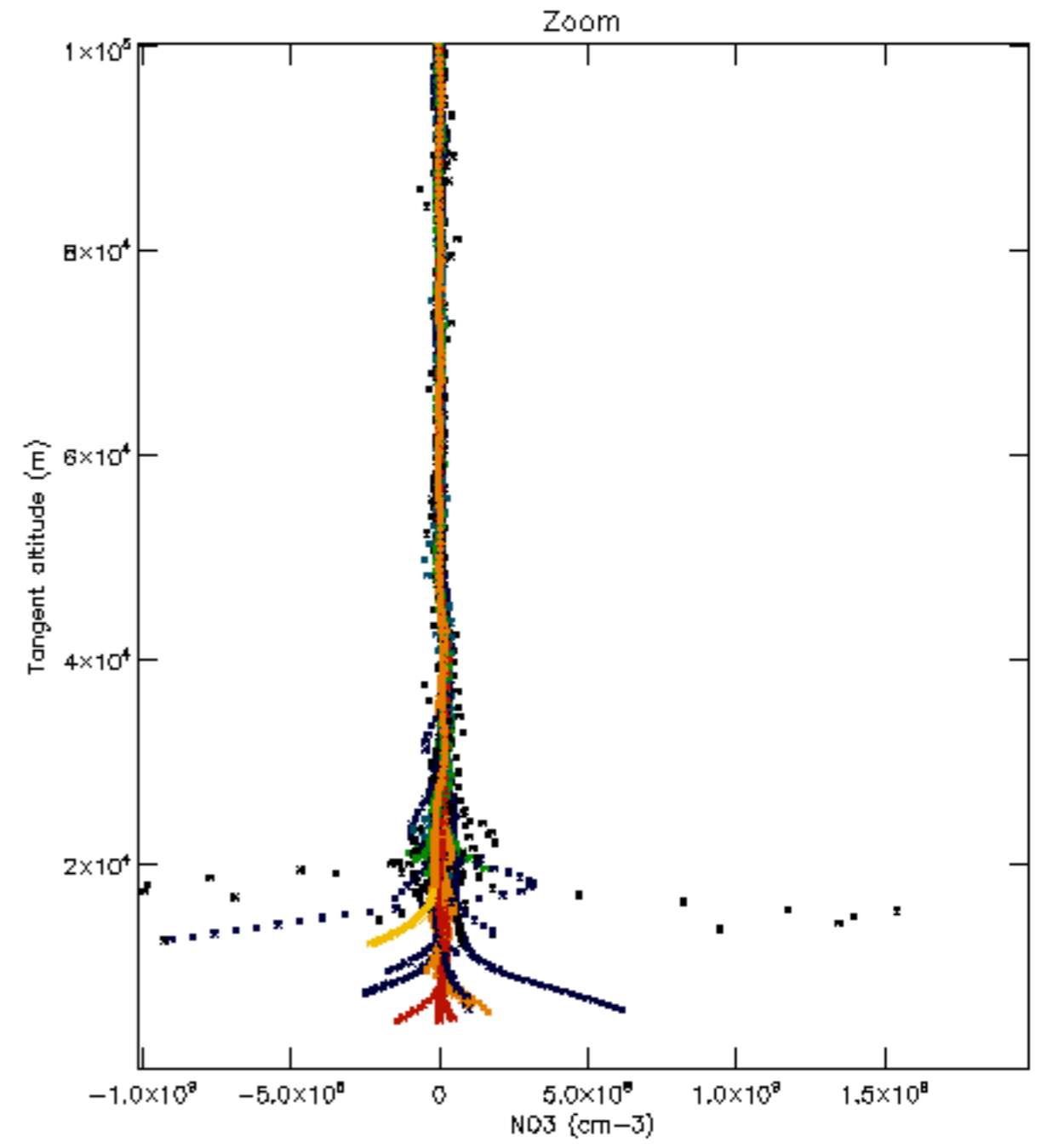
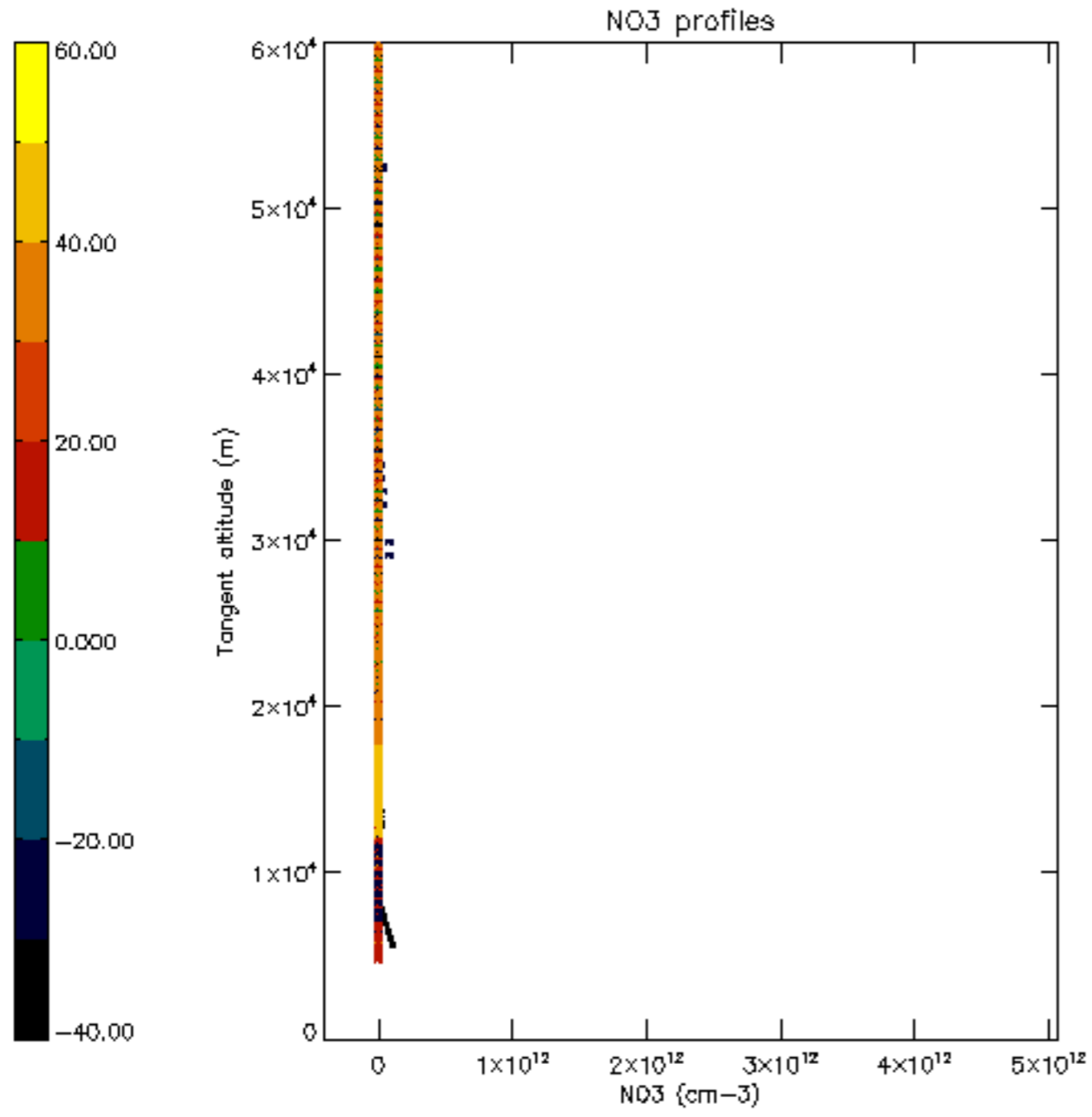


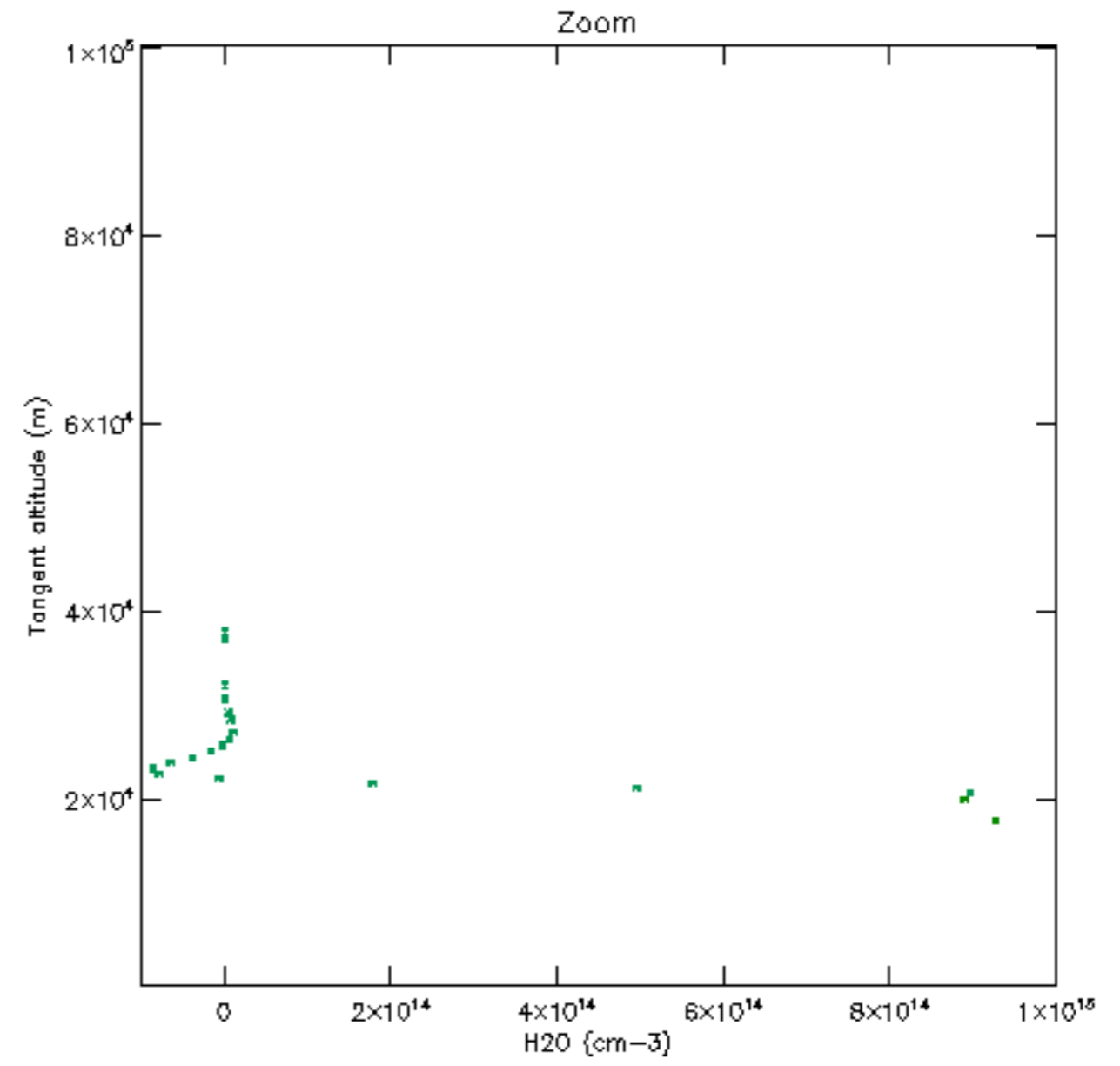
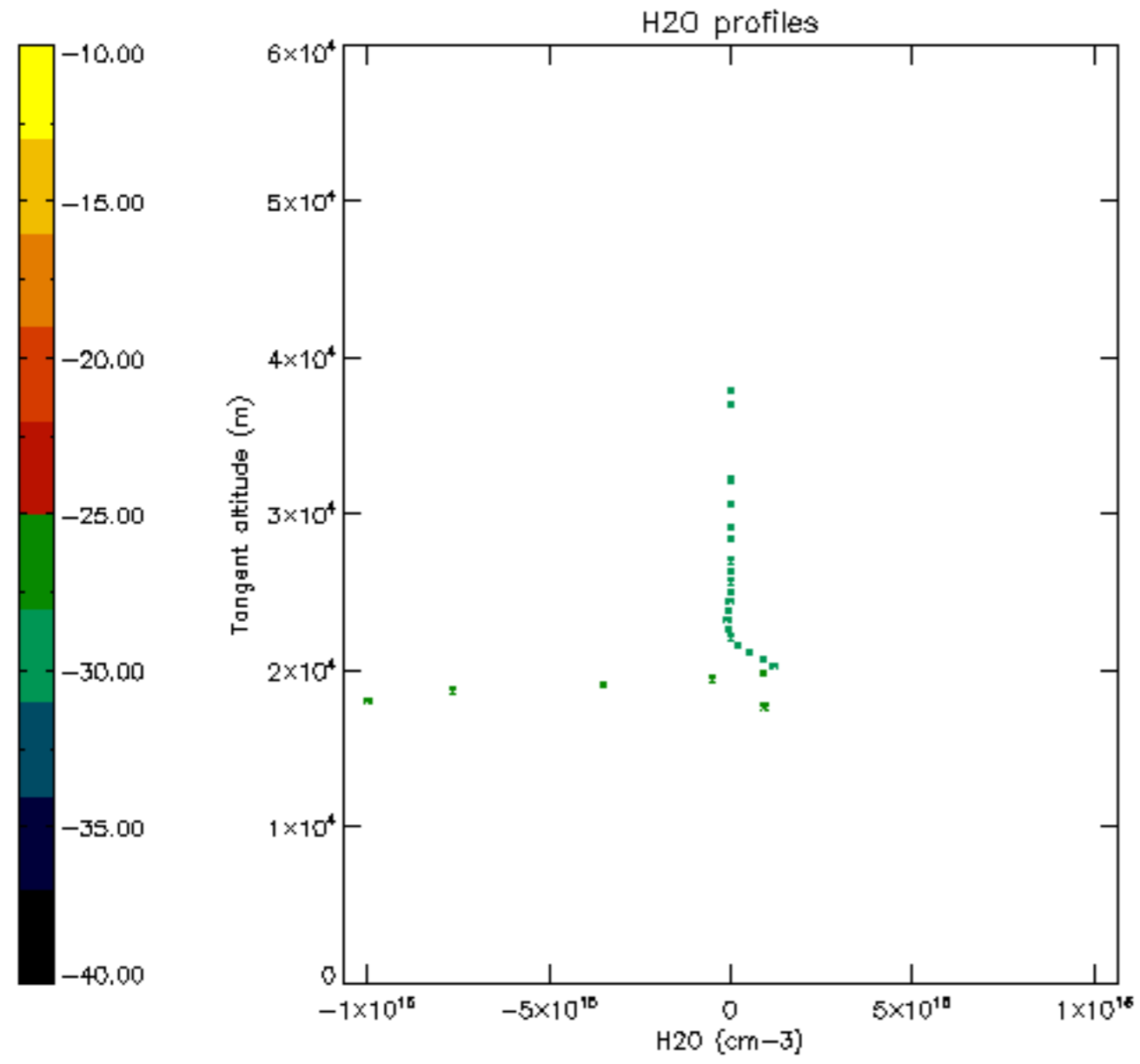




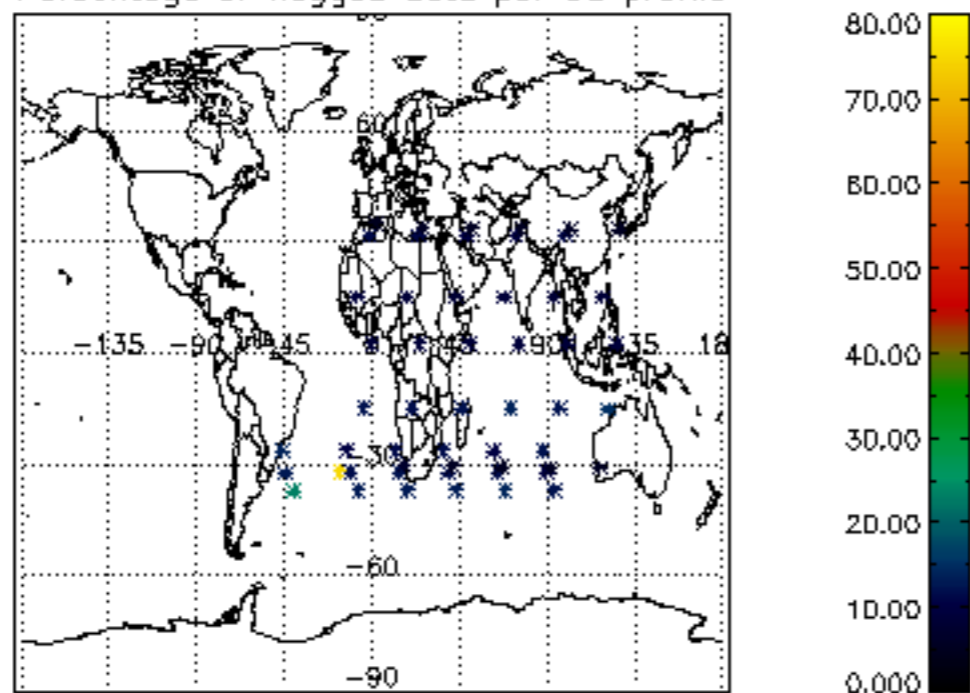




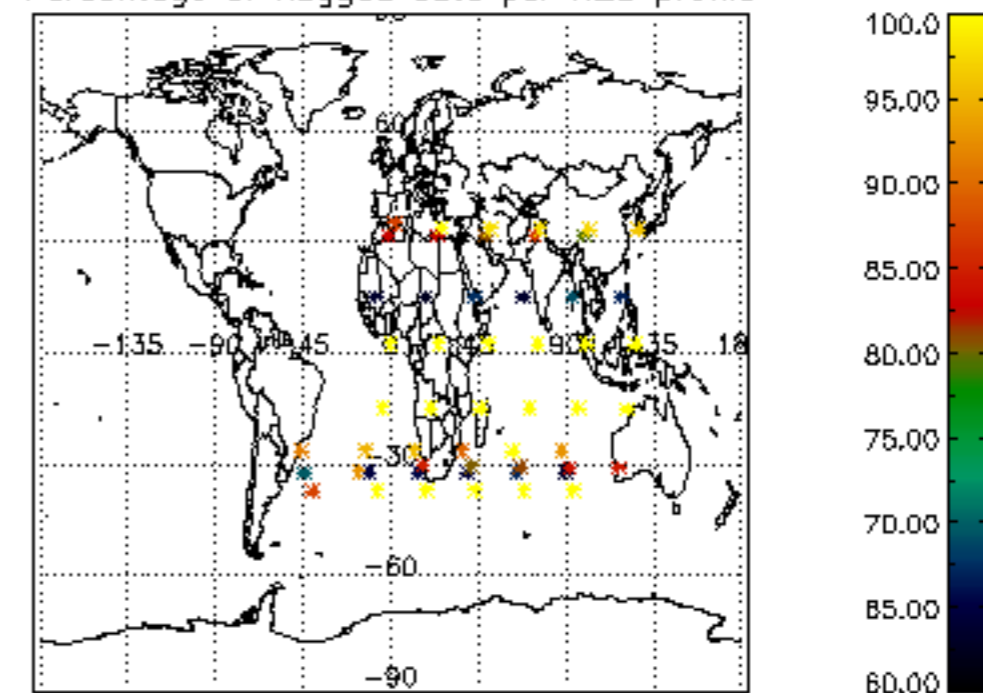




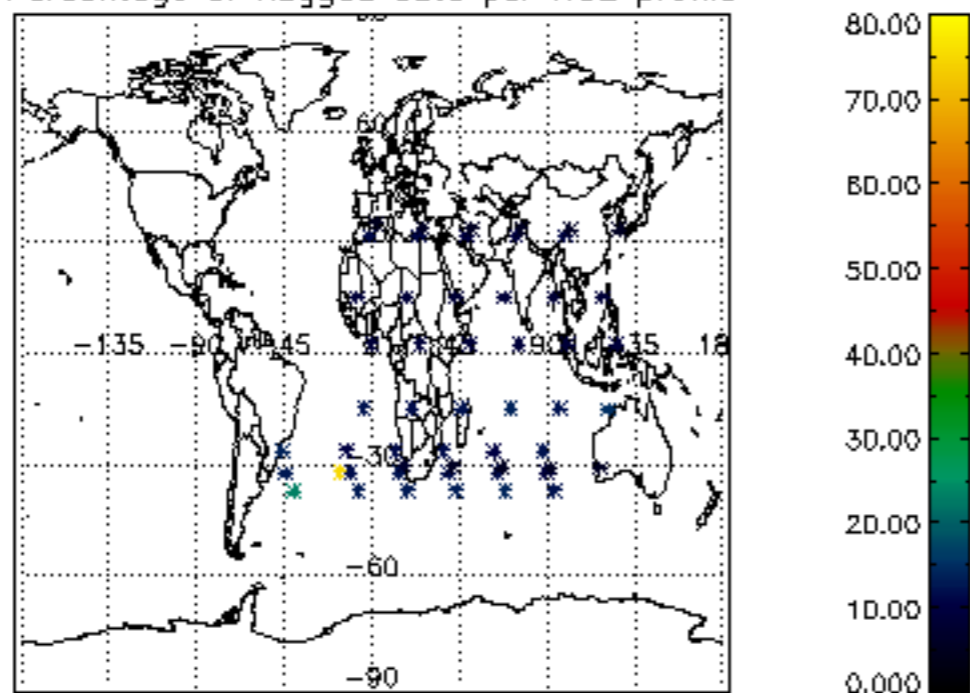
Percentage of flagged data per D3 profile



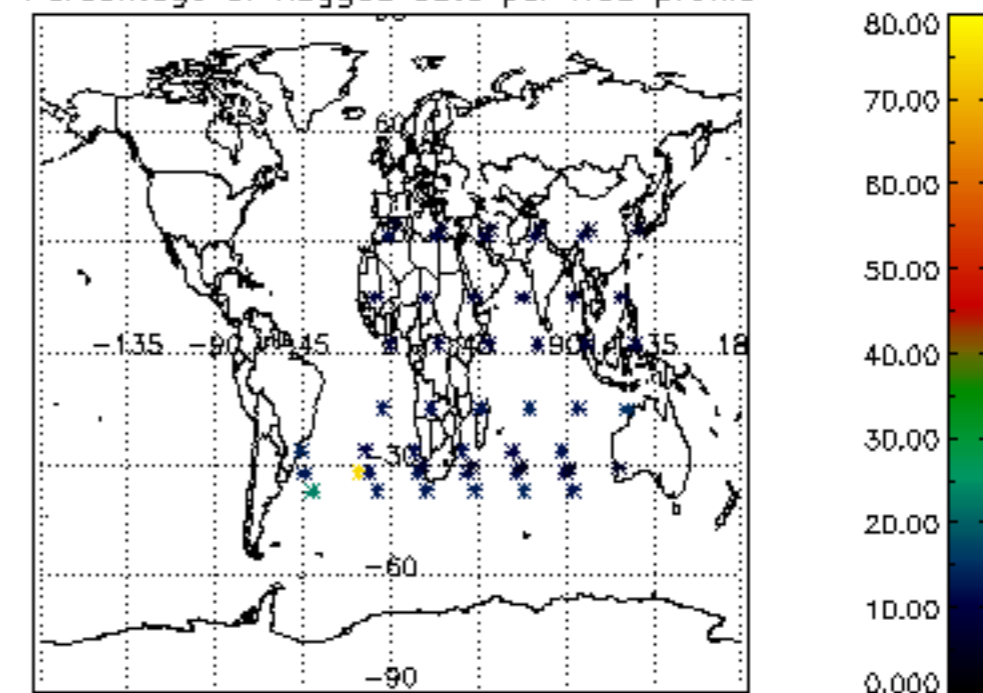
Percentage of flagged data per H2O profile

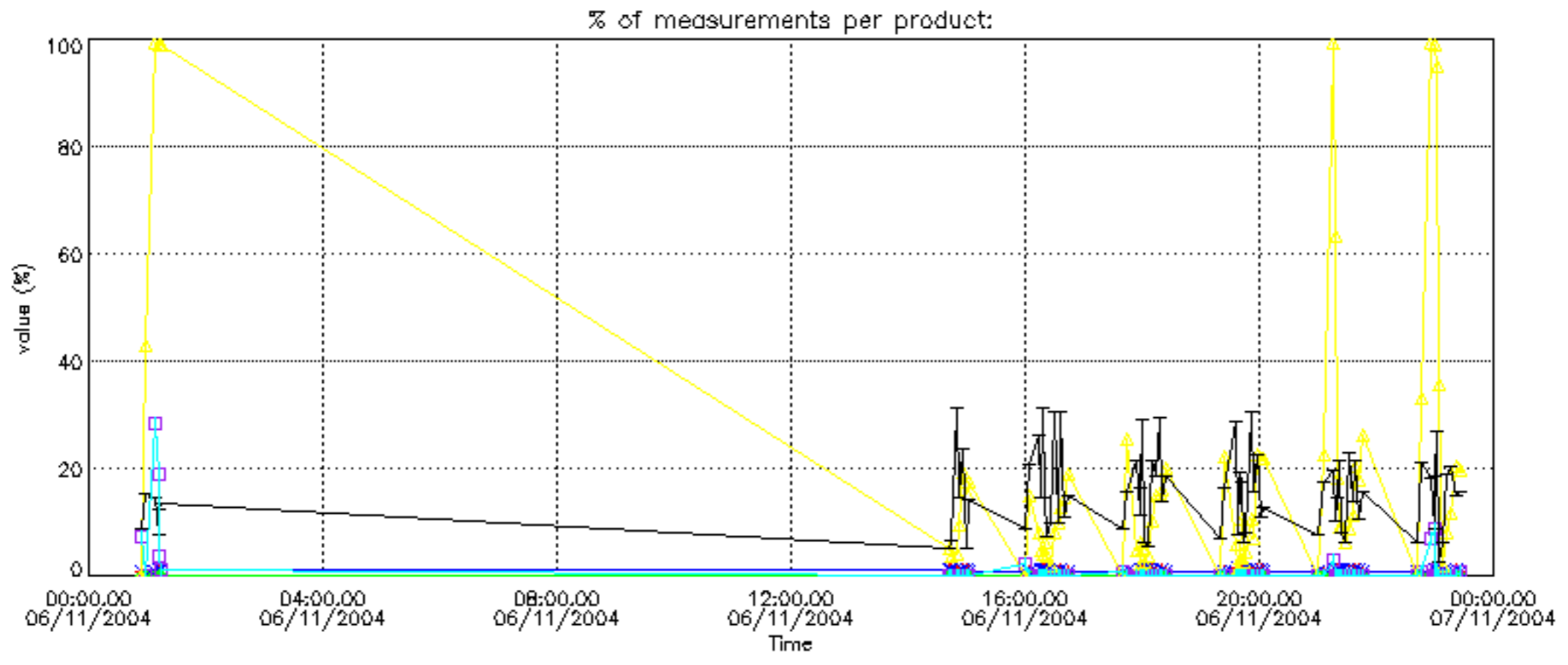


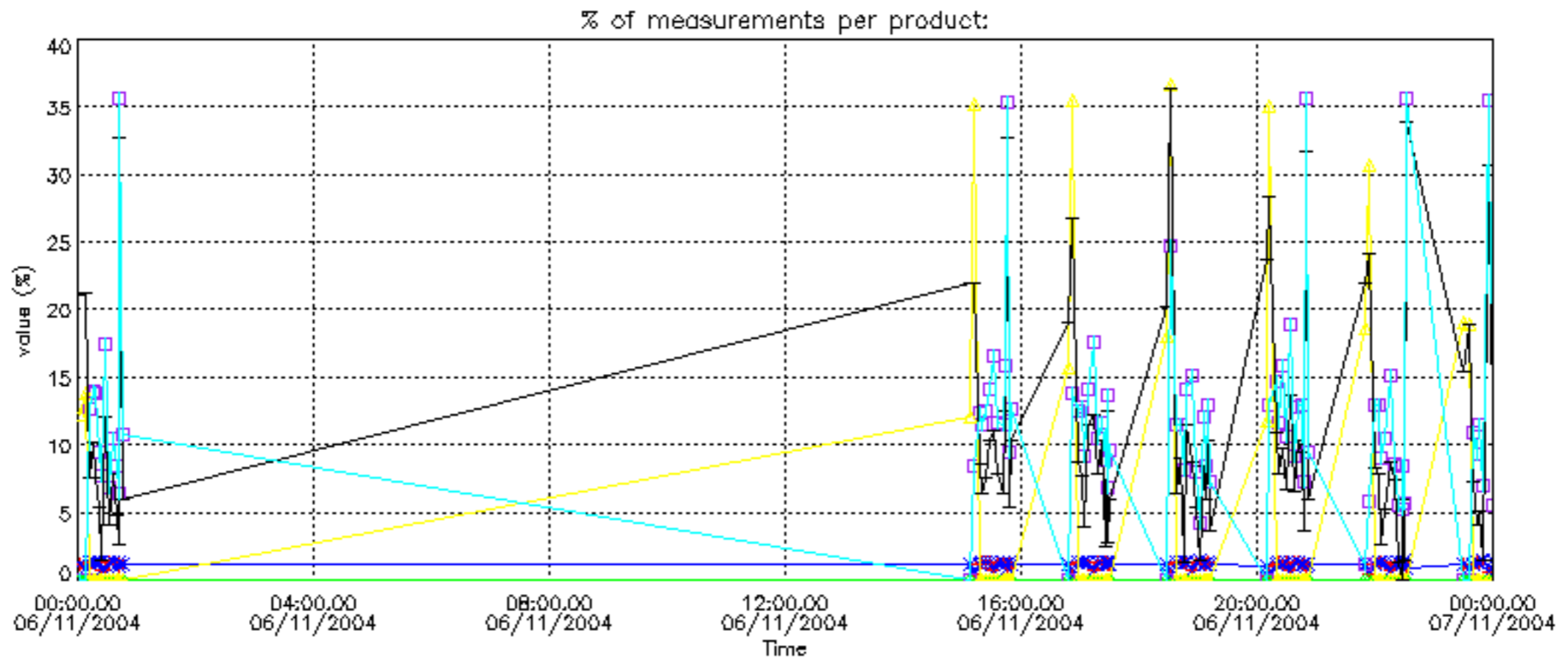
Percentage of flagged data per NO2 profile



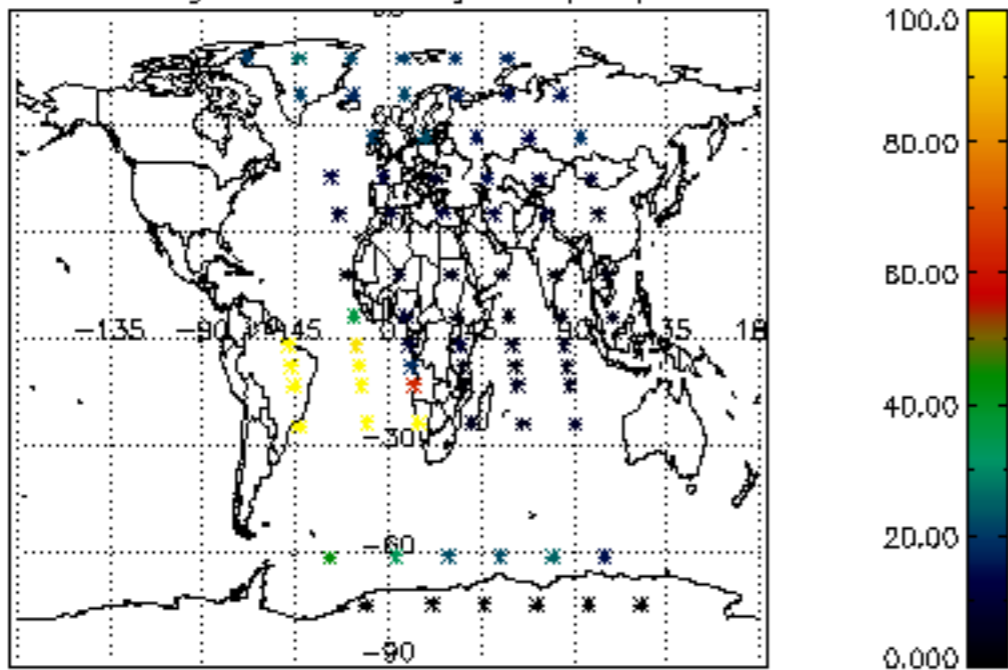
Percentage of flagged data per NO3 profile



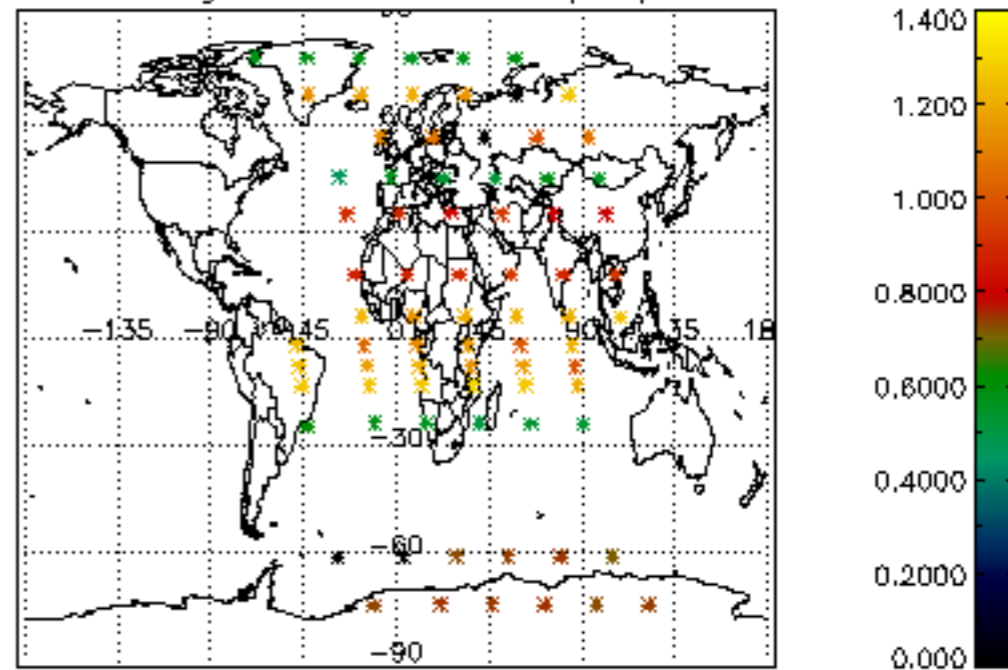




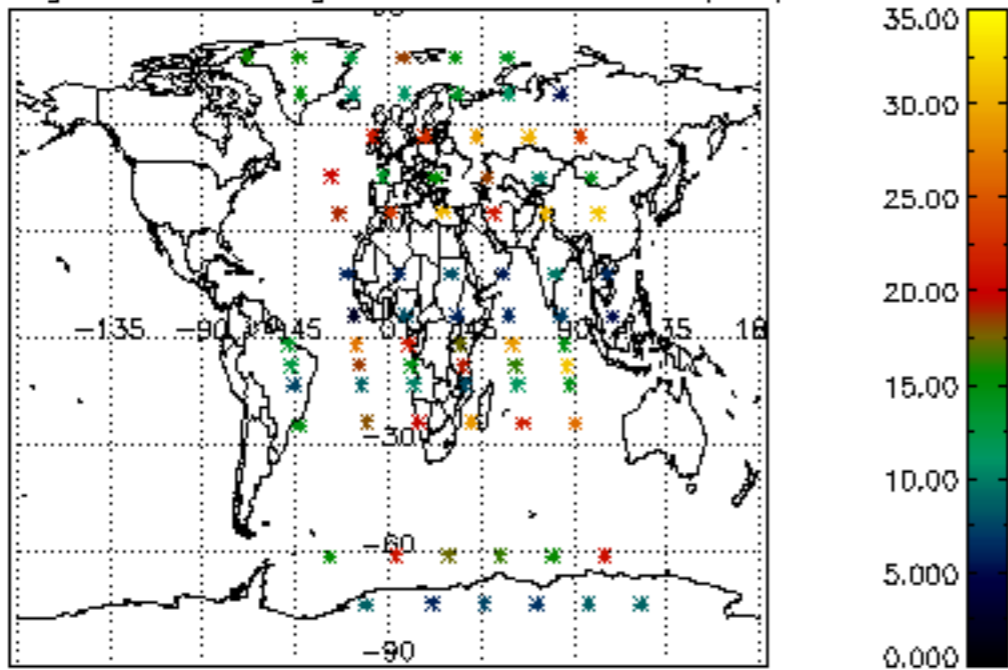
Percentage of cosmic ray hits per profile



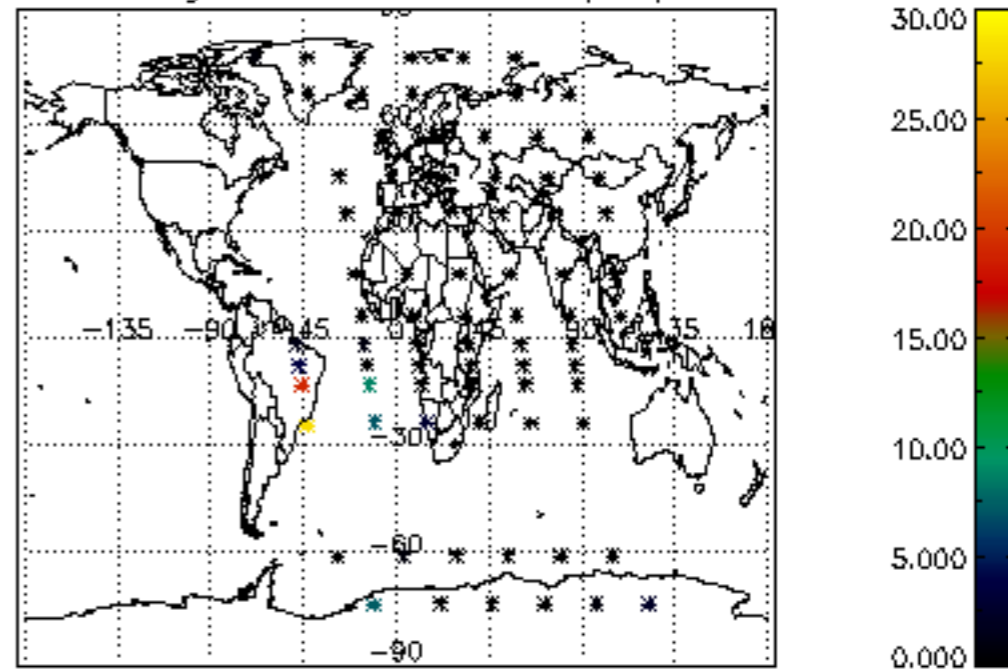
Percentage of datation errors per profile



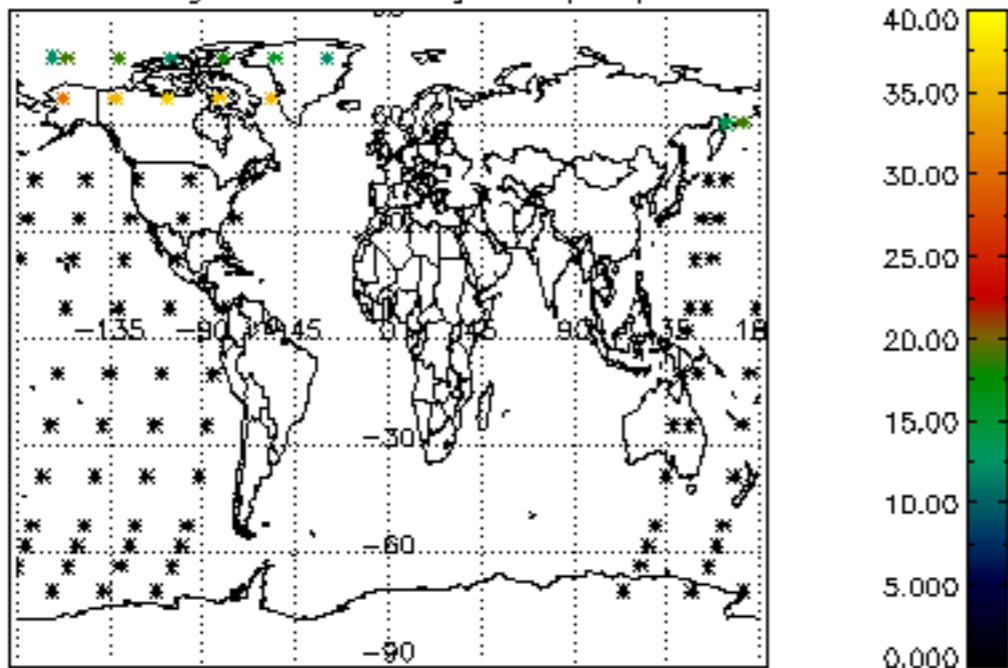
Percentage of star falling outside central band per profile



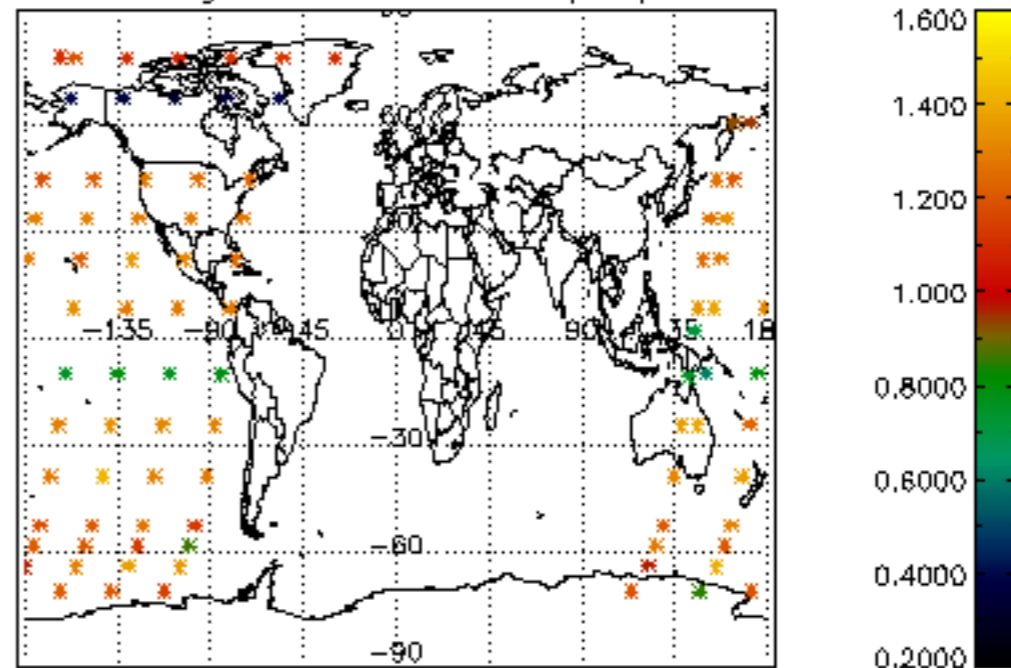
Percentage of saturation errors per profile



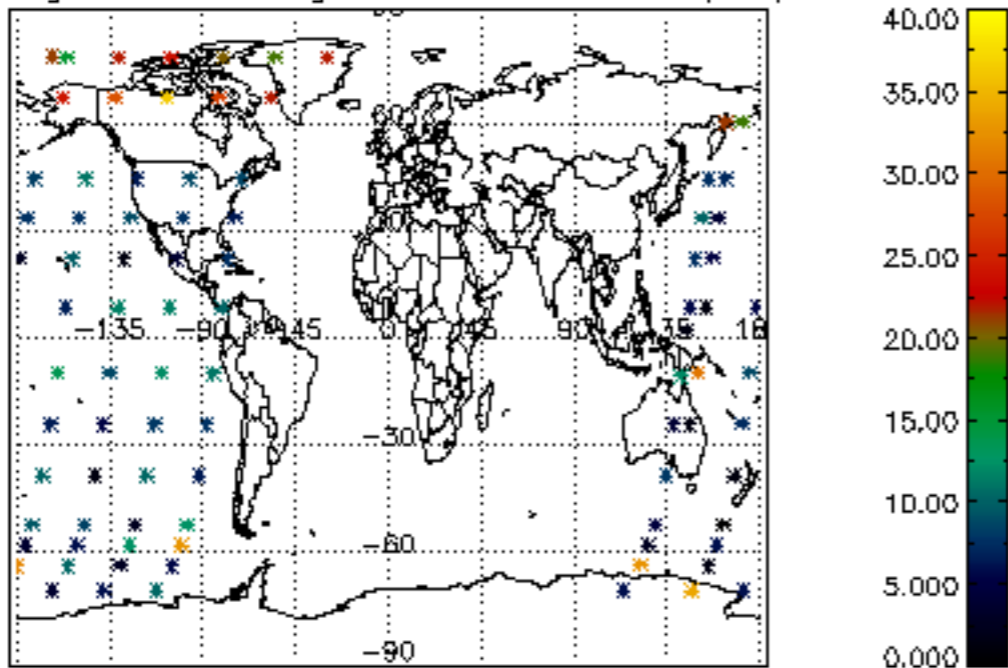
Percentage of cosmic ray hits per profile



Percentage of datation errors per profile



Percentage of star falling outside central band per profile



Percentage of saturation errors per profile

