

GOMOS Level 2 Daily Report

SUMMARY

[1. General Info](#)

[2. Summary of processed GOM_NL_2P products](#)

[3. Level 2 Quality information per product](#)

[3.1 Plot of level 2 quality information per product \(time dependant\)](#)

[3.2 Plot of level 2 quality information per product \(world map\)](#)

[4. Level 1 Quality information per product \(stored on level 2 products\)](#)

[4.1 Plot of level 1 quality information per product \(time dependant\)](#)

[4.1.1 Plot of level 1 quality information per product \(time dependant\): ASCENDING](#)

[4.1.2 Plot of level 1 quality information per product \(time dependant\): DESCENDING](#)

[4.2 Plot of level 1 quality information per product \(world map\)](#)

[4.2.1 Plot of level 1 quality information per product \(world map\): ASCENDING](#)

[4.2.2 Plot of level 1 quality information per product \(world map\): DESCENDING](#)

[5. Ozone profiles based on quality statistics and other trace gas profiles](#)

[5.1 Ozone statistics based on quality of products](#)

[5.2 Plot ozone profiles for all STD \(dark without errors\)](#)

[5.3 Plot ozone profiles where STD < 20% \(dark without errors\)](#)

[5.4. Plot ozone profiles where STD < 10% \(dark without errors\)](#)

[5.5. Plot ozone profiles where STD < 5% \(dark without errors\)](#)

[5.6 Plot NO2 profiles for all STD \(dark without errors\)](#)

[5.7 Plot NO3 profiles for all STD \(dark without errors\)](#)

[5.8 Plot H2O profiles \(only for occultations of stars 1,2,3,4,13,14,16,26,63 dark without errors\) for all STD](#)

[6. Auxiliary Data Files used for the production reported in section 2](#)

This report presents the daily analysis on parameters extracted from GOMOS level 2 data (GOM_NL__2P). It is intended to monitor some important parameters that will impact the quality of these products. A list of level 2 products (and content) that have arrived during the reporting day to the PCF is also given.

Item	Value
Time of report generation	19APR2013 14:38:24
Data source version	GOMOS/6.01
Start time of products	04-11-2004 (04NOV2004 00:00:00)
Stop time of products	05-11-2004 (05NOV2004 00:00:00)
Store outputs in DB	Yes
Nb of level 2 prods	393
Nb of prods with errors	0

2. Summary of processed GOM_NL__2P products.

Nr	Filename	UTC Start time	Limb	Duration	Star Id	Star Name	Star Mag	Star Temp	Nb Meas	Orbit	Prod. error
1	GOM_NL__2PRFIN20041104_000216_000000432031_00431_14012_5835.N1	04-NOV-2004 00:02:16	Bright	42.500	36	50Alp UMa	1.8000	6300.0	85	14012	No
2	GOM_NL__2PRFIN20041104_000354_000000402031_00431_14012_5836.N1	04-NOV-2004 00:03:54	Bright	40.000	82	48Bet UMa	2.3650	10600.	80	14012	No
3	GOM_NL__2PRFIN20041104_000523_000000362031_00431_14012_5837.N1	04-NOV-2004 00:05:23	Bright	36.000	39	85Eta UMa	1.8540	24000.	72	14012	No
4	GOM_NL__2PRFIN20041104_000739_000000422031_00431_14012_5838.N1	04-NOV-2004 00:07:39	Bright	41.500	174	52Psi UMa	3.0040	4400.0	83	14012	No
5	GOM_NL__2PRFIN20041104_001601_000000632031_00431_14012_5839.N1	04-NOV-2004 00:16:01	Bright	63.000	166	17Eps Leo	2.9800	6000.0	126	14012	No
6	GOM_NL__2PRFIN20041104_001959_000000632031_00431_14012_5840.N1	04-NOV-2004 00:19:59	Bright	62.500	22	32Alp Leo	1.3600	15200.	125	14012	No
7	GOM_NL__2PRFIN20041104_003001_000000802031_00431_14012_5841.N1	04-NOV-2004 00:30:01	Dark	79.500	48	30Alp Hya	1.9770	4100.0	159	14012	No
8	GOM_NL__2PRFIN20041104_003400_000000402031_00431_14012_5842.N1	04-NOV-2004 00:34:00	Dark	39.500	99	Del Cen	2.5750	26000.	79	14012	No
9	GOM_NL__2PRFIN20041104_003533_000000422031_00431_14012_5843.N1	04-NOV-2004 00:35:33	Dark	41.500	26	Gam Cru	1.6240	2900.0	83	14012	No
10	GOM_NL__2PRFIN20041104_003714_000000422031_00431_14012_5844.N1	04-NOV-2004 00:37:14	Dark	41.500	12	Alp1Cru	0.77500	30000.	83	14012	No
11	GOM_NL__2PRFIN20041104_003906_000000422031_00432_14013_5818.N1	04-NOV-2004 00:39:06	Dark	42.000	91	Kap Vel	2.4900	26000.	84	14013	No
12	GOM_NL__2PRFIN20041104_004705_000000522031_00432_14013_5819.N1	04-NOV-2004 00:47:05	Dark	52.000	2	Alp Car	-0.73600	7000.0	104	14013	No
13	GOM_NL__2PRFIN20041104_004922_000000852031_00432_14013_5820.N1	04-NOV-2004 00:49:22	Dark	85.000	23	21Eps CMa	1.5020	26000.	170	14013	No
14	GOM_NL__2PRFIN20041104_005214_000000402031_00432_14013_5821.N1	04-NOV-2004 00:52:14	Dark	39.500	143	Alp Hyi	2.8570	7200.0	79	14013	No
15	GOM_NL__2PRFIN20041104_005337_000000432031_00432_14013_5822.N1	04-NOV-2004 00:53:37	Dark	42.500	9	Alp Eri	0.45300	24000.	85	14013	No
16	GOM_NL__2PRFIN20041104_005701_000000442031_00432_14013_5823.N1	04-NOV-2004 00:57:01	Straylight	43.500	157	The1Eri	2.9060	9300.0	87	14013	No
17	GOM_NL__2PRFIN20041104_010212_000001132031_00432_14013_5824.N1	04-NOV-2004 01:02:12	Straylight	113.00	101	11Alp Lep	2.5820	7000.0	226	14013	No
18	GOM_NL__2PRFIN20041104_011104_000000582031_00432_14013_5825.N1	04-NOV-2004 01:11:04	Twilight_stray	57.500	94	92Alp Cet	2.5260	3100.0	115	14013	No
19	GOM_NL__2PRFIN20041104_011433_000000392031_00432_14013_5826.N1	04-NOV-2004 01:14:33	Bright	38.500	140	88Gam Peg	2.8340	26000.	77	14013	No
20	GOM_NL__2PRFIN20041104_011625_000000432031_00432_14013_5827.N1	04-NOV-2004 01:16:25	Bright	43.000	50	13Alp Ari	2.0070	4250.0	86	14013	No
21	GOM_NL__2PRFIN20041104_011824_000000382031_00432_14013_5828.N1	04-NOV-2004 01:18:24	Bright	38.000	58	21Alp And	2.0730	11000.	76	14013	No
22	GOM_NL__2PRFIN20041104_011951_000000402031_00432_14013_5829.N1	04-NOV-2004 01:19:51	Bright	39.500	173	4Bet Tri	3.0040	8900.0	79	14013	No
23	GOM_NL__2PRFIN20041104_012154_000000392031_00432_14013_5830.N1	04-NOV-2004 01:21:54	Bright	38.500	73	57Gam1And	2.2600	13100.	77	14013	No
24	GOM_NL__2PRFIN20041104_012534_000000392031_00432_14013_5831.N1	04-NOV-2004 01:25:34	Bright	39.000	68	18Alp Cas	2.2250	4500.0	78	14013	No
25	GOM_NL__2PRFIN20041104_012817_000000812031_00432_14013_5832.N1	04-NOV-2004 01:28:17	Bright	81.000	114	3Iot Aur	2.6930	4600.0	162	14013	No
26	GOM_NL__2PRFIN20041104_013136_000000642031_00432_14013_5833.N1	04-NOV-2004 01:31:36	Bright	64.000	6	13Alp Aur	0.080000	3400.0	128	14013	No
27	GOM_NL__2PRFIN20041104_013448_000000382031_00432_14013_5834.N1	04-NOV-2004 01:34:48	Bright	37.500	49	1Alp UMi	1.9900	6300.0	75	14013	No
28	GOM_NL__2PRFIN20041104_013846_000000392031_00432_14013_5835.N1	04-NOV-2004 01:38:46	Bright	39.000	60	7Bet UMi	2.0810	3950.0	78	14013	No
29	GOM_NL__2PRFIN20041104_014252_000000402031_00432_14013_5836.N1	04-NOV-2004 01:42:52	Bright	39.500	36	50Alp UMa	1.8000	6300.0	79	14013	No
30	GOM_NL__2PRFIN20041104_014430_000000402031_00432_14013_5837.N1	04-NOV-2004 01:44:30	Bright	40.000	82	48Bet UMa	2.3650	10600.	80	14013	No
31	GOM_NL__2PRFIN20041104_014559_000000382031_00432_14013_5838.N1	04-NOV-2004 01:45:59	Bright	38.000	39	85Eta UMa	1.8540	24000.	76	14013	No
32	GOM_NL__2PRFIN20041104_014815_000000422031_00432_14013_5839.N1	04-NOV-2004 01:48:15	Bright	42.000	174	52Psi UMa	3.0040	4400.0	84	14013	No
33	GOM_NL__2PRFIN20041104_015637_000000612031_00432_14013_5840.N1	04-NOV-2004 01:56:37	Bright	60.500	166	17Eps Leo	2.9800	6000.0	121	14013	No
34	GOM_NL__2PRFIN20041104_020036_000000562031_00432_14013_5841.N1	04-NOV-2004 02:00:36	Bright	55.500	22	32Alp Leo	1.3600	15200.	111	14013	No
35	GOM_NL__2PRFIN20041104_021038_000000872031_00432_14013_5842.N1	04-NOV-2004 02:10:38	Dark	87.000	48	30Alp Hya	1.9770	4100.0	174	14013	No
36	GOM_NL__2PRFIN20041104_021436_000000382031_00432_14013_5843.N1	04-NOV-2004 02:14:36	Dark	37.500	99	Del Cen	2.5750	26000.	75	14013	No
37	GOM_NL__2PRFIN20041104_021609_000000512031_00432_14013_5844.N1	04-NOV-2004 02:16:09	Dark	50.500	26	Gam Cru	1.6240	2900.0	101	14013	No
38	GOM_NL__2PRFIN20041104_021750_000000412031_00432_14013_5845.N1	04-NOV-2004 02:17:50	Dark	40.500	12	Alp1Cru	0.77500	30000.	81	14013	No
39	GOM_NL__2PRFIN20041104_021943_000000432031_00433_14014_5819.N1	04-NOV-2004 02:19:43	Dark	43.000	91	Kap Vel	2.4900	26000.	86	14014	No
40	GOM_NL__2PRFIN20041104_022740_000000542031_00433_14014_5820.N1	04-NOV-2004 02:27:40	Dark	54.000	2	Alp Car	-0.73600	7000.0	108	14014	No
41	GOM_NL__2PRFIN20041104_023000_000000922031_00433_14014_5821.N1	04-NOV-2004 02:30:00	Dark	92.000	23	21Eps CMa	1.5020	26000.	184	14014	No
42	GOM_NL__2PRFIN20041104_023250_000000392031_00433_14014_5822.N1	04-NOV-2004 02:32:50	Dark	39.000	143	Alp Hyi	2.8570	7200.0	78	14014	No

43	GOM_NL__2PRFIN20041104_023413_000000432031_00433_14014_5823.N1	04-NOV-2004 02:34:13	Dark	42.500	9	Alp Eri	0.45300	24000.	85	14014	No
44	GOM_NL__2PRFIN20041104_023738_000000422031_00433_14014_5824.N1	04-NOV-2004 02:37:38	Straylight	42.000	157	The1Eri	2.9060	9300.0	84	14014	No
45	GOM_NL__2PRFIN20041104_024248_000001072031_00433_14014_5825.N1	04-NOV-2004 02:42:48	Straylight	107.00	101	11Alp Lep	2.5820	7000.0	214	14014	No
46	GOM_NL__2PRFIN20041104_025139_000000552031_00433_14014_5826.N1	04-NOV-2004 02:51:39	Tw_i_and_stray	55.000	94	92Alp Cet	2.5260	3100.0	110	14014	No
47	GOM_NL__2PRFIN20041104_025509_000000372031_00433_14014_5827.N1	04-NOV-2004 02:55:09	Bright	37.000	140	88Gam Peg	2.8340	26000.	74	14014	No
48	GOM_NL__2PRFIN20041104_025700_000000452031_00433_14014_5828.N1	04-NOV-2004 02:57:00	Bright	44.500	50	13Alp Ari	2.0070	4250.0	89	14014	No
49	GOM_NL__2PRFIN20041104_025900_000000382031_00433_14014_5829.N1	04-NOV-2004 02:59:00	Bright	38.000	58	21Alp And	2.0730	11000.	76	14014	No
50	GOM_NL__2PRFIN20041104_030026_000000392031_00433_14014_5830.N1	04-NOV-2004 03:00:26	Bright	39.000	173	4Bet Tri	3.0040	8900.0	78	14014	No
51	GOM_NL__2PRFIN20041104_030229_000000432031_00433_14014_5831.N1	04-NOV-2004 03:02:29	Bright	43.000	73	57Gam1And	2.2600	13100.	86	14014	No
52	GOM_NL__2PRFIN20041104_030609_000000392031_00433_14014_5832.N1	04-NOV-2004 03:06:09	Bright	38.500	68	18Alp Cas	2.2250	4500.0	77	14014	No
53	GOM_NL__2PRFIN20041104_030851_000000742031_00433_14014_5833.N1	04-NOV-2004 03:08:51	Bright	73.500	114	3lot Aur	2.6930	4600.0	147	14014	No
54	GOM_NL__2PRFIN20041104_031210_000000652031_00433_14014_5834.N1	04-NOV-2004 03:12:10	Bright	65.000	6	13Alp Aur	0.080000	3400.0	130	14014	No
55	GOM_NL__2PRFIN20041104_031523_000000372031_00433_14014_5835.N1	04-NOV-2004 03:15:23	Bright	37.000	49	1Alp UMi	1.9900	6300.0	74	14014	No
56	GOM_NL__2PRFIN20041104_031922_000000412031_00433_14014_5836.N1	04-NOV-2004 03:19:22	Bright	40.500	60	7Bet UMi	2.0810	3950.0	81	14014	No
57	GOM_NL__2PRFIN20041104_032328_000000422031_00433_14014_5837.N1	04-NOV-2004 03:23:28	Bright	42.000	36	50Alp UMa	1.8000	6300.0	84	14014	No
58	GOM_NL__2PRFIN20041104_032505_000000402031_00433_14014_5838.N1	04-NOV-2004 03:25:05	Bright	39.500	82	48Bet UMa	2.3650	10600.	79	14014	No
59	GOM_NL__2PRFIN20041104_032633_000000402031_00433_14014_5839.N1	04-NOV-2004 03:26:33	Bright	40.000	39	85Eta UMa	1.8540	24000.	80	14014	No
60	GOM_NL__2PRFIN20041104_032851_000000402031_00433_14014_5840.N1	04-NOV-2004 03:28:51	Bright	39.500	174	52Psi UMa	3.0040	4400.0	79	14014	No
61	GOM_NL__2PRFIN20041104_033714_000000632031_00433_14014_5841.N1	04-NOV-2004 03:37:14	Bright	62.500	166	17Eps Leo	2.9800	6000.0	125	14014	No
62	GOM_NL__2PRFIN20041104_034113_000000622031_00433_14014_5842.N1	04-NOV-2004 03:41:13	Bright	61.500	22	32Alp Leo	1.3600	15200.	123	14014	No
63	GOM_NL__2PRFIN20041104_035116_000000752031_00433_14014_5843.N1	04-NOV-2004 03:51:16	Dark	75.000	48	30Alp Hya	1.9770	4100.0	150	14014	No
64	GOM_NL__2PRFIN20041104_035512_000000412031_00433_14014_5844.N1	04-NOV-2004 03:55:12	Dark	40.500	99	Del Cen	2.5750	26000.	81	14014	No
65	GOM_NL__2PRFIN20041104_035645_000000462031_00433_14014_5845.N1	04-NOV-2004 03:56:45	Dark	46.000	26	Gam Cru	1.6240	2900.0	92	14014	No
66	GOM_NL__2PRFIN20041104_035826_000000412031_00433_14014_5846.N1	04-NOV-2004 03:58:26	Dark	41.000	12	Alp1Cru	0.77500	30000.	82	14014	No
67	GOM_NL__2PRFIN20041104_040019_000000432031_00434_14015_5819.N1	04-NOV-2004 04:00:19	Dark	43.000	91	Kap Vel	2.4900	26000.	86	14015	No
68	GOM_NL__2PRFIN20041104_040819_000000502031_00434_14015_5820.N1	04-NOV-2004 04:08:19	Dark	49.500	2	Alp Car	-0.73600	7000.0	99	14015	No
69	GOM_NL__2PRFIN20041104_041037_000000902031_00434_14015_5821.N1	04-NOV-2004 04:10:37	Dark	89.500	23	21Eps CMa	1.5020	26000.	179	14015	No
70	GOM_NL__2PRFIN20041104_041449_000000482031_00434_14015_5822.N1	04-NOV-2004 04:14:49	Dark	48.000	9	Alp Eri	0.45300	24000.	96	14015	No
71	GOM_NL__2PRFIN20041104_041814_000000432031_00434_14015_5823.N1	04-NOV-2004 04:18:14	Straylight	42.500	157	The1Eri	2.9060	9300.0	85	14015	No
72	GOM_NL__2PRFIN20041104_042232_000001802031_00434_14015_5824.N1	04-NOV-2004 04:22:32	Straylight	180.00	1	9Alp CMa	-1.4400	11000.	360	14015	No
73	GOM_NL__2PRFIN20041104_043044_000001432031_00434_14015_5825.N1	04-NOV-2004 04:30:44	Bright	142.50	7	19Bet Ori	0.10000	14000.	285	14015	No
74	GOM_NL__2PRFIN20041104_043544_000000392031_00434_14015_5826.N1	04-NOV-2004 04:35:44	Bright	38.500	140	88Gam Peg	2.8340	26000.	77	14015	No
75	GOM_NL__2PRFIN20041104_043737_000000442031_00434_14015_5827.N1	04-NOV-2004 04:37:37	Bright	43.500	50	13Alp Ari	2.0070	4250.0	87	14015	No
76	GOM_NL__2PRFIN20041104_043936_000000392031_00434_14015_5828.N1	04-NOV-2004 04:39:36	Bright	39.000	58	21Alp And	2.0730	11000.	78	14015	No
77	GOM_NL__2PRFIN20041104_044102_000000402031_00434_14015_5829.N1	04-NOV-2004 04:41:02	Bright	40.000	173	4Bet Tri	3.0040	8900.0	80	14015	No
78	GOM_NL__2PRFIN20041104_044306_000000392031_00434_14015_5830.N1	04-NOV-2004 04:43:06	Bright	38.500	73	57Gam1And	2.2600	13100.	77	14015	No
79	GOM_NL__2PRFIN20041104_044647_000000382031_00434_14015_5831.N1	04-NOV-2004 04:46:47	Bright	38.000	68	18Alp Cas	2.2250	4500.0	76	14015	No
80	GOM_NL__2PRFIN20041104_044924_000000832031_00434_14015_5832.N1	04-NOV-2004 04:49:24	Bright	82.500	114	3lot Aur	2.6930	4600.0	165	14015	No
81	GOM_NL__2PRFIN20041104_045245_000000662031_00434_14015_5833.N1	04-NOV-2004 04:52:45	Bright	65.500	6	13Alp Aur	0.080000	3400.0	131	14015	No
82	GOM_NL__2PRFIN20041104_045600_000000392031_00434_14015_5834.N1	04-NOV-2004 04:56:00	Bright	38.500	49	1Alp UMi	1.9900	6300.0	77	14015	No
83	GOM_NL__2PRFIN20041104_045958_000000372031_00434_14015_5835.N1	04-NOV-2004 04:59:58	Bright	36.500	60	7Bet UMi	2.0810	3950.0	73	14015	No
84	GOM_NL__2PRFIN20041104_050403_000000442031_00434_14015_5836.N1	04-NOV-2004 05:04:03	Bright	44.000	36	50Alp UMa	1.8000	6300.0	88	14015	No
85	GOM_NL__2PRFIN20041104_050542_000000412031_00434_14015_5837.N1	04-NOV-2004 05:05:42	Bright	41.000	82	48Bet UMa	2.3650	10600.	82	14015	No
86	GOM_NL__2PRFIN20041104_050712_000000372031_00434_14015_5838.N1	04-NOV-2004 05:07:12	Bright	36.500	39	85Eta UMa	1.8540	24000.	73	14015	No
87	GOM_NL__2PRFIN20041104_050926_000000402031_00434_14015_5839.N1	04-NOV-2004 05:09:26	Bright	40.000	174	52Psi UMa	3.0040	4400.0	80	14015	No
88	GOM_NL__2PRFIN20041104_051703_000000432031_00434_14015_5840.N1	04-NOV-2004 05:17:03	Bright	42.500	96	68Del Leo	2.5600	9300.0	85	14015	No
89	GOM_NL__2PRFIN20041104_051826_000000722031_00434_14015_5841.N1	04-NOV-2004 05:18:26	Bright	72.000	51	41Gam1Leo	2.0100	4500.0	144	14015	No
90	GOM_NL__2PRFIN20041104_052149_000000642031_00434_14015_5842.N1	04-NOV-2004 05:21:49	Bright	64.000	22	32Alp Leo	1.3600	15200.	128	14015	No
91	GOM_NL__2PRFIN20041104_053153_000000892031_00434_14015_5843.N1	04-NOV-2004 05:31:53	Dark	88.500	48	30Alp Hya	1.9770	4100.0	177	14015	No
92	GOM_NL__2PRFIN20041104_053549_000000412031_00434_14015_5844.N1	04-NOV-2004 05:35:49	Dark	41.000	99	Del Cen	2.5750	26000.	82	14015	No
93	GOM_NL__2PRFIN20041104_053722_000000512031_00434_14015_5845.N1	04-NOV-2004 05:37:22	Dark	51.000	26	Gam Cru	1.6240	2900.0	102	14015	No
94	GOM_NL__2PRFIN20041104_053902_000000432031_00434_14015_5846.N1	04-NOV-2004 05:39:02	Dark	43.000	12	Alp1Cru	0.77500	30000.	86	14015	No
95	GOM_NL__2PRFIN20041104_054057_000000422031_00435_14016_5819.N1	04-NOV-2004 05:40:57	Dark	42.000	91	Kap Vel	2.4900	26000.	84	14016	No
96	GOM_NL__2PRFIN20041104_054856_000000622031_00435_14016_5820.N1	04-NOV-2004 05:48:56	Dark	62.000	2	Alp Car	-0.73600	7000.0	124	14016	No
97	GOM_NL__2PRFIN20041104_055112_000000972031_00435_14016_5821.N1	04-NOV-2004 05:51:12	Dark	96.500	23	21Eps CMa	1.5020	26000.	193	14016	No
98	GOM_NL__2PRFIN20041104_055525_000000512031_00435_14016_5822.N1	04-NOV-2004 05:55:25	Dark	51.000	9	Alp Eri	0.45300	24000.	102	14016	No
99	GOM_NL__2PRFIN20041104_055851_000000402031_00435_14016_5823.N1	04-NOV-2004 05:58:51	Straylight	40.000	157	The1Eri	2.9060	9300.0	80	14016	No
100	GOM_NL__2PRFIN20041104_060309_000001802031_00435_14016_5824.N1	04-NOV-2004 06:03:09	Straylight	180.00	1	9Alp CMa	-1.4400	11000.	360	14016	No
101	GOM_NL__2PRFIN20041104_061118_000001482031_00435_14016_5825.N1	04-NOV-2004 06:11:18	Bright	147.50	7	19Bet Ori	0.10000	14000.	295	14016	No

102	GOM_NL__2PRFIN20041104_061621_000000392031_00435_14016_5826.N1	04-NOV-2004 06:16:21	Bright	38.500	140	88Gam Peg	2.8340	26000.	77	14016	No
103	GOM_NL__2PRFIN20041104_061813_000000412031_00435_14016_5827.N1	04-NOV-2004 06:18:13	Bright	41.000	50	13Alp Ari	2.0070	4250.0	82	14016	No
104	GOM_NL__2PRFIN20041104_062013_000000382031_00435_14016_5828.N1	04-NOV-2004 06:20:13	Bright	37.500	58	21Alp And	2.0730	11000.	75	14016	No
105	GOM_NL__2PRFIN20041104_062139_000000402031_00435_14016_5829.N1	04-NOV-2004 06:21:39	Bright	39.500	173	4Bet Tri	3.0040	8900.0	79	14016	No
106	GOM_NL__2PRFIN20041104_062342_000000392031_00435_14016_5830.N1	04-NOV-2004 06:23:42	Bright	39.000	73	57Gam1And	2.2600	13100.	78	14016	No
107	GOM_NL__2PRFIN20041104_062723_000000372031_00435_14016_5831.N1	04-NOV-2004 06:27:23	Bright	37.000	68	18Alp Cas	2.2250	4500.0	74	14016	No
108	GOM_NL__2PRFIN20041104_062958_000000812031_00435_14016_5832.N1	04-NOV-2004 06:29:58	Bright	80.500	114	3lot Aur	2.6930	4600.0	161	14016	No
109	GOM_NL__2PRFIN20041104_063320_000000662031_00435_14016_5833.N1	04-NOV-2004 06:33:20	Bright	65.500	6	13Alp Aur	0.080000	3400.0	131	14016	No
110	GOM_NL__2PRFIN20041104_063637_000000352031_00435_14016_5834.N1	04-NOV-2004 06:36:37	Bright	34.500	49	1Alp UMi	1.9900	6300.0	69	14016	No
111	GOM_NL__2PRFIN20041104_064035_000000392031_00435_14016_5835.N1	04-NOV-2004 06:40:35	Bright	39.000	60	7Bet UMi	2.0810	3950.0	78	14016	No
112	GOM_NL__2PRFIN20041104_064440_000000412031_00435_14016_5836.N1	04-NOV-2004 06:44:40	Bright	41.000	36	50Alp UMa	1.8000	6300.0	82	14016	No
113	GOM_NL__2PRFIN20041104_064617_000000412031_00435_14016_5837.N1	04-NOV-2004 06:46:17	Bright	40.500	82	48Bet UMa	2.3650	10600.	81	14016	No
114	GOM_NL__2PRFIN20041104_064748_000000352031_00435_14016_5838.N1	04-NOV-2004 06:47:48	Bright	35.000	39	85Eta UMa	1.8540	24000.	70	14016	No
115	GOM_NL__2PRFIN20041104_065003_000000422031_00435_14016_5839.N1	04-NOV-2004 06:50:03	Bright	42.000	174	52Psi UMa	3.0040	4400.0	84	14016	No
116	GOM_NL__2PRFIN20041104_065740_000000422031_00435_14016_5840.N1	04-NOV-2004 06:57:40	Bright	42.000	96	68Del Leo	2.5600	9300.0	84	14016	No
117	GOM_NL__2PRFIN20041104_065903_000000722031_00435_14016_5841.N1	04-NOV-2004 06:59:03	Bright	72.000	51	41Gam1Leo	2.0100	4500.0	144	14016	No
118	GOM_NL__2PRFIN20041104_070226_000000692031_00435_14016_5842.N1	04-NOV-2004 07:02:26	Bright	68.500	22	32Alp Leo	1.3600	15200.	137	14016	No
119	GOM_NL__2PRFIN20041104_071230_000000782031_00435_14016_5843.N1	04-NOV-2004 07:12:30	Dark	78.000	48	30Alp Hya	1.9770	4100.0	156	14016	No
120	GOM_NL__2PRFIN20041104_071625_000000392031_00435_14016_5844.N1	04-NOV-2004 07:16:25	Dark	39.000	99	Del Cen	2.5750	26000.	78	14016	No
121	GOM_NL__2PRFIN20041104_071758_000000432031_00435_14016_5845.N1	04-NOV-2004 07:17:58	Dark	43.000	26	Gam Cru	1.6240	2900.0	86	14016	No
122	GOM_NL__2PRFIN20041104_071938_000000412031_00435_14016_5846.N1	04-NOV-2004 07:19:38	Dark	40.500	12	Alp1Cru	0.77500	30000.	81	14016	No
123	GOM_NL__2PRFIN20041104_072133_000000412031_00436_14017_5819.N1	04-NOV-2004 07:21:33	Dark	41.000	91	Kap Vel	2.4900	26000.	82	14017	No
124	GOM_NL__2PRFIN20041104_072933_000000512031_00436_14017_5820.N1	04-NOV-2004 07:29:33	Dark	51.000	2	Alp Car	-0.73600	7000.0	102	14017	No
125	GOM_NL__2PRFIN20041104_073152_000000962031_00436_14017_5821.N1	04-NOV-2004 07:31:52	Dark	96.000	23	21Eps CMa	1.5020	26000.	192	14017	No
126	GOM_NL__2PRFIN20041104_073601_000000412031_00436_14017_5822.N1	04-NOV-2004 07:36:01	Dark	40.500	9	Alp Eri	0.45300	24000.	81	14017	No
127	GOM_NL__2PRFIN20041104_073927_000000402031_00436_14017_5823.N1	04-NOV-2004 07:39:27	Straylight	39.500	157	The1Eri	2.9060	9300.0	79	14017	No
128	GOM_NL__2PRFIN20041104_074347_000001802031_00436_14017_5824.N1	04-NOV-2004 07:43:47	Straylight	179.50	1	9Alp CMa	-1.4400	11000.	359	14017	No
129	GOM_NL__2PRFIN20041104_075153_000001492031_00436_14017_5825.N1	04-NOV-2004 07:51:53	Bright	148.50	7	19Bet Ori	0.10000	14000.	297	14017	No
130	GOM_NL__2PRFIN20041104_075658_000000382031_00436_14017_5826.N1	04-NOV-2004 07:56:58	Bright	37.500	140	88Gam Peg	2.8340	26000.	75	14017	No
131	GOM_NL__2PRFIN20041104_075849_000000412031_00436_14017_5827.N1	04-NOV-2004 07:58:49	Bright	41.000	50	13Alp Ari	2.0070	4250.0	82	14017	No
132	GOM_NL__2PRFIN20041104_080049_000000392031_00436_14017_5828.N1	04-NOV-2004 08:00:49	Bright	38.500	58	21Alp And	2.0730	11000.	77	14017	No
133	GOM_NL__2PRFIN20041104_080215_000000392031_00436_14017_5829.N1	04-NOV-2004 08:02:15	Bright	38.500	173	4Bet Tri	3.0040	8900.0	77	14017	No
134	GOM_NL__2PRFIN20041104_080418_000000402031_00436_14017_5830.N1	04-NOV-2004 08:04:18	Bright	40.000	73	57Gam1And	2.2600	13100.	80	14017	No
135	GOM_NL__2PRFIN20041104_080759_000000382031_00436_14017_5831.N1	04-NOV-2004 08:07:59	Bright	38.000	68	18Alp Cas	2.2250	4500.0	76	14017	No
136	GOM_NL__2PRFIN20041104_081032_000000822031_00436_14017_5832.N1	04-NOV-2004 08:10:32	Bright	81.500	114	3lot Aur	2.6930	4600.0	163	14017	No
137	GOM_NL__2PRFIN20041104_081354_000000672031_00436_14017_5833.N1	04-NOV-2004 08:13:54	Bright	66.500	6	13Alp Aur	0.080000	3400.0	133	14017	No
138	GOM_NL__2PRFIN20041104_081713_000000382031_00436_14017_5834.N1	04-NOV-2004 08:17:13	Bright	37.500	49	1Alp UMi	1.9900	6300.0	75	14017	No
139	GOM_NL__2PRFIN20041104_082112_000000402031_00436_14017_5835.N1	04-NOV-2004 08:21:12	Bright	39.500	60	7Bet UMi	2.0810	3950.0	79	14017	No
140	GOM_NL__2PRFIN20041104_082516_000000422031_00436_14017_5836.N1	04-NOV-2004 08:25:16	Bright	41.500	36	50Alp UMa	1.8000	6300.0	83	14017	No
141	GOM_NL__2PRFIN20041104_082653_000000412031_00436_14017_5837.N1	04-NOV-2004 08:26:53	Bright	40.500	82	48Bet UMa	2.3650	10600.	81	14017	No
142	GOM_NL__2PRFIN20041104_082825_000000372031_00436_14017_5838.N1	04-NOV-2004 08:28:25	Bright	37.000	39	85Eta UMa	1.8540	24000.	74	14017	No
143	GOM_NL__2PRFIN20041104_083039_000000402031_00436_14017_5839.N1	04-NOV-2004 08:30:39	Bright	39.500	174	52Psi UMa	3.0040	4400.0	79	14017	No
144	GOM_NL__2PRFIN20041104_083816_000000412031_00436_14017_5840.N1	04-NOV-2004 08:38:16	Bright	41.000	96	68Del Leo	2.5600	9300.0	82	14017	No
145	GOM_NL__2PRFIN20041104_083939_000000552031_00436_14017_5841.N1	04-NOV-2004 08:39:39	Bright	54.500	51	41Gam1Leo	2.0100	4500.0	109	14017	No
146	GOM_NL__2PRFIN20041104_084302_000000672031_00436_14017_5842.N1	04-NOV-2004 08:43:02	Bright	66.500	22	32Alp Leo	1.3600	15200.	133	14017	No
147	GOM_NL__2PRFIN20041104_085307_000000812031_00436_14017_5843.N1	04-NOV-2004 08:53:07	Dark	81.000	48	30Alp Hya	1.9770	4100.0	162	14017	No
148	GOM_NL__2PRFIN20041104_085701_000000392031_00436_14017_5844.N1	04-NOV-2004 08:57:01	Dark	38.500	99	Del Cen	2.5750	26000.	77	14017	No
149	GOM_NL__2PRFIN20041104_085834_000000512031_00436_14017_5845.N1	04-NOV-2004 08:58:34	Dark	51.000	26	Gam Cru	1.6240	2900.0	102	14017	No
150	GOM_NL__2PRFIN20041104_090014_000000472031_00436_14017_5846.N1	04-NOV-2004 09:00:14	Dark	46.500	12	Alp1Cru	0.77500	30000.	93	14017	No
151	GOM_NL__2PRFIN20041104_090210_000000422031_00437_14018_5819.N1	04-NOV-2004 09:02:10	Dark	42.000	91	Kap Vel	2.4900	26000.	84	14018	No
152	GOM_NL__2PRFIN20041104_091010_000000532031_00437_14018_5820.N1	04-NOV-2004 09:10:10	Dark	52.500	2	Alp Car	-0.73600	7000.0	105	14018	No
153	GOM_NL__2PRFIN20041104_091229_000000922031_00437_14018_5821.N1	04-NOV-2004 09:12:29	Dark	92.000	23	21Eps CMa	1.5020	26000.	184	14018	No
154	GOM_NL__2PRFIN20041104_091637_000000522031_00437_14018_5822.N1	04-NOV-2004 09:16:37	Dark	51.500	9	Alp Eri	0.45300	24000.	103	14018	No
155	GOM_NL__2PRFIN20041104_092003_000000442031_00437_14018_5823.N1	04-NOV-2004 09:20:03	Straylight	43.500	157	The1Eri	2.9060	9300.0	87	14018	No
156	GOM_NL__2PRFIN20041104_092424_000001802031_00437_14018_5824.N1	04-NOV-2004 09:24:24	Straylight	179.50	1	9Alp CMa	-1.4400	11000.	359	14018	No
157	GOM_NL__2PRFIN20041104_093228_000001512031_00437_14018_5825.N1	04-NOV-2004 09:32:28	Bright	151.00	7	19Bet Ori	0.10000	14000.	302	14018	No
158	GOM_NL__2PRFIN20041104_093733_000000382031_00437_14018_5826.N1	04-NOV-2004 09:37:33	Bright	38.000	140	88Gam Peg	2.8340	26000.	76	14018	No
159	GOM_NL__2PRFIN20041104_093925_000000422031_00437_14018_5827.N1	04-NOV-2004 09:39:25	Bright	42.000	50	13Alp Ari	2.0070	4250.0	84	14018	No
160	GOM_NL__2PRFIN20041104_094125_000000382031_00437_14018_5828.N1	04-NOV-2004 09:41:25	Bright	37.500	58	21Alp And	2.0730	11000.	75	14018	No

161	GOM_NL__2PRFIN20041104_094250_000000392031_00437_14018_5829.N1	04-NOV-2004 09:42:50	Bright	39.000	173	4Bet Tri	3.0040	8900.0	78	14018	No
162	GOM_NL__2PRFIN20041104_094454_000000402031_00437_14018_5830.N1	04-NOV-2004 09:44:54	Bright	39.500	73	57Gam1And	2.2600	13100.	79	14018	No
163	GOM_NL__2PRFIN20041104_094835_000000372031_00437_14018_5831.N1	04-NOV-2004 09:48:35	Bright	36.500	68	18Alp Cas	2.2250	4500.0	73	14018	No
164	GOM_NL__2PRFIN20041104_095106_000000782031_00437_14018_5832.N1	04-NOV-2004 09:51:06	Bright	77.500	114	3Iot Aur	2.6930	4600.0	155	14018	No
165	GOM_NL__2PRFIN20041104_095429_000000672031_00437_14018_5833.N1	04-NOV-2004 09:54:29	Bright	67.000	6	13Alp Aur	0.080000	3400.0	134	14018	No
166	GOM_NL__2PRFIN20041104_095748_000000382031_00437_14018_5834.N1	04-NOV-2004 09:57:48	Bright	37.500	49	1Alp UMi	1.9900	6300.0	75	14018	No
167	GOM_NL__2PRFIN20041104_100147_000000372031_00437_14018_5835.N1	04-NOV-2004 10:01:47	Bright	37.000	60	7Bet UMi	2.0810	3950.0	74	14018	No
168	GOM_NL__2PRFIN20041104_100551_000000432031_00437_14018_5836.N1	04-NOV-2004 10:05:51	Bright	42.500	36	50Alp UMa	1.8000	6300.0	85	14018	No
169	GOM_NL__2PRFIN20041104_100729_000000402031_00437_14018_5837.N1	04-NOV-2004 10:07:29	Bright	40.000	82	48Bet UMa	2.3650	10600.	80	14018	No
170	GOM_NL__2PRFIN20041104_100900_000000362031_00437_14018_5838.N1	04-NOV-2004 10:09:00	Bright	35.500	39	85Eta UMa	1.8540	24000.	71	14018	No
171	GOM_NL__2PRFIN20041104_101115_000000422031_00437_14018_5839.N1	04-NOV-2004 10:11:15	Bright	42.000	174	52Psi UMa	3.0040	4400.0	84	14018	No
172	GOM_NL__2PRFIN20041104_101852_000000422031_00437_14018_5840.N1	04-NOV-2004 10:18:52	Bright	42.000	96	68Del Leo	2.5600	9300.0	84	14018	No
173	GOM_NL__2PRFIN20041104_102016_000000552031_00437_14018_5841.N1	04-NOV-2004 10:20:16	Bright	54.500	51	41Gam1Leo	2.0100	4500.0	109	14018	No
174	GOM_NL__2PRFIN20041104_102339_000000662031_00437_14018_5842.N1	04-NOV-2004 10:23:39	Tw_i_and_stray	66.000	22	32Alp Leo	1.3600	15200.	132	14018	No
175	GOM_NL__2PRFIN20041104_103345_000000842031_00437_14018_5843.N1	04-NOV-2004 10:33:45	Dark	83.500	48	30Alp Hya	1.9770	4100.0	167	14018	No
176	GOM_NL__2PRFIN20041104_103737_000000392031_00437_14018_5844.N1	04-NOV-2004 10:37:37	Dark	38.500	99	Del Cen	2.5750	26000.	77	14018	No
177	GOM_NL__2PRFIN20041104_103910_000000492031_00437_14018_5845.N1	04-NOV-2004 10:39:10	Dark	49.000	26	Gam Cru	1.6240	2900.0	98	14018	No
178	GOM_NL__2PRFIN20041104_104050_000000442031_00437_14018_5846.N1	04-NOV-2004 10:40:50	Dark	43.500	12	Alp1Cru	0.77500	30000.	87	14018	No
179	GOM_NL__2PRFIN20041104_104247_000000422031_00438_14019_5819.N1	04-NOV-2004 10:42:47	Dark	41.500	91	Kap Vel	2.4900	26000.	83	14019	No
180	GOM_NL__2PRFIN20041104_105046_000000542031_00438_14019_5820.N1	04-NOV-2004 10:50:46	Dark	53.500	2	Alp Car	-0.73600	7000.0	107	14019	No
181	GOM_NL__2PRFIN20041104_105305_000000872031_00438_14019_5821.N1	04-NOV-2004 10:53:05	Dark	86.500	23	21Eps CMa	1.5020	26000.	173	14019	No
182	GOM_NL__2PRFIN20041104_105713_000000412031_00438_14019_5822.N1	04-NOV-2004 10:57:13	Dark	40.500	9	Alp Eri	0.45300	24000.	81	14019	No
183	GOM_NL__2PRFIN20041104_110039_000000422031_00438_14019_5823.N1	04-NOV-2004 11:00:39	Straylight	41.500	157	The1Eri	2.9060	9300.0	83	14019	No
184	GOM_NL__2PRFIN20041104_110501_000001802031_00438_14019_5824.N1	04-NOV-2004 11:05:01	Straylight	180.00	1	9Alp CMa	-1.4400	11000.	360	14019	No
185	GOM_NL__2PRFIN20041104_111303_000001542031_00438_14019_5825.N1	04-NOV-2004 11:13:03	Bright	153.50	7	19Bet Ori	0.10000	14000.	307	14019	No
186	GOM_NL__2PRFIN20041104_111810_000000382031_00438_14019_5826.N1	04-NOV-2004 11:18:10	Bright	38.000	140	88Gam Peg	2.8340	26000.	76	14019	No
187	GOM_NL__2PRFIN20041104_112000_000000432031_00438_14019_5827.N1	04-NOV-2004 11:20:00	Bright	42.500	50	13Alp Ari	2.0070	4250.0	85	14019	No
188	GOM_NL__2PRFIN20041104_112201_000000392031_00438_14019_5828.N1	04-NOV-2004 11:22:01	Bright	38.500	58	21Alp And	2.0730	11000.	77	14019	No
189	GOM_NL__2PRFIN20041104_112325_000000392031_00438_14019_5829.N1	04-NOV-2004 11:23:25	Bright	38.500	173	4Bet Tri	3.0040	8900.0	77	14019	No
190	GOM_NL__2PRFIN20041104_112529_000000392031_00438_14019_5830.N1	04-NOV-2004 11:25:29	Bright	38.500	73	57Gam1And	2.2600	13100.	77	14019	No
191	GOM_NL__2PRFIN20041104_112911_000000402031_00438_14019_5831.N1	04-NOV-2004 11:29:11	Bright	40.000	68	18Alp Cas	2.2250	4500.0	80	14019	No
192	GOM_NL__2PRFIN20041104_113140_000000762031_00438_14019_5832.N1	04-NOV-2004 11:31:40	Bright	76.000	114	3Iot Aur	2.6930	4600.0	152	14019	No
193	GOM_NL__2PRFIN20041104_113504_000000642031_00438_14019_5833.N1	04-NOV-2004 11:35:04	Bright	64.000	6	13Alp Aur	0.080000	3400.0	128	14019	No
194	GOM_NL__2PRFIN20041104_114222_000000412031_00438_14019_5834.N1	04-NOV-2004 11:42:22	Bright	40.500	60	7Bet UMi	2.0810	3950.0	81	14019	No
195	GOM_NL__2PRFIN20041104_114626_000000392031_00438_14019_5835.N1	04-NOV-2004 11:46:26	Bright	38.500	36	50Alp UMa	1.8000	6300.0	77	14019	No
196	GOM_NL__2PRFIN20041104_114805_000000402031_00438_14019_5836.N1	04-NOV-2004 11:48:05	Bright	40.000	82	48Bet UMa	2.3650	10600.	80	14019	No
197	GOM_NL__2PRFIN20041104_114935_000000362031_00438_14019_5837.N1	04-NOV-2004 11:49:35	Bright	36.000	39	85Eta UMa	1.8540	24000.	72	14019	No
198	GOM_NL__2PRFIN20041104_115150_000000432031_00438_14019_5838.N1	04-NOV-2004 11:51:50	Bright	42.500	174	52Psi UMa	3.0040	4400.0	85	14019	No
199	GOM_NL__2PRFIN20041104_115928_000000422031_00438_14019_5839.N1	04-NOV-2004 11:59:28	Bright	42.000	96	68Del Leo	2.5600	9300.0	84	14019	No
200	GOM_NL__2PRFIN20041104_120052_000000552031_00438_14019_5840.N1	04-NOV-2004 12:00:52	Bright	54.500	51	41Gam1Leo	2.0100	4500.0	109	14019	No
201	GOM_NL__2PRFIN20041104_120416_000000632031_00438_14019_5841.N1	04-NOV-2004 12:04:16	Tw_i_and_stray	63.000	22	32Alp Leo	1.3600	15200.	126	14019	No
202	GOM_NL__2PRFIN20041104_121423_000000862031_00438_14019_5842.N1	04-NOV-2004 12:14:23	Dark	85.500	48	30Alp Hya	1.9770	4100.0	171	14019	No
203	GOM_NL__2PRFIN20041104_121813_000000402031_00438_14019_5843.N1	04-NOV-2004 12:18:13	Dark	39.500	99	Del Cen	2.5750	26000.	79	14019	No
204	GOM_NL__2PRFIN20041104_121945_000000462031_00438_14019_5844.N1	04-NOV-2004 12:19:45	Dark	45.500	26	Gam Cru	1.6240	2900.0	91	14019	No
205	GOM_NL__2PRFIN20041104_122126_000000442031_00438_14019_5845.N1	04-NOV-2004 12:21:26	Dark	43.500	12	Alp1Cru	0.77500	30000.	87	14019	No
206	GOM_NL__2PRFIN20041104_122323_000000422031_00439_14020_5819.N1	04-NOV-2004 12:23:23	Dark	41.500	91	Kap Vel	2.4900	26000.	83	14020	No
207	GOM_NL__2PRFIN20041104_123123_000000512031_00439_14020_5820.N1	04-NOV-2004 12:31:23	Dark	51.000	2	Alp Car	-0.73600	7000.0	102	14020	No
208	GOM_NL__2PRFIN20041104_123345_000000922031_00439_14020_5821.N1	04-NOV-2004 12:33:45	Dark	92.000	23	21Eps CMa	1.5020	26000.	184	14020	No
209	GOM_NL__2PRFIN20041104_123750_000000522031_00439_14020_5822.N1	04-NOV-2004 12:37:50	Dark	52.000	9	Alp Eri	0.45300	24000.	104	14020	No
210	GOM_NL__2PRFIN20041104_124115_000000432031_00439_14020_5823.N1	04-NOV-2004 12:41:15	Straylight	43.000	157	The1Eri	2.9060	9300.0	86	14020	No
211	GOM_NL__2PRFIN20041104_124435_000000922031_00439_14020_5824.N1	04-NOV-2004 12:44:35	Straylight	91.500	139	9Bet Lep	2.8330	5600.0	183	14020	No
212	GOM_NL__2PRFIN20041104_124911_000000452031_00439_14020_5825.N1	04-NOV-2004 12:49:11	Straylight	45.000	52	16Bet Cet	2.0370	4500.0	90	14020	No
213	GOM_NL__2PRFIN20041104_125513_000000532031_00439_14020_5826.N1	04-NOV-2004 12:55:13	Tw_i_and_stray	52.500	94	92Alp Cet	2.5260	3100.0	105	14020	No
214	GOM_NL__2PRFIN20041104_125846_000000382031_00439_14020_5827.N1	04-NOV-2004 12:58:46	Bright	37.500	140	88Gam Peg	2.8340	26000.	75	14020	No
215	GOM_NL__2PRFIN20041104_130036_000000432031_00439_14020_5828.N1	04-NOV-2004 13:00:36	Bright	42.500	50	13Alp Ari	2.0070	4250.0	85	14020	No
216	GOM_NL__2PRFIN20041104_130237_000000372031_00439_14020_5829.N1	04-NOV-2004 13:02:37	Bright	37.000	58	21Alp And	2.0730	11000.	74	14020	No
217	GOM_NL__2PRFIN20041104_130604_000000382031_00439_14020_5830.N1	04-NOV-2004 13:06:04	Bright	38.000	73	57Gam1And	2.2600	13100.	76	14020	No
218	GOM_NL__2PRFIN20041104_130947_000000382031_00439_14020_5831.N1	04-NOV-2004 13:09:47	Bright	37.500	68	18Alp Cas	2.2250	4500.0	75	14020	No
219	GOM_NL__2PRFIN20041104_131214_000000792031_00439_14020_5832.N1	04-NOV-2004 13:12:14	Bright	78.500	114	3Iot Aur	2.6930	4600.0	157	14020	No

220	GOM_NL__2PRFIN20041104_131538_000000672031_00439_14020_5833.N1	04-NOV-2004 13:15:38	Bright	66.500	6	13Alp Aur	0.080000	3400.0	133	14020	No
221	GOM_NL__2PRFIN20041104_131900_000000372031_00439_14020_5834.N1	04-NOV-2004 13:19:00	Bright	36.500	49	1Alp UMi	1.9900	6300.0	73	14020	No
222	GOM_NL__2PRFIN20041104_132259_000000392031_00439_14020_5835.N1	04-NOV-2004 13:22:59	Bright	39.000	60	7Bet UMi	2.0810	3950.0	78	14020	No
223	GOM_NL__2PRFIN20041104_132703_000000412031_00439_14020_5836.N1	04-NOV-2004 13:27:03	Bright	40.500	36	50Alp UMa	1.8000	6300.0	81	14020	No
224	GOM_NL__2PRFIN20041104_132840_000000402031_00439_14020_5837.N1	04-NOV-2004 13:28:40	Bright	40.000	82	48Bet UMa	2.3650	10600.	80	14020	No
225	GOM_NL__2PRFIN20041104_133013_000000362031_00439_14020_5838.N1	04-NOV-2004 13:30:13	Bright	36.000	39	85Eta UMa	1.8540	24000.	72	14020	No
226	GOM_NL__2PRFIN20041104_133226_000000432031_00439_14020_5839.N1	04-NOV-2004 13:32:26	Bright	42.500	174	52Psi UMa	3.0040	4400.0	85	14020	No
227	GOM_NL__2PRFIN20041104_134004_000000432031_00439_14020_5840.N1	04-NOV-2004 13:40:04	Bright	42.500	96	68Del Leo	2.5600	9300.0	85	14020	No
228	GOM_NL__2PRFIN20041104_134128_000000562031_00439_14020_5841.N1	04-NOV-2004 13:41:28	Bright	55.500	51	41Gam1Leo	2.0100	4500.0	111	14020	No
229	GOM_NL__2PRFIN20041104_134452_000000632031_00439_14020_5842.N1	04-NOV-2004 13:44:52	Twi_and_stray	63.000	22	32Alp Leo	1.3600	15200.	126	14020	No
230	GOM_NL__2PRFIN20041104_135501_000000792031_00439_14020_5843.N1	04-NOV-2004 13:55:01	Dark	79.000	48	30Alp Hya	1.9770	4100.0	158	14020	No
231	GOM_NL__2PRFIN20041104_135849_000000402031_00439_14020_5844.N1	04-NOV-2004 13:58:49	Dark	39.500	99	Del Cen	2.5750	26000.	79	14020	No
232	GOM_NL__2PRFIN20041104_140022_000000462031_00439_14020_5845.N1	04-NOV-2004 14:00:22	Dark	46.000	26	Gam Cru	1.6240	2900.0	92	14020	No
233	GOM_NL__2PRFIN20041104_140201_000000412031_00439_14020_5846.N1	04-NOV-2004 14:02:01	Dark	40.500	12	Alp1Cru	0.77500	30000.	81	14020	No
234	GOM_NL__2PRFIN20041104_140359_000000432031_00440_14021_5840.N1	04-NOV-2004 14:03:59	Dark	42.500	91	Kap Vel	2.4900	26000.	85	14021	No
235	GOM_NL__2PRFIN20041104_141159_000000592031_00440_14021_5841.N1	04-NOV-2004 14:11:59	Dark	58.500	2	Alp Car	-0.73600	7000.0	117	14021	No
236	GOM_NL__2PRFIN20041104_141422_000000872031_00440_14021_5842.N1	04-NOV-2004 14:14:22	Dark	86.500	23	21Eps CMa	1.5020	26000.	173	14021	No
237	GOM_NL__2PRFIN20041104_141825_000000482031_00440_14021_5843.N1	04-NOV-2004 14:18:25	Dark	48.000	9	Alp Eri	0.45300	24000.	96	14021	No
238	GOM_NL__2PRFIN20041104_142149_000000462031_00440_14021_5844.N1	04-NOV-2004 14:21:49	Straylight	45.500	157	The1Eri	2.9060	9300.0	91	14021	No
239	GOM_NL__2PRFIN20041104_142512_000000962031_00440_14021_5845.N1	04-NOV-2004 14:25:12	Straylight	96.000	139	9Bet Lep	2.8330	5600.0	192	14021	No
240	GOM_NL__2PRFIN20041104_142947_000000462031_00440_14021_5846.N1	04-NOV-2004 14:29:47	Straylight	45.500	52	16Bet Cet	2.0370	4500.0	91	14021	No
241	GOM_NL__2PRFIN20041104_143549_000000622031_00440_14021_5847.N1	04-NOV-2004 14:35:49	Twi_and_stray	61.500	94	92Alp Cet	2.5260	3100.0	123	14021	No
242	GOM_NL__2PRFIN20041104_143922_000000372031_00440_14021_5848.N1	04-NOV-2004 14:39:22	Bright	37.000	140	88Gam Peg	2.8340	26000.	74	14021	No
243	GOM_NL__2PRFIN20041104_144111_000000422031_00440_14021_5849.N1	04-NOV-2004 14:41:11	Bright	42.000	50	13Alp Ari	2.0070	4250.0	84	14021	No
244	GOM_NL__2PRFIN20041104_144313_000000382031_00440_14021_5850.N1	04-NOV-2004 14:43:13	Bright	37.500	58	21Alp And	2.0730	11000.	75	14021	No
245	GOM_NL__2PRFIN20041104_144639_000000422031_00440_14021_5851.N1	04-NOV-2004 14:46:39	Bright	41.500	73	57Gam1And	2.2600	13100.	83	14021	No
246	GOM_NL__2PRFIN20041104_145022_000000392031_00440_14021_5852.N1	04-NOV-2004 14:50:22	Bright	39.000	68	18Alp Cas	2.2250	4500.0	78	14021	No
247	GOM_NL__2PRFIN20041104_145248_000000752031_00440_14021_5853.N1	04-NOV-2004 14:52:48	Bright	74.500	114	3lot Aur	2.6930	4600.0	149	14021	No
248	GOM_NL__2PRFIN20041104_145612_000000652031_00440_14021_5854.N1	04-NOV-2004 14:56:12	Bright	65.000	6	13Alp Aur	0.080000	3400.0	130	14021	No
249	GOM_NL__2PRFIN20041104_145936_000000382031_00440_14021_5855.N1	04-NOV-2004 14:59:36	Bright	37.500	49	1Alp UMi	1.9900	6300.0	75	14021	No
250	GOM_NL__2PRFIN20041104_150335_000000412031_00440_14021_5856.N1	04-NOV-2004 15:03:35	Bright	40.500	60	7Bet UMi	2.0810	3950.0	81	14021	No
251	GOM_NL__2PRFIN20041104_150738_000000412031_00440_14021_5857.N1	04-NOV-2004 15:07:38	Bright	40.500	36	50Alp UMa	1.8000	6300.0	81	14021	No
252	GOM_NL__2PRFIN20041104_150916_000000392031_00440_14021_5858.N1	04-NOV-2004 15:09:16	Bright	38.500	82	48Bet UMa	2.3650	10600.	77	14021	No
253	GOM_NL__2PRFIN20041104_151048_000000382031_00440_14021_5859.N1	04-NOV-2004 15:10:48	Bright	37.500	39	85Eta UMa	1.8540	24000.	75	14021	No
254	GOM_NL__2PRFIN20041104_151302_000000422031_00440_14021_5860.N1	04-NOV-2004 15:13:02	Bright	41.500	174	52Psi UMa	3.0040	4400.0	83	14021	No
255	GOM_NL__2PRFIN20041104_152040_000000442031_00440_14021_5861.N1	04-NOV-2004 15:20:40	Bright	44.000	96	68Del Leo	2.5600	9300.0	88	14021	No
256	GOM_NL__2PRFIN20041104_152204_000000562031_00440_14021_5862.N1	04-NOV-2004 15:22:04	Bright	55.500	51	41Gam1Leo	2.0100	4500.0	111	14021	No
257	GOM_NL__2PRFIN20041104_152529_000000672031_00440_14021_5863.N1	04-NOV-2004 15:25:29	Twi_and_stray	67.000	22	32Alp Leo	1.3600	15200.	134	14021	No
258	GOM_NL__2PRFIN20041104_153538_000000912031_00440_14021_5864.N1	04-NOV-2004 15:35:38	Dark	90.500	48	30Alp Hya	1.9770	4100.0	181	14021	No
259	GOM_NL__2PRFIN20041104_153925_000000412031_00440_14021_5865.N1	04-NOV-2004 15:39:25	Dark	40.500	99	Del Cen	2.5750	26000.	81	14021	No
260	GOM_NL__2PRFIN20041104_154057_000000512031_00440_14021_5866.N1	04-NOV-2004 15:40:57	Dark	51.000	26	Gam Cru	1.6240	2900.0	102	14021	No
261	GOM_NL__2PRFIN20041104_154238_000000462031_00440_14021_5867.N1	04-NOV-2004 15:42:38	Dark	46.000	12	Alp1Cru	0.77500	30000.	92	14021	No
262	GOM_NL__2PRFIN20041104_154435_000000432031_00441_14022_5841.N1	04-NOV-2004 15:44:35	Dark	43.000	91	Kap Vel	2.4900	26000.	86	14022	No
263	GOM_NL__2PRFIN20041104_155236_000000622031_00441_14022_5842.N1	04-NOV-2004 15:52:36	Dark	62.000	2	Alp Car	-0.73600	7000.0	124	14022	No
264	GOM_NL__2PRFIN20041104_155500_000000902031_00441_14022_5843.N1	04-NOV-2004 15:55:00	Dark	89.500	23	21Eps CMa	1.5020	26000.	179	14022	No
265	GOM_NL__2PRFIN20041104_155902_000000402031_00441_14022_5844.N1	04-NOV-2004 15:59:02	Dark	39.500	9	Alp Eri	0.45300	24000.	79	14022	No
266	GOM_NL__2PRFIN20041104_160227_000000432031_00441_14022_5845.N1	04-NOV-2004 16:02:27	Straylight	43.000	157	The1Eri	2.9060	9300.0	86	14022	No
267	GOM_NL__2PRFIN20041104_160549_000000892031_00441_14022_5846.N1	04-NOV-2004 16:05:49	Straylight	88.500	139	9Bet Lep	2.8330	5600.0	177	14022	No
268	GOM_NL__2PRFIN20041104_161023_000000472031_00441_14022_5847.N1	04-NOV-2004 16:10:23	Straylight	46.500	52	16Bet Cet	2.0370	4500.0	93	14022	No
269	GOM_NL__2PRFIN20041104_161624_000000582031_00441_14022_5848.N1	04-NOV-2004 16:16:24	Twi_and_stray	57.500	94	92Alp Cet	2.5260	3100.0	115	14022	No
270	GOM_NL__2PRFIN20041104_161959_000000362031_00441_14022_5849.N1	04-NOV-2004 16:19:59	Bright	36.000	140	88Gam Peg	2.8340	26000.	72	14022	No
271	GOM_NL__2PRFIN20041104_162147_000000412031_00441_14022_5850.N1	04-NOV-2004 16:21:47	Bright	41.000	50	13Alp Ari	2.0070	4250.0	82	14022	No
272	GOM_NL__2PRFIN20041104_162350_000000382031_00441_14022_5851.N1	04-NOV-2004 16:23:50	Bright	37.500	58	21Alp And	2.0730	11000.	75	14022	No
273	GOM_NL__2PRFIN20041104_162715_000000422031_00441_14022_5852.N1	04-NOV-2004 16:27:15	Bright	41.500	73	57Gam1And	2.2600	13100.	83	14022	No
274	GOM_NL__2PRFIN20041104_163058_000000392031_00441_14022_5853.N1	04-NOV-2004 16:30:58	Bright	38.500	68	18Alp Cas	2.2250	4500.0	77	14022	No
275	GOM_NL__2PRFIN20041104_163322_000000802031_00441_14022_5854.N1	04-NOV-2004 16:33:22	Bright	79.500	114	3lot Aur	2.6930	4600.0	159	14022	No
276	GOM_NL__2PRFIN20041104_163647_000000662031_00441_14022_5855.N1	04-NOV-2004 16:36:47	Bright	65.500	6	13Alp Aur	0.080000	3400.0	131	14022	No
277	GOM_NL__2PRFIN20041104_164011_000000402031_00441_14022_5856.N1	04-NOV-2004 16:40:11	Bright	39.500	49	1Alp UMi	1.9900	6300.0	79	14022	No
278	GOM_NL__2PRFIN20041104_164410_000000412031_00441_14022_5857.N1	04-NOV-2004 16:44:10	Bright	40.500	60	7Bet UMi	2.0810	3950.0	81	14022	No

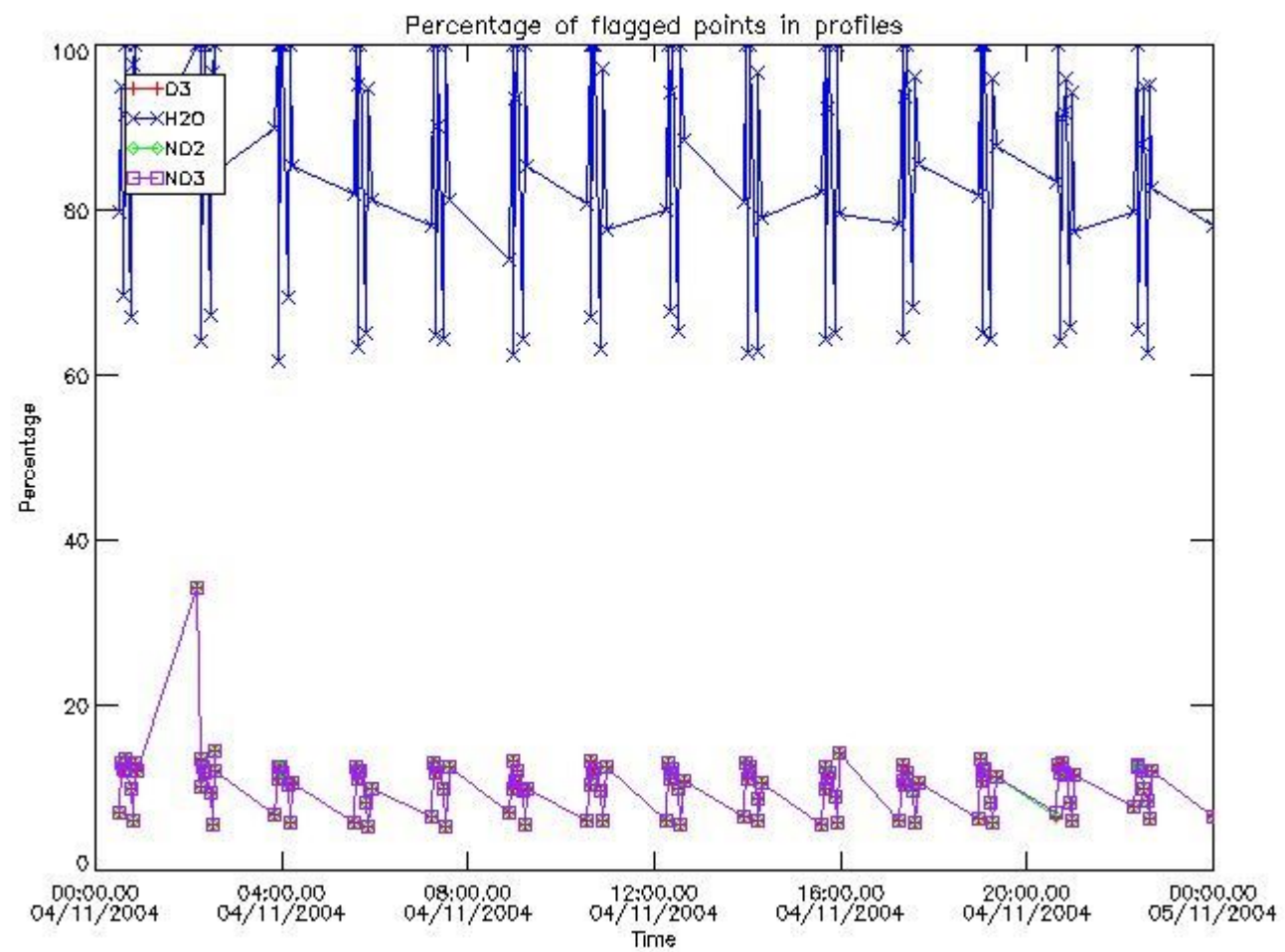
279	GOM_NL__2PRFIN20041104_164814_000000422031_00441_14022_5858.N1	04-NOV-2004 16:48:14	Bright	41.500	36	50Alp UMa	1.8000	6300.0	83	14022	No
280	GOM_NL__2PRFIN20041104_164952_000000392031_00441_14022_5859.N1	04-NOV-2004 16:49:52	Bright	38.500	82	48Bet UMa	2.3650	10600.	77	14022	No
281	GOM_NL__2PRFIN20041104_165124_000000392031_00441_14022_5860.N1	04-NOV-2004 16:51:24	Bright	38.500	39	85Eta UMa	1.8540	24000.	77	14022	No
282	GOM_NL__2PRFIN20041104_165337_000000582031_00441_14022_5861.N1	04-NOV-2004 16:53:37	Bright	58.000	174	52Psi UMa	3.0040	4400.0	116	14022	No
283	GOM_NL__2PRFIN20041104_170116_000000472031_00441_14022_5862.N1	04-NOV-2004 17:01:16	Bright	46.500	96	68Del Leo	2.5600	9300.0	93	14022	No
284	GOM_NL__2PRFIN20041104_170241_000000572031_00441_14022_5863.N1	04-NOV-2004 17:02:41	Bright	57.000	51	41Gam1Leo	2.0100	4500.0	114	14022	No
285	GOM_NL__2PRFIN20041104_170605_000000642031_00441_14022_5864.N1	04-NOV-2004 17:06:05	Tw_i_and_stray	64.000	22	32Alp Leo	1.3600	15200.	128	14022	No
286	GOM_NL__2PRFIN20041104_171616_000000862031_00441_14022_5865.N1	04-NOV-2004 17:16:16	Dark	85.500	48	30Alp Hya	1.9770	4100.0	171	14022	No
287	GOM_NL__2PRFIN20041104_172001_000000402031_00441_14022_5866.N1	04-NOV-2004 17:20:01	Dark	40.000	99	Del Cen	2.5750	26000.	80	14022	No
288	GOM_NL__2PRFIN20041104_172133_000000472031_00441_14022_5867.N1	04-NOV-2004 17:21:33	Dark	47.000	26	Gam Cru	1.6240	2900.0	94	14022	No
289	GOM_NL__2PRFIN20041104_172314_000000492031_00441_14022_5868.N1	04-NOV-2004 17:23:14	Dark	49.000	12	Alp1Cru	0.77500	30000.	98	14022	No
290	GOM_NL__2PRFIN20041104_172512_000000442031_00442_14023_5842.N1	04-NOV-2004 17:25:12	Dark	43.500	91	Kap Vel	2.4900	26000.	87	14023	No
291	GOM_NL__2PRFIN20041104_173312_000000532031_00442_14023_5843.N1	04-NOV-2004 17:33:12	Dark	52.500	2	Alp Car	-0.73600	7000.0	105	14023	No
292	GOM_NL__2PRFIN20041104_173537_000000892031_00442_14023_5844.N1	04-NOV-2004 17:35:37	Dark	88.500	23	21Eps CMa	1.5020	26000.	177	14023	No
293	GOM_NL__2PRFIN20041104_173938_000000492031_00442_14023_5845.N1	04-NOV-2004 17:39:38	Dark	48.500	9	Alp Eri	0.45300	24000.	97	14023	No
294	GOM_NL__2PRFIN20041104_174304_000000442031_00442_14023_5846.N1	04-NOV-2004 17:43:04	Straylight	44.000	157	The1Eri	2.9060	9300.0	88	14023	No
295	GOM_NL__2PRFIN20041104_174626_000000912031_00442_14023_5847.N1	04-NOV-2004 17:46:26	Straylight	91.000	139	9Bet Lep	2.8330	5600.0	182	14023	No
296	GOM_NL__2PRFIN20041104_175059_000000452031_00442_14023_5848.N1	04-NOV-2004 17:50:59	Straylight	45.000	52	16Bet Cet	2.0370	4500.0	90	14023	No
297	GOM_NL__2PRFIN20041104_175659_000000612031_00442_14023_5849.N1	04-NOV-2004 17:56:59	Tw_i_and_stray	60.500	94	92Alp Cet	2.5260	3100.0	121	14023	No
298	GOM_NL__2PRFIN20041104_180035_000000372031_00442_14023_5850.N1	04-NOV-2004 18:00:35	Bright	36.500	140	88Gam Peg	2.8340	26000.	73	14023	No
299	GOM_NL__2PRFIN20041104_180223_000000422031_00442_14023_5851.N1	04-NOV-2004 18:02:23	Bright	42.000	50	13Alp Ari	2.0070	4250.0	84	14023	No
300	GOM_NL__2PRFIN20041104_180426_000000382031_00442_14023_5852.N1	04-NOV-2004 18:04:26	Bright	37.500	58	21Alp And	2.0730	11000.	75	14023	No
301	GOM_NL__2PRFIN20041104_180751_000000422031_00442_14023_5853.N1	04-NOV-2004 18:07:51	Bright	41.500	73	57Gam1And	2.2600	13100.	83	14023	No
302	GOM_NL__2PRFIN20041104_181135_000000392031_00442_14023_5854.N1	04-NOV-2004 18:11:35	Bright	39.000	68	18Alp Cas	2.2250	4500.0	78	14023	No
303	GOM_NL__2PRFIN20041104_181356_000000782031_00442_14023_5855.N1	04-NOV-2004 18:13:56	Bright	78.000	114	3lot Aur	2.6930	4600.0	156	14023	No
304	GOM_NL__2PRFIN20041104_181722_000000662031_00442_14023_5856.N1	04-NOV-2004 18:17:22	Bright	66.000	6	13Alp Aur	0.080000	3400.0	132	14023	No
305	GOM_NL__2PRFIN20041104_182048_000000382031_00442_14023_5857.N1	04-NOV-2004 18:20:48	Bright	37.500	49	1Alp UMi	1.9900	6300.0	75	14023	No
306	GOM_NL__2PRFIN20041104_182447_000000392031_00442_14023_5858.N1	04-NOV-2004 18:24:47	Bright	39.000	60	7Bet UMi	2.0810	3950.0	78	14023	No
307	GOM_NL__2PRFIN20041104_182850_000000392031_00442_14023_5859.N1	04-NOV-2004 18:28:50	Bright	39.000	36	50Alp UMa	1.8000	6300.0	78	14023	No
308	GOM_NL__2PRFIN20041104_183028_000000502031_00442_14023_5860.N1	04-NOV-2004 18:30:28	Bright	49.500	82	48Bet UMa	2.3650	10600.	99	14023	No
309	GOM_NL__2PRFIN20041104_183200_000000512031_00442_14023_5861.N1	04-NOV-2004 18:32:00	Bright	51.000	39	85Eta UMa	1.8540	24000.	102	14023	No
310	GOM_NL__2PRFIN20041104_183413_000000442031_00442_14023_5862.N1	04-NOV-2004 18:34:13	Bright	44.000	174	52Psi UMa	3.0040	4400.0	88	14023	No
311	GOM_NL__2PRFIN20041104_184152_000000442031_00442_14023_5863.N1	04-NOV-2004 18:41:52	Bright	44.000	96	68Del Leo	2.5600	9300.0	88	14023	No
312	GOM_NL__2PRFIN20041104_184318_000000542031_00442_14023_5864.N1	04-NOV-2004 18:43:18	Bright	54.000	51	41Gam1Leo	2.0100	4500.0	108	14023	No
313	GOM_NL__2PRFIN20041104_184642_000000632031_00442_14023_5865.N1	04-NOV-2004 18:46:42	Tw_i_and_stray	63.000	22	32Alp Leo	1.3600	15200.	126	14023	No
314	GOM_NL__2PRFIN20041104_185654_000000822031_00442_14023_5866.N1	04-NOV-2004 18:56:54	Dark	82.000	48	30Alp Hya	1.9770	4100.0	164	14023	No
315	GOM_NL__2PRFIN20041104_190038_000000382031_00442_14023_5867.N1	04-NOV-2004 19:00:38	Dark	38.000	99	Del Cen	2.5750	26000.	76	14023	No
316	GOM_NL__2PRFIN20041104_190209_000000512031_00442_14023_5868.N1	04-NOV-2004 19:02:09	Dark	50.500	26	Gam Cru	1.6240	2900.0	101	14023	No
317	GOM_NL__2PRFIN20041104_190349_000000472031_00442_14023_5869.N1	04-NOV-2004 19:03:49	Dark	47.000	12	Alp1Cru	0.77500	30000.	94	14023	No
318	GOM_NL__2PRFIN20041104_190548_000000422031_00443_14024_5845.N1	04-NOV-2004 19:05:48	Dark	41.500	91	Kap Vel	2.4900	26000.	83	14024	No
319	GOM_NL__2PRFIN20041104_191349_000000622031_00443_14024_5846.N1	04-NOV-2004 19:13:49	Dark	62.000	2	Alp Car	-0.73600	7000.0	124	14024	No
320	GOM_NL__2PRFIN20041104_191616_000000872031_00443_14024_5847.N1	04-NOV-2004 19:16:16	Dark	87.000	23	21Eps CMa	1.5020	26000.	174	14024	No
321	GOM_NL__2PRFIN20041104_192014_000000452031_00443_14024_5848.N1	04-NOV-2004 19:20:14	Dark	45.000	9	Alp Eri	0.45300	24000.	90	14024	No
322	GOM_NL__2PRFIN20041104_192339_000000452031_00443_14024_5849.N1	04-NOV-2004 19:23:39	Straylight	45.000	157	The1Eri	2.9060	9300.0	90	14024	No
323	GOM_NL__2PRFIN20041104_192702_000000982031_00443_14024_5850.N1	04-NOV-2004 19:27:02	Straylight	97.500	139	9Bet Lep	2.8330	5600.0	195	14024	No
324	GOM_NL__2PRFIN20041104_193136_000000452031_00443_14024_5851.N1	04-NOV-2004 19:31:36	Straylight	45.000	52	16Bet Cet	2.0370	4500.0	90	14024	No
325	GOM_NL__2PRFIN20041104_193736_000000632031_00443_14024_5852.N1	04-NOV-2004 19:37:36	Tw_i_and_stray	62.500	94	92Alp Cet	2.5260	3100.0	125	14024	No
326	GOM_NL__2PRFIN20041104_194111_000000392031_00443_14024_5853.N1	04-NOV-2004 19:41:11	Bright	38.500	140	88Gam Peg	2.8340	26000.	77	14024	No
327	GOM_NL__2PRFIN20041104_194259_000000442031_00443_14024_5854.N1	04-NOV-2004 19:42:59	Bright	43.500	50	13Alp Ari	2.0070	4250.0	87	14024	No
328	GOM_NL__2PRFIN20041104_194502_000000372031_00443_14024_5855.N1	04-NOV-2004 19:45:02	Bright	37.000	58	21Alp And	2.0730	11000.	74	14024	No
329	GOM_NL__2PRFIN20041104_194827_000000382031_00443_14024_5856.N1	04-NOV-2004 19:48:27	Bright	38.000	73	57Gam1And	2.2600	13100.	76	14024	No
330	GOM_NL__2PRFIN20041104_195210_000000382031_00443_14024_5857.N1	04-NOV-2004 19:52:10	Bright	38.000	68	18Alp Cas	2.2250	4500.0	76	14024	No
331	GOM_NL__2PRFIN20041104_195430_000000802031_00443_14024_5858.N1	04-NOV-2004 19:54:30	Bright	80.000	114	3lot Aur	2.6930	4600.0	160	14024	No
332	GOM_NL__2PRFIN20041104_195757_000000632031_00443_14024_5859.N1	04-NOV-2004 19:57:57	Bright	62.500	6	13Alp Aur	0.080000	3400.0	125	14024	No
333	GOM_NL__2PRFIN20041104_200123_000000402031_00443_14024_5860.N1	04-NOV-2004 20:01:23	Bright	39.500	49	1Alp UMi	1.9900	6300.0	79	14024	No
334	GOM_NL__2PRFIN20041104_200521_000000382031_00443_14024_5861.N1	04-NOV-2004 20:05:21	Bright	38.000	60	7Bet UMi	2.0810	3950.0	76	14024	No
335	GOM_NL__2PRFIN20041104_200925_000000422031_00443_14024_5862.N1	04-NOV-2004 20:09:25	Bright	41.500	36	50Alp UMa	1.8000	6300.0	83	14024	No
336	GOM_NL__2PRFIN20041104_201104_000000402031_00443_14024_5863.N1	04-NOV-2004 20:11:04	Bright	39.500	82	48Bet UMa	2.3650	10600.	79	14024	No
337	GOM_NL__2PRFIN20041104_201234_000000402031_00443_14024_5864.N1	04-NOV-2004 20:12:34	Bright	40.000	39	85Eta UMa	1.8540	24000.	80	14024	No

338	GOM_NL__2PRFIN20041104_201449_000000432031_00443_14024_5865.N1	04-NOV-2004 20:14:49	Bright	42.500	174	52Psi UMa	3.0040	4400.0	85	14024	No
339	GOM_NL__2PRFIN20041104_202229_000000432031_00443_14024_5866.N1	04-NOV-2004 20:22:29	Bright	42.500	96	68Del Leo	2.5600	9300.0	85	14024	No
340	GOM_NL__2PRFIN20041104_202354_000000562031_00443_14024_5867.N1	04-NOV-2004 20:23:54	Bright	55.500	51	41Gam1Leo	2.0100	4500.0	111	14024	No
341	GOM_NL__2PRFIN20041104_202719_000000662031_00443_14024_5868.N1	04-NOV-2004 20:27:19	Twilight	66.000	22	32Alp Leo	1.3600	15200.	132	14024	No
342	GOM_NL__2PRFIN20041104_203732_000000942031_00443_14024_5869.N1	04-NOV-2004 20:37:32	Dark	94.000	48	30Alp Hya	1.9770	4100.0	188	14024	No
343	GOM_NL__2PRFIN20041104_204113_000000402031_00443_14024_5870.N1	04-NOV-2004 20:41:13	Dark	40.000	99	Del Cen	2.5750	26000.	80	14024	No
344	GOM_NL__2PRFIN20041104_204246_000000442031_00443_14024_5871.N1	04-NOV-2004 20:42:46	Dark	43.500	26	Gam Cru	1.6240	2900.0	87	14024	No
345	GOM_NL__2PRFIN20041104_204426_000000402031_00443_14024_5872.N1	04-NOV-2004 20:44:26	Dark	39.500	12	Alp1Cru	0.77500	30000.	79	14024	No
346	GOM_NL__2PRFIN20041104_204712_000000432031_00444_14025_5847.N1	04-NOV-2004 20:47:12	Dark	43.000	71	lot Car	2.2460	7700.0	86	14025	No
347	GOM_NL__2PRFIN20041104_204909_000000482031_00444_14025_5848.N1	04-NOV-2004 20:49:09	Dark	48.000	34	Gam2Vel	1.7930	23000.	96	14025	No
348	GOM_NL__2PRFIN20041104_205425_000000622031_00444_14025_5849.N1	04-NOV-2004 20:54:25	Dark	62.000	2	Alp Car	-0.73600	7000.0	124	14025	No
349	GOM_NL__2PRFIN20041104_205653_000000872031_00444_14025_5850.N1	04-NOV-2004 20:56:53	Dark	86.500	23	21Eps CMa	1.5020	26000.	173	14025	No
350	GOM_NL__2PRFIN20041104_210050_000000452031_00444_14025_5851.N1	04-NOV-2004 21:00:50	Dark	44.500	9	Alp Eri	0.45300	24000.	89	14025	No
351	GOM_NL__2PRFIN20041104_210416_000000462031_00444_14025_5852.N1	04-NOV-2004 21:04:16	Straylight	45.500	157	The1Eri	2.9060	9300.0	91	14025	No
352	GOM_NL__2PRFIN20041104_210845_0000001902031_00444_14025_5853.N1	04-NOV-2004 21:08:45	Straylight	190.00	1	9Alp CMa	-1.4400	11000.	380	14025	No
353	GOM_NL__2PRFIN20041104_211811_000000552031_00444_14025_5854.N1	04-NOV-2004 21:18:11	Twilight	55.000	94	92Alp Cet	2.5260	3100.0	110	14025	No
354	GOM_NL__2PRFIN20041104_212242_000000402031_00444_14025_5855.N1	04-NOV-2004 21:22:42	Bright	39.500	105	6Bet Ari	2.6450	8900.0	79	14025	No
355	GOM_NL__2PRFIN20041104_212538_000000392031_00444_14025_5856.N1	04-NOV-2004 21:25:38	Bright	38.500	58	21Alp And	2.0730	11000.	77	14025	No
356	GOM_NL__2PRFIN20041104_212902_000000402031_00444_14025_5857.N1	04-NOV-2004 21:29:02	Bright	40.000	73	57Gam1And	2.2600	13100.	80	14025	No
357	GOM_NL__2PRFIN20041104_213246_000000392031_00444_14025_5858.N1	04-NOV-2004 21:32:46	Bright	38.500	68	18Alp Cas	2.2250	4500.0	77	14025	No
358	GOM_NL__2PRFIN20041104_213504_000000792031_00444_14025_5859.N1	04-NOV-2004 21:35:04	Bright	78.500	114	3lot Aur	2.6930	4600.0	157	14025	No
359	GOM_NL__2PRFIN20041104_213831_000000672031_00444_14025_5860.N1	04-NOV-2004 21:38:31	Bright	66.500	6	13Alp Aur	0.080000	3400.0	133	14025	No
360	GOM_NL__2PRFIN20041104_214159_000000382031_00444_14025_5861.N1	04-NOV-2004 21:41:59	Bright	37.500	49	1Alp UMi	1.9900	6300.0	75	14025	No
361	GOM_NL__2PRFIN20041104_214559_000000362031_00444_14025_5862.N1	04-NOV-2004 21:45:59	Bright	36.000	60	7Bet UMi	2.0810	3950.0	72	14025	No
362	GOM_NL__2PRFIN20041104_215001_000000432031_00444_14025_5863.N1	04-NOV-2004 21:50:01	Bright	43.000	36	50Alp UMa	1.8000	6300.0	86	14025	No
363	GOM_NL__2PRFIN20041104_215139_000000482031_00444_14025_5864.N1	04-NOV-2004 21:51:39	Bright	47.500	82	48Bet UMa	2.3650	10600.	95	14025	No
364	GOM_NL__2PRFIN20041104_215310_000000392031_00444_14025_5865.N1	04-NOV-2004 21:53:10	Bright	39.000	39	85Eta UMa	1.8540	24000.	78	14025	No
365	GOM_NL__2PRFIN20041104_215525_000000412031_00444_14025_5866.N1	04-NOV-2004 21:55:25	Bright	41.000	174	52Psi UMa	3.0040	4400.0	82	14025	No
366	GOM_NL__2PRFIN20041104_220354_000000642031_00444_14025_5867.N1	04-NOV-2004 22:03:54	Bright	63.500	166	17Eps Leo	2.9800	6000.0	127	14025	No
367	GOM_NL__2PRFIN20041104_220756_000000662031_00444_14025_5868.N1	04-NOV-2004 22:07:56	Twilight	66.000	22	32Alp Leo	1.3600	15200.	132	14025	No
368	GOM_NL__2PRFIN20041104_221809_000000802031_00444_14025_5869.N1	04-NOV-2004 22:18:09	Dark	79.500	48	30Alp Hya	1.9770	4100.0	159	14025	No
369	GOM_NL__2PRFIN20041104_222149_000000402031_00444_14025_5870.N1	04-NOV-2004 22:21:49	Dark	40.000	99	Del Cen	2.5750	26000.	80	14025	No
370	GOM_NL__2PRFIN20041104_222322_000000412031_00444_14025_5871.N1	04-NOV-2004 22:23:22	Dark	41.000	26	Gam Cru	1.6240	2900.0	82	14025	No
371	GOM_NL__2PRFIN20041104_222748_000000422031_00445_14026_5848.N1	04-NOV-2004 22:27:48	Dark	42.000	71	lot Car	2.2460	7700.0	84	14026	No
372	GOM_NL__2PRFIN20041104_222946_000000512031_00445_14026_5849.N1	04-NOV-2004 22:29:46	Dark	51.000	34	Gam2Vel	1.7930	23000.	102	14026	No
373	GOM_NL__2PRFIN20041104_223502_000000612031_00445_14026_5850.N1	04-NOV-2004 22:35:02	Dark	60.500	2	Alp Car	-0.73600	7000.0	121	14026	No
374	GOM_NL__2PRFIN20041104_223731_000000832031_00445_14026_5851.N1	04-NOV-2004 22:37:31	Dark	83.000	23	21Eps CMa	1.5020	26000.	166	14026	No
375	GOM_NL__2PRFIN20041104_224126_000000472031_00445_14026_5852.N1	04-NOV-2004 22:41:26	Dark	46.500	9	Alp Eri	0.45300	24000.	93	14026	No
376	GOM_NL__2PRFIN20041104_224450_000000452031_00445_14026_5853.N1	04-NOV-2004 22:44:50	Straylight	44.500	157	The1Eri	2.9060	9300.0	89	14026	No
377	GOM_NL__2PRFIN20041104_224922_0000001902031_00445_14026_5854.N1	04-NOV-2004 22:49:22	Twilight	190.00	1	9Alp CMa	-1.4400	11000.	380	14026	No
378	GOM_NL__2PRFIN20041104_225847_000000602031_00445_14026_5855.N1	04-NOV-2004 22:58:47	Twilight	59.500	94	92Alp Cet	2.5260	3100.0	119	14026	No
379	GOM_NL__2PRFIN20041104_230317_000000412031_00445_14026_5856.N1	04-NOV-2004 23:03:17	Bright	41.000	105	6Bet Ari	2.6450	8900.0	82	14026	No
380	GOM_NL__2PRFIN20041104_230614_000000392031_00445_14026_5857.N1	04-NOV-2004 23:06:14	Bright	39.000	58	21Alp And	2.0730	11000.	78	14026	No
381	GOM_NL__2PRFIN20041104_230938_000000382031_00445_14026_5858.N1	04-NOV-2004 23:09:38	Bright	38.000	73	57Gam1And	2.2600	13100.	76	14026	No
382	GOM_NL__2PRFIN20041104_231321_000000402031_00445_14026_5859.N1	04-NOV-2004 23:13:21	Bright	39.500	68	18Alp Cas	2.2250	4500.0	79	14026	No
383	GOM_NL__2PRFIN20041104_231538_000000792031_00445_14026_5860.N1	04-NOV-2004 23:15:38	Bright	78.500	114	3lot Aur	2.6930	4600.0	157	14026	No
384	GOM_NL__2PRFIN20041104_231906_000000652031_00445_14026_5861.N1	04-NOV-2004 23:19:06	Bright	65.000	6	13Alp Aur	0.080000	3400.0	130	14026	No
385	GOM_NL__2PRFIN20041104_232233_000000372031_00445_14026_5862.N1	04-NOV-2004 23:22:33	Bright	37.000	49	1Alp UMi	1.9900	6300.0	74	14026	No
386	GOM_NL__2PRFIN20041104_232635_000000402031_00445_14026_5863.N1	04-NOV-2004 23:26:35	Bright	39.500	60	7Bet UMi	2.0810	3950.0	79	14026	No
387	GOM_NL__2PRFIN20041104_233037_000000432031_00445_14026_5864.N1	04-NOV-2004 23:30:37	Bright	43.000	36	50Alp UMa	1.8000	6300.0	86	14026	No
388	GOM_NL__2PRFIN20041104_233216_000000572031_00445_14026_5865.N1	04-NOV-2004 23:32:16	Bright	57.000	82	48Bet UMa	2.3650	10600.	114	14026	No
389	GOM_NL__2PRFIN20041104_233348_000000362031_00445_14026_5866.N1	04-NOV-2004 23:33:48	Bright	35.500	39	85Eta UMa	1.8540	24000.	71	14026	No
390	GOM_NL__2PRFIN20041104_233601_000000432031_00445_14026_5867.N1	04-NOV-2004 23:36:01	Bright	42.500	174	52Psi UMa	3.0040	4400.0	85	14026	No
391	GOM_NL__2PRFIN20041104_234431_000000632031_00445_14026_5868.N1	04-NOV-2004 23:44:31	Bright	62.500	166	17Eps Leo	2.9800	6000.0	125	14026	No
392	GOM_NL__2PRFIN20041104_234833_000000612031_00445_14026_5869.N1	04-NOV-2004 23:48:33	Twilight	61.000	22	32Alp Leo	1.3600	15200.	122	14026	No
393	GOM_NL__2PRFIN20041104_235847_000000942031_00445_14026_5870.N1	04-NOV-2004 23:58:47	Dark	93.500	48	30Alp Hya	1.9770	4100.0	187	14026	No

3. Quality information per product

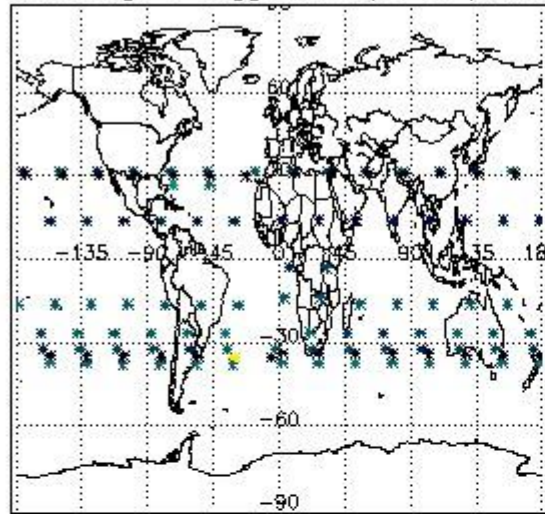
In this section it is plotted some information contained in the Quality Summary data set of the level 2 products. Only products in dark limb conditions and without errors (error flag in the MPH set to "0") are used.

3.1 Plot quality information per product (time dependant)

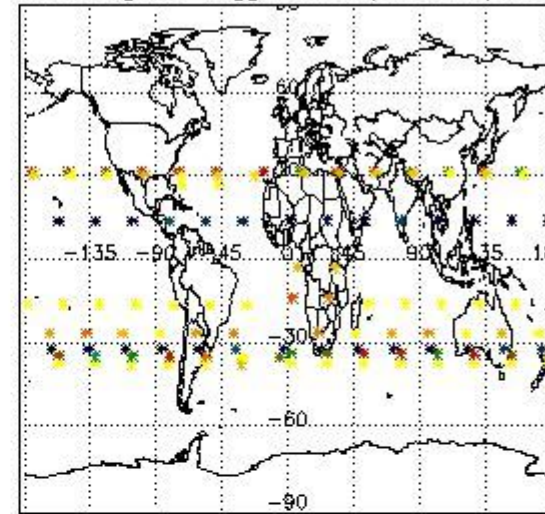


3.2 Plot quality information per product (world map)

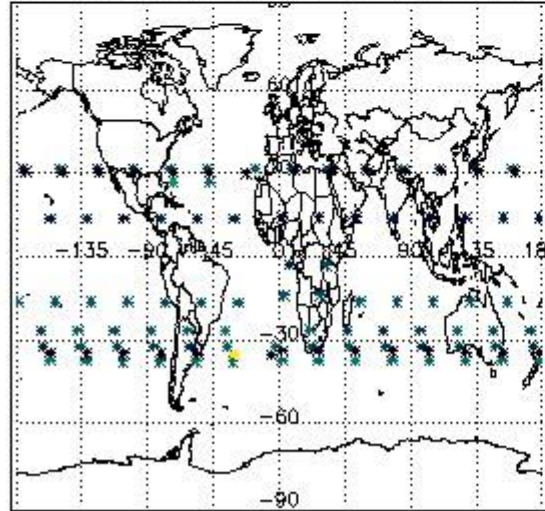
Percentage of flagged data per O3 profile



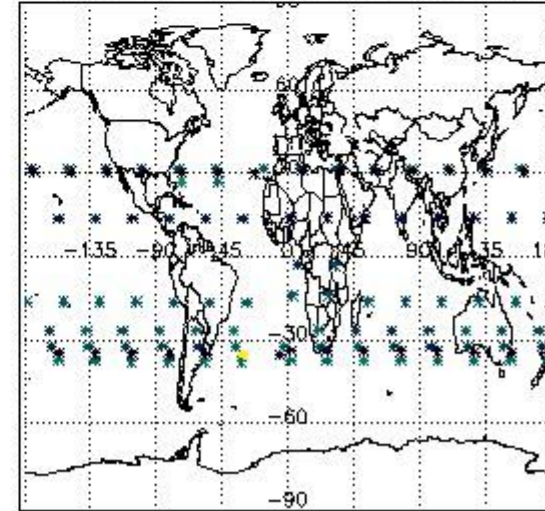
Percentage of flagged data per H2O profile



Percentage of flagged data per NO2 profile



Percentage of flagged data per NO3 profile

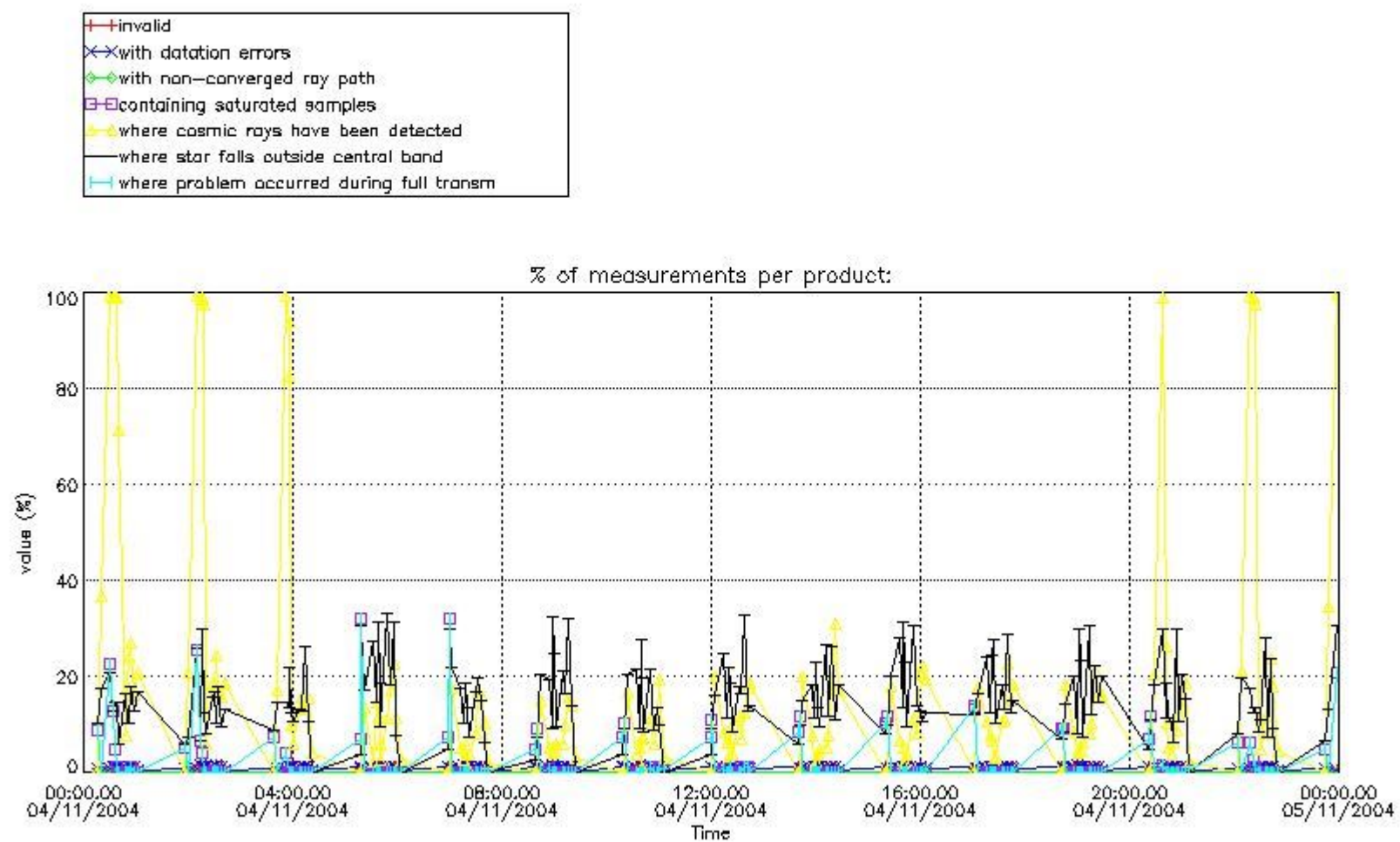


4. Level 1 quality information per product

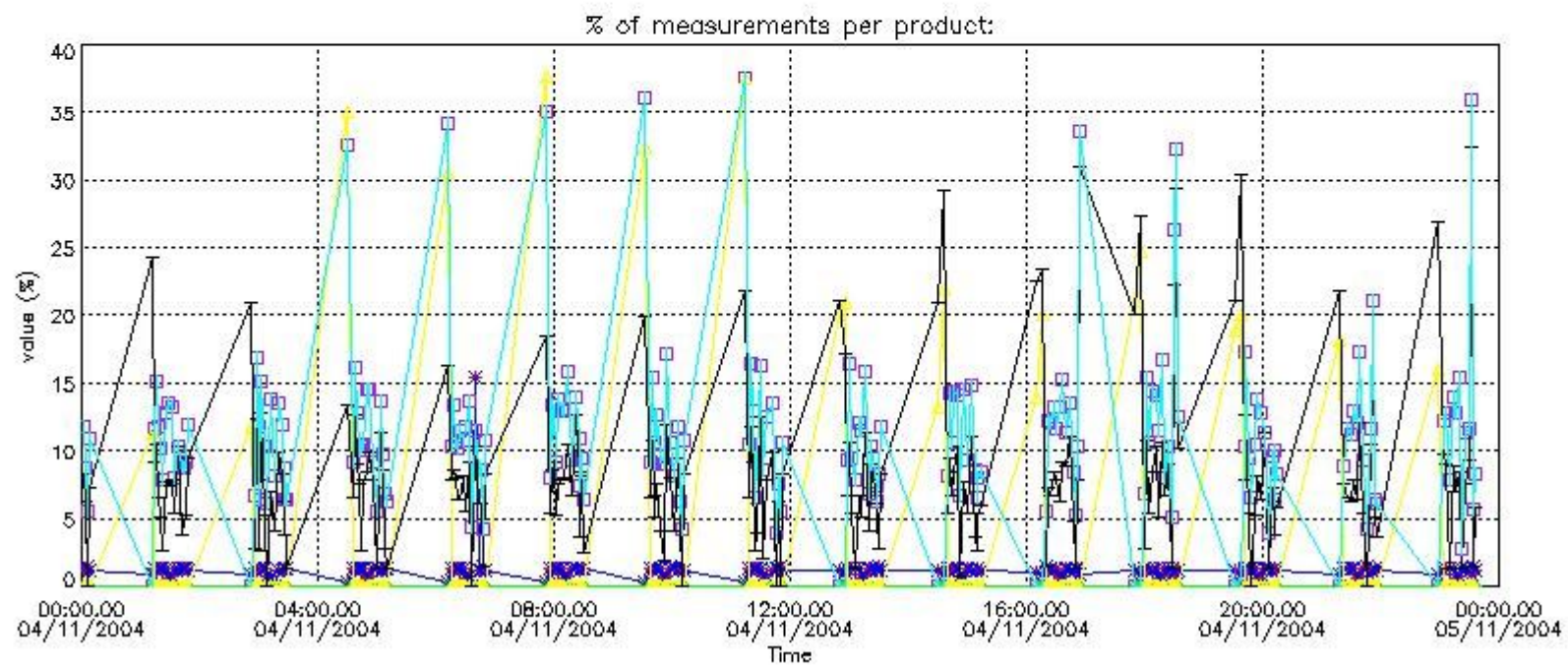
In this section it is plotted some information contained in the Quality Summary data set of the level 2 products that comes from the level 1b processing. Products without errors (error flag in the MPH set to "0") are used.

4.1 Plot quality information per product (time dependant) coming from level 1b processing

4.1.1 Plot level 1 quality information per product (time dependant): ENVISAT ASCENDING passes

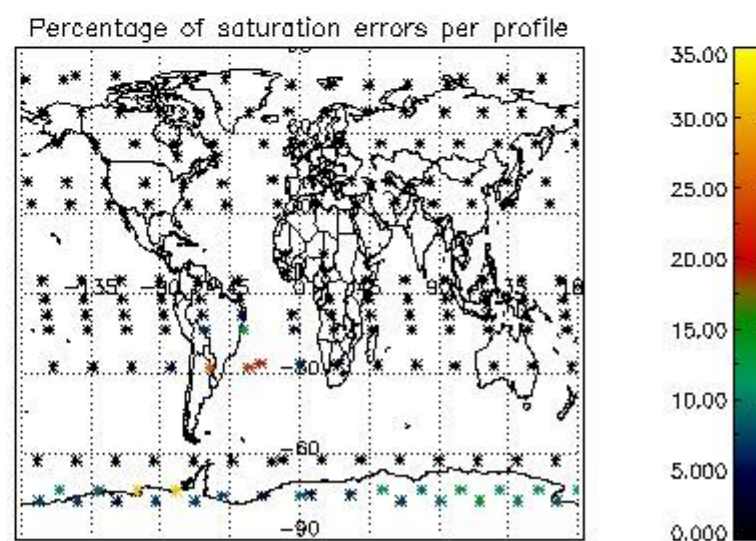
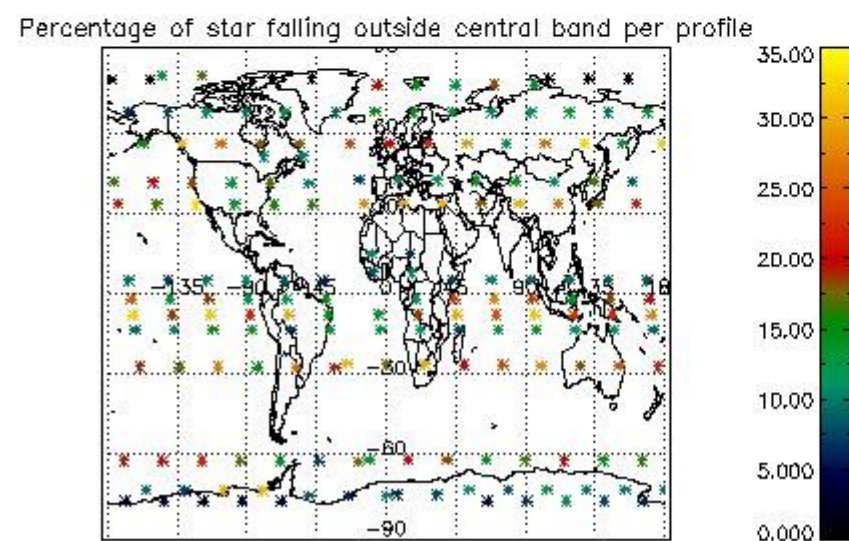
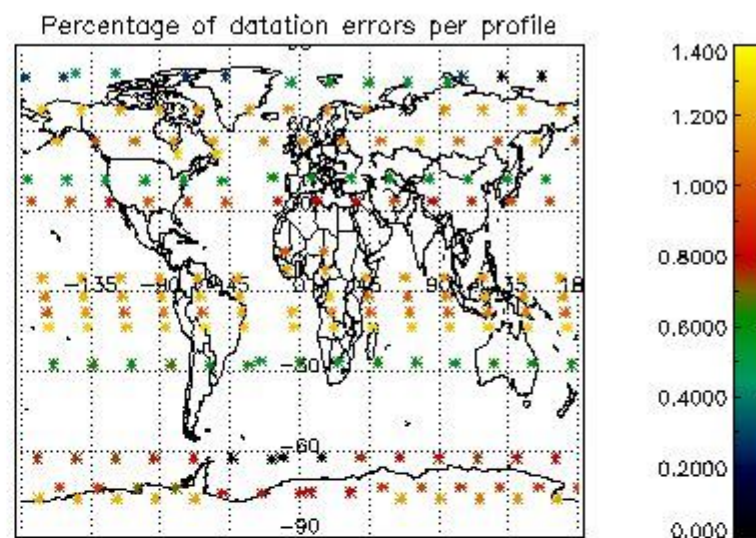
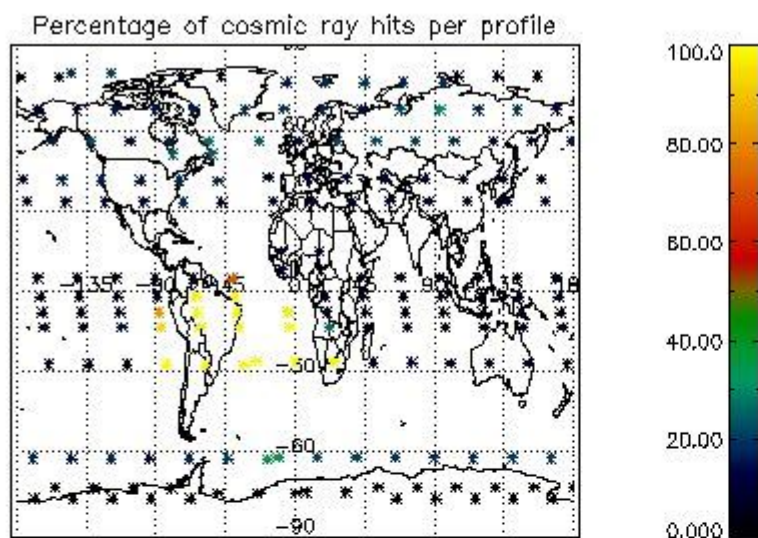


4.1.2 Plot level 1 quality information per product (time dependant): ENVISAT DESCENDING passes

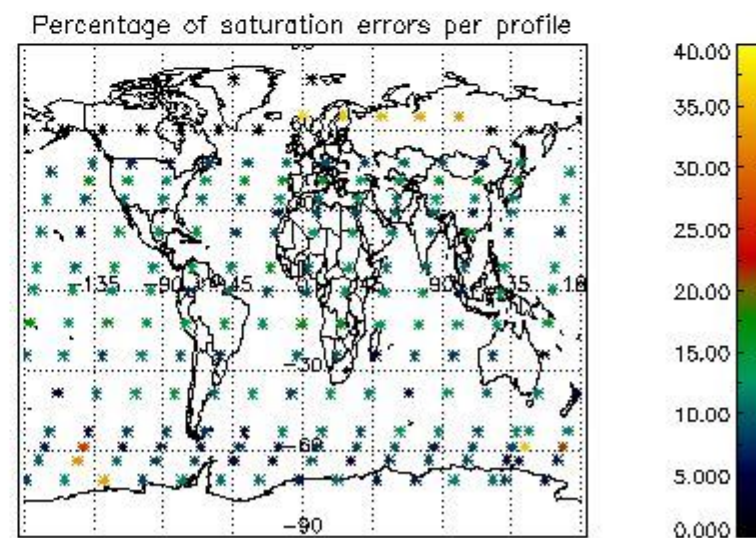
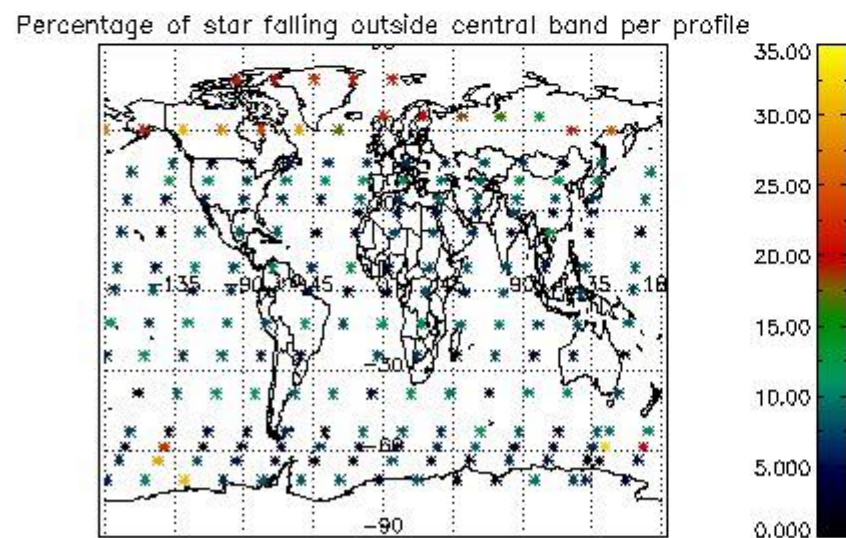
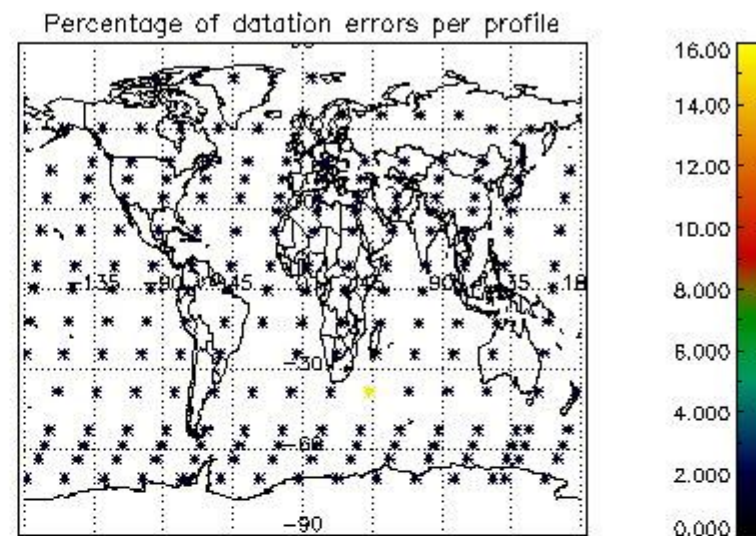
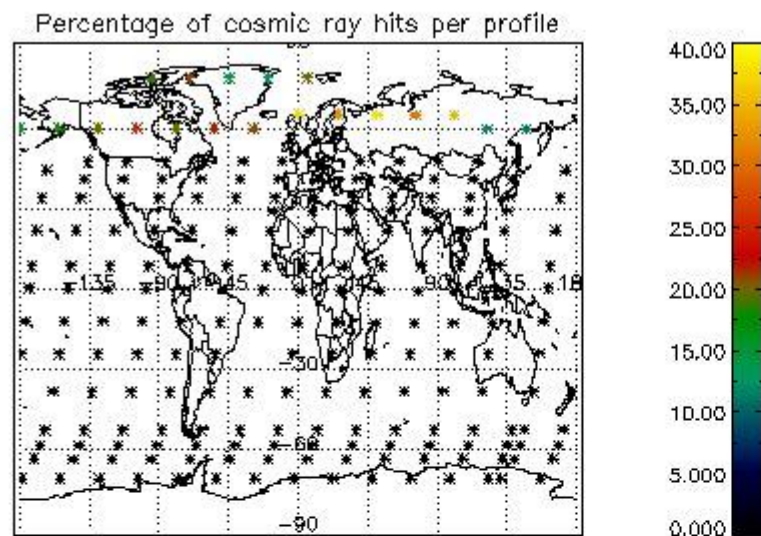


4.2 Plot quality information per product coming from level 1b processing (world map)

4.2.1 Plot level 1 quality information per product (world map): ENVISAT ASCENDING passes



4.2.2 Plot level 1 quality information per product (world map): ENVISAT DESCENDING passes



5. Trace gas profiles

5.1 Ozone statistics based on quality of products

The final quality of the products can be "measured" using the STD (Standard Deviation) attached to every point profile. This information is written to the parameter GOM_NL__2P/NL_LOCAL_SPECIES_DENSITY/o3_std of the level 2 products. The table below shows the statistics for given STD ranges.

The statistics are given with respect to the overall valid production:

- Products without fatal errors: GOM_NL__2P/MPH/PRODUCT_ERR=0
- Valid point profile: GOM_NL__2P/NL_LOCAL_SPECIES_DENSITY/pcd(0)=0

The 'Criteria' is applied to valid points of dark limb products:

- Products in dark limb illumination condition: GOM_NL__2P/NL_SUMMARY_QUALITY/obs_ill_cond=0
- Products without fatal errors: GOM_NL__2P/MPH/PRODUCT_ERR=0
- Valid point profile: GOM_NL__2P/NL_LOCAL_SPECIES_DENSITY/pcd(0)=0

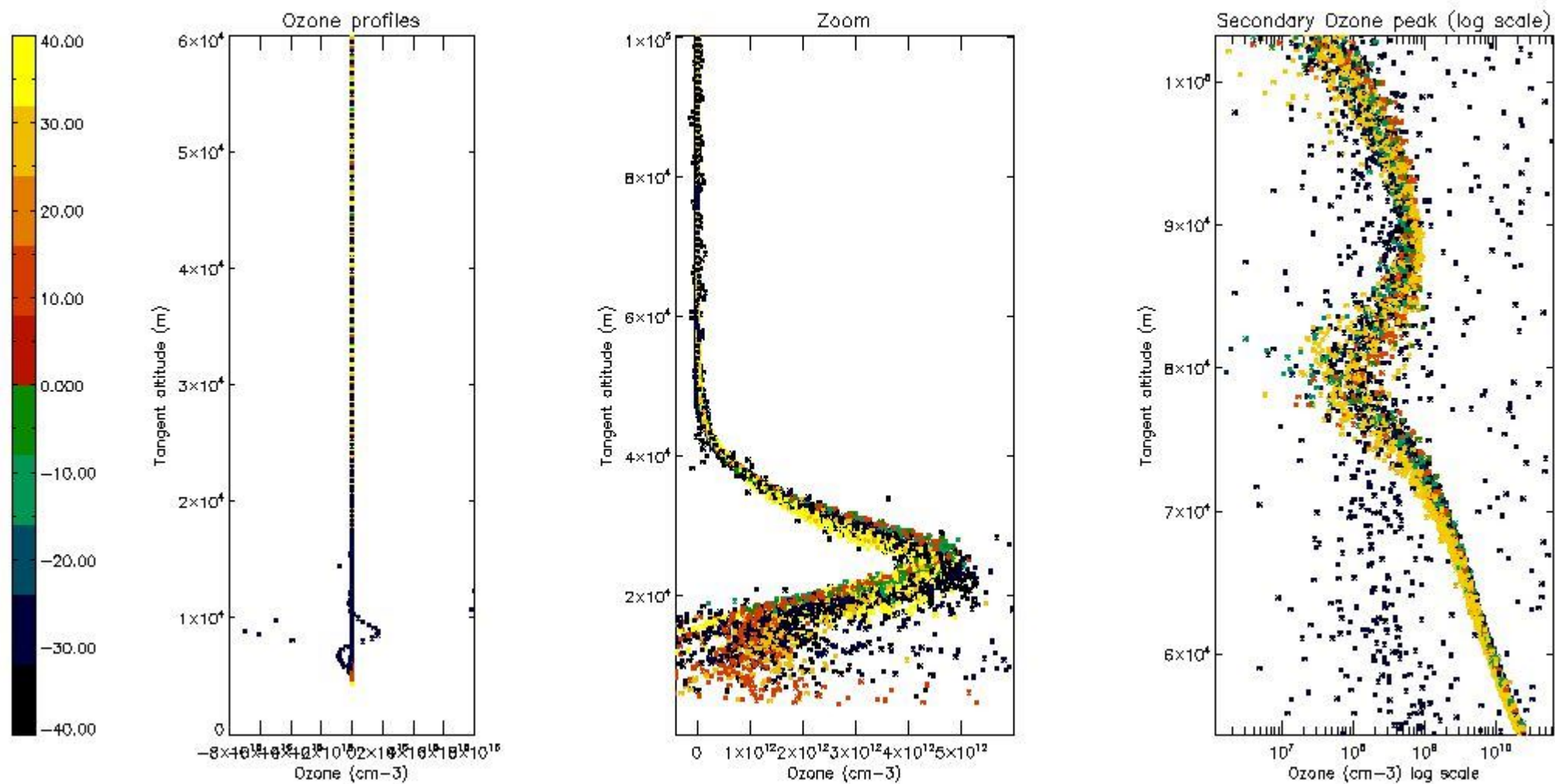
So, the table below shows the percentage of dark limb and valid observations for each criteria with respect to the overall valid daily observations.

Criteria	% of total production
All STD	31
STD < 20	18

STD < 10	16
STD < 5	12

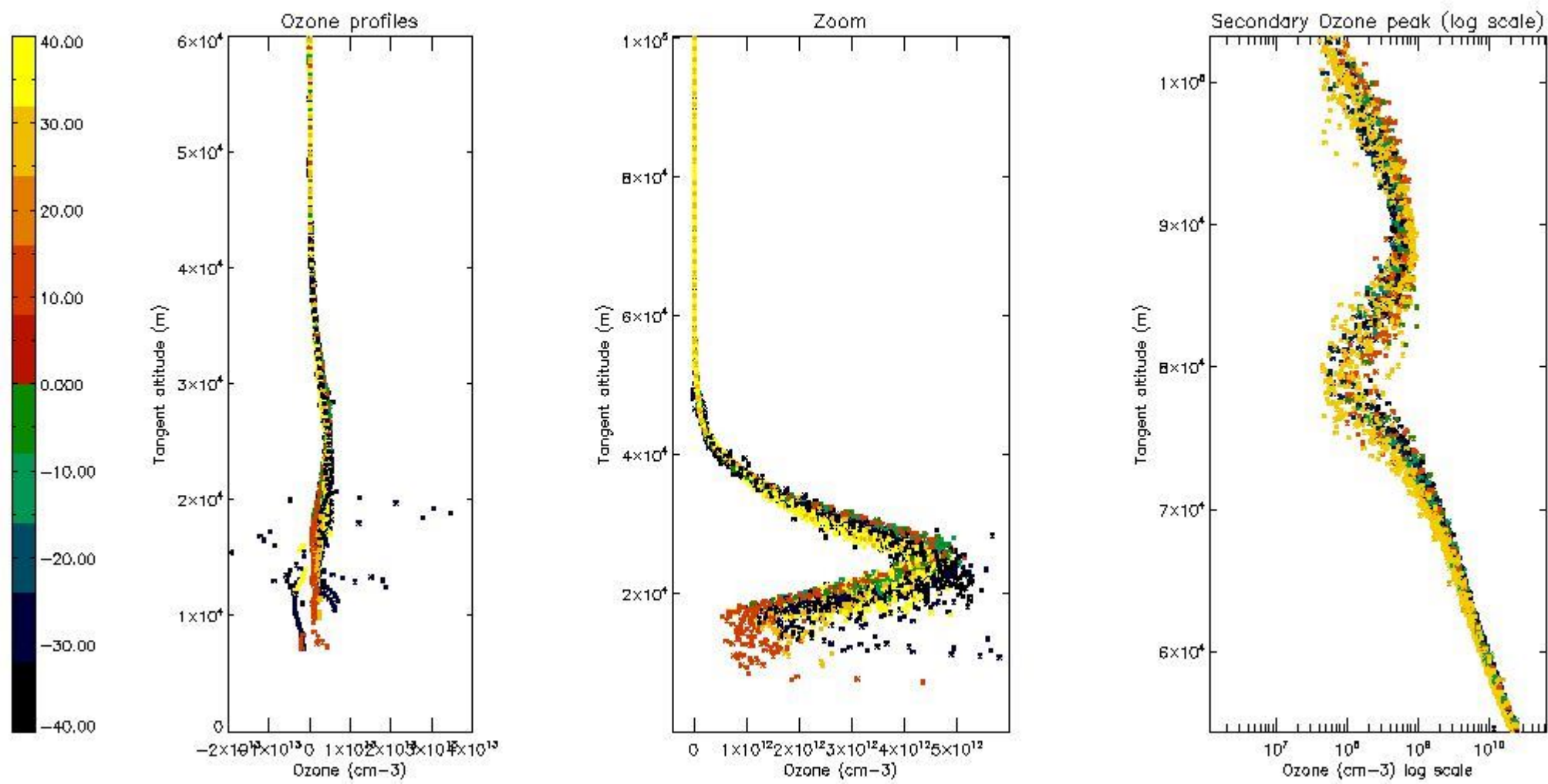
5.2 Plot ozone profiles for all STD (dark without errors)

The colorbar represents the latitude.



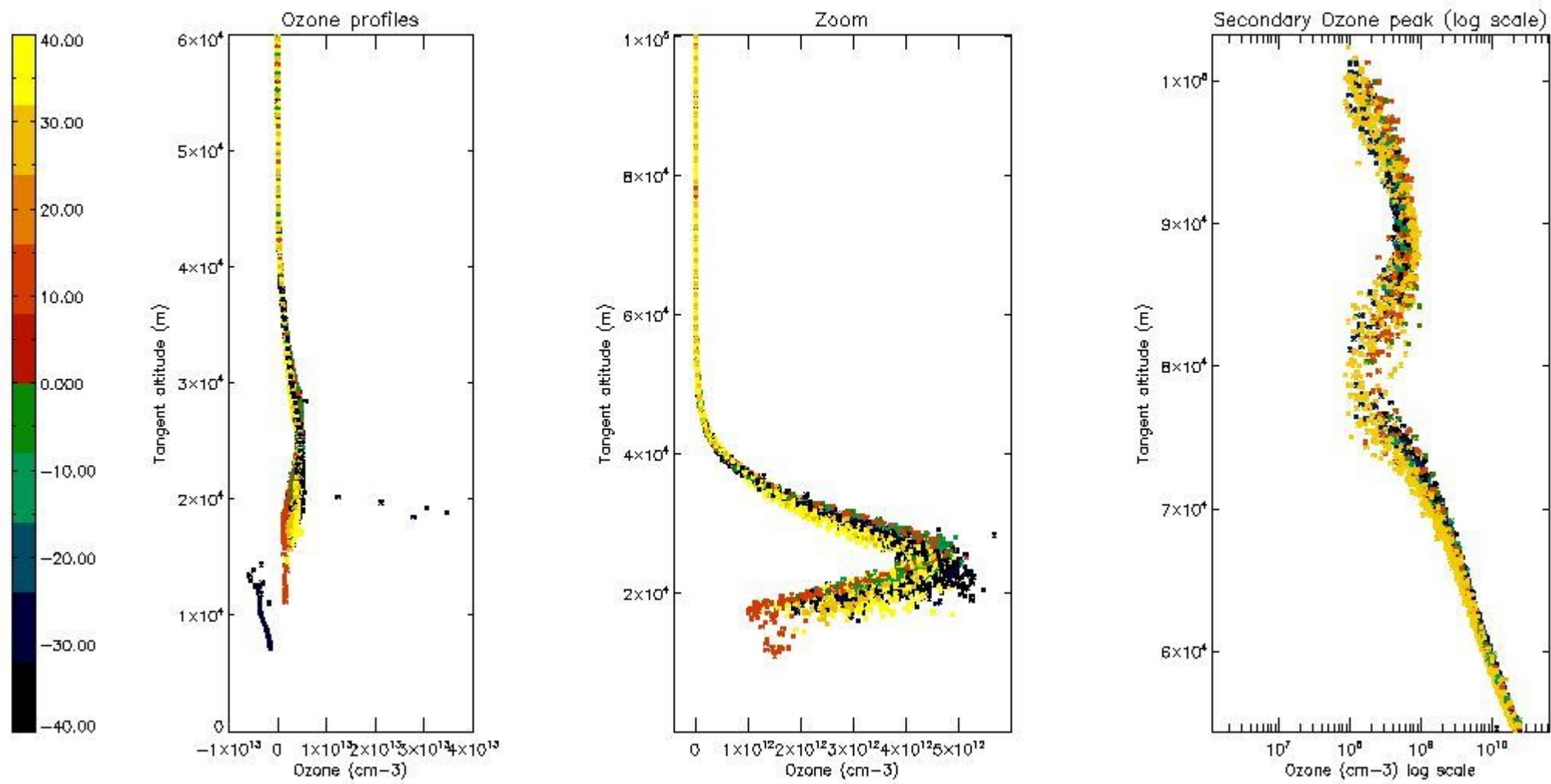
5.3 Plot ozone profiles where STD < 20% (dark without errors)

The colorbar represents the latitude.



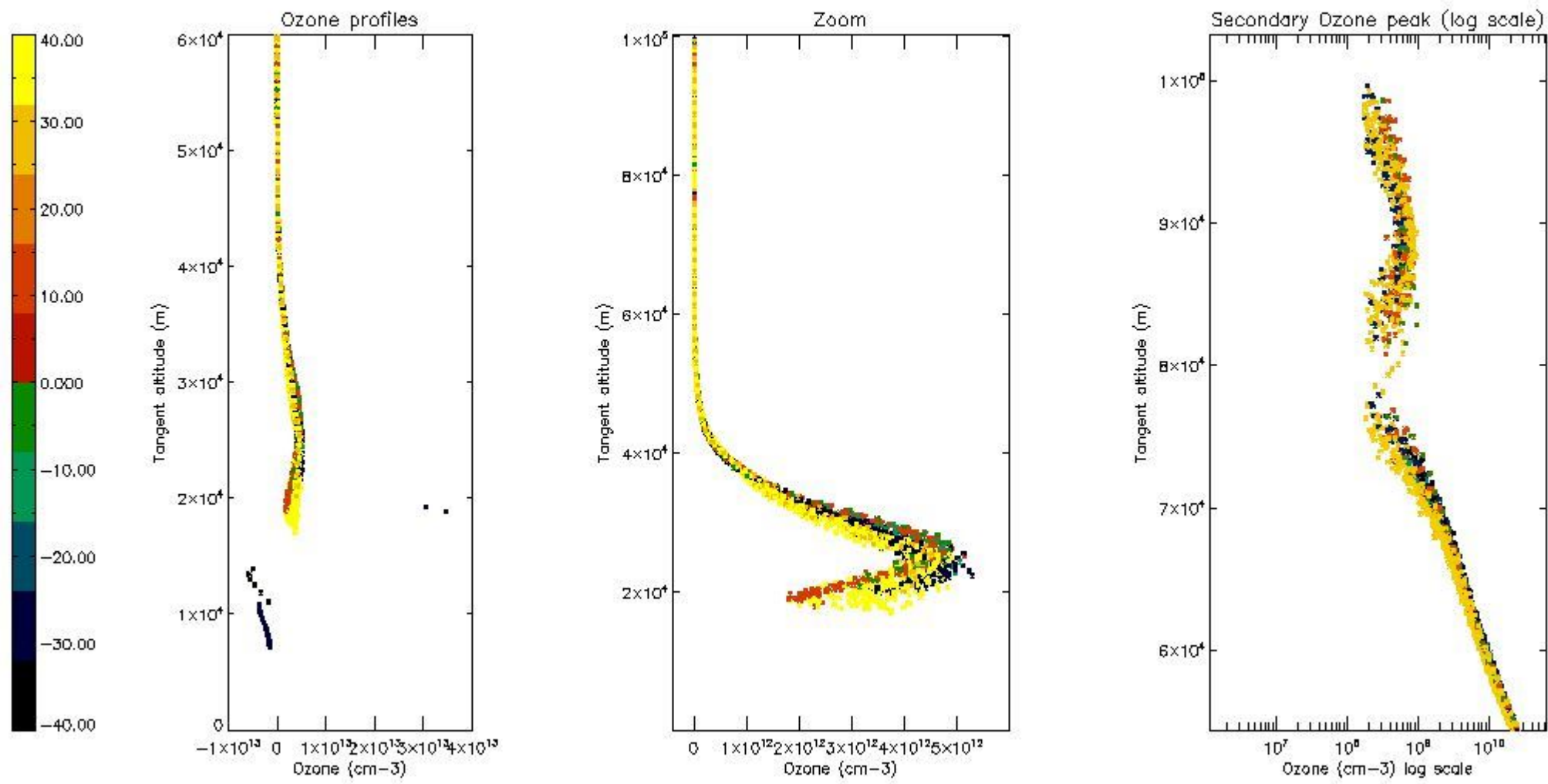
5.4 Plot ozone profiles where $STD < 10\%$ (dark without errors)

The colorbar represents the latitude.



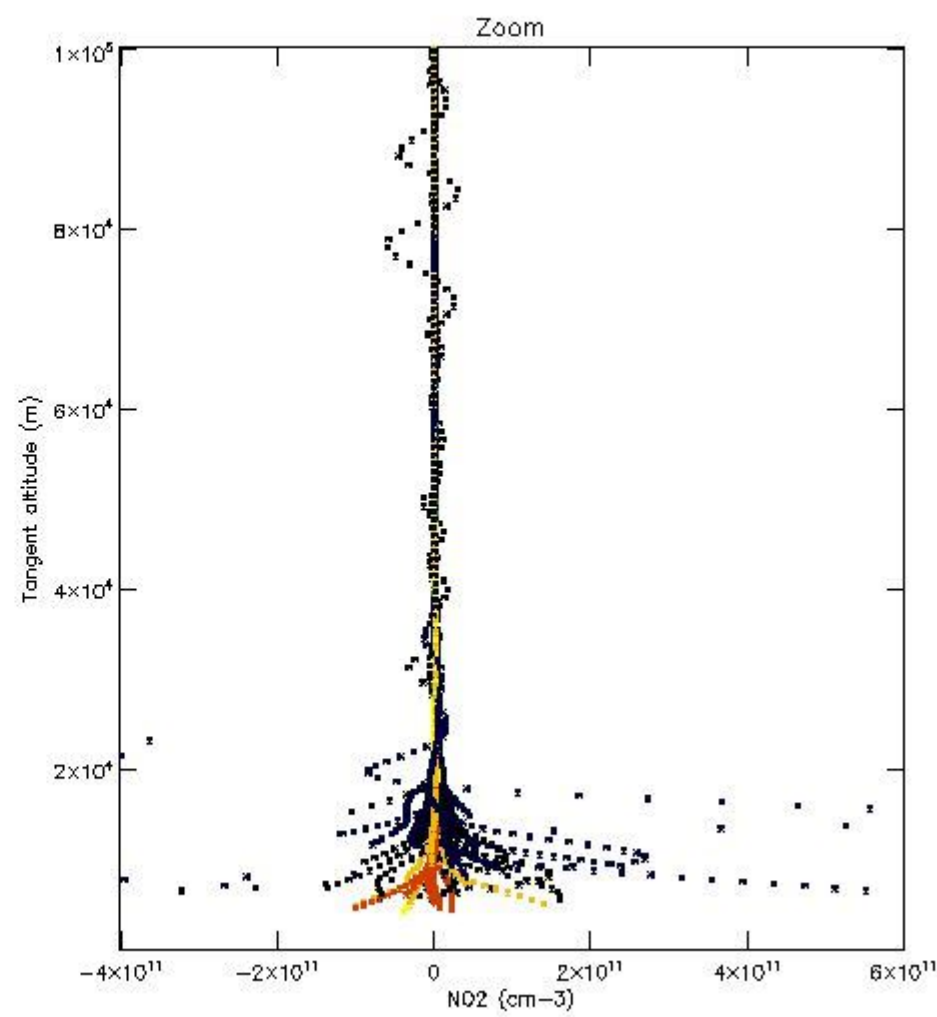
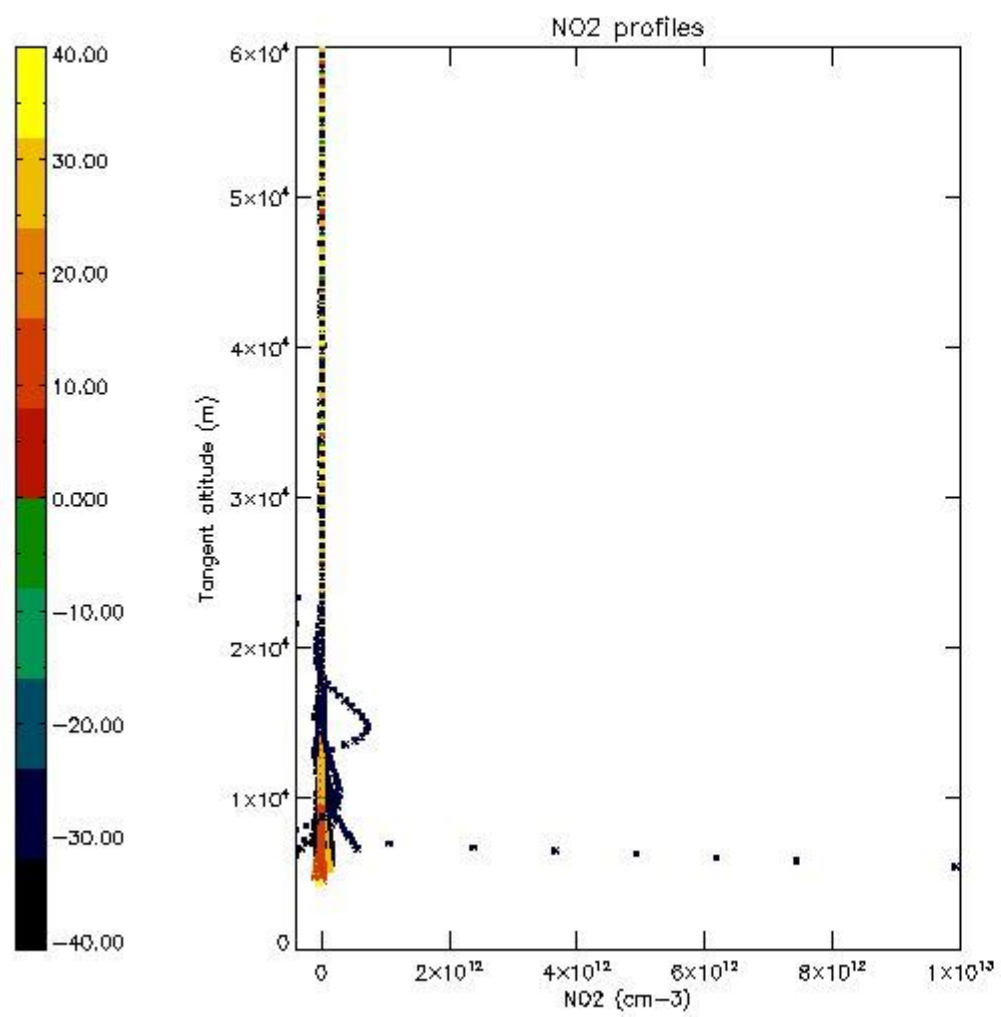
5.5 Plot ozone profiles where $STD < 5\%$ (dark without errors)

The colorbar represents the latitude.



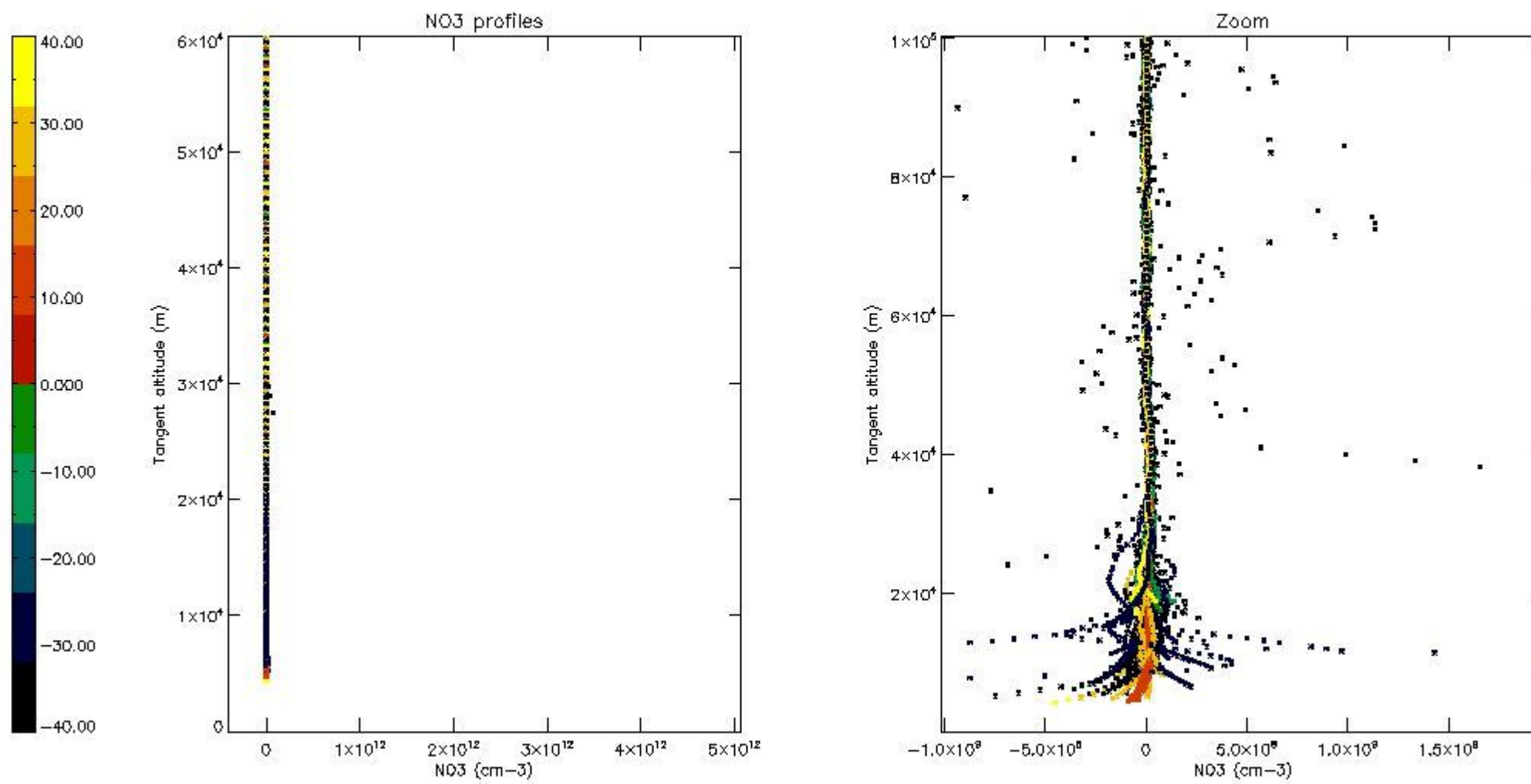
5.6 Plot NO₂ profiles for all STD (dark without errors)

The colorbar represents the latitude.



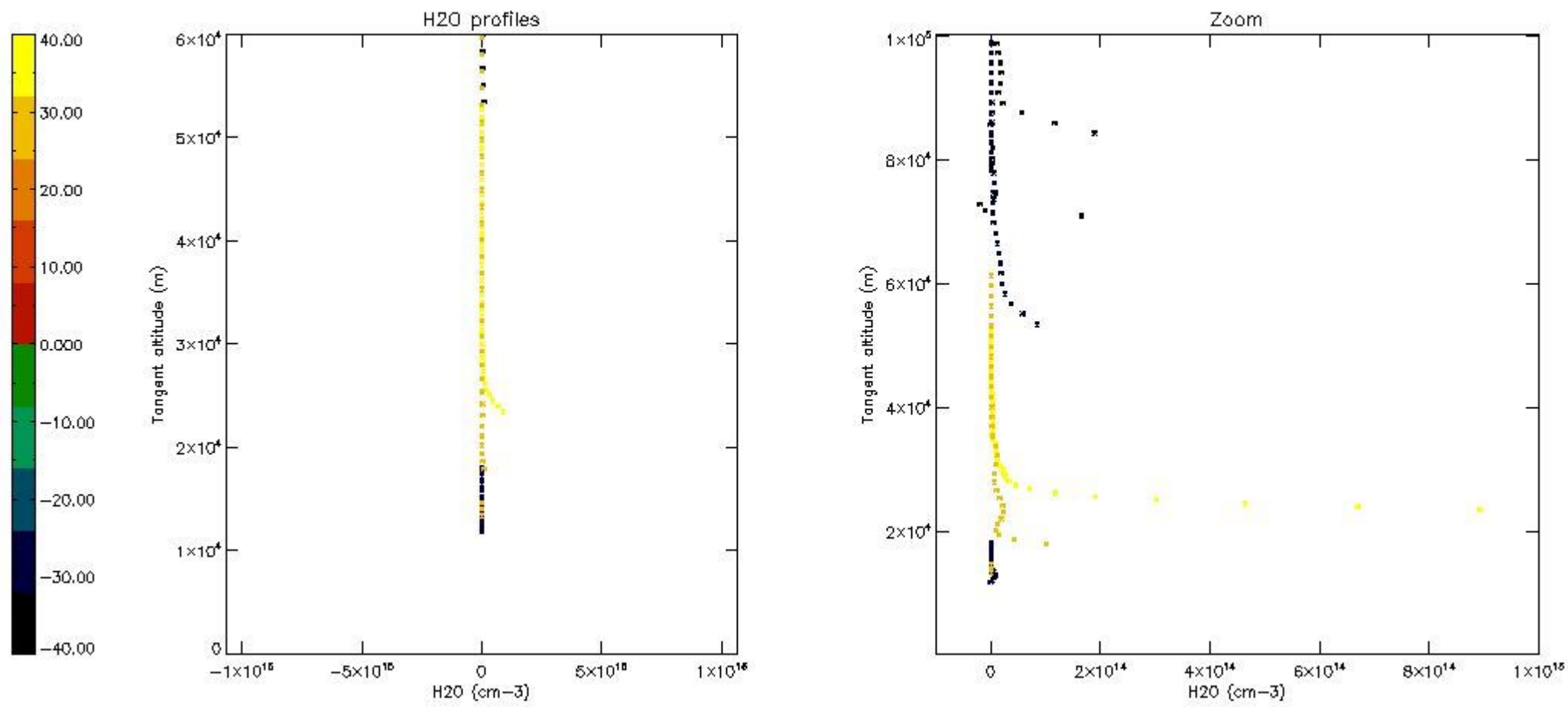
5.7 Plot NO3 profiles for all STD (dark without errors)

The colorbar represents the latitude.



5.8 Plot H2O profiles for all STD (only for occultations of stars 1,2,3,4,13,14,16,26,63 dark without errors)

The colorbar represents the latitude.



6. Auxiliary Data Files used for the production reported in section 2

The number reported in the third column indicates since which file (see list in section 2) the corresponding auxiliary file has been used. The fourth column is the date of those product files.

Type	Auxiliary Filename	Used since product	Used since product date
INST_PHYS_CHARACTERISTICS	GOM_INS_AXVIEC20091111_143220_20030716_120000_20500101_000000	1	04-NOV-2004 00:02:16
LEVEL-2_PROC_CONFIG	GOM_PR2_AXVIEC20091111_152718_20020301_000000_20500101_000000	1	04-NOV-2004 00:02:16
CROSS_SECTIONS_FILE	GOM_CRS_AXVIEC20091111_154832_20020301_000000_20500101_000000	1	04-NOV-2004 00:02:16

GOMOS Level 2 Daily Report

SUMMARY

[1. General Info](#)

[2. Summary of processed GOM_NL_2P products](#)

[3. Level 2 Quality information per product](#)

[3.1 Plot of level 2 quality information per product \(time dependant\)](#)

[3.2 Plot of level 2 quality information per product \(world map\)](#)

[4. Level 1 Quality information per product \(stored on level 2 products\)](#)

[4.1 Plot of level 1 quality information per product \(time dependant\)](#)

[4.1.1 Plot of level 1 quality information per product \(time dependant\): ASCENDING](#)

[4.1.2 Plot of level 1 quality information per product \(time dependant\): DESCENDING](#)

[4.2 Plot of level 1 quality information per product \(world map\)](#)

[4.2.1 Plot of level 1 quality information per product \(world map\): ASCENDING](#)

[4.2.2 Plot of level 1 quality information per product \(world map\): DESCENDING](#)

[5. Ozone profiles based on quality statistics and other trace gas profiles](#)

[5.1 Ozone statistics based on quality of products](#)

[5.2 Plot ozone profiles for all STD \(dark without errors\)](#)

[5.3 Plot ozone profiles where STD < 20% \(dark without errors\)](#)

[5.4. Plot ozone profiles where STD < 10% \(dark without errors\)](#)

[5.5. Plot ozone profiles where STD < 5% \(dark without errors\)](#)

[5.6 Plot NO2 profiles for all STD \(dark without errors\)](#)

[5.7 Plot NO3 profiles for all STD \(dark without errors\)](#)

[5.8 Plot H2O profiles \(only for occultations of stars 1,2,3,4,13,14,16,26,63 dark without errors\) for all STD](#)

[6. Auxiliary Data Files used for the production reported in section 2](#)

This report presents the daily analysis on parameters extracted from GOMOS level 2 data (GOM_NL__2P). It is intended to monitor some important parameters that will impact the quality of these products. A list of level 2 products (and content) that have arrived during the reporting day to the PCF is also given.

Item	Value
Time of report generation	19APR2013 14:38:24
Data source version	GOMOS/6.01
Start time of products	04-11-2004 (04NOV2004 00:00:00)
Stop time of products	05-11-2004 (05NOV2004 00:00:00)
Store outputs in DB	Yes
Nb of level 2 prods	393
Nb of prods with errors	0

2. Summary of processed GOM_NL__2P products.

Nr	Filename	UTC Start time	Limb	Duration	Star Id	Star Name	Star Mag	Star Temp	Nb Meas	Orbit	Prod. error
1	GOM_NL__2PRFIN20041104_000216_000000432031_00431_14012_5835.N1	04-NOV-2004 00:02:16	Bright	42.500	36	50Alp UMa	1.8000	6300.0	85	14012	No
2	GOM_NL__2PRFIN20041104_000354_000000402031_00431_14012_5836.N1	04-NOV-2004 00:03:54	Bright	40.000	82	48Bet UMa	2.3650	10600.	80	14012	No
3	GOM_NL__2PRFIN20041104_000523_000000362031_00431_14012_5837.N1	04-NOV-2004 00:05:23	Bright	36.000	39	85Eta UMa	1.8540	24000.	72	14012	No
4	GOM_NL__2PRFIN20041104_000739_000000422031_00431_14012_5838.N1	04-NOV-2004 00:07:39	Bright	41.500	174	52Psi UMa	3.0040	4400.0	83	14012	No
5	GOM_NL__2PRFIN20041104_001601_000000632031_00431_14012_5839.N1	04-NOV-2004 00:16:01	Bright	63.000	166	17Eps Leo	2.9800	6000.0	126	14012	No
6	GOM_NL__2PRFIN20041104_001959_000000632031_00431_14012_5840.N1	04-NOV-2004 00:19:59	Bright	62.500	22	32Alp Leo	1.3600	15200.	125	14012	No
7	GOM_NL__2PRFIN20041104_003001_000000802031_00431_14012_5841.N1	04-NOV-2004 00:30:01	Dark	79.500	48	30Alp Hya	1.9770	4100.0	159	14012	No
8	GOM_NL__2PRFIN20041104_003400_000000402031_00431_14012_5842.N1	04-NOV-2004 00:34:00	Dark	39.500	99	Del Cen	2.5750	26000.	79	14012	No
9	GOM_NL__2PRFIN20041104_003533_000000422031_00431_14012_5843.N1	04-NOV-2004 00:35:33	Dark	41.500	26	Gam Cru	1.6240	2900.0	83	14012	No
10	GOM_NL__2PRFIN20041104_003714_000000422031_00431_14012_5844.N1	04-NOV-2004 00:37:14	Dark	41.500	12	Alp1Cru	0.77500	30000.	83	14012	No
11	GOM_NL__2PRFIN20041104_003906_000000422031_00432_14013_5818.N1	04-NOV-2004 00:39:06	Dark	42.000	91	Kap Vel	2.4900	26000.	84	14013	No
12	GOM_NL__2PRFIN20041104_004705_000000522031_00432_14013_5819.N1	04-NOV-2004 00:47:05	Dark	52.000	2	Alp Car	-0.73600	7000.0	104	14013	No
13	GOM_NL__2PRFIN20041104_004922_000000852031_00432_14013_5820.N1	04-NOV-2004 00:49:22	Dark	85.000	23	21Eps CMa	1.5020	26000.	170	14013	No
14	GOM_NL__2PRFIN20041104_005214_000000402031_00432_14013_5821.N1	04-NOV-2004 00:52:14	Dark	39.500	143	Alp Hyi	2.8570	7200.0	79	14013	No
15	GOM_NL__2PRFIN20041104_005337_000000432031_00432_14013_5822.N1	04-NOV-2004 00:53:37	Dark	42.500	9	Alp Eri	0.45300	24000.	85	14013	No
16	GOM_NL__2PRFIN20041104_005701_000000442031_00432_14013_5823.N1	04-NOV-2004 00:57:01	Straylight	43.500	157	The1Eri	2.9060	9300.0	87	14013	No
17	GOM_NL__2PRFIN20041104_010212_000001132031_00432_14013_5824.N1	04-NOV-2004 01:02:12	Straylight	113.00	101	11Alp Lep	2.5820	7000.0	226	14013	No
18	GOM_NL__2PRFIN20041104_011104_000000582031_00432_14013_5825.N1	04-NOV-2004 01:11:04	Twilight_stray	57.500	94	92Alp Cet	2.5260	3100.0	115	14013	No
19	GOM_NL__2PRFIN20041104_011433_000000392031_00432_14013_5826.N1	04-NOV-2004 01:14:33	Bright	38.500	140	88Gam Peg	2.8340	26000.	77	14013	No
20	GOM_NL__2PRFIN20041104_011625_000000432031_00432_14013_5827.N1	04-NOV-2004 01:16:25	Bright	43.000	50	13Alp Ari	2.0070	4250.0	86	14013	No
21	GOM_NL__2PRFIN20041104_011824_000000382031_00432_14013_5828.N1	04-NOV-2004 01:18:24	Bright	38.000	58	21Alp And	2.0730	11000.	76	14013	No
22	GOM_NL__2PRFIN20041104_011951_000000402031_00432_14013_5829.N1	04-NOV-2004 01:19:51	Bright	39.500	173	4Bet Tri	3.0040	8900.0	79	14013	No
23	GOM_NL__2PRFIN20041104_012154_000000392031_00432_14013_5830.N1	04-NOV-2004 01:21:54	Bright	38.500	73	57Gam1And	2.2600	13100.	77	14013	No
24	GOM_NL__2PRFIN20041104_012534_000000392031_00432_14013_5831.N1	04-NOV-2004 01:25:34	Bright	39.000	68	18Alp Cas	2.2250	4500.0	78	14013	No
25	GOM_NL__2PRFIN20041104_012817_000000812031_00432_14013_5832.N1	04-NOV-2004 01:28:17	Bright	81.000	114	3Iot Aur	2.6930	4600.0	162	14013	No
26	GOM_NL__2PRFIN20041104_013136_000000642031_00432_14013_5833.N1	04-NOV-2004 01:31:36	Bright	64.000	6	13Alp Aur	0.080000	3400.0	128	14013	No
27	GOM_NL__2PRFIN20041104_013448_000000382031_00432_14013_5834.N1	04-NOV-2004 01:34:48	Bright	37.500	49	1Alp UMi	1.9900	6300.0	75	14013	No
28	GOM_NL__2PRFIN20041104_013846_000000392031_00432_14013_5835.N1	04-NOV-2004 01:38:46	Bright	39.000	60	7Bet UMi	2.0810	3950.0	78	14013	No
29	GOM_NL__2PRFIN20041104_014252_000000402031_00432_14013_5836.N1	04-NOV-2004 01:42:52	Bright	39.500	36	50Alp UMa	1.8000	6300.0	79	14013	No
30	GOM_NL__2PRFIN20041104_014430_000000402031_00432_14013_5837.N1	04-NOV-2004 01:44:30	Bright	40.000	82	48Bet UMa	2.3650	10600.	80	14013	No
31	GOM_NL__2PRFIN20041104_014559_000000382031_00432_14013_5838.N1	04-NOV-2004 01:45:59	Bright	38.000	39	85Eta UMa	1.8540	24000.	76	14013	No
32	GOM_NL__2PRFIN20041104_014815_000000422031_00432_14013_5839.N1	04-NOV-2004 01:48:15	Bright	42.000	174	52Psi UMa	3.0040	4400.0	84	14013	No
33	GOM_NL__2PRFIN20041104_015637_000000612031_00432_14013_5840.N1	04-NOV-2004 01:56:37	Bright	60.500	166	17Eps Leo	2.9800	6000.0	121	14013	No
34	GOM_NL__2PRFIN20041104_020036_000000562031_00432_14013_5841.N1	04-NOV-2004 02:00:36	Bright	55.500	22	32Alp Leo	1.3600	15200.	111	14013	No
35	GOM_NL__2PRFIN20041104_021038_000000872031_00432_14013_5842.N1	04-NOV-2004 02:10:38	Dark	87.000	48	30Alp Hya	1.9770	4100.0	174	14013	No
36	GOM_NL__2PRFIN20041104_021436_000000382031_00432_14013_5843.N1	04-NOV-2004 02:14:36	Dark	37.500	99	Del Cen	2.5750	26000.	75	14013	No
37	GOM_NL__2PRFIN20041104_021609_000000512031_00432_14013_5844.N1	04-NOV-2004 02:16:09	Dark	50.500	26	Gam Cru	1.6240	2900.0	101	14013	No
38	GOM_NL__2PRFIN20041104_021750_000000412031_00432_14013_5845.N1	04-NOV-2004 02:17:50	Dark	40.500	12	Alp1Cru	0.77500	30000.	81	14013	No
39	GOM_NL__2PRFIN20041104_021943_000000432031_00433_14014_5819.N1	04-NOV-2004 02:19:43	Dark	43.000	91	Kap Vel	2.4900	26000.	86	14014	No
40	GOM_NL__2PRFIN20041104_022740_000000542031_00433_14014_5820.N1	04-NOV-2004 02:27:40	Dark	54.000	2	Alp Car	-0.73600	7000.0	108	14014	No
41	GOM_NL__2PRFIN20041104_023000_000000922031_00433_14014_5821.N1	04-NOV-2004 02:30:00	Dark	92.000	23	21Eps CMa	1.5020	26000.	184	14014	No
42	GOM_NL__2PRFIN20041104_023250_000000392031_00433_14014_5822.N1	04-NOV-2004 02:32:50	Dark	39.000	143	Alp Hyi	2.8570	7200.0	78	14014	No

43	GOM_NL__2PRFIN20041104_023413_000000432031_00433_14014_5823.N1	04-NOV-2004 02:34:13	Dark	42.500	9	Alp Eri	0.45300	24000.	85	14014	No
44	GOM_NL__2PRFIN20041104_023738_000000422031_00433_14014_5824.N1	04-NOV-2004 02:37:38	Straylight	42.000	157	The1Eri	2.9060	9300.0	84	14014	No
45	GOM_NL__2PRFIN20041104_024248_000001072031_00433_14014_5825.N1	04-NOV-2004 02:42:48	Straylight	107.00	101	11Alp Lep	2.5820	7000.0	214	14014	No
46	GOM_NL__2PRFIN20041104_025139_000000552031_00433_14014_5826.N1	04-NOV-2004 02:51:39	Tw_i_and_stray	55.000	94	92Alp Cet	2.5260	3100.0	110	14014	No
47	GOM_NL__2PRFIN20041104_025509_000000372031_00433_14014_5827.N1	04-NOV-2004 02:55:09	Bright	37.000	140	88Gam Peg	2.8340	26000.	74	14014	No
48	GOM_NL__2PRFIN20041104_025700_000000452031_00433_14014_5828.N1	04-NOV-2004 02:57:00	Bright	44.500	50	13Alp Ari	2.0070	4250.0	89	14014	No
49	GOM_NL__2PRFIN20041104_025900_000000382031_00433_14014_5829.N1	04-NOV-2004 02:59:00	Bright	38.000	58	21Alp And	2.0730	11000.	76	14014	No
50	GOM_NL__2PRFIN20041104_030026_000000392031_00433_14014_5830.N1	04-NOV-2004 03:00:26	Bright	39.000	173	4Bet Tri	3.0040	8900.0	78	14014	No
51	GOM_NL__2PRFIN20041104_030229_000000432031_00433_14014_5831.N1	04-NOV-2004 03:02:29	Bright	43.000	73	57Gam1And	2.2600	13100.	86	14014	No
52	GOM_NL__2PRFIN20041104_030609_000000392031_00433_14014_5832.N1	04-NOV-2004 03:06:09	Bright	38.500	68	18Alp Cas	2.2250	4500.0	77	14014	No
53	GOM_NL__2PRFIN20041104_030851_000000742031_00433_14014_5833.N1	04-NOV-2004 03:08:51	Bright	73.500	114	3lot Aur	2.6930	4600.0	147	14014	No
54	GOM_NL__2PRFIN20041104_031210_000000652031_00433_14014_5834.N1	04-NOV-2004 03:12:10	Bright	65.000	6	13Alp Aur	0.080000	3400.0	130	14014	No
55	GOM_NL__2PRFIN20041104_031523_000000372031_00433_14014_5835.N1	04-NOV-2004 03:15:23	Bright	37.000	49	1Alp UMi	1.9900	6300.0	74	14014	No
56	GOM_NL__2PRFIN20041104_031922_000000412031_00433_14014_5836.N1	04-NOV-2004 03:19:22	Bright	40.500	60	7Bet UMi	2.0810	3950.0	81	14014	No
57	GOM_NL__2PRFIN20041104_032328_000000422031_00433_14014_5837.N1	04-NOV-2004 03:23:28	Bright	42.000	36	50Alp UMa	1.8000	6300.0	84	14014	No
58	GOM_NL__2PRFIN20041104_032505_000000402031_00433_14014_5838.N1	04-NOV-2004 03:25:05	Bright	39.500	82	48Bet UMa	2.3650	10600.	79	14014	No
59	GOM_NL__2PRFIN20041104_032633_000000402031_00433_14014_5839.N1	04-NOV-2004 03:26:33	Bright	40.000	39	85Eta UMa	1.8540	24000.	80	14014	No
60	GOM_NL__2PRFIN20041104_032851_000000402031_00433_14014_5840.N1	04-NOV-2004 03:28:51	Bright	39.500	174	52Psi UMa	3.0040	4400.0	79	14014	No
61	GOM_NL__2PRFIN20041104_033714_000000632031_00433_14014_5841.N1	04-NOV-2004 03:37:14	Bright	62.500	166	17Eps Leo	2.9800	6000.0	125	14014	No
62	GOM_NL__2PRFIN20041104_034113_000000622031_00433_14014_5842.N1	04-NOV-2004 03:41:13	Bright	61.500	22	32Alp Leo	1.3600	15200.	123	14014	No
63	GOM_NL__2PRFIN20041104_035116_000000752031_00433_14014_5843.N1	04-NOV-2004 03:51:16	Dark	75.000	48	30Alp Hya	1.9770	4100.0	150	14014	No
64	GOM_NL__2PRFIN20041104_035512_000000412031_00433_14014_5844.N1	04-NOV-2004 03:55:12	Dark	40.500	99	Del Cen	2.5750	26000.	81	14014	No
65	GOM_NL__2PRFIN20041104_035645_000000462031_00433_14014_5845.N1	04-NOV-2004 03:56:45	Dark	46.000	26	Gam Cru	1.6240	2900.0	92	14014	No
66	GOM_NL__2PRFIN20041104_035826_000000412031_00433_14014_5846.N1	04-NOV-2004 03:58:26	Dark	41.000	12	Alp1Cru	0.77500	30000.	82	14014	No
67	GOM_NL__2PRFIN20041104_040019_000000432031_00434_14015_5819.N1	04-NOV-2004 04:00:19	Dark	43.000	91	Kap Vel	2.4900	26000.	86	14015	No
68	GOM_NL__2PRFIN20041104_040819_000000502031_00434_14015_5820.N1	04-NOV-2004 04:08:19	Dark	49.500	2	Alp Car	-0.73600	7000.0	99	14015	No
69	GOM_NL__2PRFIN20041104_041037_000000902031_00434_14015_5821.N1	04-NOV-2004 04:10:37	Dark	89.500	23	21Eps CMa	1.5020	26000.	179	14015	No
70	GOM_NL__2PRFIN20041104_041449_000000482031_00434_14015_5822.N1	04-NOV-2004 04:14:49	Dark	48.000	9	Alp Eri	0.45300	24000.	96	14015	No
71	GOM_NL__2PRFIN20041104_041814_000000432031_00434_14015_5823.N1	04-NOV-2004 04:18:14	Straylight	42.500	157	The1Eri	2.9060	9300.0	85	14015	No
72	GOM_NL__2PRFIN20041104_042232_000001802031_00434_14015_5824.N1	04-NOV-2004 04:22:32	Straylight	180.00	1	9Alp CMa	-1.4400	11000.	360	14015	No
73	GOM_NL__2PRFIN20041104_043044_000001432031_00434_14015_5825.N1	04-NOV-2004 04:30:44	Bright	142.50	7	19Bet Ori	0.10000	14000.	285	14015	No
74	GOM_NL__2PRFIN20041104_043544_000000392031_00434_14015_5826.N1	04-NOV-2004 04:35:44	Bright	38.500	140	88Gam Peg	2.8340	26000.	77	14015	No
75	GOM_NL__2PRFIN20041104_043737_000000442031_00434_14015_5827.N1	04-NOV-2004 04:37:37	Bright	43.500	50	13Alp Ari	2.0070	4250.0	87	14015	No
76	GOM_NL__2PRFIN20041104_043936_000000392031_00434_14015_5828.N1	04-NOV-2004 04:39:36	Bright	39.000	58	21Alp And	2.0730	11000.	78	14015	No
77	GOM_NL__2PRFIN20041104_044102_000000402031_00434_14015_5829.N1	04-NOV-2004 04:41:02	Bright	40.000	173	4Bet Tri	3.0040	8900.0	80	14015	No
78	GOM_NL__2PRFIN20041104_044306_000000392031_00434_14015_5830.N1	04-NOV-2004 04:43:06	Bright	38.500	73	57Gam1And	2.2600	13100.	77	14015	No
79	GOM_NL__2PRFIN20041104_044647_000000382031_00434_14015_5831.N1	04-NOV-2004 04:46:47	Bright	38.000	68	18Alp Cas	2.2250	4500.0	76	14015	No
80	GOM_NL__2PRFIN20041104_044924_000000832031_00434_14015_5832.N1	04-NOV-2004 04:49:24	Bright	82.500	114	3lot Aur	2.6930	4600.0	165	14015	No
81	GOM_NL__2PRFIN20041104_045245_000000662031_00434_14015_5833.N1	04-NOV-2004 04:52:45	Bright	65.500	6	13Alp Aur	0.080000	3400.0	131	14015	No
82	GOM_NL__2PRFIN20041104_045600_000000392031_00434_14015_5834.N1	04-NOV-2004 04:56:00	Bright	38.500	49	1Alp UMi	1.9900	6300.0	77	14015	No
83	GOM_NL__2PRFIN20041104_045958_000000372031_00434_14015_5835.N1	04-NOV-2004 04:59:58	Bright	36.500	60	7Bet UMi	2.0810	3950.0	73	14015	No
84	GOM_NL__2PRFIN20041104_050403_000000442031_00434_14015_5836.N1	04-NOV-2004 05:04:03	Bright	44.000	36	50Alp UMa	1.8000	6300.0	88	14015	No
85	GOM_NL__2PRFIN20041104_050542_000000412031_00434_14015_5837.N1	04-NOV-2004 05:05:42	Bright	41.000	82	48Bet UMa	2.3650	10600.	82	14015	No
86	GOM_NL__2PRFIN20041104_050712_000000372031_00434_14015_5838.N1	04-NOV-2004 05:07:12	Bright	36.500	39	85Eta UMa	1.8540	24000.	73	14015	No
87	GOM_NL__2PRFIN20041104_050926_000000402031_00434_14015_5839.N1	04-NOV-2004 05:09:26	Bright	40.000	174	52Psi UMa	3.0040	4400.0	80	14015	No
88	GOM_NL__2PRFIN20041104_051703_000000432031_00434_14015_5840.N1	04-NOV-2004 05:17:03	Bright	42.500	96	68Del Leo	2.5600	9300.0	85	14015	No
89	GOM_NL__2PRFIN20041104_051826_000000722031_00434_14015_5841.N1	04-NOV-2004 05:18:26	Bright	72.000	51	41Gam1Leo	2.0100	4500.0	144	14015	No
90	GOM_NL__2PRFIN20041104_052149_000000642031_00434_14015_5842.N1	04-NOV-2004 05:21:49	Bright	64.000	22	32Alp Leo	1.3600	15200.	128	14015	No
91	GOM_NL__2PRFIN20041104_053153_000000892031_00434_14015_5843.N1	04-NOV-2004 05:31:53	Dark	88.500	48	30Alp Hya	1.9770	4100.0	177	14015	No
92	GOM_NL__2PRFIN20041104_053549_000000412031_00434_14015_5844.N1	04-NOV-2004 05:35:49	Dark	41.000	99	Del Cen	2.5750	26000.	82	14015	No
93	GOM_NL__2PRFIN20041104_053722_000000512031_00434_14015_5845.N1	04-NOV-2004 05:37:22	Dark	51.000	26	Gam Cru	1.6240	2900.0	102	14015	No
94	GOM_NL__2PRFIN20041104_053902_000000432031_00434_14015_5846.N1	04-NOV-2004 05:39:02	Dark	43.000	12	Alp1Cru	0.77500	30000.	86	14015	No
95	GOM_NL__2PRFIN20041104_054057_000000422031_00435_14016_5819.N1	04-NOV-2004 05:40:57	Dark	42.000	91	Kap Vel	2.4900	26000.	84	14016	No
96	GOM_NL__2PRFIN20041104_054856_000000622031_00435_14016_5820.N1	04-NOV-2004 05:48:56	Dark	62.000	2	Alp Car	-0.73600	7000.0	124	14016	No
97	GOM_NL__2PRFIN20041104_055112_000000972031_00435_14016_5821.N1	04-NOV-2004 05:51:12	Dark	96.500	23	21Eps CMa	1.5020	26000.	193	14016	No
98	GOM_NL__2PRFIN20041104_055525_000000512031_00435_14016_5822.N1	04-NOV-2004 05:55:25	Dark	51.000	9	Alp Eri	0.45300	24000.	102	14016	No
99	GOM_NL__2PRFIN20041104_055851_000000402031_00435_14016_5823.N1	04-NOV-2004 05:58:51	Straylight	40.000	157	The1Eri	2.9060	9300.0	80	14016	No
100	GOM_NL__2PRFIN20041104_060309_000001802031_00435_14016_5824.N1	04-NOV-2004 06:03:09	Straylight	180.00	1	9Alp CMa	-1.4400	11000.	360	14016	No
101	GOM_NL__2PRFIN20041104_061118_000001482031_00435_14016_5825.N1	04-NOV-2004 06:11:18	Bright	147.50	7	19Bet Ori	0.10000	14000.	295	14016	No

102	GOM_NL__2PRFIN20041104_061621_000000392031_00435_14016_5826.N1	04-NOV-2004 06:16:21	Bright	38.500	140	88Gam Peg	2.8340	26000.	77	14016	No
103	GOM_NL__2PRFIN20041104_061813_000000412031_00435_14016_5827.N1	04-NOV-2004 06:18:13	Bright	41.000	50	13Alp Ari	2.0070	4250.0	82	14016	No
104	GOM_NL__2PRFIN20041104_062013_000000382031_00435_14016_5828.N1	04-NOV-2004 06:20:13	Bright	37.500	58	21Alp And	2.0730	11000.	75	14016	No
105	GOM_NL__2PRFIN20041104_062139_000000402031_00435_14016_5829.N1	04-NOV-2004 06:21:39	Bright	39.500	173	4Bet Tri	3.0040	8900.0	79	14016	No
106	GOM_NL__2PRFIN20041104_062342_000000392031_00435_14016_5830.N1	04-NOV-2004 06:23:42	Bright	39.000	73	57Gam1And	2.2600	13100.	78	14016	No
107	GOM_NL__2PRFIN20041104_062723_000000372031_00435_14016_5831.N1	04-NOV-2004 06:27:23	Bright	37.000	68	18Alp Cas	2.2250	4500.0	74	14016	No
108	GOM_NL__2PRFIN20041104_062958_000000812031_00435_14016_5832.N1	04-NOV-2004 06:29:58	Bright	80.500	114	3lot Aur	2.6930	4600.0	161	14016	No
109	GOM_NL__2PRFIN20041104_063320_000000662031_00435_14016_5833.N1	04-NOV-2004 06:33:20	Bright	65.500	6	13Alp Aur	0.080000	3400.0	131	14016	No
110	GOM_NL__2PRFIN20041104_063637_000000352031_00435_14016_5834.N1	04-NOV-2004 06:36:37	Bright	34.500	49	1Alp UMi	1.9900	6300.0	69	14016	No
111	GOM_NL__2PRFIN20041104_064035_000000392031_00435_14016_5835.N1	04-NOV-2004 06:40:35	Bright	39.000	60	7Bet UMi	2.0810	3950.0	78	14016	No
112	GOM_NL__2PRFIN20041104_064440_000000412031_00435_14016_5836.N1	04-NOV-2004 06:44:40	Bright	41.000	36	50Alp UMa	1.8000	6300.0	82	14016	No
113	GOM_NL__2PRFIN20041104_064617_000000412031_00435_14016_5837.N1	04-NOV-2004 06:46:17	Bright	40.500	82	48Bet UMa	2.3650	10600.	81	14016	No
114	GOM_NL__2PRFIN20041104_064748_000000352031_00435_14016_5838.N1	04-NOV-2004 06:47:48	Bright	35.000	39	85Eta UMa	1.8540	24000.	70	14016	No
115	GOM_NL__2PRFIN20041104_065003_000000422031_00435_14016_5839.N1	04-NOV-2004 06:50:03	Bright	42.000	174	52Psi UMa	3.0040	4400.0	84	14016	No
116	GOM_NL__2PRFIN20041104_065740_000000422031_00435_14016_5840.N1	04-NOV-2004 06:57:40	Bright	42.000	96	68Del Leo	2.5600	9300.0	84	14016	No
117	GOM_NL__2PRFIN20041104_065903_000000722031_00435_14016_5841.N1	04-NOV-2004 06:59:03	Bright	72.000	51	41Gam1Leo	2.0100	4500.0	144	14016	No
118	GOM_NL__2PRFIN20041104_070226_000000692031_00435_14016_5842.N1	04-NOV-2004 07:02:26	Bright	68.500	22	32Alp Leo	1.3600	15200.	137	14016	No
119	GOM_NL__2PRFIN20041104_071230_000000782031_00435_14016_5843.N1	04-NOV-2004 07:12:30	Dark	78.000	48	30Alp Hya	1.9770	4100.0	156	14016	No
120	GOM_NL__2PRFIN20041104_071625_000000392031_00435_14016_5844.N1	04-NOV-2004 07:16:25	Dark	39.000	99	Del Cen	2.5750	26000.	78	14016	No
121	GOM_NL__2PRFIN20041104_071758_000000432031_00435_14016_5845.N1	04-NOV-2004 07:17:58	Dark	43.000	26	Gam Cru	1.6240	2900.0	86	14016	No
122	GOM_NL__2PRFIN20041104_071938_000000412031_00435_14016_5846.N1	04-NOV-2004 07:19:38	Dark	40.500	12	Alp1Cru	0.77500	30000.	81	14016	No
123	GOM_NL__2PRFIN20041104_072133_000000412031_00436_14017_5819.N1	04-NOV-2004 07:21:33	Dark	41.000	91	Kap Vel	2.4900	26000.	82	14017	No
124	GOM_NL__2PRFIN20041104_072933_000000512031_00436_14017_5820.N1	04-NOV-2004 07:29:33	Dark	51.000	2	Alp Car	-0.73600	7000.0	102	14017	No
125	GOM_NL__2PRFIN20041104_073152_000000962031_00436_14017_5821.N1	04-NOV-2004 07:31:52	Dark	96.000	23	21Eps CMa	1.5020	26000.	192	14017	No
126	GOM_NL__2PRFIN20041104_073601_000000412031_00436_14017_5822.N1	04-NOV-2004 07:36:01	Dark	40.500	9	Alp Eri	0.45300	24000.	81	14017	No
127	GOM_NL__2PRFIN20041104_073927_000000402031_00436_14017_5823.N1	04-NOV-2004 07:39:27	Straylight	39.500	157	The1Eri	2.9060	9300.0	79	14017	No
128	GOM_NL__2PRFIN20041104_074347_000001802031_00436_14017_5824.N1	04-NOV-2004 07:43:47	Straylight	179.50	1	9Alp CMa	-1.4400	11000.	359	14017	No
129	GOM_NL__2PRFIN20041104_075153_000001492031_00436_14017_5825.N1	04-NOV-2004 07:51:53	Bright	148.50	7	19Bet Ori	0.10000	14000.	297	14017	No
130	GOM_NL__2PRFIN20041104_075658_000000382031_00436_14017_5826.N1	04-NOV-2004 07:56:58	Bright	37.500	140	88Gam Peg	2.8340	26000.	75	14017	No
131	GOM_NL__2PRFIN20041104_075849_000000412031_00436_14017_5827.N1	04-NOV-2004 07:58:49	Bright	41.000	50	13Alp Ari	2.0070	4250.0	82	14017	No
132	GOM_NL__2PRFIN20041104_080049_000000392031_00436_14017_5828.N1	04-NOV-2004 08:00:49	Bright	38.500	58	21Alp And	2.0730	11000.	77	14017	No
133	GOM_NL__2PRFIN20041104_080215_000000392031_00436_14017_5829.N1	04-NOV-2004 08:02:15	Bright	38.500	173	4Bet Tri	3.0040	8900.0	77	14017	No
134	GOM_NL__2PRFIN20041104_080418_000000402031_00436_14017_5830.N1	04-NOV-2004 08:04:18	Bright	40.000	73	57Gam1And	2.2600	13100.	80	14017	No
135	GOM_NL__2PRFIN20041104_080759_000000382031_00436_14017_5831.N1	04-NOV-2004 08:07:59	Bright	38.000	68	18Alp Cas	2.2250	4500.0	76	14017	No
136	GOM_NL__2PRFIN20041104_081032_000000822031_00436_14017_5832.N1	04-NOV-2004 08:10:32	Bright	81.500	114	3lot Aur	2.6930	4600.0	163	14017	No
137	GOM_NL__2PRFIN20041104_081354_000000672031_00436_14017_5833.N1	04-NOV-2004 08:13:54	Bright	66.500	6	13Alp Aur	0.080000	3400.0	133	14017	No
138	GOM_NL__2PRFIN20041104_081713_000000382031_00436_14017_5834.N1	04-NOV-2004 08:17:13	Bright	37.500	49	1Alp UMi	1.9900	6300.0	75	14017	No
139	GOM_NL__2PRFIN20041104_082112_000000402031_00436_14017_5835.N1	04-NOV-2004 08:21:12	Bright	39.500	60	7Bet UMi	2.0810	3950.0	79	14017	No
140	GOM_NL__2PRFIN20041104_082516_000000422031_00436_14017_5836.N1	04-NOV-2004 08:25:16	Bright	41.500	36	50Alp UMa	1.8000	6300.0	83	14017	No
141	GOM_NL__2PRFIN20041104_082653_000000412031_00436_14017_5837.N1	04-NOV-2004 08:26:53	Bright	40.500	82	48Bet UMa	2.3650	10600.	81	14017	No
142	GOM_NL__2PRFIN20041104_082825_000000372031_00436_14017_5838.N1	04-NOV-2004 08:28:25	Bright	37.000	39	85Eta UMa	1.8540	24000.	74	14017	No
143	GOM_NL__2PRFIN20041104_083039_000000402031_00436_14017_5839.N1	04-NOV-2004 08:30:39	Bright	39.500	174	52Psi UMa	3.0040	4400.0	79	14017	No
144	GOM_NL__2PRFIN20041104_083816_000000412031_00436_14017_5840.N1	04-NOV-2004 08:38:16	Bright	41.000	96	68Del Leo	2.5600	9300.0	82	14017	No
145	GOM_NL__2PRFIN20041104_083939_000000552031_00436_14017_5841.N1	04-NOV-2004 08:39:39	Bright	54.500	51	41Gam1Leo	2.0100	4500.0	109	14017	No
146	GOM_NL__2PRFIN20041104_084302_000000672031_00436_14017_5842.N1	04-NOV-2004 08:43:02	Bright	66.500	22	32Alp Leo	1.3600	15200.	133	14017	No
147	GOM_NL__2PRFIN20041104_085307_000000812031_00436_14017_5843.N1	04-NOV-2004 08:53:07	Dark	81.000	48	30Alp Hya	1.9770	4100.0	162	14017	No
148	GOM_NL__2PRFIN20041104_085701_000000392031_00436_14017_5844.N1	04-NOV-2004 08:57:01	Dark	38.500	99	Del Cen	2.5750	26000.	77	14017	No
149	GOM_NL__2PRFIN20041104_085834_000000512031_00436_14017_5845.N1	04-NOV-2004 08:58:34	Dark	51.000	26	Gam Cru	1.6240	2900.0	102	14017	No
150	GOM_NL__2PRFIN20041104_090014_000000472031_00436_14017_5846.N1	04-NOV-2004 09:00:14	Dark	46.500	12	Alp1Cru	0.77500	30000.	93	14017	No
151	GOM_NL__2PRFIN20041104_090210_000000422031_00437_14018_5819.N1	04-NOV-2004 09:02:10	Dark	42.000	91	Kap Vel	2.4900	26000.	84	14018	No
152	GOM_NL__2PRFIN20041104_091010_000000532031_00437_14018_5820.N1	04-NOV-2004 09:10:10	Dark	52.500	2	Alp Car	-0.73600	7000.0	105	14018	No
153	GOM_NL__2PRFIN20041104_091229_000000922031_00437_14018_5821.N1	04-NOV-2004 09:12:29	Dark	92.000	23	21Eps CMa	1.5020	26000.	184	14018	No
154	GOM_NL__2PRFIN20041104_091637_000000522031_00437_14018_5822.N1	04-NOV-2004 09:16:37	Dark	51.500	9	Alp Eri	0.45300	24000.	103	14018	No
155	GOM_NL__2PRFIN20041104_092003_000000442031_00437_14018_5823.N1	04-NOV-2004 09:20:03	Straylight	43.500	157	The1Eri	2.9060	9300.0	87	14018	No
156	GOM_NL__2PRFIN20041104_092424_000001802031_00437_14018_5824.N1	04-NOV-2004 09:24:24	Straylight	179.50	1	9Alp CMa	-1.4400	11000.	359	14018	No
157	GOM_NL__2PRFIN20041104_093228_000001512031_00437_14018_5825.N1	04-NOV-2004 09:32:28	Bright	151.00	7	19Bet Ori	0.10000	14000.	302	14018	No
158	GOM_NL__2PRFIN20041104_093733_000000382031_00437_14018_5826.N1	04-NOV-2004 09:37:33	Bright	38.000	140	88Gam Peg	2.8340	26000.	76	14018	No
159	GOM_NL__2PRFIN20041104_093925_000000422031_00437_14018_5827.N1	04-NOV-2004 09:39:25	Bright	42.000	50	13Alp Ari	2.0070	4250.0	84	14018	No
160	GOM_NL__2PRFIN20041104_094125_000000382031_00437_14018_5828.N1	04-NOV-2004 09:41:25	Bright	37.500	58	21Alp And	2.0730	11000.	75	14018	No

161	GOM_NL__2PRFIN20041104_094250_000000392031_00437_14018_5829.N1	04-NOV-2004 09:42:50	Bright	39.000	173	4Bet Tri	3.0040	8900.0	78	14018	No
162	GOM_NL__2PRFIN20041104_094454_000000402031_00437_14018_5830.N1	04-NOV-2004 09:44:54	Bright	39.500	73	57Gam1And	2.2600	13100.	79	14018	No
163	GOM_NL__2PRFIN20041104_094835_000000372031_00437_14018_5831.N1	04-NOV-2004 09:48:35	Bright	36.500	68	18Alp Cas	2.2250	4500.0	73	14018	No
164	GOM_NL__2PRFIN20041104_095106_000000782031_00437_14018_5832.N1	04-NOV-2004 09:51:06	Bright	77.500	114	3Iot Aur	2.6930	4600.0	155	14018	No
165	GOM_NL__2PRFIN20041104_095429_000000672031_00437_14018_5833.N1	04-NOV-2004 09:54:29	Bright	67.000	6	13Alp Aur	0.080000	3400.0	134	14018	No
166	GOM_NL__2PRFIN20041104_095748_000000382031_00437_14018_5834.N1	04-NOV-2004 09:57:48	Bright	37.500	49	1Alp UMi	1.9900	6300.0	75	14018	No
167	GOM_NL__2PRFIN20041104_100147_000000372031_00437_14018_5835.N1	04-NOV-2004 10:01:47	Bright	37.000	60	7Bet UMi	2.0810	3950.0	74	14018	No
168	GOM_NL__2PRFIN20041104_100551_000000432031_00437_14018_5836.N1	04-NOV-2004 10:05:51	Bright	42.500	36	50Alp UMa	1.8000	6300.0	85	14018	No
169	GOM_NL__2PRFIN20041104_100729_000000402031_00437_14018_5837.N1	04-NOV-2004 10:07:29	Bright	40.000	82	48Bet UMa	2.3650	10600.	80	14018	No
170	GOM_NL__2PRFIN20041104_100900_000000362031_00437_14018_5838.N1	04-NOV-2004 10:09:00	Bright	35.500	39	85Eta UMa	1.8540	24000.	71	14018	No
171	GOM_NL__2PRFIN20041104_101115_000000422031_00437_14018_5839.N1	04-NOV-2004 10:11:15	Bright	42.000	174	52Psi UMa	3.0040	4400.0	84	14018	No
172	GOM_NL__2PRFIN20041104_101852_000000422031_00437_14018_5840.N1	04-NOV-2004 10:18:52	Bright	42.000	96	68Del Leo	2.5600	9300.0	84	14018	No
173	GOM_NL__2PRFIN20041104_102016_000000552031_00437_14018_5841.N1	04-NOV-2004 10:20:16	Bright	54.500	51	41Gam1Leo	2.0100	4500.0	109	14018	No
174	GOM_NL__2PRFIN20041104_102339_000000662031_00437_14018_5842.N1	04-NOV-2004 10:23:39	Tw_i_and_stray	66.000	22	32Alp Leo	1.3600	15200.	132	14018	No
175	GOM_NL__2PRFIN20041104_103345_000000842031_00437_14018_5843.N1	04-NOV-2004 10:33:45	Dark	83.500	48	30Alp Hya	1.9770	4100.0	167	14018	No
176	GOM_NL__2PRFIN20041104_103737_000000392031_00437_14018_5844.N1	04-NOV-2004 10:37:37	Dark	38.500	99	Del Cen	2.5750	26000.	77	14018	No
177	GOM_NL__2PRFIN20041104_103910_000000492031_00437_14018_5845.N1	04-NOV-2004 10:39:10	Dark	49.000	26	Gam Cru	1.6240	2900.0	98	14018	No
178	GOM_NL__2PRFIN20041104_104050_000000442031_00437_14018_5846.N1	04-NOV-2004 10:40:50	Dark	43.500	12	Alp1Cru	0.77500	30000.	87	14018	No
179	GOM_NL__2PRFIN20041104_104247_000000422031_00438_14019_5819.N1	04-NOV-2004 10:42:47	Dark	41.500	91	Kap Vel	2.4900	26000.	83	14019	No
180	GOM_NL__2PRFIN20041104_105046_000000542031_00438_14019_5820.N1	04-NOV-2004 10:50:46	Dark	53.500	2	Alp Car	-0.73600	7000.0	107	14019	No
181	GOM_NL__2PRFIN20041104_105305_000000872031_00438_14019_5821.N1	04-NOV-2004 10:53:05	Dark	86.500	23	21Eps CMa	1.5020	26000.	173	14019	No
182	GOM_NL__2PRFIN20041104_105713_000000412031_00438_14019_5822.N1	04-NOV-2004 10:57:13	Dark	40.500	9	Alp Eri	0.45300	24000.	81	14019	No
183	GOM_NL__2PRFIN20041104_110039_000000422031_00438_14019_5823.N1	04-NOV-2004 11:00:39	Straylight	41.500	157	The1Eri	2.9060	9300.0	83	14019	No
184	GOM_NL__2PRFIN20041104_110501_000001802031_00438_14019_5824.N1	04-NOV-2004 11:05:01	Straylight	180.00	1	9Alp CMa	-1.4400	11000.	360	14019	No
185	GOM_NL__2PRFIN20041104_111303_000001542031_00438_14019_5825.N1	04-NOV-2004 11:13:03	Bright	153.50	7	19Bet Ori	0.10000	14000.	307	14019	No
186	GOM_NL__2PRFIN20041104_111810_000000382031_00438_14019_5826.N1	04-NOV-2004 11:18:10	Bright	38.000	140	88Gam Peg	2.8340	26000.	76	14019	No
187	GOM_NL__2PRFIN20041104_112000_000000432031_00438_14019_5827.N1	04-NOV-2004 11:20:00	Bright	42.500	50	13Alp Ari	2.0070	4250.0	85	14019	No
188	GOM_NL__2PRFIN20041104_112201_000000392031_00438_14019_5828.N1	04-NOV-2004 11:22:01	Bright	38.500	58	21Alp And	2.0730	11000.	77	14019	No
189	GOM_NL__2PRFIN20041104_112325_000000392031_00438_14019_5829.N1	04-NOV-2004 11:23:25	Bright	38.500	173	4Bet Tri	3.0040	8900.0	77	14019	No
190	GOM_NL__2PRFIN20041104_112529_000000392031_00438_14019_5830.N1	04-NOV-2004 11:25:29	Bright	38.500	73	57Gam1And	2.2600	13100.	77	14019	No
191	GOM_NL__2PRFIN20041104_112911_000000402031_00438_14019_5831.N1	04-NOV-2004 11:29:11	Bright	40.000	68	18Alp Cas	2.2250	4500.0	80	14019	No
192	GOM_NL__2PRFIN20041104_113140_000000762031_00438_14019_5832.N1	04-NOV-2004 11:31:40	Bright	76.000	114	3Iot Aur	2.6930	4600.0	152	14019	No
193	GOM_NL__2PRFIN20041104_113504_000000642031_00438_14019_5833.N1	04-NOV-2004 11:35:04	Bright	64.000	6	13Alp Aur	0.080000	3400.0	128	14019	No
194	GOM_NL__2PRFIN20041104_114222_000000412031_00438_14019_5834.N1	04-NOV-2004 11:42:22	Bright	40.500	60	7Bet UMi	2.0810	3950.0	81	14019	No
195	GOM_NL__2PRFIN20041104_114626_000000392031_00438_14019_5835.N1	04-NOV-2004 11:46:26	Bright	38.500	36	50Alp UMa	1.8000	6300.0	77	14019	No
196	GOM_NL__2PRFIN20041104_114805_000000402031_00438_14019_5836.N1	04-NOV-2004 11:48:05	Bright	40.000	82	48Bet UMa	2.3650	10600.	80	14019	No
197	GOM_NL__2PRFIN20041104_114935_000000362031_00438_14019_5837.N1	04-NOV-2004 11:49:35	Bright	36.000	39	85Eta UMa	1.8540	24000.	72	14019	No
198	GOM_NL__2PRFIN20041104_115150_000000432031_00438_14019_5838.N1	04-NOV-2004 11:51:50	Bright	42.500	174	52Psi UMa	3.0040	4400.0	85	14019	No
199	GOM_NL__2PRFIN20041104_115928_000000422031_00438_14019_5839.N1	04-NOV-2004 11:59:28	Bright	42.000	96	68Del Leo	2.5600	9300.0	84	14019	No
200	GOM_NL__2PRFIN20041104_120052_000000552031_00438_14019_5840.N1	04-NOV-2004 12:00:52	Bright	54.500	51	41Gam1Leo	2.0100	4500.0	109	14019	No
201	GOM_NL__2PRFIN20041104_120416_000000632031_00438_14019_5841.N1	04-NOV-2004 12:04:16	Tw_i_and_stray	63.000	22	32Alp Leo	1.3600	15200.	126	14019	No
202	GOM_NL__2PRFIN20041104_121423_000000862031_00438_14019_5842.N1	04-NOV-2004 12:14:23	Dark	85.500	48	30Alp Hya	1.9770	4100.0	171	14019	No
203	GOM_NL__2PRFIN20041104_121813_000000402031_00438_14019_5843.N1	04-NOV-2004 12:18:13	Dark	39.500	99	Del Cen	2.5750	26000.	79	14019	No
204	GOM_NL__2PRFIN20041104_121945_000000462031_00438_14019_5844.N1	04-NOV-2004 12:19:45	Dark	45.500	26	Gam Cru	1.6240	2900.0	91	14019	No
205	GOM_NL__2PRFIN20041104_122126_000000442031_00438_14019_5845.N1	04-NOV-2004 12:21:26	Dark	43.500	12	Alp1Cru	0.77500	30000.	87	14019	No
206	GOM_NL__2PRFIN20041104_122323_000000422031_00439_14020_5819.N1	04-NOV-2004 12:23:23	Dark	41.500	91	Kap Vel	2.4900	26000.	83	14020	No
207	GOM_NL__2PRFIN20041104_123123_000000512031_00439_14020_5820.N1	04-NOV-2004 12:31:23	Dark	51.000	2	Alp Car	-0.73600	7000.0	102	14020	No
208	GOM_NL__2PRFIN20041104_123345_000000922031_00439_14020_5821.N1	04-NOV-2004 12:33:45	Dark	92.000	23	21Eps CMa	1.5020	26000.	184	14020	No
209	GOM_NL__2PRFIN20041104_123750_000000522031_00439_14020_5822.N1	04-NOV-2004 12:37:50	Dark	52.000	9	Alp Eri	0.45300	24000.	104	14020	No
210	GOM_NL__2PRFIN20041104_124115_000000432031_00439_14020_5823.N1	04-NOV-2004 12:41:15	Straylight	43.000	157	The1Eri	2.9060	9300.0	86	14020	No
211	GOM_NL__2PRFIN20041104_124435_000000922031_00439_14020_5824.N1	04-NOV-2004 12:44:35	Straylight	91.500	139	9Bet Lep	2.8330	5600.0	183	14020	No
212	GOM_NL__2PRFIN20041104_124911_000000452031_00439_14020_5825.N1	04-NOV-2004 12:49:11	Straylight	45.000	52	16Bet Cet	2.0370	4500.0	90	14020	No
213	GOM_NL__2PRFIN20041104_125513_000000532031_00439_14020_5826.N1	04-NOV-2004 12:55:13	Tw_i_and_stray	52.500	94	92Alp Cet	2.5260	3100.0	105	14020	No
214	GOM_NL__2PRFIN20041104_125846_000000382031_00439_14020_5827.N1	04-NOV-2004 12:58:46	Bright	37.500	140	88Gam Peg	2.8340	26000.	75	14020	No
215	GOM_NL__2PRFIN20041104_130036_000000432031_00439_14020_5828.N1	04-NOV-2004 13:00:36	Bright	42.500	50	13Alp Ari	2.0070	4250.0	85	14020	No
216	GOM_NL__2PRFIN20041104_130237_000000372031_00439_14020_5829.N1	04-NOV-2004 13:02:37	Bright	37.000	58	21Alp And	2.0730	11000.	74	14020	No
217	GOM_NL__2PRFIN20041104_130604_000000382031_00439_14020_5830.N1	04-NOV-2004 13:06:04	Bright	38.000	73	57Gam1And	2.2600	13100.	76	14020	No
218	GOM_NL__2PRFIN20041104_130947_000000382031_00439_14020_5831.N1	04-NOV-2004 13:09:47	Bright	37.500	68	18Alp Cas	2.2250	4500.0	75	14020	No
219	GOM_NL__2PRFIN20041104_131214_000000792031_00439_14020_5832.N1	04-NOV-2004 13:12:14	Bright	78.500	114	3Iot Aur	2.6930	4600.0	157	14020	No

220	GOM_NL__2PRFIN20041104_131538_000000672031_00439_14020_5833.N1	04-NOV-2004 13:15:38	Bright	66.500	6	13Alp Aur	0.080000	3400.0	133	14020	No
221	GOM_NL__2PRFIN20041104_131900_000000372031_00439_14020_5834.N1	04-NOV-2004 13:19:00	Bright	36.500	49	1Alp UMi	1.9900	6300.0	73	14020	No
222	GOM_NL__2PRFIN20041104_132259_000000392031_00439_14020_5835.N1	04-NOV-2004 13:22:59	Bright	39.000	60	7Bet UMi	2.0810	3950.0	78	14020	No
223	GOM_NL__2PRFIN20041104_132703_000000412031_00439_14020_5836.N1	04-NOV-2004 13:27:03	Bright	40.500	36	50Alp UMa	1.8000	6300.0	81	14020	No
224	GOM_NL__2PRFIN20041104_132840_000000402031_00439_14020_5837.N1	04-NOV-2004 13:28:40	Bright	40.000	82	48Bet UMa	2.3650	10600.	80	14020	No
225	GOM_NL__2PRFIN20041104_133013_000000362031_00439_14020_5838.N1	04-NOV-2004 13:30:13	Bright	36.000	39	85Eta UMa	1.8540	24000.	72	14020	No
226	GOM_NL__2PRFIN20041104_133226_000000432031_00439_14020_5839.N1	04-NOV-2004 13:32:26	Bright	42.500	174	52Psi UMa	3.0040	4400.0	85	14020	No
227	GOM_NL__2PRFIN20041104_134004_000000432031_00439_14020_5840.N1	04-NOV-2004 13:40:04	Bright	42.500	96	68Del Leo	2.5600	9300.0	85	14020	No
228	GOM_NL__2PRFIN20041104_134128_000000562031_00439_14020_5841.N1	04-NOV-2004 13:41:28	Bright	55.500	51	41Gam1Leo	2.0100	4500.0	111	14020	No
229	GOM_NL__2PRFIN20041104_134452_000000632031_00439_14020_5842.N1	04-NOV-2004 13:44:52	Twi_and_stray	63.000	22	32Alp Leo	1.3600	15200.	126	14020	No
230	GOM_NL__2PRFIN20041104_135501_000000792031_00439_14020_5843.N1	04-NOV-2004 13:55:01	Dark	79.000	48	30Alp Hya	1.9770	4100.0	158	14020	No
231	GOM_NL__2PRFIN20041104_135849_000000402031_00439_14020_5844.N1	04-NOV-2004 13:58:49	Dark	39.500	99	Del Cen	2.5750	26000.	79	14020	No
232	GOM_NL__2PRFIN20041104_140022_000000462031_00439_14020_5845.N1	04-NOV-2004 14:00:22	Dark	46.000	26	Gam Cru	1.6240	2900.0	92	14020	No
233	GOM_NL__2PRFIN20041104_140201_000000412031_00439_14020_5846.N1	04-NOV-2004 14:02:01	Dark	40.500	12	Alp1Cru	0.77500	30000.	81	14020	No
234	GOM_NL__2PRFIN20041104_140359_000000432031_00440_14021_5840.N1	04-NOV-2004 14:03:59	Dark	42.500	91	Kap Vel	2.4900	26000.	85	14021	No
235	GOM_NL__2PRFIN20041104_141159_000000592031_00440_14021_5841.N1	04-NOV-2004 14:11:59	Dark	58.500	2	Alp Car	-0.73600	7000.0	117	14021	No
236	GOM_NL__2PRFIN20041104_141422_000000872031_00440_14021_5842.N1	04-NOV-2004 14:14:22	Dark	86.500	23	21Eps CMa	1.5020	26000.	173	14021	No
237	GOM_NL__2PRFIN20041104_141825_000000482031_00440_14021_5843.N1	04-NOV-2004 14:18:25	Dark	48.000	9	Alp Eri	0.45300	24000.	96	14021	No
238	GOM_NL__2PRFIN20041104_142149_000000462031_00440_14021_5844.N1	04-NOV-2004 14:21:49	Straylight	45.500	157	The1Eri	2.9060	9300.0	91	14021	No
239	GOM_NL__2PRFIN20041104_142512_000000962031_00440_14021_5845.N1	04-NOV-2004 14:25:12	Straylight	96.000	139	9Bet Lep	2.8330	5600.0	192	14021	No
240	GOM_NL__2PRFIN20041104_142947_000000462031_00440_14021_5846.N1	04-NOV-2004 14:29:47	Straylight	45.500	52	16Bet Cet	2.0370	4500.0	91	14021	No
241	GOM_NL__2PRFIN20041104_143549_000000622031_00440_14021_5847.N1	04-NOV-2004 14:35:49	Twi_and_stray	61.500	94	92Alp Cet	2.5260	3100.0	123	14021	No
242	GOM_NL__2PRFIN20041104_143922_000000372031_00440_14021_5848.N1	04-NOV-2004 14:39:22	Bright	37.000	140	88Gam Peg	2.8340	26000.	74	14021	No
243	GOM_NL__2PRFIN20041104_144111_000000422031_00440_14021_5849.N1	04-NOV-2004 14:41:11	Bright	42.000	50	13Alp Ari	2.0070	4250.0	84	14021	No
244	GOM_NL__2PRFIN20041104_144313_000000382031_00440_14021_5850.N1	04-NOV-2004 14:43:13	Bright	37.500	58	21Alp And	2.0730	11000.	75	14021	No
245	GOM_NL__2PRFIN20041104_144639_000000422031_00440_14021_5851.N1	04-NOV-2004 14:46:39	Bright	41.500	73	57Gam1And	2.2600	13100.	83	14021	No
246	GOM_NL__2PRFIN20041104_145022_000000392031_00440_14021_5852.N1	04-NOV-2004 14:50:22	Bright	39.000	68	18Alp Cas	2.2250	4500.0	78	14021	No
247	GOM_NL__2PRFIN20041104_145248_000000752031_00440_14021_5853.N1	04-NOV-2004 14:52:48	Bright	74.500	114	3lot Aur	2.6930	4600.0	149	14021	No
248	GOM_NL__2PRFIN20041104_145612_000000652031_00440_14021_5854.N1	04-NOV-2004 14:56:12	Bright	65.000	6	13Alp Aur	0.080000	3400.0	130	14021	No
249	GOM_NL__2PRFIN20041104_145936_000000382031_00440_14021_5855.N1	04-NOV-2004 14:59:36	Bright	37.500	49	1Alp UMi	1.9900	6300.0	75	14021	No
250	GOM_NL__2PRFIN20041104_150335_000000412031_00440_14021_5856.N1	04-NOV-2004 15:03:35	Bright	40.500	60	7Bet UMi	2.0810	3950.0	81	14021	No
251	GOM_NL__2PRFIN20041104_150738_000000412031_00440_14021_5857.N1	04-NOV-2004 15:07:38	Bright	40.500	36	50Alp UMa	1.8000	6300.0	81	14021	No
252	GOM_NL__2PRFIN20041104_150916_000000392031_00440_14021_5858.N1	04-NOV-2004 15:09:16	Bright	38.500	82	48Bet UMa	2.3650	10600.	77	14021	No
253	GOM_NL__2PRFIN20041104_151048_000000382031_00440_14021_5859.N1	04-NOV-2004 15:10:48	Bright	37.500	39	85Eta UMa	1.8540	24000.	75	14021	No
254	GOM_NL__2PRFIN20041104_151302_000000422031_00440_14021_5860.N1	04-NOV-2004 15:13:02	Bright	41.500	174	52Psi UMa	3.0040	4400.0	83	14021	No
255	GOM_NL__2PRFIN20041104_152040_000000442031_00440_14021_5861.N1	04-NOV-2004 15:20:40	Bright	44.000	96	68Del Leo	2.5600	9300.0	88	14021	No
256	GOM_NL__2PRFIN20041104_152204_000000562031_00440_14021_5862.N1	04-NOV-2004 15:22:04	Bright	55.500	51	41Gam1Leo	2.0100	4500.0	111	14021	No
257	GOM_NL__2PRFIN20041104_152529_000000672031_00440_14021_5863.N1	04-NOV-2004 15:25:29	Twi_and_stray	67.000	22	32Alp Leo	1.3600	15200.	134	14021	No
258	GOM_NL__2PRFIN20041104_153538_000000912031_00440_14021_5864.N1	04-NOV-2004 15:35:38	Dark	90.500	48	30Alp Hya	1.9770	4100.0	181	14021	No
259	GOM_NL__2PRFIN20041104_153925_000000412031_00440_14021_5865.N1	04-NOV-2004 15:39:25	Dark	40.500	99	Del Cen	2.5750	26000.	81	14021	No
260	GOM_NL__2PRFIN20041104_154057_000000512031_00440_14021_5866.N1	04-NOV-2004 15:40:57	Dark	51.000	26	Gam Cru	1.6240	2900.0	102	14021	No
261	GOM_NL__2PRFIN20041104_154238_000000462031_00440_14021_5867.N1	04-NOV-2004 15:42:38	Dark	46.000	12	Alp1Cru	0.77500	30000.	92	14021	No
262	GOM_NL__2PRFIN20041104_154435_000000432031_00441_14022_5841.N1	04-NOV-2004 15:44:35	Dark	43.000	91	Kap Vel	2.4900	26000.	86	14022	No
263	GOM_NL__2PRFIN20041104_155236_000000622031_00441_14022_5842.N1	04-NOV-2004 15:52:36	Dark	62.000	2	Alp Car	-0.73600	7000.0	124	14022	No
264	GOM_NL__2PRFIN20041104_155500_000000902031_00441_14022_5843.N1	04-NOV-2004 15:55:00	Dark	89.500	23	21Eps CMa	1.5020	26000.	179	14022	No
265	GOM_NL__2PRFIN20041104_155902_000000402031_00441_14022_5844.N1	04-NOV-2004 15:59:02	Dark	39.500	9	Alp Eri	0.45300	24000.	79	14022	No
266	GOM_NL__2PRFIN20041104_160227_000000432031_00441_14022_5845.N1	04-NOV-2004 16:02:27	Straylight	43.000	157	The1Eri	2.9060	9300.0	86	14022	No
267	GOM_NL__2PRFIN20041104_160549_000000892031_00441_14022_5846.N1	04-NOV-2004 16:05:49	Straylight	88.500	139	9Bet Lep	2.8330	5600.0	177	14022	No
268	GOM_NL__2PRFIN20041104_161023_000000472031_00441_14022_5847.N1	04-NOV-2004 16:10:23	Straylight	46.500	52	16Bet Cet	2.0370	4500.0	93	14022	No
269	GOM_NL__2PRFIN20041104_161624_000000582031_00441_14022_5848.N1	04-NOV-2004 16:16:24	Twi_and_stray	57.500	94	92Alp Cet	2.5260	3100.0	115	14022	No
270	GOM_NL__2PRFIN20041104_161959_000000362031_00441_14022_5849.N1	04-NOV-2004 16:19:59	Bright	36.000	140	88Gam Peg	2.8340	26000.	72	14022	No
271	GOM_NL__2PRFIN20041104_162147_000000412031_00441_14022_5850.N1	04-NOV-2004 16:21:47	Bright	41.000	50	13Alp Ari	2.0070	4250.0	82	14022	No
272	GOM_NL__2PRFIN20041104_162350_000000382031_00441_14022_5851.N1	04-NOV-2004 16:23:50	Bright	37.500	58	21Alp And	2.0730	11000.	75	14022	No
273	GOM_NL__2PRFIN20041104_162715_000000422031_00441_14022_5852.N1	04-NOV-2004 16:27:15	Bright	41.500	73	57Gam1And	2.2600	13100.	83	14022	No
274	GOM_NL__2PRFIN20041104_163058_000000392031_00441_14022_5853.N1	04-NOV-2004 16:30:58	Bright	38.500	68	18Alp Cas	2.2250	4500.0	77	14022	No
275	GOM_NL__2PRFIN20041104_163322_000000802031_00441_14022_5854.N1	04-NOV-2004 16:33:22	Bright	79.500	114	3lot Aur	2.6930	4600.0	159	14022	No
276	GOM_NL__2PRFIN20041104_163647_000000662031_00441_14022_5855.N1	04-NOV-2004 16:36:47	Bright	65.500	6	13Alp Aur	0.080000	3400.0	131	14022	No
277	GOM_NL__2PRFIN20041104_164011_000000402031_00441_14022_5856.N1	04-NOV-2004 16:40:11	Bright	39.500	49	1Alp UMi	1.9900	6300.0	79	14022	No
278	GOM_NL__2PRFIN20041104_164410_000000412031_00441_14022_5857.N1	04-NOV-2004 16:44:10	Bright	40.500	60	7Bet UMi	2.0810	3950.0	81	14022	No

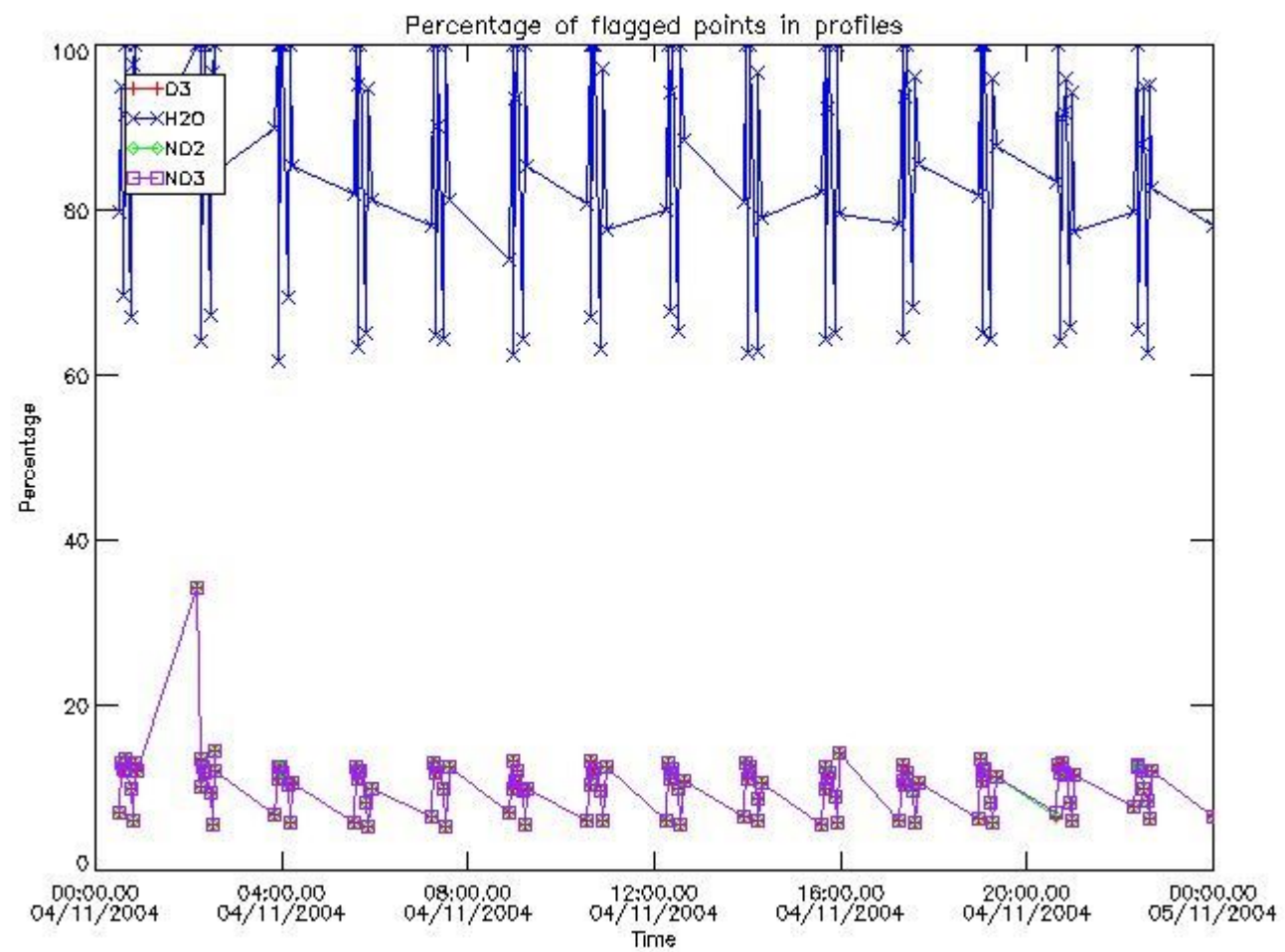
279	GOM_NL__2PRFIN20041104_164814_000000422031_00441_14022_5858.N1	04-NOV-2004 16:48:14	Bright	41.500	36	50Alp UMa	1.8000	6300.0	83	14022	No
280	GOM_NL__2PRFIN20041104_164952_000000392031_00441_14022_5859.N1	04-NOV-2004 16:49:52	Bright	38.500	82	48Bet UMa	2.3650	10600.	77	14022	No
281	GOM_NL__2PRFIN20041104_165124_000000392031_00441_14022_5860.N1	04-NOV-2004 16:51:24	Bright	38.500	39	85Eta UMa	1.8540	24000.	77	14022	No
282	GOM_NL__2PRFIN20041104_165337_000000582031_00441_14022_5861.N1	04-NOV-2004 16:53:37	Bright	58.000	174	52Psi UMa	3.0040	4400.0	116	14022	No
283	GOM_NL__2PRFIN20041104_170116_000000472031_00441_14022_5862.N1	04-NOV-2004 17:01:16	Bright	46.500	96	68Del Leo	2.5600	9300.0	93	14022	No
284	GOM_NL__2PRFIN20041104_170241_000000572031_00441_14022_5863.N1	04-NOV-2004 17:02:41	Bright	57.000	51	41Gam1Leo	2.0100	4500.0	114	14022	No
285	GOM_NL__2PRFIN20041104_170605_000000642031_00441_14022_5864.N1	04-NOV-2004 17:06:05	Tw_i_and_stray	64.000	22	32Alp Leo	1.3600	15200.	128	14022	No
286	GOM_NL__2PRFIN20041104_171616_000000862031_00441_14022_5865.N1	04-NOV-2004 17:16:16	Dark	85.500	48	30Alp Hya	1.9770	4100.0	171	14022	No
287	GOM_NL__2PRFIN20041104_172001_000000402031_00441_14022_5866.N1	04-NOV-2004 17:20:01	Dark	40.000	99	Del Cen	2.5750	26000.	80	14022	No
288	GOM_NL__2PRFIN20041104_172133_000000472031_00441_14022_5867.N1	04-NOV-2004 17:21:33	Dark	47.000	26	Gam Cru	1.6240	2900.0	94	14022	No
289	GOM_NL__2PRFIN20041104_172314_000000492031_00441_14022_5868.N1	04-NOV-2004 17:23:14	Dark	49.000	12	Alp1Cru	0.77500	30000.	98	14022	No
290	GOM_NL__2PRFIN20041104_172512_000000442031_00442_14023_5842.N1	04-NOV-2004 17:25:12	Dark	43.500	91	Kap Vel	2.4900	26000.	87	14023	No
291	GOM_NL__2PRFIN20041104_173312_000000532031_00442_14023_5843.N1	04-NOV-2004 17:33:12	Dark	52.500	2	Alp Car	-0.73600	7000.0	105	14023	No
292	GOM_NL__2PRFIN20041104_173537_000000892031_00442_14023_5844.N1	04-NOV-2004 17:35:37	Dark	88.500	23	21Eps CMa	1.5020	26000.	177	14023	No
293	GOM_NL__2PRFIN20041104_173938_000000492031_00442_14023_5845.N1	04-NOV-2004 17:39:38	Dark	48.500	9	Alp Eri	0.45300	24000.	97	14023	No
294	GOM_NL__2PRFIN20041104_174304_000000442031_00442_14023_5846.N1	04-NOV-2004 17:43:04	Straylight	44.000	157	The1Eri	2.9060	9300.0	88	14023	No
295	GOM_NL__2PRFIN20041104_174626_000000912031_00442_14023_5847.N1	04-NOV-2004 17:46:26	Straylight	91.000	139	9Bet Lep	2.8330	5600.0	182	14023	No
296	GOM_NL__2PRFIN20041104_175059_000000452031_00442_14023_5848.N1	04-NOV-2004 17:50:59	Straylight	45.000	52	16Bet Cet	2.0370	4500.0	90	14023	No
297	GOM_NL__2PRFIN20041104_175659_000000612031_00442_14023_5849.N1	04-NOV-2004 17:56:59	Tw_i_and_stray	60.500	94	92Alp Cet	2.5260	3100.0	121	14023	No
298	GOM_NL__2PRFIN20041104_180035_000000372031_00442_14023_5850.N1	04-NOV-2004 18:00:35	Bright	36.500	140	88Gam Peg	2.8340	26000.	73	14023	No
299	GOM_NL__2PRFIN20041104_180223_000000422031_00442_14023_5851.N1	04-NOV-2004 18:02:23	Bright	42.000	50	13Alp Ari	2.0070	4250.0	84	14023	No
300	GOM_NL__2PRFIN20041104_180426_000000382031_00442_14023_5852.N1	04-NOV-2004 18:04:26	Bright	37.500	58	21Alp And	2.0730	11000.	75	14023	No
301	GOM_NL__2PRFIN20041104_180751_000000422031_00442_14023_5853.N1	04-NOV-2004 18:07:51	Bright	41.500	73	57Gam1And	2.2600	13100.	83	14023	No
302	GOM_NL__2PRFIN20041104_181135_000000392031_00442_14023_5854.N1	04-NOV-2004 18:11:35	Bright	39.000	68	18Alp Cas	2.2250	4500.0	78	14023	No
303	GOM_NL__2PRFIN20041104_181356_000000782031_00442_14023_5855.N1	04-NOV-2004 18:13:56	Bright	78.000	114	3lot Aur	2.6930	4600.0	156	14023	No
304	GOM_NL__2PRFIN20041104_181722_000000662031_00442_14023_5856.N1	04-NOV-2004 18:17:22	Bright	66.000	6	13Alp Aur	0.080000	3400.0	132	14023	No
305	GOM_NL__2PRFIN20041104_182048_000000382031_00442_14023_5857.N1	04-NOV-2004 18:20:48	Bright	37.500	49	1Alp UMi	1.9900	6300.0	75	14023	No
306	GOM_NL__2PRFIN20041104_182447_000000392031_00442_14023_5858.N1	04-NOV-2004 18:24:47	Bright	39.000	60	7Bet UMi	2.0810	3950.0	78	14023	No
307	GOM_NL__2PRFIN20041104_182850_000000392031_00442_14023_5859.N1	04-NOV-2004 18:28:50	Bright	39.000	36	50Alp UMa	1.8000	6300.0	78	14023	No
308	GOM_NL__2PRFIN20041104_183028_000000502031_00442_14023_5860.N1	04-NOV-2004 18:30:28	Bright	49.500	82	48Bet UMa	2.3650	10600.	99	14023	No
309	GOM_NL__2PRFIN20041104_183200_000000512031_00442_14023_5861.N1	04-NOV-2004 18:32:00	Bright	51.000	39	85Eta UMa	1.8540	24000.	102	14023	No
310	GOM_NL__2PRFIN20041104_183413_000000442031_00442_14023_5862.N1	04-NOV-2004 18:34:13	Bright	44.000	174	52Psi UMa	3.0040	4400.0	88	14023	No
311	GOM_NL__2PRFIN20041104_184152_000000442031_00442_14023_5863.N1	04-NOV-2004 18:41:52	Bright	44.000	96	68Del Leo	2.5600	9300.0	88	14023	No
312	GOM_NL__2PRFIN20041104_184318_000000542031_00442_14023_5864.N1	04-NOV-2004 18:43:18	Bright	54.000	51	41Gam1Leo	2.0100	4500.0	108	14023	No
313	GOM_NL__2PRFIN20041104_184642_000000632031_00442_14023_5865.N1	04-NOV-2004 18:46:42	Tw_i_and_stray	63.000	22	32Alp Leo	1.3600	15200.	126	14023	No
314	GOM_NL__2PRFIN20041104_185654_000000822031_00442_14023_5866.N1	04-NOV-2004 18:56:54	Dark	82.000	48	30Alp Hya	1.9770	4100.0	164	14023	No
315	GOM_NL__2PRFIN20041104_190038_000000382031_00442_14023_5867.N1	04-NOV-2004 19:00:38	Dark	38.000	99	Del Cen	2.5750	26000.	76	14023	No
316	GOM_NL__2PRFIN20041104_190209_000000512031_00442_14023_5868.N1	04-NOV-2004 19:02:09	Dark	50.500	26	Gam Cru	1.6240	2900.0	101	14023	No
317	GOM_NL__2PRFIN20041104_190349_000000472031_00442_14023_5869.N1	04-NOV-2004 19:03:49	Dark	47.000	12	Alp1Cru	0.77500	30000.	94	14023	No
318	GOM_NL__2PRFIN20041104_190548_000000422031_00443_14024_5845.N1	04-NOV-2004 19:05:48	Dark	41.500	91	Kap Vel	2.4900	26000.	83	14024	No
319	GOM_NL__2PRFIN20041104_191349_000000622031_00443_14024_5846.N1	04-NOV-2004 19:13:49	Dark	62.000	2	Alp Car	-0.73600	7000.0	124	14024	No
320	GOM_NL__2PRFIN20041104_191616_000000872031_00443_14024_5847.N1	04-NOV-2004 19:16:16	Dark	87.000	23	21Eps CMa	1.5020	26000.	174	14024	No
321	GOM_NL__2PRFIN20041104_192014_000000452031_00443_14024_5848.N1	04-NOV-2004 19:20:14	Dark	45.000	9	Alp Eri	0.45300	24000.	90	14024	No
322	GOM_NL__2PRFIN20041104_192339_000000452031_00443_14024_5849.N1	04-NOV-2004 19:23:39	Straylight	45.000	157	The1Eri	2.9060	9300.0	90	14024	No
323	GOM_NL__2PRFIN20041104_192702_000000982031_00443_14024_5850.N1	04-NOV-2004 19:27:02	Straylight	97.500	139	9Bet Lep	2.8330	5600.0	195	14024	No
324	GOM_NL__2PRFIN20041104_193136_000000452031_00443_14024_5851.N1	04-NOV-2004 19:31:36	Straylight	45.000	52	16Bet Cet	2.0370	4500.0	90	14024	No
325	GOM_NL__2PRFIN20041104_193736_000000632031_00443_14024_5852.N1	04-NOV-2004 19:37:36	Tw_i_and_stray	62.500	94	92Alp Cet	2.5260	3100.0	125	14024	No
326	GOM_NL__2PRFIN20041104_194111_000000392031_00443_14024_5853.N1	04-NOV-2004 19:41:11	Bright	38.500	140	88Gam Peg	2.8340	26000.	77	14024	No
327	GOM_NL__2PRFIN20041104_194259_000000442031_00443_14024_5854.N1	04-NOV-2004 19:42:59	Bright	43.500	50	13Alp Ari	2.0070	4250.0	87	14024	No
328	GOM_NL__2PRFIN20041104_194502_000000372031_00443_14024_5855.N1	04-NOV-2004 19:45:02	Bright	37.000	58	21Alp And	2.0730	11000.	74	14024	No
329	GOM_NL__2PRFIN20041104_194827_000000382031_00443_14024_5856.N1	04-NOV-2004 19:48:27	Bright	38.000	73	57Gam1And	2.2600	13100.	76	14024	No
330	GOM_NL__2PRFIN20041104_195210_000000382031_00443_14024_5857.N1	04-NOV-2004 19:52:10	Bright	38.000	68	18Alp Cas	2.2250	4500.0	76	14024	No
331	GOM_NL__2PRFIN20041104_195430_000000802031_00443_14024_5858.N1	04-NOV-2004 19:54:30	Bright	80.000	114	3lot Aur	2.6930	4600.0	160	14024	No
332	GOM_NL__2PRFIN20041104_195757_000000632031_00443_14024_5859.N1	04-NOV-2004 19:57:57	Bright	62.500	6	13Alp Aur	0.080000	3400.0	125	14024	No
333	GOM_NL__2PRFIN20041104_200123_000000402031_00443_14024_5860.N1	04-NOV-2004 20:01:23	Bright	39.500	49	1Alp UMi	1.9900	6300.0	79	14024	No
334	GOM_NL__2PRFIN20041104_200521_000000382031_00443_14024_5861.N1	04-NOV-2004 20:05:21	Bright	38.000	60	7Bet UMi	2.0810	3950.0	76	14024	No
335	GOM_NL__2PRFIN20041104_200925_000000422031_00443_14024_5862.N1	04-NOV-2004 20:09:25	Bright	41.500	36	50Alp UMa	1.8000	6300.0	83	14024	No
336	GOM_NL__2PRFIN20041104_201104_000000402031_00443_14024_5863.N1	04-NOV-2004 20:11:04	Bright	39.500	82	48Bet UMa	2.3650	10600.	79	14024	No
337	GOM_NL__2PRFIN20041104_201234_000000402031_00443_14024_5864.N1	04-NOV-2004 20:12:34	Bright	40.000	39	85Eta UMa	1.8540	24000.	80	14024	No

338	GOM_NL__2PRFIN20041104_201449_000000432031_00443_14024_5865.N1	04-NOV-2004 20:14:49	Bright	42.500	174	52Psi UMa	3.0040	4400.0	85	14024	No
339	GOM_NL__2PRFIN20041104_202229_000000432031_00443_14024_5866.N1	04-NOV-2004 20:22:29	Bright	42.500	96	68Del Leo	2.5600	9300.0	85	14024	No
340	GOM_NL__2PRFIN20041104_202354_000000562031_00443_14024_5867.N1	04-NOV-2004 20:23:54	Bright	55.500	51	41Gam1Leo	2.0100	4500.0	111	14024	No
341	GOM_NL__2PRFIN20041104_202719_000000662031_00443_14024_5868.N1	04-NOV-2004 20:27:19	Twilight_and_stray	66.000	22	32Alp Leo	1.3600	15200.	132	14024	No
342	GOM_NL__2PRFIN20041104_203732_000000942031_00443_14024_5869.N1	04-NOV-2004 20:37:32	Dark	94.000	48	30Alp Hya	1.9770	4100.0	188	14024	No
343	GOM_NL__2PRFIN20041104_204113_000000402031_00443_14024_5870.N1	04-NOV-2004 20:41:13	Dark	40.000	99	Del Cen	2.5750	26000.	80	14024	No
344	GOM_NL__2PRFIN20041104_204246_000000442031_00443_14024_5871.N1	04-NOV-2004 20:42:46	Dark	43.500	26	Gam Cru	1.6240	2900.0	87	14024	No
345	GOM_NL__2PRFIN20041104_204426_000000402031_00443_14024_5872.N1	04-NOV-2004 20:44:26	Dark	39.500	12	Alp1Cru	0.77500	30000.	79	14024	No
346	GOM_NL__2PRFIN20041104_204712_000000432031_00444_14025_5847.N1	04-NOV-2004 20:47:12	Dark	43.000	71	lot Car	2.2460	7700.0	86	14025	No
347	GOM_NL__2PRFIN20041104_204909_000000482031_00444_14025_5848.N1	04-NOV-2004 20:49:09	Dark	48.000	34	Gam2Vel	1.7930	23000.	96	14025	No
348	GOM_NL__2PRFIN20041104_205425_000000622031_00444_14025_5849.N1	04-NOV-2004 20:54:25	Dark	62.000	2	Alp Car	-0.73600	7000.0	124	14025	No
349	GOM_NL__2PRFIN20041104_205653_000000872031_00444_14025_5850.N1	04-NOV-2004 20:56:53	Dark	86.500	23	21Eps CMa	1.5020	26000.	173	14025	No
350	GOM_NL__2PRFIN20041104_210050_000000452031_00444_14025_5851.N1	04-NOV-2004 21:00:50	Dark	44.500	9	Alp Eri	0.45300	24000.	89	14025	No
351	GOM_NL__2PRFIN20041104_210416_000000462031_00444_14025_5852.N1	04-NOV-2004 21:04:16	Straylight	45.500	157	The1Eri	2.9060	9300.0	91	14025	No
352	GOM_NL__2PRFIN20041104_210845_0000001902031_00444_14025_5853.N1	04-NOV-2004 21:08:45	Straylight	190.00	1	9Alp CMa	-1.4400	11000.	380	14025	No
353	GOM_NL__2PRFIN20041104_211811_000000552031_00444_14025_5854.N1	04-NOV-2004 21:18:11	Twilight_and_stray	55.000	94	92Alp Cet	2.5260	3100.0	110	14025	No
354	GOM_NL__2PRFIN20041104_212242_000000402031_00444_14025_5855.N1	04-NOV-2004 21:22:42	Bright	39.500	105	6Bet Ari	2.6450	8900.0	79	14025	No
355	GOM_NL__2PRFIN20041104_212538_000000392031_00444_14025_5856.N1	04-NOV-2004 21:25:38	Bright	38.500	58	21Alp And	2.0730	11000.	77	14025	No
356	GOM_NL__2PRFIN20041104_212902_000000402031_00444_14025_5857.N1	04-NOV-2004 21:29:02	Bright	40.000	73	57Gam1And	2.2600	13100.	80	14025	No
357	GOM_NL__2PRFIN20041104_213246_000000392031_00444_14025_5858.N1	04-NOV-2004 21:32:46	Bright	38.500	68	18Alp Cas	2.2250	4500.0	77	14025	No
358	GOM_NL__2PRFIN20041104_213504_000000792031_00444_14025_5859.N1	04-NOV-2004 21:35:04	Bright	78.500	114	3lot Aur	2.6930	4600.0	157	14025	No
359	GOM_NL__2PRFIN20041104_213831_000000672031_00444_14025_5860.N1	04-NOV-2004 21:38:31	Bright	66.500	6	13Alp Aur	0.080000	3400.0	133	14025	No
360	GOM_NL__2PRFIN20041104_214159_000000382031_00444_14025_5861.N1	04-NOV-2004 21:41:59	Bright	37.500	49	1Alp UMi	1.9900	6300.0	75	14025	No
361	GOM_NL__2PRFIN20041104_214559_000000362031_00444_14025_5862.N1	04-NOV-2004 21:45:59	Bright	36.000	60	7Bet UMi	2.0810	3950.0	72	14025	No
362	GOM_NL__2PRFIN20041104_215001_000000432031_00444_14025_5863.N1	04-NOV-2004 21:50:01	Bright	43.000	36	50Alp UMa	1.8000	6300.0	86	14025	No
363	GOM_NL__2PRFIN20041104_215139_000000482031_00444_14025_5864.N1	04-NOV-2004 21:51:39	Bright	47.500	82	48Bet UMa	2.3650	10600.	95	14025	No
364	GOM_NL__2PRFIN20041104_215310_000000392031_00444_14025_5865.N1	04-NOV-2004 21:53:10	Bright	39.000	39	85Eta UMa	1.8540	24000.	78	14025	No
365	GOM_NL__2PRFIN20041104_215525_000000412031_00444_14025_5866.N1	04-NOV-2004 21:55:25	Bright	41.000	174	52Psi UMa	3.0040	4400.0	82	14025	No
366	GOM_NL__2PRFIN20041104_220354_000000642031_00444_14025_5867.N1	04-NOV-2004 22:03:54	Bright	63.500	166	17Eps Leo	2.9800	6000.0	127	14025	No
367	GOM_NL__2PRFIN20041104_220756_000000662031_00444_14025_5868.N1	04-NOV-2004 22:07:56	Twilight_and_stray	66.000	22	32Alp Leo	1.3600	15200.	132	14025	No
368	GOM_NL__2PRFIN20041104_221809_000000802031_00444_14025_5869.N1	04-NOV-2004 22:18:09	Dark	79.500	48	30Alp Hya	1.9770	4100.0	159	14025	No
369	GOM_NL__2PRFIN20041104_222149_000000402031_00444_14025_5870.N1	04-NOV-2004 22:21:49	Dark	40.000	99	Del Cen	2.5750	26000.	80	14025	No
370	GOM_NL__2PRFIN20041104_222322_000000412031_00444_14025_5871.N1	04-NOV-2004 22:23:22	Dark	41.000	26	Gam Cru	1.6240	2900.0	82	14025	No
371	GOM_NL__2PRFIN20041104_222748_000000422031_00445_14026_5848.N1	04-NOV-2004 22:27:48	Dark	42.000	71	lot Car	2.2460	7700.0	84	14026	No
372	GOM_NL__2PRFIN20041104_222946_000000512031_00445_14026_5849.N1	04-NOV-2004 22:29:46	Dark	51.000	34	Gam2Vel	1.7930	23000.	102	14026	No
373	GOM_NL__2PRFIN20041104_223502_000000612031_00445_14026_5850.N1	04-NOV-2004 22:35:02	Dark	60.500	2	Alp Car	-0.73600	7000.0	121	14026	No
374	GOM_NL__2PRFIN20041104_223731_000000832031_00445_14026_5851.N1	04-NOV-2004 22:37:31	Dark	83.000	23	21Eps CMa	1.5020	26000.	166	14026	No
375	GOM_NL__2PRFIN20041104_224126_000000472031_00445_14026_5852.N1	04-NOV-2004 22:41:26	Dark	46.500	9	Alp Eri	0.45300	24000.	93	14026	No
376	GOM_NL__2PRFIN20041104_224450_000000452031_00445_14026_5853.N1	04-NOV-2004 22:44:50	Straylight	44.500	157	The1Eri	2.9060	9300.0	89	14026	No
377	GOM_NL__2PRFIN20041104_224922_0000001902031_00445_14026_5854.N1	04-NOV-2004 22:49:22	Twilight_and_stray	190.00	1	9Alp CMa	-1.4400	11000.	380	14026	No
378	GOM_NL__2PRFIN20041104_225847_000000602031_00445_14026_5855.N1	04-NOV-2004 22:58:47	Twilight_and_stray	59.500	94	92Alp Cet	2.5260	3100.0	119	14026	No
379	GOM_NL__2PRFIN20041104_230317_000000412031_00445_14026_5856.N1	04-NOV-2004 23:03:17	Bright	41.000	105	6Bet Ari	2.6450	8900.0	82	14026	No
380	GOM_NL__2PRFIN20041104_230614_000000392031_00445_14026_5857.N1	04-NOV-2004 23:06:14	Bright	39.000	58	21Alp And	2.0730	11000.	78	14026	No
381	GOM_NL__2PRFIN20041104_230938_000000382031_00445_14026_5858.N1	04-NOV-2004 23:09:38	Bright	38.000	73	57Gam1And	2.2600	13100.	76	14026	No
382	GOM_NL__2PRFIN20041104_231321_000000402031_00445_14026_5859.N1	04-NOV-2004 23:13:21	Bright	39.500	68	18Alp Cas	2.2250	4500.0	79	14026	No
383	GOM_NL__2PRFIN20041104_231538_000000792031_00445_14026_5860.N1	04-NOV-2004 23:15:38	Bright	78.500	114	3lot Aur	2.6930	4600.0	157	14026	No
384	GOM_NL__2PRFIN20041104_231906_000000652031_00445_14026_5861.N1	04-NOV-2004 23:19:06	Bright	65.000	6	13Alp Aur	0.080000	3400.0	130	14026	No
385	GOM_NL__2PRFIN20041104_232233_000000372031_00445_14026_5862.N1	04-NOV-2004 23:22:33	Bright	37.000	49	1Alp UMi	1.9900	6300.0	74	14026	No
386	GOM_NL__2PRFIN20041104_232635_000000402031_00445_14026_5863.N1	04-NOV-2004 23:26:35	Bright	39.500	60	7Bet UMi	2.0810	3950.0	79	14026	No
387	GOM_NL__2PRFIN20041104_233037_000000432031_00445_14026_5864.N1	04-NOV-2004 23:30:37	Bright	43.000	36	50Alp UMa	1.8000	6300.0	86	14026	No
388	GOM_NL__2PRFIN20041104_233216_000000572031_00445_14026_5865.N1	04-NOV-2004 23:32:16	Bright	57.000	82	48Bet UMa	2.3650	10600.	114	14026	No
389	GOM_NL__2PRFIN20041104_233348_000000362031_00445_14026_5866.N1	04-NOV-2004 23:33:48	Bright	35.500	39	85Eta UMa	1.8540	24000.	71	14026	No
390	GOM_NL__2PRFIN20041104_233601_000000432031_00445_14026_5867.N1	04-NOV-2004 23:36:01	Bright	42.500	174	52Psi UMa	3.0040	4400.0	85	14026	No
391	GOM_NL__2PRFIN20041104_234431_000000632031_00445_14026_5868.N1	04-NOV-2004 23:44:31	Bright	62.500	166	17Eps Leo	2.9800	6000.0	125	14026	No
392	GOM_NL__2PRFIN20041104_234833_000000612031_00445_14026_5869.N1	04-NOV-2004 23:48:33	Twilight_and_stray	61.000	22	32Alp Leo	1.3600	15200.	122	14026	No
393	GOM_NL__2PRFIN20041104_235847_000000942031_00445_14026_5870.N1	04-NOV-2004 23:58:47	Dark	93.500	48	30Alp Hya	1.9770	4100.0	187	14026	No

3. Quality information per product

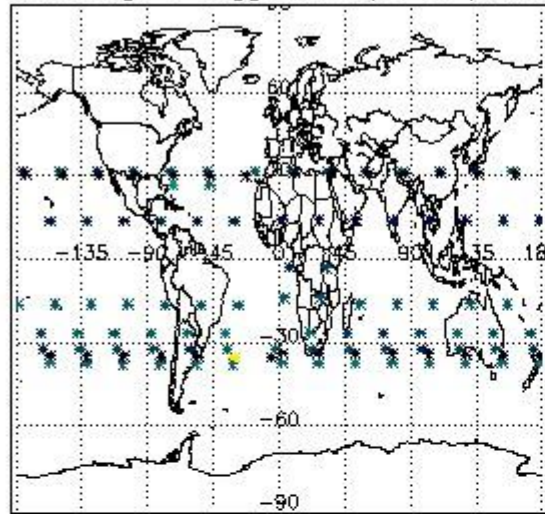
In this section it is plotted some information contained in the Quality Summary data set of the level 2 products. Only products in dark limb conditions and without errors (error flag in the MPH set to "0") are used.

3.1 Plot quality information per product (time dependant)

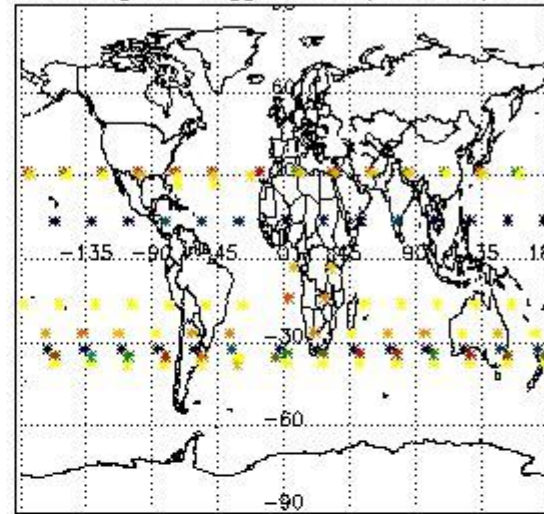


3.2 Plot quality information per product (world map)

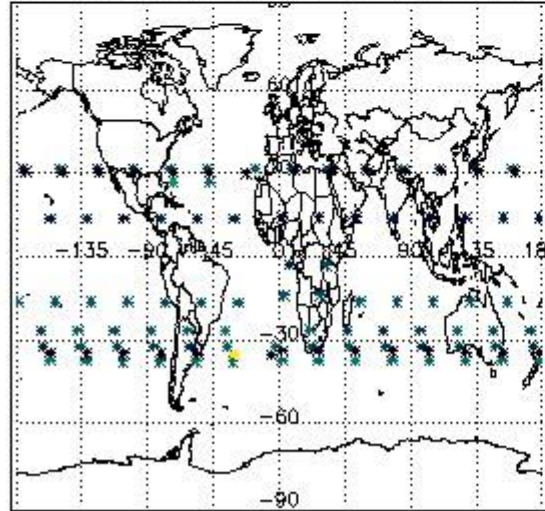
Percentage of flagged data per O3 profile



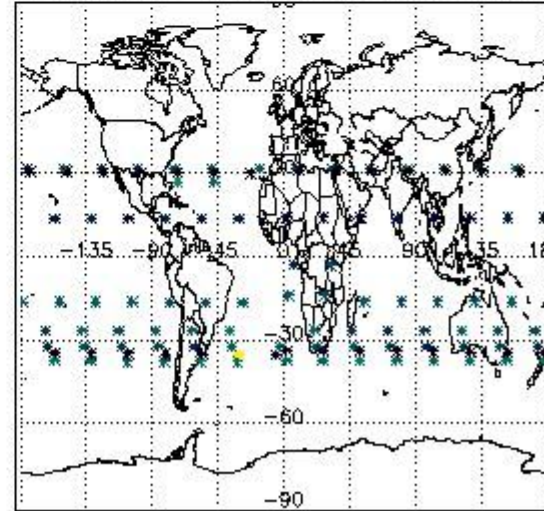
Percentage of flagged data per H2O profile



Percentage of flagged data per NO2 profile



Percentage of flagged data per NO3 profile

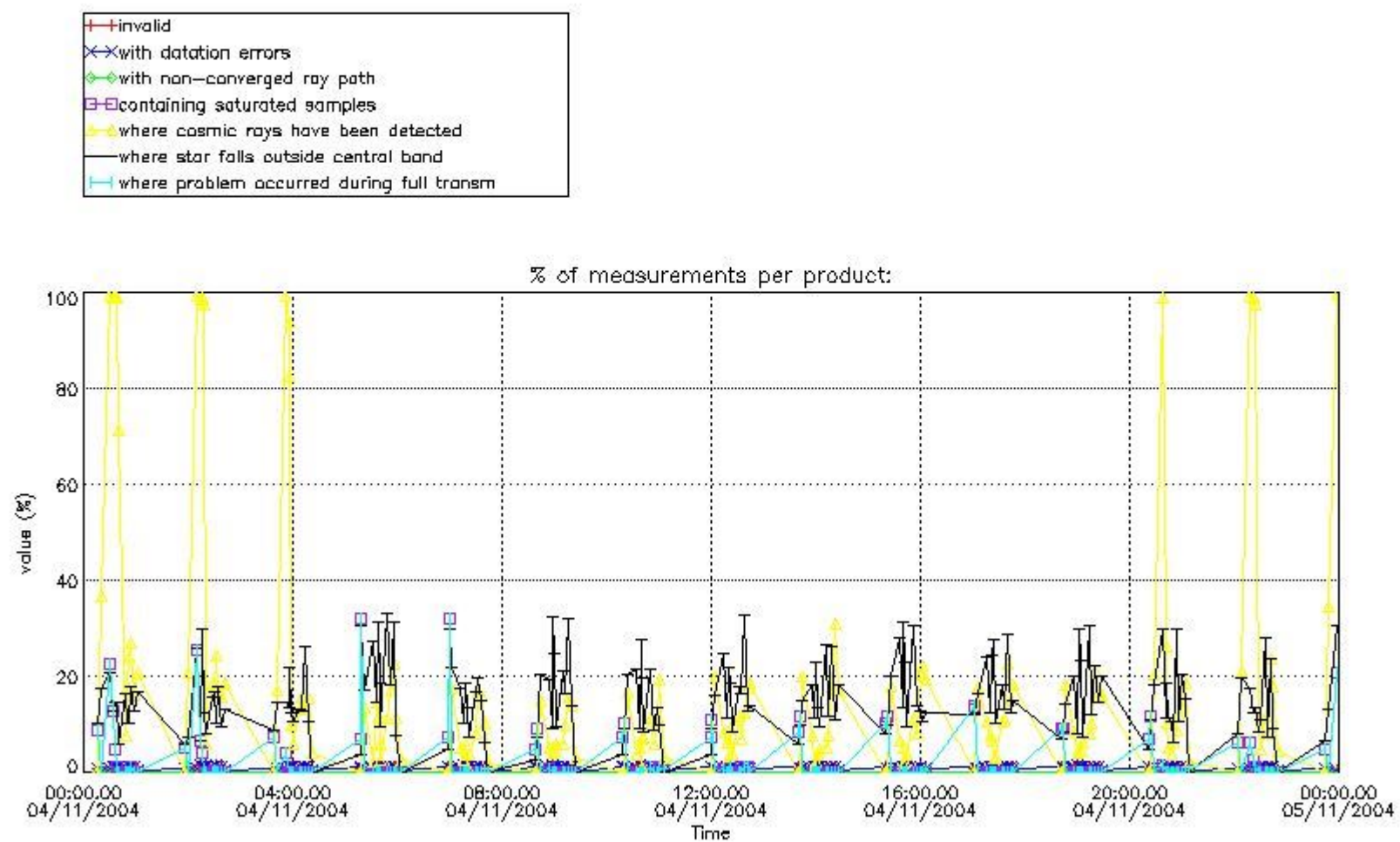


4. Level 1 quality information per product

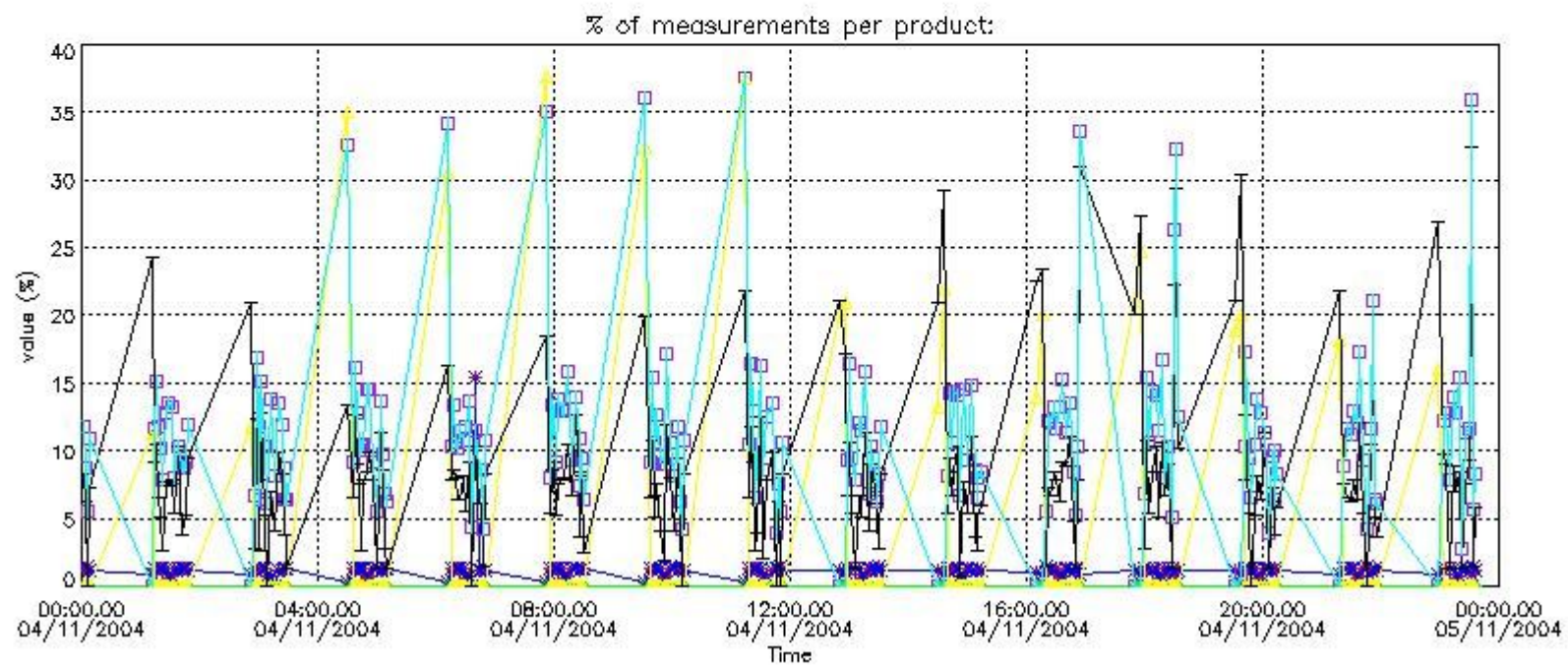
In this section it is plotted some information contained in the Quality Summary data set of the level 2 products that comes from the level 1b processing. Products without errors (error flag in the MPH set to "0") are used.

4.1 Plot quality information per product (time dependant) coming from level 1b processing

4.1.1 Plot level 1 quality information per product (time dependant): ENVISAT ASCENDING passes

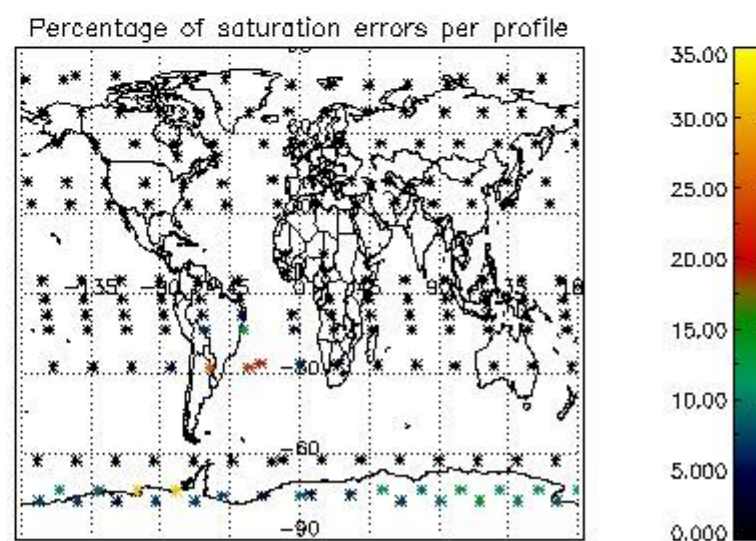
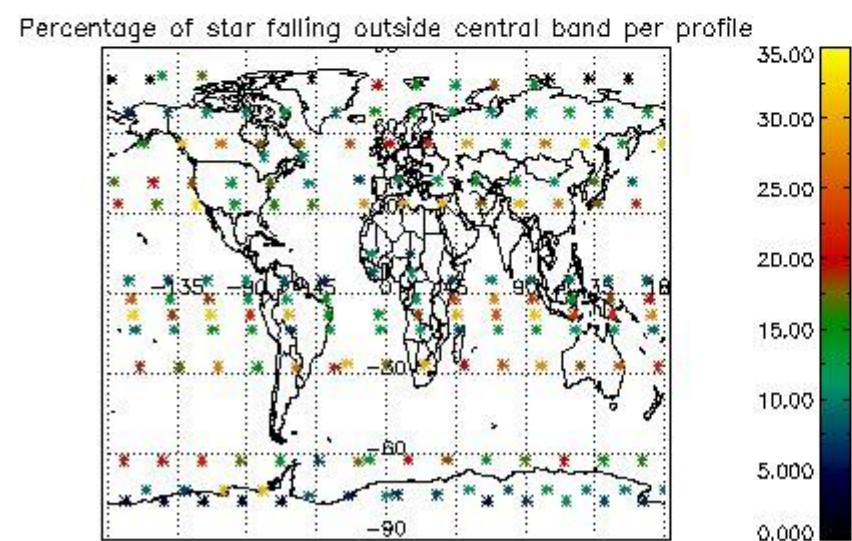
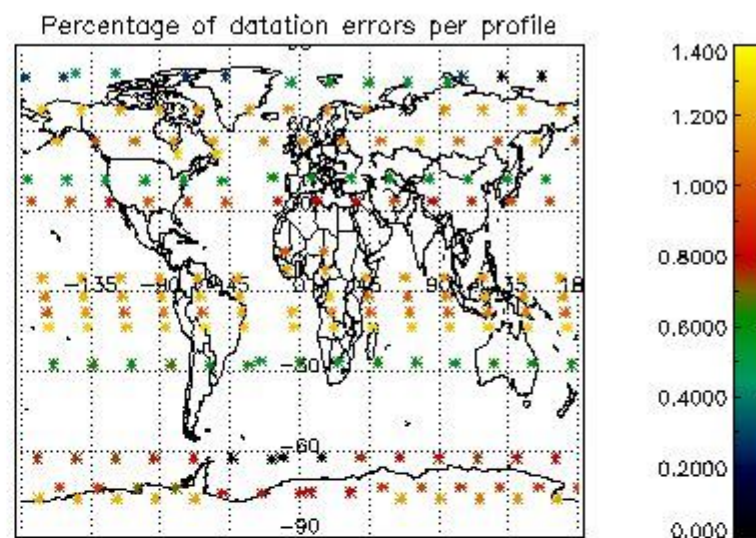
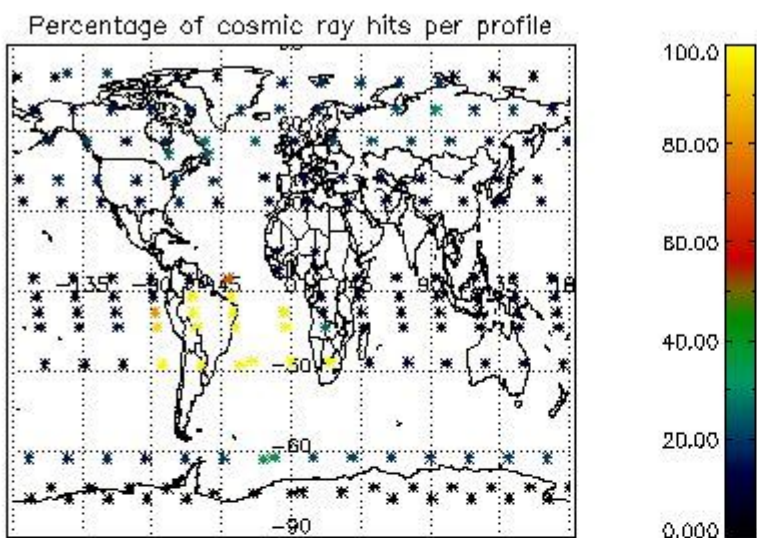


4.1.2 Plot level 1 quality information per product (time dependant): ENVISAT DESCENDING passes



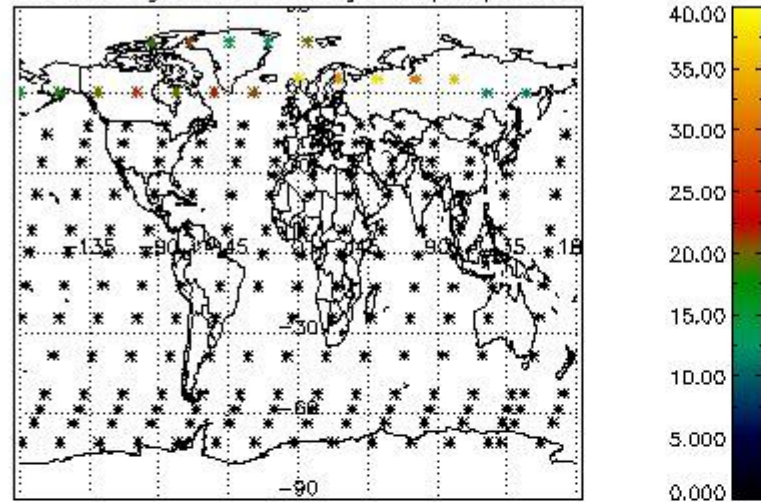
4.2 Plot quality information per product coming from level 1b processing (world map)

4.2.1 Plot level 1 quality information per product (world map): ENVISAT ASCENDING passes

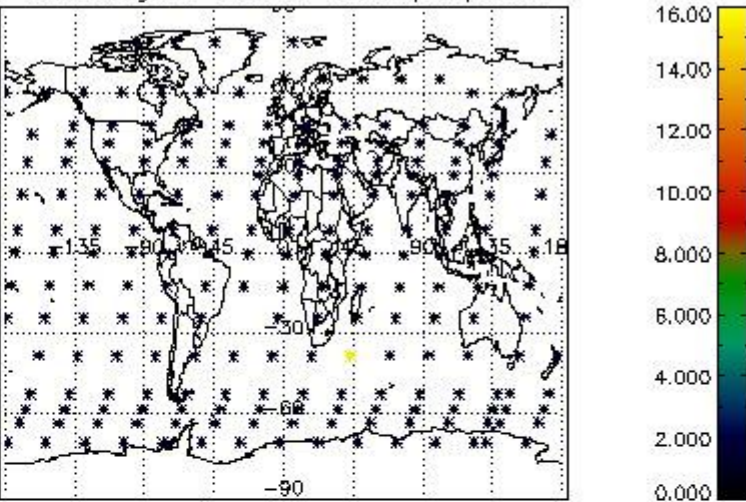


4.2.2 Plot level 1 quality information per product (world map): ENVISAT DESCENDING passes

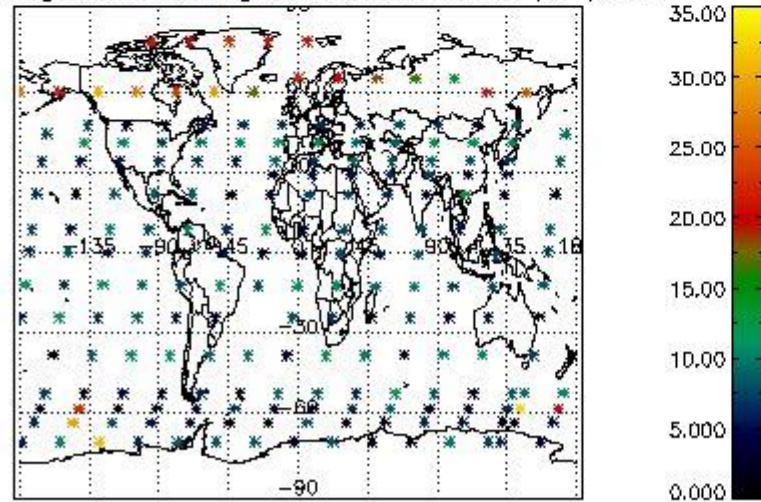
Percentage of cosmic ray hits per profile



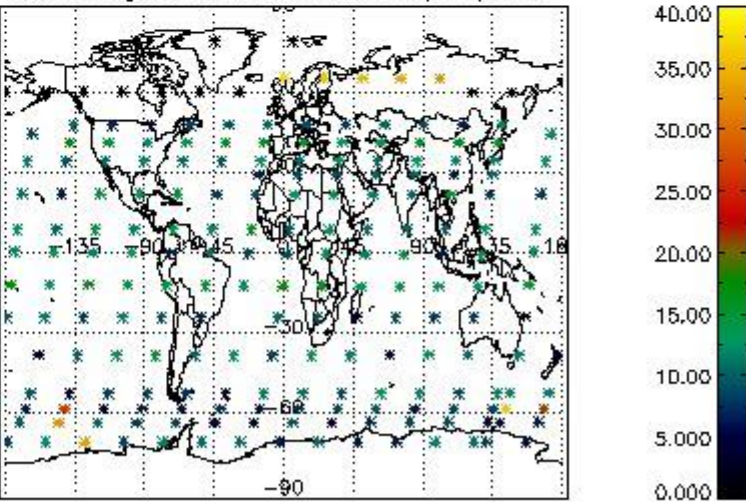
Percentage of datation errors per profile



Percentage of star falling outside central band per profile



Percentage of saturation errors per profile



5. Trace gas profiles

5.1 Ozone statistics based on quality of products

The final quality of the products can be "measured" using the STD (Standard Deviation) attached to every point profile. This information is written to the parameter GOM_NL__2P/NL_LOCAL_SPECIES_DENSITY/o3_std of the level 2 products. The table below shows the statistics for given STD ranges.

The statistics are given with respect to the overall valid production:

- Products without fatal errors: GOM_NL__2P/MPH/PRODUCT_ERR=0
- Valid point profile: GOM_NL__2P/NL_LOCAL_SPECIES_DENSITY/pcd(0)=0

The 'Criteria' is applied to valid points of dark limb products:

- Products in dark limb illumination condition: GOM_NL__2P/NL_SUMMARY_QUALITY/obs_ill_cond=0
- Products without fatal errors: GOM_NL__2P/MPH/PRODUCT_ERR=0
- Valid point profile: GOM_NL__2P/NL_LOCAL_SPECIES_DENSITY/pcd(0)=0

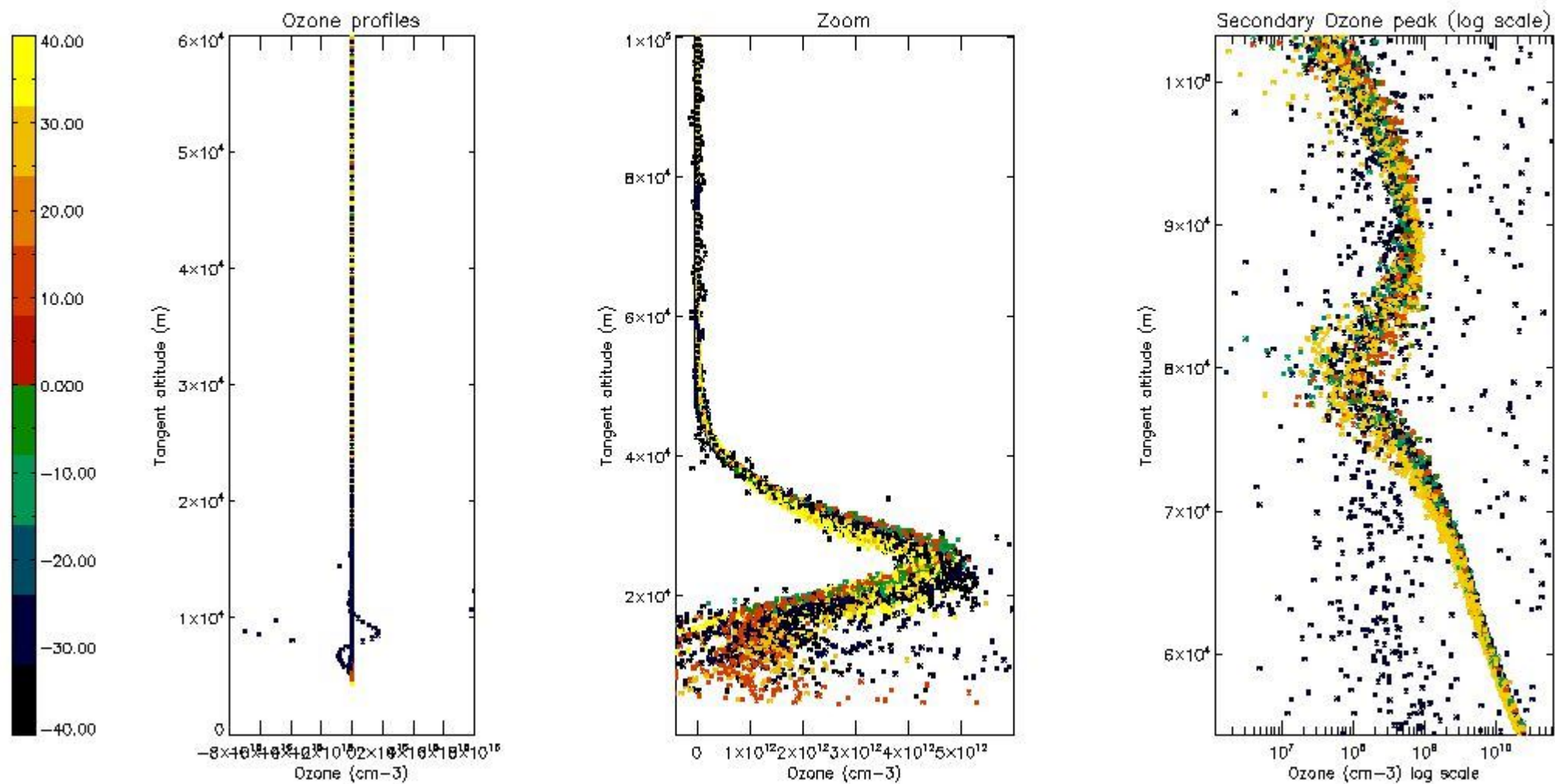
So, the table below shows the percentage of dark limb and valid observations for each criteria with respect to the overall valid daily observations.

Criteria	% of total production
All STD	31
STD < 20	18

STD < 10	16
STD < 5	12

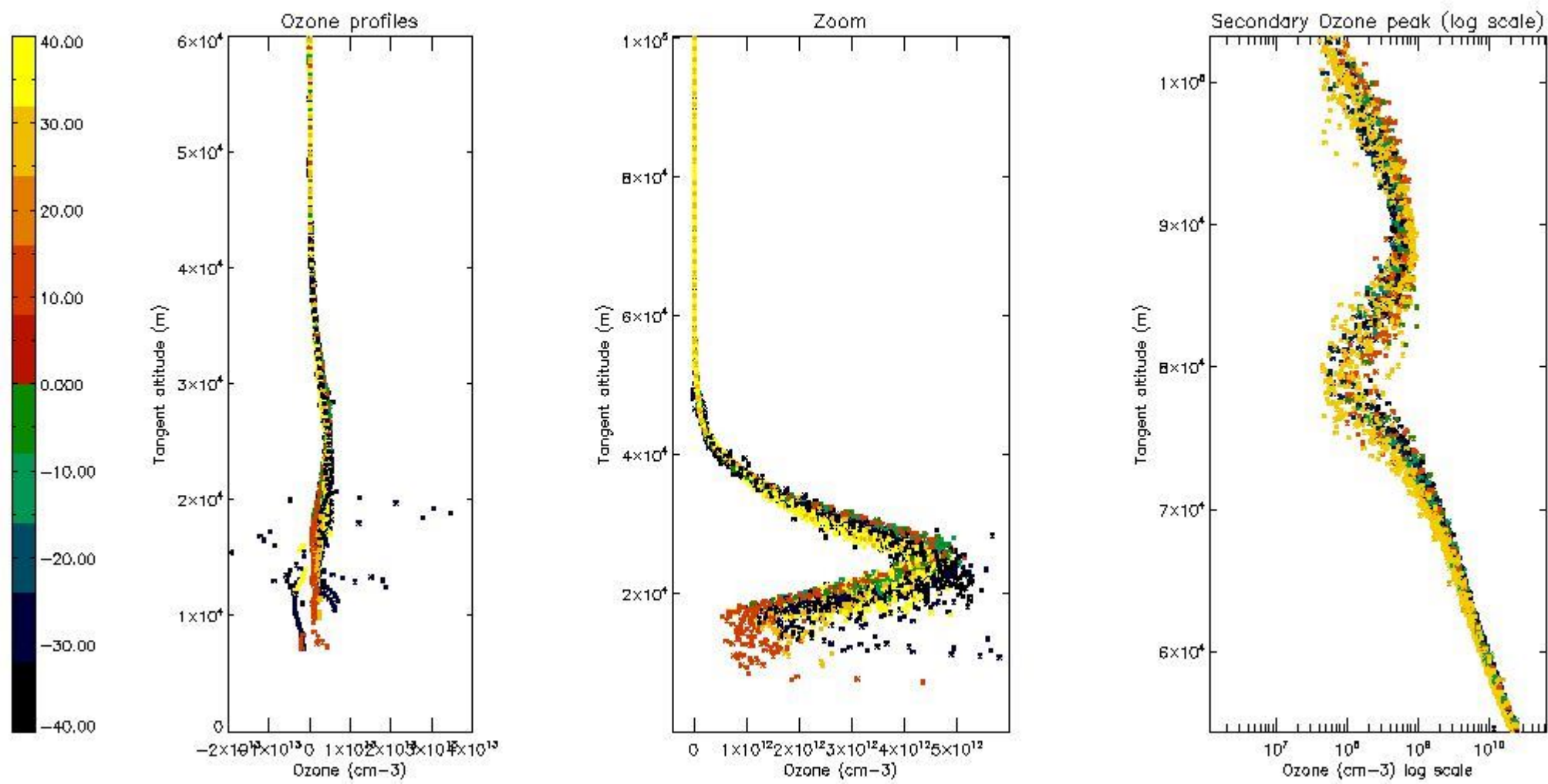
5.2 Plot ozone profiles for all STD (dark without errors)

The colorbar represents the latitude.



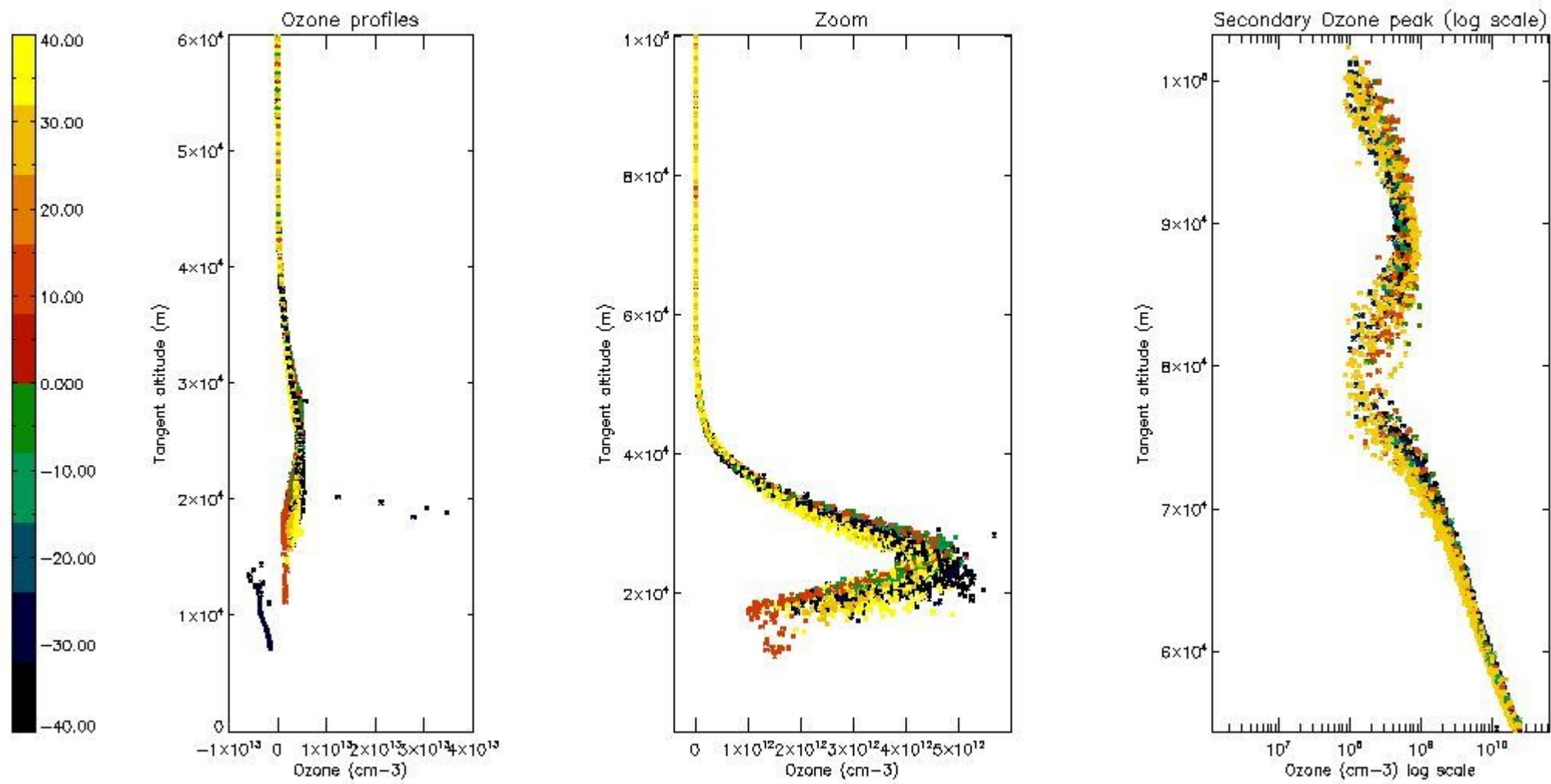
5.3 Plot ozone profiles where STD < 20% (dark without errors)

The colorbar represents the latitude.



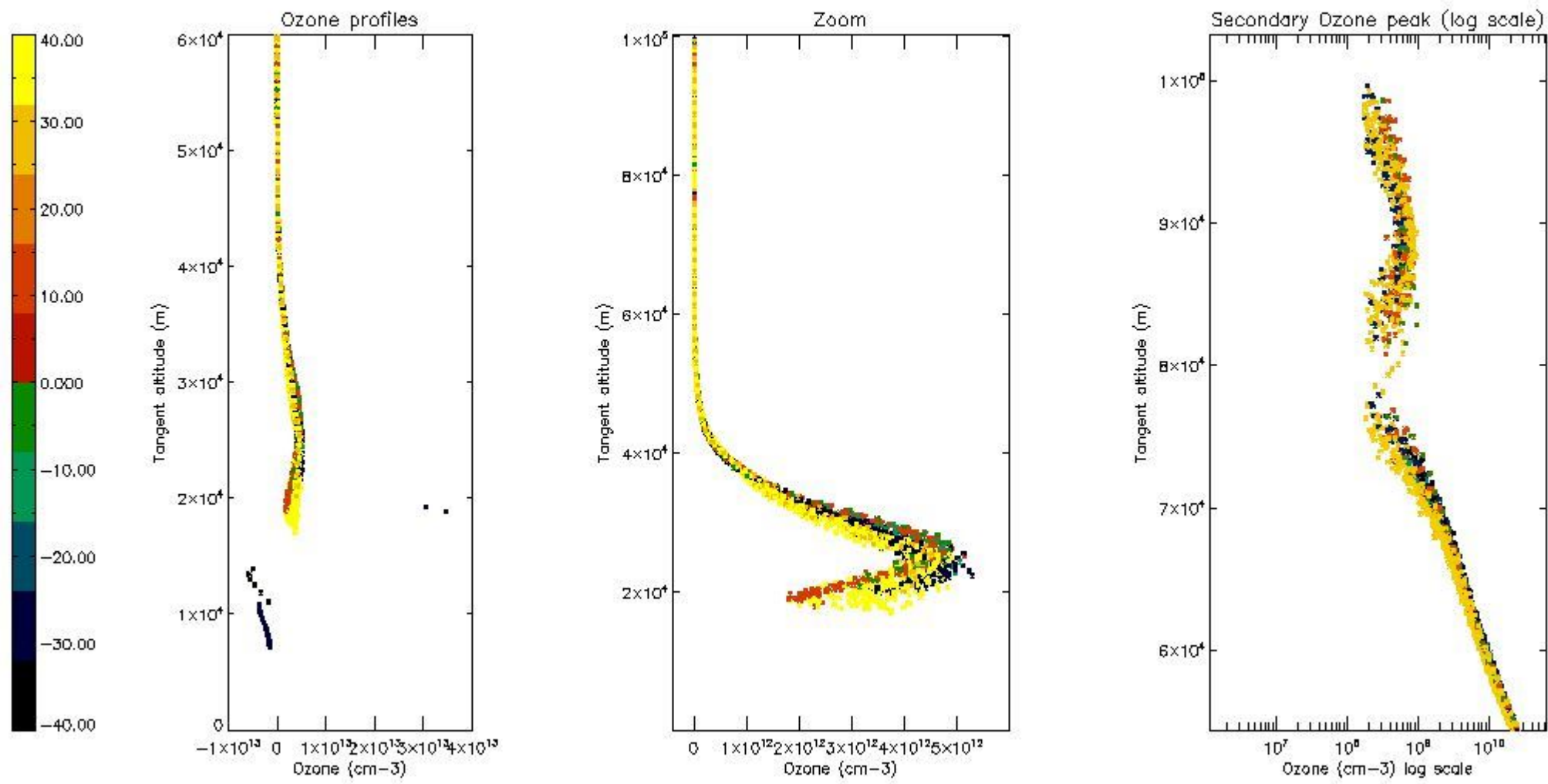
5.4 Plot ozone profiles where $STD < 10\%$ (dark without errors)

The colorbar represents the latitude.



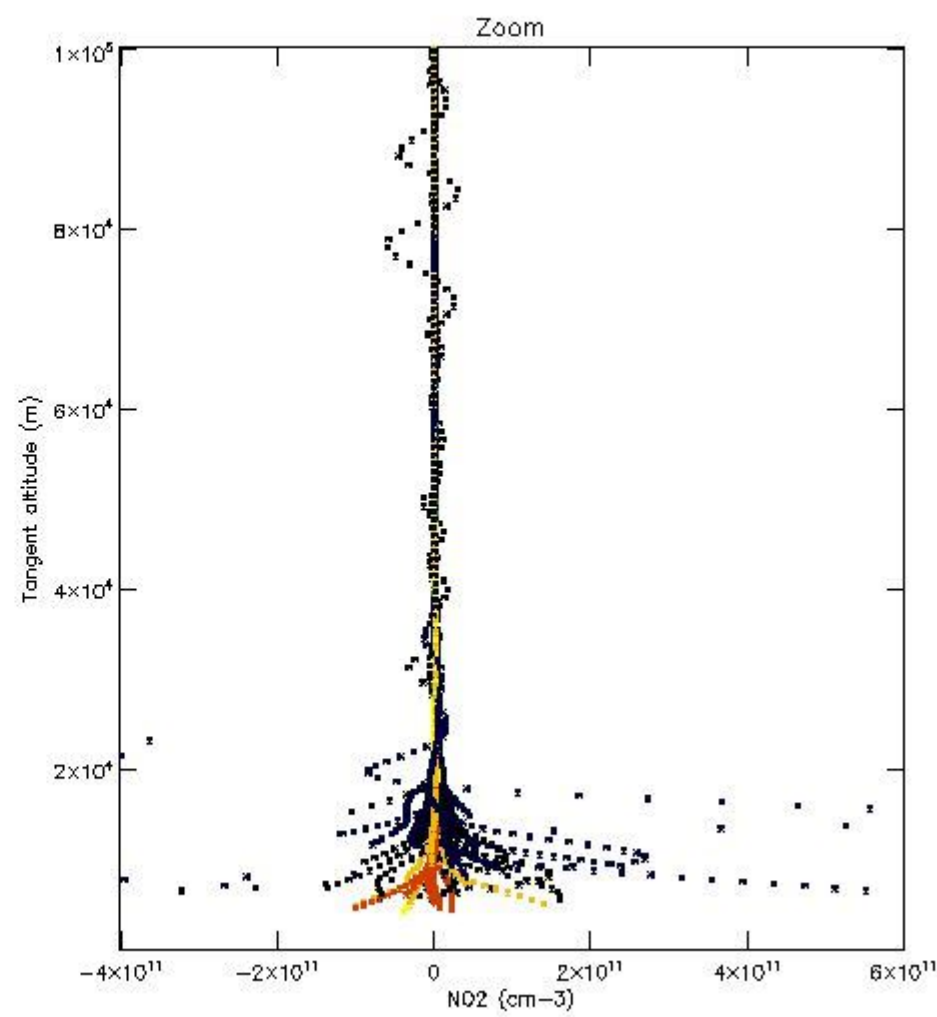
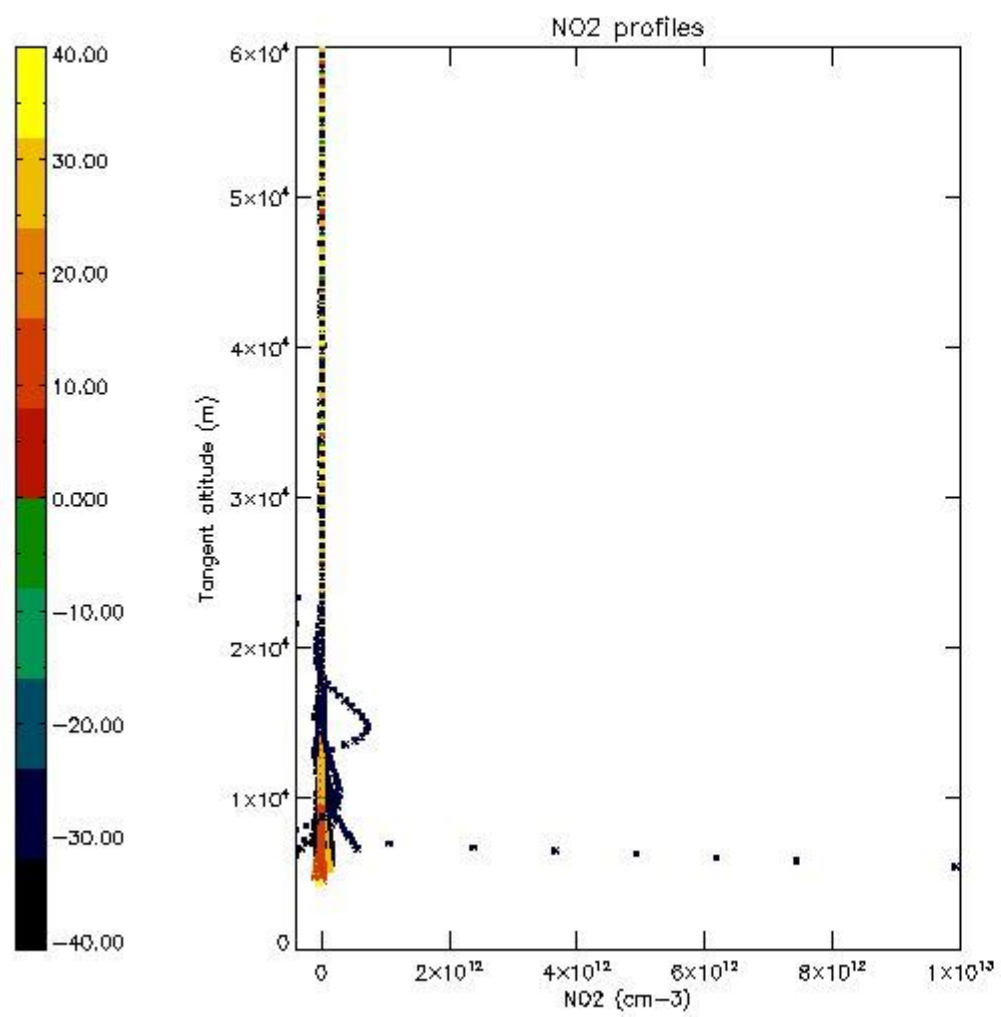
5.5 Plot ozone profiles where $STD < 5\%$ (dark without errors)

The colorbar represents the latitude.



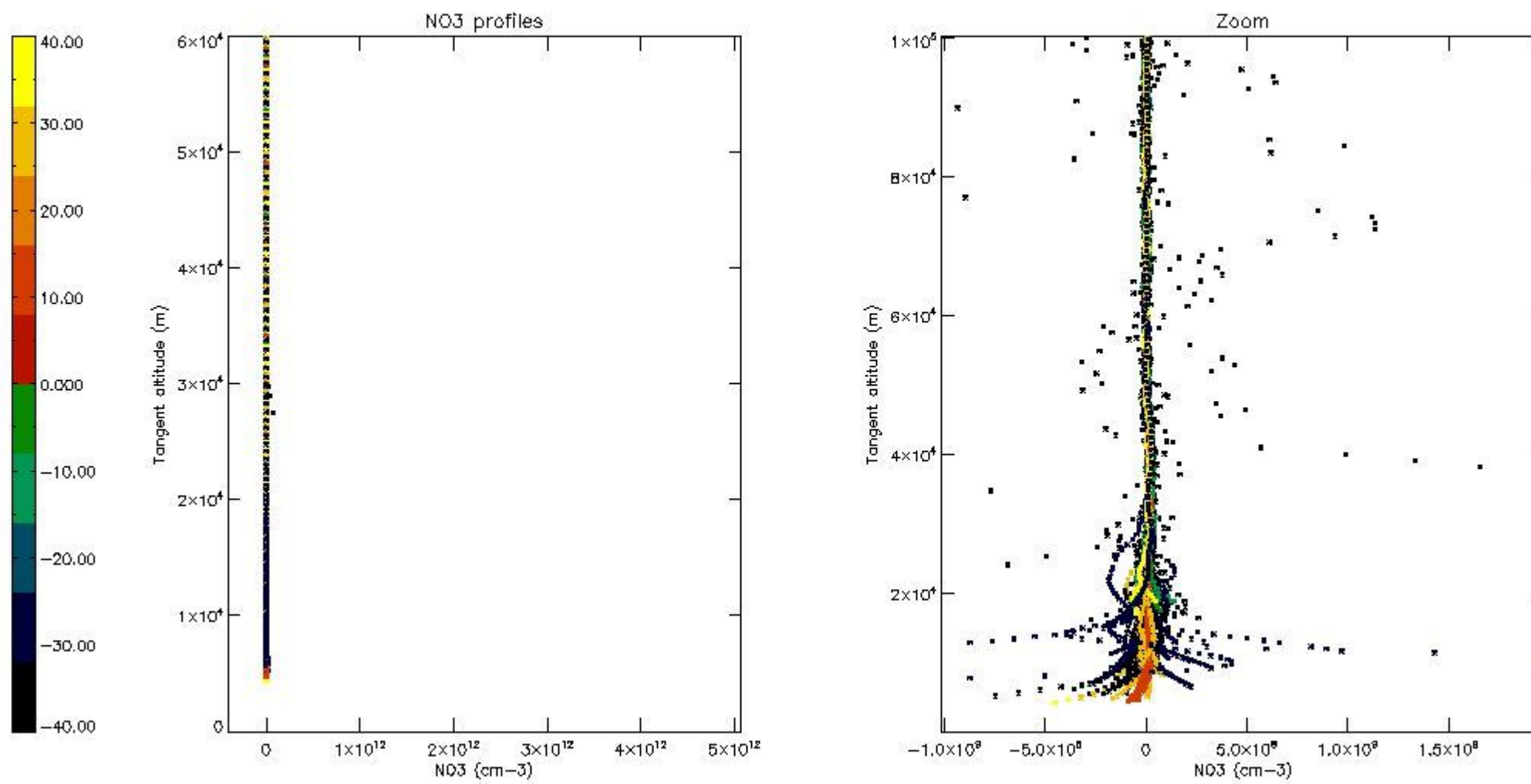
5.6 Plot NO₂ profiles for all STD (dark without errors)

The colorbar represents the latitude.



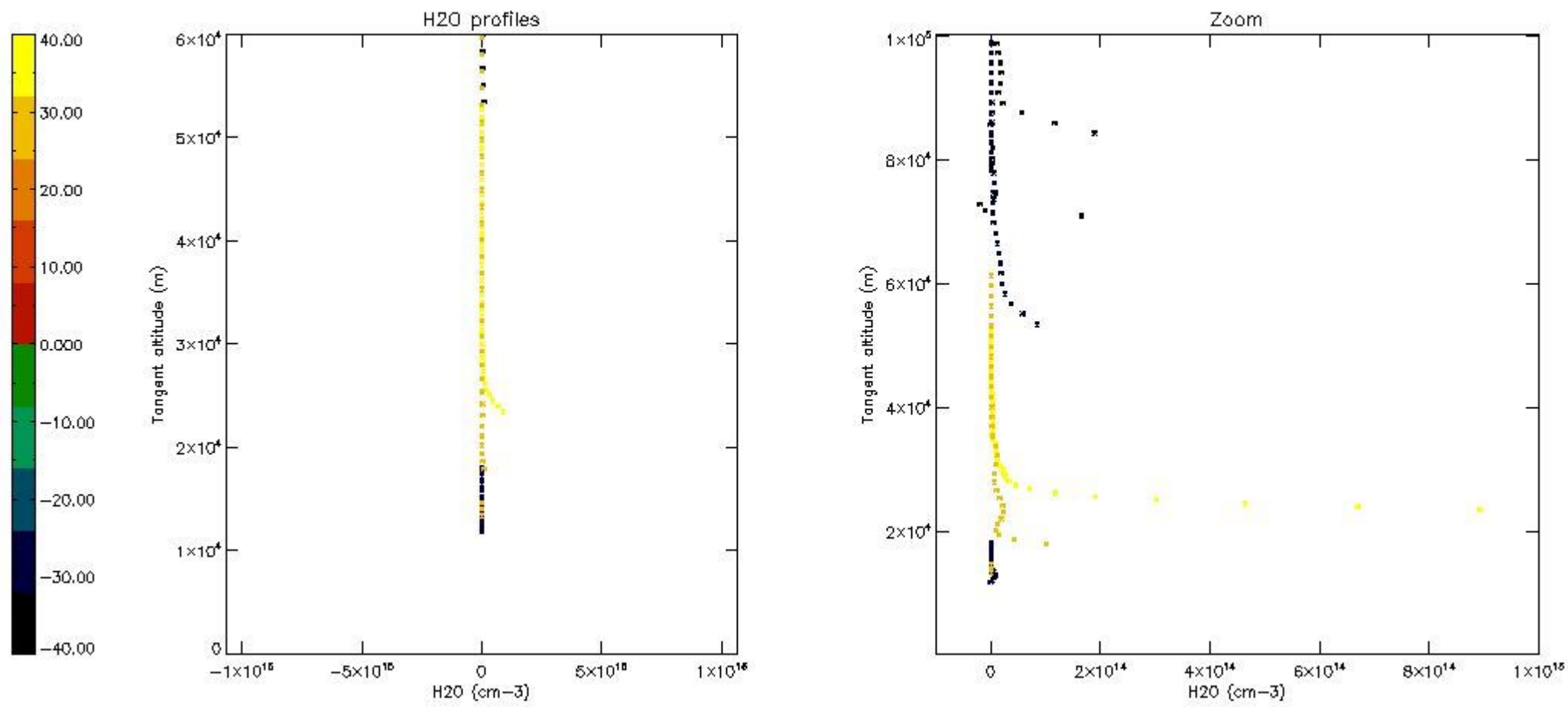
5.7 Plot NO3 profiles for all STD (dark without errors)

The colorbar represents the latitude.



5.8 Plot H₂O profiles for all STD (only for occultations of stars 1,2,3,4,13,14,16,26,63 dark without errors)

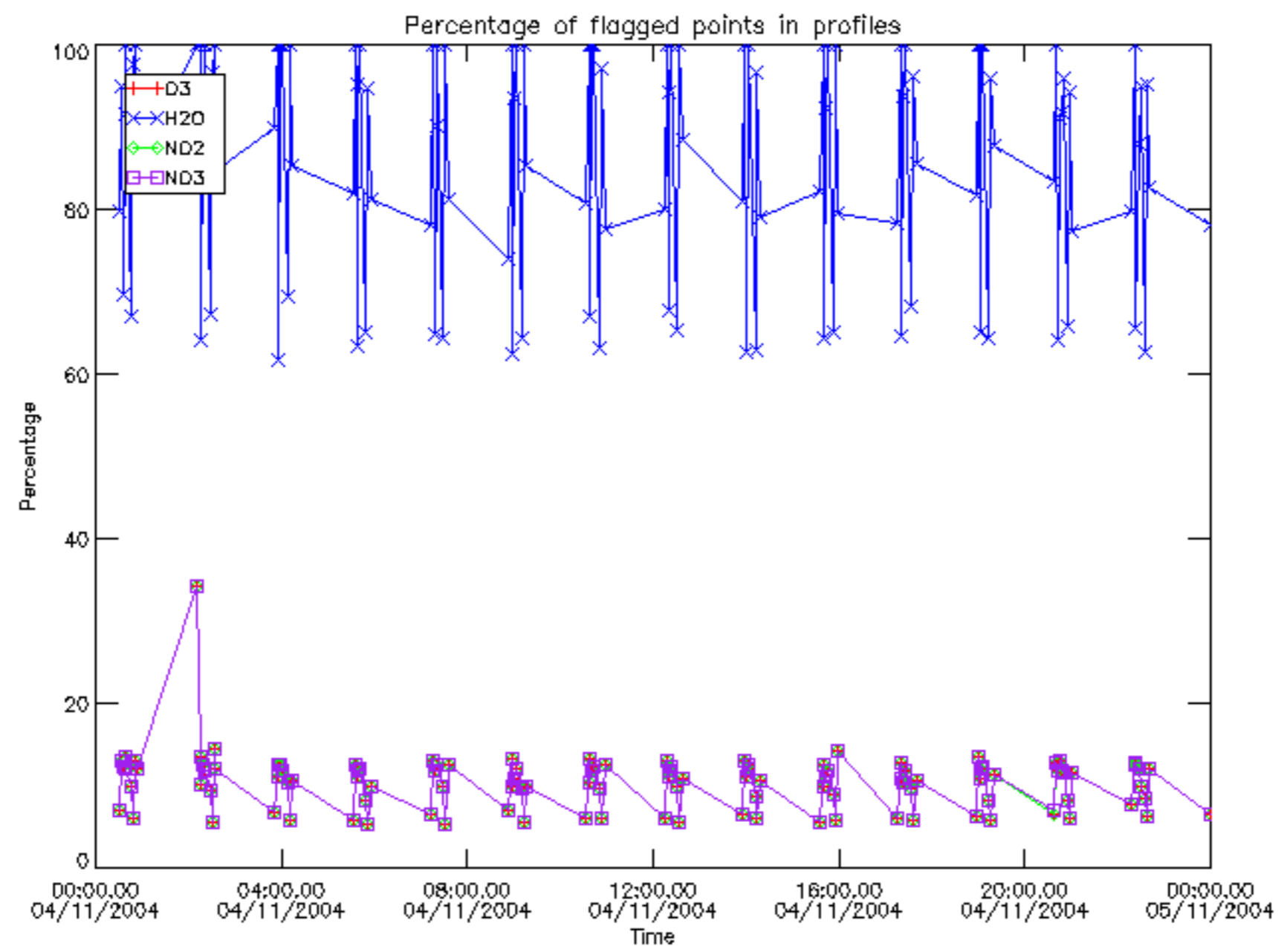
The colorbar represents the latitude.



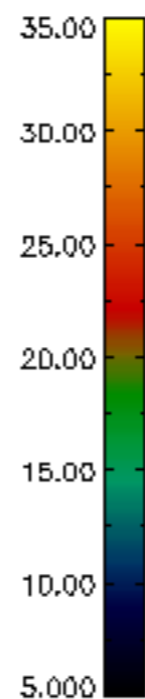
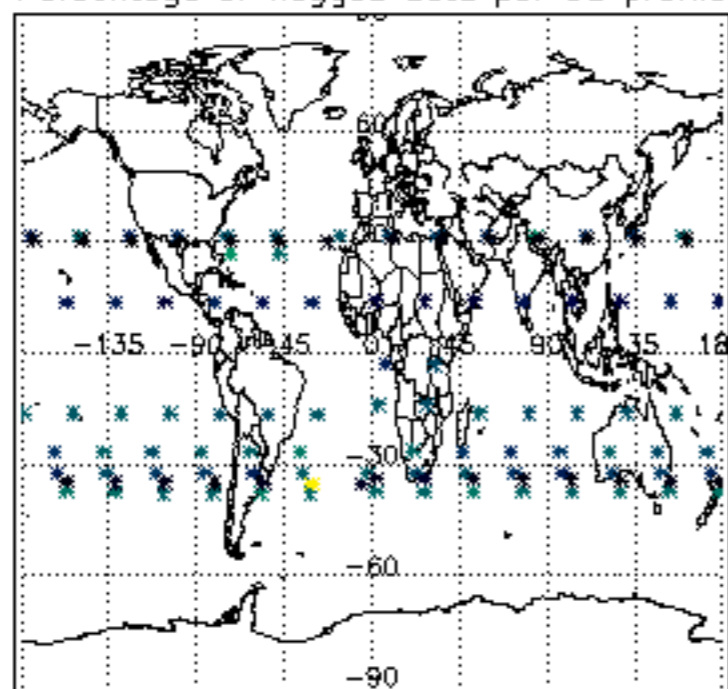
6. Auxiliary Data Files used for the production reported in section 2

The number reported in the third column indicates since which file (see list in section 2) the corresponding auxiliary file has been used. The fourth column is the date of those product files.

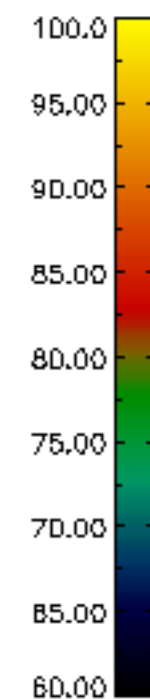
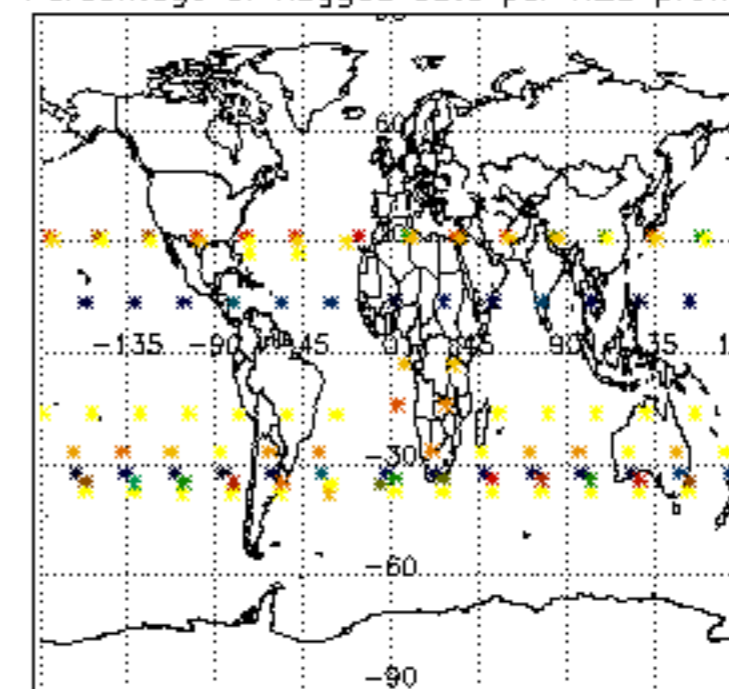
Type	Auxiliary Filename	Used since product	Used since product date
INST_PHYS_CHARACTERISTICS	GOM_INS_AXVIEC20091111_143220_20030716_120000_20500101_000000	1	04-NOV-2004 00:02:16
LEVEL-2_PROC_CONFIG	GOM_PR2_AXVIEC20091111_152718_20020301_000000_20500101_000000	1	04-NOV-2004 00:02:16
CROSS_SECTIONS_FILE	GOM_CRS_AXVIEC20091111_154832_20020301_000000_20500101_000000	1	04-NOV-2004 00:02:16



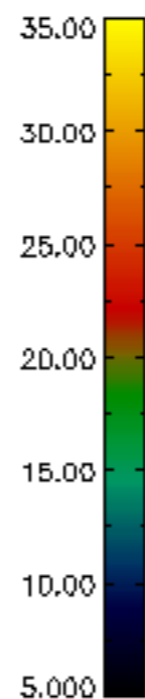
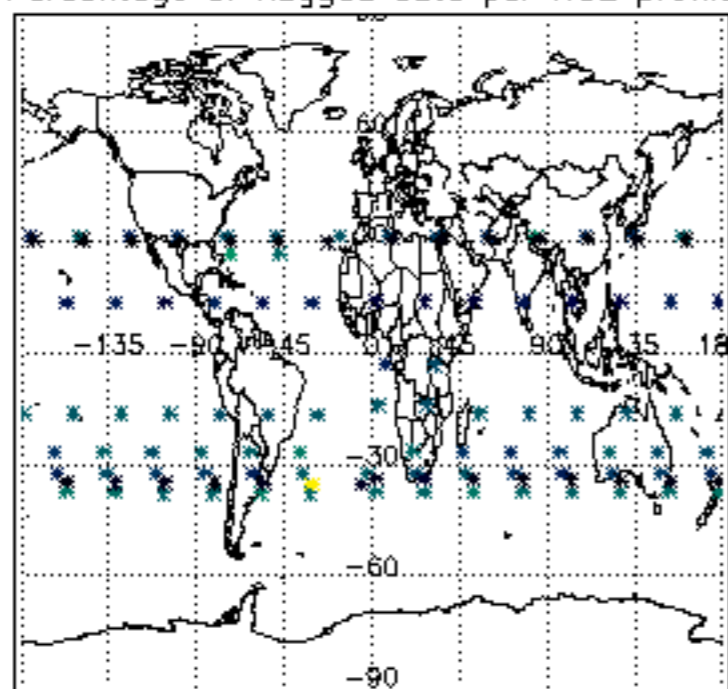
Percentage of flagged data per D3 profile



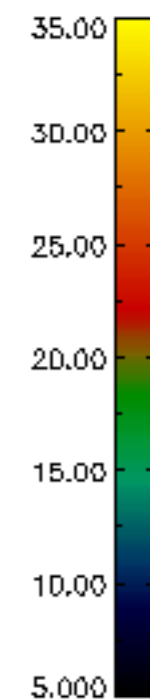
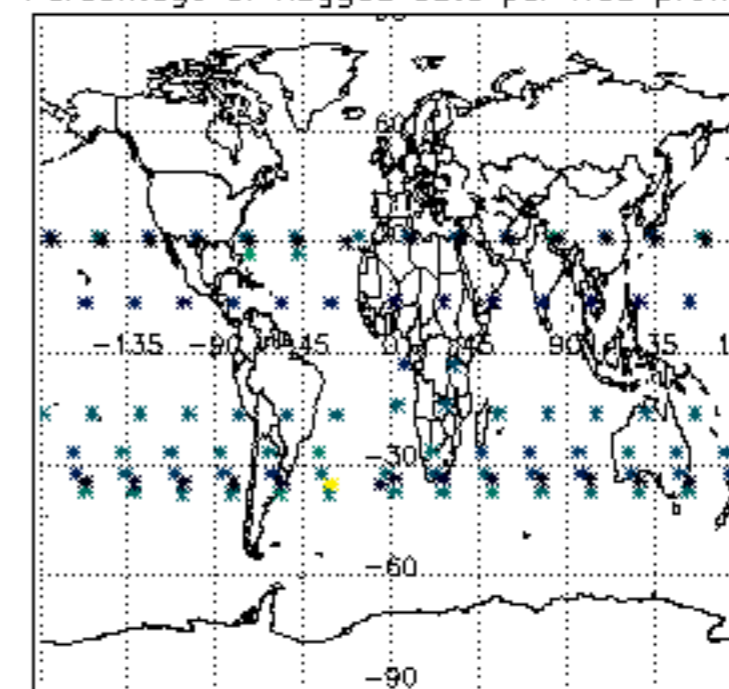
Percentage of flagged data per H2O profile

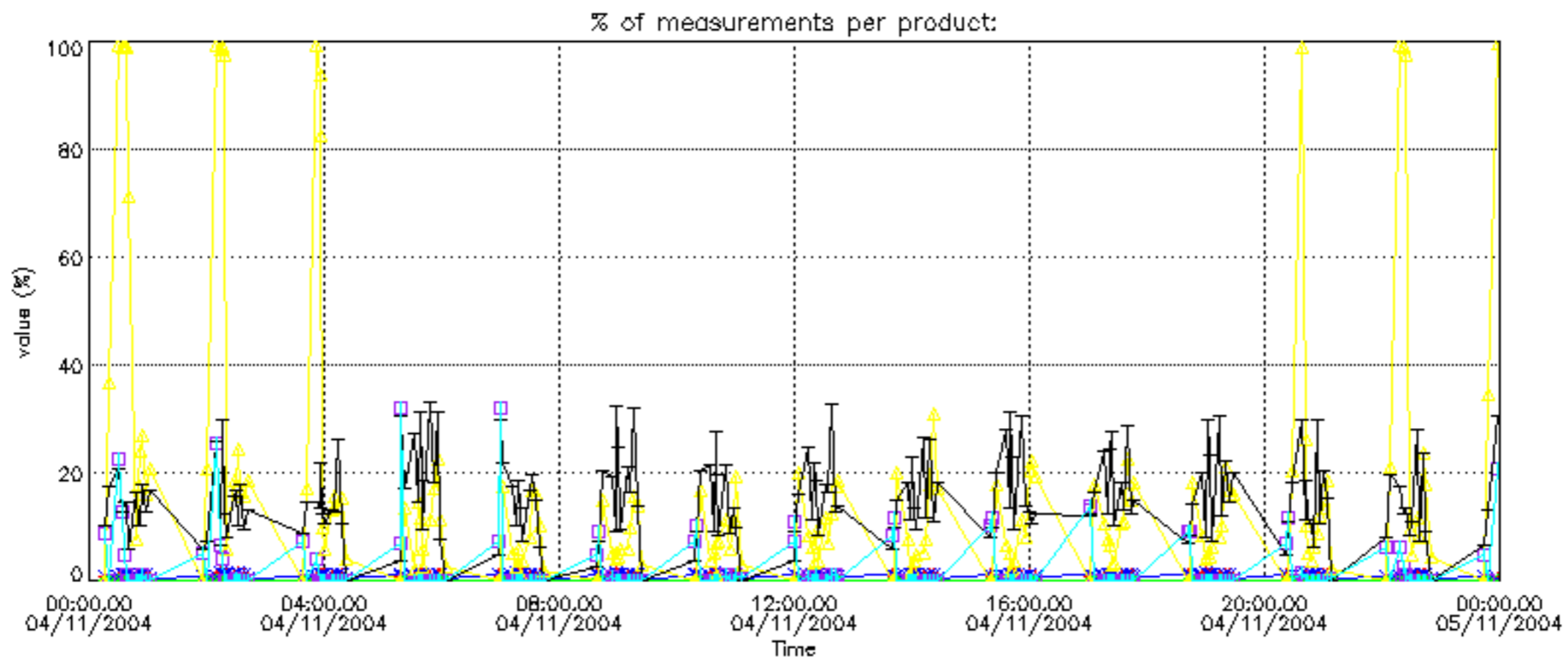


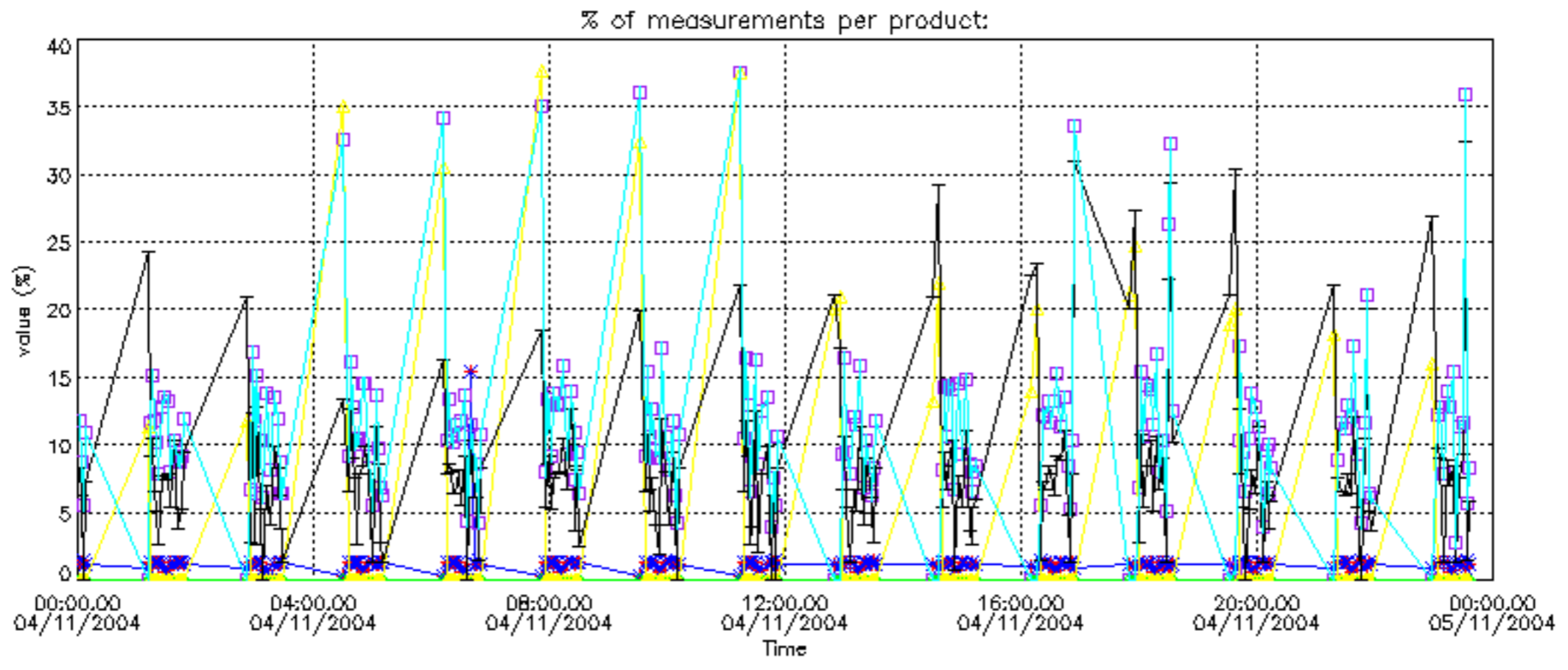
Percentage of flagged data per NO2 profile



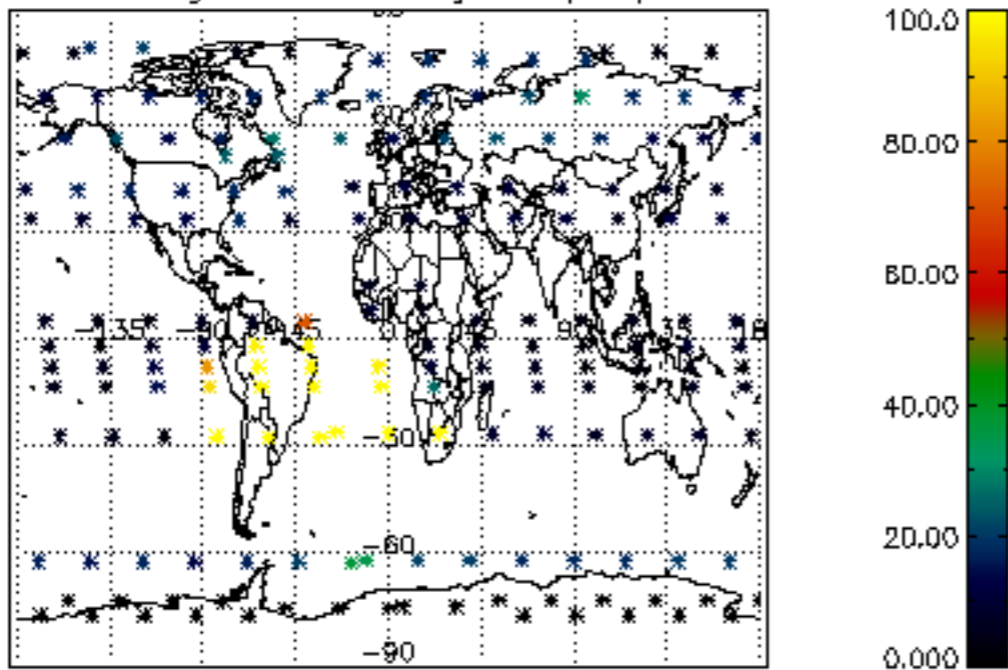
Percentage of flagged data per NO3 profile



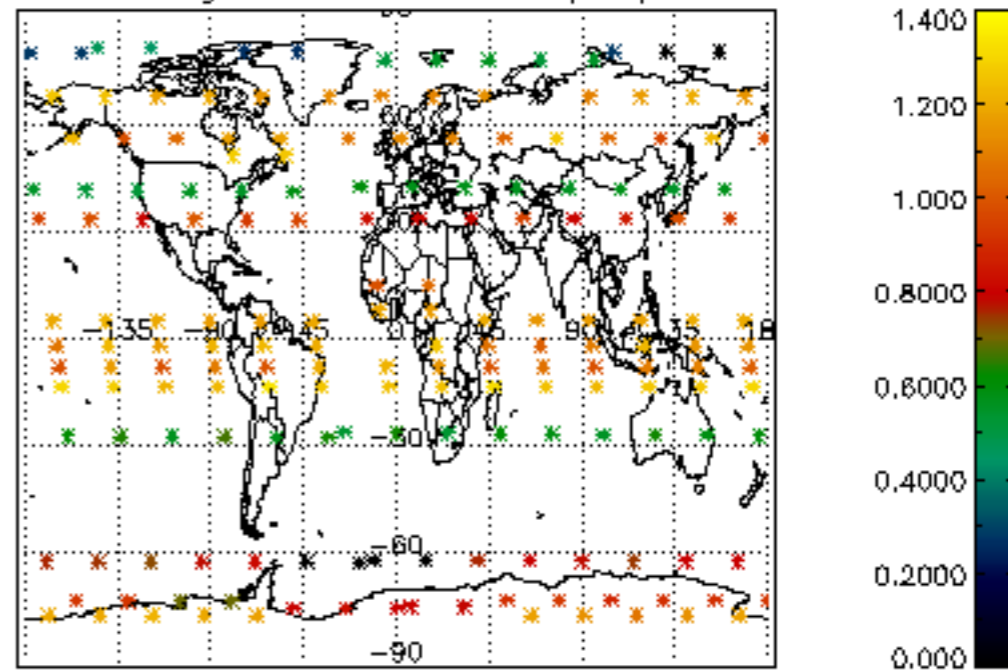




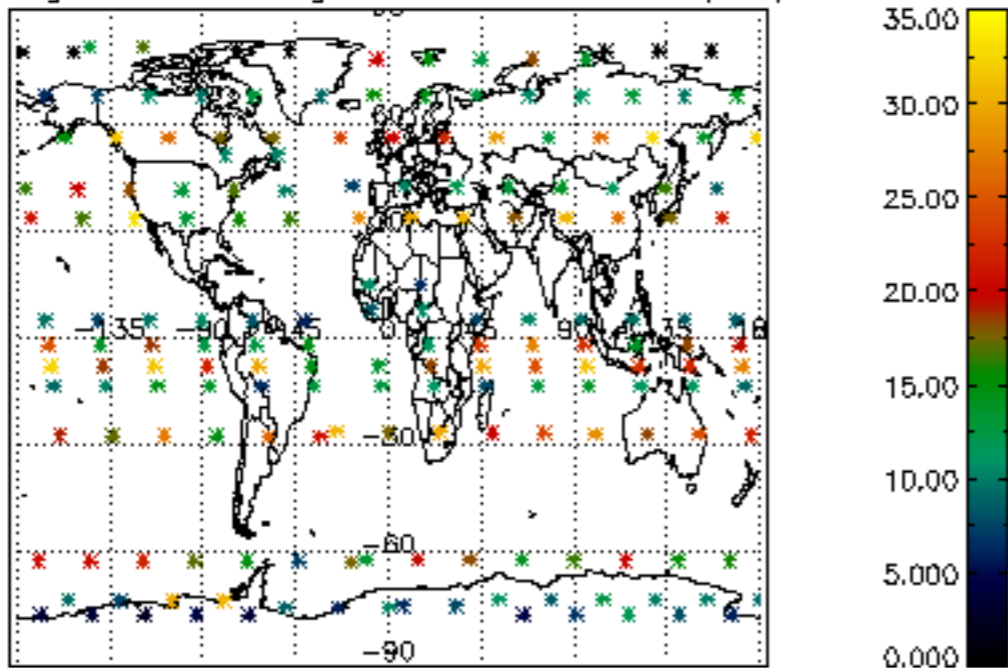
Percentage of cosmic ray hits per profile



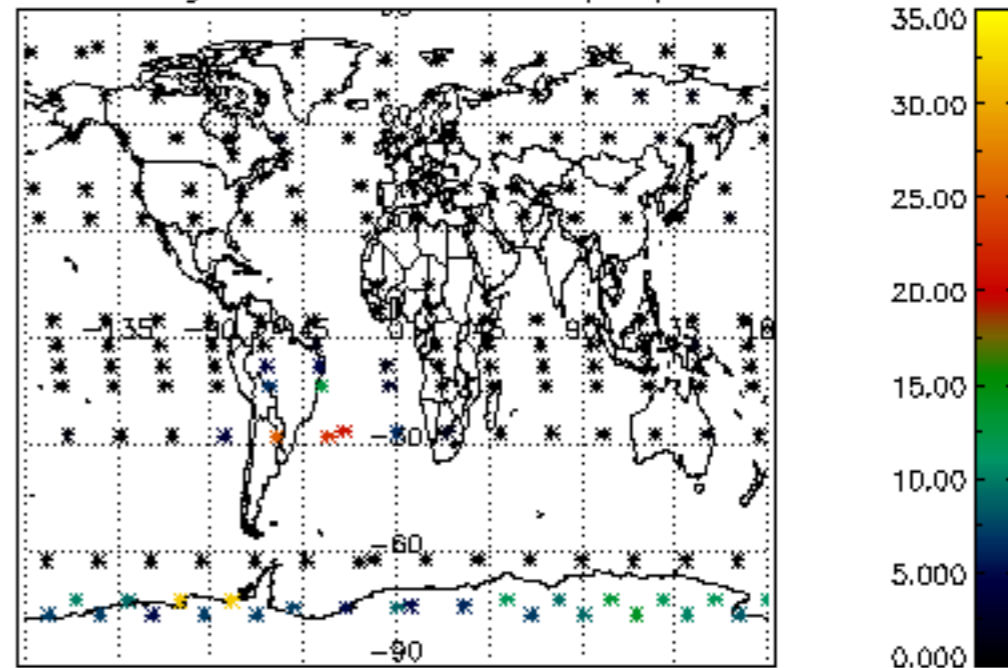
Percentage of datation errors per profile



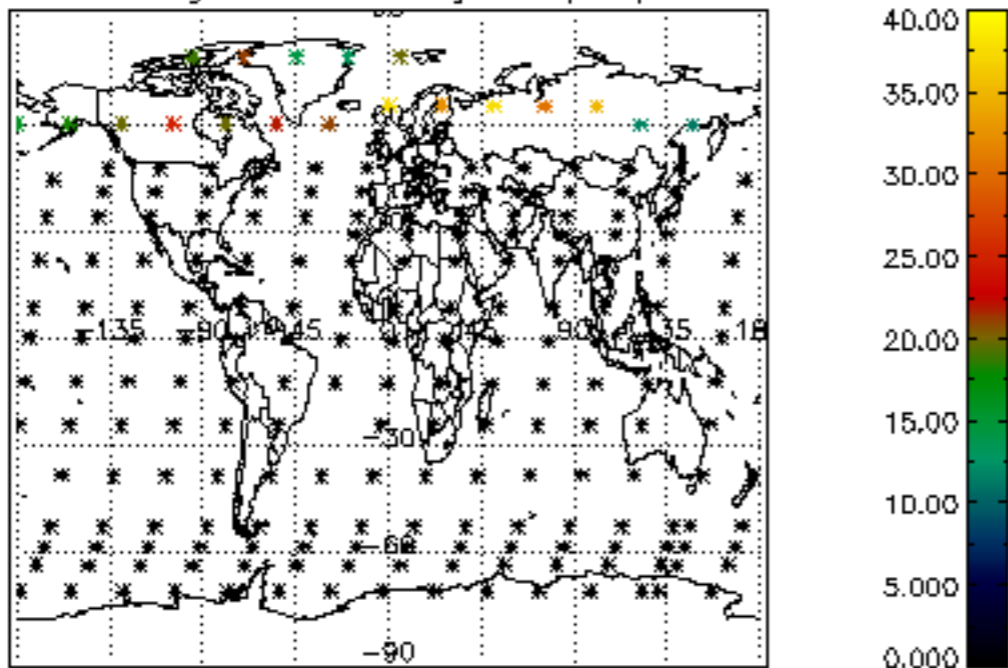
Percentage of star falling outside central band per profile



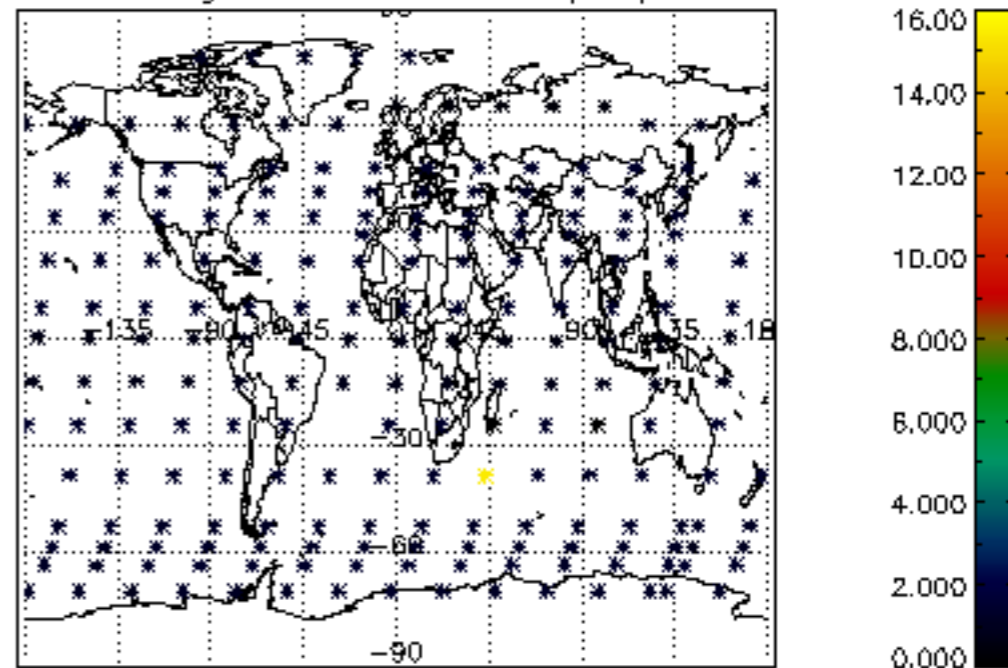
Percentage of saturation errors per profile



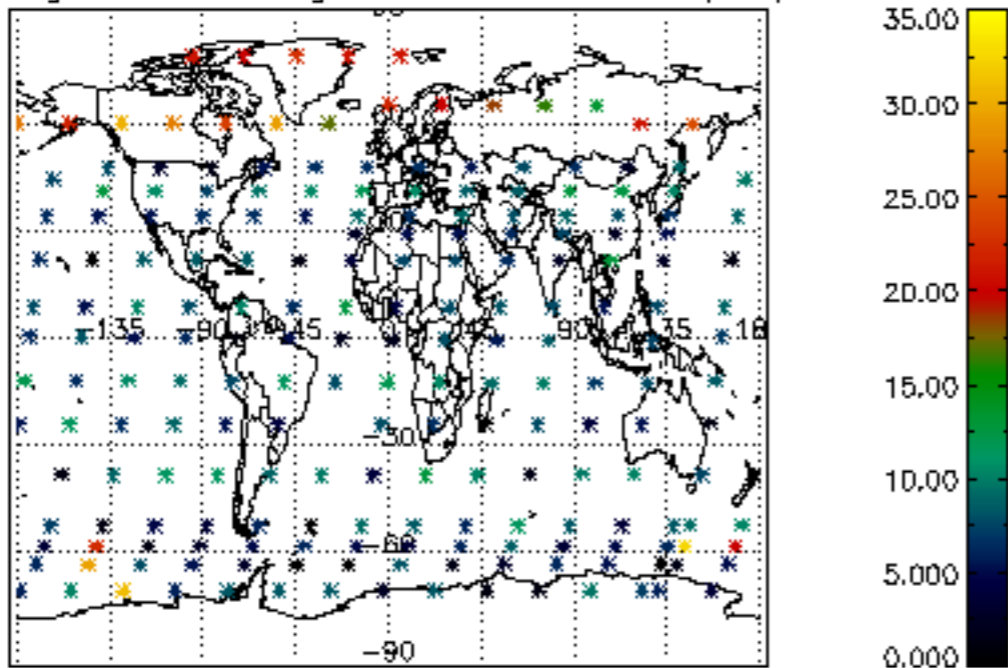
Percentage of cosmic ray hits per profile



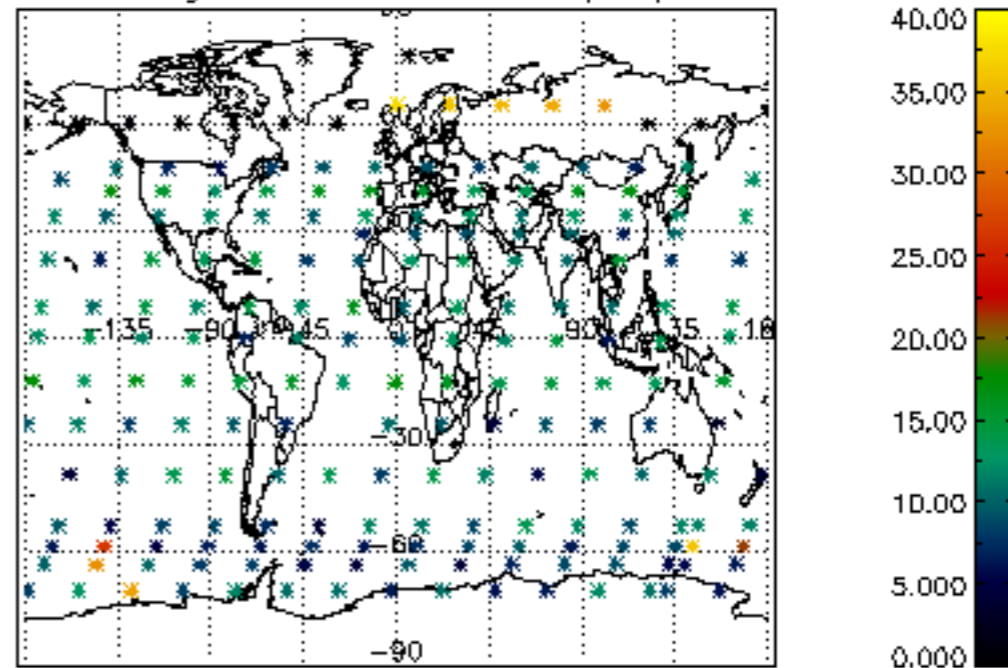
Percentage of datation errors per profile

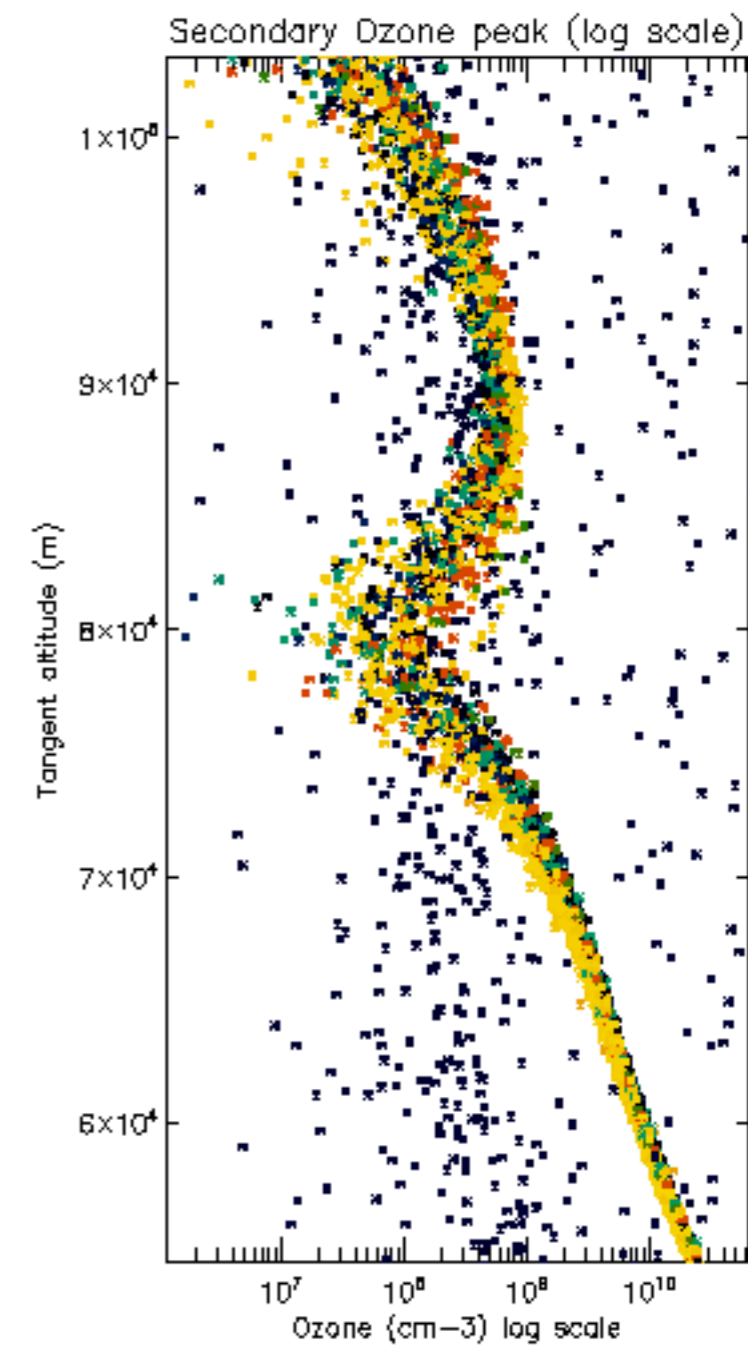
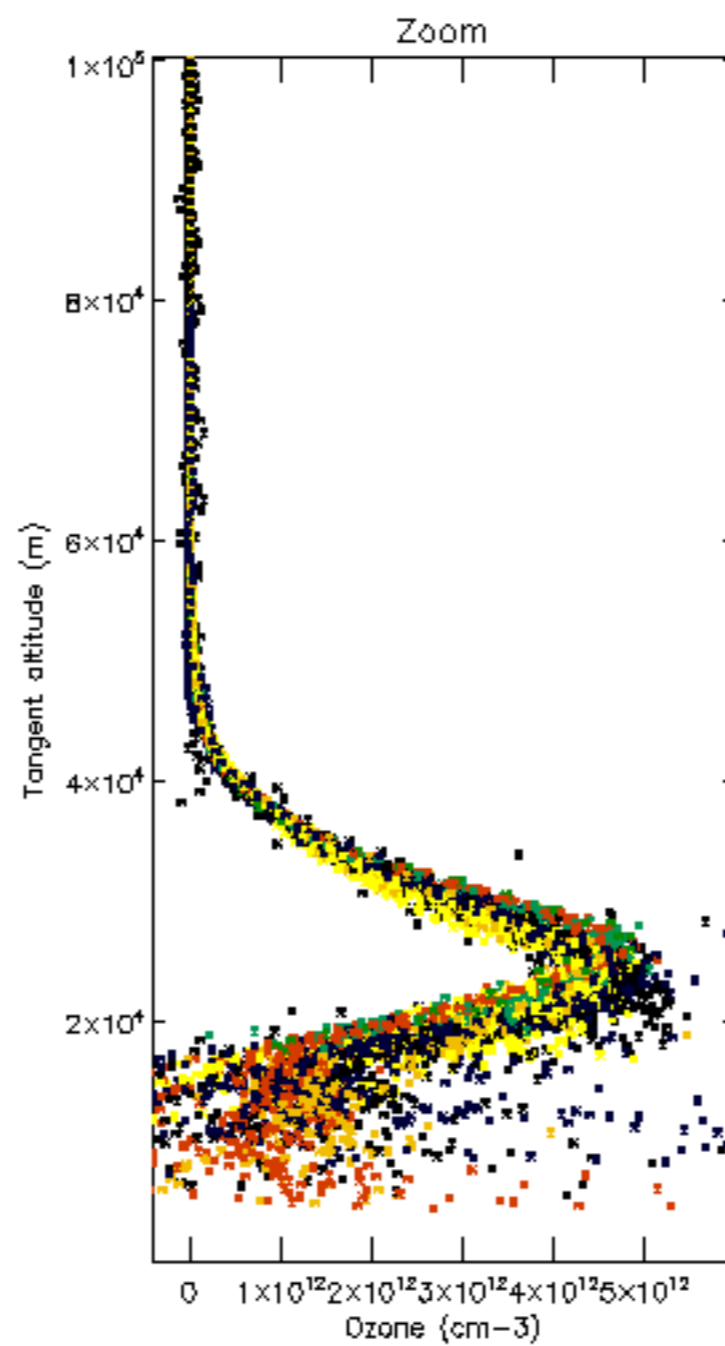
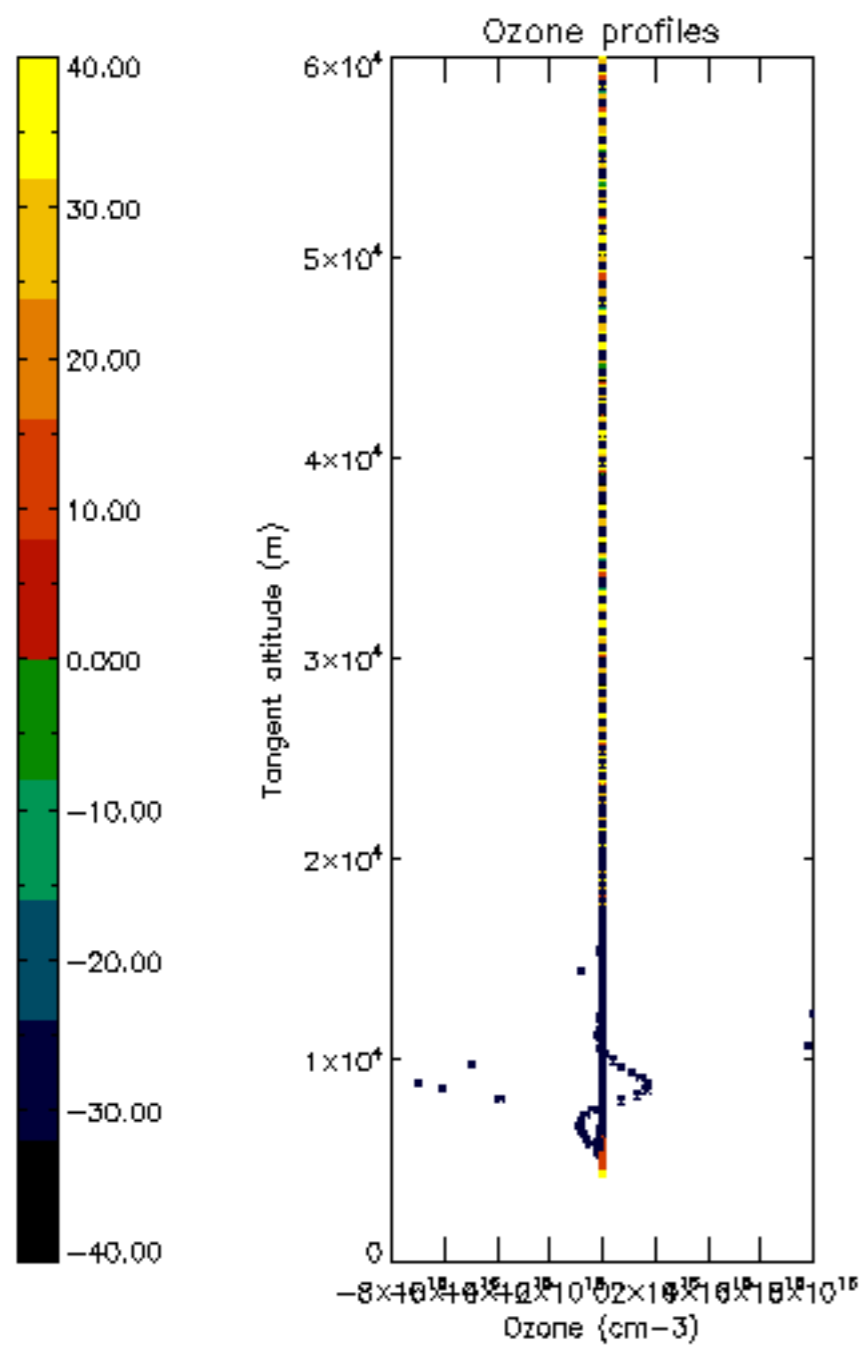


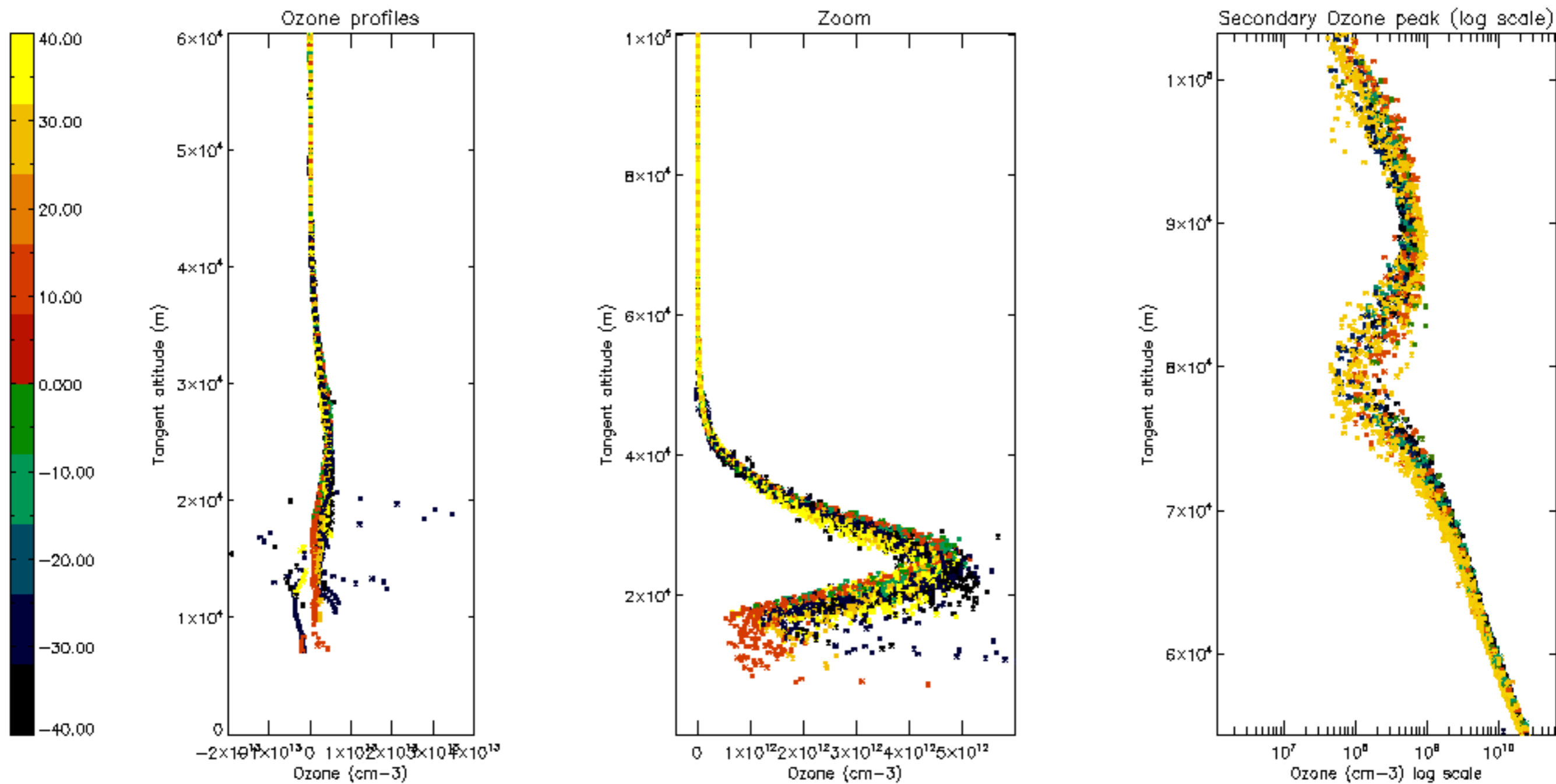
Percentage of star falling outside central band per profile

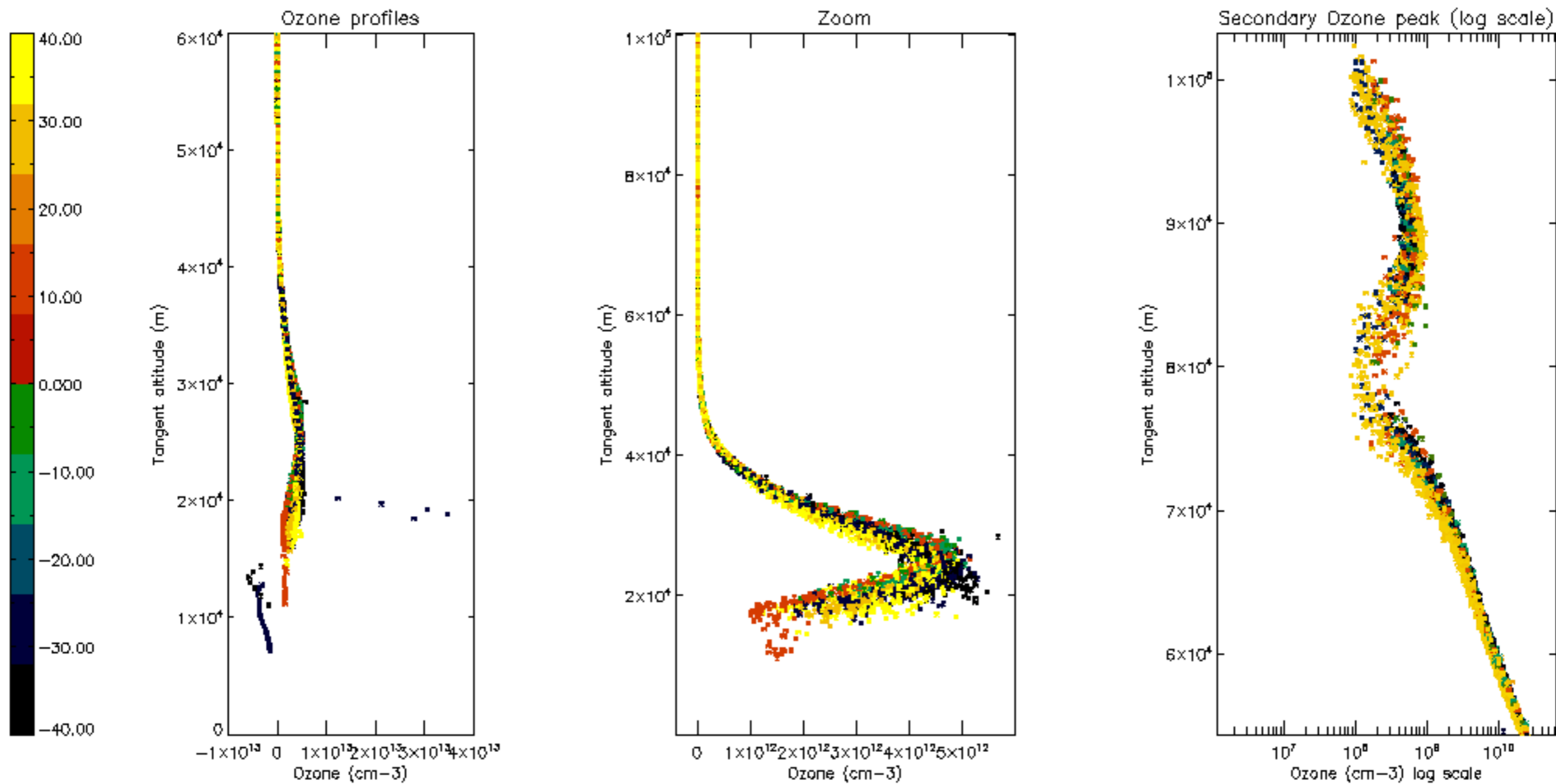


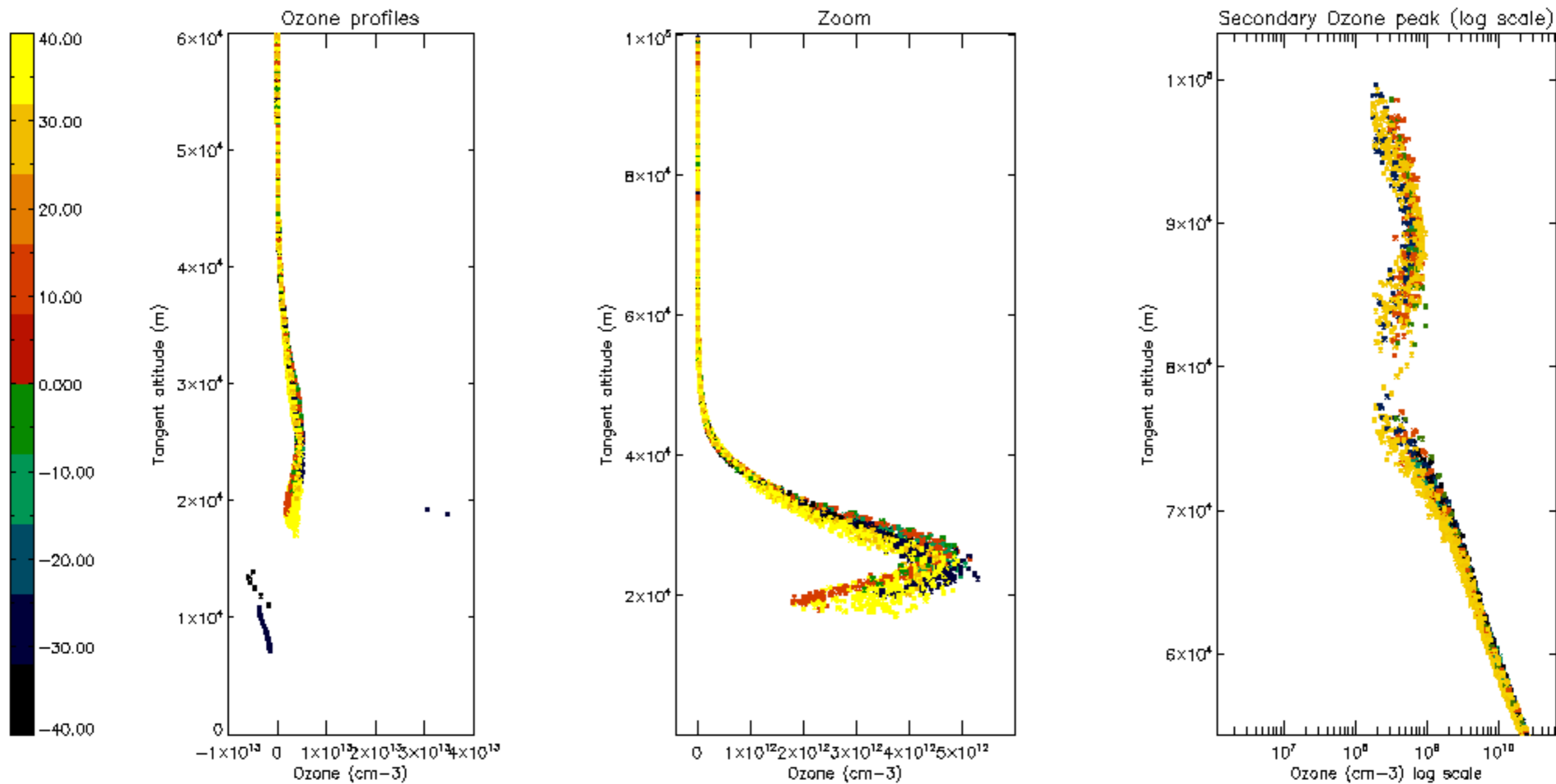
Percentage of saturation errors per profile

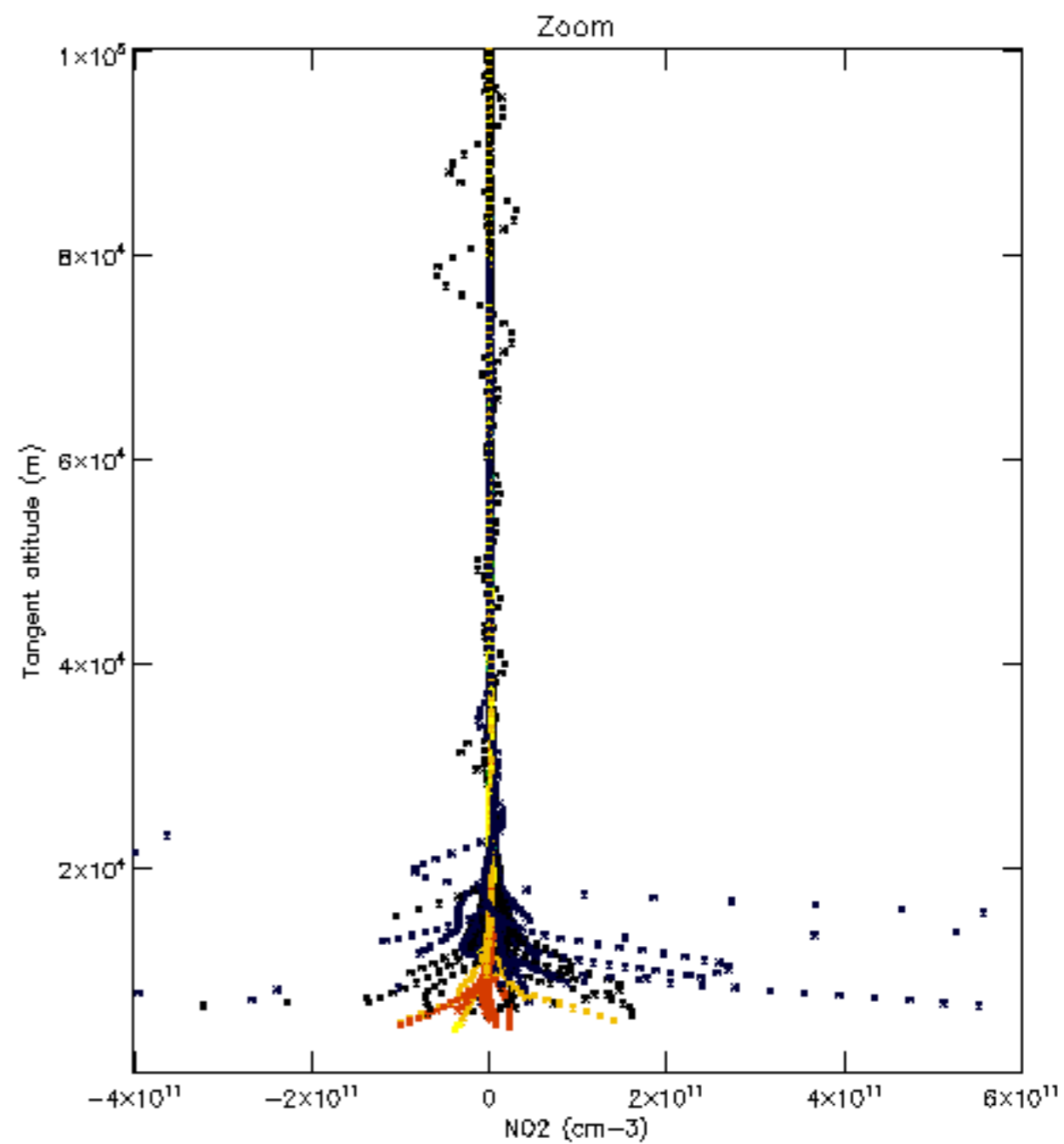
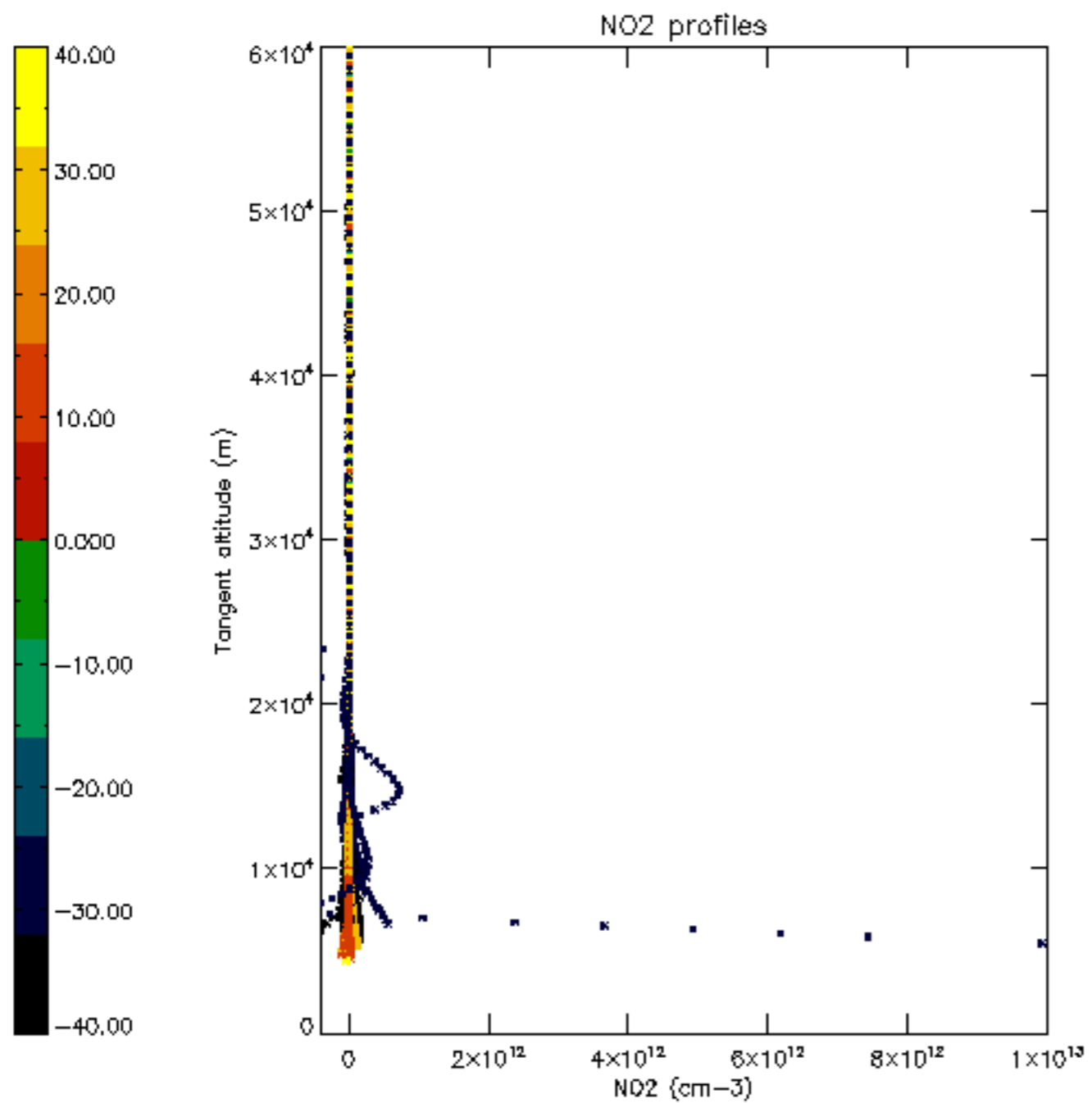


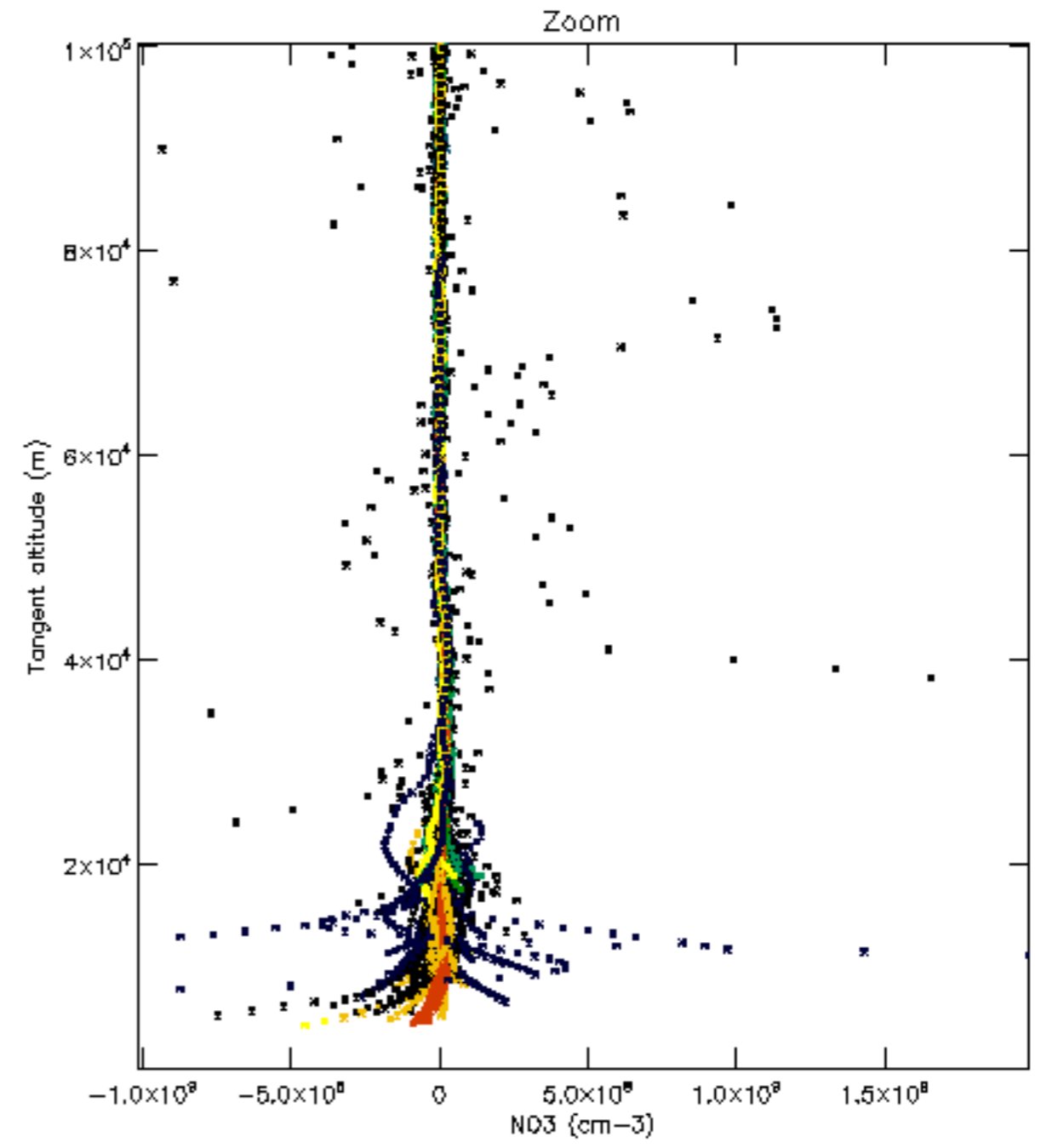
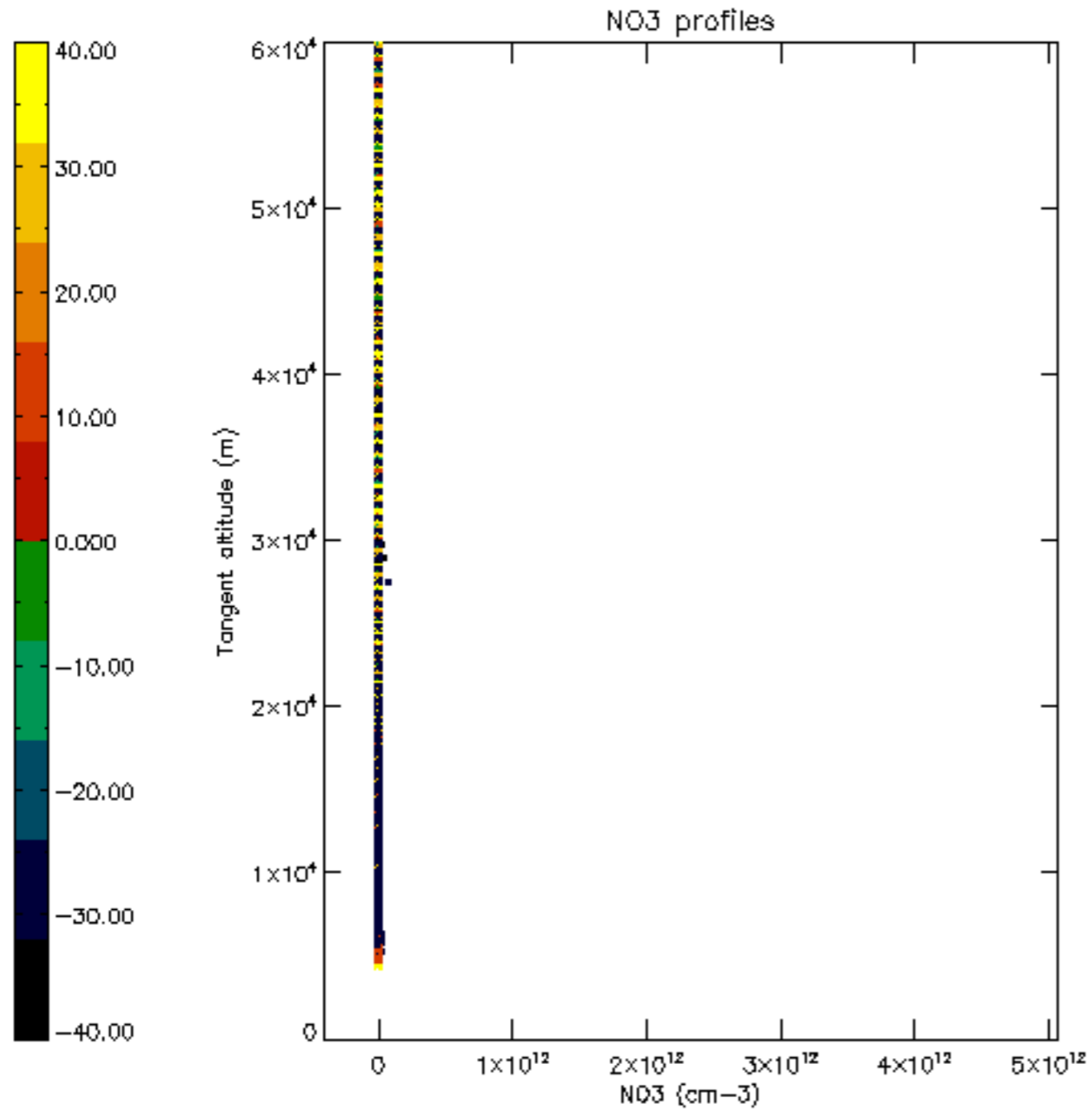


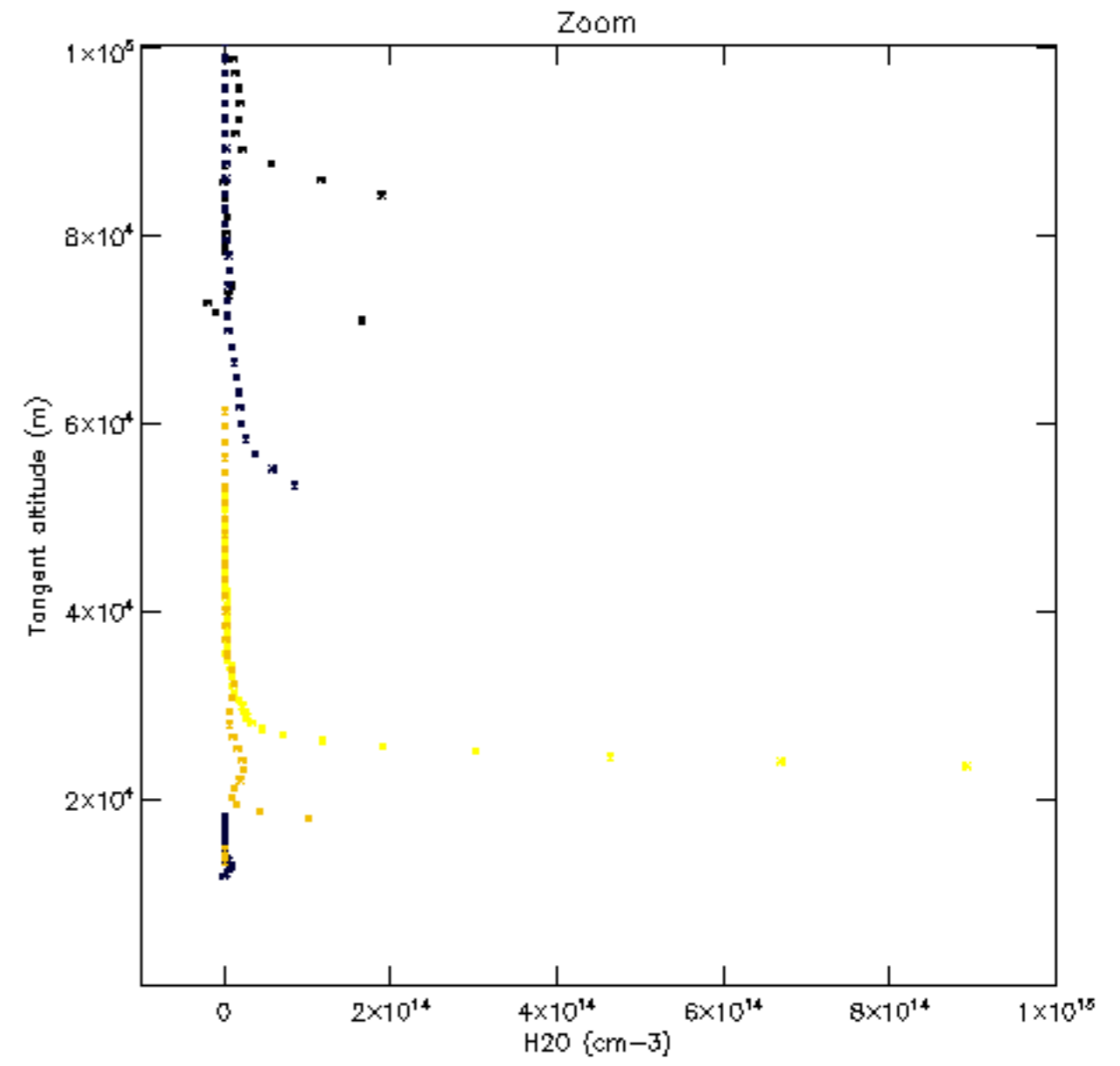
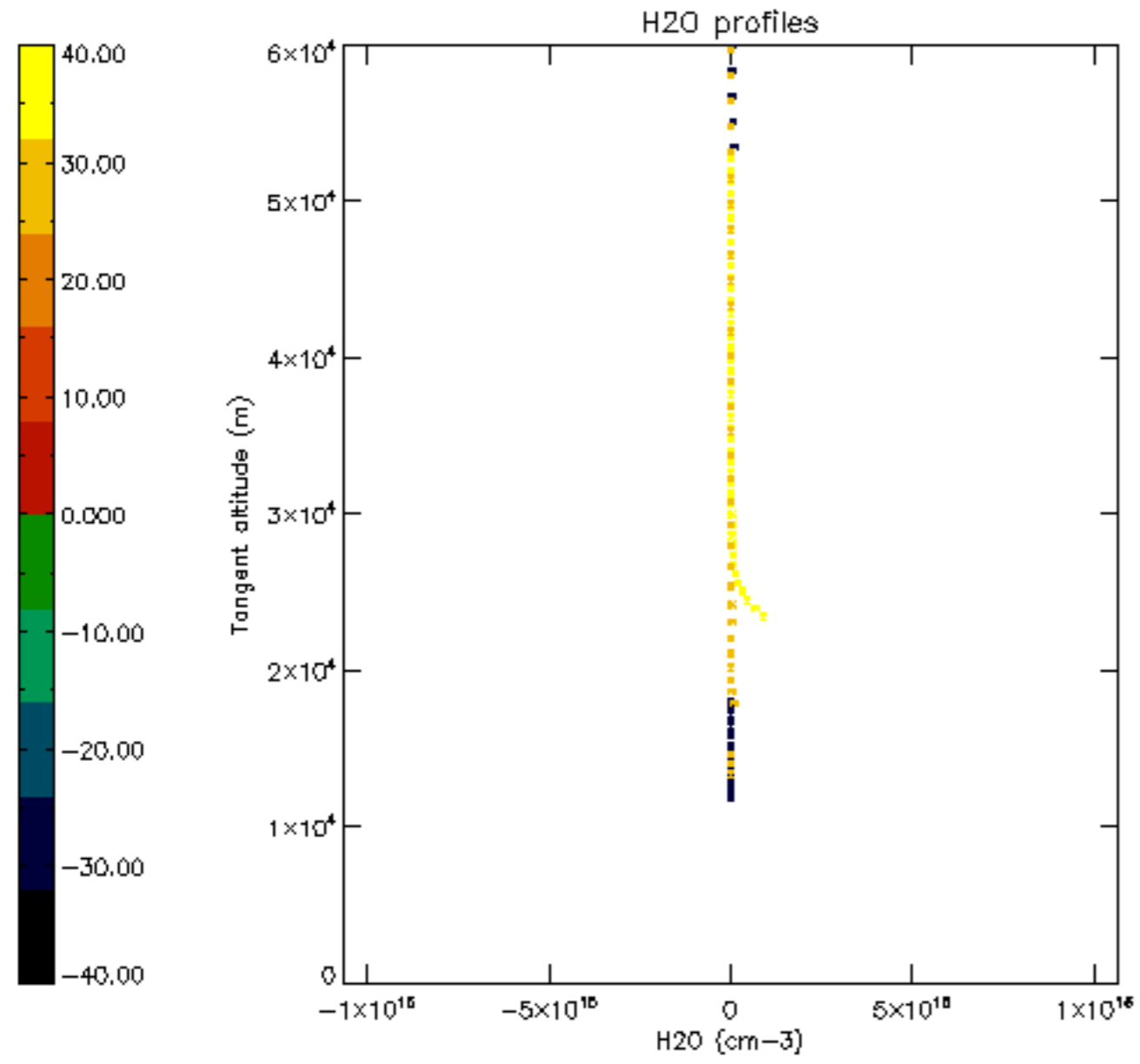


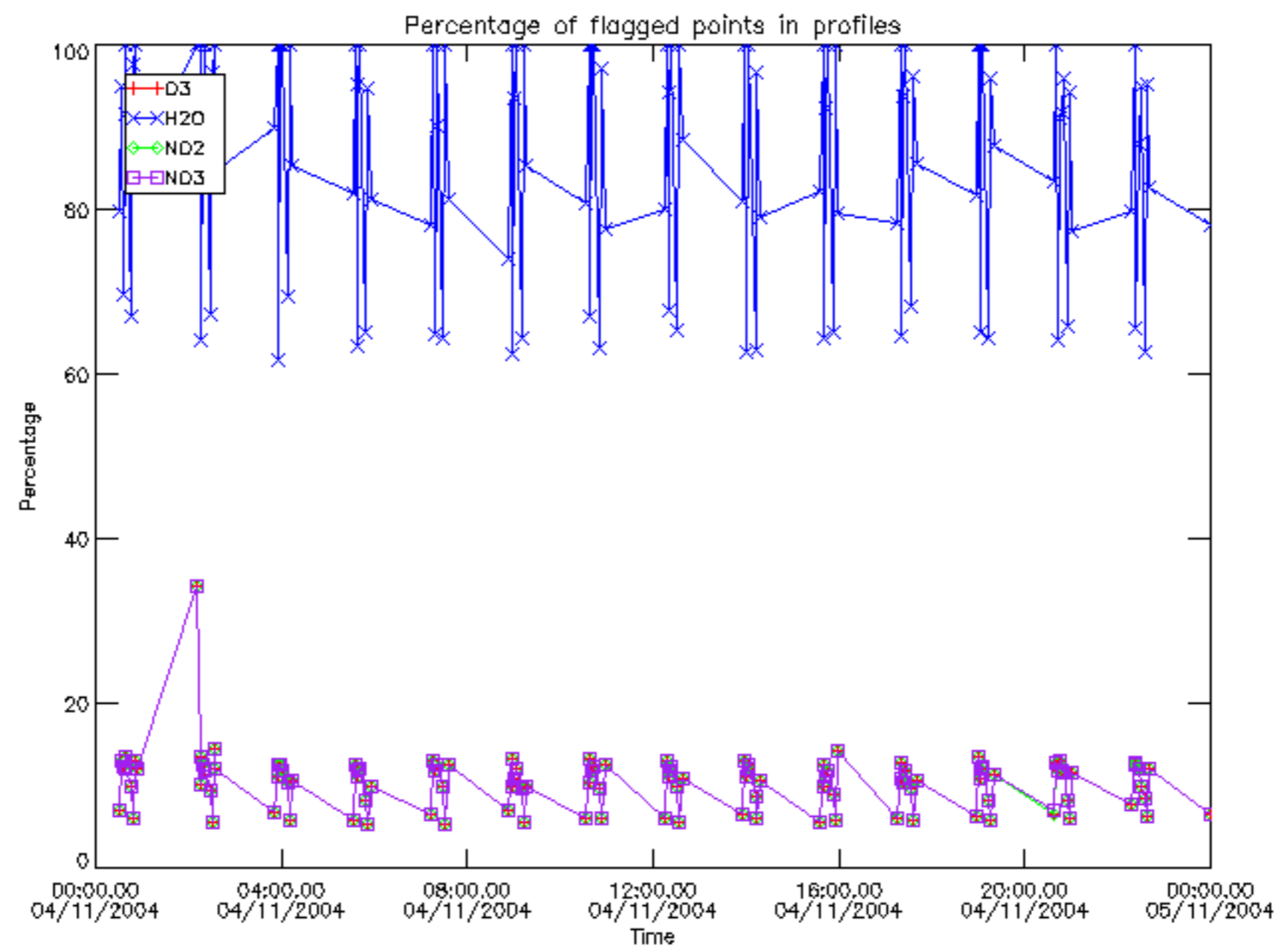




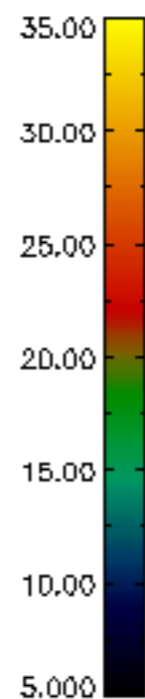
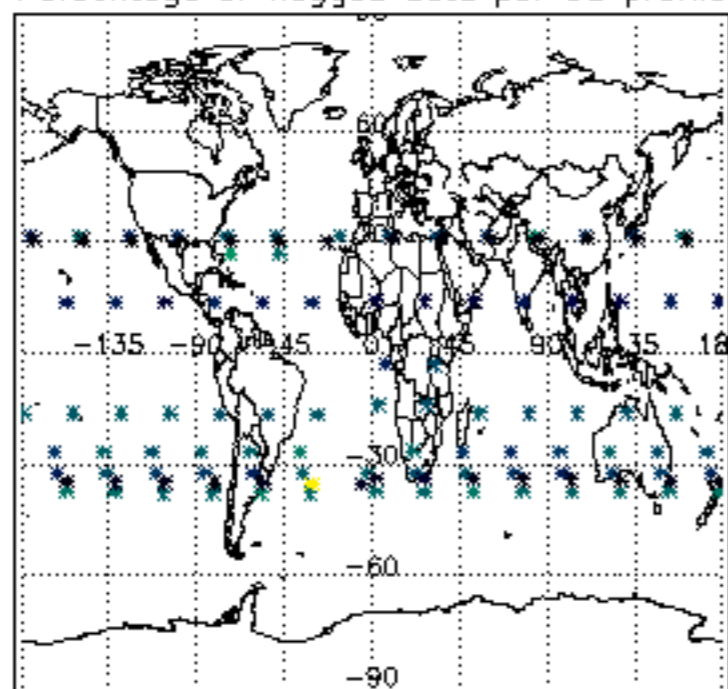




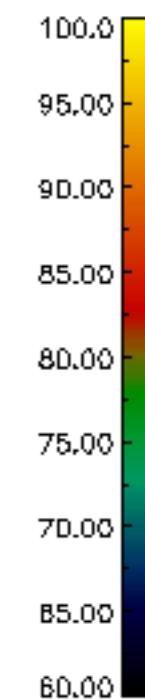
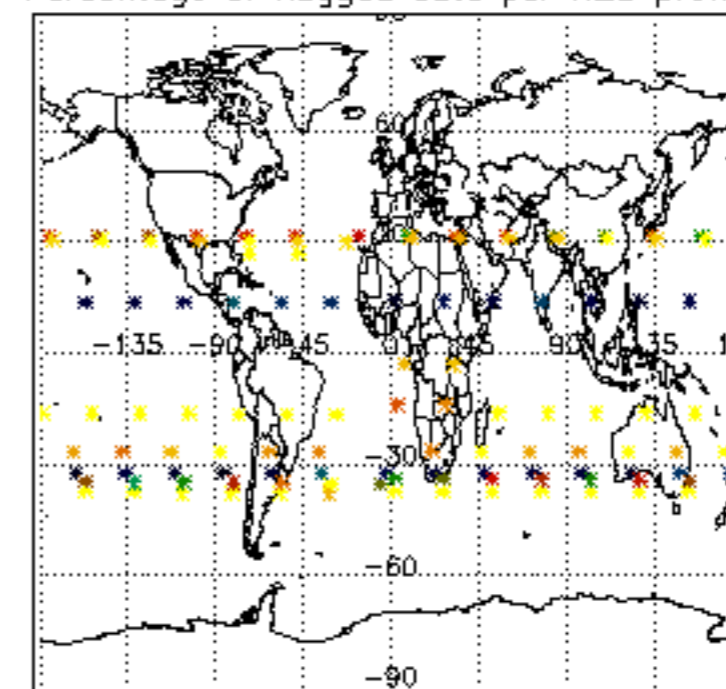




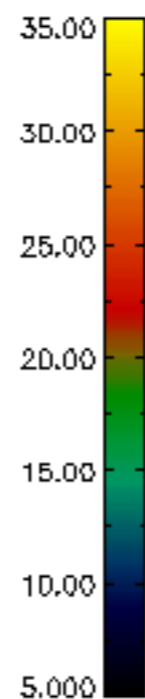
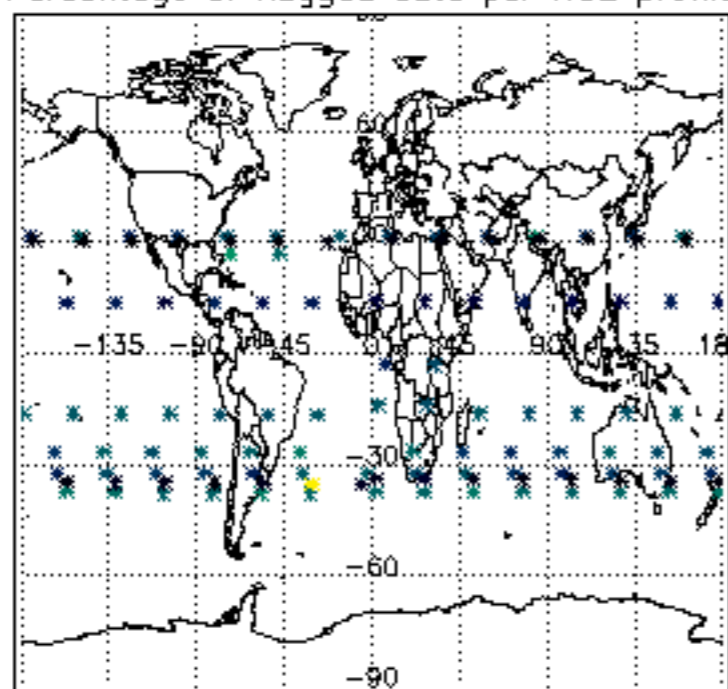
Percentage of flagged data per D3 profile



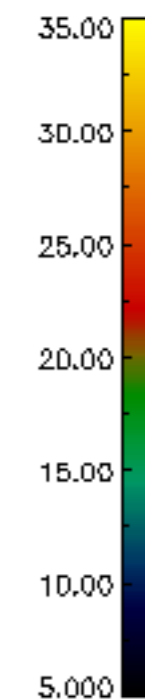
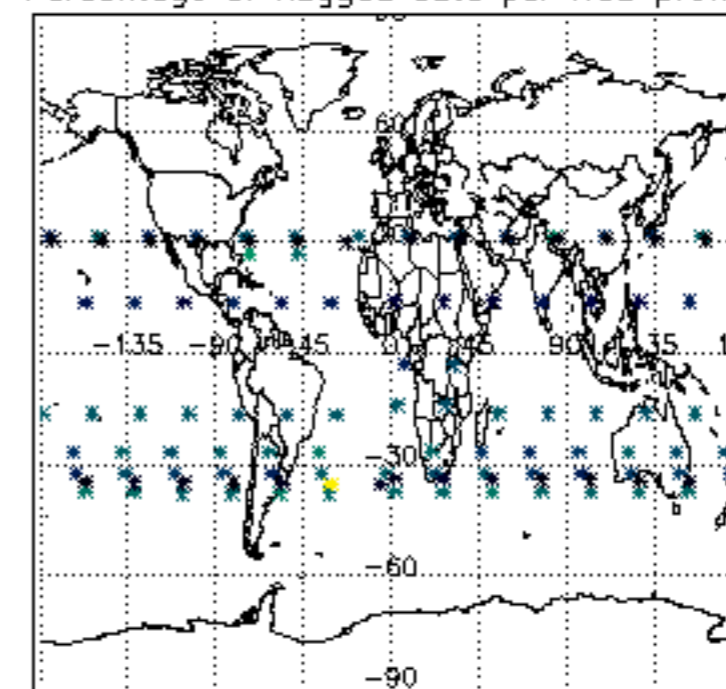
Percentage of flagged data per H2O profile

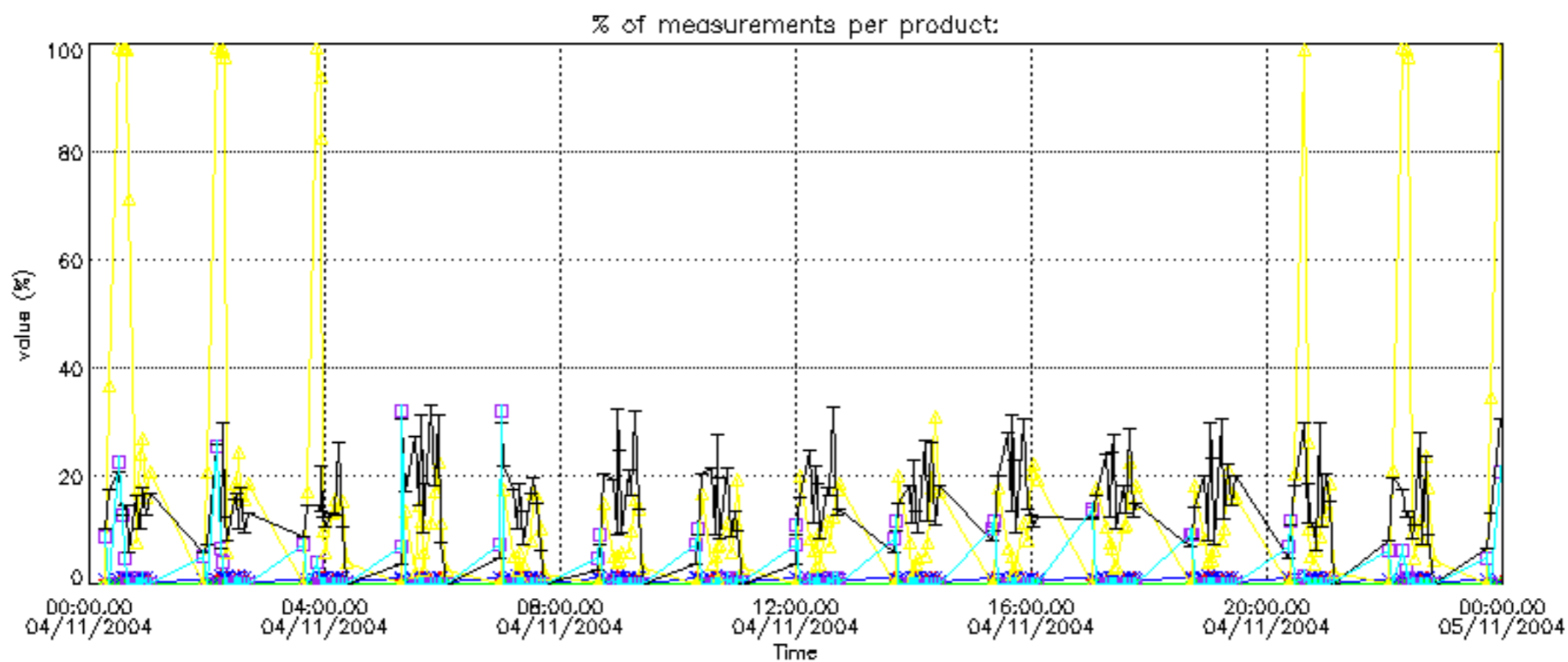


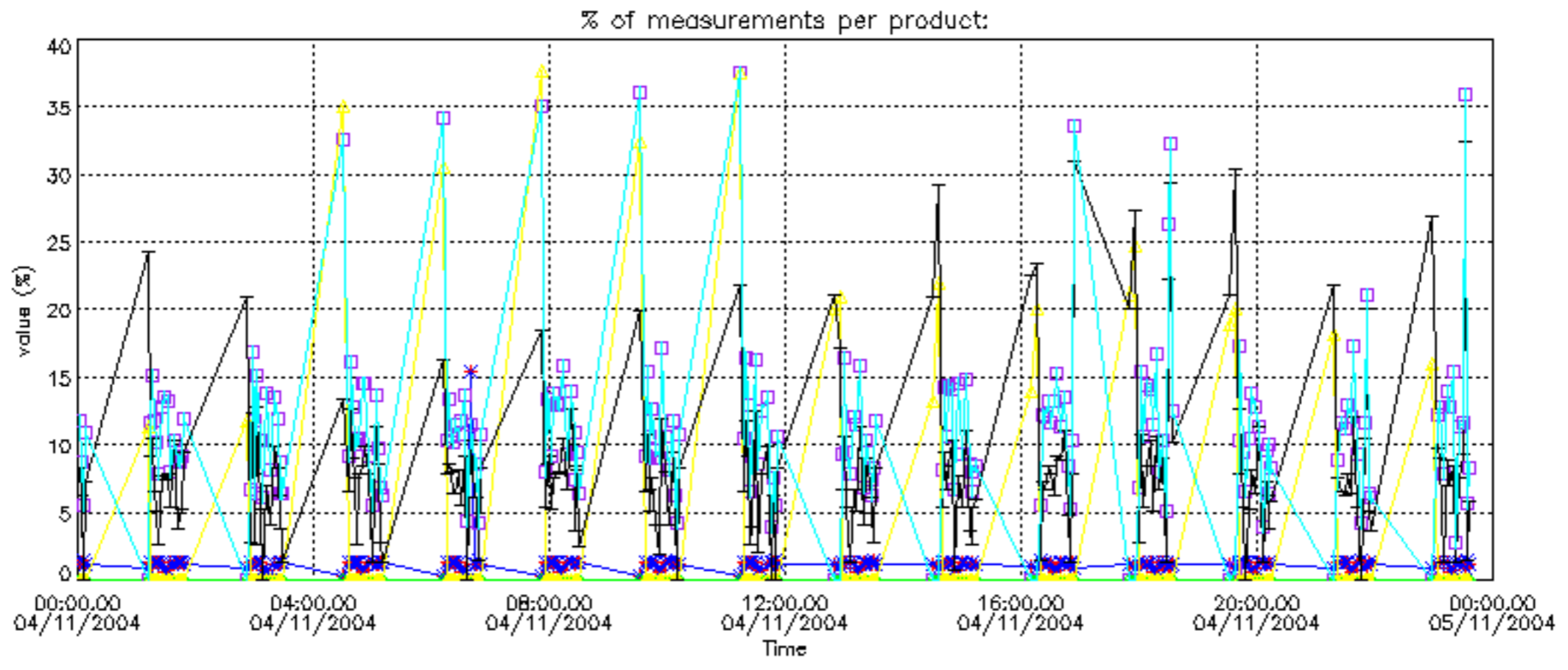
Percentage of flagged data per NO2 profile



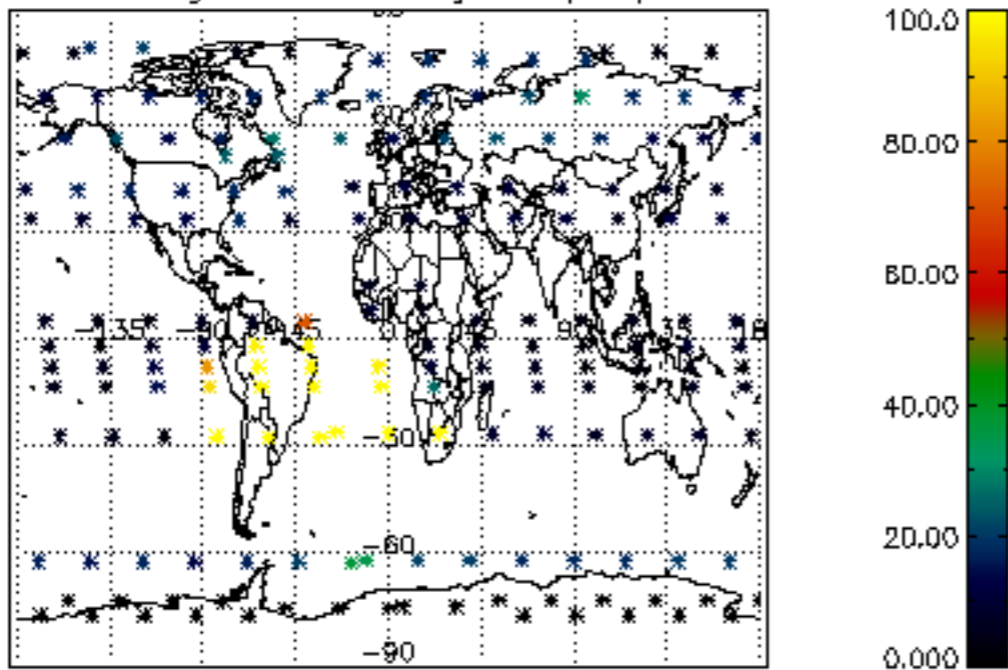
Percentage of flagged data per NO3 profile



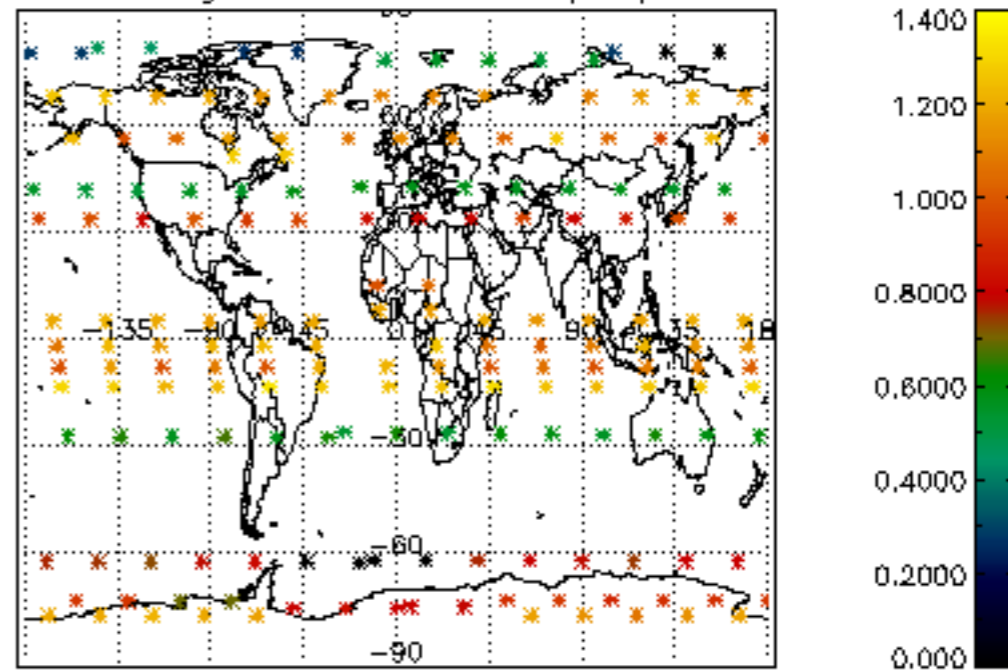




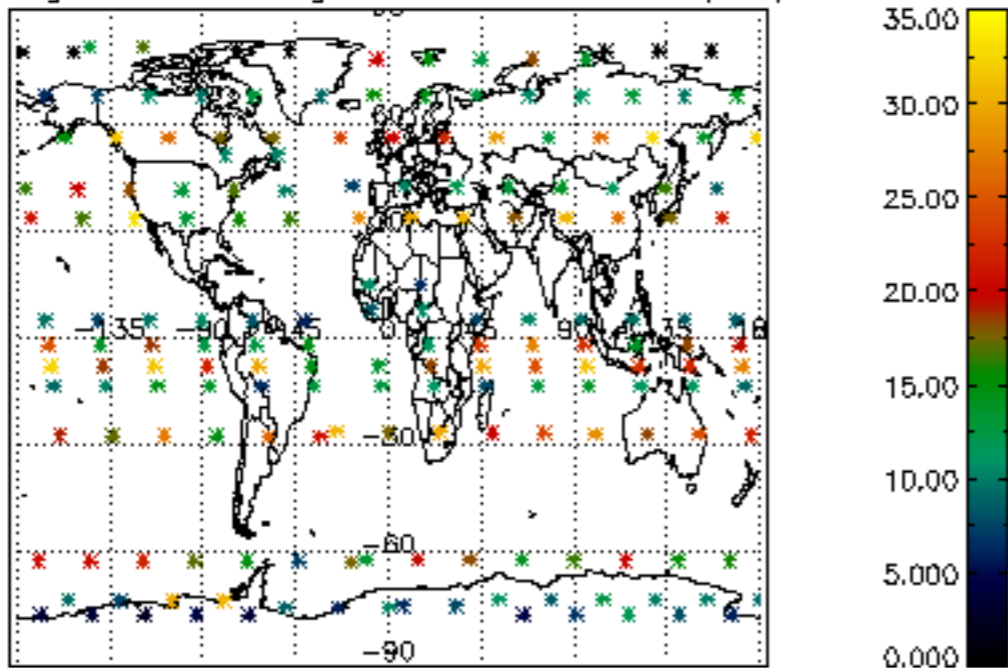
Percentage of cosmic ray hits per profile



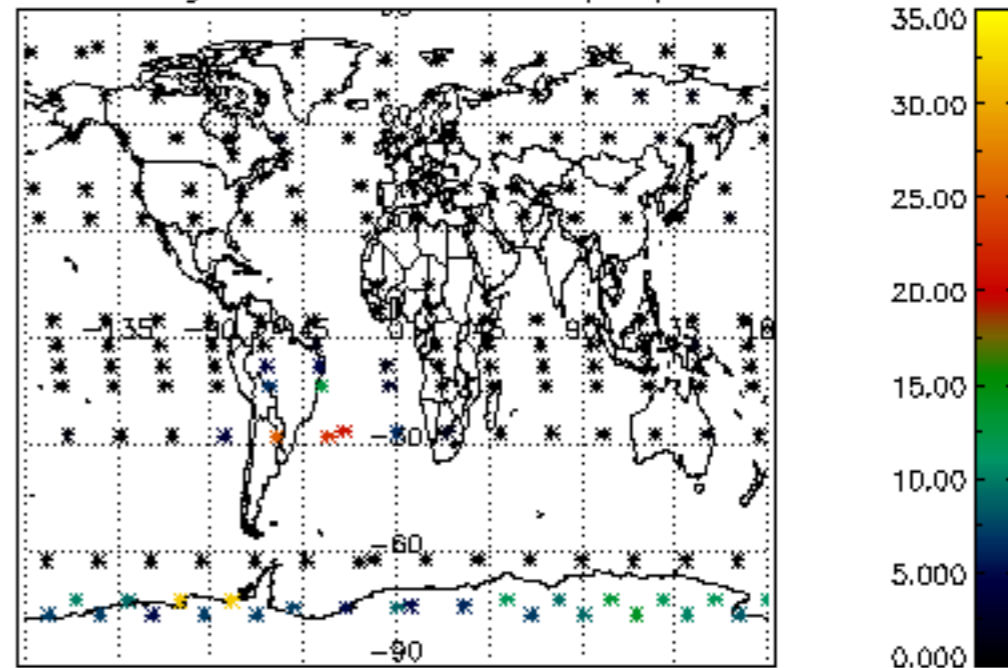
Percentage of datation errors per profile



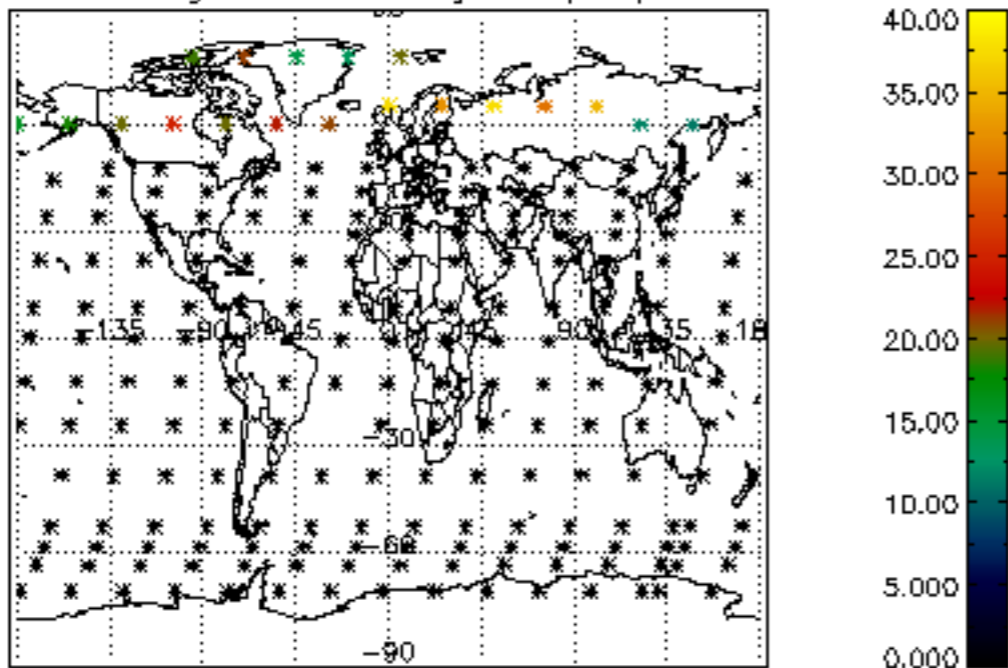
Percentage of star falling outside central band per profile



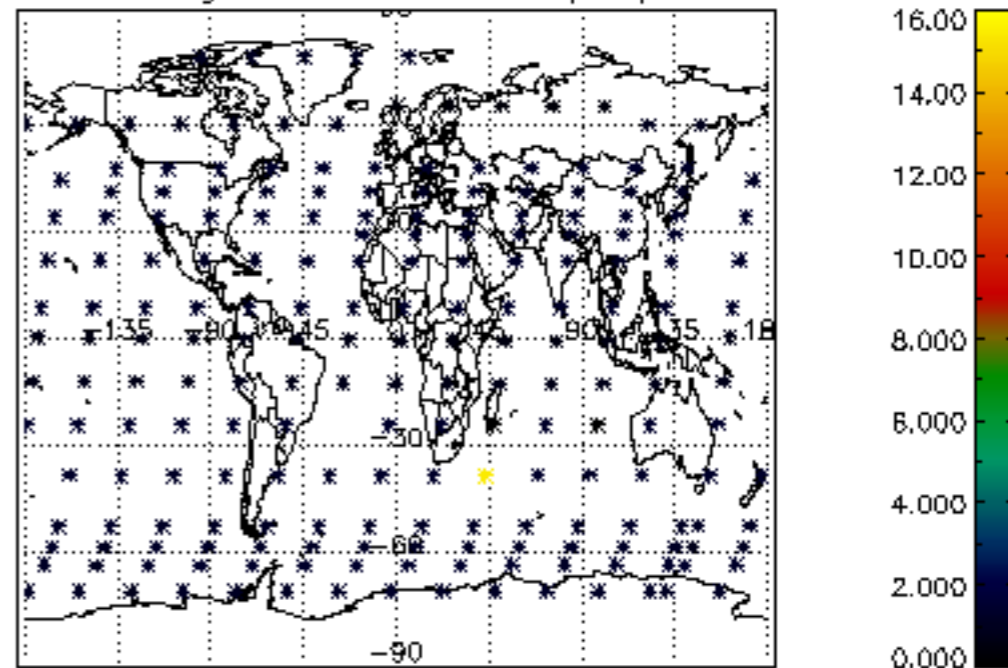
Percentage of saturation errors per profile



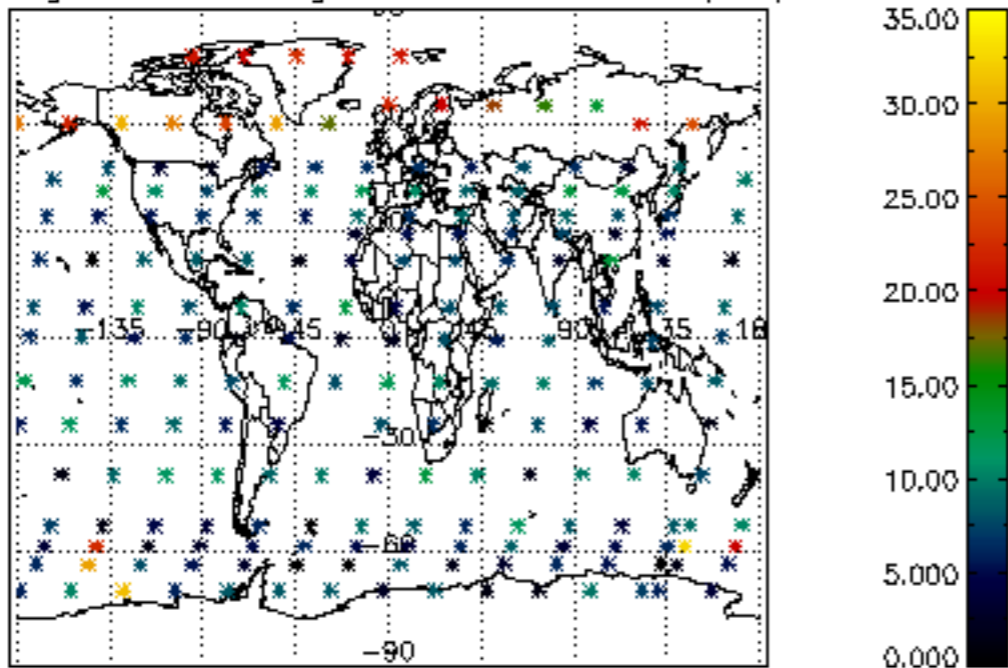
Percentage of cosmic ray hits per profile



Percentage of datation errors per profile



Percentage of star falling outside central band per profile



Percentage of saturation errors per profile

