

GOMOS Level 2 Daily Report

SUMMARY

[1. General Info](#)

[2. Summary of processed GOM_NL_2P products](#)

[3. Level 2 Quality information per product](#)

[3.1 Plot of level 2 quality information per product \(time dependant\)](#)

[3.2 Plot of level 2 quality information per product \(world map\)](#)

[4. Level 1 Quality information per product \(stored on level 2 products\)](#)

[4.1 Plot of level 1 quality information per product \(time dependant\)](#)

[4.1.1 Plot of level 1 quality information per product \(time dependant\): ASCENDING](#)

[4.1.2 Plot of level 1 quality information per product \(time dependant\): DESCENDING](#)

[4.2 Plot of level 1 quality information per product \(world map\)](#)

[4.2.1 Plot of level 1 quality information per product \(world map\): ASCENDING](#)

[4.2.2 Plot of level 1 quality information per product \(world map\): DESCENDING](#)

[5. Ozone profiles based on quality statistics and other trace gas profiles](#)

[5.1 Ozone statistics based on quality of products](#)

[5.2 Plot ozone profiles for all STD \(dark without errors\)](#)

[5.3 Plot ozone profiles where STD < 20% \(dark without errors\)](#)

[5.4. Plot ozone profiles where STD < 10% \(dark without errors\)](#)

[5.5. Plot ozone profiles where STD < 5% \(dark without errors\)](#)

[5.6 Plot NO2 profiles for all STD \(dark without errors\)](#)

[5.7 Plot NO3 profiles for all STD \(dark without errors\)](#)

[5.8 Plot H2O profiles \(only for occultations of stars 1,2,3,4,13,14,16,26,63 dark without errors\) for all STD](#)

[6. Auxiliary Data Files used for the production reported in section 2](#)

This report presents the daily analysis on parameters extracted from GOMOS level 2 data (GOM_NL__2P). It is intended to monitor some important parameters that will impact the quality of these products. A list of level 2 products (and content) that have arrived during the reporting day to the PCF is also given.

Item	Value
Time of report generation	19APR2013 14:29:15
Data source version	GOMOS/6.01
Start time of products	02-11-2004 (02NOV2004 00:00:00)
Stop time of products	03-11-2004 (03NOV2004 00:00:00)
Store outputs in DB	Yes
Nb of level 2 prods	394
Nb of prods with errors	0

2. Summary of processed GOM_NL__2P products.

Nr	Filename	UTC Start time	Limb	Duration	Star Id	Star Name	Star Mag	Star Temp	Nb Meas	Orbit	Prod. error
1	GOM_NL__2PRFIN20041102_000127_000000432031_00403_13984_5641.N1	02-NOV-2004 00:01:27	Dark	42.500	91	Kap Vel	2.4900	26000.	85	13984	No
2	GOM_NL__2PRFIN20041102_000921_000000532031_00403_13984_5642.N1	02-NOV-2004 00:09:21	Dark	52.500	2	Alp Car	-0.73600	7000.0	105	13984	No
3	GOM_NL__2PRFIN20041102_001110_000000872031_00403_13984_5643.N1	02-NOV-2004 00:11:10	Dark	86.500	23	21Eps CMa	1.5020	26000.	173	13984	No
4	GOM_NL__2PRFIN20041102_001447_000000392031_00403_13984_5644.N1	02-NOV-2004 00:14:47	Dark	39.000	143	Alp Hyi	2.8570	7200.0	78	13984	No
5	GOM_NL__2PRFIN20041102_001610_000000442031_00403_13984_5645.N1	02-NOV-2004 00:16:10	Dark	43.500	9	Alp Eri	0.45300	24000.	87	13984	No
6	GOM_NL__2PRFIN20041102_001928_000000472031_00403_13984_5646.N1	02-NOV-2004 00:19:28	Straylight	47.000	157	The1Eri	2.9060	9300.0	94	13984	No
7	GOM_NL__2PRFIN20041102_002244_000001042031_00403_13984_5647.N1	02-NOV-2004 00:22:44	Straylight	103.50	139	9Bet Lep	2.8330	5600.0	207	13984	No
8	GOM_NL__2PRFIN20041102_002732_000000472031_00403_13984_5648.N1	02-NOV-2004 00:27:32	Straylight	47.000	52	16Bet Cet	2.0370	4500.0	94	13984	No
9	GOM_NL__2PRFIN20041102_003348_000000592031_00403_13984_5649.N1	02-NOV-2004 00:33:48	Twilight_stray	58.500	94	92Alp Cet	2.5260	3100.0	117	13984	No
10	GOM_NL__2PRFIN20041102_003704_000000372031_00403_13984_5650.N1	02-NOV-2004 00:37:04	Bright	37.000	140	88Gam Peg	2.8340	26000.	74	13984	No
11	GOM_NL__2PRFIN20041102_003910_000000432031_00403_13984_5651.N1	02-NOV-2004 00:39:10	Bright	43.000	50	13Alp Ari	2.0070	4250.0	86	13984	No
12	GOM_NL__2PRFIN20041102_004053_000000402031_00403_13984_5652.N1	02-NOV-2004 00:40:53	Bright	39.500	58	21Alp And	2.0730	11000.	79	13984	No
13	GOM_NL__2PRFIN20041102_004217_000000422031_00403_13984_5653.N1	02-NOV-2004 00:42:17	Bright	42.000	53	43Bet And	2.0480	3300.0	84	13984	No
14	GOM_NL__2PRFIN20041102_004437_000000422031_00403_13984_5654.N1	02-NOV-2004 00:44:37	Bright	42.000	73	57Gam1And	2.2600	13100.	84	13984	No
15	GOM_NL__2PRFIN20041102_004811_000000402031_00403_13984_5655.N1	02-NOV-2004 00:48:11	Bright	39.500	68	18Alp Cas	2.2250	4500.0	79	13984	No
16	GOM_NL__2PRFIN20041102_004922_000000382031_00403_13984_5656.N1	02-NOV-2004 00:49:22	Bright	37.500	76	27Gam Cas	2.3000	30000.	75	13984	No
17	GOM_NL__2PRFIN20041102_005155_000000842031_00403_13984_5657.N1	02-NOV-2004 00:51:55	Bright	84.000	114	3Iot Aur	2.6930	4600.0	168	13984	No
18	GOM_NL__2PRFIN20041102_005454_000000702031_00403_13984_5658.N1	02-NOV-2004 00:54:54	Bright	69.500	6	13Alp Aur	0.080000	3400.0	139	13984	No
19	GOM_NL__2PRFIN20041102_005727_000000402031_00403_13984_5659.N1	02-NOV-2004 00:57:27	Bright	40.000	49	1Alp UMi	1.9900	6300.0	80	13984	No
20	GOM_NL__2PRFIN20041102_010120_000000392031_00403_13984_5660.N1	02-NOV-2004 01:01:20	Bright	38.500	60	7Bet UMi	2.0810	3950.0	77	13984	No
21	GOM_NL__2PRFIN20041102_010534_000000442031_00403_13984_5661.N1	02-NOV-2004 01:05:34	Bright	43.500	36	50Alp UMa	1.8000	6300.0	87	13984	No
22	GOM_NL__2PRFIN20041102_010710_000000412031_00403_13984_5662.N1	02-NOV-2004 01:07:10	Bright	41.000	82	48Bet UMa	2.3650	10600.	82	13984	No
23	GOM_NL__2PRFIN20041102_011053_000000402031_00403_13984_5663.N1	02-NOV-2004 01:10:53	Bright	40.000	174	52Psi UMa	3.0040	4400.0	80	13984	No
24	GOM_NL__2PRFIN20041102_011842_000002552031_00403_13984_5664.N1	02-NOV-2004 01:18:42	Twilight_stray	254.50	24	66Alp Gem	1.5800	10200.	509	13984	No
25	GOM_NL__2PRFIN20041102_013232_000000762031_00403_13984_5665.N1	02-NOV-2004 01:32:32	Dark	76.000	48	30Alp Hya	1.9770	4100.0	152	13984	No
26	GOM_NL__2PRFIN20041102_013709_000000402031_00403_13984_5666.N1	02-NOV-2004 01:37:09	Dark	40.000	99	Del Cen	2.5750	26000.	80	13984	No
27	GOM_NL__2PRFIN20041102_013845_000000522031_00403_13984_5667.N1	02-NOV-2004 01:38:45	Dark	52.000	26	Gam Cru	1.6240	2900.0	104	13984	No
28	GOM_NL__2PRFIN20041102_014434_000000492031_00404_13985_5641.N1	02-NOV-2004 01:44:34	Dark	49.000	34	Gam2Vel	1.7930	23000.	98	13985	No
29	GOM_NL__2PRFIN20041102_014958_000000522031_00404_13985_5642.N1	02-NOV-2004 01:49:58	Dark	51.500	2	Alp Car	-0.73600	7000.0	103	13985	No
30	GOM_NL__2PRFIN20041102_015148_000000872031_00404_13985_5643.N1	02-NOV-2004 01:51:48	Dark	86.500	23	21Eps CMa	1.5020	26000.	173	13985	No
31	GOM_NL__2PRFIN20041102_015524_000000382031_00404_13985_5644.N1	02-NOV-2004 01:55:24	Dark	38.000	143	Alp Hyi	2.8570	7200.0	76	13985	No
32	GOM_NL__2PRFIN20041102_015647_000000452031_00404_13985_5645.N1	02-NOV-2004 01:56:47	Dark	45.000	9	Alp Eri	0.45300	24000.	90	13985	No
33	GOM_NL__2PRFIN20041102_020007_000000432031_00404_13985_5646.N1	02-NOV-2004 02:00:07	Straylight	43.000	157	The1Eri	2.9060	9300.0	86	13985	No
34	GOM_NL__2PRFIN20041102_020338_000001692031_00404_13985_5647.N1	02-NOV-2004 02:03:38	Straylight	169.00	1	9Alp CMa	-1.4400	11000.	338	13985	No
35	GOM_NL__2PRFIN20041102_020808_000000462031_00404_13985_5648.N1	02-NOV-2004 02:08:08	Straylight	46.000	52	16Bet Cet	2.0370	4500.0	92	13985	No
36	GOM_NL__2PRFIN20041102_021424_000000582031_00404_13985_5649.N1	02-NOV-2004 02:14:24	Twilight_stray	58.000	94	92Alp Cet	2.5260	3100.0	116	13985	No
37	GOM_NL__2PRFIN20041102_021740_000000372031_00404_13985_5650.N1	02-NOV-2004 02:17:40	Bright	37.000	140	88Gam Peg	2.8340	26000.	74	13985	No
38	GOM_NL__2PRFIN20041102_021945_000000442031_00404_13985_5651.N1	02-NOV-2004 02:19:45	Bright	43.500	50	13Alp Ari	2.0070	4250.0	87	13985	No
39	GOM_NL__2PRFIN20041102_022130_000000412031_00404_13985_5652.N1	02-NOV-2004 02:21:30	Bright	40.500	58	21Alp And	2.0730	11000.	81	13985	No
40	GOM_NL__2PRFIN20041102_022253_000000422031_00404_13985_5653.N1	02-NOV-2004 02:22:53	Bright	41.500	53	43Bet And	2.0480	3300.0	83	13985	No
41	GOM_NL__2PRFIN20041102_022513_000000452031_00404_13985_5654.N1	02-NOV-2004 02:25:13	Bright	45.000	73	57Gam1And	2.2600	13100.	90	13985	No
42	GOM_NL__2PRFIN20041102_022845_000000402031_00404_13985_5655.N1	02-NOV-2004 02:28:45	Bright	40.000	68	18Alp Cas	2.2250	4500.0	80	13985	No

43	GOM_NL__2PRFIN20041102_022957_000000382031_00404_13985_5656.N1	02-NOV-2004 02:29:57	Bright	38.000	76	27Gam Cas	2.3000	30000.	76	13985	No
44	GOM_NL__2PRFIN20041102_023229_000000802031_00404_13985_5657.N1	02-NOV-2004 02:32:29	Bright	80.000	114	3lot Aur	2.6930	4600.0	160	13985	No
45	GOM_NL__2PRFIN20041102_023529_000000662031_00404_13985_5658.N1	02-NOV-2004 02:35:29	Bright	65.500	6	13Alp Aur	0.080000	3400.0	131	13985	No
46	GOM_NL__2PRFIN20041102_023800_000000402031_00404_13985_5659.N1	02-NOV-2004 02:38:00	Bright	39.500	49	1Alp UMi	1.9900	6300.0	79	13985	No
47	GOM_NL__2PRFIN20041102_024155_000000392031_00404_13985_5660.N1	02-NOV-2004 02:41:55	Bright	39.000	60	7Bet UMi	2.0810	3950.0	78	13985	No
48	GOM_NL__2PRFIN20041102_024610_000000422031_00404_13985_5661.N1	02-NOV-2004 02:46:10	Bright	41.500	36	50Alp UMa	1.8000	6300.0	83	13985	No
49	GOM_NL__2PRFIN20041102_024746_000000412031_00404_13985_5662.N1	02-NOV-2004 02:47:46	Bright	40.500	82	48Bet UMa	2.3650	10600.	81	13985	No
50	GOM_NL__2PRFIN20041102_025130_000000392031_00404_13985_5663.N1	02-NOV-2004 02:51:30	Bright	39.000	174	52Psi UMa	3.0040	4400.0	78	13985	No
51	GOM_NL__2PRFIN20041102_025919_000002552031_00404_13985_5664.N1	02-NOV-2004 02:59:19	Twi_and_stray	255.00	24	66Alp Gem	1.5800	10200.	510	13985	No
52	GOM_NL__2PRFIN20041102_031307_000000762031_00404_13985_5665.N1	02-NOV-2004 03:13:07	Dark	75.500	48	30Alp Hya	1.9770	4100.0	151	13985	No
53	GOM_NL__2PRFIN20041102_031746_000000412031_00404_13985_5666.N1	02-NOV-2004 03:17:46	Dark	40.500	99	Del Cen	2.5750	26000.	81	13985	No
54	GOM_NL__2PRFIN20041102_031922_000000462031_00404_13985_5667.N1	02-NOV-2004 03:19:22	Dark	46.000	26	Gam Cru	1.6240	2900.0	92	13985	No
55	GOM_NL__2PRFIN20041102_032103_000000412031_00404_13985_5668.N1	02-NOV-2004 03:21:03	Dark	40.500	12	Alp1Cru	0.77500	30000.	81	13985	No
56	GOM_NL__2PRFIN20041102_032512_000000492031_00405_13986_5641.N1	02-NOV-2004 03:25:12	Dark	49.000	34	Gam2Vel	1.7930	23000.	98	13986	No
57	GOM_NL__2PRFIN20041102_033035_000000502031_00405_13986_5642.N1	02-NOV-2004 03:30:35	Dark	49.500	2	Alp Car	-0.73600	7000.0	99	13986	No
58	GOM_NL__2PRFIN20041102_033225_000000852031_00405_13986_5643.N1	02-NOV-2004 03:32:25	Dark	85.000	23	21Eps CMa	1.5020	26000.	170	13986	No
59	GOM_NL__2PRFIN20041102_033559_000000402031_00405_13986_5644.N1	02-NOV-2004 03:35:59	Dark	39.500	143	Alp Hyi	2.8570	7200.0	79	13986	No
60	GOM_NL__2PRFIN20041102_033723_000000432031_00405_13986_5645.N1	02-NOV-2004 03:37:23	Dark	42.500	9	Alp Eri	0.45300	24000.	85	13986	No
61	GOM_NL__2PRFIN20041102_034043_000000432031_00405_13986_5646.N1	02-NOV-2004 03:40:43	Straylight	43.000	157	The1Eri	2.9060	9300.0	86	13986	No
62	GOM_NL__2PRFIN20041102_034416_000001692031_00405_13986_5647.N1	02-NOV-2004 03:44:16	Straylight	169.00	1	9Alp CMa	-1.4400	11000.	338	13986	No
63	GOM_NL__2PRFIN20041102_034844_000000452031_00405_13986_5648.N1	02-NOV-2004 03:48:44	Straylight	45.000	52	16Bet Cet	2.0370	4500.0	90	13986	No
64	GOM_NL__2PRFIN20041102_035500_000000592031_00405_13986_5649.N1	02-NOV-2004 03:55:00	Twi_and_stray	59.000	94	92Alp Cet	2.5260	3100.0	118	13986	No
65	GOM_NL__2PRFIN20041102_035816_000000372031_00405_13986_5650.N1	02-NOV-2004 03:58:16	Bright	36.500	140	88Gam Peg	2.8340	26000.	73	13986	No
66	GOM_NL__2PRFIN20041102_040020_000000442031_00405_13986_5651.N1	02-NOV-2004 04:00:20	Bright	44.000	50	13Alp Ari	2.0070	4250.0	88	13986	No
67	GOM_NL__2PRFIN20041102_040206_000000402031_00405_13986_5652.N1	02-NOV-2004 04:02:06	Bright	39.500	58	21Alp And	2.0730	11000.	79	13986	No
68	GOM_NL__2PRFIN20041102_040330_000000382031_00405_13986_5653.N1	02-NOV-2004 04:03:30	Bright	38.000	53	43Bet And	2.0480	3300.0	76	13986	No
69	GOM_NL__2PRFIN20041102_040550_000000402031_00405_13986_5654.N1	02-NOV-2004 04:05:50	Bright	39.500	73	57Gam1And	2.2600	13100.	79	13986	No
70	GOM_NL__2PRFIN20041102_040923_000000382031_00405_13986_5655.N1	02-NOV-2004 04:09:23	Bright	38.000	68	18Alp Cas	2.2250	4500.0	76	13986	No
71	GOM_NL__2PRFIN20041102_041034_000000392031_00405_13986_5656.N1	02-NOV-2004 04:10:34	Bright	38.500	76	27Gam Cas	2.3000	30000.	77	13986	No
72	GOM_NL__2PRFIN20041102_041303_000000872031_00405_13986_5657.N1	02-NOV-2004 04:13:03	Bright	86.500	114	3lot Aur	2.6930	4600.0	173	13986	No
73	GOM_NL__2PRFIN20041102_041603_000000692031_00405_13986_5658.N1	02-NOV-2004 04:16:03	Bright	69.000	6	13Alp Aur	0.080000	3400.0	138	13986	No
74	GOM_NL__2PRFIN20041102_041838_000000352031_00405_13986_5659.N1	02-NOV-2004 04:18:38	Bright	34.500	49	1Alp UMi	1.9900	6300.0	69	13986	No
75	GOM_NL__2PRFIN20041102_042232_000000402031_00405_13986_5660.N1	02-NOV-2004 04:22:32	Bright	40.000	60	7Bet UMi	2.0810	3950.0	80	13986	No
76	GOM_NL__2PRFIN20041102_042646_000000402031_00405_13986_5661.N1	02-NOV-2004 04:26:46	Bright	40.000	36	50Alp UMa	1.8000	6300.0	80	13986	No
77	GOM_NL__2PRFIN20041102_042822_000000422031_00405_13986_5662.N1	02-NOV-2004 04:28:22	Bright	41.500	82	48Bet UMa	2.3650	10600.	83	13986	No
78	GOM_NL__2PRFIN20041102_043205_000000412031_00405_13986_5663.N1	02-NOV-2004 04:32:05	Bright	40.500	174	52Psi UMa	3.0040	4400.0	81	13986	No
79	GOM_NL__2PRFIN20041102_043957_000002552031_00405_13986_5664.N1	02-NOV-2004 04:39:57	Twi_and_stray	255.00	24	66Alp Gem	1.5800	10200.	510	13986	No
80	GOM_NL__2PRFIN20041102_045347_000000752031_00405_13986_5665.N1	02-NOV-2004 04:53:47	Dark	74.500	48	30Alp Hya	1.9770	4100.0	149	13986	No
81	GOM_NL__2PRFIN20041102_045821_000000422031_00405_13986_5666.N1	02-NOV-2004 04:58:21	Dark	42.000	99	Del Cen	2.5750	26000.	84	13986	No
82	GOM_NL__2PRFIN20041102_045958_000000482031_00405_13986_5667.N1	02-NOV-2004 04:59:58	Dark	47.500	26	Gam Cru	1.6240	2900.0	95	13986	No
83	GOM_NL__2PRFIN20041102_050139_000000442031_00405_13986_5668.N1	02-NOV-2004 05:01:39	Dark	43.500	12	Alp1Cru	0.77500	30000.	87	13986	No
84	GOM_NL__2PRFIN20041102_050549_000000482031_00406_13987_5641.N1	02-NOV-2004 05:05:49	Dark	47.500	34	Gam2Vel	1.7930	23000.	95	13987	No
85	GOM_NL__2PRFIN20041102_051113_000000502031_00406_13987_5642.N1	02-NOV-2004 05:11:13	Dark	50.000	2	Alp Car	-0.73600	7000.0	100	13987	No
86	GOM_NL__2PRFIN20041102_051301_000000862031_00406_13987_5643.N1	02-NOV-2004 05:13:01	Dark	86.000	23	21Eps CMa	1.5020	26000.	172	13987	No
87	GOM_NL__2PRFIN20041102_051636_000000392031_00406_13987_5644.N1	02-NOV-2004 05:16:36	Dark	39.000	143	Alp Hyi	2.8570	7200.0	78	13987	No
88	GOM_NL__2PRFIN20041102_051759_000000452031_00406_13987_5645.N1	02-NOV-2004 05:17:59	Dark	44.500	9	Alp Eri	0.45300	24000.	89	13987	No
89	GOM_NL__2PRFIN20041102_052120_000000432031_00406_13987_5646.N1	02-NOV-2004 05:21:20	Straylight	42.500	157	The1Eri	2.9060	9300.0	85	13987	No
90	GOM_NL__2PRFIN20041102_052454_000001692031_00406_13987_5647.N1	02-NOV-2004 05:24:54	Straylight	169.00	1	9Alp CMa	-1.4400	11000.	338	13987	No
91	GOM_NL__2PRFIN20041102_052920_000000432031_00406_13987_5648.N1	02-NOV-2004 05:29:20	Straylight	43.000	52	16Bet Cet	2.0370	4500.0	86	13987	No
92	GOM_NL__2PRFIN20041102_053536_000000562031_00406_13987_5649.N1	02-NOV-2004 05:35:36	Twi_and_stray	55.500	94	92Alp Cet	2.5260	3100.0	111	13987	No
93	GOM_NL__2PRFIN20041102_053852_000000382031_00406_13987_5650.N1	02-NOV-2004 05:38:52	Bright	38.000	140	88Gam Peg	2.8340	26000.	76	13987	No
94	GOM_NL__2PRFIN20041102_054057_000000442031_00406_13987_5651.N1	02-NOV-2004 05:40:57	Bright	43.500	50	13Alp Ari	2.0070	4250.0	87	13987	No
95	GOM_NL__2PRFIN20041102_054243_000000382031_00406_13987_5652.N1	02-NOV-2004 05:42:43	Bright	38.000	58	21Alp And	2.0730	11000.	76	13987	No
96	GOM_NL__2PRFIN20041102_054405_000000392031_00406_13987_5653.N1	02-NOV-2004 05:44:05	Bright	38.500	53	43Bet And	2.0480	3300.0	77	13987	No
97	GOM_NL__2PRFIN20041102_054627_000000422031_00406_13987_5654.N1	02-NOV-2004 05:46:27	Bright	41.500	73	57Gam1And	2.2600	13100.	83	13987	No
98	GOM_NL__2PRFIN20041102_055000_000000392031_00406_13987_5655.N1	02-NOV-2004 05:50:00	Bright	38.500	68	18Alp Cas	2.2250	4500.0	77	13987	No
99	GOM_NL__2PRFIN20041102_055110_000000382031_00406_13987_5656.N1	02-NOV-2004 05:51:10	Bright	37.500	76	27Gam Cas	2.3000	30000.	75	13987	No
100	GOM_NL__2PRFIN20041102_055336_000000802031_00406_13987_5657.N1	02-NOV-2004 05:53:36	Bright	80.000	114	3lot Aur	2.6930	4600.0	160	13987	No
101	GOM_NL__2PRFIN20041102_055637_000000702031_00406_13987_5658.N1	02-NOV-2004 05:56:37	Bright	70.000	6	13Alp Aur	0.080000	3400.0	140	13987	No

102	GOM_NL__2PRFIN20041102_055915_000000402031_00406_13987_5659.N1	02-NOV-2004 05:59:15	Bright	39.500	49	1Alp UMi	1.9900	6300.0	79	13987	No
103	GOM_NL__2PRFIN20041102_060309_000000382031_00406_13987_5660.N1	02-NOV-2004 06:03:09	Bright	38.000	60	7Bet UMi	2.0810	3950.0	76	13987	No
104	GOM_NL__2PRFIN20041102_060722_000000412031_00406_13987_5661.N1	02-NOV-2004 06:07:22	Bright	40.500	36	50Alp UMa	1.8000	6300.0	81	13987	No
105	GOM_NL__2PRFIN20041102_060859_000000422031_00406_13987_5662.N1	02-NOV-2004 06:08:59	Bright	41.500	82	48Bet UMa	2.3650	10600.	83	13987	No
106	GOM_NL__2PRFIN20041102_061242_000000392031_00406_13987_5663.N1	02-NOV-2004 06:12:42	Bright	39.000	174	52Psi UMa	3.0040	4400.0	78	13987	No
107	GOM_NL__2PRFIN20041102_062035_000002552031_00406_13987_5664.N1	02-NOV-2004 06:20:35	Twilight	255.00	24	66Alp Gem	1.5800	10200.	510	13987	No
108	GOM_NL__2PRFIN20041102_063424_000000772031_00406_13987_5665.N1	02-NOV-2004 06:34:24	Dark	76.500	48	30Alp Hya	1.9770	4100.0	153	13987	No
109	GOM_NL__2PRFIN20041102_063858_000000412031_00406_13987_5666.N1	02-NOV-2004 06:38:58	Dark	40.500	99	Del Cen	2.5750	26000.	81	13987	No
110	GOM_NL__2PRFIN20041102_064034_000000522031_00406_13987_5667.N1	02-NOV-2004 06:40:34	Dark	52.000	26	Gam Cru	1.6240	2900.0	104	13987	No
111	GOM_NL__2PRFIN20041102_064215_000000432031_00406_13987_5668.N1	02-NOV-2004 06:42:15	Dark	42.500	12	Alp1Cru	0.77500	30000.	85	13987	No
112	GOM_NL__2PRFIN20041102_064626_000000492031_00407_13988_5641.N1	02-NOV-2004 06:46:26	Dark	48.500	34	Gam2Vel	1.7930	23000.	97	13988	No
113	GOM_NL__2PRFIN20041102_065149_000000502031_00407_13988_5642.N1	02-NOV-2004 06:51:49	Dark	50.000	2	Alp Car	-0.73600	7000.0	100	13988	No
114	GOM_NL__2PRFIN20041102_065338_000000902031_00407_13988_5643.N1	02-NOV-2004 06:53:38	Dark	90.000	23	21Eps CMa	1.5020	26000.	180	13988	No
115	GOM_NL__2PRFIN20041102_065712_000000392031_00407_13988_5644.N1	02-NOV-2004 06:57:12	Dark	38.500	143	Alp Hyi	2.8570	7200.0	77	13988	No
116	GOM_NL__2PRFIN20041102_065835_000000462031_00407_13988_5645.N1	02-NOV-2004 06:58:35	Dark	45.500	9	Alp Eri	0.45300	24000.	91	13988	No
117	GOM_NL__2PRFIN20041102_070157_000000442031_00407_13988_5646.N1	02-NOV-2004 07:01:57	Straylight	43.500	157	The1Eri	2.9060	9300.0	87	13988	No
118	GOM_NL__2PRFIN20041102_070532_000001692031_00407_13988_5647.N1	02-NOV-2004 07:05:32	Straylight	168.50	1	9Alp CMa	-1.4400	11000.	337	13988	No
119	GOM_NL__2PRFIN20041102_070956_000000452031_00407_13988_5648.N1	02-NOV-2004 07:09:56	Straylight	45.000	52	16Bet Cet	2.0370	4500.0	90	13988	No
120	GOM_NL__2PRFIN20041102_071612_000000592031_00407_13988_5649.N1	02-NOV-2004 07:16:12	Twilight	59.000	94	92Alp Cet	2.5260	3100.0	118	13988	No
121	GOM_NL__2PRFIN20041102_071929_000000382031_00407_13988_5650.N1	02-NOV-2004 07:19:29	Bright	38.000	140	88Gam Peg	2.8340	26000.	76	13988	No
122	GOM_NL__2PRFIN20041102_072133_000000432031_00407_13988_5651.N1	02-NOV-2004 07:21:33	Bright	42.500	50	13Alp Ari	2.0070	4250.0	85	13988	No
123	GOM_NL__2PRFIN20041102_072320_000000382031_00407_13988_5652.N1	02-NOV-2004 07:23:20	Bright	37.500	58	21Alp And	2.0730	11000.	75	13988	No
124	GOM_NL__2PRFIN20041102_072442_000000392031_00407_13988_5653.N1	02-NOV-2004 07:24:42	Bright	38.500	53	43Bet And	2.0480	3300.0	77	13988	No
125	GOM_NL__2PRFIN20041102_072703_000000402031_00407_13988_5654.N1	02-NOV-2004 07:27:03	Bright	40.000	73	57Gam1And	2.2600	13100.	80	13988	No
126	GOM_NL__2PRFIN20041102_073036_000000372031_00407_13988_5655.N1	02-NOV-2004 07:30:36	Bright	37.000	68	18Alp Cas	2.2250	4500.0	74	13988	No
127	GOM_NL__2PRFIN20041102_073146_000000382031_00407_13988_5656.N1	02-NOV-2004 07:31:46	Bright	37.500	76	27Gam Cas	2.3000	30000.	75	13988	No
128	GOM_NL__2PRFIN20041102_073410_000000812031_00407_13988_5657.N1	02-NOV-2004 07:34:10	Bright	81.000	114	3lot Aur	2.6930	4600.0	162	13988	No
129	GOM_NL__2PRFIN20041102_073712_000000672031_00407_13988_5658.N1	02-NOV-2004 07:37:12	Bright	67.000	6	13Alp Aur	0.080000	3400.0	134	13988	No
130	GOM_NL__2PRFIN20041102_073951_000000352031_00407_13988_5659.N1	02-NOV-2004 07:39:51	Bright	35.000	49	1Alp UMi	1.9900	6300.0	70	13988	No
131	GOM_NL__2PRFIN20041102_074345_000000402031_00407_13988_5660.N1	02-NOV-2004 07:43:45	Bright	39.500	60	7Bet UMi	2.0810	3950.0	79	13988	No
132	GOM_NL__2PRFIN20041102_074758_000000422031_00407_13988_5661.N1	02-NOV-2004 07:47:58	Bright	41.500	36	50Alp UMa	1.8000	6300.0	83	13988	No
133	GOM_NL__2PRFIN20041102_074934_000000402031_00407_13988_5662.N1	02-NOV-2004 07:49:34	Bright	40.000	82	48Bet UMa	2.3650	10600.	80	13988	No
134	GOM_NL__2PRFIN20041102_075317_000000412031_00407_13988_5663.N1	02-NOV-2004 07:53:17	Bright	40.500	174	52Psi UMa	3.0040	4400.0	81	13988	No
135	GOM_NL__2PRFIN20041102_080113_000002552031_00407_13988_5664.N1	02-NOV-2004 08:01:13	Twilight	255.00	24	66Alp Gem	1.5800	10200.	510	13988	No
136	GOM_NL__2PRFIN20041102_081459_000000842031_00407_13988_5665.N1	02-NOV-2004 08:14:59	Dark	83.500	48	30Alp Hya	1.9770	4100.0	167	13988	No
137	GOM_NL__2PRFIN20041102_081934_000000412031_00407_13988_5666.N1	02-NOV-2004 08:19:34	Dark	40.500	99	Del Cen	2.5750	26000.	81	13988	No
138	GOM_NL__2PRFIN20041102_082110_000000472031_00407_13988_5667.N1	02-NOV-2004 08:21:10	Dark	46.500	26	Gam Cru	1.6240	2900.0	93	13988	No
139	GOM_NL__2PRFIN20041102_082251_000000452031_00407_13988_5668.N1	02-NOV-2004 08:22:51	Dark	45.000	12	Alp1Cru	0.77500	30000.	90	13988	No
140	GOM_NL__2PRFIN20041102_082703_000000492031_00408_13989_5641.N1	02-NOV-2004 08:27:03	Dark	49.000	34	Gam2Vel	1.7930	23000.	98	13989	No
141	GOM_NL__2PRFIN20041102_083226_000000512031_00408_13989_5642.N1	02-NOV-2004 08:32:26	Dark	51.000	2	Alp Car	-0.73600	7000.0	102	13989	No
142	GOM_NL__2PRFIN20041102_083416_000000972031_00408_13989_5643.N1	02-NOV-2004 08:34:16	Dark	96.500	23	21Eps CMa	1.5020	26000.	193	13989	No
143	GOM_NL__2PRFIN20041102_083748_000000412031_00408_13989_5644.N1	02-NOV-2004 08:37:48	Dark	40.500	143	Alp Hyi	2.8570	7200.0	81	13989	No
144	GOM_NL__2PRFIN20041102_083911_000000442031_00408_13989_5645.N1	02-NOV-2004 08:39:11	Dark	44.000	9	Alp Eri	0.45300	24000.	88	13989	No
145	GOM_NL__2PRFIN20041102_084233_000000432031_00408_13989_5646.N1	02-NOV-2004 08:42:33	Straylight	42.500	157	The1Eri	2.9060	9300.0	85	13989	No
146	GOM_NL__2PRFIN20041102_084611_000001692031_00408_13989_5647.N1	02-NOV-2004 08:46:11	Straylight	169.00	1	9Alp CMa	-1.4400	11000.	338	13989	No
147	GOM_NL__2PRFIN20041102_085032_000000442031_00408_13989_5648.N1	02-NOV-2004 08:50:32	Straylight	43.500	52	16Bet Cet	2.0370	4500.0	87	13989	No
148	GOM_NL__2PRFIN20041102_085648_000000622031_00408_13989_5649.N1	02-NOV-2004 08:56:48	Twilight	61.500	94	92Alp Cet	2.5260	3100.0	123	13989	No
149	GOM_NL__2PRFIN20041102_090004_000000382031_00408_13989_5650.N1	02-NOV-2004 09:00:04	Bright	37.500	140	88Gam Peg	2.8340	26000.	76	13989	No
150	GOM_NL__2PRFIN20041102_090208_000000442031_00408_13989_5651.N1	02-NOV-2004 09:02:08	Bright	43.500	50	13Alp Ari	2.0070	4250.0	87	13989	No
151	GOM_NL__2PRFIN20041102_090355_000000392031_00408_13989_5652.N1	02-NOV-2004 09:03:55	Bright	38.500	58	21Alp And	2.0730	11000.	77	13989	No
152	GOM_NL__2PRFIN20041102_090517_000000392031_00408_13989_5653.N1	02-NOV-2004 09:05:17	Bright	38.500	53	43Bet And	2.0480	3300.0	77	13989	No
153	GOM_NL__2PRFIN20041102_090738_000000392031_00408_13989_5654.N1	02-NOV-2004 09:07:38	Bright	39.000	73	57Gam1And	2.2600	13100.	78	13989	No
154	GOM_NL__2PRFIN20041102_091112_000000382031_00408_13989_5655.N1	02-NOV-2004 09:11:12	Bright	37.500	68	18Alp Cas	2.2250	4500.0	75	13989	No
155	GOM_NL__2PRFIN20041102_091222_000000372031_00408_13989_5656.N1	02-NOV-2004 09:12:22	Bright	37.000	76	27Gam Cas	2.3000	30000.	74	13989	No
156	GOM_NL__2PRFIN20041102_091444_000000802031_00408_13989_5657.N1	02-NOV-2004 09:14:44	Bright	79.500	114	3lot Aur	2.6930	4600.0	159	13989	No
157	GOM_NL__2PRFIN20041102_091747_000000672031_00408_13989_5658.N1	02-NOV-2004 09:17:47	Bright	66.500	6	13Alp Aur	0.080000	3400.0	133	13989	No
158	GOM_NL__2PRFIN20041102_092026_000000402031_00408_13989_5659.N1	02-NOV-2004 09:20:26	Bright	40.000	49	1Alp UMi	1.9900	6300.0	80	13989	No
159	GOM_NL__2PRFIN20041102_092418_000000402031_00408_13989_5660.N1	02-NOV-2004 09:24:18	Bright	39.500	60	7Bet UMi	2.0810	3950.0	79	13989	No
160	GOM_NL__2PRFIN20041102_092833_000000412031_00408_13989_5661.N1	02-NOV-2004 09:28:33	Bright	41.000	36	50Alp UMa	1.8000	6300.0	82	13989	No

161	GOM_NL__2PRFIN20041102_093010_000000412031_00408_13989_5662.N1	02-NOV-2004 09:30:10	Bright	40.500	82	48Bet UMa	2.3650	10600.	81	13989	No
162	GOM_NL__2PRFIN20041102_093354_000000412031_00408_13989_5663.N1	02-NOV-2004 09:33:54	Bright	41.000	174	52Psi UMa	3.0040	4400.0	82	13989	No
163	GOM_NL__2PRFIN20041102_094151_000002552031_00408_13989_5664.N1	02-NOV-2004 09:41:51	Tw_i_and_stray	255.00	24	66Alp Gem	1.5800	10200.	510	13989	No
164	GOM_NL__2PRFIN20041102_095539_000000812031_00408_13989_5665.N1	02-NOV-2004 09:55:39	Dark	80.500	48	30Alp Hya	1.9770	4100.0	161	13989	No
165	GOM_NL__2PRFIN20041102_100010_000000412031_00408_13989_5666.N1	02-NOV-2004 10:00:10	Dark	40.500	99	Del Cen	2.5750	26000.	81	13989	No
166	GOM_NL__2PRFIN20041102_100146_000000502031_00408_13989_5667.N1	02-NOV-2004 10:01:46	Dark	49.500	26	Gam Cru	1.6240	2900.0	99	13989	No
167	GOM_NL__2PRFIN20041102_100327_000000462031_00408_13989_5668.N1	02-NOV-2004 10:03:27	Dark	45.500	12	Alp1Cru	0.77500	30000.	91	13989	No
168	GOM_NL__2PRFIN20041102_101302_000000522031_00409_13990_5641.N1	02-NOV-2004 10:13:02	Dark	51.500	2	Alp Car	-0.73600	7000.0	103	13990	No
169	GOM_NL__2PRFIN20041102_101455_000000902031_00409_13990_5642.N1	02-NOV-2004 10:14:55	Dark	89.500	23	21Eps CMa	1.5020	26000.	179	13990	No
170	GOM_NL__2PRFIN20041102_101824_000000392031_00409_13990_5643.N1	02-NOV-2004 10:18:24	Dark	39.000	143	Alp Hyi	2.8570	7200.0	78	13990	No
171	GOM_NL__2PRFIN20041102_101947_000000472031_00409_13990_5644.N1	02-NOV-2004 10:19:47	Dark	46.500	9	Alp Eri	0.45300	24000.	93	13990	No
172	GOM_NL__2PRFIN20041102_102309_000000422031_00409_13990_5645.N1	02-NOV-2004 10:23:09	Straylight	42.000	157	The1Eri	2.9060	9300.0	84	13990	No
173	GOM_NL__2PRFIN20041102_102649_000001692031_00409_13990_5646.N1	02-NOV-2004 10:26:49	Straylight	168.50	1	9Alp CMa	-1.4400	11000.	337	13990	No
174	GOM_NL__2PRFIN20041102_103108_000000442031_00409_13990_5647.N1	02-NOV-2004 10:31:08	Straylight	44.000	52	16Bet Cet	2.0370	4500.0	88	13990	No
175	GOM_NL__2PRFIN20041102_103723_000000572031_00409_13990_5648.N1	02-NOV-2004 10:37:23	Tw_i_and_stray	57.000	94	92Alp Cet	2.5260	3100.0	114	13990	No
176	GOM_NL__2PRFIN20041102_104041_000000382031_00409_13990_5649.N1	02-NOV-2004 10:40:41	Bright	38.000	140	88Gam Peg	2.8340	26000.	76	13990	No
177	GOM_NL__2PRFIN20041102_104244_000000432031_00409_13990_5650.N1	02-NOV-2004 10:42:44	Bright	42.500	50	13Alp Ari	2.0070	4250.0	85	13990	No
178	GOM_NL__2PRFIN20041102_104431_000000392031_00409_13990_5651.N1	02-NOV-2004 10:44:31	Bright	39.000	58	21Alp And	2.0730	11000.	78	13990	No
179	GOM_NL__2PRFIN20041102_104553_000000382031_00409_13990_5652.N1	02-NOV-2004 10:45:53	Bright	38.000	53	43Bet And	2.0480	3300.0	76	13990	No
180	GOM_NL__2PRFIN20041102_104813_000000422031_00409_13990_5653.N1	02-NOV-2004 10:48:13	Bright	42.000	73	57Gam1And	2.2600	13100.	84	13990	No
181	GOM_NL__2PRFIN20041102_105148_000000392031_00409_13990_5654.N1	02-NOV-2004 10:51:48	Bright	39.000	68	18Alp Cas	2.2250	4500.0	78	13990	No
182	GOM_NL__2PRFIN20041102_105258_000000382031_00409_13990_5655.N1	02-NOV-2004 10:52:58	Bright	37.500	76	27Gam Cas	2.3000	30000.	75	13990	No
183	GOM_NL__2PRFIN20041102_105518_000000842031_00409_13990_5656.N1	02-NOV-2004 10:55:18	Bright	83.500	114	3Iot Aur	2.6930	4600.0	167	13990	No
184	GOM_NL__2PRFIN20041102_105821_000000712031_00409_13990_5657.N1	02-NOV-2004 10:58:21	Bright	71.000	6	13Alp Aur	0.080000	3400.0	142	13990	No
185	GOM_NL__2PRFIN20041102_110102_000000392031_00409_13990_5658.N1	02-NOV-2004 11:01:02	Bright	39.000	49	1Alp UMi	1.9900	6300.0	78	13990	No
186	GOM_NL__2PRFIN20041102_110457_000000392031_00409_13990_5659.N1	02-NOV-2004 11:04:57	Bright	39.000	60	7Bet UMi	2.0810	3950.0	78	13990	No
187	GOM_NL__2PRFIN20041102_110909_000000402031_00409_13990_5660.N1	02-NOV-2004 11:09:09	Bright	39.500	36	50Alp UMa	1.8000	6300.0	79	13990	No
188	GOM_NL__2PRFIN20041102_111046_000000422031_00409_13990_5661.N1	02-NOV-2004 11:10:46	Bright	41.500	82	48Bet UMa	2.3650	10600.	83	13990	No
189	GOM_NL__2PRFIN20041102_111429_000000402031_00409_13990_5662.N1	02-NOV-2004 11:14:29	Bright	40.000	174	52Psi UMa	3.0040	4400.0	80	13990	No
190	GOM_NL__2PRFIN20041102_112240_000000392031_00409_13990_5663.N1	02-NOV-2004 11:22:40	Tw_i_and_stray	38.500	166	17Eps Leo	2.9800	6000.0	77	13990	No
191	GOM_NL__2PRFIN20041102_121145_000000472031_00410_13991_5767.N1	02-NOV-2004 12:11:45	Straylight	46.500	52	16Bet Cet	2.0370	4500.0	93	13991	No
192	GOM_NL__2PRFIN20041102_121758_000000582031_00410_13991_5768.N1	02-NOV-2004 12:17:58	Tw_i_and_stray	57.500	94	92Alp Cet	2.5260	3100.0	115	13991	No
193	GOM_NL__2PRFIN20041102_122117_000000382031_00410_13991_5769.N1	02-NOV-2004 12:21:17	Bright	38.000	140	88Gam Peg	2.8340	26000.	76	13991	No
194	GOM_NL__2PRFIN20041102_122319_000000432031_00410_13991_5770.N1	02-NOV-2004 12:23:19	Bright	43.000	50	13Alp Ari	2.0070	4250.0	86	13991	No
195	GOM_NL__2PRFIN20041102_122507_000000392031_00410_13991_5771.N1	02-NOV-2004 12:25:07	Bright	39.000	58	21Alp And	2.0730	11000.	78	13991	No
196	GOM_NL__2PRFIN20041102_122626_000000422031_00410_13991_5772.N1	02-NOV-2004 12:26:26	Bright	42.000	53	43Bet And	2.0480	3300.0	84	13991	No
197	GOM_NL__2PRFIN20041102_122848_000000412031_00410_13991_5773.N1	02-NOV-2004 12:28:48	Bright	40.500	73	57Gam1And	2.2600	13100.	81	13991	No
198	GOM_NL__2PRFIN20041102_123221_000000402031_00410_13991_5774.N1	02-NOV-2004 12:32:21	Bright	40.000	68	18Alp Cas	2.2250	4500.0	80	13991	No
199	GOM_NL__2PRFIN20041102_123332_000000392031_00410_13991_5775.N1	02-NOV-2004 12:33:32	Bright	38.500	76	27Gam Cas	2.3000	30000.	77	13991	No
200	GOM_NL__2PRFIN20041102_123552_000000812031_00410_13991_5776.N1	02-NOV-2004 12:35:52	Bright	80.500	114	3Iot Aur	2.6930	4600.0	161	13991	No
201	GOM_NL__2PRFIN20041102_123856_000000662031_00410_13991_5777.N1	02-NOV-2004 12:38:56	Bright	66.000	6	13Alp Aur	0.080000	3400.0	132	13991	No
202	GOM_NL__2PRFIN20041102_124136_000000412031_00410_13991_5778.N1	02-NOV-2004 12:41:36	Bright	40.500	49	1Alp UMi	1.9900	6300.0	81	13991	No
203	GOM_NL__2PRFIN20041102_124530_000000402031_00410_13991_5779.N1	02-NOV-2004 12:45:30	Bright	40.000	60	7Bet UMi	2.0810	3950.0	80	13991	No
204	GOM_NL__2PRFIN20041102_124944_000000442031_00410_13991_5780.N1	02-NOV-2004 12:49:44	Bright	43.500	36	50Alp UMa	1.8000	6300.0	87	13991	No
205	GOM_NL__2PRFIN20041102_125121_000000402031_00410_13991_5781.N1	02-NOV-2004 12:51:21	Bright	40.000	82	48Bet UMa	2.3650	10600.	80	13991	No
206	GOM_NL__2PRFIN20041102_125505_000000402031_00410_13991_5782.N1	02-NOV-2004 12:55:05	Bright	40.000	174	52Psi UMa	3.0040	4400.0	80	13991	No
207	GOM_NL__2PRFIN20041102_130316_000000592031_00410_13991_5783.N1	02-NOV-2004 13:03:16	Bright	58.500	166	17Eps Leo	2.9800	6000.0	117	13991	No
208	GOM_NL__2PRFIN20041102_130710_000000642031_00410_13991_5784.N1	02-NOV-2004 13:07:10	Bright	63.500	22	32Alp Leo	1.3600	15200.	127	13991	No
209	GOM_NL__2PRFIN20041102_131654_000000872031_00410_13991_5785.N1	02-NOV-2004 13:16:54	Dark	86.500	48	30Alp Hya	1.9770	4100.0	173	13991	No
210	GOM_NL__2PRFIN20041102_132040_000000402031_00410_13991_5786.N1	02-NOV-2004 13:20:40	Dark	39.500	64	Gam Cen	2.2000	10600.	79	13991	No
211	GOM_NL__2PRFIN20041102_132257_000000522031_00410_13991_5787.N1	02-NOV-2004 13:22:57	Dark	52.000	26	Gam Cru	1.6240	2900.0	104	13991	No
212	GOM_NL__2PRFIN20041102_132438_000000422031_00410_13991_5788.N1	02-NOV-2004 13:24:38	Dark	41.500	12	Alp1Cru	0.77500	30000.	83	13991	No
213	GOM_NL__2PRFIN20041102_132603_000000392031_00411_13992_5767.N1	02-NOV-2004 13:26:03	Dark	39.000	124	The Car	2.7640	30000.	78	13992	No
214	GOM_NL__2PRFIN20041102_133415_000000632031_00411_13992_5768.N1	02-NOV-2004 13:34:15	Dark	62.500	2	Alp Car	-0.73600	7000.0	125	13992	No
215	GOM_NL__2PRFIN20041102_133611_000000832031_00411_13992_5769.N1	02-NOV-2004 13:36:11	Dark	83.000	23	21Eps CMa	1.5020	26000.	166	13992	No
216	GOM_NL__2PRFIN20041102_133936_000000392031_00411_13992_5770.N1	02-NOV-2004 13:39:36	Dark	39.000	143	Alp Hyi	2.8570	7200.0	78	13992	No
217	GOM_NL__2PRFIN20041102_134100_000000502031_00411_13992_5771.N1	02-NOV-2004 13:41:00	Dark	49.500	9	Alp Eri	0.45300	24000.	99	13992	No
218	GOM_NL__2PRFIN20041102_134420_000000422031_00411_13992_5772.N1	02-NOV-2004 13:44:20	Straylight	42.000	157	The1Eri	2.9060	9300.0	84	13992	No
219	GOM_NL__2PRFIN20041102_134805_000001692031_00411_13992_5773.N1	02-NOV-2004 13:48:05	Straylight	169.00	1	9Alp CMa	-1.4400	11000.	338	13992	No

220	GOM_NL__2PRFIN20041102_135220_000000452031_00411_13992_5774.N1	02-NOV-2004 13:52:20	Straylight	45.000	52	16Bet Cet	2.0370	4500.0	90	13992	No
221	GOM_NL__2PRFIN20041102_135832_000000602031_00411_13992_5775.N1	02-NOV-2004 13:58:32	Tw_i_and_stray	59.500	94	92Alp Cet	2.5260	3100.0	119	13992	No
222	GOM_NL__2PRFIN20041102_140153_000000372031_00411_13992_5776.N1	02-NOV-2004 14:01:53	Bright	36.500	140	88Gam Peg	2.8340	26000.	73	13992	No
223	GOM_NL__2PRFIN20041102_140353_000000462031_00411_13992_5777.N1	02-NOV-2004 14:03:53	Bright	45.500	50	13Alp Ari	2.0070	4250.0	91	13992	No
224	GOM_NL__2PRFIN20041102_140541_000000422031_00411_13992_5778.N1	02-NOV-2004 14:05:41	Bright	41.500	58	21Alp And	2.0730	11000.	83	13992	No
225	GOM_NL__2PRFIN20041102_140704_000000412031_00411_13992_5779.N1	02-NOV-2004 14:07:04	Bright	40.500	53	43Bet And	2.0480	3300.0	81	13992	No
226	GOM_NL__2PRFIN20041102_140922_000000432031_00411_13992_5780.N1	02-NOV-2004 14:09:22	Bright	43.000	73	57Gam1And	2.2600	13100.	86	13992	No
227	GOM_NL__2PRFIN20041102_141258_000000412031_00411_13992_5781.N1	02-NOV-2004 14:12:58	Bright	40.500	68	18Alp Cas	2.2250	4500.0	81	13992	No
228	GOM_NL__2PRFIN20041102_141407_000000412031_00411_13992_5782.N1	02-NOV-2004 14:14:07	Bright	40.500	76	27Gam Cas	2.3000	30000.	81	13992	No
229	GOM_NL__2PRFIN20041102_141626_000000792031_00411_13992_5783.N1	02-NOV-2004 14:16:26	Bright	78.500	114	3lot Aur	2.6930	4600.0	157	13992	No
230	GOM_NL__2PRFIN20041102_141931_000000682031_00411_13992_5784.N1	02-NOV-2004 14:19:31	Bright	68.000	6	13Alp Aur	0.080000	3400.0	136	13992	No
231	GOM_NL__2PRFIN20041102_142214_000000372031_00411_13992_5785.N1	02-NOV-2004 14:22:14	Bright	37.000	49	1Alp UMi	1.9900	6300.0	74	13992	No
232	GOM_NL__2PRFIN20041102_142608_000000402031_00411_13992_5786.N1	02-NOV-2004 14:26:08	Bright	39.500	60	7Bet UMi	2.0810	3950.0	79	13992	No
233	GOM_NL__2PRFIN20041102_143020_000000422031_00411_13992_5787.N1	02-NOV-2004 14:30:20	Bright	41.500	36	50Alp UMa	1.8000	6300.0	83	13992	No
234	GOM_NL__2PRFIN20041102_143157_000000382031_00411_13992_5788.N1	02-NOV-2004 14:31:57	Bright	38.000	82	48Bet UMa	2.3650	10600.	76	13992	No
235	GOM_NL__2PRFIN20041102_143541_000000562031_00411_13992_5789.N1	02-NOV-2004 14:35:41	Bright	55.500	174	52Psi UMa	3.0040	4400.0	111	13992	No
236	GOM_NL__2PRFIN20041102_144353_000000612031_00411_13992_5790.N1	02-NOV-2004 14:43:53	Bright	61.000	166	17Eps Leo	2.9800	6000.0	122	13992	No
237	GOM_NL__2PRFIN20041102_144747_000000602031_00411_13992_5791.N1	02-NOV-2004 14:47:47	Bright	59.500	22	32Alp Leo	1.3600	15200.	119	13992	No
238	GOM_NL__2PRFIN20041102_145731_000000762031_00411_13992_5792.N1	02-NOV-2004 14:57:31	Dark	75.500	48	30Alp Hya	1.9770	4100.0	151	13992	No
239	GOM_NL__2PRFIN20041102_150116_000000422031_00411_13992_5793.N1	02-NOV-2004 15:01:16	Dark	41.500	64	Gam Cen	2.2000	10600.	83	13992	No
240	GOM_NL__2PRFIN20041102_150334_000000522031_00411_13992_5794.N1	02-NOV-2004 15:03:34	Dark	52.000	26	Gam Cru	1.6240	2900.0	104	13992	No
241	GOM_NL__2PRFIN20041102_150514_000000462031_00411_13992_5795.N1	02-NOV-2004 15:05:14	Dark	46.000	12	Alp1Cru	0.77500	30000.	92	13992	No
242	GOM_NL__2PRFIN20041102_150639_000000402031_00412_13993_5767.N1	02-NOV-2004 15:06:39	Dark	39.500	124	The Car	2.7640	30000.	79	13993	No
243	GOM_NL__2PRFIN20041102_151452_000000602031_00412_13993_5768.N1	02-NOV-2004 15:14:52	Dark	60.000	2	Alp Car	-0.73600	7000.0	120	13993	No
244	GOM_NL__2PRFIN20041102_151649_000000932031_00412_13993_5769.N1	02-NOV-2004 15:16:49	Dark	92.500	23	21Eps CMa	1.5020	26000.	185	13993	No
245	GOM_NL__2PRFIN20041102_152012_000000392031_00412_13993_5770.N1	02-NOV-2004 15:20:12	Dark	38.500	143	Alp Hyi	2.8570	7200.0	77	13993	No
246	GOM_NL__2PRFIN20041102_152135_000000472031_00412_13993_5771.N1	02-NOV-2004 15:21:35	Dark	47.000	9	Alp Eri	0.45300	24000.	94	13993	No
247	GOM_NL__2PRFIN20041102_152457_000000412031_00412_13993_5772.N1	02-NOV-2004 15:24:57	Straylight	41.000	157	The1Eri	2.9060	9300.0	82	13993	No
248	GOM_NL__2PRFIN20041102_152843_000001692031_00412_13993_5773.N1	02-NOV-2004 15:28:43	Straylight	169.00	1	9Alp CMa	-1.4400	11000.	338	13993	No
249	GOM_NL__2PRFIN20041102_153256_000000482031_00412_13993_5774.N1	02-NOV-2004 15:32:56	Straylight	48.000	52	16Bet Cet	2.0370	4500.0	96	13993	No
250	GOM_NL__2PRFIN20041102_153910_000000562031_00412_13993_5775.N1	02-NOV-2004 15:39:10	Tw_i_and_stray	55.500	94	92Alp Cet	2.5260	3100.0	111	13993	No
251	GOM_NL__2PRFIN20041102_154229_000000372031_00412_13993_5776.N1	02-NOV-2004 15:42:29	Bright	37.000	140	88Gam Peg	2.8340	26000.	74	13993	No
252	GOM_NL__2PRFIN20041102_154431_000000442031_00412_13993_5777.N1	02-NOV-2004 15:44:31	Bright	44.000	50	13Alp Ari	2.0070	4250.0	88	13993	No
253	GOM_NL__2PRFIN20041102_154619_000000402031_00412_13993_5778.N1	02-NOV-2004 15:46:19	Bright	39.500	58	21Alp And	2.0730	11000.	79	13993	No
254	GOM_NL__2PRFIN20041102_154738_000000422031_00412_13993_5779.N1	02-NOV-2004 15:47:38	Bright	42.000	53	43Bet And	2.0480	3300.0	84	13993	No
255	GOM_NL__2PRFIN20041102_154958_000000432031_00412_13993_5780.N1	02-NOV-2004 15:49:58	Bright	42.500	73	57Gam1And	2.2600	13100.	85	13993	No
256	GOM_NL__2PRFIN20041102_155333_000000382031_00412_13993_5781.N1	02-NOV-2004 15:53:33	Bright	38.000	68	18Alp Cas	2.2250	4500.0	76	13993	No
257	GOM_NL__2PRFIN20041102_155442_000000412031_00412_13993_5782.N1	02-NOV-2004 15:54:42	Bright	40.500	76	27Gam Cas	2.3000	30000.	81	13993	No
258	GOM_NL__2PRFIN20041102_155700_000000812031_00412_13993_5783.N1	02-NOV-2004 15:57:00	Bright	81.000	114	3lot Aur	2.6930	4600.0	162	13993	No
259	GOM_NL__2PRFIN20041102_160006_000000702031_00412_13993_5784.N1	02-NOV-2004 16:00:06	Bright	69.500	6	13Alp Aur	0.080000	3400.0	139	13993	No
260	GOM_NL__2PRFIN20041102_160248_000000412031_00412_13993_5785.N1	02-NOV-2004 16:02:48	Bright	40.500	49	1Alp UMi	1.9900	6300.0	81	13993	No
261	GOM_NL__2PRFIN20041102_160644_000000402031_00412_13993_5786.N1	02-NOV-2004 16:06:44	Bright	39.500	60	7Bet UMi	2.0810	3950.0	79	13993	No
262	GOM_NL__2PRFIN20041102_161056_000000432031_00412_13993_5787.N1	02-NOV-2004 16:10:56	Bright	43.000	36	50Alp UMa	1.8000	6300.0	86	13993	No
263	GOM_NL__2PRFIN20041102_161233_000000562031_00412_13993_5788.N1	02-NOV-2004 16:12:33	Bright	56.000	82	48Bet UMa	2.3650	10600.	112	13993	No
264	GOM_NL__2PRFIN20041102_161617_000000412031_00412_13993_5789.N1	02-NOV-2004 16:16:17	Bright	41.000	174	52Psi UMa	3.0040	4400.0	82	13993	No
265	GOM_NL__2PRFIN20041102_162429_000000592031_00412_13993_5790.N1	02-NOV-2004 16:24:29	Bright	58.500	166	17Eps Leo	2.9800	6000.0	117	13993	No
266	GOM_NL__2PRFIN20041102_162824_000000652031_00412_13993_5791.N1	02-NOV-2004 16:28:24	Bright	64.500	22	32Alp Leo	1.3600	15200.	129	13993	No
267	GOM_NL__2PRFIN20041102_163809_000000772031_00412_13993_5792.N1	02-NOV-2004 16:38:09	Dark	77.000	48	30Alp Hya	1.9770	4100.0	154	13993	No
268	GOM_NL__2PRFIN20041102_164152_000000402031_00412_13993_5793.N1	02-NOV-2004 16:41:52	Dark	40.000	64	Gam Cen	2.2000	10600.	80	13993	No
269	GOM_NL__2PRFIN20041102_164410_000000482031_00412_13993_5794.N1	02-NOV-2004 16:44:10	Dark	47.500	26	Gam Cru	1.6240	2900.0	95	13993	No
270	GOM_NL__2PRFIN20041102_164550_000000452031_00412_13993_5795.N1	02-NOV-2004 16:45:50	Dark	44.500	12	Alp1Cru	0.77500	30000.	89	13993	No
271	GOM_NL__2PRFIN20041102_164716_000000382031_00413_13994_5767.N1	02-NOV-2004 16:47:16	Dark	38.000	124	The Car	2.7640	30000.	76	13994	No
272	GOM_NL__2PRFIN20041102_165529_000000502031_00413_13994_5768.N1	02-NOV-2004 16:55:29	Dark	50.000	2	Alp Car	-0.73600	7000.0	100	13994	No
273	GOM_NL__2PRFIN20041102_165726_000000852031_00413_13994_5769.N1	02-NOV-2004 16:57:26	Dark	85.000	23	21Eps CMa	1.5020	26000.	170	13994	No
274	GOM_NL__2PRFIN20041102_170048_000000402031_00413_13994_5770.N1	02-NOV-2004 17:00:48	Dark	39.500	143	Alp Hyi	2.8570	7200.0	79	13994	No
275	GOM_NL__2PRFIN20041102_170212_000000522031_00413_13994_5771.N1	02-NOV-2004 17:02:12	Dark	51.500	9	Alp Eri	0.45300	24000.	103	13994	No
276	GOM_NL__2PRFIN20041102_170534_000000432031_00413_13994_5772.N1	02-NOV-2004 17:05:34	Straylight	43.000	157	The1Eri	2.9060	9300.0	86	13994	No
277	GOM_NL__2PRFIN20041102_170921_000001692031_00413_13994_5773.N1	02-NOV-2004 17:09:21	Straylight	169.00	1	9Alp CMa	-1.4400	11000.	338	13994	No
278	GOM_NL__2PRFIN20041102_171333_000000452031_00413_13994_5774.N1	02-NOV-2004 17:13:33	Straylight	45.000	52	16Bet Cet	2.0370	4500.0	90	13994	No

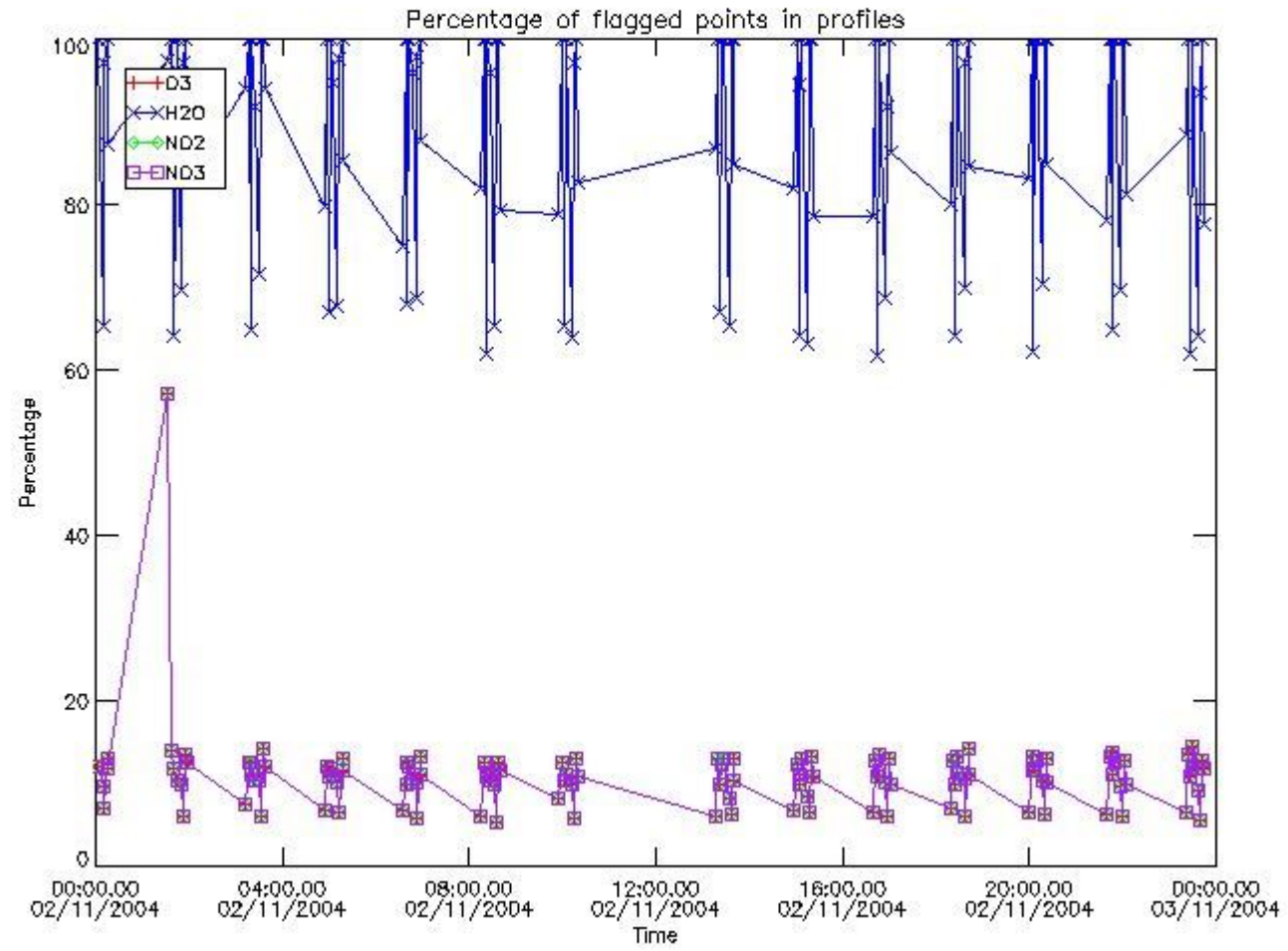
279	GOM_NL__2PRFIN20041102_171945_000000602031_00413_13994_5775.N1	02-NOV-2004 17:19:45	Twilight	59.500	94	92Alp Cet	2.5260	3100.0	119	13994	No
280	GOM_NL__2PRFIN20041102_172305_000000382031_00413_13994_5776.N1	02-NOV-2004 17:23:05	Bright	38.000	140	88Gam Peg	2.8340	26000.	76	13994	No
281	GOM_NL__2PRFIN20041102_172507_000000442031_00413_13994_5777.N1	02-NOV-2004 17:25:07	Bright	43.500	50	13Alp Ari	2.0070	4250.0	87	13994	No
282	GOM_NL__2PRFIN20041102_172655_000000402031_00413_13994_5778.N1	02-NOV-2004 17:26:55	Bright	40.000	58	21Alp And	2.0730	11000.	80	13994	No
283	GOM_NL__2PRFIN20041102_172814_000000412031_00413_13994_5779.N1	02-NOV-2004 17:28:14	Bright	40.500	53	43Bet And	2.0480	3300.0	81	13994	No
284	GOM_NL__2PRFIN20041102_173036_000000432031_00413_13994_5780.N1	02-NOV-2004 17:30:36	Bright	43.000	73	57Gam1And	2.2600	13100.	86	13994	No
285	GOM_NL__2PRFIN20041102_173411_000000402031_00413_13994_5781.N1	02-NOV-2004 17:34:11	Bright	39.500	68	18Alp Cas	2.2250	4500.0	79	13994	No
286	GOM_NL__2PRFIN20041102_173521_000000382031_00413_13994_5782.N1	02-NOV-2004 17:35:21	Bright	37.500	76	27Gam Cas	2.3000	30000.	75	13994	No
287	GOM_NL__2PRFIN20041102_173734_000000852031_00413_13994_5783.N1	02-NOV-2004 17:37:34	Bright	85.000	114	3lot Aur	2.6930	4600.0	170	13994	No
288	GOM_NL__2PRFIN20041102_174040_000000692031_00413_13994_5784.N1	02-NOV-2004 17:40:40	Bright	68.500	6	13Alp Aur	0.080000	3400.0	137	13994	No
289	GOM_NL__2PRFIN20041102_174326_000000402031_00413_13994_5785.N1	02-NOV-2004 17:43:26	Bright	39.500	49	1Alp UMi	1.9900	6300.0	79	13994	No
290	GOM_NL__2PRFIN20041102_174721_000000402031_00413_13994_5786.N1	02-NOV-2004 17:47:21	Bright	39.500	60	7Bet UMi	2.0810	3950.0	79	13994	No
291	GOM_NL__2PRFIN20041102_175132_000000422031_00413_13994_5787.N1	02-NOV-2004 17:51:32	Bright	41.500	36	50Alp UMa	1.8000	6300.0	83	13994	No
292	GOM_NL__2PRFIN20041102_175309_000000542031_00413_13994_5788.N1	02-NOV-2004 17:53:09	Bright	54.000	82	48Bet UMa	2.3650	10600.	108	13994	No
293	GOM_NL__2PRFIN20041102_175653_000000412031_00413_13994_5789.N1	02-NOV-2004 17:56:53	Bright	41.000	174	52Psi UMa	3.0040	4400.0	82	13994	No
294	GOM_NL__2PRFIN20041102_180505_000000612031_00413_13994_5790.N1	02-NOV-2004 18:05:05	Bright	60.500	166	17Eps Leo	2.9800	6000.0	121	13994	No
295	GOM_NL__2PRFIN20041102_180901_000000652031_00413_13994_5791.N1	02-NOV-2004 18:09:01	Bright	65.000	22	32Alp Leo	1.3600	15200.	130	13994	No
296	GOM_NL__2PRFIN20041102_181846_000000732031_00413_13994_5792.N1	02-NOV-2004 18:18:46	Dark	73.000	48	30Alp Hya	1.9770	4100.0	146	13994	No
297	GOM_NL__2PRFIN20041102_182228_000000402031_00413_13994_5793.N1	02-NOV-2004 18:22:28	Dark	40.000	64	Gam Cen	2.2000	10600.	80	13994	No
298	GOM_NL__2PRFIN20041102_182445_000000522031_00413_13994_5794.N1	02-NOV-2004 18:24:45	Dark	52.000	26	Gam Cru	1.6240	2900.0	104	13994	No
299	GOM_NL__2PRFIN20041102_182626_000000452031_00413_13994_5795.N1	02-NOV-2004 18:26:26	Dark	45.000	12	Alp1Cru	0.77500	30000.	90	13994	No
300	GOM_NL__2PRFIN20041102_182752_000000392031_00414_13995_5767.N1	02-NOV-2004 18:27:52	Dark	38.500	124	The Car	2.7640	30000.	77	13995	No
301	GOM_NL__2PRFIN20041102_183606_000000492031_00414_13995_5768.N1	02-NOV-2004 18:36:06	Dark	48.500	2	Alp Car	-0.73600	7000.0	97	13995	No
302	GOM_NL__2PRFIN20041102_183805_000000862031_00414_13995_5769.N1	02-NOV-2004 18:38:05	Dark	85.500	23	21Eps CMa	1.5020	26000.	171	13995	No
303	GOM_NL__2PRFIN20041102_184124_000000402031_00414_13995_5770.N1	02-NOV-2004 18:41:24	Dark	39.500	143	Alp Hyi	2.8570	7200.0	79	13995	No
304	GOM_NL__2PRFIN20041102_184248_000000462031_00414_13995_5771.N1	02-NOV-2004 18:42:48	Dark	45.500	9	Alp Eri	0.45300	24000.	91	13995	No
305	GOM_NL__2PRFIN20041102_184610_000000442031_00414_13995_5772.N1	02-NOV-2004 18:46:10	Straylight	43.500	157	The1Eri	2.9060	9300.0	87	13995	No
306	GOM_NL__2PRFIN20041102_184926_000001022031_00414_13995_5773.N1	02-NOV-2004 18:49:26	Straylight	102.00	139	9Bet Lep	2.8330	5600.0	204	13995	No
307	GOM_NL__2PRFIN20041102_185409_000000462031_00414_13995_5774.N1	02-NOV-2004 18:54:09	Straylight	46.000	52	16Bet Cet	2.0370	4500.0	92	13995	No
308	GOM_NL__2PRFIN20041102_190021_000000582031_00414_13995_5775.N1	02-NOV-2004 19:00:21	Twilight	57.500	94	92Alp Cet	2.5260	3100.0	115	13995	No
309	GOM_NL__2PRFIN20041102_190342_000000392031_00414_13995_5776.N1	02-NOV-2004 19:03:42	Bright	38.500	140	88Gam Peg	2.8340	26000.	77	13995	No
310	GOM_NL__2PRFIN20041102_190542_000000422031_00414_13995_5777.N1	02-NOV-2004 19:05:42	Bright	42.000	50	13Alp Ari	2.0070	4250.0	84	13995	No
311	GOM_NL__2PRFIN20041102_190732_000000392031_00414_13995_5778.N1	02-NOV-2004 19:07:32	Bright	38.500	58	21Alp And	2.0730	11000.	77	13995	No
312	GOM_NL__2PRFIN20041102_190852_000000522031_00414_13995_5779.N1	02-NOV-2004 19:08:52	Bright	52.000	53	43Bet And	2.0480	3300.0	104	13995	No
313	GOM_NL__2PRFIN20041102_191112_000000422031_00414_13995_5780.N1	02-NOV-2004 19:11:12	Bright	41.500	73	57Gam1And	2.2600	13100.	83	13995	No
314	GOM_NL__2PRFIN20041102_191447_000000382031_00414_13995_5781.N1	02-NOV-2004 19:14:47	Bright	38.000	68	18Alp Cas	2.2250	4500.0	76	13995	No
315	GOM_NL__2PRFIN20041102_191557_000000372031_00414_13995_5782.N1	02-NOV-2004 19:15:57	Bright	36.500	76	27Gam Cas	2.3000	30000.	73	13995	No
316	GOM_NL__2PRFIN20041102_191807_000000772031_00414_13995_5783.N1	02-NOV-2004 19:18:07	Bright	77.000	114	3lot Aur	2.6930	4600.0	154	13995	No
317	GOM_NL__2PRFIN20041102_192114_000000692031_00414_13995_5784.N1	02-NOV-2004 19:21:14	Bright	68.500	6	13Alp Aur	0.080000	3400.0	137	13995	No
318	GOM_NL__2PRFIN20041102_192401_000000392031_00414_13995_5785.N1	02-NOV-2004 19:24:01	Bright	39.000	49	1Alp UMi	1.9900	6300.0	78	13995	No
319	GOM_NL__2PRFIN20041102_192757_000000402031_00414_13995_5786.N1	02-NOV-2004 19:27:57	Bright	39.500	60	7Bet UMi	2.0810	3950.0	79	13995	No
320	GOM_NL__2PRFIN20041102_193208_000000422031_00414_13995_5787.N1	02-NOV-2004 19:32:08	Bright	41.500	36	50Alp UMa	1.8000	6300.0	83	13995	No
321	GOM_NL__2PRFIN20041102_193344_000000432031_00414_13995_5788.N1	02-NOV-2004 19:33:44	Bright	42.500	82	48Bet UMa	2.3650	10600.	85	13995	No
322	GOM_NL__2PRFIN20041102_193729_000000422031_00414_13995_5789.N1	02-NOV-2004 19:37:29	Bright	41.500	174	52Psi UMa	3.0040	4400.0	83	13995	No
323	GOM_NL__2PRFIN20041102_194542_000000602031_00414_13995_5790.N1	02-NOV-2004 19:45:42	Bright	60.000	166	17Eps Leo	2.9800	6000.0	120	13995	No
324	GOM_NL__2PRFIN20041102_194937_000000622031_00414_13995_5791.N1	02-NOV-2004 19:49:37	Bright	61.500	22	32Alp Leo	1.3600	15200.	123	13995	No
325	GOM_NL__2PRFIN20041102_195923_000000782031_00414_13995_5792.N1	02-NOV-2004 19:59:23	Dark	77.500	48	30Alp Hya	1.9770	4100.0	155	13995	No
326	GOM_NL__2PRFIN20041102_200347_000000392031_00414_13995_5793.N1	02-NOV-2004 20:03:47	Dark	38.500	99	Del Cen	2.5750	26000.	77	13995	No
327	GOM_NL__2PRFIN20041102_200522_000000442031_00414_13995_5794.N1	02-NOV-2004 20:05:22	Dark	44.000	26	Gam Cru	1.6240	2900.0	88	13995	No
328	GOM_NL__2PRFIN20041102_200702_000000452031_00414_13995_5795.N1	02-NOV-2004 20:07:02	Dark	44.500	12	Alp1Cru	0.77500	30000.	89	13995	No
329	GOM_NL__2PRFIN20041102_200827_000000402031_00415_13996_5767.N1	02-NOV-2004 20:08:27	Dark	40.000	124	The Car	2.7640	30000.	80	13996	No
330	GOM_NL__2PRFIN20041102_201643_000000502031_00415_13996_5768.N1	02-NOV-2004 20:16:43	Dark	49.500	2	Alp Car	-0.73600	7000.0	99	13996	No
331	GOM_NL__2PRFIN20041102_201840_000000892031_00415_13996_5769.N1	02-NOV-2004 20:18:40	Dark	88.500	23	21Eps CMa	1.5020	26000.	177	13996	No
332	GOM_NL__2PRFIN20041102_202200_000000392031_00415_13996_5770.N1	02-NOV-2004 20:22:00	Dark	39.000	143	Alp Hyi	2.8570	7200.0	78	13996	No
333	GOM_NL__2PRFIN20041102_202324_000000502031_00415_13996_5771.N1	02-NOV-2004 20:23:24	Dark	50.000	9	Alp Eri	0.45300	24000.	100	13996	No
334	GOM_NL__2PRFIN20041102_202646_000000422031_00415_13996_5772.N1	02-NOV-2004 20:26:46	Straylight	42.000	157	The1Eri	2.9060	9300.0	84	13996	No
335	GOM_NL__2PRFIN20041102_203002_000001012031_00415_13996_5773.N1	02-NOV-2004 20:30:02	Straylight	100.50	139	9Bet Lep	2.8330	5600.0	201	13996	No
336	GOM_NL__2PRFIN20041102_203445_000000452031_00415_13996_5774.N1	02-NOV-2004 20:34:45	Straylight	44.500	52	16Bet Cet	2.0370	4500.0	89	13996	No
337	GOM_NL__2PRFIN20041102_204056_000000592031_00415_13996_5775.N1	02-NOV-2004 20:40:56	Twilight	59.000	94	92Alp Cet	2.5260	3100.0	118	13996	No

338	GOM_NL__2PRFIN20041102_204418_000000372031_00415_13996_5776.N1	02-NOV-2004 20:44:18	Bright	37.000	140	88Gam Peg	2.8340	26000.	74	13996	No
339	GOM_NL__2PRFIN20041102_204619_000000442031_00415_13996_5777.N1	02-NOV-2004 20:46:19	Bright	44.000	50	13Alp Ari	2.0070	4250.0	88	13996	No
340	GOM_NL__2PRFIN20041102_204808_000000392031_00415_13996_5778.N1	02-NOV-2004 20:48:08	Bright	38.500	58	21Alp And	2.0730	11000.	77	13996	No
341	GOM_NL__2PRFIN20041102_204929_000000382031_00415_13996_5779.N1	02-NOV-2004 20:49:29	Bright	38.000	53	43Bet And	2.0480	3300.0	76	13996	No
342	GOM_NL__2PRFIN20041102_205148_000000392031_00415_13996_5780.N1	02-NOV-2004 20:51:48	Bright	38.500	73	57Gam1And	2.2600	13100.	77	13996	No
343	GOM_NL__2PRFIN20041102_205523_000000352031_00415_13996_5781.N1	02-NOV-2004 20:55:23	Bright	35.000	68	18Alp Cas	2.2250	4500.0	70	13996	No
344	GOM_NL__2PRFIN20041102_205633_000000352031_00415_13996_5782.N1	02-NOV-2004 20:56:33	Bright	35.000	76	27Gam Cas	2.3000	30000.	70	13996	No
345	GOM_NL__2PRFIN20041102_205841_000000832031_00415_13996_5783.N1	02-NOV-2004 20:58:41	Bright	83.000	114	3lot Aur	2.6930	4600.0	166	13996	No
346	GOM_NL__2PRFIN20041102_210149_000000672031_00415_13996_5784.N1	02-NOV-2004 21:01:49	Bright	66.500	6	13Alp Aur	0.080000	3400.0	133	13996	No
347	GOM_NL__2PRFIN20041102_210438_000000382031_00415_13996_5785.N1	02-NOV-2004 21:04:38	Bright	38.000	49	1Alp UMi	1.9900	6300.0	76	13996	No
348	GOM_NL__2PRFIN20041102_210833_000000402031_00415_13996_5786.N1	02-NOV-2004 21:08:33	Bright	39.500	60	7Bet UMi	2.0810	3950.0	79	13996	No
349	GOM_NL__2PRFIN20041102_211244_000000452031_00415_13996_5787.N1	02-NOV-2004 21:12:44	Bright	44.500	36	50Alp UMa	1.8000	6300.0	89	13996	No
350	GOM_NL__2PRFIN20041102_211421_000000572031_00415_13996_5788.N1	02-NOV-2004 21:14:21	Bright	57.000	82	48Bet UMa	2.3650	10600.	114	13996	No
351	GOM_NL__2PRFIN20041102_211805_000000392031_00415_13996_5789.N1	02-NOV-2004 21:18:05	Bright	39.000	174	52Psi UMa	3.0040	4400.0	78	13996	No
352	GOM_NL__2PRFIN20041102_212618_000000842031_00415_13996_5790.N1	02-NOV-2004 21:26:18	Bright	84.000	166	17Eps Leo	2.9800	6000.0	168	13996	No
353	GOM_NL__2PRFIN20041102_213014_000000642031_00415_13996_5791.N1	02-NOV-2004 21:30:14	Bright	64.000	22	32Alp Leo	1.3600	15200.	128	13996	No
354	GOM_NL__2PRFIN20041102_214001_000000812031_00415_13996_5792.N1	02-NOV-2004 21:40:01	Dark	80.500	48	30Alp Hya	1.9770	4100.0	161	13996	No
355	GOM_NL__2PRFIN20041102_214423_000000392031_00415_13996_5793.N1	02-NOV-2004 21:44:23	Dark	38.500	99	Del Cen	2.5750	26000.	77	13996	No
356	GOM_NL__2PRFIN20041102_214558_000000462031_00415_13996_5794.N1	02-NOV-2004 21:45:58	Dark	46.000	26	Gam Cru	1.6240	2900.0	92	13996	No
357	GOM_NL__2PRFIN20041102_214739_000000412031_00415_13996_5795.N1	02-NOV-2004 21:47:39	Dark	40.500	12	Alp1Cru	0.77500	30000.	81	13996	No
358	GOM_NL__2PRFIN20041102_214902_000000412031_00416_13997_5767.N1	02-NOV-2004 21:49:02	Dark	41.000	124	The Car	2.7640	30000.	82	13997	No
359	GOM_NL__2PRFIN20041102_215719_000000532031_00416_13997_5768.N1	02-NOV-2004 21:57:19	Dark	53.000	2	Alp Car	-0.73600	7000.0	106	13997	No
360	GOM_NL__2PRFIN20041102_215917_000000862031_00416_13997_5769.N1	02-NOV-2004 21:59:17	Dark	86.000	23	21Eps CMa	1.5020	26000.	172	13997	No
361	GOM_NL__2PRFIN20041102_220237_000000402031_00416_13997_5770.N1	02-NOV-2004 22:02:37	Dark	40.000	143	Alp Hyi	2.8570	7200.0	80	13997	No
362	GOM_NL__2PRFIN20041102_220400_000000512031_00416_13997_5771.N1	02-NOV-2004 22:04:00	Dark	51.000	9	Alp Eri	0.45300	24000.	102	13997	No
363	GOM_NL__2PRFIN20041102_220722_000000432031_00416_13997_5772.N1	02-NOV-2004 22:07:22	Straylight	43.000	157	The1Eri	2.9060	9300.0	86	13997	No
364	GOM_NL__2PRFIN20041102_221038_000001032031_00416_13997_5773.N1	02-NOV-2004 22:10:38	Straylight	102.50	139	9Bet Lep	2.8330	5600.0	205	13997	No
365	GOM_NL__2PRFIN20041102_221521_000000432031_00416_13997_5774.N1	02-NOV-2004 22:15:21	Straylight	43.000	52	16Bet Cet	2.0370	4500.0	86	13997	No
366	GOM_NL__2PRFIN20041102_222130_000000582031_00416_13997_5775.N1	02-NOV-2004 22:21:30	Tw_i_and_stray	57.500	94	92Alp Cet	2.5260	3100.0	115	13997	No
367	GOM_NL__2PRFIN20041102_222454_000000372031_00416_13997_5776.N1	02-NOV-2004 22:24:54	Bright	37.000	140	88Gam Peg	2.8340	26000.	74	13997	No
368	GOM_NL__2PRFIN20041102_222654_000000442031_00416_13997_5777.N1	02-NOV-2004 22:26:54	Bright	43.500	50	13Alp Ari	2.0070	4250.0	87	13997	No
369	GOM_NL__2PRFIN20041102_222844_000000382031_00416_13997_5778.N1	02-NOV-2004 22:28:44	Bright	38.000	58	21Alp And	2.0730	11000.	76	13997	No
370	GOM_NL__2PRFIN20041102_223004_000000392031_00416_13997_5779.N1	02-NOV-2004 22:30:04	Bright	38.500	53	43Bet And	2.0480	3300.0	77	13997	No
371	GOM_NL__2PRFIN20041102_223223_000000412031_00416_13997_5780.N1	02-NOV-2004 22:32:23	Bright	40.500	73	57Gam1And	2.2600	13100.	81	13997	No
372	GOM_NL__2PRFIN20041102_223559_000000392031_00416_13997_5781.N1	02-NOV-2004 22:35:59	Bright	39.000	68	18Alp Cas	2.2250	4500.0	78	13997	No
373	GOM_NL__2PRFIN20041102_223709_000000392031_00416_13997_5782.N1	02-NOV-2004 22:37:09	Bright	38.500	76	27Gam Cas	2.3000	30000.	77	13997	No
374	GOM_NL__2PRFIN20041102_223915_000000842031_00416_13997_5783.N1	02-NOV-2004 22:39:15	Bright	84.000	114	3lot Aur	2.6930	4600.0	168	13997	No
375	GOM_NL__2PRFIN20041102_224223_000000672031_00416_13997_5784.N1	02-NOV-2004 22:42:23	Bright	67.000	6	13Alp Aur	0.080000	3400.0	134	13997	No
376	GOM_NL__2PRFIN20041102_224513_000000362031_00416_13997_5785.N1	02-NOV-2004 22:45:13	Bright	35.500	49	1Alp UMi	1.9900	6300.0	71	13997	No
377	GOM_NL__2PRFIN20041102_224909_000000402031_00416_13997_5786.N1	02-NOV-2004 22:49:09	Bright	39.500	60	7Bet UMi	2.0810	3950.0	79	13997	No
378	GOM_NL__2PRFIN20041102_225319_000000412031_00416_13997_5787.N1	02-NOV-2004 22:53:19	Bright	41.000	36	50Alp UMa	1.8000	6300.0	82	13997	No
379	GOM_NL__2PRFIN20041102_225456_000000412031_00416_13997_5788.N1	02-NOV-2004 22:54:56	Bright	40.500	82	48Bet UMa	2.3650	10600.	81	13997	No
380	GOM_NL__2PRFIN20041102_225840_000000422031_00416_13997_5789.N1	02-NOV-2004 22:58:40	Bright	41.500	174	52Psi UMa	3.0040	4400.0	83	13997	No
381	GOM_NL__2PRFIN20041102_230655_000000622031_00416_13997_5790.N1	02-NOV-2004 23:06:55	Bright	61.500	166	17Eps Leo	2.9800	6000.0	123	13997	No
382	GOM_NL__2PRFIN20041102_231050_000000652031_00416_13997_5791.N1	02-NOV-2004 23:10:50	Bright	65.000	22	32Alp Leo	1.3600	15200.	130	13997	No
383	GOM_NL__2PRFIN20041102_232036_000000782031_00416_13997_5792.N1	02-NOV-2004 23:20:36	Dark	78.000	48	30Alp Hya	1.9770	4100.0	156	13997	No
384	GOM_NL__2PRFIN20041102_232459_000000382031_00416_13997_5793.N1	02-NOV-2004 23:24:59	Dark	38.000	99	Del Cen	2.5750	26000.	76	13997	No
385	GOM_NL__2PRFIN20041102_232634_000000472031_00416_13997_5794.N1	02-NOV-2004 23:26:34	Dark	46.500	26	Gam Cru	1.6240	2900.0	93	13997	No
386	GOM_NL__2PRFIN20041102_232815_000000432031_00416_13997_5795.N1	02-NOV-2004 23:28:15	Dark	43.000	12	Alp1Cru	0.77500	30000.	86	13997	No
387	GOM_NL__2PRFIN20041102_232939_000000392031_00417_13998_5767.N1	02-NOV-2004 23:29:39	Dark	39.000	124	The Car	2.7640	30000.	78	13998	No
388	GOM_NL__2PRFIN20041102_233756_000000562031_00417_13998_5768.N1	02-NOV-2004 23:37:56	Dark	56.000	2	Alp Car	-0.73600	7000.0	112	13998	No
389	GOM_NL__2PRFIN20041102_233957_000000922031_00417_13998_5769.N1	02-NOV-2004 23:39:57	Dark	92.000	23	21Eps CMa	1.5020	26000.	184	13998	No
390	GOM_NL__2PRFIN20041102_234313_000000402031_00417_13998_5770.N1	02-NOV-2004 23:43:13	Dark	40.000	143	Alp Hyi	2.8570	7200.0	80	13998	No
391	GOM_NL__2PRFIN20041102_234436_000000432031_00417_13998_5771.N1	02-NOV-2004 23:44:36	Dark	43.000	9	Alp Eri	0.45300	24000.	86	13998	No
392	GOM_NL__2PRFIN20041102_234758_000000442031_00417_13998_5772.N1	02-NOV-2004 23:47:58	Straylight	44.000	157	The1Eri	2.9060	9300.0	88	13998	No
393	GOM_NL__2PRFIN20041102_235115_000001032031_00417_13998_5773.N1	02-NOV-2004 23:51:15	Straylight	102.50	139	9Bet Lep	2.8330	5600.0	205	13998	No
394	GOM_NL__2PRFIN20041102_235557_000000422031_00417_13998_5774.N1	02-NOV-2004 23:55:57	Straylight	42.000	52	16Bet Cet	2.0370	4500.0	84	13998	No

3. Quality information per product

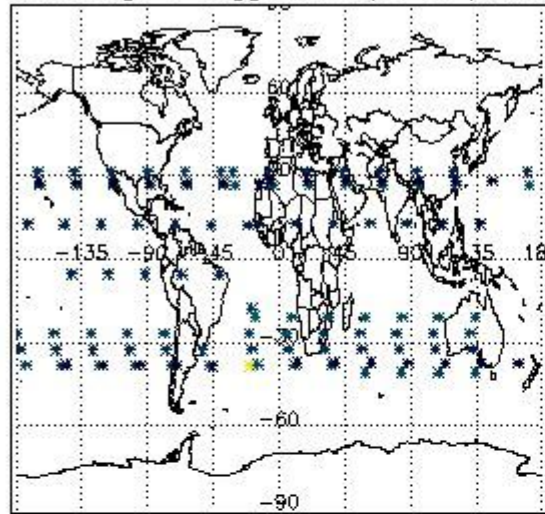
In this section it is plotted some information contained in the Quality Summary data set of the level 2 products. Only products in dark limb conditions and without errors (error flag in the MPH set to "0") are used.

3.1 Plot quality information per product (time dependant)

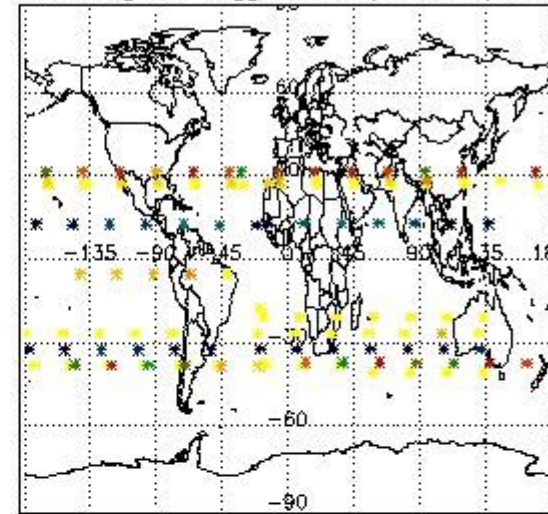


3.2 Plot quality information per product (world map)

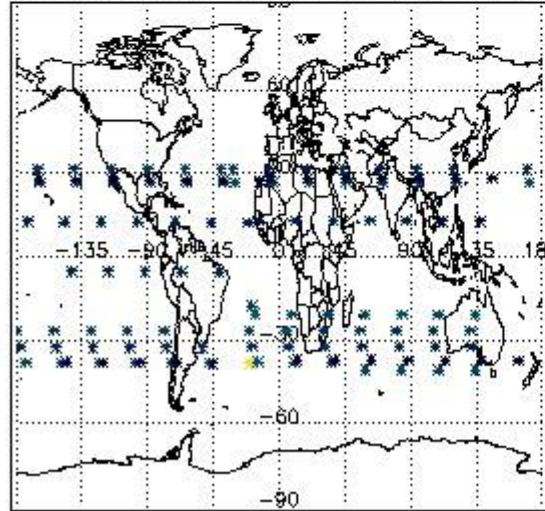
Percentage of flagged data per O3 profile




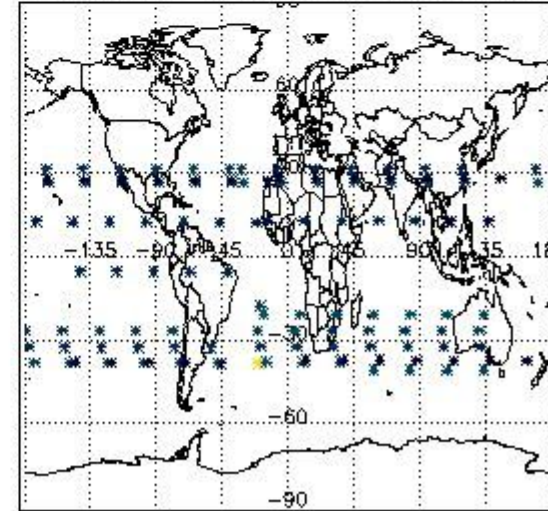
Percentage of flagged data per H2O profile



Percentage of flagged data per NO2 profile



Percentage of flagged data per NO3 profile

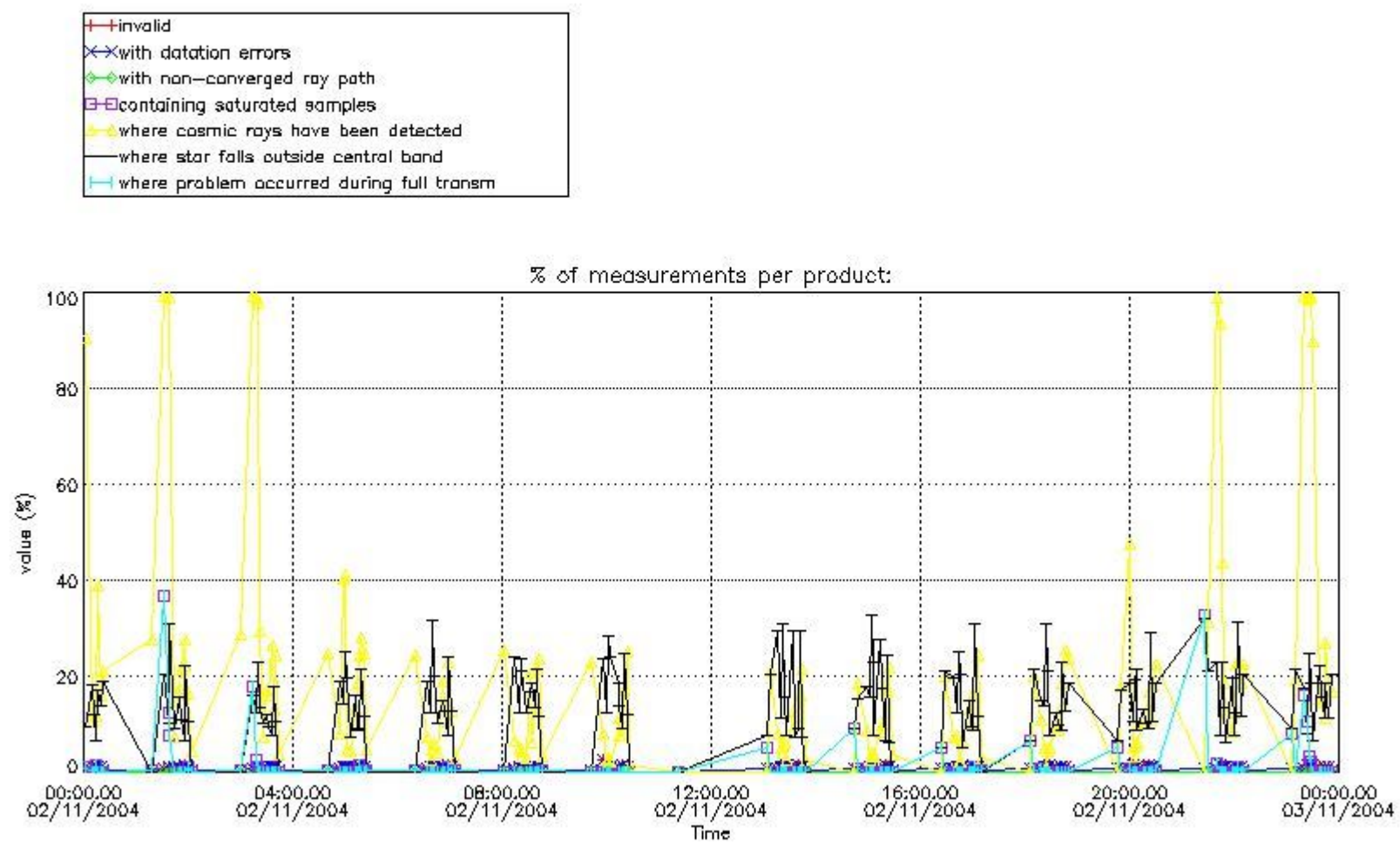


4. Level 1 quality information per product

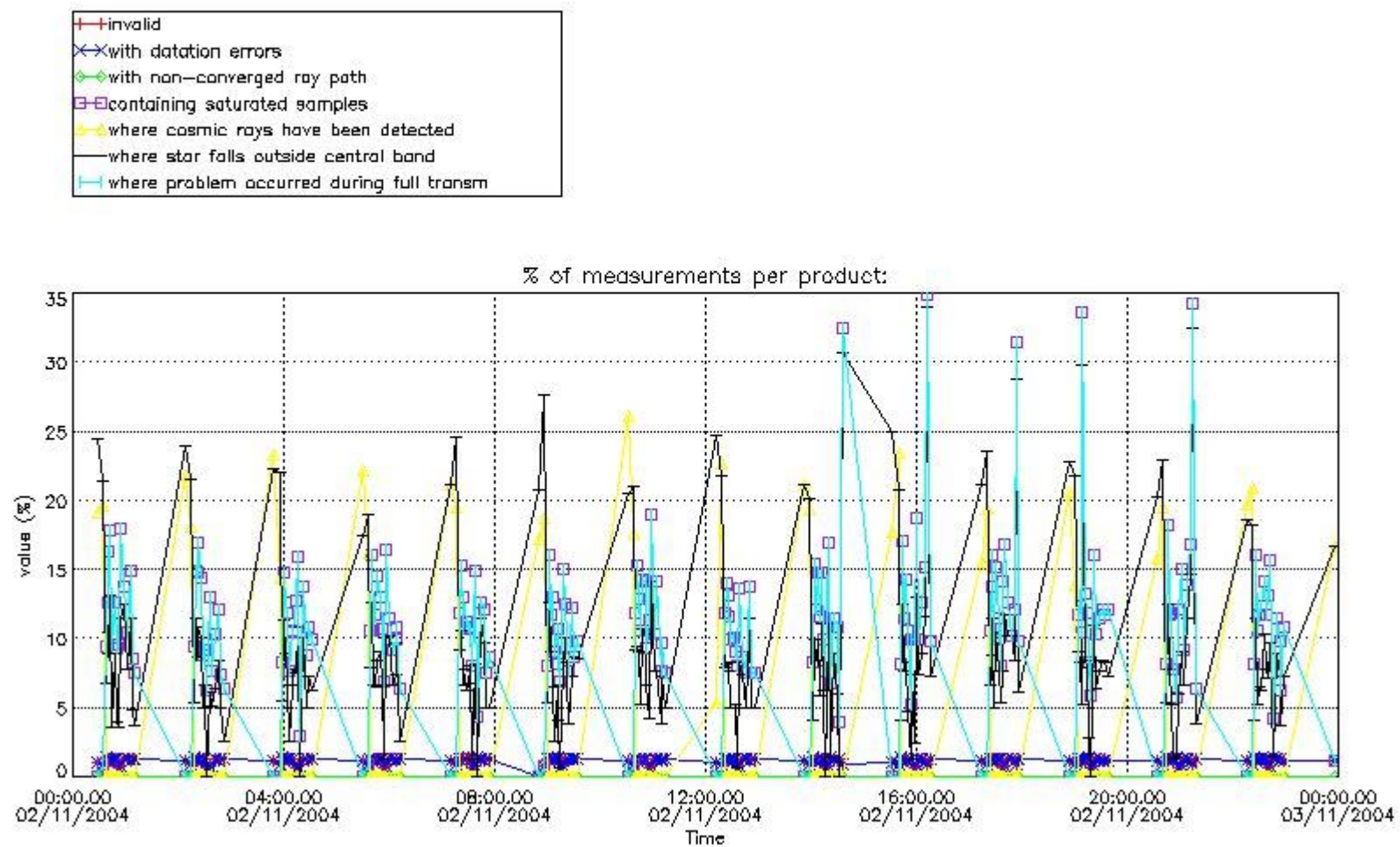
In this section it is plotted some information contained in the Quality Summary data set of the level 2 products that comes from the level 1b processing. Products without errors (error flag in the MPH set to "0") are used.

4.1 Plot quality information per product (time dependant) coming from level 1b processing

4.1.1 Plot level 1 quality information per product (time dependant): ENVISAT ASCENDING passes

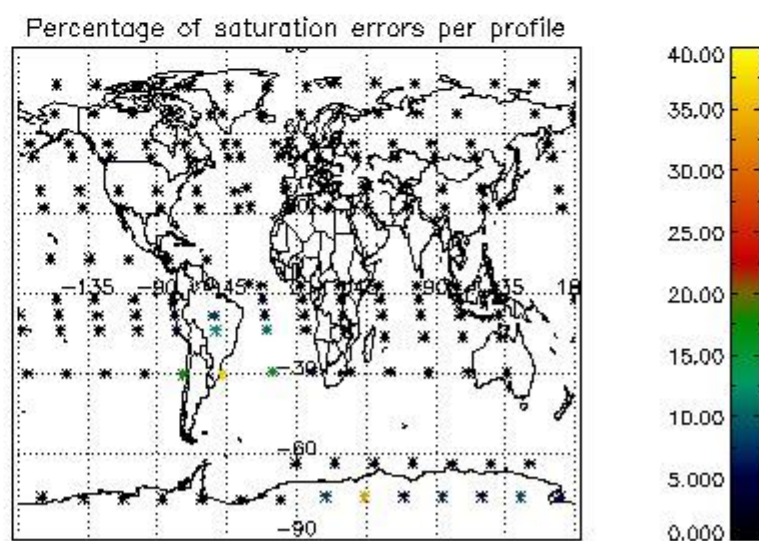
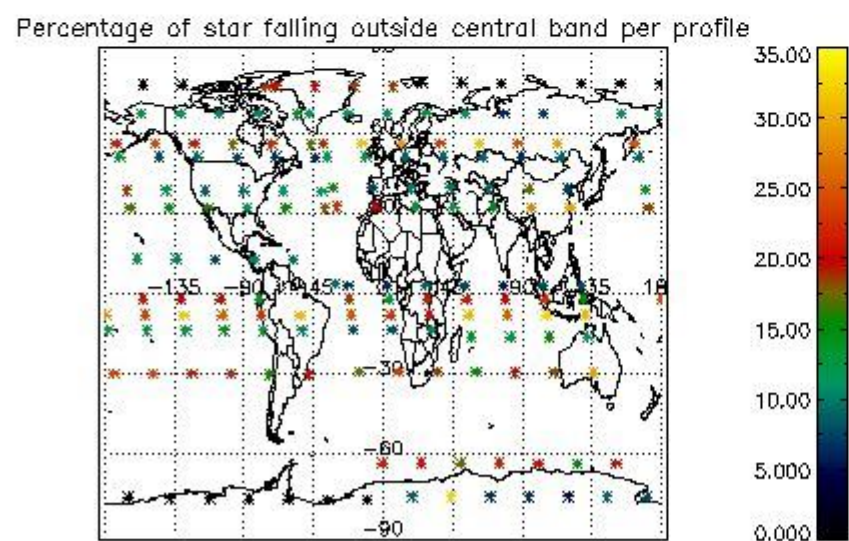
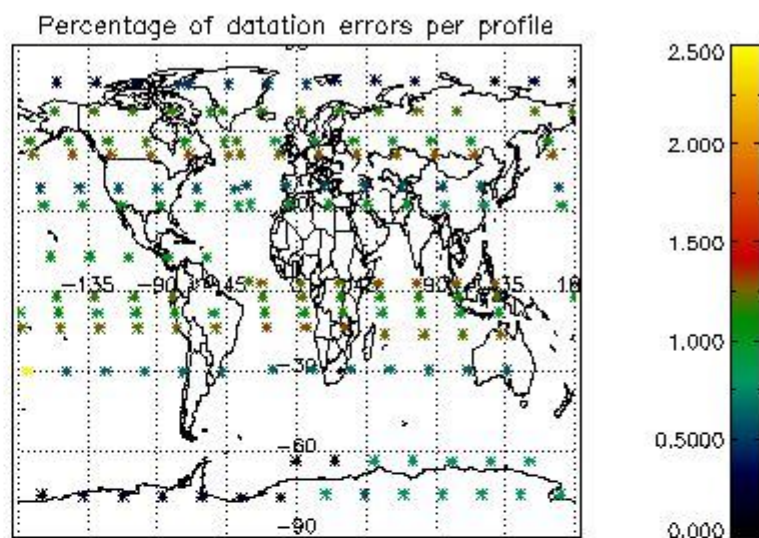
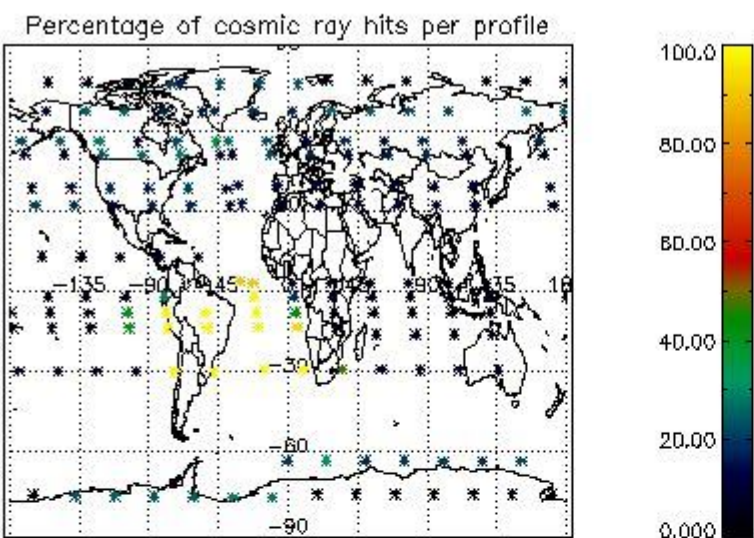


4.1.2 Plot level 1 quality information per product (time dependant): ENVI SAT DESCENDING passes

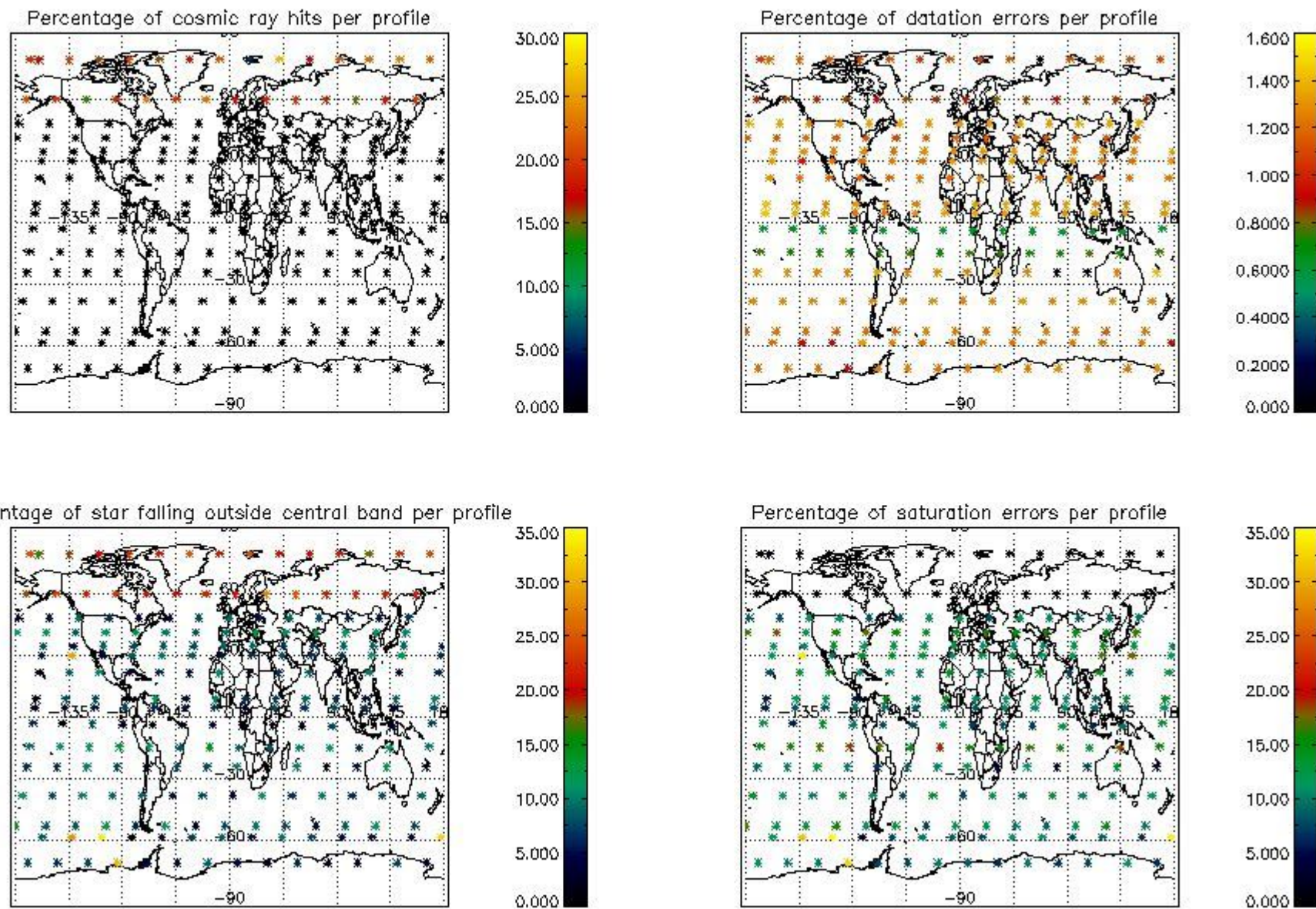


4.2 Plot quality information per product coming from level 1b processing (world map)

4.2.1 Plot level 1 quality information per product (world map): ENVISAT ASCENDING passes



4.2.2 Plot level 1 quality information per product (world map): ENVISAT DESCENDING passes



5. Trace gas profiles

5.1 Ozone statistics based on quality of products

The final quality of the products can be "measured" using the STD (Standard Deviation) attached to every point profile. This information is written to the parameter GOM_NL__2P/NL_LOCAL_SPECIES_DENSITY/o3_std of the level 2 products. The table below shows the statistics for given STD ranges.

The statistics are given with respect to the overall valid production:

- Products without fatal errors: GOM_NL__2P/MPH/PRODUCT_ERR=0
- Valid point profile: GOM_NL__2P/NL_LOCAL_SPECIES_DENSITY/pcd(0)=0

The 'Criteria' is applied to valid points of dark limb products:

- Products in dark limb illumination condition: GOM_NL__2P/NL_SUMMARY_QUALITY/obs_ill_cond=0
- Products without fatal errors: GOM_NL__2P/MPH/PRODUCT_ERR=0
- Valid point profile: GOM_NL__2P/NL_LOCAL_SPECIES_DENSITY/pcd(0)=0

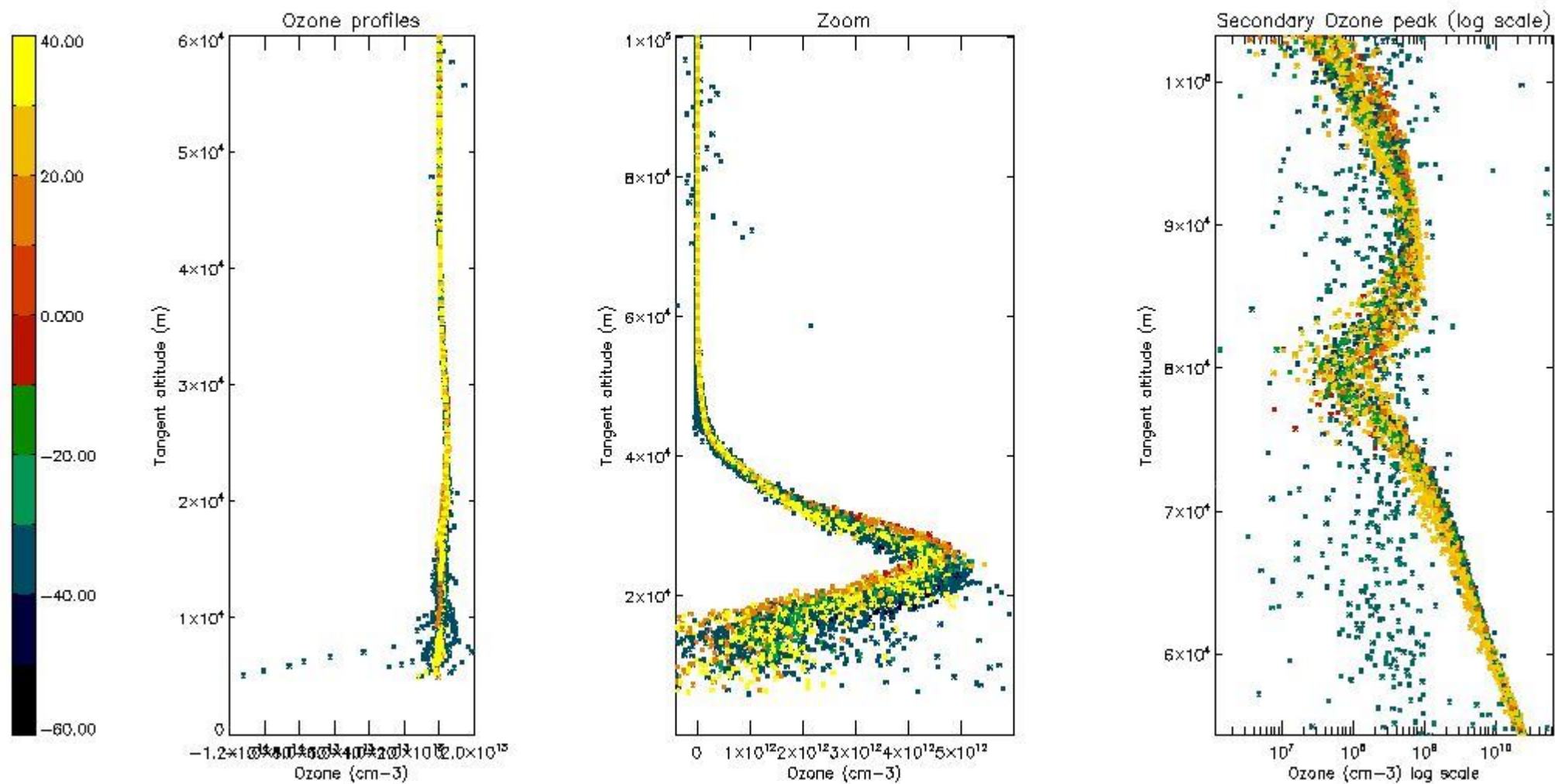
So, the table below shows the percentage of dark limb and valid observations for each criteria with respect to the overall valid daily observations.

Criteria	% of total production
All STD	30
STD < 20	18

STD < 10	15
STD < 5	12

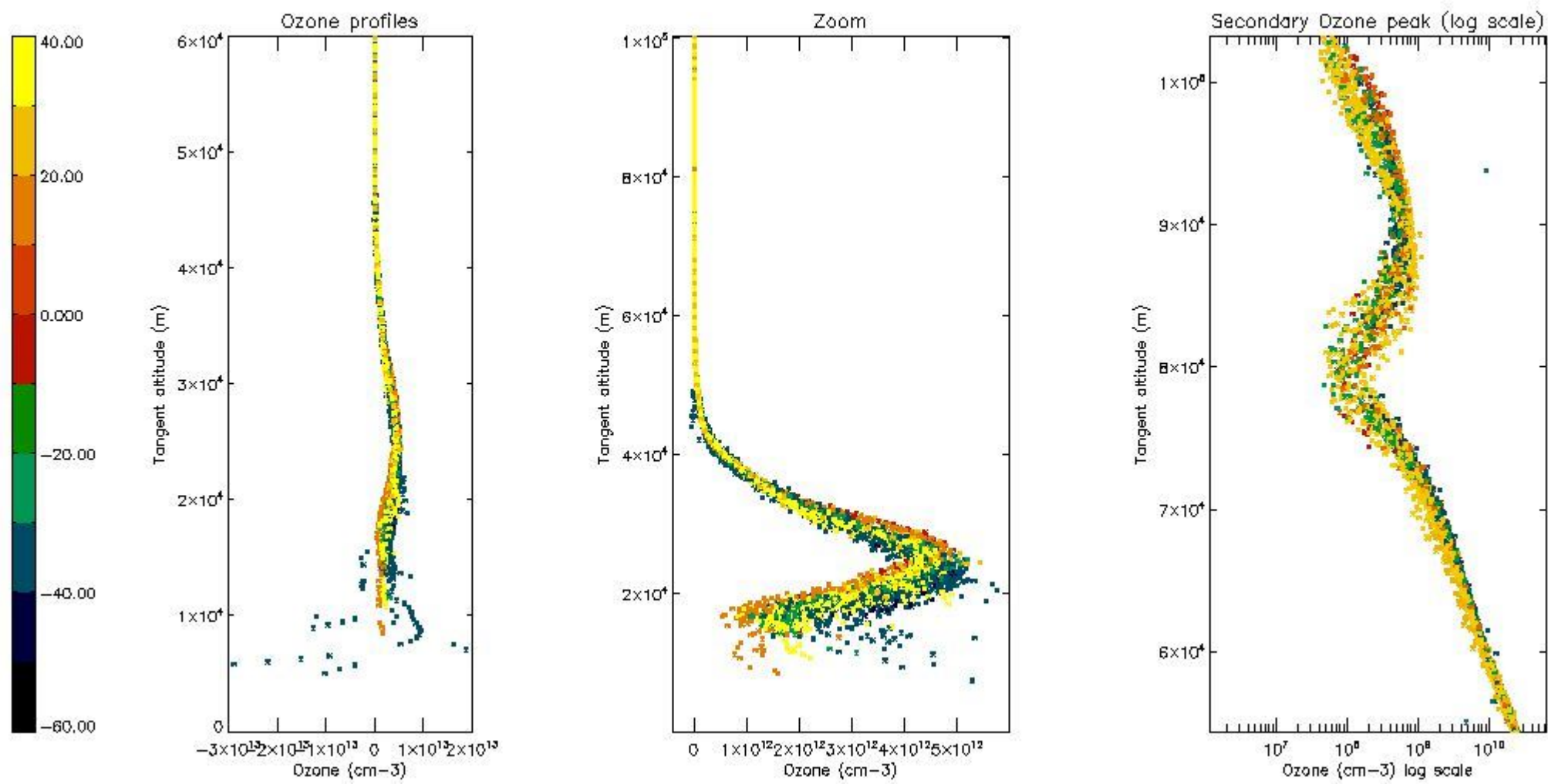
5.2 Plot ozone profiles for all STD (dark without errors)

The colorbar represents the latitude.



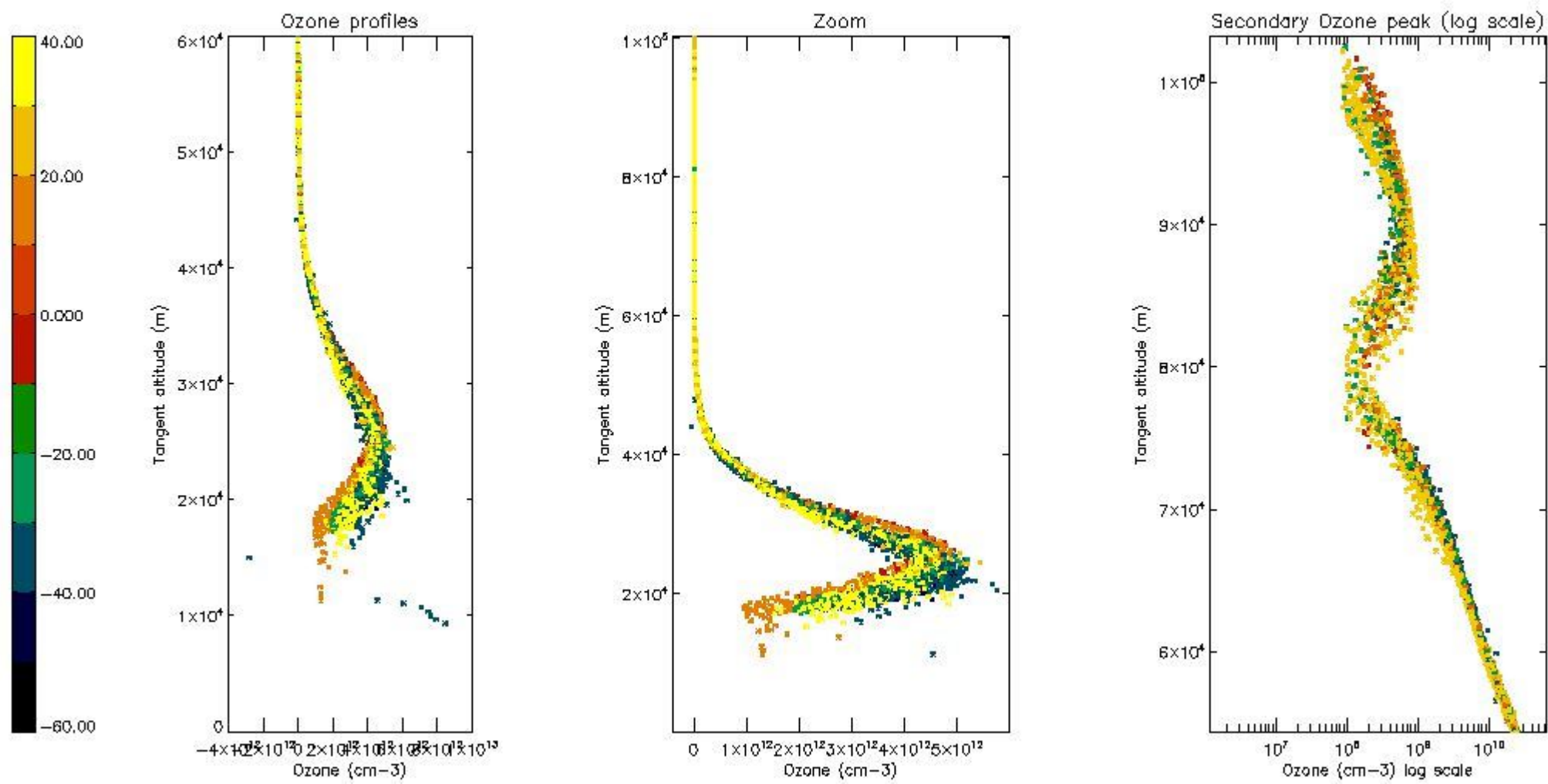
5.3 Plot ozone profiles where STD < 20% (dark without errors)

The colorbar represents the latitude.



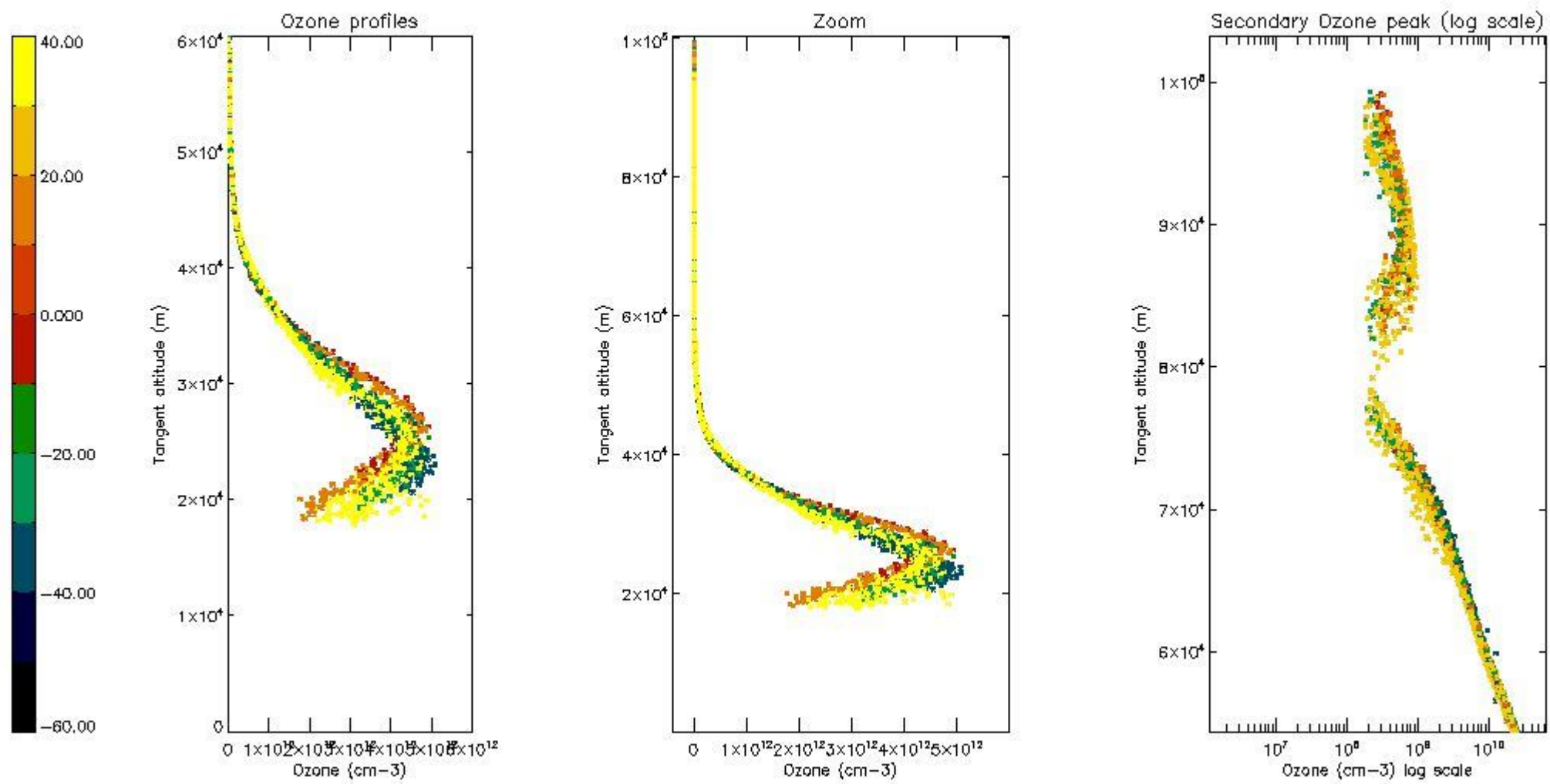
5.4 Plot ozone profiles where STD < 10% (dark without errors)

The colorbar represents the latitude.



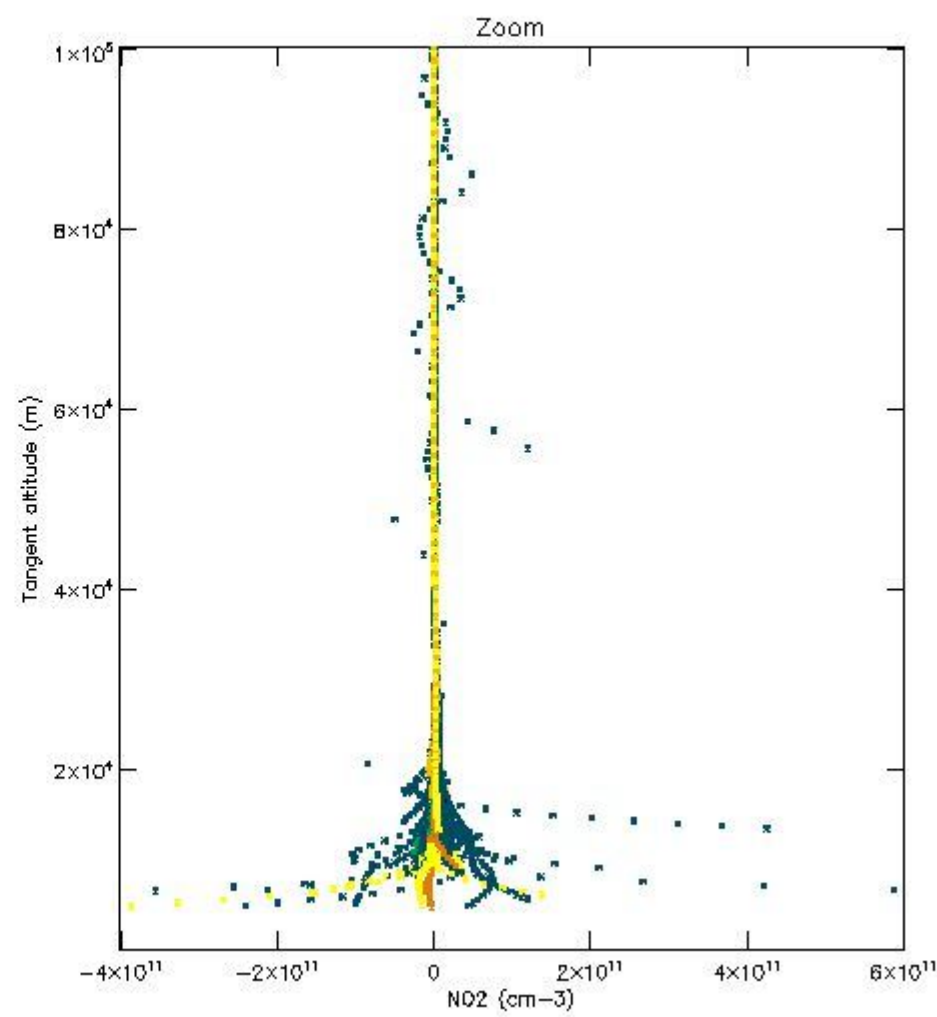
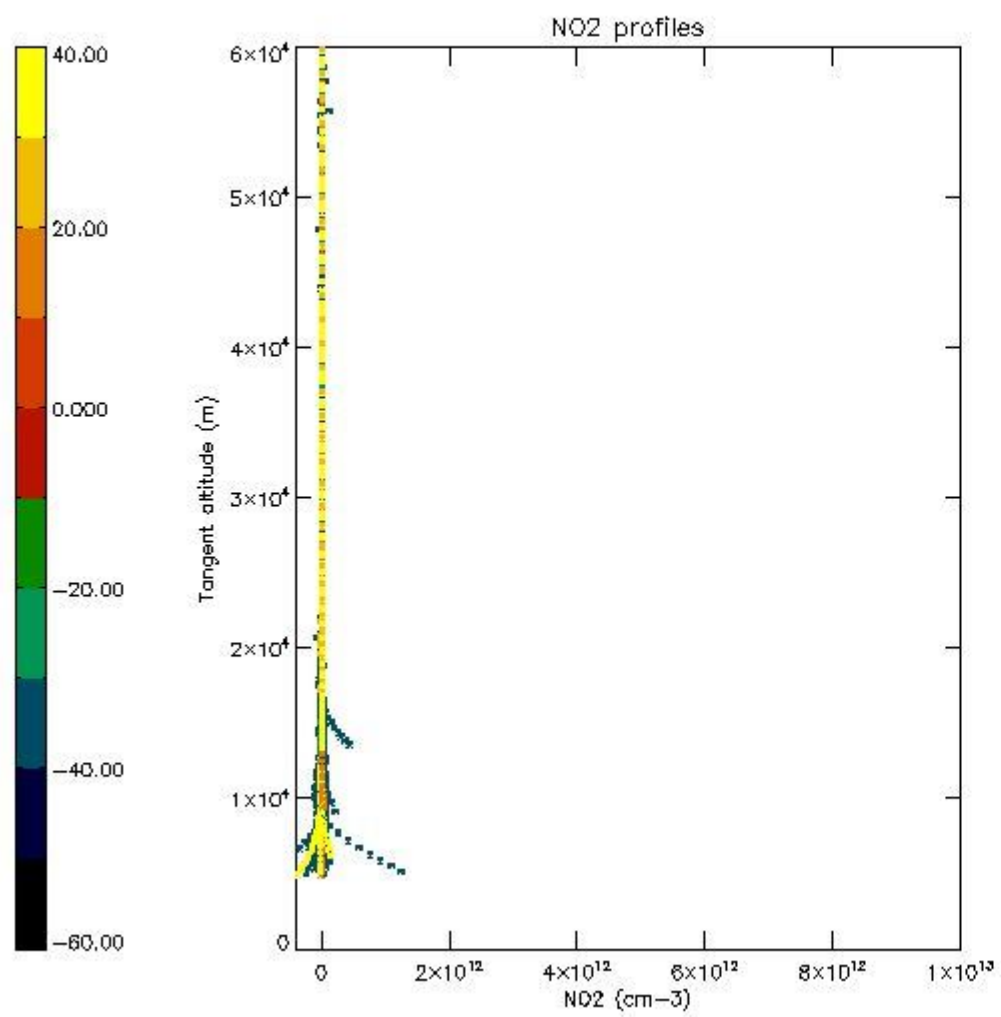
5.5 Plot ozone profiles where STD < 5% (dark without errors)

The colorbar represents the latitude.



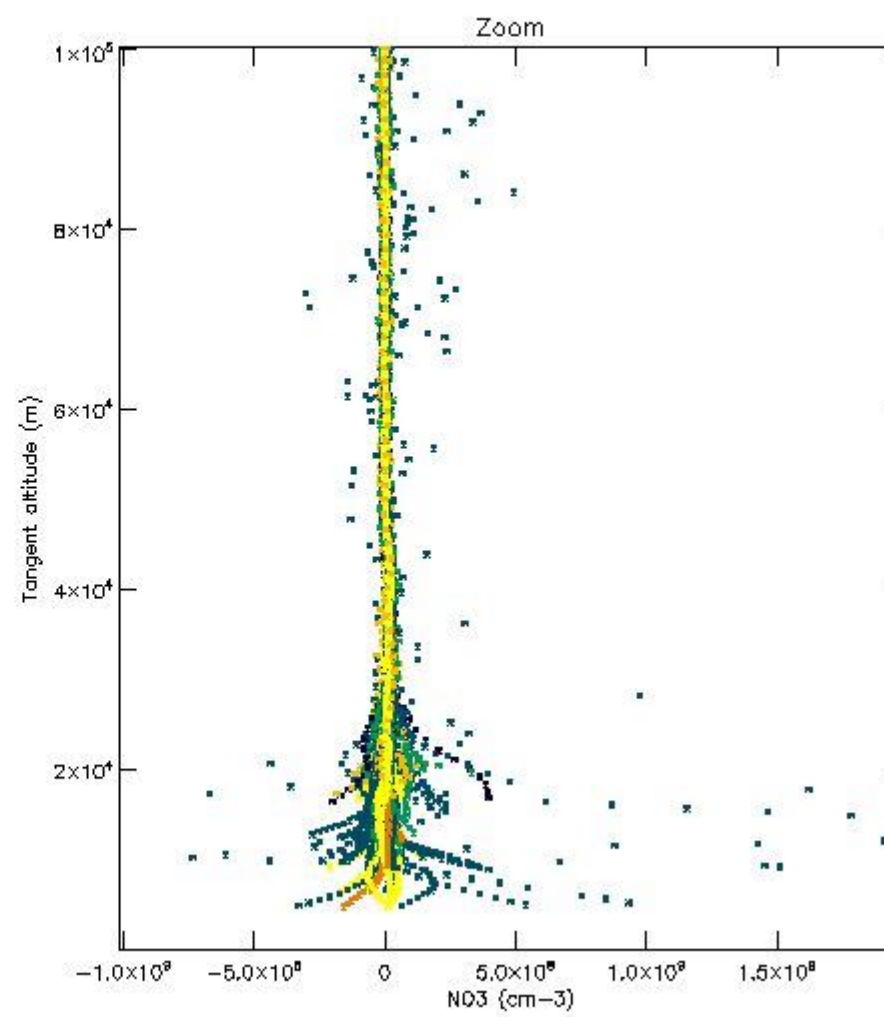
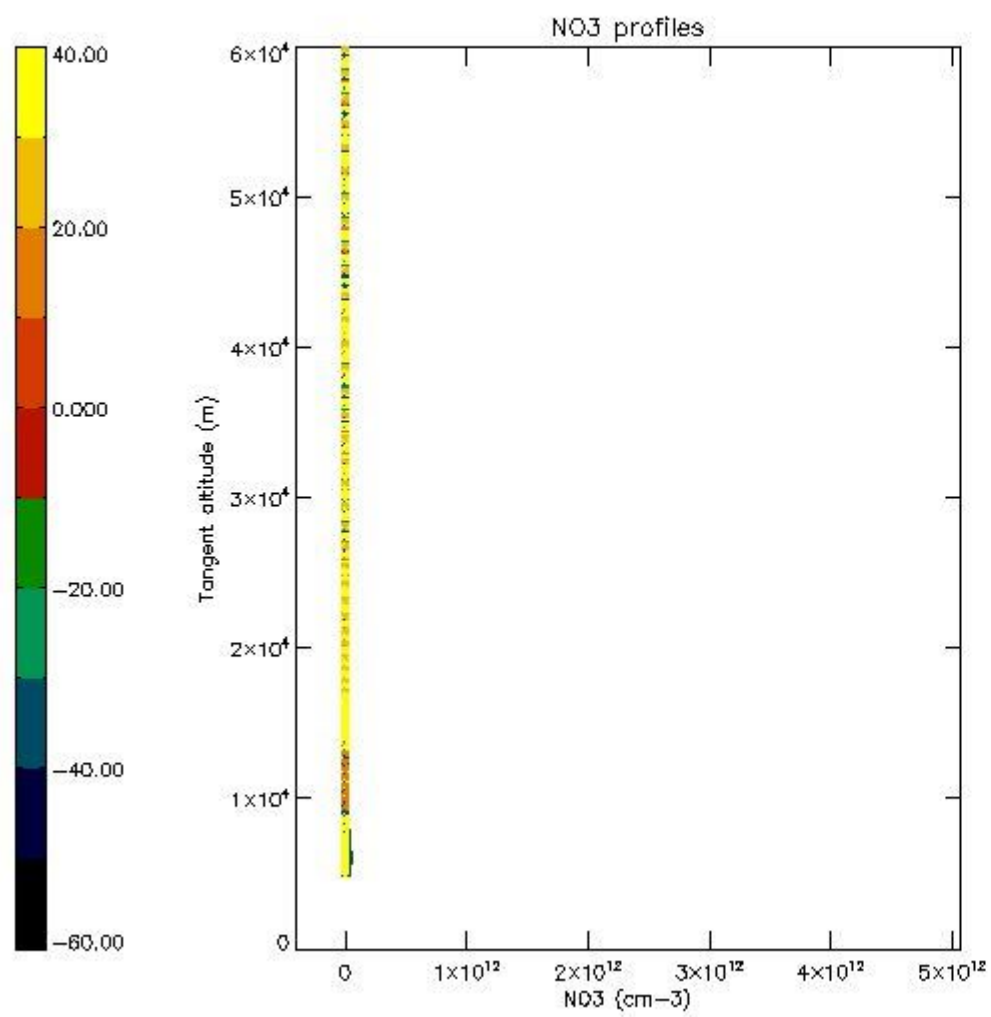
5.6 Plot NO₂ profiles for all STD (dark without errors)

The colorbar represents the latitude.



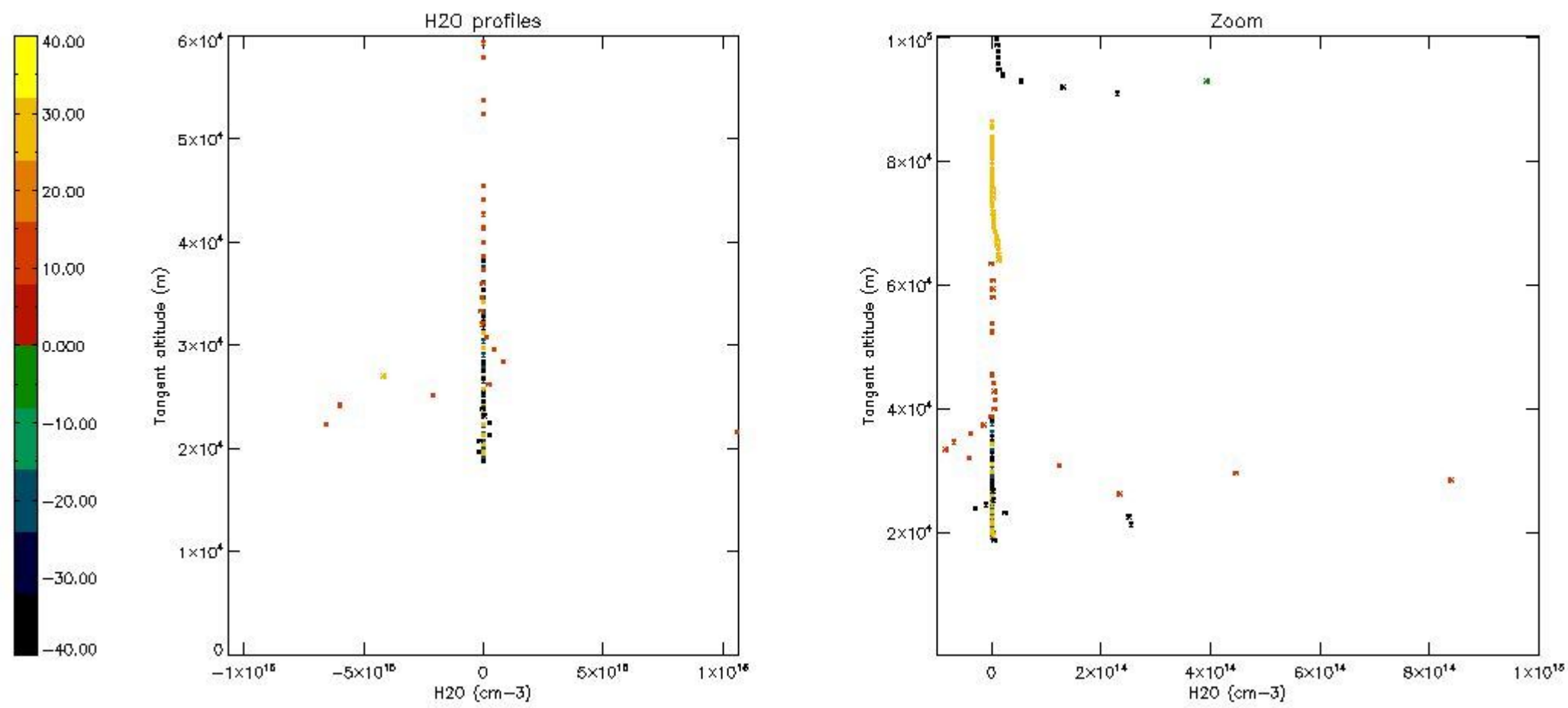
5.7 Plot NO3 profiles for all STD (dark without errors)

The colorbar represents the latitude.



5.8 Plot H2O profiles for all STD (only for occultations of stars 1,2,3,4,13,14,16,26,63 dark without errors)

The colorbar represents the latitude.



6. Auxiliary Data Files used for the production reported in section 2

The number reported in the third column indicates since which file (see list in section 2) the corresponding auxiliary file has been used. The fourth column is the date of those product files.

Type	Auxiliary Filename	Used since product	Used since product date
INST_PHYS_CHARACTERISTICS	GOM_INS_AXVIEC20091111_143220_20030716_120000_20500101_000000	1	02-NOV-2004 00:01:27
LEVEL-2_PROC_CONFIG	GOM_PR2_AXVIEC20091111_152718_20020301_000000_20500101_000000	1	02-NOV-2004 00:01:27
CROSS_SECTIONS_FILE	GOM_CRS_AXVIEC20091111_154832_20020301_000000_20500101_000000	1	02-NOV-2004 00:01:27

GOMOS Level 2 Daily Report

SUMMARY

[1. General Info](#)

[2. Summary of processed GOM_NL_2P products](#)

[3. Level 2 Quality information per product](#)

[3.1 Plot of level 2 quality information per product \(time dependant\)](#)

[3.2 Plot of level 2 quality information per product \(world map\)](#)

[4. Level 1 Quality information per product \(stored on level 2 products\)](#)

[4.1 Plot of level 1 quality information per product \(time dependant\)](#)

[4.1.1 Plot of level 1 quality information per product \(time dependant\): ASCENDING](#)

[4.1.2 Plot of level 1 quality information per product \(time dependant\): DESCENDING](#)

[4.2 Plot of level 1 quality information per product \(world map\)](#)

[4.2.1 Plot of level 1 quality information per product \(world map\): ASCENDING](#)

[4.2.2 Plot of level 1 quality information per product \(world map\): DESCENDING](#)

[5. Ozone profiles based on quality statistics and other trace gas profiles](#)

[5.1 Ozone statistics based on quality of products](#)

[5.2 Plot ozone profiles for all STD \(dark without errors\)](#)

[5.3 Plot ozone profiles where STD < 20% \(dark without errors\)](#)

[5.4. Plot ozone profiles where STD < 10% \(dark without errors\)](#)

[5.5. Plot ozone profiles where STD < 5% \(dark without errors\)](#)

[5.6 Plot NO2 profiles for all STD \(dark without errors\)](#)

[5.7 Plot NO3 profiles for all STD \(dark without errors\)](#)

[5.8 Plot H2O profiles \(only for occultations of stars 1,2,3,4,13,14,16,26,63 dark without errors\) for all STD](#)

[6. Auxiliary Data Files used for the production reported in section 2](#)

This report presents the daily analysis on parameters extracted from GOMOS level 2 data (GOM_NL__2P). It is intended to monitor some important parameters that will impact the quality of these products. A list of level 2 products (and content) that have arrived during the reporting day to the PCF is also given.

Item	Value
Time of report generation	19APR2013 14:29:15
Data source version	GOMOS/6.01
Start time of products	02-11-2004 (02NOV2004 00:00:00)
Stop time of products	03-11-2004 (03NOV2004 00:00:00)
Store outputs in DB	Yes
Nb of level 2 prods	394
Nb of prods with errors	0

2. Summary of processed GOM_NL__2P products.

Nr	Filename	UTC Start time	Limb	Duration	Star Id	Star Name	Star Mag	Star Temp	Nb Meas	Orbit	Prod. error
1	GOM_NL__2PRFIN20041102_000127_000000432031_00403_13984_5641.N1	02-NOV-2004 00:01:27	Dark	42.500	91	Kap Vel	2.4900	26000.	85	13984	No
2	GOM_NL__2PRFIN20041102_000921_000000532031_00403_13984_5642.N1	02-NOV-2004 00:09:21	Dark	52.500	2	Alp Car	-0.73600	7000.0	105	13984	No
3	GOM_NL__2PRFIN20041102_001110_000000872031_00403_13984_5643.N1	02-NOV-2004 00:11:10	Dark	86.500	23	21Eps CMa	1.5020	26000.	173	13984	No
4	GOM_NL__2PRFIN20041102_001447_000000392031_00403_13984_5644.N1	02-NOV-2004 00:14:47	Dark	39.000	143	Alp Hyi	2.8570	7200.0	78	13984	No
5	GOM_NL__2PRFIN20041102_001610_000000442031_00403_13984_5645.N1	02-NOV-2004 00:16:10	Dark	43.500	9	Alp Eri	0.45300	24000.	87	13984	No
6	GOM_NL__2PRFIN20041102_001928_000000472031_00403_13984_5646.N1	02-NOV-2004 00:19:28	Straylight	47.000	157	The1Eri	2.9060	9300.0	94	13984	No
7	GOM_NL__2PRFIN20041102_002244_000001042031_00403_13984_5647.N1	02-NOV-2004 00:22:44	Straylight	103.50	139	9Bet Lep	2.8330	5600.0	207	13984	No
8	GOM_NL__2PRFIN20041102_002732_000000472031_00403_13984_5648.N1	02-NOV-2004 00:27:32	Straylight	47.000	52	16Bet Cet	2.0370	4500.0	94	13984	No
9	GOM_NL__2PRFIN20041102_003348_000000592031_00403_13984_5649.N1	02-NOV-2004 00:33:48	Twilight_stray	58.500	94	92Alp Cet	2.5260	3100.0	117	13984	No
10	GOM_NL__2PRFIN20041102_003704_000000372031_00403_13984_5650.N1	02-NOV-2004 00:37:04	Bright	37.000	140	88Gam Peg	2.8340	26000.	74	13984	No
11	GOM_NL__2PRFIN20041102_003910_000000432031_00403_13984_5651.N1	02-NOV-2004 00:39:10	Bright	43.000	50	13Alp Ari	2.0070	4250.0	86	13984	No
12	GOM_NL__2PRFIN20041102_004053_000000402031_00403_13984_5652.N1	02-NOV-2004 00:40:53	Bright	39.500	58	21Alp And	2.0730	11000.	79	13984	No
13	GOM_NL__2PRFIN20041102_004217_000000422031_00403_13984_5653.N1	02-NOV-2004 00:42:17	Bright	42.000	53	43Bet And	2.0480	3300.0	84	13984	No
14	GOM_NL__2PRFIN20041102_004437_000000422031_00403_13984_5654.N1	02-NOV-2004 00:44:37	Bright	42.000	73	57Gam1And	2.2600	13100.	84	13984	No
15	GOM_NL__2PRFIN20041102_004811_000000402031_00403_13984_5655.N1	02-NOV-2004 00:48:11	Bright	39.500	68	18Alp Cas	2.2250	4500.0	79	13984	No
16	GOM_NL__2PRFIN20041102_004922_000000382031_00403_13984_5656.N1	02-NOV-2004 00:49:22	Bright	37.500	76	27Gam Cas	2.3000	30000.	75	13984	No
17	GOM_NL__2PRFIN20041102_005155_000000842031_00403_13984_5657.N1	02-NOV-2004 00:51:55	Bright	84.000	114	3Iot Aur	2.6930	4600.0	168	13984	No
18	GOM_NL__2PRFIN20041102_005454_000000702031_00403_13984_5658.N1	02-NOV-2004 00:54:54	Bright	69.500	6	13Alp Aur	0.080000	3400.0	139	13984	No
19	GOM_NL__2PRFIN20041102_005727_000000402031_00403_13984_5659.N1	02-NOV-2004 00:57:27	Bright	40.000	49	1Alp UMi	1.9900	6300.0	80	13984	No
20	GOM_NL__2PRFIN20041102_010120_000000392031_00403_13984_5660.N1	02-NOV-2004 01:01:20	Bright	38.500	60	7Bet UMi	2.0810	3950.0	77	13984	No
21	GOM_NL__2PRFIN20041102_010534_000000442031_00403_13984_5661.N1	02-NOV-2004 01:05:34	Bright	43.500	36	50Alp UMa	1.8000	6300.0	87	13984	No
22	GOM_NL__2PRFIN20041102_010710_000000412031_00403_13984_5662.N1	02-NOV-2004 01:07:10	Bright	41.000	82	48Bet UMa	2.3650	10600.	82	13984	No
23	GOM_NL__2PRFIN20041102_011053_000000402031_00403_13984_5663.N1	02-NOV-2004 01:10:53	Bright	40.000	174	52Psi UMa	3.0040	4400.0	80	13984	No
24	GOM_NL__2PRFIN20041102_011842_000002552031_00403_13984_5664.N1	02-NOV-2004 01:18:42	Twilight_stray	254.50	24	66Alp Gem	1.5800	10200.	509	13984	No
25	GOM_NL__2PRFIN20041102_013232_000000762031_00403_13984_5665.N1	02-NOV-2004 01:32:32	Dark	76.000	48	30Alp Hya	1.9770	4100.0	152	13984	No
26	GOM_NL__2PRFIN20041102_013709_000000402031_00403_13984_5666.N1	02-NOV-2004 01:37:09	Dark	40.000	99	Del Cen	2.5750	26000.	80	13984	No
27	GOM_NL__2PRFIN20041102_013845_000000522031_00403_13984_5667.N1	02-NOV-2004 01:38:45	Dark	52.000	26	Gam Cru	1.6240	2900.0	104	13984	No
28	GOM_NL__2PRFIN20041102_014434_000000492031_00404_13985_5641.N1	02-NOV-2004 01:44:34	Dark	49.000	34	Gam2Vel	1.7930	23000.	98	13985	No
29	GOM_NL__2PRFIN20041102_014958_000000522031_00404_13985_5642.N1	02-NOV-2004 01:49:58	Dark	51.500	2	Alp Car	-0.73600	7000.0	103	13985	No
30	GOM_NL__2PRFIN20041102_015148_000000872031_00404_13985_5643.N1	02-NOV-2004 01:51:48	Dark	86.500	23	21Eps CMa	1.5020	26000.	173	13985	No
31	GOM_NL__2PRFIN20041102_015524_000000382031_00404_13985_5644.N1	02-NOV-2004 01:55:24	Dark	38.000	143	Alp Hyi	2.8570	7200.0	76	13985	No
32	GOM_NL__2PRFIN20041102_015647_000000452031_00404_13985_5645.N1	02-NOV-2004 01:56:47	Dark	45.000	9	Alp Eri	0.45300	24000.	90	13985	No
33	GOM_NL__2PRFIN20041102_020007_000000432031_00404_13985_5646.N1	02-NOV-2004 02:00:07	Straylight	43.000	157	The1Eri	2.9060	9300.0	86	13985	No
34	GOM_NL__2PRFIN20041102_020338_000001692031_00404_13985_5647.N1	02-NOV-2004 02:03:38	Straylight	169.00	1	9Alp CMa	-1.4400	11000.	338	13985	No
35	GOM_NL__2PRFIN20041102_020808_000000462031_00404_13985_5648.N1	02-NOV-2004 02:08:08	Straylight	46.000	52	16Bet Cet	2.0370	4500.0	92	13985	No
36	GOM_NL__2PRFIN20041102_021424_000000582031_00404_13985_5649.N1	02-NOV-2004 02:14:24	Twilight_stray	58.000	94	92Alp Cet	2.5260	3100.0	116	13985	No
37	GOM_NL__2PRFIN20041102_021740_000000372031_00404_13985_5650.N1	02-NOV-2004 02:17:40	Bright	37.000	140	88Gam Peg	2.8340	26000.	74	13985	No
38	GOM_NL__2PRFIN20041102_021945_000000442031_00404_13985_5651.N1	02-NOV-2004 02:19:45	Bright	43.500	50	13Alp Ari	2.0070	4250.0	87	13985	No
39	GOM_NL__2PRFIN20041102_022130_000000412031_00404_13985_5652.N1	02-NOV-2004 02:21:30	Bright	40.500	58	21Alp And	2.0730	11000.	81	13985	No
40	GOM_NL__2PRFIN20041102_022253_000000422031_00404_13985_5653.N1	02-NOV-2004 02:22:53	Bright	41.500	53	43Bet And	2.0480	3300.0	83	13985	No
41	GOM_NL__2PRFIN20041102_022513_000000452031_00404_13985_5654.N1	02-NOV-2004 02:25:13	Bright	45.000	73	57Gam1And	2.2600	13100.	90	13985	No
42	GOM_NL__2PRFIN20041102_022845_000000402031_00404_13985_5655.N1	02-NOV-2004 02:28:45	Bright	40.000	68	18Alp Cas	2.2250	4500.0	80	13985	No

43	GOM_NL__2PRFIN20041102_022957_000000382031_00404_13985_5656.N1	02-NOV-2004 02:29:57	Bright	38.000	76	27Gam Cas	2.3000	30000.	76	13985	No
44	GOM_NL__2PRFIN20041102_023229_000000802031_00404_13985_5657.N1	02-NOV-2004 02:32:29	Bright	80.000	114	3lot Aur	2.6930	4600.0	160	13985	No
45	GOM_NL__2PRFIN20041102_023529_000000662031_00404_13985_5658.N1	02-NOV-2004 02:35:29	Bright	65.500	6	13Alp Aur	0.080000	3400.0	131	13985	No
46	GOM_NL__2PRFIN20041102_023800_000000402031_00404_13985_5659.N1	02-NOV-2004 02:38:00	Bright	39.500	49	1Alp UMi	1.9900	6300.0	79	13985	No
47	GOM_NL__2PRFIN20041102_024155_000000392031_00404_13985_5660.N1	02-NOV-2004 02:41:55	Bright	39.000	60	7Bet UMi	2.0810	3950.0	78	13985	No
48	GOM_NL__2PRFIN20041102_024610_000000422031_00404_13985_5661.N1	02-NOV-2004 02:46:10	Bright	41.500	36	50Alp UMa	1.8000	6300.0	83	13985	No
49	GOM_NL__2PRFIN20041102_024746_000000412031_00404_13985_5662.N1	02-NOV-2004 02:47:46	Bright	40.500	82	48Bet UMa	2.3650	10600.	81	13985	No
50	GOM_NL__2PRFIN20041102_025130_000000392031_00404_13985_5663.N1	02-NOV-2004 02:51:30	Bright	39.000	174	52Psi UMa	3.0040	4400.0	78	13985	No
51	GOM_NL__2PRFIN20041102_025919_000002552031_00404_13985_5664.N1	02-NOV-2004 02:59:19	Twi_and_stray	255.00	24	66Alp Gem	1.5800	10200.	510	13985	No
52	GOM_NL__2PRFIN20041102_031307_000000762031_00404_13985_5665.N1	02-NOV-2004 03:13:07	Dark	75.500	48	30Alp Hya	1.9770	4100.0	151	13985	No
53	GOM_NL__2PRFIN20041102_031746_000000412031_00404_13985_5666.N1	02-NOV-2004 03:17:46	Dark	40.500	99	Del Cen	2.5750	26000.	81	13985	No
54	GOM_NL__2PRFIN20041102_031922_000000462031_00404_13985_5667.N1	02-NOV-2004 03:19:22	Dark	46.000	26	Gam Cru	1.6240	2900.0	92	13985	No
55	GOM_NL__2PRFIN20041102_032103_000000412031_00404_13985_5668.N1	02-NOV-2004 03:21:03	Dark	40.500	12	Alp1Cru	0.77500	30000.	81	13985	No
56	GOM_NL__2PRFIN20041102_032512_000000492031_00405_13986_5641.N1	02-NOV-2004 03:25:12	Dark	49.000	34	Gam2Vel	1.7930	23000.	98	13986	No
57	GOM_NL__2PRFIN20041102_033035_000000502031_00405_13986_5642.N1	02-NOV-2004 03:30:35	Dark	49.500	2	Alp Car	-0.73600	7000.0	99	13986	No
58	GOM_NL__2PRFIN20041102_033225_000000852031_00405_13986_5643.N1	02-NOV-2004 03:32:25	Dark	85.000	23	21Eps CMa	1.5020	26000.	170	13986	No
59	GOM_NL__2PRFIN20041102_033559_000000402031_00405_13986_5644.N1	02-NOV-2004 03:35:59	Dark	39.500	143	Alp Hyi	2.8570	7200.0	79	13986	No
60	GOM_NL__2PRFIN20041102_033723_000000432031_00405_13986_5645.N1	02-NOV-2004 03:37:23	Dark	42.500	9	Alp Eri	0.45300	24000.	85	13986	No
61	GOM_NL__2PRFIN20041102_034043_000000432031_00405_13986_5646.N1	02-NOV-2004 03:40:43	Straylight	43.000	157	The1Eri	2.9060	9300.0	86	13986	No
62	GOM_NL__2PRFIN20041102_034416_000001692031_00405_13986_5647.N1	02-NOV-2004 03:44:16	Straylight	169.00	1	9Alp CMa	-1.4400	11000.	338	13986	No
63	GOM_NL__2PRFIN20041102_034844_000000452031_00405_13986_5648.N1	02-NOV-2004 03:48:44	Straylight	45.000	52	16Bet Cet	2.0370	4500.0	90	13986	No
64	GOM_NL__2PRFIN20041102_035500_000000592031_00405_13986_5649.N1	02-NOV-2004 03:55:00	Twi_and_stray	59.000	94	92Alp Cet	2.5260	3100.0	118	13986	No
65	GOM_NL__2PRFIN20041102_035816_000000372031_00405_13986_5650.N1	02-NOV-2004 03:58:16	Bright	36.500	140	88Gam Peg	2.8340	26000.	73	13986	No
66	GOM_NL__2PRFIN20041102_040020_000000442031_00405_13986_5651.N1	02-NOV-2004 04:00:20	Bright	44.000	50	13Alp Ari	2.0070	4250.0	88	13986	No
67	GOM_NL__2PRFIN20041102_040206_000000402031_00405_13986_5652.N1	02-NOV-2004 04:02:06	Bright	39.500	58	21Alp And	2.0730	11000.	79	13986	No
68	GOM_NL__2PRFIN20041102_040330_000000382031_00405_13986_5653.N1	02-NOV-2004 04:03:30	Bright	38.000	53	43Bet And	2.0480	3300.0	76	13986	No
69	GOM_NL__2PRFIN20041102_040550_000000402031_00405_13986_5654.N1	02-NOV-2004 04:05:50	Bright	39.500	73	57Gam1And	2.2600	13100.	79	13986	No
70	GOM_NL__2PRFIN20041102_040923_000000382031_00405_13986_5655.N1	02-NOV-2004 04:09:23	Bright	38.000	68	18Alp Cas	2.2250	4500.0	76	13986	No
71	GOM_NL__2PRFIN20041102_041034_000000392031_00405_13986_5656.N1	02-NOV-2004 04:10:34	Bright	38.500	76	27Gam Cas	2.3000	30000.	77	13986	No
72	GOM_NL__2PRFIN20041102_041303_000000872031_00405_13986_5657.N1	02-NOV-2004 04:13:03	Bright	86.500	114	3lot Aur	2.6930	4600.0	173	13986	No
73	GOM_NL__2PRFIN20041102_041603_000000692031_00405_13986_5658.N1	02-NOV-2004 04:16:03	Bright	69.000	6	13Alp Aur	0.080000	3400.0	138	13986	No
74	GOM_NL__2PRFIN20041102_041838_000000352031_00405_13986_5659.N1	02-NOV-2004 04:18:38	Bright	34.500	49	1Alp UMi	1.9900	6300.0	69	13986	No
75	GOM_NL__2PRFIN20041102_042232_000000402031_00405_13986_5660.N1	02-NOV-2004 04:22:32	Bright	40.000	60	7Bet UMi	2.0810	3950.0	80	13986	No
76	GOM_NL__2PRFIN20041102_042646_000000402031_00405_13986_5661.N1	02-NOV-2004 04:26:46	Bright	40.000	36	50Alp UMa	1.8000	6300.0	80	13986	No
77	GOM_NL__2PRFIN20041102_042822_000000422031_00405_13986_5662.N1	02-NOV-2004 04:28:22	Bright	41.500	82	48Bet UMa	2.3650	10600.	83	13986	No
78	GOM_NL__2PRFIN20041102_043205_000000412031_00405_13986_5663.N1	02-NOV-2004 04:32:05	Bright	40.500	174	52Psi UMa	3.0040	4400.0	81	13986	No
79	GOM_NL__2PRFIN20041102_043957_000002552031_00405_13986_5664.N1	02-NOV-2004 04:39:57	Twi_and_stray	255.00	24	66Alp Gem	1.5800	10200.	510	13986	No
80	GOM_NL__2PRFIN20041102_045347_000000752031_00405_13986_5665.N1	02-NOV-2004 04:53:47	Dark	74.500	48	30Alp Hya	1.9770	4100.0	149	13986	No
81	GOM_NL__2PRFIN20041102_045821_000000422031_00405_13986_5666.N1	02-NOV-2004 04:58:21	Dark	42.000	99	Del Cen	2.5750	26000.	84	13986	No
82	GOM_NL__2PRFIN20041102_045958_000000482031_00405_13986_5667.N1	02-NOV-2004 04:59:58	Dark	47.500	26	Gam Cru	1.6240	2900.0	95	13986	No
83	GOM_NL__2PRFIN20041102_050139_000000442031_00405_13986_5668.N1	02-NOV-2004 05:01:39	Dark	43.500	12	Alp1Cru	0.77500	30000.	87	13986	No
84	GOM_NL__2PRFIN20041102_050549_000000482031_00406_13987_5641.N1	02-NOV-2004 05:05:49	Dark	47.500	34	Gam2Vel	1.7930	23000.	95	13987	No
85	GOM_NL__2PRFIN20041102_051113_000000502031_00406_13987_5642.N1	02-NOV-2004 05:11:13	Dark	50.000	2	Alp Car	-0.73600	7000.0	100	13987	No
86	GOM_NL__2PRFIN20041102_051301_000000862031_00406_13987_5643.N1	02-NOV-2004 05:13:01	Dark	86.000	23	21Eps CMa	1.5020	26000.	172	13987	No
87	GOM_NL__2PRFIN20041102_051636_000000392031_00406_13987_5644.N1	02-NOV-2004 05:16:36	Dark	39.000	143	Alp Hyi	2.8570	7200.0	78	13987	No
88	GOM_NL__2PRFIN20041102_051759_000000452031_00406_13987_5645.N1	02-NOV-2004 05:17:59	Dark	44.500	9	Alp Eri	0.45300	24000.	89	13987	No
89	GOM_NL__2PRFIN20041102_052120_000000432031_00406_13987_5646.N1	02-NOV-2004 05:21:20	Straylight	42.500	157	The1Eri	2.9060	9300.0	85	13987	No
90	GOM_NL__2PRFIN20041102_052454_000001692031_00406_13987_5647.N1	02-NOV-2004 05:24:54	Straylight	169.00	1	9Alp CMa	-1.4400	11000.	338	13987	No
91	GOM_NL__2PRFIN20041102_052920_000000432031_00406_13987_5648.N1	02-NOV-2004 05:29:20	Straylight	43.000	52	16Bet Cet	2.0370	4500.0	86	13987	No
92	GOM_NL__2PRFIN20041102_053536_000000562031_00406_13987_5649.N1	02-NOV-2004 05:35:36	Twi_and_stray	55.500	94	92Alp Cet	2.5260	3100.0	111	13987	No
93	GOM_NL__2PRFIN20041102_053852_000000382031_00406_13987_5650.N1	02-NOV-2004 05:38:52	Bright	38.000	140	88Gam Peg	2.8340	26000.	76	13987	No
94	GOM_NL__2PRFIN20041102_054057_000000442031_00406_13987_5651.N1	02-NOV-2004 05:40:57	Bright	43.500	50	13Alp Ari	2.0070	4250.0	87	13987	No
95	GOM_NL__2PRFIN20041102_054243_000000382031_00406_13987_5652.N1	02-NOV-2004 05:42:43	Bright	38.000	58	21Alp And	2.0730	11000.	76	13987	No
96	GOM_NL__2PRFIN20041102_054405_000000392031_00406_13987_5653.N1	02-NOV-2004 05:44:05	Bright	38.500	53	43Bet And	2.0480	3300.0	77	13987	No
97	GOM_NL__2PRFIN20041102_054627_000000422031_00406_13987_5654.N1	02-NOV-2004 05:46:27	Bright	41.500	73	57Gam1And	2.2600	13100.	83	13987	No
98	GOM_NL__2PRFIN20041102_055000_000000392031_00406_13987_5655.N1	02-NOV-2004 05:50:00	Bright	38.500	68	18Alp Cas	2.2250	4500.0	77	13987	No
99	GOM_NL__2PRFIN20041102_055110_000000382031_00406_13987_5656.N1	02-NOV-2004 05:51:10	Bright	37.500	76	27Gam Cas	2.3000	30000.	75	13987	No
100	GOM_NL__2PRFIN20041102_055336_000000802031_00406_13987_5657.N1	02-NOV-2004 05:53:36	Bright	80.000	114	3lot Aur	2.6930	4600.0	160	13987	No
101	GOM_NL__2PRFIN20041102_055637_000000702031_00406_13987_5658.N1	02-NOV-2004 05:56:37	Bright	70.000	6	13Alp Aur	0.080000	3400.0	140	13987	No

102	GOM_NL__2PRFIN20041102_055915_000000402031_00406_13987_5659.N1	02-NOV-2004 05:59:15	Bright	39.500	49	1Alp UMi	1.9900	6300.0	79	13987	No
103	GOM_NL__2PRFIN20041102_060309_000000382031_00406_13987_5660.N1	02-NOV-2004 06:03:09	Bright	38.000	60	7Bet UMi	2.0810	3950.0	76	13987	No
104	GOM_NL__2PRFIN20041102_060722_000000412031_00406_13987_5661.N1	02-NOV-2004 06:07:22	Bright	40.500	36	50Alp UMa	1.8000	6300.0	81	13987	No
105	GOM_NL__2PRFIN20041102_060859_000000422031_00406_13987_5662.N1	02-NOV-2004 06:08:59	Bright	41.500	82	48Bet UMa	2.3650	10600.	83	13987	No
106	GOM_NL__2PRFIN20041102_061242_000000392031_00406_13987_5663.N1	02-NOV-2004 06:12:42	Bright	39.000	174	52Psi UMa	3.0040	4400.0	78	13987	No
107	GOM_NL__2PRFIN20041102_062035_000002552031_00406_13987_5664.N1	02-NOV-2004 06:20:35	Twilight	255.00	24	66Alp Gem	1.5800	10200.	510	13987	No
108	GOM_NL__2PRFIN20041102_063424_000000772031_00406_13987_5665.N1	02-NOV-2004 06:34:24	Dark	76.500	48	30Alp Hya	1.9770	4100.0	153	13987	No
109	GOM_NL__2PRFIN20041102_063858_000000412031_00406_13987_5666.N1	02-NOV-2004 06:38:58	Dark	40.500	99	Del Cen	2.5750	26000.	81	13987	No
110	GOM_NL__2PRFIN20041102_064034_000000522031_00406_13987_5667.N1	02-NOV-2004 06:40:34	Dark	52.000	26	Gam Cru	1.6240	2900.0	104	13987	No
111	GOM_NL__2PRFIN20041102_064215_000000432031_00406_13987_5668.N1	02-NOV-2004 06:42:15	Dark	42.500	12	Alp1Cru	0.77500	30000.	85	13987	No
112	GOM_NL__2PRFIN20041102_064626_000000492031_00407_13988_5641.N1	02-NOV-2004 06:46:26	Dark	48.500	34	Gam2Vel	1.7930	23000.	97	13988	No
113	GOM_NL__2PRFIN20041102_065149_000000502031_00407_13988_5642.N1	02-NOV-2004 06:51:49	Dark	50.000	2	Alp Car	-0.73600	7000.0	100	13988	No
114	GOM_NL__2PRFIN20041102_065338_000000902031_00407_13988_5643.N1	02-NOV-2004 06:53:38	Dark	90.000	23	21Eps CMa	1.5020	26000.	180	13988	No
115	GOM_NL__2PRFIN20041102_065712_000000392031_00407_13988_5644.N1	02-NOV-2004 06:57:12	Dark	38.500	143	Alp Hyi	2.8570	7200.0	77	13988	No
116	GOM_NL__2PRFIN20041102_065835_000000462031_00407_13988_5645.N1	02-NOV-2004 06:58:35	Dark	45.500	9	Alp Eri	0.45300	24000.	91	13988	No
117	GOM_NL__2PRFIN20041102_070157_000000442031_00407_13988_5646.N1	02-NOV-2004 07:01:57	Straylight	43.500	157	The1Eri	2.9060	9300.0	87	13988	No
118	GOM_NL__2PRFIN20041102_070532_000001692031_00407_13988_5647.N1	02-NOV-2004 07:05:32	Straylight	168.50	1	9Alp CMa	-1.4400	11000.	337	13988	No
119	GOM_NL__2PRFIN20041102_070956_000000452031_00407_13988_5648.N1	02-NOV-2004 07:09:56	Straylight	45.000	52	16Bet Cet	2.0370	4500.0	90	13988	No
120	GOM_NL__2PRFIN20041102_071612_000000592031_00407_13988_5649.N1	02-NOV-2004 07:16:12	Twilight	59.000	94	92Alp Cet	2.5260	3100.0	118	13988	No
121	GOM_NL__2PRFIN20041102_071929_000000382031_00407_13988_5650.N1	02-NOV-2004 07:19:29	Bright	38.000	140	88Gam Peg	2.8340	26000.	76	13988	No
122	GOM_NL__2PRFIN20041102_072133_000000432031_00407_13988_5651.N1	02-NOV-2004 07:21:33	Bright	42.500	50	13Alp Ari	2.0070	4250.0	85	13988	No
123	GOM_NL__2PRFIN20041102_072320_000000382031_00407_13988_5652.N1	02-NOV-2004 07:23:20	Bright	37.500	58	21Alp And	2.0730	11000.	75	13988	No
124	GOM_NL__2PRFIN20041102_072442_000000392031_00407_13988_5653.N1	02-NOV-2004 07:24:42	Bright	38.500	53	43Bet And	2.0480	3300.0	77	13988	No
125	GOM_NL__2PRFIN20041102_072703_000000402031_00407_13988_5654.N1	02-NOV-2004 07:27:03	Bright	40.000	73	57Gam1And	2.2600	13100.	80	13988	No
126	GOM_NL__2PRFIN20041102_073036_000000372031_00407_13988_5655.N1	02-NOV-2004 07:30:36	Bright	37.000	68	18Alp Cas	2.2250	4500.0	74	13988	No
127	GOM_NL__2PRFIN20041102_073146_000000382031_00407_13988_5656.N1	02-NOV-2004 07:31:46	Bright	37.500	76	27Gam Cas	2.3000	30000.	75	13988	No
128	GOM_NL__2PRFIN20041102_073410_000000812031_00407_13988_5657.N1	02-NOV-2004 07:34:10	Bright	81.000	114	3lot Aur	2.6930	4600.0	162	13988	No
129	GOM_NL__2PRFIN20041102_073712_000000672031_00407_13988_5658.N1	02-NOV-2004 07:37:12	Bright	67.000	6	13Alp Aur	0.080000	3400.0	134	13988	No
130	GOM_NL__2PRFIN20041102_073951_000000352031_00407_13988_5659.N1	02-NOV-2004 07:39:51	Bright	35.000	49	1Alp UMi	1.9900	6300.0	70	13988	No
131	GOM_NL__2PRFIN20041102_074345_000000402031_00407_13988_5660.N1	02-NOV-2004 07:43:45	Bright	39.500	60	7Bet UMi	2.0810	3950.0	79	13988	No
132	GOM_NL__2PRFIN20041102_074758_000000422031_00407_13988_5661.N1	02-NOV-2004 07:47:58	Bright	41.500	36	50Alp UMa	1.8000	6300.0	83	13988	No
133	GOM_NL__2PRFIN20041102_074934_000000402031_00407_13988_5662.N1	02-NOV-2004 07:49:34	Bright	40.000	82	48Bet UMa	2.3650	10600.	80	13988	No
134	GOM_NL__2PRFIN20041102_075317_000000412031_00407_13988_5663.N1	02-NOV-2004 07:53:17	Bright	40.500	174	52Psi UMa	3.0040	4400.0	81	13988	No
135	GOM_NL__2PRFIN20041102_080113_000002552031_00407_13988_5664.N1	02-NOV-2004 08:01:13	Twilight	255.00	24	66Alp Gem	1.5800	10200.	510	13988	No
136	GOM_NL__2PRFIN20041102_081459_000000842031_00407_13988_5665.N1	02-NOV-2004 08:14:59	Dark	83.500	48	30Alp Hya	1.9770	4100.0	167	13988	No
137	GOM_NL__2PRFIN20041102_081934_000000412031_00407_13988_5666.N1	02-NOV-2004 08:19:34	Dark	40.500	99	Del Cen	2.5750	26000.	81	13988	No
138	GOM_NL__2PRFIN20041102_082110_000000472031_00407_13988_5667.N1	02-NOV-2004 08:21:10	Dark	46.500	26	Gam Cru	1.6240	2900.0	93	13988	No
139	GOM_NL__2PRFIN20041102_082251_000000452031_00407_13988_5668.N1	02-NOV-2004 08:22:51	Dark	45.000	12	Alp1Cru	0.77500	30000.	90	13988	No
140	GOM_NL__2PRFIN20041102_082703_000000492031_00408_13989_5641.N1	02-NOV-2004 08:27:03	Dark	49.000	34	Gam2Vel	1.7930	23000.	98	13989	No
141	GOM_NL__2PRFIN20041102_083226_000000512031_00408_13989_5642.N1	02-NOV-2004 08:32:26	Dark	51.000	2	Alp Car	-0.73600	7000.0	102	13989	No
142	GOM_NL__2PRFIN20041102_083416_000000972031_00408_13989_5643.N1	02-NOV-2004 08:34:16	Dark	96.500	23	21Eps CMa	1.5020	26000.	193	13989	No
143	GOM_NL__2PRFIN20041102_083748_000000412031_00408_13989_5644.N1	02-NOV-2004 08:37:48	Dark	40.500	143	Alp Hyi	2.8570	7200.0	81	13989	No
144	GOM_NL__2PRFIN20041102_083911_000000442031_00408_13989_5645.N1	02-NOV-2004 08:39:11	Dark	44.000	9	Alp Eri	0.45300	24000.	88	13989	No
145	GOM_NL__2PRFIN20041102_084233_000000432031_00408_13989_5646.N1	02-NOV-2004 08:42:33	Straylight	42.500	157	The1Eri	2.9060	9300.0	85	13989	No
146	GOM_NL__2PRFIN20041102_084611_000001692031_00408_13989_5647.N1	02-NOV-2004 08:46:11	Straylight	169.00	1	9Alp CMa	-1.4400	11000.	338	13989	No
147	GOM_NL__2PRFIN20041102_085032_000000442031_00408_13989_5648.N1	02-NOV-2004 08:50:32	Straylight	43.500	52	16Bet Cet	2.0370	4500.0	87	13989	No
148	GOM_NL__2PRFIN20041102_085648_000000622031_00408_13989_5649.N1	02-NOV-2004 08:56:48	Twilight	61.500	94	92Alp Cet	2.5260	3100.0	123	13989	No
149	GOM_NL__2PRFIN20041102_090004_000000382031_00408_13989_5650.N1	02-NOV-2004 09:00:04	Bright	37.500	140	88Gam Peg	2.8340	26000.	76	13989	No
150	GOM_NL__2PRFIN20041102_090208_000000442031_00408_13989_5651.N1	02-NOV-2004 09:02:08	Bright	43.500	50	13Alp Ari	2.0070	4250.0	87	13989	No
151	GOM_NL__2PRFIN20041102_090355_000000392031_00408_13989_5652.N1	02-NOV-2004 09:03:55	Bright	38.500	58	21Alp And	2.0730	11000.	77	13989	No
152	GOM_NL__2PRFIN20041102_090517_000000392031_00408_13989_5653.N1	02-NOV-2004 09:05:17	Bright	38.500	53	43Bet And	2.0480	3300.0	77	13989	No
153	GOM_NL__2PRFIN20041102_090738_000000392031_00408_13989_5654.N1	02-NOV-2004 09:07:38	Bright	39.000	73	57Gam1And	2.2600	13100.	78	13989	No
154	GOM_NL__2PRFIN20041102_091112_000000382031_00408_13989_5655.N1	02-NOV-2004 09:11:12	Bright	37.500	68	18Alp Cas	2.2250	4500.0	75	13989	No
155	GOM_NL__2PRFIN20041102_091222_000000372031_00408_13989_5656.N1	02-NOV-2004 09:12:22	Bright	37.000	76	27Gam Cas	2.3000	30000.	74	13989	No
156	GOM_NL__2PRFIN20041102_091444_000000802031_00408_13989_5657.N1	02-NOV-2004 09:14:44	Bright	79.500	114	3lot Aur	2.6930	4600.0	159	13989	No
157	GOM_NL__2PRFIN20041102_091747_000000672031_00408_13989_5658.N1	02-NOV-2004 09:17:47	Bright	66.500	6	13Alp Aur	0.080000	3400.0	133	13989	No
158	GOM_NL__2PRFIN20041102_092026_000000402031_00408_13989_5659.N1	02-NOV-2004 09:20:26	Bright	40.000	49	1Alp UMi	1.9900	6300.0	80	13989	No
159	GOM_NL__2PRFIN20041102_092418_000000402031_00408_13989_5660.N1	02-NOV-2004 09:24:18	Bright	39.500	60	7Bet UMi	2.0810	3950.0	79	13989	No
160	GOM_NL__2PRFIN20041102_092833_000000412031_00408_13989_5661.N1	02-NOV-2004 09:28:33	Bright	41.000	36	50Alp UMa	1.8000	6300.0	82	13989	No

161	GOM_NL__2PRFIN20041102_093010_000000412031_00408_13989_5662.N1	02-NOV-2004 09:30:10	Bright	40.500	82	48Bet UMa	2.3650	10600.	81	13989	No
162	GOM_NL__2PRFIN20041102_093354_000000412031_00408_13989_5663.N1	02-NOV-2004 09:33:54	Bright	41.000	174	52Psi UMa	3.0040	4400.0	82	13989	No
163	GOM_NL__2PRFIN20041102_094151_000002552031_00408_13989_5664.N1	02-NOV-2004 09:41:51	Tw_i_and_stray	255.00	24	66Alp Gem	1.5800	10200.	510	13989	No
164	GOM_NL__2PRFIN20041102_095539_000000812031_00408_13989_5665.N1	02-NOV-2004 09:55:39	Dark	80.500	48	30Alp Hya	1.9770	4100.0	161	13989	No
165	GOM_NL__2PRFIN20041102_100010_000000412031_00408_13989_5666.N1	02-NOV-2004 10:00:10	Dark	40.500	99	Del Cen	2.5750	26000.	81	13989	No
166	GOM_NL__2PRFIN20041102_100146_000000502031_00408_13989_5667.N1	02-NOV-2004 10:01:46	Dark	49.500	26	Gam Cru	1.6240	2900.0	99	13989	No
167	GOM_NL__2PRFIN20041102_100327_000000462031_00408_13989_5668.N1	02-NOV-2004 10:03:27	Dark	45.500	12	Alp1Cru	0.77500	30000.	91	13989	No
168	GOM_NL__2PRFIN20041102_101302_000000522031_00409_13990_5641.N1	02-NOV-2004 10:13:02	Dark	51.500	2	Alp Car	-0.73600	7000.0	103	13990	No
169	GOM_NL__2PRFIN20041102_101455_000000902031_00409_13990_5642.N1	02-NOV-2004 10:14:55	Dark	89.500	23	21Eps CMa	1.5020	26000.	179	13990	No
170	GOM_NL__2PRFIN20041102_101824_000000392031_00409_13990_5643.N1	02-NOV-2004 10:18:24	Dark	39.000	143	Alp Hyi	2.8570	7200.0	78	13990	No
171	GOM_NL__2PRFIN20041102_101947_000000472031_00409_13990_5644.N1	02-NOV-2004 10:19:47	Dark	46.500	9	Alp Eri	0.45300	24000.	93	13990	No
172	GOM_NL__2PRFIN20041102_102309_000000422031_00409_13990_5645.N1	02-NOV-2004 10:23:09	Straylight	42.000	157	The1Eri	2.9060	9300.0	84	13990	No
173	GOM_NL__2PRFIN20041102_102649_000001692031_00409_13990_5646.N1	02-NOV-2004 10:26:49	Straylight	168.50	1	9Alp CMa	-1.4400	11000.	337	13990	No
174	GOM_NL__2PRFIN20041102_103108_000000442031_00409_13990_5647.N1	02-NOV-2004 10:31:08	Straylight	44.000	52	16Bet Cet	2.0370	4500.0	88	13990	No
175	GOM_NL__2PRFIN20041102_103723_000000572031_00409_13990_5648.N1	02-NOV-2004 10:37:23	Tw_i_and_stray	57.000	94	92Alp Cet	2.5260	3100.0	114	13990	No
176	GOM_NL__2PRFIN20041102_104041_000000382031_00409_13990_5649.N1	02-NOV-2004 10:40:41	Bright	38.000	140	88Gam Peg	2.8340	26000.	76	13990	No
177	GOM_NL__2PRFIN20041102_104244_000000432031_00409_13990_5650.N1	02-NOV-2004 10:42:44	Bright	42.500	50	13Alp Ari	2.0070	4250.0	85	13990	No
178	GOM_NL__2PRFIN20041102_104431_000000392031_00409_13990_5651.N1	02-NOV-2004 10:44:31	Bright	39.000	58	21Alp And	2.0730	11000.	78	13990	No
179	GOM_NL__2PRFIN20041102_104553_000000382031_00409_13990_5652.N1	02-NOV-2004 10:45:53	Bright	38.000	53	43Bet And	2.0480	3300.0	76	13990	No
180	GOM_NL__2PRFIN20041102_104813_000000422031_00409_13990_5653.N1	02-NOV-2004 10:48:13	Bright	42.000	73	57Gam1And	2.2600	13100.	84	13990	No
181	GOM_NL__2PRFIN20041102_105148_000000392031_00409_13990_5654.N1	02-NOV-2004 10:51:48	Bright	39.000	68	18Alp Cas	2.2250	4500.0	78	13990	No
182	GOM_NL__2PRFIN20041102_105258_000000382031_00409_13990_5655.N1	02-NOV-2004 10:52:58	Bright	37.500	76	27Gam Cas	2.3000	30000.	75	13990	No
183	GOM_NL__2PRFIN20041102_105518_000000842031_00409_13990_5656.N1	02-NOV-2004 10:55:18	Bright	83.500	114	3Iot Aur	2.6930	4600.0	167	13990	No
184	GOM_NL__2PRFIN20041102_105821_000000712031_00409_13990_5657.N1	02-NOV-2004 10:58:21	Bright	71.000	6	13Alp Aur	0.080000	3400.0	142	13990	No
185	GOM_NL__2PRFIN20041102_110102_000000392031_00409_13990_5658.N1	02-NOV-2004 11:01:02	Bright	39.000	49	1Alp UMi	1.9900	6300.0	78	13990	No
186	GOM_NL__2PRFIN20041102_110457_000000392031_00409_13990_5659.N1	02-NOV-2004 11:04:57	Bright	39.000	60	7Bet UMi	2.0810	3950.0	78	13990	No
187	GOM_NL__2PRFIN20041102_110909_000000402031_00409_13990_5660.N1	02-NOV-2004 11:09:09	Bright	39.500	36	50Alp UMa	1.8000	6300.0	79	13990	No
188	GOM_NL__2PRFIN20041102_111046_000000422031_00409_13990_5661.N1	02-NOV-2004 11:10:46	Bright	41.500	82	48Bet UMa	2.3650	10600.	83	13990	No
189	GOM_NL__2PRFIN20041102_111429_000000402031_00409_13990_5662.N1	02-NOV-2004 11:14:29	Bright	40.000	174	52Psi UMa	3.0040	4400.0	80	13990	No
190	GOM_NL__2PRFIN20041102_112240_000000392031_00409_13990_5663.N1	02-NOV-2004 11:22:40	Tw_i_and_stray	38.500	166	17Eps Leo	2.9800	6000.0	77	13990	No
191	GOM_NL__2PRFIN20041102_121145_000000472031_00410_13991_5767.N1	02-NOV-2004 12:11:45	Straylight	46.500	52	16Bet Cet	2.0370	4500.0	93	13991	No
192	GOM_NL__2PRFIN20041102_121758_000000582031_00410_13991_5768.N1	02-NOV-2004 12:17:58	Tw_i_and_stray	57.500	94	92Alp Cet	2.5260	3100.0	115	13991	No
193	GOM_NL__2PRFIN20041102_122117_000000382031_00410_13991_5769.N1	02-NOV-2004 12:21:17	Bright	38.000	140	88Gam Peg	2.8340	26000.	76	13991	No
194	GOM_NL__2PRFIN20041102_122319_000000432031_00410_13991_5770.N1	02-NOV-2004 12:23:19	Bright	43.000	50	13Alp Ari	2.0070	4250.0	86	13991	No
195	GOM_NL__2PRFIN20041102_122507_000000392031_00410_13991_5771.N1	02-NOV-2004 12:25:07	Bright	39.000	58	21Alp And	2.0730	11000.	78	13991	No
196	GOM_NL__2PRFIN20041102_122626_000000422031_00410_13991_5772.N1	02-NOV-2004 12:26:26	Bright	42.000	53	43Bet And	2.0480	3300.0	84	13991	No
197	GOM_NL__2PRFIN20041102_122848_000000412031_00410_13991_5773.N1	02-NOV-2004 12:28:48	Bright	40.500	73	57Gam1And	2.2600	13100.	81	13991	No
198	GOM_NL__2PRFIN20041102_123221_000000402031_00410_13991_5774.N1	02-NOV-2004 12:32:21	Bright	40.000	68	18Alp Cas	2.2250	4500.0	80	13991	No
199	GOM_NL__2PRFIN20041102_123332_000000392031_00410_13991_5775.N1	02-NOV-2004 12:33:32	Bright	38.500	76	27Gam Cas	2.3000	30000.	77	13991	No
200	GOM_NL__2PRFIN20041102_123552_000000812031_00410_13991_5776.N1	02-NOV-2004 12:35:52	Bright	80.500	114	3Iot Aur	2.6930	4600.0	161	13991	No
201	GOM_NL__2PRFIN20041102_123856_000000662031_00410_13991_5777.N1	02-NOV-2004 12:38:56	Bright	66.000	6	13Alp Aur	0.080000	3400.0	132	13991	No
202	GOM_NL__2PRFIN20041102_124136_000000412031_00410_13991_5778.N1	02-NOV-2004 12:41:36	Bright	40.500	49	1Alp UMi	1.9900	6300.0	81	13991	No
203	GOM_NL__2PRFIN20041102_124530_000000402031_00410_13991_5779.N1	02-NOV-2004 12:45:30	Bright	40.000	60	7Bet UMi	2.0810	3950.0	80	13991	No
204	GOM_NL__2PRFIN20041102_124944_000000442031_00410_13991_5780.N1	02-NOV-2004 12:49:44	Bright	43.500	36	50Alp UMa	1.8000	6300.0	87	13991	No
205	GOM_NL__2PRFIN20041102_125121_000000402031_00410_13991_5781.N1	02-NOV-2004 12:51:21	Bright	40.000	82	48Bet UMa	2.3650	10600.	80	13991	No
206	GOM_NL__2PRFIN20041102_125505_000000402031_00410_13991_5782.N1	02-NOV-2004 12:55:05	Bright	40.000	174	52Psi UMa	3.0040	4400.0	80	13991	No
207	GOM_NL__2PRFIN20041102_130316_000000592031_00410_13991_5783.N1	02-NOV-2004 13:03:16	Bright	58.500	166	17Eps Leo	2.9800	6000.0	117	13991	No
208	GOM_NL__2PRFIN20041102_130710_000000642031_00410_13991_5784.N1	02-NOV-2004 13:07:10	Bright	63.500	22	32Alp Leo	1.3600	15200.	127	13991	No
209	GOM_NL__2PRFIN20041102_131654_000000872031_00410_13991_5785.N1	02-NOV-2004 13:16:54	Dark	86.500	48	30Alp Hya	1.9770	4100.0	173	13991	No
210	GOM_NL__2PRFIN20041102_132040_000000402031_00410_13991_5786.N1	02-NOV-2004 13:20:40	Dark	39.500	64	Gam Cen	2.2000	10600.	79	13991	No
211	GOM_NL__2PRFIN20041102_132257_000000522031_00410_13991_5787.N1	02-NOV-2004 13:22:57	Dark	52.000	26	Gam Cru	1.6240	2900.0	104	13991	No
212	GOM_NL__2PRFIN20041102_132438_000000422031_00410_13991_5788.N1	02-NOV-2004 13:24:38	Dark	41.500	12	Alp1Cru	0.77500	30000.	83	13991	No
213	GOM_NL__2PRFIN20041102_132603_000000392031_00411_13992_5767.N1	02-NOV-2004 13:26:03	Dark	39.000	124	The Car	2.7640	30000.	78	13992	No
214	GOM_NL__2PRFIN20041102_133415_000000632031_00411_13992_5768.N1	02-NOV-2004 13:34:15	Dark	62.500	2	Alp Car	-0.73600	7000.0	125	13992	No
215	GOM_NL__2PRFIN20041102_133611_000000832031_00411_13992_5769.N1	02-NOV-2004 13:36:11	Dark	83.000	23	21Eps CMa	1.5020	26000.	166	13992	No
216	GOM_NL__2PRFIN20041102_133936_000000392031_00411_13992_5770.N1	02-NOV-2004 13:39:36	Dark	39.000	143	Alp Hyi	2.8570	7200.0	78	13992	No
217	GOM_NL__2PRFIN20041102_134100_000000502031_00411_13992_5771.N1	02-NOV-2004 13:41:00	Dark	49.500	9	Alp Eri	0.45300	24000.	99	13992	No
218	GOM_NL__2PRFIN20041102_134420_000000422031_00411_13992_5772.N1	02-NOV-2004 13:44:20	Straylight	42.000	157	The1Eri	2.9060	9300.0	84	13992	No
219	GOM_NL__2PRFIN20041102_134805_000001692031_00411_13992_5773.N1	02-NOV-2004 13:48:05	Straylight	169.00	1	9Alp CMa	-1.4400	11000.	338	13992	No

220	GOM_NL__2PRFIN20041102_135220_000000452031_00411_13992_5774.N1	02-NOV-2004 13:52:20	Straylight	45.000	52	16Bet Cet	2.0370	4500.0	90	13992	No
221	GOM_NL__2PRFIN20041102_135832_000000602031_00411_13992_5775.N1	02-NOV-2004 13:58:32	Tw_i_and_stray	59.500	94	92Alp Cet	2.5260	3100.0	119	13992	No
222	GOM_NL__2PRFIN20041102_140153_000000372031_00411_13992_5776.N1	02-NOV-2004 14:01:53	Bright	36.500	140	88Gam Peg	2.8340	26000.	73	13992	No
223	GOM_NL__2PRFIN20041102_140353_000000462031_00411_13992_5777.N1	02-NOV-2004 14:03:53	Bright	45.500	50	13Alp Ari	2.0070	4250.0	91	13992	No
224	GOM_NL__2PRFIN20041102_140541_000000422031_00411_13992_5778.N1	02-NOV-2004 14:05:41	Bright	41.500	58	21Alp And	2.0730	11000.	83	13992	No
225	GOM_NL__2PRFIN20041102_140704_000000412031_00411_13992_5779.N1	02-NOV-2004 14:07:04	Bright	40.500	53	43Bet And	2.0480	3300.0	81	13992	No
226	GOM_NL__2PRFIN20041102_140922_000000432031_00411_13992_5780.N1	02-NOV-2004 14:09:22	Bright	43.000	73	57Gam1And	2.2600	13100.	86	13992	No
227	GOM_NL__2PRFIN20041102_141258_000000412031_00411_13992_5781.N1	02-NOV-2004 14:12:58	Bright	40.500	68	18Alp Cas	2.2250	4500.0	81	13992	No
228	GOM_NL__2PRFIN20041102_141407_000000412031_00411_13992_5782.N1	02-NOV-2004 14:14:07	Bright	40.500	76	27Gam Cas	2.3000	30000.	81	13992	No
229	GOM_NL__2PRFIN20041102_141626_000000792031_00411_13992_5783.N1	02-NOV-2004 14:16:26	Bright	78.500	114	3lot Aur	2.6930	4600.0	157	13992	No
230	GOM_NL__2PRFIN20041102_141931_000000682031_00411_13992_5784.N1	02-NOV-2004 14:19:31	Bright	68.000	6	13Alp Aur	0.080000	3400.0	136	13992	No
231	GOM_NL__2PRFIN20041102_142214_000000372031_00411_13992_5785.N1	02-NOV-2004 14:22:14	Bright	37.000	49	1Alp UMi	1.9900	6300.0	74	13992	No
232	GOM_NL__2PRFIN20041102_142608_000000402031_00411_13992_5786.N1	02-NOV-2004 14:26:08	Bright	39.500	60	7Bet UMi	2.0810	3950.0	79	13992	No
233	GOM_NL__2PRFIN20041102_143020_000000422031_00411_13992_5787.N1	02-NOV-2004 14:30:20	Bright	41.500	36	50Alp UMa	1.8000	6300.0	83	13992	No
234	GOM_NL__2PRFIN20041102_143157_000000382031_00411_13992_5788.N1	02-NOV-2004 14:31:57	Bright	38.000	82	48Bet UMa	2.3650	10600.	76	13992	No
235	GOM_NL__2PRFIN20041102_143541_000000562031_00411_13992_5789.N1	02-NOV-2004 14:35:41	Bright	55.500	174	52Psi UMa	3.0040	4400.0	111	13992	No
236	GOM_NL__2PRFIN20041102_144353_000000612031_00411_13992_5790.N1	02-NOV-2004 14:43:53	Bright	61.000	166	17Eps Leo	2.9800	6000.0	122	13992	No
237	GOM_NL__2PRFIN20041102_144747_000000602031_00411_13992_5791.N1	02-NOV-2004 14:47:47	Bright	59.500	22	32Alp Leo	1.3600	15200.	119	13992	No
238	GOM_NL__2PRFIN20041102_145731_000000762031_00411_13992_5792.N1	02-NOV-2004 14:57:31	Dark	75.500	48	30Alp Hya	1.9770	4100.0	151	13992	No
239	GOM_NL__2PRFIN20041102_150116_000000422031_00411_13992_5793.N1	02-NOV-2004 15:01:16	Dark	41.500	64	Gam Cen	2.2000	10600.	83	13992	No
240	GOM_NL__2PRFIN20041102_150334_000000522031_00411_13992_5794.N1	02-NOV-2004 15:03:34	Dark	52.000	26	Gam Cru	1.6240	2900.0	104	13992	No
241	GOM_NL__2PRFIN20041102_150514_000000462031_00411_13992_5795.N1	02-NOV-2004 15:05:14	Dark	46.000	12	Alp1Cru	0.77500	30000.	92	13992	No
242	GOM_NL__2PRFIN20041102_150639_000000402031_00412_13993_5767.N1	02-NOV-2004 15:06:39	Dark	39.500	124	The Car	2.7640	30000.	79	13993	No
243	GOM_NL__2PRFIN20041102_151452_000000602031_00412_13993_5768.N1	02-NOV-2004 15:14:52	Dark	60.000	2	Alp Car	-0.73600	7000.0	120	13993	No
244	GOM_NL__2PRFIN20041102_151649_000000932031_00412_13993_5769.N1	02-NOV-2004 15:16:49	Dark	92.500	23	21Eps CMa	1.5020	26000.	185	13993	No
245	GOM_NL__2PRFIN20041102_152012_000000392031_00412_13993_5770.N1	02-NOV-2004 15:20:12	Dark	38.500	143	Alp Hyi	2.8570	7200.0	77	13993	No
246	GOM_NL__2PRFIN20041102_152135_000000472031_00412_13993_5771.N1	02-NOV-2004 15:21:35	Dark	47.000	9	Alp Eri	0.45300	24000.	94	13993	No
247	GOM_NL__2PRFIN20041102_152457_000000412031_00412_13993_5772.N1	02-NOV-2004 15:24:57	Straylight	41.000	157	The1Eri	2.9060	9300.0	82	13993	No
248	GOM_NL__2PRFIN20041102_152843_000001692031_00412_13993_5773.N1	02-NOV-2004 15:28:43	Straylight	169.00	1	9Alp CMa	-1.4400	11000.	338	13993	No
249	GOM_NL__2PRFIN20041102_153256_000000482031_00412_13993_5774.N1	02-NOV-2004 15:32:56	Straylight	48.000	52	16Bet Cet	2.0370	4500.0	96	13993	No
250	GOM_NL__2PRFIN20041102_153910_000000562031_00412_13993_5775.N1	02-NOV-2004 15:39:10	Tw_i_and_stray	55.500	94	92Alp Cet	2.5260	3100.0	111	13993	No
251	GOM_NL__2PRFIN20041102_154229_000000372031_00412_13993_5776.N1	02-NOV-2004 15:42:29	Bright	37.000	140	88Gam Peg	2.8340	26000.	74	13993	No
252	GOM_NL__2PRFIN20041102_154431_000000442031_00412_13993_5777.N1	02-NOV-2004 15:44:31	Bright	44.000	50	13Alp Ari	2.0070	4250.0	88	13993	No
253	GOM_NL__2PRFIN20041102_154619_000000402031_00412_13993_5778.N1	02-NOV-2004 15:46:19	Bright	39.500	58	21Alp And	2.0730	11000.	79	13993	No
254	GOM_NL__2PRFIN20041102_154738_000000422031_00412_13993_5779.N1	02-NOV-2004 15:47:38	Bright	42.000	53	43Bet And	2.0480	3300.0	84	13993	No
255	GOM_NL__2PRFIN20041102_154958_000000432031_00412_13993_5780.N1	02-NOV-2004 15:49:58	Bright	42.500	73	57Gam1And	2.2600	13100.	85	13993	No
256	GOM_NL__2PRFIN20041102_155333_000000382031_00412_13993_5781.N1	02-NOV-2004 15:53:33	Bright	38.000	68	18Alp Cas	2.2250	4500.0	76	13993	No
257	GOM_NL__2PRFIN20041102_155442_000000412031_00412_13993_5782.N1	02-NOV-2004 15:54:42	Bright	40.500	76	27Gam Cas	2.3000	30000.	81	13993	No
258	GOM_NL__2PRFIN20041102_155700_000000812031_00412_13993_5783.N1	02-NOV-2004 15:57:00	Bright	81.000	114	3lot Aur	2.6930	4600.0	162	13993	No
259	GOM_NL__2PRFIN20041102_160006_000000702031_00412_13993_5784.N1	02-NOV-2004 16:00:06	Bright	69.500	6	13Alp Aur	0.080000	3400.0	139	13993	No
260	GOM_NL__2PRFIN20041102_160248_000000412031_00412_13993_5785.N1	02-NOV-2004 16:02:48	Bright	40.500	49	1Alp UMi	1.9900	6300.0	81	13993	No
261	GOM_NL__2PRFIN20041102_160644_000000402031_00412_13993_5786.N1	02-NOV-2004 16:06:44	Bright	39.500	60	7Bet UMi	2.0810	3950.0	79	13993	No
262	GOM_NL__2PRFIN20041102_161056_000000432031_00412_13993_5787.N1	02-NOV-2004 16:10:56	Bright	43.000	36	50Alp UMa	1.8000	6300.0	86	13993	No
263	GOM_NL__2PRFIN20041102_161233_000000562031_00412_13993_5788.N1	02-NOV-2004 16:12:33	Bright	56.000	82	48Bet UMa	2.3650	10600.	112	13993	No
264	GOM_NL__2PRFIN20041102_161617_000000412031_00412_13993_5789.N1	02-NOV-2004 16:16:17	Bright	41.000	174	52Psi UMa	3.0040	4400.0	82	13993	No
265	GOM_NL__2PRFIN20041102_162429_000000592031_00412_13993_5790.N1	02-NOV-2004 16:24:29	Bright	58.500	166	17Eps Leo	2.9800	6000.0	117	13993	No
266	GOM_NL__2PRFIN20041102_162824_000000652031_00412_13993_5791.N1	02-NOV-2004 16:28:24	Bright	64.500	22	32Alp Leo	1.3600	15200.	129	13993	No
267	GOM_NL__2PRFIN20041102_163809_000000772031_00412_13993_5792.N1	02-NOV-2004 16:38:09	Dark	77.000	48	30Alp Hya	1.9770	4100.0	154	13993	No
268	GOM_NL__2PRFIN20041102_164152_000000402031_00412_13993_5793.N1	02-NOV-2004 16:41:52	Dark	40.000	64	Gam Cen	2.2000	10600.	80	13993	No
269	GOM_NL__2PRFIN20041102_164410_000000482031_00412_13993_5794.N1	02-NOV-2004 16:44:10	Dark	47.500	26	Gam Cru	1.6240	2900.0	95	13993	No
270	GOM_NL__2PRFIN20041102_164550_000000452031_00412_13993_5795.N1	02-NOV-2004 16:45:50	Dark	44.500	12	Alp1Cru	0.77500	30000.	89	13993	No
271	GOM_NL__2PRFIN20041102_164716_000000382031_00413_13994_5767.N1	02-NOV-2004 16:47:16	Dark	38.000	124	The Car	2.7640	30000.	76	13994	No
272	GOM_NL__2PRFIN20041102_165529_000000502031_00413_13994_5768.N1	02-NOV-2004 16:55:29	Dark	50.000	2	Alp Car	-0.73600	7000.0	100	13994	No
273	GOM_NL__2PRFIN20041102_165726_000000852031_00413_13994_5769.N1	02-NOV-2004 16:57:26	Dark	85.000	23	21Eps CMa	1.5020	26000.	170	13994	No
274	GOM_NL__2PRFIN20041102_170048_000000402031_00413_13994_5770.N1	02-NOV-2004 17:00:48	Dark	39.500	143	Alp Hyi	2.8570	7200.0	79	13994	No
275	GOM_NL__2PRFIN20041102_170212_000000522031_00413_13994_5771.N1	02-NOV-2004 17:02:12	Dark	51.500	9	Alp Eri	0.45300	24000.	103	13994	No
276	GOM_NL__2PRFIN20041102_170534_000000432031_00413_13994_5772.N1	02-NOV-2004 17:05:34	Straylight	43.000	157	The1Eri	2.9060	9300.0	86	13994	No
277	GOM_NL__2PRFIN20041102_170921_000001692031_00413_13994_5773.N1	02-NOV-2004 17:09:21	Straylight	169.00	1	9Alp CMa	-1.4400	11000.	338	13994	No
278	GOM_NL__2PRFIN20041102_171333_000000452031_00413_13994_5774.N1	02-NOV-2004 17:13:33	Straylight	45.000	52	16Bet Cet	2.0370	4500.0	90	13994	No

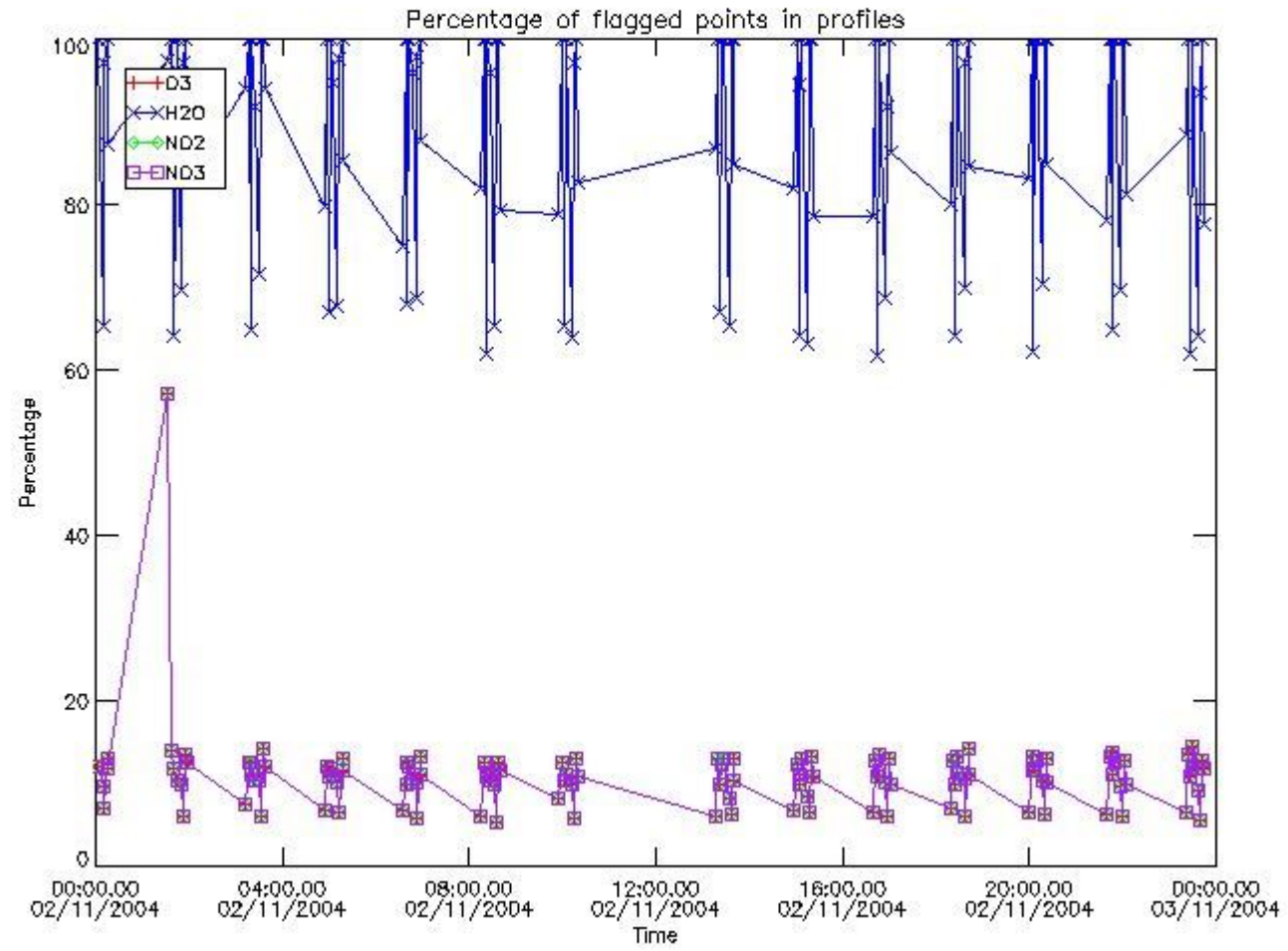
279	GOM_NL__2PRFIN20041102_171945_000000602031_00413_13994_5775.N1	02-NOV-2004 17:19:45	Twilight	59.500	94	92Alp Cet	2.5260	3100.0	119	13994	No
280	GOM_NL__2PRFIN20041102_172305_000000382031_00413_13994_5776.N1	02-NOV-2004 17:23:05	Bright	38.000	140	88Gam Peg	2.8340	26000.	76	13994	No
281	GOM_NL__2PRFIN20041102_172507_000000442031_00413_13994_5777.N1	02-NOV-2004 17:25:07	Bright	43.500	50	13Alp Ari	2.0070	4250.0	87	13994	No
282	GOM_NL__2PRFIN20041102_172655_000000402031_00413_13994_5778.N1	02-NOV-2004 17:26:55	Bright	40.000	58	21Alp And	2.0730	11000.	80	13994	No
283	GOM_NL__2PRFIN20041102_172814_000000412031_00413_13994_5779.N1	02-NOV-2004 17:28:14	Bright	40.500	53	43Bet And	2.0480	3300.0	81	13994	No
284	GOM_NL__2PRFIN20041102_173036_000000432031_00413_13994_5780.N1	02-NOV-2004 17:30:36	Bright	43.000	73	57Gam1And	2.2600	13100.	86	13994	No
285	GOM_NL__2PRFIN20041102_173411_000000402031_00413_13994_5781.N1	02-NOV-2004 17:34:11	Bright	39.500	68	18Alp Cas	2.2250	4500.0	79	13994	No
286	GOM_NL__2PRFIN20041102_173521_000000382031_00413_13994_5782.N1	02-NOV-2004 17:35:21	Bright	37.500	76	27Gam Cas	2.3000	30000.	75	13994	No
287	GOM_NL__2PRFIN20041102_173734_000000852031_00413_13994_5783.N1	02-NOV-2004 17:37:34	Bright	85.000	114	3lot Aur	2.6930	4600.0	170	13994	No
288	GOM_NL__2PRFIN20041102_174040_000000692031_00413_13994_5784.N1	02-NOV-2004 17:40:40	Bright	68.500	6	13Alp Aur	0.080000	3400.0	137	13994	No
289	GOM_NL__2PRFIN20041102_174326_000000402031_00413_13994_5785.N1	02-NOV-2004 17:43:26	Bright	39.500	49	1Alp UMi	1.9900	6300.0	79	13994	No
290	GOM_NL__2PRFIN20041102_174721_000000402031_00413_13994_5786.N1	02-NOV-2004 17:47:21	Bright	39.500	60	7Bet UMi	2.0810	3950.0	79	13994	No
291	GOM_NL__2PRFIN20041102_175132_000000422031_00413_13994_5787.N1	02-NOV-2004 17:51:32	Bright	41.500	36	50Alp UMa	1.8000	6300.0	83	13994	No
292	GOM_NL__2PRFIN20041102_175309_000000542031_00413_13994_5788.N1	02-NOV-2004 17:53:09	Bright	54.000	82	48Bet UMa	2.3650	10600.	108	13994	No
293	GOM_NL__2PRFIN20041102_175653_000000412031_00413_13994_5789.N1	02-NOV-2004 17:56:53	Bright	41.000	174	52Psi UMa	3.0040	4400.0	82	13994	No
294	GOM_NL__2PRFIN20041102_180505_000000612031_00413_13994_5790.N1	02-NOV-2004 18:05:05	Bright	60.500	166	17Eps Leo	2.9800	6000.0	121	13994	No
295	GOM_NL__2PRFIN20041102_180901_000000652031_00413_13994_5791.N1	02-NOV-2004 18:09:01	Bright	65.000	22	32Alp Leo	1.3600	15200.	130	13994	No
296	GOM_NL__2PRFIN20041102_181846_000000732031_00413_13994_5792.N1	02-NOV-2004 18:18:46	Dark	73.000	48	30Alp Hya	1.9770	4100.0	146	13994	No
297	GOM_NL__2PRFIN20041102_182228_000000402031_00413_13994_5793.N1	02-NOV-2004 18:22:28	Dark	40.000	64	Gam Cen	2.2000	10600.	80	13994	No
298	GOM_NL__2PRFIN20041102_182445_000000522031_00413_13994_5794.N1	02-NOV-2004 18:24:45	Dark	52.000	26	Gam Cru	1.6240	2900.0	104	13994	No
299	GOM_NL__2PRFIN20041102_182626_000000452031_00413_13994_5795.N1	02-NOV-2004 18:26:26	Dark	45.000	12	Alp1Cru	0.77500	30000.	90	13994	No
300	GOM_NL__2PRFIN20041102_182752_000000392031_00414_13995_5767.N1	02-NOV-2004 18:27:52	Dark	38.500	124	The Car	2.7640	30000.	77	13995	No
301	GOM_NL__2PRFIN20041102_183606_000000492031_00414_13995_5768.N1	02-NOV-2004 18:36:06	Dark	48.500	2	Alp Car	-0.73600	7000.0	97	13995	No
302	GOM_NL__2PRFIN20041102_183805_000000862031_00414_13995_5769.N1	02-NOV-2004 18:38:05	Dark	85.500	23	21Eps CMa	1.5020	26000.	171	13995	No
303	GOM_NL__2PRFIN20041102_184124_000000402031_00414_13995_5770.N1	02-NOV-2004 18:41:24	Dark	39.500	143	Alp Hyi	2.8570	7200.0	79	13995	No
304	GOM_NL__2PRFIN20041102_184248_000000462031_00414_13995_5771.N1	02-NOV-2004 18:42:48	Dark	45.500	9	Alp Eri	0.45300	24000.	91	13995	No
305	GOM_NL__2PRFIN20041102_184610_000000442031_00414_13995_5772.N1	02-NOV-2004 18:46:10	Straylight	43.500	157	The1Eri	2.9060	9300.0	87	13995	No
306	GOM_NL__2PRFIN20041102_184926_000001022031_00414_13995_5773.N1	02-NOV-2004 18:49:26	Straylight	102.00	139	9Bet Lep	2.8330	5600.0	204	13995	No
307	GOM_NL__2PRFIN20041102_185409_000000462031_00414_13995_5774.N1	02-NOV-2004 18:54:09	Straylight	46.000	52	16Bet Cet	2.0370	4500.0	92	13995	No
308	GOM_NL__2PRFIN20041102_190021_000000582031_00414_13995_5775.N1	02-NOV-2004 19:00:21	Twilight	57.500	94	92Alp Cet	2.5260	3100.0	115	13995	No
309	GOM_NL__2PRFIN20041102_190342_000000392031_00414_13995_5776.N1	02-NOV-2004 19:03:42	Bright	38.500	140	88Gam Peg	2.8340	26000.	77	13995	No
310	GOM_NL__2PRFIN20041102_190542_000000422031_00414_13995_5777.N1	02-NOV-2004 19:05:42	Bright	42.000	50	13Alp Ari	2.0070	4250.0	84	13995	No
311	GOM_NL__2PRFIN20041102_190732_000000392031_00414_13995_5778.N1	02-NOV-2004 19:07:32	Bright	38.500	58	21Alp And	2.0730	11000.	77	13995	No
312	GOM_NL__2PRFIN20041102_190852_000000522031_00414_13995_5779.N1	02-NOV-2004 19:08:52	Bright	52.000	53	43Bet And	2.0480	3300.0	104	13995	No
313	GOM_NL__2PRFIN20041102_191112_000000422031_00414_13995_5780.N1	02-NOV-2004 19:11:12	Bright	41.500	73	57Gam1And	2.2600	13100.	83	13995	No
314	GOM_NL__2PRFIN20041102_191447_000000382031_00414_13995_5781.N1	02-NOV-2004 19:14:47	Bright	38.000	68	18Alp Cas	2.2250	4500.0	76	13995	No
315	GOM_NL__2PRFIN20041102_191557_000000372031_00414_13995_5782.N1	02-NOV-2004 19:15:57	Bright	36.500	76	27Gam Cas	2.3000	30000.	73	13995	No
316	GOM_NL__2PRFIN20041102_191807_000000772031_00414_13995_5783.N1	02-NOV-2004 19:18:07	Bright	77.000	114	3lot Aur	2.6930	4600.0	154	13995	No
317	GOM_NL__2PRFIN20041102_192114_000000692031_00414_13995_5784.N1	02-NOV-2004 19:21:14	Bright	68.500	6	13Alp Aur	0.080000	3400.0	137	13995	No
318	GOM_NL__2PRFIN20041102_192401_000000392031_00414_13995_5785.N1	02-NOV-2004 19:24:01	Bright	39.000	49	1Alp UMi	1.9900	6300.0	78	13995	No
319	GOM_NL__2PRFIN20041102_192757_000000402031_00414_13995_5786.N1	02-NOV-2004 19:27:57	Bright	39.500	60	7Bet UMi	2.0810	3950.0	79	13995	No
320	GOM_NL__2PRFIN20041102_193208_000000422031_00414_13995_5787.N1	02-NOV-2004 19:32:08	Bright	41.500	36	50Alp UMa	1.8000	6300.0	83	13995	No
321	GOM_NL__2PRFIN20041102_193344_000000432031_00414_13995_5788.N1	02-NOV-2004 19:33:44	Bright	42.500	82	48Bet UMa	2.3650	10600.	85	13995	No
322	GOM_NL__2PRFIN20041102_193729_000000422031_00414_13995_5789.N1	02-NOV-2004 19:37:29	Bright	41.500	174	52Psi UMa	3.0040	4400.0	83	13995	No
323	GOM_NL__2PRFIN20041102_194542_000000602031_00414_13995_5790.N1	02-NOV-2004 19:45:42	Bright	60.000	166	17Eps Leo	2.9800	6000.0	120	13995	No
324	GOM_NL__2PRFIN20041102_194937_000000622031_00414_13995_5791.N1	02-NOV-2004 19:49:37	Bright	61.500	22	32Alp Leo	1.3600	15200.	123	13995	No
325	GOM_NL__2PRFIN20041102_195923_000000782031_00414_13995_5792.N1	02-NOV-2004 19:59:23	Dark	77.500	48	30Alp Hya	1.9770	4100.0	155	13995	No
326	GOM_NL__2PRFIN20041102_200347_000000392031_00414_13995_5793.N1	02-NOV-2004 20:03:47	Dark	38.500	99	Del Cen	2.5750	26000.	77	13995	No
327	GOM_NL__2PRFIN20041102_200522_000000442031_00414_13995_5794.N1	02-NOV-2004 20:05:22	Dark	44.000	26	Gam Cru	1.6240	2900.0	88	13995	No
328	GOM_NL__2PRFIN20041102_200702_000000452031_00414_13995_5795.N1	02-NOV-2004 20:07:02	Dark	44.500	12	Alp1Cru	0.77500	30000.	89	13995	No
329	GOM_NL__2PRFIN20041102_200827_000000402031_00415_13996_5767.N1	02-NOV-2004 20:08:27	Dark	40.000	124	The Car	2.7640	30000.	80	13996	No
330	GOM_NL__2PRFIN20041102_201643_000000502031_00415_13996_5768.N1	02-NOV-2004 20:16:43	Dark	49.500	2	Alp Car	-0.73600	7000.0	99	13996	No
331	GOM_NL__2PRFIN20041102_201840_000000892031_00415_13996_5769.N1	02-NOV-2004 20:18:40	Dark	88.500	23	21Eps CMa	1.5020	26000.	177	13996	No
332	GOM_NL__2PRFIN20041102_202200_000000392031_00415_13996_5770.N1	02-NOV-2004 20:22:00	Dark	39.000	143	Alp Hyi	2.8570	7200.0	78	13996	No
333	GOM_NL__2PRFIN20041102_202324_000000502031_00415_13996_5771.N1	02-NOV-2004 20:23:24	Dark	50.000	9	Alp Eri	0.45300	24000.	100	13996	No
334	GOM_NL__2PRFIN20041102_202646_000000422031_00415_13996_5772.N1	02-NOV-2004 20:26:46	Straylight	42.000	157	The1Eri	2.9060	9300.0	84	13996	No
335	GOM_NL__2PRFIN20041102_203002_000001012031_00415_13996_5773.N1	02-NOV-2004 20:30:02	Straylight	100.50	139	9Bet Lep	2.8330	5600.0	201	13996	No
336	GOM_NL__2PRFIN20041102_203445_000000452031_00415_13996_5774.N1	02-NOV-2004 20:34:45	Straylight	44.500	52	16Bet Cet	2.0370	4500.0	89	13996	No
337	GOM_NL__2PRFIN20041102_204056_000000592031_00415_13996_5775.N1	02-NOV-2004 20:40:56	Twilight	59.000	94	92Alp Cet	2.5260	3100.0	118	13996	No

338	GOM_NL__2PRFIN20041102_204418_000000372031_00415_13996_5776.N1	02-NOV-2004 20:44:18	Bright	37.000	140	88Gam Peg	2.8340	26000.	74	13996	No
339	GOM_NL__2PRFIN20041102_204619_000000442031_00415_13996_5777.N1	02-NOV-2004 20:46:19	Bright	44.000	50	13Alp Ari	2.0070	4250.0	88	13996	No
340	GOM_NL__2PRFIN20041102_204808_000000392031_00415_13996_5778.N1	02-NOV-2004 20:48:08	Bright	38.500	58	21Alp And	2.0730	11000.	77	13996	No
341	GOM_NL__2PRFIN20041102_204929_000000382031_00415_13996_5779.N1	02-NOV-2004 20:49:29	Bright	38.000	53	43Bet And	2.0480	3300.0	76	13996	No
342	GOM_NL__2PRFIN20041102_205148_000000392031_00415_13996_5780.N1	02-NOV-2004 20:51:48	Bright	38.500	73	57Gam1And	2.2600	13100.	77	13996	No
343	GOM_NL__2PRFIN20041102_205523_000000352031_00415_13996_5781.N1	02-NOV-2004 20:55:23	Bright	35.000	68	18Alp Cas	2.2250	4500.0	70	13996	No
344	GOM_NL__2PRFIN20041102_205633_000000352031_00415_13996_5782.N1	02-NOV-2004 20:56:33	Bright	35.000	76	27Gam Cas	2.3000	30000.	70	13996	No
345	GOM_NL__2PRFIN20041102_205841_000000832031_00415_13996_5783.N1	02-NOV-2004 20:58:41	Bright	83.000	114	3lot Aur	2.6930	4600.0	166	13996	No
346	GOM_NL__2PRFIN20041102_210149_000000672031_00415_13996_5784.N1	02-NOV-2004 21:01:49	Bright	66.500	6	13Alp Aur	0.080000	3400.0	133	13996	No
347	GOM_NL__2PRFIN20041102_210438_000000382031_00415_13996_5785.N1	02-NOV-2004 21:04:38	Bright	38.000	49	1Alp UMi	1.9900	6300.0	76	13996	No
348	GOM_NL__2PRFIN20041102_210833_000000402031_00415_13996_5786.N1	02-NOV-2004 21:08:33	Bright	39.500	60	7Bet UMi	2.0810	3950.0	79	13996	No
349	GOM_NL__2PRFIN20041102_211244_000000452031_00415_13996_5787.N1	02-NOV-2004 21:12:44	Bright	44.500	36	50Alp UMa	1.8000	6300.0	89	13996	No
350	GOM_NL__2PRFIN20041102_211421_000000572031_00415_13996_5788.N1	02-NOV-2004 21:14:21	Bright	57.000	82	48Bet UMa	2.3650	10600.	114	13996	No
351	GOM_NL__2PRFIN20041102_211805_000000392031_00415_13996_5789.N1	02-NOV-2004 21:18:05	Bright	39.000	174	52Psi UMa	3.0040	4400.0	78	13996	No
352	GOM_NL__2PRFIN20041102_212618_000000842031_00415_13996_5790.N1	02-NOV-2004 21:26:18	Bright	84.000	166	17Eps Leo	2.9800	6000.0	168	13996	No
353	GOM_NL__2PRFIN20041102_213014_000000642031_00415_13996_5791.N1	02-NOV-2004 21:30:14	Bright	64.000	22	32Alp Leo	1.3600	15200.	128	13996	No
354	GOM_NL__2PRFIN20041102_214001_000000812031_00415_13996_5792.N1	02-NOV-2004 21:40:01	Dark	80.500	48	30Alp Hya	1.9770	4100.0	161	13996	No
355	GOM_NL__2PRFIN20041102_214423_000000392031_00415_13996_5793.N1	02-NOV-2004 21:44:23	Dark	38.500	99	Del Cen	2.5750	26000.	77	13996	No
356	GOM_NL__2PRFIN20041102_214558_000000462031_00415_13996_5794.N1	02-NOV-2004 21:45:58	Dark	46.000	26	Gam Cru	1.6240	2900.0	92	13996	No
357	GOM_NL__2PRFIN20041102_214739_000000412031_00415_13996_5795.N1	02-NOV-2004 21:47:39	Dark	40.500	12	Alp1Cru	0.77500	30000.	81	13996	No
358	GOM_NL__2PRFIN20041102_214902_000000412031_00416_13997_5767.N1	02-NOV-2004 21:49:02	Dark	41.000	124	The Car	2.7640	30000.	82	13997	No
359	GOM_NL__2PRFIN20041102_215719_000000532031_00416_13997_5768.N1	02-NOV-2004 21:57:19	Dark	53.000	2	Alp Car	-0.73600	7000.0	106	13997	No
360	GOM_NL__2PRFIN20041102_215917_000000862031_00416_13997_5769.N1	02-NOV-2004 21:59:17	Dark	86.000	23	21Eps CMa	1.5020	26000.	172	13997	No
361	GOM_NL__2PRFIN20041102_220237_000000402031_00416_13997_5770.N1	02-NOV-2004 22:02:37	Dark	40.000	143	Alp Hyi	2.8570	7200.0	80	13997	No
362	GOM_NL__2PRFIN20041102_220400_000000512031_00416_13997_5771.N1	02-NOV-2004 22:04:00	Dark	51.000	9	Alp Eri	0.45300	24000.	102	13997	No
363	GOM_NL__2PRFIN20041102_220722_000000432031_00416_13997_5772.N1	02-NOV-2004 22:07:22	Straylight	43.000	157	The1Eri	2.9060	9300.0	86	13997	No
364	GOM_NL__2PRFIN20041102_221038_000001032031_00416_13997_5773.N1	02-NOV-2004 22:10:38	Straylight	102.50	139	9Bet Lep	2.8330	5600.0	205	13997	No
365	GOM_NL__2PRFIN20041102_221521_000000432031_00416_13997_5774.N1	02-NOV-2004 22:15:21	Straylight	43.000	52	16Bet Cet	2.0370	4500.0	86	13997	No
366	GOM_NL__2PRFIN20041102_222130_000000582031_00416_13997_5775.N1	02-NOV-2004 22:21:30	Tw_i_and_stray	57.500	94	92Alp Cet	2.5260	3100.0	115	13997	No
367	GOM_NL__2PRFIN20041102_222454_000000372031_00416_13997_5776.N1	02-NOV-2004 22:24:54	Bright	37.000	140	88Gam Peg	2.8340	26000.	74	13997	No
368	GOM_NL__2PRFIN20041102_222654_000000442031_00416_13997_5777.N1	02-NOV-2004 22:26:54	Bright	43.500	50	13Alp Ari	2.0070	4250.0	87	13997	No
369	GOM_NL__2PRFIN20041102_222844_000000382031_00416_13997_5778.N1	02-NOV-2004 22:28:44	Bright	38.000	58	21Alp And	2.0730	11000.	76	13997	No
370	GOM_NL__2PRFIN20041102_223004_000000392031_00416_13997_5779.N1	02-NOV-2004 22:30:04	Bright	38.500	53	43Bet And	2.0480	3300.0	77	13997	No
371	GOM_NL__2PRFIN20041102_223223_000000412031_00416_13997_5780.N1	02-NOV-2004 22:32:23	Bright	40.500	73	57Gam1And	2.2600	13100.	81	13997	No
372	GOM_NL__2PRFIN20041102_223559_000000392031_00416_13997_5781.N1	02-NOV-2004 22:35:59	Bright	39.000	68	18Alp Cas	2.2250	4500.0	78	13997	No
373	GOM_NL__2PRFIN20041102_223709_000000392031_00416_13997_5782.N1	02-NOV-2004 22:37:09	Bright	38.500	76	27Gam Cas	2.3000	30000.	77	13997	No
374	GOM_NL__2PRFIN20041102_223915_000000842031_00416_13997_5783.N1	02-NOV-2004 22:39:15	Bright	84.000	114	3lot Aur	2.6930	4600.0	168	13997	No
375	GOM_NL__2PRFIN20041102_224223_000000672031_00416_13997_5784.N1	02-NOV-2004 22:42:23	Bright	67.000	6	13Alp Aur	0.080000	3400.0	134	13997	No
376	GOM_NL__2PRFIN20041102_224513_000000362031_00416_13997_5785.N1	02-NOV-2004 22:45:13	Bright	35.500	49	1Alp UMi	1.9900	6300.0	71	13997	No
377	GOM_NL__2PRFIN20041102_224909_000000402031_00416_13997_5786.N1	02-NOV-2004 22:49:09	Bright	39.500	60	7Bet UMi	2.0810	3950.0	79	13997	No
378	GOM_NL__2PRFIN20041102_225319_000000412031_00416_13997_5787.N1	02-NOV-2004 22:53:19	Bright	41.000	36	50Alp UMa	1.8000	6300.0	82	13997	No
379	GOM_NL__2PRFIN20041102_225456_000000412031_00416_13997_5788.N1	02-NOV-2004 22:54:56	Bright	40.500	82	48Bet UMa	2.3650	10600.	81	13997	No
380	GOM_NL__2PRFIN20041102_225840_000000422031_00416_13997_5789.N1	02-NOV-2004 22:58:40	Bright	41.500	174	52Psi UMa	3.0040	4400.0	83	13997	No
381	GOM_NL__2PRFIN20041102_230655_000000622031_00416_13997_5790.N1	02-NOV-2004 23:06:55	Bright	61.500	166	17Eps Leo	2.9800	6000.0	123	13997	No
382	GOM_NL__2PRFIN20041102_231050_000000652031_00416_13997_5791.N1	02-NOV-2004 23:10:50	Bright	65.000	22	32Alp Leo	1.3600	15200.	130	13997	No
383	GOM_NL__2PRFIN20041102_232036_000000782031_00416_13997_5792.N1	02-NOV-2004 23:20:36	Dark	78.000	48	30Alp Hya	1.9770	4100.0	156	13997	No
384	GOM_NL__2PRFIN20041102_232459_000000382031_00416_13997_5793.N1	02-NOV-2004 23:24:59	Dark	38.000	99	Del Cen	2.5750	26000.	76	13997	No
385	GOM_NL__2PRFIN20041102_232634_000000472031_00416_13997_5794.N1	02-NOV-2004 23:26:34	Dark	46.500	26	Gam Cru	1.6240	2900.0	93	13997	No
386	GOM_NL__2PRFIN20041102_232815_000000432031_00416_13997_5795.N1	02-NOV-2004 23:28:15	Dark	43.000	12	Alp1Cru	0.77500	30000.	86	13997	No
387	GOM_NL__2PRFIN20041102_232939_000000392031_00417_13998_5767.N1	02-NOV-2004 23:29:39	Dark	39.000	124	The Car	2.7640	30000.	78	13998	No
388	GOM_NL__2PRFIN20041102_233756_000000562031_00417_13998_5768.N1	02-NOV-2004 23:37:56	Dark	56.000	2	Alp Car	-0.73600	7000.0	112	13998	No
389	GOM_NL__2PRFIN20041102_233957_000000922031_00417_13998_5769.N1	02-NOV-2004 23:39:57	Dark	92.000	23	21Eps CMa	1.5020	26000.	184	13998	No
390	GOM_NL__2PRFIN20041102_234313_000000402031_00417_13998_5770.N1	02-NOV-2004 23:43:13	Dark	40.000	143	Alp Hyi	2.8570	7200.0	80	13998	No
391	GOM_NL__2PRFIN20041102_234436_000000432031_00417_13998_5771.N1	02-NOV-2004 23:44:36	Dark	43.000	9	Alp Eri	0.45300	24000.	86	13998	No
392	GOM_NL__2PRFIN20041102_234758_000000442031_00417_13998_5772.N1	02-NOV-2004 23:47:58	Straylight	44.000	157	The1Eri	2.9060	9300.0	88	13998	No
393	GOM_NL__2PRFIN20041102_235115_000001032031_00417_13998_5773.N1	02-NOV-2004 23:51:15	Straylight	102.50	139	9Bet Lep	2.8330	5600.0	205	13998	No
394	GOM_NL__2PRFIN20041102_235557_000000422031_00417_13998_5774.N1	02-NOV-2004 23:55:57	Straylight	42.000	52	16Bet Cet	2.0370	4500.0	84	13998	No

3. Quality information per product

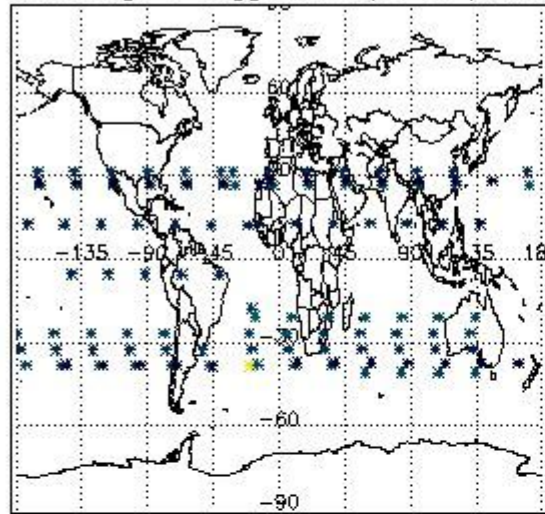
In this section it is plotted some information contained in the Quality Summary data set of the level 2 products. Only products in dark limb conditions and without errors (error flag in the MPH set to "0") are used.

3.1 Plot quality information per product (time dependant)

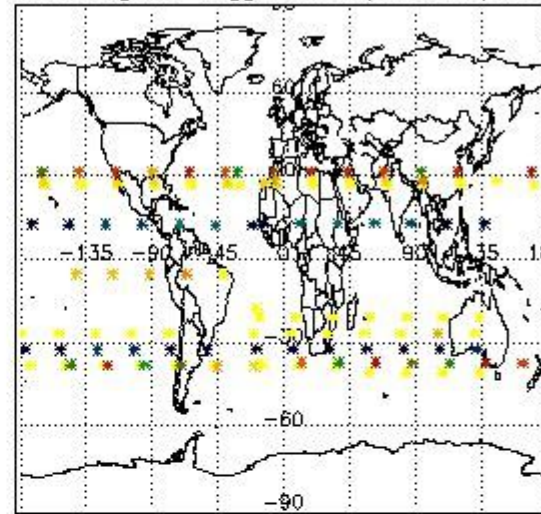


3.2 Plot quality information per product (world map)

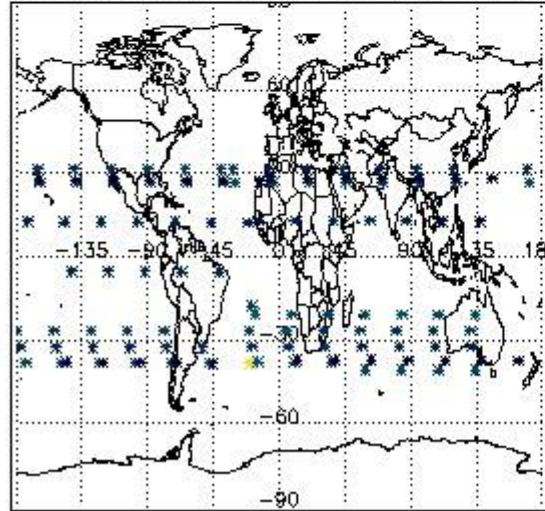
Percentage of flagged data per O3 profile




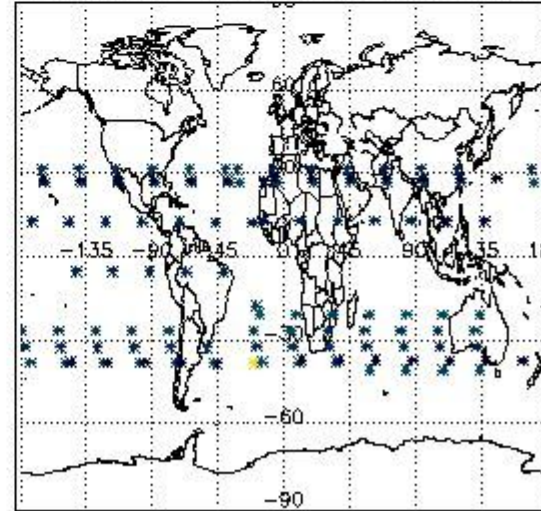
Percentage of flagged data per H2O profile



Percentage of flagged data per NO2 profile



Percentage of flagged data per NO3 profile

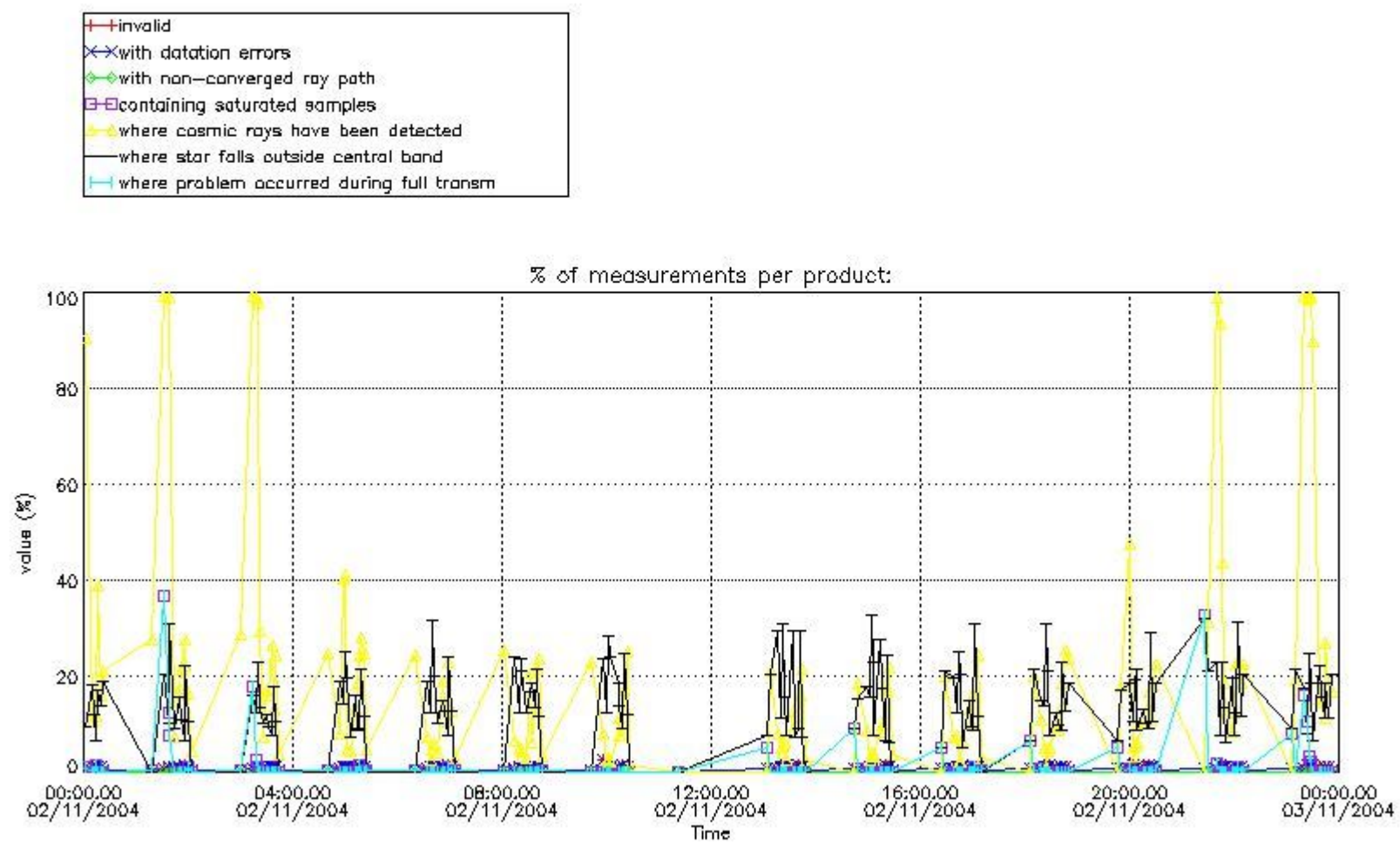


4. Level 1 quality information per product

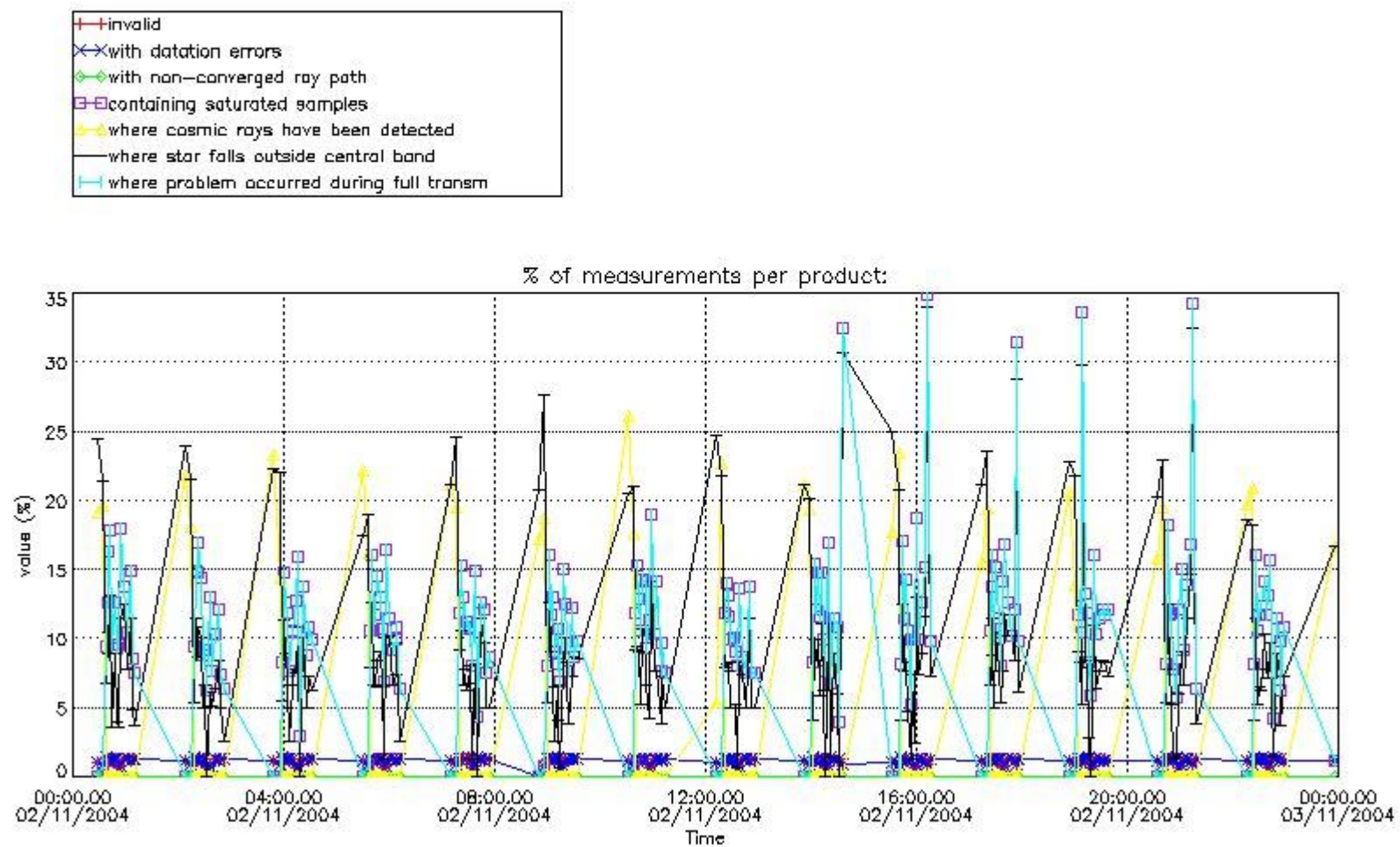
In this section it is plotted some information contained in the Quality Summary data set of the level 2 products that comes from the level 1b processing. Products without errors (error flag in the MPH set to "0") are used.

4.1 Plot quality information per product (time dependant) coming from level 1b processing

4.1.1 Plot level 1 quality information per product (time dependant): ENVISAT ASCENDING passes



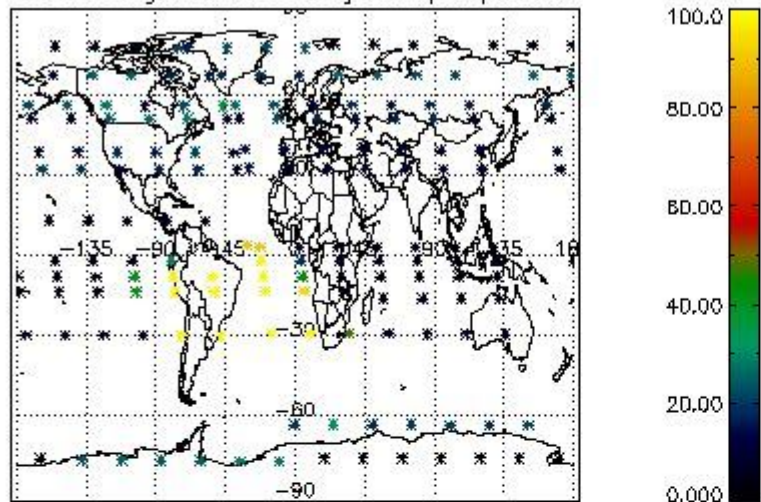
4.1.2 Plot level 1 quality information per product (time dependant): ENVI SAT DESCENDING passes



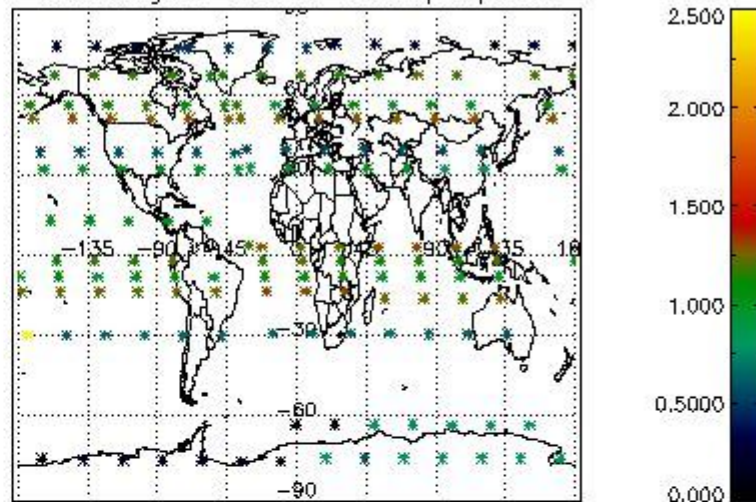
4.2 Plot quality information per product coming from level 1b processing (world map)

4.2.1 Plot level 1 quality information per product (world map): ENVISAT ASCENDING passes

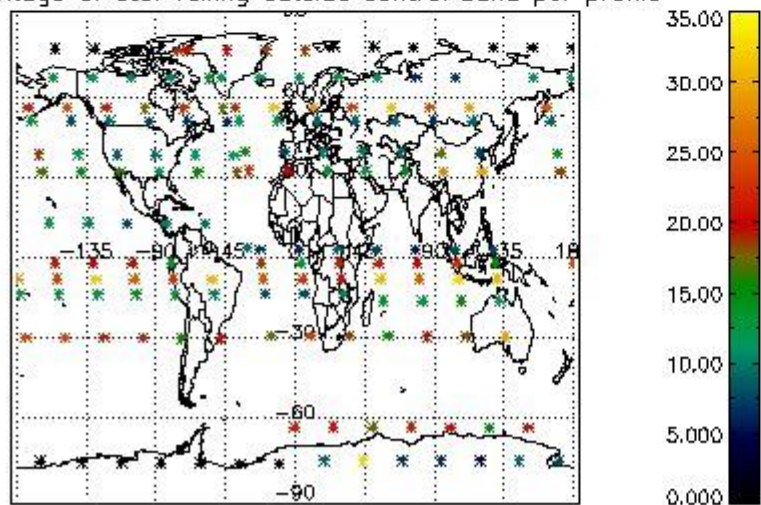
Percentage of cosmic ray hits per profile



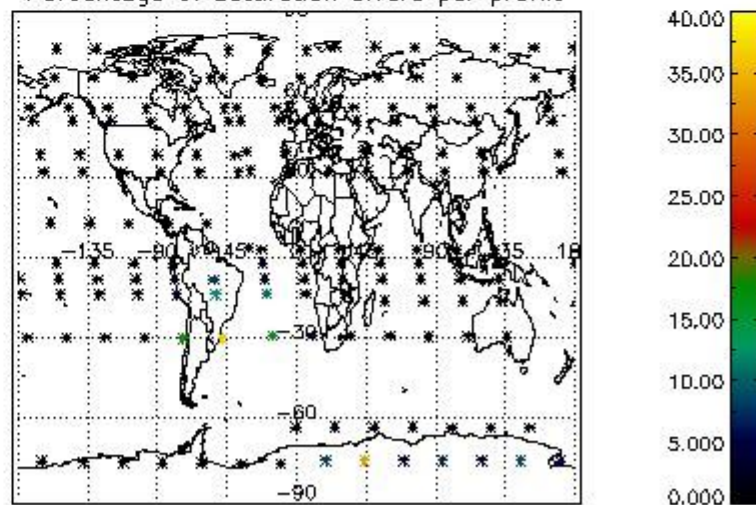
Percentage of datation errors per profile



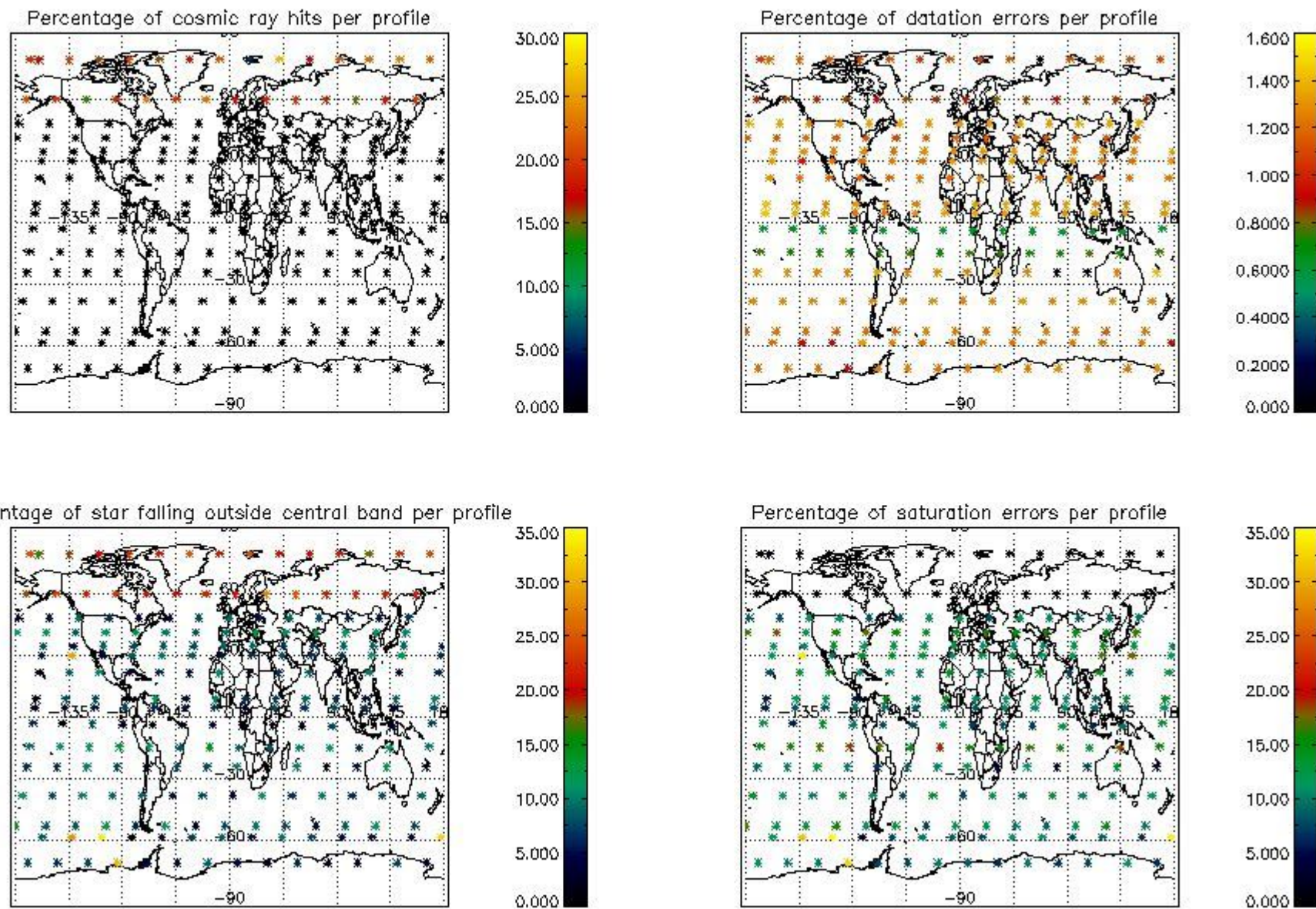
Percentage of star falling outside central band per profile



Percentage of saturation errors per profile



4.2.2 Plot level 1 quality information per product (world map): ENVISAT DESCENDING passes



5. Trace gas profiles

5.1 Ozone statistics based on quality of products

The final quality of the products can be "measured" using the STD (Standard Deviation) attached to every point profile. This information is written to the parameter GOM_NL__2P/NL_LOCAL_SPECIES_DENSITY/o3_std of the level 2 products. The table below shows the statistics for given STD ranges.

The statistics are given with respect to the overall valid production:

- Products without fatal errors: GOM_NL__2P/MPH/PRODUCT_ERR=0
- Valid point profile: GOM_NL__2P/NL_LOCAL_SPECIES_DENSITY/pcd(0)=0

The 'Criteria' is applied to valid points of dark limb products:

- Products in dark limb illumination condition: GOM_NL__2P/NL_SUMMARY_QUALITY/obs_ill_cond=0
- Products without fatal errors: GOM_NL__2P/MPH/PRODUCT_ERR=0
- Valid point profile: GOM_NL__2P/NL_LOCAL_SPECIES_DENSITY/pcd(0)=0

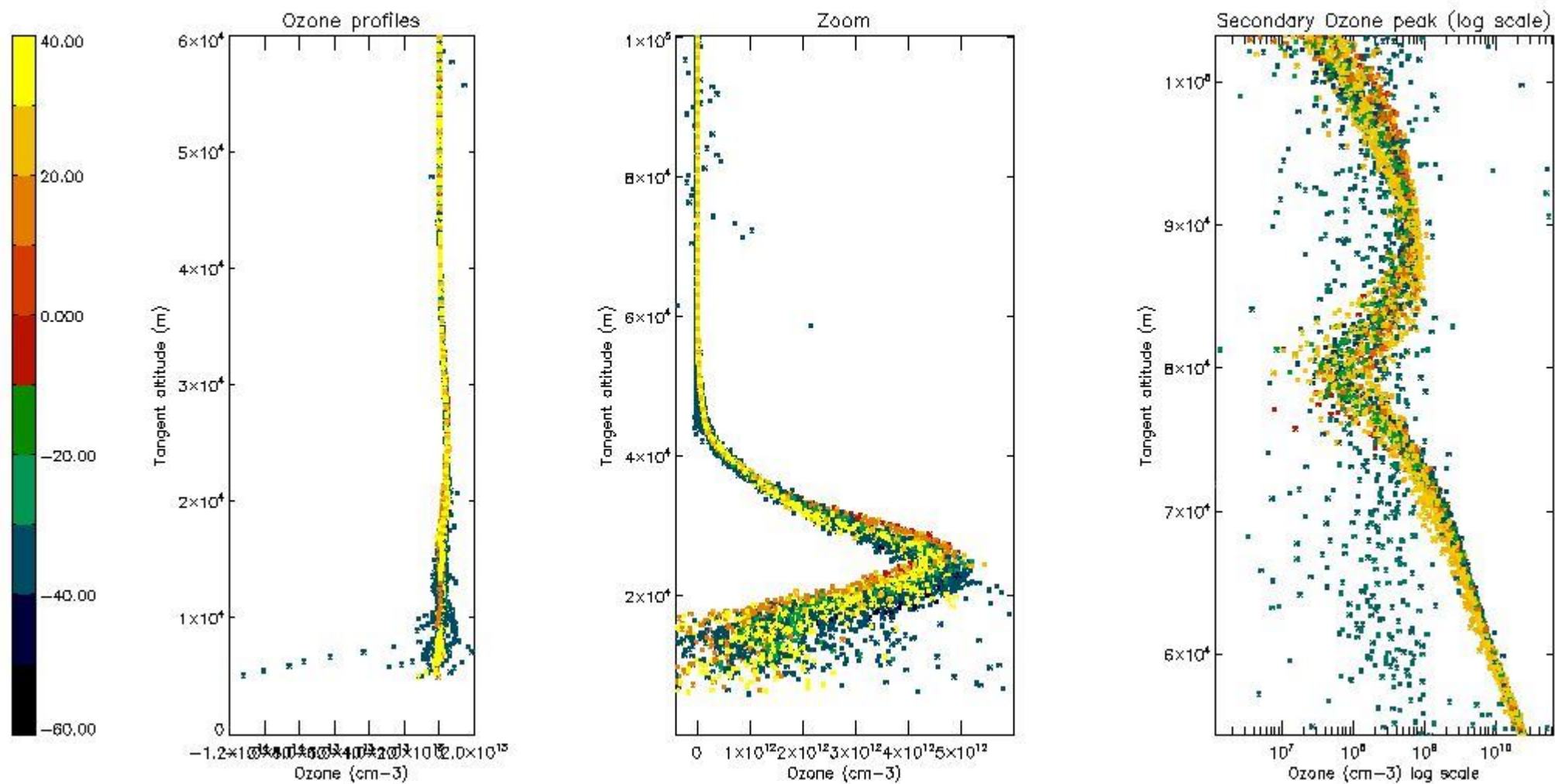
So, the table below shows the percentage of dark limb and valid observations for each criteria with respect to the overall valid daily observations.

Criteria	% of total production
All STD	30
STD < 20	18

STD < 10	15
STD < 5	12

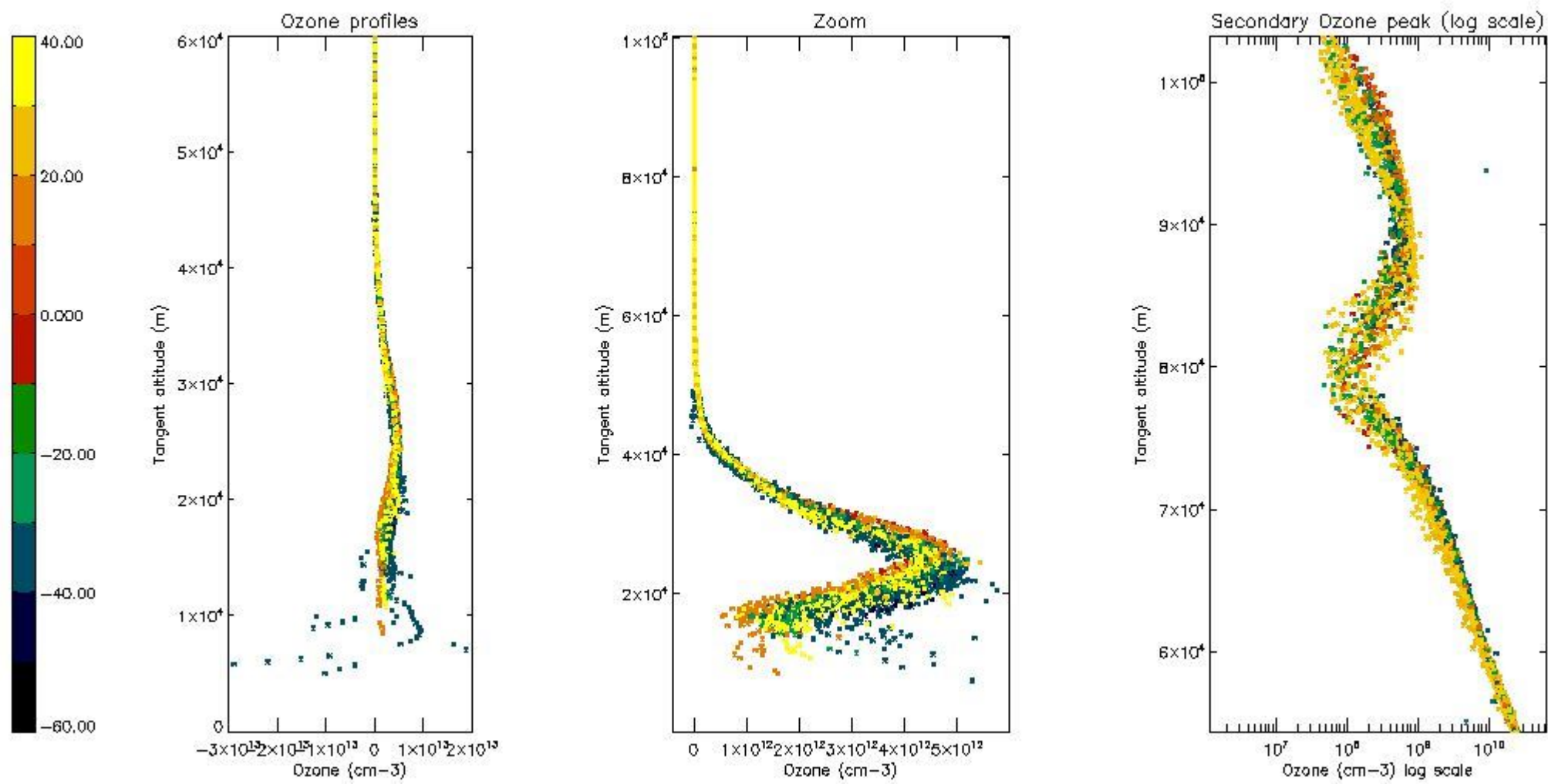
5.2 Plot ozone profiles for all STD (dark without errors)

The colorbar represents the latitude.



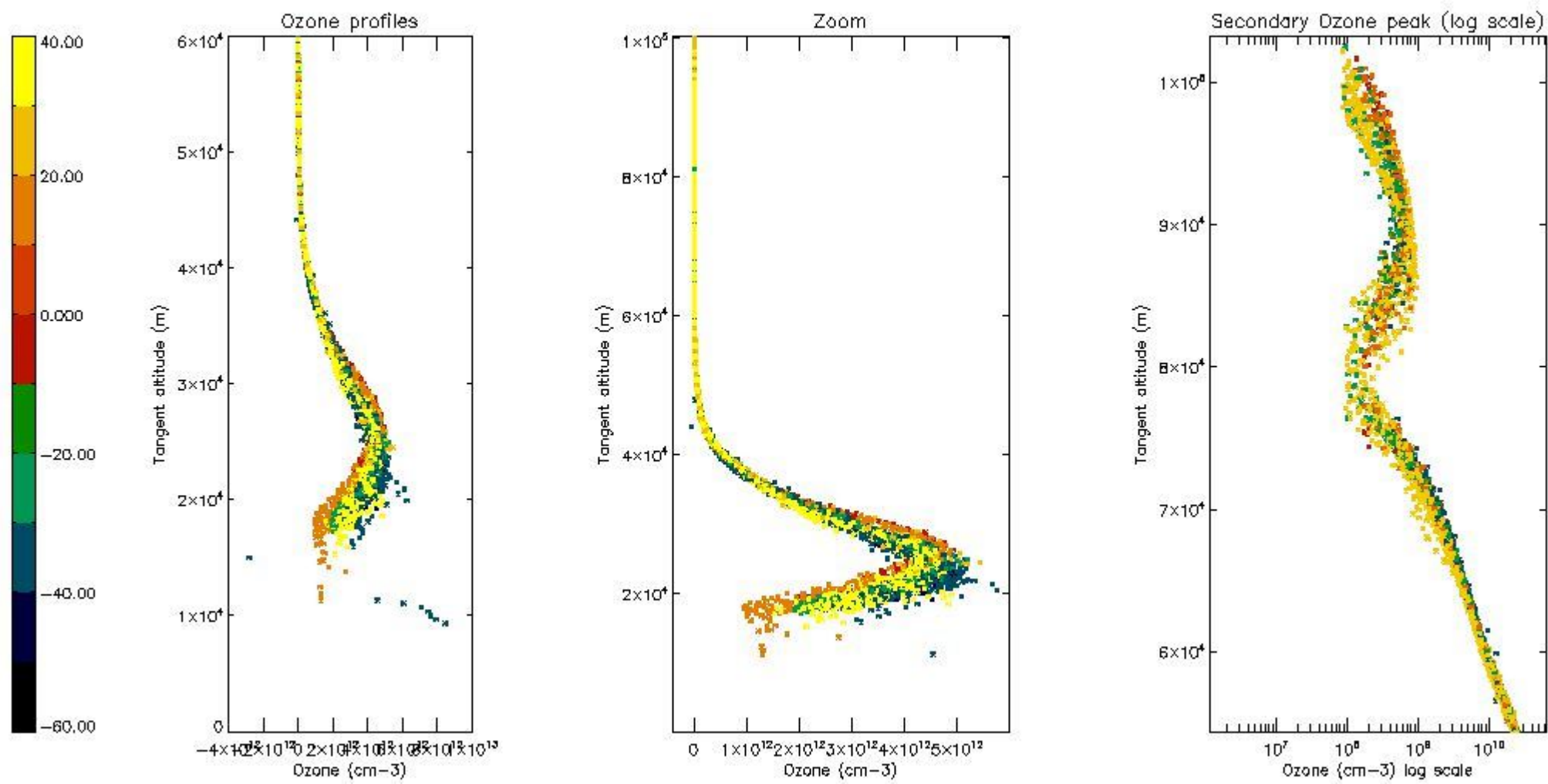
5.3 Plot ozone profiles where STD < 20% (dark without errors)

The colorbar represents the latitude.



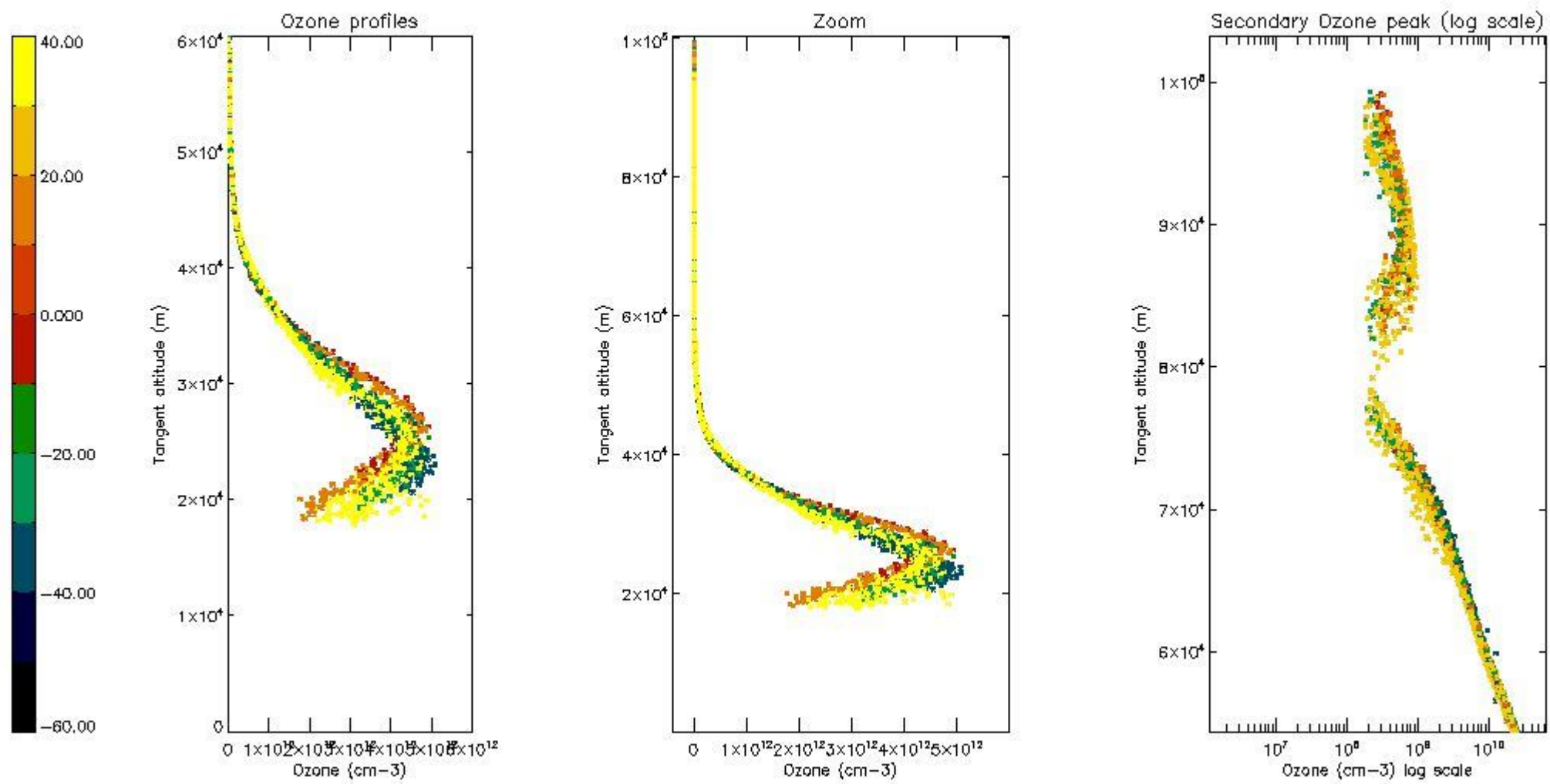
5.4 Plot ozone profiles where STD < 10% (dark without errors)

The colorbar represents the latitude.



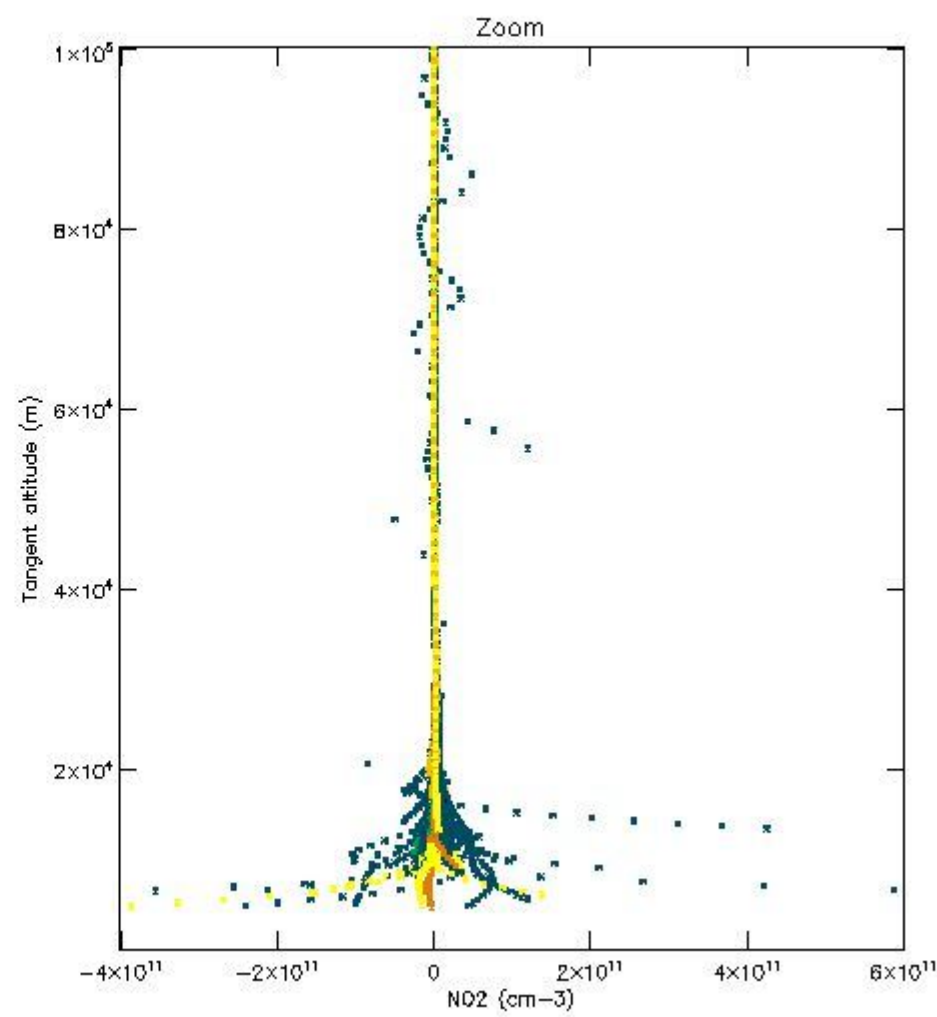
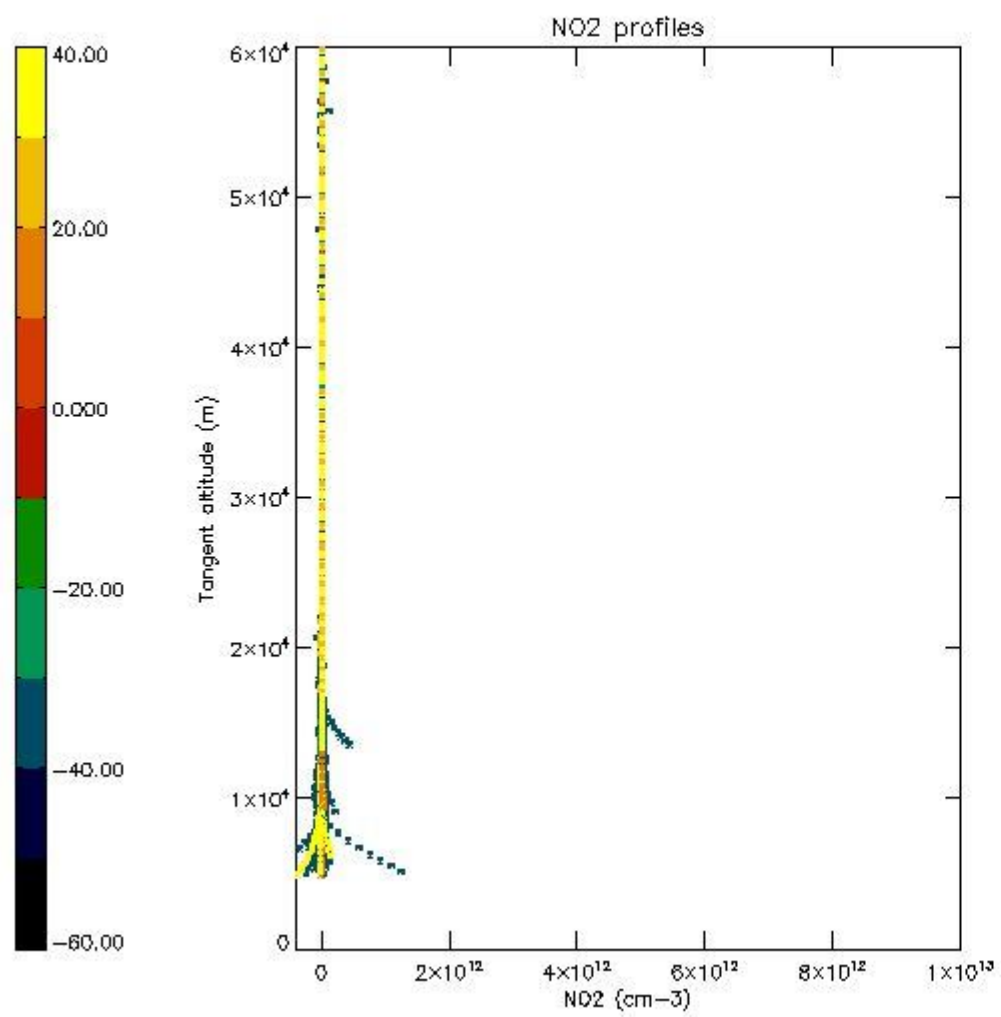
5.5 Plot ozone profiles where STD < 5% (dark without errors)

The colorbar represents the latitude.



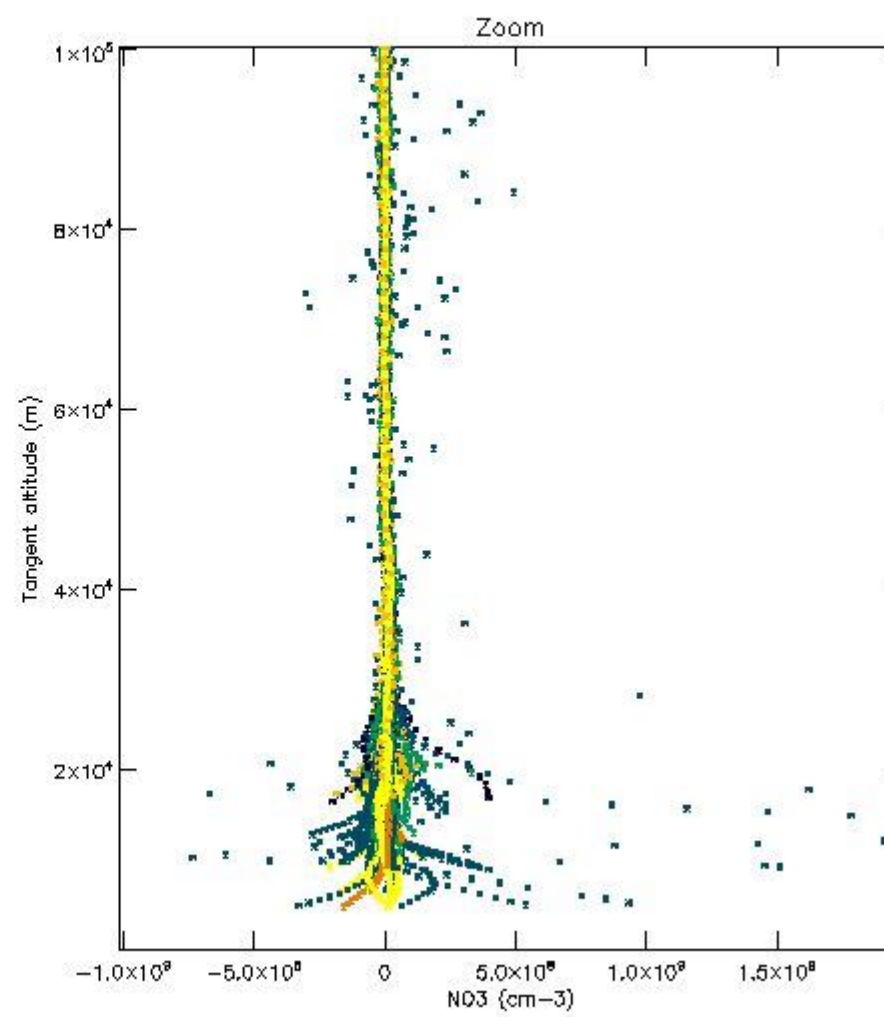
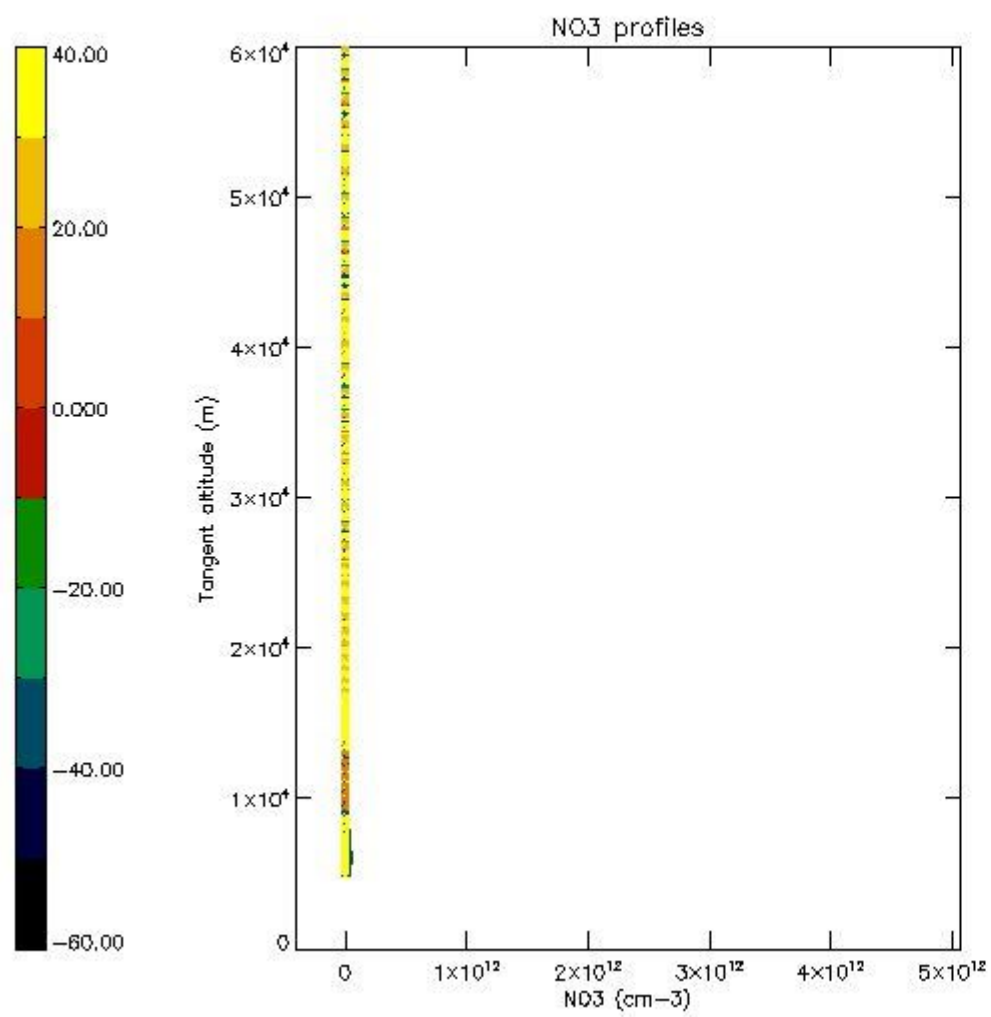
5.6 Plot NO₂ profiles for all STD (dark without errors)

The colorbar represents the latitude.



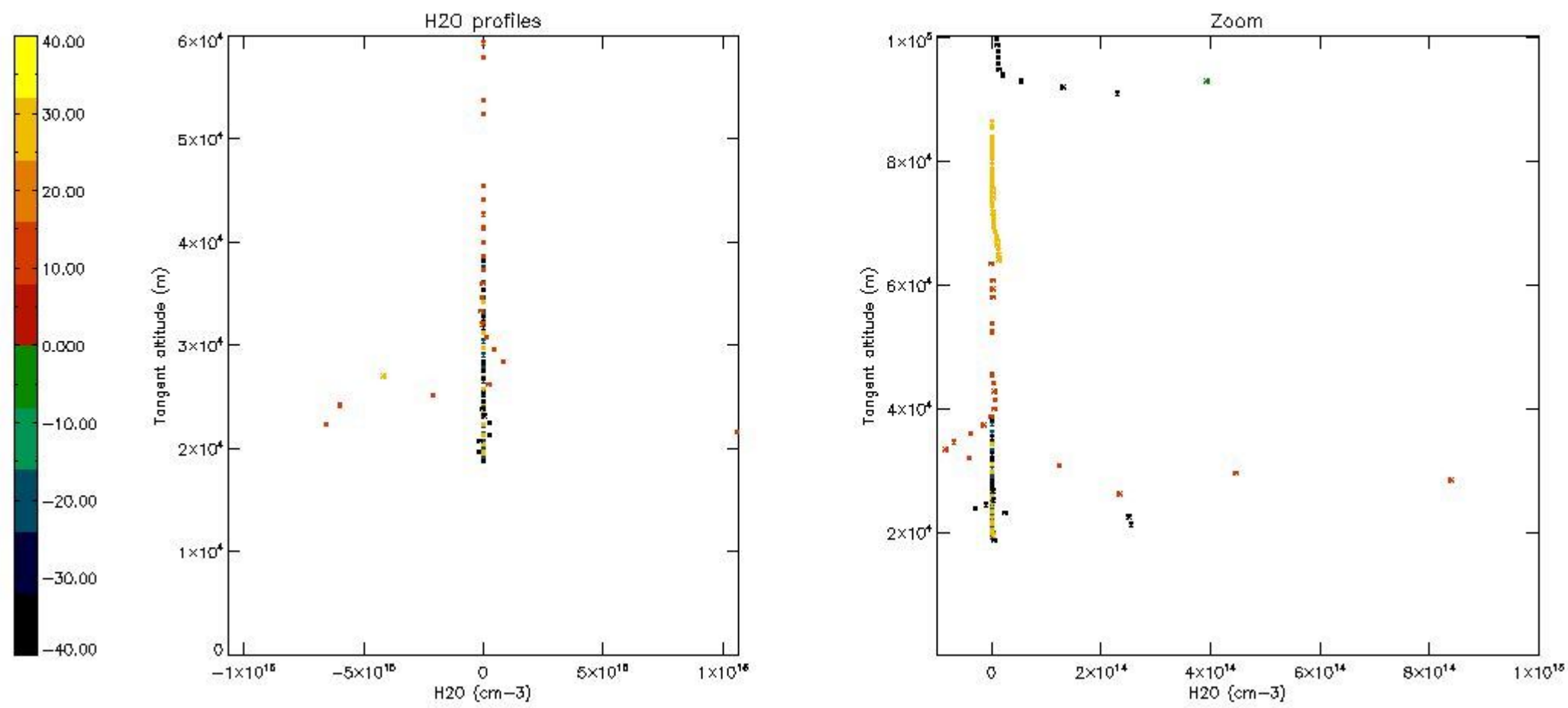
5.7 Plot NO3 profiles for all STD (dark without errors)

The colorbar represents the latitude.



5.8 Plot H2O profiles for all STD (only for occultations of stars 1,2,3,4,13,14,16,26,63 dark without errors)

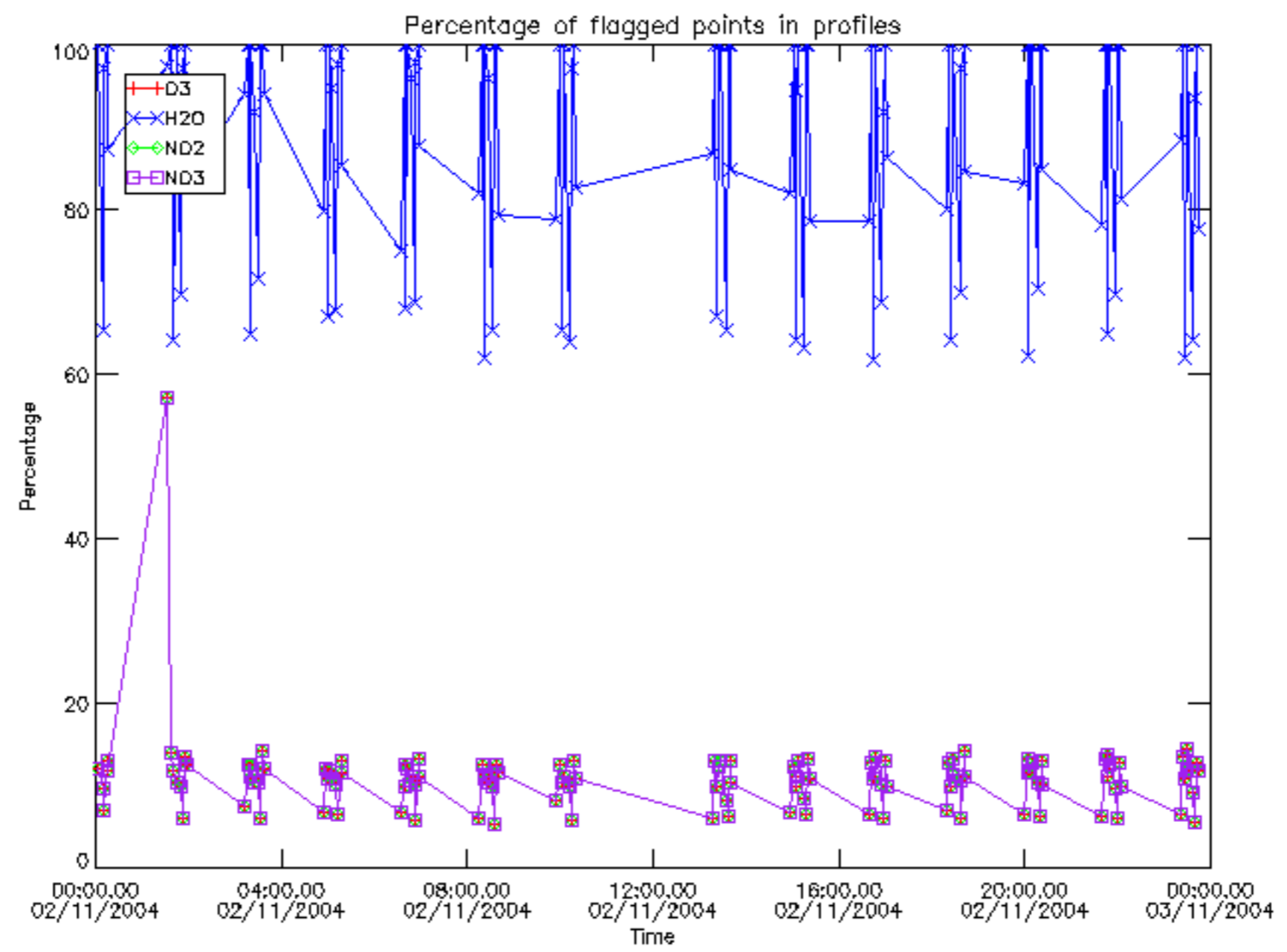
The colorbar represents the latitude.



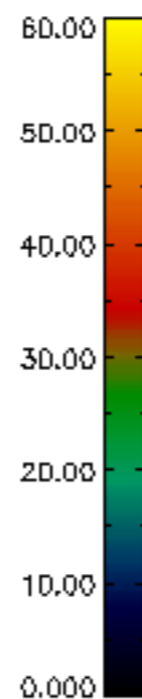
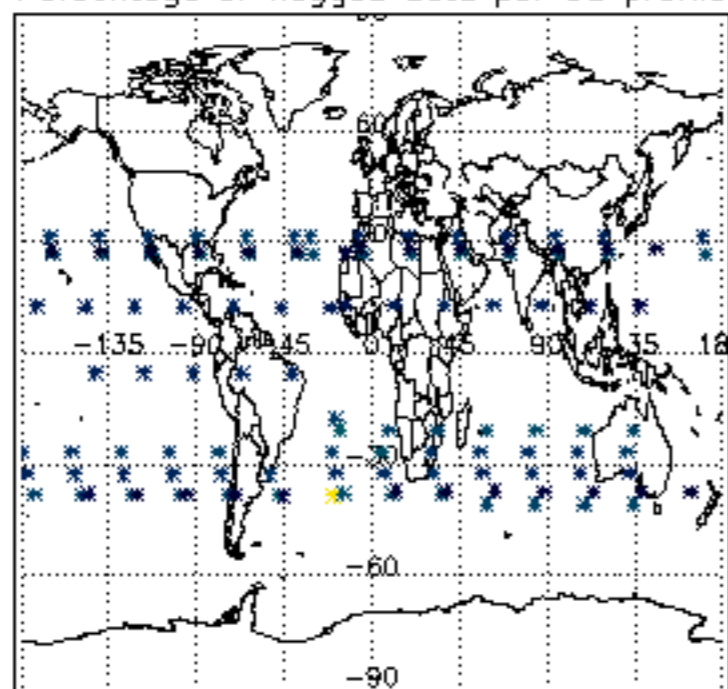
6. Auxiliary Data Files used for the production reported in section 2

The number reported in the third column indicates since which file (see list in section 2) the corresponding auxiliary file has been used. The fourth column is the date of those product files.

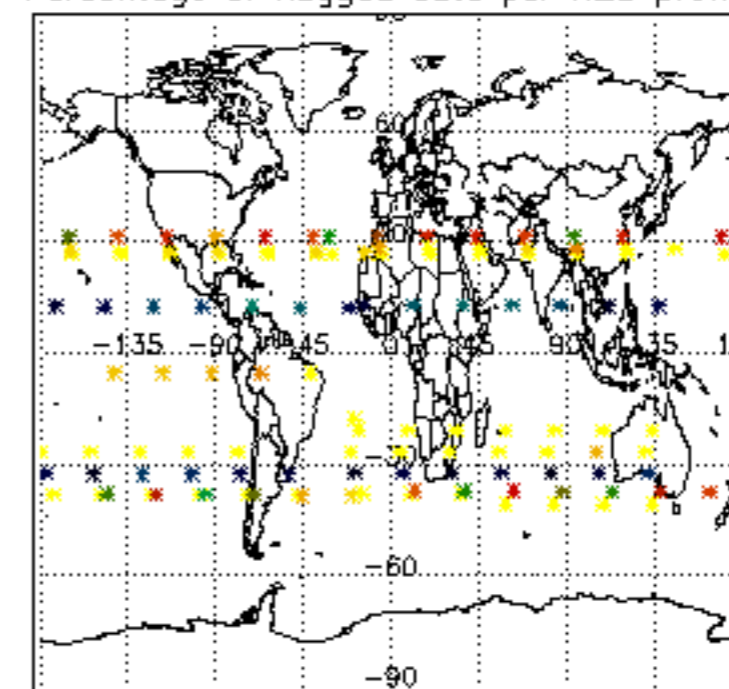
Type	Auxiliary Filename	Used since product	Used since product date
INST_PHYS_CHARACTERISTICS	GOM_INS_AXVIEC20091111_143220_20030716_120000_20500101_000000	1	02-NOV-2004 00:01:27
LEVEL-2_PROC_CONFIG	GOM_PR2_AXVIEC20091111_152718_20020301_000000_20500101_000000	1	02-NOV-2004 00:01:27
CROSS_SECTIONS_FILE	GOM_CRS_AXVIEC20091111_154832_20020301_000000_20500101_000000	1	02-NOV-2004 00:01:27



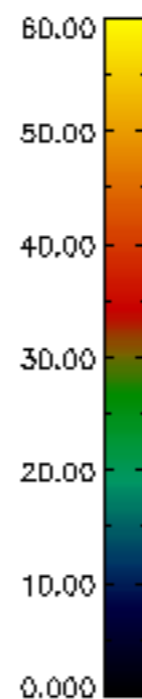
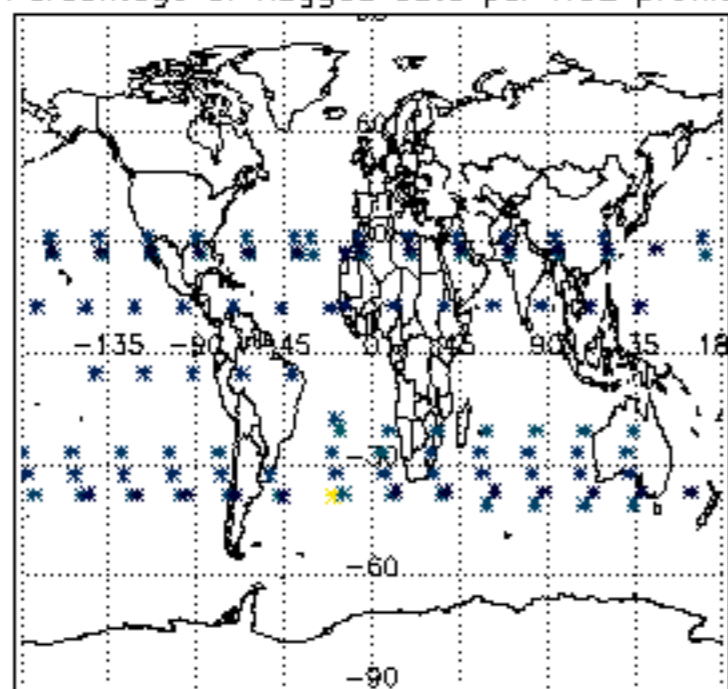
Percentage of flagged data per D3 profile



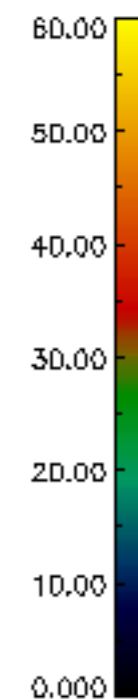
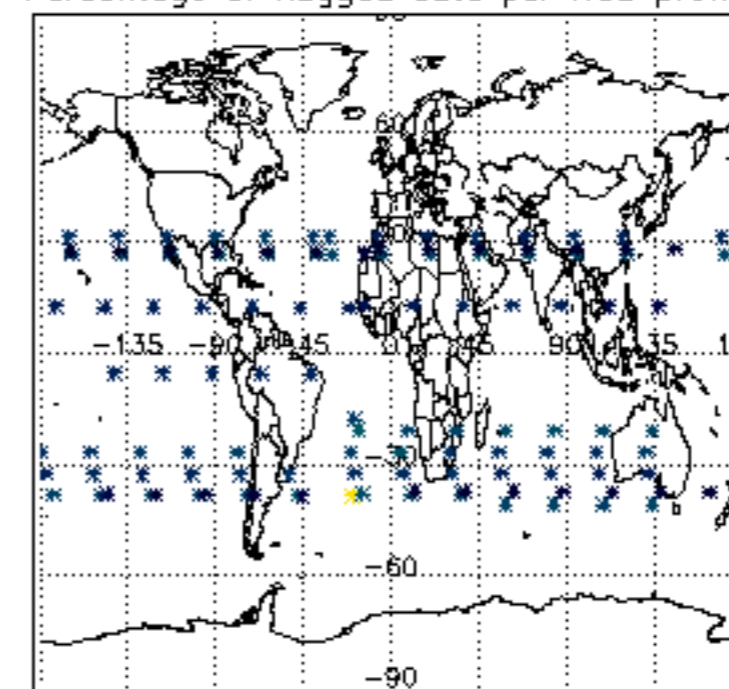
Percentage of flagged data per H2O profile

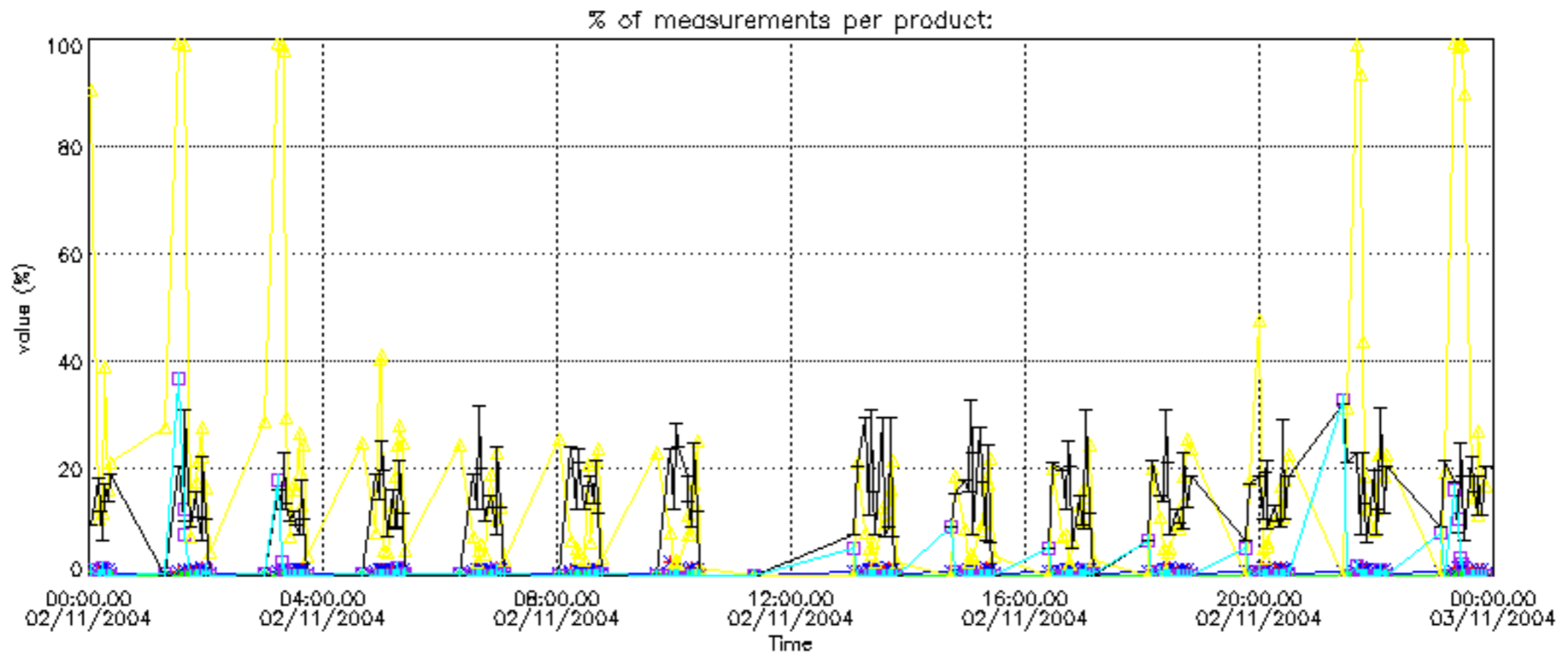


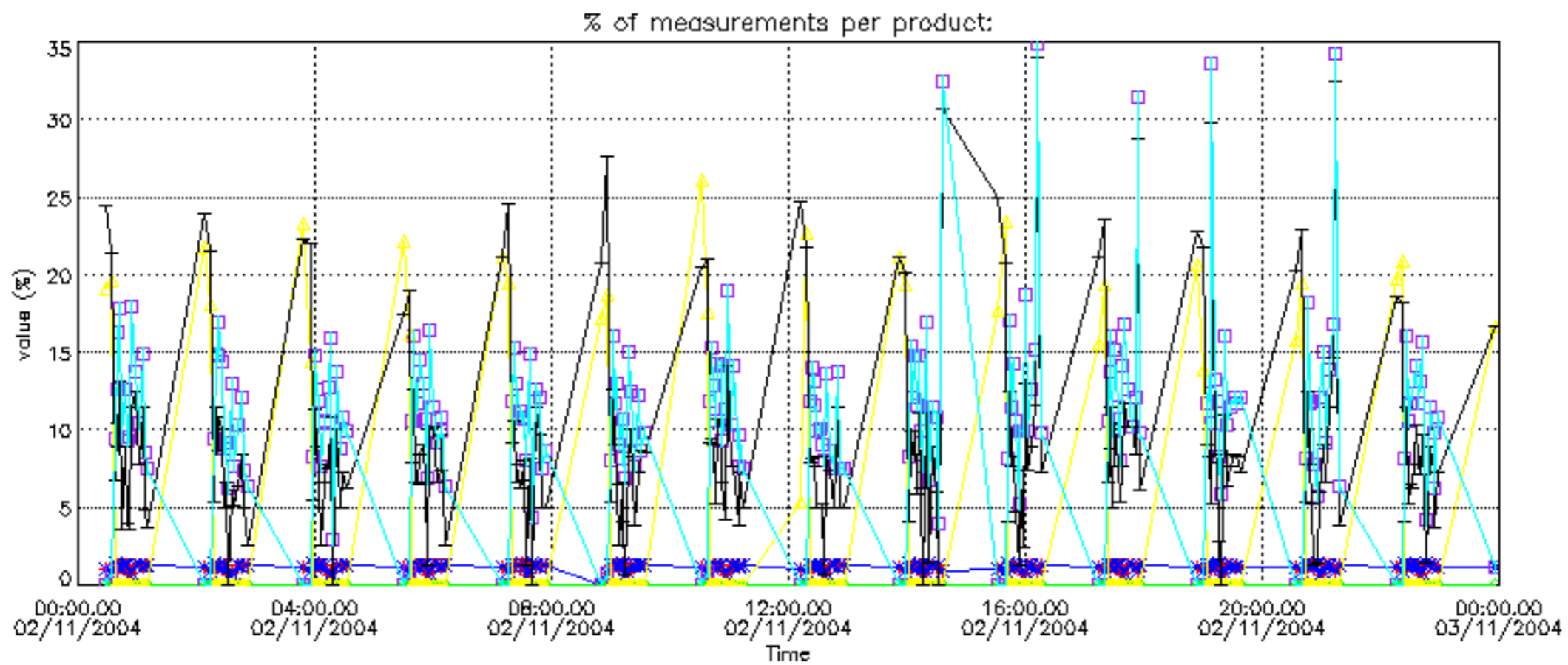
Percentage of flagged data per NO2 profile



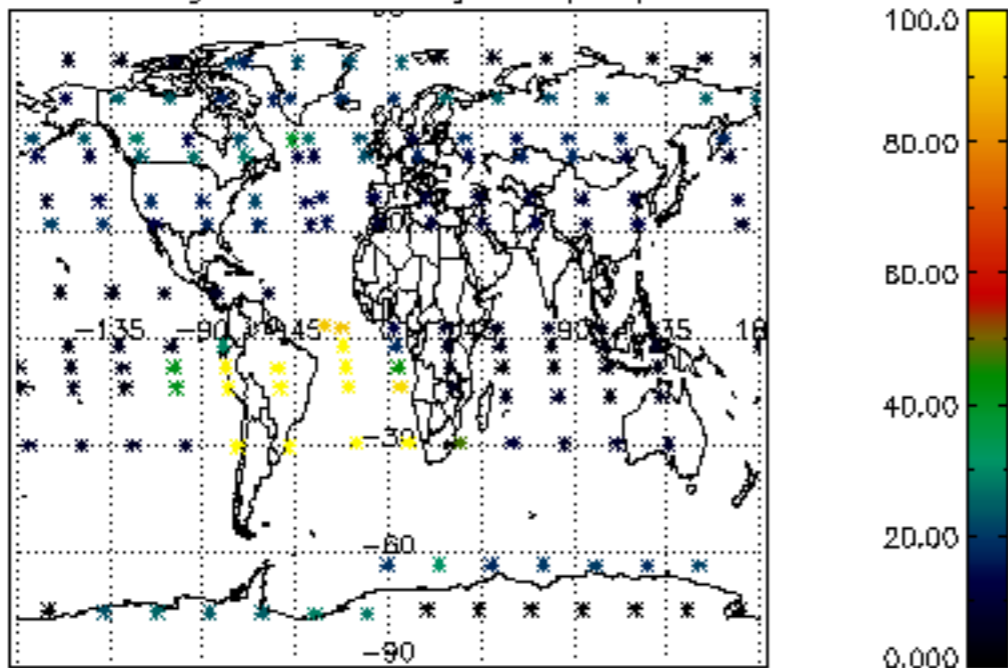
Percentage of flagged data per NO3 profile



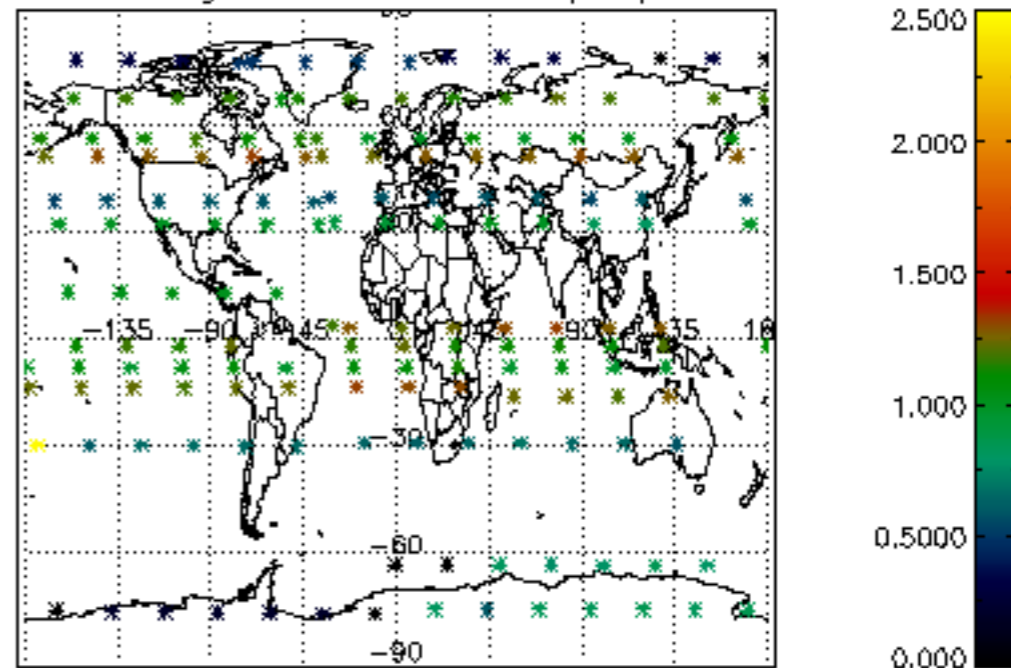




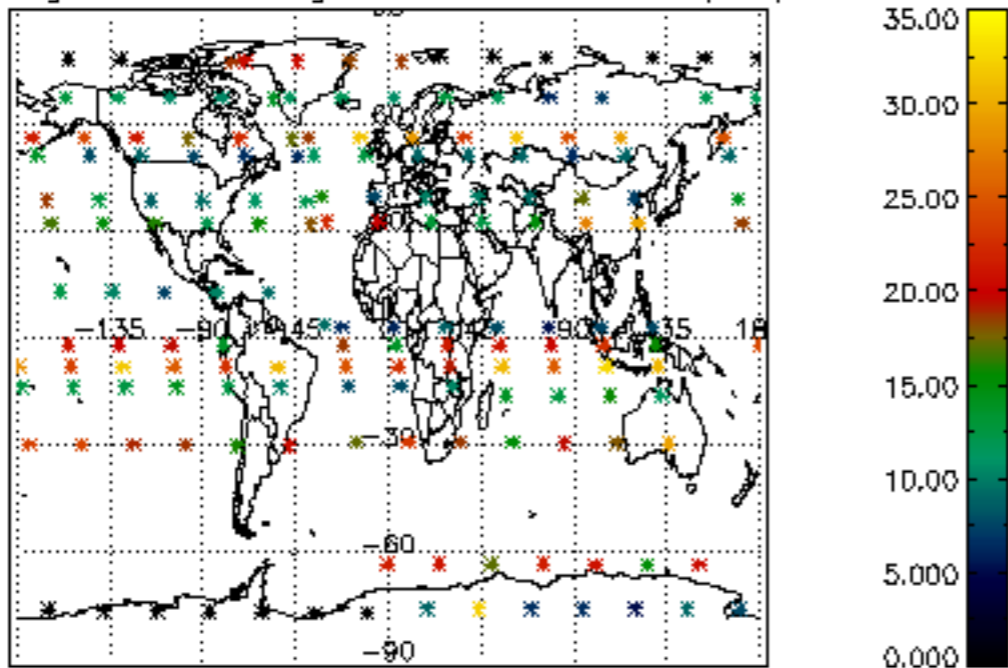
Percentage of cosmic ray hits per profile



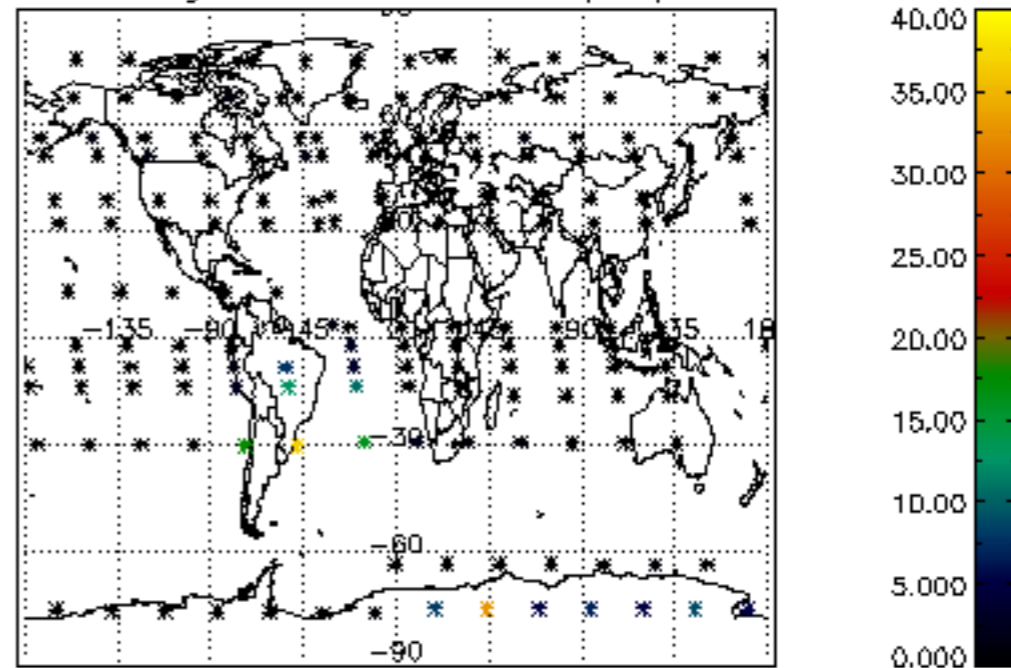
Percentage of datation errors per profile



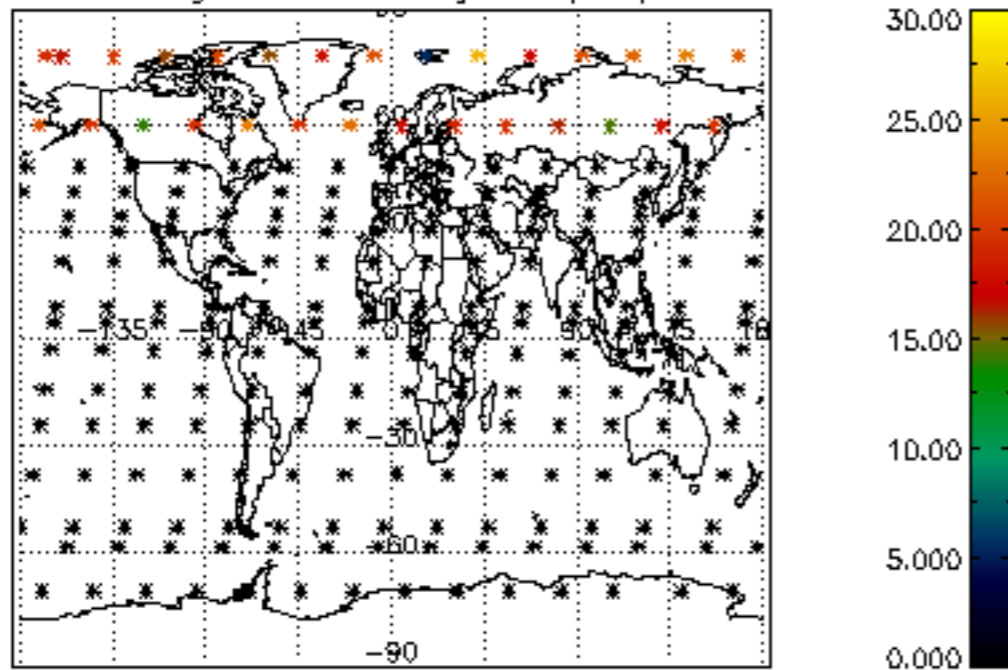
Percentage of star falling outside central band per profile



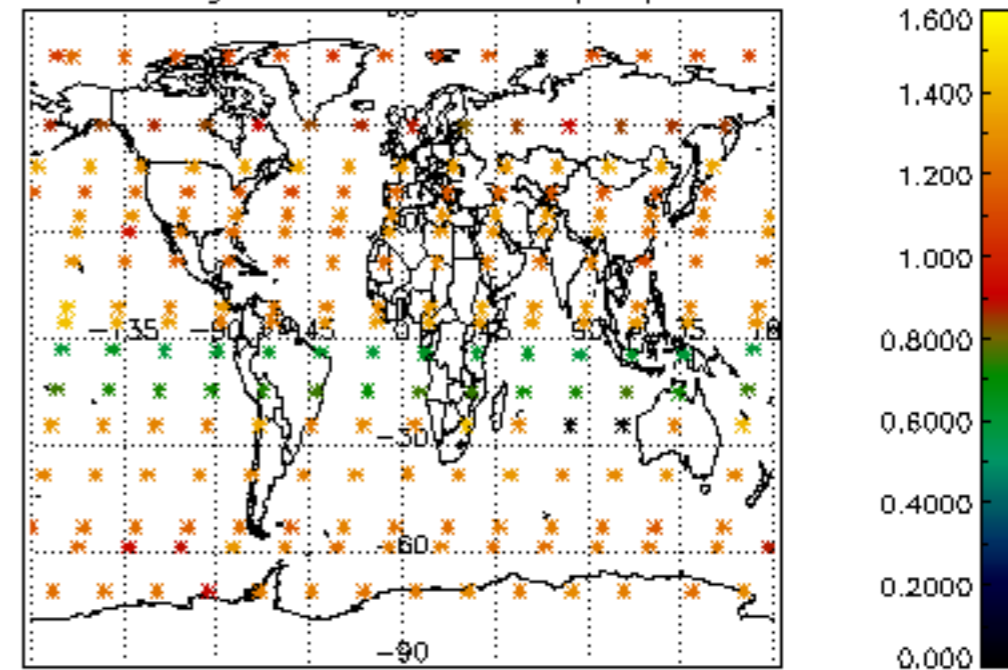
Percentage of saturation errors per profile



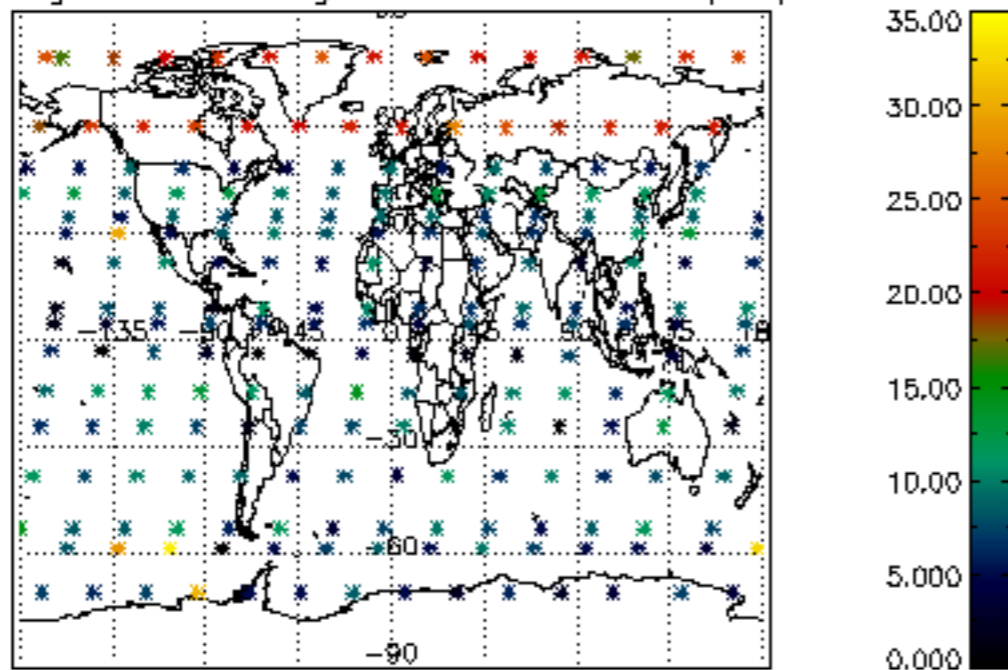
Percentage of cosmic ray hits per profile



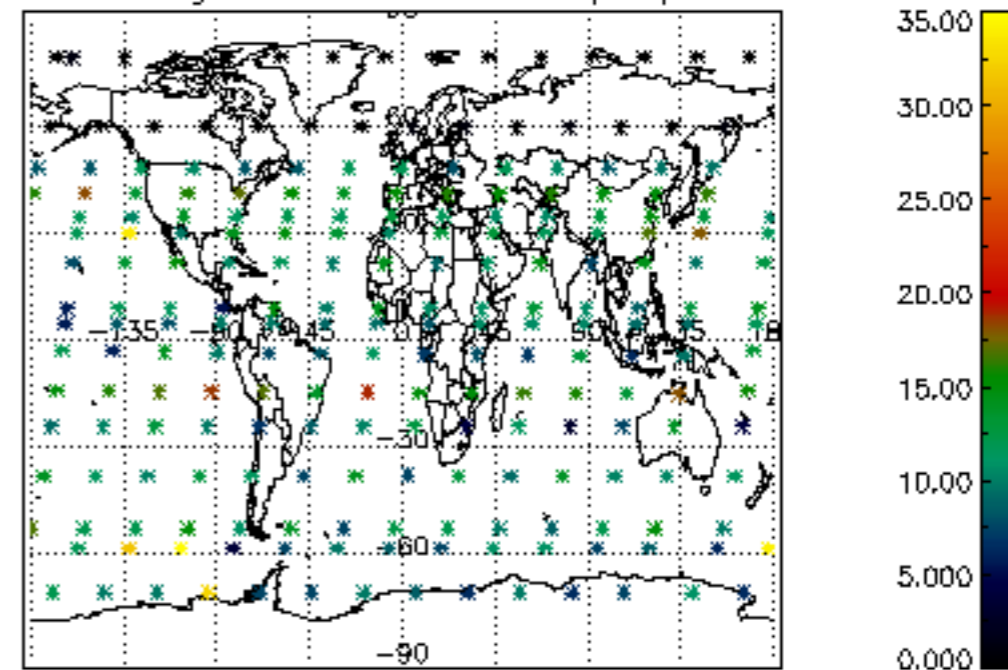
Percentage of datation errors per profile

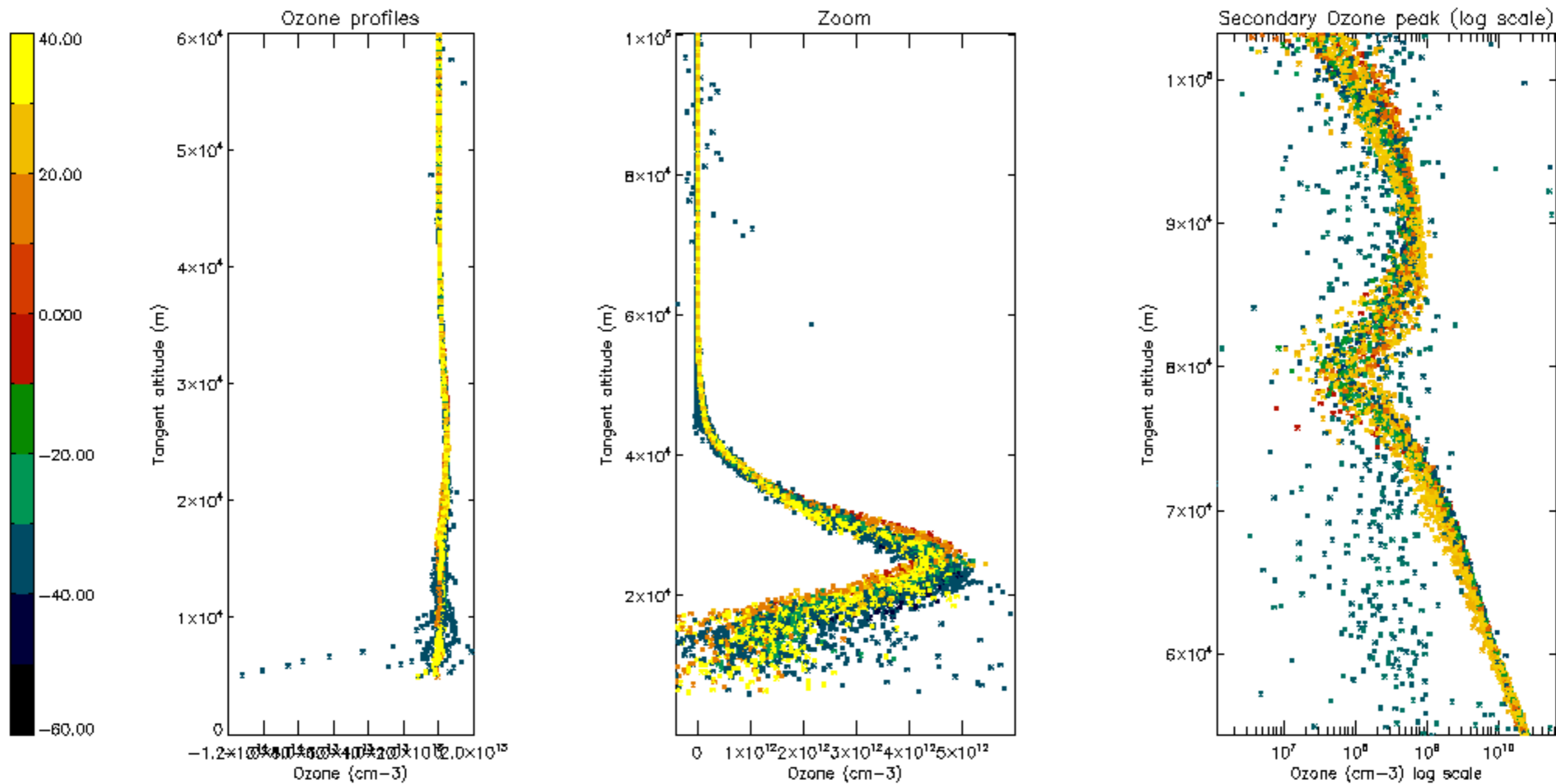


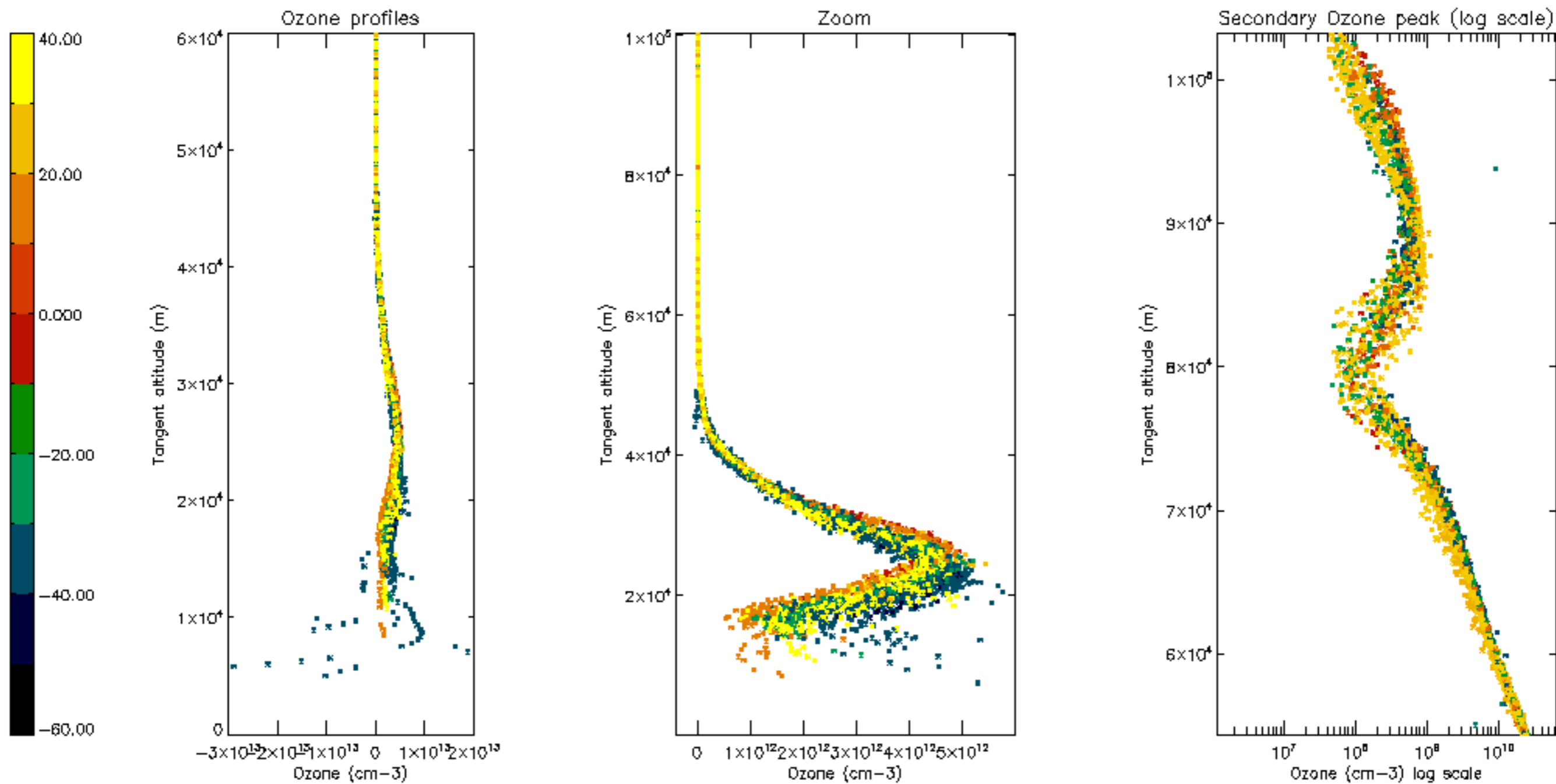
Percentage of star falling outside central band per profile

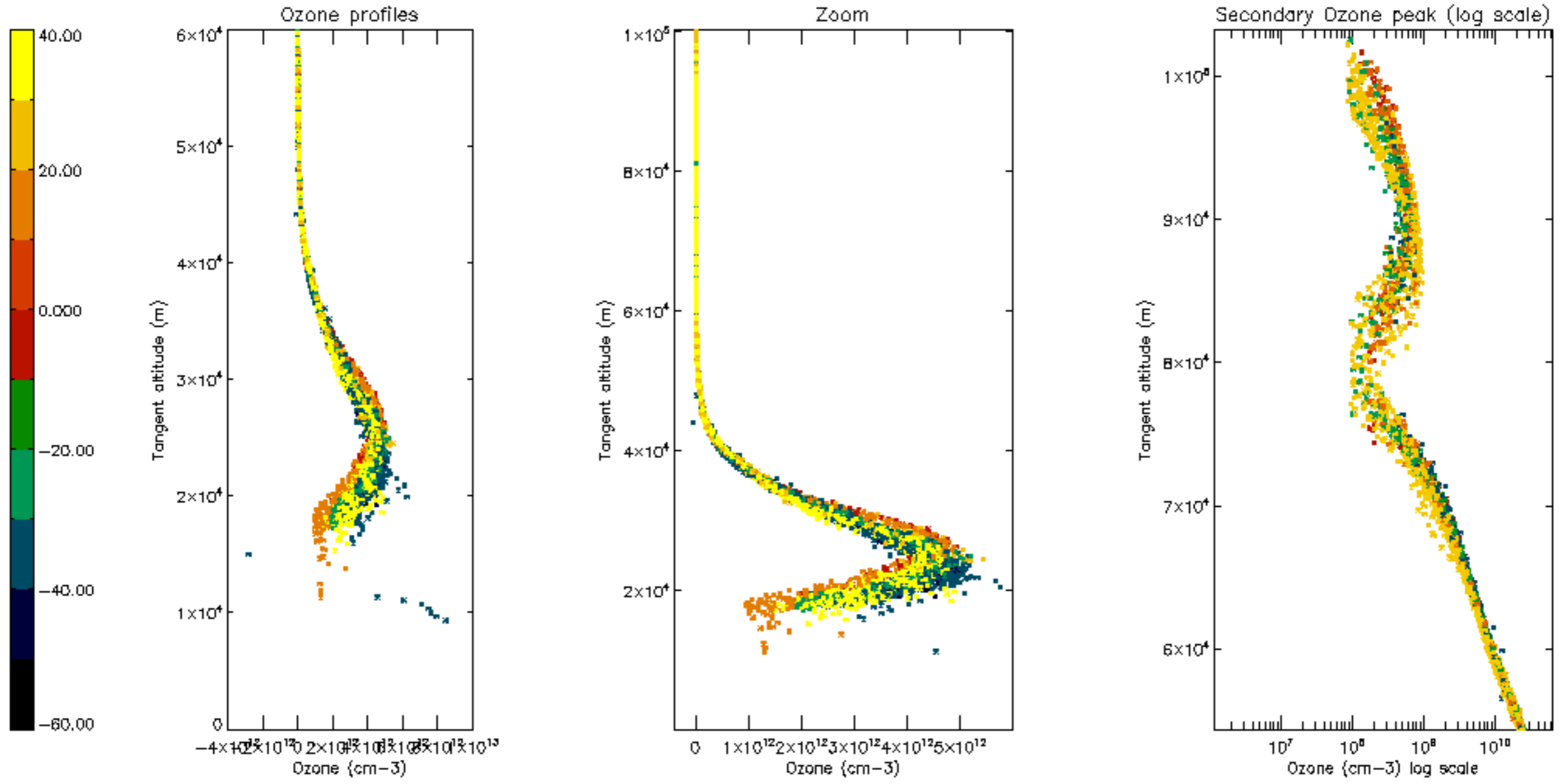


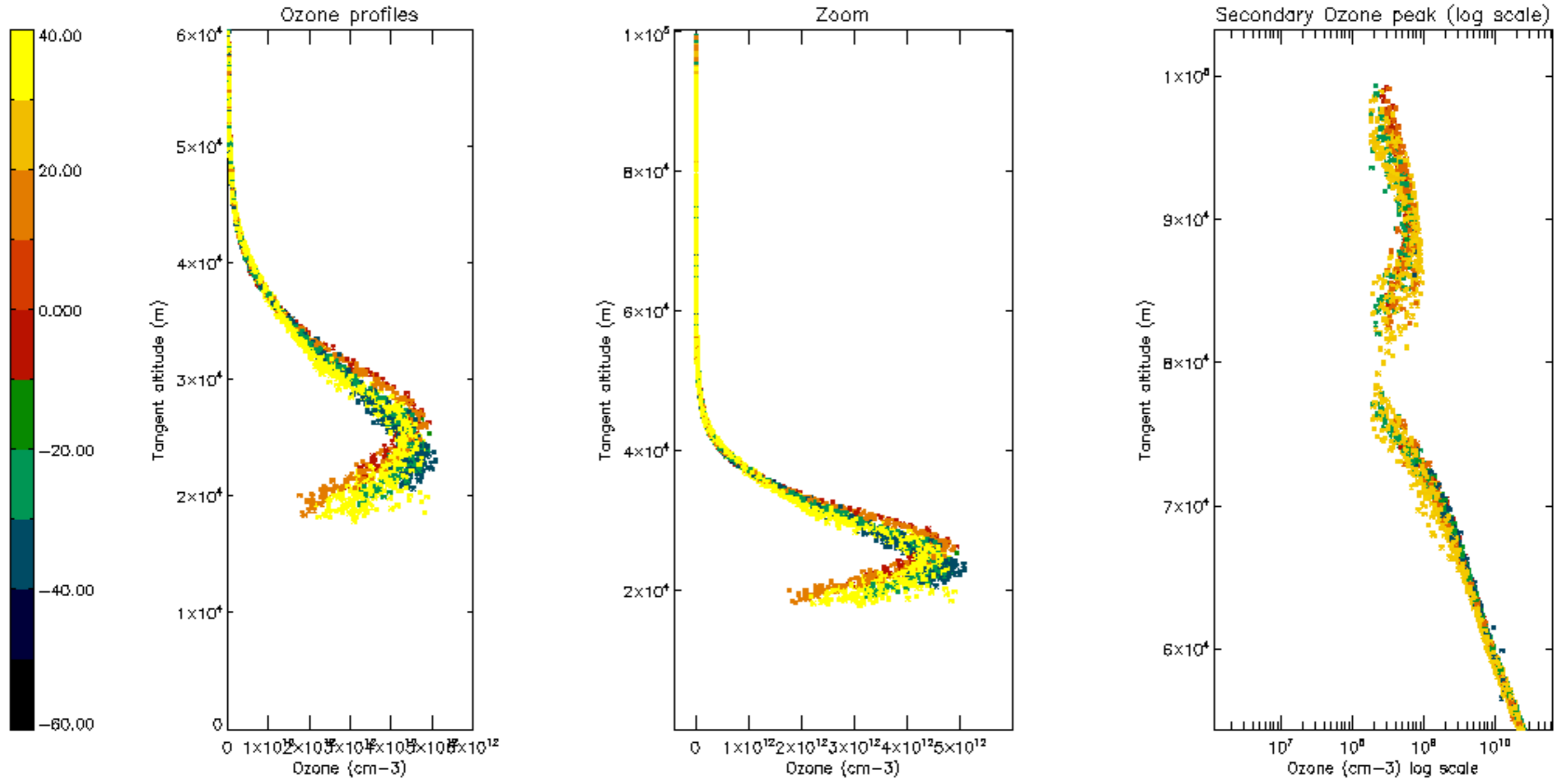
Percentage of saturation errors per profile

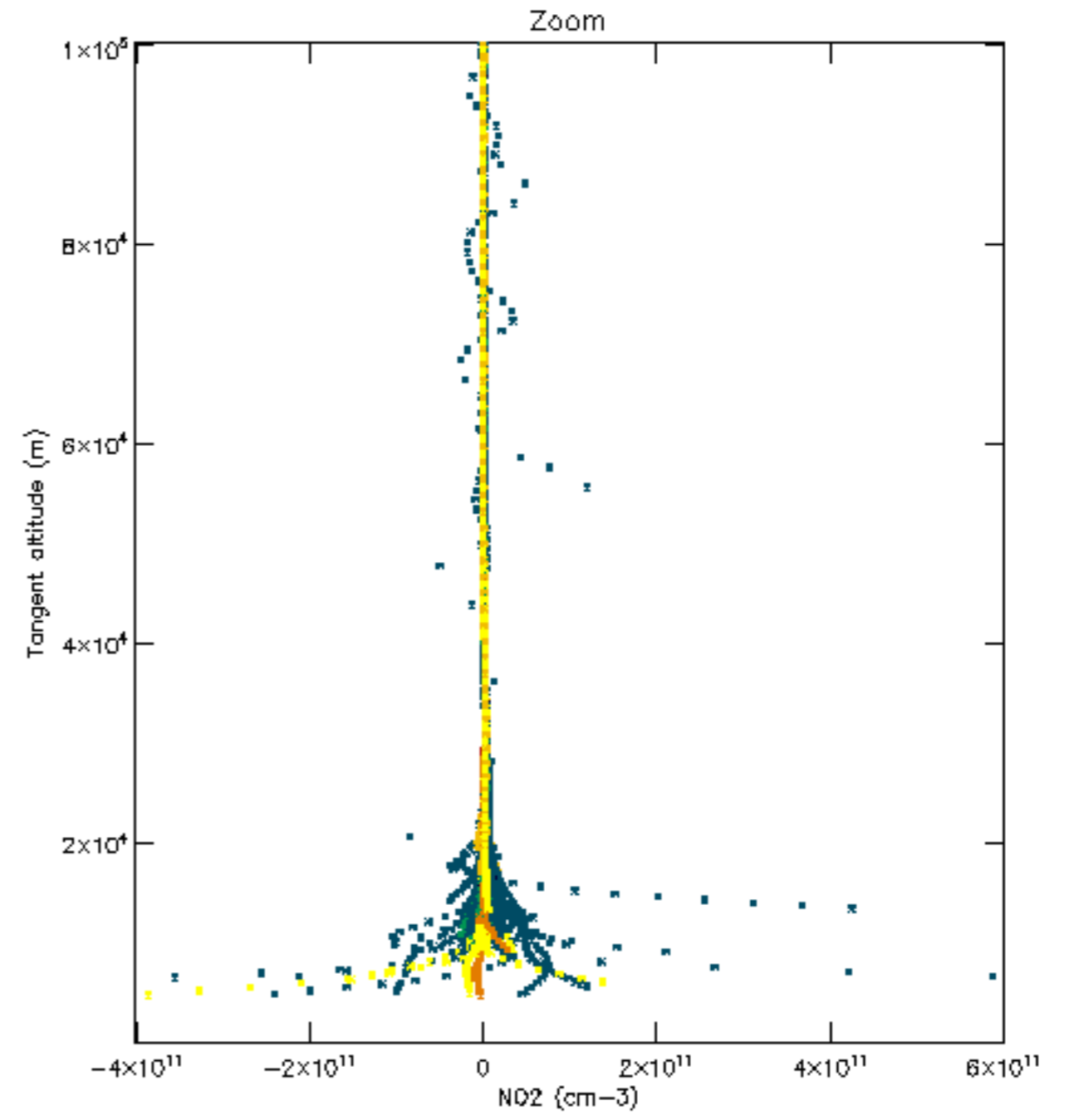
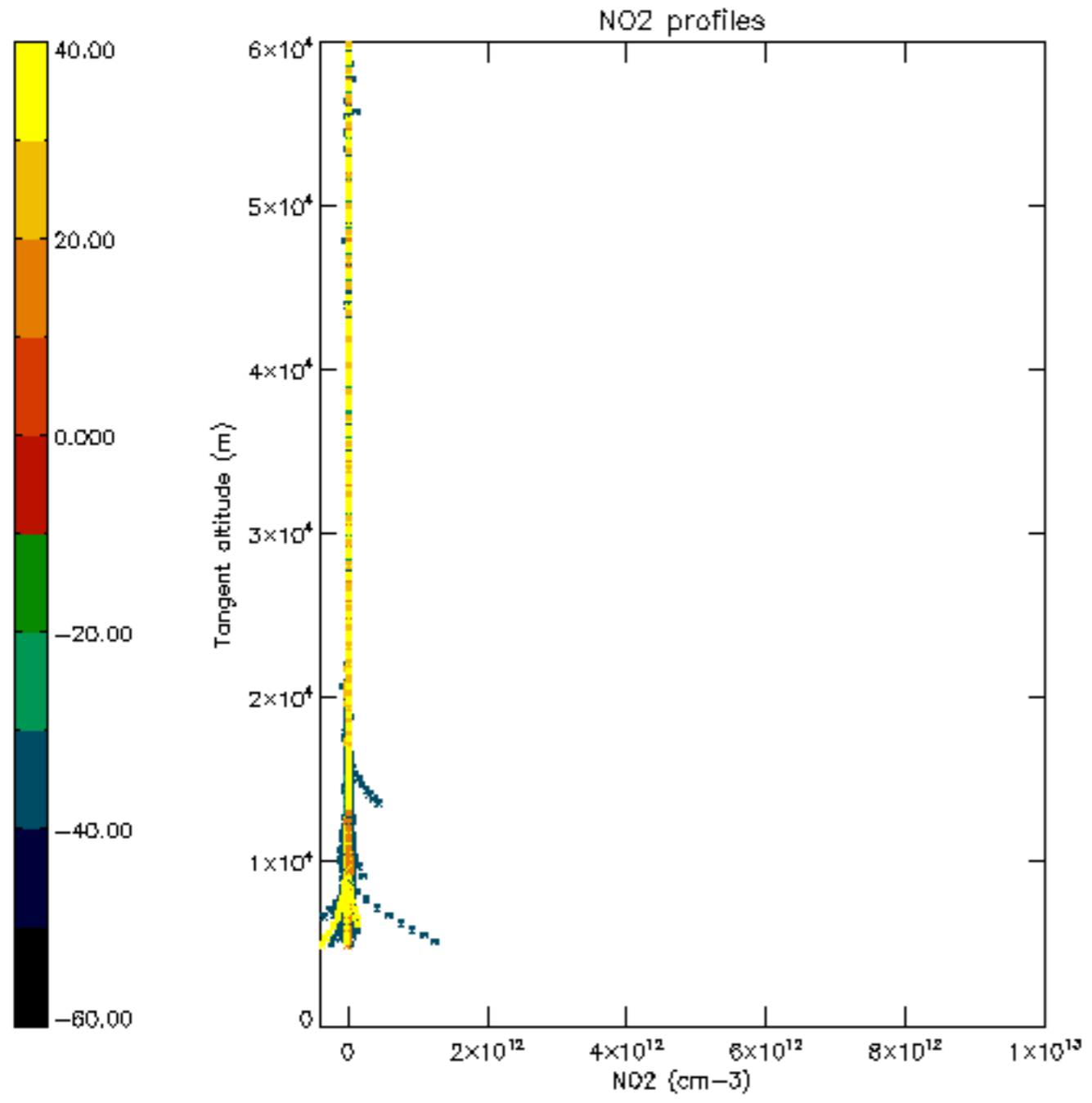


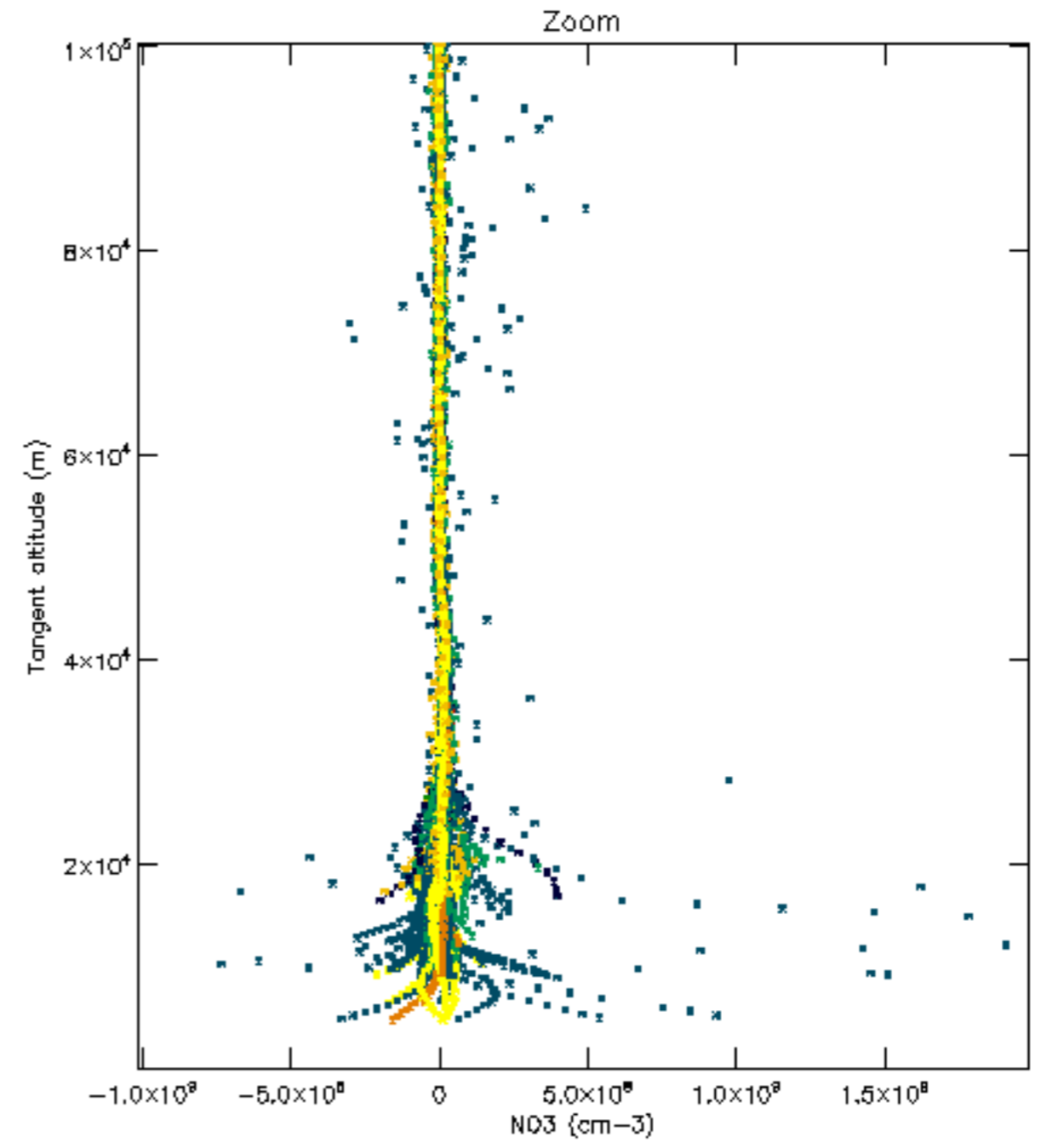
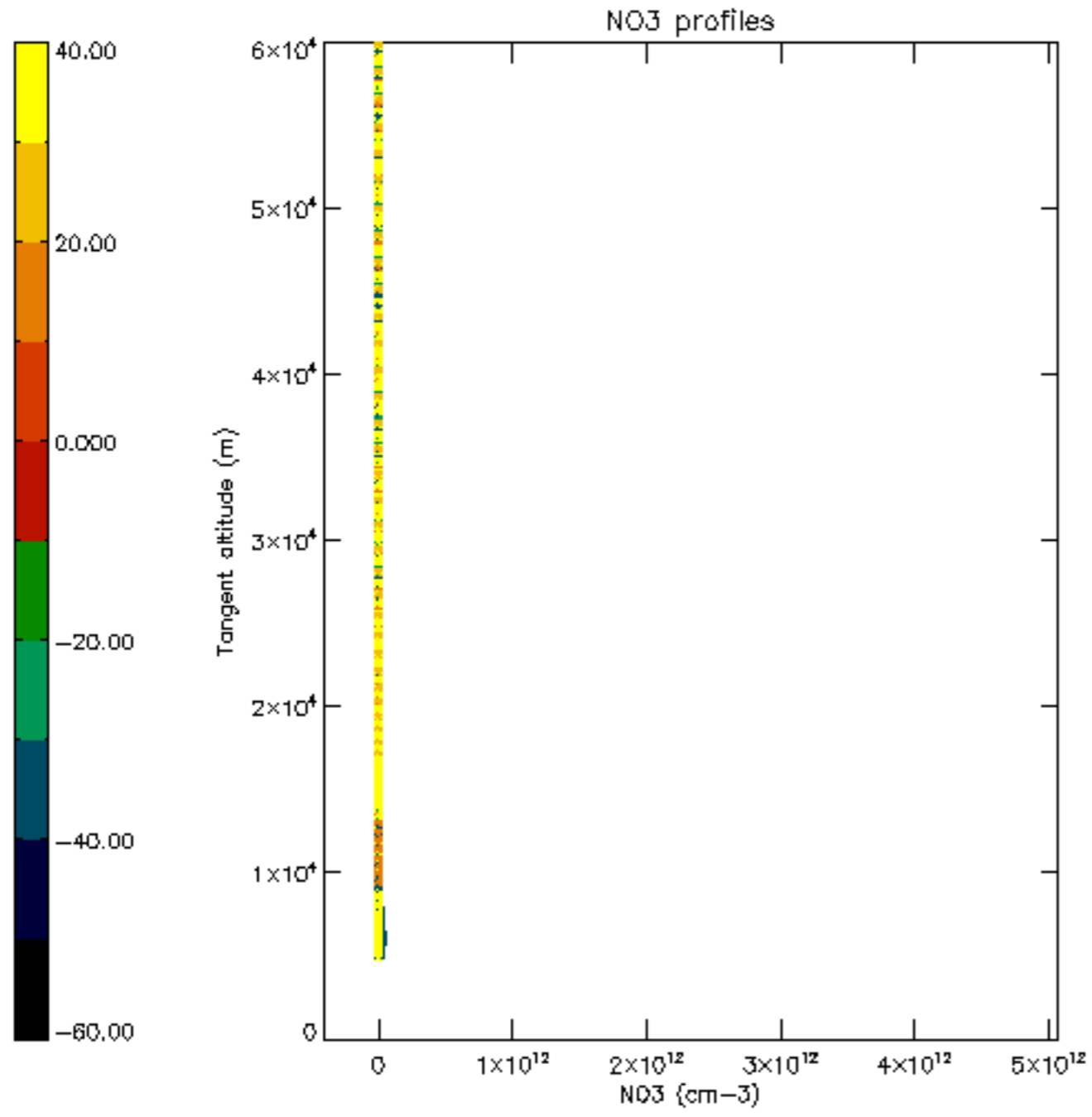


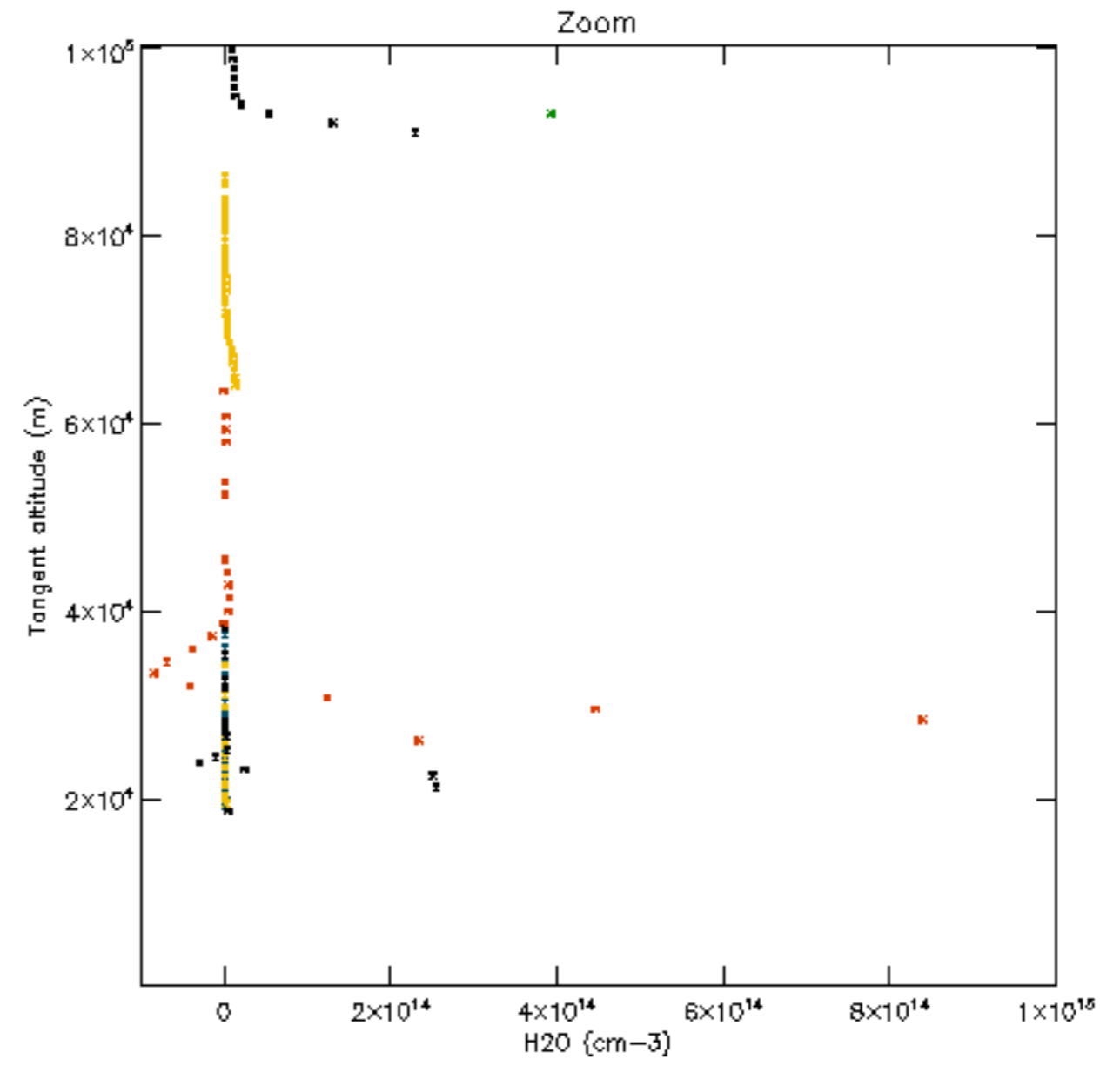
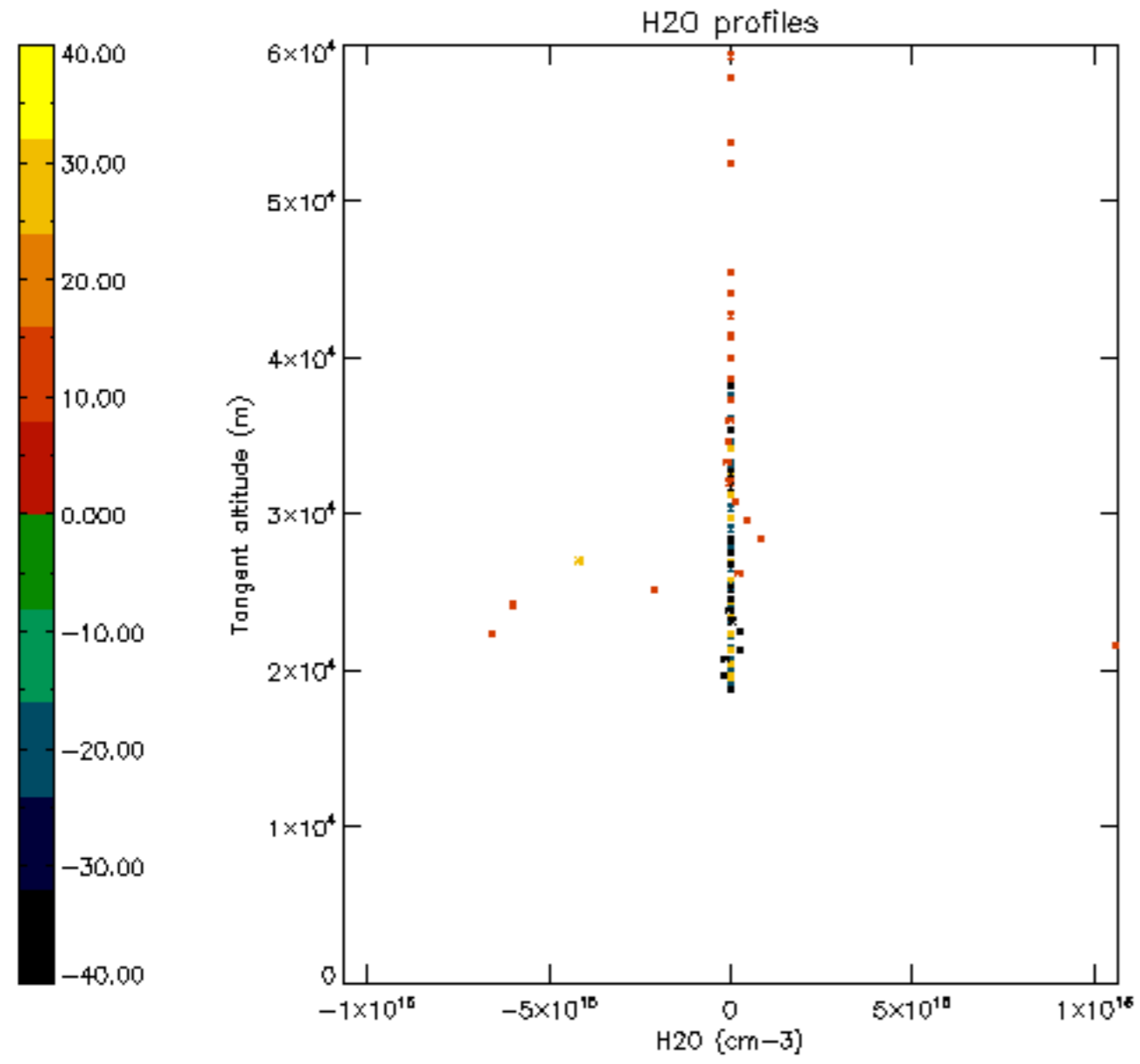


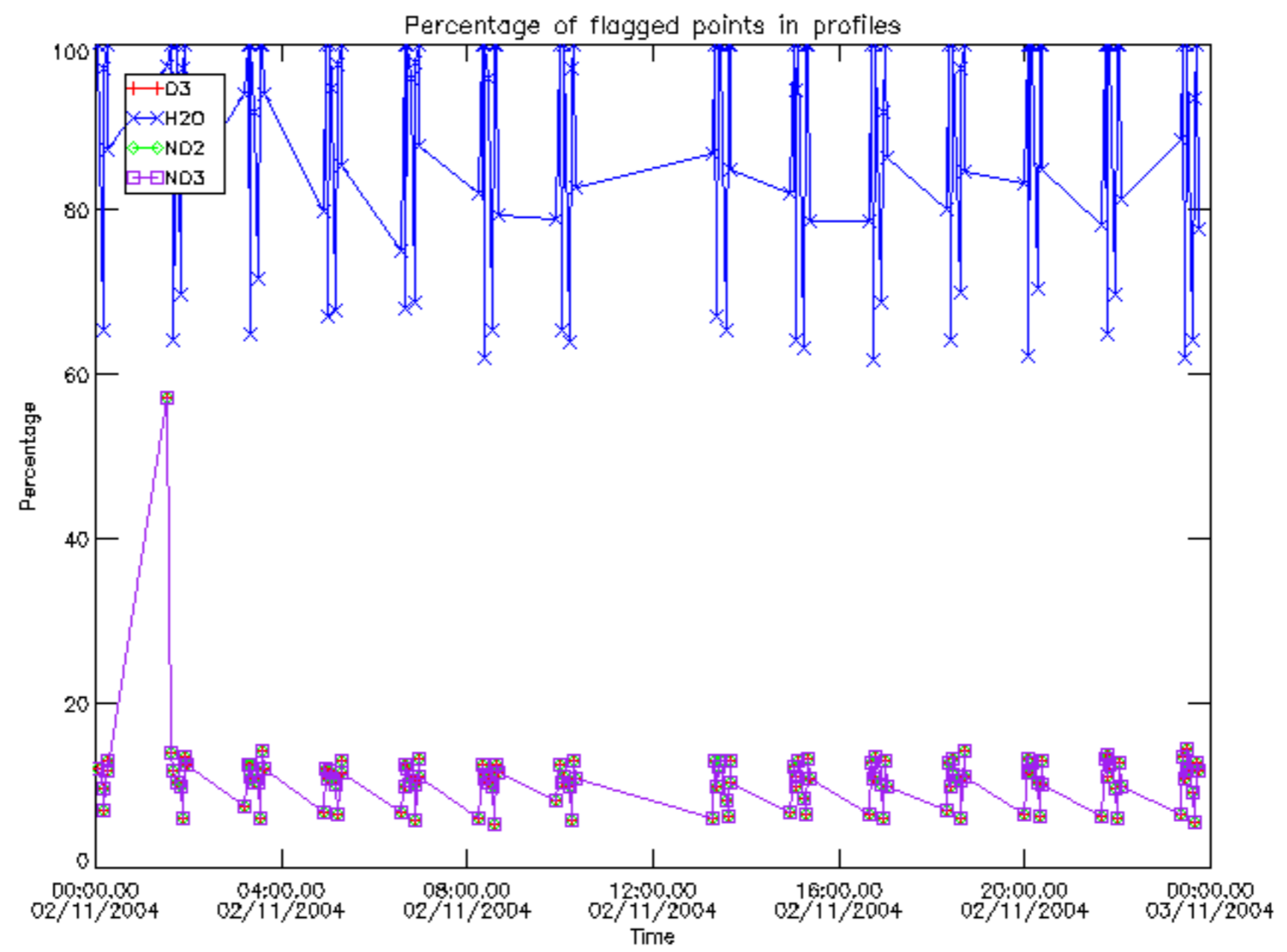




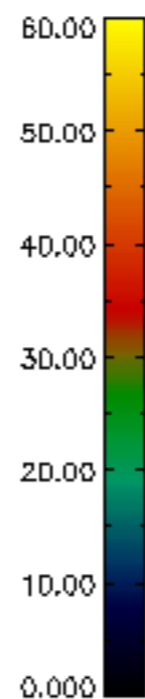
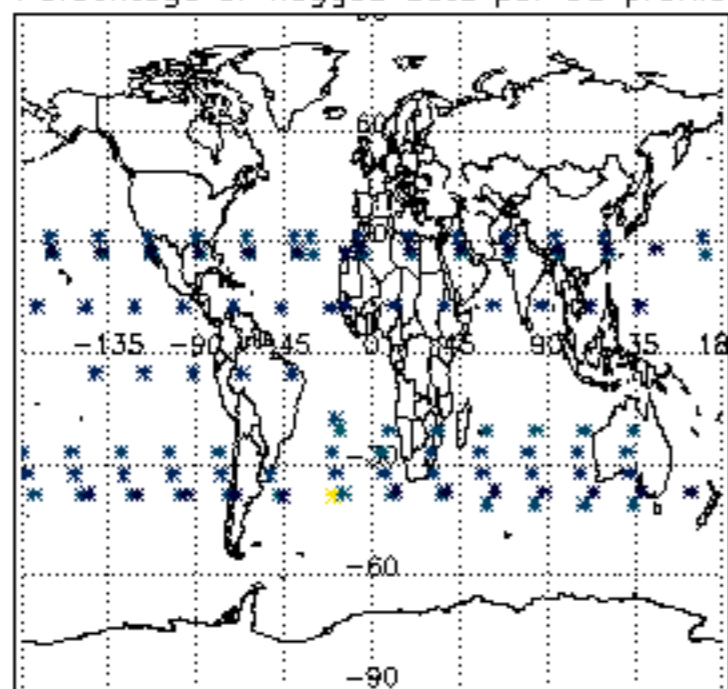




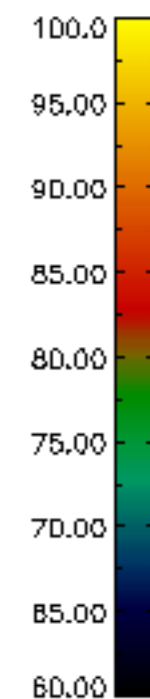
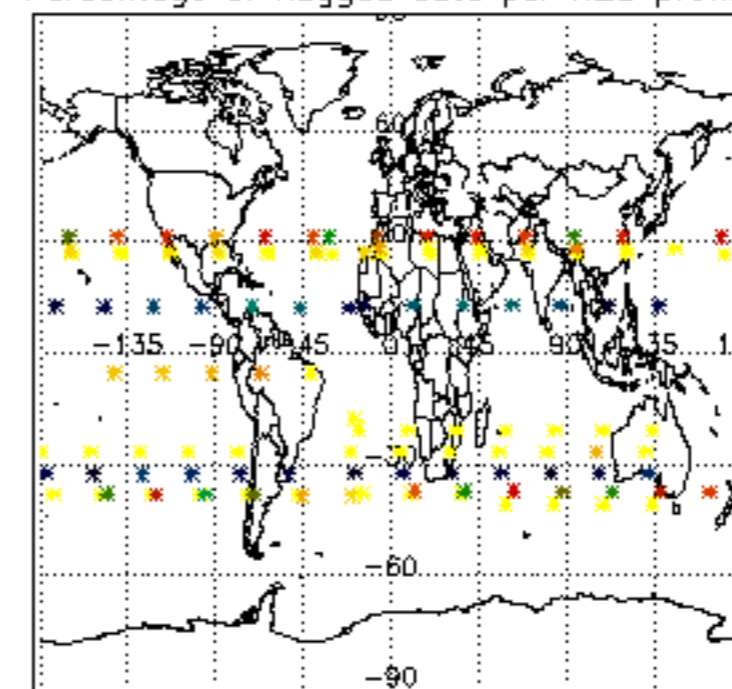




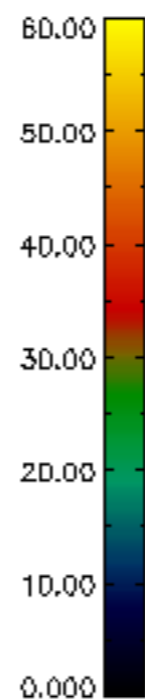
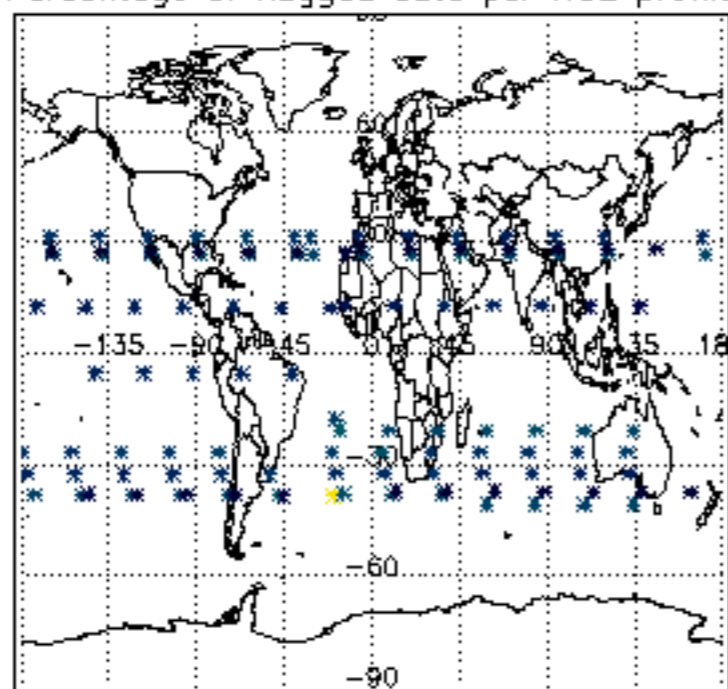
Percentage of flagged data per D3 profile



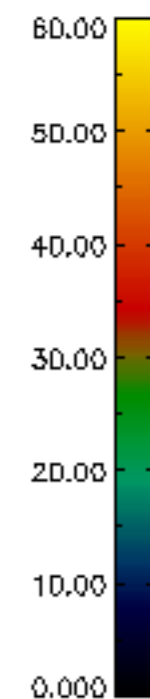
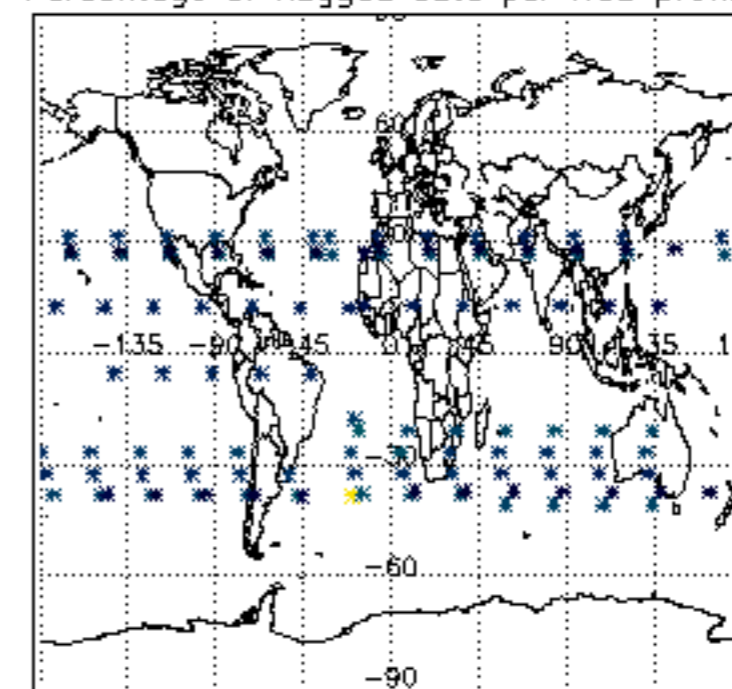
Percentage of flagged data per H2O profile

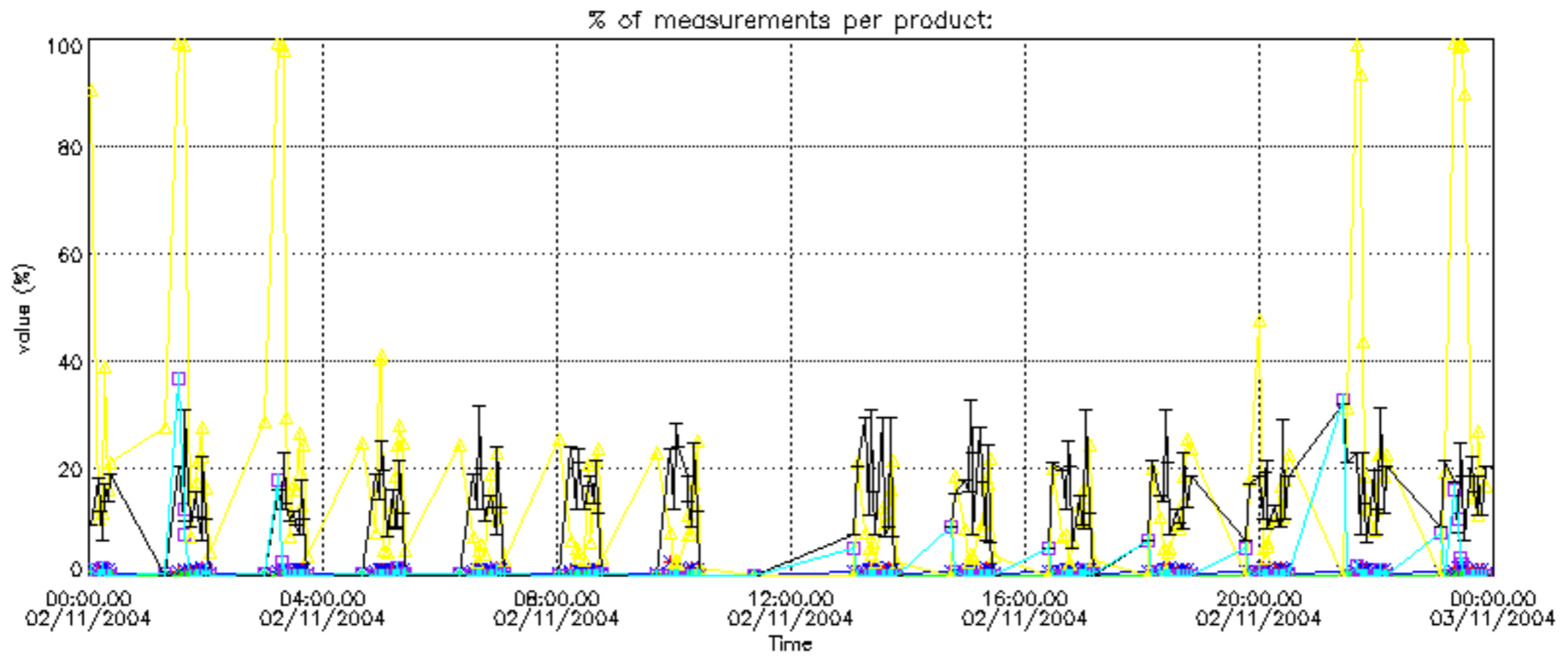


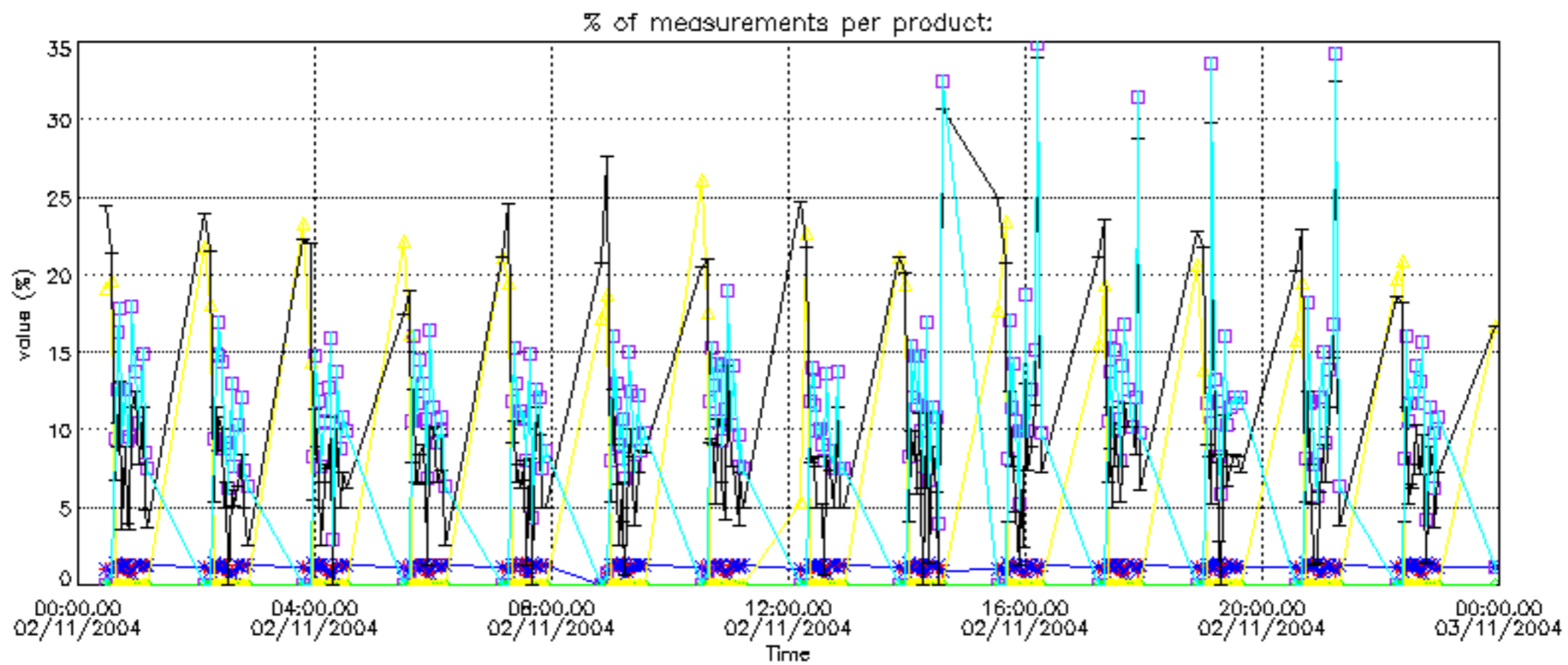
Percentage of flagged data per NO2 profile



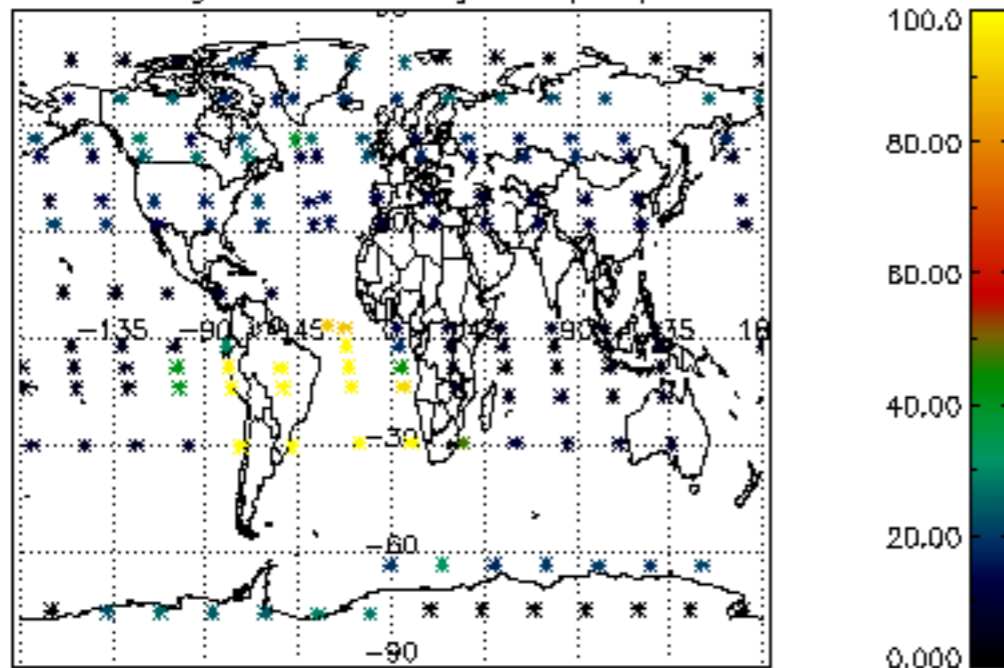
Percentage of flagged data per NO3 profile



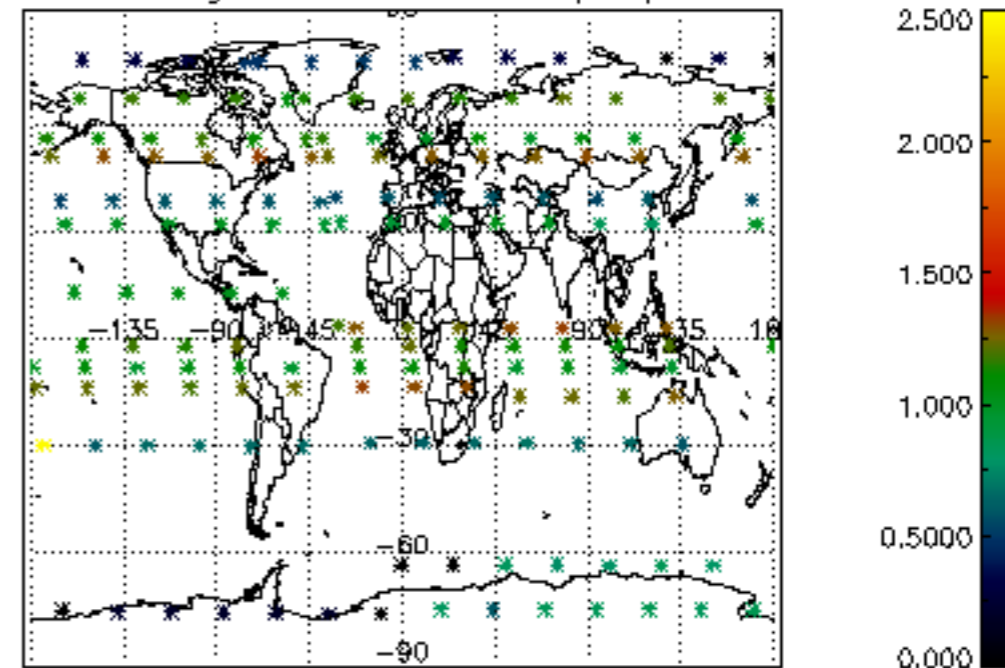




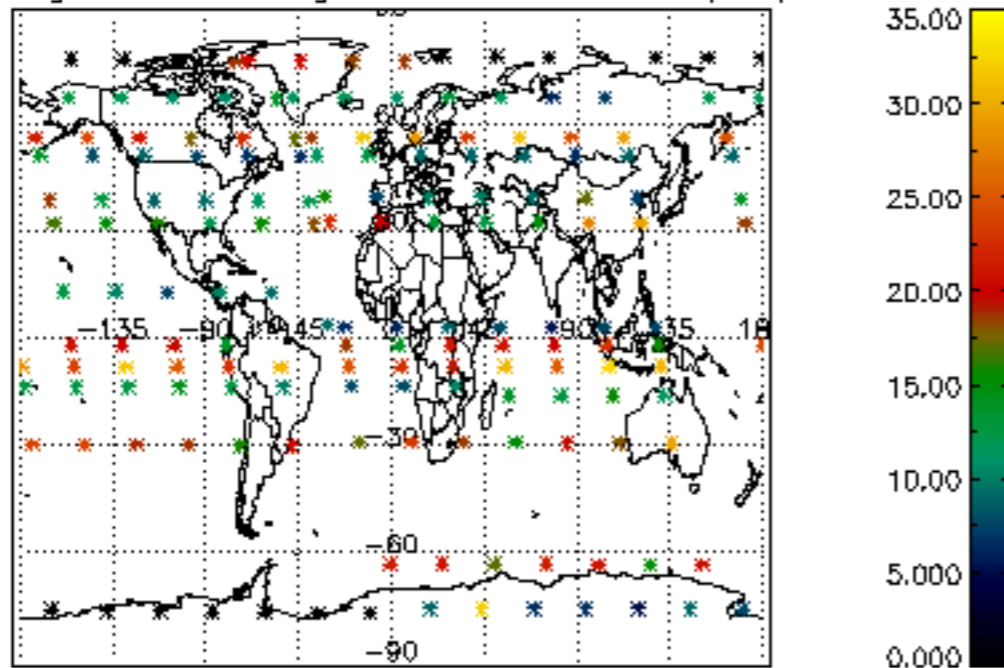
Percentage of cosmic ray hits per profile



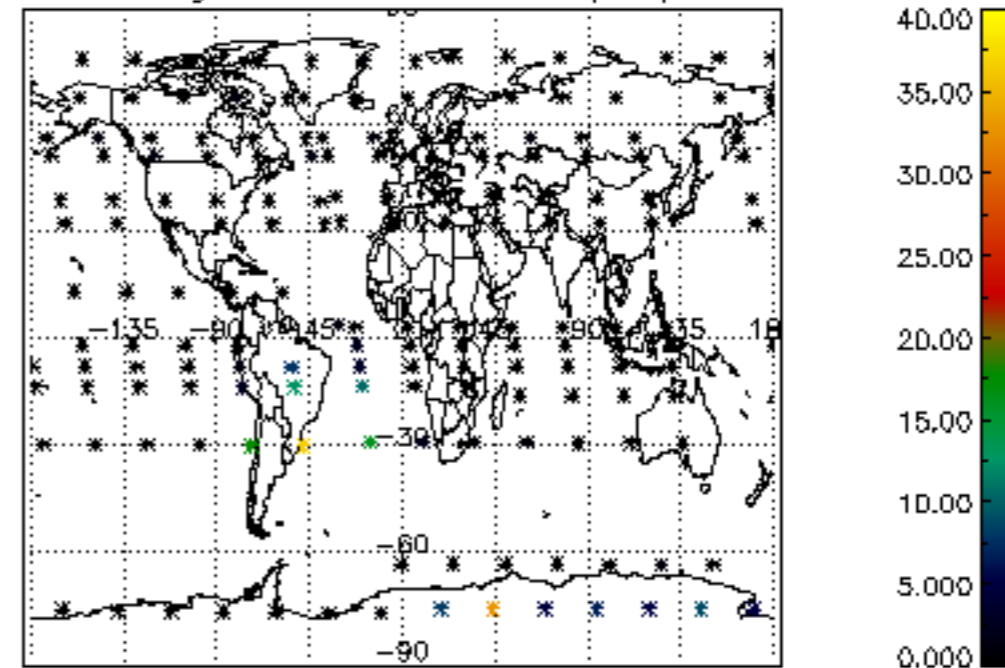
Percentage of datation errors per profile



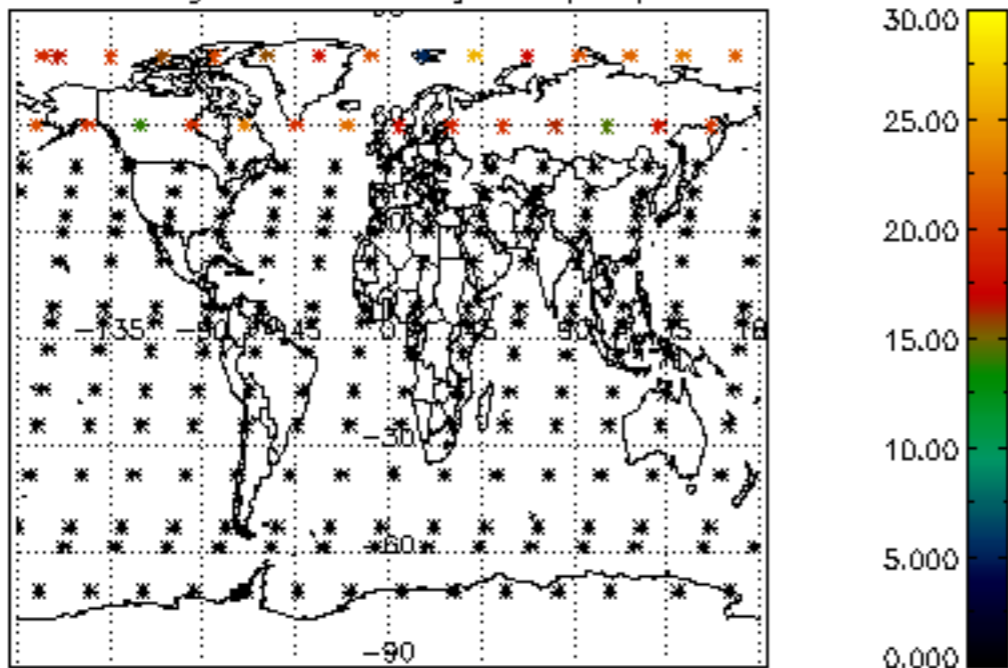
Percentage of star falling outside central band per profile



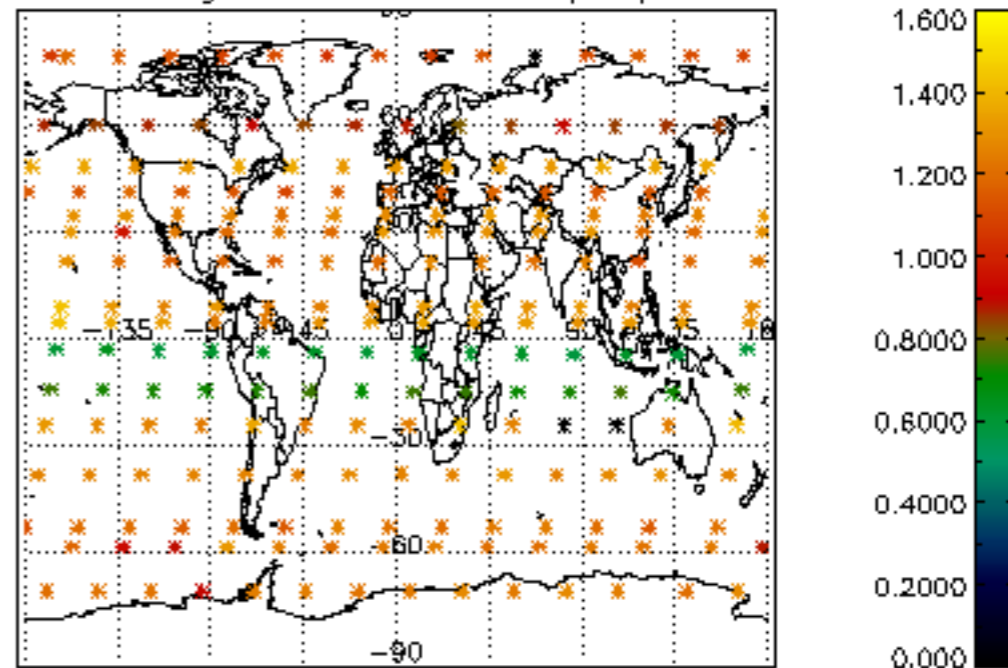
Percentage of saturation errors per profile



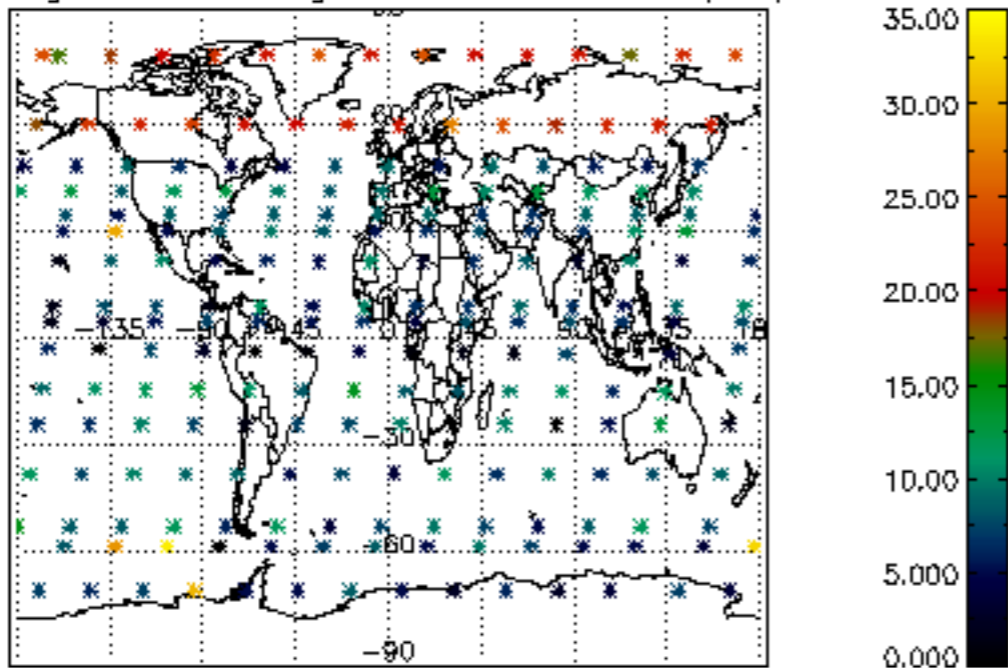
Percentage of cosmic ray hits per profile



Percentage of datation errors per profile



Percentage of star falling outside central band per profile



Percentage of saturation errors per profile

