

# GOMOS Level 2 Daily Report

## SUMMARY

### [1. General Info](#)

### [2. Summary of processed GOM\\_NL\\_2P products](#)

### [3. Level 2 Quality information per product](#)

#### [3.1 Plot of level 2 quality information per product \(time dependant\)](#)

#### [3.2 Plot of level 2 quality information per product \(world map\)](#)

### [4. Level 1 Quality information per product \(stored on level 2 products\)](#)

#### [4.1 Plot of level 1 quality information per product \(time dependant\)](#)

##### [4.1.1 Plot of level 1 quality information per product \(time dependant\): ASCENDING](#)

##### [4.1.2 Plot of level 1 quality information per product \(time dependant\): DESCENDING](#)

#### [4.2 Plot of level 1 quality information per product \(world map\)](#)

##### [4.2.1 Plot of level 1 quality information per product \(world map\): ASCENDING](#)

##### [4.2.2 Plot of level 1 quality information per product \(world map\): DESCENDING](#)

### [5. Ozone profiles based on quality statistics and other trace gas profiles](#)

#### [5.1 Ozone statistics based on quality of products](#)

#### [5.2 Plot ozone profiles for all STD \(dark without errors\)](#)

#### [5.3 Plot ozone profiles where STD < 20% \(dark without errors\)](#)

#### [5.4. Plot ozone profiles where STD < 10% \(dark without errors\)](#)

#### [5.5. Plot ozone profiles where STD < 5% \(dark without errors\)](#)

#### [5.6 Plot NO2 profiles for all STD \(dark without errors\)](#)

#### [5.7 Plot NO3 profiles for all STD \(dark without errors\)](#)

#### [5.8 Plot H2O profiles \(only for occultations of stars 1,2,3,4,13,14,16,26,63 dark without errors\) for all STD](#)

### [6. Auxiliary Data Files used for the production reported in section 2](#)

This report presents the daily analysis on parameters extracted from GOMOS level 2 data (GOM\_NL\_\_2P). It is intended to monitor some important parameters that will impact the quality of these products. A list of level 2 products (and content) that have arrived during the reporting day to the PCF is also given.

Item	Value
Time of report generation	19APR2013 14:20:33
Data source version	GOMOS/6.01
Start time of products	31-10-2004 (31OCT2004 00:00:00)
Stop time of products	01-11-2004 (01NOV2004 00:00:00)
Store outputs in DB	Yes
Nb of level 2 prods	387
Nb of prods with errors	0

## 2. Summary of processed GOM\_NL\_\_2P products.

Nr	Filename	UTC Start time	Limb	Duration	Star Id	Star Name	Star Mag	Star Temp	Nb Meas	Orbit	Prod. error
1	GOM_NL__2PRFIN20041031_000155_000000432031_00374_13955_5606.N1	31-OCT-2004 00:01:55	Bright	42.500	50	13Alp Ari	2.0070	4250.0	85	13955	No
2	GOM_NL__2PRFIN20041031_000326_000000402031_00374_13955_5607.N1	31-OCT-2004 00:03:26	Bright	39.500	58	21Alp And	2.0730	11000.	79	13955	No
3	GOM_NL__2PRFIN20041031_000457_000000402031_00374_13955_5608.N1	31-OCT-2004 00:04:57	Bright	40.000	53	43Bet And	2.0480	3300.0	80	13955	No
4	GOM_NL__2PRFIN20041031_000725_000000412031_00374_13955_5609.N1	31-OCT-2004 00:07:25	Bright	40.500	73	57Gam1And	2.2600	13100.	81	13955	No
5	GOM_NL__2PRFIN20041031_000852_000000472031_00374_13955_5610.N1	31-OCT-2004 00:08:52	Bright	46.500	79	26Bet Per	2.3100	13100.	93	13955	No
6	GOM_NL__2PRFIN20041031_001049_000000372031_00374_13955_5611.N1	31-OCT-2004 00:10:49	Bright	36.500	68	18Alp Cas	2.2250	4500.0	73	13955	No
7	GOM_NL__2PRFIN20041031_001201_000000382031_00374_13955_5612.N1	31-OCT-2004 00:12:01	Bright	38.000	76	27Gam Cas	2.3000	30000.	76	13955	No
8	GOM_NL__2PRFIN20041031_001539_000000872031_00374_13955_5613.N1	31-OCT-2004 00:15:39	Bright	86.500	114	3Iot Aur	2.6930	4600.0	173	13955	No
9	GOM_NL__2PRFIN20041031_002006_000000362031_00374_13955_5614.N1	31-OCT-2004 00:20:06	Bright	36.000	49	1Alp UMi	1.9900	6300.0	72	13955	No
10	GOM_NL__2PRFIN20041031_002354_000000392031_00374_13955_5615.N1	31-OCT-2004 00:23:54	Bright	38.500	60	7Bet UMi	2.0810	3950.0	77	13955	No
11	GOM_NL__2PRFIN20041031_002815_000000382031_00374_13955_5616.N1	31-OCT-2004 00:28:15	Bright	37.500	36	50Alp UMa	1.8000	6300.0	75	13955	No
12	GOM_NL__2PRFIN20041031_002948_000000362031_00374_13955_5617.N1	31-OCT-2004 00:29:48	Bright	36.000	32	77Eps UMa	1.7630	11000.	72	13955	No
13	GOM_NL__2PRFIN20041031_003104_000000392031_00374_13955_5618.N1	31-OCT-2004 00:31:04	Bright	38.500	39	85Eta UMa	1.8540	24000.	77	13955	No
14	GOM_NL__2PRFIN20041031_003330_000000412031_00374_13955_5619.N1	31-OCT-2004 00:33:30	Bright	41.000	174	52Psi UMa	3.0040	4400.0	82	13955	No
15	GOM_NL__2PRFIN20041031_004039_000002552031_00374_13955_5620.N1	31-OCT-2004 00:40:39	Tw_i_and_stray	254.50	24	66Alp Gem	1.5800	10200.	509	13955	No
16	GOM_NL__2PRFIN20041031_005430_000000842031_00374_13955_5621.N1	31-OCT-2004 00:54:30	Dark	83.500	48	30Alp Hya	1.9770	4100.0	167	13955	No
17	GOM_NL__2PRFIN20041031_005944_000000392031_00374_13955_5622.N1	31-OCT-2004 00:59:44	Dark	38.500	99	Del Cen	2.5750	26000.	77	13955	No
18	GOM_NL__2PRFIN20041031_010425_000000442031_00375_13956_5598.N1	31-OCT-2004 01:04:25	Dark	43.500	91	Kap Vel	2.4900	26000.	87	13956	No
19	GOM_NL__2PRFIN20041031_010704_000000402031_00375_13956_5599.N1	31-OCT-2004 01:07:04	Dark	40.000	29	Bet Car	1.6720	10200.	80	13956	No
20	GOM_NL__2PRFIN20041031_011212_000000542031_00375_13956_5600.N1	31-OCT-2004 01:12:12	Dark	53.500	2	Alp Car	-0.73600	7000.0	107	13956	No
21	GOM_NL__2PRFIN20041031_011757_000000392031_00375_13956_5601.N1	31-OCT-2004 01:17:57	Dark	38.500	143	Alp Hyi	2.8570	7200.0	77	13956	No
22	GOM_NL__2PRFIN20041031_011919_000000472031_00375_13956_5602.N1	31-OCT-2004 01:19:19	Dark	46.500	9	Alp Eri	0.45300	24000.	93	13956	No
23	GOM_NL__2PRFIN20041031_012236_000000442031_00375_13956_5603.N1	31-OCT-2004 01:22:36	Straylight	43.500	157	The1Eri	2.9060	9300.0	87	13956	No
24	GOM_NL__2PRFIN20041031_012541_000001102031_00375_13956_5604.N1	31-OCT-2004 01:25:41	Straylight	110.00	139	9Bet Lep	2.8330	5600.0	220	13956	No
25	GOM_NL__2PRFIN20041031_013040_000000442031_00375_13956_5605.N1	31-OCT-2004 01:30:40	Straylight	44.000	52	16Bet Cet	2.0370	4500.0	88	13956	No
26	GOM_NL__2PRFIN20041031_013711_000000642031_00375_13956_5606.N1	31-OCT-2004 01:37:11	Bright	63.500	94	92Alp Cet	2.5260	3100.0	127	13956	No
27	GOM_NL__2PRFIN20041031_014011_000000392031_00375_13956_5607.N1	31-OCT-2004 01:40:11	Bright	39.000	140	88Gam Peg	2.8340	26000.	78	13956	No
28	GOM_NL__2PRFIN20041031_014230_000000462031_00375_13956_5608.N1	31-OCT-2004 01:42:30	Bright	45.500	50	13Alp Ari	2.0070	4250.0	91	13956	No
29	GOM_NL__2PRFIN20041031_014401_000000402031_00375_13956_5609.N1	31-OCT-2004 01:44:01	Bright	40.000	58	21Alp And	2.0730	11000.	80	13956	No
30	GOM_NL__2PRFIN20041031_014530_000000452031_00375_13956_5610.N1	31-OCT-2004 01:45:30	Bright	44.500	53	43Bet And	2.0480	3300.0	89	13956	No
31	GOM_NL__2PRFIN20041031_014801_000000402031_00375_13956_5611.N1	31-OCT-2004 01:48:01	Bright	40.000	73	57Gam1And	2.2600	13100.	80	13956	No
32	GOM_NL__2PRFIN20041031_014926_000000492031_00375_13956_5612.N1	31-OCT-2004 01:49:26	Bright	49.000	79	26Bet Per	2.3100	13100.	98	13956	No
33	GOM_NL__2PRFIN20041031_015125_000000402031_00375_13956_5613.N1	31-OCT-2004 01:51:25	Bright	40.000	68	18Alp Cas	2.2250	4500.0	80	13956	No
34	GOM_NL__2PRFIN20041031_015236_000000402031_00375_13956_5614.N1	31-OCT-2004 01:52:36	Bright	39.500	76	27Gam Cas	2.3000	30000.	79	13956	No
35	GOM_NL__2PRFIN20041031_015613_000000872031_00375_13956_5615.N1	31-OCT-2004 01:56:13	Bright	86.500	114	3Iot Aur	2.6930	4600.0	173	13956	No
36	GOM_NL__2PRFIN20041031_020041_000000372031_00375_13956_5616.N1	31-OCT-2004 02:00:41	Bright	37.000	49	1Alp UMi	1.9900	6300.0	74	13956	No
37	GOM_NL__2PRFIN20041031_020429_000000402031_00375_13956_5617.N1	31-OCT-2004 02:04:29	Bright	39.500	60	7Bet UMi	2.0810	3950.0	79	13956	No
38	GOM_NL__2PRFIN20041031_020851_000000422031_00375_13956_5618.N1	31-OCT-2004 02:08:51	Bright	42.000	36	50Alp UMa	1.8000	6300.0	84	13956	No
39	GOM_NL__2PRFIN20041031_021021_000000412031_00375_13956_5619.N1	31-OCT-2004 02:10:21	Bright	41.000	32	77Eps UMa	1.7630	11000.	82	13956	No
40	GOM_NL__2PRFIN20041031_021140_000000392031_00375_13956_5620.N1	31-OCT-2004 02:11:40	Bright	39.000	39	85Eta UMa	1.8540	24000.	78	13956	No
41	GOM_NL__2PRFIN20041031_021406_000000412031_00375_13956_5621.N1	31-OCT-2004 02:14:06	Bright	41.000	174	52Psi UMa	3.0040	4400.0	82	13956	No
42	GOM_NL__2PRFIN20041031_022116_000002552031_00375_13956_5622.N1	31-OCT-2004 02:21:16	Tw_i_and_stray	255.00	24	66Alp Gem	1.5800	10200.	510	13956	No

43	GOM_NL__2PRFIN20041031_023508_000000702031_00375_13956_5623.N1	31-OCT-2004 02:35:08	Dark	69.500	48	30Alp Hya	1.9770	4100.0	139	13956	No
44	GOM_NL__2PRFIN20041031_024020_000000372031_00375_13956_5624.N1	31-OCT-2004 02:40:20	Dark	37.000	99	Del Cen	2.5750	26000.	74	13956	No
45	GOM_NL__2PRFIN20041031_024229_000000382031_00375_13956_5625.N1	31-OCT-2004 02:42:29	Dark	38.000	129	Del Cru	2.7930	26000.	76	13956	No
46	GOM_NL__2PRFIN20041031_024501_000000432031_00376_13957_5601.N1	31-OCT-2004 02:45:01	Dark	42.500	91	Kap Vel	2.4900	26000.	85	13957	No
47	GOM_NL__2PRFIN20041031_024741_000000392031_00376_13957_5602.N1	31-OCT-2004 02:47:41	Dark	38.500	29	Bet Car	1.6720	10200.	77	13957	No
48	GOM_NL__2PRFIN20041031_025249_000000532031_00376_13957_5603.N1	31-OCT-2004 02:52:49	Dark	53.000	2	Alp Car	-0.73600	7000.0	106	13957	No
49	GOM_NL__2PRFIN20041031_025832_000000402031_00376_13957_5604.N1	31-OCT-2004 02:58:32	Dark	40.000	143	Alp Hyi	2.8570	7200.0	80	13957	No
50	GOM_NL__2PRFIN20041031_025956_000000412031_00376_13957_5605.N1	31-OCT-2004 02:59:56	Dark	41.000	9	Alp Eri	0.45300	24000.	82	13957	No
51	GOM_NL__2PRFIN20041031_030312_000000442031_00376_13957_5606.N1	31-OCT-2004 03:03:12	Straylight	43.500	157	The1Eri	2.9060	9300.0	87	13957	No
52	GOM_NL__2PRFIN20041031_030618_000001072031_00376_13957_5607.N1	31-OCT-2004 03:06:18	Straylight	106.50	139	9Bet Lep	2.8330	5600.0	213	13957	No
53	GOM_NL__2PRFIN20041031_031116_000000452031_00376_13957_5608.N1	31-OCT-2004 03:11:16	Straylight	44.500	52	16Bet Cet	2.0370	4500.0	89	13957	No
54	GOM_NL__2PRFIN20041031_031747_000000692031_00376_13957_5609.N1	31-OCT-2004 03:17:47	Bright	69.000	94	92Alp Cet	2.5260	3100.0	138	13957	No
55	GOM_NL__2PRFIN20041031_032047_000000382031_00376_13957_5610.N1	31-OCT-2004 03:20:47	Bright	37.500	140	88Gam Peg	2.8340	26000.	75	13957	No
56	GOM_NL__2PRFIN20041031_032304_000000472031_00376_13957_5611.N1	31-OCT-2004 03:23:04	Bright	47.000	50	13Alp Ari	2.0070	4250.0	94	13957	No
57	GOM_NL__2PRFIN20041031_032438_000000402031_00376_13957_5612.N1	31-OCT-2004 03:24:38	Bright	40.000	58	21Alp And	2.0730	11000.	80	13957	No
58	GOM_NL__2PRFIN20041031_032608_000000392031_00376_13957_5613.N1	31-OCT-2004 03:26:08	Bright	39.000	53	43Bet And	2.0480	3300.0	78	13957	No
59	GOM_NL__2PRFIN20041031_032837_000000442031_00376_13957_5614.N1	31-OCT-2004 03:28:37	Bright	43.500	73	57Gam1And	2.2600	13100.	87	13957	No
60	GOM_NL__2PRFIN20041031_033001_000000482031_00376_13957_5615.N1	31-OCT-2004 03:30:01	Bright	48.000	79	26Bet Per	2.3100	13100.	96	13957	No
61	GOM_NL__2PRFIN20041031_033159_000000412031_00376_13957_5616.N1	31-OCT-2004 03:31:59	Bright	40.500	68	18Alp Cas	2.2250	4500.0	81	13957	No
62	GOM_NL__2PRFIN20041031_033310_000000412031_00376_13957_5617.N1	31-OCT-2004 03:33:10	Bright	41.000	76	27Gam Cas	2.3000	30000.	82	13957	No
63	GOM_NL__2PRFIN20041031_033646_000000842031_00376_13957_5618.N1	31-OCT-2004 03:36:46	Bright	84.000	114	3lot Aur	2.6930	4600.0	168	13957	No
64	GOM_NL__2PRFIN20041031_034115_000000402031_00376_13957_5619.N1	31-OCT-2004 03:41:15	Bright	40.000	49	1Alp UMi	1.9900	6300.0	80	13957	No
65	GOM_NL__2PRFIN20041031_034505_000000402031_00376_13957_5620.N1	31-OCT-2004 03:45:05	Bright	40.000	60	7Bet UMi	2.0810	3950.0	80	13957	No
66	GOM_NL__2PRFIN20041031_034927_000000402031_00376_13957_5621.N1	31-OCT-2004 03:49:27	Bright	40.000	36	50Alp UMa	1.8000	6300.0	80	13957	No
67	GOM_NL__2PRFIN20041031_035057_000000522031_00376_13957_5622.N1	31-OCT-2004 03:50:57	Bright	52.000	32	77Eps UMa	1.7630	11000.	104	13957	No
68	GOM_NL__2PRFIN20041031_035217_000000362031_00376_13957_5623.N1	31-OCT-2004 03:52:17	Bright	36.000	39	85Eta UMa	1.8540	24000.	72	13957	No
69	GOM_NL__2PRFIN20041031_035443_000000422031_00376_13957_5624.N1	31-OCT-2004 03:54:43	Bright	42.000	174	52Psi UMa	3.0040	4400.0	84	13957	No
70	GOM_NL__2PRFIN20041031_040153_000002552031_00376_13957_5625.N1	31-OCT-2004 04:01:53	Tw_i_and_stray	255.00	24	66Alp Gem	1.5800	10200.	510	13957	No
71	GOM_NL__2PRFIN20041031_041543_000000852031_00376_13957_5626.N1	31-OCT-2004 04:15:43	Dark	85.000	48	30Alp Hya	1.9770	4100.0	170	13957	No
72	GOM_NL__2PRFIN20041031_042056_000000402031_00376_13957_5627.N1	31-OCT-2004 04:20:56	Dark	40.000	99	Del Cen	2.5750	26000.	80	13957	No
73	GOM_NL__2PRFIN20041031_042305_000000392031_00376_13957_5628.N1	31-OCT-2004 04:23:05	Dark	38.500	129	Del Cru	2.7930	26000.	77	13957	No
74	GOM_NL__2PRFIN20041031_042538_000000422031_00377_13958_5602.N1	31-OCT-2004 04:25:38	Dark	42.000	91	Kap Vel	2.4900	26000.	84	13958	No
75	GOM_NL__2PRFIN20041031_042817_000000402031_00377_13958_5603.N1	31-OCT-2004 04:28:17	Dark	40.000	29	Bet Car	1.6720	10200.	80	13958	No
76	GOM_NL__2PRFIN20041031_043326_000000562031_00377_13958_5604.N1	31-OCT-2004 04:33:26	Dark	55.500	2	Alp Car	-0.73600	7000.0	111	13958	No
77	GOM_NL__2PRFIN20041031_043909_000000402031_00377_13958_5605.N1	31-OCT-2004 04:39:09	Dark	39.500	143	Alp Hyi	2.8570	7200.0	79	13958	No
78	GOM_NL__2PRFIN20041031_044032_000000462031_00377_13958_5606.N1	31-OCT-2004 04:40:32	Dark	45.500	9	Alp Eri	0.45300	24000.	91	13958	No
79	GOM_NL__2PRFIN20041031_044346_000000442031_00377_13958_5607.N1	31-OCT-2004 04:43:46	Straylight	43.500	157	The1Eri	2.9060	9300.0	87	13958	No
80	GOM_NL__2PRFIN20041031_044654_000001092031_00377_13958_5608.N1	31-OCT-2004 04:46:54	Straylight	108.50	139	9Bet Lep	2.8330	5600.0	217	13958	No
81	GOM_NL__2PRFIN20041031_045152_000000472031_00377_13958_5609.N1	31-OCT-2004 04:51:52	Straylight	47.000	52	16Bet Cet	2.0370	4500.0	94	13958	No
82	GOM_NL__2PRFIN20041031_045823_000000642031_00377_13958_5610.N1	31-OCT-2004 04:58:23	Tw_i_and_stray	63.500	94	92Alp Cet	2.5260	3100.0	127	13958	No
83	GOM_NL__2PRFIN20041031_050123_000000382031_00377_13958_5611.N1	31-OCT-2004 05:01:23	Bright	37.500	140	88Gam Peg	2.8340	26000.	75	13958	No
84	GOM_NL__2PRFIN20041031_050341_000000452031_00377_13958_5612.N1	31-OCT-2004 05:03:41	Bright	45.000	50	13Alp Ari	2.0070	4250.0	90	13958	No
85	GOM_NL__2PRFIN20041031_050514_000000392031_00377_13958_5613.N1	31-OCT-2004 05:05:14	Bright	39.000	58	21Alp And	2.0730	11000.	78	13958	No
86	GOM_NL__2PRFIN20041031_050644_000000402031_00377_13958_5614.N1	31-OCT-2004 05:06:44	Bright	40.000	53	43Bet And	2.0480	3300.0	80	13958	No
87	GOM_NL__2PRFIN20041031_050912_000000442031_00377_13958_5615.N1	31-OCT-2004 05:09:12	Bright	44.000	73	57Gam1And	2.2600	13100.	88	13958	No
88	GOM_NL__2PRFIN20041031_051037_000000492031_00377_13958_5616.N1	31-OCT-2004 05:10:37	Bright	48.500	79	26Bet Per	2.3100	13100.	97	13958	No
89	GOM_NL__2PRFIN20041031_051236_000000402031_00377_13958_5617.N1	31-OCT-2004 05:12:36	Bright	39.500	68	18Alp Cas	2.2250	4500.0	79	13958	No
90	GOM_NL__2PRFIN20041031_051349_000000392031_00377_13958_5618.N1	31-OCT-2004 05:13:49	Bright	38.500	76	27Gam Cas	2.3000	30000.	77	13958	No
91	GOM_NL__2PRFIN20041031_051720_000000912031_00377_13958_5619.N1	31-OCT-2004 05:17:20	Bright	90.500	114	3lot Aur	2.6930	4600.0	181	13958	No
92	GOM_NL__2PRFIN20041031_052153_000000352031_00377_13958_5620.N1	31-OCT-2004 05:21:53	Bright	35.000	49	1Alp UMi	1.9900	6300.0	70	13958	No
93	GOM_NL__2PRFIN20041031_052541_000000402031_00377_13958_5621.N1	31-OCT-2004 05:25:41	Bright	39.500	60	7Bet UMi	2.0810	3950.0	79	13958	No
94	GOM_NL__2PRFIN20041031_053003_000000382031_00377_13958_5622.N1	31-OCT-2004 05:30:03	Bright	38.000	36	50Alp UMa	1.8000	6300.0	76	13958	No
95	GOM_NL__2PRFIN20041031_053134_000000382031_00377_13958_5623.N1	31-OCT-2004 05:31:34	Bright	38.000	32	77Eps UMa	1.7630	11000.	76	13958	No
96	GOM_NL__2PRFIN20041031_053253_000000352031_00377_13958_5624.N1	31-OCT-2004 05:32:53	Bright	34.500	39	85Eta UMa	1.8540	24000.	69	13958	No
97	GOM_NL__2PRFIN20041031_053517_000000422031_00377_13958_5625.N1	31-OCT-2004 05:35:17	Bright	41.500	174	52Psi UMa	3.0040	4400.0	83	13958	No
98	GOM_NL__2PRFIN20041031_054230_000002552031_00377_13958_5626.N1	31-OCT-2004 05:42:30	Tw_i_and_stray	255.00	24	66Alp Gem	1.5800	10200.	510	13958	No
99	GOM_NL__2PRFIN20041031_055620_000000742031_00377_13958_5627.N1	31-OCT-2004 05:56:20	Dark	73.500	48	30Alp Hya	1.9770	4100.0	147	13958	No
100	GOM_NL__2PRFIN20041031_060133_000000402031_00377_13958_5628.N1	31-OCT-2004 06:01:33	Dark	39.500	99	Del Cen	2.5750	26000.	79	13958	No
101	GOM_NL__2PRFIN20041031_060341_000000402031_00377_13958_5629.N1	31-OCT-2004 06:03:41	Dark	40.000	129	Del Cru	2.7930	26000.	80	13958	No

102	GOM_NL__2PRFIN20041031_060615_000000422031_00378_13959_5609.N1	31-OCT-2004 06:06:15	Dark	42.000	91	Kap Vel	2.4900	26000.	84	13959	No
103	GOM_NL__2PRFIN20041031_060853_000000492031_00378_13959_5610.N1	31-OCT-2004 06:08:53	Dark	48.500	29	Bet Car	1.6720	10200.	97	13959	No
104	GOM_NL__2PRFIN20041031_061405_000000552031_00378_13959_5611.N1	31-OCT-2004 06:14:05	Dark	54.500	2	Alp Car	-0.73600	7000.0	109	13959	No
105	GOM_NL__2PRFIN20041031_061944_000000392031_00378_13959_5612.N1	31-OCT-2004 06:19:44	Dark	39.000	143	Alp Hyi	2.8570	7200.0	78	13959	No
106	GOM_NL__2PRFIN20041031_062108_000000512031_00378_13959_5613.N1	31-OCT-2004 06:21:08	Dark	51.000	9	Alp Eri	0.45300	24000.	102	13959	No
107	GOM_NL__2PRFIN20041031_062424_000000442031_00378_13959_5614.N1	31-OCT-2004 06:24:24	Straylight	43.500	157	The1Eri	2.9060	9300.0	87	13959	No
108	GOM_NL__2PRFIN20041031_062731_000001112031_00378_13959_5615.N1	31-OCT-2004 06:27:31	Straylight	111.00	139	9Bet Lep	2.8330	5600.0	222	13959	No
109	GOM_NL__2PRFIN20041031_063229_000000492031_00378_13959_5616.N1	31-OCT-2004 06:32:29	Straylight	49.000	52	16Bet Cet	2.0370	4500.0	98	13959	No
110	GOM_NL__2PRFIN20041031_063858_000000602031_00378_13959_5617.N1	31-OCT-2004 06:38:58	Tw_i_and_stray	59.500	94	92Alp Cet	2.5260	3100.0	119	13959	No
111	GOM_NL__2PRFIN20041031_064159_000000392031_00378_13959_5618.N1	31-OCT-2004 06:41:59	Bright	38.500	140	88Gam Peg	2.8340	26000.	77	13959	No
112	GOM_NL__2PRFIN20041031_064417_000000452031_00378_13959_5619.N1	31-OCT-2004 06:44:17	Bright	44.500	50	13Alp Ari	2.0070	4250.0	89	13959	No
113	GOM_NL__2PRFIN20041031_064550_000000392031_00378_13959_5620.N1	31-OCT-2004 06:45:50	Bright	39.000	58	21Alp And	2.0730	11000.	78	13959	No
114	GOM_NL__2PRFIN20041031_064720_000000412031_00378_13959_5621.N1	31-OCT-2004 06:47:20	Bright	40.500	53	43Bet And	2.0480	3300.0	81	13959	No
115	GOM_NL__2PRFIN20041031_064948_000000422031_00378_13959_5622.N1	31-OCT-2004 06:49:48	Bright	41.500	73	57Gam1And	2.2600	13100.	83	13959	No
116	GOM_NL__2PRFIN20041031_065113_000000482031_00378_13959_5623.N1	31-OCT-2004 06:51:13	Bright	48.000	79	26Bet Per	2.3100	13100.	96	13959	No
117	GOM_NL__2PRFIN20041031_065313_000000392031_00378_13959_5624.N1	31-OCT-2004 06:53:13	Bright	39.000	68	18Alp Cas	2.2250	4500.0	78	13959	No
118	GOM_NL__2PRFIN20041031_065424_000000392031_00378_13959_5625.N1	31-OCT-2004 06:54:24	Bright	39.000	76	27Gam Cas	2.3000	30000.	78	13959	No
119	GOM_NL__2PRFIN20041031_065754_000000932031_00378_13959_5626.N1	31-OCT-2004 06:57:54	Bright	92.500	114	3lot Aur	2.6930	4600.0	185	13959	No
120	GOM_NL__2PRFIN20041031_070229_000000392031_00378_13959_5627.N1	31-OCT-2004 07:02:29	Bright	39.000	49	1Alp UMi	1.9900	6300.0	78	13959	No
121	GOM_NL__2PRFIN20041031_070618_000000402031_00378_13959_5628.N1	31-OCT-2004 07:06:18	Bright	40.000	60	7Bet UMi	2.0810	3950.0	80	13959	No
122	GOM_NL__2PRFIN20041031_071039_000000402031_00378_13959_5629.N1	31-OCT-2004 07:10:39	Bright	40.000	36	50Alp UMa	1.8000	6300.0	80	13959	No
123	GOM_NL__2PRFIN20041031_071211_000000402031_00378_13959_5630.N1	31-OCT-2004 07:12:11	Bright	39.500	32	77Eps UMa	1.7630	11000.	79	13959	No
124	GOM_NL__2PRFIN20041031_071329_000000362031_00378_13959_5631.N1	31-OCT-2004 07:13:29	Bright	35.500	39	85Eta UMa	1.8540	24000.	71	13959	No
125	GOM_NL__2PRFIN20041031_071553_000000452031_00378_13959_5632.N1	31-OCT-2004 07:15:53	Bright	45.000	174	52Psi UMa	3.0040	4400.0	90	13959	No
126	GOM_NL__2PRFIN20041031_072307_000002552031_00378_13959_5633.N1	31-OCT-2004 07:23:07	Tw_i_and_stray	255.00	24	66Alp Gem	1.5800	10200.	510	13959	No
127	GOM_NL__2PRFIN20041031_073657_000000732031_00378_13959_5634.N1	31-OCT-2004 07:36:57	Dark	72.500	48	30Alp Hya	1.9770	4100.0	145	13959	No
128	GOM_NL__2PRFIN20041031_074209_000000412031_00378_13959_5635.N1	31-OCT-2004 07:42:09	Dark	40.500	99	Del Cen	2.5750	26000.	81	13959	No
129	GOM_NL__2PRFIN20041031_074418_000000392031_00378_13959_5636.N1	31-OCT-2004 07:44:18	Dark	38.500	129	Del Cru	2.7930	26000.	77	13959	No
130	GOM_NL__2PRFIN20041031_074652_000000442031_00379_13960_5609.N1	31-OCT-2004 07:46:52	Dark	43.500	91	Kap Vel	2.4900	26000.	87	13960	No
131	GOM_NL__2PRFIN20041031_074929_000000412031_00379_13960_5610.N1	31-OCT-2004 07:49:29	Dark	40.500	29	Bet Car	1.6720	10200.	81	13960	No
132	GOM_NL__2PRFIN20041031_075442_000000512031_00379_13960_5611.N1	31-OCT-2004 07:54:42	Dark	51.000	2	Alp Car	-0.73600	7000.0	102	13960	No
133	GOM_NL__2PRFIN20041031_080021_000000422031_00379_13960_5612.N1	31-OCT-2004 08:00:21	Dark	42.000	143	Alp Hyi	2.8570	7200.0	84	13960	No
134	GOM_NL__2PRFIN20041031_080143_000000512031_00379_13960_5613.N1	31-OCT-2004 08:01:43	Dark	50.500	9	Alp Eri	0.45300	24000.	101	13960	No
135	GOM_NL__2PRFIN20041031_080500_000000462031_00379_13960_5614.N1	31-OCT-2004 08:05:00	Straylight	45.500	157	The1Eri	2.9060	9300.0	91	13960	No
136	GOM_NL__2PRFIN20041031_080725_000001832031_00379_13960_5615.N1	31-OCT-2004 08:07:25	Straylight	182.50	1	9Alp CMa	-1.4400	11000.	365	13960	No
137	GOM_NL__2PRFIN20041031_081305_000000472031_00379_13960_5616.N1	31-OCT-2004 08:13:05	Straylight	46.500	52	16Bet Cet	2.0370	4500.0	93	13960	No
138	GOM_NL__2PRFIN20041031_081933_000000632031_00379_13960_5617.N1	31-OCT-2004 08:19:33	Tw_i_and_stray	62.500	94	92Alp Cet	2.5260	3100.0	125	13960	No
139	GOM_NL__2PRFIN20041031_082235_000000372031_00379_13960_5618.N1	31-OCT-2004 08:22:35	Bright	37.000	140	88Gam Peg	2.8340	26000.	74	13960	No
140	GOM_NL__2PRFIN20041031_082454_000000442031_00379_13960_5619.N1	31-OCT-2004 08:24:54	Bright	43.500	50	13Alp Ari	2.0070	4250.0	87	13960	No
141	GOM_NL__2PRFIN20041031_082627_000000372031_00379_13960_5620.N1	31-OCT-2004 08:26:27	Bright	37.000	58	21Alp And	2.0730	11000.	74	13960	No
142	GOM_NL__2PRFIN20041031_082756_000000382031_00379_13960_5621.N1	31-OCT-2004 08:27:56	Bright	38.000	53	43Bet And	2.0480	3300.0	76	13960	No
143	GOM_NL__2PRFIN20041031_083024_000000392031_00379_13960_5622.N1	31-OCT-2004 08:30:24	Bright	39.000	73	57Gam1And	2.2600	13100.	78	13960	No
144	GOM_NL__2PRFIN20041031_083148_000000452031_00379_13960_5623.N1	31-OCT-2004 08:31:48	Bright	45.000	79	26Bet Per	2.3100	13100.	90	13960	No
145	GOM_NL__2PRFIN20041031_083349_000000382031_00379_13960_5624.N1	31-OCT-2004 08:33:49	Bright	37.500	68	18Alp Cas	2.2250	4500.0	75	13960	No
146	GOM_NL__2PRFIN20041031_083501_000000382031_00379_13960_5625.N1	31-OCT-2004 08:35:01	Bright	37.500	76	27Gam Cas	2.3000	30000.	75	13960	No
147	GOM_NL__2PRFIN20041031_083827_000000862031_00379_13960_5626.N1	31-OCT-2004 08:38:27	Bright	86.000	114	3lot Aur	2.6930	4600.0	172	13960	No
148	GOM_NL__2PRFIN20041031_084303_000000372031_00379_13960_5627.N1	31-OCT-2004 08:43:03	Bright	37.000	49	1Alp UMi	1.9900	6300.0	74	13960	No
149	GOM_NL__2PRFIN20041031_084654_000000372031_00379_13960_5628.N1	31-OCT-2004 08:46:54	Bright	37.000	60	7Bet UMi	2.0810	3950.0	74	13960	No
150	GOM_NL__2PRFIN20041031_085114_000000392031_00379_13960_5629.N1	31-OCT-2004 08:51:14	Bright	39.000	36	50Alp UMa	1.8000	6300.0	78	13960	No
151	GOM_NL__2PRFIN20041031_085247_000000402031_00379_13960_5630.N1	31-OCT-2004 08:52:47	Bright	39.500	32	77Eps UMa	1.7630	11000.	79	13960	No
152	GOM_NL__2PRFIN20041031_085404_000000382031_00379_13960_5631.N1	31-OCT-2004 08:54:04	Bright	38.000	39	85Eta UMa	1.8540	24000.	76	13960	No
153	GOM_NL__2PRFIN20041031_085629_000000422031_00379_13960_5632.N1	31-OCT-2004 08:56:29	Bright	41.500	174	52Psi UMa	3.0040	4400.0	83	13960	No
154	GOM_NL__2PRFIN20041031_090344_000002552031_00379_13960_5633.N1	31-OCT-2004 09:03:44	Tw_i_and_stray	255.00	24	66Alp Gem	1.5800	10200.	510	13960	No
155	GOM_NL__2PRFIN20041031_091736_000000772031_00379_13960_5634.N1	31-OCT-2004 09:17:36	Dark	77.000	48	30Alp Hya	1.9770	4100.0	154	13960	No
156	GOM_NL__2PRFIN20041031_092244_000000412031_00379_13960_5635.N1	31-OCT-2004 09:22:44	Dark	41.000	99	Del Cen	2.5750	26000.	82	13960	No
157	GOM_NL__2PRFIN20041031_092453_000000392031_00379_13960_5636.N1	31-OCT-2004 09:24:53	Dark	39.000	129	Del Cru	2.7930	26000.	78	13960	No
158	GOM_NL__2PRFIN20041031_092728_000000412031_00380_13961_5702.N1	31-OCT-2004 09:27:28	Dark	41.000	91	Kap Vel	2.4900	26000.	82	13961	No
159	GOM_NL__2PRFIN20041031_093005_000000492031_00380_13961_5703.N1	31-OCT-2004 09:30:05	Dark	49.000	29	Bet Car	1.6720	10200.	98	13961	No
160	GOM_NL__2PRFIN20041031_093518_000000512031_00380_13961_5704.N1	31-OCT-2004 09:35:18	Dark	51.000	2	Alp Car	-0.73600	7000.0	102	13961	No



161	GOM_NL__2PRFIN20041031_094057_000000432031_00380_13961_5705.N1	31-OCT-2004 09:40:57	Dark	42.500	143	Alp Hyi	2.8570	7200.0	85	13961	No
162	GOM_NL__2PRFIN20041031_094220_000000472031_00380_13961_5706.N1	31-OCT-2004 09:42:20	Dark	47.000	9	Alp Eri	0.45300	24000.	94	13961	No
163	GOM_NL__2PRFIN20041031_094537_000000452031_00380_13961_5707.N1	31-OCT-2004 09:45:37	Straylight	45.000	157	The1Eri	2.9060	9300.0	90	13961	No
164	GOM_NL__2PRFIN20041031_094805_000001832031_00380_13961_5708.N1	31-OCT-2004 09:48:05	Straylight	183.00	1	9Alp CMa	-1.4400	11000.	366	13961	No
165	GOM_NL__2PRFIN20041031_095340_000000472031_00380_13961_5709.N1	31-OCT-2004 09:53:40	Straylight	47.000	52	16Bet Cet	2.0370	4500.0	94	13961	No
166	GOM_NL__2PRFIN20041031_100009_000000642031_00380_13961_5710.N1	31-OCT-2004 10:00:09	Tw_i_and_stray	63.500	94	92Alp Cet	2.5260	3100.0	127	13961	No
167	GOM_NL__2PRFIN20041031_100311_000000392031_00380_13961_5711.N1	31-OCT-2004 10:03:11	Bright	38.500	140	88Gam Peg	2.8340	26000.	77	13961	No
168	GOM_NL__2PRFIN20041031_100529_000000422031_00380_13961_5712.N1	31-OCT-2004 10:05:29	Bright	42.000	50	13Alp Ari	2.0070	4250.0	84	13961	No
169	GOM_NL__2PRFIN20041031_100702_000000392031_00380_13961_5713.N1	31-OCT-2004 10:07:02	Bright	38.500	58	21Alp And	2.0730	11000.	77	13961	No
170	GOM_NL__2PRFIN20041031_100832_000000392031_00380_13961_5714.N1	31-OCT-2004 10:08:32	Bright	38.500	53	43Bet And	2.0480	3300.0	77	13961	No
171	GOM_NL__2PRFIN20041031_101059_000000442031_00380_13961_5715.N1	31-OCT-2004 10:10:59	Bright	43.500	73	57Gam1And	2.2600	13100.	87	13961	No
172	GOM_NL__2PRFIN20041031_101223_000000462031_00380_13961_5716.N1	31-OCT-2004 10:12:23	Bright	45.500	79	26Bet Per	2.3100	13100.	91	13961	No
173	GOM_NL__2PRFIN20041031_101425_000000382031_00380_13961_5717.N1	31-OCT-2004 10:14:25	Bright	38.000	68	18Alp Cas	2.2250	4500.0	76	13961	No
174	GOM_NL__2PRFIN20041031_101536_000000402031_00380_13961_5718.N1	31-OCT-2004 10:15:36	Bright	39.500	76	27Gam Cas	2.3000	30000.	79	13961	No
175	GOM_NL__2PRFIN20041031_101901_000000912031_00380_13961_5719.N1	31-OCT-2004 10:19:01	Bright	90.500	114	3lot Aur	2.6930	4600.0	181	13961	No
176	GOM_NL__2PRFIN20041031_102339_000000412031_00380_13961_5720.N1	31-OCT-2004 10:23:39	Bright	40.500	49	1Alp UMi	1.9900	6300.0	81	13961	No
177	GOM_NL__2PRFIN20041031_102730_000000392031_00380_13961_5721.N1	31-OCT-2004 10:27:30	Bright	39.000	60	7Bet UMi	2.0810	3950.0	78	13961	No
178	GOM_NL__2PRFIN20041031_103150_000000422031_00380_13961_5722.N1	31-OCT-2004 10:31:50	Bright	41.500	36	50Alp UMa	1.8000	6300.0	83	13961	No
179	GOM_NL__2PRFIN20041031_103323_000000412031_00380_13961_5723.N1	31-OCT-2004 10:33:23	Bright	40.500	32	77Eps UMa	1.7630	11000.	81	13961	No
180	GOM_NL__2PRFIN20041031_103439_000000392031_00380_13961_5724.N1	31-OCT-2004 10:34:39	Bright	39.000	39	85Eta UMa	1.8540	24000.	78	13961	No
181	GOM_NL__2PRFIN20041031_103705_000000452031_00380_13961_5725.N1	31-OCT-2004 10:37:05	Bright	44.500	174	52Psi UMa	3.0040	4400.0	89	13961	No
182	GOM_NL__2PRFIN20041031_104422_000002552031_00380_13961_5726.N1	31-OCT-2004 10:44:22	Tw_i_and_stray	255.00	24	66Alp Gem	1.5800	10200.	510	13961	No
183	GOM_NL__2PRFIN20041031_105814_000000822031_00380_13961_5727.N1	31-OCT-2004 10:58:14	Dark	81.500	48	30Alp Hya	1.9770	4100.0	163	13961	No
184	GOM_NL__2PRFIN20041031_110320_000000412031_00380_13961_5728.N1	31-OCT-2004 11:03:20	Dark	41.000	99	Del Cen	2.5750	26000.	82	13961	No
185	GOM_NL__2PRFIN20041031_110529_000000392031_00380_13961_5729.N1	31-OCT-2004 11:05:29	Dark	39.000	129	Del Cru	2.7930	26000.	78	13961	No
186	GOM_NL__2PRFIN20041031_110804_000000432031_00381_13962_5703.N1	31-OCT-2004 11:08:04	Dark	43.000	91	Kap Vel	2.4900	26000.	86	13962	No
187	GOM_NL__2PRFIN20041031_111042_000000402031_00381_13962_5704.N1	31-OCT-2004 11:10:42	Dark	40.000	29	Bet Car	1.6720	10200.	80	13962	No
188	GOM_NL__2PRFIN20041031_111554_000000572031_00381_13962_5705.N1	31-OCT-2004 11:15:54	Dark	56.500	2	Alp Car	-0.73600	7000.0	113	13962	No
189	GOM_NL__2PRFIN20041031_112133_000000412031_00381_13962_5706.N1	31-OCT-2004 11:21:33	Dark	41.000	143	Alp Hyi	2.8570	7200.0	82	13962	No
190	GOM_NL__2PRFIN20041031_112256_000000472031_00381_13962_5707.N1	31-OCT-2004 11:22:56	Dark	47.000	9	Alp Eri	0.45300	24000.	94	13962	No
191	GOM_NL__2PRFIN20041031_112611_000000482031_00381_13962_5708.N1	31-OCT-2004 11:26:11	Straylight	48.000	157	The1Eri	2.9060	9300.0	96	13962	No
192	GOM_NL__2PRFIN20041031_112844_000001832031_00381_13962_5709.N1	31-OCT-2004 11:28:44	Straylight	182.50	1	9Alp CMa	-1.4400	11000.	365	13962	No
193	GOM_NL__2PRFIN20041031_113415_000000482031_00381_13962_5710.N1	31-OCT-2004 11:34:15	Straylight	48.000	52	16Bet Cet	2.0370	4500.0	96	13962	No
194	GOM_NL__2PRFIN20041031_114045_000000622031_00381_13962_5711.N1	31-OCT-2004 11:40:45	Tw_i_and_stray	61.500	94	92Alp Cet	2.5260	3100.0	123	13962	No
195	GOM_NL__2PRFIN20041031_114348_000000392031_00381_13962_5712.N1	31-OCT-2004 11:43:48	Bright	38.500	140	88Gam Peg	2.8340	26000.	77	13962	No
196	GOM_NL__2PRFIN20041031_114602_000000452031_00381_13962_5713.N1	31-OCT-2004 11:46:02	Bright	45.000	50	13Alp Ari	2.0070	4250.0	90	13962	No
197	GOM_NL__2PRFIN20041031_114738_000000382031_00381_13962_5714.N1	31-OCT-2004 11:47:38	Bright	38.000	58	21Alp And	2.0730	11000.	76	13962	No
198	GOM_NL__2PRFIN20041031_114907_000000422031_00381_13962_5715.N1	31-OCT-2004 11:49:07	Bright	41.500	53	43Bet And	2.0480	3300.0	83	13962	No
199	GOM_NL__2PRFIN20041031_115136_000000422031_00381_13962_5716.N1	31-OCT-2004 11:51:36	Bright	41.500	73	57Gam1And	2.2600	13100.	83	13962	No
200	GOM_NL__2PRFIN20041031_115258_000000472031_00381_13962_5717.N1	31-OCT-2004 11:52:58	Bright	46.500	79	26Bet Per	2.3100	13100.	93	13962	No
201	GOM_NL__2PRFIN20041031_115500_000000402031_00381_13962_5718.N1	31-OCT-2004 11:55:00	Bright	40.000	68	18Alp Cas	2.2250	4500.0	80	13962	No
202	GOM_NL__2PRFIN20041031_115610_000000412031_00381_13962_5719.N1	31-OCT-2004 11:56:10	Bright	41.000	76	27Gam Cas	2.3000	30000.	82	13962	No
203	GOM_NL__2PRFIN20041031_115934_000000922031_00381_13962_5720.N1	31-OCT-2004 11:59:34	Bright	91.500	114	3lot Aur	2.6930	4600.0	183	13962	No
204	GOM_NL__2PRFIN20041031_120417_000000382031_00381_13962_5721.N1	31-OCT-2004 12:04:17	Bright	38.000	49	1Alp UMi	1.9900	6300.0	76	13962	No
205	GOM_NL__2PRFIN20041031_120804_000000442031_00381_13962_5722.N1	31-OCT-2004 12:08:04	Bright	43.500	60	7Bet UMi	2.0810	3950.0	87	13962	No
206	GOM_NL__2PRFIN20041031_121226_000000372031_00381_13962_5723.N1	31-OCT-2004 12:12:26	Bright	37.000	36	50Alp UMa	1.8000	6300.0	74	13962	No
207	GOM_NL__2PRFIN20041031_121359_000000362031_00381_13962_5724.N1	31-OCT-2004 12:13:59	Bright	36.000	32	77Eps UMa	1.7630	11000.	72	13962	No
208	GOM_NL__2PRFIN20041031_121517_000000352031_00381_13962_5725.N1	31-OCT-2004 12:15:17	Bright	35.000	39	85Eta UMa	1.8540	24000.	70	13962	No
209	GOM_NL__2PRFIN20041031_121742_000000422031_00381_13962_5726.N1	31-OCT-2004 12:17:42	Bright	41.500	174	52Psi UMa	3.0040	4400.0	83	13962	No
210	GOM_NL__2PRFIN20041031_122459_000002552031_00381_13962_5727.N1	31-OCT-2004 12:24:59	Tw_i_and_stray	255.00	24	66Alp Gem	1.5800	10200.	510	13962	No
211	GOM_NL__2PRFIN20041031_123851_000000772031_00381_13962_5728.N1	31-OCT-2004 12:38:51	Dark	77.000	48	30Alp Hya	1.9770	4100.0	154	13962	No
212	GOM_NL__2PRFIN20041031_124356_000000402031_00381_13962_5729.N1	31-OCT-2004 12:43:56	Dark	39.500	99	Del Cen	2.5750	26000.	79	13962	No
213	GOM_NL__2PRFIN20041031_124605_000000382031_00381_13962_5730.N1	31-OCT-2004 12:46:05	Dark	38.000	129	Del Cru	2.7930	26000.	76	13962	No
214	GOM_NL__2PRFIN20041031_124841_000000422031_00382_13963_5611.N1	31-OCT-2004 12:48:41	Dark	42.000	91	Kap Vel	2.4900	26000.	84	13963	No
215	GOM_NL__2PRFIN20041031_125118_000000402031_00382_13963_5612.N1	31-OCT-2004 12:51:18	Dark	40.000	29	Bet Car	1.6720	10200.	80	13963	No
216	GOM_NL__2PRFIN20041031_125631_000000552031_00382_13963_5613.N1	31-OCT-2004 12:56:31	Dark	55.000	2	Alp Car	-0.73600	7000.0	110	13963	No
217	GOM_NL__2PRFIN20041031_130209_000000392031_00382_13963_5614.N1	31-OCT-2004 13:02:09	Dark	38.500	143	Alp Hyi	2.8570	7200.0	77	13963	No
218	GOM_NL__2PRFIN20041031_130332_000000482031_00382_13963_5615.N1	31-OCT-2004 13:03:32	Dark	48.000	9	Alp Eri	0.45300	24000.	96	13963	No
219	GOM_NL__2PRFIN20041031_130647_000000452031_00382_13963_5616.N1	31-OCT-2004 13:06:47	Straylight	45.000	157	The1Eri	2.9060	9300.0	90	13963	No

220	GOM_NL__2PRFIN20041031_130923_000001832031_00382_13963_5617.N1	31-OCT-2004 13:09:23	Straylight	182.50	1	9Alp CMa	-1.4400	11000.	365	13963	No
221	GOM_NL__2PRFIN20041031_131451_000000512031_00382_13963_5618.N1	31-OCT-2004 13:14:51	Straylight	50.500	52	16Bet Cet	2.0370	4500.0	101	13963	No
222	GOM_NL__2PRFIN20041031_132121_000000592031_00382_13963_5619.N1	31-OCT-2004 13:21:21	Tw_i_and_stray	59.000	94	92Alp Cet	2.5260	3100.0	118	13963	No
223	GOM_NL__2PRFIN20041031_132423_000000392031_00382_13963_5620.N1	31-OCT-2004 13:24:23	Bright	39.000	140	88Gam Peg	2.8340	26000.	78	13963	No
224	GOM_NL__2PRFIN20041031_132639_000000432031_00382_13963_5621.N1	31-OCT-2004 13:26:39	Bright	43.000	50	13Alp Ari	2.0070	4250.0	86	13963	No
225	GOM_NL__2PRFIN20041031_132814_000000402031_00382_13963_5622.N1	31-OCT-2004 13:28:14	Bright	39.500	58	21Alp And	2.0730	11000.	79	13963	No
226	GOM_NL__2PRFIN20041031_132941_000000412031_00382_13963_5623.N1	31-OCT-2004 13:29:41	Bright	40.500	53	43Bet And	2.0480	3300.0	81	13963	No
227	GOM_NL__2PRFIN20041031_133211_000000432031_00382_13963_5624.N1	31-OCT-2004 13:32:11	Bright	42.500	73	57Gam1And	2.2600	13100.	85	13963	No
228	GOM_NL__2PRFIN20041031_133331_000000512031_00382_13963_5625.N1	31-OCT-2004 13:33:31	Bright	50.500	79	26Bet Per	2.3100	13100.	101	13963	No
229	GOM_NL__2PRFIN20041031_133536_000000402031_00382_13963_5626.N1	31-OCT-2004 13:35:36	Bright	39.500	68	18Alp Cas	2.2250	4500.0	79	13963	No
230	GOM_NL__2PRFIN20041031_133646_000000412031_00382_13963_5627.N1	31-OCT-2004 13:36:46	Bright	41.000	76	27Gam Cas	2.3000	30000.	82	13963	No
231	GOM_NL__2PRFIN20041031_134008_000000862031_00382_13963_5628.N1	31-OCT-2004 13:40:08	Bright	85.500	114	3lot Aur	2.6930	4600.0	171	13963	No
232	GOM_NL__2PRFIN20041031_134450_000000392031_00382_13963_5629.N1	31-OCT-2004 13:44:50	Bright	39.000	49	1Alp UMi	1.9900	6300.0	78	13963	No
233	GOM_NL__2PRFIN20041031_134840_000000422031_00382_13963_5630.N1	31-OCT-2004 13:48:40	Bright	41.500	60	7Bet UMi	2.0810	3950.0	83	13963	No
234	GOM_NL__2PRFIN20041031_135302_000000422031_00382_13963_5631.N1	31-OCT-2004 13:53:02	Bright	41.500	36	50Alp UMa	1.8000	6300.0	83	13963	No
235	GOM_NL__2PRFIN20041031_135435_000000392031_00382_13963_5632.N1	31-OCT-2004 13:54:35	Bright	39.000	32	77Eps UMa	1.7630	11000.	78	13963	No
236	GOM_NL__2PRFIN20041031_135553_000000432031_00382_13963_5633.N1	31-OCT-2004 13:55:53	Bright	43.000	39	85Eta UMa	1.8540	24000.	86	13963	No
237	GOM_NL__2PRFIN20041031_135818_000000432031_00382_13963_5634.N1	31-OCT-2004 13:58:18	Bright	43.000	174	52Psi UMa	3.0040	4400.0	86	13963	No
238	GOM_NL__2PRFIN20041031_140536_000002552031_00382_13963_5635.N1	31-OCT-2004 14:05:36	Tw_i_and_stray	255.00	24	66Alp Gem	1.5800	10200.	510	13963	No
239	GOM_NL__2PRFIN20041031_141928_000000752031_00382_13963_5636.N1	31-OCT-2004 14:19:28	Dark	75.000	48	30Alp Hya	1.9770	4100.0	150	13963	No
240	GOM_NL__2PRFIN20041031_142432_000000392031_00382_13963_5637.N1	31-OCT-2004 14:24:32	Dark	38.500	99	Del Cen	2.5750	26000.	77	13963	No
241	GOM_NL__2PRFIN20041031_142641_000000402031_00382_13963_5638.N1	31-OCT-2004 14:26:41	Dark	39.500	129	Del Cru	2.7930	26000.	79	13963	No
242	GOM_NL__2PRFIN20041031_142918_000000412031_00383_13964_5707.N1	31-OCT-2004 14:29:18	Dark	41.000	91	Kap Vel	2.4900	26000.	82	13964	No
243	GOM_NL__2PRFIN20041031_143154_000000402031_00383_13964_5708.N1	31-OCT-2004 14:31:54	Dark	40.000	29	Bet Car	1.6720	10200.	80	13964	No
244	GOM_NL__2PRFIN20041031_143708_000000632031_00383_13964_5709.N1	31-OCT-2004 14:37:08	Dark	63.000	2	Alp Car	-0.73600	7000.0	126	13964	No
245	GOM_NL__2PRFIN20041031_144244_000000402031_00383_13964_5710.N1	31-OCT-2004 14:42:44	Dark	40.000	143	Alp Hyi	2.8570	7200.0	80	13964	No
246	GOM_NL__2PRFIN20041031_144408_000000482031_00383_13964_5711.N1	31-OCT-2004 14:44:08	Dark	47.500	9	Alp Eri	0.45300	24000.	95	13964	No
247	GOM_NL__2PRFIN20041031_144725_000000452031_00383_13964_5712.N1	31-OCT-2004 14:47:25	Straylight	45.000	157	The1Eri	2.9060	9300.0	90	13964	No
248	GOM_NL__2PRFIN20041031_145002_000001832031_00383_13964_5713.N1	31-OCT-2004 14:50:02	Straylight	183.00	1	9Alp CMa	-1.4400	11000.	366	13964	No
249	GOM_NL__2PRFIN20041031_145527_000000522031_00383_13964_5714.N1	31-OCT-2004 14:55:27	Straylight	52.000	52	16Bet Cet	2.0370	4500.0	104	13964	No
250	GOM_NL__2PRFIN20041031_150156_000000622031_00383_13964_5715.N1	31-OCT-2004 15:01:56	Tw_i_and_stray	61.500	94	92Alp Cet	2.5260	3100.0	123	13964	No
251	GOM_NL__2PRFIN20041031_150500_000000382031_00383_13964_5716.N1	31-OCT-2004 15:05:00	Bright	37.500	140	88Gam Peg	2.8340	26000.	75	13964	No
252	GOM_NL__2PRFIN20041031_150716_000000442031_00383_13964_5717.N1	31-OCT-2004 15:07:16	Bright	44.000	50	13Alp Ari	2.0070	4250.0	88	13964	No
253	GOM_NL__2PRFIN20041031_150851_000000392031_00383_13964_5718.N1	31-OCT-2004 15:08:51	Bright	38.500	58	21Alp And	2.0730	11000.	77	13964	No
254	GOM_NL__2PRFIN20041031_151020_000000382031_00383_13964_5719.N1	31-OCT-2004 15:10:20	Bright	38.000	53	43Bet And	2.0480	3300.0	76	13964	No
255	GOM_NL__2PRFIN20041031_151247_000000412031_00383_13964_5720.N1	31-OCT-2004 15:12:47	Bright	41.000	73	57Gam1And	2.2600	13100.	82	13964	No
256	GOM_NL__2PRFIN20041031_151406_000000472031_00383_13964_5721.N1	31-OCT-2004 15:14:06	Bright	47.000	79	26Bet Per	2.3100	13100.	94	13964	No
257	GOM_NL__2PRFIN20041031_151612_000000402031_00383_13964_5722.N1	31-OCT-2004 15:16:12	Bright	40.000	68	18Alp Cas	2.2250	4500.0	80	13964	No
258	GOM_NL__2PRFIN20041031_151724_000000382031_00383_13964_5723.N1	31-OCT-2004 15:17:24	Bright	38.000	76	27Gam Cas	2.3000	30000.	76	13964	No
259	GOM_NL__2PRFIN20041031_152041_000000872031_00383_13964_5724.N1	31-OCT-2004 15:20:41	Bright	86.500	114	3lot Aur	2.6930	4600.0	173	13964	No
260	GOM_NL__2PRFIN20041031_152529_000000372031_00383_13964_5725.N1	31-OCT-2004 15:25:29	Bright	37.000	49	1Alp UMi	1.9900	6300.0	74	13964	No
261	GOM_NL__2PRFIN20041031_152918_000000382031_00383_13964_5726.N1	31-OCT-2004 15:29:18	Bright	38.000	60	7Bet UMi	2.0810	3950.0	76	13964	No
262	GOM_NL__2PRFIN20041031_153338_000000382031_00383_13964_5727.N1	31-OCT-2004 15:33:38	Bright	38.000	36	50Alp UMa	1.8000	6300.0	76	13964	No
263	GOM_NL__2PRFIN20041031_153511_000000382031_00383_13964_5728.N1	31-OCT-2004 15:35:11	Bright	37.500	32	77Eps UMa	1.7630	11000.	75	13964	No
264	GOM_NL__2PRFIN20041031_153629_000000372031_00383_13964_5729.N1	31-OCT-2004 15:36:29	Bright	36.500	39	85Eta UMa	1.8540	24000.	73	13964	No
265	GOM_NL__2PRFIN20041031_153852_000000462031_00383_13964_5730.N1	31-OCT-2004 15:38:52	Bright	45.500	174	52Psi UMa	3.0040	4400.0	91	13964	No
266	GOM_NL__2PRFIN20041031_154613_000002552031_00383_13964_5731.N1	31-OCT-2004 15:46:13	Tw_i_and_stray	255.00	24	66Alp Gem	1.5800	10200.	510	13964	No
267	GOM_NL__2PRFIN20041031_160006_000000802031_00383_13964_5732.N1	31-OCT-2004 16:00:06	Dark	80.000	48	30Alp Hya	1.9770	4100.0	160	13964	No
268	GOM_NL__2PRFIN20041031_160508_000000412031_00383_13964_5733.N1	31-OCT-2004 16:05:08	Dark	40.500	99	Del Cen	2.5750	26000.	81	13964	No
269	GOM_NL__2PRFIN20041031_160717_000000402031_00383_13964_5734.N1	31-OCT-2004 16:07:17	Dark	39.500	129	Del Cru	2.7930	26000.	79	13964	No
270	GOM_NL__2PRFIN20041031_160954_000000422031_00384_13965_5709.N1	31-OCT-2004 16:09:54	Dark	42.000	91	Kap Vel	2.4900	26000.	84	13965	No
271	GOM_NL__2PRFIN20041031_161230_000000432031_00384_13965_5710.N1	31-OCT-2004 16:12:30	Dark	43.000	29	Bet Car	1.6720	10200.	86	13965	No
272	GOM_NL__2PRFIN20041031_161745_000000512031_00384_13965_5711.N1	31-OCT-2004 16:17:45	Dark	50.500	2	Alp Car	-0.73600	7000.0	101	13965	No
273	GOM_NL__2PRFIN20041031_162321_000000402031_00384_13965_5712.N1	31-OCT-2004 16:23:21	Dark	39.500	143	Alp Hyi	2.8570	7200.0	79	13965	No
274	GOM_NL__2PRFIN20041031_162445_000000512031_00384_13965_5713.N1	31-OCT-2004 16:24:45	Dark	50.500	9	Alp Eri	0.45300	24000.	101	13965	No
275	GOM_NL__2PRFIN20041031_162801_000000442031_00384_13965_5714.N1	31-OCT-2004 16:28:01	Straylight	44.000	157	The1Eri	2.9060	9300.0	88	13965	No
276	GOM_NL__2PRFIN20041031_163110_000001042031_00384_13965_5715.N1	31-OCT-2004 16:31:10	Straylight	103.50	139	9Bet Lep	2.8330	5600.0	207	13965	No
277	GOM_NL__2PRFIN20041031_163603_000000482031_00384_13965_5716.N1	31-OCT-2004 16:36:03	Straylight	47.500	52	16Bet Cet	2.0370	4500.0	95	13965	No
278	GOM_NL__2PRFIN20041031_164232_000000612031_00384_13965_5717.N1	31-OCT-2004 16:42:32	Tw_i_and_stray	60.500	94	92Alp Cet	2.5260	3100.0	121	13965	No

279	GOM_NL__2PRFIN20041031_164536_000000392031_00384_13965_5718.N1	31-OCT-2004 16:45:36	Bright	38.500	140	88Gam Peg	2.8340	26000.	77	13965	No
280	GOM_NL__2PRFIN20041031_164751_000000442031_00384_13965_5719.N1	31-OCT-2004 16:47:51	Bright	44.000	50	13Alp Ari	2.0070	4250.0	88	13965	No
281	GOM_NL__2PRFIN20041031_164927_000000402031_00384_13965_5720.N1	31-OCT-2004 16:49:27	Bright	40.000	58	21Alp And	2.0730	11000.	80	13965	No
282	GOM_NL__2PRFIN20041031_165053_000000432031_00384_13965_5721.N1	31-OCT-2004 16:50:53	Bright	42.500	53	43Bet And	2.0480	3300.0	85	13965	No
283	GOM_NL__2PRFIN20041031_165646_000000392031_00384_13965_5722.N1	31-OCT-2004 16:56:46	Bright	38.500	68	18Alp Cas	2.2250	4500.0	77	13965	No
284	GOM_NL__2PRFIN20041031_165757_000000402031_00384_13965_5723.N1	31-OCT-2004 16:57:57	Bright	39.500	76	27Gam Cas	2.3000	30000.	79	13965	No
285	GOM_NL__2PRFIN20041031_170115_000000872031_00384_13965_5724.N1	31-OCT-2004 17:01:15	Bright	86.500	114	3lot Aur	2.6930	4600.0	173	13965	No
286	GOM_NL__2PRFIN20041031_170604_000000402031_00384_13965_5725.N1	31-OCT-2004 17:06:04	Bright	39.500	49	1Alp UMi	1.9900	6300.0	79	13965	No
287	GOM_NL__2PRFIN20041031_170954_000000402031_00384_13965_5726.N1	31-OCT-2004 17:09:54	Bright	40.000	60	7Bet UMi	2.0810	3950.0	80	13965	No
288	GOM_NL__2PRFIN20041031_171414_000000372031_00384_13965_5727.N1	31-OCT-2004 17:14:14	Bright	37.000	36	50Alp UMa	1.8000	6300.0	74	13965	No
289	GOM_NL__2PRFIN20041031_171550_000000412031_00384_13965_5728.N1	31-OCT-2004 17:15:50	Bright	41.000	82	48Bet UMa	2.3650	10600.	82	13965	No
290	GOM_NL__2PRFIN20041031_171930_000000422031_00384_13965_5729.N1	31-OCT-2004 17:19:30	Bright	42.000	174	52Psi UMa	3.0040	4400.0	84	13965	No
291	GOM_NL__2PRFIN20041031_172650_000002552031_00384_13965_5730.N1	31-OCT-2004 17:26:50	Twi_and_stray	255.00	24	66Alp Gem	1.5800	10200.	510	13965	No
292	GOM_NL__2PRFIN20041031_174042_000000762031_00384_13965_5731.N1	31-OCT-2004 17:40:42	Dark	76.000	48	30Alp Hya	1.9770	4100.0	152	13965	No
293	GOM_NL__2PRFIN20041031_174544_000000422031_00384_13965_5732.N1	31-OCT-2004 17:45:44	Dark	42.000	99	Del Cen	2.5750	26000.	84	13965	No
294	GOM_NL__2PRFIN20041031_174753_000000412031_00384_13965_5733.N1	31-OCT-2004 17:47:53	Dark	40.500	129	Del Cru	2.7930	26000.	81	13965	No
295	GOM_NL__2PRFIN20041031_175031_000000422031_00385_13966_5710.N1	31-OCT-2004 17:50:31	Dark	41.500	91	Kap Vel	2.4900	26000.	83	13966	No
296	GOM_NL__2PRFIN20041031_175306_000000392031_00385_13966_5711.N1	31-OCT-2004 17:53:06	Dark	38.500	29	Bet Car	1.6720	10200.	77	13966	No
297	GOM_NL__2PRFIN20041031_175822_000000512031_00385_13966_5712.N1	31-OCT-2004 17:58:22	Dark	50.500	2	Alp Car	-0.73600	7000.0	101	13966	No
298	GOM_NL__2PRFIN20041031_180357_000000422031_00385_13966_5713.N1	31-OCT-2004 18:03:57	Dark	41.500	143	Alp Hyi	2.8570	7200.0	83	13966	No
299	GOM_NL__2PRFIN20041031_180521_000000502031_00385_13966_5714.N1	31-OCT-2004 18:05:21	Dark	50.000	9	Alp Eri	0.45300	24000.	100	13966	No
300	GOM_NL__2PRFIN20041031_180838_000000432031_00385_13966_5715.N1	31-OCT-2004 18:08:38	Straylight	43.000	157	The1Eri	2.9060	9300.0	86	13966	No
301	GOM_NL__2PRFIN20041031_181146_000001002031_00385_13966_5716.N1	31-OCT-2004 18:11:46	Straylight	100.00	139	9Bet Lep	2.8330	5600.0	200	13966	No
302	GOM_NL__2PRFIN20041031_181641_000000482031_00385_13966_5717.N1	31-OCT-2004 18:16:41	Straylight	47.500	52	16Bet Cet	2.0370	4500.0	95	13966	No
303	GOM_NL__2PRFIN20041031_182307_000000642031_00385_13966_5718.N1	31-OCT-2004 18:23:07	Twi_and_stray	63.500	94	92Alp Cet	2.5260	3100.0	127	13966	No
304	GOM_NL__2PRFIN20041031_182612_000000382031_00385_13966_5719.N1	31-OCT-2004 18:26:12	Bright	38.000	140	88Gam Peg	2.8340	26000.	76	13966	No
305	GOM_NL__2PRFIN20041031_182827_000000452031_00385_13966_5720.N1	31-OCT-2004 18:28:27	Bright	45.000	50	13Alp Ari	2.0070	4250.0	90	13966	No
306	GOM_NL__2PRFIN20041031_183003_000000402031_00385_13966_5721.N1	31-OCT-2004 18:30:03	Bright	39.500	58	21Alp And	2.0730	11000.	79	13966	No
307	GOM_NL__2PRFIN20041031_183132_000000402031_00385_13966_5722.N1	31-OCT-2004 18:31:32	Bright	40.000	53	43Bet And	2.0480	3300.0	80	13966	No
308	GOM_NL__2PRFIN20041031_183725_000000392031_00385_13966_5723.N1	31-OCT-2004 18:37:25	Bright	39.000	68	18Alp Cas	2.2250	4500.0	78	13966	No
309	GOM_NL__2PRFIN20041031_183836_000000392031_00385_13966_5724.N1	31-OCT-2004 18:38:36	Bright	38.500	76	27Gam Cas	2.3000	30000.	77	13966	No
310	GOM_NL__2PRFIN20041031_184149_000000912031_00385_13966_5725.N1	31-OCT-2004 18:41:49	Bright	90.500	114	3lot Aur	2.6930	4600.0	181	13966	No
311	GOM_NL__2PRFIN20041031_184641_000000392031_00385_13966_5726.N1	31-OCT-2004 18:46:41	Bright	38.500	49	1Alp UMi	1.9900	6300.0	77	13966	No
312	GOM_NL__2PRFIN20041031_185031_000000392031_00385_13966_5727.N1	31-OCT-2004 18:50:31	Bright	39.000	60	7Bet UMi	2.0810	3950.0	78	13966	No
313	GOM_NL__2PRFIN20041031_185449_000000422031_00385_13966_5728.N1	31-OCT-2004 18:54:49	Bright	42.000	36	50Alp UMa	1.8000	6300.0	84	13966	No
314	GOM_NL__2PRFIN20041031_185625_000000422031_00385_13966_5729.N1	31-OCT-2004 18:56:25	Bright	42.000	82	48Bet UMa	2.3650	10600.	84	13966	No
315	GOM_NL__2PRFIN20041031_190006_000000562031_00385_13966_5730.N1	31-OCT-2004 19:00:06	Bright	56.000	174	52Psi UMa	3.0040	4400.0	112	13966	No
316	GOM_NL__2PRFIN20041031_190727_000002552031_00385_13966_5731.N1	31-OCT-2004 19:07:27	Twi_and_stray	255.00	24	66Alp Gem	1.5800	10200.	510	13966	No
317	GOM_NL__2PRFIN20041031_192120_000000752031_00385_13966_5732.N1	31-OCT-2004 19:21:20	Dark	74.500	48	30Alp Hya	1.9770	4100.0	149	13966	No
318	GOM_NL__2PRFIN20041031_192621_000000402031_00385_13966_5733.N1	31-OCT-2004 19:26:21	Dark	39.500	99	Del Cen	2.5750	26000.	79	13966	No
319	GOM_NL__2PRFIN20041031_192829_000000392031_00385_13966_5734.N1	31-OCT-2004 19:28:29	Dark	38.500	129	Del Cru	2.7930	26000.	77	13966	No
320	GOM_NL__2PRFIN20041031_193108_000000412031_00386_13967_5623.N1	31-OCT-2004 19:31:08	Dark	40.500	91	Kap Vel	2.4900	26000.	81	13967	No
321	GOM_NL__2PRFIN20041031_193343_000000412031_00386_13967_5624.N1	31-OCT-2004 19:33:43	Dark	40.500	29	Bet Car	1.6720	10200.	81	13967	No
322	GOM_NL__2PRFIN20041031_193859_000000512031_00386_13967_5625.N1	31-OCT-2004 19:38:59	Dark	50.500	2	Alp Car	-0.73600	7000.0	101	13967	No
323	GOM_NL__2PRFIN20041031_194433_000000382031_00386_13967_5626.N1	31-OCT-2004 19:44:33	Dark	37.500	143	Alp Hyi	2.8570	7200.0	75	13967	No
324	GOM_NL__2PRFIN20041031_194557_000000522031_00386_13967_5627.N1	31-OCT-2004 19:45:57	Dark	52.000	9	Alp Eri	0.45300	24000.	104	13967	No
325	GOM_NL__2PRFIN20041031_194915_000000422031_00386_13967_5628.N1	31-OCT-2004 19:49:15	Straylight	42.000	157	The1Eri	2.9060	9300.0	84	13967	No
326	GOM_NL__2PRFIN20041031_195223_000001062031_00386_13967_5629.N1	31-OCT-2004 19:52:23	Straylight	106.00	139	9Bet Lep	2.8330	5600.0	212	13967	No
327	GOM_NL__2PRFIN20041031_195718_000000452031_00386_13967_5630.N1	31-OCT-2004 19:57:18	Straylight	45.000	52	16Bet Cet	2.0370	4500.0	90	13967	No
328	GOM_NL__2PRFIN20041031_200343_000000682031_00386_13967_5631.N1	31-OCT-2004 20:03:43	Twi_and_stray	68.000	94	92Alp Cet	2.5260	3100.0	136	13967	No
329	GOM_NL__2PRFIN20041031_200649_000000372031_00386_13967_5632.N1	31-OCT-2004 20:06:49	Bright	36.500	140	88Gam Peg	2.8340	26000.	73	13967	No
330	GOM_NL__2PRFIN20041031_200903_000000452031_00386_13967_5633.N1	31-OCT-2004 20:09:03	Bright	45.000	50	13Alp Ari	2.0070	4250.0	90	13967	No
331	GOM_NL__2PRFIN20041031_201040_000000392031_00386_13967_5634.N1	31-OCT-2004 20:10:40	Bright	38.500	58	21Alp And	2.0730	11000.	77	13967	No
332	GOM_NL__2PRFIN20041031_201208_000000382031_00386_13967_5635.N1	31-OCT-2004 20:12:08	Bright	38.000	53	43Bet And	2.0480	3300.0	76	13967	No
333	GOM_NL__2PRFIN20041031_201801_000000382031_00386_13967_5636.N1	31-OCT-2004 20:18:01	Bright	37.500	68	18Alp Cas	2.2250	4500.0	75	13967	No
334	GOM_NL__2PRFIN20041031_201912_000000362031_00386_13967_5637.N1	31-OCT-2004 20:19:12	Bright	36.000	76	27Gam Cas	2.3000	30000.	72	13967	No
335	GOM_NL__2PRFIN20041031_202222_000000912031_00386_13967_5638.N1	31-OCT-2004 20:22:22	Bright	91.000	114	3lot Aur	2.6930	4600.0	182	13967	No
336	GOM_NL__2PRFIN20041031_202717_000000392031_00386_13967_5639.N1	31-OCT-2004 20:27:17	Bright	39.000	49	1Alp UMi	1.9900	6300.0	78	13967	No
337	GOM_NL__2PRFIN20041031_203107_000000352031_00386_13967_5640.N1	31-OCT-2004 20:31:07	Bright	35.000	60	7Bet UMi	2.0810	3950.0	70	13967	No



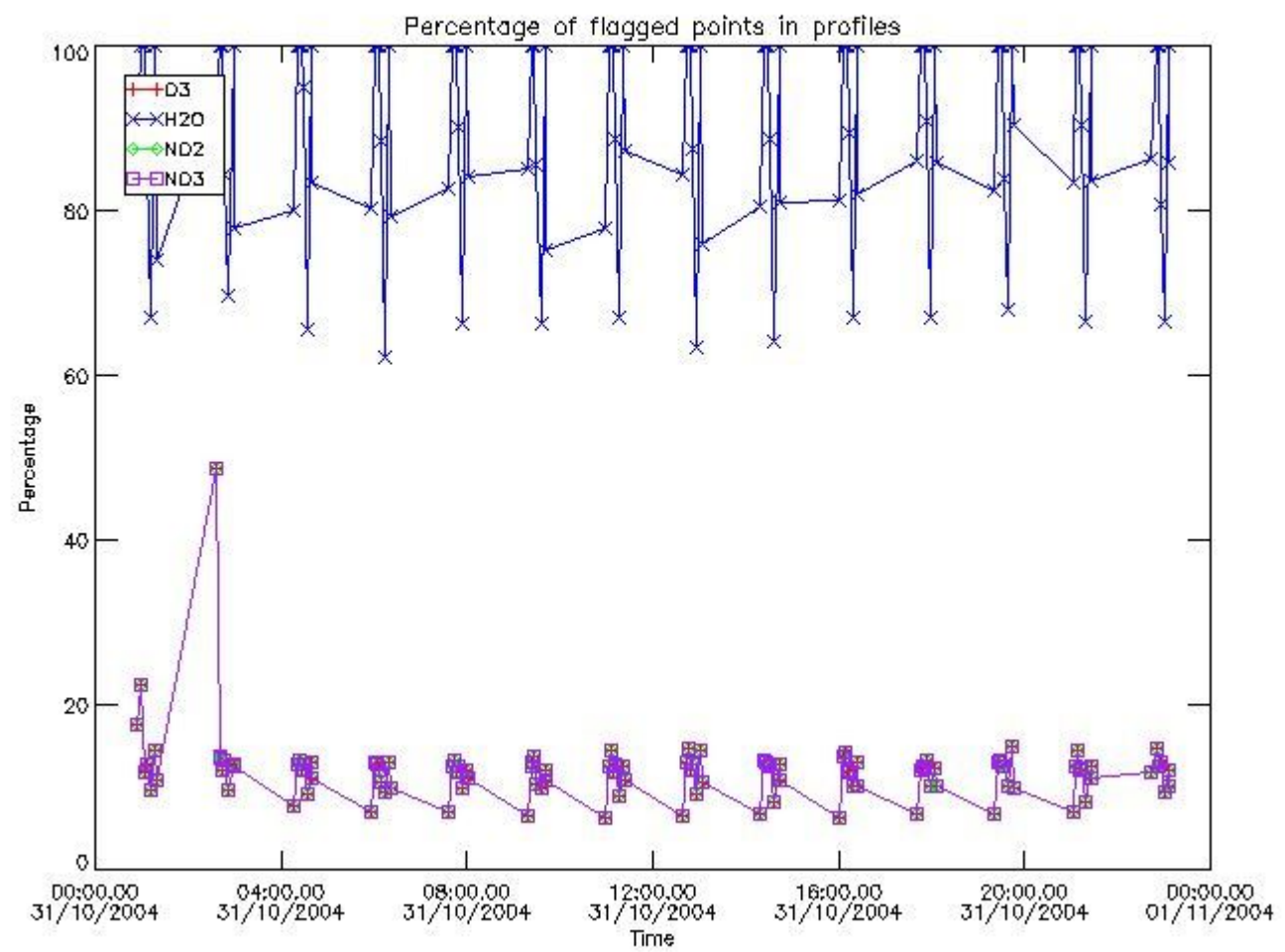
338	GOM_NL__2PRFIN20041031_203525_000000422031_00386_13967_5641.N1	31-OCT-2004 20:35:25	Bright	42.000	36	50Alp UMa	1.8000	6300.0	84	13967	No
339	GOM_NL__2PRFIN20041031_203702_000000562031_00386_13967_5642.N1	31-OCT-2004 20:37:02	Bright	56.000	82	48Bet UMa	2.3650	10600.	112	13967	No
340	GOM_NL__2PRFIN20041031_204042_000000562031_00386_13967_5643.N1	31-OCT-2004 20:40:42	Bright	56.000	174	52Psi UMa	3.0040	4400.0	112	13967	No
341	GOM_NL__2PRFIN20041031_204805_000002552031_00386_13967_5644.N1	31-OCT-2004 20:48:05	Twilight	254.50	24	66Alp Gem	1.5800	10200.	509	13967	No
342	GOM_NL__2PRFIN20041031_210155_000000732031_00386_13967_5645.N1	31-OCT-2004 21:01:55	Dark	72.500	48	30Alp Hya	1.9770	4100.0	145	13967	No
343	GOM_NL__2PRFIN20041031_210657_000000412031_00386_13967_5646.N1	31-OCT-2004 21:06:57	Dark	41.000	99	Del Cen	2.5750	26000.	82	13967	No
344	GOM_NL__2PRFIN20041031_210906_000000392031_00386_13967_5647.N1	31-OCT-2004 21:09:06	Dark	38.500	129	Del Cru	2.7930	26000.	77	13967	No
345	GOM_NL__2PRFIN20041031_211144_000000432031_00387_13968_5625.N1	31-OCT-2004 21:11:44	Dark	42.500	91	Kap Vel	2.4900	26000.	85	13968	No
346	GOM_NL__2PRFIN20041031_211419_000000422031_00387_13968_5626.N1	31-OCT-2004 21:14:19	Dark	41.500	29	Bet Car	1.6720	10200.	83	13968	No
347	GOM_NL__2PRFIN20041031_211934_000000632031_00387_13968_5627.N1	31-OCT-2004 21:19:34	Dark	63.000	2	Alp Car	-0.73600	7000.0	126	13968	No
348	GOM_NL__2PRFIN20041031_212509_000000412031_00387_13968_5628.N1	31-OCT-2004 21:25:09	Dark	40.500	143	Alp Hyi	2.8570	7200.0	81	13968	No
349	GOM_NL__2PRFIN20041031_212633_000000462031_00387_13968_5629.N1	31-OCT-2004 21:26:33	Dark	46.000	9	Alp Eri	0.45300	24000.	92	13968	No
350	GOM_NL__2PRFIN20041031_213300_000001042031_00387_13968_5630.N1	31-OCT-2004 21:33:00	Straylight	103.50	139	9Bet Lep	2.8330	5600.0	207	13968	No
351	GOM_NL__2PRFIN20041031_213754_000000462031_00387_13968_5631.N1	31-OCT-2004 21:37:54	Straylight	45.500	52	16Bet Cet	2.0370	4500.0	91	13968	No
352	GOM_NL__2PRFIN20041031_214418_000000602031_00387_13968_5632.N1	31-OCT-2004 21:44:18	Twilight	60.000	94	92Alp Cet	2.5260	3100.0	120	13968	No
353	GOM_NL__2PRFIN20041031_214724_000000382031_00387_13968_5633.N1	31-OCT-2004 21:47:24	Bright	37.500	140	88Gam Peg	2.8340	26000.	75	13968	No
354	GOM_NL__2PRFIN20041031_214938_000000432031_00387_13968_5634.N1	31-OCT-2004 21:49:38	Bright	42.500	50	13Alp Ari	2.0070	4250.0	85	13968	No
355	GOM_NL__2PRFIN20041031_215116_000000392031_00387_13968_5635.N1	31-OCT-2004 21:51:16	Bright	39.000	58	21Alp And	2.0730	11000.	78	13968	No
356	GOM_NL__2PRFIN20041031_215244_000000392031_00387_13968_5636.N1	31-OCT-2004 21:52:44	Bright	39.000	53	43Bet And	2.0480	3300.0	78	13968	No
357	GOM_NL__2PRFIN20041031_215837_000000382031_00387_13968_5637.N1	31-OCT-2004 21:58:37	Bright	37.500	68	18Alp Cas	2.2250	4500.0	75	13968	No
358	GOM_NL__2PRFIN20041031_215948_000000382031_00387_13968_5638.N1	31-OCT-2004 21:59:48	Bright	38.000	76	27Gam Cas	2.3000	30000.	76	13968	No
359	GOM_NL__2PRFIN20041031_220256_000000902031_00387_13968_5639.N1	31-OCT-2004 22:02:56	Bright	90.000	114	3Iot Aur	2.6930	4600.0	180	13968	No
360	GOM_NL__2PRFIN20041031_220753_000000352031_00387_13968_5640.N1	31-OCT-2004 22:07:53	Bright	35.000	49	1Alp UMi	1.9900	6300.0	70	13968	No
361	GOM_NL__2PRFIN20041031_221143_000000372031_00387_13968_5641.N1	31-OCT-2004 22:11:43	Bright	36.500	60	7Bet UMi	2.0810	3950.0	73	13968	No
362	GOM_NL__2PRFIN20041031_221601_000000432031_00387_13968_5642.N1	31-OCT-2004 22:16:01	Bright	43.000	36	50Alp UMa	1.8000	6300.0	86	13968	No
363	GOM_NL__2PRFIN20041031_221737_000000432031_00387_13968_5643.N1	31-OCT-2004 22:17:37	Bright	43.000	82	48Bet UMa	2.3650	10600.	86	13968	No
364	GOM_NL__2PRFIN20041031_222118_000000402031_00387_13968_5644.N1	31-OCT-2004 22:21:18	Bright	39.500	174	52Psi UMa	3.0040	4400.0	79	13968	No
365	GOM_NL__2PRFIN20041031_222842_000002552031_00387_13968_5645.N1	31-OCT-2004 22:28:42	Twilight	254.50	24	66Alp Gem	1.5800	10200.	509	13968	No
366	GOM_NL__2PRFIN20041031_224234_000000772031_00387_13968_5646.N1	31-OCT-2004 22:42:34	Dark	77.000	48	30Alp Hya	1.9770	4100.0	154	13968	No
367	GOM_NL__2PRFIN20041031_224942_000000382031_00387_13968_5647.N1	31-OCT-2004 22:49:42	Dark	38.000	129	Del Cru	2.7930	26000.	76	13968	No
368	GOM_NL__2PRFIN20041031_225220_000000412031_00388_13969_5625.N1	31-OCT-2004 22:52:20	Dark	41.000	91	Kap Vel	2.4900	26000.	82	13969	No
369	GOM_NL__2PRFIN20041031_225455_000000402031_00388_13969_5626.N1	31-OCT-2004 22:54:55	Dark	39.500	29	Bet Car	1.6720	10200.	79	13969	No
370	GOM_NL__2PRFIN20041031_230011_000000542031_00388_13969_5627.N1	31-OCT-2004 23:00:11	Dark	54.000	2	Alp Car	-0.73600	7000.0	108	13969	No
371	GOM_NL__2PRFIN20041031_230545_000000422031_00388_13969_5628.N1	31-OCT-2004 23:05:45	Dark	42.000	143	Alp Hyi	2.8570	7200.0	84	13969	No
372	GOM_NL__2PRFIN20041031_230709_000000502031_00388_13969_5629.N1	31-OCT-2004 23:07:09	Dark	50.000	9	Alp Eri	0.45300	24000.	100	13969	No
373	GOM_NL__2PRFIN20041031_231026_000000442031_00388_13969_5630.N1	31-OCT-2004 23:10:26	Straylight	43.500	157	The1Eri	2.9060	9300.0	87	13969	No
374	GOM_NL__2PRFIN20041031_231336_000001062031_00388_13969_5631.N1	31-OCT-2004 23:13:36	Straylight	105.50	139	9Bet Lep	2.8330	5600.0	211	13969	No
375	GOM_NL__2PRFIN20041031_231830_000000462031_00388_13969_5632.N1	31-OCT-2004 23:18:30	Straylight	46.000	52	16Bet Cet	2.0370	4500.0	92	13969	No
376	GOM_NL__2PRFIN20041031_232454_000000592031_00388_13969_5633.N1	31-OCT-2004 23:24:54	Twilight	59.000	94	92Alp Cet	2.5260	3100.0	118	13969	No
377	GOM_NL__2PRFIN20041031_232801_000000372031_00388_13969_5634.N1	31-OCT-2004 23:28:01	Bright	37.000	140	88Gam Peg	2.8340	26000.	74	13969	No
378	GOM_NL__2PRFIN20041031_233013_000000442031_00388_13969_5635.N1	31-OCT-2004 23:30:13	Bright	44.000	50	13Alp Ari	2.0070	4250.0	88	13969	No
379	GOM_NL__2PRFIN20041031_233151_000000402031_00388_13969_5636.N1	31-OCT-2004 23:31:51	Bright	40.000	58	21Alp And	2.0730	11000.	80	13969	No
380	GOM_NL__2PRFIN20041031_233318_000000402031_00388_13969_5637.N1	31-OCT-2004 23:33:18	Bright	40.000	53	43Bet And	2.0480	3300.0	80	13969	No
381	GOM_NL__2PRFIN20041031_233912_000000402031_00388_13969_5638.N1	31-OCT-2004 23:39:12	Bright	39.500	68	18Alp Cas	2.2250	4500.0	79	13969	No
382	GOM_NL__2PRFIN20041031_234023_000000382031_00388_13969_5639.N1	31-OCT-2004 23:40:23	Bright	38.000	76	27Gam Cas	2.3000	30000.	76	13969	No
383	GOM_NL__2PRFIN20041031_234330_000000892031_00388_13969_5640.N1	31-OCT-2004 23:43:30	Bright	88.500	114	3Iot Aur	2.6930	4600.0	177	13969	No
384	GOM_NL__2PRFIN20041031_234828_000000412031_00388_13969_5641.N1	31-OCT-2004 23:48:28	Bright	40.500	49	1Alp UMi	1.9900	6300.0	81	13969	No
385	GOM_NL__2PRFIN20041031_235218_000000402031_00388_13969_5642.N1	31-OCT-2004 23:52:18	Bright	39.500	60	7Bet UMi	2.0810	3950.0	79	13969	No
386	GOM_NL__2PRFIN20041031_235636_000000392031_00388_13969_5643.N1	31-OCT-2004 23:56:36	Bright	38.500	36	50Alp UMa	1.8000	6300.0	77	13969	No
387	GOM_NL__2PRFIN20041031_235811_000000442031_00388_13969_5644.N1	31-OCT-2004 23:58:11	Bright	43.500	82	48Bet UMa	2.3650	10600.	87	13969	No

### 3. Quality information per product

In this section it is plotted some information contained in the Quality Summary data set of the level 2 products. Only products in dark limb conditions and without errors (error flag in the MPH set to "0") are used.


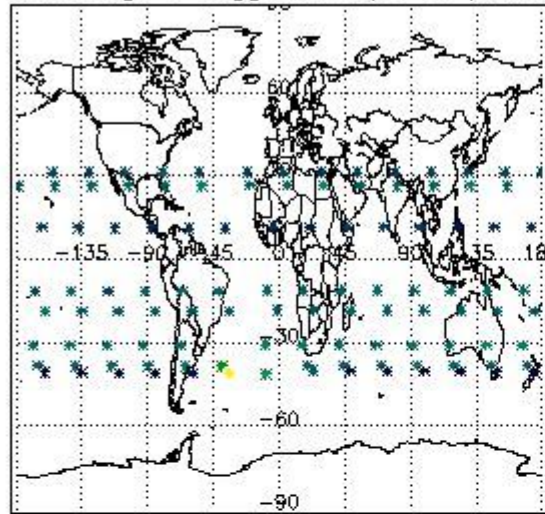


3.1 Plot quality information per product (time dependant)

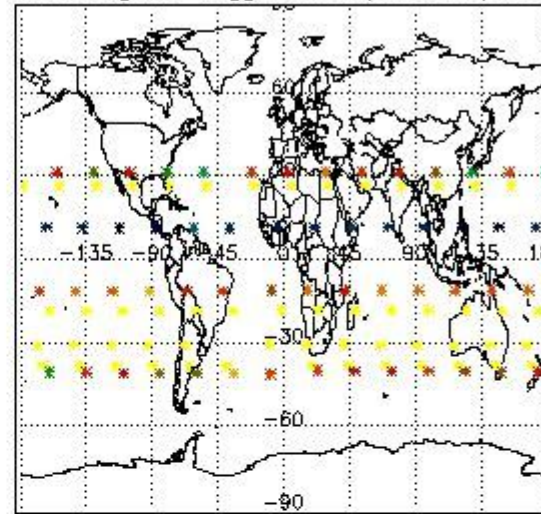


3.2 Plot quality information per product (world map)

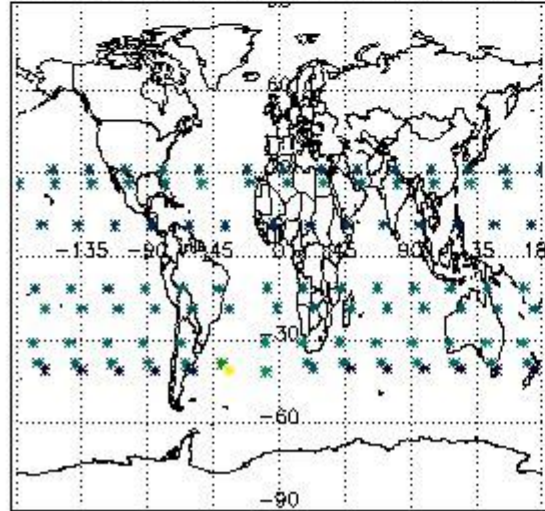
Percentage of flagged data per O3 profile



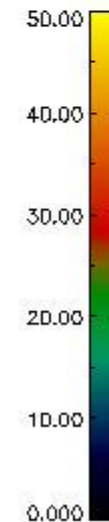
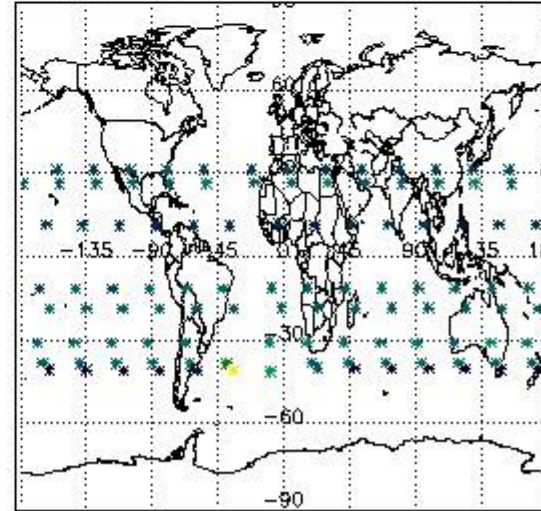
Percentage of flagged data per H2O profile



Percentage of flagged data per NO2 profile



Percentage of flagged data per NO3 profile

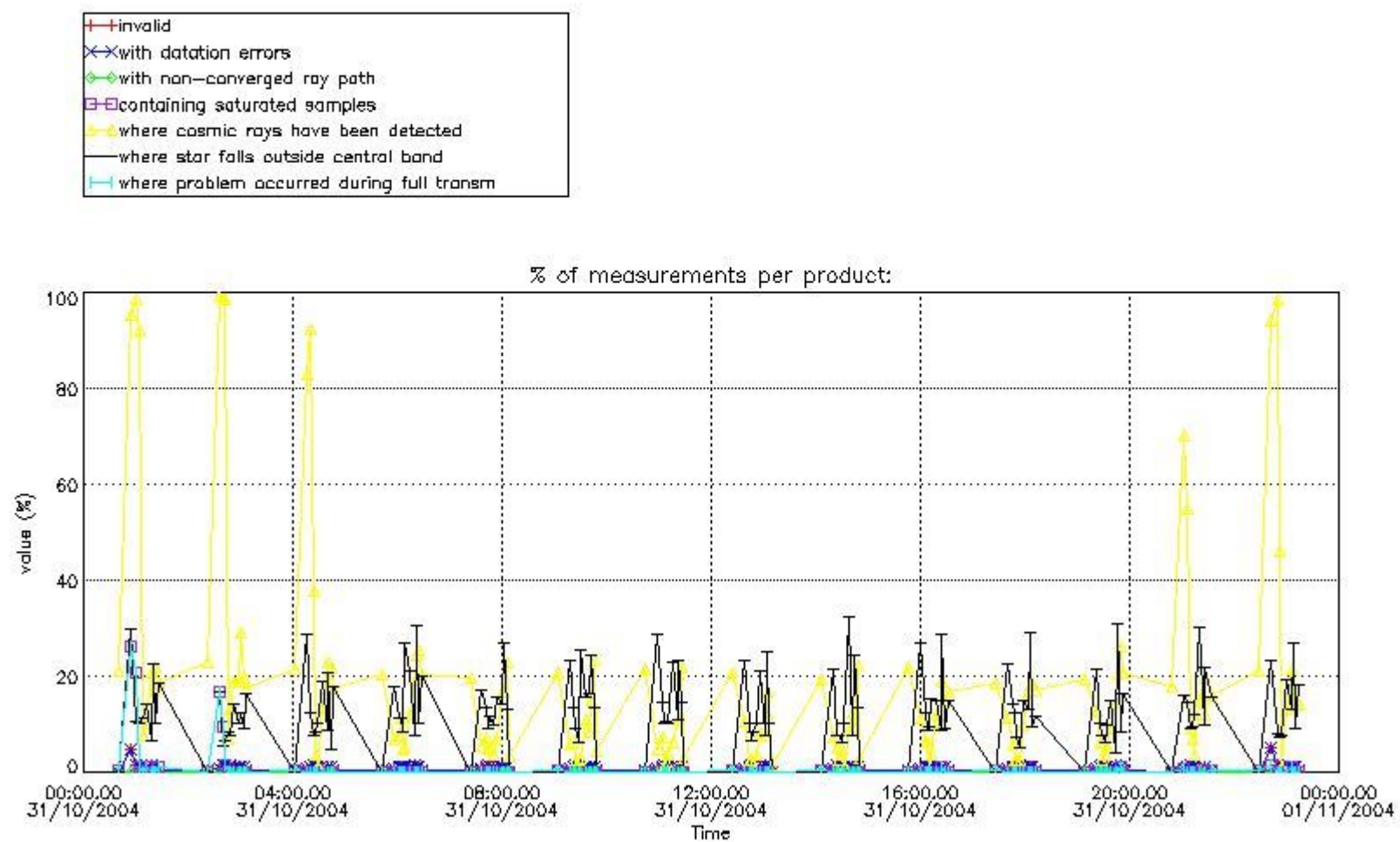


#### 4. Level 1 quality information per product

In this section it is plotted some information contained in the Quality Summary data set of the level 2 products that comes from the level 1b processing. Products without errors (error flag in the MPH set to "0") are used.

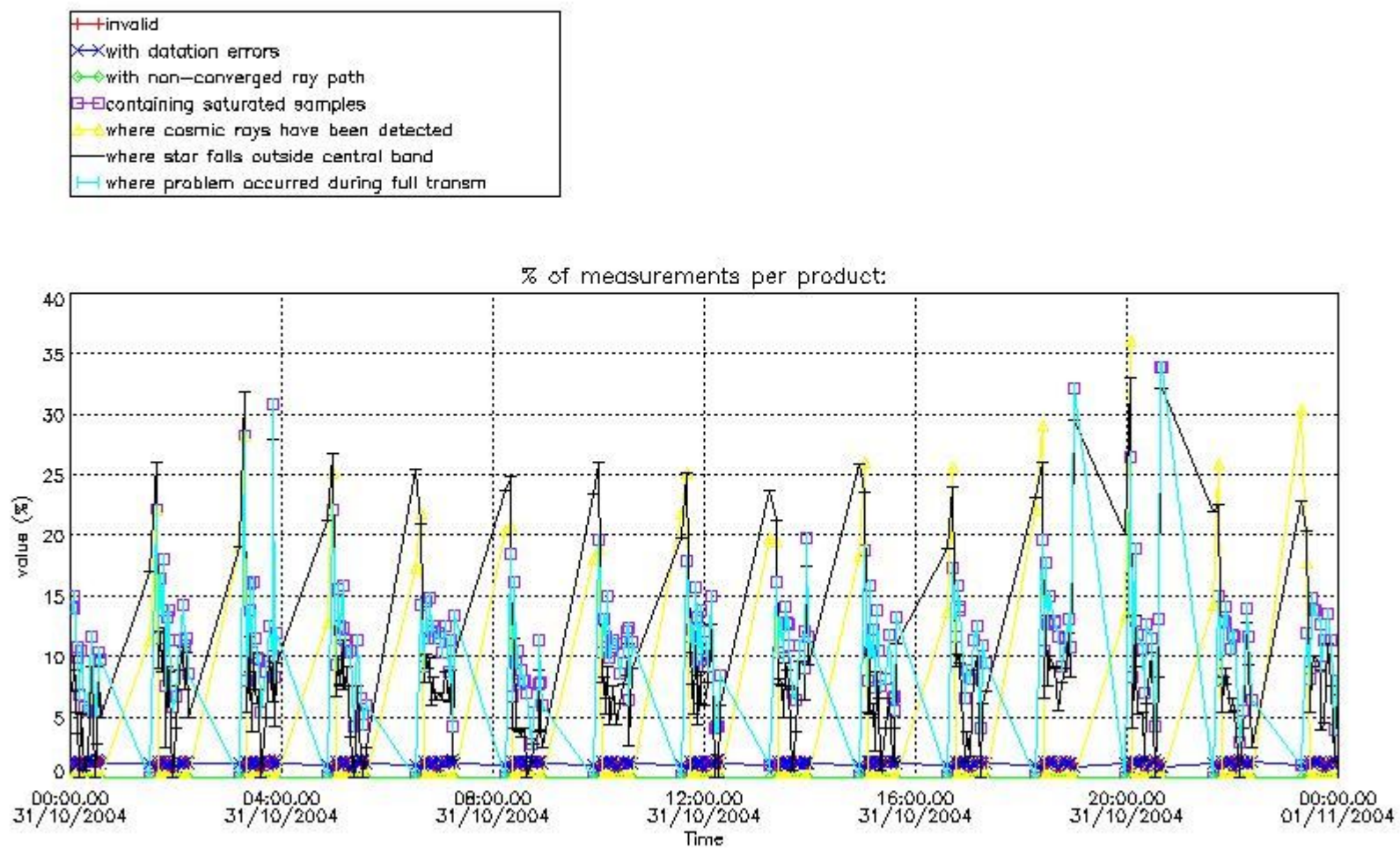
##### 4.1 Plot quality information per product (time dependant) coming from level 1b processing

###### 4.1.1 Plot level 1 quality information per product (time dependant): ENVISAT ASCENDING passes



4.1.2 Plot level 1 quality information per product (time dependant): ENVI SAT DESCENDING passes

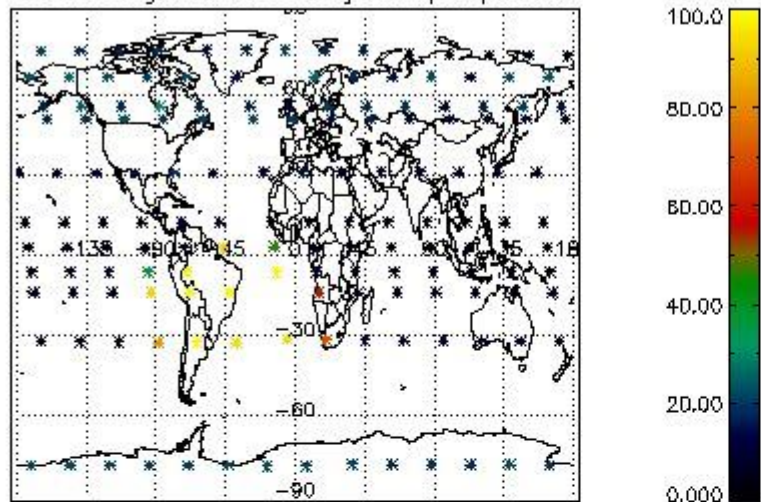




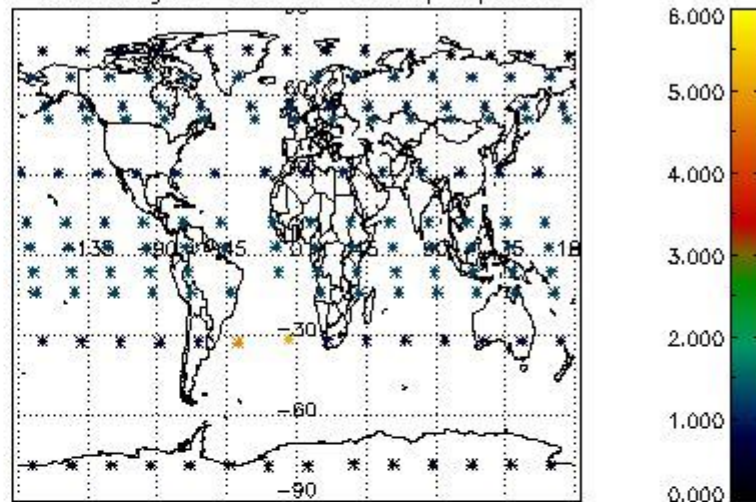
4.2 Plot quality information per product coming from level 1b processing (world map)

4.2.1 Plot level 1 quality information per product (world map): ENVISAT ASCENDING passes

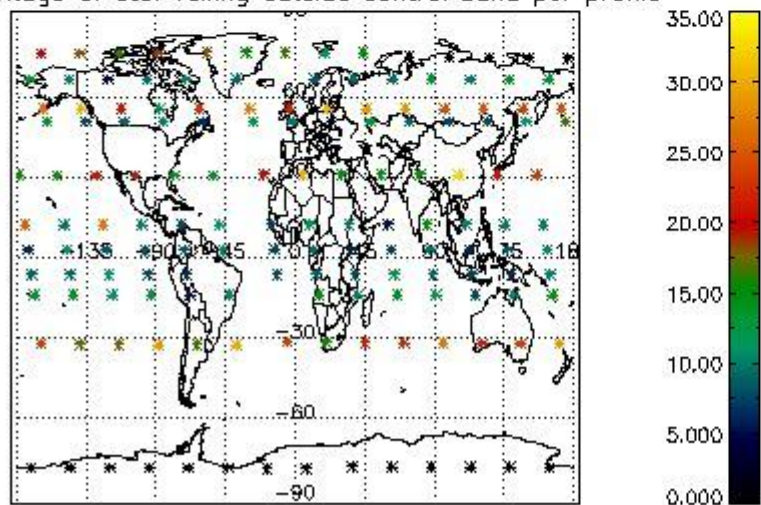
Percentage of cosmic ray hits per profile



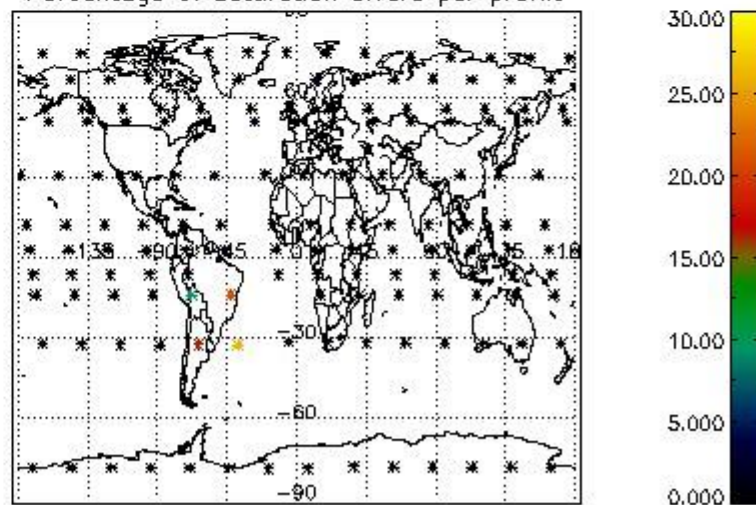
Percentage of datation errors per profile



Percentage of star falling outside central band per profile

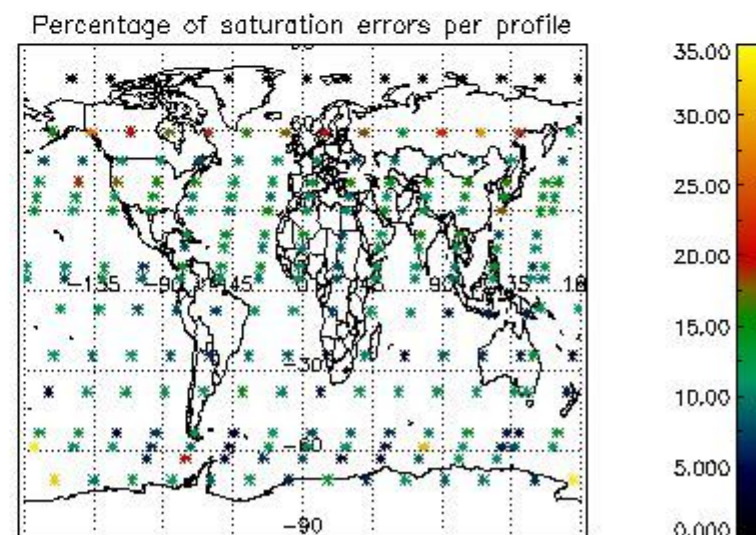
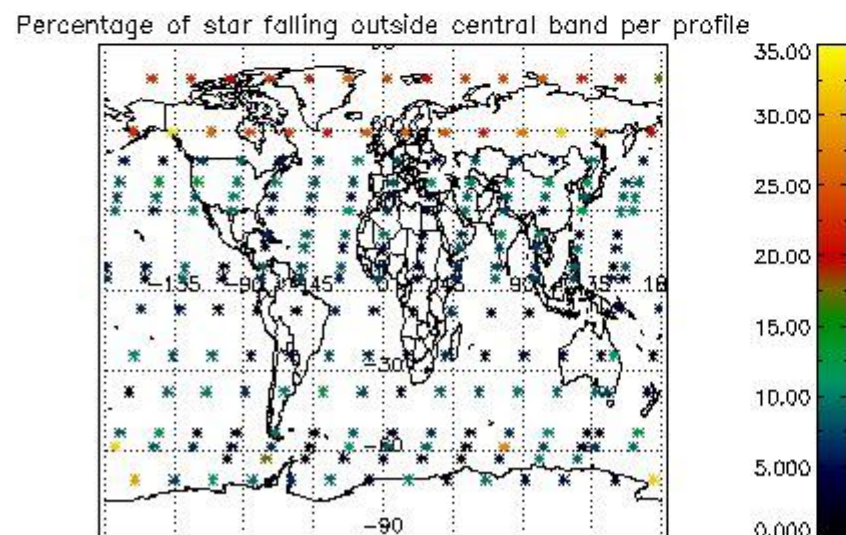
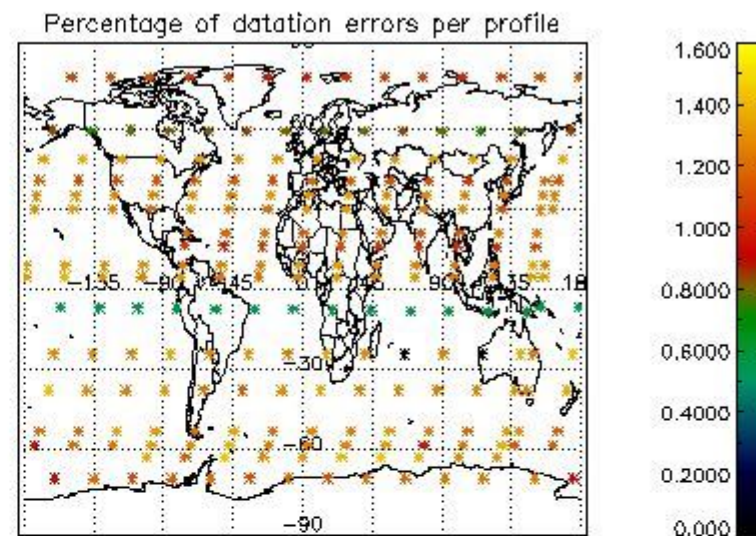
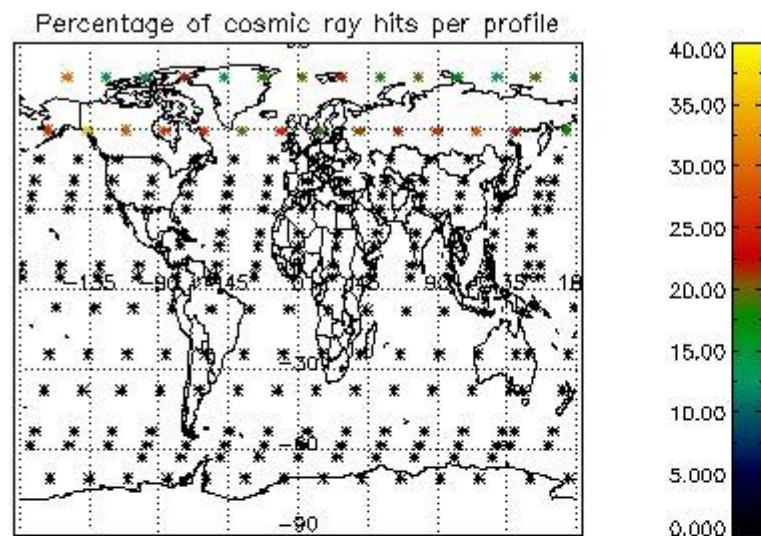


Percentage of saturation errors per profile



4.2.2 Plot level 1 quality information per product (world map): ENVISAT DESCENDING passes





## 5. Trace gas profiles

### 5.1 Ozone statistics based on quality of products

The final quality of the products can be "measured" using the STD (Standard Deviation) attached to every point profile. This information is written to the parameter GOM\_NL\_\_2P/NL\_LOCAL\_SPECIES\_DENSITY/o3\_std of the level 2 products. The table below shows the statistics for given STD ranges.

The statistics are given with respect to the overall valid production:

- Products without fatal errors: GOM\_NL\_\_2P/MPH/PRODUCT\_ERR=0
- Valid point profile: GOM\_NL\_\_2P/NL\_LOCAL\_SPECIES\_DENSITY/pcd(0)=0

The 'Criteria' is applied to valid points of dark limb products:

- Products in dark limb illumination condition: GOM\_NL\_\_2P/NL\_SUMMARY\_QUALITY/obs\_ill\_cond=0
- Products without fatal errors: GOM\_NL\_\_2P/MPH/PRODUCT\_ERR=0
- Valid point profile: GOM\_NL\_\_2P/NL\_LOCAL\_SPECIES\_DENSITY/pcd(0)=0

So, the table below shows the percentage of dark limb and valid observations for each criteria with respect to the overall valid daily observations.

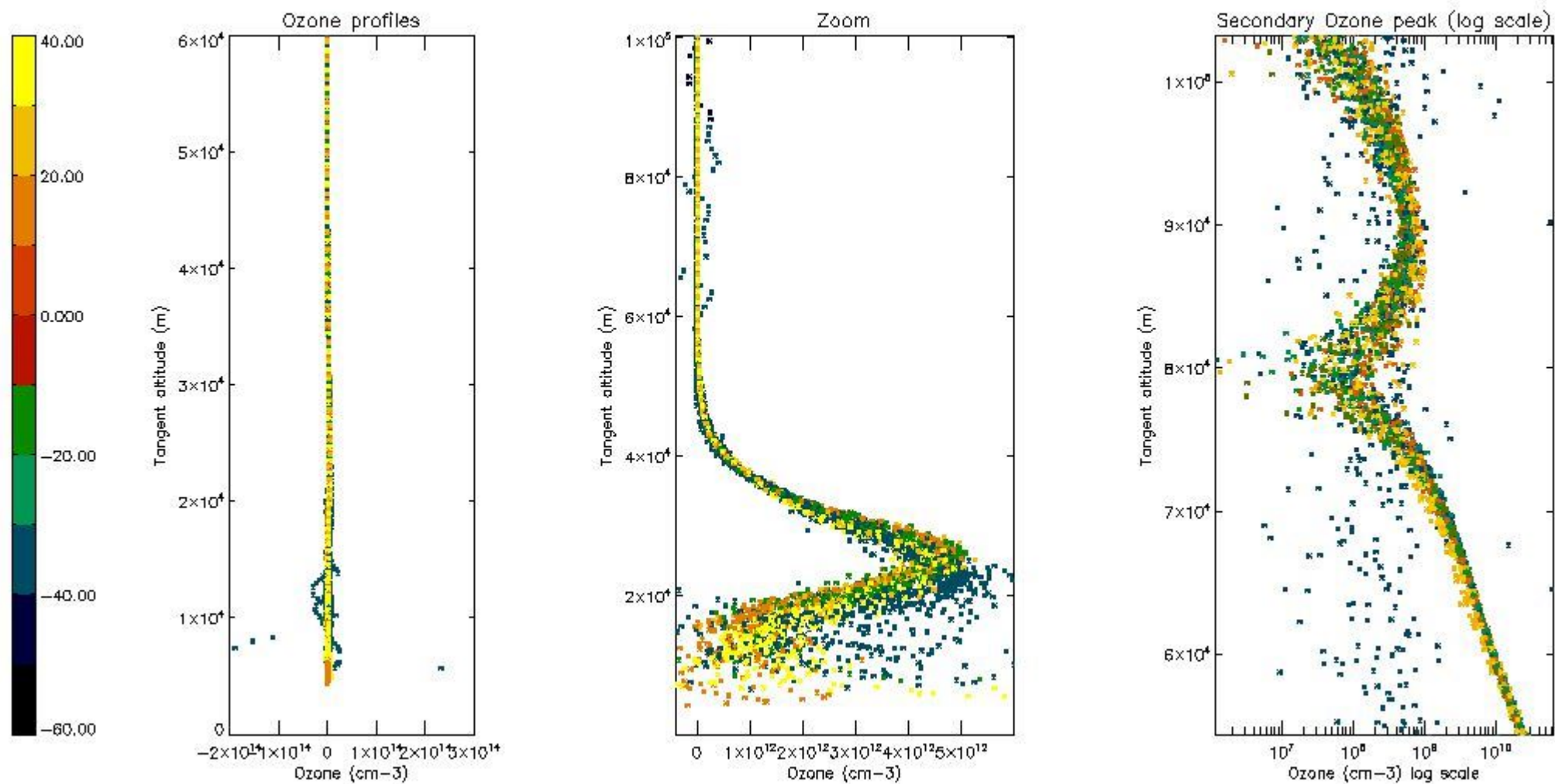
Criteria	% of total production
All STD	24
STD < 20	14



STD < 10	12
STD < 5	8

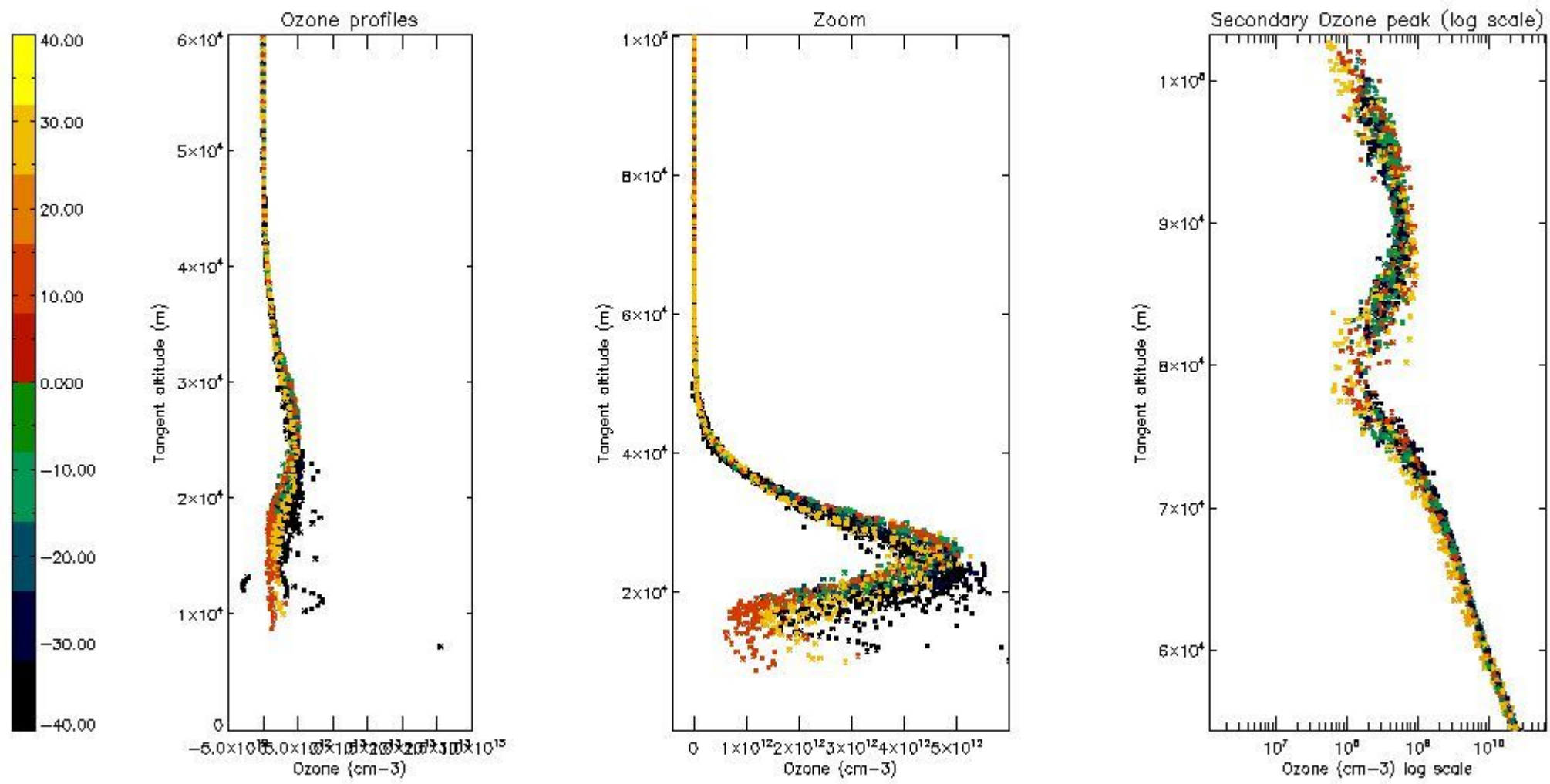
5.2 Plot ozone profiles for all STD (dark without errors)

The colorbar represents the latitude.



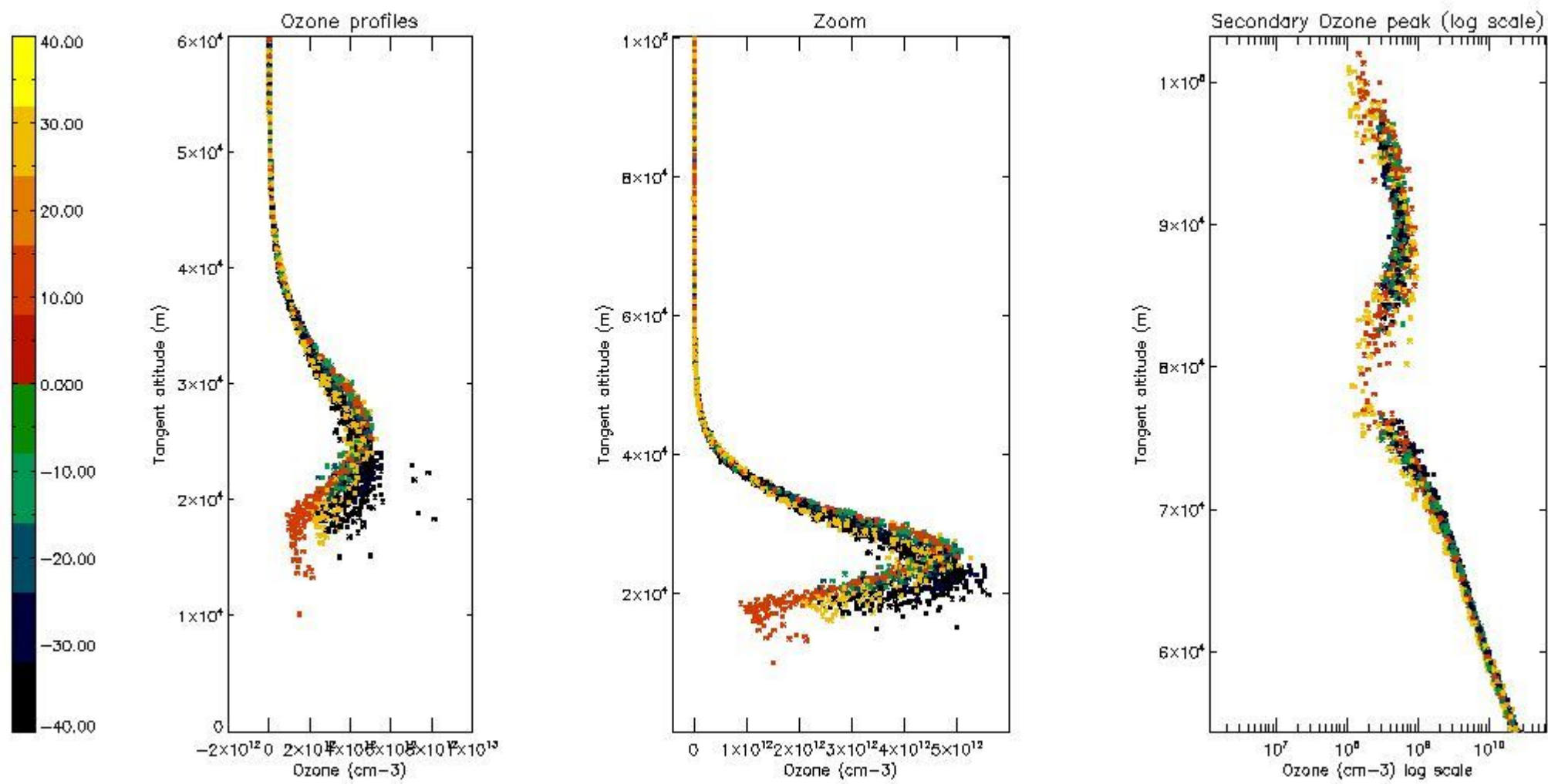
5.3 Plot ozone profiles where STD < 20% (dark without errors)

The colorbar represents the latitude.



*5.4 Plot ozone profiles where STD < 10% (dark without errors)*

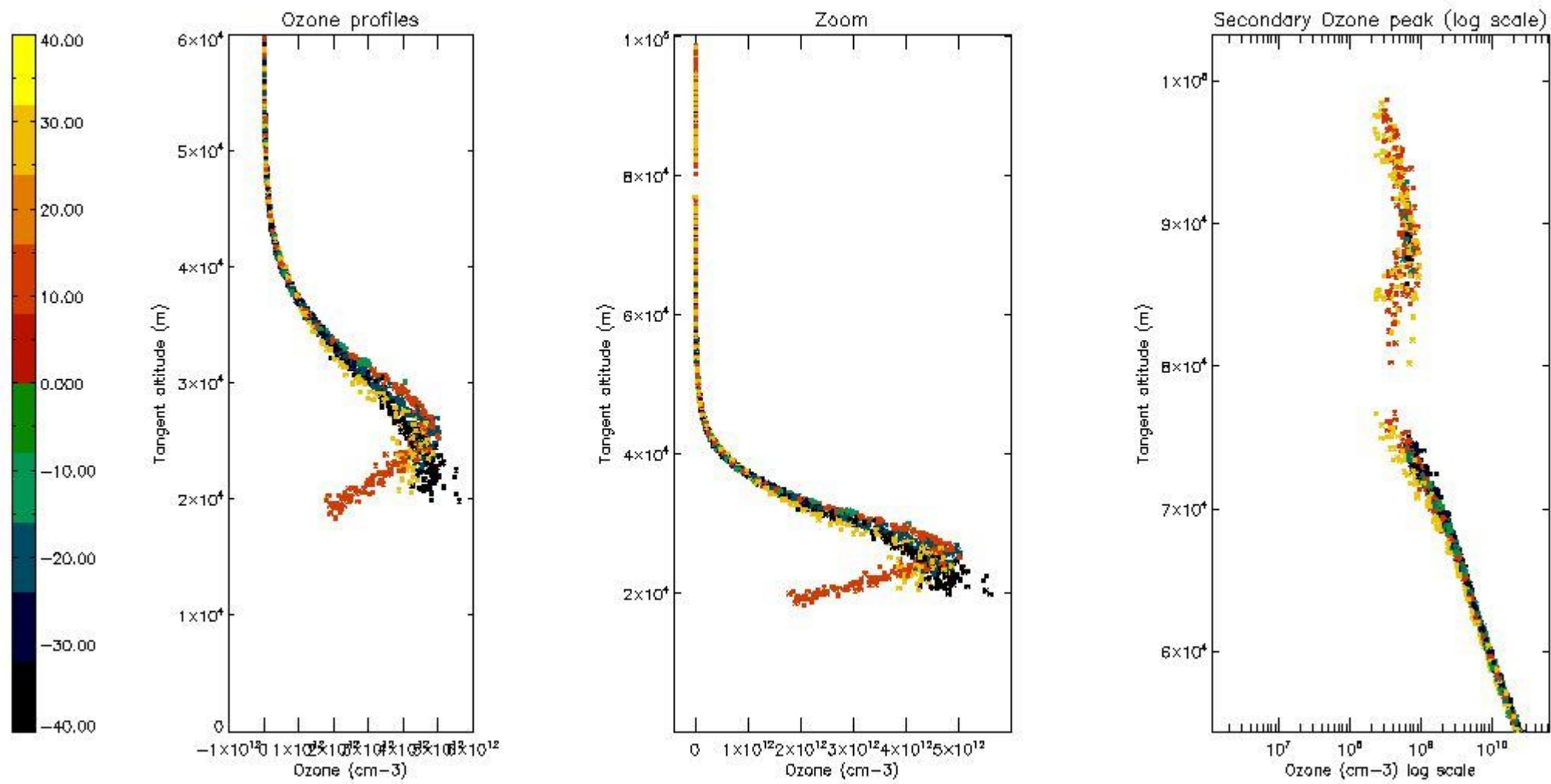
The colorbar represents the latitude.



*5.5 Plot ozone profiles where STD < 5% (dark without errors)*

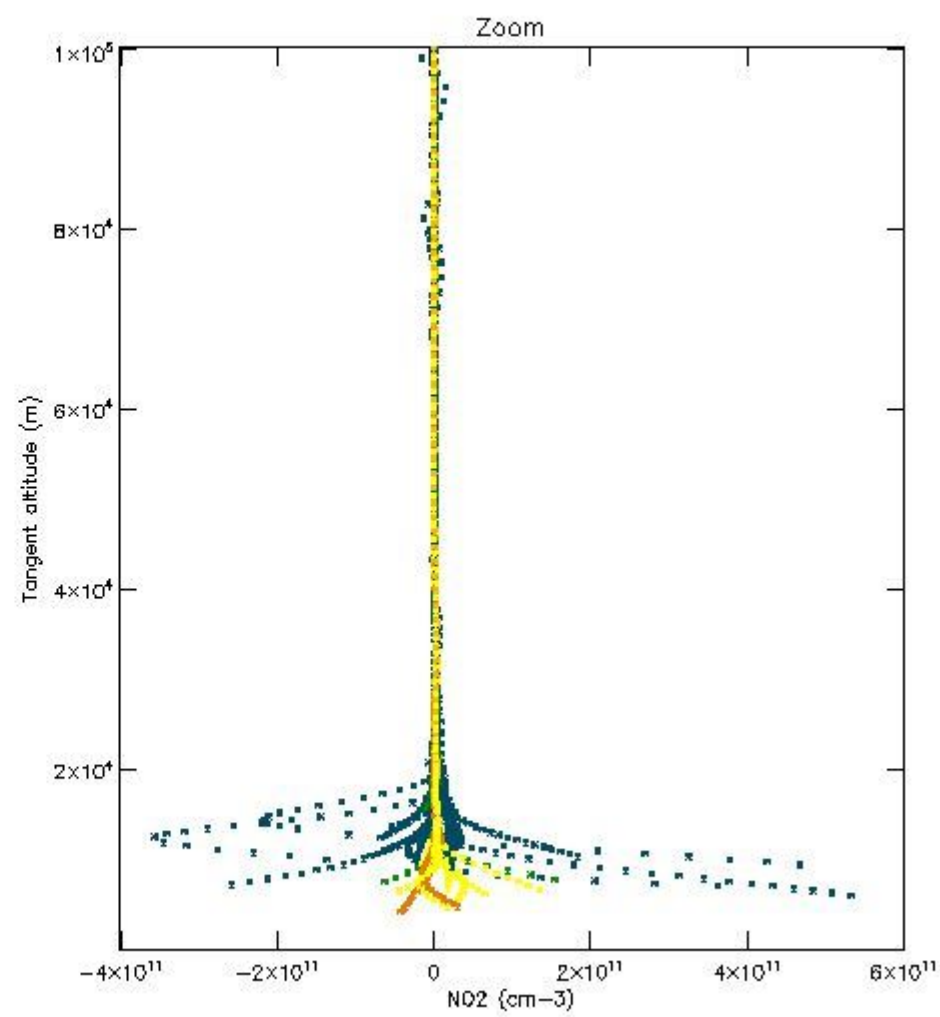
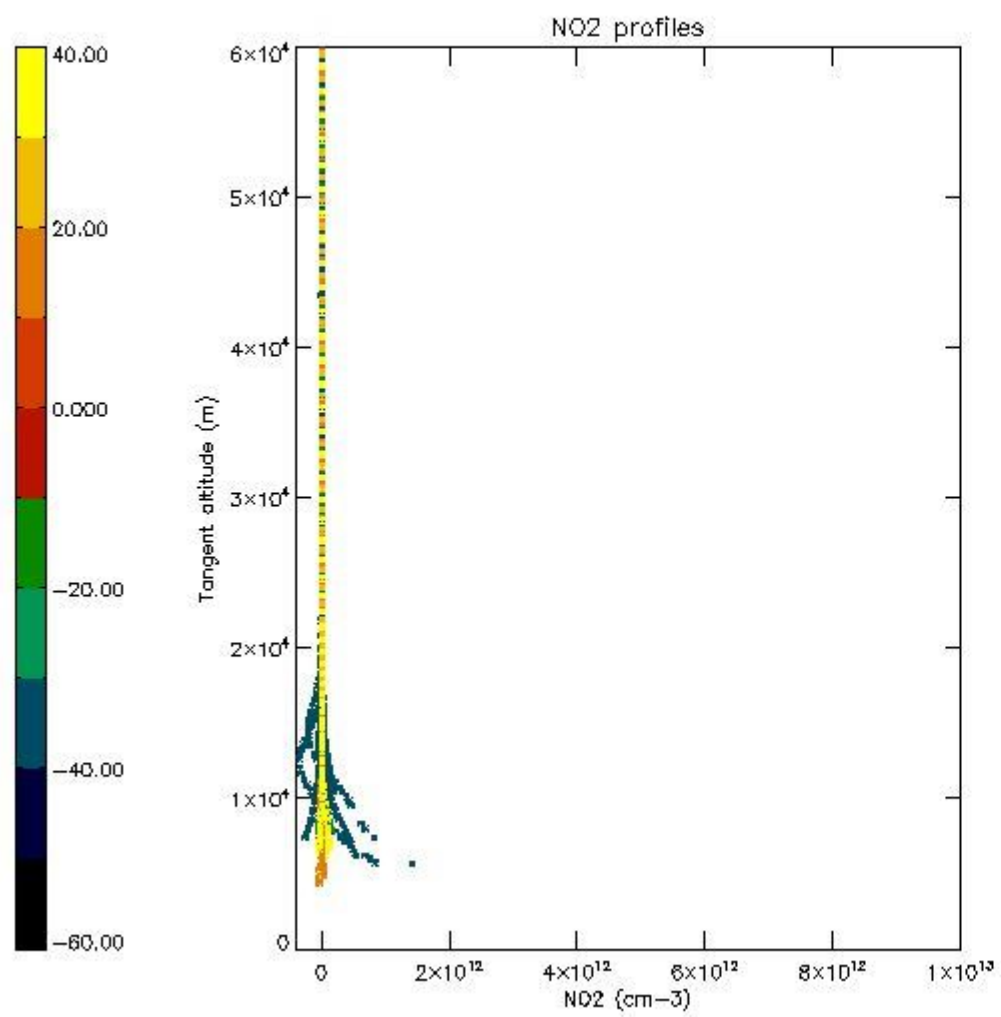
The colorbar represents the latitude.





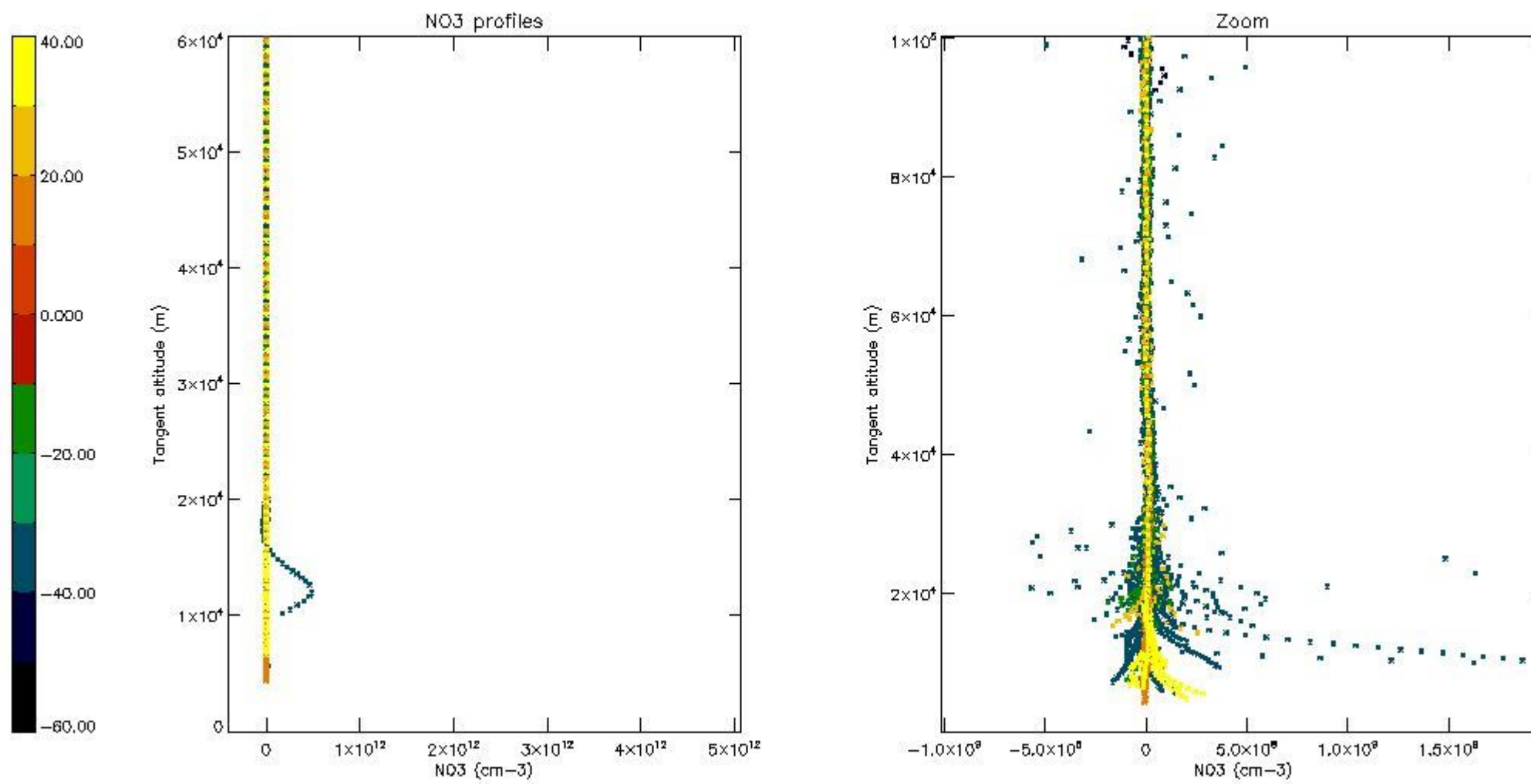
*5.6 Plot NO<sub>2</sub> profiles for all STD (dark without errors)*

The colorbar represents the latitude.



*5.7 Plot NO3 profiles for all STD (dark without errors)*

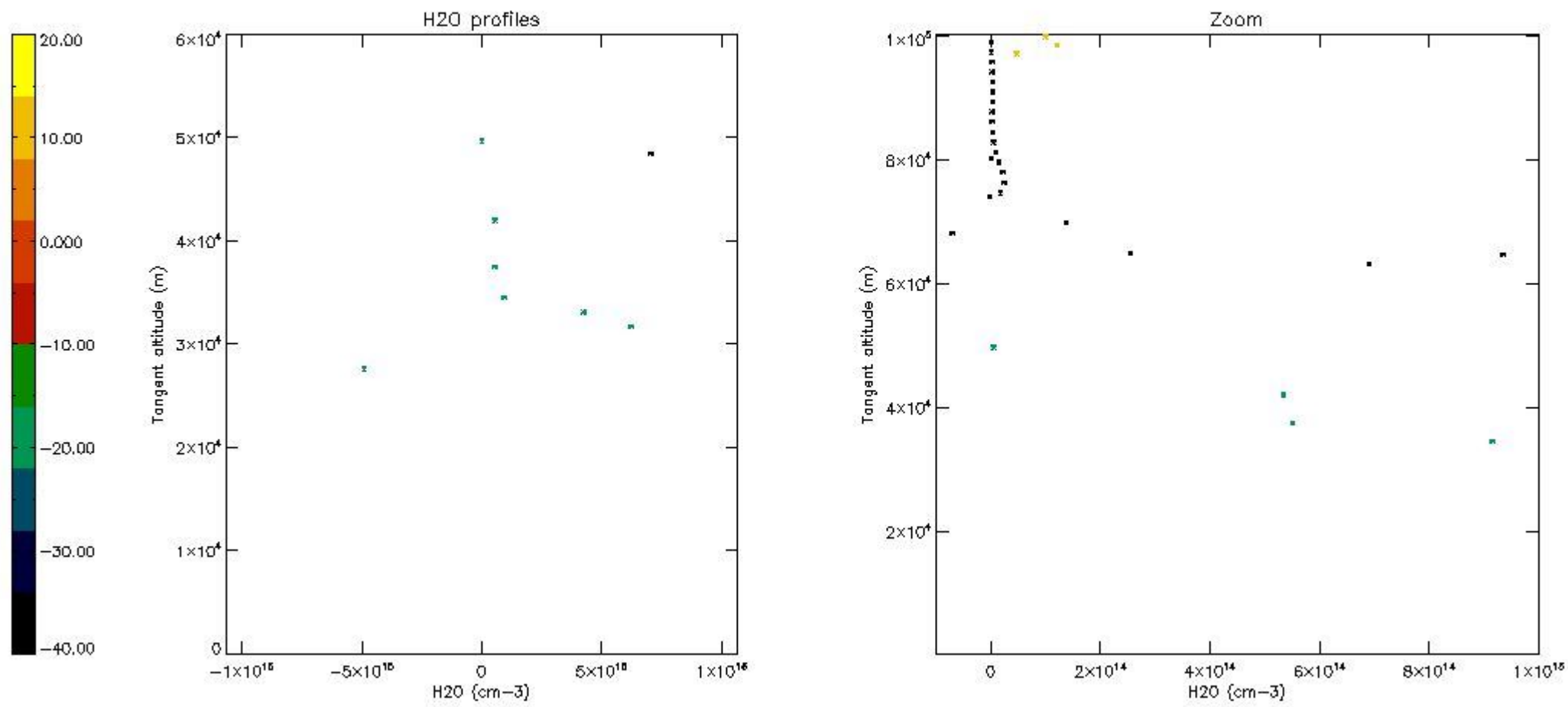
The colorbar represents the latitude.



5.8 Plot H<sub>2</sub>O profiles for all STD (only for occultations of stars 1,2,3,4,13,14,16,26,63 dark without errors)

The colorbar represents the latitude.





## 6. Auxiliary Data Files used for the production reported in section 2

The number reported in the third column indicates since which file (see list in section 2) the corresponding auxiliary file has been used. The fourth column is the date of those product files.

Type	Auxiliary Filename	Used since product	Used since product date
INST_PHYS_CHARACTERISTICS	GOM_INS_AXVIEC20091111_143220_20030716_120000_20500101_000000	1	31-OCT-2004 00:01:55
LEVEL-2_PROC_CONFIG	GOM_PR2_AXVIEC20091111_152718_20020301_000000_20500101_000000	1	31-OCT-2004 00:01:55
CROSS_SECTIONS_FILE	GOM_CRS_AXVIEC20091111_154832_20020301_000000_20500101_000000	1	31-OCT-2004 00:01:55

# GOMOS Level 2 Daily Report

## SUMMARY

### [1. General Info](#)

### [2. Summary of processed GOM\\_NL\\_2P products](#)

### [3. Level 2 Quality information per product](#)

#### [3.1 Plot of level 2 quality information per product \(time dependant\)](#)

#### [3.2 Plot of level 2 quality information per product \(world map\)](#)

### [4. Level 1 Quality information per product \(stored on level 2 products\)](#)

#### [4.1 Plot of level 1 quality information per product \(time dependant\)](#)

##### [4.1.1 Plot of level 1 quality information per product \(time dependant\): ASCENDING](#)

##### [4.1.2 Plot of level 1 quality information per product \(time dependant\): DESCENDING](#)

#### [4.2 Plot of level 1 quality information per product \(world map\)](#)

##### [4.2.1 Plot of level 1 quality information per product \(world map\): ASCENDING](#)

##### [4.2.2 Plot of level 1 quality information per product \(world map\): DESCENDING](#)

### [5. Ozone profiles based on quality statistics and other trace gas profiles](#)

#### [5.1 Ozone statistics based on quality of products](#)

#### [5.2 Plot ozone profiles for all STD \(dark without errors\)](#)

#### [5.3 Plot ozone profiles where STD < 20% \(dark without errors\)](#)

#### [5.4. Plot ozone profiles where STD < 10% \(dark without errors\)](#)

#### [5.5. Plot ozone profiles where STD < 5% \(dark without errors\)](#)

#### [5.6 Plot NO2 profiles for all STD \(dark without errors\)](#)

#### [5.7 Plot NO3 profiles for all STD \(dark without errors\)](#)

#### [5.8 Plot H2O profiles \(only for occultations of stars 1,2,3,4,13,14,16,26,63 dark without errors\) for all STD](#)

### [6. Auxiliary Data Files used for the production reported in section 2](#)

This report presents the daily analysis on parameters extracted from GOMOS level 2 data (GOM\_NL\_\_2P). It is intended to monitor some important parameters that will impact the quality of these products. A list of level 2 products (and content) that have arrived during the reporting day to the PCF is also given.

Item	Value
Time of report generation	19APR2013 14:20:33
Data source version	GOMOS/6.01
Start time of products	31-10-2004 (31OCT2004 00:00:00)
Stop time of products	01-11-2004 (01NOV2004 00:00:00)
Store outputs in DB	Yes
Nb of level 2 prods	387
Nb of prods with errors	0

## 2. Summary of processed GOM\_NL\_\_2P products.

Nr	Filename	UTC Start time	Limb	Duration	Star Id	Star Name	Star Mag	Star Temp	Nb Meas	Orbit	Prod. error
1	GOM_NL__2PRFIN20041031_000155_000000432031_00374_13955_5606.N1	31-OCT-2004 00:01:55	Bright	42.500	50	13Alp Ari	2.0070	4250.0	85	13955	No
2	GOM_NL__2PRFIN20041031_000326_000000402031_00374_13955_5607.N1	31-OCT-2004 00:03:26	Bright	39.500	58	21Alp And	2.0730	11000.	79	13955	No
3	GOM_NL__2PRFIN20041031_000457_000000402031_00374_13955_5608.N1	31-OCT-2004 00:04:57	Bright	40.000	53	43Bet And	2.0480	3300.0	80	13955	No
4	GOM_NL__2PRFIN20041031_000725_000000412031_00374_13955_5609.N1	31-OCT-2004 00:07:25	Bright	40.500	73	57Gam1And	2.2600	13100.	81	13955	No
5	GOM_NL__2PRFIN20041031_000852_000000472031_00374_13955_5610.N1	31-OCT-2004 00:08:52	Bright	46.500	79	26Bet Per	2.3100	13100.	93	13955	No
6	GOM_NL__2PRFIN20041031_001049_000000372031_00374_13955_5611.N1	31-OCT-2004 00:10:49	Bright	36.500	68	18Alp Cas	2.2250	4500.0	73	13955	No
7	GOM_NL__2PRFIN20041031_001201_000000382031_00374_13955_5612.N1	31-OCT-2004 00:12:01	Bright	38.000	76	27Gam Cas	2.3000	30000.	76	13955	No
8	GOM_NL__2PRFIN20041031_001539_000000872031_00374_13955_5613.N1	31-OCT-2004 00:15:39	Bright	86.500	114	31ot Aur	2.6930	4600.0	173	13955	No
9	GOM_NL__2PRFIN20041031_002006_000000362031_00374_13955_5614.N1	31-OCT-2004 00:20:06	Bright	36.000	49	1Alp UMi	1.9900	6300.0	72	13955	No
10	GOM_NL__2PRFIN20041031_002354_000000392031_00374_13955_5615.N1	31-OCT-2004 00:23:54	Bright	38.500	60	7Bet UMi	2.0810	3950.0	77	13955	No
11	GOM_NL__2PRFIN20041031_002815_000000382031_00374_13955_5616.N1	31-OCT-2004 00:28:15	Bright	37.500	36	50Alp UMa	1.8000	6300.0	75	13955	No
12	GOM_NL__2PRFIN20041031_002948_000000362031_00374_13955_5617.N1	31-OCT-2004 00:29:48	Bright	36.000	32	77Eps UMa	1.7630	11000.	72	13955	No
13	GOM_NL__2PRFIN20041031_003104_000000392031_00374_13955_5618.N1	31-OCT-2004 00:31:04	Bright	38.500	39	85Eta UMa	1.8540	24000.	77	13955	No
14	GOM_NL__2PRFIN20041031_003330_000000412031_00374_13955_5619.N1	31-OCT-2004 00:33:30	Bright	41.000	174	52Psi UMa	3.0040	4400.0	82	13955	No
15	GOM_NL__2PRFIN20041031_004039_000002552031_00374_13955_5620.N1	31-OCT-2004 00:40:39	Tw_i_and_stray	254.50	24	66Alp Gem	1.5800	10200.	509	13955	No
16	GOM_NL__2PRFIN20041031_005430_000000842031_00374_13955_5621.N1	31-OCT-2004 00:54:30	Dark	83.500	48	30Alp Hya	1.9770	4100.0	167	13955	No
17	GOM_NL__2PRFIN20041031_005944_000000392031_00374_13955_5622.N1	31-OCT-2004 00:59:44	Dark	38.500	99	Del Cen	2.5750	26000.	77	13955	No
18	GOM_NL__2PRFIN20041031_010425_000000442031_00375_13956_5598.N1	31-OCT-2004 01:04:25	Dark	43.500	91	Kap Vel	2.4900	26000.	87	13956	No
19	GOM_NL__2PRFIN20041031_010704_000000402031_00375_13956_5599.N1	31-OCT-2004 01:07:04	Dark	40.000	29	Bet Car	1.6720	10200.	80	13956	No
20	GOM_NL__2PRFIN20041031_011212_000000542031_00375_13956_5600.N1	31-OCT-2004 01:12:12	Dark	53.500	2	Alp Car	-0.73600	7000.0	107	13956	No
21	GOM_NL__2PRFIN20041031_011757_000000392031_00375_13956_5601.N1	31-OCT-2004 01:17:57	Dark	38.500	143	Alp Hyi	2.8570	7200.0	77	13956	No
22	GOM_NL__2PRFIN20041031_011919_000000472031_00375_13956_5602.N1	31-OCT-2004 01:19:19	Dark	46.500	9	Alp Eri	0.45300	24000.	93	13956	No
23	GOM_NL__2PRFIN20041031_012236_000000442031_00375_13956_5603.N1	31-OCT-2004 01:22:36	Straylight	43.500	157	The1Eri	2.9060	9300.0	87	13956	No
24	GOM_NL__2PRFIN20041031_012541_000001102031_00375_13956_5604.N1	31-OCT-2004 01:25:41	Straylight	110.00	139	9Bet Lep	2.8330	5600.0	220	13956	No
25	GOM_NL__2PRFIN20041031_013040_000000442031_00375_13956_5605.N1	31-OCT-2004 01:30:40	Straylight	44.000	52	16Bet Cet	2.0370	4500.0	88	13956	No
26	GOM_NL__2PRFIN20041031_013711_000000642031_00375_13956_5606.N1	31-OCT-2004 01:37:11	Bright	63.500	94	92Alp Cet	2.5260	3100.0	127	13956	No
27	GOM_NL__2PRFIN20041031_014011_000000392031_00375_13956_5607.N1	31-OCT-2004 01:40:11	Bright	39.000	140	88Gam Peg	2.8340	26000.	78	13956	No
28	GOM_NL__2PRFIN20041031_014230_000000462031_00375_13956_5608.N1	31-OCT-2004 01:42:30	Bright	45.500	50	13Alp Ari	2.0070	4250.0	91	13956	No
29	GOM_NL__2PRFIN20041031_014401_000000402031_00375_13956_5609.N1	31-OCT-2004 01:44:01	Bright	40.000	58	21Alp And	2.0730	11000.	80	13956	No
30	GOM_NL__2PRFIN20041031_014530_000000452031_00375_13956_5610.N1	31-OCT-2004 01:45:30	Bright	44.500	53	43Bet And	2.0480	3300.0	89	13956	No
31	GOM_NL__2PRFIN20041031_014801_000000402031_00375_13956_5611.N1	31-OCT-2004 01:48:01	Bright	40.000	73	57Gam1And	2.2600	13100.	80	13956	No
32	GOM_NL__2PRFIN20041031_014926_000000492031_00375_13956_5612.N1	31-OCT-2004 01:49:26	Bright	49.000	79	26Bet Per	2.3100	13100.	98	13956	No
33	GOM_NL__2PRFIN20041031_015125_000000402031_00375_13956_5613.N1	31-OCT-2004 01:51:25	Bright	40.000	68	18Alp Cas	2.2250	4500.0	80	13956	No
34	GOM_NL__2PRFIN20041031_015236_000000402031_00375_13956_5614.N1	31-OCT-2004 01:52:36	Bright	39.500	76	27Gam Cas	2.3000	30000.	79	13956	No
35	GOM_NL__2PRFIN20041031_015613_000000872031_00375_13956_5615.N1	31-OCT-2004 01:56:13	Bright	86.500	114	31ot Aur	2.6930	4600.0	173	13956	No
36	GOM_NL__2PRFIN20041031_020041_000000372031_00375_13956_5616.N1	31-OCT-2004 02:00:41	Bright	37.000	49	1Alp UMi	1.9900	6300.0	74	13956	No
37	GOM_NL__2PRFIN20041031_020429_000000402031_00375_13956_5617.N1	31-OCT-2004 02:04:29	Bright	39.500	60	7Bet UMi	2.0810	3950.0	79	13956	No
38	GOM_NL__2PRFIN20041031_020851_000000422031_00375_13956_5618.N1	31-OCT-2004 02:08:51	Bright	42.000	36	50Alp UMa	1.8000	6300.0	84	13956	No
39	GOM_NL__2PRFIN20041031_021021_000000412031_00375_13956_5619.N1	31-OCT-2004 02:10:21	Bright	41.000	32	77Eps UMa	1.7630	11000.	82	13956	No
40	GOM_NL__2PRFIN20041031_021140_000000392031_00375_13956_5620.N1	31-OCT-2004 02:11:40	Bright	39.000	39	85Eta UMa	1.8540	24000.	78	13956	No
41	GOM_NL__2PRFIN20041031_021406_000000412031_00375_13956_5621.N1	31-OCT-2004 02:14:06	Bright	41.000	174	52Psi UMa	3.0040	4400.0	82	13956	No
42	GOM_NL__2PRFIN20041031_022116_000002552031_00375_13956_5622.N1	31-OCT-2004 02:21:16	Tw_i_and_stray	255.00	24	66Alp Gem	1.5800	10200.	510	13956	No



43	GOM_NL__2PRFIN20041031_023508_000000702031_00375_13956_5623.N1	31-OCT-2004 02:35:08	Dark	69.500	48	30Alp Hya	1.9770	4100.0	139	13956	No
44	GOM_NL__2PRFIN20041031_024020_000000372031_00375_13956_5624.N1	31-OCT-2004 02:40:20	Dark	37.000	99	Del Cen	2.5750	26000.	74	13956	No
45	GOM_NL__2PRFIN20041031_024229_000000382031_00375_13956_5625.N1	31-OCT-2004 02:42:29	Dark	38.000	129	Del Cru	2.7930	26000.	76	13956	No
46	GOM_NL__2PRFIN20041031_024501_000000432031_00376_13957_5601.N1	31-OCT-2004 02:45:01	Dark	42.500	91	Kap Vel	2.4900	26000.	85	13957	No
47	GOM_NL__2PRFIN20041031_024741_000000392031_00376_13957_5602.N1	31-OCT-2004 02:47:41	Dark	38.500	29	Bet Car	1.6720	10200.	77	13957	No
48	GOM_NL__2PRFIN20041031_025249_000000532031_00376_13957_5603.N1	31-OCT-2004 02:52:49	Dark	53.000	2	Alp Car	-0.73600	7000.0	106	13957	No
49	GOM_NL__2PRFIN20041031_025832_000000402031_00376_13957_5604.N1	31-OCT-2004 02:58:32	Dark	40.000	143	Alp Hyi	2.8570	7200.0	80	13957	No
50	GOM_NL__2PRFIN20041031_025956_000000412031_00376_13957_5605.N1	31-OCT-2004 02:59:56	Dark	41.000	9	Alp Eri	0.45300	24000.	82	13957	No
51	GOM_NL__2PRFIN20041031_030312_000000442031_00376_13957_5606.N1	31-OCT-2004 03:03:12	Straylight	43.500	157	The1Eri	2.9060	9300.0	87	13957	No
52	GOM_NL__2PRFIN20041031_030618_000001072031_00376_13957_5607.N1	31-OCT-2004 03:06:18	Straylight	106.50	139	9Bet Lep	2.8330	5600.0	213	13957	No
53	GOM_NL__2PRFIN20041031_031116_000000452031_00376_13957_5608.N1	31-OCT-2004 03:11:16	Straylight	44.500	52	16Bet Cet	2.0370	4500.0	89	13957	No
54	GOM_NL__2PRFIN20041031_031747_000000692031_00376_13957_5609.N1	31-OCT-2004 03:17:47	Bright	69.000	94	92Alp Cet	2.5260	3100.0	138	13957	No
55	GOM_NL__2PRFIN20041031_032047_000000382031_00376_13957_5610.N1	31-OCT-2004 03:20:47	Bright	37.500	140	88Gam Peg	2.8340	26000.	75	13957	No
56	GOM_NL__2PRFIN20041031_032304_000000472031_00376_13957_5611.N1	31-OCT-2004 03:23:04	Bright	47.000	50	13Alp Ari	2.0070	4250.0	94	13957	No
57	GOM_NL__2PRFIN20041031_032438_000000402031_00376_13957_5612.N1	31-OCT-2004 03:24:38	Bright	40.000	58	21Alp And	2.0730	11000.	80	13957	No
58	GOM_NL__2PRFIN20041031_032608_000000392031_00376_13957_5613.N1	31-OCT-2004 03:26:08	Bright	39.000	53	43Bet And	2.0480	3300.0	78	13957	No
59	GOM_NL__2PRFIN20041031_032837_000000442031_00376_13957_5614.N1	31-OCT-2004 03:28:37	Bright	43.500	73	57Gam1And	2.2600	13100.	87	13957	No
60	GOM_NL__2PRFIN20041031_033001_000000482031_00376_13957_5615.N1	31-OCT-2004 03:30:01	Bright	48.000	79	26Bet Per	2.3100	13100.	96	13957	No
61	GOM_NL__2PRFIN20041031_033159_000000412031_00376_13957_5616.N1	31-OCT-2004 03:31:59	Bright	40.500	68	18Alp Cas	2.2250	4500.0	81	13957	No
62	GOM_NL__2PRFIN20041031_033310_000000412031_00376_13957_5617.N1	31-OCT-2004 03:33:10	Bright	41.000	76	27Gam Cas	2.3000	30000.	82	13957	No
63	GOM_NL__2PRFIN20041031_033646_000000842031_00376_13957_5618.N1	31-OCT-2004 03:36:46	Bright	84.000	114	3Iot Aur	2.6930	4600.0	168	13957	No
64	GOM_NL__2PRFIN20041031_034115_000000402031_00376_13957_5619.N1	31-OCT-2004 03:41:15	Bright	40.000	49	1Alp UMi	1.9900	6300.0	80	13957	No
65	GOM_NL__2PRFIN20041031_034505_000000402031_00376_13957_5620.N1	31-OCT-2004 03:45:05	Bright	40.000	60	7Bet UMi	2.0810	3950.0	80	13957	No
66	GOM_NL__2PRFIN20041031_034927_000000402031_00376_13957_5621.N1	31-OCT-2004 03:49:27	Bright	40.000	36	50Alp UMa	1.8000	6300.0	80	13957	No
67	GOM_NL__2PRFIN20041031_035057_000000522031_00376_13957_5622.N1	31-OCT-2004 03:50:57	Bright	52.000	32	77Eps UMa	1.7630	11000.	104	13957	No
68	GOM_NL__2PRFIN20041031_035217_000000362031_00376_13957_5623.N1	31-OCT-2004 03:52:17	Bright	36.000	39	85Eta UMa	1.8540	24000.	72	13957	No
69	GOM_NL__2PRFIN20041031_035443_000000422031_00376_13957_5624.N1	31-OCT-2004 03:54:43	Bright	42.000	174	52Psi UMa	3.0040	4400.0	84	13957	No
70	GOM_NL__2PRFIN20041031_040153_000002552031_00376_13957_5625.N1	31-OCT-2004 04:01:53	Tw_i_and_stray	255.00	24	66Alp Gem	1.5800	10200.	510	13957	No
71	GOM_NL__2PRFIN20041031_041543_000000852031_00376_13957_5626.N1	31-OCT-2004 04:15:43	Dark	85.000	48	30Alp Hya	1.9770	4100.0	170	13957	No
72	GOM_NL__2PRFIN20041031_042056_000000402031_00376_13957_5627.N1	31-OCT-2004 04:20:56	Dark	40.000	99	Del Cen	2.5750	26000.	80	13957	No
73	GOM_NL__2PRFIN20041031_042305_000000392031_00376_13957_5628.N1	31-OCT-2004 04:23:05	Dark	38.500	129	Del Cru	2.7930	26000.	77	13957	No
74	GOM_NL__2PRFIN20041031_042538_000000422031_00377_13958_5602.N1	31-OCT-2004 04:25:38	Dark	42.000	91	Kap Vel	2.4900	26000.	84	13958	No
75	GOM_NL__2PRFIN20041031_042817_000000402031_00377_13958_5603.N1	31-OCT-2004 04:28:17	Dark	40.000	29	Bet Car	1.6720	10200.	80	13958	No
76	GOM_NL__2PRFIN20041031_043326_000000562031_00377_13958_5604.N1	31-OCT-2004 04:33:26	Dark	55.500	2	Alp Car	-0.73600	7000.0	111	13958	No
77	GOM_NL__2PRFIN20041031_043909_000000402031_00377_13958_5605.N1	31-OCT-2004 04:39:09	Dark	39.500	143	Alp Hyi	2.8570	7200.0	79	13958	No
78	GOM_NL__2PRFIN20041031_044032_000000462031_00377_13958_5606.N1	31-OCT-2004 04:40:32	Dark	45.500	9	Alp Eri	0.45300	24000.	91	13958	No
79	GOM_NL__2PRFIN20041031_044346_000000442031_00377_13958_5607.N1	31-OCT-2004 04:43:46	Straylight	43.500	157	The1Eri	2.9060	9300.0	87	13958	No
80	GOM_NL__2PRFIN20041031_044654_000001092031_00377_13958_5608.N1	31-OCT-2004 04:46:54	Straylight	108.50	139	9Bet Lep	2.8330	5600.0	217	13958	No
81	GOM_NL__2PRFIN20041031_045152_000000472031_00377_13958_5609.N1	31-OCT-2004 04:51:52	Straylight	47.000	52	16Bet Cet	2.0370	4500.0	94	13958	No
82	GOM_NL__2PRFIN20041031_045823_000000642031_00377_13958_5610.N1	31-OCT-2004 04:58:23	Tw_i_and_stray	63.500	94	92Alp Cet	2.5260	3100.0	127	13958	No
83	GOM_NL__2PRFIN20041031_050123_000000382031_00377_13958_5611.N1	31-OCT-2004 05:01:23	Bright	37.500	140	88Gam Peg	2.8340	26000.	75	13958	No
84	GOM_NL__2PRFIN20041031_050341_000000452031_00377_13958_5612.N1	31-OCT-2004 05:03:41	Bright	45.000	50	13Alp Ari	2.0070	4250.0	90	13958	No
85	GOM_NL__2PRFIN20041031_050514_000000392031_00377_13958_5613.N1	31-OCT-2004 05:05:14	Bright	39.000	58	21Alp And	2.0730	11000.	78	13958	No
86	GOM_NL__2PRFIN20041031_050644_000000402031_00377_13958_5614.N1	31-OCT-2004 05:06:44	Bright	40.000	53	43Bet And	2.0480	3300.0	80	13958	No
87	GOM_NL__2PRFIN20041031_050912_000000442031_00377_13958_5615.N1	31-OCT-2004 05:09:12	Bright	44.000	73	57Gam1And	2.2600	13100.	88	13958	No
88	GOM_NL__2PRFIN20041031_051037_000000492031_00377_13958_5616.N1	31-OCT-2004 05:10:37	Bright	48.500	79	26Bet Per	2.3100	13100.	97	13958	No
89	GOM_NL__2PRFIN20041031_051236_000000402031_00377_13958_5617.N1	31-OCT-2004 05:12:36	Bright	39.500	68	18Alp Cas	2.2250	4500.0	79	13958	No
90	GOM_NL__2PRFIN20041031_051349_000000392031_00377_13958_5618.N1	31-OCT-2004 05:13:49	Bright	38.500	76	27Gam Cas	2.3000	30000.	77	13958	No
91	GOM_NL__2PRFIN20041031_051720_000000912031_00377_13958_5619.N1	31-OCT-2004 05:17:20	Bright	90.500	114	3Iot Aur	2.6930	4600.0	181	13958	No
92	GOM_NL__2PRFIN20041031_052153_000000352031_00377_13958_5620.N1	31-OCT-2004 05:21:53	Bright	35.000	49	1Alp UMi	1.9900	6300.0	70	13958	No
93	GOM_NL__2PRFIN20041031_052541_000000402031_00377_13958_5621.N1	31-OCT-2004 05:25:41	Bright	39.500	60	7Bet UMi	2.0810	3950.0	79	13958	No
94	GOM_NL__2PRFIN20041031_053003_000000382031_00377_13958_5622.N1	31-OCT-2004 05:30:03	Bright	38.000	36	50Alp UMa	1.8000	6300.0	76	13958	No
95	GOM_NL__2PRFIN20041031_053134_000000382031_00377_13958_5623.N1	31-OCT-2004 05:31:34	Bright	38.000	32	77Eps UMa	1.7630	11000.	76	13958	No
96	GOM_NL__2PRFIN20041031_053253_000000352031_00377_13958_5624.N1	31-OCT-2004 05:32:53	Bright	34.500	39	85Eta UMa	1.8540	24000.	69	13958	No
97	GOM_NL__2PRFIN20041031_053517_000000422031_00377_13958_5625.N1	31-OCT-2004 05:35:17	Bright	41.500	174	52Psi UMa	3.0040	4400.0	83	13958	No
98	GOM_NL__2PRFIN20041031_054230_000002552031_00377_13958_5626.N1	31-OCT-2004 05:42:30	Tw_i_and_stray	255.00	24	66Alp Gem	1.5800	10200.	510	13958	No
99	GOM_NL__2PRFIN20041031_055620_000000742031_00377_13958_5627.N1	31-OCT-2004 05:56:20	Dark	73.500	48	30Alp Hya	1.9770	4100.0	147	13958	No
100	GOM_NL__2PRFIN20041031_060133_000000402031_00377_13958_5628.N1	31-OCT-2004 06:01:33	Dark	39.500	99	Del Cen	2.5750	26000.	79	13958	No
101	GOM_NL__2PRFIN20041031_060341_000000402031_00377_13958_5629.N1	31-OCT-2004 06:03:41	Dark	40.000	129	Del Cru	2.7930	26000.	80	13958	No

102	GOM_NL__2PRFIN20041031_060615_000000422031_00378_13959_5609.N1	31-OCT-2004 06:06:15	Dark	42.000	91	Kap Vel	2.4900	26000.	84	13959	No
103	GOM_NL__2PRFIN20041031_060853_000000492031_00378_13959_5610.N1	31-OCT-2004 06:08:53	Dark	48.500	29	Bet Car	1.6720	10200.	97	13959	No
104	GOM_NL__2PRFIN20041031_061405_000000552031_00378_13959_5611.N1	31-OCT-2004 06:14:05	Dark	54.500	2	Alp Car	-0.73600	7000.0	109	13959	No
105	GOM_NL__2PRFIN20041031_061944_000000392031_00378_13959_5612.N1	31-OCT-2004 06:19:44	Dark	39.000	143	Alp Hyi	2.8570	7200.0	78	13959	No
106	GOM_NL__2PRFIN20041031_062108_000000512031_00378_13959_5613.N1	31-OCT-2004 06:21:08	Dark	51.000	9	Alp Eri	0.45300	24000.	102	13959	No
107	GOM_NL__2PRFIN20041031_062424_000000442031_00378_13959_5614.N1	31-OCT-2004 06:24:24	Straylight	43.500	157	The1Eri	2.9060	9300.0	87	13959	No
108	GOM_NL__2PRFIN20041031_062731_000001112031_00378_13959_5615.N1	31-OCT-2004 06:27:31	Straylight	111.00	139	9Bet Lep	2.8330	5600.0	222	13959	No
109	GOM_NL__2PRFIN20041031_063229_000000492031_00378_13959_5616.N1	31-OCT-2004 06:32:29	Straylight	49.000	52	16Bet Cet	2.0370	4500.0	98	13959	No
110	GOM_NL__2PRFIN20041031_063858_000000602031_00378_13959_5617.N1	31-OCT-2004 06:38:58	Tw_i_and_stray	59.500	94	92Alp Cet	2.5260	3100.0	119	13959	No
111	GOM_NL__2PRFIN20041031_064159_000000392031_00378_13959_5618.N1	31-OCT-2004 06:41:59	Bright	38.500	140	88Gam Peg	2.8340	26000.	77	13959	No
112	GOM_NL__2PRFIN20041031_064417_000000452031_00378_13959_5619.N1	31-OCT-2004 06:44:17	Bright	44.500	50	13Alp Ari	2.0070	4250.0	89	13959	No
113	GOM_NL__2PRFIN20041031_064550_000000392031_00378_13959_5620.N1	31-OCT-2004 06:45:50	Bright	39.000	58	21Alp And	2.0730	11000.	78	13959	No
114	GOM_NL__2PRFIN20041031_064720_000000412031_00378_13959_5621.N1	31-OCT-2004 06:47:20	Bright	40.500	53	43Bet And	2.0480	3300.0	81	13959	No
115	GOM_NL__2PRFIN20041031_064948_000000422031_00378_13959_5622.N1	31-OCT-2004 06:49:48	Bright	41.500	73	57Gam1And	2.2600	13100.	83	13959	No
116	GOM_NL__2PRFIN20041031_065113_000000482031_00378_13959_5623.N1	31-OCT-2004 06:51:13	Bright	48.000	79	26Bet Per	2.3100	13100.	96	13959	No
117	GOM_NL__2PRFIN20041031_065313_000000392031_00378_13959_5624.N1	31-OCT-2004 06:53:13	Bright	39.000	68	18Alp Cas	2.2250	4500.0	78	13959	No
118	GOM_NL__2PRFIN20041031_065424_000000392031_00378_13959_5625.N1	31-OCT-2004 06:54:24	Bright	39.000	76	27Gam Cas	2.3000	30000.	78	13959	No
119	GOM_NL__2PRFIN20041031_065754_000000932031_00378_13959_5626.N1	31-OCT-2004 06:57:54	Bright	92.500	114	3lot Aur	2.6930	4600.0	185	13959	No
120	GOM_NL__2PRFIN20041031_070229_000000392031_00378_13959_5627.N1	31-OCT-2004 07:02:29	Bright	39.000	49	1Alp UMi	1.9900	6300.0	78	13959	No
121	GOM_NL__2PRFIN20041031_070618_000000402031_00378_13959_5628.N1	31-OCT-2004 07:06:18	Bright	40.000	60	7Bet UMi	2.0810	3950.0	80	13959	No
122	GOM_NL__2PRFIN20041031_071039_000000402031_00378_13959_5629.N1	31-OCT-2004 07:10:39	Bright	40.000	36	50Alp UMa	1.8000	6300.0	80	13959	No
123	GOM_NL__2PRFIN20041031_071211_000000402031_00378_13959_5630.N1	31-OCT-2004 07:12:11	Bright	39.500	32	77Eps UMa	1.7630	11000.	79	13959	No
124	GOM_NL__2PRFIN20041031_071329_000000362031_00378_13959_5631.N1	31-OCT-2004 07:13:29	Bright	35.500	39	85Eta UMa	1.8540	24000.	71	13959	No
125	GOM_NL__2PRFIN20041031_071553_000000452031_00378_13959_5632.N1	31-OCT-2004 07:15:53	Bright	45.000	174	52Psi UMa	3.0040	4400.0	90	13959	No
126	GOM_NL__2PRFIN20041031_072307_000002552031_00378_13959_5633.N1	31-OCT-2004 07:23:07	Tw_i_and_stray	255.00	24	66Alp Gem	1.5800	10200.	510	13959	No
127	GOM_NL__2PRFIN20041031_073657_000000732031_00378_13959_5634.N1	31-OCT-2004 07:36:57	Dark	72.500	48	30Alp Hya	1.9770	4100.0	145	13959	No
128	GOM_NL__2PRFIN20041031_074209_000000412031_00378_13959_5635.N1	31-OCT-2004 07:42:09	Dark	40.500	99	Del Cen	2.5750	26000.	81	13959	No
129	GOM_NL__2PRFIN20041031_074418_000000392031_00378_13959_5636.N1	31-OCT-2004 07:44:18	Dark	38.500	129	Del Cru	2.7930	26000.	77	13959	No
130	GOM_NL__2PRFIN20041031_074652_000000442031_00379_13960_5609.N1	31-OCT-2004 07:46:52	Dark	43.500	91	Kap Vel	2.4900	26000.	87	13960	No
131	GOM_NL__2PRFIN20041031_074929_000000412031_00379_13960_5610.N1	31-OCT-2004 07:49:29	Dark	40.500	29	Bet Car	1.6720	10200.	81	13960	No
132	GOM_NL__2PRFIN20041031_075442_000000512031_00379_13960_5611.N1	31-OCT-2004 07:54:42	Dark	51.000	2	Alp Car	-0.73600	7000.0	102	13960	No
133	GOM_NL__2PRFIN20041031_080021_000000422031_00379_13960_5612.N1	31-OCT-2004 08:00:21	Dark	42.000	143	Alp Hyi	2.8570	7200.0	84	13960	No
134	GOM_NL__2PRFIN20041031_080143_000000512031_00379_13960_5613.N1	31-OCT-2004 08:01:43	Dark	50.500	9	Alp Eri	0.45300	24000.	101	13960	No
135	GOM_NL__2PRFIN20041031_080500_000000462031_00379_13960_5614.N1	31-OCT-2004 08:05:00	Straylight	45.500	157	The1Eri	2.9060	9300.0	91	13960	No
136	GOM_NL__2PRFIN20041031_080725_000001832031_00379_13960_5615.N1	31-OCT-2004 08:07:25	Straylight	182.50	1	9Alp CMa	-1.4400	11000.	365	13960	No
137	GOM_NL__2PRFIN20041031_081305_000000472031_00379_13960_5616.N1	31-OCT-2004 08:13:05	Straylight	46.500	52	16Bet Cet	2.0370	4500.0	93	13960	No
138	GOM_NL__2PRFIN20041031_081933_000000632031_00379_13960_5617.N1	31-OCT-2004 08:19:33	Tw_i_and_stray	62.500	94	92Alp Cet	2.5260	3100.0	125	13960	No
139	GOM_NL__2PRFIN20041031_082235_000000372031_00379_13960_5618.N1	31-OCT-2004 08:22:35	Bright	37.000	140	88Gam Peg	2.8340	26000.	74	13960	No
140	GOM_NL__2PRFIN20041031_082454_000000442031_00379_13960_5619.N1	31-OCT-2004 08:24:54	Bright	43.500	50	13Alp Ari	2.0070	4250.0	87	13960	No
141	GOM_NL__2PRFIN20041031_082627_000000372031_00379_13960_5620.N1	31-OCT-2004 08:26:27	Bright	37.000	58	21Alp And	2.0730	11000.	74	13960	No
142	GOM_NL__2PRFIN20041031_082756_000000382031_00379_13960_5621.N1	31-OCT-2004 08:27:56	Bright	38.000	53	43Bet And	2.0480	3300.0	76	13960	No
143	GOM_NL__2PRFIN20041031_083024_000000392031_00379_13960_5622.N1	31-OCT-2004 08:30:24	Bright	39.000	73	57Gam1And	2.2600	13100.	78	13960	No
144	GOM_NL__2PRFIN20041031_083148_000000452031_00379_13960_5623.N1	31-OCT-2004 08:31:48	Bright	45.000	79	26Bet Per	2.3100	13100.	90	13960	No
145	GOM_NL__2PRFIN20041031_083349_000000382031_00379_13960_5624.N1	31-OCT-2004 08:33:49	Bright	37.500	68	18Alp Cas	2.2250	4500.0	75	13960	No
146	GOM_NL__2PRFIN20041031_083501_000000382031_00379_13960_5625.N1	31-OCT-2004 08:35:01	Bright	37.500	76	27Gam Cas	2.3000	30000.	75	13960	No
147	GOM_NL__2PRFIN20041031_083827_000000862031_00379_13960_5626.N1	31-OCT-2004 08:38:27	Bright	86.000	114	3lot Aur	2.6930	4600.0	172	13960	No
148	GOM_NL__2PRFIN20041031_084303_000000372031_00379_13960_5627.N1	31-OCT-2004 08:43:03	Bright	37.000	49	1Alp UMi	1.9900	6300.0	74	13960	No
149	GOM_NL__2PRFIN20041031_084654_000000372031_00379_13960_5628.N1	31-OCT-2004 08:46:54	Bright	37.000	60	7Bet UMi	2.0810	3950.0	74	13960	No
150	GOM_NL__2PRFIN20041031_085114_000000392031_00379_13960_5629.N1	31-OCT-2004 08:51:14	Bright	39.000	36	50Alp UMa	1.8000	6300.0	78	13960	No
151	GOM_NL__2PRFIN20041031_085247_000000402031_00379_13960_5630.N1	31-OCT-2004 08:52:47	Bright	39.500	32	77Eps UMa	1.7630	11000.	79	13960	No
152	GOM_NL__2PRFIN20041031_085404_000000382031_00379_13960_5631.N1	31-OCT-2004 08:54:04	Bright	38.000	39	85Eta UMa	1.8540	24000.	76	13960	No
153	GOM_NL__2PRFIN20041031_085629_000000422031_00379_13960_5632.N1	31-OCT-2004 08:56:29	Bright	41.500	174	52Psi UMa	3.0040	4400.0	83	13960	No
154	GOM_NL__2PRFIN20041031_090344_000002552031_00379_13960_5633.N1	31-OCT-2004 09:03:44	Tw_i_and_stray	255.00	24	66Alp Gem	1.5800	10200.	510	13960	No
155	GOM_NL__2PRFIN20041031_091736_000000772031_00379_13960_5634.N1	31-OCT-2004 09:17:36	Dark	77.000	48	30Alp Hya	1.9770	4100.0	154	13960	No
156	GOM_NL__2PRFIN20041031_092244_000000412031_00379_13960_5635.N1	31-OCT-2004 09:22:44	Dark	41.000	99	Del Cen	2.5750	26000.	82	13960	No
157	GOM_NL__2PRFIN20041031_092453_000000392031_00379_13960_5636.N1	31-OCT-2004 09:24:53	Dark	39.000	129	Del Cru	2.7930	26000.	78	13960	No
158	GOM_NL__2PRFIN20041031_092728_000000412031_00380_13961_5702.N1	31-OCT-2004 09:27:28	Dark	41.000	91	Kap Vel	2.4900	26000.	82	13961	No
159	GOM_NL__2PRFIN20041031_093005_000000492031_00380_13961_5703.N1	31-OCT-2004 09:30:05	Dark	49.000	29	Bet Car	1.6720	10200.	98	13961	No
160	GOM_NL__2PRFIN20041031_093518_000000512031_00380_13961_5704.N1	31-OCT-2004 09:35:18	Dark	51.000	2	Alp Car	-0.73600	7000.0	102	13961	No

161	GOM_NL__2PRFIN20041031_094057_000000432031_00380_13961_5705.N1	31-OCT-2004 09:40:57	Dark	42.500	143	Alp Hyi	2.8570	7200.0	85	13961	No
162	GOM_NL__2PRFIN20041031_094220_000000472031_00380_13961_5706.N1	31-OCT-2004 09:42:20	Dark	47.000	9	Alp Eri	0.45300	24000.	94	13961	No
163	GOM_NL__2PRFIN20041031_094537_000000452031_00380_13961_5707.N1	31-OCT-2004 09:45:37	Straylight	45.000	157	The1Eri	2.9060	9300.0	90	13961	No
164	GOM_NL__2PRFIN20041031_094805_000001832031_00380_13961_5708.N1	31-OCT-2004 09:48:05	Straylight	183.00	1	9Alp CMa	-1.4400	11000.	366	13961	No
165	GOM_NL__2PRFIN20041031_095340_000000472031_00380_13961_5709.N1	31-OCT-2004 09:53:40	Straylight	47.000	52	16Bet Cet	2.0370	4500.0	94	13961	No
166	GOM_NL__2PRFIN20041031_100009_000000642031_00380_13961_5710.N1	31-OCT-2004 10:00:09	Tw_i_and_stray	63.500	94	92Alp Cet	2.5260	3100.0	127	13961	No
167	GOM_NL__2PRFIN20041031_100311_000000392031_00380_13961_5711.N1	31-OCT-2004 10:03:11	Bright	38.500	140	88Gam Peg	2.8340	26000.	77	13961	No
168	GOM_NL__2PRFIN20041031_100529_000000422031_00380_13961_5712.N1	31-OCT-2004 10:05:29	Bright	42.000	50	13Alp Ari	2.0070	4250.0	84	13961	No
169	GOM_NL__2PRFIN20041031_100702_000000392031_00380_13961_5713.N1	31-OCT-2004 10:07:02	Bright	38.500	58	21Alp And	2.0730	11000.	77	13961	No
170	GOM_NL__2PRFIN20041031_100832_000000392031_00380_13961_5714.N1	31-OCT-2004 10:08:32	Bright	38.500	53	43Bet And	2.0480	3300.0	77	13961	No
171	GOM_NL__2PRFIN20041031_101059_000000442031_00380_13961_5715.N1	31-OCT-2004 10:10:59	Bright	43.500	73	57Gam1And	2.2600	13100.	87	13961	No
172	GOM_NL__2PRFIN20041031_101223_000000462031_00380_13961_5716.N1	31-OCT-2004 10:12:23	Bright	45.500	79	26Bet Per	2.3100	13100.	91	13961	No
173	GOM_NL__2PRFIN20041031_101425_000000382031_00380_13961_5717.N1	31-OCT-2004 10:14:25	Bright	38.000	68	18Alp Cas	2.2250	4500.0	76	13961	No
174	GOM_NL__2PRFIN20041031_101536_000000402031_00380_13961_5718.N1	31-OCT-2004 10:15:36	Bright	39.500	76	27Gam Cas	2.3000	30000.	79	13961	No
175	GOM_NL__2PRFIN20041031_101901_000000912031_00380_13961_5719.N1	31-OCT-2004 10:19:01	Bright	90.500	114	3lot Aur	2.6930	4600.0	181	13961	No
176	GOM_NL__2PRFIN20041031_102339_000000412031_00380_13961_5720.N1	31-OCT-2004 10:23:39	Bright	40.500	49	1Alp UMi	1.9900	6300.0	81	13961	No
177	GOM_NL__2PRFIN20041031_102730_000000392031_00380_13961_5721.N1	31-OCT-2004 10:27:30	Bright	39.000	60	7Bet UMi	2.0810	3950.0	78	13961	No
178	GOM_NL__2PRFIN20041031_103150_000000422031_00380_13961_5722.N1	31-OCT-2004 10:31:50	Bright	41.500	36	50Alp UMa	1.8000	6300.0	83	13961	No
179	GOM_NL__2PRFIN20041031_103323_000000412031_00380_13961_5723.N1	31-OCT-2004 10:33:23	Bright	40.500	32	77Eps UMa	1.7630	11000.	81	13961	No
180	GOM_NL__2PRFIN20041031_103439_000000392031_00380_13961_5724.N1	31-OCT-2004 10:34:39	Bright	39.000	39	85Eta UMa	1.8540	24000.	78	13961	No
181	GOM_NL__2PRFIN20041031_103705_000000452031_00380_13961_5725.N1	31-OCT-2004 10:37:05	Bright	44.500	174	52Psi UMa	3.0040	4400.0	89	13961	No
182	GOM_NL__2PRFIN20041031_104422_000002552031_00380_13961_5726.N1	31-OCT-2004 10:44:22	Tw_i_and_stray	255.00	24	66Alp Gem	1.5800	10200.	510	13961	No
183	GOM_NL__2PRFIN20041031_105814_000000822031_00380_13961_5727.N1	31-OCT-2004 10:58:14	Dark	81.500	48	30Alp Hya	1.9770	4100.0	163	13961	No
184	GOM_NL__2PRFIN20041031_110320_000000412031_00380_13961_5728.N1	31-OCT-2004 11:03:20	Dark	41.000	99	Del Cen	2.5750	26000.	82	13961	No
185	GOM_NL__2PRFIN20041031_110529_000000392031_00380_13961_5729.N1	31-OCT-2004 11:05:29	Dark	39.000	129	Del Cru	2.7930	26000.	78	13961	No
186	GOM_NL__2PRFIN20041031_110804_000000432031_00381_13962_5703.N1	31-OCT-2004 11:08:04	Dark	43.000	91	Kap Vel	2.4900	26000.	86	13962	No
187	GOM_NL__2PRFIN20041031_111042_000000402031_00381_13962_5704.N1	31-OCT-2004 11:10:42	Dark	40.000	29	Bet Car	1.6720	10200.	80	13962	No
188	GOM_NL__2PRFIN20041031_111554_000000572031_00381_13962_5705.N1	31-OCT-2004 11:15:54	Dark	56.500	2	Alp Car	-0.73600	7000.0	113	13962	No
189	GOM_NL__2PRFIN20041031_112133_000000412031_00381_13962_5706.N1	31-OCT-2004 11:21:33	Dark	41.000	143	Alp Hyi	2.8570	7200.0	82	13962	No
190	GOM_NL__2PRFIN20041031_112256_000000472031_00381_13962_5707.N1	31-OCT-2004 11:22:56	Dark	47.000	9	Alp Eri	0.45300	24000.	94	13962	No
191	GOM_NL__2PRFIN20041031_112611_000000482031_00381_13962_5708.N1	31-OCT-2004 11:26:11	Straylight	48.000	157	The1Eri	2.9060	9300.0	96	13962	No
192	GOM_NL__2PRFIN20041031_112844_000001832031_00381_13962_5709.N1	31-OCT-2004 11:28:44	Straylight	182.50	1	9Alp CMa	-1.4400	11000.	365	13962	No
193	GOM_NL__2PRFIN20041031_113415_000000482031_00381_13962_5710.N1	31-OCT-2004 11:34:15	Straylight	48.000	52	16Bet Cet	2.0370	4500.0	96	13962	No
194	GOM_NL__2PRFIN20041031_114045_000000622031_00381_13962_5711.N1	31-OCT-2004 11:40:45	Tw_i_and_stray	61.500	94	92Alp Cet	2.5260	3100.0	123	13962	No
195	GOM_NL__2PRFIN20041031_114348_000000392031_00381_13962_5712.N1	31-OCT-2004 11:43:48	Bright	38.500	140	88Gam Peg	2.8340	26000.	77	13962	No
196	GOM_NL__2PRFIN20041031_114602_000000452031_00381_13962_5713.N1	31-OCT-2004 11:46:02	Bright	45.000	50	13Alp Ari	2.0070	4250.0	90	13962	No
197	GOM_NL__2PRFIN20041031_114738_000000382031_00381_13962_5714.N1	31-OCT-2004 11:47:38	Bright	38.000	58	21Alp And	2.0730	11000.	76	13962	No
198	GOM_NL__2PRFIN20041031_114907_000000422031_00381_13962_5715.N1	31-OCT-2004 11:49:07	Bright	41.500	53	43Bet And	2.0480	3300.0	83	13962	No
199	GOM_NL__2PRFIN20041031_115136_000000422031_00381_13962_5716.N1	31-OCT-2004 11:51:36	Bright	41.500	73	57Gam1And	2.2600	13100.	83	13962	No
200	GOM_NL__2PRFIN20041031_115258_000000472031_00381_13962_5717.N1	31-OCT-2004 11:52:58	Bright	46.500	79	26Bet Per	2.3100	13100.	93	13962	No
201	GOM_NL__2PRFIN20041031_115500_000000402031_00381_13962_5718.N1	31-OCT-2004 11:55:00	Bright	40.000	68	18Alp Cas	2.2250	4500.0	80	13962	No
202	GOM_NL__2PRFIN20041031_115610_000000412031_00381_13962_5719.N1	31-OCT-2004 11:56:10	Bright	41.000	76	27Gam Cas	2.3000	30000.	82	13962	No
203	GOM_NL__2PRFIN20041031_115934_000000922031_00381_13962_5720.N1	31-OCT-2004 11:59:34	Bright	91.500	114	3lot Aur	2.6930	4600.0	183	13962	No
204	GOM_NL__2PRFIN20041031_120417_000000382031_00381_13962_5721.N1	31-OCT-2004 12:04:17	Bright	38.000	49	1Alp UMi	1.9900	6300.0	76	13962	No
205	GOM_NL__2PRFIN20041031_120804_000000442031_00381_13962_5722.N1	31-OCT-2004 12:08:04	Bright	43.500	60	7Bet UMi	2.0810	3950.0	87	13962	No
206	GOM_NL__2PRFIN20041031_121226_000000372031_00381_13962_5723.N1	31-OCT-2004 12:12:26	Bright	37.000	36	50Alp UMa	1.8000	6300.0	74	13962	No
207	GOM_NL__2PRFIN20041031_121359_000000362031_00381_13962_5724.N1	31-OCT-2004 12:13:59	Bright	36.000	32	77Eps UMa	1.7630	11000.	72	13962	No
208	GOM_NL__2PRFIN20041031_121517_000000352031_00381_13962_5725.N1	31-OCT-2004 12:15:17	Bright	35.000	39	85Eta UMa	1.8540	24000.	70	13962	No
209	GOM_NL__2PRFIN20041031_121742_000000422031_00381_13962_5726.N1	31-OCT-2004 12:17:42	Bright	41.500	174	52Psi UMa	3.0040	4400.0	83	13962	No
210	GOM_NL__2PRFIN20041031_122459_000002552031_00381_13962_5727.N1	31-OCT-2004 12:24:59	Tw_i_and_stray	255.00	24	66Alp Gem	1.5800	10200.	510	13962	No
211	GOM_NL__2PRFIN20041031_123851_000000772031_00381_13962_5728.N1	31-OCT-2004 12:38:51	Dark	77.000	48	30Alp Hya	1.9770	4100.0	154	13962	No
212	GOM_NL__2PRFIN20041031_124356_000000402031_00381_13962_5729.N1	31-OCT-2004 12:43:56	Dark	39.500	99	Del Cen	2.5750	26000.	79	13962	No
213	GOM_NL__2PRFIN20041031_124605_000000382031_00381_13962_5730.N1	31-OCT-2004 12:46:05	Dark	38.000	129	Del Cru	2.7930	26000.	76	13962	No
214	GOM_NL__2PRFIN20041031_124841_000000422031_00382_13963_5611.N1	31-OCT-2004 12:48:41	Dark	42.000	91	Kap Vel	2.4900	26000.	84	13963	No
215	GOM_NL__2PRFIN20041031_125118_000000402031_00382_13963_5612.N1	31-OCT-2004 12:51:18	Dark	40.000	29	Bet Car	1.6720	10200.	80	13963	No
216	GOM_NL__2PRFIN20041031_125631_000000552031_00382_13963_5613.N1	31-OCT-2004 12:56:31	Dark	55.000	2	Alp Car	-0.73600	7000.0	110	13963	No
217	GOM_NL__2PRFIN20041031_130209_000000392031_00382_13963_5614.N1	31-OCT-2004 13:02:09	Dark	38.500	143	Alp Hyi	2.8570	7200.0	77	13963	No
218	GOM_NL__2PRFIN20041031_130332_000000482031_00382_13963_5615.N1	31-OCT-2004 13:03:32	Dark	48.000	9	Alp Eri	0.45300	24000.	96	13963	No
219	GOM_NL__2PRFIN20041031_130647_000000452031_00382_13963_5616.N1	31-OCT-2004 13:06:47	Straylight	45.000	157	The1Eri	2.9060	9300.0	90	13963	No



220	GOM_NL__2PRFIN20041031_130923_000001832031_00382_13963_5617.N1	31-OCT-2004 13:09:23	Straylight	182.50	1	9Alp CMa	-1.4400	11000.	365	13963	No
221	GOM_NL__2PRFIN20041031_131451_000000512031_00382_13963_5618.N1	31-OCT-2004 13:14:51	Straylight	50.500	52	16Bet Cet	2.0370	4500.0	101	13963	No
222	GOM_NL__2PRFIN20041031_132121_000000592031_00382_13963_5619.N1	31-OCT-2004 13:21:21	Tw_i_and_stray	59.000	94	92Alp Cet	2.5260	3100.0	118	13963	No
223	GOM_NL__2PRFIN20041031_132423_000000392031_00382_13963_5620.N1	31-OCT-2004 13:24:23	Bright	39.000	140	88Gam Peg	2.8340	26000.	78	13963	No
224	GOM_NL__2PRFIN20041031_132639_000000432031_00382_13963_5621.N1	31-OCT-2004 13:26:39	Bright	43.000	50	13Alp Ari	2.0070	4250.0	86	13963	No
225	GOM_NL__2PRFIN20041031_132814_000000402031_00382_13963_5622.N1	31-OCT-2004 13:28:14	Bright	39.500	58	21Alp And	2.0730	11000.	79	13963	No
226	GOM_NL__2PRFIN20041031_132941_000000412031_00382_13963_5623.N1	31-OCT-2004 13:29:41	Bright	40.500	53	43Bet And	2.0480	3300.0	81	13963	No
227	GOM_NL__2PRFIN20041031_133211_000000432031_00382_13963_5624.N1	31-OCT-2004 13:32:11	Bright	42.500	73	57Gam1And	2.2600	13100.	85	13963	No
228	GOM_NL__2PRFIN20041031_133331_000000512031_00382_13963_5625.N1	31-OCT-2004 13:33:31	Bright	50.500	79	26Bet Per	2.3100	13100.	101	13963	No
229	GOM_NL__2PRFIN20041031_133536_000000402031_00382_13963_5626.N1	31-OCT-2004 13:35:36	Bright	39.500	68	18Alp Cas	2.2250	4500.0	79	13963	No
230	GOM_NL__2PRFIN20041031_133646_000000412031_00382_13963_5627.N1	31-OCT-2004 13:36:46	Bright	41.000	76	27Gam Cas	2.3000	30000.	82	13963	No
231	GOM_NL__2PRFIN20041031_134008_000000862031_00382_13963_5628.N1	31-OCT-2004 13:40:08	Bright	85.500	114	3lot Aur	2.6930	4600.0	171	13963	No
232	GOM_NL__2PRFIN20041031_134450_000000392031_00382_13963_5629.N1	31-OCT-2004 13:44:50	Bright	39.000	49	1Alp UMi	1.9900	6300.0	78	13963	No
233	GOM_NL__2PRFIN20041031_134840_000000422031_00382_13963_5630.N1	31-OCT-2004 13:48:40	Bright	41.500	60	7Bet UMi	2.0810	3950.0	83	13963	No
234	GOM_NL__2PRFIN20041031_135302_000000422031_00382_13963_5631.N1	31-OCT-2004 13:53:02	Bright	41.500	36	50Alp UMa	1.8000	6300.0	83	13963	No
235	GOM_NL__2PRFIN20041031_135435_000000392031_00382_13963_5632.N1	31-OCT-2004 13:54:35	Bright	39.000	32	77Eps UMa	1.7630	11000.	78	13963	No
236	GOM_NL__2PRFIN20041031_135553_000000432031_00382_13963_5633.N1	31-OCT-2004 13:55:53	Bright	43.000	39	85Eta UMa	1.8540	24000.	86	13963	No
237	GOM_NL__2PRFIN20041031_135818_000000432031_00382_13963_5634.N1	31-OCT-2004 13:58:18	Bright	43.000	174	52Psi UMa	3.0040	4400.0	86	13963	No
238	GOM_NL__2PRFIN20041031_140536_000002552031_00382_13963_5635.N1	31-OCT-2004 14:05:36	Tw_i_and_stray	255.00	24	66Alp Gem	1.5800	10200.	510	13963	No
239	GOM_NL__2PRFIN20041031_141928_000000752031_00382_13963_5636.N1	31-OCT-2004 14:19:28	Dark	75.000	48	30Alp Hya	1.9770	4100.0	150	13963	No
240	GOM_NL__2PRFIN20041031_142432_000000392031_00382_13963_5637.N1	31-OCT-2004 14:24:32	Dark	38.500	99	Del Cen	2.5750	26000.	77	13963	No
241	GOM_NL__2PRFIN20041031_142641_000000402031_00382_13963_5638.N1	31-OCT-2004 14:26:41	Dark	39.500	129	Del Cru	2.7930	26000.	79	13963	No
242	GOM_NL__2PRFIN20041031_142918_000000412031_00383_13964_5707.N1	31-OCT-2004 14:29:18	Dark	41.000	91	Kap Vel	2.4900	26000.	82	13964	No
243	GOM_NL__2PRFIN20041031_143154_000000402031_00383_13964_5708.N1	31-OCT-2004 14:31:54	Dark	40.000	29	Bet Car	1.6720	10200.	80	13964	No
244	GOM_NL__2PRFIN20041031_143708_000000632031_00383_13964_5709.N1	31-OCT-2004 14:37:08	Dark	63.000	2	Alp Car	-0.73600	7000.0	126	13964	No
245	GOM_NL__2PRFIN20041031_144244_000000402031_00383_13964_5710.N1	31-OCT-2004 14:42:44	Dark	40.000	143	Alp Hyi	2.8570	7200.0	80	13964	No
246	GOM_NL__2PRFIN20041031_144408_000000482031_00383_13964_5711.N1	31-OCT-2004 14:44:08	Dark	47.500	9	Alp Eri	0.45300	24000.	95	13964	No
247	GOM_NL__2PRFIN20041031_144725_000000452031_00383_13964_5712.N1	31-OCT-2004 14:47:25	Straylight	45.000	157	The1Eri	2.9060	9300.0	90	13964	No
248	GOM_NL__2PRFIN20041031_145002_000001832031_00383_13964_5713.N1	31-OCT-2004 14:50:02	Straylight	183.00	1	9Alp CMa	-1.4400	11000.	366	13964	No
249	GOM_NL__2PRFIN20041031_145527_000000522031_00383_13964_5714.N1	31-OCT-2004 14:55:27	Straylight	52.000	52	16Bet Cet	2.0370	4500.0	104	13964	No
250	GOM_NL__2PRFIN20041031_150156_000000622031_00383_13964_5715.N1	31-OCT-2004 15:01:56	Tw_i_and_stray	61.500	94	92Alp Cet	2.5260	3100.0	123	13964	No
251	GOM_NL__2PRFIN20041031_150500_000000382031_00383_13964_5716.N1	31-OCT-2004 15:05:00	Bright	37.500	140	88Gam Peg	2.8340	26000.	75	13964	No
252	GOM_NL__2PRFIN20041031_150716_000000442031_00383_13964_5717.N1	31-OCT-2004 15:07:16	Bright	44.000	50	13Alp Ari	2.0070	4250.0	88	13964	No
253	GOM_NL__2PRFIN20041031_150851_000000392031_00383_13964_5718.N1	31-OCT-2004 15:08:51	Bright	38.500	58	21Alp And	2.0730	11000.	77	13964	No
254	GOM_NL__2PRFIN20041031_151020_000000382031_00383_13964_5719.N1	31-OCT-2004 15:10:20	Bright	38.000	53	43Bet And	2.0480	3300.0	76	13964	No
255	GOM_NL__2PRFIN20041031_151247_000000412031_00383_13964_5720.N1	31-OCT-2004 15:12:47	Bright	41.000	73	57Gam1And	2.2600	13100.	82	13964	No
256	GOM_NL__2PRFIN20041031_151406_000000472031_00383_13964_5721.N1	31-OCT-2004 15:14:06	Bright	47.000	79	26Bet Per	2.3100	13100.	94	13964	No
257	GOM_NL__2PRFIN20041031_151612_000000402031_00383_13964_5722.N1	31-OCT-2004 15:16:12	Bright	40.000	68	18Alp Cas	2.2250	4500.0	80	13964	No
258	GOM_NL__2PRFIN20041031_151724_000000382031_00383_13964_5723.N1	31-OCT-2004 15:17:24	Bright	38.000	76	27Gam Cas	2.3000	30000.	76	13964	No
259	GOM_NL__2PRFIN20041031_152041_000000872031_00383_13964_5724.N1	31-OCT-2004 15:20:41	Bright	86.500	114	3lot Aur	2.6930	4600.0	173	13964	No
260	GOM_NL__2PRFIN20041031_152529_000000372031_00383_13964_5725.N1	31-OCT-2004 15:25:29	Bright	37.000	49	1Alp UMi	1.9900	6300.0	74	13964	No
261	GOM_NL__2PRFIN20041031_152918_000000382031_00383_13964_5726.N1	31-OCT-2004 15:29:18	Bright	38.000	60	7Bet UMi	2.0810	3950.0	76	13964	No
262	GOM_NL__2PRFIN20041031_153338_000000382031_00383_13964_5727.N1	31-OCT-2004 15:33:38	Bright	38.000	36	50Alp UMa	1.8000	6300.0	76	13964	No
263	GOM_NL__2PRFIN20041031_153511_000000382031_00383_13964_5728.N1	31-OCT-2004 15:35:11	Bright	37.500	32	77Eps UMa	1.7630	11000.	75	13964	No
264	GOM_NL__2PRFIN20041031_153629_000000372031_00383_13964_5729.N1	31-OCT-2004 15:36:29	Bright	36.500	39	85Eta UMa	1.8540	24000.	73	13964	No
265	GOM_NL__2PRFIN20041031_153852_000000462031_00383_13964_5730.N1	31-OCT-2004 15:38:52	Bright	45.500	174	52Psi UMa	3.0040	4400.0	91	13964	No
266	GOM_NL__2PRFIN20041031_154613_000002552031_00383_13964_5731.N1	31-OCT-2004 15:46:13	Tw_i_and_stray	255.00	24	66Alp Gem	1.5800	10200.	510	13964	No
267	GOM_NL__2PRFIN20041031_160006_000000802031_00383_13964_5732.N1	31-OCT-2004 16:00:06	Dark	80.000	48	30Alp Hya	1.9770	4100.0	160	13964	No
268	GOM_NL__2PRFIN20041031_160508_000000412031_00383_13964_5733.N1	31-OCT-2004 16:05:08	Dark	40.500	99	Del Cen	2.5750	26000.	81	13964	No
269	GOM_NL__2PRFIN20041031_160717_000000402031_00383_13964_5734.N1	31-OCT-2004 16:07:17	Dark	39.500	129	Del Cru	2.7930	26000.	79	13964	No
270	GOM_NL__2PRFIN20041031_160954_000000422031_00384_13965_5709.N1	31-OCT-2004 16:09:54	Dark	42.000	91	Kap Vel	2.4900	26000.	84	13965	No
271	GOM_NL__2PRFIN20041031_161230_000000432031_00384_13965_5710.N1	31-OCT-2004 16:12:30	Dark	43.000	29	Bet Car	1.6720	10200.	86	13965	No
272	GOM_NL__2PRFIN20041031_161745_000000512031_00384_13965_5711.N1	31-OCT-2004 16:17:45	Dark	50.500	2	Alp Car	-0.73600	7000.0	101	13965	No
273	GOM_NL__2PRFIN20041031_162321_000000402031_00384_13965_5712.N1	31-OCT-2004 16:23:21	Dark	39.500	143	Alp Hyi	2.8570	7200.0	79	13965	No
274	GOM_NL__2PRFIN20041031_162445_000000512031_00384_13965_5713.N1	31-OCT-2004 16:24:45	Dark	50.500	9	Alp Eri	0.45300	24000.	101	13965	No
275	GOM_NL__2PRFIN20041031_162801_000000442031_00384_13965_5714.N1	31-OCT-2004 16:28:01	Straylight	44.000	157	The1Eri	2.9060	9300.0	88	13965	No
276	GOM_NL__2PRFIN20041031_163110_000001042031_00384_13965_5715.N1	31-OCT-2004 16:31:10	Straylight	103.50	139	9Bet Lep	2.8330	5600.0	207	13965	No
277	GOM_NL__2PRFIN20041031_163603_000000482031_00384_13965_5716.N1	31-OCT-2004 16:36:03	Straylight	47.500	52	16Bet Cet	2.0370	4500.0	95	13965	No
278	GOM_NL__2PRFIN20041031_164232_000000612031_00384_13965_5717.N1	31-OCT-2004 16:42:32	Tw_i_and_stray	60.500	94	92Alp Cet	2.5260	3100.0	121	13965	No



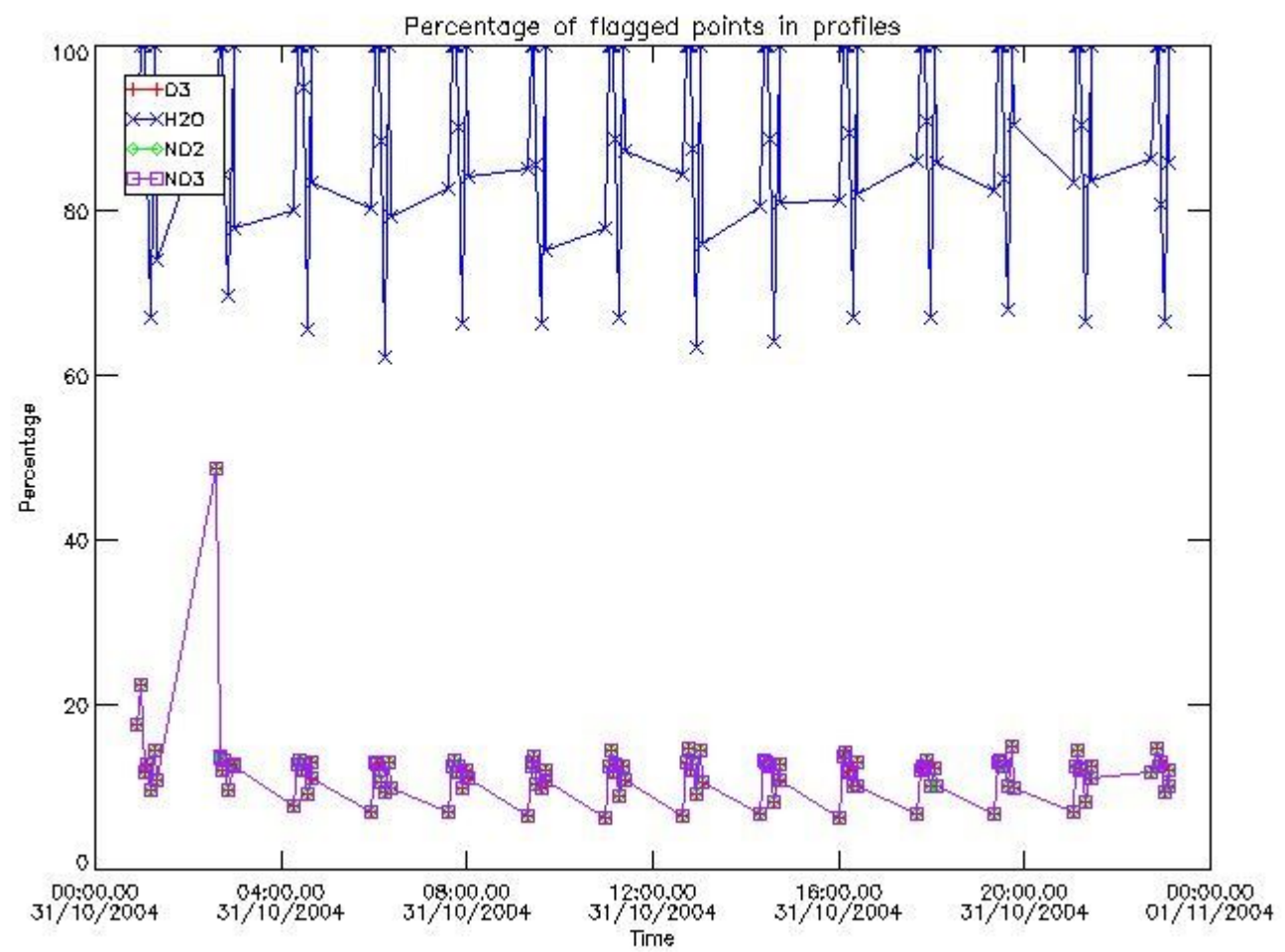
279	GOM_NL__2PRFIN20041031_164536_000000392031_00384_13965_5718.N1	31-OCT-2004 16:45:36	Bright	38.500	140	88Gam Peg	2.8340	26000.	77	13965	No
280	GOM_NL__2PRFIN20041031_164751_000000442031_00384_13965_5719.N1	31-OCT-2004 16:47:51	Bright	44.000	50	13Alp Ari	2.0070	4250.0	88	13965	No
281	GOM_NL__2PRFIN20041031_164927_000000402031_00384_13965_5720.N1	31-OCT-2004 16:49:27	Bright	40.000	58	21Alp And	2.0730	11000.	80	13965	No
282	GOM_NL__2PRFIN20041031_165053_000000432031_00384_13965_5721.N1	31-OCT-2004 16:50:53	Bright	42.500	53	43Bet And	2.0480	3300.0	85	13965	No
283	GOM_NL__2PRFIN20041031_165646_000000392031_00384_13965_5722.N1	31-OCT-2004 16:56:46	Bright	38.500	68	18Alp Cas	2.2250	4500.0	77	13965	No
284	GOM_NL__2PRFIN20041031_165757_000000402031_00384_13965_5723.N1	31-OCT-2004 16:57:57	Bright	39.500	76	27Gam Cas	2.3000	30000.	79	13965	No
285	GOM_NL__2PRFIN20041031_170115_000000872031_00384_13965_5724.N1	31-OCT-2004 17:01:15	Bright	86.500	114	3lot Aur	2.6930	4600.0	173	13965	No
286	GOM_NL__2PRFIN20041031_170604_000000402031_00384_13965_5725.N1	31-OCT-2004 17:06:04	Bright	39.500	49	1Alp UMi	1.9900	6300.0	79	13965	No
287	GOM_NL__2PRFIN20041031_170954_000000402031_00384_13965_5726.N1	31-OCT-2004 17:09:54	Bright	40.000	60	7Bet UMi	2.0810	3950.0	80	13965	No
288	GOM_NL__2PRFIN20041031_171414_000000372031_00384_13965_5727.N1	31-OCT-2004 17:14:14	Bright	37.000	36	50Alp UMa	1.8000	6300.0	74	13965	No
289	GOM_NL__2PRFIN20041031_171550_000000412031_00384_13965_5728.N1	31-OCT-2004 17:15:50	Bright	41.000	82	48Bet UMa	2.3650	10600.	82	13965	No
290	GOM_NL__2PRFIN20041031_171930_000000422031_00384_13965_5729.N1	31-OCT-2004 17:19:30	Bright	42.000	174	52Psi UMa	3.0040	4400.0	84	13965	No
291	GOM_NL__2PRFIN20041031_172650_000002552031_00384_13965_5730.N1	31-OCT-2004 17:26:50	Twi_and_stray	255.00	24	66Alp Gem	1.5800	10200.	510	13965	No
292	GOM_NL__2PRFIN20041031_174042_000000762031_00384_13965_5731.N1	31-OCT-2004 17:40:42	Dark	76.000	48	30Alp Hya	1.9770	4100.0	152	13965	No
293	GOM_NL__2PRFIN20041031_174544_000000422031_00384_13965_5732.N1	31-OCT-2004 17:45:44	Dark	42.000	99	Del Cen	2.5750	26000.	84	13965	No
294	GOM_NL__2PRFIN20041031_174753_000000412031_00384_13965_5733.N1	31-OCT-2004 17:47:53	Dark	40.500	129	Del Cru	2.7930	26000.	81	13965	No
295	GOM_NL__2PRFIN20041031_175031_000000422031_00385_13966_5710.N1	31-OCT-2004 17:50:31	Dark	41.500	91	Kap Vel	2.4900	26000.	83	13966	No
296	GOM_NL__2PRFIN20041031_175306_000000392031_00385_13966_5711.N1	31-OCT-2004 17:53:06	Dark	38.500	29	Bet Car	1.6720	10200.	77	13966	No
297	GOM_NL__2PRFIN20041031_175822_000000512031_00385_13966_5712.N1	31-OCT-2004 17:58:22	Dark	50.500	2	Alp Car	-0.73600	7000.0	101	13966	No
298	GOM_NL__2PRFIN20041031_180357_000000422031_00385_13966_5713.N1	31-OCT-2004 18:03:57	Dark	41.500	143	Alp Hyi	2.8570	7200.0	83	13966	No
299	GOM_NL__2PRFIN20041031_180521_000000502031_00385_13966_5714.N1	31-OCT-2004 18:05:21	Dark	50.000	9	Alp Eri	0.45300	24000.	100	13966	No
300	GOM_NL__2PRFIN20041031_180838_000000432031_00385_13966_5715.N1	31-OCT-2004 18:08:38	Straylight	43.000	157	The1Eri	2.9060	9300.0	86	13966	No
301	GOM_NL__2PRFIN20041031_181146_000001002031_00385_13966_5716.N1	31-OCT-2004 18:11:46	Straylight	100.00	139	9Bet Lep	2.8330	5600.0	200	13966	No
302	GOM_NL__2PRFIN20041031_181641_000000482031_00385_13966_5717.N1	31-OCT-2004 18:16:41	Straylight	47.500	52	16Bet Cet	2.0370	4500.0	95	13966	No
303	GOM_NL__2PRFIN20041031_182307_000000642031_00385_13966_5718.N1	31-OCT-2004 18:23:07	Twi_and_stray	63.500	94	92Alp Cet	2.5260	3100.0	127	13966	No
304	GOM_NL__2PRFIN20041031_182612_000000382031_00385_13966_5719.N1	31-OCT-2004 18:26:12	Bright	38.000	140	88Gam Peg	2.8340	26000.	76	13966	No
305	GOM_NL__2PRFIN20041031_182827_000000452031_00385_13966_5720.N1	31-OCT-2004 18:28:27	Bright	45.000	50	13Alp Ari	2.0070	4250.0	90	13966	No
306	GOM_NL__2PRFIN20041031_183003_000000402031_00385_13966_5721.N1	31-OCT-2004 18:30:03	Bright	39.500	58	21Alp And	2.0730	11000.	79	13966	No
307	GOM_NL__2PRFIN20041031_183132_000000402031_00385_13966_5722.N1	31-OCT-2004 18:31:32	Bright	40.000	53	43Bet And	2.0480	3300.0	80	13966	No
308	GOM_NL__2PRFIN20041031_183725_000000392031_00385_13966_5723.N1	31-OCT-2004 18:37:25	Bright	39.000	68	18Alp Cas	2.2250	4500.0	78	13966	No
309	GOM_NL__2PRFIN20041031_183836_000000392031_00385_13966_5724.N1	31-OCT-2004 18:38:36	Bright	38.500	76	27Gam Cas	2.3000	30000.	77	13966	No
310	GOM_NL__2PRFIN20041031_184149_000000912031_00385_13966_5725.N1	31-OCT-2004 18:41:49	Bright	90.500	114	3lot Aur	2.6930	4600.0	181	13966	No
311	GOM_NL__2PRFIN20041031_184641_000000392031_00385_13966_5726.N1	31-OCT-2004 18:46:41	Bright	38.500	49	1Alp UMi	1.9900	6300.0	77	13966	No
312	GOM_NL__2PRFIN20041031_185031_000000392031_00385_13966_5727.N1	31-OCT-2004 18:50:31	Bright	39.000	60	7Bet UMi	2.0810	3950.0	78	13966	No
313	GOM_NL__2PRFIN20041031_185449_000000422031_00385_13966_5728.N1	31-OCT-2004 18:54:49	Bright	42.000	36	50Alp UMa	1.8000	6300.0	84	13966	No
314	GOM_NL__2PRFIN20041031_185625_000000422031_00385_13966_5729.N1	31-OCT-2004 18:56:25	Bright	42.000	82	48Bet UMa	2.3650	10600.	84	13966	No
315	GOM_NL__2PRFIN20041031_190006_000000562031_00385_13966_5730.N1	31-OCT-2004 19:00:06	Bright	56.000	174	52Psi UMa	3.0040	4400.0	112	13966	No
316	GOM_NL__2PRFIN20041031_190727_000002552031_00385_13966_5731.N1	31-OCT-2004 19:07:27	Twi_and_stray	255.00	24	66Alp Gem	1.5800	10200.	510	13966	No
317	GOM_NL__2PRFIN20041031_192120_000000752031_00385_13966_5732.N1	31-OCT-2004 19:21:20	Dark	74.500	48	30Alp Hya	1.9770	4100.0	149	13966	No
318	GOM_NL__2PRFIN20041031_192621_000000402031_00385_13966_5733.N1	31-OCT-2004 19:26:21	Dark	39.500	99	Del Cen	2.5750	26000.	79	13966	No
319	GOM_NL__2PRFIN20041031_192829_000000392031_00385_13966_5734.N1	31-OCT-2004 19:28:29	Dark	38.500	129	Del Cru	2.7930	26000.	77	13966	No
320	GOM_NL__2PRFIN20041031_193108_000000412031_00386_13967_5623.N1	31-OCT-2004 19:31:08	Dark	40.500	91	Kap Vel	2.4900	26000.	81	13967	No
321	GOM_NL__2PRFIN20041031_193343_000000412031_00386_13967_5624.N1	31-OCT-2004 19:33:43	Dark	40.500	29	Bet Car	1.6720	10200.	81	13967	No
322	GOM_NL__2PRFIN20041031_193859_000000512031_00386_13967_5625.N1	31-OCT-2004 19:38:59	Dark	50.500	2	Alp Car	-0.73600	7000.0	101	13967	No
323	GOM_NL__2PRFIN20041031_194433_000000382031_00386_13967_5626.N1	31-OCT-2004 19:44:33	Dark	37.500	143	Alp Hyi	2.8570	7200.0	75	13967	No
324	GOM_NL__2PRFIN20041031_194557_000000522031_00386_13967_5627.N1	31-OCT-2004 19:45:57	Dark	52.000	9	Alp Eri	0.45300	24000.	104	13967	No
325	GOM_NL__2PRFIN20041031_194915_000000422031_00386_13967_5628.N1	31-OCT-2004 19:49:15	Straylight	42.000	157	The1Eri	2.9060	9300.0	84	13967	No
326	GOM_NL__2PRFIN20041031_195223_000001062031_00386_13967_5629.N1	31-OCT-2004 19:52:23	Straylight	106.00	139	9Bet Lep	2.8330	5600.0	212	13967	No
327	GOM_NL__2PRFIN20041031_195718_000000452031_00386_13967_5630.N1	31-OCT-2004 19:57:18	Straylight	45.000	52	16Bet Cet	2.0370	4500.0	90	13967	No
328	GOM_NL__2PRFIN20041031_200343_000000682031_00386_13967_5631.N1	31-OCT-2004 20:03:43	Twi_and_stray	68.000	94	92Alp Cet	2.5260	3100.0	136	13967	No
329	GOM_NL__2PRFIN20041031_200649_000000372031_00386_13967_5632.N1	31-OCT-2004 20:06:49	Bright	36.500	140	88Gam Peg	2.8340	26000.	73	13967	No
330	GOM_NL__2PRFIN20041031_200903_000000452031_00386_13967_5633.N1	31-OCT-2004 20:09:03	Bright	45.000	50	13Alp Ari	2.0070	4250.0	90	13967	No
331	GOM_NL__2PRFIN20041031_201040_000000392031_00386_13967_5634.N1	31-OCT-2004 20:10:40	Bright	38.500	58	21Alp And	2.0730	11000.	77	13967	No
332	GOM_NL__2PRFIN20041031_201208_000000382031_00386_13967_5635.N1	31-OCT-2004 20:12:08	Bright	38.000	53	43Bet And	2.0480	3300.0	76	13967	No
333	GOM_NL__2PRFIN20041031_201801_000000382031_00386_13967_5636.N1	31-OCT-2004 20:18:01	Bright	37.500	68	18Alp Cas	2.2250	4500.0	75	13967	No
334	GOM_NL__2PRFIN20041031_201912_000000362031_00386_13967_5637.N1	31-OCT-2004 20:19:12	Bright	36.000	76	27Gam Cas	2.3000	30000.	72	13967	No
335	GOM_NL__2PRFIN20041031_202222_000000912031_00386_13967_5638.N1	31-OCT-2004 20:22:22	Bright	91.000	114	3lot Aur	2.6930	4600.0	182	13967	No
336	GOM_NL__2PRFIN20041031_202717_000000392031_00386_13967_5639.N1	31-OCT-2004 20:27:17	Bright	39.000	49	1Alp UMi	1.9900	6300.0	78	13967	No
337	GOM_NL__2PRFIN20041031_203107_000000352031_00386_13967_5640.N1	31-OCT-2004 20:31:07	Bright	35.000	60	7Bet UMi	2.0810	3950.0	70	13967	No

338	GOM_NL__2PRFIN20041031_203525_000000422031_00386_13967_5641.N1	31-OCT-2004 20:35:25	Bright	42.000	36	50Alp UMa	1.8000	6300.0	84	13967	No
339	GOM_NL__2PRFIN20041031_203702_000000562031_00386_13967_5642.N1	31-OCT-2004 20:37:02	Bright	56.000	82	48Bet UMa	2.3650	10600.	112	13967	No
340	GOM_NL__2PRFIN20041031_204042_000000562031_00386_13967_5643.N1	31-OCT-2004 20:40:42	Bright	56.000	174	52Psi UMa	3.0040	4400.0	112	13967	No
341	GOM_NL__2PRFIN20041031_204805_000002552031_00386_13967_5644.N1	31-OCT-2004 20:48:05	Twilight	254.50	24	66Alp Gem	1.5800	10200.	509	13967	No
342	GOM_NL__2PRFIN20041031_210155_000000732031_00386_13967_5645.N1	31-OCT-2004 21:01:55	Dark	72.500	48	30Alp Hya	1.9770	4100.0	145	13967	No
343	GOM_NL__2PRFIN20041031_210657_000000412031_00386_13967_5646.N1	31-OCT-2004 21:06:57	Dark	41.000	99	Del Cen	2.5750	26000.	82	13967	No
344	GOM_NL__2PRFIN20041031_210906_000000392031_00386_13967_5647.N1	31-OCT-2004 21:09:06	Dark	38.500	129	Del Cru	2.7930	26000.	77	13967	No
345	GOM_NL__2PRFIN20041031_211144_000000432031_00387_13968_5625.N1	31-OCT-2004 21:11:44	Dark	42.500	91	Kap Vel	2.4900	26000.	85	13968	No
346	GOM_NL__2PRFIN20041031_211419_000000422031_00387_13968_5626.N1	31-OCT-2004 21:14:19	Dark	41.500	29	Bet Car	1.6720	10200.	83	13968	No
347	GOM_NL__2PRFIN20041031_211934_000000632031_00387_13968_5627.N1	31-OCT-2004 21:19:34	Dark	63.000	2	Alp Car	-0.73600	7000.0	126	13968	No
348	GOM_NL__2PRFIN20041031_212509_000000412031_00387_13968_5628.N1	31-OCT-2004 21:25:09	Dark	40.500	143	Alp Hyi	2.8570	7200.0	81	13968	No
349	GOM_NL__2PRFIN20041031_212633_000000462031_00387_13968_5629.N1	31-OCT-2004 21:26:33	Dark	46.000	9	Alp Eri	0.45300	24000.	92	13968	No
350	GOM_NL__2PRFIN20041031_213300_000001042031_00387_13968_5630.N1	31-OCT-2004 21:33:00	Straylight	103.50	139	9Bet Lep	2.8330	5600.0	207	13968	No
351	GOM_NL__2PRFIN20041031_213754_000000462031_00387_13968_5631.N1	31-OCT-2004 21:37:54	Straylight	45.500	52	16Bet Cet	2.0370	4500.0	91	13968	No
352	GOM_NL__2PRFIN20041031_214418_000000602031_00387_13968_5632.N1	31-OCT-2004 21:44:18	Twilight	60.000	94	92Alp Cet	2.5260	3100.0	120	13968	No
353	GOM_NL__2PRFIN20041031_214724_000000382031_00387_13968_5633.N1	31-OCT-2004 21:47:24	Bright	37.500	140	88Gam Peg	2.8340	26000.	75	13968	No
354	GOM_NL__2PRFIN20041031_214938_000000432031_00387_13968_5634.N1	31-OCT-2004 21:49:38	Bright	42.500	50	13Alp Ari	2.0070	4250.0	85	13968	No
355	GOM_NL__2PRFIN20041031_215116_000000392031_00387_13968_5635.N1	31-OCT-2004 21:51:16	Bright	39.000	58	21Alp And	2.0730	11000.	78	13968	No
356	GOM_NL__2PRFIN20041031_215244_000000392031_00387_13968_5636.N1	31-OCT-2004 21:52:44	Bright	39.000	53	43Bet And	2.0480	3300.0	78	13968	No
357	GOM_NL__2PRFIN20041031_215837_000000382031_00387_13968_5637.N1	31-OCT-2004 21:58:37	Bright	37.500	68	18Alp Cas	2.2250	4500.0	75	13968	No
358	GOM_NL__2PRFIN20041031_215948_000000382031_00387_13968_5638.N1	31-OCT-2004 21:59:48	Bright	38.000	76	27Gam Cas	2.3000	30000.	76	13968	No
359	GOM_NL__2PRFIN20041031_220256_000000902031_00387_13968_5639.N1	31-OCT-2004 22:02:56	Bright	90.000	114	3Iot Aur	2.6930	4600.0	180	13968	No
360	GOM_NL__2PRFIN20041031_220753_000000352031_00387_13968_5640.N1	31-OCT-2004 22:07:53	Bright	35.000	49	1Alp UMi	1.9900	6300.0	70	13968	No
361	GOM_NL__2PRFIN20041031_221143_000000372031_00387_13968_5641.N1	31-OCT-2004 22:11:43	Bright	36.500	60	7Bet UMi	2.0810	3950.0	73	13968	No
362	GOM_NL__2PRFIN20041031_221601_000000432031_00387_13968_5642.N1	31-OCT-2004 22:16:01	Bright	43.000	36	50Alp UMa	1.8000	6300.0	86	13968	No
363	GOM_NL__2PRFIN20041031_221737_000000432031_00387_13968_5643.N1	31-OCT-2004 22:17:37	Bright	43.000	82	48Bet UMa	2.3650	10600.	86	13968	No
364	GOM_NL__2PRFIN20041031_222118_000000402031_00387_13968_5644.N1	31-OCT-2004 22:21:18	Bright	39.500	174	52Psi UMa	3.0040	4400.0	79	13968	No
365	GOM_NL__2PRFIN20041031_222842_000002552031_00387_13968_5645.N1	31-OCT-2004 22:28:42	Twilight	254.50	24	66Alp Gem	1.5800	10200.	509	13968	No
366	GOM_NL__2PRFIN20041031_224234_000000772031_00387_13968_5646.N1	31-OCT-2004 22:42:34	Dark	77.000	48	30Alp Hya	1.9770	4100.0	154	13968	No
367	GOM_NL__2PRFIN20041031_224942_000000382031_00387_13968_5647.N1	31-OCT-2004 22:49:42	Dark	38.000	129	Del Cru	2.7930	26000.	76	13968	No
368	GOM_NL__2PRFIN20041031_225220_000000412031_00388_13969_5625.N1	31-OCT-2004 22:52:20	Dark	41.000	91	Kap Vel	2.4900	26000.	82	13969	No
369	GOM_NL__2PRFIN20041031_225455_000000402031_00388_13969_5626.N1	31-OCT-2004 22:54:55	Dark	39.500	29	Bet Car	1.6720	10200.	79	13969	No
370	GOM_NL__2PRFIN20041031_230011_000000542031_00388_13969_5627.N1	31-OCT-2004 23:00:11	Dark	54.000	2	Alp Car	-0.73600	7000.0	108	13969	No
371	GOM_NL__2PRFIN20041031_230545_000000422031_00388_13969_5628.N1	31-OCT-2004 23:05:45	Dark	42.000	143	Alp Hyi	2.8570	7200.0	84	13969	No
372	GOM_NL__2PRFIN20041031_230709_000000502031_00388_13969_5629.N1	31-OCT-2004 23:07:09	Dark	50.000	9	Alp Eri	0.45300	24000.	100	13969	No
373	GOM_NL__2PRFIN20041031_231026_000000442031_00388_13969_5630.N1	31-OCT-2004 23:10:26	Straylight	43.500	157	The1Eri	2.9060	9300.0	87	13969	No
374	GOM_NL__2PRFIN20041031_231336_000001062031_00388_13969_5631.N1	31-OCT-2004 23:13:36	Straylight	105.50	139	9Bet Lep	2.8330	5600.0	211	13969	No
375	GOM_NL__2PRFIN20041031_231830_000000462031_00388_13969_5632.N1	31-OCT-2004 23:18:30	Straylight	46.000	52	16Bet Cet	2.0370	4500.0	92	13969	No
376	GOM_NL__2PRFIN20041031_232454_000000592031_00388_13969_5633.N1	31-OCT-2004 23:24:54	Twilight	59.000	94	92Alp Cet	2.5260	3100.0	118	13969	No
377	GOM_NL__2PRFIN20041031_232801_000000372031_00388_13969_5634.N1	31-OCT-2004 23:28:01	Bright	37.000	140	88Gam Peg	2.8340	26000.	74	13969	No
378	GOM_NL__2PRFIN20041031_233013_000000442031_00388_13969_5635.N1	31-OCT-2004 23:30:13	Bright	44.000	50	13Alp Ari	2.0070	4250.0	88	13969	No
379	GOM_NL__2PRFIN20041031_233151_000000402031_00388_13969_5636.N1	31-OCT-2004 23:31:51	Bright	40.000	58	21Alp And	2.0730	11000.	80	13969	No
380	GOM_NL__2PRFIN20041031_233318_000000402031_00388_13969_5637.N1	31-OCT-2004 23:33:18	Bright	40.000	53	43Bet And	2.0480	3300.0	80	13969	No
381	GOM_NL__2PRFIN20041031_233912_000000402031_00388_13969_5638.N1	31-OCT-2004 23:39:12	Bright	39.500	68	18Alp Cas	2.2250	4500.0	79	13969	No
382	GOM_NL__2PRFIN20041031_234023_000000382031_00388_13969_5639.N1	31-OCT-2004 23:40:23	Bright	38.000	76	27Gam Cas	2.3000	30000.	76	13969	No
383	GOM_NL__2PRFIN20041031_234330_000000892031_00388_13969_5640.N1	31-OCT-2004 23:43:30	Bright	88.500	114	3Iot Aur	2.6930	4600.0	177	13969	No
384	GOM_NL__2PRFIN20041031_234828_000000412031_00388_13969_5641.N1	31-OCT-2004 23:48:28	Bright	40.500	49	1Alp UMi	1.9900	6300.0	81	13969	No
385	GOM_NL__2PRFIN20041031_235218_000000402031_00388_13969_5642.N1	31-OCT-2004 23:52:18	Bright	39.500	60	7Bet UMi	2.0810	3950.0	79	13969	No
386	GOM_NL__2PRFIN20041031_235636_000000392031_00388_13969_5643.N1	31-OCT-2004 23:56:36	Bright	38.500	36	50Alp UMa	1.8000	6300.0	77	13969	No
387	GOM_NL__2PRFIN20041031_235811_000000442031_00388_13969_5644.N1	31-OCT-2004 23:58:11	Bright	43.500	82	48Bet UMa	2.3650	10600.	87	13969	No

### 3. Quality information per product

In this section it is plotted some information contained in the Quality Summary data set of the level 2 products. Only products in dark limb conditions and without errors (error flag in the MPH set to "0") are used.

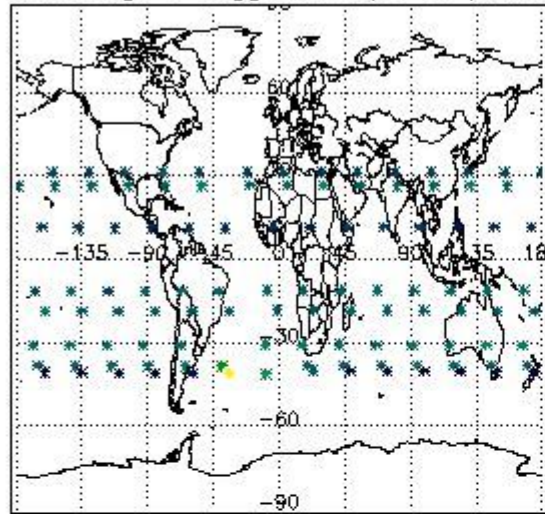
3.1 Plot quality information per product (time dependant)



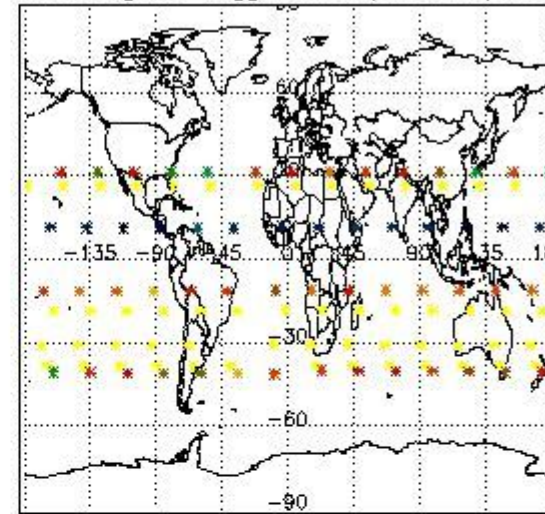
3.2 Plot quality information per product (world map)




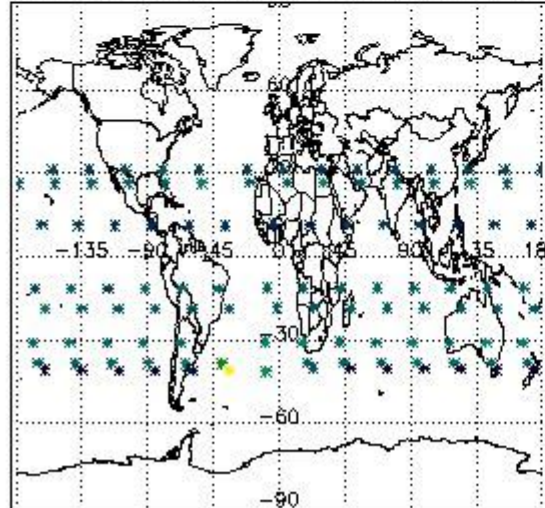
Percentage of flagged data per O3 profile



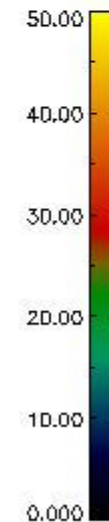
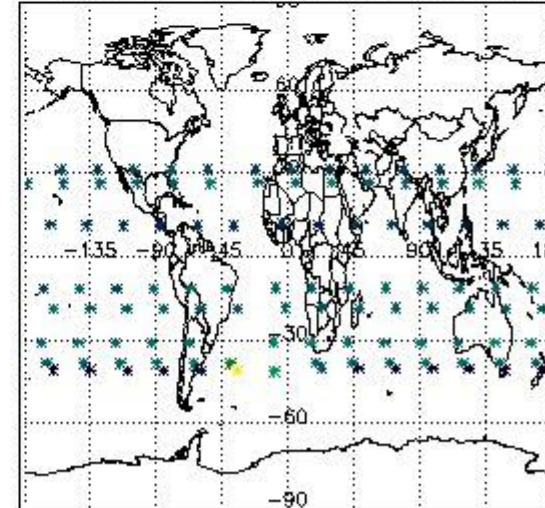
Percentage of flagged data per H2O profile



Percentage of flagged data per NO2 profile



Percentage of flagged data per NO3 profile



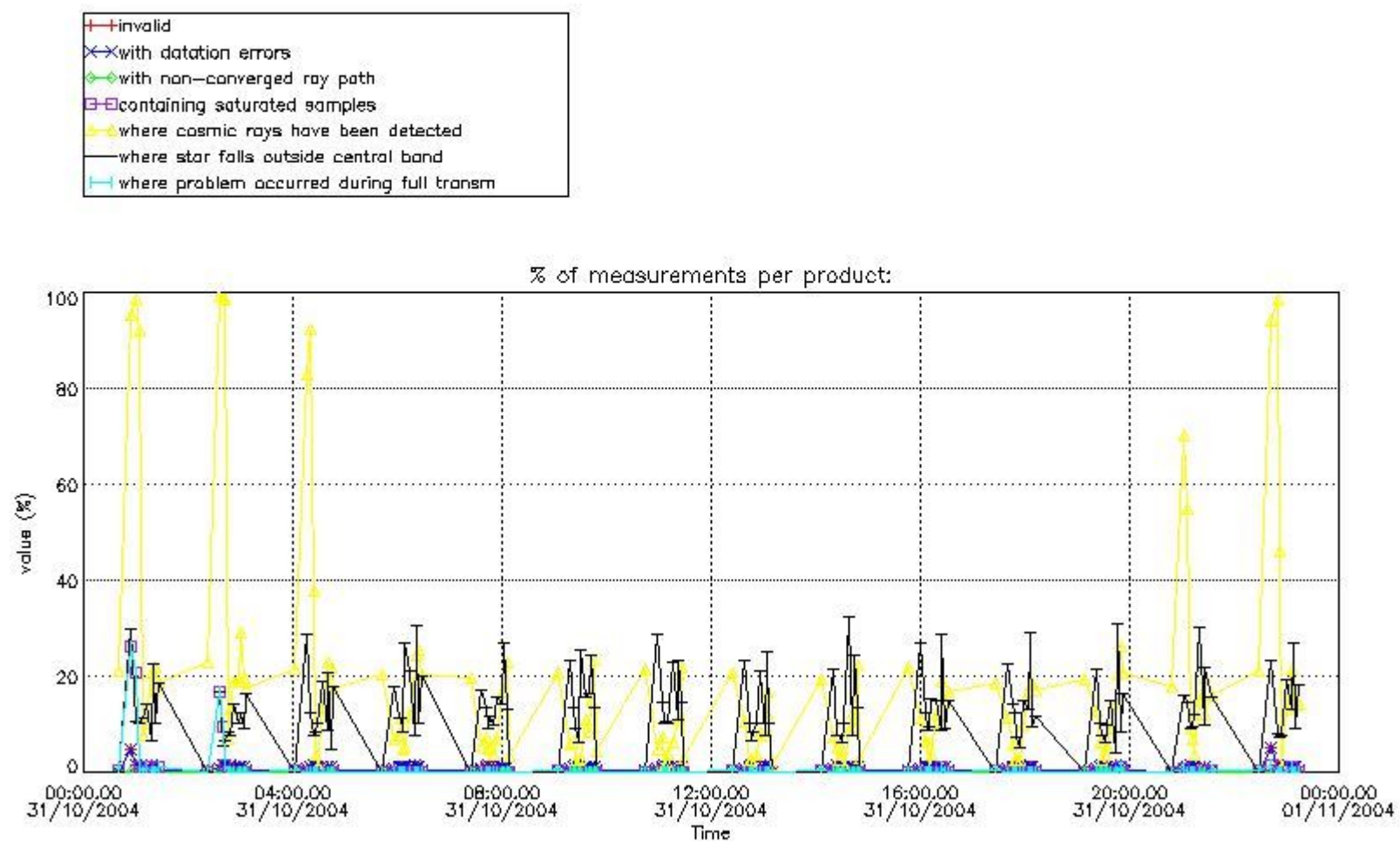
#### 4. Level 1 quality information per product

In this section it is plotted some information contained in the Quality Summary data set of the level 2 products that comes from the level 1b processing. Products without errors (error flag in the MPH set to "0") are used.

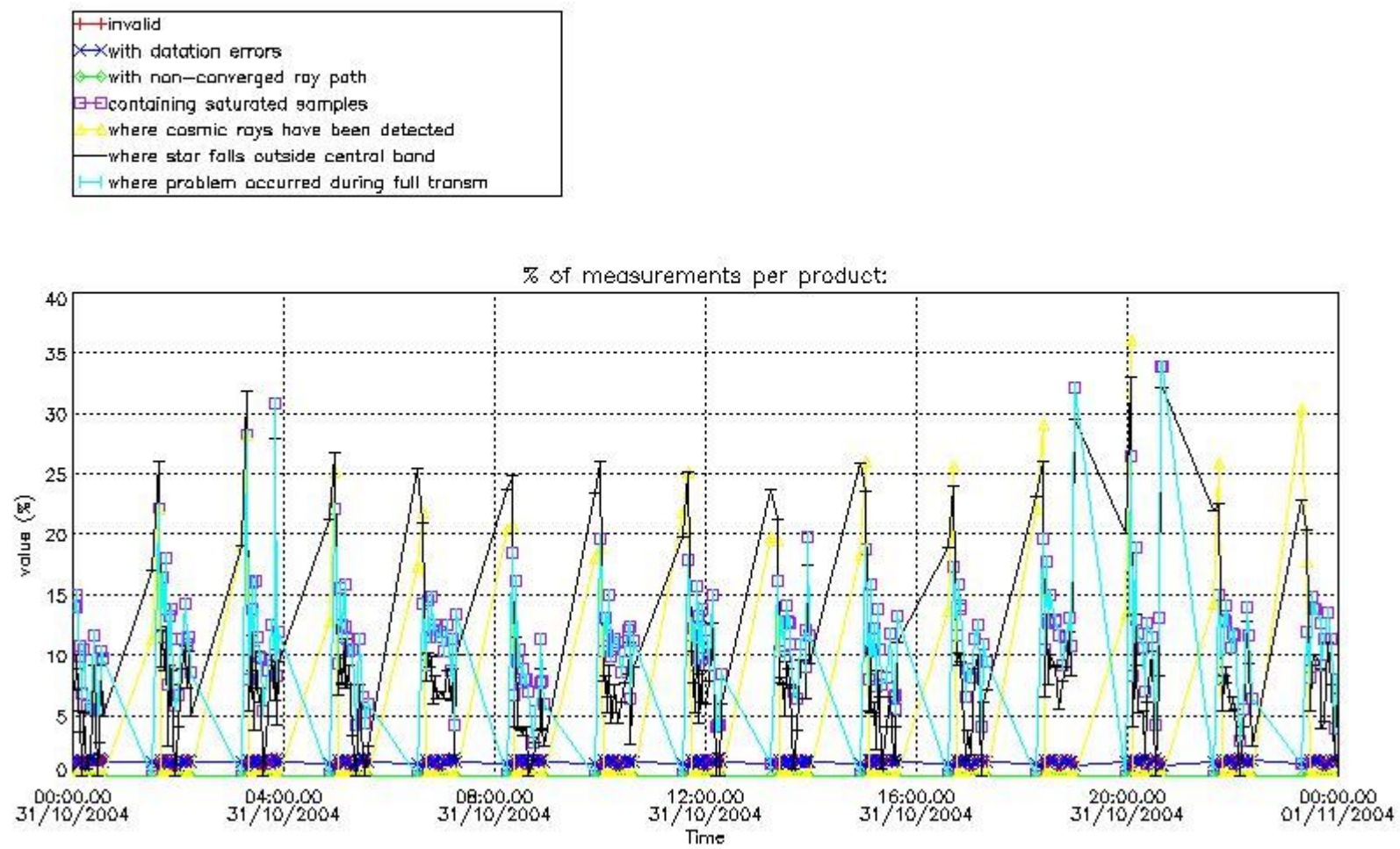
##### 4.1 Plot quality information per product (time dependant) coming from level 1b processing

###### 4.1.1 Plot level 1 quality information per product (time dependant): ENVISAT ASCENDING passes





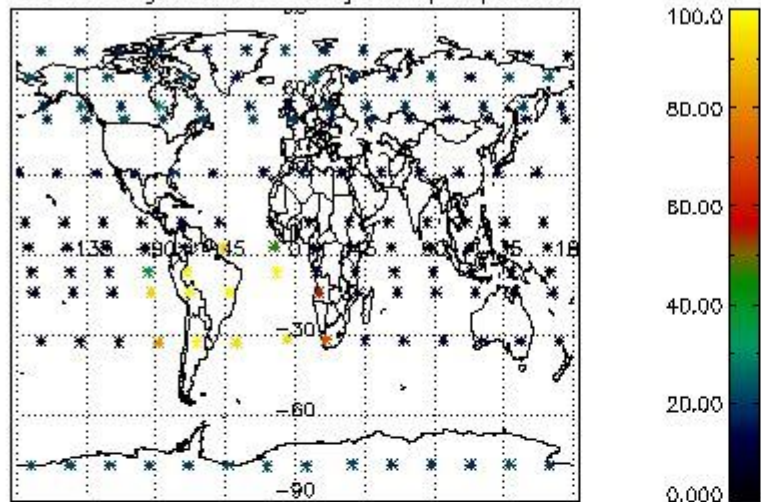
4.1.2 Plot level 1 quality information per product (time dependant): ENVI SAT DESCENDING passes



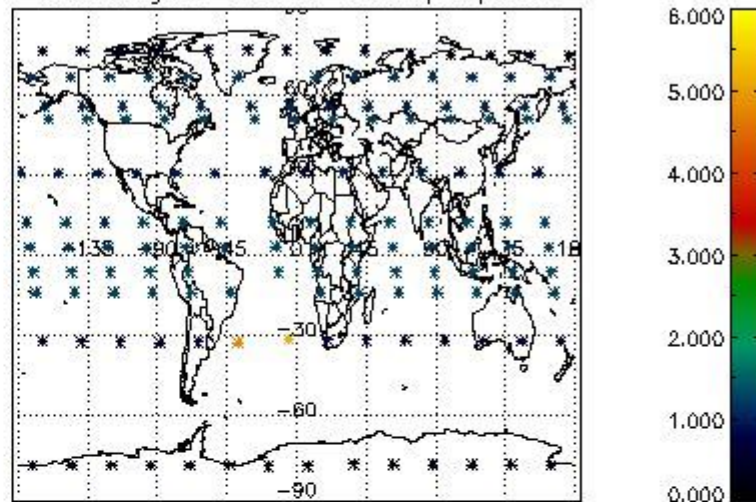
4.2 Plot quality information per product coming from level 1b processing (world map)

4.2.1 Plot level 1 quality information per product (world map): ENVISAT ASCENDING passes

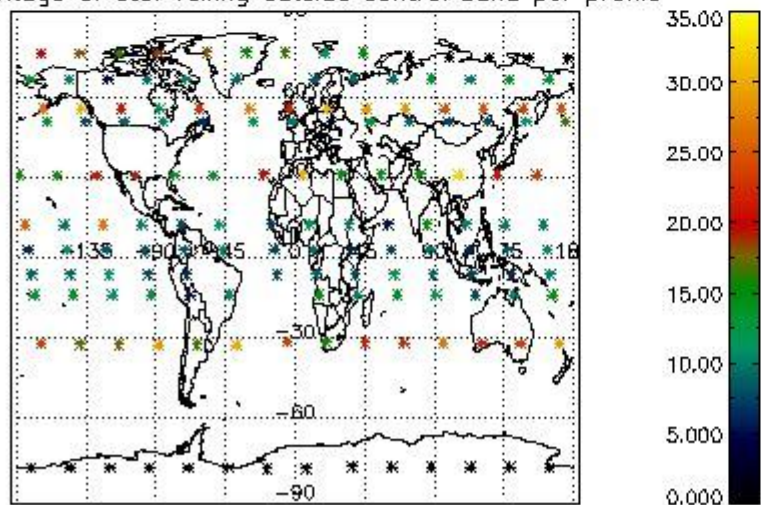
Percentage of cosmic ray hits per profile



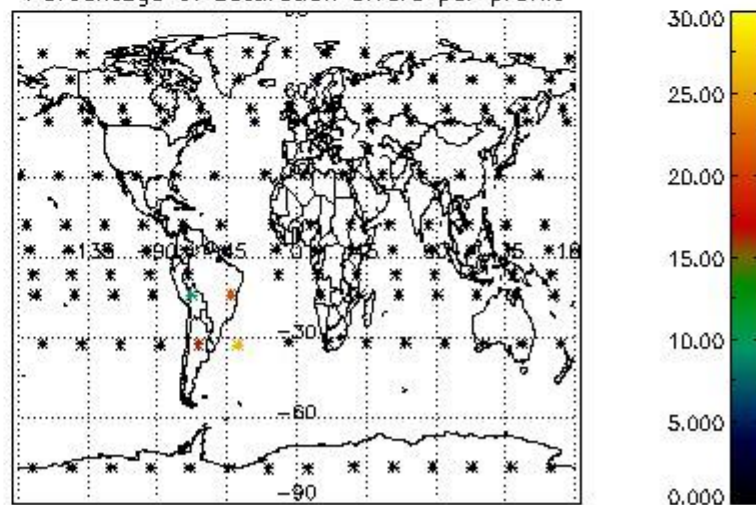
Percentage of datation errors per profile



Percentage of star falling outside central band per profile

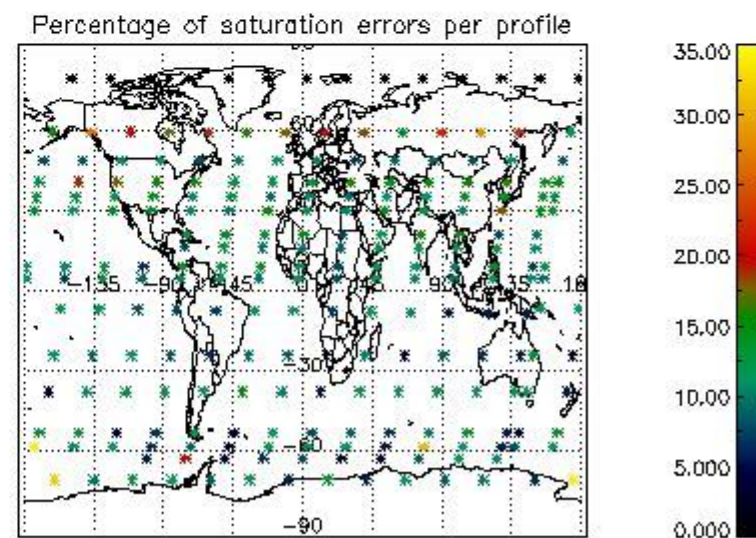
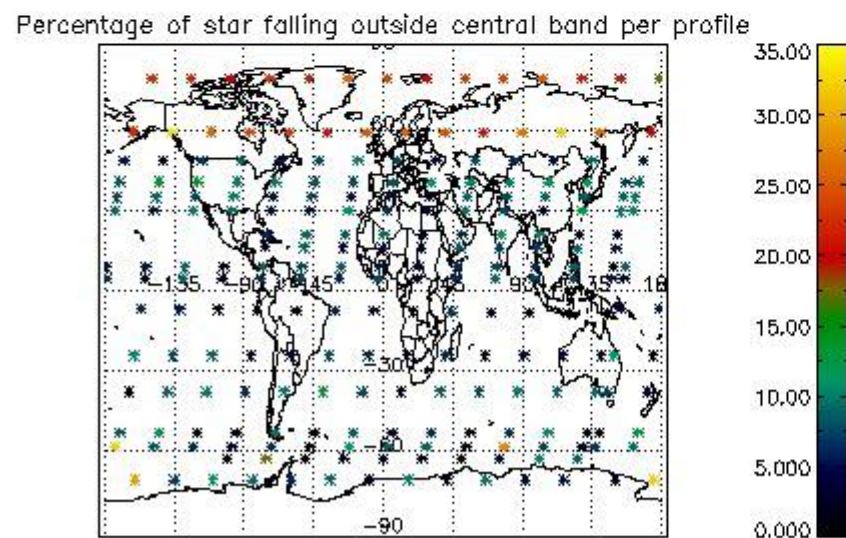
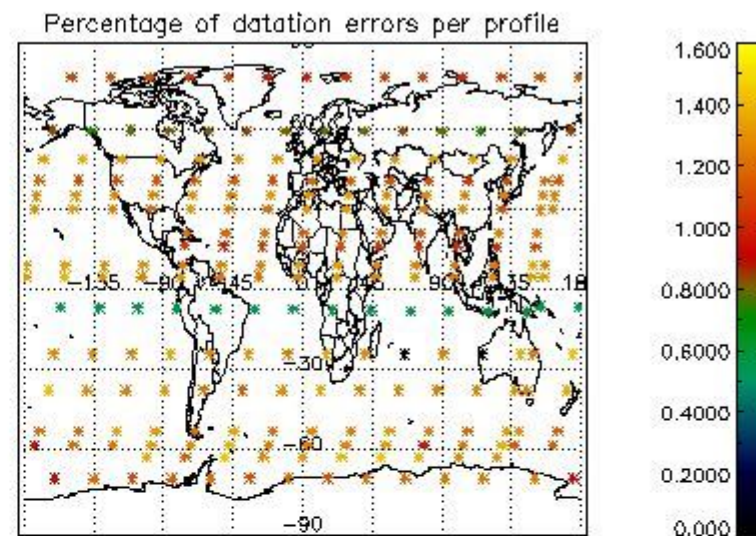
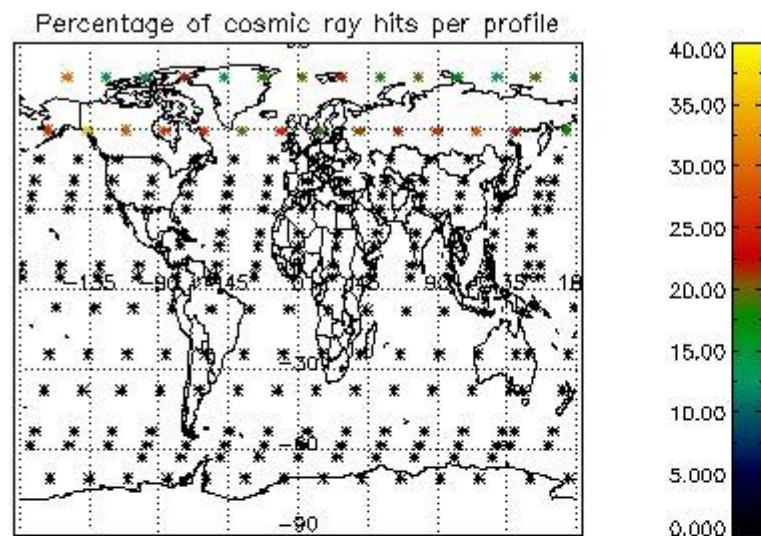


Percentage of saturation errors per profile



4.2.2 Plot level 1 quality information per product (world map): ENVISAT DESCENDING passes





## 5. Trace gas profiles

### 5.1 Ozone statistics based on quality of products

The final quality of the products can be "measured" using the STD (Standard Deviation) attached to every point profile. This information is written to the parameter GOM\_NL\_\_2P/NL\_LOCAL\_SPECIES\_DENSITY/o3\_std of the level 2 products. The table below shows the statistics for given STD ranges.

The statistics are given with respect to the overall valid production:

- Products without fatal errors: GOM\_NL\_\_2P/MPH/PRODUCT\_ERR=0
- Valid point profile: GOM\_NL\_\_2P/NL\_LOCAL\_SPECIES\_DENSITY/pcd(0)=0

The 'Criteria' is applied to valid points of dark limb products:

- Products in dark limb illumination condition: GOM\_NL\_\_2P/NL\_SUMMARY\_QUALITY/obs\_ill\_cond=0
- Products without fatal errors: GOM\_NL\_\_2P/MPH/PRODUCT\_ERR=0
- Valid point profile: GOM\_NL\_\_2P/NL\_LOCAL\_SPECIES\_DENSITY/pcd(0)=0

So, the table below shows the percentage of dark limb and valid observations for each criteria with respect to the overall valid daily observations.

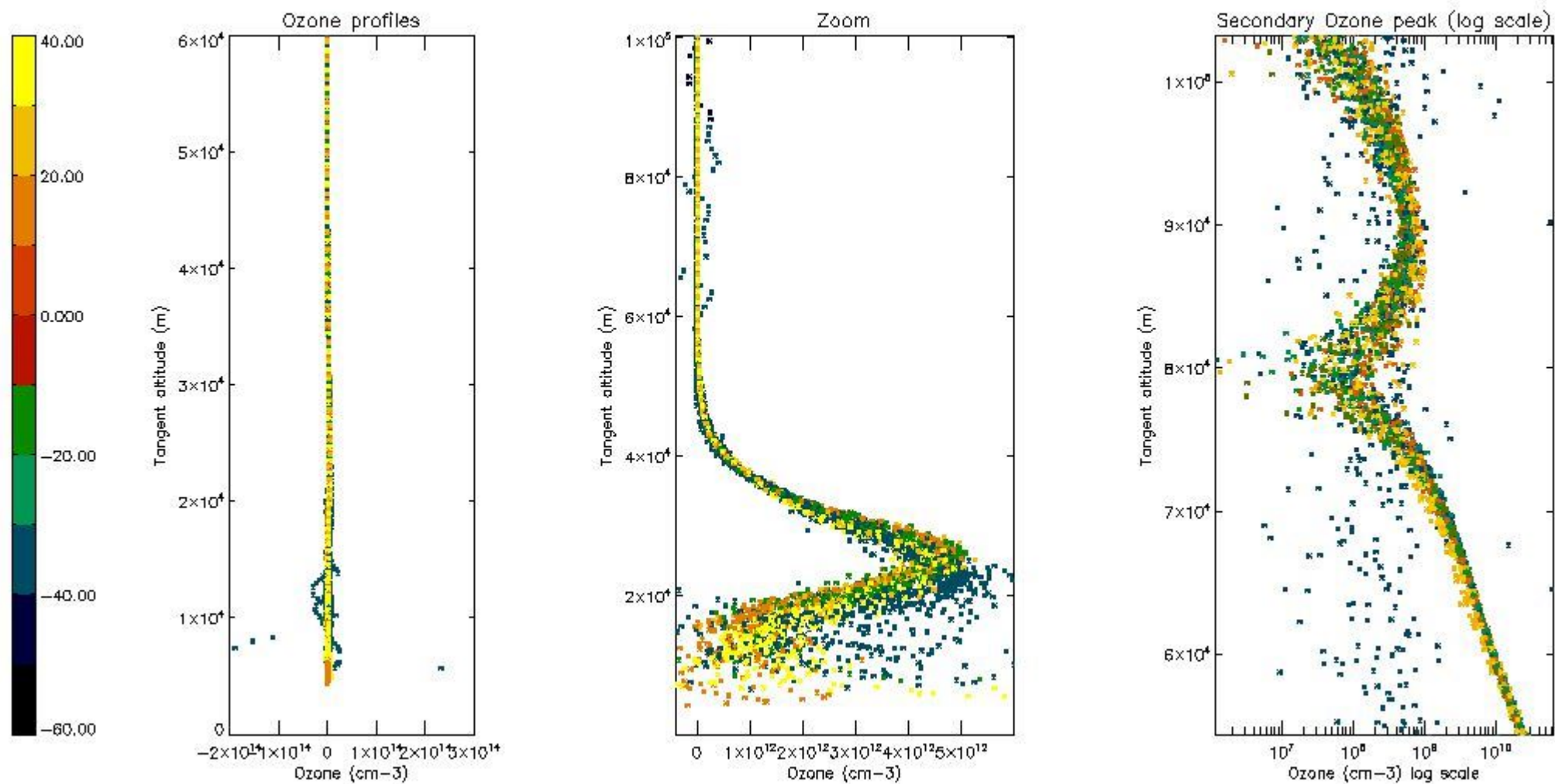
Criteria	% of total production
All STD	24
STD < 20	14



STD < 10	12
STD < 5	8

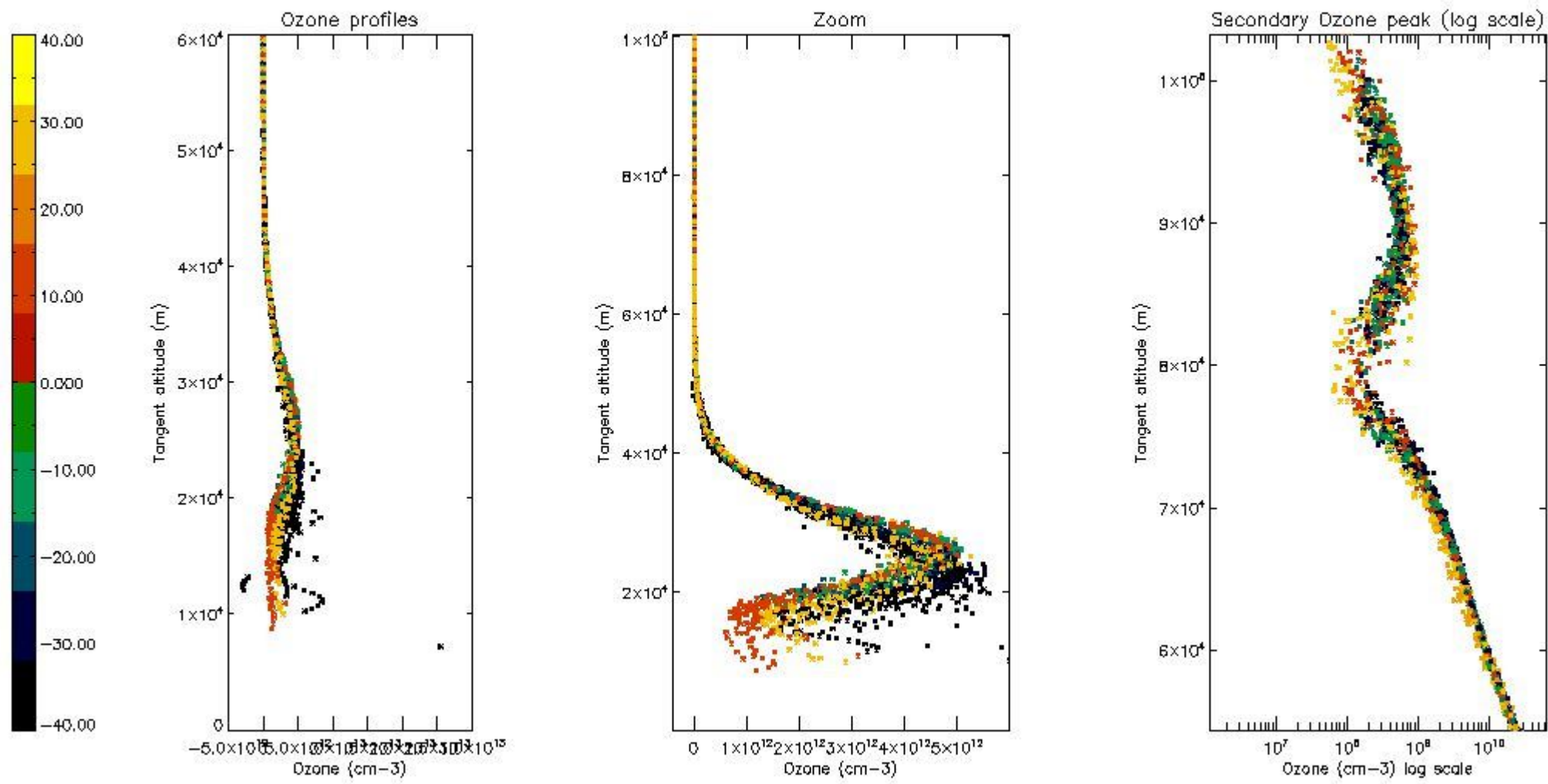
5.2 Plot ozone profiles for all STD (dark without errors)

The colorbar represents the latitude.



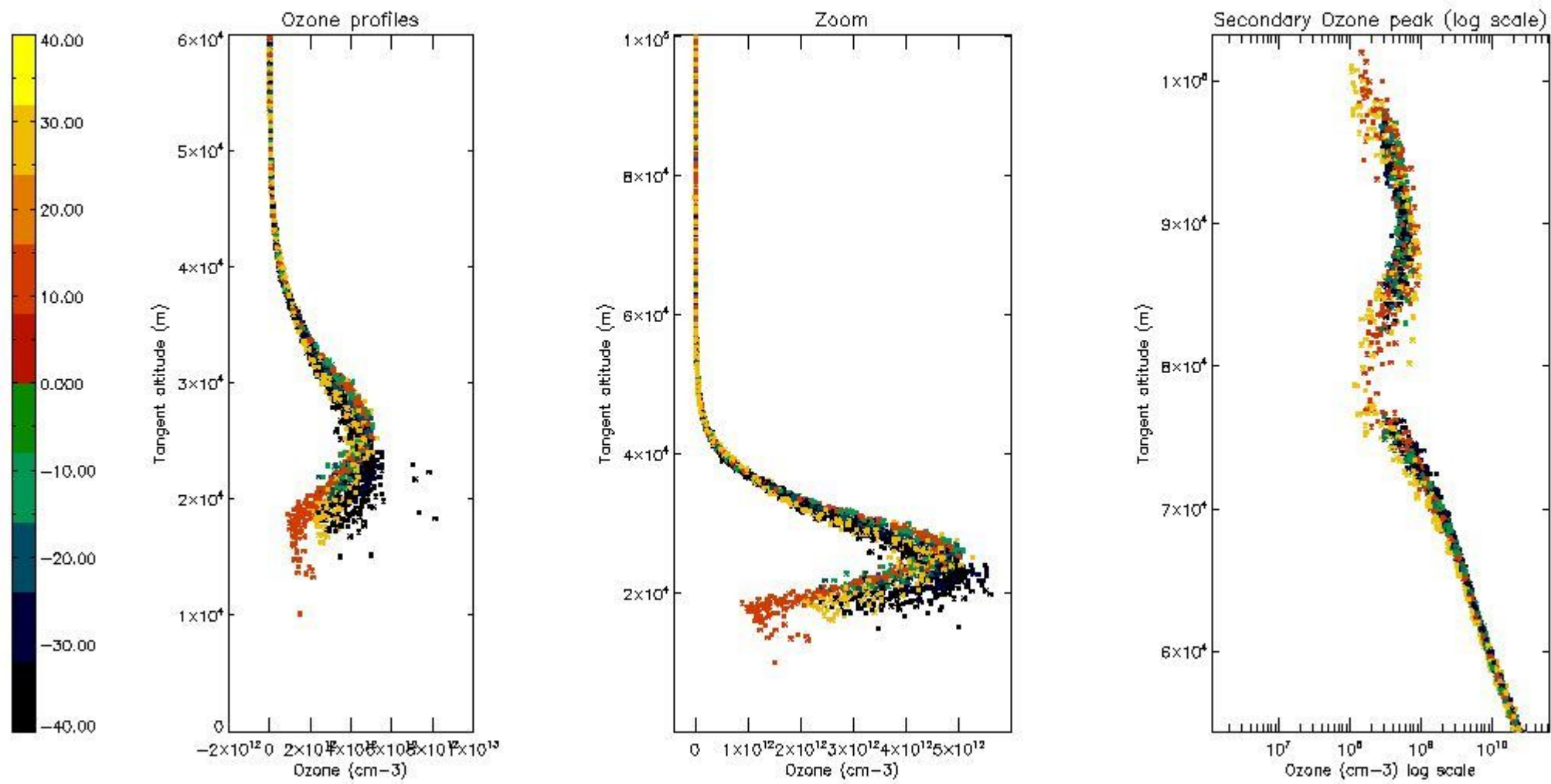
5.3 Plot ozone profiles where STD < 20% (dark without errors)

The colorbar represents the latitude.



5.4 Plot ozone profiles where  $STD < 10\%$  (dark without errors)

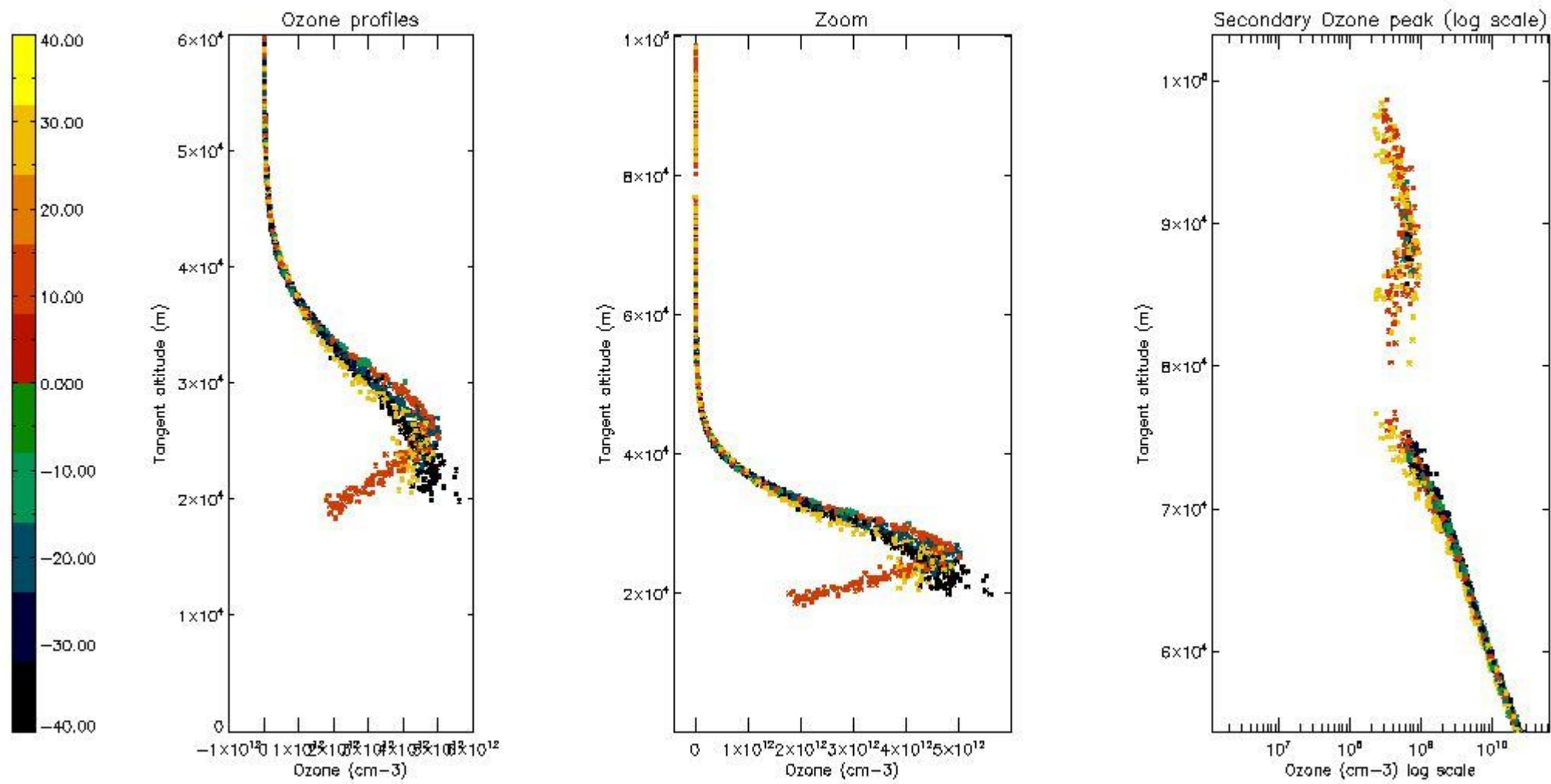
The colorbar represents the latitude.



*5.5 Plot ozone profiles where STD < 5% (dark without errors)*

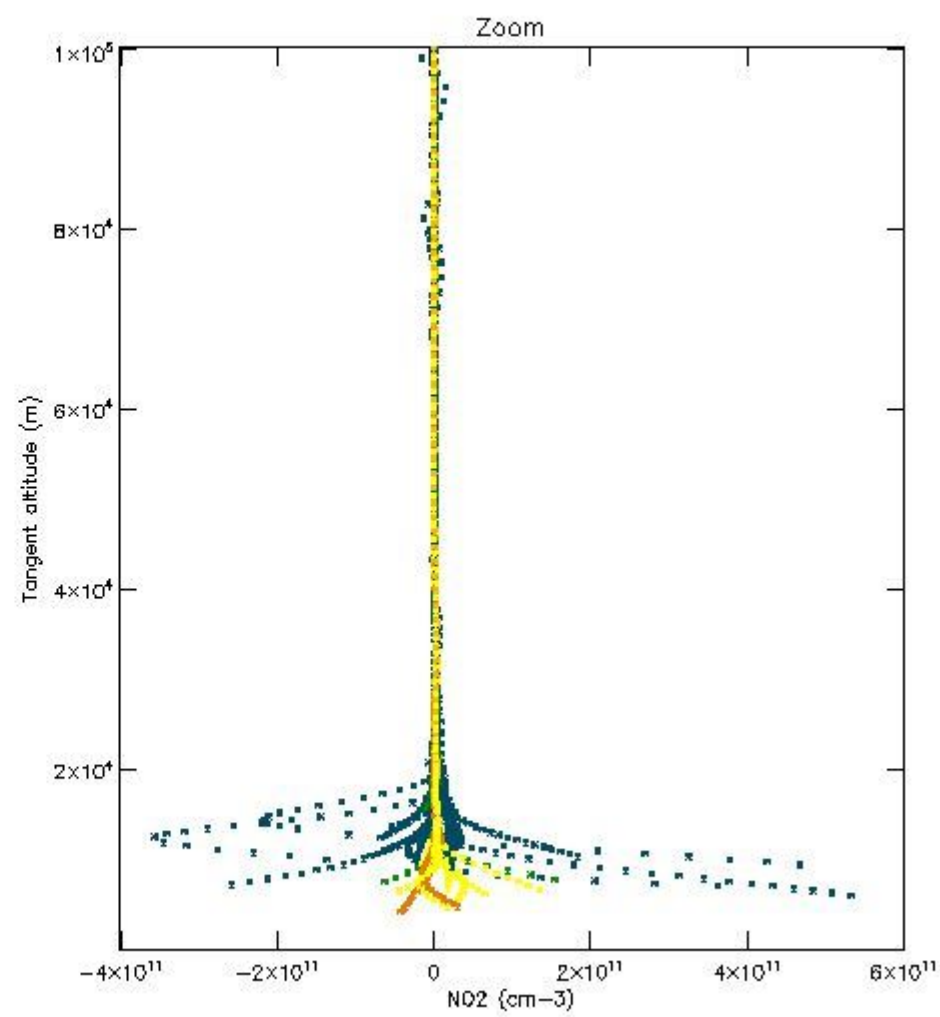
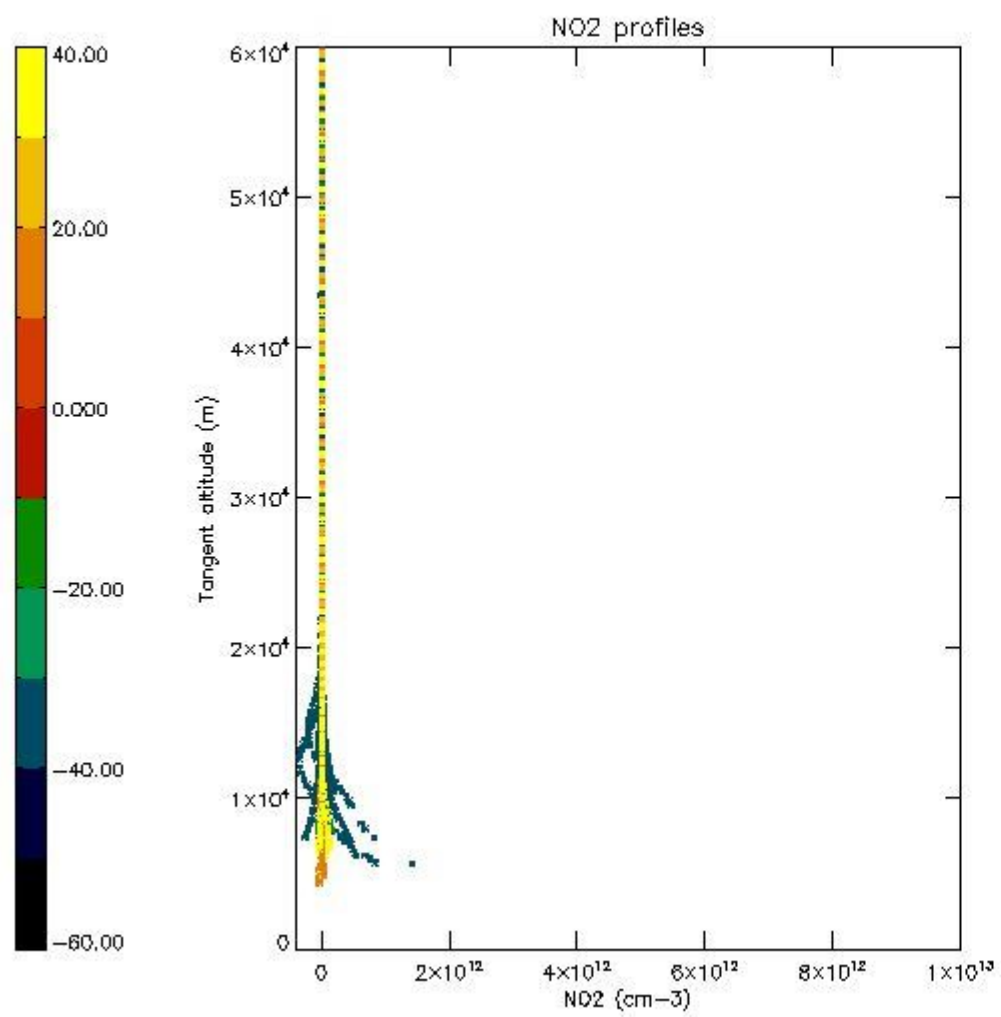
The colorbar represents the latitude.





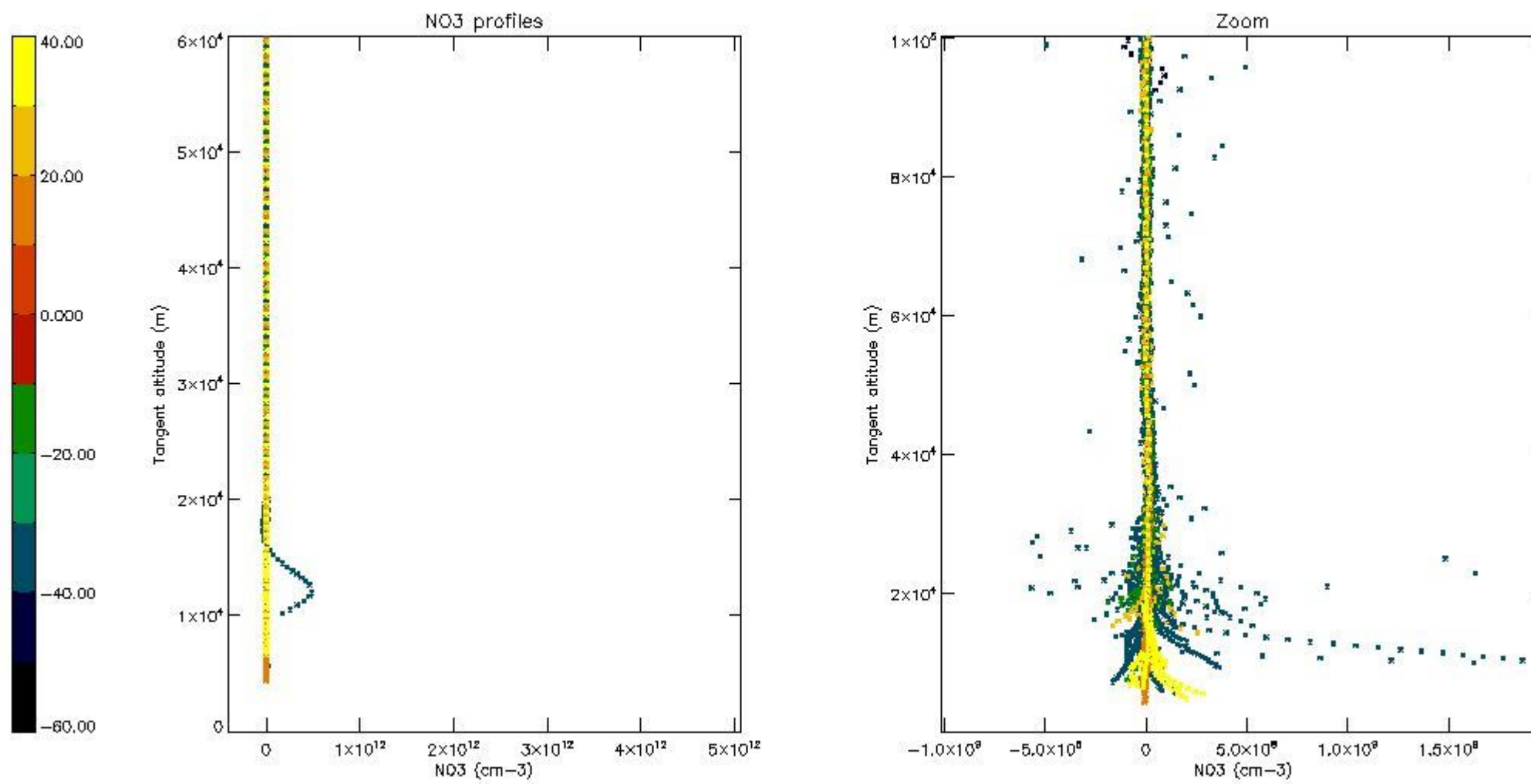
*5.6 Plot NO<sub>2</sub> profiles for all STD (dark without errors)*

The colorbar represents the latitude.



*5.7 Plot NO3 profiles for all STD (dark without errors)*

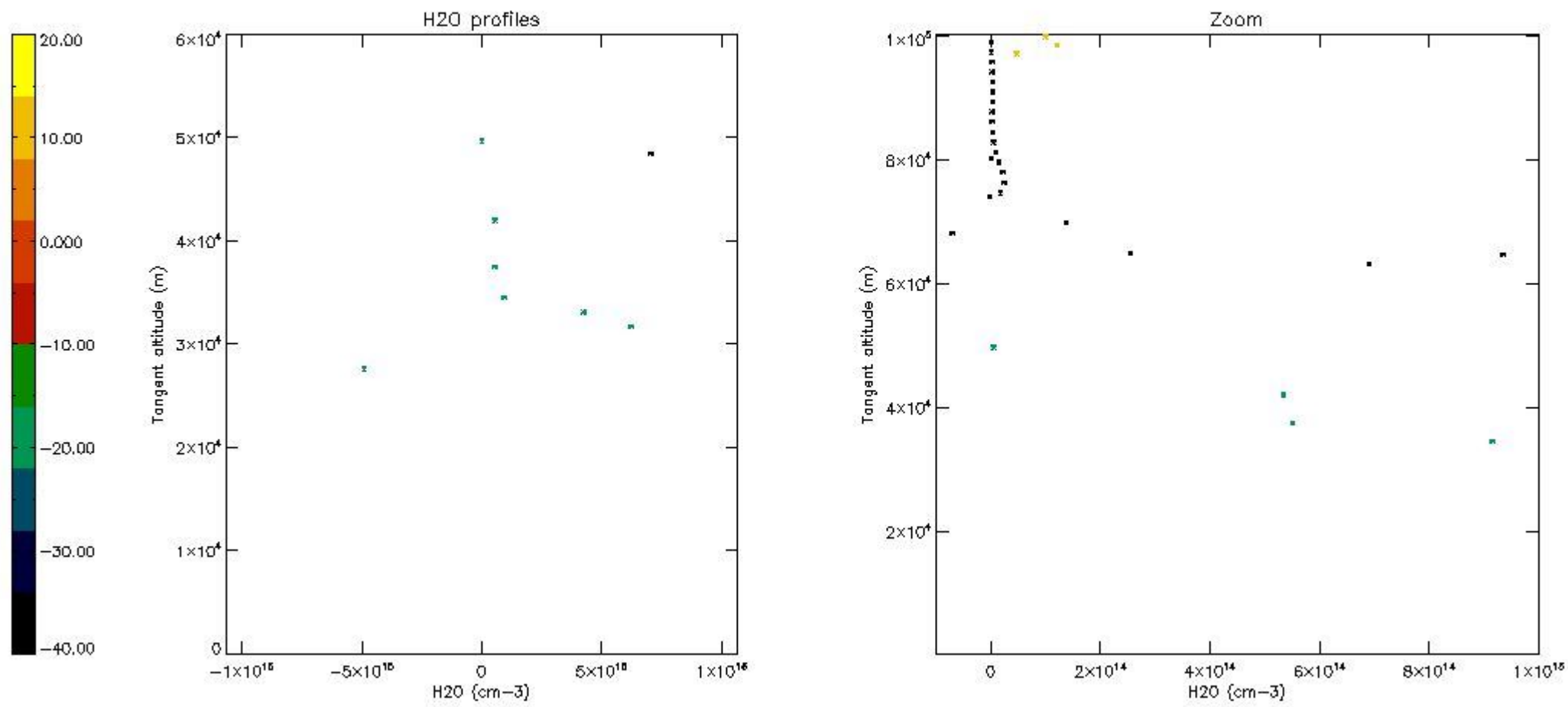
The colorbar represents the latitude.



5.8 Plot H<sub>2</sub>O profiles for all STD (only for occultations of stars 1,2,3,4,13,14,16,26,63 dark without errors)

The colorbar represents the latitude.

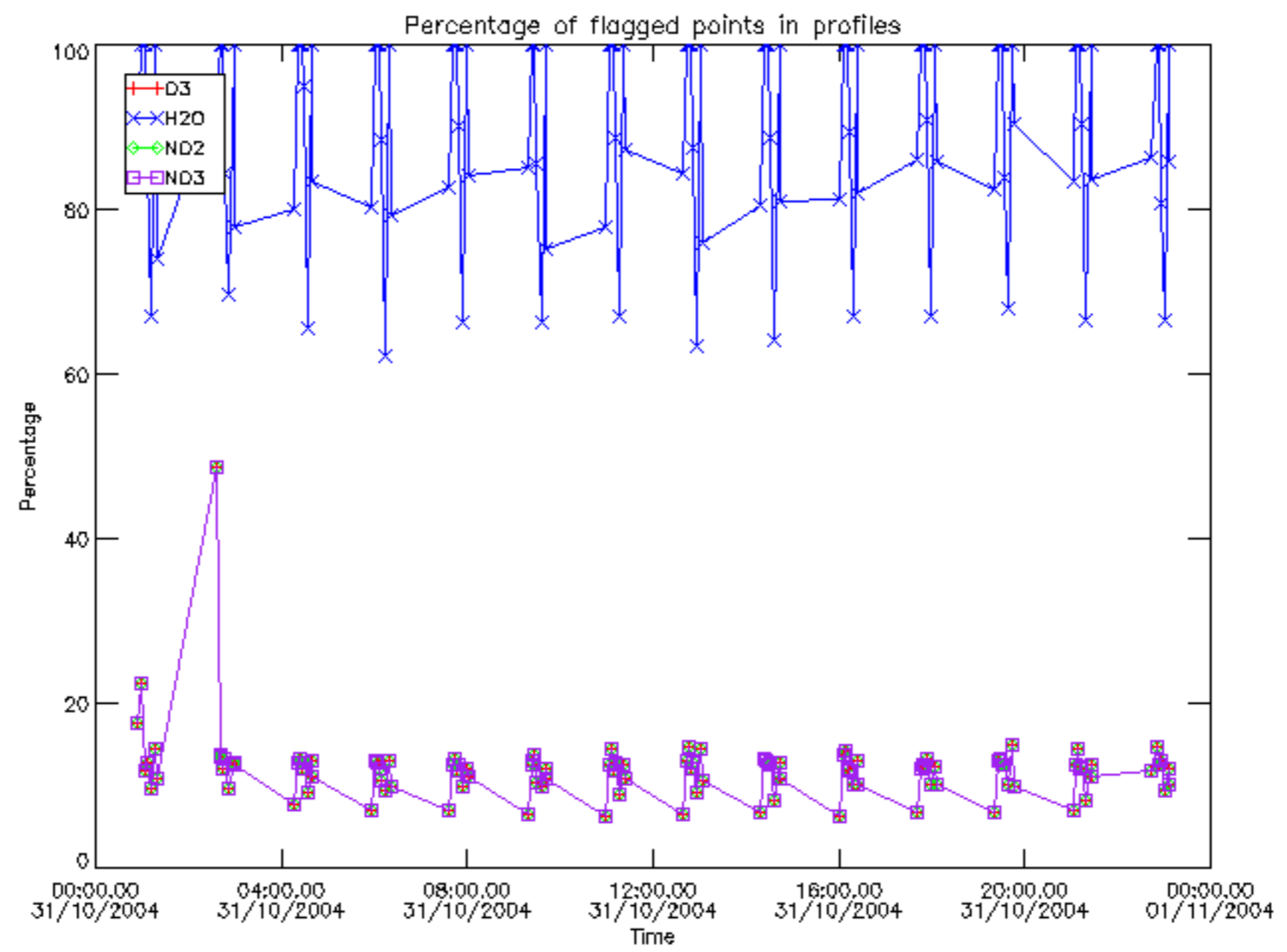




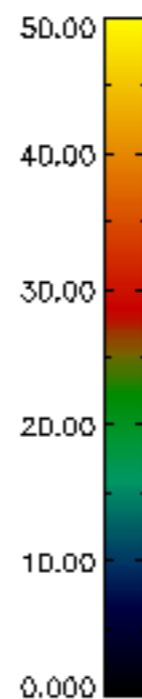
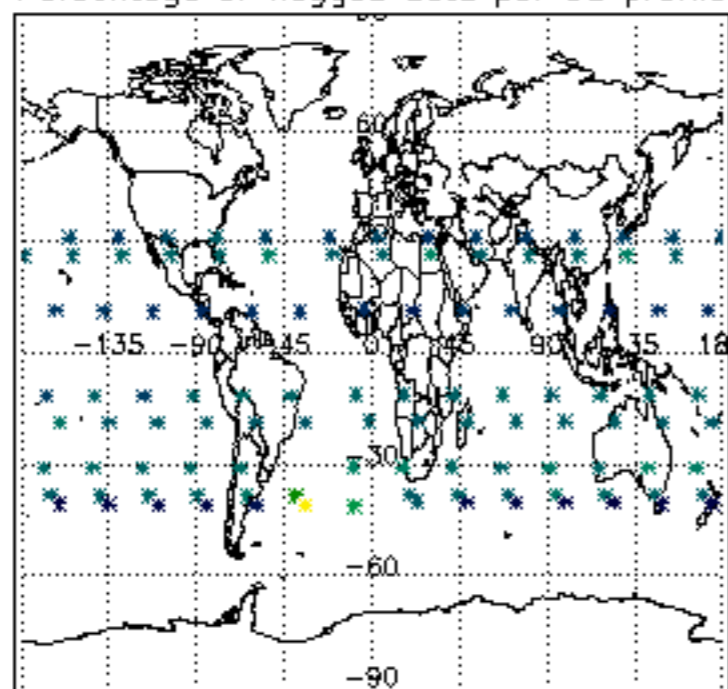
## 6. Auxiliary Data Files used for the production reported in section 2

The number reported in the third column indicates since which file (see list in section 2) the corresponding auxiliary file has been used. The fourth column is the date of those product files.

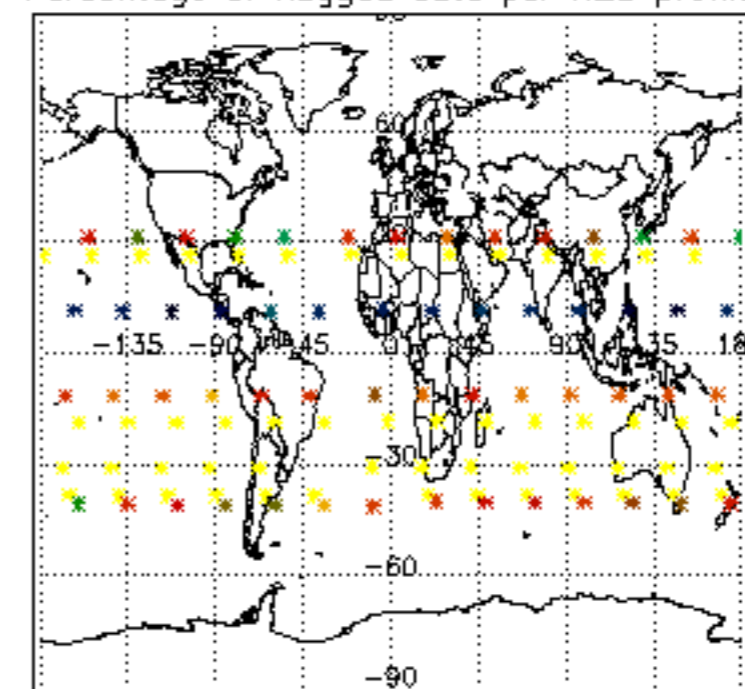
Type	Auxiliary Filename	Used since product	Used since product date
INST_PHYS_CHARACTERISTICS	GOM_INS_AXVIEC20091111_143220_20030716_120000_20500101_000000	1	31-OCT-2004 00:01:55
LEVEL-2_PROC_CONFIG	GOM_PR2_AXVIEC20091111_152718_20020301_000000_20500101_000000	1	31-OCT-2004 00:01:55
CROSS_SECTIONS_FILE	GOM_CRS_AXVIEC20091111_154832_20020301_000000_20500101_000000	1	31-OCT-2004 00:01:55



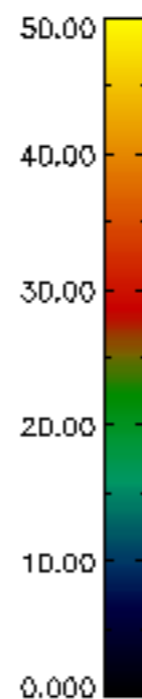
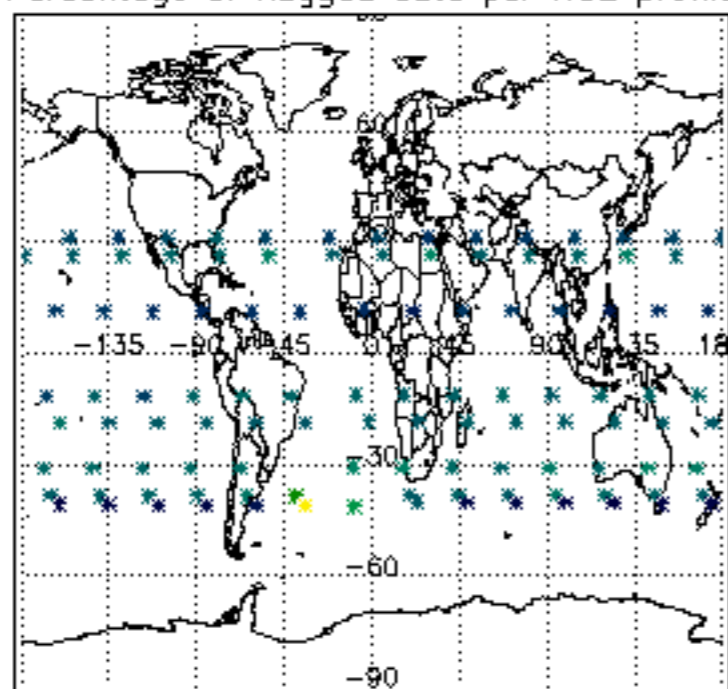
Percentage of flagged data per D3 profile



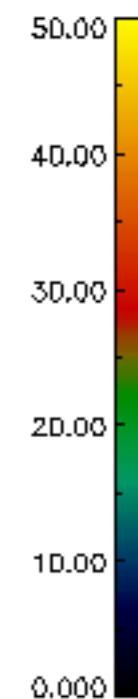
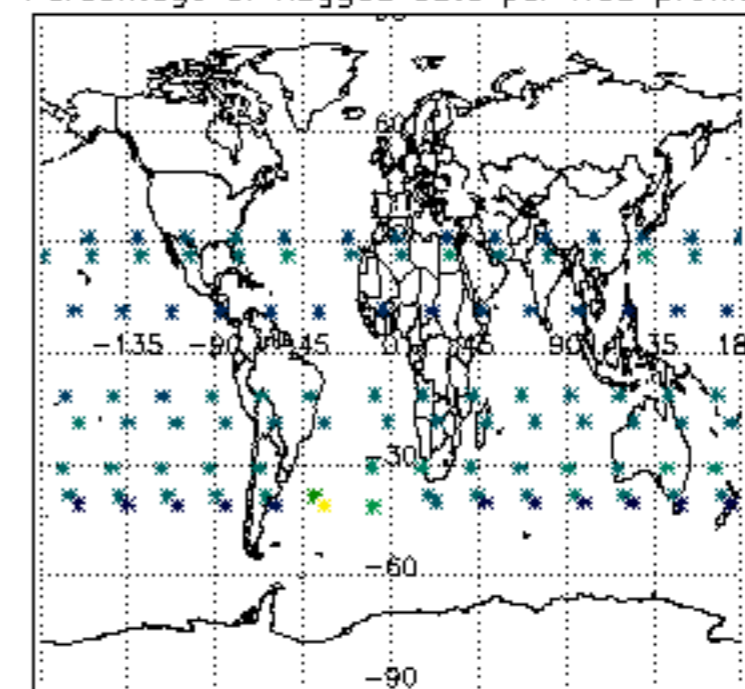
Percentage of flagged data per H2O profile



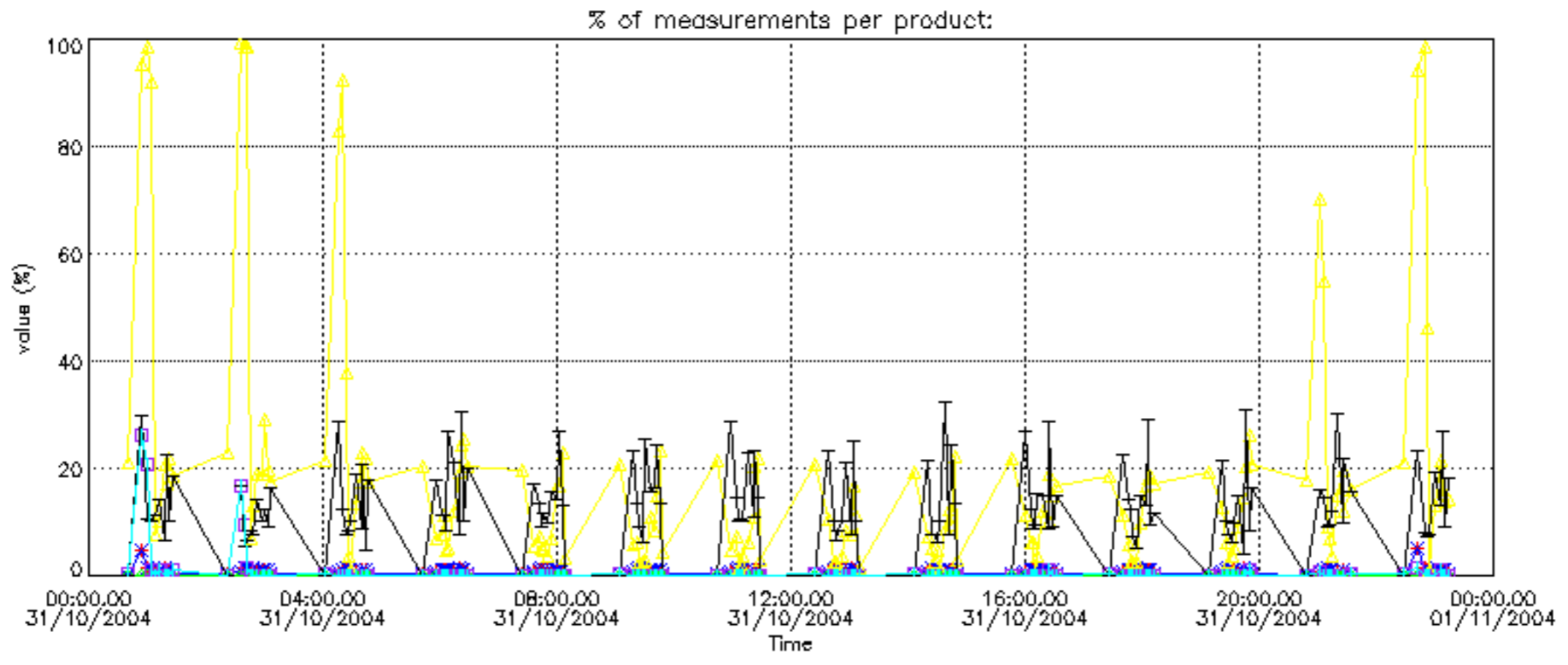
Percentage of flagged data per NO2 profile

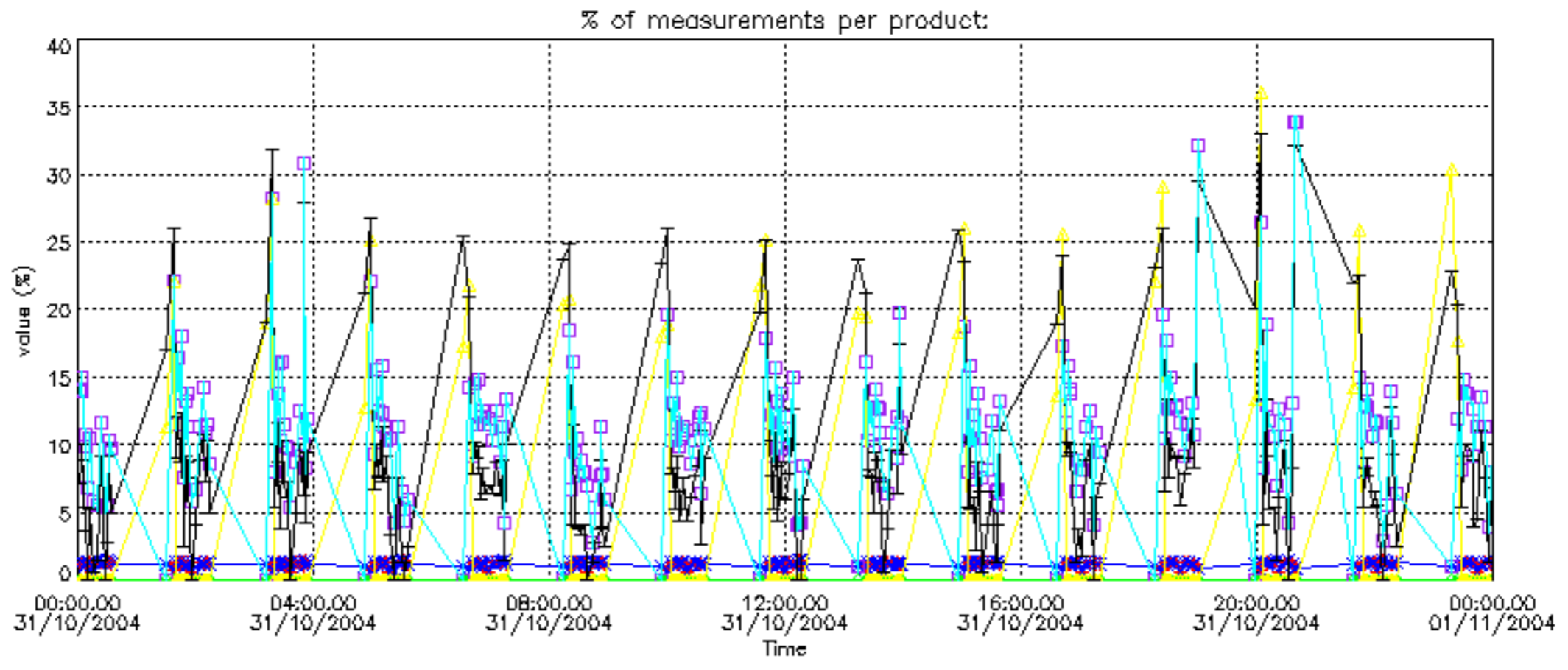


Percentage of flagged data per NO3 profile

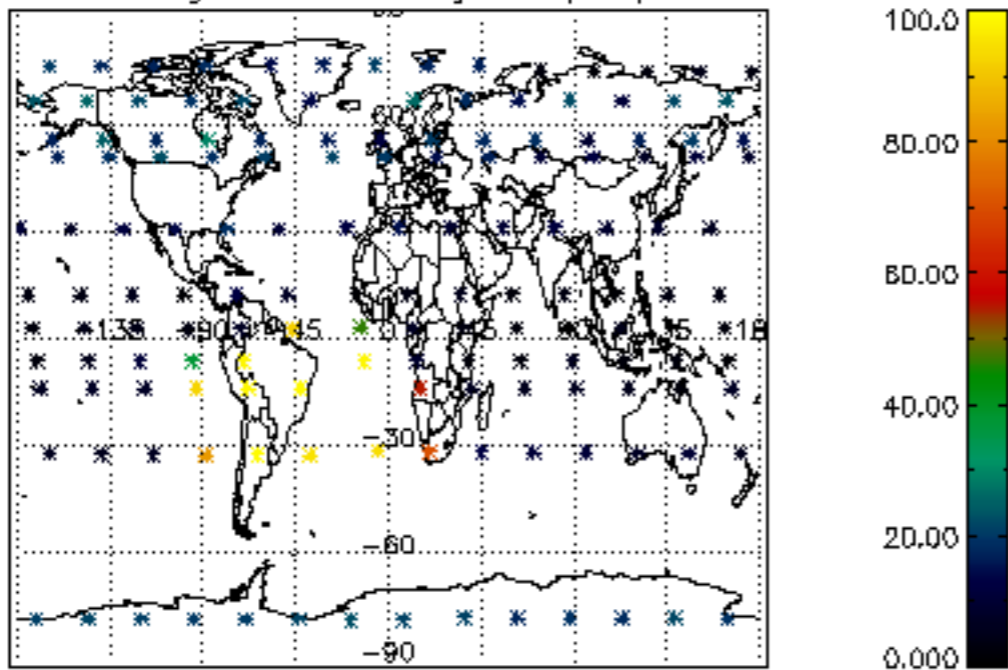




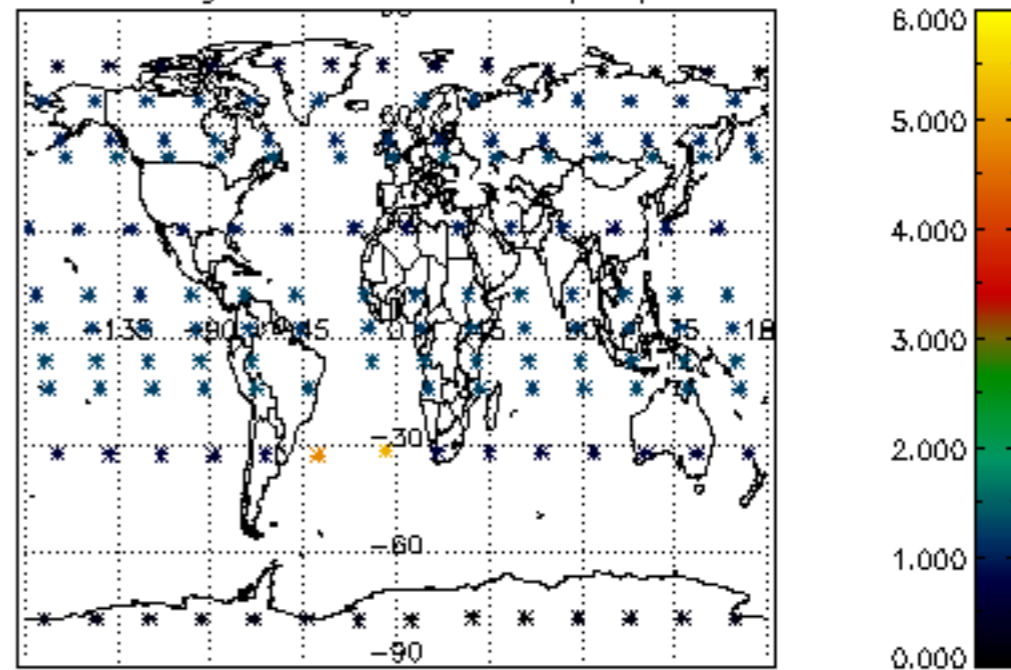




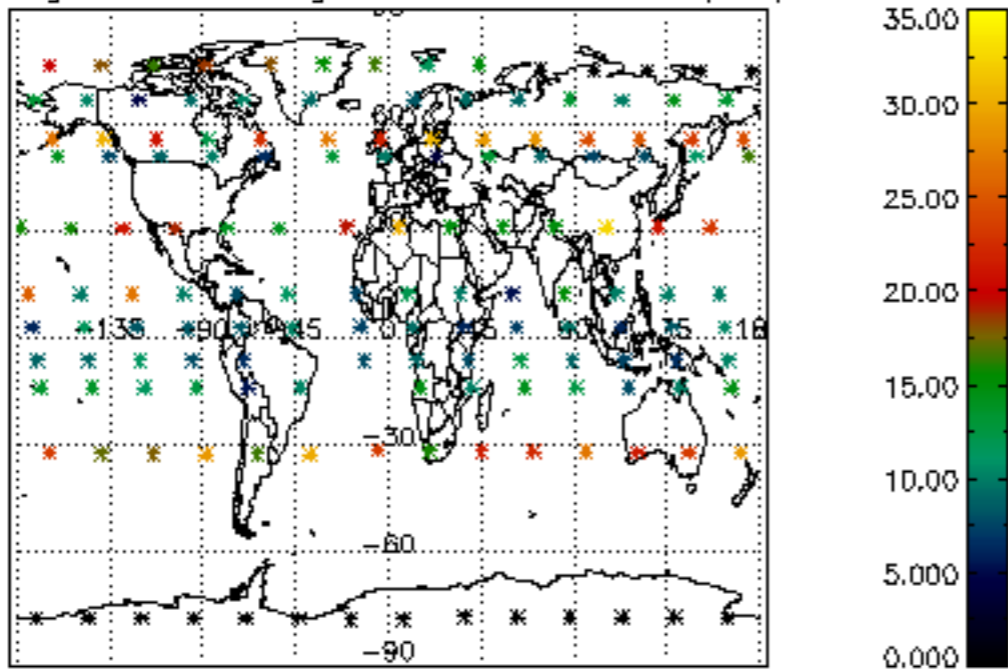
Percentage of cosmic ray hits per profile



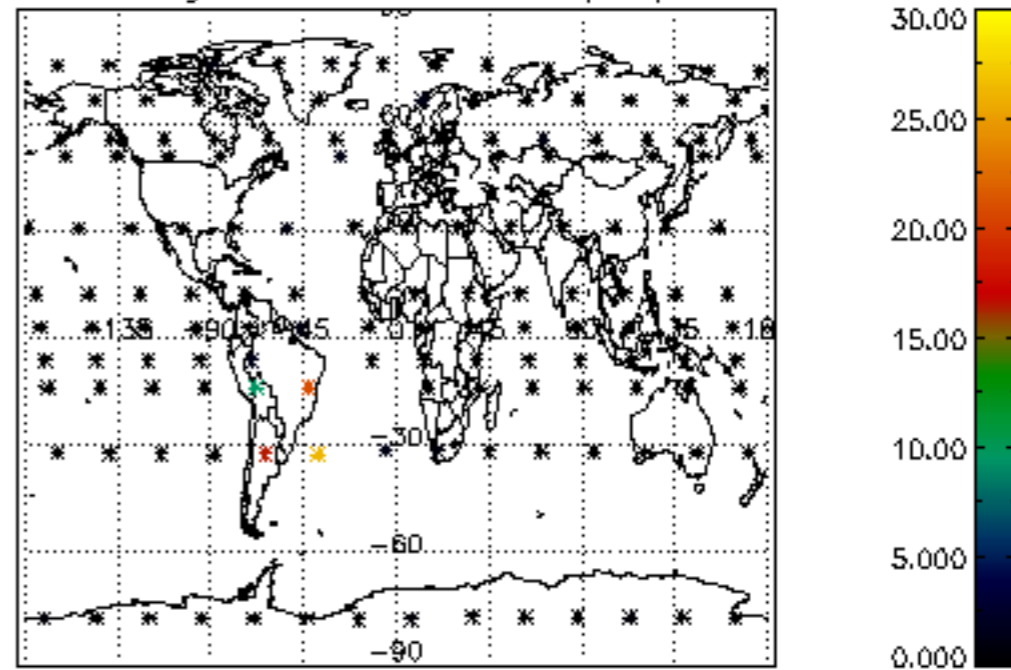
Percentage of datation errors per profile



Percentage of star falling outside central band per profile

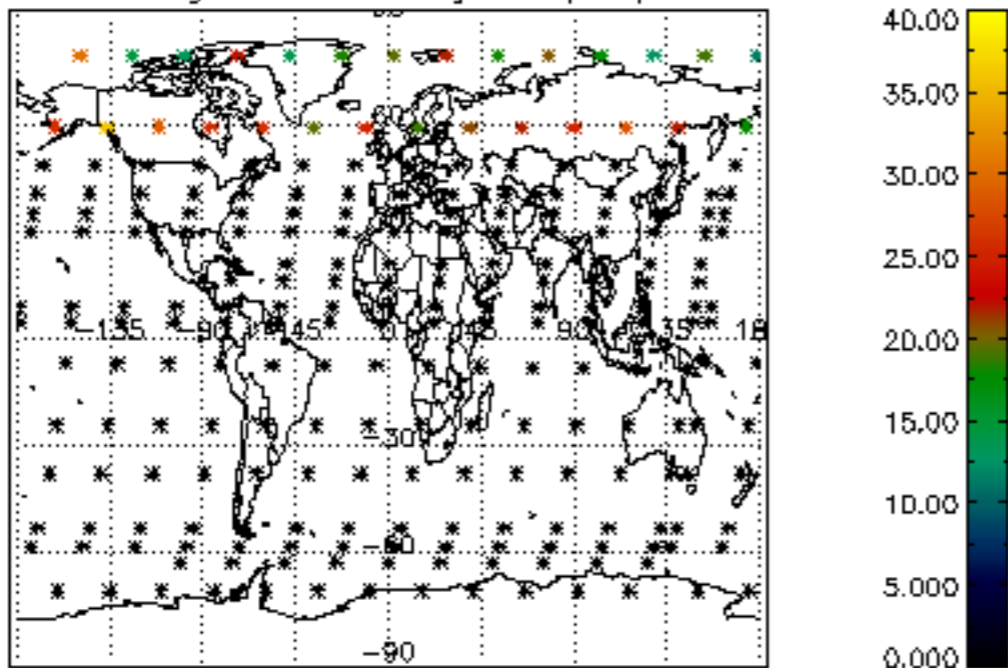


Percentage of saturation errors per profile

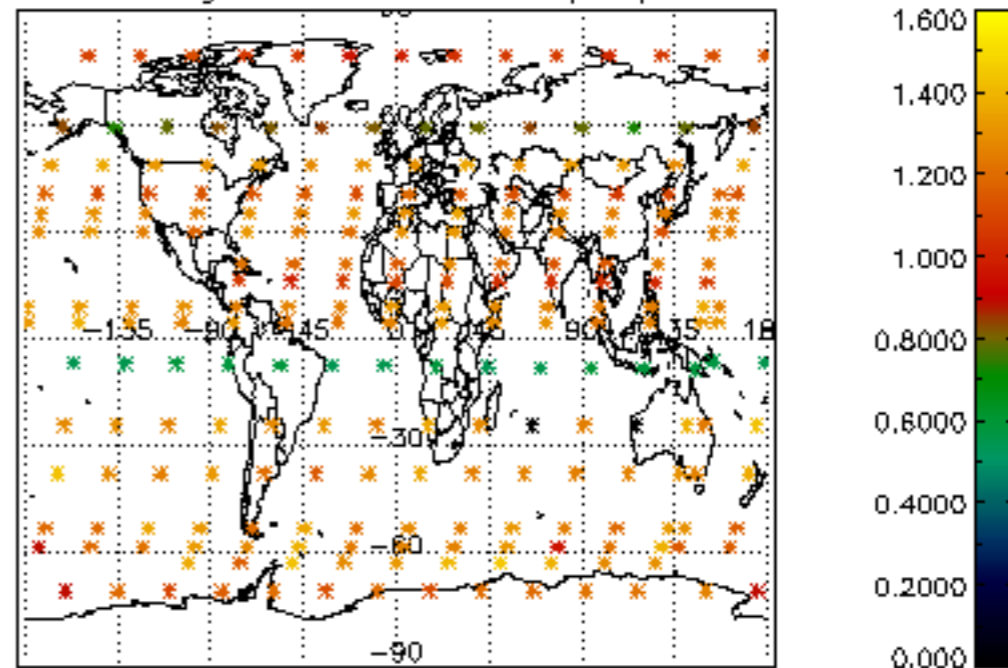




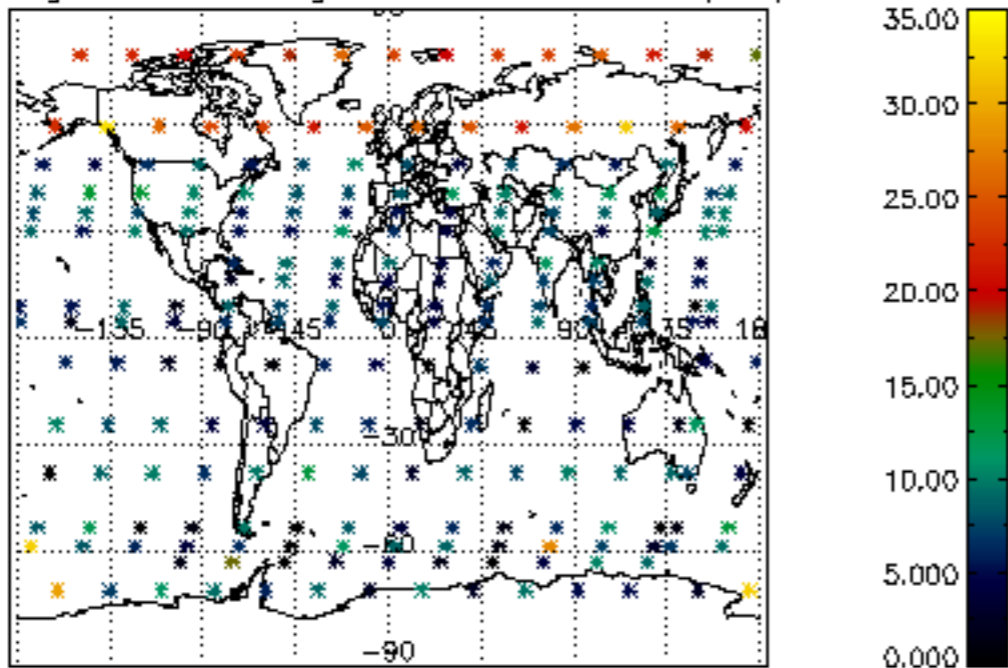
Percentage of cosmic ray hits per profile



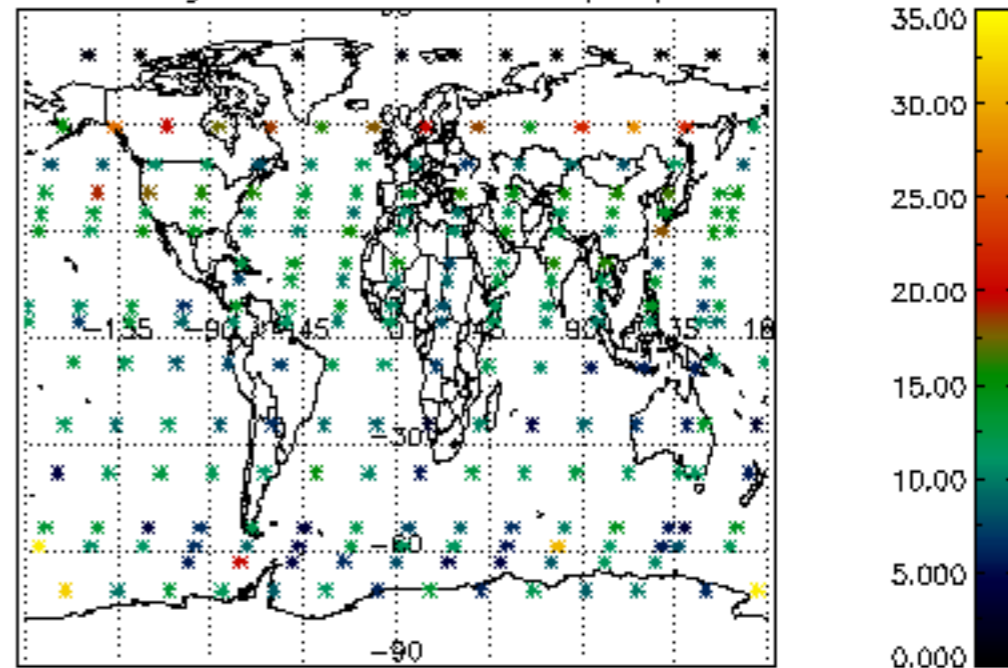
Percentage of datation errors per profile

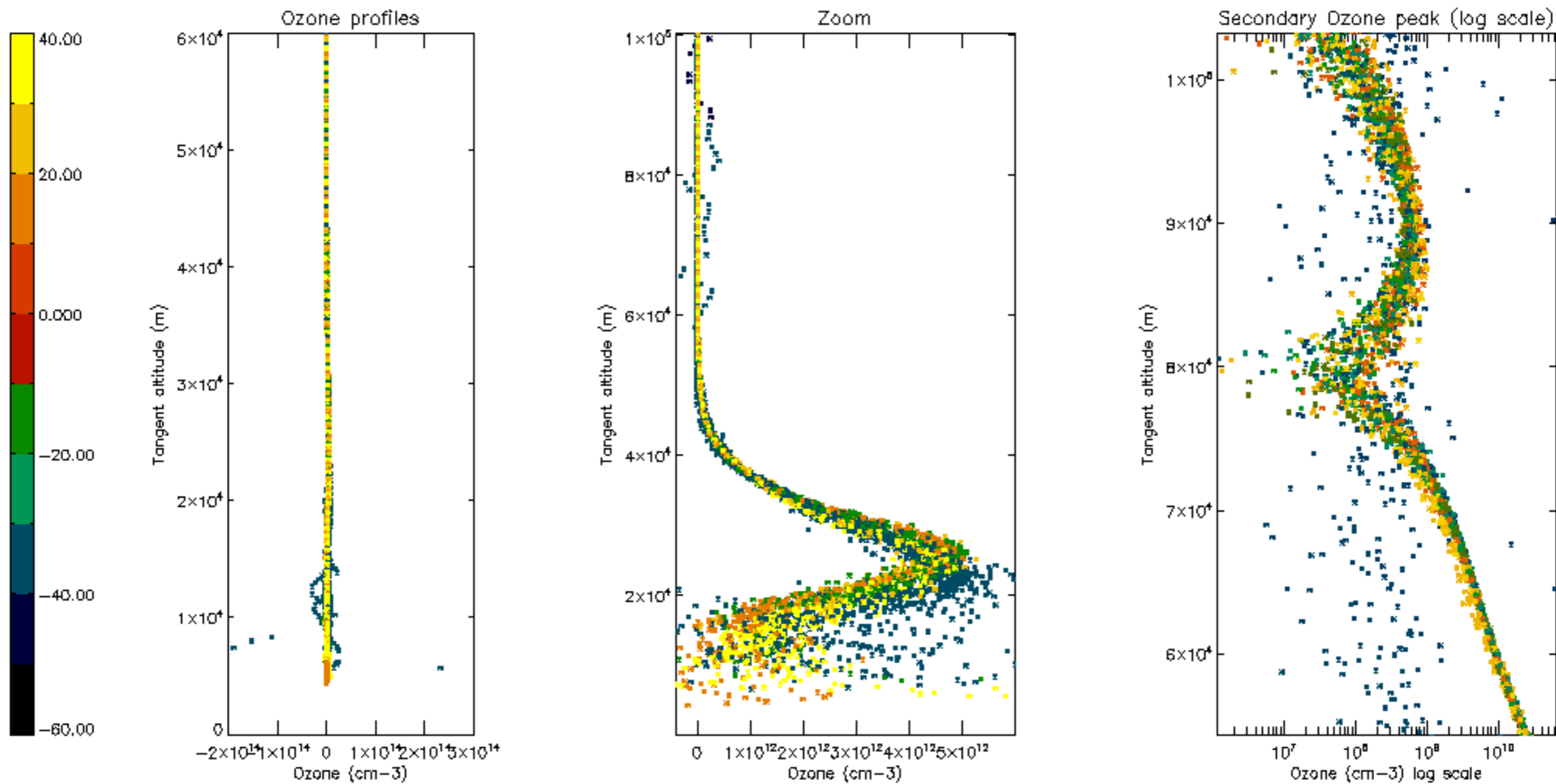


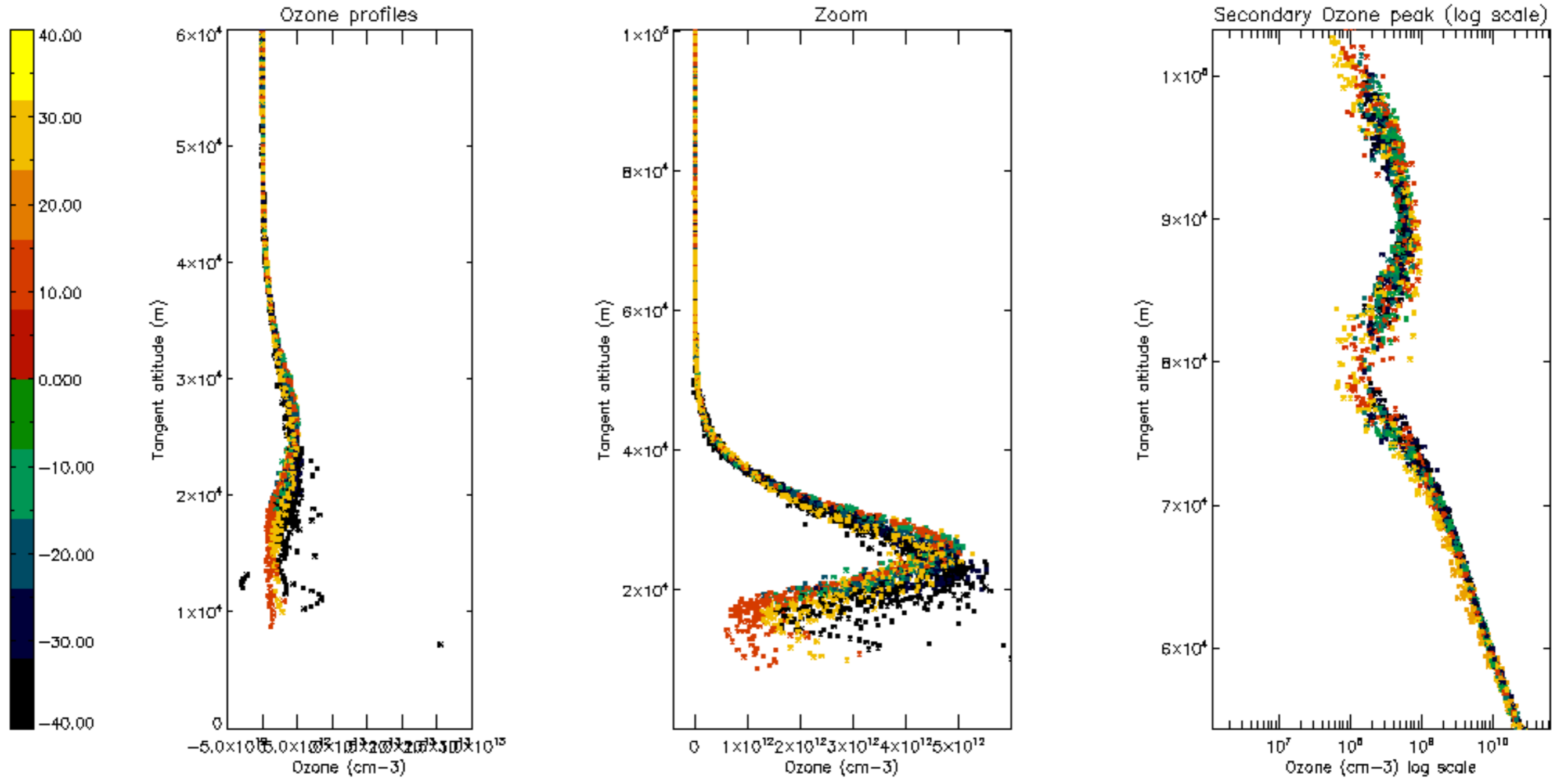
Percentage of star falling outside central band per profile

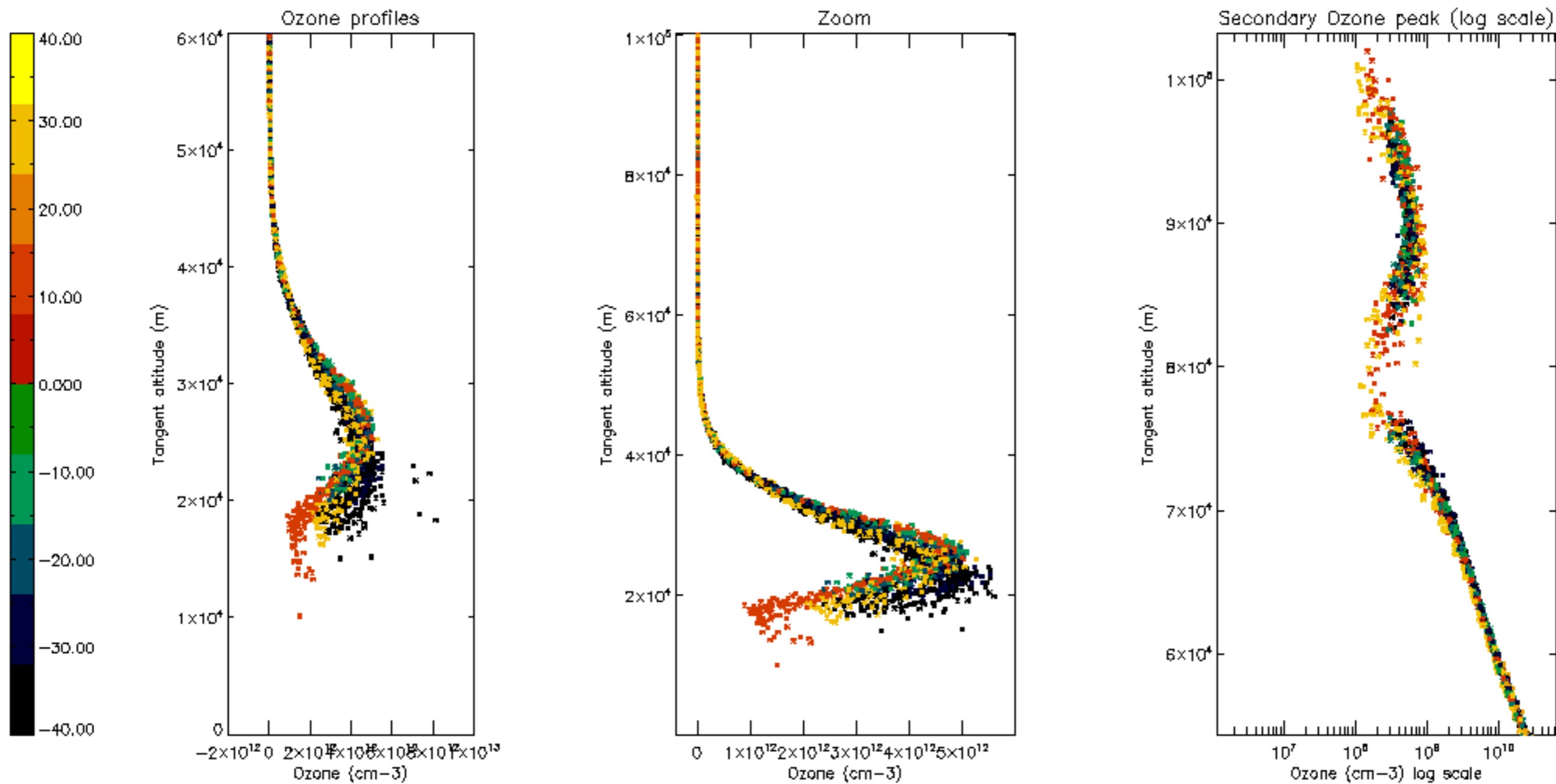


Percentage of saturation errors per profile

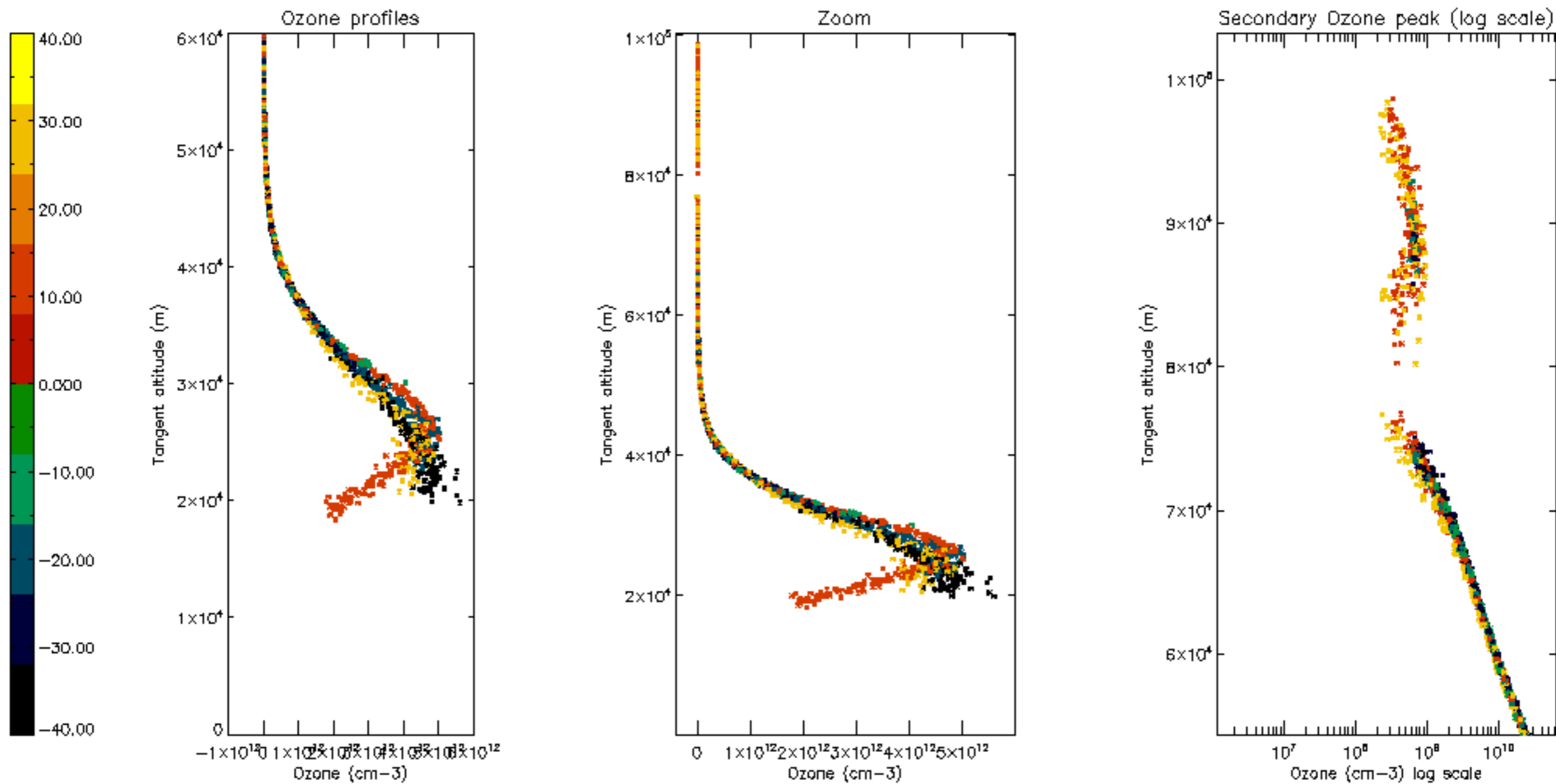


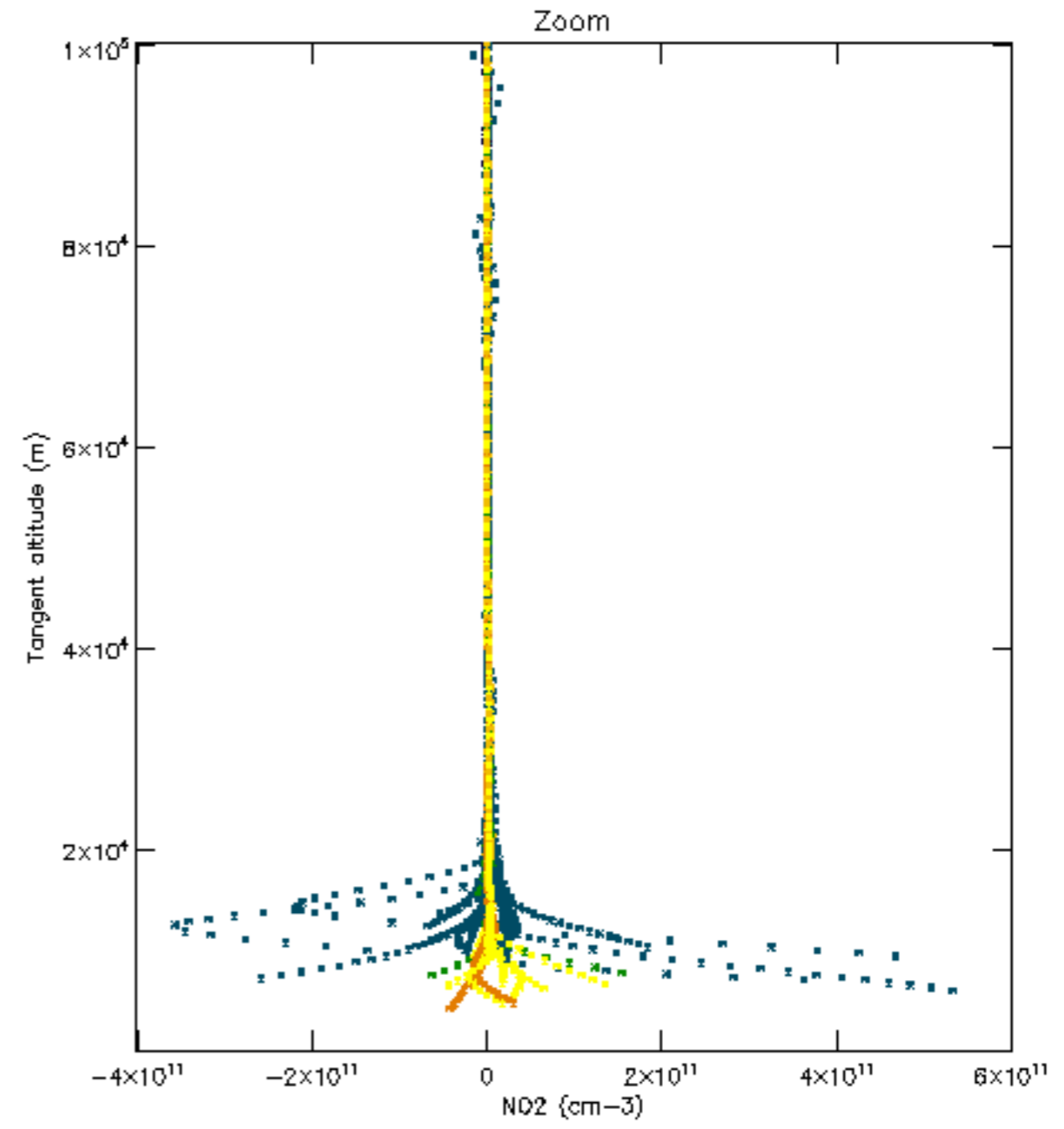
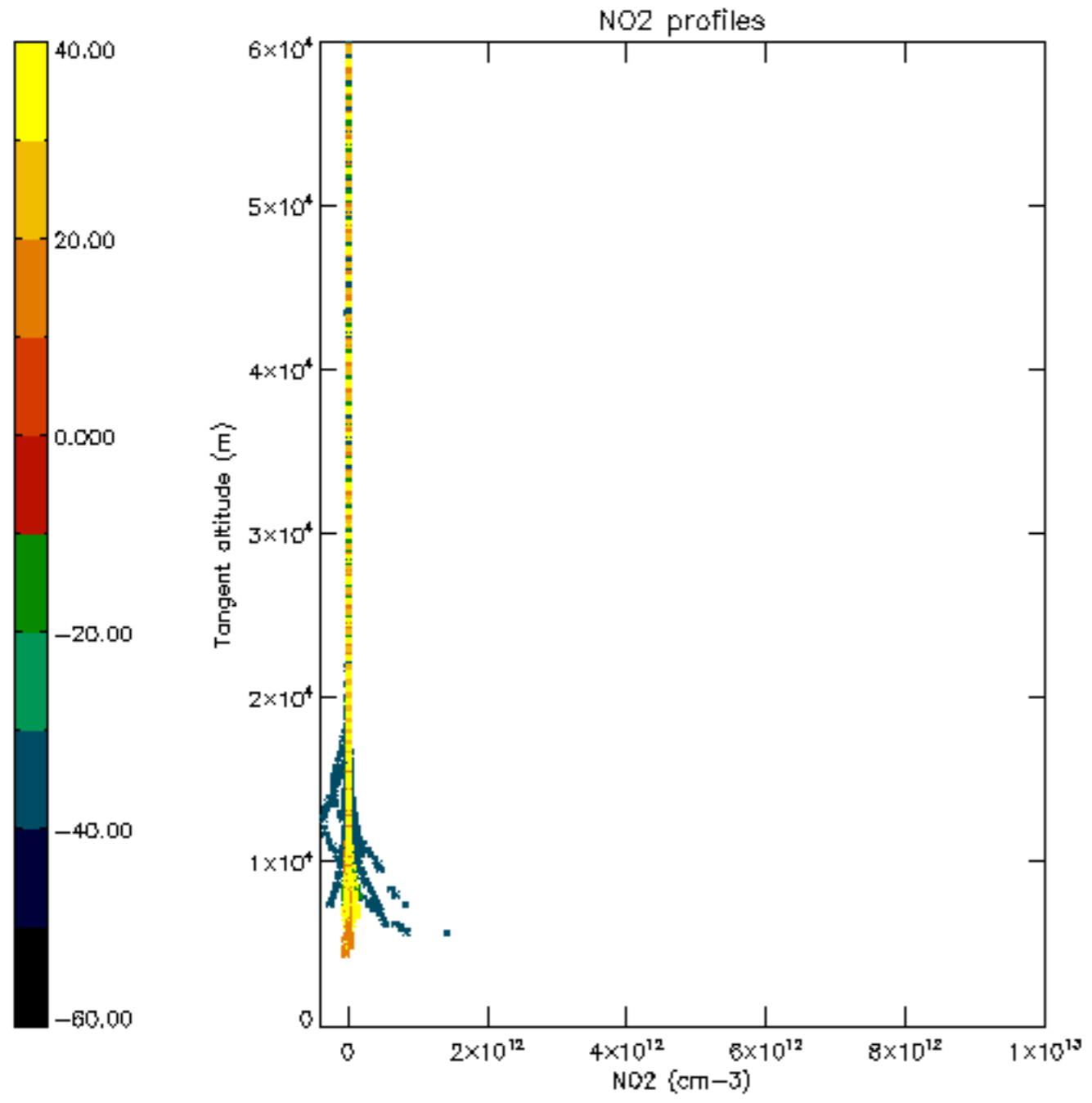


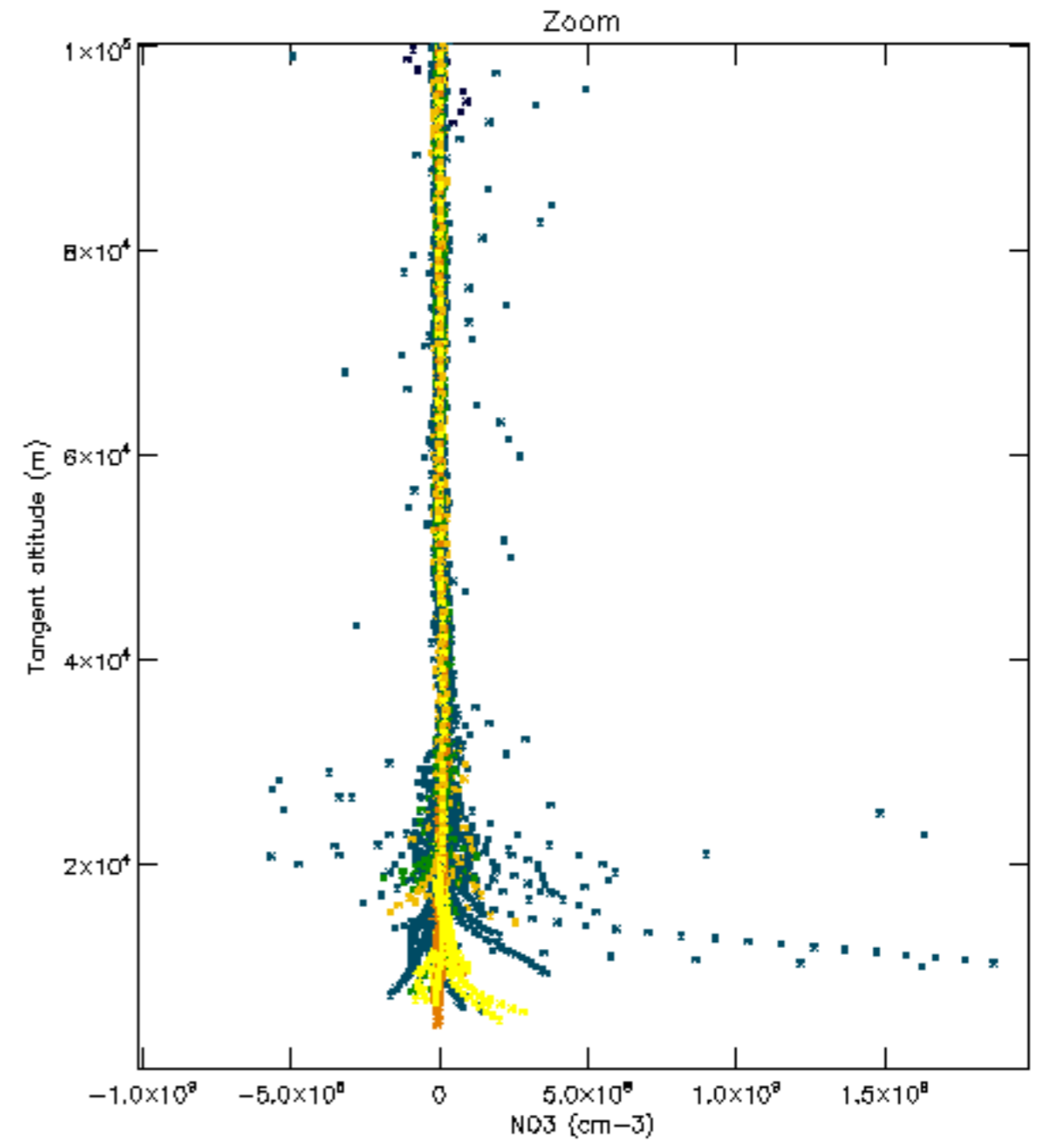
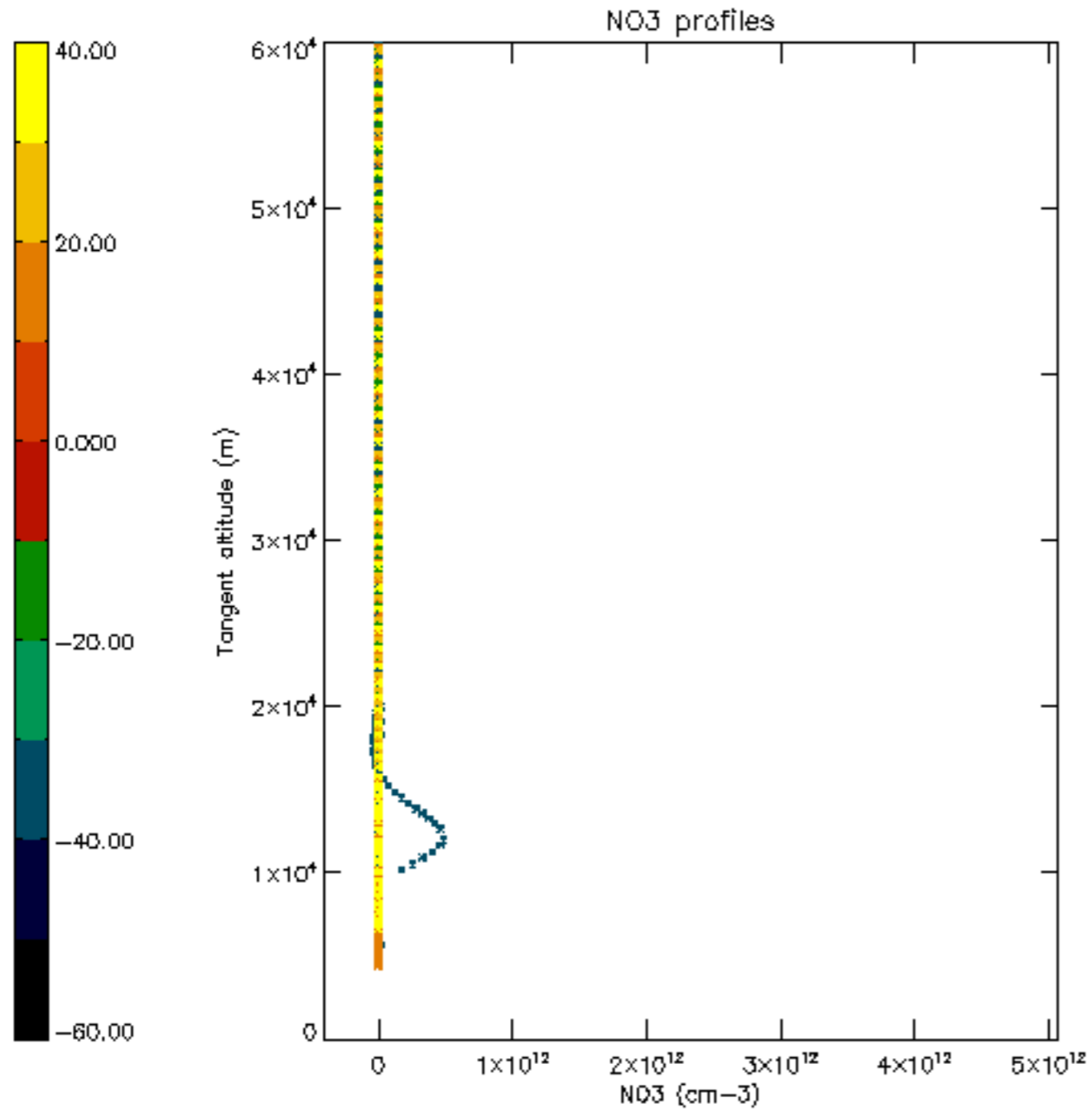


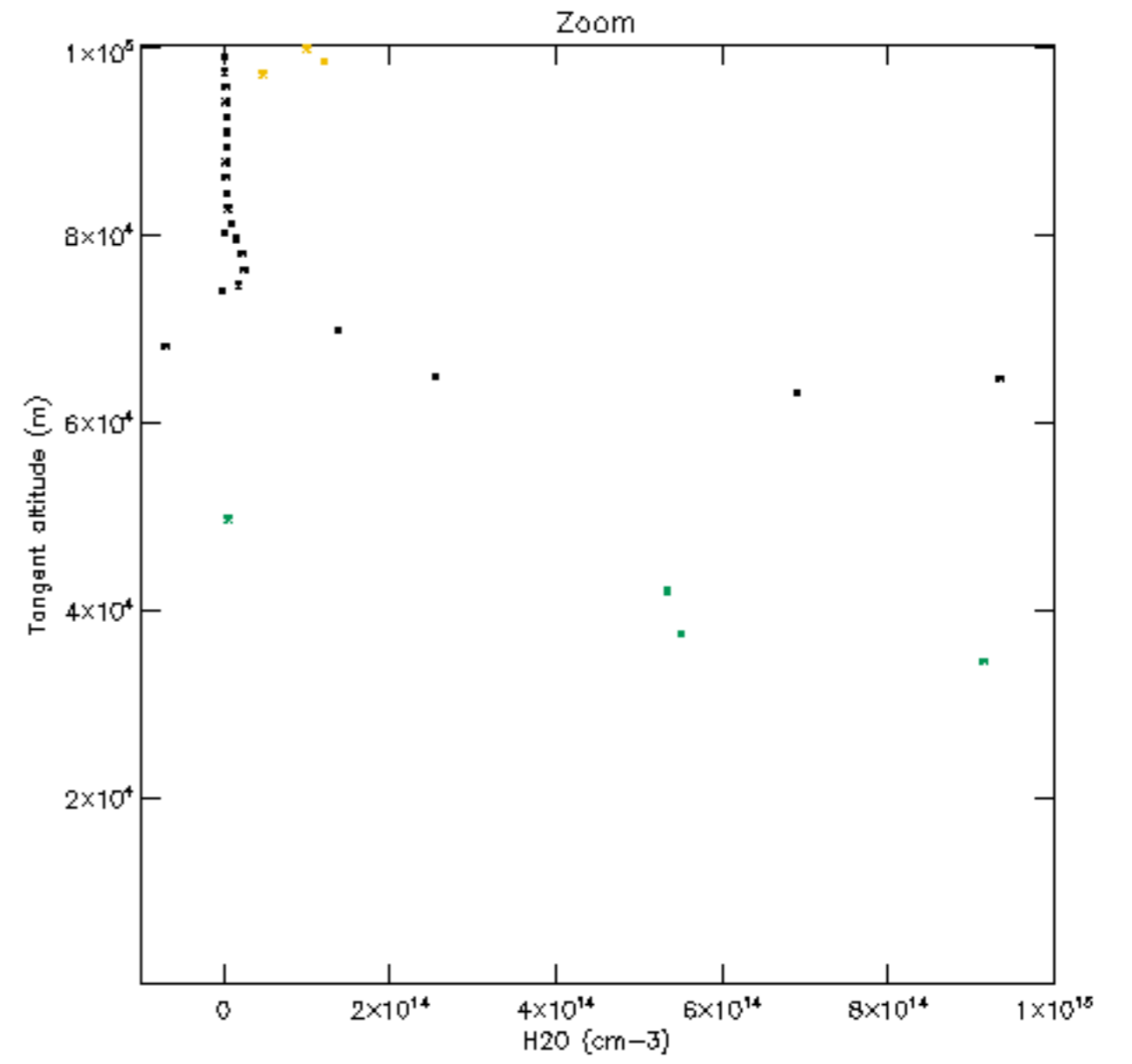
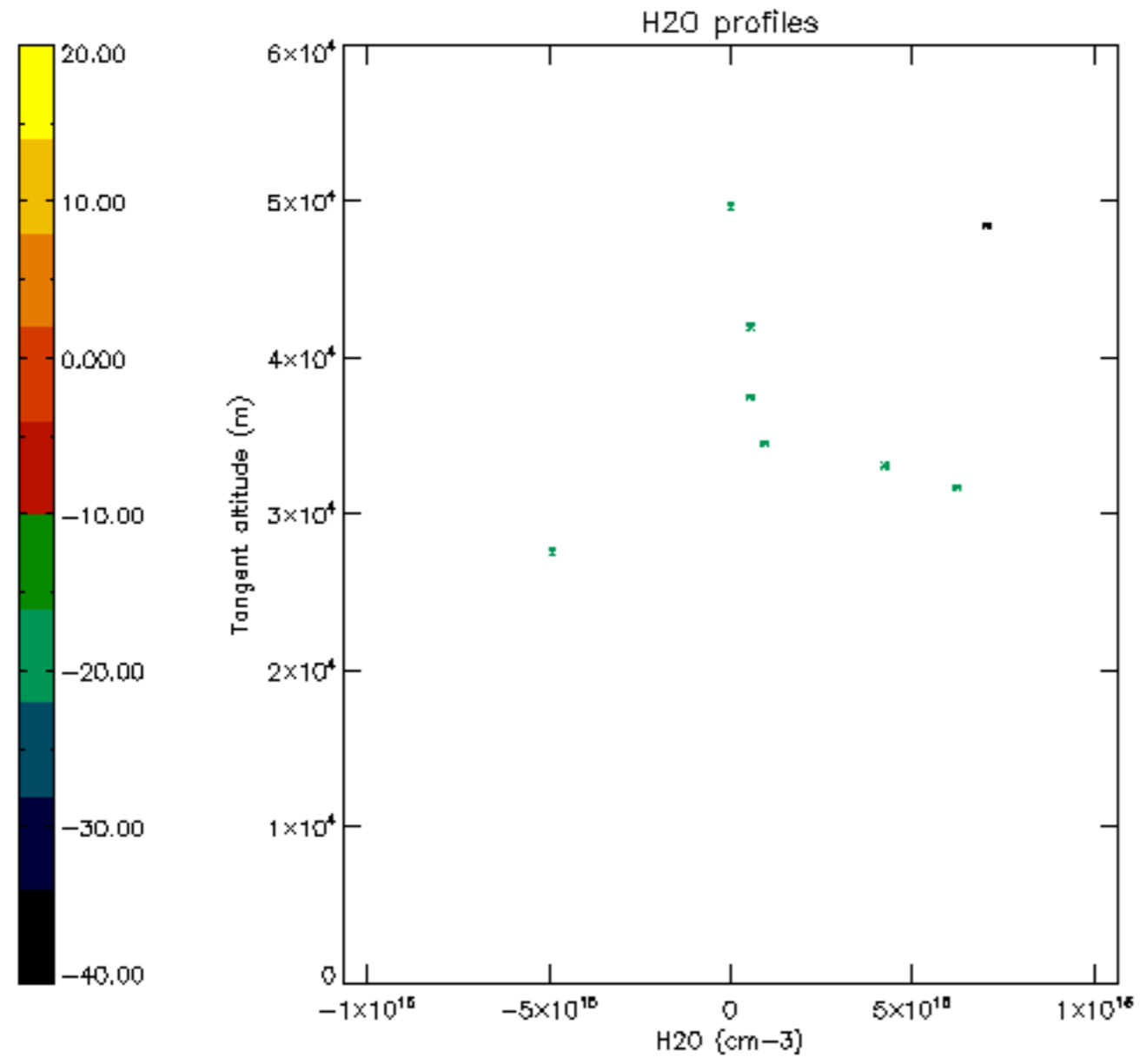




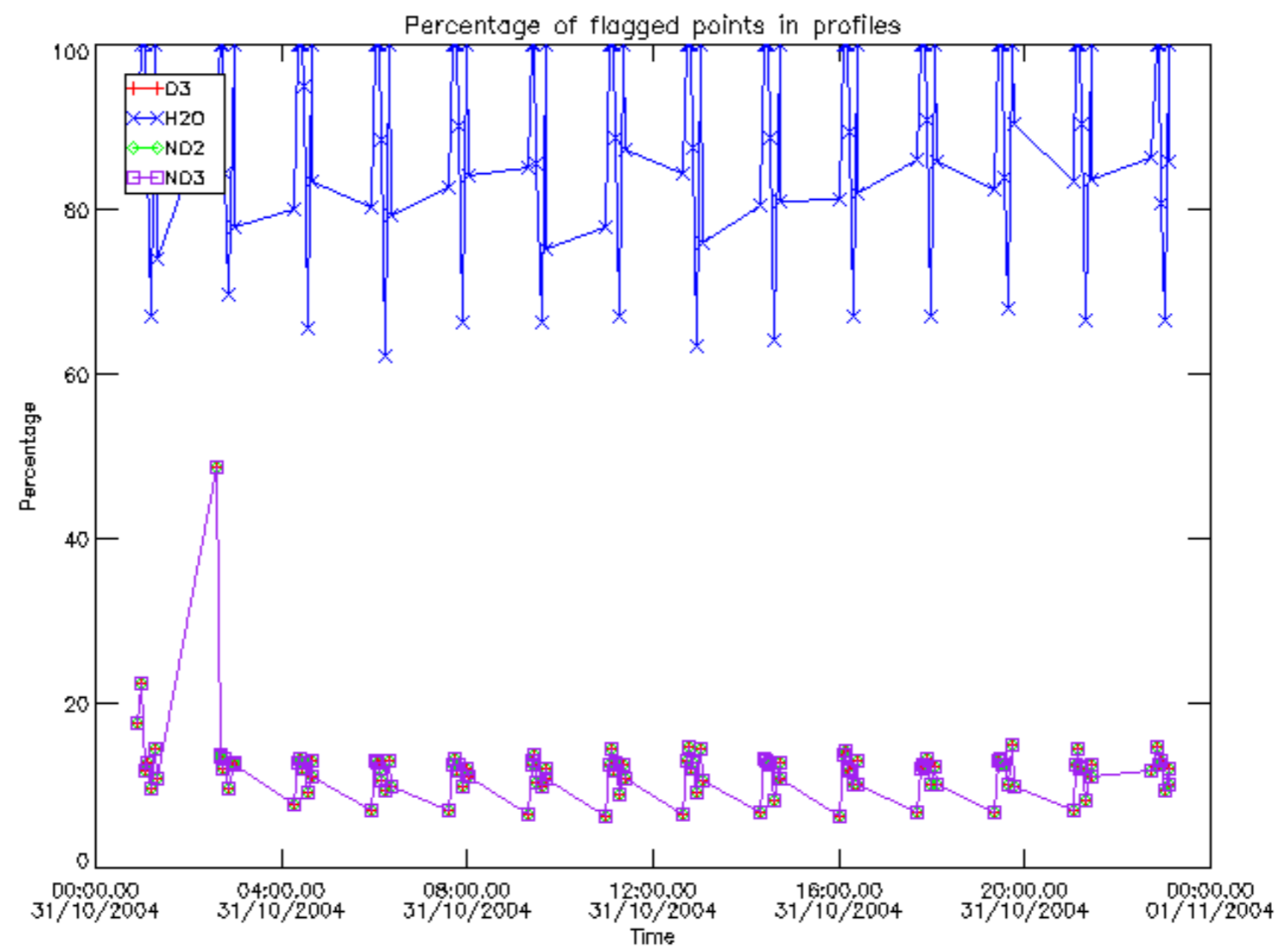




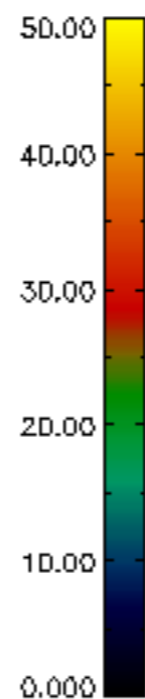
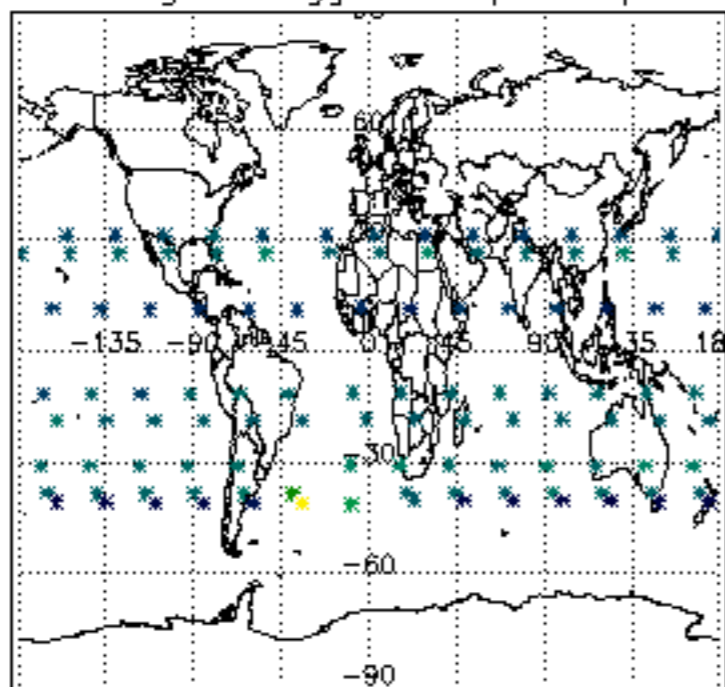




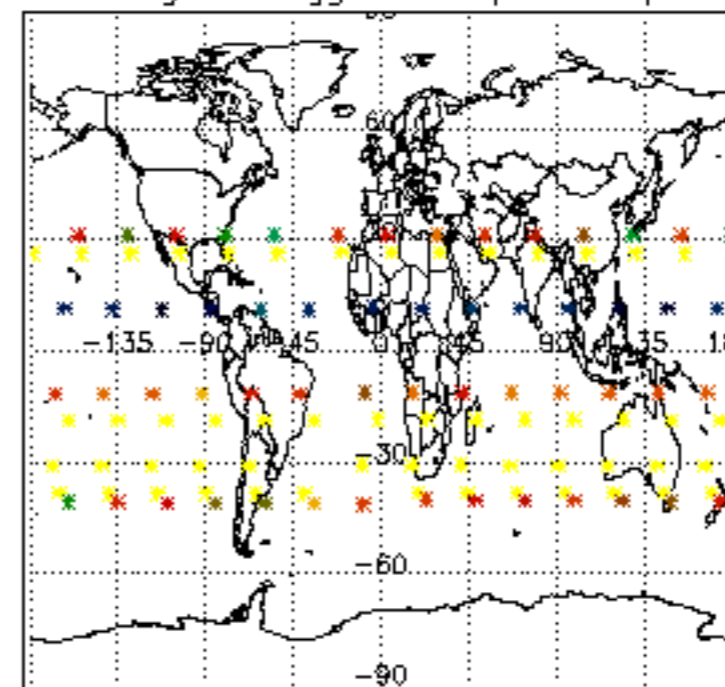




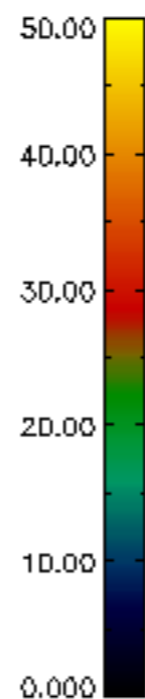
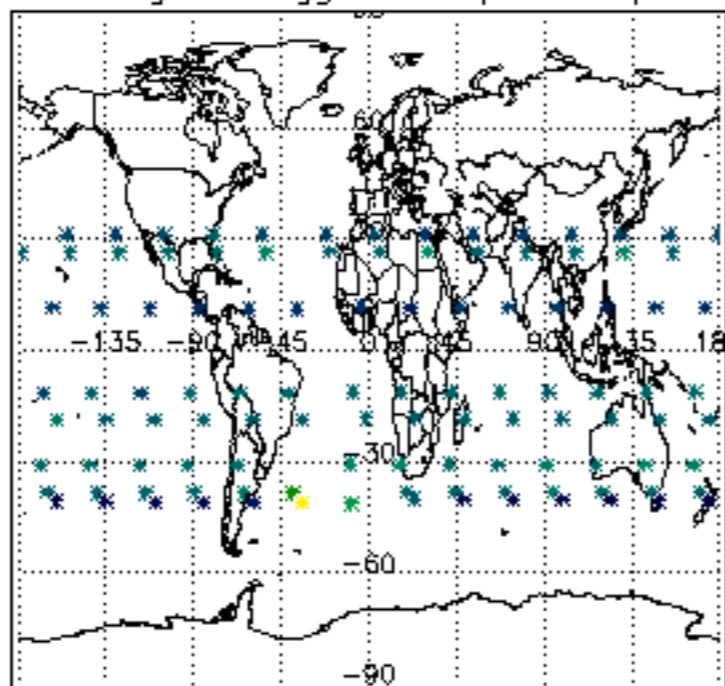
Percentage of flagged data per D3 profile



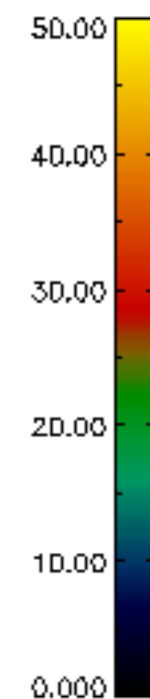
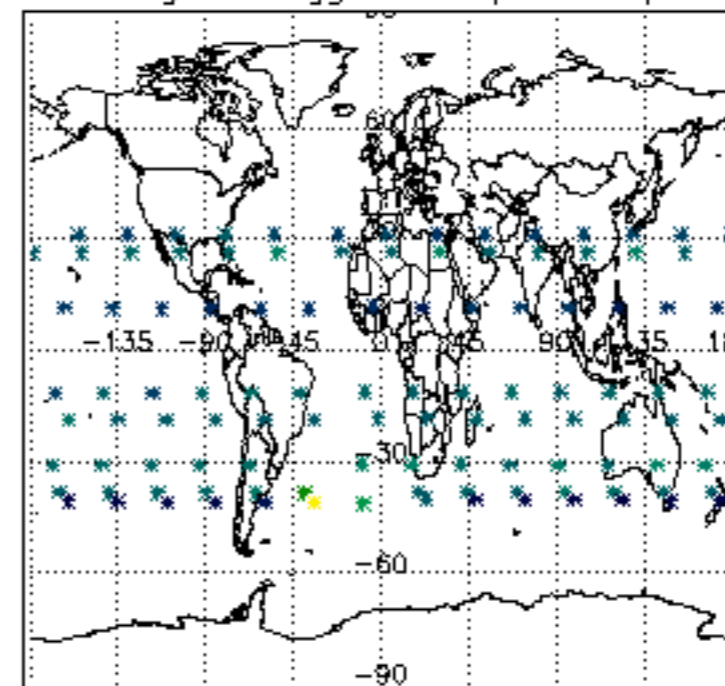
Percentage of flagged data per H2O profile

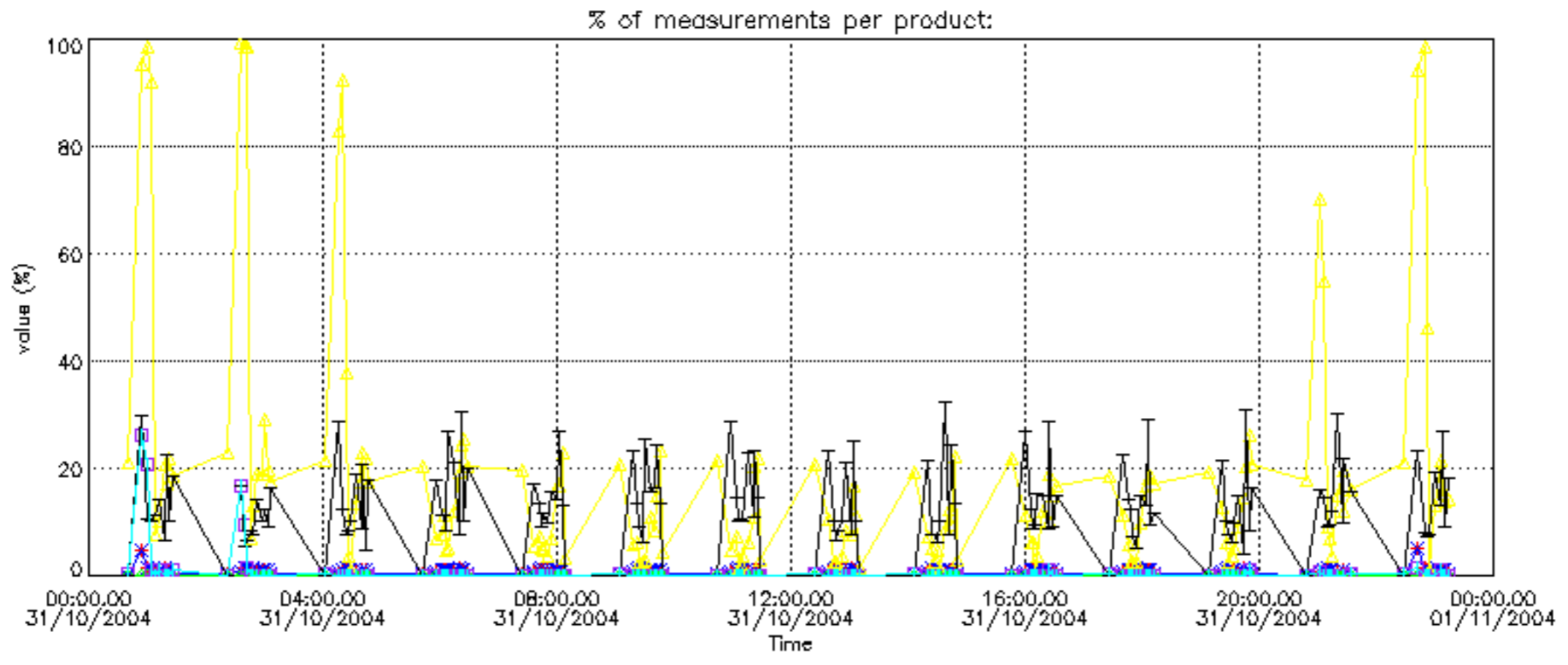


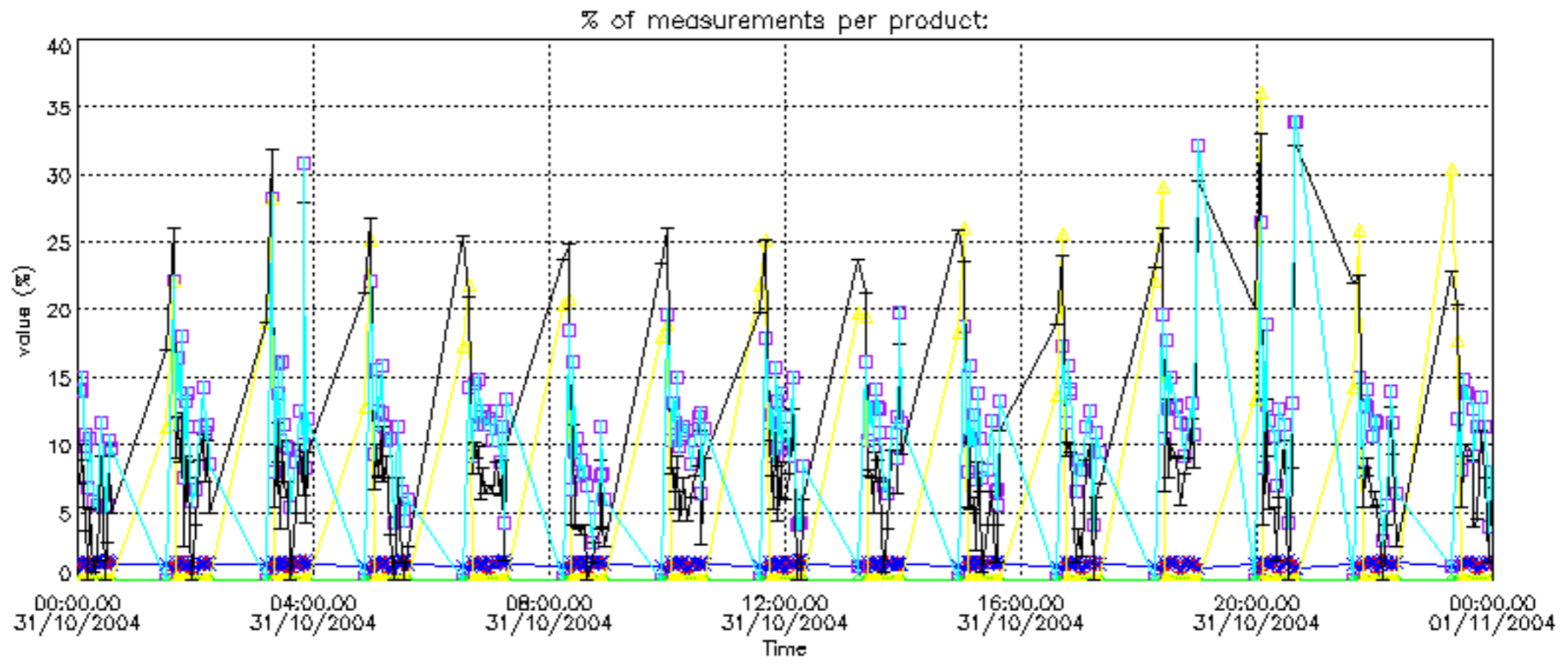
Percentage of flagged data per NO2 profile



Percentage of flagged data per NO3 profile

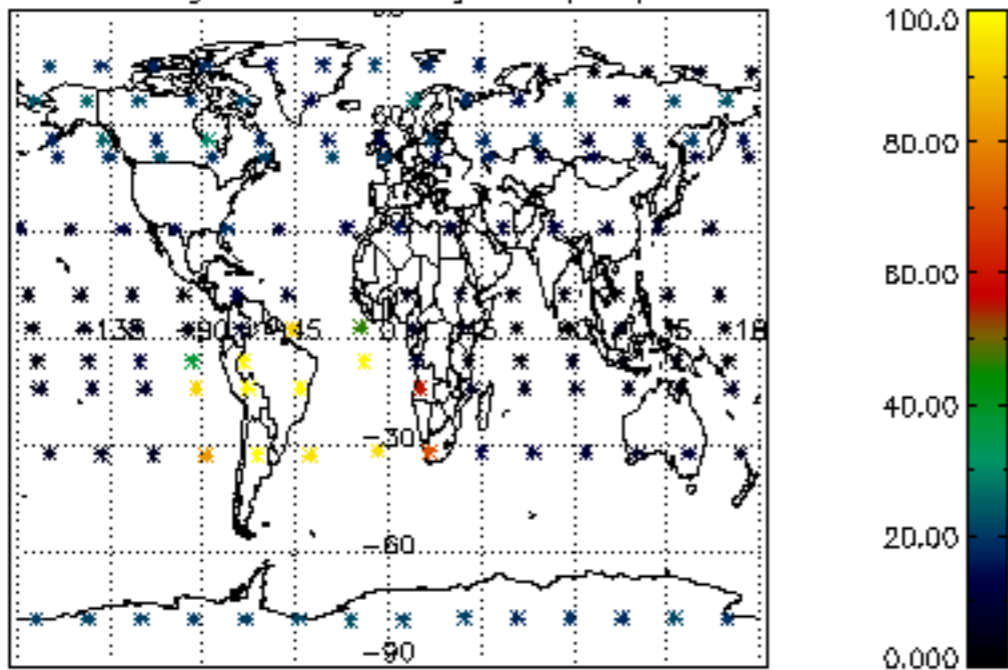




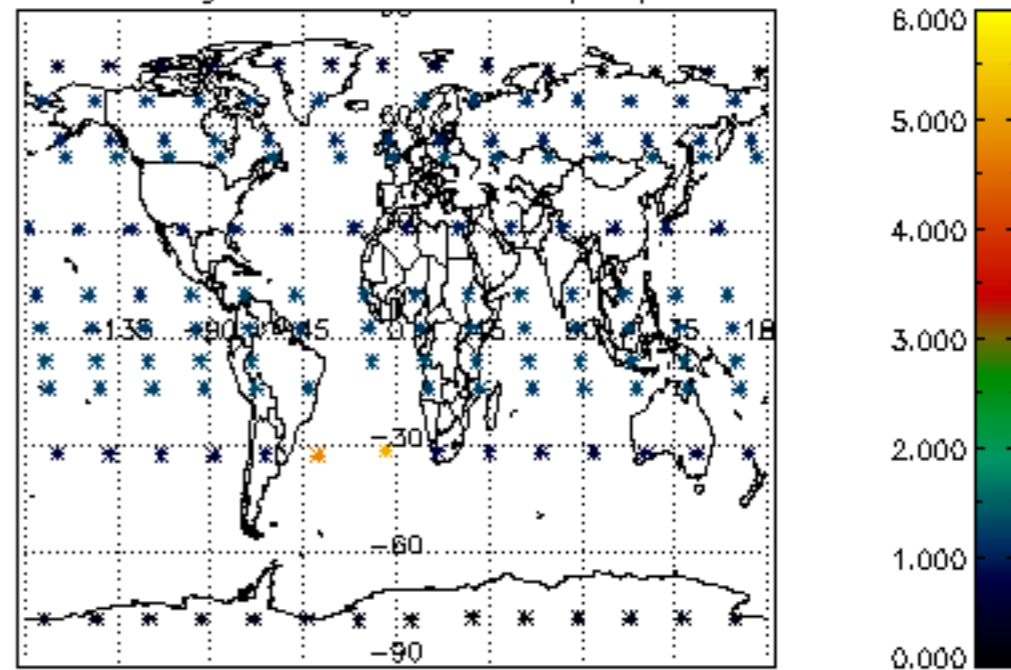




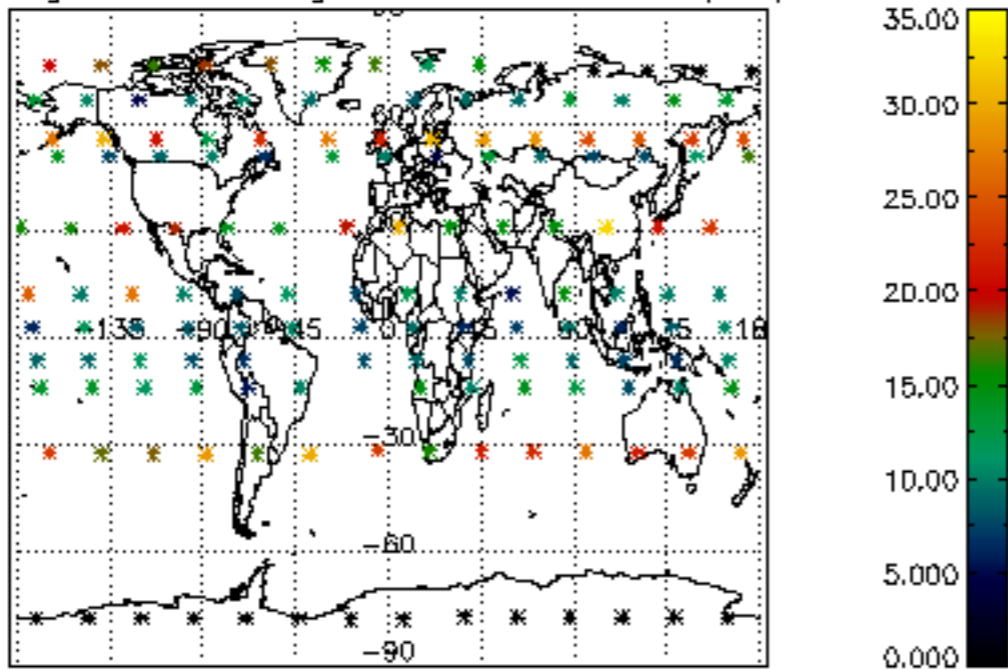
Percentage of cosmic ray hits per profile



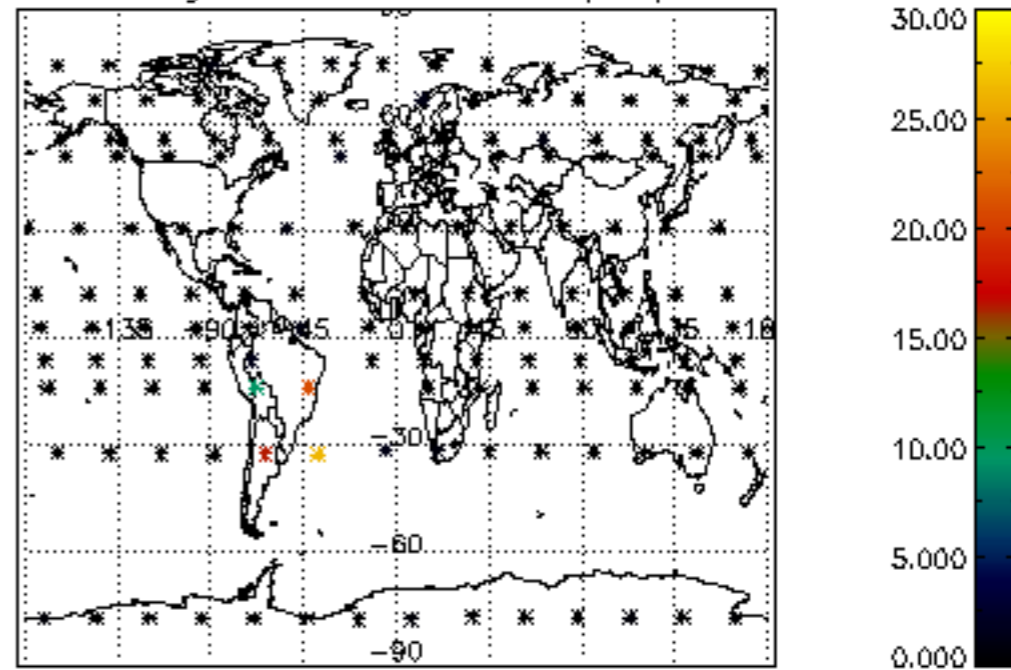
Percentage of datation errors per profile



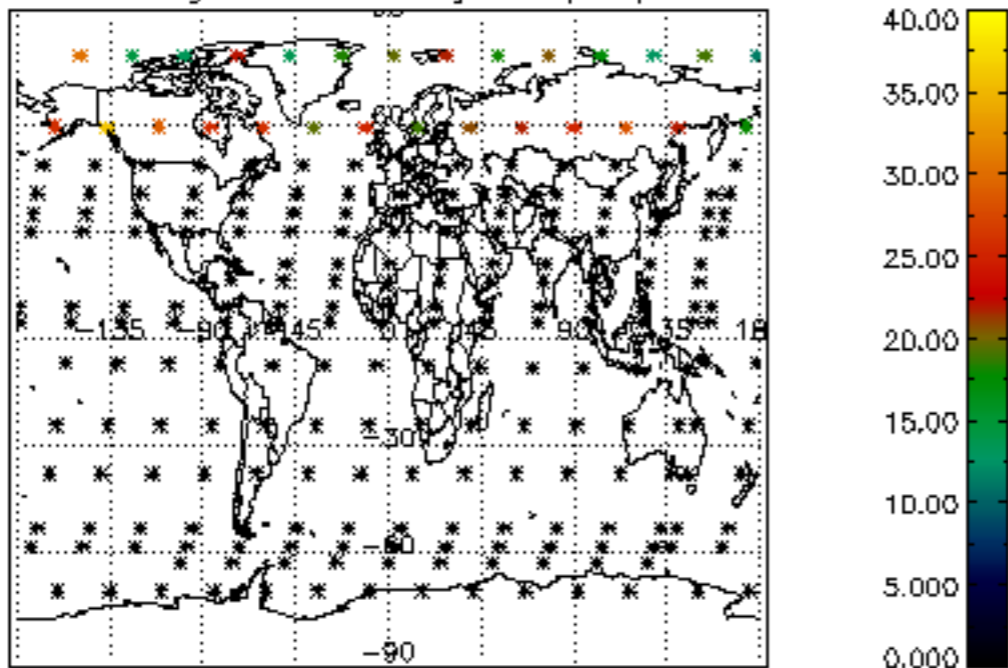
Percentage of star falling outside central band per profile



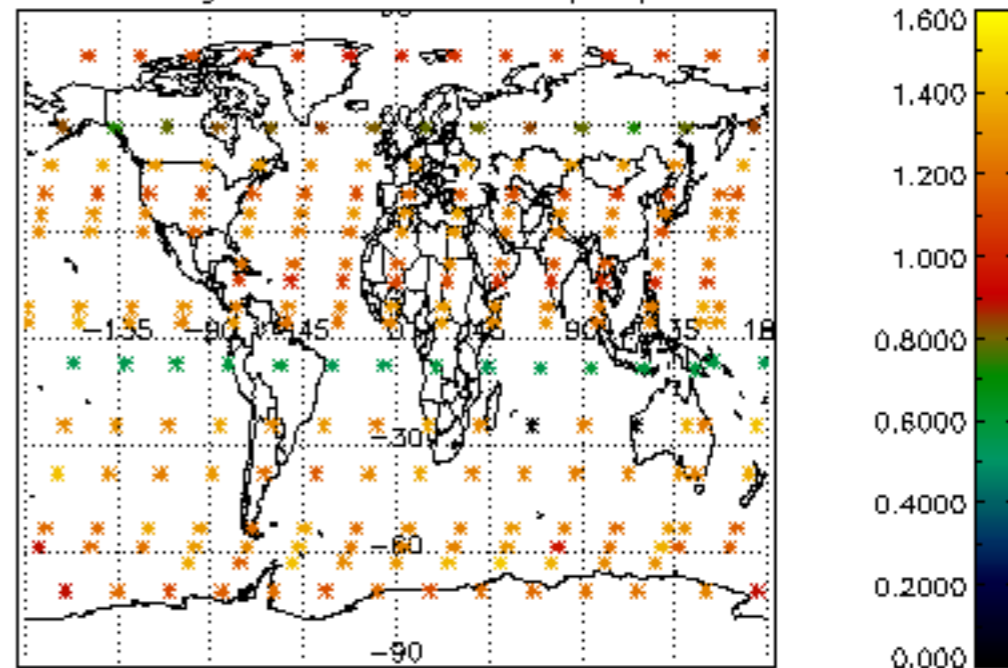
Percentage of saturation errors per profile



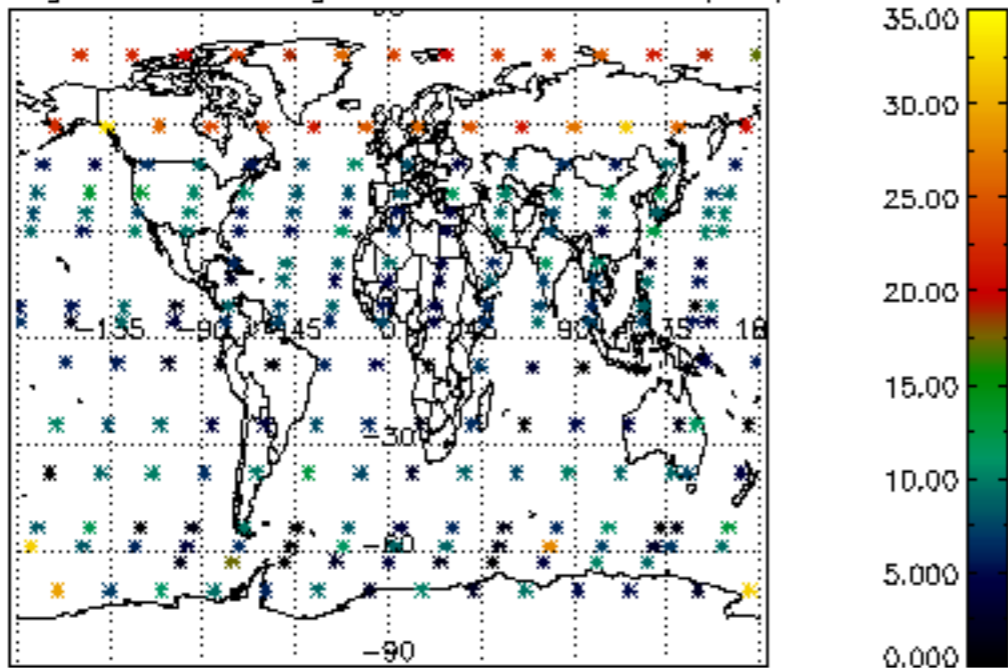
Percentage of cosmic ray hits per profile



Percentage of datation errors per profile



Percentage of star falling outside central band per profile



Percentage of saturation errors per profile

