

GOMOS Level 2 Daily Report

SUMMARY

[1. General Info](#)

[2. Summary of processed GOM_NL_2P products](#)

[3. Level 2 Quality information per product](#)

[3.1 Plot of level 2 quality information per product \(time dependant\)](#)

[3.2 Plot of level 2 quality information per product \(world map\)](#)

[4. Level 1 Quality information per product \(stored on level 2 products\)](#)

[4.1 Plot of level 1 quality information per product \(time dependant\)](#)

[4.1.1 Plot of level 1 quality information per product \(time dependant\): ASCENDING](#)

[4.1.2 Plot of level 1 quality information per product \(time dependant\): DESCENDING](#)

[4.2 Plot of level 1 quality information per product \(world map\)](#)

[4.2.1 Plot of level 1 quality information per product \(world map\): ASCENDING](#)

[4.2.2 Plot of level 1 quality information per product \(world map\): DESCENDING](#)

[5. Ozone profiles based on quality statistics and other trace gas profiles](#)

[5.1 Ozone statistics based on quality of products](#)

[5.2 Plot ozone profiles for all STD \(dark without errors\)](#)

[5.3 Plot ozone profiles where STD < 20% \(dark without errors\)](#)

[5.4. Plot ozone profiles where STD < 10% \(dark without errors\)](#)

[5.5. Plot ozone profiles where STD < 5% \(dark without errors\)](#)

[5.6 Plot NO2 profiles for all STD \(dark without errors\)](#)

[5.7 Plot NO3 profiles for all STD \(dark without errors\)](#)

[5.8 Plot H2O profiles \(only for occultations of stars 1,2,3,4,13,14,16,26,63 dark without errors\) for all STD](#)

[6. Auxiliary Data Files used for the production reported in section 2](#)

This report presents the daily analysis on parameters extracted from GOMOS level 2 data (GOM_NL__2P). It is intended to monitor some important parameters that will impact the quality of these products. A list of level 2 products (and content) that have arrived during the reporting day to the PCF is also given.

Item	Value
Time of report generation	19APR2013 14:02:24
Data source version	GOMOS/6.01
Start time of products	27-10-2004 (27OCT2004 00:00:00)
Stop time of products	28-10-2004 (28OCT2004 00:00:00)
Store outputs in DB	Yes
Nb of level 2 prods	378
Nb of prods with errors	0

2. Summary of processed GOM_NL__2P products.

Nr	Filename	UTC Start time	Limb	Duration	Star Id	Star Name	Star Mag	Star Temp	Nb Meas	Orbit	Prod. error
1	GOM_NL__2PRFIN20041027_000258_000000412031_00317_13898_5504.N1	27-OCT-2004 00:02:58	Dark	41.000	143	Alp Hyi	2.8570	7200.0	82	13898	No
2	GOM_NL__2PRFIN20041027_000426_000000422031_00317_13898_5505.N1	27-OCT-2004 00:04:26	Dark	42.000	9	Alp Eri	0.45300	24000.	84	13898	No
3	GOM_NL__2PRFIN20041027_000731_000000452031_00317_13898_5506.N1	27-OCT-2004 00:07:31	Straylight	45.000	157	The1Eri	2.9060	9300.0	90	13898	No
4	GOM_NL__2PRFIN20041027_000914_000000442031_00317_13898_5507.N1	27-OCT-2004 00:09:14	Straylight	44.000	84	Alp Phe	2.3970	4500.0	88	13898	No
5	GOM_NL__2PRFIN20041027_001547_000000462031_00317_13898_5508.N1	27-OCT-2004 00:15:47	Straylight	45.500	52	16Bet Cet	2.0370	4500.0	91	13898	No
6	GOM_NL__2PRFIN20041027_002249_000000652031_00317_13898_5509.N1	27-OCT-2004 00:22:49	Bright	65.000	94	92Alp Cet	2.5260	3100.0	130	13898	No
7	GOM_NL__2PRFIN20041027_002514_000000412031_00317_13898_5510.N1	27-OCT-2004 00:25:14	Bright	40.500	140	88Gam Peg	2.8340	26000.	81	13898	No
8	GOM_NL__2PRFIN20041027_002659_000000452031_00317_13898_5511.N1	27-OCT-2004 00:26:59	Bright	44.500	105	6Bet Ari	2.6450	8900.0	89	13898	No
9	GOM_NL__2PRFIN20041027_002908_000000382031_00317_13898_5512.N1	27-OCT-2004 00:29:08	Bright	37.500	58	21Alp And	2.0730	11000.	75	13898	No
10	GOM_NL__2PRFIN20041027_003053_000000412031_00317_13898_5513.N1	27-OCT-2004 00:30:53	Bright	40.500	53	43Bet And	2.0480	3300.0	81	13898	No
11	GOM_NL__2PRFIN20041027_003338_000000452031_00317_13898_5514.N1	27-OCT-2004 00:33:38	Bright	44.500	73	57Gam1And	2.2600	13100.	89	13898	No
12	GOM_NL__2PRFIN20041027_003642_000000392031_00317_13898_5515.N1	27-OCT-2004 00:36:42	Bright	38.500	68	18Alp Cas	2.2250	4500.0	77	13898	No
13	GOM_NL__2PRFIN20041027_003758_000000382031_00317_13898_5516.N1	27-OCT-2004 00:37:58	Bright	38.000	76	27Gam Cas	2.3000	30000.	76	13898	No
14	GOM_NL__2PRFIN20041027_004053_000000372031_00317_13898_5517.N1	27-OCT-2004 00:40:53	Bright	37.000	89	5Alp Cep	2.4510	8000.0	74	13898	No
15	GOM_NL__2PRFIN20041027_004559_000000382031_00317_13898_5518.N1	27-OCT-2004 00:45:59	Bright	37.500	49	1Alp UMi	1.9900	6300.0	75	13898	No
16	GOM_NL__2PRFIN20041027_004936_000000382031_00317_13898_5519.N1	27-OCT-2004 00:49:36	Bright	38.000	60	7Bet UMi	2.0810	3950.0	76	13898	No
17	GOM_NL__2PRFIN20041027_005411_000000402031_00317_13898_5520.N1	27-OCT-2004 00:54:11	Bright	39.500	36	50Alp UMa	1.8000	6300.0	79	13898	No
18	GOM_NL__2PRFIN20041027_005532_000000382031_00317_13898_5521.N1	27-OCT-2004 00:55:32	Bright	38.000	32	77Eps UMa	1.7630	11000.	76	13898	No
19	GOM_NL__2PRFIN20041027_005921_000000402031_00317_13898_5522.N1	27-OCT-2004 00:59:21	Bright	39.500	174	52Psi UMa	3.0040	4400.0	79	13898	No
20	GOM_NL__2PRFIN20041027_010658_000000532031_00317_13898_5523.N1	27-OCT-2004 01:06:58	Bright	53.000	166	17Eps Leo	2.9800	6000.0	106	13898	No
21	GOM_NL__2PRFIN20041027_010935_000002552031_00317_13898_5524.N1	27-OCT-2004 01:09:35	Twilight_stray	254.50	17	78Bet Gem	1.1610	4500.0	509	13898	No
22	GOM_NL__2PRFIN20041027_011914_000000652031_00317_13898_5525.N1	27-OCT-2004 01:19:14	Dark	64.500	48	30Alp Hya	1.9770	4100.0	129	13898	No
23	GOM_NL__2PRFIN20041027_012531_000000392031_00317_13898_5526.N1	27-OCT-2004 01:25:31	Dark	39.000	99	Del Cen	2.5750	26000.	78	13898	No
24	GOM_NL__2PRFIN20041027_012815_000000552031_00317_13898_5527.N1	27-OCT-2004 01:28:15	Dark	54.500	65	Lam Vel	2.2040	4400.0	109	13898	No
25	GOM_NL__2PRFIN20041027_013042_000000412031_00318_13899_5503.N1	27-OCT-2004 01:30:42	Dark	41.000	71	Iot Car	2.2460	7700.0	82	13899	No
26	GOM_NL__2PRFIN20041027_013450_000000732031_00318_13899_5504.N1	27-OCT-2004 01:34:50	Dark	73.000	88	31Eta CMa	2.4480	20000.	146	13899	No
27	GOM_NL__2PRFIN20041027_013721_000000572031_00318_13899_5505.N1	27-OCT-2004 01:37:21	Dark	57.000	2	Alp Car	-0.73600	7000.0	114	13899	No
28	GOM_NL__2PRFIN20041027_014336_000000402031_00318_13899_5506.N1	27-OCT-2004 01:43:36	Dark	40.000	143	Alp Hyi	2.8570	7200.0	80	13899	No
29	GOM_NL__2PRFIN20041027_014501_000000452031_00318_13899_5507.N1	27-OCT-2004 01:45:01	Dark	45.000	9	Alp Eri	0.45300	24000.	90	13899	No
30	GOM_NL__2PRFIN20041027_014807_000000452031_00318_13899_5508.N1	27-OCT-2004 01:48:07	Straylight	45.000	157	The1Eri	2.9060	9300.0	90	13899	No
31	GOM_NL__2PRFIN20041027_014950_000000442031_00318_13899_5509.N1	27-OCT-2004 01:49:50	Straylight	43.500	84	Alp Phe	2.3970	4500.0	87	13899	No
32	GOM_NL__2PRFIN20041027_015623_000000442031_00318_13899_5510.N1	27-OCT-2004 01:56:23	Straylight	44.000	52	16Bet Cet	2.0370	4500.0	88	13899	No
33	GOM_NL__2PRFIN20041027_020324_000000632031_00318_13899_5511.N1	27-OCT-2004 02:03:24	Bright	63.000	94	92Alp Cet	2.5260	3100.0	126	13899	No
34	GOM_NL__2PRFIN20041027_020550_000000402031_00318_13899_5512.N1	27-OCT-2004 02:05:50	Bright	39.500	140	88Gam Peg	2.8340	26000.	79	13899	No
35	GOM_NL__2PRFIN20041027_020735_000000442031_00318_13899_5513.N1	27-OCT-2004 02:07:35	Bright	44.000	105	6Bet Ari	2.6450	8900.0	88	13899	No
36	GOM_NL__2PRFIN20041027_020944_000000392031_00318_13899_5514.N1	27-OCT-2004 02:09:44	Bright	39.000	58	21Alp And	2.0730	11000.	78	13899	No
37	GOM_NL__2PRFIN20041027_021130_000000432031_00318_13899_5515.N1	27-OCT-2004 02:11:30	Bright	42.500	53	43Bet And	2.0480	3300.0	85	13899	No
38	GOM_NL__2PRFIN20041027_021413_000000442031_00318_13899_5516.N1	27-OCT-2004 02:14:13	Bright	43.500	73	57Gam1And	2.2600	13100.	87	13899	No
39	GOM_NL__2PRFIN20041027_021716_000000422031_00318_13899_5517.N1	27-OCT-2004 02:17:16	Bright	42.000	68	18Alp Cas	2.2250	4500.0	84	13899	No
40	GOM_NL__2PRFIN20041027_021833_000000382031_00318_13899_5518.N1	27-OCT-2004 02:18:33	Bright	38.000	76	27Gam Cas	2.3000	30000.	76	13899	No
41	GOM_NL__2PRFIN20041027_022129_000000382031_00318_13899_5519.N1	27-OCT-2004 02:21:29	Bright	38.000	89	5Alp Cep	2.4510	8000.0	76	13899	No
42	GOM_NL__2PRFIN20041027_022634_000000362031_00318_13899_5520.N1	27-OCT-2004 02:26:34	Bright	35.500	49	1Alp UMi	1.9900	6300.0	71	13899	No

43	GOM_NL__2PRFIN20041027_023012_000000402031_00318_13899_5521.N1	27-OCT-2004 02:30:12	Bright	39.500	60	7Bet UMi	2.0810	3950.0	79	13899	No
44	GOM_NL__2PRFIN20041027_023447_000000402031_00318_13899_5522.N1	27-OCT-2004 02:34:47	Bright	39.500	36	50Alp UMa	1.8000	6300.0	79	13899	No
45	GOM_NL__2PRFIN20041027_023608_000000392031_00318_13899_5523.N1	27-OCT-2004 02:36:08	Bright	38.500	32	77Eps UMa	1.7630	11000.	77	13899	No
46	GOM_NL__2PRFIN20041027_023956_000000432031_00318_13899_5524.N1	27-OCT-2004 02:39:56	Bright	42.500	174	52Psi UMa	3.0040	4400.0	85	13899	No
47	GOM_NL__2PRFIN20041027_024735_000000542031_00318_13899_5525.N1	27-OCT-2004 02:47:35	Bright	53.500	166	17Eps Leo	2.9800	6000.0	107	13899	No
48	GOM_NL__2PRFIN20041027_025013_000002552031_00318_13899_5526.N1	27-OCT-2004 02:50:13	Twilight	255.00	17	78Bet Gem	1.1610	4500.0	510	13899	No
49	GOM_NL__2PRFIN20041027_025950_000000682031_00318_13899_5527.N1	27-OCT-2004 02:59:50	Dark	67.500	48	30Alp Hya	1.9770	4100.0	135	13899	No
50	GOM_NL__2PRFIN20041027_030606_000000412031_00318_13899_5528.N1	27-OCT-2004 03:06:06	Dark	41.000	99	Del Cen	2.5750	26000.	82	13899	No
51	GOM_NL__2PRFIN20041027_030853_000000592031_00318_13899_5529.N1	27-OCT-2004 03:08:53	Dark	58.500	65	Lam Vel	2.2040	4400.0	117	13899	No
52	GOM_NL__2PRFIN20041027_031527_000000732031_00319_13900_5508.N1	27-OCT-2004 03:15:27	Dark	73.000	88	31Eta CMa	2.4480	20000.	146	13900	No
53	GOM_NL__2PRFIN20041027_031759_000000522031_00319_13900_5509.N1	27-OCT-2004 03:17:59	Dark	52.000	2	Alp Car	-0.73600	7000.0	104	13900	No
54	GOM_NL__2PRFIN20041027_032413_000000412031_00319_13900_5510.N1	27-OCT-2004 03:24:13	Dark	40.500	143	Alp Hyi	2.8570	7200.0	81	13900	No
55	GOM_NL__2PRFIN20041027_032537_000000452031_00319_13900_5511.N1	27-OCT-2004 03:25:37	Dark	45.000	9	Alp Eri	0.45300	24000.	90	13900	No
56	GOM_NL__2PRFIN20041027_032844_000000452031_00319_13900_5512.N1	27-OCT-2004 03:28:44	Straylight	44.500	157	The1Eri	2.9060	9300.0	89	13900	No
57	GOM_NL__2PRFIN20041027_033026_000000432031_00319_13900_5513.N1	27-OCT-2004 03:30:26	Straylight	43.000	84	Alp Phe	2.3970	4500.0	86	13900	No
58	GOM_NL__2PRFIN20041027_033659_000000482031_00319_13900_5514.N1	27-OCT-2004 03:36:59	Straylight	48.000	52	16Bet Cet	2.0370	4500.0	96	13900	No
59	GOM_NL__2PRFIN20041027_034358_000000702031_00319_13900_5515.N1	27-OCT-2004 03:43:58	Bright	70.000	94	92Alp Cet	2.5260	3100.0	140	13900	No
60	GOM_NL__2PRFIN20041027_034628_000000382031_00319_13900_5516.N1	27-OCT-2004 03:46:28	Bright	38.000	140	88Gam Peg	2.8340	26000.	76	13900	No
61	GOM_NL__2PRFIN20041027_034813_000000432031_00319_13900_5517.N1	27-OCT-2004 03:48:13	Bright	43.000	105	6Bet Ari	2.6450	8900.0	86	13900	No
62	GOM_NL__2PRFIN20041027_035021_000000392031_00319_13900_5518.N1	27-OCT-2004 03:50:21	Bright	38.500	58	21Alp And	2.0730	11000.	77	13900	No
63	GOM_NL__2PRFIN20041027_035206_000000402031_00319_13900_5519.N1	27-OCT-2004 03:52:06	Bright	39.500	53	43Bet And	2.0480	3300.0	79	13900	No
64	GOM_NL__2PRFIN20041027_035449_000000422031_00319_13900_5520.N1	27-OCT-2004 03:54:49	Bright	41.500	73	57Gam1And	2.2600	13100.	83	13900	No
65	GOM_NL__2PRFIN20041027_035754_000000382031_00319_13900_5521.N1	27-OCT-2004 03:57:54	Bright	37.500	68	18Alp Cas	2.2250	4500.0	75	13900	No
66	GOM_NL__2PRFIN20041027_035909_000000382031_00319_13900_5522.N1	27-OCT-2004 03:59:09	Bright	38.000	76	27Gam Cas	2.3000	30000.	76	13900	No
67	GOM_NL__2PRFIN20041027_040203_000000422031_00319_13900_5523.N1	27-OCT-2004 04:02:03	Bright	41.500	89	5Alp Cep	2.4510	8000.0	83	13900	No
68	GOM_NL__2PRFIN20041027_040710_000000362031_00319_13900_5524.N1	27-OCT-2004 04:07:10	Bright	36.000	49	1Alp UMi	1.9900	6300.0	72	13900	No
69	GOM_NL__2PRFIN20041027_041048_000000362031_00319_13900_5525.N1	27-OCT-2004 04:10:48	Bright	36.000	60	7Bet UMi	2.0810	3950.0	72	13900	No
70	GOM_NL__2PRFIN20041027_041522_000000432031_00319_13900_5526.N1	27-OCT-2004 04:15:22	Bright	42.500	36	50Alp UMa	1.8000	6300.0	85	13900	No
71	GOM_NL__2PRFIN20041027_041645_000000382031_00319_13900_5527.N1	27-OCT-2004 04:16:45	Bright	38.000	32	77Eps UMa	1.7630	11000.	76	13900	No
72	GOM_NL__2PRFIN20041027_042034_000000372031_00319_13900_5528.N1	27-OCT-2004 04:20:34	Bright	37.000	174	52Psi UMa	3.0040	4400.0	74	13900	No
73	GOM_NL__2PRFIN20041027_042852_000000532031_00319_13900_5529.N1	27-OCT-2004 04:28:52	Bright	53.000	51	41Gam1Leo	2.0100	4500.0	106	13900	No
74	GOM_NL__2PRFIN20041027_043051_000002552031_00319_13900_5530.N1	27-OCT-2004 04:30:51	Twilight	255.00	17	78Bet Gem	1.1610	4500.0	510	13900	No
75	GOM_NL__2PRFIN20041027_044027_000000702031_00319_13900_5531.N1	27-OCT-2004 04:40:27	Dark	69.500	48	30Alp Hya	1.9770	4100.0	139	13900	No
76	GOM_NL__2PRFIN20041027_044643_000000392031_00319_13900_5532.N1	27-OCT-2004 04:46:43	Dark	39.000	99	Del Cen	2.5750	26000.	78	13900	No
77	GOM_NL__2PRFIN20041027_044930_000000552031_00319_13900_5533.N1	27-OCT-2004 04:49:30	Dark	54.500	65	Lam Vel	2.2040	4400.0	109	13900	No
78	GOM_NL__2PRFIN20041027_045604_000000752031_00320_13901_5512.N1	27-OCT-2004 04:56:04	Dark	74.500	88	31Eta CMa	2.4480	20000.	149	13901	No
79	GOM_NL__2PRFIN20041027_045836_000000542031_00320_13901_5513.N1	27-OCT-2004 04:58:36	Dark	54.000	2	Alp Car	-0.73600	7000.0	108	13901	No
80	GOM_NL__2PRFIN20041027_050449_000000402031_00320_13901_5514.N1	27-OCT-2004 05:04:49	Dark	40.000	143	Alp Hyi	2.8570	7200.0	80	13901	No
81	GOM_NL__2PRFIN20041027_050614_000000522031_00320_13901_5515.N1	27-OCT-2004 05:06:14	Dark	51.500	9	Alp Eri	0.45300	24000.	103	13901	No
82	GOM_NL__2PRFIN20041027_050920_000000452031_00320_13901_5516.N1	27-OCT-2004 05:09:20	Straylight	44.500	157	The1Eri	2.9060	9300.0	89	13901	No
83	GOM_NL__2PRFIN20041027_051102_000000442031_00320_13901_5517.N1	27-OCT-2004 05:11:02	Straylight	44.000	84	Alp Phe	2.3970	4500.0	88	13901	No
84	GOM_NL__2PRFIN20041027_051736_000000432031_00320_13901_5518.N1	27-OCT-2004 05:17:36	Straylight	42.500	52	16Bet Cet	2.0370	4500.0	85	13901	No
85	GOM_NL__2PRFIN20041027_052436_000000632031_00320_13901_5519.N1	27-OCT-2004 05:24:36	Bright	62.500	94	92Alp Cet	2.5260	3100.0	125	13901	No
86	GOM_NL__2PRFIN20041027_052705_000000382031_00320_13901_5520.N1	27-OCT-2004 05:27:05	Bright	37.500	140	88Gam Peg	2.8340	26000.	75	13901	No
87	GOM_NL__2PRFIN20041027_052849_000000432031_00320_13901_5521.N1	27-OCT-2004 05:28:49	Bright	42.500	105	6Bet Ari	2.6450	8900.0	85	13901	No
88	GOM_NL__2PRFIN20041027_053057_000000392031_00320_13901_5522.N1	27-OCT-2004 05:30:57	Bright	38.500	58	21Alp And	2.0730	11000.	77	13901	No
89	GOM_NL__2PRFIN20041027_053242_000000402031_00320_13901_5523.N1	27-OCT-2004 05:32:42	Bright	40.000	53	43Bet And	2.0480	3300.0	80	13901	No
90	GOM_NL__2PRFIN20041027_053525_000000422031_00320_13901_5524.N1	27-OCT-2004 05:35:25	Bright	41.500	73	57Gam1And	2.2600	13100.	83	13901	No
91	GOM_NL__2PRFIN20041027_053831_000000392031_00320_13901_5525.N1	27-OCT-2004 05:38:31	Bright	39.000	68	18Alp Cas	2.2250	4500.0	78	13901	No
92	GOM_NL__2PRFIN20041027_053945_000000382031_00320_13901_5526.N1	27-OCT-2004 05:39:45	Bright	38.000	76	27Gam Cas	2.3000	30000.	76	13901	No
93	GOM_NL__2PRFIN20041027_054242_000000382031_00320_13901_5527.N1	27-OCT-2004 05:42:42	Bright	38.000	89	5Alp Cep	2.4510	8000.0	76	13901	No
94	GOM_NL__2PRFIN20041027_054747_000000382031_00320_13901_5528.N1	27-OCT-2004 05:47:47	Bright	38.000	49	1Alp UMi	1.9900	6300.0	76	13901	No
95	GOM_NL__2PRFIN20041027_055124_000000392031_00320_13901_5529.N1	27-OCT-2004 05:51:24	Bright	39.000	60	7Bet UMi	2.0810	3950.0	78	13901	No
96	GOM_NL__2PRFIN20041027_055559_000000402031_00320_13901_5530.N1	27-OCT-2004 05:55:59	Bright	40.000	36	50Alp UMa	1.8000	6300.0	80	13901	No
97	GOM_NL__2PRFIN20041027_055722_000000352031_00320_13901_5531.N1	27-OCT-2004 05:57:22	Bright	35.000	32	77Eps UMa	1.7630	11000.	70	13901	No
98	GOM_NL__2PRFIN20041027_060111_000000382031_00320_13901_5532.N1	27-OCT-2004 06:01:11	Bright	37.500	174	52Psi UMa	3.0040	4400.0	75	13901	No
99	GOM_NL__2PRFIN20041027_060928_000000472031_00320_13901_5533.N1	27-OCT-2004 06:09:28	Bright	47.000	51	41Gam1Leo	2.0100	4500.0	94	13901	No
100	GOM_NL__2PRFIN20041027_061129_000002552031_00320_13901_5534.N1	27-OCT-2004 06:11:29	Twilight	255.00	17	78Bet Gem	1.1610	4500.0	510	13901	No
101	GOM_NL__2PRFIN20041027_062104_000000692031_00320_13901_5535.N1	27-OCT-2004 06:21:04	Dark	68.500	48	30Alp Hya	1.9770	4100.0	137	13901	No

102	GOM_NL__2PRFIN20041027_062718_000000402031_00320_13901_5536.N1	27-OCT-2004 06:27:18	Dark	40.000	99	Del Cen	2.5750	26000.	80	13901	No
103	GOM_NL__2PRFIN20041027_063007_000000582031_00320_13901_5537.N1	27-OCT-2004 06:30:07	Dark	57.500	65	Lam Vel	2.2040	4400.0	115	13901	No
104	GOM_NL__2PRFIN20041027_063642_000000742031_00321_13902_5513.N1	27-OCT-2004 06:36:42	Dark	73.500	88	31Eta CMa	2.4480	20000.	147	13902	No
105	GOM_NL__2PRFIN20041027_063913_000000542031_00321_13902_5514.N1	27-OCT-2004 06:39:13	Dark	54.000	2	Alp Car	-0.73600	7000.0	108	13902	No
106	GOM_NL__2PRFIN20041027_064526_000000392031_00321_13902_5515.N1	27-OCT-2004 06:45:26	Dark	38.500	143	Alp Hyi	2.8570	7200.0	77	13902	No
107	GOM_NL__2PRFIN20041027_064650_000000392031_00321_13902_5516.N1	27-OCT-2004 06:46:50	Dark	39.000	9	Alp Eri	0.45300	24000.	78	13902	No
108	GOM_NL__2PRFIN20041027_064957_000000452031_00321_13902_5517.N1	27-OCT-2004 06:49:57	Straylight	44.500	157	The1Eri	2.9060	9300.0	89	13902	No
109	GOM_NL__2PRFIN20041027_065138_000000432031_00321_13902_5518.N1	27-OCT-2004 06:51:38	Straylight	43.000	84	Alp Phe	2.3970	4500.0	86	13902	No
110	GOM_NL__2PRFIN20041027_065812_000000442031_00321_13902_5519.N1	27-OCT-2004 06:58:12	Straylight	43.500	52	16Bet Cet	2.0370	4500.0	87	13902	No
111	GOM_NL__2PRFIN20041027_070512_000000652031_00321_13902_5520.N1	27-OCT-2004 07:05:12	Bright	64.500	94	92Alp Cet	2.5260	3100.0	129	13902	No
112	GOM_NL__2PRFIN20041027_070741_000000372031_00321_13902_5521.N1	27-OCT-2004 07:07:41	Bright	37.000	140	88Gam Peg	2.8340	26000.	74	13902	No
113	GOM_NL__2PRFIN20041027_070925_000000422031_00321_13902_5522.N1	27-OCT-2004 07:09:25	Bright	41.500	105	6Bet Ari	2.6450	8900.0	83	13902	No
114	GOM_NL__2PRFIN20041027_071133_000000382031_00321_13902_5523.N1	27-OCT-2004 07:11:33	Bright	37.500	58	21Alp And	2.0730	11000.	75	13902	No
115	GOM_NL__2PRFIN20041027_071318_000000372031_00321_13902_5524.N1	27-OCT-2004 07:13:18	Bright	37.000	53	43Bet And	2.0480	3300.0	74	13902	No
116	GOM_NL__2PRFIN20041027_071601_000000422031_00321_13902_5525.N1	27-OCT-2004 07:16:01	Bright	42.000	73	57Gam1And	2.2600	13100.	84	13902	No
117	GOM_NL__2PRFIN20041027_071907_000000382031_00321_13902_5526.N1	27-OCT-2004 07:19:07	Bright	37.500	68	18Alp Cas	2.2250	4500.0	75	13902	No
118	GOM_NL__2PRFIN20041027_072022_000000382031_00321_13902_5527.N1	27-OCT-2004 07:20:22	Bright	38.000	76	27Gam Cas	2.3000	30000.	76	13902	No
119	GOM_NL__2PRFIN20041027_072318_000000392031_00321_13902_5528.N1	27-OCT-2004 07:23:18	Bright	39.000	89	5Alp Cep	2.4510	8000.0	78	13902	No
120	GOM_NL__2PRFIN20041027_072823_000000362031_00321_13902_5529.N1	27-OCT-2004 07:28:23	Bright	35.500	49	1Alp UMi	1.9900	6300.0	71	13902	No
121	GOM_NL__2PRFIN20041027_073200_000000382031_00321_13902_5530.N1	27-OCT-2004 07:32:00	Bright	37.500	60	7Bet UMi	2.0810	3950.0	75	13902	No
122	GOM_NL__2PRFIN20041027_073635_000000412031_00321_13902_5531.N1	27-OCT-2004 07:36:35	Bright	41.000	36	50Alp UMa	1.8000	6300.0	82	13902	No
123	GOM_NL__2PRFIN20041027_073758_000000362031_00321_13902_5532.N1	27-OCT-2004 07:37:58	Bright	35.500	32	77Eps UMa	1.7630	11000.	71	13902	No
124	GOM_NL__2PRFIN20041027_074147_000000372031_00321_13902_5533.N1	27-OCT-2004 07:41:47	Bright	37.000	174	52Psi UMa	3.0040	4400.0	74	13902	No
125	GOM_NL__2PRFIN20041027_075005_000000492031_00321_13902_5534.N1	27-OCT-2004 07:50:05	Bright	49.000	51	41Gam1Leo	2.0100	4500.0	98	13902	No
126	GOM_NL__2PRFIN20041027_075207_000002552031_00321_13902_5535.N1	27-OCT-2004 07:52:07	Tw_i_and_stray	255.00	17	78Bet Gem	1.1610	4500.0	510	13902	No
127	GOM_NL__2PRFIN20041027_080141_000000662031_00321_13902_5536.N1	27-OCT-2004 08:01:41	Dark	66.000	48	30Alp Hya	1.9770	4100.0	132	13902	No
128	GOM_NL__2PRFIN20041027_080755_000000422031_00321_13902_5537.N1	27-OCT-2004 08:07:55	Dark	42.000	99	Del Cen	2.5750	26000.	84	13902	No
129	GOM_NL__2PRFIN20041027_081043_000000462031_00321_13902_5538.N1	27-OCT-2004 08:10:43	Dark	45.500	65	Lam Vel	2.2040	4400.0	91	13902	No
130	GOM_NL__2PRFIN20041027_081720_000000752031_00322_13903_5515.N1	27-OCT-2004 08:17:20	Dark	74.500	88	31Eta CMa	2.4480	20000.	149	13903	No
131	GOM_NL__2PRFIN20041027_081950_000000502031_00322_13903_5516.N1	27-OCT-2004 08:19:50	Dark	49.500	2	Alp Car	-0.73600	7000.0	99	13903	No
132	GOM_NL__2PRFIN20041027_082602_000000402031_00322_13903_5517.N1	27-OCT-2004 08:26:02	Dark	39.500	143	Alp Hyi	2.8570	7200.0	79	13903	No
133	GOM_NL__2PRFIN20041027_082726_000000492031_00322_13903_5518.N1	27-OCT-2004 08:27:26	Dark	48.500	9	Alp Eri	0.45300	24000.	97	13903	No
134	GOM_NL__2PRFIN20041027_083033_000000432031_00322_13903_5519.N1	27-OCT-2004 08:30:33	Straylight	43.000	157	The1Eri	2.9060	9300.0	86	13903	No
135	GOM_NL__2PRFIN20041027_083215_000000402031_00322_13903_5520.N1	27-OCT-2004 08:32:15	Straylight	40.000	84	Alp Phe	2.3970	4500.0	80	13903	No
136	GOM_NL__2PRFIN20041027_083848_000000432031_00322_13903_5521.N1	27-OCT-2004 08:38:48	Straylight	42.500	52	16Bet Cet	2.0370	4500.0	85	13903	No
137	GOM_NL__2PRFIN20041027_084547_000000662031_00322_13903_5522.N1	27-OCT-2004 08:45:47	Bright	66.000	94	92Alp Cet	2.5260	3100.0	132	13903	No
138	GOM_NL__2PRFIN20041027_084817_000000372031_00322_13903_5523.N1	27-OCT-2004 08:48:17	Bright	36.500	140	88Gam Peg	2.8340	26000.	73	13903	No
139	GOM_NL__2PRFIN20041027_085001_000000422031_00322_13903_5524.N1	27-OCT-2004 08:50:01	Bright	41.500	105	6Bet Ari	2.6450	8900.0	83	13903	No
140	GOM_NL__2PRFIN20041027_085209_000000372031_00322_13903_5525.N1	27-OCT-2004 08:52:09	Bright	37.000	58	21Alp And	2.0730	11000.	74	13903	No
141	GOM_NL__2PRFIN20041027_085354_000000382031_00322_13903_5526.N1	27-OCT-2004 08:53:54	Bright	37.500	53	43Bet And	2.0480	3300.0	75	13903	No
142	GOM_NL__2PRFIN20041027_085636_000000422031_00322_13903_5527.N1	27-OCT-2004 08:56:36	Bright	41.500	73	57Gam1And	2.2600	13100.	83	13903	No
143	GOM_NL__2PRFIN20041027_085943_000000382031_00322_13903_5528.N1	27-OCT-2004 08:59:43	Bright	37.500	68	18Alp Cas	2.2250	4500.0	75	13903	No
144	GOM_NL__2PRFIN20041027_090057_000000392031_00322_13903_5529.N1	27-OCT-2004 09:00:57	Bright	38.500	76	27Gam Cas	2.3000	30000.	77	13903	No
145	GOM_NL__2PRFIN20041027_090355_000000392031_00322_13903_5530.N1	27-OCT-2004 09:03:55	Bright	39.000	89	5Alp Cep	2.4510	8000.0	78	13903	No
146	GOM_NL__2PRFIN20041027_090859_000000342031_00322_13903_5531.N1	27-OCT-2004 09:08:59	Bright	34.000	49	1Alp UMi	1.9900	6300.0	68	13903	No
147	GOM_NL__2PRFIN20041027_091236_000000392031_00322_13903_5532.N1	27-OCT-2004 09:12:36	Bright	39.000	60	7Bet UMi	2.0810	3950.0	78	13903	No
148	GOM_NL__2PRFIN20041027_091711_000000402031_00322_13903_5533.N1	27-OCT-2004 09:17:11	Bright	39.500	36	50Alp UMa	1.8000	6300.0	79	13903	No
149	GOM_NL__2PRFIN20041027_091834_000000382031_00322_13903_5534.N1	27-OCT-2004 09:18:34	Bright	37.500	32	77Eps UMa	1.7630	11000.	75	13903	No
150	GOM_NL__2PRFIN20041027_092223_000000382031_00322_13903_5535.N1	27-OCT-2004 09:22:23	Bright	38.000	174	52Psi UMa	3.0040	4400.0	76	13903	No
151	GOM_NL__2PRFIN20041027_093041_000000492031_00322_13903_5536.N1	27-OCT-2004 09:30:41	Bright	49.000	51	41Gam1Leo	2.0100	4500.0	98	13903	No
152	GOM_NL__2PRFIN20041027_093245_000002552031_00322_13903_5537.N1	27-OCT-2004 09:32:45	Tw_i_and_stray	255.00	17	78Bet Gem	1.1610	4500.0	510	13903	No
153	GOM_NL__2PRFIN20041027_094219_000000672031_00322_13903_5538.N1	27-OCT-2004 09:42:19	Dark	66.500	48	30Alp Hya	1.9770	4100.0	133	13903	No
154	GOM_NL__2PRFIN20041027_094831_000000422031_00322_13903_5539.N1	27-OCT-2004 09:48:31	Dark	42.000	99	Del Cen	2.5750	26000.	84	13903	No
155	GOM_NL__2PRFIN20041027_095120_000000502031_00322_13903_5540.N1	27-OCT-2004 09:51:20	Dark	49.500	65	Lam Vel	2.2040	4400.0	99	13903	No
156	GOM_NL__2PRFIN20041027_095758_000000722031_00323_13904_5518.N1	27-OCT-2004 09:57:58	Dark	72.000	88	31Eta CMa	2.4480	20000.	144	13904	No
157	GOM_NL__2PRFIN20041027_100026_000000512031_00323_13904_5519.N1	27-OCT-2004 10:00:26	Dark	51.000	2	Alp Car	-0.73600	7000.0	102	13904	No
158	GOM_NL__2PRFIN20041027_100638_000000382031_00323_13904_5520.N1	27-OCT-2004 10:06:38	Dark	38.000	143	Alp Hyi	2.8570	7200.0	76	13904	No
159	GOM_NL__2PRFIN20041027_100802_000000482031_00323_13904_5521.N1	27-OCT-2004 10:08:02	Dark	47.500	9	Alp Eri	0.45300	24000.	95	13904	No
160	GOM_NL__2PRFIN20041027_101109_000000442031_00323_13904_5522.N1	27-OCT-2004 10:11:09	Straylight	43.500	157	The1Eri	2.9060	9300.0	87	13904	No

161	GOM_NL__2PRFIN20041027_101251_000000452031_00323_13904_5523.N1	27-OCT-2004 10:12:51	Straylight	44.500	84	Alp Phe	2.3970	4500.0	89	13904	No
162	GOM_NL__2PRFIN20041027_101924_000000462031_00323_13904_5524.N1	27-OCT-2004 10:19:24	Straylight	46.000	52	16Bet Cet	2.0370	4500.0	92	13904	No
163	GOM_NL__2PRFIN20041027_102622_000000632031_00323_13904_5525.N1	27-OCT-2004 10:26:22	Bright	63.000	94	92Alp Cet	2.5260	3100.0	126	13904	No
164	GOM_NL__2PRFIN20041027_102853_000000372031_00323_13904_5526.N1	27-OCT-2004 10:28:53	Bright	37.000	140	88Gam Peg	2.8340	26000.	74	13904	No
165	GOM_NL__2PRFIN20041027_103036_000000422031_00323_13904_5527.N1	27-OCT-2004 10:30:36	Bright	41.500	105	6Bet Ari	2.6450	8900.0	83	13904	No
166	GOM_NL__2PRFIN20041027_103245_000000392031_00323_13904_5528.N1	27-OCT-2004 10:32:45	Bright	39.000	58	21Alp And	2.0730	11000.	78	13904	No
167	GOM_NL__2PRFIN20041027_103429_000000382031_00323_13904_5529.N1	27-OCT-2004 10:34:29	Bright	37.500	53	43Bet And	2.0480	3300.0	75	13904	No
168	GOM_NL__2PRFIN20041027_103711_000000432031_00323_13904_5530.N1	27-OCT-2004 10:37:11	Bright	43.000	73	57Gam1And	2.2600	13100.	86	13904	No
169	GOM_NL__2PRFIN20041027_104017_000000402031_00323_13904_5531.N1	27-OCT-2004 10:40:17	Bright	39.500	68	18Alp Cas	2.2250	4500.0	79	13904	No
170	GOM_NL__2PRFIN20041027_104133_000000392031_00323_13904_5532.N1	27-OCT-2004 10:41:33	Bright	39.000	76	27Gam Cas	2.3000	30000.	78	13904	No
171	GOM_NL__2PRFIN20041027_104428_000000422031_00323_13904_5533.N1	27-OCT-2004 10:44:28	Bright	42.000	89	5Alp Cep	2.4510	8000.0	84	13904	No
172	GOM_NL__2PRFIN20041027_104934_000000392031_00323_13904_5534.N1	27-OCT-2004 10:49:34	Bright	39.000	49	1Alp UMi	1.9900	6300.0	78	13904	No
173	GOM_NL__2PRFIN20041027_105313_000000382031_00323_13904_5535.N1	27-OCT-2004 10:53:13	Bright	37.500	60	7Bet UMi	2.0810	3950.0	75	13904	No
174	GOM_NL__2PRFIN20041027_105747_000000392031_00323_13904_5536.N1	27-OCT-2004 10:57:47	Bright	39.000	36	50Alp UMa	1.8000	6300.0	78	13904	No
175	GOM_NL__2PRFIN20041027_105909_000000362031_00323_13904_5537.N1	27-OCT-2004 10:59:09	Bright	35.500	32	77Eps UMa	1.7630	11000.	71	13904	No
176	GOM_NL__2PRFIN20041027_110258_000000392031_00323_13904_5538.N1	27-OCT-2004 11:02:58	Bright	38.500	174	52Psi UMa	3.0040	4400.0	77	13904	No
177	GOM_NL__2PRFIN20041027_111117_000000482031_00323_13904_5539.N1	27-OCT-2004 11:11:17	Bright	47.500	51	41Gam1Leo	2.0100	4500.0	95	13904	No
178	GOM_NL__2PRFIN20041027_111323_000002552031_00323_13904_5540.N1	27-OCT-2004 11:13:23	Tw_i_and_stray	255.00	17	78Bet Gem	1.1610	4500.0	510	13904	No
179	GOM_NL__2PRFIN20041027_112256_000000672031_00323_13904_5541.N1	27-OCT-2004 11:22:56	Dark	67.000	48	30Alp Hya	1.9770	4100.0	134	13904	No
180	GOM_NL__2PRFIN20041027_112907_000000402031_00323_13904_5542.N1	27-OCT-2004 11:29:07	Dark	40.000	99	Del Cen	2.5750	26000.	80	13904	No
181	GOM_NL__2PRFIN20041027_113156_000000582031_00323_13904_5543.N1	27-OCT-2004 11:31:56	Dark	57.500	65	Lam Vel	2.2040	4400.0	115	13904	No
182	GOM_NL__2PRFIN20041027_113420_000000402031_00324_13905_5520.N1	27-OCT-2004 11:34:20	Dark	40.000	71	lot Car	2.2460	7700.0	80	13905	No
183	GOM_NL__2PRFIN20041027_113835_000000752031_00324_13905_5521.N1	27-OCT-2004 11:38:35	Dark	74.500	88	31Eta CMa	2.4480	20000.	149	13905	No
184	GOM_NL__2PRFIN20041027_114103_000000542031_00324_13905_5522.N1	27-OCT-2004 11:41:03	Dark	54.000	2	Alp Car	-0.73600	7000.0	108	13905	No
185	GOM_NL__2PRFIN20041027_114714_000000392031_00324_13905_5523.N1	27-OCT-2004 11:47:14	Dark	39.000	143	Alp Hyi	2.8570	7200.0	78	13905	No
186	GOM_NL__2PRFIN20041027_114838_000000432031_00324_13905_5524.N1	27-OCT-2004 11:48:38	Dark	43.000	9	Alp Eri	0.45300	24000.	86	13905	No
187	GOM_NL__2PRFIN20041027_115047_000002172031_00324_13905_5525.N1	27-OCT-2004 11:50:47	Straylight	216.50	1	9Alp CMa	-1.4400	11000.	433	13905	No
188	GOM_NL__2PRFIN20041027_120000_000000452031_00324_13905_5526.N1	27-OCT-2004 12:00:00	Straylight	45.000	52	16Bet Cet	2.0370	4500.0	90	13905	No
189	GOM_NL__2PRFIN20041027_120657_000000712031_00324_13905_5527.N1	27-OCT-2004 12:06:57	Bright	70.500	94	92Alp Cet	2.5260	3100.0	141	13905	No
190	GOM_NL__2PRFIN20041027_120929_000000382031_00324_13905_5528.N1	27-OCT-2004 12:09:29	Bright	38.000	140	88Gam Peg	2.8340	26000.	76	13905	No
191	GOM_NL__2PRFIN20041027_121112_000000422031_00324_13905_5529.N1	27-OCT-2004 12:11:12	Bright	42.000	105	6Bet Ari	2.6450	8900.0	84	13905	No
192	GOM_NL__2PRFIN20041027_121321_000000392031_00324_13905_5530.N1	27-OCT-2004 12:13:21	Bright	38.500	58	21Alp And	2.0730	11000.	77	13905	No
193	GOM_NL__2PRFIN20041027_121505_000000402031_00324_13905_5531.N1	27-OCT-2004 12:15:05	Bright	39.500	53	43Bet And	2.0480	3300.0	79	13905	No
194	GOM_NL__2PRFIN20041027_121747_000000402031_00324_13905_5532.N1	27-OCT-2004 12:17:47	Bright	40.000	73	57Gam1And	2.2600	13100.	80	13905	No
195	GOM_NL__2PRFIN20041027_122054_000000392031_00324_13905_5533.N1	27-OCT-2004 12:20:54	Bright	39.000	68	18Alp Cas	2.2250	4500.0	78	13905	No
196	GOM_NL__2PRFIN20041027_122208_000000392031_00324_13905_5534.N1	27-OCT-2004 12:22:08	Bright	38.500	76	27Gam Cas	2.3000	30000.	77	13905	No
197	GOM_NL__2PRFIN20041027_122505_000000422031_00324_13905_5535.N1	27-OCT-2004 12:25:05	Bright	41.500	89	5Alp Cep	2.4510	8000.0	83	13905	No
198	GOM_NL__2PRFIN20041027_123010_000000392031_00324_13905_5536.N1	27-OCT-2004 12:30:10	Bright	38.500	49	1Alp UMi	1.9900	6300.0	77	13905	No
199	GOM_NL__2PRFIN20041027_123349_000000352031_00324_13905_5537.N1	27-OCT-2004 12:33:49	Bright	34.500	60	7Bet UMi	2.0810	3950.0	69	13905	No
200	GOM_NL__2PRFIN20041027_123822_000000412031_00324_13905_5538.N1	27-OCT-2004 12:38:22	Bright	41.000	36	50Alp UMa	1.8000	6300.0	82	13905	No
201	GOM_NL__2PRFIN20041027_123945_000000392031_00324_13905_5539.N1	27-OCT-2004 12:39:45	Bright	38.500	32	77Eps UMa	1.7630	11000.	77	13905	No
202	GOM_NL__2PRFIN20041027_124334_000000392031_00324_13905_5540.N1	27-OCT-2004 12:43:34	Bright	39.000	174	52Psi UMa	3.0040	4400.0	78	13905	No
203	GOM_NL__2PRFIN20041027_125113_000000532031_00324_13905_5541.N1	27-OCT-2004 12:51:13	Bright	53.000	166	17Eps Leo	2.9800	6000.0	106	13905	No
204	GOM_NL__2PRFIN20041027_125401_000002552031_00324_13905_5542.N1	27-OCT-2004 12:54:01	Tw_i_and_stray	255.00	17	78Bet Gem	1.1610	4500.0	510	13905	No
205	GOM_NL__2PRFIN20041027_130332_000000662031_00324_13905_5543.N1	27-OCT-2004 13:03:32	Dark	66.000	48	30Alp Hya	1.9770	4100.0	132	13905	No
206	GOM_NL__2PRFIN20041027_130942_000000402031_00324_13905_5544.N1	27-OCT-2004 13:09:42	Dark	40.000	99	Del Cen	2.5750	26000.	80	13905	No
207	GOM_NL__2PRFIN20041027_131233_000000562031_00324_13905_5545.N1	27-OCT-2004 13:12:33	Dark	55.500	65	Lam Vel	2.2040	4400.0	111	13905	No
208	GOM_NL__2PRFIN20041027_131457_000000402031_00325_13906_5520.N1	27-OCT-2004 13:14:57	Dark	40.000	71	lot Car	2.2460	7700.0	80	13906	No
209	GOM_NL__2PRFIN20041027_131913_000000752031_00325_13906_5521.N1	27-OCT-2004 13:19:13	Dark	75.000	88	31Eta CMa	2.4480	20000.	150	13906	No
210	GOM_NL__2PRFIN20041027_132139_000000612031_00325_13906_5522.N1	27-OCT-2004 13:21:39	Dark	60.500	2	Alp Car	-0.73600	7000.0	121	13906	No
211	GOM_NL__2PRFIN20041027_132749_000000402031_00325_13906_5523.N1	27-OCT-2004 13:27:49	Dark	39.500	143	Alp Hyi	2.8570	7200.0	79	13906	No
212	GOM_NL__2PRFIN20041027_132914_000000492031_00325_13906_5524.N1	27-OCT-2004 13:29:14	Dark	49.000	9	Alp Eri	0.45300	24000.	98	13906	No
213	GOM_NL__2PRFIN20041027_133127_000002172031_00325_13906_5525.N1	27-OCT-2004 13:31:27	Straylight	216.50	1	9Alp CMa	-1.4400	11000.	433	13906	No
214	GOM_NL__2PRFIN20041027_134033_000000482031_00325_13906_5526.N1	27-OCT-2004 13:40:33	Straylight	47.500	52	16Bet Cet	2.0370	4500.0	95	13906	No
215	GOM_NL__2PRFIN20041027_134733_000000702031_00325_13906_5527.N1	27-OCT-2004 13:47:33	Bright	69.500	94	92Alp Cet	2.5260	3100.0	139	13906	No
216	GOM_NL__2PRFIN20041027_135004_000000372031_00325_13906_5528.N1	27-OCT-2004 13:50:04	Bright	37.000	140	88Gam Peg	2.8340	26000.	74	13906	No
217	GOM_NL__2PRFIN20041027_135147_000000422031_00325_13906_5529.N1	27-OCT-2004 13:51:47	Bright	41.500	105	6Bet Ari	2.6450	8900.0	83	13906	No
218	GOM_NL__2PRFIN20041027_135356_000000392031_00325_13906_5530.N1	27-OCT-2004 13:53:56	Bright	38.500	58	21Alp And	2.0730	11000.	77	13906	No
219	GOM_NL__2PRFIN20041027_135540_000000392031_00325_13906_5531.N1	27-OCT-2004 13:55:40	Bright	39.000	53	43Bet And	2.0480	3300.0	78	13906	No

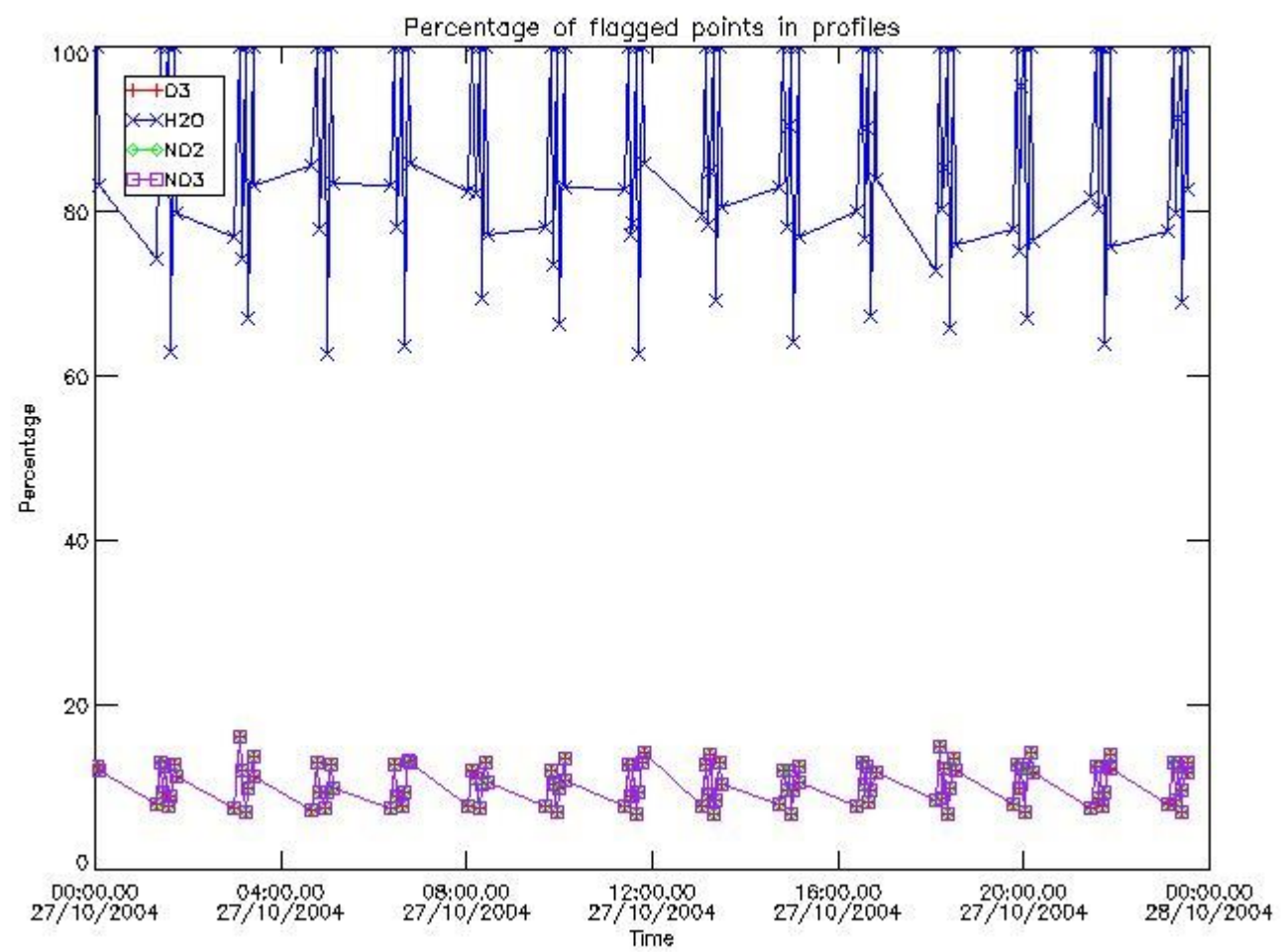
220	GOM_NL__2PRFIN20041027_135821_000000432031_00325_13906_5532.N1	27-OCT-2004 13:58:21	Bright	42.500	73	57Gam1And	2.2600	13100.	85	13906	No
221	GOM_NL__2PRFIN20041027_140129_000000402031_00325_13906_5533.N1	27-OCT-2004 14:01:29	Bright	40.000	68	18Alp Cas	2.2250	4500.0	80	13906	No
222	GOM_NL__2PRFIN20041027_140243_000000402031_00325_13906_5534.N1	27-OCT-2004 14:02:43	Bright	39.500	76	27Gam Cas	2.3000	30000.	79	13906	No
223	GOM_NL__2PRFIN20041027_140543_000000402031_00325_13906_5535.N1	27-OCT-2004 14:05:43	Bright	39.500	89	5Alp Cep	2.4510	8000.0	79	13906	No
224	GOM_NL__2PRFIN20041027_141046_000000392031_00325_13906_5536.N1	27-OCT-2004 14:10:46	Bright	38.500	49	1Alp UMi	1.9900	6300.0	77	13906	No
225	GOM_NL__2PRFIN20041027_141425_000000352031_00325_13906_5537.N1	27-OCT-2004 14:14:25	Bright	35.000	60	7Bet UMi	2.0810	3950.0	70	13906	No
226	GOM_NL__2PRFIN20041027_141856_000000432031_00325_13906_5538.N1	27-OCT-2004 14:18:56	Bright	42.500	36	50Alp UMa	1.8000	6300.0	85	13906	No
227	GOM_NL__2PRFIN20041027_142022_000000382031_00325_13906_5539.N1	27-OCT-2004 14:20:22	Bright	37.500	32	77Eps UMa	1.7630	11000.	75	13906	No
228	GOM_NL__2PRFIN20041027_142409_000000402031_00325_13906_5540.N1	27-OCT-2004 14:24:09	Bright	40.000	174	52Psi UMa	3.0040	4400.0	80	13906	No
229	GOM_NL__2PRFIN20041027_143149_000000532031_00325_13906_5541.N1	27-OCT-2004 14:31:49	Bright	52.500	166	17Eps Leo	2.9800	6000.0	105	13906	No
230	GOM_NL__2PRFIN20041027_143439_000002552031_00325_13906_5542.N1	27-OCT-2004 14:34:39	Tw_i_and_stray	255.00	17	78Bet Gem	1.1610	4500.0	510	13906	No
231	GOM_NL__2PRFIN20041027_144410_000000712031_00325_13906_5543.N1	27-OCT-2004 14:44:10	Dark	71.000	48	30Alp Hya	1.9770	4100.0	142	13906	No
232	GOM_NL__2PRFIN20041027_145019_000000422031_00325_13906_5544.N1	27-OCT-2004 14:50:19	Dark	42.000	99	Del Cen	2.5750	26000.	84	13906	No
233	GOM_NL__2PRFIN20041027_145309_000000532031_00325_13906_5545.N1	27-OCT-2004 14:53:09	Dark	53.000	65	Lam Vel	2.2040	4400.0	106	13906	No
234	GOM_NL__2PRFIN20041027_145532_000000422031_00326_13907_5524.N1	27-OCT-2004 14:55:32	Dark	42.000	71	Iot Car	2.2460	7700.0	84	13907	No
235	GOM_NL__2PRFIN20041027_145951_000000762031_00326_13907_5525.N1	27-OCT-2004 14:59:51	Dark	75.500	88	31Eta CMa	2.4480	20000.	151	13907	No
236	GOM_NL__2PRFIN20041027_150215_000000542031_00326_13907_5526.N1	27-OCT-2004 15:02:15	Dark	53.500	2	Alp Car	-0.73600	7000.0	107	13907	No
237	GOM_NL__2PRFIN20041027_150824_000000412031_00326_13907_5527.N1	27-OCT-2004 15:08:24	Dark	40.500	143	Alp Hyi	2.8570	7200.0	81	13907	No
238	GOM_NL__2PRFIN20041027_150949_000000482031_00326_13907_5528.N1	27-OCT-2004 15:09:49	Dark	48.000	9	Alp Eri	0.45300	24000.	96	13907	No
239	GOM_NL__2PRFIN20041027_151208_000002172031_00326_13907_5529.N1	27-OCT-2004 15:12:08	Straylight	217.00	1	9Alp CMa	-1.4400	11000.	434	13907	No
240	GOM_NL__2PRFIN20041027_152111_000000472031_00326_13907_5530.N1	27-OCT-2004 15:21:11	Straylight	47.000	52	16Bet Cet	2.0370	4500.0	94	13907	No
241	GOM_NL__2PRFIN20041027_152809_000000662031_00326_13907_5531.N1	27-OCT-2004 15:28:09	Bright	65.500	94	92Alp Cet	2.5260	3100.0	131	13907	No
242	GOM_NL__2PRFIN20041027_153040_000000392031_00326_13907_5532.N1	27-OCT-2004 15:30:40	Bright	38.500	140	88Gam Peg	2.8340	26000.	77	13907	No
243	GOM_NL__2PRFIN20041027_153222_000000432031_00326_13907_5533.N1	27-OCT-2004 15:32:22	Bright	42.500	105	6Bet Ari	2.6450	8900.0	85	13907	No
244	GOM_NL__2PRFIN20041027_153432_000000392031_00326_13907_5534.N1	27-OCT-2004 15:34:32	Bright	38.500	58	21Alp And	2.0730	11000.	77	13907	No
245	GOM_NL__2PRFIN20041027_153614_000000442031_00326_13907_5535.N1	27-OCT-2004 15:36:14	Bright	44.000	53	43Bet And	2.0480	3300.0	88	13907	No
246	GOM_NL__2PRFIN20041027_153857_000000412031_00326_13907_5536.N1	27-OCT-2004 15:38:57	Bright	40.500	73	57Gam1And	2.2600	13100.	81	13907	No
247	GOM_NL__2PRFIN20041027_154203_000000422031_00326_13907_5537.N1	27-OCT-2004 15:42:03	Bright	42.000	68	18Alp Cas	2.2250	4500.0	84	13907	No
248	GOM_NL__2PRFIN20041027_154320_000000382031_00326_13907_5538.N1	27-OCT-2004 15:43:20	Bright	37.500	76	27Gam Cas	2.3000	30000.	75	13907	No
249	GOM_NL__2PRFIN20041027_154620_000000392031_00326_13907_5539.N1	27-OCT-2004 15:46:20	Bright	39.000	89	5Alp Cep	2.4510	8000.0	78	13907	No
250	GOM_NL__2PRFIN20041027_155119_000000392031_00326_13907_5540.N1	27-OCT-2004 15:51:19	Bright	38.500	49	1Alp UMi	1.9900	6300.0	77	13907	No
251	GOM_NL__2PRFIN20041027_155500_000000392031_00326_13907_5541.N1	27-OCT-2004 15:55:00	Bright	38.500	60	7Bet UMi	2.0810	3950.0	77	13907	No
252	GOM_NL__2PRFIN20041027_155932_000000452031_00326_13907_5542.N1	27-OCT-2004 15:59:32	Bright	44.500	36	50Alp UMa	1.8000	6300.0	89	13907	No
253	GOM_NL__2PRFIN20041027_160057_000000392031_00326_13907_5543.N1	27-OCT-2004 16:00:57	Bright	39.000	32	77Eps UMa	1.7630	11000.	78	13907	No
254	GOM_NL__2PRFIN20041027_160445_000000402031_00326_13907_5544.N1	27-OCT-2004 16:04:45	Bright	39.500	174	52Psi UMa	3.0040	4400.0	79	13907	No
255	GOM_NL__2PRFIN20041027_161225_000000732031_00326_13907_5545.N1	27-OCT-2004 16:12:25	Bright	73.000	166	17Eps Leo	2.9800	6000.0	146	13907	No
256	GOM_NL__2PRFIN20041027_161517_000002552031_00326_13907_5546.N1	27-OCT-2004 16:15:17	Tw_i_and_stray	255.00	17	78Bet Gem	1.1610	4500.0	510	13907	No
257	GOM_NL__2PRFIN20041027_162447_000000662031_00326_13907_5547.N1	27-OCT-2004 16:24:47	Dark	65.500	48	30Alp Hya	1.9770	4100.0	131	13907	No
258	GOM_NL__2PRFIN20041027_163055_000000392031_00326_13907_5548.N1	27-OCT-2004 16:30:55	Dark	39.000	99	Del Cen	2.5750	26000.	78	13907	No
259	GOM_NL__2PRFIN20041027_163346_000000502031_00326_13907_5549.N1	27-OCT-2004 16:33:46	Dark	49.500	65	Lam Vel	2.2040	4400.0	99	13907	No
260	GOM_NL__2PRFIN20041027_163610_000000412031_00327_13908_5528.N1	27-OCT-2004 16:36:10	Dark	40.500	71	Iot Car	2.2460	7700.0	81	13908	No
261	GOM_NL__2PRFIN20041027_164029_000000742031_00327_13908_5529.N1	27-OCT-2004 16:40:29	Dark	73.500	88	31Eta CMa	2.4480	20000.	147	13908	No
262	GOM_NL__2PRFIN20041027_164252_000000532031_00327_13908_5530.N1	27-OCT-2004 16:42:52	Dark	52.500	2	Alp Car	-0.73600	7000.0	105	13908	No
263	GOM_NL__2PRFIN20041027_164900_000000442031_00327_13908_5531.N1	27-OCT-2004 16:49:00	Dark	43.500	143	Alp Hyi	2.8570	7200.0	87	13908	No
264	GOM_NL__2PRFIN20041027_165026_000000442031_00327_13908_5532.N1	27-OCT-2004 16:50:26	Dark	43.500	9	Alp Eri	0.45300	24000.	87	13908	No
265	GOM_NL__2PRFIN20041027_165248_000002172031_00327_13908_5533.N1	27-OCT-2004 16:52:48	Straylight	217.00	1	9Alp CMa	-1.4400	11000.	434	13908	No
266	GOM_NL__2PRFIN20041027_170148_000000452031_00327_13908_5534.N1	27-OCT-2004 17:01:48	Straylight	45.000	52	16Bet Cet	2.0370	4500.0	90	13908	No
267	GOM_NL__2PRFIN20041027_170845_000000652031_00327_13908_5535.N1	27-OCT-2004 17:08:45	Bright	65.000	94	92Alp Cet	2.5260	3100.0	130	13908	No
268	GOM_NL__2PRFIN20041027_171115_000000402031_00327_13908_5536.N1	27-OCT-2004 17:11:15	Bright	40.000	140	88Gam Peg	2.8340	26000.	80	13908	No
269	GOM_NL__2PRFIN20041027_171259_000000432031_00327_13908_5537.N1	27-OCT-2004 17:12:59	Bright	43.000	105	6Bet Ari	2.6450	8900.0	86	13908	No
270	GOM_NL__2PRFIN20041027_171509_000000392031_00327_13908_5538.N1	27-OCT-2004 17:15:09	Bright	39.000	58	21Alp And	2.0730	11000.	78	13908	No
271	GOM_NL__2PRFIN20041027_171652_000000402031_00327_13908_5539.N1	27-OCT-2004 17:16:52	Bright	40.000	53	43Bet And	2.0480	3300.0	80	13908	No
272	GOM_NL__2PRFIN20041027_171933_000000412031_00327_13908_5540.N1	27-OCT-2004 17:19:33	Bright	41.000	73	57Gam1And	2.2600	13100.	82	13908	No
273	GOM_NL__2PRFIN20041027_172241_000000382031_00327_13908_5541.N1	27-OCT-2004 17:22:41	Bright	37.500	68	18Alp Cas	2.2250	4500.0	75	13908	No
274	GOM_NL__2PRFIN20041027_172355_000000402031_00327_13908_5542.N1	27-OCT-2004 17:23:55	Bright	39.500	76	27Gam Cas	2.3000	30000.	79	13908	No
275	GOM_NL__2PRFIN20041027_172656_000000402031_00327_13908_5543.N1	27-OCT-2004 17:26:56	Bright	40.000	89	5Alp Cep	2.4510	8000.0	80	13908	No
276	GOM_NL__2PRFIN20041027_173158_000000402031_00327_13908_5544.N1	27-OCT-2004 17:31:58	Bright	40.000	49	1Alp UMi	1.9900	6300.0	80	13908	No
277	GOM_NL__2PRFIN20041027_173536_000000402031_00327_13908_5545.N1	27-OCT-2004 17:35:36	Bright	39.500	60	7Bet UMi	2.0810	3950.0	79	13908	No
278	GOM_NL__2PRFIN20041027_174010_000000392031_00327_13908_5546.N1	27-OCT-2004 17:40:10	Bright	39.000	36	50Alp UMa	1.8000	6300.0	78	13908	No

338	GOM_NL__2PRFIN20041027_213537_000000592031_00329_13910_5558.N1	27-OCT-2004 21:35:37	Dark	58.500	65	Lam Vel	2.2040	4400.0	117	13910	No
339	GOM_NL__2PRFIN20041027_213759_000000412031_00330_13911_5533.N1	27-OCT-2004 21:37:59	Dark	41.000	71	Iot Car	2.2460	7700.0	82	13911	No
340	GOM_NL__2PRFIN20041027_214222_000000742031_00330_13911_5534.N1	27-OCT-2004 21:42:22	Dark	73.500	88	31Eta CMa	2.4480	20000.	147	13911	No
341	GOM_NL__2PRFIN20041027_214442_000000552031_00330_13911_5535.N1	27-OCT-2004 21:44:42	Dark	54.500	2	Alp Car	-0.73600	7000.0	109	13911	No
342	GOM_NL__2PRFIN20041027_215051_000000402031_00330_13911_5536.N1	27-OCT-2004 21:50:51	Dark	40.000	143	Alp Hyi	2.8570	7200.0	80	13911	No
343	GOM_NL__2PRFIN20041027_215215_000000422031_00330_13911_5537.N1	27-OCT-2004 21:52:15	Dark	41.500	9	Alp Eri	0.45300	24000.	83	13911	No
344	GOM_NL__2PRFIN20041027_215523_000000462031_00330_13911_5538.N1	27-OCT-2004 21:55:23	Straylight	45.500	157	The1Eri	2.9060	9300.0	91	13911	No
345	GOM_NL__2PRFIN20041027_215703_000000442031_00330_13911_5539.N1	27-OCT-2004 21:57:03	Straylight	44.000	84	Alp Phe	2.3970	4500.0	88	13911	No
346	GOM_NL__2PRFIN20041027_220336_000000472031_00330_13911_5540.N1	27-OCT-2004 22:03:36	Straylight	47.000	52	16Bet Cet	2.0370	4500.0	94	13911	No
347	GOM_NL__2PRFIN20041027_221031_000000732031_00330_13911_5541.N1	27-OCT-2004 22:10:31	Bright	73.000	94	92Alp Cet	2.5260	3100.0	146	13911	No
348	GOM_NL__2PRFIN20041027_221303_000000402031_00330_13911_5542.N1	27-OCT-2004 22:13:03	Bright	39.500	140	88Gam Peg	2.8340	26000.	79	13911	No
349	GOM_NL__2PRFIN20041027_221446_000000422031_00330_13911_5543.N1	27-OCT-2004 22:14:46	Bright	41.500	105	6Bet Ari	2.6450	8900.0	83	13911	No
350	GOM_NL__2PRFIN20041027_221658_000000382031_00330_13911_5544.N1	27-OCT-2004 22:16:58	Bright	37.500	58	21Alp And	2.0730	11000.	75	13911	No
351	GOM_NL__2PRFIN20041027_221839_000000402031_00330_13911_5545.N1	27-OCT-2004 22:18:39	Bright	39.500	53	43Bet And	2.0480	3300.0	79	13911	No
352	GOM_NL__2PRFIN20041027_222120_000000432031_00330_13911_5546.N1	27-OCT-2004 22:21:20	Bright	42.500	73	57Gam1And	2.2600	13100.	85	13911	No
353	GOM_NL__2PRFIN20041027_222302_000000482031_00330_13911_5547.N1	27-OCT-2004 22:23:02	Bright	47.500	79	26Bet Per	2.3100	13100.	95	13911	No
354	GOM_NL__2PRFIN20041027_222515_000000392031_00330_13911_5548.N1	27-OCT-2004 22:25:15	Bright	38.500	74	11Bet Cas	2.2680	6600.0	77	13911	No
355	GOM_NL__2PRFIN20041027_222845_000000372031_00330_13911_5549.N1	27-OCT-2004 22:28:45	Bright	37.000	89	5Alp Cep	2.4510	8000.0	74	13911	No
356	GOM_NL__2PRFIN20041027_223345_000000372031_00330_13911_5550.N1	27-OCT-2004 22:33:45	Bright	37.000	49	1Alp UMi	1.9900	6300.0	74	13911	No
357	GOM_NL__2PRFIN20041027_223725_000000352031_00330_13911_5551.N1	27-OCT-2004 22:37:25	Bright	35.000	60	7Bet UMi	2.0810	3950.0	70	13911	No
358	GOM_NL__2PRFIN20041027_224158_000000412031_00330_13911_5552.N1	27-OCT-2004 22:41:58	Bright	40.500	36	50Alp UMa	1.8000	6300.0	81	13911	No
359	GOM_NL__2PRFIN20041027_224322_000000362031_00330_13911_5553.N1	27-OCT-2004 22:43:22	Bright	36.000	32	77Eps UMa	1.7630	11000.	72	13911	No
360	GOM_NL__2PRFIN20041027_224709_000000412031_00330_13911_5554.N1	27-OCT-2004 22:47:09	Bright	40.500	174	52Psi UMa	3.0040	4400.0	81	13911	No
361	GOM_NL__2PRFIN20041027_225451_000000532031_00330_13911_5555.N1	27-OCT-2004 22:54:51	Bright	53.000	166	17Eps Leo	2.9800	6000.0	106	13911	No
362	GOM_NL__2PRFIN20041027_225749_0000002552031_00330_13911_5556.N1	27-OCT-2004 22:57:49	Tw_i_and_stray	254.50	17	78Bet Gem	1.1610	4500.0	509	13911	No
363	GOM_NL__2PRFIN20041027_230715_000000652031_00330_13911_5557.N1	27-OCT-2004 23:07:15	Dark	65.000	48	30Alp Hya	1.9770	4100.0	130	13911	No
364	GOM_NL__2PRFIN20041027_231319_000000402031_00330_13911_5558.N1	27-OCT-2004 23:13:19	Dark	39.500	99	Del Cen	2.5750	26000.	79	13911	No
365	GOM_NL__2PRFIN20041027_231613_000000602031_00330_13911_5559.N1	27-OCT-2004 23:16:13	Dark	60.000	65	Lam Vel	2.2040	4400.0	120	13911	No
366	GOM_NL__2PRFIN20041027_231835_000000412031_00331_13912_5534.N1	27-OCT-2004 23:18:35	Dark	40.500	71	Iot Car	2.2460	7700.0	81	13912	No
367	GOM_NL__2PRFIN20041027_232259_000000742031_00331_13912_5535.N1	27-OCT-2004 23:22:59	Dark	74.000	88	31Eta CMa	2.4480	20000.	148	13912	No
368	GOM_NL__2PRFIN20041027_232517_000000542031_00331_13912_5536.N1	27-OCT-2004 23:25:17	Dark	53.500	2	Alp Car	-0.73600	7000.0	107	13912	No
369	GOM_NL__2PRFIN20041027_233127_000000402031_00331_13912_5537.N1	27-OCT-2004 23:31:27	Dark	39.500	143	Alp Hyi	2.8570	7200.0	79	13912	No
370	GOM_NL__2PRFIN20041027_233251_000000442031_00331_13912_5538.N1	27-OCT-2004 23:32:51	Dark	43.500	9	Alp Eri	0.45300	24000.	87	13912	No
371	GOM_NL__2PRFIN20041027_233559_000000432031_00331_13912_5539.N1	27-OCT-2004 23:35:59	Straylight	43.000	157	The1Eri	2.9060	9300.0	86	13912	No
372	GOM_NL__2PRFIN20041027_233739_000000432031_00331_13912_5540.N1	27-OCT-2004 23:37:39	Straylight	43.000	84	Alp Phe	2.3970	4500.0	86	13912	No
373	GOM_NL__2PRFIN20041027_234412_000000472031_00331_13912_5541.N1	27-OCT-2004 23:44:12	Straylight	46.500	52	16Bet Cet	2.0370	4500.0	93	13912	No
374	GOM_NL__2PRFIN20041027_235107_000000712031_00331_13912_5542.N1	27-OCT-2004 23:51:07	Bright	70.500	94	92Alp Cet	2.5260	3100.0	141	13912	No
375	GOM_NL__2PRFIN20041027_235341_000000392031_00331_13912_5543.N1	27-OCT-2004 23:53:41	Bright	38.500	140	88Gam Peg	2.8340	26000.	77	13912	No
376	GOM_NL__2PRFIN20041027_235519_000000452031_00331_13912_5544.N1	27-OCT-2004 23:55:19	Bright	44.500	105	6Bet Ari	2.6450	8900.0	89	13912	No
377	GOM_NL__2PRFIN20041027_235733_000000382031_00331_13912_5545.N1	27-OCT-2004 23:57:33	Bright	37.500	58	21Alp And	2.0730	11000.	75	13912	No
378	GOM_NL__2PRFIN20041027_235913_000000412031_00331_13912_5546.N1	27-OCT-2004 23:59:13	Bright	41.000	53	43Bet And	2.0480	3300.0	82	13912	No

3. Quality information per product

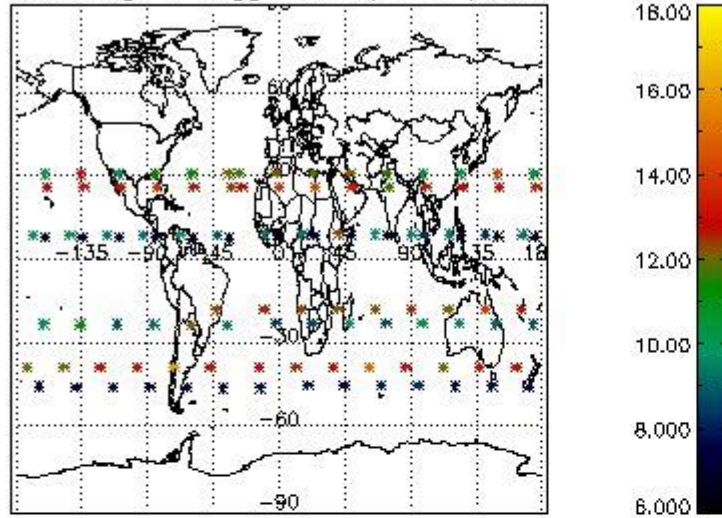
In this section it is plotted some information contained in the Quality Summary data set of the level 2 products. Only products in dark limb conditions and without errors (error flag in the MPH set to "0") are used.

3.1 Plot quality information per product (time dependant)

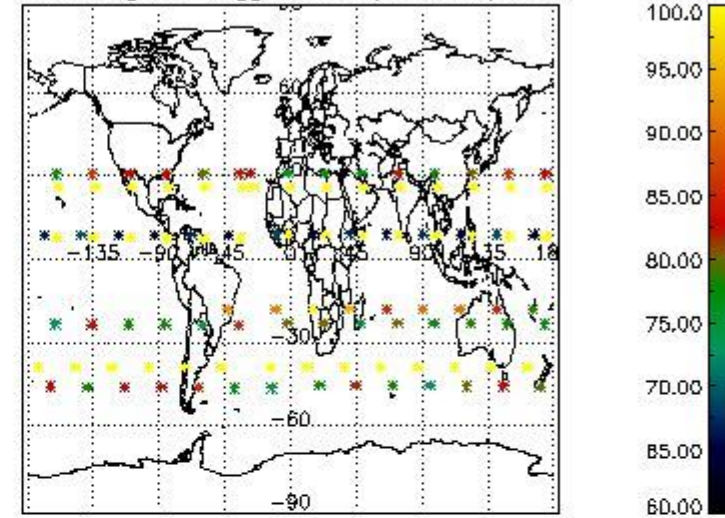


3.2 Plot quality information per product (world map)

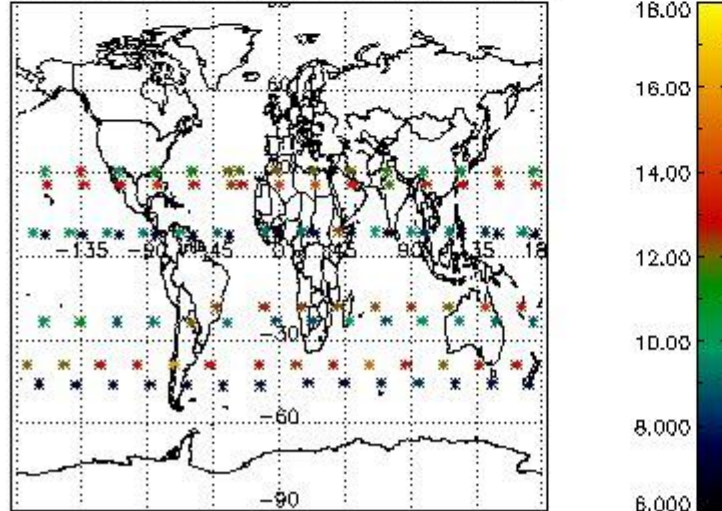
Percentage of flagged data per O3 profile



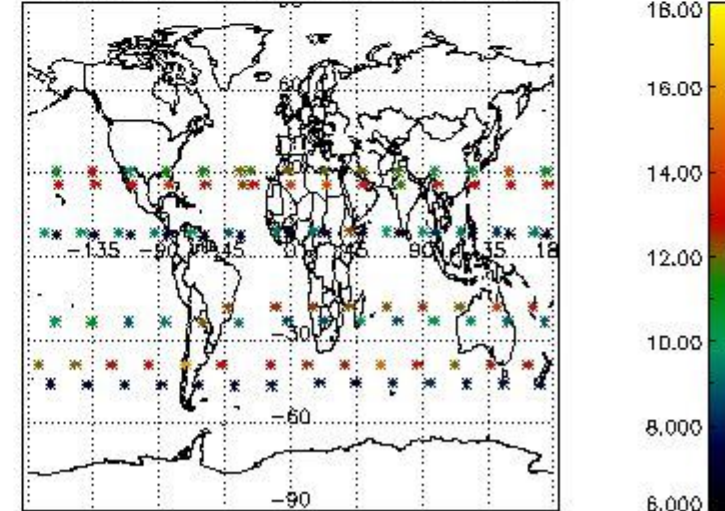
Percentage of flagged data per H2O profile



Percentage of flagged data per NO2 profile



Percentage of flagged data per NO3 profile

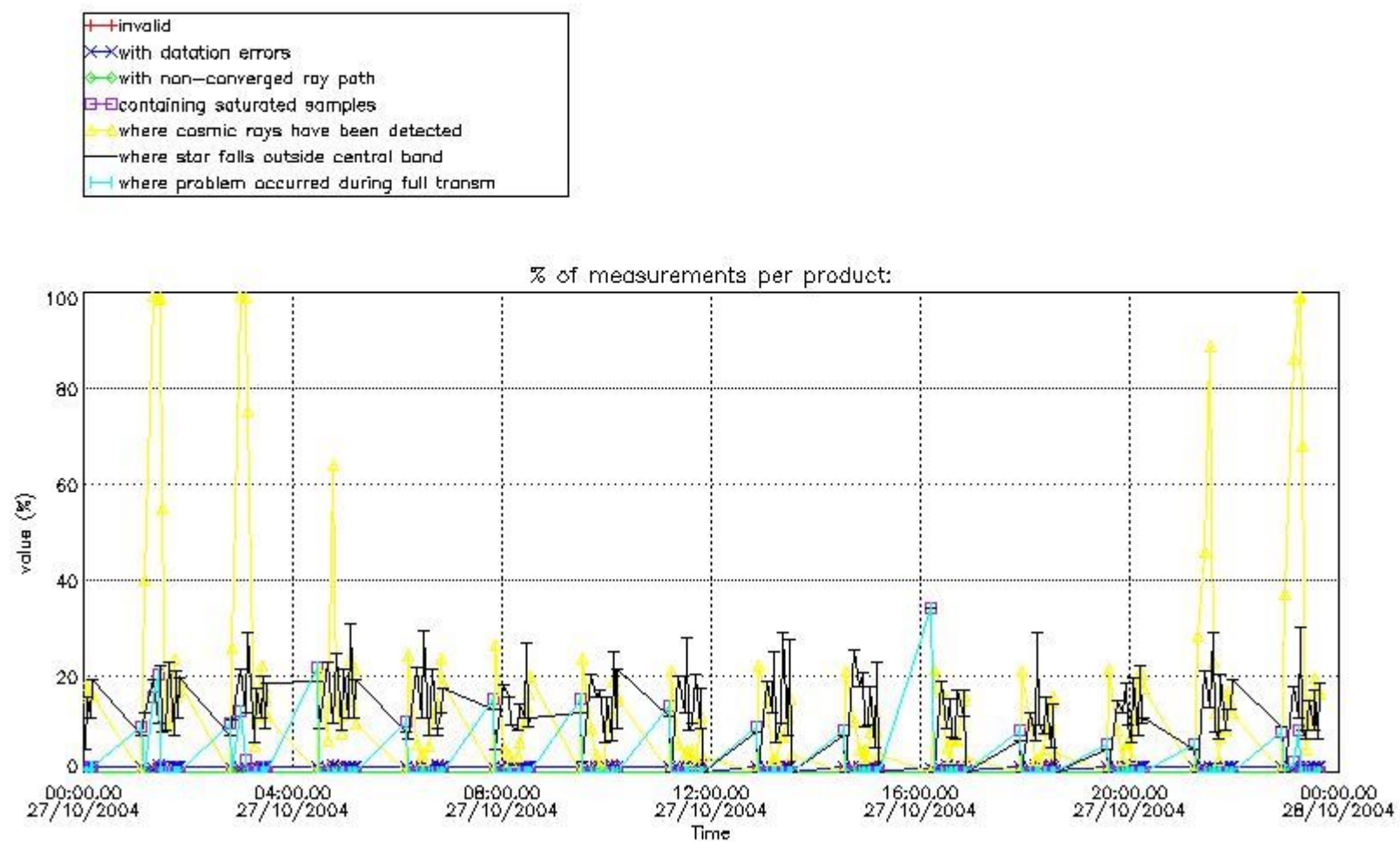


4. Level 1 quality information per product

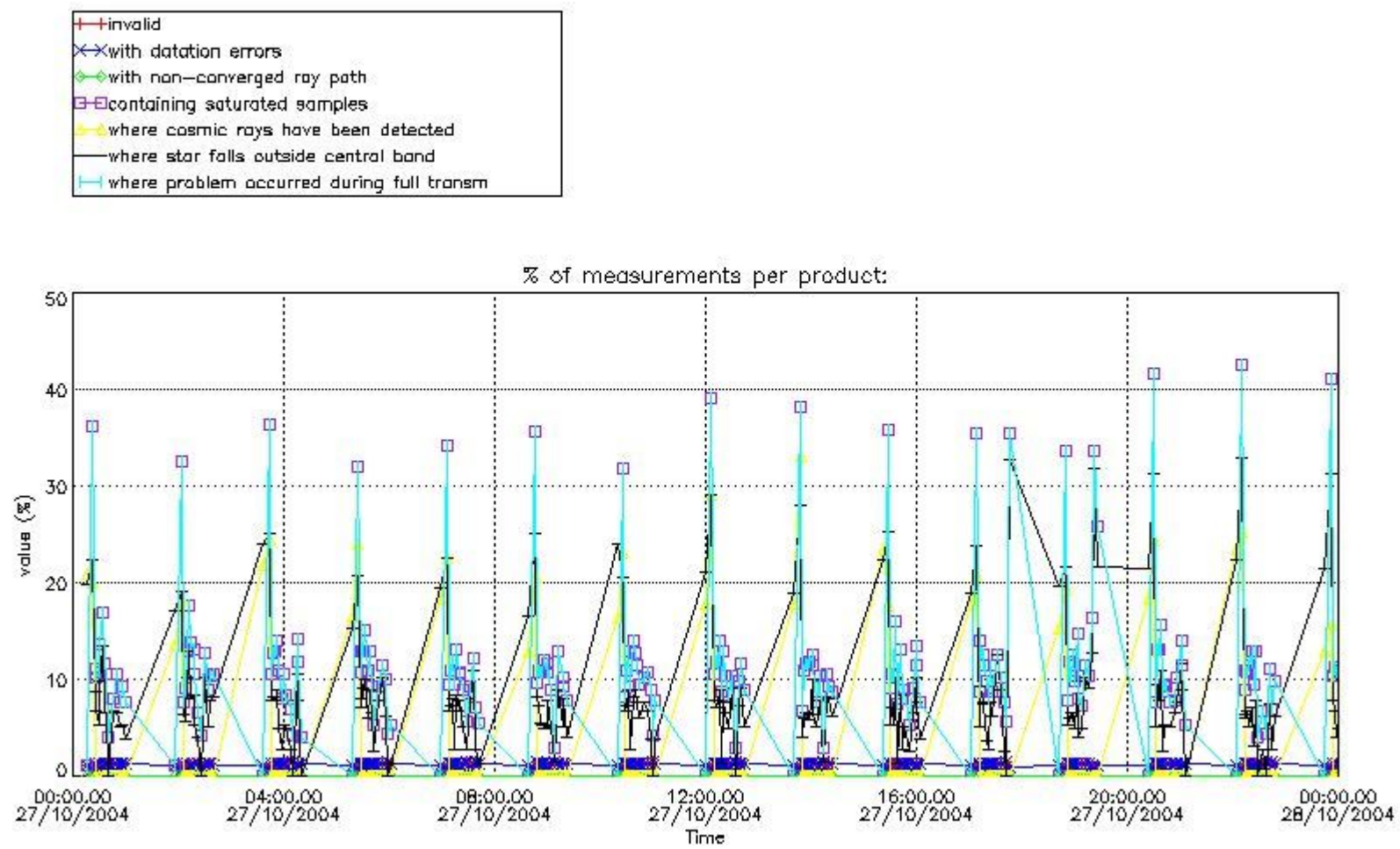
In this section it is plotted some information contained in the Quality Summary data set of the level 2 products that comes from the level 1b processing. Products without errors (error flag in the MPH set to "0") are used.

4.1 Plot quality information per product (time dependant) coming from level 1b processing

4.1.1 Plot level 1 quality information per product (time dependant): ENVISAT ASCENDING passes

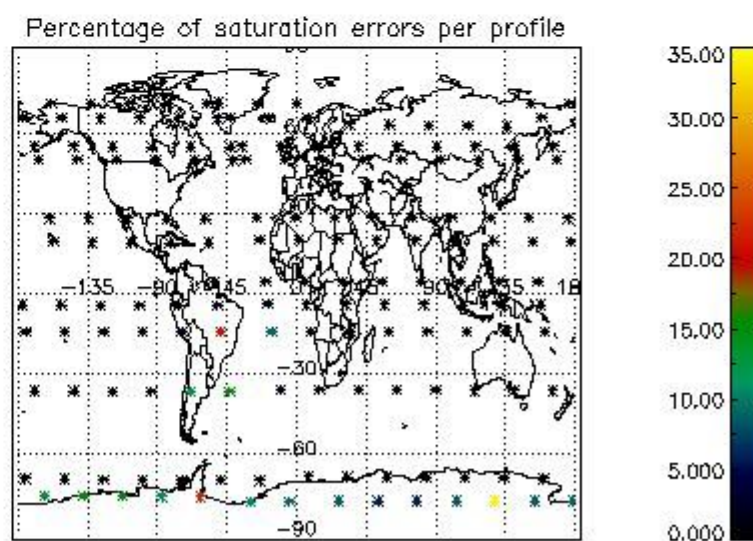
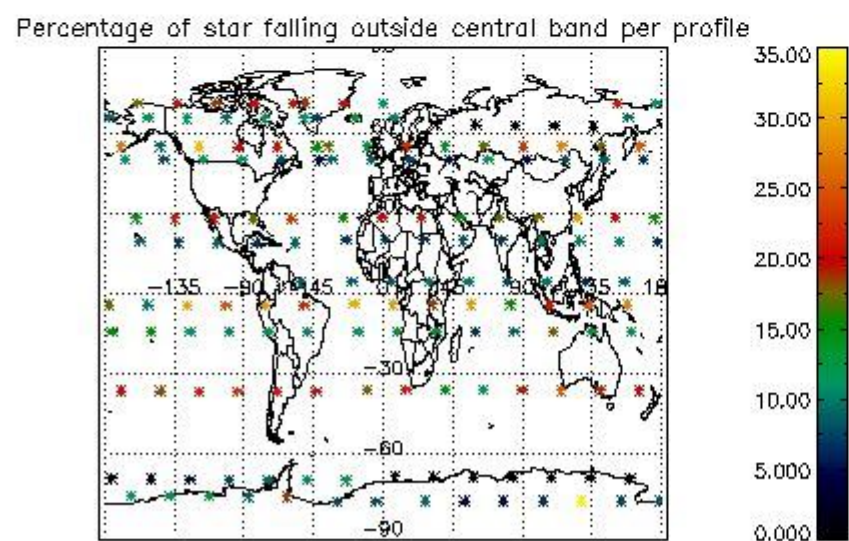
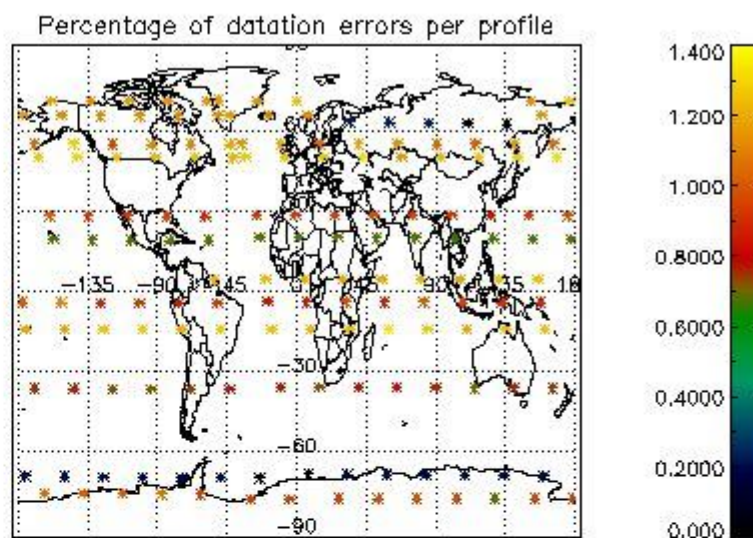
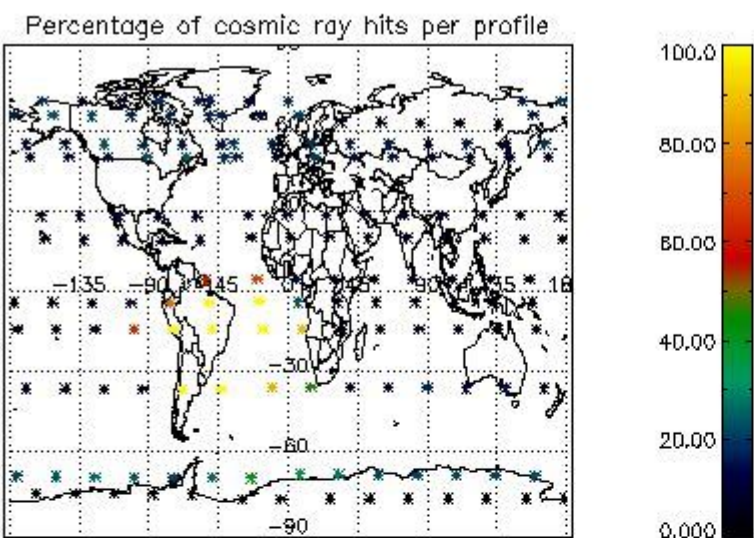


4.1.2 Plot level 1 quality information per product (time dependant): ENVI SAT DESCENDING passes

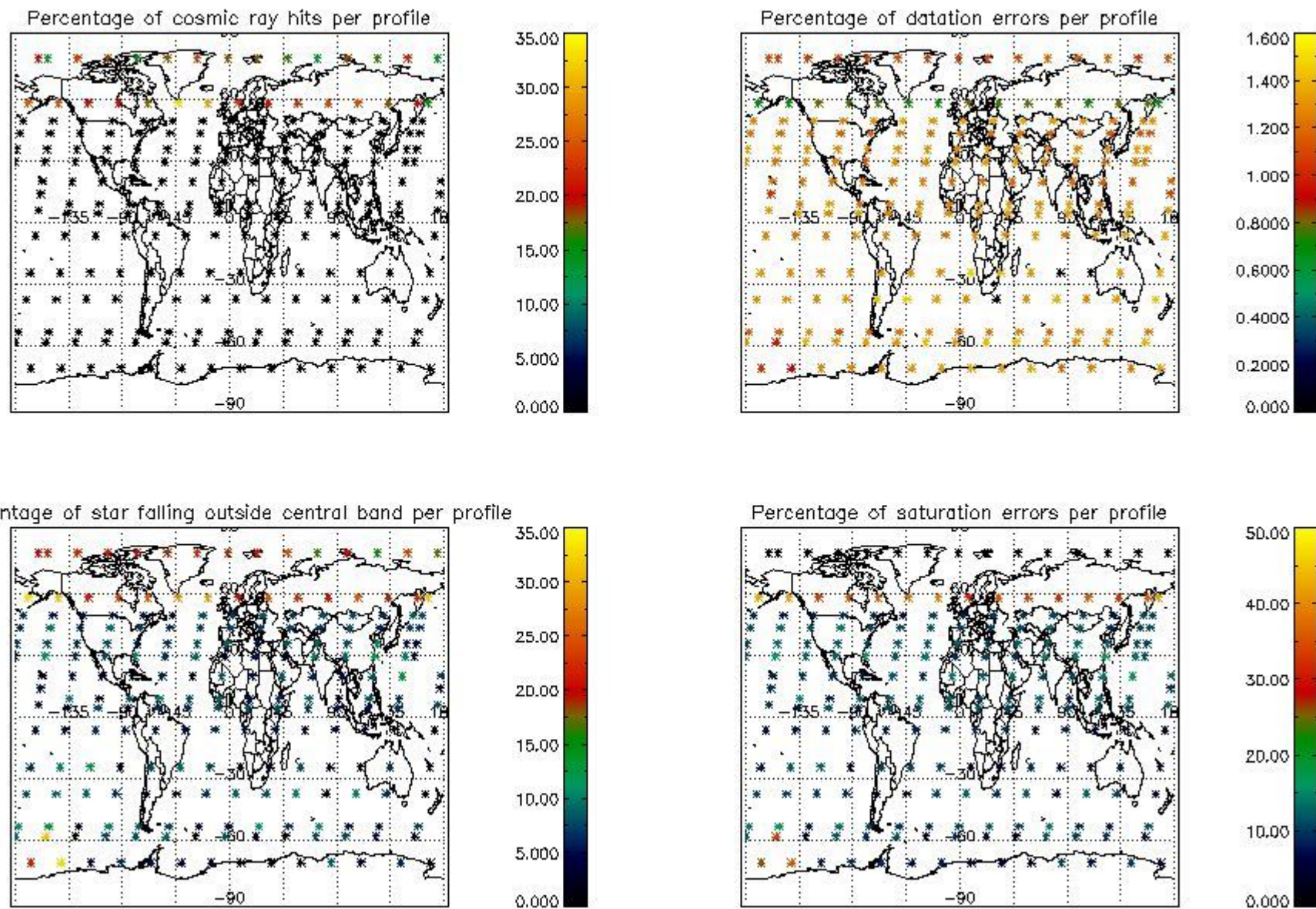


4.2 Plot quality information per product coming from level 1b processing (world map)

4.2.1 Plot level 1 quality information per product (world map): ENVISAT ASCENDING passes



4.2.2 Plot level 1 quality information per product (world map): ENVISAT DESCENDING passes



5. Trace gas profiles

5.1 Ozone statistics based on quality of products

The final quality of the products can be "measured" using the STD (Standard Deviation) attached to every point profile. This information is written to the parameter GOM_NL__2P/NL_LOCAL_SPECIES_DENSITY/o3_std of the level 2 products. The table below shows the statistics for given STD ranges.

The statistics are given with respect to the overall valid production:

- Products without fatal errors: GOM_NL__2P/MPH/PRODUCT_ERR=0
- Valid point profile: GOM_NL__2P/NL_LOCAL_SPECIES_DENSITY/pcd(0)=0

The 'Criteria' is applied to valid points of dark limb products:

- Products in dark limb illumination condition: GOM_NL__2P/NL_SUMMARY_QUALITY/obs_ill_cond=0
- Products without fatal errors: GOM_NL__2P/MPH/PRODUCT_ERR=0
- Valid point profile: GOM_NL__2P/NL_LOCAL_SPECIES_DENSITY/pcd(0)=0

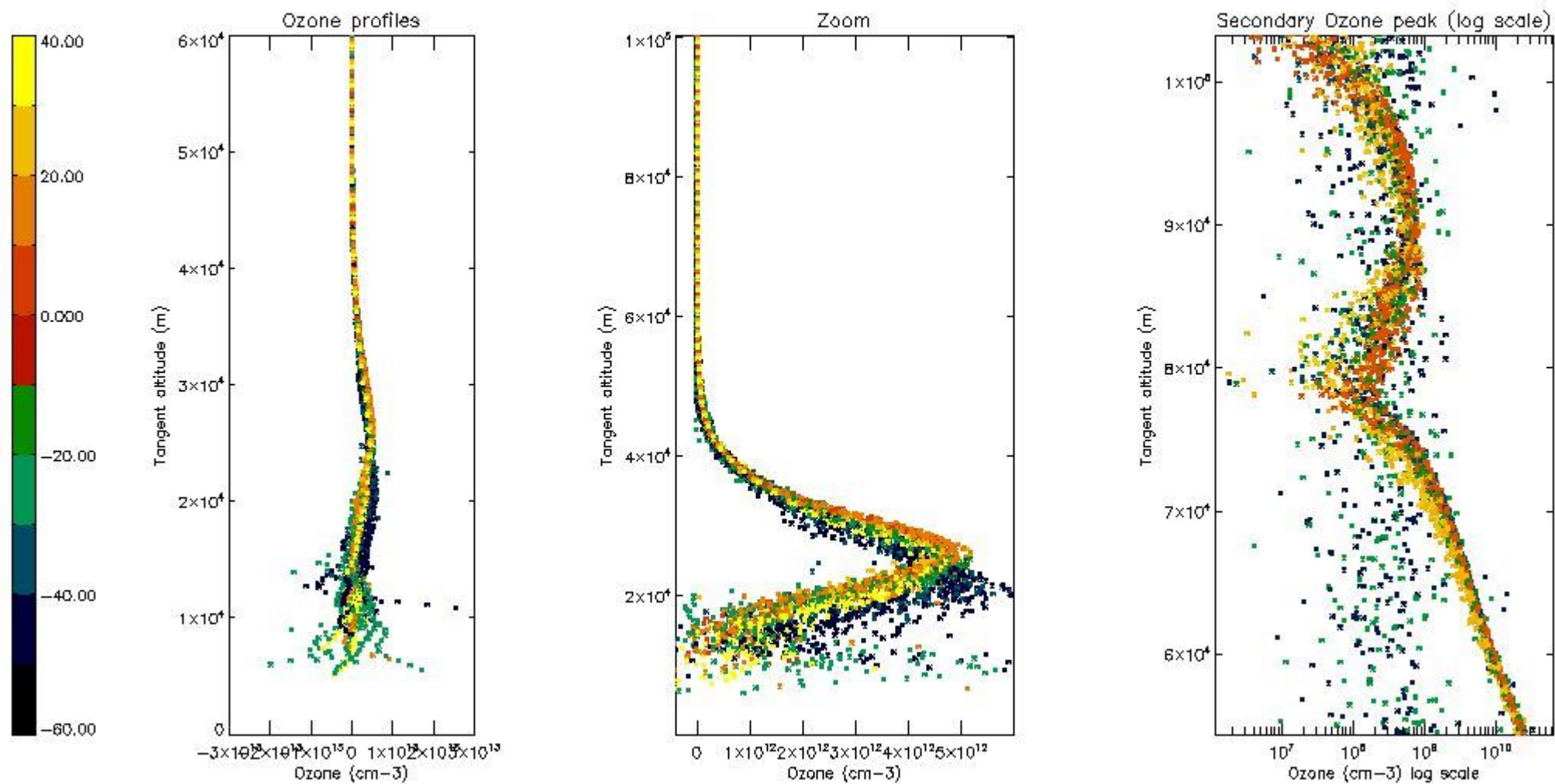
So, the table below shows the percentage of dark limb and valid observations for each criteria with respect to the overall valid daily observations.

Criteria	% of total production
All STD	27
STD < 20	15

STD < 10	13
STD < 5	8

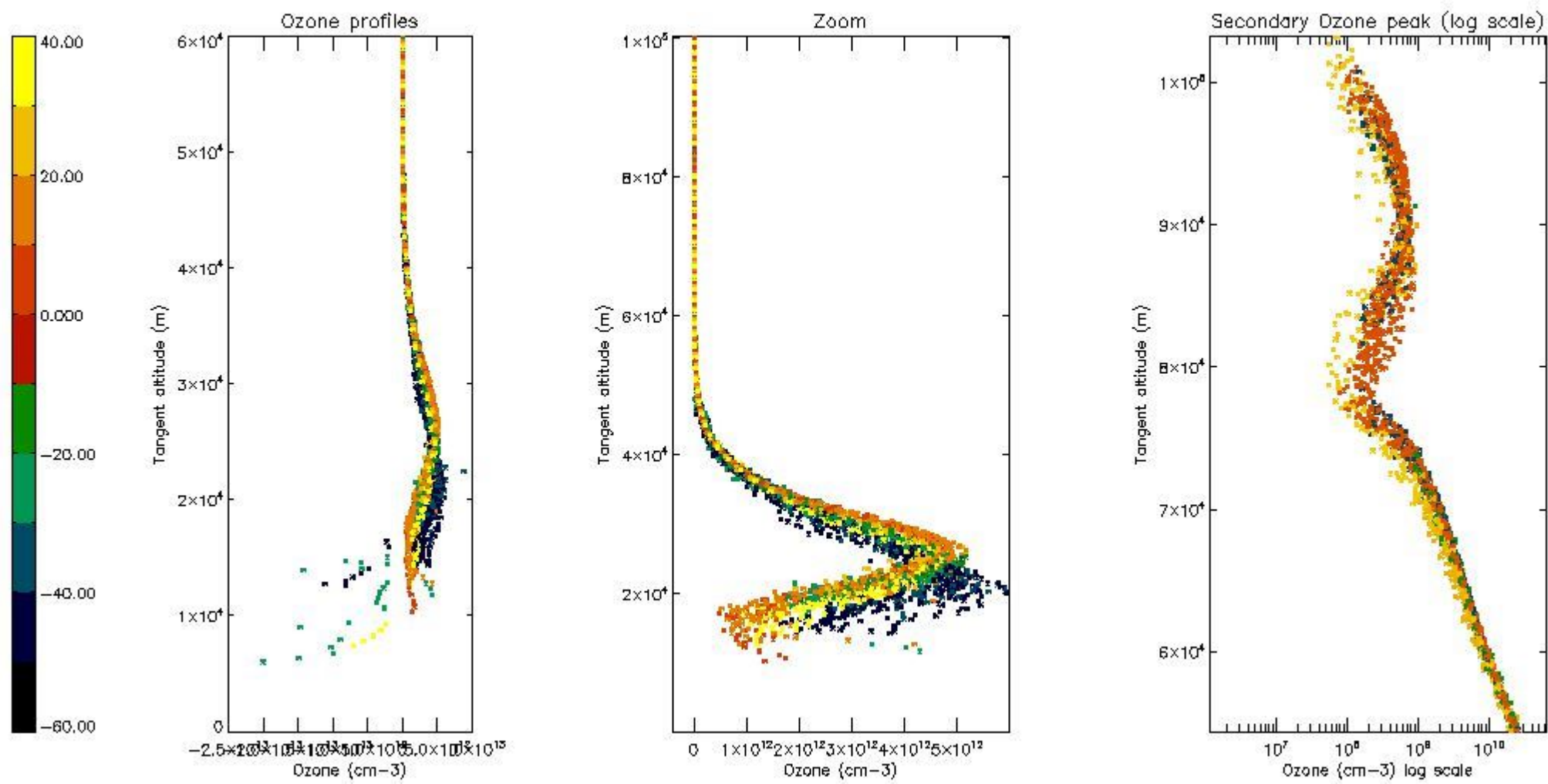
5.2 Plot ozone profiles for all STD (dark without errors)

The colorbar represents the latitude.



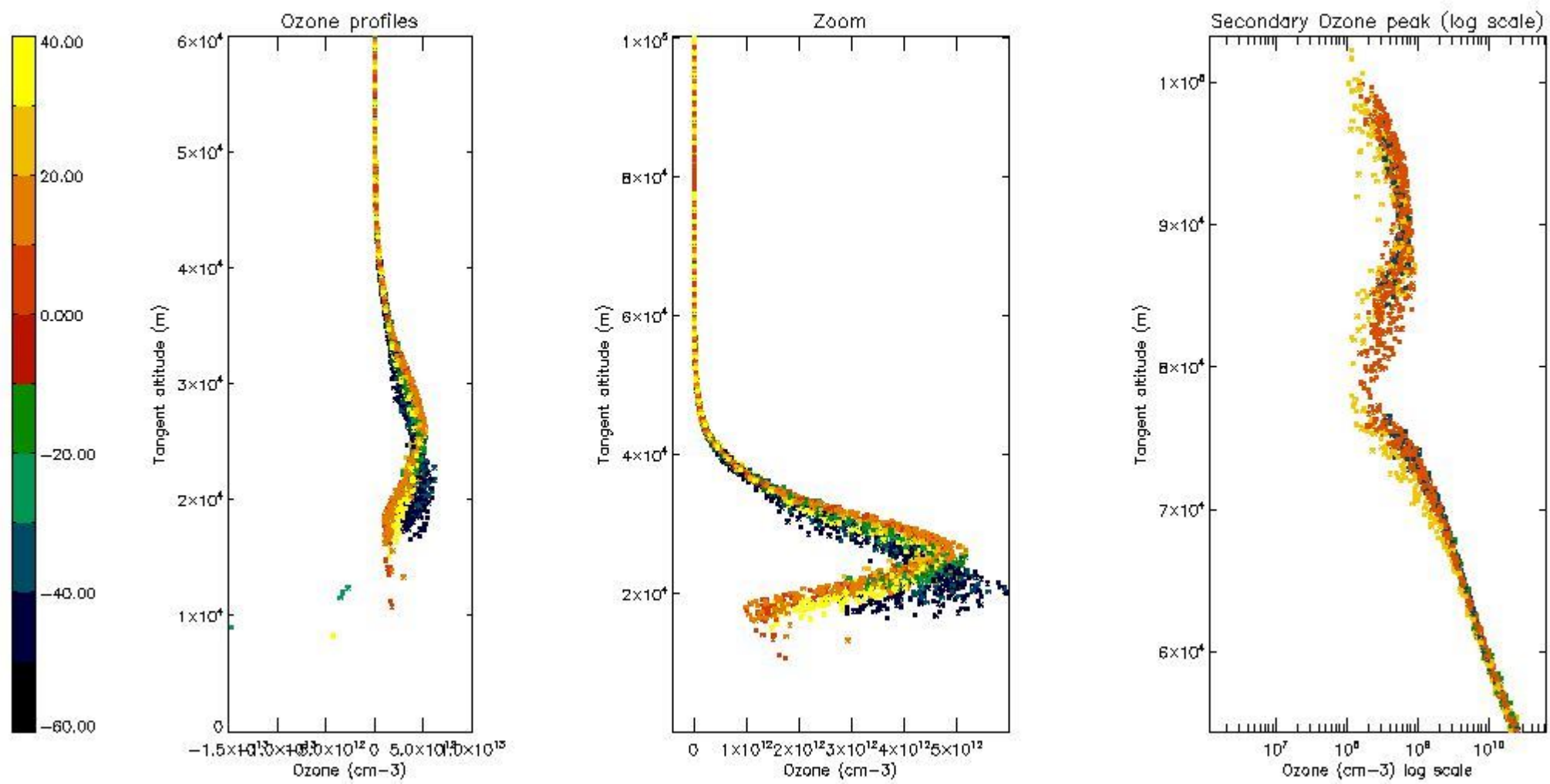
5.3 Plot ozone profiles where STD < 20% (dark without errors)

The colorbar represents the latitude.



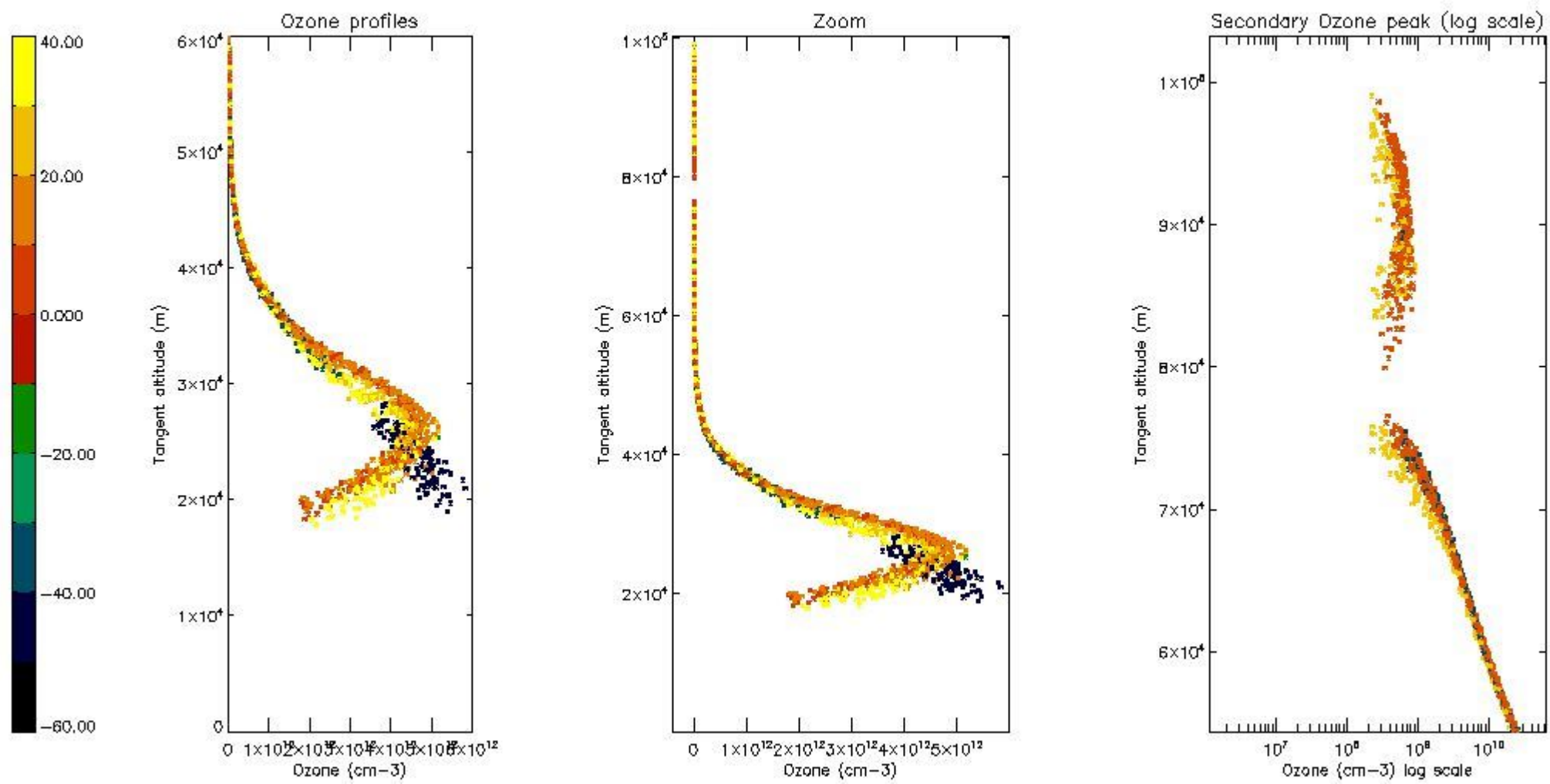
5.4 Plot ozone profiles where STD < 10% (dark without errors)

The colorbar represents the latitude.



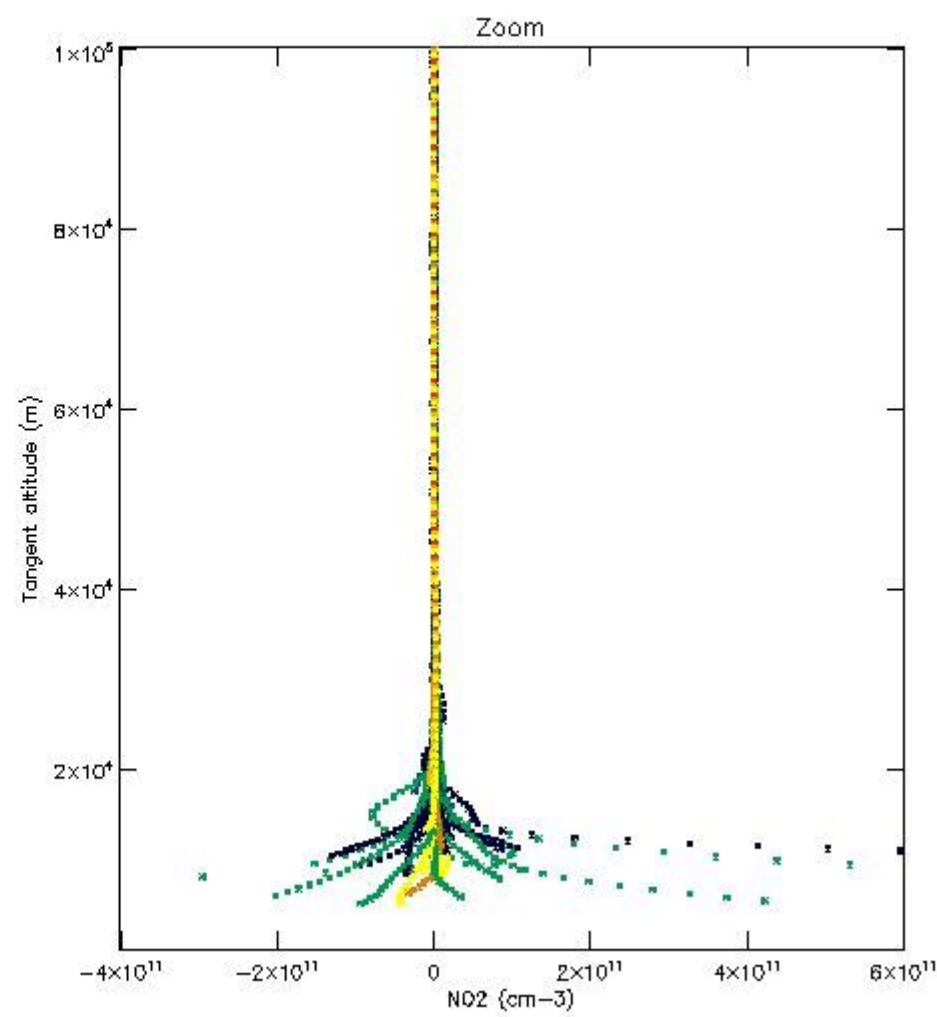
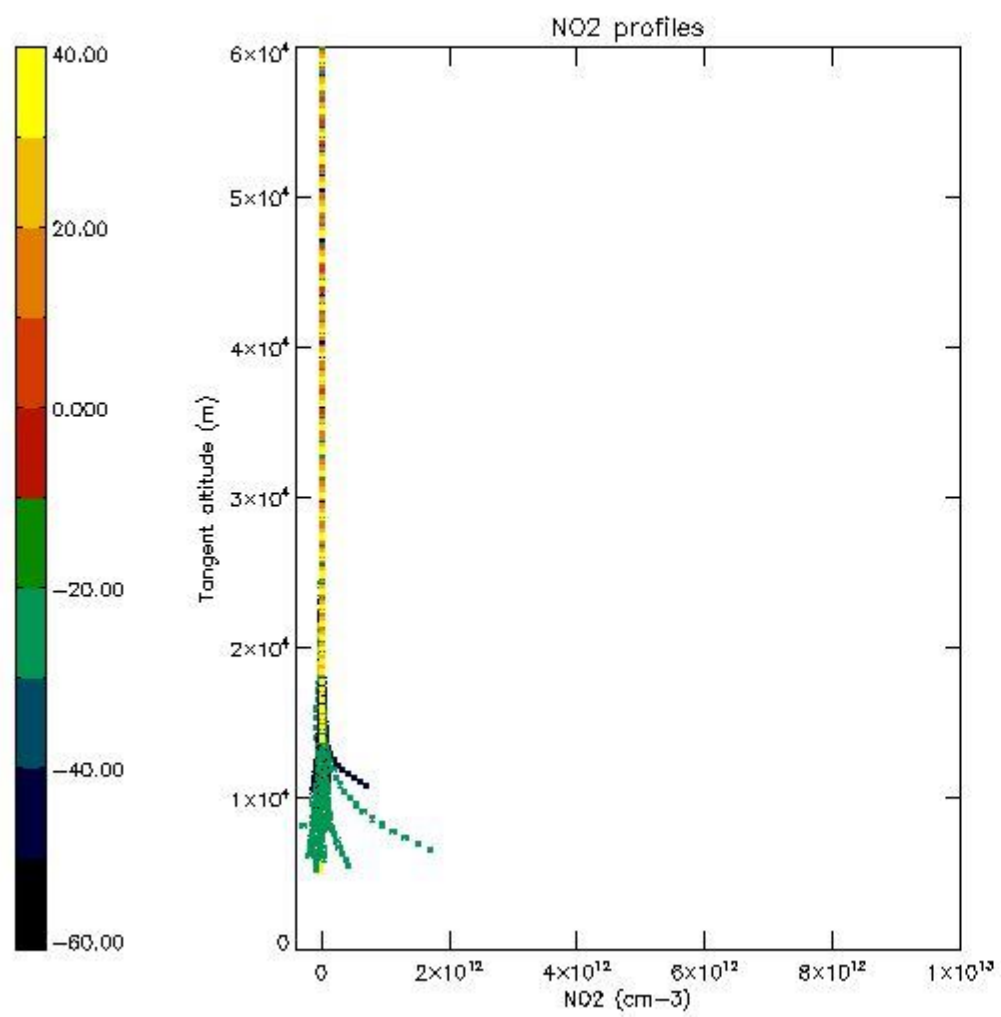
5.5 Plot ozone profiles where STD < 5% (dark without errors)

The colorbar represents the latitude.



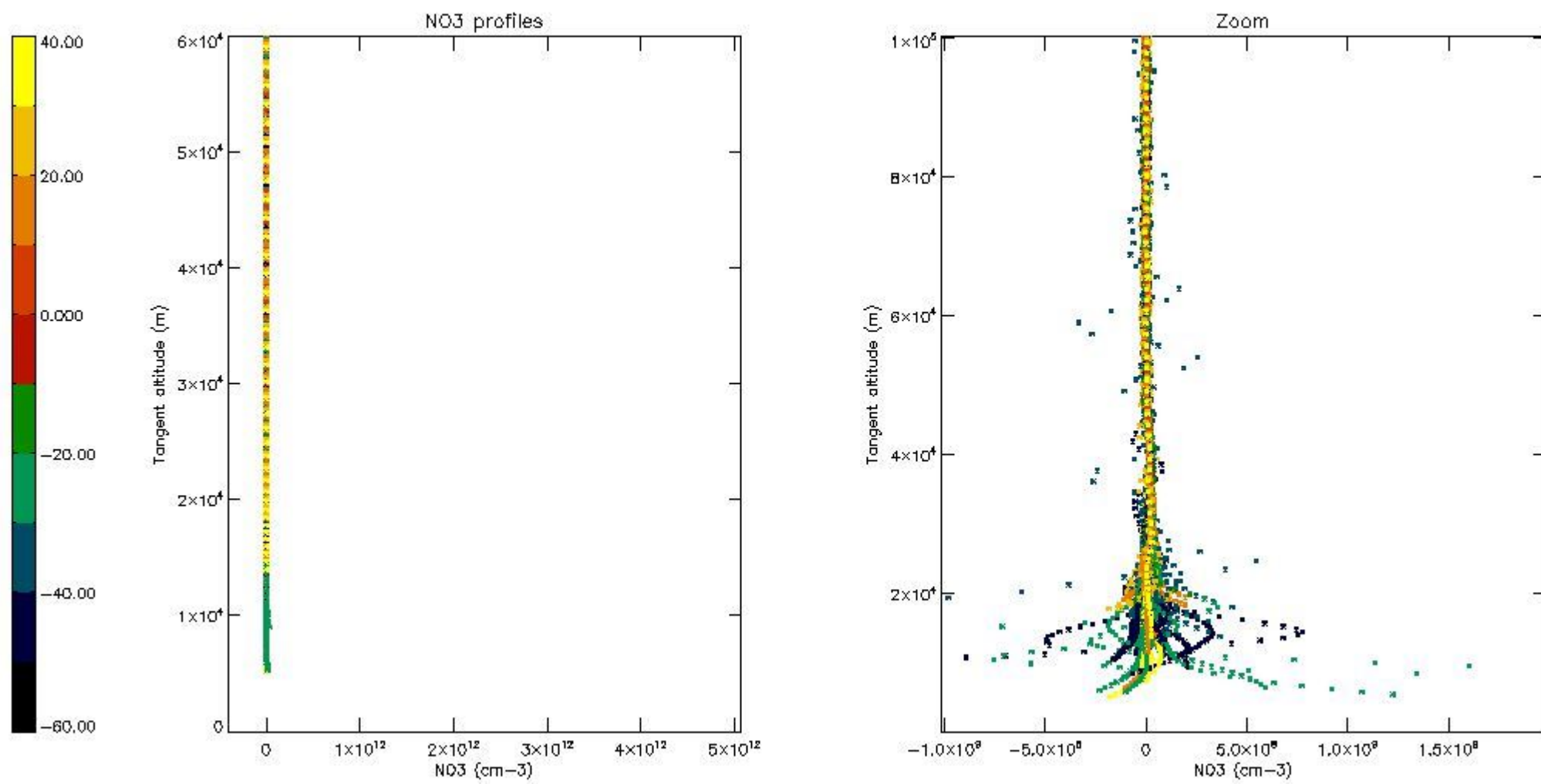
5.6 Plot NO₂ profiles for all STD (dark without errors)

The colorbar represents the latitude.



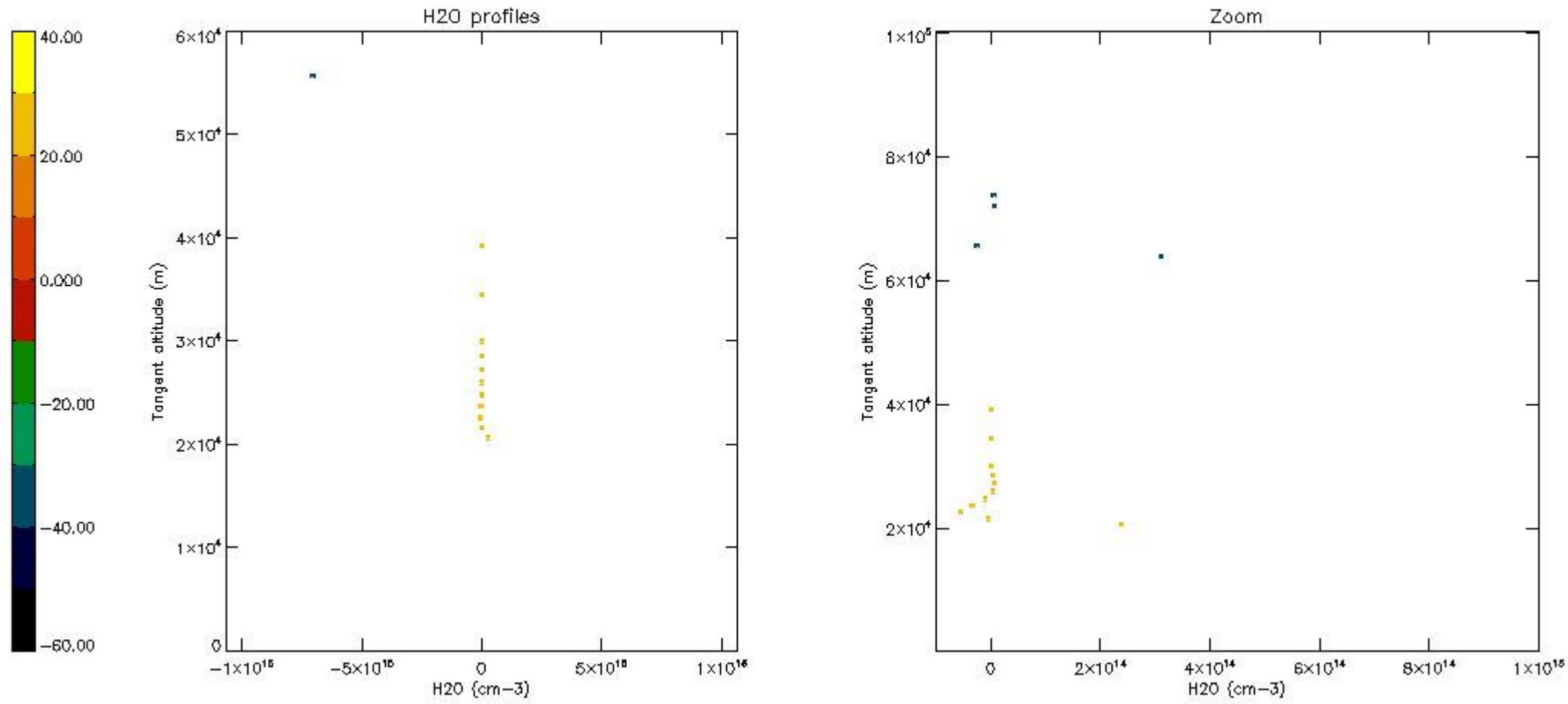
5.7 Plot NO3 profiles for all STD (dark without errors)

The colorbar represents the latitude.



5.8 Plot H2O profiles for all STD (only for occultations of stars 1,2,3,4,13,14,16,26,63 dark without errors)

The colorbar represents the latitude.



6. Auxiliary Data Files used for the production reported in section 2

The number reported in the third column indicates since which file (see list in section 2) the corresponding auxiliary file has been used. The fourth column is the date of those product files.

Type	Auxiliary Filename	Used since product	Used since product date
INST_PHYS_CHARACTERISTICS	GOM_INS_AXVIEC20091111_143220_20030716_120000_20500101_000000	1	27-OCT-2004 00:02:58
LEVEL-2_PROC_CONFIG	GOM_PR2_AXVIEC20091111_152718_20020301_000000_20500101_000000	1	27-OCT-2004 00:02:58
CROSS_SECTIONS_FILE	GOM_CRS_AXVIEC20091111_154832_20020301_000000_20500101_000000	1	27-OCT-2004 00:02:58

GOMOS Level 2 Daily Report

SUMMARY

[1. General Info](#)

[2. Summary of processed GOM_NL_2P products](#)

[3. Level 2 Quality information per product](#)

[3.1 Plot of level 2 quality information per product \(time dependant\)](#)

[3.2 Plot of level 2 quality information per product \(world map\)](#)

[4. Level 1 Quality information per product \(stored on level 2 products\)](#)

[4.1 Plot of level 1 quality information per product \(time dependant\)](#)

[4.1.1 Plot of level 1 quality information per product \(time dependant\): ASCENDING](#)

[4.1.2 Plot of level 1 quality information per product \(time dependant\): DESCENDING](#)

[4.2 Plot of level 1 quality information per product \(world map\)](#)

[4.2.1 Plot of level 1 quality information per product \(world map\): ASCENDING](#)

[4.2.2 Plot of level 1 quality information per product \(world map\): DESCENDING](#)

[5. Ozone profiles based on quality statistics and other trace gas profiles](#)

[5.1 Ozone statistics based on quality of products](#)

[5.2 Plot ozone profiles for all STD \(dark without errors\)](#)

[5.3 Plot ozone profiles where STD < 20% \(dark without errors\)](#)

[5.4. Plot ozone profiles where STD < 10% \(dark without errors\)](#)

[5.5. Plot ozone profiles where STD < 5% \(dark without errors\)](#)

[5.6 Plot NO2 profiles for all STD \(dark without errors\)](#)

[5.7 Plot NO3 profiles for all STD \(dark without errors\)](#)

[5.8 Plot H2O profiles \(only for occultations of stars 1,2,3,4,13,14,16,26,63 dark without errors\) for all STD](#)

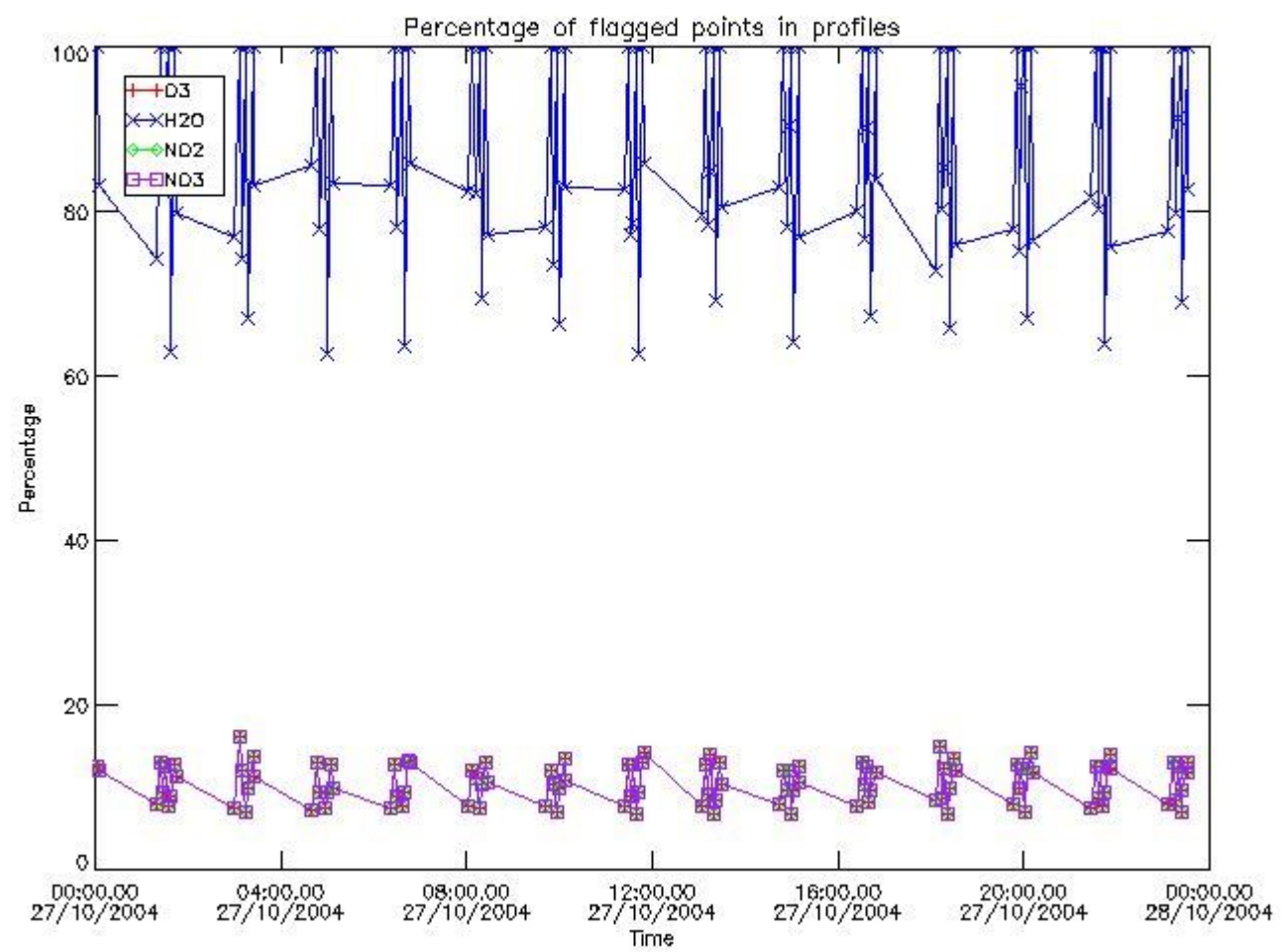
[6. Auxiliary Data Files used for the production reported in section 2](#)

338	GOM_NL__2PRFIN20041027_213537_000000592031_00329_13910_5558.N1	27-OCT-2004 21:35:37	Dark	58.500	65	Lam Vel	2.2040	4400.0	117	13910	No
339	GOM_NL__2PRFIN20041027_213759_000000412031_00330_13911_5533.N1	27-OCT-2004 21:37:59	Dark	41.000	71	Iot Car	2.2460	7700.0	82	13911	No
340	GOM_NL__2PRFIN20041027_214222_000000742031_00330_13911_5534.N1	27-OCT-2004 21:42:22	Dark	73.500	88	31Eta CMa	2.4480	20000.	147	13911	No
341	GOM_NL__2PRFIN20041027_214442_000000552031_00330_13911_5535.N1	27-OCT-2004 21:44:42	Dark	54.500	2	Alp Car	-0.73600	7000.0	109	13911	No
342	GOM_NL__2PRFIN20041027_215051_000000402031_00330_13911_5536.N1	27-OCT-2004 21:50:51	Dark	40.000	143	Alp Hyi	2.8570	7200.0	80	13911	No
343	GOM_NL__2PRFIN20041027_215215_000000422031_00330_13911_5537.N1	27-OCT-2004 21:52:15	Dark	41.500	9	Alp Eri	0.45300	24000.	83	13911	No
344	GOM_NL__2PRFIN20041027_215523_000000462031_00330_13911_5538.N1	27-OCT-2004 21:55:23	Straylight	45.500	157	The1Eri	2.9060	9300.0	91	13911	No
345	GOM_NL__2PRFIN20041027_215703_000000442031_00330_13911_5539.N1	27-OCT-2004 21:57:03	Straylight	44.000	84	Alp Phe	2.3970	4500.0	88	13911	No
346	GOM_NL__2PRFIN20041027_220336_000000472031_00330_13911_5540.N1	27-OCT-2004 22:03:36	Straylight	47.000	52	16Bet Cet	2.0370	4500.0	94	13911	No
347	GOM_NL__2PRFIN20041027_221031_000000732031_00330_13911_5541.N1	27-OCT-2004 22:10:31	Bright	73.000	94	92Alp Cet	2.5260	3100.0	146	13911	No
348	GOM_NL__2PRFIN20041027_221303_000000402031_00330_13911_5542.N1	27-OCT-2004 22:13:03	Bright	39.500	140	88Gam Peg	2.8340	26000.	79	13911	No
349	GOM_NL__2PRFIN20041027_221446_000000422031_00330_13911_5543.N1	27-OCT-2004 22:14:46	Bright	41.500	105	6Bet Ari	2.6450	8900.0	83	13911	No
350	GOM_NL__2PRFIN20041027_221658_000000382031_00330_13911_5544.N1	27-OCT-2004 22:16:58	Bright	37.500	58	21Alp And	2.0730	11000.	75	13911	No
351	GOM_NL__2PRFIN20041027_221839_000000402031_00330_13911_5545.N1	27-OCT-2004 22:18:39	Bright	39.500	53	43Bet And	2.0480	3300.0	79	13911	No
352	GOM_NL__2PRFIN20041027_222120_000000432031_00330_13911_5546.N1	27-OCT-2004 22:21:20	Bright	42.500	73	57Gam1And	2.2600	13100.	85	13911	No
353	GOM_NL__2PRFIN20041027_222302_000000482031_00330_13911_5547.N1	27-OCT-2004 22:23:02	Bright	47.500	79	26Bet Per	2.3100	13100.	95	13911	No
354	GOM_NL__2PRFIN20041027_222515_000000392031_00330_13911_5548.N1	27-OCT-2004 22:25:15	Bright	38.500	74	11Bet Cas	2.2680	6600.0	77	13911	No
355	GOM_NL__2PRFIN20041027_222845_000000372031_00330_13911_5549.N1	27-OCT-2004 22:28:45	Bright	37.000	89	5Alp Cep	2.4510	8000.0	74	13911	No
356	GOM_NL__2PRFIN20041027_223345_000000372031_00330_13911_5550.N1	27-OCT-2004 22:33:45	Bright	37.000	49	1Alp UMi	1.9900	6300.0	74	13911	No
357	GOM_NL__2PRFIN20041027_223725_000000352031_00330_13911_5551.N1	27-OCT-2004 22:37:25	Bright	35.000	60	7Bet UMi	2.0810	3950.0	70	13911	No
358	GOM_NL__2PRFIN20041027_224158_000000412031_00330_13911_5552.N1	27-OCT-2004 22:41:58	Bright	40.500	36	50Alp UMa	1.8000	6300.0	81	13911	No
359	GOM_NL__2PRFIN20041027_224322_000000362031_00330_13911_5553.N1	27-OCT-2004 22:43:22	Bright	36.000	32	77Eps UMa	1.7630	11000.	72	13911	No
360	GOM_NL__2PRFIN20041027_224709_000000412031_00330_13911_5554.N1	27-OCT-2004 22:47:09	Bright	40.500	174	52Psi UMa	3.0040	4400.0	81	13911	No
361	GOM_NL__2PRFIN20041027_225451_000000532031_00330_13911_5555.N1	27-OCT-2004 22:54:51	Bright	53.000	166	17Eps Leo	2.9800	6000.0	106	13911	No
362	GOM_NL__2PRFIN20041027_225749_0000002552031_00330_13911_5556.N1	27-OCT-2004 22:57:49	Tw_i_and_stray	254.50	17	78Bet Gem	1.1610	4500.0	509	13911	No
363	GOM_NL__2PRFIN20041027_230715_000000652031_00330_13911_5557.N1	27-OCT-2004 23:07:15	Dark	65.000	48	30Alp Hya	1.9770	4100.0	130	13911	No
364	GOM_NL__2PRFIN20041027_231319_000000402031_00330_13911_5558.N1	27-OCT-2004 23:13:19	Dark	39.500	99	Del Cen	2.5750	26000.	79	13911	No
365	GOM_NL__2PRFIN20041027_231613_000000602031_00330_13911_5559.N1	27-OCT-2004 23:16:13	Dark	60.000	65	Lam Vel	2.2040	4400.0	120	13911	No
366	GOM_NL__2PRFIN20041027_231835_000000412031_00331_13912_5534.N1	27-OCT-2004 23:18:35	Dark	40.500	71	Iot Car	2.2460	7700.0	81	13912	No
367	GOM_NL__2PRFIN20041027_232259_000000742031_00331_13912_5535.N1	27-OCT-2004 23:22:59	Dark	74.000	88	31Eta CMa	2.4480	20000.	148	13912	No
368	GOM_NL__2PRFIN20041027_232517_000000542031_00331_13912_5536.N1	27-OCT-2004 23:25:17	Dark	53.500	2	Alp Car	-0.73600	7000.0	107	13912	No
369	GOM_NL__2PRFIN20041027_233127_000000402031_00331_13912_5537.N1	27-OCT-2004 23:31:27	Dark	39.500	143	Alp Hyi	2.8570	7200.0	79	13912	No
370	GOM_NL__2PRFIN20041027_233251_000000442031_00331_13912_5538.N1	27-OCT-2004 23:32:51	Dark	43.500	9	Alp Eri	0.45300	24000.	87	13912	No
371	GOM_NL__2PRFIN20041027_233559_000000432031_00331_13912_5539.N1	27-OCT-2004 23:35:59	Straylight	43.000	157	The1Eri	2.9060	9300.0	86	13912	No
372	GOM_NL__2PRFIN20041027_233739_000000432031_00331_13912_5540.N1	27-OCT-2004 23:37:39	Straylight	43.000	84	Alp Phe	2.3970	4500.0	86	13912	No
373	GOM_NL__2PRFIN20041027_234412_000000472031_00331_13912_5541.N1	27-OCT-2004 23:44:12	Straylight	46.500	52	16Bet Cet	2.0370	4500.0	93	13912	No
374	GOM_NL__2PRFIN20041027_235107_000000712031_00331_13912_5542.N1	27-OCT-2004 23:51:07	Bright	70.500	94	92Alp Cet	2.5260	3100.0	141	13912	No
375	GOM_NL__2PRFIN20041027_235341_000000392031_00331_13912_5543.N1	27-OCT-2004 23:53:41	Bright	38.500	140	88Gam Peg	2.8340	26000.	77	13912	No
376	GOM_NL__2PRFIN20041027_235519_000000452031_00331_13912_5544.N1	27-OCT-2004 23:55:19	Bright	44.500	105	6Bet Ari	2.6450	8900.0	89	13912	No
377	GOM_NL__2PRFIN20041027_235733_000000382031_00331_13912_5545.N1	27-OCT-2004 23:57:33	Bright	37.500	58	21Alp And	2.0730	11000.	75	13912	No
378	GOM_NL__2PRFIN20041027_235913_000000412031_00331_13912_5546.N1	27-OCT-2004 23:59:13	Bright	41.000	53	43Bet And	2.0480	3300.0	82	13912	No

3. Quality information per product

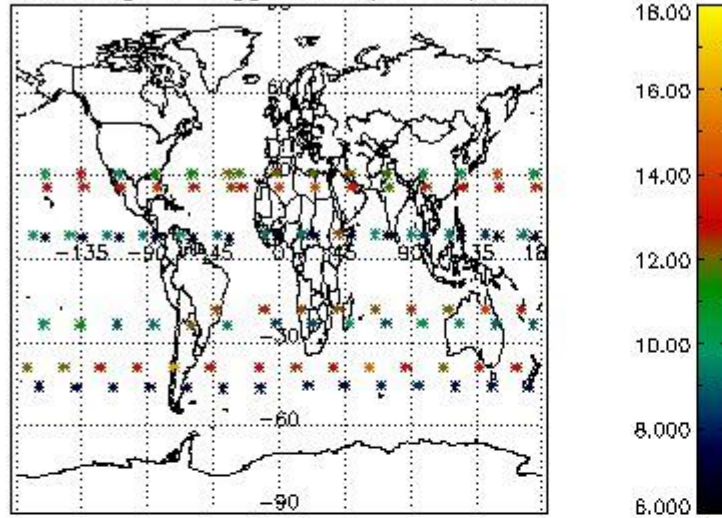
In this section it is plotted some information contained in the Quality Summary data set of the level 2 products. Only products in dark limb conditions and without errors (error flag in the MPH set to "0") are used.

3.1 Plot quality information per product (time dependant)

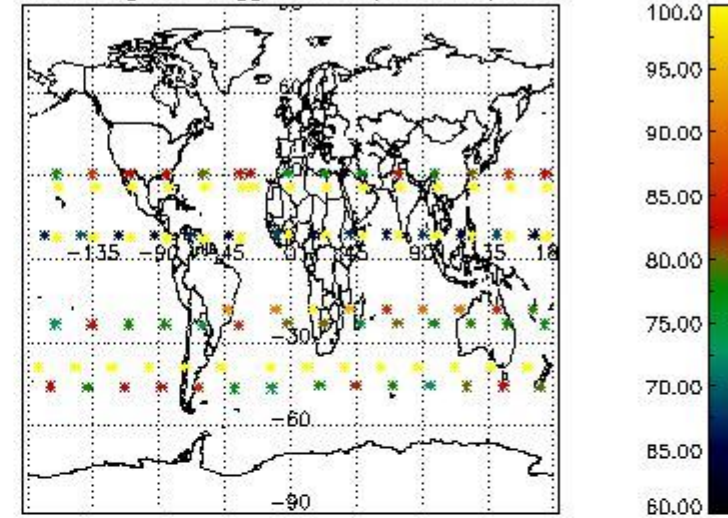


3.2 Plot quality information per product (world map)

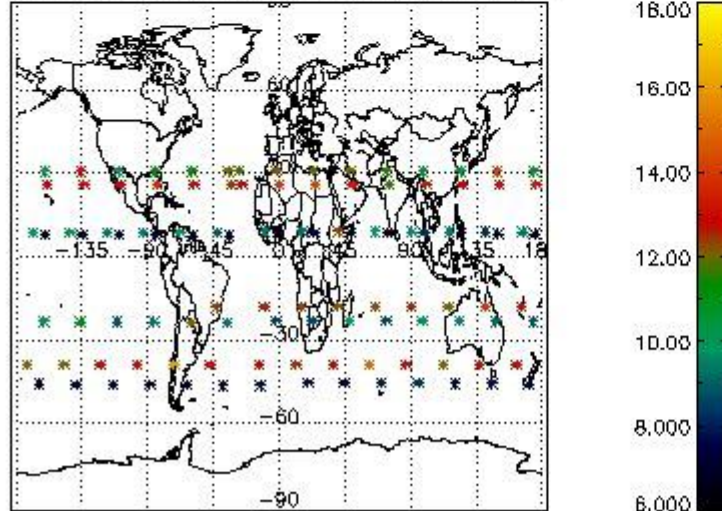
Percentage of flagged data per O3 profile



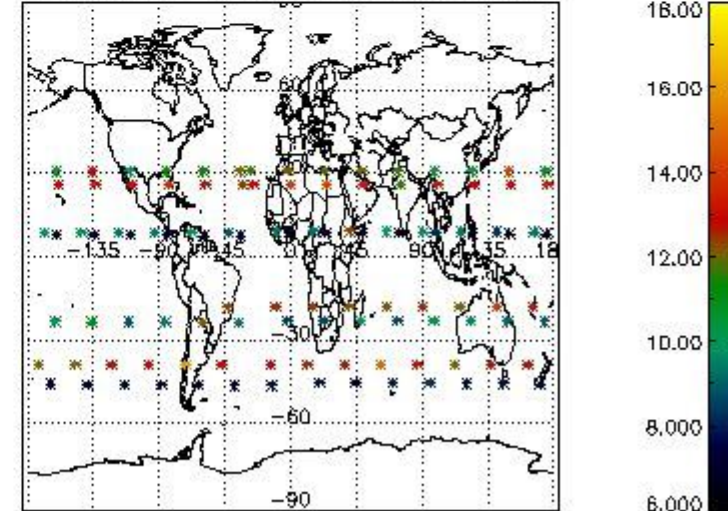
Percentage of flagged data per H2O profile



Percentage of flagged data per NO2 profile



Percentage of flagged data per NO3 profile

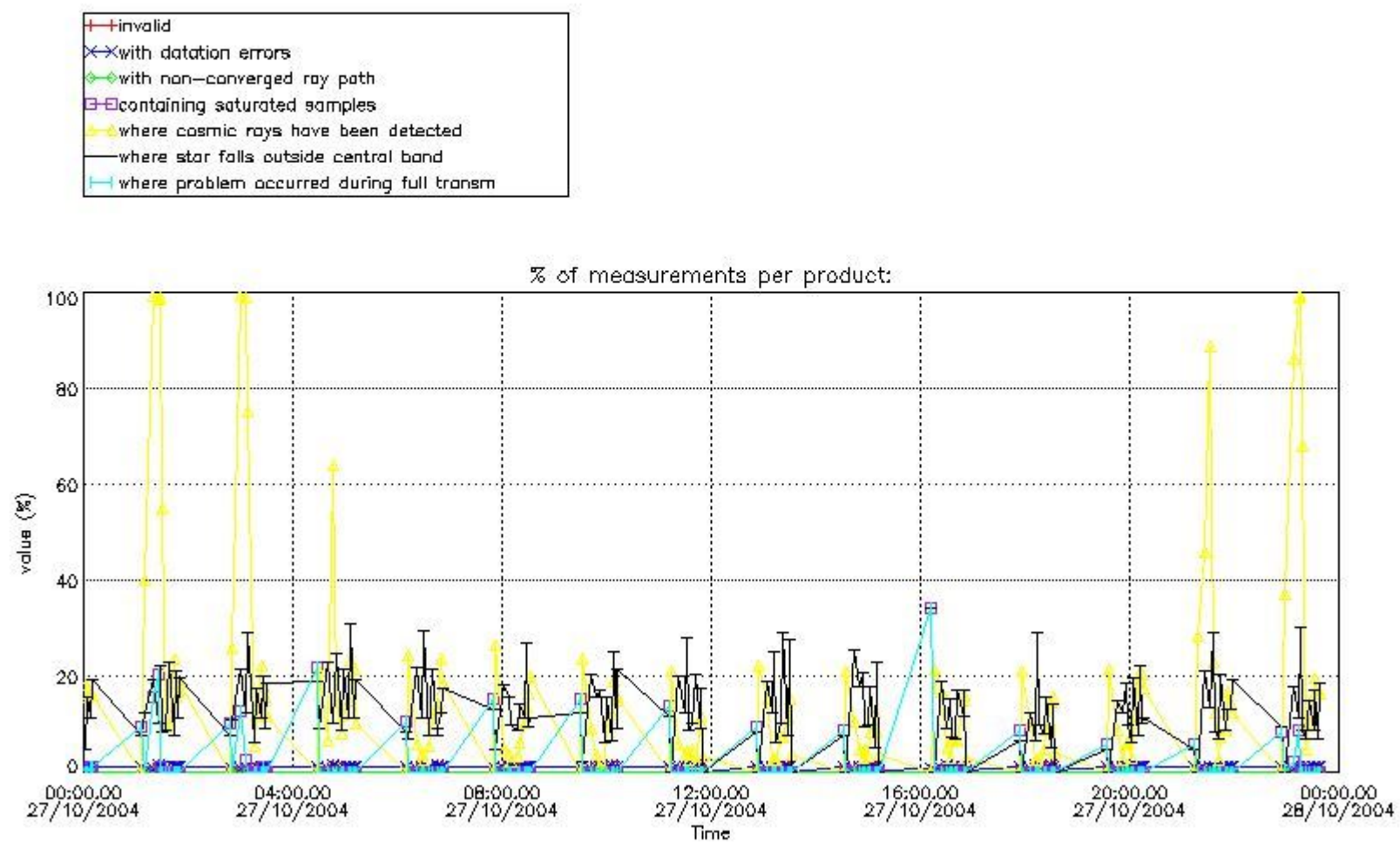


4. Level 1 quality information per product

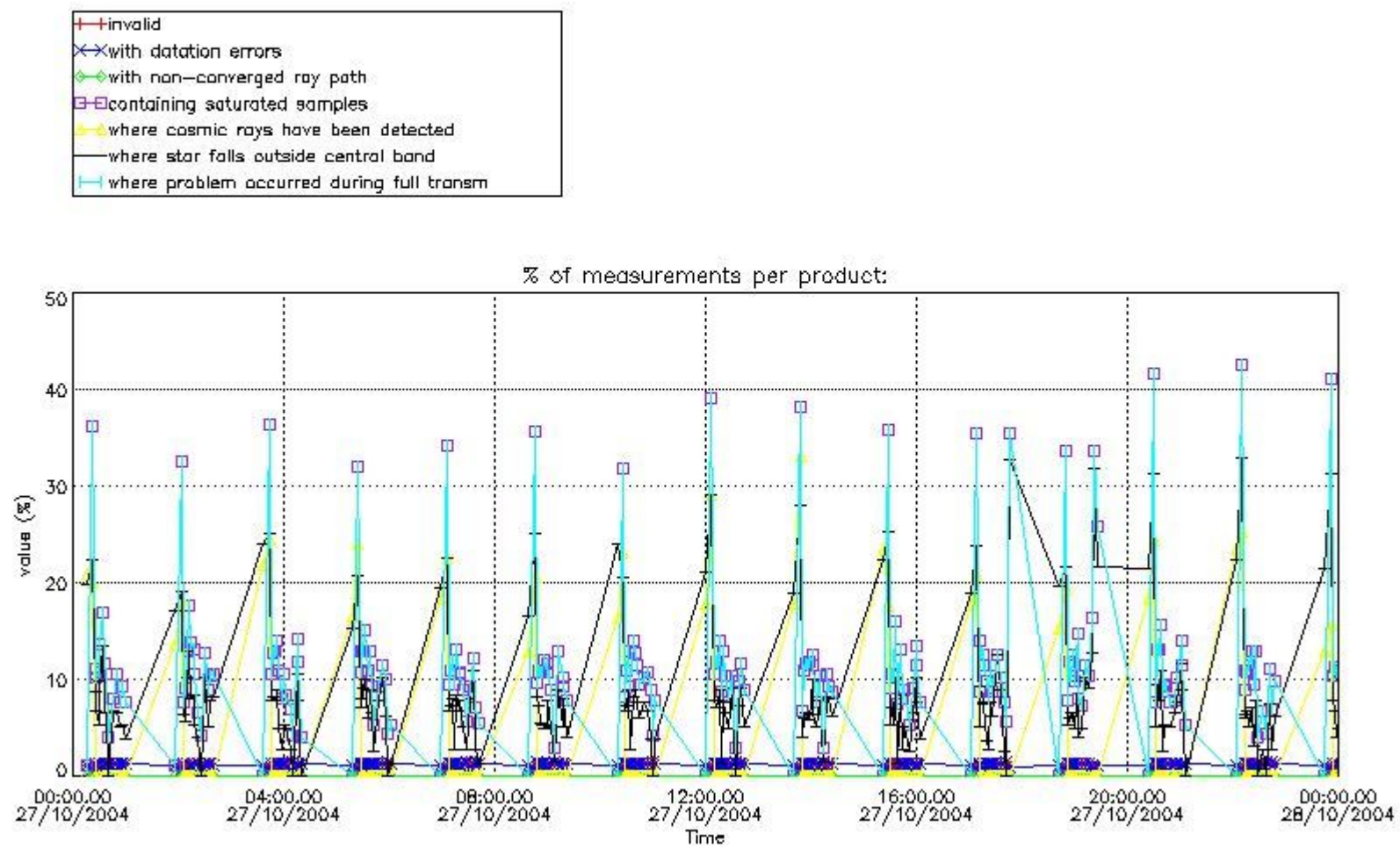
In this section it is plotted some information contained in the Quality Summary data set of the level 2 products that comes from the level 1b processing. Products without errors (error flag in the MPH set to "0") are used.

4.1 Plot quality information per product (time dependant) coming from level 1b processing

4.1.1 Plot level 1 quality information per product (time dependant): ENVISAT ASCENDING passes

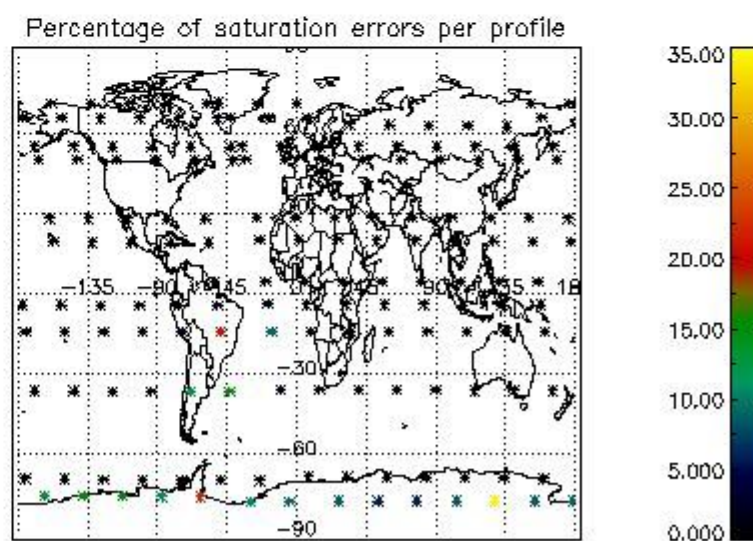
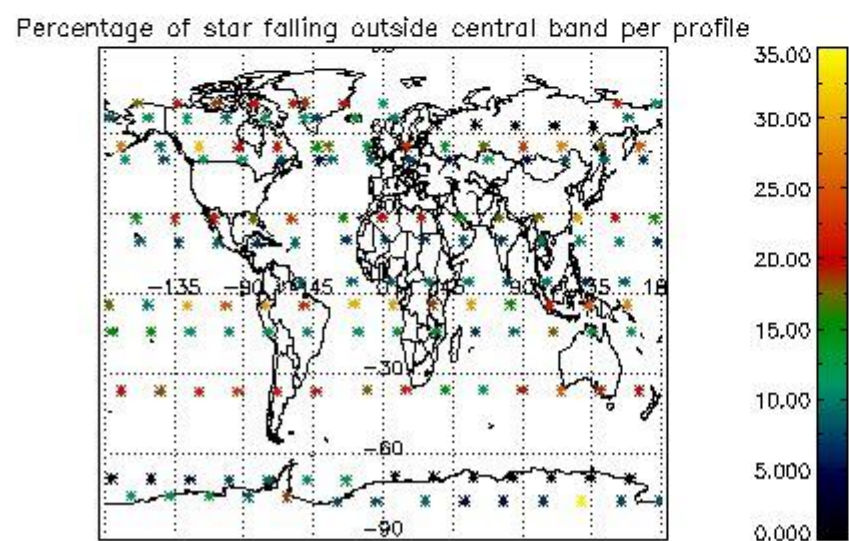
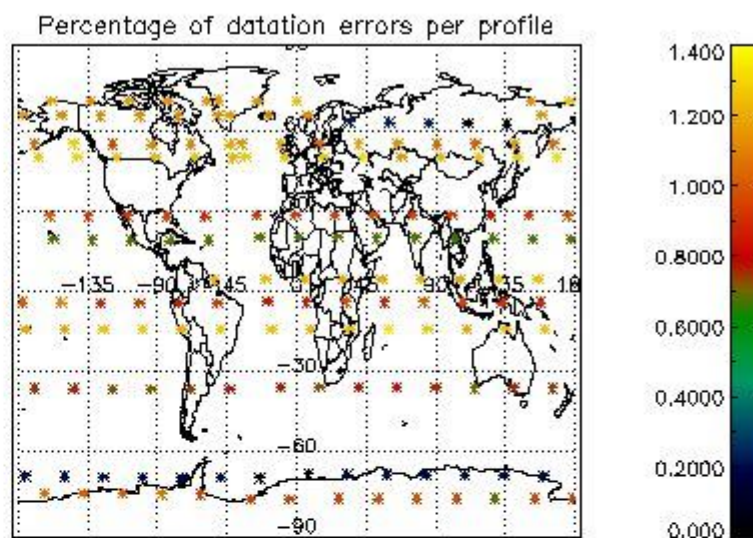
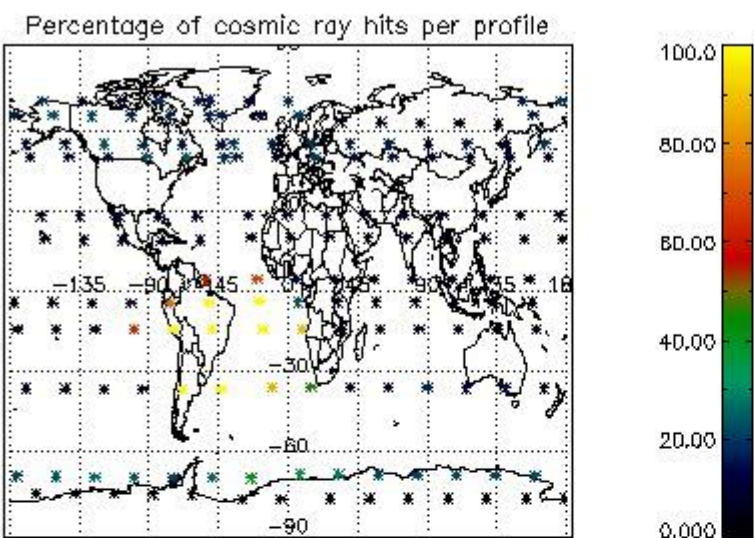


4.1.2 Plot level 1 quality information per product (time dependant): ENVI SAT DESCENDING passes

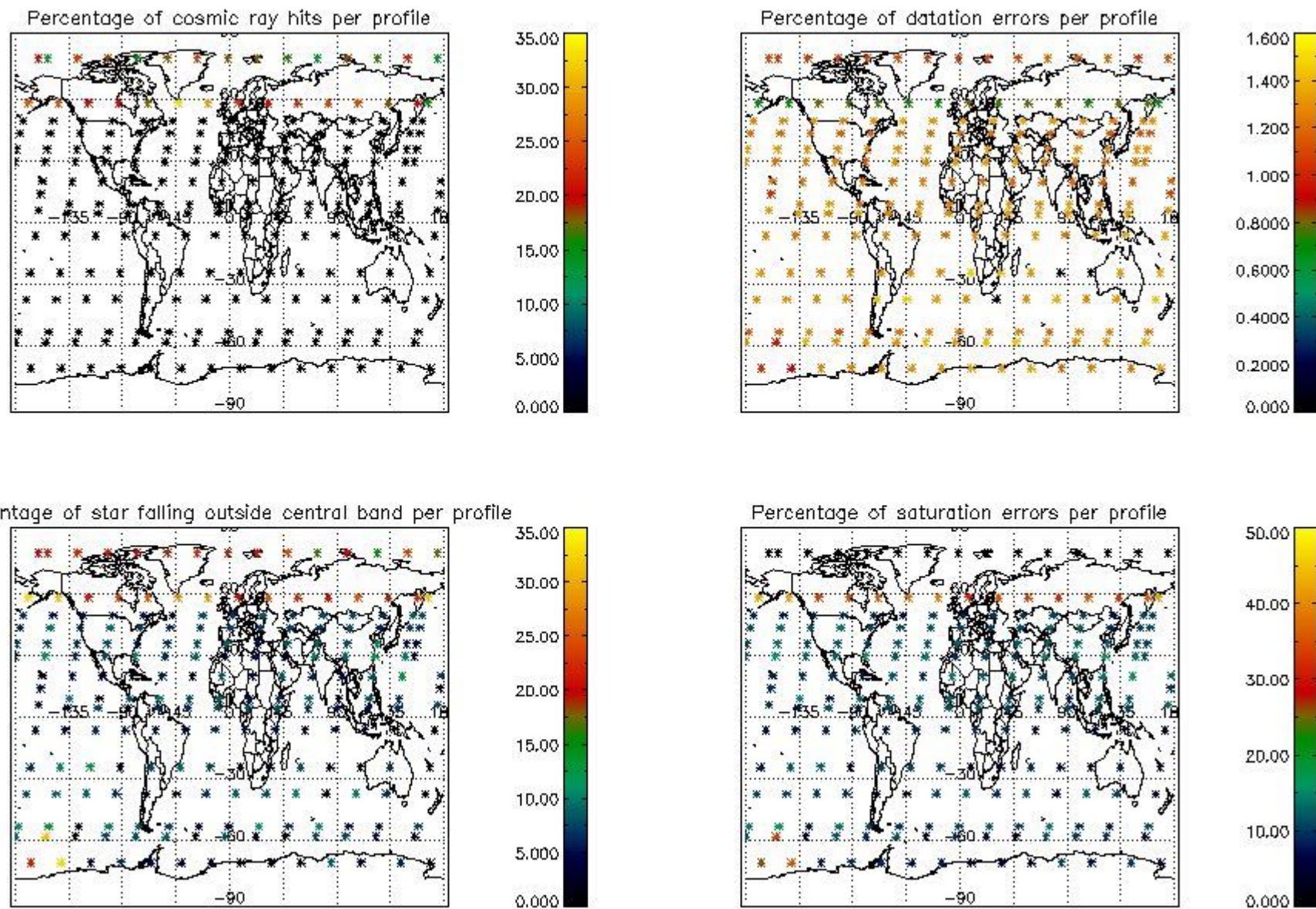


4.2 Plot quality information per product coming from level 1b processing (world map)

4.2.1 Plot level 1 quality information per product (world map): ENVISAT ASCENDING passes



4.2.2 Plot level 1 quality information per product (world map): ENVISAT DESCENDING passes



5. Trace gas profiles

5.1 Ozone statistics based on quality of products

The final quality of the products can be "measured" using the STD (Standard Deviation) attached to every point profile. This information is written to the parameter GOM_NL__2P/NL_LOCAL_SPECIES_DENSITY/o3_std of the level 2 products. The table below shows the statistics for given STD ranges.

The statistics are given with respect to the overall valid production:

- Products without fatal errors: GOM_NL__2P/MPH/PRODUCT_ERR=0
- Valid point profile: GOM_NL__2P/NL_LOCAL_SPECIES_DENSITY/pcd(0)=0

The 'Criteria' is applied to valid points of dark limb products:

- Products in dark limb illumination condition: GOM_NL__2P/NL_SUMMARY_QUALITY/obs_ill_cond=0
- Products without fatal errors: GOM_NL__2P/MPH/PRODUCT_ERR=0
- Valid point profile: GOM_NL__2P/NL_LOCAL_SPECIES_DENSITY/pcd(0)=0

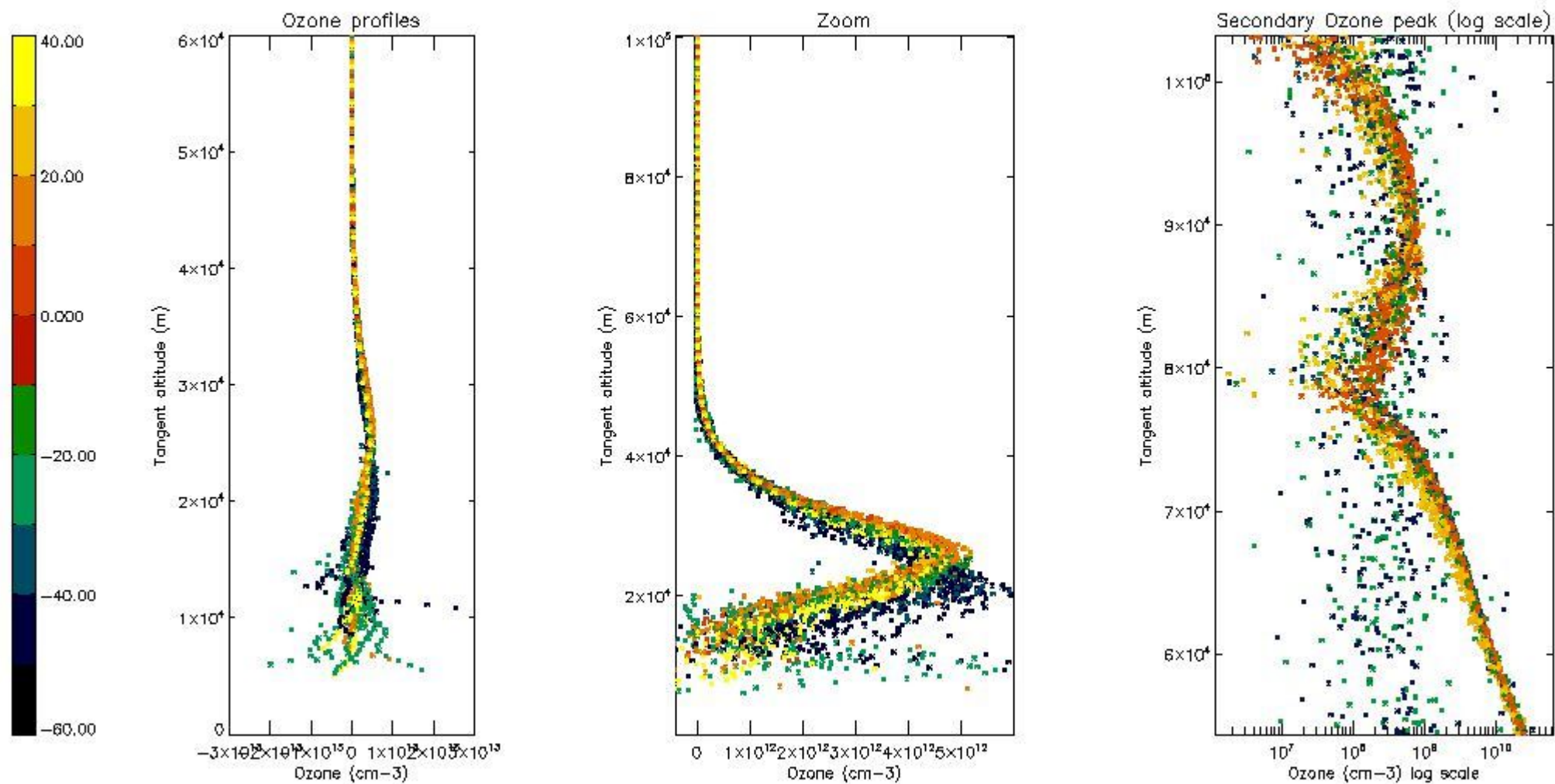
So, the table below shows the percentage of dark limb and valid observations for each criteria with respect to the overall valid daily observations.

Criteria	% of total production
All STD	27
STD < 20	15

STD < 10	13
STD < 5	8

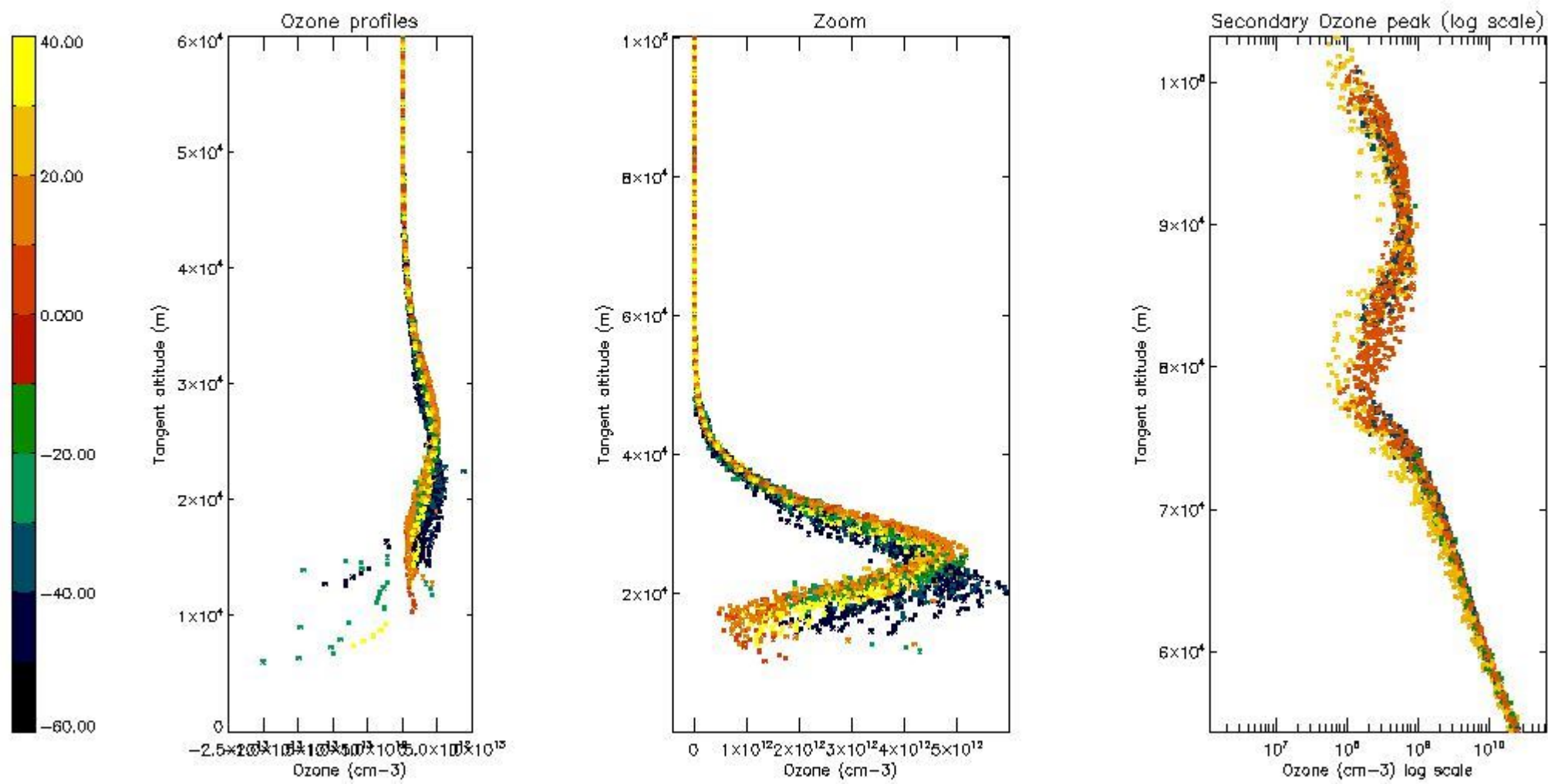
5.2 Plot ozone profiles for all STD (dark without errors)

The colorbar represents the latitude.



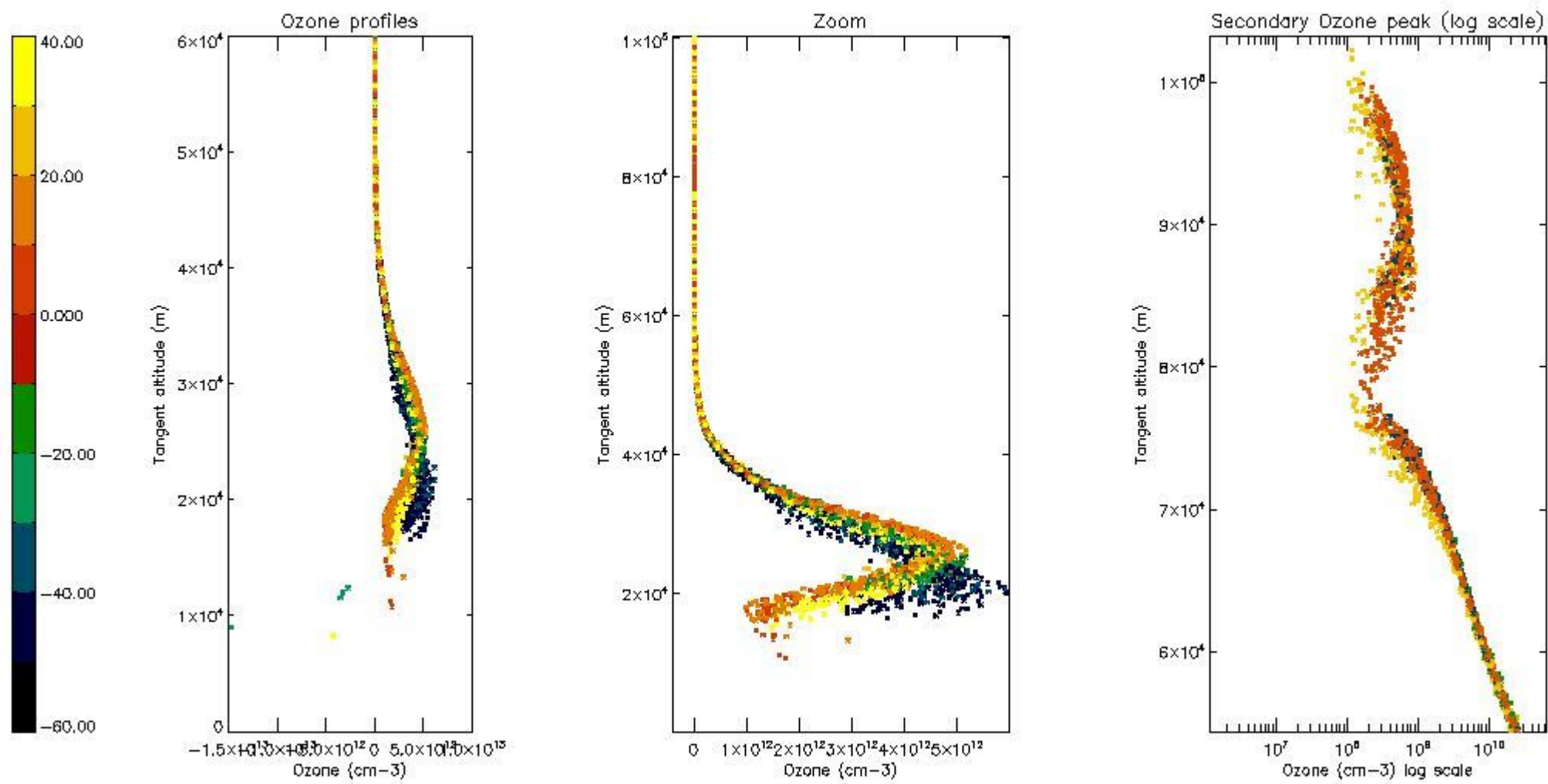
5.3 Plot ozone profiles where STD < 20% (dark without errors)

The colorbar represents the latitude.



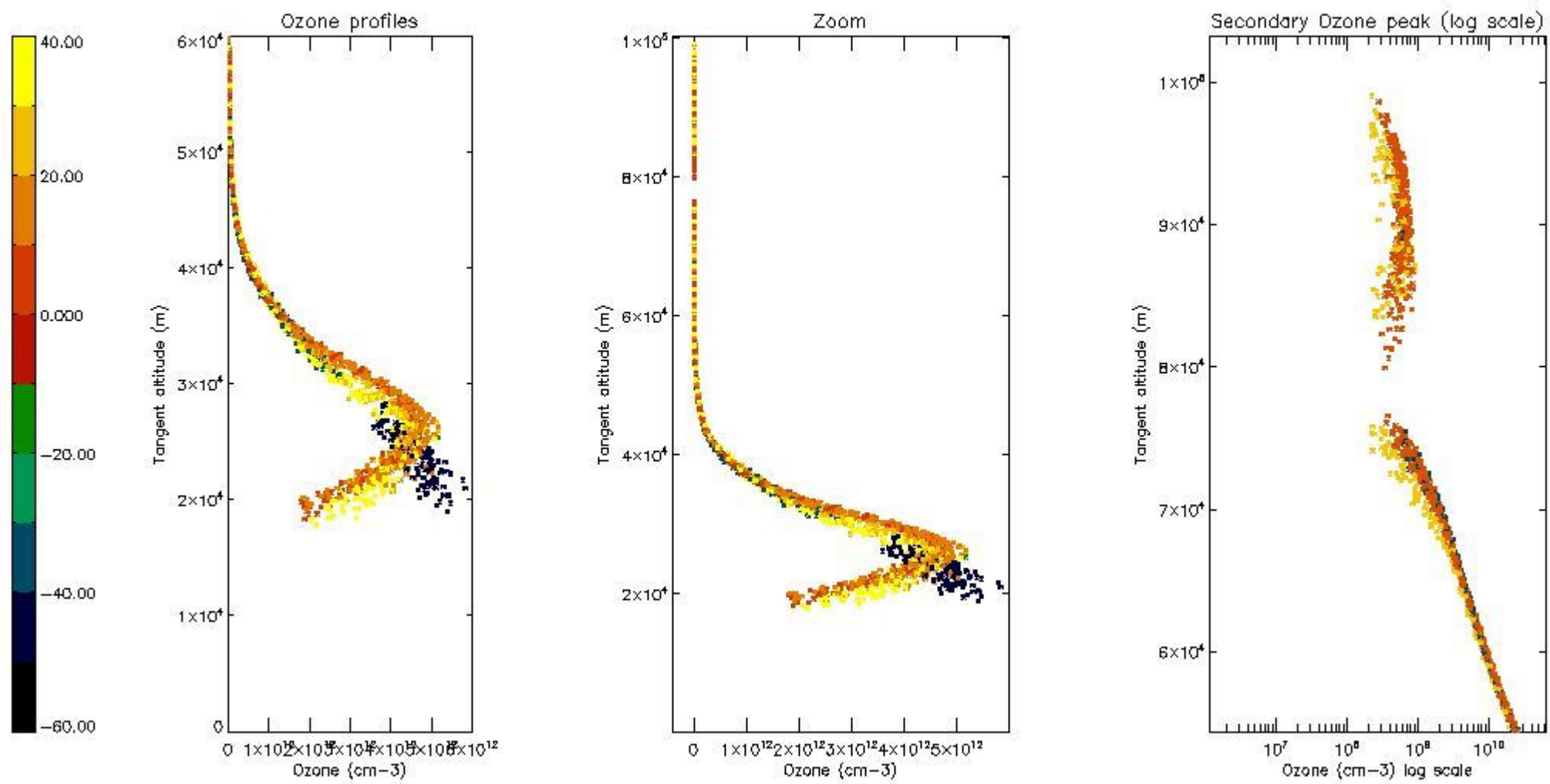
5.4 Plot ozone profiles where STD < 10% (dark without errors)

The colorbar represents the latitude.



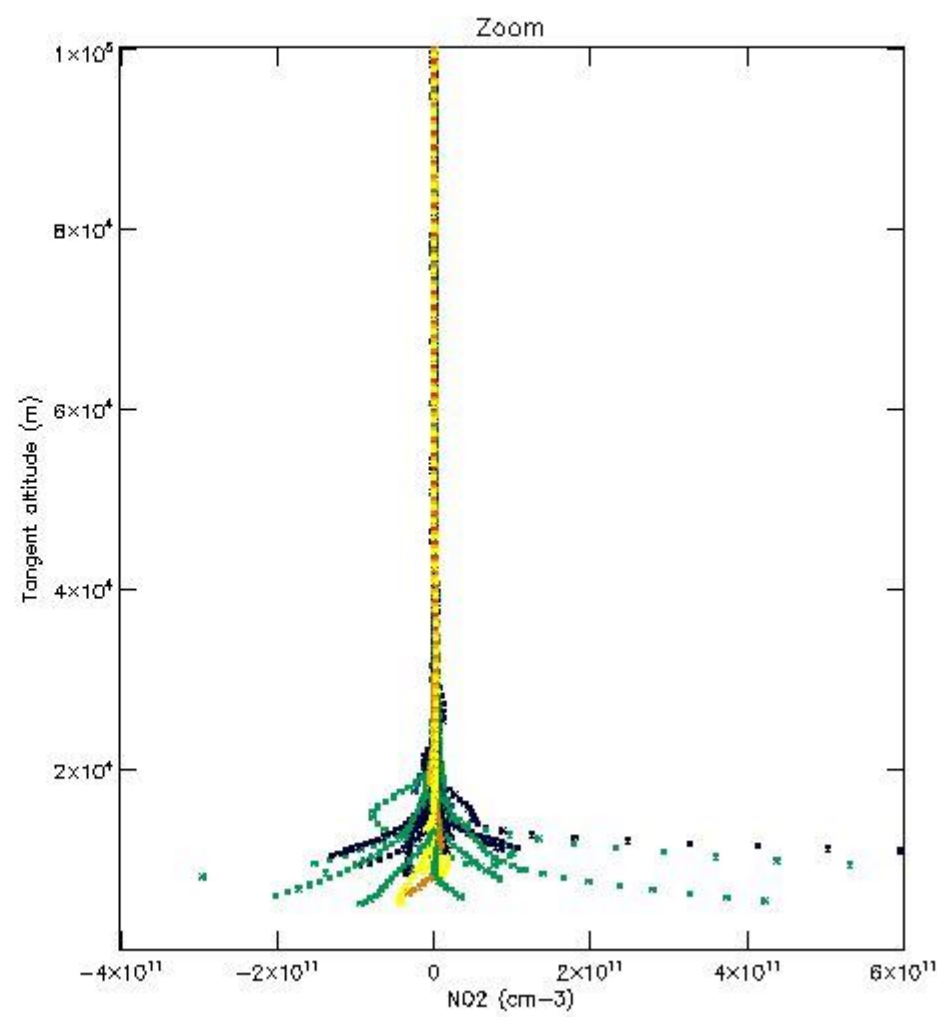
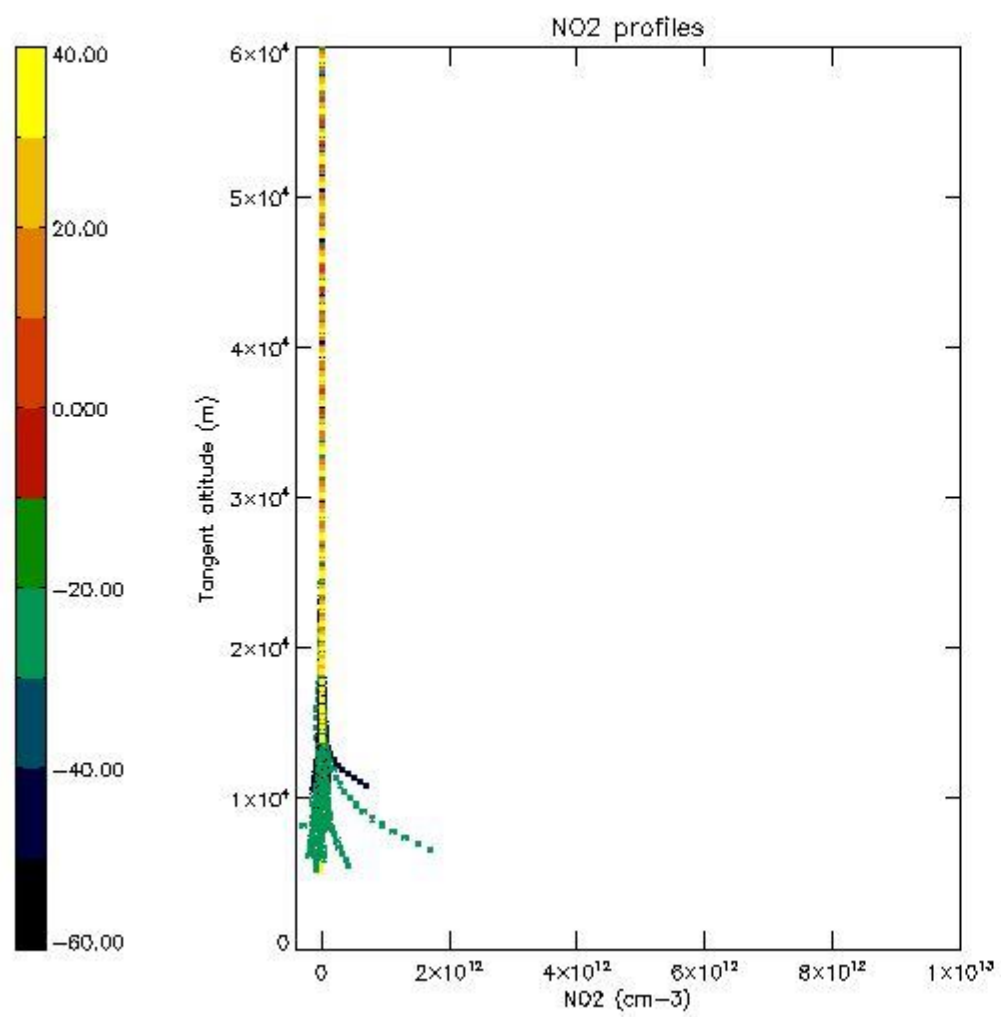
5.5 Plot ozone profiles where STD < 5% (dark without errors)

The colorbar represents the latitude.



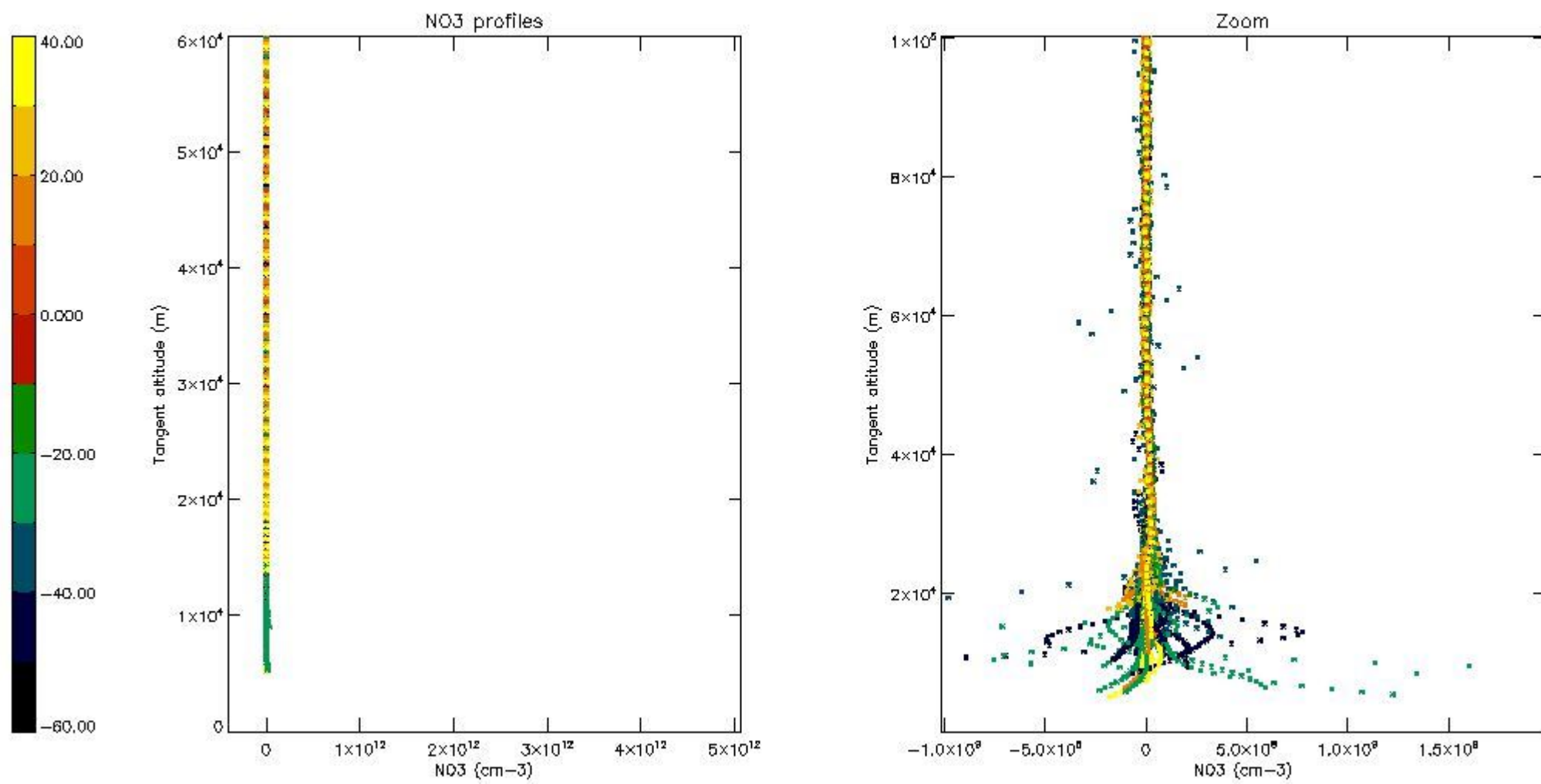
5.6 Plot NO₂ profiles for all STD (dark without errors)

The colorbar represents the latitude.



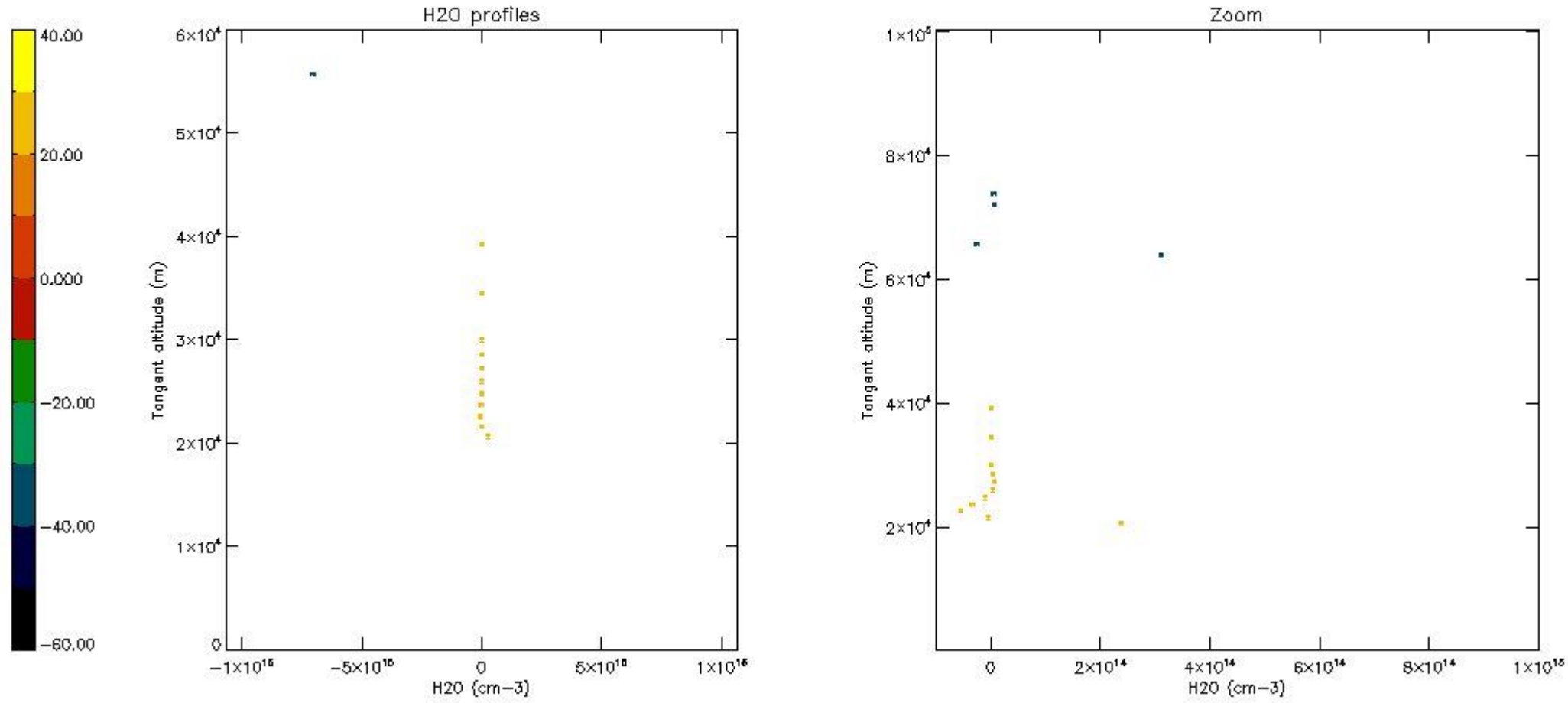
5.7 Plot NO3 profiles for all STD (dark without errors)

The colorbar represents the latitude.



5.8 Plot H2O profiles for all STD (only for occultations of stars 1,2,3,4,13,14,16,26,63 dark without errors)

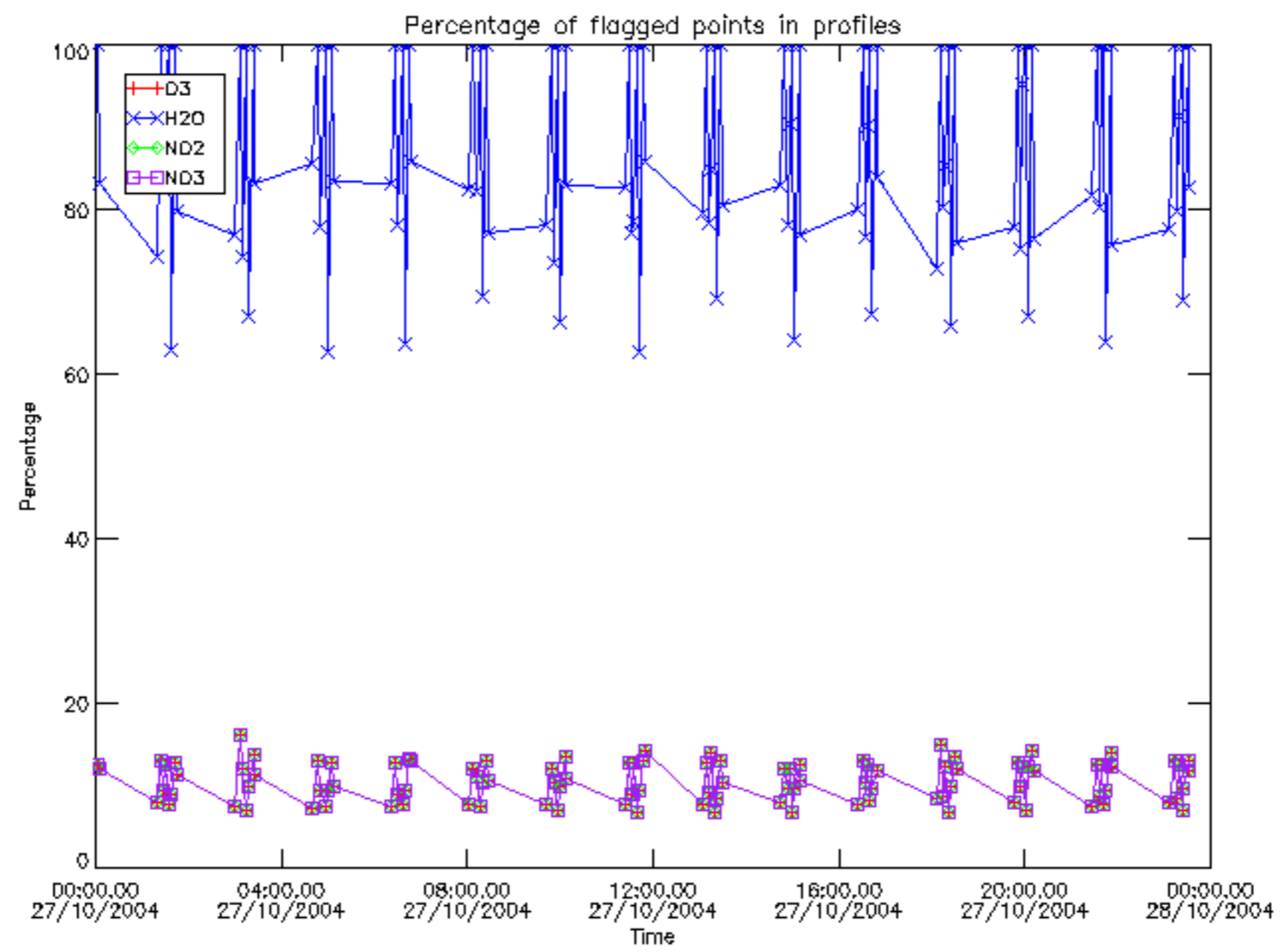
The colorbar represents the latitude.



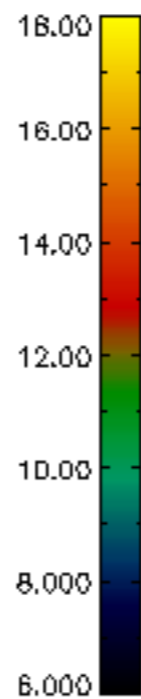
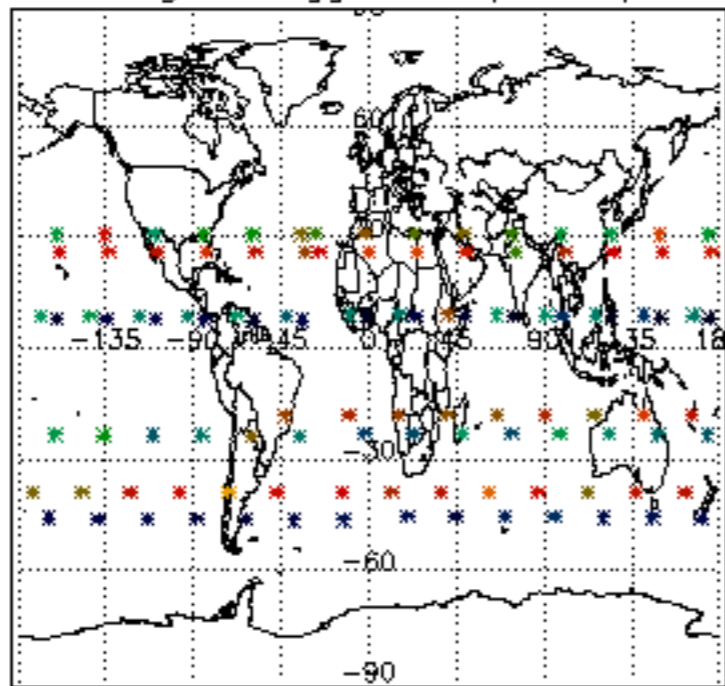
6. Auxiliary Data Files used for the production reported in section 2

The number reported in the third column indicates since which file (see list in section 2) the corresponding auxiliary file has been used. The fourth column is the date of those product files.

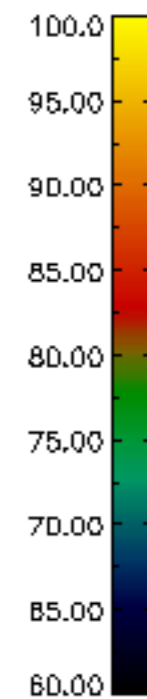
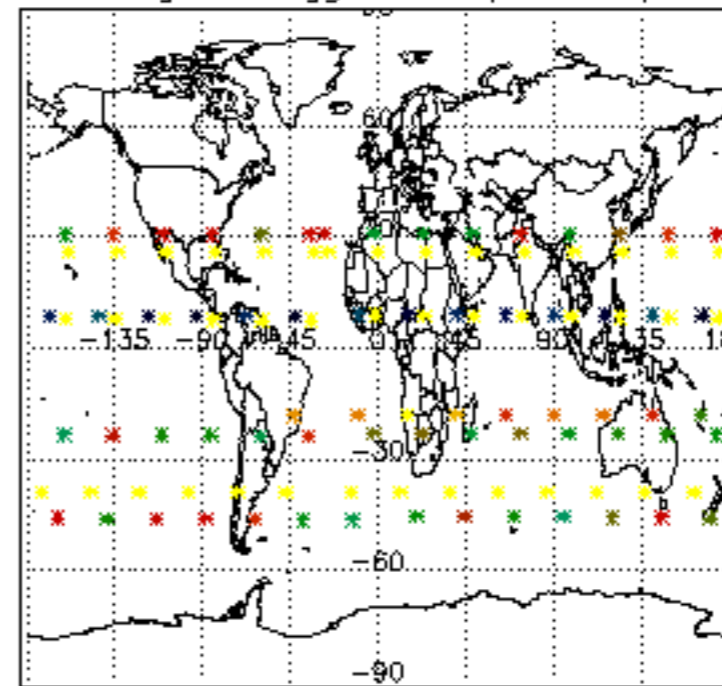
Type	Auxiliary Filename	Used since product	Used since product date
INST_PHYS_CHARACTERISTICS	GOM_INS_AXVIEC20091111_143220_20030716_120000_20500101_000000	1	27-OCT-2004 00:02:58
LEVEL-2_PROC_CONFIG	GOM_PR2_AXVIEC20091111_152718_20020301_000000_20500101_000000	1	27-OCT-2004 00:02:58
CROSS_SECTIONS_FILE	GOM_CRS_AXVIEC20091111_154832_20020301_000000_20500101_000000	1	27-OCT-2004 00:02:58



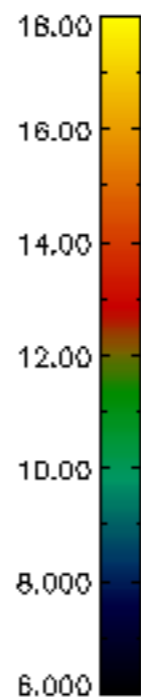
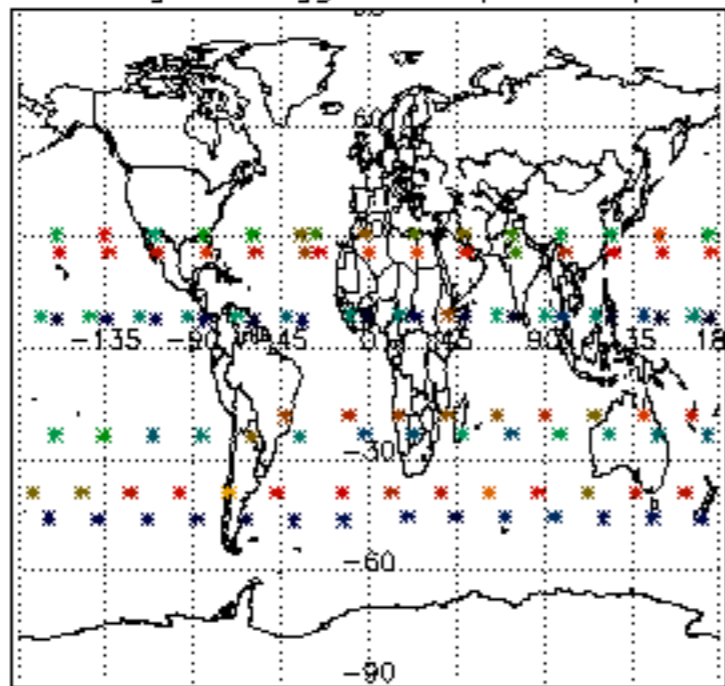
Percentage of flagged data per D3 profile



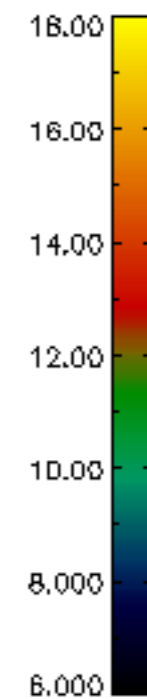
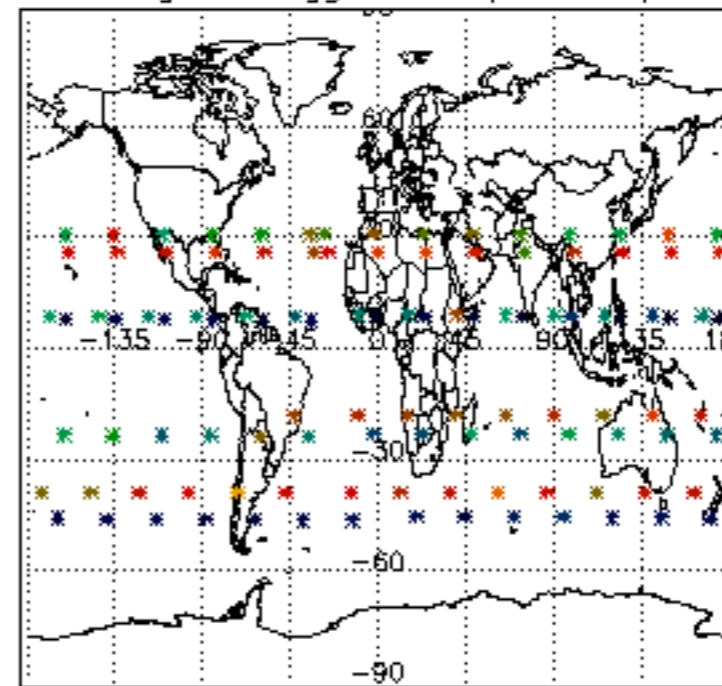
Percentage of flagged data per H2O profile

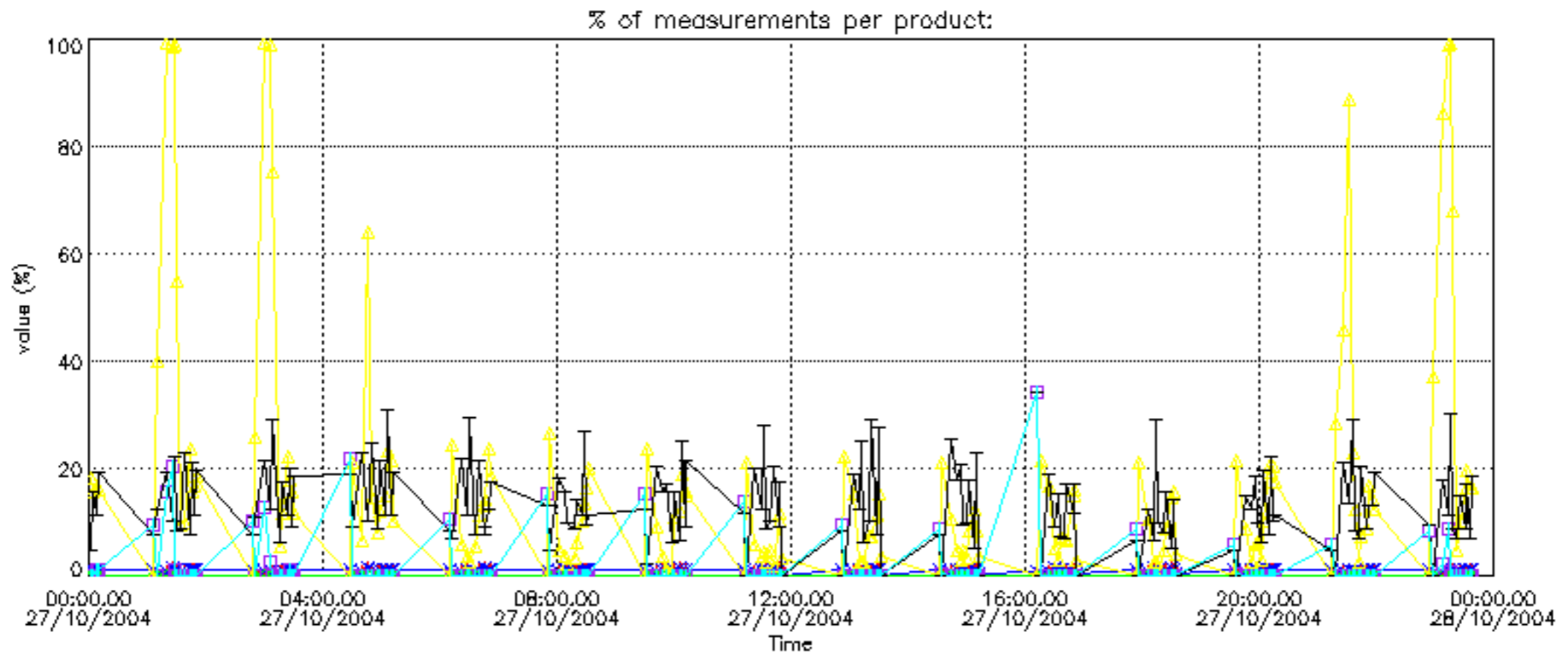


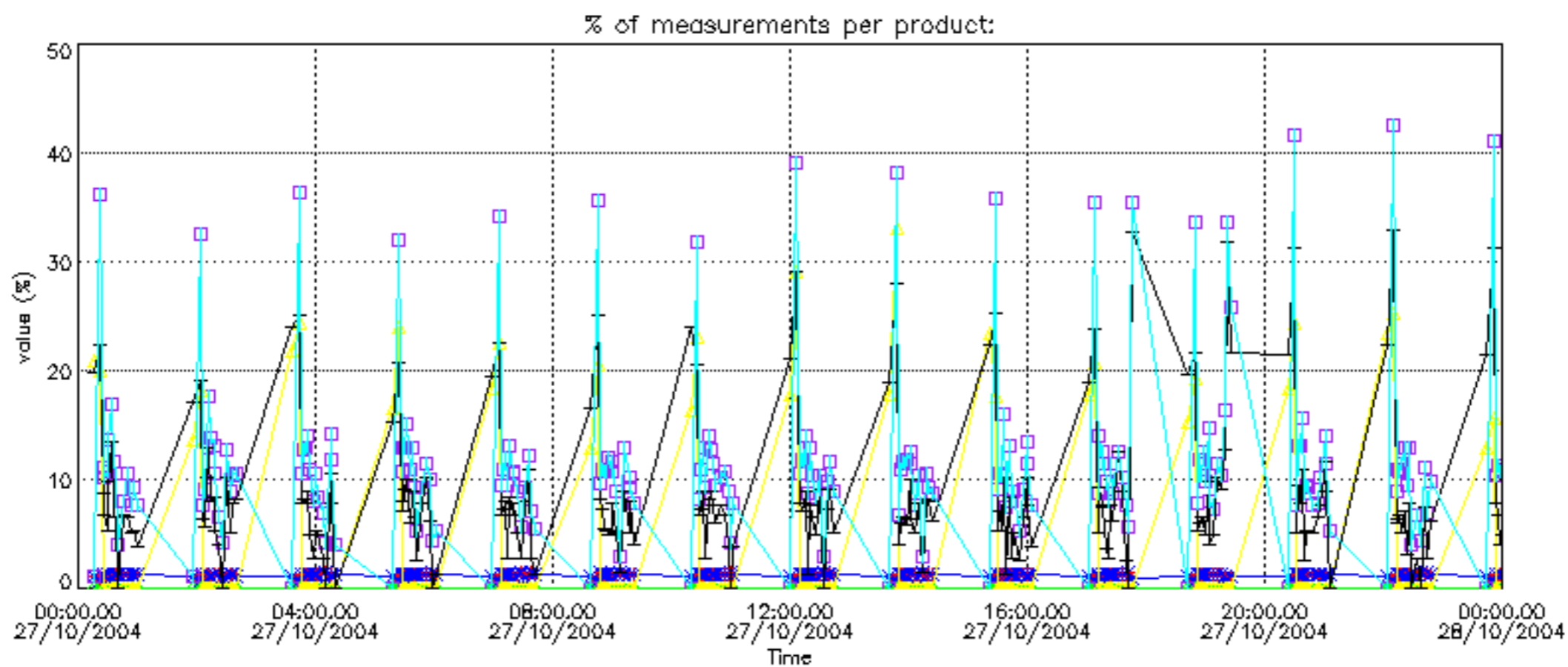
Percentage of flagged data per NO2 profile



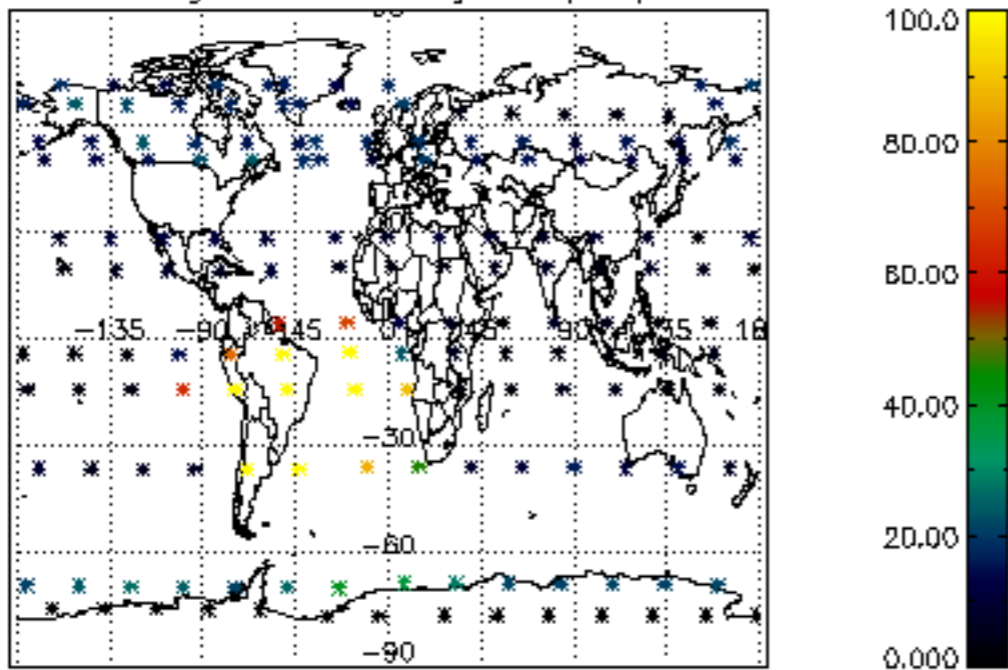
Percentage of flagged data per NO3 profile



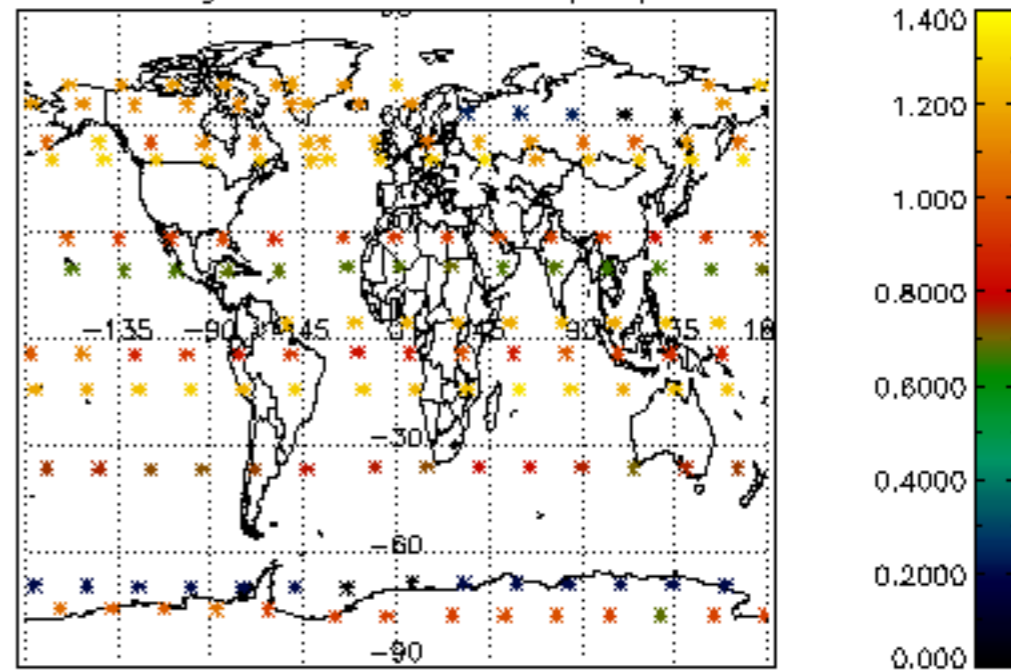




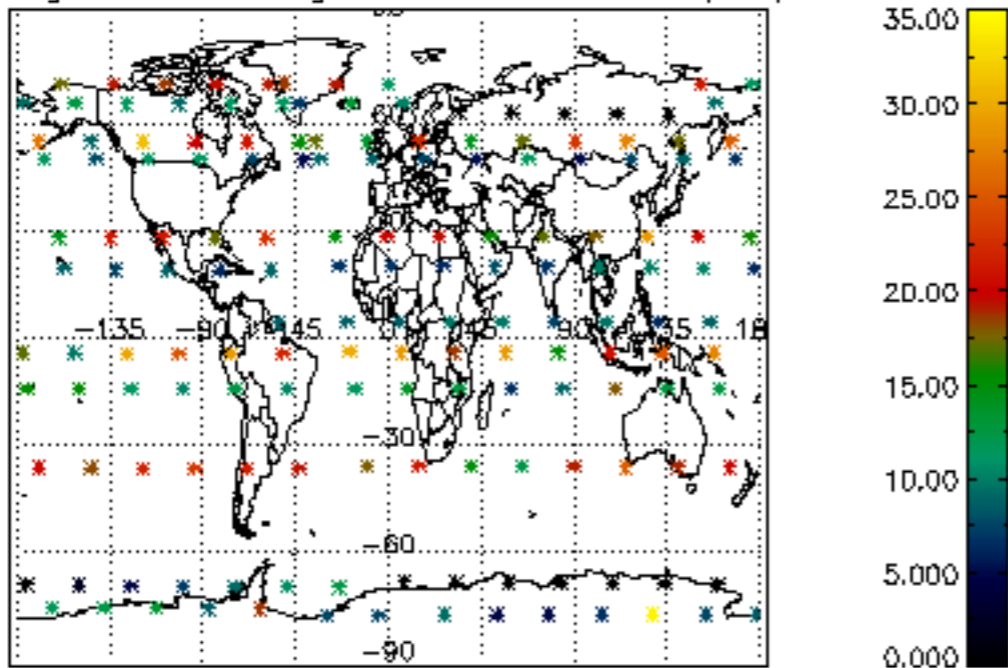
Percentage of cosmic ray hits per profile



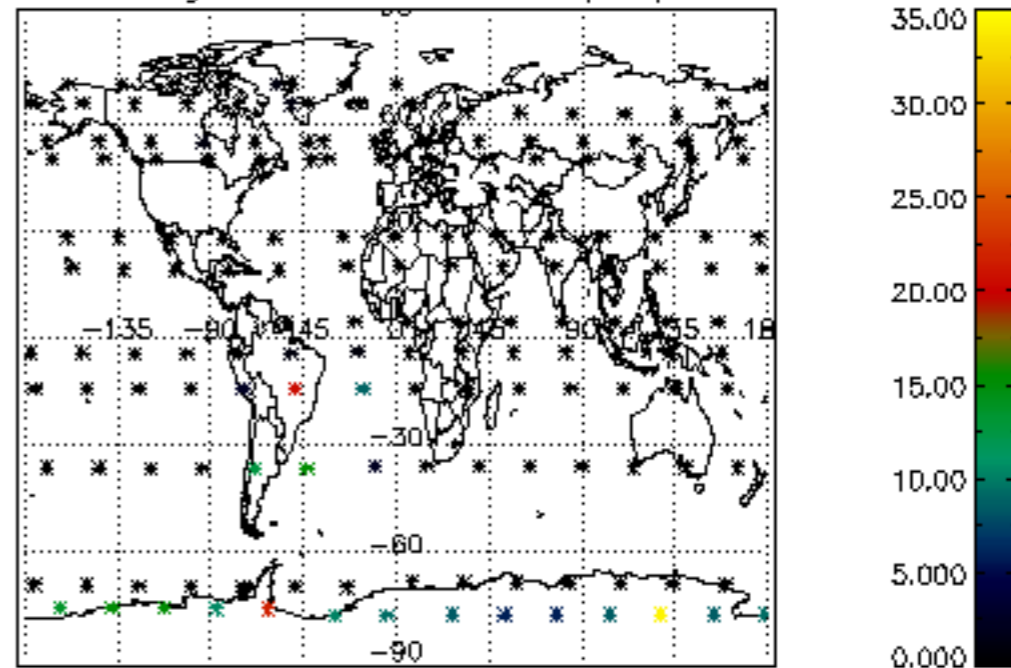
Percentage of datation errors per profile



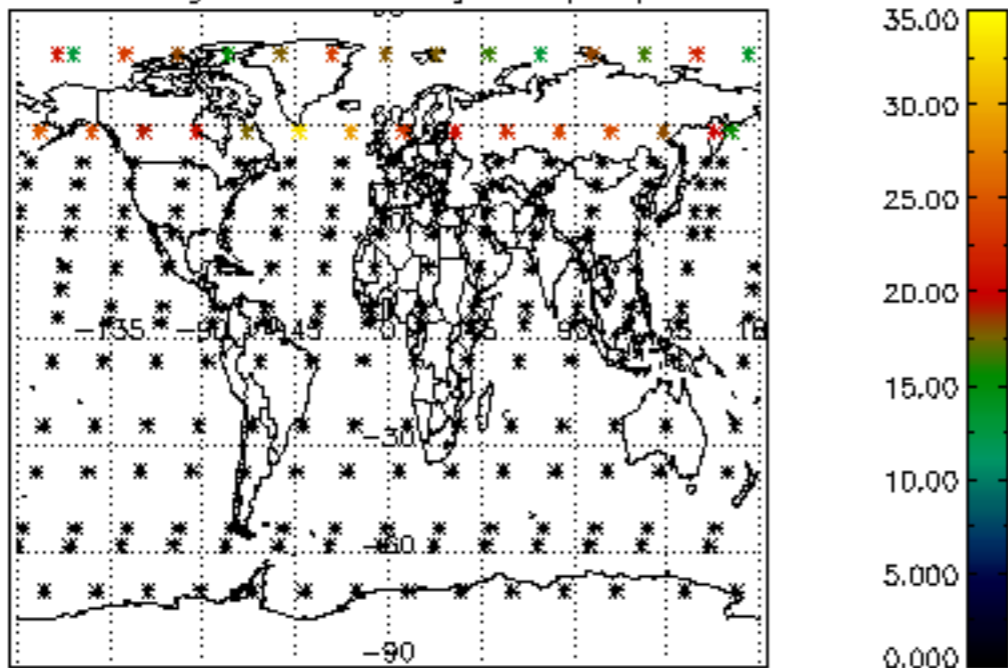
Percentage of star falling outside central band per profile



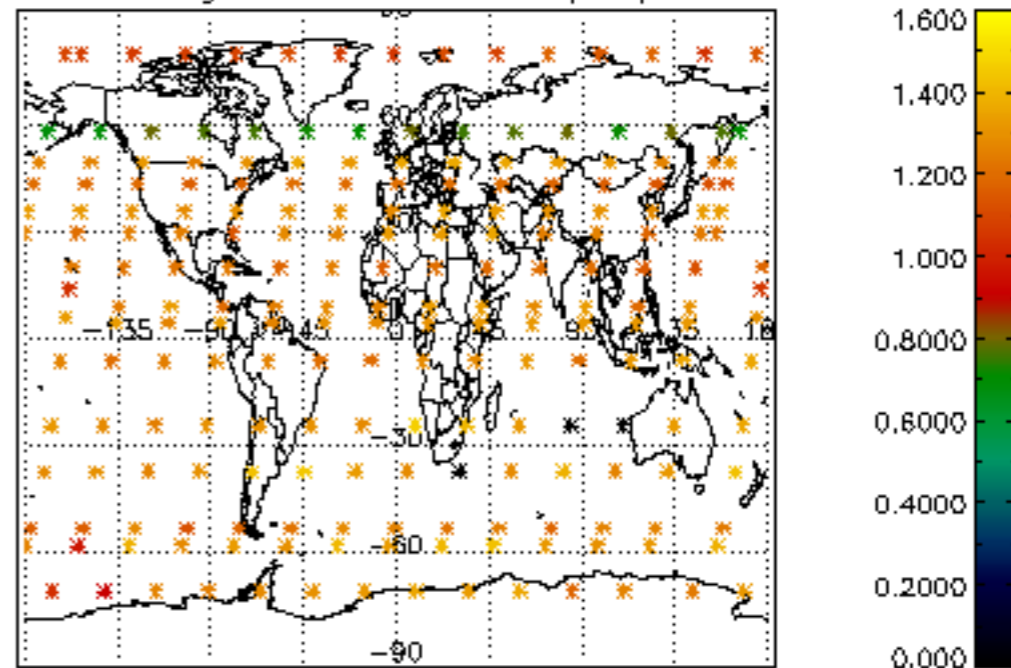
Percentage of saturation errors per profile



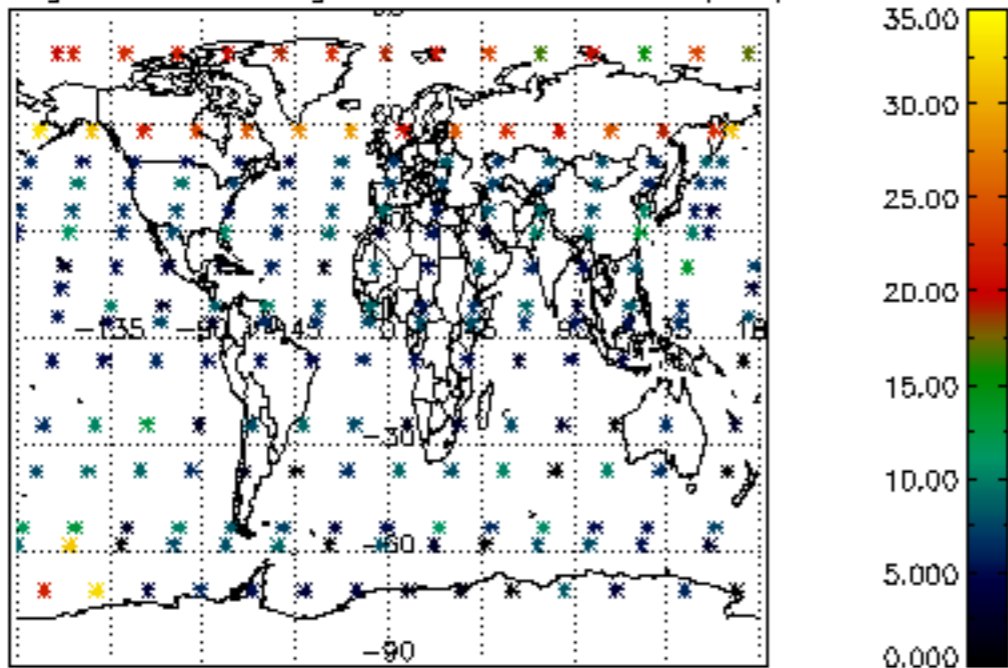
Percentage of cosmic ray hits per profile



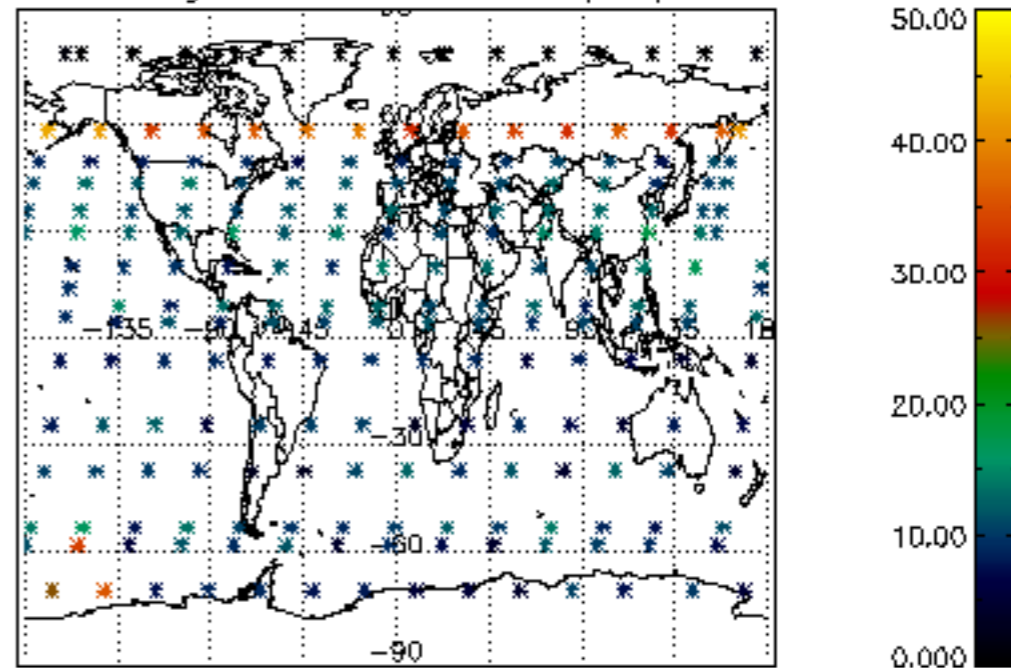
Percentage of datation errors per profile

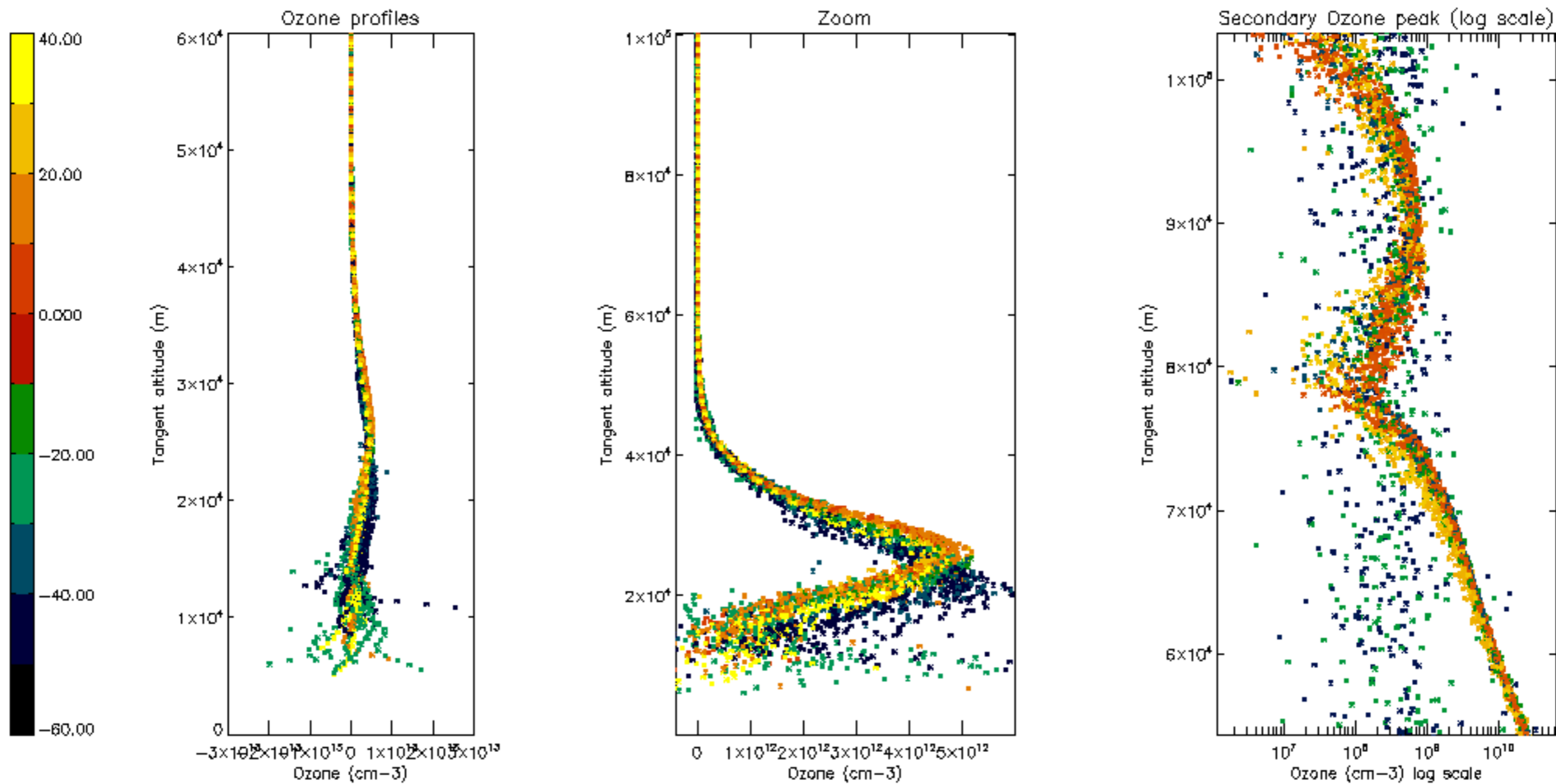


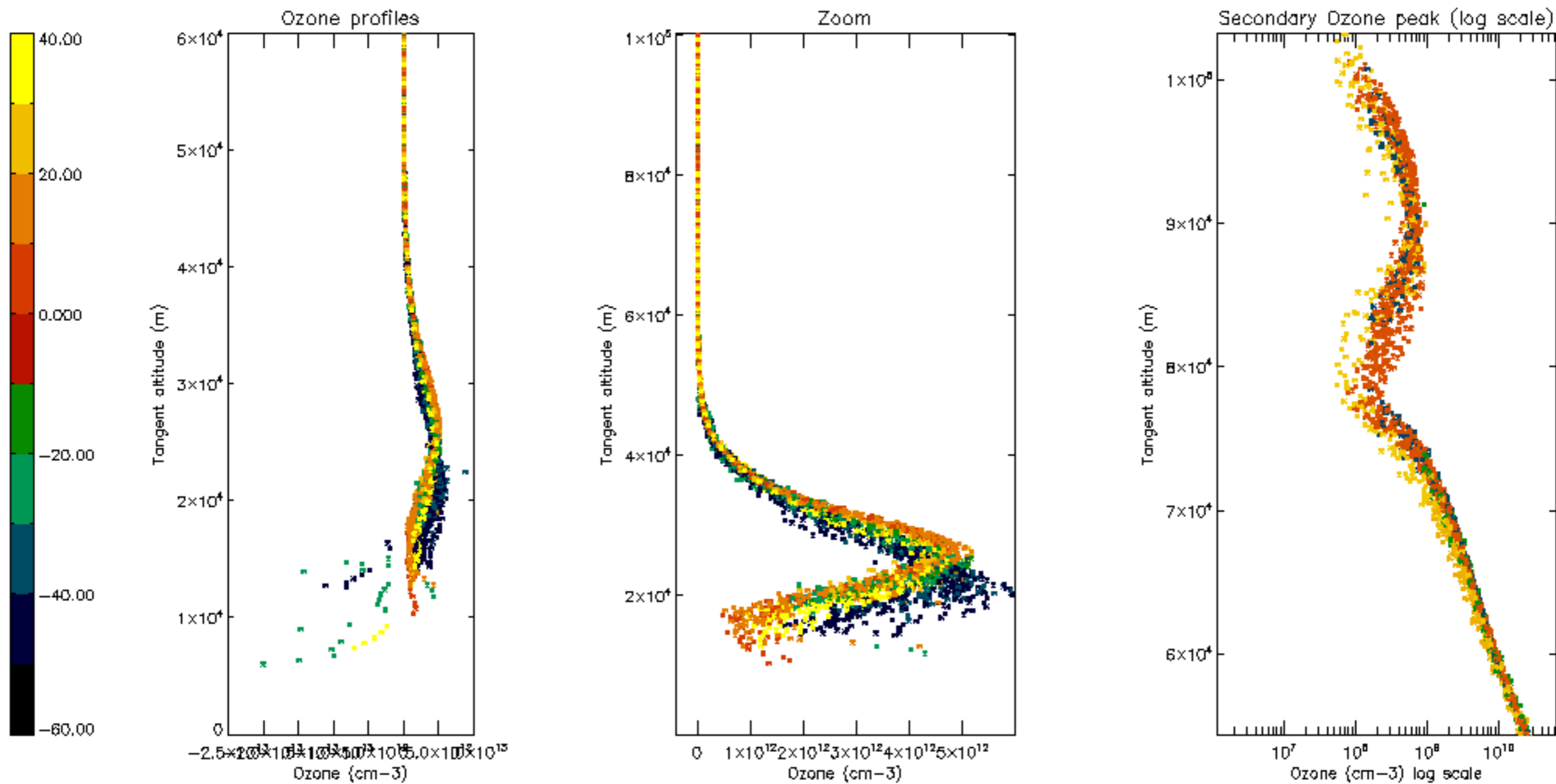
Percentage of star falling outside central band per profile

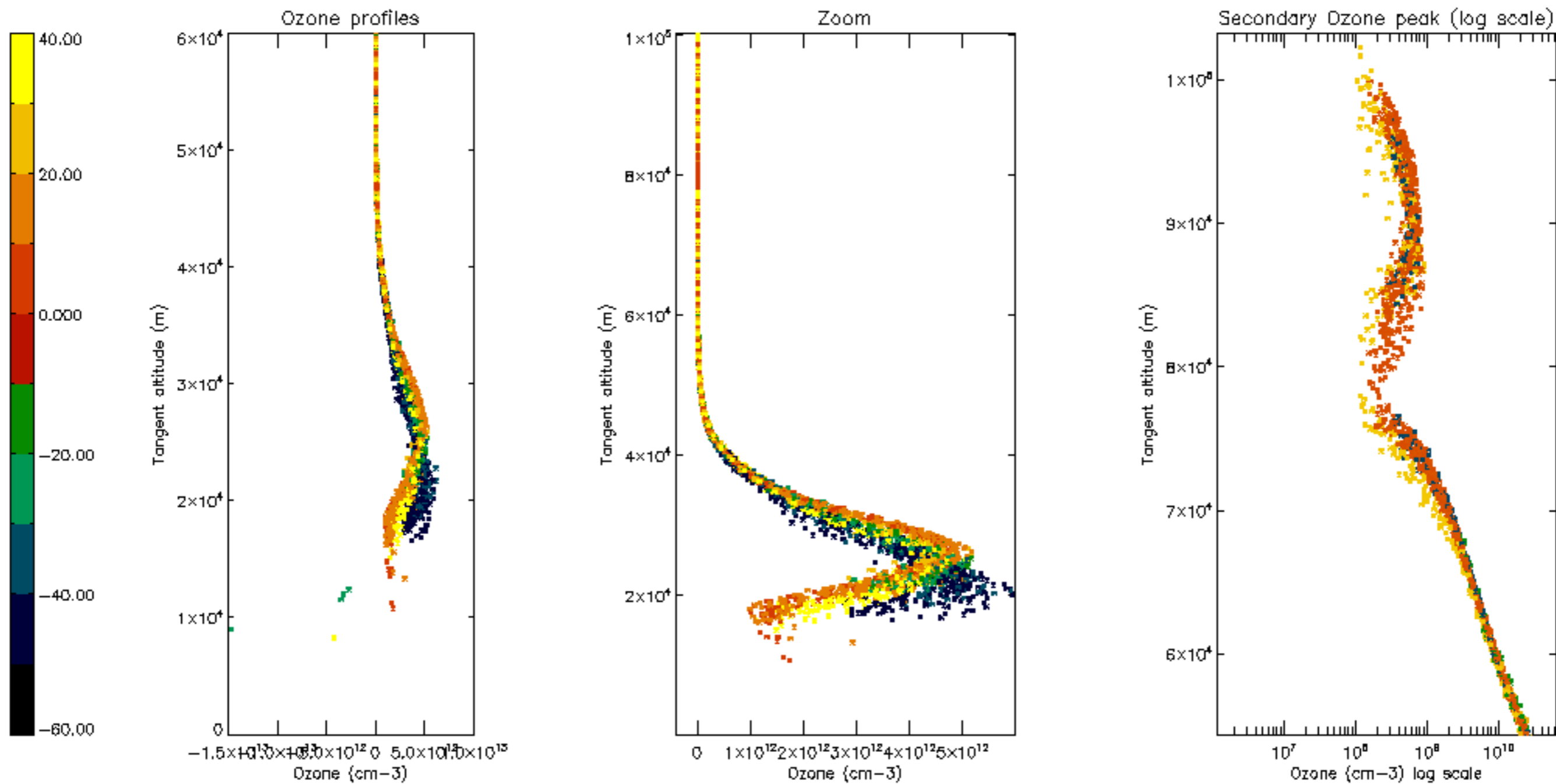


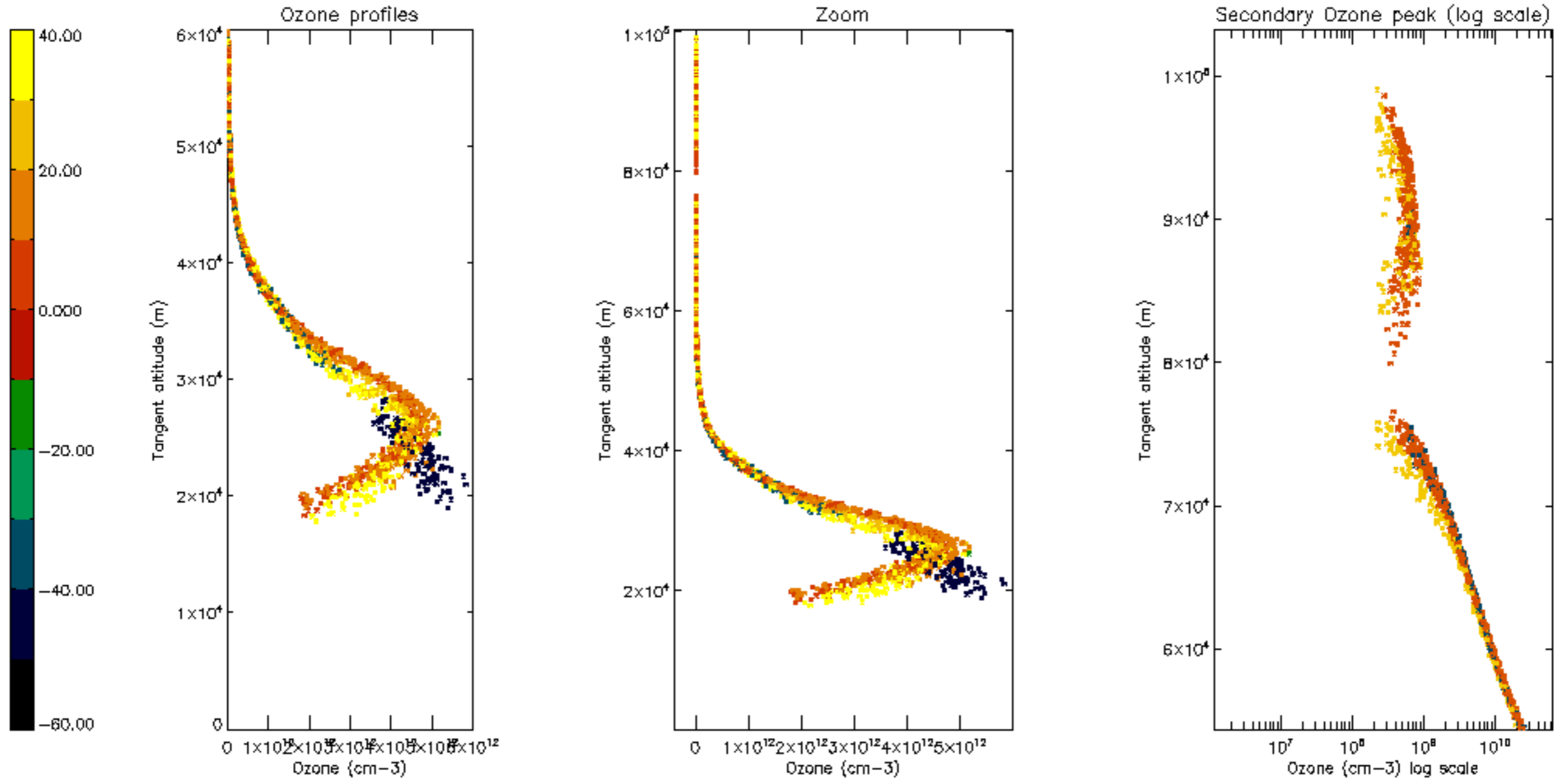
Percentage of saturation errors per profile

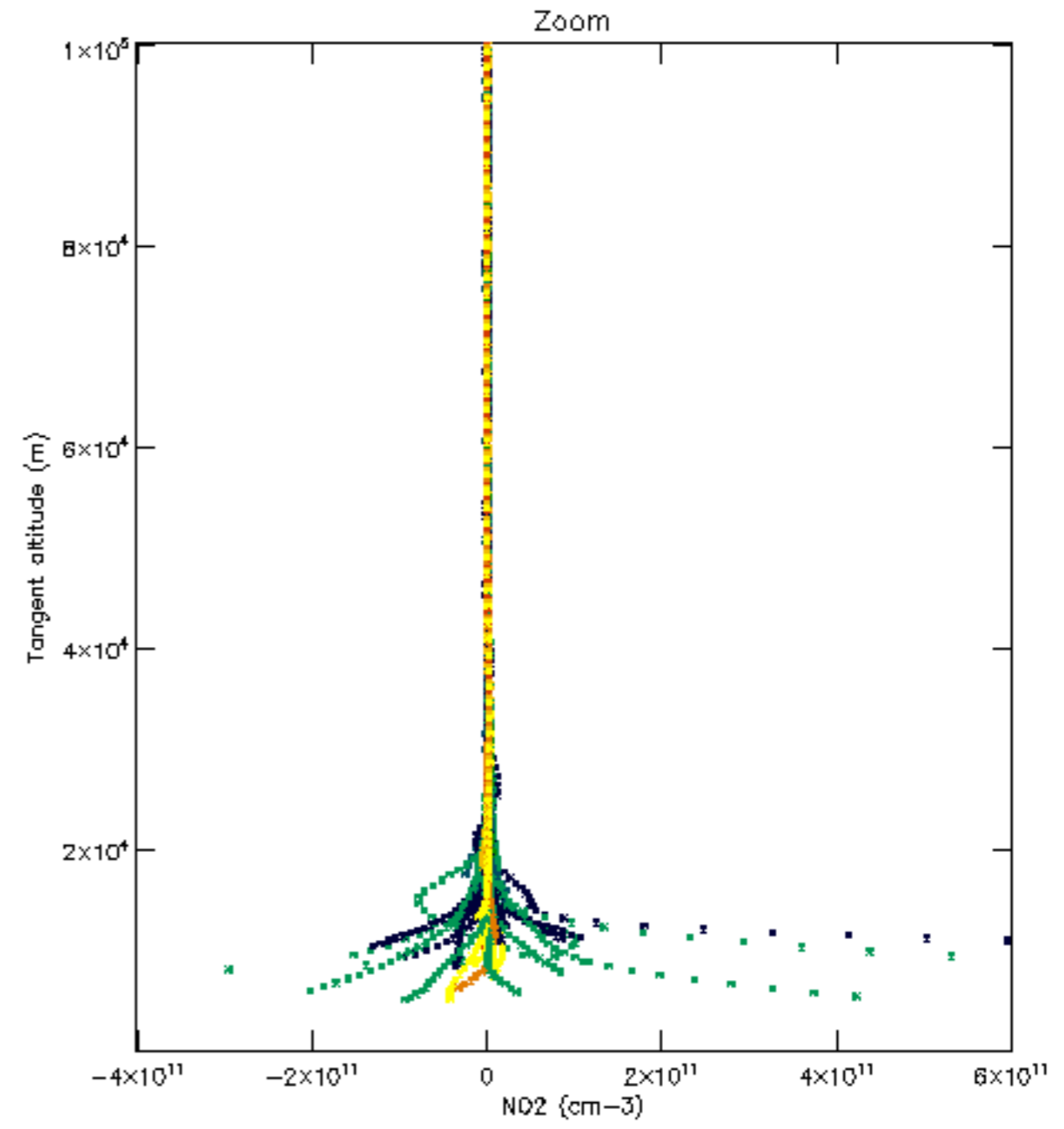
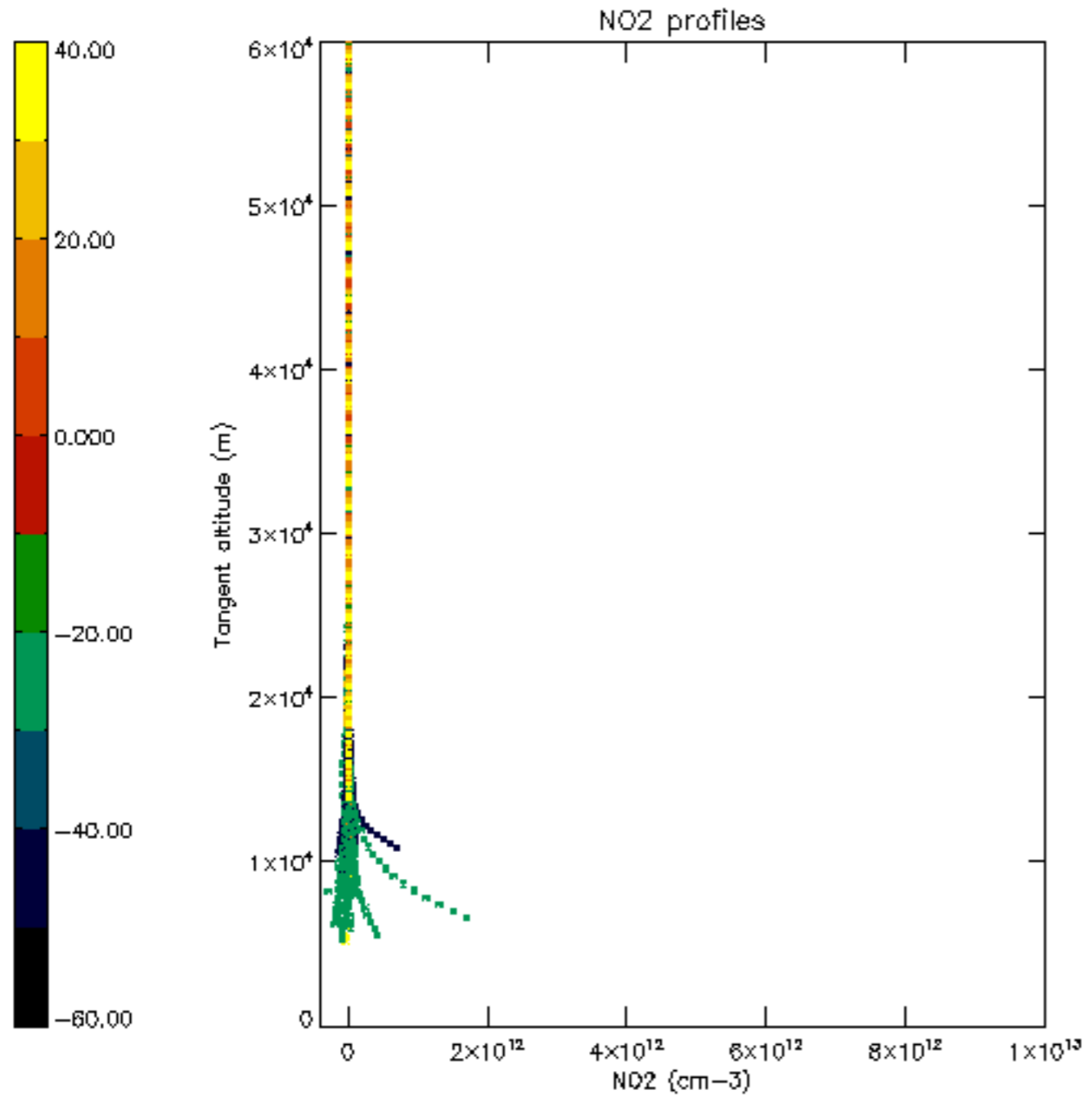


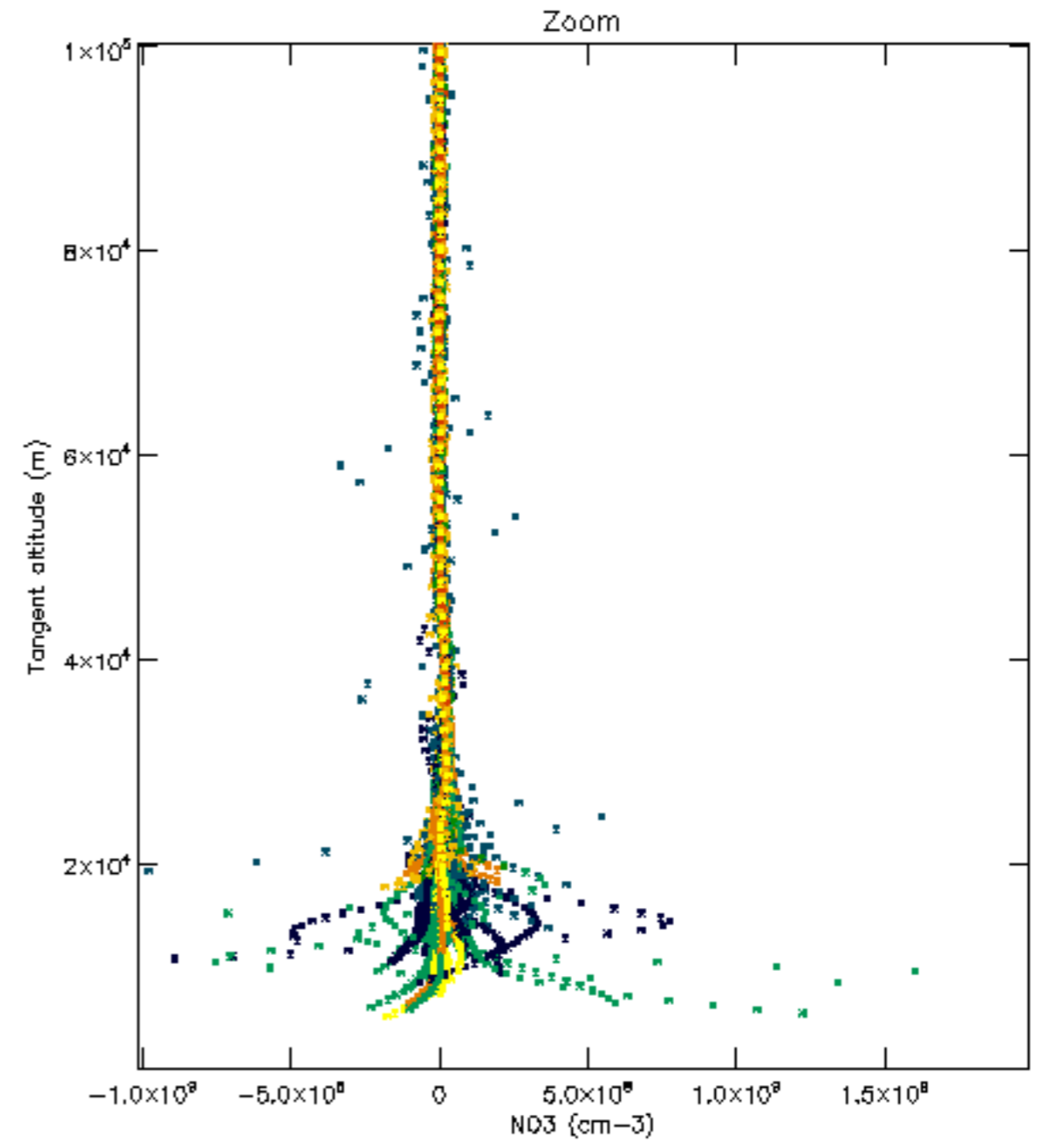
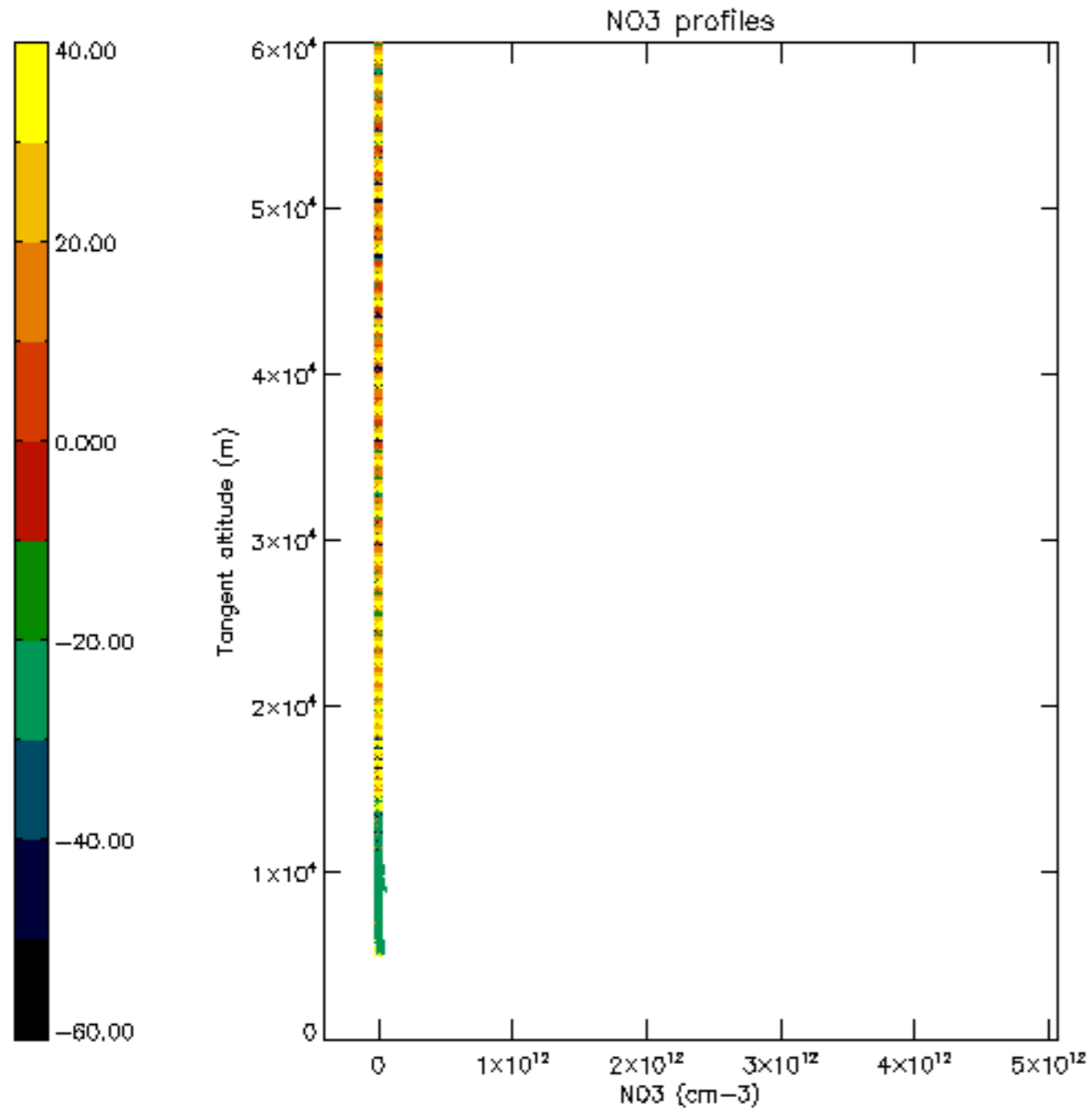


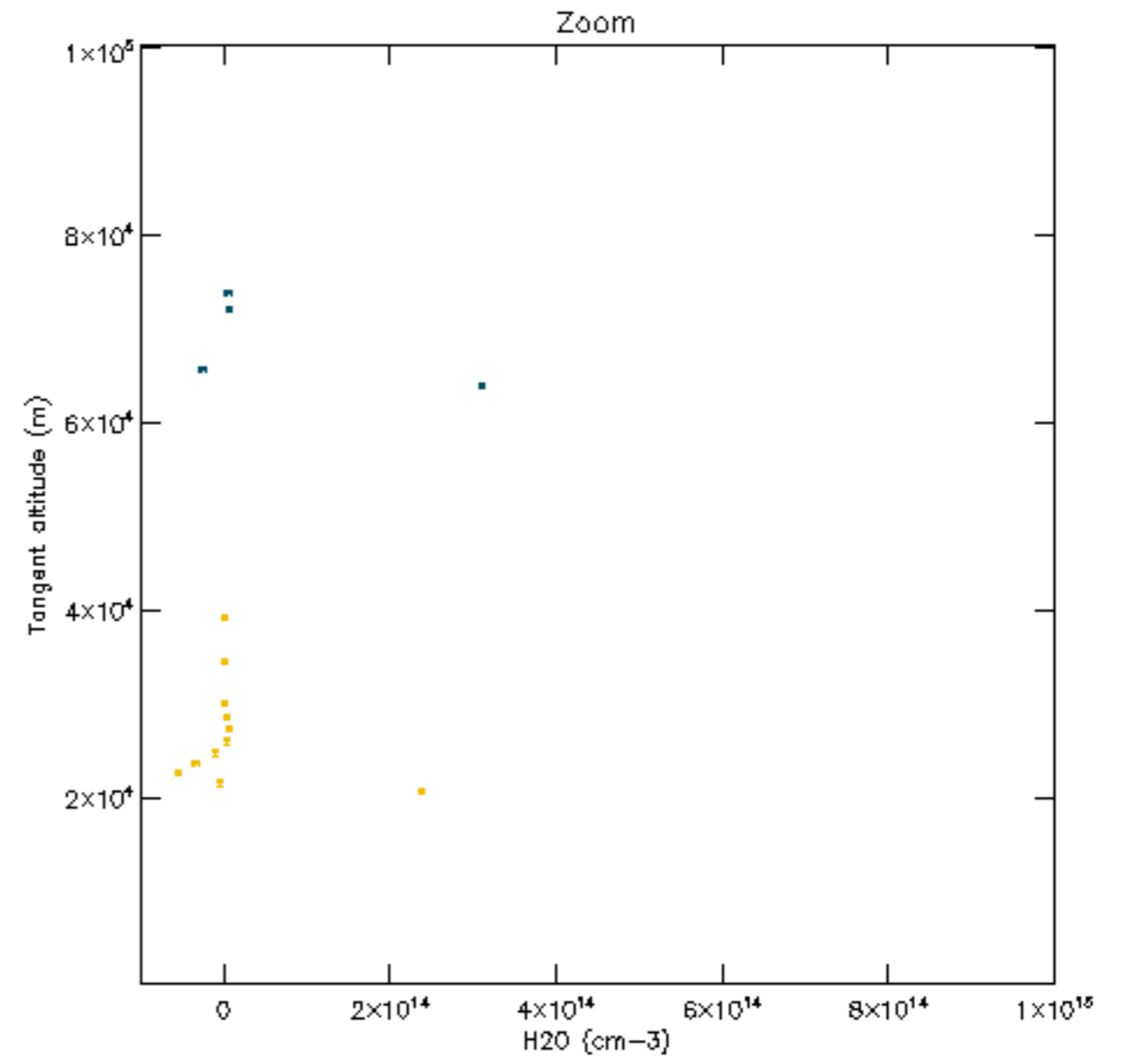
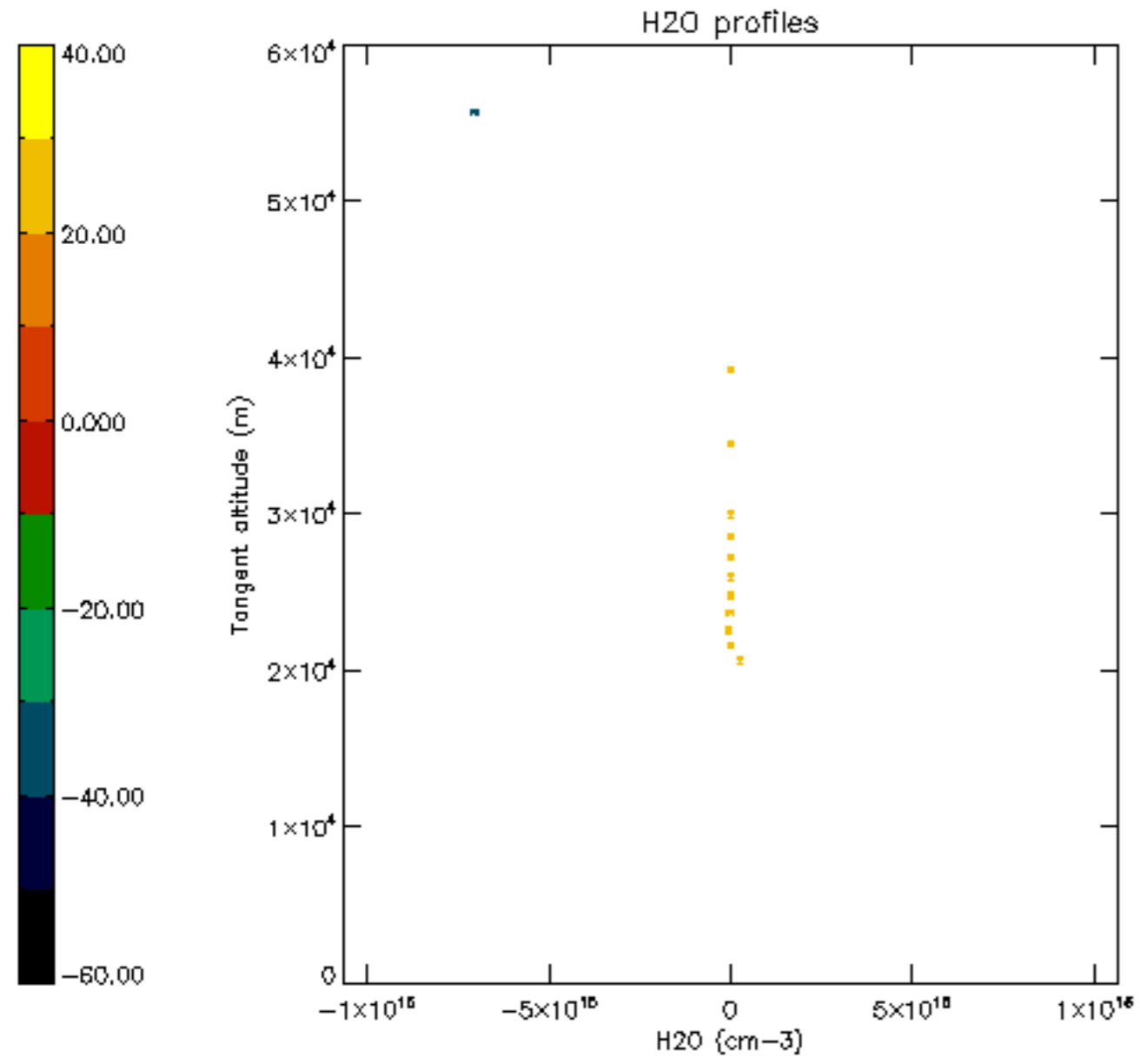


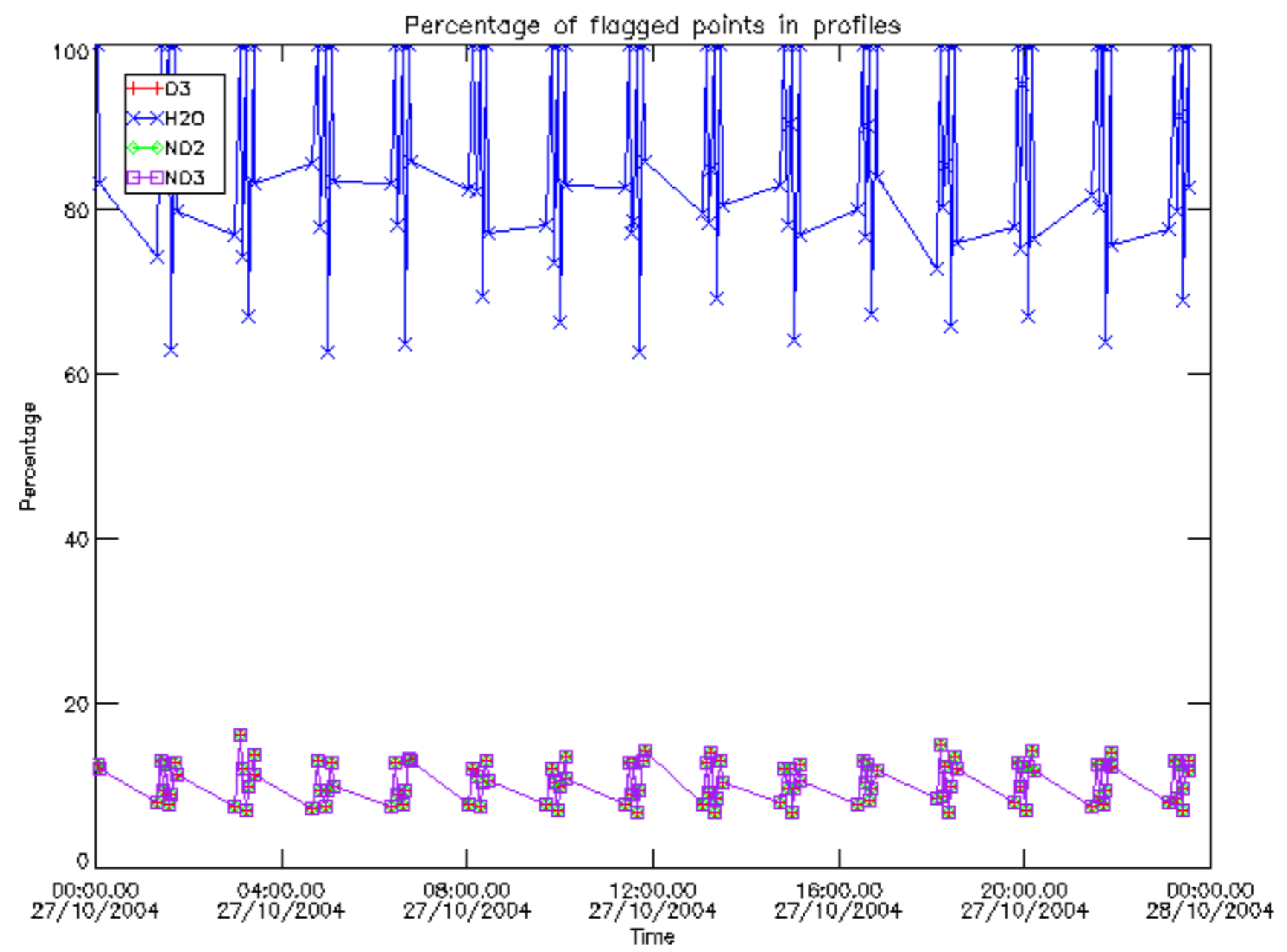




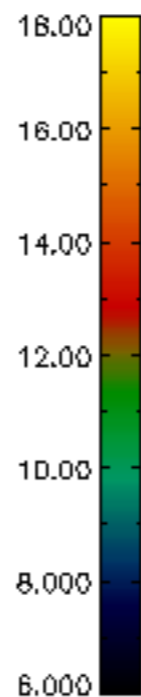
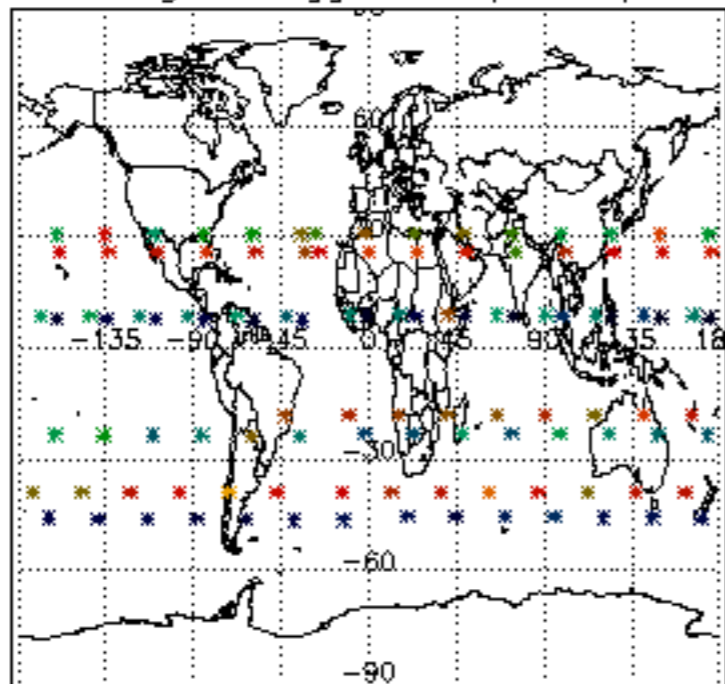




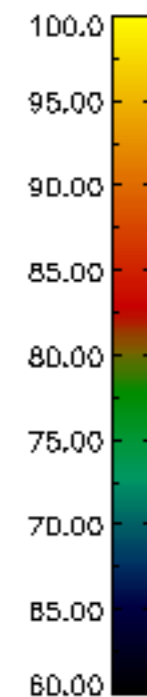
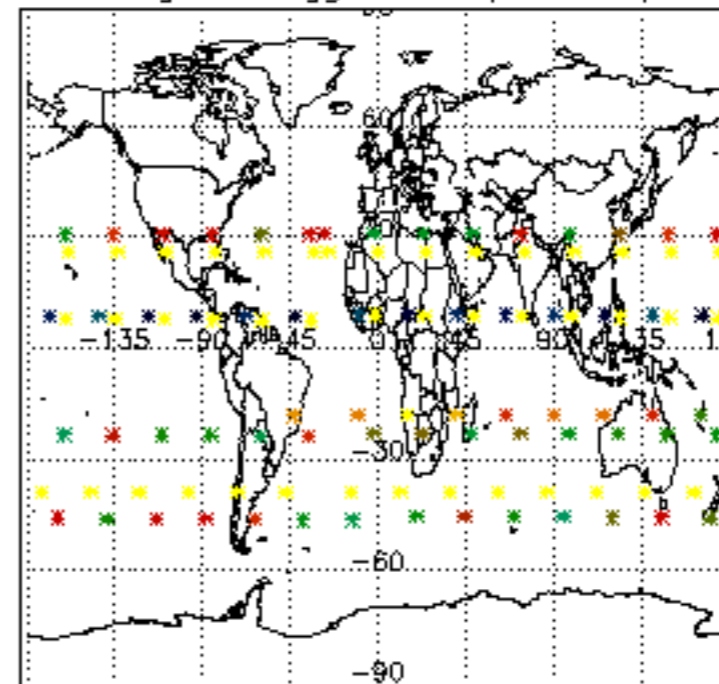




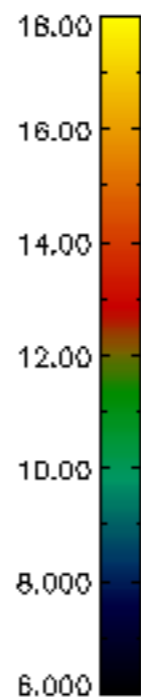
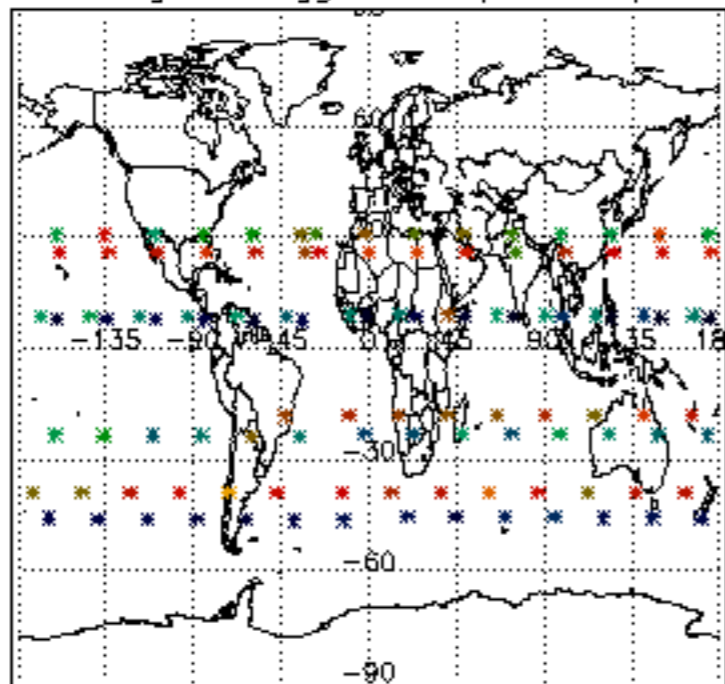
Percentage of flagged data per D3 profile



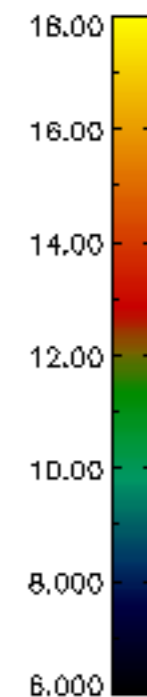
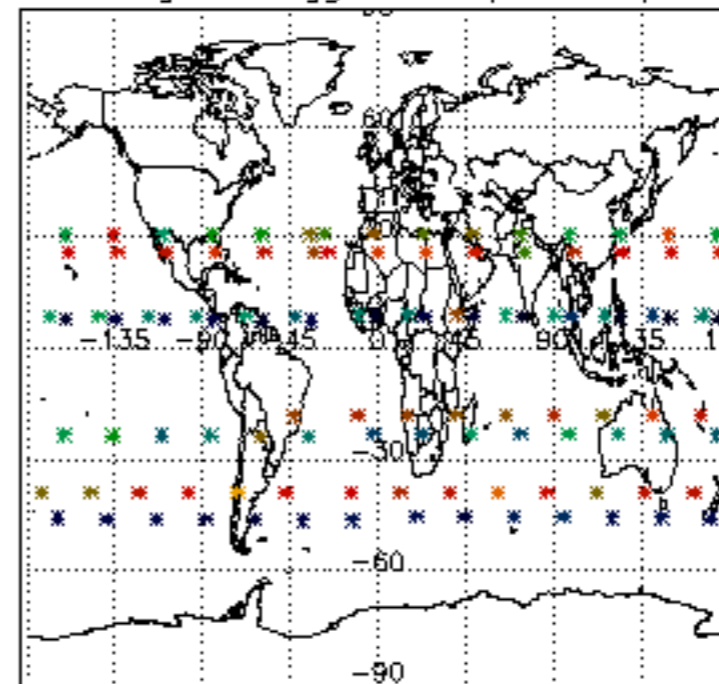
Percentage of flagged data per H2O profile

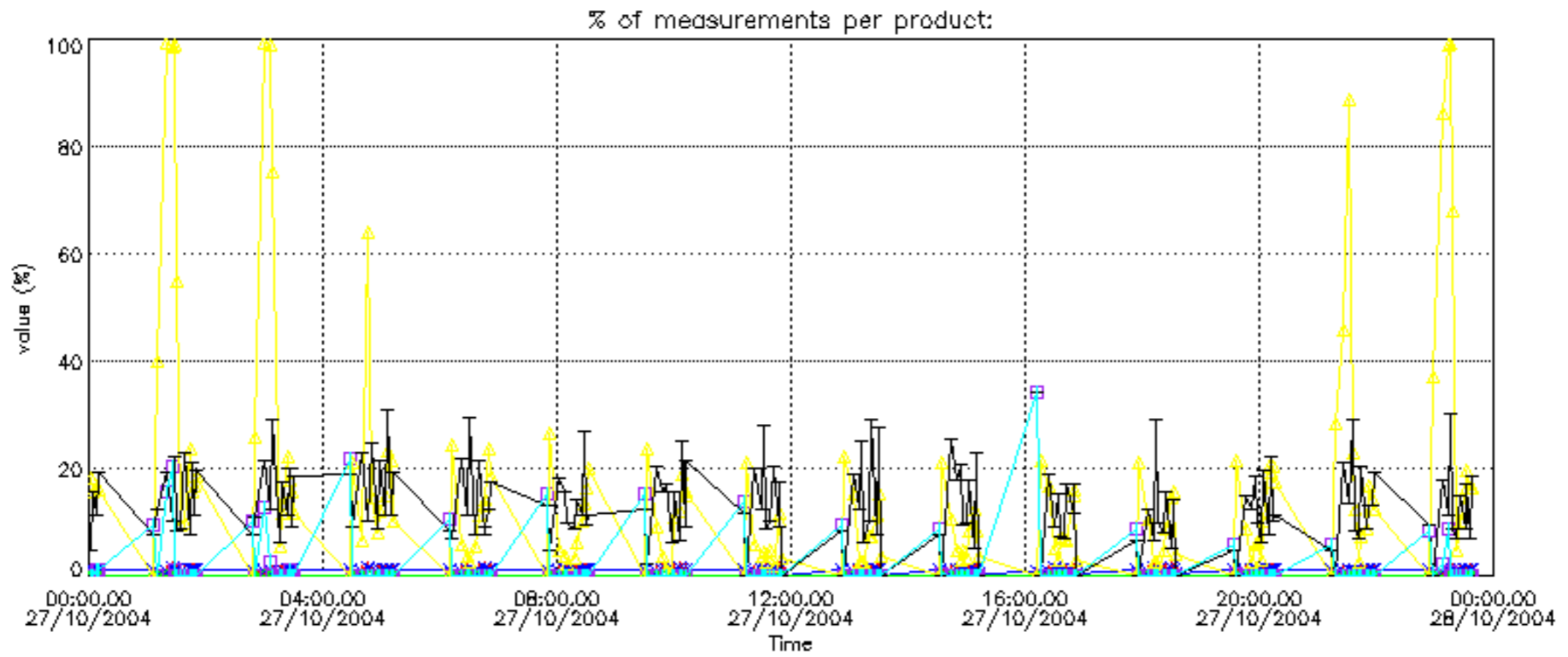


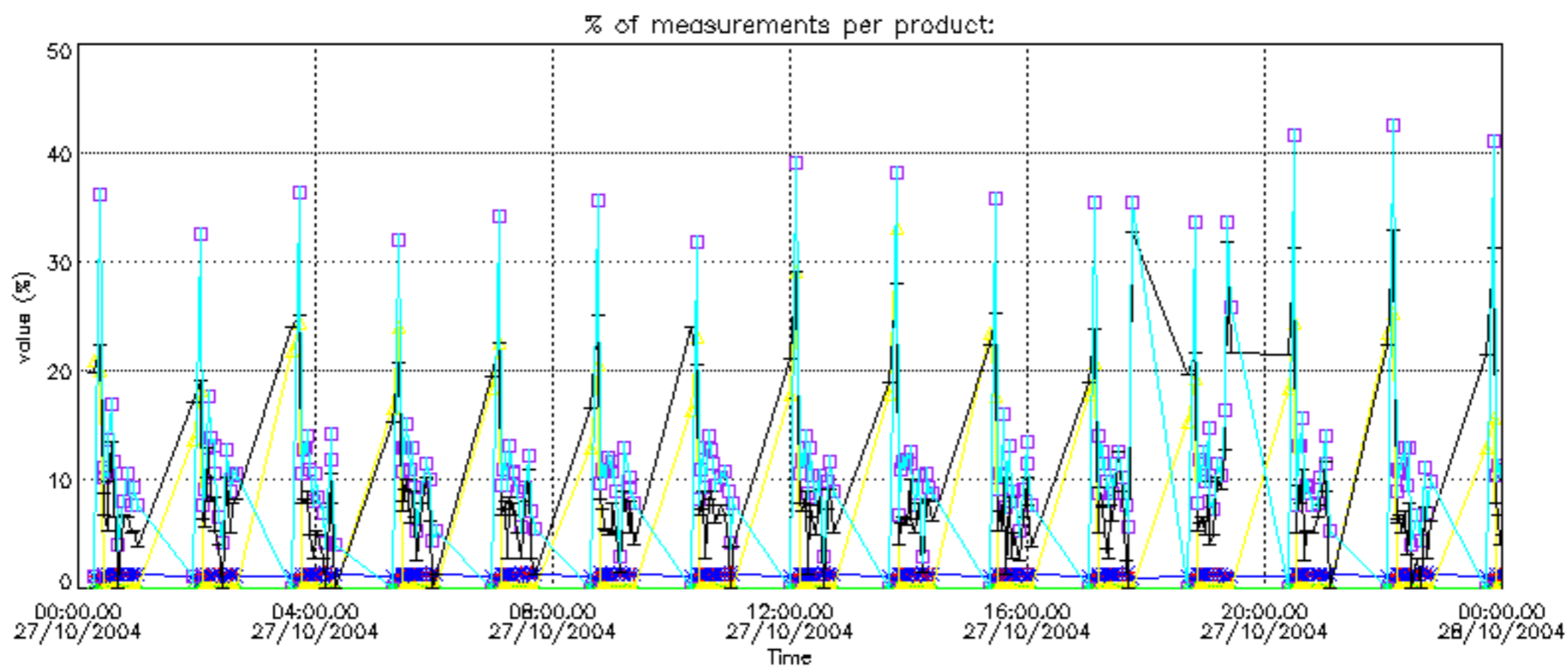
Percentage of flagged data per NO2 profile



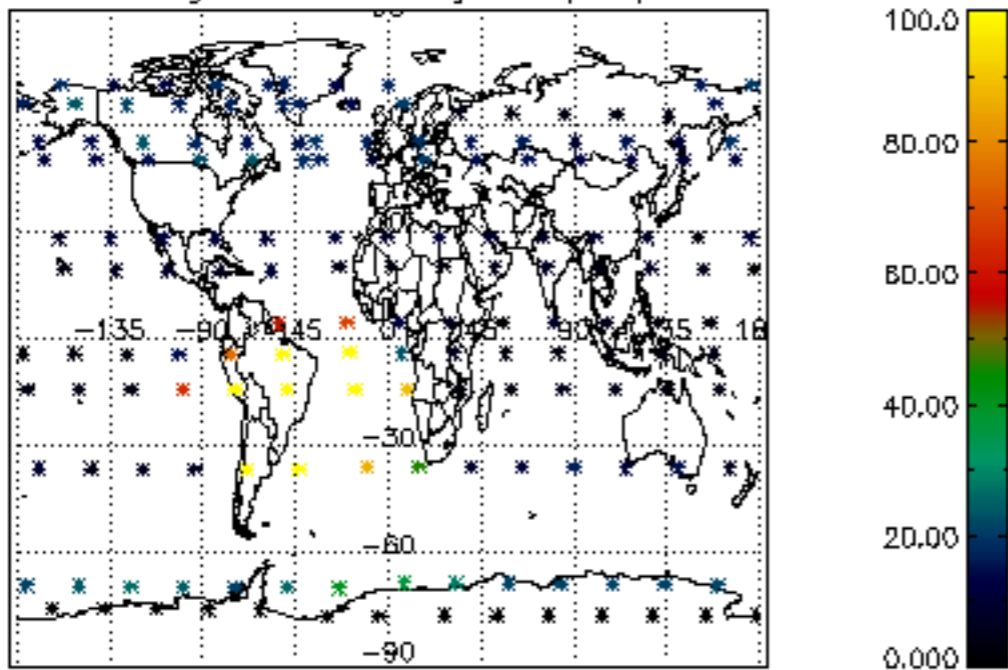
Percentage of flagged data per NO3 profile



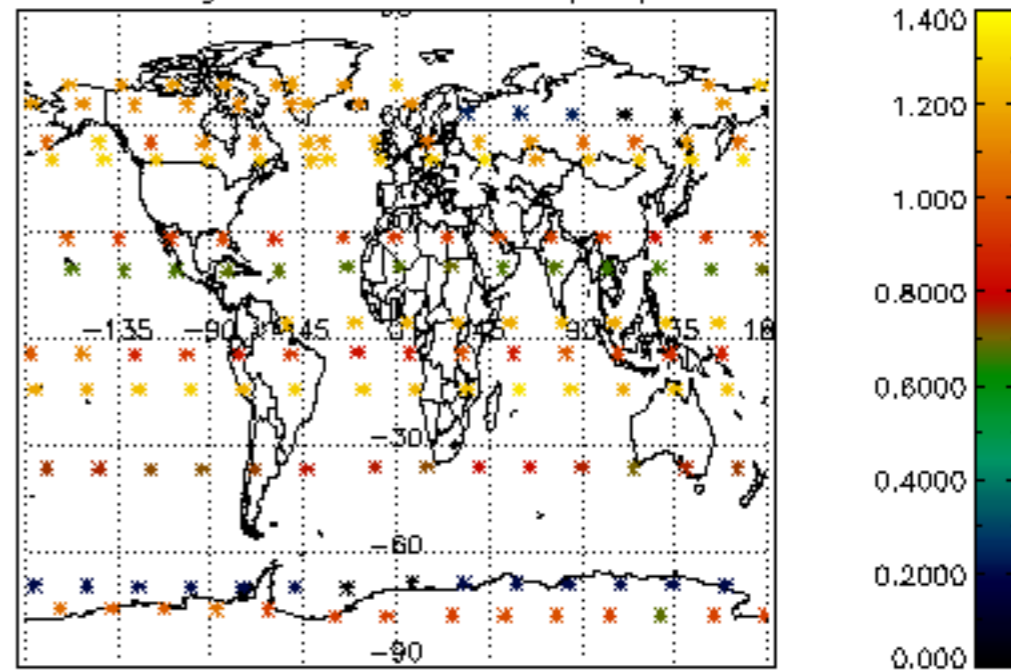




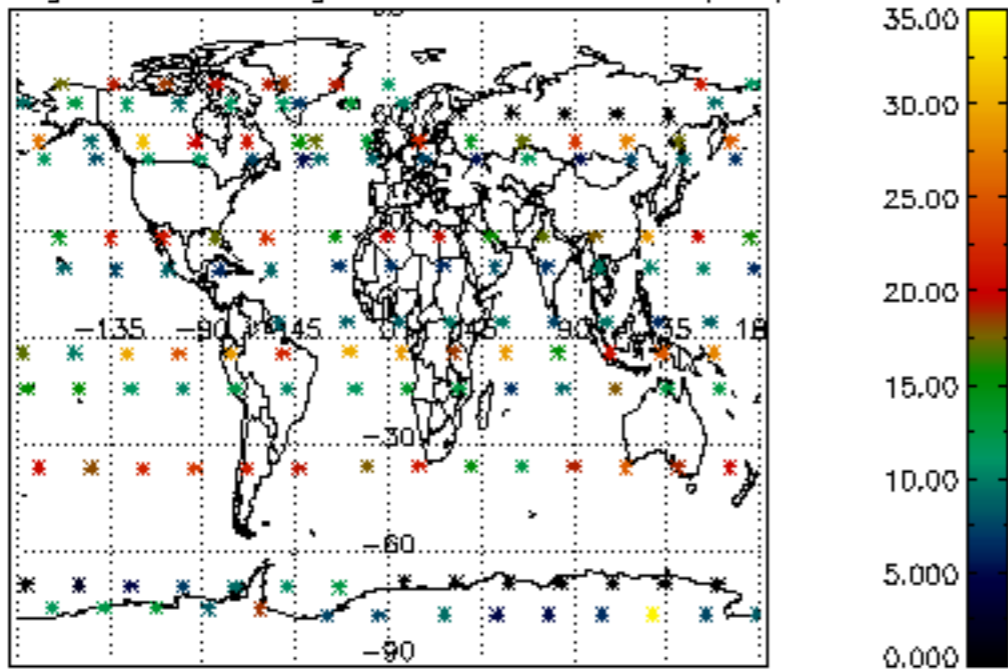
Percentage of cosmic ray hits per profile



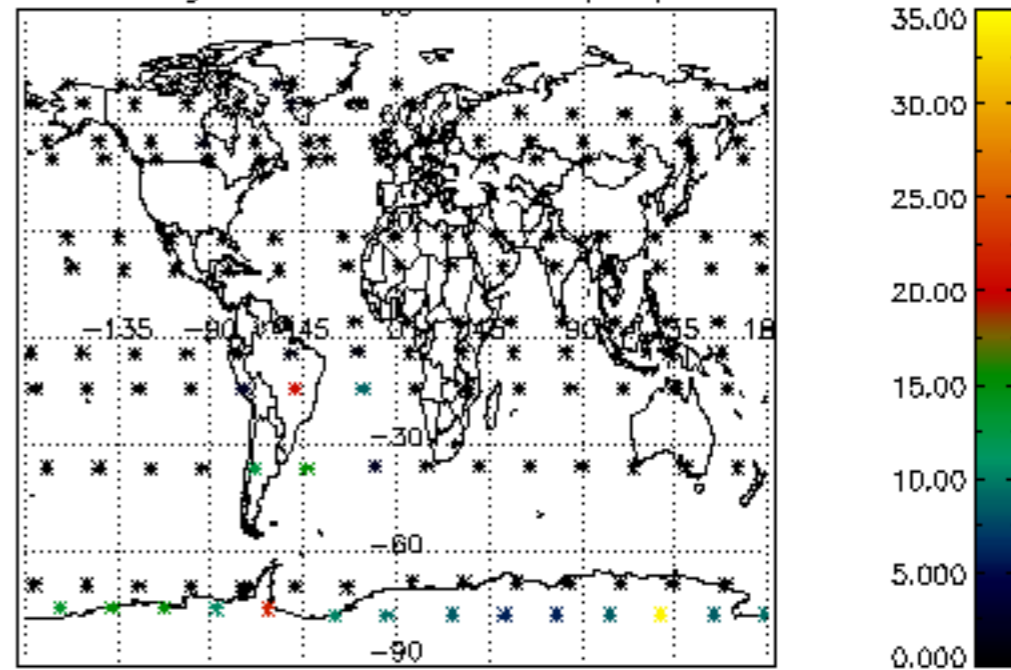
Percentage of datation errors per profile



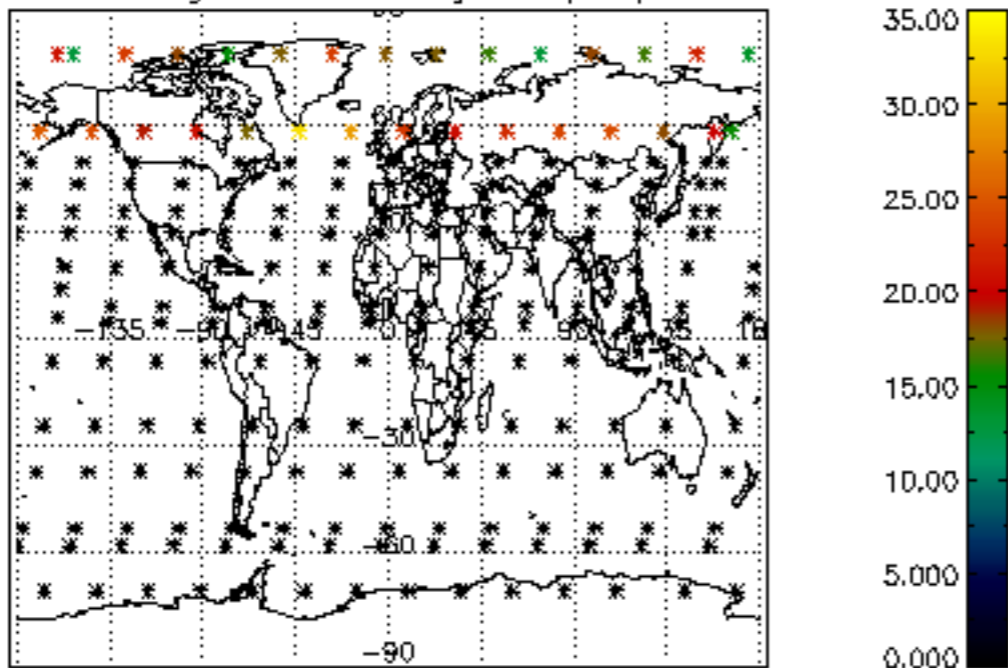
Percentage of star falling outside central band per profile



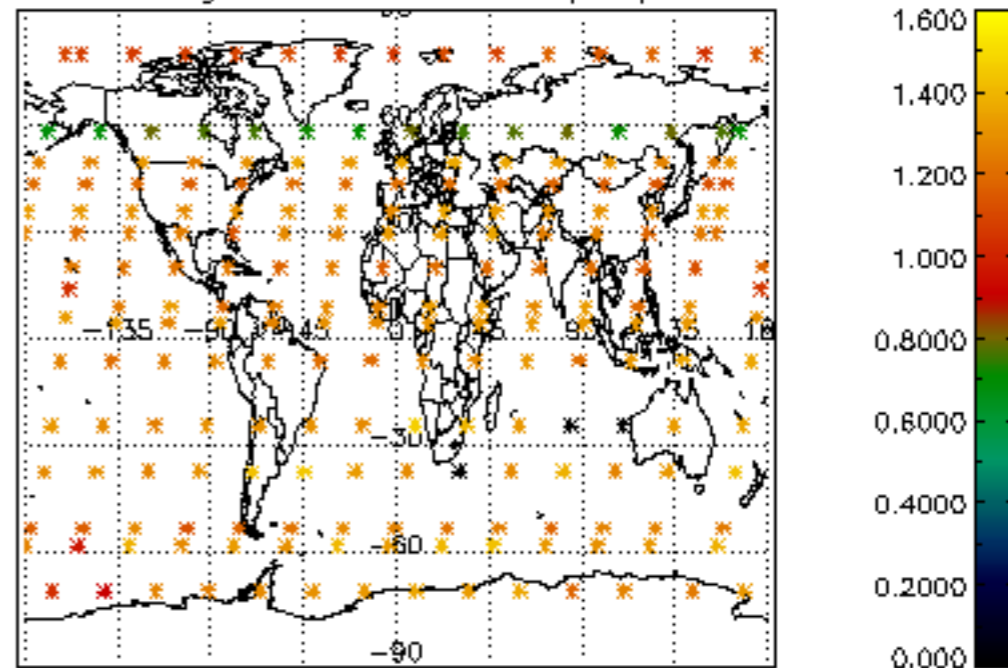
Percentage of saturation errors per profile



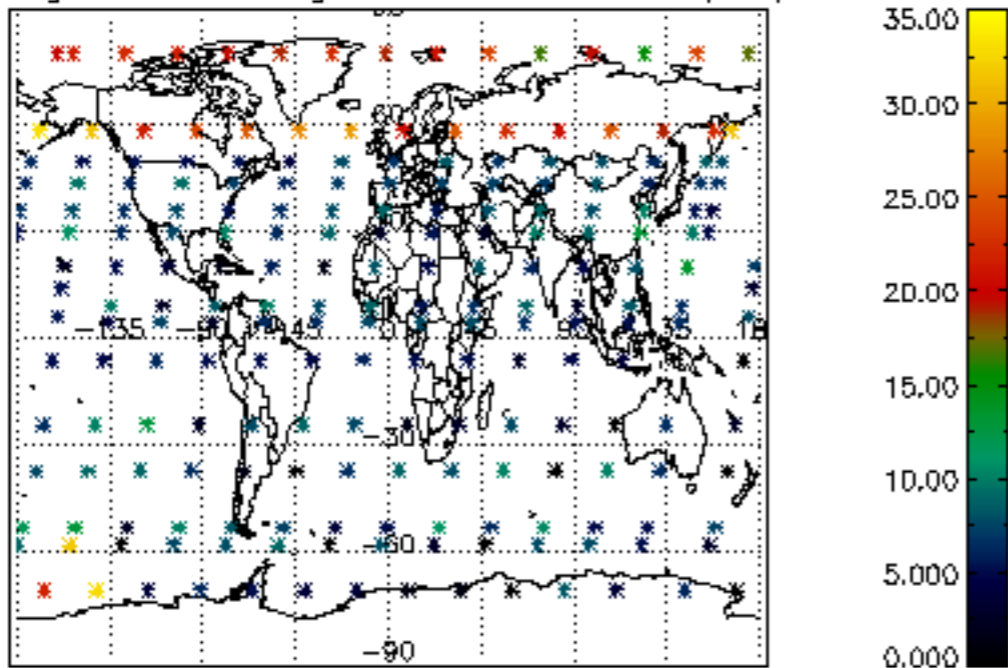
Percentage of cosmic ray hits per profile



Percentage of datation errors per profile



Percentage of star falling outside central band per profile



Percentage of saturation errors per profile

