

# GOMOS Level 2 Daily Report

## SUMMARY

### [1. General Info](#)

### [2. Summary of processed GOM\\_NL\\_2P products](#)

### [3. Level 2 Quality information per product](#)

#### [3.1 Plot of level 2 quality information per product \(time dependant\)](#)

#### [3.2 Plot of level 2 quality information per product \(world map\)](#)

### [4. Level 1 Quality information per product \(stored on level 2 products\)](#)

#### [4.1 Plot of level 1 quality information per product \(time dependant\)](#)

##### [4.1.1 Plot of level 1 quality information per product \(time dependant\): ASCENDING](#)

##### [4.1.2 Plot of level 1 quality information per product \(time dependant\): DESCENDING](#)

#### [4.2 Plot of level 1 quality information per product \(world map\)](#)

##### [4.2.1 Plot of level 1 quality information per product \(world map\): ASCENDING](#)

##### [4.2.2 Plot of level 1 quality information per product \(world map\): DESCENDING](#)

### [5. Ozone profiles based on quality statistics and other trace gas profiles](#)

#### [5.1 Ozone statistics based on quality of products](#)

#### [5.2 Plot ozone profiles for all STD \(dark without errors\)](#)

#### [5.3 Plot ozone profiles where STD < 20% \(dark without errors\)](#)

#### [5.4. Plot ozone profiles where STD < 10% \(dark without errors\)](#)

#### [5.5. Plot ozone profiles where STD < 5% \(dark without errors\)](#)

#### [5.6 Plot NO2 profiles for all STD \(dark without errors\)](#)

#### [5.7 Plot NO3 profiles for all STD \(dark without errors\)](#)

#### [5.8 Plot H2O profiles \(only for occultations of stars 1,2,3,4,13,14,16,26,63 dark without errors\) for all STD](#)

### [6. Auxiliary Data Files used for the production reported in section 2](#)

This report presents the daily analysis on parameters extracted from GOMOS level 2 data (GOM\_NL\_\_2P). It is intended to monitor some important parameters that will impact the quality of these products. A list of level 2 products (and content) that have arrived during the reporting day to the PCF is also given.

Item	Value
Time of report generation	19APR2013 13:52:57
Data source version	GOMOS/6.01
Start time of products	25-10-2004 (25OCT2004 00:00:00)
Stop time of products	26-10-2004 (26OCT2004 00:00:00)
Store outputs in DB	Yes
Nb of level 2 prods	365
Nb of prods with errors	0

## 2. Summary of processed GOM\_NL\_\_2P products.

Nr	Filename	UTC Start time	Limb	Duration	Star Id	Star Name	Star Mag	Star Temp	Nb Meas	Orbit	Prod. error
1	GOM_NL__2PRFIN20041025_000039_000000392031_00288_13869_5459.N1	25-OCT-2004 00:00:39	Bright	38.500	76	27Gam Cas	2.3000	30000.	77	13869	No
2	GOM_NL__2PRFIN20041025_000318_000000402031_00288_13869_5460.N1	25-OCT-2004 00:03:18	Bright	39.500	89	5Alp Cep	2.4510	8000.0	79	13869	No
3	GOM_NL__2PRFIN20041025_000837_000000352031_00288_13869_5461.N1	25-OCT-2004 00:08:37	Bright	35.000	49	1Alp UMi	1.9900	6300.0	70	13869	No
4	GOM_NL__2PRFIN20041025_001208_000000392031_00288_13869_5462.N1	25-OCT-2004 00:12:08	Bright	38.500	60	7Bet UMi	2.0810	3950.0	77	13869	No
5	GOM_NL__2PRFIN20041025_001651_000000382031_00288_13869_5463.N1	25-OCT-2004 00:16:51	Bright	37.500	36	50Alp UMa	1.8000	6300.0	75	13869	No
6	GOM_NL__2PRFIN20041025_001826_000000452031_00288_13869_5464.N1	25-OCT-2004 00:18:26	Bright	44.500	82	48Bet UMa	2.3650	10600.	89	13869	No
7	GOM_NL__2PRFIN20041025_002159_000000442031_00288_13869_5465.N1	25-OCT-2004 00:21:59	Bright	43.500	174	52Psi UMa	3.0040	4400.0	87	13869	No
8	GOM_NL__2PRFIN20041025_002927_000000522031_00288_13869_5466.N1	25-OCT-2004 00:29:27	Bright	51.500	166	17Eps Leo	2.9800	6000.0	103	13869	No
9	GOM_NL__2PRFIN20041025_003127_000002032031_00288_13869_5467.N1	25-OCT-2004 00:31:27	Twilight	203.00	17	78Bet Gem	1.1610	4500.0	406	13869	No
10	GOM_NL__2PRFIN20041025_004121_000000632031_00288_13869_5468.N1	25-OCT-2004 00:41:21	Dark	62.500	48	30Alp Hya	1.9770	4100.0	125	13869	No
11	GOM_NL__2PRFIN20041025_004841_000000422031_00288_13869_5469.N1	25-OCT-2004 00:48:41	Dark	42.000	113	Mu Vel	2.6920	5000.0	84	13869	No
12	GOM_NL__2PRFIN20041025_005031_000000542031_00288_13869_5470.N1	25-OCT-2004 00:50:31	Dark	54.000	65	Lam Vel	2.2040	4400.0	108	13869	No
13	GOM_NL__2PRFIN20041025_005209_000000432031_00289_13870_5471.N1	25-OCT-2004 00:52:09	Dark	43.000	91	Kap Vel	2.4900	26000.	86	13870	No
14	GOM_NL__2PRFIN20041025_005636_000000702031_00289_13870_5447.N1	25-OCT-2004 00:56:36	Dark	69.500	88	31Eta CMa	2.4480	20000.	139	13870	No
15	GOM_NL__2PRFIN20041025_005938_000000532031_00289_13870_5448.N1	25-OCT-2004 00:59:38	Dark	53.000	2	Alp Car	-0.73600	7000.0	106	13870	No
16	GOM_NL__2PRFIN20041025_010319_000000772031_00289_13870_5449.N1	25-OCT-2004 01:03:19	Dark	76.500	177	1Zet CMa	3.0220	26000.	153	13870	No
17	GOM_NL__2PRFIN20041025_010608_000000412031_00289_13870_5450.N1	25-OCT-2004 01:06:08	Dark	41.000	143	Alp Hyi	2.8570	7200.0	82	13870	No
18	GOM_NL__2PRFIN20041025_010731_000000462031_00289_13870_5451.N1	25-OCT-2004 01:07:31	Dark	46.000	9	Alp Eri	0.45300	24000.	92	13870	No
19	GOM_NL__2PRFIN20041025_011032_000000472031_00289_13870_5452.N1	25-OCT-2004 01:10:32	Straylight	47.000	157	The1Eri	2.9060	9300.0	94	13870	No
20	GOM_NL__2PRFIN20041025_011224_000000422031_00289_13870_5453.N1	25-OCT-2004 01:12:24	Straylight	41.500	84	Alp Phe	2.3970	4500.0	83	13870	No
21	GOM_NL__2PRFIN20041025_011857_000000432031_00289_13870_5454.N1	25-OCT-2004 01:18:57	Straylight	43.000	52	16Bet Cet	2.0370	4500.0	86	13870	No
22	GOM_NL__2PRFIN20041025_012614_000000632031_00289_13870_5455.N1	25-OCT-2004 01:26:14	Bright	63.000	94	92Alp Cet	2.5260	3100.0	126	13870	No
23	GOM_NL__2PRFIN20041025_012826_000000362031_00289_13870_5456.N1	25-OCT-2004 01:28:26	Bright	35.500	140	88Gam Peg	2.8340	26000.	71	13870	No
24	GOM_NL__2PRFIN20041025_013023_000000432031_00289_13870_5457.N1	25-OCT-2004 01:30:23	Bright	43.000	105	6Bet Ari	2.6450	8900.0	86	13870	No
25	GOM_NL__2PRFIN20041025_013218_000000392031_00289_13870_5458.N1	25-OCT-2004 01:32:18	Bright	39.000	58	21Alp And	2.0730	11000.	78	13870	No
26	GOM_NL__2PRFIN20041025_013411_000000442031_00289_13870_5459.N1	25-OCT-2004 01:34:11	Bright	43.500	53	43Bet And	2.0480	3300.0	87	13870	No
27	GOM_NL__2PRFIN20041025_013702_000000432031_00289_13870_5460.N1	25-OCT-2004 01:37:02	Bright	42.500	73	57Gam1And	2.2600	13100.	85	13870	No
28	GOM_NL__2PRFIN20041025_013958_000000372031_00289_13870_5461.N1	25-OCT-2004 01:39:58	Bright	36.500	68	18Alp Cas	2.2250	4500.0	73	13870	No
29	GOM_NL__2PRFIN20041025_014114_000000362031_00289_13870_5462.N1	25-OCT-2004 01:41:14	Bright	35.500	76	27Gam Cas	2.3000	30000.	71	13870	No
30	GOM_NL__2PRFIN20041025_014353_000000412031_00289_13870_5463.N1	25-OCT-2004 01:43:53	Bright	41.000	89	5Alp Cep	2.4510	8000.0	82	13870	No
31	GOM_NL__2PRFIN20041025_014913_000000382031_00289_13870_5464.N1	25-OCT-2004 01:49:13	Bright	38.000	49	1Alp UMi	1.9900	6300.0	76	13870	No
32	GOM_NL__2PRFIN20041025_015243_000000412031_00289_13870_5465.N1	25-OCT-2004 01:52:43	Bright	41.000	60	7Bet UMi	2.0810	3950.0	82	13870	No
33	GOM_NL__2PRFIN20041025_015727_000000412031_00289_13870_5466.N1	25-OCT-2004 01:57:27	Bright	40.500	36	50Alp UMa	1.8000	6300.0	81	13870	No
34	GOM_NL__2PRFIN20041025_015902_000000372031_00289_13870_5467.N1	25-OCT-2004 01:59:02	Bright	37.000	82	48Bet UMa	2.3650	10600.	74	13870	No
35	GOM_NL__2PRFIN20041025_020236_000000392031_00289_13870_5468.N1	25-OCT-2004 02:02:36	Bright	38.500	174	52Psi UMa	3.0040	4400.0	77	13870	No
36	GOM_NL__2PRFIN20041025_021003_000000522031_00289_13870_5469.N1	25-OCT-2004 02:10:03	Bright	52.000	166	17Eps Leo	2.9800	6000.0	104	13870	No
37	GOM_NL__2PRFIN20041025_021205_000001932031_00289_13870_5470.N1	25-OCT-2004 02:12:05	Twilight	193.00	17	78Bet Gem	1.1610	4500.0	386	13870	No
38	GOM_NL__2PRFIN20041025_022158_000000572031_00289_13870_5471.N1	25-OCT-2004 02:21:58	Dark	57.000	48	30Alp Hya	1.9770	4100.0	114	13870	No
39	GOM_NL__2PRFIN20041025_022918_000000392031_00289_13870_5472.N1	25-OCT-2004 02:29:18	Dark	39.000	113	Mu Vel	2.6920	5000.0	78	13870	No
40	GOM_NL__2PRFIN20041025_023108_000000462031_00289_13870_5473.N1	25-OCT-2004 02:31:08	Dark	46.000	65	Lam Vel	2.2040	4400.0	92	13870	No
41	GOM_NL__2PRFIN20041025_023245_000000422031_00290_13871_5474.N1	25-OCT-2004 02:32:45	Dark	41.500	91	Kap Vel	2.4900	26000.	83	13871	No
42	GOM_NL__2PRFIN20041025_023714_000000712031_00290_13871_5449.N1	25-OCT-2004 02:37:14	Dark	70.500	88	31Eta CMa	2.4480	20000.	141	13871	No

43	GOM_NL__2PRFIN20041025_024014_000000522031_00290_13871_5450.N1	25-OCT-2004 02:40:14	Dark	51.500	2	Alp Car	-0.73600	7000.0	103	13871	No
44	GOM_NL__2PRFIN20041025_024357_000000772031_00290_13871_5451.N1	25-OCT-2004 02:43:57	Dark	76.500	177	1Zet CMa	3.0220	26000.	153	13871	No
45	GOM_NL__2PRFIN20041025_024642_000000422031_00290_13871_5452.N1	25-OCT-2004 02:46:42	Dark	42.000	143	Alp Hyi	2.8570	7200.0	84	13871	No
46	GOM_NL__2PRFIN20041025_024807_000000522031_00290_13871_5453.N1	25-OCT-2004 02:48:07	Dark	52.000	9	Alp Eri	0.45300	24000.	104	13871	No
47	GOM_NL__2PRFIN20041025_025109_000000462031_00290_13871_5454.N1	25-OCT-2004 02:51:09	Straylight	46.000	157	The1Eri	2.9060	9300.0	92	13871	No
48	GOM_NL__2PRFIN20041025_025300_000000402031_00290_13871_5455.N1	25-OCT-2004 02:53:00	Straylight	39.500	84	Alp Phe	2.3970	4500.0	79	13871	No
49	GOM_NL__2PRFIN20041025_025933_000000432031_00290_13871_5456.N1	25-OCT-2004 02:59:33	Straylight	42.500	52	16Bet Cet	2.0370	4500.0	85	13871	No
50	GOM_NL__2PRFIN20041025_030651_000000632031_00290_13871_5457.N1	25-OCT-2004 03:06:51	Bright	62.500	94	92Alp Cet	2.5260	3100.0	125	13871	No
51	GOM_NL__2PRFIN20041025_030902_000000372031_00290_13871_5458.N1	25-OCT-2004 03:09:02	Bright	37.000	140	88Gam Peg	2.8340	26000.	74	13871	No
52	GOM_NL__2PRFIN20041025_031057_000000462031_00290_13871_5459.N1	25-OCT-2004 03:10:57	Bright	45.500	105	6Bet Ari	2.6450	8900.0	91	13871	No
53	GOM_NL__2PRFIN20041025_031252_000000412031_00290_13871_5460.N1	25-OCT-2004 03:12:52	Bright	41.000	58	21Alp And	2.0730	11000.	82	13871	No
54	GOM_NL__2PRFIN20041025_031445_000000442031_00290_13871_5461.N1	25-OCT-2004 03:14:45	Bright	44.000	53	43Bet And	2.0480	3300.0	88	13871	No
55	GOM_NL__2PRFIN20041025_031738_000000462031_00290_13871_5462.N1	25-OCT-2004 03:17:38	Bright	45.500	73	57Gam1And	2.2600	13100.	91	13871	No
56	GOM_NL__2PRFIN20041025_032033_000000402031_00290_13871_5463.N1	25-OCT-2004 03:20:33	Bright	39.500	68	18Alp Cas	2.2250	4500.0	79	13871	No
57	GOM_NL__2PRFIN20041025_032150_000000392031_00290_13871_5464.N1	25-OCT-2004 03:21:50	Bright	39.000	76	27Gam Cas	2.3000	30000.	78	13871	No
58	GOM_NL__2PRFIN20041025_032431_000000402031_00290_13871_5465.N1	25-OCT-2004 03:24:31	Bright	40.000	89	5Alp Cep	2.4510	8000.0	80	13871	No
59	GOM_NL__2PRFIN20041025_032946_000000402031_00290_13871_5466.N1	25-OCT-2004 03:29:46	Bright	40.000	49	1Alp UMi	1.9900	6300.0	80	13871	No
60	GOM_NL__2PRFIN20041025_033320_000000402031_00290_13871_5467.N1	25-OCT-2004 03:33:20	Bright	39.500	60	7Bet UMi	2.0810	3950.0	79	13871	No
61	GOM_NL__2PRFIN20041025_033803_000000412031_00290_13871_5468.N1	25-OCT-2004 03:38:03	Bright	40.500	36	50Alp UMa	1.8000	6300.0	81	13871	No
62	GOM_NL__2PRFIN20041025_033936_000000402031_00290_13871_5469.N1	25-OCT-2004 03:39:36	Bright	40.000	82	48Bet UMa	2.3650	10600.	80	13871	No
63	GOM_NL__2PRFIN20041025_034312_000000392031_00290_13871_5470.N1	25-OCT-2004 03:43:12	Bright	39.000	174	52Psi UMa	3.0040	4400.0	78	13871	No
64	GOM_NL__2PRFIN20041025_035039_000000532031_00290_13871_5471.N1	25-OCT-2004 03:50:39	Bright	52.500	166	17Eps Leo	2.9800	6000.0	105	13871	No
65	GOM_NL__2PRFIN20041025_035242_000002152031_00290_13871_5472.N1	25-OCT-2004 03:52:42	Tw_i_and_stray	215.00	17	78Bet Gem	1.1610	4500.0	430	13871	No
66	GOM_NL__2PRFIN20041025_040233_000000662031_00290_13871_5473.N1	25-OCT-2004 04:02:33	Dark	65.500	48	30Alp Hya	1.9770	4100.0	131	13871	No
67	GOM_NL__2PRFIN20041025_040954_000000412031_00290_13871_5474.N1	25-OCT-2004 04:09:54	Dark	40.500	113	Mu Vel	2.6920	5000.0	81	13871	No
68	GOM_NL__2PRFIN20041025_041145_000000482031_00290_13871_5475.N1	25-OCT-2004 04:11:45	Dark	47.500	65	Lam Vel	2.2040	4400.0	95	13871	No
69	GOM_NL__2PRFIN20041025_041322_000000402031_00291_13872_5476.N1	25-OCT-2004 04:13:22	Dark	40.000	91	Kap Vel	2.4900	26000.	80	13872	No
70	GOM_NL__2PRFIN20041025_041752_000000712031_00291_13872_5451.N1	25-OCT-2004 04:17:52	Dark	71.000	88	31Eta CMa	2.4480	20000.	142	13872	No
71	GOM_NL__2PRFIN20041025_042048_000000592031_00291_13872_5452.N1	25-OCT-2004 04:20:48	Dark	58.500	2	Alp Car	-0.73600	7000.0	117	13872	No
72	GOM_NL__2PRFIN20041025_042434_000000802031_00291_13872_5453.N1	25-OCT-2004 04:24:34	Dark	80.000	177	1Zet CMa	3.0220	26000.	160	13872	No
73	GOM_NL__2PRFIN20041025_042720_000000402031_00291_13872_5454.N1	25-OCT-2004 04:27:20	Dark	39.500	143	Alp Hyi	2.8570	7200.0	79	13872	No
74	GOM_NL__2PRFIN20041025_042843_000000502031_00291_13872_5455.N1	25-OCT-2004 04:28:43	Dark	49.500	9	Alp Eri	0.45300	24000.	99	13872	No
75	GOM_NL__2PRFIN20041025_043147_000000472031_00291_13872_5456.N1	25-OCT-2004 04:31:47	Straylight	46.500	157	The1Eri	2.9060	9300.0	93	13872	No
76	GOM_NL__2PRFIN20041025_043336_000000442031_00291_13872_5457.N1	25-OCT-2004 04:33:36	Straylight	43.500	84	Alp Phe	2.3970	4500.0	87	13872	No
77	GOM_NL__2PRFIN20041025_044009_000000472031_00291_13872_5458.N1	25-OCT-2004 04:40:09	Straylight	46.500	52	16Bet Cet	2.0370	4500.0	93	13872	No
78	GOM_NL__2PRFIN20041025_044727_000000652031_00291_13872_5459.N1	25-OCT-2004 04:47:27	Bright	64.500	94	92Alp Cet	2.5260	3100.0	129	13872	No
79	GOM_NL__2PRFIN20041025_044938_000000372031_00291_13872_5460.N1	25-OCT-2004 04:49:38	Bright	37.000	140	88Gam Peg	2.8340	26000.	74	13872	No
80	GOM_NL__2PRFIN20041025_045134_000000442031_00291_13872_5461.N1	25-OCT-2004 04:51:34	Bright	43.500	105	6Bet Ari	2.6450	8900.0	87	13872	No
81	GOM_NL__2PRFIN20041025_045330_000000392031_00291_13872_5462.N1	25-OCT-2004 04:53:30	Bright	38.500	58	21Alp And	2.0730	11000.	77	13872	No
82	GOM_NL__2PRFIN20041025_045522_000000412031_00291_13872_5463.N1	25-OCT-2004 04:55:22	Bright	40.500	53	43Bet And	2.0480	3300.0	81	13872	No
83	GOM_NL__2PRFIN20041025_045813_000000452031_00291_13872_5464.N1	25-OCT-2004 04:58:13	Bright	44.500	73	57Gam1And	2.2600	13100.	89	13872	No
84	GOM_NL__2PRFIN20041025_050110_000000402031_00291_13872_5465.N1	25-OCT-2004 05:01:10	Bright	39.500	68	18Alp Cas	2.2250	4500.0	79	13872	No
85	GOM_NL__2PRFIN20041025_050226_000000392031_00291_13872_5466.N1	25-OCT-2004 05:02:26	Bright	39.000	76	27Gam Cas	2.3000	30000.	78	13872	No
86	GOM_NL__2PRFIN20041025_050508_000000392031_00291_13872_5467.N1	25-OCT-2004 05:05:08	Bright	38.500	89	5Alp Cep	2.4510	8000.0	77	13872	No
87	GOM_NL__2PRFIN20041025_051024_000000392031_00291_13872_5468.N1	25-OCT-2004 05:10:24	Bright	38.500	49	1Alp UMi	1.9900	6300.0	77	13872	No
88	GOM_NL__2PRFIN20041025_051354_000000422031_00291_13872_5469.N1	25-OCT-2004 05:13:54	Bright	41.500	60	7Bet UMi	2.0810	3950.0	83	13872	No
89	GOM_NL__2PRFIN20041025_051838_000000422031_00291_13872_5470.N1	25-OCT-2004 05:18:38	Bright	41.500	36	50Alp UMa	1.8000	6300.0	83	13872	No
90	GOM_NL__2PRFIN20041025_052013_000000422031_00291_13872_5471.N1	25-OCT-2004 05:20:13	Bright	42.000	82	48Bet UMa	2.3650	10600.	84	13872	No
91	GOM_NL__2PRFIN20041025_052348_000000392031_00291_13872_5472.N1	25-OCT-2004 05:23:48	Bright	39.000	174	52Psi UMa	3.0040	4400.0	78	13872	No
92	GOM_NL__2PRFIN20041025_053115_000000522031_00291_13872_5473.N1	25-OCT-2004 05:31:15	Bright	51.500	166	17Eps Leo	2.9800	6000.0	103	13872	No
93	GOM_NL__2PRFIN20041025_053319_000002172031_00291_13872_5474.N1	25-OCT-2004 05:33:19	Tw_i_and_stray	217.00	17	78Bet Gem	1.1610	4500.0	434	13872	No
94	GOM_NL__2PRFIN20041025_054312_000000652031_00291_13872_5475.N1	25-OCT-2004 05:43:12	Dark	65.000	48	30Alp Hya	1.9770	4100.0	130	13872	No
95	GOM_NL__2PRFIN20041025_055030_000000422031_00291_13872_5476.N1	25-OCT-2004 05:50:30	Dark	41.500	113	Mu Vel	2.6920	5000.0	83	13872	No
96	GOM_NL__2PRFIN20041025_055222_000000502031_00291_13872_5477.N1	25-OCT-2004 05:52:22	Dark	50.000	65	Lam Vel	2.2040	4400.0	100	13872	No
97	GOM_NL__2PRFIN20041025_055359_000000412031_00292_13873_5453.N1	25-OCT-2004 05:53:59	Dark	41.000	91	Kap Vel	2.4900	26000.	82	13873	No
98	GOM_NL__2PRFIN20041025_055829_000000712031_00292_13873_5454.N1	25-OCT-2004 05:58:29	Dark	71.000	88	31Eta CMa	2.4480	20000.	142	13873	No
99	GOM_NL__2PRFIN20041025_060127_000000542031_00292_13873_5455.N1	25-OCT-2004 06:01:27	Dark	53.500	2	Alp Car	-0.73600	7000.0	107	13873	No
100	GOM_NL__2PRFIN20041025_060511_000000772031_00292_13873_5456.N1	25-OCT-2004 06:05:11	Dark	77.000	177	1Zet CMa	3.0220	26000.	154	13873	No
101	GOM_NL__2PRFIN20041025_060757_000000402031_00292_13873_5457.N1	25-OCT-2004 06:07:57	Dark	39.500	143	Alp Hyi	2.8570	7200.0	79	13873	No

102	GOM_NL__2PRFIN20041025_060922_000000412031_00292_13873_5458.N1	25-OCT-2004 06:09:22	Dark	40.500	9	Alp Eri	0.45300	24000.	81	13873	No
103	GOM_NL__2PRFIN20041025_061224_000000462031_00292_13873_5459.N1	25-OCT-2004 06:12:24	Straylight	46.000	157	The1Eri	2.9060	9300.0	92	13873	No
104	GOM_NL__2PRFIN20041025_061412_000000402031_00292_13873_5460.N1	25-OCT-2004 06:14:12	Straylight	40.000	84	Alp Phe	2.3970	4500.0	80	13873	No
105	GOM_NL__2PRFIN20041025_062045_000000462031_00292_13873_5461.N1	25-OCT-2004 06:20:45	Straylight	45.500	52	16Bet Cet	2.0370	4500.0	91	13873	No
106	GOM_NL__2PRFIN20041025_062802_000000632031_00292_13873_5462.N1	25-OCT-2004 06:28:02	Bright	62.500	94	92Alp Cet	2.5260	3100.0	125	13873	No
107	GOM_NL__2PRFIN20041025_063015_000000382031_00292_13873_5463.N1	25-OCT-2004 06:30:15	Bright	37.500	140	88Gam Peg	2.8340	26000.	75	13873	No
108	GOM_NL__2PRFIN20041025_063210_000000442031_00292_13873_5464.N1	25-OCT-2004 06:32:10	Bright	43.500	105	6Bet Ari	2.6450	8900.0	87	13873	No
109	GOM_NL__2PRFIN20041025_063407_000000382031_00292_13873_5465.N1	25-OCT-2004 06:34:07	Bright	38.000	58	21Alp And	2.0730	11000.	76	13873	No
110	GOM_NL__2PRFIN20041025_063559_000000402031_00292_13873_5466.N1	25-OCT-2004 06:35:59	Bright	39.500	53	43Bet And	2.0480	3300.0	79	13873	No
111	GOM_NL__2PRFIN20041025_063849_000000462031_00292_13873_5467.N1	25-OCT-2004 06:38:49	Bright	45.500	73	57Gam1And	2.2600	13100.	91	13873	No
112	GOM_NL__2PRFIN20041025_064146_000000382031_00292_13873_5468.N1	25-OCT-2004 06:41:46	Bright	38.000	68	18Alp Cas	2.2250	4500.0	76	13873	No
113	GOM_NL__2PRFIN20041025_064302_000000392031_00292_13873_5469.N1	25-OCT-2004 06:43:02	Bright	38.500	76	27Gam Cas	2.3000	30000.	77	13873	No
114	GOM_NL__2PRFIN20041025_064544_000000402031_00292_13873_5470.N1	25-OCT-2004 06:45:44	Bright	39.500	89	5Alp Cep	2.4510	8000.0	79	13873	No
115	GOM_NL__2PRFIN20041025_065101_000000382031_00292_13873_5471.N1	25-OCT-2004 06:51:01	Bright	37.500	49	1Alp UMi	1.9900	6300.0	75	13873	No
116	GOM_NL__2PRFIN20041025_065430_000000402031_00292_13873_5472.N1	25-OCT-2004 06:54:30	Bright	40.000	60	7Bet UMi	2.0810	3950.0	80	13873	No
117	GOM_NL__2PRFIN20041025_065914_000000412031_00292_13873_5473.N1	25-OCT-2004 06:59:14	Bright	40.500	36	50Alp UMa	1.8000	6300.0	81	13873	No
118	GOM_NL__2PRFIN20041025_070047_000000412031_00292_13873_5474.N1	25-OCT-2004 07:00:47	Bright	41.000	82	48Bet UMa	2.3650	10600.	82	13873	No
119	GOM_NL__2PRFIN20041025_070423_000000392031_00292_13873_5475.N1	25-OCT-2004 07:04:23	Bright	39.000	174	52Psi UMa	3.0040	4400.0	78	13873	No
120	GOM_NL__2PRFIN20041025_071152_000000702031_00292_13873_5476.N1	25-OCT-2004 07:11:52	Bright	70.000	166	17Eps Leo	2.9800	6000.0	140	13873	No
121	GOM_NL__2PRFIN20041025_071357_000002252031_00292_13873_5477.N1	25-OCT-2004 07:13:57	Tw_i_and_stray	224.50	17	78Bet Gem	1.1610	4500.0	449	13873	No
122	GOM_NL__2PRFIN20041025_072349_000000632031_00292_13873_5478.N1	25-OCT-2004 07:23:49	Dark	63.000	48	30Alp Hya	1.9770	4100.0	126	13873	No
123	GOM_NL__2PRFIN20041025_073107_000000422031_00292_13873_5479.N1	25-OCT-2004 07:31:07	Dark	42.000	113	Mu Vel	2.6920	5000.0	84	13873	No
124	GOM_NL__2PRFIN20041025_073259_000000522031_00292_13873_5480.N1	25-OCT-2004 07:32:59	Dark	52.000	65	Lam Vel	2.2040	4400.0	104	13873	No
125	GOM_NL__2PRFIN20041025_073435_000000402031_00293_13874_5319.N1	25-OCT-2004 07:34:35	Dark	40.000	91	Kap Vel	2.4900	26000.	80	13874	No
126	GOM_NL__2PRFIN20041025_073906_000000712031_00293_13874_5320.N1	25-OCT-2004 07:39:06	Dark	70.500	88	31Eta CMa	2.4480	20000.	141	13874	No
127	GOM_NL__2PRFIN20041025_074204_000000582031_00293_13874_5321.N1	25-OCT-2004 07:42:04	Dark	58.000	2	Alp Car	-0.73600	7000.0	116	13874	No
128	GOM_NL__2PRFIN20041025_074549_000000762031_00293_13874_5322.N1	25-OCT-2004 07:45:49	Dark	76.000	177	1Zet CMa	3.0220	26000.	152	13874	No
129	GOM_NL__2PRFIN20041025_074833_000000412031_00293_13874_5323.N1	25-OCT-2004 07:48:33	Dark	40.500	143	Alp Hyi	2.8570	7200.0	81	13874	No
130	GOM_NL__2PRFIN20041025_074958_000000522031_00293_13874_5324.N1	25-OCT-2004 07:49:58	Dark	52.000	9	Alp Eri	0.45300	24000.	104	13874	No
131	GOM_NL__2PRFIN20041025_075300_000000442031_00293_13874_5325.N1	25-OCT-2004 07:53:00	Straylight	43.500	157	The1Eri	2.9060	9300.0	87	13874	No
132	GOM_NL__2PRFIN20041025_075448_000000452031_00293_13874_5326.N1	25-OCT-2004 07:54:48	Straylight	44.500	84	Alp Phe	2.3970	4500.0	89	13874	No
133	GOM_NL__2PRFIN20041025_080122_000000452031_00293_13874_5327.N1	25-OCT-2004 08:01:22	Straylight	44.500	52	16Bet Cet	2.0370	4500.0	89	13874	No
134	GOM_NL__2PRFIN20041025_080838_000000642031_00293_13874_5328.N1	25-OCT-2004 08:08:38	Bright	63.500	94	92Alp Cet	2.5260	3100.0	127	13874	No
135	GOM_NL__2PRFIN20041025_081050_000000392031_00293_13874_5329.N1	25-OCT-2004 08:10:50	Bright	38.500	140	88Gam Peg	2.8340	26000.	77	13874	No
136	GOM_NL__2PRFIN20041025_081245_000000452031_00293_13874_5330.N1	25-OCT-2004 08:12:45	Bright	44.500	105	6Bet Ari	2.6450	8900.0	89	13874	No
137	GOM_NL__2PRFIN20041025_081443_000000392031_00293_13874_5331.N1	25-OCT-2004 08:14:43	Bright	38.500	58	21Alp And	2.0730	11000.	77	13874	No
138	GOM_NL__2PRFIN20041025_081635_000000422031_00293_13874_5332.N1	25-OCT-2004 08:16:35	Bright	41.500	53	43Bet And	2.0480	3300.0	83	13874	No
139	GOM_NL__2PRFIN20041025_081925_000000462031_00293_13874_5333.N1	25-OCT-2004 08:19:25	Bright	45.500	73	57Gam1And	2.2600	13100.	91	13874	No
140	GOM_NL__2PRFIN20041025_082222_000000402031_00293_13874_5334.N1	25-OCT-2004 08:22:22	Bright	39.500	68	18Alp Cas	2.2250	4500.0	79	13874	No
141	GOM_NL__2PRFIN20041025_082338_000000382031_00293_13874_5335.N1	25-OCT-2004 08:23:38	Bright	38.000	76	27Gam Cas	2.3000	30000.	76	13874	No
142	GOM_NL__2PRFIN20041025_082618_000000432031_00293_13874_5336.N1	25-OCT-2004 08:26:18	Bright	42.500	89	5Alp Cep	2.4510	8000.0	85	13874	No
143	GOM_NL__2PRFIN20041025_083137_000000372031_00293_13874_5337.N1	25-OCT-2004 08:31:37	Bright	36.500	49	1Alp UMi	1.9900	6300.0	73	13874	No
144	GOM_NL__2PRFIN20041025_083508_000000382031_00293_13874_5338.N1	25-OCT-2004 08:35:08	Bright	37.500	60	7Bet UMi	2.0810	3950.0	75	13874	No
145	GOM_NL__2PRFIN20041025_083951_000000392031_00293_13874_5339.N1	25-OCT-2004 08:39:51	Bright	38.500	36	50Alp UMa	1.8000	6300.0	77	13874	No
146	GOM_NL__2PRFIN20041025_084126_000000392031_00293_13874_5340.N1	25-OCT-2004 08:41:26	Bright	39.000	82	48Bet UMa	2.3650	10600.	78	13874	No
147	GOM_NL__2PRFIN20041025_084500_000000372031_00293_13874_5341.N1	25-OCT-2004 08:45:00	Bright	36.500	174	52Psi UMa	3.0040	4400.0	73	13874	No
148	GOM_NL__2PRFIN20041025_085228_000000512031_00293_13874_5342.N1	25-OCT-2004 08:52:28	Bright	51.000	166	17Eps Leo	2.9800	6000.0	102	13874	No
149	GOM_NL__2PRFIN20041025_085434_000002312031_00293_13874_5343.N1	25-OCT-2004 08:54:34	Tw_i_and_stray	230.50	17	78Bet Gem	1.1610	4500.0	461	13874	No
150	GOM_NL__2PRFIN20041025_090425_000000642031_00293_13874_5344.N1	25-OCT-2004 09:04:25	Dark	64.000	48	30Alp Hya	1.9770	4100.0	128	13874	No
151	GOM_NL__2PRFIN20041025_091143_000000432031_00293_13874_5345.N1	25-OCT-2004 09:11:43	Dark	43.000	113	Mu Vel	2.6920	5000.0	86	13874	No
152	GOM_NL__2PRFIN20041025_091334_000000462031_00293_13874_5346.N1	25-OCT-2004 09:13:34	Dark	46.000	65	Lam Vel	2.2040	4400.0	92	13874	No
153	GOM_NL__2PRFIN20041025_091511_000000422031_00294_13875_5339.N1	25-OCT-2004 09:15:11	Dark	42.000	91	Kap Vel	2.4900	26000.	84	13875	No
154	GOM_NL__2PRFIN20041025_091945_000000702031_00294_13875_5340.N1	25-OCT-2004 09:19:45	Dark	69.500	88	31Eta CMa	2.4480	20000.	139	13875	No
155	GOM_NL__2PRFIN20041025_092241_000000512031_00294_13875_5341.N1	25-OCT-2004 09:22:41	Dark	51.000	2	Alp Car	-0.73600	7000.0	102	13875	No
156	GOM_NL__2PRFIN20041025_092627_000000762031_00294_13875_5342.N1	25-OCT-2004 09:26:27	Dark	76.000	177	1Zet CMa	3.0220	26000.	152	13875	No
157	GOM_NL__2PRFIN20041025_092909_000000412031_00294_13875_5343.N1	25-OCT-2004 09:29:09	Dark	41.000	143	Alp Hyi	2.8570	7200.0	82	13875	No
158	GOM_NL__2PRFIN20041025_093034_000000492031_00294_13875_5344.N1	25-OCT-2004 09:30:34	Dark	48.500	9	Alp Eri	0.45300	24000.	97	13875	No
159	GOM_NL__2PRFIN20041025_093336_000000442031_00294_13875_5345.N1	25-OCT-2004 09:33:36	Straylight	44.000	157	The1Eri	2.9060	9300.0	88	13875	No
160	GOM_NL__2PRFIN20041025_093524_000000412031_00294_13875_5346.N1	25-OCT-2004 09:35:24	Straylight	41.000	84	Alp Phe	2.3970	4500.0	82	13875	No

161	GOM_NL__2PRFIN20041025_094158_000000472031_00294_13875_5347.N1	25-OCT-2004 09:41:58	Straylight	47.000	52	16Bet Cet	2.0370	4500.0	94	13875	No
162	GOM_NL__2PRFIN20041025_094913_000000692031_00294_13875_5348.N1	25-OCT-2004 09:49:13	Bright	68.500	94	92Alp Cet	2.5260	3100.0	137	13875	No
163	GOM_NL__2PRFIN20041025_095126_000000372031_00294_13875_5349.N1	25-OCT-2004 09:51:26	Bright	36.500	140	88Gam Peg	2.8340	26000.	73	13875	No
164	GOM_NL__2PRFIN20041025_095321_000000442031_00294_13875_5350.N1	25-OCT-2004 09:53:21	Bright	44.000	105	6Bet Ari	2.6450	8900.0	88	13875	No
165	GOM_NL__2PRFIN20041025_095519_000000372031_00294_13875_5351.N1	25-OCT-2004 09:55:19	Bright	36.500	58	21Alp And	2.0730	11000.	73	13875	No
166	GOM_NL__2PRFIN20041025_095710_000000402031_00294_13875_5352.N1	25-OCT-2004 09:57:10	Bright	40.000	53	43Bet And	2.0480	3300.0	80	13875	No
167	GOM_NL__2PRFIN20041025_100000_000000422031_00294_13875_5353.N1	25-OCT-2004 10:00:00	Bright	42.000	73	57Gam1And	2.2600	13100.	84	13875	No
168	GOM_NL__2PRFIN20041025_100258_000000392031_00294_13875_5354.N1	25-OCT-2004 10:02:58	Bright	39.000	68	18Alp Cas	2.2250	4500.0	78	13875	No
169	GOM_NL__2PRFIN20041025_100414_000000382031_00294_13875_5355.N1	25-OCT-2004 10:04:14	Bright	38.000	76	27Gam Cas	2.3000	30000.	76	13875	No
170	GOM_NL__2PRFIN20041025_100657_000000392031_00294_13875_5356.N1	25-OCT-2004 10:06:57	Bright	39.000	89	5Alp Cep	2.4510	8000.0	78	13875	No
171	GOM_NL__2PRFIN20041025_101210_000000402031_00294_13875_5357.N1	25-OCT-2004 10:12:10	Bright	39.500	49	1Alp UMi	1.9900	6300.0	79	13875	No
172	GOM_NL__2PRFIN20041025_101545_000000392031_00294_13875_5358.N1	25-OCT-2004 10:15:45	Bright	39.000	60	7Bet UMi	2.0810	3950.0	78	13875	No
173	GOM_NL__2PRFIN20041025_102027_000000412031_00294_13875_5359.N1	25-OCT-2004 10:20:27	Bright	41.000	36	50Alp UMa	1.8000	6300.0	82	13875	No
174	GOM_NL__2PRFIN20041025_102202_000000392031_00294_13875_5360.N1	25-OCT-2004 10:22:02	Bright	39.000	82	48Bet UMa	2.3650	10600.	78	13875	No
175	GOM_NL__2PRFIN20041025_102536_000000412031_00294_13875_5361.N1	25-OCT-2004 10:25:36	Bright	40.500	174	52Psi UMa	3.0040	4400.0	81	13875	No
176	GOM_NL__2PRFIN20041025_103305_000000482031_00294_13875_5362.N1	25-OCT-2004 10:33:05	Bright	47.500	166	17Eps Leo	2.9800	6000.0	95	13875	No
177	GOM_NL__2PRFIN20041025_103512_000002152031_00294_13875_5363.N1	25-OCT-2004 10:35:12	Tw_i_and_stray	214.50	17	78Bet Gem	1.1610	4500.0	429	13875	No
178	GOM_NL__2PRFIN20041025_104503_000000632031_00294_13875_5364.N1	25-OCT-2004 10:45:03	Dark	63.000	48	30Alp Hya	1.9770	4100.0	126	13875	No
179	GOM_NL__2PRFIN20041025_105143_000000402031_00294_13875_5365.N1	25-OCT-2004 10:51:43	Dark	39.500	99	Del Cen	2.5750	26000.	79	13875	No
180	GOM_NL__2PRFIN20041025_105411_000000492031_00294_13875_5366.N1	25-OCT-2004 10:54:11	Dark	49.000	65	Lam Vel	2.2040	4400.0	98	13875	No
181	GOM_NL__2PRFIN20041025_105547_000000432031_00295_13876_5339.N1	25-OCT-2004 10:55:47	Dark	42.500	91	Kap Vel	2.4900	26000.	85	13876	No
182	GOM_NL__2PRFIN20041025_110022_000000732031_00295_13876_5340.N1	25-OCT-2004 11:00:22	Dark	72.500	88	31Eta CMa	2.4480	20000.	145	13876	No
183	GOM_NL__2PRFIN20041025_110318_000000632031_00295_13876_5341.N1	25-OCT-2004 11:03:18	Dark	63.000	2	Alp Car	-0.73600	7000.0	126	13876	No
184	GOM_NL__2PRFIN20041025_110705_000000802031_00295_13876_5342.N1	25-OCT-2004 11:07:05	Dark	80.000	177	1Zet CMa	3.0220	26000.	160	13876	No
185	GOM_NL__2PRFIN20041025_110945_000000402031_00295_13876_5343.N1	25-OCT-2004 11:09:45	Dark	40.000	143	Alp Hyi	2.8570	7200.0	80	13876	No
186	GOM_NL__2PRFIN20041025_111110_000000502031_00295_13876_5344.N1	25-OCT-2004 11:11:10	Dark	49.500	9	Alp Eri	0.45300	24000.	99	13876	No
187	GOM_NL__2PRFIN20041025_111412_000000472031_00295_13876_5345.N1	25-OCT-2004 11:14:12	Straylight	47.000	157	The1Eri	2.9060	9300.0	94	13876	No
188	GOM_NL__2PRFIN20041025_111600_000000462031_00295_13876_5346.N1	25-OCT-2004 11:16:00	Straylight	45.500	84	Alp Phe	2.3970	4500.0	91	13876	No
189	GOM_NL__2PRFIN20041025_112234_000000462031_00295_13876_5347.N1	25-OCT-2004 11:22:34	Straylight	45.500	52	16Bet Cet	2.0370	4500.0	91	13876	No
190	GOM_NL__2PRFIN20041025_112949_000000602031_00295_13876_5348.N1	25-OCT-2004 11:29:49	Bright	59.500	94	92Alp Cet	2.5260	3100.0	119	13876	No
191	GOM_NL__2PRFIN20041025_113203_000000372031_00295_13876_5349.N1	25-OCT-2004 11:32:03	Bright	37.000	140	88Gam Peg	2.8340	26000.	74	13876	No
192	GOM_NL__2PRFIN20041025_113357_000000432031_00295_13876_5350.N1	25-OCT-2004 11:33:57	Bright	42.500	105	6Bet Ari	2.6450	8900.0	85	13876	No
193	GOM_NL__2PRFIN20041025_113554_000000402031_00295_13876_5351.N1	25-OCT-2004 11:35:54	Bright	39.500	58	21Alp And	2.0730	11000.	79	13876	No
194	GOM_NL__2PRFIN20041025_113747_000000402031_00295_13876_5352.N1	25-OCT-2004 11:37:47	Bright	40.000	53	43Bet And	2.0480	3300.0	80	13876	No
195	GOM_NL__2PRFIN20041025_114036_000000402031_00295_13876_5353.N1	25-OCT-2004 11:40:36	Bright	40.000	73	57Gam1And	2.2600	13100.	80	13876	No
196	GOM_NL__2PRFIN20041025_114331_000000422031_00295_13876_5354.N1	25-OCT-2004 11:43:31	Bright	41.500	68	18Alp Cas	2.2250	4500.0	83	13876	No
197	GOM_NL__2PRFIN20041025_114449_000000392031_00295_13876_5355.N1	25-OCT-2004 11:44:49	Bright	39.000	76	27Gam Cas	2.3000	30000.	78	13876	No
198	GOM_NL__2PRFIN20041025_114733_000000402031_00295_13876_5356.N1	25-OCT-2004 11:47:33	Bright	39.500	89	5Alp Cep	2.4510	8000.0	79	13876	No
199	GOM_NL__2PRFIN20041025_115621_000000382031_00295_13876_5357.N1	25-OCT-2004 11:56:21	Bright	38.000	60	7Bet UMi	2.0810	3950.0	76	13876	No
200	GOM_NL__2PRFIN20041025_120103_000000362031_00295_13876_5358.N1	25-OCT-2004 12:01:03	Bright	36.000	36	50Alp UMa	1.8000	6300.0	72	13876	No
201	GOM_NL__2PRFIN20041025_120238_000000372031_00295_13876_5359.N1	25-OCT-2004 12:02:38	Bright	37.000	82	48Bet UMa	2.3650	10600.	74	13876	No
202	GOM_NL__2PRFIN20041025_120612_000000382031_00295_13876_5360.N1	25-OCT-2004 12:06:12	Bright	38.000	174	52Psi UMa	3.0040	4400.0	76	13876	No
203	GOM_NL__2PRFIN20041025_121341_000000572031_00295_13876_5361.N1	25-OCT-2004 12:13:41	Bright	56.500	166	17Eps Leo	2.9800	6000.0	113	13876	No
204	GOM_NL__2PRFIN20041025_121549_000002362031_00295_13876_5362.N1	25-OCT-2004 12:15:49	Tw_i_and_stray	236.00	17	78Bet Gem	1.1610	4500.0	472	13876	No
205	GOM_NL__2PRFIN20041025_122540_000000742031_00295_13876_5363.N1	25-OCT-2004 12:25:40	Dark	74.000	48	30Alp Hya	1.9770	4100.0	148	13876	No
206	GOM_NL__2PRFIN20041025_123219_000000382031_00295_13876_5364.N1	25-OCT-2004 12:32:19	Dark	38.000	99	Del Cen	2.5750	26000.	76	13876	No
207	GOM_NL__2PRFIN20041025_123448_000000572031_00295_13876_5365.N1	25-OCT-2004 12:34:48	Dark	57.000	65	Lam Vel	2.2040	4400.0	114	13876	No
208	GOM_NL__2PRFIN20041025_123624_000000422031_00296_13877_5339.N1	25-OCT-2004 12:36:24	Dark	42.000	91	Kap Vel	2.4900	26000.	84	13877	No
209	GOM_NL__2PRFIN20041025_124100_000000712031_00296_13877_5340.N1	25-OCT-2004 12:41:00	Dark	71.000	88	31Eta CMa	2.4480	20000.	142	13877	No
210	GOM_NL__2PRFIN20041025_124354_000000502031_00296_13877_5341.N1	25-OCT-2004 12:43:54	Dark	49.500	2	Alp Car	-0.73600	7000.0	99	13877	No
211	GOM_NL__2PRFIN20041025_124742_000000772031_00296_13877_5342.N1	25-OCT-2004 12:47:42	Dark	77.000	177	1Zet CMa	3.0220	26000.	154	13877	No
212	GOM_NL__2PRFIN20041025_125019_000000412031_00296_13877_5343.N1	25-OCT-2004 12:50:19	Dark	41.000	143	Alp Hyi	2.8570	7200.0	82	13877	No
213	GOM_NL__2PRFIN20041025_125144_000000472031_00296_13877_5344.N1	25-OCT-2004 12:51:44	Dark	47.000	9	Alp Eri	0.45300	24000.	94	13877	No
214	GOM_NL__2PRFIN20041025_125449_000000442031_00296_13877_5345.N1	25-OCT-2004 12:54:49	Straylight	43.500	157	The1Eri	2.9060	9300.0	87	13877	No
215	GOM_NL__2PRFIN20041025_125636_000000402031_00296_13877_5346.N1	25-OCT-2004 12:56:36	Straylight	40.000	84	Alp Phe	2.3970	4500.0	80	13877	No
216	GOM_NL__2PRFIN20041025_130309_000000462031_00296_13877_5347.N1	25-OCT-2004 13:03:09	Straylight	46.000	52	16Bet Cet	2.0370	4500.0	92	13877	No
217	GOM_NL__2PRFIN20041025_131024_000000622031_00296_13877_5348.N1	25-OCT-2004 13:10:24	Bright	62.000	94	92Alp Cet	2.5260	3100.0	124	13877	No
218	GOM_NL__2PRFIN20041025_131238_000000392031_00296_13877_5349.N1	25-OCT-2004 13:12:38	Bright	38.500	140	88Gam Peg	2.8340	26000.	77	13877	No
219	GOM_NL__2PRFIN20041025_131432_000000442031_00296_13877_5350.N1	25-OCT-2004 13:14:32	Bright	44.000	105	6Bet Ari	2.6450	8900.0	88	13877	No

220	GOM_NL__2PRFIN20041025_131630_000000402031_00296_13877_5351.N1	25-OCT-2004 13:16:30	Bright	39.500	58	21Alp And	2.0730	11000.	79	13877	No
221	GOM_NL__2PRFIN20041025_131822_000000392031_00296_13877_5352.N1	25-OCT-2004 13:18:22	Bright	39.000	53	43Bet And	2.0480	3300.0	78	13877	No
222	GOM_NL__2PRFIN20041025_132111_000000422031_00296_13877_5353.N1	25-OCT-2004 13:21:11	Bright	42.000	73	57Gam1And	2.2600	13100.	84	13877	No
223	GOM_NL__2PRFIN20041025_132409_000000402031_00296_13877_5354.N1	25-OCT-2004 13:24:09	Bright	40.000	68	18Alp Cas	2.2250	4500.0	80	13877	No
224	GOM_NL__2PRFIN20041025_132524_000000402031_00296_13877_5355.N1	25-OCT-2004 13:25:24	Bright	40.000	76	27Gam Cas	2.3000	30000.	80	13877	No
225	GOM_NL__2PRFIN20041025_132809_000000392031_00296_13877_5356.N1	25-OCT-2004 13:28:09	Bright	39.000	89	5Alp Cep	2.4510	8000.0	78	13877	No
226	GOM_NL__2PRFIN20041025_133324_000000392031_00296_13877_5357.N1	25-OCT-2004 13:33:24	Bright	38.500	49	1Alp UMi	1.9900	6300.0	77	13877	No
227	GOM_NL__2PRFIN20041025_133657_000000352031_00296_13877_5358.N1	25-OCT-2004 13:36:57	Bright	35.000	60	7Bet UMi	2.0810	3950.0	70	13877	No
228	GOM_NL__2PRFIN20041025_134138_000000402031_00296_13877_5359.N1	25-OCT-2004 13:41:38	Bright	40.000	36	50Alp UMa	1.8000	6300.0	80	13877	No
229	GOM_NL__2PRFIN20041025_134313_000000382031_00296_13877_5360.N1	25-OCT-2004 13:43:13	Bright	38.000	82	48Bet UMa	2.3650	10600.	76	13877	No
230	GOM_NL__2PRFIN20041025_134648_000000382031_00296_13877_5361.N1	25-OCT-2004 13:46:48	Bright	38.000	174	52Psi UMa	3.0040	4400.0	76	13877	No
231	GOM_NL__2PRFIN20041025_135417_000000522031_00296_13877_5362.N1	25-OCT-2004 13:54:17	Bright	51.500	166	17Eps Leo	2.9800	6000.0	103	13877	No
232	GOM_NL__2PRFIN20041025_135626_000002372031_00296_13877_5363.N1	25-OCT-2004 13:56:26	Tw_i_and_stray	236.50	17	78Bet Gem	1.1610	4500.0	473	13877	No
233	GOM_NL__2PRFIN20041025_140617_000000682031_00296_13877_5364.N1	25-OCT-2004 14:06:17	Dark	67.500	48	30Alp Hya	1.9770	4100.0	135	13877	No
234	GOM_NL__2PRFIN20041025_141255_000000392031_00296_13877_5365.N1	25-OCT-2004 14:12:55	Dark	39.000	99	Del Cen	2.5750	26000.	78	13877	No
235	GOM_NL__2PRFIN20041025_141523_000000502031_00296_13877_5366.N1	25-OCT-2004 14:15:23	Dark	49.500	65	Lam Vel	2.2040	4400.0	99	13877	No
236	GOM_NL__2PRFIN20041025_141701_000000422031_00297_13878_5339.N1	25-OCT-2004 14:17:01	Dark	42.000	91	Kap Vel	2.4900	26000.	84	13878	No
237	GOM_NL__2PRFIN20041025_142138_000000732031_00297_13878_5340.N1	25-OCT-2004 14:21:38	Dark	72.500	88	31Eta CMa	2.4480	20000.	145	13878	No
238	GOM_NL__2PRFIN20041025_142431_000000572031_00297_13878_5341.N1	25-OCT-2004 14:24:31	Dark	57.000	2	Alp Car	-0.73600	7000.0	114	13878	No
239	GOM_NL__2PRFIN20041025_142820_000000752031_00297_13878_5342.N1	25-OCT-2004 14:28:20	Dark	75.000	177	1Zet CMa	3.0220	26000.	150	13878	No
240	GOM_NL__2PRFIN20041025_143057_000000392031_00297_13878_5343.N1	25-OCT-2004 14:30:57	Dark	39.000	143	Alp Hyi	2.8570	7200.0	78	13878	No
241	GOM_NL__2PRFIN20041025_143222_000000512031_00297_13878_5344.N1	25-OCT-2004 14:32:22	Dark	51.000	9	Alp Eri	0.45300	24000.	102	13878	No
242	GOM_NL__2PRFIN20041025_143525_000000462031_00297_13878_5345.N1	25-OCT-2004 14:35:25	Straylight	45.500	157	The1Eri	2.9060	9300.0	91	13878	No
243	GOM_NL__2PRFIN20041025_143712_000000442031_00297_13878_5346.N1	25-OCT-2004 14:37:12	Straylight	43.500	84	Alp Phe	2.3970	4500.0	87	13878	No
244	GOM_NL__2PRFIN20041025_144345_000000452031_00297_13878_5347.N1	25-OCT-2004 14:43:45	Straylight	45.000	52	16Bet Cet	2.0370	4500.0	90	13878	No
245	GOM_NL__2PRFIN20041025_145059_000000642031_00297_13878_5348.N1	25-OCT-2004 14:50:59	Bright	64.000	94	92Alp Cet	2.5260	3100.0	128	13878	No
246	GOM_NL__2PRFIN20041025_145315_000000372031_00297_13878_5349.N1	25-OCT-2004 14:53:15	Bright	36.500	140	88Gam Peg	2.8340	26000.	73	13878	No
247	GOM_NL__2PRFIN20041025_145509_000000432031_00297_13878_5350.N1	25-OCT-2004 14:55:09	Bright	42.500	105	6Bet Ari	2.6450	8900.0	85	13878	No
248	GOM_NL__2PRFIN20041025_145707_000000382031_00297_13878_5351.N1	25-OCT-2004 14:57:07	Bright	38.000	58	21Alp And	2.0730	11000.	76	13878	No
249	GOM_NL__2PRFIN20041025_145858_000000402031_00297_13878_5352.N1	25-OCT-2004 14:58:58	Bright	39.500	53	43Bet And	2.0480	3300.0	79	13878	No
250	GOM_NL__2PRFIN20041025_150147_000000432031_00297_13878_5353.N1	25-OCT-2004 15:01:47	Bright	43.000	73	57Gam1And	2.2600	13100.	86	13878	No
251	GOM_NL__2PRFIN20041025_150445_000000392031_00297_13878_5354.N1	25-OCT-2004 15:04:45	Bright	38.500	68	18Alp Cas	2.2250	4500.0	77	13878	No
252	GOM_NL__2PRFIN20041025_150601_000000382031_00297_13878_5355.N1	25-OCT-2004 15:06:01	Bright	38.000	76	27Gam Cas	2.3000	30000.	76	13878	No
253	GOM_NL__2PRFIN20041025_150844_000000412031_00297_13878_5356.N1	25-OCT-2004 15:08:44	Bright	41.000	89	5Alp Cep	2.4510	8000.0	82	13878	No
254	GOM_NL__2PRFIN20041025_151400_000000392031_00297_13878_5357.N1	25-OCT-2004 15:14:00	Bright	38.500	49	1Alp UMi	1.9900	6300.0	77	13878	No
255	GOM_NL__2PRFIN20041025_151733_000000392031_00297_13878_5358.N1	25-OCT-2004 15:17:33	Bright	39.000	60	7Bet UMi	2.0810	3950.0	78	13878	No
256	GOM_NL__2PRFIN20041025_152214_000000412031_00297_13878_5359.N1	25-OCT-2004 15:22:14	Bright	40.500	36	50Alp UMa	1.8000	6300.0	81	13878	No
257	GOM_NL__2PRFIN20041025_152349_000000392031_00297_13878_5360.N1	25-OCT-2004 15:23:49	Bright	39.000	82	48Bet UMa	2.3650	10600.	78	13878	No
258	GOM_NL__2PRFIN20041025_152723_000000372031_00297_13878_5361.N1	25-OCT-2004 15:27:23	Bright	37.000	174	52Psi UMa	3.0040	4400.0	74	13878	No
259	GOM_NL__2PRFIN20041025_153453_000000482031_00297_13878_5362.N1	25-OCT-2004 15:34:53	Bright	47.500	166	17Eps Leo	2.9800	6000.0	95	13878	No
260	GOM_NL__2PRFIN20041025_153703_000002172031_00297_13878_5363.N1	25-OCT-2004 15:37:03	Tw_i_and_stray	216.50	17	78Bet Gem	1.1610	4500.0	433	13878	No
261	GOM_NL__2PRFIN20041025_154654_000000702031_00297_13878_5364.N1	25-OCT-2004 15:46:54	Dark	70.000	48	30Alp Hya	1.9770	4100.0	140	13878	No
262	GOM_NL__2PRFIN20041025_155331_000000392031_00297_13878_5365.N1	25-OCT-2004 15:53:31	Dark	38.500	99	Del Cen	2.5750	26000.	77	13878	No
263	GOM_NL__2PRFIN20041025_155602_000000532031_00297_13878_5366.N1	25-OCT-2004 15:56:02	Dark	53.000	65	Lam Vel	2.2040	4400.0	106	13878	No
264	GOM_NL__2PRFIN20041025_155738_000000422031_00298_13879_5339.N1	25-OCT-2004 15:57:38	Dark	41.500	91	Kap Vel	2.4900	26000.	83	13879	No
265	GOM_NL__2PRFIN20041025_173910_000000442031_00299_13880_5339.N1	25-OCT-2004 17:39:10	Dark	43.500	71	1ot Car	2.2460	7700.0	87	13880	No
266	GOM_NL__2PRFIN20041025_174254_000000732031_00299_13880_5340.N1	25-OCT-2004 17:42:54	Dark	73.000	88	31Eta CMa	2.4480	20000.	146	13880	No
267	GOM_NL__2PRFIN20041025_174545_000000502031_00299_13880_5341.N1	25-OCT-2004 17:45:45	Dark	50.000	2	Alp Car	-0.73600	7000.0	100	13880	No
268	GOM_NL__2PRFIN20041025_175208_000000472031_00299_13880_5342.N1	25-OCT-2004 17:52:08	Dark	46.500	143	Alp Hyi	2.8570	7200.0	93	13880	No
269	GOM_NL__2PRFIN20041025_175334_000000472031_00299_13880_5343.N1	25-OCT-2004 17:53:34	Dark	47.000	9	Alp Eri	0.45300	24000.	94	13880	No
270	GOM_NL__2PRFIN20041025_175638_000000472031_00299_13880_5344.N1	25-OCT-2004 17:56:38	Straylight	46.500	157	The1Eri	2.9060	9300.0	93	13880	No
271	GOM_NL__2PRFIN20041025_175824_000000452031_00299_13880_5345.N1	25-OCT-2004 17:58:24	Straylight	44.500	84	Alp Phe	2.3970	4500.0	89	13880	No
272	GOM_NL__2PRFIN20041025_180458_000000502031_00299_13880_5346.N1	25-OCT-2004 18:04:58	Straylight	50.000	52	16Bet Cet	2.0370	4500.0	100	13880	No
273	GOM_NL__2PRFIN20041025_181211_000000642031_00299_13880_5347.N1	25-OCT-2004 18:12:11	Bright	63.500	94	92Alp Cet	2.5260	3100.0	127	13880	No
274	GOM_NL__2PRFIN20041025_181427_000000372031_00299_13880_5348.N1	25-OCT-2004 18:14:27	Bright	37.000	140	88Gam Peg	2.8340	26000.	74	13880	No
275	GOM_NL__2PRFIN20041025_181619_000000442031_00299_13880_5349.N1	25-OCT-2004 18:16:19	Bright	44.000	105	6Bet Ari	2.6450	8900.0	88	13880	No
276	GOM_NL__2PRFIN20041025_181817_000000412031_00299_13880_5350.N1	25-OCT-2004 18:18:17	Bright	41.000	58	21Alp And	2.0730	11000.	82	13880	No
277	GOM_NL__2PRFIN20041025_182009_000000402031_00299_13880_5351.N1	25-OCT-2004 18:20:09	Bright	39.500	53	43Bet And	2.0480	3300.0	79	13880	No
278	GOM_NL__2PRFIN20041025_182258_000000432031_00299_13880_5352.N1	25-OCT-2004 18:22:58	Bright	42.500	73	57Gam1And	2.2600	13100.	85	13880	No

279	GOM_NL__2PRFIN20041025_182555_000000422031_00299_13880_5353.N1	25-OCT-2004 18:25:55	Bright	42.000	68	18Alp Cas	2.2250	4500.0	84	13880	No
280	GOM_NL__2PRFIN20041025_182712_000000402031_00299_13880_5354.N1	25-OCT-2004 18:27:12	Bright	39.500	76	27Gam Cas	2.3000	30000.	79	13880	No
281	GOM_NL__2PRFIN20041025_182959_000000392031_00299_13880_5355.N1	25-OCT-2004 18:29:59	Bright	38.500	89	5Alp Cep	2.4510	8000.0	77	13880	No
282	GOM_NL__2PRFIN20041025_183512_000000402031_00299_13880_5356.N1	25-OCT-2004 18:35:12	Bright	39.500	49	1Alp UMi	1.9900	6300.0	79	13880	No
283	GOM_NL__2PRFIN20041025_183846_000000402031_00299_13880_5357.N1	25-OCT-2004 18:38:46	Bright	40.000	60	7Bet UMi	2.0810	3950.0	80	13880	No
284	GOM_NL__2PRFIN20041025_184326_000000412031_00299_13880_5358.N1	25-OCT-2004 18:43:26	Bright	41.000	36	50Alp UMa	1.8000	6300.0	82	13880	No
285	GOM_NL__2PRFIN20041025_184459_000000412031_00299_13880_5359.N1	25-OCT-2004 18:44:59	Bright	41.000	82	48Bet UMa	2.3650	10600.	82	13880	No
286	GOM_NL__2PRFIN20041025_184835_000000382031_00299_13880_5360.N1	25-OCT-2004 18:48:35	Bright	38.000	174	52Psi UMa	3.0040	4400.0	76	13880	No
287	GOM_NL__2PRFIN20041025_185606_000000522031_00299_13880_5361.N1	25-OCT-2004 18:56:06	Bright	51.500	166	17Eps Leo	2.9800	6000.0	103	13880	No
288	GOM_NL__2PRFIN20041025_185818_000002272031_00299_13880_5362.N1	25-OCT-2004 18:58:18	Tw_i_and_stray	227.00	17	78Bet Gem	1.1610	4500.0	454	13880	No
289	GOM_NL__2PRFIN20041025_190808_000000642031_00299_13880_5363.N1	25-OCT-2004 19:08:08	Dark	63.500	48	30Alp Hya	1.9770	4100.0	127	13880	No
290	GOM_NL__2PRFIN20041025_191442_000000402031_00299_13880_5364.N1	25-OCT-2004 19:14:42	Dark	40.000	99	Del Cen	2.5750	26000.	80	13880	No
291	GOM_NL__2PRFIN20041025_191715_000000582031_00299_13880_5365.N1	25-OCT-2004 19:17:15	Dark	57.500	65	Lam Vel	2.2040	4400.0	115	13880	No
292	GOM_NL__2PRFIN20041025_191947_000000442031_00300_13881_5339.N1	25-OCT-2004 19:19:47	Dark	43.500	71	lot Car	2.2460	7700.0	87	13881	No
293	GOM_NL__2PRFIN20041025_192331_000000722031_00300_13881_5340.N1	25-OCT-2004 19:23:31	Dark	71.500	88	31Eta CMa	2.4480	20000.	143	13881	No
294	GOM_NL__2PRFIN20041025_192622_000000502031_00300_13881_5341.N1	25-OCT-2004 19:26:22	Dark	49.500	2	Alp Car	-0.73600	7000.0	99	13881	No
295	GOM_NL__2PRFIN20041025_193246_000000372031_00300_13881_5342.N1	25-OCT-2004 19:32:46	Dark	37.000	143	Alp Hyi	2.8570	7200.0	74	13881	No
296	GOM_NL__2PRFIN20041025_193411_000000512031_00300_13881_5343.N1	25-OCT-2004 19:34:11	Dark	51.000	9	Alp Eri	0.45300	24000.	102	13881	No
297	GOM_NL__2PRFIN20041025_193714_000000442031_00300_13881_5344.N1	25-OCT-2004 19:37:14	Straylight	43.500	157	The1Eri	2.9060	9300.0	87	13881	No
298	GOM_NL__2PRFIN20041025_193901_000000432031_00300_13881_5345.N1	25-OCT-2004 19:39:01	Straylight	42.500	84	Alp Phe	2.3970	4500.0	85	13881	No
299	GOM_NL__2PRFIN20041025_194534_000000452031_00300_13881_5346.N1	25-OCT-2004 19:45:34	Straylight	44.500	52	16Bet Cet	2.0370	4500.0	89	13881	No
300	GOM_NL__2PRFIN20041025_195244_000000672031_00300_13881_5347.N1	25-OCT-2004 19:52:44	Bright	66.500	94	92Alp Cet	2.5260	3100.0	133	13881	No
301	GOM_NL__2PRFIN20041025_195503_000000382031_00300_13881_5348.N1	25-OCT-2004 19:55:03	Bright	37.500	140	88Gam Peg	2.8340	26000.	75	13881	No
302	GOM_NL__2PRFIN20041025_195656_000000432031_00300_13881_5349.N1	25-OCT-2004 19:56:56	Bright	42.500	105	6Bet Ari	2.6450	8900.0	85	13881	No
303	GOM_NL__2PRFIN20041025_195855_000000382031_00300_13881_5350.N1	25-OCT-2004 19:58:55	Bright	38.000	58	21Alp And	2.0730	11000.	76	13881	No
304	GOM_NL__2PRFIN20041025_200045_000000392031_00300_13881_5351.N1	25-OCT-2004 20:00:45	Bright	38.500	53	43Bet And	2.0480	3300.0	77	13881	No
305	GOM_NL__2PRFIN20041025_200334_000000422031_00300_13881_5352.N1	25-OCT-2004 20:03:34	Bright	42.000	73	57Gam1And	2.2600	13100.	84	13881	No
306	GOM_NL__2PRFIN20041025_200633_000000412031_00300_13881_5353.N1	25-OCT-2004 20:06:33	Bright	41.000	68	18Alp Cas	2.2250	4500.0	82	13881	No
307	GOM_NL__2PRFIN20041025_200749_000000392031_00300_13881_5354.N1	25-OCT-2004 20:07:49	Bright	39.000	76	27Gam Cas	2.3000	30000.	78	13881	No
308	GOM_NL__2PRFIN20041025_201033_000000422031_00300_13881_5355.N1	25-OCT-2004 20:10:33	Bright	41.500	89	5Alp Cep	2.4510	8000.0	83	13881	No
309	GOM_NL__2PRFIN20041025_201548_000000392031_00300_13881_5356.N1	25-OCT-2004 20:15:48	Bright	39.000	49	1Alp UMi	1.9900	6300.0	78	13881	No
310	GOM_NL__2PRFIN20041025_201922_000000382031_00300_13881_5357.N1	25-OCT-2004 20:19:22	Bright	38.000	60	7Bet UMi	2.0810	3950.0	76	13881	No
311	GOM_NL__2PRFIN20041025_202402_000000412031_00300_13881_5358.N1	25-OCT-2004 20:24:02	Bright	41.000	36	50Alp UMa	1.8000	6300.0	82	13881	No
312	GOM_NL__2PRFIN20041025_202536_000000462031_00300_13881_5359.N1	25-OCT-2004 20:25:36	Bright	46.000	82	48Bet UMa	2.3650	10600.	92	13881	No
313	GOM_NL__2PRFIN20041025_202911_000000392031_00300_13881_5360.N1	25-OCT-2004 20:29:11	Bright	38.500	174	52Psi UMa	3.0040	4400.0	77	13881	No
314	GOM_NL__2PRFIN20041025_203642_000000522031_00300_13881_5361.N1	25-OCT-2004 20:36:42	Bright	52.000	166	17Eps Leo	2.9800	6000.0	104	13881	No
315	GOM_NL__2PRFIN20041025_203856_000002402031_00300_13881_5362.N1	25-OCT-2004 20:38:56	Tw_i_and_stray	239.50	17	78Bet Gem	1.1610	4500.0	479	13881	No
316	GOM_NL__2PRFIN20041025_204845_000000712031_00300_13881_5363.N1	25-OCT-2004 20:48:45	Dark	70.500	48	30Alp Hya	1.9770	4100.0	141	13881	No
317	GOM_NL__2PRFIN20041025_205519_000000382031_00300_13881_5364.N1	25-OCT-2004 20:55:19	Dark	38.000	99	Del Cen	2.5750	26000.	76	13881	No
318	GOM_NL__2PRFIN20041025_205751_000000572031_00300_13881_5365.N1	25-OCT-2004 20:57:51	Dark	57.000	65	Lam Vel	2.2040	4400.0	114	13881	No
319	GOM_NL__2PRFIN20041025_210023_000000412031_00301_13882_5339.N1	25-OCT-2004 21:00:23	Dark	40.500	71	lot Car	2.2460	7700.0	81	13882	No
320	GOM_NL__2PRFIN20041025_210408_000000712031_00301_13882_5340.N1	25-OCT-2004 21:04:08	Dark	71.000	88	31Eta CMa	2.4480	20000.	142	13882	No
321	GOM_NL__2PRFIN20041025_210658_000000502031_00301_13882_5341.N1	25-OCT-2004 21:06:58	Dark	50.000	2	Alp Car	-0.73600	7000.0	100	13882	No
322	GOM_NL__2PRFIN20041025_211322_000000412031_00301_13882_5342.N1	25-OCT-2004 21:13:22	Dark	40.500	143	Alp Hyi	2.8570	7200.0	81	13882	No
323	GOM_NL__2PRFIN20041025_211447_000000482031_00301_13882_5343.N1	25-OCT-2004 21:14:47	Dark	47.500	9	Alp Eri	0.45300	24000.	95	13882	No
324	GOM_NL__2PRFIN20041025_211751_000000462031_00301_13882_5344.N1	25-OCT-2004 21:17:51	Straylight	46.000	157	The1Eri	2.9060	9300.0	92	13882	No
325	GOM_NL__2PRFIN20041025_211937_000000452031_00301_13882_5345.N1	25-OCT-2004 21:19:37	Straylight	44.500	84	Alp Phe	2.3970	4500.0	89	13882	No
326	GOM_NL__2PRFIN20041025_212610_000000482031_00301_13882_5346.N1	25-OCT-2004 21:26:10	Straylight	47.500	52	16Bet Cet	2.0370	4500.0	95	13882	No
327	GOM_NL__2PRFIN20041025_213321_000000652031_00301_13882_5347.N1	25-OCT-2004 21:33:21	Bright	65.000	94	92Alp Cet	2.5260	3100.0	130	13882	No
328	GOM_NL__2PRFIN20041025_213539_000000372031_00301_13882_5348.N1	25-OCT-2004 21:35:39	Bright	37.000	140	88Gam Peg	2.8340	26000.	74	13882	No
329	GOM_NL__2PRFIN20041025_213731_000000442031_00301_13882_5349.N1	25-OCT-2004 21:37:31	Bright	43.500	105	6Bet Ari	2.6450	8900.0	87	13882	No
330	GOM_NL__2PRFIN20041025_213931_000000382031_00301_13882_5350.N1	25-OCT-2004 21:39:31	Bright	37.500	58	21Alp And	2.0730	11000.	75	13882	No
331	GOM_NL__2PRFIN20041025_214121_000000412031_00301_13882_5351.N1	25-OCT-2004 21:41:21	Bright	40.500	53	43Bet And	2.0480	3300.0	81	13882	No
332	GOM_NL__2PRFIN20041025_214409_000000452031_00301_13882_5352.N1	25-OCT-2004 21:44:09	Bright	44.500	73	57Gam1And	2.2600	13100.	89	13882	No
333	GOM_NL__2PRFIN20041025_214709_000000372031_00301_13882_5353.N1	25-OCT-2004 21:47:09	Bright	37.000	68	18Alp Cas	2.2250	4500.0	74	13882	No
334	GOM_NL__2PRFIN20041025_214824_000000382031_00301_13882_5354.N1	25-OCT-2004 21:48:24	Bright	38.000	76	27Gam Cas	2.3000	30000.	76	13882	No
335	GOM_NL__2PRFIN20041025_215109_000000412031_00301_13882_5355.N1	25-OCT-2004 21:51:09	Bright	41.000	89	5Alp Cep	2.4510	8000.0	82	13882	No
336	GOM_NL__2PRFIN20041025_215624_000000392031_00301_13882_5356.N1	25-OCT-2004 21:56:24	Bright	38.500	49	1Alp UMi	1.9900	6300.0	77	13882	No
337	GOM_NL__2PRFIN20041025_215958_000000362031_00301_13882_5357.N1	25-OCT-2004 21:59:58	Bright	35.500	60	7Bet UMi	2.0810	3950.0	71	13882	No

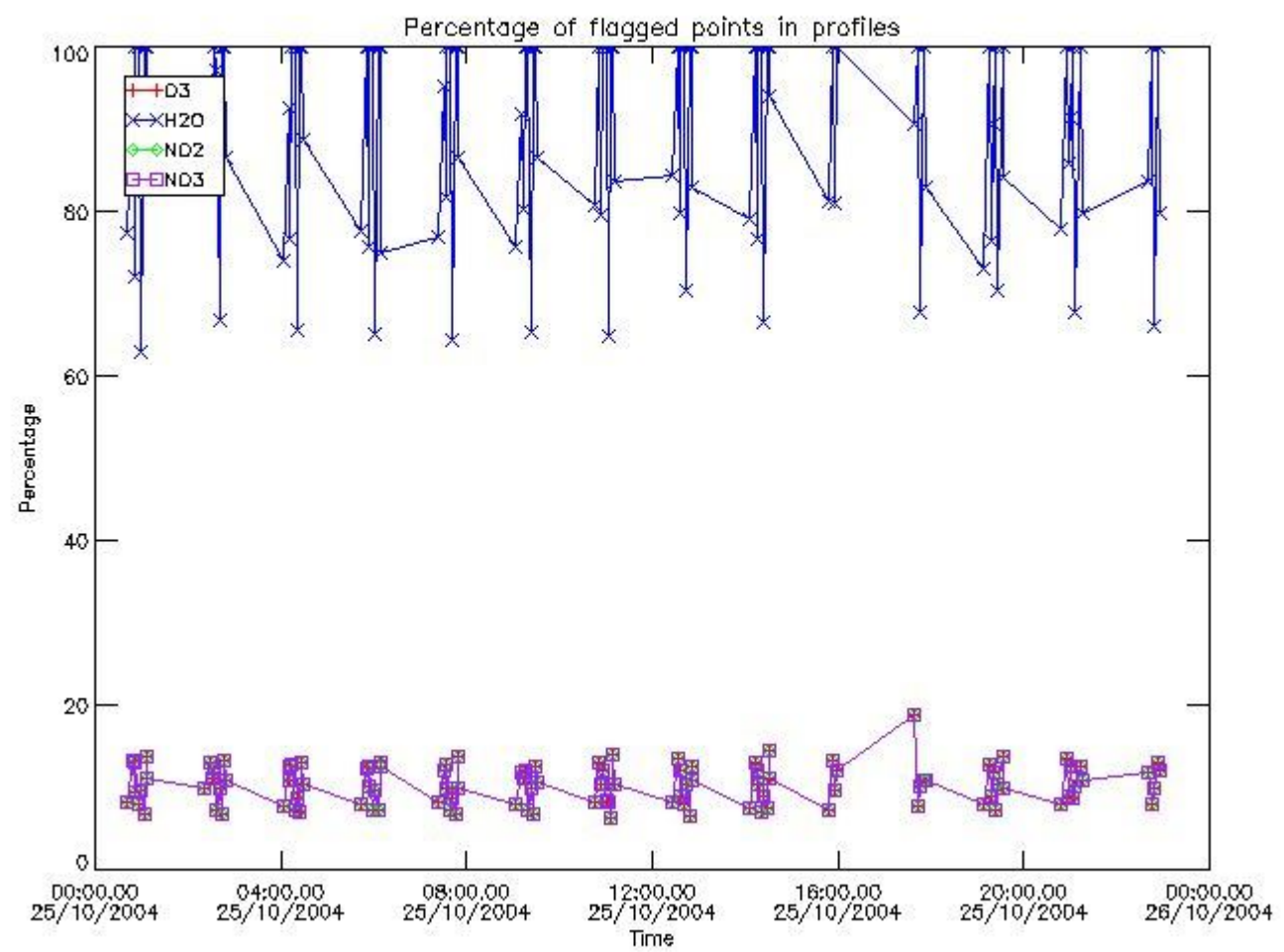
338	GOM_NL__2PRFIN20041025_220438_000000432031_00301_13882_5358.N1	25-OCT-2004 22:04:38	Bright	43.000	36	50Alp UMa	1.8000	6300.0	86	13882	No
339	GOM_NL__2PRFIN20041025_220612_000000542031_00301_13882_5359.N1	25-OCT-2004 22:06:12	Bright	54.000	82	48Bet UMa	2.3650	10600.	108	13882	No
340	GOM_NL__2PRFIN20041025_220947_000000412031_00301_13882_5360.N1	25-OCT-2004 22:09:47	Bright	41.000	174	52Psi UMa	3.0040	4400.0	82	13882	No
341	GOM_NL__2PRFIN20041025_221718_000000522031_00301_13882_5361.N1	25-OCT-2004 22:17:18	Bright	52.000	166	17Eps Leo	2.9800	6000.0	104	13882	No
342	GOM_NL__2PRFIN20041025_221933_000002252031_00301_13882_5362.N1	25-OCT-2004 22:19:33	Tw_i_and_stray	225.00	17	78Bet Gem	1.1610	4500.0	450	13882	No
343	GOM_NL__2PRFIN20041025_224100_000000432031_00302_13883_5485.N1	25-OCT-2004 22:41:00	Dark	43.000	71	1ot Car	2.2460	7700.0	86	13883	No
344	GOM_NL__2PRFIN20041025_224446_000000722031_00302_13883_5486.N1	25-OCT-2004 22:44:46	Dark	71.500	88	31Eta CMa	2.4480	20000.	143	13883	No
345	GOM_NL__2PRFIN20041025_224734_000000522031_00302_13883_5487.N1	25-OCT-2004 22:47:34	Dark	52.000	2	Alp Car	-0.73600	7000.0	104	13883	No
346	GOM_NL__2PRFIN20041025_225358_000000402031_00302_13883_5488.N1	25-OCT-2004 22:53:58	Dark	39.500	143	Alp Hyi	2.8570	7200.0	79	13883	No
347	GOM_NL__2PRFIN20041025_225522_000000432031_00302_13883_5489.N1	25-OCT-2004 22:55:22	Dark	42.500	9	Alp Eri	0.45300	24000.	85	13883	No
348	GOM_NL__2PRFIN20041025_225826_000000462031_00302_13883_5490.N1	25-OCT-2004 22:58:26	Straylight	45.500	157	The1Eri	2.9060	9300.0	91	13883	No
349	GOM_NL__2PRFIN20041025_230013_000000442031_00302_13883_5491.N1	25-OCT-2004 23:00:13	Straylight	43.500	84	Alp Phe	2.3970	4500.0	87	13883	No
350	GOM_NL__2PRFIN20041025_230646_000000462031_00302_13883_5492.N1	25-OCT-2004 23:06:46	Straylight	45.500	52	16Bet Cet	2.0370	4500.0	91	13883	No
351	GOM_NL__2PRFIN20041025_231356_000000692031_00302_13883_5493.N1	25-OCT-2004 23:13:56	Bright	68.500	94	92Alp Cet	2.5260	3100.0	137	13883	No
352	GOM_NL__2PRFIN20041025_231615_000000382031_00302_13883_5494.N1	25-OCT-2004 23:16:15	Bright	38.000	140	88Gam Peg	2.8340	26000.	76	13883	No
353	GOM_NL__2PRFIN20041025_231806_000000412031_00302_13883_5495.N1	25-OCT-2004 23:18:06	Bright	41.000	105	6Bet Ari	2.6450	8900.0	82	13883	No
354	GOM_NL__2PRFIN20041025_232005_000000402031_00302_13883_5496.N1	25-OCT-2004 23:20:05	Bright	40.000	58	21Alp And	2.0730	11000.	80	13883	No
355	GOM_NL__2PRFIN20041025_232156_000000402031_00302_13883_5497.N1	25-OCT-2004 23:21:56	Bright	39.500	53	43Bet And	2.0480	3300.0	79	13883	No
356	GOM_NL__2PRFIN20041025_232445_000000422031_00302_13883_5498.N1	25-OCT-2004 23:24:45	Bright	41.500	73	57Gam1And	2.2600	13100.	83	13883	No
357	GOM_NL__2PRFIN20041025_232744_000000392031_00302_13883_5499.N1	25-OCT-2004 23:27:44	Bright	39.000	68	18Alp Cas	2.2250	4500.0	78	13883	No
358	GOM_NL__2PRFIN20041025_232900_000000372031_00302_13883_5500.N1	25-OCT-2004 23:29:00	Bright	37.000	76	27Gam Cas	2.3000	30000.	74	13883	No
359	GOM_NL__2PRFIN20041025_233147_000000392031_00302_13883_5501.N1	25-OCT-2004 23:31:47	Bright	38.500	89	5Alp Cep	2.4510	8000.0	77	13883	No
360	GOM_NL__2PRFIN20041025_233659_000000382031_00302_13883_5502.N1	25-OCT-2004 23:36:59	Bright	38.000	49	1Alp UMi	1.9900	6300.0	76	13883	No
361	GOM_NL__2PRFIN20041025_234034_000000402031_00302_13883_5503.N1	25-OCT-2004 23:40:34	Bright	39.500	60	7Bet UMi	2.0810	3950.0	79	13883	No
362	GOM_NL__2PRFIN20041025_234513_000000402031_00302_13883_5504.N1	25-OCT-2004 23:45:13	Bright	39.500	36	50Alp UMa	1.8000	6300.0	79	13883	No
363	GOM_NL__2PRFIN20041025_234648_000000542031_00302_13883_5505.N1	25-OCT-2004 23:46:48	Bright	54.000	82	48Bet UMa	2.3650	10600.	108	13883	No
364	GOM_NL__2PRFIN20041025_235023_000000412031_00302_13883_5506.N1	25-OCT-2004 23:50:23	Bright	41.000	174	52Psi UMa	3.0040	4400.0	82	13883	No
365	GOM_NL__2PRFIN20041025_235754_000000522031_00302_13883_5507.N1	25-OCT-2004 23:57:54	Bright	51.500	166	17Eps Leo	2.9800	6000.0	103	13883	No

### 3. Quality information per product

In this section it is plotted some information contained in the Quality Summary data set of the level 2 products. Only products in dark limb conditions and without errors (error flag in the MPH set to "0") are used.

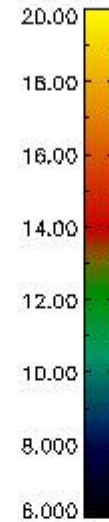
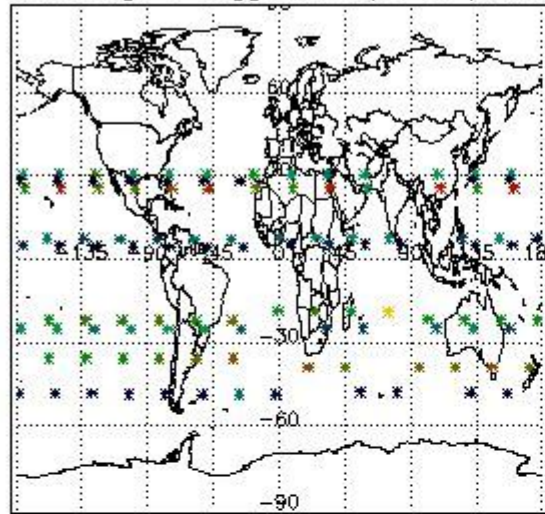
#### 3.1 Plot quality information per product (time dependant)




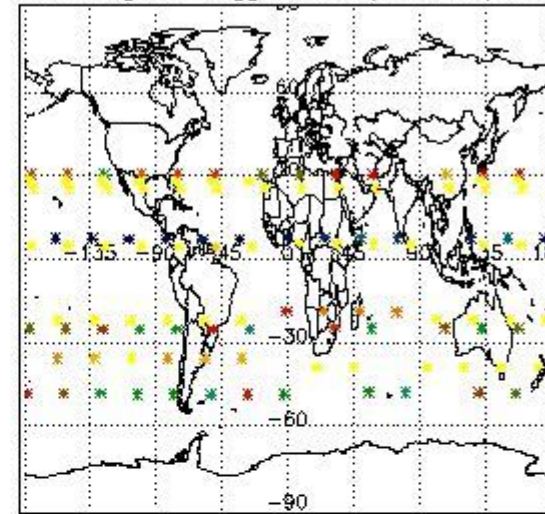


3.2 Plot quality information per product (world map)

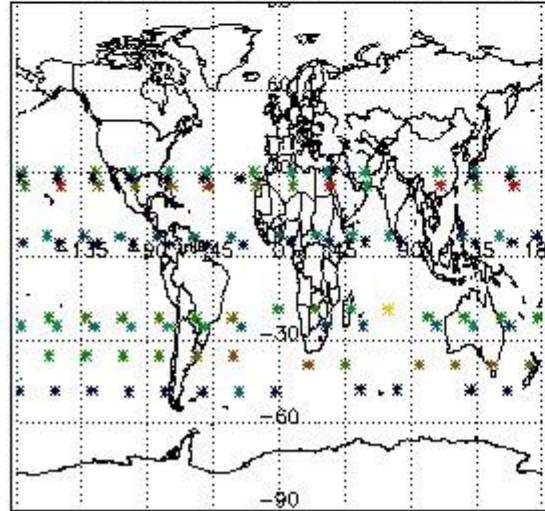
Percentage of flagged data per O3 profile



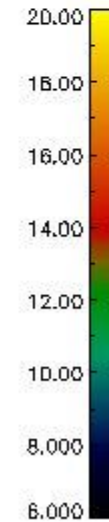
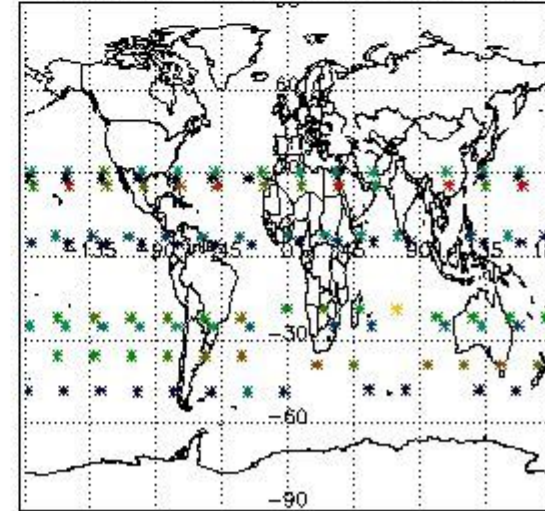
Percentage of flagged data per H2O profile



Percentage of flagged data per NO2 profile



Percentage of flagged data per NO3 profile

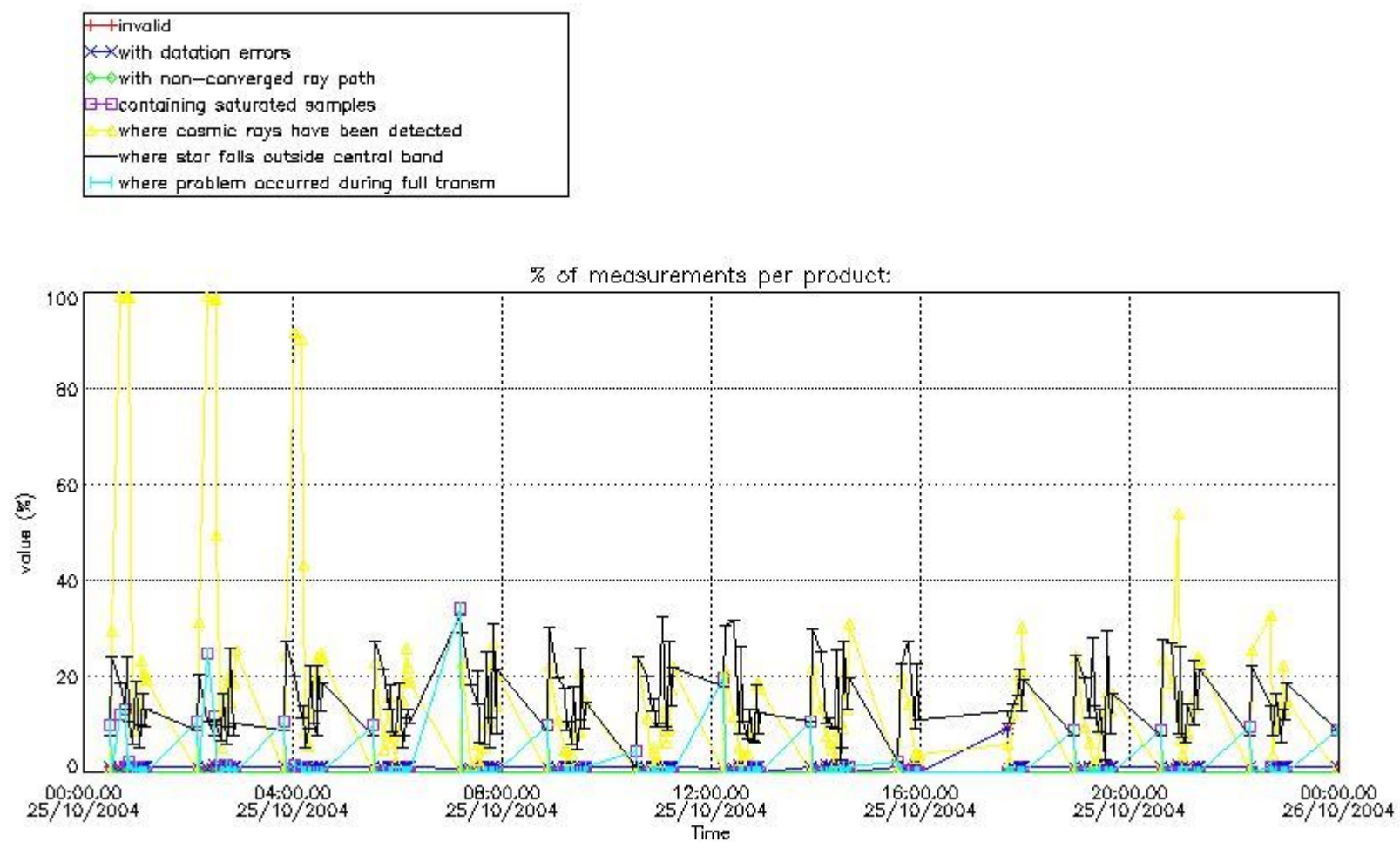


#### 4. Level 1 quality information per product

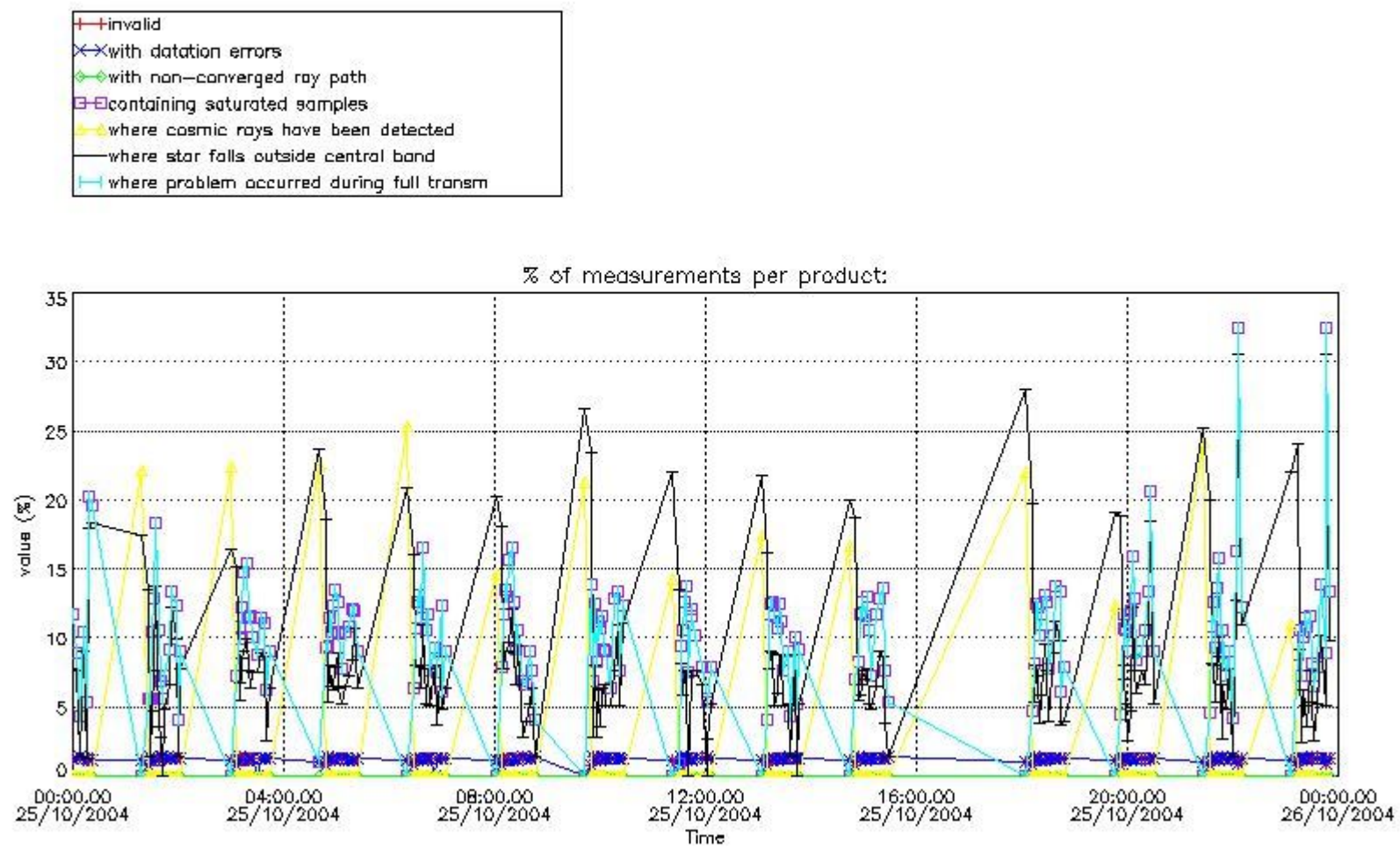
In this section it is plotted some information contained in the Quality Summary data set of the level 2 products that comes from the level 1b processing. Products without errors (error flag in the MPH set to "0") are used.

##### 4.1 Plot quality information per product (time dependant) coming from level 1b processing

###### 4.1.1 Plot level 1 quality information per product (time dependant): ENVISAT ASCENDING passes



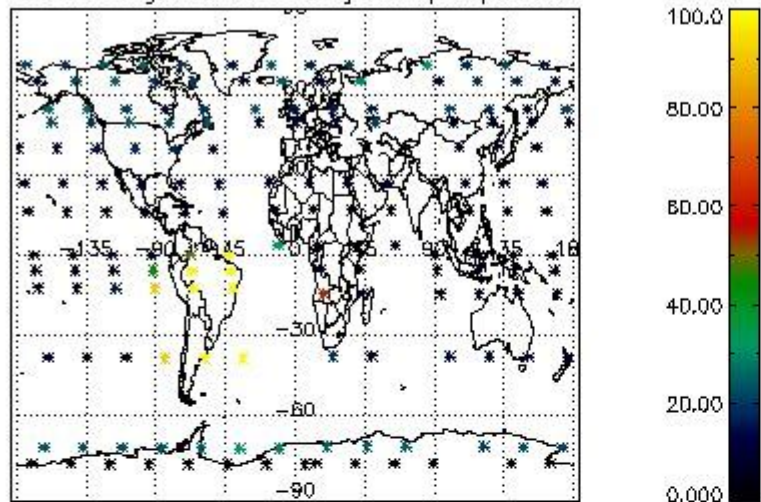
4.1.2 Plot level 1 quality information per product (time dependant): ENVI SAT DESCENDING passes



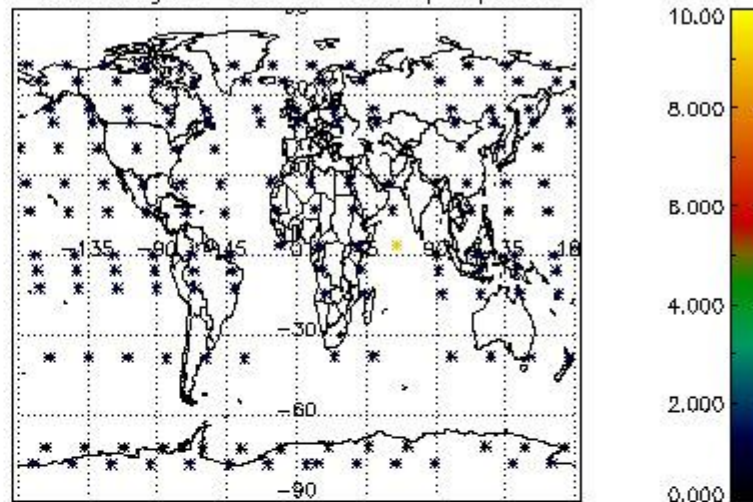
#### 4.2 Plot quality information per product coming from level 1b processing (world map)

##### 4.2.1 Plot level 1 quality information per product (world map): ENVISAT ASCENDING passes

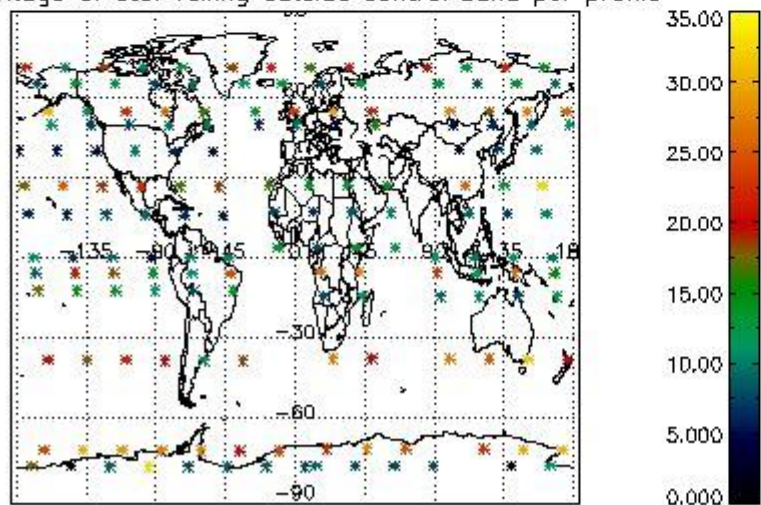
Percentage of cosmic ray hits per profile



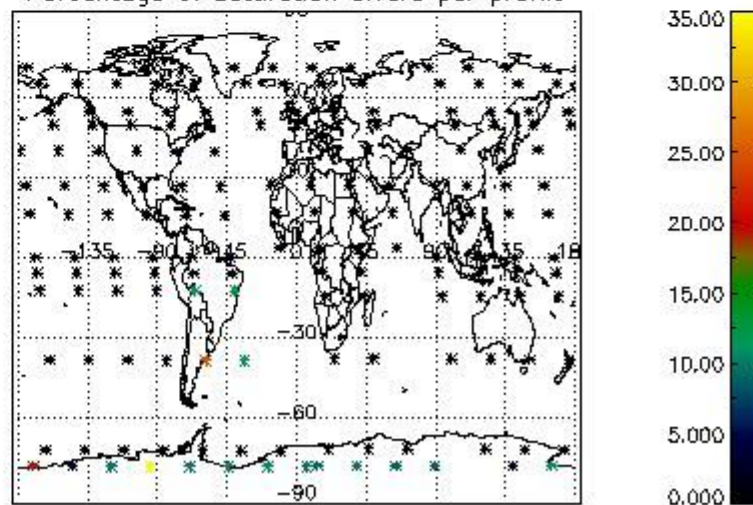
Percentage of datation errors per profile



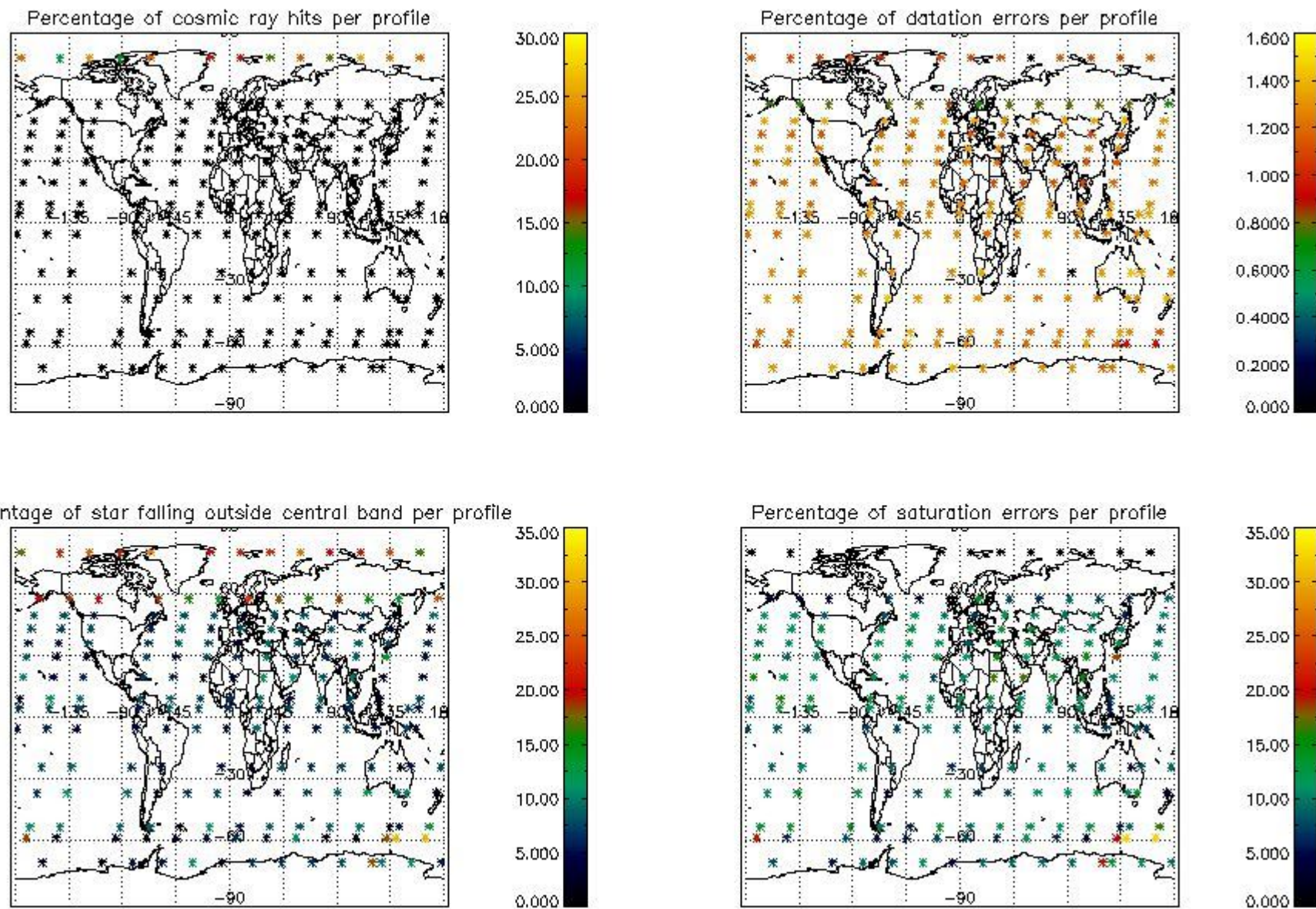
Percentage of star falling outside central band per profile



Percentage of saturation errors per profile



4.2.2 Plot level 1 quality information per product (world map): ENVISAT DESCENDING passes



## 5. Trace gas profiles

### 5.1 Ozone statistics based on quality of products

The final quality of the products can be "measured" using the STD (Standard Deviation) attached to every point profile. This information is written to the parameter GOM\_NL\_\_2P/NL\_LOCAL\_SPECIES\_DENSITY/o3\_std of the level 2 products. The table below shows the statistics for given STD ranges.

The statistics are given with respect to the overall valid production:

- Products without fatal errors: GOM\_NL\_\_2P/MPH/PRODUCT\_ERR=0
- Valid point profile: GOM\_NL\_\_2P/NL\_LOCAL\_SPECIES\_DENSITY/pcd(0)=0

The 'Criteria' is applied to valid points of dark limb products:

- Products in dark limb illumination condition: GOM\_NL\_\_2P/NL\_SUMMARY\_QUALITY/obs\_ill\_cond=0
- Products without fatal errors: GOM\_NL\_\_2P/MPH/PRODUCT\_ERR=0
- Valid point profile: GOM\_NL\_\_2P/NL\_LOCAL\_SPECIES\_DENSITY/pcd(0)=0

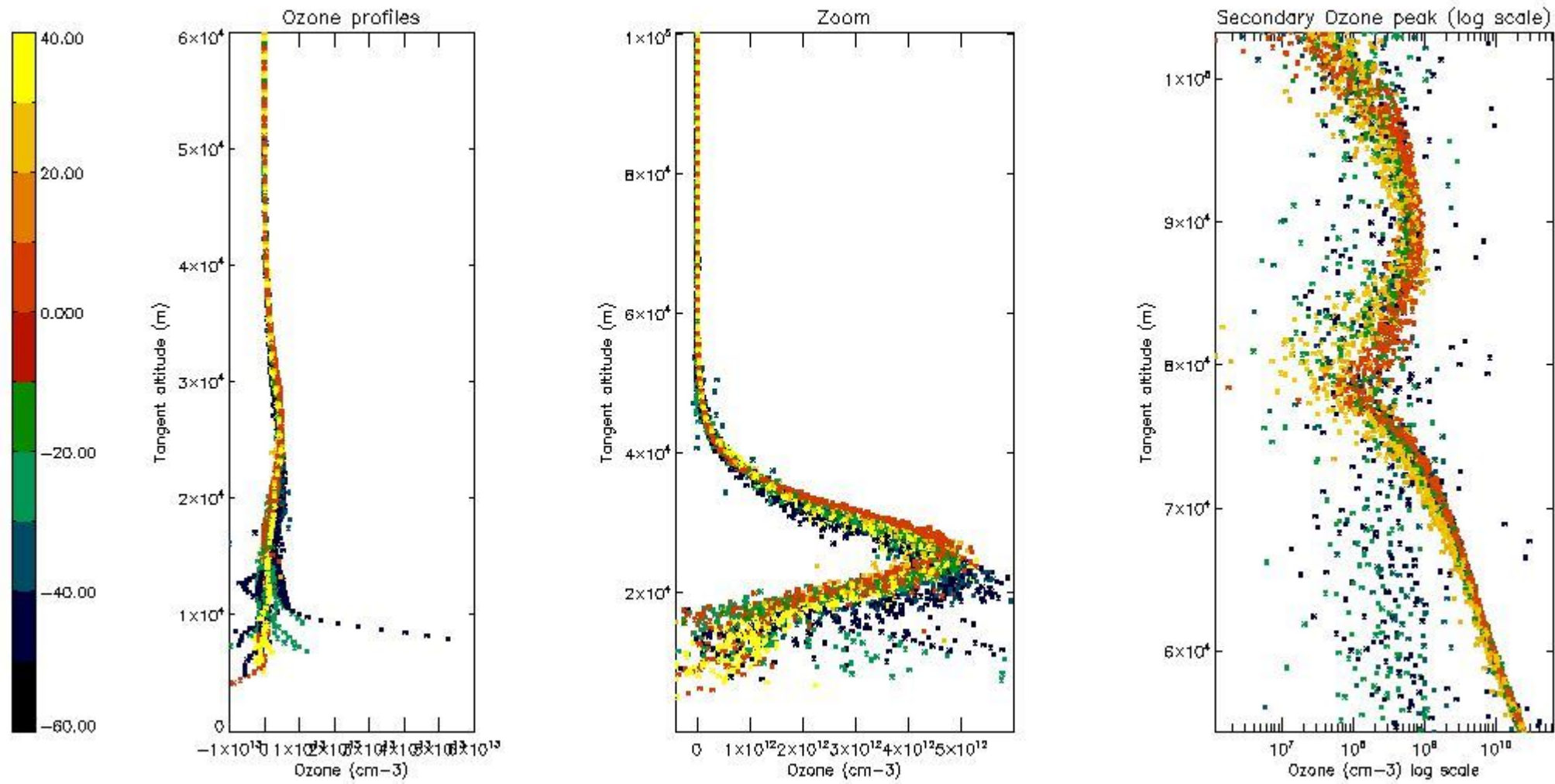
So, the table below shows the percentage of dark limb and valid observations for each criteria with respect to the overall valid daily observations.

Criteria	% of total production
All STD	32
STD < 20	18

STD < 10	15
STD < 5	11

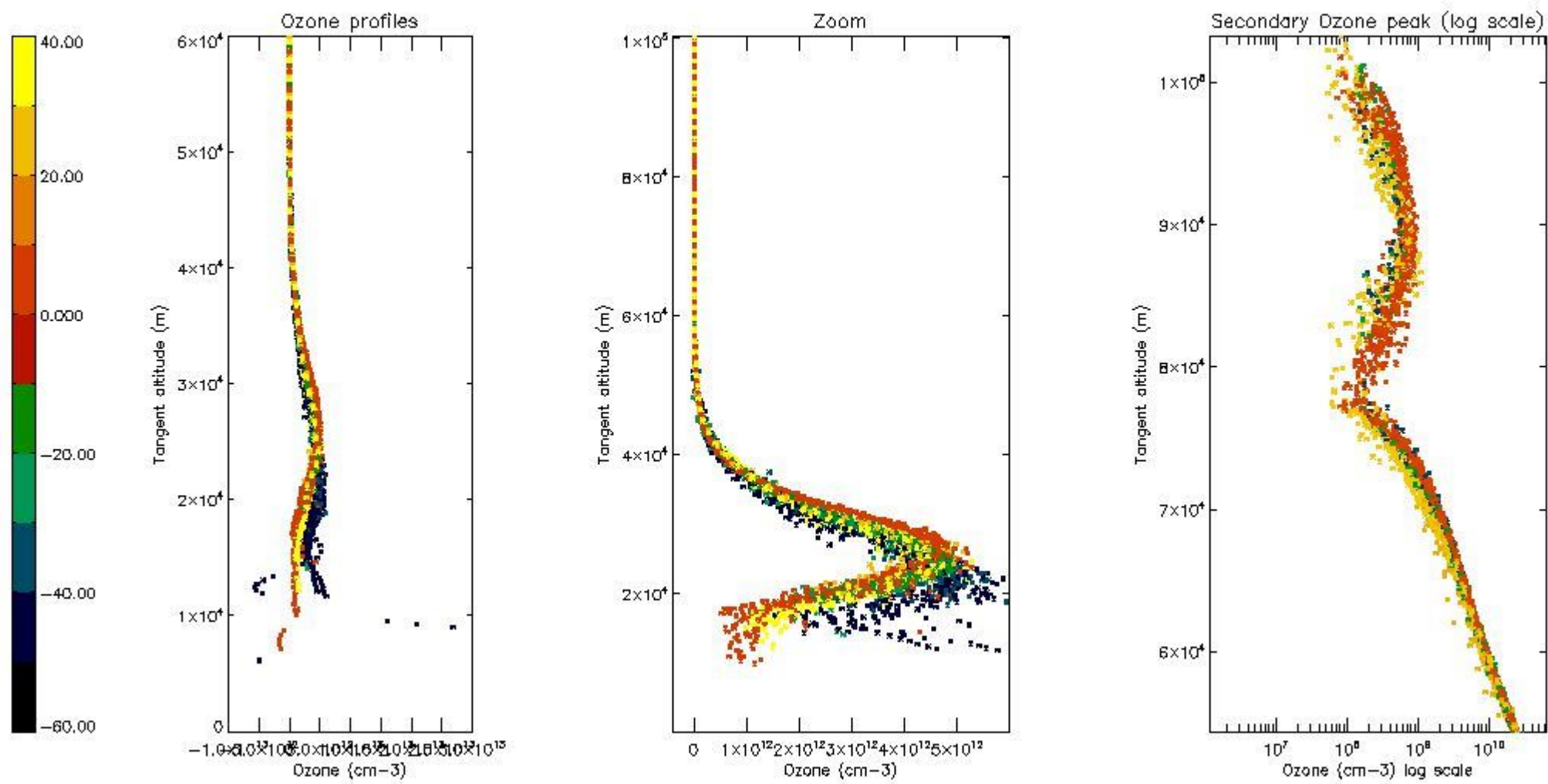
5.2 Plot ozone profiles for all STD (dark without errors)

The colorbar represents the latitude.



5.3 Plot ozone profiles where STD < 20% (dark without errors)

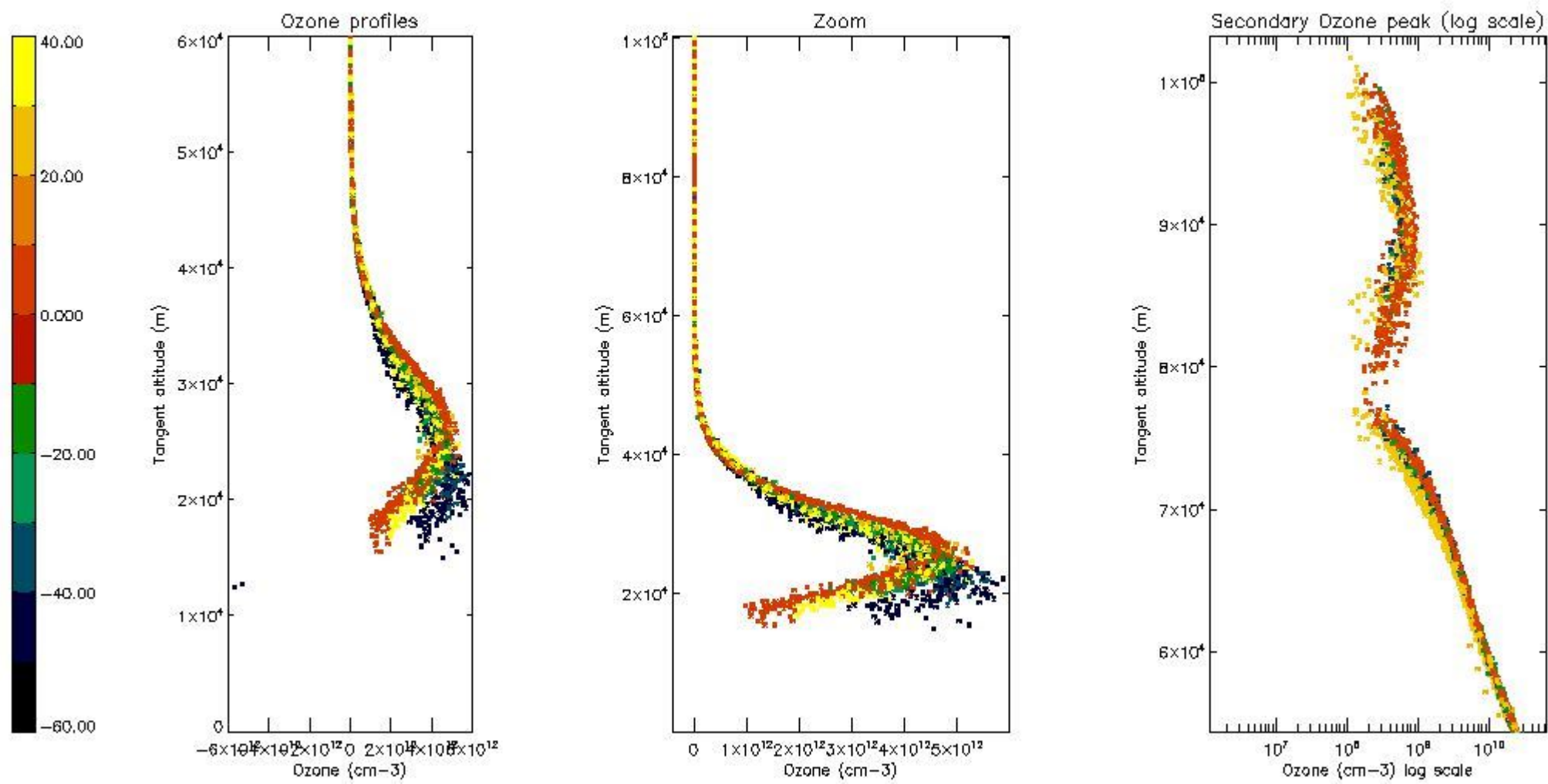
The colorbar represents the latitude.



*5.4 Plot ozone profiles where STD < 10% (dark without errors)*

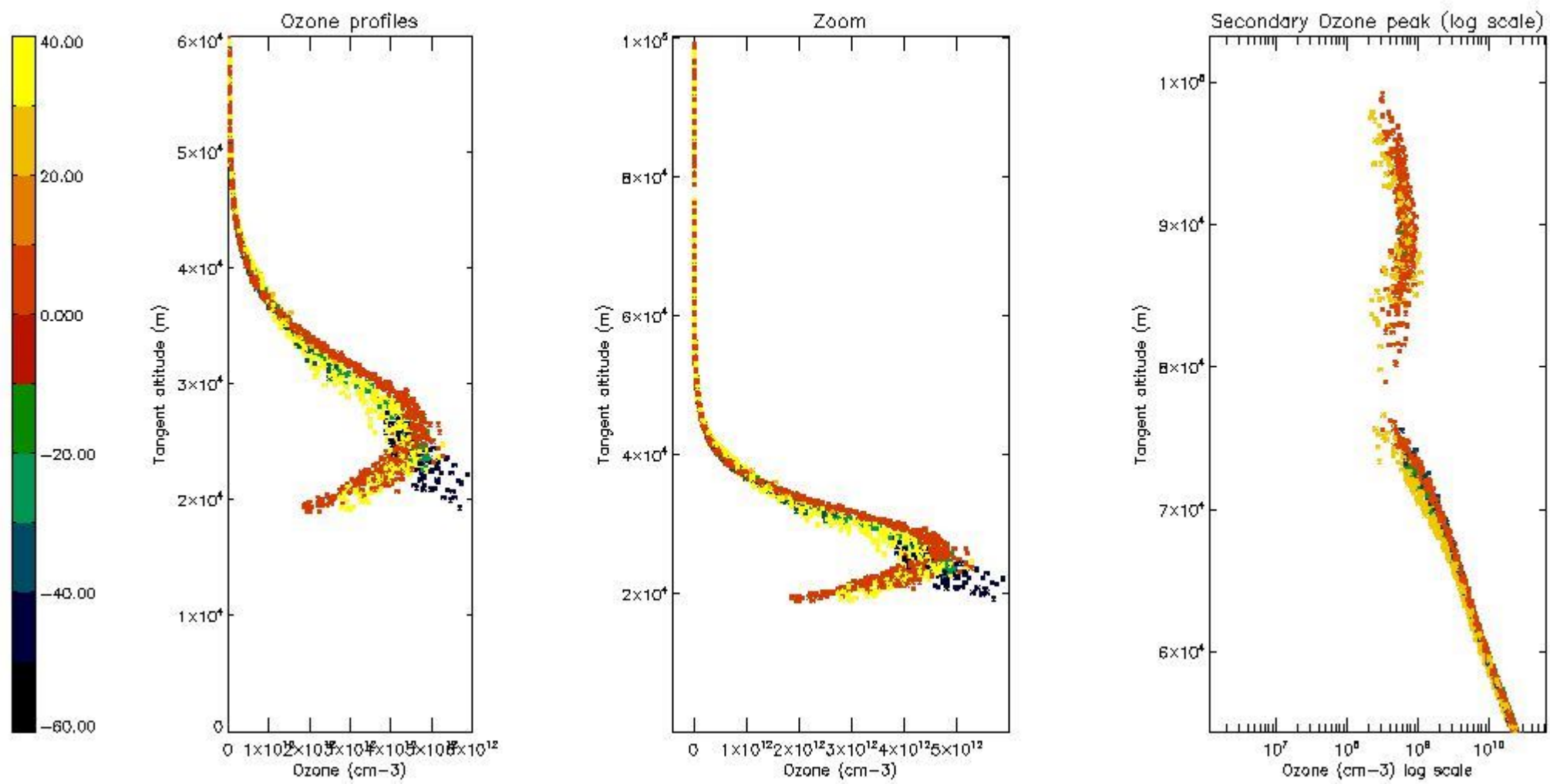
The colorbar represents the latitude.





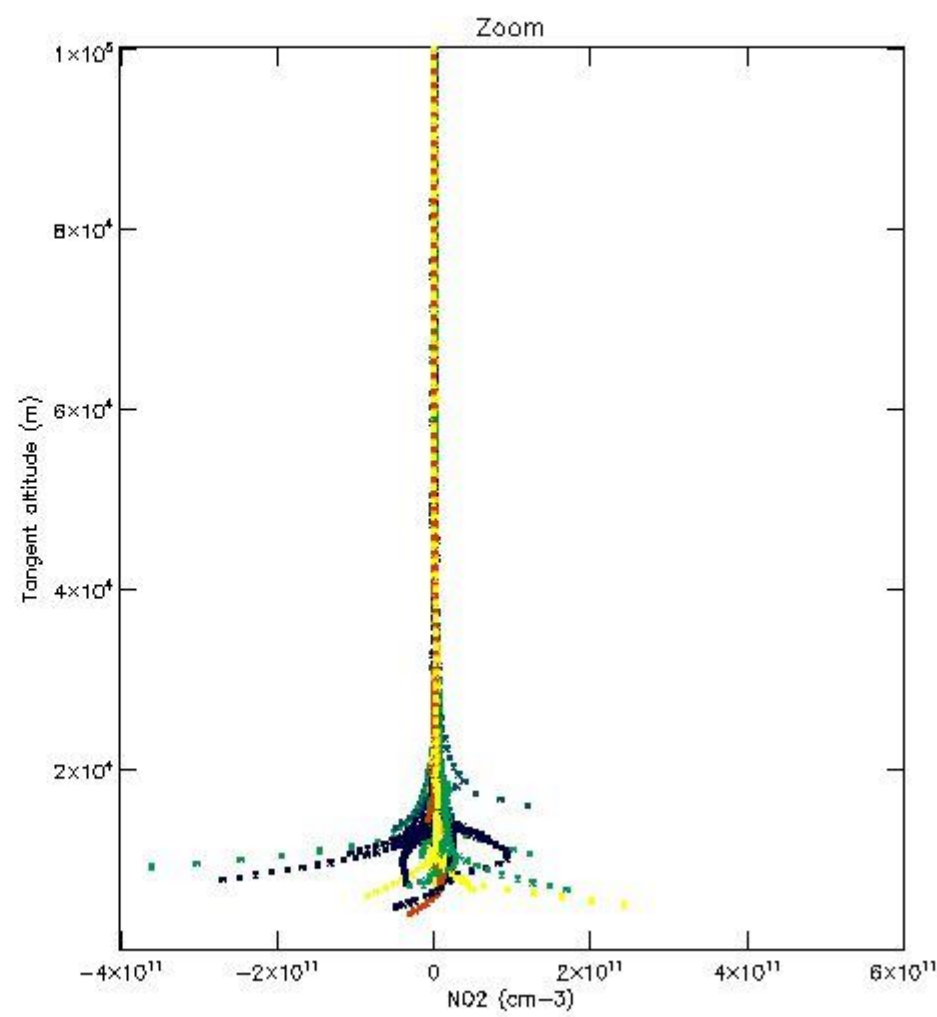
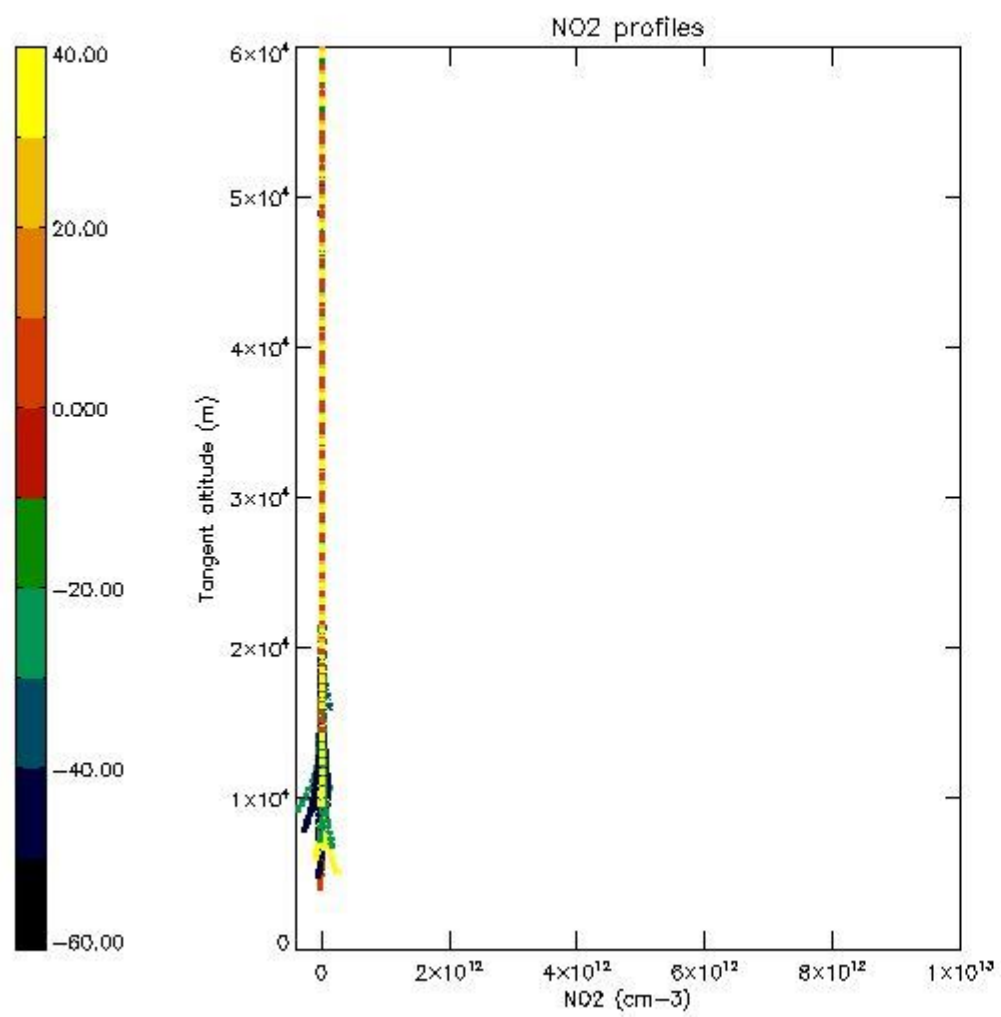
*5.5 Plot ozone profiles where STD < 5% (dark without errors)*

The colorbar represents the latitude.



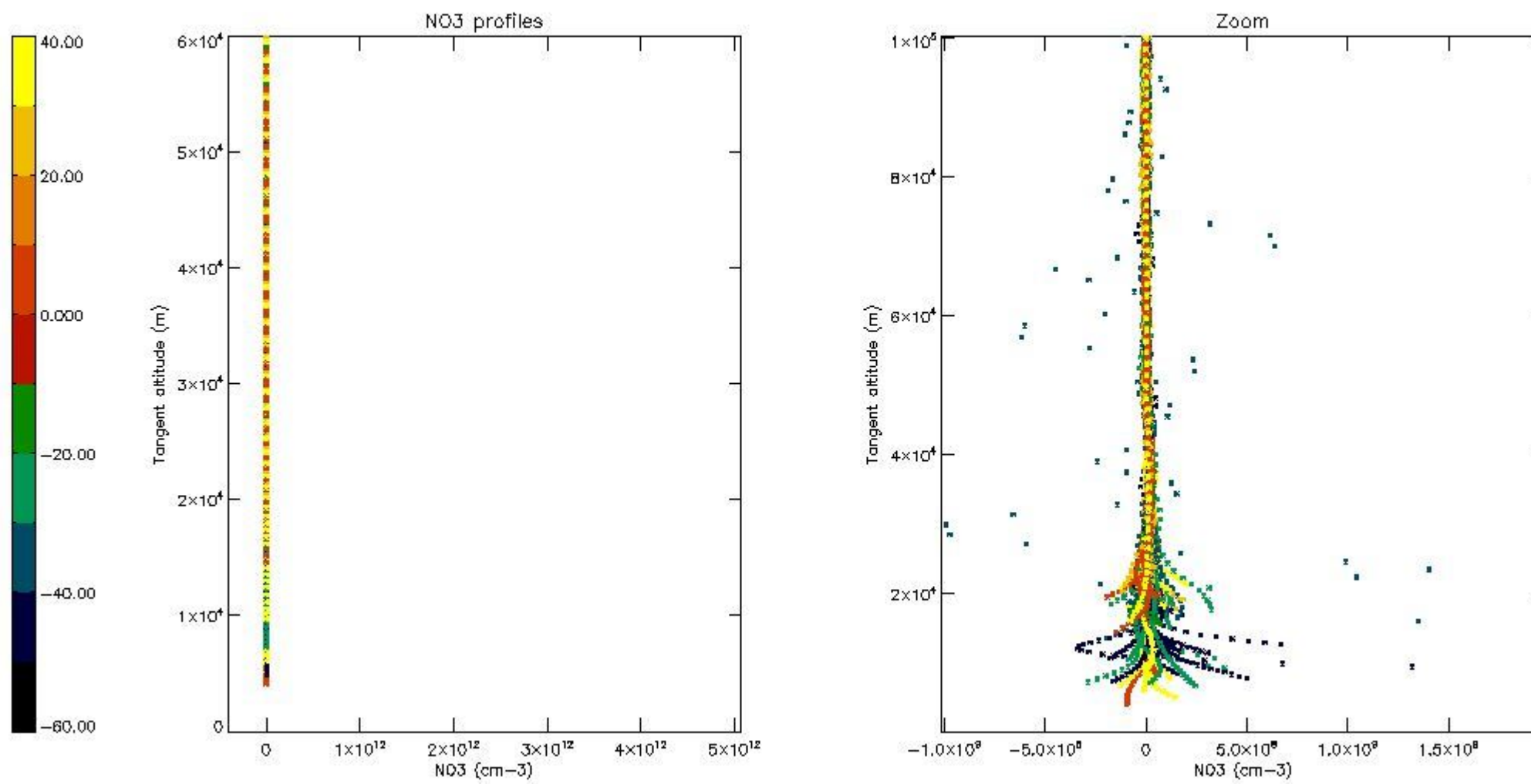
*5.6 Plot NO<sub>2</sub> profiles for all STD (dark without errors)*

The colorbar represents the latitude.



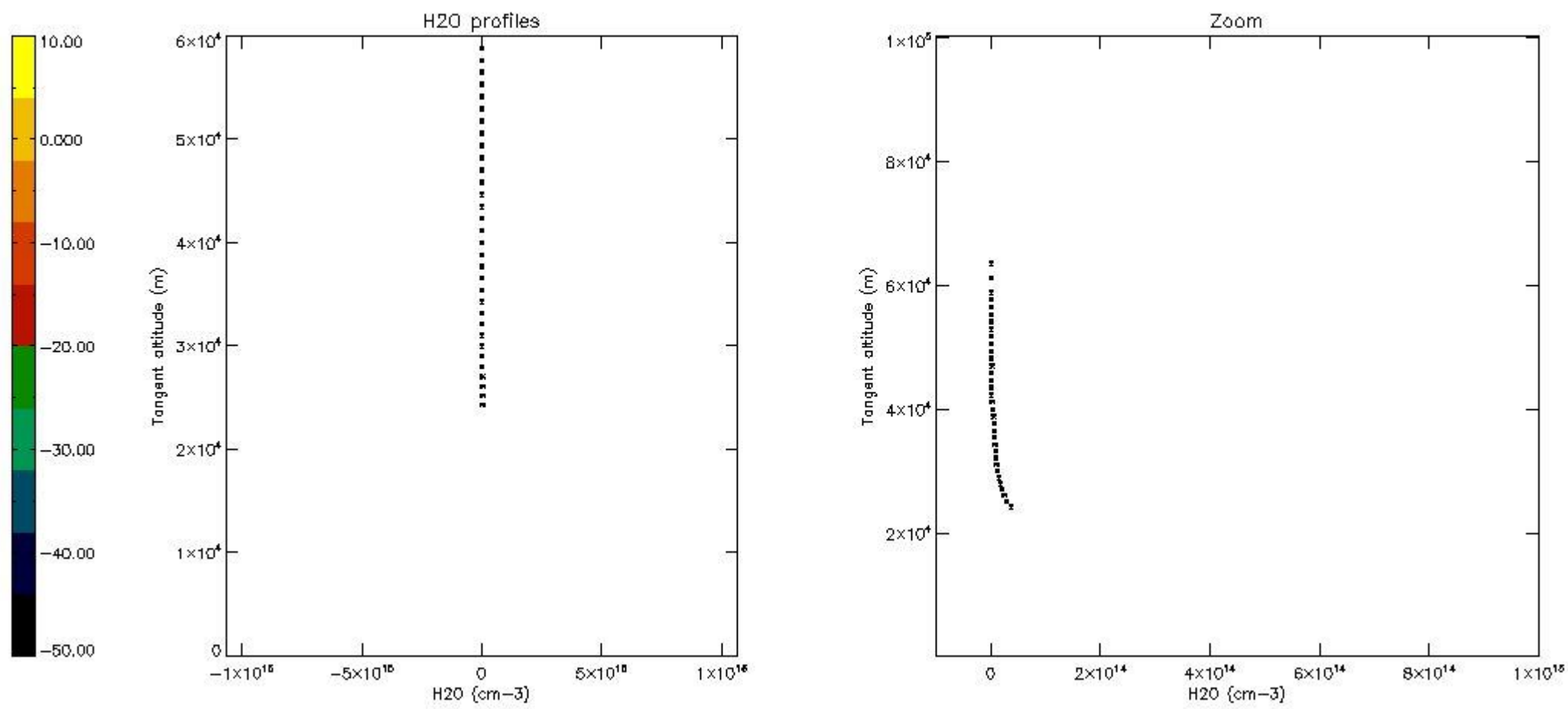
*5.7 Plot NO3 profiles for all STD (dark without errors)*

The colorbar represents the latitude.



5.8 Plot H<sub>2</sub>O profiles for all STD (only for occultations of stars 1,2,3,4,13,14,16,26,63 dark without errors)

The colorbar represents the latitude.



## 6. Auxiliary Data Files used for the production reported in section 2

The number reported in the third column indicates since which file (see list in section 2) the corresponding auxiliary file has been used. The fourth column is the date of those product files.

Type	Auxiliary Filename	Used since product	Used since product date
INST_PHYS_CHARACTERISTICS	GOM_INS_AXVIEC20091111_143220_20030716_120000_20500101_000000	1	25-OCT-2004 00:00:39
LEVEL-2_PROC_CONFIG	GOM_PR2_AXVIEC20091111_152718_20020301_000000_20500101_000000	1	25-OCT-2004 00:00:39
CROSS_SECTIONS_FILE	GOM_CRS_AXVIEC20091111_154832_20020301_000000_20500101_000000	1	25-OCT-2004 00:00:39

# GOMOS Level 2 Daily Report

## SUMMARY

### [1. General Info](#)

### [2. Summary of processed GOM\\_NL\\_2P products](#)

### [3. Level 2 Quality information per product](#)

#### [3.1 Plot of level 2 quality information per product \(time dependant\)](#)

#### [3.2 Plot of level 2 quality information per product \(world map\)](#)

### [4. Level 1 Quality information per product \(stored on level 2 products\)](#)

#### [4.1 Plot of level 1 quality information per product \(time dependant\)](#)

##### [4.1.1 Plot of level 1 quality information per product \(time dependant\): ASCENDING](#)

##### [4.1.2 Plot of level 1 quality information per product \(time dependant\): DESCENDING](#)

#### [4.2 Plot of level 1 quality information per product \(world map\)](#)

##### [4.2.1 Plot of level 1 quality information per product \(world map\): ASCENDING](#)

##### [4.2.2 Plot of level 1 quality information per product \(world map\): DESCENDING](#)

### [5. Ozone profiles based on quality statistics and other trace gas profiles](#)

#### [5.1 Ozone statistics based on quality of products](#)

#### [5.2 Plot ozone profiles for all STD \(dark without errors\)](#)

#### [5.3 Plot ozone profiles where STD < 20% \(dark without errors\)](#)

#### [5.4. Plot ozone profiles where STD < 10% \(dark without errors\)](#)

#### [5.5. Plot ozone profiles where STD < 5% \(dark without errors\)](#)

#### [5.6 Plot NO2 profiles for all STD \(dark without errors\)](#)

#### [5.7 Plot NO3 profiles for all STD \(dark without errors\)](#)

#### [5.8 Plot H2O profiles \(only for occultations of stars 1,2,3,4,13,14,16,26,63 dark without errors\) for all STD](#)

### [6. Auxiliary Data Files used for the production reported in section 2](#)

This report presents the daily analysis on parameters extracted from GOMOS level 2 data (GOM\_NL\_\_2P). It is intended to monitor some important parameters that will impact the quality of these products. A list of level 2 products (and content) that have arrived during the reporting day to the PCF is also given.

Item	Value
Time of report generation	19APR2013 13:52:57
Data source version	GOMOS/6.01
Start time of products	25-10-2004 (25OCT2004 00:00:00)
Stop time of products	26-10-2004 (26OCT2004 00:00:00)
Store outputs in DB	Yes
Nb of level 2 prods	365
Nb of prods with errors	0

## 2. Summary of processed GOM\_NL\_\_2P products.

Nr	Filename	UTC Start time	Limb	Duration	Star Id	Star Name	Star Mag	Star Temp	Nb Meas	Orbit	Prod. error
1	GOM_NL__2PRFIN20041025_000039_000000392031_00288_13869_5459.N1	25-OCT-2004 00:00:39	Bright	38.500	76	27Gam Cas	2.3000	30000.	77	13869	No
2	GOM_NL__2PRFIN20041025_000318_000000402031_00288_13869_5460.N1	25-OCT-2004 00:03:18	Bright	39.500	89	5Alp Cep	2.4510	8000.0	79	13869	No
3	GOM_NL__2PRFIN20041025_000837_000000352031_00288_13869_5461.N1	25-OCT-2004 00:08:37	Bright	35.000	49	1Alp UMi	1.9900	6300.0	70	13869	No
4	GOM_NL__2PRFIN20041025_001208_000000392031_00288_13869_5462.N1	25-OCT-2004 00:12:08	Bright	38.500	60	7Bet UMi	2.0810	3950.0	77	13869	No
5	GOM_NL__2PRFIN20041025_001651_000000382031_00288_13869_5463.N1	25-OCT-2004 00:16:51	Bright	37.500	36	50Alp UMa	1.8000	6300.0	75	13869	No
6	GOM_NL__2PRFIN20041025_001826_000000452031_00288_13869_5464.N1	25-OCT-2004 00:18:26	Bright	44.500	82	48Bet UMa	2.3650	10600.	89	13869	No
7	GOM_NL__2PRFIN20041025_002159_000000442031_00288_13869_5465.N1	25-OCT-2004 00:21:59	Bright	43.500	174	52Psi UMa	3.0040	4400.0	87	13869	No
8	GOM_NL__2PRFIN20041025_002927_000000522031_00288_13869_5466.N1	25-OCT-2004 00:29:27	Bright	51.500	166	17Eps Leo	2.9800	6000.0	103	13869	No
9	GOM_NL__2PRFIN20041025_003127_000002032031_00288_13869_5467.N1	25-OCT-2004 00:31:27	Twilight	203.00	17	78Bet Gem	1.1610	4500.0	406	13869	No
10	GOM_NL__2PRFIN20041025_004121_000000632031_00288_13869_5468.N1	25-OCT-2004 00:41:21	Dark	62.500	48	30Alp Hya	1.9770	4100.0	125	13869	No
11	GOM_NL__2PRFIN20041025_004841_000000422031_00288_13869_5469.N1	25-OCT-2004 00:48:41	Dark	42.000	113	Mu Vel	2.6920	5000.0	84	13869	No
12	GOM_NL__2PRFIN20041025_005031_000000542031_00288_13869_5470.N1	25-OCT-2004 00:50:31	Dark	54.000	65	Lam Vel	2.2040	4400.0	108	13869	No
13	GOM_NL__2PRFIN20041025_005209_000000432031_00289_13870_5471.N1	25-OCT-2004 00:52:09	Dark	43.000	91	Kap Vel	2.4900	26000.	86	13870	No
14	GOM_NL__2PRFIN20041025_005636_000000702031_00289_13870_5447.N1	25-OCT-2004 00:56:36	Dark	69.500	88	31Eta CMa	2.4480	20000.	139	13870	No
15	GOM_NL__2PRFIN20041025_005938_000000532031_00289_13870_5448.N1	25-OCT-2004 00:59:38	Dark	53.000	2	Alp Car	-0.73600	7000.0	106	13870	No
16	GOM_NL__2PRFIN20041025_010319_000000772031_00289_13870_5449.N1	25-OCT-2004 01:03:19	Dark	76.500	177	1Zet CMa	3.0220	26000.	153	13870	No
17	GOM_NL__2PRFIN20041025_010608_000000412031_00289_13870_5450.N1	25-OCT-2004 01:06:08	Dark	41.000	143	Alp Hyi	2.8570	7200.0	82	13870	No
18	GOM_NL__2PRFIN20041025_010731_000000462031_00289_13870_5451.N1	25-OCT-2004 01:07:31	Dark	46.000	9	Alp Eri	0.45300	24000.	92	13870	No
19	GOM_NL__2PRFIN20041025_011032_000000472031_00289_13870_5452.N1	25-OCT-2004 01:10:32	Straylight	47.000	157	The1Eri	2.9060	9300.0	94	13870	No
20	GOM_NL__2PRFIN20041025_011224_000000422031_00289_13870_5453.N1	25-OCT-2004 01:12:24	Straylight	41.500	84	Alp Phe	2.3970	4500.0	83	13870	No
21	GOM_NL__2PRFIN20041025_011857_000000432031_00289_13870_5454.N1	25-OCT-2004 01:18:57	Straylight	43.000	52	16Bet Cet	2.0370	4500.0	86	13870	No
22	GOM_NL__2PRFIN20041025_012614_000000632031_00289_13870_5455.N1	25-OCT-2004 01:26:14	Bright	63.000	94	92Alp Cet	2.5260	3100.0	126	13870	No
23	GOM_NL__2PRFIN20041025_012826_000000362031_00289_13870_5456.N1	25-OCT-2004 01:28:26	Bright	35.500	140	88Gam Peg	2.8340	26000.	71	13870	No
24	GOM_NL__2PRFIN20041025_013023_000000432031_00289_13870_5457.N1	25-OCT-2004 01:30:23	Bright	43.000	105	6Bet Ari	2.6450	8900.0	86	13870	No
25	GOM_NL__2PRFIN20041025_013218_000000392031_00289_13870_5458.N1	25-OCT-2004 01:32:18	Bright	39.000	58	21Alp And	2.0730	11000.	78	13870	No
26	GOM_NL__2PRFIN20041025_013411_000000442031_00289_13870_5459.N1	25-OCT-2004 01:34:11	Bright	43.500	53	43Bet And	2.0480	3300.0	87	13870	No
27	GOM_NL__2PRFIN20041025_013702_000000432031_00289_13870_5460.N1	25-OCT-2004 01:37:02	Bright	42.500	73	57Gam1And	2.2600	13100.	85	13870	No
28	GOM_NL__2PRFIN20041025_013958_000000372031_00289_13870_5461.N1	25-OCT-2004 01:39:58	Bright	36.500	68	18Alp Cas	2.2250	4500.0	73	13870	No
29	GOM_NL__2PRFIN20041025_014114_000000362031_00289_13870_5462.N1	25-OCT-2004 01:41:14	Bright	35.500	76	27Gam Cas	2.3000	30000.	71	13870	No
30	GOM_NL__2PRFIN20041025_014353_000000412031_00289_13870_5463.N1	25-OCT-2004 01:43:53	Bright	41.000	89	5Alp Cep	2.4510	8000.0	82	13870	No
31	GOM_NL__2PRFIN20041025_014913_000000382031_00289_13870_5464.N1	25-OCT-2004 01:49:13	Bright	38.000	49	1Alp UMi	1.9900	6300.0	76	13870	No
32	GOM_NL__2PRFIN20041025_015243_000000412031_00289_13870_5465.N1	25-OCT-2004 01:52:43	Bright	41.000	60	7Bet UMi	2.0810	3950.0	82	13870	No
33	GOM_NL__2PRFIN20041025_015727_000000412031_00289_13870_5466.N1	25-OCT-2004 01:57:27	Bright	40.500	36	50Alp UMa	1.8000	6300.0	81	13870	No
34	GOM_NL__2PRFIN20041025_015902_000000372031_00289_13870_5467.N1	25-OCT-2004 01:59:02	Bright	37.000	82	48Bet UMa	2.3650	10600.	74	13870	No
35	GOM_NL__2PRFIN20041025_020236_000000392031_00289_13870_5468.N1	25-OCT-2004 02:02:36	Bright	38.500	174	52Psi UMa	3.0040	4400.0	77	13870	No
36	GOM_NL__2PRFIN20041025_021003_000000522031_00289_13870_5469.N1	25-OCT-2004 02:10:03	Bright	52.000	166	17Eps Leo	2.9800	6000.0	104	13870	No
37	GOM_NL__2PRFIN20041025_021205_000001932031_00289_13870_5470.N1	25-OCT-2004 02:12:05	Twilight	193.00	17	78Bet Gem	1.1610	4500.0	386	13870	No
38	GOM_NL__2PRFIN20041025_022158_000000572031_00289_13870_5471.N1	25-OCT-2004 02:21:58	Dark	57.000	48	30Alp Hya	1.9770	4100.0	114	13870	No
39	GOM_NL__2PRFIN20041025_022918_000000392031_00289_13870_5472.N1	25-OCT-2004 02:29:18	Dark	39.000	113	Mu Vel	2.6920	5000.0	78	13870	No
40	GOM_NL__2PRFIN20041025_023108_000000462031_00289_13870_5473.N1	25-OCT-2004 02:31:08	Dark	46.000	65	Lam Vel	2.2040	4400.0	92	13870	No
41	GOM_NL__2PRFIN20041025_023245_000000422031_00290_13871_5474.N1	25-OCT-2004 02:32:45	Dark	41.500	91	Kap Vel	2.4900	26000.	83	13871	No
42	GOM_NL__2PRFIN20041025_023714_000000712031_00290_13871_5449.N1	25-OCT-2004 02:37:14	Dark	70.500	88	31Eta CMa	2.4480	20000.	141	13871	No

43	GOM_NL__2PRFIN20041025_024014_000000522031_00290_13871_5450.N1	25-OCT-2004 02:40:14	Dark	51.500	2	Alp Car	-0.73600	7000.0	103	13871	No
44	GOM_NL__2PRFIN20041025_024357_000000772031_00290_13871_5451.N1	25-OCT-2004 02:43:57	Dark	76.500	177	1Zet CMa	3.0220	26000.	153	13871	No
45	GOM_NL__2PRFIN20041025_024642_000000422031_00290_13871_5452.N1	25-OCT-2004 02:46:42	Dark	42.000	143	Alp Hyi	2.8570	7200.0	84	13871	No
46	GOM_NL__2PRFIN20041025_024807_000000522031_00290_13871_5453.N1	25-OCT-2004 02:48:07	Dark	52.000	9	Alp Eri	0.45300	24000.	104	13871	No
47	GOM_NL__2PRFIN20041025_025109_000000462031_00290_13871_5454.N1	25-OCT-2004 02:51:09	Straylight	46.000	157	The1Eri	2.9060	9300.0	92	13871	No
48	GOM_NL__2PRFIN20041025_025300_000000402031_00290_13871_5455.N1	25-OCT-2004 02:53:00	Straylight	39.500	84	Alp Phe	2.3970	4500.0	79	13871	No
49	GOM_NL__2PRFIN20041025_025933_000000432031_00290_13871_5456.N1	25-OCT-2004 02:59:33	Straylight	42.500	52	16Bet Cet	2.0370	4500.0	85	13871	No
50	GOM_NL__2PRFIN20041025_030651_000000632031_00290_13871_5457.N1	25-OCT-2004 03:06:51	Bright	62.500	94	92Alp Cet	2.5260	3100.0	125	13871	No
51	GOM_NL__2PRFIN20041025_030902_000000372031_00290_13871_5458.N1	25-OCT-2004 03:09:02	Bright	37.000	140	88Gam Peg	2.8340	26000.	74	13871	No
52	GOM_NL__2PRFIN20041025_031057_000000462031_00290_13871_5459.N1	25-OCT-2004 03:10:57	Bright	45.500	105	6Bet Ari	2.6450	8900.0	91	13871	No
53	GOM_NL__2PRFIN20041025_031252_000000412031_00290_13871_5460.N1	25-OCT-2004 03:12:52	Bright	41.000	58	21Alp And	2.0730	11000.	82	13871	No
54	GOM_NL__2PRFIN20041025_031445_000000442031_00290_13871_5461.N1	25-OCT-2004 03:14:45	Bright	44.000	53	43Bet And	2.0480	3300.0	88	13871	No
55	GOM_NL__2PRFIN20041025_031738_000000462031_00290_13871_5462.N1	25-OCT-2004 03:17:38	Bright	45.500	73	57Gam1And	2.2600	13100.	91	13871	No
56	GOM_NL__2PRFIN20041025_032033_000000402031_00290_13871_5463.N1	25-OCT-2004 03:20:33	Bright	39.500	68	18Alp Cas	2.2250	4500.0	79	13871	No
57	GOM_NL__2PRFIN20041025_032150_000000392031_00290_13871_5464.N1	25-OCT-2004 03:21:50	Bright	39.000	76	27Gam Cas	2.3000	30000.	78	13871	No
58	GOM_NL__2PRFIN20041025_032431_000000402031_00290_13871_5465.N1	25-OCT-2004 03:24:31	Bright	40.000	89	5Alp Cep	2.4510	8000.0	80	13871	No
59	GOM_NL__2PRFIN20041025_032946_000000402031_00290_13871_5466.N1	25-OCT-2004 03:29:46	Bright	40.000	49	1Alp UMi	1.9900	6300.0	80	13871	No
60	GOM_NL__2PRFIN20041025_033320_000000402031_00290_13871_5467.N1	25-OCT-2004 03:33:20	Bright	39.500	60	7Bet UMi	2.0810	3950.0	79	13871	No
61	GOM_NL__2PRFIN20041025_033803_000000412031_00290_13871_5468.N1	25-OCT-2004 03:38:03	Bright	40.500	36	50Alp UMa	1.8000	6300.0	81	13871	No
62	GOM_NL__2PRFIN20041025_033936_000000402031_00290_13871_5469.N1	25-OCT-2004 03:39:36	Bright	40.000	82	48Bet UMa	2.3650	10600.	80	13871	No
63	GOM_NL__2PRFIN20041025_034312_000000392031_00290_13871_5470.N1	25-OCT-2004 03:43:12	Bright	39.000	174	52Psi UMa	3.0040	4400.0	78	13871	No
64	GOM_NL__2PRFIN20041025_035039_000000532031_00290_13871_5471.N1	25-OCT-2004 03:50:39	Bright	52.500	166	17Eps Leo	2.9800	6000.0	105	13871	No
65	GOM_NL__2PRFIN20041025_035242_000002152031_00290_13871_5472.N1	25-OCT-2004 03:52:42	Tw_i_and_stray	215.00	17	78Bet Gem	1.1610	4500.0	430	13871	No
66	GOM_NL__2PRFIN20041025_040233_000000662031_00290_13871_5473.N1	25-OCT-2004 04:02:33	Dark	65.500	48	30Alp Hya	1.9770	4100.0	131	13871	No
67	GOM_NL__2PRFIN20041025_040954_000000412031_00290_13871_5474.N1	25-OCT-2004 04:09:54	Dark	40.500	113	Mu Vel	2.6920	5000.0	81	13871	No
68	GOM_NL__2PRFIN20041025_041145_000000482031_00290_13871_5475.N1	25-OCT-2004 04:11:45	Dark	47.500	65	Lam Vel	2.2040	4400.0	95	13871	No
69	GOM_NL__2PRFIN20041025_041322_000000402031_00291_13872_5476.N1	25-OCT-2004 04:13:22	Dark	40.000	91	Kap Vel	2.4900	26000.	80	13872	No
70	GOM_NL__2PRFIN20041025_041752_000000712031_00291_13872_5451.N1	25-OCT-2004 04:17:52	Dark	71.000	88	31Eta CMa	2.4480	20000.	142	13872	No
71	GOM_NL__2PRFIN20041025_042048_000000592031_00291_13872_5452.N1	25-OCT-2004 04:20:48	Dark	58.500	2	Alp Car	-0.73600	7000.0	117	13872	No
72	GOM_NL__2PRFIN20041025_042434_000000802031_00291_13872_5453.N1	25-OCT-2004 04:24:34	Dark	80.000	177	1Zet CMa	3.0220	26000.	160	13872	No
73	GOM_NL__2PRFIN20041025_042720_000000402031_00291_13872_5454.N1	25-OCT-2004 04:27:20	Dark	39.500	143	Alp Hyi	2.8570	7200.0	79	13872	No
74	GOM_NL__2PRFIN20041025_042843_000000502031_00291_13872_5455.N1	25-OCT-2004 04:28:43	Dark	49.500	9	Alp Eri	0.45300	24000.	99	13872	No
75	GOM_NL__2PRFIN20041025_043147_000000472031_00291_13872_5456.N1	25-OCT-2004 04:31:47	Straylight	46.500	157	The1Eri	2.9060	9300.0	93	13872	No
76	GOM_NL__2PRFIN20041025_043336_000000442031_00291_13872_5457.N1	25-OCT-2004 04:33:36	Straylight	43.500	84	Alp Phe	2.3970	4500.0	87	13872	No
77	GOM_NL__2PRFIN20041025_044009_000000472031_00291_13872_5458.N1	25-OCT-2004 04:40:09	Straylight	46.500	52	16Bet Cet	2.0370	4500.0	93	13872	No
78	GOM_NL__2PRFIN20041025_044727_000000652031_00291_13872_5459.N1	25-OCT-2004 04:47:27	Bright	64.500	94	92Alp Cet	2.5260	3100.0	129	13872	No
79	GOM_NL__2PRFIN20041025_044938_000000372031_00291_13872_5460.N1	25-OCT-2004 04:49:38	Bright	37.000	140	88Gam Peg	2.8340	26000.	74	13872	No
80	GOM_NL__2PRFIN20041025_045134_000000442031_00291_13872_5461.N1	25-OCT-2004 04:51:34	Bright	43.500	105	6Bet Ari	2.6450	8900.0	87	13872	No
81	GOM_NL__2PRFIN20041025_045330_000000392031_00291_13872_5462.N1	25-OCT-2004 04:53:30	Bright	38.500	58	21Alp And	2.0730	11000.	77	13872	No
82	GOM_NL__2PRFIN20041025_045522_000000412031_00291_13872_5463.N1	25-OCT-2004 04:55:22	Bright	40.500	53	43Bet And	2.0480	3300.0	81	13872	No
83	GOM_NL__2PRFIN20041025_045813_000000452031_00291_13872_5464.N1	25-OCT-2004 04:58:13	Bright	44.500	73	57Gam1And	2.2600	13100.	89	13872	No
84	GOM_NL__2PRFIN20041025_050110_000000402031_00291_13872_5465.N1	25-OCT-2004 05:01:10	Bright	39.500	68	18Alp Cas	2.2250	4500.0	79	13872	No
85	GOM_NL__2PRFIN20041025_050226_000000392031_00291_13872_5466.N1	25-OCT-2004 05:02:26	Bright	39.000	76	27Gam Cas	2.3000	30000.	78	13872	No
86	GOM_NL__2PRFIN20041025_050508_000000392031_00291_13872_5467.N1	25-OCT-2004 05:05:08	Bright	38.500	89	5Alp Cep	2.4510	8000.0	77	13872	No
87	GOM_NL__2PRFIN20041025_051024_000000392031_00291_13872_5468.N1	25-OCT-2004 05:10:24	Bright	38.500	49	1Alp UMi	1.9900	6300.0	77	13872	No
88	GOM_NL__2PRFIN20041025_051354_000000422031_00291_13872_5469.N1	25-OCT-2004 05:13:54	Bright	41.500	60	7Bet UMi	2.0810	3950.0	83	13872	No
89	GOM_NL__2PRFIN20041025_051838_000000422031_00291_13872_5470.N1	25-OCT-2004 05:18:38	Bright	41.500	36	50Alp UMa	1.8000	6300.0	83	13872	No
90	GOM_NL__2PRFIN20041025_052013_000000422031_00291_13872_5471.N1	25-OCT-2004 05:20:13	Bright	42.000	82	48Bet UMa	2.3650	10600.	84	13872	No
91	GOM_NL__2PRFIN20041025_052348_000000392031_00291_13872_5472.N1	25-OCT-2004 05:23:48	Bright	39.000	174	52Psi UMa	3.0040	4400.0	78	13872	No
92	GOM_NL__2PRFIN20041025_053115_000000522031_00291_13872_5473.N1	25-OCT-2004 05:31:15	Bright	51.500	166	17Eps Leo	2.9800	6000.0	103	13872	No
93	GOM_NL__2PRFIN20041025_053319_000002172031_00291_13872_5474.N1	25-OCT-2004 05:33:19	Tw_i_and_stray	217.00	17	78Bet Gem	1.1610	4500.0	434	13872	No
94	GOM_NL__2PRFIN20041025_054312_000000652031_00291_13872_5475.N1	25-OCT-2004 05:43:12	Dark	65.000	48	30Alp Hya	1.9770	4100.0	130	13872	No
95	GOM_NL__2PRFIN20041025_055030_000000422031_00291_13872_5476.N1	25-OCT-2004 05:50:30	Dark	41.500	113	Mu Vel	2.6920	5000.0	83	13872	No
96	GOM_NL__2PRFIN20041025_055222_000000502031_00291_13872_5477.N1	25-OCT-2004 05:52:22	Dark	50.000	65	Lam Vel	2.2040	4400.0	100	13872	No
97	GOM_NL__2PRFIN20041025_055359_000000412031_00292_13873_5453.N1	25-OCT-2004 05:53:59	Dark	41.000	91	Kap Vel	2.4900	26000.	82	13873	No
98	GOM_NL__2PRFIN20041025_055829_000000712031_00292_13873_5454.N1	25-OCT-2004 05:58:29	Dark	71.000	88	31Eta CMa	2.4480	20000.	142	13873	No
99	GOM_NL__2PRFIN20041025_060127_000000542031_00292_13873_5455.N1	25-OCT-2004 06:01:27	Dark	53.500	2	Alp Car	-0.73600	7000.0	107	13873	No
100	GOM_NL__2PRFIN20041025_060511_000000772031_00292_13873_5456.N1	25-OCT-2004 06:05:11	Dark	77.000	177	1Zet CMa	3.0220	26000.	154	13873	No
101	GOM_NL__2PRFIN20041025_060757_000000402031_00292_13873_5457.N1	25-OCT-2004 06:07:57	Dark	39.500	143	Alp Hyi	2.8570	7200.0	79	13873	No



102	GOM_NL__2PRFIN20041025_060922_000000412031_00292_13873_5458.N1	25-OCT-2004 06:09:22	Dark	40.500	9	Alp Eri	0.45300	24000.	81	13873	No
103	GOM_NL__2PRFIN20041025_061224_000000462031_00292_13873_5459.N1	25-OCT-2004 06:12:24	Straylight	46.000	157	The1Eri	2.9060	9300.0	92	13873	No
104	GOM_NL__2PRFIN20041025_061412_000000402031_00292_13873_5460.N1	25-OCT-2004 06:14:12	Straylight	40.000	84	Alp Phe	2.3970	4500.0	80	13873	No
105	GOM_NL__2PRFIN20041025_062045_000000462031_00292_13873_5461.N1	25-OCT-2004 06:20:45	Straylight	45.500	52	16Bet Cet	2.0370	4500.0	91	13873	No
106	GOM_NL__2PRFIN20041025_062802_000000632031_00292_13873_5462.N1	25-OCT-2004 06:28:02	Bright	62.500	94	92Alp Cet	2.5260	3100.0	125	13873	No
107	GOM_NL__2PRFIN20041025_063015_000000382031_00292_13873_5463.N1	25-OCT-2004 06:30:15	Bright	37.500	140	88Gam Peg	2.8340	26000.	75	13873	No
108	GOM_NL__2PRFIN20041025_063210_000000442031_00292_13873_5464.N1	25-OCT-2004 06:32:10	Bright	43.500	105	6Bet Ari	2.6450	8900.0	87	13873	No
109	GOM_NL__2PRFIN20041025_063407_000000382031_00292_13873_5465.N1	25-OCT-2004 06:34:07	Bright	38.000	58	21Alp And	2.0730	11000.	76	13873	No
110	GOM_NL__2PRFIN20041025_063559_000000402031_00292_13873_5466.N1	25-OCT-2004 06:35:59	Bright	39.500	53	43Bet And	2.0480	3300.0	79	13873	No
111	GOM_NL__2PRFIN20041025_063849_000000462031_00292_13873_5467.N1	25-OCT-2004 06:38:49	Bright	45.500	73	57Gam1And	2.2600	13100.	91	13873	No
112	GOM_NL__2PRFIN20041025_064146_000000382031_00292_13873_5468.N1	25-OCT-2004 06:41:46	Bright	38.000	68	18Alp Cas	2.2250	4500.0	76	13873	No
113	GOM_NL__2PRFIN20041025_064302_000000392031_00292_13873_5469.N1	25-OCT-2004 06:43:02	Bright	38.500	76	27Gam Cas	2.3000	30000.	77	13873	No
114	GOM_NL__2PRFIN20041025_064544_000000402031_00292_13873_5470.N1	25-OCT-2004 06:45:44	Bright	39.500	89	5Alp Cep	2.4510	8000.0	79	13873	No
115	GOM_NL__2PRFIN20041025_065101_000000382031_00292_13873_5471.N1	25-OCT-2004 06:51:01	Bright	37.500	49	1Alp UMi	1.9900	6300.0	75	13873	No
116	GOM_NL__2PRFIN20041025_065430_000000402031_00292_13873_5472.N1	25-OCT-2004 06:54:30	Bright	40.000	60	7Bet UMi	2.0810	3950.0	80	13873	No
117	GOM_NL__2PRFIN20041025_065914_000000412031_00292_13873_5473.N1	25-OCT-2004 06:59:14	Bright	40.500	36	50Alp UMa	1.8000	6300.0	81	13873	No
118	GOM_NL__2PRFIN20041025_070047_000000412031_00292_13873_5474.N1	25-OCT-2004 07:00:47	Bright	41.000	82	48Bet UMa	2.3650	10600.	82	13873	No
119	GOM_NL__2PRFIN20041025_070423_000000392031_00292_13873_5475.N1	25-OCT-2004 07:04:23	Bright	39.000	174	52Psi UMa	3.0040	4400.0	78	13873	No
120	GOM_NL__2PRFIN20041025_071152_000000702031_00292_13873_5476.N1	25-OCT-2004 07:11:52	Bright	70.000	166	17Eps Leo	2.9800	6000.0	140	13873	No
121	GOM_NL__2PRFIN20041025_071357_000002252031_00292_13873_5477.N1	25-OCT-2004 07:13:57	Tw_i_and_stray	224.50	17	78Bet Gem	1.1610	4500.0	449	13873	No
122	GOM_NL__2PRFIN20041025_072349_000000632031_00292_13873_5478.N1	25-OCT-2004 07:23:49	Dark	63.000	48	30Alp Hya	1.9770	4100.0	126	13873	No
123	GOM_NL__2PRFIN20041025_073107_000000422031_00292_13873_5479.N1	25-OCT-2004 07:31:07	Dark	42.000	113	Mu Vel	2.6920	5000.0	84	13873	No
124	GOM_NL__2PRFIN20041025_073259_000000522031_00292_13873_5480.N1	25-OCT-2004 07:32:59	Dark	52.000	65	Lam Vel	2.2040	4400.0	104	13873	No
125	GOM_NL__2PRFIN20041025_073435_000000402031_00293_13874_5319.N1	25-OCT-2004 07:34:35	Dark	40.000	91	Kap Vel	2.4900	26000.	80	13874	No
126	GOM_NL__2PRFIN20041025_073906_000000712031_00293_13874_5320.N1	25-OCT-2004 07:39:06	Dark	70.500	88	31Eta CMa	2.4480	20000.	141	13874	No
127	GOM_NL__2PRFIN20041025_074204_000000582031_00293_13874_5321.N1	25-OCT-2004 07:42:04	Dark	58.000	2	Alp Car	-0.73600	7000.0	116	13874	No
128	GOM_NL__2PRFIN20041025_074549_000000762031_00293_13874_5322.N1	25-OCT-2004 07:45:49	Dark	76.000	177	1Zet CMa	3.0220	26000.	152	13874	No
129	GOM_NL__2PRFIN20041025_074833_000000412031_00293_13874_5323.N1	25-OCT-2004 07:48:33	Dark	40.500	143	Alp Hyi	2.8570	7200.0	81	13874	No
130	GOM_NL__2PRFIN20041025_074958_000000522031_00293_13874_5324.N1	25-OCT-2004 07:49:58	Dark	52.000	9	Alp Eri	0.45300	24000.	104	13874	No
131	GOM_NL__2PRFIN20041025_075300_000000442031_00293_13874_5325.N1	25-OCT-2004 07:53:00	Straylight	43.500	157	The1Eri	2.9060	9300.0	87	13874	No
132	GOM_NL__2PRFIN20041025_075448_000000452031_00293_13874_5326.N1	25-OCT-2004 07:54:48	Straylight	44.500	84	Alp Phe	2.3970	4500.0	89	13874	No
133	GOM_NL__2PRFIN20041025_080122_000000452031_00293_13874_5327.N1	25-OCT-2004 08:01:22	Straylight	44.500	52	16Bet Cet	2.0370	4500.0	89	13874	No
134	GOM_NL__2PRFIN20041025_080838_000000642031_00293_13874_5328.N1	25-OCT-2004 08:08:38	Bright	63.500	94	92Alp Cet	2.5260	3100.0	127	13874	No
135	GOM_NL__2PRFIN20041025_081050_000000392031_00293_13874_5329.N1	25-OCT-2004 08:10:50	Bright	38.500	140	88Gam Peg	2.8340	26000.	77	13874	No
136	GOM_NL__2PRFIN20041025_081245_000000452031_00293_13874_5330.N1	25-OCT-2004 08:12:45	Bright	44.500	105	6Bet Ari	2.6450	8900.0	89	13874	No
137	GOM_NL__2PRFIN20041025_081443_000000392031_00293_13874_5331.N1	25-OCT-2004 08:14:43	Bright	38.500	58	21Alp And	2.0730	11000.	77	13874	No
138	GOM_NL__2PRFIN20041025_081635_000000422031_00293_13874_5332.N1	25-OCT-2004 08:16:35	Bright	41.500	53	43Bet And	2.0480	3300.0	83	13874	No
139	GOM_NL__2PRFIN20041025_081925_000000462031_00293_13874_5333.N1	25-OCT-2004 08:19:25	Bright	45.500	73	57Gam1And	2.2600	13100.	91	13874	No
140	GOM_NL__2PRFIN20041025_082222_000000402031_00293_13874_5334.N1	25-OCT-2004 08:22:22	Bright	39.500	68	18Alp Cas	2.2250	4500.0	79	13874	No
141	GOM_NL__2PRFIN20041025_082338_000000382031_00293_13874_5335.N1	25-OCT-2004 08:23:38	Bright	38.000	76	27Gam Cas	2.3000	30000.	76	13874	No
142	GOM_NL__2PRFIN20041025_082618_000000432031_00293_13874_5336.N1	25-OCT-2004 08:26:18	Bright	42.500	89	5Alp Cep	2.4510	8000.0	85	13874	No
143	GOM_NL__2PRFIN20041025_083137_000000372031_00293_13874_5337.N1	25-OCT-2004 08:31:37	Bright	36.500	49	1Alp UMi	1.9900	6300.0	73	13874	No
144	GOM_NL__2PRFIN20041025_083508_000000382031_00293_13874_5338.N1	25-OCT-2004 08:35:08	Bright	37.500	60	7Bet UMi	2.0810	3950.0	75	13874	No
145	GOM_NL__2PRFIN20041025_083951_000000392031_00293_13874_5339.N1	25-OCT-2004 08:39:51	Bright	38.500	36	50Alp UMa	1.8000	6300.0	77	13874	No
146	GOM_NL__2PRFIN20041025_084126_000000392031_00293_13874_5340.N1	25-OCT-2004 08:41:26	Bright	39.000	82	48Bet UMa	2.3650	10600.	78	13874	No
147	GOM_NL__2PRFIN20041025_084500_000000372031_00293_13874_5341.N1	25-OCT-2004 08:45:00	Bright	36.500	174	52Psi UMa	3.0040	4400.0	73	13874	No
148	GOM_NL__2PRFIN20041025_085228_000000512031_00293_13874_5342.N1	25-OCT-2004 08:52:28	Bright	51.000	166	17Eps Leo	2.9800	6000.0	102	13874	No
149	GOM_NL__2PRFIN20041025_085434_000002312031_00293_13874_5343.N1	25-OCT-2004 08:54:34	Tw_i_and_stray	230.50	17	78Bet Gem	1.1610	4500.0	461	13874	No
150	GOM_NL__2PRFIN20041025_090425_000000642031_00293_13874_5344.N1	25-OCT-2004 09:04:25	Dark	64.000	48	30Alp Hya	1.9770	4100.0	128	13874	No
151	GOM_NL__2PRFIN20041025_091143_000000432031_00293_13874_5345.N1	25-OCT-2004 09:11:43	Dark	43.000	113	Mu Vel	2.6920	5000.0	86	13874	No
152	GOM_NL__2PRFIN20041025_091334_000000462031_00293_13874_5346.N1	25-OCT-2004 09:13:34	Dark	46.000	65	Lam Vel	2.2040	4400.0	92	13874	No
153	GOM_NL__2PRFIN20041025_091511_000000422031_00294_13875_5339.N1	25-OCT-2004 09:15:11	Dark	42.000	91	Kap Vel	2.4900	26000.	84	13875	No
154	GOM_NL__2PRFIN20041025_091945_000000702031_00294_13875_5340.N1	25-OCT-2004 09:19:45	Dark	69.500	88	31Eta CMa	2.4480	20000.	139	13875	No
155	GOM_NL__2PRFIN20041025_092241_000000512031_00294_13875_5341.N1	25-OCT-2004 09:22:41	Dark	51.000	2	Alp Car	-0.73600	7000.0	102	13875	No
156	GOM_NL__2PRFIN20041025_092627_000000762031_00294_13875_5342.N1	25-OCT-2004 09:26:27	Dark	76.000	177	1Zet CMa	3.0220	26000.	152	13875	No
157	GOM_NL__2PRFIN20041025_092909_000000412031_00294_13875_5343.N1	25-OCT-2004 09:29:09	Dark	41.000	143	Alp Hyi	2.8570	7200.0	82	13875	No
158	GOM_NL__2PRFIN20041025_093034_000000492031_00294_13875_5344.N1	25-OCT-2004 09:30:34	Dark	48.500	9	Alp Eri	0.45300	24000.	97	13875	No
159	GOM_NL__2PRFIN20041025_093336_000000442031_00294_13875_5345.N1	25-OCT-2004 09:33:36	Straylight	44.000	157	The1Eri	2.9060	9300.0	88	13875	No
160	GOM_NL__2PRFIN20041025_093524_000000412031_00294_13875_5346.N1	25-OCT-2004 09:35:24	Straylight	41.000	84	Alp Phe	2.3970	4500.0	82	13875	No

161	GOM_NL__2PRFIN20041025_094158_000000472031_00294_13875_5347.N1	25-OCT-2004 09:41:58	Straylight	47.000	52	16Bet Cet	2.0370	4500.0	94	13875	No
162	GOM_NL__2PRFIN20041025_094913_000000692031_00294_13875_5348.N1	25-OCT-2004 09:49:13	Bright	68.500	94	92Alp Cet	2.5260	3100.0	137	13875	No
163	GOM_NL__2PRFIN20041025_095126_000000372031_00294_13875_5349.N1	25-OCT-2004 09:51:26	Bright	36.500	140	88Gam Peg	2.8340	26000.	73	13875	No
164	GOM_NL__2PRFIN20041025_095321_000000442031_00294_13875_5350.N1	25-OCT-2004 09:53:21	Bright	44.000	105	6Bet Ari	2.6450	8900.0	88	13875	No
165	GOM_NL__2PRFIN20041025_095519_000000372031_00294_13875_5351.N1	25-OCT-2004 09:55:19	Bright	36.500	58	21Alp And	2.0730	11000.	73	13875	No
166	GOM_NL__2PRFIN20041025_095710_000000402031_00294_13875_5352.N1	25-OCT-2004 09:57:10	Bright	40.000	53	43Bet And	2.0480	3300.0	80	13875	No
167	GOM_NL__2PRFIN20041025_100000_000000422031_00294_13875_5353.N1	25-OCT-2004 10:00:00	Bright	42.000	73	57Gam1And	2.2600	13100.	84	13875	No
168	GOM_NL__2PRFIN20041025_100258_000000392031_00294_13875_5354.N1	25-OCT-2004 10:02:58	Bright	39.000	68	18Alp Cas	2.2250	4500.0	78	13875	No
169	GOM_NL__2PRFIN20041025_100414_000000382031_00294_13875_5355.N1	25-OCT-2004 10:04:14	Bright	38.000	76	27Gam Cas	2.3000	30000.	76	13875	No
170	GOM_NL__2PRFIN20041025_100657_000000392031_00294_13875_5356.N1	25-OCT-2004 10:06:57	Bright	39.000	89	5Alp Cep	2.4510	8000.0	78	13875	No
171	GOM_NL__2PRFIN20041025_101210_000000402031_00294_13875_5357.N1	25-OCT-2004 10:12:10	Bright	39.500	49	1Alp UMi	1.9900	6300.0	79	13875	No
172	GOM_NL__2PRFIN20041025_101545_000000392031_00294_13875_5358.N1	25-OCT-2004 10:15:45	Bright	39.000	60	7Bet UMi	2.0810	3950.0	78	13875	No
173	GOM_NL__2PRFIN20041025_102027_000000412031_00294_13875_5359.N1	25-OCT-2004 10:20:27	Bright	41.000	36	50Alp UMa	1.8000	6300.0	82	13875	No
174	GOM_NL__2PRFIN20041025_102202_000000392031_00294_13875_5360.N1	25-OCT-2004 10:22:02	Bright	39.000	82	48Bet UMa	2.3650	10600.	78	13875	No
175	GOM_NL__2PRFIN20041025_102536_000000412031_00294_13875_5361.N1	25-OCT-2004 10:25:36	Bright	40.500	174	52Psi UMa	3.0040	4400.0	81	13875	No
176	GOM_NL__2PRFIN20041025_103305_000000482031_00294_13875_5362.N1	25-OCT-2004 10:33:05	Bright	47.500	166	17Eps Leo	2.9800	6000.0	95	13875	No
177	GOM_NL__2PRFIN20041025_103512_000002152031_00294_13875_5363.N1	25-OCT-2004 10:35:12	Tw_i_and_stray	214.50	17	78Bet Gem	1.1610	4500.0	429	13875	No
178	GOM_NL__2PRFIN20041025_104503_000000632031_00294_13875_5364.N1	25-OCT-2004 10:45:03	Dark	63.000	48	30Alp Hya	1.9770	4100.0	126	13875	No
179	GOM_NL__2PRFIN20041025_105143_000000402031_00294_13875_5365.N1	25-OCT-2004 10:51:43	Dark	39.500	99	Del Cen	2.5750	26000.	79	13875	No
180	GOM_NL__2PRFIN20041025_105411_000000492031_00294_13875_5366.N1	25-OCT-2004 10:54:11	Dark	49.000	65	Lam Vel	2.2040	4400.0	98	13875	No
181	GOM_NL__2PRFIN20041025_105547_000000432031_00295_13876_5339.N1	25-OCT-2004 10:55:47	Dark	42.500	91	Kap Vel	2.4900	26000.	85	13876	No
182	GOM_NL__2PRFIN20041025_110022_000000732031_00295_13876_5340.N1	25-OCT-2004 11:00:22	Dark	72.500	88	31Eta CMa	2.4480	20000.	145	13876	No
183	GOM_NL__2PRFIN20041025_110318_000000632031_00295_13876_5341.N1	25-OCT-2004 11:03:18	Dark	63.000	2	Alp Car	-0.73600	7000.0	126	13876	No
184	GOM_NL__2PRFIN20041025_110705_000000802031_00295_13876_5342.N1	25-OCT-2004 11:07:05	Dark	80.000	177	1Zet CMa	3.0220	26000.	160	13876	No
185	GOM_NL__2PRFIN20041025_110945_000000402031_00295_13876_5343.N1	25-OCT-2004 11:09:45	Dark	40.000	143	Alp Hyi	2.8570	7200.0	80	13876	No
186	GOM_NL__2PRFIN20041025_111110_000000502031_00295_13876_5344.N1	25-OCT-2004 11:11:10	Dark	49.500	9	Alp Eri	0.45300	24000.	99	13876	No
187	GOM_NL__2PRFIN20041025_111412_000000472031_00295_13876_5345.N1	25-OCT-2004 11:14:12	Straylight	47.000	157	The1Eri	2.9060	9300.0	94	13876	No
188	GOM_NL__2PRFIN20041025_111600_000000462031_00295_13876_5346.N1	25-OCT-2004 11:16:00	Straylight	45.500	84	Alp Phe	2.3970	4500.0	91	13876	No
189	GOM_NL__2PRFIN20041025_112234_000000462031_00295_13876_5347.N1	25-OCT-2004 11:22:34	Straylight	45.500	52	16Bet Cet	2.0370	4500.0	91	13876	No
190	GOM_NL__2PRFIN20041025_112949_000000602031_00295_13876_5348.N1	25-OCT-2004 11:29:49	Bright	59.500	94	92Alp Cet	2.5260	3100.0	119	13876	No
191	GOM_NL__2PRFIN20041025_113203_000000372031_00295_13876_5349.N1	25-OCT-2004 11:32:03	Bright	37.000	140	88Gam Peg	2.8340	26000.	74	13876	No
192	GOM_NL__2PRFIN20041025_113357_000000432031_00295_13876_5350.N1	25-OCT-2004 11:33:57	Bright	42.500	105	6Bet Ari	2.6450	8900.0	85	13876	No
193	GOM_NL__2PRFIN20041025_113554_000000402031_00295_13876_5351.N1	25-OCT-2004 11:35:54	Bright	39.500	58	21Alp And	2.0730	11000.	79	13876	No
194	GOM_NL__2PRFIN20041025_113747_000000402031_00295_13876_5352.N1	25-OCT-2004 11:37:47	Bright	40.000	53	43Bet And	2.0480	3300.0	80	13876	No
195	GOM_NL__2PRFIN20041025_114036_000000402031_00295_13876_5353.N1	25-OCT-2004 11:40:36	Bright	40.000	73	57Gam1And	2.2600	13100.	80	13876	No
196	GOM_NL__2PRFIN20041025_114331_000000422031_00295_13876_5354.N1	25-OCT-2004 11:43:31	Bright	41.500	68	18Alp Cas	2.2250	4500.0	83	13876	No
197	GOM_NL__2PRFIN20041025_114449_000000392031_00295_13876_5355.N1	25-OCT-2004 11:44:49	Bright	39.000	76	27Gam Cas	2.3000	30000.	78	13876	No
198	GOM_NL__2PRFIN20041025_114733_000000402031_00295_13876_5356.N1	25-OCT-2004 11:47:33	Bright	39.500	89	5Alp Cep	2.4510	8000.0	79	13876	No
199	GOM_NL__2PRFIN20041025_115621_000000382031_00295_13876_5357.N1	25-OCT-2004 11:56:21	Bright	38.000	60	7Bet UMi	2.0810	3950.0	76	13876	No
200	GOM_NL__2PRFIN20041025_120103_000000362031_00295_13876_5358.N1	25-OCT-2004 12:01:03	Bright	36.000	36	50Alp UMa	1.8000	6300.0	72	13876	No
201	GOM_NL__2PRFIN20041025_120238_000000372031_00295_13876_5359.N1	25-OCT-2004 12:02:38	Bright	37.000	82	48Bet UMa	2.3650	10600.	74	13876	No
202	GOM_NL__2PRFIN20041025_120612_000000382031_00295_13876_5360.N1	25-OCT-2004 12:06:12	Bright	38.000	174	52Psi UMa	3.0040	4400.0	76	13876	No
203	GOM_NL__2PRFIN20041025_121341_000000572031_00295_13876_5361.N1	25-OCT-2004 12:13:41	Bright	56.500	166	17Eps Leo	2.9800	6000.0	113	13876	No
204	GOM_NL__2PRFIN20041025_121549_000002362031_00295_13876_5362.N1	25-OCT-2004 12:15:49	Tw_i_and_stray	236.00	17	78Bet Gem	1.1610	4500.0	472	13876	No
205	GOM_NL__2PRFIN20041025_122540_000000742031_00295_13876_5363.N1	25-OCT-2004 12:25:40	Dark	74.000	48	30Alp Hya	1.9770	4100.0	148	13876	No
206	GOM_NL__2PRFIN20041025_123219_000000382031_00295_13876_5364.N1	25-OCT-2004 12:32:19	Dark	38.000	99	Del Cen	2.5750	26000.	76	13876	No
207	GOM_NL__2PRFIN20041025_123448_000000572031_00295_13876_5365.N1	25-OCT-2004 12:34:48	Dark	57.000	65	Lam Vel	2.2040	4400.0	114	13876	No
208	GOM_NL__2PRFIN20041025_123624_000000422031_00296_13877_5339.N1	25-OCT-2004 12:36:24	Dark	42.000	91	Kap Vel	2.4900	26000.	84	13877	No
209	GOM_NL__2PRFIN20041025_124100_000000712031_00296_13877_5340.N1	25-OCT-2004 12:41:00	Dark	71.000	88	31Eta CMa	2.4480	20000.	142	13877	No
210	GOM_NL__2PRFIN20041025_124354_000000502031_00296_13877_5341.N1	25-OCT-2004 12:43:54	Dark	49.500	2	Alp Car	-0.73600	7000.0	99	13877	No
211	GOM_NL__2PRFIN20041025_124742_000000772031_00296_13877_5342.N1	25-OCT-2004 12:47:42	Dark	77.000	177	1Zet CMa	3.0220	26000.	154	13877	No
212	GOM_NL__2PRFIN20041025_125019_000000412031_00296_13877_5343.N1	25-OCT-2004 12:50:19	Dark	41.000	143	Alp Hyi	2.8570	7200.0	82	13877	No
213	GOM_NL__2PRFIN20041025_125144_000000472031_00296_13877_5344.N1	25-OCT-2004 12:51:44	Dark	47.000	9	Alp Eri	0.45300	24000.	94	13877	No
214	GOM_NL__2PRFIN20041025_125449_000000442031_00296_13877_5345.N1	25-OCT-2004 12:54:49	Straylight	43.500	157	The1Eri	2.9060	9300.0	87	13877	No
215	GOM_NL__2PRFIN20041025_125636_000000402031_00296_13877_5346.N1	25-OCT-2004 12:56:36	Straylight	40.000	84	Alp Phe	2.3970	4500.0	80	13877	No
216	GOM_NL__2PRFIN20041025_130309_000000462031_00296_13877_5347.N1	25-OCT-2004 13:03:09	Straylight	46.000	52	16Bet Cet	2.0370	4500.0	92	13877	No
217	GOM_NL__2PRFIN20041025_131024_000000622031_00296_13877_5348.N1	25-OCT-2004 13:10:24	Bright	62.000	94	92Alp Cet	2.5260	3100.0	124	13877	No
218	GOM_NL__2PRFIN20041025_131238_000000392031_00296_13877_5349.N1	25-OCT-2004 13:12:38	Bright	38.500	140	88Gam Peg	2.8340	26000.	77	13877	No
219	GOM_NL__2PRFIN20041025_131432_000000442031_00296_13877_5350.N1	25-OCT-2004 13:14:32	Bright	44.000	105	6Bet Ari	2.6450	8900.0	88	13877	No

220	GOM_NL__2PRFIN20041025_131630_000000402031_00296_13877_5351.N1	25-OCT-2004 13:16:30	Bright	39.500	58	21Alp And	2.0730	11000.	79	13877	No
221	GOM_NL__2PRFIN20041025_131822_000000392031_00296_13877_5352.N1	25-OCT-2004 13:18:22	Bright	39.000	53	43Bet And	2.0480	3300.0	78	13877	No
222	GOM_NL__2PRFIN20041025_132111_000000422031_00296_13877_5353.N1	25-OCT-2004 13:21:11	Bright	42.000	73	57Gam1And	2.2600	13100.	84	13877	No
223	GOM_NL__2PRFIN20041025_132409_000000402031_00296_13877_5354.N1	25-OCT-2004 13:24:09	Bright	40.000	68	18Alp Cas	2.2250	4500.0	80	13877	No
224	GOM_NL__2PRFIN20041025_132524_000000402031_00296_13877_5355.N1	25-OCT-2004 13:25:24	Bright	40.000	76	27Gam Cas	2.3000	30000.	80	13877	No
225	GOM_NL__2PRFIN20041025_132809_000000392031_00296_13877_5356.N1	25-OCT-2004 13:28:09	Bright	39.000	89	5Alp Cep	2.4510	8000.0	78	13877	No
226	GOM_NL__2PRFIN20041025_133324_000000392031_00296_13877_5357.N1	25-OCT-2004 13:33:24	Bright	38.500	49	1Alp UMi	1.9900	6300.0	77	13877	No
227	GOM_NL__2PRFIN20041025_133657_000000352031_00296_13877_5358.N1	25-OCT-2004 13:36:57	Bright	35.000	60	7Bet UMi	2.0810	3950.0	70	13877	No
228	GOM_NL__2PRFIN20041025_134138_000000402031_00296_13877_5359.N1	25-OCT-2004 13:41:38	Bright	40.000	36	50Alp UMa	1.8000	6300.0	80	13877	No
229	GOM_NL__2PRFIN20041025_134313_000000382031_00296_13877_5360.N1	25-OCT-2004 13:43:13	Bright	38.000	82	48Bet UMa	2.3650	10600.	76	13877	No
230	GOM_NL__2PRFIN20041025_134648_000000382031_00296_13877_5361.N1	25-OCT-2004 13:46:48	Bright	38.000	174	52Psi UMa	3.0040	4400.0	76	13877	No
231	GOM_NL__2PRFIN20041025_135417_000000522031_00296_13877_5362.N1	25-OCT-2004 13:54:17	Bright	51.500	166	17Eps Leo	2.9800	6000.0	103	13877	No
232	GOM_NL__2PRFIN20041025_135626_000002372031_00296_13877_5363.N1	25-OCT-2004 13:56:26	Tw_i_and_stray	236.50	17	78Bet Gem	1.1610	4500.0	473	13877	No
233	GOM_NL__2PRFIN20041025_140617_000000682031_00296_13877_5364.N1	25-OCT-2004 14:06:17	Dark	67.500	48	30Alp Hya	1.9770	4100.0	135	13877	No
234	GOM_NL__2PRFIN20041025_141255_000000392031_00296_13877_5365.N1	25-OCT-2004 14:12:55	Dark	39.000	99	Del Cen	2.5750	26000.	78	13877	No
235	GOM_NL__2PRFIN20041025_141523_000000502031_00296_13877_5366.N1	25-OCT-2004 14:15:23	Dark	49.500	65	Lam Vel	2.2040	4400.0	99	13877	No
236	GOM_NL__2PRFIN20041025_141701_000000422031_00297_13878_5339.N1	25-OCT-2004 14:17:01	Dark	42.000	91	Kap Vel	2.4900	26000.	84	13878	No
237	GOM_NL__2PRFIN20041025_142138_000000732031_00297_13878_5340.N1	25-OCT-2004 14:21:38	Dark	72.500	88	31Eta CMa	2.4480	20000.	145	13878	No
238	GOM_NL__2PRFIN20041025_142431_000000572031_00297_13878_5341.N1	25-OCT-2004 14:24:31	Dark	57.000	2	Alp Car	-0.73600	7000.0	114	13878	No
239	GOM_NL__2PRFIN20041025_142820_000000752031_00297_13878_5342.N1	25-OCT-2004 14:28:20	Dark	75.000	177	1Zet CMa	3.0220	26000.	150	13878	No
240	GOM_NL__2PRFIN20041025_143057_000000392031_00297_13878_5343.N1	25-OCT-2004 14:30:57	Dark	39.000	143	Alp Hyi	2.8570	7200.0	78	13878	No
241	GOM_NL__2PRFIN20041025_143222_000000512031_00297_13878_5344.N1	25-OCT-2004 14:32:22	Dark	51.000	9	Alp Eri	0.45300	24000.	102	13878	No
242	GOM_NL__2PRFIN20041025_143525_000000462031_00297_13878_5345.N1	25-OCT-2004 14:35:25	Straylight	45.500	157	The1Eri	2.9060	9300.0	91	13878	No
243	GOM_NL__2PRFIN20041025_143712_000000442031_00297_13878_5346.N1	25-OCT-2004 14:37:12	Straylight	43.500	84	Alp Phe	2.3970	4500.0	87	13878	No
244	GOM_NL__2PRFIN20041025_144345_000000452031_00297_13878_5347.N1	25-OCT-2004 14:43:45	Straylight	45.000	52	16Bet Cet	2.0370	4500.0	90	13878	No
245	GOM_NL__2PRFIN20041025_145059_000000642031_00297_13878_5348.N1	25-OCT-2004 14:50:59	Bright	64.000	94	92Alp Cet	2.5260	3100.0	128	13878	No
246	GOM_NL__2PRFIN20041025_145315_000000372031_00297_13878_5349.N1	25-OCT-2004 14:53:15	Bright	36.500	140	88Gam Peg	2.8340	26000.	73	13878	No
247	GOM_NL__2PRFIN20041025_145509_000000432031_00297_13878_5350.N1	25-OCT-2004 14:55:09	Bright	42.500	105	6Bet Ari	2.6450	8900.0	85	13878	No
248	GOM_NL__2PRFIN20041025_145707_000000382031_00297_13878_5351.N1	25-OCT-2004 14:57:07	Bright	38.000	58	21Alp And	2.0730	11000.	76	13878	No
249	GOM_NL__2PRFIN20041025_145858_000000402031_00297_13878_5352.N1	25-OCT-2004 14:58:58	Bright	39.500	53	43Bet And	2.0480	3300.0	79	13878	No
250	GOM_NL__2PRFIN20041025_150147_000000432031_00297_13878_5353.N1	25-OCT-2004 15:01:47	Bright	43.000	73	57Gam1And	2.2600	13100.	86	13878	No
251	GOM_NL__2PRFIN20041025_150445_000000392031_00297_13878_5354.N1	25-OCT-2004 15:04:45	Bright	38.500	68	18Alp Cas	2.2250	4500.0	77	13878	No
252	GOM_NL__2PRFIN20041025_150601_000000382031_00297_13878_5355.N1	25-OCT-2004 15:06:01	Bright	38.000	76	27Gam Cas	2.3000	30000.	76	13878	No
253	GOM_NL__2PRFIN20041025_150844_000000412031_00297_13878_5356.N1	25-OCT-2004 15:08:44	Bright	41.000	89	5Alp Cep	2.4510	8000.0	82	13878	No
254	GOM_NL__2PRFIN20041025_151400_000000392031_00297_13878_5357.N1	25-OCT-2004 15:14:00	Bright	38.500	49	1Alp UMi	1.9900	6300.0	77	13878	No
255	GOM_NL__2PRFIN20041025_151733_000000392031_00297_13878_5358.N1	25-OCT-2004 15:17:33	Bright	39.000	60	7Bet UMi	2.0810	3950.0	78	13878	No
256	GOM_NL__2PRFIN20041025_152214_000000412031_00297_13878_5359.N1	25-OCT-2004 15:22:14	Bright	40.500	36	50Alp UMa	1.8000	6300.0	81	13878	No
257	GOM_NL__2PRFIN20041025_152349_000000392031_00297_13878_5360.N1	25-OCT-2004 15:23:49	Bright	39.000	82	48Bet UMa	2.3650	10600.	78	13878	No
258	GOM_NL__2PRFIN20041025_152723_000000372031_00297_13878_5361.N1	25-OCT-2004 15:27:23	Bright	37.000	174	52Psi UMa	3.0040	4400.0	74	13878	No
259	GOM_NL__2PRFIN20041025_153453_000000482031_00297_13878_5362.N1	25-OCT-2004 15:34:53	Bright	47.500	166	17Eps Leo	2.9800	6000.0	95	13878	No
260	GOM_NL__2PRFIN20041025_153703_000002172031_00297_13878_5363.N1	25-OCT-2004 15:37:03	Tw_i_and_stray	216.50	17	78Bet Gem	1.1610	4500.0	433	13878	No
261	GOM_NL__2PRFIN20041025_154654_000000702031_00297_13878_5364.N1	25-OCT-2004 15:46:54	Dark	70.000	48	30Alp Hya	1.9770	4100.0	140	13878	No
262	GOM_NL__2PRFIN20041025_155331_000000392031_00297_13878_5365.N1	25-OCT-2004 15:53:31	Dark	38.500	99	Del Cen	2.5750	26000.	77	13878	No
263	GOM_NL__2PRFIN20041025_155602_000000532031_00297_13878_5366.N1	25-OCT-2004 15:56:02	Dark	53.000	65	Lam Vel	2.2040	4400.0	106	13878	No
264	GOM_NL__2PRFIN20041025_155738_000000422031_00298_13879_5339.N1	25-OCT-2004 15:57:38	Dark	41.500	91	Kap Vel	2.4900	26000.	83	13879	No
265	GOM_NL__2PRFIN20041025_173910_000000442031_00299_13880_5339.N1	25-OCT-2004 17:39:10	Dark	43.500	71	Iot Car	2.2460	7700.0	87	13880	No
266	GOM_NL__2PRFIN20041025_174254_000000732031_00299_13880_5340.N1	25-OCT-2004 17:42:54	Dark	73.000	88	31Eta CMa	2.4480	20000.	146	13880	No
267	GOM_NL__2PRFIN20041025_174545_000000502031_00299_13880_5341.N1	25-OCT-2004 17:45:45	Dark	50.000	2	Alp Car	-0.73600	7000.0	100	13880	No
268	GOM_NL__2PRFIN20041025_175208_000000472031_00299_13880_5342.N1	25-OCT-2004 17:52:08	Dark	46.500	143	Alp Hyi	2.8570	7200.0	93	13880	No
269	GOM_NL__2PRFIN20041025_175334_000000472031_00299_13880_5343.N1	25-OCT-2004 17:53:34	Dark	47.000	9	Alp Eri	0.45300	24000.	94	13880	No
270	GOM_NL__2PRFIN20041025_175638_000000472031_00299_13880_5344.N1	25-OCT-2004 17:56:38	Straylight	46.500	157	The1Eri	2.9060	9300.0	93	13880	No
271	GOM_NL__2PRFIN20041025_175824_000000452031_00299_13880_5345.N1	25-OCT-2004 17:58:24	Straylight	44.500	84	Alp Phe	2.3970	4500.0	89	13880	No
272	GOM_NL__2PRFIN20041025_180458_000000502031_00299_13880_5346.N1	25-OCT-2004 18:04:58	Straylight	50.000	52	16Bet Cet	2.0370	4500.0	100	13880	No
273	GOM_NL__2PRFIN20041025_181211_000000642031_00299_13880_5347.N1	25-OCT-2004 18:12:11	Bright	63.500	94	92Alp Cet	2.5260	3100.0	127	13880	No
274	GOM_NL__2PRFIN20041025_181427_000000372031_00299_13880_5348.N1	25-OCT-2004 18:14:27	Bright	37.000	140	88Gam Peg	2.8340	26000.	74	13880	No
275	GOM_NL__2PRFIN20041025_181619_000000442031_00299_13880_5349.N1	25-OCT-2004 18:16:19	Bright	44.000	105	6Bet Ari	2.6450	8900.0	88	13880	No
276	GOM_NL__2PRFIN20041025_181817_000000412031_00299_13880_5350.N1	25-OCT-2004 18:18:17	Bright	41.000	58	21Alp And	2.0730	11000.	82	13880	No
277	GOM_NL__2PRFIN20041025_182009_000000402031_00299_13880_5351.N1	25-OCT-2004 18:20:09	Bright	39.500	53	43Bet And	2.0480	3300.0	79	13880	No
278	GOM_NL__2PRFIN20041025_182258_000000432031_00299_13880_5352.N1	25-OCT-2004 18:22:58	Bright	42.500	73	57Gam1And	2.2600	13100.	85	13880	No

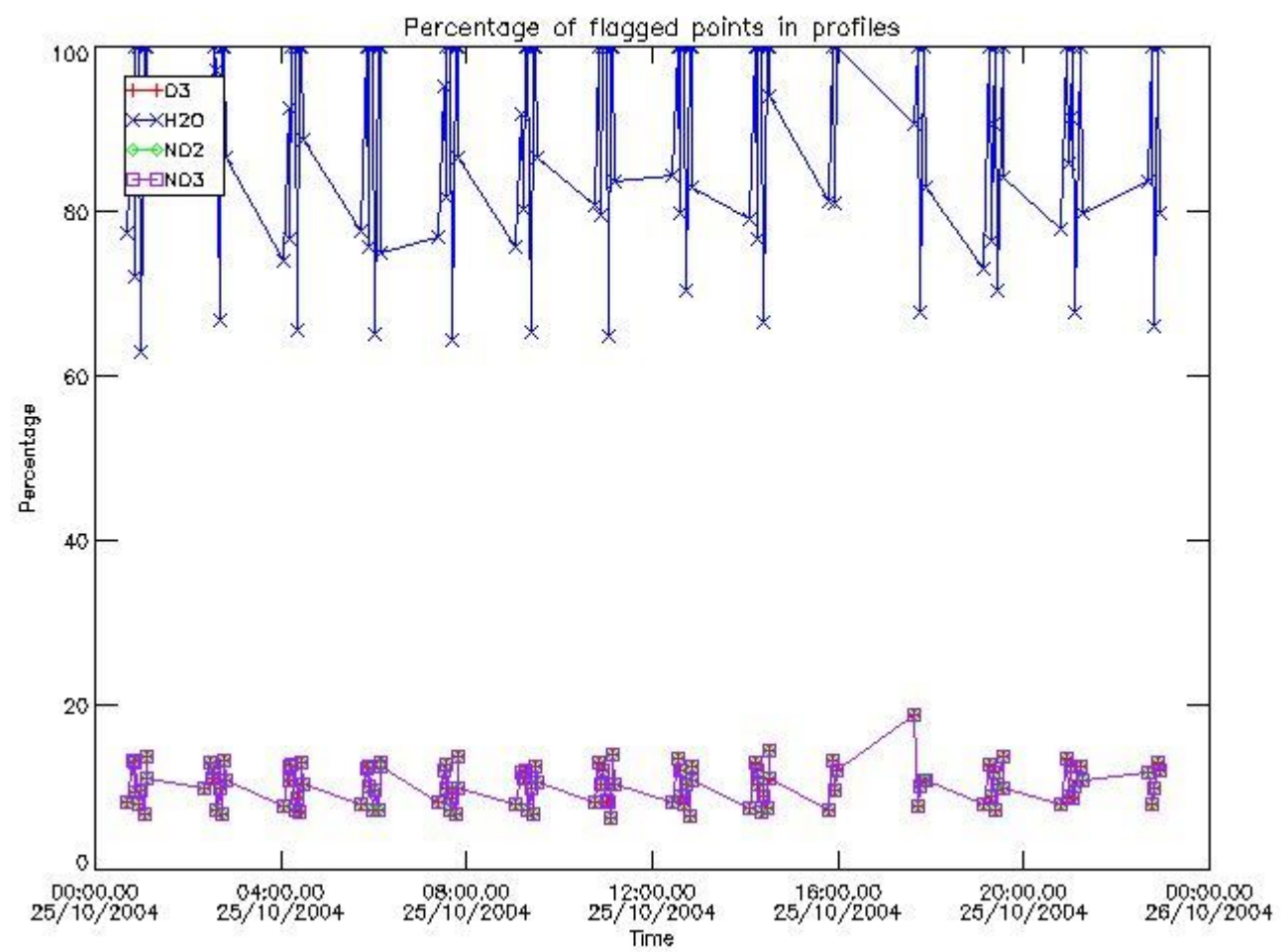
279	GOM_NL__2PRFIN20041025_182555_000000422031_00299_13880_5353.N1	25-OCT-2004 18:25:55	Bright	42.000	68	18Alp Cas	2.2250	4500.0	84	13880	No
280	GOM_NL__2PRFIN20041025_182712_000000402031_00299_13880_5354.N1	25-OCT-2004 18:27:12	Bright	39.500	76	27Gam Cas	2.3000	30000.	79	13880	No
281	GOM_NL__2PRFIN20041025_182959_000000392031_00299_13880_5355.N1	25-OCT-2004 18:29:59	Bright	38.500	89	5Alp Cep	2.4510	8000.0	77	13880	No
282	GOM_NL__2PRFIN20041025_183512_000000402031_00299_13880_5356.N1	25-OCT-2004 18:35:12	Bright	39.500	49	1Alp UMi	1.9900	6300.0	79	13880	No
283	GOM_NL__2PRFIN20041025_183846_000000402031_00299_13880_5357.N1	25-OCT-2004 18:38:46	Bright	40.000	60	7Bet UMi	2.0810	3950.0	80	13880	No
284	GOM_NL__2PRFIN20041025_184326_000000412031_00299_13880_5358.N1	25-OCT-2004 18:43:26	Bright	41.000	36	50Alp UMa	1.8000	6300.0	82	13880	No
285	GOM_NL__2PRFIN20041025_184459_000000412031_00299_13880_5359.N1	25-OCT-2004 18:44:59	Bright	41.000	82	48Bet UMa	2.3650	10600.	82	13880	No
286	GOM_NL__2PRFIN20041025_184835_000000382031_00299_13880_5360.N1	25-OCT-2004 18:48:35	Bright	38.000	174	52Psi UMa	3.0040	4400.0	76	13880	No
287	GOM_NL__2PRFIN20041025_185606_000000522031_00299_13880_5361.N1	25-OCT-2004 18:56:06	Bright	51.500	166	17Eps Leo	2.9800	6000.0	103	13880	No
288	GOM_NL__2PRFIN20041025_185818_000002272031_00299_13880_5362.N1	25-OCT-2004 18:58:18	Tw_i_and_stray	227.00	17	78Bet Gem	1.1610	4500.0	454	13880	No
289	GOM_NL__2PRFIN20041025_190808_000000642031_00299_13880_5363.N1	25-OCT-2004 19:08:08	Dark	63.500	48	30Alp Hya	1.9770	4100.0	127	13880	No
290	GOM_NL__2PRFIN20041025_191442_000000402031_00299_13880_5364.N1	25-OCT-2004 19:14:42	Dark	40.000	99	Del Cen	2.5750	26000.	80	13880	No
291	GOM_NL__2PRFIN20041025_191715_000000582031_00299_13880_5365.N1	25-OCT-2004 19:17:15	Dark	57.500	65	Lam Vel	2.2040	4400.0	115	13880	No
292	GOM_NL__2PRFIN20041025_191947_000000442031_00300_13881_5339.N1	25-OCT-2004 19:19:47	Dark	43.500	71	lot Car	2.2460	7700.0	87	13881	No
293	GOM_NL__2PRFIN20041025_192331_000000722031_00300_13881_5340.N1	25-OCT-2004 19:23:31	Dark	71.500	88	31Eta CMa	2.4480	20000.	143	13881	No
294	GOM_NL__2PRFIN20041025_192622_000000502031_00300_13881_5341.N1	25-OCT-2004 19:26:22	Dark	49.500	2	Alp Car	-0.73600	7000.0	99	13881	No
295	GOM_NL__2PRFIN20041025_193246_000000372031_00300_13881_5342.N1	25-OCT-2004 19:32:46	Dark	37.000	143	Alp Hyi	2.8570	7200.0	74	13881	No
296	GOM_NL__2PRFIN20041025_193411_000000512031_00300_13881_5343.N1	25-OCT-2004 19:34:11	Dark	51.000	9	Alp Eri	0.45300	24000.	102	13881	No
297	GOM_NL__2PRFIN20041025_193714_000000442031_00300_13881_5344.N1	25-OCT-2004 19:37:14	Straylight	43.500	157	The1Eri	2.9060	9300.0	87	13881	No
298	GOM_NL__2PRFIN20041025_193901_000000432031_00300_13881_5345.N1	25-OCT-2004 19:39:01	Straylight	42.500	84	Alp Phe	2.3970	4500.0	85	13881	No
299	GOM_NL__2PRFIN20041025_194534_000000452031_00300_13881_5346.N1	25-OCT-2004 19:45:34	Straylight	44.500	52	16Bet Cet	2.0370	4500.0	89	13881	No
300	GOM_NL__2PRFIN20041025_195244_000000672031_00300_13881_5347.N1	25-OCT-2004 19:52:44	Bright	66.500	94	92Alp Cet	2.5260	3100.0	133	13881	No
301	GOM_NL__2PRFIN20041025_195503_000000382031_00300_13881_5348.N1	25-OCT-2004 19:55:03	Bright	37.500	140	88Gam Peg	2.8340	26000.	75	13881	No
302	GOM_NL__2PRFIN20041025_195656_000000432031_00300_13881_5349.N1	25-OCT-2004 19:56:56	Bright	42.500	105	6Bet Ari	2.6450	8900.0	85	13881	No
303	GOM_NL__2PRFIN20041025_195855_000000382031_00300_13881_5350.N1	25-OCT-2004 19:58:55	Bright	38.000	58	21Alp And	2.0730	11000.	76	13881	No
304	GOM_NL__2PRFIN20041025_200045_000000392031_00300_13881_5351.N1	25-OCT-2004 20:00:45	Bright	38.500	53	43Bet And	2.0480	3300.0	77	13881	No
305	GOM_NL__2PRFIN20041025_200334_000000422031_00300_13881_5352.N1	25-OCT-2004 20:03:34	Bright	42.000	73	57Gam1And	2.2600	13100.	84	13881	No
306	GOM_NL__2PRFIN20041025_200633_000000412031_00300_13881_5353.N1	25-OCT-2004 20:06:33	Bright	41.000	68	18Alp Cas	2.2250	4500.0	82	13881	No
307	GOM_NL__2PRFIN20041025_200749_000000392031_00300_13881_5354.N1	25-OCT-2004 20:07:49	Bright	39.000	76	27Gam Cas	2.3000	30000.	78	13881	No
308	GOM_NL__2PRFIN20041025_201033_000000422031_00300_13881_5355.N1	25-OCT-2004 20:10:33	Bright	41.500	89	5Alp Cep	2.4510	8000.0	83	13881	No
309	GOM_NL__2PRFIN20041025_201548_000000392031_00300_13881_5356.N1	25-OCT-2004 20:15:48	Bright	39.000	49	1Alp UMi	1.9900	6300.0	78	13881	No
310	GOM_NL__2PRFIN20041025_201922_000000382031_00300_13881_5357.N1	25-OCT-2004 20:19:22	Bright	38.000	60	7Bet UMi	2.0810	3950.0	76	13881	No
311	GOM_NL__2PRFIN20041025_202402_000000412031_00300_13881_5358.N1	25-OCT-2004 20:24:02	Bright	41.000	36	50Alp UMa	1.8000	6300.0	82	13881	No
312	GOM_NL__2PRFIN20041025_202536_000000462031_00300_13881_5359.N1	25-OCT-2004 20:25:36	Bright	46.000	82	48Bet UMa	2.3650	10600.	92	13881	No
313	GOM_NL__2PRFIN20041025_202911_000000392031_00300_13881_5360.N1	25-OCT-2004 20:29:11	Bright	38.500	174	52Psi UMa	3.0040	4400.0	77	13881	No
314	GOM_NL__2PRFIN20041025_203642_000000522031_00300_13881_5361.N1	25-OCT-2004 20:36:42	Bright	52.000	166	17Eps Leo	2.9800	6000.0	104	13881	No
315	GOM_NL__2PRFIN20041025_203856_000002402031_00300_13881_5362.N1	25-OCT-2004 20:38:56	Tw_i_and_stray	239.50	17	78Bet Gem	1.1610	4500.0	479	13881	No
316	GOM_NL__2PRFIN20041025_204845_000000712031_00300_13881_5363.N1	25-OCT-2004 20:48:45	Dark	70.500	48	30Alp Hya	1.9770	4100.0	141	13881	No
317	GOM_NL__2PRFIN20041025_205519_000000382031_00300_13881_5364.N1	25-OCT-2004 20:55:19	Dark	38.000	99	Del Cen	2.5750	26000.	76	13881	No
318	GOM_NL__2PRFIN20041025_205751_000000572031_00300_13881_5365.N1	25-OCT-2004 20:57:51	Dark	57.000	65	Lam Vel	2.2040	4400.0	114	13881	No
319	GOM_NL__2PRFIN20041025_210023_000000412031_00301_13882_5339.N1	25-OCT-2004 21:00:23	Dark	40.500	71	lot Car	2.2460	7700.0	81	13882	No
320	GOM_NL__2PRFIN20041025_210408_000000712031_00301_13882_5340.N1	25-OCT-2004 21:04:08	Dark	71.000	88	31Eta CMa	2.4480	20000.	142	13882	No
321	GOM_NL__2PRFIN20041025_210658_000000502031_00301_13882_5341.N1	25-OCT-2004 21:06:58	Dark	50.000	2	Alp Car	-0.73600	7000.0	100	13882	No
322	GOM_NL__2PRFIN20041025_211322_000000412031_00301_13882_5342.N1	25-OCT-2004 21:13:22	Dark	40.500	143	Alp Hyi	2.8570	7200.0	81	13882	No
323	GOM_NL__2PRFIN20041025_211447_000000482031_00301_13882_5343.N1	25-OCT-2004 21:14:47	Dark	47.500	9	Alp Eri	0.45300	24000.	95	13882	No
324	GOM_NL__2PRFIN20041025_211751_000000462031_00301_13882_5344.N1	25-OCT-2004 21:17:51	Straylight	46.000	157	The1Eri	2.9060	9300.0	92	13882	No
325	GOM_NL__2PRFIN20041025_211937_000000452031_00301_13882_5345.N1	25-OCT-2004 21:19:37	Straylight	44.500	84	Alp Phe	2.3970	4500.0	89	13882	No
326	GOM_NL__2PRFIN20041025_212610_000000482031_00301_13882_5346.N1	25-OCT-2004 21:26:10	Straylight	47.500	52	16Bet Cet	2.0370	4500.0	95	13882	No
327	GOM_NL__2PRFIN20041025_213321_000000652031_00301_13882_5347.N1	25-OCT-2004 21:33:21	Bright	65.000	94	92Alp Cet	2.5260	3100.0	130	13882	No
328	GOM_NL__2PRFIN20041025_213539_000000372031_00301_13882_5348.N1	25-OCT-2004 21:35:39	Bright	37.000	140	88Gam Peg	2.8340	26000.	74	13882	No
329	GOM_NL__2PRFIN20041025_213731_000000442031_00301_13882_5349.N1	25-OCT-2004 21:37:31	Bright	43.500	105	6Bet Ari	2.6450	8900.0	87	13882	No
330	GOM_NL__2PRFIN20041025_213931_000000382031_00301_13882_5350.N1	25-OCT-2004 21:39:31	Bright	37.500	58	21Alp And	2.0730	11000.	75	13882	No
331	GOM_NL__2PRFIN20041025_214121_000000412031_00301_13882_5351.N1	25-OCT-2004 21:41:21	Bright	40.500	53	43Bet And	2.0480	3300.0	81	13882	No
332	GOM_NL__2PRFIN20041025_214409_000000452031_00301_13882_5352.N1	25-OCT-2004 21:44:09	Bright	44.500	73	57Gam1And	2.2600	13100.	89	13882	No
333	GOM_NL__2PRFIN20041025_214709_000000372031_00301_13882_5353.N1	25-OCT-2004 21:47:09	Bright	37.000	68	18Alp Cas	2.2250	4500.0	74	13882	No
334	GOM_NL__2PRFIN20041025_214824_000000382031_00301_13882_5354.N1	25-OCT-2004 21:48:24	Bright	38.000	76	27Gam Cas	2.3000	30000.	76	13882	No
335	GOM_NL__2PRFIN20041025_215109_000000412031_00301_13882_5355.N1	25-OCT-2004 21:51:09	Bright	41.000	89	5Alp Cep	2.4510	8000.0	82	13882	No
336	GOM_NL__2PRFIN20041025_215624_000000392031_00301_13882_5356.N1	25-OCT-2004 21:56:24	Bright	38.500	49	1Alp UMi	1.9900	6300.0	77	13882	No
337	GOM_NL__2PRFIN20041025_215958_000000362031_00301_13882_5357.N1	25-OCT-2004 21:59:58	Bright	35.500	60	7Bet UMi	2.0810	3950.0	71	13882	No

338	GOM_NL__2PRFIN20041025_220438_000000432031_00301_13882_5358.N1	25-OCT-2004 22:04:38	Bright	43.000	36	50Alp UMa	1.8000	6300.0	86	13882	No
339	GOM_NL__2PRFIN20041025_220612_000000542031_00301_13882_5359.N1	25-OCT-2004 22:06:12	Bright	54.000	82	48Bet UMa	2.3650	10600.	108	13882	No
340	GOM_NL__2PRFIN20041025_220947_000000412031_00301_13882_5360.N1	25-OCT-2004 22:09:47	Bright	41.000	174	52Psi UMa	3.0040	4400.0	82	13882	No
341	GOM_NL__2PRFIN20041025_221718_000000522031_00301_13882_5361.N1	25-OCT-2004 22:17:18	Bright	52.000	166	17Eps Leo	2.9800	6000.0	104	13882	No
342	GOM_NL__2PRFIN20041025_221933_000002252031_00301_13882_5362.N1	25-OCT-2004 22:19:33	Tw_i_and_stray	225.00	17	78Bet Gem	1.1610	4500.0	450	13882	No
343	GOM_NL__2PRFIN20041025_224100_000000432031_00302_13883_5485.N1	25-OCT-2004 22:41:00	Dark	43.000	71	1ot Car	2.2460	7700.0	86	13883	No
344	GOM_NL__2PRFIN20041025_224446_000000722031_00302_13883_5486.N1	25-OCT-2004 22:44:46	Dark	71.500	88	31Eta CMa	2.4480	20000.	143	13883	No
345	GOM_NL__2PRFIN20041025_224734_000000522031_00302_13883_5487.N1	25-OCT-2004 22:47:34	Dark	52.000	2	Alp Car	-0.73600	7000.0	104	13883	No
346	GOM_NL__2PRFIN20041025_225358_000000402031_00302_13883_5488.N1	25-OCT-2004 22:53:58	Dark	39.500	143	Alp Hyi	2.8570	7200.0	79	13883	No
347	GOM_NL__2PRFIN20041025_225522_000000432031_00302_13883_5489.N1	25-OCT-2004 22:55:22	Dark	42.500	9	Alp Eri	0.45300	24000.	85	13883	No
348	GOM_NL__2PRFIN20041025_225826_000000462031_00302_13883_5490.N1	25-OCT-2004 22:58:26	Straylight	45.500	157	The1Eri	2.9060	9300.0	91	13883	No
349	GOM_NL__2PRFIN20041025_230013_000000442031_00302_13883_5491.N1	25-OCT-2004 23:00:13	Straylight	43.500	84	Alp Phe	2.3970	4500.0	87	13883	No
350	GOM_NL__2PRFIN20041025_230646_000000462031_00302_13883_5492.N1	25-OCT-2004 23:06:46	Straylight	45.500	52	16Bet Cet	2.0370	4500.0	91	13883	No
351	GOM_NL__2PRFIN20041025_231356_000000692031_00302_13883_5493.N1	25-OCT-2004 23:13:56	Bright	68.500	94	92Alp Cet	2.5260	3100.0	137	13883	No
352	GOM_NL__2PRFIN20041025_231615_000000382031_00302_13883_5494.N1	25-OCT-2004 23:16:15	Bright	38.000	140	88Gam Peg	2.8340	26000.	76	13883	No
353	GOM_NL__2PRFIN20041025_231806_000000412031_00302_13883_5495.N1	25-OCT-2004 23:18:06	Bright	41.000	105	6Bet Ari	2.6450	8900.0	82	13883	No
354	GOM_NL__2PRFIN20041025_232005_000000402031_00302_13883_5496.N1	25-OCT-2004 23:20:05	Bright	40.000	58	21Alp And	2.0730	11000.	80	13883	No
355	GOM_NL__2PRFIN20041025_232156_000000402031_00302_13883_5497.N1	25-OCT-2004 23:21:56	Bright	39.500	53	43Bet And	2.0480	3300.0	79	13883	No
356	GOM_NL__2PRFIN20041025_232445_000000422031_00302_13883_5498.N1	25-OCT-2004 23:24:45	Bright	41.500	73	57Gam1And	2.2600	13100.	83	13883	No
357	GOM_NL__2PRFIN20041025_232744_000000392031_00302_13883_5499.N1	25-OCT-2004 23:27:44	Bright	39.000	68	18Alp Cas	2.2250	4500.0	78	13883	No
358	GOM_NL__2PRFIN20041025_232900_000000372031_00302_13883_5500.N1	25-OCT-2004 23:29:00	Bright	37.000	76	27Gam Cas	2.3000	30000.	74	13883	No
359	GOM_NL__2PRFIN20041025_233147_000000392031_00302_13883_5501.N1	25-OCT-2004 23:31:47	Bright	38.500	89	5Alp Cep	2.4510	8000.0	77	13883	No
360	GOM_NL__2PRFIN20041025_233659_000000382031_00302_13883_5502.N1	25-OCT-2004 23:36:59	Bright	38.000	49	1Alp UMi	1.9900	6300.0	76	13883	No
361	GOM_NL__2PRFIN20041025_234034_000000402031_00302_13883_5503.N1	25-OCT-2004 23:40:34	Bright	39.500	60	7Bet UMi	2.0810	3950.0	79	13883	No
362	GOM_NL__2PRFIN20041025_234513_000000402031_00302_13883_5504.N1	25-OCT-2004 23:45:13	Bright	39.500	36	50Alp UMa	1.8000	6300.0	79	13883	No
363	GOM_NL__2PRFIN20041025_234648_000000542031_00302_13883_5505.N1	25-OCT-2004 23:46:48	Bright	54.000	82	48Bet UMa	2.3650	10600.	108	13883	No
364	GOM_NL__2PRFIN20041025_235023_000000412031_00302_13883_5506.N1	25-OCT-2004 23:50:23	Bright	41.000	174	52Psi UMa	3.0040	4400.0	82	13883	No
365	GOM_NL__2PRFIN20041025_235754_000000522031_00302_13883_5507.N1	25-OCT-2004 23:57:54	Bright	51.500	166	17Eps Leo	2.9800	6000.0	103	13883	No

### 3. Quality information per product

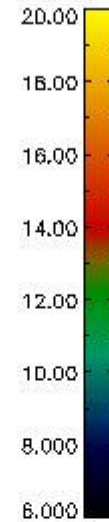
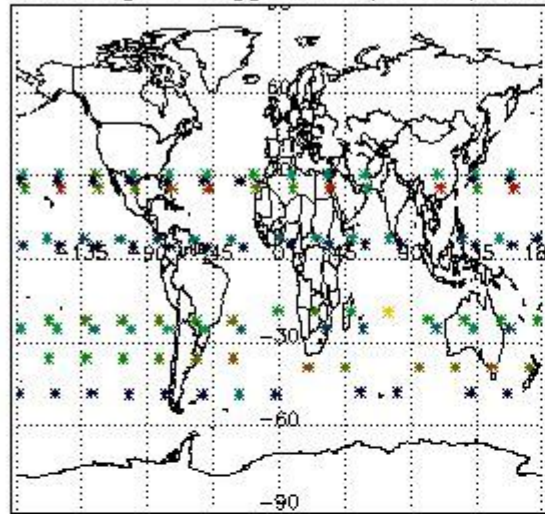
In this section it is plotted some information contained in the Quality Summary data set of the level 2 products. Only products in dark limb conditions and without errors (error flag in the MPH set to "0") are used.

#### 3.1 Plot quality information per product (time dependant)


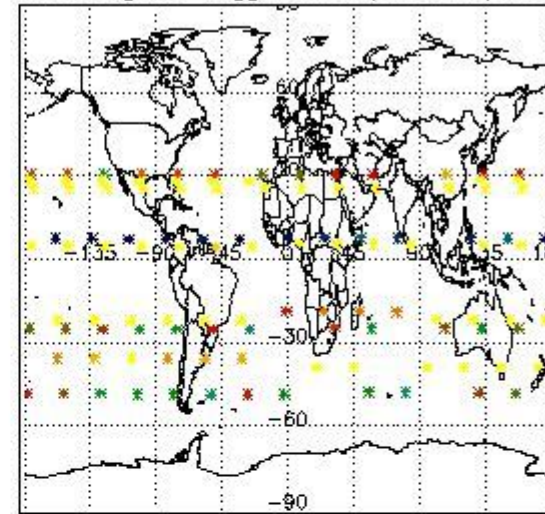


*3.2 Plot quality information per product (world map)*

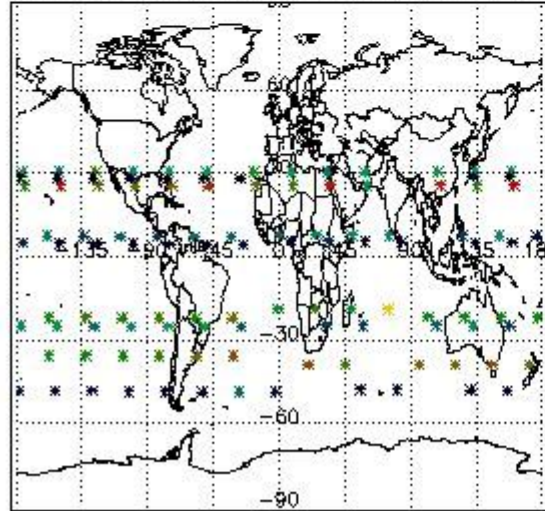
Percentage of flagged data per O3 profile



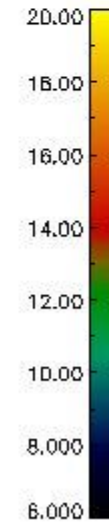
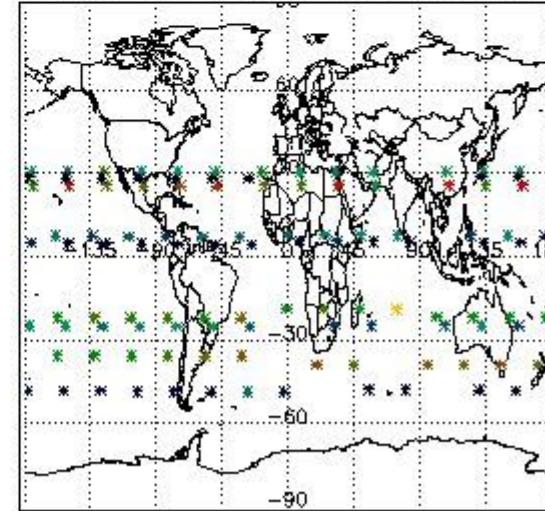
Percentage of flagged data per H2O profile



Percentage of flagged data per NO2 profile



Percentage of flagged data per NO3 profile

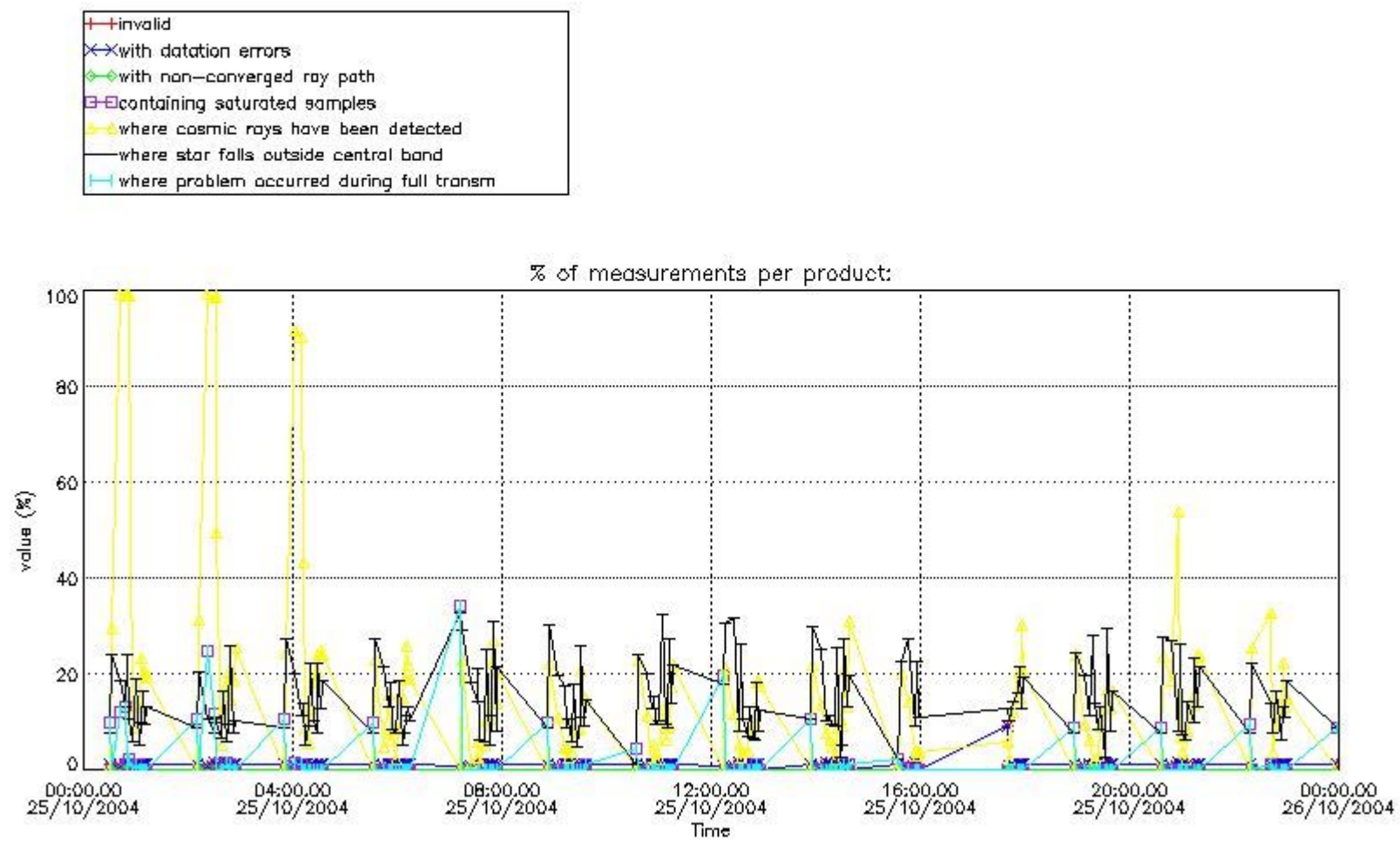


#### 4. Level 1 quality information per product

In this section it is plotted some information contained in the Quality Summary data set of the level 2 products that comes from the level 1b processing. Products without errors (error flag in the MPH set to "0") are used.

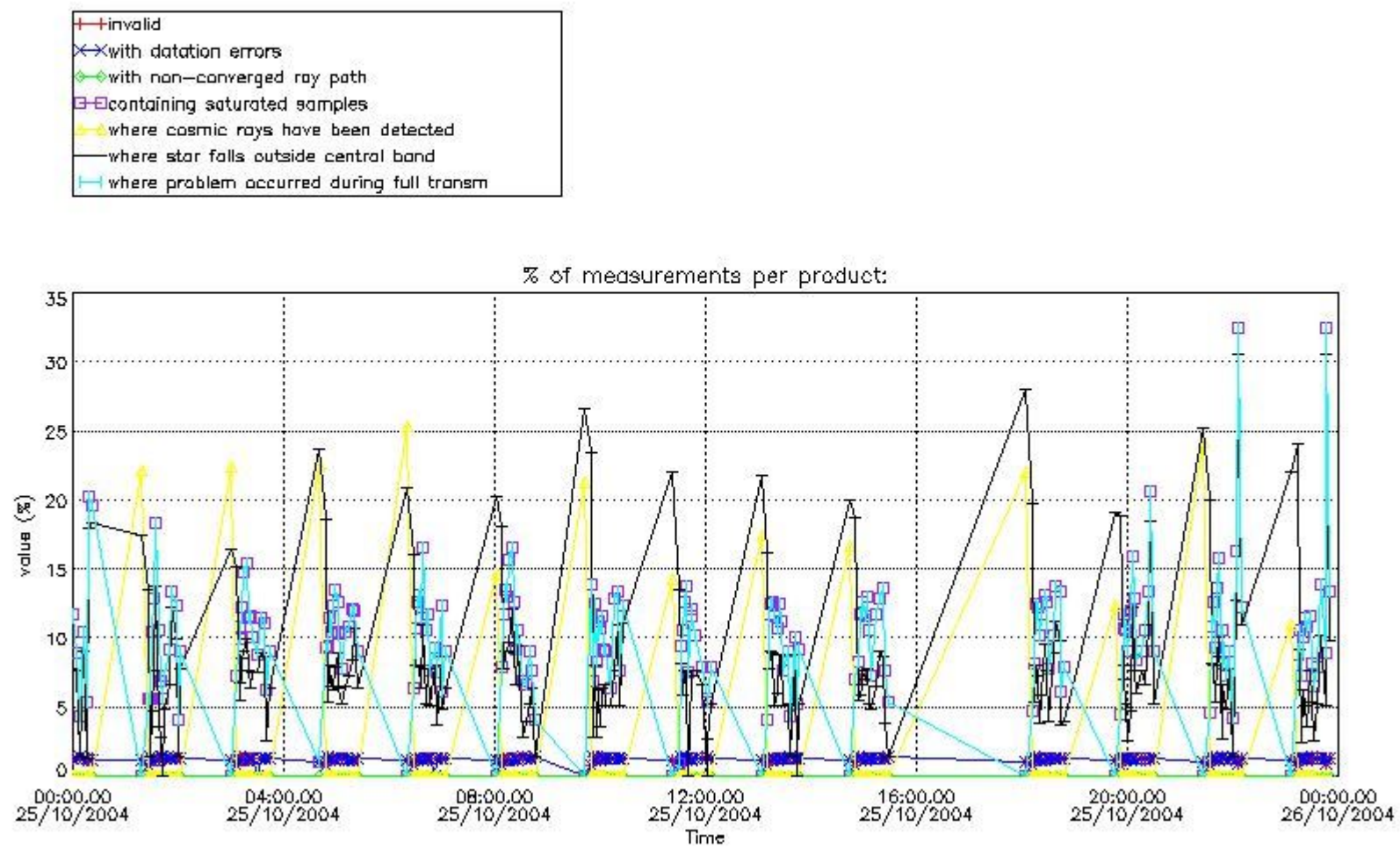
##### 4.1 Plot quality information per product (time dependant) coming from level 1b processing

###### 4.1.1 Plot level 1 quality information per product (time dependant): ENVISAT ASCENDING passes



4.1.2 Plot level 1 quality information per product (time dependant): ENVI SAT DESCENDING passes

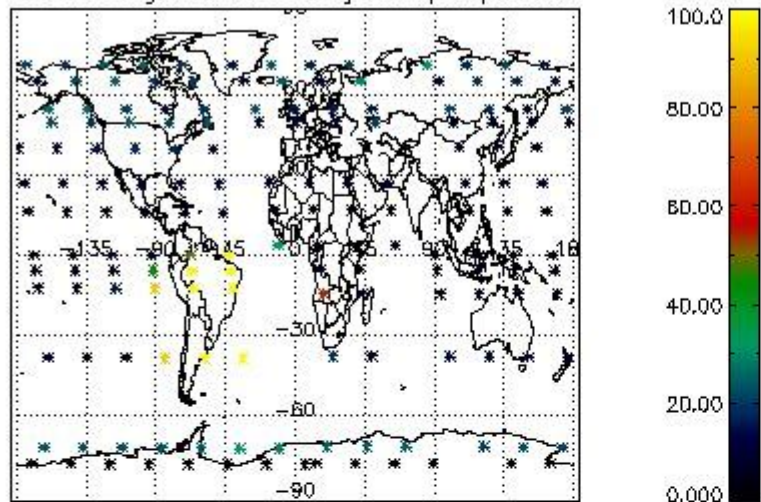




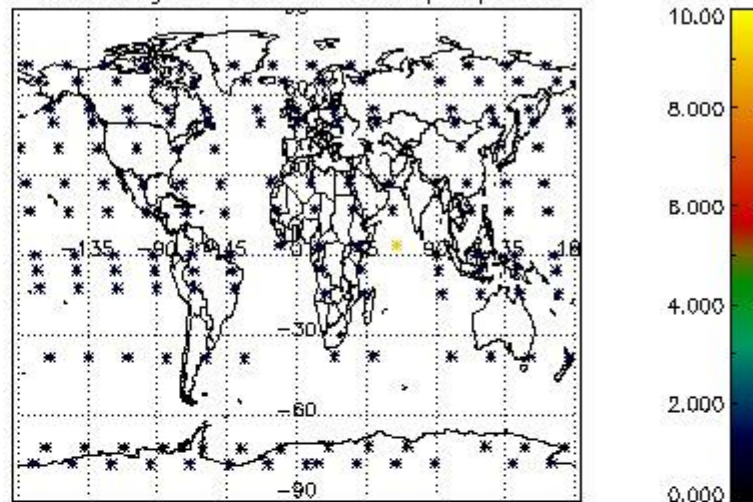
4.2 Plot quality information per product coming from level 1b processing (world map)

4.2.1 Plot level 1 quality information per product (world map): ENVISAT ASCENDING passes

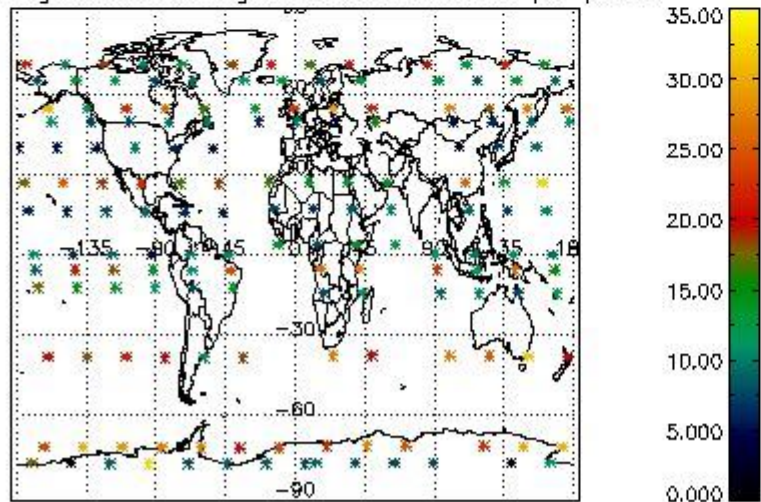
Percentage of cosmic ray hits per profile



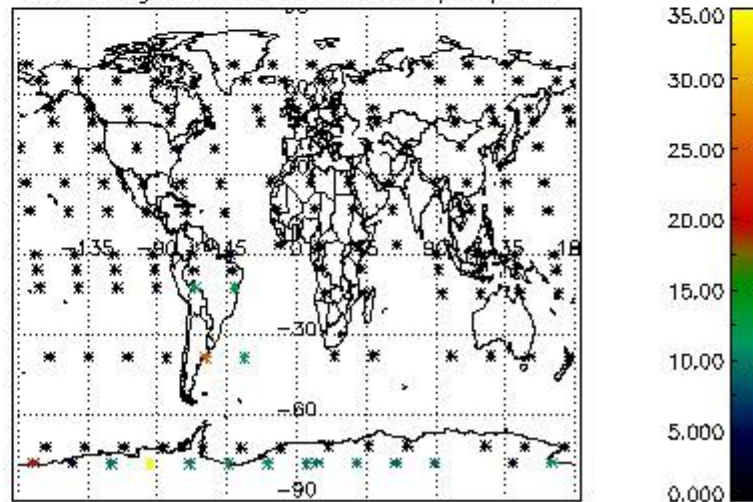
Percentage of datation errors per profile



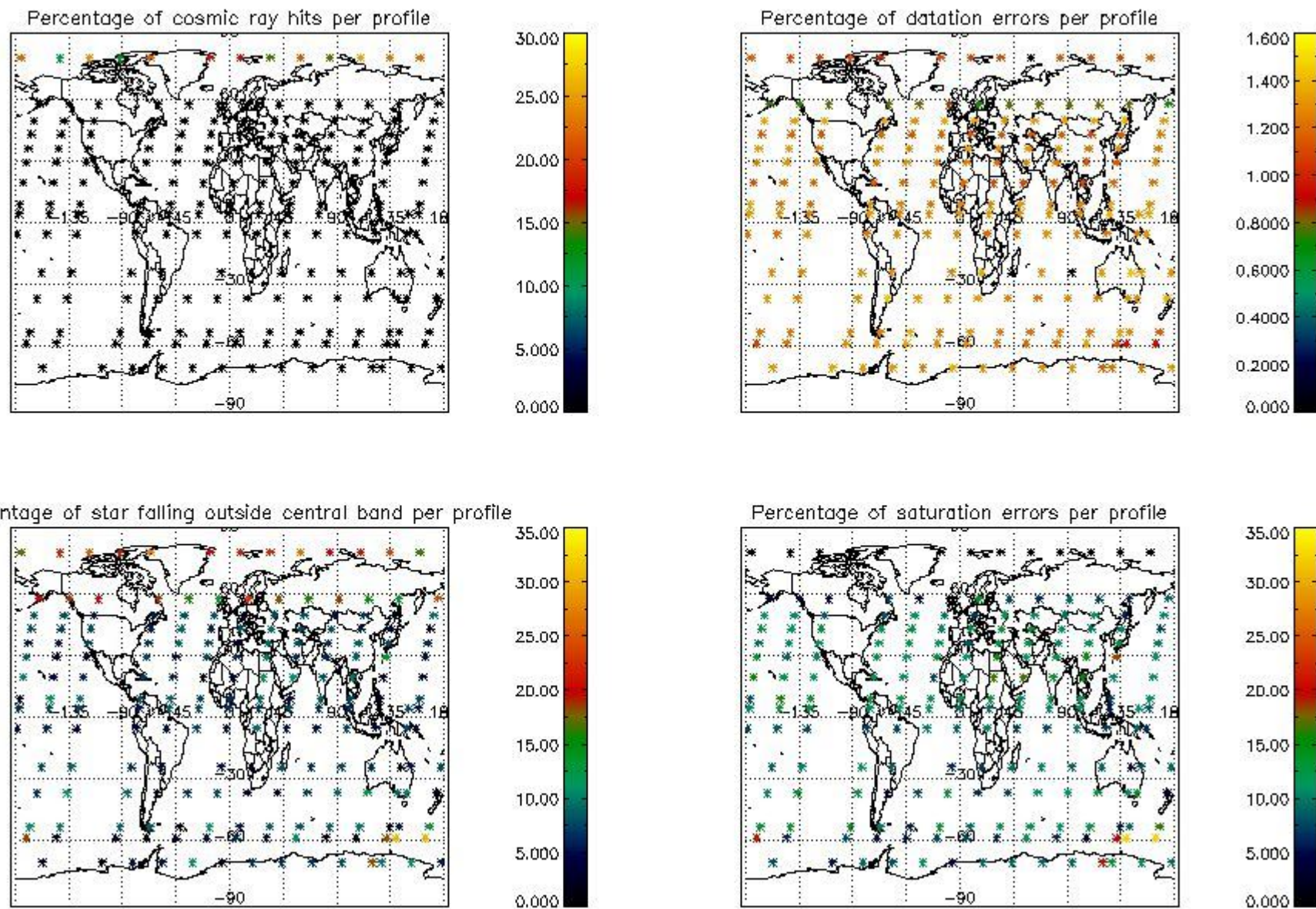
Percentage of star falling outside central band per profile



Percentage of saturation errors per profile



4.2.2 Plot level 1 quality information per product (world map): ENVISAT DESCENDING passes



## 5. Trace gas profiles

### 5.1 Ozone statistics based on quality of products

The final quality of the products can be "measured" using the STD (Standard Deviation) attached to every point profile. This information is written to the parameter GOM\_NL\_\_2P/NL\_LOCAL\_SPECIES\_DENSITY/o3\_std of the level 2 products. The table below shows the statistics for given STD ranges.

The statistics are given with respect to the overall valid production:

- Products without fatal errors: GOM\_NL\_\_2P/MPH/PRODUCT\_ERR=0
- Valid point profile: GOM\_NL\_\_2P/NL\_LOCAL\_SPECIES\_DENSITY/pcd(0)=0

The 'Criteria' is applied to valid points of dark limb products:

- Products in dark limb illumination condition: GOM\_NL\_\_2P/NL\_SUMMARY\_QUALITY/obs\_ill\_cond=0
- Products without fatal errors: GOM\_NL\_\_2P/MPH/PRODUCT\_ERR=0
- Valid point profile: GOM\_NL\_\_2P/NL\_LOCAL\_SPECIES\_DENSITY/pcd(0)=0

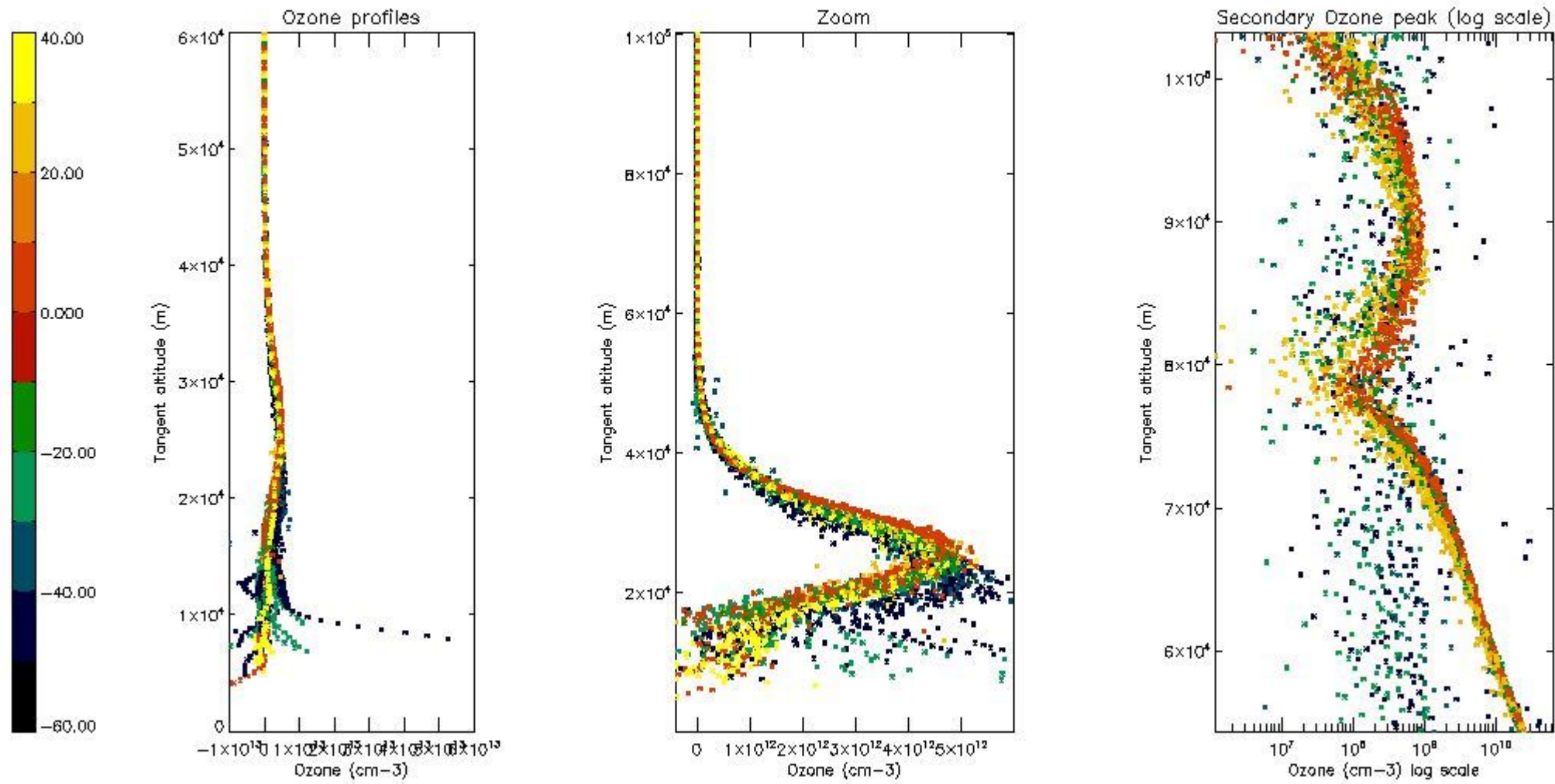
So, the table below shows the percentage of dark limb and valid observations for each criteria with respect to the overall valid daily observations.

Criteria	% of total production
All STD	32
STD < 20	18

STD < 10	15
STD < 5	11

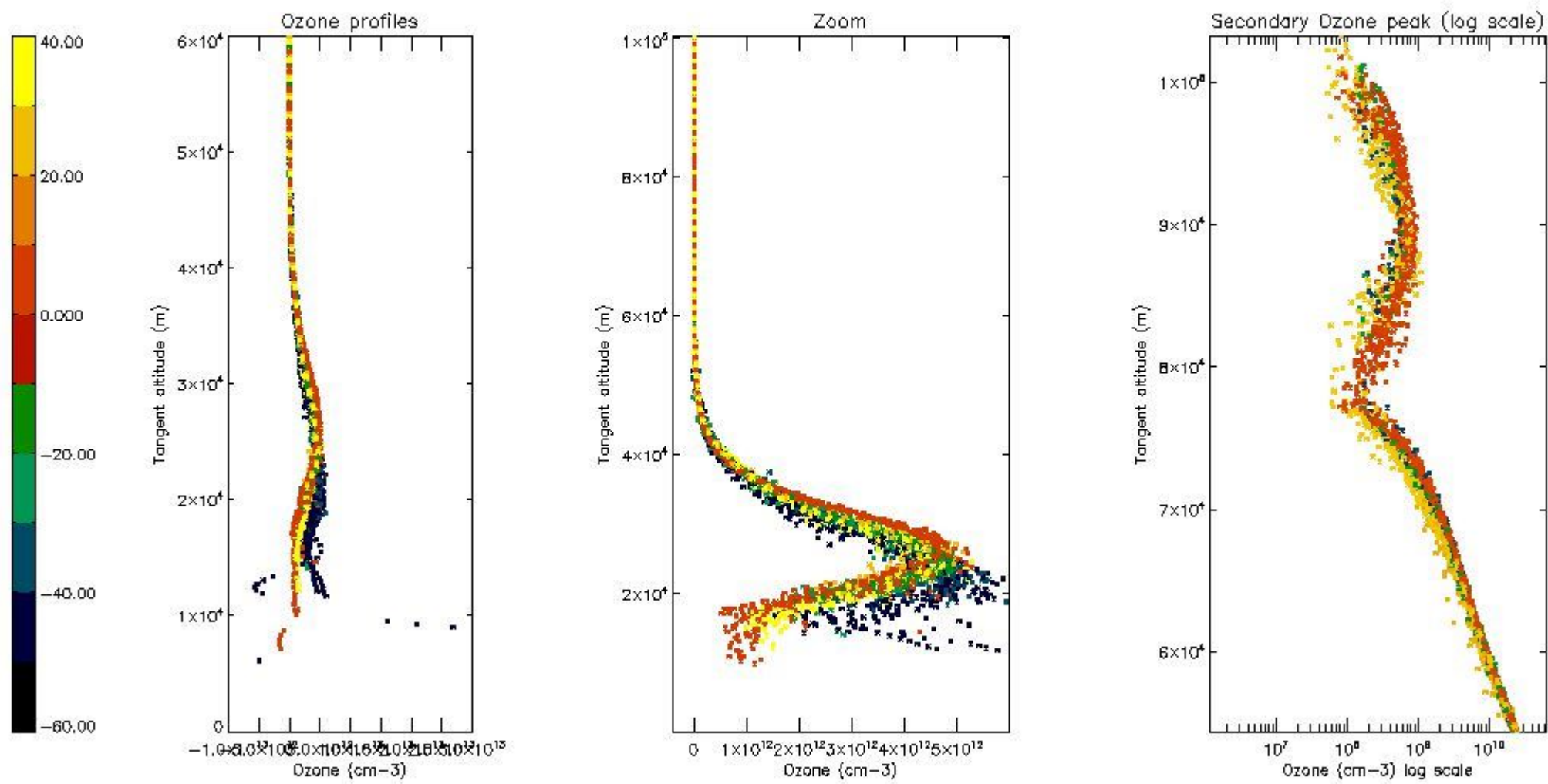
5.2 Plot ozone profiles for all STD (dark without errors)

The colorbar represents the latitude.



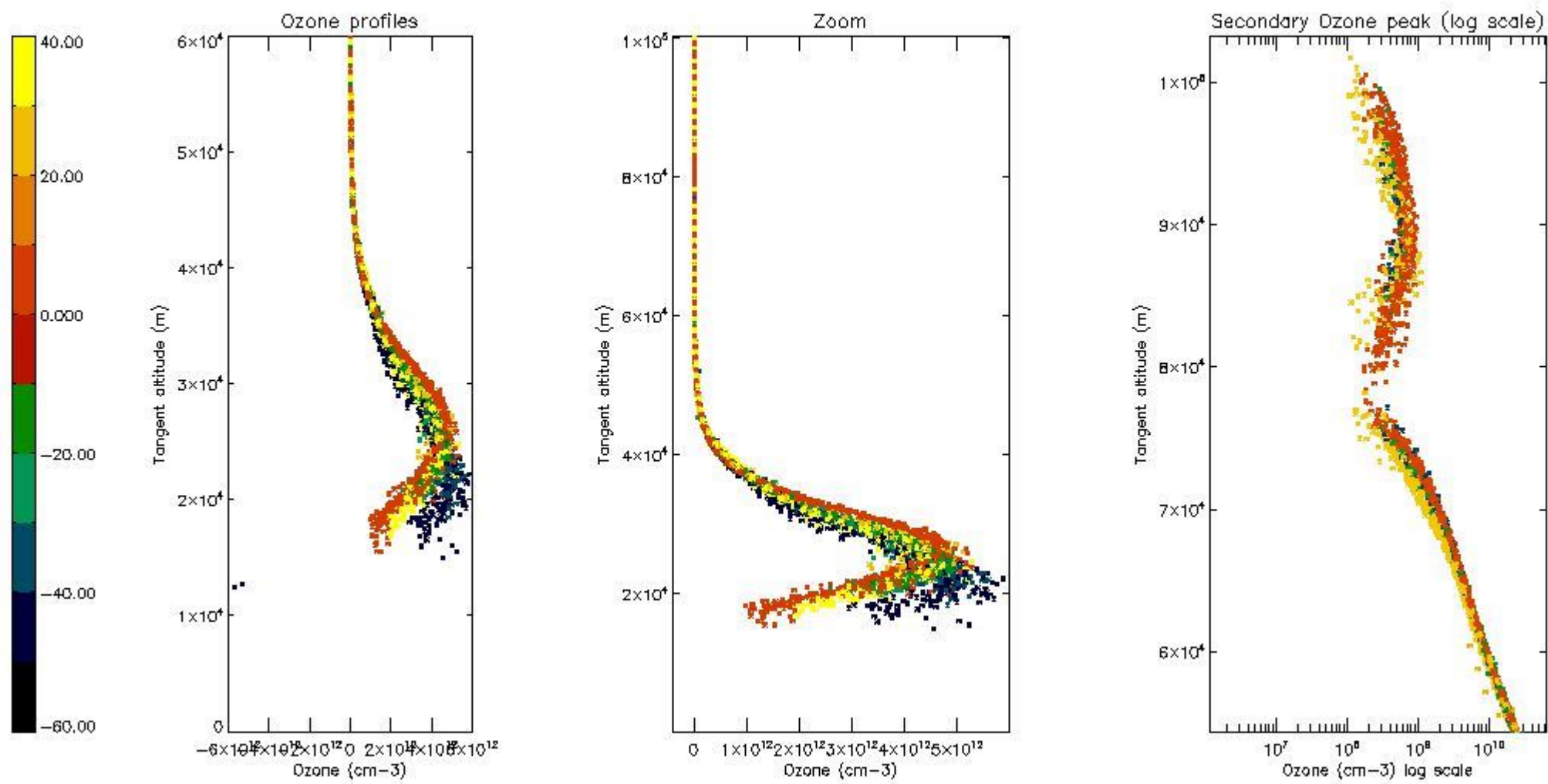
5.3 Plot ozone profiles where STD < 20% (dark without errors)

The colorbar represents the latitude.



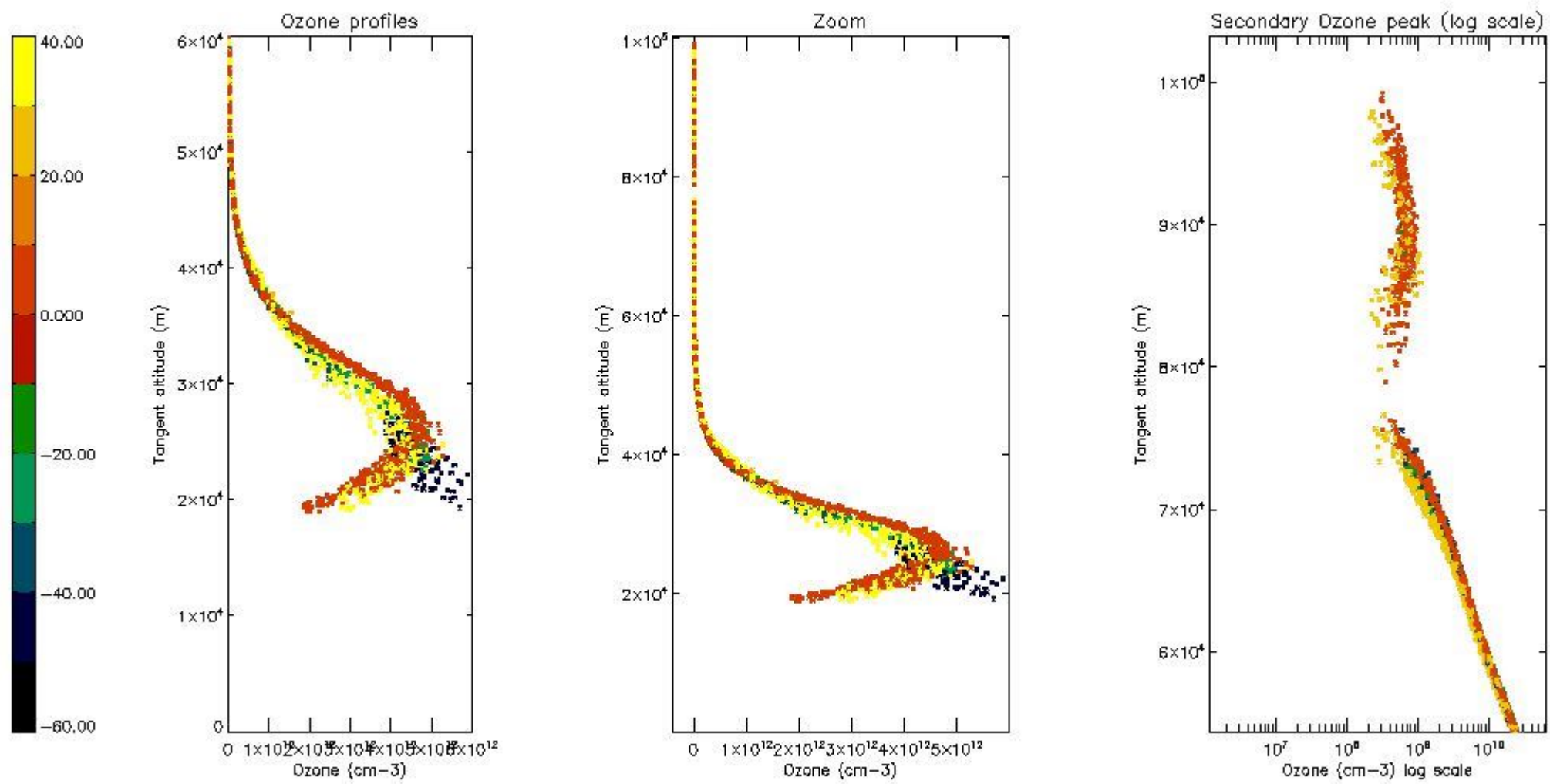
*5.4 Plot ozone profiles where STD < 10% (dark without errors)*

The colorbar represents the latitude.



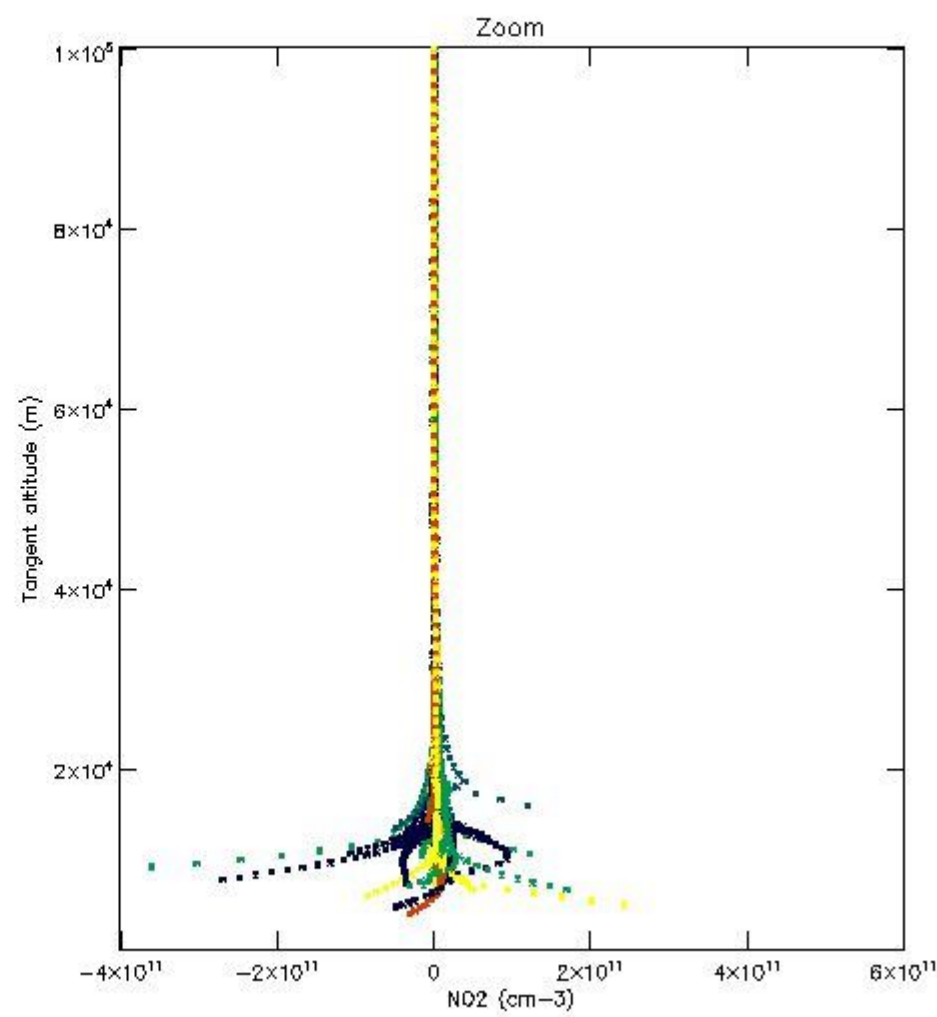
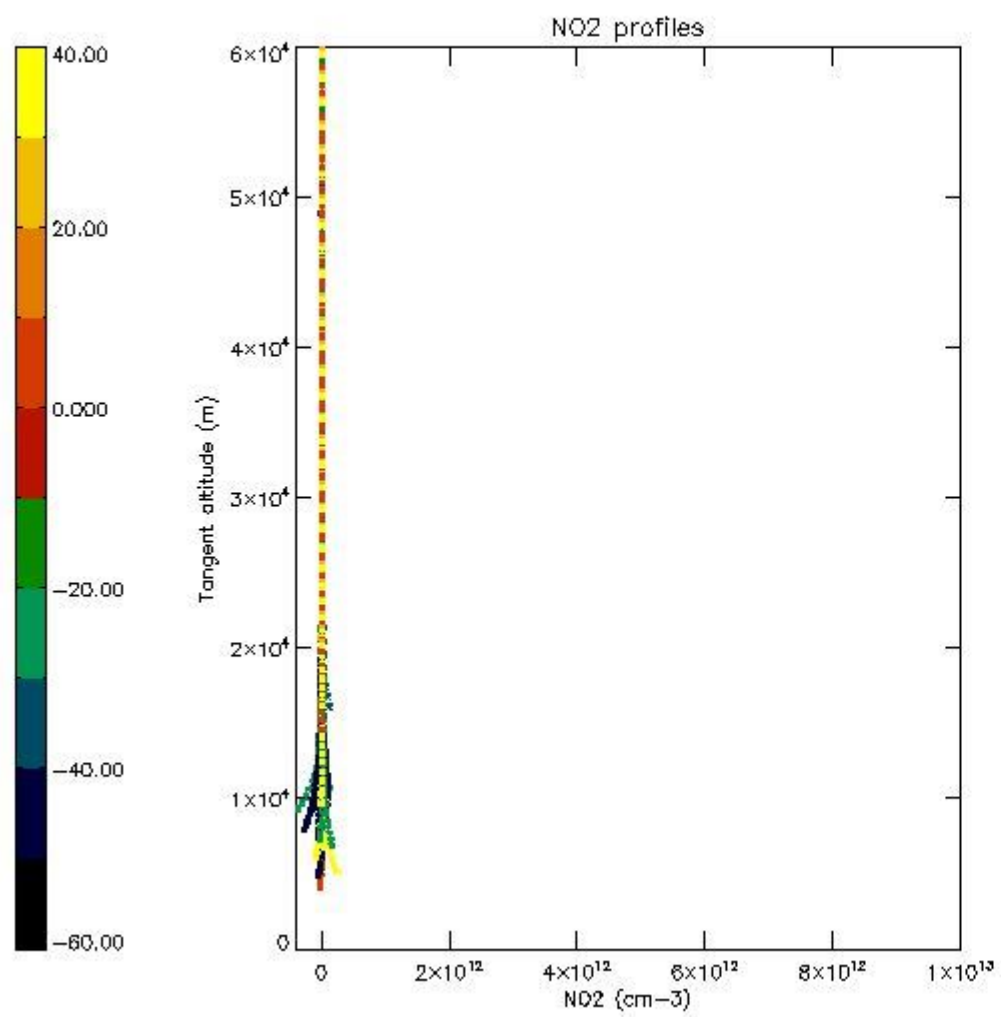
*5.5 Plot ozone profiles where STD < 5% (dark without errors)*

The colorbar represents the latitude.



*5.6 Plot NO<sub>2</sub> profiles for all STD (dark without errors)*

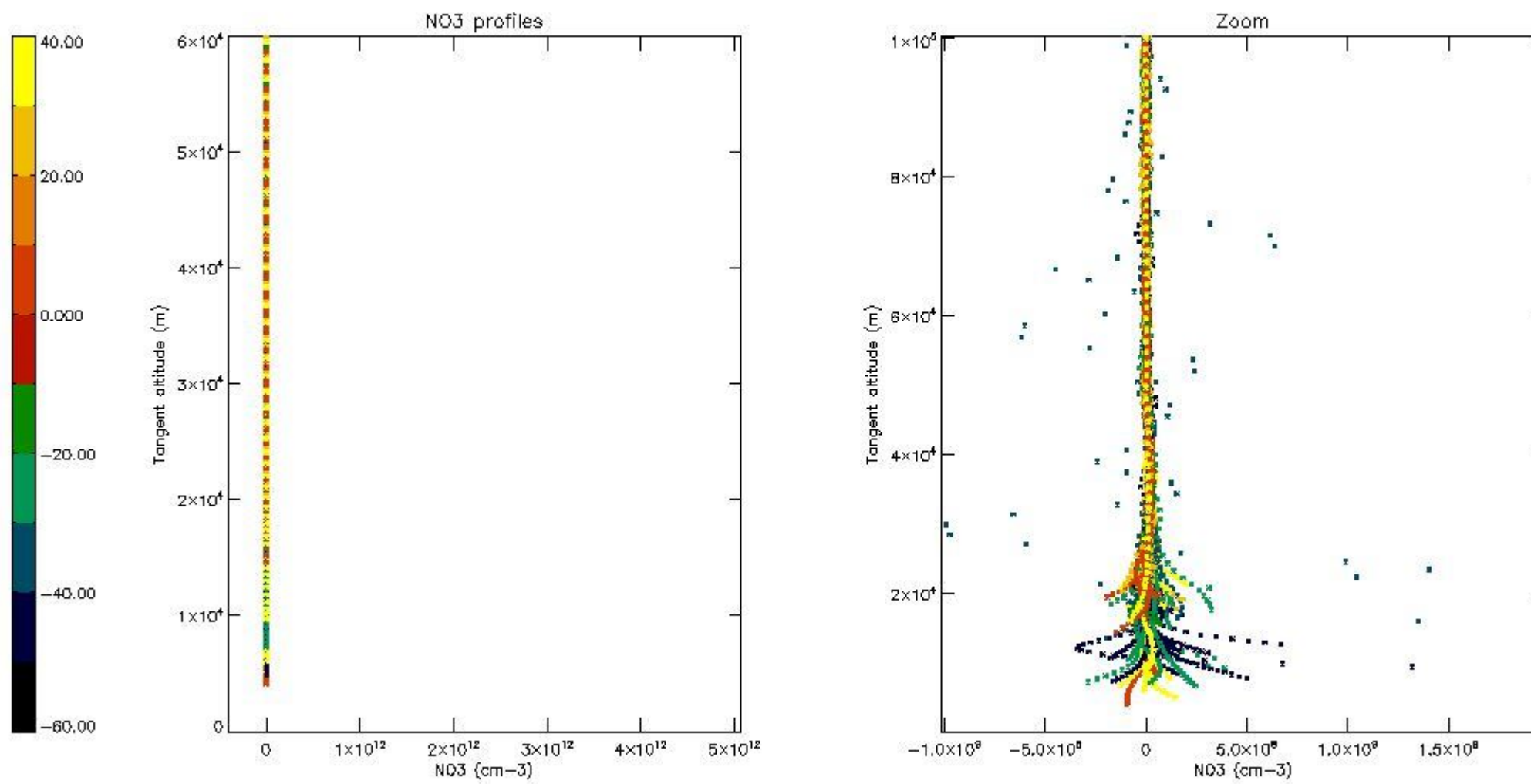
The colorbar represents the latitude.



*5.7 Plot NO3 profiles for all STD (dark without errors)*

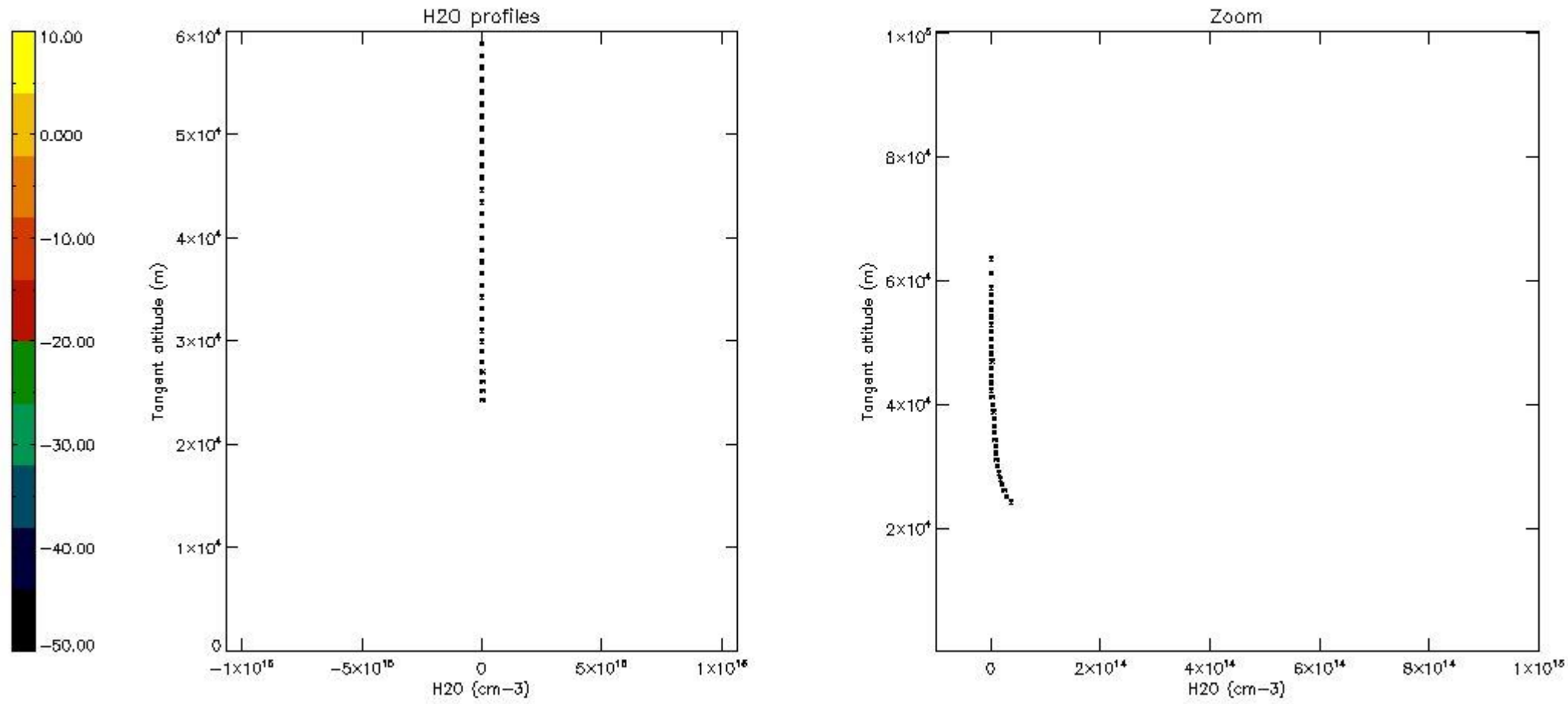
The colorbar represents the latitude.





5.8 Plot H<sub>2</sub>O profiles for all STD (only for occultations of stars 1,2,3,4,13,14,16,26,63 dark without errors)

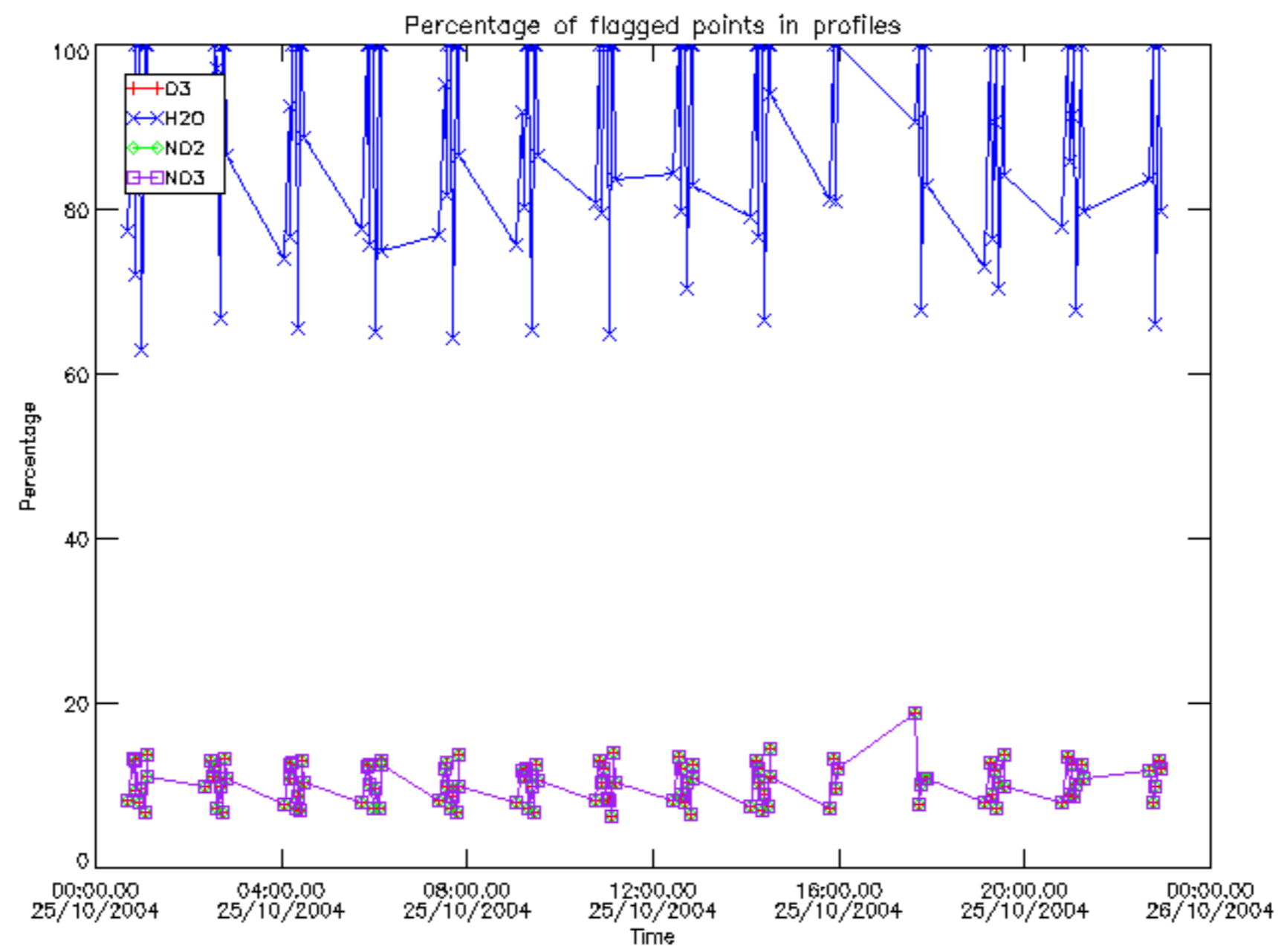
The colorbar represents the latitude.



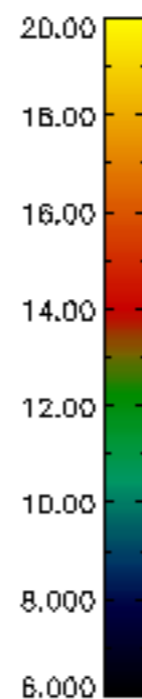
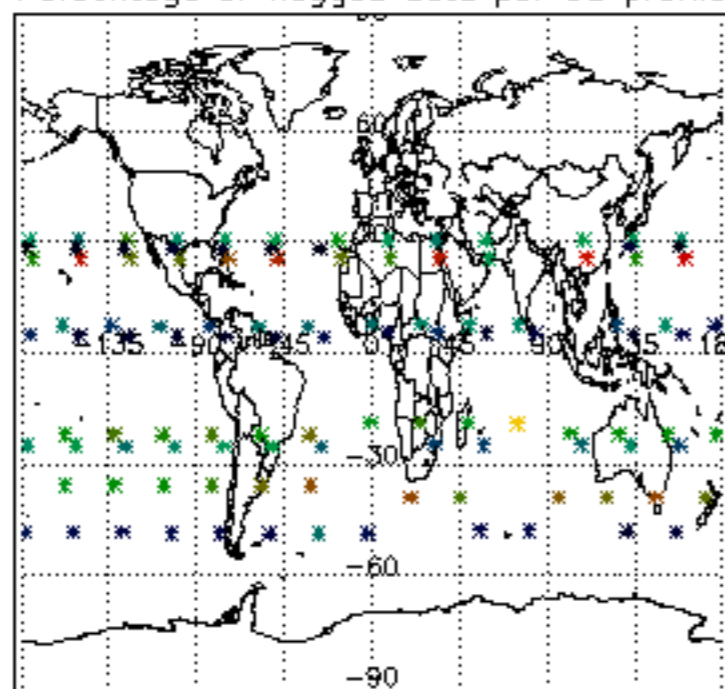
## 6. Auxiliary Data Files used for the production reported in section 2

The number reported in the third column indicates since which file (see list in section 2) the corresponding auxiliary file has been used. The fourth column is the date of those product files.

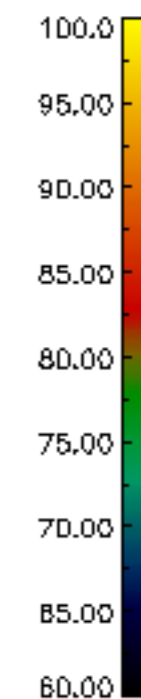
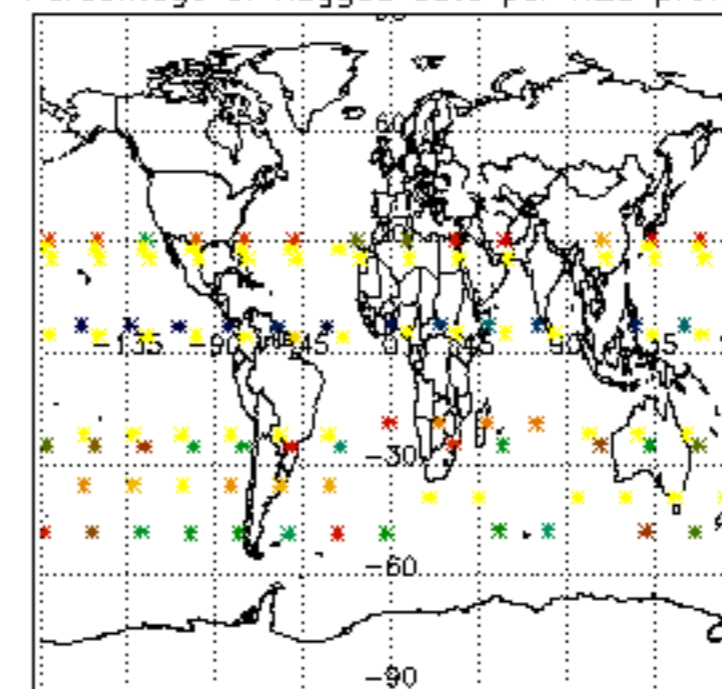
Type	Auxiliary Filename	Used since product	Used since product date
INST_PHYS_CHARACTERISTICS	GOM_INS_AXVIEC20091111_143220_20030716_120000_20500101_000000	1	25-OCT-2004 00:00:39
LEVEL-2_PROC_CONFIG	GOM_PR2_AXVIEC20091111_152718_20020301_000000_20500101_000000	1	25-OCT-2004 00:00:39
CROSS_SECTIONS_FILE	GOM_CRS_AXVIEC20091111_154832_20020301_000000_20500101_000000	1	25-OCT-2004 00:00:39



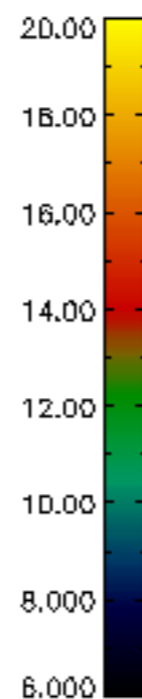
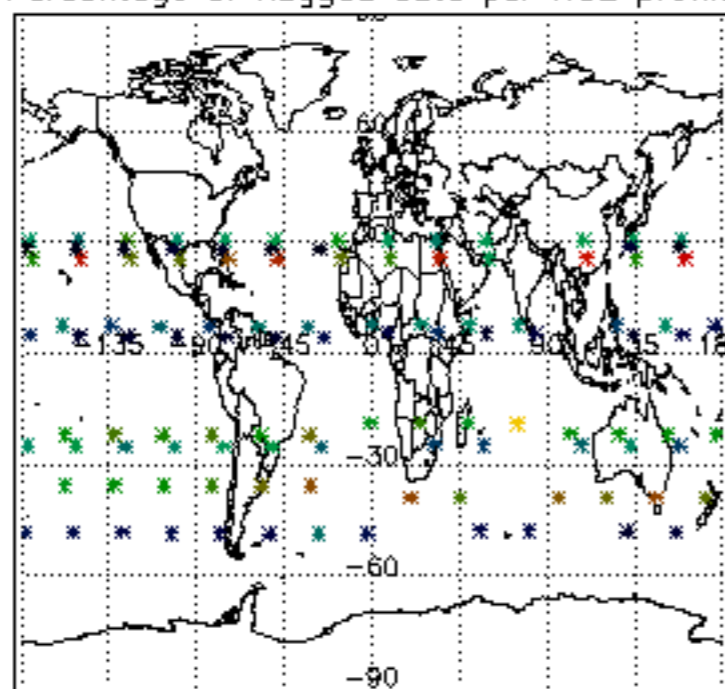
Percentage of flagged data per D3 profile



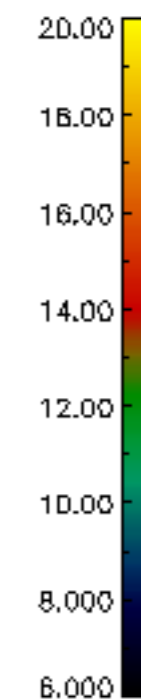
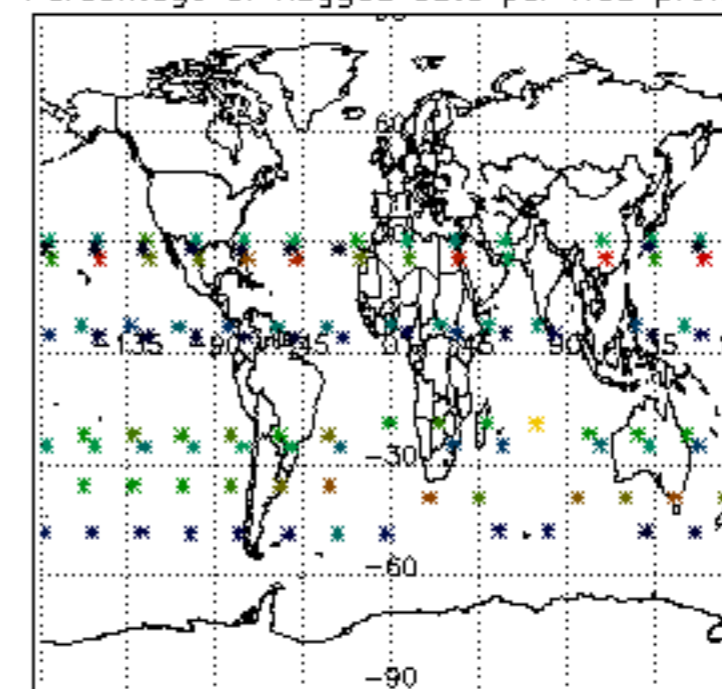
Percentage of flagged data per H2O profile

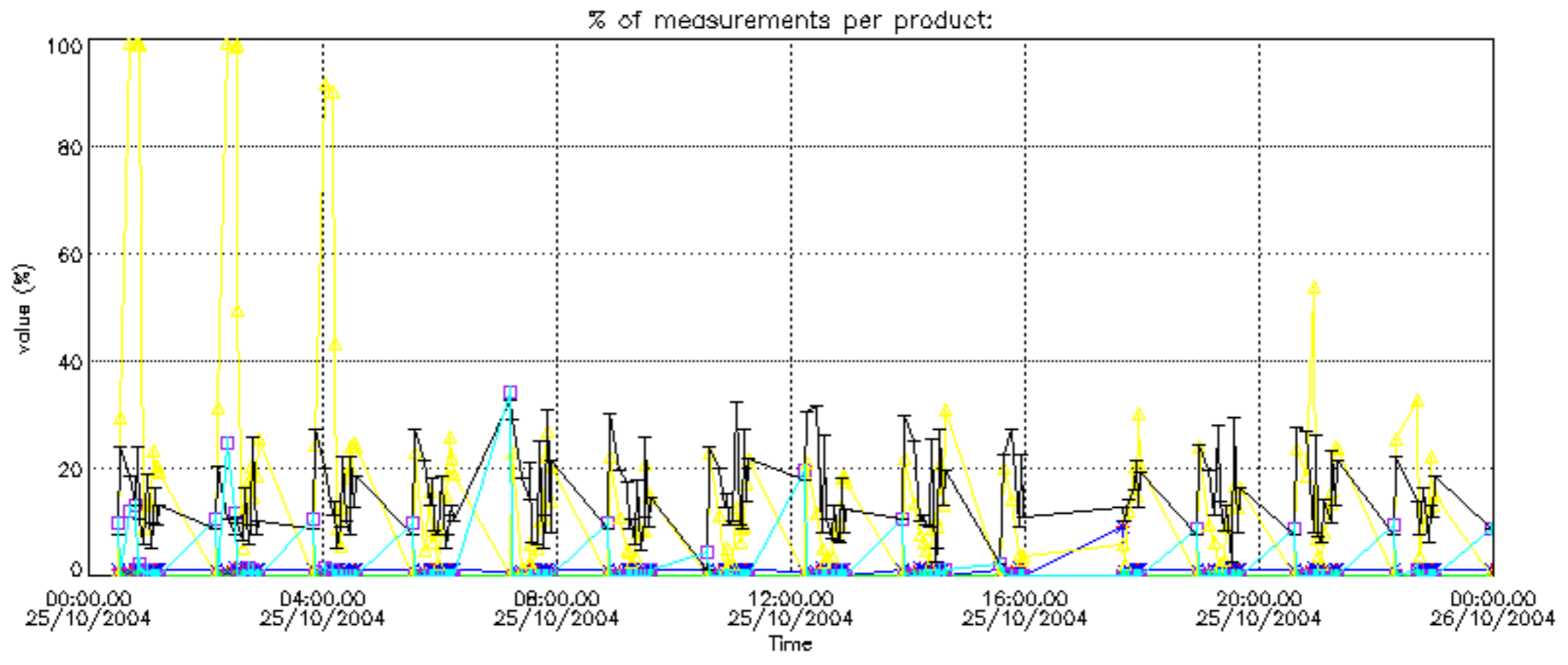
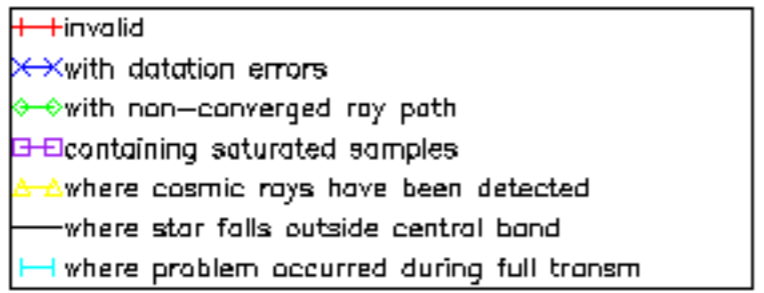


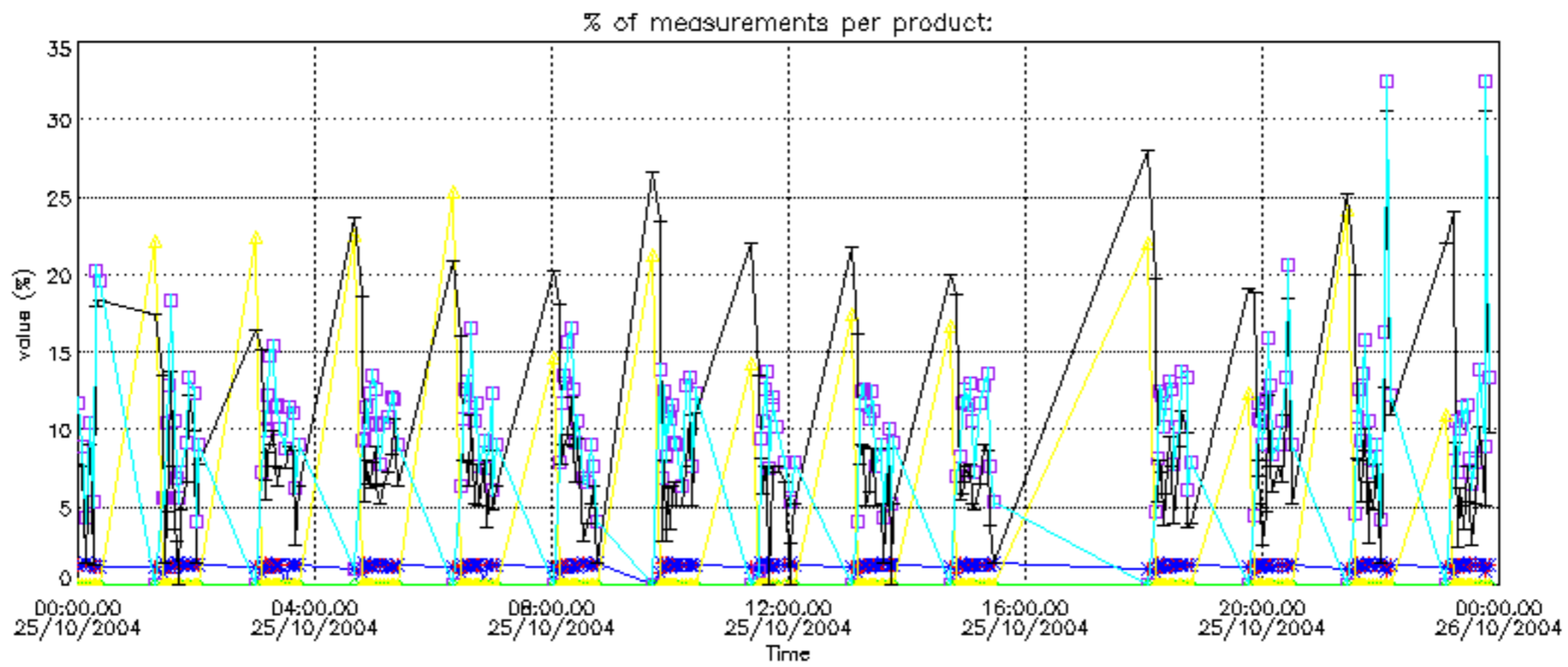
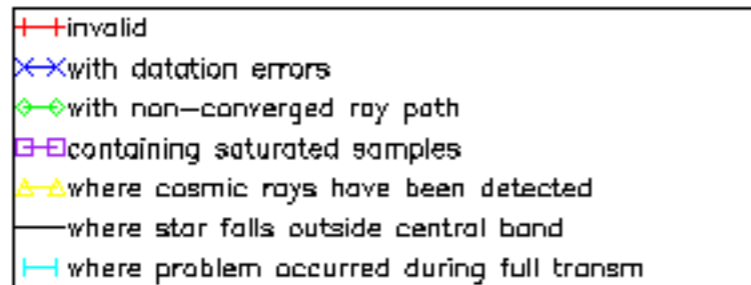
Percentage of flagged data per NO2 profile



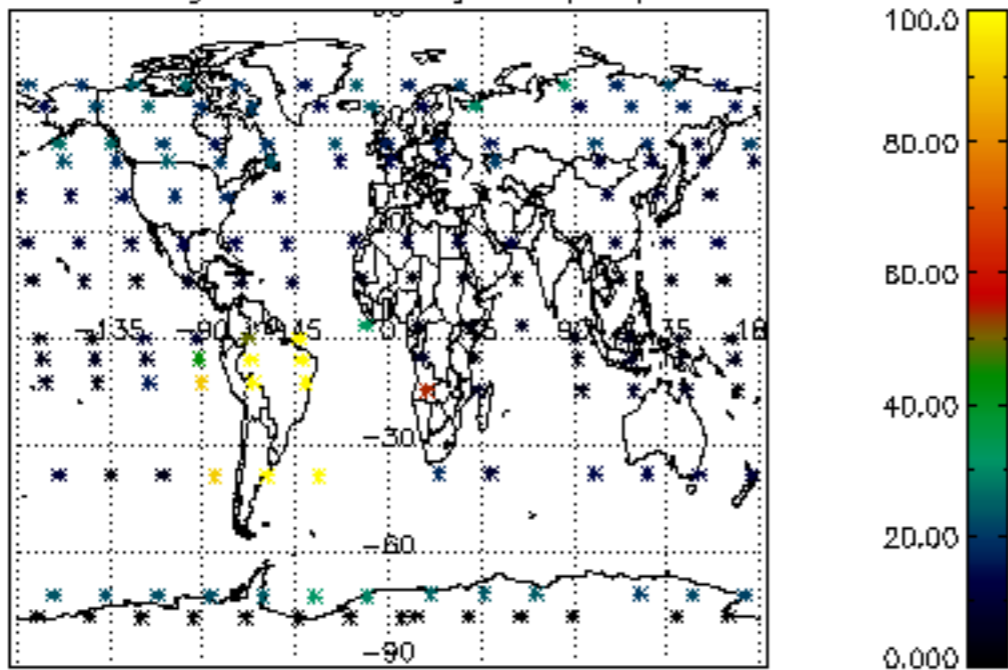
Percentage of flagged data per NO3 profile



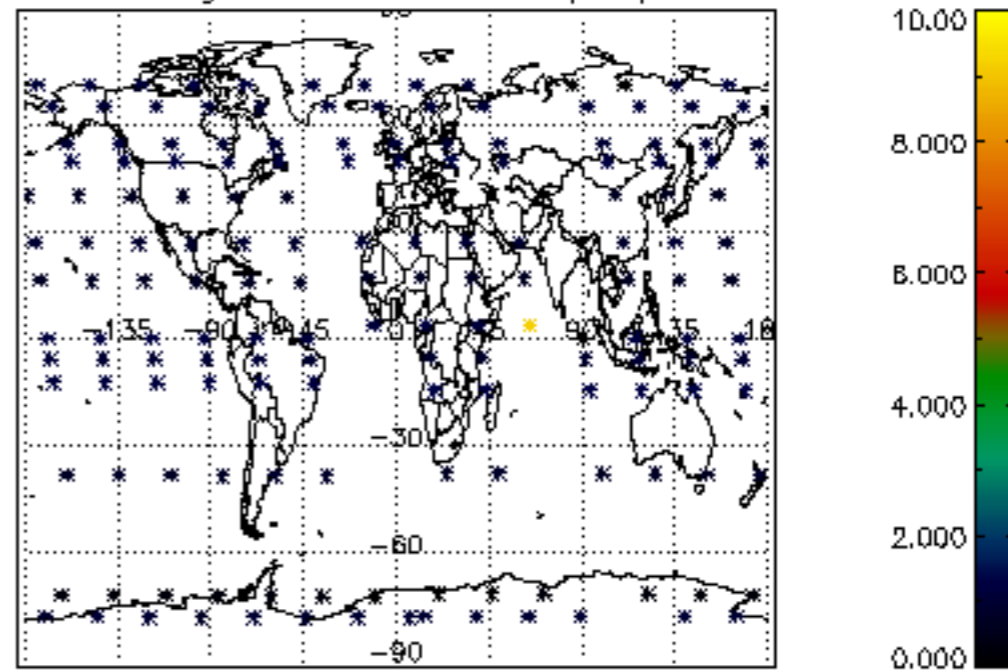




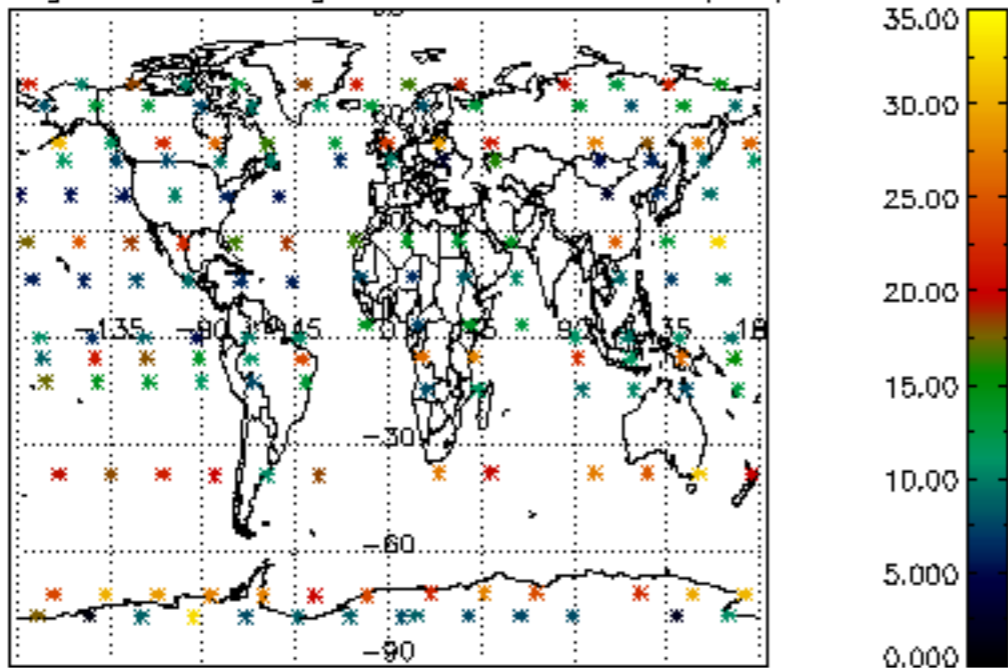
Percentage of cosmic ray hits per profile



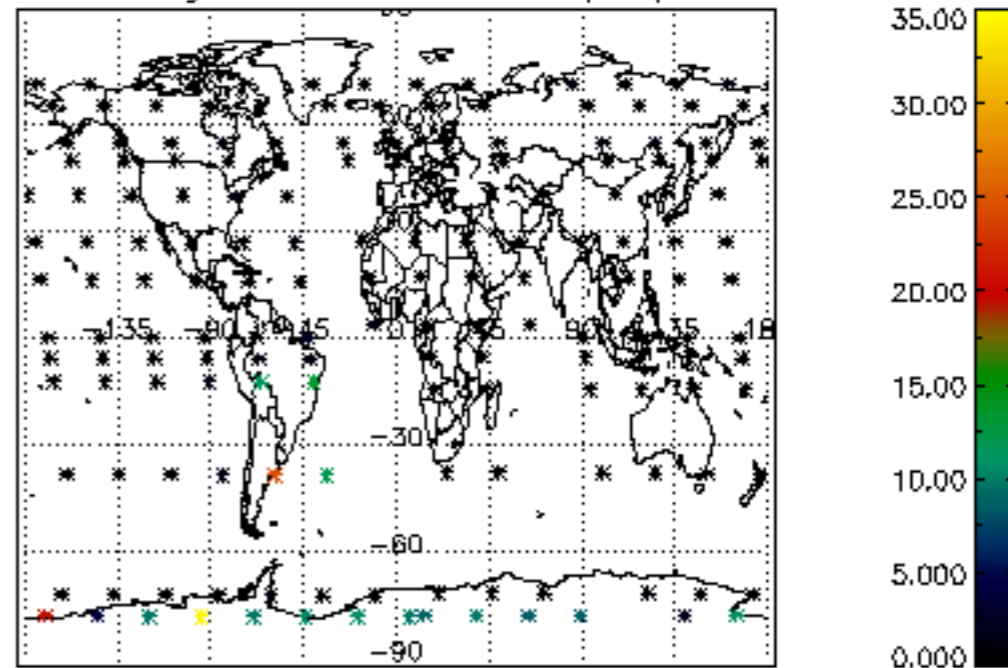
Percentage of datation errors per profile



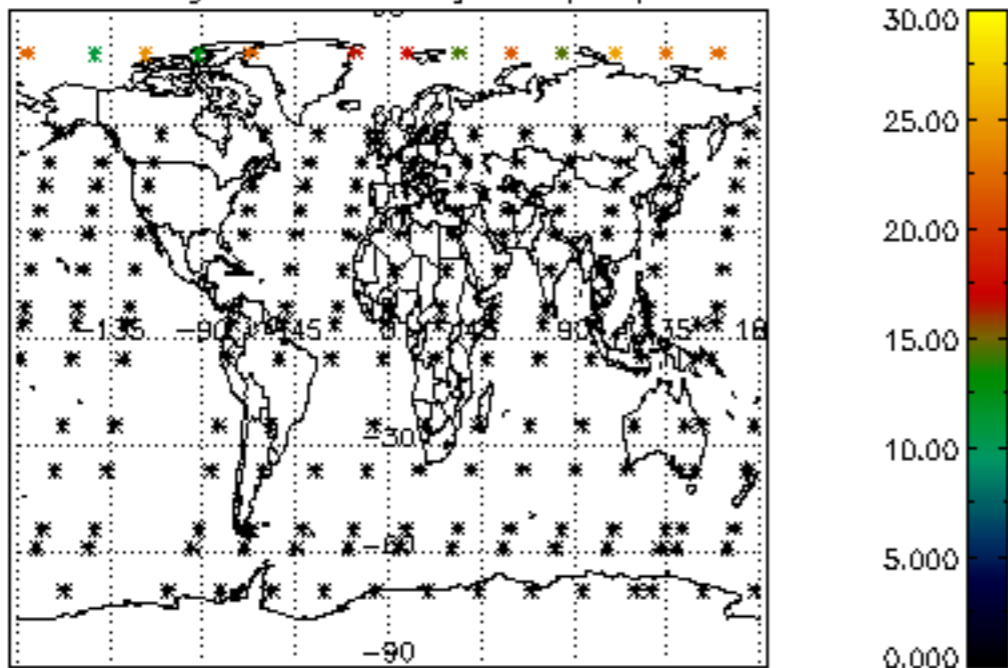
Percentage of star falling outside central band per profile



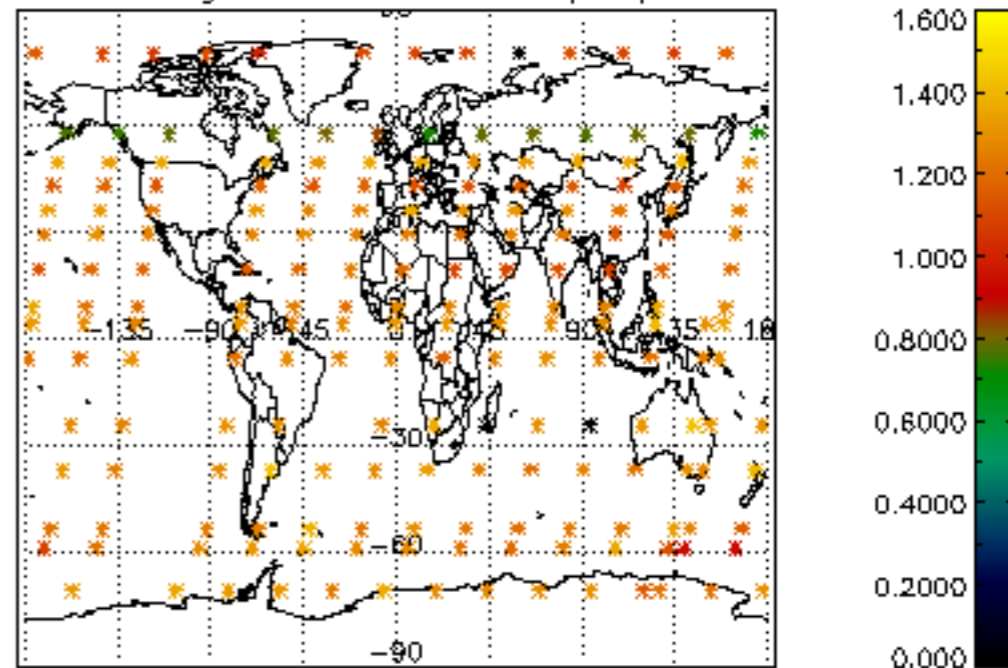
Percentage of saturation errors per profile



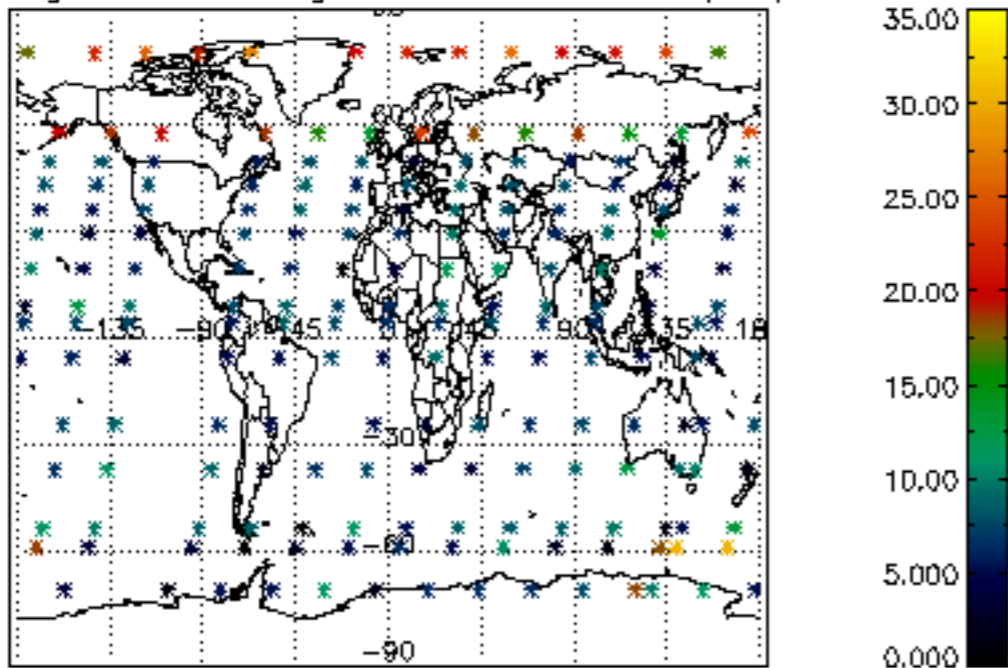
Percentage of cosmic ray hits per profile



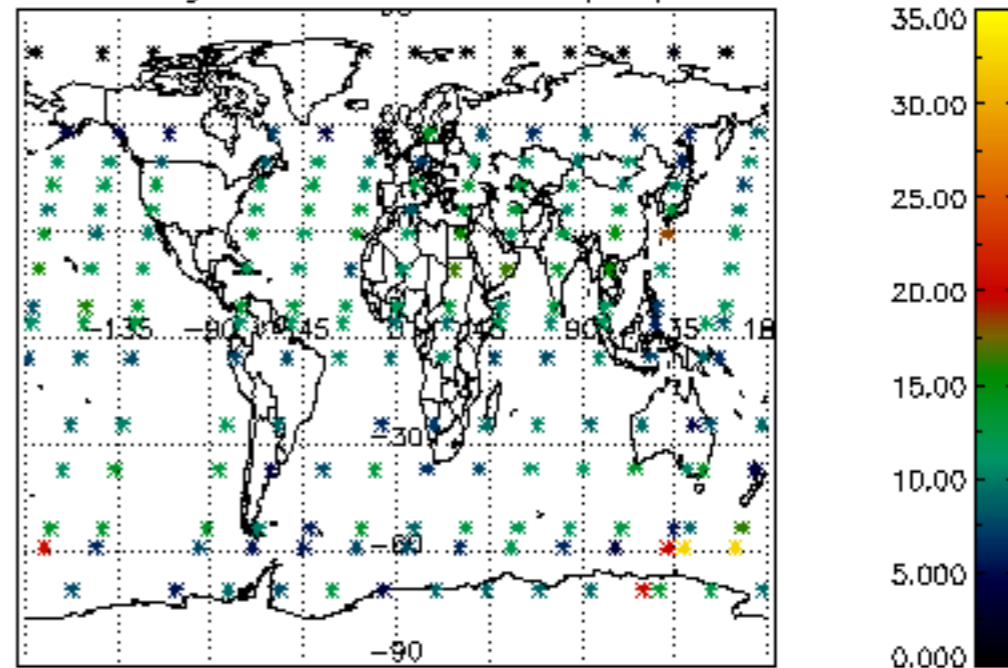
Percentage of datation errors per profile



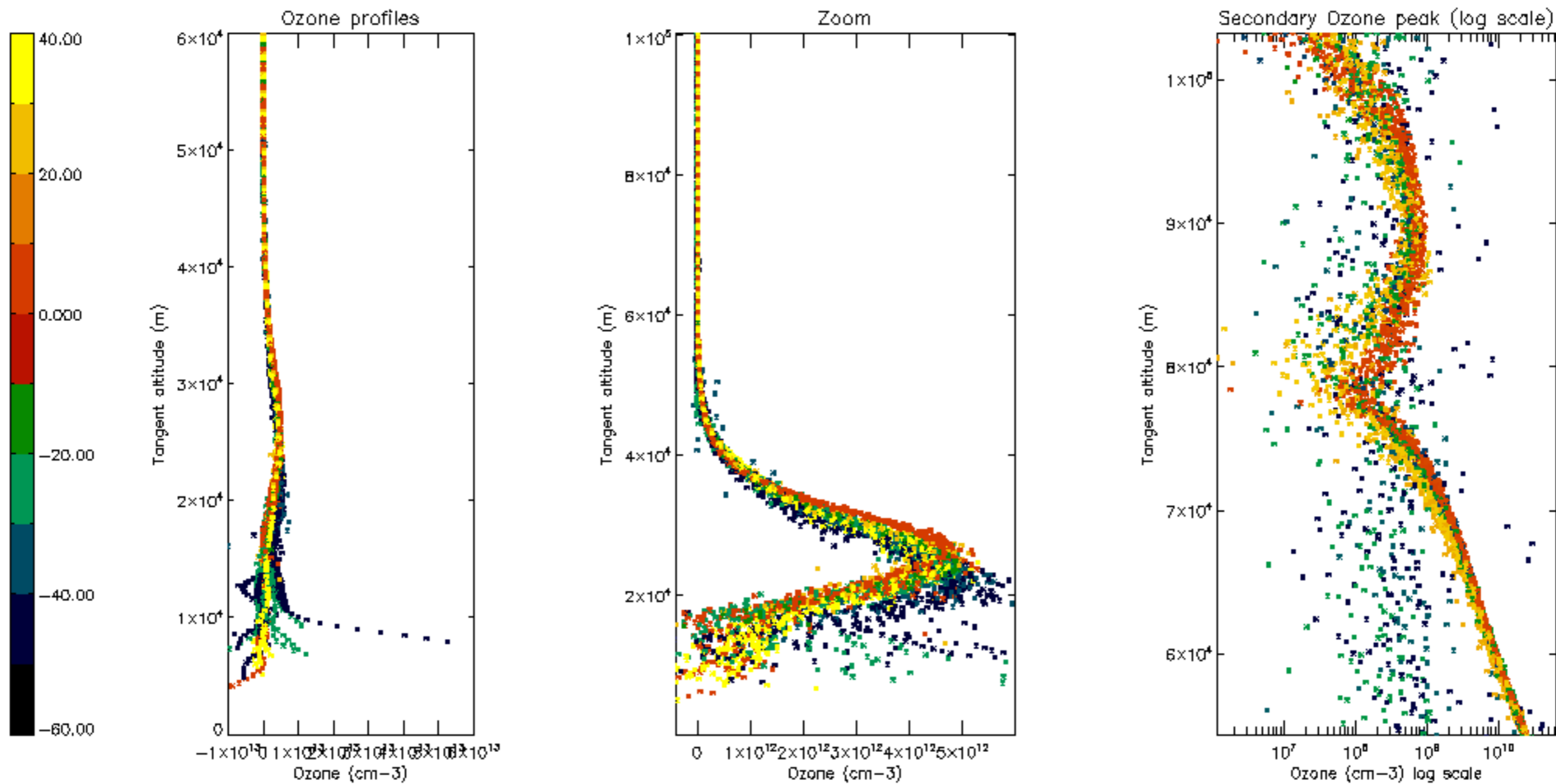
Percentage of star falling outside central band per profile

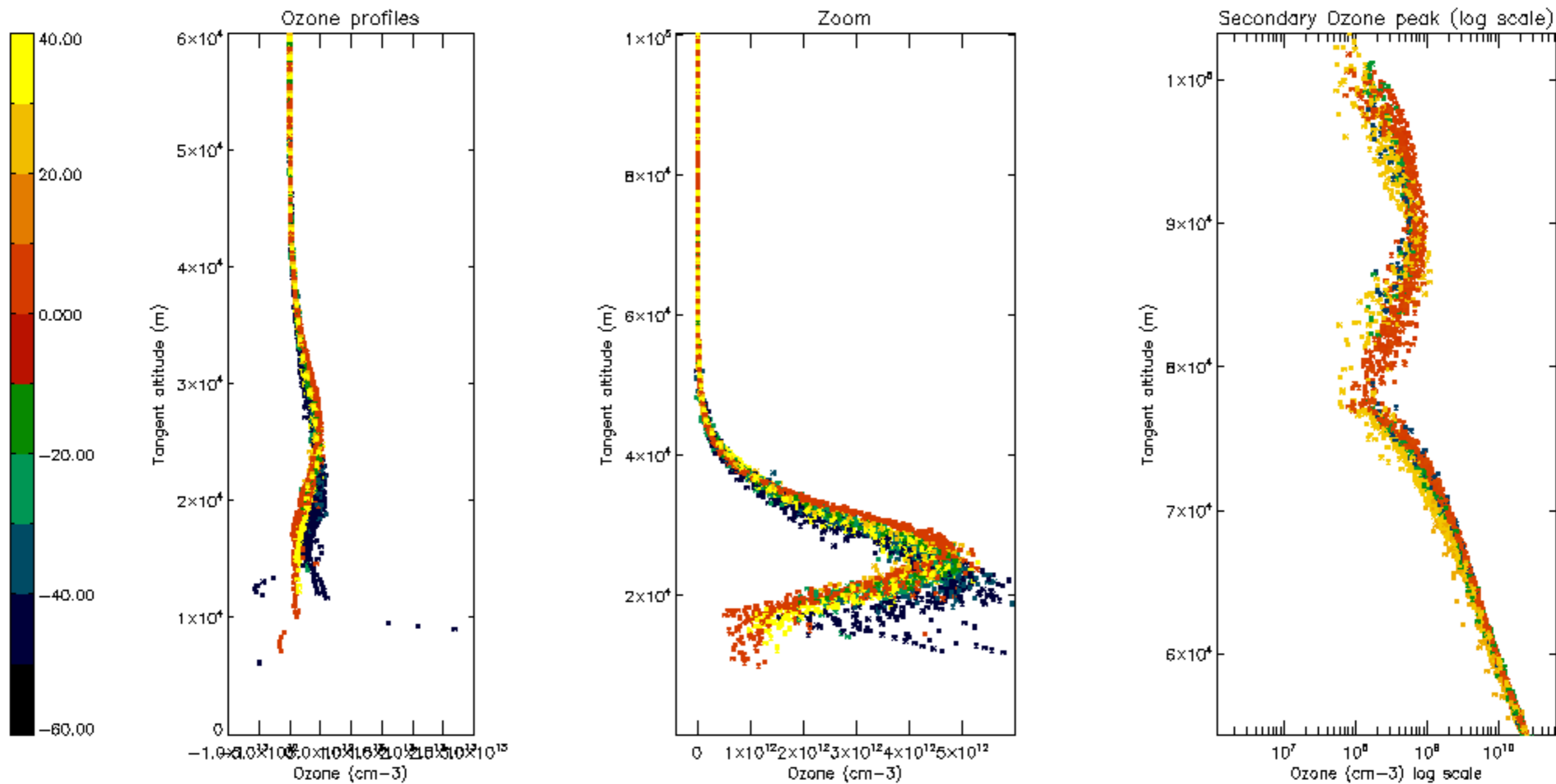


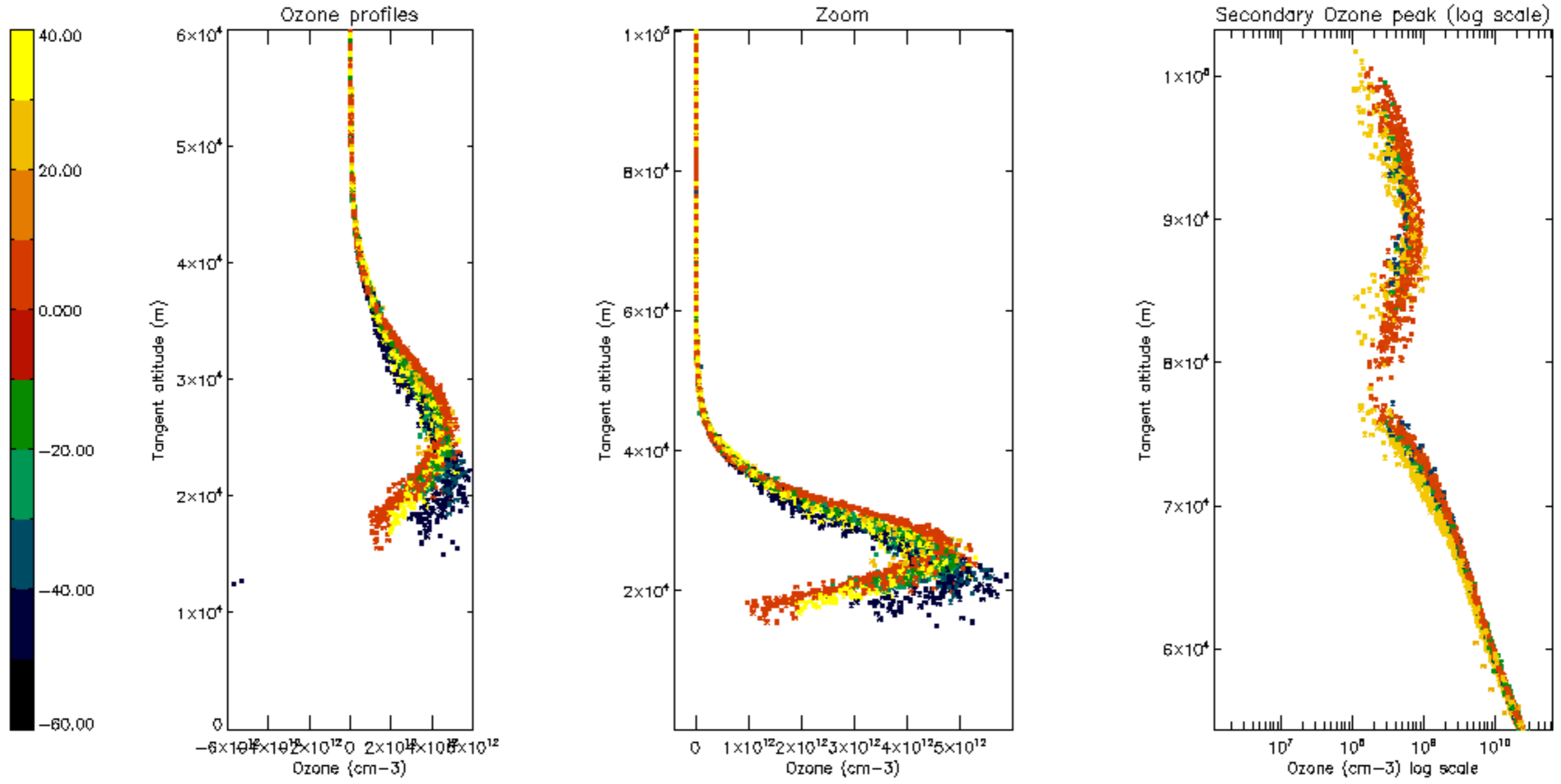
Percentage of saturation errors per profile

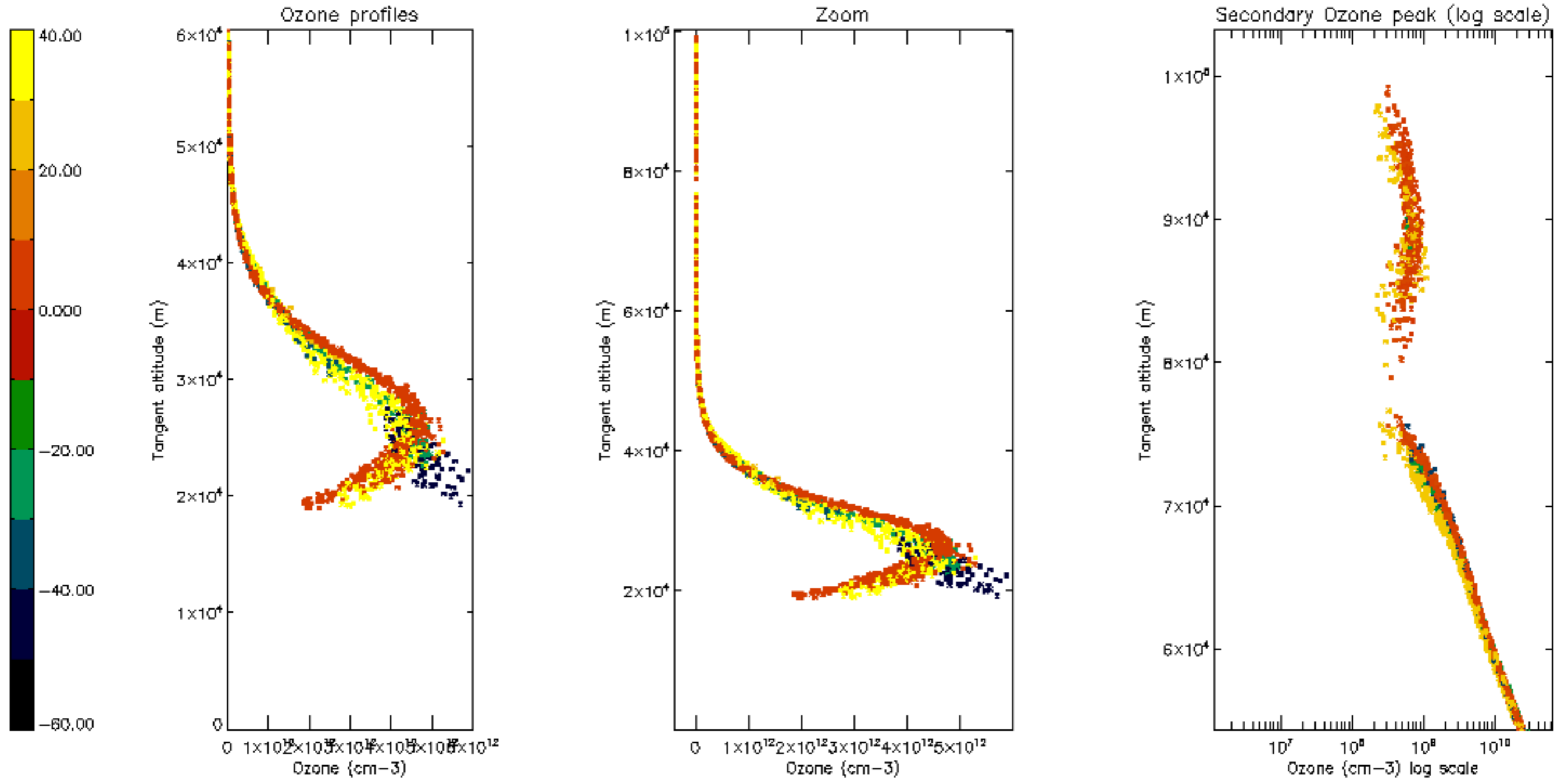


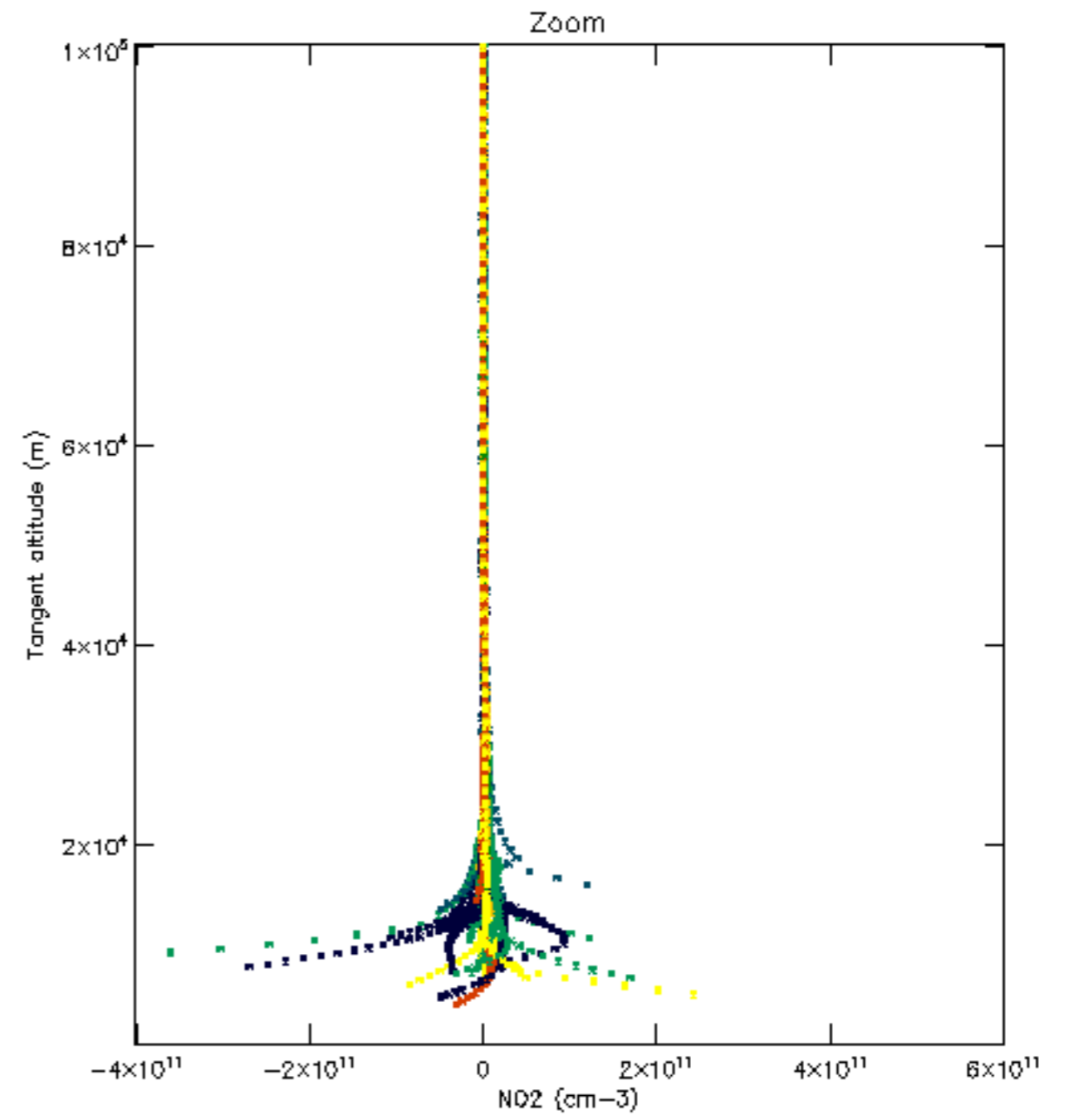
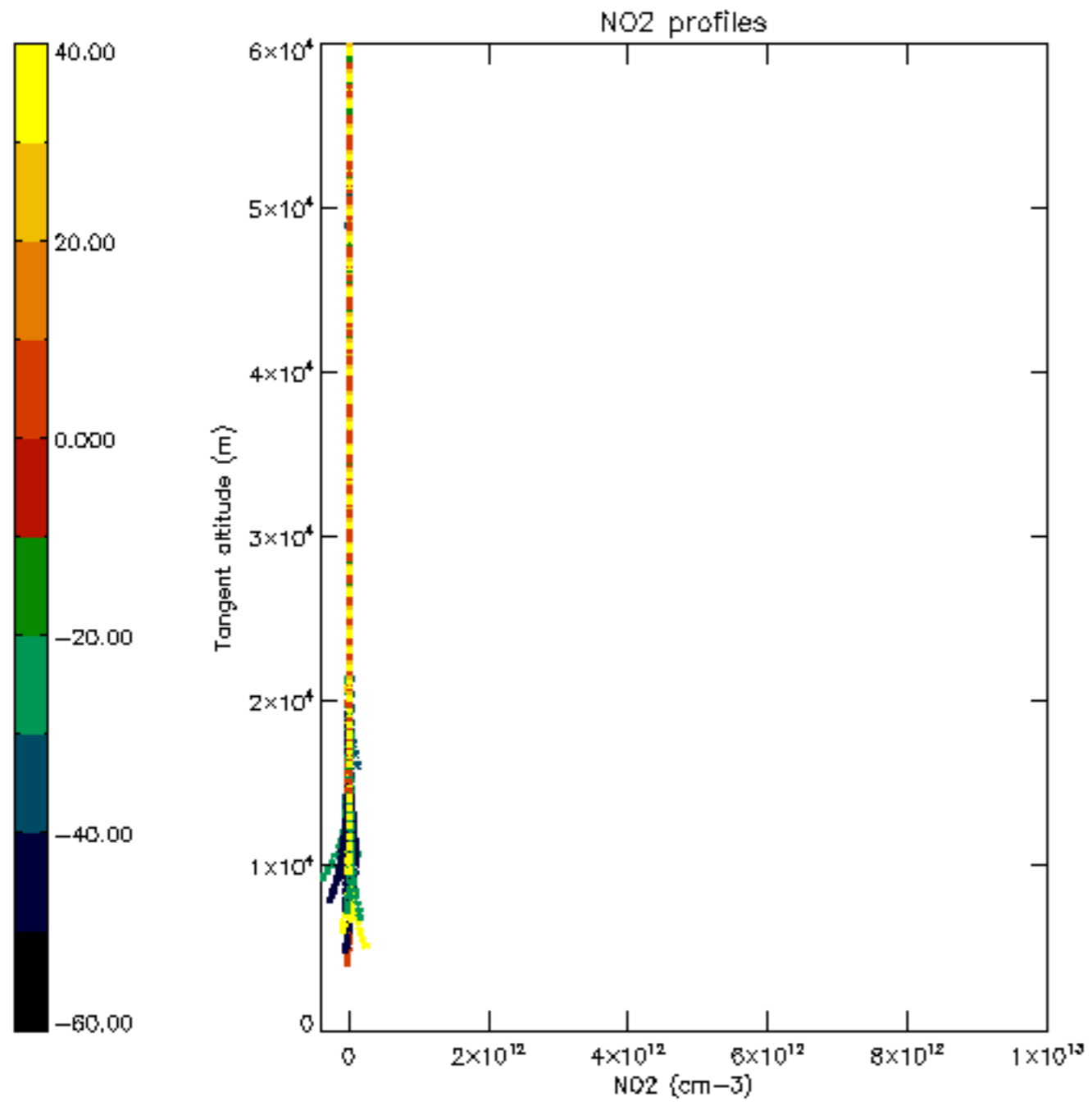


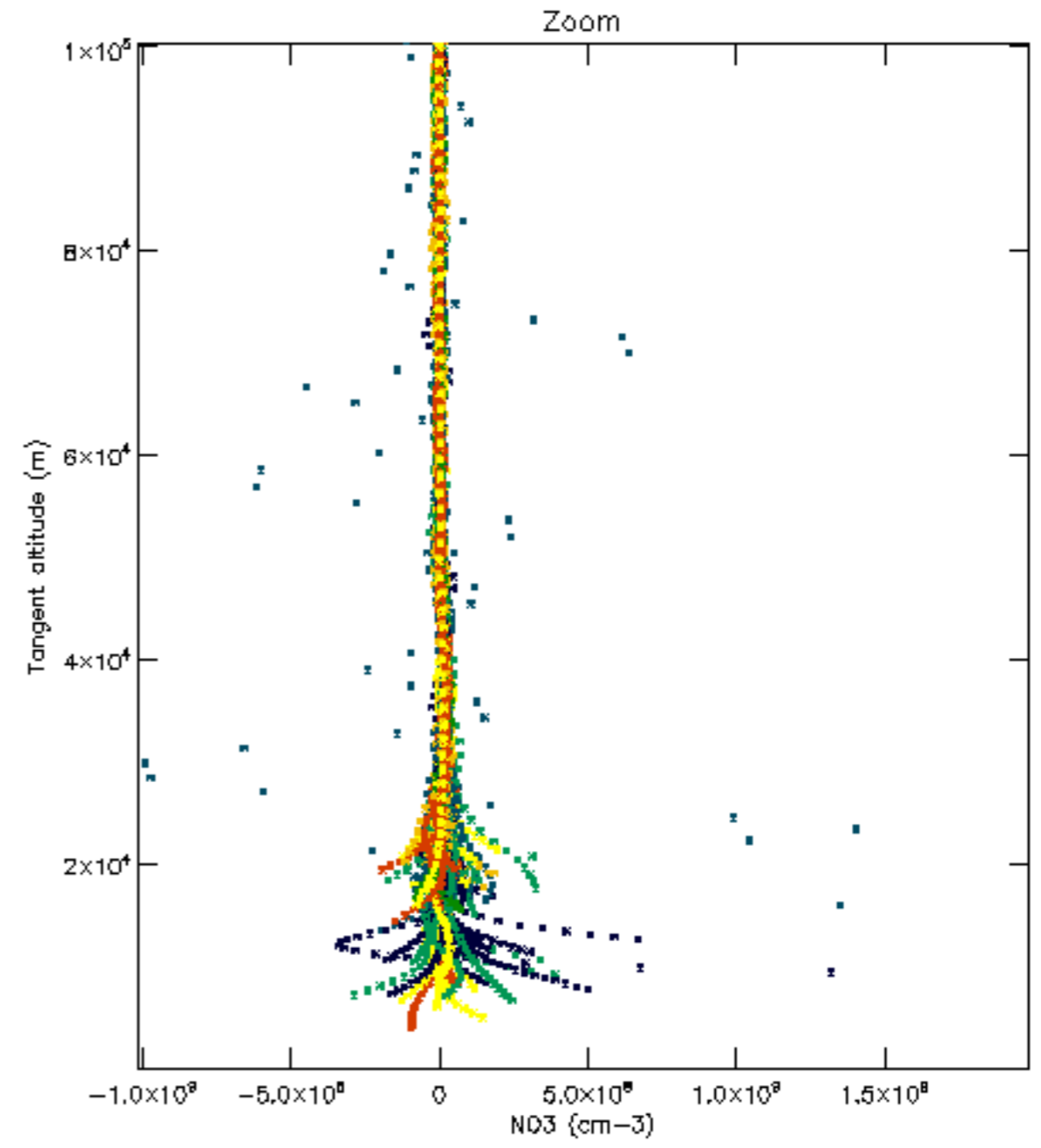
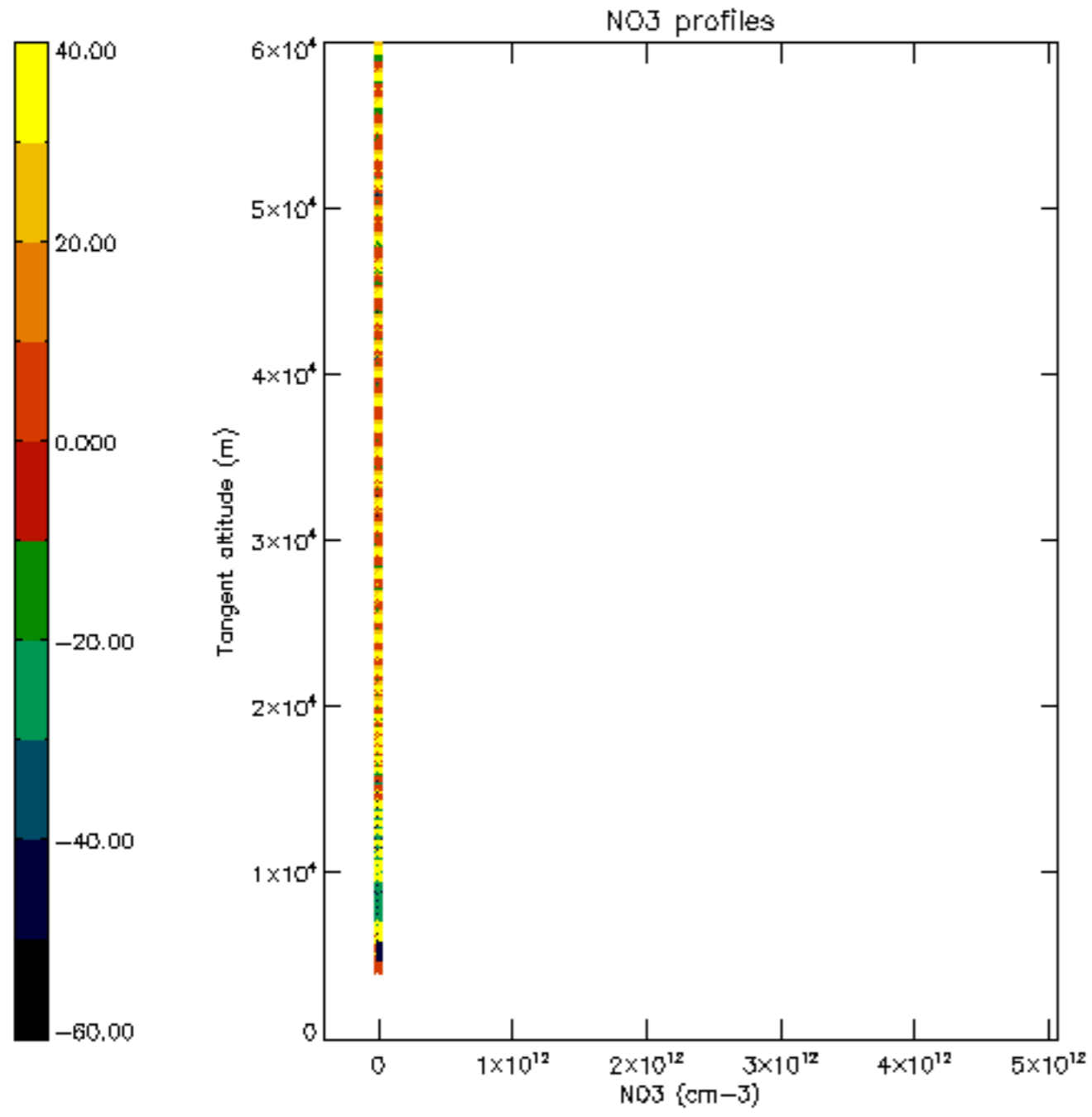


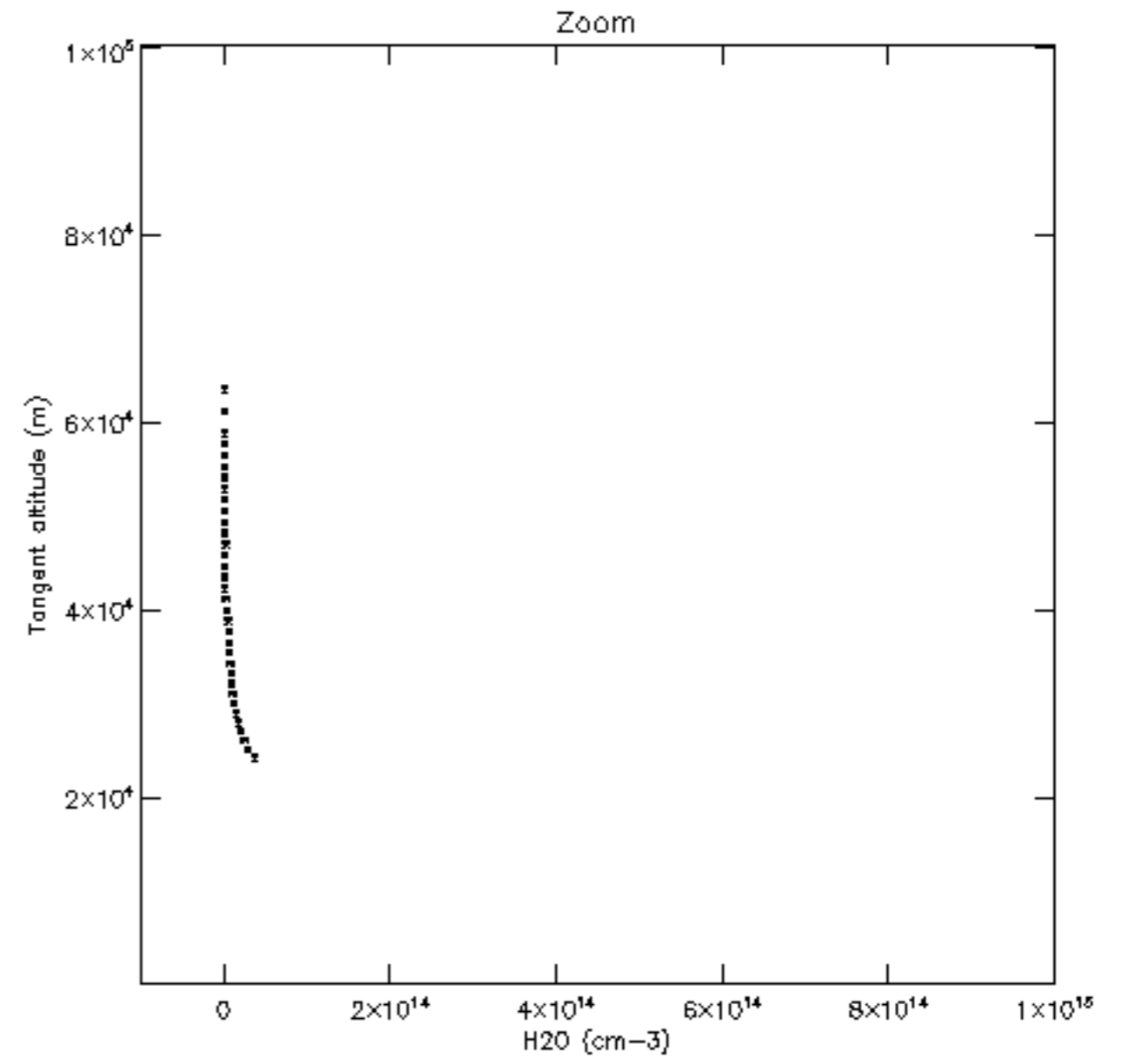
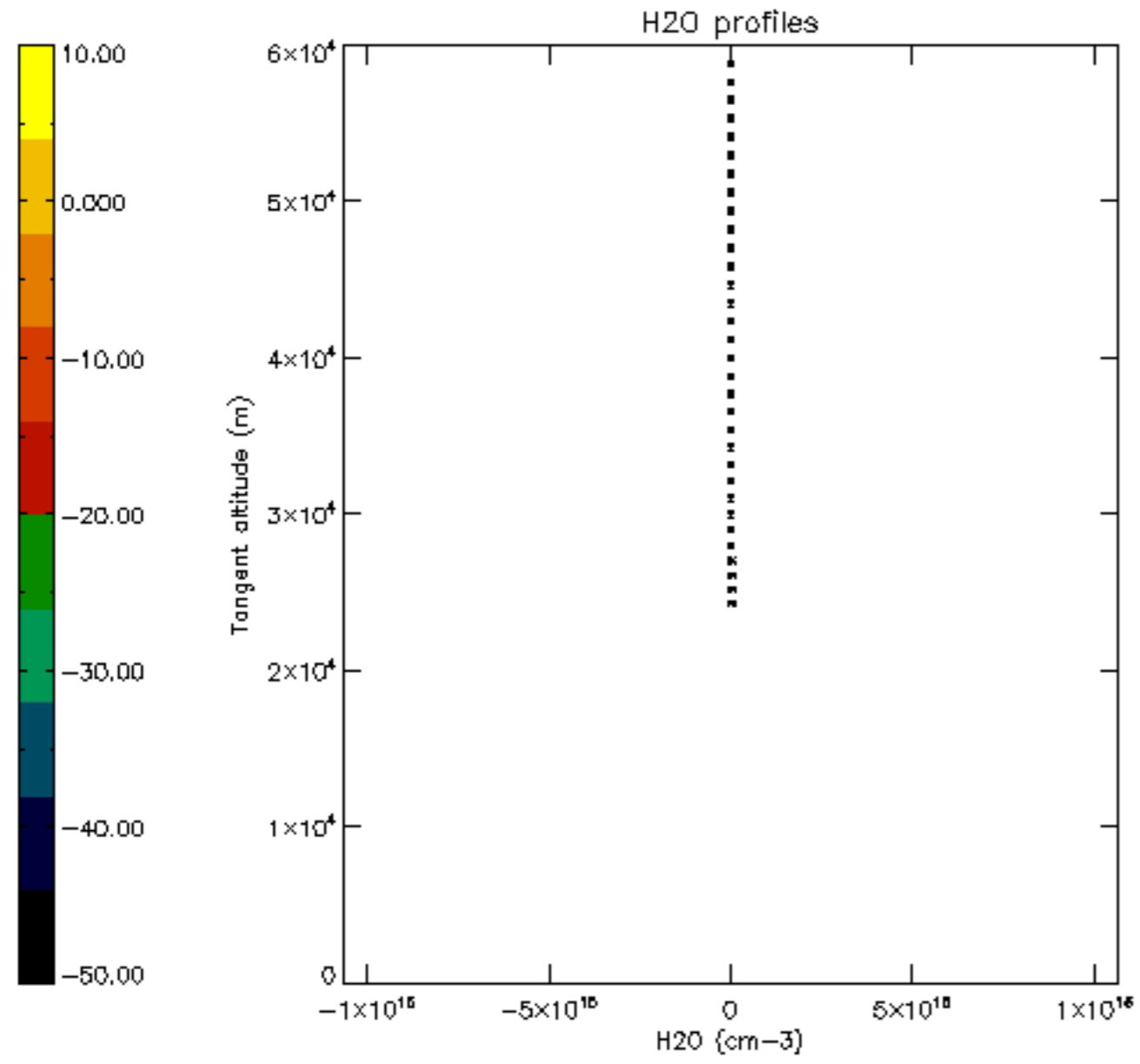


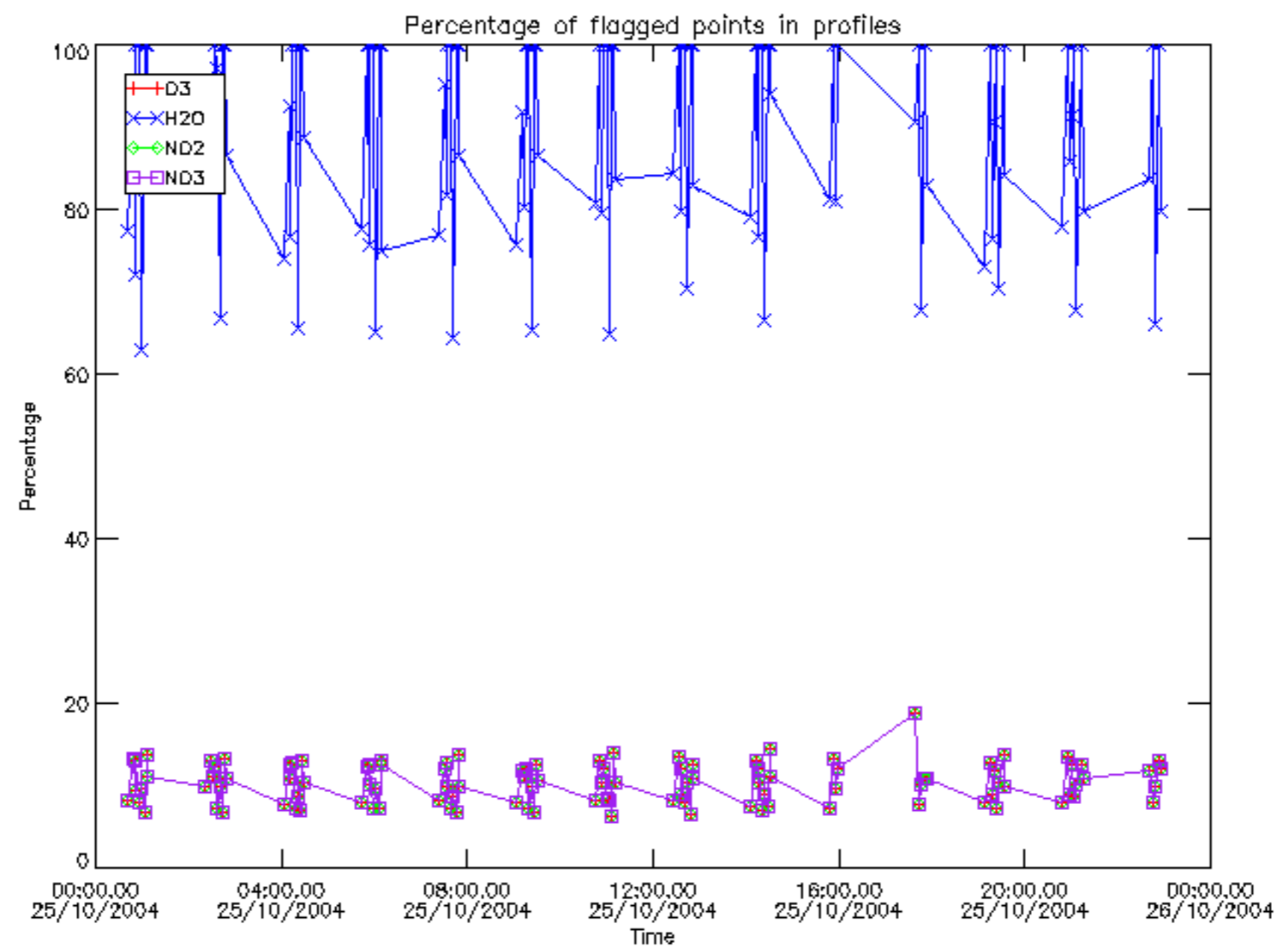






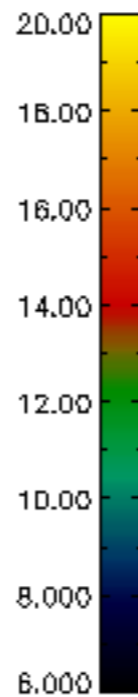
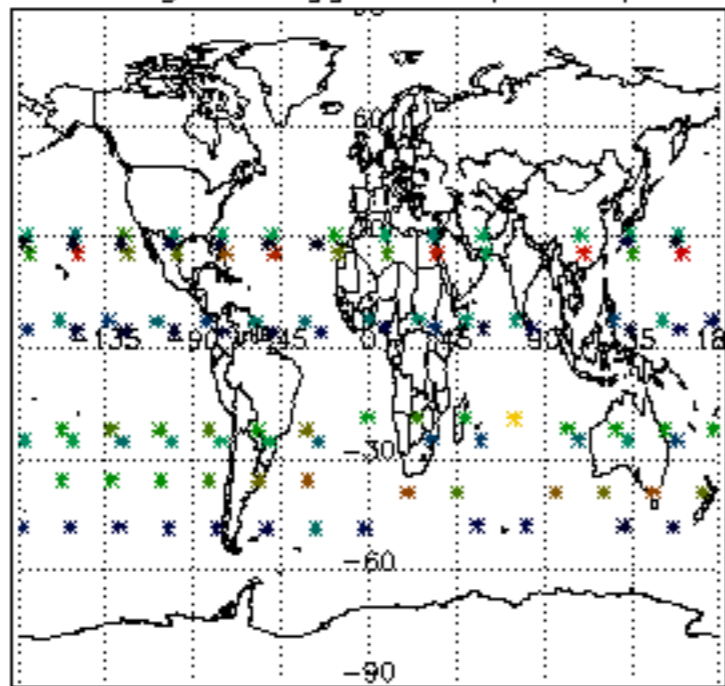




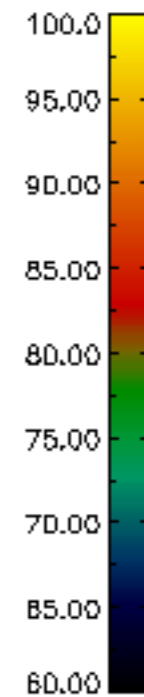
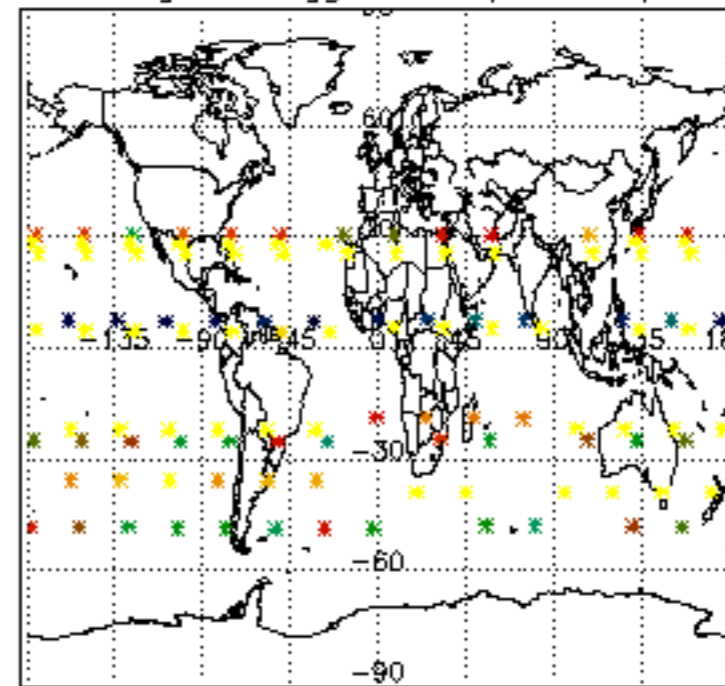




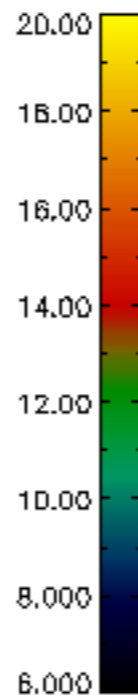
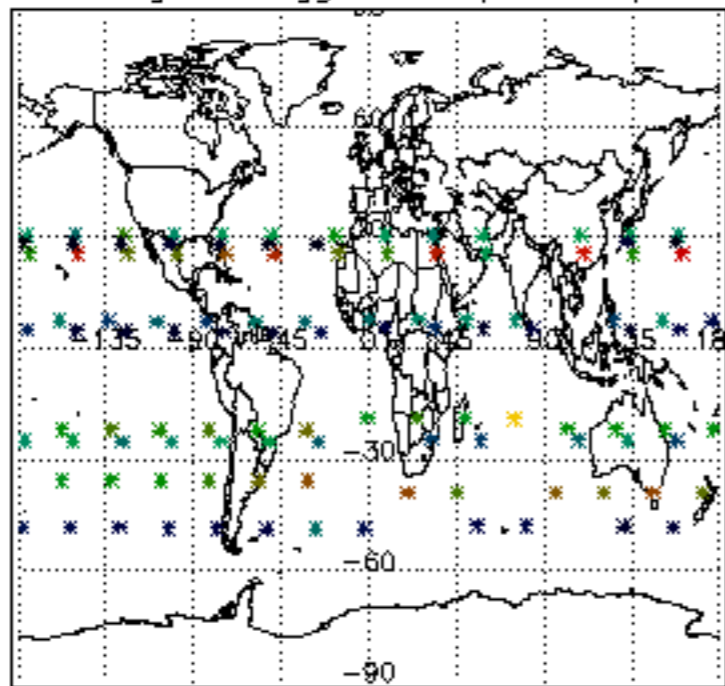
Percentage of flagged data per D3 profile



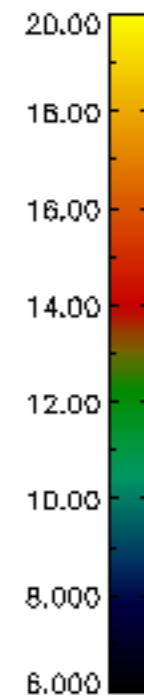
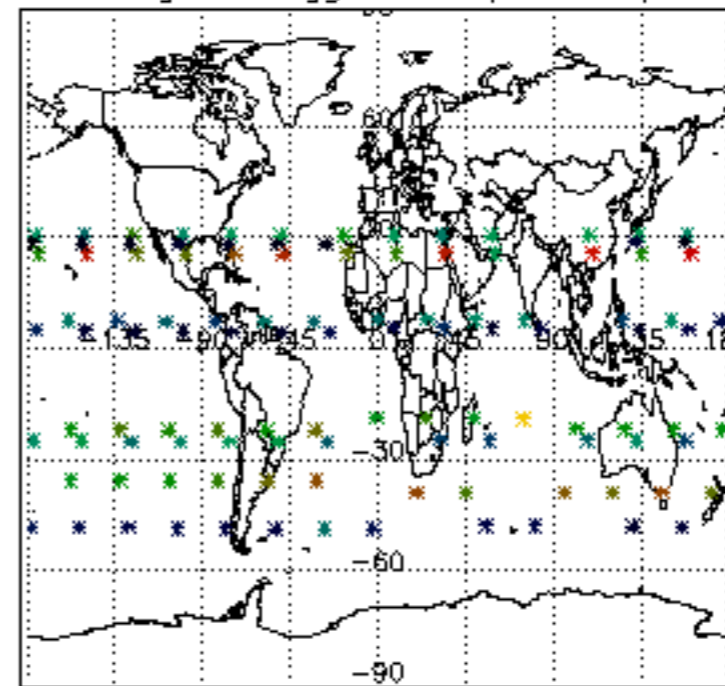
Percentage of flagged data per H2O profile

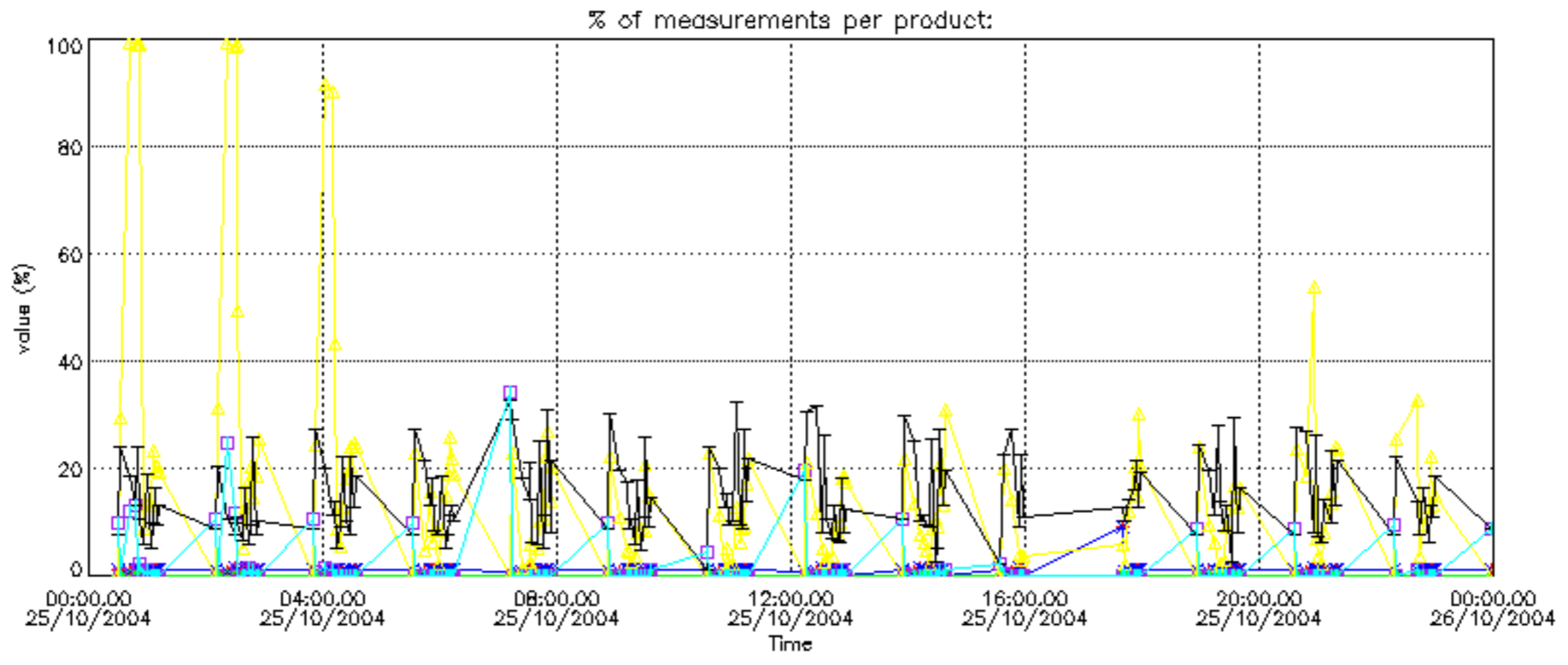
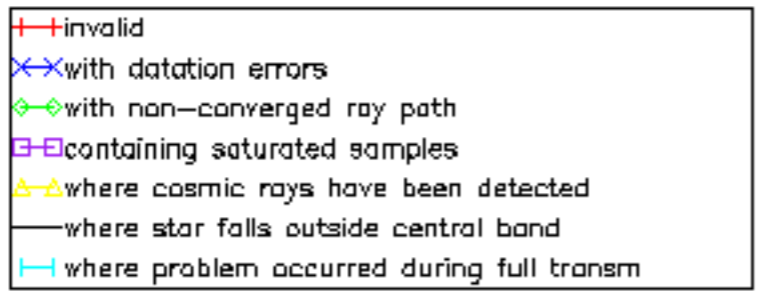


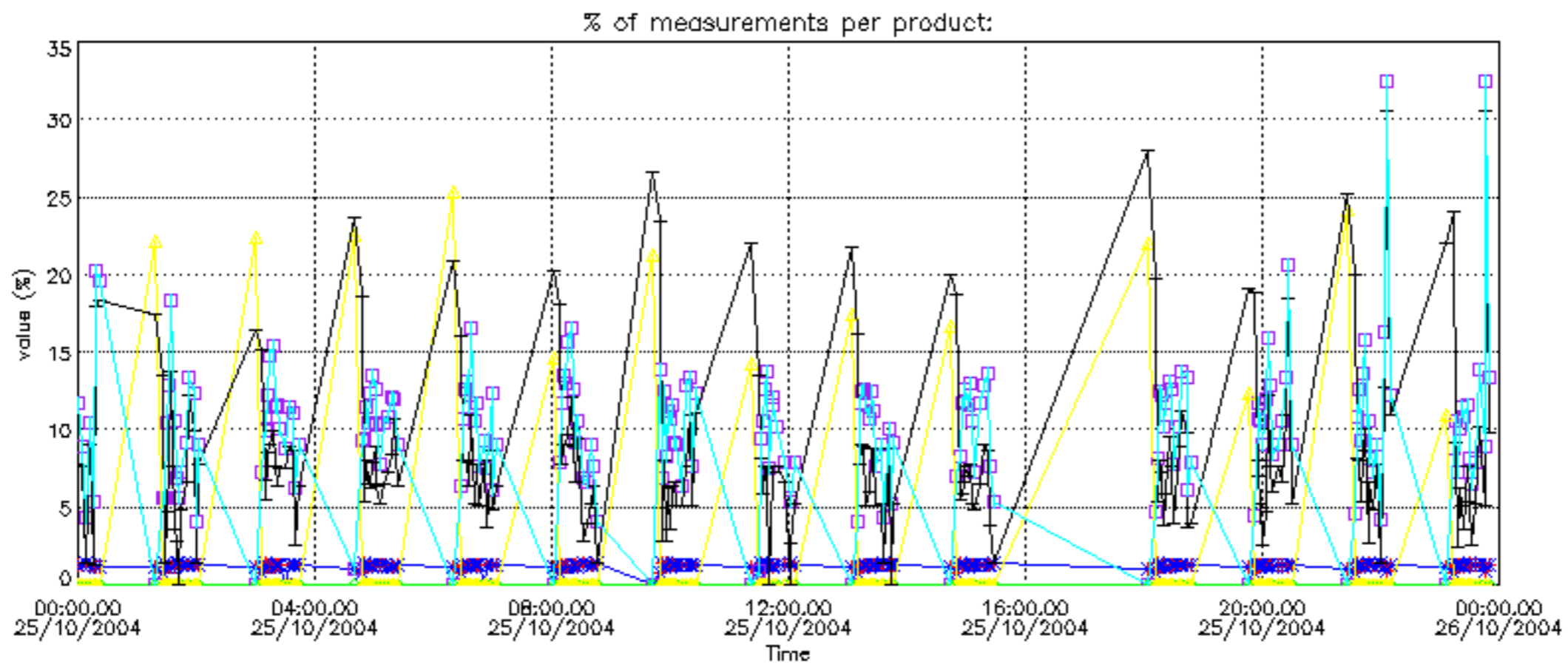
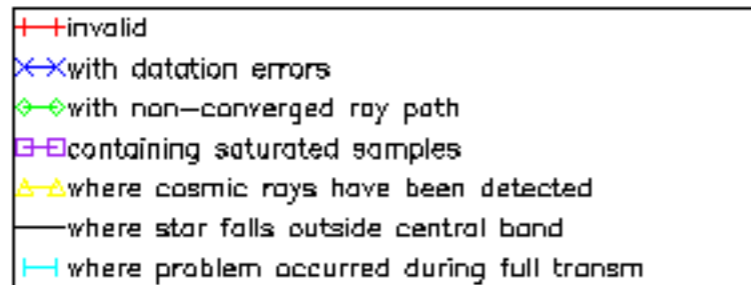
Percentage of flagged data per NO2 profile



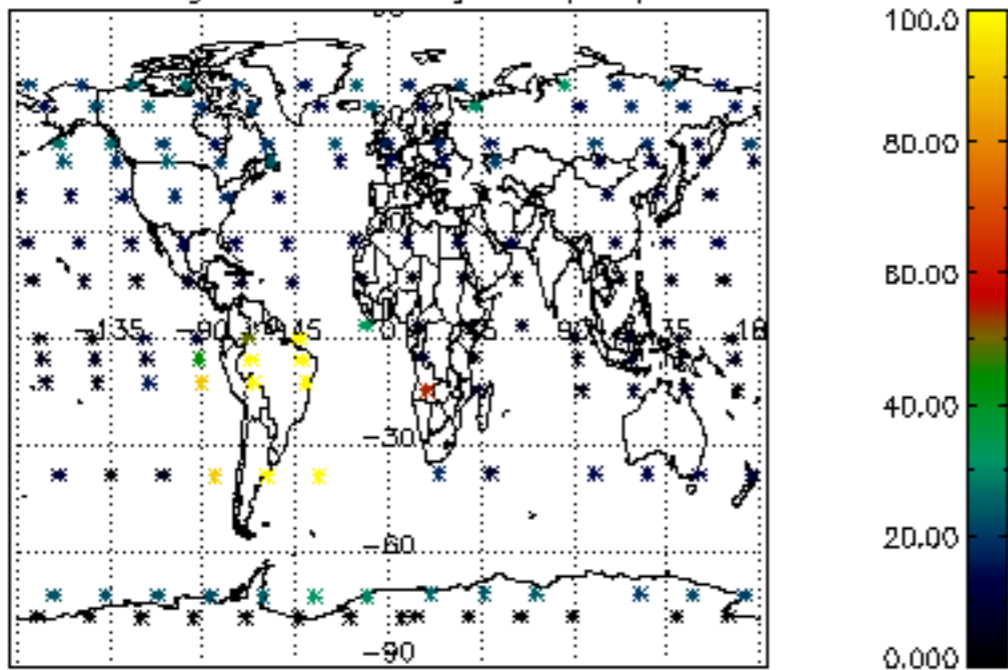
Percentage of flagged data per NO3 profile



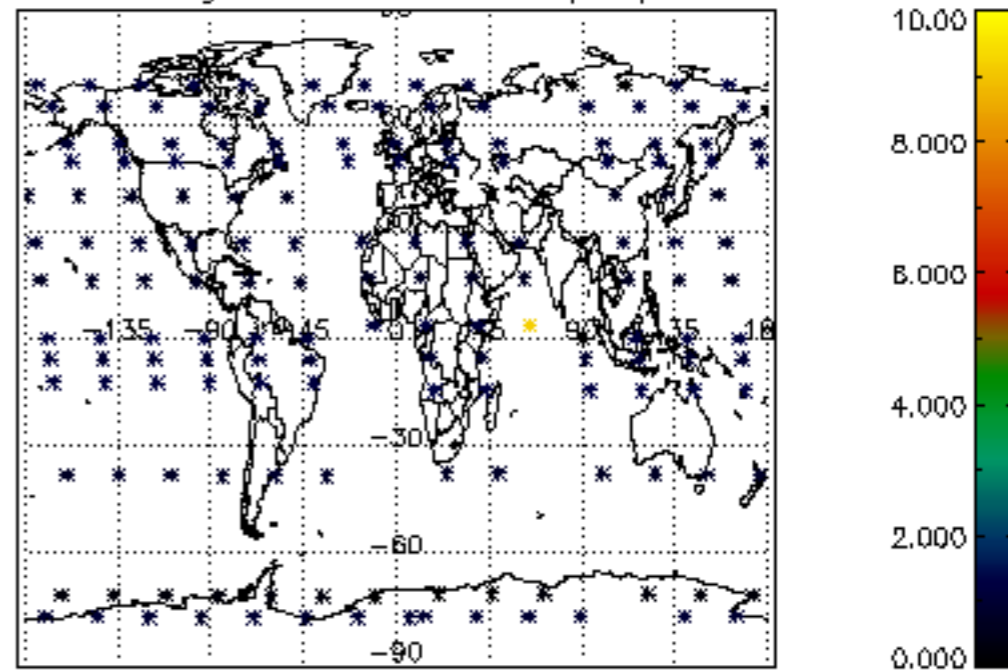




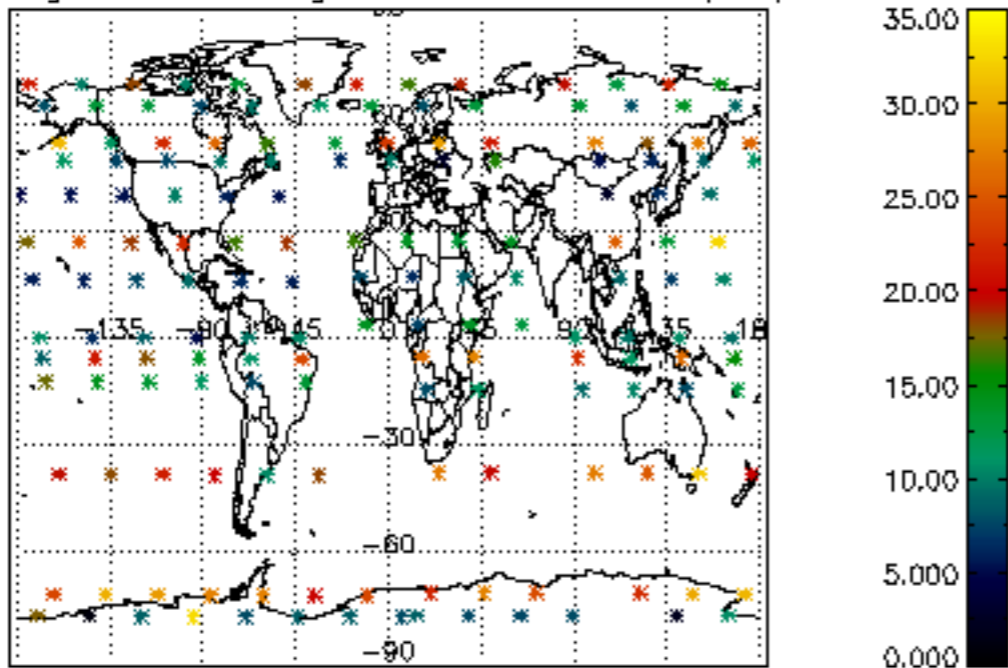
Percentage of cosmic ray hits per profile



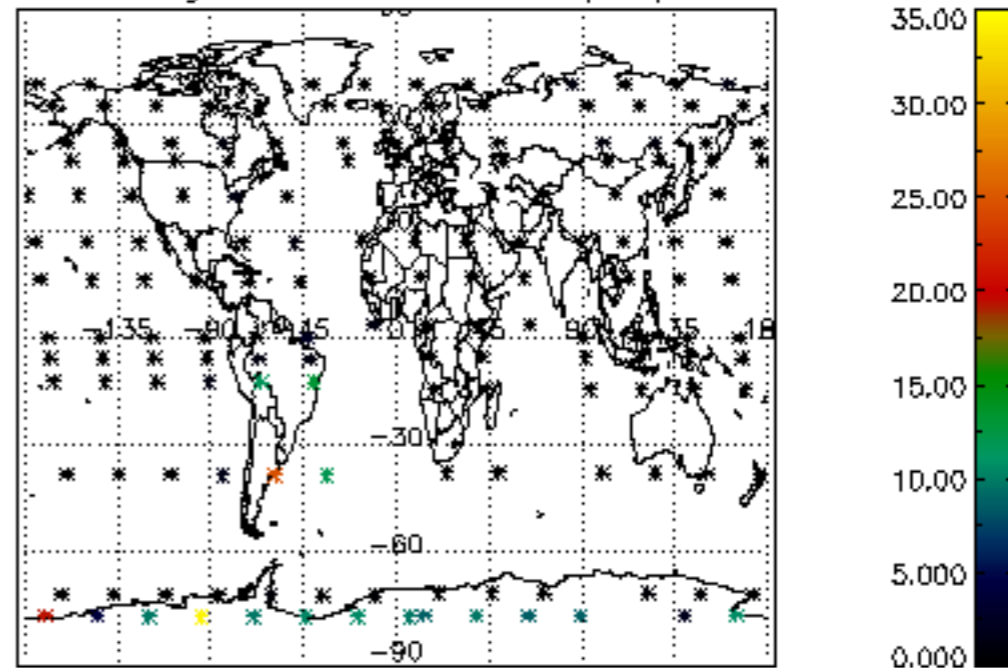
Percentage of datation errors per profile



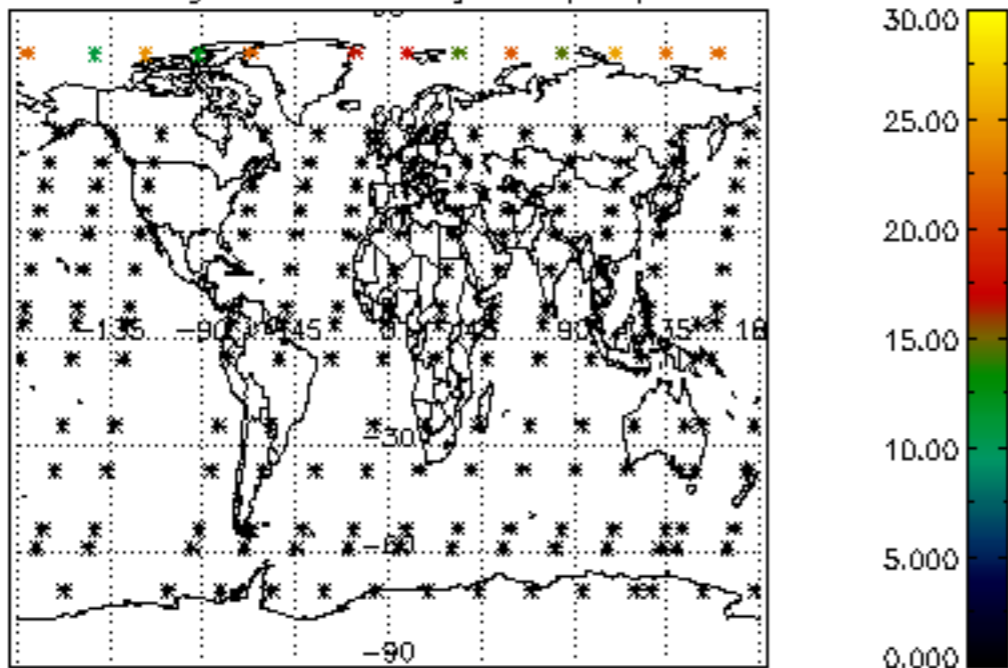
Percentage of star falling outside central band per profile



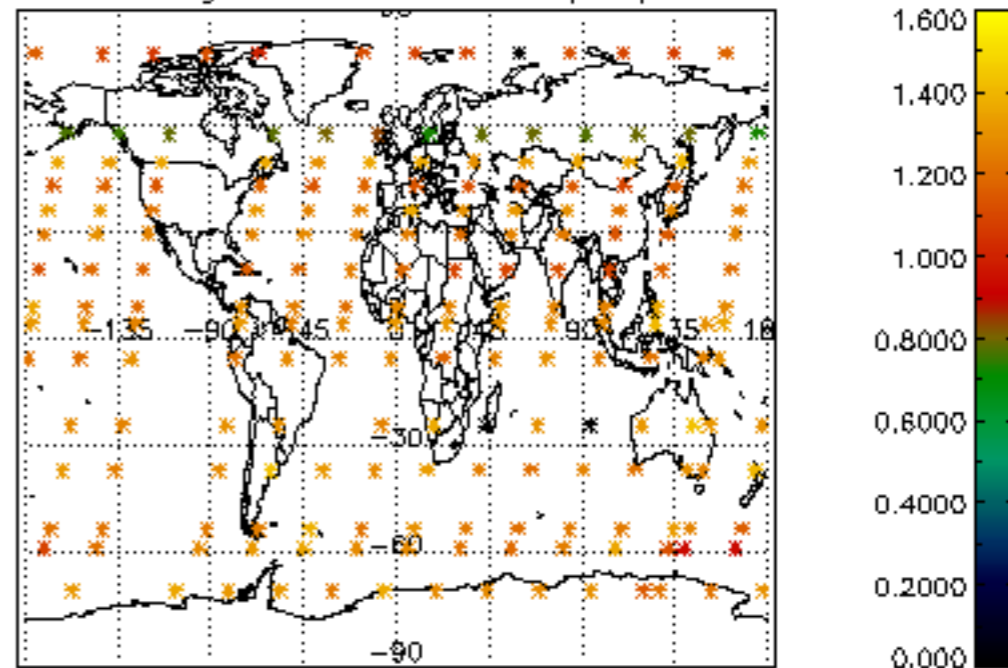
Percentage of saturation errors per profile



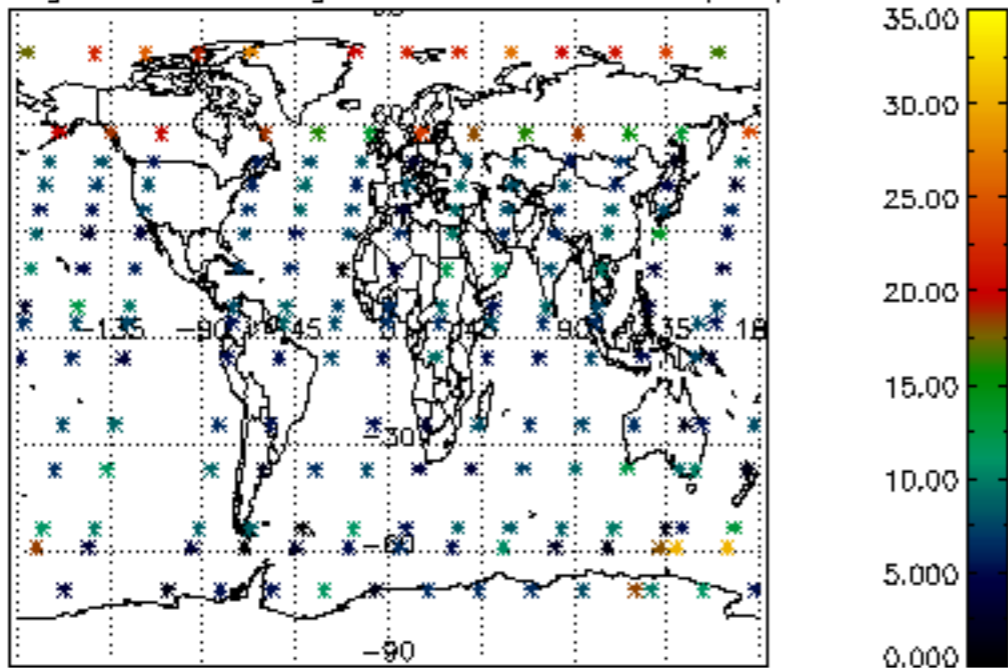
Percentage of cosmic ray hits per profile



Percentage of datation errors per profile



Percentage of star falling outside central band per profile



Percentage of saturation errors per profile

