

GOMOS Level 2 Daily Report

SUMMARY

[1. General Info](#)

[2. Summary of processed GOM_NL_2P products](#)

[3. Level 2 Quality information per product](#)

[3.1 Plot of level 2 quality information per product \(time dependant\)](#)

[3.2 Plot of level 2 quality information per product \(world map\)](#)

[4. Level 1 Quality information per product \(stored on level 2 products\)](#)

[4.1 Plot of level 1 quality information per product \(time dependant\)](#)

[4.1.1 Plot of level 1 quality information per product \(time dependant\): ASCENDING](#)

[4.1.2 Plot of level 1 quality information per product \(time dependant\): DESCENDING](#)

[4.2 Plot of level 1 quality information per product \(world map\)](#)

[4.2.1 Plot of level 1 quality information per product \(world map\): ASCENDING](#)

[4.2.2 Plot of level 1 quality information per product \(world map\): DESCENDING](#)

[5. Ozone profiles based on quality statistics and other trace gas profiles](#)

[5.1 Ozone statistics based on quality of products](#)

[5.2 Plot ozone profiles for all STD \(dark without errors\)](#)

[5.3 Plot ozone profiles where STD < 20% \(dark without errors\)](#)

[5.4. Plot ozone profiles where STD < 10% \(dark without errors\)](#)

[5.5. Plot ozone profiles where STD < 5% \(dark without errors\)](#)

[5.6 Plot NO2 profiles for all STD \(dark without errors\)](#)

[5.7 Plot NO3 profiles for all STD \(dark without errors\)](#)

[5.8 Plot H2O profiles \(only for occultations of stars 1,2,3,4,13,14,16,26,63 dark without errors\) for all STD](#)

[6. Auxiliary Data Files used for the production reported in section 2](#)

This report presents the daily analysis on parameters extracted from GOMOS level 2 data (GOM_NL__2P). It is intended to monitor some important parameters that will impact the quality of these products. A list of level 2 products (and content) that have arrived during the reporting day to the PCF is also given.

Item	Value
Time of report generation	19APR2013 13:48:25
Data source version	GOMOS/6.01
Start time of products	24-10-2004 (24OCT2004 00:00:00)
Stop time of products	25-10-2004 (25OCT2004 00:00:00)
Store outputs in DB	Yes
Nb of level 2 prods	378
Nb of prods with errors	0

2. Summary of processed GOM_NL__2P products.

Nr	Filename	UTC Start time	Limb	Duration	Star Id	Star Name	Star Mag	Star Temp	Nb Meas	Orbit	Prod. error
1	GOM_NL__2PRFIN20041024_000129_000000472031_00274_13855_5395.N1	24-OCT-2004 00:01:29	Straylight	46.500	157	The1Eri	2.9060	9300.0	93	13855	No
2	GOM_NL__2PRFIN20041024_000323_000000432031_00274_13855_5396.N1	24-OCT-2004 00:03:23	Straylight	43.000	84	Alp Phe	2.3970	4500.0	86	13855	No
3	GOM_NL__2PRFIN20041024_000625_000002052031_00274_13855_5397.N1	24-OCT-2004 00:06:25	Twilight_stray	204.50	101	11Alp Lep	2.5820	7000.0	409	13855	No
4	GOM_NL__2PRFIN20041024_002129_000000432031_00274_13855_5398.N1	24-OCT-2004 00:21:29	Bright	43.000	105	6Bet Ari	2.6450	8900.0	86	13855	No
5	GOM_NL__2PRFIN20041024_002318_000000392031_00274_13855_5399.N1	24-OCT-2004 00:23:18	Bright	38.500	58	21Alp And	2.0730	11000.	77	13855	No
6	GOM_NL__2PRFIN20041024_002515_000000402031_00274_13855_5400.N1	24-OCT-2004 00:25:15	Bright	40.000	53	43Bet And	2.0480	3300.0	80	13855	No
7	GOM_NL__2PRFIN20041024_002809_000000462031_00274_13855_5401.N1	24-OCT-2004 00:28:09	Bright	46.000	73	57Gam1And	2.2600	13100.	92	13855	No
8	GOM_NL__2PRFIN20041024_003101_000000402031_00274_13855_5402.N1	24-OCT-2004 00:31:01	Bright	39.500	68	18Alp Cas	2.2250	4500.0	79	13855	No
9	GOM_NL__2PRFIN20041024_003217_000000402031_00274_13855_5403.N1	24-OCT-2004 00:32:17	Bright	40.000	76	27Gam Cas	2.3000	30000.	80	13855	No
10	GOM_NL__2PRFIN20041024_003448_000000402031_00274_13855_5404.N1	24-OCT-2004 00:34:48	Bright	39.500	89	5Alp Cep	2.4510	8000.0	79	13855	No
11	GOM_NL__2PRFIN20041024_004015_000000362031_00274_13855_5405.N1	24-OCT-2004 00:40:15	Bright	35.500	49	1Alp UMi	1.9900	6300.0	71	13855	No
12	GOM_NL__2PRFIN20041024_004343_000000392031_00274_13855_5406.N1	24-OCT-2004 00:43:43	Bright	39.000	60	7Bet UMi	2.0810	3950.0	78	13855	No
13	GOM_NL__2PRFIN20041024_004829_000000402031_00274_13855_5407.N1	24-OCT-2004 00:48:29	Bright	39.500	36	50Alp UMa	1.8000	6300.0	79	13855	No
14	GOM_NL__2PRFIN20041024_005004_000000392031_00274_13855_5408.N1	24-OCT-2004 00:50:04	Bright	39.000	82	48Bet UMa	2.3650	10600.	78	13855	No
15	GOM_NL__2PRFIN20041024_005336_000000392031_00274_13855_5409.N1	24-OCT-2004 00:53:36	Bright	39.000	174	52Psi UMa	3.0040	4400.0	78	13855	No
16	GOM_NL__2PRFIN20041024_010058_000000512031_00274_13855_5410.N1	24-OCT-2004 01:00:58	Bright	50.500	166	17Eps Leo	2.9800	6000.0	101	13855	No
17	GOM_NL__2PRFIN20041024_010247_000001802031_00274_13855_5411.N1	24-OCT-2004 01:02:47	Twilight_stray	179.50	17	78Bet Gem	1.1610	4500.0	359	13855	No
18	GOM_NL__2PRFIN20041024_011244_000000622031_00274_13855_5412.N1	24-OCT-2004 01:12:44	Dark	62.000	48	30Alp Hya	1.9770	4100.0	124	13855	No
19	GOM_NL__2PRFIN20041024_012014_000000402031_00274_13855_5413.N1	24-OCT-2004 01:20:14	Dark	39.500	113	Mu Vel	2.6920	5000.0	79	13855	No
20	GOM_NL__2PRFIN20041024_012158_000000542031_00274_13855_5414.N1	24-OCT-2004 01:21:58	Dark	54.000	65	Lam Vel	2.2040	4400.0	108	13855	No
21	GOM_NL__2PRFIN20041024_012436_000000412031_00275_13856_5396.N1	24-OCT-2004 01:24:36	Dark	41.000	71	1ot Car	2.2460	7700.0	82	13856	No
22	GOM_NL__2PRFIN20041024_013100_000000542031_00275_13856_5397.N1	24-OCT-2004 01:31:00	Dark	53.500	2	Alp Car	-0.73600	7000.0	107	13856	No
23	GOM_NL__2PRFIN20041024_013433_000000772031_00275_13856_5398.N1	24-OCT-2004 01:34:33	Dark	76.500	177	1Zet CMa	3.0220	26000.	153	13856	No
24	GOM_NL__2PRFIN20041024_013742_000000402031_00275_13856_5399.N1	24-OCT-2004 01:37:42	Dark	40.000	143	Alp Hyi	2.8570	7200.0	80	13856	No
25	GOM_NL__2PRFIN20041024_013905_000000502031_00275_13856_5400.N1	24-OCT-2004 01:39:05	Dark	49.500	9	Alp Eri	0.45300	24000.	99	13856	No
26	GOM_NL__2PRFIN20041024_014205_000000472031_00275_13856_5401.N1	24-OCT-2004 01:42:05	Straylight	46.500	157	The1Eri	2.9060	9300.0	93	13856	No
27	GOM_NL__2PRFIN20041024_014359_000000442031_00275_13856_5402.N1	24-OCT-2004 01:43:59	Straylight	43.500	84	Alp Phe	2.3970	4500.0	87	13856	No
28	GOM_NL__2PRFIN20041024_014701_000002122031_00275_13856_5403.N1	24-OCT-2004 01:47:01	Twilight_stray	212.00	101	11Alp Lep	2.5820	7000.0	424	13856	No
29	GOM_NL__2PRFIN20041024_020204_000000452031_00275_13856_5404.N1	24-OCT-2004 02:02:04	Bright	45.000	105	6Bet Ari	2.6450	8900.0	90	13856	No
30	GOM_NL__2PRFIN20041024_020353_000000392031_00275_13856_5405.N1	24-OCT-2004 02:03:53	Bright	39.000	58	21Alp And	2.0730	11000.	78	13856	No
31	GOM_NL__2PRFIN20041024_020551_000000422031_00275_13856_5406.N1	24-OCT-2004 02:05:51	Bright	42.000	53	43Bet And	2.0480	3300.0	84	13856	No
32	GOM_NL__2PRFIN20041024_020843_000000482031_00275_13856_5407.N1	24-OCT-2004 02:08:43	Bright	47.500	73	57Gam1And	2.2600	13100.	95	13856	No
33	GOM_NL__2PRFIN20041024_021136_000000402031_00275_13856_5408.N1	24-OCT-2004 02:11:36	Bright	39.500	68	18Alp Cas	2.2250	4500.0	79	13856	No
34	GOM_NL__2PRFIN20041024_021252_000000402031_00275_13856_5409.N1	24-OCT-2004 02:12:52	Bright	39.500	76	27Gam Cas	2.3000	30000.	79	13856	No
35	GOM_NL__2PRFIN20041024_021527_000000392031_00275_13856_5410.N1	24-OCT-2004 02:15:27	Bright	38.500	89	5Alp Cep	2.4510	8000.0	77	13856	No
36	GOM_NL__2PRFIN20041024_022050_000000382031_00275_13856_5411.N1	24-OCT-2004 02:20:50	Bright	38.000	49	1Alp UMi	1.9900	6300.0	76	13856	No
37	GOM_NL__2PRFIN20041024_022418_000000402031_00275_13856_5412.N1	24-OCT-2004 02:24:18	Bright	39.500	60	7Bet UMi	2.0810	3950.0	79	13856	No
38	GOM_NL__2PRFIN20041024_022905_000000402031_00275_13856_5413.N1	24-OCT-2004 02:29:05	Bright	39.500	36	50Alp UMa	1.8000	6300.0	79	13856	No
39	GOM_NL__2PRFIN20041024_023040_000000392031_00275_13856_5414.N1	24-OCT-2004 02:30:40	Bright	39.000	82	48Bet UMa	2.3650	10600.	78	13856	No
40	GOM_NL__2PRFIN20041024_023412_000000372031_00275_13856_5415.N1	24-OCT-2004 02:34:12	Bright	36.500	174	52Psi UMa	3.0040	4400.0	73	13856	No
41	GOM_NL__2PRFIN20041024_024134_000000522031_00275_13856_5416.N1	24-OCT-2004 02:41:34	Bright	51.500	166	17Eps Leo	2.9800	6000.0	103	13856	No
42	GOM_NL__2PRFIN20041024_024324_000001592031_00275_13856_5417.N1	24-OCT-2004 02:43:24	Twilight_stray	159.00	17	78Bet Gem	1.1610	4500.0	318	13856	No

43	GOM_NL__2PRFIN20041024_025319_000000642031_00275_13856_5418.N1	24-OCT-2004 02:53:19	Dark	64.000	48	30Alp Hya	1.9770	4100.0	128	13856	No
44	GOM_NL__2PRFIN20041024_030050_000000412031_00275_13856_5419.N1	24-OCT-2004 03:00:50	Dark	40.500	113	Mu Vel	2.6920	5000.0	81	13856	No
45	GOM_NL__2PRFIN20041024_030235_000000462031_00275_13856_5420.N1	24-OCT-2004 03:02:35	Dark	45.500	65	Lam Vel	2.2040	4400.0	91	13856	No
46	GOM_NL__2PRFIN20041024_030513_000000462031_00276_13857_5398.N1	24-OCT-2004 03:05:13	Dark	46.000	71	Iot Car	2.2460	7700.0	92	13857	No
47	GOM_NL__2PRFIN20041024_031137_000000552031_00276_13857_5399.N1	24-OCT-2004 03:11:37	Dark	54.500	2	Alp Car	-0.73600	7000.0	109	13857	No
48	GOM_NL__2PRFIN20041024_031511_000000752031_00276_13857_5400.N1	24-OCT-2004 03:15:11	Dark	75.000	177	1Zet CMa	3.0220	26000.	150	13857	No
49	GOM_NL__2PRFIN20041024_031818_000000402031_00276_13857_5401.N1	24-OCT-2004 03:18:18	Dark	40.000	143	Alp Hyi	2.8570	7200.0	80	13857	No
50	GOM_NL__2PRFIN20041024_031941_000000442031_00276_13857_5402.N1	24-OCT-2004 03:19:41	Dark	44.000	9	Alp Eri	0.45300	24000.	88	13857	No
51	GOM_NL__2PRFIN20041024_032242_000000472031_00276_13857_5403.N1	24-OCT-2004 03:22:42	Straylight	46.500	157	The1Eri	2.9060	9300.0	93	13857	No
52	GOM_NL__2PRFIN20041024_032435_000000432031_00276_13857_5404.N1	24-OCT-2004 03:24:35	Straylight	43.000	84	Alp Phe	2.3970	4500.0	86	13857	No
53	GOM_NL__2PRFIN20041024_032738_000002072031_00276_13857_5405.N1	24-OCT-2004 03:27:38	Twi_and_stray	207.00	101	11Alp Lep	2.5820	7000.0	414	13857	No
54	GOM_NL__2PRFIN20041024_034240_000000432031_00276_13857_5406.N1	24-OCT-2004 03:42:40	Bright	42.500	105	6Bet Ari	2.6450	8900.0	85	13857	No
55	GOM_NL__2PRFIN20041024_034430_000000392031_00276_13857_5407.N1	24-OCT-2004 03:44:30	Bright	38.500	58	21Alp And	2.0730	11000.	77	13857	No
56	GOM_NL__2PRFIN20041024_034626_000000412031_00276_13857_5408.N1	24-OCT-2004 03:46:26	Bright	41.000	53	43Bet And	2.0480	3300.0	82	13857	No
57	GOM_NL__2PRFIN20041024_034919_000000462031_00276_13857_5409.N1	24-OCT-2004 03:49:19	Bright	46.000	73	57Gam1And	2.2600	13100.	92	13857	No
58	GOM_NL__2PRFIN20041024_035211_000000412031_00276_13857_5410.N1	24-OCT-2004 03:52:11	Bright	41.000	68	18Alp Cas	2.2250	4500.0	82	13857	No
59	GOM_NL__2PRFIN20041024_035328_000000402031_00276_13857_5411.N1	24-OCT-2004 03:53:28	Bright	40.000	76	27Gam Cas	2.3000	30000.	80	13857	No
60	GOM_NL__2PRFIN20041024_035603_000000392031_00276_13857_5412.N1	24-OCT-2004 03:56:03	Bright	38.500	89	5Alp Cep	2.4510	8000.0	77	13857	No
61	GOM_NL__2PRFIN20041024_040125_000000372031_00276_13857_5413.N1	24-OCT-2004 04:01:25	Bright	37.000	49	1Alp UMi	1.9900	6300.0	74	13857	No
62	GOM_NL__2PRFIN20041024_040454_000000402031_00276_13857_5414.N1	24-OCT-2004 04:04:54	Bright	39.500	60	7Bet UMi	2.0810	3950.0	79	13857	No
63	GOM_NL__2PRFIN20041024_040941_000000402031_00276_13857_5415.N1	24-OCT-2004 04:09:41	Bright	39.500	36	50Alp UMa	1.8000	6300.0	79	13857	No
64	GOM_NL__2PRFIN20041024_041116_000000382031_00276_13857_5416.N1	24-OCT-2004 04:11:16	Bright	37.500	82	48Bet UMa	2.3650	10600.	75	13857	No
65	GOM_NL__2PRFIN20041024_041448_000000362031_00276_13857_5417.N1	24-OCT-2004 04:14:48	Bright	36.000	174	52Psi UMa	3.0040	4400.0	72	13857	No
66	GOM_NL__2PRFIN20041024_042211_000000512031_00276_13857_5418.N1	24-OCT-2004 04:22:11	Bright	51.000	166	17Eps Leo	2.9800	6000.0	102	13857	No
67	GOM_NL__2PRFIN20041024_042401_000001832031_00276_13857_5419.N1	24-OCT-2004 04:24:01	Twi_and_stray	183.00	17	78Bet Gem	1.1610	4500.0	366	13857	No
68	GOM_NL__2PRFIN20041024_043356_000000662031_00276_13857_5420.N1	24-OCT-2004 04:33:56	Dark	66.000	48	30Alp Hya	1.9770	4100.0	132	13857	No
69	GOM_NL__2PRFIN20041024_044127_000000422031_00276_13857_5421.N1	24-OCT-2004 04:41:27	Dark	42.000	113	Mu Vel	2.6920	5000.0	84	13857	No
70	GOM_NL__2PRFIN20041024_044311_000000582031_00276_13857_5422.N1	24-OCT-2004 04:43:11	Dark	58.000	65	Lam Vel	2.2040	4400.0	116	13857	No
71	GOM_NL__2PRFIN20041024_044549_000000412031_00277_13858_5401.N1	24-OCT-2004 04:45:49	Dark	41.000	71	Iot Car	2.2460	7700.0	82	13858	No
72	GOM_NL__2PRFIN20041024_045216_000000582031_00277_13858_5402.N1	24-OCT-2004 04:52:16	Dark	58.000	2	Alp Car	-0.73600	7000.0	116	13858	No
73	GOM_NL__2PRFIN20041024_045548_000000782031_00277_13858_5403.N1	24-OCT-2004 04:55:48	Dark	77.500	177	1Zet CMa	3.0220	26000.	155	13858	No
74	GOM_NL__2PRFIN20041024_045854_000000422031_00277_13858_5404.N1	24-OCT-2004 04:58:54	Dark	41.500	143	Alp Hyi	2.8570	7200.0	83	13858	No
75	GOM_NL__2PRFIN20041024_050019_000000502031_00277_13858_5405.N1	24-OCT-2004 05:00:19	Dark	50.000	9	Alp Eri	0.45300	24000.	100	13858	No
76	GOM_NL__2PRFIN20041024_050318_000000462031_00277_13858_5406.N1	24-OCT-2004 05:03:18	Straylight	46.000	157	The1Eri	2.9060	9300.0	92	13858	No
77	GOM_NL__2PRFIN20041024_050511_000000442031_00277_13858_5407.N1	24-OCT-2004 05:05:11	Straylight	43.500	84	Alp Phe	2.3970	4500.0	87	13858	No
78	GOM_NL__2PRFIN20041024_050815_000002122031_00277_13858_5408.N1	24-OCT-2004 05:08:15	Twi_and_stray	212.00	101	11Alp Lep	2.5820	7000.0	424	13858	No
79	GOM_NL__2PRFIN20041024_052316_000000442031_00277_13858_5409.N1	24-OCT-2004 05:23:16	Bright	44.000	105	6Bet Ari	2.6450	8900.0	88	13858	No
80	GOM_NL__2PRFIN20041024_052506_000000402031_00277_13858_5410.N1	24-OCT-2004 05:25:06	Bright	39.500	58	21Alp And	2.0730	11000.	79	13858	No
81	GOM_NL__2PRFIN20041024_052703_000000392031_00277_13858_5411.N1	24-OCT-2004 05:27:03	Bright	38.500	53	43Bet And	2.0480	3300.0	77	13858	No
82	GOM_NL__2PRFIN20041024_052956_000000452031_00277_13858_5412.N1	24-OCT-2004 05:29:56	Bright	44.500	73	57Gam1And	2.2600	13100.	89	13858	No
83	GOM_NL__2PRFIN20041024_053248_000000392031_00277_13858_5413.N1	24-OCT-2004 05:32:48	Bright	39.000	68	18Alp Cas	2.2250	4500.0	78	13858	No
84	GOM_NL__2PRFIN20041024_053404_000000392031_00277_13858_5414.N1	24-OCT-2004 05:34:04	Bright	39.000	76	27Gam Cas	2.3000	30000.	78	13858	No
85	GOM_NL__2PRFIN20041024_053639_000000402031_00277_13858_5415.N1	24-OCT-2004 05:36:39	Bright	39.500	89	5Alp Cep	2.4510	8000.0	79	13858	No
86	GOM_NL__2PRFIN20041024_054202_000000392031_00277_13858_5416.N1	24-OCT-2004 05:42:02	Bright	38.500	49	1Alp UMi	1.9900	6300.0	77	13858	No
87	GOM_NL__2PRFIN20041024_054530_000000392031_00277_13858_5417.N1	24-OCT-2004 05:45:30	Bright	39.000	60	7Bet UMi	2.0810	3950.0	78	13858	No
88	GOM_NL__2PRFIN20041024_055017_000000402031_00277_13858_5418.N1	24-OCT-2004 05:50:17	Bright	39.500	36	50Alp UMa	1.8000	6300.0	79	13858	No
89	GOM_NL__2PRFIN20041024_055151_000000392031_00277_13858_5419.N1	24-OCT-2004 05:51:51	Bright	38.500	82	48Bet UMa	2.3650	10600.	77	13858	No
90	GOM_NL__2PRFIN20041024_055524_000000372031_00277_13858_5420.N1	24-OCT-2004 05:55:24	Bright	36.500	174	52Psi UMa	3.0040	4400.0	73	13858	No
91	GOM_NL__2PRFIN20041024_060247_000000692031_00277_13858_5421.N1	24-OCT-2004 06:02:47	Bright	69.000	166	17Eps Leo	2.9800	6000.0	138	13858	No
92	GOM_NL__2PRFIN20041024_060438_000001802031_00277_13858_5422.N1	24-OCT-2004 06:04:38	Twi_and_stray	179.50	17	78Bet Gem	1.1610	4500.0	359	13858	No
93	GOM_NL__2PRFIN20041024_061434_000000652031_00277_13858_5423.N1	24-OCT-2004 06:14:34	Dark	65.000	48	30Alp Hya	1.9770	4100.0	130	13858	No
94	GOM_NL__2PRFIN20041024_062203_000000422031_00277_13858_5424.N1	24-OCT-2004 06:22:03	Dark	41.500	113	Mu Vel	2.6920	5000.0	83	13858	No
95	GOM_NL__2PRFIN20041024_062348_000000562031_00277_13858_5425.N1	24-OCT-2004 06:23:48	Dark	55.500	65	Lam Vel	2.2040	4400.0	111	13858	No
96	GOM_NL__2PRFIN20041024_062626_000000422031_00278_13859_5403.N1	24-OCT-2004 06:26:26	Dark	41.500	71	Iot Car	2.2460	7700.0	83	13859	No
97	GOM_NL__2PRFIN20041024_063254_000000522031_00278_13859_5404.N1	24-OCT-2004 06:32:54	Dark	51.500	2	Alp Car	-0.73600	7000.0	103	13859	No
98	GOM_NL__2PRFIN20041024_063625_000000752031_00278_13859_5405.N1	24-OCT-2004 06:36:25	Dark	74.500	177	1Zet CMa	3.0220	26000.	149	13859	No
99	GOM_NL__2PRFIN20041024_063931_000000412031_00278_13859_5406.N1	24-OCT-2004 06:39:31	Dark	41.000	143	Alp Hyi	2.8570	7200.0	82	13859	No
100	GOM_NL__2PRFIN20041024_064056_000000472031_00278_13859_5407.N1	24-OCT-2004 06:40:56	Dark	46.500	9	Alp Eri	0.45300	24000.	93	13859	No
101	GOM_NL__2PRFIN20041024_064355_000000452031_00278_13859_5408.N1	24-OCT-2004 06:43:55	Straylight	45.000	157	The1Eri	2.9060	9300.0	90	13859	No

102	GOM_NL__2PRFIN20041024_064547_000000442031_00278_13859_5409.N1	24-OCT-2004 06:45:47	Straylight	43.500	84	Alp Phe	2.3970	4500.0	87	13859	No
103	GOM_NL__2PRFIN20041024_064851_000002122031_00278_13859_5410.N1	24-OCT-2004 06:48:51	Tw_i_and_stray	212.00	101	11Alp Lep	2.5820	7000.0	424	13859	No
104	GOM_NL__2PRFIN20041024_070352_000000442031_00278_13859_5411.N1	24-OCT-2004 07:03:52	Bright	43.500	105	6Bet Ari	2.6450	8900.0	87	13859	No
105	GOM_NL__2PRFIN20041024_070542_000000392031_00278_13859_5412.N1	24-OCT-2004 07:05:42	Bright	38.500	58	21Alp And	2.0730	11000.	77	13859	No
106	GOM_NL__2PRFIN20041024_070739_000000382031_00278_13859_5413.N1	24-OCT-2004 07:07:39	Bright	38.000	53	43Bet And	2.0480	3300.0	76	13859	No
107	GOM_NL__2PRFIN20041024_071032_000000452031_00278_13859_5414.N1	24-OCT-2004 07:10:32	Bright	45.000	73	57Gam1And	2.2600	13100.	90	13859	No
108	GOM_NL__2PRFIN20041024_071324_000000392031_00278_13859_5415.N1	24-OCT-2004 07:13:24	Bright	38.500	68	18Alp Cas	2.2250	4500.0	77	13859	No
109	GOM_NL__2PRFIN20041024_071441_000000372031_00278_13859_5416.N1	24-OCT-2004 07:14:41	Bright	37.000	76	27Gam Cas	2.3000	30000.	74	13859	No
110	GOM_NL__2PRFIN20041024_071713_000000422031_00278_13859_5417.N1	24-OCT-2004 07:17:13	Bright	41.500	89	5Alp Cep	2.4510	8000.0	83	13859	No
111	GOM_NL__2PRFIN20041024_072238_000000392031_00278_13859_5418.N1	24-OCT-2004 07:22:38	Bright	38.500	49	1Alp UMi	1.9900	6300.0	77	13859	No
112	GOM_NL__2PRFIN20041024_072606_000000362031_00278_13859_5419.N1	24-OCT-2004 07:26:06	Bright	36.000	60	7Bet UMi	2.0810	3950.0	72	13859	No
113	GOM_NL__2PRFIN20041024_073053_000000392031_00278_13859_5420.N1	24-OCT-2004 07:30:53	Bright	39.000	36	50Alp UMa	1.8000	6300.0	78	13859	No
114	GOM_NL__2PRFIN20041024_073228_000000542031_00278_13859_5421.N1	24-OCT-2004 07:32:28	Bright	54.000	82	48Bet UMa	2.3650	10600.	108	13859	No
115	GOM_NL__2PRFIN20041024_073600_000000392031_00278_13859_5422.N1	24-OCT-2004 07:36:00	Bright	38.500	174	52Psi UMa	3.0040	4400.0	77	13859	No
116	GOM_NL__2PRFIN20041024_074324_000000692031_00278_13859_5423.N1	24-OCT-2004 07:43:24	Bright	69.000	166	17Eps Leo	2.9800	6000.0	138	13859	No
117	GOM_NL__2PRFIN20041024_074515_000002022031_00278_13859_5424.N1	24-OCT-2004 07:45:15	Tw_i_and_stray	202.00	17	78Bet Gem	1.1610	4500.0	404	13859	No
118	GOM_NL__2PRFIN20041024_075510_000000692031_00278_13859_5425.N1	24-OCT-2004 07:55:10	Dark	69.000	48	30Alp Hya	1.9770	4100.0	138	13859	No
119	GOM_NL__2PRFIN20041024_080240_000000422031_00278_13859_5426.N1	24-OCT-2004 08:02:40	Dark	42.000	113	Mu Vel	2.6920	5000.0	84	13859	No
120	GOM_NL__2PRFIN20041024_080424_000000512031_00278_13859_5427.N1	24-OCT-2004 08:04:24	Dark	50.500	65	Lam Vel	2.2040	4400.0	101	13859	No
121	GOM_NL__2PRFIN20041024_080703_000000422031_00279_13860_5299.N1	24-OCT-2004 08:07:03	Dark	41.500	71	Iot Car	2.2460	7700.0	83	13860	No
122	GOM_NL__2PRFIN20041024_081330_000000512031_00279_13860_5300.N1	24-OCT-2004 08:13:30	Dark	51.000	2	Alp Car	-0.73600	7000.0	102	13860	No
123	GOM_NL__2PRFIN20041024_081703_000000732031_00279_13860_5301.N1	24-OCT-2004 08:17:03	Dark	73.000	177	1Zet CMa	3.0220	26000.	146	13860	No
124	GOM_NL__2PRFIN20041024_082007_000000432031_00279_13860_5302.N1	24-OCT-2004 08:20:07	Dark	42.500	143	Alp Hyi	2.8570	7200.0	85	13860	No
125	GOM_NL__2PRFIN20041024_082132_000000452031_00279_13860_5303.N1	24-OCT-2004 08:21:32	Dark	45.000	9	Alp Eri	0.45300	24000.	90	13860	No
126	GOM_NL__2PRFIN20041024_082432_000000452031_00279_13860_5304.N1	24-OCT-2004 08:24:32	Straylight	45.000	157	The1Eri	2.9060	9300.0	90	13860	No
127	GOM_NL__2PRFIN20041024_082623_000000452031_00279_13860_5305.N1	24-OCT-2004 08:26:23	Straylight	44.500	84	Alp Phe	2.3970	4500.0	89	13860	No
128	GOM_NL__2PRFIN20041024_083256_000000462031_00279_13860_5306.N1	24-OCT-2004 08:32:56	Straylight	45.500	52	16Bet Cet	2.0370	4500.0	91	13860	No
129	GOM_NL__2PRFIN20041024_084022_000000632031_00279_13860_5307.N1	24-OCT-2004 08:40:22	Bright	63.000	94	92Alp Cet	2.5260	3100.0	126	13860	No
130	GOM_NL__2PRFIN20041024_084226_000000382031_00279_13860_5308.N1	24-OCT-2004 08:42:26	Bright	38.000	140	88Gam Peg	2.8340	26000.	76	13860	No
131	GOM_NL__2PRFIN20041024_084428_000000432031_00279_13860_5309.N1	24-OCT-2004 08:44:28	Bright	43.000	105	6Bet Ari	2.6450	8900.0	86	13860	No
132	GOM_NL__2PRFIN20041024_084618_000000382031_00279_13860_5310.N1	24-OCT-2004 08:46:18	Bright	38.000	58	21Alp And	2.0730	11000.	76	13860	No
133	GOM_NL__2PRFIN20041024_084815_000000412031_00279_13860_5311.N1	24-OCT-2004 08:48:15	Bright	41.000	53	43Bet And	2.0480	3300.0	82	13860	No
134	GOM_NL__2PRFIN20041024_085108_000000462031_00279_13860_5312.N1	24-OCT-2004 08:51:08	Bright	45.500	73	57Gam1And	2.2600	13100.	91	13860	No
135	GOM_NL__2PRFIN20041024_085400_000000412031_00279_13860_5313.N1	24-OCT-2004 08:54:00	Bright	40.500	68	18Alp Cas	2.2250	4500.0	81	13860	No
136	GOM_NL__2PRFIN20041024_085517_000000392031_00279_13860_5314.N1	24-OCT-2004 08:55:17	Bright	38.500	76	27Gam Cas	2.3000	30000.	77	13860	No
137	GOM_NL__2PRFIN20041024_085752_000000382031_00279_13860_5315.N1	24-OCT-2004 08:57:52	Bright	38.000	89	5Alp Cep	2.4510	8000.0	76	13860	No
138	GOM_NL__2PRFIN20041024_090314_000000362031_00279_13860_5316.N1	24-OCT-2004 09:03:14	Bright	35.500	49	1Alp UMi	1.9900	6300.0	71	13860	No
139	GOM_NL__2PRFIN20041024_090642_000000402031_00279_13860_5317.N1	24-OCT-2004 09:06:42	Bright	39.500	60	7Bet UMi	2.0810	3950.0	79	13860	No
140	GOM_NL__2PRFIN20041024_091128_000000382031_00279_13860_5318.N1	24-OCT-2004 09:11:28	Bright	37.500	36	50Alp UMa	1.8000	6300.0	75	13860	No
141	GOM_NL__2PRFIN20041024_091303_000000472031_00279_13860_5319.N1	24-OCT-2004 09:13:03	Bright	46.500	82	48Bet UMa	2.3650	10600.	93	13860	No
142	GOM_NL__2PRFIN20041024_091636_000000362031_00279_13860_5320.N1	24-OCT-2004 09:16:36	Bright	36.000	174	52Psi UMa	3.0040	4400.0	72	13860	No
143	GOM_NL__2PRFIN20041024_092401_000000502031_00279_13860_5321.N1	24-OCT-2004 09:24:01	Bright	49.500	166	17Eps Leo	2.9800	6000.0	99	13860	No
144	GOM_NL__2PRFIN20041024_092553_000002152031_00279_13860_5322.N1	24-OCT-2004 09:25:53	Tw_i_and_stray	214.50	17	78Bet Gem	1.1610	4500.0	429	13860	No
145	GOM_NL__2PRFIN20041024_093547_000000642031_00279_13860_5323.N1	24-OCT-2004 09:35:47	Dark	64.000	48	30Alp Hya	1.9770	4100.0	128	13860	No
146	GOM_NL__2PRFIN20041024_094316_000000442031_00279_13860_5324.N1	24-OCT-2004 09:43:16	Dark	44.000	113	Mu Vel	2.6920	5000.0	88	13860	No
147	GOM_NL__2PRFIN20041024_094501_000000542031_00279_13860_5325.N1	24-OCT-2004 09:45:01	Dark	53.500	65	Lam Vel	2.2040	4400.0	107	13860	No
148	GOM_NL__2PRFIN20041024_094739_000000392031_00280_13861_5299.N1	24-OCT-2004 09:47:39	Dark	39.000	71	Iot Car	2.2460	7700.0	78	13861	No
149	GOM_NL__2PRFIN20041024_095407_000000552031_00280_13861_5300.N1	24-OCT-2004 09:54:07	Dark	55.000	2	Alp Car	-0.73600	7000.0	110	13861	No
150	GOM_NL__2PRFIN20041024_095740_000000772031_00280_13861_5301.N1	24-OCT-2004 09:57:40	Dark	77.000	177	1Zet CMa	3.0220	26000.	154	13861	No
151	GOM_NL__2PRFIN20041024_100043_000000382031_00280_13861_5302.N1	24-OCT-2004 10:00:43	Dark	38.000	143	Alp Hyi	2.8570	7200.0	76	13861	No
152	GOM_NL__2PRFIN20041024_100208_000000462031_00280_13861_5303.N1	24-OCT-2004 10:02:08	Dark	46.000	9	Alp Eri	0.45300	24000.	92	13861	No
153	GOM_NL__2PRFIN20041024_100508_000000452031_00280_13861_5304.N1	24-OCT-2004 10:05:08	Straylight	44.500	157	The1Eri	2.9060	9300.0	89	13861	No
154	GOM_NL__2PRFIN20041024_100659_000000452031_00280_13861_5305.N1	24-OCT-2004 10:06:59	Straylight	44.500	84	Alp Phe	2.3970	4500.0	89	13861	No
155	GOM_NL__2PRFIN20041024_101331_000000512031_00280_13861_5306.N1	24-OCT-2004 10:13:31	Straylight	50.500	52	16Bet Cet	2.0370	4500.0	101	13861	No
156	GOM_NL__2PRFIN20041024_102057_000000642031_00280_13861_5307.N1	24-OCT-2004 10:20:57	Bright	64.000	94	92Alp Cet	2.5260	3100.0	128	13861	No
157	GOM_NL__2PRFIN20041024_102301_000000382031_00280_13861_5308.N1	24-OCT-2004 10:23:01	Bright	38.000	140	88Gam Peg	2.8340	26000.	76	13861	No
158	GOM_NL__2PRFIN20041024_102503_000000432031_00280_13861_5309.N1	24-OCT-2004 10:25:03	Bright	42.500	105	6Bet Ari	2.6450	8900.0	85	13861	No
159	GOM_NL__2PRFIN20041024_102654_000000402031_00280_13861_5310.N1	24-OCT-2004 10:26:54	Bright	39.500	58	21Alp And	2.0730	11000.	79	13861	No
160	GOM_NL__2PRFIN20041024_102850_000000392031_00280_13861_5311.N1	24-OCT-2004 10:28:50	Bright	38.500	53	43Bet And	2.0480	3300.0	77	13861	No

161	GOM_NL__2PRFIN20041024_103142_000000462031_00280_13861_5312.N1	24-OCT-2004 10:31:42	Bright	45.500	73	57Gam1And	2.2600	13100.	91	13861	No
162	GOM_NL__2PRFIN20041024_103436_000000392031_00280_13861_5313.N1	24-OCT-2004 10:34:36	Bright	38.500	68	18Alp Cas	2.2250	4500.0	77	13861	No
163	GOM_NL__2PRFIN20041024_103552_000000392031_00280_13861_5314.N1	24-OCT-2004 10:35:52	Bright	38.500	76	27Gam Cas	2.3000	30000.	77	13861	No
164	GOM_NL__2PRFIN20041024_103828_000000372031_00280_13861_5315.N1	24-OCT-2004 10:38:28	Bright	37.000	89	5Alp Cep	2.4510	8000.0	74	13861	No
165	GOM_NL__2PRFIN20041024_104349_000000392031_00280_13861_5316.N1	24-OCT-2004 10:43:49	Bright	38.500	49	1Alp UMi	1.9900	6300.0	77	13861	No
166	GOM_NL__2PRFIN20041024_104718_000000412031_00280_13861_5317.N1	24-OCT-2004 10:47:18	Bright	40.500	60	7Bet UMi	2.0810	3950.0	81	13861	No
167	GOM_NL__2PRFIN20041024_105205_000000412031_00280_13861_5318.N1	24-OCT-2004 10:52:05	Bright	40.500	36	50Alp UMa	1.8000	6300.0	81	13861	No
168	GOM_NL__2PRFIN20041024_105339_000000522031_00280_13861_5319.N1	24-OCT-2004 10:53:39	Bright	51.500	82	48Bet UMa	2.3650	10600.	103	13861	No
169	GOM_NL__2PRFIN20041024_105712_000000362031_00280_13861_5320.N1	24-OCT-2004 10:57:12	Bright	36.000	174	52Psi UMa	3.0040	4400.0	72	13861	No
170	GOM_NL__2PRFIN20041024_110437_000000482031_00280_13861_5321.N1	24-OCT-2004 11:04:37	Bright	48.000	166	17Eps Leo	2.9800	6000.0	96	13861	No
171	GOM_NL__2PRFIN20041024_110630_000001992031_00280_13861_5322.N1	24-OCT-2004 11:06:30	Tw_i_and_stray	198.50	17	78Bet Gem	1.1610	4500.0	397	13861	No
172	GOM_NL__2PRFIN20041024_111624_000000662031_00280_13861_5323.N1	24-OCT-2004 11:16:24	Dark	66.000	48	30Alp Hya	1.9770	4100.0	132	13861	No
173	GOM_NL__2PRFIN20041024_112351_000000412031_00280_13861_5324.N1	24-OCT-2004 11:23:51	Dark	40.500	113	Mu Vel	2.6920	5000.0	81	13861	No
174	GOM_NL__2PRFIN20041024_112537_000000512031_00280_13861_5325.N1	24-OCT-2004 11:25:37	Dark	50.500	65	Lam Vel	2.2040	4400.0	101	13861	No
175	GOM_NL__2PRFIN20041024_112815_000000412031_00281_13862_5299.N1	24-OCT-2004 11:28:15	Dark	41.000	71	1ot Car	2.2460	7700.0	82	13862	No
176	GOM_NL__2PRFIN20041024_113443_000000512031_00281_13862_5300.N1	24-OCT-2004 11:34:43	Dark	51.000	2	Alp Car	-0.73600	7000.0	102	13862	No
177	GOM_NL__2PRFIN20041024_113818_000000752031_00281_13862_5301.N1	24-OCT-2004 11:38:18	Dark	74.500	177	1Zet CMa	3.0220	26000.	149	13862	No
178	GOM_NL__2PRFIN20041024_114119_000000392031_00281_13862_5302.N1	24-OCT-2004 11:41:19	Dark	39.000	143	Alp Hyi	2.8570	7200.0	78	13862	No
179	GOM_NL__2PRFIN20041024_114243_000000502031_00281_13862_5303.N1	24-OCT-2004 11:42:43	Dark	49.500	9	Alp Eri	0.45300	24000.	99	13862	No
180	GOM_NL__2PRFIN20041024_114544_000000452031_00281_13862_5304.N1	24-OCT-2004 11:45:44	Straylight	45.000	157	The1Eri	2.9060	9300.0	90	13862	No
181	GOM_NL__2PRFIN20041024_114735_000000442031_00281_13862_5305.N1	24-OCT-2004 11:47:35	Straylight	44.000	84	Alp Phe	2.3970	4500.0	88	13862	No
182	GOM_NL__2PRFIN20041024_115407_000000492031_00281_13862_5306.N1	24-OCT-2004 11:54:07	Straylight	49.000	52	16Bet Cet	2.0370	4500.0	98	13862	No
183	GOM_NL__2PRFIN20041024_120132_000000642031_00281_13862_5307.N1	24-OCT-2004 12:01:32	Bright	63.500	94	92Alp Cet	2.5260	3100.0	127	13862	No
184	GOM_NL__2PRFIN20041024_120337_000000382031_00281_13862_5308.N1	24-OCT-2004 12:03:37	Bright	37.500	140	88Gam Peg	2.8340	26000.	75	13862	No
185	GOM_NL__2PRFIN20041024_120538_000000442031_00281_13862_5309.N1	24-OCT-2004 12:05:38	Bright	43.500	105	6Bet Ari	2.6450	8900.0	87	13862	No
186	GOM_NL__2PRFIN20041024_120730_000000392031_00281_13862_5310.N1	24-OCT-2004 12:07:30	Bright	38.500	58	21Alp And	2.0730	11000.	77	13862	No
187	GOM_NL__2PRFIN20041024_120925_000000422031_00281_13862_5311.N1	24-OCT-2004 12:09:25	Bright	41.500	53	43Bet And	2.0480	3300.0	83	13862	No
188	GOM_NL__2PRFIN20041024_121216_000000432031_00281_13862_5312.N1	24-OCT-2004 12:12:16	Bright	43.000	73	57Gam1And	2.2600	13100.	86	13862	No
189	GOM_NL__2PRFIN20041024_121511_000000412031_00281_13862_5313.N1	24-OCT-2004 12:15:11	Bright	41.000	68	18Alp Cas	2.2250	4500.0	82	13862	No
190	GOM_NL__2PRFIN20041024_121627_000000392031_00281_13862_5314.N1	24-OCT-2004 12:16:27	Bright	38.500	76	27Gam Cas	2.3000	30000.	77	13862	No
191	GOM_NL__2PRFIN20041024_121905_000000392031_00281_13862_5315.N1	24-OCT-2004 12:19:05	Bright	39.000	89	5Alp Cep	2.4510	8000.0	78	13862	No
192	GOM_NL__2PRFIN20041024_122423_000000422031_00281_13862_5316.N1	24-OCT-2004 12:24:23	Bright	42.000	49	1Alp UMi	1.9900	6300.0	84	13862	No
193	GOM_NL__2PRFIN20041024_122755_000000402031_00281_13862_5317.N1	24-OCT-2004 12:27:55	Bright	40.000	60	7Bet UMi	2.0810	3950.0	80	13862	No
194	GOM_NL__2PRFIN20041024_123240_000000362031_00281_13862_5318.N1	24-OCT-2004 12:32:40	Bright	36.000	36	50Alp UMa	1.8000	6300.0	72	13862	No
195	GOM_NL__2PRFIN20041024_123416_000000392031_00281_13862_5319.N1	24-OCT-2004 12:34:16	Bright	38.500	82	48Bet UMa	2.3650	10600.	77	13862	No
196	GOM_NL__2PRFIN20041024_123748_000000392031_00281_13862_5320.N1	24-OCT-2004 12:37:48	Bright	39.000	174	52Psi UMa	3.0040	4400.0	78	13862	No
197	GOM_NL__2PRFIN20041024_124513_000000572031_00281_13862_5321.N1	24-OCT-2004 12:45:13	Bright	56.500	166	17Eps Leo	2.9800	6000.0	113	13862	No
198	GOM_NL__2PRFIN20041024_124707_000001902031_00281_13862_5322.N1	24-OCT-2004 12:47:07	Tw_i_and_stray	190.00	17	78Bet Gem	1.1610	4500.0	380	13862	No
199	GOM_NL__2PRFIN20041024_125702_000000732031_00281_13862_5323.N1	24-OCT-2004 12:57:02	Dark	73.000	48	30Alp Hya	1.9770	4100.0	146	13862	No
200	GOM_NL__2PRFIN20041024_130428_000000422031_00281_13862_5324.N1	24-OCT-2004 13:04:28	Dark	41.500	113	Mu Vel	2.6920	5000.0	83	13862	No
201	GOM_NL__2PRFIN20041024_130612_000000552031_00281_13862_5325.N1	24-OCT-2004 13:06:12	Dark	54.500	65	Lam Vel	2.2040	4400.0	109	13862	No
202	GOM_NL__2PRFIN20041024_130851_000000462031_00282_13863_5299.N1	24-OCT-2004 13:08:51	Dark	46.000	71	1ot Car	2.2460	7700.0	92	13863	No
203	GOM_NL__2PRFIN20041024_131519_000000522031_00282_13863_5300.N1	24-OCT-2004 13:15:19	Dark	51.500	2	Alp Car	-0.73600	7000.0	103	13863	No
204	GOM_NL__2PRFIN20041024_131856_000000772031_00282_13863_5301.N1	24-OCT-2004 13:18:56	Dark	77.000	177	1Zet CMa	3.0220	26000.	154	13863	No
205	GOM_NL__2PRFIN20041024_132155_000000392031_00282_13863_5302.N1	24-OCT-2004 13:21:55	Dark	39.000	143	Alp Hyi	2.8570	7200.0	78	13863	No
206	GOM_NL__2PRFIN20041024_132319_000000482031_00282_13863_5303.N1	24-OCT-2004 13:23:19	Dark	48.000	9	Alp Eri	0.45300	24000.	96	13863	No
207	GOM_NL__2PRFIN20041024_132618_000000472031_00282_13863_5304.N1	24-OCT-2004 13:26:18	Straylight	47.000	157	The1Eri	2.9060	9300.0	94	13863	No
208	GOM_NL__2PRFIN20041024_132811_000000462031_00282_13863_5305.N1	24-OCT-2004 13:28:11	Straylight	45.500	84	Alp Phe	2.3970	4500.0	91	13863	No
209	GOM_NL__2PRFIN20041024_133443_000000502031_00282_13863_5306.N1	24-OCT-2004 13:34:43	Straylight	50.000	52	16Bet Cet	2.0370	4500.0	100	13863	No
210	GOM_NL__2PRFIN20041024_134208_000000632031_00282_13863_5307.N1	24-OCT-2004 13:42:08	Bright	62.500	94	92Alp Cet	2.5260	3100.0	125	13863	No
211	GOM_NL__2PRFIN20041024_134413_000000382031_00282_13863_5308.N1	24-OCT-2004 13:44:13	Bright	38.000	140	88Gam Peg	2.8340	26000.	76	13863	No
212	GOM_NL__2PRFIN20041024_134613_000000432031_00282_13863_5309.N1	24-OCT-2004 13:46:13	Bright	43.000	105	6Bet Ari	2.6450	8900.0	86	13863	No
213	GOM_NL__2PRFIN20041024_134804_000000412031_00282_13863_5310.N1	24-OCT-2004 13:48:04	Bright	40.500	58	21Alp And	2.0730	11000.	81	13863	No
214	GOM_NL__2PRFIN20041024_135001_000000432031_00282_13863_5311.N1	24-OCT-2004 13:50:01	Bright	42.500	53	43Bet And	2.0480	3300.0	85	13863	No
215	GOM_NL__2PRFIN20041024_135253_000000442031_00282_13863_5312.N1	24-OCT-2004 13:52:53	Bright	44.000	73	57Gam1And	2.2600	13100.	88	13863	No
216	GOM_NL__2PRFIN20041024_135547_000000382031_00282_13863_5313.N1	24-OCT-2004 13:55:47	Bright	37.500	68	18Alp Cas	2.2250	4500.0	75	13863	No
217	GOM_NL__2PRFIN20041024_135703_000000402031_00282_13863_5314.N1	24-OCT-2004 13:57:03	Bright	40.000	76	27Gam Cas	2.3000	30000.	80	13863	No
218	GOM_NL__2PRFIN20041024_135941_000000382031_00282_13863_5315.N1	24-OCT-2004 13:59:41	Bright	37.500	89	5Alp Cep	2.4510	8000.0	75	13863	No
219	GOM_NL__2PRFIN20041024_140501_000000402031_00282_13863_5316.N1	24-OCT-2004 14:05:01	Bright	39.500	49	1Alp UMi	1.9900	6300.0	79	13863	No

220	GOM_NL__2PRFIN20041024_140832_000000382031_00282_13863_5317.N1	24-OCT-2004 14:08:32	Bright	37.500	60	7Bet UMi	2.0810	3950.0	75	13863	No
221	GOM_NL__2PRFIN20041024_141316_000000402031_00282_13863_5318.N1	24-OCT-2004 14:13:16	Bright	40.000	36	50Alp UMa	1.8000	6300.0	80	13863	No
222	GOM_NL__2PRFIN20041024_141452_000000392031_00282_13863_5319.N1	24-OCT-2004 14:14:52	Bright	38.500	82	48Bet UMa	2.3650	10600.	77	13863	No
223	GOM_NL__2PRFIN20041024_141824_000000362031_00282_13863_5320.N1	24-OCT-2004 14:18:24	Bright	36.000	174	52Psi UMa	3.0040	4400.0	72	13863	No
224	GOM_NL__2PRFIN20041024_142549_000000492031_00282_13863_5321.N1	24-OCT-2004 14:25:49	Bright	49.000	166	17Eps Leo	2.9800	6000.0	98	13863	No
225	GOM_NL__2PRFIN20041024_142744_000002022031_00282_13863_5322.N1	24-OCT-2004 14:27:44	Tw_i_and_stray	201.50	17	78Bet Gem	1.1610	4500.0	403	13863	No
226	GOM_NL__2PRFIN20041024_143739_000000622031_00282_13863_5323.N1	24-OCT-2004 14:37:39	Dark	62.000	48	30Alp Hya	1.9770	4100.0	124	13863	No
227	GOM_NL__2PRFIN20041024_144504_000000402031_00282_13863_5324.N1	24-OCT-2004 14:45:04	Dark	40.000	113	Mu Vel	2.6920	5000.0	80	13863	No
228	GOM_NL__2PRFIN20041024_144649_000000552031_00282_13863_5325.N1	24-OCT-2004 14:46:49	Dark	54.500	65	Lam Vel	2.2040	4400.0	109	13863	No
229	GOM_NL__2PRFIN20041024_144927_000000422031_00283_13864_5299.N1	24-OCT-2004 14:49:27	Dark	42.000	71	Iot Car	2.2460	7700.0	84	13864	No
230	GOM_NL__2PRFIN20041024_145556_000000502031_00283_13864_5300.N1	24-OCT-2004 14:55:56	Dark	50.000	2	Alp Car	-0.73600	7000.0	100	13864	No
231	GOM_NL__2PRFIN20041024_145933_000000752031_00283_13864_5301.N1	24-OCT-2004 14:59:33	Dark	74.500	177	1Zet CMa	3.0220	26000.	149	13864	No
232	GOM_NL__2PRFIN20041024_150231_000000392031_00283_13864_5302.N1	24-OCT-2004 15:02:31	Dark	39.000	143	Alp Hyi	2.8570	7200.0	78	13864	No
233	GOM_NL__2PRFIN20041024_150356_000000482031_00283_13864_5303.N1	24-OCT-2004 15:03:56	Dark	48.000	9	Alp Eri	0.45300	24000.	96	13864	No
234	GOM_NL__2PRFIN20041024_150657_000000442031_00283_13864_5304.N1	24-OCT-2004 15:06:57	Straylight	44.000	157	The1Eri	2.9060	9300.0	88	13864	No
235	GOM_NL__2PRFIN20041024_150847_000000422031_00283_13864_5305.N1	24-OCT-2004 15:08:47	Straylight	42.000	84	Alp Phe	2.3970	4500.0	84	13864	No
236	GOM_NL__2PRFIN20041024_151520_000000462031_00283_13864_5306.N1	24-OCT-2004 15:15:20	Straylight	45.500	52	16Bet Cet	2.0370	4500.0	91	13864	No
237	GOM_NL__2PRFIN20041024_152241_000000652031_00283_13864_5307.N1	24-OCT-2004 15:22:41	Bright	64.500	94	92Alp Cet	2.5260	3100.0	129	13864	No
238	GOM_NL__2PRFIN20041024_152449_000000392031_00283_13864_5308.N1	24-OCT-2004 15:24:49	Bright	38.500	140	88Gam Peg	2.8340	26000.	77	13864	No
239	GOM_NL__2PRFIN20041024_152650_000000432031_00283_13864_5309.N1	24-OCT-2004 15:26:50	Bright	42.500	105	6Bet Ari	2.6450	8900.0	85	13864	No
240	GOM_NL__2PRFIN20041024_152842_000000402031_00283_13864_5310.N1	24-OCT-2004 15:28:42	Bright	40.000	58	21Alp And	2.0730	11000.	80	13864	No
241	GOM_NL__2PRFIN20041024_153037_000000392031_00283_13864_5311.N1	24-OCT-2004 15:30:37	Bright	39.000	53	43Bet And	2.0480	3300.0	78	13864	No
242	GOM_NL__2PRFIN20041024_153329_000000462031_00283_13864_5312.N1	24-OCT-2004 15:33:29	Bright	46.000	73	57Gam1And	2.2600	13100.	92	13864	No
243	GOM_NL__2PRFIN20041024_153623_000000392031_00283_13864_5313.N1	24-OCT-2004 15:36:23	Bright	39.000	68	18Alp Cas	2.2250	4500.0	78	13864	No
244	GOM_NL__2PRFIN20041024_153739_000000392031_00283_13864_5314.N1	24-OCT-2004 15:37:39	Bright	38.500	76	27Gam Cas	2.3000	30000.	77	13864	No
245	GOM_NL__2PRFIN20041024_154017_000000392031_00283_13864_5315.N1	24-OCT-2004 15:40:17	Bright	38.500	89	5Alp Cep	2.4510	8000.0	77	13864	No
246	GOM_NL__2PRFIN20041024_154537_000000392031_00283_13864_5316.N1	24-OCT-2004 15:45:37	Bright	38.500	49	1Alp UMi	1.9900	6300.0	77	13864	No
247	GOM_NL__2PRFIN20041024_154907_000000392031_00283_13864_5317.N1	24-OCT-2004 15:49:07	Bright	39.000	60	7Bet UMi	2.0810	3950.0	78	13864	No
248	GOM_NL__2PRFIN20041024_155352_000000392031_00283_13864_5318.N1	24-OCT-2004 15:53:52	Bright	38.500	36	50Alp UMa	1.8000	6300.0	77	13864	No
249	GOM_NL__2PRFIN20041024_155527_000000382031_00283_13864_5319.N1	24-OCT-2004 15:55:27	Bright	37.500	82	48Bet UMa	2.3650	10600.	75	13864	No
250	GOM_NL__2PRFIN20041024_155900_000000402031_00283_13864_5320.N1	24-OCT-2004 15:59:00	Bright	39.500	174	52Psi UMa	3.0040	4400.0	79	13864	No
251	GOM_NL__2PRFIN20041024_160625_000000512031_00283_13864_5321.N1	24-OCT-2004 16:06:25	Bright	50.500	166	17Eps Leo	2.9800	6000.0	101	13864	No
252	GOM_NL__2PRFIN20041024_160821_000001832031_00283_13864_5322.N1	24-OCT-2004 16:08:21	Tw_i_and_stray	183.00	17	78Bet Gem	1.1610	4500.0	366	13864	No
253	GOM_NL__2PRFIN20041024_161817_000000622031_00283_13864_5323.N1	24-OCT-2004 16:18:17	Dark	61.500	48	30Alp Hya	1.9770	4100.0	123	13864	No
254	GOM_NL__2PRFIN20041024_162541_000000432031_00283_13864_5324.N1	24-OCT-2004 16:25:41	Dark	43.000	113	Mu Vel	2.6920	5000.0	86	13864	No
255	GOM_NL__2PRFIN20041024_162728_000000572031_00283_13864_5325.N1	24-OCT-2004 16:27:28	Dark	56.500	65	Lam Vel	2.2040	4400.0	113	13864	No
256	GOM_NL__2PRFIN20041024_163005_000000422031_00284_13865_5319.N1	24-OCT-2004 16:30:05	Dark	41.500	71	Iot Car	2.2460	7700.0	83	13865	No
257	GOM_NL__2PRFIN20041024_163634_000000592031_00284_13865_5320.N1	24-OCT-2004 16:36:34	Dark	58.500	2	Alp Car	-0.73600	7000.0	117	13865	No
258	GOM_NL__2PRFIN20041024_164012_000000772031_00284_13865_5321.N1	24-OCT-2004 16:40:12	Dark	76.500	177	1Zet CMa	3.0220	26000.	153	13865	No
259	GOM_NL__2PRFIN20041024_164308_000000392031_00284_13865_5322.N1	24-OCT-2004 16:43:08	Dark	39.000	143	Alp Hyi	2.8570	7200.0	78	13865	No
260	GOM_NL__2PRFIN20041024_164432_000000522031_00284_13865_5323.N1	24-OCT-2004 16:44:32	Dark	52.000	9	Alp Eri	0.45300	24000.	104	13865	No
261	GOM_NL__2PRFIN20041024_164733_000000462031_00284_13865_5324.N1	24-OCT-2004 16:47:33	Straylight	46.000	157	The1Eri	2.9060	9300.0	92	13865	No
262	GOM_NL__2PRFIN20041024_164923_000000452031_00284_13865_5325.N1	24-OCT-2004 16:49:23	Straylight	45.000	84	Alp Phe	2.3970	4500.0	90	13865	No
263	GOM_NL__2PRFIN20041024_165556_000000462031_00284_13865_5326.N1	24-OCT-2004 16:55:56	Straylight	46.000	52	16Bet Cet	2.0370	4500.0	92	13865	No
264	GOM_NL__2PRFIN20041024_170317_000000682031_00284_13865_5327.N1	24-OCT-2004 17:03:17	Bright	67.500	94	92Alp Cet	2.5260	3100.0	135	13865	No
265	GOM_NL__2PRFIN20041024_170525_000000372031_00284_13865_5328.N1	24-OCT-2004 17:05:25	Bright	37.000	140	88Gam Peg	2.8340	26000.	74	13865	No
266	GOM_NL__2PRFIN20041024_170723_000000472031_00284_13865_5329.N1	24-OCT-2004 17:07:23	Bright	46.500	105	6Bet Ari	2.6450	8900.0	93	13865	No
267	GOM_NL__2PRFIN20041024_170916_000000412031_00284_13865_5330.N1	24-OCT-2004 17:09:16	Bright	40.500	58	21Alp And	2.0730	11000.	81	13865	No
268	GOM_NL__2PRFIN20041024_171113_000000402031_00284_13865_5331.N1	24-OCT-2004 17:11:13	Bright	39.500	53	43Bet And	2.0480	3300.0	79	13865	No
269	GOM_NL__2PRFIN20041024_171405_000000432031_00284_13865_5332.N1	24-OCT-2004 17:14:05	Bright	43.000	73	57Gam1And	2.2600	13100.	86	13865	No
270	GOM_NL__2PRFIN20041024_171659_000000392031_00284_13865_5333.N1	24-OCT-2004 17:16:59	Bright	39.000	68	18Alp Cas	2.2250	4500.0	78	13865	No
271	GOM_NL__2PRFIN20041024_171815_000000382031_00284_13865_5334.N1	24-OCT-2004 17:18:15	Bright	38.000	76	27Gam Cas	2.3000	30000.	76	13865	No
272	GOM_NL__2PRFIN20041024_172054_000000402031_00284_13865_5335.N1	24-OCT-2004 17:20:54	Bright	40.000	89	5Alp Cep	2.4510	8000.0	80	13865	No
273	GOM_NL__2PRFIN20041024_172613_000000382031_00284_13865_5336.N1	24-OCT-2004 17:26:13	Bright	38.000	49	1Alp UMi	1.9900	6300.0	76	13865	No
274	GOM_NL__2PRFIN20041024_172944_000000392031_00284_13865_5337.N1	24-OCT-2004 17:29:44	Bright	39.000	60	7Bet UMi	2.0810	3950.0	78	13865	No
275	GOM_NL__2PRFIN20041024_173428_000000362031_00284_13865_5338.N1	24-OCT-2004 17:34:28	Bright	36.000	36	50Alp UMa	1.8000	6300.0	72	13865	No
276	GOM_NL__2PRFIN20041024_173603_000000392031_00284_13865_5339.N1	24-OCT-2004 17:36:03	Bright	38.500	82	48Bet UMa	2.3650	10600.	77	13865	No
277	GOM_NL__2PRFIN20041024_173936_000000402031_00284_13865_5340.N1	24-OCT-2004 17:39:36	Bright	40.000	174	52Psi UMa	3.0040	4400.0	80	13865	No
278	GOM_NL__2PRFIN20041024_174702_000000482031_00284_13865_5341.N1	24-OCT-2004 17:47:02	Bright	48.000	166	17Eps Leo	2.9800	6000.0	96	13865	No

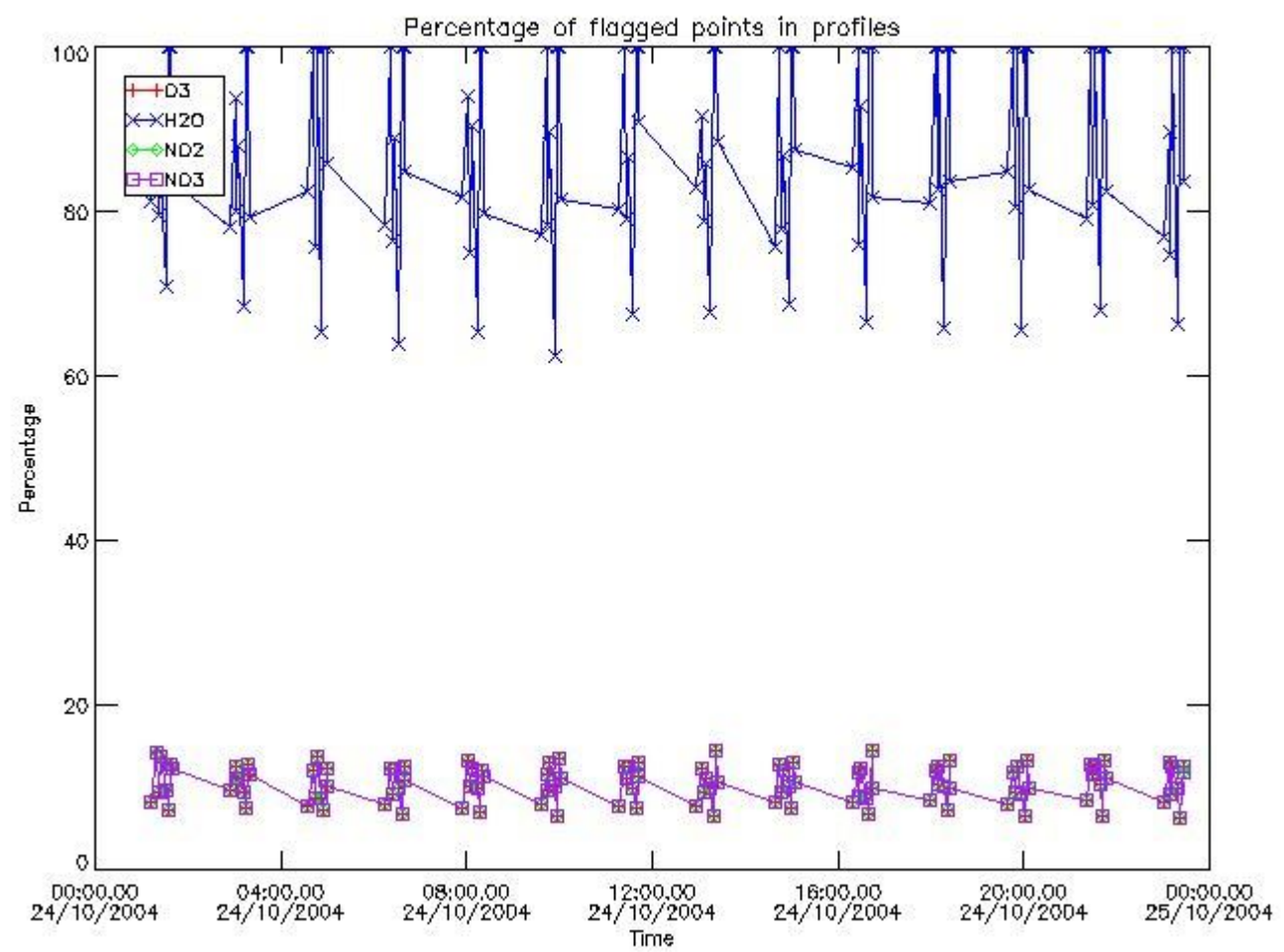
279	GOM_NL__2PRFIN20041024_174859_000001932031_00284_13865_5342.N1	24-OCT-2004 17:48:59	Tw_i_and_stray	192.50	17	78Bet Gem	1.1610	4500.0	385	13865	No
280	GOM_NL__2PRFIN20041024_175854_000000612031_00284_13865_5343.N1	24-OCT-2004 17:58:54	Dark	61.000	48	30Alp Hya	1.9770	4100.0	122	13865	No
281	GOM_NL__2PRFIN20041024_180617_000000432031_00284_13865_5344.N1	24-OCT-2004 18:06:17	Dark	42.500	113	Mu Vel	2.6920	5000.0	85	13865	No
282	GOM_NL__2PRFIN20041024_180805_000000502031_00284_13865_5345.N1	24-OCT-2004 18:08:05	Dark	49.500	65	Lam Vel	2.2040	4400.0	99	13865	No
283	GOM_NL__2PRFIN20041024_180944_000000412031_00285_13866_5346.N1	24-OCT-2004 18:09:44	Dark	41.000	91	Kap Vel	2.4900	26000.	82	13866	No
284	GOM_NL__2PRFIN20041024_181711_000000502031_00285_13866_5319.N1	24-OCT-2004 18:17:11	Dark	50.000	2	Alp Car	-0.73600	7000.0	100	13866	No
285	GOM_NL__2PRFIN20041024_182048_000000772031_00285_13866_5320.N1	24-OCT-2004 18:20:48	Dark	77.000	177	1Zet CMa	3.0220	26000.	154	13866	No
286	GOM_NL__2PRFIN20041024_182345_000000392031_00285_13866_5321.N1	24-OCT-2004 18:23:45	Dark	38.500	143	Alp Hyi	2.8570	7200.0	77	13866	No
287	GOM_NL__2PRFIN20041024_182509_000000522031_00285_13866_5322.N1	24-OCT-2004 18:25:09	Dark	52.000	9	Alp Eri	0.45300	24000.	104	13866	No
288	GOM_NL__2PRFIN20041024_182810_000000452031_00285_13866_5323.N1	24-OCT-2004 18:28:10	Straylight	44.500	157	The1Eri	2.9060	9300.0	89	13866	No
289	GOM_NL__2PRFIN20041024_182959_000000422031_00285_13866_5324.N1	24-OCT-2004 18:29:59	Straylight	41.500	84	Alp Phe	2.3970	4500.0	83	13866	No
290	GOM_NL__2PRFIN20041024_183633_000000522031_00285_13866_5325.N1	24-OCT-2004 18:36:33	Straylight	52.000	52	16Bet Cet	2.0370	4500.0	104	13866	No
291	GOM_NL__2PRFIN20041024_184354_000000642031_00285_13866_5326.N1	24-OCT-2004 18:43:54	Bright	63.500	94	92Alp Cet	2.5260	3100.0	127	13866	No
292	GOM_NL__2PRFIN20041024_184602_000000372031_00285_13866_5327.N1	24-OCT-2004 18:46:02	Bright	37.000	140	88Gam Peg	2.8340	26000.	74	13866	No
293	GOM_NL__2PRFIN20041024_184801_000000422031_00285_13866_5328.N1	24-OCT-2004 18:48:01	Bright	42.000	105	6Bet Ari	2.6450	8900.0	84	13866	No
294	GOM_NL__2PRFIN20041024_184955_000000382031_00285_13866_5329.N1	24-OCT-2004 18:49:55	Bright	38.000	58	21Alp And	2.0730	11000.	76	13866	No
295	GOM_NL__2PRFIN20041024_185149_000000402031_00285_13866_5330.N1	24-OCT-2004 18:51:49	Bright	39.500	53	43Bet And	2.0480	3300.0	79	13866	No
296	GOM_NL__2PRFIN20041024_185441_000000442031_00285_13866_5331.N1	24-OCT-2004 18:54:41	Bright	43.500	73	57Gam1And	2.2600	13100.	87	13866	No
297	GOM_NL__2PRFIN20041024_185736_000000392031_00285_13866_5332.N1	24-OCT-2004 18:57:36	Bright	38.500	68	18Alp Cas	2.2250	4500.0	77	13866	No
298	GOM_NL__2PRFIN20041024_185852_000000402031_00285_13866_5333.N1	24-OCT-2004 18:58:52	Bright	39.500	76	27Gam Cas	2.3000	30000.	79	13866	No
299	GOM_NL__2PRFIN20041024_190130_000000402031_00285_13866_5334.N1	24-OCT-2004 19:01:30	Bright	39.500	89	5Alp Cep	2.4510	8000.0	79	13866	No
300	GOM_NL__2PRFIN20041024_190650_000000372031_00285_13866_5335.N1	24-OCT-2004 19:06:50	Bright	37.000	49	1Alp UMi	1.9900	6300.0	74	13866	No
301	GOM_NL__2PRFIN20041024_191020_000000402031_00285_13866_5336.N1	24-OCT-2004 19:10:20	Bright	39.500	60	7Bet UMi	2.0810	3950.0	79	13866	No
302	GOM_NL__2PRFIN20041024_191504_000000402031_00285_13866_5337.N1	24-OCT-2004 19:15:04	Bright	39.500	36	50Alp UMa	1.8000	6300.0	79	13866	No
303	GOM_NL__2PRFIN20041024_191639_000000392031_00285_13866_5338.N1	24-OCT-2004 19:16:39	Bright	39.000	82	48Bet UMa	2.3650	10600.	78	13866	No
304	GOM_NL__2PRFIN20041024_192012_000000382031_00285_13866_5339.N1	24-OCT-2004 19:20:12	Bright	37.500	174	52Psi UMa	3.0040	4400.0	75	13866	No
305	GOM_NL__2PRFIN20041024_192738_000000522031_00285_13866_5340.N1	24-OCT-2004 19:27:38	Bright	51.500	166	17Eps Leo	2.9800	6000.0	103	13866	No
306	GOM_NL__2PRFIN20041024_192936_000001812031_00285_13866_5341.N1	24-OCT-2004 19:29:36	Tw_i_and_stray	181.00	17	78Bet Gem	1.1610	4500.0	362	13866	No
307	GOM_NL__2PRFIN20041024_193931_000000642031_00285_13866_5342.N1	24-OCT-2004 19:39:31	Dark	63.500	48	30Alp Hya	1.9770	4100.0	127	13866	No
308	GOM_NL__2PRFIN20041024_194654_000000442031_00285_13866_5343.N1	24-OCT-2004 19:46:54	Dark	43.500	113	Mu Vel	2.6920	5000.0	87	13866	No
309	GOM_NL__2PRFIN20041024_194842_000000552031_00285_13866_5344.N1	24-OCT-2004 19:48:42	Dark	54.500	65	Lam Vel	2.2040	4400.0	109	13866	No
310	GOM_NL__2PRFIN20041024_195021_000000412031_00286_13867_5345.N1	24-OCT-2004 19:50:21	Dark	40.500	91	Kap Vel	2.4900	26000.	81	13867	No
311	GOM_NL__2PRFIN20041024_195748_000000562031_00286_13867_5441.N1	24-OCT-2004 19:57:48	Dark	55.500	2	Alp Car	-0.73600	7000.0	111	13867	No
312	GOM_NL__2PRFIN20041024_200126_000000772031_00286_13867_5442.N1	24-OCT-2004 20:01:26	Dark	77.000	177	1Zet CMa	3.0220	26000.	154	13867	No
313	GOM_NL__2PRFIN20041024_200421_000000392031_00286_13867_5443.N1	24-OCT-2004 20:04:21	Dark	38.500	143	Alp Hyi	2.8570	7200.0	77	13867	No
314	GOM_NL__2PRFIN20041024_200545_000000522031_00286_13867_5444.N1	24-OCT-2004 20:05:45	Dark	52.000	9	Alp Eri	0.45300	24000.	104	13867	No
315	GOM_NL__2PRFIN20041024_200847_000000462031_00286_13867_5445.N1	24-OCT-2004 20:08:47	Straylight	45.500	157	The1Eri	2.9060	9300.0	91	13867	No
316	GOM_NL__2PRFIN20041024_201036_000000422031_00286_13867_5446.N1	24-OCT-2004 20:10:36	Straylight	41.500	84	Alp Phe	2.3970	4500.0	83	13867	No
317	GOM_NL__2PRFIN20041024_201709_000000452031_00286_13867_5447.N1	24-OCT-2004 20:17:09	Straylight	45.000	52	16Bet Cet	2.0370	4500.0	90	13867	No
318	GOM_NL__2PRFIN20041024_202429_000000632031_00286_13867_5448.N1	24-OCT-2004 20:24:29	Bright	62.500	94	92Alp Cet	2.5260	3100.0	125	13867	No
319	GOM_NL__2PRFIN20041024_202638_000000372031_00286_13867_5449.N1	24-OCT-2004 20:26:38	Bright	37.000	140	88Gam Peg	2.8340	26000.	74	13867	No
320	GOM_NL__2PRFIN20041024_202837_000000432031_00286_13867_5450.N1	24-OCT-2004 20:28:37	Bright	42.500	105	6Bet Ari	2.6450	8900.0	85	13867	No
321	GOM_NL__2PRFIN20041024_203031_000000382031_00286_13867_5451.N1	24-OCT-2004 20:30:31	Bright	38.000	58	21Alp And	2.0730	11000.	76	13867	No
322	GOM_NL__2PRFIN20041024_203225_000000412031_00286_13867_5452.N1	24-OCT-2004 20:32:25	Bright	40.500	53	43Bet And	2.0480	3300.0	81	13867	No
323	GOM_NL__2PRFIN20041024_203517_000000422031_00286_13867_5453.N1	24-OCT-2004 20:35:17	Bright	42.000	73	57Gam1And	2.2600	13100.	84	13867	No
324	GOM_NL__2PRFIN20041024_203812_000000392031_00286_13867_5454.N1	24-OCT-2004 20:38:12	Bright	38.500	68	18Alp Cas	2.2250	4500.0	77	13867	No
325	GOM_NL__2PRFIN20041024_203928_000000372031_00286_13867_5455.N1	24-OCT-2004 20:39:28	Bright	37.000	76	27Gam Cas	2.3000	30000.	74	13867	No
326	GOM_NL__2PRFIN20041024_204206_000000392031_00286_13867_5456.N1	24-OCT-2004 20:42:06	Bright	39.000	89	5Alp Cep	2.4510	8000.0	78	13867	No
327	GOM_NL__2PRFIN20041024_204726_000000372031_00286_13867_5457.N1	24-OCT-2004 20:47:26	Bright	37.000	49	1Alp UMi	1.9900	6300.0	74	13867	No
328	GOM_NL__2PRFIN20041024_205056_000000362031_00286_13867_5458.N1	24-OCT-2004 20:50:56	Bright	36.000	60	7Bet UMi	2.0810	3950.0	72	13867	No
329	GOM_NL__2PRFIN20041024_205540_000000412031_00286_13867_5459.N1	24-OCT-2004 20:55:40	Bright	41.000	36	50Alp UMa	1.8000	6300.0	82	13867	No
330	GOM_NL__2PRFIN20041024_205715_000000372031_00286_13867_5460.N1	24-OCT-2004 20:57:15	Bright	37.000	82	48Bet UMa	2.3650	10600.	74	13867	No
331	GOM_NL__2PRFIN20041024_210048_000000402031_00286_13867_5461.N1	24-OCT-2004 21:00:48	Bright	39.500	174	52Psi UMa	3.0040	4400.0	79	13867	No
332	GOM_NL__2PRFIN20041024_210814_000000502031_00286_13867_5462.N1	24-OCT-2004 21:08:14	Bright	50.000	166	17Eps Leo	2.9800	6000.0	100	13867	No
333	GOM_NL__2PRFIN20041024_211013_000001842031_00286_13867_5463.N1	24-OCT-2004 21:10:13	Tw_i_and_stray	184.00	17	78Bet Gem	1.1610	4500.0	368	13867	No
334	GOM_NL__2PRFIN20041024_212007_000000602031_00286_13867_5464.N1	24-OCT-2004 21:20:07	Dark	60.000	48	30Alp Hya	1.9770	4100.0	120	13867	No
335	GOM_NL__2PRFIN20041024_212729_000000402031_00286_13867_5465.N1	24-OCT-2004 21:27:29	Dark	40.000	113	Mu Vel	2.6920	5000.0	80	13867	No
336	GOM_NL__2PRFIN20041024_212919_000000452031_00286_13867_5466.N1	24-OCT-2004 21:29:19	Dark	44.500	65	Lam Vel	2.2040	4400.0	89	13867	No
337	GOM_NL__2PRFIN20041024_213057_000000412031_00287_13868_5467.N1	24-OCT-2004 21:30:57	Dark	40.500	91	Kap Vel	2.4900	26000.	81	13868	No

338	GOM_NL__2PRFIN20041024_213825_000000492031_00287_13868_5442.N1	24-OCT-2004 21:38:25	Dark	49.000	2	Alp Car	-0.73600	7000.0	98	13868	No
339	GOM_NL__2PRFIN20041024_214203_000000782031_00287_13868_5443.N1	24-OCT-2004 21:42:03	Dark	78.000	177	1Zet CMa	3.0220	26000.	156	13868	No
340	GOM_NL__2PRFIN20041024_214457_000000392031_00287_13868_5444.N1	24-OCT-2004 21:44:57	Dark	38.500	143	Alp Hyi	2.8570	7200.0	77	13868	No
341	GOM_NL__2PRFIN20041024_214621_000000462031_00287_13868_5445.N1	24-OCT-2004 21:46:21	Dark	46.000	9	Alp Eri	0.45300	24000.	92	13868	No
342	GOM_NL__2PRFIN20041024_214923_000000462031_00287_13868_5446.N1	24-OCT-2004 21:49:23	Straylight	45.500	157	The1Eri	2.9060	9300.0	91	13868	No
343	GOM_NL__2PRFIN20041024_215112_000000452031_00287_13868_5447.N1	24-OCT-2004 21:51:12	Straylight	45.000	84	Alp Phe	2.3970	4500.0	90	13868	No
344	GOM_NL__2PRFIN20041024_215745_000000472031_00287_13868_5448.N1	24-OCT-2004 21:57:45	Straylight	46.500	52	16Bet Cet	2.0370	4500.0	93	13868	No
345	GOM_NL__2PRFIN20041024_220505_000000632031_00287_13868_5449.N1	24-OCT-2004 22:05:05	Bright	62.500	94	92Alp Cet	2.5260	3100.0	125	13868	No
346	GOM_NL__2PRFIN20041024_220714_000000362031_00287_13868_5450.N1	24-OCT-2004 22:07:14	Bright	36.000	140	88Gam Peg	2.8340	26000.	72	13868	No
347	GOM_NL__2PRFIN20041024_220913_000000432031_00287_13868_5451.N1	24-OCT-2004 22:09:13	Bright	42.500	105	6Bet Ari	2.6450	8900.0	85	13868	No
348	GOM_NL__2PRFIN20041024_221107_000000382031_00287_13868_5452.N1	24-OCT-2004 22:11:07	Bright	37.500	58	21Alp And	2.0730	11000.	75	13868	No
349	GOM_NL__2PRFIN20041024_221301_000000392031_00287_13868_5453.N1	24-OCT-2004 22:13:01	Bright	38.500	53	43Bet And	2.0480	3300.0	77	13868	No
350	GOM_NL__2PRFIN20041024_221552_000000432031_00287_13868_5454.N1	24-OCT-2004 22:15:52	Bright	43.000	73	57Gam1And	2.2600	13100.	86	13868	No
351	GOM_NL__2PRFIN20041024_221847_000000392031_00287_13868_5455.N1	24-OCT-2004 22:18:47	Bright	39.000	68	18Alp Cas	2.2250	4500.0	78	13868	No
352	GOM_NL__2PRFIN20041024_222003_000000372031_00287_13868_5456.N1	24-OCT-2004 22:20:03	Bright	37.000	76	27Gam Cas	2.3000	30000.	74	13868	No
353	GOM_NL__2PRFIN20041024_222243_000000392031_00287_13868_5457.N1	24-OCT-2004 22:22:43	Bright	38.500	89	5Alp Cep	2.4510	8000.0	77	13868	No
354	GOM_NL__2PRFIN20041024_222802_000000392031_00287_13868_5458.N1	24-OCT-2004 22:28:02	Bright	39.000	49	1Alp UMi	1.9900	6300.0	78	13868	No
355	GOM_NL__2PRFIN20041024_223132_000000342031_00287_13868_5459.N1	24-OCT-2004 22:31:32	Bright	34.000	60	7Bet UMi	2.0810	3950.0	68	13868	No
356	GOM_NL__2PRFIN20041024_223616_000000412031_00287_13868_5460.N1	24-OCT-2004 22:36:16	Bright	41.000	36	50Alp UMa	1.8000	6300.0	82	13868	No
357	GOM_NL__2PRFIN20041024_223751_000000502031_00287_13868_5461.N1	24-OCT-2004 22:37:51	Bright	50.000	82	48Bet UMa	2.3650	10600.	100	13868	No
358	GOM_NL__2PRFIN20041024_224124_000000372031_00287_13868_5462.N1	24-OCT-2004 22:41:24	Bright	37.000	174	52Psi UMa	3.0040	4400.0	74	13868	No
359	GOM_NL__2PRFIN20041024_224850_000000512031_00287_13868_5463.N1	24-OCT-2004 22:48:50	Bright	50.500	166	17Eps Leo	2.9800	6000.0	101	13868	No
360	GOM_NL__2PRFIN20041024_225050_000002342031_00287_13868_5464.N1	24-OCT-2004 22:50:50	Tw_i_and_stray	234.00	17	78Bet Gem	1.1610	4500.0	468	13868	No
361	GOM_NL__2PRFIN20041024_230044_000000632031_00287_13868_5465.N1	24-OCT-2004 23:00:44	Dark	63.000	48	30Alp Hya	1.9770	4100.0	126	13868	No
362	GOM_NL__2PRFIN20041024_230806_000000402031_00287_13868_5466.N1	24-OCT-2004 23:08:06	Dark	39.500	113	Mu Vel	2.6920	5000.0	79	13868	No
363	GOM_NL__2PRFIN20041024_230955_000000562031_00287_13868_5467.N1	24-OCT-2004 23:09:55	Dark	56.000	65	Lam Vel	2.2040	4400.0	112	13868	No
364	GOM_NL__2PRFIN20041024_231133_000000412031_00288_13869_5468.N1	24-OCT-2004 23:11:33	Dark	40.500	91	Kap Vel	2.4900	26000.	81	13869	No
365	GOM_NL__2PRFIN20041024_231901_000000512031_00288_13869_5445.N1	24-OCT-2004 23:19:01	Dark	51.000	2	Alp Car	-0.73600	7000.0	102	13869	No
366	GOM_NL__2PRFIN20041024_232241_000000802031_00288_13869_5446.N1	24-OCT-2004 23:22:41	Dark	80.000	177	1Zet CMa	3.0220	26000.	160	13869	No
367	GOM_NL__2PRFIN20041024_232532_000000412031_00288_13869_5447.N1	24-OCT-2004 23:25:32	Dark	40.500	143	Alp Hyi	2.8570	7200.0	81	13869	No
368	GOM_NL__2PRFIN20041024_232656_000000432031_00288_13869_5448.N1	24-OCT-2004 23:26:56	Dark	43.000	9	Alp Eri	0.45300	24000.	86	13869	No
369	GOM_NL__2PRFIN20041024_232958_000000462031_00288_13869_5449.N1	24-OCT-2004 23:29:58	Straylight	45.500	157	The1Eri	2.9060	9300.0	91	13869	No
370	GOM_NL__2PRFIN20041024_233148_000000492031_00288_13869_5450.N1	24-OCT-2004 23:31:48	Straylight	49.000	84	Alp Phe	2.3970	4500.0	98	13869	No
371	GOM_NL__2PRFIN20041024_233820_000000512031_00288_13869_5451.N1	24-OCT-2004 23:38:20	Straylight	51.000	52	16Bet Cet	2.0370	4500.0	102	13869	No
372	GOM_NL__2PRFIN20041024_234538_000000662031_00288_13869_5452.N1	24-OCT-2004 23:45:38	Bright	66.000	94	92Alp Cet	2.5260	3100.0	132	13869	No
373	GOM_NL__2PRFIN20041024_234750_000000382031_00288_13869_5453.N1	24-OCT-2004 23:47:50	Bright	37.500	140	88Gam Peg	2.8340	26000.	75	13869	No
374	GOM_NL__2PRFIN20041024_234947_000000442031_00288_13869_5454.N1	24-OCT-2004 23:49:47	Bright	43.500	105	6Bet Ari	2.6450	8900.0	87	13869	No
375	GOM_NL__2PRFIN20041024_235143_000000392031_00288_13869_5455.N1	24-OCT-2004 23:51:43	Bright	39.000	58	21Alp And	2.0730	11000.	78	13869	No
376	GOM_NL__2PRFIN20041024_235336_000000392031_00288_13869_5456.N1	24-OCT-2004 23:53:36	Bright	39.000	53	43Bet And	2.0480	3300.0	78	13869	No
377	GOM_NL__2PRFIN20041024_235627_000000432031_00288_13869_5457.N1	24-OCT-2004 23:56:27	Bright	42.500	73	57Gam1And	2.2600	13100.	85	13869	No
378	GOM_NL__2PRFIN20041024_235923_000000412031_00288_13869_5458.N1	24-OCT-2004 23:59:23	Bright	40.500	68	18Alp Cas	2.2250	4500.0	81	13869	No

3. Quality information per product

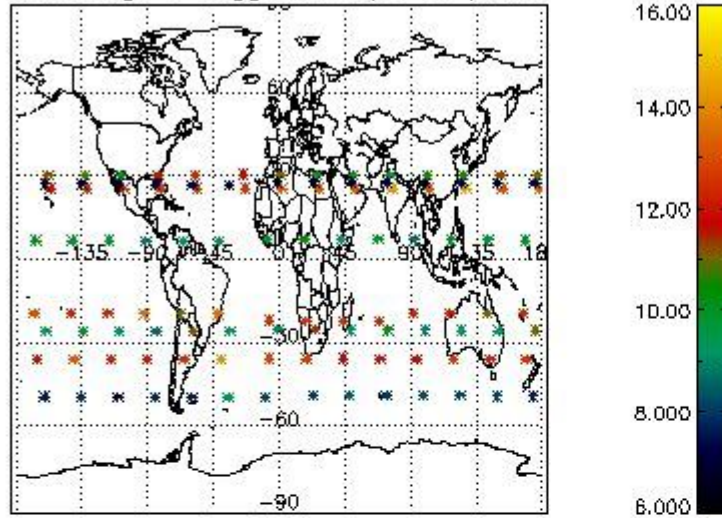
In this section it is plotted some information contained in the Quality Summary data set of the level 2 products. Only products in dark limb conditions and without errors (error flag in the MPH set to "0") are used.

3.1 Plot quality information per product (time dependant)

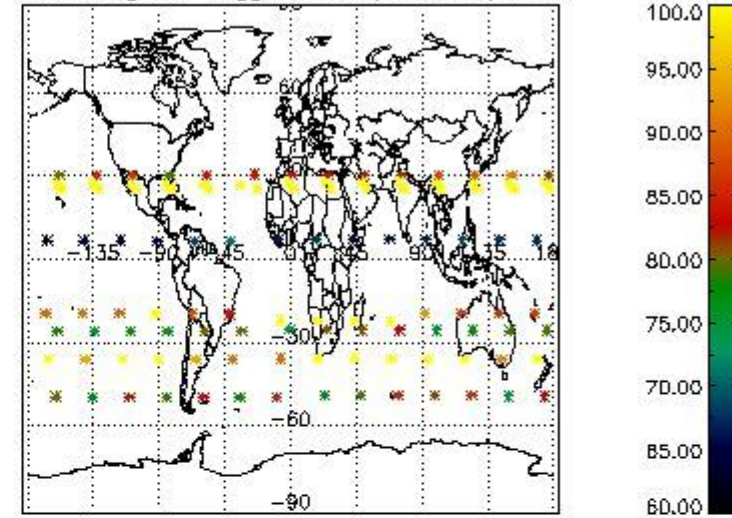


3.2 Plot quality information per product (world map)

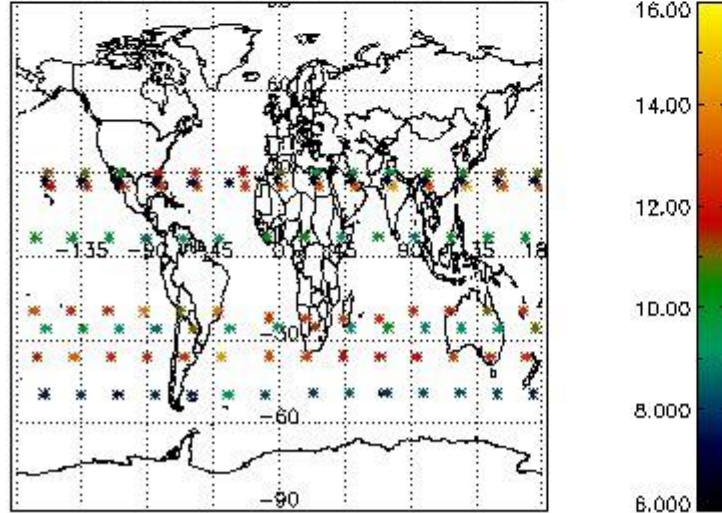
Percentage of flagged data per O3 profile



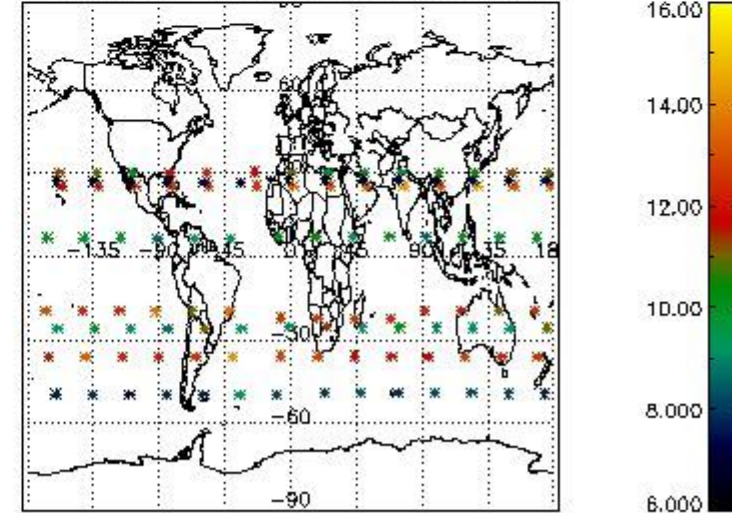
Percentage of flagged data per H2O profile



Percentage of flagged data per NO2 profile



Percentage of flagged data per NO3 profile

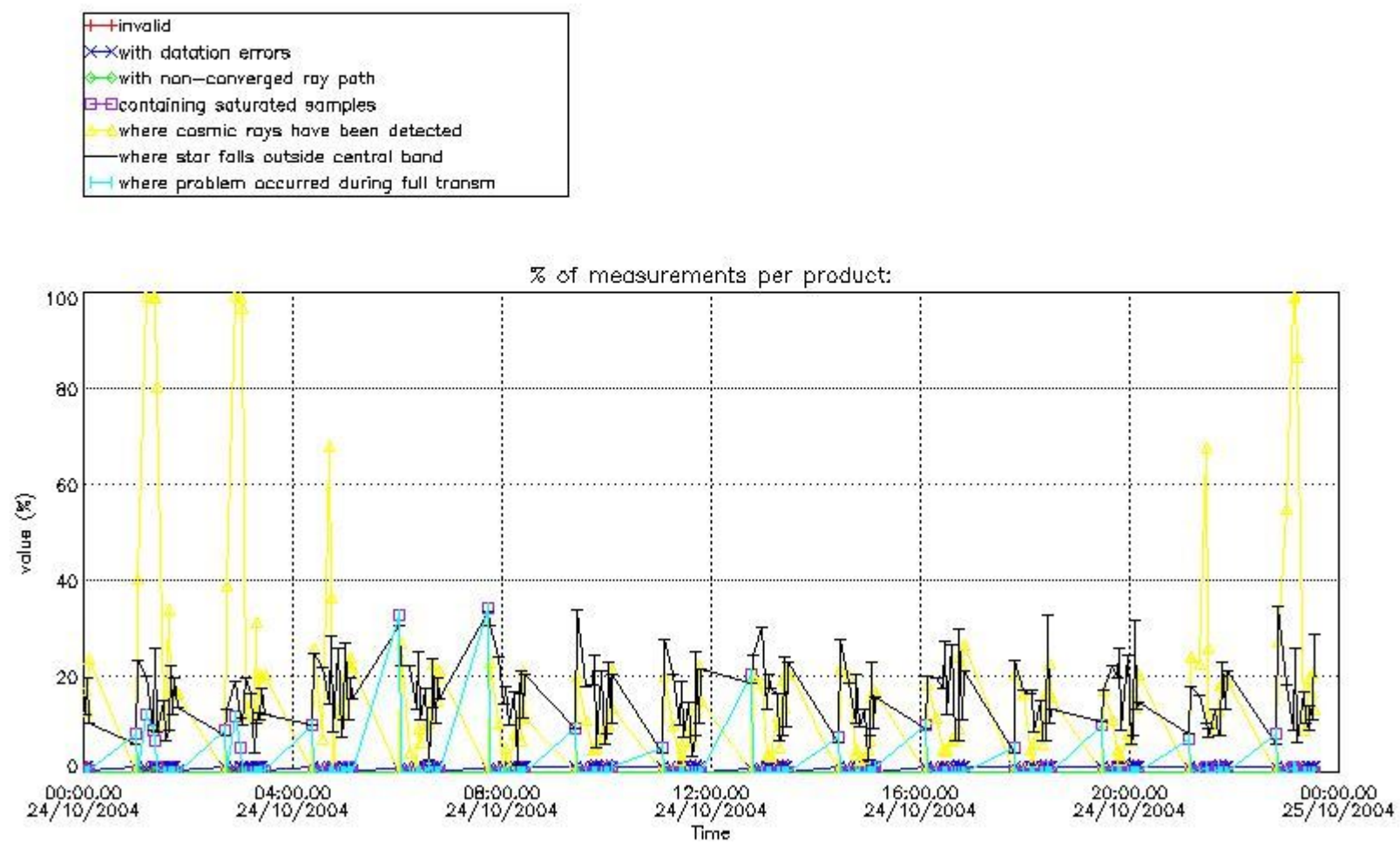


4. Level 1 quality information per product

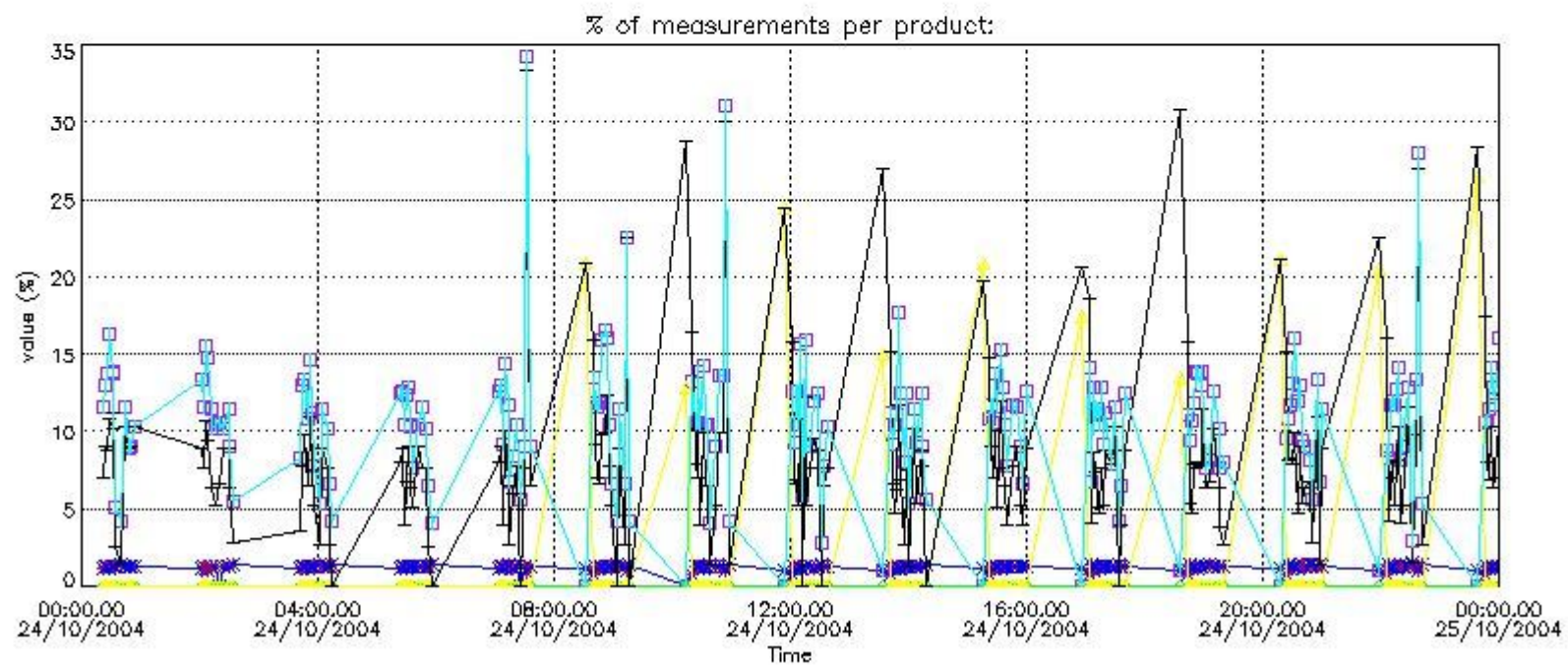
In this section it is plotted some information contained in the Quality Summary data set of the level 2 products that comes from the level 1b processing. Products without errors (error flag in the MPH set to "0") are used.

4.1 Plot quality information per product (time dependant) coming from level 1b processing

4.1.1 Plot level 1 quality information per product (time dependant): ENVISAT ASCENDING passes

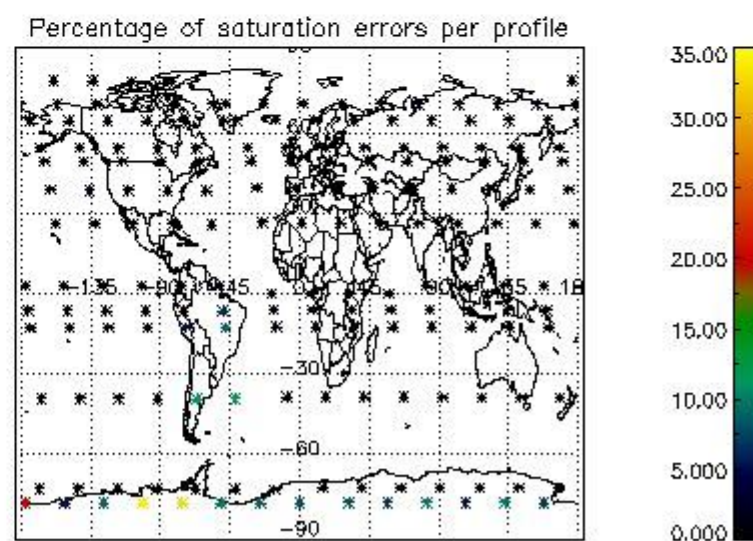
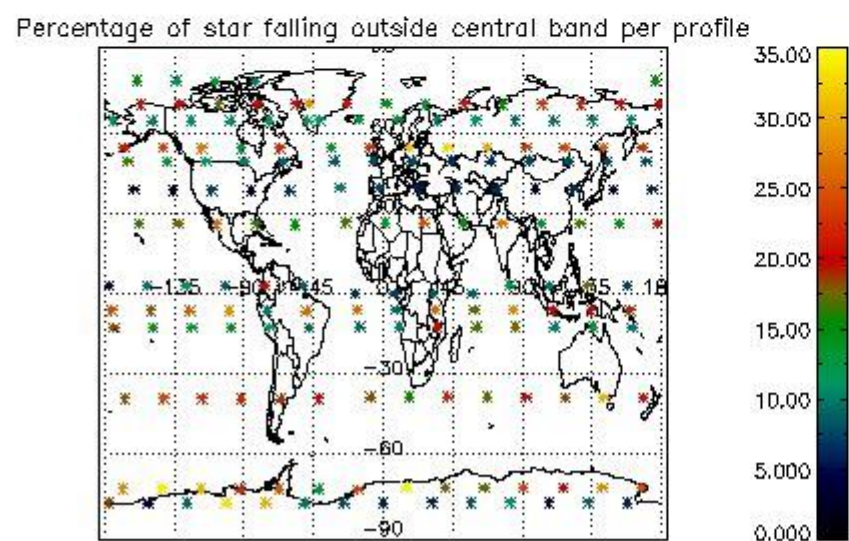
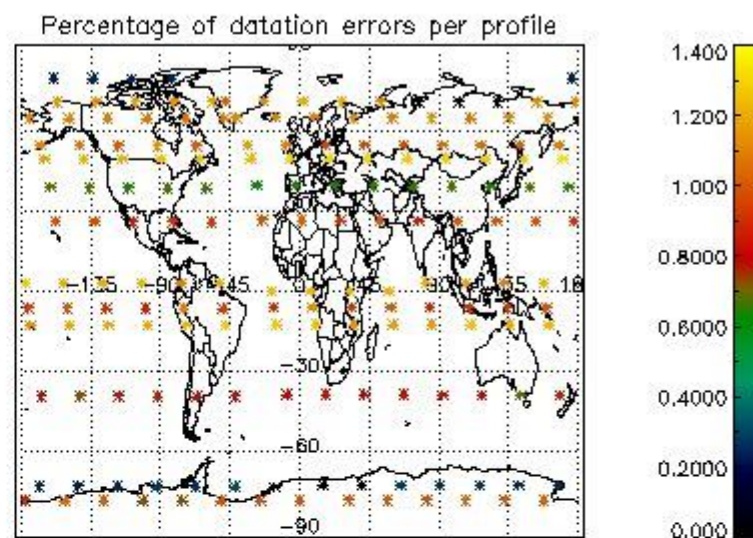
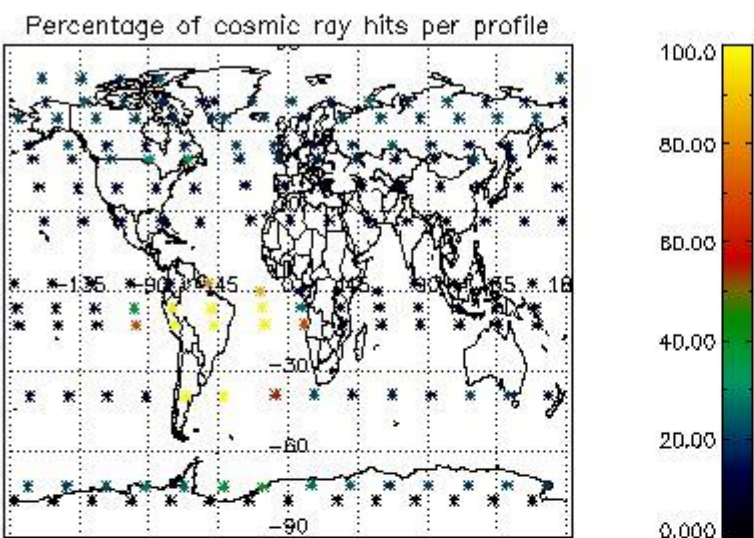


4.1.2 Plot level 1 quality information per product (time dependant): ENVI SAT DESCENDING passes

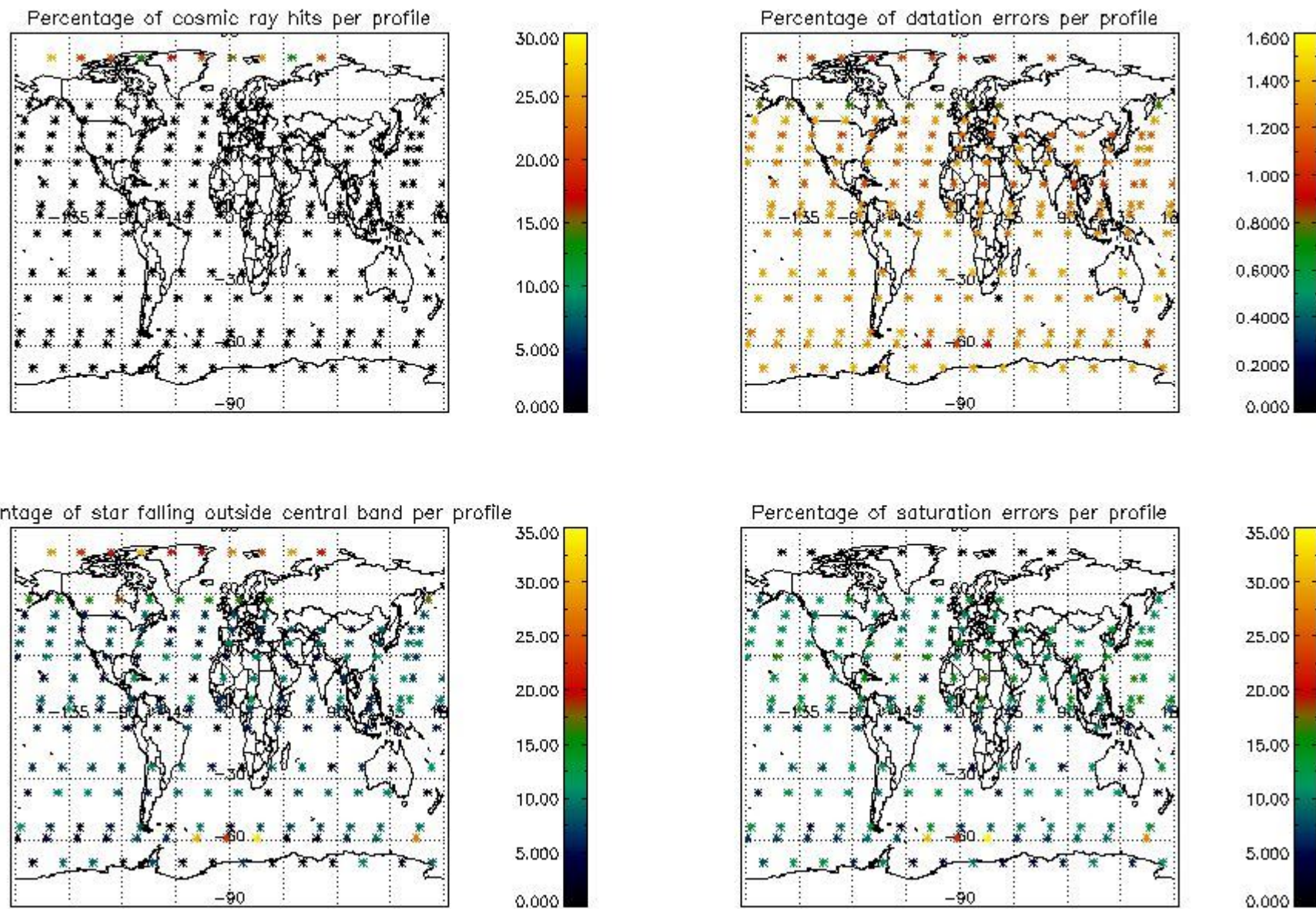


4.2 Plot quality information per product coming from level 1b processing (world map)

4.2.1 Plot level 1 quality information per product (world map): ENVISAT ASCENDING passes



4.2.2 Plot level 1 quality information per product (world map): ENVISAT DESCENDING passes



5. Trace gas profiles

5.1 Ozone statistics based on quality of products

The final quality of the products can be "measured" using the STD (Standard Deviation) attached to every point profile. This information is written to the parameter GOM_NL__2P/NL_LOCAL_SPECIES_DENSITY/o3_std of the level 2 products. The table below shows the statistics for given STD ranges.

The statistics are given with respect to the overall valid production:

- Products without fatal errors: GOM_NL__2P/MPH/PRODUCT_ERR=0
- Valid point profile: GOM_NL__2P/NL_LOCAL_SPECIES_DENSITY/pcd(0)=0

The 'Criteria' is applied to valid points of dark limb products:

- Products in dark limb illumination condition: GOM_NL__2P/NL_SUMMARY_QUALITY/obs_ill_cond=0
- Products without fatal errors: GOM_NL__2P/MPH/PRODUCT_ERR=0
- Valid point profile: GOM_NL__2P/NL_LOCAL_SPECIES_DENSITY/pcd(0)=0

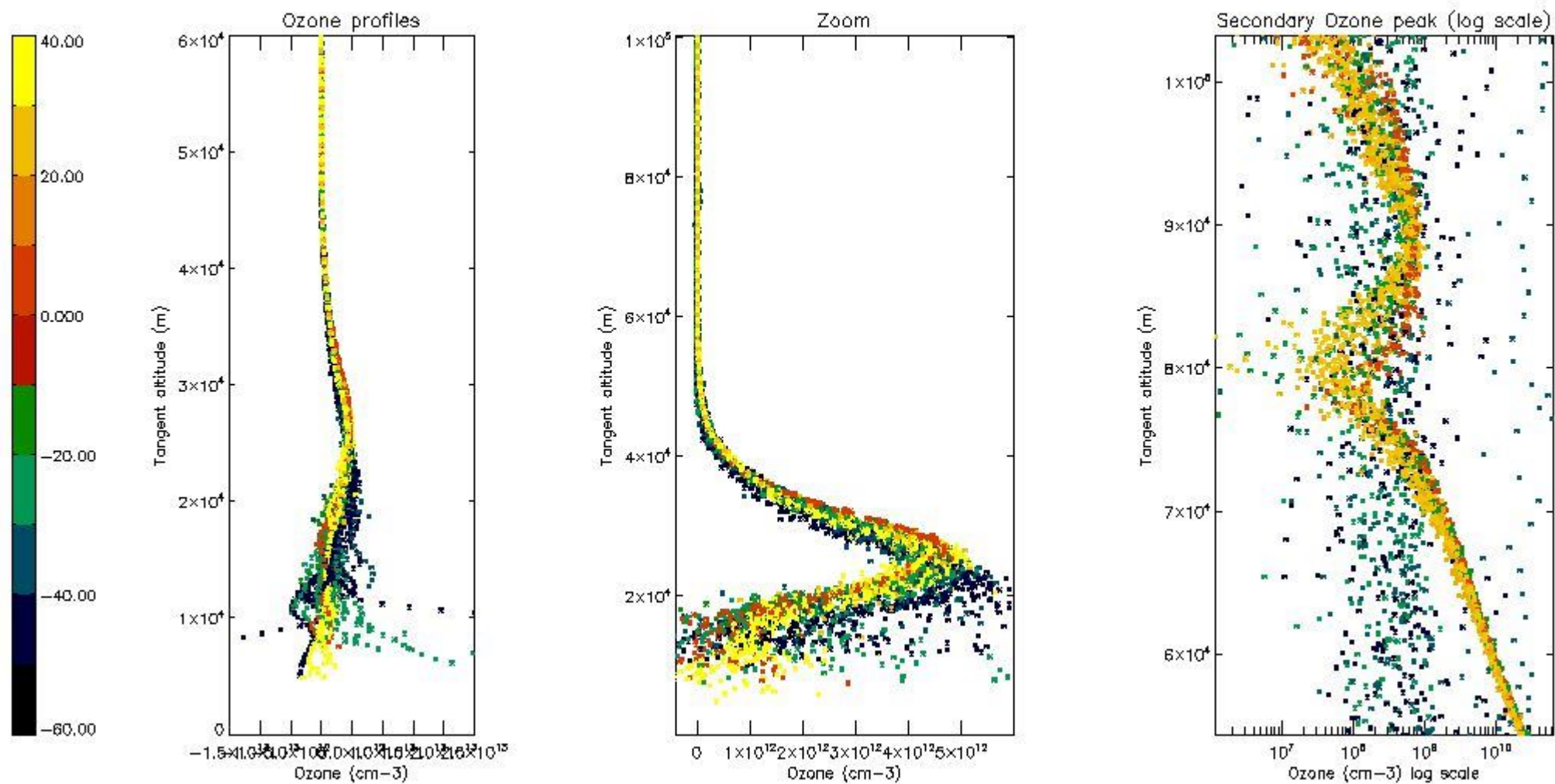
So, the table below shows the percentage of dark limb and valid observations for each criteria with respect to the overall valid daily observations.

Criteria	% of total production
All STD	30
STD < 20	15

STD < 10	12
STD < 5	8

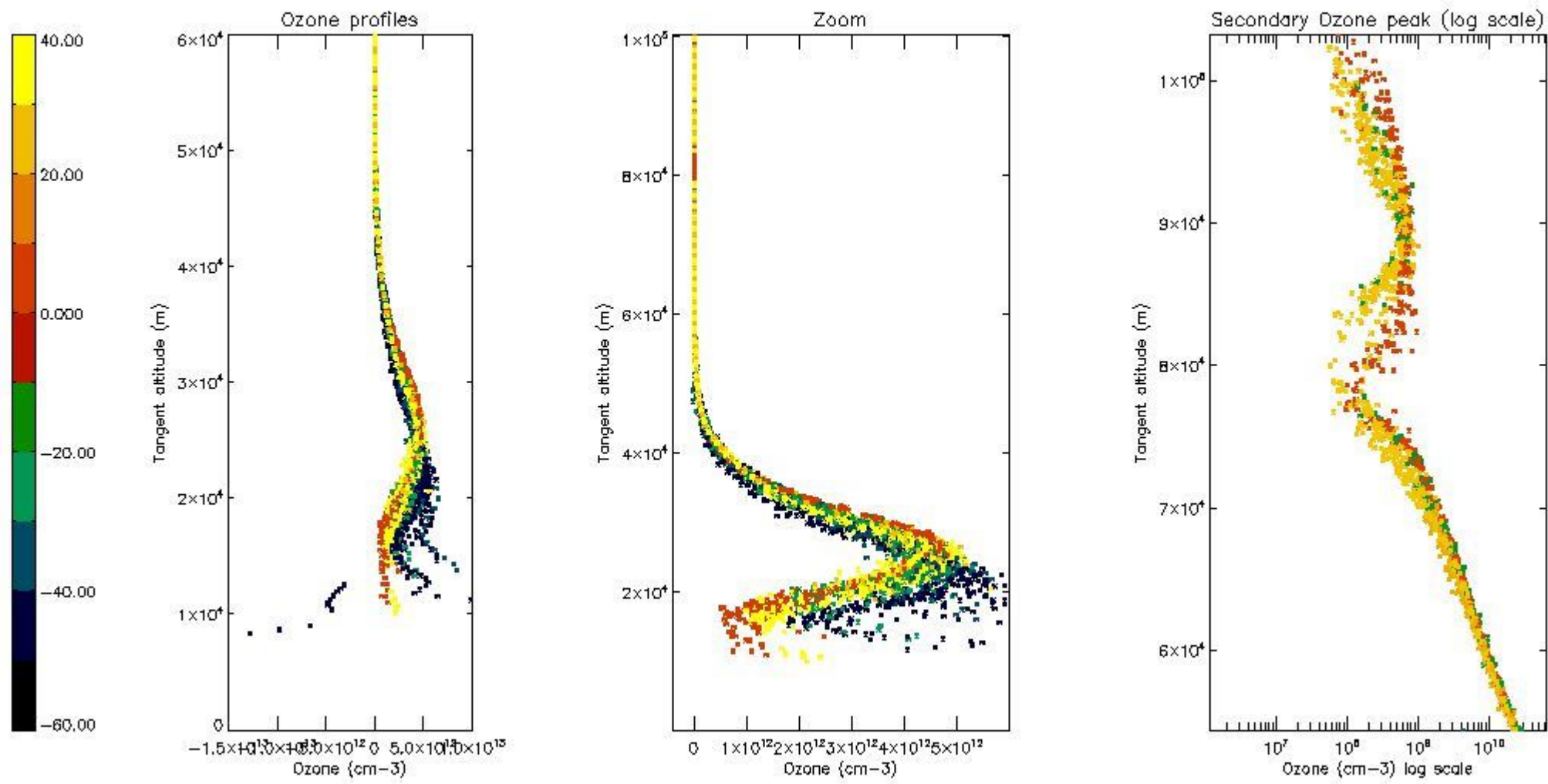
5.2 Plot ozone profiles for all STD (dark without errors)

The colorbar represents the latitude.



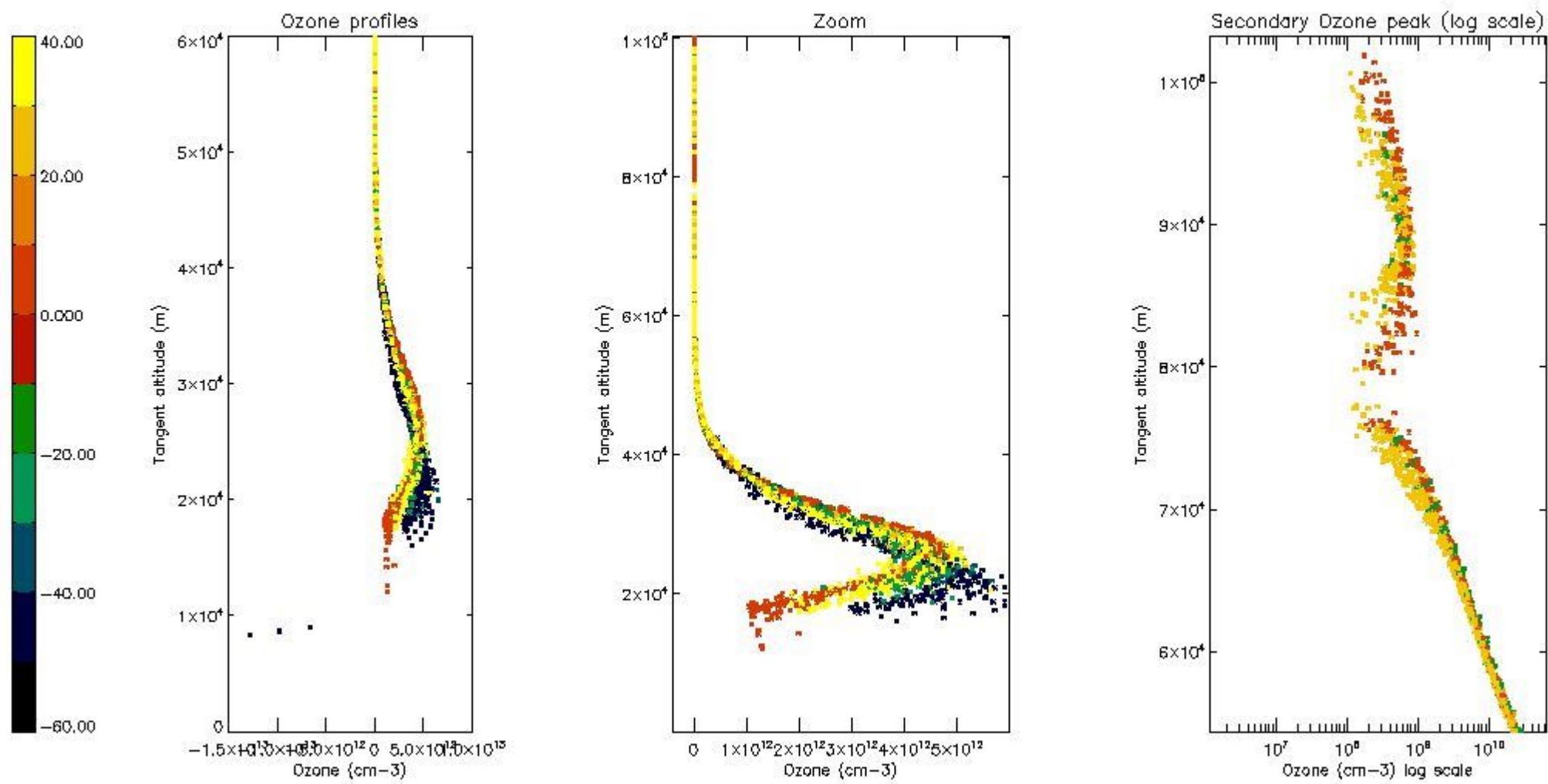
5.3 Plot ozone profiles where STD < 20% (dark without errors)

The colorbar represents the latitude.



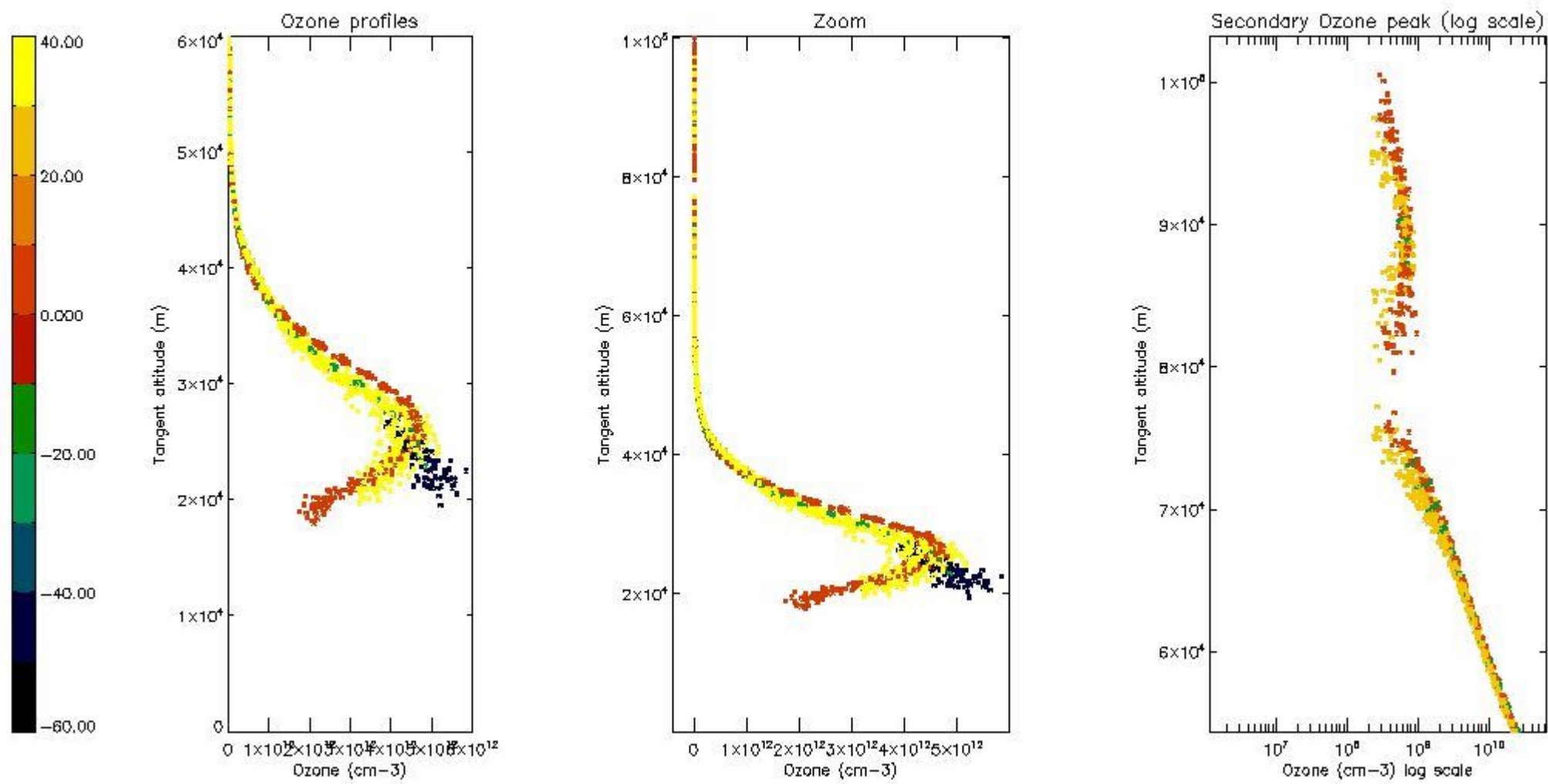
5.4 Plot ozone profiles where STD < 10% (dark without errors)

The colorbar represents the latitude.



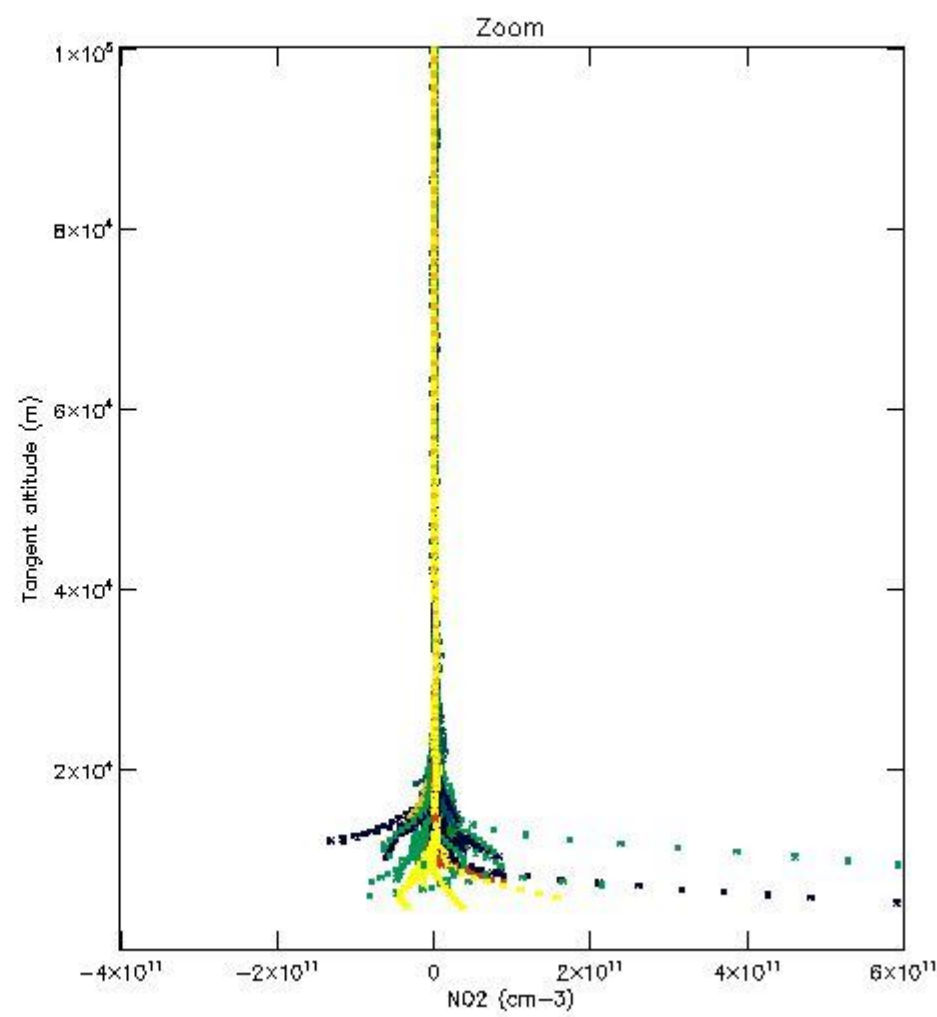
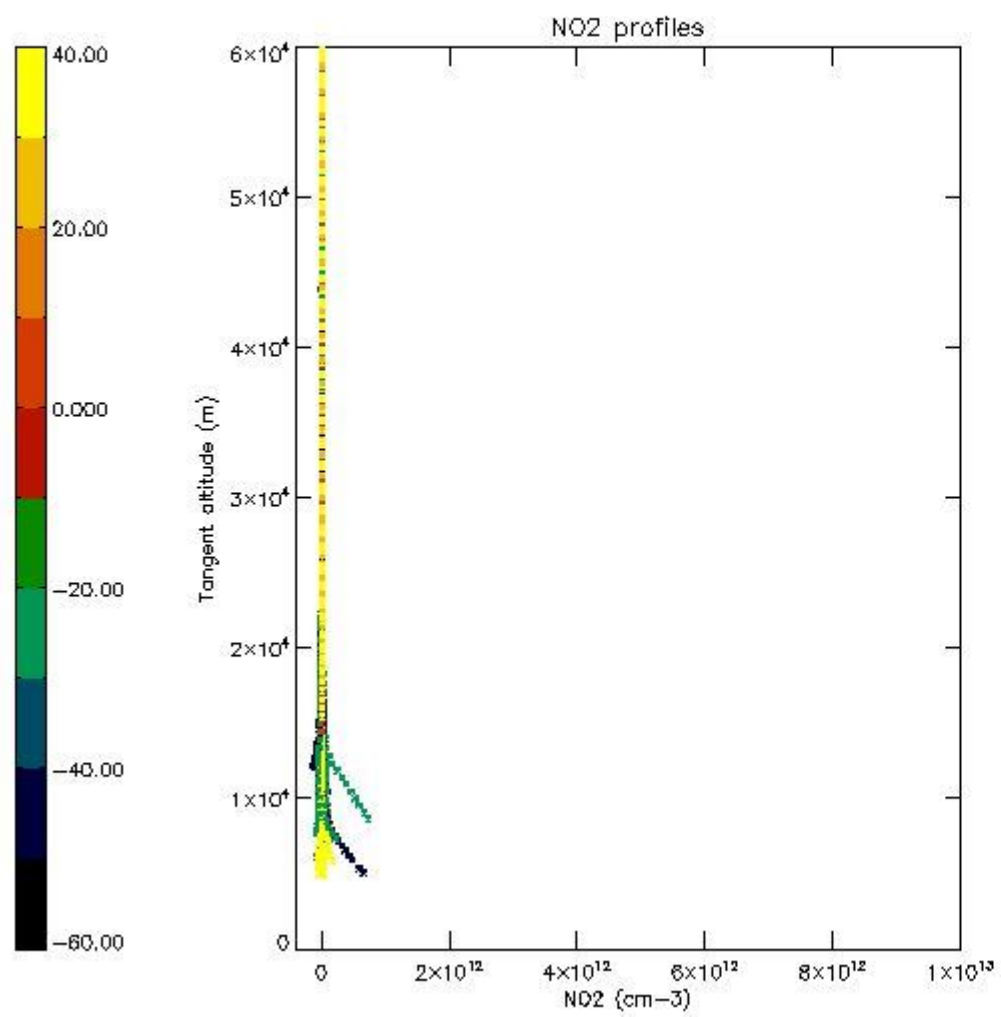
5.5 Plot ozone profiles where STD < 5% (dark without errors)

The colorbar represents the latitude.



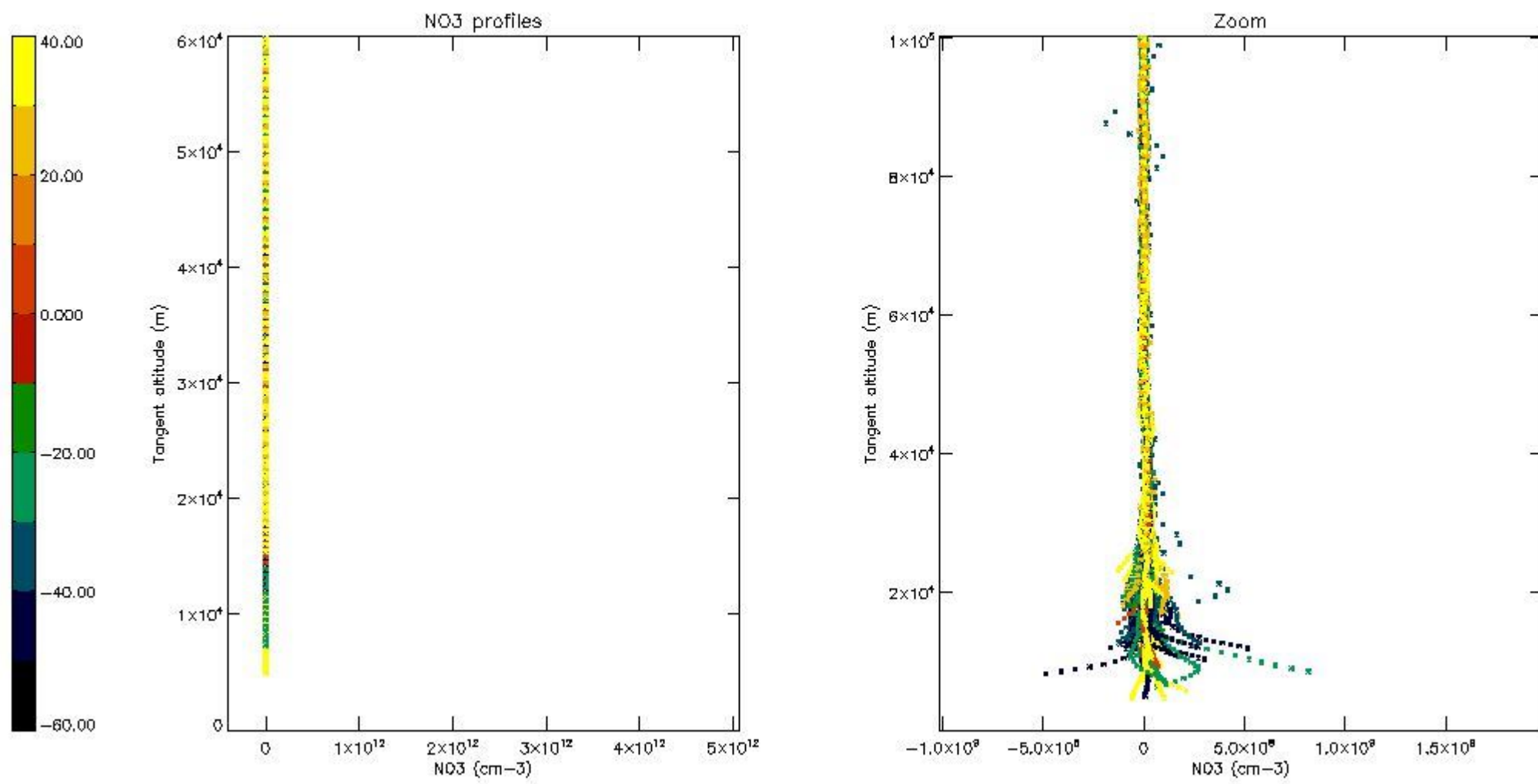
5.6 Plot NO₂ profiles for all STD (dark without errors)

The colorbar represents the latitude.



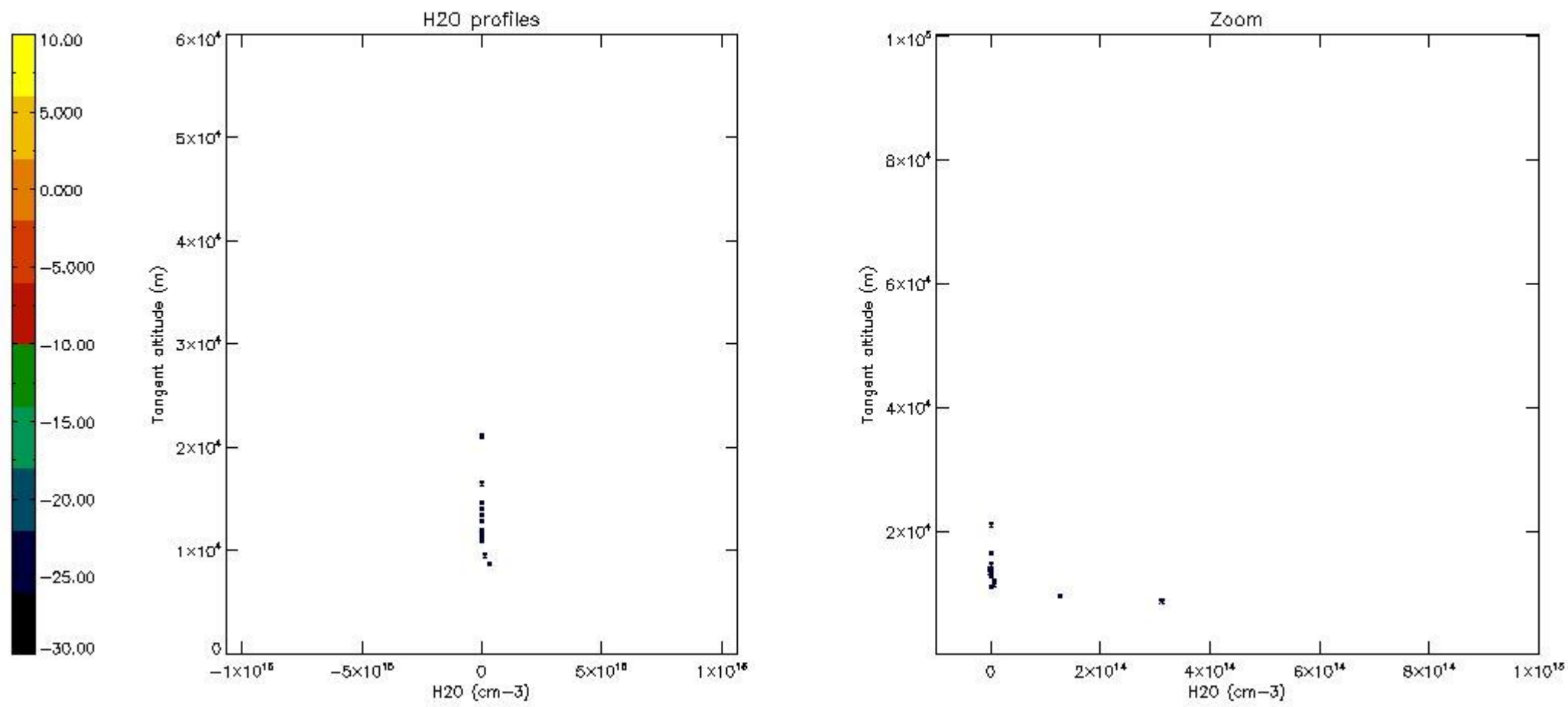
5.7 Plot NO3 profiles for all STD (dark without errors)

The colorbar represents the latitude.



5.8 Plot H₂O profiles for all STD (only for occultations of stars 1,2,3,4,13,14,16,26,63 dark without errors)

The colorbar represents the latitude.



6. Auxiliary Data Files used for the production reported in section 2

The number reported in the third column indicates since which file (see list in section 2) the corresponding auxiliary file has been used. The fourth column is the date of those product files.

Type	Auxiliary Filename	Used since product	Used since product date
INST_PHYS_CHARACTERISTICS	GOM_INS_AXVIEC20091111_143220_20030716_120000_20500101_000000	1	24-OCT-2004 00:01:29
LEVEL-2_PROC_CONFIG	GOM_PR2_AXVIEC20091111_152718_20020301_000000_20500101_000000	1	24-OCT-2004 00:01:29
CROSS_SECTIONS_FILE	GOM_CRS_AXVIEC20091111_154832_20020301_000000_20500101_000000	1	24-OCT-2004 00:01:29

GOMOS Level 2 Daily Report

SUMMARY

[1. General Info](#)

[2. Summary of processed GOM_NL_2P products](#)

[3. Level 2 Quality information per product](#)

[3.1 Plot of level 2 quality information per product \(time dependant\)](#)

[3.2 Plot of level 2 quality information per product \(world map\)](#)

[4. Level 1 Quality information per product \(stored on level 2 products\)](#)

[4.1 Plot of level 1 quality information per product \(time dependant\)](#)

[4.1.1 Plot of level 1 quality information per product \(time dependant\): ASCENDING](#)

[4.1.2 Plot of level 1 quality information per product \(time dependant\): DESCENDING](#)

[4.2 Plot of level 1 quality information per product \(world map\)](#)

[4.2.1 Plot of level 1 quality information per product \(world map\): ASCENDING](#)

[4.2.2 Plot of level 1 quality information per product \(world map\): DESCENDING](#)

[5. Ozone profiles based on quality statistics and other trace gas profiles](#)

[5.1 Ozone statistics based on quality of products](#)

[5.2 Plot ozone profiles for all STD \(dark without errors\)](#)

[5.3 Plot ozone profiles where STD < 20% \(dark without errors\)](#)

[5.4. Plot ozone profiles where STD < 10% \(dark without errors\)](#)

[5.5. Plot ozone profiles where STD < 5% \(dark without errors\)](#)

[5.6 Plot NO2 profiles for all STD \(dark without errors\)](#)

[5.7 Plot NO3 profiles for all STD \(dark without errors\)](#)

[5.8 Plot H2O profiles \(only for occultations of stars 1,2,3,4,13,14,16,26,63 dark without errors\) for all STD](#)

[6. Auxiliary Data Files used for the production reported in section 2](#)

This report presents the daily analysis on parameters extracted from GOMOS level 2 data (GOM_NL__2P). It is intended to monitor some important parameters that will impact the quality of these products. A list of level 2 products (and content) that have arrived during the reporting day to the PCF is also given.

Item	Value
Time of report generation	19APR2013 13:48:25
Data source version	GOMOS/6.01
Start time of products	24-10-2004 (24OCT2004 00:00:00)
Stop time of products	25-10-2004 (25OCT2004 00:00:00)
Store outputs in DB	Yes
Nb of level 2 prods	378
Nb of prods with errors	0

2. Summary of processed GOM_NL__2P products.

Nr	Filename	UTC Start time	Limb	Duration	Star Id	Star Name	Star Mag	Star Temp	Nb Meas	Orbit	Prod. error
1	GOM_NL__2PRFIN20041024_000129_000000472031_00274_13855_5395.N1	24-OCT-2004 00:01:29	Straylight	46.500	157	The1Eri	2.9060	9300.0	93	13855	No
2	GOM_NL__2PRFIN20041024_000323_000000432031_00274_13855_5396.N1	24-OCT-2004 00:03:23	Straylight	43.000	84	Alp Phe	2.3970	4500.0	86	13855	No
3	GOM_NL__2PRFIN20041024_000625_000002052031_00274_13855_5397.N1	24-OCT-2004 00:06:25	Twilight_stray	204.50	101	11Alp Lep	2.5820	7000.0	409	13855	No
4	GOM_NL__2PRFIN20041024_002129_000000432031_00274_13855_5398.N1	24-OCT-2004 00:21:29	Bright	43.000	105	6Bet Ari	2.6450	8900.0	86	13855	No
5	GOM_NL__2PRFIN20041024_002318_000000392031_00274_13855_5399.N1	24-OCT-2004 00:23:18	Bright	38.500	58	21Alp And	2.0730	11000.	77	13855	No
6	GOM_NL__2PRFIN20041024_002515_000000402031_00274_13855_5400.N1	24-OCT-2004 00:25:15	Bright	40.000	53	43Bet And	2.0480	3300.0	80	13855	No
7	GOM_NL__2PRFIN20041024_002809_000000462031_00274_13855_5401.N1	24-OCT-2004 00:28:09	Bright	46.000	73	57Gam1And	2.2600	13100.	92	13855	No
8	GOM_NL__2PRFIN20041024_003101_000000402031_00274_13855_5402.N1	24-OCT-2004 00:31:01	Bright	39.500	68	18Alp Cas	2.2250	4500.0	79	13855	No
9	GOM_NL__2PRFIN20041024_003217_000000402031_00274_13855_5403.N1	24-OCT-2004 00:32:17	Bright	40.000	76	27Gam Cas	2.3000	30000.	80	13855	No
10	GOM_NL__2PRFIN20041024_003448_000000402031_00274_13855_5404.N1	24-OCT-2004 00:34:48	Bright	39.500	89	5Alp Cep	2.4510	8000.0	79	13855	No
11	GOM_NL__2PRFIN20041024_004015_000000362031_00274_13855_5405.N1	24-OCT-2004 00:40:15	Bright	35.500	49	1Alp UMi	1.9900	6300.0	71	13855	No
12	GOM_NL__2PRFIN20041024_004343_000000392031_00274_13855_5406.N1	24-OCT-2004 00:43:43	Bright	39.000	60	7Bet UMi	2.0810	3950.0	78	13855	No
13	GOM_NL__2PRFIN20041024_004829_000000402031_00274_13855_5407.N1	24-OCT-2004 00:48:29	Bright	39.500	36	50Alp UMa	1.8000	6300.0	79	13855	No
14	GOM_NL__2PRFIN20041024_005004_000000392031_00274_13855_5408.N1	24-OCT-2004 00:50:04	Bright	39.000	82	48Bet UMa	2.3650	10600.	78	13855	No
15	GOM_NL__2PRFIN20041024_005336_000000392031_00274_13855_5409.N1	24-OCT-2004 00:53:36	Bright	39.000	174	52Psi UMa	3.0040	4400.0	78	13855	No
16	GOM_NL__2PRFIN20041024_010058_000000512031_00274_13855_5410.N1	24-OCT-2004 01:00:58	Bright	50.500	166	17Eps Leo	2.9800	6000.0	101	13855	No
17	GOM_NL__2PRFIN20041024_010247_000001802031_00274_13855_5411.N1	24-OCT-2004 01:02:47	Twilight_stray	179.50	17	78Bet Gem	1.1610	4500.0	359	13855	No
18	GOM_NL__2PRFIN20041024_011244_000000622031_00274_13855_5412.N1	24-OCT-2004 01:12:44	Dark	62.000	48	30Alp Hya	1.9770	4100.0	124	13855	No
19	GOM_NL__2PRFIN20041024_012014_000000402031_00274_13855_5413.N1	24-OCT-2004 01:20:14	Dark	39.500	113	Mu Vel	2.6920	5000.0	79	13855	No
20	GOM_NL__2PRFIN20041024_012158_000000542031_00274_13855_5414.N1	24-OCT-2004 01:21:58	Dark	54.000	65	Lam Vel	2.2040	4400.0	108	13855	No
21	GOM_NL__2PRFIN20041024_012436_000000412031_00275_13856_5396.N1	24-OCT-2004 01:24:36	Dark	41.000	71	1ot Car	2.2460	7700.0	82	13856	No
22	GOM_NL__2PRFIN20041024_013100_000000542031_00275_13856_5397.N1	24-OCT-2004 01:31:00	Dark	53.500	2	Alp Car	-0.73600	7000.0	107	13856	No
23	GOM_NL__2PRFIN20041024_013433_000000772031_00275_13856_5398.N1	24-OCT-2004 01:34:33	Dark	76.500	177	1Zet CMa	3.0220	26000.	153	13856	No
24	GOM_NL__2PRFIN20041024_013742_000000402031_00275_13856_5399.N1	24-OCT-2004 01:37:42	Dark	40.000	143	Alp Hyi	2.8570	7200.0	80	13856	No
25	GOM_NL__2PRFIN20041024_013905_000000502031_00275_13856_5400.N1	24-OCT-2004 01:39:05	Dark	49.500	9	Alp Eri	0.45300	24000.	99	13856	No
26	GOM_NL__2PRFIN20041024_014205_000000472031_00275_13856_5401.N1	24-OCT-2004 01:42:05	Straylight	46.500	157	The1Eri	2.9060	9300.0	93	13856	No
27	GOM_NL__2PRFIN20041024_014359_000000442031_00275_13856_5402.N1	24-OCT-2004 01:43:59	Straylight	43.500	84	Alp Phe	2.3970	4500.0	87	13856	No
28	GOM_NL__2PRFIN20041024_014701_000002122031_00275_13856_5403.N1	24-OCT-2004 01:47:01	Twilight_stray	212.00	101	11Alp Lep	2.5820	7000.0	424	13856	No
29	GOM_NL__2PRFIN20041024_020204_000000452031_00275_13856_5404.N1	24-OCT-2004 02:02:04	Bright	45.000	105	6Bet Ari	2.6450	8900.0	90	13856	No
30	GOM_NL__2PRFIN20041024_020353_000000392031_00275_13856_5405.N1	24-OCT-2004 02:03:53	Bright	39.000	58	21Alp And	2.0730	11000.	78	13856	No
31	GOM_NL__2PRFIN20041024_020551_000000422031_00275_13856_5406.N1	24-OCT-2004 02:05:51	Bright	42.000	53	43Bet And	2.0480	3300.0	84	13856	No
32	GOM_NL__2PRFIN20041024_020843_000000482031_00275_13856_5407.N1	24-OCT-2004 02:08:43	Bright	47.500	73	57Gam1And	2.2600	13100.	95	13856	No
33	GOM_NL__2PRFIN20041024_021136_000000402031_00275_13856_5408.N1	24-OCT-2004 02:11:36	Bright	39.500	68	18Alp Cas	2.2250	4500.0	79	13856	No
34	GOM_NL__2PRFIN20041024_021252_000000402031_00275_13856_5409.N1	24-OCT-2004 02:12:52	Bright	39.500	76	27Gam Cas	2.3000	30000.	79	13856	No
35	GOM_NL__2PRFIN20041024_021527_000000392031_00275_13856_5410.N1	24-OCT-2004 02:15:27	Bright	38.500	89	5Alp Cep	2.4510	8000.0	77	13856	No
36	GOM_NL__2PRFIN20041024_022050_000000382031_00275_13856_5411.N1	24-OCT-2004 02:20:50	Bright	38.000	49	1Alp UMi	1.9900	6300.0	76	13856	No
37	GOM_NL__2PRFIN20041024_022418_000000402031_00275_13856_5412.N1	24-OCT-2004 02:24:18	Bright	39.500	60	7Bet UMi	2.0810	3950.0	79	13856	No
38	GOM_NL__2PRFIN20041024_022905_000000402031_00275_13856_5413.N1	24-OCT-2004 02:29:05	Bright	39.500	36	50Alp UMa	1.8000	6300.0	79	13856	No
39	GOM_NL__2PRFIN20041024_023040_000000392031_00275_13856_5414.N1	24-OCT-2004 02:30:40	Bright	39.000	82	48Bet UMa	2.3650	10600.	78	13856	No
40	GOM_NL__2PRFIN20041024_023412_000000372031_00275_13856_5415.N1	24-OCT-2004 02:34:12	Bright	36.500	174	52Psi UMa	3.0040	4400.0	73	13856	No
41	GOM_NL__2PRFIN20041024_024134_000000522031_00275_13856_5416.N1	24-OCT-2004 02:41:34	Bright	51.500	166	17Eps Leo	2.9800	6000.0	103	13856	No
42	GOM_NL__2PRFIN20041024_024324_000001592031_00275_13856_5417.N1	24-OCT-2004 02:43:24	Twilight_stray	159.00	17	78Bet Gem	1.1610	4500.0	318	13856	No

43	GOM_NL__2PRFIN20041024_025319_000000642031_00275_13856_5418.N1	24-OCT-2004 02:53:19	Dark	64.000	48	30Alp Hya	1.9770	4100.0	128	13856	No
44	GOM_NL__2PRFIN20041024_030050_000000412031_00275_13856_5419.N1	24-OCT-2004 03:00:50	Dark	40.500	113	Mu Vel	2.6920	5000.0	81	13856	No
45	GOM_NL__2PRFIN20041024_030235_000000462031_00275_13856_5420.N1	24-OCT-2004 03:02:35	Dark	45.500	65	Lam Vel	2.2040	4400.0	91	13856	No
46	GOM_NL__2PRFIN20041024_030513_000000462031_00276_13857_5398.N1	24-OCT-2004 03:05:13	Dark	46.000	71	Iot Car	2.2460	7700.0	92	13857	No
47	GOM_NL__2PRFIN20041024_031137_000000552031_00276_13857_5399.N1	24-OCT-2004 03:11:37	Dark	54.500	2	Alp Car	-0.73600	7000.0	109	13857	No
48	GOM_NL__2PRFIN20041024_031511_000000752031_00276_13857_5400.N1	24-OCT-2004 03:15:11	Dark	75.000	177	1Zet CMa	3.0220	26000.	150	13857	No
49	GOM_NL__2PRFIN20041024_031818_000000402031_00276_13857_5401.N1	24-OCT-2004 03:18:18	Dark	40.000	143	Alp Hyi	2.8570	7200.0	80	13857	No
50	GOM_NL__2PRFIN20041024_031941_000000442031_00276_13857_5402.N1	24-OCT-2004 03:19:41	Dark	44.000	9	Alp Eri	0.45300	24000.	88	13857	No
51	GOM_NL__2PRFIN20041024_032242_000000472031_00276_13857_5403.N1	24-OCT-2004 03:22:42	Straylight	46.500	157	The1Eri	2.9060	9300.0	93	13857	No
52	GOM_NL__2PRFIN20041024_032435_000000432031_00276_13857_5404.N1	24-OCT-2004 03:24:35	Straylight	43.000	84	Alp Phe	2.3970	4500.0	86	13857	No
53	GOM_NL__2PRFIN20041024_032738_000002072031_00276_13857_5405.N1	24-OCT-2004 03:27:38	Twi_and_stray	207.00	101	11Alp Lep	2.5820	7000.0	414	13857	No
54	GOM_NL__2PRFIN20041024_034240_000000432031_00276_13857_5406.N1	24-OCT-2004 03:42:40	Bright	42.500	105	6Bet Ari	2.6450	8900.0	85	13857	No
55	GOM_NL__2PRFIN20041024_034430_000000392031_00276_13857_5407.N1	24-OCT-2004 03:44:30	Bright	38.500	58	21Alp And	2.0730	11000.	77	13857	No
56	GOM_NL__2PRFIN20041024_034626_000000412031_00276_13857_5408.N1	24-OCT-2004 03:46:26	Bright	41.000	53	43Bet And	2.0480	3300.0	82	13857	No
57	GOM_NL__2PRFIN20041024_034919_000000462031_00276_13857_5409.N1	24-OCT-2004 03:49:19	Bright	46.000	73	57Gam1And	2.2600	13100.	92	13857	No
58	GOM_NL__2PRFIN20041024_035211_000000412031_00276_13857_5410.N1	24-OCT-2004 03:52:11	Bright	41.000	68	18Alp Cas	2.2250	4500.0	82	13857	No
59	GOM_NL__2PRFIN20041024_035328_000000402031_00276_13857_5411.N1	24-OCT-2004 03:53:28	Bright	40.000	76	27Gam Cas	2.3000	30000.	80	13857	No
60	GOM_NL__2PRFIN20041024_035603_000000392031_00276_13857_5412.N1	24-OCT-2004 03:56:03	Bright	38.500	89	5Alp Cep	2.4510	8000.0	77	13857	No
61	GOM_NL__2PRFIN20041024_040125_000000372031_00276_13857_5413.N1	24-OCT-2004 04:01:25	Bright	37.000	49	1Alp UMi	1.9900	6300.0	74	13857	No
62	GOM_NL__2PRFIN20041024_040454_000000402031_00276_13857_5414.N1	24-OCT-2004 04:04:54	Bright	39.500	60	7Bet UMi	2.0810	3950.0	79	13857	No
63	GOM_NL__2PRFIN20041024_040941_000000402031_00276_13857_5415.N1	24-OCT-2004 04:09:41	Bright	39.500	36	50Alp UMa	1.8000	6300.0	79	13857	No
64	GOM_NL__2PRFIN20041024_041116_000000382031_00276_13857_5416.N1	24-OCT-2004 04:11:16	Bright	37.500	82	48Bet UMa	2.3650	10600.	75	13857	No
65	GOM_NL__2PRFIN20041024_041448_000000362031_00276_13857_5417.N1	24-OCT-2004 04:14:48	Bright	36.000	174	52Psi UMa	3.0040	4400.0	72	13857	No
66	GOM_NL__2PRFIN20041024_042211_000000512031_00276_13857_5418.N1	24-OCT-2004 04:22:11	Bright	51.000	166	17Eps Leo	2.9800	6000.0	102	13857	No
67	GOM_NL__2PRFIN20041024_042401_000001832031_00276_13857_5419.N1	24-OCT-2004 04:24:01	Twi_and_stray	183.00	17	78Bet Gem	1.1610	4500.0	366	13857	No
68	GOM_NL__2PRFIN20041024_043356_000000662031_00276_13857_5420.N1	24-OCT-2004 04:33:56	Dark	66.000	48	30Alp Hya	1.9770	4100.0	132	13857	No
69	GOM_NL__2PRFIN20041024_044127_000000422031_00276_13857_5421.N1	24-OCT-2004 04:41:27	Dark	42.000	113	Mu Vel	2.6920	5000.0	84	13857	No
70	GOM_NL__2PRFIN20041024_044311_000000582031_00276_13857_5422.N1	24-OCT-2004 04:43:11	Dark	58.000	65	Lam Vel	2.2040	4400.0	116	13857	No
71	GOM_NL__2PRFIN20041024_044549_000000412031_00277_13858_5401.N1	24-OCT-2004 04:45:49	Dark	41.000	71	Iot Car	2.2460	7700.0	82	13858	No
72	GOM_NL__2PRFIN20041024_045216_000000582031_00277_13858_5402.N1	24-OCT-2004 04:52:16	Dark	58.000	2	Alp Car	-0.73600	7000.0	116	13858	No
73	GOM_NL__2PRFIN20041024_045548_000000782031_00277_13858_5403.N1	24-OCT-2004 04:55:48	Dark	77.500	177	1Zet CMa	3.0220	26000.	155	13858	No
74	GOM_NL__2PRFIN20041024_045854_000000422031_00277_13858_5404.N1	24-OCT-2004 04:58:54	Dark	41.500	143	Alp Hyi	2.8570	7200.0	83	13858	No
75	GOM_NL__2PRFIN20041024_050019_000000502031_00277_13858_5405.N1	24-OCT-2004 05:00:19	Dark	50.000	9	Alp Eri	0.45300	24000.	100	13858	No
76	GOM_NL__2PRFIN20041024_050318_000000462031_00277_13858_5406.N1	24-OCT-2004 05:03:18	Straylight	46.000	157	The1Eri	2.9060	9300.0	92	13858	No
77	GOM_NL__2PRFIN20041024_050511_000000442031_00277_13858_5407.N1	24-OCT-2004 05:05:11	Straylight	43.500	84	Alp Phe	2.3970	4500.0	87	13858	No
78	GOM_NL__2PRFIN20041024_050815_000002122031_00277_13858_5408.N1	24-OCT-2004 05:08:15	Twi_and_stray	212.00	101	11Alp Lep	2.5820	7000.0	424	13858	No
79	GOM_NL__2PRFIN20041024_052316_000000442031_00277_13858_5409.N1	24-OCT-2004 05:23:16	Bright	44.000	105	6Bet Ari	2.6450	8900.0	88	13858	No
80	GOM_NL__2PRFIN20041024_052506_000000402031_00277_13858_5410.N1	24-OCT-2004 05:25:06	Bright	39.500	58	21Alp And	2.0730	11000.	79	13858	No
81	GOM_NL__2PRFIN20041024_052703_000000392031_00277_13858_5411.N1	24-OCT-2004 05:27:03	Bright	38.500	53	43Bet And	2.0480	3300.0	77	13858	No
82	GOM_NL__2PRFIN20041024_052956_000000452031_00277_13858_5412.N1	24-OCT-2004 05:29:56	Bright	44.500	73	57Gam1And	2.2600	13100.	89	13858	No
83	GOM_NL__2PRFIN20041024_053248_000000392031_00277_13858_5413.N1	24-OCT-2004 05:32:48	Bright	39.000	68	18Alp Cas	2.2250	4500.0	78	13858	No
84	GOM_NL__2PRFIN20041024_053404_000000392031_00277_13858_5414.N1	24-OCT-2004 05:34:04	Bright	39.000	76	27Gam Cas	2.3000	30000.	78	13858	No
85	GOM_NL__2PRFIN20041024_053639_000000402031_00277_13858_5415.N1	24-OCT-2004 05:36:39	Bright	39.500	89	5Alp Cep	2.4510	8000.0	79	13858	No
86	GOM_NL__2PRFIN20041024_054202_000000392031_00277_13858_5416.N1	24-OCT-2004 05:42:02	Bright	38.500	49	1Alp UMi	1.9900	6300.0	77	13858	No
87	GOM_NL__2PRFIN20041024_054530_000000392031_00277_13858_5417.N1	24-OCT-2004 05:45:30	Bright	39.000	60	7Bet UMi	2.0810	3950.0	78	13858	No
88	GOM_NL__2PRFIN20041024_055017_000000402031_00277_13858_5418.N1	24-OCT-2004 05:50:17	Bright	39.500	36	50Alp UMa	1.8000	6300.0	79	13858	No
89	GOM_NL__2PRFIN20041024_055151_000000392031_00277_13858_5419.N1	24-OCT-2004 05:51:51	Bright	38.500	82	48Bet UMa	2.3650	10600.	77	13858	No
90	GOM_NL__2PRFIN20041024_055524_000000372031_00277_13858_5420.N1	24-OCT-2004 05:55:24	Bright	36.500	174	52Psi UMa	3.0040	4400.0	73	13858	No
91	GOM_NL__2PRFIN20041024_060247_000000692031_00277_13858_5421.N1	24-OCT-2004 06:02:47	Bright	69.000	166	17Eps Leo	2.9800	6000.0	138	13858	No
92	GOM_NL__2PRFIN20041024_060438_000001802031_00277_13858_5422.N1	24-OCT-2004 06:04:38	Twi_and_stray	179.50	17	78Bet Gem	1.1610	4500.0	359	13858	No
93	GOM_NL__2PRFIN20041024_061434_000000652031_00277_13858_5423.N1	24-OCT-2004 06:14:34	Dark	65.000	48	30Alp Hya	1.9770	4100.0	130	13858	No
94	GOM_NL__2PRFIN20041024_062203_000000422031_00277_13858_5424.N1	24-OCT-2004 06:22:03	Dark	41.500	113	Mu Vel	2.6920	5000.0	83	13858	No
95	GOM_NL__2PRFIN20041024_062348_000000562031_00277_13858_5425.N1	24-OCT-2004 06:23:48	Dark	55.500	65	Lam Vel	2.2040	4400.0	111	13858	No
96	GOM_NL__2PRFIN20041024_062626_000000422031_00278_13859_5403.N1	24-OCT-2004 06:26:26	Dark	41.500	71	Iot Car	2.2460	7700.0	83	13859	No
97	GOM_NL__2PRFIN20041024_063254_000000522031_00278_13859_5404.N1	24-OCT-2004 06:32:54	Dark	51.500	2	Alp Car	-0.73600	7000.0	103	13859	No
98	GOM_NL__2PRFIN20041024_063625_000000752031_00278_13859_5405.N1	24-OCT-2004 06:36:25	Dark	74.500	177	1Zet CMa	3.0220	26000.	149	13859	No
99	GOM_NL__2PRFIN20041024_063931_000000412031_00278_13859_5406.N1	24-OCT-2004 06:39:31	Dark	41.000	143	Alp Hyi	2.8570	7200.0	82	13859	No
100	GOM_NL__2PRFIN20041024_064056_000000472031_00278_13859_5407.N1	24-OCT-2004 06:40:56	Dark	46.500	9	Alp Eri	0.45300	24000.	93	13859	No
101	GOM_NL__2PRFIN20041024_064355_000000452031_00278_13859_5408.N1	24-OCT-2004 06:43:55	Straylight	45.000	157	The1Eri	2.9060	9300.0	90	13859	No

102	GOM_NL__2PRFIN20041024_064547_000000442031_00278_13859_5409.N1	24-OCT-2004 06:45:47	Straylight	43.500	84	Alp Phe	2.3970	4500.0	87	13859	No
103	GOM_NL__2PRFIN20041024_064851_000002122031_00278_13859_5410.N1	24-OCT-2004 06:48:51	Tw_i_and_stray	212.00	101	11Alp Lep	2.5820	7000.0	424	13859	No
104	GOM_NL__2PRFIN20041024_070352_000000442031_00278_13859_5411.N1	24-OCT-2004 07:03:52	Bright	43.500	105	6Bet Ari	2.6450	8900.0	87	13859	No
105	GOM_NL__2PRFIN20041024_070542_000000392031_00278_13859_5412.N1	24-OCT-2004 07:05:42	Bright	38.500	58	21Alp And	2.0730	11000.	77	13859	No
106	GOM_NL__2PRFIN20041024_070739_000000382031_00278_13859_5413.N1	24-OCT-2004 07:07:39	Bright	38.000	53	43Bet And	2.0480	3300.0	76	13859	No
107	GOM_NL__2PRFIN20041024_071032_000000452031_00278_13859_5414.N1	24-OCT-2004 07:10:32	Bright	45.000	73	57Gam1And	2.2600	13100.	90	13859	No
108	GOM_NL__2PRFIN20041024_071324_000000392031_00278_13859_5415.N1	24-OCT-2004 07:13:24	Bright	38.500	68	18Alp Cas	2.2250	4500.0	77	13859	No
109	GOM_NL__2PRFIN20041024_071441_000000372031_00278_13859_5416.N1	24-OCT-2004 07:14:41	Bright	37.000	76	27Gam Cas	2.3000	30000.	74	13859	No
110	GOM_NL__2PRFIN20041024_071713_000000422031_00278_13859_5417.N1	24-OCT-2004 07:17:13	Bright	41.500	89	5Alp Cep	2.4510	8000.0	83	13859	No
111	GOM_NL__2PRFIN20041024_072238_000000392031_00278_13859_5418.N1	24-OCT-2004 07:22:38	Bright	38.500	49	1Alp UMi	1.9900	6300.0	77	13859	No
112	GOM_NL__2PRFIN20041024_072606_000000362031_00278_13859_5419.N1	24-OCT-2004 07:26:06	Bright	36.000	60	7Bet UMi	2.0810	3950.0	72	13859	No
113	GOM_NL__2PRFIN20041024_073053_000000392031_00278_13859_5420.N1	24-OCT-2004 07:30:53	Bright	39.000	36	50Alp UMa	1.8000	6300.0	78	13859	No
114	GOM_NL__2PRFIN20041024_073228_000000542031_00278_13859_5421.N1	24-OCT-2004 07:32:28	Bright	54.000	82	48Bet UMa	2.3650	10600.	108	13859	No
115	GOM_NL__2PRFIN20041024_073600_000000392031_00278_13859_5422.N1	24-OCT-2004 07:36:00	Bright	38.500	174	52Psi UMa	3.0040	4400.0	77	13859	No
116	GOM_NL__2PRFIN20041024_074324_000000692031_00278_13859_5423.N1	24-OCT-2004 07:43:24	Bright	69.000	166	17Eps Leo	2.9800	6000.0	138	13859	No
117	GOM_NL__2PRFIN20041024_074515_000002022031_00278_13859_5424.N1	24-OCT-2004 07:45:15	Tw_i_and_stray	202.00	17	78Bet Gem	1.1610	4500.0	404	13859	No
118	GOM_NL__2PRFIN20041024_075510_000000692031_00278_13859_5425.N1	24-OCT-2004 07:55:10	Dark	69.000	48	30Alp Hya	1.9770	4100.0	138	13859	No
119	GOM_NL__2PRFIN20041024_080240_000000422031_00278_13859_5426.N1	24-OCT-2004 08:02:40	Dark	42.000	113	Mu Vel	2.6920	5000.0	84	13859	No
120	GOM_NL__2PRFIN20041024_080424_000000512031_00278_13859_5427.N1	24-OCT-2004 08:04:24	Dark	50.500	65	Lam Vel	2.2040	4400.0	101	13859	No
121	GOM_NL__2PRFIN20041024_080703_000000422031_00279_13860_5299.N1	24-OCT-2004 08:07:03	Dark	41.500	71	Iot Car	2.2460	7700.0	83	13860	No
122	GOM_NL__2PRFIN20041024_081330_000000512031_00279_13860_5300.N1	24-OCT-2004 08:13:30	Dark	51.000	2	Alp Car	-0.73600	7000.0	102	13860	No
123	GOM_NL__2PRFIN20041024_081703_000000732031_00279_13860_5301.N1	24-OCT-2004 08:17:03	Dark	73.000	177	1Zet CMa	3.0220	26000.	146	13860	No
124	GOM_NL__2PRFIN20041024_082007_000000432031_00279_13860_5302.N1	24-OCT-2004 08:20:07	Dark	42.500	143	Alp Hyi	2.8570	7200.0	85	13860	No
125	GOM_NL__2PRFIN20041024_082132_000000452031_00279_13860_5303.N1	24-OCT-2004 08:21:32	Dark	45.000	9	Alp Eri	0.45300	24000.	90	13860	No
126	GOM_NL__2PRFIN20041024_082432_000000452031_00279_13860_5304.N1	24-OCT-2004 08:24:32	Straylight	45.000	157	The1Eri	2.9060	9300.0	90	13860	No
127	GOM_NL__2PRFIN20041024_082623_000000452031_00279_13860_5305.N1	24-OCT-2004 08:26:23	Straylight	44.500	84	Alp Phe	2.3970	4500.0	89	13860	No
128	GOM_NL__2PRFIN20041024_083256_000000462031_00279_13860_5306.N1	24-OCT-2004 08:32:56	Straylight	45.500	52	16Bet Cet	2.0370	4500.0	91	13860	No
129	GOM_NL__2PRFIN20041024_084022_000000632031_00279_13860_5307.N1	24-OCT-2004 08:40:22	Bright	63.000	94	92Alp Cet	2.5260	3100.0	126	13860	No
130	GOM_NL__2PRFIN20041024_084226_000000382031_00279_13860_5308.N1	24-OCT-2004 08:42:26	Bright	38.000	140	88Gam Peg	2.8340	26000.	76	13860	No
131	GOM_NL__2PRFIN20041024_084428_000000432031_00279_13860_5309.N1	24-OCT-2004 08:44:28	Bright	43.000	105	6Bet Ari	2.6450	8900.0	86	13860	No
132	GOM_NL__2PRFIN20041024_084618_000000382031_00279_13860_5310.N1	24-OCT-2004 08:46:18	Bright	38.000	58	21Alp And	2.0730	11000.	76	13860	No
133	GOM_NL__2PRFIN20041024_084815_000000412031_00279_13860_5311.N1	24-OCT-2004 08:48:15	Bright	41.000	53	43Bet And	2.0480	3300.0	82	13860	No
134	GOM_NL__2PRFIN20041024_085108_000000462031_00279_13860_5312.N1	24-OCT-2004 08:51:08	Bright	45.500	73	57Gam1And	2.2600	13100.	91	13860	No
135	GOM_NL__2PRFIN20041024_085400_000000412031_00279_13860_5313.N1	24-OCT-2004 08:54:00	Bright	40.500	68	18Alp Cas	2.2250	4500.0	81	13860	No
136	GOM_NL__2PRFIN20041024_085517_000000392031_00279_13860_5314.N1	24-OCT-2004 08:55:17	Bright	38.500	76	27Gam Cas	2.3000	30000.	77	13860	No
137	GOM_NL__2PRFIN20041024_085752_000000382031_00279_13860_5315.N1	24-OCT-2004 08:57:52	Bright	38.000	89	5Alp Cep	2.4510	8000.0	76	13860	No
138	GOM_NL__2PRFIN20041024_090314_000000362031_00279_13860_5316.N1	24-OCT-2004 09:03:14	Bright	35.500	49	1Alp UMi	1.9900	6300.0	71	13860	No
139	GOM_NL__2PRFIN20041024_090642_000000402031_00279_13860_5317.N1	24-OCT-2004 09:06:42	Bright	39.500	60	7Bet UMi	2.0810	3950.0	79	13860	No
140	GOM_NL__2PRFIN20041024_091128_000000382031_00279_13860_5318.N1	24-OCT-2004 09:11:28	Bright	37.500	36	50Alp UMa	1.8000	6300.0	75	13860	No
141	GOM_NL__2PRFIN20041024_091303_000000472031_00279_13860_5319.N1	24-OCT-2004 09:13:03	Bright	46.500	82	48Bet UMa	2.3650	10600.	93	13860	No
142	GOM_NL__2PRFIN20041024_091636_000000362031_00279_13860_5320.N1	24-OCT-2004 09:16:36	Bright	36.000	174	52Psi UMa	3.0040	4400.0	72	13860	No
143	GOM_NL__2PRFIN20041024_092401_000000502031_00279_13860_5321.N1	24-OCT-2004 09:24:01	Bright	49.500	166	17Eps Leo	2.9800	6000.0	99	13860	No
144	GOM_NL__2PRFIN20041024_092553_000002152031_00279_13860_5322.N1	24-OCT-2004 09:25:53	Tw_i_and_stray	214.50	17	78Bet Gem	1.1610	4500.0	429	13860	No
145	GOM_NL__2PRFIN20041024_093547_000000642031_00279_13860_5323.N1	24-OCT-2004 09:35:47	Dark	64.000	48	30Alp Hya	1.9770	4100.0	128	13860	No
146	GOM_NL__2PRFIN20041024_094316_000000442031_00279_13860_5324.N1	24-OCT-2004 09:43:16	Dark	44.000	113	Mu Vel	2.6920	5000.0	88	13860	No
147	GOM_NL__2PRFIN20041024_094501_000000542031_00279_13860_5325.N1	24-OCT-2004 09:45:01	Dark	53.500	65	Lam Vel	2.2040	4400.0	107	13860	No
148	GOM_NL__2PRFIN20041024_094739_000000392031_00280_13861_5299.N1	24-OCT-2004 09:47:39	Dark	39.000	71	Iot Car	2.2460	7700.0	78	13861	No
149	GOM_NL__2PRFIN20041024_095407_000000552031_00280_13861_5300.N1	24-OCT-2004 09:54:07	Dark	55.000	2	Alp Car	-0.73600	7000.0	110	13861	No
150	GOM_NL__2PRFIN20041024_095740_000000772031_00280_13861_5301.N1	24-OCT-2004 09:57:40	Dark	77.000	177	1Zet CMa	3.0220	26000.	154	13861	No
151	GOM_NL__2PRFIN20041024_100043_000000382031_00280_13861_5302.N1	24-OCT-2004 10:00:43	Dark	38.000	143	Alp Hyi	2.8570	7200.0	76	13861	No
152	GOM_NL__2PRFIN20041024_100208_000000462031_00280_13861_5303.N1	24-OCT-2004 10:02:08	Dark	46.000	9	Alp Eri	0.45300	24000.	92	13861	No
153	GOM_NL__2PRFIN20041024_100508_000000452031_00280_13861_5304.N1	24-OCT-2004 10:05:08	Straylight	44.500	157	The1Eri	2.9060	9300.0	89	13861	No
154	GOM_NL__2PRFIN20041024_100659_000000452031_00280_13861_5305.N1	24-OCT-2004 10:06:59	Straylight	44.500	84	Alp Phe	2.3970	4500.0	89	13861	No
155	GOM_NL__2PRFIN20041024_101331_000000512031_00280_13861_5306.N1	24-OCT-2004 10:13:31	Straylight	50.500	52	16Bet Cet	2.0370	4500.0	101	13861	No
156	GOM_NL__2PRFIN20041024_102057_000000642031_00280_13861_5307.N1	24-OCT-2004 10:20:57	Bright	64.000	94	92Alp Cet	2.5260	3100.0	128	13861	No
157	GOM_NL__2PRFIN20041024_102301_000000382031_00280_13861_5308.N1	24-OCT-2004 10:23:01	Bright	38.000	140	88Gam Peg	2.8340	26000.	76	13861	No
158	GOM_NL__2PRFIN20041024_102503_000000432031_00280_13861_5309.N1	24-OCT-2004 10:25:03	Bright	42.500	105	6Bet Ari	2.6450	8900.0	85	13861	No
159	GOM_NL__2PRFIN20041024_102654_000000402031_00280_13861_5310.N1	24-OCT-2004 10:26:54	Bright	39.500	58	21Alp And	2.0730	11000.	79	13861	No
160	GOM_NL__2PRFIN20041024_102850_000000392031_00280_13861_5311.N1	24-OCT-2004 10:28:50	Bright	38.500	53	43Bet And	2.0480	3300.0	77	13861	No

161	GOM_NL__2PRFIN20041024_103142_000000462031_00280_13861_5312.N1	24-OCT-2004 10:31:42	Bright	45.500	73	57Gam1And	2.2600	13100.	91	13861	No
162	GOM_NL__2PRFIN20041024_103436_000000392031_00280_13861_5313.N1	24-OCT-2004 10:34:36	Bright	38.500	68	18Alp Cas	2.2250	4500.0	77	13861	No
163	GOM_NL__2PRFIN20041024_103552_000000392031_00280_13861_5314.N1	24-OCT-2004 10:35:52	Bright	38.500	76	27Gam Cas	2.3000	30000.	77	13861	No
164	GOM_NL__2PRFIN20041024_103828_000000372031_00280_13861_5315.N1	24-OCT-2004 10:38:28	Bright	37.000	89	5Alp Cep	2.4510	8000.0	74	13861	No
165	GOM_NL__2PRFIN20041024_104349_000000392031_00280_13861_5316.N1	24-OCT-2004 10:43:49	Bright	38.500	49	1Alp UMi	1.9900	6300.0	77	13861	No
166	GOM_NL__2PRFIN20041024_104718_000000412031_00280_13861_5317.N1	24-OCT-2004 10:47:18	Bright	40.500	60	7Bet UMi	2.0810	3950.0	81	13861	No
167	GOM_NL__2PRFIN20041024_105205_000000412031_00280_13861_5318.N1	24-OCT-2004 10:52:05	Bright	40.500	36	50Alp UMa	1.8000	6300.0	81	13861	No
168	GOM_NL__2PRFIN20041024_105339_000000522031_00280_13861_5319.N1	24-OCT-2004 10:53:39	Bright	51.500	82	48Bet UMa	2.3650	10600.	103	13861	No
169	GOM_NL__2PRFIN20041024_105712_000000362031_00280_13861_5320.N1	24-OCT-2004 10:57:12	Bright	36.000	174	52Psi UMa	3.0040	4400.0	72	13861	No
170	GOM_NL__2PRFIN20041024_110437_000000482031_00280_13861_5321.N1	24-OCT-2004 11:04:37	Bright	48.000	166	17Eps Leo	2.9800	6000.0	96	13861	No
171	GOM_NL__2PRFIN20041024_110630_000001992031_00280_13861_5322.N1	24-OCT-2004 11:06:30	Tw_i_and_stray	198.50	17	78Bet Gem	1.1610	4500.0	397	13861	No
172	GOM_NL__2PRFIN20041024_111624_000000662031_00280_13861_5323.N1	24-OCT-2004 11:16:24	Dark	66.000	48	30Alp Hya	1.9770	4100.0	132	13861	No
173	GOM_NL__2PRFIN20041024_112351_000000412031_00280_13861_5324.N1	24-OCT-2004 11:23:51	Dark	40.500	113	Mu Vel	2.6920	5000.0	81	13861	No
174	GOM_NL__2PRFIN20041024_112537_000000512031_00280_13861_5325.N1	24-OCT-2004 11:25:37	Dark	50.500	65	Lam Vel	2.2040	4400.0	101	13861	No
175	GOM_NL__2PRFIN20041024_112815_000000412031_00281_13862_5299.N1	24-OCT-2004 11:28:15	Dark	41.000	71	1ot Car	2.2460	7700.0	82	13862	No
176	GOM_NL__2PRFIN20041024_113443_000000512031_00281_13862_5300.N1	24-OCT-2004 11:34:43	Dark	51.000	2	Alp Car	-0.73600	7000.0	102	13862	No
177	GOM_NL__2PRFIN20041024_113818_000000752031_00281_13862_5301.N1	24-OCT-2004 11:38:18	Dark	74.500	177	1Zet CMa	3.0220	26000.	149	13862	No
178	GOM_NL__2PRFIN20041024_114119_000000392031_00281_13862_5302.N1	24-OCT-2004 11:41:19	Dark	39.000	143	Alp Hyi	2.8570	7200.0	78	13862	No
179	GOM_NL__2PRFIN20041024_114243_000000502031_00281_13862_5303.N1	24-OCT-2004 11:42:43	Dark	49.500	9	Alp Eri	0.45300	24000.	99	13862	No
180	GOM_NL__2PRFIN20041024_114544_000000452031_00281_13862_5304.N1	24-OCT-2004 11:45:44	Straylight	45.000	157	The1Eri	2.9060	9300.0	90	13862	No
181	GOM_NL__2PRFIN20041024_114735_000000442031_00281_13862_5305.N1	24-OCT-2004 11:47:35	Straylight	44.000	84	Alp Phe	2.3970	4500.0	88	13862	No
182	GOM_NL__2PRFIN20041024_115407_000000492031_00281_13862_5306.N1	24-OCT-2004 11:54:07	Straylight	49.000	52	16Bet Cet	2.0370	4500.0	98	13862	No
183	GOM_NL__2PRFIN20041024_120132_000000642031_00281_13862_5307.N1	24-OCT-2004 12:01:32	Bright	63.500	94	92Alp Cet	2.5260	3100.0	127	13862	No
184	GOM_NL__2PRFIN20041024_120337_000000382031_00281_13862_5308.N1	24-OCT-2004 12:03:37	Bright	37.500	140	88Gam Peg	2.8340	26000.	75	13862	No
185	GOM_NL__2PRFIN20041024_120538_000000442031_00281_13862_5309.N1	24-OCT-2004 12:05:38	Bright	43.500	105	6Bet Ari	2.6450	8900.0	87	13862	No
186	GOM_NL__2PRFIN20041024_120730_000000392031_00281_13862_5310.N1	24-OCT-2004 12:07:30	Bright	38.500	58	21Alp And	2.0730	11000.	77	13862	No
187	GOM_NL__2PRFIN20041024_120925_000000422031_00281_13862_5311.N1	24-OCT-2004 12:09:25	Bright	41.500	53	43Bet And	2.0480	3300.0	83	13862	No
188	GOM_NL__2PRFIN20041024_121216_000000432031_00281_13862_5312.N1	24-OCT-2004 12:12:16	Bright	43.000	73	57Gam1And	2.2600	13100.	86	13862	No
189	GOM_NL__2PRFIN20041024_121511_000000412031_00281_13862_5313.N1	24-OCT-2004 12:15:11	Bright	41.000	68	18Alp Cas	2.2250	4500.0	82	13862	No
190	GOM_NL__2PRFIN20041024_121627_000000392031_00281_13862_5314.N1	24-OCT-2004 12:16:27	Bright	38.500	76	27Gam Cas	2.3000	30000.	77	13862	No
191	GOM_NL__2PRFIN20041024_121905_000000392031_00281_13862_5315.N1	24-OCT-2004 12:19:05	Bright	39.000	89	5Alp Cep	2.4510	8000.0	78	13862	No
192	GOM_NL__2PRFIN20041024_122423_000000422031_00281_13862_5316.N1	24-OCT-2004 12:24:23	Bright	42.000	49	1Alp UMi	1.9900	6300.0	84	13862	No
193	GOM_NL__2PRFIN20041024_122755_000000402031_00281_13862_5317.N1	24-OCT-2004 12:27:55	Bright	40.000	60	7Bet UMi	2.0810	3950.0	80	13862	No
194	GOM_NL__2PRFIN20041024_123240_000000362031_00281_13862_5318.N1	24-OCT-2004 12:32:40	Bright	36.000	36	50Alp UMa	1.8000	6300.0	72	13862	No
195	GOM_NL__2PRFIN20041024_123416_000000392031_00281_13862_5319.N1	24-OCT-2004 12:34:16	Bright	38.500	82	48Bet UMa	2.3650	10600.	77	13862	No
196	GOM_NL__2PRFIN20041024_123748_000000392031_00281_13862_5320.N1	24-OCT-2004 12:37:48	Bright	39.000	174	52Psi UMa	3.0040	4400.0	78	13862	No
197	GOM_NL__2PRFIN20041024_124513_000000572031_00281_13862_5321.N1	24-OCT-2004 12:45:13	Bright	56.500	166	17Eps Leo	2.9800	6000.0	113	13862	No
198	GOM_NL__2PRFIN20041024_124707_000001902031_00281_13862_5322.N1	24-OCT-2004 12:47:07	Tw_i_and_stray	190.00	17	78Bet Gem	1.1610	4500.0	380	13862	No
199	GOM_NL__2PRFIN20041024_125702_000000732031_00281_13862_5323.N1	24-OCT-2004 12:57:02	Dark	73.000	48	30Alp Hya	1.9770	4100.0	146	13862	No
200	GOM_NL__2PRFIN20041024_130428_000000422031_00281_13862_5324.N1	24-OCT-2004 13:04:28	Dark	41.500	113	Mu Vel	2.6920	5000.0	83	13862	No
201	GOM_NL__2PRFIN20041024_130612_000000552031_00281_13862_5325.N1	24-OCT-2004 13:06:12	Dark	54.500	65	Lam Vel	2.2040	4400.0	109	13862	No
202	GOM_NL__2PRFIN20041024_130851_000000462031_00282_13863_5299.N1	24-OCT-2004 13:08:51	Dark	46.000	71	1ot Car	2.2460	7700.0	92	13863	No
203	GOM_NL__2PRFIN20041024_131519_000000522031_00282_13863_5300.N1	24-OCT-2004 13:15:19	Dark	51.500	2	Alp Car	-0.73600	7000.0	103	13863	No
204	GOM_NL__2PRFIN20041024_131856_000000772031_00282_13863_5301.N1	24-OCT-2004 13:18:56	Dark	77.000	177	1Zet CMa	3.0220	26000.	154	13863	No
205	GOM_NL__2PRFIN20041024_132155_000000392031_00282_13863_5302.N1	24-OCT-2004 13:21:55	Dark	39.000	143	Alp Hyi	2.8570	7200.0	78	13863	No
206	GOM_NL__2PRFIN20041024_132319_000000482031_00282_13863_5303.N1	24-OCT-2004 13:23:19	Dark	48.000	9	Alp Eri	0.45300	24000.	96	13863	No
207	GOM_NL__2PRFIN20041024_132618_000000472031_00282_13863_5304.N1	24-OCT-2004 13:26:18	Straylight	47.000	157	The1Eri	2.9060	9300.0	94	13863	No
208	GOM_NL__2PRFIN20041024_132811_000000462031_00282_13863_5305.N1	24-OCT-2004 13:28:11	Straylight	45.500	84	Alp Phe	2.3970	4500.0	91	13863	No
209	GOM_NL__2PRFIN20041024_133443_000000502031_00282_13863_5306.N1	24-OCT-2004 13:34:43	Straylight	50.000	52	16Bet Cet	2.0370	4500.0	100	13863	No
210	GOM_NL__2PRFIN20041024_134208_000000632031_00282_13863_5307.N1	24-OCT-2004 13:42:08	Bright	62.500	94	92Alp Cet	2.5260	3100.0	125	13863	No
211	GOM_NL__2PRFIN20041024_134413_000000382031_00282_13863_5308.N1	24-OCT-2004 13:44:13	Bright	38.000	140	88Gam Peg	2.8340	26000.	76	13863	No
212	GOM_NL__2PRFIN20041024_134613_000000432031_00282_13863_5309.N1	24-OCT-2004 13:46:13	Bright	43.000	105	6Bet Ari	2.6450	8900.0	86	13863	No
213	GOM_NL__2PRFIN20041024_134804_000000412031_00282_13863_5310.N1	24-OCT-2004 13:48:04	Bright	40.500	58	21Alp And	2.0730	11000.	81	13863	No
214	GOM_NL__2PRFIN20041024_135001_000000432031_00282_13863_5311.N1	24-OCT-2004 13:50:01	Bright	42.500	53	43Bet And	2.0480	3300.0	85	13863	No
215	GOM_NL__2PRFIN20041024_135253_000000442031_00282_13863_5312.N1	24-OCT-2004 13:52:53	Bright	44.000	73	57Gam1And	2.2600	13100.	88	13863	No
216	GOM_NL__2PRFIN20041024_135547_000000382031_00282_13863_5313.N1	24-OCT-2004 13:55:47	Bright	37.500	68	18Alp Cas	2.2250	4500.0	75	13863	No
217	GOM_NL__2PRFIN20041024_135703_000000402031_00282_13863_5314.N1	24-OCT-2004 13:57:03	Bright	40.000	76	27Gam Cas	2.3000	30000.	80	13863	No
218	GOM_NL__2PRFIN20041024_135941_000000382031_00282_13863_5315.N1	24-OCT-2004 13:59:41	Bright	37.500	89	5Alp Cep	2.4510	8000.0	75	13863	No
219	GOM_NL__2PRFIN20041024_140501_000000402031_00282_13863_5316.N1	24-OCT-2004 14:05:01	Bright	39.500	49	1Alp UMi	1.9900	6300.0	79	13863	No

220	GOM_NL__2PRFIN20041024_140832_000000382031_00282_13863_5317.N1	24-OCT-2004 14:08:32	Bright	37.500	60	7Bet UMi	2.0810	3950.0	75	13863	No
221	GOM_NL__2PRFIN20041024_141316_000000402031_00282_13863_5318.N1	24-OCT-2004 14:13:16	Bright	40.000	36	50Alp UMa	1.8000	6300.0	80	13863	No
222	GOM_NL__2PRFIN20041024_141452_000000392031_00282_13863_5319.N1	24-OCT-2004 14:14:52	Bright	38.500	82	48Bet UMa	2.3650	10600.	77	13863	No
223	GOM_NL__2PRFIN20041024_141824_000000362031_00282_13863_5320.N1	24-OCT-2004 14:18:24	Bright	36.000	174	52Psi UMa	3.0040	4400.0	72	13863	No
224	GOM_NL__2PRFIN20041024_142549_000000492031_00282_13863_5321.N1	24-OCT-2004 14:25:49	Bright	49.000	166	17Eps Leo	2.9800	6000.0	98	13863	No
225	GOM_NL__2PRFIN20041024_142744_000002022031_00282_13863_5322.N1	24-OCT-2004 14:27:44	Tw_i_and_stray	201.50	17	78Bet Gem	1.1610	4500.0	403	13863	No
226	GOM_NL__2PRFIN20041024_143739_000000622031_00282_13863_5323.N1	24-OCT-2004 14:37:39	Dark	62.000	48	30Alp Hya	1.9770	4100.0	124	13863	No
227	GOM_NL__2PRFIN20041024_144504_000000402031_00282_13863_5324.N1	24-OCT-2004 14:45:04	Dark	40.000	113	Mu Vel	2.6920	5000.0	80	13863	No
228	GOM_NL__2PRFIN20041024_144649_000000552031_00282_13863_5325.N1	24-OCT-2004 14:46:49	Dark	54.500	65	Lam Vel	2.2040	4400.0	109	13863	No
229	GOM_NL__2PRFIN20041024_144927_000000422031_00283_13864_5299.N1	24-OCT-2004 14:49:27	Dark	42.000	71	Iot Car	2.2460	7700.0	84	13864	No
230	GOM_NL__2PRFIN20041024_145556_000000502031_00283_13864_5300.N1	24-OCT-2004 14:55:56	Dark	50.000	2	Alp Car	-0.73600	7000.0	100	13864	No
231	GOM_NL__2PRFIN20041024_145933_000000752031_00283_13864_5301.N1	24-OCT-2004 14:59:33	Dark	74.500	177	1Zet CMa	3.0220	26000.	149	13864	No
232	GOM_NL__2PRFIN20041024_150231_000000392031_00283_13864_5302.N1	24-OCT-2004 15:02:31	Dark	39.000	143	Alp Hyi	2.8570	7200.0	78	13864	No
233	GOM_NL__2PRFIN20041024_150356_000000482031_00283_13864_5303.N1	24-OCT-2004 15:03:56	Dark	48.000	9	Alp Eri	0.45300	24000.	96	13864	No
234	GOM_NL__2PRFIN20041024_150657_000000442031_00283_13864_5304.N1	24-OCT-2004 15:06:57	Straylight	44.000	157	The1Eri	2.9060	9300.0	88	13864	No
235	GOM_NL__2PRFIN20041024_150847_000000422031_00283_13864_5305.N1	24-OCT-2004 15:08:47	Straylight	42.000	84	Alp Phe	2.3970	4500.0	84	13864	No
236	GOM_NL__2PRFIN20041024_151520_000000462031_00283_13864_5306.N1	24-OCT-2004 15:15:20	Straylight	45.500	52	16Bet Cet	2.0370	4500.0	91	13864	No
237	GOM_NL__2PRFIN20041024_152241_000000652031_00283_13864_5307.N1	24-OCT-2004 15:22:41	Bright	64.500	94	92Alp Cet	2.5260	3100.0	129	13864	No
238	GOM_NL__2PRFIN20041024_152449_000000392031_00283_13864_5308.N1	24-OCT-2004 15:24:49	Bright	38.500	140	88Gam Peg	2.8340	26000.	77	13864	No
239	GOM_NL__2PRFIN20041024_152650_000000432031_00283_13864_5309.N1	24-OCT-2004 15:26:50	Bright	42.500	105	6Bet Ari	2.6450	8900.0	85	13864	No
240	GOM_NL__2PRFIN20041024_152842_000000402031_00283_13864_5310.N1	24-OCT-2004 15:28:42	Bright	40.000	58	21Alp And	2.0730	11000.	80	13864	No
241	GOM_NL__2PRFIN20041024_153037_000000392031_00283_13864_5311.N1	24-OCT-2004 15:30:37	Bright	39.000	53	43Bet And	2.0480	3300.0	78	13864	No
242	GOM_NL__2PRFIN20041024_153329_000000462031_00283_13864_5312.N1	24-OCT-2004 15:33:29	Bright	46.000	73	57Gam1And	2.2600	13100.	92	13864	No
243	GOM_NL__2PRFIN20041024_153623_000000392031_00283_13864_5313.N1	24-OCT-2004 15:36:23	Bright	39.000	68	18Alp Cas	2.2250	4500.0	78	13864	No
244	GOM_NL__2PRFIN20041024_153739_000000392031_00283_13864_5314.N1	24-OCT-2004 15:37:39	Bright	38.500	76	27Gam Cas	2.3000	30000.	77	13864	No
245	GOM_NL__2PRFIN20041024_154017_000000392031_00283_13864_5315.N1	24-OCT-2004 15:40:17	Bright	38.500	89	5Alp Cep	2.4510	8000.0	77	13864	No
246	GOM_NL__2PRFIN20041024_154537_000000392031_00283_13864_5316.N1	24-OCT-2004 15:45:37	Bright	38.500	49	1Alp UMi	1.9900	6300.0	77	13864	No
247	GOM_NL__2PRFIN20041024_154907_000000392031_00283_13864_5317.N1	24-OCT-2004 15:49:07	Bright	39.000	60	7Bet UMi	2.0810	3950.0	78	13864	No
248	GOM_NL__2PRFIN20041024_155352_000000392031_00283_13864_5318.N1	24-OCT-2004 15:53:52	Bright	38.500	36	50Alp UMa	1.8000	6300.0	77	13864	No
249	GOM_NL__2PRFIN20041024_155527_000000382031_00283_13864_5319.N1	24-OCT-2004 15:55:27	Bright	37.500	82	48Bet UMa	2.3650	10600.	75	13864	No
250	GOM_NL__2PRFIN20041024_155900_000000402031_00283_13864_5320.N1	24-OCT-2004 15:59:00	Bright	39.500	174	52Psi UMa	3.0040	4400.0	79	13864	No
251	GOM_NL__2PRFIN20041024_160625_000000512031_00283_13864_5321.N1	24-OCT-2004 16:06:25	Bright	50.500	166	17Eps Leo	2.9800	6000.0	101	13864	No
252	GOM_NL__2PRFIN20041024_160821_000001832031_00283_13864_5322.N1	24-OCT-2004 16:08:21	Tw_i_and_stray	183.00	17	78Bet Gem	1.1610	4500.0	366	13864	No
253	GOM_NL__2PRFIN20041024_161817_000000622031_00283_13864_5323.N1	24-OCT-2004 16:18:17	Dark	61.500	48	30Alp Hya	1.9770	4100.0	123	13864	No
254	GOM_NL__2PRFIN20041024_162541_000000432031_00283_13864_5324.N1	24-OCT-2004 16:25:41	Dark	43.000	113	Mu Vel	2.6920	5000.0	86	13864	No
255	GOM_NL__2PRFIN20041024_162728_000000572031_00283_13864_5325.N1	24-OCT-2004 16:27:28	Dark	56.500	65	Lam Vel	2.2040	4400.0	113	13864	No
256	GOM_NL__2PRFIN20041024_163005_000000422031_00284_13865_5319.N1	24-OCT-2004 16:30:05	Dark	41.500	71	Iot Car	2.2460	7700.0	83	13865	No
257	GOM_NL__2PRFIN20041024_163634_000000592031_00284_13865_5320.N1	24-OCT-2004 16:36:34	Dark	58.500	2	Alp Car	-0.73600	7000.0	117	13865	No
258	GOM_NL__2PRFIN20041024_164012_000000772031_00284_13865_5321.N1	24-OCT-2004 16:40:12	Dark	76.500	177	1Zet CMa	3.0220	26000.	153	13865	No
259	GOM_NL__2PRFIN20041024_164308_000000392031_00284_13865_5322.N1	24-OCT-2004 16:43:08	Dark	39.000	143	Alp Hyi	2.8570	7200.0	78	13865	No
260	GOM_NL__2PRFIN20041024_164432_000000522031_00284_13865_5323.N1	24-OCT-2004 16:44:32	Dark	52.000	9	Alp Eri	0.45300	24000.	104	13865	No
261	GOM_NL__2PRFIN20041024_164733_000000462031_00284_13865_5324.N1	24-OCT-2004 16:47:33	Straylight	46.000	157	The1Eri	2.9060	9300.0	92	13865	No
262	GOM_NL__2PRFIN20041024_164923_000000452031_00284_13865_5325.N1	24-OCT-2004 16:49:23	Straylight	45.000	84	Alp Phe	2.3970	4500.0	90	13865	No
263	GOM_NL__2PRFIN20041024_165556_000000462031_00284_13865_5326.N1	24-OCT-2004 16:55:56	Straylight	46.000	52	16Bet Cet	2.0370	4500.0	92	13865	No
264	GOM_NL__2PRFIN20041024_170317_000000682031_00284_13865_5327.N1	24-OCT-2004 17:03:17	Bright	67.500	94	92Alp Cet	2.5260	3100.0	135	13865	No
265	GOM_NL__2PRFIN20041024_170525_000000372031_00284_13865_5328.N1	24-OCT-2004 17:05:25	Bright	37.000	140	88Gam Peg	2.8340	26000.	74	13865	No
266	GOM_NL__2PRFIN20041024_170723_000000472031_00284_13865_5329.N1	24-OCT-2004 17:07:23	Bright	46.500	105	6Bet Ari	2.6450	8900.0	93	13865	No
267	GOM_NL__2PRFIN20041024_170916_000000412031_00284_13865_5330.N1	24-OCT-2004 17:09:16	Bright	40.500	58	21Alp And	2.0730	11000.	81	13865	No
268	GOM_NL__2PRFIN20041024_171113_000000402031_00284_13865_5331.N1	24-OCT-2004 17:11:13	Bright	39.500	53	43Bet And	2.0480	3300.0	79	13865	No
269	GOM_NL__2PRFIN20041024_171405_000000432031_00284_13865_5332.N1	24-OCT-2004 17:14:05	Bright	43.000	73	57Gam1And	2.2600	13100.	86	13865	No
270	GOM_NL__2PRFIN20041024_171659_000000392031_00284_13865_5333.N1	24-OCT-2004 17:16:59	Bright	39.000	68	18Alp Cas	2.2250	4500.0	78	13865	No
271	GOM_NL__2PRFIN20041024_171815_000000382031_00284_13865_5334.N1	24-OCT-2004 17:18:15	Bright	38.000	76	27Gam Cas	2.3000	30000.	76	13865	No
272	GOM_NL__2PRFIN20041024_172054_000000402031_00284_13865_5335.N1	24-OCT-2004 17:20:54	Bright	40.000	89	5Alp Cep	2.4510	8000.0	80	13865	No
273	GOM_NL__2PRFIN20041024_172613_000000382031_00284_13865_5336.N1	24-OCT-2004 17:26:13	Bright	38.000	49	1Alp UMi	1.9900	6300.0	76	13865	No
274	GOM_NL__2PRFIN20041024_172944_000000392031_00284_13865_5337.N1	24-OCT-2004 17:29:44	Bright	39.000	60	7Bet UMi	2.0810	3950.0	78	13865	No
275	GOM_NL__2PRFIN20041024_173428_000000362031_00284_13865_5338.N1	24-OCT-2004 17:34:28	Bright	36.000	36	50Alp UMa	1.8000	6300.0	72	13865	No
276	GOM_NL__2PRFIN20041024_173603_000000392031_00284_13865_5339.N1	24-OCT-2004 17:36:03	Bright	38.500	82	48Bet UMa	2.3650	10600.	77	13865	No
277	GOM_NL__2PRFIN20041024_173936_000000402031_00284_13865_5340.N1	24-OCT-2004 17:39:36	Bright	40.000	174	52Psi UMa	3.0040	4400.0	80	13865	No
278	GOM_NL__2PRFIN20041024_174702_000000482031_00284_13865_5341.N1	24-OCT-2004 17:47:02	Bright	48.000	166	17Eps Leo	2.9800	6000.0	96	13865	No

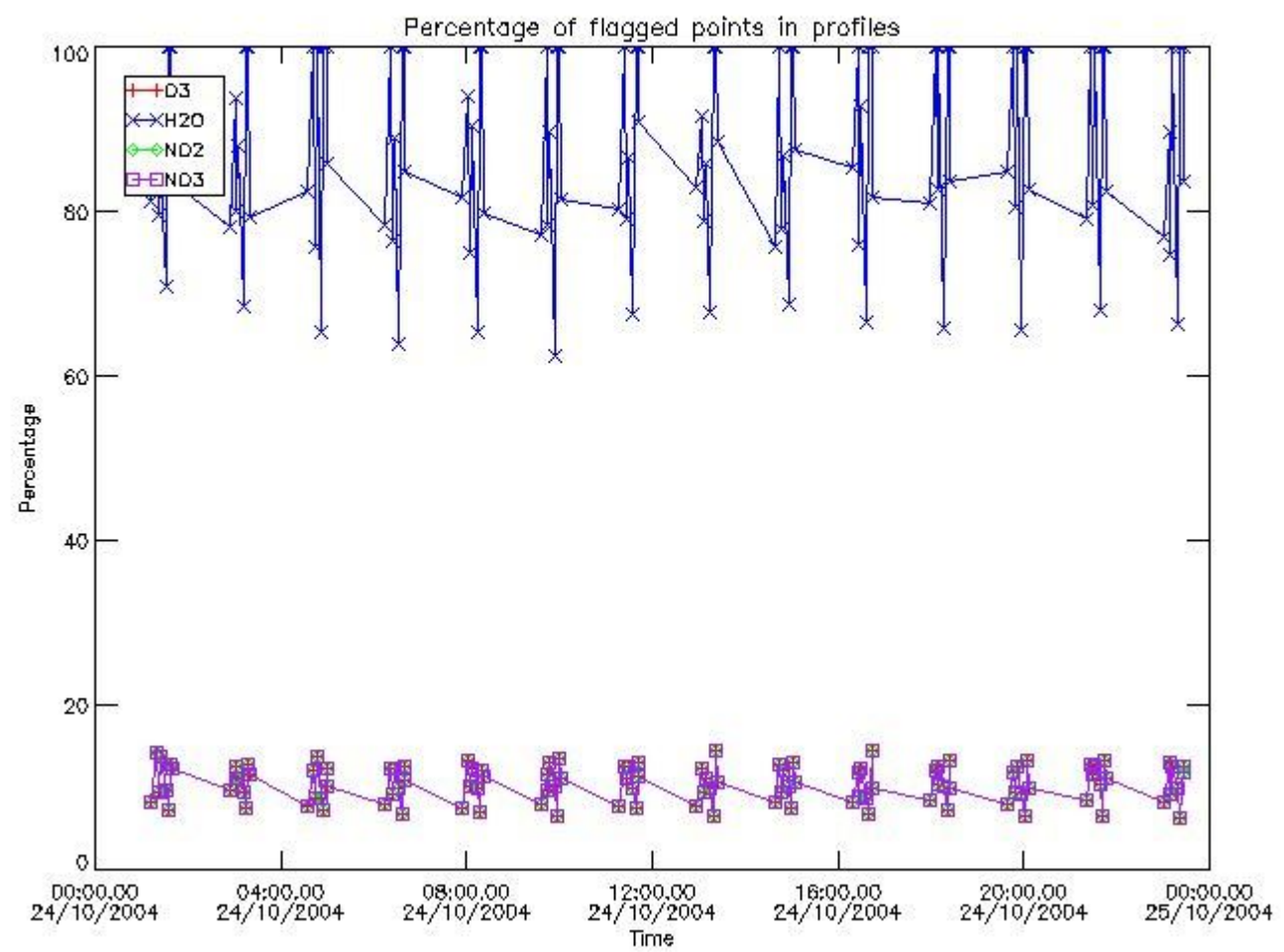
279	GOM_NL__2PRFIN20041024_174859_000001932031_00284_13865_5342.N1	24-OCT-2004 17:48:59	Tw_i_and_stray	192.50	17	78Bet Gem	1.1610	4500.0	385	13865	No
280	GOM_NL__2PRFIN20041024_175854_000000612031_00284_13865_5343.N1	24-OCT-2004 17:58:54	Dark	61.000	48	30Alp Hya	1.9770	4100.0	122	13865	No
281	GOM_NL__2PRFIN20041024_180617_000000432031_00284_13865_5344.N1	24-OCT-2004 18:06:17	Dark	42.500	113	Mu Vel	2.6920	5000.0	85	13865	No
282	GOM_NL__2PRFIN20041024_180805_000000502031_00284_13865_5345.N1	24-OCT-2004 18:08:05	Dark	49.500	65	Lam Vel	2.2040	4400.0	99	13865	No
283	GOM_NL__2PRFIN20041024_180944_000000412031_00285_13866_5346.N1	24-OCT-2004 18:09:44	Dark	41.000	91	Kap Vel	2.4900	26000.	82	13866	No
284	GOM_NL__2PRFIN20041024_181711_000000502031_00285_13866_5319.N1	24-OCT-2004 18:17:11	Dark	50.000	2	Alp Car	-0.73600	7000.0	100	13866	No
285	GOM_NL__2PRFIN20041024_182048_000000772031_00285_13866_5320.N1	24-OCT-2004 18:20:48	Dark	77.000	177	1Zet CMa	3.0220	26000.	154	13866	No
286	GOM_NL__2PRFIN20041024_182345_000000392031_00285_13866_5321.N1	24-OCT-2004 18:23:45	Dark	38.500	143	Alp Hyi	2.8570	7200.0	77	13866	No
287	GOM_NL__2PRFIN20041024_182509_000000522031_00285_13866_5322.N1	24-OCT-2004 18:25:09	Dark	52.000	9	Alp Eri	0.45300	24000.	104	13866	No
288	GOM_NL__2PRFIN20041024_182810_000000452031_00285_13866_5323.N1	24-OCT-2004 18:28:10	Straylight	44.500	157	The1Eri	2.9060	9300.0	89	13866	No
289	GOM_NL__2PRFIN20041024_182959_000000422031_00285_13866_5324.N1	24-OCT-2004 18:29:59	Straylight	41.500	84	Alp Phe	2.3970	4500.0	83	13866	No
290	GOM_NL__2PRFIN20041024_183633_000000522031_00285_13866_5325.N1	24-OCT-2004 18:36:33	Straylight	52.000	52	16Bet Cet	2.0370	4500.0	104	13866	No
291	GOM_NL__2PRFIN20041024_184354_000000642031_00285_13866_5326.N1	24-OCT-2004 18:43:54	Bright	63.500	94	92Alp Cet	2.5260	3100.0	127	13866	No
292	GOM_NL__2PRFIN20041024_184602_000000372031_00285_13866_5327.N1	24-OCT-2004 18:46:02	Bright	37.000	140	88Gam Peg	2.8340	26000.	74	13866	No
293	GOM_NL__2PRFIN20041024_184801_000000422031_00285_13866_5328.N1	24-OCT-2004 18:48:01	Bright	42.000	105	6Bet Ari	2.6450	8900.0	84	13866	No
294	GOM_NL__2PRFIN20041024_184955_000000382031_00285_13866_5329.N1	24-OCT-2004 18:49:55	Bright	38.000	58	21Alp And	2.0730	11000.	76	13866	No
295	GOM_NL__2PRFIN20041024_185149_000000402031_00285_13866_5330.N1	24-OCT-2004 18:51:49	Bright	39.500	53	43Bet And	2.0480	3300.0	79	13866	No
296	GOM_NL__2PRFIN20041024_185441_000000442031_00285_13866_5331.N1	24-OCT-2004 18:54:41	Bright	43.500	73	57Gam1And	2.2600	13100.	87	13866	No
297	GOM_NL__2PRFIN20041024_185736_000000392031_00285_13866_5332.N1	24-OCT-2004 18:57:36	Bright	38.500	68	18Alp Cas	2.2250	4500.0	77	13866	No
298	GOM_NL__2PRFIN20041024_185852_000000402031_00285_13866_5333.N1	24-OCT-2004 18:58:52	Bright	39.500	76	27Gam Cas	2.3000	30000.	79	13866	No
299	GOM_NL__2PRFIN20041024_190130_000000402031_00285_13866_5334.N1	24-OCT-2004 19:01:30	Bright	39.500	89	5Alp Cep	2.4510	8000.0	79	13866	No
300	GOM_NL__2PRFIN20041024_190650_000000372031_00285_13866_5335.N1	24-OCT-2004 19:06:50	Bright	37.000	49	1Alp UMi	1.9900	6300.0	74	13866	No
301	GOM_NL__2PRFIN20041024_191020_000000402031_00285_13866_5336.N1	24-OCT-2004 19:10:20	Bright	39.500	60	7Bet UMi	2.0810	3950.0	79	13866	No
302	GOM_NL__2PRFIN20041024_191504_000000402031_00285_13866_5337.N1	24-OCT-2004 19:15:04	Bright	39.500	36	50Alp UMa	1.8000	6300.0	79	13866	No
303	GOM_NL__2PRFIN20041024_191639_000000392031_00285_13866_5338.N1	24-OCT-2004 19:16:39	Bright	39.000	82	48Bet UMa	2.3650	10600.	78	13866	No
304	GOM_NL__2PRFIN20041024_192012_000000382031_00285_13866_5339.N1	24-OCT-2004 19:20:12	Bright	37.500	174	52Psi UMa	3.0040	4400.0	75	13866	No
305	GOM_NL__2PRFIN20041024_192738_000000522031_00285_13866_5340.N1	24-OCT-2004 19:27:38	Bright	51.500	166	17Eps Leo	2.9800	6000.0	103	13866	No
306	GOM_NL__2PRFIN20041024_192936_000001812031_00285_13866_5341.N1	24-OCT-2004 19:29:36	Tw_i_and_stray	181.00	17	78Bet Gem	1.1610	4500.0	362	13866	No
307	GOM_NL__2PRFIN20041024_193931_000000642031_00285_13866_5342.N1	24-OCT-2004 19:39:31	Dark	63.500	48	30Alp Hya	1.9770	4100.0	127	13866	No
308	GOM_NL__2PRFIN20041024_194654_000000442031_00285_13866_5343.N1	24-OCT-2004 19:46:54	Dark	43.500	113	Mu Vel	2.6920	5000.0	87	13866	No
309	GOM_NL__2PRFIN20041024_194842_000000552031_00285_13866_5344.N1	24-OCT-2004 19:48:42	Dark	54.500	65	Lam Vel	2.2040	4400.0	109	13866	No
310	GOM_NL__2PRFIN20041024_195021_000000412031_00286_13867_5345.N1	24-OCT-2004 19:50:21	Dark	40.500	91	Kap Vel	2.4900	26000.	81	13867	No
311	GOM_NL__2PRFIN20041024_195748_000000562031_00286_13867_5441.N1	24-OCT-2004 19:57:48	Dark	55.500	2	Alp Car	-0.73600	7000.0	111	13867	No
312	GOM_NL__2PRFIN20041024_200126_000000772031_00286_13867_5442.N1	24-OCT-2004 20:01:26	Dark	77.000	177	1Zet CMa	3.0220	26000.	154	13867	No
313	GOM_NL__2PRFIN20041024_200421_000000392031_00286_13867_5443.N1	24-OCT-2004 20:04:21	Dark	38.500	143	Alp Hyi	2.8570	7200.0	77	13867	No
314	GOM_NL__2PRFIN20041024_200545_000000522031_00286_13867_5444.N1	24-OCT-2004 20:05:45	Dark	52.000	9	Alp Eri	0.45300	24000.	104	13867	No
315	GOM_NL__2PRFIN20041024_200847_000000462031_00286_13867_5445.N1	24-OCT-2004 20:08:47	Straylight	45.500	157	The1Eri	2.9060	9300.0	91	13867	No
316	GOM_NL__2PRFIN20041024_201036_000000422031_00286_13867_5446.N1	24-OCT-2004 20:10:36	Straylight	41.500	84	Alp Phe	2.3970	4500.0	83	13867	No
317	GOM_NL__2PRFIN20041024_201709_000000452031_00286_13867_5447.N1	24-OCT-2004 20:17:09	Straylight	45.000	52	16Bet Cet	2.0370	4500.0	90	13867	No
318	GOM_NL__2PRFIN20041024_202429_000000632031_00286_13867_5448.N1	24-OCT-2004 20:24:29	Bright	62.500	94	92Alp Cet	2.5260	3100.0	125	13867	No
319	GOM_NL__2PRFIN20041024_202638_000000372031_00286_13867_5449.N1	24-OCT-2004 20:26:38	Bright	37.000	140	88Gam Peg	2.8340	26000.	74	13867	No
320	GOM_NL__2PRFIN20041024_202837_000000432031_00286_13867_5450.N1	24-OCT-2004 20:28:37	Bright	42.500	105	6Bet Ari	2.6450	8900.0	85	13867	No
321	GOM_NL__2PRFIN20041024_203031_000000382031_00286_13867_5451.N1	24-OCT-2004 20:30:31	Bright	38.000	58	21Alp And	2.0730	11000.	76	13867	No
322	GOM_NL__2PRFIN20041024_203225_000000412031_00286_13867_5452.N1	24-OCT-2004 20:32:25	Bright	40.500	53	43Bet And	2.0480	3300.0	81	13867	No
323	GOM_NL__2PRFIN20041024_203517_000000422031_00286_13867_5453.N1	24-OCT-2004 20:35:17	Bright	42.000	73	57Gam1And	2.2600	13100.	84	13867	No
324	GOM_NL__2PRFIN20041024_203812_000000392031_00286_13867_5454.N1	24-OCT-2004 20:38:12	Bright	38.500	68	18Alp Cas	2.2250	4500.0	77	13867	No
325	GOM_NL__2PRFIN20041024_203928_000000372031_00286_13867_5455.N1	24-OCT-2004 20:39:28	Bright	37.000	76	27Gam Cas	2.3000	30000.	74	13867	No
326	GOM_NL__2PRFIN20041024_204206_000000392031_00286_13867_5456.N1	24-OCT-2004 20:42:06	Bright	39.000	89	5Alp Cep	2.4510	8000.0	78	13867	No
327	GOM_NL__2PRFIN20041024_204726_000000372031_00286_13867_5457.N1	24-OCT-2004 20:47:26	Bright	37.000	49	1Alp UMi	1.9900	6300.0	74	13867	No
328	GOM_NL__2PRFIN20041024_205056_000000362031_00286_13867_5458.N1	24-OCT-2004 20:50:56	Bright	36.000	60	7Bet UMi	2.0810	3950.0	72	13867	No
329	GOM_NL__2PRFIN20041024_205540_000000412031_00286_13867_5459.N1	24-OCT-2004 20:55:40	Bright	41.000	36	50Alp UMa	1.8000	6300.0	82	13867	No
330	GOM_NL__2PRFIN20041024_205715_000000372031_00286_13867_5460.N1	24-OCT-2004 20:57:15	Bright	37.000	82	48Bet UMa	2.3650	10600.	74	13867	No
331	GOM_NL__2PRFIN20041024_210048_000000402031_00286_13867_5461.N1	24-OCT-2004 21:00:48	Bright	39.500	174	52Psi UMa	3.0040	4400.0	79	13867	No
332	GOM_NL__2PRFIN20041024_210814_000000502031_00286_13867_5462.N1	24-OCT-2004 21:08:14	Bright	50.000	166	17Eps Leo	2.9800	6000.0	100	13867	No
333	GOM_NL__2PRFIN20041024_211013_000001842031_00286_13867_5463.N1	24-OCT-2004 21:10:13	Tw_i_and_stray	184.00	17	78Bet Gem	1.1610	4500.0	368	13867	No
334	GOM_NL__2PRFIN20041024_212007_000000602031_00286_13867_5464.N1	24-OCT-2004 21:20:07	Dark	60.000	48	30Alp Hya	1.9770	4100.0	120	13867	No
335	GOM_NL__2PRFIN20041024_212729_000000402031_00286_13867_5465.N1	24-OCT-2004 21:27:29	Dark	40.000	113	Mu Vel	2.6920	5000.0	80	13867	No
336	GOM_NL__2PRFIN20041024_212919_000000452031_00286_13867_5466.N1	24-OCT-2004 21:29:19	Dark	44.500	65	Lam Vel	2.2040	4400.0	89	13867	No
337	GOM_NL__2PRFIN20041024_213057_000000412031_00287_13868_5467.N1	24-OCT-2004 21:30:57	Dark	40.500	91	Kap Vel	2.4900	26000.	81	13868	No

338	GOM_NL__2PRFIN20041024_213825_000000492031_00287_13868_5442.N1	24-OCT-2004 21:38:25	Dark	49.000	2	Alp Car	-0.73600	7000.0	98	13868	No
339	GOM_NL__2PRFIN20041024_214203_000000782031_00287_13868_5443.N1	24-OCT-2004 21:42:03	Dark	78.000	177	1Zet CMa	3.0220	26000.	156	13868	No
340	GOM_NL__2PRFIN20041024_214457_000000392031_00287_13868_5444.N1	24-OCT-2004 21:44:57	Dark	38.500	143	Alp Hyi	2.8570	7200.0	77	13868	No
341	GOM_NL__2PRFIN20041024_214621_000000462031_00287_13868_5445.N1	24-OCT-2004 21:46:21	Dark	46.000	9	Alp Eri	0.45300	24000.	92	13868	No
342	GOM_NL__2PRFIN20041024_214923_000000462031_00287_13868_5446.N1	24-OCT-2004 21:49:23	Straylight	45.500	157	The1Eri	2.9060	9300.0	91	13868	No
343	GOM_NL__2PRFIN20041024_215112_000000452031_00287_13868_5447.N1	24-OCT-2004 21:51:12	Straylight	45.000	84	Alp Phe	2.3970	4500.0	90	13868	No
344	GOM_NL__2PRFIN20041024_215745_000000472031_00287_13868_5448.N1	24-OCT-2004 21:57:45	Straylight	46.500	52	16Bet Cet	2.0370	4500.0	93	13868	No
345	GOM_NL__2PRFIN20041024_220505_000000632031_00287_13868_5449.N1	24-OCT-2004 22:05:05	Bright	62.500	94	92Alp Cet	2.5260	3100.0	125	13868	No
346	GOM_NL__2PRFIN20041024_220714_000000362031_00287_13868_5450.N1	24-OCT-2004 22:07:14	Bright	36.000	140	88Gam Peg	2.8340	26000.	72	13868	No
347	GOM_NL__2PRFIN20041024_220913_000000432031_00287_13868_5451.N1	24-OCT-2004 22:09:13	Bright	42.500	105	6Bet Ari	2.6450	8900.0	85	13868	No
348	GOM_NL__2PRFIN20041024_221107_000000382031_00287_13868_5452.N1	24-OCT-2004 22:11:07	Bright	37.500	58	21Alp And	2.0730	11000.	75	13868	No
349	GOM_NL__2PRFIN20041024_221301_000000392031_00287_13868_5453.N1	24-OCT-2004 22:13:01	Bright	38.500	53	43Bet And	2.0480	3300.0	77	13868	No
350	GOM_NL__2PRFIN20041024_221552_000000432031_00287_13868_5454.N1	24-OCT-2004 22:15:52	Bright	43.000	73	57Gam1And	2.2600	13100.	86	13868	No
351	GOM_NL__2PRFIN20041024_221847_000000392031_00287_13868_5455.N1	24-OCT-2004 22:18:47	Bright	39.000	68	18Alp Cas	2.2250	4500.0	78	13868	No
352	GOM_NL__2PRFIN20041024_222003_000000372031_00287_13868_5456.N1	24-OCT-2004 22:20:03	Bright	37.000	76	27Gam Cas	2.3000	30000.	74	13868	No
353	GOM_NL__2PRFIN20041024_222243_000000392031_00287_13868_5457.N1	24-OCT-2004 22:22:43	Bright	38.500	89	5Alp Cep	2.4510	8000.0	77	13868	No
354	GOM_NL__2PRFIN20041024_222802_000000392031_00287_13868_5458.N1	24-OCT-2004 22:28:02	Bright	39.000	49	1Alp UMi	1.9900	6300.0	78	13868	No
355	GOM_NL__2PRFIN20041024_223132_000000342031_00287_13868_5459.N1	24-OCT-2004 22:31:32	Bright	34.000	60	7Bet UMi	2.0810	3950.0	68	13868	No
356	GOM_NL__2PRFIN20041024_223616_000000412031_00287_13868_5460.N1	24-OCT-2004 22:36:16	Bright	41.000	36	50Alp UMa	1.8000	6300.0	82	13868	No
357	GOM_NL__2PRFIN20041024_223751_000000502031_00287_13868_5461.N1	24-OCT-2004 22:37:51	Bright	50.000	82	48Bet UMa	2.3650	10600.	100	13868	No
358	GOM_NL__2PRFIN20041024_224124_000000372031_00287_13868_5462.N1	24-OCT-2004 22:41:24	Bright	37.000	174	52Psi UMa	3.0040	4400.0	74	13868	No
359	GOM_NL__2PRFIN20041024_224850_000000512031_00287_13868_5463.N1	24-OCT-2004 22:48:50	Bright	50.500	166	17Eps Leo	2.9800	6000.0	101	13868	No
360	GOM_NL__2PRFIN20041024_225050_000002342031_00287_13868_5464.N1	24-OCT-2004 22:50:50	Tw_i_and_stray	234.00	17	78Bet Gem	1.1610	4500.0	468	13868	No
361	GOM_NL__2PRFIN20041024_230044_000000632031_00287_13868_5465.N1	24-OCT-2004 23:00:44	Dark	63.000	48	30Alp Hya	1.9770	4100.0	126	13868	No
362	GOM_NL__2PRFIN20041024_230806_000000402031_00287_13868_5466.N1	24-OCT-2004 23:08:06	Dark	39.500	113	Mu Vel	2.6920	5000.0	79	13868	No
363	GOM_NL__2PRFIN20041024_230955_000000562031_00287_13868_5467.N1	24-OCT-2004 23:09:55	Dark	56.000	65	Lam Vel	2.2040	4400.0	112	13868	No
364	GOM_NL__2PRFIN20041024_231133_000000412031_00288_13869_5468.N1	24-OCT-2004 23:11:33	Dark	40.500	91	Kap Vel	2.4900	26000.	81	13869	No
365	GOM_NL__2PRFIN20041024_231901_000000512031_00288_13869_5445.N1	24-OCT-2004 23:19:01	Dark	51.000	2	Alp Car	-0.73600	7000.0	102	13869	No
366	GOM_NL__2PRFIN20041024_232241_000000802031_00288_13869_5446.N1	24-OCT-2004 23:22:41	Dark	80.000	177	1Zet CMa	3.0220	26000.	160	13869	No
367	GOM_NL__2PRFIN20041024_232532_000000412031_00288_13869_5447.N1	24-OCT-2004 23:25:32	Dark	40.500	143	Alp Hyi	2.8570	7200.0	81	13869	No
368	GOM_NL__2PRFIN20041024_232656_000000432031_00288_13869_5448.N1	24-OCT-2004 23:26:56	Dark	43.000	9	Alp Eri	0.45300	24000.	86	13869	No
369	GOM_NL__2PRFIN20041024_232958_000000462031_00288_13869_5449.N1	24-OCT-2004 23:29:58	Straylight	45.500	157	The1Eri	2.9060	9300.0	91	13869	No
370	GOM_NL__2PRFIN20041024_233148_000000492031_00288_13869_5450.N1	24-OCT-2004 23:31:48	Straylight	49.000	84	Alp Phe	2.3970	4500.0	98	13869	No
371	GOM_NL__2PRFIN20041024_233820_000000512031_00288_13869_5451.N1	24-OCT-2004 23:38:20	Straylight	51.000	52	16Bet Cet	2.0370	4500.0	102	13869	No
372	GOM_NL__2PRFIN20041024_234538_000000662031_00288_13869_5452.N1	24-OCT-2004 23:45:38	Bright	66.000	94	92Alp Cet	2.5260	3100.0	132	13869	No
373	GOM_NL__2PRFIN20041024_234750_000000382031_00288_13869_5453.N1	24-OCT-2004 23:47:50	Bright	37.500	140	88Gam Peg	2.8340	26000.	75	13869	No
374	GOM_NL__2PRFIN20041024_234947_000000442031_00288_13869_5454.N1	24-OCT-2004 23:49:47	Bright	43.500	105	6Bet Ari	2.6450	8900.0	87	13869	No
375	GOM_NL__2PRFIN20041024_235143_000000392031_00288_13869_5455.N1	24-OCT-2004 23:51:43	Bright	39.000	58	21Alp And	2.0730	11000.	78	13869	No
376	GOM_NL__2PRFIN20041024_235336_000000392031_00288_13869_5456.N1	24-OCT-2004 23:53:36	Bright	39.000	53	43Bet And	2.0480	3300.0	78	13869	No
377	GOM_NL__2PRFIN20041024_235627_000000432031_00288_13869_5457.N1	24-OCT-2004 23:56:27	Bright	42.500	73	57Gam1And	2.2600	13100.	85	13869	No
378	GOM_NL__2PRFIN20041024_235923_000000412031_00288_13869_5458.N1	24-OCT-2004 23:59:23	Bright	40.500	68	18Alp Cas	2.2250	4500.0	81	13869	No

3. Quality information per product

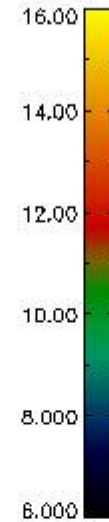
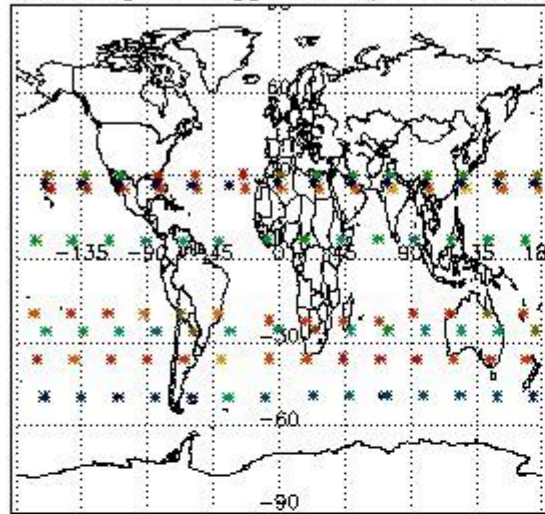
In this section it is plotted some information contained in the Quality Summary data set of the level 2 products. Only products in dark limb conditions and without errors (error flag in the MPH set to "0") are used.

3.1 Plot quality information per product (time dependant)

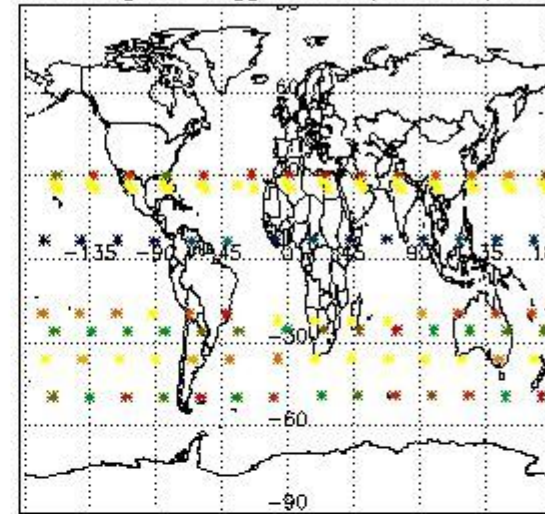


3.2 Plot quality information per product (world map)

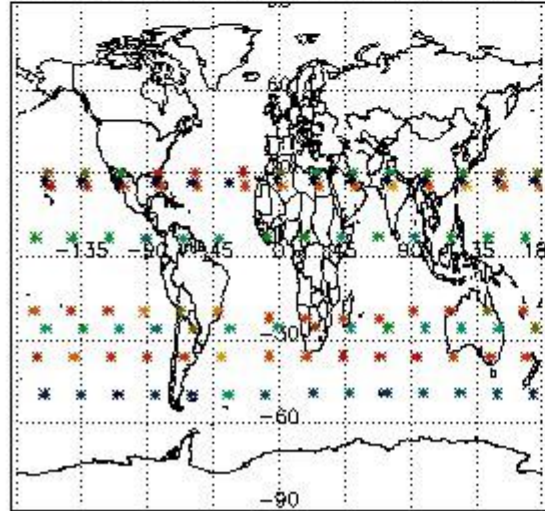
Percentage of flagged data per O3 profile



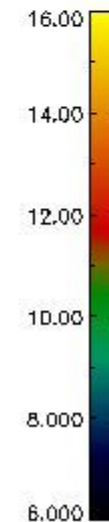
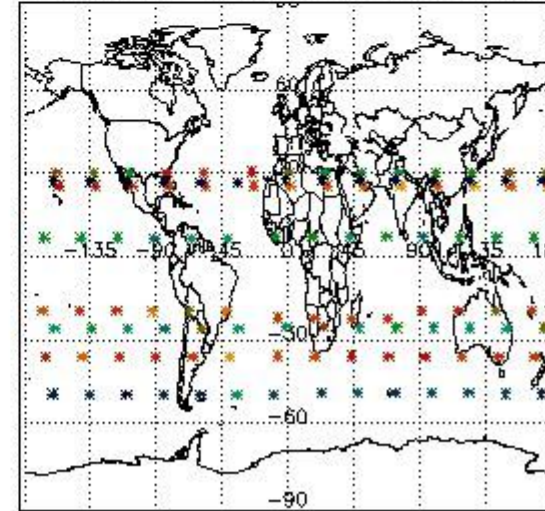
Percentage of flagged data per H2O profile



Percentage of flagged data per NO2 profile



Percentage of flagged data per NO3 profile

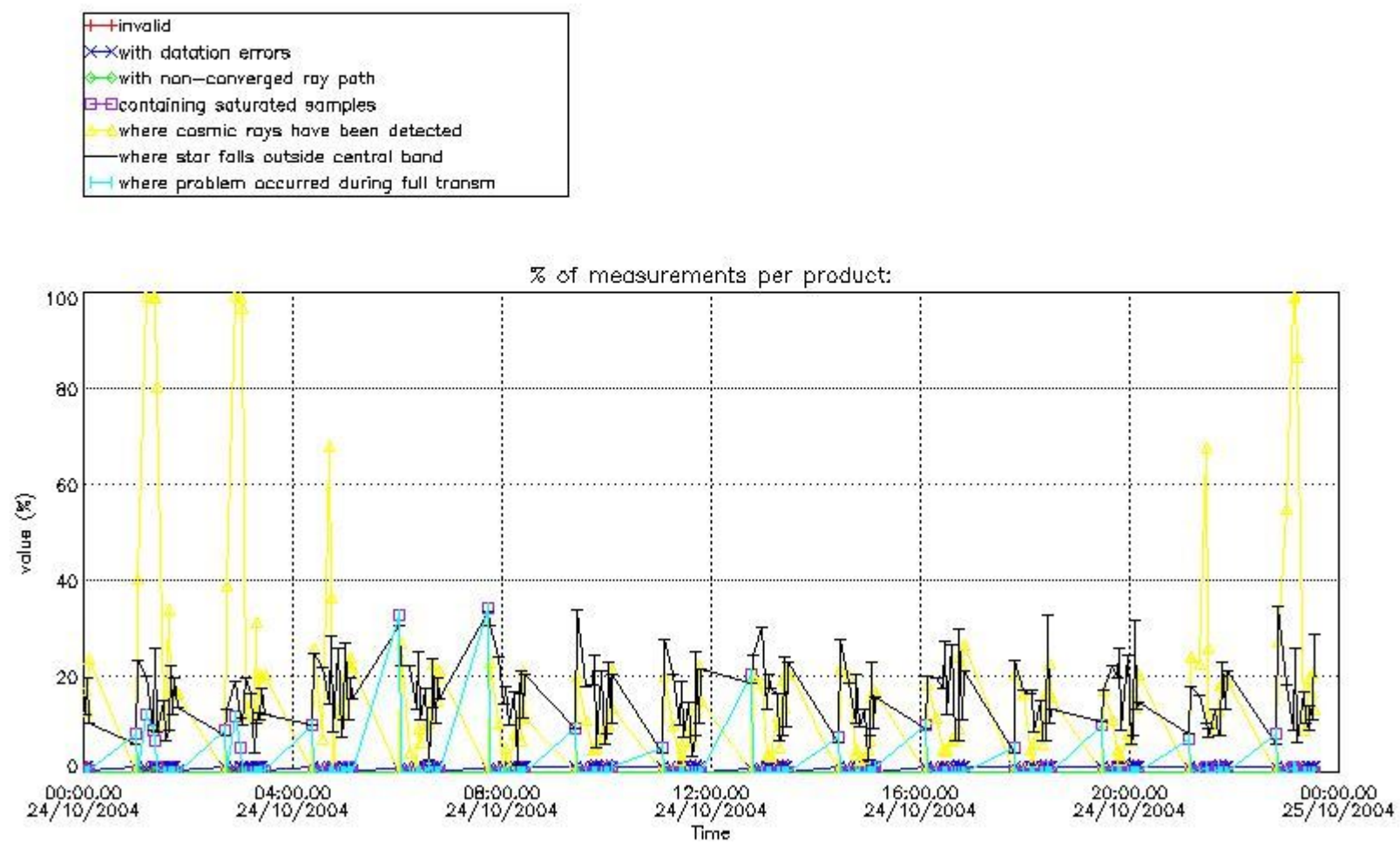


4. Level 1 quality information per product

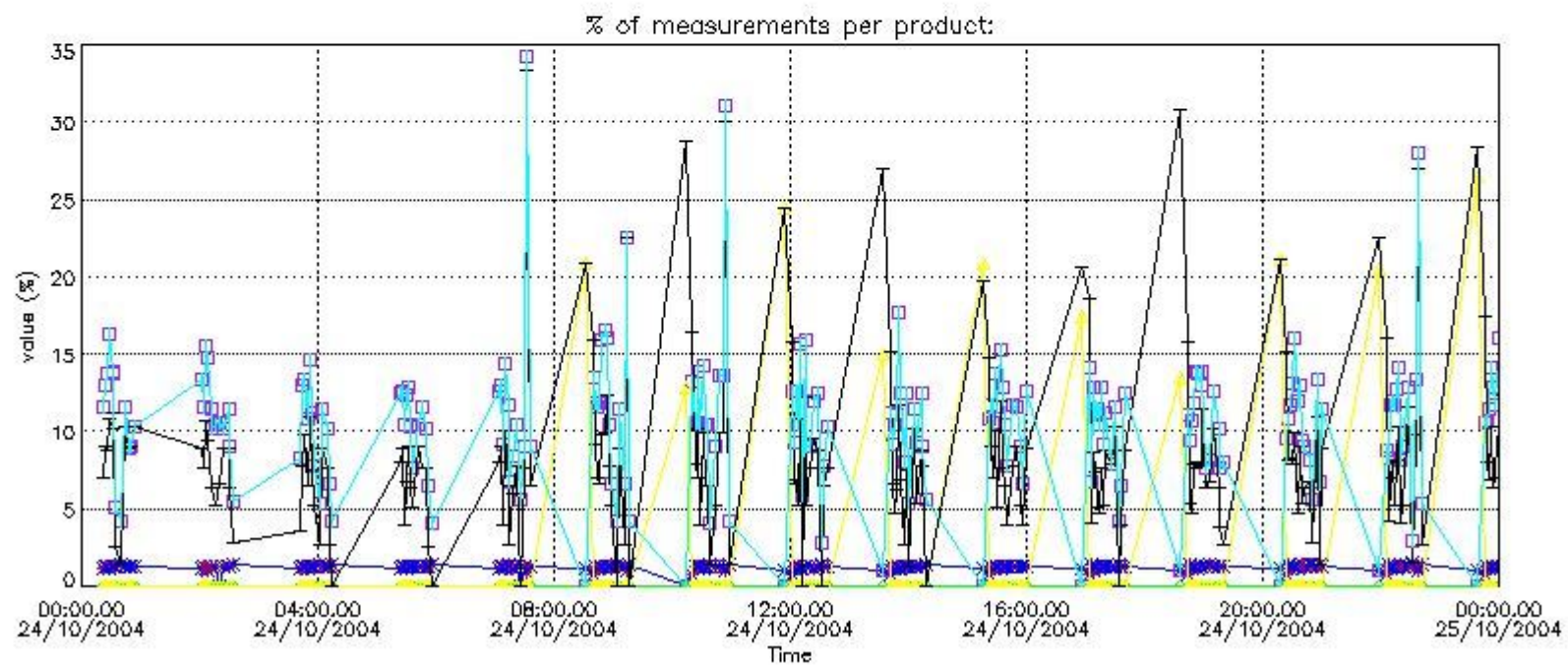
In this section it is plotted some information contained in the Quality Summary data set of the level 2 products that comes from the level 1b processing. Products without errors (error flag in the MPH set to "0") are used.

4.1 Plot quality information per product (time dependant) coming from level 1b processing

4.1.1 Plot level 1 quality information per product (time dependant): ENVISAT ASCENDING passes

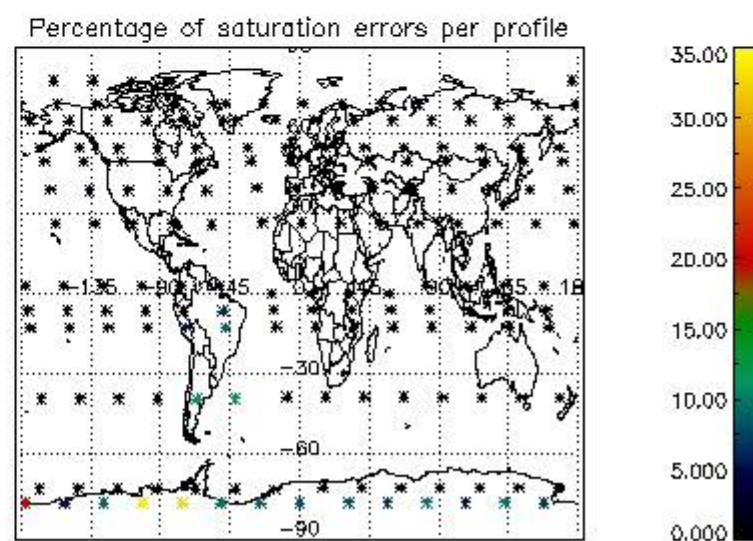
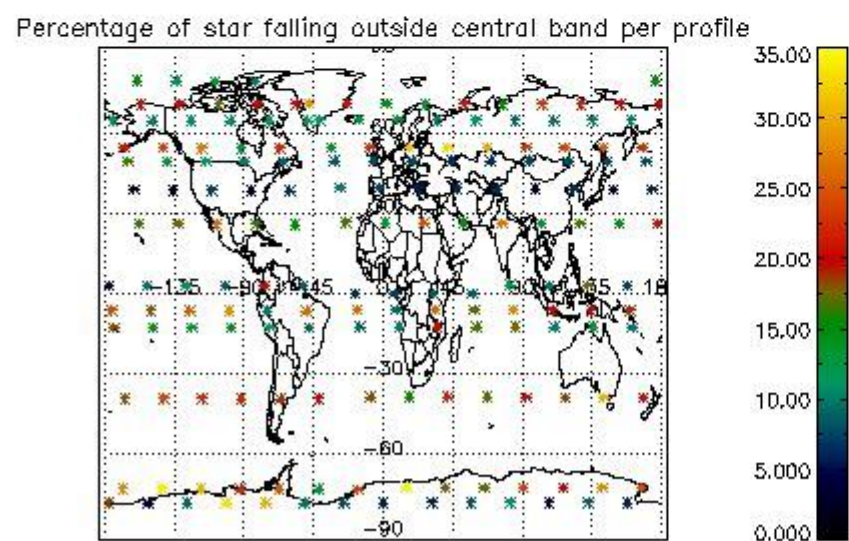
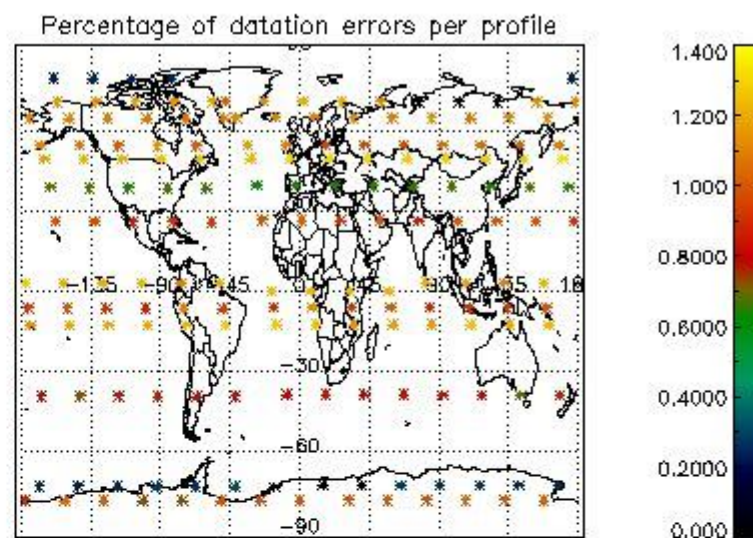
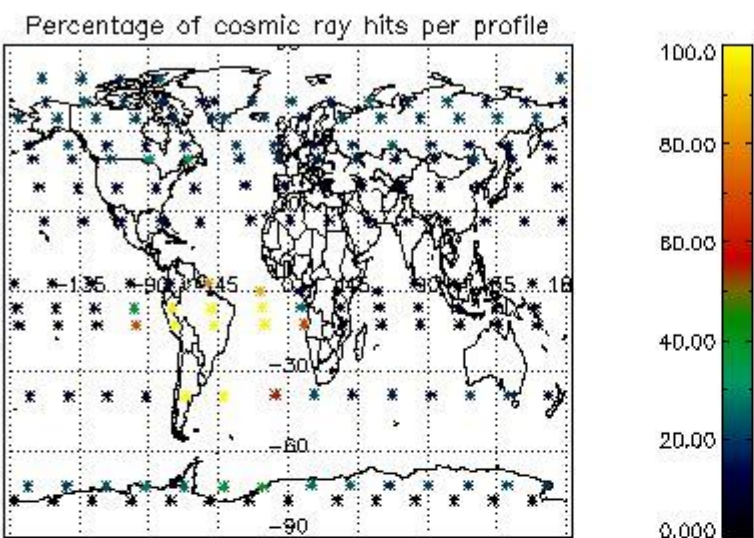


4.1.2 Plot level 1 quality information per product (time dependant): ENVI SAT DESCENDING passes

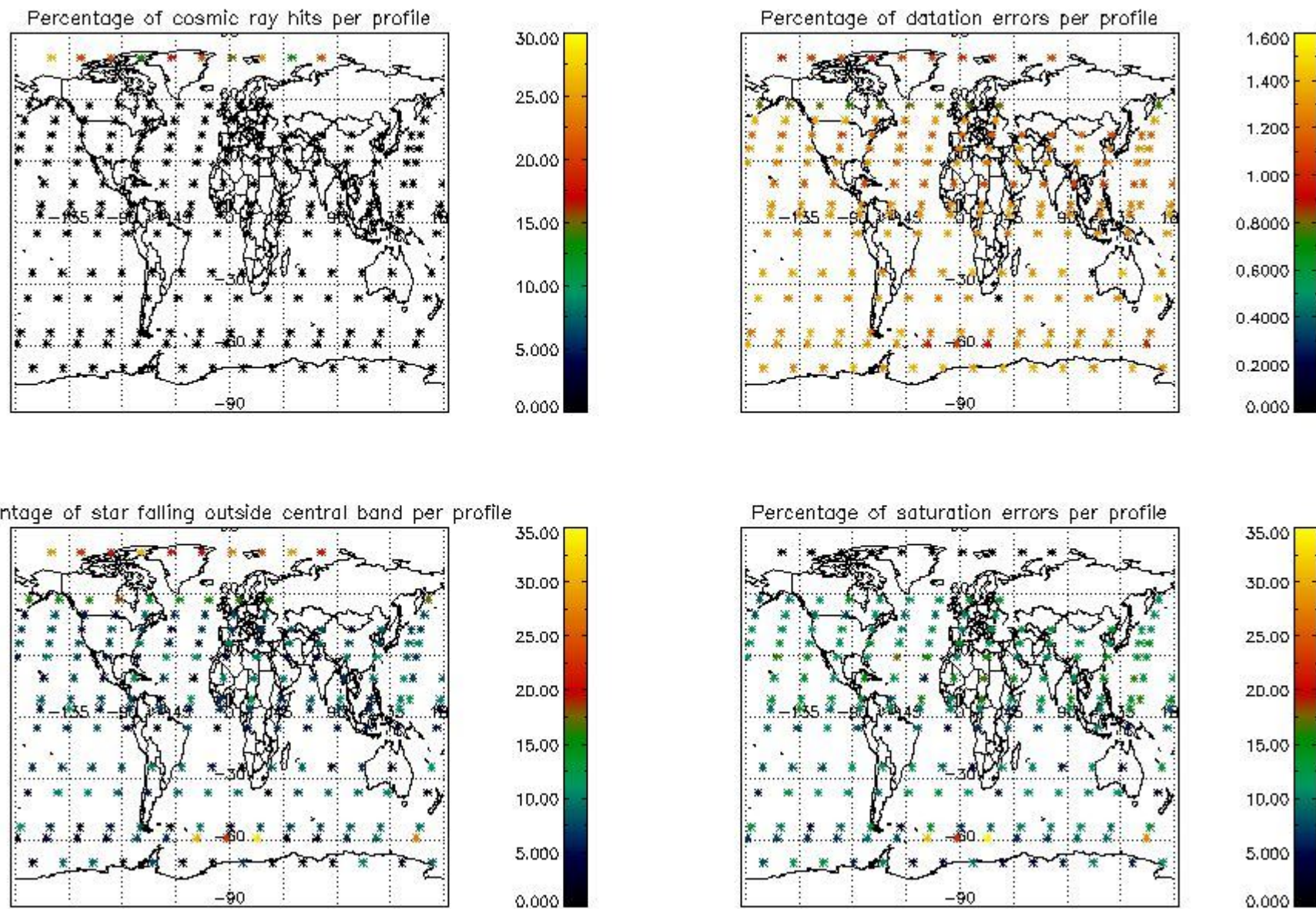


4.2 Plot quality information per product coming from level 1b processing (world map)

4.2.1 Plot level 1 quality information per product (world map): ENVISAT ASCENDING passes



4.2.2 Plot level 1 quality information per product (world map): ENVISAT DESCENDING passes



5. Trace gas profiles

5.1 Ozone statistics based on quality of products

The final quality of the products can be "measured" using the STD (Standard Deviation) attached to every point profile. This information is written to the parameter GOM_NL__2P/NL_LOCAL_SPECIES_DENSITY/o3_std of the level 2 products. The table below shows the statistics for given STD ranges.

The statistics are given with respect to the overall valid production:

- Products without fatal errors: GOM_NL__2P/MPH/PRODUCT_ERR=0
- Valid point profile: GOM_NL__2P/NL_LOCAL_SPECIES_DENSITY/pcd(0)=0

The 'Criteria' is applied to valid points of dark limb products:

- Products in dark limb illumination condition: GOM_NL__2P/NL_SUMMARY_QUALITY/obs_ill_cond=0
- Products without fatal errors: GOM_NL__2P/MPH/PRODUCT_ERR=0
- Valid point profile: GOM_NL__2P/NL_LOCAL_SPECIES_DENSITY/pcd(0)=0

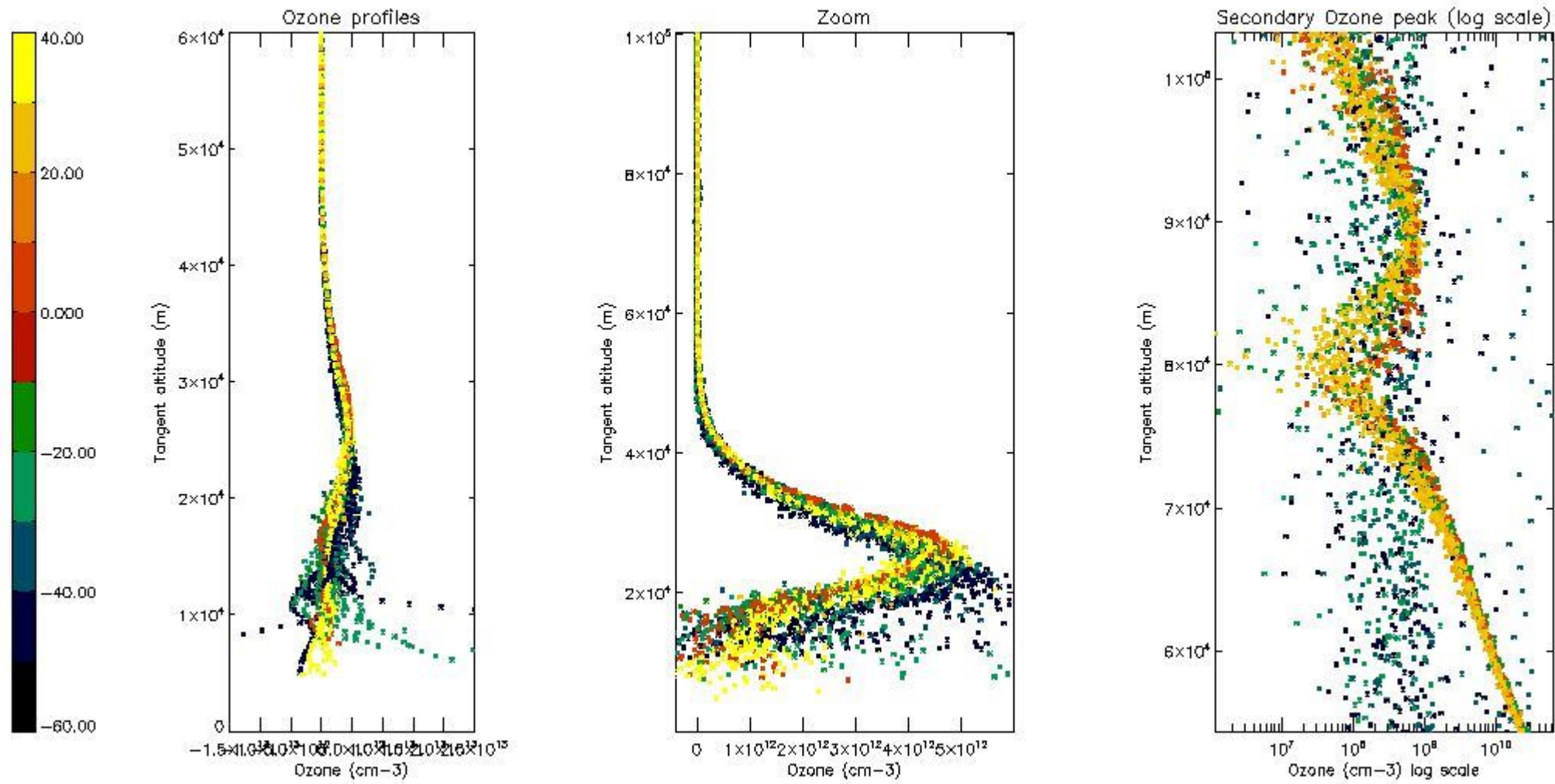
So, the table below shows the percentage of dark limb and valid observations for each criteria with respect to the overall valid daily observations.

Criteria	% of total production
All STD	30
STD < 20	15

STD < 10	12
STD < 5	8

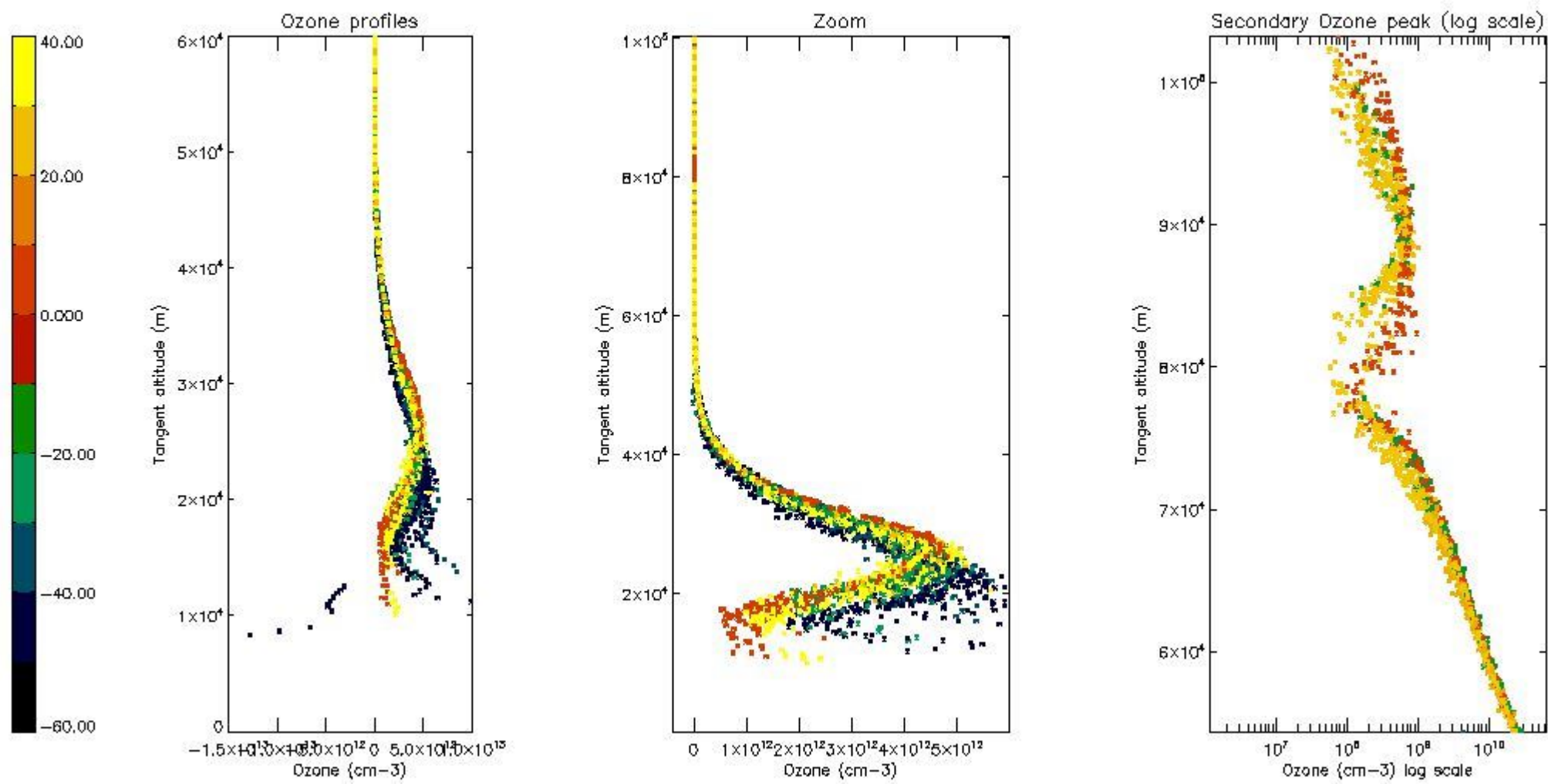
5.2 Plot ozone profiles for all STD (dark without errors)

The colorbar represents the latitude.



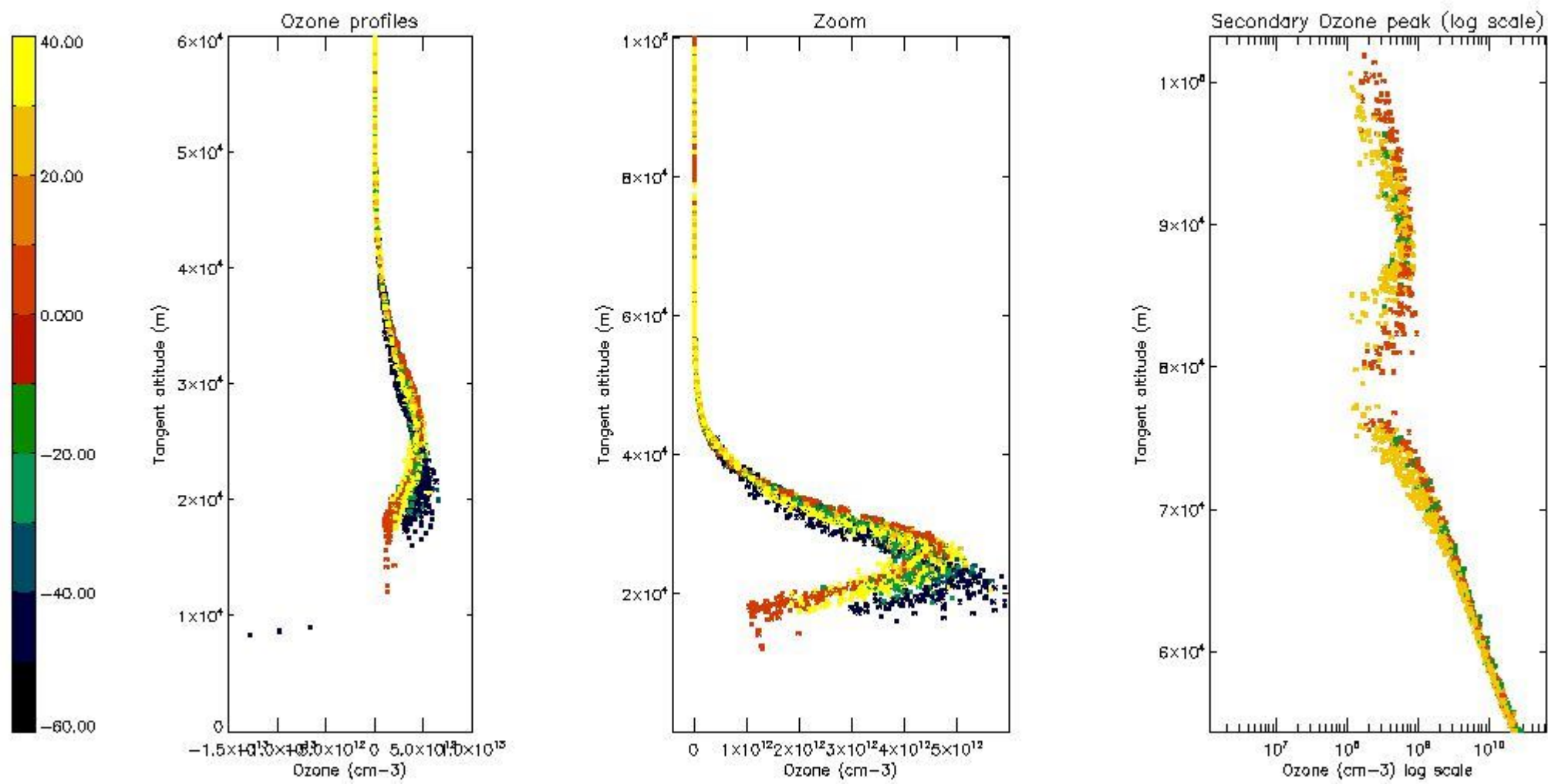
5.3 Plot ozone profiles where STD < 20% (dark without errors)

The colorbar represents the latitude.



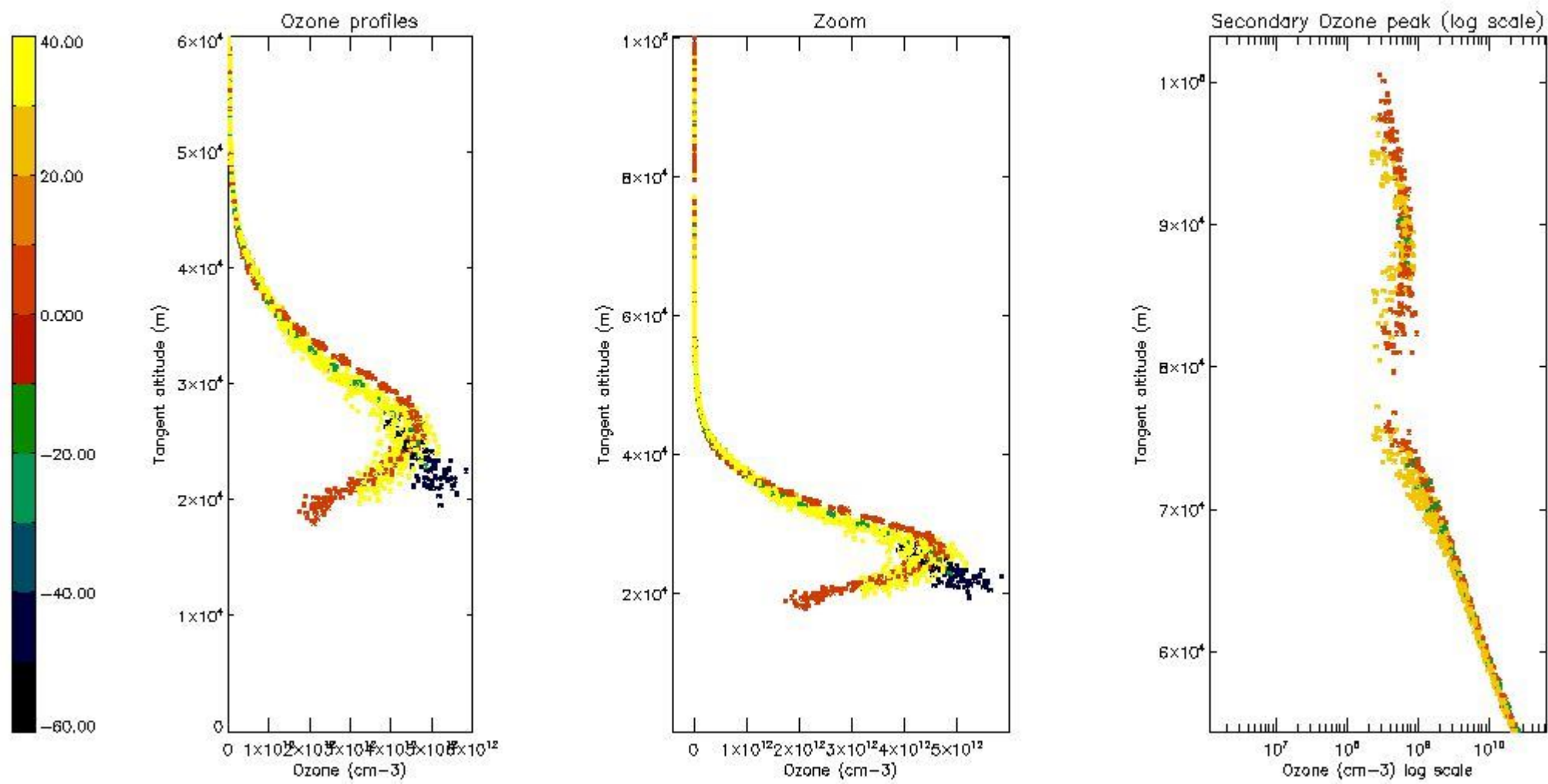
5.4 Plot ozone profiles where STD < 10% (dark without errors)

The colorbar represents the latitude.



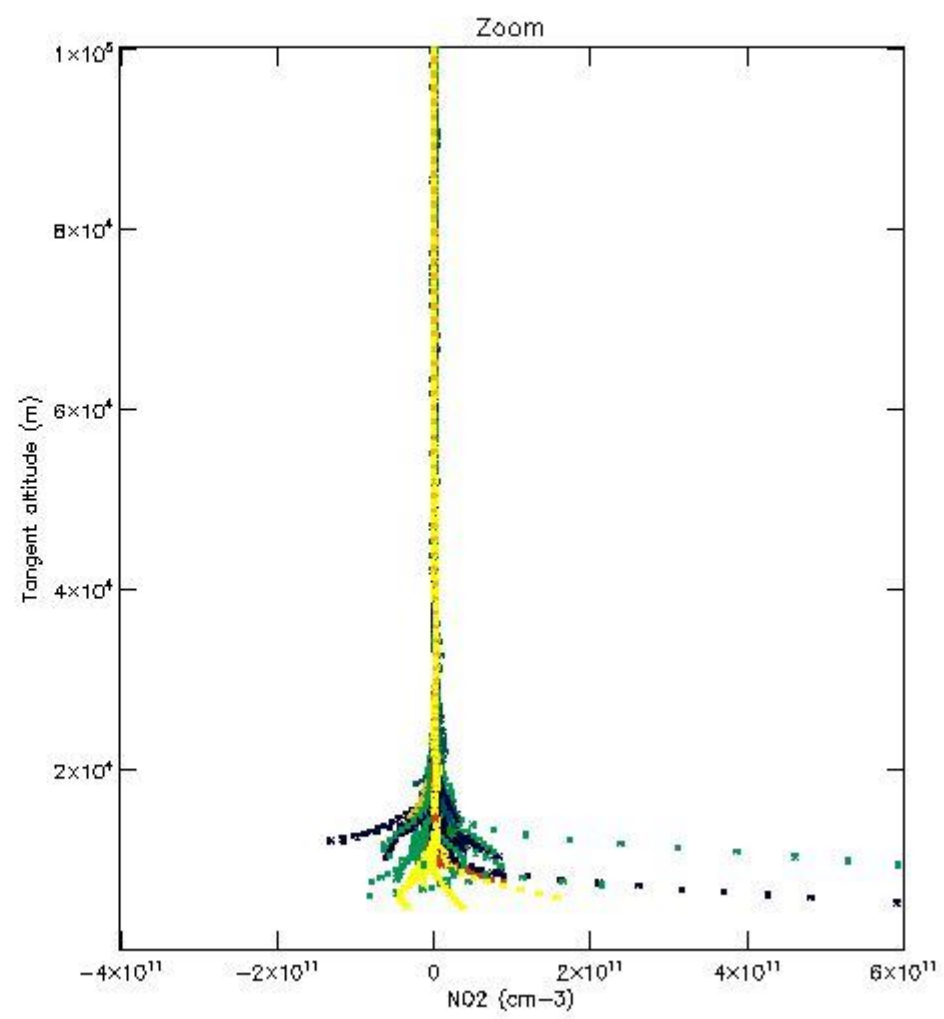
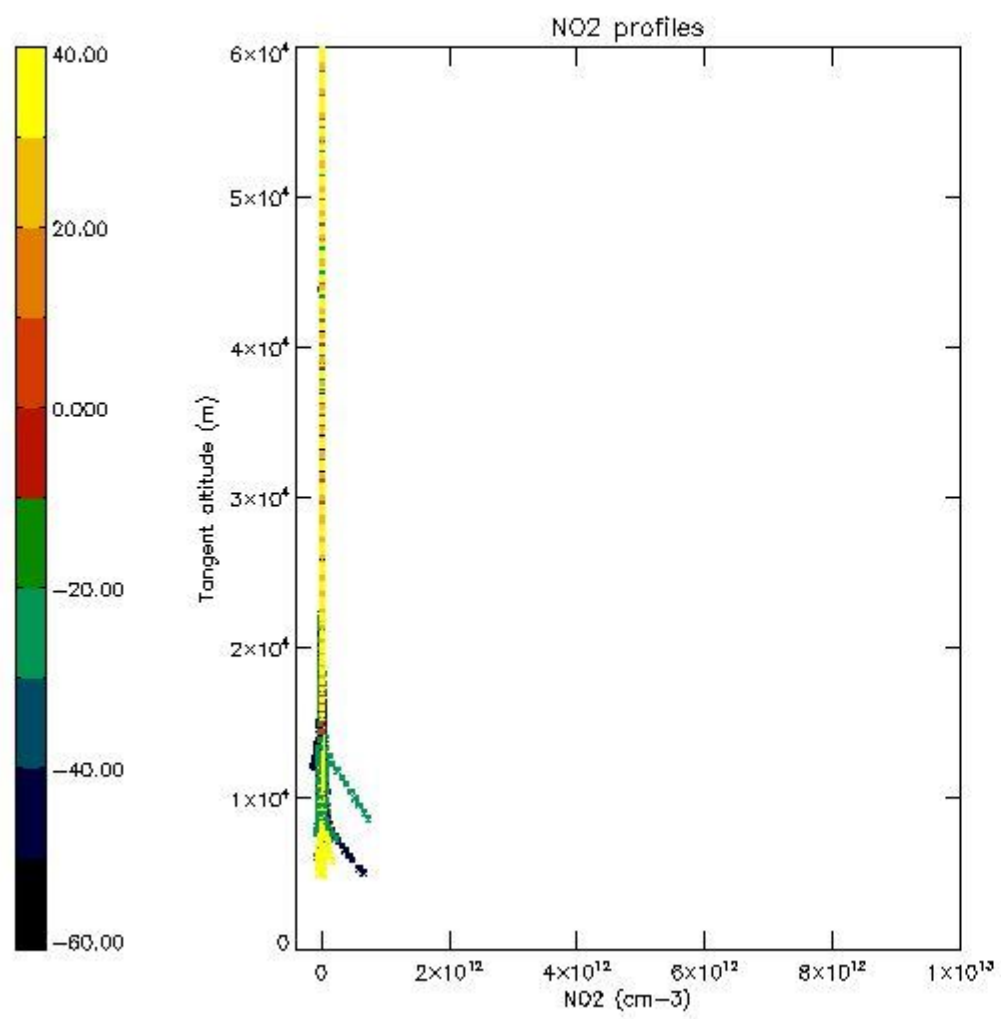
5.5 Plot ozone profiles where STD < 5% (dark without errors)

The colorbar represents the latitude.



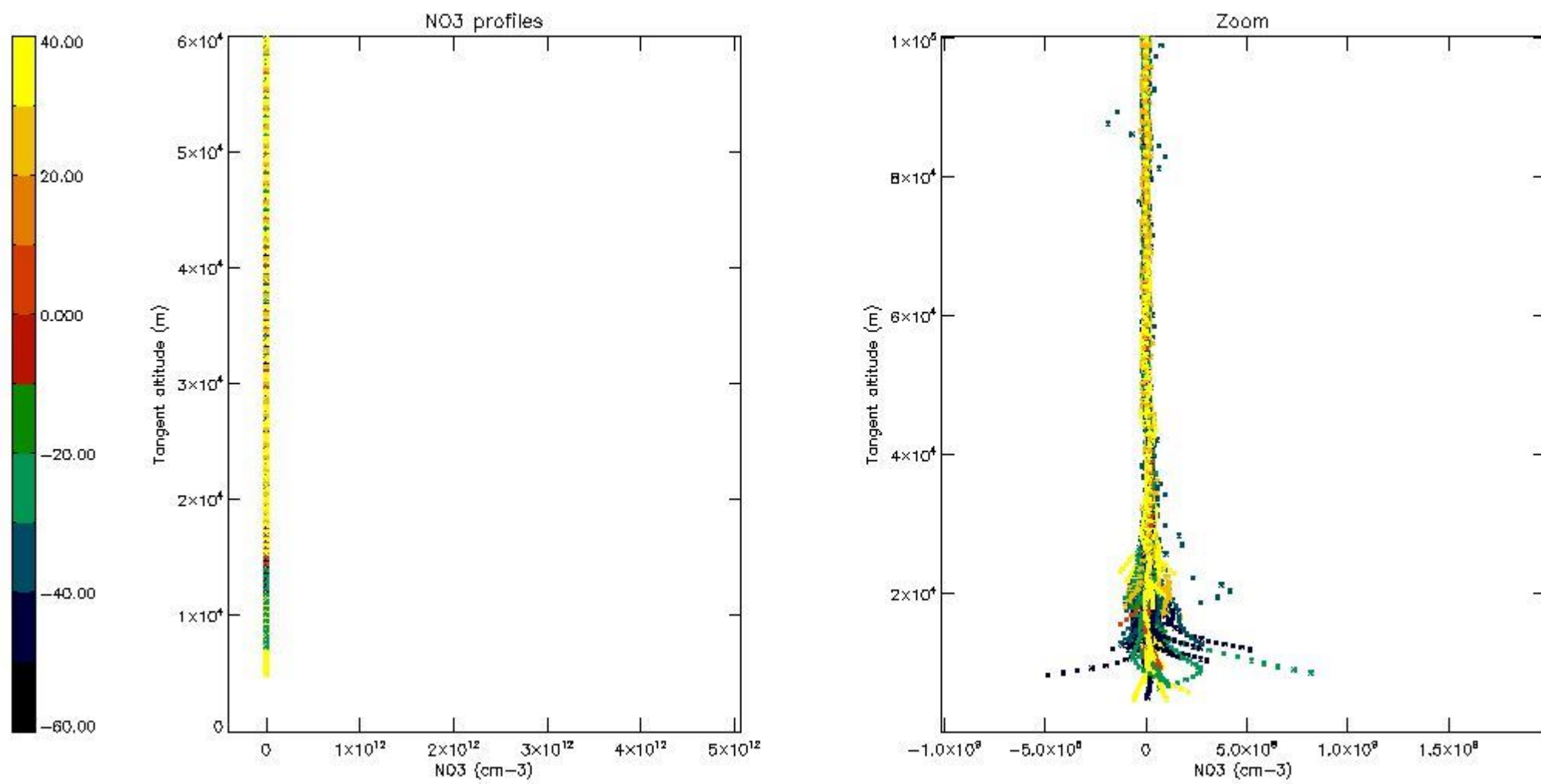
5.6 Plot NO₂ profiles for all STD (dark without errors)

The colorbar represents the latitude.



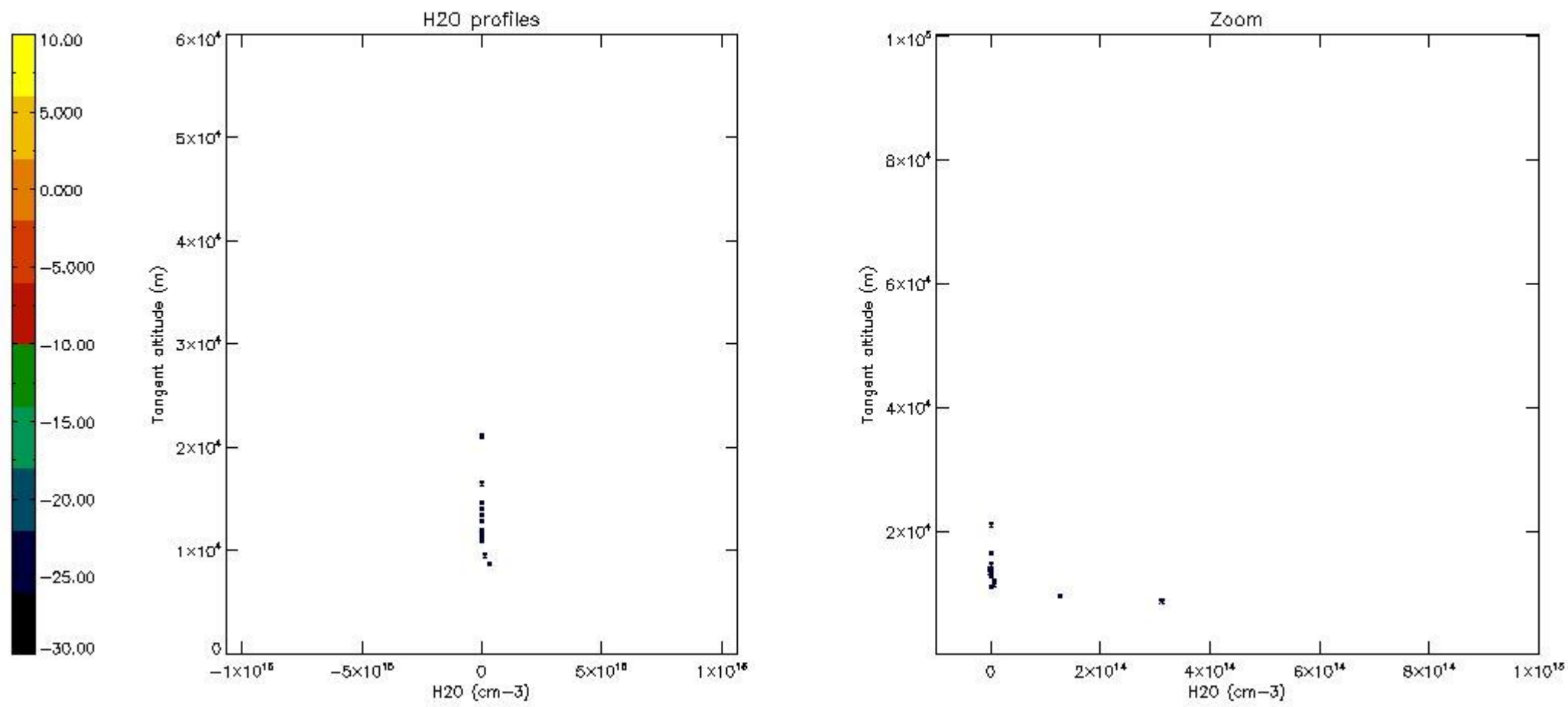
5.7 Plot NO3 profiles for all STD (dark without errors)

The colorbar represents the latitude.



5.8 Plot H2O profiles for all STD (only for occultations of stars 1,2,3,4,13,14,16,26,63 dark without errors)

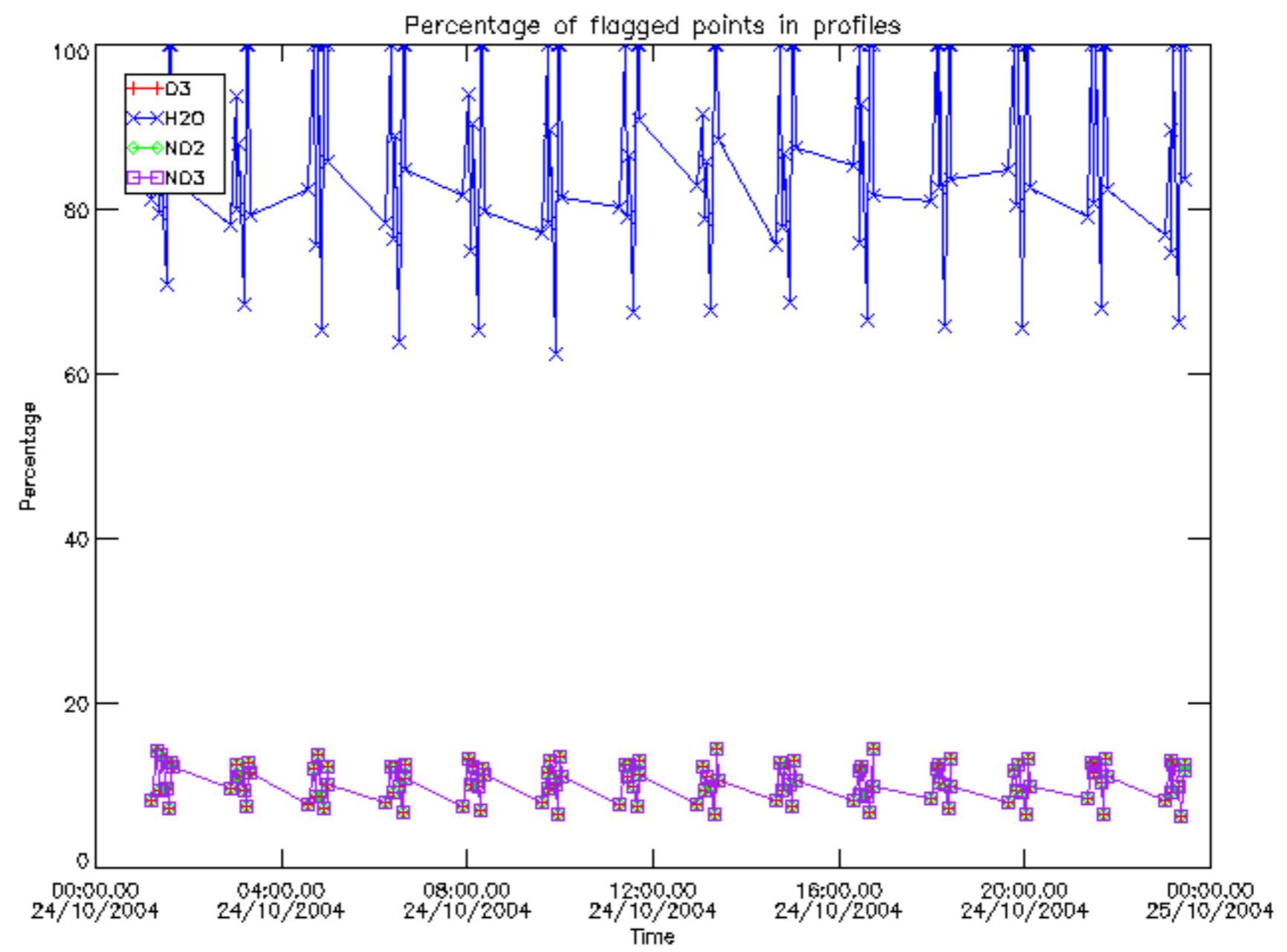
The colorbar represents the latitude.



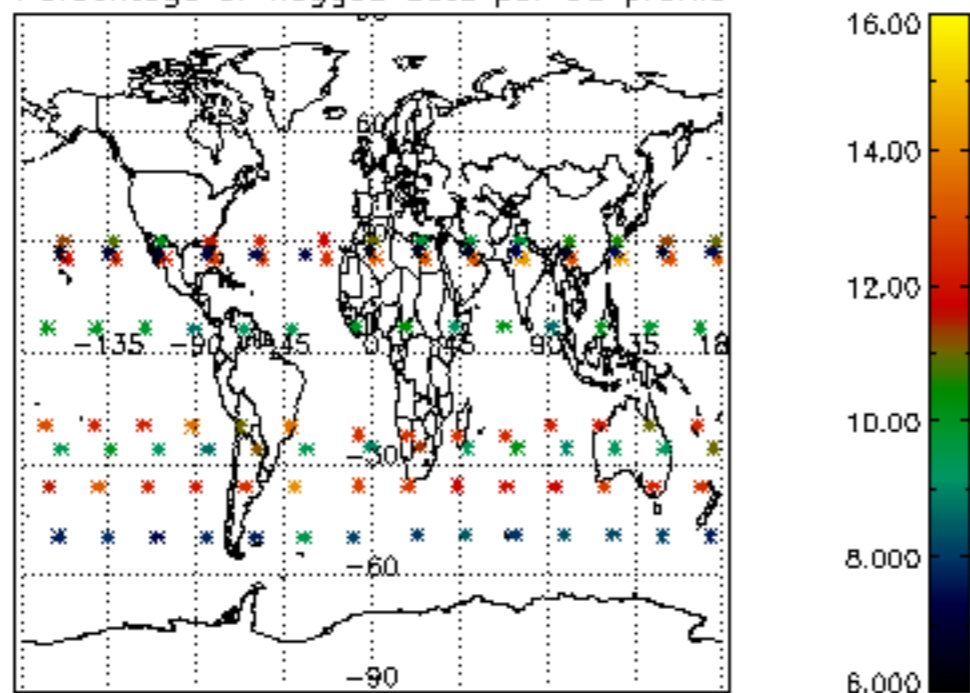
6. Auxiliary Data Files used for the production reported in section 2

The number reported in the third column indicates since which file (see list in section 2) the corresponding auxiliary file has been used. The fourth column is the date of those product files.

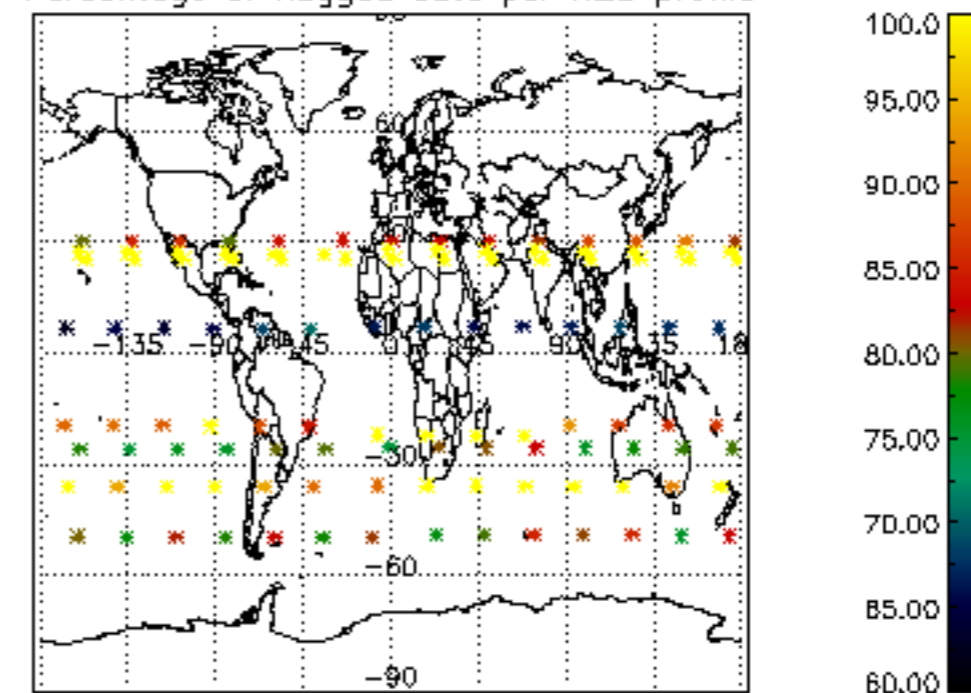
Type	Auxiliary Filename	Used since product	Used since product date
INST_PHYS_CHARACTERISTICS	GOM_INS_AXVIEC20091111_143220_20030716_120000_20500101_000000	1	24-OCT-2004 00:01:29
LEVEL-2_PROC_CONFIG	GOM_PR2_AXVIEC20091111_152718_20020301_000000_20500101_000000	1	24-OCT-2004 00:01:29
CROSS_SECTIONS_FILE	GOM_CRS_AXVIEC20091111_154832_20020301_000000_20500101_000000	1	24-OCT-2004 00:01:29



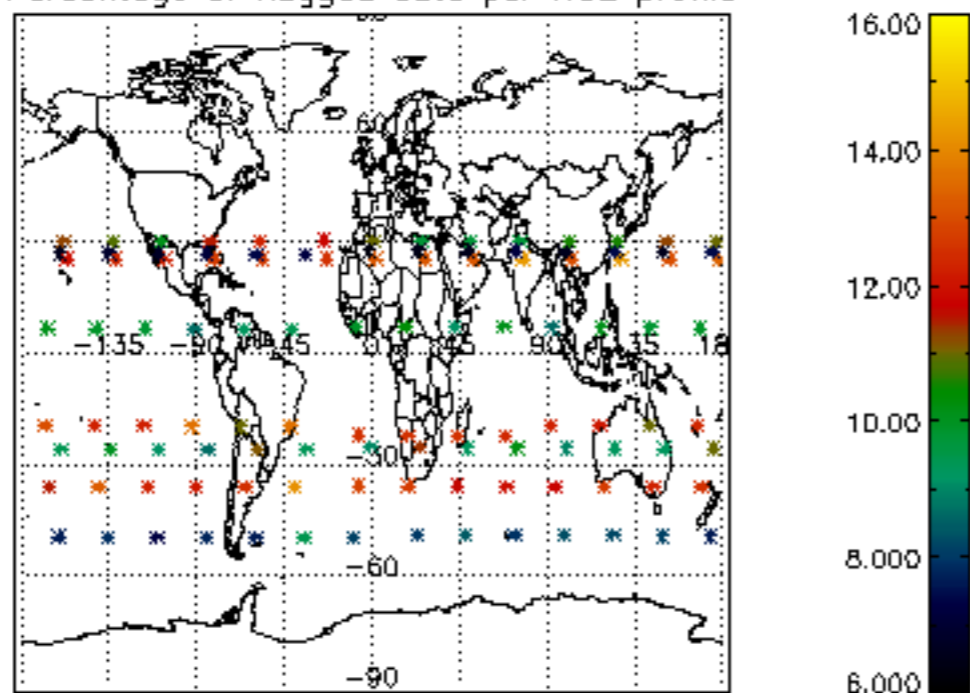
Percentage of flagged data per D3 profile



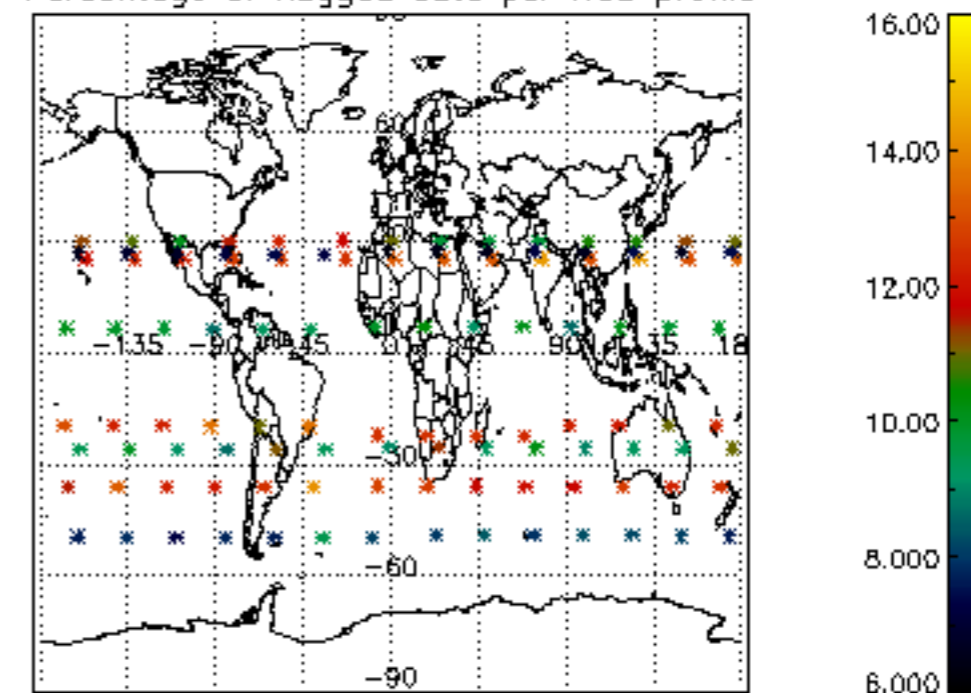
Percentage of flagged data per H2O profile

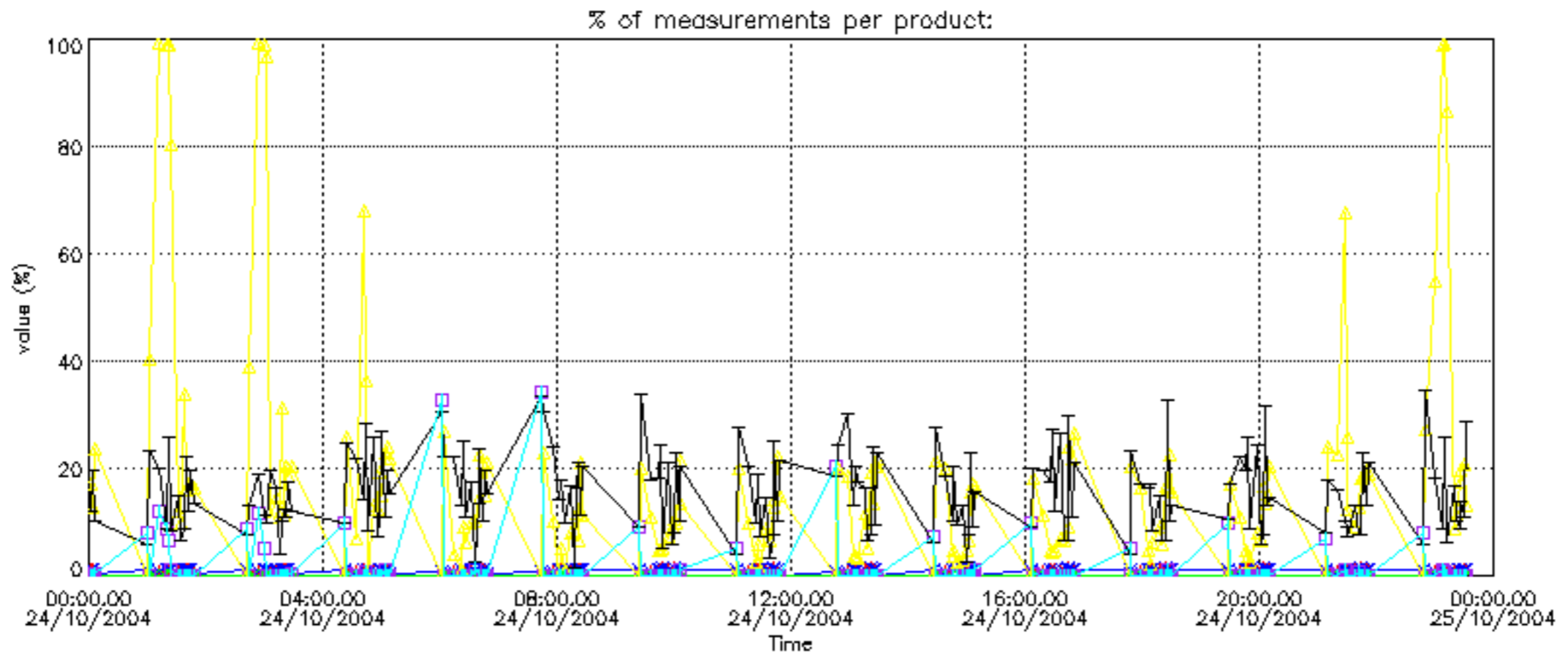


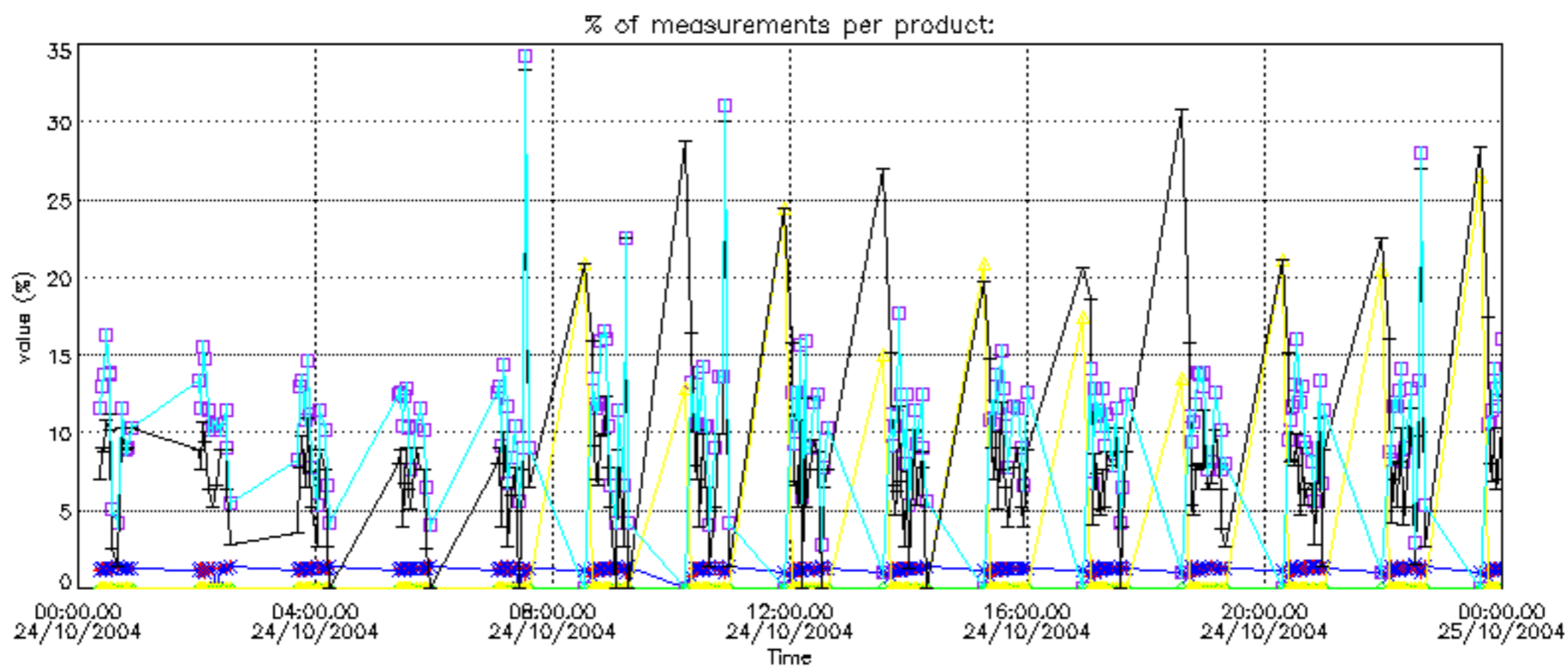
Percentage of flagged data per NO2 profile



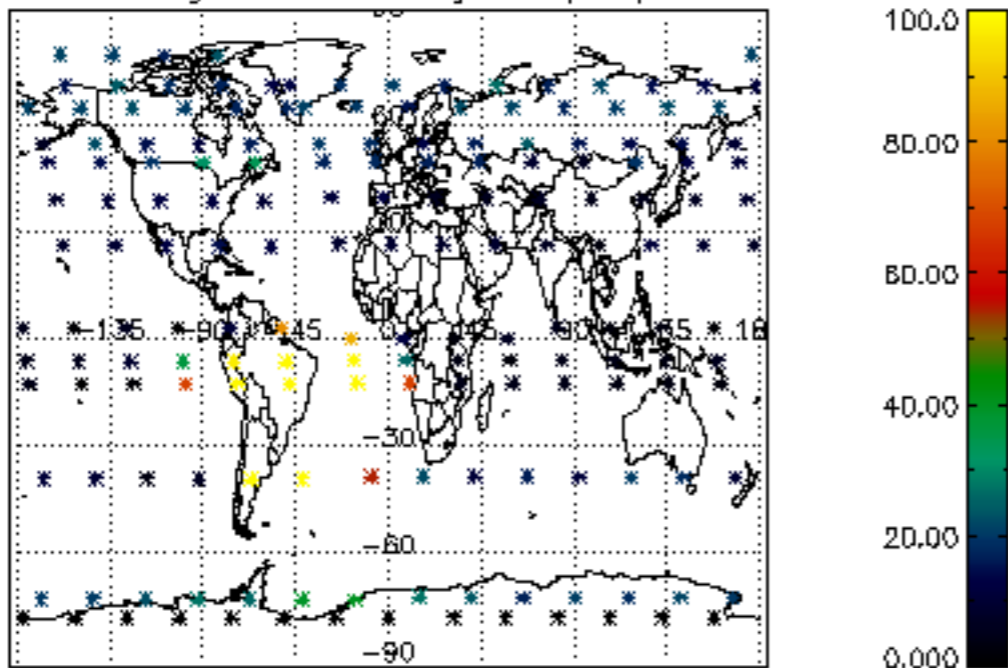
Percentage of flagged data per NO3 profile



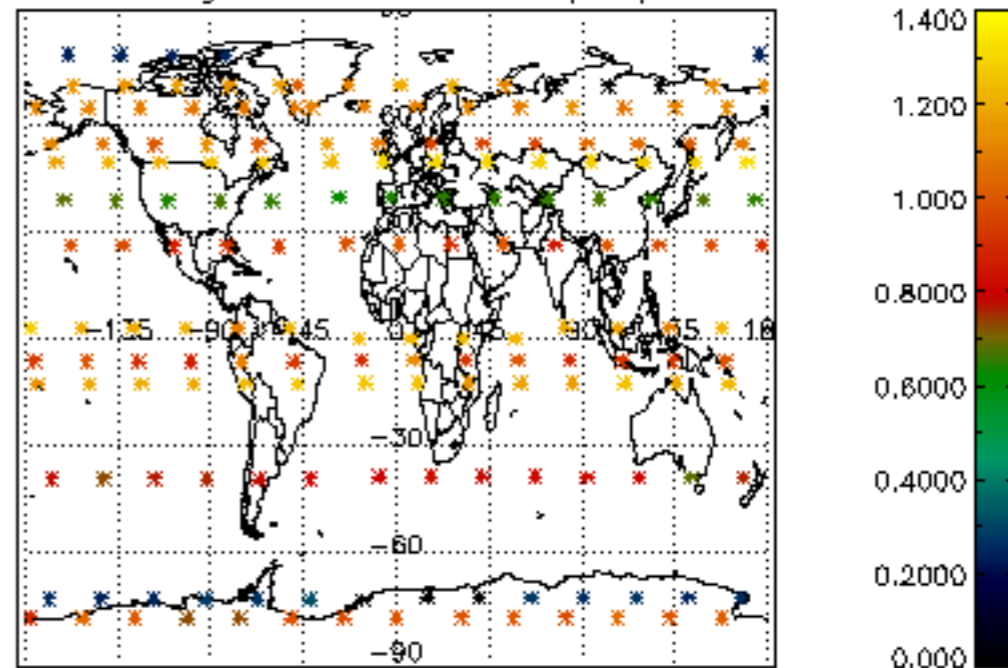




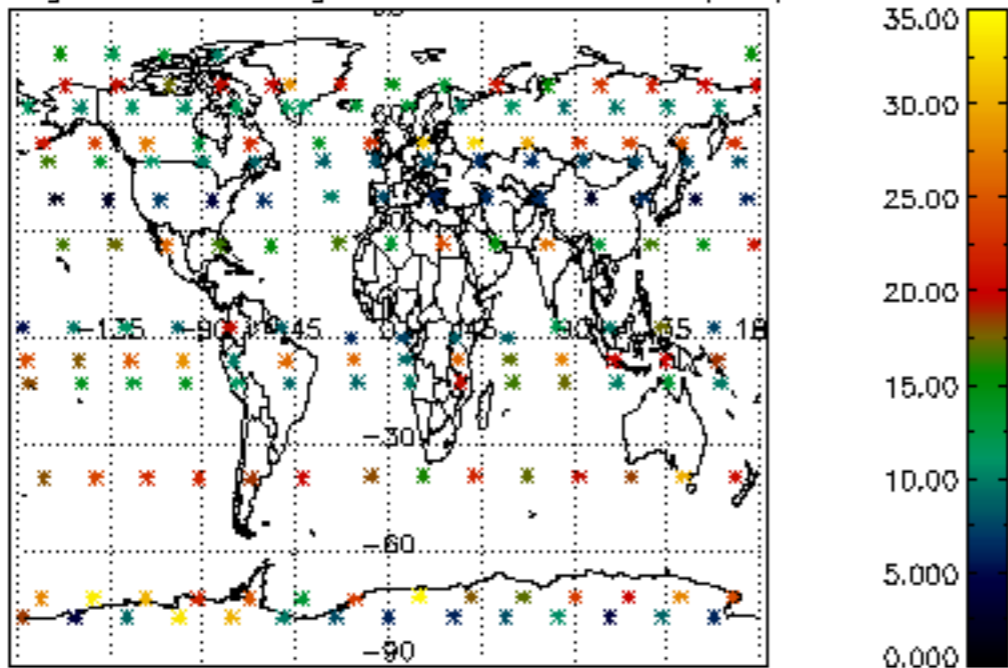
Percentage of cosmic ray hits per profile



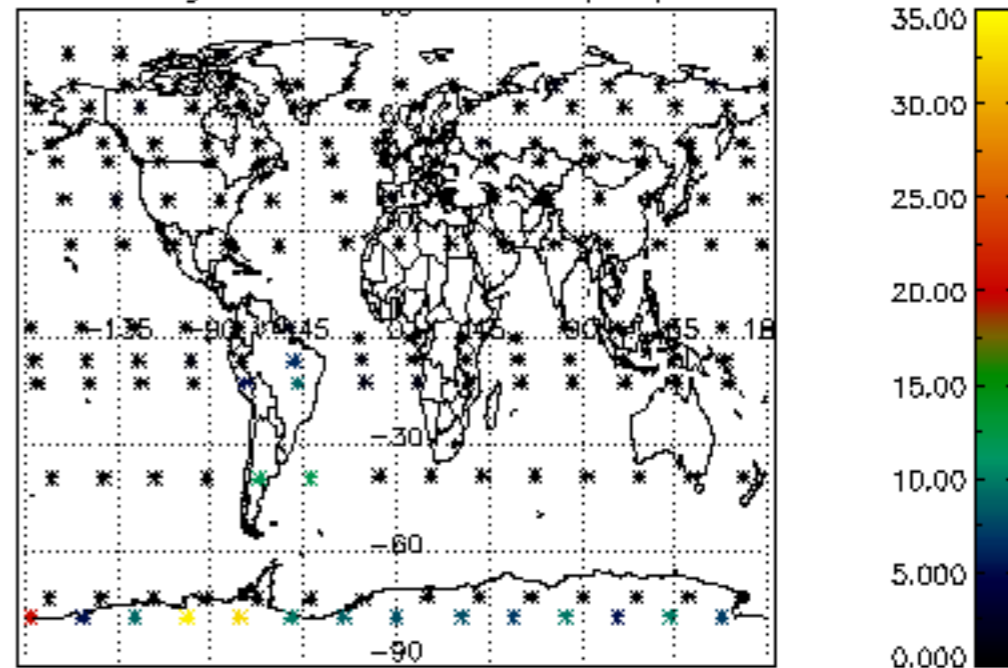
Percentage of datation errors per profile



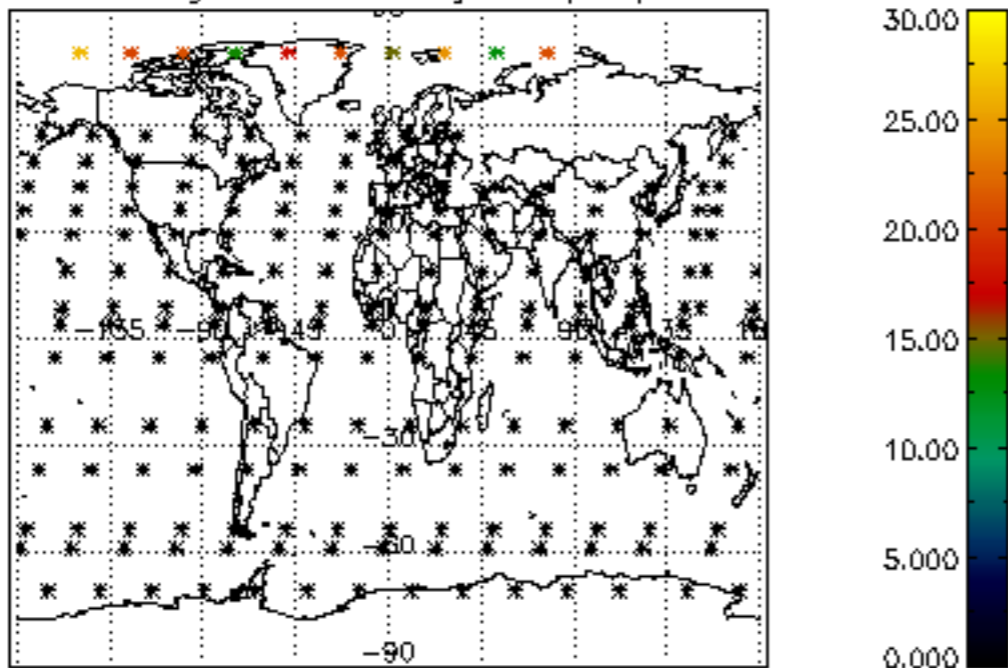
Percentage of star falling outside central band per profile



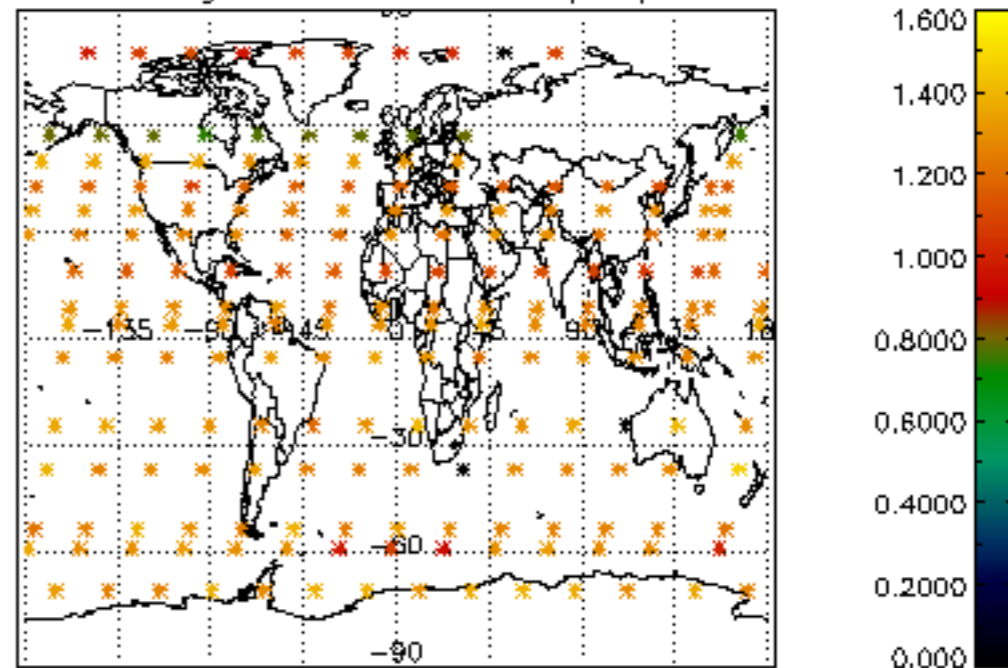
Percentage of saturation errors per profile



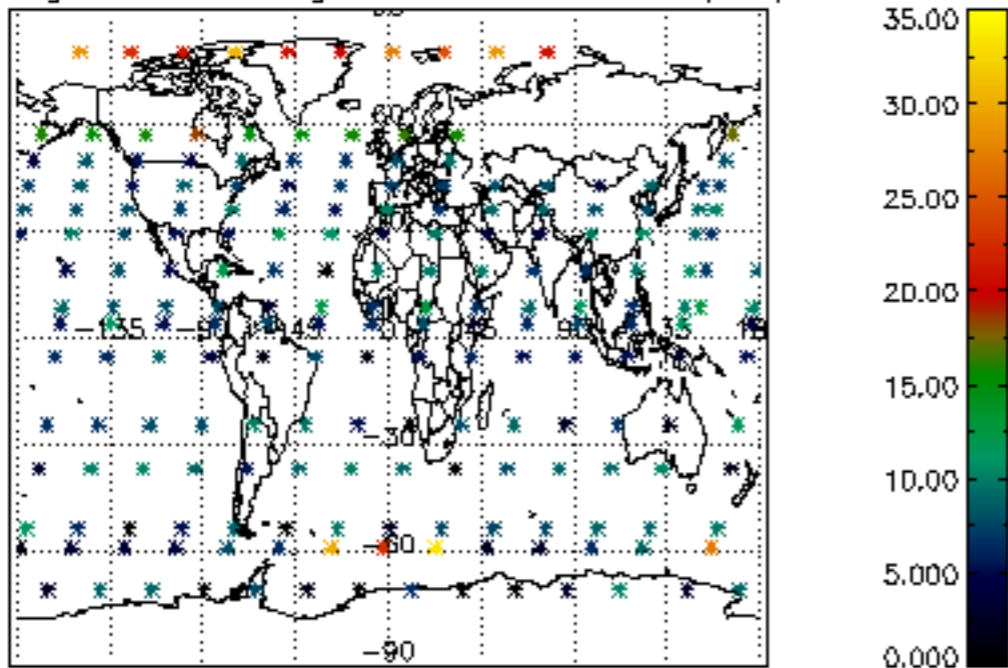
Percentage of cosmic ray hits per profile



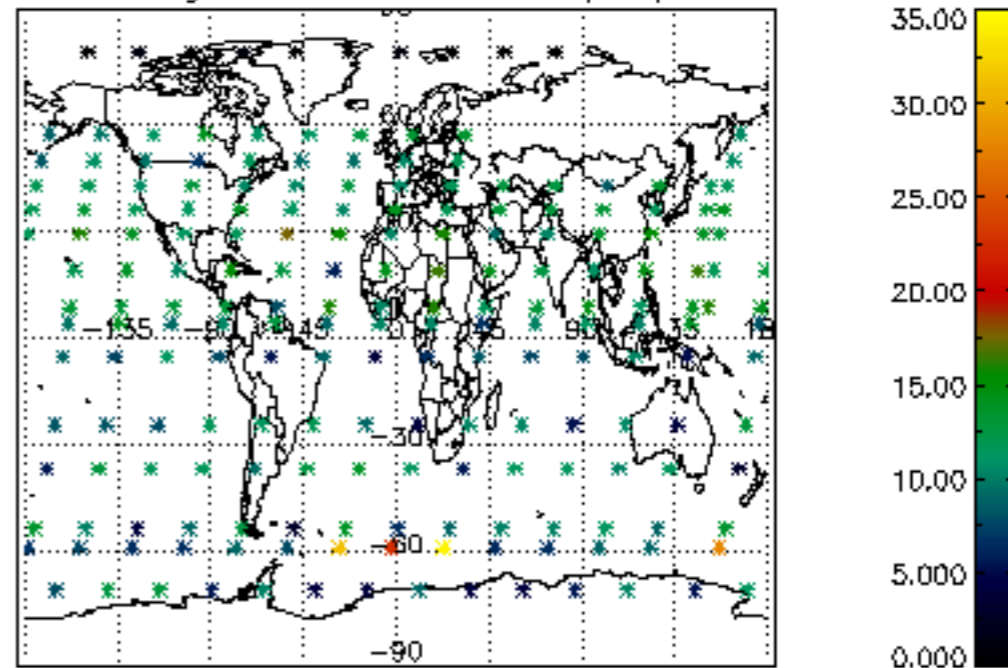
Percentage of datation errors per profile

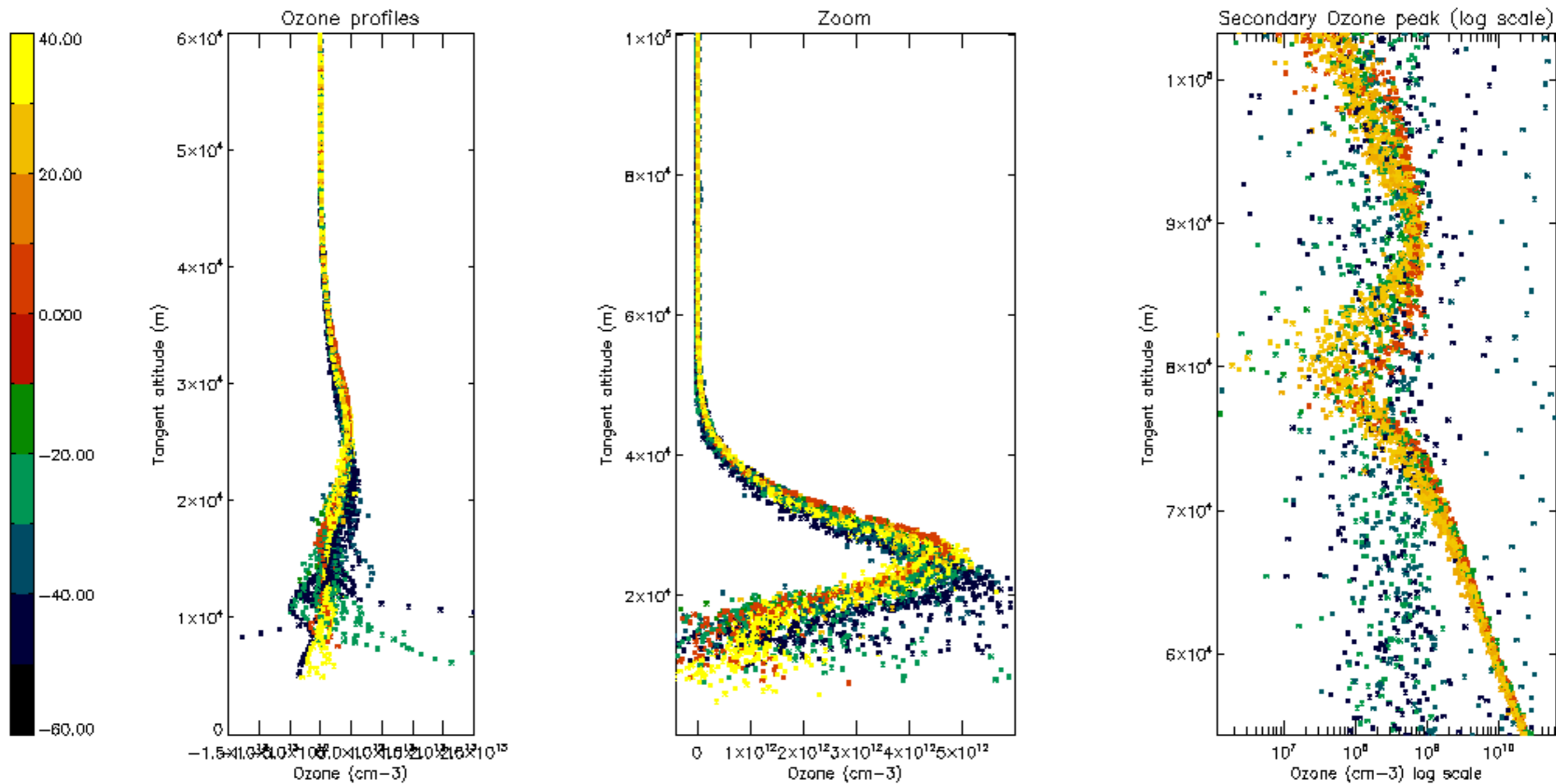


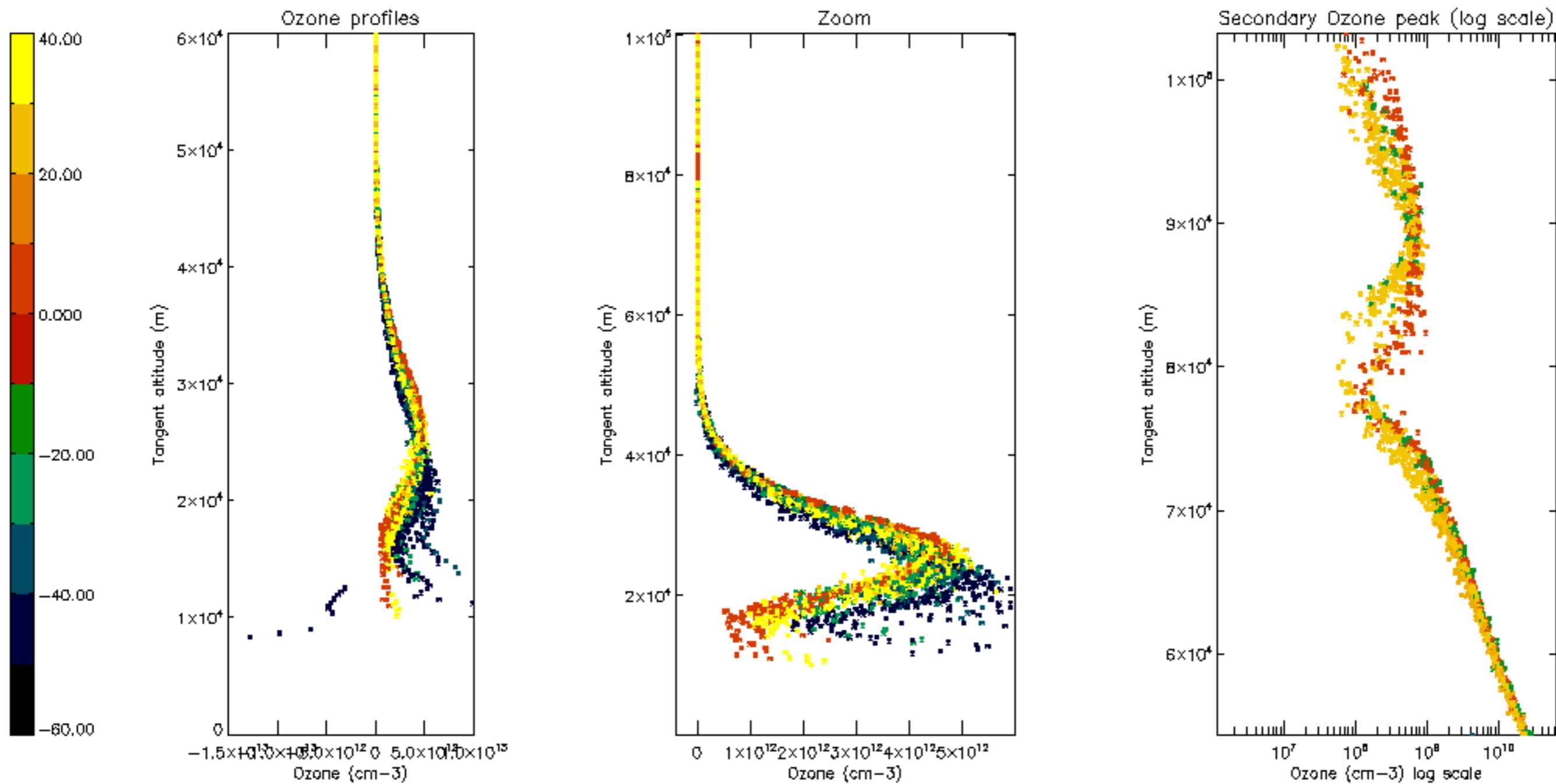
Percentage of star falling outside central band per profile

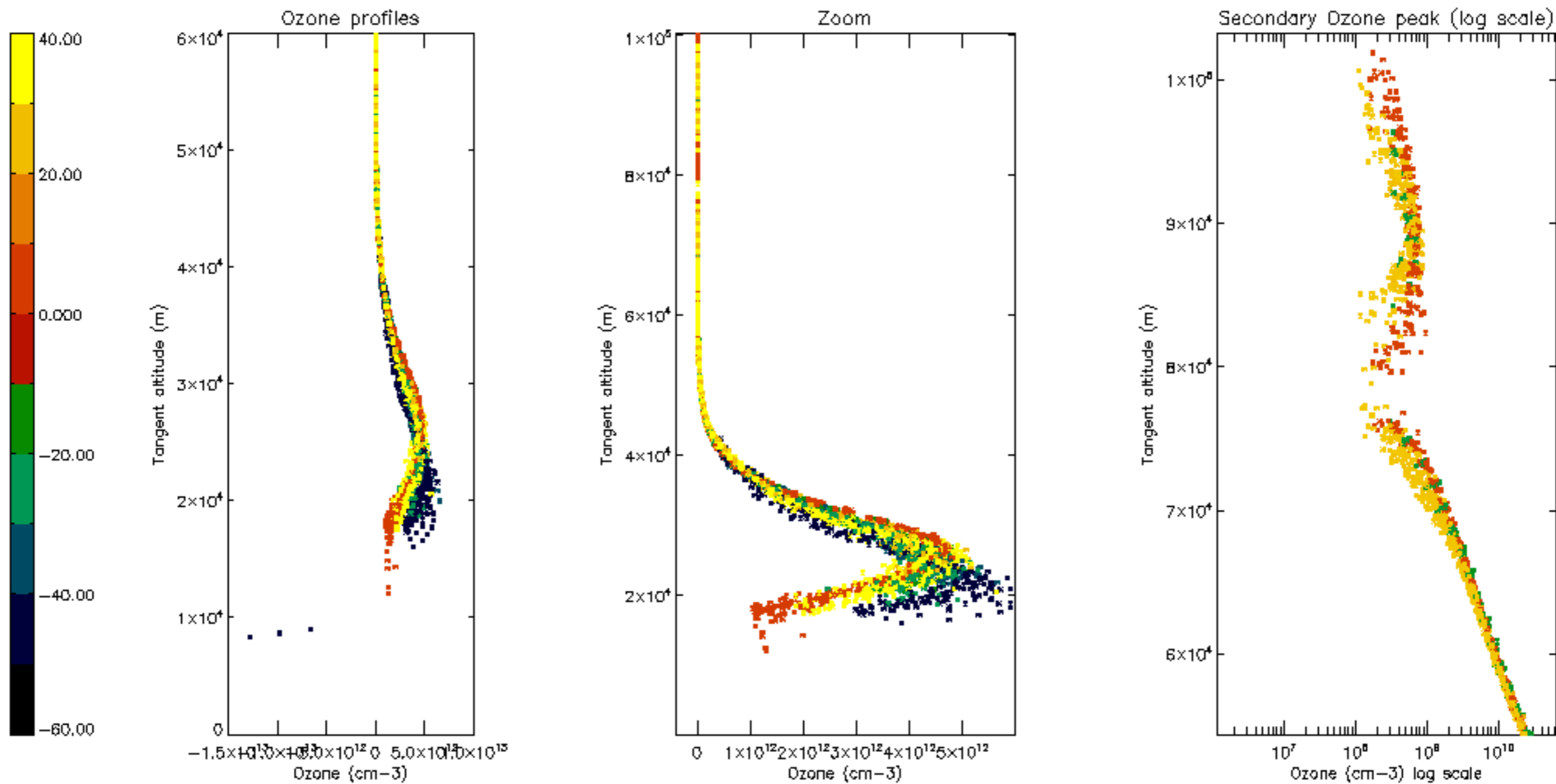


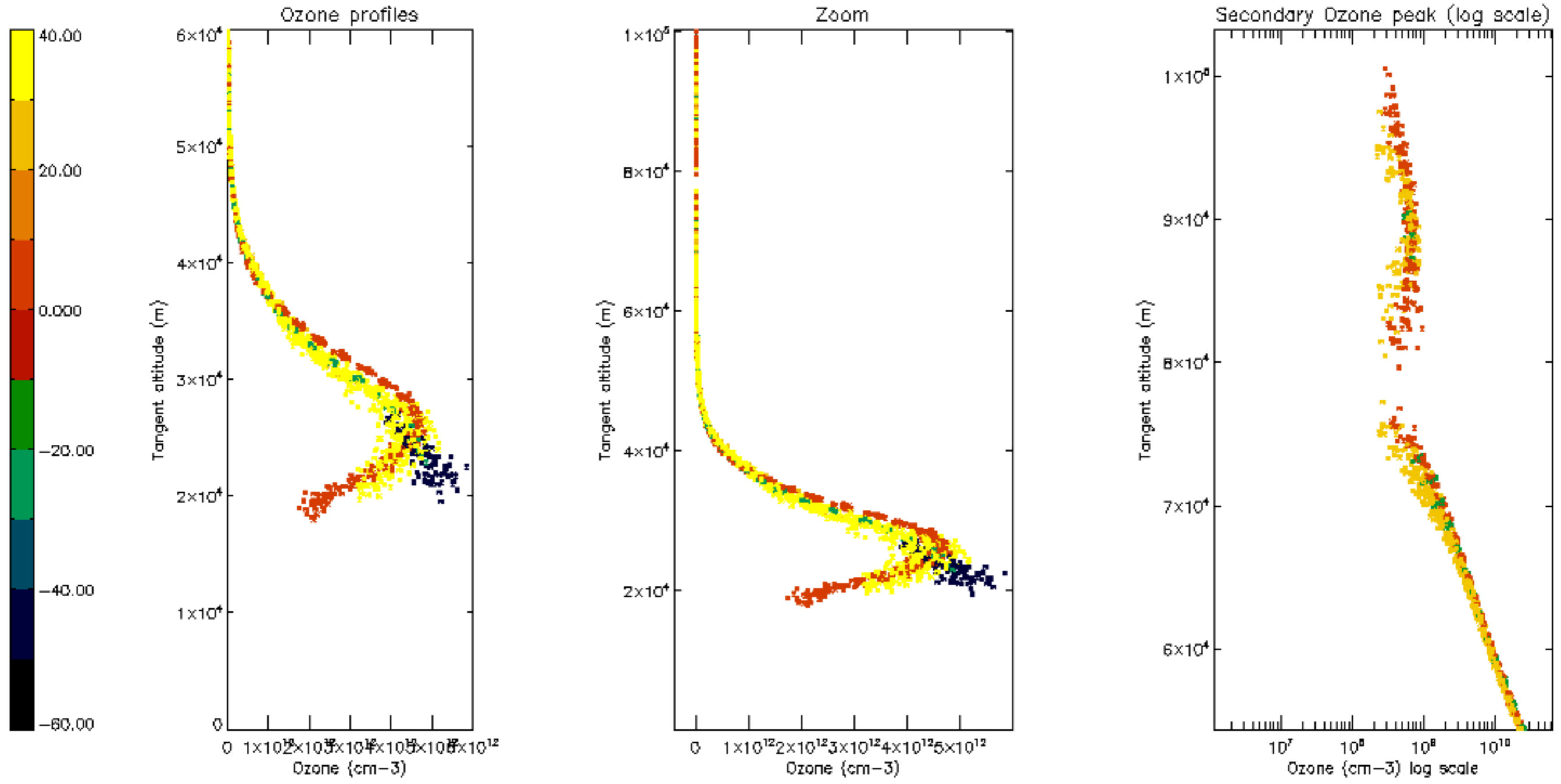
Percentage of saturation errors per profile

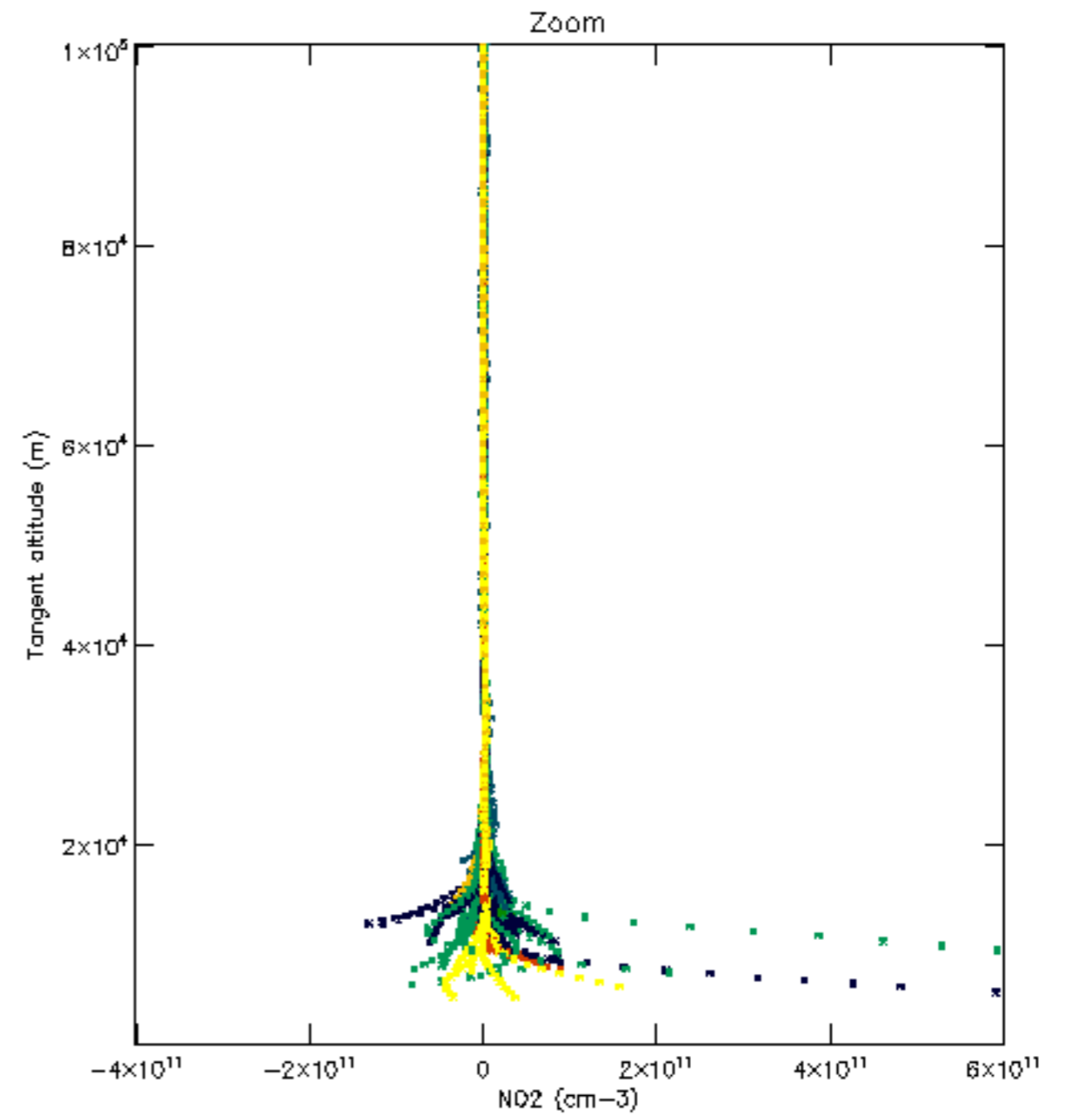
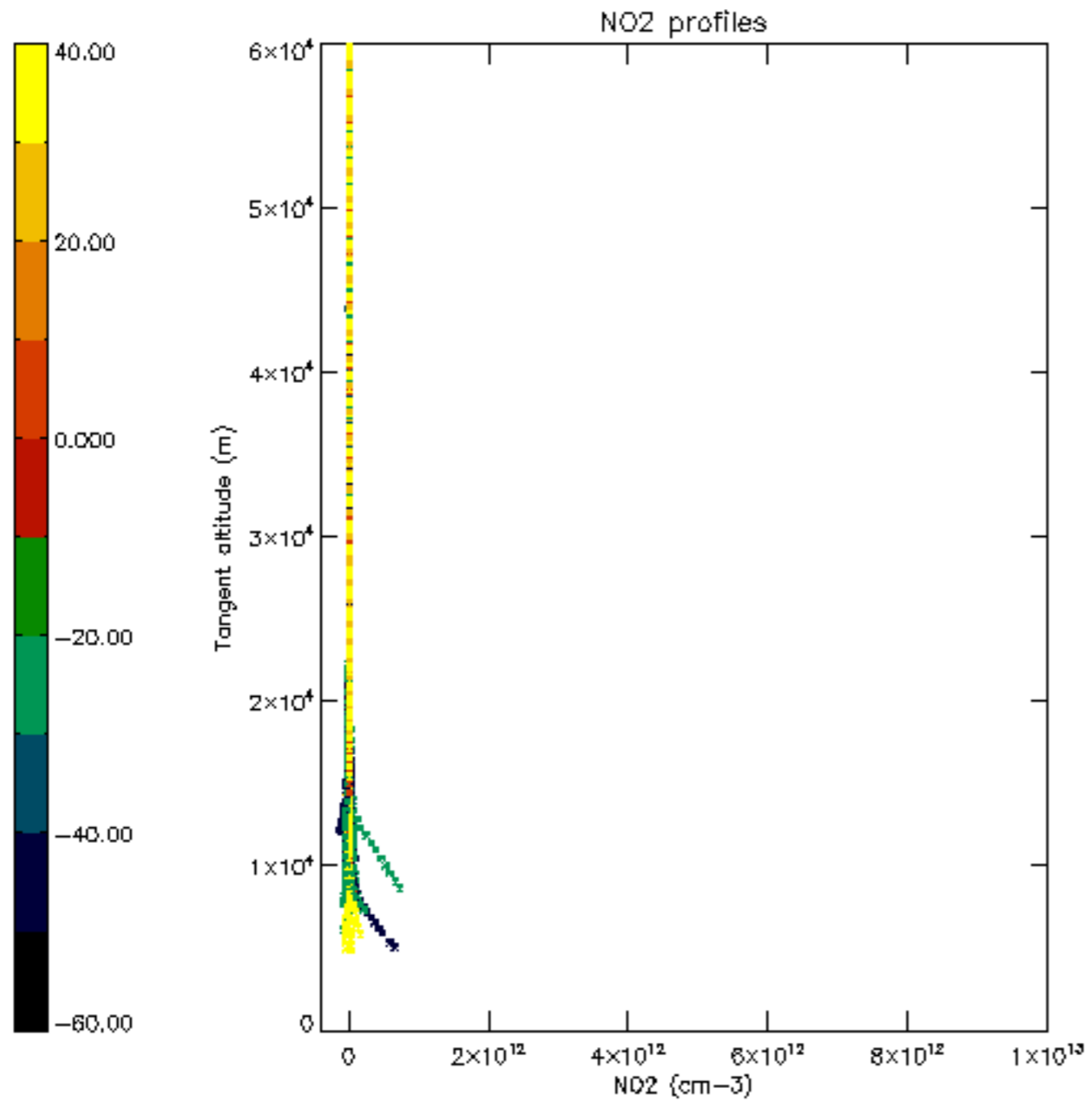


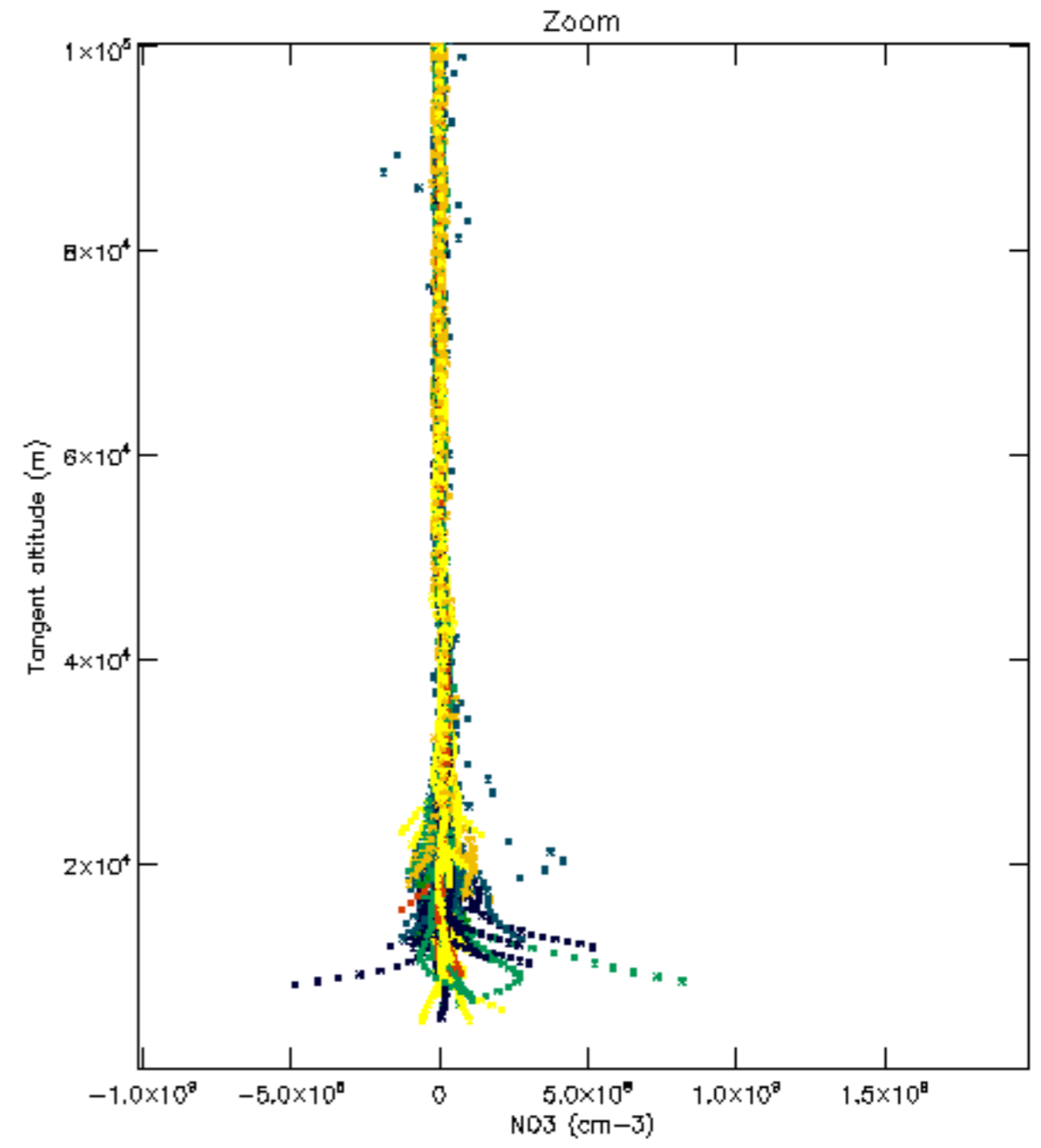
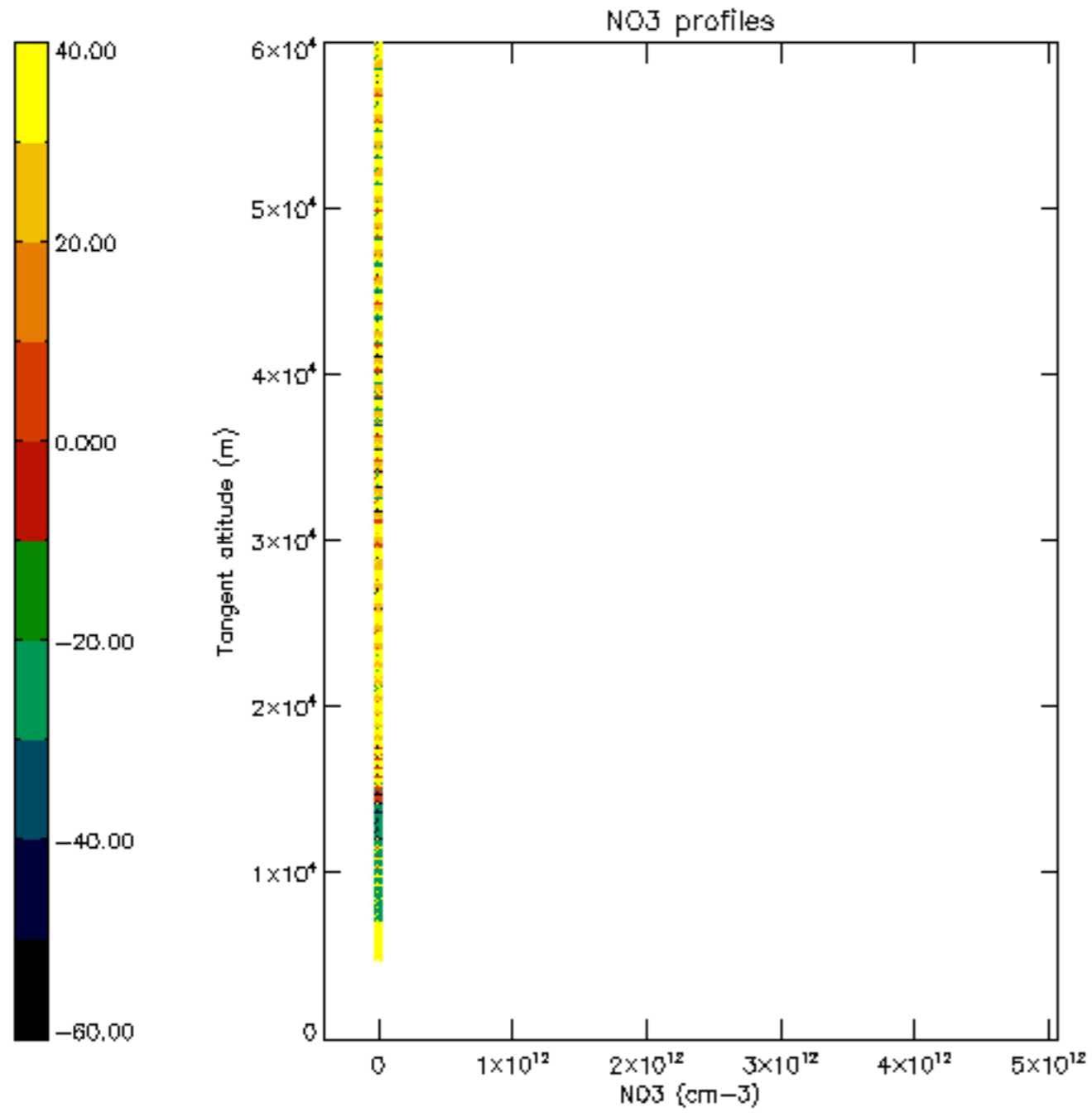


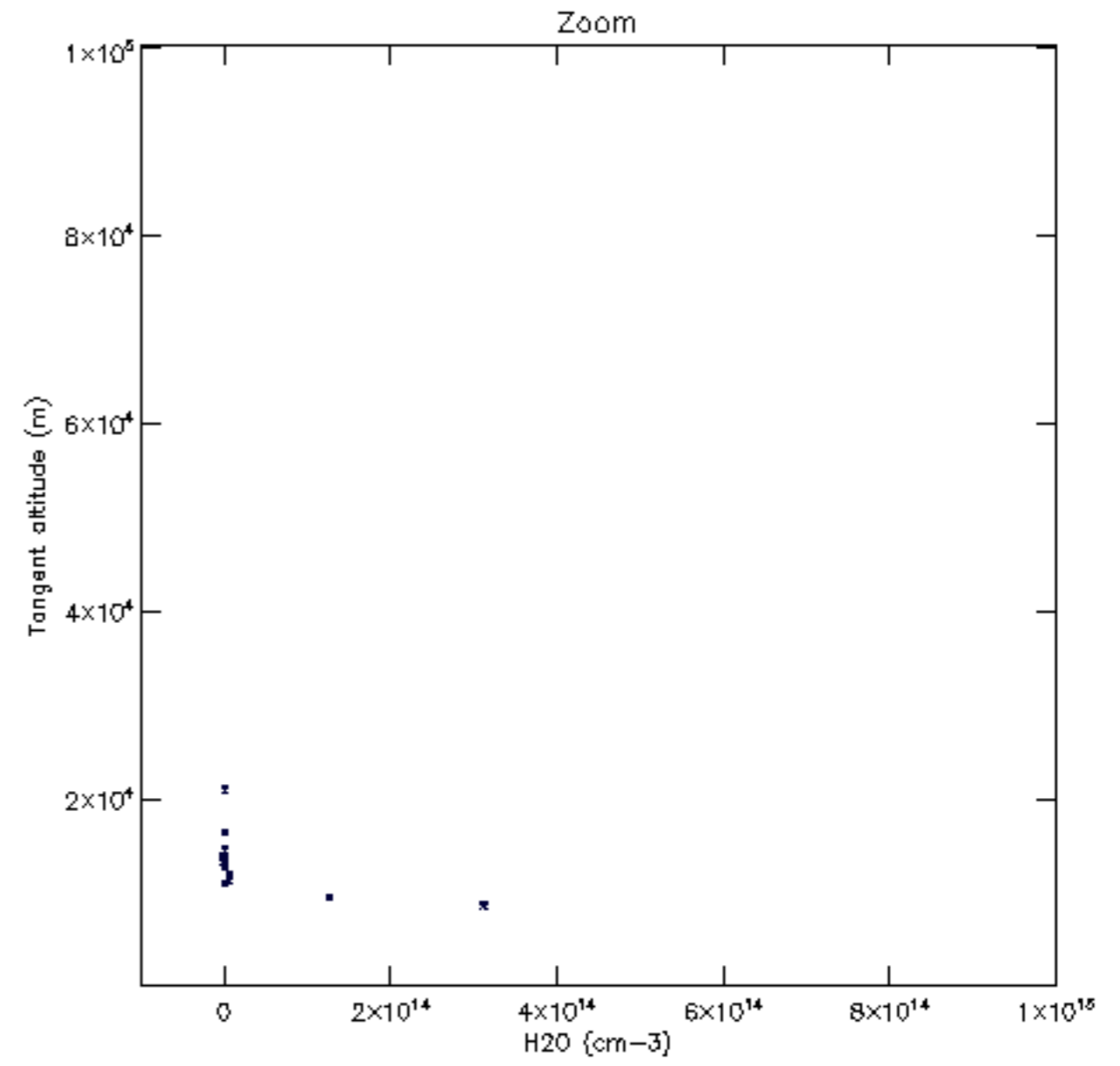
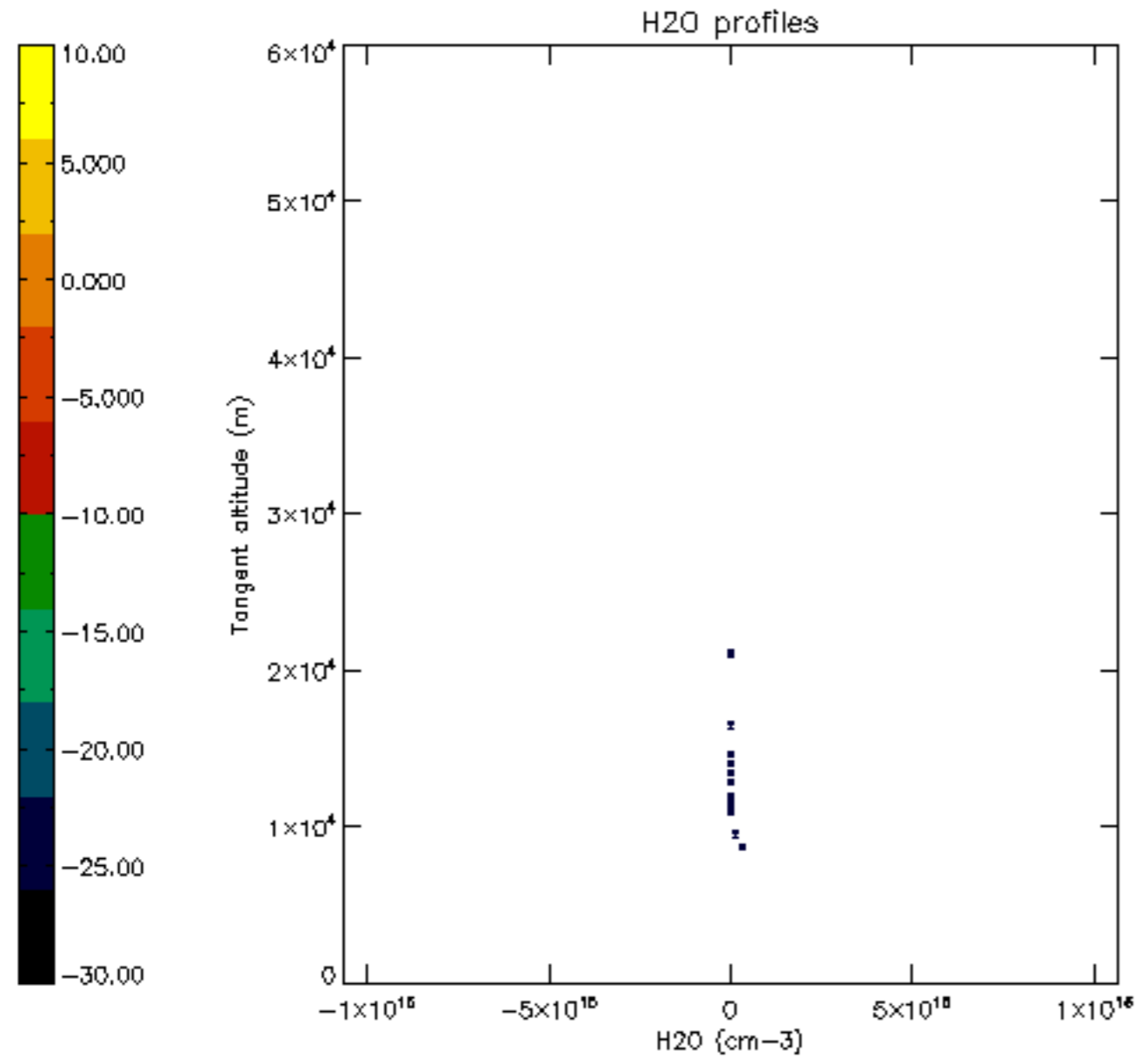


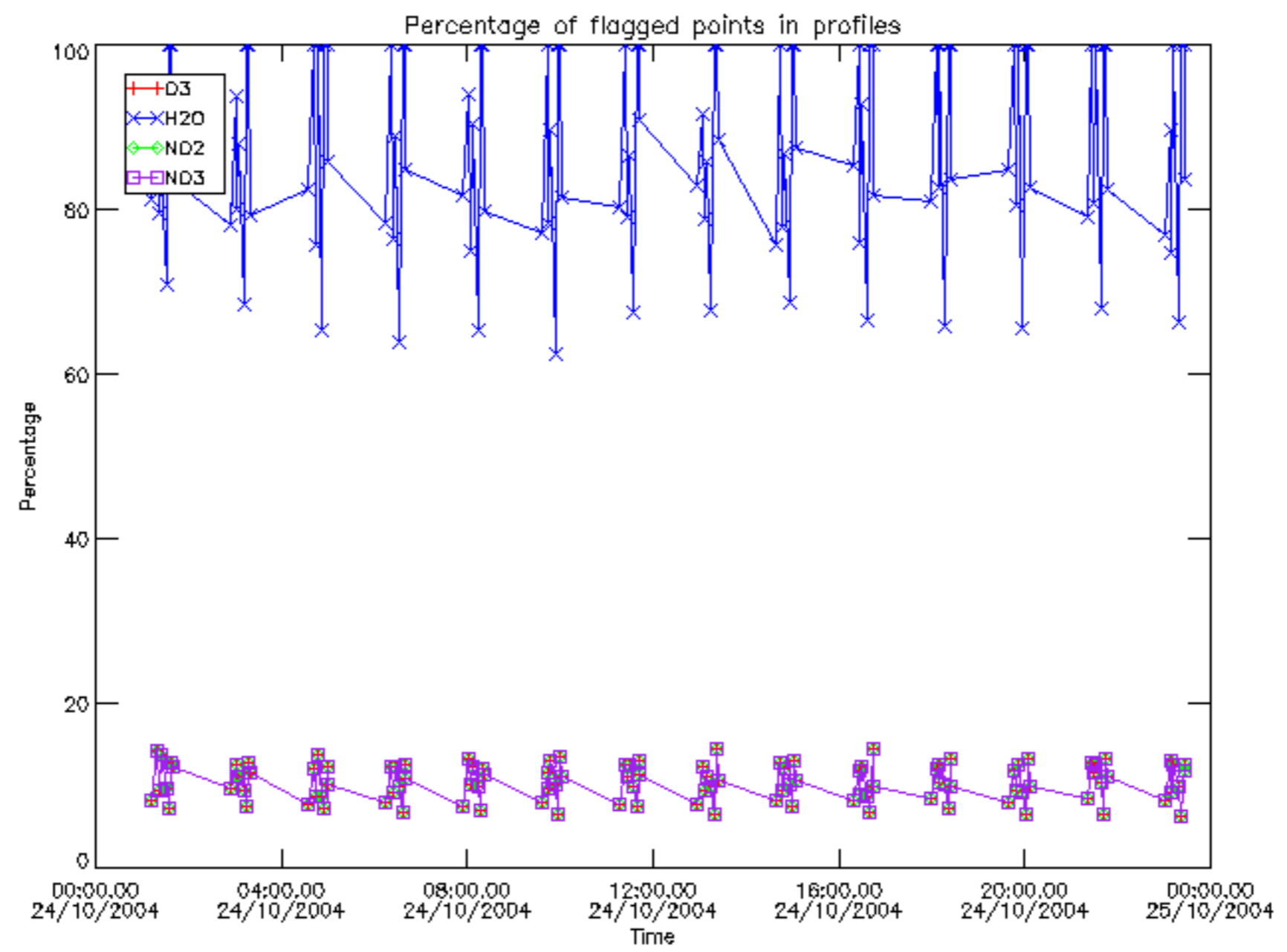




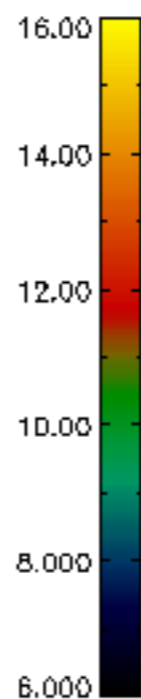
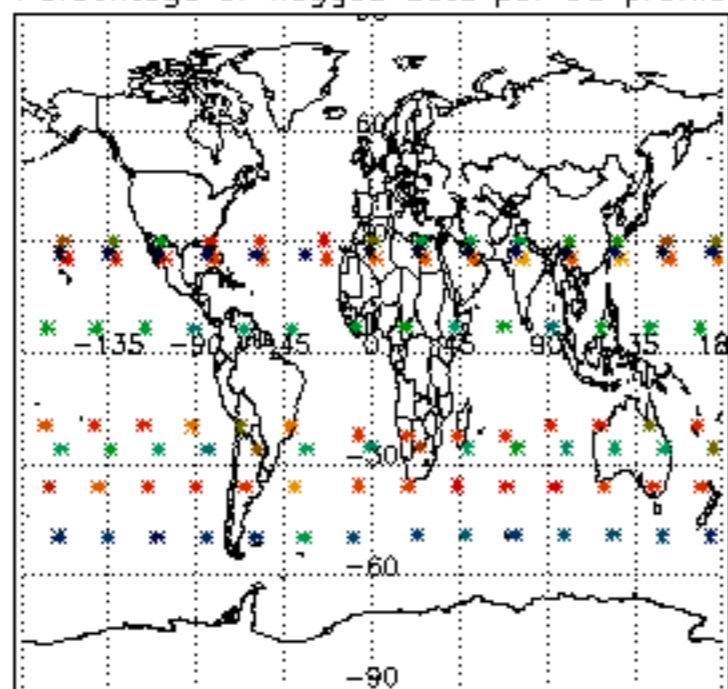




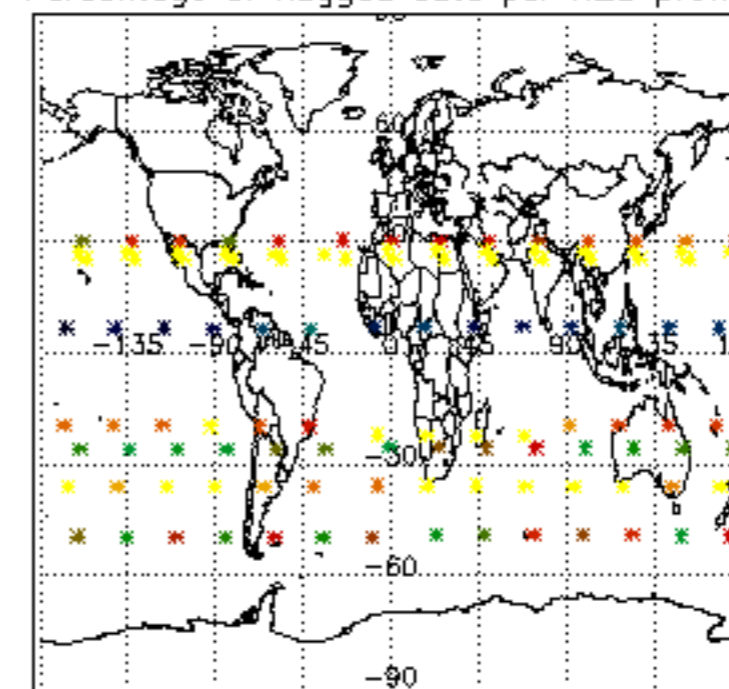




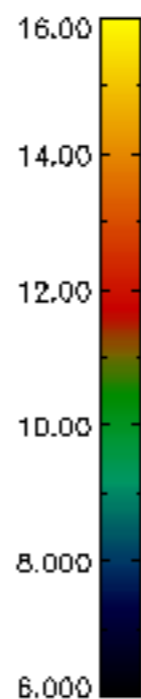
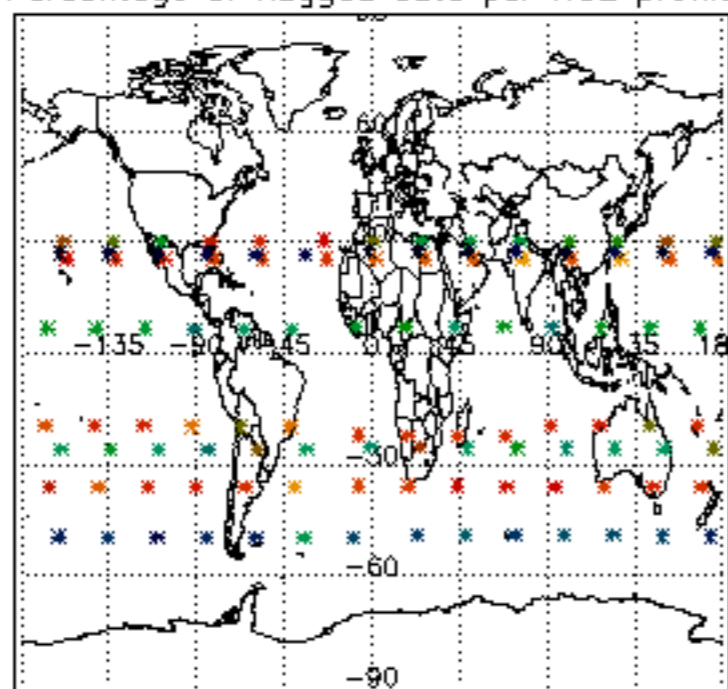
Percentage of flagged data per D3 profile



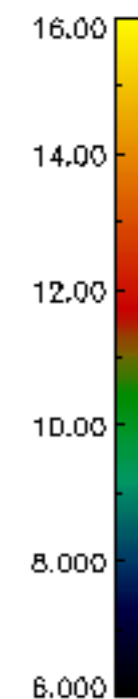
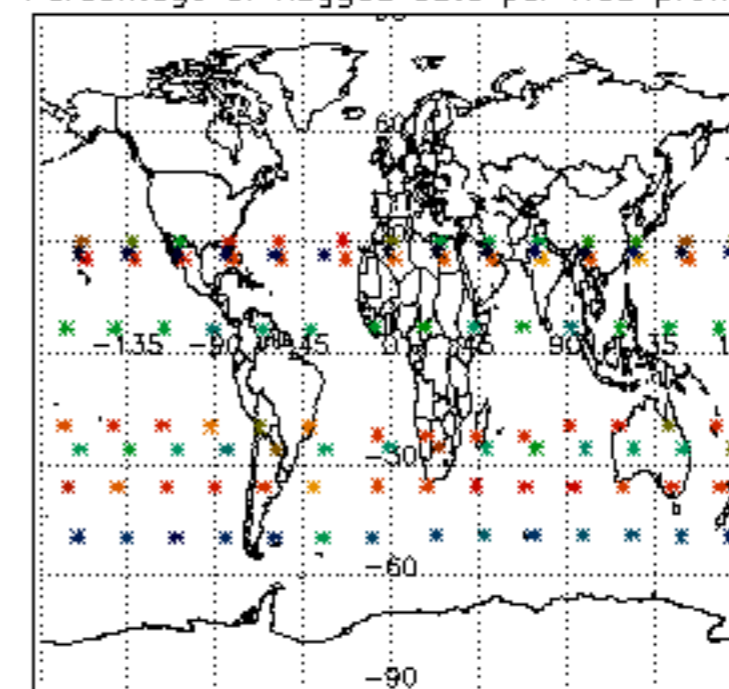
Percentage of flagged data per H2O profile

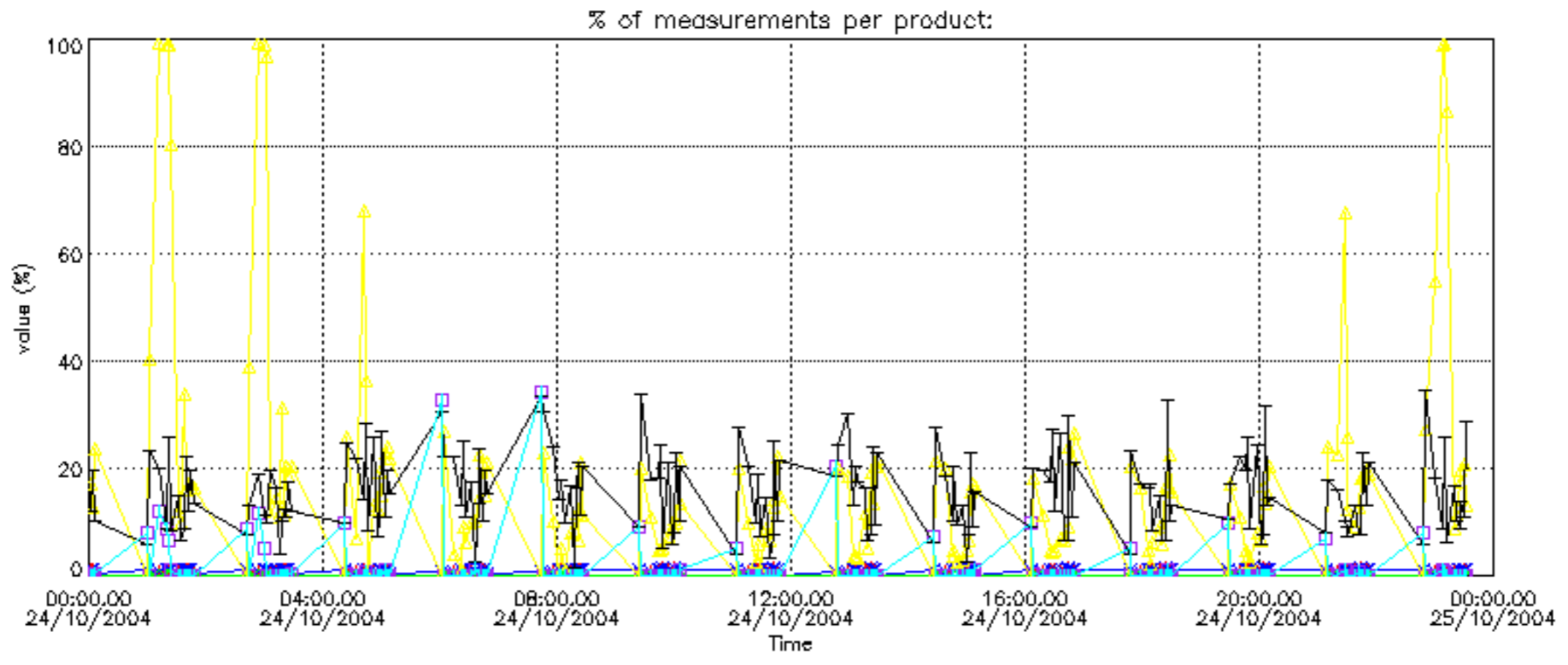


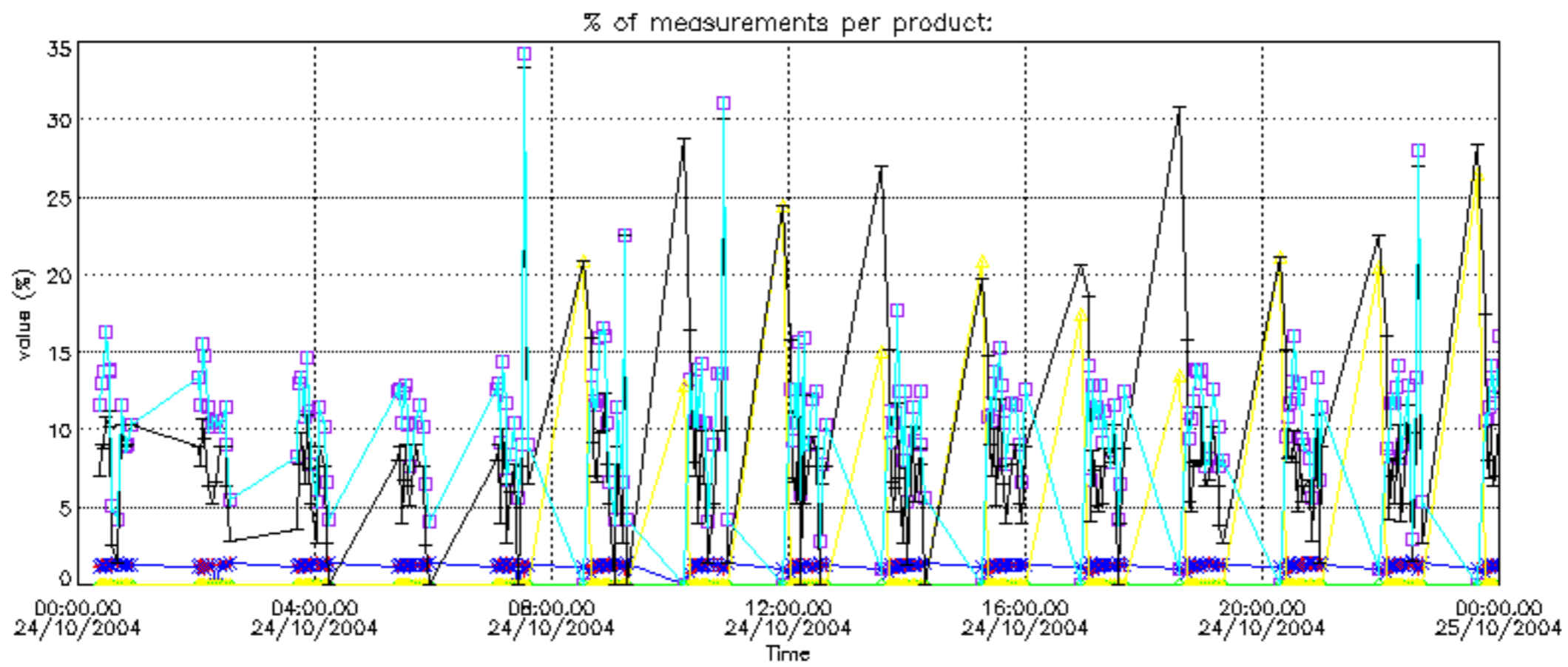
Percentage of flagged data per NO2 profile



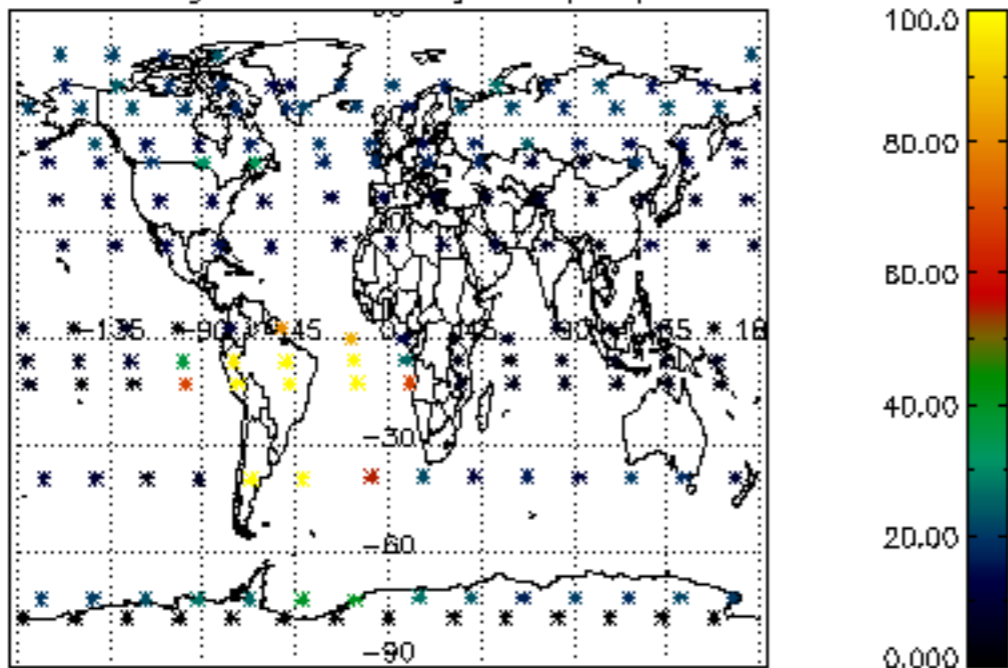
Percentage of flagged data per NO3 profile



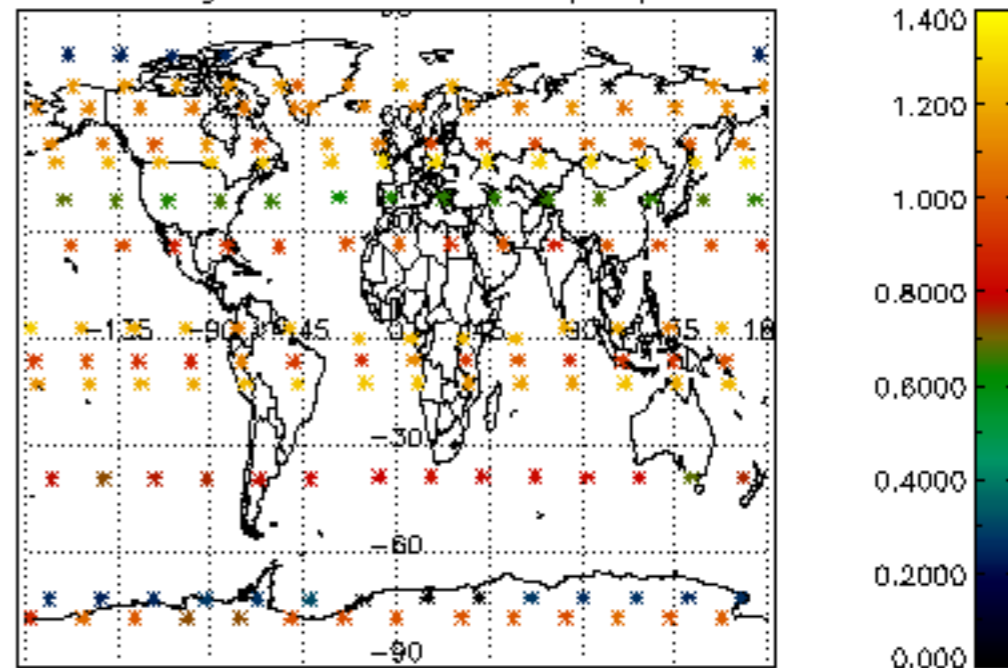




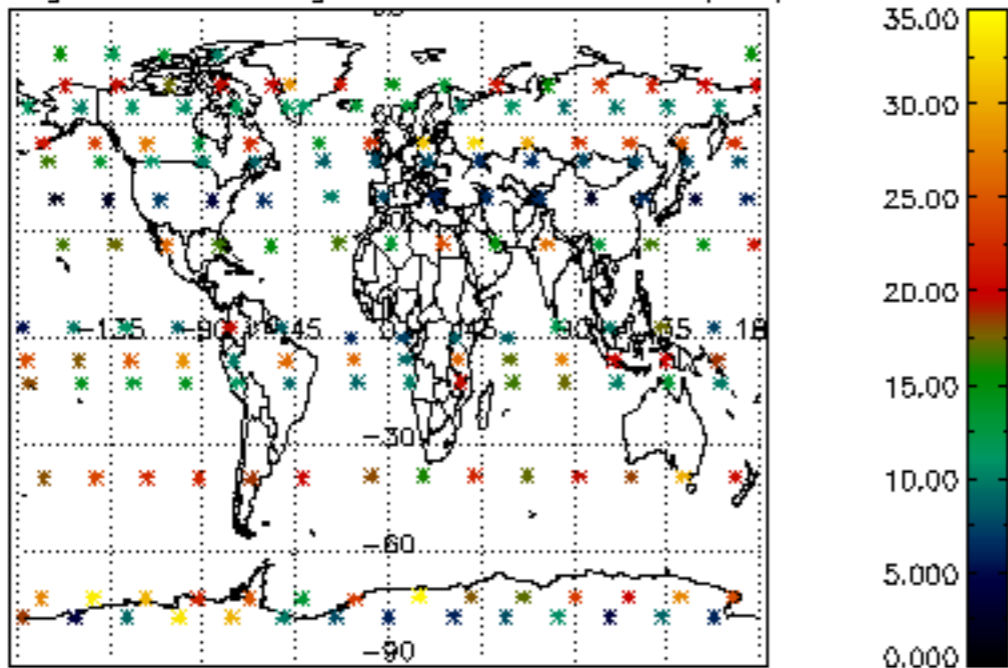
Percentage of cosmic ray hits per profile



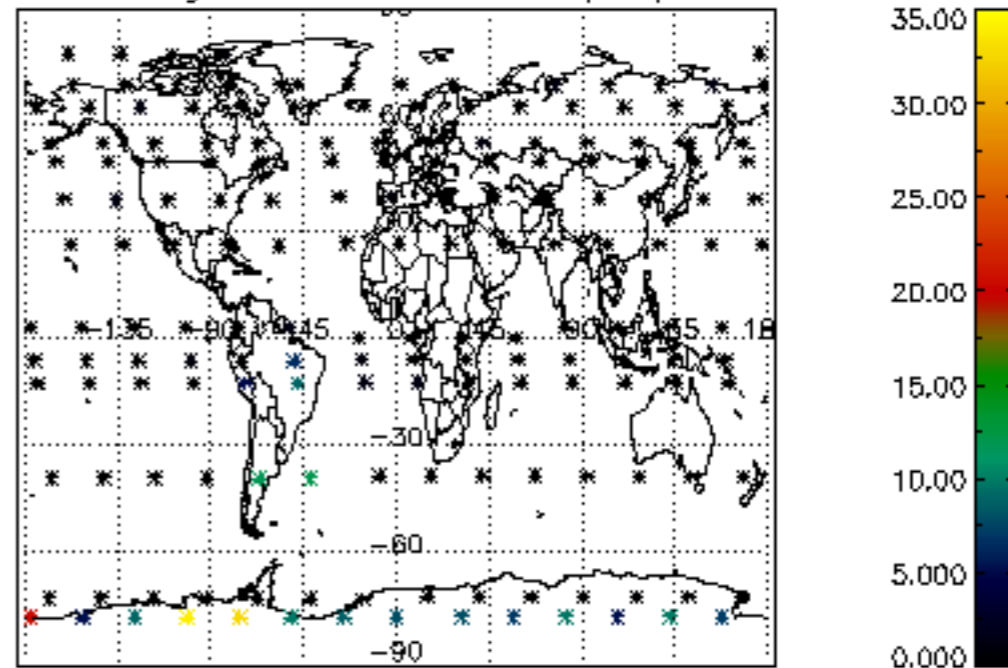
Percentage of datation errors per profile



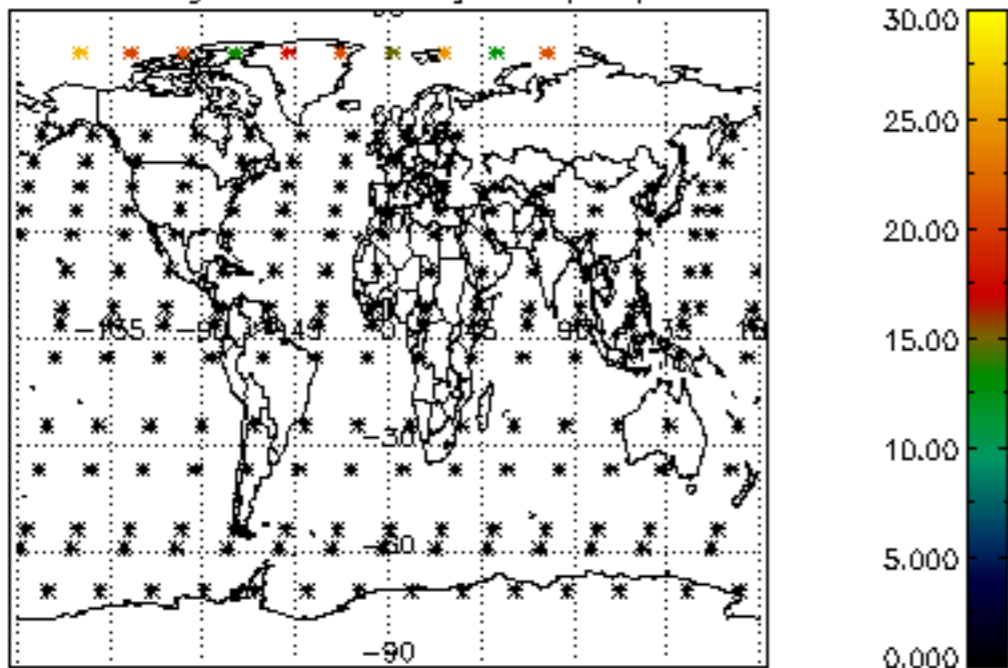
Percentage of star falling outside central band per profile



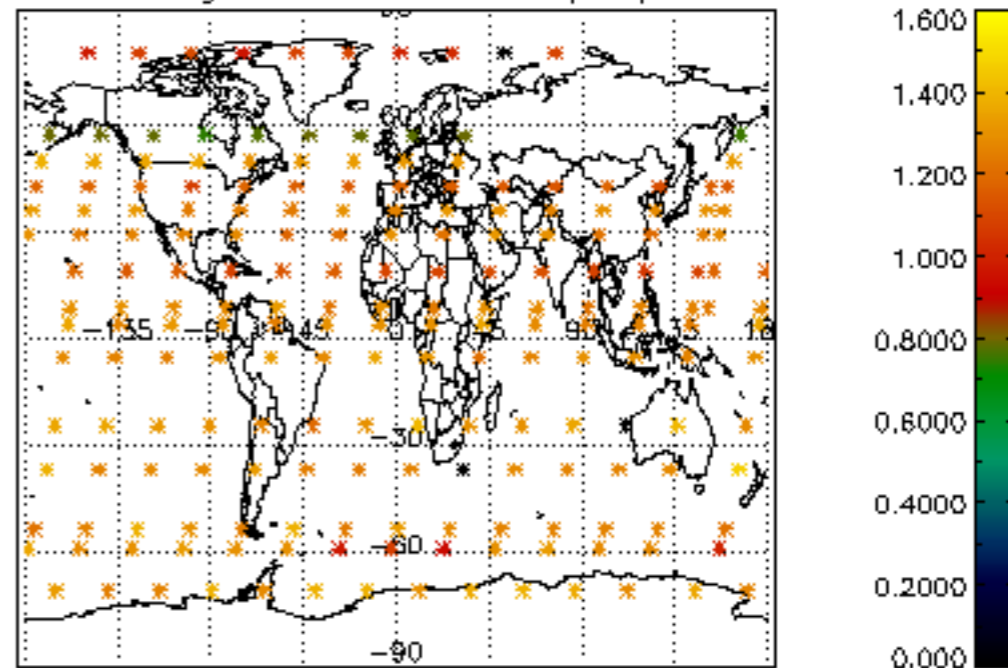
Percentage of saturation errors per profile



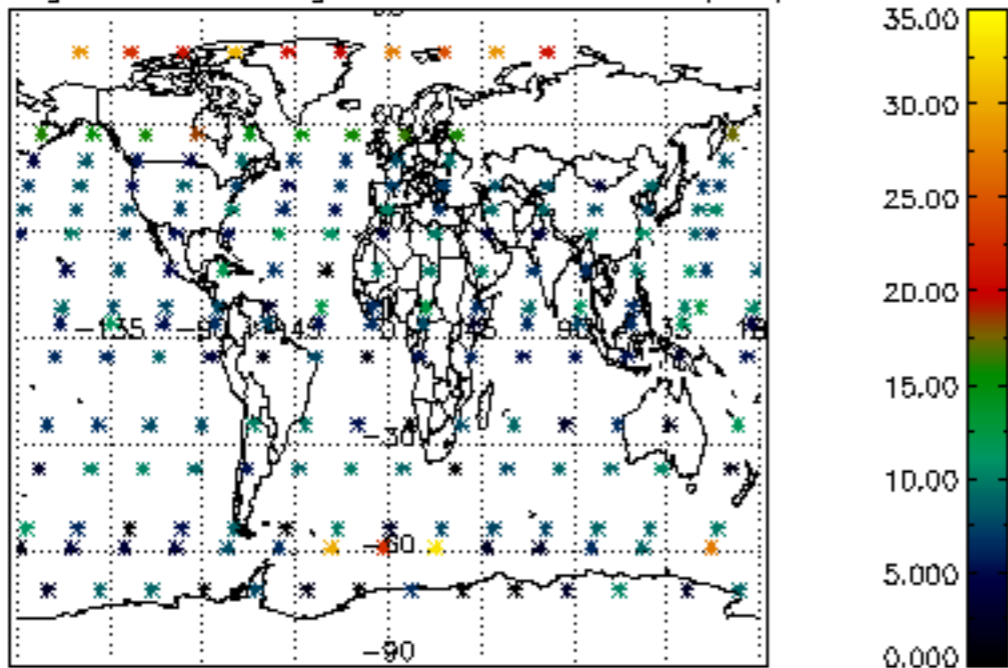
Percentage of cosmic ray hits per profile



Percentage of datation errors per profile



Percentage of star falling outside central band per profile



Percentage of saturation errors per profile

