

GOMOS Level 2 Daily Report

SUMMARY

[1. General Info](#)

[2. Summary of processed GOM_NL_2P products](#)

[3. Level 2 Quality information per product](#)

[3.1 Plot of level 2 quality information per product \(time dependant\)](#)

[3.2 Plot of level 2 quality information per product \(world map\)](#)

[4. Level 1 Quality information per product \(stored on level 2 products\)](#)

[4.1 Plot of level 1 quality information per product \(time dependant\)](#)

[4.1.1 Plot of level 1 quality information per product \(time dependant\): ASCENDING](#)

[4.1.2 Plot of level 1 quality information per product \(time dependant\): DESCENDING](#)

[4.2 Plot of level 1 quality information per product \(world map\)](#)

[4.2.1 Plot of level 1 quality information per product \(world map\): ASCENDING](#)

[4.2.2 Plot of level 1 quality information per product \(world map\): DESCENDING](#)

[5. Ozone profiles based on quality statistics and other trace gas profiles](#)

[5.1 Ozone statistics based on quality of products](#)

[5.2 Plot ozone profiles for all STD \(dark without errors\)](#)

[5.3 Plot ozone profiles where STD < 20% \(dark without errors\)](#)

[5.4. Plot ozone profiles where STD < 10% \(dark without errors\)](#)

[5.5. Plot ozone profiles where STD < 5% \(dark without errors\)](#)

[5.6 Plot NO2 profiles for all STD \(dark without errors\)](#)

[5.7 Plot NO3 profiles for all STD \(dark without errors\)](#)

[5.8 Plot H2O profiles \(only for occultations of stars 1,2,3,4,13,14,16,26,63 dark without errors\) for all STD](#)

[6. Auxiliary Data Files used for the production reported in section 2](#)

This report presents the daily analysis on parameters extracted from GOMOS level 2 data (GOM_NL__2P). It is intended to monitor some important parameters that will impact the quality of these products. A list of level 2 products (and content) that have arrived during the reporting day to the PCF is also given.

| Item | Value |
|---------------------------|---------------------------------|
| Time of report generation | 19APR2013 13:43:55 |
| Data source version | GOMOS/6.01 |
| Start time of products | 23-10-2004 (23OCT2004 00:00:00) |
| Stop time of products | 24-10-2004 (24OCT2004 00:00:00) |
| Store outputs in DB | Yes |
| Nb of level 2 prods | 385 |
| Nb of prods with errors | 0 |

2. Summary of processed GOM_NL__2P products.

| Nr | Filename | UTC Start time | Limb | Duration | Star Id | Star Name | Star Mag | Star Temp | Nb Meas | Orbit | Prod. error |
|----|---|----------------------|------------|----------|---------|-----------|----------|-----------|---------|-------|-------------|
| 1 | GOM_NL__2PRFIN20041023_000331_000000682031_00259_13840_5255.N1 | 23-OCT-2004 00:03:31 | Dark | 68.000 | 48 | 30Alp Hya | 1.9770 | 4100.0 | 136 | 13840 | No |
| 2 | GOM_NL__2PRFIN20041023_001110_000000442031_00259_13840_5256.N1 | 23-OCT-2004 00:11:10 | Dark | 44.000 | 113 | Mu Vel | 2.6920 | 5000.0 | 88 | 13840 | No |
| 3 | GOM_NL__2PRFIN20041023_001248_000000472031_00259_13840_5257.N1 | 23-OCT-2004 00:12:48 | Dark | 47.000 | 65 | Lam Vel | 2.2040 | 4400.0 | 94 | 13840 | No |
| 4 | GOM_NL__2PRFIN20041023_001545_000000522031_00260_13841_5520.N1 | 23-OCT-2004 00:15:45 | Dark | 51.500 | 70 | Zet Pup | 2.2460 | 39000. | 103 | 13841 | No |
| 5 | GOM_NL__2PRFIN20041023_001823_000000692031_00260_13841_5521.N1 | 23-OCT-2004 00:18:23 | Dark | 68.500 | 88 | 31Eta CMa | 2.4480 | 20000. | 137 | 13841 | No |
| 6 | GOM_NL__2PRFIN20041023_002149_000000542031_00260_13841_5522.N1 | 23-OCT-2004 00:21:49 | Dark | 53.500 | 2 | Alp Car | -0.73600 | 7000.0 | 107 | 13841 | No |
| 7 | GOM_NL__2PRFIN20041023_002509_000000772031_00260_13841_5523.N1 | 23-OCT-2004 00:25:09 | Dark | 76.500 | 177 | 1Zet CMa | 3.0220 | 26000. | 153 | 13841 | No |
| 8 | GOM_NL__2PRFIN20041023_002839_000000412031_00260_13841_5524.N1 | 23-OCT-2004 00:28:39 | Dark | 41.000 | 143 | Alp Hyi | 2.8570 | 7200.0 | 82 | 13841 | No |
| 9 | GOM_NL__2PRFIN20041023_003004_000000452031_00260_13841_5525.N1 | 23-OCT-2004 00:30:04 | Dark | 44.500 | 9 | Alp Eri | 0.45300 | 24000. | 89 | 13841 | No |
| 10 | GOM_NL__2PRFIN20041023_003259_000000472031_00260_13841_5526.N1 | 23-OCT-2004 00:32:59 | Straylight | 47.000 | 157 | The1Eri | 2.9060 | 9300.0 | 94 | 13841 | No |
| 11 | GOM_NL__2PRFIN20041023_003458_000000422031_00260_13841_5527.N1 | 23-OCT-2004 00:34:58 | Straylight | 42.000 | 84 | Alp Phe | 2.3970 | 4500.0 | 84 | 13841 | No |
| 12 | GOM_NL__2PRFIN20041023_003751_0000002132031_00260_13841_5528.N1 | 23-OCT-2004 00:37:51 | Twilight | 213.00 | 101 | 11Alp Lep | 2.5820 | 7000.0 | 426 | 13841 | No |
| 13 | GOM_NL__2PRFIN20041023_004206_000000882031_00260_13841_5529.N1 | 23-OCT-2004 00:42:06 | Twilight | 88.000 | 165 | 34Gam Eri | 2.9500 | 3200.0 | 176 | 13841 | No |
| 14 | GOM_NL__2PRFIN20041023_005059_000000382031_00260_13841_5530.N1 | 23-OCT-2004 00:50:59 | Bright | 38.000 | 140 | 88Gam Peg | 2.8340 | 26000. | 76 | 13841 | No |
| 15 | GOM_NL__2PRFIN20041023_005311_000000442031_00260_13841_5531.N1 | 23-OCT-2004 00:53:11 | Bright | 44.000 | 105 | 6Bet Ari | 2.6450 | 8900.0 | 88 | 13841 | No |
| 16 | GOM_NL__2PRFIN20041023_005453_000000382031_00260_13841_5532.N1 | 23-OCT-2004 00:54:53 | Bright | 38.000 | 58 | 21Alp And | 2.0730 | 11000. | 76 | 13841 | No |
| 17 | GOM_NL__2PRFIN20041023_005654_000000412031_00260_13841_5533.N1 | 23-OCT-2004 00:56:54 | Bright | 41.000 | 53 | 43Bet And | 2.0480 | 3300.0 | 82 | 13841 | No |
| 18 | GOM_NL__2PRFIN20041023_005953_000000442031_00260_13841_5534.N1 | 23-OCT-2004 00:59:53 | Bright | 43.500 | 73 | 57Gam1And | 2.2600 | 13100. | 87 | 13841 | No |
| 19 | GOM_NL__2PRFIN20041023_010239_000000392031_00260_13841_5535.N1 | 23-OCT-2004 01:02:39 | Bright | 38.500 | 68 | 18Alp Cas | 2.2250 | 4500.0 | 77 | 13841 | No |
| 20 | GOM_NL__2PRFIN20041023_010355_000000392031_00260_13841_5536.N1 | 23-OCT-2004 01:03:55 | Bright | 39.000 | 76 | 27Gam Cas | 2.3000 | 30000. | 78 | 13841 | No |
| 21 | GOM_NL__2PRFIN20041023_010622_000000392031_00260_13841_5537.N1 | 23-OCT-2004 01:06:22 | Bright | 38.500 | 89 | 5Alp Cep | 2.4510 | 8000.0 | 77 | 13841 | No |
| 22 | GOM_NL__2PRFIN20041023_011149_000000432031_00260_13841_5538.N1 | 23-OCT-2004 01:11:49 | Bright | 42.500 | 49 | 1Alp UMi | 1.9900 | 6300.0 | 85 | 13841 | No |
| 23 | GOM_NL__2PRFIN20041023_011516_000000412031_00260_13841_5539.N1 | 23-OCT-2004 01:15:16 | Bright | 40.500 | 60 | 7Bet UMi | 2.0810 | 3950.0 | 81 | 13841 | No |
| 24 | GOM_NL__2PRFIN20041023_012006_000000402031_00260_13841_5540.N1 | 23-OCT-2004 01:20:06 | Bright | 39.500 | 36 | 50Alp UMa | 1.8000 | 6300.0 | 79 | 13841 | No |
| 25 | GOM_NL__2PRFIN20041023_012141_000000392031_00260_13841_5541.N1 | 23-OCT-2004 01:21:41 | Bright | 38.500 | 82 | 48Bet UMa | 2.3650 | 10600. | 77 | 13841 | No |
| 26 | GOM_NL__2PRFIN20041023_012512_000000382031_00260_13841_5542.N1 | 23-OCT-2004 01:25:12 | Bright | 37.500 | 174 | 52Psi UMa | 3.0040 | 4400.0 | 75 | 13841 | No |
| 27 | GOM_NL__2PRFIN20041023_013212_000000372031_00260_13841_5543.N1 | 23-OCT-2004 01:32:12 | Bright | 36.500 | 96 | 68Del Leo | 2.5600 | 9300.0 | 73 | 13841 | No |
| 28 | GOM_NL__2PRFIN20041023_013409_000001552031_00260_13841_5544.N1 | 23-OCT-2004 01:34:09 | Twilight | 154.50 | 17 | 78Bet Gem | 1.1610 | 4500.0 | 309 | 13841 | No |
| 29 | GOM_NL__2PRFIN20041023_014408_000000632031_00260_13841_5545.N1 | 23-OCT-2004 01:44:08 | Dark | 62.500 | 48 | 30Alp Hya | 1.9770 | 4100.0 | 125 | 13841 | No |
| 30 | GOM_NL__2PRFIN20041023_015147_000000432031_00260_13841_5546.N1 | 23-OCT-2004 01:51:47 | Dark | 42.500 | 113 | Mu Vel | 2.6920 | 5000.0 | 85 | 13841 | No |
| 31 | GOM_NL__2PRFIN20041023_015325_000000532031_00260_13841_5547.N1 | 23-OCT-2004 01:53:25 | Dark | 52.500 | 65 | Lam Vel | 2.2040 | 4400.0 | 105 | 13841 | No |
| 32 | GOM_NL__2PRFIN20041023_015622_000000512031_00261_13842_5236.N1 | 23-OCT-2004 01:56:22 | Dark | 50.500 | 70 | Zet Pup | 2.2460 | 39000. | 101 | 13842 | No |
| 33 | GOM_NL__2PRFIN20041023_015900_000000692031_00261_13842_5237.N1 | 23-OCT-2004 01:59:00 | Dark | 68.500 | 88 | 31Eta CMa | 2.4480 | 20000. | 137 | 13842 | No |
| 34 | GOM_NL__2PRFIN20041023_020228_000000522031_00261_13842_5238.N1 | 23-OCT-2004 02:02:28 | Dark | 51.500 | 2 | Alp Car | -0.73600 | 7000.0 | 103 | 13842 | No |
| 35 | GOM_NL__2PRFIN20041023_020547_000000762031_00261_13842_5239.N1 | 23-OCT-2004 02:05:47 | Dark | 76.000 | 177 | 1Zet CMa | 3.0220 | 26000. | 152 | 13842 | No |
| 36 | GOM_NL__2PRFIN20041023_020916_000000392031_00261_13842_5240.N1 | 23-OCT-2004 02:09:16 | Dark | 39.000 | 143 | Alp Hyi | 2.8570 | 7200.0 | 78 | 13842 | No |
| 37 | GOM_NL__2PRFIN20041023_021041_000000402031_00261_13842_5241.N1 | 23-OCT-2004 02:10:41 | Dark | 39.500 | 9 | Alp Eri | 0.45300 | 24000. | 79 | 13842 | No |
| 38 | GOM_NL__2PRFIN20041023_021338_000000442031_00261_13842_5242.N1 | 23-OCT-2004 02:13:38 | Straylight | 44.000 | 157 | The1Eri | 2.9060 | 9300.0 | 88 | 13842 | No |
| 39 | GOM_NL__2PRFIN20041023_021534_000000392031_00261_13842_5243.N1 | 23-OCT-2004 02:15:34 | Straylight | 39.000 | 84 | Alp Phe | 2.3970 | 4500.0 | 78 | 13842 | No |
| 40 | GOM_NL__2PRFIN20041023_021828_0000002132031_00261_13842_5244.N1 | 23-OCT-2004 02:18:28 | Twilight | 213.00 | 101 | 11Alp Lep | 2.5820 | 7000.0 | 426 | 13842 | No |
| 41 | GOM_NL__2PRFIN20041023_022242_000000882031_00261_13842_5245.N1 | 23-OCT-2004 02:22:42 | Twilight | 87.500 | 165 | 34Gam Eri | 2.9500 | 3200.0 | 175 | 13842 | No |
| 42 | GOM_NL__2PRFIN20041023_023135_000000392031_00261_13842_5246.N1 | 23-OCT-2004 02:31:35 | Bright | 39.000 | 140 | 88Gam Peg | 2.8340 | 26000. | 78 | 13842 | No |

| | | | | | | | | | | | |
|-----|--|----------------------|----------------|--------|-----|-----------|----------|--------|-----|-------|----|
| 43 | GOM_NL__2PRFIN20041023_023346_000000442031_00261_13842_5247.N1 | 23-OCT-2004 02:33:46 | Bright | 43.500 | 105 | 6Bet Ari | 2.6450 | 8900.0 | 87 | 13842 | No |
| 44 | GOM_NL__2PRFIN20041023_023529_000000412031_00261_13842_5248.N1 | 23-OCT-2004 02:35:29 | Bright | 40.500 | 58 | 21Alp And | 2.0730 | 11000. | 81 | 13842 | No |
| 45 | GOM_NL__2PRFIN20041023_023728_000000432031_00261_13842_5249.N1 | 23-OCT-2004 02:37:28 | Bright | 42.500 | 53 | 43Bet And | 2.0480 | 3300.0 | 85 | 13842 | No |
| 46 | GOM_NL__2PRFIN20041023_024029_000000442031_00261_13842_5250.N1 | 23-OCT-2004 02:40:29 | Bright | 43.500 | 73 | 57Gam1And | 2.2600 | 13100. | 87 | 13842 | No |
| 47 | GOM_NL__2PRFIN20041023_024314_000000372031_00261_13842_5251.N1 | 23-OCT-2004 02:43:14 | Bright | 37.000 | 68 | 18Alp Cas | 2.2250 | 4500.0 | 74 | 13842 | No |
| 48 | GOM_NL__2PRFIN20041023_024431_000000392031_00261_13842_5252.N1 | 23-OCT-2004 02:44:31 | Bright | 39.000 | 76 | 27Gam Cas | 2.3000 | 30000. | 78 | 13842 | No |
| 49 | GOM_NL__2PRFIN20041023_024659_000000382031_00261_13842_5253.N1 | 23-OCT-2004 02:46:59 | Bright | 38.000 | 89 | 5Alp Cep | 2.4510 | 8000.0 | 76 | 13842 | No |
| 50 | GOM_NL__2PRFIN20041023_025227_000000372031_00261_13842_5254.N1 | 23-OCT-2004 02:52:27 | Bright | 36.500 | 49 | 1Alp UMi | 1.9900 | 6300.0 | 73 | 13842 | No |
| 51 | GOM_NL__2PRFIN20041023_025550_000000412031_00261_13842_5255.N1 | 23-OCT-2004 02:55:50 | Bright | 41.000 | 60 | 7Bet UMi | 2.0810 | 3950.0 | 82 | 13842 | No |
| 52 | GOM_NL__2PRFIN20041023_030042_000000402031_00261_13842_5256.N1 | 23-OCT-2004 03:00:42 | Bright | 40.000 | 36 | 50Alp UMa | 1.8000 | 6300.0 | 80 | 13842 | No |
| 53 | GOM_NL__2PRFIN20041023_030217_000000392031_00261_13842_5257.N1 | 23-OCT-2004 03:02:17 | Bright | 38.500 | 82 | 48Bet UMa | 2.3650 | 10600. | 77 | 13842 | No |
| 54 | GOM_NL__2PRFIN20041023_030548_000000372031_00261_13842_5258.N1 | 23-OCT-2004 03:05:48 | Bright | 37.000 | 174 | 52Psi UMa | 3.0040 | 4400.0 | 74 | 13842 | No |
| 55 | GOM_NL__2PRFIN20041023_031247_000000362031_00261_13842_5259.N1 | 23-OCT-2004 03:12:47 | Bright | 36.000 | 96 | 68Del Leo | 2.5600 | 9300.0 | 72 | 13842 | No |
| 56 | GOM_NL__2PRFIN20041023_031446_000001722031_00261_13842_5260.N1 | 23-OCT-2004 03:14:46 | Tw_i_and_stray | 172.00 | 17 | 78Bet Gem | 1.1610 | 4500.0 | 344 | 13842 | No |
| 57 | GOM_NL__2PRFIN20041023_032445_000000632031_00261_13842_5261.N1 | 23-OCT-2004 03:24:45 | Dark | 62.500 | 48 | 30Alp Hya | 1.9770 | 4100.0 | 125 | 13842 | No |
| 58 | GOM_NL__2PRFIN20041023_033223_000000442031_00261_13842_5262.N1 | 23-OCT-2004 03:32:23 | Dark | 44.000 | 113 | Mu Vel | 2.6920 | 5000.0 | 88 | 13842 | No |
| 59 | GOM_NL__2PRFIN20041023_033401_000000572031_00261_13842_5263.N1 | 23-OCT-2004 03:34:01 | Dark | 57.000 | 65 | Lam Vel | 2.2040 | 4400.0 | 114 | 13842 | No |
| 60 | GOM_NL__2PRFIN20041023_033659_000000532031_00262_13843_5236.N1 | 23-OCT-2004 03:36:59 | Dark | 52.500 | 70 | Zet Pup | 2.2460 | 39000. | 105 | 13843 | No |
| 61 | GOM_NL__2PRFIN20041023_033937_000000702031_00262_13843_5237.N1 | 23-OCT-2004 03:39:37 | Dark | 69.500 | 88 | 31Eta CMa | 2.4480 | 20000. | 139 | 13843 | No |
| 62 | GOM_NL__2PRFIN20041023_034305_000000532031_00262_13843_5238.N1 | 23-OCT-2004 03:43:05 | Dark | 52.500 | 2 | Alp Car | -0.73600 | 7000.0 | 105 | 13843 | No |
| 63 | GOM_NL__2PRFIN20041023_034624_000000802031_00262_13843_5239.N1 | 23-OCT-2004 03:46:24 | Dark | 80.000 | 177 | 1Zet CMa | 3.0220 | 26000. | 160 | 13843 | No |
| 64 | GOM_NL__2PRFIN20041023_034952_000000392031_00262_13843_5240.N1 | 23-OCT-2004 03:49:52 | Dark | 39.000 | 143 | Alp Hyi | 2.8570 | 7200.0 | 78 | 13843 | No |
| 65 | GOM_NL__2PRFIN20041023_035115_000000452031_00262_13843_5241.N1 | 23-OCT-2004 03:51:15 | Dark | 45.000 | 9 | Alp Eri | 0.45300 | 24000. | 90 | 13843 | No |
| 66 | GOM_NL__2PRFIN20041023_035411_000000482031_00262_13843_5242.N1 | 23-OCT-2004 03:54:11 | Straylight | 48.000 | 157 | The1Eri | 2.9060 | 9300.0 | 96 | 13843 | No |
| 67 | GOM_NL__2PRFIN20041023_035610_000000442031_00262_13843_5243.N1 | 23-OCT-2004 03:56:10 | Straylight | 43.500 | 84 | Alp Phe | 2.3970 | 4500.0 | 87 | 13843 | No |
| 68 | GOM_NL__2PRFIN20041023_035904_000002132031_00262_13843_5244.N1 | 23-OCT-2004 03:59:04 | Tw_i_and_stray | 213.00 | 101 | 11Alp Lep | 2.5820 | 7000.0 | 426 | 13843 | No |
| 69 | GOM_NL__2PRFIN20041023_040318_000000882031_00262_13843_5245.N1 | 23-OCT-2004 04:03:18 | Tw_i_and_stray | 87.500 | 165 | 34Gam Eri | 2.9500 | 3200.0 | 175 | 13843 | No |
| 70 | GOM_NL__2PRFIN20041023_041212_000000382031_00262_13843_5246.N1 | 23-OCT-2004 04:12:12 | Bright | 37.500 | 140 | 88Gam Peg | 2.8340 | 26000. | 75 | 13843 | No |
| 71 | GOM_NL__2PRFIN20041023_041422_000000442031_00262_13843_5247.N1 | 23-OCT-2004 04:14:22 | Bright | 43.500 | 105 | 6Bet Ari | 2.6450 | 8900.0 | 87 | 13843 | No |
| 72 | GOM_NL__2PRFIN20041023_041603_000000412031_00262_13843_5248.N1 | 23-OCT-2004 04:16:03 | Bright | 41.000 | 58 | 21Alp And | 2.0730 | 11000. | 82 | 13843 | No |
| 73 | GOM_NL__2PRFIN20041023_041805_000000412031_00262_13843_5249.N1 | 23-OCT-2004 04:18:05 | Bright | 41.000 | 53 | 43Bet And | 2.0480 | 3300.0 | 82 | 13843 | No |
| 74 | GOM_NL__2PRFIN20041023_042105_000000432031_00262_13843_5250.N1 | 23-OCT-2004 04:21:05 | Bright | 43.000 | 73 | 57Gam1And | 2.2600 | 13100. | 86 | 13843 | No |
| 75 | GOM_NL__2PRFIN20041023_042350_000000412031_00262_13843_5251.N1 | 23-OCT-2004 04:23:50 | Bright | 40.500 | 68 | 18Alp Cas | 2.2250 | 4500.0 | 81 | 13843 | No |
| 76 | GOM_NL__2PRFIN20041023_042507_000000402031_00262_13843_5252.N1 | 23-OCT-2004 04:25:07 | Bright | 39.500 | 76 | 27Gam Cas | 2.3000 | 30000. | 79 | 13843 | No |
| 77 | GOM_NL__2PRFIN20041023_042735_000000392031_00262_13843_5253.N1 | 23-OCT-2004 04:27:35 | Bright | 38.500 | 89 | 5Alp Cep | 2.4510 | 8000.0 | 77 | 13843 | No |
| 78 | GOM_NL__2PRFIN20041023_043303_000000402031_00262_13843_5254.N1 | 23-OCT-2004 04:33:03 | Bright | 39.500 | 49 | 1Alp UMi | 1.9900 | 6300.0 | 79 | 13843 | No |
| 79 | GOM_NL__2PRFIN20041023_043629_000000412031_00262_13843_5255.N1 | 23-OCT-2004 04:36:29 | Bright | 41.000 | 60 | 7Bet UMi | 2.0810 | 3950.0 | 82 | 13843 | No |
| 80 | GOM_NL__2PRFIN20041023_044118_000000402031_00262_13843_5256.N1 | 23-OCT-2004 04:41:18 | Bright | 40.000 | 36 | 50Alp UMa | 1.8000 | 6300.0 | 80 | 13843 | No |
| 81 | GOM_NL__2PRFIN20041023_044253_000000382031_00262_13843_5257.N1 | 23-OCT-2004 04:42:53 | Bright | 38.000 | 82 | 48Bet UMa | 2.3650 | 10600. | 76 | 13843 | No |
| 82 | GOM_NL__2PRFIN20041023_044624_000000422031_00262_13843_5258.N1 | 23-OCT-2004 04:46:24 | Bright | 41.500 | 174 | 52Psi UMa | 3.0040 | 4400.0 | 83 | 13843 | No |
| 83 | GOM_NL__2PRFIN20041023_045324_000000372031_00262_13843_5259.N1 | 23-OCT-2004 04:53:24 | Bright | 37.000 | 96 | 68Del Leo | 2.5600 | 9300.0 | 74 | 13843 | No |
| 84 | GOM_NL__2PRFIN20041023_045523_000001842031_00262_13843_5260.N1 | 23-OCT-2004 04:55:23 | Tw_i_and_stray | 183.50 | 17 | 78Bet Gem | 1.1610 | 4500.0 | 367 | 13843 | No |
| 85 | GOM_NL__2PRFIN20041023_050521_000000622031_00262_13843_5261.N1 | 23-OCT-2004 05:05:21 | Dark | 62.000 | 48 | 30Alp Hya | 1.9770 | 4100.0 | 124 | 13843 | No |
| 86 | GOM_NL__2PRFIN20041023_051300_000000422031_00262_13843_5262.N1 | 23-OCT-2004 05:13:00 | Dark | 41.500 | 113 | Mu Vel | 2.6920 | 5000.0 | 83 | 13843 | No |
| 87 | GOM_NL__2PRFIN20041023_051438_000000492031_00262_13843_5263.N1 | 23-OCT-2004 05:14:38 | Dark | 48.500 | 65 | Lam Vel | 2.2040 | 4400.0 | 97 | 13843 | No |
| 88 | GOM_NL__2PRFIN20041023_051737_000000502031_00263_13844_5238.N1 | 23-OCT-2004 05:17:37 | Dark | 50.000 | 70 | Zet Pup | 2.2460 | 39000. | 100 | 13844 | No |
| 89 | GOM_NL__2PRFIN20041023_052015_000000702031_00263_13844_5239.N1 | 23-OCT-2004 05:20:15 | Dark | 70.000 | 88 | 31Eta CMa | 2.4480 | 20000. | 140 | 13844 | No |
| 90 | GOM_NL__2PRFIN20041023_052342_000000522031_00263_13844_5240.N1 | 23-OCT-2004 05:23:42 | Dark | 51.500 | 2 | Alp Car | -0.73600 | 7000.0 | 103 | 13844 | No |
| 91 | GOM_NL__2PRFIN20041023_052701_000000762031_00263_13844_5241.N1 | 23-OCT-2004 05:27:01 | Dark | 76.000 | 177 | 1Zet CMa | 3.0220 | 26000. | 152 | 13844 | No |
| 92 | GOM_NL__2PRFIN20041023_053029_000000432031_00263_13844_5242.N1 | 23-OCT-2004 05:30:29 | Dark | 42.500 | 143 | Alp Hyi | 2.8570 | 7200.0 | 85 | 13844 | No |
| 93 | GOM_NL__2PRFIN20041023_053153_000000452031_00263_13844_5243.N1 | 23-OCT-2004 05:31:53 | Dark | 45.000 | 9 | Alp Eri | 0.45300 | 24000. | 90 | 13844 | No |
| 94 | GOM_NL__2PRFIN20041023_053450_000000482031_00263_13844_5244.N1 | 23-OCT-2004 05:34:50 | Straylight | 48.000 | 157 | The1Eri | 2.9060 | 9300.0 | 96 | 13844 | No |
| 95 | GOM_NL__2PRFIN20041023_053646_000000472031_00263_13844_5245.N1 | 23-OCT-2004 05:36:46 | Straylight | 46.500 | 84 | Alp Phe | 2.3970 | 4500.0 | 93 | 13844 | No |
| 96 | GOM_NL__2PRFIN20041023_053941_000002132031_00263_13844_5246.N1 | 23-OCT-2004 05:39:41 | Tw_i_and_stray | 213.00 | 101 | 11Alp Lep | 2.5820 | 7000.0 | 426 | 13844 | No |
| 97 | GOM_NL__2PRFIN20041023_054354_000000832031_00263_13844_5247.N1 | 23-OCT-2004 05:43:54 | Tw_i_and_stray | 83.000 | 165 | 34Gam Eri | 2.9500 | 3200.0 | 166 | 13844 | No |
| 98 | GOM_NL__2PRFIN20041023_055249_000000392031_00263_13844_5248.N1 | 23-OCT-2004 05:52:49 | Bright | 38.500 | 140 | 88Gam Peg | 2.8340 | 26000. | 77 | 13844 | No |
| 99 | GOM_NL__2PRFIN20041023_055457_000000452031_00263_13844_5249.N1 | 23-OCT-2004 05:54:57 | Bright | 44.500 | 105 | 6Bet Ari | 2.6450 | 8900.0 | 89 | 13844 | No |
| 100 | GOM_NL__2PRFIN20041023_055642_000000392031_00263_13844_5250.N1 | 23-OCT-2004 05:56:42 | Bright | 38.500 | 58 | 21Alp And | 2.0730 | 11000. | 77 | 13844 | No |
| 101 | GOM_NL__2PRFIN20041023_055842_000000392031_00263_13844_5251.N1 | 23-OCT-2004 05:58:42 | Bright | 39.000 | 53 | 43Bet And | 2.0480 | 3300.0 | 78 | 13844 | No |

| | | | | | | | | | | | |
|-----|--|----------------------|----------------|--------|-----|-----------|----------|--------|-----|-------|----|
| 102 | GOM_NL__2PRFIN20041023_060140_000000432031_00263_13844_5252.N1 | 23-OCT-2004 06:01:40 | Bright | 43.000 | 73 | 57Gam1And | 2.2600 | 13100. | 86 | 13844 | No |
| 103 | GOM_NL__2PRFIN20041023_060427_000000392031_00263_13844_5253.N1 | 23-OCT-2004 06:04:27 | Bright | 39.000 | 68 | 18Alp Cas | 2.2250 | 4500.0 | 78 | 13844 | No |
| 104 | GOM_NL__2PRFIN20041023_060543_000000392031_00263_13844_5254.N1 | 23-OCT-2004 06:05:43 | Bright | 38.500 | 76 | 27Gam Cas | 2.3000 | 30000. | 77 | 13844 | No |
| 105 | GOM_NL__2PRFIN20041023_060811_000000392031_00263_13844_5255.N1 | 23-OCT-2004 06:08:11 | Bright | 38.500 | 89 | 5Alp Cep | 2.4510 | 8000.0 | 77 | 13844 | No |
| 106 | GOM_NL__2PRFIN20041023_061340_000000392031_00263_13844_5256.N1 | 23-OCT-2004 06:13:40 | Bright | 38.500 | 49 | 1Alp UMi | 1.9900 | 6300.0 | 77 | 13844 | No |
| 107 | GOM_NL__2PRFIN20041023_061705_000000392031_00263_13844_5257.N1 | 23-OCT-2004 06:17:05 | Bright | 39.000 | 60 | 7Bet UMi | 2.0810 | 3950.0 | 78 | 13844 | No |
| 108 | GOM_NL__2PRFIN20041023_062154_000000392031_00263_13844_5258.N1 | 23-OCT-2004 06:21:54 | Bright | 38.500 | 36 | 50Alp UMa | 1.8000 | 6300.0 | 77 | 13844 | No |
| 109 | GOM_NL__2PRFIN20041023_062329_000000382031_00263_13844_5259.N1 | 23-OCT-2004 06:23:29 | Bright | 37.500 | 82 | 48Bet UMa | 2.3650 | 10600. | 75 | 13844 | No |
| 110 | GOM_NL__2PRFIN20041023_062700_000000372031_00263_13844_5260.N1 | 23-OCT-2004 06:27:00 | Bright | 36.500 | 174 | 52Psi UMa | 3.0040 | 4400.0 | 73 | 13844 | No |
| 111 | GOM_NL__2PRFIN20041023_063400_000000382031_00263_13844_5261.N1 | 23-OCT-2004 06:34:00 | Bright | 37.500 | 96 | 68Del Leo | 2.5600 | 9300.0 | 75 | 13844 | No |
| 112 | GOM_NL__2PRFIN20041023_063559_000001892031_00263_13844_5262.N1 | 23-OCT-2004 06:35:59 | Tw_i_and_stray | 188.50 | 17 | 78Bet Gem | 1.1610 | 4500.0 | 377 | 13844 | No |
| 113 | GOM_NL__2PRFIN20041023_064556_000000632031_00263_13844_5263.N1 | 23-OCT-2004 06:45:56 | Dark | 62.500 | 48 | 30Alp Hya | 1.9770 | 4100.0 | 125 | 13844 | No |
| 114 | GOM_NL__2PRFIN20041023_065336_000000402031_00263_13844_5264.N1 | 23-OCT-2004 06:53:36 | Dark | 40.000 | 113 | Mu Vel | 2.6920 | 5000.0 | 80 | 13844 | No |
| 115 | GOM_NL__2PRFIN20041023_065515_000000522031_00263_13844_5265.N1 | 23-OCT-2004 06:55:15 | Dark | 51.500 | 65 | Lam Vel | 2.2040 | 4400.0 | 103 | 13844 | No |
| 116 | GOM_NL__2PRFIN20041023_065814_000000512031_00264_13845_5259.N1 | 23-OCT-2004 06:58:14 | Dark | 50.500 | 70 | Zet Pup | 2.2460 | 39000. | 101 | 13845 | No |
| 117 | GOM_NL__2PRFIN20041023_070053_000000722031_00264_13845_5260.N1 | 23-OCT-2004 07:00:53 | Dark | 71.500 | 88 | 31Eta CMa | 2.4480 | 20000. | 143 | 13845 | No |
| 118 | GOM_NL__2PRFIN20041023_070419_000000572031_00264_13845_5261.N1 | 23-OCT-2004 07:04:19 | Dark | 57.000 | 2 | Alp Car | -0.73600 | 7000.0 | 114 | 13845 | No |
| 119 | GOM_NL__2PRFIN20041023_070739_000000782031_00264_13845_5262.N1 | 23-OCT-2004 07:07:39 | Dark | 77.500 | 177 | 1Zet CMa | 3.0220 | 26000. | 155 | 13845 | No |
| 120 | GOM_NL__2PRFIN20041023_071003_000000692031_00264_13845_5263.N1 | 23-OCT-2004 07:10:03 | Dark | 69.000 | 108 | Alp Col | 2.6520 | 15200. | 138 | 13845 | No |
| 121 | GOM_NL__2PRFIN20041023_071230_000000472031_00264_13845_5264.N1 | 23-OCT-2004 07:12:30 | Dark | 47.000 | 9 | Alp Eri | 0.45300 | 24000. | 94 | 13845 | No |
| 122 | GOM_NL__2PRFIN20041023_071527_000000442031_00264_13845_5265.N1 | 23-OCT-2004 07:15:27 | Straylight | 44.000 | 157 | The1Eri | 2.9060 | 9300.0 | 88 | 13845 | No |
| 123 | GOM_NL__2PRFIN20041023_071722_000000412031_00264_13845_5266.N1 | 23-OCT-2004 07:17:22 | Straylight | 41.000 | 84 | Alp Phe | 2.3970 | 4500.0 | 82 | 13845 | No |
| 124 | GOM_NL__2PRFIN20041023_072017_000002132031_00264_13845_5267.N1 | 23-OCT-2004 07:20:17 | Tw_i_and_stray | 213.00 | 101 | 11Alp Lep | 2.5820 | 7000.0 | 426 | 13845 | No |
| 125 | GOM_NL__2PRFIN20041023_072429_000000812031_00264_13845_5268.N1 | 23-OCT-2004 07:24:29 | Tw_i_and_stray | 80.500 | 165 | 34Gam Eri | 2.9500 | 3200.0 | 161 | 13845 | No |
| 126 | GOM_NL__2PRFIN20041023_073325_000000372031_00264_13845_5269.N1 | 23-OCT-2004 07:33:25 | Bright | 37.000 | 140 | 88Gam Peg | 2.8340 | 26000. | 74 | 13845 | No |
| 127 | GOM_NL__2PRFIN20041023_073533_000000442031_00264_13845_5270.N1 | 23-OCT-2004 07:35:33 | Bright | 44.000 | 105 | 6Bet Ari | 2.6450 | 8900.0 | 88 | 13845 | No |
| 128 | GOM_NL__2PRFIN20041023_073718_000000382031_00264_13845_5271.N1 | 23-OCT-2004 07:37:18 | Bright | 37.500 | 58 | 21Alp And | 2.0730 | 11000. | 75 | 13845 | No |
| 129 | GOM_NL__2PRFIN20041023_073918_000000392031_00264_13845_5272.N1 | 23-OCT-2004 07:39:18 | Bright | 38.500 | 53 | 43Bet And | 2.0480 | 3300.0 | 77 | 13845 | No |
| 130 | GOM_NL__2PRFIN20041023_074216_000000452031_00264_13845_5273.N1 | 23-OCT-2004 07:42:16 | Bright | 45.000 | 73 | 57Gam1And | 2.2600 | 13100. | 90 | 13845 | No |
| 131 | GOM_NL__2PRFIN20041023_074502_000000412031_00264_13845_5274.N1 | 23-OCT-2004 07:45:02 | Bright | 40.500 | 68 | 18Alp Cas | 2.2250 | 4500.0 | 81 | 13845 | No |
| 132 | GOM_NL__2PRFIN20041023_074620_000000382031_00264_13845_5275.N1 | 23-OCT-2004 07:46:20 | Bright | 38.000 | 76 | 27Gam Cas | 2.3000 | 30000. | 76 | 13845 | No |
| 133 | GOM_NL__2PRFIN20041023_074848_000000402031_00264_13845_5276.N1 | 23-OCT-2004 07:48:48 | Bright | 39.500 | 89 | 5Alp Cep | 2.4510 | 8000.0 | 79 | 13845 | No |
| 134 | GOM_NL__2PRFIN20041023_075416_000000392031_00264_13845_5277.N1 | 23-OCT-2004 07:54:16 | Bright | 39.000 | 49 | 1Alp UMi | 1.9900 | 6300.0 | 78 | 13845 | No |
| 135 | GOM_NL__2PRFIN20041023_075741_000000392031_00264_13845_5278.N1 | 23-OCT-2004 07:57:41 | Bright | 39.000 | 60 | 7Bet UMi | 2.0810 | 3950.0 | 78 | 13845 | No |
| 136 | GOM_NL__2PRFIN20041023_080229_000000412031_00264_13845_5279.N1 | 23-OCT-2004 08:02:29 | Bright | 41.000 | 36 | 50Alp UMa | 1.8000 | 6300.0 | 82 | 13845 | No |
| 137 | GOM_NL__2PRFIN20041023_080405_000000542031_00264_13845_5280.N1 | 23-OCT-2004 08:04:05 | Bright | 54.000 | 82 | 48Bet UMa | 2.3650 | 10600. | 108 | 13845 | No |
| 138 | GOM_NL__2PRFIN20041023_080736_000000392031_00264_13845_5281.N1 | 23-OCT-2004 08:07:36 | Bright | 38.500 | 174 | 52Psi UMa | 3.0040 | 4400.0 | 77 | 13845 | No |
| 139 | GOM_NL__2PRFIN20041023_081436_000000542031_00264_13845_5282.N1 | 23-OCT-2004 08:14:36 | Bright | 54.000 | 96 | 68Del Leo | 2.5600 | 9300.0 | 108 | 13845 | No |
| 140 | GOM_NL__2PRFIN20041023_081637_000001642031_00264_13845_5283.N1 | 23-OCT-2004 08:16:37 | Tw_i_and_stray | 163.50 | 17 | 78Bet Gem | 1.1610 | 4500.0 | 327 | 13845 | No |
| 141 | GOM_NL__2PRFIN20041023_082635_000000722031_00264_13845_5284.N1 | 23-OCT-2004 08:26:35 | Dark | 71.500 | 48 | 30Alp Hya | 1.9770 | 4100.0 | 143 | 13845 | No |
| 142 | GOM_NL__2PRFIN20041023_083412_000000442031_00264_13845_5285.N1 | 23-OCT-2004 08:34:12 | Dark | 43.500 | 113 | Mu Vel | 2.6920 | 5000.0 | 87 | 13845 | No |
| 143 | GOM_NL__2PRFIN20041023_083552_000000452031_00264_13845_5286.N1 | 23-OCT-2004 08:35:52 | Dark | 44.500 | 65 | Lam Vel | 2.2040 | 4400.0 | 89 | 13845 | No |
| 144 | GOM_NL__2PRFIN20041023_083851_000000502031_00265_13846_5259.N1 | 23-OCT-2004 08:38:51 | Dark | 50.000 | 70 | Zet Pup | 2.2460 | 39000. | 100 | 13846 | No |
| 145 | GOM_NL__2PRFIN20041023_084131_000000682031_00265_13846_5260.N1 | 23-OCT-2004 08:41:31 | Dark | 67.500 | 88 | 31Eta CMa | 2.4480 | 20000. | 135 | 13846 | No |
| 146 | GOM_NL__2PRFIN20041023_084456_000000502031_00265_13846_5261.N1 | 23-OCT-2004 08:44:56 | Dark | 50.000 | 2 | Alp Car | -0.73600 | 7000.0 | 100 | 13846 | No |
| 147 | GOM_NL__2PRFIN20041023_084816_000000772031_00265_13846_5262.N1 | 23-OCT-2004 08:48:16 | Dark | 76.500 | 177 | 1Zet CMa | 3.0220 | 26000. | 153 | 13846 | No |
| 148 | GOM_NL__2PRFIN20041023_085041_000000682031_00265_13846_5263.N1 | 23-OCT-2004 08:50:41 | Dark | 67.500 | 108 | Alp Col | 2.6520 | 15200. | 135 | 13846 | No |
| 149 | GOM_NL__2PRFIN20041023_085306_000000442031_00265_13846_5264.N1 | 23-OCT-2004 08:53:06 | Dark | 43.500 | 9 | Alp Eri | 0.45300 | 24000. | 87 | 13846 | No |
| 150 | GOM_NL__2PRFIN20041023_085603_000000442031_00265_13846_5265.N1 | 23-OCT-2004 08:56:03 | Straylight | 43.500 | 157 | The1Eri | 2.9060 | 9300.0 | 87 | 13846 | No |
| 151 | GOM_NL__2PRFIN20041023_085758_000000402031_00265_13846_5266.N1 | 23-OCT-2004 08:57:58 | Straylight | 39.500 | 84 | Alp Phe | 2.3970 | 4500.0 | 79 | 13846 | No |
| 152 | GOM_NL__2PRFIN20041023_090054_000002132031_00265_13846_5267.N1 | 23-OCT-2004 09:00:54 | Tw_i_and_stray | 213.00 | 101 | 11Alp Lep | 2.5820 | 7000.0 | 426 | 13846 | No |
| 153 | GOM_NL__2PRFIN20041023_090504_000000912031_00265_13846_5268.N1 | 23-OCT-2004 09:05:04 | Tw_i_and_stray | 90.500 | 165 | 34Gam Eri | 2.9500 | 3200.0 | 181 | 13846 | No |
| 154 | GOM_NL__2PRFIN20041023_091401_000000372031_00265_13846_5269.N1 | 23-OCT-2004 09:14:01 | Bright | 37.000 | 140 | 88Gam Peg | 2.8340 | 26000. | 74 | 13846 | No |
| 155 | GOM_NL__2PRFIN20041023_091609_000000442031_00265_13846_5270.N1 | 23-OCT-2004 09:16:09 | Bright | 43.500 | 105 | 6Bet Ari | 2.6450 | 8900.0 | 87 | 13846 | No |
| 156 | GOM_NL__2PRFIN20041023_091755_000000382031_00265_13846_5271.N1 | 23-OCT-2004 09:17:55 | Bright | 37.500 | 58 | 21Alp And | 2.0730 | 11000. | 75 | 13846 | No |
| 157 | GOM_NL__2PRFIN20041023_091954_000000382031_00265_13846_5272.N1 | 23-OCT-2004 09:19:54 | Bright | 38.000 | 53 | 43Bet And | 2.0480 | 3300.0 | 76 | 13846 | No |
| 158 | GOM_NL__2PRFIN20041023_092251_000000452031_00265_13846_5273.N1 | 23-OCT-2004 09:22:51 | Bright | 45.000 | 73 | 57Gam1And | 2.2600 | 13100. | 90 | 13846 | No |
| 159 | GOM_NL__2PRFIN20041023_092538_000000382031_00265_13846_5274.N1 | 23-OCT-2004 09:25:38 | Bright | 37.500 | 68 | 18Alp Cas | 2.2250 | 4500.0 | 75 | 13846 | No |
| 160 | GOM_NL__2PRFIN20041023_092655_000000382031_00265_13846_5275.N1 | 23-OCT-2004 09:26:55 | Bright | 37.500 | 76 | 27Gam Cas | 2.3000 | 30000. | 75 | 13846 | No |

| | | | | | | | | | | | |
|-----|--|----------------------|----------------|--------|-----|-----------|----------|--------|-----|-------|----|
| 161 | GOM_NL__2PRFIN20041023_092923_000000392031_00265_13846_5276.N1 | 23-OCT-2004 09:29:23 | Bright | 39.000 | 89 | 5Alp Cep | 2.4510 | 8000.0 | 78 | 13846 | No |
| 162 | GOM_NL__2PRFIN20041023_093451_000000372031_00265_13846_5277.N1 | 23-OCT-2004 09:34:51 | Bright | 37.000 | 49 | 1Alp UMi | 1.9900 | 6300.0 | 74 | 13846 | No |
| 163 | GOM_NL__2PRFIN20041023_093818_000000402031_00265_13846_5278.N1 | 23-OCT-2004 09:38:18 | Bright | 40.000 | 60 | 7Bet UMi | 2.0810 | 3950.0 | 80 | 13846 | No |
| 164 | GOM_NL__2PRFIN20041023_094306_000000392031_00265_13846_5279.N1 | 23-OCT-2004 09:43:06 | Bright | 38.500 | 36 | 50Alp UMa | 1.8000 | 6300.0 | 77 | 13846 | No |
| 165 | GOM_NL__2PRFIN20041023_094441_000000542031_00265_13846_5280.N1 | 23-OCT-2004 09:44:41 | Bright | 54.000 | 82 | 48Bet UMa | 2.3650 | 10600. | 108 | 13846 | No |
| 166 | GOM_NL__2PRFIN20041023_094812_000000372031_00265_13846_5281.N1 | 23-OCT-2004 09:48:12 | Bright | 37.000 | 174 | 52Psi UMa | 3.0040 | 4400.0 | 74 | 13846 | No |
| 167 | GOM_NL__2PRFIN20041023_095512_000000492031_00265_13846_5282.N1 | 23-OCT-2004 09:55:12 | Bright | 48.500 | 96 | 68Del Leo | 2.5600 | 9300.0 | 97 | 13846 | No |
| 168 | GOM_NL__2PRFIN20041023_095713_000001742031_00265_13846_5283.N1 | 23-OCT-2004 09:57:13 | Tw_i_and_stray | 174.00 | 17 | 78Bet Gem | 1.1610 | 4500.0 | 348 | 13846 | No |
| 169 | GOM_NL__2PRFIN20041023_100712_000000672031_00265_13846_5284.N1 | 23-OCT-2004 10:07:12 | Dark | 66.500 | 48 | 30Alp Hya | 1.9770 | 4100.0 | 133 | 13846 | No |
| 170 | GOM_NL__2PRFIN20041023_101448_000000412031_00265_13846_5285.N1 | 23-OCT-2004 10:14:48 | Dark | 41.000 | 113 | Mu Vel | 2.6920 | 5000.0 | 82 | 13846 | No |
| 171 | GOM_NL__2PRFIN20041023_101628_000000532031_00265_13846_5286.N1 | 23-OCT-2004 10:16:28 | Dark | 52.500 | 65 | Lam Vel | 2.2040 | 4400.0 | 105 | 13846 | No |
| 172 | GOM_NL__2PRFIN20041023_101927_000000512031_00266_13847_5259.N1 | 23-OCT-2004 10:19:27 | Dark | 51.000 | 70 | Zet Pup | 2.2460 | 39000. | 102 | 13847 | No |
| 173 | GOM_NL__2PRFIN20041023_102208_000000662031_00266_13847_5260.N1 | 23-OCT-2004 10:22:08 | Dark | 66.000 | 88 | 31Eta CMa | 2.4480 | 20000. | 132 | 13847 | No |
| 174 | GOM_NL__2PRFIN20041023_102533_000000562031_00266_13847_5261.N1 | 23-OCT-2004 10:25:33 | Dark | 56.000 | 2 | Alp Car | -0.73600 | 7000.0 | 112 | 13847 | No |
| 175 | GOM_NL__2PRFIN20041023_102853_000000772031_00266_13847_5262.N1 | 23-OCT-2004 10:28:53 | Dark | 77.000 | 177 | 1Zet CMa | 3.0220 | 26000. | 154 | 13847 | No |
| 176 | GOM_NL__2PRFIN20041023_103117_000000692031_00266_13847_5263.N1 | 23-OCT-2004 10:31:17 | Dark | 69.000 | 108 | Alp Col | 2.6520 | 15200. | 138 | 13847 | No |
| 177 | GOM_NL__2PRFIN20041023_103342_000000502031_00266_13847_5264.N1 | 23-OCT-2004 10:33:42 | Dark | 49.500 | 9 | Alp Eri | 0.45300 | 24000. | 99 | 13847 | No |
| 178 | GOM_NL__2PRFIN20041023_103639_000000442031_00266_13847_5265.N1 | 23-OCT-2004 10:36:39 | Straylight | 43.500 | 157 | The1Eri | 2.9060 | 9300.0 | 87 | 13847 | No |
| 179 | GOM_NL__2PRFIN20041023_103835_000000422031_00266_13847_5266.N1 | 23-OCT-2004 10:38:35 | Straylight | 41.500 | 84 | Alp Phe | 2.3970 | 4500.0 | 83 | 13847 | No |
| 180 | GOM_NL__2PRFIN20041023_104131_000002132031_00266_13847_5267.N1 | 23-OCT-2004 10:41:31 | Tw_i_and_stray | 213.00 | 101 | 11Alp Lep | 2.5820 | 7000.0 | 426 | 13847 | No |
| 181 | GOM_NL__2PRFIN20041023_104540_000000852031_00266_13847_5268.N1 | 23-OCT-2004 10:45:40 | Tw_i_and_stray | 85.000 | 165 | 34Gam Eri | 2.9500 | 3200.0 | 170 | 13847 | No |
| 182 | GOM_NL__2PRFIN20041023_105437_000000372031_00266_13847_5269.N1 | 23-OCT-2004 10:54:37 | Bright | 36.500 | 140 | 88Gam Peg | 2.8340 | 26000. | 73 | 13847 | No |
| 183 | GOM_NL__2PRFIN20041023_105644_000000452031_00266_13847_5270.N1 | 23-OCT-2004 10:56:44 | Bright | 44.500 | 105 | 6Bet Ari | 2.6450 | 8900.0 | 89 | 13847 | No |
| 184 | GOM_NL__2PRFIN20041023_105830_000000392031_00266_13847_5271.N1 | 23-OCT-2004 10:58:30 | Bright | 39.000 | 58 | 21Alp And | 2.0730 | 11000. | 78 | 13847 | No |
| 185 | GOM_NL__2PRFIN20041023_110029_000000402031_00266_13847_5272.N1 | 23-OCT-2004 11:00:29 | Bright | 40.000 | 53 | 43Bet And | 2.0480 | 3300.0 | 80 | 13847 | No |
| 186 | GOM_NL__2PRFIN20041023_110327_000000442031_00266_13847_5273.N1 | 23-OCT-2004 11:03:27 | Bright | 43.500 | 73 | 57Gam1And | 2.2600 | 13100. | 87 | 13847 | No |
| 187 | GOM_NL__2PRFIN20041023_110614_000000402031_00266_13847_5274.N1 | 23-OCT-2004 11:06:14 | Bright | 39.500 | 68 | 18Alp Cas | 2.2250 | 4500.0 | 79 | 13847 | No |
| 188 | GOM_NL__2PRFIN20041023_110731_000000392031_00266_13847_5275.N1 | 23-OCT-2004 11:07:31 | Bright | 38.500 | 76 | 27Gam Cas | 2.3000 | 30000. | 77 | 13847 | No |
| 189 | GOM_NL__2PRFIN20041023_111000_000000392031_00266_13847_5276.N1 | 23-OCT-2004 11:10:00 | Bright | 38.500 | 89 | 5Alp Cep | 2.4510 | 8000.0 | 77 | 13847 | No |
| 190 | GOM_NL__2PRFIN20041023_111527_000000382031_00266_13847_5277.N1 | 23-OCT-2004 11:15:27 | Bright | 38.000 | 49 | 1Alp UMi | 1.9900 | 6300.0 | 76 | 13847 | No |
| 191 | GOM_NL__2PRFIN20041023_111853_000000402031_00266_13847_5278.N1 | 23-OCT-2004 11:18:53 | Bright | 39.500 | 60 | 7Bet UMi | 2.0810 | 3950.0 | 79 | 13847 | No |
| 192 | GOM_NL__2PRFIN20041023_112341_000000412031_00266_13847_5279.N1 | 23-OCT-2004 11:23:41 | Bright | 40.500 | 36 | 50Alp UMa | 1.8000 | 6300.0 | 81 | 13847 | No |
| 193 | GOM_NL__2PRFIN20041023_112517_000000382031_00266_13847_5280.N1 | 23-OCT-2004 11:25:17 | Bright | 37.500 | 82 | 48Bet UMa | 2.3650 | 10600. | 75 | 13847 | No |
| 194 | GOM_NL__2PRFIN20041023_112848_000000392031_00266_13847_5281.N1 | 23-OCT-2004 11:28:48 | Bright | 38.500 | 174 | 52Psi UMa | 3.0040 | 4400.0 | 77 | 13847 | No |
| 195 | GOM_NL__2PRFIN20041023_113548_000000542031_00266_13847_5282.N1 | 23-OCT-2004 11:35:48 | Bright | 54.000 | 96 | 68Del Leo | 2.5600 | 9300.0 | 108 | 13847 | No |
| 196 | GOM_NL__2PRFIN20041023_113751_000001762031_00266_13847_5283.N1 | 23-OCT-2004 11:37:51 | Tw_i_and_stray | 175.50 | 17 | 78Bet Gem | 1.1610 | 4500.0 | 351 | 13847 | No |
| 197 | GOM_NL__2PRFIN20041023_114749_000000612031_00266_13847_5284.N1 | 23-OCT-2004 11:47:49 | Dark | 60.500 | 48 | 30Alp Hya | 1.9770 | 4100.0 | 121 | 13847 | No |
| 198 | GOM_NL__2PRFIN20041023_115525_000000402031_00266_13847_5285.N1 | 23-OCT-2004 11:55:25 | Dark | 39.500 | 113 | Mu Vel | 2.6920 | 5000.0 | 79 | 13847 | No |
| 199 | GOM_NL__2PRFIN20041023_115705_000000552031_00266_13847_5286.N1 | 23-OCT-2004 11:57:05 | Dark | 54.500 | 65 | Lam Vel | 2.2040 | 4400.0 | 109 | 13847 | No |
| 200 | GOM_NL__2PRFIN20041023_120004_000000512031_00267_13848_5259.N1 | 23-OCT-2004 12:00:04 | Dark | 50.500 | 70 | Zet Pup | 2.2460 | 39000. | 101 | 13848 | No |
| 201 | GOM_NL__2PRFIN20041023_120246_000000722031_00267_13848_5260.N1 | 23-OCT-2004 12:02:46 | Dark | 71.500 | 88 | 31Eta CMa | 2.4480 | 20000. | 143 | 13848 | No |
| 202 | GOM_NL__2PRFIN20041023_120609_000000492031_00267_13848_5261.N1 | 23-OCT-2004 12:06:09 | Dark | 48.500 | 2 | Alp Car | -0.73600 | 7000.0 | 97 | 13848 | No |
| 203 | GOM_NL__2PRFIN20041023_120931_000000792031_00267_13848_5262.N1 | 23-OCT-2004 12:09:31 | Dark | 78.500 | 177 | 1Zet CMa | 3.0220 | 26000. | 157 | 13848 | No |
| 204 | GOM_NL__2PRFIN20041023_121154_000000682031_00267_13848_5263.N1 | 23-OCT-2004 12:11:54 | Dark | 67.500 | 108 | Alp Col | 2.6520 | 15200. | 135 | 13848 | No |
| 205 | GOM_NL__2PRFIN20041023_121418_000000522031_00267_13848_5264.N1 | 23-OCT-2004 12:14:18 | Dark | 51.500 | 9 | Alp Eri | 0.45300 | 24000. | 103 | 13848 | No |
| 206 | GOM_NL__2PRFIN20041023_121715_000000442031_00267_13848_5265.N1 | 23-OCT-2004 12:17:15 | Straylight | 43.500 | 157 | The1Eri | 2.9060 | 9300.0 | 87 | 13848 | No |
| 207 | GOM_NL__2PRFIN20041023_121910_000000442031_00267_13848_5266.N1 | 23-OCT-2004 12:19:10 | Straylight | 43.500 | 84 | Alp Phe | 2.3970 | 4500.0 | 87 | 13848 | No |
| 208 | GOM_NL__2PRFIN20041023_122208_000002132031_00267_13848_5267.N1 | 23-OCT-2004 12:22:08 | Tw_i_and_stray | 213.00 | 101 | 11Alp Lep | 2.5820 | 7000.0 | 426 | 13848 | No |
| 209 | GOM_NL__2PRFIN20041023_122617_000000842031_00267_13848_5268.N1 | 23-OCT-2004 12:26:17 | Tw_i_and_stray | 84.000 | 165 | 34Gam Eri | 2.9500 | 3200.0 | 168 | 13848 | No |
| 210 | GOM_NL__2PRFIN20041023_123513_000000372031_00267_13848_5269.N1 | 23-OCT-2004 12:35:13 | Bright | 37.000 | 140 | 88Gam Peg | 2.8340 | 26000. | 74 | 13848 | No |
| 211 | GOM_NL__2PRFIN20041023_123719_000000452031_00267_13848_5270.N1 | 23-OCT-2004 12:37:19 | Bright | 44.500 | 105 | 6Bet Ari | 2.6450 | 8900.0 | 89 | 13848 | No |
| 212 | GOM_NL__2PRFIN20041023_123906_000000392031_00267_13848_5271.N1 | 23-OCT-2004 12:39:06 | Bright | 39.000 | 58 | 21Alp And | 2.0730 | 11000. | 78 | 13848 | No |
| 213 | GOM_NL__2PRFIN20041023_124105_000000412031_00267_13848_5272.N1 | 23-OCT-2004 12:41:05 | Bright | 40.500 | 53 | 43Bet And | 2.0480 | 3300.0 | 81 | 13848 | No |
| 214 | GOM_NL__2PRFIN20041023_124402_000000402031_00267_13848_5273.N1 | 23-OCT-2004 12:44:02 | Bright | 40.000 | 73 | 57Gam1And | 2.2600 | 13100. | 80 | 13848 | No |
| 215 | GOM_NL__2PRFIN20041023_124650_000000372031_00267_13848_5274.N1 | 23-OCT-2004 12:46:50 | Bright | 36.500 | 68 | 18Alp Cas | 2.2250 | 4500.0 | 73 | 13848 | No |
| 216 | GOM_NL__2PRFIN20041023_124807_000000362031_00267_13848_5275.N1 | 23-OCT-2004 12:48:07 | Bright | 36.000 | 76 | 27Gam Cas | 2.3000 | 30000. | 72 | 13848 | No |
| 217 | GOM_NL__2PRFIN20041023_125035_000000402031_00267_13848_5276.N1 | 23-OCT-2004 12:50:35 | Bright | 40.000 | 89 | 5Alp Cep | 2.4510 | 8000.0 | 80 | 13848 | No |
| 218 | GOM_NL__2PRFIN20041023_125603_000000382031_00267_13848_5277.N1 | 23-OCT-2004 12:56:03 | Bright | 38.000 | 49 | 1Alp UMi | 1.9900 | 6300.0 | 76 | 13848 | No |
| 219 | GOM_NL__2PRFIN20041023_125929_000000402031_00267_13848_5278.N1 | 23-OCT-2004 12:59:29 | Bright | 39.500 | 60 | 7Bet UMi | 2.0810 | 3950.0 | 79 | 13848 | No |

| | | | | | | | | | | | |
|-----|--|----------------------|----------------|--------|-----|-----------|----------|--------|-----|-------|----|
| 220 | GOM_NL__2PRFIN20041023_130417_000000352031_00267_13848_5279.N1 | 23-OCT-2004 13:04:17 | Bright | 35.000 | 36 | 50Alp UMa | 1.8000 | 6300.0 | 70 | 13848 | No |
| 221 | GOM_NL__2PRFIN20041023_130553_000000542031_00267_13848_5280.N1 | 23-OCT-2004 13:05:53 | Bright | 54.000 | 82 | 48Bet UMa | 2.3650 | 10600. | 108 | 13848 | No |
| 222 | GOM_NL__2PRFIN20041023_130924_000000392031_00267_13848_5281.N1 | 23-OCT-2004 13:09:24 | Bright | 38.500 | 174 | 52Psi UMa | 3.0040 | 4400.0 | 77 | 13848 | No |
| 223 | GOM_NL__2PRFIN20041023_131624_000000372031_00267_13848_5282.N1 | 23-OCT-2004 13:16:24 | Bright | 37.000 | 96 | 68Del Leo | 2.5600 | 9300.0 | 74 | 13848 | No |
| 224 | GOM_NL__2PRFIN20041023_131827_000001732031_00267_13848_5283.N1 | 23-OCT-2004 13:18:27 | Tw_i_and_stray | 173.00 | 17 | 78Bet Gem | 1.1610 | 4500.0 | 346 | 13848 | No |
| 225 | GOM_NL__2PRFIN20041023_132825_000000612031_00267_13848_5284.N1 | 23-OCT-2004 13:28:25 | Dark | 61.000 | 48 | 30Alp Hya | 1.9770 | 4100.0 | 122 | 13848 | No |
| 226 | GOM_NL__2PRFIN20041023_133600_000000422031_00267_13848_5285.N1 | 23-OCT-2004 13:36:00 | Dark | 42.000 | 113 | Mu Vel | 2.6920 | 5000.0 | 84 | 13848 | No |
| 227 | GOM_NL__2PRFIN20041023_133742_000000562031_00267_13848_5286.N1 | 23-OCT-2004 13:37:42 | Dark | 56.000 | 65 | Lam Vel | 2.2040 | 4400.0 | 112 | 13848 | No |
| 228 | GOM_NL__2PRFIN20041023_134041_000000522031_00268_13849_5259.N1 | 23-OCT-2004 13:40:41 | Dark | 52.000 | 70 | Zet Pup | 2.2460 | 39000. | 104 | 13849 | No |
| 229 | GOM_NL__2PRFIN20041023_134324_000000702031_00268_13849_5260.N1 | 23-OCT-2004 13:43:24 | Dark | 70.000 | 88 | 31Eta CMa | 2.4480 | 20000. | 140 | 13849 | No |
| 230 | GOM_NL__2PRFIN20041023_134646_000000512031_00268_13849_5261.N1 | 23-OCT-2004 13:46:46 | Dark | 50.500 | 2 | Alp Car | -0.73600 | 7000.0 | 101 | 13849 | No |
| 231 | GOM_NL__2PRFIN20041023_135009_000000752031_00268_13849_5262.N1 | 23-OCT-2004 13:50:09 | Dark | 75.000 | 177 | 1Zet CMa | 3.0220 | 26000. | 150 | 13849 | No |
| 232 | GOM_NL__2PRFIN20041023_135232_000000682031_00268_13849_5263.N1 | 23-OCT-2004 13:52:32 | Dark | 67.500 | 108 | Alp Col | 2.6520 | 15200. | 135 | 13849 | No |
| 233 | GOM_NL__2PRFIN20041023_135454_000000402031_00268_13849_5264.N1 | 23-OCT-2004 13:54:54 | Dark | 39.500 | 9 | Alp Eri | 0.45300 | 24000. | 79 | 13849 | No |
| 234 | GOM_NL__2PRFIN20041023_135751_000000472031_00268_13849_5265.N1 | 23-OCT-2004 13:57:51 | Straylight | 47.000 | 157 | The1Eri | 2.9060 | 9300.0 | 94 | 13849 | No |
| 235 | GOM_NL__2PRFIN20041023_135946_000000442031_00268_13849_5266.N1 | 23-OCT-2004 13:59:46 | Straylight | 44.000 | 84 | Alp Phe | 2.3970 | 4500.0 | 88 | 13849 | No |
| 236 | GOM_NL__2PRFIN20041023_140244_000002132031_00268_13849_5267.N1 | 23-OCT-2004 14:02:44 | Tw_i_and_stray | 213.00 | 101 | 11Alp Lep | 2.5820 | 7000.0 | 426 | 13849 | No |
| 237 | GOM_NL__2PRFIN20041023_140652_000000852031_00268_13849_5268.N1 | 23-OCT-2004 14:06:52 | Tw_i_and_stray | 84.500 | 165 | 34Gam Eri | 2.9500 | 3200.0 | 169 | 13849 | No |
| 238 | GOM_NL__2PRFIN20041023_141549_000000372031_00268_13849_5269.N1 | 23-OCT-2004 14:15:49 | Bright | 36.500 | 140 | 88Gam Peg | 2.8340 | 26000. | 73 | 13849 | No |
| 239 | GOM_NL__2PRFIN20041023_141756_000000442031_00268_13849_5270.N1 | 23-OCT-2004 14:17:56 | Bright | 43.500 | 105 | 6Bet Ari | 2.6450 | 8900.0 | 87 | 13849 | No |
| 240 | GOM_NL__2PRFIN20041023_141942_000000382031_00268_13849_5271.N1 | 23-OCT-2004 14:19:42 | Bright | 38.000 | 58 | 21Alp And | 2.0730 | 11000. | 76 | 13849 | No |
| 241 | GOM_NL__2PRFIN20041023_142141_000000402031_00268_13849_5272.N1 | 23-OCT-2004 14:21:41 | Bright | 39.500 | 53 | 43Bet And | 2.0480 | 3300.0 | 79 | 13849 | No |
| 242 | GOM_NL__2PRFIN20041023_142438_000000442031_00268_13849_5273.N1 | 23-OCT-2004 14:24:38 | Bright | 43.500 | 73 | 57Gam1And | 2.2600 | 13100. | 87 | 13849 | No |
| 243 | GOM_NL__2PRFIN20041023_142726_000000382031_00268_13849_5274.N1 | 23-OCT-2004 14:27:26 | Bright | 37.500 | 68 | 18Alp Cas | 2.2250 | 4500.0 | 75 | 13849 | No |
| 244 | GOM_NL__2PRFIN20041023_142843_000000392031_00268_13849_5275.N1 | 23-OCT-2004 14:28:43 | Bright | 39.000 | 76 | 27Gam Cas | 2.3000 | 30000. | 78 | 13849 | No |
| 245 | GOM_NL__2PRFIN20041023_143112_000000382031_00268_13849_5276.N1 | 23-OCT-2004 14:31:12 | Bright | 38.000 | 89 | 5Alp Cep | 2.4510 | 8000.0 | 76 | 13849 | No |
| 246 | GOM_NL__2PRFIN20041023_143639_000000352031_00268_13849_5277.N1 | 23-OCT-2004 14:36:39 | Bright | 35.000 | 49 | 1Alp UMi | 1.9900 | 6300.0 | 70 | 13849 | No |
| 247 | GOM_NL__2PRFIN20041023_144006_000000342031_00268_13849_5278.N1 | 23-OCT-2004 14:40:06 | Bright | 34.000 | 60 | 7Bet UMi | 2.0810 | 3950.0 | 68 | 13849 | No |
| 248 | GOM_NL__2PRFIN20041023_144454_000000542031_00268_13849_5279.N1 | 23-OCT-2004 14:44:54 | Bright | 54.000 | 36 | 50Alp UMa | 1.8000 | 6300.0 | 108 | 13849 | No |
| 249 | GOM_NL__2PRFIN20041023_144628_000000402031_00268_13849_5280.N1 | 23-OCT-2004 14:46:28 | Bright | 39.500 | 82 | 48Bet UMa | 2.3650 | 10600. | 79 | 13849 | No |
| 250 | GOM_NL__2PRFIN20041023_145000_000000372031_00268_13849_5281.N1 | 23-OCT-2004 14:50:00 | Bright | 37.000 | 174 | 52Psi UMa | 3.0040 | 4400.0 | 74 | 13849 | No |
| 251 | GOM_NL__2PRFIN20041023_145701_000000382031_00268_13849_5282.N1 | 23-OCT-2004 14:57:01 | Bright | 37.500 | 96 | 68Del Leo | 2.5600 | 9300.0 | 75 | 13849 | No |
| 252 | GOM_NL__2PRFIN20041023_145904_000001712031_00268_13849_5283.N1 | 23-OCT-2004 14:59:04 | Tw_i_and_stray | 171.00 | 17 | 78Bet Gem | 1.1610 | 4500.0 | 342 | 13849 | No |
| 253 | GOM_NL__2PRFIN20041023_150903_000000612031_00268_13849_5284.N1 | 23-OCT-2004 15:09:03 | Dark | 60.500 | 48 | 30Alp Hya | 1.9770 | 4100.0 | 121 | 13849 | No |
| 254 | GOM_NL__2PRFIN20041023_151637_000000442031_00268_13849_5285.N1 | 23-OCT-2004 15:16:37 | Dark | 43.500 | 113 | Mu Vel | 2.6920 | 5000.0 | 87 | 13849 | No |
| 255 | GOM_NL__2PRFIN20041023_151819_000000572031_00268_13849_5286.N1 | 23-OCT-2004 15:18:19 | Dark | 57.000 | 65 | Lam Vel | 2.2040 | 4400.0 | 114 | 13849 | No |
| 256 | GOM_NL__2PRFIN20041023_152119_000000502031_00269_13850_5260.N1 | 23-OCT-2004 15:21:19 | Dark | 50.000 | 70 | Zet Pup | 2.2460 | 39000. | 100 | 13850 | No |
| 257 | GOM_NL__2PRFIN20041023_152722_000000502031_00269_13850_5261.N1 | 23-OCT-2004 15:27:22 | Dark | 50.000 | 2 | Alp Car | -0.73600 | 7000.0 | 100 | 13850 | No |
| 258 | GOM_NL__2PRFIN20041023_153047_000000772031_00269_13850_5262.N1 | 23-OCT-2004 15:30:47 | Dark | 76.500 | 177 | 1Zet CMa | 3.0220 | 26000. | 153 | 13850 | No |
| 259 | GOM_NL__2PRFIN20041023_153405_000000402031_00269_13850_5263.N1 | 23-OCT-2004 15:34:05 | Dark | 39.500 | 143 | Alp Hyi | 2.8570 | 7200.0 | 79 | 13850 | No |
| 260 | GOM_NL__2PRFIN20041023_153529_000000482031_00269_13850_5264.N1 | 23-OCT-2004 15:35:29 | Dark | 48.000 | 9 | Alp Eri | 0.45300 | 24000. | 96 | 13850 | No |
| 261 | GOM_NL__2PRFIN20041023_153828_000000452031_00269_13850_5265.N1 | 23-OCT-2004 15:38:28 | Straylight | 45.000 | 157 | The1Eri | 2.9060 | 9300.0 | 90 | 13850 | No |
| 262 | GOM_NL__2PRFIN20041023_154023_000000392031_00269_13850_5266.N1 | 23-OCT-2004 15:40:23 | Straylight | 39.000 | 84 | Alp Phe | 2.3970 | 4500.0 | 78 | 13850 | No |
| 263 | GOM_NL__2PRFIN20041023_154655_000000492031_00269_13850_5267.N1 | 23-OCT-2004 15:46:55 | Straylight | 49.000 | 52 | 16Bet Cet | 2.0370 | 4500.0 | 98 | 13850 | No |
| 264 | GOM_NL__2PRFIN20041023_155624_000000392031_00269_13850_5268.N1 | 23-OCT-2004 15:56:24 | Bright | 38.500 | 140 | 88Gam Peg | 2.8340 | 26000. | 77 | 13850 | No |
| 265 | GOM_NL__2PRFIN20041023_155831_000000432031_00269_13850_5269.N1 | 23-OCT-2004 15:58:31 | Bright | 43.000 | 105 | 6Bet Ari | 2.6450 | 8900.0 | 86 | 13850 | No |
| 266 | GOM_NL__2PRFIN20041023_160017_000000392031_00269_13850_5270.N1 | 23-OCT-2004 16:00:17 | Bright | 38.500 | 58 | 21Alp And | 2.0730 | 11000. | 77 | 13850 | No |
| 267 | GOM_NL__2PRFIN20041023_160216_000000392031_00269_13850_5271.N1 | 23-OCT-2004 16:02:16 | Bright | 38.500 | 53 | 43Bet And | 2.0480 | 3300.0 | 77 | 13850 | No |
| 268 | GOM_NL__2PRFIN20041023_160512_000000442031_00269_13850_5272.N1 | 23-OCT-2004 16:05:12 | Bright | 43.500 | 73 | 57Gam1And | 2.2600 | 13100. | 87 | 13850 | No |
| 269 | GOM_NL__2PRFIN20041023_160801_000000362031_00269_13850_5273.N1 | 23-OCT-2004 16:08:01 | Bright | 35.500 | 68 | 18Alp Cas | 2.2250 | 4500.0 | 71 | 13850 | No |
| 270 | GOM_NL__2PRFIN20041023_160918_000000372031_00269_13850_5274.N1 | 23-OCT-2004 16:09:18 | Bright | 36.500 | 76 | 27Gam Cas | 2.3000 | 30000. | 73 | 13850 | No |
| 271 | GOM_NL__2PRFIN20041023_161149_000000402031_00269_13850_5275.N1 | 23-OCT-2004 16:11:49 | Bright | 39.500 | 89 | 5Alp Cep | 2.4510 | 8000.0 | 79 | 13850 | No |
| 272 | GOM_NL__2PRFIN20041023_161715_000000392031_00269_13850_5276.N1 | 23-OCT-2004 16:17:15 | Bright | 38.500 | 49 | 1Alp UMi | 1.9900 | 6300.0 | 77 | 13850 | No |
| 273 | GOM_NL__2PRFIN20041023_162042_000000392031_00269_13850_5277.N1 | 23-OCT-2004 16:20:42 | Bright | 38.500 | 60 | 7Bet UMi | 2.0810 | 3950.0 | 77 | 13850 | No |
| 274 | GOM_NL__2PRFIN20041023_162529_000000412031_00269_13850_5278.N1 | 23-OCT-2004 16:25:29 | Bright | 40.500 | 36 | 50Alp UMa | 1.8000 | 6300.0 | 81 | 13850 | No |
| 275 | GOM_NL__2PRFIN20041023_162705_000000382031_00269_13850_5279.N1 | 23-OCT-2004 16:27:05 | Bright | 38.000 | 82 | 48Bet UMa | 2.3650 | 10600. | 76 | 13850 | No |
| 276 | GOM_NL__2PRFIN20041023_163036_000000392031_00269_13850_5280.N1 | 23-OCT-2004 16:30:36 | Bright | 38.500 | 174 | 52Psi UMa | 3.0040 | 4400.0 | 77 | 13850 | No |
| 277 | GOM_NL__2PRFIN20041023_163758_000000572031_00269_13850_5281.N1 | 23-OCT-2004 16:37:58 | Bright | 57.000 | 166 | 17Eps Leo | 2.9800 | 6000.0 | 114 | 13850 | No |
| 278 | GOM_NL__2PRFIN20041023_163942_000001682031_00269_13850_5282.N1 | 23-OCT-2004 16:39:42 | Tw_i_and_stray | 167.50 | 17 | 78Bet Gem | 1.1610 | 4500.0 | 335 | 13850 | No |

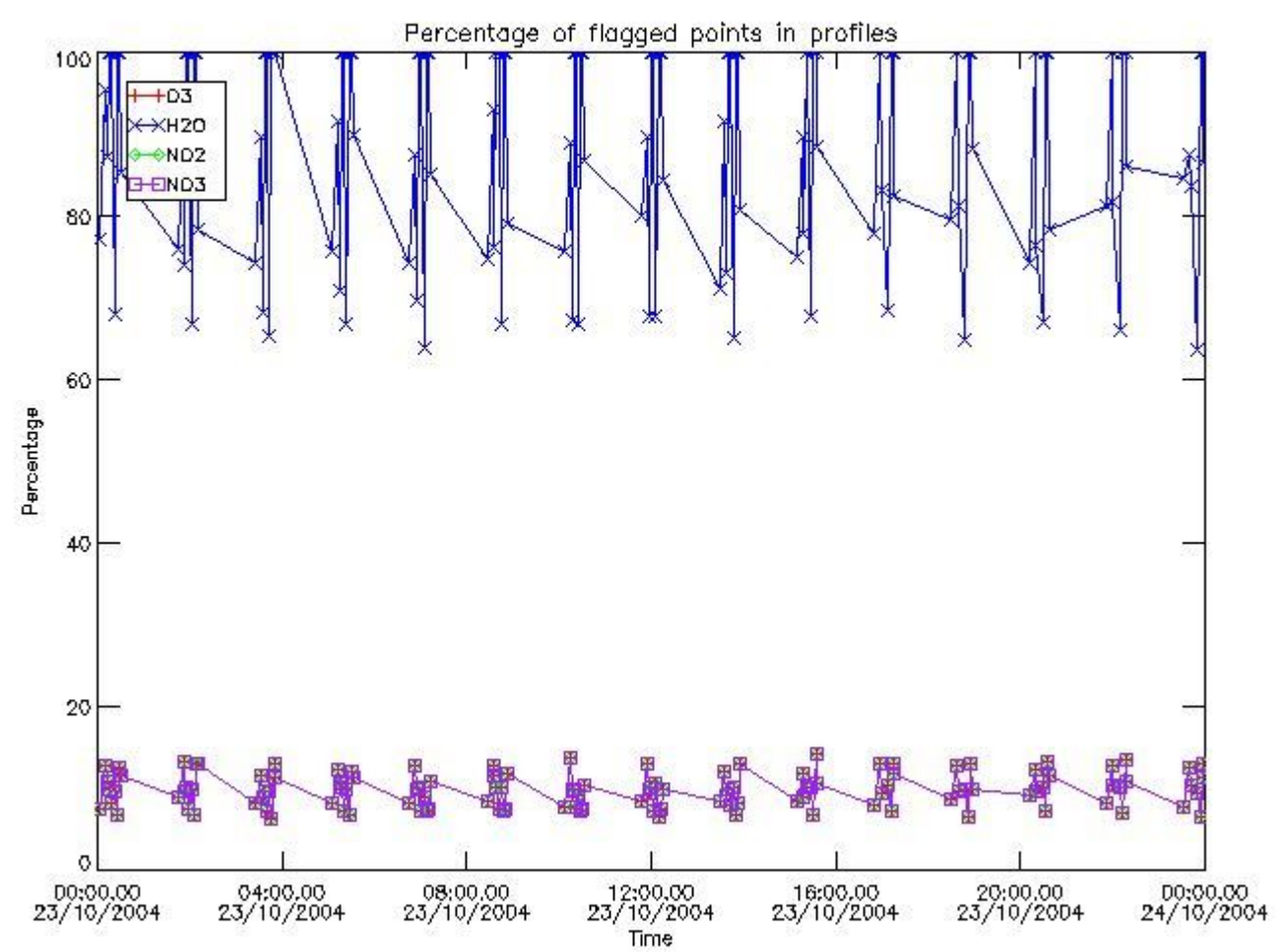
| | | | | | | | | | | | |
|-----|---|----------------------|----------------|--------|-----|-----------|----------|--------|-----|-------|----|
| 279 | GOM_NL__2PRFIN20041023_164940_000000702031_00269_13850_5283.N1 | 23-OCT-2004 16:49:40 | Dark | 70.000 | 48 | 30Alp Hya | 1.9770 | 4100.0 | 140 | 13850 | No |
| 280 | GOM_NL__2PRFIN20041023_165713_000000402031_00269_13850_5284.N1 | 23-OCT-2004 16:57:13 | Dark | 39.500 | 113 | Mu Vel | 2.6920 | 5000.0 | 79 | 13850 | No |
| 281 | GOM_NL__2PRFIN20041023_165855_000000542031_00269_13850_5285.N1 | 23-OCT-2004 16:58:55 | Dark | 54.000 | 65 | Lam Vel | 2.2040 | 4400.0 | 108 | 13850 | No |
| 282 | GOM_NL__2PRFIN20041023_170800_000000502031_00270_13851_5261.N1 | 23-OCT-2004 17:08:00 | Dark | 49.500 | 2 | Alp Car | -0.73600 | 7000.0 | 99 | 13851 | No |
| 283 | GOM_NL__2PRFIN20041023_171123_000000792031_00270_13851_5262.N1 | 23-OCT-2004 17:11:23 | Dark | 78.500 | 177 | 1Zet CMa | 3.0220 | 26000. | 157 | 13851 | No |
| 284 | GOM_NL__2PRFIN20041023_171442_000000402031_00270_13851_5263.N1 | 23-OCT-2004 17:14:42 | Dark | 39.500 | 143 | Alp Hyi | 2.8570 | 7200.0 | 79 | 13851 | No |
| 285 | GOM_NL__2PRFIN20041023_171607_000000432031_00270_13851_5264.N1 | 23-OCT-2004 17:16:07 | Dark | 42.500 | 9 | Alp Eri | 0.45300 | 24000. | 85 | 13851 | No |
| 286 | GOM_NL__2PRFIN20041023_171905_000000452031_00270_13851_5265.N1 | 23-OCT-2004 17:19:05 | Straylight | 45.000 | 157 | The1Eri | 2.9060 | 9300.0 | 90 | 13851 | No |
| 287 | GOM_NL__2PRFIN20041023_172059_000000442031_00270_13851_5266.N1 | 23-OCT-2004 17:20:59 | Straylight | 44.000 | 84 | Alp Phe | 2.3970 | 4500.0 | 88 | 13851 | No |
| 288 | GOM_NL__2PRFIN20041023_172732_000000452031_00270_13851_5267.N1 | 23-OCT-2004 17:27:32 | Straylight | 44.500 | 52 | 16Bet Cet | 2.0370 | 4500.0 | 89 | 13851 | No |
| 289 | GOM_NL__2PRFIN20041023_173701_000000372031_00270_13851_5268.N1 | 23-OCT-2004 17:37:01 | Bright | 37.000 | 140 | 88Gam Peg | 2.8340 | 26000. | 74 | 13851 | No |
| 290 | GOM_NL__2PRFIN20041023_173907_000000432031_00270_13851_5269.N1 | 23-OCT-2004 17:39:07 | Bright | 43.000 | 105 | 6Bet Ari | 2.6450 | 8900.0 | 86 | 13851 | No |
| 291 | GOM_NL__2PRFIN20041023_174055_000000382031_00270_13851_5270.N1 | 23-OCT-2004 17:40:55 | Bright | 38.000 | 58 | 21Alp And | 2.0730 | 11000. | 76 | 13851 | No |
| 292 | GOM_NL__2PRFIN20041023_174253_000000392031_00270_13851_5271.N1 | 23-OCT-2004 17:42:53 | Bright | 39.000 | 53 | 43Bet And | 2.0480 | 3300.0 | 78 | 13851 | No |
| 293 | GOM_NL__2PRFIN20041023_174548_000000452031_00270_13851_5272.N1 | 23-OCT-2004 17:45:48 | Bright | 45.000 | 73 | 57Gam1And | 2.2600 | 13100. | 90 | 13851 | No |
| 294 | GOM_NL__2PRFIN20041023_174838_000000402031_00270_13851_5273.N1 | 23-OCT-2004 17:48:38 | Bright | 39.500 | 68 | 18Alp Cas | 2.2250 | 4500.0 | 79 | 13851 | No |
| 295 | GOM_NL__2PRFIN20041023_174954_000000382031_00270_13851_5274.N1 | 23-OCT-2004 17:49:54 | Bright | 37.500 | 76 | 27Gam Cas | 2.3000 | 30000. | 75 | 13851 | No |
| 296 | GOM_NL__2PRFIN20041023_175225_000000402031_00270_13851_5275.N1 | 23-OCT-2004 17:52:25 | Bright | 39.500 | 89 | 5Alp Cep | 2.4510 | 8000.0 | 79 | 13851 | No |
| 297 | GOM_NL__2PRFIN20041023_175751_000000382031_00270_13851_5276.N1 | 23-OCT-2004 17:57:51 | Bright | 38.000 | 49 | 1Alp UMi | 1.9900 | 6300.0 | 76 | 13851 | No |
| 298 | GOM_NL__2PRFIN20041023_180118_000000392031_00270_13851_5277.N1 | 23-OCT-2004 18:01:18 | Bright | 39.000 | 60 | 7Bet UMi | 2.0810 | 3950.0 | 78 | 13851 | No |
| 299 | GOM_NL__2PRFIN20041023_180605_000000402031_00270_13851_5278.N1 | 23-OCT-2004 18:06:05 | Bright | 39.500 | 36 | 50Alp UMa | 1.8000 | 6300.0 | 79 | 13851 | No |
| 300 | GOM_NL__2PRFIN20041023_180740_000000402031_00270_13851_5279.N1 | 23-OCT-2004 18:07:40 | Bright | 39.500 | 82 | 48Bet UMa | 2.3650 | 10600. | 79 | 13851 | No |
| 301 | GOM_NL__2PRFIN20041023_181112_000000382031_00270_13851_5280.N1 | 23-OCT-2004 18:11:12 | Bright | 38.000 | 174 | 52Psi UMa | 3.0040 | 4400.0 | 76 | 13851 | No |
| 302 | GOM_NL__2PRFIN20041023_181834_000000622031_00270_13851_5281.N1 | 23-OCT-2004 18:18:34 | Bright | 62.000 | 166 | 17Eps Leo | 2.9800 | 6000.0 | 124 | 13851 | No |
| 303 | GOM_NL__2PRFIN20041023_182019_0000001852031_00270_13851_5282.N1 | 23-OCT-2004 18:20:19 | Tw_i_and_stray | 185.00 | 17 | 78Bet Gem | 1.1610 | 4500.0 | 370 | 13851 | No |
| 304 | GOM_NL__2PRFIN20041023_183017_000000592031_00270_13851_5283.N1 | 23-OCT-2004 18:30:17 | Dark | 59.000 | 48 | 30Alp Hya | 1.9770 | 4100.0 | 118 | 13851 | No |
| 305 | GOM_NL__2PRFIN20041023_183750_000000402031_00270_13851_5284.N1 | 23-OCT-2004 18:37:50 | Dark | 40.000 | 113 | Mu Vel | 2.6920 | 5000.0 | 80 | 13851 | No |
| 306 | GOM_NL__2PRFIN20041023_183932_000000542031_00270_13851_5285.N1 | 23-OCT-2004 18:39:32 | Dark | 53.500 | 65 | Lam Vel | 2.2040 | 4400.0 | 107 | 13851 | No |
| 307 | GOM_NL__2PRFIN20041023_184837_000000522031_00271_13852_5265.N1 | 23-OCT-2004 18:48:37 | Dark | 51.500 | 2 | Alp Car | -0.73600 | 7000.0 | 103 | 13852 | No |
| 308 | GOM_NL__2PRFIN20041023_185200_000000792031_00271_13852_5266.N1 | 23-OCT-2004 18:52:00 | Dark | 79.000 | 177 | 1Zet CMa | 3.0220 | 26000. | 158 | 13852 | No |
| 309 | GOM_NL__2PRFIN20041023_185518_000000392031_00271_13852_5267.N1 | 23-OCT-2004 18:55:18 | Dark | 39.000 | 143 | Alp Hyi | 2.8570 | 7200.0 | 78 | 13852 | No |
| 310 | GOM_NL__2PRFIN20041023_185643_000000512031_00271_13852_5268.N1 | 23-OCT-2004 18:56:43 | Dark | 51.000 | 9 | Alp Eri | 0.45300 | 24000. | 102 | 13852 | No |
| 311 | GOM_NL__2PRFIN20041023_185941_000000442031_00271_13852_5269.N1 | 23-OCT-2004 18:59:41 | Straylight | 44.000 | 157 | The1Eri | 2.9060 | 9300.0 | 88 | 13852 | No |
| 312 | GOM_NL__2PRFIN20041023_190135_000000432031_00271_13852_5270.N1 | 23-OCT-2004 19:01:35 | Straylight | 43.000 | 84 | Alp Phe | 2.3970 | 4500.0 | 86 | 13852 | No |
| 313 | GOM_NL__2PRFIN20041023_190808_000000462031_00271_13852_5271.N1 | 23-OCT-2004 19:08:08 | Straylight | 46.000 | 52 | 16Bet Cet | 2.0370 | 4500.0 | 92 | 13852 | No |
| 314 | GOM_NL__2PRFIN20041023_191737_000000392031_00271_13852_5272.N1 | 23-OCT-2004 19:17:37 | Bright | 38.500 | 140 | 88Gam Peg | 2.8340 | 26000. | 77 | 13852 | No |
| 315 | GOM_NL__2PRFIN20041023_191943_000000442031_00271_13852_5273.N1 | 23-OCT-2004 19:19:43 | Bright | 43.500 | 105 | 6Bet Ari | 2.6450 | 8900.0 | 87 | 13852 | No |
| 316 | GOM_NL__2PRFIN20041023_192131_000000392031_00271_13852_5274.N1 | 23-OCT-2004 19:21:31 | Bright | 38.500 | 58 | 21Alp And | 2.0730 | 11000. | 77 | 13852 | No |
| 317 | GOM_NL__2PRFIN20041023_192329_000000382031_00271_13852_5275.N1 | 23-OCT-2004 19:23:29 | Bright | 38.000 | 53 | 43Bet And | 2.0480 | 3300.0 | 76 | 13852 | No |
| 318 | GOM_NL__2PRFIN20041023_192624_000000442031_00271_13852_5276.N1 | 23-OCT-2004 19:26:24 | Bright | 44.000 | 73 | 57Gam1And | 2.2600 | 13100. | 88 | 13852 | No |
| 319 | GOM_NL__2PRFIN20041023_192914_000000392031_00271_13852_5277.N1 | 23-OCT-2004 19:29:14 | Bright | 39.000 | 68 | 18Alp Cas | 2.2250 | 4500.0 | 78 | 13852 | No |
| 320 | GOM_NL__2PRFIN20041023_193030_000000382031_00271_13852_5278.N1 | 23-OCT-2004 19:30:30 | Bright | 37.500 | 76 | 27Gam Cas | 2.3000 | 30000. | 75 | 13852 | No |
| 321 | GOM_NL__2PRFIN20041023_193302_000000402031_00271_13852_5279.N1 | 23-OCT-2004 19:33:02 | Bright | 39.500 | 89 | 5Alp Cep | 2.4510 | 8000.0 | 79 | 13852 | No |
| 322 | GOM_NL__2PRFIN20041023_193827_000000372031_00271_13852_5280.N1 | 23-OCT-2004 19:38:27 | Bright | 37.000 | 49 | 1Alp UMi | 1.9900 | 6300.0 | 74 | 13852 | No |
| 323 | GOM_NL__2PRFIN20041023_194155_000000382031_00271_13852_5281.N1 | 23-OCT-2004 19:41:55 | Bright | 37.500 | 60 | 7Bet UMi | 2.0810 | 3950.0 | 75 | 13852 | No |
| 324 | GOM_NL__2PRFIN20041023_194642_000000412031_00271_13852_5282.N1 | 23-OCT-2004 19:46:42 | Bright | 41.000 | 36 | 50Alp UMa | 1.8000 | 6300.0 | 82 | 13852 | No |
| 325 | GOM_NL__2PRFIN20041023_194817_000000542031_00271_13852_5283.N1 | 23-OCT-2004 19:48:17 | Bright | 54.000 | 82 | 48Bet UMa | 2.3650 | 10600. | 108 | 13852 | No |
| 326 | GOM_NL__2PRFIN20041023_195148_000000392031_00271_13852_5284.N1 | 23-OCT-2004 19:51:48 | Bright | 39.000 | 174 | 52Psi UMa | 3.0040 | 4400.0 | 78 | 13852 | No |
| 327 | GOM_NL__2PRFIN20041023_195910_000000502031_00271_13852_5285.N1 | 23-OCT-2004 19:59:10 | Bright | 50.000 | 166 | 17Eps Leo | 2.9800 | 6000.0 | 100 | 13852 | No |
| 328 | GOM_NL__2PRFIN20041023_200055_0000001792031_00271_13852_5286.N1 | 23-OCT-2004 20:00:55 | Tw_i_and_stray | 179.00 | 17 | 78Bet Gem | 1.1610 | 4500.0 | 358 | 13852 | No |
| 329 | GOM_NL__2PRFIN20041023_201054_000000612031_00271_13852_5287.N1 | 23-OCT-2004 20:10:54 | Dark | 60.500 | 48 | 30Alp Hya | 1.9770 | 4100.0 | 121 | 13852 | No |
| 330 | GOM_NL__2PRFIN20041023_201826_000000422031_00271_13852_5288.N1 | 23-OCT-2004 20:18:26 | Dark | 41.500 | 113 | Mu Vel | 2.6920 | 5000.0 | 83 | 13852 | No |
| 331 | GOM_NL__2PRFIN20041023_202009_000000542031_00271_13852_5289.N1 | 23-OCT-2004 20:20:09 | Dark | 53.500 | 65 | Lam Vel | 2.2040 | 4400.0 | 107 | 13852 | No |
| 332 | GOM_NL__2PRFIN20041023_202913_000000512031_00272_13853_5483.N1 | 23-OCT-2004 20:29:13 | Dark | 50.500 | 2 | Alp Car | -0.73600 | 7000.0 | 101 | 13853 | No |
| 333 | GOM_NL__2PRFIN20041023_203239_000000772031_00272_13853_5484.N1 | 23-OCT-2004 20:32:39 | Dark | 76.500 | 177 | 1Zet CMa | 3.0220 | 26000. | 153 | 13853 | No |
| 334 | GOM_NL__2PRFIN20041023_203554_000000392031_00272_13853_5485.N1 | 23-OCT-2004 20:35:54 | Dark | 38.500 | 143 | Alp Hyi | 2.8570 | 7200.0 | 77 | 13853 | No |
| 335 | GOM_NL__2PRFIN20041023_203719_000000452031_00272_13853_5486.N1 | 23-OCT-2004 20:37:19 | Dark | 44.500 | 9 | Alp Eri | 0.45300 | 24000. | 89 | 13853 | No |
| 336 | GOM_NL__2PRFIN20041023_204018_000000432031_00272_13853_5487.N1 | 23-OCT-2004 20:40:18 | Straylight | 43.000 | 157 | The1Eri | 2.9060 | 9300.0 | 86 | 13853 | No |
| 337 | GOM_NL__2PRFIN20041023_204211_000000432031_00272_13853_5488.N1 | 23-OCT-2004 20:42:11 | Straylight | 42.500 | 84 | Alp Phe | 2.3970 | 4500.0 | 85 | 13853 | No |

| | | | | | | | | | | | |
|-----|--|----------------------|----------------|--------|-----|-----------|----------|--------|-----|-------|----|
| 338 | GOM_NL__2PRFIN20041023_204844_000000462031_00272_13853_5489.N1 | 23-OCT-2004 20:48:44 | Straylight | 45.500 | 52 | 16Bet Cet | 2.0370 | 4500.0 | 91 | 13853 | No |
| 339 | GOM_NL__2PRFIN20041023_205813_000000382031_00272_13853_5490.N1 | 23-OCT-2004 20:58:13 | Bright | 37.500 | 140 | 88Gam Peg | 2.8340 | 26000. | 75 | 13853 | No |
| 340 | GOM_NL__2PRFIN20041023_210019_000000422031_00272_13853_5491.N1 | 23-OCT-2004 21:00:19 | Bright | 42.000 | 105 | 6Bet Ari | 2.6450 | 8900.0 | 84 | 13853 | No |
| 341 | GOM_NL__2PRFIN20041023_210207_000000372031_00272_13853_5492.N1 | 23-OCT-2004 21:02:07 | Bright | 37.000 | 58 | 21Alp And | 2.0730 | 11000. | 74 | 13853 | No |
| 342 | GOM_NL__2PRFIN20041023_210404_000000402031_00272_13853_5493.N1 | 23-OCT-2004 21:04:04 | Bright | 39.500 | 53 | 43Bet And | 2.0480 | 3300.0 | 79 | 13853 | No |
| 343 | GOM_NL__2PRFIN20041023_210659_000000432031_00272_13853_5494.N1 | 23-OCT-2004 21:06:59 | Bright | 43.000 | 73 | 57Gam1And | 2.2600 | 13100. | 86 | 13853 | No |
| 344 | GOM_NL__2PRFIN20041023_210950_000000382031_00272_13853_5495.N1 | 23-OCT-2004 21:09:50 | Bright | 38.000 | 68 | 18Alp Cas | 2.2250 | 4500.0 | 76 | 13853 | No |
| 345 | GOM_NL__2PRFIN20041023_211106_000000382031_00272_13853_5496.N1 | 23-OCT-2004 21:11:06 | Bright | 38.000 | 76 | 27Gam Cas | 2.3000 | 30000. | 76 | 13853 | No |
| 346 | GOM_NL__2PRFIN20041023_211338_000000392031_00272_13853_5497.N1 | 23-OCT-2004 21:13:38 | Bright | 39.000 | 89 | 5Alp Cep | 2.4510 | 8000.0 | 78 | 13853 | No |
| 347 | GOM_NL__2PRFIN20041023_211903_000000392031_00272_13853_5498.N1 | 23-OCT-2004 21:19:03 | Bright | 38.500 | 49 | 1Alp UMi | 1.9900 | 6300.0 | 77 | 13853 | No |
| 348 | GOM_NL__2PRFIN20041023_212231_000000362031_00272_13853_5499.N1 | 23-OCT-2004 21:22:31 | Bright | 35.500 | 60 | 7Bet UMi | 2.0810 | 3950.0 | 71 | 13853 | No |
| 349 | GOM_NL__2PRFIN20041023_212717_000000402031_00272_13853_5500.N1 | 23-OCT-2004 21:27:17 | Bright | 39.500 | 36 | 50Alp UMa | 1.8000 | 6300.0 | 79 | 13853 | No |
| 350 | GOM_NL__2PRFIN20041023_212853_000000392031_00272_13853_5501.N1 | 23-OCT-2004 21:28:53 | Bright | 38.500 | 82 | 48Bet UMa | 2.3650 | 10600. | 77 | 13853 | No |
| 351 | GOM_NL__2PRFIN20041023_213224_000000392031_00272_13853_5502.N1 | 23-OCT-2004 21:32:24 | Bright | 39.000 | 174 | 52Psi UMa | 3.0040 | 4400.0 | 78 | 13853 | No |
| 352 | GOM_NL__2PRFIN20041023_213946_000000502031_00272_13853_5503.N1 | 23-OCT-2004 21:39:46 | Bright | 50.000 | 166 | 17Eps Leo | 2.9800 | 6000.0 | 100 | 13853 | No |
| 353 | GOM_NL__2PRFIN20041023_214133_000001732031_00272_13853_5504.N1 | 23-OCT-2004 21:41:33 | Tw_i_and_stray | 173.00 | 17 | 78Bet Gem | 1.1610 | 4500.0 | 346 | 13853 | No |
| 354 | GOM_NL__2PRFIN20041023_215131_000000622031_00272_13853_5505.N1 | 23-OCT-2004 21:51:31 | Dark | 62.000 | 48 | 30Alp Hya | 1.9770 | 4100.0 | 124 | 13853 | No |
| 355 | GOM_NL__2PRFIN20041023_215902_000000402031_00272_13853_5506.N1 | 23-OCT-2004 21:59:02 | Dark | 40.000 | 113 | Mu Vel | 2.6920 | 5000.0 | 80 | 13853 | No |
| 356 | GOM_NL__2PRFIN20041023_220046_000000502031_00272_13853_5507.N1 | 23-OCT-2004 22:00:46 | Dark | 49.500 | 65 | Lam Vel | 2.2040 | 4400.0 | 99 | 13853 | No |
| 357 | GOM_NL__2PRFIN20041023_220950_000000512031_00273_13854_5485.N1 | 23-OCT-2004 22:09:50 | Dark | 50.500 | 2 | Alp Car | -0.73600 | 7000.0 | 101 | 13854 | No |
| 358 | GOM_NL__2PRFIN20041023_221318_000000742031_00273_13854_5486.N1 | 23-OCT-2004 22:13:18 | Dark | 74.000 | 177 | 1Zet CMa | 3.0220 | 26000. | 148 | 13854 | No |
| 359 | GOM_NL__2PRFIN20041023_221629_000000422031_00273_13854_5487.N1 | 23-OCT-2004 22:16:29 | Dark | 41.500 | 143 | Alp Hyi | 2.8570 | 7200.0 | 83 | 13854 | No |
| 360 | GOM_NL__2PRFIN20041023_221754_000000472031_00273_13854_5488.N1 | 23-OCT-2004 22:17:54 | Dark | 47.000 | 9 | Alp Eri | 0.45300 | 24000. | 94 | 13854 | No |
| 361 | GOM_NL__2PRFIN20041023_222051_000000492031_00273_13854_5489.N1 | 23-OCT-2004 22:20:51 | Straylight | 49.000 | 157 | The1Eri | 2.9060 | 9300.0 | 98 | 13854 | No |
| 362 | GOM_NL__2PRFIN20041023_222247_000000442031_00273_13854_5490.N1 | 23-OCT-2004 22:22:47 | Straylight | 44.000 | 84 | Alp Phe | 2.3970 | 4500.0 | 88 | 13854 | No |
| 363 | GOM_NL__2PRFIN20041023_222919_000000442031_00273_13854_5491.N1 | 23-OCT-2004 22:29:19 | Straylight | 43.500 | 52 | 16Bet Cet | 2.0370 | 4500.0 | 87 | 13854 | No |
| 364 | GOM_NL__2PRFIN20041023_223848_000000392031_00273_13854_5492.N1 | 23-OCT-2004 22:38:48 | Bright | 39.000 | 140 | 88Gam Peg | 2.8340 | 26000. | 78 | 13854 | No |
| 365 | GOM_NL__2PRFIN20041023_224054_000000442031_00273_13854_5493.N1 | 23-OCT-2004 22:40:54 | Bright | 43.500 | 105 | 6Bet Ari | 2.6450 | 8900.0 | 87 | 13854 | No |
| 366 | GOM_NL__2PRFIN20041023_224242_000000382031_00273_13854_5494.N1 | 23-OCT-2004 22:42:42 | Bright | 37.500 | 58 | 21Alp And | 2.0730 | 11000. | 75 | 13854 | No |
| 367 | GOM_NL__2PRFIN20041023_224440_000000392031_00273_13854_5495.N1 | 23-OCT-2004 22:44:40 | Bright | 38.500 | 53 | 43Bet And | 2.0480 | 3300.0 | 77 | 13854 | No |
| 368 | GOM_NL__2PRFIN20041023_224734_000000442031_00273_13854_5496.N1 | 23-OCT-2004 22:47:34 | Bright | 44.000 | 73 | 57Gam1And | 2.2600 | 13100. | 88 | 13854 | No |
| 369 | GOM_NL__2PRFIN20041023_225025_000000392031_00273_13854_5497.N1 | 23-OCT-2004 22:50:25 | Bright | 39.000 | 68 | 18Alp Cas | 2.2250 | 4500.0 | 78 | 13854 | No |
| 370 | GOM_NL__2PRFIN20041023_225141_000000392031_00273_13854_5498.N1 | 23-OCT-2004 22:51:41 | Bright | 39.000 | 76 | 27Gam Cas | 2.3000 | 30000. | 78 | 13854 | No |
| 371 | GOM_NL__2PRFIN20041023_225414_000000372031_00273_13854_5499.N1 | 23-OCT-2004 22:54:14 | Bright | 36.500 | 89 | 5Alp Cep | 2.4510 | 8000.0 | 73 | 13854 | No |
| 372 | GOM_NL__2PRFIN20041023_225939_000000372031_00273_13854_5500.N1 | 23-OCT-2004 22:59:39 | Bright | 37.000 | 49 | 1Alp UMi | 1.9900 | 6300.0 | 74 | 13854 | No |
| 373 | GOM_NL__2PRFIN20041023_230307_000000392031_00273_13854_5501.N1 | 23-OCT-2004 23:03:07 | Bright | 39.000 | 60 | 7Bet UMi | 2.0810 | 3950.0 | 78 | 13854 | No |
| 374 | GOM_NL__2PRFIN20041023_230753_000000412031_00273_13854_5502.N1 | 23-OCT-2004 23:07:53 | Bright | 40.500 | 36 | 50Alp UMa | 1.8000 | 6300.0 | 81 | 13854 | No |
| 375 | GOM_NL__2PRFIN20041023_230928_000000412031_00273_13854_5503.N1 | 23-OCT-2004 23:09:28 | Bright | 41.000 | 82 | 48Bet UMa | 2.3650 | 10600. | 82 | 13854 | No |
| 376 | GOM_NL__2PRFIN20041023_231300_000000382031_00273_13854_5504.N1 | 23-OCT-2004 23:13:00 | Bright | 38.000 | 174 | 52Psi UMa | 3.0040 | 4400.0 | 76 | 13854 | No |
| 377 | GOM_NL__2PRFIN20041023_232023_000000522031_00273_13854_5505.N1 | 23-OCT-2004 23:20:23 | Bright | 52.000 | 166 | 17Eps Leo | 2.9800 | 6000.0 | 104 | 13854 | No |
| 378 | GOM_NL__2PRFIN20041023_232210_000001892031_00273_13854_5506.N1 | 23-OCT-2004 23:22:10 | Tw_i_and_stray | 188.50 | 17 | 78Bet Gem | 1.1610 | 4500.0 | 377 | 13854 | No |
| 379 | GOM_NL__2PRFIN20041023_233207_000000662031_00273_13854_5507.N1 | 23-OCT-2004 23:32:07 | Dark | 65.500 | 48 | 30Alp Hya | 1.9770 | 4100.0 | 131 | 13854 | No |
| 380 | GOM_NL__2PRFIN20041023_233938_000000412031_00273_13854_5508.N1 | 23-OCT-2004 23:39:38 | Dark | 40.500 | 113 | Mu Vel | 2.6920 | 5000.0 | 81 | 13854 | No |
| 381 | GOM_NL__2PRFIN20041023_234122_000000492031_00273_13854_5509.N1 | 23-OCT-2004 23:41:22 | Dark | 49.000 | 65 | Lam Vel | 2.2040 | 4400.0 | 98 | 13854 | No |
| 382 | GOM_NL__2PRFIN20041023_235026_000000542031_00274_13855_5391.N1 | 23-OCT-2004 23:50:26 | Dark | 54.000 | 2 | Alp Car | -0.73600 | 7000.0 | 108 | 13855 | No |
| 383 | GOM_NL__2PRFIN20041023_235355_000000792031_00274_13855_5392.N1 | 23-OCT-2004 23:53:55 | Dark | 78.500 | 177 | 1Zet CMa | 3.0220 | 26000. | 157 | 13855 | No |
| 384 | GOM_NL__2PRFIN20041023_235706_000000392031_00274_13855_5393.N1 | 23-OCT-2004 23:57:06 | Dark | 39.000 | 143 | Alp Hyi | 2.8570 | 7200.0 | 78 | 13855 | No |
| 385 | GOM_NL__2PRFIN20041023_235830_000000452031_00274_13855_5394.N1 | 23-OCT-2004 23:58:30 | Dark | 45.000 | 9 | Alp Eri | 0.45300 | 24000. | 90 | 13855 | No |

3. Quality information per product

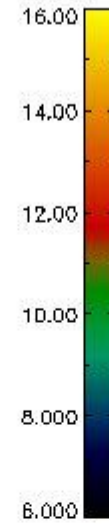
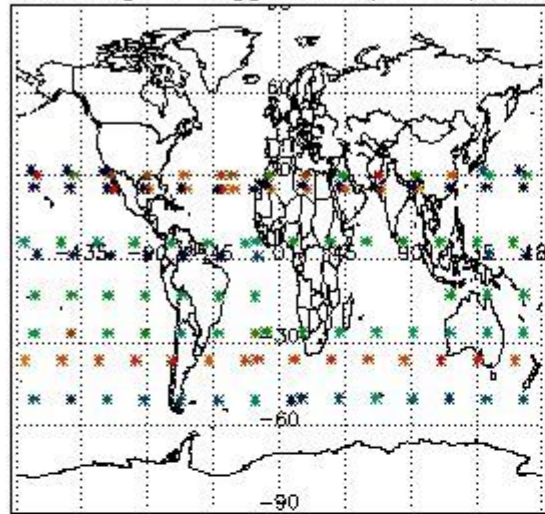
In this section it is plotted some information contained in the Quality Summary data set of the level 2 products. Only products in dark limb conditions and without errors (error flag in the MPH set to "0") are used.

3.1 Plot quality information per product (time dependant)


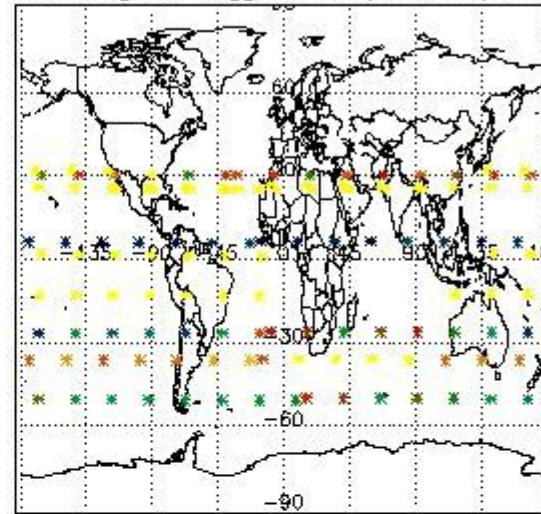


3.2 Plot quality information per product (world map)

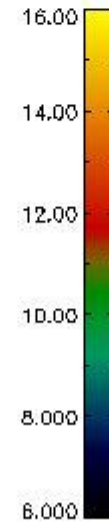
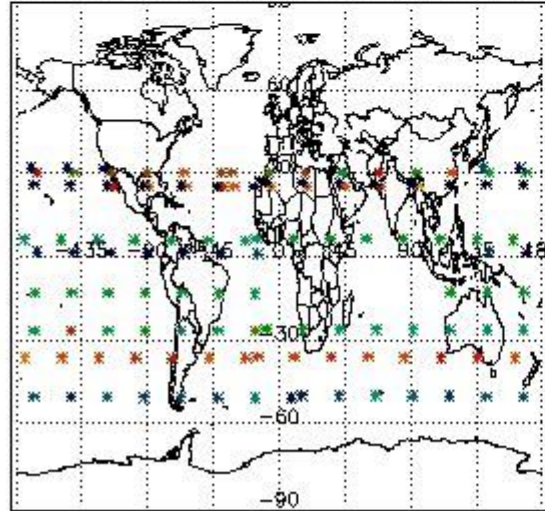
Percentage of flagged data per O3 profile



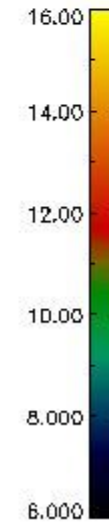
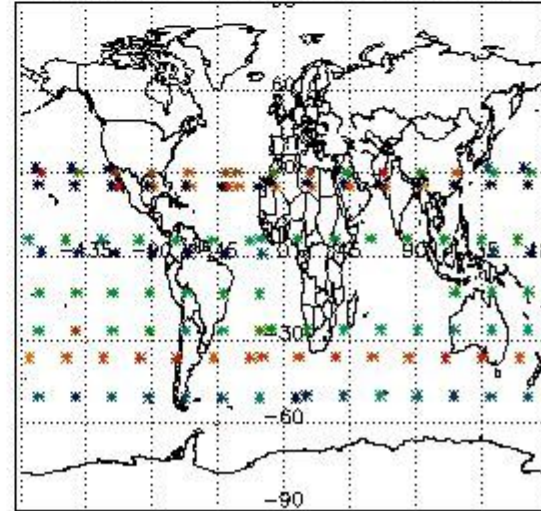
Percentage of flagged data per H2O profile



Percentage of flagged data per NO2 profile



Percentage of flagged data per NO3 profile

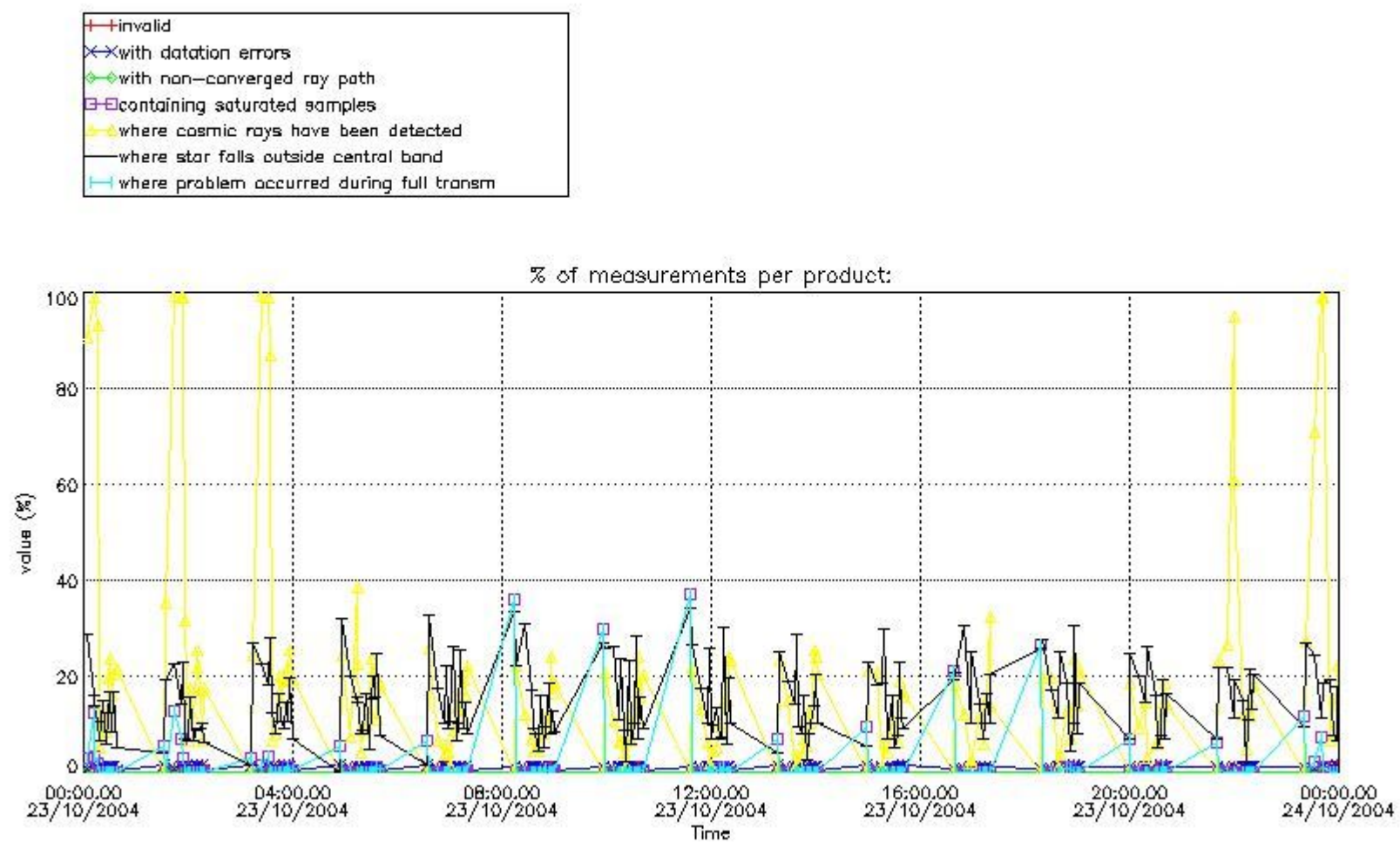


4. Level 1 quality information per product

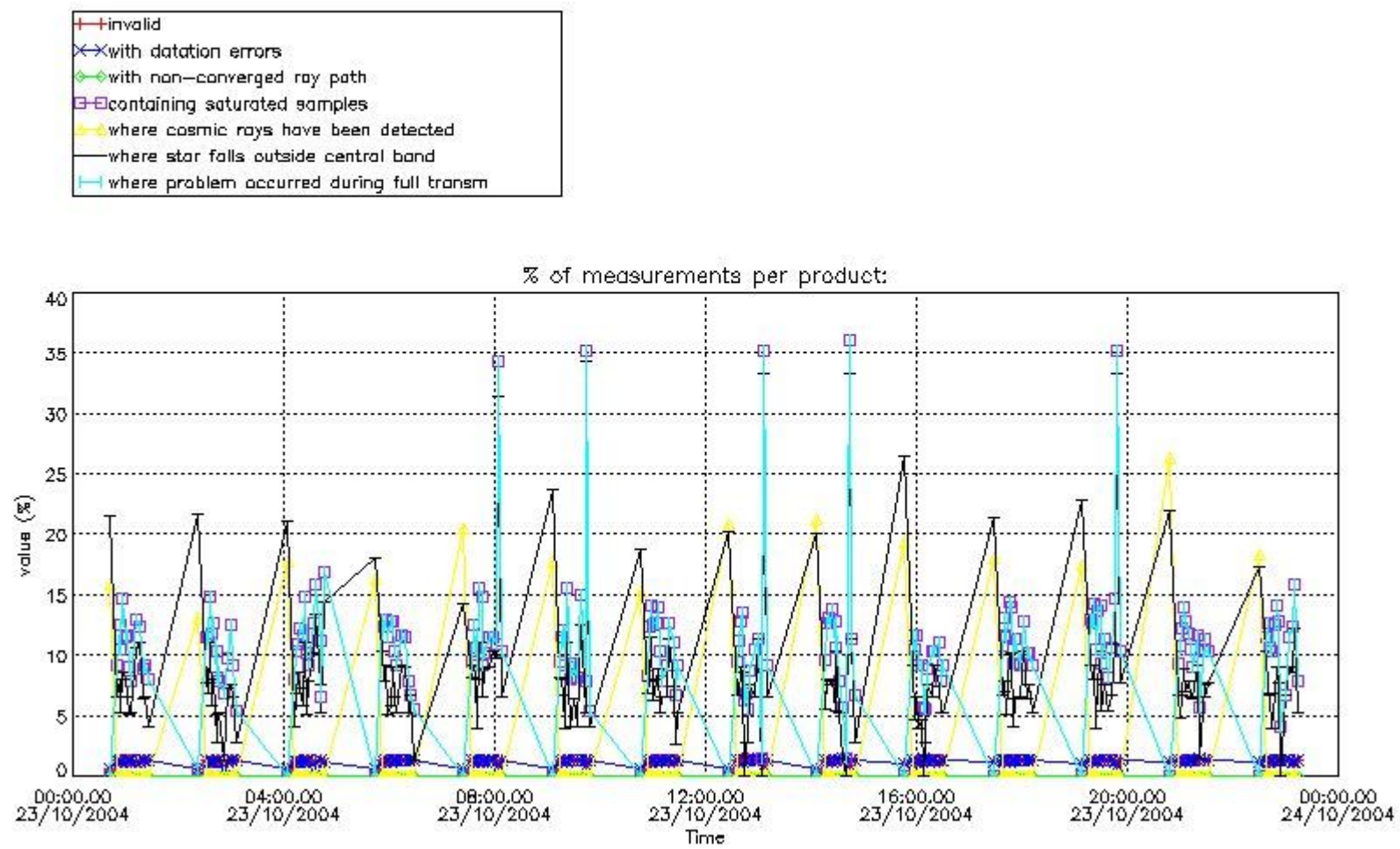
In this section it is plotted some information contained in the Quality Summary data set of the level 2 products that comes from the level 1b processing. Products without errors (error flag in the MPH set to "0") are used.

4.1 Plot quality information per product (time dependant) coming from level 1b processing

4.1.1 Plot level 1 quality information per product (time dependant): ENVISAT ASCENDING passes



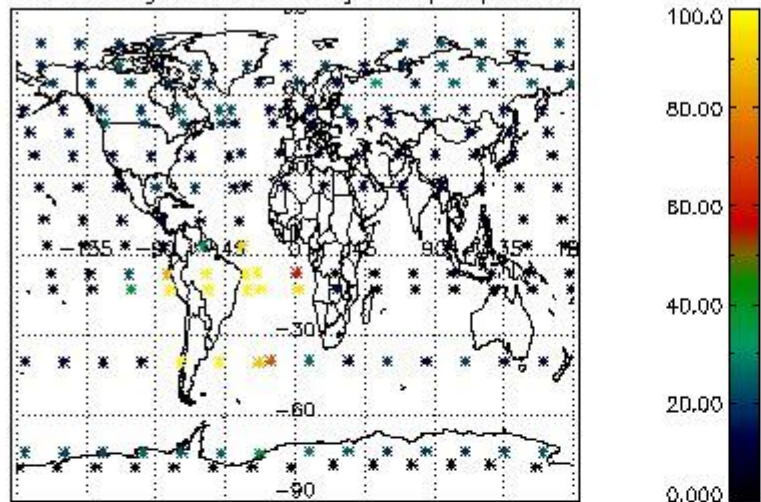
4.1.2 Plot level 1 quality information per product (time dependant): ENVI SAT DESCENDING passes



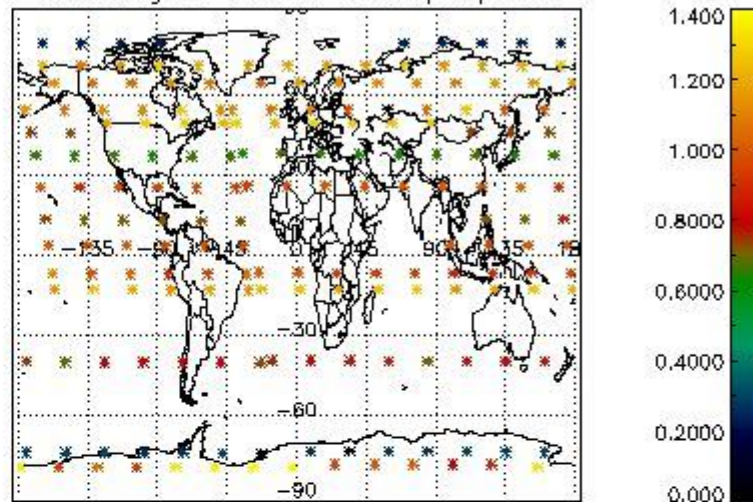
4.2 Plot quality information per product coming from level 1b processing (world map)

4.2.1 Plot level 1 quality information per product (world map): ENVISAT ASCENDING passes

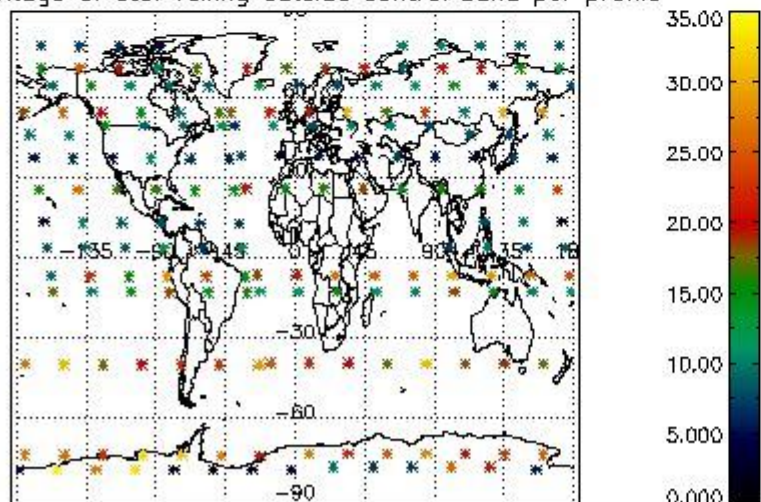
Percentage of cosmic ray hits per profile



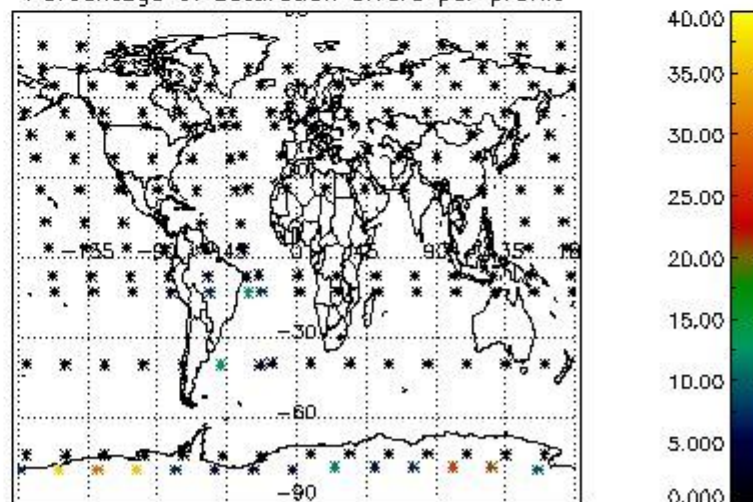
Percentage of datation errors per profile



Percentage of star falling outside central band per profile

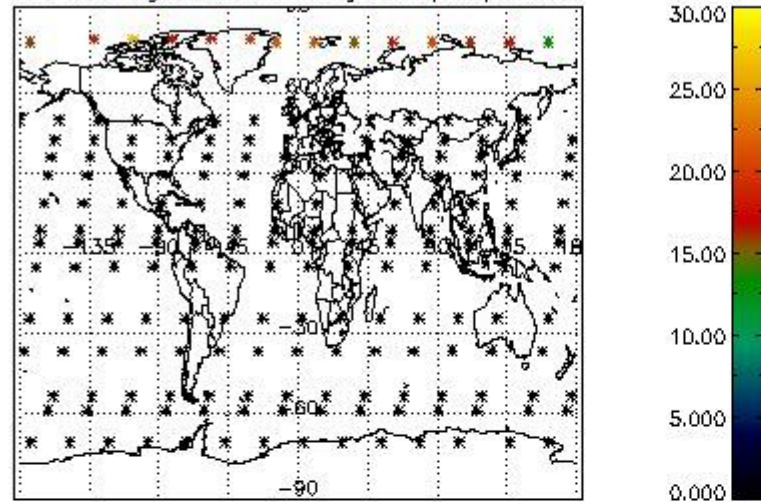


Percentage of saturation errors per profile

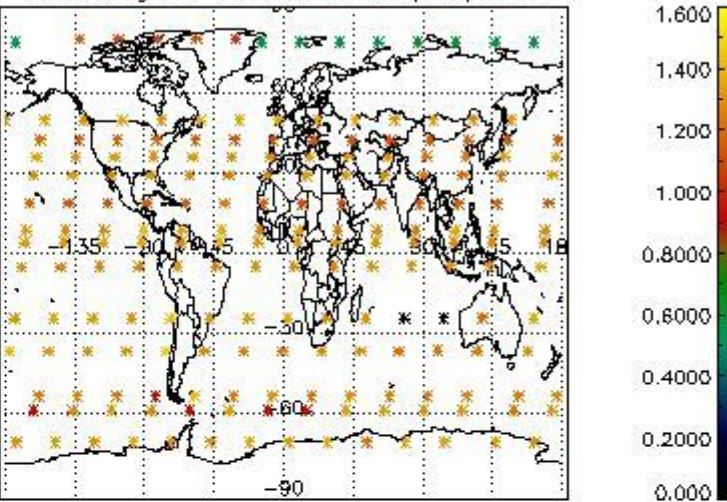


4.2.2 Plot level 1 quality information per product (world map): ENVISAT DESCENDING passes

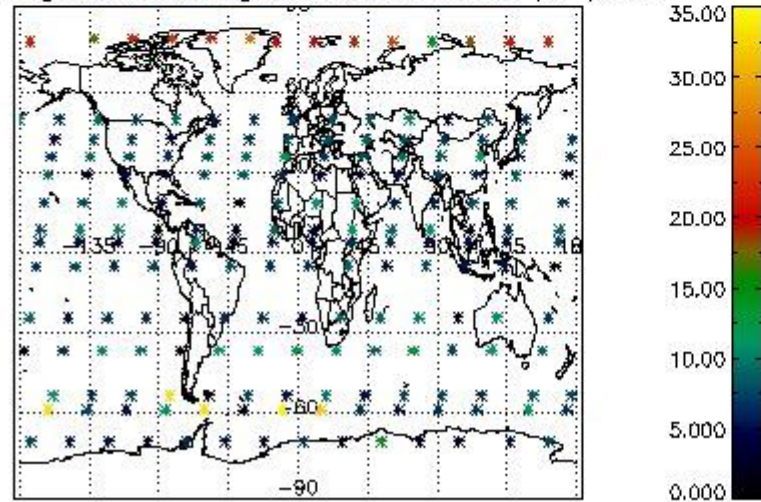
Percentage of cosmic ray hits per profile



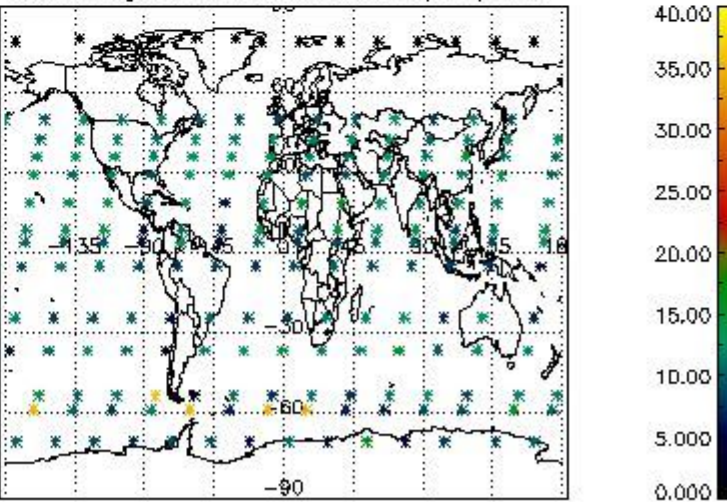
Percentage of datation errors per profile



Percentage of star falling outside central band per profile



Percentage of saturation errors per profile



5. Trace gas profiles

5.1 Ozone statistics based on quality of products

The final quality of the products can be "measured" using the STD (Standard Deviation) attached to every point profile. This information is written to the parameter GOM_NL__2P/NL_LOCAL_SPECIES_DENSITY/o3_std of the level 2 products. The table below shows the statistics for given STD ranges.

The statistics are given with respect to the overall valid production:

- Products without fatal errors: GOM_NL__2P/MPH/PRODUCT_ERR=0
- Valid point profile: GOM_NL__2P/NL_LOCAL_SPECIES_DENSITY/pcd(0)=0

The 'Criteria' is applied to valid points of dark limb products:

- Products in dark limb illumination condition: GOM_NL__2P/NL_SUMMARY_QUALITY/obs_ill_cond=0
- Products without fatal errors: GOM_NL__2P/MPH/PRODUCT_ERR=0
- Valid point profile: GOM_NL__2P/NL_LOCAL_SPECIES_DENSITY/pcd(0)=0

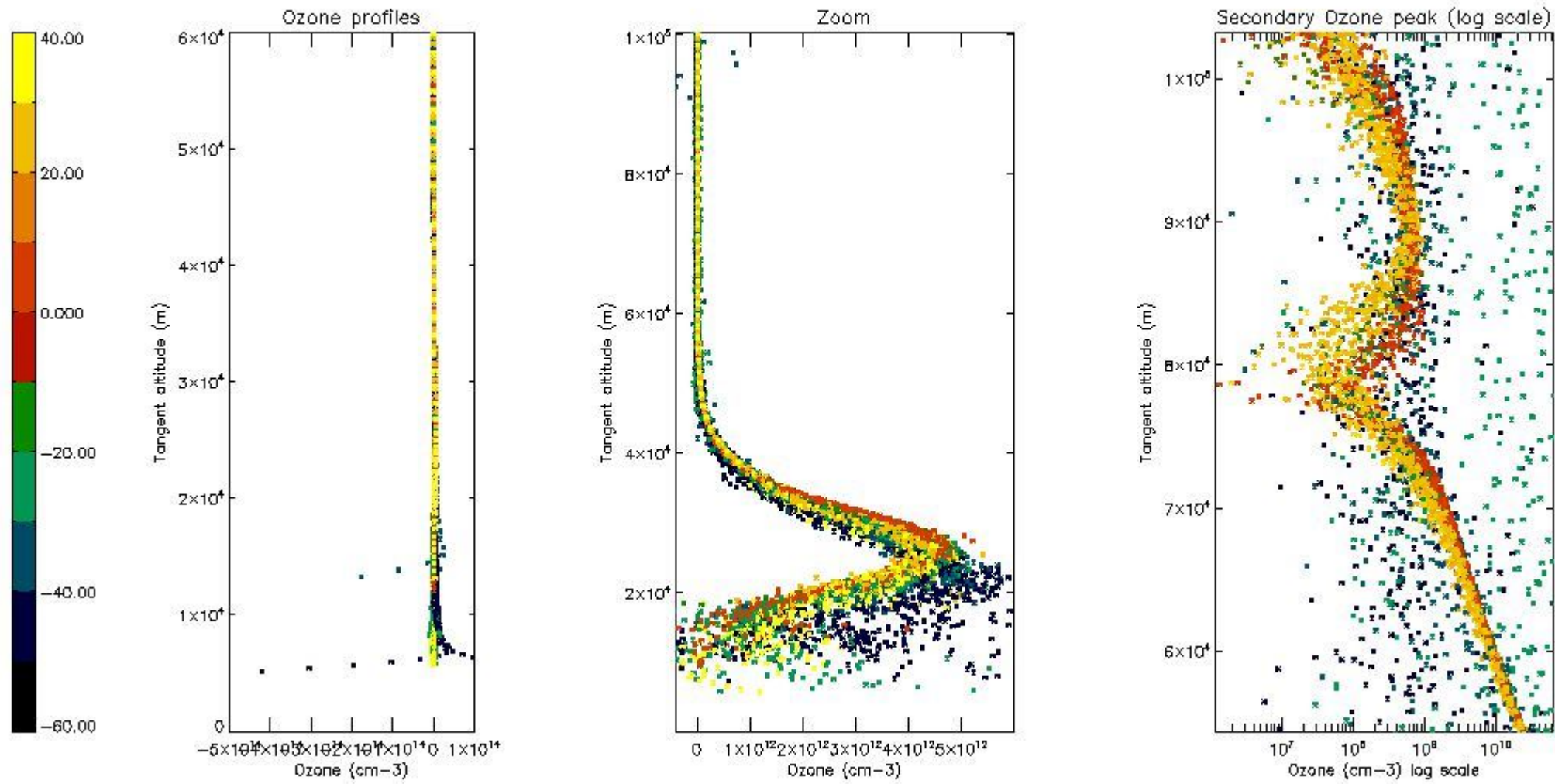
So, the table below shows the percentage of dark limb and valid observations for each criteria with respect to the overall valid daily observations.

| Criteria | % of total production |
|----------|-----------------------|
| All STD | 33 |
| STD < 20 | 18 |

| | |
|----------|----|
| STD < 10 | 15 |
| STD < 5 | 11 |

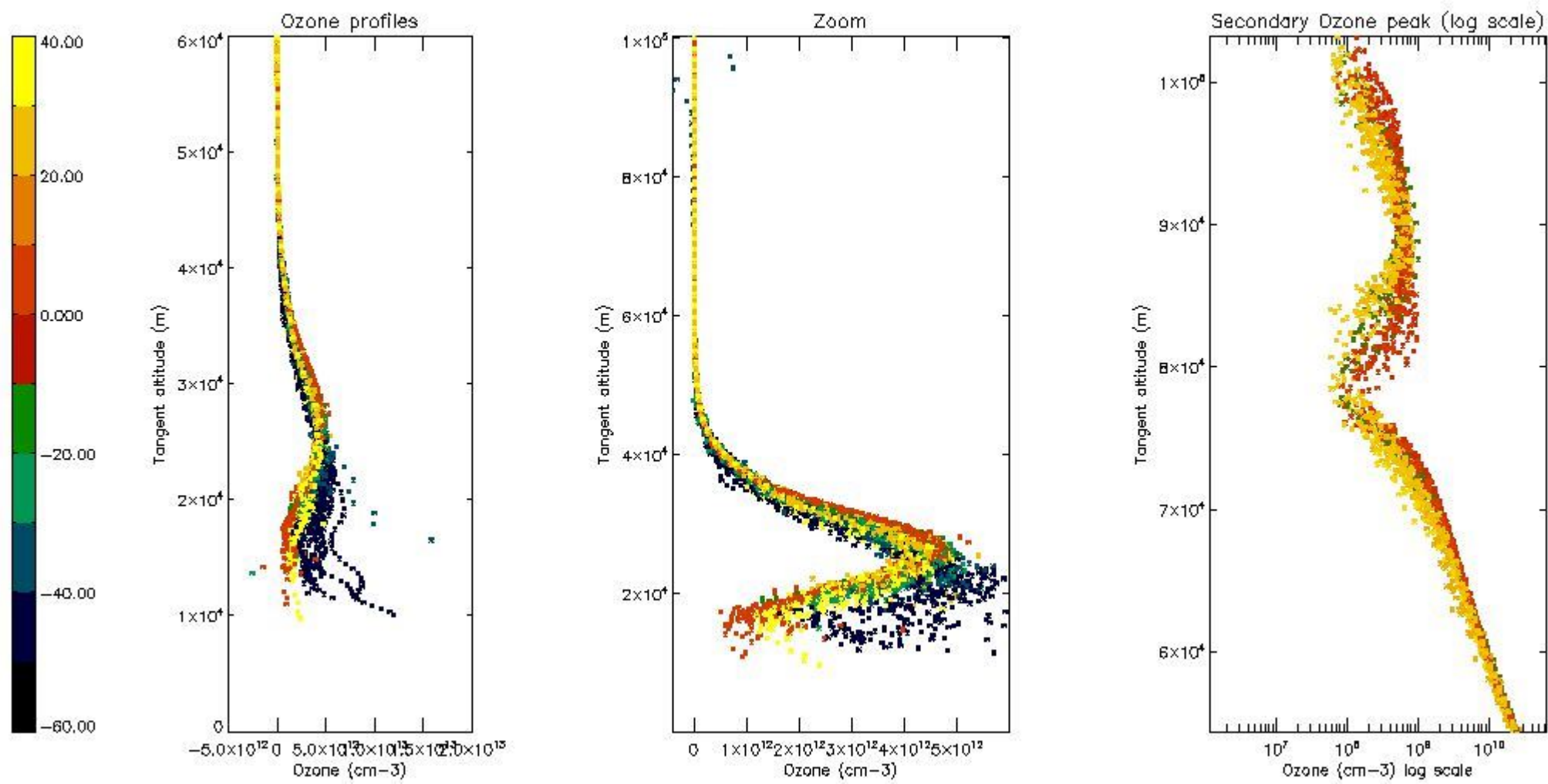
5.2 Plot ozone profiles for all STD (dark without errors)

The colorbar represents the latitude.



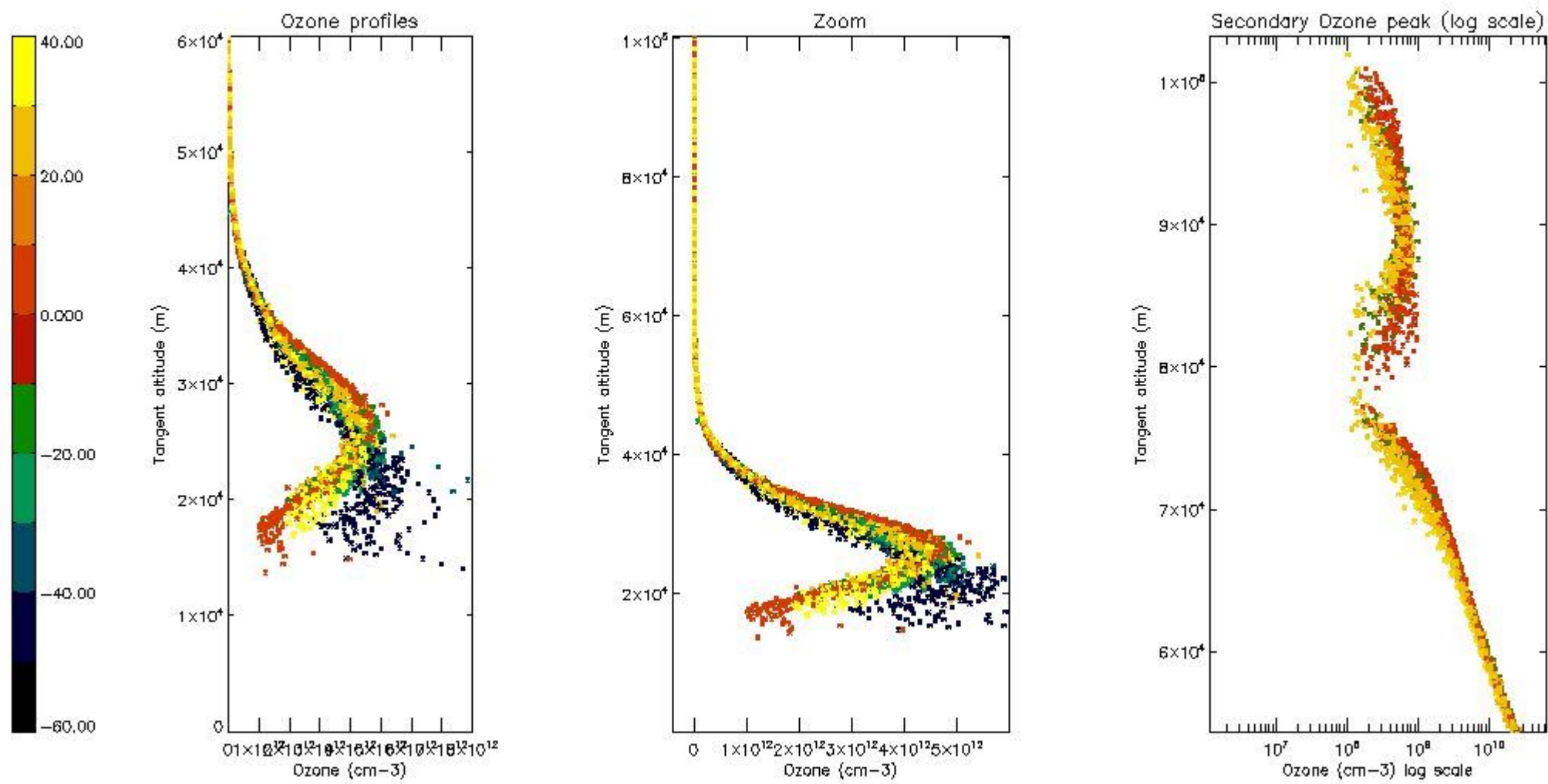
5.3 Plot ozone profiles where STD < 20% (dark without errors)

The colorbar represents the latitude.



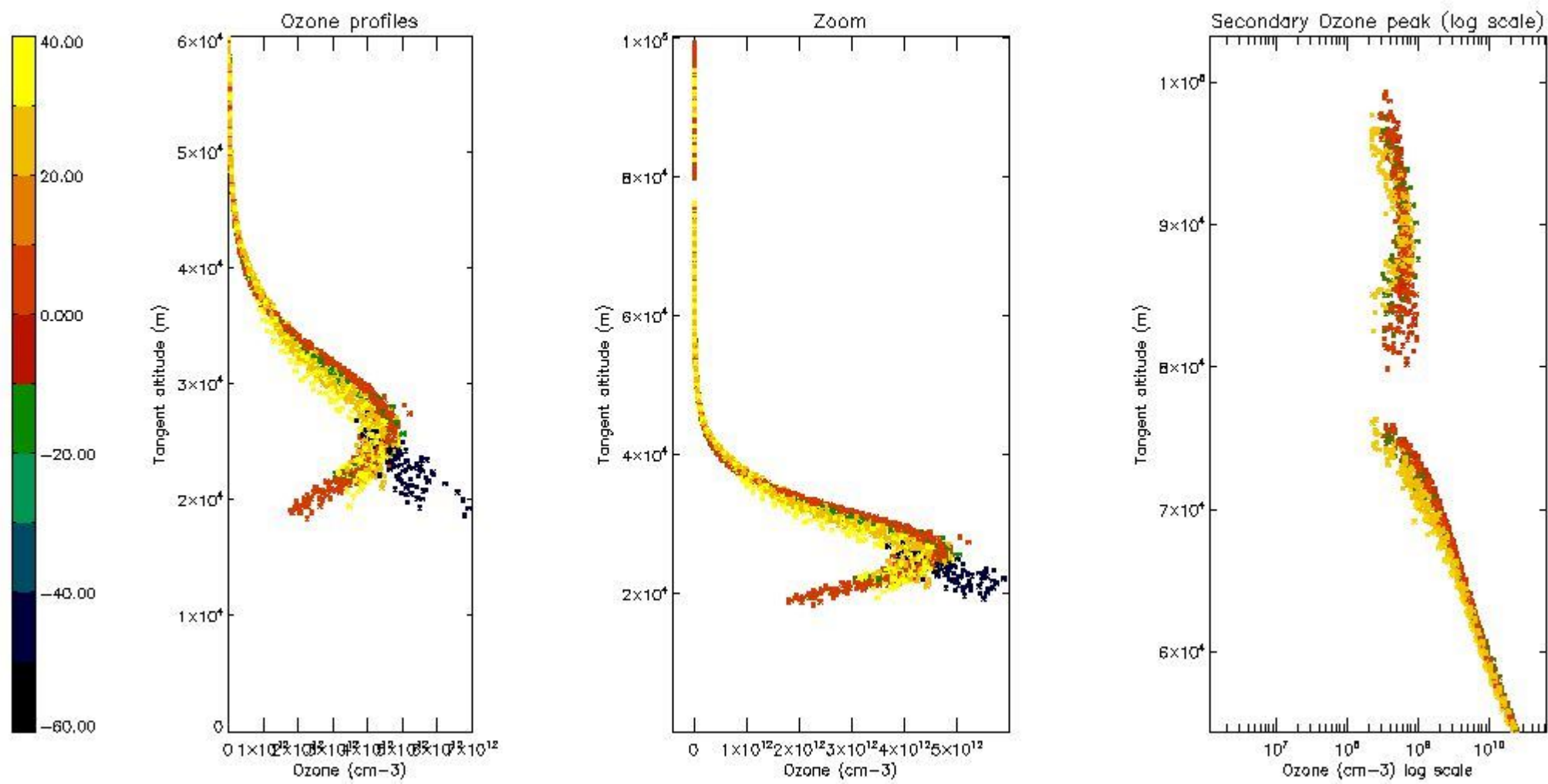
5.4 Plot ozone profiles where STD < 10% (dark without errors)

The colorbar represents the latitude.



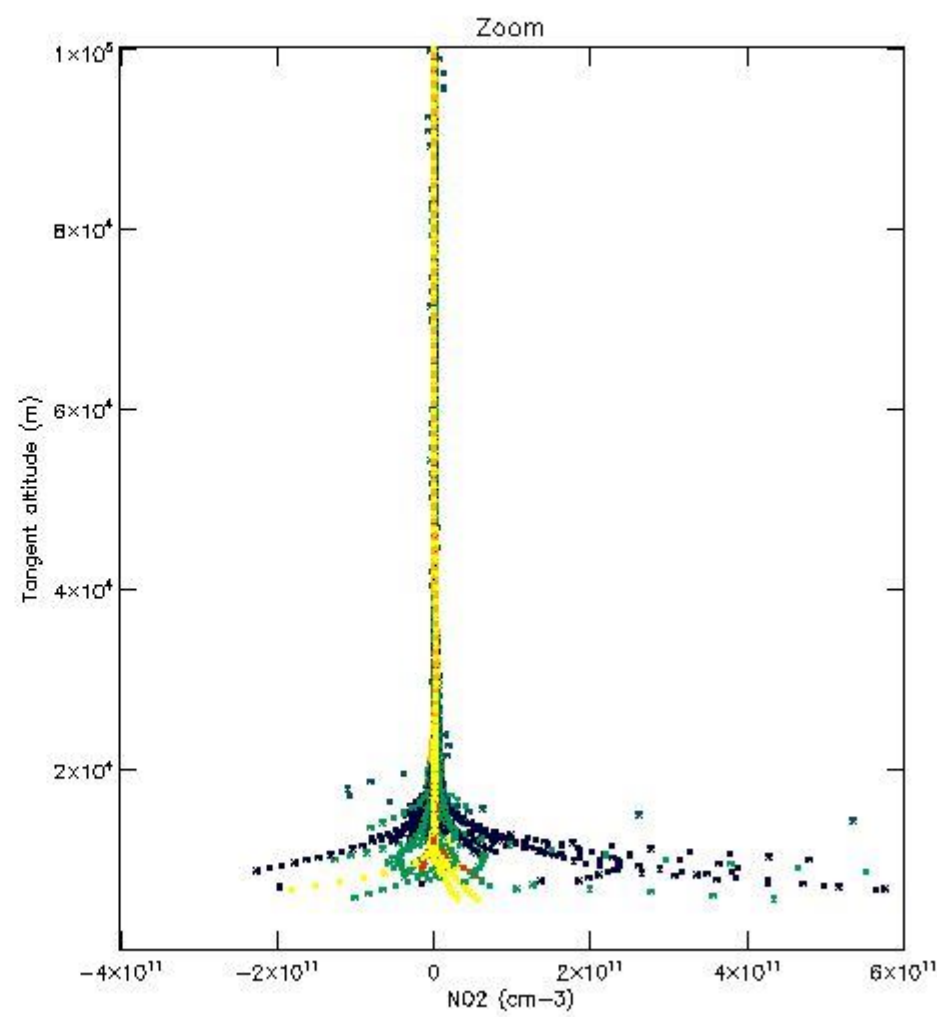
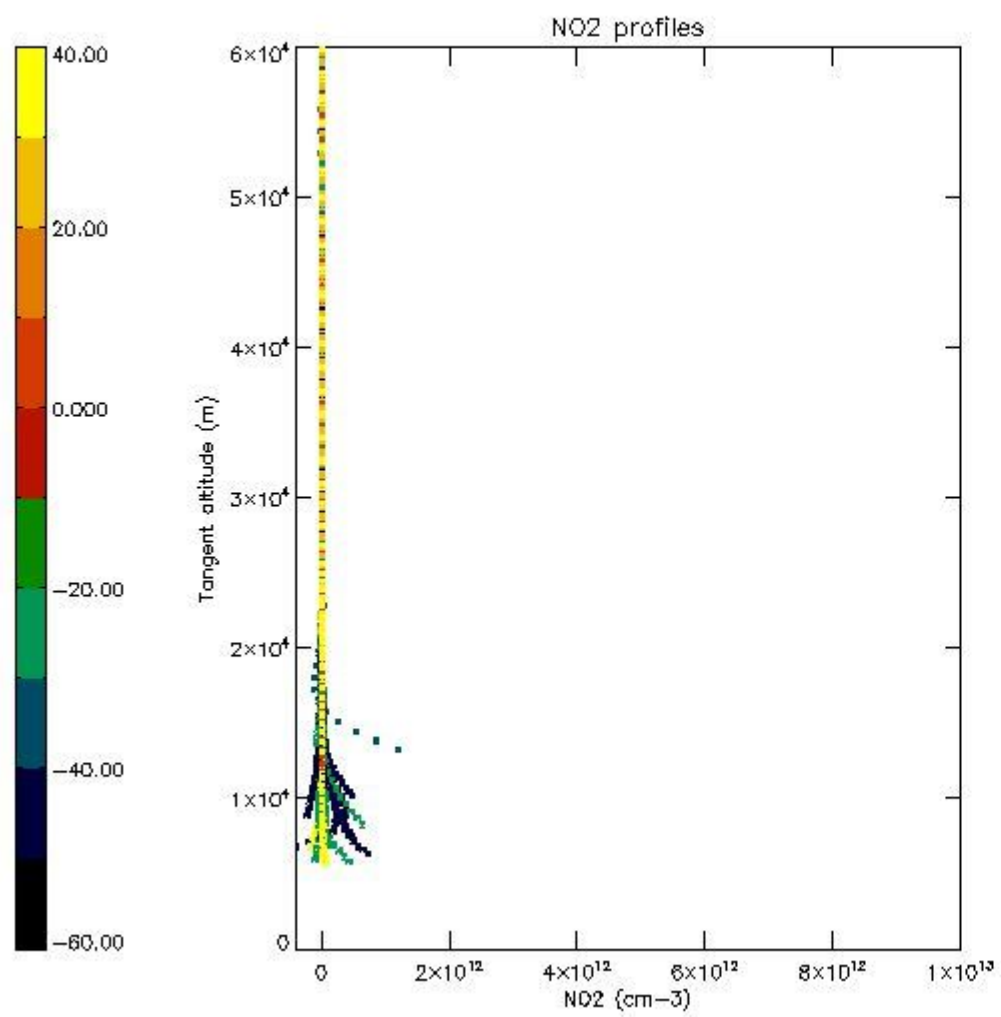
5.5 Plot ozone profiles where STD < 5% (dark without errors)

The colorbar represents the latitude.



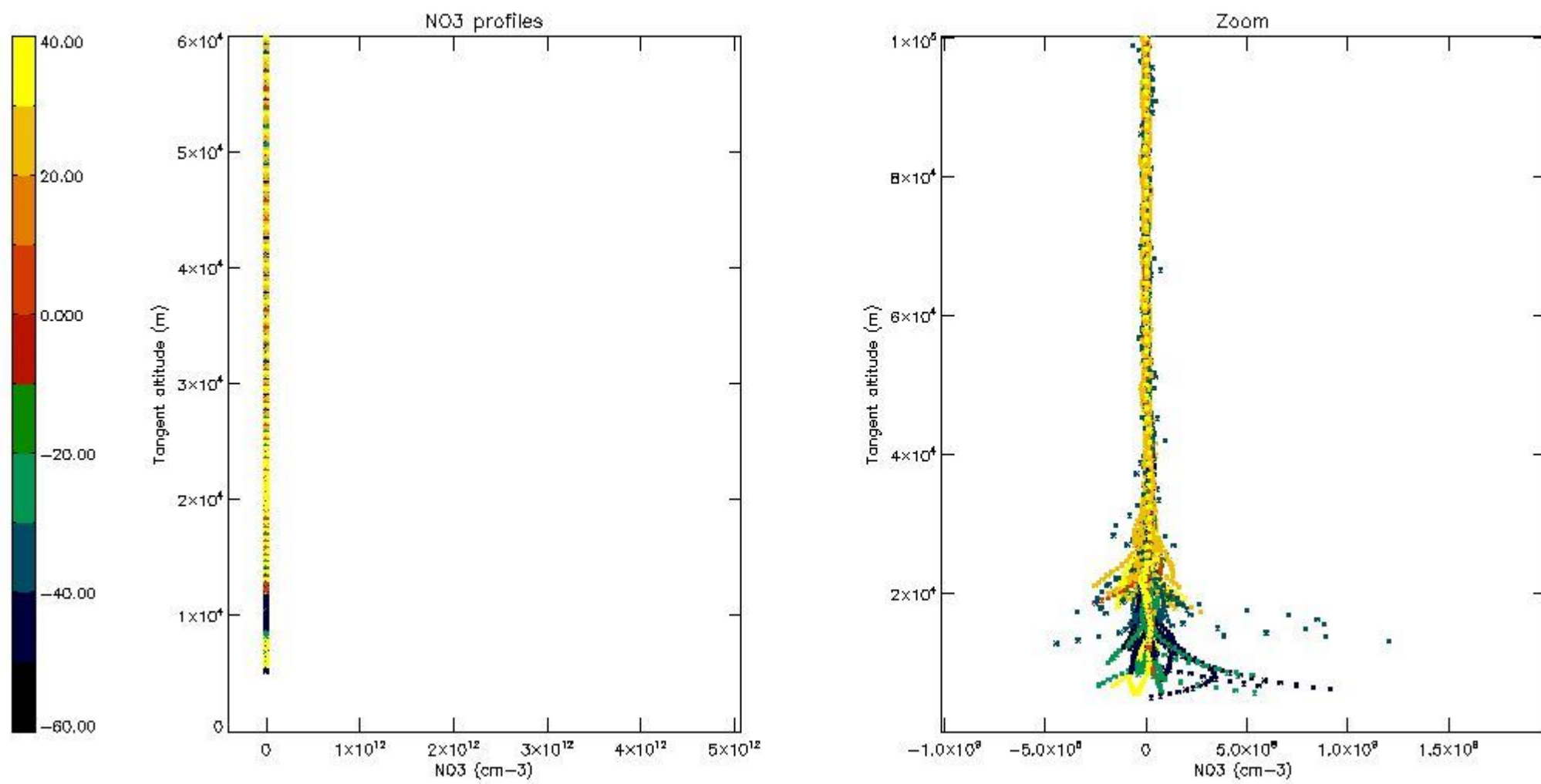
5.6 Plot NO₂ profiles for all STD (dark without errors)

The colorbar represents the latitude.



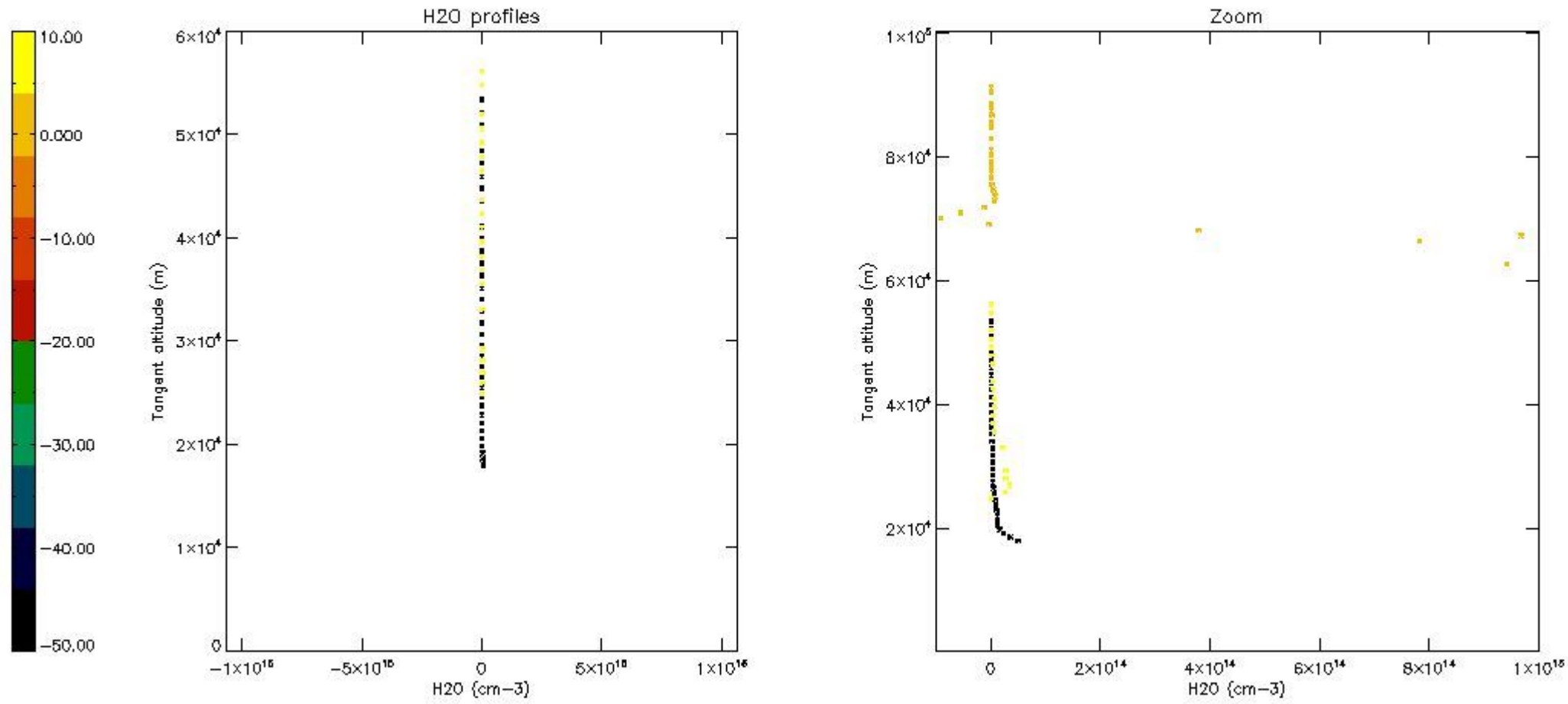
5.7 Plot NO3 profiles for all STD (dark without errors)

The colorbar represents the latitude.



5.8 Plot H2O profiles for all STD (only for occultations of stars 1,2,3,4,13,14,16,26,63 dark without errors)

The colorbar represents the latitude.



6. Auxiliary Data Files used for the production reported in section 2

The number reported in the third column indicates since which file (see list in section 2) the corresponding auxiliary file has been used. The fourth column is the date of those product files.

| Type | Auxiliary Filename | Used since product | Used since product date |
|---------------------------|---|--------------------|-------------------------|
| INST_PHYS_CHARACTERISTICS | GOM_INS_AXVIEC20091111_143220_20030716_120000_20500101_000000 | 1 | 23-OCT-2004 00:03:31 |
| LEVEL-2_PROC_CONFIG | GOM_PR2_AXVIEC20091111_152718_20020301_000000_20500101_000000 | 1 | 23-OCT-2004 00:03:31 |
| CROSS_SECTIONS_FILE | GOM_CRS_AXVIEC20091111_154832_20020301_000000_20500101_000000 | 1 | 23-OCT-2004 00:03:31 |

GOMOS Level 2 Daily Report

SUMMARY

[1. General Info](#)

[2. Summary of processed GOM_NL_2P products](#)

[3. Level 2 Quality information per product](#)

[3.1 Plot of level 2 quality information per product \(time dependant\)](#)

[3.2 Plot of level 2 quality information per product \(world map\)](#)

[4. Level 1 Quality information per product \(stored on level 2 products\)](#)

[4.1 Plot of level 1 quality information per product \(time dependant\)](#)

[4.1.1 Plot of level 1 quality information per product \(time dependant\): ASCENDING](#)

[4.1.2 Plot of level 1 quality information per product \(time dependant\): DESCENDING](#)

[4.2 Plot of level 1 quality information per product \(world map\)](#)

[4.2.1 Plot of level 1 quality information per product \(world map\): ASCENDING](#)

[4.2.2 Plot of level 1 quality information per product \(world map\): DESCENDING](#)

[5. Ozone profiles based on quality statistics and other trace gas profiles](#)

[5.1 Ozone statistics based on quality of products](#)

[5.2 Plot ozone profiles for all STD \(dark without errors\)](#)

[5.3 Plot ozone profiles where STD < 20% \(dark without errors\)](#)

[5.4. Plot ozone profiles where STD < 10% \(dark without errors\)](#)

[5.5. Plot ozone profiles where STD < 5% \(dark without errors\)](#)

[5.6 Plot NO2 profiles for all STD \(dark without errors\)](#)

[5.7 Plot NO3 profiles for all STD \(dark without errors\)](#)

[5.8 Plot H2O profiles \(only for occultations of stars 1,2,3,4,13,14,16,26,63 dark without errors\) for all STD](#)

[6. Auxiliary Data Files used for the production reported in section 2](#)

This report presents the daily analysis on parameters extracted from GOMOS level 2 data (GOM_NL__2P). It is intended to monitor some important parameters that will impact the quality of these products. A list of level 2 products (and content) that have arrived during the reporting day to the PCF is also given.

| Item | Value |
|---------------------------|---------------------------------|
| Time of report generation | 19APR2013 13:43:55 |
| Data source version | GOMOS/6.01 |
| Start time of products | 23-10-2004 (23OCT2004 00:00:00) |
| Stop time of products | 24-10-2004 (24OCT2004 00:00:00) |
| Store outputs in DB | Yes |
| Nb of level 2 prods | 385 |
| Nb of prods with errors | 0 |

2. Summary of processed GOM_NL__2P products.

| Nr | Filename | UTC Start time | Limb | Duration | Star Id | Star Name | Star Mag | Star Temp | Nb Meas | Orbit | Prod. error |
|----|---|----------------------|------------|----------|---------|-----------|----------|-----------|---------|-------|-------------|
| 1 | GOM_NL__2PRFIN20041023_000331_000000682031_00259_13840_5255.N1 | 23-OCT-2004 00:03:31 | Dark | 68.000 | 48 | 30Alp Hya | 1.9770 | 4100.0 | 136 | 13840 | No |
| 2 | GOM_NL__2PRFIN20041023_001110_000000442031_00259_13840_5256.N1 | 23-OCT-2004 00:11:10 | Dark | 44.000 | 113 | Mu Vel | 2.6920 | 5000.0 | 88 | 13840 | No |
| 3 | GOM_NL__2PRFIN20041023_001248_000000472031_00259_13840_5257.N1 | 23-OCT-2004 00:12:48 | Dark | 47.000 | 65 | Lam Vel | 2.2040 | 4400.0 | 94 | 13840 | No |
| 4 | GOM_NL__2PRFIN20041023_001545_000000522031_00260_13841_5520.N1 | 23-OCT-2004 00:15:45 | Dark | 51.500 | 70 | Zet Pup | 2.2460 | 39000. | 103 | 13841 | No |
| 5 | GOM_NL__2PRFIN20041023_001823_000000692031_00260_13841_5521.N1 | 23-OCT-2004 00:18:23 | Dark | 68.500 | 88 | 31Eta CMa | 2.4480 | 20000. | 137 | 13841 | No |
| 6 | GOM_NL__2PRFIN20041023_002149_000000542031_00260_13841_5522.N1 | 23-OCT-2004 00:21:49 | Dark | 53.500 | 2 | Alp Car | -0.73600 | 7000.0 | 107 | 13841 | No |
| 7 | GOM_NL__2PRFIN20041023_002509_000000772031_00260_13841_5523.N1 | 23-OCT-2004 00:25:09 | Dark | 76.500 | 177 | 1Zet CMa | 3.0220 | 26000. | 153 | 13841 | No |
| 8 | GOM_NL__2PRFIN20041023_002839_000000412031_00260_13841_5524.N1 | 23-OCT-2004 00:28:39 | Dark | 41.000 | 143 | Alp Hyi | 2.8570 | 7200.0 | 82 | 13841 | No |
| 9 | GOM_NL__2PRFIN20041023_003004_000000452031_00260_13841_5525.N1 | 23-OCT-2004 00:30:04 | Dark | 44.500 | 9 | Alp Eri | 0.45300 | 24000. | 89 | 13841 | No |
| 10 | GOM_NL__2PRFIN20041023_003259_000000472031_00260_13841_5526.N1 | 23-OCT-2004 00:32:59 | Straylight | 47.000 | 157 | The1Eri | 2.9060 | 9300.0 | 94 | 13841 | No |
| 11 | GOM_NL__2PRFIN20041023_003458_000000422031_00260_13841_5527.N1 | 23-OCT-2004 00:34:58 | Straylight | 42.000 | 84 | Alp Phe | 2.3970 | 4500.0 | 84 | 13841 | No |
| 12 | GOM_NL__2PRFIN20041023_003751_0000002132031_00260_13841_5528.N1 | 23-OCT-2004 00:37:51 | Twilight | 213.00 | 101 | 11Alp Lep | 2.5820 | 7000.0 | 426 | 13841 | No |
| 13 | GOM_NL__2PRFIN20041023_004206_000000882031_00260_13841_5529.N1 | 23-OCT-2004 00:42:06 | Twilight | 88.000 | 165 | 34Gam Eri | 2.9500 | 3200.0 | 176 | 13841 | No |
| 14 | GOM_NL__2PRFIN20041023_005059_000000382031_00260_13841_5530.N1 | 23-OCT-2004 00:50:59 | Bright | 38.000 | 140 | 88Gam Peg | 2.8340 | 26000. | 76 | 13841 | No |
| 15 | GOM_NL__2PRFIN20041023_005311_000000442031_00260_13841_5531.N1 | 23-OCT-2004 00:53:11 | Bright | 44.000 | 105 | 6Bet Ari | 2.6450 | 8900.0 | 88 | 13841 | No |
| 16 | GOM_NL__2PRFIN20041023_005453_000000382031_00260_13841_5532.N1 | 23-OCT-2004 00:54:53 | Bright | 38.000 | 58 | 21Alp And | 2.0730 | 11000. | 76 | 13841 | No |
| 17 | GOM_NL__2PRFIN20041023_005654_000000412031_00260_13841_5533.N1 | 23-OCT-2004 00:56:54 | Bright | 41.000 | 53 | 43Bet And | 2.0480 | 3300.0 | 82 | 13841 | No |
| 18 | GOM_NL__2PRFIN20041023_005953_000000442031_00260_13841_5534.N1 | 23-OCT-2004 00:59:53 | Bright | 43.500 | 73 | 57Gam1And | 2.2600 | 13100. | 87 | 13841 | No |
| 19 | GOM_NL__2PRFIN20041023_010239_000000392031_00260_13841_5535.N1 | 23-OCT-2004 01:02:39 | Bright | 38.500 | 68 | 18Alp Cas | 2.2250 | 4500.0 | 77 | 13841 | No |
| 20 | GOM_NL__2PRFIN20041023_010355_000000392031_00260_13841_5536.N1 | 23-OCT-2004 01:03:55 | Bright | 39.000 | 76 | 27Gam Cas | 2.3000 | 30000. | 78 | 13841 | No |
| 21 | GOM_NL__2PRFIN20041023_010622_000000392031_00260_13841_5537.N1 | 23-OCT-2004 01:06:22 | Bright | 38.500 | 89 | 5Alp Cep | 2.4510 | 8000.0 | 77 | 13841 | No |
| 22 | GOM_NL__2PRFIN20041023_011149_000000432031_00260_13841_5538.N1 | 23-OCT-2004 01:11:49 | Bright | 42.500 | 49 | 1Alp UMi | 1.9900 | 6300.0 | 85 | 13841 | No |
| 23 | GOM_NL__2PRFIN20041023_011516_000000412031_00260_13841_5539.N1 | 23-OCT-2004 01:15:16 | Bright | 40.500 | 60 | 7Bet UMi | 2.0810 | 3950.0 | 81 | 13841 | No |
| 24 | GOM_NL__2PRFIN20041023_012006_000000402031_00260_13841_5540.N1 | 23-OCT-2004 01:20:06 | Bright | 39.500 | 36 | 50Alp UMa | 1.8000 | 6300.0 | 79 | 13841 | No |
| 25 | GOM_NL__2PRFIN20041023_012141_000000392031_00260_13841_5541.N1 | 23-OCT-2004 01:21:41 | Bright | 38.500 | 82 | 48Bet UMa | 2.3650 | 10600. | 77 | 13841 | No |
| 26 | GOM_NL__2PRFIN20041023_012512_000000382031_00260_13841_5542.N1 | 23-OCT-2004 01:25:12 | Bright | 37.500 | 174 | 52Psi UMa | 3.0040 | 4400.0 | 75 | 13841 | No |
| 27 | GOM_NL__2PRFIN20041023_013212_000000372031_00260_13841_5543.N1 | 23-OCT-2004 01:32:12 | Bright | 36.500 | 96 | 68Del Leo | 2.5600 | 9300.0 | 73 | 13841 | No |
| 28 | GOM_NL__2PRFIN20041023_013409_000001552031_00260_13841_5544.N1 | 23-OCT-2004 01:34:09 | Twilight | 154.50 | 17 | 78Bet Gem | 1.1610 | 4500.0 | 309 | 13841 | No |
| 29 | GOM_NL__2PRFIN20041023_014408_000000632031_00260_13841_5545.N1 | 23-OCT-2004 01:44:08 | Dark | 62.500 | 48 | 30Alp Hya | 1.9770 | 4100.0 | 125 | 13841 | No |
| 30 | GOM_NL__2PRFIN20041023_015147_000000432031_00260_13841_5546.N1 | 23-OCT-2004 01:51:47 | Dark | 42.500 | 113 | Mu Vel | 2.6920 | 5000.0 | 85 | 13841 | No |
| 31 | GOM_NL__2PRFIN20041023_015325_000000532031_00260_13841_5547.N1 | 23-OCT-2004 01:53:25 | Dark | 52.500 | 65 | Lam Vel | 2.2040 | 4400.0 | 105 | 13841 | No |
| 32 | GOM_NL__2PRFIN20041023_015622_000000512031_00261_13842_5236.N1 | 23-OCT-2004 01:56:22 | Dark | 50.500 | 70 | Zet Pup | 2.2460 | 39000. | 101 | 13842 | No |
| 33 | GOM_NL__2PRFIN20041023_015900_000000692031_00261_13842_5237.N1 | 23-OCT-2004 01:59:00 | Dark | 68.500 | 88 | 31Eta CMa | 2.4480 | 20000. | 137 | 13842 | No |
| 34 | GOM_NL__2PRFIN20041023_020228_000000522031_00261_13842_5238.N1 | 23-OCT-2004 02:02:28 | Dark | 51.500 | 2 | Alp Car | -0.73600 | 7000.0 | 103 | 13842 | No |
| 35 | GOM_NL__2PRFIN20041023_020547_000000762031_00261_13842_5239.N1 | 23-OCT-2004 02:05:47 | Dark | 76.000 | 177 | 1Zet CMa | 3.0220 | 26000. | 152 | 13842 | No |
| 36 | GOM_NL__2PRFIN20041023_020916_000000392031_00261_13842_5240.N1 | 23-OCT-2004 02:09:16 | Dark | 39.000 | 143 | Alp Hyi | 2.8570 | 7200.0 | 78 | 13842 | No |
| 37 | GOM_NL__2PRFIN20041023_021041_000000402031_00261_13842_5241.N1 | 23-OCT-2004 02:10:41 | Dark | 39.500 | 9 | Alp Eri | 0.45300 | 24000. | 79 | 13842 | No |
| 38 | GOM_NL__2PRFIN20041023_021338_000000442031_00261_13842_5242.N1 | 23-OCT-2004 02:13:38 | Straylight | 44.000 | 157 | The1Eri | 2.9060 | 9300.0 | 88 | 13842 | No |
| 39 | GOM_NL__2PRFIN20041023_021534_000000392031_00261_13842_5243.N1 | 23-OCT-2004 02:15:34 | Straylight | 39.000 | 84 | Alp Phe | 2.3970 | 4500.0 | 78 | 13842 | No |
| 40 | GOM_NL__2PRFIN20041023_021828_0000002132031_00261_13842_5244.N1 | 23-OCT-2004 02:18:28 | Twilight | 213.00 | 101 | 11Alp Lep | 2.5820 | 7000.0 | 426 | 13842 | No |
| 41 | GOM_NL__2PRFIN20041023_022242_000000882031_00261_13842_5245.N1 | 23-OCT-2004 02:22:42 | Twilight | 87.500 | 165 | 34Gam Eri | 2.9500 | 3200.0 | 175 | 13842 | No |
| 42 | GOM_NL__2PRFIN20041023_023135_000000392031_00261_13842_5246.N1 | 23-OCT-2004 02:31:35 | Bright | 39.000 | 140 | 88Gam Peg | 2.8340 | 26000. | 78 | 13842 | No |

| | | | | | | | | | | | |
|-----|--|----------------------|----------------|--------|-----|-----------|----------|--------|-----|-------|----|
| 43 | GOM_NL__2PRFIN20041023_023346_000000442031_00261_13842_5247.N1 | 23-OCT-2004 02:33:46 | Bright | 43.500 | 105 | 6Bet Ari | 2.6450 | 8900.0 | 87 | 13842 | No |
| 44 | GOM_NL__2PRFIN20041023_023529_000000412031_00261_13842_5248.N1 | 23-OCT-2004 02:35:29 | Bright | 40.500 | 58 | 21Alp And | 2.0730 | 11000. | 81 | 13842 | No |
| 45 | GOM_NL__2PRFIN20041023_023728_000000432031_00261_13842_5249.N1 | 23-OCT-2004 02:37:28 | Bright | 42.500 | 53 | 43Bet And | 2.0480 | 3300.0 | 85 | 13842 | No |
| 46 | GOM_NL__2PRFIN20041023_024029_000000442031_00261_13842_5250.N1 | 23-OCT-2004 02:40:29 | Bright | 43.500 | 73 | 57Gam1And | 2.2600 | 13100. | 87 | 13842 | No |
| 47 | GOM_NL__2PRFIN20041023_024314_000000372031_00261_13842_5251.N1 | 23-OCT-2004 02:43:14 | Bright | 37.000 | 68 | 18Alp Cas | 2.2250 | 4500.0 | 74 | 13842 | No |
| 48 | GOM_NL__2PRFIN20041023_024431_000000392031_00261_13842_5252.N1 | 23-OCT-2004 02:44:31 | Bright | 39.000 | 76 | 27Gam Cas | 2.3000 | 30000. | 78 | 13842 | No |
| 49 | GOM_NL__2PRFIN20041023_024659_000000382031_00261_13842_5253.N1 | 23-OCT-2004 02:46:59 | Bright | 38.000 | 89 | 5Alp Cep | 2.4510 | 8000.0 | 76 | 13842 | No |
| 50 | GOM_NL__2PRFIN20041023_025227_000000372031_00261_13842_5254.N1 | 23-OCT-2004 02:52:27 | Bright | 36.500 | 49 | 1Alp UMi | 1.9900 | 6300.0 | 73 | 13842 | No |
| 51 | GOM_NL__2PRFIN20041023_025550_000000412031_00261_13842_5255.N1 | 23-OCT-2004 02:55:50 | Bright | 41.000 | 60 | 7Bet UMi | 2.0810 | 3950.0 | 82 | 13842 | No |
| 52 | GOM_NL__2PRFIN20041023_030042_000000402031_00261_13842_5256.N1 | 23-OCT-2004 03:00:42 | Bright | 40.000 | 36 | 50Alp UMa | 1.8000 | 6300.0 | 80 | 13842 | No |
| 53 | GOM_NL__2PRFIN20041023_030217_000000392031_00261_13842_5257.N1 | 23-OCT-2004 03:02:17 | Bright | 38.500 | 82 | 48Bet UMa | 2.3650 | 10600. | 77 | 13842 | No |
| 54 | GOM_NL__2PRFIN20041023_030548_000000372031_00261_13842_5258.N1 | 23-OCT-2004 03:05:48 | Bright | 37.000 | 174 | 52Psi UMa | 3.0040 | 4400.0 | 74 | 13842 | No |
| 55 | GOM_NL__2PRFIN20041023_031247_000000362031_00261_13842_5259.N1 | 23-OCT-2004 03:12:47 | Bright | 36.000 | 96 | 68Del Leo | 2.5600 | 9300.0 | 72 | 13842 | No |
| 56 | GOM_NL__2PRFIN20041023_031446_000001722031_00261_13842_5260.N1 | 23-OCT-2004 03:14:46 | Tw_i_and_stray | 172.00 | 17 | 78Bet Gem | 1.1610 | 4500.0 | 344 | 13842 | No |
| 57 | GOM_NL__2PRFIN20041023_032445_000000632031_00261_13842_5261.N1 | 23-OCT-2004 03:24:45 | Dark | 62.500 | 48 | 30Alp Hya | 1.9770 | 4100.0 | 125 | 13842 | No |
| 58 | GOM_NL__2PRFIN20041023_033223_000000442031_00261_13842_5262.N1 | 23-OCT-2004 03:32:23 | Dark | 44.000 | 113 | Mu Vel | 2.6920 | 5000.0 | 88 | 13842 | No |
| 59 | GOM_NL__2PRFIN20041023_033401_000000572031_00261_13842_5263.N1 | 23-OCT-2004 03:34:01 | Dark | 57.000 | 65 | Lam Vel | 2.2040 | 4400.0 | 114 | 13842 | No |
| 60 | GOM_NL__2PRFIN20041023_033659_000000532031_00262_13843_5236.N1 | 23-OCT-2004 03:36:59 | Dark | 52.500 | 70 | Zet Pup | 2.2460 | 39000. | 105 | 13843 | No |
| 61 | GOM_NL__2PRFIN20041023_033937_000000702031_00262_13843_5237.N1 | 23-OCT-2004 03:39:37 | Dark | 69.500 | 88 | 31Eta CMa | 2.4480 | 20000. | 139 | 13843 | No |
| 62 | GOM_NL__2PRFIN20041023_034305_000000532031_00262_13843_5238.N1 | 23-OCT-2004 03:43:05 | Dark | 52.500 | 2 | Alp Car | -0.73600 | 7000.0 | 105 | 13843 | No |
| 63 | GOM_NL__2PRFIN20041023_034624_000000802031_00262_13843_5239.N1 | 23-OCT-2004 03:46:24 | Dark | 80.000 | 177 | 1Zet CMa | 3.0220 | 26000. | 160 | 13843 | No |
| 64 | GOM_NL__2PRFIN20041023_034952_000000392031_00262_13843_5240.N1 | 23-OCT-2004 03:49:52 | Dark | 39.000 | 143 | Alp Hyi | 2.8570 | 7200.0 | 78 | 13843 | No |
| 65 | GOM_NL__2PRFIN20041023_035115_000000452031_00262_13843_5241.N1 | 23-OCT-2004 03:51:15 | Dark | 45.000 | 9 | Alp Eri | 0.45300 | 24000. | 90 | 13843 | No |
| 66 | GOM_NL__2PRFIN20041023_035411_000000482031_00262_13843_5242.N1 | 23-OCT-2004 03:54:11 | Straylight | 48.000 | 157 | The1Eri | 2.9060 | 9300.0 | 96 | 13843 | No |
| 67 | GOM_NL__2PRFIN20041023_035610_000000442031_00262_13843_5243.N1 | 23-OCT-2004 03:56:10 | Straylight | 43.500 | 84 | Alp Phe | 2.3970 | 4500.0 | 87 | 13843 | No |
| 68 | GOM_NL__2PRFIN20041023_035904_000002132031_00262_13843_5244.N1 | 23-OCT-2004 03:59:04 | Tw_i_and_stray | 213.00 | 101 | 11Alp Lep | 2.5820 | 7000.0 | 426 | 13843 | No |
| 69 | GOM_NL__2PRFIN20041023_040318_000000882031_00262_13843_5245.N1 | 23-OCT-2004 04:03:18 | Tw_i_and_stray | 87.500 | 165 | 34Gam Eri | 2.9500 | 3200.0 | 175 | 13843 | No |
| 70 | GOM_NL__2PRFIN20041023_041212_000000382031_00262_13843_5246.N1 | 23-OCT-2004 04:12:12 | Bright | 37.500 | 140 | 88Gam Peg | 2.8340 | 26000. | 75 | 13843 | No |
| 71 | GOM_NL__2PRFIN20041023_041422_000000442031_00262_13843_5247.N1 | 23-OCT-2004 04:14:22 | Bright | 43.500 | 105 | 6Bet Ari | 2.6450 | 8900.0 | 87 | 13843 | No |
| 72 | GOM_NL__2PRFIN20041023_041603_000000412031_00262_13843_5248.N1 | 23-OCT-2004 04:16:03 | Bright | 41.000 | 58 | 21Alp And | 2.0730 | 11000. | 82 | 13843 | No |
| 73 | GOM_NL__2PRFIN20041023_041805_000000412031_00262_13843_5249.N1 | 23-OCT-2004 04:18:05 | Bright | 41.000 | 53 | 43Bet And | 2.0480 | 3300.0 | 82 | 13843 | No |
| 74 | GOM_NL__2PRFIN20041023_042105_000000432031_00262_13843_5250.N1 | 23-OCT-2004 04:21:05 | Bright | 43.000 | 73 | 57Gam1And | 2.2600 | 13100. | 86 | 13843 | No |
| 75 | GOM_NL__2PRFIN20041023_042350_000000412031_00262_13843_5251.N1 | 23-OCT-2004 04:23:50 | Bright | 40.500 | 68 | 18Alp Cas | 2.2250 | 4500.0 | 81 | 13843 | No |
| 76 | GOM_NL__2PRFIN20041023_042507_000000402031_00262_13843_5252.N1 | 23-OCT-2004 04:25:07 | Bright | 39.500 | 76 | 27Gam Cas | 2.3000 | 30000. | 79 | 13843 | No |
| 77 | GOM_NL__2PRFIN20041023_042735_000000392031_00262_13843_5253.N1 | 23-OCT-2004 04:27:35 | Bright | 38.500 | 89 | 5Alp Cep | 2.4510 | 8000.0 | 77 | 13843 | No |
| 78 | GOM_NL__2PRFIN20041023_043303_000000402031_00262_13843_5254.N1 | 23-OCT-2004 04:33:03 | Bright | 39.500 | 49 | 1Alp UMi | 1.9900 | 6300.0 | 79 | 13843 | No |
| 79 | GOM_NL__2PRFIN20041023_043629_000000412031_00262_13843_5255.N1 | 23-OCT-2004 04:36:29 | Bright | 41.000 | 60 | 7Bet UMi | 2.0810 | 3950.0 | 82 | 13843 | No |
| 80 | GOM_NL__2PRFIN20041023_044118_000000402031_00262_13843_5256.N1 | 23-OCT-2004 04:41:18 | Bright | 40.000 | 36 | 50Alp UMa | 1.8000 | 6300.0 | 80 | 13843 | No |
| 81 | GOM_NL__2PRFIN20041023_044253_000000382031_00262_13843_5257.N1 | 23-OCT-2004 04:42:53 | Bright | 38.000 | 82 | 48Bet UMa | 2.3650 | 10600. | 76 | 13843 | No |
| 82 | GOM_NL__2PRFIN20041023_044624_000000422031_00262_13843_5258.N1 | 23-OCT-2004 04:46:24 | Bright | 41.500 | 174 | 52Psi UMa | 3.0040 | 4400.0 | 83 | 13843 | No |
| 83 | GOM_NL__2PRFIN20041023_045324_000000372031_00262_13843_5259.N1 | 23-OCT-2004 04:53:24 | Bright | 37.000 | 96 | 68Del Leo | 2.5600 | 9300.0 | 74 | 13843 | No |
| 84 | GOM_NL__2PRFIN20041023_045523_000001842031_00262_13843_5260.N1 | 23-OCT-2004 04:55:23 | Tw_i_and_stray | 183.50 | 17 | 78Bet Gem | 1.1610 | 4500.0 | 367 | 13843 | No |
| 85 | GOM_NL__2PRFIN20041023_050521_000000622031_00262_13843_5261.N1 | 23-OCT-2004 05:05:21 | Dark | 62.000 | 48 | 30Alp Hya | 1.9770 | 4100.0 | 124 | 13843 | No |
| 86 | GOM_NL__2PRFIN20041023_051300_000000422031_00262_13843_5262.N1 | 23-OCT-2004 05:13:00 | Dark | 41.500 | 113 | Mu Vel | 2.6920 | 5000.0 | 83 | 13843 | No |
| 87 | GOM_NL__2PRFIN20041023_051438_000000492031_00262_13843_5263.N1 | 23-OCT-2004 05:14:38 | Dark | 48.500 | 65 | Lam Vel | 2.2040 | 4400.0 | 97 | 13843 | No |
| 88 | GOM_NL__2PRFIN20041023_051737_000000502031_00263_13844_5238.N1 | 23-OCT-2004 05:17:37 | Dark | 50.000 | 70 | Zet Pup | 2.2460 | 39000. | 100 | 13844 | No |
| 89 | GOM_NL__2PRFIN20041023_052015_000000702031_00263_13844_5239.N1 | 23-OCT-2004 05:20:15 | Dark | 70.000 | 88 | 31Eta CMa | 2.4480 | 20000. | 140 | 13844 | No |
| 90 | GOM_NL__2PRFIN20041023_052342_000000522031_00263_13844_5240.N1 | 23-OCT-2004 05:23:42 | Dark | 51.500 | 2 | Alp Car | -0.73600 | 7000.0 | 103 | 13844 | No |
| 91 | GOM_NL__2PRFIN20041023_052701_000000762031_00263_13844_5241.N1 | 23-OCT-2004 05:27:01 | Dark | 76.000 | 177 | 1Zet CMa | 3.0220 | 26000. | 152 | 13844 | No |
| 92 | GOM_NL__2PRFIN20041023_053029_000000432031_00263_13844_5242.N1 | 23-OCT-2004 05:30:29 | Dark | 42.500 | 143 | Alp Hyi | 2.8570 | 7200.0 | 85 | 13844 | No |
| 93 | GOM_NL__2PRFIN20041023_053153_000000452031_00263_13844_5243.N1 | 23-OCT-2004 05:31:53 | Dark | 45.000 | 9 | Alp Eri | 0.45300 | 24000. | 90 | 13844 | No |
| 94 | GOM_NL__2PRFIN20041023_053450_000000482031_00263_13844_5244.N1 | 23-OCT-2004 05:34:50 | Straylight | 48.000 | 157 | The1Eri | 2.9060 | 9300.0 | 96 | 13844 | No |
| 95 | GOM_NL__2PRFIN20041023_053646_000000472031_00263_13844_5245.N1 | 23-OCT-2004 05:36:46 | Straylight | 46.500 | 84 | Alp Phe | 2.3970 | 4500.0 | 93 | 13844 | No |
| 96 | GOM_NL__2PRFIN20041023_053941_000002132031_00263_13844_5246.N1 | 23-OCT-2004 05:39:41 | Tw_i_and_stray | 213.00 | 101 | 11Alp Lep | 2.5820 | 7000.0 | 426 | 13844 | No |
| 97 | GOM_NL__2PRFIN20041023_054354_000000832031_00263_13844_5247.N1 | 23-OCT-2004 05:43:54 | Tw_i_and_stray | 83.000 | 165 | 34Gam Eri | 2.9500 | 3200.0 | 166 | 13844 | No |
| 98 | GOM_NL__2PRFIN20041023_055249_000000392031_00263_13844_5248.N1 | 23-OCT-2004 05:52:49 | Bright | 38.500 | 140 | 88Gam Peg | 2.8340 | 26000. | 77 | 13844 | No |
| 99 | GOM_NL__2PRFIN20041023_055457_000000452031_00263_13844_5249.N1 | 23-OCT-2004 05:54:57 | Bright | 44.500 | 105 | 6Bet Ari | 2.6450 | 8900.0 | 89 | 13844 | No |
| 100 | GOM_NL__2PRFIN20041023_055642_000000392031_00263_13844_5250.N1 | 23-OCT-2004 05:56:42 | Bright | 38.500 | 58 | 21Alp And | 2.0730 | 11000. | 77 | 13844 | No |
| 101 | GOM_NL__2PRFIN20041023_055842_000000392031_00263_13844_5251.N1 | 23-OCT-2004 05:58:42 | Bright | 39.000 | 53 | 43Bet And | 2.0480 | 3300.0 | 78 | 13844 | No |

| | | | | | | | | | | | |
|-----|--|----------------------|----------------|--------|-----|-----------|----------|--------|-----|-------|----|
| 102 | GOM_NL__2PRFIN20041023_060140_000000432031_00263_13844_5252.N1 | 23-OCT-2004 06:01:40 | Bright | 43.000 | 73 | 57Gam1And | 2.2600 | 13100. | 86 | 13844 | No |
| 103 | GOM_NL__2PRFIN20041023_060427_000000392031_00263_13844_5253.N1 | 23-OCT-2004 06:04:27 | Bright | 39.000 | 68 | 18Alp Cas | 2.2250 | 4500.0 | 78 | 13844 | No |
| 104 | GOM_NL__2PRFIN20041023_060543_000000392031_00263_13844_5254.N1 | 23-OCT-2004 06:05:43 | Bright | 38.500 | 76 | 27Gam Cas | 2.3000 | 30000. | 77 | 13844 | No |
| 105 | GOM_NL__2PRFIN20041023_060811_000000392031_00263_13844_5255.N1 | 23-OCT-2004 06:08:11 | Bright | 38.500 | 89 | 5Alp Cep | 2.4510 | 8000.0 | 77 | 13844 | No |
| 106 | GOM_NL__2PRFIN20041023_061340_000000392031_00263_13844_5256.N1 | 23-OCT-2004 06:13:40 | Bright | 38.500 | 49 | 1Alp UMi | 1.9900 | 6300.0 | 77 | 13844 | No |
| 107 | GOM_NL__2PRFIN20041023_061705_000000392031_00263_13844_5257.N1 | 23-OCT-2004 06:17:05 | Bright | 39.000 | 60 | 7Bet UMi | 2.0810 | 3950.0 | 78 | 13844 | No |
| 108 | GOM_NL__2PRFIN20041023_062154_000000392031_00263_13844_5258.N1 | 23-OCT-2004 06:21:54 | Bright | 38.500 | 36 | 50Alp UMa | 1.8000 | 6300.0 | 77 | 13844 | No |
| 109 | GOM_NL__2PRFIN20041023_062329_000000382031_00263_13844_5259.N1 | 23-OCT-2004 06:23:29 | Bright | 37.500 | 82 | 48Bet UMa | 2.3650 | 10600. | 75 | 13844 | No |
| 110 | GOM_NL__2PRFIN20041023_062700_000000372031_00263_13844_5260.N1 | 23-OCT-2004 06:27:00 | Bright | 36.500 | 174 | 52Psi UMa | 3.0040 | 4400.0 | 73 | 13844 | No |
| 111 | GOM_NL__2PRFIN20041023_063400_000000382031_00263_13844_5261.N1 | 23-OCT-2004 06:34:00 | Bright | 37.500 | 96 | 68Del Leo | 2.5600 | 9300.0 | 75 | 13844 | No |
| 112 | GOM_NL__2PRFIN20041023_063559_000001892031_00263_13844_5262.N1 | 23-OCT-2004 06:35:59 | Tw_i_and_stray | 188.50 | 17 | 78Bet Gem | 1.1610 | 4500.0 | 377 | 13844 | No |
| 113 | GOM_NL__2PRFIN20041023_064556_000000632031_00263_13844_5263.N1 | 23-OCT-2004 06:45:56 | Dark | 62.500 | 48 | 30Alp Hya | 1.9770 | 4100.0 | 125 | 13844 | No |
| 114 | GOM_NL__2PRFIN20041023_065336_000000402031_00263_13844_5264.N1 | 23-OCT-2004 06:53:36 | Dark | 40.000 | 113 | Mu Vel | 2.6920 | 5000.0 | 80 | 13844 | No |
| 115 | GOM_NL__2PRFIN20041023_065515_000000522031_00263_13844_5265.N1 | 23-OCT-2004 06:55:15 | Dark | 51.500 | 65 | Lam Vel | 2.2040 | 4400.0 | 103 | 13844 | No |
| 116 | GOM_NL__2PRFIN20041023_065814_000000512031_00264_13845_5259.N1 | 23-OCT-2004 06:58:14 | Dark | 50.500 | 70 | Zet Pup | 2.2460 | 39000. | 101 | 13845 | No |
| 117 | GOM_NL__2PRFIN20041023_070053_000000722031_00264_13845_5260.N1 | 23-OCT-2004 07:00:53 | Dark | 71.500 | 88 | 31Eta CMa | 2.4480 | 20000. | 143 | 13845 | No |
| 118 | GOM_NL__2PRFIN20041023_070419_000000572031_00264_13845_5261.N1 | 23-OCT-2004 07:04:19 | Dark | 57.000 | 2 | Alp Car | -0.73600 | 7000.0 | 114 | 13845 | No |
| 119 | GOM_NL__2PRFIN20041023_070739_000000782031_00264_13845_5262.N1 | 23-OCT-2004 07:07:39 | Dark | 77.500 | 177 | 1Zet CMa | 3.0220 | 26000. | 155 | 13845 | No |
| 120 | GOM_NL__2PRFIN20041023_071003_000000692031_00264_13845_5263.N1 | 23-OCT-2004 07:10:03 | Dark | 69.000 | 108 | Alp Col | 2.6520 | 15200. | 138 | 13845 | No |
| 121 | GOM_NL__2PRFIN20041023_071230_000000472031_00264_13845_5264.N1 | 23-OCT-2004 07:12:30 | Dark | 47.000 | 9 | Alp Eri | 0.45300 | 24000. | 94 | 13845 | No |
| 122 | GOM_NL__2PRFIN20041023_071527_000000442031_00264_13845_5265.N1 | 23-OCT-2004 07:15:27 | Straylight | 44.000 | 157 | The1Eri | 2.9060 | 9300.0 | 88 | 13845 | No |
| 123 | GOM_NL__2PRFIN20041023_071722_000000412031_00264_13845_5266.N1 | 23-OCT-2004 07:17:22 | Straylight | 41.000 | 84 | Alp Phe | 2.3970 | 4500.0 | 82 | 13845 | No |
| 124 | GOM_NL__2PRFIN20041023_072017_000002132031_00264_13845_5267.N1 | 23-OCT-2004 07:20:17 | Tw_i_and_stray | 213.00 | 101 | 11Alp Lep | 2.5820 | 7000.0 | 426 | 13845 | No |
| 125 | GOM_NL__2PRFIN20041023_072429_000000812031_00264_13845_5268.N1 | 23-OCT-2004 07:24:29 | Tw_i_and_stray | 80.500 | 165 | 34Gam Eri | 2.9500 | 3200.0 | 161 | 13845 | No |
| 126 | GOM_NL__2PRFIN20041023_073325_000000372031_00264_13845_5269.N1 | 23-OCT-2004 07:33:25 | Bright | 37.000 | 140 | 88Gam Peg | 2.8340 | 26000. | 74 | 13845 | No |
| 127 | GOM_NL__2PRFIN20041023_073533_000000442031_00264_13845_5270.N1 | 23-OCT-2004 07:35:33 | Bright | 44.000 | 105 | 6Bet Ari | 2.6450 | 8900.0 | 88 | 13845 | No |
| 128 | GOM_NL__2PRFIN20041023_073718_000000382031_00264_13845_5271.N1 | 23-OCT-2004 07:37:18 | Bright | 37.500 | 58 | 21Alp And | 2.0730 | 11000. | 75 | 13845 | No |
| 129 | GOM_NL__2PRFIN20041023_073918_000000392031_00264_13845_5272.N1 | 23-OCT-2004 07:39:18 | Bright | 38.500 | 53 | 43Bet And | 2.0480 | 3300.0 | 77 | 13845 | No |
| 130 | GOM_NL__2PRFIN20041023_074216_000000452031_00264_13845_5273.N1 | 23-OCT-2004 07:42:16 | Bright | 45.000 | 73 | 57Gam1And | 2.2600 | 13100. | 90 | 13845 | No |
| 131 | GOM_NL__2PRFIN20041023_074502_000000412031_00264_13845_5274.N1 | 23-OCT-2004 07:45:02 | Bright | 40.500 | 68 | 18Alp Cas | 2.2250 | 4500.0 | 81 | 13845 | No |
| 132 | GOM_NL__2PRFIN20041023_074620_000000382031_00264_13845_5275.N1 | 23-OCT-2004 07:46:20 | Bright | 38.000 | 76 | 27Gam Cas | 2.3000 | 30000. | 76 | 13845 | No |
| 133 | GOM_NL__2PRFIN20041023_074848_000000402031_00264_13845_5276.N1 | 23-OCT-2004 07:48:48 | Bright | 39.500 | 89 | 5Alp Cep | 2.4510 | 8000.0 | 79 | 13845 | No |
| 134 | GOM_NL__2PRFIN20041023_075416_000000392031_00264_13845_5277.N1 | 23-OCT-2004 07:54:16 | Bright | 39.000 | 49 | 1Alp UMi | 1.9900 | 6300.0 | 78 | 13845 | No |
| 135 | GOM_NL__2PRFIN20041023_075741_000000392031_00264_13845_5278.N1 | 23-OCT-2004 07:57:41 | Bright | 39.000 | 60 | 7Bet UMi | 2.0810 | 3950.0 | 78 | 13845 | No |
| 136 | GOM_NL__2PRFIN20041023_080229_000000412031_00264_13845_5279.N1 | 23-OCT-2004 08:02:29 | Bright | 41.000 | 36 | 50Alp UMa | 1.8000 | 6300.0 | 82 | 13845 | No |
| 137 | GOM_NL__2PRFIN20041023_080405_000000542031_00264_13845_5280.N1 | 23-OCT-2004 08:04:05 | Bright | 54.000 | 82 | 48Bet UMa | 2.3650 | 10600. | 108 | 13845 | No |
| 138 | GOM_NL__2PRFIN20041023_080736_000000392031_00264_13845_5281.N1 | 23-OCT-2004 08:07:36 | Bright | 38.500 | 174 | 52Psi UMa | 3.0040 | 4400.0 | 77 | 13845 | No |
| 139 | GOM_NL__2PRFIN20041023_081436_000000542031_00264_13845_5282.N1 | 23-OCT-2004 08:14:36 | Bright | 54.000 | 96 | 68Del Leo | 2.5600 | 9300.0 | 108 | 13845 | No |
| 140 | GOM_NL__2PRFIN20041023_081637_000001642031_00264_13845_5283.N1 | 23-OCT-2004 08:16:37 | Tw_i_and_stray | 163.50 | 17 | 78Bet Gem | 1.1610 | 4500.0 | 327 | 13845 | No |
| 141 | GOM_NL__2PRFIN20041023_082635_000000722031_00264_13845_5284.N1 | 23-OCT-2004 08:26:35 | Dark | 71.500 | 48 | 30Alp Hya | 1.9770 | 4100.0 | 143 | 13845 | No |
| 142 | GOM_NL__2PRFIN20041023_083412_000000442031_00264_13845_5285.N1 | 23-OCT-2004 08:34:12 | Dark | 43.500 | 113 | Mu Vel | 2.6920 | 5000.0 | 87 | 13845 | No |
| 143 | GOM_NL__2PRFIN20041023_083552_000000452031_00264_13845_5286.N1 | 23-OCT-2004 08:35:52 | Dark | 44.500 | 65 | Lam Vel | 2.2040 | 4400.0 | 89 | 13845 | No |
| 144 | GOM_NL__2PRFIN20041023_083851_000000502031_00265_13846_5259.N1 | 23-OCT-2004 08:38:51 | Dark | 50.000 | 70 | Zet Pup | 2.2460 | 39000. | 100 | 13846 | No |
| 145 | GOM_NL__2PRFIN20041023_084131_000000682031_00265_13846_5260.N1 | 23-OCT-2004 08:41:31 | Dark | 67.500 | 88 | 31Eta CMa | 2.4480 | 20000. | 135 | 13846 | No |
| 146 | GOM_NL__2PRFIN20041023_084456_000000502031_00265_13846_5261.N1 | 23-OCT-2004 08:44:56 | Dark | 50.000 | 2 | Alp Car | -0.73600 | 7000.0 | 100 | 13846 | No |
| 147 | GOM_NL__2PRFIN20041023_084816_000000772031_00265_13846_5262.N1 | 23-OCT-2004 08:48:16 | Dark | 76.500 | 177 | 1Zet CMa | 3.0220 | 26000. | 153 | 13846 | No |
| 148 | GOM_NL__2PRFIN20041023_085041_000000682031_00265_13846_5263.N1 | 23-OCT-2004 08:50:41 | Dark | 67.500 | 108 | Alp Col | 2.6520 | 15200. | 135 | 13846 | No |
| 149 | GOM_NL__2PRFIN20041023_085306_000000442031_00265_13846_5264.N1 | 23-OCT-2004 08:53:06 | Dark | 43.500 | 9 | Alp Eri | 0.45300 | 24000. | 87 | 13846 | No |
| 150 | GOM_NL__2PRFIN20041023_085603_000000442031_00265_13846_5265.N1 | 23-OCT-2004 08:56:03 | Straylight | 43.500 | 157 | The1Eri | 2.9060 | 9300.0 | 87 | 13846 | No |
| 151 | GOM_NL__2PRFIN20041023_085758_000000402031_00265_13846_5266.N1 | 23-OCT-2004 08:57:58 | Straylight | 39.500 | 84 | Alp Phe | 2.3970 | 4500.0 | 79 | 13846 | No |
| 152 | GOM_NL__2PRFIN20041023_090054_000002132031_00265_13846_5267.N1 | 23-OCT-2004 09:00:54 | Tw_i_and_stray | 213.00 | 101 | 11Alp Lep | 2.5820 | 7000.0 | 426 | 13846 | No |
| 153 | GOM_NL__2PRFIN20041023_090504_000000912031_00265_13846_5268.N1 | 23-OCT-2004 09:05:04 | Tw_i_and_stray | 90.500 | 165 | 34Gam Eri | 2.9500 | 3200.0 | 181 | 13846 | No |
| 154 | GOM_NL__2PRFIN20041023_091401_000000372031_00265_13846_5269.N1 | 23-OCT-2004 09:14:01 | Bright | 37.000 | 140 | 88Gam Peg | 2.8340 | 26000. | 74 | 13846 | No |
| 155 | GOM_NL__2PRFIN20041023_091609_000000442031_00265_13846_5270.N1 | 23-OCT-2004 09:16:09 | Bright | 43.500 | 105 | 6Bet Ari | 2.6450 | 8900.0 | 87 | 13846 | No |
| 156 | GOM_NL__2PRFIN20041023_091755_000000382031_00265_13846_5271.N1 | 23-OCT-2004 09:17:55 | Bright | 37.500 | 58 | 21Alp And | 2.0730 | 11000. | 75 | 13846 | No |
| 157 | GOM_NL__2PRFIN20041023_091954_000000382031_00265_13846_5272.N1 | 23-OCT-2004 09:19:54 | Bright | 38.000 | 53 | 43Bet And | 2.0480 | 3300.0 | 76 | 13846 | No |
| 158 | GOM_NL__2PRFIN20041023_092251_000000452031_00265_13846_5273.N1 | 23-OCT-2004 09:22:51 | Bright | 45.000 | 73 | 57Gam1And | 2.2600 | 13100. | 90 | 13846 | No |
| 159 | GOM_NL__2PRFIN20041023_092538_000000382031_00265_13846_5274.N1 | 23-OCT-2004 09:25:38 | Bright | 37.500 | 68 | 18Alp Cas | 2.2250 | 4500.0 | 75 | 13846 | No |
| 160 | GOM_NL__2PRFIN20041023_092655_000000382031_00265_13846_5275.N1 | 23-OCT-2004 09:26:55 | Bright | 37.500 | 76 | 27Gam Cas | 2.3000 | 30000. | 75 | 13846 | No |

| | | | | | | | | | | | |
|-----|--|----------------------|----------------|--------|-----|-----------|----------|--------|-----|-------|----|
| 161 | GOM_NL__2PRFIN20041023_092923_000000392031_00265_13846_5276.N1 | 23-OCT-2004 09:29:23 | Bright | 39.000 | 89 | 5Alp Cep | 2.4510 | 8000.0 | 78 | 13846 | No |
| 162 | GOM_NL__2PRFIN20041023_093451_000000372031_00265_13846_5277.N1 | 23-OCT-2004 09:34:51 | Bright | 37.000 | 49 | 1Alp UMi | 1.9900 | 6300.0 | 74 | 13846 | No |
| 163 | GOM_NL__2PRFIN20041023_093818_000000402031_00265_13846_5278.N1 | 23-OCT-2004 09:38:18 | Bright | 40.000 | 60 | 7Bet UMi | 2.0810 | 3950.0 | 80 | 13846 | No |
| 164 | GOM_NL__2PRFIN20041023_094306_000000392031_00265_13846_5279.N1 | 23-OCT-2004 09:43:06 | Bright | 38.500 | 36 | 50Alp UMa | 1.8000 | 6300.0 | 77 | 13846 | No |
| 165 | GOM_NL__2PRFIN20041023_094441_000000542031_00265_13846_5280.N1 | 23-OCT-2004 09:44:41 | Bright | 54.000 | 82 | 48Bet UMa | 2.3650 | 10600. | 108 | 13846 | No |
| 166 | GOM_NL__2PRFIN20041023_094812_000000372031_00265_13846_5281.N1 | 23-OCT-2004 09:48:12 | Bright | 37.000 | 174 | 52Psi UMa | 3.0040 | 4400.0 | 74 | 13846 | No |
| 167 | GOM_NL__2PRFIN20041023_095512_000000492031_00265_13846_5282.N1 | 23-OCT-2004 09:55:12 | Bright | 48.500 | 96 | 68Del Leo | 2.5600 | 9300.0 | 97 | 13846 | No |
| 168 | GOM_NL__2PRFIN20041023_095713_000001742031_00265_13846_5283.N1 | 23-OCT-2004 09:57:13 | Tw_i_and_stray | 174.00 | 17 | 78Bet Gem | 1.1610 | 4500.0 | 348 | 13846 | No |
| 169 | GOM_NL__2PRFIN20041023_100712_000000672031_00265_13846_5284.N1 | 23-OCT-2004 10:07:12 | Dark | 66.500 | 48 | 30Alp Hya | 1.9770 | 4100.0 | 133 | 13846 | No |
| 170 | GOM_NL__2PRFIN20041023_101448_000000412031_00265_13846_5285.N1 | 23-OCT-2004 10:14:48 | Dark | 41.000 | 113 | Mu Vel | 2.6920 | 5000.0 | 82 | 13846 | No |
| 171 | GOM_NL__2PRFIN20041023_101628_000000532031_00265_13846_5286.N1 | 23-OCT-2004 10:16:28 | Dark | 52.500 | 65 | Lam Vel | 2.2040 | 4400.0 | 105 | 13846 | No |
| 172 | GOM_NL__2PRFIN20041023_101927_000000512031_00266_13847_5259.N1 | 23-OCT-2004 10:19:27 | Dark | 51.000 | 70 | Zet Pup | 2.2460 | 39000. | 102 | 13847 | No |
| 173 | GOM_NL__2PRFIN20041023_102208_000000662031_00266_13847_5260.N1 | 23-OCT-2004 10:22:08 | Dark | 66.000 | 88 | 31Eta CMa | 2.4480 | 20000. | 132 | 13847 | No |
| 174 | GOM_NL__2PRFIN20041023_102533_000000562031_00266_13847_5261.N1 | 23-OCT-2004 10:25:33 | Dark | 56.000 | 2 | Alp Car | -0.73600 | 7000.0 | 112 | 13847 | No |
| 175 | GOM_NL__2PRFIN20041023_102853_000000772031_00266_13847_5262.N1 | 23-OCT-2004 10:28:53 | Dark | 77.000 | 177 | 1Zet CMa | 3.0220 | 26000. | 154 | 13847 | No |
| 176 | GOM_NL__2PRFIN20041023_103117_000000692031_00266_13847_5263.N1 | 23-OCT-2004 10:31:17 | Dark | 69.000 | 108 | Alp Col | 2.6520 | 15200. | 138 | 13847 | No |
| 177 | GOM_NL__2PRFIN20041023_103342_000000502031_00266_13847_5264.N1 | 23-OCT-2004 10:33:42 | Dark | 49.500 | 9 | Alp Eri | 0.45300 | 24000. | 99 | 13847 | No |
| 178 | GOM_NL__2PRFIN20041023_103639_000000442031_00266_13847_5265.N1 | 23-OCT-2004 10:36:39 | Straylight | 43.500 | 157 | The1Eri | 2.9060 | 9300.0 | 87 | 13847 | No |
| 179 | GOM_NL__2PRFIN20041023_103835_000000422031_00266_13847_5266.N1 | 23-OCT-2004 10:38:35 | Straylight | 41.500 | 84 | Alp Phe | 2.3970 | 4500.0 | 83 | 13847 | No |
| 180 | GOM_NL__2PRFIN20041023_104131_000002132031_00266_13847_5267.N1 | 23-OCT-2004 10:41:31 | Tw_i_and_stray | 213.00 | 101 | 11Alp Lep | 2.5820 | 7000.0 | 426 | 13847 | No |
| 181 | GOM_NL__2PRFIN20041023_104540_000000852031_00266_13847_5268.N1 | 23-OCT-2004 10:45:40 | Tw_i_and_stray | 85.000 | 165 | 34Gam Eri | 2.9500 | 3200.0 | 170 | 13847 | No |
| 182 | GOM_NL__2PRFIN20041023_105437_000000372031_00266_13847_5269.N1 | 23-OCT-2004 10:54:37 | Bright | 36.500 | 140 | 88Gam Peg | 2.8340 | 26000. | 73 | 13847 | No |
| 183 | GOM_NL__2PRFIN20041023_105644_000000452031_00266_13847_5270.N1 | 23-OCT-2004 10:56:44 | Bright | 44.500 | 105 | 6Bet Ari | 2.6450 | 8900.0 | 89 | 13847 | No |
| 184 | GOM_NL__2PRFIN20041023_105830_000000392031_00266_13847_5271.N1 | 23-OCT-2004 10:58:30 | Bright | 39.000 | 58 | 21Alp And | 2.0730 | 11000. | 78 | 13847 | No |
| 185 | GOM_NL__2PRFIN20041023_110029_000000402031_00266_13847_5272.N1 | 23-OCT-2004 11:00:29 | Bright | 40.000 | 53 | 43Bet And | 2.0480 | 3300.0 | 80 | 13847 | No |
| 186 | GOM_NL__2PRFIN20041023_110327_000000442031_00266_13847_5273.N1 | 23-OCT-2004 11:03:27 | Bright | 43.500 | 73 | 57Gam1And | 2.2600 | 13100. | 87 | 13847 | No |
| 187 | GOM_NL__2PRFIN20041023_110614_000000402031_00266_13847_5274.N1 | 23-OCT-2004 11:06:14 | Bright | 39.500 | 68 | 18Alp Cas | 2.2250 | 4500.0 | 79 | 13847 | No |
| 188 | GOM_NL__2PRFIN20041023_110731_000000392031_00266_13847_5275.N1 | 23-OCT-2004 11:07:31 | Bright | 38.500 | 76 | 27Gam Cas | 2.3000 | 30000. | 77 | 13847 | No |
| 189 | GOM_NL__2PRFIN20041023_111000_000000392031_00266_13847_5276.N1 | 23-OCT-2004 11:10:00 | Bright | 38.500 | 89 | 5Alp Cep | 2.4510 | 8000.0 | 77 | 13847 | No |
| 190 | GOM_NL__2PRFIN20041023_111527_000000382031_00266_13847_5277.N1 | 23-OCT-2004 11:15:27 | Bright | 38.000 | 49 | 1Alp UMi | 1.9900 | 6300.0 | 76 | 13847 | No |
| 191 | GOM_NL__2PRFIN20041023_111853_000000402031_00266_13847_5278.N1 | 23-OCT-2004 11:18:53 | Bright | 39.500 | 60 | 7Bet UMi | 2.0810 | 3950.0 | 79 | 13847 | No |
| 192 | GOM_NL__2PRFIN20041023_112341_000000412031_00266_13847_5279.N1 | 23-OCT-2004 11:23:41 | Bright | 40.500 | 36 | 50Alp UMa | 1.8000 | 6300.0 | 81 | 13847 | No |
| 193 | GOM_NL__2PRFIN20041023_112517_000000382031_00266_13847_5280.N1 | 23-OCT-2004 11:25:17 | Bright | 37.500 | 82 | 48Bet UMa | 2.3650 | 10600. | 75 | 13847 | No |
| 194 | GOM_NL__2PRFIN20041023_112848_000000392031_00266_13847_5281.N1 | 23-OCT-2004 11:28:48 | Bright | 38.500 | 174 | 52Psi UMa | 3.0040 | 4400.0 | 77 | 13847 | No |
| 195 | GOM_NL__2PRFIN20041023_113548_000000542031_00266_13847_5282.N1 | 23-OCT-2004 11:35:48 | Bright | 54.000 | 96 | 68Del Leo | 2.5600 | 9300.0 | 108 | 13847 | No |
| 196 | GOM_NL__2PRFIN20041023_113751_000001762031_00266_13847_5283.N1 | 23-OCT-2004 11:37:51 | Tw_i_and_stray | 175.50 | 17 | 78Bet Gem | 1.1610 | 4500.0 | 351 | 13847 | No |
| 197 | GOM_NL__2PRFIN20041023_114749_000000612031_00266_13847_5284.N1 | 23-OCT-2004 11:47:49 | Dark | 60.500 | 48 | 30Alp Hya | 1.9770 | 4100.0 | 121 | 13847 | No |
| 198 | GOM_NL__2PRFIN20041023_115525_000000402031_00266_13847_5285.N1 | 23-OCT-2004 11:55:25 | Dark | 39.500 | 113 | Mu Vel | 2.6920 | 5000.0 | 79 | 13847 | No |
| 199 | GOM_NL__2PRFIN20041023_115705_000000552031_00266_13847_5286.N1 | 23-OCT-2004 11:57:05 | Dark | 54.500 | 65 | Lam Vel | 2.2040 | 4400.0 | 109 | 13847 | No |
| 200 | GOM_NL__2PRFIN20041023_120004_000000512031_00267_13848_5259.N1 | 23-OCT-2004 12:00:04 | Dark | 50.500 | 70 | Zet Pup | 2.2460 | 39000. | 101 | 13848 | No |
| 201 | GOM_NL__2PRFIN20041023_120246_000000722031_00267_13848_5260.N1 | 23-OCT-2004 12:02:46 | Dark | 71.500 | 88 | 31Eta CMa | 2.4480 | 20000. | 143 | 13848 | No |
| 202 | GOM_NL__2PRFIN20041023_120609_000000492031_00267_13848_5261.N1 | 23-OCT-2004 12:06:09 | Dark | 48.500 | 2 | Alp Car | -0.73600 | 7000.0 | 97 | 13848 | No |
| 203 | GOM_NL__2PRFIN20041023_120931_000000792031_00267_13848_5262.N1 | 23-OCT-2004 12:09:31 | Dark | 78.500 | 177 | 1Zet CMa | 3.0220 | 26000. | 157 | 13848 | No |
| 204 | GOM_NL__2PRFIN20041023_121154_000000682031_00267_13848_5263.N1 | 23-OCT-2004 12:11:54 | Dark | 67.500 | 108 | Alp Col | 2.6520 | 15200. | 135 | 13848 | No |
| 205 | GOM_NL__2PRFIN20041023_121418_000000522031_00267_13848_5264.N1 | 23-OCT-2004 12:14:18 | Dark | 51.500 | 9 | Alp Eri | 0.45300 | 24000. | 103 | 13848 | No |
| 206 | GOM_NL__2PRFIN20041023_121715_000000442031_00267_13848_5265.N1 | 23-OCT-2004 12:17:15 | Straylight | 43.500 | 157 | The1Eri | 2.9060 | 9300.0 | 87 | 13848 | No |
| 207 | GOM_NL__2PRFIN20041023_121910_000000442031_00267_13848_5266.N1 | 23-OCT-2004 12:19:10 | Straylight | 43.500 | 84 | Alp Phe | 2.3970 | 4500.0 | 87 | 13848 | No |
| 208 | GOM_NL__2PRFIN20041023_122208_000002132031_00267_13848_5267.N1 | 23-OCT-2004 12:22:08 | Tw_i_and_stray | 213.00 | 101 | 11Alp Lep | 2.5820 | 7000.0 | 426 | 13848 | No |
| 209 | GOM_NL__2PRFIN20041023_122617_000000842031_00267_13848_5268.N1 | 23-OCT-2004 12:26:17 | Tw_i_and_stray | 84.000 | 165 | 34Gam Eri | 2.9500 | 3200.0 | 168 | 13848 | No |
| 210 | GOM_NL__2PRFIN20041023_123513_000000372031_00267_13848_5269.N1 | 23-OCT-2004 12:35:13 | Bright | 37.000 | 140 | 88Gam Peg | 2.8340 | 26000. | 74 | 13848 | No |
| 211 | GOM_NL__2PRFIN20041023_123719_000000452031_00267_13848_5270.N1 | 23-OCT-2004 12:37:19 | Bright | 44.500 | 105 | 6Bet Ari | 2.6450 | 8900.0 | 89 | 13848 | No |
| 212 | GOM_NL__2PRFIN20041023_123906_000000392031_00267_13848_5271.N1 | 23-OCT-2004 12:39:06 | Bright | 39.000 | 58 | 21Alp And | 2.0730 | 11000. | 78 | 13848 | No |
| 213 | GOM_NL__2PRFIN20041023_124105_000000412031_00267_13848_5272.N1 | 23-OCT-2004 12:41:05 | Bright | 40.500 | 53 | 43Bet And | 2.0480 | 3300.0 | 81 | 13848 | No |
| 214 | GOM_NL__2PRFIN20041023_124402_000000402031_00267_13848_5273.N1 | 23-OCT-2004 12:44:02 | Bright | 40.000 | 73 | 57Gam1And | 2.2600 | 13100. | 80 | 13848 | No |
| 215 | GOM_NL__2PRFIN20041023_124650_000000372031_00267_13848_5274.N1 | 23-OCT-2004 12:46:50 | Bright | 36.500 | 68 | 18Alp Cas | 2.2250 | 4500.0 | 73 | 13848 | No |
| 216 | GOM_NL__2PRFIN20041023_124807_000000362031_00267_13848_5275.N1 | 23-OCT-2004 12:48:07 | Bright | 36.000 | 76 | 27Gam Cas | 2.3000 | 30000. | 72 | 13848 | No |
| 217 | GOM_NL__2PRFIN20041023_125035_000000402031_00267_13848_5276.N1 | 23-OCT-2004 12:50:35 | Bright | 40.000 | 89 | 5Alp Cep | 2.4510 | 8000.0 | 80 | 13848 | No |
| 218 | GOM_NL__2PRFIN20041023_125603_000000382031_00267_13848_5277.N1 | 23-OCT-2004 12:56:03 | Bright | 38.000 | 49 | 1Alp UMi | 1.9900 | 6300.0 | 76 | 13848 | No |
| 219 | GOM_NL__2PRFIN20041023_125929_000000402031_00267_13848_5278.N1 | 23-OCT-2004 12:59:29 | Bright | 39.500 | 60 | 7Bet UMi | 2.0810 | 3950.0 | 79 | 13848 | No |

| | | | | | | | | | | | |
|-----|--|----------------------|----------------|--------|-----|-----------|----------|--------|-----|-------|----|
| 220 | GOM_NL__2PRFIN20041023_130417_000000352031_00267_13848_5279.N1 | 23-OCT-2004 13:04:17 | Bright | 35.000 | 36 | 50Alp UMa | 1.8000 | 6300.0 | 70 | 13848 | No |
| 221 | GOM_NL__2PRFIN20041023_130553_000000542031_00267_13848_5280.N1 | 23-OCT-2004 13:05:53 | Bright | 54.000 | 82 | 48Bet UMa | 2.3650 | 10600. | 108 | 13848 | No |
| 222 | GOM_NL__2PRFIN20041023_130924_000000392031_00267_13848_5281.N1 | 23-OCT-2004 13:09:24 | Bright | 38.500 | 174 | 52Psi UMa | 3.0040 | 4400.0 | 77 | 13848 | No |
| 223 | GOM_NL__2PRFIN20041023_131624_000000372031_00267_13848_5282.N1 | 23-OCT-2004 13:16:24 | Bright | 37.000 | 96 | 68Del Leo | 2.5600 | 9300.0 | 74 | 13848 | No |
| 224 | GOM_NL__2PRFIN20041023_131827_000001732031_00267_13848_5283.N1 | 23-OCT-2004 13:18:27 | Tw_i_and_stray | 173.00 | 17 | 78Bet Gem | 1.1610 | 4500.0 | 346 | 13848 | No |
| 225 | GOM_NL__2PRFIN20041023_132825_000000612031_00267_13848_5284.N1 | 23-OCT-2004 13:28:25 | Dark | 61.000 | 48 | 30Alp Hya | 1.9770 | 4100.0 | 122 | 13848 | No |
| 226 | GOM_NL__2PRFIN20041023_133600_000000422031_00267_13848_5285.N1 | 23-OCT-2004 13:36:00 | Dark | 42.000 | 113 | Mu Vel | 2.6920 | 5000.0 | 84 | 13848 | No |
| 227 | GOM_NL__2PRFIN20041023_133742_000000562031_00267_13848_5286.N1 | 23-OCT-2004 13:37:42 | Dark | 56.000 | 65 | Lam Vel | 2.2040 | 4400.0 | 112 | 13848 | No |
| 228 | GOM_NL__2PRFIN20041023_134041_000000522031_00268_13849_5259.N1 | 23-OCT-2004 13:40:41 | Dark | 52.000 | 70 | Zet Pup | 2.2460 | 39000. | 104 | 13849 | No |
| 229 | GOM_NL__2PRFIN20041023_134324_000000702031_00268_13849_5260.N1 | 23-OCT-2004 13:43:24 | Dark | 70.000 | 88 | 31Eta CMa | 2.4480 | 20000. | 140 | 13849 | No |
| 230 | GOM_NL__2PRFIN20041023_134646_000000512031_00268_13849_5261.N1 | 23-OCT-2004 13:46:46 | Dark | 50.500 | 2 | Alp Car | -0.73600 | 7000.0 | 101 | 13849 | No |
| 231 | GOM_NL__2PRFIN20041023_135009_000000752031_00268_13849_5262.N1 | 23-OCT-2004 13:50:09 | Dark | 75.000 | 177 | 1Zet CMa | 3.0220 | 26000. | 150 | 13849 | No |
| 232 | GOM_NL__2PRFIN20041023_135232_000000682031_00268_13849_5263.N1 | 23-OCT-2004 13:52:32 | Dark | 67.500 | 108 | Alp Col | 2.6520 | 15200. | 135 | 13849 | No |
| 233 | GOM_NL__2PRFIN20041023_135454_000000402031_00268_13849_5264.N1 | 23-OCT-2004 13:54:54 | Dark | 39.500 | 9 | Alp Eri | 0.45300 | 24000. | 79 | 13849 | No |
| 234 | GOM_NL__2PRFIN20041023_135751_000000472031_00268_13849_5265.N1 | 23-OCT-2004 13:57:51 | Straylight | 47.000 | 157 | The1Eri | 2.9060 | 9300.0 | 94 | 13849 | No |
| 235 | GOM_NL__2PRFIN20041023_135946_000000442031_00268_13849_5266.N1 | 23-OCT-2004 13:59:46 | Straylight | 44.000 | 84 | Alp Phe | 2.3970 | 4500.0 | 88 | 13849 | No |
| 236 | GOM_NL__2PRFIN20041023_140244_000002132031_00268_13849_5267.N1 | 23-OCT-2004 14:02:44 | Tw_i_and_stray | 213.00 | 101 | 11Alp Lep | 2.5820 | 7000.0 | 426 | 13849 | No |
| 237 | GOM_NL__2PRFIN20041023_140652_000000852031_00268_13849_5268.N1 | 23-OCT-2004 14:06:52 | Tw_i_and_stray | 84.500 | 165 | 34Gam Eri | 2.9500 | 3200.0 | 169 | 13849 | No |
| 238 | GOM_NL__2PRFIN20041023_141549_000000372031_00268_13849_5269.N1 | 23-OCT-2004 14:15:49 | Bright | 36.500 | 140 | 88Gam Peg | 2.8340 | 26000. | 73 | 13849 | No |
| 239 | GOM_NL__2PRFIN20041023_141756_000000442031_00268_13849_5270.N1 | 23-OCT-2004 14:17:56 | Bright | 43.500 | 105 | 6Bet Ari | 2.6450 | 8900.0 | 87 | 13849 | No |
| 240 | GOM_NL__2PRFIN20041023_141942_000000382031_00268_13849_5271.N1 | 23-OCT-2004 14:19:42 | Bright | 38.000 | 58 | 21Alp And | 2.0730 | 11000. | 76 | 13849 | No |
| 241 | GOM_NL__2PRFIN20041023_142141_000000402031_00268_13849_5272.N1 | 23-OCT-2004 14:21:41 | Bright | 39.500 | 53 | 43Bet And | 2.0480 | 3300.0 | 79 | 13849 | No |
| 242 | GOM_NL__2PRFIN20041023_142438_000000442031_00268_13849_5273.N1 | 23-OCT-2004 14:24:38 | Bright | 43.500 | 73 | 57Gam1And | 2.2600 | 13100. | 87 | 13849 | No |
| 243 | GOM_NL__2PRFIN20041023_142726_000000382031_00268_13849_5274.N1 | 23-OCT-2004 14:27:26 | Bright | 37.500 | 68 | 18Alp Cas | 2.2250 | 4500.0 | 75 | 13849 | No |
| 244 | GOM_NL__2PRFIN20041023_142843_000000392031_00268_13849_5275.N1 | 23-OCT-2004 14:28:43 | Bright | 39.000 | 76 | 27Gam Cas | 2.3000 | 30000. | 78 | 13849 | No |
| 245 | GOM_NL__2PRFIN20041023_143112_000000382031_00268_13849_5276.N1 | 23-OCT-2004 14:31:12 | Bright | 38.000 | 89 | 5Alp Cep | 2.4510 | 8000.0 | 76 | 13849 | No |
| 246 | GOM_NL__2PRFIN20041023_143639_000000352031_00268_13849_5277.N1 | 23-OCT-2004 14:36:39 | Bright | 35.000 | 49 | 1Alp UMi | 1.9900 | 6300.0 | 70 | 13849 | No |
| 247 | GOM_NL__2PRFIN20041023_144006_000000342031_00268_13849_5278.N1 | 23-OCT-2004 14:40:06 | Bright | 34.000 | 60 | 7Bet UMi | 2.0810 | 3950.0 | 68 | 13849 | No |
| 248 | GOM_NL__2PRFIN20041023_144454_000000542031_00268_13849_5279.N1 | 23-OCT-2004 14:44:54 | Bright | 54.000 | 36 | 50Alp UMa | 1.8000 | 6300.0 | 108 | 13849 | No |
| 249 | GOM_NL__2PRFIN20041023_144628_000000402031_00268_13849_5280.N1 | 23-OCT-2004 14:46:28 | Bright | 39.500 | 82 | 48Bet UMa | 2.3650 | 10600. | 79 | 13849 | No |
| 250 | GOM_NL__2PRFIN20041023_145000_000000372031_00268_13849_5281.N1 | 23-OCT-2004 14:50:00 | Bright | 37.000 | 174 | 52Psi UMa | 3.0040 | 4400.0 | 74 | 13849 | No |
| 251 | GOM_NL__2PRFIN20041023_145701_000000382031_00268_13849_5282.N1 | 23-OCT-2004 14:57:01 | Bright | 37.500 | 96 | 68Del Leo | 2.5600 | 9300.0 | 75 | 13849 | No |
| 252 | GOM_NL__2PRFIN20041023_145904_000001712031_00268_13849_5283.N1 | 23-OCT-2004 14:59:04 | Tw_i_and_stray | 171.00 | 17 | 78Bet Gem | 1.1610 | 4500.0 | 342 | 13849 | No |
| 253 | GOM_NL__2PRFIN20041023_150903_000000612031_00268_13849_5284.N1 | 23-OCT-2004 15:09:03 | Dark | 60.500 | 48 | 30Alp Hya | 1.9770 | 4100.0 | 121 | 13849 | No |
| 254 | GOM_NL__2PRFIN20041023_151637_000000442031_00268_13849_5285.N1 | 23-OCT-2004 15:16:37 | Dark | 43.500 | 113 | Mu Vel | 2.6920 | 5000.0 | 87 | 13849 | No |
| 255 | GOM_NL__2PRFIN20041023_151819_000000572031_00268_13849_5286.N1 | 23-OCT-2004 15:18:19 | Dark | 57.000 | 65 | Lam Vel | 2.2040 | 4400.0 | 114 | 13849 | No |
| 256 | GOM_NL__2PRFIN20041023_152119_000000502031_00269_13850_5260.N1 | 23-OCT-2004 15:21:19 | Dark | 50.000 | 70 | Zet Pup | 2.2460 | 39000. | 100 | 13850 | No |
| 257 | GOM_NL__2PRFIN20041023_152722_000000502031_00269_13850_5261.N1 | 23-OCT-2004 15:27:22 | Dark | 50.000 | 2 | Alp Car | -0.73600 | 7000.0 | 100 | 13850 | No |
| 258 | GOM_NL__2PRFIN20041023_153047_000000772031_00269_13850_5262.N1 | 23-OCT-2004 15:30:47 | Dark | 76.500 | 177 | 1Zet CMa | 3.0220 | 26000. | 153 | 13850 | No |
| 259 | GOM_NL__2PRFIN20041023_153405_000000402031_00269_13850_5263.N1 | 23-OCT-2004 15:34:05 | Dark | 39.500 | 143 | Alp Hyi | 2.8570 | 7200.0 | 79 | 13850 | No |
| 260 | GOM_NL__2PRFIN20041023_153529_000000482031_00269_13850_5264.N1 | 23-OCT-2004 15:35:29 | Dark | 48.000 | 9 | Alp Eri | 0.45300 | 24000. | 96 | 13850 | No |
| 261 | GOM_NL__2PRFIN20041023_153828_000000452031_00269_13850_5265.N1 | 23-OCT-2004 15:38:28 | Straylight | 45.000 | 157 | The1Eri | 2.9060 | 9300.0 | 90 | 13850 | No |
| 262 | GOM_NL__2PRFIN20041023_154023_000000392031_00269_13850_5266.N1 | 23-OCT-2004 15:40:23 | Straylight | 39.000 | 84 | Alp Phe | 2.3970 | 4500.0 | 78 | 13850 | No |
| 263 | GOM_NL__2PRFIN20041023_154655_000000492031_00269_13850_5267.N1 | 23-OCT-2004 15:46:55 | Straylight | 49.000 | 52 | 16Bet Cet | 2.0370 | 4500.0 | 98 | 13850 | No |
| 264 | GOM_NL__2PRFIN20041023_155624_000000392031_00269_13850_5268.N1 | 23-OCT-2004 15:56:24 | Bright | 38.500 | 140 | 88Gam Peg | 2.8340 | 26000. | 77 | 13850 | No |
| 265 | GOM_NL__2PRFIN20041023_155831_000000432031_00269_13850_5269.N1 | 23-OCT-2004 15:58:31 | Bright | 43.000 | 105 | 6Bet Ari | 2.6450 | 8900.0 | 86 | 13850 | No |
| 266 | GOM_NL__2PRFIN20041023_160017_000000392031_00269_13850_5270.N1 | 23-OCT-2004 16:00:17 | Bright | 38.500 | 58 | 21Alp And | 2.0730 | 11000. | 77 | 13850 | No |
| 267 | GOM_NL__2PRFIN20041023_160216_000000392031_00269_13850_5271.N1 | 23-OCT-2004 16:02:16 | Bright | 38.500 | 53 | 43Bet And | 2.0480 | 3300.0 | 77 | 13850 | No |
| 268 | GOM_NL__2PRFIN20041023_160512_000000442031_00269_13850_5272.N1 | 23-OCT-2004 16:05:12 | Bright | 43.500 | 73 | 57Gam1And | 2.2600 | 13100. | 87 | 13850 | No |
| 269 | GOM_NL__2PRFIN20041023_160801_000000362031_00269_13850_5273.N1 | 23-OCT-2004 16:08:01 | Bright | 35.500 | 68 | 18Alp Cas | 2.2250 | 4500.0 | 71 | 13850 | No |
| 270 | GOM_NL__2PRFIN20041023_160918_000000372031_00269_13850_5274.N1 | 23-OCT-2004 16:09:18 | Bright | 36.500 | 76 | 27Gam Cas | 2.3000 | 30000. | 73 | 13850 | No |
| 271 | GOM_NL__2PRFIN20041023_161149_000000402031_00269_13850_5275.N1 | 23-OCT-2004 16:11:49 | Bright | 39.500 | 89 | 5Alp Cep | 2.4510 | 8000.0 | 79 | 13850 | No |
| 272 | GOM_NL__2PRFIN20041023_161715_000000392031_00269_13850_5276.N1 | 23-OCT-2004 16:17:15 | Bright | 38.500 | 49 | 1Alp UMi | 1.9900 | 6300.0 | 77 | 13850 | No |
| 273 | GOM_NL__2PRFIN20041023_162042_000000392031_00269_13850_5277.N1 | 23-OCT-2004 16:20:42 | Bright | 38.500 | 60 | 7Bet UMi | 2.0810 | 3950.0 | 77 | 13850 | No |
| 274 | GOM_NL__2PRFIN20041023_162529_000000412031_00269_13850_5278.N1 | 23-OCT-2004 16:25:29 | Bright | 40.500 | 36 | 50Alp UMa | 1.8000 | 6300.0 | 81 | 13850 | No |
| 275 | GOM_NL__2PRFIN20041023_162705_000000382031_00269_13850_5279.N1 | 23-OCT-2004 16:27:05 | Bright | 38.000 | 82 | 48Bet UMa | 2.3650 | 10600. | 76 | 13850 | No |
| 276 | GOM_NL__2PRFIN20041023_163036_000000392031_00269_13850_5280.N1 | 23-OCT-2004 16:30:36 | Bright | 38.500 | 174 | 52Psi UMa | 3.0040 | 4400.0 | 77 | 13850 | No |
| 277 | GOM_NL__2PRFIN20041023_163758_000000572031_00269_13850_5281.N1 | 23-OCT-2004 16:37:58 | Bright | 57.000 | 166 | 17Eps Leo | 2.9800 | 6000.0 | 114 | 13850 | No |
| 278 | GOM_NL__2PRFIN20041023_163942_000001682031_00269_13850_5282.N1 | 23-OCT-2004 16:39:42 | Tw_i_and_stray | 167.50 | 17 | 78Bet Gem | 1.1610 | 4500.0 | 335 | 13850 | No |

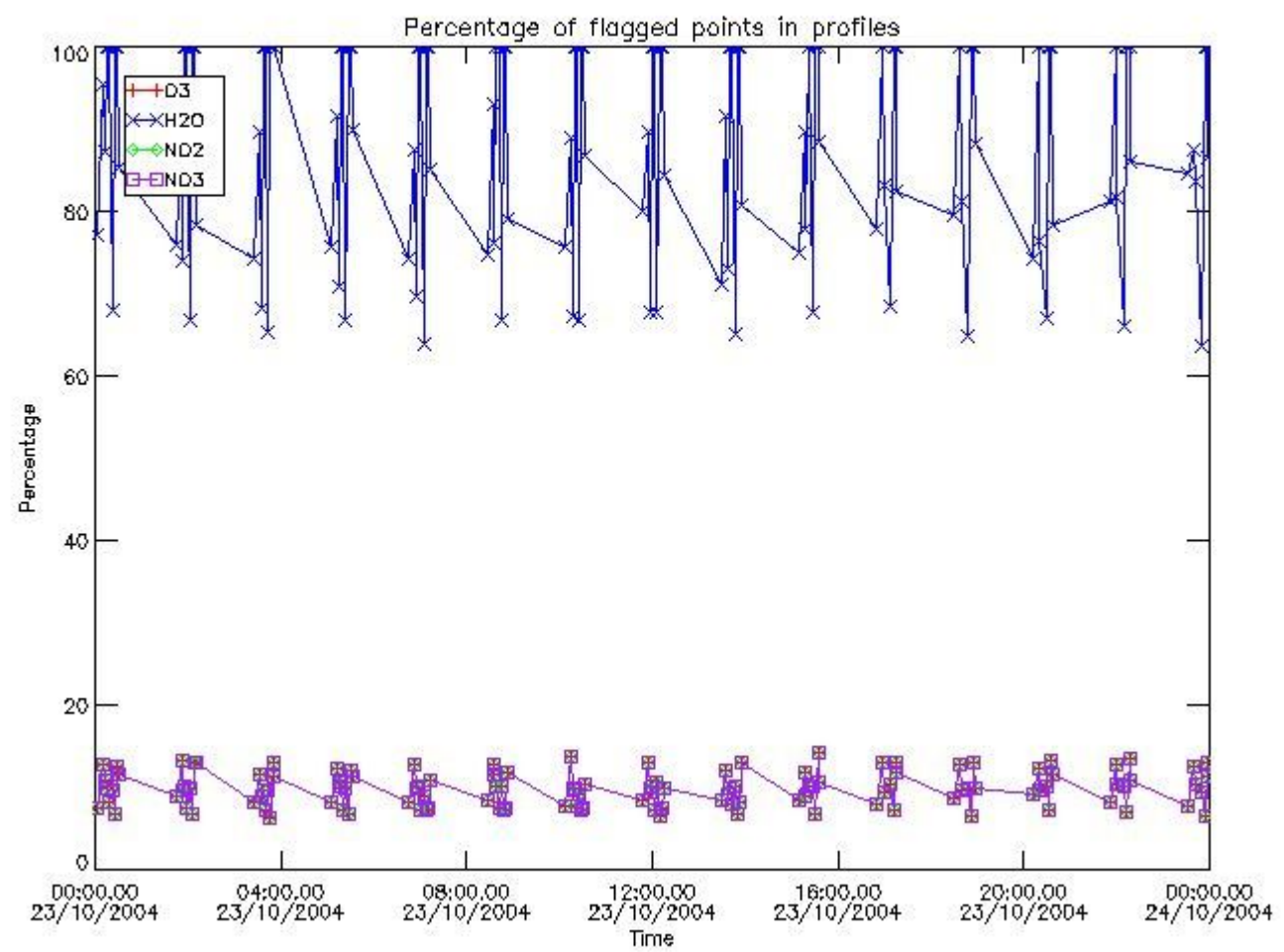
| | | | | | | | | | | | |
|-----|--|----------------------|----------------|--------|-----|-----------|----------|--------|-----|-------|----|
| 279 | GOM_NL__2PRFIN20041023_164940_000000702031_00269_13850_5283.N1 | 23-OCT-2004 16:49:40 | Dark | 70.000 | 48 | 30Alp Hya | 1.9770 | 4100.0 | 140 | 13850 | No |
| 280 | GOM_NL__2PRFIN20041023_165713_000000402031_00269_13850_5284.N1 | 23-OCT-2004 16:57:13 | Dark | 39.500 | 113 | Mu Vel | 2.6920 | 5000.0 | 79 | 13850 | No |
| 281 | GOM_NL__2PRFIN20041023_165855_000000542031_00269_13850_5285.N1 | 23-OCT-2004 16:58:55 | Dark | 54.000 | 65 | Lam Vel | 2.2040 | 4400.0 | 108 | 13850 | No |
| 282 | GOM_NL__2PRFIN20041023_170800_000000502031_00270_13851_5261.N1 | 23-OCT-2004 17:08:00 | Dark | 49.500 | 2 | Alp Car | -0.73600 | 7000.0 | 99 | 13851 | No |
| 283 | GOM_NL__2PRFIN20041023_171123_000000792031_00270_13851_5262.N1 | 23-OCT-2004 17:11:23 | Dark | 78.500 | 177 | 1Zet CMa | 3.0220 | 26000. | 157 | 13851 | No |
| 284 | GOM_NL__2PRFIN20041023_171442_000000402031_00270_13851_5263.N1 | 23-OCT-2004 17:14:42 | Dark | 39.500 | 143 | Alp Hyi | 2.8570 | 7200.0 | 79 | 13851 | No |
| 285 | GOM_NL__2PRFIN20041023_171607_000000432031_00270_13851_5264.N1 | 23-OCT-2004 17:16:07 | Dark | 42.500 | 9 | Alp Eri | 0.45300 | 24000. | 85 | 13851 | No |
| 286 | GOM_NL__2PRFIN20041023_171905_000000452031_00270_13851_5265.N1 | 23-OCT-2004 17:19:05 | Straylight | 45.000 | 157 | The1Eri | 2.9060 | 9300.0 | 90 | 13851 | No |
| 287 | GOM_NL__2PRFIN20041023_172059_000000442031_00270_13851_5266.N1 | 23-OCT-2004 17:20:59 | Straylight | 44.000 | 84 | Alp Phe | 2.3970 | 4500.0 | 88 | 13851 | No |
| 288 | GOM_NL__2PRFIN20041023_172732_000000452031_00270_13851_5267.N1 | 23-OCT-2004 17:27:32 | Straylight | 44.500 | 52 | 16Bet Cet | 2.0370 | 4500.0 | 89 | 13851 | No |
| 289 | GOM_NL__2PRFIN20041023_173701_000000372031_00270_13851_5268.N1 | 23-OCT-2004 17:37:01 | Bright | 37.000 | 140 | 88Gam Peg | 2.8340 | 26000. | 74 | 13851 | No |
| 290 | GOM_NL__2PRFIN20041023_173907_000000432031_00270_13851_5269.N1 | 23-OCT-2004 17:39:07 | Bright | 43.000 | 105 | 6Bet Ari | 2.6450 | 8900.0 | 86 | 13851 | No |
| 291 | GOM_NL__2PRFIN20041023_174055_000000382031_00270_13851_5270.N1 | 23-OCT-2004 17:40:55 | Bright | 38.000 | 58 | 21Alp And | 2.0730 | 11000. | 76 | 13851 | No |
| 292 | GOM_NL__2PRFIN20041023_174253_000000392031_00270_13851_5271.N1 | 23-OCT-2004 17:42:53 | Bright | 39.000 | 53 | 43Bet And | 2.0480 | 3300.0 | 78 | 13851 | No |
| 293 | GOM_NL__2PRFIN20041023_174548_000000452031_00270_13851_5272.N1 | 23-OCT-2004 17:45:48 | Bright | 45.000 | 73 | 57Gam1And | 2.2600 | 13100. | 90 | 13851 | No |
| 294 | GOM_NL__2PRFIN20041023_174838_000000402031_00270_13851_5273.N1 | 23-OCT-2004 17:48:38 | Bright | 39.500 | 68 | 18Alp Cas | 2.2250 | 4500.0 | 79 | 13851 | No |
| 295 | GOM_NL__2PRFIN20041023_174954_000000382031_00270_13851_5274.N1 | 23-OCT-2004 17:49:54 | Bright | 37.500 | 76 | 27Gam Cas | 2.3000 | 30000. | 75 | 13851 | No |
| 296 | GOM_NL__2PRFIN20041023_175225_000000402031_00270_13851_5275.N1 | 23-OCT-2004 17:52:25 | Bright | 39.500 | 89 | 5Alp Cep | 2.4510 | 8000.0 | 79 | 13851 | No |
| 297 | GOM_NL__2PRFIN20041023_175751_000000382031_00270_13851_5276.N1 | 23-OCT-2004 17:57:51 | Bright | 38.000 | 49 | 1Alp UMi | 1.9900 | 6300.0 | 76 | 13851 | No |
| 298 | GOM_NL__2PRFIN20041023_180118_000000392031_00270_13851_5277.N1 | 23-OCT-2004 18:01:18 | Bright | 39.000 | 60 | 7Bet UMi | 2.0810 | 3950.0 | 78 | 13851 | No |
| 299 | GOM_NL__2PRFIN20041023_180605_000000402031_00270_13851_5278.N1 | 23-OCT-2004 18:06:05 | Bright | 39.500 | 36 | 50Alp UMa | 1.8000 | 6300.0 | 79 | 13851 | No |
| 300 | GOM_NL__2PRFIN20041023_180740_000000402031_00270_13851_5279.N1 | 23-OCT-2004 18:07:40 | Bright | 39.500 | 82 | 48Bet UMa | 2.3650 | 10600. | 79 | 13851 | No |
| 301 | GOM_NL__2PRFIN20041023_181112_000000382031_00270_13851_5280.N1 | 23-OCT-2004 18:11:12 | Bright | 38.000 | 174 | 52Psi UMa | 3.0040 | 4400.0 | 76 | 13851 | No |
| 302 | GOM_NL__2PRFIN20041023_181834_000000622031_00270_13851_5281.N1 | 23-OCT-2004 18:18:34 | Bright | 62.000 | 166 | 17Eps Leo | 2.9800 | 6000.0 | 124 | 13851 | No |
| 303 | GOM_NL__2PRFIN20041023_182019_000001852031_00270_13851_5282.N1 | 23-OCT-2004 18:20:19 | Tw_i_and_stray | 185.00 | 17 | 78Bet Gem | 1.1610 | 4500.0 | 370 | 13851 | No |
| 304 | GOM_NL__2PRFIN20041023_183017_000000592031_00270_13851_5283.N1 | 23-OCT-2004 18:30:17 | Dark | 59.000 | 48 | 30Alp Hya | 1.9770 | 4100.0 | 118 | 13851 | No |
| 305 | GOM_NL__2PRFIN20041023_183750_000000402031_00270_13851_5284.N1 | 23-OCT-2004 18:37:50 | Dark | 40.000 | 113 | Mu Vel | 2.6920 | 5000.0 | 80 | 13851 | No |
| 306 | GOM_NL__2PRFIN20041023_183932_000000542031_00270_13851_5285.N1 | 23-OCT-2004 18:39:32 | Dark | 53.500 | 65 | Lam Vel | 2.2040 | 4400.0 | 107 | 13851 | No |
| 307 | GOM_NL__2PRFIN20041023_184837_000000522031_00271_13852_5265.N1 | 23-OCT-2004 18:48:37 | Dark | 51.500 | 2 | Alp Car | -0.73600 | 7000.0 | 103 | 13852 | No |
| 308 | GOM_NL__2PRFIN20041023_185200_000000792031_00271_13852_5266.N1 | 23-OCT-2004 18:52:00 | Dark | 79.000 | 177 | 1Zet CMa | 3.0220 | 26000. | 158 | 13852 | No |
| 309 | GOM_NL__2PRFIN20041023_185518_000000392031_00271_13852_5267.N1 | 23-OCT-2004 18:55:18 | Dark | 39.000 | 143 | Alp Hyi | 2.8570 | 7200.0 | 78 | 13852 | No |
| 310 | GOM_NL__2PRFIN20041023_185643_000000512031_00271_13852_5268.N1 | 23-OCT-2004 18:56:43 | Dark | 51.000 | 9 | Alp Eri | 0.45300 | 24000. | 102 | 13852 | No |
| 311 | GOM_NL__2PRFIN20041023_185941_000000442031_00271_13852_5269.N1 | 23-OCT-2004 18:59:41 | Straylight | 44.000 | 157 | The1Eri | 2.9060 | 9300.0 | 88 | 13852 | No |
| 312 | GOM_NL__2PRFIN20041023_190135_000000432031_00271_13852_5270.N1 | 23-OCT-2004 19:01:35 | Straylight | 43.000 | 84 | Alp Phe | 2.3970 | 4500.0 | 86 | 13852 | No |
| 313 | GOM_NL__2PRFIN20041023_190808_000000462031_00271_13852_5271.N1 | 23-OCT-2004 19:08:08 | Straylight | 46.000 | 52 | 16Bet Cet | 2.0370 | 4500.0 | 92 | 13852 | No |
| 314 | GOM_NL__2PRFIN20041023_191737_000000392031_00271_13852_5272.N1 | 23-OCT-2004 19:17:37 | Bright | 38.500 | 140 | 88Gam Peg | 2.8340 | 26000. | 77 | 13852 | No |
| 315 | GOM_NL__2PRFIN20041023_191943_000000442031_00271_13852_5273.N1 | 23-OCT-2004 19:19:43 | Bright | 43.500 | 105 | 6Bet Ari | 2.6450 | 8900.0 | 87 | 13852 | No |
| 316 | GOM_NL__2PRFIN20041023_192131_000000392031_00271_13852_5274.N1 | 23-OCT-2004 19:21:31 | Bright | 38.500 | 58 | 21Alp And | 2.0730 | 11000. | 77 | 13852 | No |
| 317 | GOM_NL__2PRFIN20041023_192329_000000382031_00271_13852_5275.N1 | 23-OCT-2004 19:23:29 | Bright | 38.000 | 53 | 43Bet And | 2.0480 | 3300.0 | 76 | 13852 | No |
| 318 | GOM_NL__2PRFIN20041023_192624_000000442031_00271_13852_5276.N1 | 23-OCT-2004 19:26:24 | Bright | 44.000 | 73 | 57Gam1And | 2.2600 | 13100. | 88 | 13852 | No |
| 319 | GOM_NL__2PRFIN20041023_192914_000000392031_00271_13852_5277.N1 | 23-OCT-2004 19:29:14 | Bright | 39.000 | 68 | 18Alp Cas | 2.2250 | 4500.0 | 78 | 13852 | No |
| 320 | GOM_NL__2PRFIN20041023_193030_000000382031_00271_13852_5278.N1 | 23-OCT-2004 19:30:30 | Bright | 37.500 | 76 | 27Gam Cas | 2.3000 | 30000. | 75 | 13852 | No |
| 321 | GOM_NL__2PRFIN20041023_193302_000000402031_00271_13852_5279.N1 | 23-OCT-2004 19:33:02 | Bright | 39.500 | 89 | 5Alp Cep | 2.4510 | 8000.0 | 79 | 13852 | No |
| 322 | GOM_NL__2PRFIN20041023_193827_000000372031_00271_13852_5280.N1 | 23-OCT-2004 19:38:27 | Bright | 37.000 | 49 | 1Alp UMi | 1.9900 | 6300.0 | 74 | 13852 | No |
| 323 | GOM_NL__2PRFIN20041023_194155_000000382031_00271_13852_5281.N1 | 23-OCT-2004 19:41:55 | Bright | 37.500 | 60 | 7Bet UMi | 2.0810 | 3950.0 | 75 | 13852 | No |
| 324 | GOM_NL__2PRFIN20041023_194642_000000412031_00271_13852_5282.N1 | 23-OCT-2004 19:46:42 | Bright | 41.000 | 36 | 50Alp UMa | 1.8000 | 6300.0 | 82 | 13852 | No |
| 325 | GOM_NL__2PRFIN20041023_194817_000000542031_00271_13852_5283.N1 | 23-OCT-2004 19:48:17 | Bright | 54.000 | 82 | 48Bet UMa | 2.3650 | 10600. | 108 | 13852 | No |
| 326 | GOM_NL__2PRFIN20041023_195148_000000392031_00271_13852_5284.N1 | 23-OCT-2004 19:51:48 | Bright | 39.000 | 174 | 52Psi UMa | 3.0040 | 4400.0 | 78 | 13852 | No |
| 327 | GOM_NL__2PRFIN20041023_195910_000000502031_00271_13852_5285.N1 | 23-OCT-2004 19:59:10 | Bright | 50.000 | 166 | 17Eps Leo | 2.9800 | 6000.0 | 100 | 13852 | No |
| 328 | GOM_NL__2PRFIN20041023_200055_000001792031_00271_13852_5286.N1 | 23-OCT-2004 20:00:55 | Tw_i_and_stray | 179.00 | 17 | 78Bet Gem | 1.1610 | 4500.0 | 358 | 13852 | No |
| 329 | GOM_NL__2PRFIN20041023_201054_000000612031_00271_13852_5287.N1 | 23-OCT-2004 20:10:54 | Dark | 60.500 | 48 | 30Alp Hya | 1.9770 | 4100.0 | 121 | 13852 | No |
| 330 | GOM_NL__2PRFIN20041023_201826_000000422031_00271_13852_5288.N1 | 23-OCT-2004 20:18:26 | Dark | 41.500 | 113 | Mu Vel | 2.6920 | 5000.0 | 83 | 13852 | No |
| 331 | GOM_NL__2PRFIN20041023_202009_000000542031_00271_13852_5289.N1 | 23-OCT-2004 20:20:09 | Dark | 53.500 | 65 | Lam Vel | 2.2040 | 4400.0 | 107 | 13852 | No |
| 332 | GOM_NL__2PRFIN20041023_202913_000000512031_00272_13853_5483.N1 | 23-OCT-2004 20:29:13 | Dark | 50.500 | 2 | Alp Car | -0.73600 | 7000.0 | 101 | 13853 | No |
| 333 | GOM_NL__2PRFIN20041023_203239_000000772031_00272_13853_5484.N1 | 23-OCT-2004 20:32:39 | Dark | 76.500 | 177 | 1Zet CMa | 3.0220 | 26000. | 153 | 13853 | No |
| 334 | GOM_NL__2PRFIN20041023_203554_000000392031_00272_13853_5485.N1 | 23-OCT-2004 20:35:54 | Dark | 38.500 | 143 | Alp Hyi | 2.8570 | 7200.0 | 77 | 13853 | No |
| 335 | GOM_NL__2PRFIN20041023_203719_000000452031_00272_13853_5486.N1 | 23-OCT-2004 20:37:19 | Dark | 44.500 | 9 | Alp Eri | 0.45300 | 24000. | 89 | 13853 | No |
| 336 | GOM_NL__2PRFIN20041023_204018_000000432031_00272_13853_5487.N1 | 23-OCT-2004 20:40:18 | Straylight | 43.000 | 157 | The1Eri | 2.9060 | 9300.0 | 86 | 13853 | No |
| 337 | GOM_NL__2PRFIN20041023_204211_000000432031_00272_13853_5488.N1 | 23-OCT-2004 20:42:11 | Straylight | 42.500 | 84 | Alp Phe | 2.3970 | 4500.0 | 85 | 13853 | No |

| | | | | | | | | | | | |
|-----|--|----------------------|----------------|--------|-----|-----------|----------|--------|-----|-------|----|
| 338 | GOM_NL__2PRFIN20041023_204844_000000462031_00272_13853_5489.N1 | 23-OCT-2004 20:48:44 | Straylight | 45.500 | 52 | 16Bet Cet | 2.0370 | 4500.0 | 91 | 13853 | No |
| 339 | GOM_NL__2PRFIN20041023_205813_000000382031_00272_13853_5490.N1 | 23-OCT-2004 20:58:13 | Bright | 37.500 | 140 | 88Gam Peg | 2.8340 | 26000. | 75 | 13853 | No |
| 340 | GOM_NL__2PRFIN20041023_210019_000000422031_00272_13853_5491.N1 | 23-OCT-2004 21:00:19 | Bright | 42.000 | 105 | 6Bet Ari | 2.6450 | 8900.0 | 84 | 13853 | No |
| 341 | GOM_NL__2PRFIN20041023_210207_000000372031_00272_13853_5492.N1 | 23-OCT-2004 21:02:07 | Bright | 37.000 | 58 | 21Alp And | 2.0730 | 11000. | 74 | 13853 | No |
| 342 | GOM_NL__2PRFIN20041023_210404_000000402031_00272_13853_5493.N1 | 23-OCT-2004 21:04:04 | Bright | 39.500 | 53 | 43Bet And | 2.0480 | 3300.0 | 79 | 13853 | No |
| 343 | GOM_NL__2PRFIN20041023_210659_000000432031_00272_13853_5494.N1 | 23-OCT-2004 21:06:59 | Bright | 43.000 | 73 | 57Gam1And | 2.2600 | 13100. | 86 | 13853 | No |
| 344 | GOM_NL__2PRFIN20041023_210950_000000382031_00272_13853_5495.N1 | 23-OCT-2004 21:09:50 | Bright | 38.000 | 68 | 18Alp Cas | 2.2250 | 4500.0 | 76 | 13853 | No |
| 345 | GOM_NL__2PRFIN20041023_211106_000000382031_00272_13853_5496.N1 | 23-OCT-2004 21:11:06 | Bright | 38.000 | 76 | 27Gam Cas | 2.3000 | 30000. | 76 | 13853 | No |
| 346 | GOM_NL__2PRFIN20041023_211338_000000392031_00272_13853_5497.N1 | 23-OCT-2004 21:13:38 | Bright | 39.000 | 89 | 5Alp Cep | 2.4510 | 8000.0 | 78 | 13853 | No |
| 347 | GOM_NL__2PRFIN20041023_211903_000000392031_00272_13853_5498.N1 | 23-OCT-2004 21:19:03 | Bright | 38.500 | 49 | 1Alp UMi | 1.9900 | 6300.0 | 77 | 13853 | No |
| 348 | GOM_NL__2PRFIN20041023_212231_000000362031_00272_13853_5499.N1 | 23-OCT-2004 21:22:31 | Bright | 35.500 | 60 | 7Bet UMi | 2.0810 | 3950.0 | 71 | 13853 | No |
| 349 | GOM_NL__2PRFIN20041023_212717_000000402031_00272_13853_5500.N1 | 23-OCT-2004 21:27:17 | Bright | 39.500 | 36 | 50Alp UMa | 1.8000 | 6300.0 | 79 | 13853 | No |
| 350 | GOM_NL__2PRFIN20041023_212853_000000392031_00272_13853_5501.N1 | 23-OCT-2004 21:28:53 | Bright | 38.500 | 82 | 48Bet UMa | 2.3650 | 10600. | 77 | 13853 | No |
| 351 | GOM_NL__2PRFIN20041023_213224_000000392031_00272_13853_5502.N1 | 23-OCT-2004 21:32:24 | Bright | 39.000 | 174 | 52Psi UMa | 3.0040 | 4400.0 | 78 | 13853 | No |
| 352 | GOM_NL__2PRFIN20041023_213946_000000502031_00272_13853_5503.N1 | 23-OCT-2004 21:39:46 | Bright | 50.000 | 166 | 17Eps Leo | 2.9800 | 6000.0 | 100 | 13853 | No |
| 353 | GOM_NL__2PRFIN20041023_214133_000001732031_00272_13853_5504.N1 | 23-OCT-2004 21:41:33 | Tw_i_and_stray | 173.00 | 17 | 78Bet Gem | 1.1610 | 4500.0 | 346 | 13853 | No |
| 354 | GOM_NL__2PRFIN20041023_215131_000000622031_00272_13853_5505.N1 | 23-OCT-2004 21:51:31 | Dark | 62.000 | 48 | 30Alp Hya | 1.9770 | 4100.0 | 124 | 13853 | No |
| 355 | GOM_NL__2PRFIN20041023_215902_000000402031_00272_13853_5506.N1 | 23-OCT-2004 21:59:02 | Dark | 40.000 | 113 | Mu Vel | 2.6920 | 5000.0 | 80 | 13853 | No |
| 356 | GOM_NL__2PRFIN20041023_220046_000000502031_00272_13853_5507.N1 | 23-OCT-2004 22:00:46 | Dark | 49.500 | 65 | Lam Vel | 2.2040 | 4400.0 | 99 | 13853 | No |
| 357 | GOM_NL__2PRFIN20041023_220950_000000512031_00273_13854_5485.N1 | 23-OCT-2004 22:09:50 | Dark | 50.500 | 2 | Alp Car | -0.73600 | 7000.0 | 101 | 13854 | No |
| 358 | GOM_NL__2PRFIN20041023_221318_000000742031_00273_13854_5486.N1 | 23-OCT-2004 22:13:18 | Dark | 74.000 | 177 | 1Zet CMa | 3.0220 | 26000. | 148 | 13854 | No |
| 359 | GOM_NL__2PRFIN20041023_221629_000000422031_00273_13854_5487.N1 | 23-OCT-2004 22:16:29 | Dark | 41.500 | 143 | Alp Hyi | 2.8570 | 7200.0 | 83 | 13854 | No |
| 360 | GOM_NL__2PRFIN20041023_221754_000000472031_00273_13854_5488.N1 | 23-OCT-2004 22:17:54 | Dark | 47.000 | 9 | Alp Eri | 0.45300 | 24000. | 94 | 13854 | No |
| 361 | GOM_NL__2PRFIN20041023_222051_000000492031_00273_13854_5489.N1 | 23-OCT-2004 22:20:51 | Straylight | 49.000 | 157 | The1Eri | 2.9060 | 9300.0 | 98 | 13854 | No |
| 362 | GOM_NL__2PRFIN20041023_222247_000000442031_00273_13854_5490.N1 | 23-OCT-2004 22:22:47 | Straylight | 44.000 | 84 | Alp Phe | 2.3970 | 4500.0 | 88 | 13854 | No |
| 363 | GOM_NL__2PRFIN20041023_222919_000000442031_00273_13854_5491.N1 | 23-OCT-2004 22:29:19 | Straylight | 43.500 | 52 | 16Bet Cet | 2.0370 | 4500.0 | 87 | 13854 | No |
| 364 | GOM_NL__2PRFIN20041023_223848_000000392031_00273_13854_5492.N1 | 23-OCT-2004 22:38:48 | Bright | 39.000 | 140 | 88Gam Peg | 2.8340 | 26000. | 78 | 13854 | No |
| 365 | GOM_NL__2PRFIN20041023_224054_000000442031_00273_13854_5493.N1 | 23-OCT-2004 22:40:54 | Bright | 43.500 | 105 | 6Bet Ari | 2.6450 | 8900.0 | 87 | 13854 | No |
| 366 | GOM_NL__2PRFIN20041023_224242_000000382031_00273_13854_5494.N1 | 23-OCT-2004 22:42:42 | Bright | 37.500 | 58 | 21Alp And | 2.0730 | 11000. | 75 | 13854 | No |
| 367 | GOM_NL__2PRFIN20041023_224440_000000392031_00273_13854_5495.N1 | 23-OCT-2004 22:44:40 | Bright | 38.500 | 53 | 43Bet And | 2.0480 | 3300.0 | 77 | 13854 | No |
| 368 | GOM_NL__2PRFIN20041023_224734_000000442031_00273_13854_5496.N1 | 23-OCT-2004 22:47:34 | Bright | 44.000 | 73 | 57Gam1And | 2.2600 | 13100. | 88 | 13854 | No |
| 369 | GOM_NL__2PRFIN20041023_225025_000000392031_00273_13854_5497.N1 | 23-OCT-2004 22:50:25 | Bright | 39.000 | 68 | 18Alp Cas | 2.2250 | 4500.0 | 78 | 13854 | No |
| 370 | GOM_NL__2PRFIN20041023_225141_000000392031_00273_13854_5498.N1 | 23-OCT-2004 22:51:41 | Bright | 39.000 | 76 | 27Gam Cas | 2.3000 | 30000. | 78 | 13854 | No |
| 371 | GOM_NL__2PRFIN20041023_225414_000000372031_00273_13854_5499.N1 | 23-OCT-2004 22:54:14 | Bright | 36.500 | 89 | 5Alp Cep | 2.4510 | 8000.0 | 73 | 13854 | No |
| 372 | GOM_NL__2PRFIN20041023_225939_000000372031_00273_13854_5500.N1 | 23-OCT-2004 22:59:39 | Bright | 37.000 | 49 | 1Alp UMi | 1.9900 | 6300.0 | 74 | 13854 | No |
| 373 | GOM_NL__2PRFIN20041023_230307_000000392031_00273_13854_5501.N1 | 23-OCT-2004 23:03:07 | Bright | 39.000 | 60 | 7Bet UMi | 2.0810 | 3950.0 | 78 | 13854 | No |
| 374 | GOM_NL__2PRFIN20041023_230753_000000412031_00273_13854_5502.N1 | 23-OCT-2004 23:07:53 | Bright | 40.500 | 36 | 50Alp UMa | 1.8000 | 6300.0 | 81 | 13854 | No |
| 375 | GOM_NL__2PRFIN20041023_230928_000000412031_00273_13854_5503.N1 | 23-OCT-2004 23:09:28 | Bright | 41.000 | 82 | 48Bet UMa | 2.3650 | 10600. | 82 | 13854 | No |
| 376 | GOM_NL__2PRFIN20041023_231300_000000382031_00273_13854_5504.N1 | 23-OCT-2004 23:13:00 | Bright | 38.000 | 174 | 52Psi UMa | 3.0040 | 4400.0 | 76 | 13854 | No |
| 377 | GOM_NL__2PRFIN20041023_232023_000000522031_00273_13854_5505.N1 | 23-OCT-2004 23:20:23 | Bright | 52.000 | 166 | 17Eps Leo | 2.9800 | 6000.0 | 104 | 13854 | No |
| 378 | GOM_NL__2PRFIN20041023_232210_000001892031_00273_13854_5506.N1 | 23-OCT-2004 23:22:10 | Tw_i_and_stray | 188.50 | 17 | 78Bet Gem | 1.1610 | 4500.0 | 377 | 13854 | No |
| 379 | GOM_NL__2PRFIN20041023_233207_000000662031_00273_13854_5507.N1 | 23-OCT-2004 23:32:07 | Dark | 65.500 | 48 | 30Alp Hya | 1.9770 | 4100.0 | 131 | 13854 | No |
| 380 | GOM_NL__2PRFIN20041023_233938_000000412031_00273_13854_5508.N1 | 23-OCT-2004 23:39:38 | Dark | 40.500 | 113 | Mu Vel | 2.6920 | 5000.0 | 81 | 13854 | No |
| 381 | GOM_NL__2PRFIN20041023_234122_000000492031_00273_13854_5509.N1 | 23-OCT-2004 23:41:22 | Dark | 49.000 | 65 | Lam Vel | 2.2040 | 4400.0 | 98 | 13854 | No |
| 382 | GOM_NL__2PRFIN20041023_235026_000000542031_00274_13855_5391.N1 | 23-OCT-2004 23:50:26 | Dark | 54.000 | 2 | Alp Car | -0.73600 | 7000.0 | 108 | 13855 | No |
| 383 | GOM_NL__2PRFIN20041023_235355_000000792031_00274_13855_5392.N1 | 23-OCT-2004 23:53:55 | Dark | 78.500 | 177 | 1Zet CMa | 3.0220 | 26000. | 157 | 13855 | No |
| 384 | GOM_NL__2PRFIN20041023_235706_000000392031_00274_13855_5393.N1 | 23-OCT-2004 23:57:06 | Dark | 39.000 | 143 | Alp Hyi | 2.8570 | 7200.0 | 78 | 13855 | No |
| 385 | GOM_NL__2PRFIN20041023_235830_000000452031_00274_13855_5394.N1 | 23-OCT-2004 23:58:30 | Dark | 45.000 | 9 | Alp Eri | 0.45300 | 24000. | 90 | 13855 | No |

3. Quality information per product

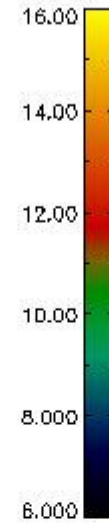
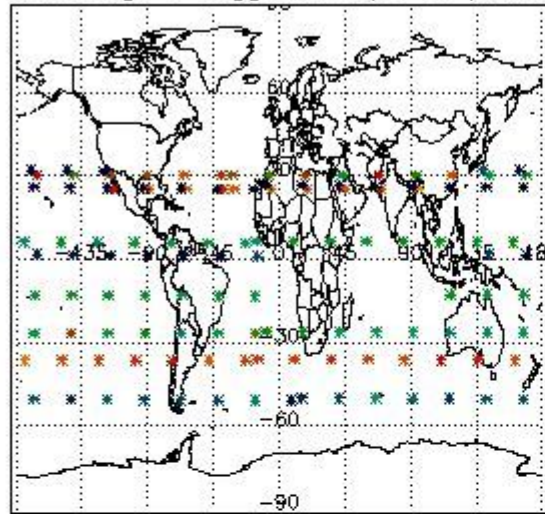
In this section it is plotted some information contained in the Quality Summary data set of the level 2 products. Only products in dark limb conditions and without errors (error flag in the MPH set to "0") are used.

3.1 Plot quality information per product (time dependant)

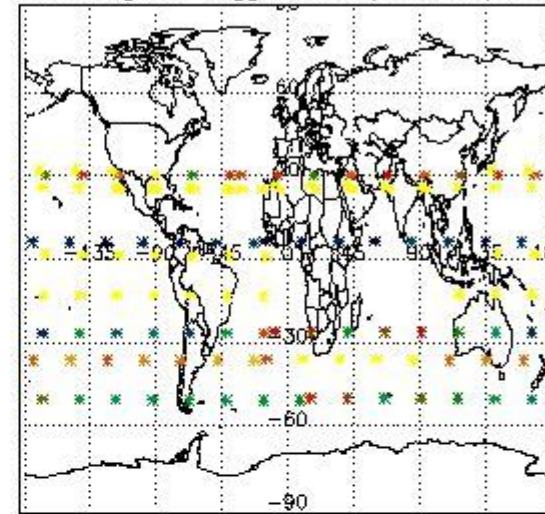


3.2 Plot quality information per product (world map)

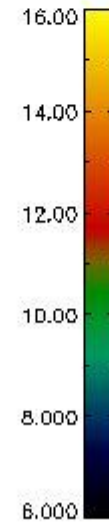
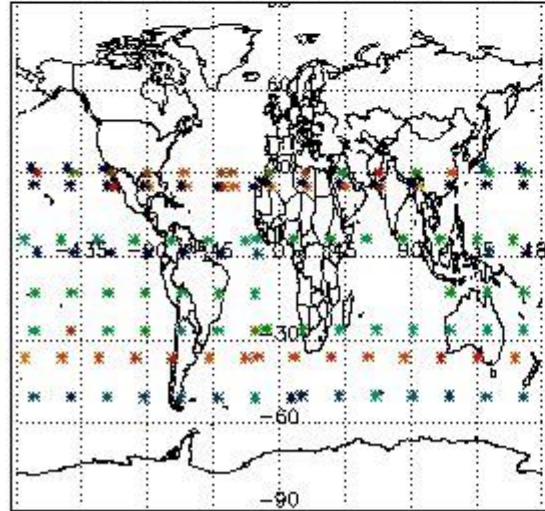
Percentage of flagged data per O3 profile



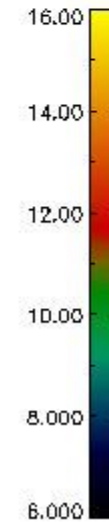
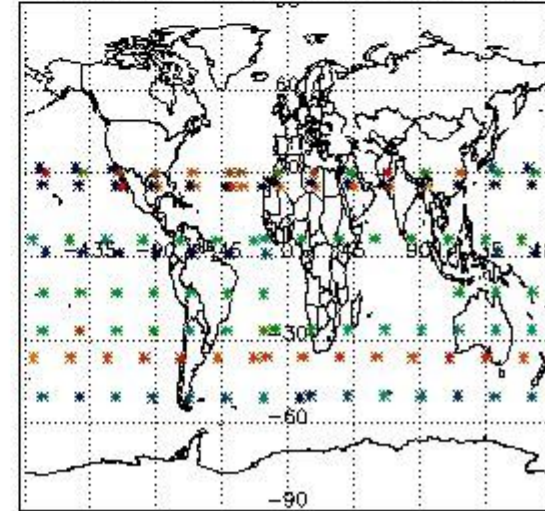
Percentage of flagged data per H2O profile



Percentage of flagged data per NO2 profile



Percentage of flagged data per NO3 profile

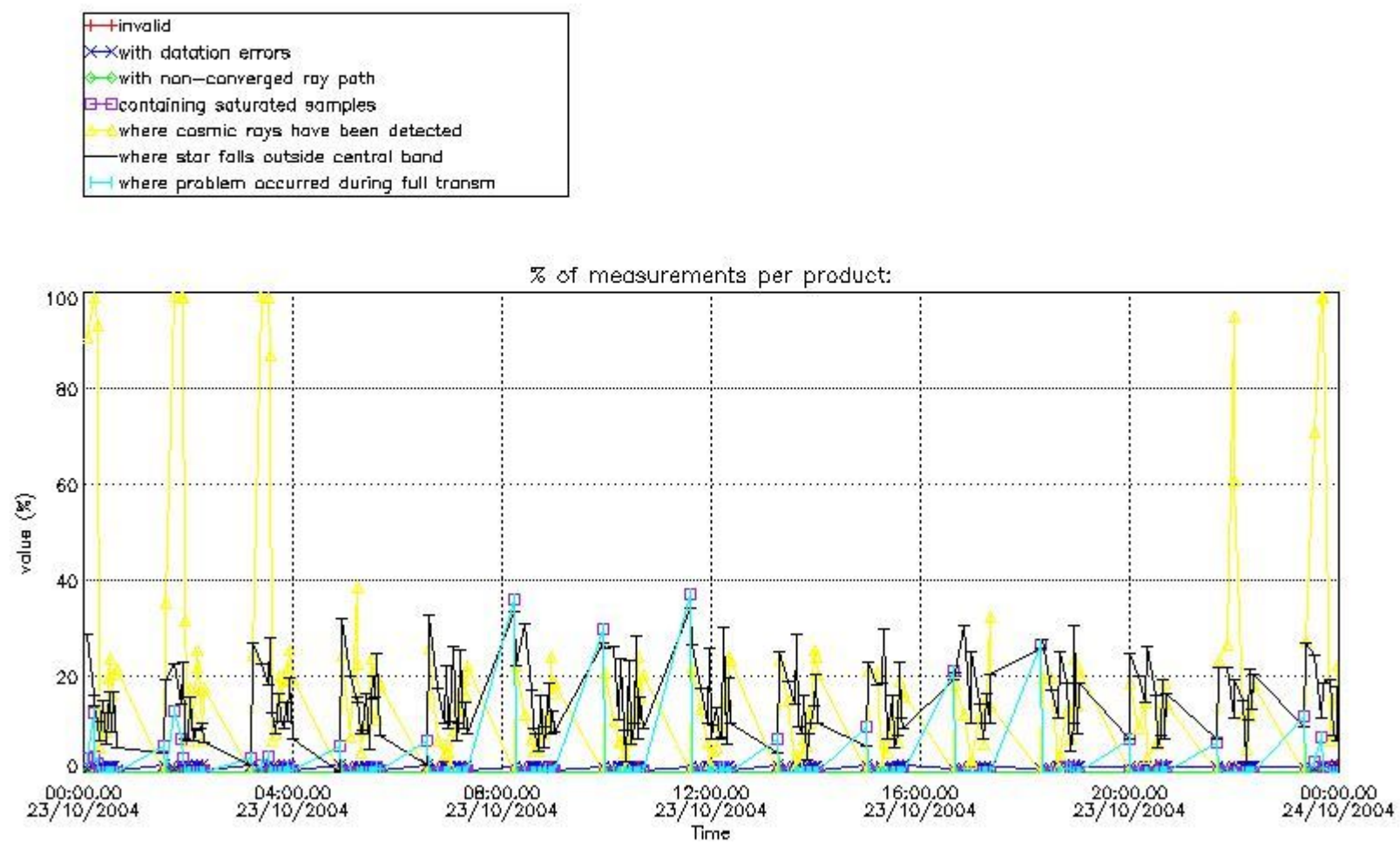


4. Level 1 quality information per product

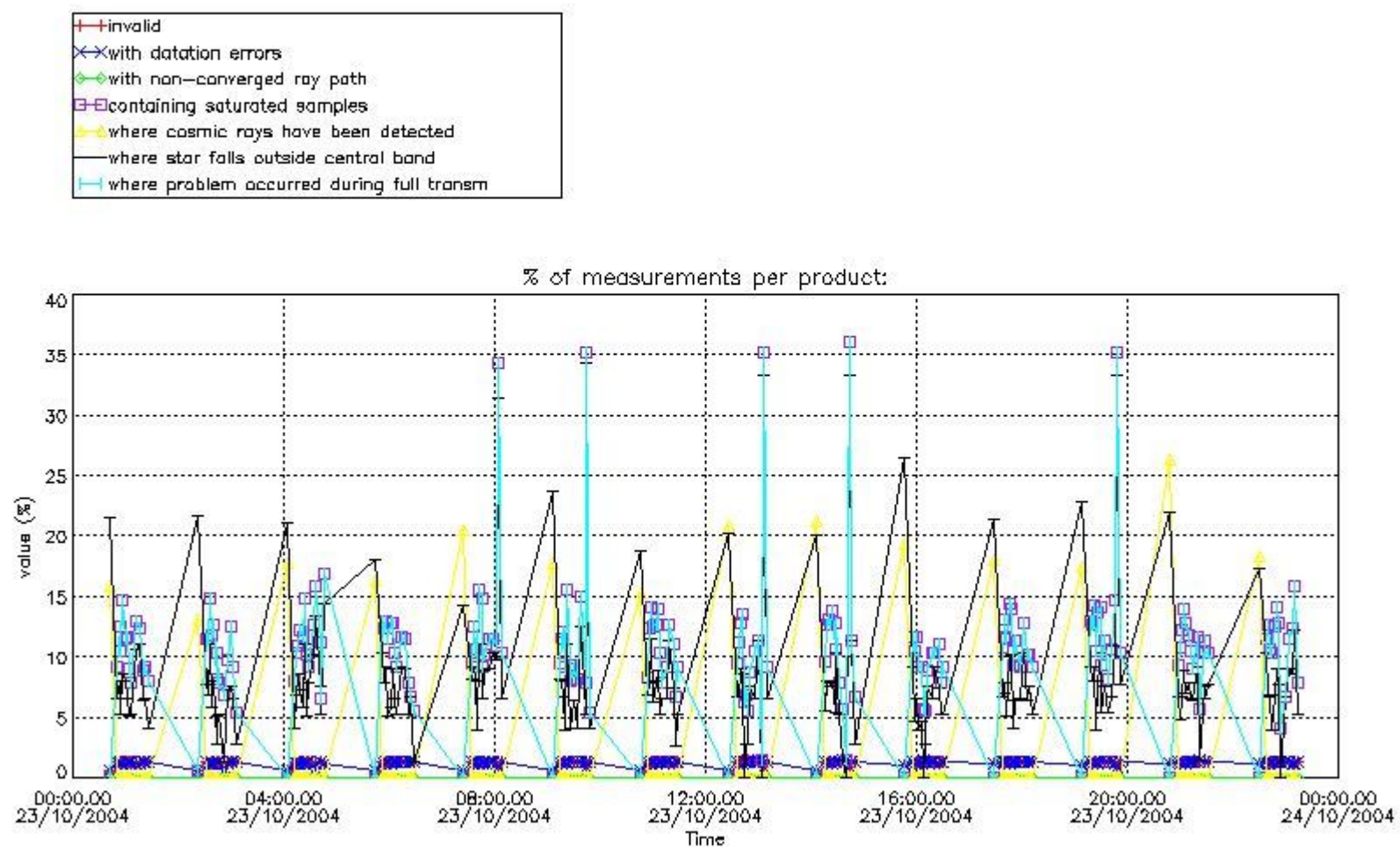
In this section it is plotted some information contained in the Quality Summary data set of the level 2 products that comes from the level 1b processing. Products without errors (error flag in the MPH set to "0") are used.

4.1 Plot quality information per product (time dependant) coming from level 1b processing

4.1.1 Plot level 1 quality information per product (time dependant): ENVISAT ASCENDING passes



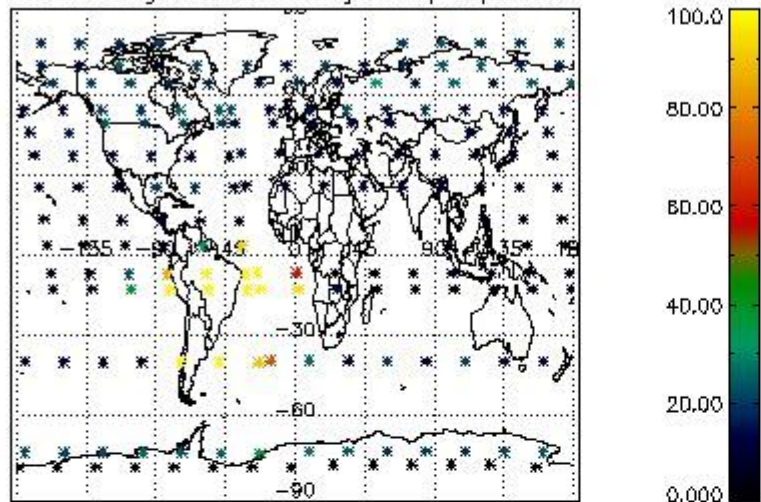
4.1.2 Plot level 1 quality information per product (time dependant): ENVI SAT DESCENDING passes



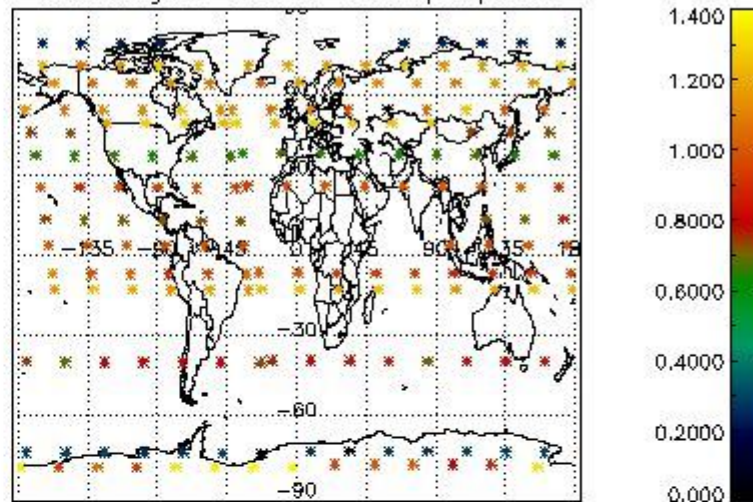
4.2 Plot quality information per product coming from level 1b processing (world map)

4.2.1 Plot level 1 quality information per product (world map): ENVISAT ASCENDING passes

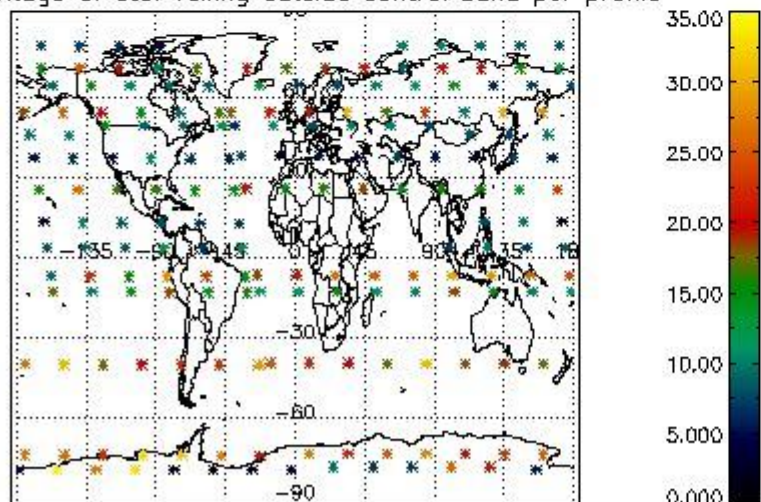
Percentage of cosmic ray hits per profile



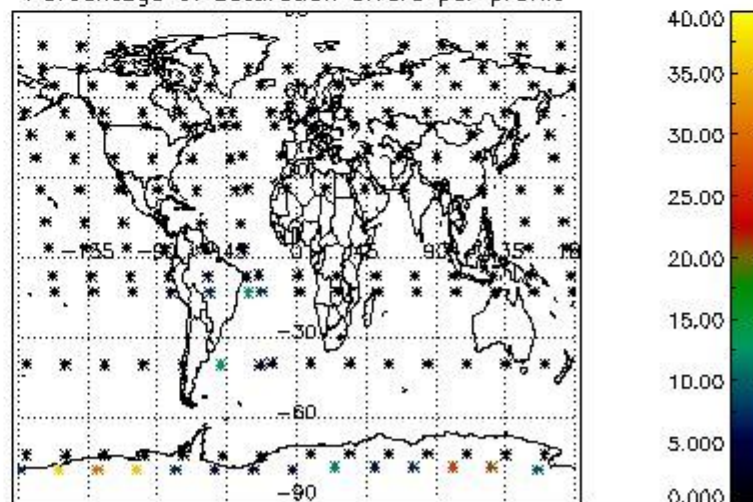
Percentage of datation errors per profile



Percentage of star falling outside central band per profile

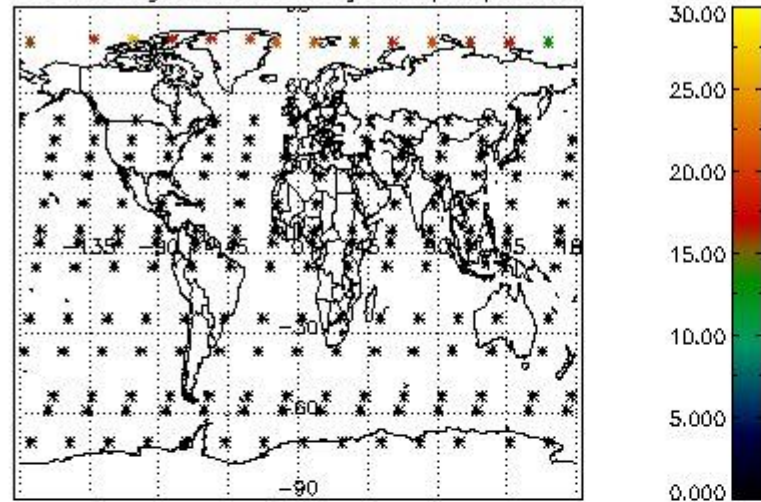


Percentage of saturation errors per profile

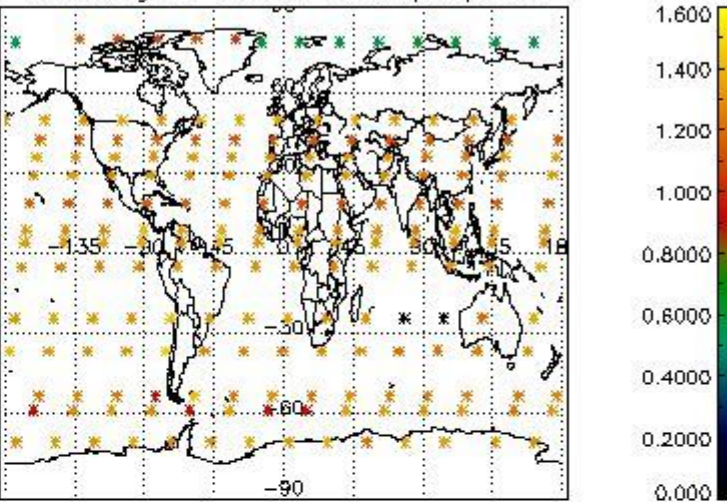


4.2.2 Plot level 1 quality information per product (world map): ENVISAT DESCENDING passes

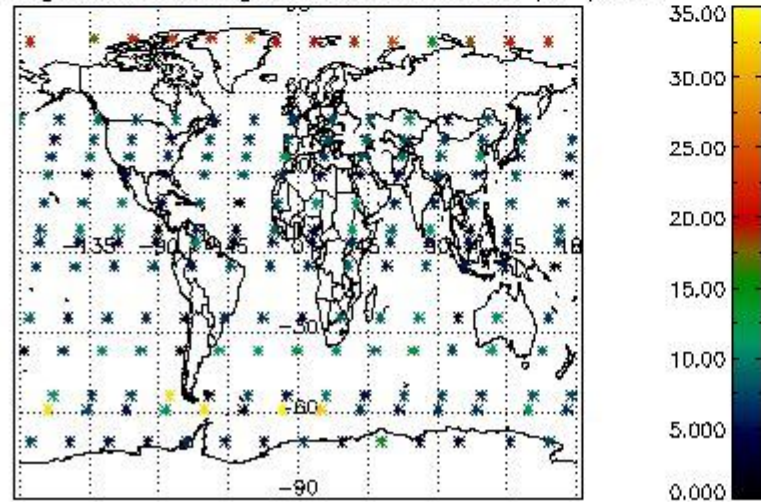
Percentage of cosmic ray hits per profile



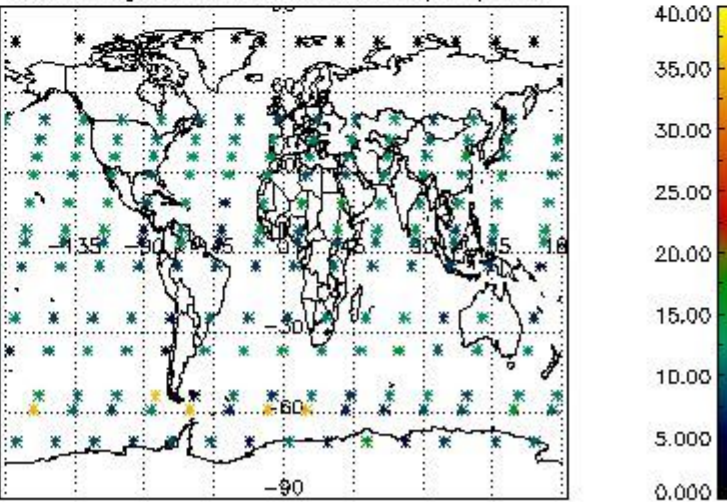
Percentage of datation errors per profile



Percentage of star falling outside central band per profile



Percentage of saturation errors per profile



5. Trace gas profiles

5.1 Ozone statistics based on quality of products

The final quality of the products can be "measured" using the STD (Standard Deviation) attached to every point profile. This information is written to the parameter GOM_NL__2P/NL_LOCAL_SPECIES_DENSITY/o3_std of the level 2 products. The table below shows the statistics for given STD ranges.

The statistics are given with respect to the overall valid production:

- Products without fatal errors: GOM_NL__2P/MPH/PRODUCT_ERR=0
- Valid point profile: GOM_NL__2P/NL_LOCAL_SPECIES_DENSITY/pcd(0)=0

The 'Criteria' is applied to valid points of dark limb products:

- Products in dark limb illumination condition: GOM_NL__2P/NL_SUMMARY_QUALITY/obs_ill_cond=0
- Products without fatal errors: GOM_NL__2P/MPH/PRODUCT_ERR=0
- Valid point profile: GOM_NL__2P/NL_LOCAL_SPECIES_DENSITY/pcd(0)=0

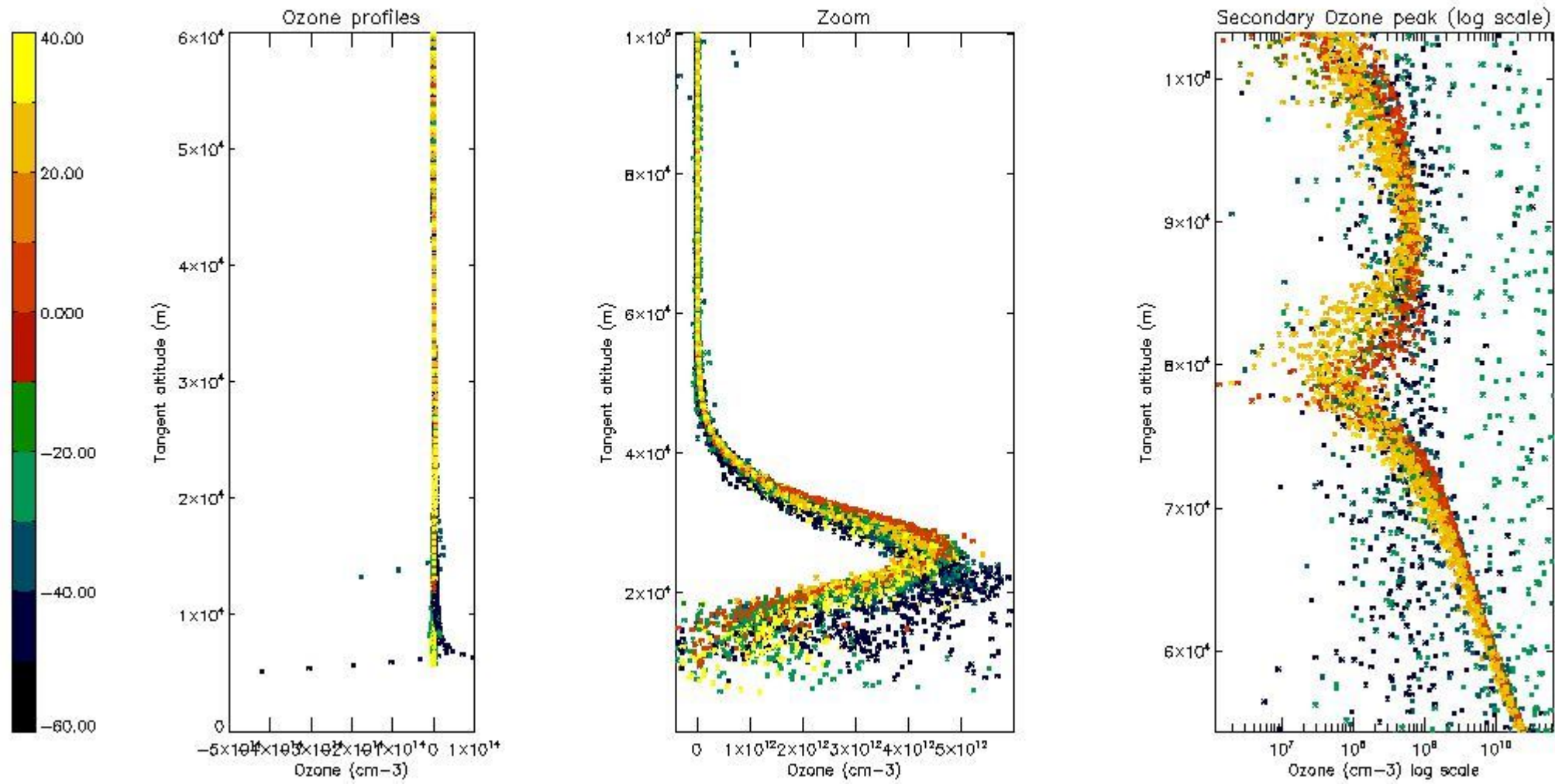
So, the table below shows the percentage of dark limb and valid observations for each criteria with respect to the overall valid daily observations.

| Criteria | % of total production |
|----------|-----------------------|
| All STD | 33 |
| STD < 20 | 18 |

| | |
|----------|----|
| STD < 10 | 15 |
| STD < 5 | 11 |

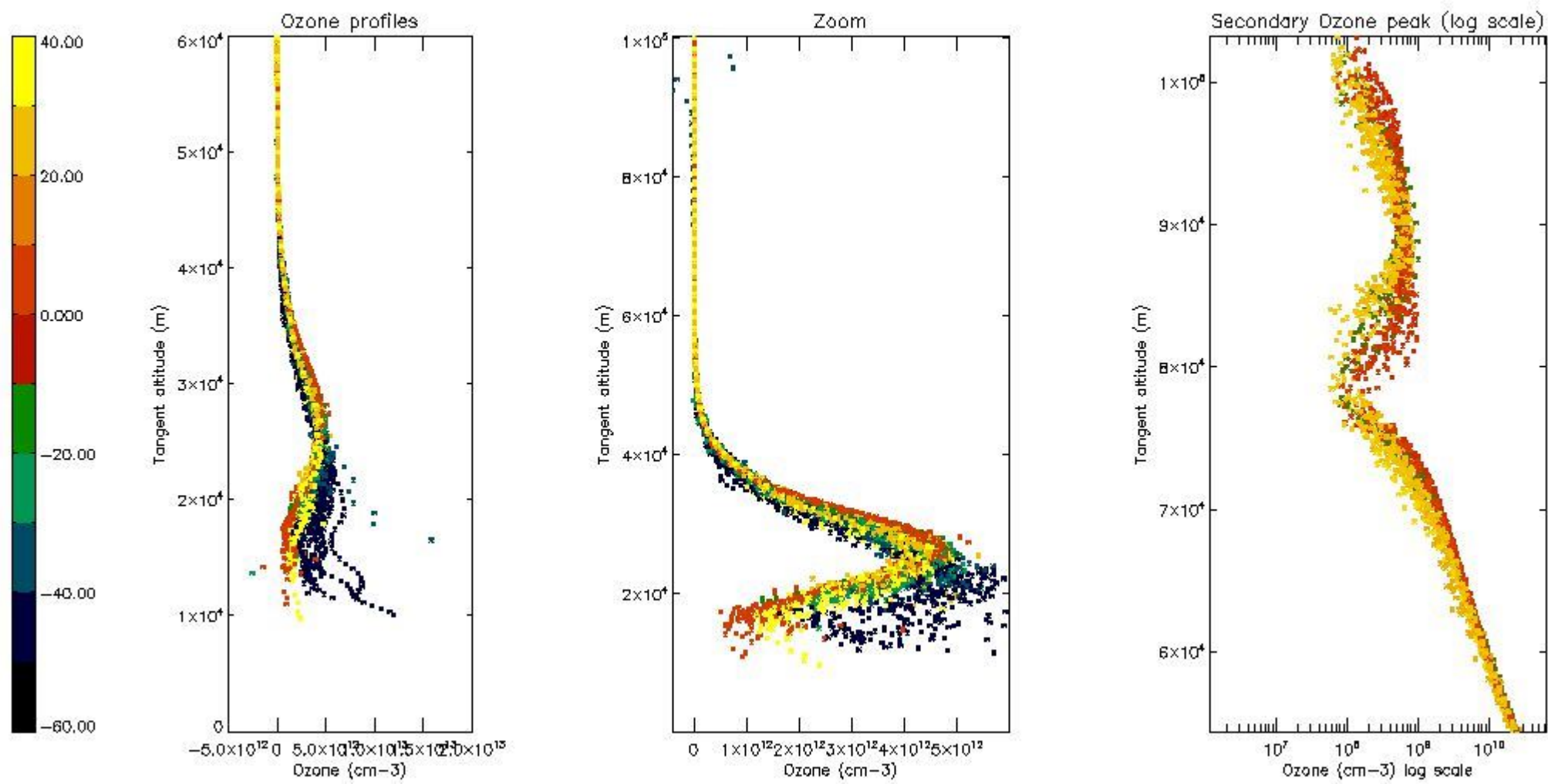
5.2 Plot ozone profiles for all STD (dark without errors)

The colorbar represents the latitude.



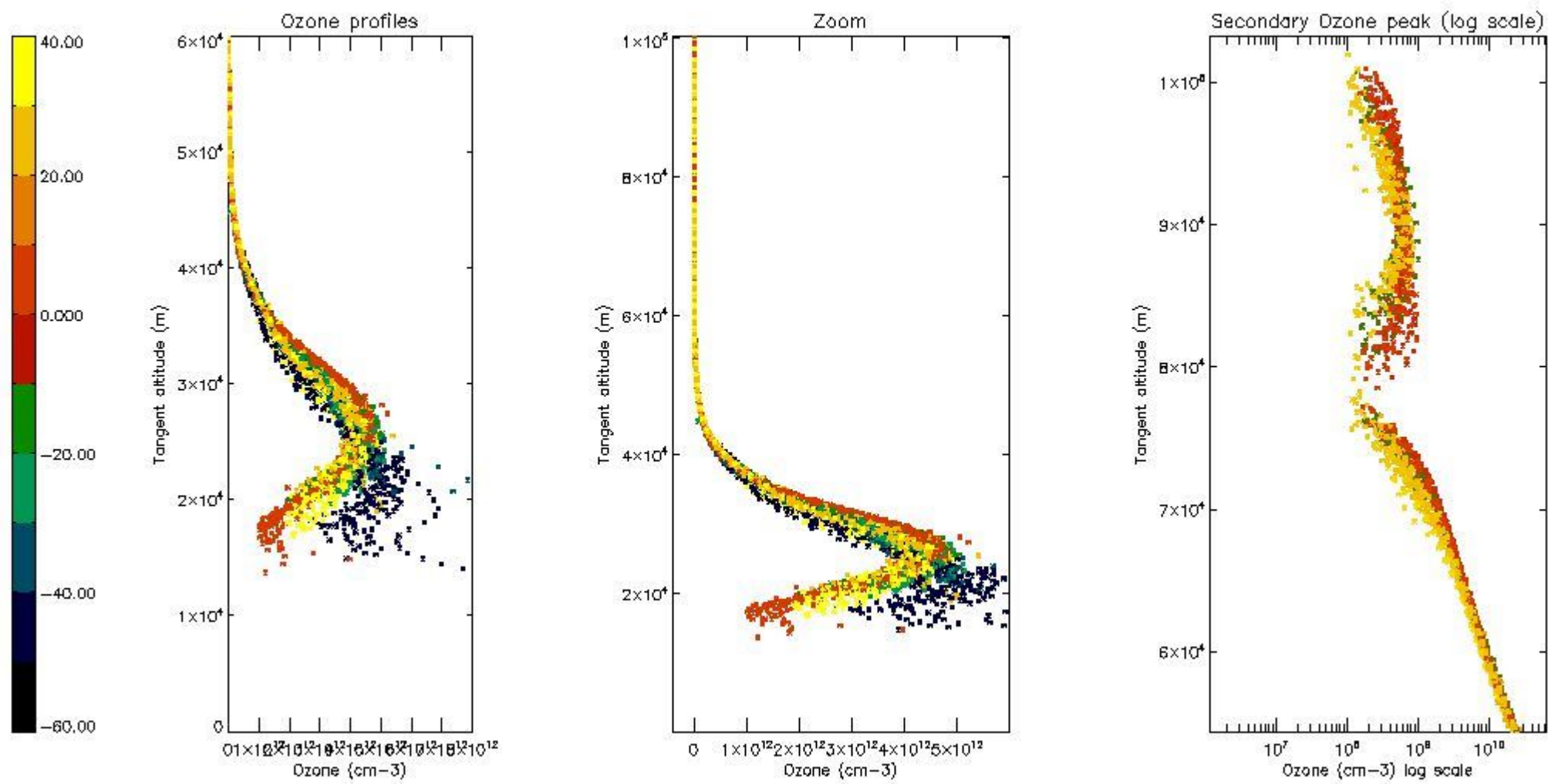
5.3 Plot ozone profiles where STD < 20% (dark without errors)

The colorbar represents the latitude.



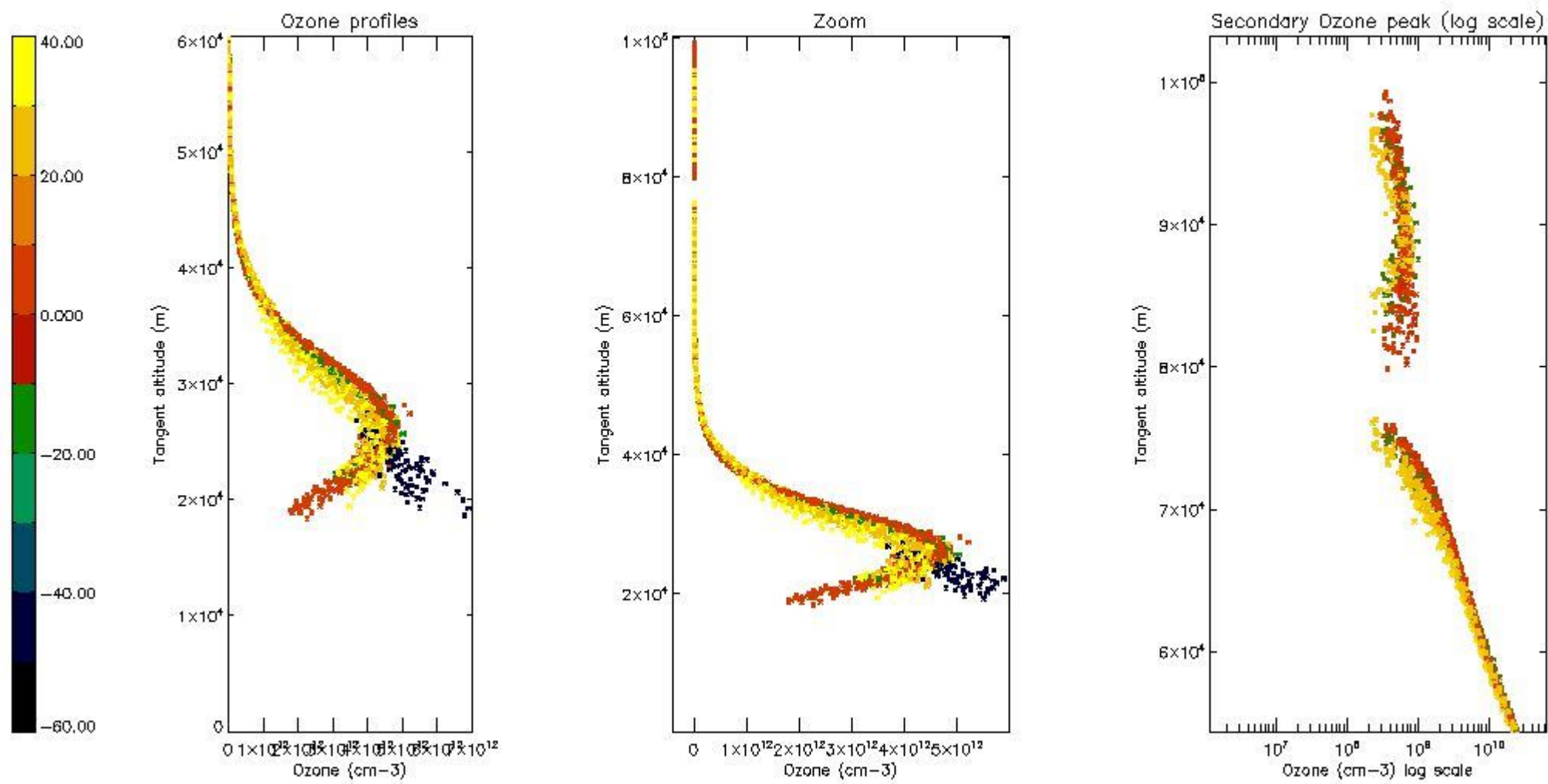
5.4 Plot ozone profiles where STD < 10% (dark without errors)

The colorbar represents the latitude.



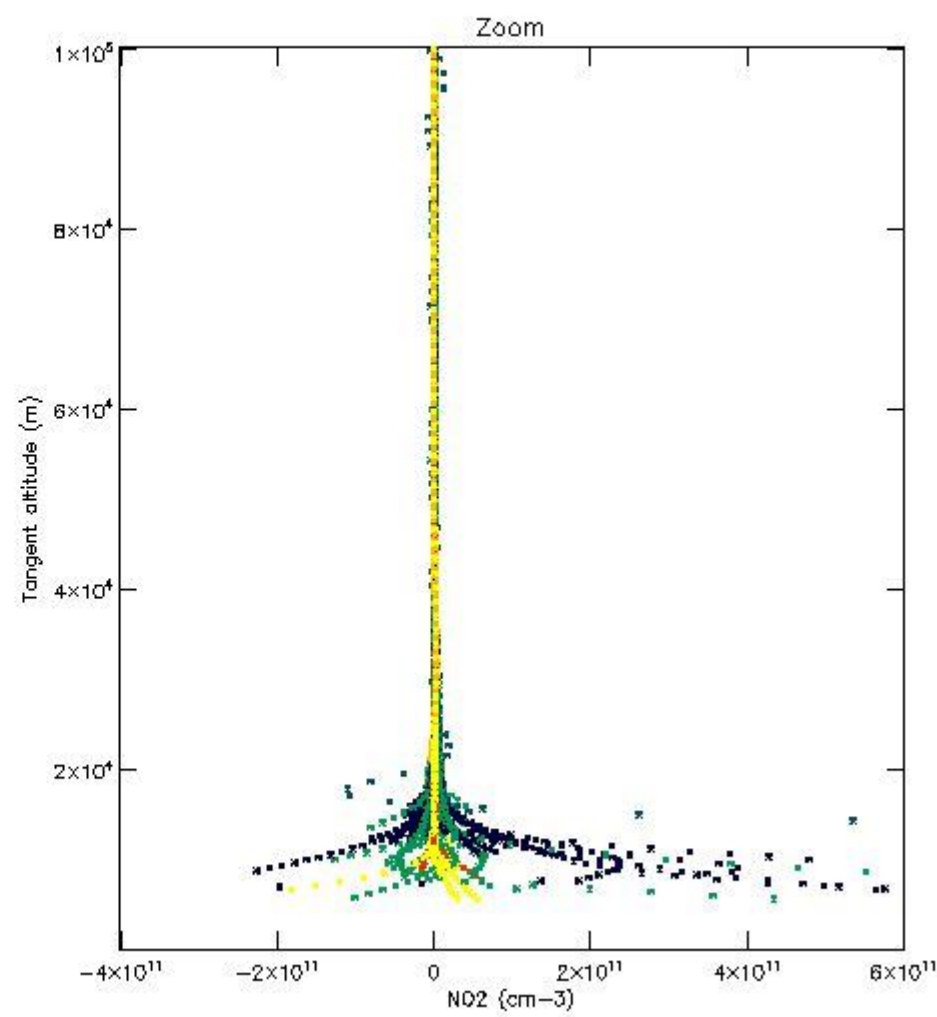
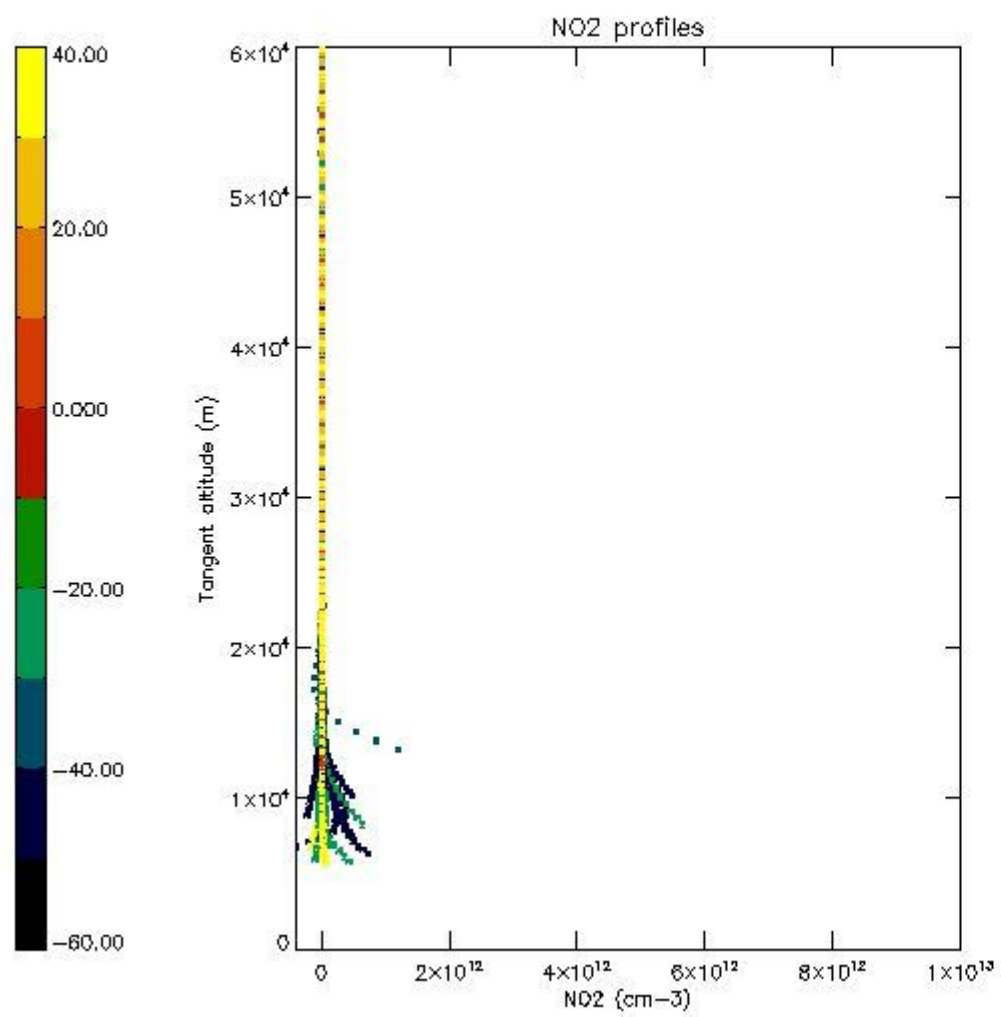
5.5 Plot ozone profiles where $STD < 5\%$ (dark without errors)

The colorbar represents the latitude.



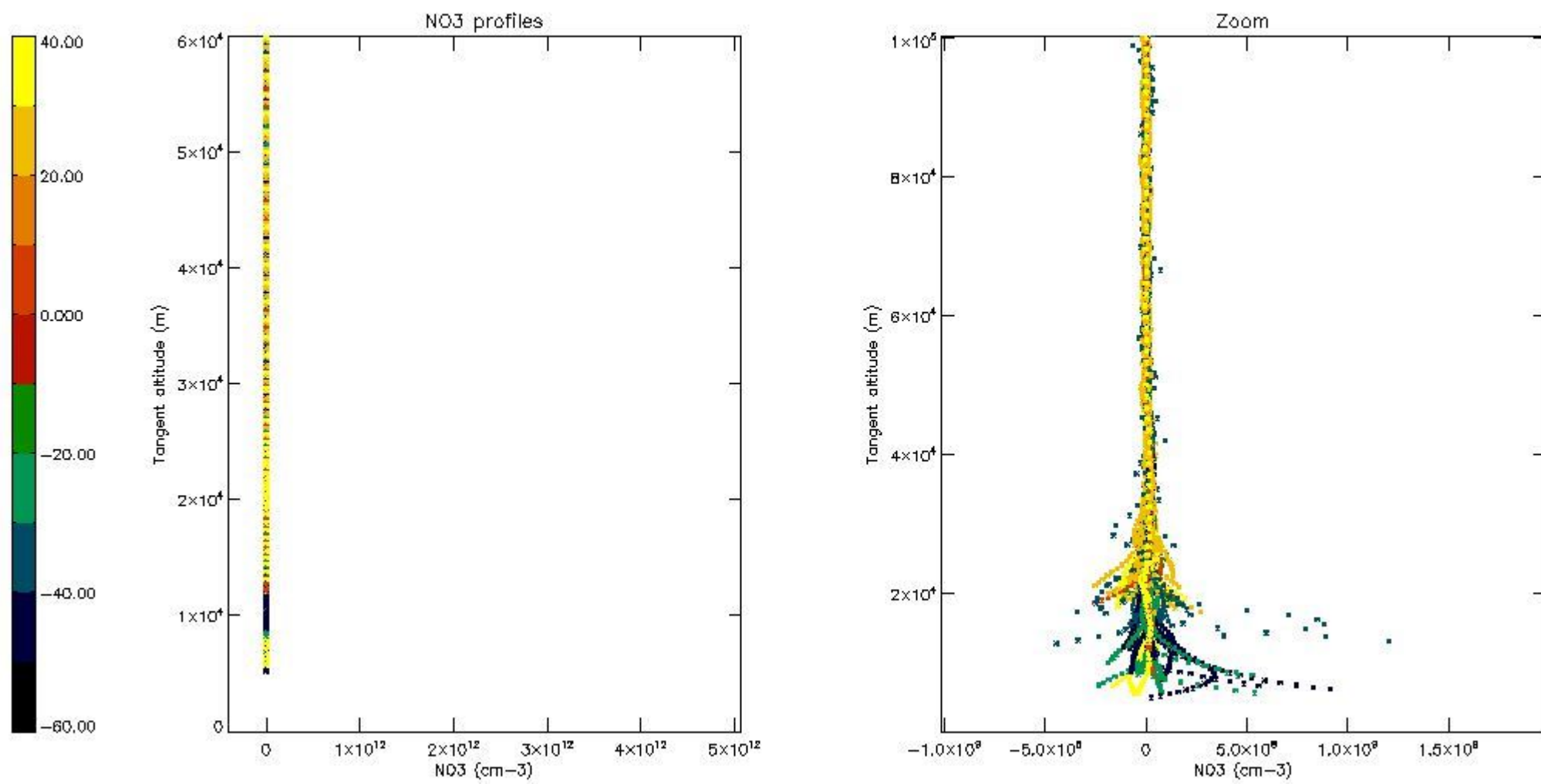
5.6 Plot NO₂ profiles for all STD (dark without errors)

The colorbar represents the latitude.



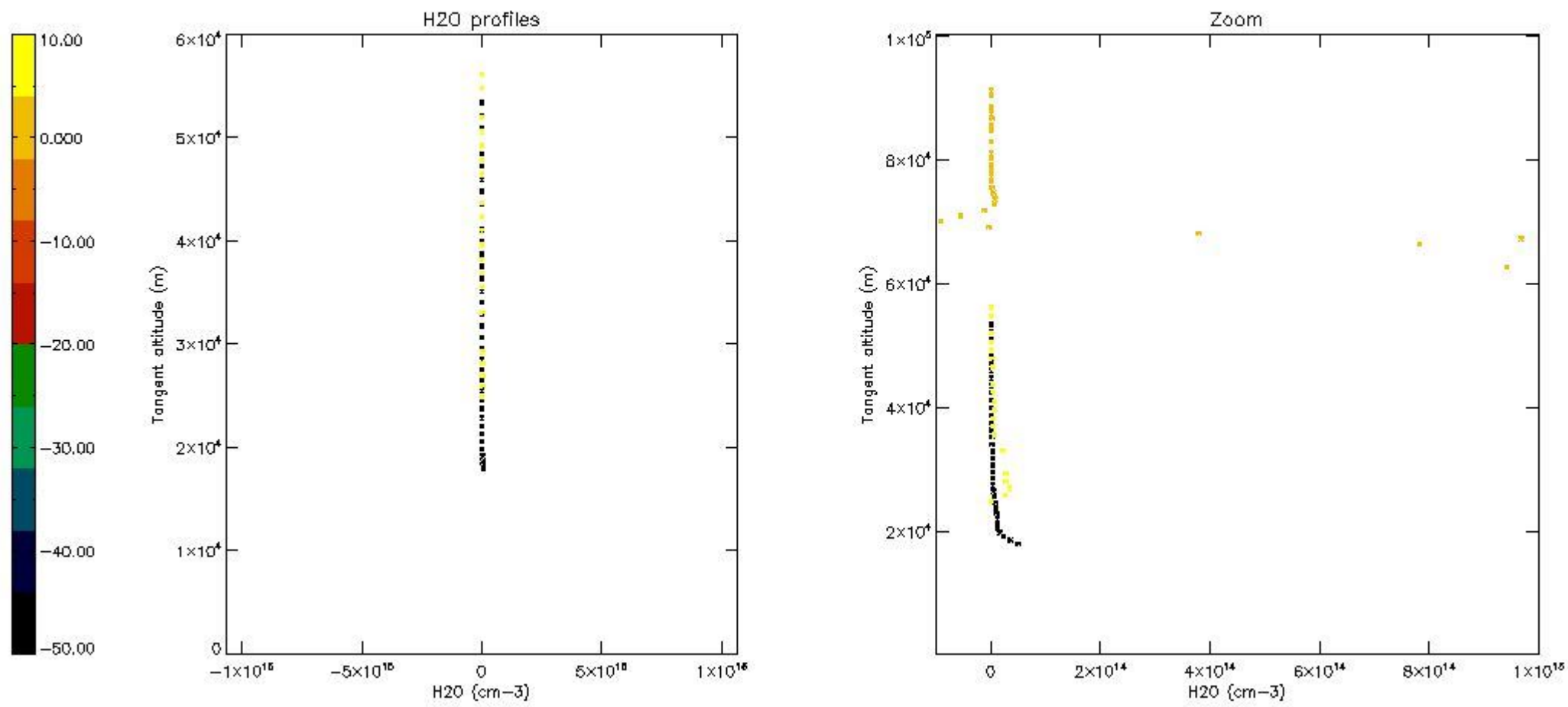
5.7 Plot NO3 profiles for all STD (dark without errors)

The colorbar represents the latitude.



5.8 Plot H2O profiles for all STD (only for occultations of stars 1,2,3,4,13,14,16,26,63 dark without errors)

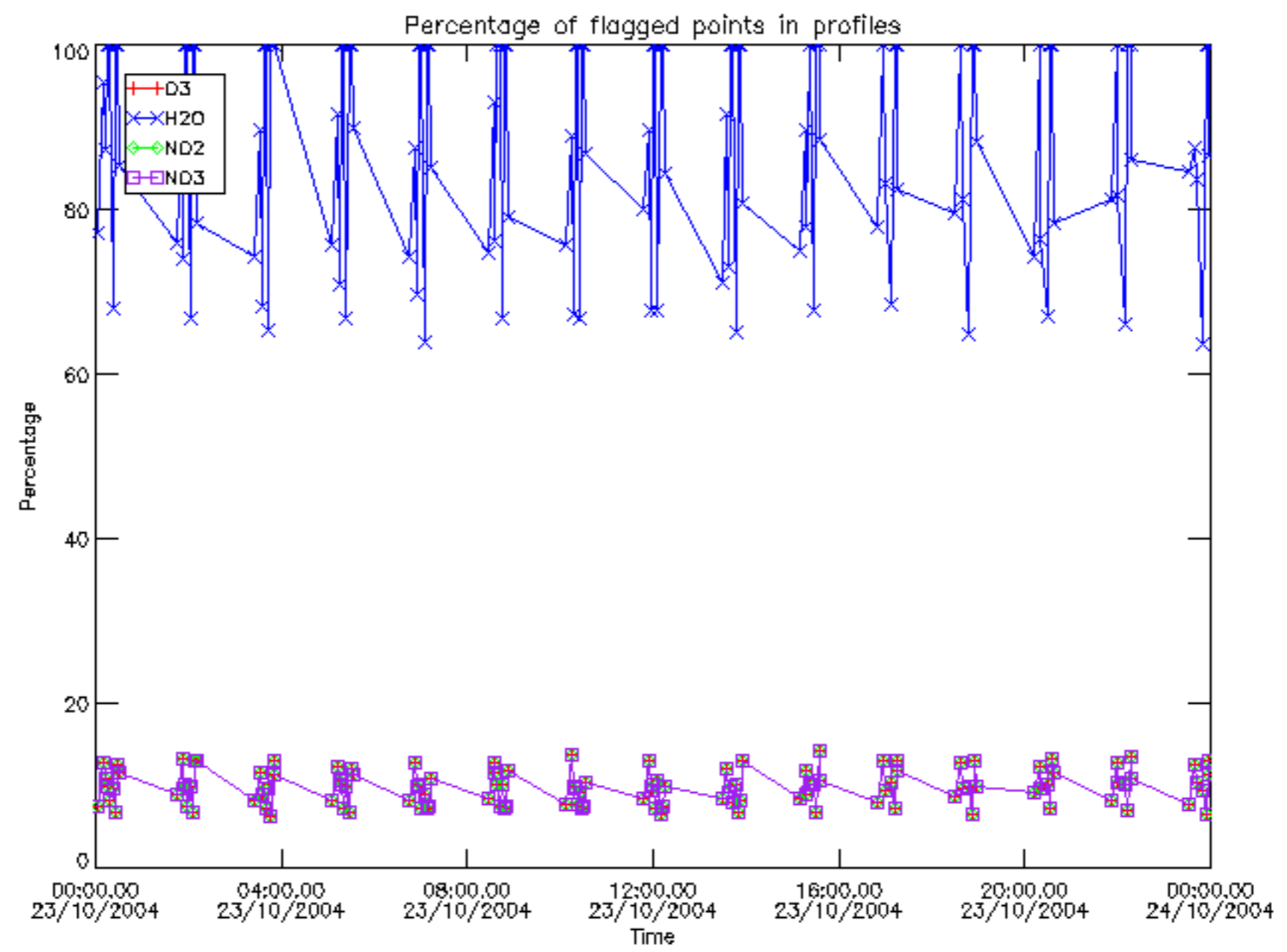
The colorbar represents the latitude.



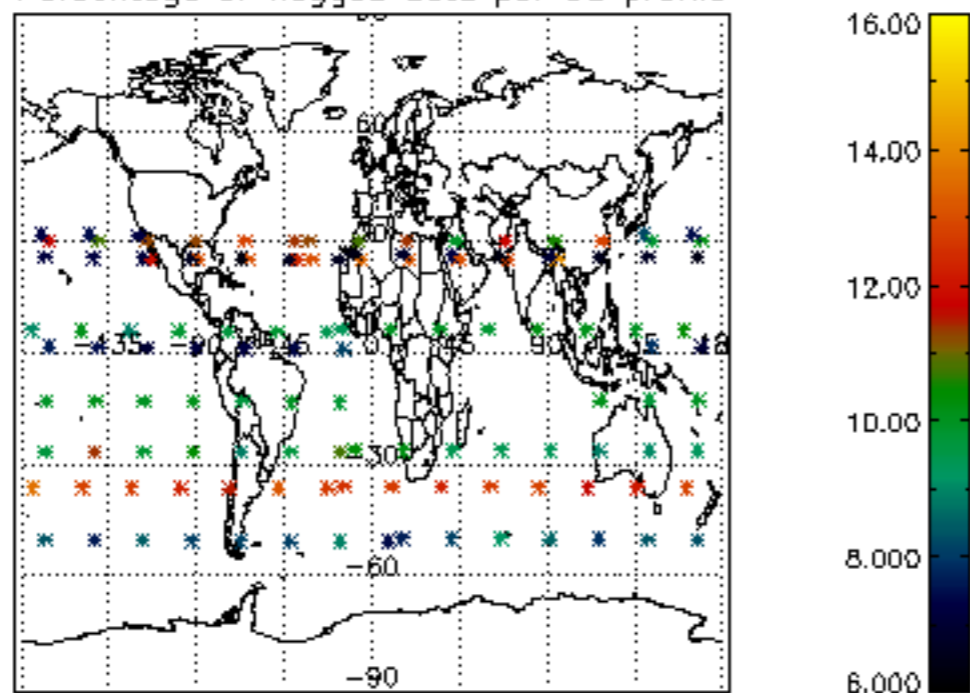
6. Auxiliary Data Files used for the production reported in section 2

The number reported in the third column indicates since which file (see list in section 2) the corresponding auxiliary file has been used. The fourth column is the date of those product files.

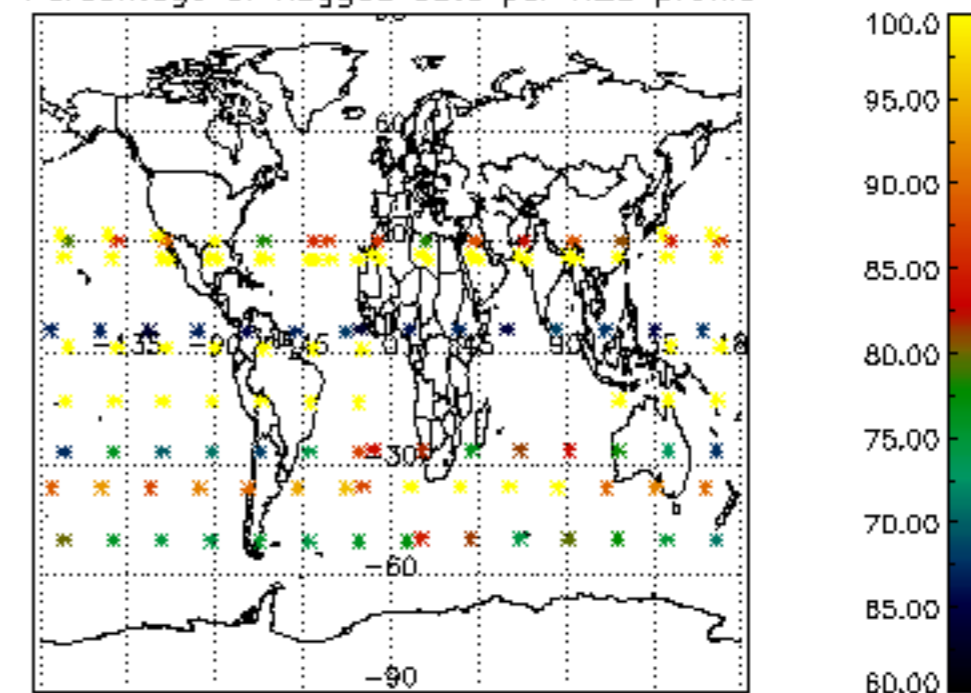
| Type | Auxiliary Filename | Used since product | Used since product date |
|---------------------------|---|--------------------|-------------------------|
| INST_PHYS_CHARACTERISTICS | GOM_INS_AXVIEC20091111_143220_20030716_120000_20500101_000000 | 1 | 23-OCT-2004 00:03:31 |
| LEVEL-2_PROC_CONFIG | GOM_PR2_AXVIEC20091111_152718_20020301_000000_20500101_000000 | 1 | 23-OCT-2004 00:03:31 |
| CROSS_SECTIONS_FILE | GOM_CRS_AXVIEC20091111_154832_20020301_000000_20500101_000000 | 1 | 23-OCT-2004 00:03:31 |



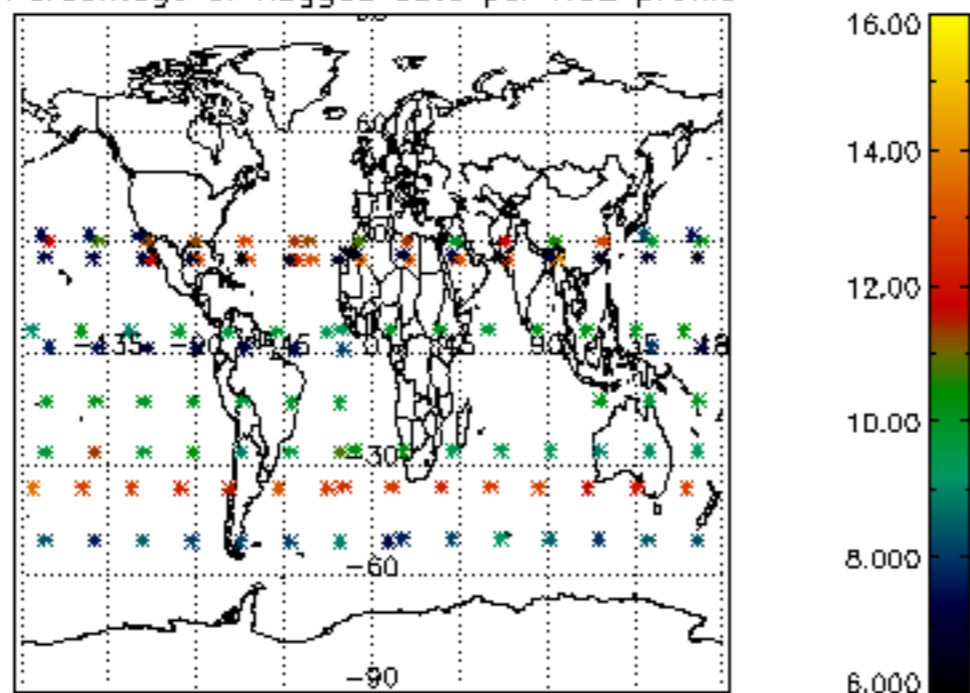
Percentage of flagged data per D3 profile



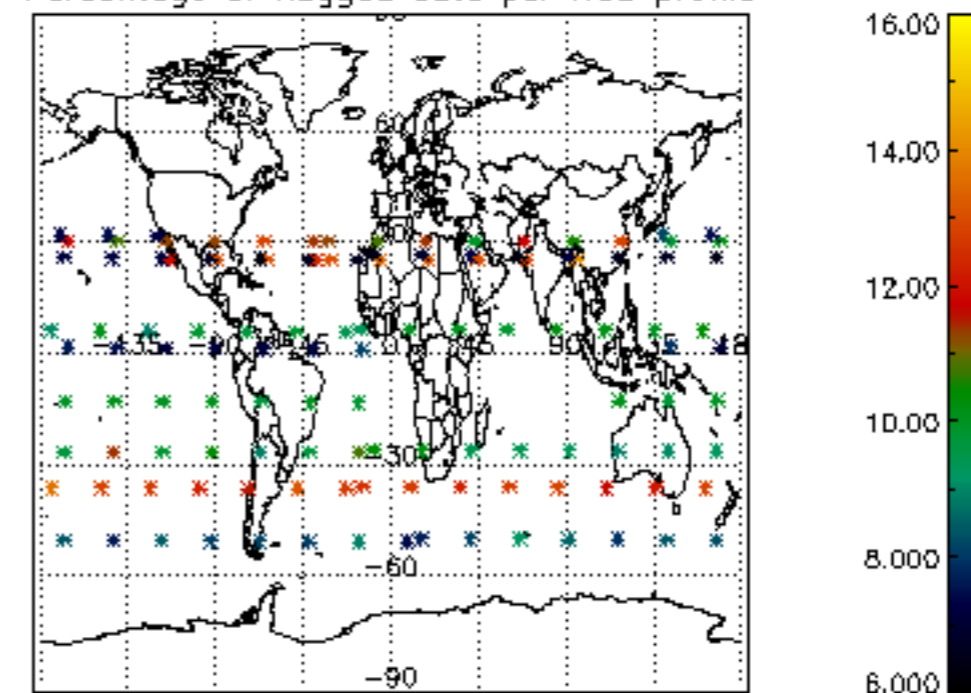
Percentage of flagged data per H2O profile

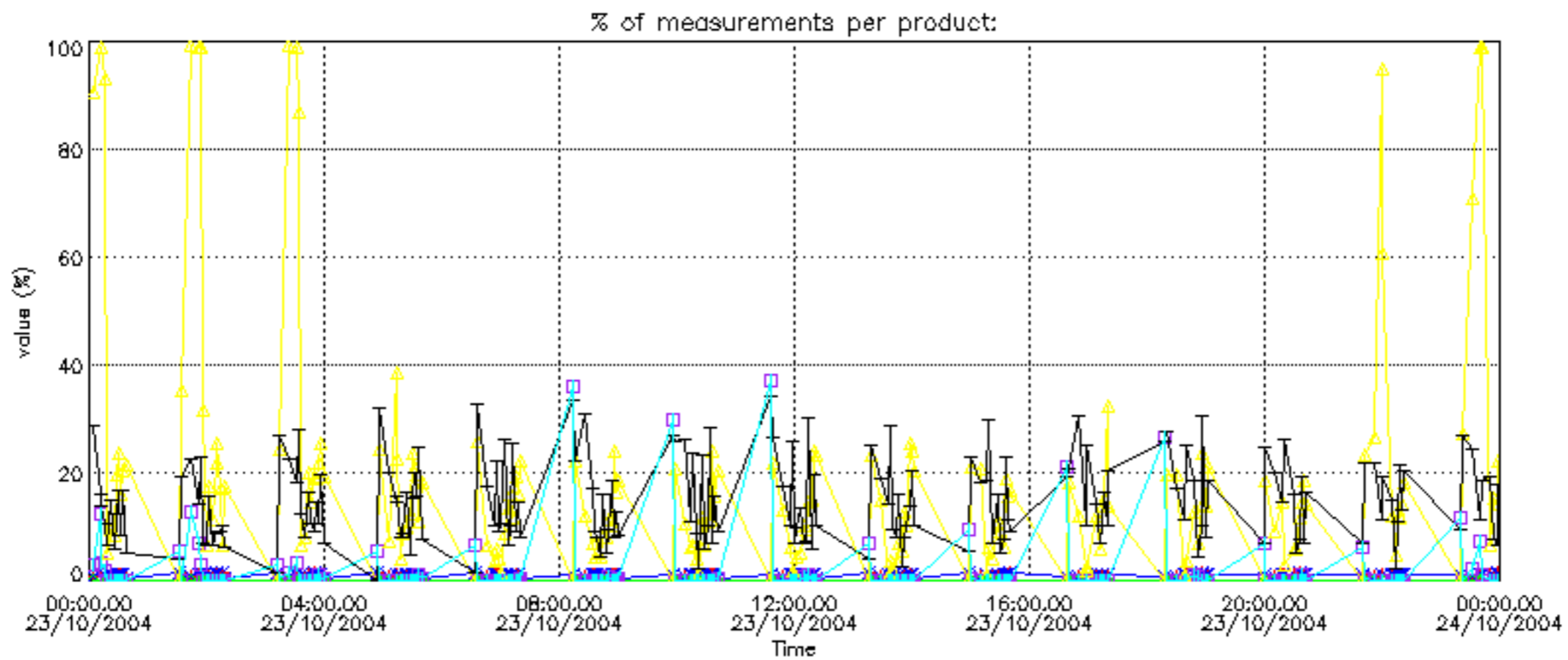


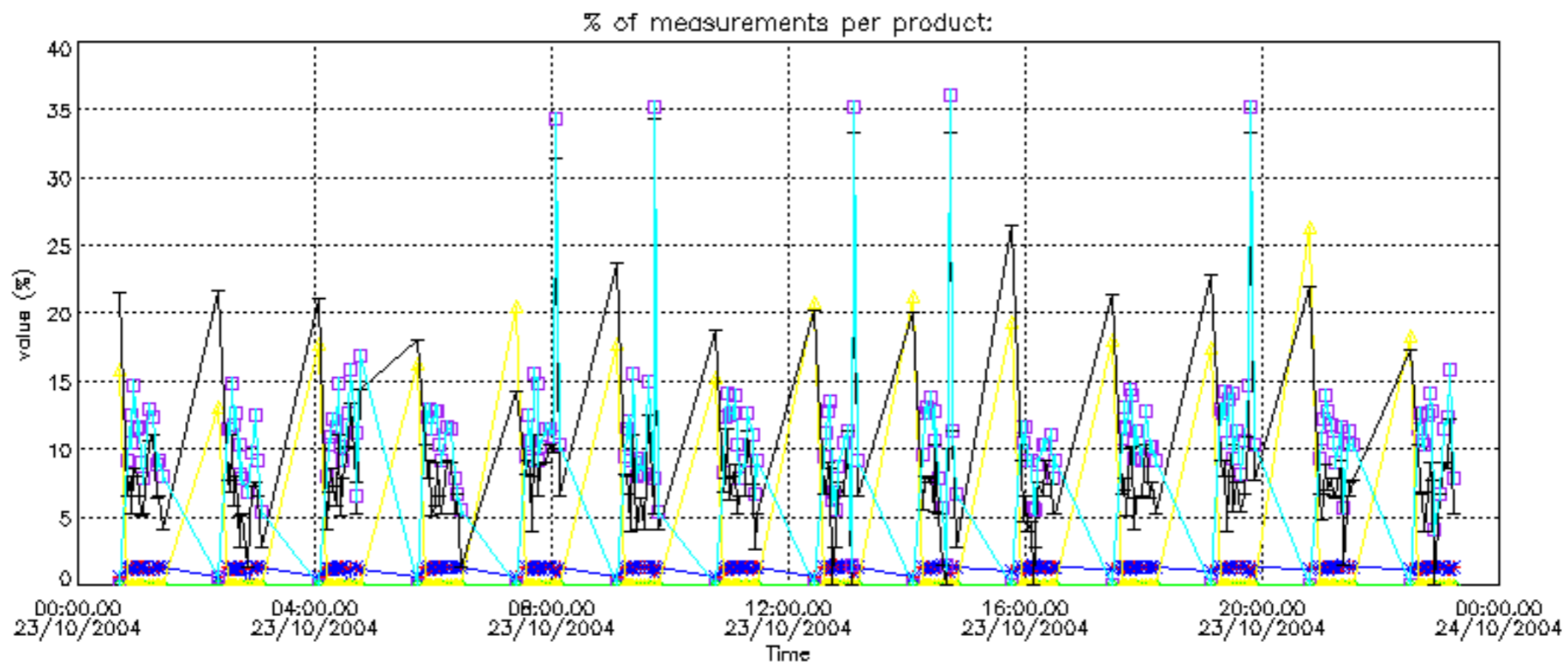
Percentage of flagged data per NO2 profile



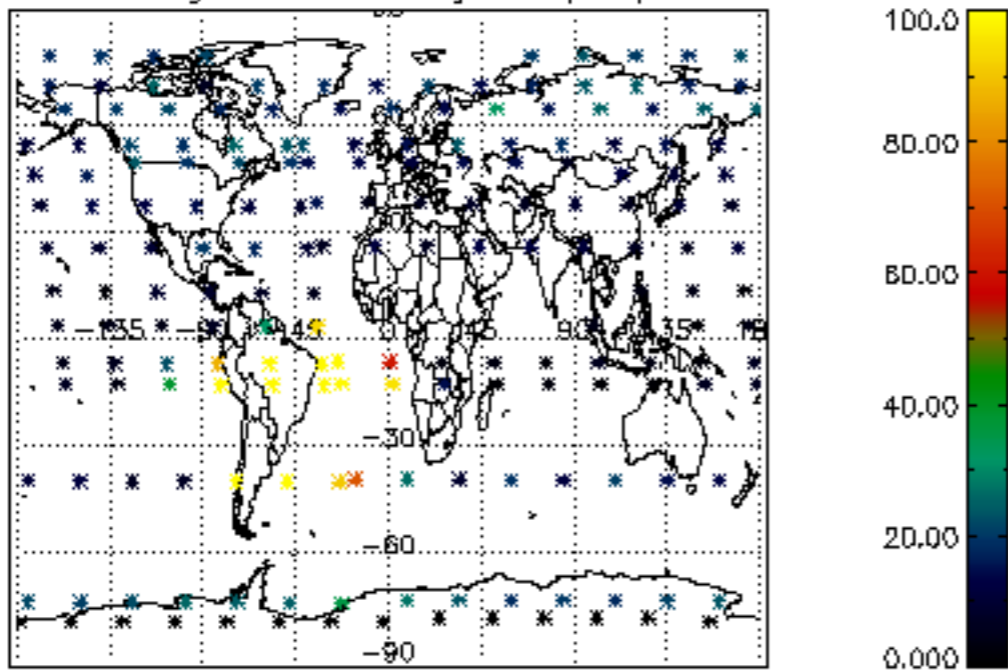
Percentage of flagged data per NO3 profile



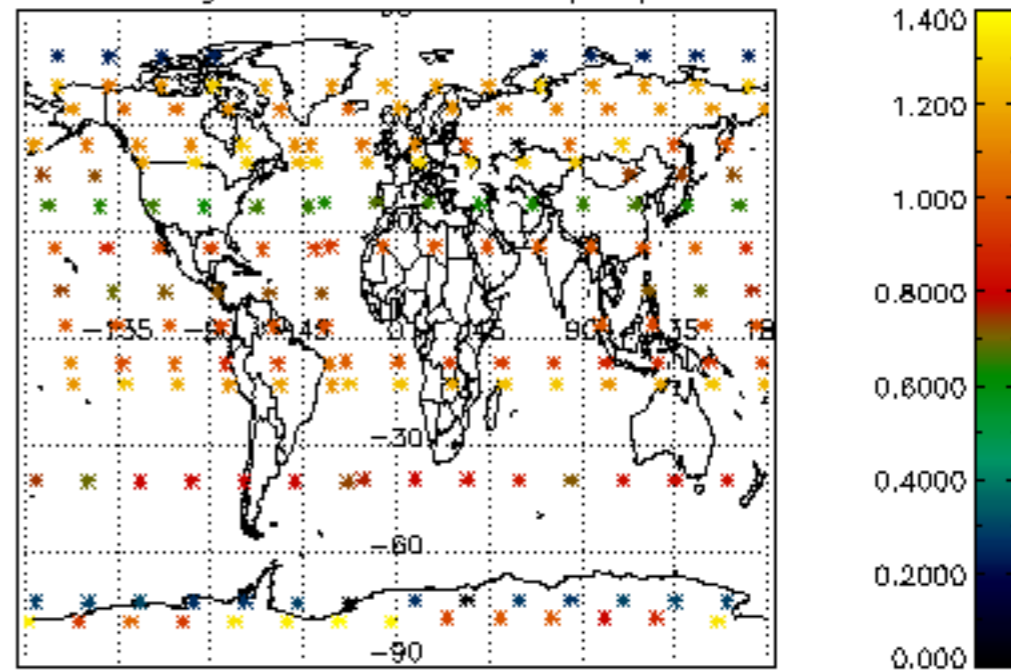




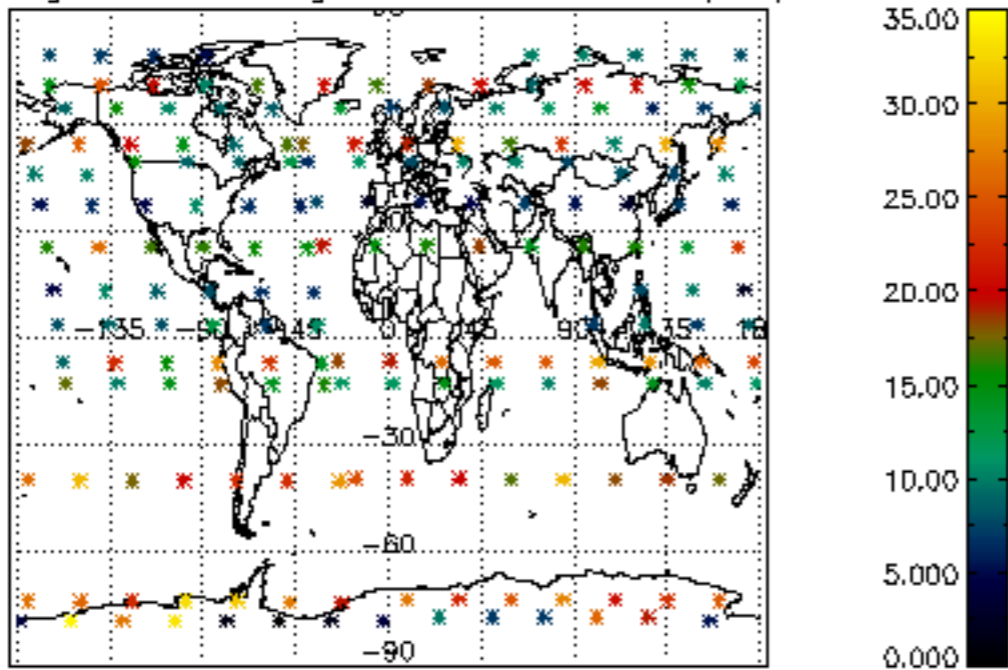
Percentage of cosmic ray hits per profile



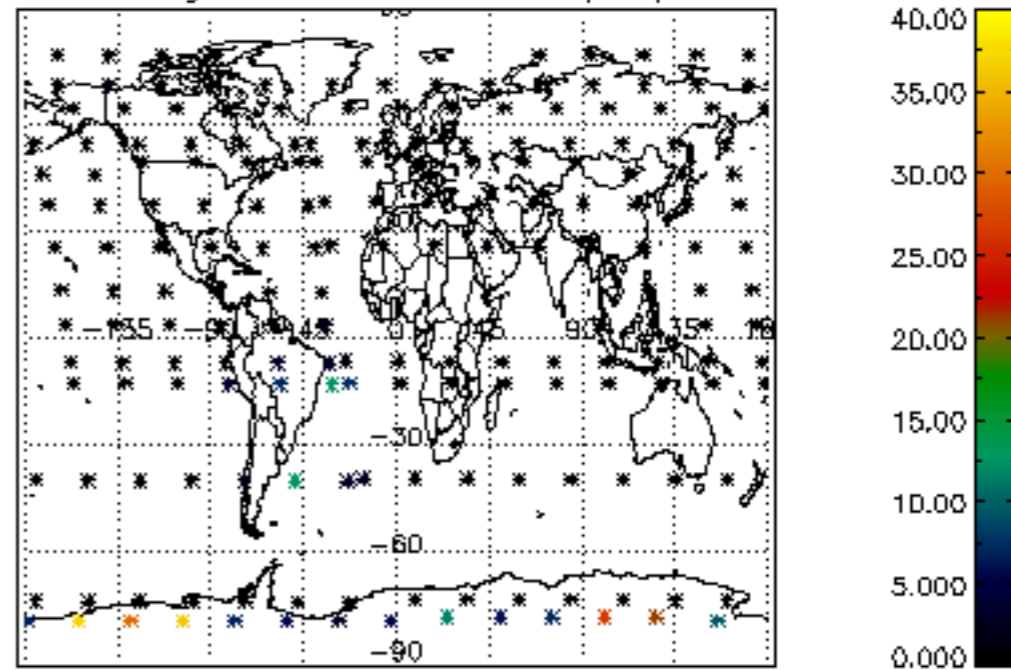
Percentage of datation errors per profile



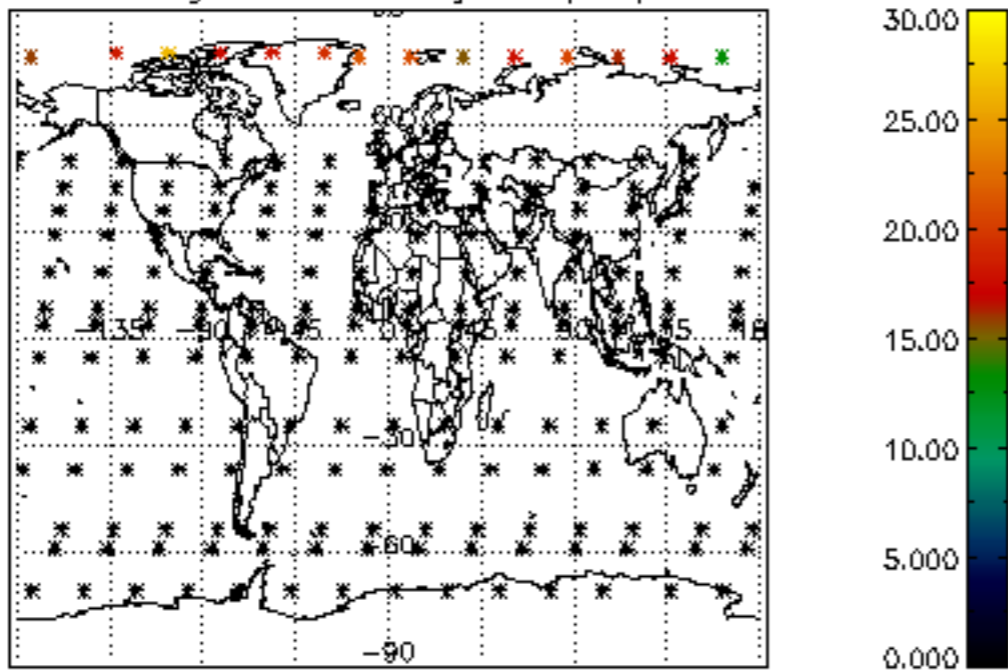
Percentage of star falling outside central band per profile



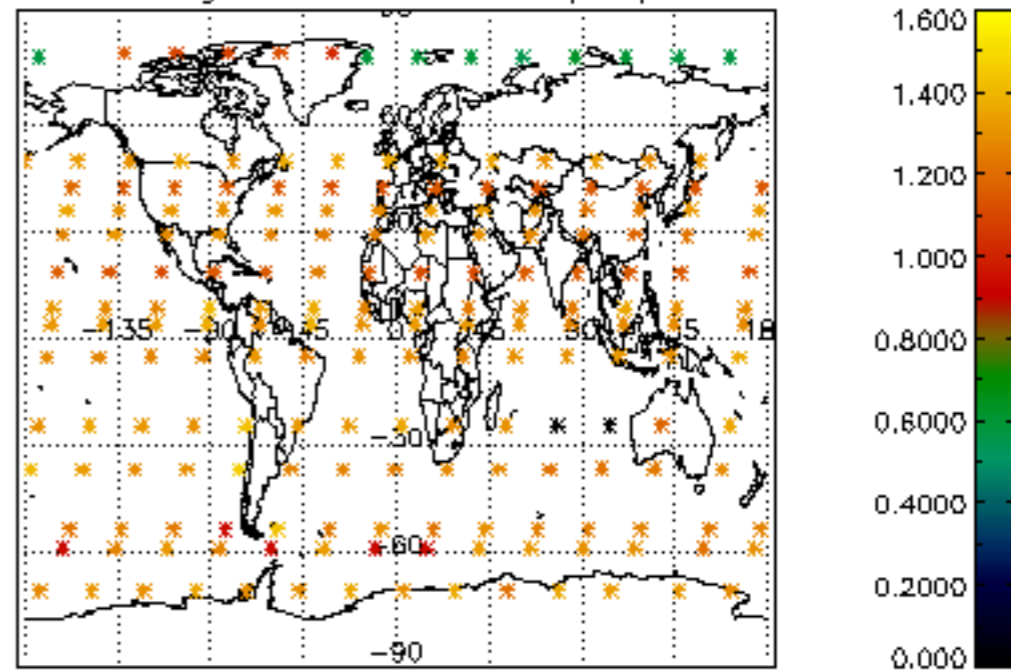
Percentage of saturation errors per profile



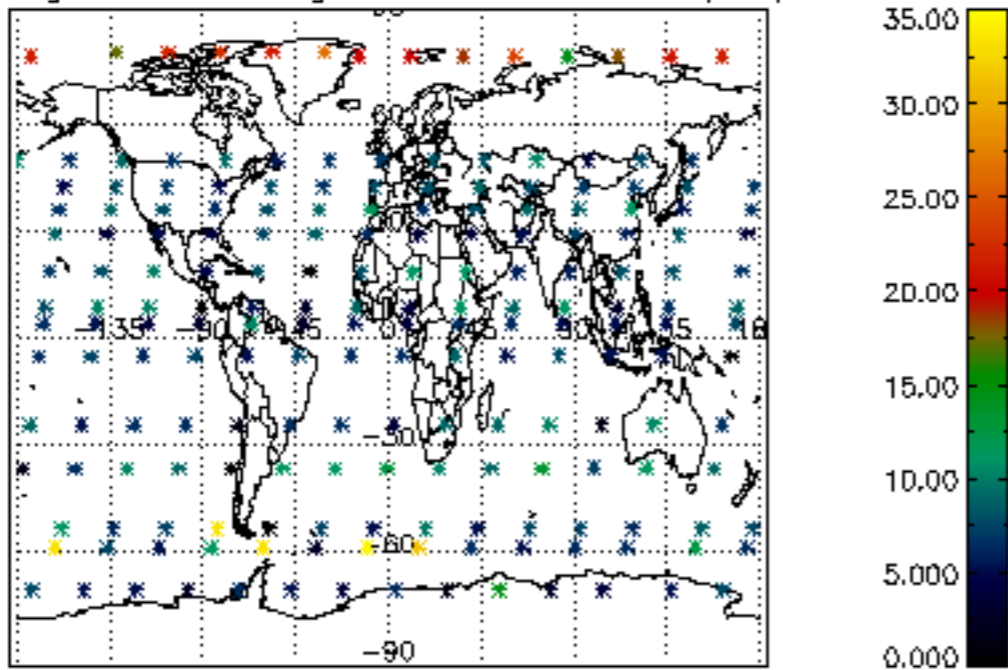
Percentage of cosmic ray hits per profile



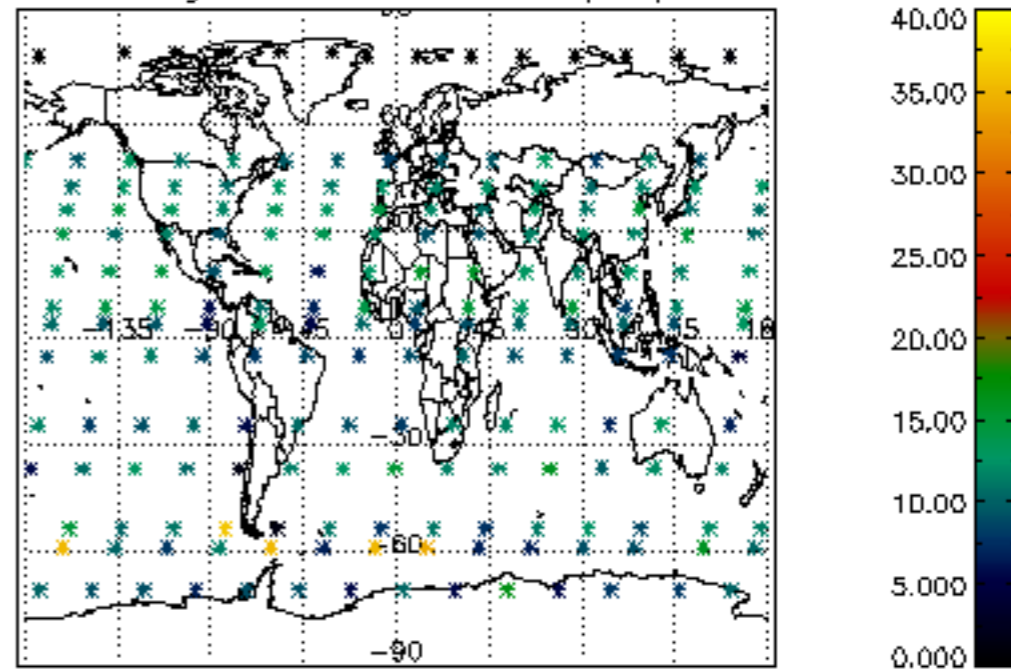
Percentage of datation errors per profile

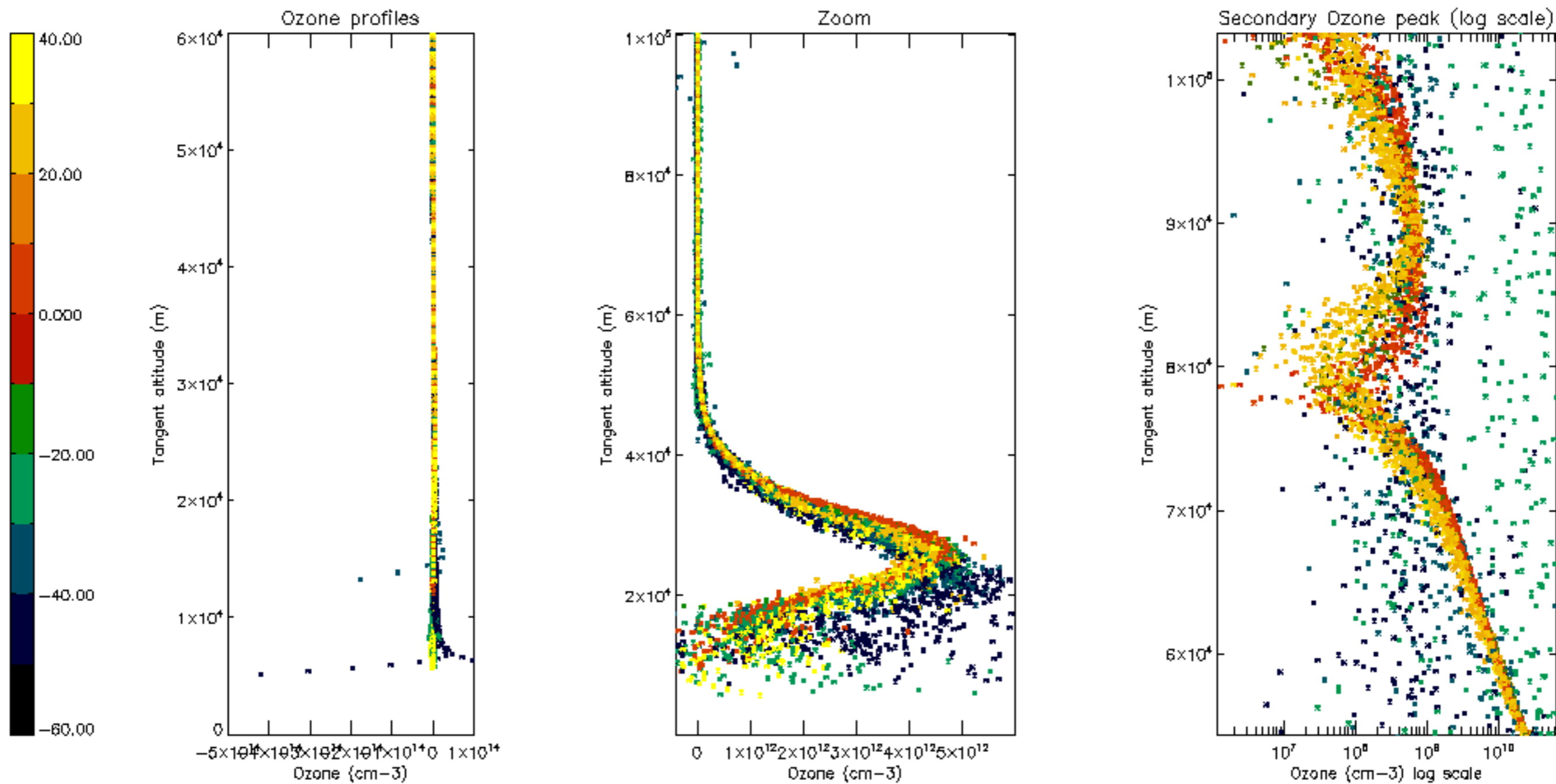


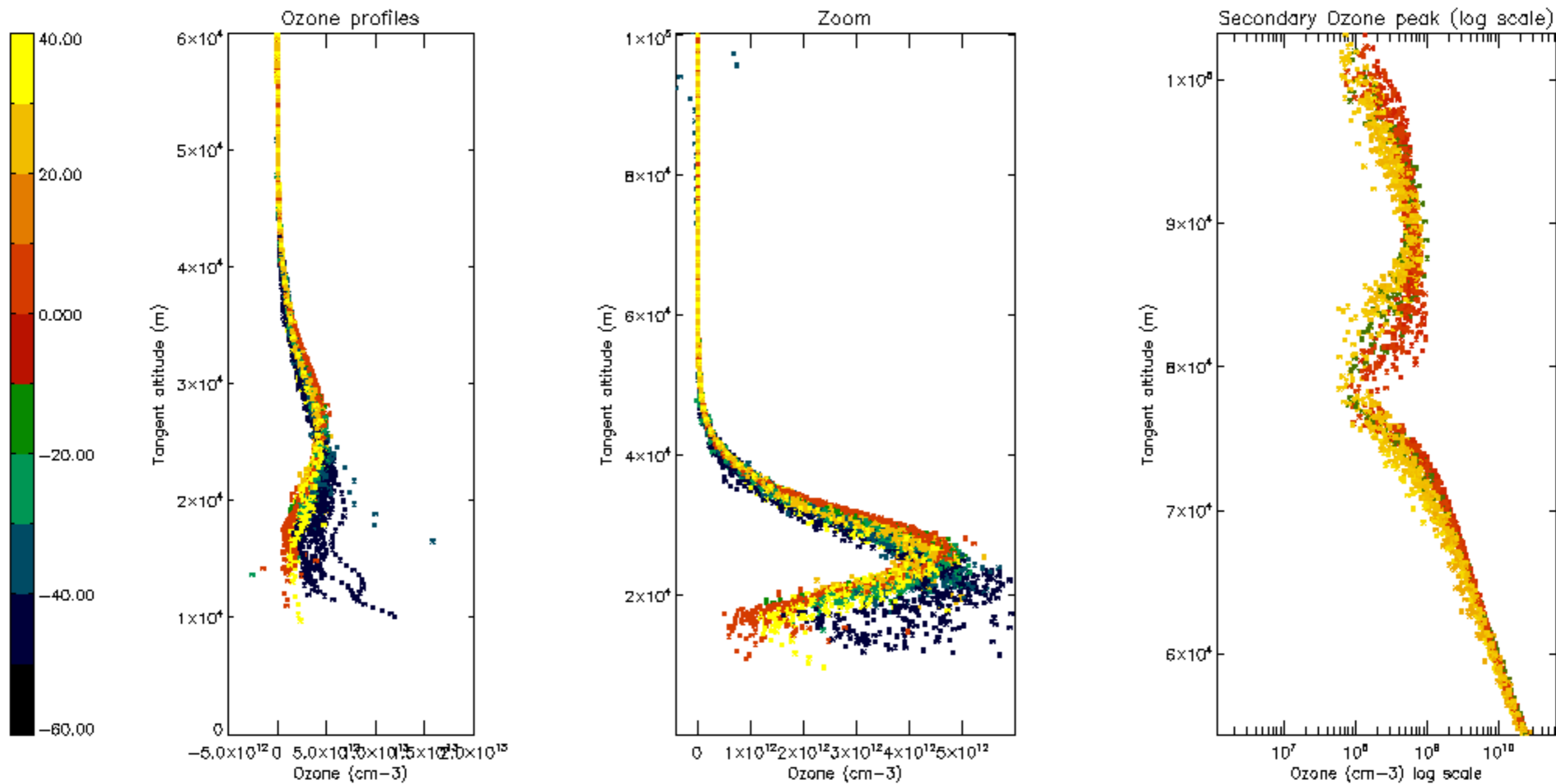
Percentage of star falling outside central band per profile

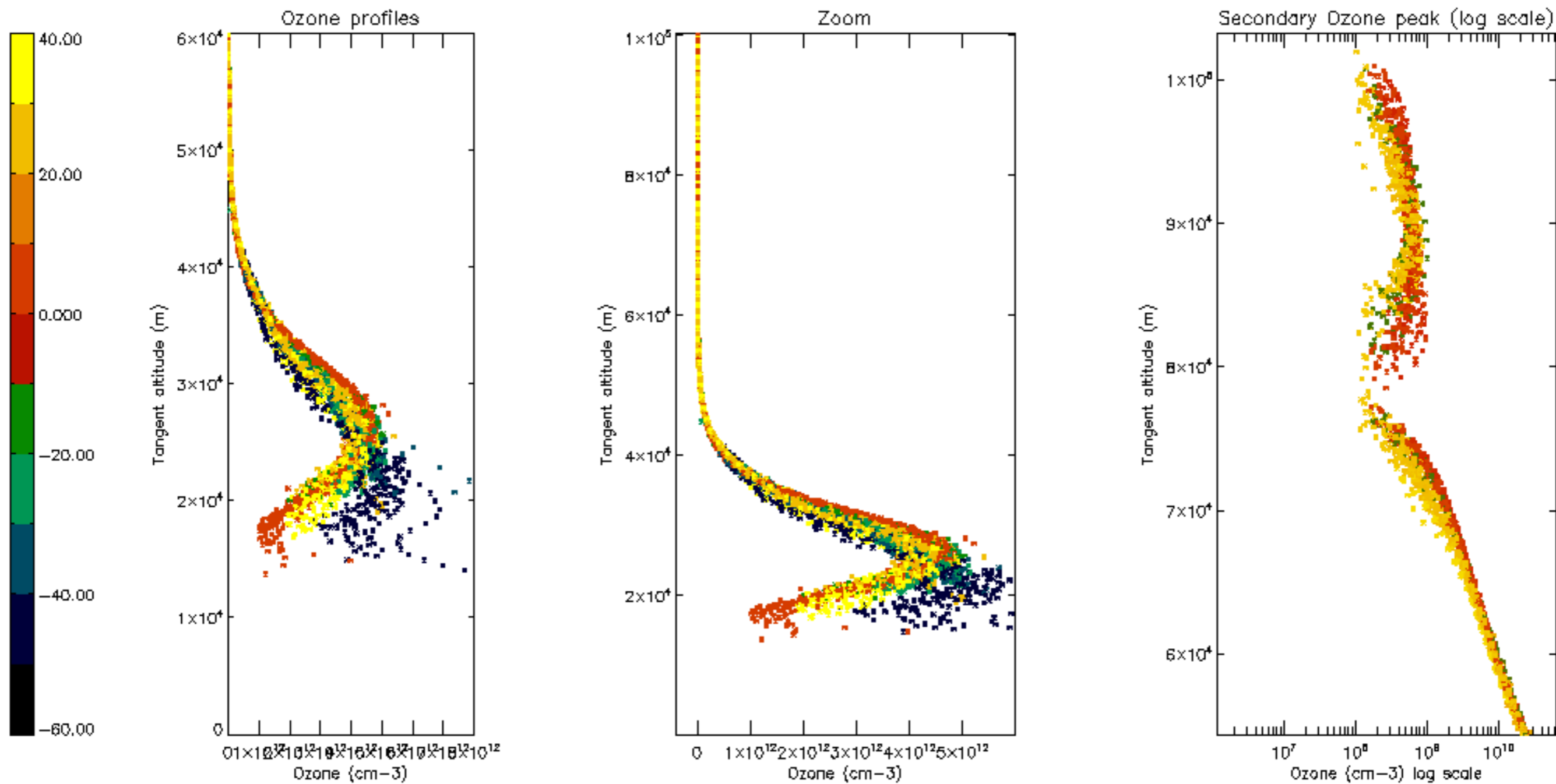


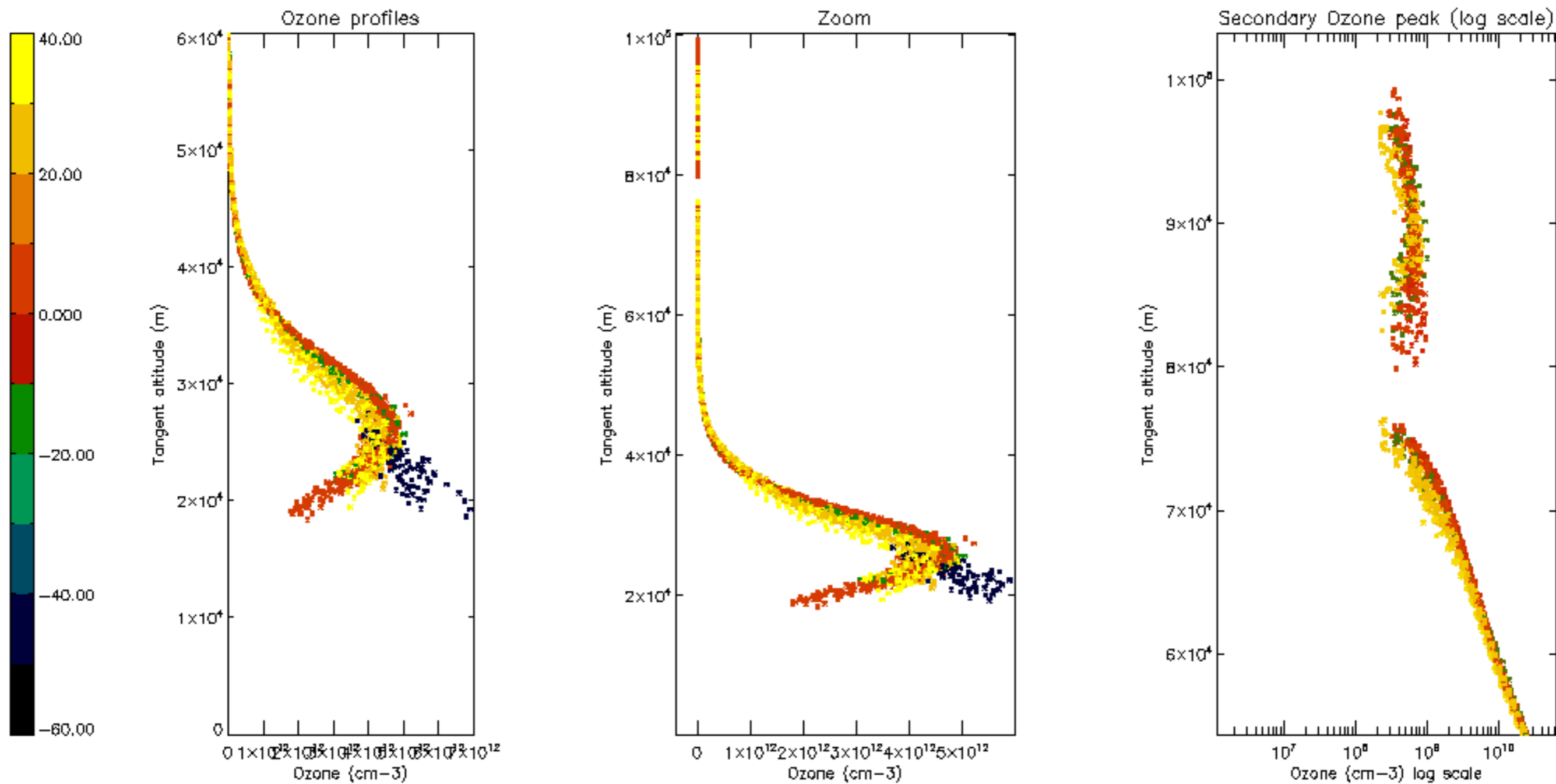
Percentage of saturation errors per profile

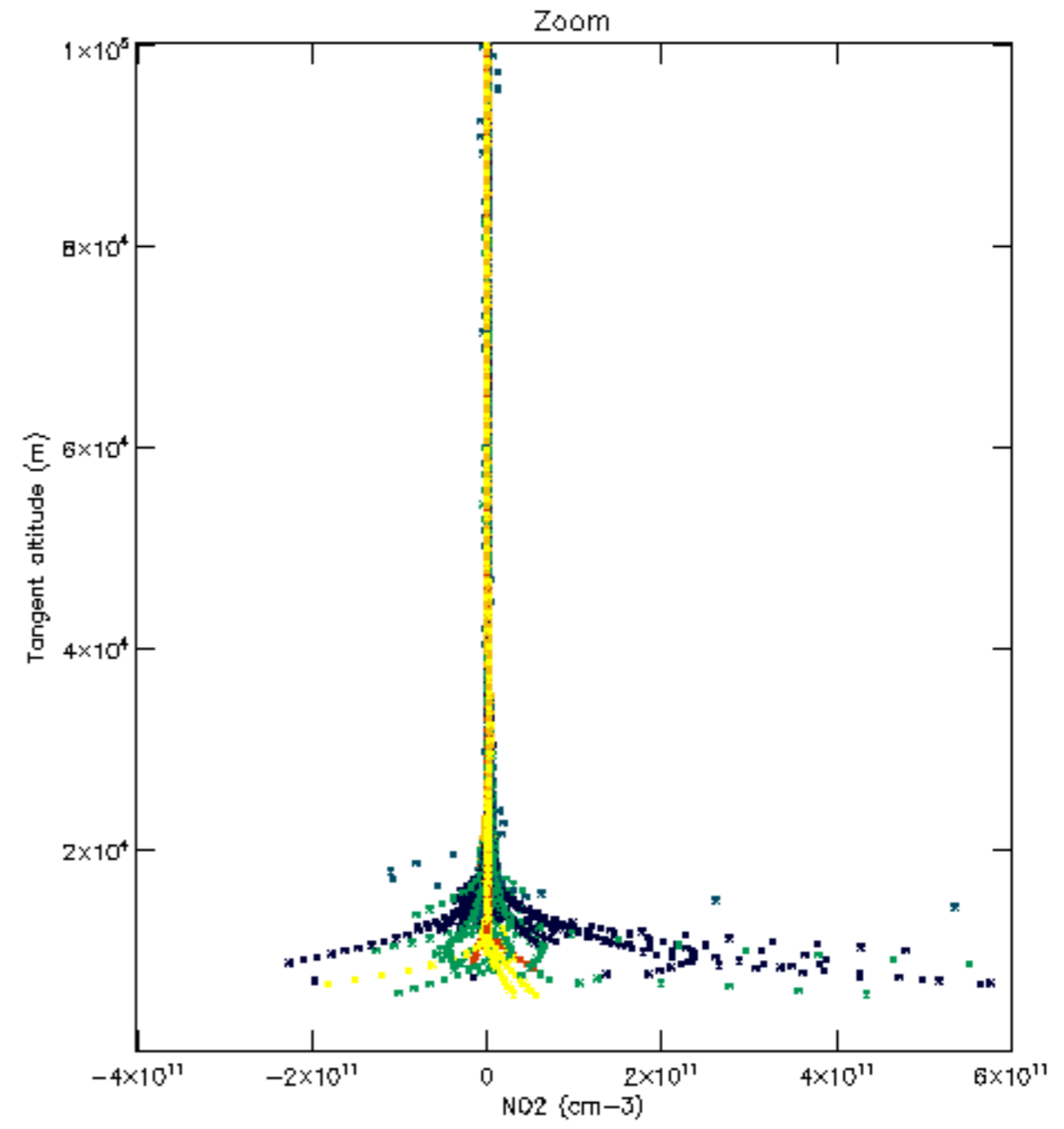
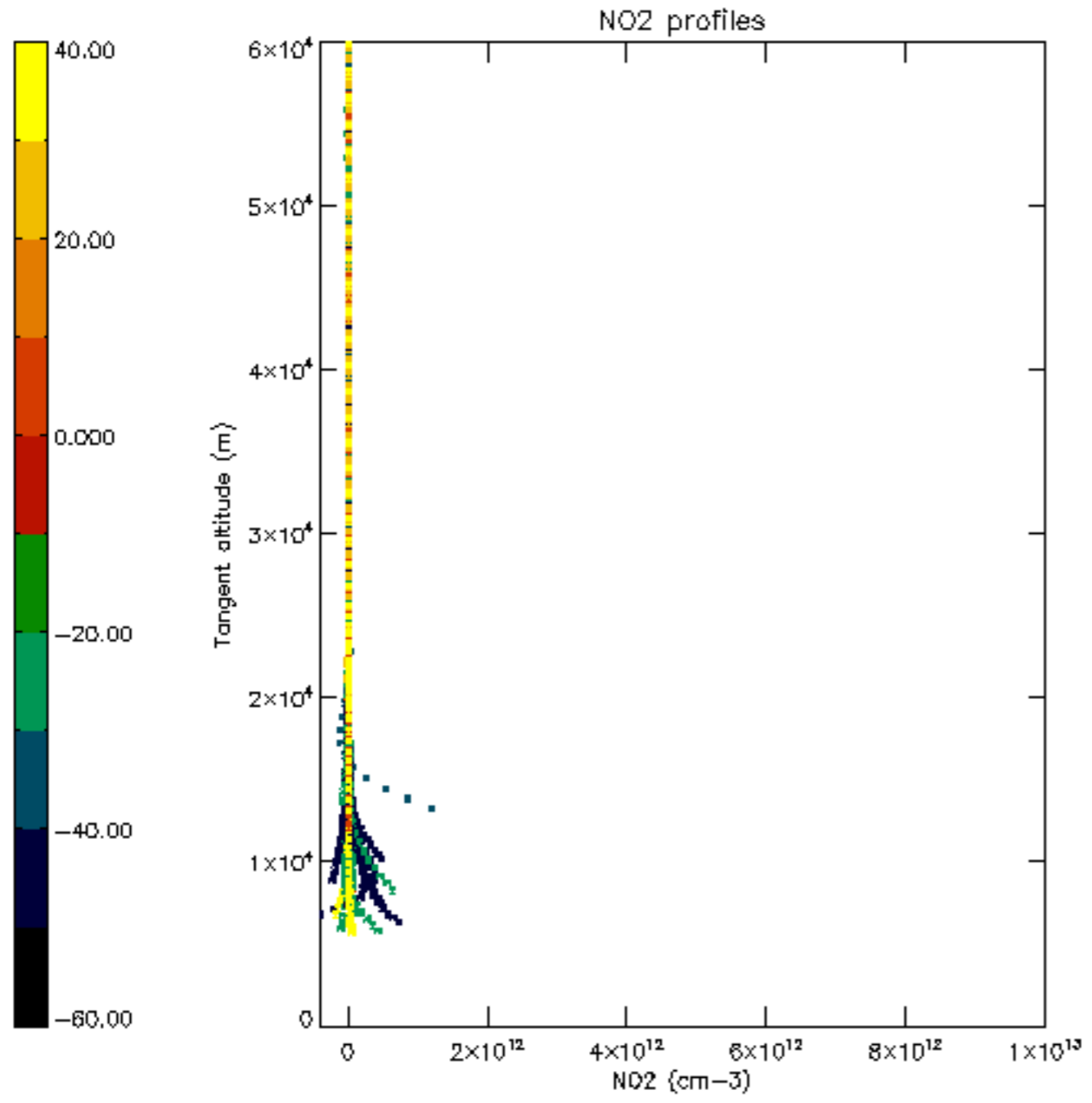


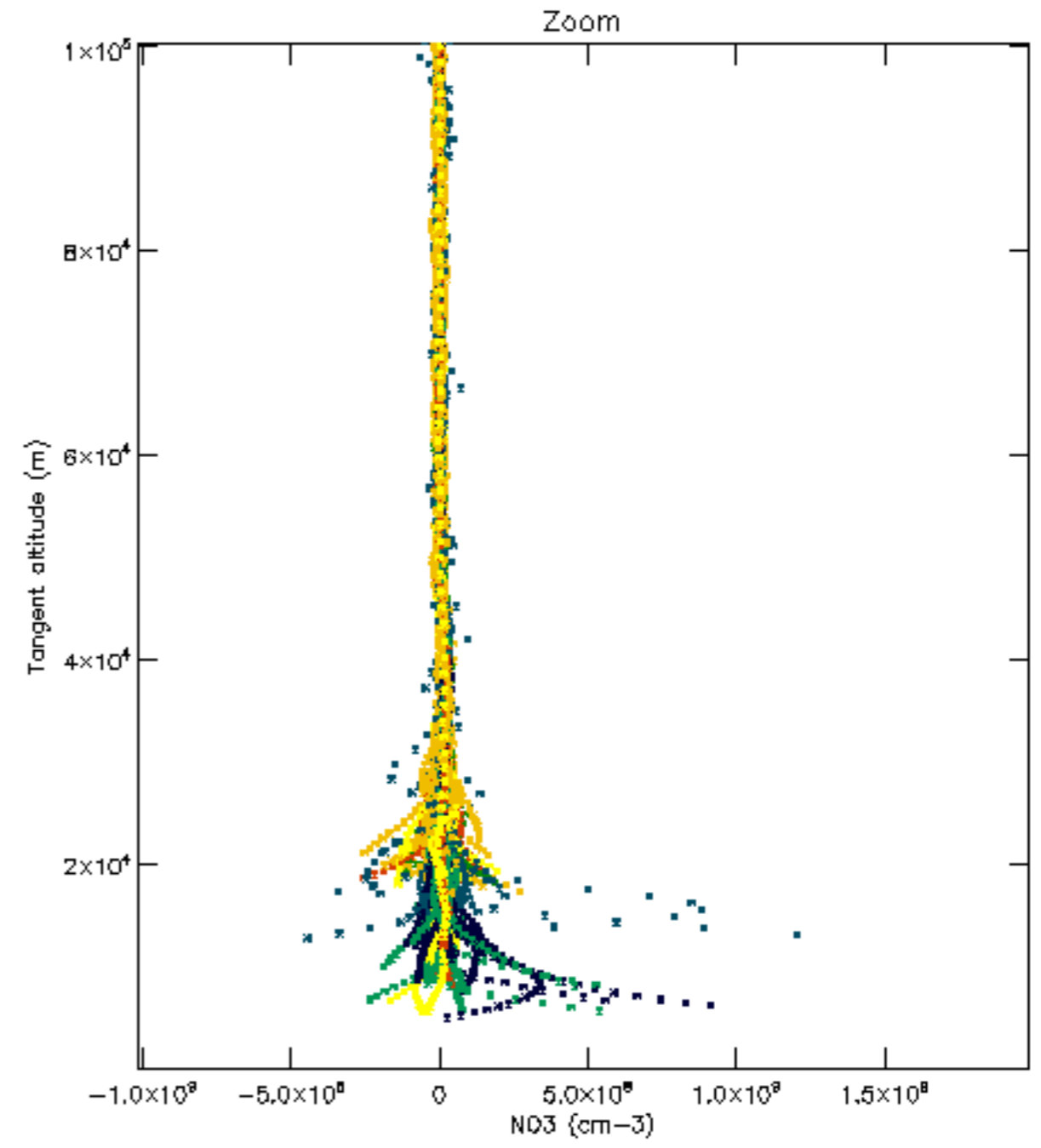
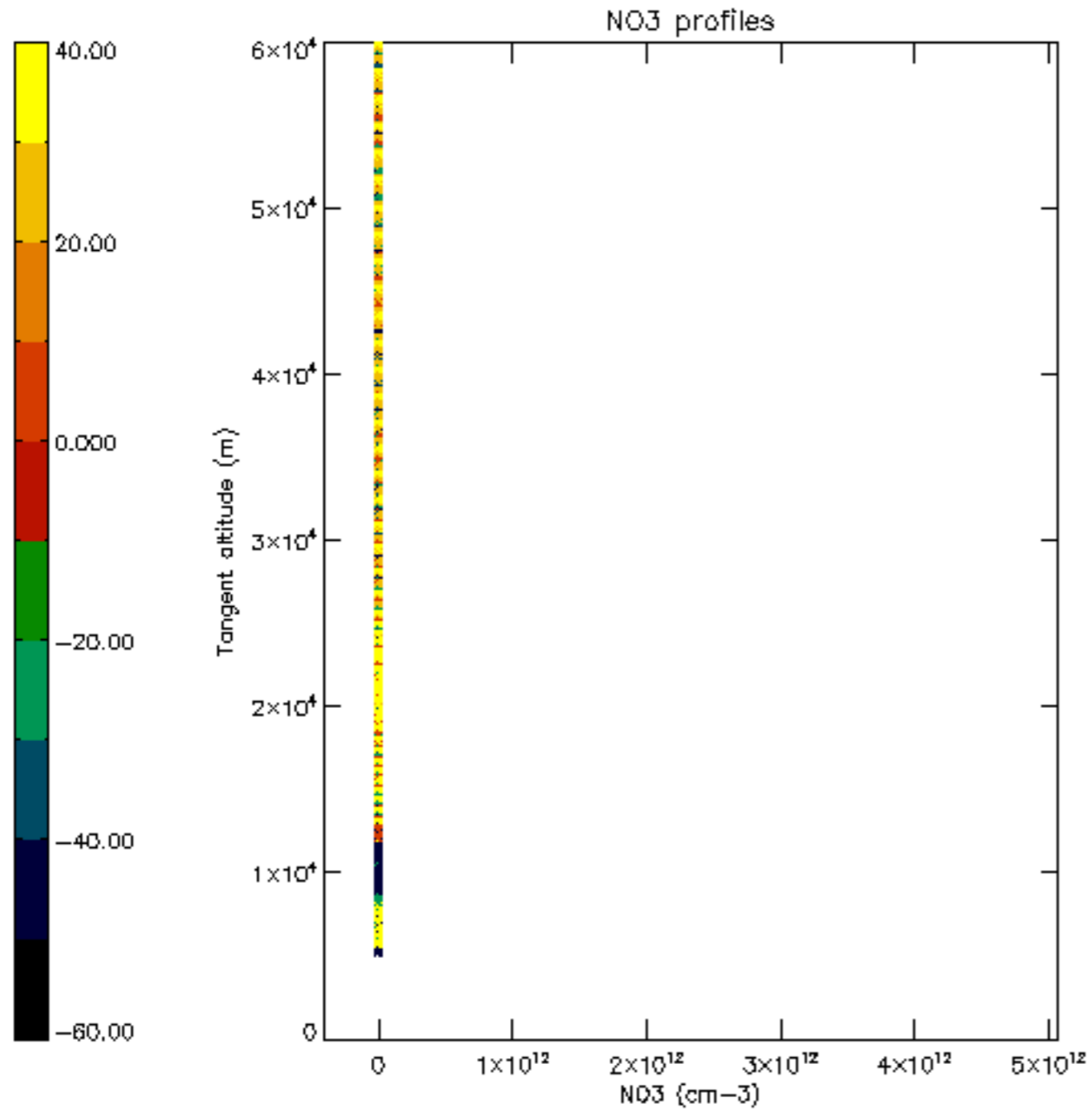


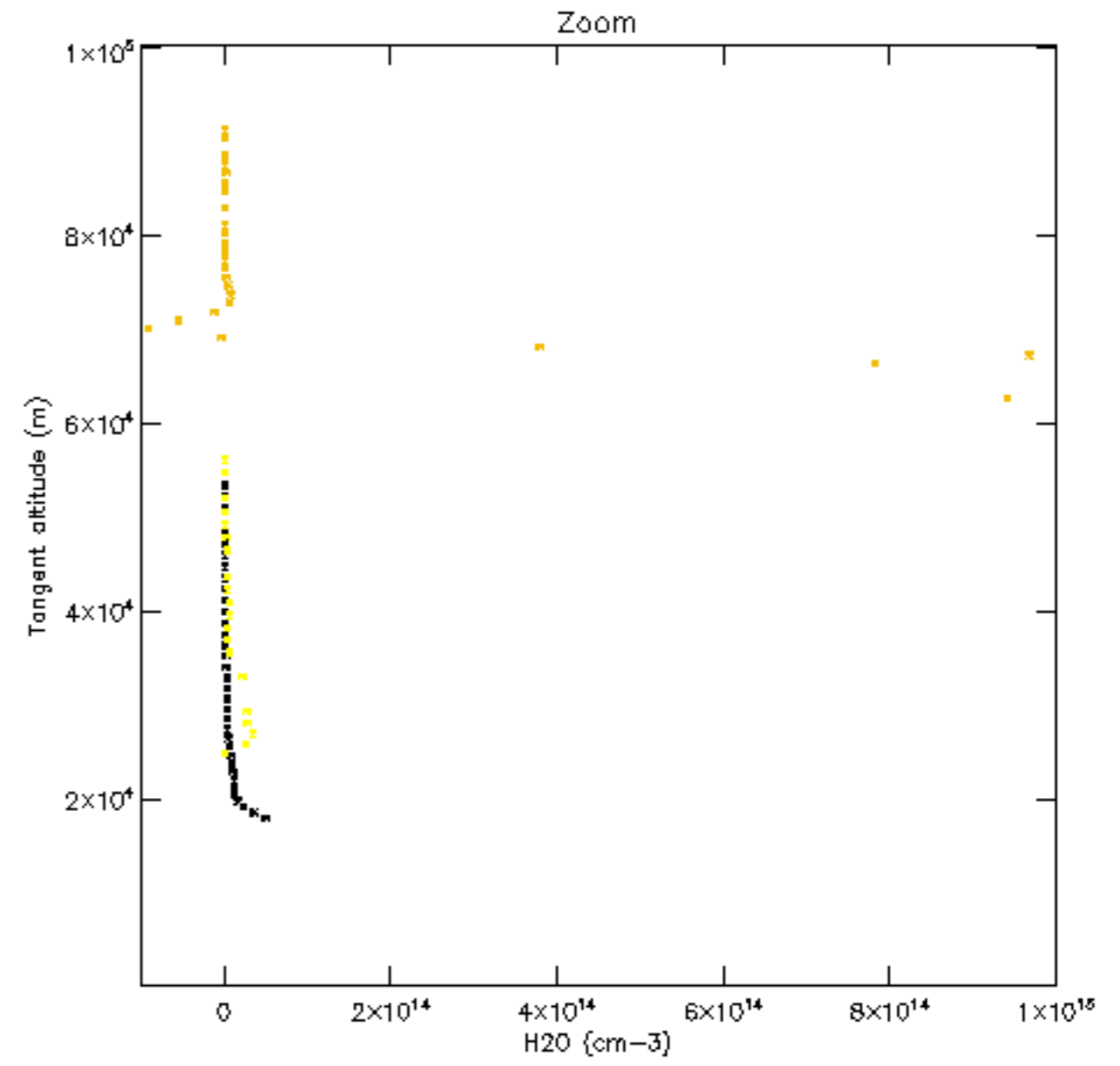
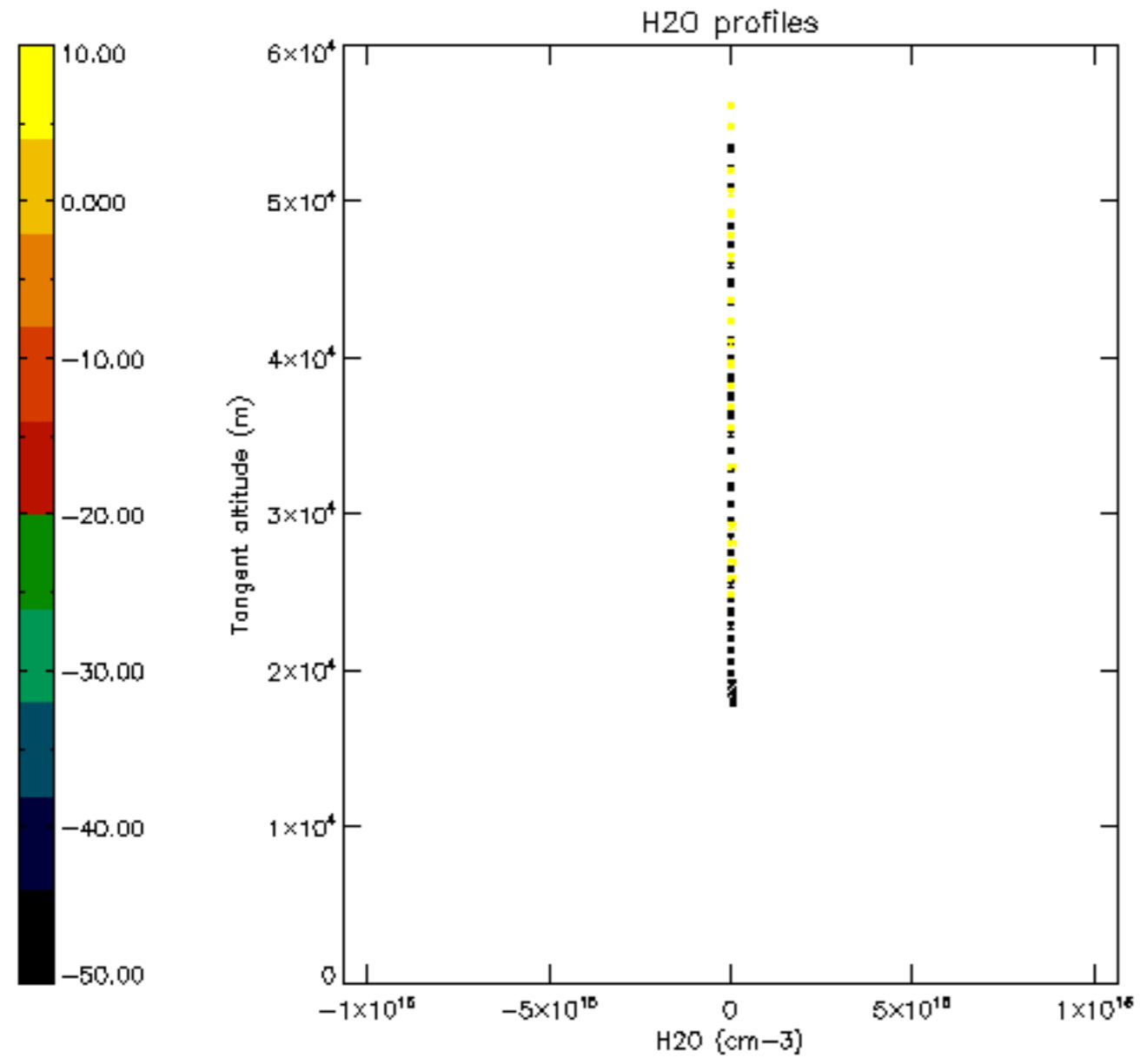


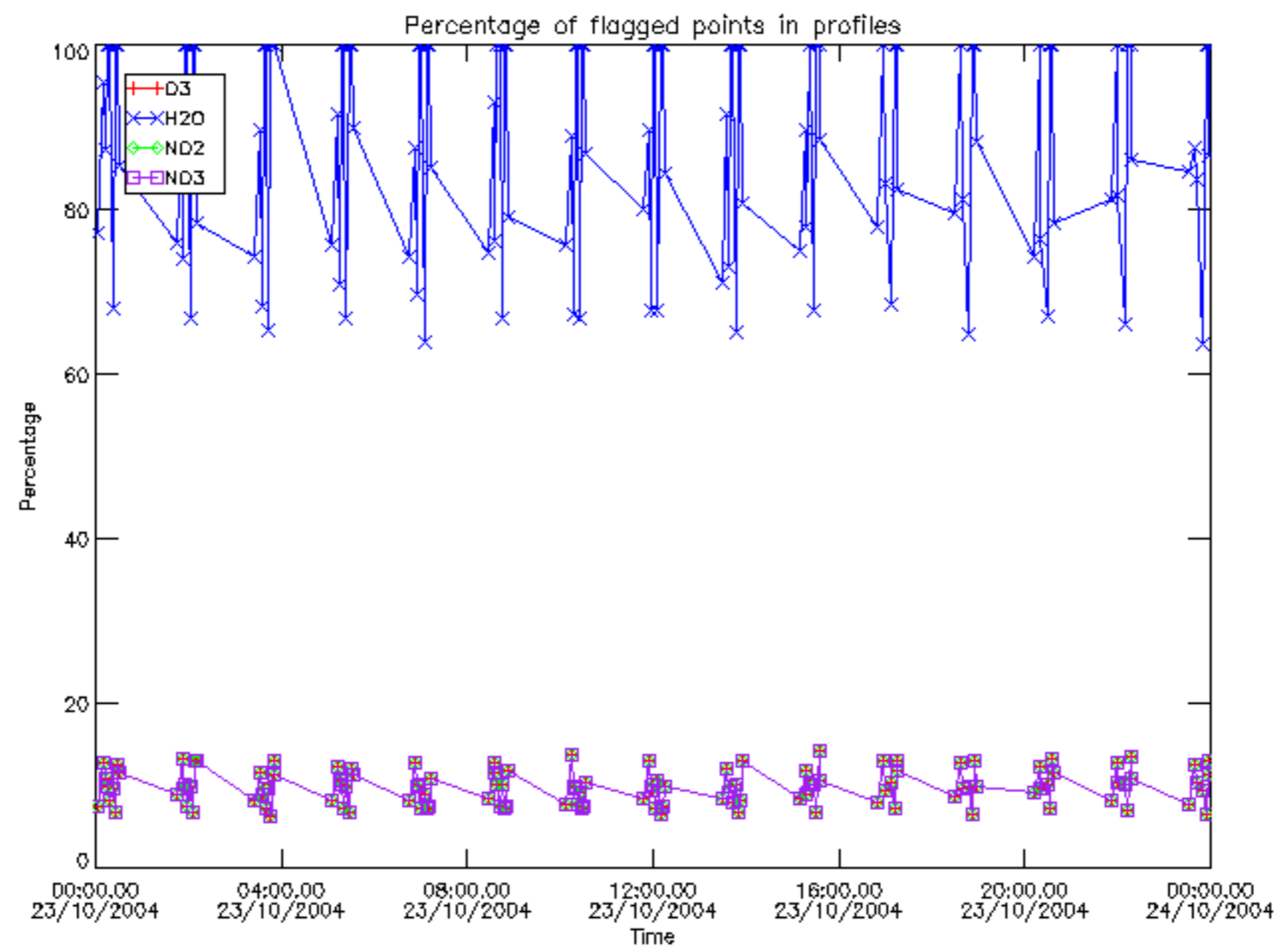




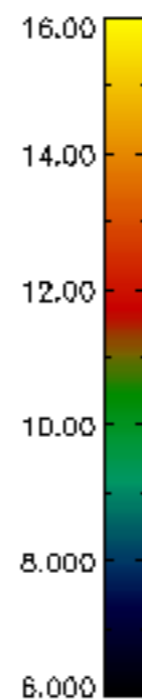
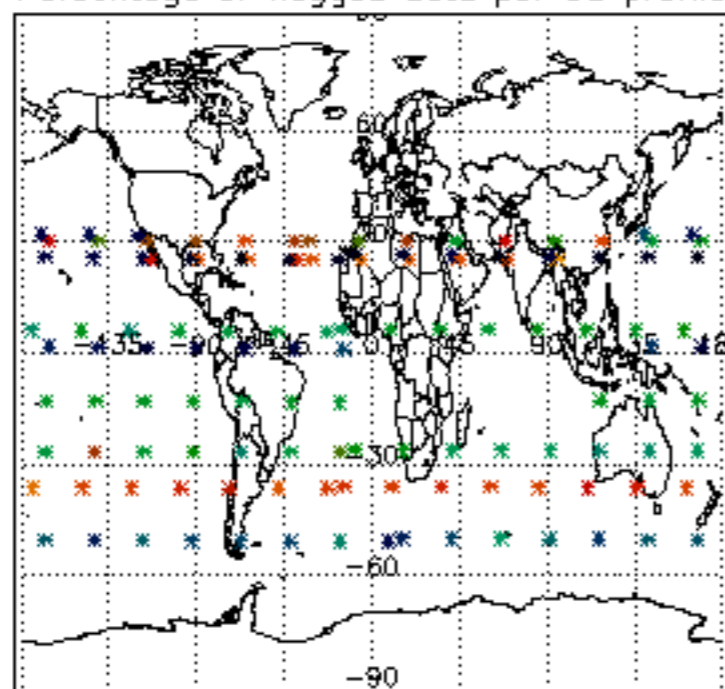




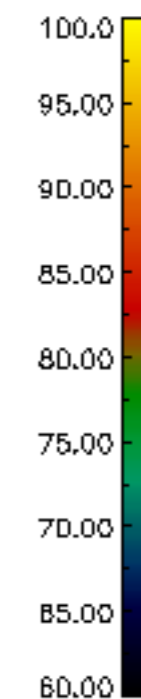
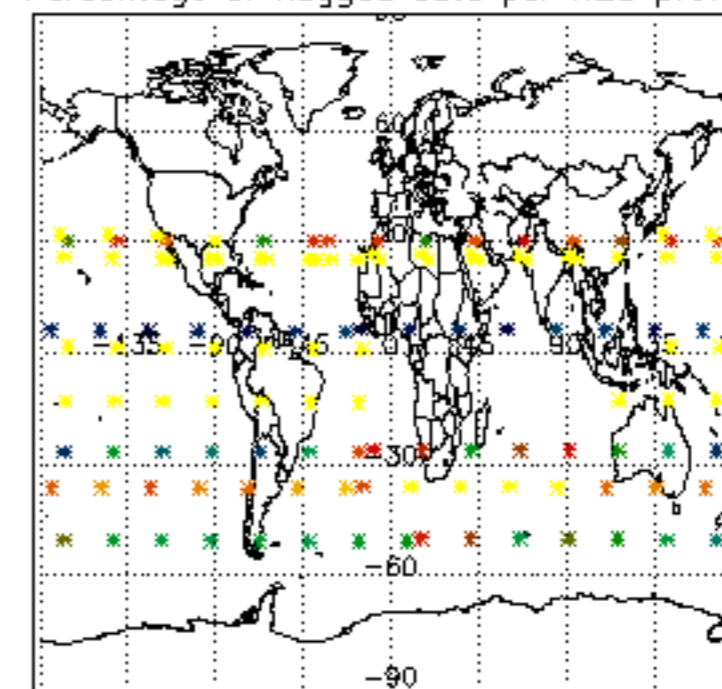




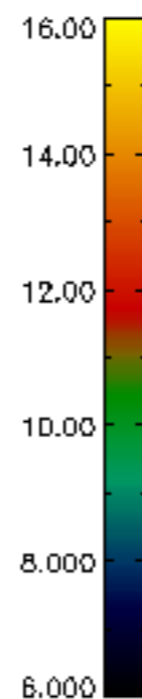
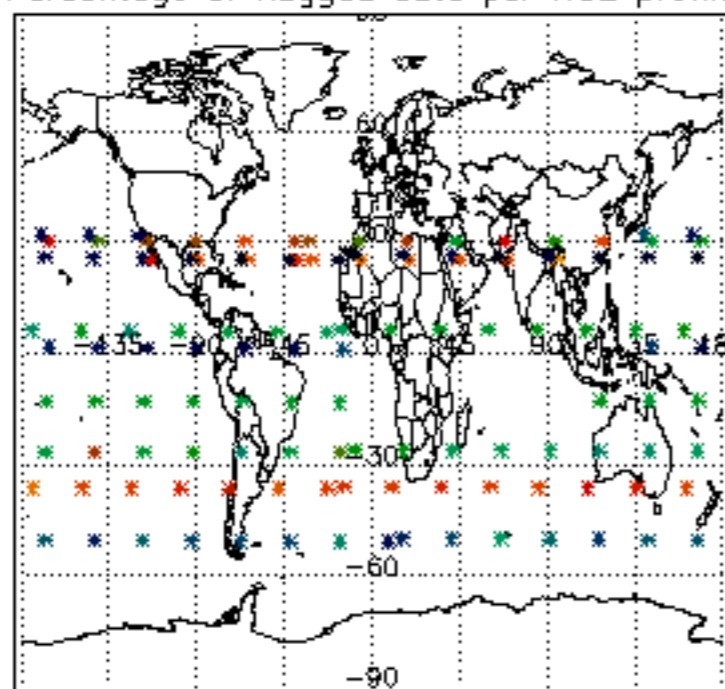
Percentage of flagged data per D3 profile



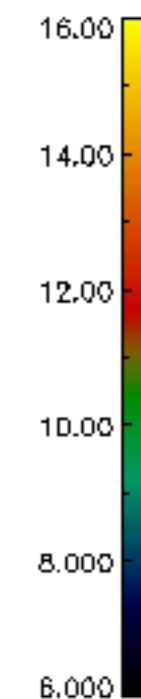
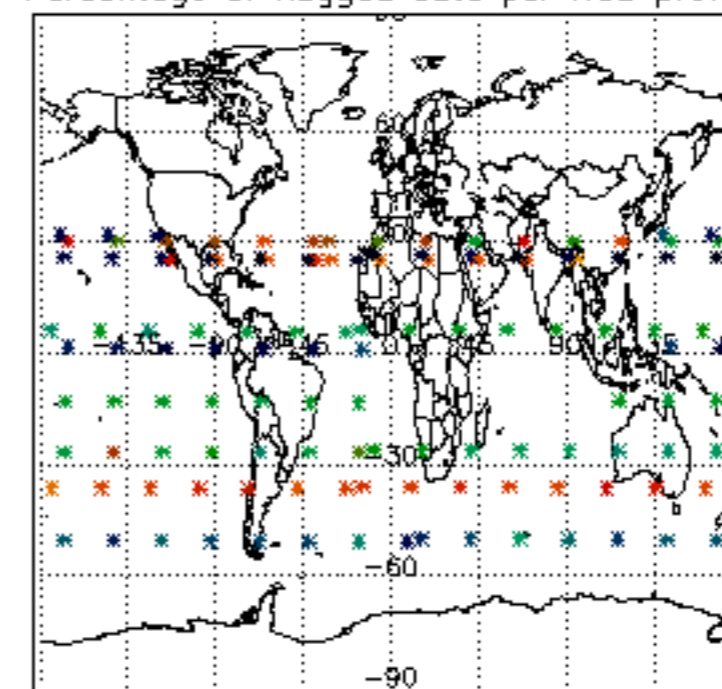
Percentage of flagged data per H2O profile

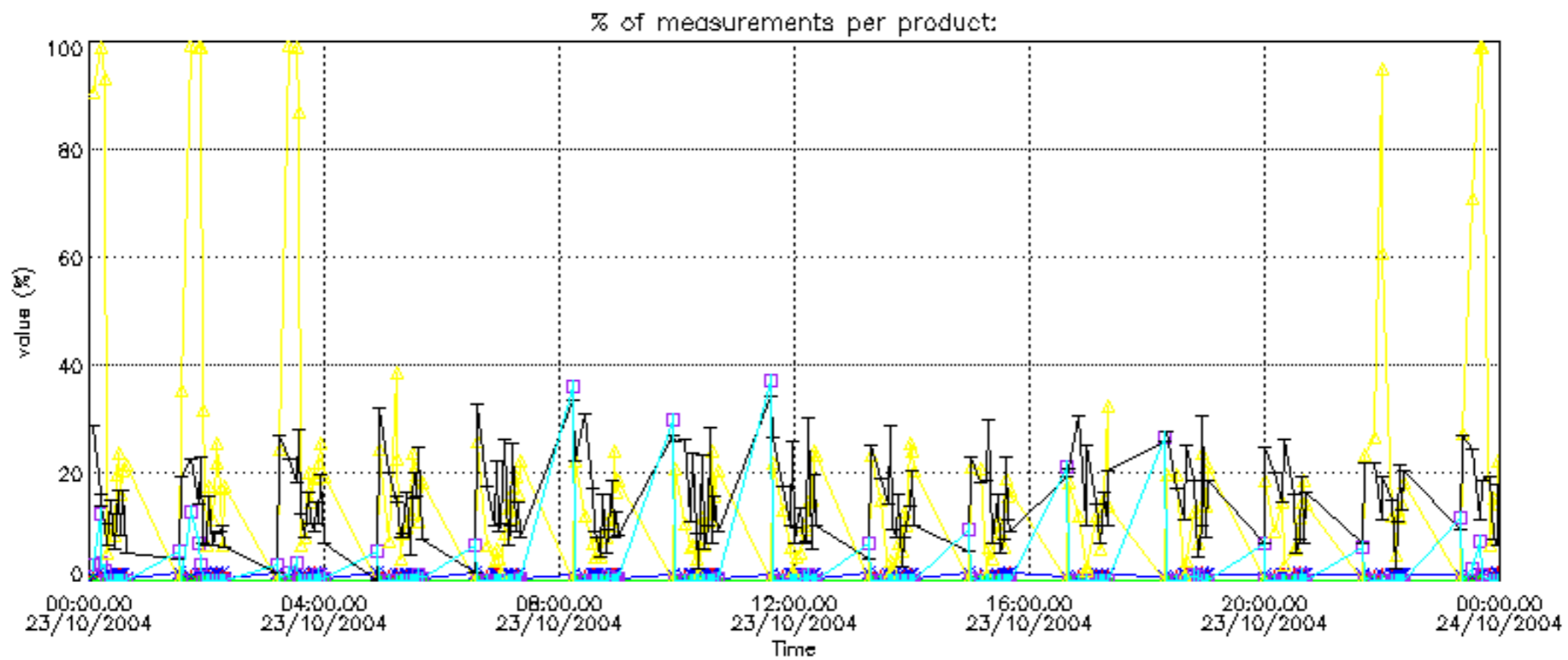


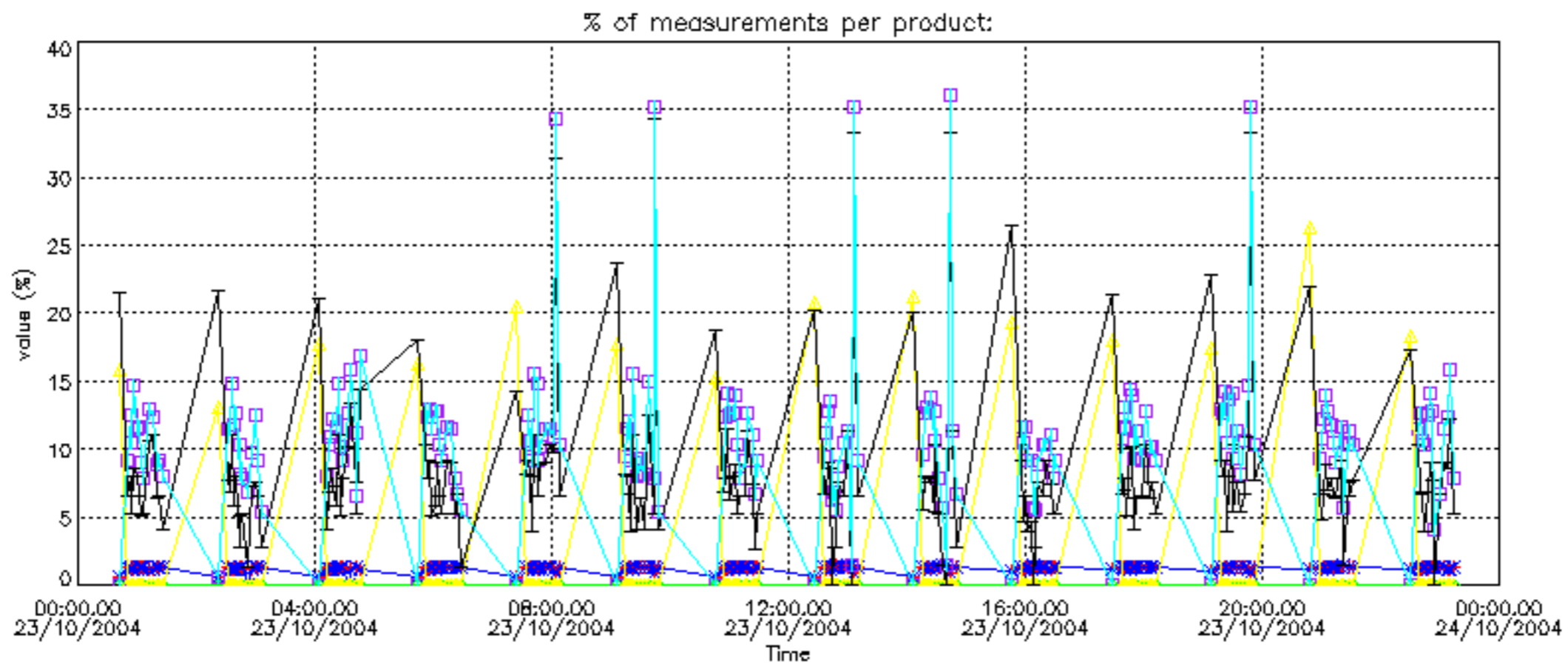
Percentage of flagged data per NO2 profile



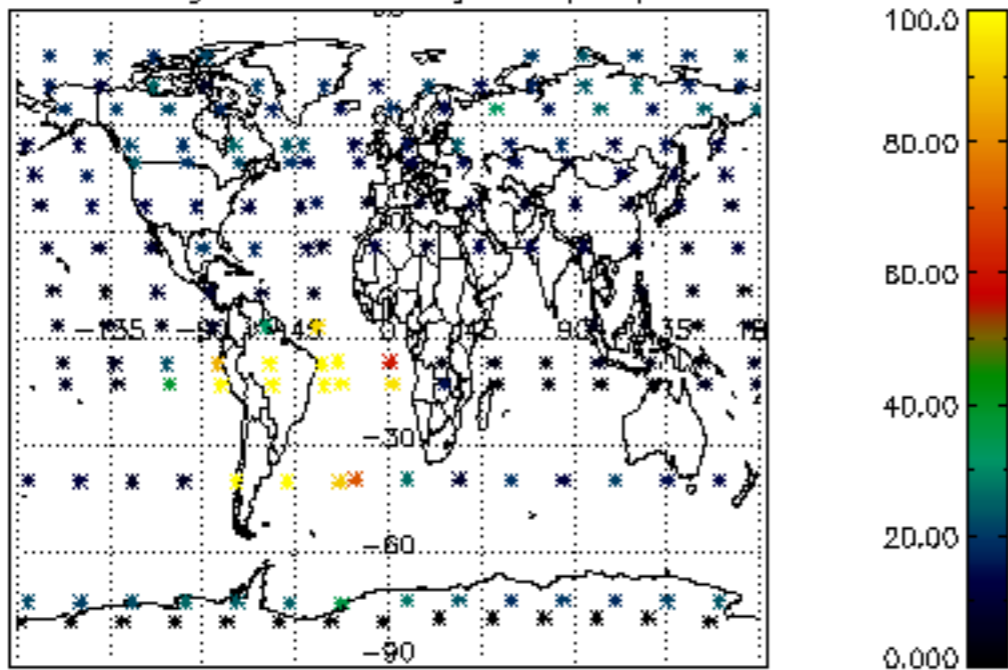
Percentage of flagged data per NO3 profile



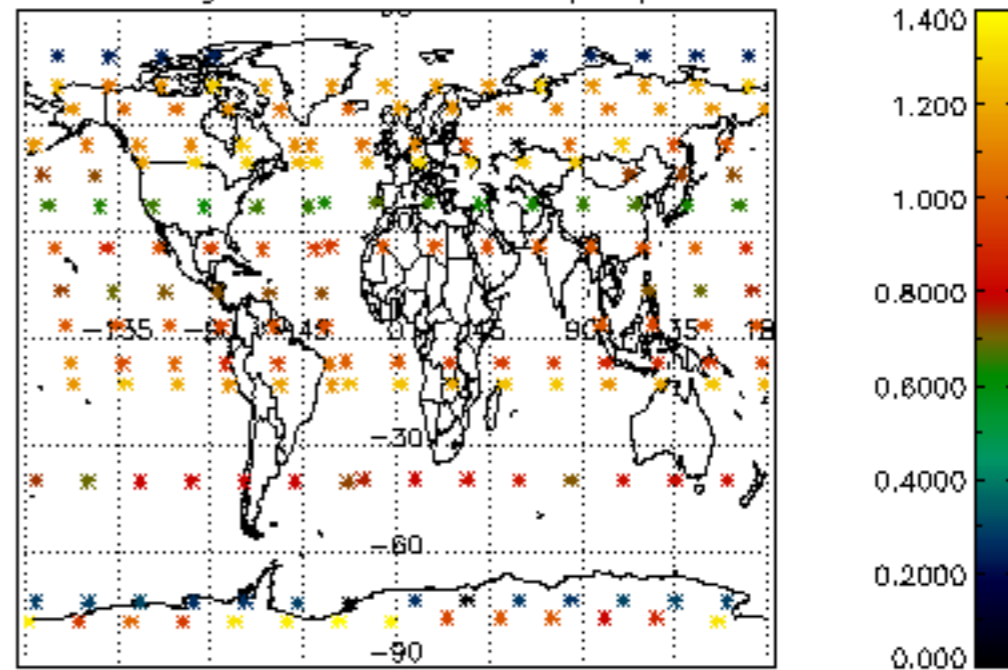




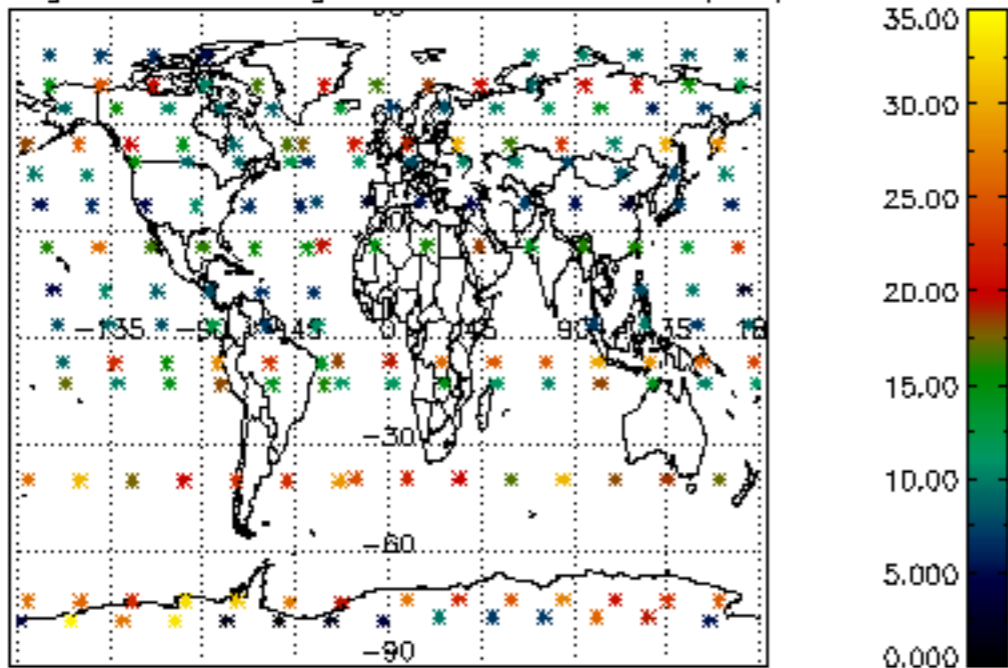
Percentage of cosmic ray hits per profile



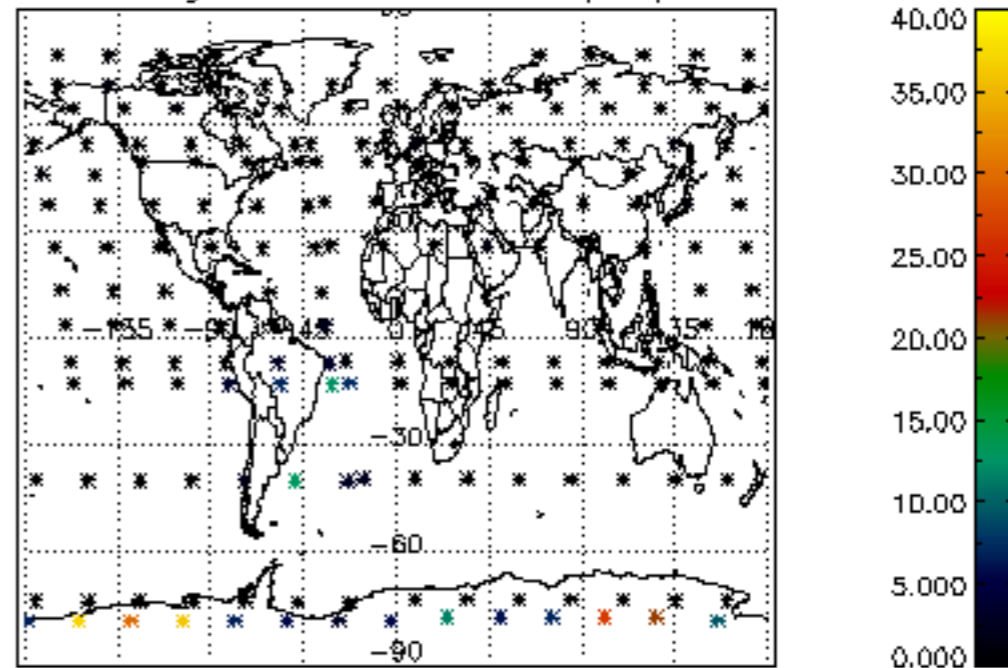
Percentage of datation errors per profile



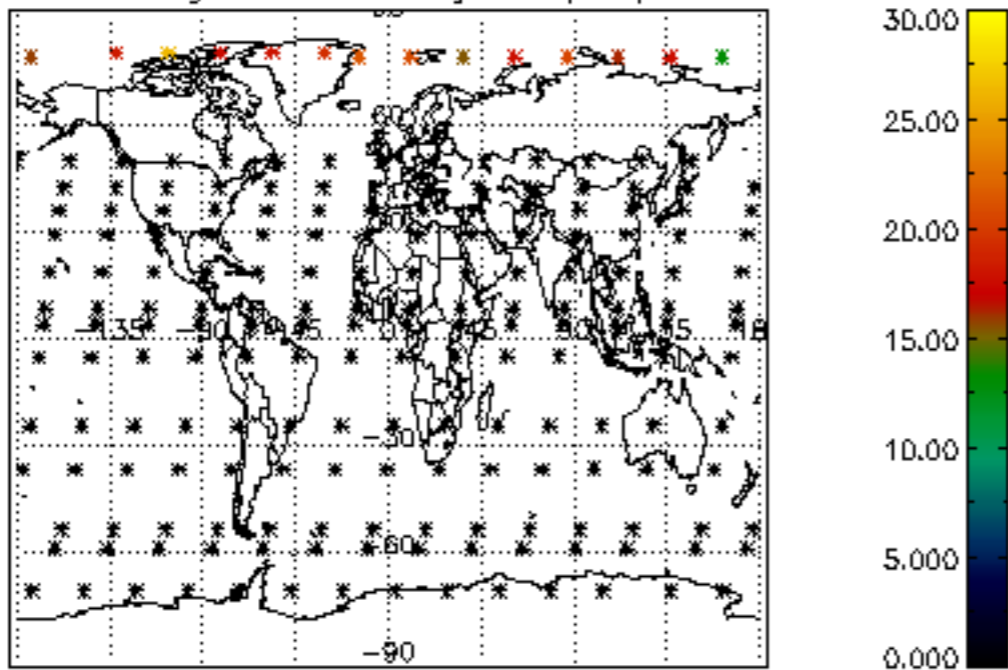
Percentage of star falling outside central band per profile



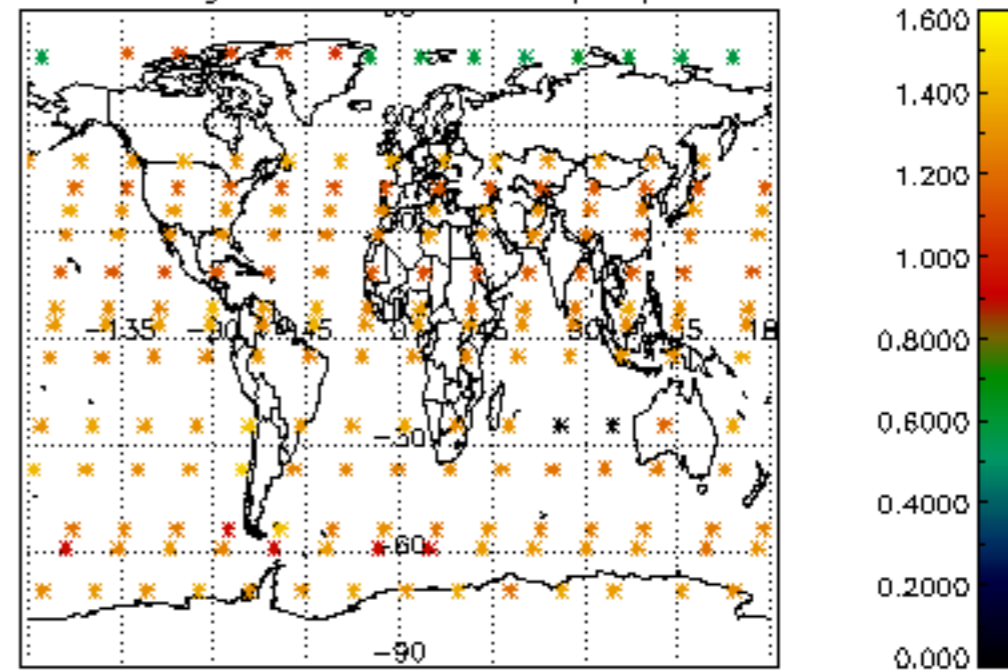
Percentage of saturation errors per profile



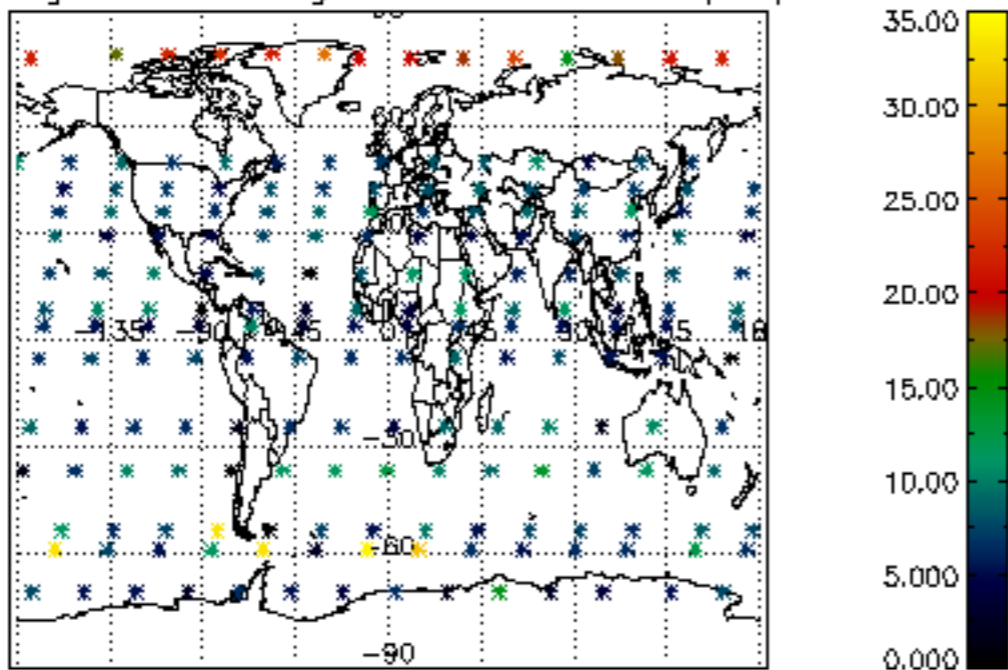
Percentage of cosmic ray hits per profile



Percentage of datation errors per profile



Percentage of star falling outside central band per profile



Percentage of saturation errors per profile

