

GOMOS Level 2 Daily Report

SUMMARY

[1. General Info](#)

[2. Summary of processed GOM_NL_2P products](#)

[3. Level 2 Quality information per product](#)

[3.1 Plot of level 2 quality information per product \(time dependant\)](#)

[3.2 Plot of level 2 quality information per product \(world map\)](#)

[4. Level 1 Quality information per product \(stored on level 2 products\)](#)

[4.1 Plot of level 1 quality information per product \(time dependant\)](#)

[4.1.1 Plot of level 1 quality information per product \(time dependant\): ASCENDING](#)

[4.1.2 Plot of level 1 quality information per product \(time dependant\): DESCENDING](#)

[4.2 Plot of level 1 quality information per product \(world map\)](#)

[4.2.1 Plot of level 1 quality information per product \(world map\): ASCENDING](#)

[4.2.2 Plot of level 1 quality information per product \(world map\): DESCENDING](#)

[5. Ozone profiles based on quality statistics and other trace gas profiles](#)

[5.1 Ozone statistics based on quality of products](#)

[5.2 Plot ozone profiles for all STD \(dark without errors\)](#)

[5.3 Plot ozone profiles where STD < 20% \(dark without errors\)](#)

[5.4. Plot ozone profiles where STD < 10% \(dark without errors\)](#)

[5.5. Plot ozone profiles where STD < 5% \(dark without errors\)](#)

[5.6 Plot NO2 profiles for all STD \(dark without errors\)](#)

[5.7 Plot NO3 profiles for all STD \(dark without errors\)](#)

[5.8 Plot H2O profiles \(only for occultations of stars 1,2,3,4,13,14,16,26,63 dark without errors\) for all STD](#)

[6. Auxiliary Data Files used for the production reported in section 2](#)

This report presents the daily analysis on parameters extracted from GOMOS level 2 data (GOM_NL__2P). It is intended to monitor some important parameters that will impact the quality of these products. A list of level 2 products (and content) that have arrived during the reporting day to the PCF is also given.

Item	Value
Time of report generation	19APR2013 13:39:45
Data source version	GOMOS/6.01
Start time of products	22-10-2004 (22OCT2004 00:00:00)
Stop time of products	23-10-2004 (23OCT2004 00:00:00)
Store outputs in DB	Yes
Nb of level 2 prods	174
Nb of prods with errors	0

2. Summary of processed GOM_NL__2P products.

Nr	Filename	UTC Start time	Limb	Duration	Star Id	Star Name	Star Mag	Star Temp	Nb Meas	Orbit	Prod. error
1	GOM_NL__2PRFIN20041022_000252_000000392031_00245_13826_5220.N1	22-OCT-2004 00:02:52	Bright	39.000	49	1Alp UMi	1.9900	6300.0	78	13826	No
2	GOM_NL__2PRFIN20041022_000614_000000402031_00245_13826_5221.N1	22-OCT-2004 00:06:14	Bright	39.500	60	7Bet UMi	2.0810	3950.0	79	13826	No
3	GOM_NL__2PRFIN20041022_000822_000000822031_00245_13826_5222.N1	22-OCT-2004 00:08:22	Bright	82.000	42	34Bet Aur	1.9000	10200.	164	13826	No
4	GOM_NL__2PRFIN20041022_001108_000000372031_00245_13826_5223.N1	22-OCT-2004 00:11:08	Bright	37.000	36	50Alp UMa	1.8000	6300.0	74	13826	No
5	GOM_NL__2PRFIN20041022_001243_000000372031_00245_13826_5224.N1	22-OCT-2004 00:12:43	Bright	36.500	82	48Bet UMa	2.3650	10600.	73	13826	No
6	GOM_NL__2PRFIN20041022_001612_000000542031_00245_13826_5225.N1	22-OCT-2004 00:16:12	Bright	54.000	174	52Psi UMa	3.0040	4400.0	108	13826	No
7	GOM_NL__2PRFIN20041022_002309_000000372031_00245_13826_5226.N1	22-OCT-2004 00:23:09	Bright	36.500	96	68Del Leo	2.5600	9300.0	73	13826	No
8	GOM_NL__2PRFIN20041022_002455_000001682031_00245_13826_5227.N1	22-OCT-2004 00:24:55	Tw_i_and_stray	167.50	17	78Bet Gem	1.1610	4500.0	335	13826	No
9	GOM_NL__2PRFIN20041022_003456_000000602031_00245_13826_5228.N1	22-OCT-2004 00:34:56	Dark	59.500	48	30Alp Hya	1.9770	4100.0	119	13826	No
10	GOM_NL__2PRFIN20041022_004243_000000432031_00245_13826_5229.N1	22-OCT-2004 00:42:43	Dark	42.500	113	Mu Vel	2.6920	5000.0	85	13826	No
11	GOM_NL__2PRFIN20041022_004414_000000542031_00245_13826_5230.N1	22-OCT-2004 00:44:14	Dark	53.500	65	Lam Vel	2.2040	4400.0	107	13826	No
12	GOM_NL__2PRFIN20041022_004910_000000422031_00246_13827_5203.N1	22-OCT-2004 00:49:10	Dark	42.000	29	Bet Car	1.6720	10200.	84	13827	No
13	GOM_NL__2PRFIN20041022_005317_000000522031_00246_13827_5204.N1	22-OCT-2004 00:53:17	Dark	51.500	2	Alp Car	-0.73600	7000.0	103	13827	No
14	GOM_NL__2PRFIN20041022_005622_000000792031_00246_13827_5205.N1	22-OCT-2004 00:56:22	Dark	78.500	177	1Zet CMa	3.0220	26000.	157	13827	No
15	GOM_NL__2PRFIN20041022_005855_000000642031_00246_13827_5206.N1	22-OCT-2004 00:58:55	Dark	63.500	108	Alp Col	2.6520	15200.	127	13827	No
16	GOM_NL__2PRFIN20041022_141436_000000702031_00254_13835_5230.N1	22-OCT-2004 14:14:36	Dark	70.000	88	31Eta CMa	2.4480	20000.	140	13835	No
17	GOM_NL__2PRFIN20041022_142123_000000762031_00254_13835_5231.N1	22-OCT-2004 14:21:23	Dark	75.500	177	1Zet CMa	3.0220	26000.	151	13835	No
18	GOM_NL__2PRFIN20041022_142502_000000402031_00254_13835_5232.N1	22-OCT-2004 14:25:02	Dark	40.000	143	Alp Hyi	2.8570	7200.0	80	13835	No
19	GOM_NL__2PRFIN20041022_142628_000000512031_00254_13835_5233.N1	22-OCT-2004 14:26:28	Dark	50.500	9	Alp Eri	0.45300	24000.	101	13835	No
20	GOM_NL__2PRFIN20041022_142923_000000462031_00254_13835_5234.N1	22-OCT-2004 14:29:23	Straylight	46.000	157	The1Eri	2.9060	9300.0	92	13835	No
21	GOM_NL__2PRFIN20041022_143122_000000402031_00254_13835_5235.N1	22-OCT-2004 14:31:22	Straylight	40.000	84	Alp Phe	2.3970	4500.0	80	13835	No
22	GOM_NL__2PRFIN20041022_143754_000000482031_00254_13835_5236.N1	22-OCT-2004 14:37:54	Straylight	47.500	52	16Bet Cet	2.0370	4500.0	95	13835	No
23	GOM_NL__2PRFIN20041022_144723_000000392031_00254_13835_5237.N1	22-OCT-2004 14:47:23	Bright	39.000	140	88Gam Peg	2.8340	26000.	78	13835	No
24	GOM_NL__2PRFIN20041022_144938_000000442031_00254_13835_5238.N1	22-OCT-2004 14:49:38	Bright	44.000	105	6Bet Ari	2.6450	8900.0	88	13835	No
25	GOM_NL__2PRFIN20041022_145117_000000382031_00254_13835_5239.N1	22-OCT-2004 14:51:17	Bright	38.000	58	21Alp And	2.0730	11000.	76	13835	No
26	GOM_NL__2PRFIN20041022_145320_000000412031_00254_13835_5240.N1	22-OCT-2004 14:53:20	Bright	41.000	53	43Bet And	2.0480	3300.0	82	13835	No
27	GOM_NL__2PRFIN20041022_145621_000000422031_00254_13835_5241.N1	22-OCT-2004 14:56:21	Bright	41.500	73	57Gam1And	2.2600	13100.	83	13835	No
28	GOM_NL__2PRFIN20041022_145904_000000392031_00254_13835_5242.N1	22-OCT-2004 14:59:04	Bright	39.000	68	18Alp Cas	2.2250	4500.0	78	13835	No
29	GOM_NL__2PRFIN20041022_150021_000000382031_00254_13835_5243.N1	22-OCT-2004 15:00:21	Bright	38.000	76	27Gam Cas	2.3000	30000.	76	13835	No
30	GOM_NL__2PRFIN20041022_150244_000000382031_00254_13835_5244.N1	22-OCT-2004 15:02:44	Bright	37.500	89	5Alp Cep	2.4510	8000.0	75	13835	No
31	GOM_NL__2PRFIN20041022_150815_000000392031_00254_13835_5245.N1	22-OCT-2004 15:08:15	Bright	39.000	49	1Alp UMi	1.9900	6300.0	78	13835	No
32	GOM_NL__2PRFIN20041022_151140_000000402031_00254_13835_5246.N1	22-OCT-2004 15:11:40	Bright	39.500	60	7Bet UMi	2.0810	3950.0	79	13835	No
33	GOM_NL__2PRFIN20041022_151332_000000832031_00254_13835_5247.N1	22-OCT-2004 15:13:32	Bright	83.000	42	34Bet Aur	1.9000	10200.	166	13835	No
34	GOM_NL__2PRFIN20041022_151631_000000402031_00254_13835_5248.N1	22-OCT-2004 15:16:31	Bright	39.500	36	50Alp UMa	1.8000	6300.0	79	13835	No
35	GOM_NL__2PRFIN20041022_151806_000000392031_00254_13835_5249.N1	22-OCT-2004 15:18:06	Bright	39.000	82	48Bet UMa	2.3650	10600.	78	13835	No
36	GOM_NL__2PRFIN20041022_152136_000000372031_00254_13835_5250.N1	22-OCT-2004 15:21:36	Bright	36.500	174	52Psi UMa	3.0040	4400.0	73	13835	No
37	GOM_NL__2PRFIN20041022_152835_000000542031_00254_13835_5251.N1	22-OCT-2004 15:28:35	Bright	54.000	96	68Del Leo	2.5600	9300.0	108	13835	No
38	GOM_NL__2PRFIN20041022_153027_000001572031_00254_13835_5252.N1	22-OCT-2004 15:30:27	Tw_i_and_stray	157.00	17	78Bet Gem	1.1610	4500.0	314	13835	No
39	GOM_NL__2PRFIN20041022_154027_000000622031_00254_13835_5253.N1	22-OCT-2004 15:40:27	Dark	62.000	48	30Alp Hya	1.9770	4100.0	124	13835	No
40	GOM_NL__2PRFIN20041022_154809_000000402031_00254_13835_5254.N1	22-OCT-2004 15:48:09	Dark	40.000	113	Mu Vel	2.6920	5000.0	80	13835	No
41	GOM_NL__2PRFIN20041022_154945_000000532031_00254_13835_5255.N1	22-OCT-2004 15:49:45	Dark	53.000	65	Lam Vel	2.2040	4400.0	106	13835	No
42	GOM_NL__2PRFIN20041022_155240_000000432031_00255_13836_5230.N1	22-OCT-2004 15:52:40	Dark	42.500	46	Del Vel	1.9540	10600.	85	13836	No

43	GOM_NL__2PRFIN20041022_155514_000000672031_00255_13836_5231.N1	22-OCT-2004 15:55:14	Dark	67.000	88	31Eta CMa	2.4480	20000.	134	13836	No
44	GOM_NL__2PRFIN20041022_160201_000000762031_00255_13836_5232.N1	22-OCT-2004 16:02:01	Dark	75.500	177	1Zet CMa	3.0220	26000.	151	13836	No
45	GOM_NL__2PRFIN20041022_160539_000000412031_00255_13836_5233.N1	22-OCT-2004 16:05:39	Dark	40.500	143	Alp Hyi	2.8570	7200.0	81	13836	No
46	GOM_NL__2PRFIN20041022_160704_000000492031_00255_13836_5234.N1	22-OCT-2004 16:07:04	Dark	49.000	9	Alp Eri	0.45300	24000.	98	13836	No
47	GOM_NL__2PRFIN20041022_160959_000000472031_00255_13836_5235.N1	22-OCT-2004 16:09:59	Straylight	46.500	157	The1Eri	2.9060	9300.0	93	13836	No
48	GOM_NL__2PRFIN20041022_161158_000000462031_00255_13836_5236.N1	22-OCT-2004 16:11:58	Straylight	45.500	84	Alp Phe	2.3970	4500.0	91	13836	No
49	GOM_NL__2PRFIN20041022_161829_000000462031_00255_13836_5237.N1	22-OCT-2004 16:18:29	Straylight	45.500	52	16Bet Cet	2.0370	4500.0	91	13836	No
50	GOM_NL__2PRFIN20041022_162759_000000392031_00255_13836_5238.N1	22-OCT-2004 16:27:59	Bright	38.500	140	88Gam Peg	2.8340	26000.	77	13836	No
51	GOM_NL__2PRFIN20041022_163013_000000442031_00255_13836_5239.N1	22-OCT-2004 16:30:13	Bright	44.000	105	6Bet Ari	2.6450	8900.0	88	13836	No
52	GOM_NL__2PRFIN20041022_163151_000000412031_00255_13836_5240.N1	22-OCT-2004 16:31:51	Bright	40.500	58	21Alp And	2.0730	11000.	81	13836	No
53	GOM_NL__2PRFIN20041022_163356_000000392031_00255_13836_5241.N1	22-OCT-2004 16:33:56	Bright	39.000	53	43Bet And	2.0480	3300.0	78	13836	No
54	GOM_NL__2PRFIN20041022_163657_000000422031_00255_13836_5242.N1	22-OCT-2004 16:36:57	Bright	42.000	73	57Gam1And	2.2600	13100.	84	13836	No
55	GOM_NL__2PRFIN20041022_163939_000000362031_00255_13836_5243.N1	22-OCT-2004 16:39:39	Bright	36.000	68	18Alp Cas	2.2250	4500.0	72	13836	No
56	GOM_NL__2PRFIN20041022_164057_000000392031_00255_13836_5244.N1	22-OCT-2004 16:40:57	Bright	38.500	76	27Gam Cas	2.3000	30000.	77	13836	No
57	GOM_NL__2PRFIN20041022_164321_000000392031_00255_13836_5245.N1	22-OCT-2004 16:43:21	Bright	39.000	89	5Alp Cep	2.4510	8000.0	78	13836	No
58	GOM_NL__2PRFIN20041022_164849_000000412031_00255_13836_5246.N1	22-OCT-2004 16:48:49	Bright	40.500	49	1Alp UMi	1.9900	6300.0	81	13836	No
59	GOM_NL__2PRFIN20041022_165216_000000412031_00255_13836_5247.N1	22-OCT-2004 16:52:16	Bright	40.500	60	7Bet UMi	2.0810	3950.0	81	13836	No
60	GOM_NL__2PRFIN20041022_165407_000000782031_00255_13836_5248.N1	22-OCT-2004 16:54:07	Bright	77.500	42	34Bet Aur	1.9000	10200.	155	13836	No
61	GOM_NL__2PRFIN20041022_165706_000000412031_00255_13836_5249.N1	22-OCT-2004 16:57:06	Bright	40.500	36	50Alp UMa	1.8000	6300.0	81	13836	No
62	GOM_NL__2PRFIN20041022_165842_000000362031_00255_13836_5250.N1	22-OCT-2004 16:58:42	Bright	36.000	82	48Bet UMa	2.3650	10600.	72	13836	No
63	GOM_NL__2PRFIN20041022_170212_000000372031_00255_13836_5251.N1	22-OCT-2004 17:02:12	Bright	37.000	174	52Psi UMa	3.0040	4400.0	74	13836	No
64	GOM_NL__2PRFIN20041022_170911_000000362031_00255_13836_5252.N1	22-OCT-2004 17:09:11	Bright	36.000	96	68Del Leo	2.5600	9300.0	72	13836	No
65	GOM_NL__2PRFIN20041022_171104_000001672031_00255_13836_5253.N1	22-OCT-2004 17:11:04	Tw_i_and_stray	166.50	17	78Bet Gem	1.1610	4500.0	333	13836	No
66	GOM_NL__2PRFIN20041022_172104_000000632031_00255_13836_5254.N1	22-OCT-2004 17:21:04	Dark	62.500	48	30Alp Hya	1.9770	4100.0	125	13836	No
67	GOM_NL__2PRFIN20041022_172845_000000432031_00255_13836_5255.N1	22-OCT-2004 17:28:45	Dark	43.000	113	Mu Vel	2.6920	5000.0	86	13836	No
68	GOM_NL__2PRFIN20041022_173021_000000502031_00255_13836_5256.N1	22-OCT-2004 17:30:21	Dark	50.000	65	Lam Vel	2.2040	4400.0	100	13836	No
69	GOM_NL__2PRFIN20041022_173317_000000442031_00256_13837_5230.N1	22-OCT-2004 17:33:17	Dark	43.500	46	Del Vel	1.9540	10600.	87	13837	No
70	GOM_NL__2PRFIN20041022_173552_000000682031_00256_13837_5231.N1	22-OCT-2004 17:35:52	Dark	68.000	88	31Eta CMa	2.4480	20000.	136	13837	No
71	GOM_NL__2PRFIN20041022_174238_000000762031_00256_13837_5232.N1	22-OCT-2004 17:42:38	Dark	75.500	177	1Zet CMa	3.0220	26000.	151	13837	No
72	GOM_NL__2PRFIN20041022_174615_000000402031_00256_13837_5233.N1	22-OCT-2004 17:46:15	Dark	40.000	143	Alp Hyi	2.8570	7200.0	80	13837	No
73	GOM_NL__2PRFIN20041022_174738_000000522031_00256_13837_5234.N1	22-OCT-2004 17:47:38	Dark	52.000	9	Alp Eri	0.45300	24000.	104	13837	No
74	GOM_NL__2PRFIN20041022_175036_000000462031_00256_13837_5235.N1	22-OCT-2004 17:50:36	Straylight	45.500	157	The1Eri	2.9060	9300.0	91	13837	No
75	GOM_NL__2PRFIN20041022_175234_000000442031_00256_13837_5236.N1	22-OCT-2004 17:52:34	Straylight	43.500	84	Alp Phe	2.3970	4500.0	87	13837	No
76	GOM_NL__2PRFIN20041022_175906_000000472031_00256_13837_5237.N1	22-OCT-2004 17:59:06	Straylight	47.000	52	16Bet Cet	2.0370	4500.0	94	13837	No
77	GOM_NL__2PRFIN20041022_180836_000000392031_00256_13837_5238.N1	22-OCT-2004 18:08:36	Bright	38.500	140	88Gam Peg	2.8340	26000.	77	13837	No
78	GOM_NL__2PRFIN20041022_181049_000000432031_00256_13837_5239.N1	22-OCT-2004 18:10:49	Bright	42.500	105	6Bet Ari	2.6450	8900.0	85	13837	No
79	GOM_NL__2PRFIN20041022_181230_000000382031_00256_13837_5240.N1	22-OCT-2004 18:12:30	Bright	38.000	58	21Alp And	2.0730	11000.	76	13837	No
80	GOM_NL__2PRFIN20041022_181431_000000412031_00256_13837_5241.N1	22-OCT-2004 18:14:31	Bright	40.500	53	43Bet And	2.0480	3300.0	81	13837	No
81	GOM_NL__2PRFIN20041022_181732_000000422031_00256_13837_5242.N1	22-OCT-2004 18:17:32	Bright	41.500	73	57Gam1And	2.2600	13100.	83	13837	No
82	GOM_NL__2PRFIN20041022_182015_000000422031_00256_13837_5243.N1	22-OCT-2004 18:20:15	Bright	41.500	68	18Alp Cas	2.2250	4500.0	83	13837	No
83	GOM_NL__2PRFIN20041022_182132_000000392031_00256_13837_5244.N1	22-OCT-2004 18:21:32	Bright	39.000	76	27Gam Cas	2.3000	30000.	78	13837	No
84	GOM_NL__2PRFIN20041022_182357_000000382031_00256_13837_5245.N1	22-OCT-2004 18:23:57	Bright	38.000	89	5Alp Cep	2.4510	8000.0	76	13837	No
85	GOM_NL__2PRFIN20041022_182927_000000402031_00256_13837_5246.N1	22-OCT-2004 18:29:27	Bright	39.500	49	1Alp UMi	1.9900	6300.0	79	13837	No
86	GOM_NL__2PRFIN20041022_183250_000000422031_00256_13837_5247.N1	22-OCT-2004 18:32:50	Bright	42.000	60	7Bet UMi	2.0810	3950.0	84	13837	No
87	GOM_NL__2PRFIN20041022_183441_000000832031_00256_13837_5248.N1	22-OCT-2004 18:34:41	Bright	82.500	42	34Bet Aur	1.9000	10200.	165	13837	No
88	GOM_NL__2PRFIN20041022_183742_000000402031_00256_13837_5249.N1	22-OCT-2004 18:37:42	Bright	40.000	36	50Alp UMa	1.8000	6300.0	80	13837	No
89	GOM_NL__2PRFIN20041022_183918_000000382031_00256_13837_5250.N1	22-OCT-2004 18:39:18	Bright	38.000	82	48Bet UMa	2.3650	10600.	76	13837	No
90	GOM_NL__2PRFIN20041022_184248_000000392031_00256_13837_5251.N1	22-OCT-2004 18:42:48	Bright	38.500	174	52Psi UMa	3.0040	4400.0	77	13837	No
91	GOM_NL__2PRFIN20041022_184947_000000382031_00256_13837_5252.N1	22-OCT-2004 18:49:47	Bright	37.500	96	68Del Leo	2.5600	9300.0	75	13837	No
92	GOM_NL__2PRFIN20041022_185141_000001592031_00256_13837_5253.N1	22-OCT-2004 18:51:41	Tw_i_and_stray	159.00	17	78Bet Gem	1.1610	4500.0	318	13837	No
93	GOM_NL__2PRFIN20041022_190141_000000602031_00256_13837_5254.N1	22-OCT-2004 19:01:41	Dark	60.000	48	30Alp Hya	1.9770	4100.0	120	13837	No
94	GOM_NL__2PRFIN20041022_190921_000000422031_00256_13837_5255.N1	22-OCT-2004 19:09:21	Dark	41.500	113	Mu Vel	2.6920	5000.0	83	13837	No
95	GOM_NL__2PRFIN20041022_191058_000000492031_00256_13837_5256.N1	22-OCT-2004 19:10:58	Dark	49.000	65	Lam Vel	2.2040	4400.0	98	13837	No
96	GOM_NL__2PRFIN20041022_191354_000000432031_00257_13838_5230.N1	22-OCT-2004 19:13:54	Dark	43.000	46	Del Vel	1.9540	10600.	86	13838	No
97	GOM_NL__2PRFIN20041022_191630_000000712031_00257_13838_5231.N1	22-OCT-2004 19:16:30	Dark	70.500	88	31Eta CMa	2.4480	20000.	141	13838	No
98	GOM_NL__2PRFIN20041022_192316_000000762031_00257_13838_5232.N1	22-OCT-2004 19:23:16	Dark	75.500	177	1Zet CMa	3.0220	26000.	151	13838	No
99	GOM_NL__2PRFIN20041022_192651_000000422031_00257_13838_5233.N1	22-OCT-2004 19:26:51	Dark	42.000	143	Alp Hyi	2.8570	7200.0	84	13838	No
100	GOM_NL__2PRFIN20041022_192816_000000522031_00257_13838_5234.N1	22-OCT-2004 19:28:16	Dark	52.000	9	Alp Eri	0.45300	24000.	104	13838	No
101	GOM_NL__2PRFIN20041022_193112_000000442031_00257_13838_5235.N1	22-OCT-2004 19:31:12	Straylight	44.000	157	The1Eri	2.9060	9300.0	88	13838	No

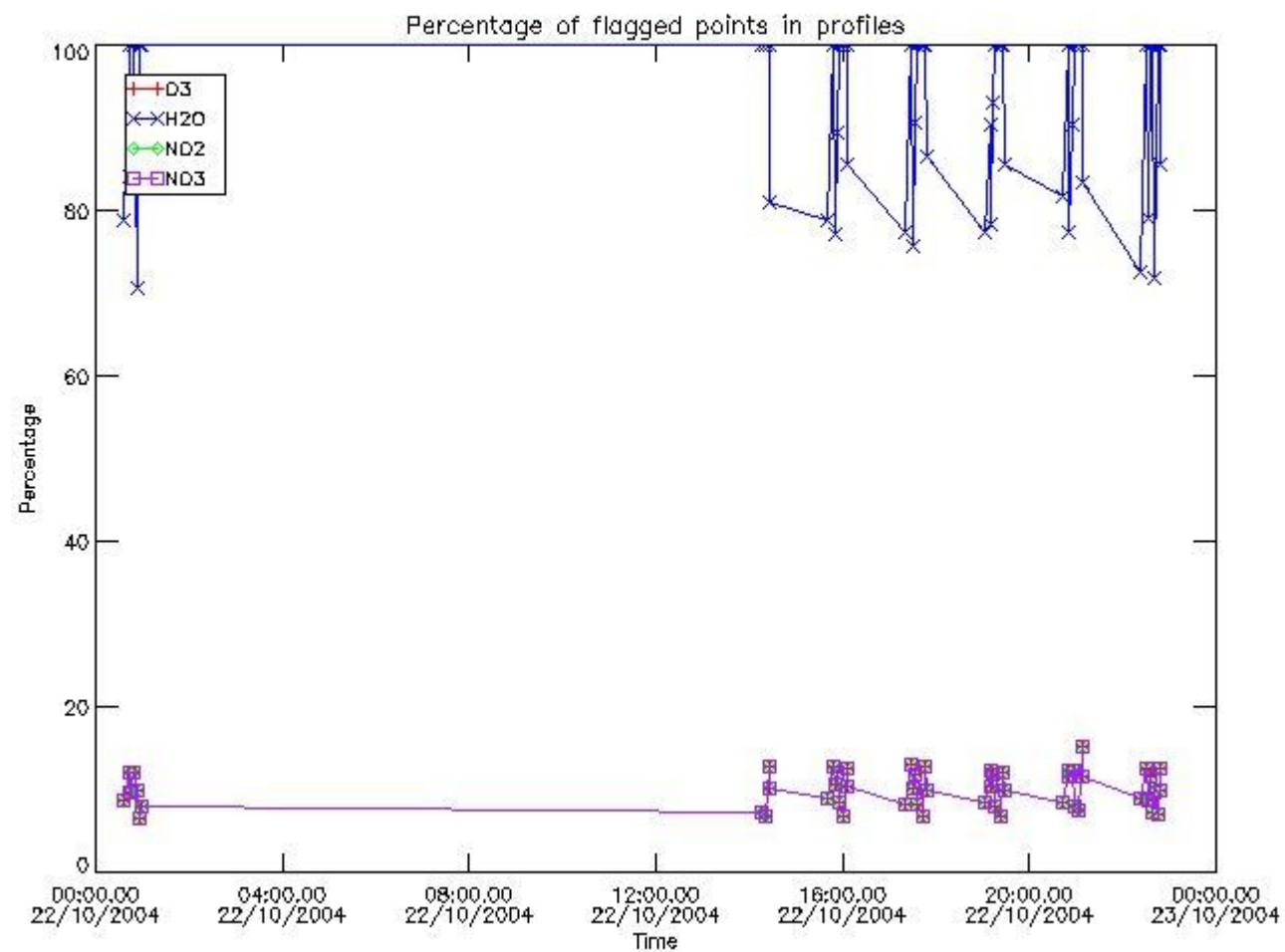
102	GOM_NL__2PRFIN20041022_193310_000000412031_00257_13838_5236.N1	22-OCT-2004 19:33:10	Straylight	40.500	84	Alp Phe	2.3970	4500.0	81	13838	No
103	GOM_NL__2PRFIN20041022_193942_000000462031_00257_13838_5237.N1	22-OCT-2004 19:39:42	Straylight	46.000	52	16Bet Cet	2.0370	4500.0	92	13838	No
104	GOM_NL__2PRFIN20041022_194910_000000412031_00257_13838_5238.N1	22-OCT-2004 19:49:10	Bright	40.500	140	88Gam Peg	2.8340	26000.	81	13838	No
105	GOM_NL__2PRFIN20041022_195124_000000432031_00257_13838_5239.N1	22-OCT-2004 19:51:24	Bright	42.500	105	6Bet Ari	2.6450	8900.0	85	13838	No
106	GOM_NL__2PRFIN20041022_195305_000000382031_00257_13838_5240.N1	22-OCT-2004 19:53:05	Bright	37.500	58	21Alp And	2.0730	11000.	75	13838	No
107	GOM_NL__2PRFIN20041022_195507_000000392031_00257_13838_5241.N1	22-OCT-2004 19:55:07	Bright	39.000	53	43Bet And	2.0480	3300.0	78	13838	No
108	GOM_NL__2PRFIN20041022_195807_000000432031_00257_13838_5242.N1	22-OCT-2004 19:58:07	Bright	43.000	73	57Gam1And	2.2600	13100.	86	13838	No
109	GOM_NL__2PRFIN20041022_200052_000000412031_00257_13838_5243.N1	22-OCT-2004 20:00:52	Bright	40.500	68	18Alp Cas	2.2250	4500.0	81	13838	No
110	GOM_NL__2PRFIN20041022_200209_000000402031_00257_13838_5244.N1	22-OCT-2004 20:02:09	Bright	39.500	76	27Gam Cas	2.3000	30000.	79	13838	No
111	GOM_NL__2PRFIN20041022_200433_000000382031_00257_13838_5245.N1	22-OCT-2004 20:04:33	Bright	38.000	89	5Alp Cep	2.4510	8000.0	76	13838	No
112	GOM_NL__2PRFIN20041022_201003_000000392031_00257_13838_5246.N1	22-OCT-2004 20:10:03	Bright	39.000	49	1Alp UMi	1.9900	6300.0	78	13838	No
113	GOM_NL__2PRFIN20041022_201327_000000402031_00257_13838_5247.N1	22-OCT-2004 20:13:27	Bright	40.000	60	7Bet UMi	2.0810	3950.0	80	13838	No
114	GOM_NL__2PRFIN20041022_201516_000000842031_00257_13838_5248.N1	22-OCT-2004 20:15:16	Bright	83.500	42	34Bet Aur	1.9000	10200.	167	13838	No
115	GOM_NL__2PRFIN20041022_201818_000000412031_00257_13838_5249.N1	22-OCT-2004 20:18:18	Bright	41.000	36	50Alp UMa	1.8000	6300.0	82	13838	No
116	GOM_NL__2PRFIN20041022_201954_000000512031_00257_13838_5250.N1	22-OCT-2004 20:19:54	Bright	51.000	82	48Bet UMa	2.3650	10600.	102	13838	No
117	GOM_NL__2PRFIN20041022_202324_000000392031_00257_13838_5251.N1	22-OCT-2004 20:23:24	Bright	39.000	174	52Psi UMa	3.0040	4400.0	78	13838	No
118	GOM_NL__2PRFIN20041022_203023_000000472031_00257_13838_5252.N1	22-OCT-2004 20:30:23	Bright	46.500	96	68Del Leo	2.5600	9300.0	93	13838	No
119	GOM_NL__2PRFIN20041022_203218_000001612031_00257_13838_5253.N1	22-OCT-2004 20:32:18	Tw_i_and_stray	160.50	17	78Bet Gem	1.1610	4500.0	321	13838	No
120	GOM_NL__2PRFIN20041022_204217_000000612031_00257_13838_5254.N1	22-OCT-2004 20:42:17	Dark	60.500	48	30Alp Hya	1.9770	4100.0	121	13838	No
121	GOM_NL__2PRFIN20041022_204957_000000422031_00257_13838_5255.N1	22-OCT-2004 20:49:57	Dark	41.500	113	Mu Vel	2.6920	5000.0	83	13838	No
122	GOM_NL__2PRFIN20041022_205135_000000452031_00257_13838_5256.N1	22-OCT-2004 20:51:35	Dark	44.500	65	Lam Vel	2.2040	4400.0	89	13838	No
123	GOM_NL__2PRFIN20041022_205430_000000422031_00258_13839_5230.N1	22-OCT-2004 20:54:30	Dark	41.500	46	Del Vel	1.9540	10600.	83	13839	No
124	GOM_NL__2PRFIN20041022_205707_000000642031_00258_13839_5231.N1	22-OCT-2004 20:57:07	Dark	63.500	88	31Eta CMa	2.4480	20000.	127	13839	No
125	GOM_NL__2PRFIN20041022_210354_000000752031_00258_13839_5232.N1	22-OCT-2004 21:03:54	Dark	75.000	177	1Zet CMa	3.0220	26000.	150	13839	No
126	GOM_NL__2PRFIN20041022_210727_000000402031_00258_13839_5233.N1	22-OCT-2004 21:07:27	Dark	40.000	143	Alp Hyi	2.8570	7200.0	80	13839	No
127	GOM_NL__2PRFIN20041022_210853_000000492031_00258_13839_5234.N1	22-OCT-2004 21:08:53	Dark	48.500	9	Alp Eri	0.45300	24000.	97	13839	No
128	GOM_NL__2PRFIN20041022_211148_000000462031_00258_13839_5235.N1	22-OCT-2004 21:11:48	Straylight	45.500	157	The1Eri	2.9060	9300.0	91	13839	No
129	GOM_NL__2PRFIN20041022_211346_000000422031_00258_13839_5236.N1	22-OCT-2004 21:13:46	Straylight	42.000	84	Alp Phe	2.3970	4500.0	84	13839	No
130	GOM_NL__2PRFIN20041022_212018_000000462031_00258_13839_5237.N1	22-OCT-2004 21:20:18	Straylight	45.500	52	16Bet Cet	2.0370	4500.0	91	13839	No
131	GOM_NL__2PRFIN20041022_212948_000000372031_00258_13839_5238.N1	22-OCT-2004 21:29:48	Bright	37.000	140	88Gam Peg	2.8340	26000.	74	13839	No
132	GOM_NL__2PRFIN20041022_213200_000000432031_00258_13839_5239.N1	22-OCT-2004 21:32:00	Bright	42.500	105	6Bet Ari	2.6450	8900.0	85	13839	No
133	GOM_NL__2PRFIN20041022_213339_000000402031_00258_13839_5240.N1	22-OCT-2004 21:33:39	Bright	40.000	58	21Alp And	2.0730	11000.	80	13839	No
134	GOM_NL__2PRFIN20041022_213543_000000392031_00258_13839_5241.N1	22-OCT-2004 21:35:43	Bright	39.000	53	43Bet And	2.0480	3300.0	78	13839	No
135	GOM_NL__2PRFIN20041022_213843_000000442031_00258_13839_5242.N1	22-OCT-2004 21:38:43	Bright	43.500	73	57Gam1And	2.2600	13100.	87	13839	No
136	GOM_NL__2PRFIN20041022_214127_000000382031_00258_13839_5243.N1	22-OCT-2004 21:41:27	Bright	38.000	68	18Alp Cas	2.2250	4500.0	76	13839	No
137	GOM_NL__2PRFIN20041022_214245_000000362031_00258_13839_5244.N1	22-OCT-2004 21:42:45	Bright	36.000	76	27Gam Cas	2.3000	30000.	72	13839	No
138	GOM_NL__2PRFIN20041022_214510_000000392031_00258_13839_5245.N1	22-OCT-2004 21:45:10	Bright	39.000	89	5Alp Cep	2.4510	8000.0	78	13839	No
139	GOM_NL__2PRFIN20041022_215039_000000402031_00258_13839_5246.N1	22-OCT-2004 21:50:39	Bright	40.000	49	1Alp UMi	1.9900	6300.0	80	13839	No
140	GOM_NL__2PRFIN20041022_215404_000000382031_00258_13839_5247.N1	22-OCT-2004 21:54:04	Bright	37.500	60	7Bet UMi	2.0810	3950.0	75	13839	No
141	GOM_NL__2PRFIN20041022_215550_000000822031_00258_13839_5248.N1	22-OCT-2004 21:55:50	Bright	82.000	42	34Bet Aur	1.9000	10200.	164	13839	No
142	GOM_NL__2PRFIN20041022_215854_000000412031_00258_13839_5249.N1	22-OCT-2004 21:58:54	Bright	40.500	36	50Alp UMa	1.8000	6300.0	81	13839	No
143	GOM_NL__2PRFIN20041022_220030_000000542031_00258_13839_5250.N1	22-OCT-2004 22:00:30	Bright	54.000	82	48Bet UMa	2.3650	10600.	108	13839	No
144	GOM_NL__2PRFIN20041022_220400_000000382031_00258_13839_5251.N1	22-OCT-2004 22:04:00	Bright	37.500	174	52Psi UMa	3.0040	4400.0	75	13839	No
145	GOM_NL__2PRFIN20041022_221059_000000372031_00258_13839_5252.N1	22-OCT-2004 22:10:59	Bright	36.500	96	68Del Leo	2.5600	9300.0	73	13839	No
146	GOM_NL__2PRFIN20041022_221255_000001732031_00258_13839_5253.N1	22-OCT-2004 22:12:55	Tw_i_and_stray	172.50	17	78Bet Gem	1.1610	4500.0	345	13839	No
147	GOM_NL__2PRFIN20041022_222255_000000572031_00258_13839_5254.N1	22-OCT-2004 22:22:55	Dark	57.000	48	30Alp Hya	1.9770	4100.0	114	13839	No
148	GOM_NL__2PRFIN20041022_223034_000000412031_00258_13839_5255.N1	22-OCT-2004 22:30:34	Dark	41.000	113	Mu Vel	2.6920	5000.0	82	13839	No
149	GOM_NL__2PRFIN20041022_223209_000000582031_00258_13839_5256.N1	22-OCT-2004 22:32:09	Dark	58.000	65	Lam Vel	2.2040	4400.0	116	13839	No
150	GOM_NL__2PRFIN20041022_223507_000000452031_00259_13840_5230.N1	22-OCT-2004 22:35:07	Dark	44.500	46	Del Vel	1.9540	10600.	89	13840	No
151	GOM_NL__2PRFIN20041022_223745_000000712031_00259_13840_5231.N1	22-OCT-2004 22:37:45	Dark	70.500	88	31Eta CMa	2.4480	20000.	141	13840	No
152	GOM_NL__2PRFIN20041022_224113_000000542031_00259_13840_5232.N1	22-OCT-2004 22:41:13	Dark	53.500	2	Alp Car	-0.73600	7000.0	107	13840	No
153	GOM_NL__2PRFIN20041022_224431_000000742031_00259_13840_5233.N1	22-OCT-2004 22:44:31	Dark	74.000	177	1Zet CMa	3.0220	26000.	148	13840	No
154	GOM_NL__2PRFIN20041022_224804_000000412031_00259_13840_5234.N1	22-OCT-2004 22:48:04	Dark	40.500	143	Alp Hyi	2.8570	7200.0	81	13840	No
155	GOM_NL__2PRFIN20041022_224926_000000522031_00259_13840_5235.N1	22-OCT-2004 22:49:26	Dark	52.000	9	Alp Eri	0.45300	24000.	104	13840	No
156	GOM_NL__2PRFIN20041022_225222_000000492031_00259_13840_5236.N1	22-OCT-2004 22:52:22	Straylight	49.000	157	The1Eri	2.9060	9300.0	98	13840	No
157	GOM_NL__2PRFIN20041022_225422_000000432031_00259_13840_5237.N1	22-OCT-2004 22:54:22	Straylight	42.500	84	Alp Phe	2.3970	4500.0	85	13840	No
158	GOM_NL__2PRFIN20041022_225714_000002132031_00259_13840_5238.N1	22-OCT-2004 22:57:14	Tw_i_and_stray	213.00	101	11Alp Lep	2.5820	7000.0	426	13840	No
159	GOM_NL__2PRFIN20041022_230130_000000882031_00259_13840_5239.N1	22-OCT-2004 23:01:30	Tw_i_and_stray	88.000	165	34Gam Eri	2.9500	3200.0	176	13840	No
160	GOM_NL__2PRFIN20041022_231023_000000382031_00259_13840_5240.N1	22-OCT-2004 23:10:23	Bright	38.000	140	88Gam Peg	2.8340	26000.	76	13840	No

161	GOM_NL__2PRFIN20041022_231235_000000432031_00259_13840_5241.N1	22-OCT-2004 23:12:35	Bright	42.500	105	6Bet Ari	2.6450	8900.0	85	13840	No
162	GOM_NL__2PRFIN20041022_231418_000000382031_00259_13840_5242.N1	22-OCT-2004 23:14:18	Bright	38.000	58	21Alp And	2.0730	11000.	76	13840	No
163	GOM_NL__2PRFIN20041022_231619_000000432031_00259_13840_5243.N1	22-OCT-2004 23:16:19	Bright	43.000	53	43Bet And	2.0480	3300.0	86	13840	No
164	GOM_NL__2PRFIN20041022_231918_000000442031_00259_13840_5244.N1	22-OCT-2004 23:19:18	Bright	44.000	73	57Gam1And	2.2600	13100.	88	13840	No
165	GOM_NL__2PRFIN20041022_232203_000000412031_00259_13840_5245.N1	22-OCT-2004 23:22:03	Bright	41.000	68	18Alp Cas	2.2250	4500.0	82	13840	No
166	GOM_NL__2PRFIN20041022_232320_000000392031_00259_13840_5246.N1	22-OCT-2004 23:23:20	Bright	38.500	76	27Gam Cas	2.3000	30000.	77	13840	No
167	GOM_NL__2PRFIN20041022_232545_000000412031_00259_13840_5247.N1	22-OCT-2004 23:25:45	Bright	40.500	89	5Alp Cep	2.4510	8000.0	81	13840	No
168	GOM_NL__2PRFIN20041022_233115_000000392031_00259_13840_5248.N1	22-OCT-2004 23:31:15	Bright	39.000	49	1Alp UMi	1.9900	6300.0	78	13840	No
169	GOM_NL__2PRFIN20041022_233441_000000402031_00259_13840_5249.N1	22-OCT-2004 23:34:41	Bright	40.000	60	7Bet UMi	2.0810	3950.0	80	13840	No
170	GOM_NL__2PRFIN20041022_233930_000000392031_00259_13840_5250.N1	22-OCT-2004 23:39:30	Bright	38.500	36	50Alp UMa	1.8000	6300.0	77	13840	No
171	GOM_NL__2PRFIN20041022_234105_000000542031_00259_13840_5251.N1	22-OCT-2004 23:41:05	Bright	54.000	82	48Bet UMa	2.3650	10600.	108	13840	No
172	GOM_NL__2PRFIN20041022_234436_000000402031_00259_13840_5252.N1	22-OCT-2004 23:44:36	Bright	40.000	174	52Psi UMa	3.0040	4400.0	80	13840	No
173	GOM_NL__2PRFIN20041022_235135_000000372031_00259_13840_5253.N1	22-OCT-2004 23:51:35	Bright	37.000	96	68Del Leo	2.5600	9300.0	74	13840	No
174	GOM_NL__2PRFIN20041022_235332_000001722031_00259_13840_5254.N1	22-OCT-2004 23:53:32	Tw_i_and_stray	171.50	17	78Bet Gem	1.1610	4500.0	343	13840	No

3. Quality information per product

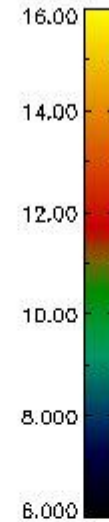
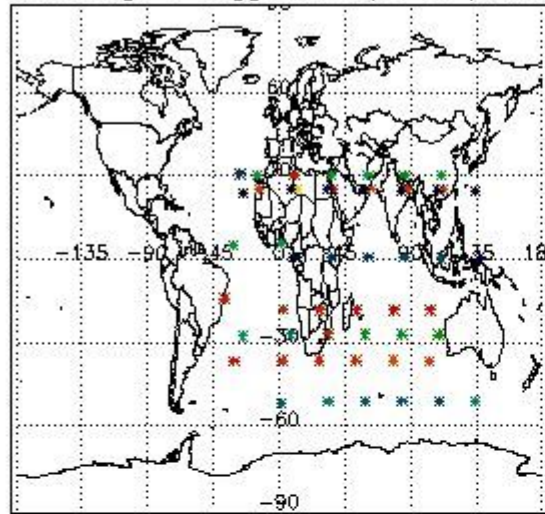
In this section it is plotted some information contained in the Quality Summary data set of the level 2 products. Only products in dark limb conditions and without errors (error flag in the MPH set to "0") are used.

3.1 Plot quality information per product (time dependant)

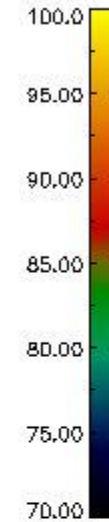
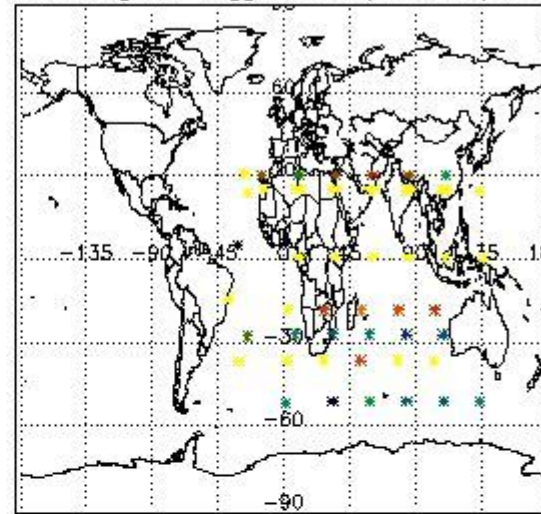


3.2 Plot quality information per product (world map)

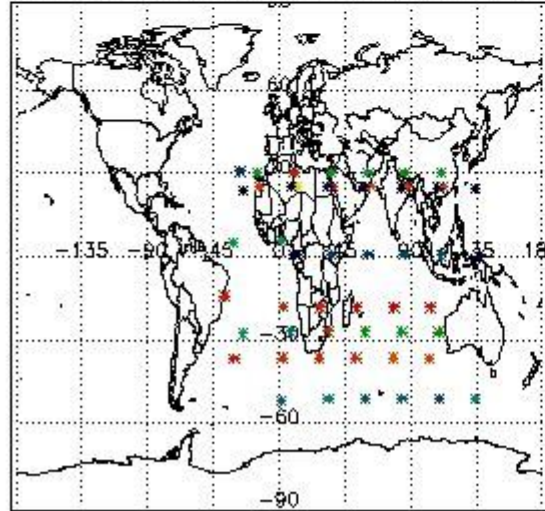
Percentage of flagged data per O3 profile



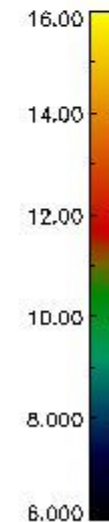
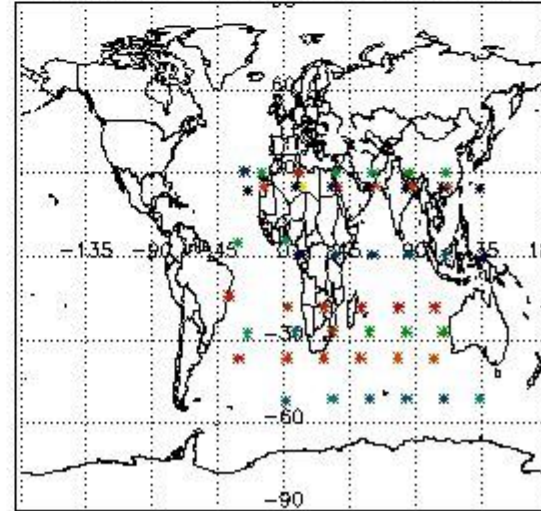
Percentage of flagged data per H2O profile



Percentage of flagged data per NO2 profile



Percentage of flagged data per NO3 profile

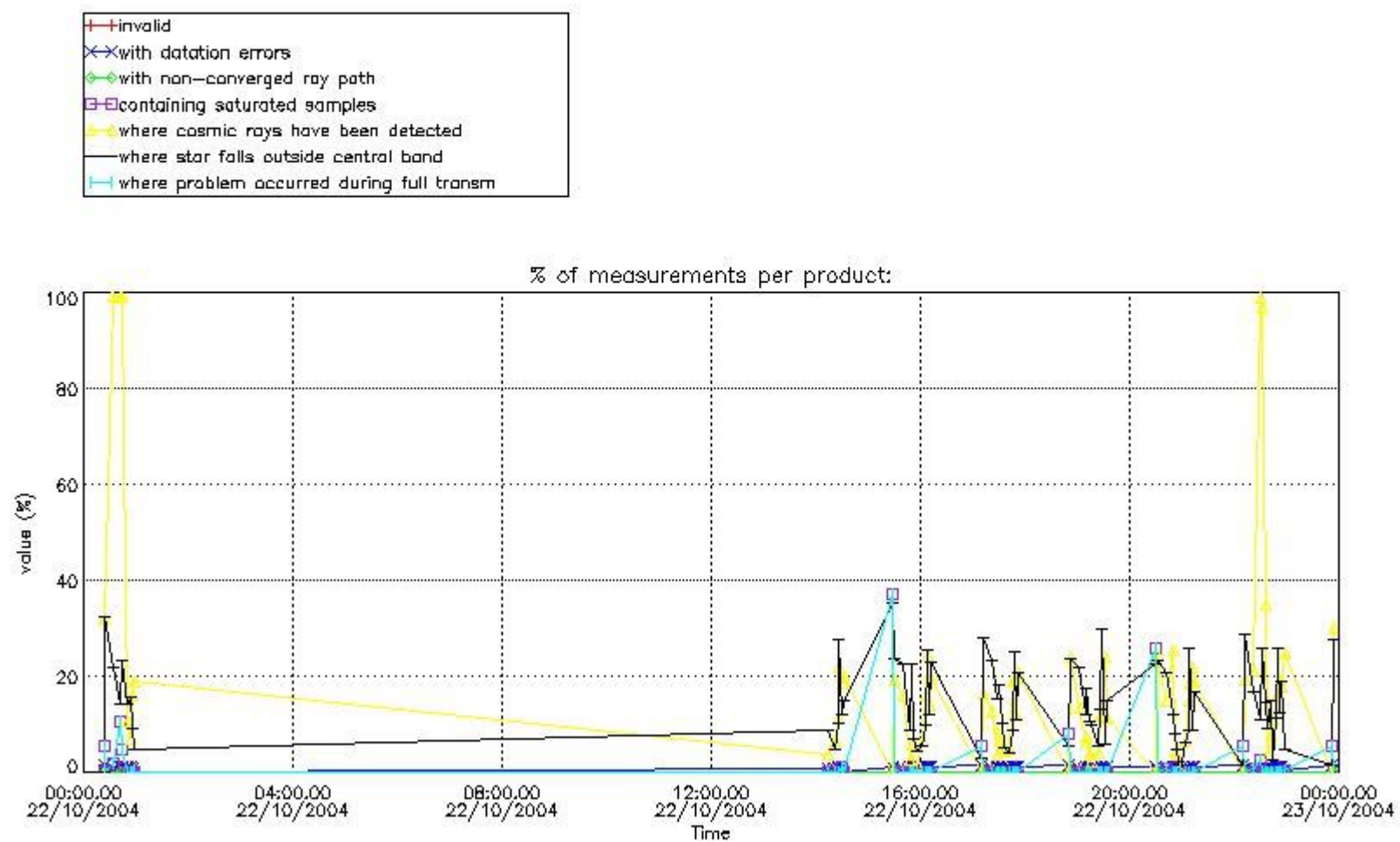


4. Level 1 quality information per product

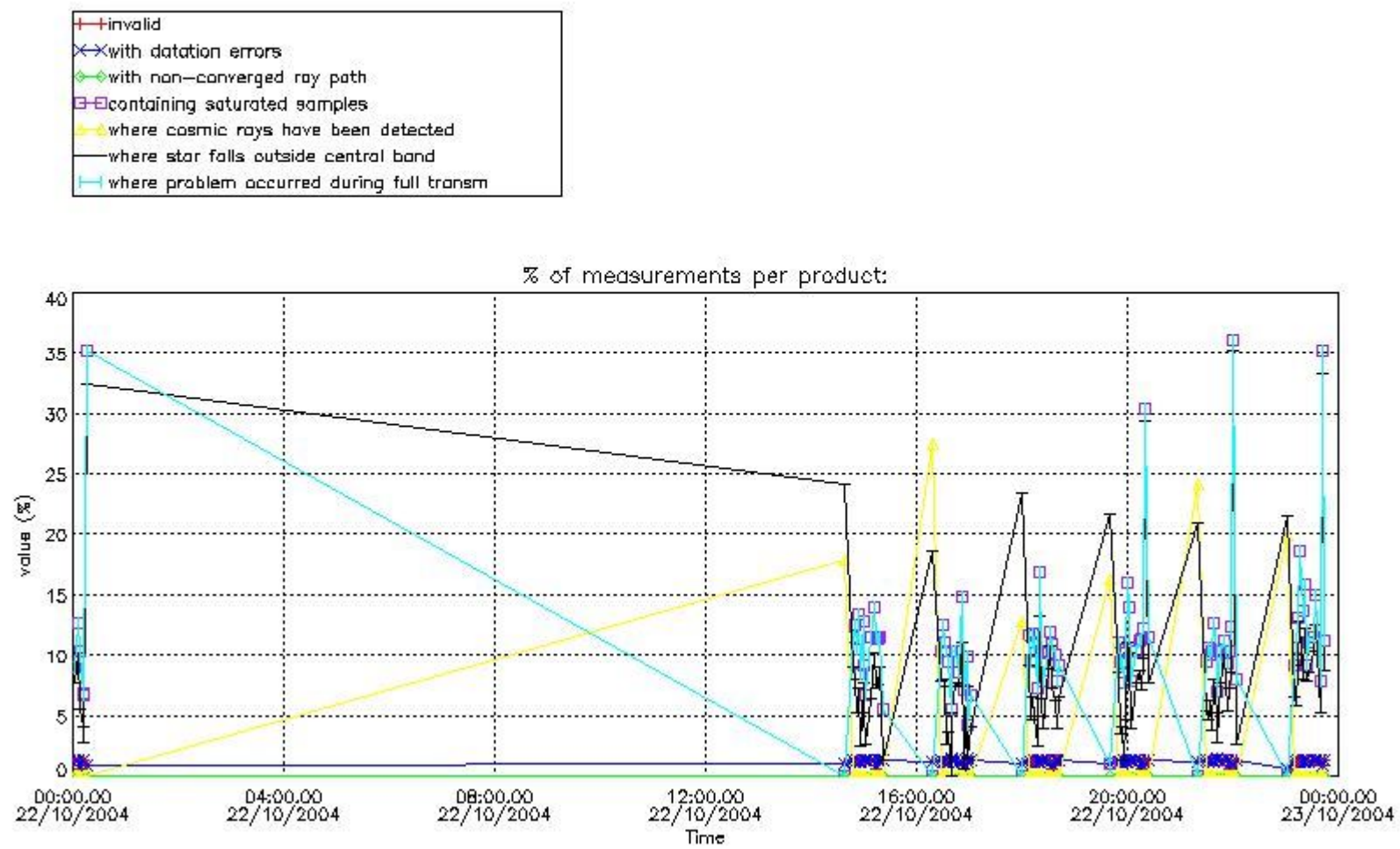
In this section it is plotted some information contained in the Quality Summary data set of the level 2 products that comes from the level 1b processing. Products without errors (error flag in the MPH set to "0") are used.

4.1 Plot quality information per product (time dependant) coming from level 1b processing

4.1.1 Plot level 1 quality information per product (time dependant): ENVISAT ASCENDING passes



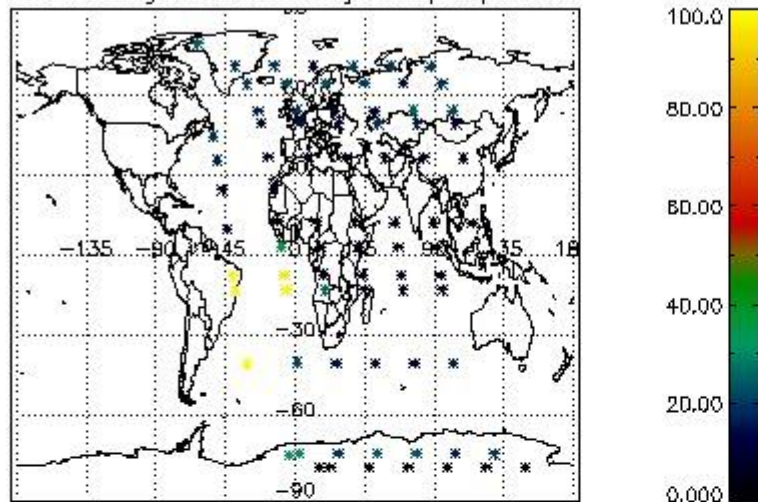
4.1.2 Plot level 1 quality information per product (time dependant): ENVI SAT DESCENDING passes



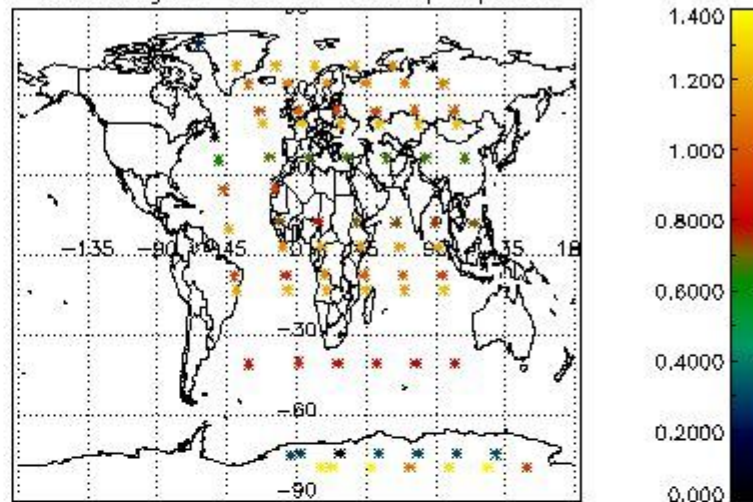
4.2 Plot quality information per product coming from level 1b processing (world map)

4.2.1 Plot level 1 quality information per product (world map): ENVISAT ASCENDING passes

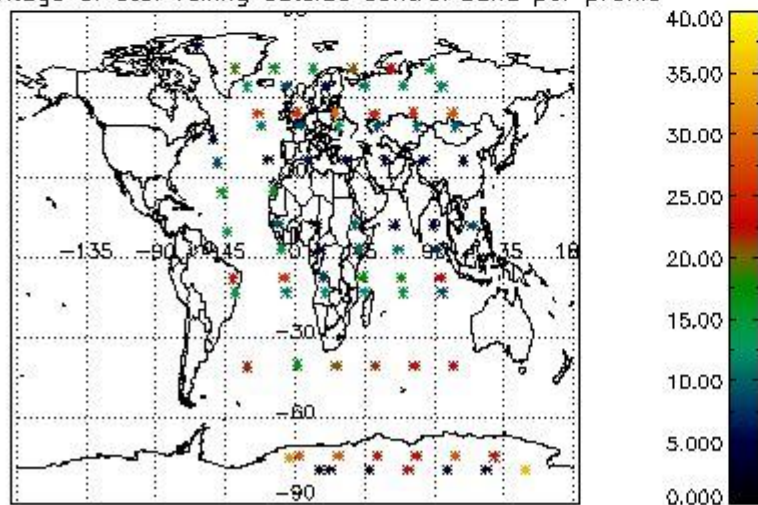
Percentage of cosmic ray hits per profile



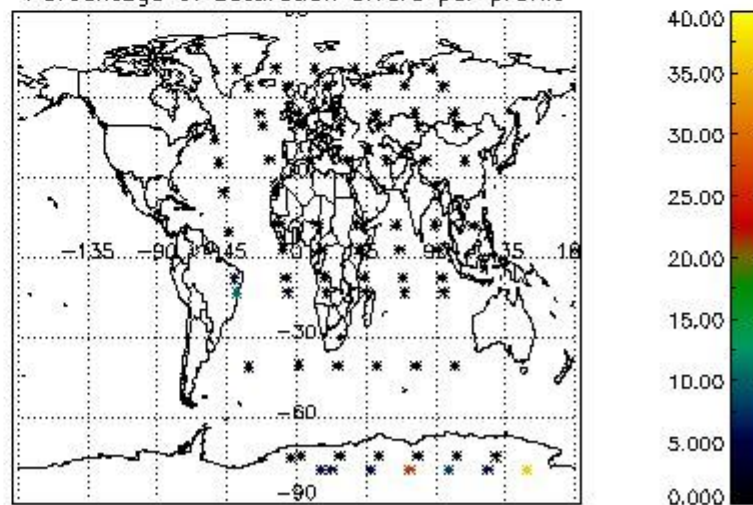
Percentage of datation errors per profile



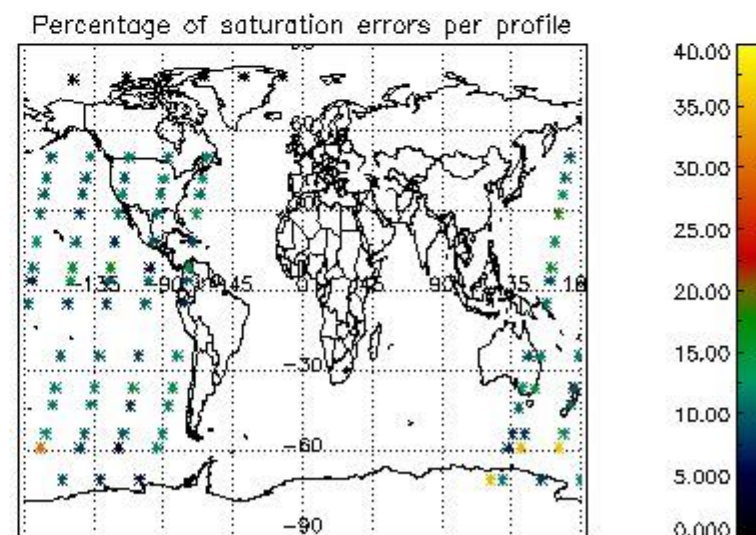
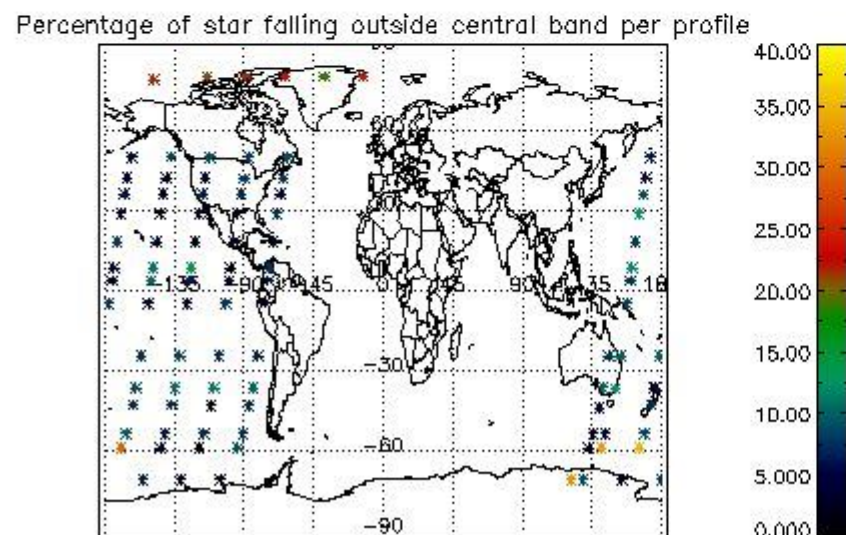
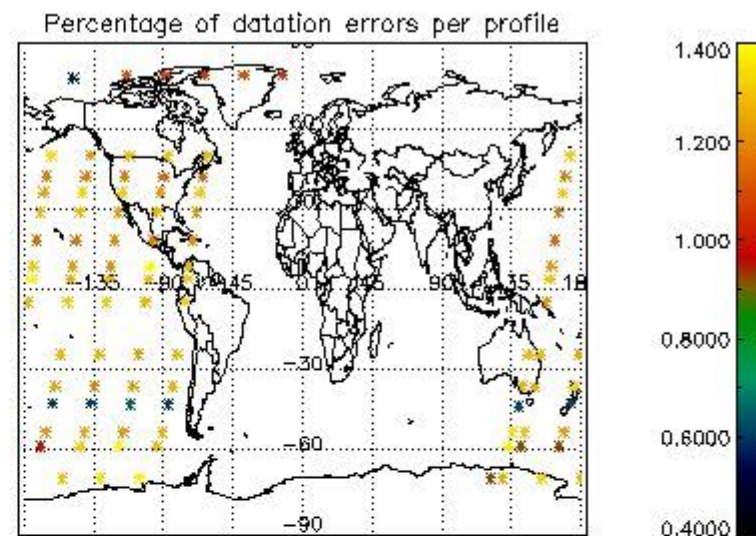
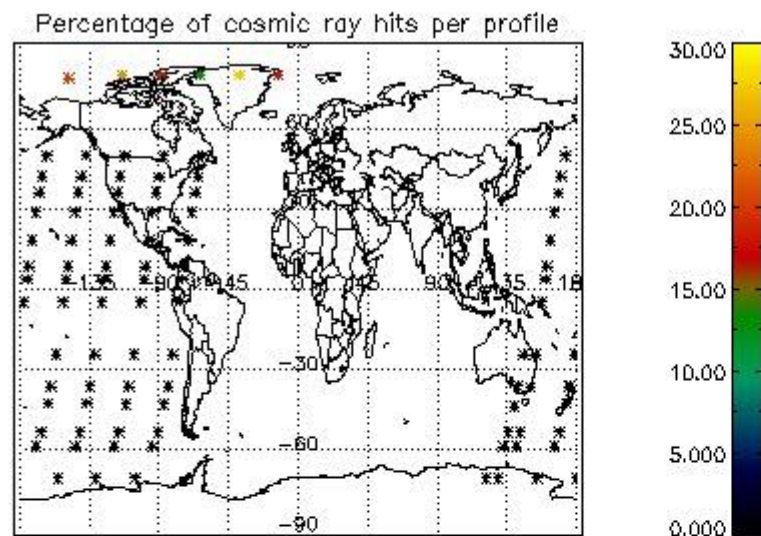
Percentage of star falling outside central band per profile



Percentage of saturation errors per profile



4.2.2 Plot level 1 quality information per product (world map): ENVISAT DESCENDING passes



5. Trace gas profiles

5.1 Ozone statistics based on quality of products

The final quality of the products can be "measured" using the STD (Standard Deviation) attached to every point profile. This information is written to the parameter GOM_NL__2P/NL_LOCAL_SPECIES_DENSITY/o3_std of the level 2 products. The table below shows the statistics for given STD ranges.

The statistics are given with respect to the overall valid production:

- Products without fatal errors: GOM_NL__2P/MPH/PRODUCT_ERR=0
- Valid point profile: GOM_NL__2P/NL_LOCAL_SPECIES_DENSITY/pcd(0)=0

The 'Criteria' is applied to valid points of dark limb products:

- Products in dark limb illumination condition: GOM_NL__2P/NL_SUMMARY_QUALITY/obs_ill_cond=0
- Products without fatal errors: GOM_NL__2P/MPH/PRODUCT_ERR=0
- Valid point profile: GOM_NL__2P/NL_LOCAL_SPECIES_DENSITY/pcd(0)=0

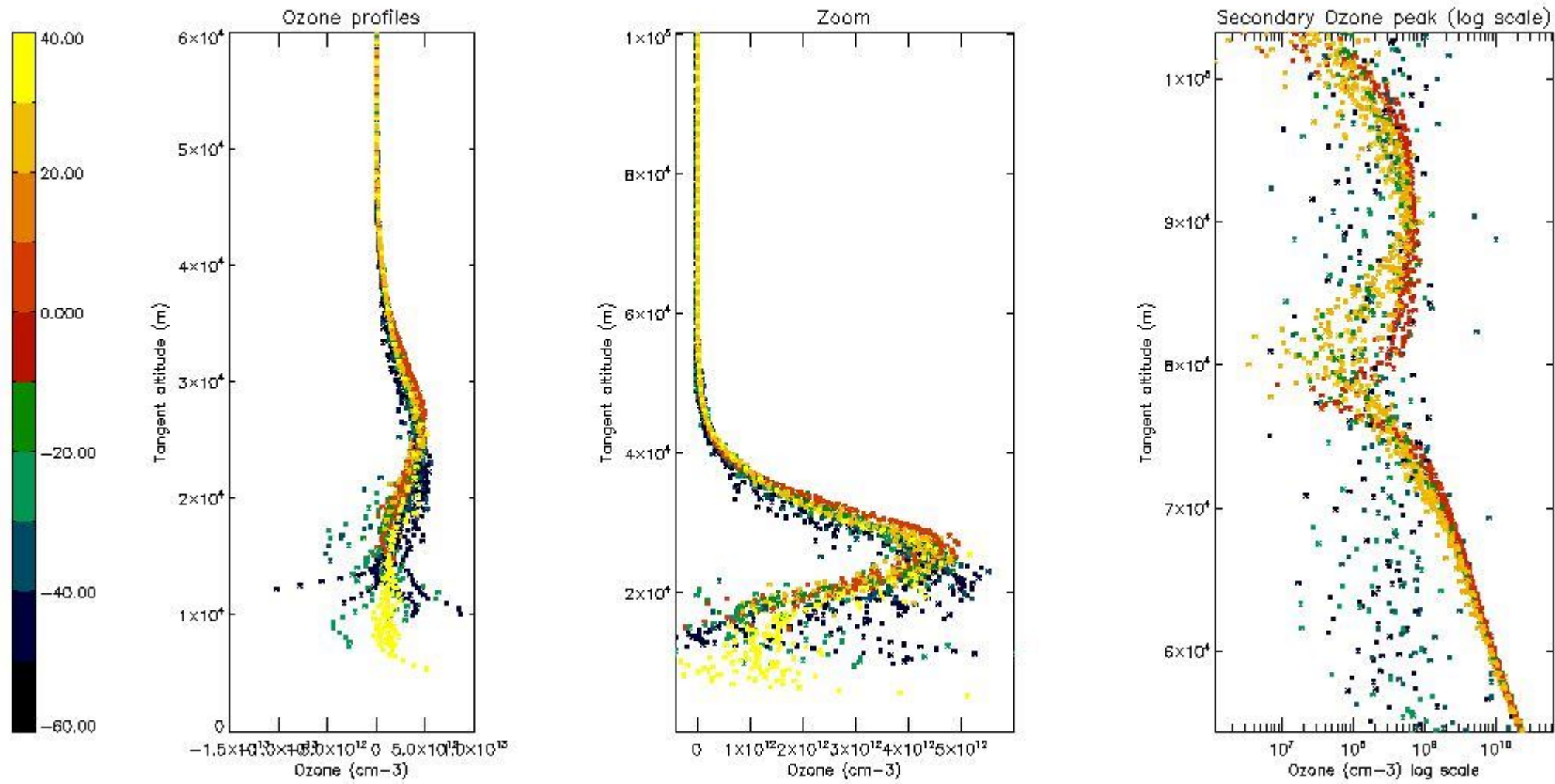
So, the table below shows the percentage of dark limb and valid observations for each criteria with respect to the overall valid daily observations.

Criteria	% of total production
All STD	32
STD < 20	17

STD < 10	14
STD < 5	10

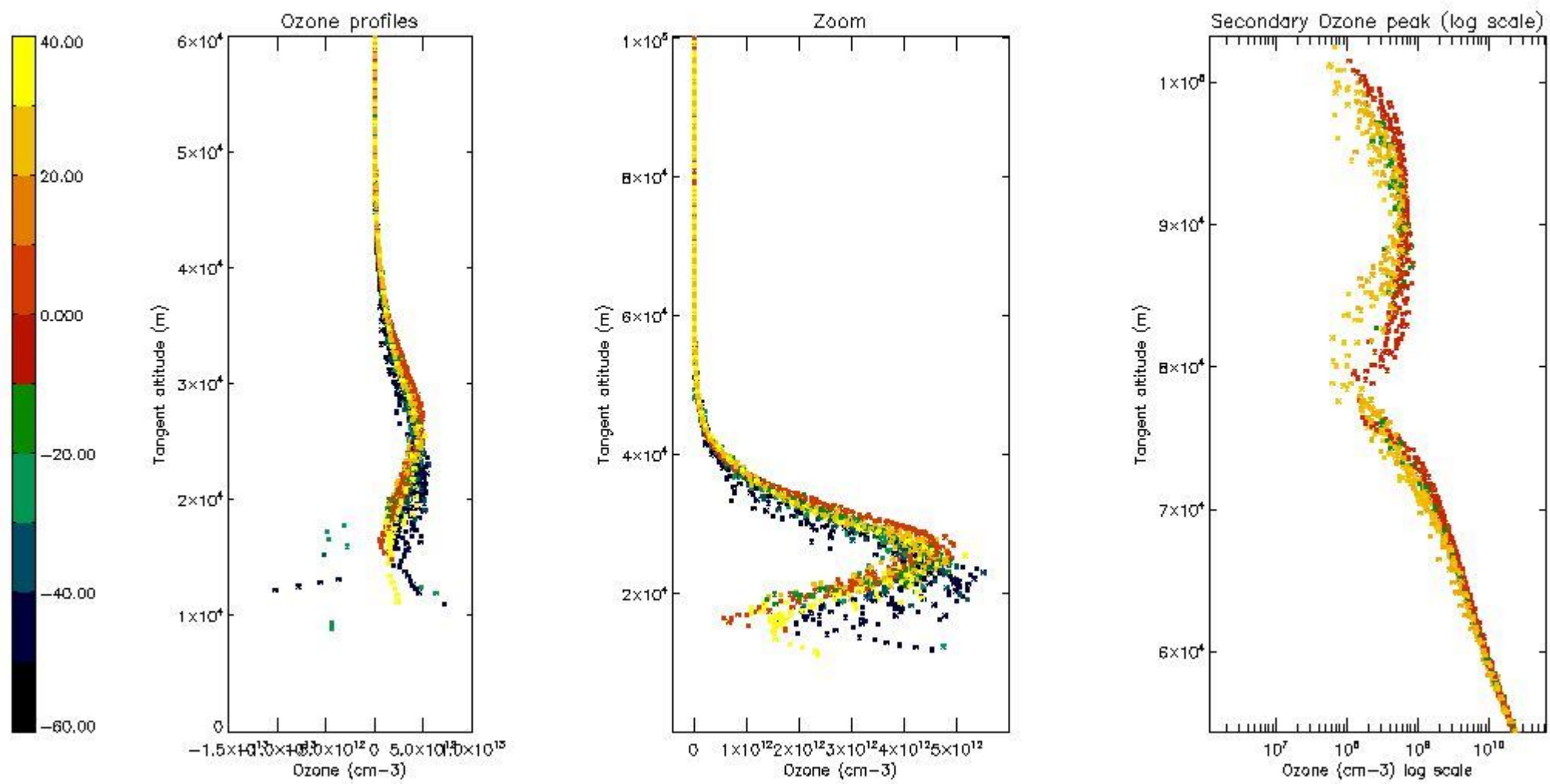
5.2 Plot ozone profiles for all STD (dark without errors)

The colorbar represents the latitude.



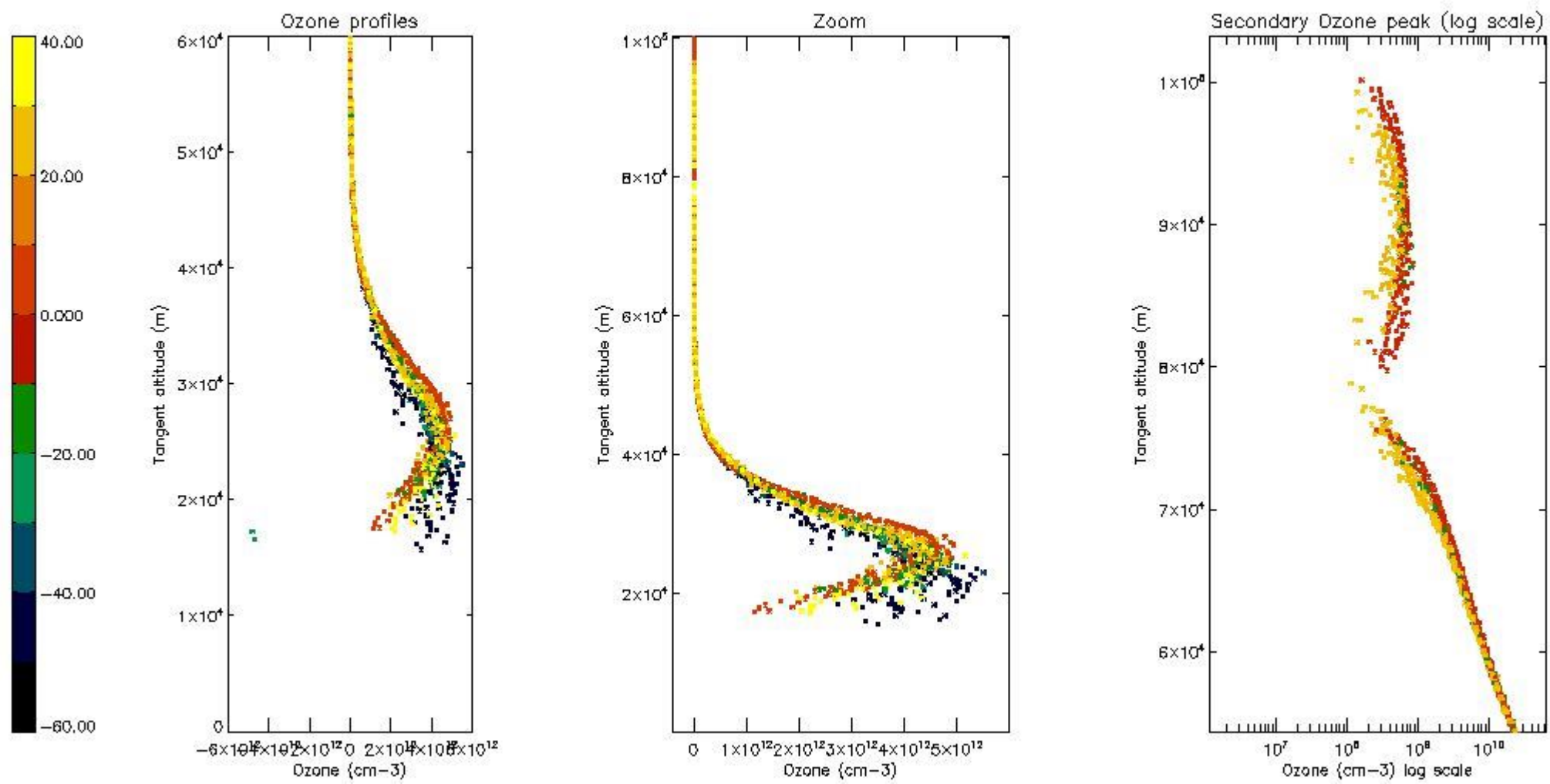
5.3 Plot ozone profiles where STD < 20% (dark without errors)

The colorbar represents the latitude.



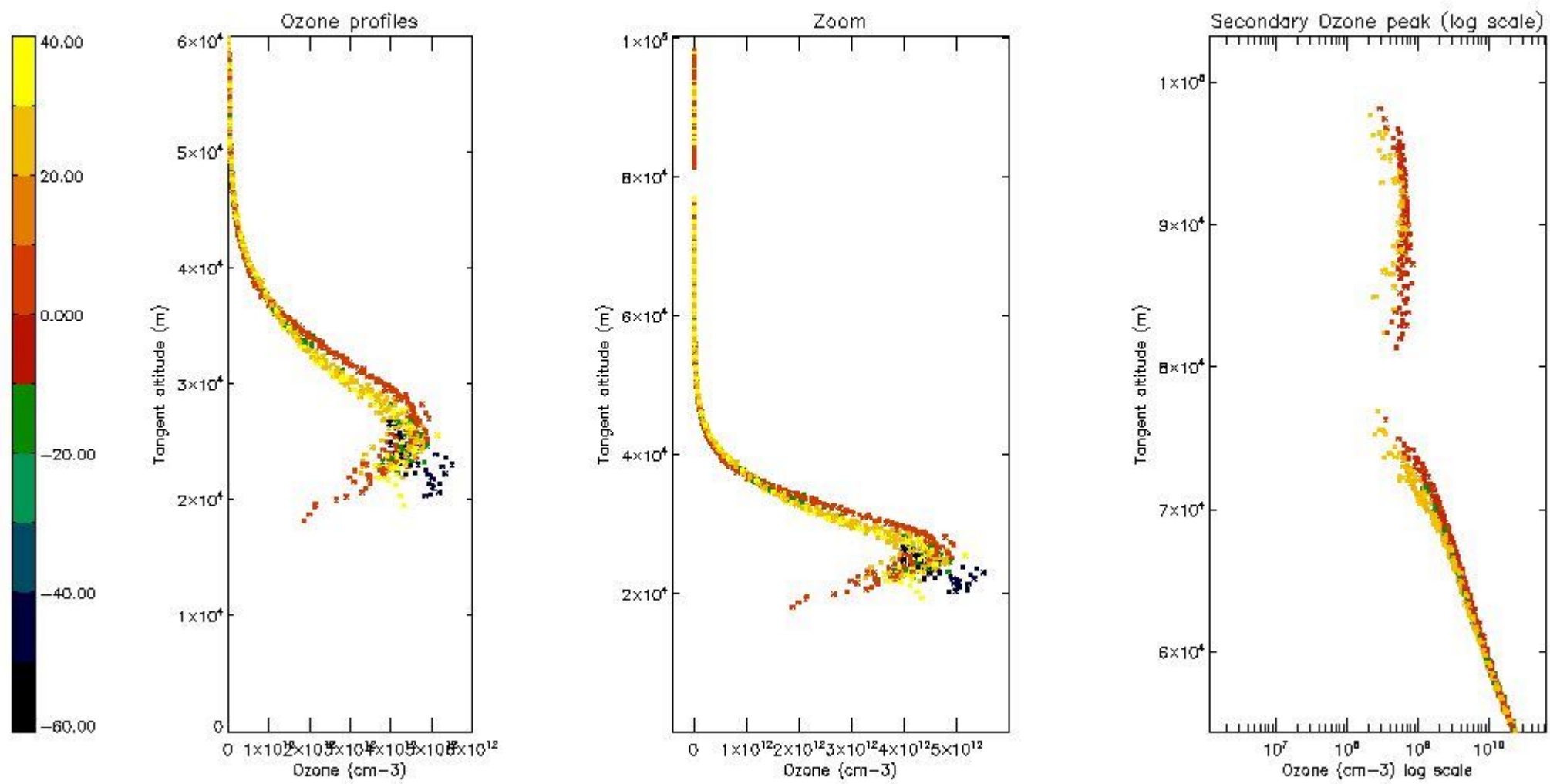
5.4 Plot ozone profiles where STD < 10% (dark without errors)

The colorbar represents the latitude.



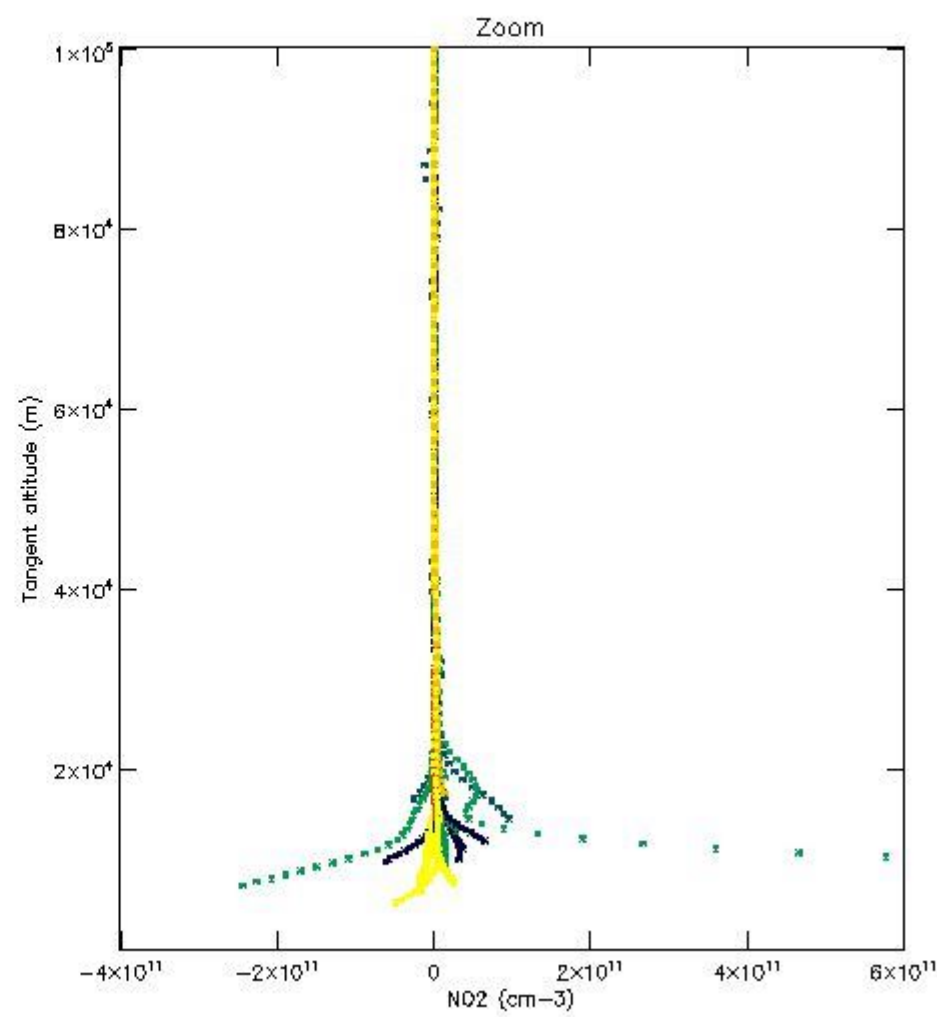
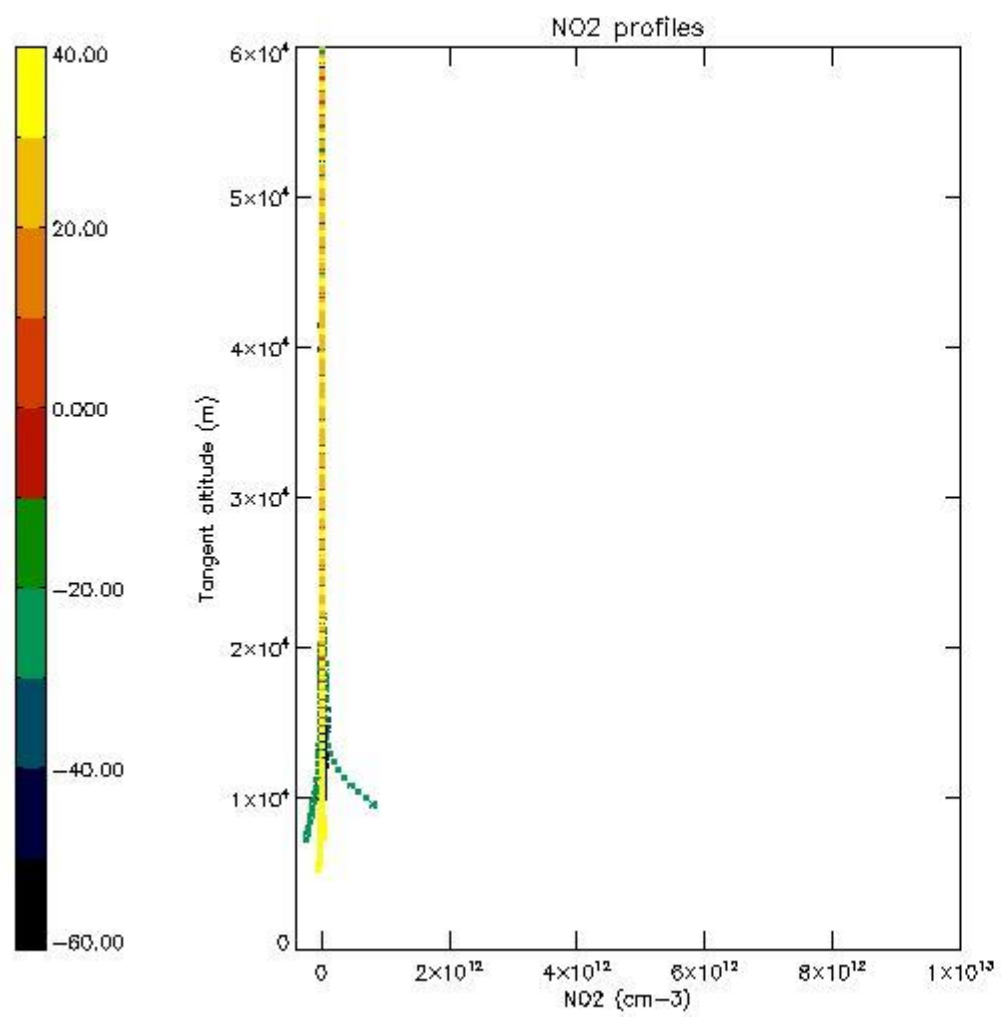
5.5 Plot ozone profiles where STD < 5% (dark without errors)

The colorbar represents the latitude.



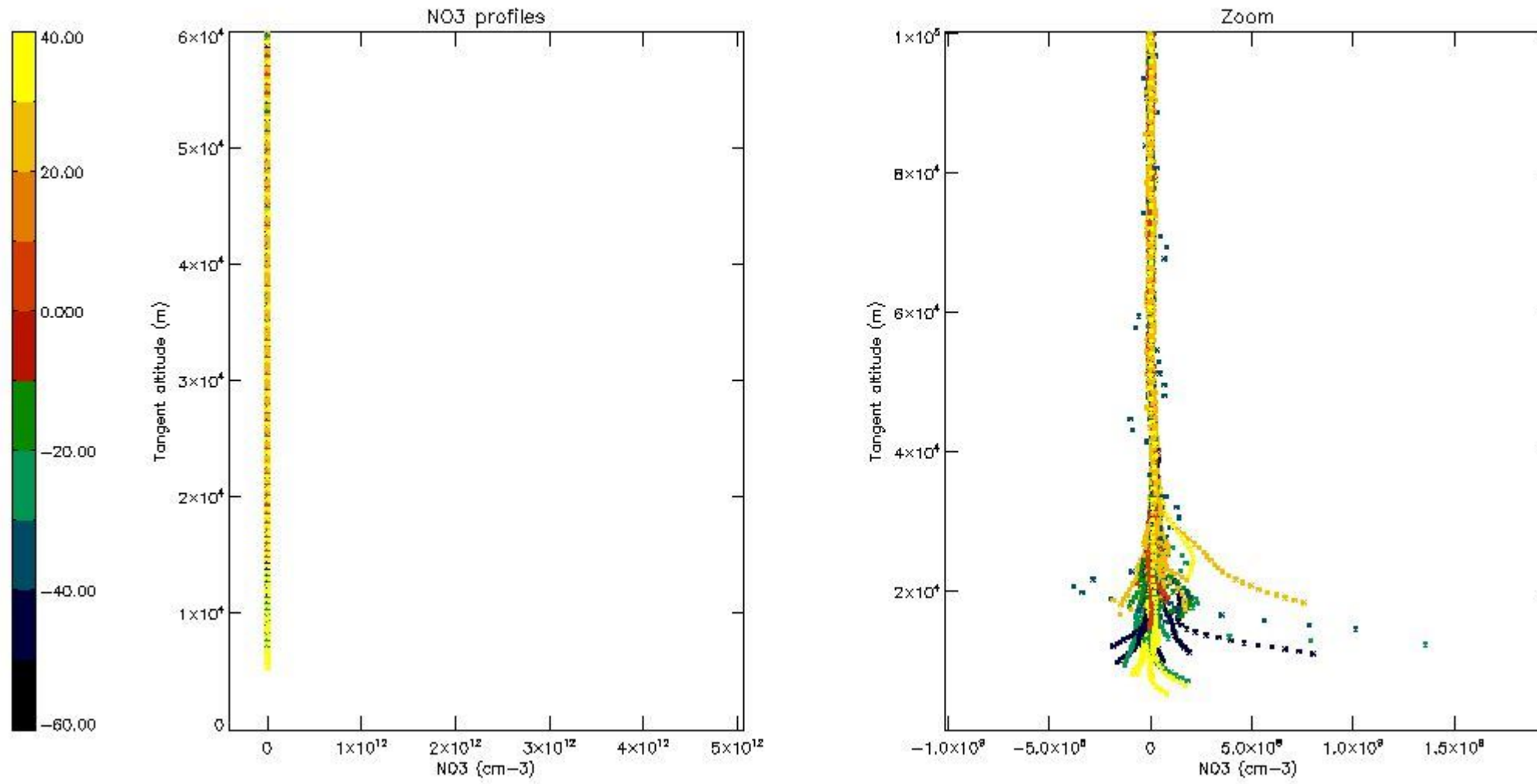
5.6 Plot NO₂ profiles for all STD (dark without errors)

The colorbar represents the latitude.



5.7 Plot NO3 profiles for all STD (dark without errors)

The colorbar represents the latitude.



6. Auxiliary Data Files used for the production reported in section 2

The number reported in the third column indicates since which file (see list in section 2) the corresponding auxiliary file has been used. The fourth column is the date of those product files.

Type	Auxiliary Filename	Used since product	Used since product date
INST_PHYS_CHARACTERISTICS	GOM_INS_AXVIEC20091111_143220_20030716_120000_20500101_000000	1	22-OCT-2004 00:02:52
LEVEL-2_PROC_CONFIG	GOM_PR2_AXVIEC20091111_152718_20020301_000000_20500101_000000	1	22-OCT-2004 00:02:52
CROSS_SECTIONS_FILE	GOM_CRS_AXVIEC20091111_154832_20020301_000000_20500101_000000	1	22-OCT-2004 00:02:52

GOMOS Level 2 Daily Report

SUMMARY

[1. General Info](#)

[2. Summary of processed GOM_NL_2P products](#)

[3. Level 2 Quality information per product](#)

[3.1 Plot of level 2 quality information per product \(time dependant\)](#)

[3.2 Plot of level 2 quality information per product \(world map\)](#)

[4. Level 1 Quality information per product \(stored on level 2 products\)](#)

[4.1 Plot of level 1 quality information per product \(time dependant\)](#)

[4.1.1 Plot of level 1 quality information per product \(time dependant\): ASCENDING](#)

[4.1.2 Plot of level 1 quality information per product \(time dependant\): DESCENDING](#)

[4.2 Plot of level 1 quality information per product \(world map\)](#)

[4.2.1 Plot of level 1 quality information per product \(world map\): ASCENDING](#)

[4.2.2 Plot of level 1 quality information per product \(world map\): DESCENDING](#)

[5. Ozone profiles based on quality statistics and other trace gas profiles](#)

[5.1 Ozone statistics based on quality of products](#)

[5.2 Plot ozone profiles for all STD \(dark without errors\)](#)

[5.3 Plot ozone profiles where STD < 20% \(dark without errors\)](#)

[5.4. Plot ozone profiles where STD < 10% \(dark without errors\)](#)

[5.5. Plot ozone profiles where STD < 5% \(dark without errors\)](#)

[5.6 Plot NO2 profiles for all STD \(dark without errors\)](#)

[5.7 Plot NO3 profiles for all STD \(dark without errors\)](#)

[5.8 Plot H2O profiles \(only for occultations of stars 1,2,3,4,13,14,16,26,63 dark without errors\) for all STD](#)

[6. Auxiliary Data Files used for the production reported in section 2](#)

This report presents the daily analysis on parameters extracted from GOMOS level 2 data (GOM_NL__2P). It is intended to monitor some important parameters that will impact the quality of these products. A list of level 2 products (and content) that have arrived during the reporting day to the PCF is also given.

Item	Value
Time of report generation	19APR2013 13:39:45
Data source version	GOMOS/6.01
Start time of products	22-10-2004 (22OCT2004 00:00:00)
Stop time of products	23-10-2004 (23OCT2004 00:00:00)
Store outputs in DB	Yes
Nb of level 2 prods	174
Nb of prods with errors	0

2. Summary of processed GOM_NL__2P products.

Nr	Filename	UTC Start time	Limb	Duration	Star Id	Star Name	Star Mag	Star Temp	Nb Meas	Orbit	Prod. error
1	GOM_NL__2PRFIN20041022_000252_000000392031_00245_13826_5220.N1	22-OCT-2004 00:02:52	Bright	39.000	49	1Alp UMi	1.9900	6300.0	78	13826	No
2	GOM_NL__2PRFIN20041022_000614_000000402031_00245_13826_5221.N1	22-OCT-2004 00:06:14	Bright	39.500	60	7Bet UMi	2.0810	3950.0	79	13826	No
3	GOM_NL__2PRFIN20041022_000822_000000822031_00245_13826_5222.N1	22-OCT-2004 00:08:22	Bright	82.000	42	34Bet Aur	1.9000	10200.	164	13826	No
4	GOM_NL__2PRFIN20041022_001108_000000372031_00245_13826_5223.N1	22-OCT-2004 00:11:08	Bright	37.000	36	50Alp UMa	1.8000	6300.0	74	13826	No
5	GOM_NL__2PRFIN20041022_001243_000000372031_00245_13826_5224.N1	22-OCT-2004 00:12:43	Bright	36.500	82	48Bet UMa	2.3650	10600.	73	13826	No
6	GOM_NL__2PRFIN20041022_001612_000000542031_00245_13826_5225.N1	22-OCT-2004 00:16:12	Bright	54.000	174	52Psi UMa	3.0040	4400.0	108	13826	No
7	GOM_NL__2PRFIN20041022_002309_000000372031_00245_13826_5226.N1	22-OCT-2004 00:23:09	Bright	36.500	96	68Del Leo	2.5600	9300.0	73	13826	No
8	GOM_NL__2PRFIN20041022_002455_000001682031_00245_13826_5227.N1	22-OCT-2004 00:24:55	Tw_i_and_stray	167.50	17	78Bet Gem	1.1610	4500.0	335	13826	No
9	GOM_NL__2PRFIN20041022_003456_000000602031_00245_13826_5228.N1	22-OCT-2004 00:34:56	Dark	59.500	48	30Alp Hya	1.9770	4100.0	119	13826	No
10	GOM_NL__2PRFIN20041022_004243_000000432031_00245_13826_5229.N1	22-OCT-2004 00:42:43	Dark	42.500	113	Mu Vel	2.6920	5000.0	85	13826	No
11	GOM_NL__2PRFIN20041022_004414_000000542031_00245_13826_5230.N1	22-OCT-2004 00:44:14	Dark	53.500	65	Lam Vel	2.2040	4400.0	107	13826	No
12	GOM_NL__2PRFIN20041022_004910_000000422031_00246_13827_5203.N1	22-OCT-2004 00:49:10	Dark	42.000	29	Bet Car	1.6720	10200.	84	13827	No
13	GOM_NL__2PRFIN20041022_005317_000000522031_00246_13827_5204.N1	22-OCT-2004 00:53:17	Dark	51.500	2	Alp Car	-0.73600	7000.0	103	13827	No
14	GOM_NL__2PRFIN20041022_005622_000000792031_00246_13827_5205.N1	22-OCT-2004 00:56:22	Dark	78.500	177	1Zet CMa	3.0220	26000.	157	13827	No
15	GOM_NL__2PRFIN20041022_005855_000000642031_00246_13827_5206.N1	22-OCT-2004 00:58:55	Dark	63.500	108	Alp Col	2.6520	15200.	127	13827	No
16	GOM_NL__2PRFIN20041022_141436_000000702031_00254_13835_5230.N1	22-OCT-2004 14:14:36	Dark	70.000	88	31Eta CMa	2.4480	20000.	140	13835	No
17	GOM_NL__2PRFIN20041022_142123_000000762031_00254_13835_5231.N1	22-OCT-2004 14:21:23	Dark	75.500	177	1Zet CMa	3.0220	26000.	151	13835	No
18	GOM_NL__2PRFIN20041022_142502_000000402031_00254_13835_5232.N1	22-OCT-2004 14:25:02	Dark	40.000	143	Alp Hyi	2.8570	7200.0	80	13835	No
19	GOM_NL__2PRFIN20041022_142628_000000512031_00254_13835_5233.N1	22-OCT-2004 14:26:28	Dark	50.500	9	Alp Eri	0.45300	24000.	101	13835	No
20	GOM_NL__2PRFIN20041022_142923_000000462031_00254_13835_5234.N1	22-OCT-2004 14:29:23	Straylight	46.000	157	The1Eri	2.9060	9300.0	92	13835	No
21	GOM_NL__2PRFIN20041022_143122_000000402031_00254_13835_5235.N1	22-OCT-2004 14:31:22	Straylight	40.000	84	Alp Phe	2.3970	4500.0	80	13835	No
22	GOM_NL__2PRFIN20041022_143754_000000482031_00254_13835_5236.N1	22-OCT-2004 14:37:54	Straylight	47.500	52	16Bet Cet	2.0370	4500.0	95	13835	No
23	GOM_NL__2PRFIN20041022_144723_000000392031_00254_13835_5237.N1	22-OCT-2004 14:47:23	Bright	39.000	140	88Gam Peg	2.8340	26000.	78	13835	No
24	GOM_NL__2PRFIN20041022_144938_000000442031_00254_13835_5238.N1	22-OCT-2004 14:49:38	Bright	44.000	105	6Bet Ari	2.6450	8900.0	88	13835	No
25	GOM_NL__2PRFIN20041022_145117_000000382031_00254_13835_5239.N1	22-OCT-2004 14:51:17	Bright	38.000	58	21Alp And	2.0730	11000.	76	13835	No
26	GOM_NL__2PRFIN20041022_145320_000000412031_00254_13835_5240.N1	22-OCT-2004 14:53:20	Bright	41.000	53	43Bet And	2.0480	3300.0	82	13835	No
27	GOM_NL__2PRFIN20041022_145621_000000422031_00254_13835_5241.N1	22-OCT-2004 14:56:21	Bright	41.500	73	57Gam1And	2.2600	13100.	83	13835	No
28	GOM_NL__2PRFIN20041022_145904_000000392031_00254_13835_5242.N1	22-OCT-2004 14:59:04	Bright	39.000	68	18Alp Cas	2.2250	4500.0	78	13835	No
29	GOM_NL__2PRFIN20041022_150021_000000382031_00254_13835_5243.N1	22-OCT-2004 15:00:21	Bright	38.000	76	27Gam Cas	2.3000	30000.	76	13835	No
30	GOM_NL__2PRFIN20041022_150244_000000382031_00254_13835_5244.N1	22-OCT-2004 15:02:44	Bright	37.500	89	5Alp Cep	2.4510	8000.0	75	13835	No
31	GOM_NL__2PRFIN20041022_150815_000000392031_00254_13835_5245.N1	22-OCT-2004 15:08:15	Bright	39.000	49	1Alp UMi	1.9900	6300.0	78	13835	No
32	GOM_NL__2PRFIN20041022_151140_000000402031_00254_13835_5246.N1	22-OCT-2004 15:11:40	Bright	39.500	60	7Bet UMi	2.0810	3950.0	79	13835	No
33	GOM_NL__2PRFIN20041022_151332_000000832031_00254_13835_5247.N1	22-OCT-2004 15:13:32	Bright	83.000	42	34Bet Aur	1.9000	10200.	166	13835	No
34	GOM_NL__2PRFIN20041022_151631_000000402031_00254_13835_5248.N1	22-OCT-2004 15:16:31	Bright	39.500	36	50Alp UMa	1.8000	6300.0	79	13835	No
35	GOM_NL__2PRFIN20041022_151806_000000392031_00254_13835_5249.N1	22-OCT-2004 15:18:06	Bright	39.000	82	48Bet UMa	2.3650	10600.	78	13835	No
36	GOM_NL__2PRFIN20041022_152136_000000372031_00254_13835_5250.N1	22-OCT-2004 15:21:36	Bright	36.500	174	52Psi UMa	3.0040	4400.0	73	13835	No
37	GOM_NL__2PRFIN20041022_152835_000000542031_00254_13835_5251.N1	22-OCT-2004 15:28:35	Bright	54.000	96	68Del Leo	2.5600	9300.0	108	13835	No
38	GOM_NL__2PRFIN20041022_153027_000001572031_00254_13835_5252.N1	22-OCT-2004 15:30:27	Tw_i_and_stray	157.00	17	78Bet Gem	1.1610	4500.0	314	13835	No
39	GOM_NL__2PRFIN20041022_154027_000000622031_00254_13835_5253.N1	22-OCT-2004 15:40:27	Dark	62.000	48	30Alp Hya	1.9770	4100.0	124	13835	No
40	GOM_NL__2PRFIN20041022_154809_000000402031_00254_13835_5254.N1	22-OCT-2004 15:48:09	Dark	40.000	113	Mu Vel	2.6920	5000.0	80	13835	No
41	GOM_NL__2PRFIN20041022_154945_000000532031_00254_13835_5255.N1	22-OCT-2004 15:49:45	Dark	53.000	65	Lam Vel	2.2040	4400.0	106	13835	No
42	GOM_NL__2PRFIN20041022_155240_000000432031_00255_13836_5230.N1	22-OCT-2004 15:52:40	Dark	42.500	46	Del Vel	1.9540	10600.	85	13836	No

43	GOM_NL_2PRFIN20041022_155514_000000672031_00255_13836_5231.N1	22-OCT-2004 15:55:14	Dark	67.000	88	31Eta CMa	2.4480	20000.	134	13836	No
44	GOM_NL_2PRFIN20041022_160201_000000762031_00255_13836_5232.N1	22-OCT-2004 16:02:01	Dark	75.500	177	1Zet CMa	3.0220	26000.	151	13836	No
45	GOM_NL_2PRFIN20041022_160539_000000412031_00255_13836_5233.N1	22-OCT-2004 16:05:39	Dark	40.500	143	Alp Hyi	2.8570	7200.0	81	13836	No
46	GOM_NL_2PRFIN20041022_160704_000000492031_00255_13836_5234.N1	22-OCT-2004 16:07:04	Dark	49.000	9	Alp Eri	0.45300	24000.	98	13836	No
47	GOM_NL_2PRFIN20041022_160959_000000472031_00255_13836_5235.N1	22-OCT-2004 16:09:59	Straylight	46.500	157	The1Eri	2.9060	9300.0	93	13836	No
48	GOM_NL_2PRFIN20041022_161158_000000462031_00255_13836_5236.N1	22-OCT-2004 16:11:58	Straylight	45.500	84	Alp Phe	2.3970	4500.0	91	13836	No
49	GOM_NL_2PRFIN20041022_161829_000000462031_00255_13836_5237.N1	22-OCT-2004 16:18:29	Straylight	45.500	52	16Bet Cet	2.0370	4500.0	91	13836	No
50	GOM_NL_2PRFIN20041022_162759_000000392031_00255_13836_5238.N1	22-OCT-2004 16:27:59	Bright	38.500	140	88Gam Peg	2.8340	26000.	77	13836	No
51	GOM_NL_2PRFIN20041022_163013_000000442031_00255_13836_5239.N1	22-OCT-2004 16:30:13	Bright	44.000	105	6Bet Ari	2.6450	8900.0	88	13836	No
52	GOM_NL_2PRFIN20041022_163151_000000412031_00255_13836_5240.N1	22-OCT-2004 16:31:51	Bright	40.500	58	21Alp And	2.0730	11000.	81	13836	No
53	GOM_NL_2PRFIN20041022_163356_000000392031_00255_13836_5241.N1	22-OCT-2004 16:33:56	Bright	39.000	53	43Bet And	2.0480	3300.0	78	13836	No
54	GOM_NL_2PRFIN20041022_163657_000000422031_00255_13836_5242.N1	22-OCT-2004 16:36:57	Bright	42.000	73	57Gam1And	2.2600	13100.	84	13836	No
55	GOM_NL_2PRFIN20041022_163939_000000362031_00255_13836_5243.N1	22-OCT-2004 16:39:39	Bright	36.000	68	18Alp Cas	2.2250	4500.0	72	13836	No
56	GOM_NL_2PRFIN20041022_164057_000000392031_00255_13836_5244.N1	22-OCT-2004 16:40:57	Bright	38.500	76	27Gam Cas	2.3000	30000.	77	13836	No
57	GOM_NL_2PRFIN20041022_164321_000000392031_00255_13836_5245.N1	22-OCT-2004 16:43:21	Bright	39.000	89	5Alp Cep	2.4510	8000.0	78	13836	No
58	GOM_NL_2PRFIN20041022_164849_000000412031_00255_13836_5246.N1	22-OCT-2004 16:48:49	Bright	40.500	49	1Alp UMi	1.9900	6300.0	81	13836	No
59	GOM_NL_2PRFIN20041022_165216_000000412031_00255_13836_5247.N1	22-OCT-2004 16:52:16	Bright	40.500	60	7Bet UMi	2.0810	3950.0	81	13836	No
60	GOM_NL_2PRFIN20041022_165407_000000782031_00255_13836_5248.N1	22-OCT-2004 16:54:07	Bright	77.500	42	34Bet Aur	1.9000	10200.	155	13836	No
61	GOM_NL_2PRFIN20041022_165706_000000412031_00255_13836_5249.N1	22-OCT-2004 16:57:06	Bright	40.500	36	50Alp UMa	1.8000	6300.0	81	13836	No
62	GOM_NL_2PRFIN20041022_165842_000000362031_00255_13836_5250.N1	22-OCT-2004 16:58:42	Bright	36.000	82	48Bet UMa	2.3650	10600.	72	13836	No
63	GOM_NL_2PRFIN20041022_170212_000000372031_00255_13836_5251.N1	22-OCT-2004 17:02:12	Bright	37.000	174	52Psi UMa	3.0040	4400.0	74	13836	No
64	GOM_NL_2PRFIN20041022_170911_000000362031_00255_13836_5252.N1	22-OCT-2004 17:09:11	Bright	36.000	96	68Del Leo	2.5600	9300.0	72	13836	No
65	GOM_NL_2PRFIN20041022_171104_000001672031_00255_13836_5253.N1	22-OCT-2004 17:11:04	Tw_i_and_stray	166.50	17	78Bet Gem	1.1610	4500.0	333	13836	No
66	GOM_NL_2PRFIN20041022_172104_000000632031_00255_13836_5254.N1	22-OCT-2004 17:21:04	Dark	62.500	48	30Alp Hya	1.9770	4100.0	125	13836	No
67	GOM_NL_2PRFIN20041022_172845_000000432031_00255_13836_5255.N1	22-OCT-2004 17:28:45	Dark	43.000	113	Mu Vel	2.6920	5000.0	86	13836	No
68	GOM_NL_2PRFIN20041022_173021_000000502031_00255_13836_5256.N1	22-OCT-2004 17:30:21	Dark	50.000	65	Lam Vel	2.2040	4400.0	100	13836	No
69	GOM_NL_2PRFIN20041022_173317_000000442031_00256_13837_5230.N1	22-OCT-2004 17:33:17	Dark	43.500	46	Del Vel	1.9540	10600.	87	13837	No
70	GOM_NL_2PRFIN20041022_173552_000000682031_00256_13837_5231.N1	22-OCT-2004 17:35:52	Dark	68.000	88	31Eta CMa	2.4480	20000.	136	13837	No
71	GOM_NL_2PRFIN20041022_174238_000000762031_00256_13837_5232.N1	22-OCT-2004 17:42:38	Dark	75.500	177	1Zet CMa	3.0220	26000.	151	13837	No
72	GOM_NL_2PRFIN20041022_174615_000000402031_00256_13837_5233.N1	22-OCT-2004 17:46:15	Dark	40.000	143	Alp Hyi	2.8570	7200.0	80	13837	No
73	GOM_NL_2PRFIN20041022_174738_000000522031_00256_13837_5234.N1	22-OCT-2004 17:47:38	Dark	52.000	9	Alp Eri	0.45300	24000.	104	13837	No
74	GOM_NL_2PRFIN20041022_175036_000000462031_00256_13837_5235.N1	22-OCT-2004 17:50:36	Straylight	45.500	157	The1Eri	2.9060	9300.0	91	13837	No
75	GOM_NL_2PRFIN20041022_175234_000000442031_00256_13837_5236.N1	22-OCT-2004 17:52:34	Straylight	43.500	84	Alp Phe	2.3970	4500.0	87	13837	No
76	GOM_NL_2PRFIN20041022_175906_000000472031_00256_13837_5237.N1	22-OCT-2004 17:59:06	Straylight	47.000	52	16Bet Cet	2.0370	4500.0	94	13837	No
77	GOM_NL_2PRFIN20041022_180836_000000392031_00256_13837_5238.N1	22-OCT-2004 18:08:36	Bright	38.500	140	88Gam Peg	2.8340	26000.	77	13837	No
78	GOM_NL_2PRFIN20041022_181049_000000432031_00256_13837_5239.N1	22-OCT-2004 18:10:49	Bright	42.500	105	6Bet Ari	2.6450	8900.0	85	13837	No
79	GOM_NL_2PRFIN20041022_181230_000000382031_00256_13837_5240.N1	22-OCT-2004 18:12:30	Bright	38.000	58	21Alp And	2.0730	11000.	76	13837	No
80	GOM_NL_2PRFIN20041022_181431_000000412031_00256_13837_5241.N1	22-OCT-2004 18:14:31	Bright	40.500	53	43Bet And	2.0480	3300.0	81	13837	No
81	GOM_NL_2PRFIN20041022_181732_000000422031_00256_13837_5242.N1	22-OCT-2004 18:17:32	Bright	41.500	73	57Gam1And	2.2600	13100.	83	13837	No
82	GOM_NL_2PRFIN20041022_182015_000000422031_00256_13837_5243.N1	22-OCT-2004 18:20:15	Bright	41.500	68	18Alp Cas	2.2250	4500.0	83	13837	No
83	GOM_NL_2PRFIN20041022_182132_000000392031_00256_13837_5244.N1	22-OCT-2004 18:21:32	Bright	39.000	76	27Gam Cas	2.3000	30000.	78	13837	No
84	GOM_NL_2PRFIN20041022_182357_000000382031_00256_13837_5245.N1	22-OCT-2004 18:23:57	Bright	38.000	89	5Alp Cep	2.4510	8000.0	76	13837	No
85	GOM_NL_2PRFIN20041022_182927_000000402031_00256_13837_5246.N1	22-OCT-2004 18:29:27	Bright	39.500	49	1Alp UMi	1.9900	6300.0	79	13837	No
86	GOM_NL_2PRFIN20041022_183250_000000422031_00256_13837_5247.N1	22-OCT-2004 18:32:50	Bright	42.000	60	7Bet UMi	2.0810	3950.0	84	13837	No
87	GOM_NL_2PRFIN20041022_183441_000000832031_00256_13837_5248.N1	22-OCT-2004 18:34:41	Bright	82.500	42	34Bet Aur	1.9000	10200.	165	13837	No
88	GOM_NL_2PRFIN20041022_183742_000000402031_00256_13837_5249.N1	22-OCT-2004 18:37:42	Bright	40.000	36	50Alp UMa	1.8000	6300.0	80	13837	No
89	GOM_NL_2PRFIN20041022_183918_000000382031_00256_13837_5250.N1	22-OCT-2004 18:39:18	Bright	38.000	82	48Bet UMa	2.3650	10600.	76	13837	No
90	GOM_NL_2PRFIN20041022_184248_000000392031_00256_13837_5251.N1	22-OCT-2004 18:42:48	Bright	38.500	174	52Psi UMa	3.0040	4400.0	77	13837	No
91	GOM_NL_2PRFIN20041022_184947_000000382031_00256_13837_5252.N1	22-OCT-2004 18:49:47	Bright	37.500	96	68Del Leo	2.5600	9300.0	75	13837	No
92	GOM_NL_2PRFIN20041022_185141_000001592031_00256_13837_5253.N1	22-OCT-2004 18:51:41	Tw_i_and_stray	159.00	17	78Bet Gem	1.1610	4500.0	318	13837	No
93	GOM_NL_2PRFIN20041022_190141_000000602031_00256_13837_5254.N1	22-OCT-2004 19:01:41	Dark	60.000	48	30Alp Hya	1.9770	4100.0	120	13837	No
94	GOM_NL_2PRFIN20041022_190921_000000422031_00256_13837_5255.N1	22-OCT-2004 19:09:21	Dark	41.500	113	Mu Vel	2.6920	5000.0	83	13837	No
95	GOM_NL_2PRFIN20041022_191058_000000492031_00256_13837_5256.N1	22-OCT-2004 19:10:58	Dark	49.000	65	Lam Vel	2.2040	4400.0	98	13837	No
96	GOM_NL_2PRFIN20041022_191354_000000432031_00257_13838_5230.N1	22-OCT-2004 19:13:54	Dark	43.000	46	Del Vel	1.9540	10600.	86	13838	No
97	GOM_NL_2PRFIN20041022_191630_000000712031_00257_13838_5231.N1	22-OCT-2004 19:16:30	Dark	70.500	88	31Eta CMa	2.4480	20000.	141	13838	No
98	GOM_NL_2PRFIN20041022_192316_000000762031_00257_13838_5232.N1	22-OCT-2004 19:23:16	Dark	75.500	177	1Zet CMa	3.0220	26000.	151	13838	No
99	GOM_NL_2PRFIN20041022_192651_000000422031_00257_13838_5233.N1	22-OCT-2004 19:26:51	Dark	42.000	143	Alp Hyi	2.8570	7200.0	84	13838	No
100	GOM_NL_2PRFIN20041022_192816_000000522031_00257_13838_5234.N1	22-OCT-2004 19:28:16	Dark	52.000	9	Alp Eri	0.45300	24000.	104	13838	No
101	GOM_NL_2PRFIN20041022_193112_000000442031_00257_13838_5235.N1	22-OCT-2004 19:31:12	Straylight	44.000	157	The1Eri	2.9060	9300.0	88	13838	No

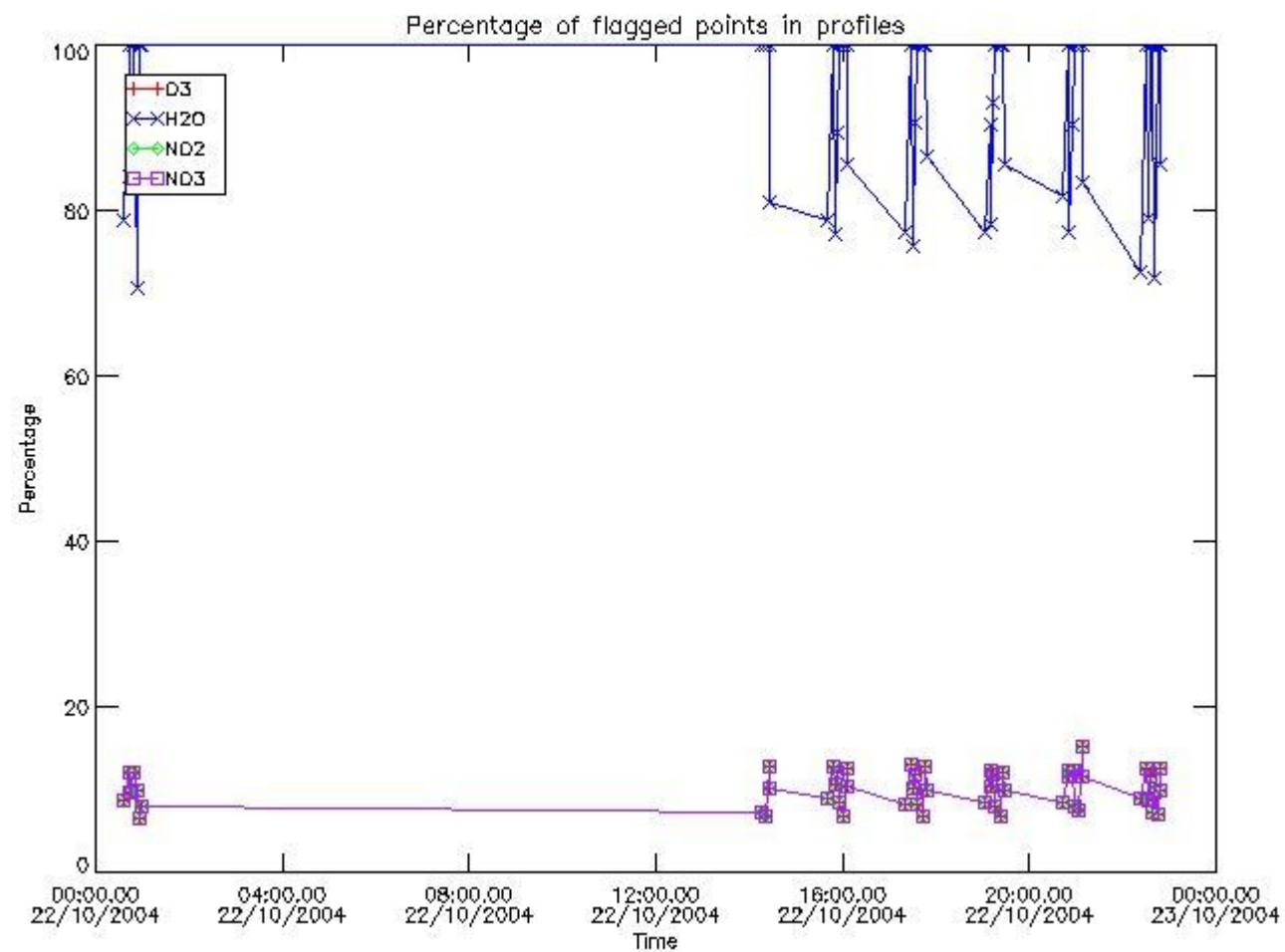
102	GOM_NL__2PRFIN20041022_193310_000000412031_00257_13838_5236.N1	22-OCT-2004 19:33:10	Straylight	40.500	84	Alp Phe	2.3970	4500.0	81	13838	No
103	GOM_NL__2PRFIN20041022_193942_000000462031_00257_13838_5237.N1	22-OCT-2004 19:39:42	Straylight	46.000	52	16Bet Cet	2.0370	4500.0	92	13838	No
104	GOM_NL__2PRFIN20041022_194910_000000412031_00257_13838_5238.N1	22-OCT-2004 19:49:10	Bright	40.500	140	88Gam Peg	2.8340	26000.	81	13838	No
105	GOM_NL__2PRFIN20041022_195124_000000432031_00257_13838_5239.N1	22-OCT-2004 19:51:24	Bright	42.500	105	6Bet Ari	2.6450	8900.0	85	13838	No
106	GOM_NL__2PRFIN20041022_195305_000000382031_00257_13838_5240.N1	22-OCT-2004 19:53:05	Bright	37.500	58	21Alp And	2.0730	11000.	75	13838	No
107	GOM_NL__2PRFIN20041022_195507_000000392031_00257_13838_5241.N1	22-OCT-2004 19:55:07	Bright	39.000	53	43Bet And	2.0480	3300.0	78	13838	No
108	GOM_NL__2PRFIN20041022_195807_000000432031_00257_13838_5242.N1	22-OCT-2004 19:58:07	Bright	43.000	73	57Gam1And	2.2600	13100.	86	13838	No
109	GOM_NL__2PRFIN20041022_200052_000000412031_00257_13838_5243.N1	22-OCT-2004 20:00:52	Bright	40.500	68	18Alp Cas	2.2250	4500.0	81	13838	No
110	GOM_NL__2PRFIN20041022_200209_000000402031_00257_13838_5244.N1	22-OCT-2004 20:02:09	Bright	39.500	76	27Gam Cas	2.3000	30000.	79	13838	No
111	GOM_NL__2PRFIN20041022_200433_000000382031_00257_13838_5245.N1	22-OCT-2004 20:04:33	Bright	38.000	89	5Alp Cep	2.4510	8000.0	76	13838	No
112	GOM_NL__2PRFIN20041022_201003_000000392031_00257_13838_5246.N1	22-OCT-2004 20:10:03	Bright	39.000	49	1Alp UMi	1.9900	6300.0	78	13838	No
113	GOM_NL__2PRFIN20041022_201327_000000402031_00257_13838_5247.N1	22-OCT-2004 20:13:27	Bright	40.000	60	7Bet UMi	2.0810	3950.0	80	13838	No
114	GOM_NL__2PRFIN20041022_201516_000000842031_00257_13838_5248.N1	22-OCT-2004 20:15:16	Bright	83.500	42	34Bet Aur	1.9000	10200.	167	13838	No
115	GOM_NL__2PRFIN20041022_201818_000000412031_00257_13838_5249.N1	22-OCT-2004 20:18:18	Bright	41.000	36	50Alp UMa	1.8000	6300.0	82	13838	No
116	GOM_NL__2PRFIN20041022_201954_000000512031_00257_13838_5250.N1	22-OCT-2004 20:19:54	Bright	51.000	82	48Bet UMa	2.3650	10600.	102	13838	No
117	GOM_NL__2PRFIN20041022_202324_000000392031_00257_13838_5251.N1	22-OCT-2004 20:23:24	Bright	39.000	174	52Psi UMa	3.0040	4400.0	78	13838	No
118	GOM_NL__2PRFIN20041022_203023_000000472031_00257_13838_5252.N1	22-OCT-2004 20:30:23	Bright	46.500	96	68Del Leo	2.5600	9300.0	93	13838	No
119	GOM_NL__2PRFIN20041022_203218_000001612031_00257_13838_5253.N1	22-OCT-2004 20:32:18	TwI_and_stray	160.50	17	78Bet Gem	1.1610	4500.0	321	13838	No
120	GOM_NL__2PRFIN20041022_204217_000000612031_00257_13838_5254.N1	22-OCT-2004 20:42:17	Dark	60.500	48	30Alp Hya	1.9770	4100.0	121	13838	No
121	GOM_NL__2PRFIN20041022_204957_000000422031_00257_13838_5255.N1	22-OCT-2004 20:49:57	Dark	41.500	113	Mu Vel	2.6920	5000.0	83	13838	No
122	GOM_NL__2PRFIN20041022_205135_000000452031_00257_13838_5256.N1	22-OCT-2004 20:51:35	Dark	44.500	65	Lam Vel	2.2040	4400.0	89	13838	No
123	GOM_NL__2PRFIN20041022_205430_000000422031_00258_13839_5230.N1	22-OCT-2004 20:54:30	Dark	41.500	46	Del Vel	1.9540	10600.	83	13839	No
124	GOM_NL__2PRFIN20041022_205707_000000642031_00258_13839_5231.N1	22-OCT-2004 20:57:07	Dark	63.500	88	31Eta CMa	2.4480	20000.	127	13839	No
125	GOM_NL__2PRFIN20041022_210354_000000752031_00258_13839_5232.N1	22-OCT-2004 21:03:54	Dark	75.000	177	1Zet CMa	3.0220	26000.	150	13839	No
126	GOM_NL__2PRFIN20041022_210727_000000402031_00258_13839_5233.N1	22-OCT-2004 21:07:27	Dark	40.000	143	Alp Hyi	2.8570	7200.0	80	13839	No
127	GOM_NL__2PRFIN20041022_210853_000000492031_00258_13839_5234.N1	22-OCT-2004 21:08:53	Dark	48.500	9	Alp Eri	0.45300	24000.	97	13839	No
128	GOM_NL__2PRFIN20041022_211148_000000462031_00258_13839_5235.N1	22-OCT-2004 21:11:48	Straylight	45.500	157	The1Eri	2.9060	9300.0	91	13839	No
129	GOM_NL__2PRFIN20041022_211346_000000422031_00258_13839_5236.N1	22-OCT-2004 21:13:46	Straylight	42.000	84	Alp Phe	2.3970	4500.0	84	13839	No
130	GOM_NL__2PRFIN20041022_212018_000000462031_00258_13839_5237.N1	22-OCT-2004 21:20:18	Straylight	45.500	52	16Bet Cet	2.0370	4500.0	91	13839	No
131	GOM_NL__2PRFIN20041022_212948_000000372031_00258_13839_5238.N1	22-OCT-2004 21:29:48	Bright	37.000	140	88Gam Peg	2.8340	26000.	74	13839	No
132	GOM_NL__2PRFIN20041022_213200_000000432031_00258_13839_5239.N1	22-OCT-2004 21:32:00	Bright	42.500	105	6Bet Ari	2.6450	8900.0	85	13839	No
133	GOM_NL__2PRFIN20041022_213339_000000402031_00258_13839_5240.N1	22-OCT-2004 21:33:39	Bright	40.000	58	21Alp And	2.0730	11000.	80	13839	No
134	GOM_NL__2PRFIN20041022_213543_000000392031_00258_13839_5241.N1	22-OCT-2004 21:35:43	Bright	39.000	53	43Bet And	2.0480	3300.0	78	13839	No
135	GOM_NL__2PRFIN20041022_213843_000000442031_00258_13839_5242.N1	22-OCT-2004 21:38:43	Bright	43.500	73	57Gam1And	2.2600	13100.	87	13839	No
136	GOM_NL__2PRFIN20041022_214127_000000382031_00258_13839_5243.N1	22-OCT-2004 21:41:27	Bright	38.000	68	18Alp Cas	2.2250	4500.0	76	13839	No
137	GOM_NL__2PRFIN20041022_214245_000000362031_00258_13839_5244.N1	22-OCT-2004 21:42:45	Bright	36.000	76	27Gam Cas	2.3000	30000.	72	13839	No
138	GOM_NL__2PRFIN20041022_214510_000000392031_00258_13839_5245.N1	22-OCT-2004 21:45:10	Bright	39.000	89	5Alp Cep	2.4510	8000.0	78	13839	No
139	GOM_NL__2PRFIN20041022_215039_000000402031_00258_13839_5246.N1	22-OCT-2004 21:50:39	Bright	40.000	49	1Alp UMi	1.9900	6300.0	80	13839	No
140	GOM_NL__2PRFIN20041022_215404_000000382031_00258_13839_5247.N1	22-OCT-2004 21:54:04	Bright	37.500	60	7Bet UMi	2.0810	3950.0	75	13839	No
141	GOM_NL__2PRFIN20041022_215550_000000822031_00258_13839_5248.N1	22-OCT-2004 21:55:50	Bright	82.000	42	34Bet Aur	1.9000	10200.	164	13839	No
142	GOM_NL__2PRFIN20041022_215854_000000412031_00258_13839_5249.N1	22-OCT-2004 21:58:54	Bright	40.500	36	50Alp UMa	1.8000	6300.0	81	13839	No
143	GOM_NL__2PRFIN20041022_220030_000000542031_00258_13839_5250.N1	22-OCT-2004 22:00:30	Bright	54.000	82	48Bet UMa	2.3650	10600.	108	13839	No
144	GOM_NL__2PRFIN20041022_220400_000000382031_00258_13839_5251.N1	22-OCT-2004 22:04:00	Bright	37.500	174	52Psi UMa	3.0040	4400.0	75	13839	No
145	GOM_NL__2PRFIN20041022_221059_000000372031_00258_13839_5252.N1	22-OCT-2004 22:10:59	Bright	36.500	96	68Del Leo	2.5600	9300.0	73	13839	No
146	GOM_NL__2PRFIN20041022_221255_000001732031_00258_13839_5253.N1	22-OCT-2004 22:12:55	TwI_and_stray	172.50	17	78Bet Gem	1.1610	4500.0	345	13839	No
147	GOM_NL__2PRFIN20041022_222255_000000572031_00258_13839_5254.N1	22-OCT-2004 22:22:55	Dark	57.000	48	30Alp Hya	1.9770	4100.0	114	13839	No
148	GOM_NL__2PRFIN20041022_223034_000000412031_00258_13839_5255.N1	22-OCT-2004 22:30:34	Dark	41.000	113	Mu Vel	2.6920	5000.0	82	13839	No
149	GOM_NL__2PRFIN20041022_223209_000000582031_00258_13839_5256.N1	22-OCT-2004 22:32:09	Dark	58.000	65	Lam Vel	2.2040	4400.0	116	13839	No
150	GOM_NL__2PRFIN20041022_223507_000000452031_00259_13840_5230.N1	22-OCT-2004 22:35:07	Dark	44.500	46	Del Vel	1.9540	10600.	89	13840	No
151	GOM_NL__2PRFIN20041022_223745_000000712031_00259_13840_5231.N1	22-OCT-2004 22:37:45	Dark	70.500	88	31Eta CMa	2.4480	20000.	141	13840	No
152	GOM_NL__2PRFIN20041022_224113_000000542031_00259_13840_5232.N1	22-OCT-2004 22:41:13	Dark	53.500	2	Alp Car	-0.73600	7000.0	107	13840	No
153	GOM_NL__2PRFIN20041022_224431_000000742031_00259_13840_5233.N1	22-OCT-2004 22:44:31	Dark	74.000	177	1Zet CMa	3.0220	26000.	148	13840	No
154	GOM_NL__2PRFIN20041022_224804_000000412031_00259_13840_5234.N1	22-OCT-2004 22:48:04	Dark	40.500	143	Alp Hyi	2.8570	7200.0	81	13840	No
155	GOM_NL__2PRFIN20041022_224926_000000522031_00259_13840_5235.N1	22-OCT-2004 22:49:26	Dark	52.000	9	Alp Eri	0.45300	24000.	104	13840	No
156	GOM_NL__2PRFIN20041022_225222_000000492031_00259_13840_5236.N1	22-OCT-2004 22:52:22	Straylight	49.000	157	The1Eri	2.9060	9300.0	98	13840	No
157	GOM_NL__2PRFIN20041022_225422_000000432031_00259_13840_5237.N1	22-OCT-2004 22:54:22	Straylight	42.500	84	Alp Phe	2.3970	4500.0	85	13840	No
158	GOM_NL__2PRFIN20041022_225714_000002132031_00259_13840_5238.N1	22-OCT-2004 22:57:14	TwI_and_stray	213.00	101	11Alp Lep	2.5820	7000.0	426	13840	No
159	GOM_NL__2PRFIN20041022_230130_000000882031_00259_13840_5239.N1	22-OCT-2004 23:01:30	TwI_and_stray	88.000	165	34Gam Eri	2.9500	3200.0	176	13840	No
160	GOM_NL__2PRFIN20041022_231023_000000382031_00259_13840_5240.N1	22-OCT-2004 23:10:23	Bright	38.000	140	88Gam Peg	2.8340	26000.	76	13840	No

161	GOM_NL__2PRFIN20041022_231235_000000432031_00259_13840_5241.N1	22-OCT-2004 23:12:35	Bright	42.500	105	6Bet Ari	2.6450	8900.0	85	13840	No
162	GOM_NL__2PRFIN20041022_231418_000000382031_00259_13840_5242.N1	22-OCT-2004 23:14:18	Bright	38.000	58	21Alp And	2.0730	11000.	76	13840	No
163	GOM_NL__2PRFIN20041022_231619_000000432031_00259_13840_5243.N1	22-OCT-2004 23:16:19	Bright	43.000	53	43Bet And	2.0480	3300.0	86	13840	No
164	GOM_NL__2PRFIN20041022_231918_000000442031_00259_13840_5244.N1	22-OCT-2004 23:19:18	Bright	44.000	73	57Gam1And	2.2600	13100.	88	13840	No
165	GOM_NL__2PRFIN20041022_232203_000000412031_00259_13840_5245.N1	22-OCT-2004 23:22:03	Bright	41.000	68	18Alp Cas	2.2250	4500.0	82	13840	No
166	GOM_NL__2PRFIN20041022_232320_000000392031_00259_13840_5246.N1	22-OCT-2004 23:23:20	Bright	38.500	76	27Gam Cas	2.3000	30000.	77	13840	No
167	GOM_NL__2PRFIN20041022_232545_000000412031_00259_13840_5247.N1	22-OCT-2004 23:25:45	Bright	40.500	89	5Alp Cep	2.4510	8000.0	81	13840	No
168	GOM_NL__2PRFIN20041022_233115_000000392031_00259_13840_5248.N1	22-OCT-2004 23:31:15	Bright	39.000	49	1Alp UMi	1.9900	6300.0	78	13840	No
169	GOM_NL__2PRFIN20041022_233441_000000402031_00259_13840_5249.N1	22-OCT-2004 23:34:41	Bright	40.000	60	7Bet UMi	2.0810	3950.0	80	13840	No
170	GOM_NL__2PRFIN20041022_233930_000000392031_00259_13840_5250.N1	22-OCT-2004 23:39:30	Bright	38.500	36	50Alp UMa	1.8000	6300.0	77	13840	No
171	GOM_NL__2PRFIN20041022_234105_000000542031_00259_13840_5251.N1	22-OCT-2004 23:41:05	Bright	54.000	82	48Bet UMa	2.3650	10600.	108	13840	No
172	GOM_NL__2PRFIN20041022_234436_000000402031_00259_13840_5252.N1	22-OCT-2004 23:44:36	Bright	40.000	174	52Psi UMa	3.0040	4400.0	80	13840	No
173	GOM_NL__2PRFIN20041022_235135_000000372031_00259_13840_5253.N1	22-OCT-2004 23:51:35	Bright	37.000	96	68Del Leo	2.5600	9300.0	74	13840	No
174	GOM_NL__2PRFIN20041022_235332_000001722031_00259_13840_5254.N1	22-OCT-2004 23:53:32	Tw_i_and_stray	171.50	17	78Bet Gem	1.1610	4500.0	343	13840	No

3. Quality information per product

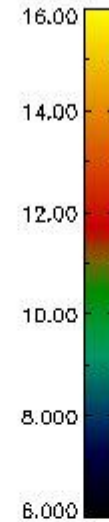
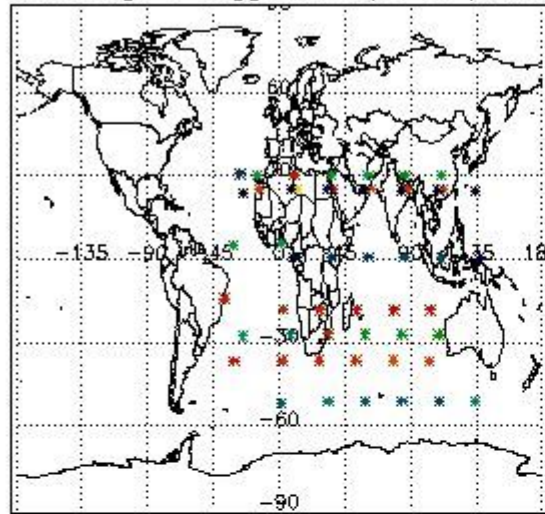
In this section it is plotted some information contained in the Quality Summary data set of the level 2 products. Only products in dark limb conditions and without errors (error flag in the MPH set to "0") are used.

3.1 Plot quality information per product (time dependant)

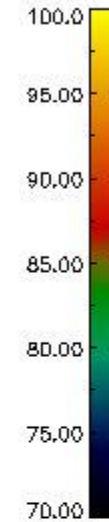
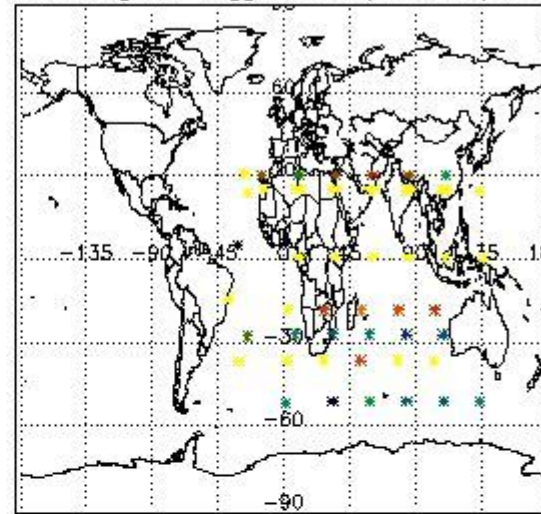


3.2 Plot quality information per product (world map)

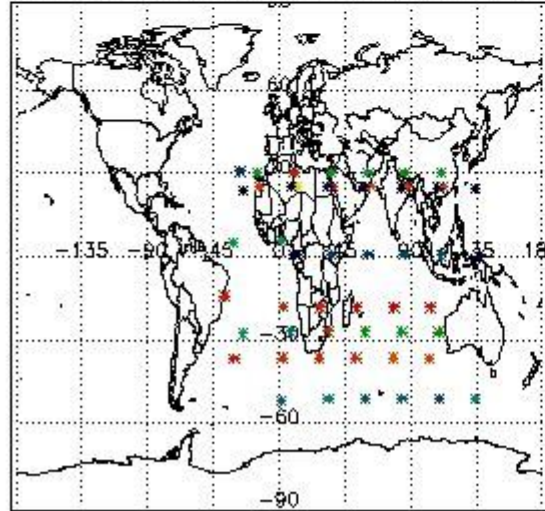
Percentage of flagged data per O3 profile



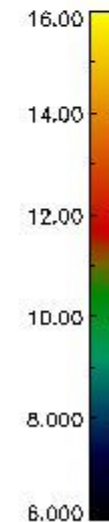
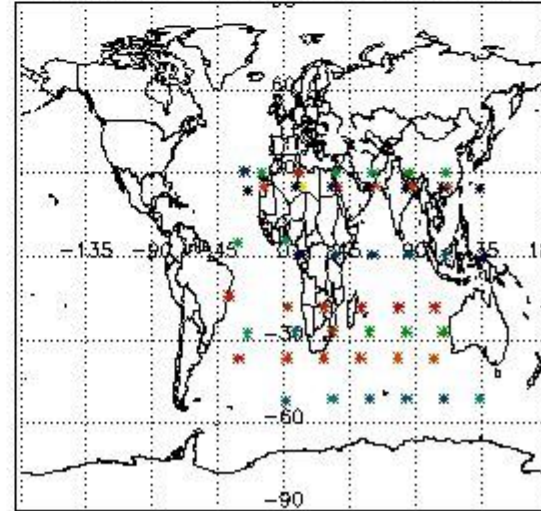
Percentage of flagged data per H2O profile



Percentage of flagged data per NO2 profile



Percentage of flagged data per NO3 profile

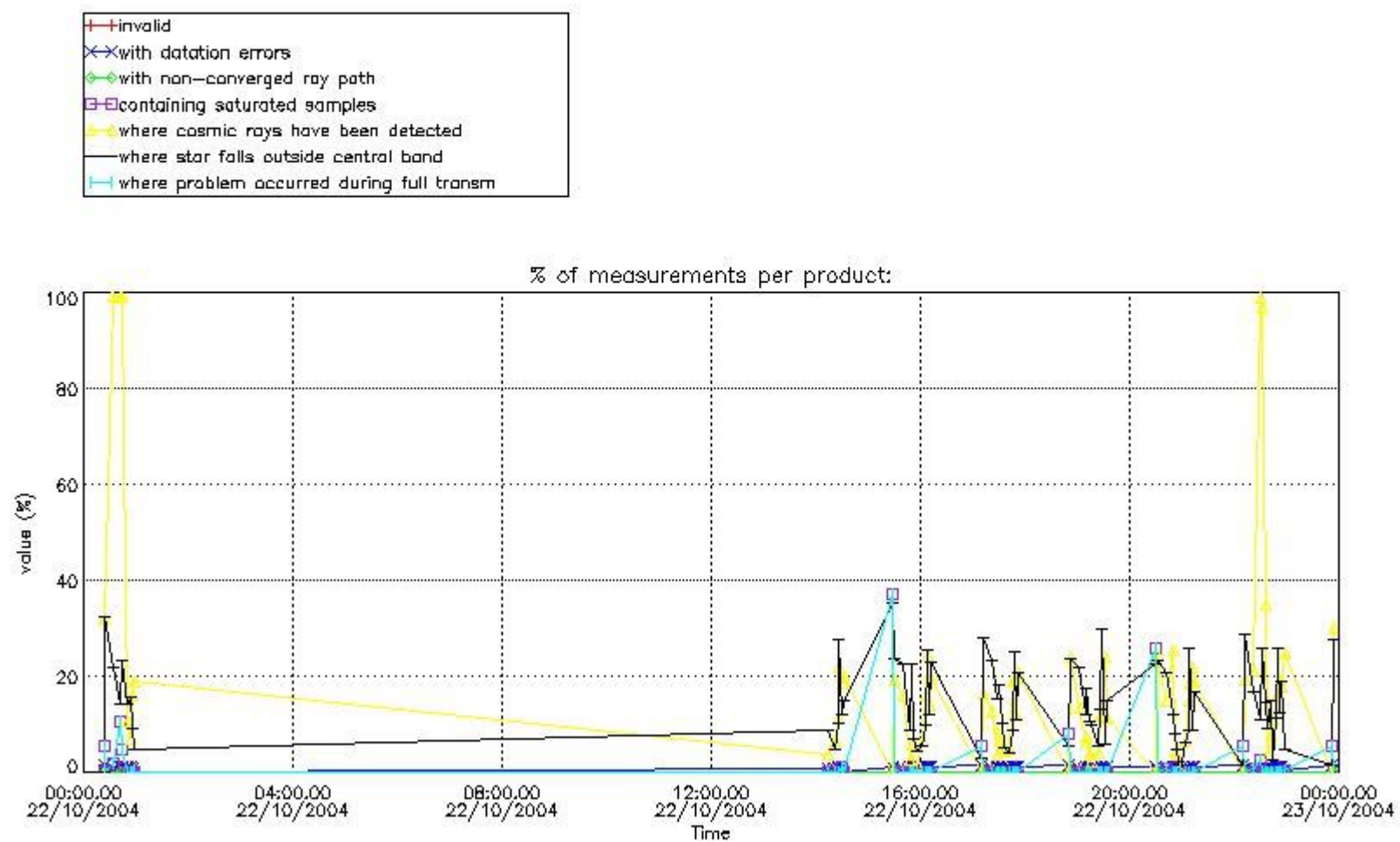


4. Level 1 quality information per product

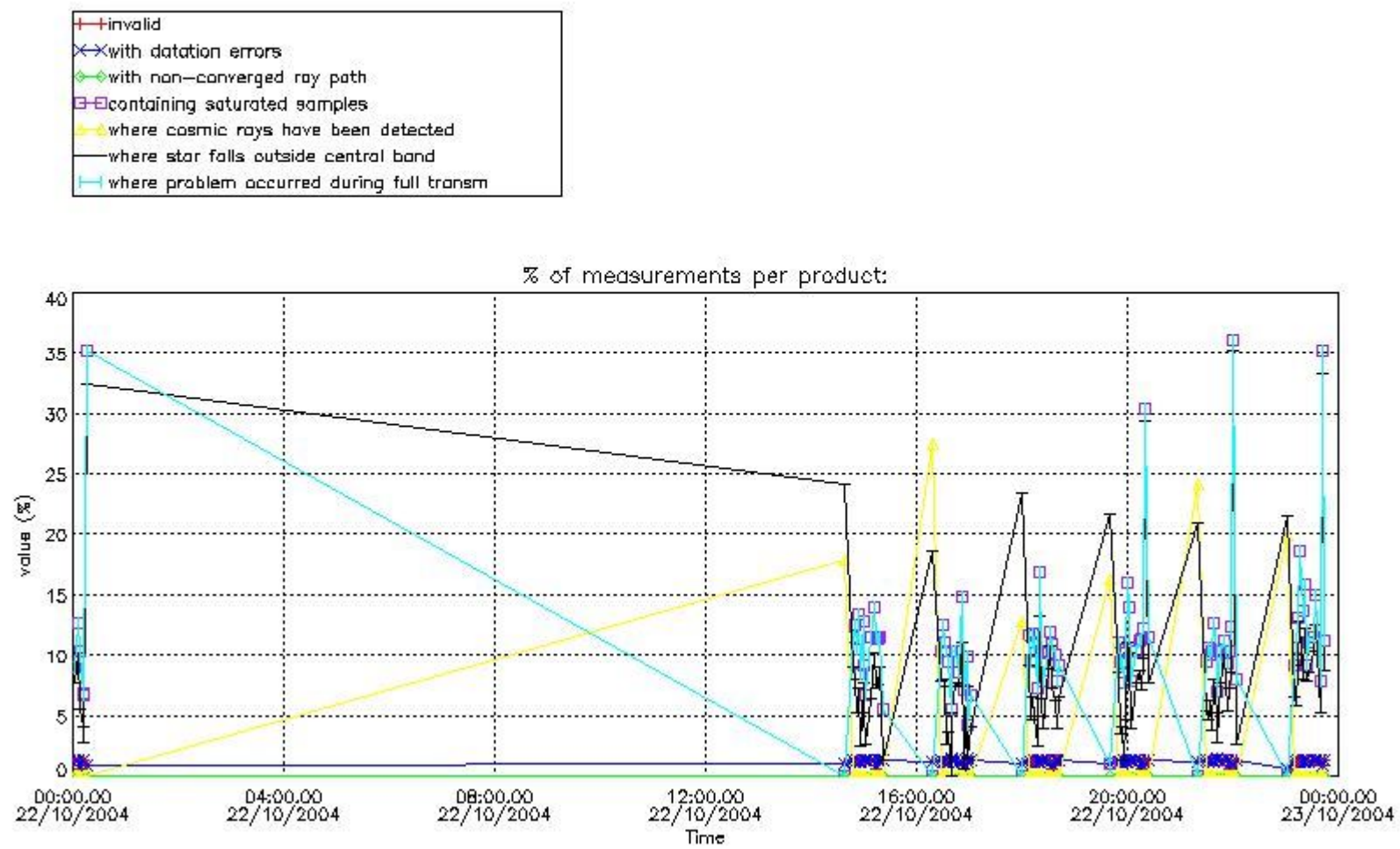
In this section it is plotted some information contained in the Quality Summary data set of the level 2 products that comes from the level 1b processing. Products without errors (error flag in the MPH set to "0") are used.

4.1 Plot quality information per product (time dependant) coming from level 1b processing

4.1.1 Plot level 1 quality information per product (time dependant): ENVISAT ASCENDING passes



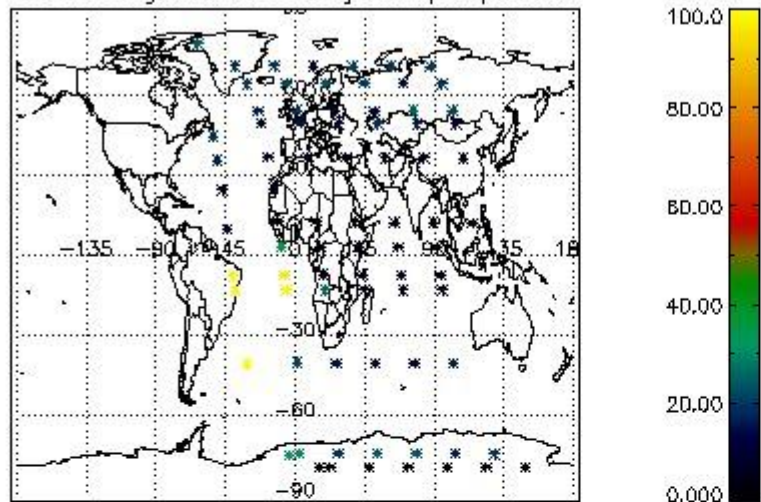
4.1.2 Plot level 1 quality information per product (time dependant): ENVI SAT DESCENDING passes



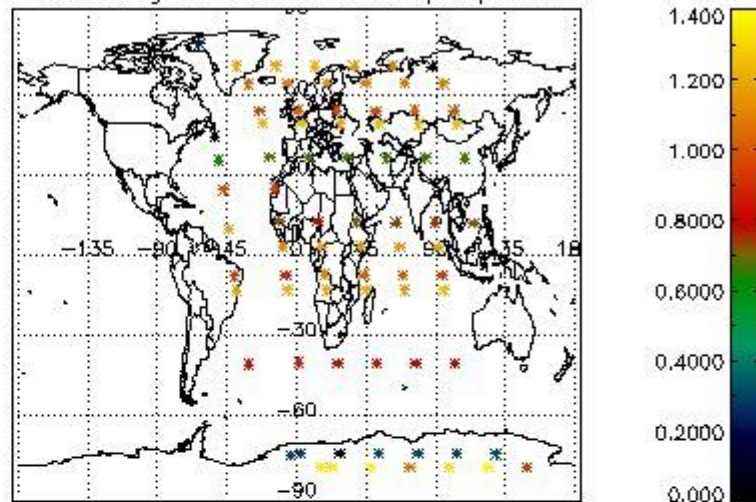
4.2 Plot quality information per product coming from level 1b processing (world map)

4.2.1 Plot level 1 quality information per product (world map): ENVISAT ASCENDING passes

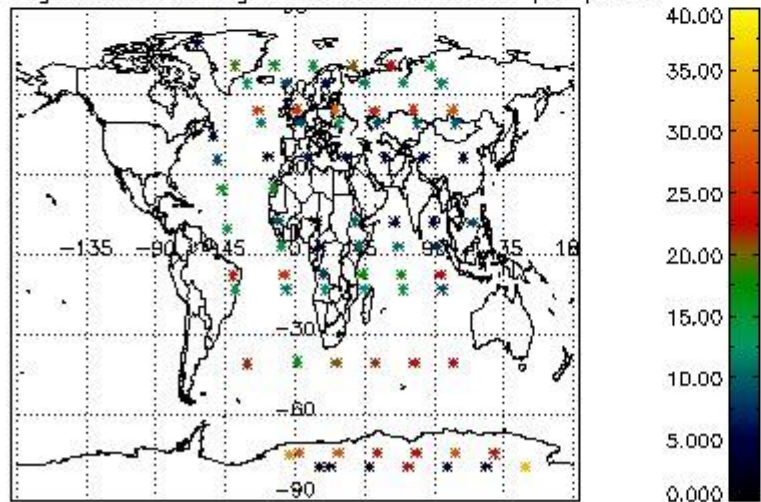
Percentage of cosmic ray hits per profile



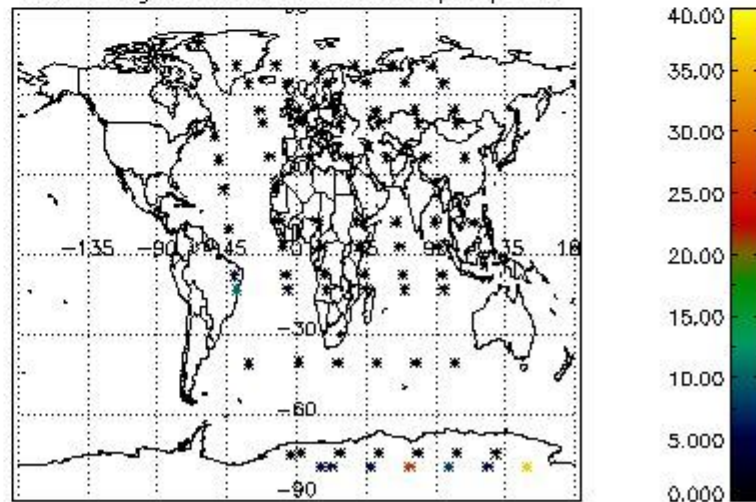
Percentage of datation errors per profile



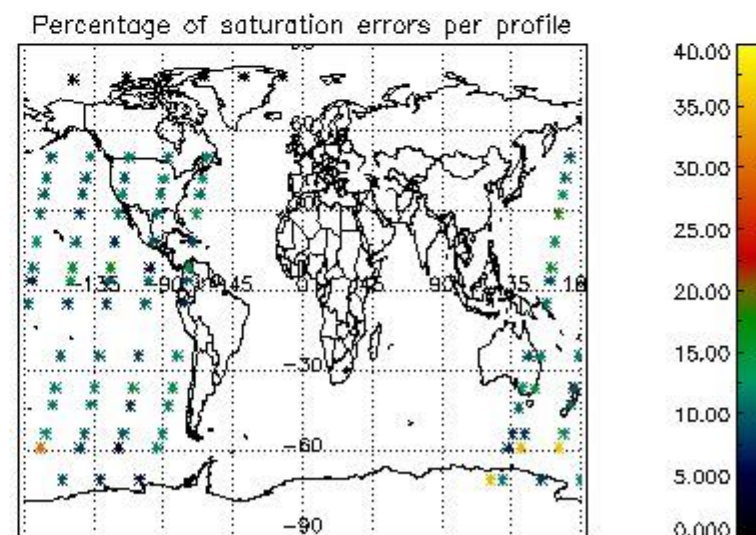
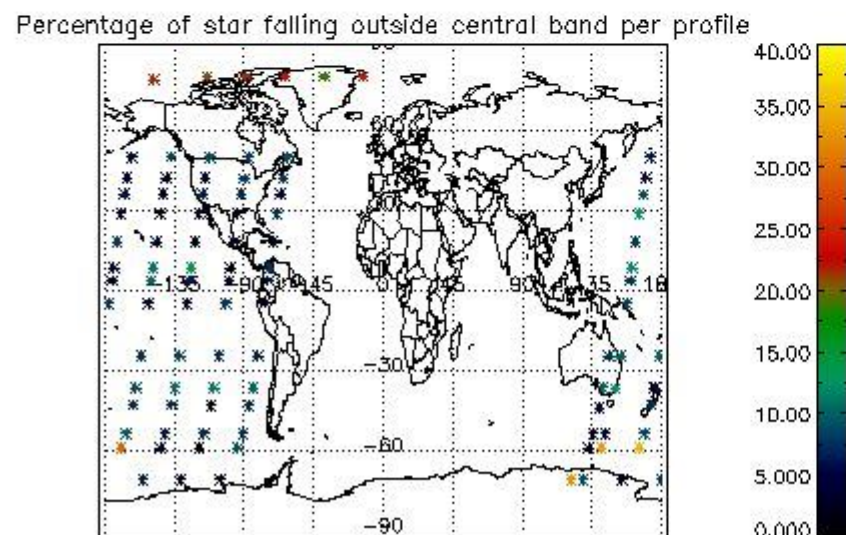
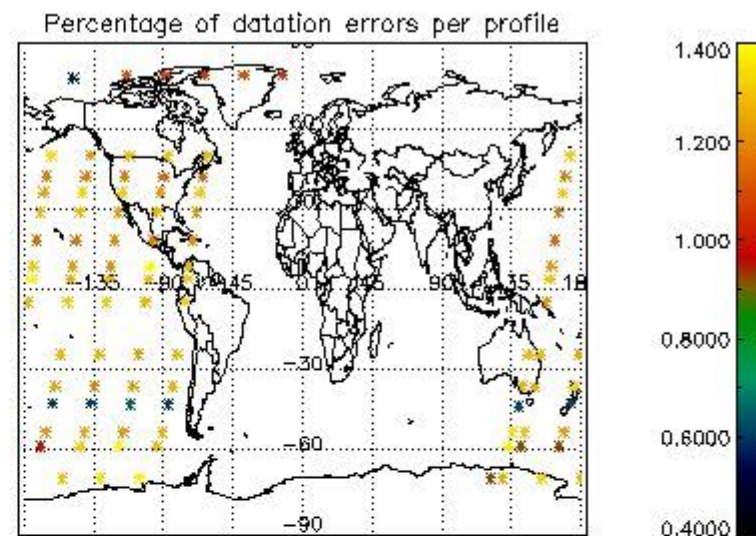
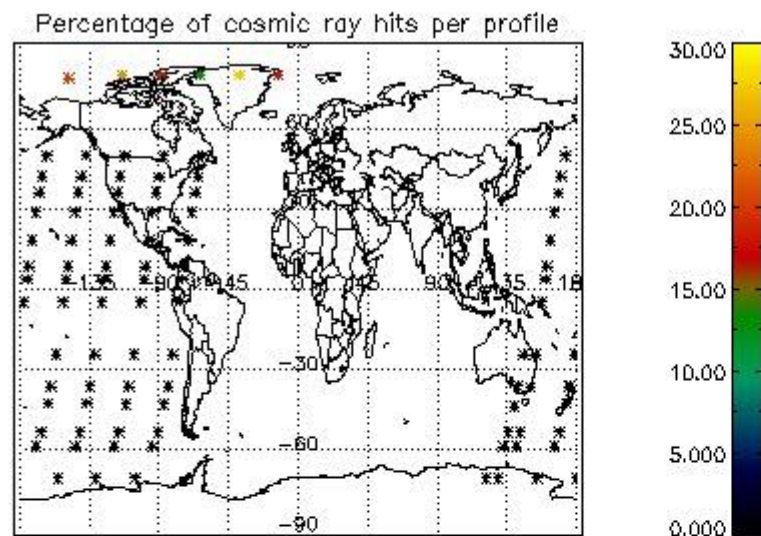
Percentage of star falling outside central band per profile



Percentage of saturation errors per profile



4.2.2 Plot level 1 quality information per product (world map): ENVISAT DESCENDING passes



5. Trace gas profiles

5.1 Ozone statistics based on quality of products

The final quality of the products can be "measured" using the STD (Standard Deviation) attached to every point profile. This information is written to the parameter GOM_NL__2P/NL_LOCAL_SPECIES_DENSITY/o3_std of the level 2 products. The table below shows the statistics for given STD ranges.

The statistics are given with respect to the overall valid production:

- Products without fatal errors: GOM_NL__2P/MPH/PRODUCT_ERR=0
- Valid point profile: GOM_NL__2P/NL_LOCAL_SPECIES_DENSITY/pcd(0)=0

The 'Criteria' is applied to valid points of dark limb products:

- Products in dark limb illumination condition: GOM_NL__2P/NL_SUMMARY_QUALITY/obs_ill_cond=0
- Products without fatal errors: GOM_NL__2P/MPH/PRODUCT_ERR=0
- Valid point profile: GOM_NL__2P/NL_LOCAL_SPECIES_DENSITY/pcd(0)=0

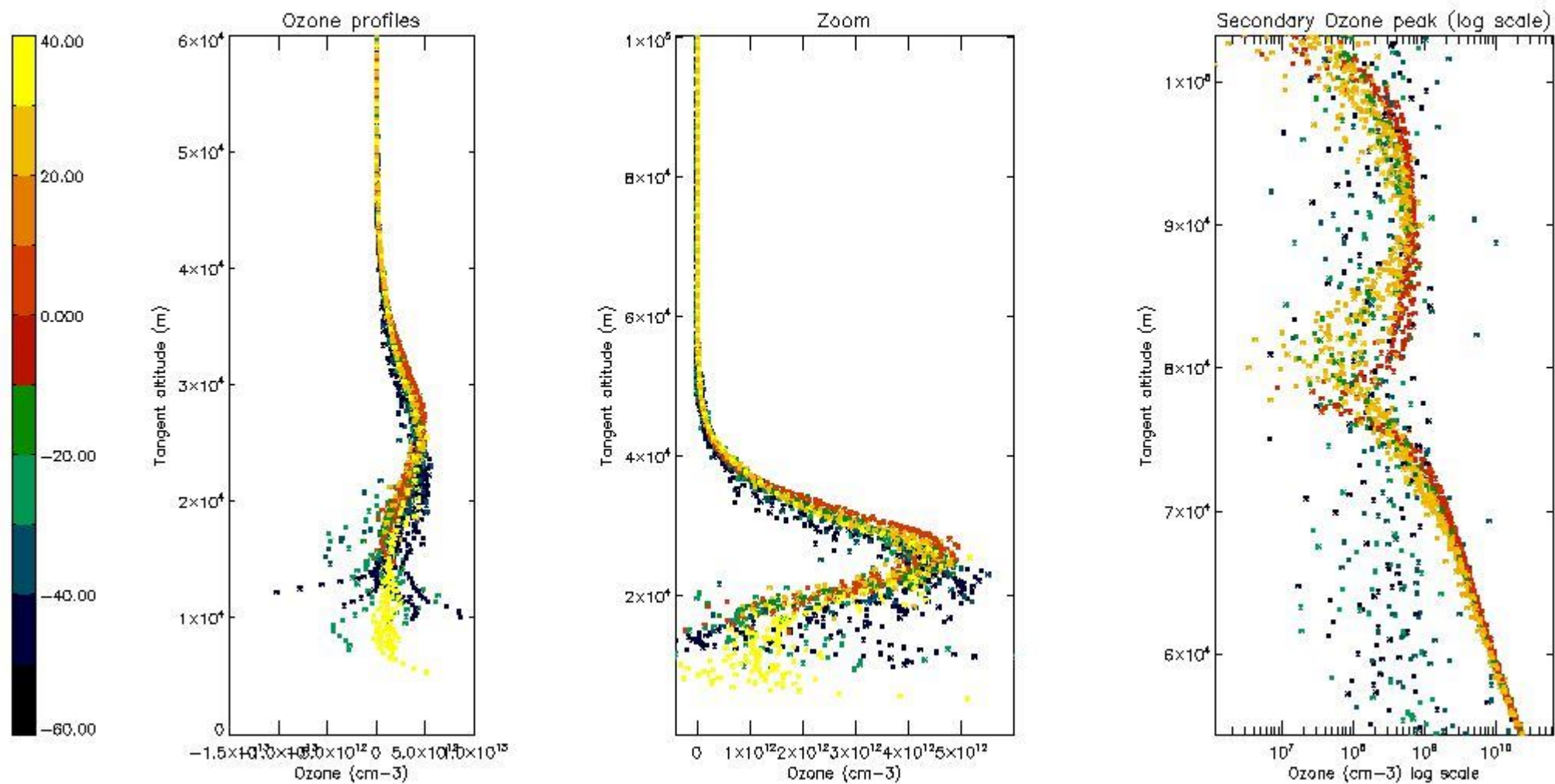
So, the table below shows the percentage of dark limb and valid observations for each criteria with respect to the overall valid daily observations.

Criteria	% of total production
All STD	32
STD < 20	17

STD < 10	14
STD < 5	10

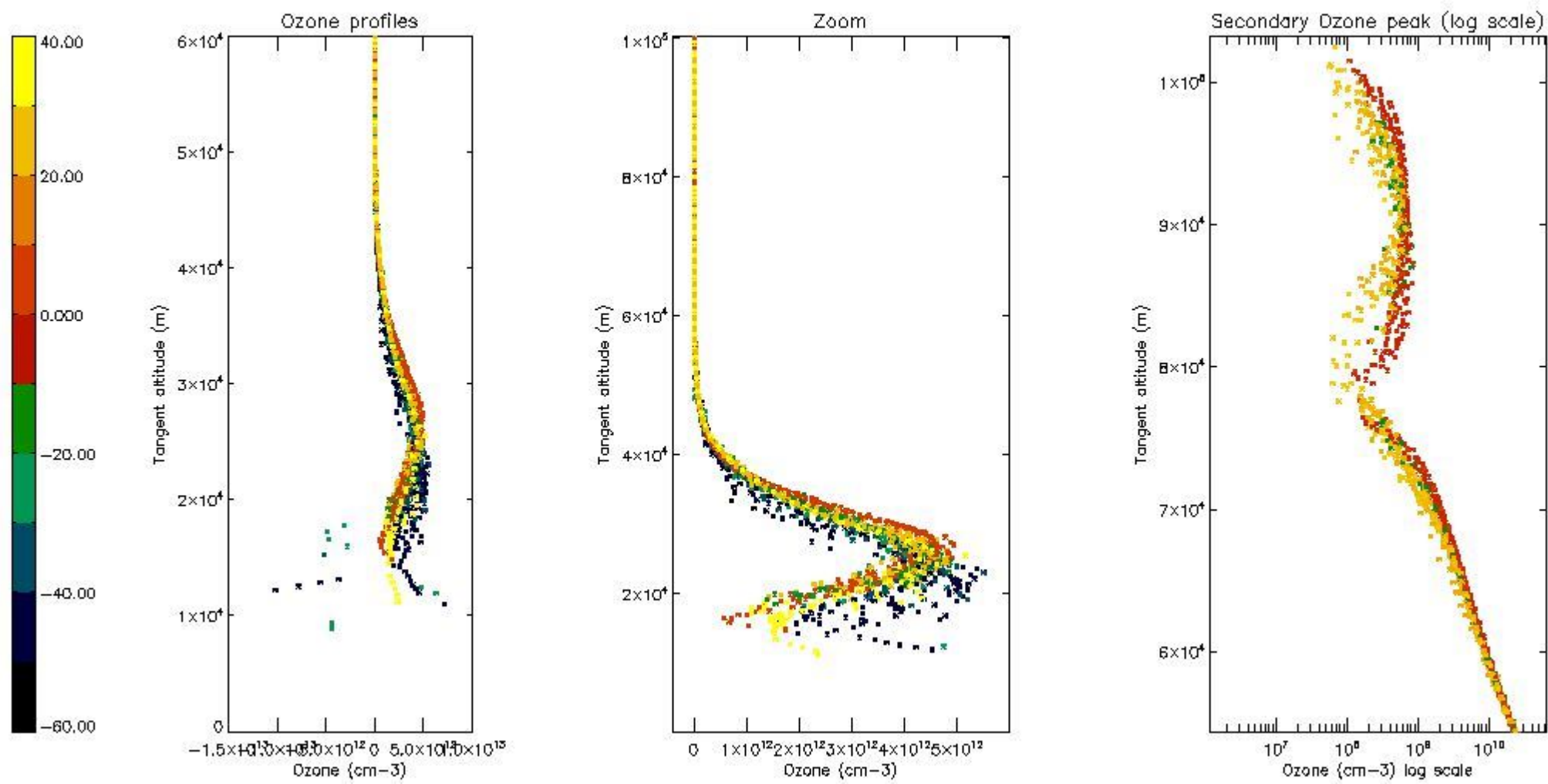
5.2 Plot ozone profiles for all STD (dark without errors)

The colorbar represents the latitude.



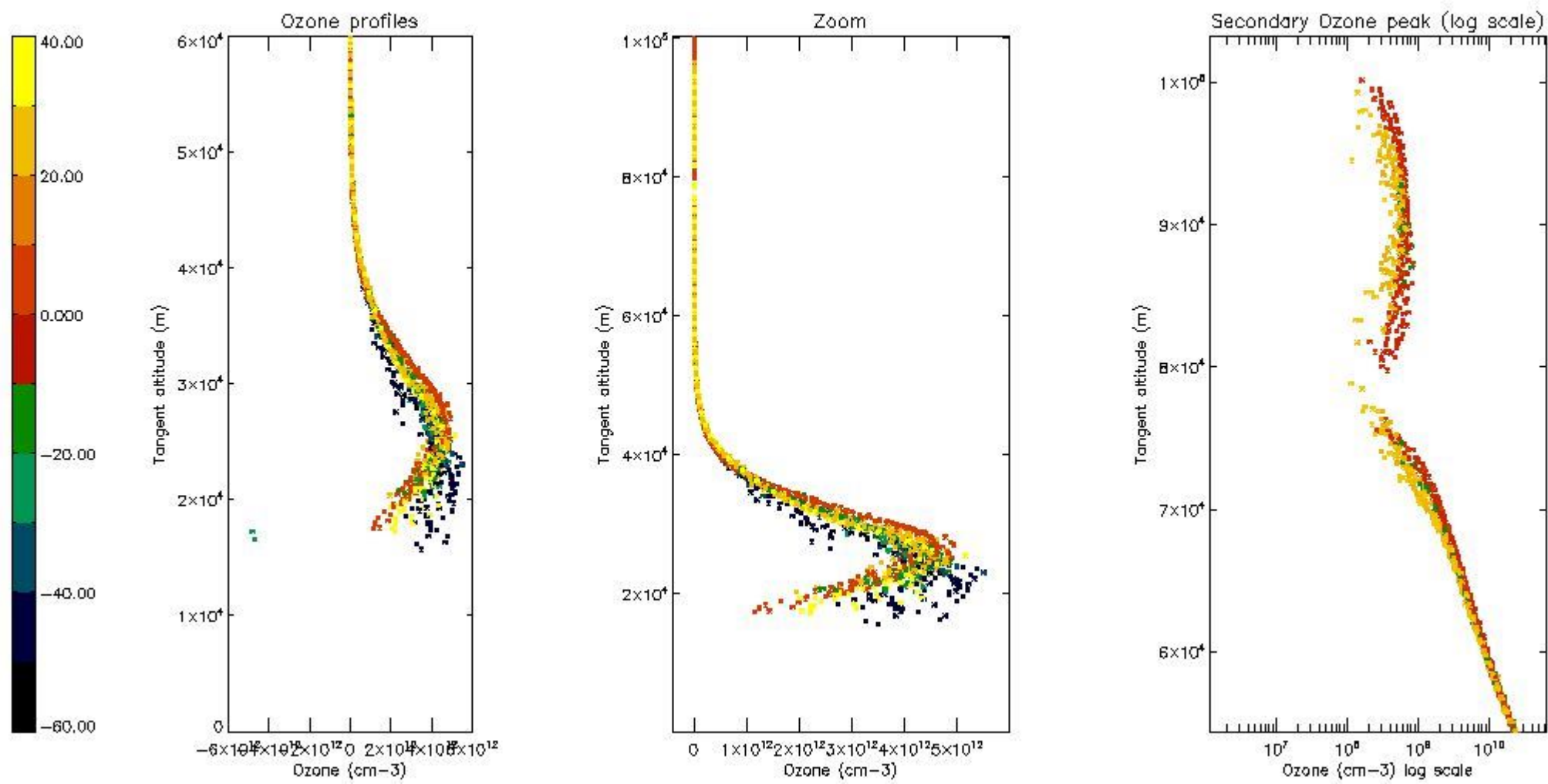
5.3 Plot ozone profiles where STD < 20% (dark without errors)

The colorbar represents the latitude.



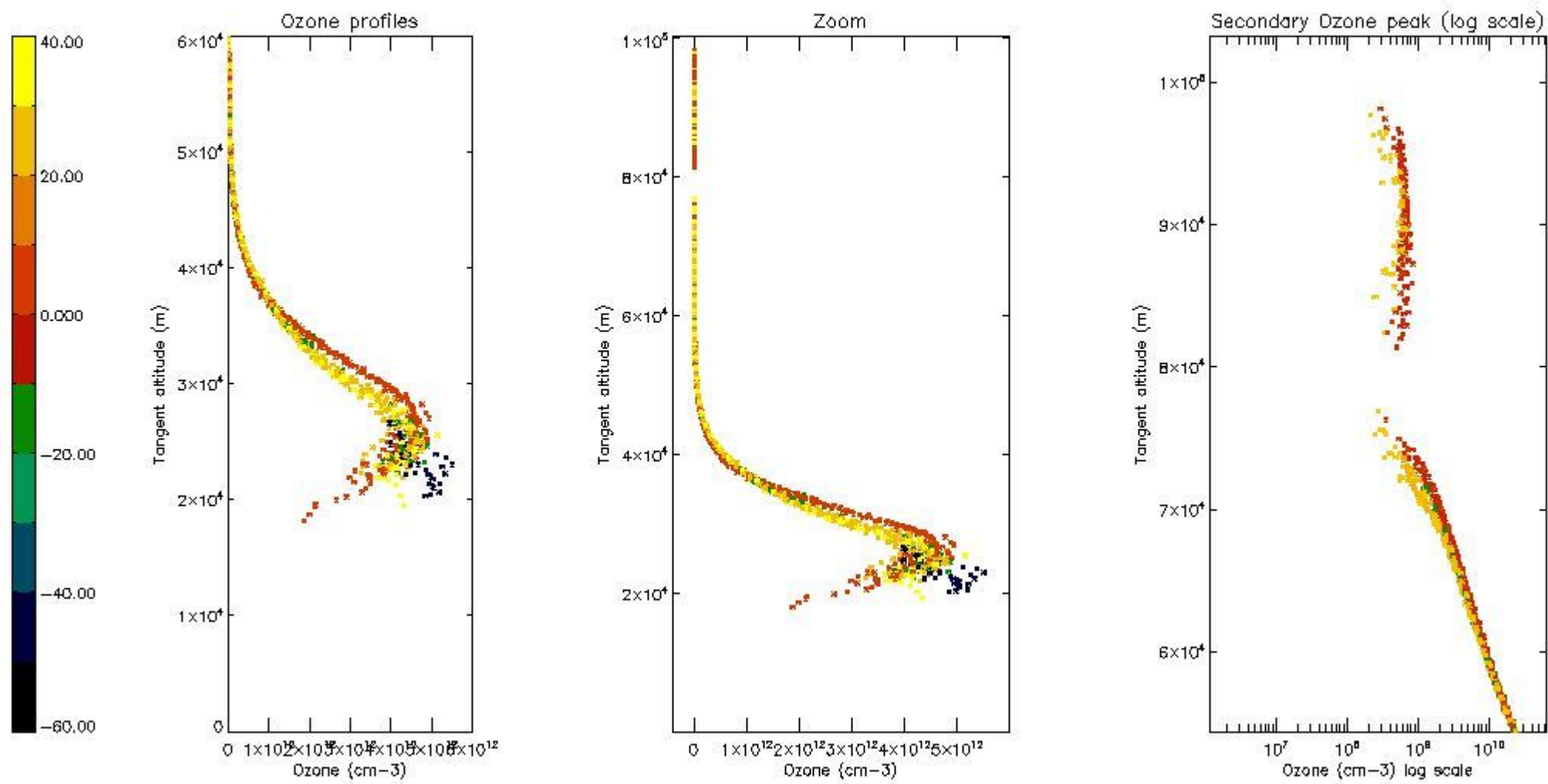
5.4 Plot ozone profiles where STD < 10% (dark without errors)

The colorbar represents the latitude.



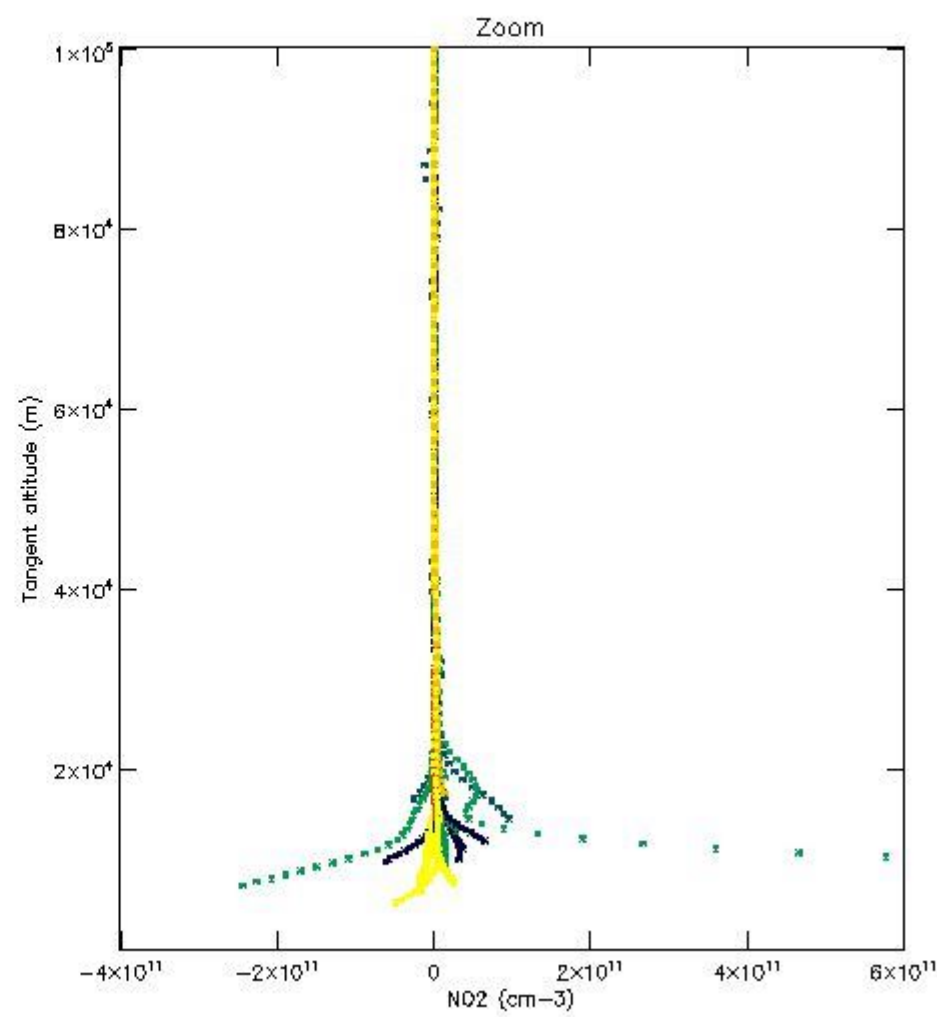
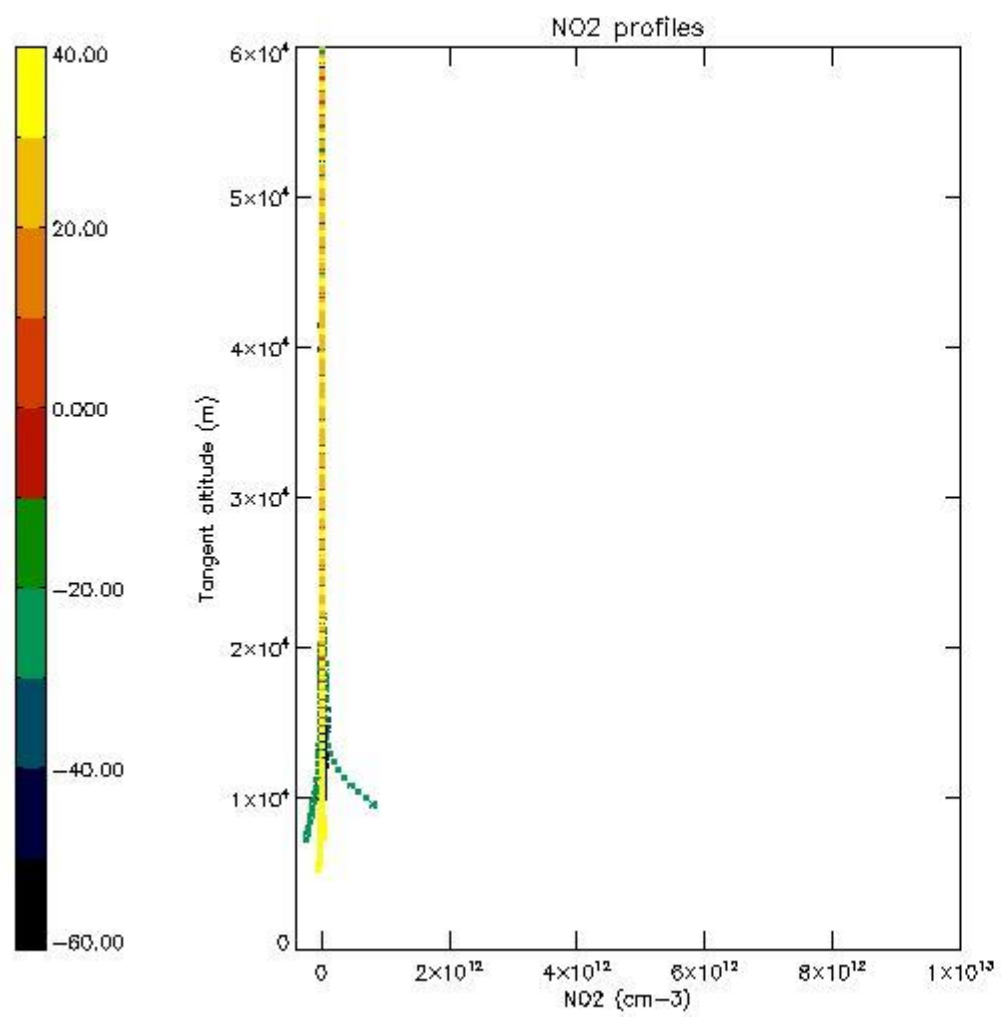
5.5 Plot ozone profiles where STD < 5% (dark without errors)

The colorbar represents the latitude.



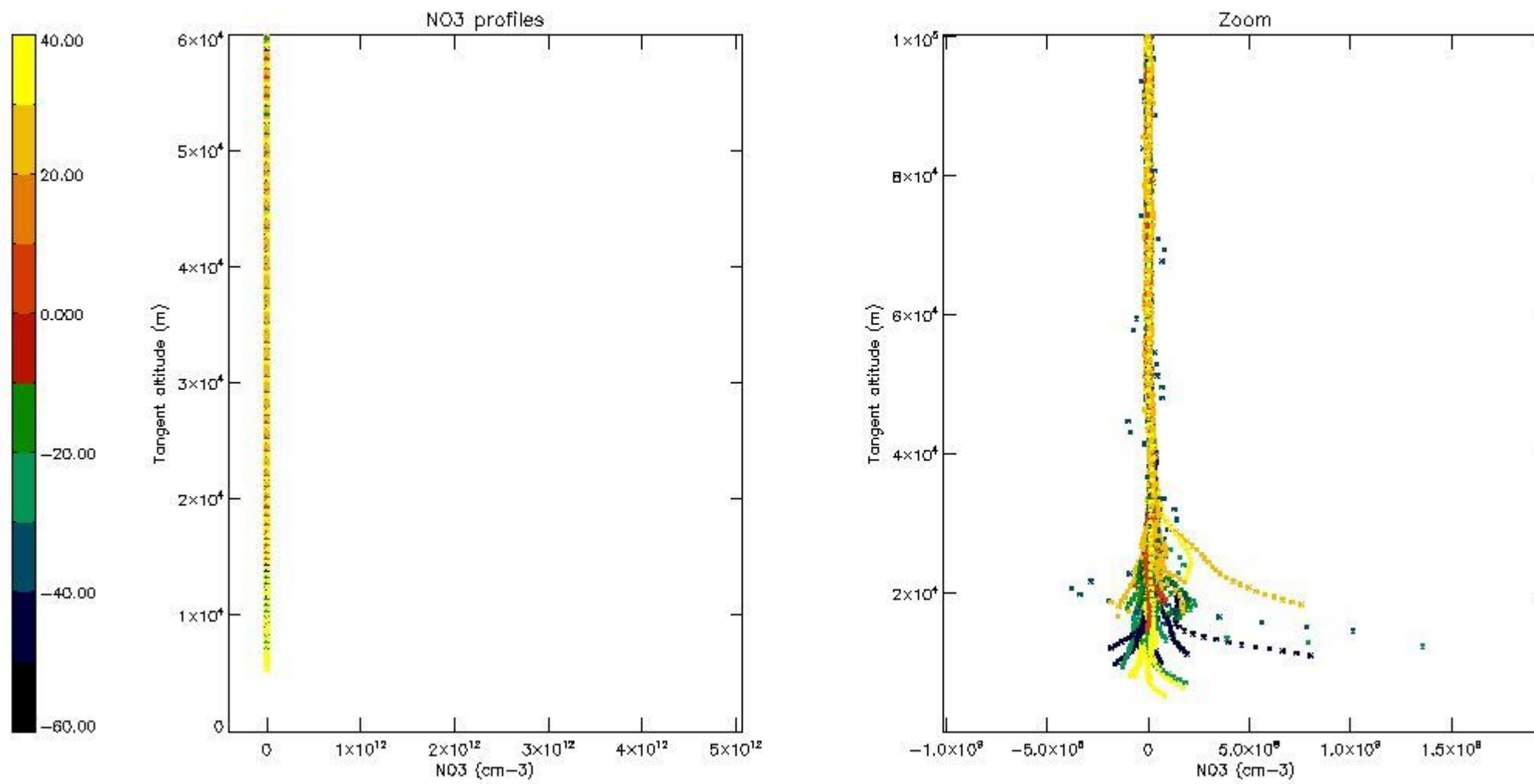
5.6 Plot NO₂ profiles for all STD (dark without errors)

The colorbar represents the latitude.



5.7 Plot NO3 profiles for all STD (dark without errors)

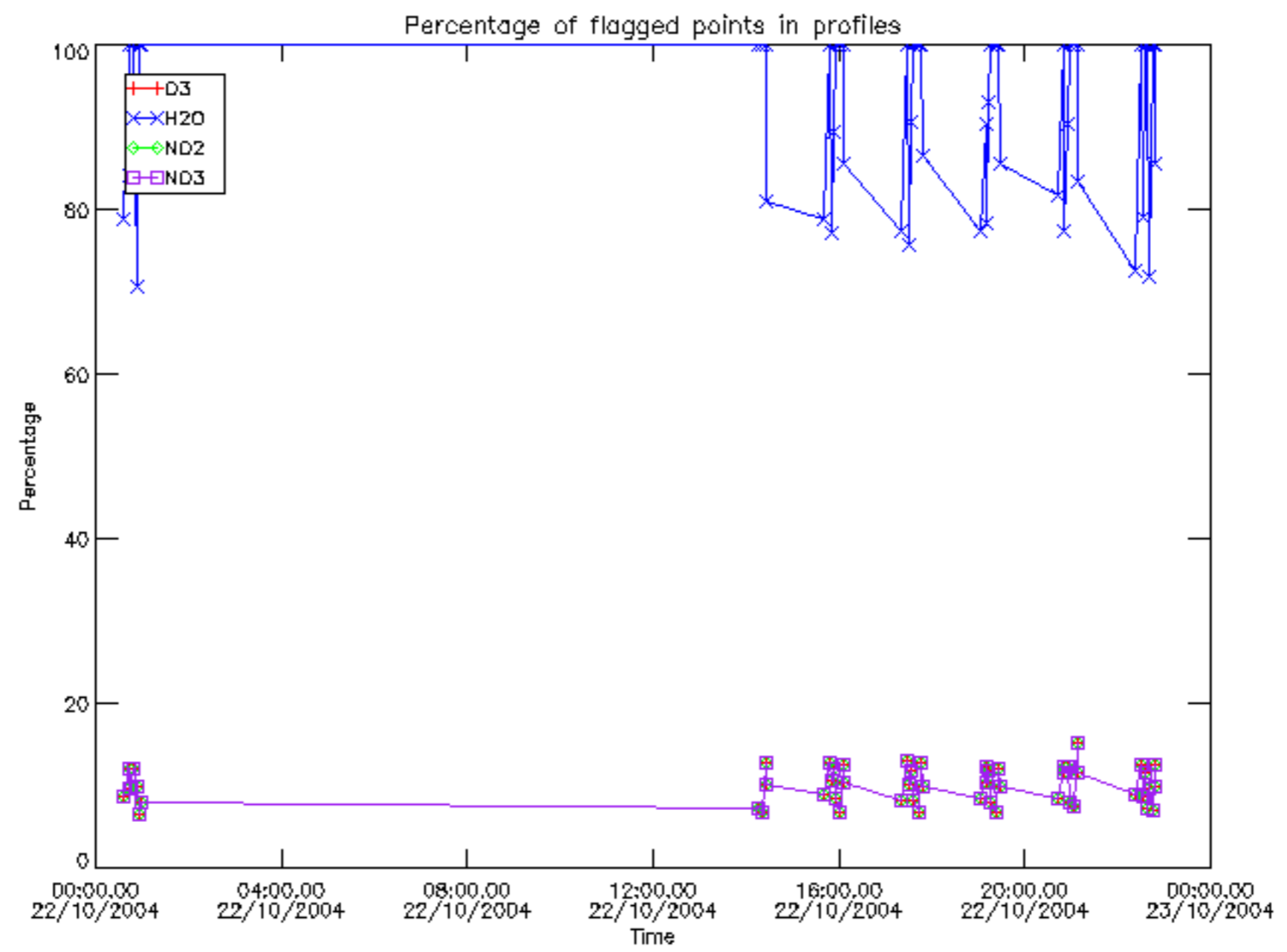
The colorbar represents the latitude.



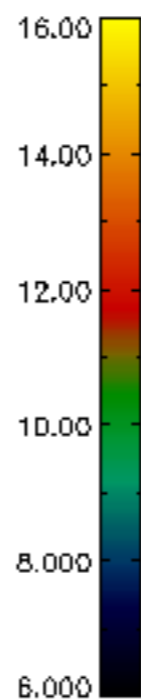
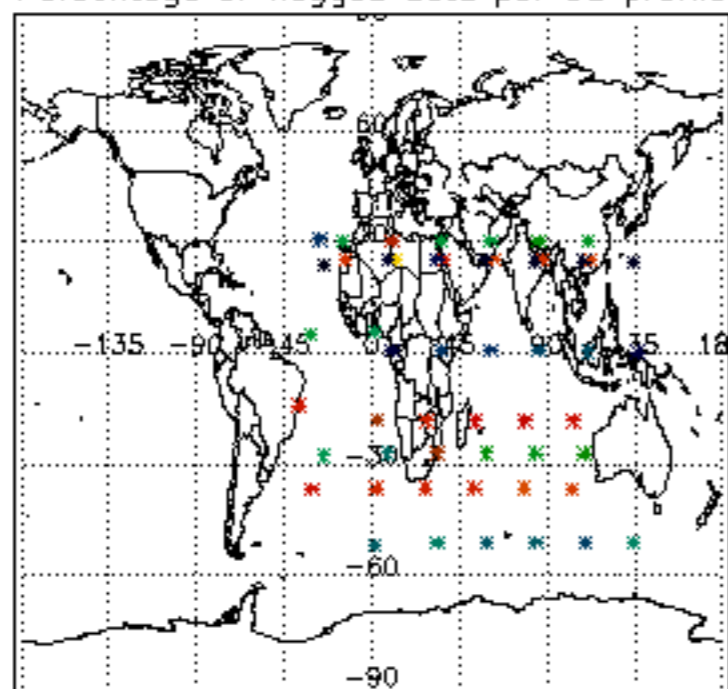
6. Auxiliary Data Files used for the production reported in section 2

The number reported in the third column indicates since which file (see list in section 2) the corresponding auxiliary file has been used. The fourth column is the date of those product files.

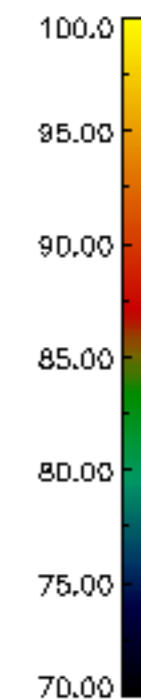
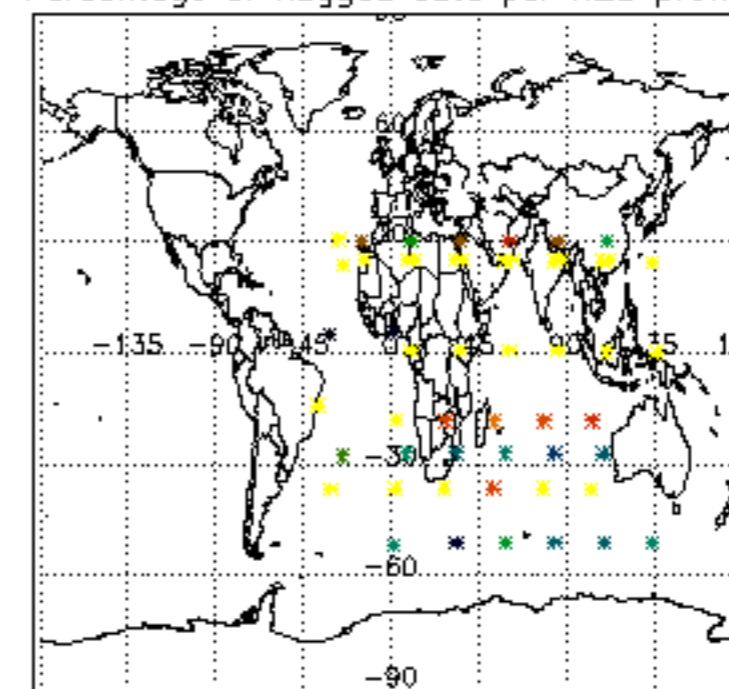
Type	Auxiliary Filename	Used since product	Used since product date
INST_PHYS_CHARACTERISTICS	GOM_INS_AXVIEC20091111_143220_20030716_120000_20500101_000000	1	22-OCT-2004 00:02:52
LEVEL-2_PROC_CONFIG	GOM_PR2_AXVIEC20091111_152718_20020301_000000_20500101_000000	1	22-OCT-2004 00:02:52
CROSS_SECTIONS_FILE	GOM_CRS_AXVIEC20091111_154832_20020301_000000_20500101_000000	1	22-OCT-2004 00:02:52



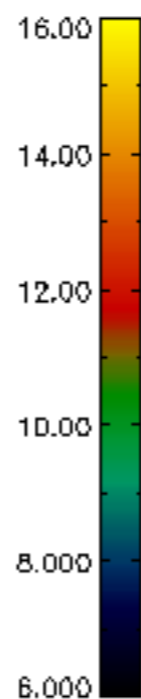
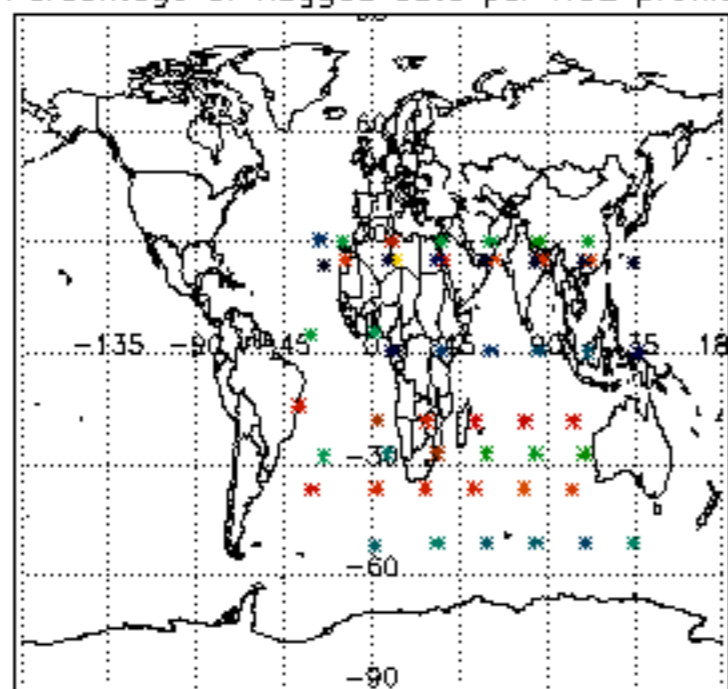
Percentage of flagged data per D3 profile



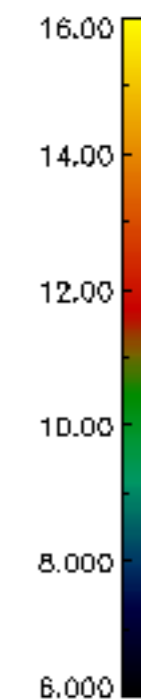
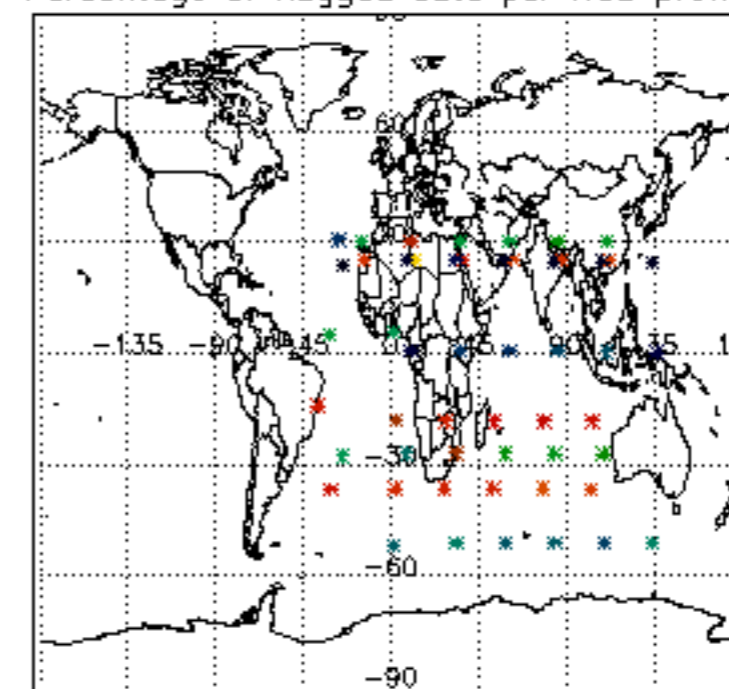
Percentage of flagged data per H2O profile

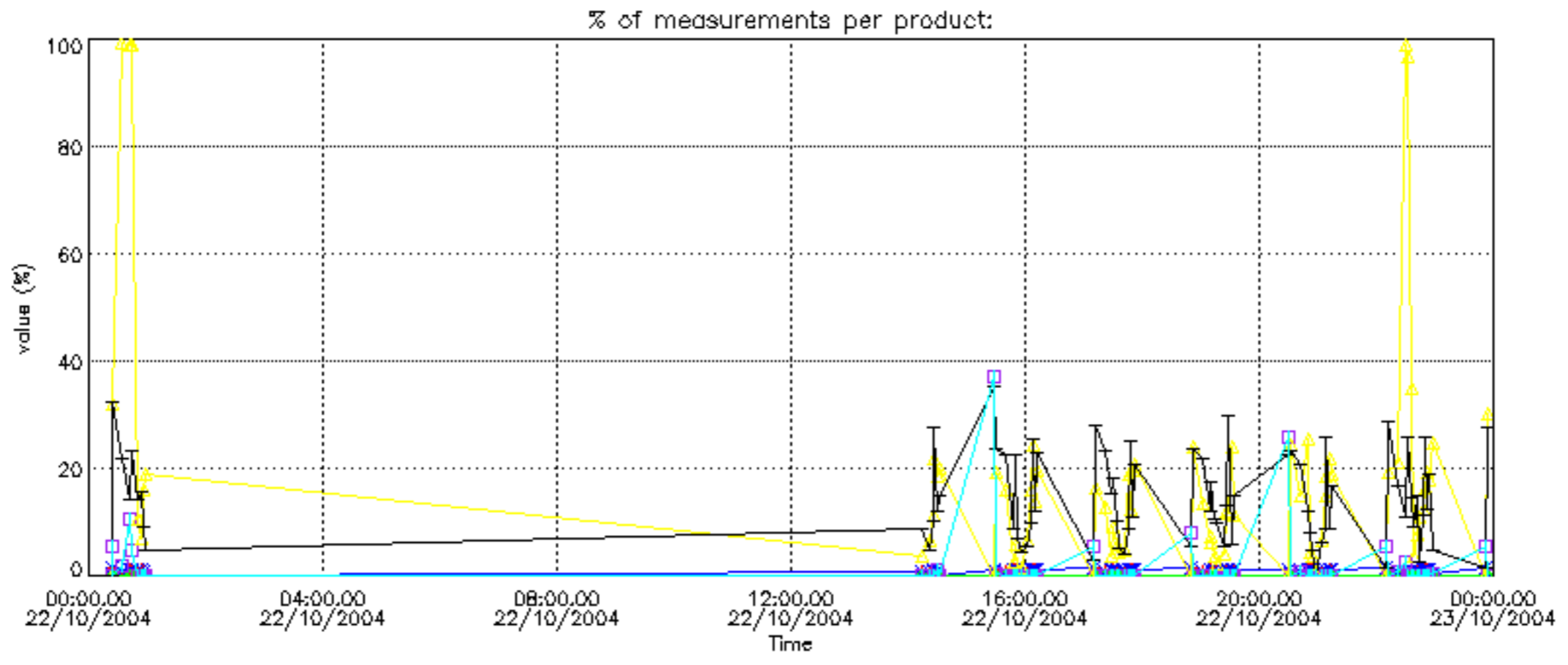
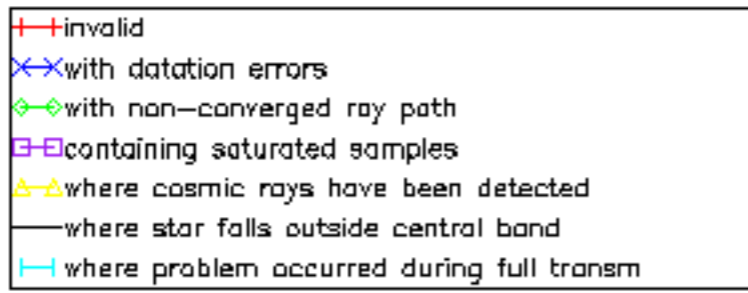


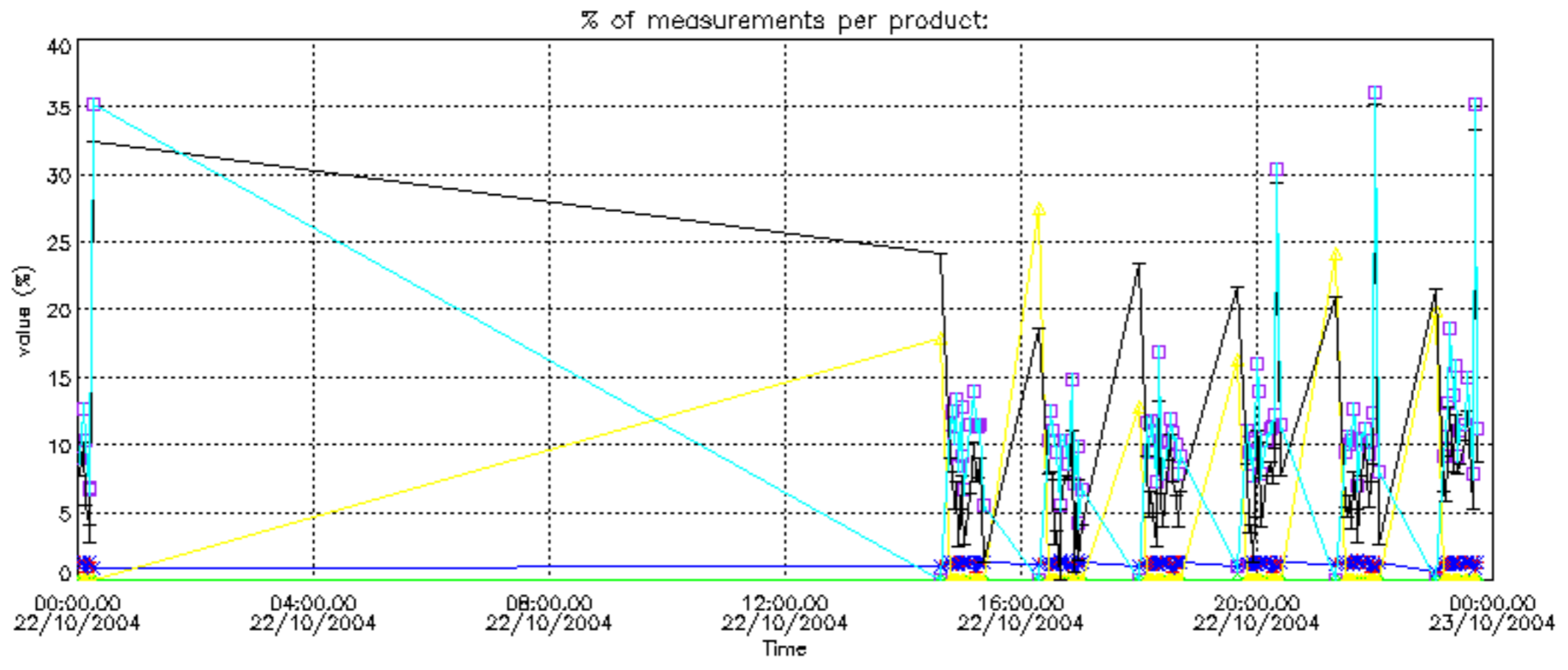
Percentage of flagged data per NO2 profile



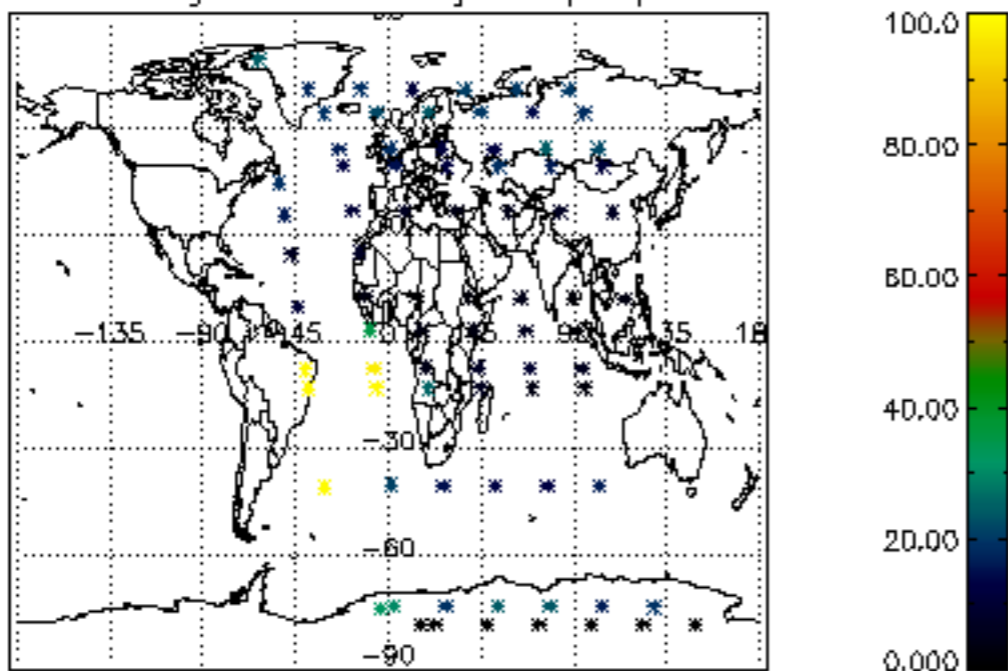
Percentage of flagged data per NO3 profile



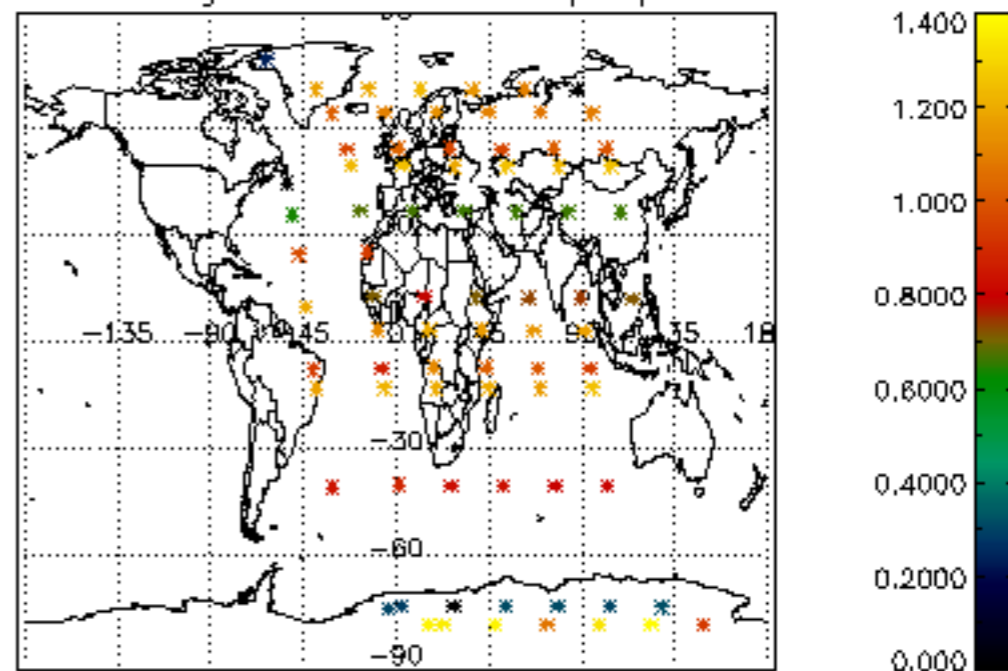




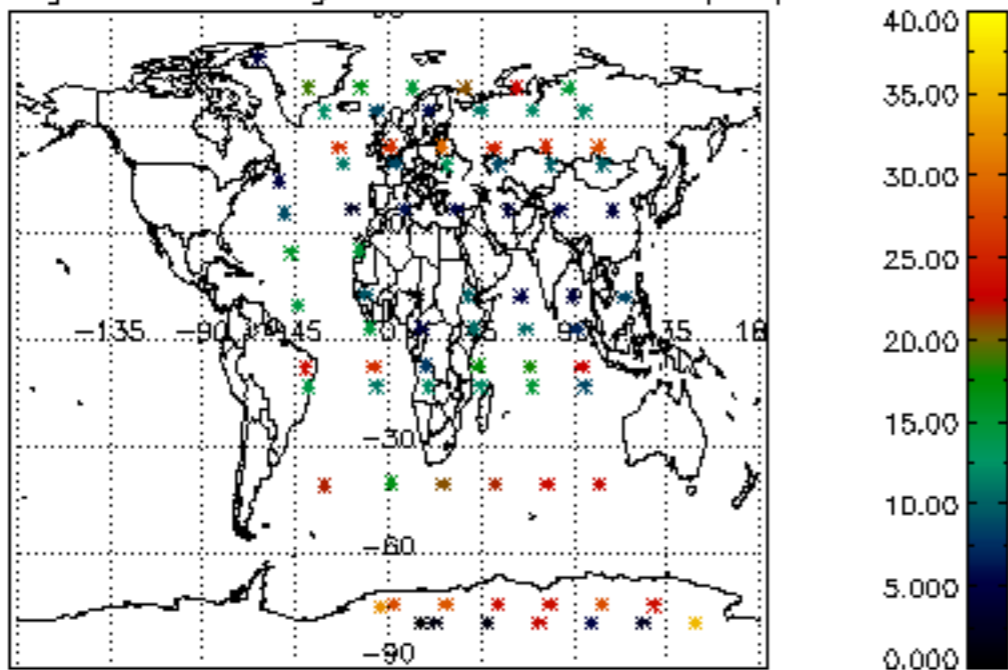
Percentage of cosmic ray hits per profile



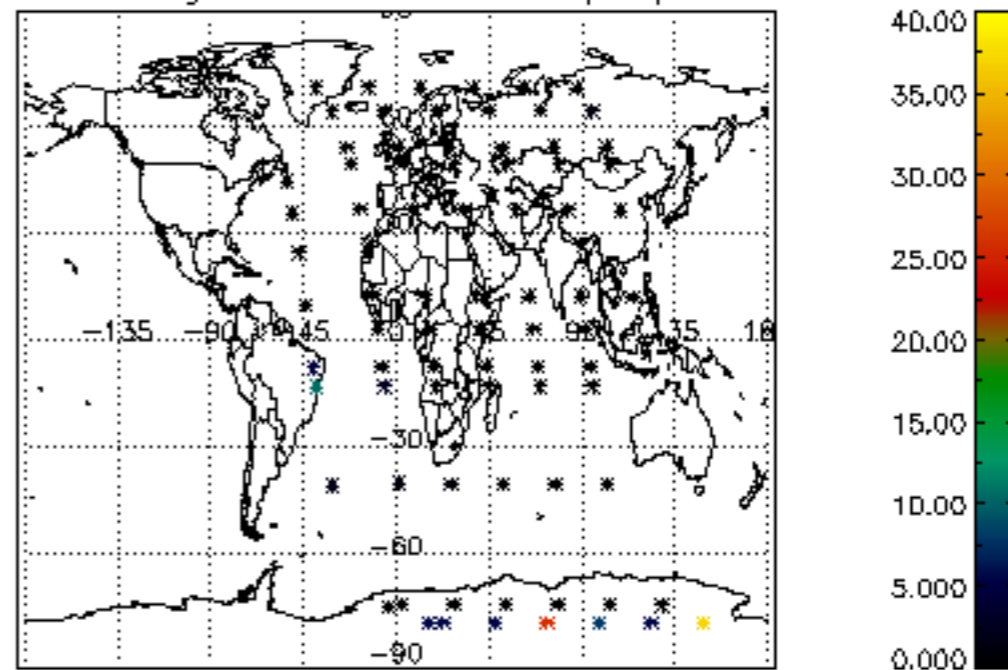
Percentage of datation errors per profile



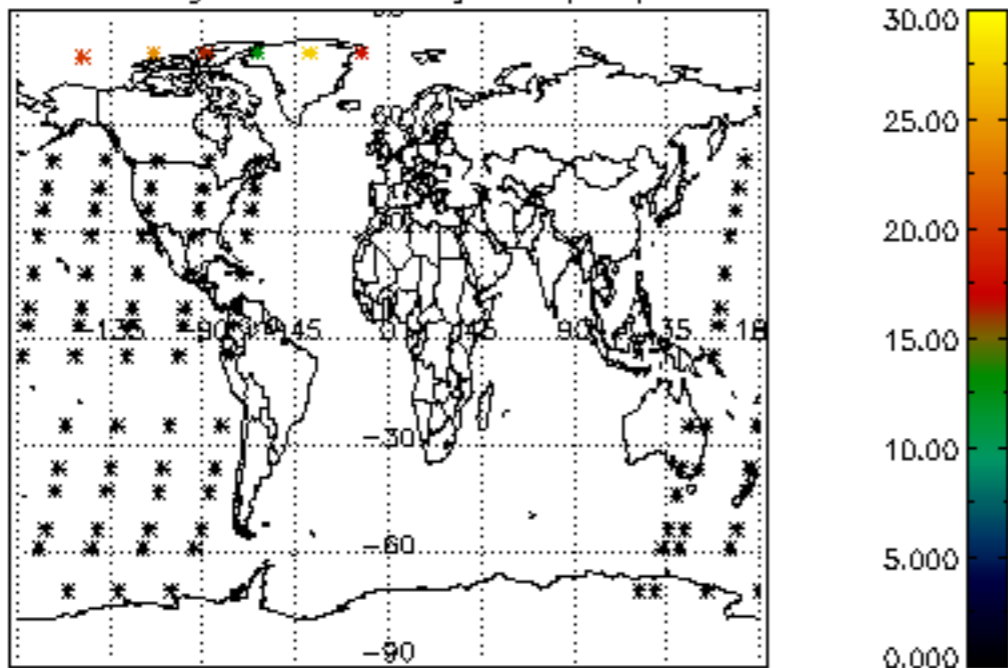
Percentage of star falling outside central band per profile



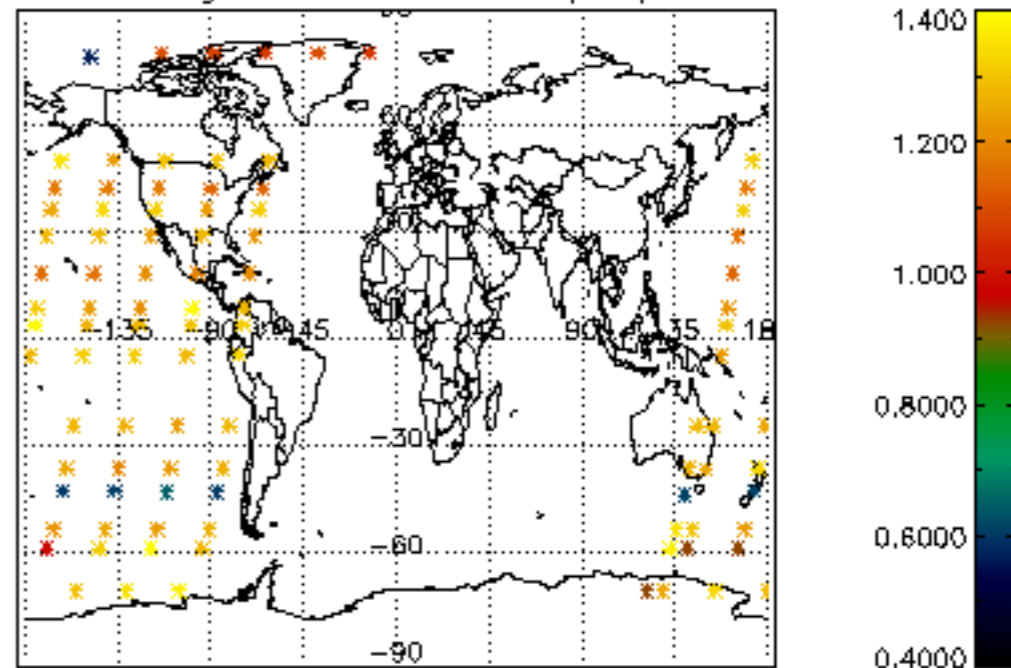
Percentage of saturation errors per profile



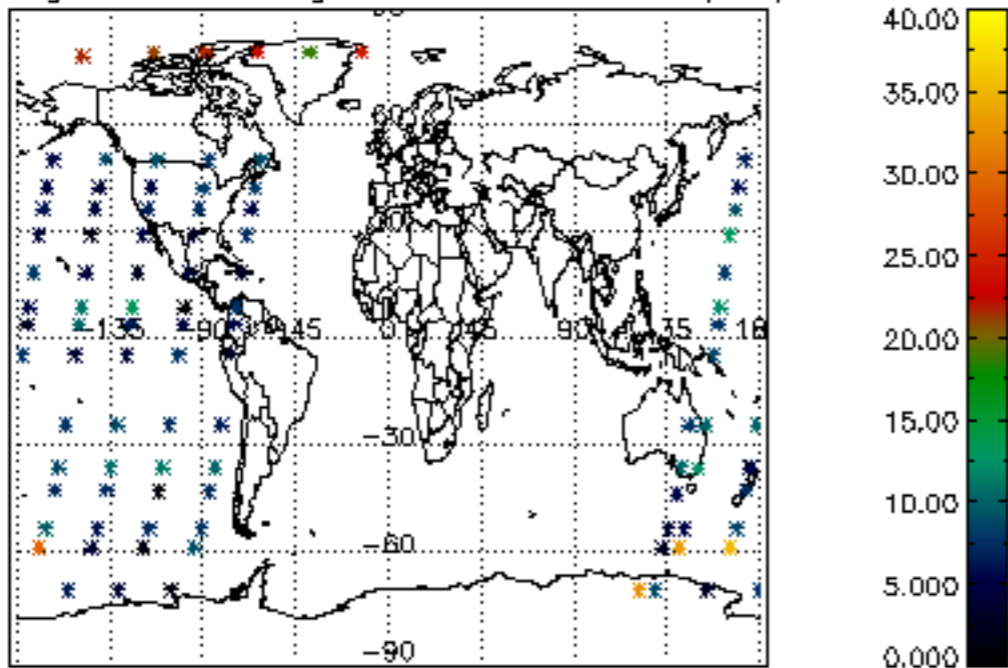
Percentage of cosmic ray hits per profile



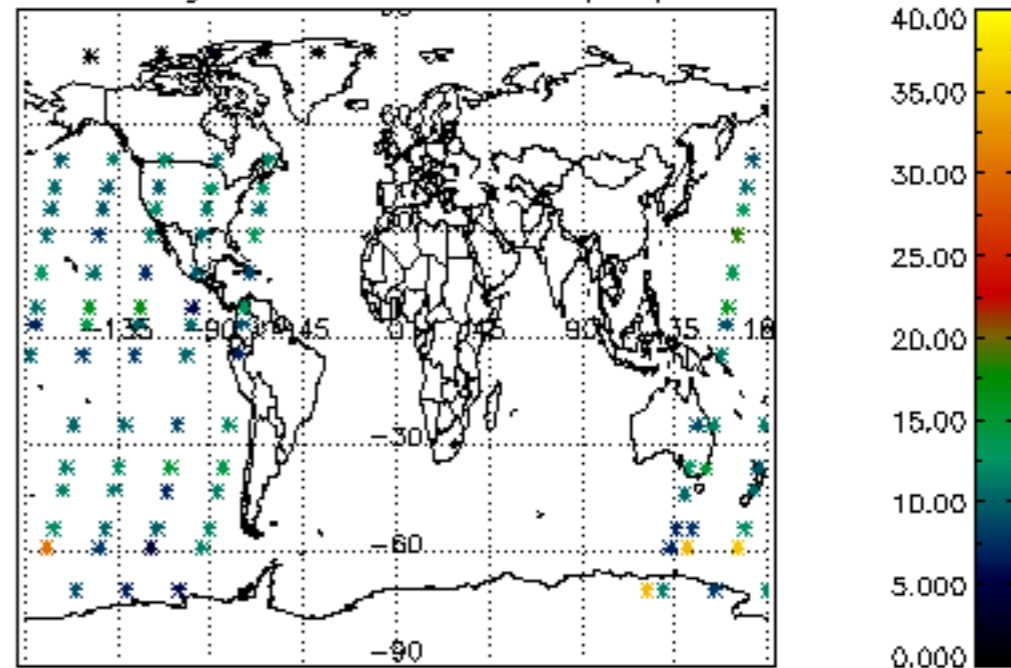
Percentage of datation errors per profile

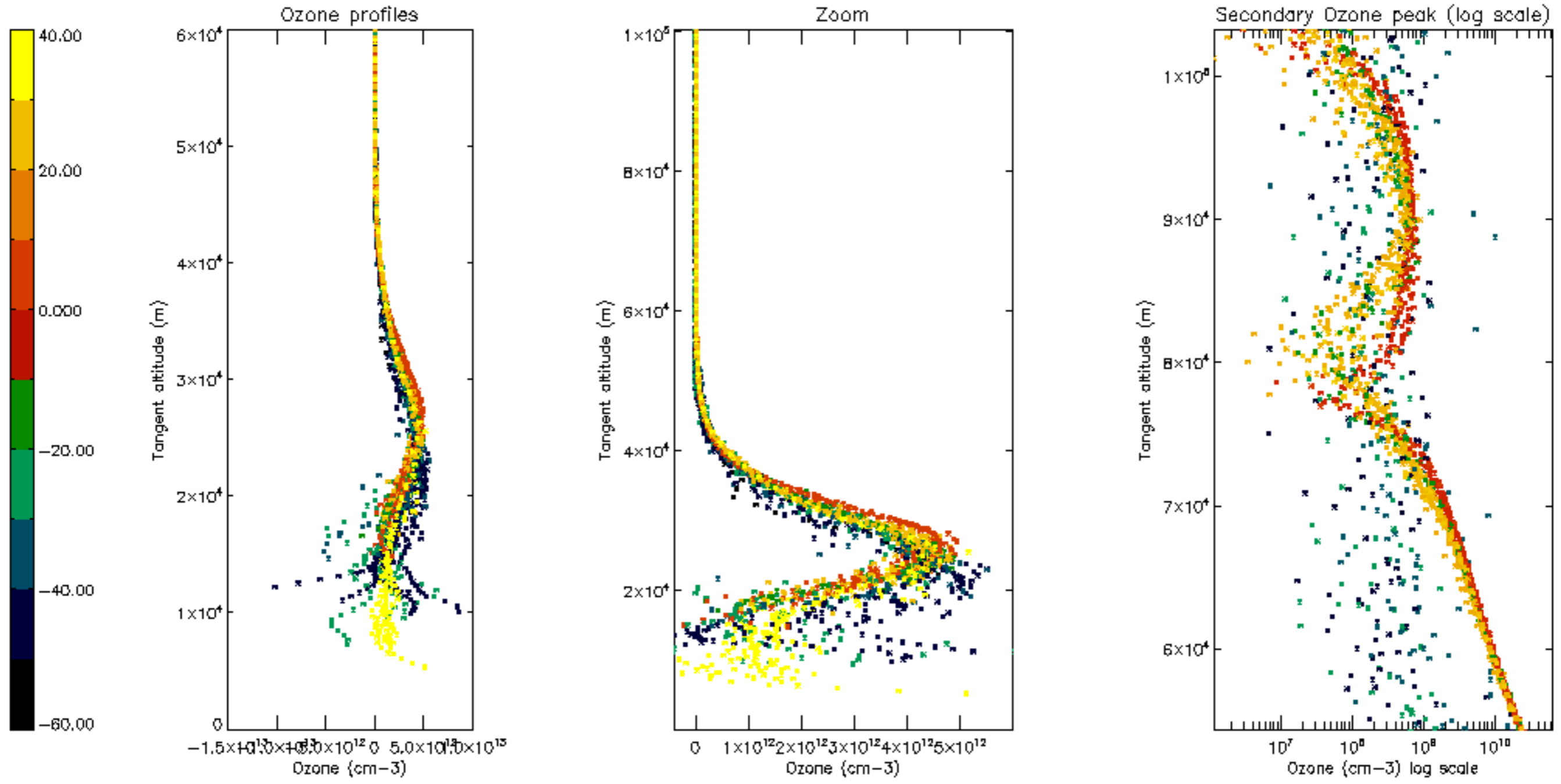


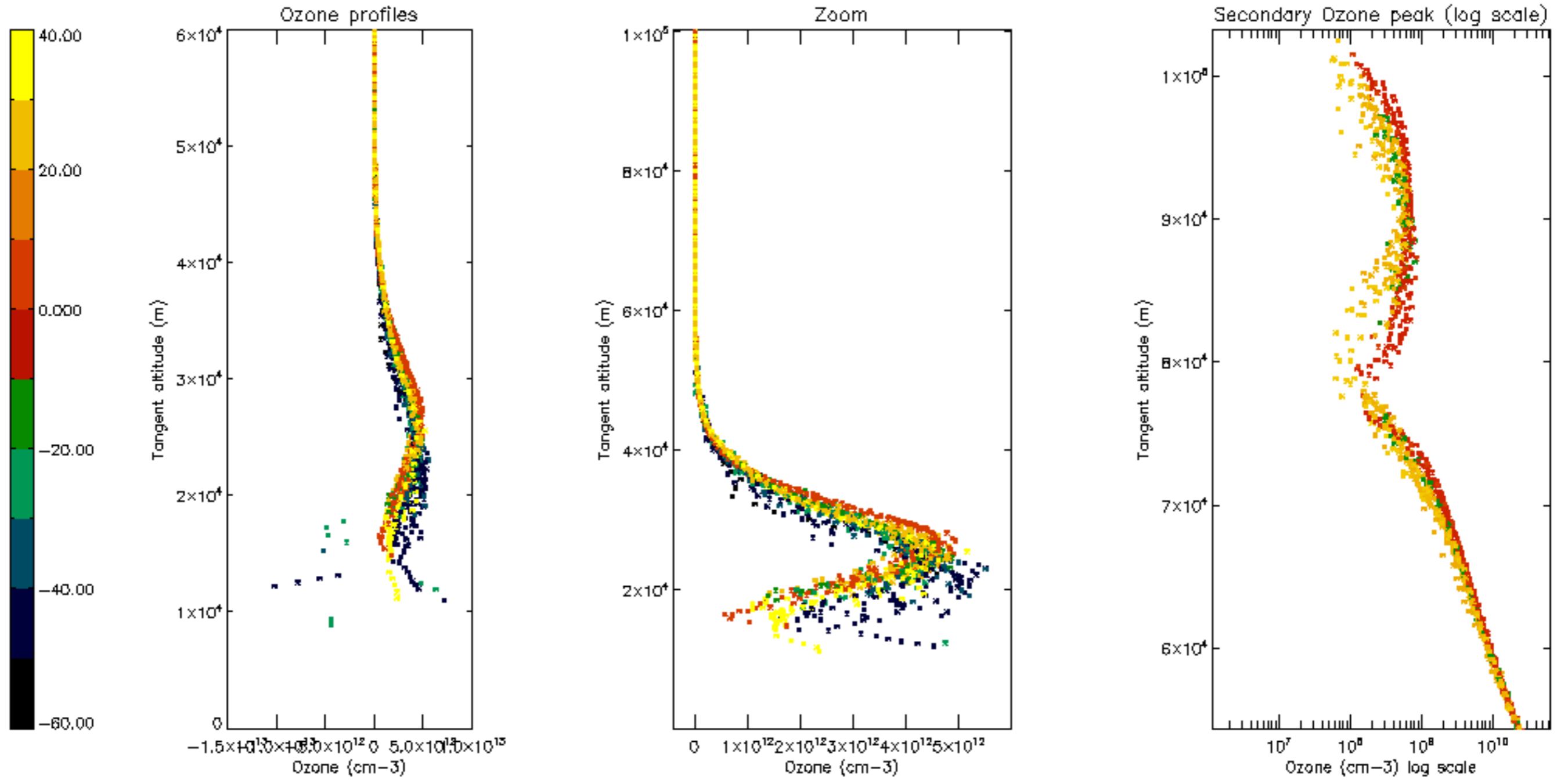
Percentage of star falling outside central band per profile

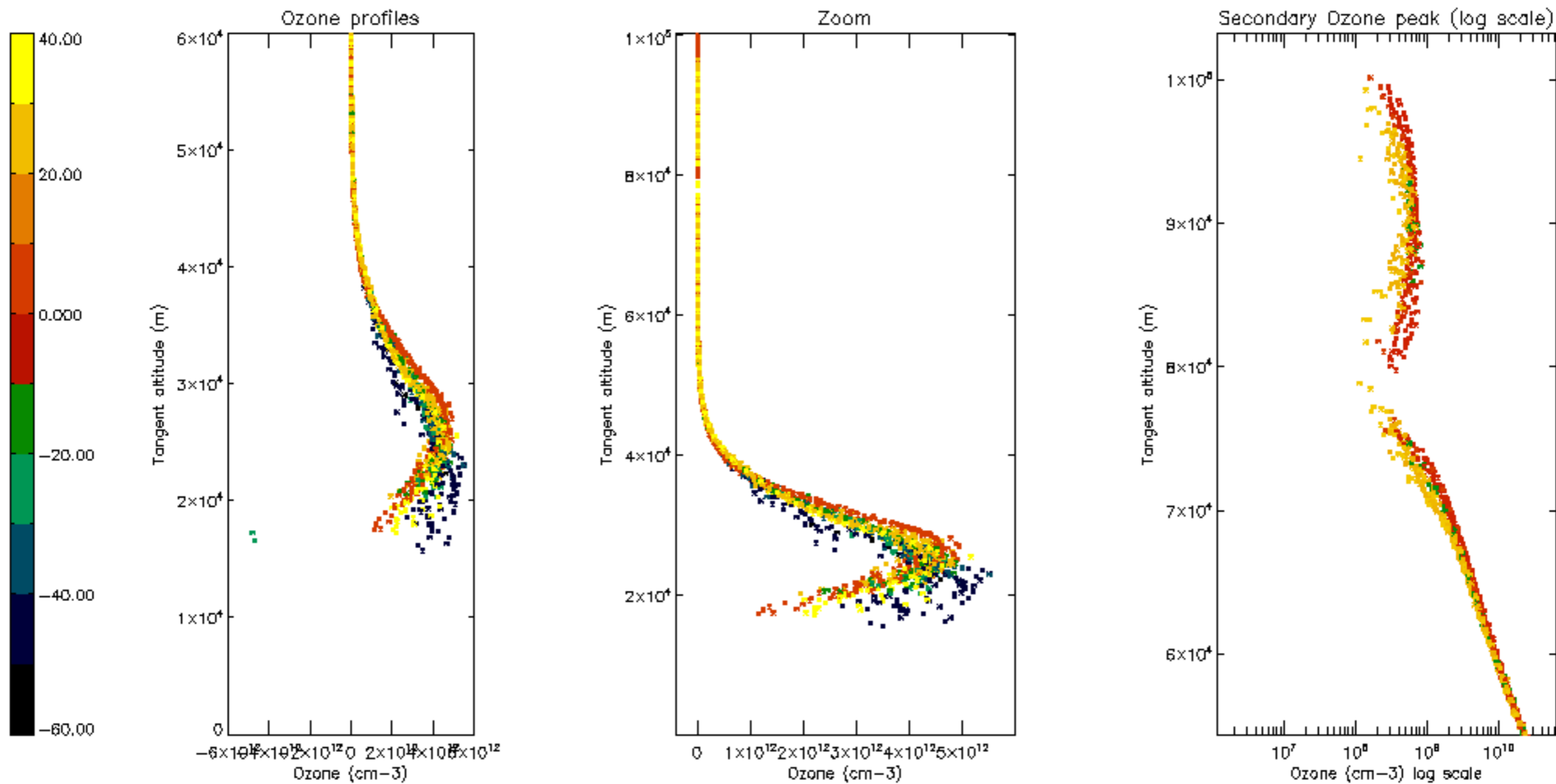


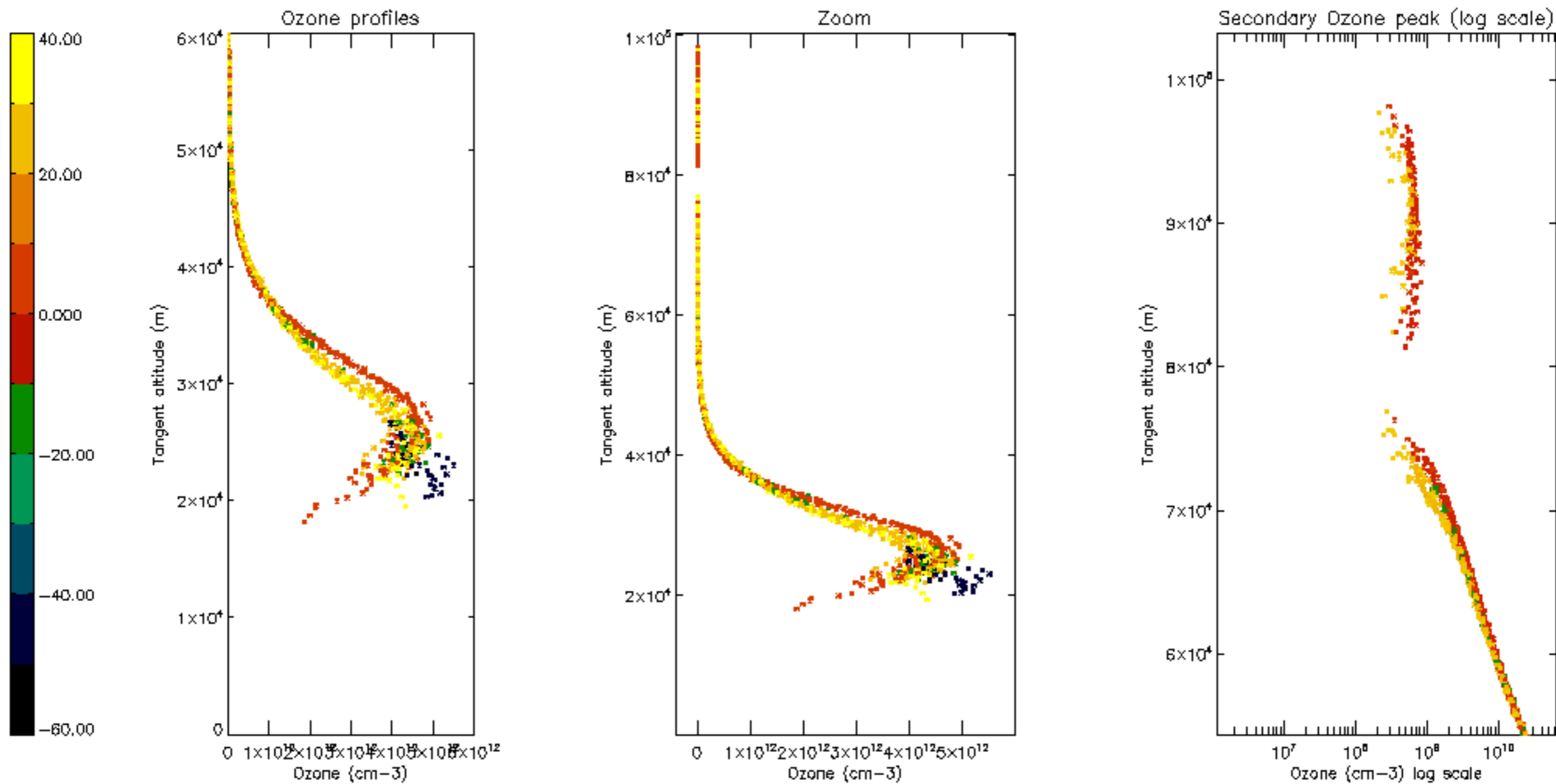
Percentage of saturation errors per profile

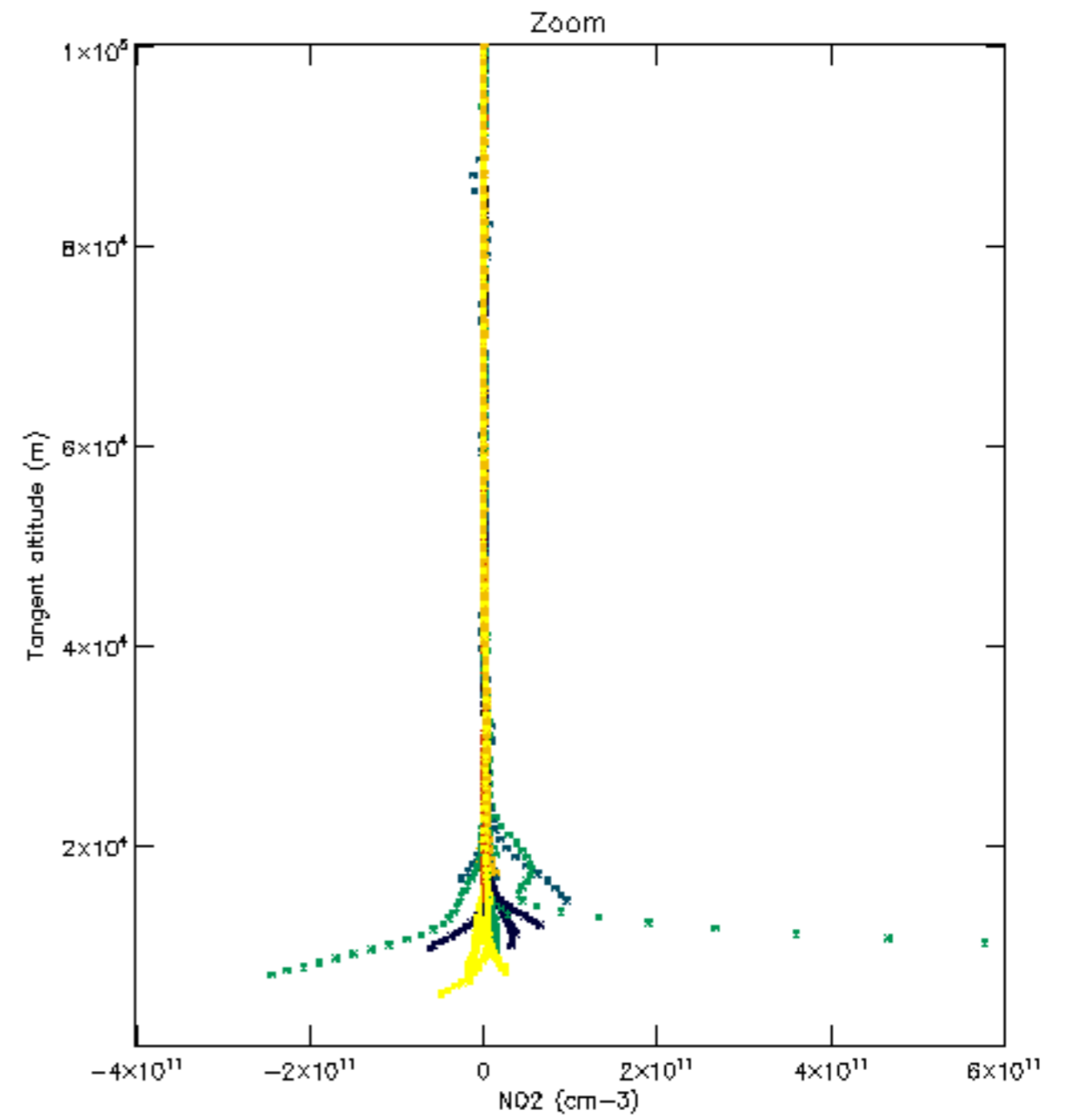
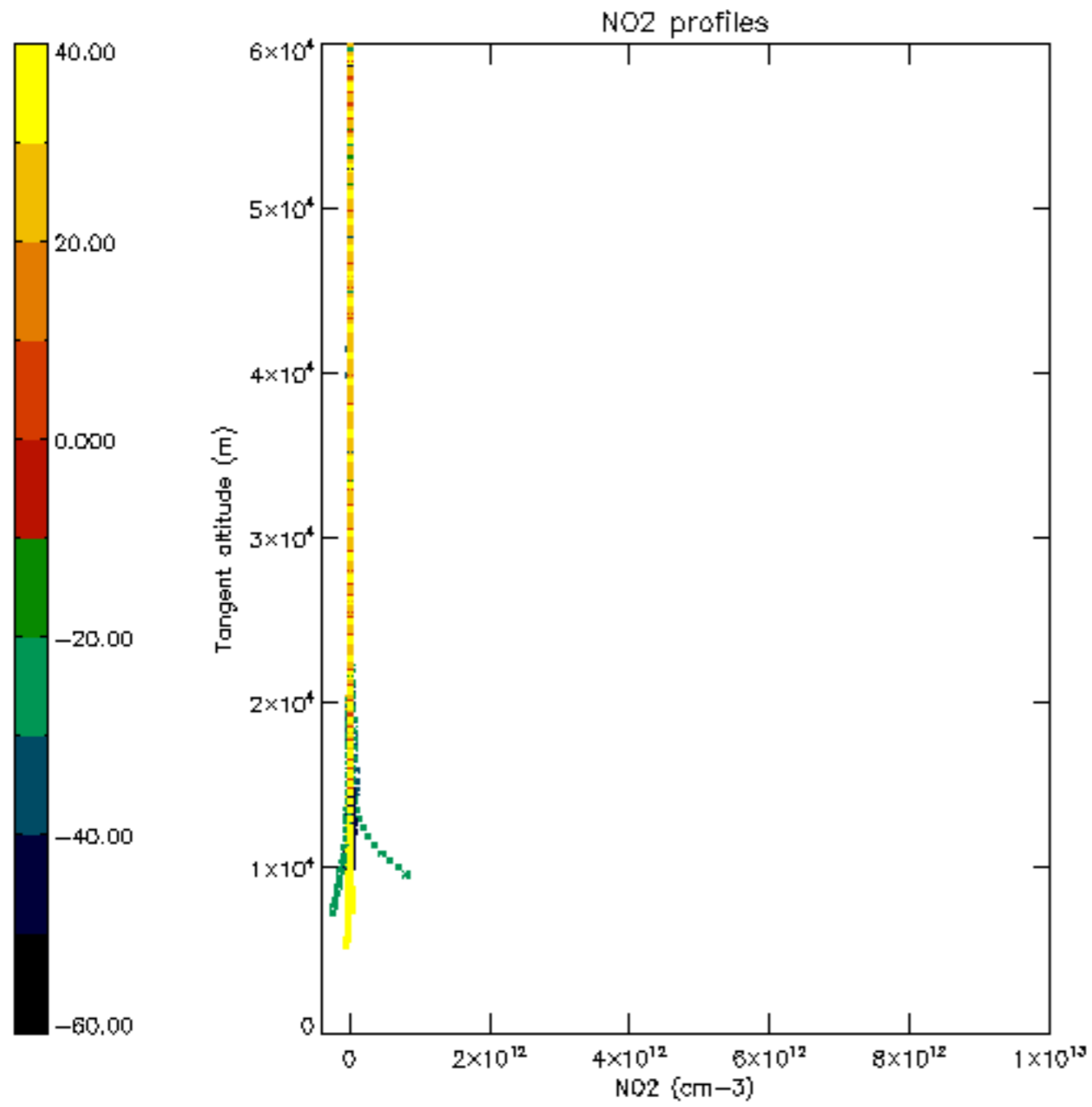


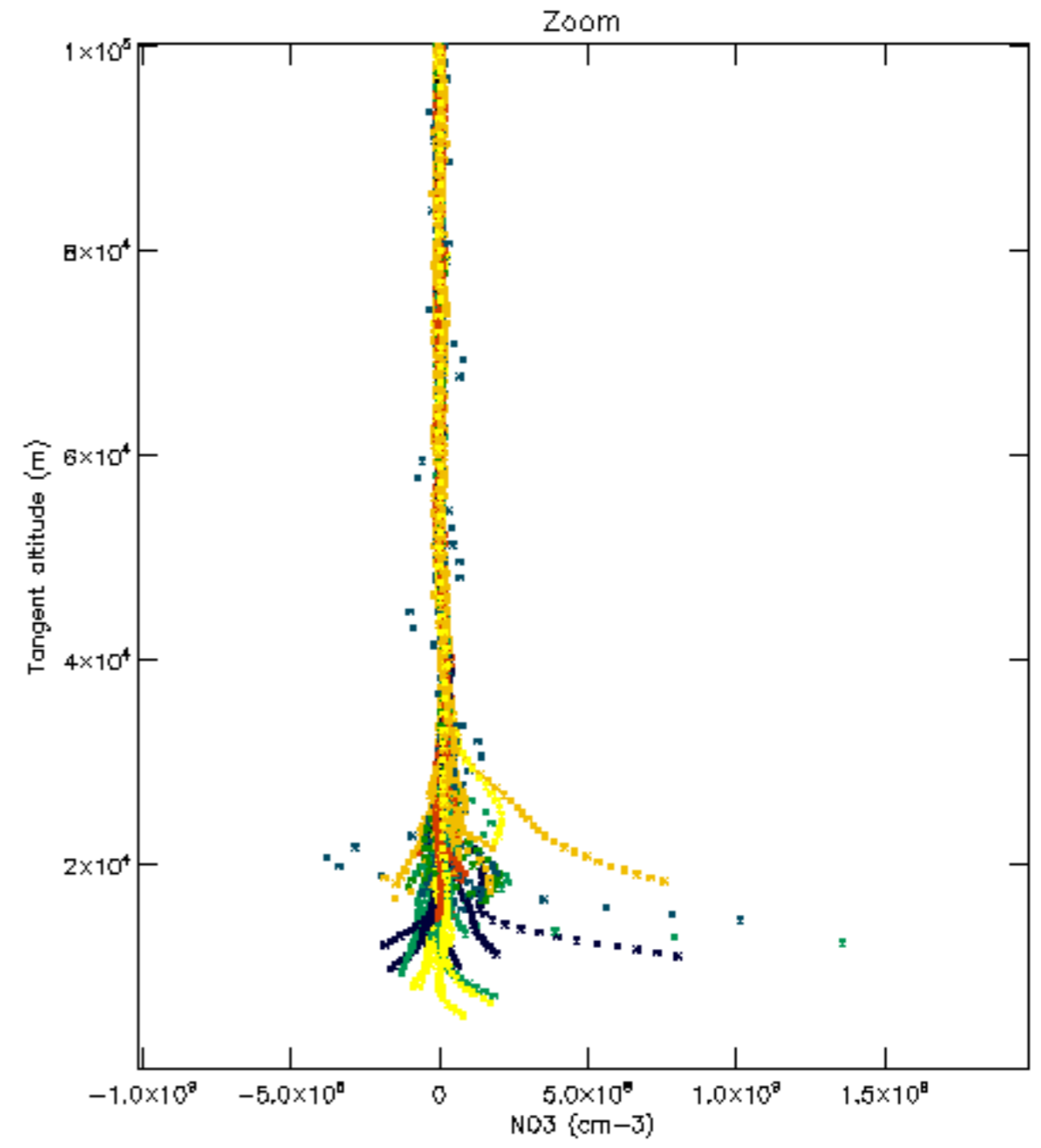
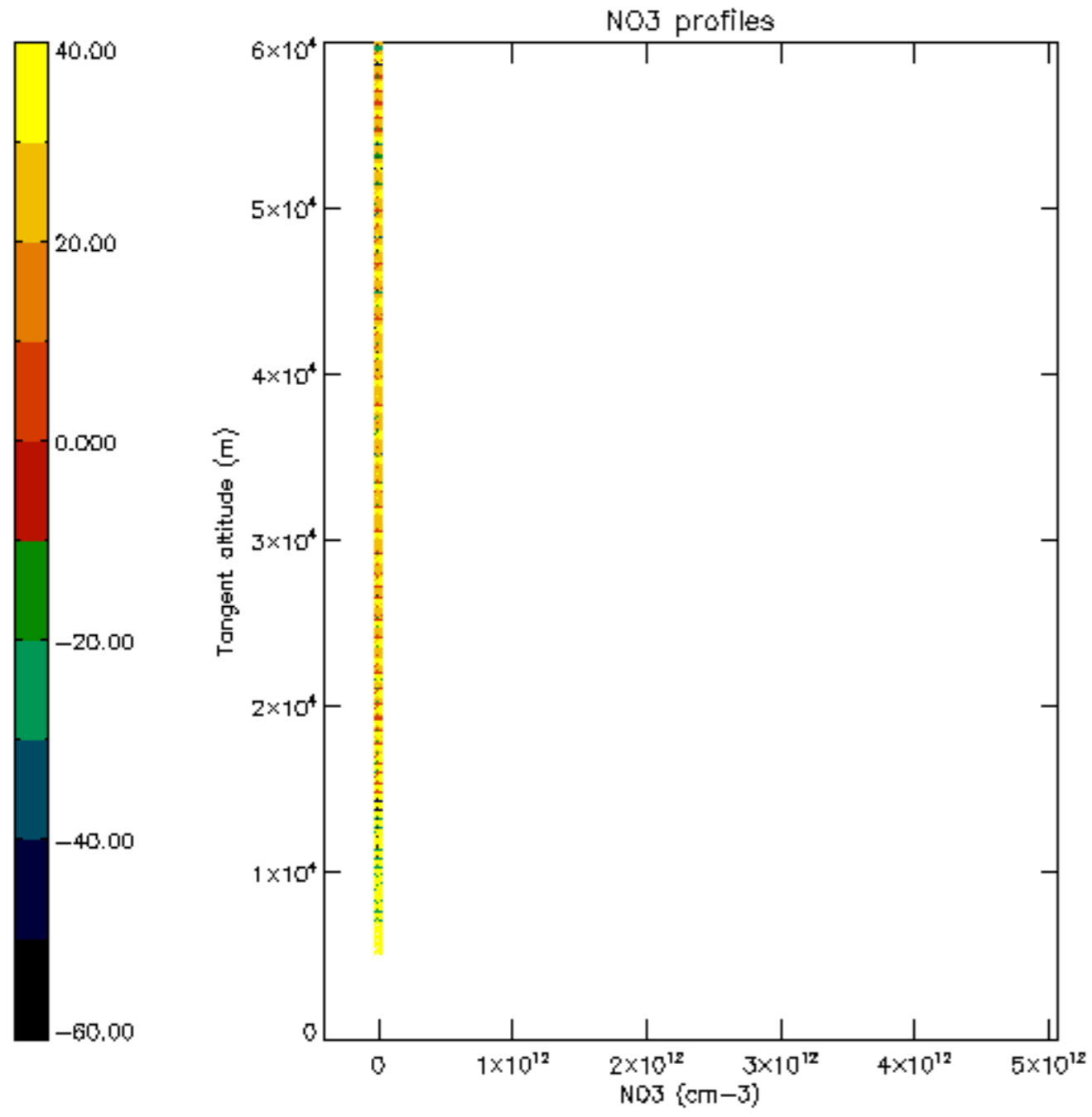


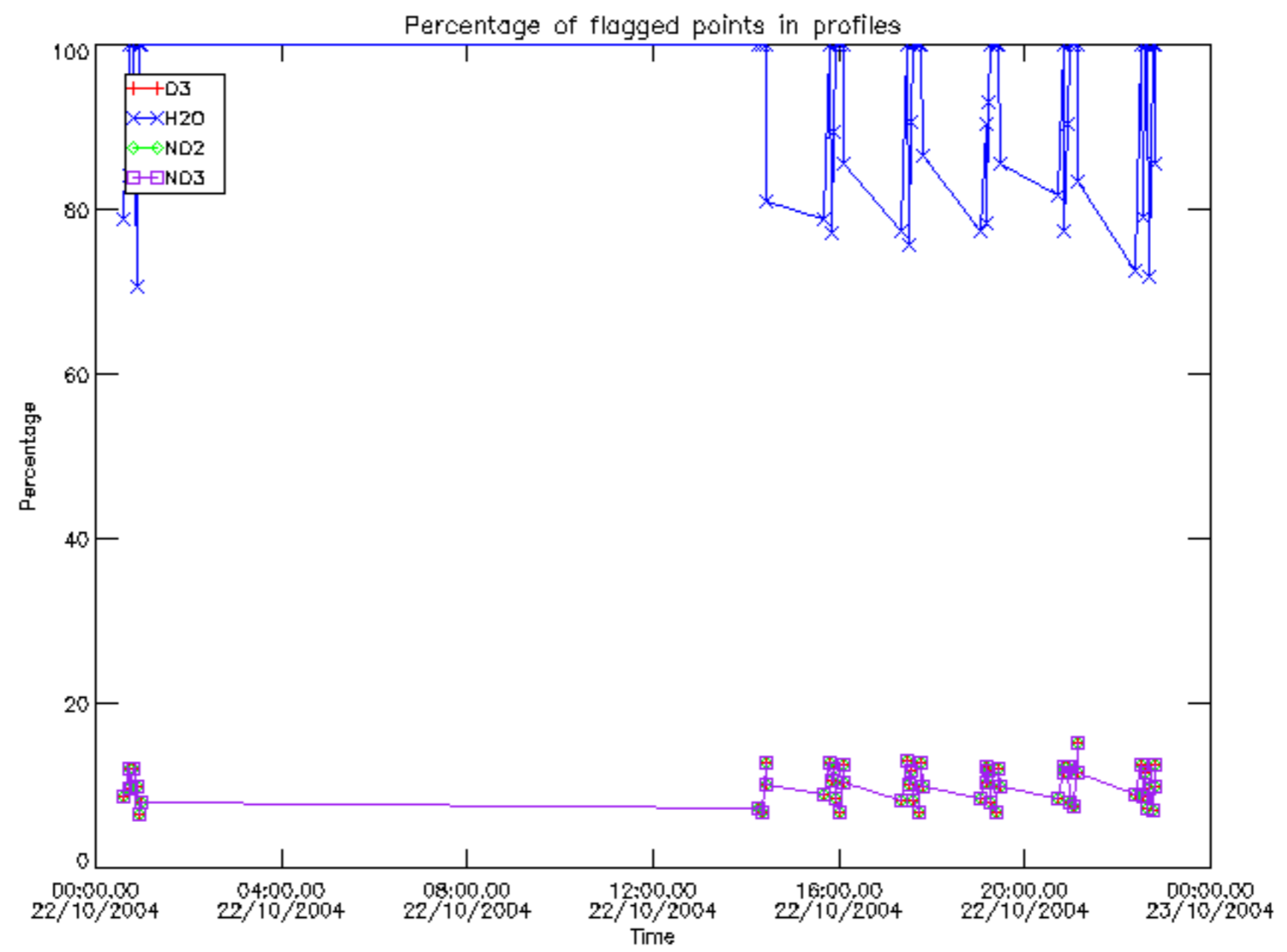




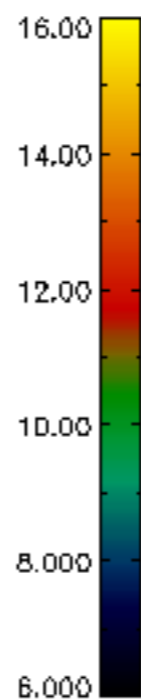
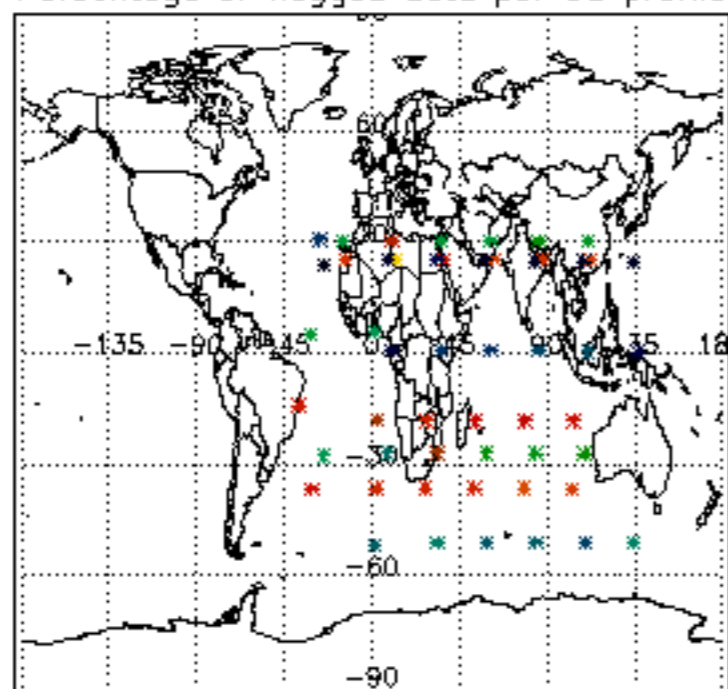




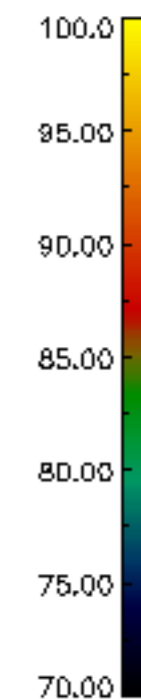
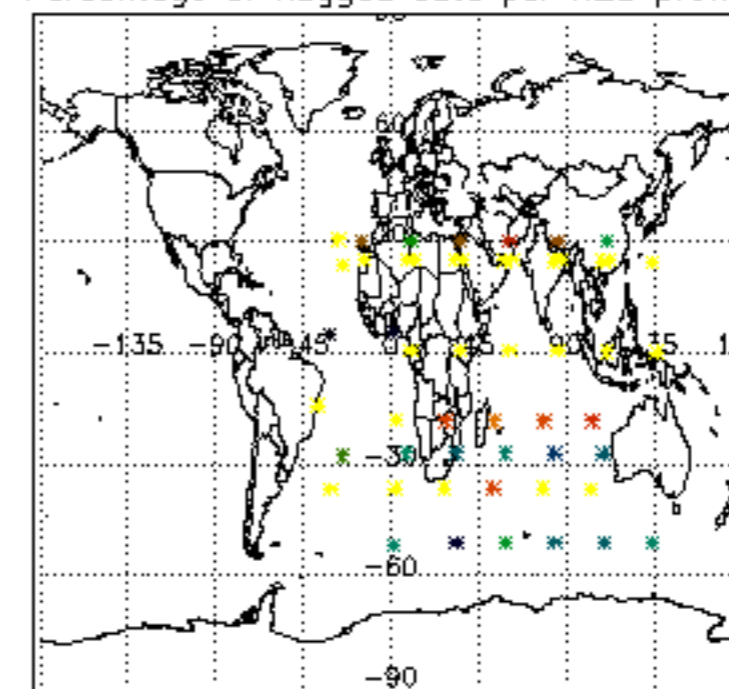




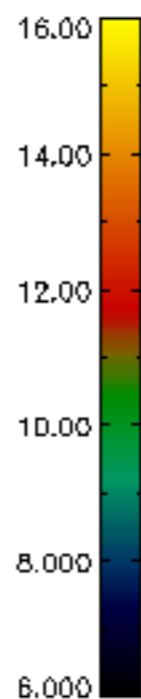
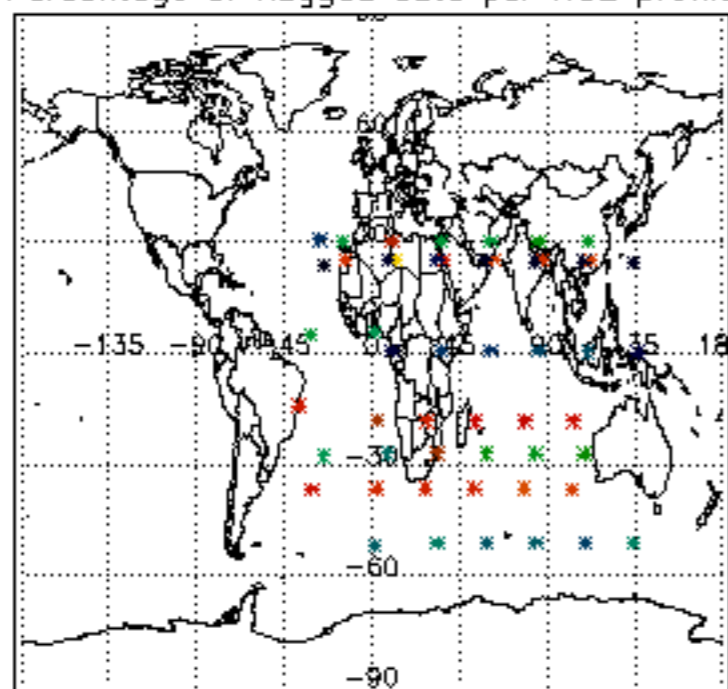
Percentage of flagged data per D3 profile



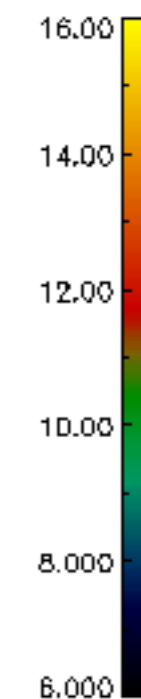
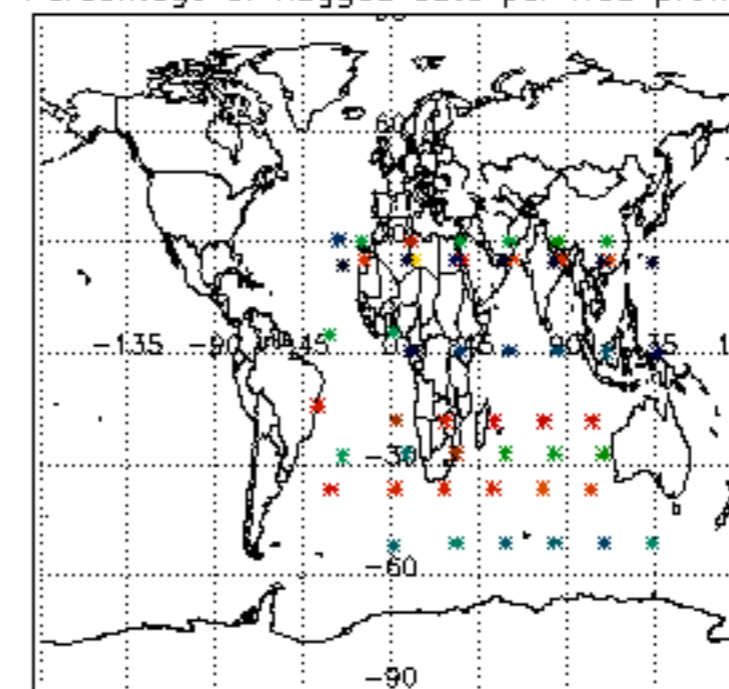
Percentage of flagged data per H2O profile

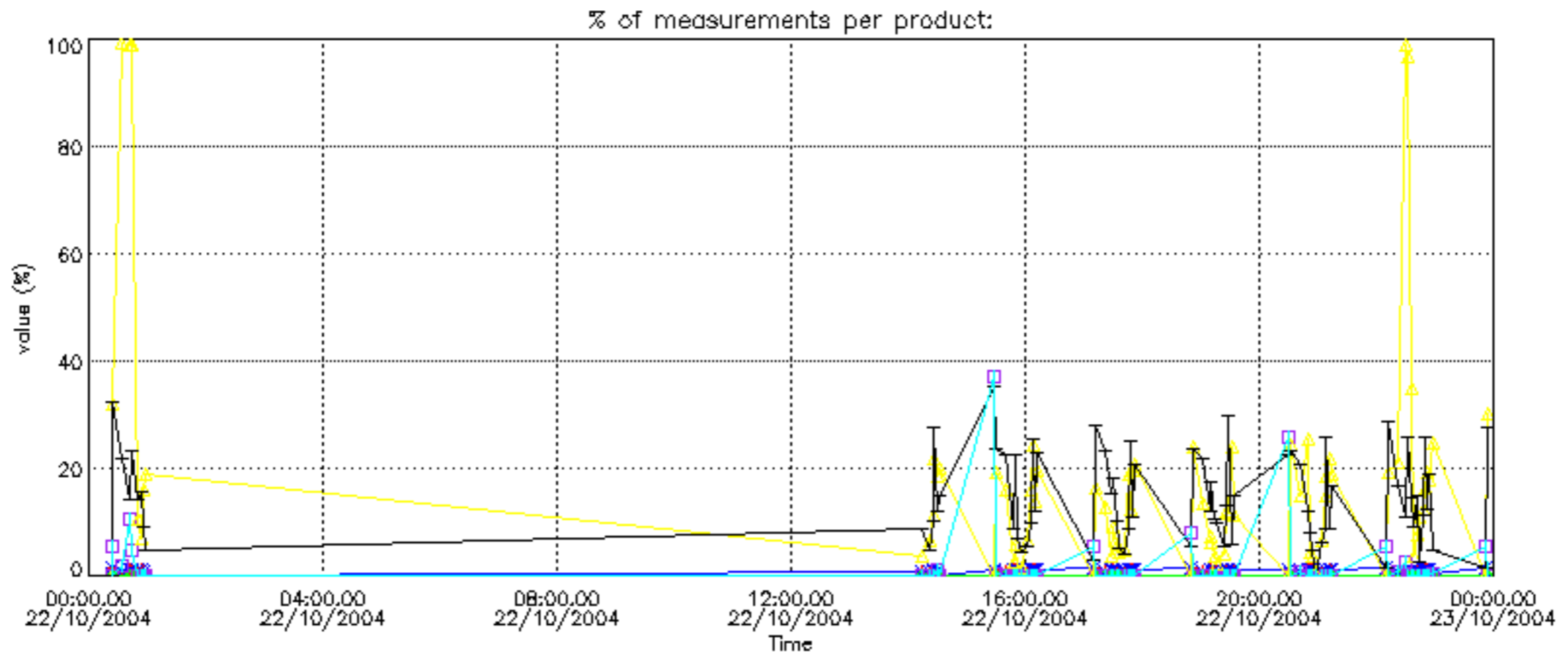
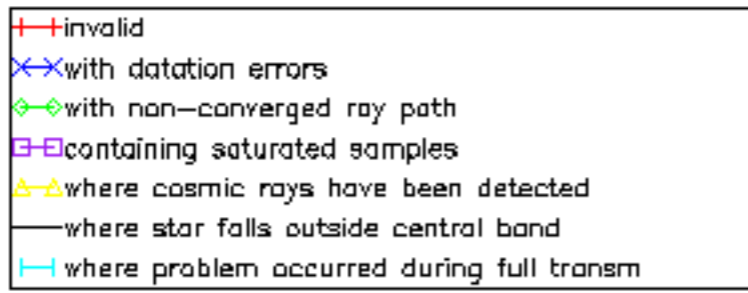


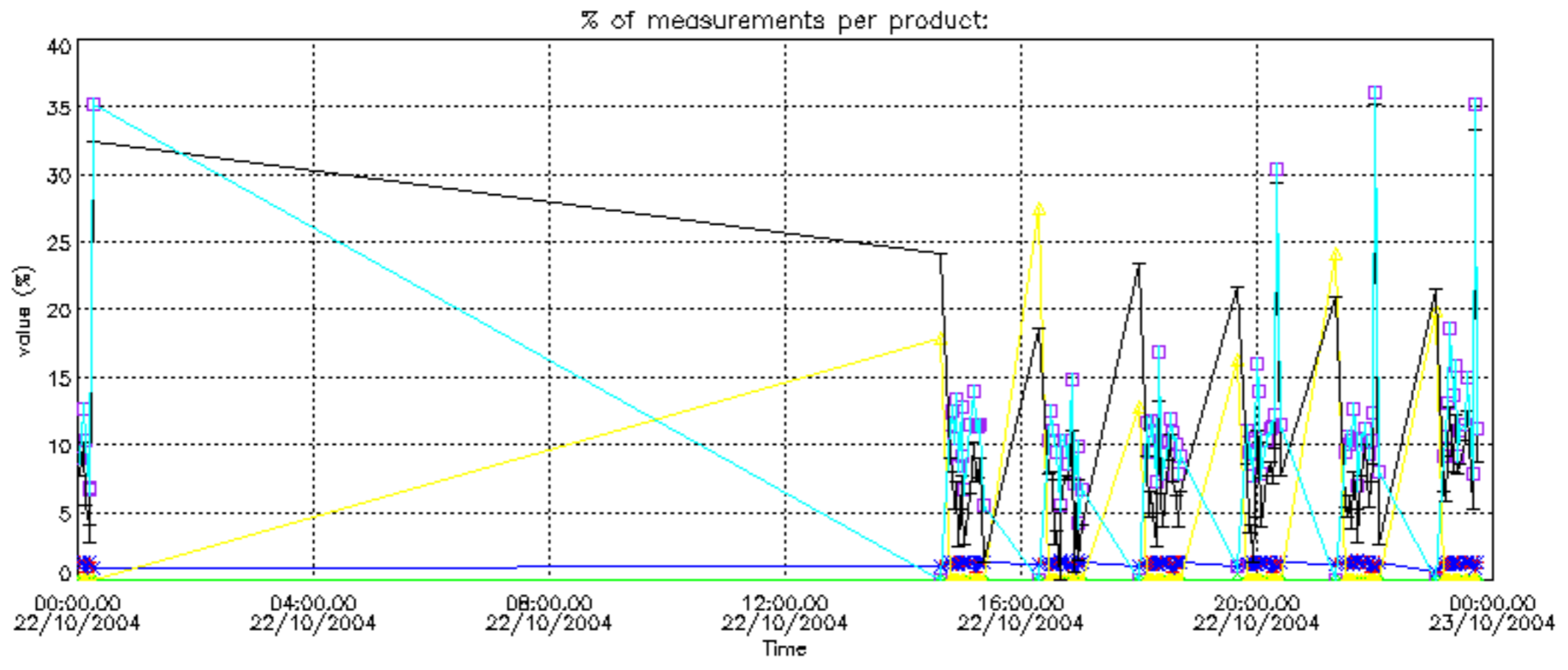
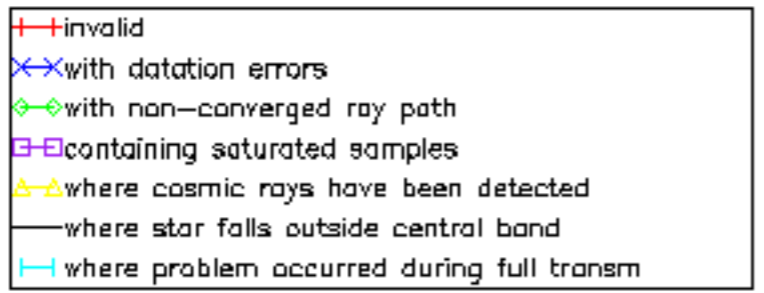
Percentage of flagged data per NO2 profile



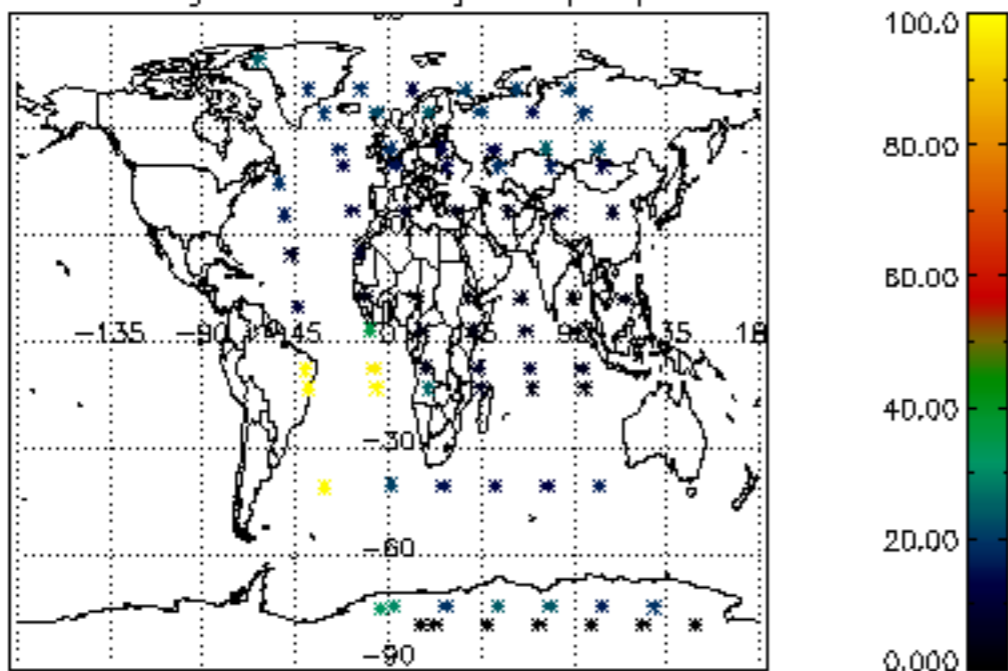
Percentage of flagged data per NO3 profile



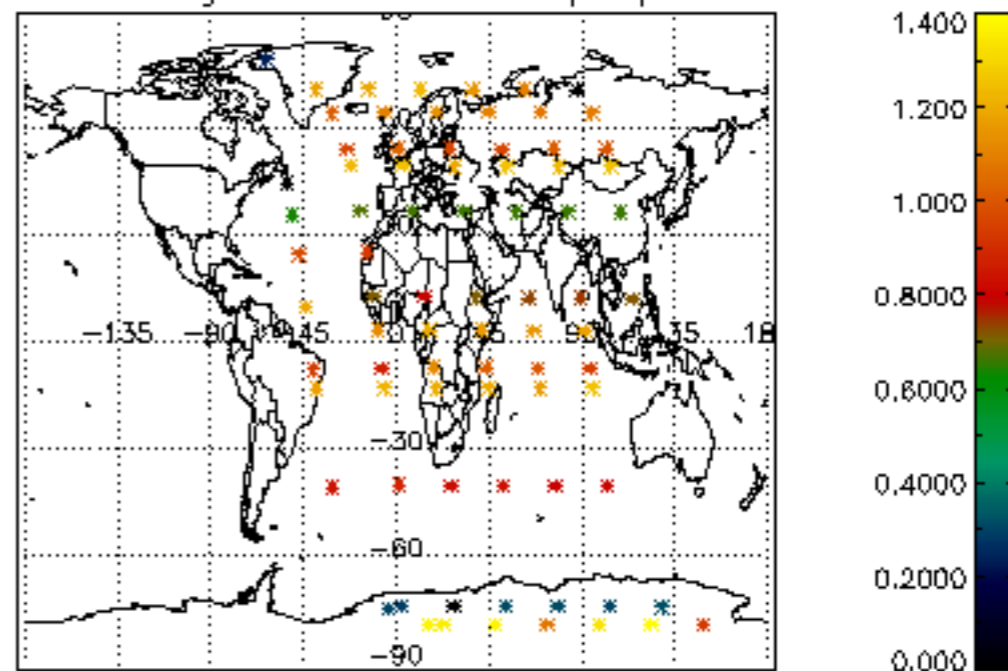




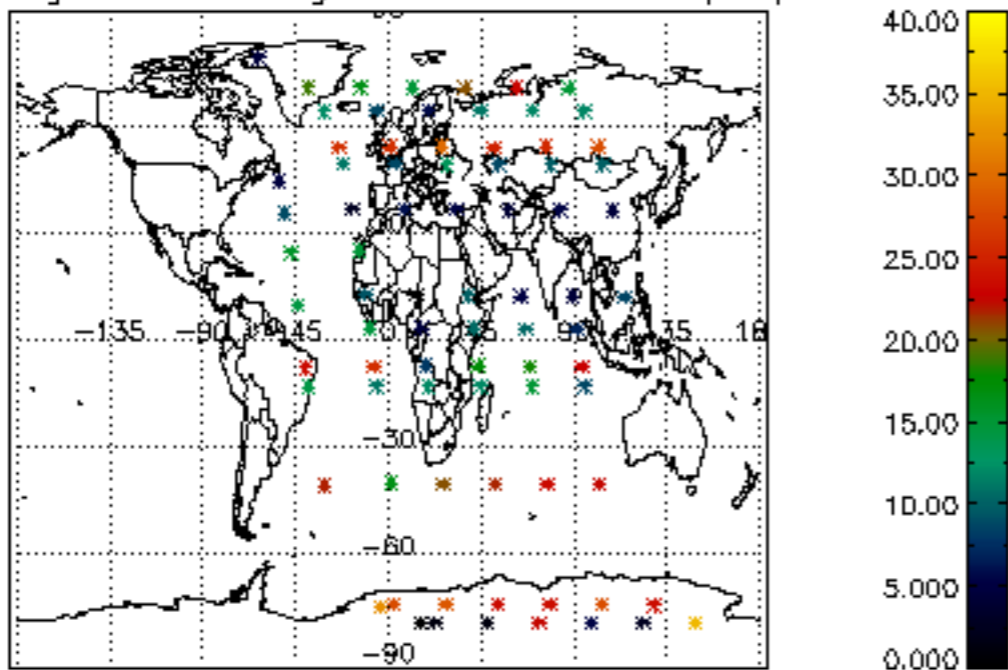
Percentage of cosmic ray hits per profile



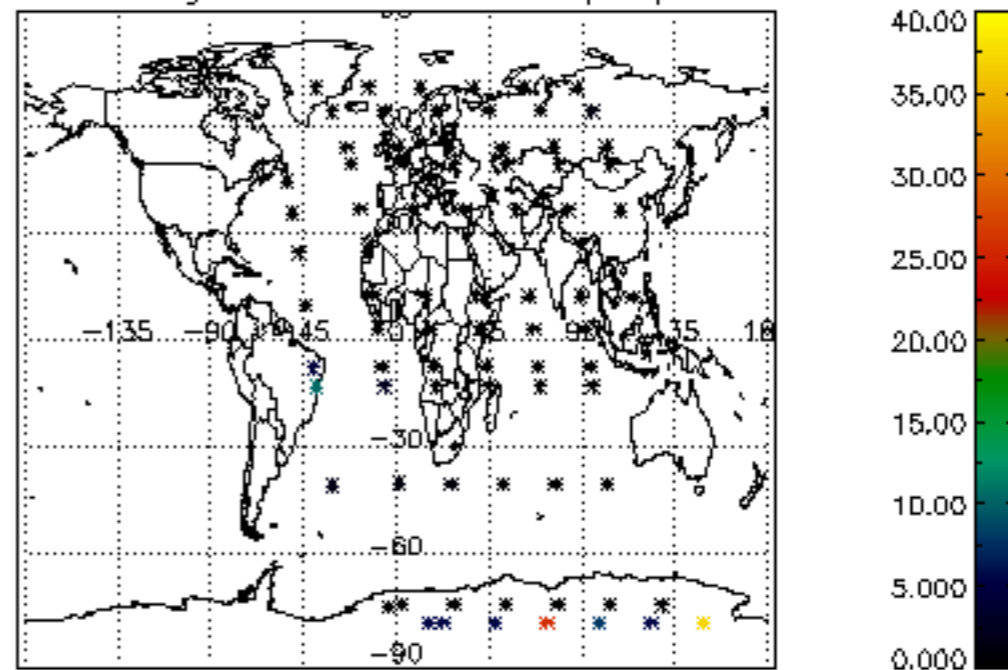
Percentage of datation errors per profile



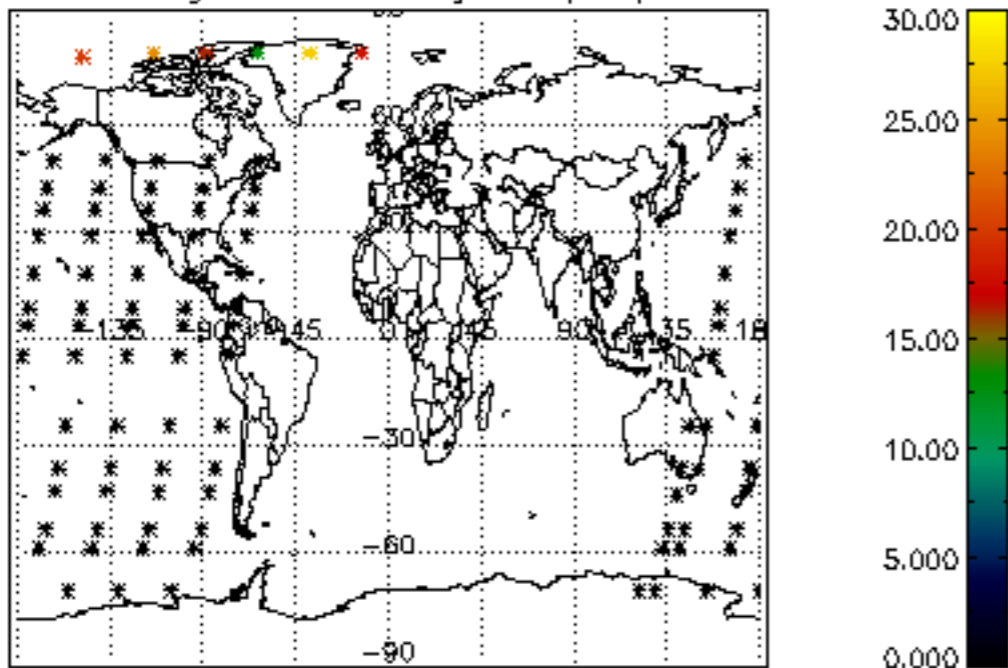
Percentage of star falling outside central band per profile



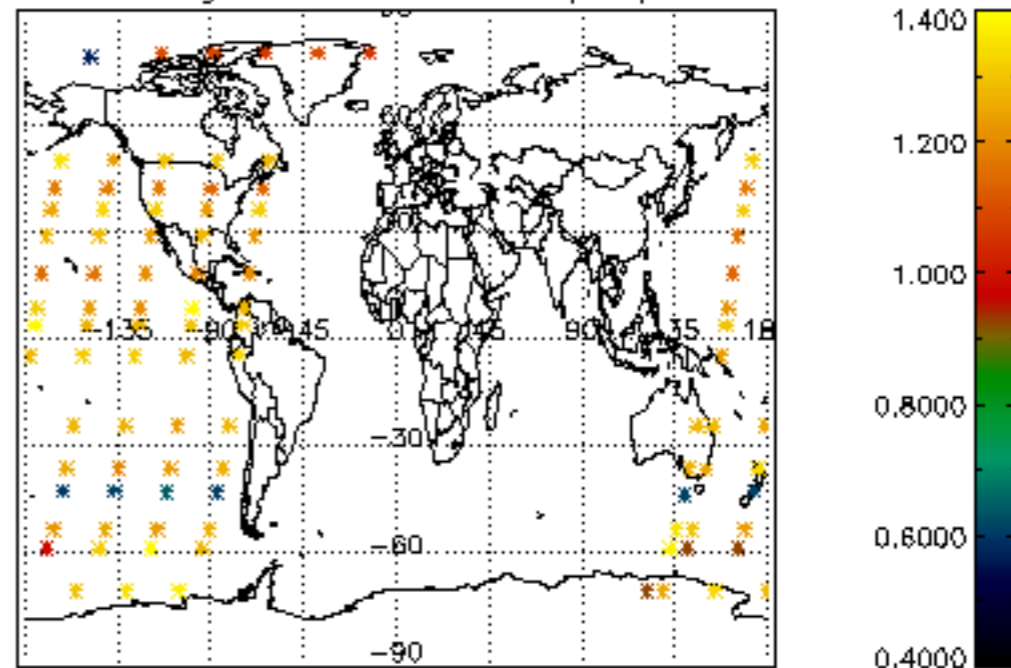
Percentage of saturation errors per profile



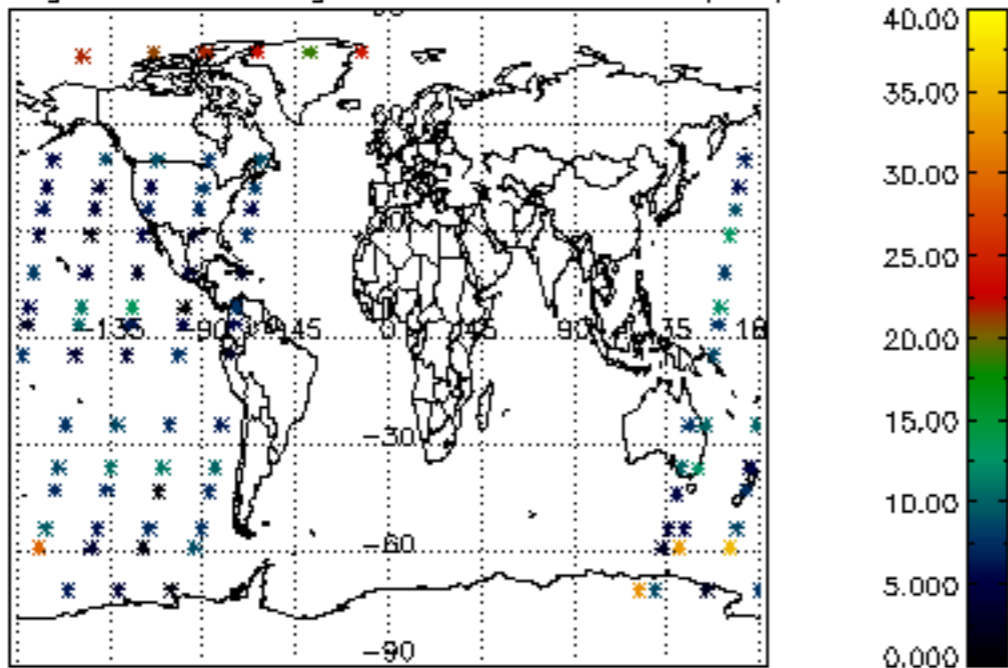
Percentage of cosmic ray hits per profile



Percentage of datation errors per profile



Percentage of star falling outside central band per profile



Percentage of saturation errors per profile

