

GOMOS Level 2 Daily Report

SUMMARY

[1. General Info](#)

[2. Summary of processed GOM_NL_2P products](#)

[3. Level 2 Quality information per product](#)

[3.1 Plot of level 2 quality information per product \(time dependant\)](#)

[3.2 Plot of level 2 quality information per product \(world map\)](#)

[4. Level 1 Quality information per product \(stored on level 2 products\)](#)

[4.1 Plot of level 1 quality information per product \(time dependant\)](#)

[4.1.1 Plot of level 1 quality information per product \(time dependant\): ASCENDING](#)

[4.1.2 Plot of level 1 quality information per product \(time dependant\): DESCENDING](#)

[4.2 Plot of level 1 quality information per product \(world map\)](#)

[4.2.1 Plot of level 1 quality information per product \(world map\): ASCENDING](#)

[4.2.2 Plot of level 1 quality information per product \(world map\): DESCENDING](#)

[5. Ozone profiles based on quality statistics and other trace gas profiles](#)

[5.1 Ozone statistics based on quality of products](#)

[5.2 Plot ozone profiles for all STD \(dark without errors\)](#)

[5.3 Plot ozone profiles where STD < 20% \(dark without errors\)](#)

[5.4. Plot ozone profiles where STD < 10% \(dark without errors\)](#)

[5.5. Plot ozone profiles where STD < 5% \(dark without errors\)](#)

[5.6 Plot NO2 profiles for all STD \(dark without errors\)](#)

[5.7 Plot NO3 profiles for all STD \(dark without errors\)](#)

[5.8 Plot H2O profiles \(only for occultations of stars 1,2,3,4,13,14,16,26,63 dark without errors\) for all STD](#)

[6. Auxiliary Data Files used for the production reported in section 2](#)

This report presents the daily analysis on parameters extracted from GOMOS level 2 data (GOM_NL__2P). It is intended to monitor some important parameters that will impact the quality of these products. A list of level 2 products (and content) that have arrived during the reporting day to the PCF is also given.

Item	Value
Time of report generation	19APR2013 13:32:58
Data source version	GOMOS/6.01
Start time of products	20-10-2004 (20OCT2004 00:00:00)
Stop time of products	21-10-2004 (21OCT2004 00:00:00)
Store outputs in DB	Yes
Nb of level 2 prods	354
Nb of prods with errors	0

2. Summary of processed GOM_NL__2P products.

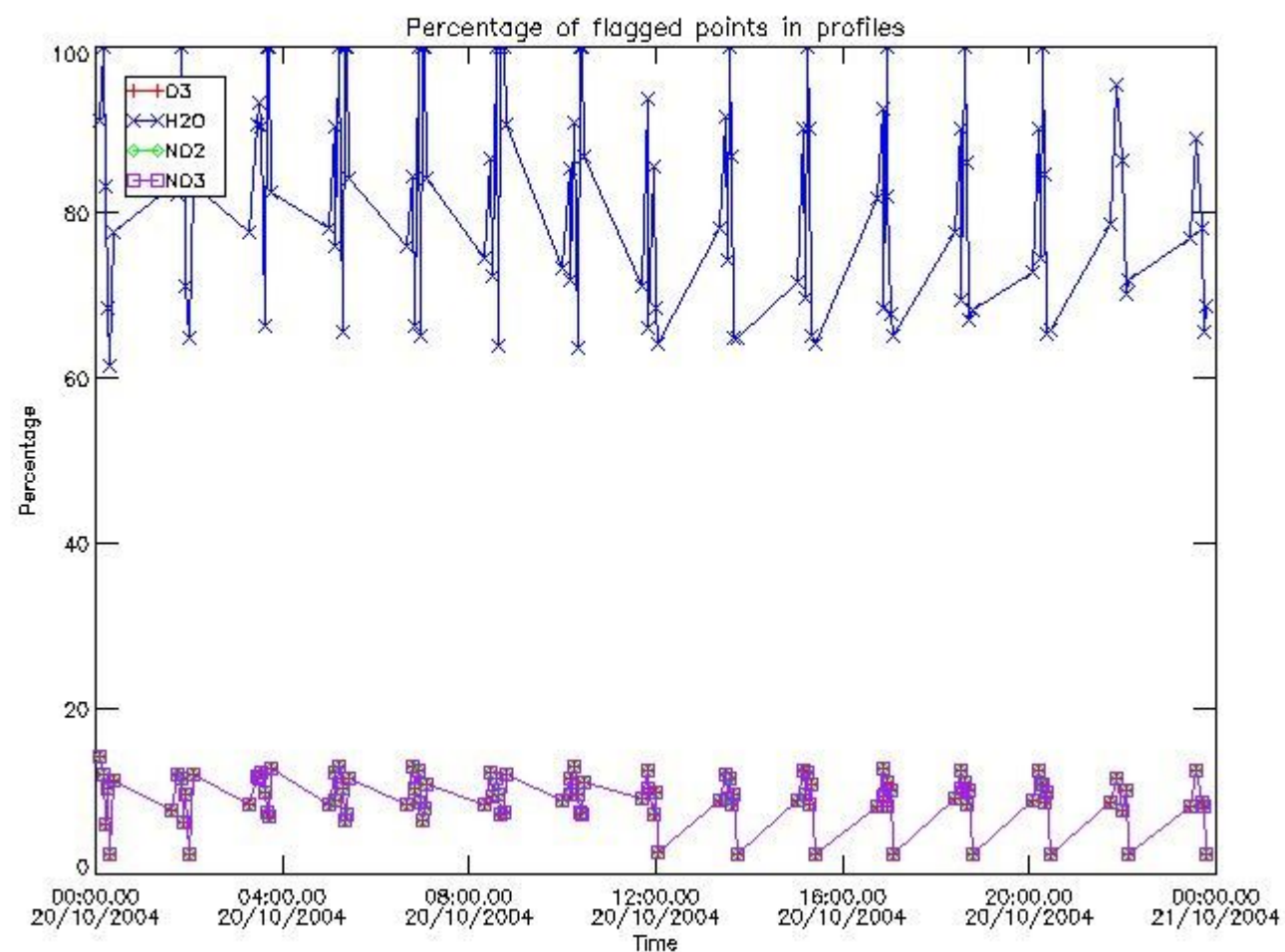
Nr	Filename	UTC Start time	Limb	Duration	Star Id	Star Name	Star Mag	Star Temp	Nb Meas	Orbit	Prod. error
1	GOM_NL__2PRFIN20041020_000514_000000402031_00216_13797_5166.N1	20-OCT-2004 00:05:14	Dark	39.500	113	Mu Vel	2.6920	5000.0	79	13797	No
2	GOM_NL__2PRFIN20041020_000933_000000422031_00217_13798_5157.N1	20-OCT-2004 00:09:33	Dark	42.000	46	Del Vel	1.9540	10600.	84	13798	No
3	GOM_NL__2PRFIN20041020_001306_000000842031_00217_13798_5158.N1	20-OCT-2004 00:13:06	Dark	84.000	37	25Del CMa	1.8300	5900.0	168	13798	No
4	GOM_NL__2PRFIN20041020_001529_000000552031_00217_13798_5159.N1	20-OCT-2004 00:15:29	Dark	54.500	2	Alp Car	-0.73600	7000.0	109	13798	No
5	GOM_NL__2PRFIN20041020_001907_000002212031_00217_13798_5160.N1	20-OCT-2004 00:19:07	Dark	221.00	1	9Alp CMa	-1.4400	11000.	442	13798	No
6	GOM_NL__2PRFIN20041020_002410_000000452031_00217_13798_5161.N1	20-OCT-2004 00:24:10	Dark	45.000	9	Alp Eri	0.45300	24000.	90	13798	No
7	GOM_NL__2PRFIN20041020_002657_000000502031_00217_13798_5162.N1	20-OCT-2004 00:26:57	Straylight	49.500	157	The1Eri	2.9060	9300.0	99	13798	No
8	GOM_NL__2PRFIN20041020_002905_000000452031_00217_13798_5163.N1	20-OCT-2004 00:29:05	Straylight	45.000	84	Alp Phe	2.3970	4500.0	90	13798	No
9	GOM_NL__2PRFIN20041020_003538_000000422031_00217_13798_5164.N1	20-OCT-2004 00:35:38	Straylight	41.500	52	16Bet Cet	2.0370	4500.0	83	13798	No
10	GOM_NL__2PRFIN20041020_004508_000000392031_00217_13798_5165.N1	20-OCT-2004 00:45:08	Bright	38.500	140	88Gam Peg	2.8340	26000.	77	13798	No
11	GOM_NL__2PRFIN20041020_004742_000000462031_00217_13798_5166.N1	20-OCT-2004 00:47:42	Bright	45.500	105	6Bet Ari	2.6450	8900.0	91	13798	No
12	GOM_NL__2PRFIN20041020_004929_000000412031_00217_13798_5167.N1	20-OCT-2004 00:49:29	Bright	41.000	93	53Bet Peg	2.5200	3100.0	82	13798	No
13	GOM_NL__2PRFIN20041020_005116_000000442031_00217_13798_5168.N1	20-OCT-2004 00:51:16	Bright	43.500	53	43Bet And	2.0480	3300.0	87	13798	No
14	GOM_NL__2PRFIN20041020_005430_000000462031_00217_13798_5169.N1	20-OCT-2004 00:54:30	Bright	46.000	73	57Gam1And	2.2600	13100.	92	13798	No
15	GOM_NL__2PRFIN20041020_005655_000000382031_00217_13798_5170.N1	20-OCT-2004 00:56:55	Bright	37.500	68	18Alp Cas	2.2250	4500.0	75	13798	No
16	GOM_NL__2PRFIN20041020_005817_000000392031_00217_13798_5171.N1	20-OCT-2004 00:58:17	Bright	39.000	76	27Gam Cas	2.3000	30000.	78	13798	No
17	GOM_NL__2PRFIN20041020_010021_000000372031_00217_13798_5172.N1	20-OCT-2004 01:00:21	Bright	37.000	89	5Alp Cep	2.4510	8000.0	74	13798	No
18	GOM_NL__2PRFIN20041020_010607_000000382031_00217_13798_5173.N1	20-OCT-2004 01:06:07	Bright	37.500	49	1Alp UMi	1.9900	6300.0	75	13798	No
19	GOM_NL__2PRFIN20041020_010922_000000392031_00217_13798_5174.N1	20-OCT-2004 01:09:22	Bright	39.000	60	7Bet UMi	2.0810	3950.0	78	13798	No
20	GOM_NL__2PRFIN20041020_011422_000000382031_00217_13798_5175.N1	20-OCT-2004 01:14:22	Bright	38.000	36	50Alp UMa	1.8000	6300.0	76	13798	No
21	GOM_NL__2PRFIN20041020_011555_000000402031_00217_13798_5176.N1	20-OCT-2004 01:15:55	Bright	39.500	82	48Bet UMa	2.3650	10600.	79	13798	No
22	GOM_NL__2PRFIN20041020_011925_000000372031_00217_13798_5177.N1	20-OCT-2004 01:19:25	Bright	36.500	174	52Psi UMa	3.0040	4400.0	73	13798	No
23	GOM_NL__2PRFIN20041020_012745_000001272031_00217_13798_5178.N1	20-OCT-2004 01:27:45	Twilight_stray	127.00	17	78Bet Gem	1.1610	4500.0	254	13798	No
24	GOM_NL__2PRFIN20041020_013745_000000662031_00217_13798_5179.N1	20-OCT-2004 01:37:45	Dark	65.500	48	30Alp Hya	1.9770	4100.0	131	13798	No
25	GOM_NL__2PRFIN20041020_014549_000000432031_00217_13798_5180.N1	20-OCT-2004 01:45:49	Dark	42.500	113	Mu Vel	2.6920	5000.0	85	13798	No
26	GOM_NL__2PRFIN20041020_015007_000000442031_00218_13799_5157.N1	20-OCT-2004 01:50:07	Dark	44.000	46	Del Vel	1.9540	10600.	88	13799	No
27	GOM_NL__2PRFIN20041020_015346_000000822031_00218_13799_5158.N1	20-OCT-2004 01:53:46	Dark	82.000	37	25Del CMa	1.8300	5900.0	164	13799	No
28	GOM_NL__2PRFIN20041020_015608_000000532031_00218_13799_5159.N1	20-OCT-2004 01:56:08	Dark	52.500	2	Alp Car	-0.73600	7000.0	105	13799	No
29	GOM_NL__2PRFIN20041020_015947_000002212031_00218_13799_5160.N1	20-OCT-2004 01:59:47	Dark	221.00	1	9Alp CMa	-1.4400	11000.	442	13799	No
30	GOM_NL__2PRFIN20041020_020446_000000432031_00218_13799_5161.N1	20-OCT-2004 02:04:46	Dark	42.500	9	Alp Eri	0.45300	24000.	85	13799	No
31	GOM_NL__2PRFIN20041020_020733_000000472031_00218_13799_5162.N1	20-OCT-2004 02:07:33	Straylight	47.000	157	The1Eri	2.9060	9300.0	94	13799	No
32	GOM_NL__2PRFIN20041020_020940_000000442031_00218_13799_5163.N1	20-OCT-2004 02:09:40	Straylight	44.000	84	Alp Phe	2.3970	4500.0	88	13799	No
33	GOM_NL__2PRFIN20041020_021614_000000462031_00218_13799_5164.N1	20-OCT-2004 02:16:14	Straylight	45.500	52	16Bet Cet	2.0370	4500.0	91	13799	No
34	GOM_NL__2PRFIN20041020_022544_000000402031_00218_13799_5165.N1	20-OCT-2004 02:25:44	Bright	40.000	140	88Gam Peg	2.8340	26000.	80	13799	No
35	GOM_NL__2PRFIN20041020_022816_000000472031_00218_13799_5166.N1	20-OCT-2004 02:28:16	Bright	46.500	105	6Bet Ari	2.6450	8900.0	93	13799	No
36	GOM_NL__2PRFIN20041020_023005_000000402031_00218_13799_5167.N1	20-OCT-2004 02:30:05	Bright	40.000	93	53Bet Peg	2.5200	3100.0	80	13799	No
37	GOM_NL__2PRFIN20041020_023153_000000442031_00218_13799_5168.N1	20-OCT-2004 02:31:53	Bright	44.000	53	43Bet And	2.0480	3300.0	88	13799	No
38	GOM_NL__2PRFIN20041020_023504_000000452031_00218_13799_5169.N1	20-OCT-2004 02:35:04	Bright	45.000	73	57Gam1And	2.2600	13100.	90	13799	No
39	GOM_NL__2PRFIN20041020_023733_000000412031_00218_13799_5170.N1	20-OCT-2004 02:37:33	Bright	41.000	68	18Alp Cas	2.2250	4500.0	82	13799	No
40	GOM_NL__2PRFIN20041020_023853_000000392031_00218_13799_5171.N1	20-OCT-2004 02:38:53	Bright	38.500	76	27Gam Cas	2.3000	30000.	77	13799	No
41	GOM_NL__2PRFIN20041020_024057_000000392031_00218_13799_5172.N1	20-OCT-2004 02:40:57	Bright	38.500	89	5Alp Cep	2.4510	8000.0	77	13799	No
42	GOM_NL__2PRFIN20041020_024640_000000402031_00218_13799_5173.N1	20-OCT-2004 02:46:40	Bright	40.000	49	1Alp UMi	1.9900	6300.0	80	13799	No

338	GOM_NL__2PRFIN20041020_224210_000000422031_00230_13811_5191.N1	20-OCT-2004 22:42:10	Bright	42.000	73	57Gam1And	2.2600	13100.	84	13811	No
339	GOM_NL__2PRFIN20041020_224443_000000402031_00230_13811_5192.N1	20-OCT-2004 22:44:43	Bright	40.000	68	18Alp Cas	2.2250	4500.0	80	13811	No
340	GOM_NL__2PRFIN20041020_224602_000000392031_00230_13811_5193.N1	20-OCT-2004 22:46:02	Bright	39.000	76	27Gam Cas	2.3000	30000.	78	13811	No
341	GOM_NL__2PRFIN20041020_224813_000000392031_00230_13811_5194.N1	20-OCT-2004 22:48:13	Bright	38.500	89	5Alp Cep	2.4510	8000.0	77	13811	No
342	GOM_NL__2PRFIN20041020_225353_000000392031_00230_13811_5195.N1	20-OCT-2004 22:53:53	Bright	38.500	49	1Alp UMi	1.9900	6300.0	77	13811	No
343	GOM_NL__2PRFIN20041020_225710_000000412031_00230_13811_5196.N1	20-OCT-2004 22:57:10	Bright	41.000	60	7Bet UMi	2.0810	3950.0	82	13811	No
344	GOM_NL__2PRFIN20041020_230209_000000372031_00230_13811_5197.N1	20-OCT-2004 23:02:09	Bright	37.000	36	50Alp UMa	1.8000	6300.0	74	13811	No
345	GOM_NL__2PRFIN20041020_230343_000000372031_00230_13811_5198.N1	20-OCT-2004 23:03:43	Bright	37.000	82	48Bet UMa	2.3650	10600.	74	13811	No
346	GOM_NL__2PRFIN20041020_230712_000000382031_00230_13811_5199.N1	20-OCT-2004 23:07:12	Bright	38.000	174	52Psi UMa	3.0040	4400.0	76	13811	No
347	GOM_NL__2PRFIN20041020_231543_000001292031_00230_13811_5200.N1	20-OCT-2004 23:15:43	Twilight	128.50	17	78Bet Gem	1.1610	4500.0	257	13811	No
348	GOM_NL__2PRFIN20041020_232543_000000632031_00230_13811_5201.N1	20-OCT-2004 23:25:43	Dark	63.000	48	30Alp Hya	1.9770	4100.0	126	13811	No
349	GOM_NL__2PRFIN20041020_233339_000000412031_00230_13811_5202.N1	20-OCT-2004 23:33:39	Dark	41.000	113	Mu Vel	2.6920	5000.0	82	13811	No
350	GOM_NL__2PRFIN20041020_234057_000000602031_00231_13812_5181.N1	20-OCT-2004 23:40:57	Dark	59.500	117	Pi Pup	2.7060	3800.0	119	13812	No
351	GOM_NL__2PRFIN20041020_234406_000000622031_00231_13812_5182.N1	20-OCT-2004 23:44:06	Dark	61.500	2	Alp Car	-0.73600	7000.0	123	13812	No
352	GOM_NL__2PRFIN20041020_234826_000002202031_00231_13812_5183.N1	20-OCT-2004 23:48:26	Dark	220.00	1	9Alp CMa	-1.4400	11000.	440	13812	No
353	GOM_NL__2PRFIN20041020_235526_000000482031_00231_13812_5184.N1	20-OCT-2004 23:55:26	Straylight	47.500	157	The1Eri	2.9060	9300.0	95	13812	No
354	GOM_NL__2PRFIN20041020_235731_000000452031_00231_13812_5185.N1	20-OCT-2004 23:57:31	Straylight	45.000	84	Alp Phe	2.3970	4500.0	90	13812	No

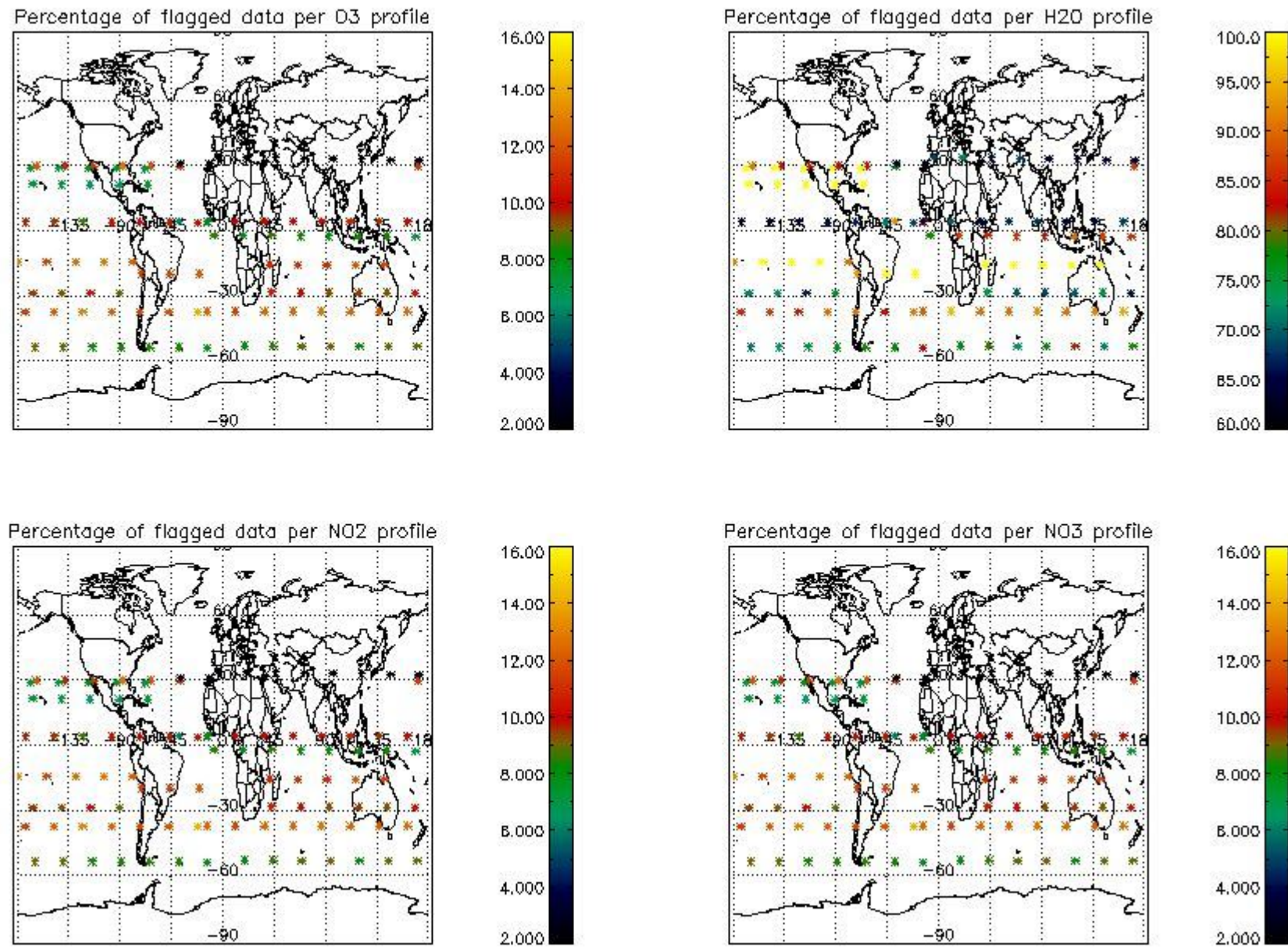
3. Quality information per product

In this section it is plotted some information contained in the Quality Summary data set of the level 2 products. Only products in dark limb conditions and without errors (error flag in the MPH set to "0") are used.

3.1 Plot quality information per product (time dependant)



3.2 Plot quality information per product (world map)

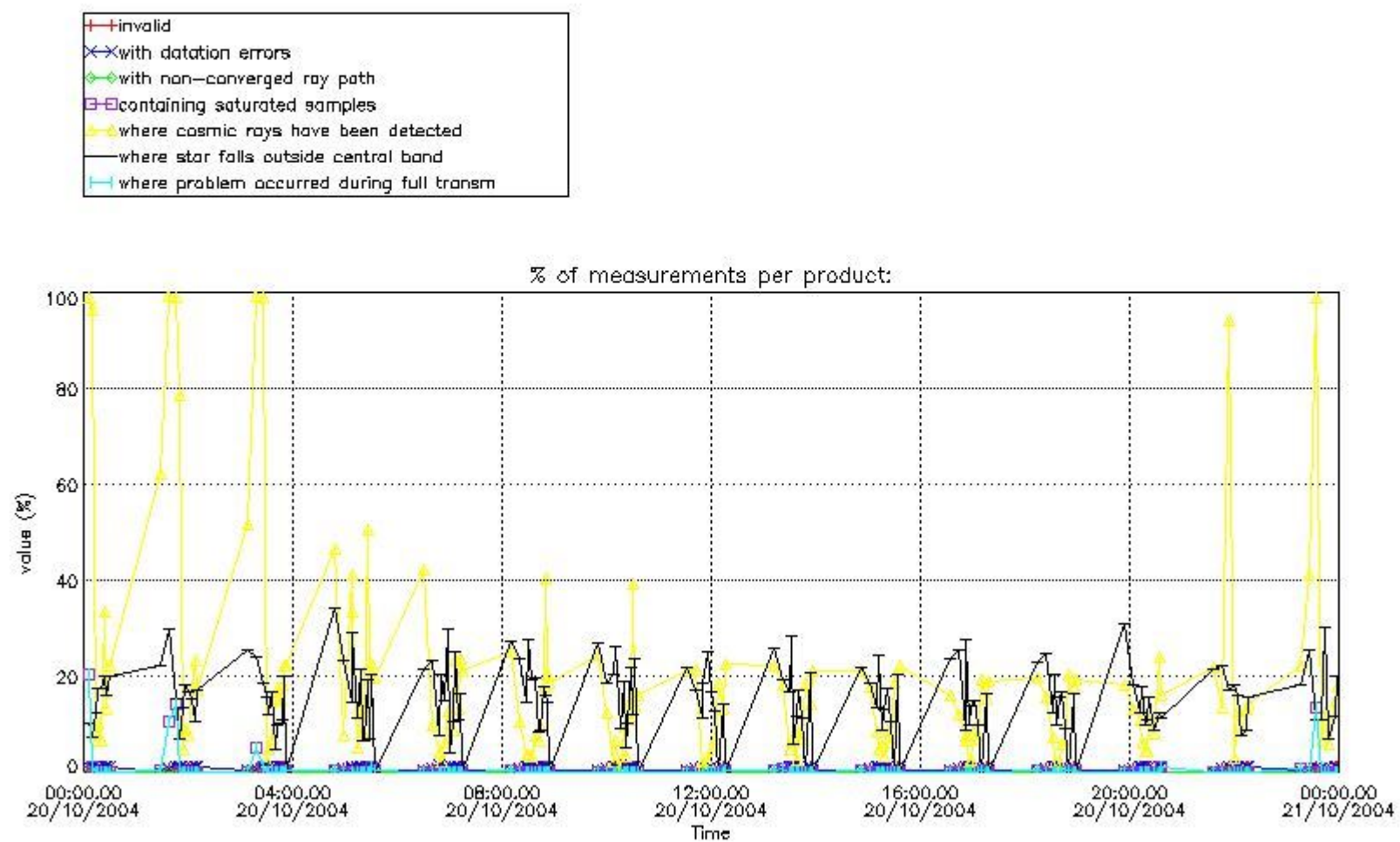


4. Level 1 quality information per product

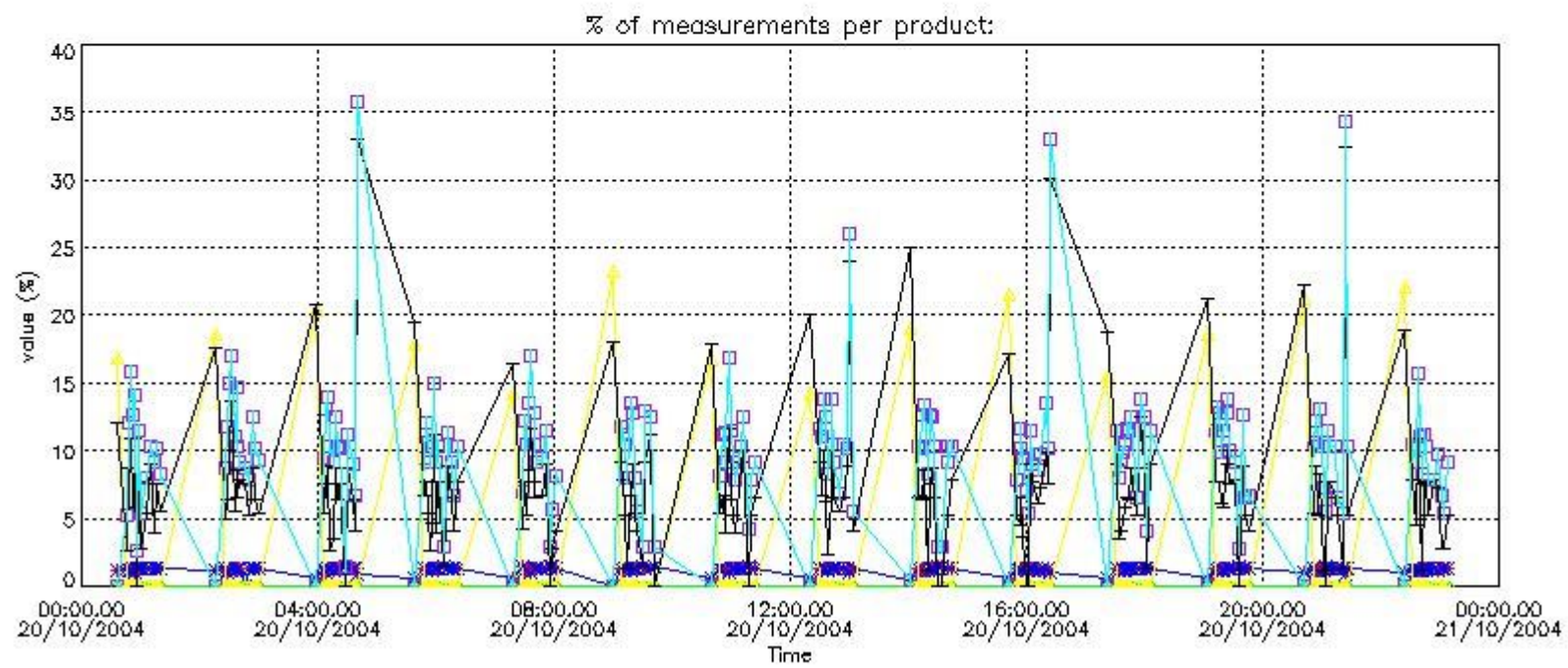
In this section it is plotted some information contained in the Quality Summary data set of the level 2 products that comes from the level 1b processing. Products without errors (error flag in the MPH set to "0") are used.

4.1 Plot quality information per product (time dependant) coming from level 1b processing

4.1.1 Plot level 1 quality information per product (time dependant): ENVISAT ASCENDING passes



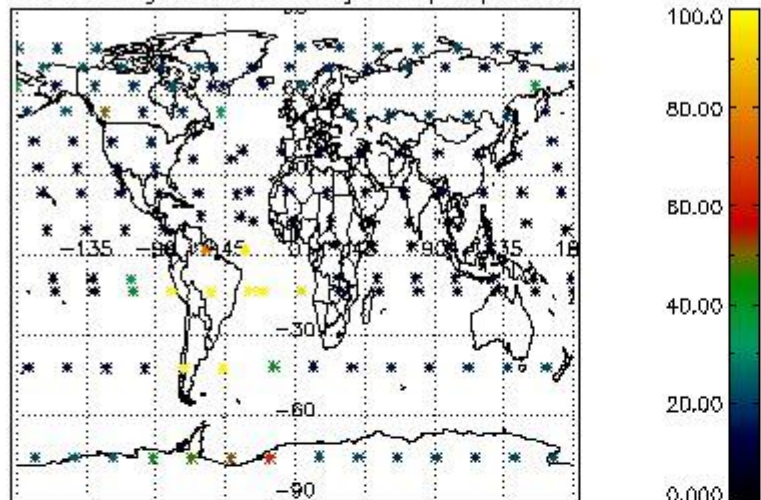
4.1.2 Plot level 1 quality information per product (time dependant): ENVI SAT DESCENDING passes



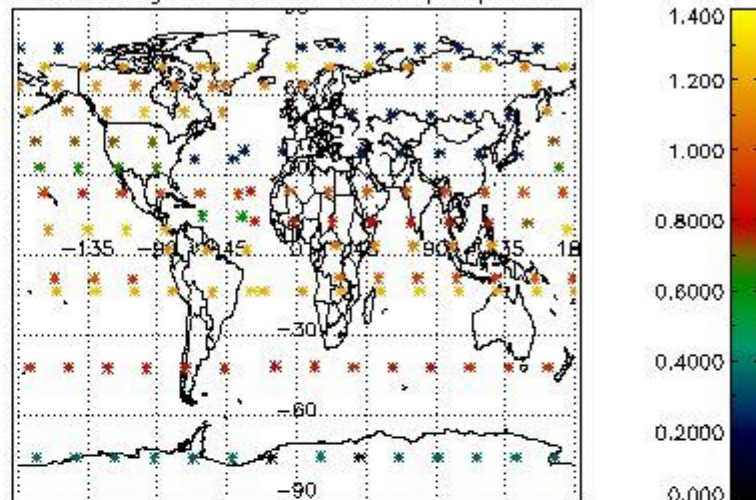
4.2 Plot quality information per product coming from level 1b processing (world map)

4.2.1 Plot level 1 quality information per product (world map): ENVISAT ASCENDING passes

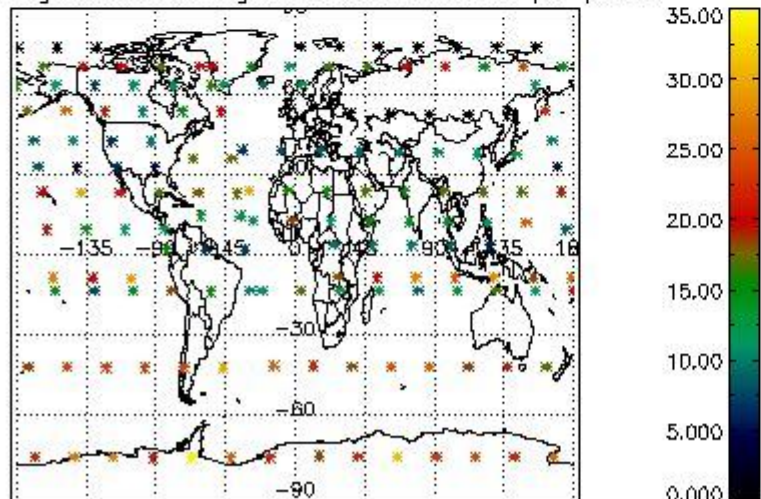
Percentage of cosmic ray hits per profile



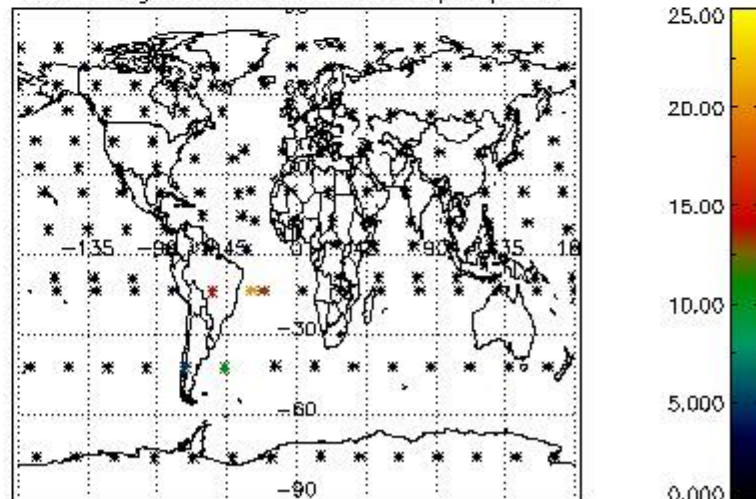
Percentage of datation errors per profile



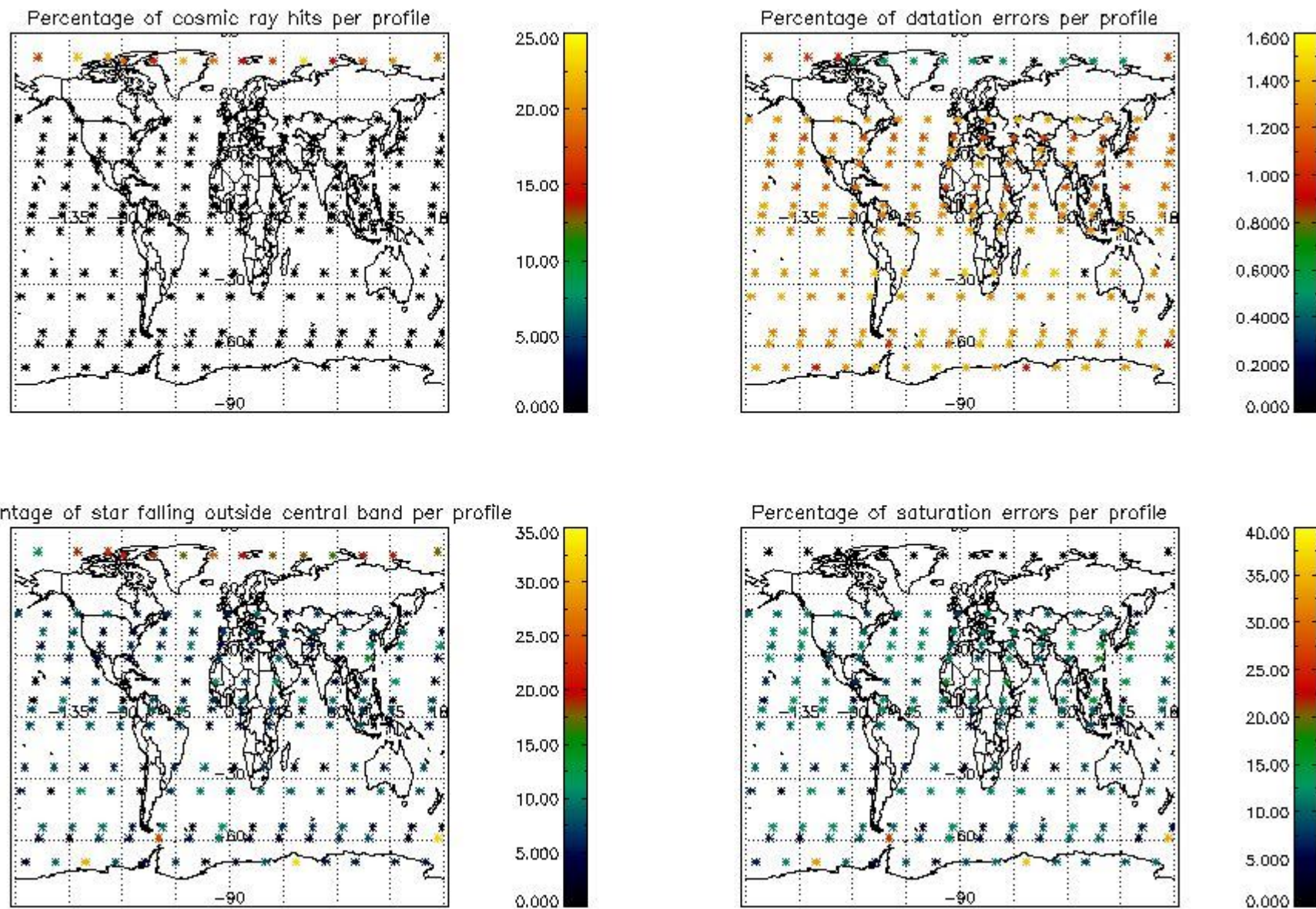
Percentage of star falling outside central band per profile



Percentage of saturation errors per profile



4.2.2 Plot level 1 quality information per product (world map): ENVISAT DESCENDING passes



5. Trace gas profiles

5.1 Ozone statistics based on quality of products

The final quality of the products can be "measured" using the STD (Standard Deviation) attached to every point profile. This information is written to the parameter GOM_NL__2P/NL_LOCAL_SPECIES_DENSITY/o3_std of the level 2 products. The table below shows the statistics for given STD ranges.

The statistics are given with respect to the overall valid production:

- Products without fatal errors: GOM_NL__2P/MPH/PRODUCT_ERR=0
- Valid point profile: GOM_NL__2P/NL_LOCAL_SPECIES_DENSITY/pcd(0)=0

The 'Criteria' is applied to valid points of dark limb products:

- Products in dark limb illumination condition: GOM_NL__2P/NL_SUMMARY_QUALITY/obs_ill_cond=0
- Products without fatal errors: GOM_NL__2P/MPH/PRODUCT_ERR=0
- Valid point profile: GOM_NL__2P/NL_LOCAL_SPECIES_DENSITY/pcd(0)=0

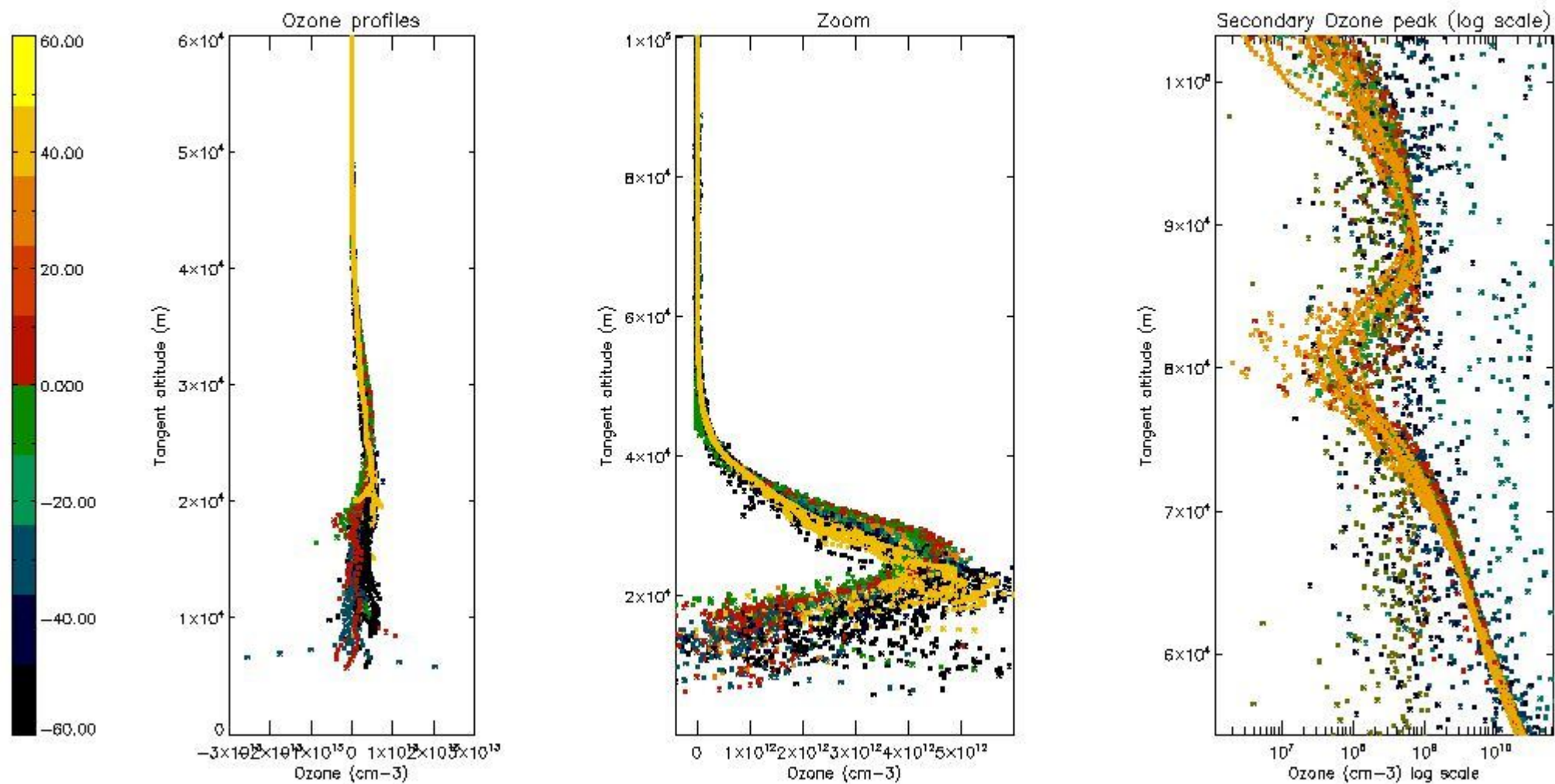
So, the table below shows the percentage of dark limb and valid observations for each criteria with respect to the overall valid daily observations.

Criteria	% of total production
All STD	34
STD < 20	20

STD < 10	18
STD < 5	14

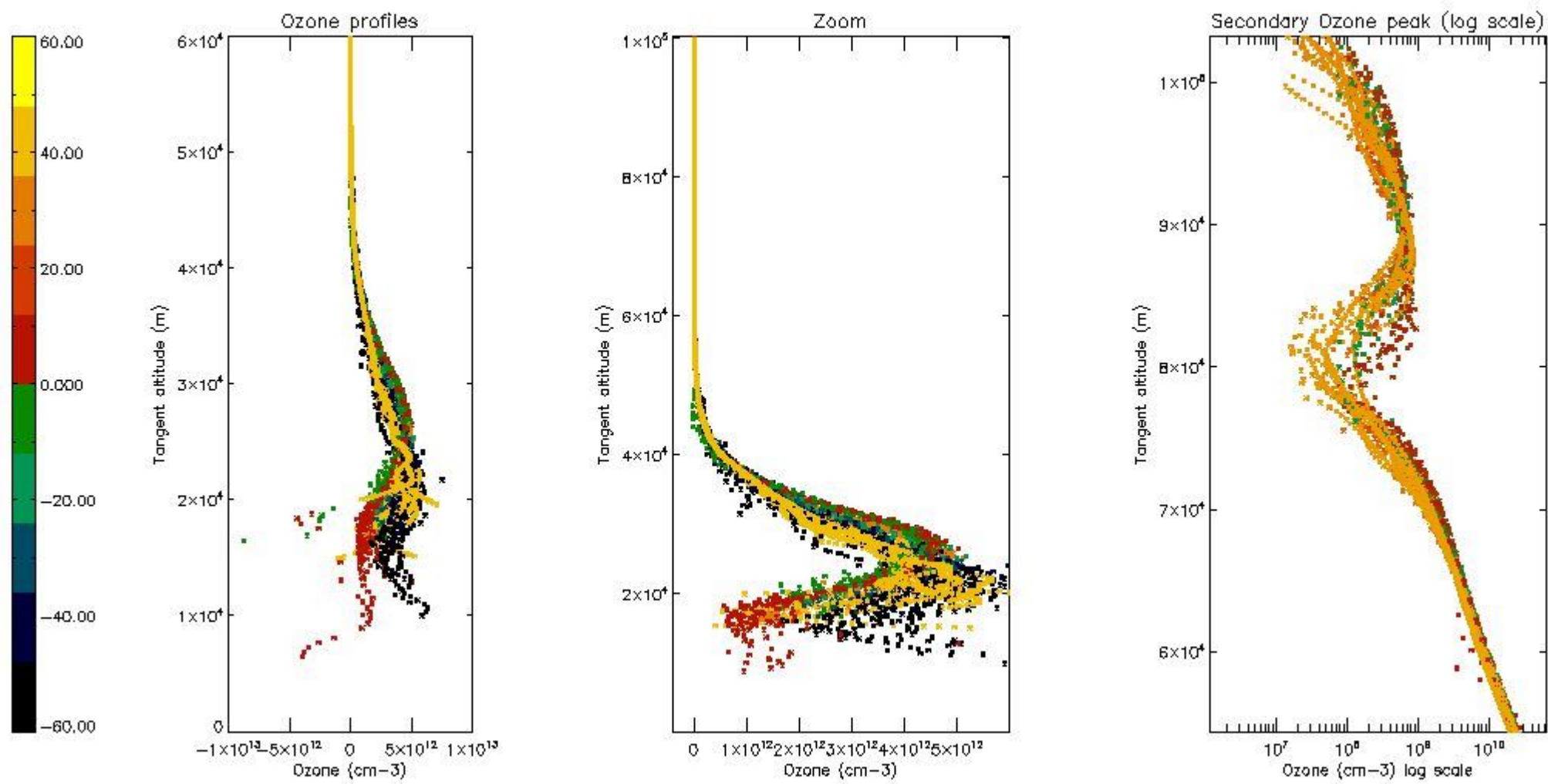
5.2 Plot ozone profiles for all STD (dark without errors)

The colorbar represents the latitude.



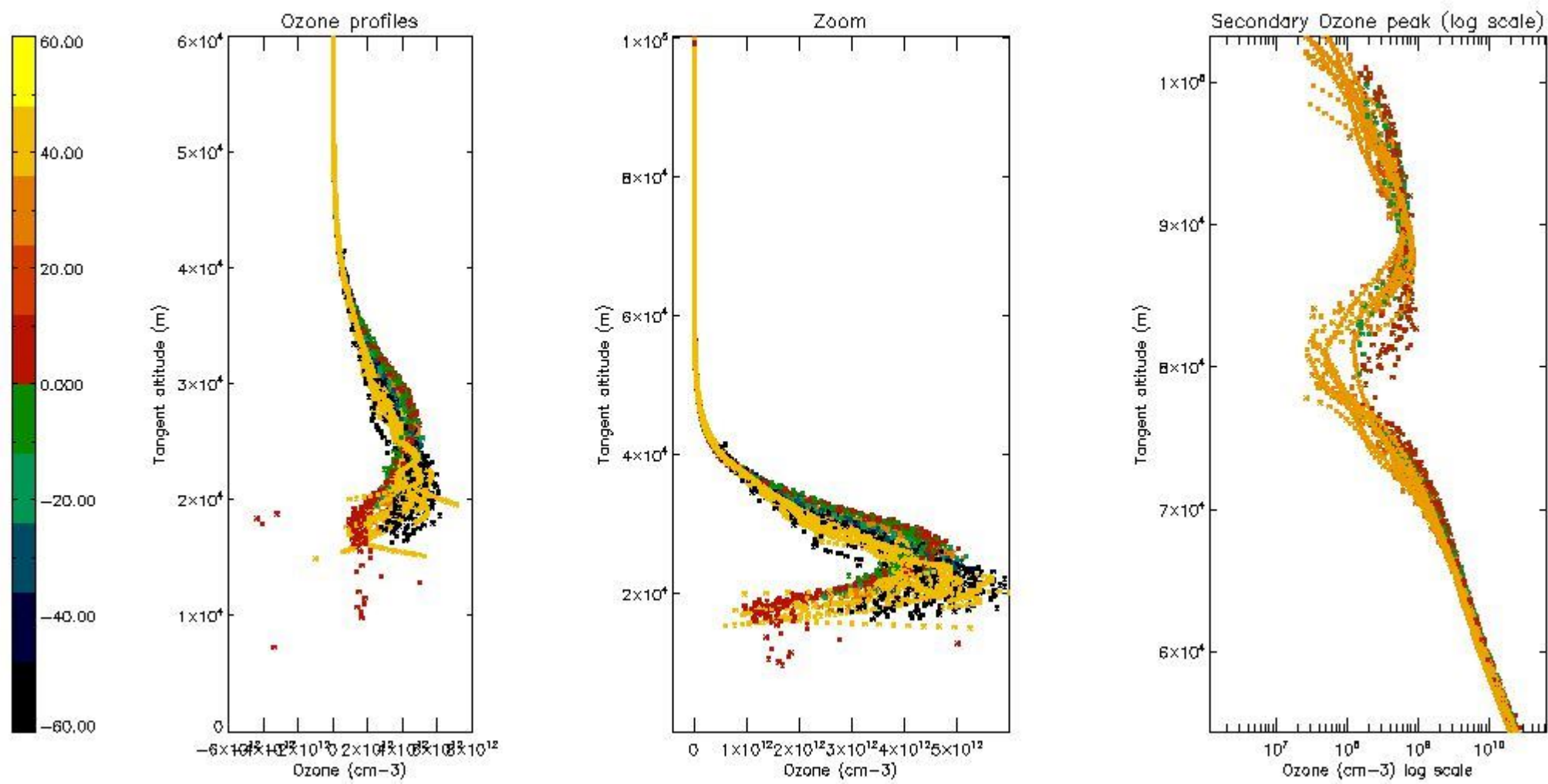
5.3 Plot ozone profiles where STD < 20% (dark without errors)

The colorbar represents the latitude.



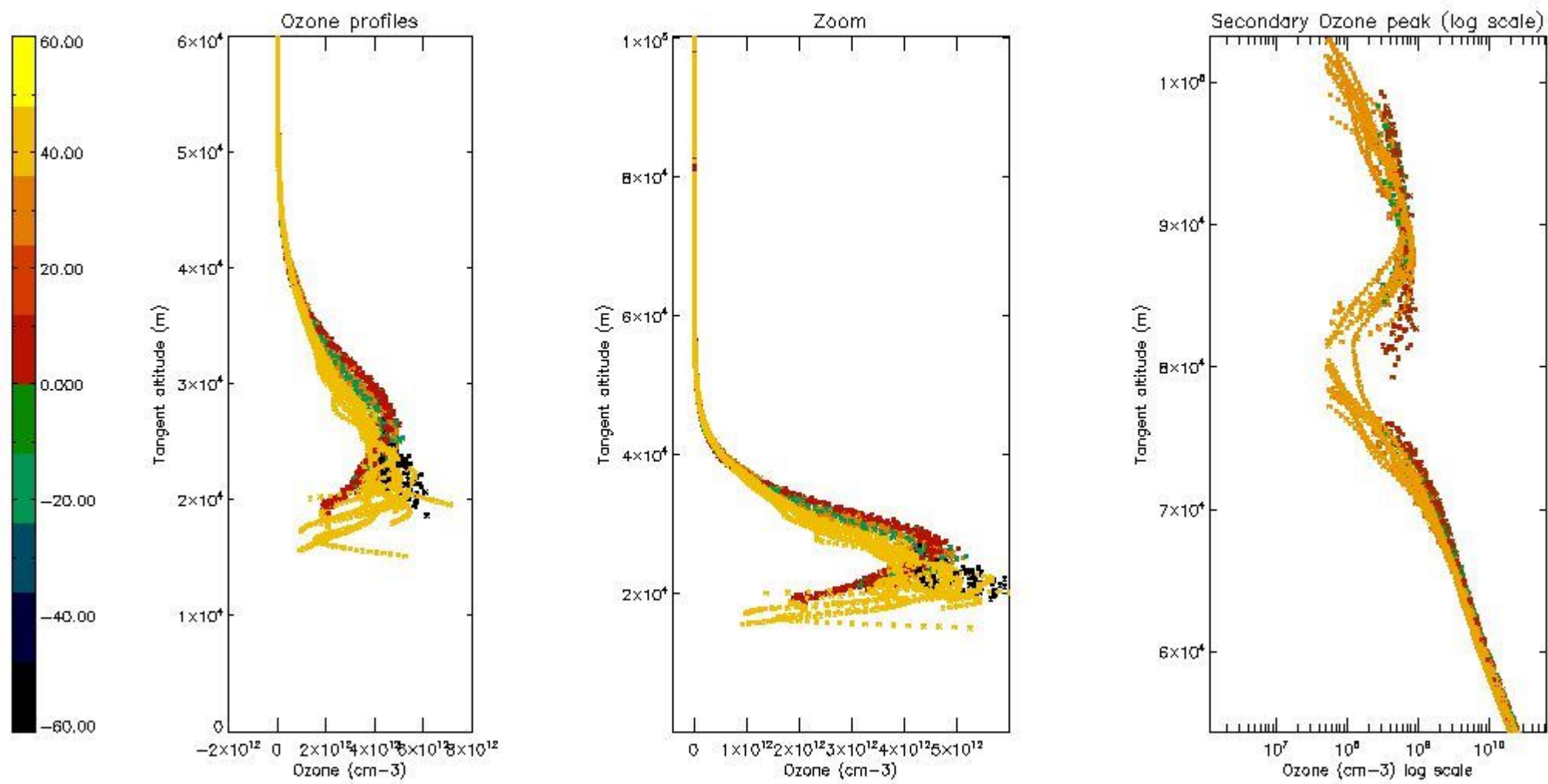
5.4 Plot ozone profiles where $STD < 10\%$ (dark without errors)

The colorbar represents the latitude.



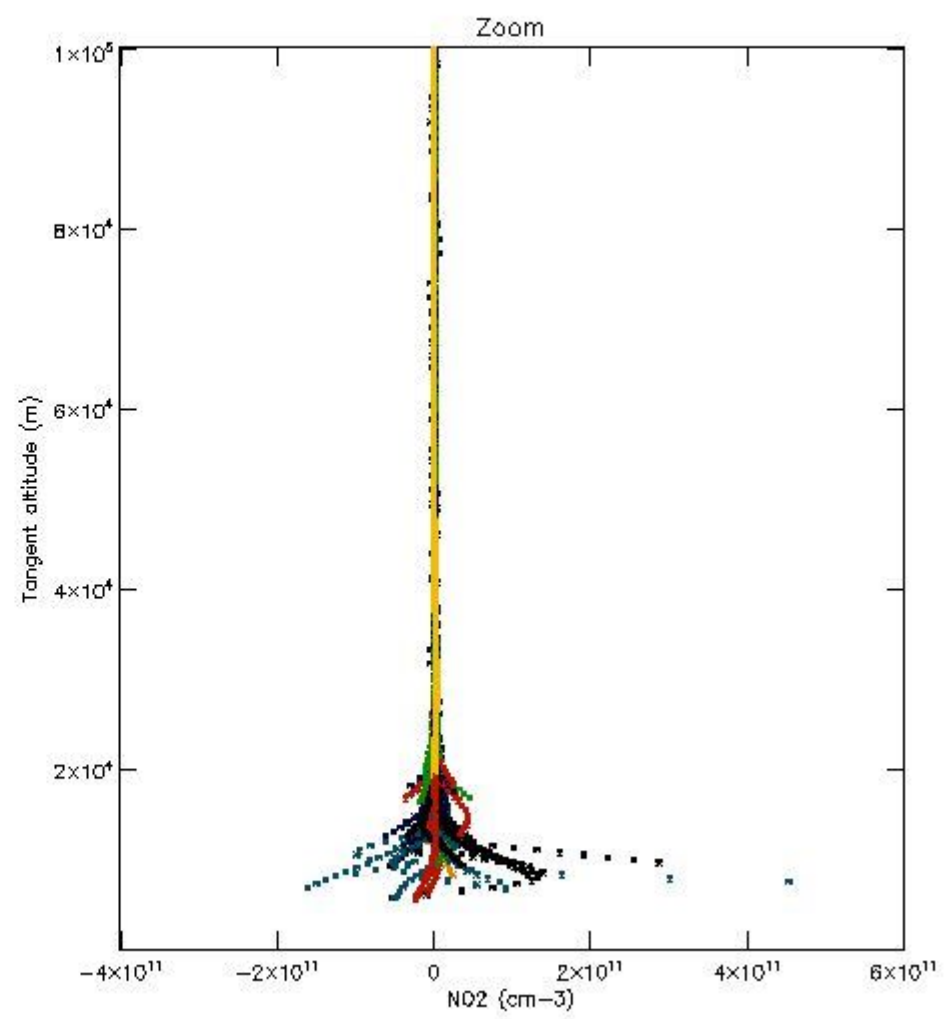
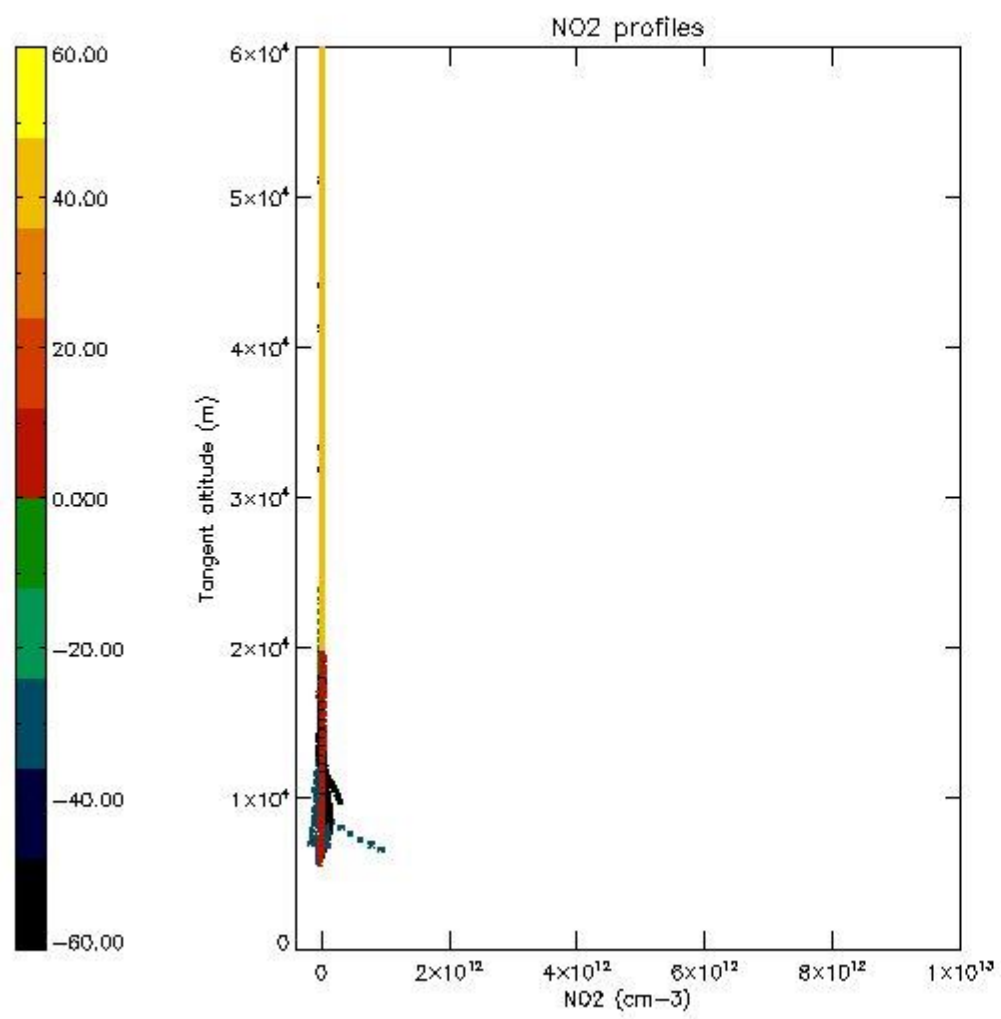
5.5 Plot ozone profiles where STD < 5% (dark without errors)

The colorbar represents the latitude.



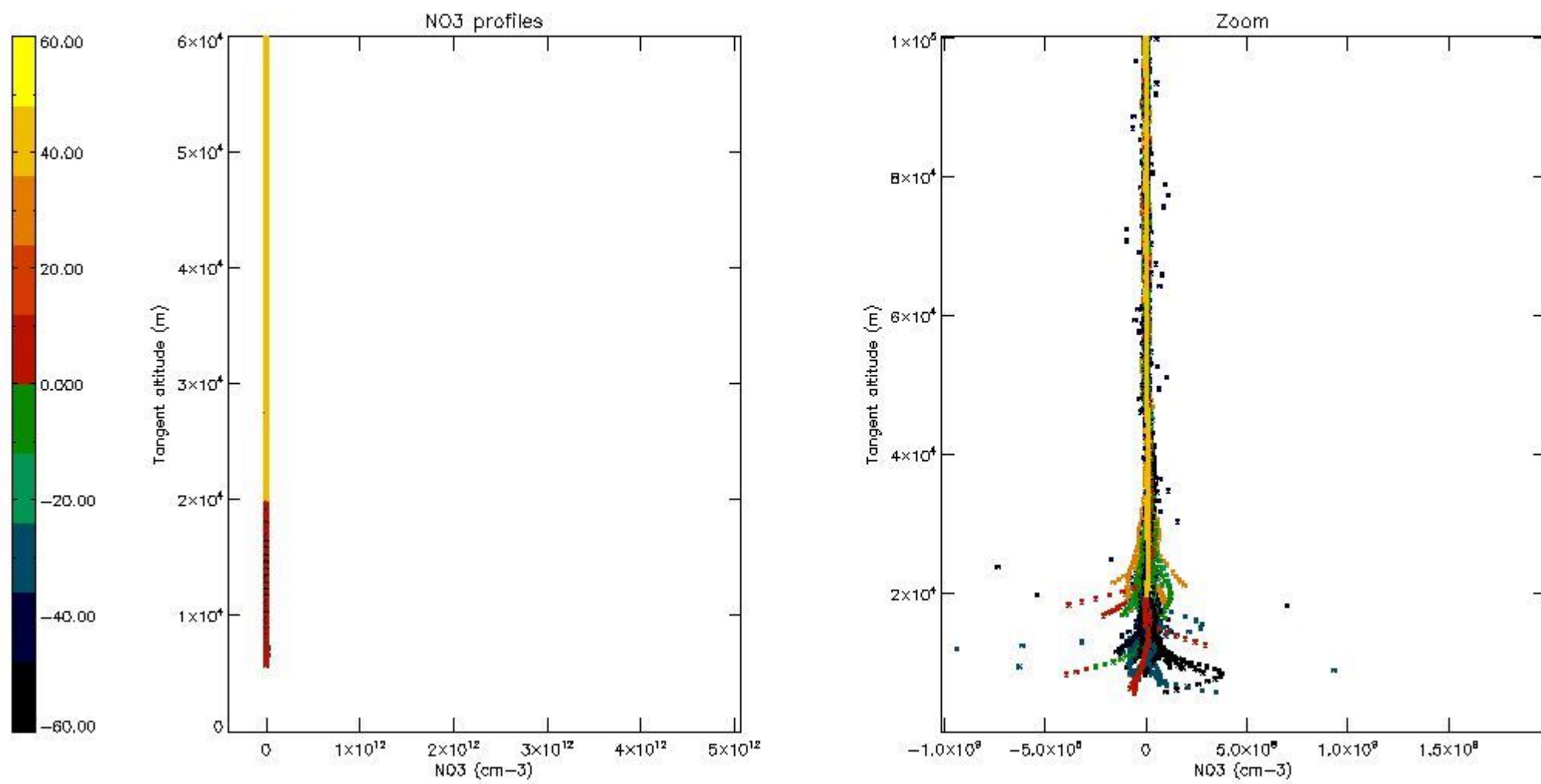
5.6 Plot NO₂ profiles for all STD (dark without errors)

The colorbar represents the latitude.



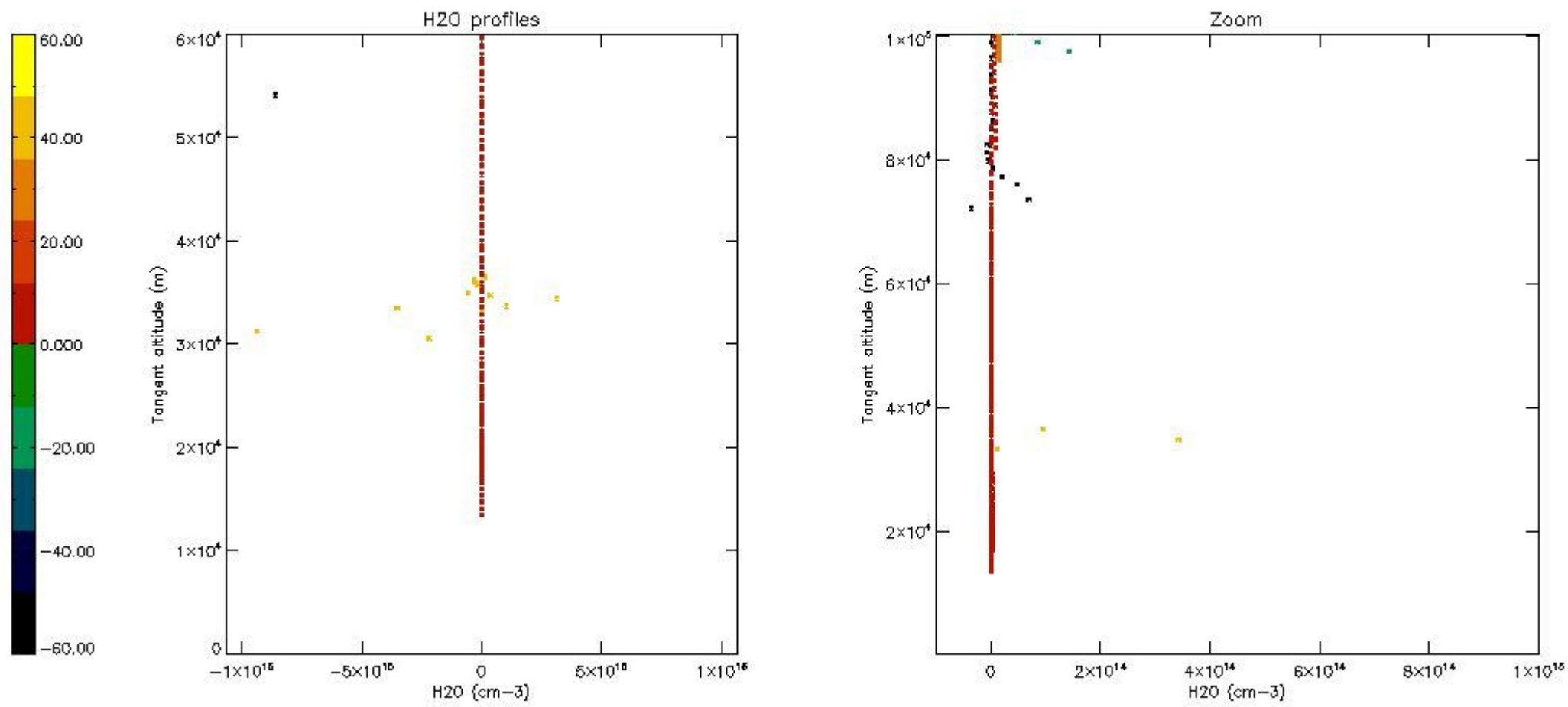
5.7 Plot NO3 profiles for all STD (dark without errors)

The colorbar represents the latitude.



5.8 Plot H2O profiles for all STD (only for occultations of stars 1,2,3,4,13,14,16,26,63 dark without errors)

The colorbar represents the latitude.



6. Auxiliary Data Files used for the production reported in section 2

The number reported in the third column indicates since which file (see list in section 2) the corresponding auxiliary file has been used. The fourth column is the date of those product files.

Type	Auxiliary Filename	Used since product	Used since product date
INST_PHYS_CHARACTERISTICS	GOM_INS_AXVIEC20091111_143220_20030716_120000_20500101_000000	1	20-OCT-2004 00:05:14
LEVEL-2_PROC_CONFIG	GOM_PR2_AXVIEC20091111_152718_20020301_000000_20500101_000000	1	20-OCT-2004 00:05:14
CROSS_SECTIONS_FILE	GOM_CRS_AXVIEC20091111_154832_20020301_000000_20500101_000000	1	20-OCT-2004 00:05:14

GOMOS Level 2 Daily Report

SUMMARY

[1. General Info](#)

[2. Summary of processed GOM_NL_2P products](#)

[3. Level 2 Quality information per product](#)

[3.1 Plot of level 2 quality information per product \(time dependant\)](#)

[3.2 Plot of level 2 quality information per product \(world map\)](#)

[4. Level 1 Quality information per product \(stored on level 2 products\)](#)

[4.1 Plot of level 1 quality information per product \(time dependant\)](#)

[4.1.1 Plot of level 1 quality information per product \(time dependant\): ASCENDING](#)

[4.1.2 Plot of level 1 quality information per product \(time dependant\): DESCENDING](#)

[4.2 Plot of level 1 quality information per product \(world map\)](#)

[4.2.1 Plot of level 1 quality information per product \(world map\): ASCENDING](#)

[4.2.2 Plot of level 1 quality information per product \(world map\): DESCENDING](#)

[5. Ozone profiles based on quality statistics and other trace gas profiles](#)

[5.1 Ozone statistics based on quality of products](#)

[5.2 Plot ozone profiles for all STD \(dark without errors\)](#)

[5.3 Plot ozone profiles where STD < 20% \(dark without errors\)](#)

[5.4. Plot ozone profiles where STD < 10% \(dark without errors\)](#)

[5.5. Plot ozone profiles where STD < 5% \(dark without errors\)](#)

[5.6 Plot NO2 profiles for all STD \(dark without errors\)](#)

[5.7 Plot NO3 profiles for all STD \(dark without errors\)](#)

[5.8 Plot H2O profiles \(only for occultations of stars 1,2,3,4,13,14,16,26,63 dark without errors\) for all STD](#)

[6. Auxiliary Data Files used for the production reported in section 2](#)

This report presents the daily analysis on parameters extracted from GOMOS level 2 data (GOM_NL__2P). It is intended to monitor some important parameters that will impact the quality of these products. A list of level 2 products (and content) that have arrived during the reporting day to the PCF is also given.

Item	Value
Time of report generation	19APR2013 13:32:58
Data source version	GOMOS/6.01
Start time of products	20-10-2004 (20OCT2004 00:00:00)
Stop time of products	21-10-2004 (21OCT2004 00:00:00)
Store outputs in DB	Yes
Nb of level 2 prods	354
Nb of prods with errors	0

2. Summary of processed GOM_NL__2P products.

Nr	Filename	UTC Start time	Limb	Duration	Star Id	Star Name	Star Mag	Star Temp	Nb Meas	Orbit	Prod. error
1	GOM_NL__2PRFIN20041020_000514_000000402031_00216_13797_5166.N1	20-OCT-2004 00:05:14	Dark	39.500	113	Mu Vel	2.6920	5000.0	79	13797	No
2	GOM_NL__2PRFIN20041020_000933_000000422031_00217_13798_5157.N1	20-OCT-2004 00:09:33	Dark	42.000	46	Del Vel	1.9540	10600.	84	13798	No
3	GOM_NL__2PRFIN20041020_001306_000000842031_00217_13798_5158.N1	20-OCT-2004 00:13:06	Dark	84.000	37	25Del CMa	1.8300	5900.0	168	13798	No
4	GOM_NL__2PRFIN20041020_001529_000000552031_00217_13798_5159.N1	20-OCT-2004 00:15:29	Dark	54.500	2	Alp Car	-0.73600	7000.0	109	13798	No
5	GOM_NL__2PRFIN20041020_001907_000002212031_00217_13798_5160.N1	20-OCT-2004 00:19:07	Dark	221.00	1	9Alp CMa	-1.4400	11000.	442	13798	No
6	GOM_NL__2PRFIN20041020_002410_000000452031_00217_13798_5161.N1	20-OCT-2004 00:24:10	Dark	45.000	9	Alp Eri	0.45300	24000.	90	13798	No
7	GOM_NL__2PRFIN20041020_002657_000000502031_00217_13798_5162.N1	20-OCT-2004 00:26:57	Straylight	49.500	157	The1Eri	2.9060	9300.0	99	13798	No
8	GOM_NL__2PRFIN20041020_002905_000000452031_00217_13798_5163.N1	20-OCT-2004 00:29:05	Straylight	45.000	84	Alp Phe	2.3970	4500.0	90	13798	No
9	GOM_NL__2PRFIN20041020_003538_000000422031_00217_13798_5164.N1	20-OCT-2004 00:35:38	Straylight	41.500	52	16Bet Cet	2.0370	4500.0	83	13798	No
10	GOM_NL__2PRFIN20041020_004508_000000392031_00217_13798_5165.N1	20-OCT-2004 00:45:08	Bright	38.500	140	88Gam Peg	2.8340	26000.	77	13798	No
11	GOM_NL__2PRFIN20041020_004742_000000462031_00217_13798_5166.N1	20-OCT-2004 00:47:42	Bright	45.500	105	6Bet Ari	2.6450	8900.0	91	13798	No
12	GOM_NL__2PRFIN20041020_004929_000000412031_00217_13798_5167.N1	20-OCT-2004 00:49:29	Bright	41.000	93	53Bet Peg	2.5200	3100.0	82	13798	No
13	GOM_NL__2PRFIN20041020_005116_000000442031_00217_13798_5168.N1	20-OCT-2004 00:51:16	Bright	43.500	53	43Bet And	2.0480	3300.0	87	13798	No
14	GOM_NL__2PRFIN20041020_005430_000000462031_00217_13798_5169.N1	20-OCT-2004 00:54:30	Bright	46.000	73	57Gam1And	2.2600	13100.	92	13798	No
15	GOM_NL__2PRFIN20041020_005655_000000382031_00217_13798_5170.N1	20-OCT-2004 00:56:55	Bright	37.500	68	18Alp Cas	2.2250	4500.0	75	13798	No
16	GOM_NL__2PRFIN20041020_005817_000000392031_00217_13798_5171.N1	20-OCT-2004 00:58:17	Bright	39.000	76	27Gam Cas	2.3000	30000.	78	13798	No
17	GOM_NL__2PRFIN20041020_010021_000000372031_00217_13798_5172.N1	20-OCT-2004 01:00:21	Bright	37.000	89	5Alp Cep	2.4510	8000.0	74	13798	No
18	GOM_NL__2PRFIN20041020_010607_000000382031_00217_13798_5173.N1	20-OCT-2004 01:06:07	Bright	37.500	49	1Alp UMi	1.9900	6300.0	75	13798	No
19	GOM_NL__2PRFIN20041020_010922_000000392031_00217_13798_5174.N1	20-OCT-2004 01:09:22	Bright	39.000	60	7Bet UMi	2.0810	3950.0	78	13798	No
20	GOM_NL__2PRFIN20041020_011422_000000382031_00217_13798_5175.N1	20-OCT-2004 01:14:22	Bright	38.000	36	50Alp UMa	1.8000	6300.0	76	13798	No
21	GOM_NL__2PRFIN20041020_011555_000000402031_00217_13798_5176.N1	20-OCT-2004 01:15:55	Bright	39.500	82	48Bet UMa	2.3650	10600.	79	13798	No
22	GOM_NL__2PRFIN20041020_011925_000000372031_00217_13798_5177.N1	20-OCT-2004 01:19:25	Bright	36.500	174	52Psi UMa	3.0040	4400.0	73	13798	No
23	GOM_NL__2PRFIN20041020_012745_000001272031_00217_13798_5178.N1	20-OCT-2004 01:27:45	Twilight_stray	127.00	17	78Bet Gem	1.1610	4500.0	254	13798	No
24	GOM_NL__2PRFIN20041020_013745_000000662031_00217_13798_5179.N1	20-OCT-2004 01:37:45	Dark	65.500	48	30Alp Hya	1.9770	4100.0	131	13798	No
25	GOM_NL__2PRFIN20041020_014549_000000432031_00217_13798_5180.N1	20-OCT-2004 01:45:49	Dark	42.500	113	Mu Vel	2.6920	5000.0	85	13798	No
26	GOM_NL__2PRFIN20041020_015007_000000442031_00218_13799_5157.N1	20-OCT-2004 01:50:07	Dark	44.000	46	Del Vel	1.9540	10600.	88	13799	No
27	GOM_NL__2PRFIN20041020_015346_000000822031_00218_13799_5158.N1	20-OCT-2004 01:53:46	Dark	82.000	37	25Del CMa	1.8300	5900.0	164	13799	No
28	GOM_NL__2PRFIN20041020_015608_000000532031_00218_13799_5159.N1	20-OCT-2004 01:56:08	Dark	52.500	2	Alp Car	-0.73600	7000.0	105	13799	No
29	GOM_NL__2PRFIN20041020_015947_000002212031_00218_13799_5160.N1	20-OCT-2004 01:59:47	Dark	221.00	1	9Alp CMa	-1.4400	11000.	442	13799	No
30	GOM_NL__2PRFIN20041020_020446_000000432031_00218_13799_5161.N1	20-OCT-2004 02:04:46	Dark	42.500	9	Alp Eri	0.45300	24000.	85	13799	No
31	GOM_NL__2PRFIN20041020_020733_000000472031_00218_13799_5162.N1	20-OCT-2004 02:07:33	Straylight	47.000	157	The1Eri	2.9060	9300.0	94	13799	No
32	GOM_NL__2PRFIN20041020_020940_000000442031_00218_13799_5163.N1	20-OCT-2004 02:09:40	Straylight	44.000	84	Alp Phe	2.3970	4500.0	88	13799	No
33	GOM_NL__2PRFIN20041020_021614_000000462031_00218_13799_5164.N1	20-OCT-2004 02:16:14	Straylight	45.500	52	16Bet Cet	2.0370	4500.0	91	13799	No
34	GOM_NL__2PRFIN20041020_022544_000000402031_00218_13799_5165.N1	20-OCT-2004 02:25:44	Bright	40.000	140	88Gam Peg	2.8340	26000.	80	13799	No
35	GOM_NL__2PRFIN20041020_022816_000000472031_00218_13799_5166.N1	20-OCT-2004 02:28:16	Bright	46.500	105	6Bet Ari	2.6450	8900.0	93	13799	No
36	GOM_NL__2PRFIN20041020_023005_000000402031_00218_13799_5167.N1	20-OCT-2004 02:30:05	Bright	40.000	93	53Bet Peg	2.5200	3100.0	80	13799	No
37	GOM_NL__2PRFIN20041020_023153_000000442031_00218_13799_5168.N1	20-OCT-2004 02:31:53	Bright	44.000	53	43Bet And	2.0480	3300.0	88	13799	No
38	GOM_NL__2PRFIN20041020_023504_000000452031_00218_13799_5169.N1	20-OCT-2004 02:35:04	Bright	45.000	73	57Gam1And	2.2600	13100.	90	13799	No
39	GOM_NL__2PRFIN20041020_023733_000000412031_00218_13799_5170.N1	20-OCT-2004 02:37:33	Bright	41.000	68	18Alp Cas	2.2250	4500.0	82	13799	No
40	GOM_NL__2PRFIN20041020_023853_000000392031_00218_13799_5171.N1	20-OCT-2004 02:38:53	Bright	38.500	76	27Gam Cas	2.3000	30000.	77	13799	No
41	GOM_NL__2PRFIN20041020_024057_000000392031_00218_13799_5172.N1	20-OCT-2004 02:40:57	Bright	38.500	89	5Alp Cep	2.4510	8000.0	77	13799	No
42	GOM_NL__2PRFIN20041020_024640_000000402031_00218_13799_5173.N1	20-OCT-2004 02:46:40	Bright	40.000	49	1Alp UMi	1.9900	6300.0	80	13799	No

43	GOM_NL__2PRFIN20041020_024958_000000392031_00218_13799_5174.N1	20-OCT-2004 02:49:58	Bright	38.500	60	7Bet UMi	2.0810	3950.0	77	13799	No
44	GOM_NL__2PRFIN20041020_025458_000000402031_00218_13799_5175.N1	20-OCT-2004 02:54:58	Bright	40.000	36	50Alp UMa	1.8000	6300.0	80	13799	No
45	GOM_NL__2PRFIN20041020_025632_000000402031_00218_13799_5176.N1	20-OCT-2004 02:56:32	Bright	39.500	82	48Bet UMa	2.3650	10600.	79	13799	No
46	GOM_NL__2PRFIN20041020_030000_000000382031_00218_13799_5177.N1	20-OCT-2004 03:00:00	Bright	37.500	174	52Psi UMa	3.0040	4400.0	75	13799	No
47	GOM_NL__2PRFIN20041020_030822_000001342031_00218_13799_5178.N1	20-OCT-2004 03:08:22	Twilight	134.00	17	78Bet Gem	1.1610	4500.0	268	13799	No
48	GOM_NL__2PRFIN20041020_031822_000000612031_00218_13799_5179.N1	20-OCT-2004 03:18:22	Dark	60.500	48	30Alp Hya	1.9770	4100.0	121	13799	No
49	GOM_NL__2PRFIN20041020_032626_000000442031_00218_13799_5180.N1	20-OCT-2004 03:26:26	Dark	43.500	113	Mu Vel	2.6920	5000.0	87	13799	No
50	GOM_NL__2PRFIN20041020_033047_000000452031_00219_13800_5157.N1	20-OCT-2004 03:30:47	Dark	44.500	46	Del Vel	1.9540	10600.	89	13800	No
51	GOM_NL__2PRFIN20041020_033253_000000422031_00219_13800_5158.N1	20-OCT-2004 03:32:53	Dark	41.500	29	Bet Car	1.6720	10200.	83	13800	No
52	GOM_NL__2PRFIN20041020_033645_000000512031_00219_13800_5159.N1	20-OCT-2004 03:36:45	Dark	51.000	2	Alp Car	-0.73600	7000.0	102	13800	No
53	GOM_NL__2PRFIN20041020_033923_000000762031_00219_13800_5160.N1	20-OCT-2004 03:39:23	Dark	75.500	177	1Zet CMa	3.0220	26000.	151	13800	No
54	GOM_NL__2PRFIN20041020_034207_000000722031_00219_13800_5161.N1	20-OCT-2004 03:42:07	Dark	72.000	108	Alp Col	2.6520	15200.	144	13800	No
55	GOM_NL__2PRFIN20041020_034522_000000402031_00219_13800_5162.N1	20-OCT-2004 03:45:22	Dark	40.000	9	Alp Eri	0.45300	24000.	80	13800	No
56	GOM_NL__2PRFIN20041020_034810_000000472031_00219_13800_5163.N1	20-OCT-2004 03:48:10	Straylight	46.500	157	The1Eri	2.9060	9300.0	93	13800	No
57	GOM_NL__2PRFIN20041020_035017_000000452031_00219_13800_5164.N1	20-OCT-2004 03:50:17	Straylight	45.000	84	Alp Phe	2.3970	4500.0	90	13800	No
58	GOM_NL__2PRFIN20041020_035236_000002132031_00219_13800_5165.N1	20-OCT-2004 03:52:36	Twilight	213.00	101	11Alp Lep	2.5820	7000.0	426	13800	No
59	GOM_NL__2PRFIN20041020_035738_000000962031_00219_13800_5166.N1	20-OCT-2004 03:57:38	Twilight	96.000	165	34Gam Eri	2.9500	3200.0	192	13800	No
60	GOM_NL__2PRFIN20041020_040623_000000372031_00219_13800_5167.N1	20-OCT-2004 04:06:23	Bright	37.000	140	88Gam Peg	2.8340	26000.	74	13800	No
61	GOM_NL__2PRFIN20041020_040853_000000462031_00219_13800_5168.N1	20-OCT-2004 04:08:53	Bright	46.000	105	6Bet Ari	2.6450	8900.0	92	13800	No
62	GOM_NL__2PRFIN20041020_041042_000000402031_00219_13800_5169.N1	20-OCT-2004 04:10:42	Bright	39.500	93	53Bet Peg	2.5200	3100.0	79	13800	No
63	GOM_NL__2PRFIN20041020_041230_000000392031_00219_13800_5170.N1	20-OCT-2004 04:12:30	Bright	39.000	53	43Bet And	2.0480	3300.0	78	13800	No
64	GOM_NL__2PRFIN20041020_041540_000000442031_00219_13800_5171.N1	20-OCT-2004 04:15:40	Bright	43.500	73	57Gam1And	2.2600	13100.	87	13800	No
65	GOM_NL__2PRFIN20041020_041810_000000402031_00219_13800_5172.N1	20-OCT-2004 04:18:10	Bright	40.000	68	18Alp Cas	2.2250	4500.0	80	13800	No
66	GOM_NL__2PRFIN20041020_041929_000000392031_00219_13800_5173.N1	20-OCT-2004 04:19:29	Bright	39.000	76	27Gam Cas	2.3000	30000.	78	13800	No
67	GOM_NL__2PRFIN20041020_042133_000000402031_00219_13800_5174.N1	20-OCT-2004 04:21:33	Bright	39.500	89	5Alp Cep	2.4510	8000.0	79	13800	No
68	GOM_NL__2PRFIN20041020_042719_000000352031_00219_13800_5175.N1	20-OCT-2004 04:27:19	Bright	34.500	49	1Alp UMi	1.9900	6300.0	69	13800	No
69	GOM_NL__2PRFIN20041020_043034_000000402031_00219_13800_5176.N1	20-OCT-2004 04:30:34	Bright	40.000	60	7Bet UMi	2.0810	3950.0	80	13800	No
70	GOM_NL__2PRFIN20041020_043534_000000392031_00219_13800_5177.N1	20-OCT-2004 04:35:34	Bright	39.000	36	50Alp UMa	1.8000	6300.0	78	13800	No
71	GOM_NL__2PRFIN20041020_043708_000000382031_00219_13800_5178.N1	20-OCT-2004 04:37:08	Bright	37.500	82	48Bet UMa	2.3650	10600.	75	13800	No
72	GOM_NL__2PRFIN20041020_044036_000000532031_00219_13800_5179.N1	20-OCT-2004 04:40:36	Bright	53.000	174	52Psi UMa	3.0040	4400.0	106	13800	No
73	GOM_NL__2PRFIN20041020_044859_000001542031_00219_13800_5180.N1	20-OCT-2004 04:48:59	Twilight	153.50	17	78Bet Gem	1.1610	4500.0	307	13800	No
74	GOM_NL__2PRFIN20041020_045858_000000602031_00219_13800_5181.N1	20-OCT-2004 04:58:58	Dark	60.000	48	30Alp Hya	1.9770	4100.0	120	13800	No
75	GOM_NL__2PRFIN20041020_050702_000000422031_00219_13800_5182.N1	20-OCT-2004 05:07:02	Dark	41.500	113	Mu Vel	2.6920	5000.0	83	13800	No
76	GOM_NL__2PRFIN20041020_050823_000000572031_00219_13800_5183.N1	20-OCT-2004 05:08:23	Dark	56.500	65	Lam Vel	2.2040	4400.0	113	13800	No
77	GOM_NL__2PRFIN20041020_051329_000000402031_00220_13801_5158.N1	20-OCT-2004 05:13:29	Dark	39.500	29	Bet Car	1.6720	10200.	79	13801	No
78	GOM_NL__2PRFIN20041020_051723_000000542031_00220_13801_5159.N1	20-OCT-2004 05:17:23	Dark	54.000	2	Alp Car	-0.73600	7000.0	108	13801	No
79	GOM_NL__2PRFIN20041020_052001_000000782031_00220_13801_5160.N1	20-OCT-2004 05:20:01	Dark	77.500	177	1Zet CMa	3.0220	26000.	155	13801	No
80	GOM_NL__2PRFIN20041020_052244_000000702031_00220_13801_5161.N1	20-OCT-2004 05:22:44	Dark	70.000	108	Alp Col	2.6520	15200.	140	13801	No
81	GOM_NL__2PRFIN20041020_052558_000000452031_00220_13801_5162.N1	20-OCT-2004 05:25:58	Dark	44.500	9	Alp Eri	0.45300	24000.	89	13801	No
82	GOM_NL__2PRFIN20041020_052847_000000442031_00220_13801_5163.N1	20-OCT-2004 05:28:47	Straylight	43.500	157	The1Eri	2.9060	9300.0	87	13801	No
83	GOM_NL__2PRFIN20041020_053054_000000452031_00220_13801_5164.N1	20-OCT-2004 05:30:54	Straylight	44.500	84	Alp Phe	2.3970	4500.0	89	13801	No
84	GOM_NL__2PRFIN20041020_053313_000002132031_00220_13801_5165.N1	20-OCT-2004 05:33:13	Twilight	213.00	101	11Alp Lep	2.5820	7000.0	426	13801	No
85	GOM_NL__2PRFIN20041020_053812_000000952031_00220_13801_5166.N1	20-OCT-2004 05:38:12	Twilight	95.000	165	34Gam Eri	2.9500	3200.0	190	13801	No
86	GOM_NL__2PRFIN20041020_054700_000000372031_00220_13801_5167.N1	20-OCT-2004 05:47:00	Bright	37.000	140	88Gam Peg	2.8340	26000.	74	13801	No
87	GOM_NL__2PRFIN20041020_054929_000000462031_00220_13801_5168.N1	20-OCT-2004 05:49:29	Bright	45.500	105	6Bet Ari	2.6450	8900.0	91	13801	No
88	GOM_NL__2PRFIN20041020_055119_000000382031_00220_13801_5169.N1	20-OCT-2004 05:51:19	Bright	37.500	93	53Bet Peg	2.5200	3100.0	75	13801	No
89	GOM_NL__2PRFIN20041020_055306_000000392031_00220_13801_5170.N1	20-OCT-2004 05:53:06	Bright	38.500	53	43Bet And	2.0480	3300.0	77	13801	No
90	GOM_NL__2PRFIN20041020_055616_000000442031_00220_13801_5171.N1	20-OCT-2004 05:56:16	Bright	43.500	73	57Gam1And	2.2600	13100.	87	13801	No
91	GOM_NL__2PRFIN20041020_055846_000000402031_00220_13801_5172.N1	20-OCT-2004 05:58:46	Bright	40.000	68	18Alp Cas	2.2250	4500.0	80	13801	No
92	GOM_NL__2PRFIN20041020_060005_000000382031_00220_13801_5173.N1	20-OCT-2004 06:00:05	Bright	38.000	76	27Gam Cas	2.3000	30000.	76	13801	No
93	GOM_NL__2PRFIN20041020_060210_000000392031_00220_13801_5174.N1	20-OCT-2004 06:02:10	Bright	39.000	89	5Alp Cep	2.4510	8000.0	78	13801	No
94	GOM_NL__2PRFIN20041020_060755_000000352031_00220_13801_5175.N1	20-OCT-2004 06:07:55	Bright	35.000	49	1Alp UMi	1.9900	6300.0	70	13801	No
95	GOM_NL__2PRFIN20041020_061111_000000402031_00220_13801_5176.N1	20-OCT-2004 06:11:11	Bright	39.500	60	7Bet UMi	2.0810	3950.0	79	13801	No
96	GOM_NL__2PRFIN20041020_061610_000000392031_00220_13801_5177.N1	20-OCT-2004 06:16:10	Bright	38.500	36	50Alp UMa	1.8000	6300.0	77	13801	No
97	GOM_NL__2PRFIN20041020_061744_000000372031_00220_13801_5178.N1	20-OCT-2004 06:17:44	Bright	37.000	82	48Bet UMa	2.3650	10600.	74	13801	No
98	GOM_NL__2PRFIN20041020_062112_000000392031_00220_13801_5179.N1	20-OCT-2004 06:21:12	Bright	39.000	174	52Psi UMa	3.0040	4400.0	78	13801	No
99	GOM_NL__2PRFIN20041020_062935_000001292031_00220_13801_5180.N1	20-OCT-2004 06:29:35	Twilight	129.00	17	78Bet Gem	1.1610	4500.0	258	13801	No
100	GOM_NL__2PRFIN20041020_063935_000000612031_00220_13801_5181.N1	20-OCT-2004 06:39:35	Dark	60.500	48	30Alp Hya	1.9770	4100.0	121	13801	No
101	GOM_NL__2PRFIN20041020_064739_000000392031_00220_13801_5182.N1	20-OCT-2004 06:47:39	Dark	39.000	113	Mu Vel	2.6920	5000.0	78	13801	No

102	GOM_NL__2PRFIN20041020_064900_000000502031_00220_13801_5183.N1	20-OCT-2004 06:49:00	Dark	49.500	65	Lam Vel	2.2040	4400.0	99	13801	No
103	GOM_NL__2PRFIN20041020_065406_000000412031_00221_13802_5159.N1	20-OCT-2004 06:54:06	Dark	40.500	29	Bet Car	1.6720	10200.	81	13802	No
104	GOM_NL__2PRFIN20041020_065800_000000592031_00221_13802_5160.N1	20-OCT-2004 06:58:00	Dark	59.000	2	Alp Car	-0.73600	7000.0	118	13802	No
105	GOM_NL__2PRFIN20041020_070037_000000782031_00221_13802_5161.N1	20-OCT-2004 07:00:37	Dark	77.500	177	1Zet CMa	3.0220	26000.	155	13802	No
106	GOM_NL__2PRFIN20041020_070323_000000702031_00221_13802_5162.N1	20-OCT-2004 07:03:23	Dark	70.000	108	Alp Col	2.6520	15200.	140	13802	No
107	GOM_NL__2PRFIN20041020_070635_000000482031_00221_13802_5163.N1	20-OCT-2004 07:06:35	Dark	47.500	9	Alp Eri	0.45300	24000.	95	13802	No
108	GOM_NL__2PRFIN20041020_070924_000000462031_00221_13802_5164.N1	20-OCT-2004 07:09:24	Straylight	45.500	157	The1Eri	2.9060	9300.0	91	13802	No
109	GOM_NL__2PRFIN20041020_071130_000000432031_00221_13802_5165.N1	20-OCT-2004 07:11:30	Straylight	42.500	84	Alp Phe	2.3970	4500.0	85	13802	No
110	GOM_NL__2PRFIN20041020_071350_000002132031_00221_13802_5166.N1	20-OCT-2004 07:13:50	Twi_and_stray	213.00	101	11Alp Lep	2.5820	7000.0	426	13802	No
111	GOM_NL__2PRFIN20041020_071848_000000922031_00221_13802_5167.N1	20-OCT-2004 07:18:48	Twi_and_stray	91.500	165	34Gam Eri	2.9500	3200.0	183	13802	No
112	GOM_NL__2PRFIN20041020_072736_000000362031_00221_13802_5168.N1	20-OCT-2004 07:27:36	Bright	36.000	140	88Gam Peg	2.8340	26000.	72	13802	No
113	GOM_NL__2PRFIN20041020_073004_000000452031_00221_13802_5169.N1	20-OCT-2004 07:30:04	Bright	45.000	105	6Bet Ari	2.6450	8900.0	90	13802	No
114	GOM_NL__2PRFIN20041020_073155_000000382031_00221_13802_5170.N1	20-OCT-2004 07:31:55	Bright	38.000	93	53Bet Peg	2.5200	3100.0	76	13802	No
115	GOM_NL__2PRFIN20041020_073342_000000412031_00221_13802_5171.N1	20-OCT-2004 07:33:42	Bright	40.500	53	43Bet And	2.0480	3300.0	81	13802	No
116	GOM_NL__2PRFIN20041020_073652_000000472031_00221_13802_5172.N1	20-OCT-2004 07:36:52	Bright	47.000	73	57Gam1And	2.2600	13100.	94	13802	No
117	GOM_NL__2PRFIN20041020_073922_000000392031_00221_13802_5173.N1	20-OCT-2004 07:39:22	Bright	39.000	68	18Alp Cas	2.2250	4500.0	78	13802	No
118	GOM_NL__2PRFIN20041020_074041_000000382031_00221_13802_5174.N1	20-OCT-2004 07:40:41	Bright	38.000	76	27Gam Cas	2.3000	30000.	76	13802	No
119	GOM_NL__2PRFIN20041020_074246_000000392031_00221_13802_5175.N1	20-OCT-2004 07:42:46	Bright	38.500	89	5Alp Cep	2.4510	8000.0	77	13802	No
120	GOM_NL__2PRFIN20041020_074831_000000372031_00221_13802_5176.N1	20-OCT-2004 07:48:31	Bright	37.000	49	1Alp UMi	1.9900	6300.0	74	13802	No
121	GOM_NL__2PRFIN20041020_075147_000000392031_00221_13802_5177.N1	20-OCT-2004 07:51:47	Bright	39.000	60	7Bet UMi	2.0810	3950.0	78	13802	No
122	GOM_NL__2PRFIN20041020_075646_000000352031_00221_13802_5178.N1	20-OCT-2004 07:56:46	Bright	35.000	36	50Alp UMa	1.8000	6300.0	70	13802	No
123	GOM_NL__2PRFIN20041020_075821_000000362031_00221_13802_5179.N1	20-OCT-2004 07:58:21	Bright	35.500	82	48Bet UMa	2.3650	10600.	71	13802	No
124	GOM_NL__2PRFIN20041020_080149_000000372031_00221_13802_5180.N1	20-OCT-2004 08:01:49	Bright	37.000	174	52Psi UMa	3.0040	4400.0	74	13802	No
125	GOM_NL__2PRFIN20041020_081012_000001412031_00221_13802_5181.N1	20-OCT-2004 08:10:12	Twi_and_stray	141.00	17	78Bet Gem	1.1610	4500.0	282	13802	No
126	GOM_NL__2PRFIN20041020_082012_000000612031_00221_13802_5182.N1	20-OCT-2004 08:20:12	Dark	61.000	48	30Alp Hya	1.9770	4100.0	122	13802	No
127	GOM_NL__2PRFIN20041020_082815_000000422031_00221_13802_5183.N1	20-OCT-2004 08:28:15	Dark	41.500	113	Mu Vel	2.6920	5000.0	83	13802	No
128	GOM_NL__2PRFIN20041020_082937_000000552031_00221_13802_5184.N1	20-OCT-2004 08:29:37	Dark	54.500	65	Lam Vel	2.2040	4400.0	109	13802	No
129	GOM_NL__2PRFIN20041020_083442_000000442031_00222_13803_5160.N1	20-OCT-2004 08:34:42	Dark	44.000	29	Bet Car	1.6720	10200.	88	13803	No
130	GOM_NL__2PRFIN20041020_083836_000000532031_00222_13803_5161.N1	20-OCT-2004 08:38:36	Dark	53.000	2	Alp Car	-0.73600	7000.0	106	13803	No
131	GOM_NL__2PRFIN20041020_084117_000000782031_00222_13803_5162.N1	20-OCT-2004 08:41:17	Dark	77.500	177	1Zet CMa	3.0220	26000.	155	13803	No
132	GOM_NL__2PRFIN20041020_084401_000000682031_00222_13803_5163.N1	20-OCT-2004 08:44:01	Dark	68.000	108	Alp Col	2.6520	15200.	136	13803	No
133	GOM_NL__2PRFIN20041020_084711_000000432031_00222_13803_5164.N1	20-OCT-2004 08:47:11	Dark	42.500	9	Alp Eri	0.45300	24000.	85	13803	No
134	GOM_NL__2PRFIN20041020_085000_000000472031_00222_13803_5165.N1	20-OCT-2004 08:50:00	Straylight	47.000	157	The1Eri	2.9060	9300.0	94	13803	No
135	GOM_NL__2PRFIN20041020_085206_000000422031_00222_13803_5166.N1	20-OCT-2004 08:52:06	Straylight	41.500	84	Alp Phe	2.3970	4500.0	83	13803	No
136	GOM_NL__2PRFIN20041020_085427_000002132031_00222_13803_5167.N1	20-OCT-2004 08:54:27	Twi_and_stray	213.00	101	11Alp Lep	2.5820	7000.0	426	13803	No
137	GOM_NL__2PRFIN20041020_085922_000000952031_00222_13803_5168.N1	20-OCT-2004 08:59:22	Twi_and_stray	94.500	165	34Gam Eri	2.9500	3200.0	189	13803	No
138	GOM_NL__2PRFIN20041020_090812_000000382031_00222_13803_5169.N1	20-OCT-2004 09:08:12	Bright	38.000	140	88Gam Peg	2.8340	26000.	76	13803	No
139	GOM_NL__2PRFIN20041020_091040_000000452031_00222_13803_5170.N1	20-OCT-2004 09:10:40	Bright	44.500	105	6Bet Ari	2.6450	8900.0	89	13803	No
140	GOM_NL__2PRFIN20041020_091231_000000382031_00222_13803_5171.N1	20-OCT-2004 09:12:31	Bright	38.000	93	53Bet Peg	2.5200	3100.0	76	13803	No
141	GOM_NL__2PRFIN20041020_091418_000000382031_00222_13803_5172.N1	20-OCT-2004 09:14:18	Bright	37.500	53	43Bet And	2.0480	3300.0	75	13803	No
142	GOM_NL__2PRFIN20041020_091727_000000452031_00222_13803_5173.N1	20-OCT-2004 09:17:27	Bright	44.500	73	57Gam1And	2.2600	13100.	89	13803	No
143	GOM_NL__2PRFIN20041020_091958_000000392031_00222_13803_5174.N1	20-OCT-2004 09:19:58	Bright	39.000	68	18Alp Cas	2.2250	4500.0	78	13803	No
144	GOM_NL__2PRFIN20041020_092117_000000382031_00222_13803_5175.N1	20-OCT-2004 09:21:17	Bright	37.500	76	27Gam Cas	2.3000	30000.	75	13803	No
145	GOM_NL__2PRFIN20041020_092323_000000372031_00222_13803_5176.N1	20-OCT-2004 09:23:23	Bright	36.500	89	5Alp Cep	2.4510	8000.0	73	13803	No
146	GOM_NL__2PRFIN20041020_092907_000000352031_00222_13803_5177.N1	20-OCT-2004 09:29:07	Bright	34.500	49	1Alp UMi	1.9900	6300.0	69	13803	No
147	GOM_NL__2PRFIN20041020_093224_000000392031_00222_13803_5178.N1	20-OCT-2004 09:32:24	Bright	38.500	60	7Bet UMi	2.0810	3950.0	77	13803	No
148	GOM_NL__2PRFIN20041020_093722_000000402031_00222_13803_5179.N1	20-OCT-2004 09:37:22	Bright	40.000	36	50Alp UMa	1.8000	6300.0	80	13803	No
149	GOM_NL__2PRFIN20041020_093856_000000402031_00222_13803_5180.N1	20-OCT-2004 09:38:56	Bright	40.000	82	48Bet UMa	2.3650	10600.	80	13803	No
150	GOM_NL__2PRFIN20041020_094225_000000352031_00222_13803_5181.N1	20-OCT-2004 09:42:25	Bright	35.000	174	52Psi UMa	3.0040	4400.0	70	13803	No
151	GOM_NL__2PRFIN20041020_095048_000001402031_00222_13803_5182.N1	20-OCT-2004 09:50:48	Twi_and_stray	140.00	17	78Bet Gem	1.1610	4500.0	280	13803	No
152	GOM_NL__2PRFIN20041020_100049_000000572031_00222_13803_5183.N1	20-OCT-2004 10:00:49	Dark	56.500	48	30Alp Hya	1.9770	4100.0	113	13803	No
153	GOM_NL__2PRFIN20041020_100851_000000452031_00222_13803_5184.N1	20-OCT-2004 10:08:51	Dark	44.500	113	Mu Vel	2.6920	5000.0	89	13803	No
154	GOM_NL__2PRFIN20041020_101013_000000542031_00222_13803_5185.N1	20-OCT-2004 10:10:13	Dark	53.500	65	Lam Vel	2.2040	4400.0	107	13803	No
155	GOM_NL__2PRFIN20041020_101518_000000392031_00223_13804_5161.N1	20-OCT-2004 10:15:18	Dark	39.000	29	Bet Car	1.6720	10200.	78	13804	No
156	GOM_NL__2PRFIN20041020_101912_000000532031_00223_13804_5162.N1	20-OCT-2004 10:19:12	Dark	52.500	2	Alp Car	-0.73600	7000.0	105	13804	No
157	GOM_NL__2PRFIN20041020_102154_000000762031_00223_13804_5163.N1	20-OCT-2004 10:21:54	Dark	76.000	177	1Zet CMa	3.0220	26000.	152	13804	No
158	GOM_NL__2PRFIN20041020_102437_000000702031_00223_13804_5164.N1	20-OCT-2004 10:24:37	Dark	69.500	108	Alp Col	2.6520	15200.	139	13804	No
159	GOM_NL__2PRFIN20041020_102747_000000462031_00223_13804_5165.N1	20-OCT-2004 10:27:47	Dark	45.500	9	Alp Eri	0.45300	24000.	91	13804	No
160	GOM_NL__2PRFIN20041020_103036_000000462031_00223_13804_5166.N1	20-OCT-2004 10:30:36	Straylight	46.000	157	The1Eri	2.9060	9300.0	92	13804	No

161	GOM_NL__2PRFIN20041020_103242_000000472031_00223_13804_5167.N1	20-OCT-2004 10:32:42	Straylight	46.500	84	Alp Phe	2.3970	4500.0	93	13804	No
162	GOM_NL__2PRFIN20041020_103504_000002132031_00223_13804_5168.N1	20-OCT-2004 10:35:04	Tw_i_and_stray	213.00	101	11Alp Lep	2.5820	7000.0	426	13804	No
163	GOM_NL__2PRFIN20041020_104000_000000932031_00223_13804_5169.N1	20-OCT-2004 10:40:00	Tw_i_and_stray	92.500	165	34Gam Eri	2.9500	3200.0	185	13804	No
164	GOM_NL__2PRFIN20041020_104847_000000372031_00223_13804_5170.N1	20-OCT-2004 10:48:47	Bright	37.000	140	88Gam Peg	2.8340	26000.	74	13804	No
165	GOM_NL__2PRFIN20041020_105115_000000452031_00223_13804_5171.N1	20-OCT-2004 10:51:15	Bright	44.500	105	6Bet Ari	2.6450	8900.0	89	13804	No
166	GOM_NL__2PRFIN20041020_105306_000000382031_00223_13804_5172.N1	20-OCT-2004 10:53:06	Bright	38.000	93	53Bet Peg	2.5200	3100.0	76	13804	No
167	GOM_NL__2PRFIN20041020_105453_000000402031_00223_13804_5173.N1	20-OCT-2004 10:54:53	Bright	39.500	53	43Bet And	2.0480	3300.0	79	13804	No
168	GOM_NL__2PRFIN20041020_105802_000000482031_00223_13804_5174.N1	20-OCT-2004 10:58:02	Bright	47.500	73	57Gam1And	2.2600	13100.	95	13804	No
169	GOM_NL__2PRFIN20041020_110033_000000392031_00223_13804_5175.N1	20-OCT-2004 11:00:33	Bright	39.000	68	18Alp Cas	2.2250	4500.0	78	13804	No
170	GOM_NL__2PRFIN20041020_110152_000000392031_00223_13804_5176.N1	20-OCT-2004 11:01:52	Bright	38.500	76	27Gam Cas	2.3000	30000.	77	13804	No
171	GOM_NL__2PRFIN20041020_110358_000000382031_00223_13804_5177.N1	20-OCT-2004 11:03:58	Bright	38.000	89	5Alp Cep	2.4510	8000.0	76	13804	No
172	GOM_NL__2PRFIN20041020_110942_000000392031_00223_13804_5178.N1	20-OCT-2004 11:09:42	Bright	38.500	49	1Alp UMi	1.9900	6300.0	77	13804	No
173	GOM_NL__2PRFIN20041020_111259_000000402031_00223_13804_5179.N1	20-OCT-2004 11:12:59	Bright	40.000	60	7Bet UMi	2.0810	3950.0	80	13804	No
174	GOM_NL__2PRFIN20041020_111758_000000362031_00223_13804_5180.N1	20-OCT-2004 11:17:58	Bright	35.500	36	50Alp UMa	1.8000	6300.0	71	13804	No
175	GOM_NL__2PRFIN20041020_111932_000000382031_00223_13804_5181.N1	20-OCT-2004 11:19:32	Bright	38.000	82	48Bet UMa	2.3650	10600.	76	13804	No
176	GOM_NL__2PRFIN20041020_112300_000000382031_00223_13804_5182.N1	20-OCT-2004 11:23:00	Bright	38.000	174	52Psi UMa	3.0040	4400.0	76	13804	No
177	GOM_NL__2PRFIN20041020_113125_000001312031_00223_13804_5183.N1	20-OCT-2004 11:31:25	Tw_i_and_stray	131.00	17	78Bet Gem	1.1610	4500.0	262	13804	No
178	GOM_NL__2PRFIN20041020_114126_000000562031_00223_13804_5184.N1	20-OCT-2004 11:41:26	Dark	56.000	48	30Alp Hya	1.9770	4100.0	112	13804	No
179	GOM_NL__2PRFIN20041020_114927_000000412031_00223_13804_5185.N1	20-OCT-2004 11:49:27	Dark	40.500	113	Mu Vel	2.6920	5000.0	81	13804	No
180	GOM_NL__2PRFIN20041020_115049_000000492031_00223_13804_5186.N1	20-OCT-2004 11:50:49	Dark	49.000	65	Lam Vel	2.2040	4400.0	98	13804	No
181	GOM_NL__2PRFIN20041020_115637_000000702031_00224_13805_5161.N1	20-OCT-2004 11:56:37	Dark	70.000	117	Pi Pup	2.7060	3800.0	140	13805	No
182	GOM_NL__2PRFIN20041020_115949_000000512031_00224_13805_5162.N1	20-OCT-2004 11:59:49	Dark	51.000	2	Alp Car	-0.73600	7000.0	102	13805	No
183	GOM_NL__2PRFIN20041020_120346_000002212031_00224_13805_5163.N1	20-OCT-2004 12:03:46	Dark	221.00	1	9Alp CMa	-1.4400	11000.	442	13805	No
184	GOM_NL__2PRFIN20041020_120754_000002172031_00224_13805_5164.N1	20-OCT-2004 12:07:54	Straylight	217.00	47	2Bet CMa	1.9760	28000.	434	13805	No
185	GOM_NL__2PRFIN20041020_121318_000000422031_00224_13805_5165.N1	20-OCT-2004 12:13:18	Straylight	42.000	84	Alp Phe	2.3970	4500.0	84	13805	No
186	GOM_NL__2PRFIN20041020_121542_000002132031_00224_13805_5166.N1	20-OCT-2004 12:15:42	Tw_i_and_stray	213.00	101	11Alp Lep	2.5820	7000.0	426	13805	No
187	GOM_NL__2PRFIN20041020_122036_000000952031_00224_13805_5167.N1	20-OCT-2004 12:20:36	Tw_i_and_stray	94.500	165	34Gam Eri	2.9500	3200.0	189	13805	No
188	GOM_NL__2PRFIN20041020_122923_000000392031_00224_13805_5168.N1	20-OCT-2004 12:29:23	Bright	38.500	140	88Gam Peg	2.8340	26000.	77	13805	No
189	GOM_NL__2PRFIN20041020_123150_000000452031_00224_13805_5169.N1	20-OCT-2004 12:31:50	Bright	45.000	105	6Bet Ari	2.6450	8900.0	90	13805	No
190	GOM_NL__2PRFIN20041020_123343_000000402031_00224_13805_5170.N1	20-OCT-2004 12:33:43	Bright	40.000	93	53Bet Peg	2.5200	3100.0	80	13805	No
191	GOM_NL__2PRFIN20041020_123529_000000402031_00224_13805_5171.N1	20-OCT-2004 12:35:29	Bright	40.000	53	43Bet And	2.0480	3300.0	80	13805	No
192	GOM_NL__2PRFIN20041020_123838_000000432031_00224_13805_5172.N1	20-OCT-2004 12:38:38	Bright	42.500	73	57Gam1And	2.2600	13100.	85	13805	No
193	GOM_NL__2PRFIN20041020_124109_000000382031_00224_13805_5173.N1	20-OCT-2004 12:41:09	Bright	38.000	68	18Alp Cas	2.2250	4500.0	76	13805	No
194	GOM_NL__2PRFIN20041020_124228_000000402031_00224_13805_5174.N1	20-OCT-2004 12:42:28	Bright	40.000	76	27Gam Cas	2.3000	30000.	80	13805	No
195	GOM_NL__2PRFIN20041020_124435_000000392031_00224_13805_5175.N1	20-OCT-2004 12:44:35	Bright	38.500	89	5Alp Cep	2.4510	8000.0	77	13805	No
196	GOM_NL__2PRFIN20041020_125019_000000372031_00224_13805_5176.N1	20-OCT-2004 12:50:19	Bright	36.500	49	1Alp UMi	1.9900	6300.0	73	13805	No
197	GOM_NL__2PRFIN20041020_125336_000000382031_00224_13805_5177.N1	20-OCT-2004 12:53:36	Bright	38.000	60	7Bet UMi	2.0810	3950.0	76	13805	No
198	GOM_NL__2PRFIN20041020_125833_000000402031_00224_13805_5178.N1	20-OCT-2004 12:58:33	Bright	39.500	36	50Alp UMa	1.8000	6300.0	79	13805	No
199	GOM_NL__2PRFIN20041020_130008_000000482031_00224_13805_5179.N1	20-OCT-2004 13:00:08	Bright	48.000	82	48Bet UMa	2.3650	10600.	96	13805	No
200	GOM_NL__2PRFIN20041020_130336_000000372031_00224_13805_5180.N1	20-OCT-2004 13:03:36	Bright	36.500	174	52Psi UMa	3.0040	4400.0	73	13805	No
201	GOM_NL__2PRFIN20041020_131202_000001392031_00224_13805_5181.N1	20-OCT-2004 13:12:02	Tw_i_and_stray	139.00	17	78Bet Gem	1.1610	4500.0	278	13805	No
202	GOM_NL__2PRFIN20041020_132203_000000582031_00224_13805_5182.N1	20-OCT-2004 13:22:03	Dark	57.500	48	30Alp Hya	1.9770	4100.0	115	13805	No
203	GOM_NL__2PRFIN20041020_133004_000000422031_00224_13805_5183.N1	20-OCT-2004 13:30:04	Dark	42.000	113	Mu Vel	2.6920	5000.0	84	13805	No
204	GOM_NL__2PRFIN20041020_133127_000000552031_00224_13805_5184.N1	20-OCT-2004 13:31:27	Dark	55.000	65	Lam Vel	2.2040	4400.0	110	13805	No
205	GOM_NL__2PRFIN20041020_133447_000000442031_00225_13806_5161.N1	20-OCT-2004 13:34:47	Dark	44.000	34	Gam2Vel	1.7930	23000.	88	13806	No
206	GOM_NL__2PRFIN20041020_133714_000000612031_00225_13806_5162.N1	20-OCT-2004 13:37:14	Dark	60.500	117	Pi Pup	2.7060	3800.0	121	13806	No
207	GOM_NL__2PRFIN20041020_134025_000000532031_00225_13806_5163.N1	20-OCT-2004 13:40:25	Dark	53.000	2	Alp Car	-0.73600	7000.0	106	13806	No
208	GOM_NL__2PRFIN20041020_134426_000002212031_00225_13806_5164.N1	20-OCT-2004 13:44:26	Dark	221.00	1	9Alp CMa	-1.4400	11000.	442	13806	No
209	GOM_NL__2PRFIN20041020_134834_000002172031_00225_13806_5165.N1	20-OCT-2004 13:48:34	Straylight	217.00	47	2Bet CMa	1.9760	28000.	434	13806	No
210	GOM_NL__2PRFIN20041020_135353_000000462031_00225_13806_5166.N1	20-OCT-2004 13:53:53	Straylight	45.500	84	Alp Phe	2.3970	4500.0	91	13806	No
211	GOM_NL__2PRFIN20041020_135619_000002132031_00225_13806_5167.N1	20-OCT-2004 13:56:19	Tw_i_and_stray	213.00	101	11Alp Lep	2.5820	7000.0	426	13806	No
212	GOM_NL__2PRFIN20041020_140112_000001002031_00225_13806_5168.N1	20-OCT-2004 14:01:12	Tw_i_and_stray	100.00	165	34Gam Eri	2.9500	3200.0	200	13806	No
213	GOM_NL__2PRFIN20041020_140958_000000392031_00225_13806_5169.N1	20-OCT-2004 14:09:58	Bright	38.500	140	88Gam Peg	2.8340	26000.	77	13806	No
214	GOM_NL__2PRFIN20041020_141226_000000452031_00225_13806_5170.N1	20-OCT-2004 14:12:26	Bright	44.500	105	6Bet Ari	2.6450	8900.0	89	13806	No
215	GOM_NL__2PRFIN20041020_141419_000000402031_00225_13806_5171.N1	20-OCT-2004 14:14:19	Bright	39.500	93	53Bet Peg	2.5200	3100.0	79	13806	No
216	GOM_NL__2PRFIN20041020_141604_000000412031_00225_13806_5172.N1	20-OCT-2004 14:16:04	Bright	41.000	53	43Bet And	2.0480	3300.0	82	13806	No
217	GOM_NL__2PRFIN20041020_141913_000000432031_00225_13806_5173.N1	20-OCT-2004 14:19:13	Bright	42.500	73	57Gam1And	2.2600	13100.	85	13806	No
218	GOM_NL__2PRFIN20041020_142144_000000402031_00225_13806_5174.N1	20-OCT-2004 14:21:44	Bright	39.500	68	18Alp Cas	2.2250	4500.0	79	13806	No
219	GOM_NL__2PRFIN20041020_142303_000000402031_00225_13806_5175.N1	20-OCT-2004 14:23:03	Bright	40.000	76	27Gam Cas	2.3000	30000.	80	13806	No

220	GOM_NL__2PRFIN20041020_142511_000000392031_00225_13806_5176.N1	20-OCT-2004 14:25:11	Bright	38.500	89	5Alp Cep	2.4510	8000.0	77	13806	No
221	GOM_NL__2PRFIN20041020_143054_000000342031_00225_13806_5177.N1	20-OCT-2004 14:30:54	Bright	34.000	49	1Alp UMi	1.9900	6300.0	68	13806	No
222	GOM_NL__2PRFIN20041020_143411_000000352031_00225_13806_5178.N1	20-OCT-2004 14:34:11	Bright	35.000	60	7Bet UMi	2.0810	3950.0	70	13806	No
223	GOM_NL__2PRFIN20041020_143909_000000392031_00225_13806_5179.N1	20-OCT-2004 14:39:09	Bright	38.500	36	50Alp UMa	1.8000	6300.0	77	13806	No
224	GOM_NL__2PRFIN20041020_144044_000000392031_00225_13806_5180.N1	20-OCT-2004 14:40:44	Bright	38.500	82	48Bet UMa	2.3650	10600.	77	13806	No
225	GOM_NL__2PRFIN20041020_144412_000000392031_00225_13806_5181.N1	20-OCT-2004 14:44:12	Bright	38.500	174	52Psi UMa	3.0040	4400.0	77	13806	No
226	GOM_NL__2PRFIN20041020_145238_000001332031_00225_13806_5182.N1	20-OCT-2004 14:52:38	Twi_and_stray	132.50	17	78Bet Gem	1.1610	4500.0	265	13806	No
227	GOM_NL__2PRFIN20041020_150239_000000572031_00225_13806_5183.N1	20-OCT-2004 15:02:39	Dark	56.500	48	30Alp Hya	1.9770	4100.0	113	13806	No
228	GOM_NL__2PRFIN20041020_151040_000000412031_00225_13806_5184.N1	20-OCT-2004 15:10:40	Dark	41.000	113	Mu Vel	2.6920	5000.0	82	13806	No
229	GOM_NL__2PRFIN20041020_151203_000000532031_00225_13806_5185.N1	20-OCT-2004 15:12:03	Dark	53.000	65	Lam Vel	2.2040	4400.0	106	13806	No
230	GOM_NL__2PRFIN20041020_151523_000000462031_00226_13807_5161.N1	20-OCT-2004 15:15:23	Dark	46.000	34	Gam2Vel	1.7930	23000.	92	13807	No
231	GOM_NL__2PRFIN20041020_151752_000000612031_00226_13807_5162.N1	20-OCT-2004 15:17:52	Dark	60.500	117	Pi Pup	2.7060	3800.0	121	13807	No
232	GOM_NL__2PRFIN20041020_152103_000000522031_00226_13807_5163.N1	20-OCT-2004 15:21:03	Dark	52.000	2	Alp Car	-0.73600	7000.0	104	13807	No
233	GOM_NL__2PRFIN20041020_152506_000002212031_00226_13807_5164.N1	20-OCT-2004 15:25:06	Dark	221.00	1	9Alp CMa	-1.4400	11000.	442	13807	No
234	GOM_NL__2PRFIN20041020_152914_000002172031_00226_13807_5165.N1	20-OCT-2004 15:29:14	Straylight	217.00	47	2Bet CMa	1.9760	28000.	434	13807	No
235	GOM_NL__2PRFIN20041020_153430_000000452031_00226_13807_5166.N1	20-OCT-2004 15:34:30	Straylight	44.500	84	Alp Phe	2.3970	4500.0	89	13807	No
236	GOM_NL__2PRFIN20041020_153656_000002132031_00226_13807_5167.N1	20-OCT-2004 15:36:56	Twi_and_stray	213.00	101	11Alp Lep	2.5820	7000.0	426	13807	No
237	GOM_NL__2PRFIN20041020_154148_000000912031_00226_13807_5168.N1	20-OCT-2004 15:41:48	Twi_and_stray	90.500	165	34Gam Eri	2.9500	3200.0	181	13807	No
238	GOM_NL__2PRFIN20041020_155034_000000382031_00226_13807_5169.N1	20-OCT-2004 15:50:34	Bright	38.000	140	88Gam Peg	2.8340	26000.	76	13807	No
239	GOM_NL__2PRFIN20041020_155301_000000452031_00226_13807_5170.N1	20-OCT-2004 15:53:01	Bright	44.500	105	6Bet Ari	2.6450	8900.0	89	13807	No
240	GOM_NL__2PRFIN20041020_155455_000000392031_00226_13807_5171.N1	20-OCT-2004 15:54:55	Bright	38.500	93	53Bet Peg	2.5200	3100.0	77	13807	No
241	GOM_NL__2PRFIN20041020_155637_000000422031_00226_13807_5172.N1	20-OCT-2004 15:56:37	Bright	42.000	53	43Bet And	2.0480	3300.0	84	13807	No
242	GOM_NL__2PRFIN20041020_155948_000000422031_00226_13807_5173.N1	20-OCT-2004 15:59:48	Bright	42.000	73	57Gam1And	2.2600	13100.	84	13807	No
243	GOM_NL__2PRFIN20041020_160220_000000372031_00226_13807_5174.N1	20-OCT-2004 16:02:20	Bright	37.000	68	18Alp Cas	2.2250	4500.0	74	13807	No
244	GOM_NL__2PRFIN20041020_160340_000000392031_00226_13807_5175.N1	20-OCT-2004 16:03:40	Bright	39.000	76	27Gam Cas	2.3000	30000.	78	13807	No
245	GOM_NL__2PRFIN20041020_160547_000000392031_00226_13807_5176.N1	20-OCT-2004 16:05:47	Bright	39.000	89	5Alp Cep	2.4510	8000.0	78	13807	No
246	GOM_NL__2PRFIN20041020_161128_000000412031_00226_13807_5177.N1	20-OCT-2004 16:11:28	Bright	40.500	49	1Alp UMi	1.9900	6300.0	81	13807	No
247	GOM_NL__2PRFIN20041020_161445_000000412031_00226_13807_5178.N1	20-OCT-2004 16:14:45	Bright	41.000	60	7Bet UMi	2.0810	3950.0	82	13807	No
248	GOM_NL__2PRFIN20041020_161945_000000412031_00226_13807_5179.N1	20-OCT-2004 16:19:45	Bright	40.500	36	50Alp UMa	1.8000	6300.0	81	13807	No
249	GOM_NL__2PRFIN20041020_162119_000000402031_00226_13807_5180.N1	20-OCT-2004 16:21:19	Bright	39.500	82	48Bet UMa	2.3650	10600.	79	13807	No
250	GOM_NL__2PRFIN20041020_162448_000000522031_00226_13807_5181.N1	20-OCT-2004 16:24:48	Bright	51.500	174	52Psi UMa	3.0040	4400.0	103	13807	No
251	GOM_NL__2PRFIN20041020_163315_000001372031_00226_13807_5182.N1	20-OCT-2004 16:33:15	Twi_and_stray	136.50	17	78Bet Gem	1.1610	4500.0	273	13807	No
252	GOM_NL__2PRFIN20041020_164316_000000632031_00226_13807_5183.N1	20-OCT-2004 16:43:16	Dark	63.000	48	30Alp Hya	1.9770	4100.0	126	13807	No
253	GOM_NL__2PRFIN20041020_165115_000000402031_00226_13807_5184.N1	20-OCT-2004 16:51:15	Dark	40.000	113	Mu Vel	2.6920	5000.0	80	13807	No
254	GOM_NL__2PRFIN20041020_165240_000000552031_00226_13807_5185.N1	20-OCT-2004 16:52:40	Dark	54.500	65	Lam Vel	2.2040	4400.0	109	13807	No
255	GOM_NL__2PRFIN20041020_165601_000000462031_00227_13808_5181.N1	20-OCT-2004 16:56:01	Dark	46.000	34	Gam2Vel	1.7930	23000.	92	13808	No
256	GOM_NL__2PRFIN20041020_165829_000000622031_00227_13808_5182.N1	20-OCT-2004 16:58:29	Dark	61.500	117	Pi Pup	2.7060	3800.0	123	13808	No
257	GOM_NL__2PRFIN20041020_170140_000000502031_00227_13808_5183.N1	20-OCT-2004 17:01:40	Dark	50.000	2	Alp Car	-0.73600	7000.0	100	13808	No
258	GOM_NL__2PRFIN20041020_170546_000002212031_00227_13808_5184.N1	20-OCT-2004 17:05:46	Dark	221.00	1	9Alp CMa	-1.4400	11000.	442	13808	No
259	GOM_NL__2PRFIN20041020_170953_000002172031_00227_13808_5185.N1	20-OCT-2004 17:09:53	Straylight	217.00	47	2Bet CMa	1.9760	28000.	434	13808	No
260	GOM_NL__2PRFIN20041020_171506_000000432031_00227_13808_5186.N1	20-OCT-2004 17:15:06	Straylight	43.000	84	Alp Phe	2.3970	4500.0	86	13808	No
261	GOM_NL__2PRFIN20041020_171733_000002132031_00227_13808_5187.N1	20-OCT-2004 17:17:33	Twi_and_stray	213.00	101	11Alp Lep	2.5820	7000.0	426	13808	No
262	GOM_NL__2PRFIN20041020_172223_000000932031_00227_13808_5188.N1	20-OCT-2004 17:22:23	Twi_and_stray	93.000	165	34Gam Eri	2.9500	3200.0	186	13808	No
263	GOM_NL__2PRFIN20041020_173111_000000392031_00227_13808_5189.N1	20-OCT-2004 17:31:11	Bright	39.000	140	88Gam Peg	2.8340	26000.	78	13808	No
264	GOM_NL__2PRFIN20041020_173337_000000442031_00227_13808_5190.N1	20-OCT-2004 17:33:37	Bright	43.500	105	6Bet Ari	2.6450	8900.0	87	13808	No
265	GOM_NL__2PRFIN20041020_173532_000000382031_00227_13808_5191.N1	20-OCT-2004 17:35:32	Bright	37.500	93	53Bet Peg	2.5200	3100.0	75	13808	No
266	GOM_NL__2PRFIN20041020_173715_000000412031_00227_13808_5192.N1	20-OCT-2004 17:37:15	Bright	40.500	53	43Bet And	2.0480	3300.0	81	13808	No
267	GOM_NL__2PRFIN20041020_174024_000000432031_00227_13808_5193.N1	20-OCT-2004 17:40:24	Bright	43.000	73	57Gam1And	2.2600	13100.	86	13808	No
268	GOM_NL__2PRFIN20041020_174256_000000392031_00227_13808_5194.N1	20-OCT-2004 17:42:56	Bright	38.500	68	18Alp Cas	2.2250	4500.0	77	13808	No
269	GOM_NL__2PRFIN20041020_174415_000000392031_00227_13808_5195.N1	20-OCT-2004 17:44:15	Bright	39.000	76	27Gam Cas	2.3000	30000.	78	13808	No
270	GOM_NL__2PRFIN20041020_174624_000000402031_00227_13808_5196.N1	20-OCT-2004 17:46:24	Bright	40.000	89	5Alp Cep	2.4510	8000.0	80	13808	No
271	GOM_NL__2PRFIN20041020_175206_000000382031_00227_13808_5197.N1	20-OCT-2004 17:52:06	Bright	38.000	49	1Alp UMi	1.9900	6300.0	76	13808	No
272	GOM_NL__2PRFIN20041020_175524_000000402031_00227_13808_5198.N1	20-OCT-2004 17:55:24	Bright	40.000	60	7Bet UMi	2.0810	3950.0	80	13808	No
273	GOM_NL__2PRFIN20041020_180021_000000402031_00227_13808_5199.N1	20-OCT-2004 18:00:21	Bright	40.000	36	50Alp UMa	1.8000	6300.0	80	13808	No
274	GOM_NL__2PRFIN20041020_180155_000000372031_00227_13808_5200.N1	20-OCT-2004 18:01:55	Bright	37.000	82	48Bet UMa	2.3650	10600.	74	13808	No
275	GOM_NL__2PRFIN20041020_180524_000000392031_00227_13808_5201.N1	20-OCT-2004 18:05:24	Bright	39.000	174	52Psi UMa	3.0040	4400.0	78	13808	No
276	GOM_NL__2PRFIN20041020_181352_000001352031_00227_13808_5202.N1	20-OCT-2004 18:13:52	Twi_and_stray	135.00	17	78Bet Gem	1.1610	4500.0	270	13808	No
277	GOM_NL__2PRFIN20041020_182353_000000612031_00227_13808_5203.N1	20-OCT-2004 18:23:53	Dark	61.000	48	30Alp Hya	1.9770	4100.0	122	13808	No
278	GOM_NL__2PRFIN20041020_183152_000000412031_00227_13808_5204.N1	20-OCT-2004 18:31:52	Dark	41.000	113	Mu Vel	2.6920	5000.0	82	13808	No

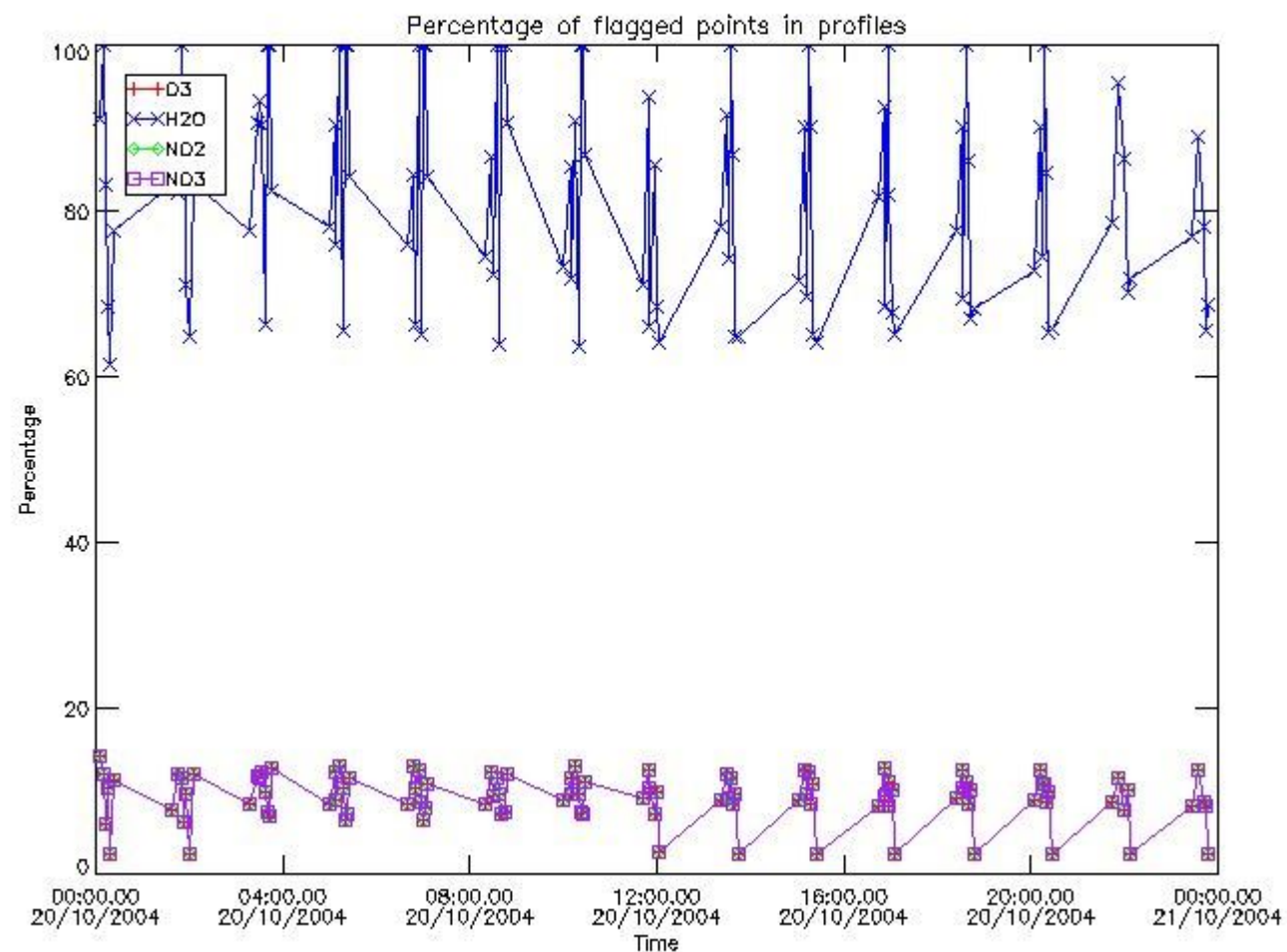
279	GOM_NL__2PRFIN20041020_183317_000000502031_00227_13808_5205.N1	20-OCT-2004 18:33:17	Dark	49.500	65	Lam Vel	2.2040	4400.0	99	13808	No
280	GOM_NL__2PRFIN20041020_183638_000000462031_00228_13809_5181.N1	20-OCT-2004 18:36:38	Dark	45.500	34	Gam2Vel	1.7930	23000.	91	13809	No
281	GOM_NL__2PRFIN20041020_183906_000000612031_00228_13809_5182.N1	20-OCT-2004 18:39:06	Dark	61.000	117	Pi Pup	2.7060	3800.0	122	13809	No
282	GOM_NL__2PRFIN20041020_184217_000000512031_00228_13809_5183.N1	20-OCT-2004 18:42:17	Dark	50.500	2	Alp Car	-0.73600	7000.0	101	13809	No
283	GOM_NL__2PRFIN20041020_184626_000002212031_00228_13809_5184.N1	20-OCT-2004 18:46:26	Dark	221.00	1	9Alp CMa	-1.4400	11000.	442	13809	No
284	GOM_NL__2PRFIN20041020_185033_000002172031_00228_13809_5185.N1	20-OCT-2004 18:50:33	Straylight	217.00	47	2Bet CMa	1.9760	28000.	434	13809	No
285	GOM_NL__2PRFIN20041020_185543_000000432031_00228_13809_5186.N1	20-OCT-2004 18:55:43	Straylight	42.500	84	Alp Phe	2.3970	4500.0	85	13809	No
286	GOM_NL__2PRFIN20041020_185810_000002132031_00228_13809_5187.N1	20-OCT-2004 18:58:10	Tw_i_and_stray	213.00	101	11Alp Lep	2.5820	7000.0	426	13809	No
287	GOM_NL__2PRFIN20041020_190300_000000942031_00228_13809_5188.N1	20-OCT-2004 19:03:00	Tw_i_and_stray	94.000	165	34Gam Eri	2.9500	3200.0	188	13809	No
288	GOM_NL__2PRFIN20041020_191147_000000392031_00228_13809_5189.N1	20-OCT-2004 19:11:47	Bright	39.000	140	88Gam Peg	2.8340	26000.	78	13809	No
289	GOM_NL__2PRFIN20041020_191413_000000462031_00228_13809_5190.N1	20-OCT-2004 19:14:13	Bright	45.500	105	6Bet Ari	2.6450	8900.0	91	13809	No
290	GOM_NL__2PRFIN20041020_191608_000000392031_00228_13809_5191.N1	20-OCT-2004 19:16:08	Bright	39.000	93	53Bet Peg	2.5200	3100.0	78	13809	No
291	GOM_NL__2PRFIN20041020_191751_000000412031_00228_13809_5192.N1	20-OCT-2004 19:17:51	Bright	40.500	53	43Bet And	2.0480	3300.0	81	13809	No
292	GOM_NL__2PRFIN20041020_192059_000000442031_00228_13809_5193.N1	20-OCT-2004 19:20:59	Bright	43.500	73	57Gam1And	2.2600	13100.	87	13809	No
293	GOM_NL__2PRFIN20041020_192332_000000402031_00228_13809_5194.N1	20-OCT-2004 19:23:32	Bright	40.000	68	18Alp Cas	2.2250	4500.0	80	13809	No
294	GOM_NL__2PRFIN20041020_192451_000000392031_00228_13809_5195.N1	20-OCT-2004 19:24:51	Bright	39.000	76	27Gam Cas	2.3000	30000.	78	13809	No
295	GOM_NL__2PRFIN20041020_192659_000000402031_00228_13809_5196.N1	20-OCT-2004 19:26:59	Bright	40.000	89	5Alp Cep	2.4510	8000.0	80	13809	No
296	GOM_NL__2PRFIN20041020_193242_000000392031_00228_13809_5197.N1	20-OCT-2004 19:32:42	Bright	38.500	49	1Alp UMi	1.9900	6300.0	77	13809	No
297	GOM_NL__2PRFIN20041020_193559_000000362031_00228_13809_5198.N1	20-OCT-2004 19:35:59	Bright	35.500	60	7Bet UMi	2.0810	3950.0	71	13809	No
298	GOM_NL__2PRFIN20041020_194058_000000402031_00228_13809_5199.N1	20-OCT-2004 19:40:58	Bright	39.500	36	50Alp UMa	1.8000	6300.0	79	13809	No
299	GOM_NL__2PRFIN20041020_194231_000000382031_00228_13809_5200.N1	20-OCT-2004 19:42:31	Bright	38.000	82	48Bet UMa	2.3650	10600.	76	13809	No
300	GOM_NL__2PRFIN20041020_194600_000000372031_00228_13809_5201.N1	20-OCT-2004 19:46:00	Bright	37.000	174	52Psi UMa	3.0040	4400.0	74	13809	No
301	GOM_NL__2PRFIN20041020_195429_000001522031_00228_13809_5202.N1	20-OCT-2004 19:54:29	Tw_i_and_stray	152.00	17	78Bet Gem	1.1610	4500.0	304	13809	No
302	GOM_NL__2PRFIN20041020_200429_000000582031_00228_13809_5203.N1	20-OCT-2004 20:04:29	Dark	57.500	48	30Alp Hya	1.9770	4100.0	115	13809	No
303	GOM_NL__2PRFIN20041020_201227_000000412031_00228_13809_5204.N1	20-OCT-2004 20:12:27	Dark	41.000	113	Mu Vel	2.6920	5000.0	82	13809	No
304	GOM_NL__2PRFIN20041020_201353_000000482031_00228_13809_5205.N1	20-OCT-2004 20:13:53	Dark	47.500	65	Lam Vel	2.2040	4400.0	95	13809	No
305	GOM_NL__2PRFIN20041020_201714_000000472031_00229_13810_5181.N1	20-OCT-2004 20:17:14	Dark	46.500	34	Gam2Vel	1.7930	23000.	93	13810	No
306	GOM_NL__2PRFIN20041020_201943_000000592031_00229_13810_5182.N1	20-OCT-2004 20:19:43	Dark	59.000	117	Pi Pup	2.7060	3800.0	118	13810	No
307	GOM_NL__2PRFIN20041020_202253_000000512031_00229_13810_5183.N1	20-OCT-2004 20:22:53	Dark	51.000	2	Alp Car	-0.73600	7000.0	102	13810	No
308	GOM_NL__2PRFIN20041020_202706_000002202031_00229_13810_5184.N1	20-OCT-2004 20:27:06	Dark	219.50	1	9Alp CMa	-1.4400	11000.	439	13810	No
309	GOM_NL__2PRFIN20041020_203413_000000482031_00229_13810_5185.N1	20-OCT-2004 20:34:13	Straylight	48.000	157	The1Eri	2.9060	9300.0	96	13810	No
310	GOM_NL__2PRFIN20041020_203619_000000412031_00229_13810_5186.N1	20-OCT-2004 20:36:19	Straylight	40.500	84	Alp Phe	2.3970	4500.0	81	13810	No
311	GOM_NL__2PRFIN20041020_204249_000000502031_00229_13810_5187.N1	20-OCT-2004 20:42:49	Straylight	49.500	52	16Bet Cet	2.0370	4500.0	99	13810	No
312	GOM_NL__2PRFIN20041020_205223_000000382031_00229_13810_5188.N1	20-OCT-2004 20:52:23	Bright	37.500	140	88Gam Peg	2.8340	26000.	75	13810	No
313	GOM_NL__2PRFIN20041020_205448_000000452031_00229_13810_5189.N1	20-OCT-2004 20:54:48	Bright	45.000	105	6Bet Ari	2.6450	8900.0	90	13810	No
314	GOM_NL__2PRFIN20041020_205644_000000392031_00229_13810_5190.N1	20-OCT-2004 20:56:44	Bright	38.500	93	53Bet Peg	2.5200	3100.0	77	13810	No
315	GOM_NL__2PRFIN20041020_205826_000000422031_00229_13810_5191.N1	20-OCT-2004 20:58:26	Bright	42.000	53	43Bet And	2.0480	3300.0	84	13810	No
316	GOM_NL__2PRFIN20041020_210135_000000422031_00229_13810_5192.N1	20-OCT-2004 21:01:35	Bright	41.500	73	57Gam1And	2.2600	13100.	83	13810	No
317	GOM_NL__2PRFIN20041020_210408_000000362031_00229_13810_5193.N1	20-OCT-2004 21:04:08	Bright	36.000	68	18Alp Cas	2.2250	4500.0	72	13810	No
318	GOM_NL__2PRFIN20041020_210527_000000392031_00229_13810_5194.N1	20-OCT-2004 21:05:27	Bright	39.000	76	27Gam Cas	2.3000	30000.	78	13810	No
319	GOM_NL__2PRFIN20041020_210737_000000392031_00229_13810_5195.N1	20-OCT-2004 21:07:37	Bright	39.000	89	5Alp Cep	2.4510	8000.0	78	13810	No
320	GOM_NL__2PRFIN20041020_211318_000000392031_00229_13810_5196.N1	20-OCT-2004 21:13:18	Bright	38.500	49	1Alp UMi	1.9900	6300.0	77	13810	No
321	GOM_NL__2PRFIN20041020_211636_000000382031_00229_13810_5197.N1	20-OCT-2004 21:16:36	Bright	38.000	60	7Bet UMi	2.0810	3950.0	76	13810	No
322	GOM_NL__2PRFIN20041020_212133_000000382031_00229_13810_5198.N1	20-OCT-2004 21:21:33	Bright	37.500	36	50Alp UMa	1.8000	6300.0	75	13810	No
323	GOM_NL__2PRFIN20041020_212307_000000542031_00229_13810_5199.N1	20-OCT-2004 21:23:07	Bright	54.000	82	48Bet UMa	2.3650	10600.	108	13810	No
324	GOM_NL__2PRFIN20041020_212636_000000392031_00229_13810_5200.N1	20-OCT-2004 21:26:36	Bright	38.500	174	52Psi UMa	3.0040	4400.0	77	13810	No
325	GOM_NL__2PRFIN20041020_213506_000001352031_00229_13810_5201.N1	20-OCT-2004 21:35:06	Tw_i_and_stray	135.00	17	78Bet Gem	1.1610	4500.0	270	13810	No
326	GOM_NL__2PRFIN20041020_214506_000000592031_00229_13810_5202.N1	20-OCT-2004 21:45:06	Dark	59.000	48	30Alp Hya	1.9770	4100.0	118	13810	No
327	GOM_NL__2PRFIN20041020_215303_000000442031_00229_13810_5203.N1	20-OCT-2004 21:53:03	Dark	44.000	113	Mu Vel	2.6920	5000.0	88	13810	No
328	GOM_NL__2PRFIN20041020_220020_000000662031_00230_13811_5181.N1	20-OCT-2004 22:00:20	Dark	65.500	117	Pi Pup	2.7060	3800.0	131	13811	No
329	GOM_NL__2PRFIN20041020_220330_000000512031_00230_13811_5182.N1	20-OCT-2004 22:03:30	Dark	50.500	2	Alp Car	-0.73600	7000.0	101	13811	No
330	GOM_NL__2PRFIN20041020_220746_000002202031_00230_13811_5183.N1	20-OCT-2004 22:07:46	Dark	220.00	1	9Alp CMa	-1.4400	11000.	440	13811	No
331	GOM_NL__2PRFIN20041020_221450_000000462031_00230_13811_5184.N1	20-OCT-2004 22:14:50	Straylight	45.500	157	The1Eri	2.9060	9300.0	91	13811	No
332	GOM_NL__2PRFIN20041020_221655_000000422031_00230_13811_5185.N1	20-OCT-2004 22:16:55	Straylight	42.000	84	Alp Phe	2.3970	4500.0	84	13811	No
333	GOM_NL__2PRFIN20041020_222325_000000482031_00230_13811_5186.N1	20-OCT-2004 22:23:25	Straylight	47.500	52	16Bet Cet	2.0370	4500.0	95	13811	No
334	GOM_NL__2PRFIN20041020_223259_000000382031_00230_13811_5187.N1	20-OCT-2004 22:32:59	Bright	38.000	140	88Gam Peg	2.8340	26000.	76	13811	No
335	GOM_NL__2PRFIN20041020_223523_000000442031_00230_13811_5188.N1	20-OCT-2004 22:35:23	Bright	44.000	105	6Bet Ari	2.6450	8900.0	88	13811	No
336	GOM_NL__2PRFIN20041020_223719_000000422031_00230_13811_5189.N1	20-OCT-2004 22:37:19	Bright	41.500	93	53Bet Peg	2.5200	3100.0	83	13811	No
337	GOM_NL__2PRFIN20041020_223902_000000412031_00230_13811_5190.N1	20-OCT-2004 22:39:02	Bright	40.500	53	43Bet And	2.0480	3300.0	81	13811	No

338	GOM_NL__2PRFIN20041020_224210_000000422031_00230_13811_5191.N1	20-OCT-2004 22:42:10	Bright	42.000	73	57Gam1And	2.2600	13100.	84	13811	No
339	GOM_NL__2PRFIN20041020_224443_000000402031_00230_13811_5192.N1	20-OCT-2004 22:44:43	Bright	40.000	68	18Alp Cas	2.2250	4500.0	80	13811	No
340	GOM_NL__2PRFIN20041020_224602_000000392031_00230_13811_5193.N1	20-OCT-2004 22:46:02	Bright	39.000	76	27Gam Cas	2.3000	30000.	78	13811	No
341	GOM_NL__2PRFIN20041020_224813_000000392031_00230_13811_5194.N1	20-OCT-2004 22:48:13	Bright	38.500	89	5Alp Cep	2.4510	8000.0	77	13811	No
342	GOM_NL__2PRFIN20041020_225353_000000392031_00230_13811_5195.N1	20-OCT-2004 22:53:53	Bright	38.500	49	1Alp UMi	1.9900	6300.0	77	13811	No
343	GOM_NL__2PRFIN20041020_225710_000000412031_00230_13811_5196.N1	20-OCT-2004 22:57:10	Bright	41.000	60	7Bet UMi	2.0810	3950.0	82	13811	No
344	GOM_NL__2PRFIN20041020_230209_000000372031_00230_13811_5197.N1	20-OCT-2004 23:02:09	Bright	37.000	36	50Alp UMa	1.8000	6300.0	74	13811	No
345	GOM_NL__2PRFIN20041020_230343_000000372031_00230_13811_5198.N1	20-OCT-2004 23:03:43	Bright	37.000	82	48Bet UMa	2.3650	10600.	74	13811	No
346	GOM_NL__2PRFIN20041020_230712_000000382031_00230_13811_5199.N1	20-OCT-2004 23:07:12	Bright	38.000	174	52Psi UMa	3.0040	4400.0	76	13811	No
347	GOM_NL__2PRFIN20041020_231543_000001292031_00230_13811_5200.N1	20-OCT-2004 23:15:43	Twilight	128.50	17	78Bet Gem	1.1610	4500.0	257	13811	No
348	GOM_NL__2PRFIN20041020_232543_000000632031_00230_13811_5201.N1	20-OCT-2004 23:25:43	Dark	63.000	48	30Alp Hya	1.9770	4100.0	126	13811	No
349	GOM_NL__2PRFIN20041020_233339_000000412031_00230_13811_5202.N1	20-OCT-2004 23:33:39	Dark	41.000	113	Mu Vel	2.6920	5000.0	82	13811	No
350	GOM_NL__2PRFIN20041020_234057_000000602031_00231_13812_5181.N1	20-OCT-2004 23:40:57	Dark	59.500	117	Pi Pup	2.7060	3800.0	119	13812	No
351	GOM_NL__2PRFIN20041020_234406_000000622031_00231_13812_5182.N1	20-OCT-2004 23:44:06	Dark	61.500	2	Alp Car	-0.73600	7000.0	123	13812	No
352	GOM_NL__2PRFIN20041020_234826_000002202031_00231_13812_5183.N1	20-OCT-2004 23:48:26	Dark	220.00	1	9Alp CMa	-1.4400	11000.	440	13812	No
353	GOM_NL__2PRFIN20041020_235526_000000482031_00231_13812_5184.N1	20-OCT-2004 23:55:26	Straylight	47.500	157	The1Eri	2.9060	9300.0	95	13812	No
354	GOM_NL__2PRFIN20041020_235731_000000452031_00231_13812_5185.N1	20-OCT-2004 23:57:31	Straylight	45.000	84	Alp Phe	2.3970	4500.0	90	13812	No

3. Quality information per product

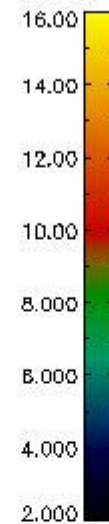
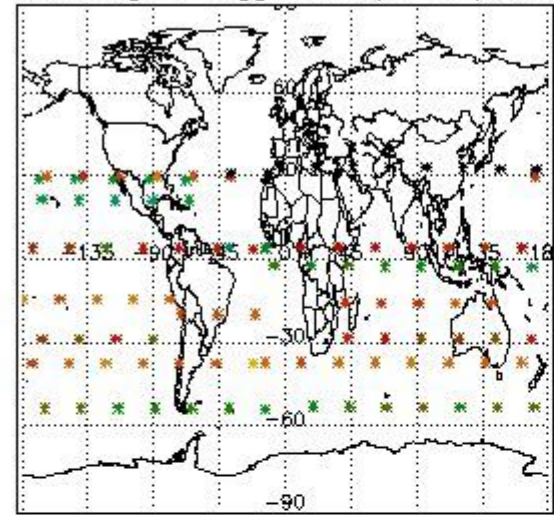
In this section it is plotted some information contained in the Quality Summary data set of the level 2 products. Only products in dark limb conditions and without errors (error flag in the MPH set to "0") are used.

3.1 Plot quality information per product (time dependant)

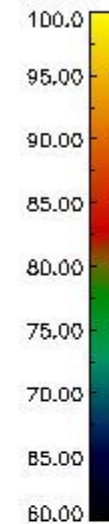
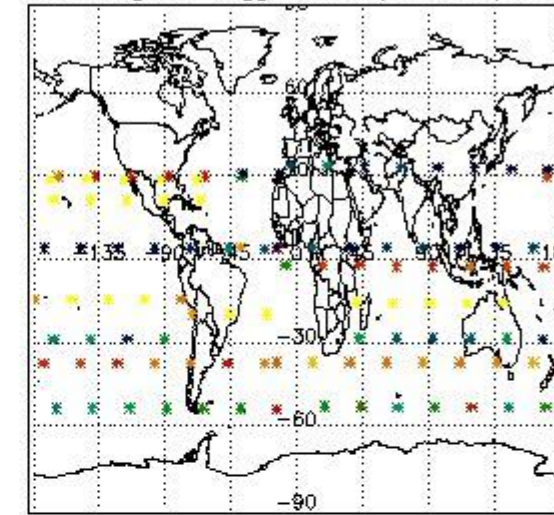


3.2 Plot quality information per product (world map)

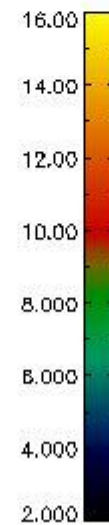
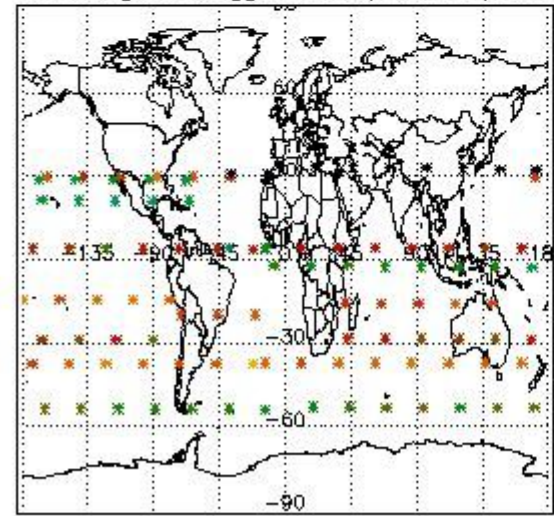
Percentage of flagged data per O3 profile



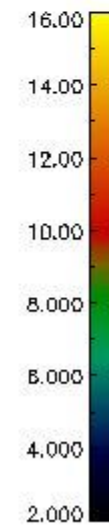
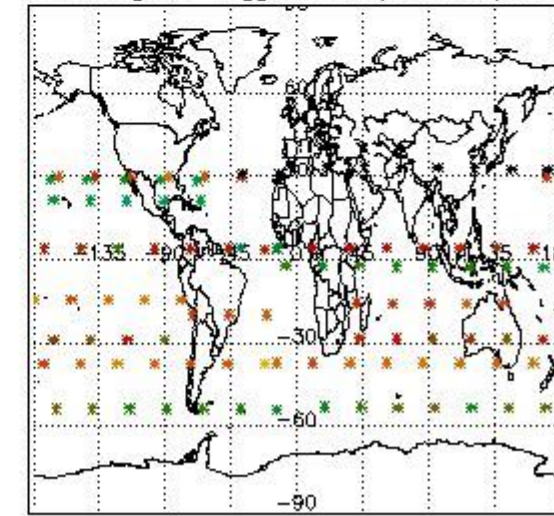
Percentage of flagged data per H2O profile



Percentage of flagged data per NO2 profile



Percentage of flagged data per NO3 profile

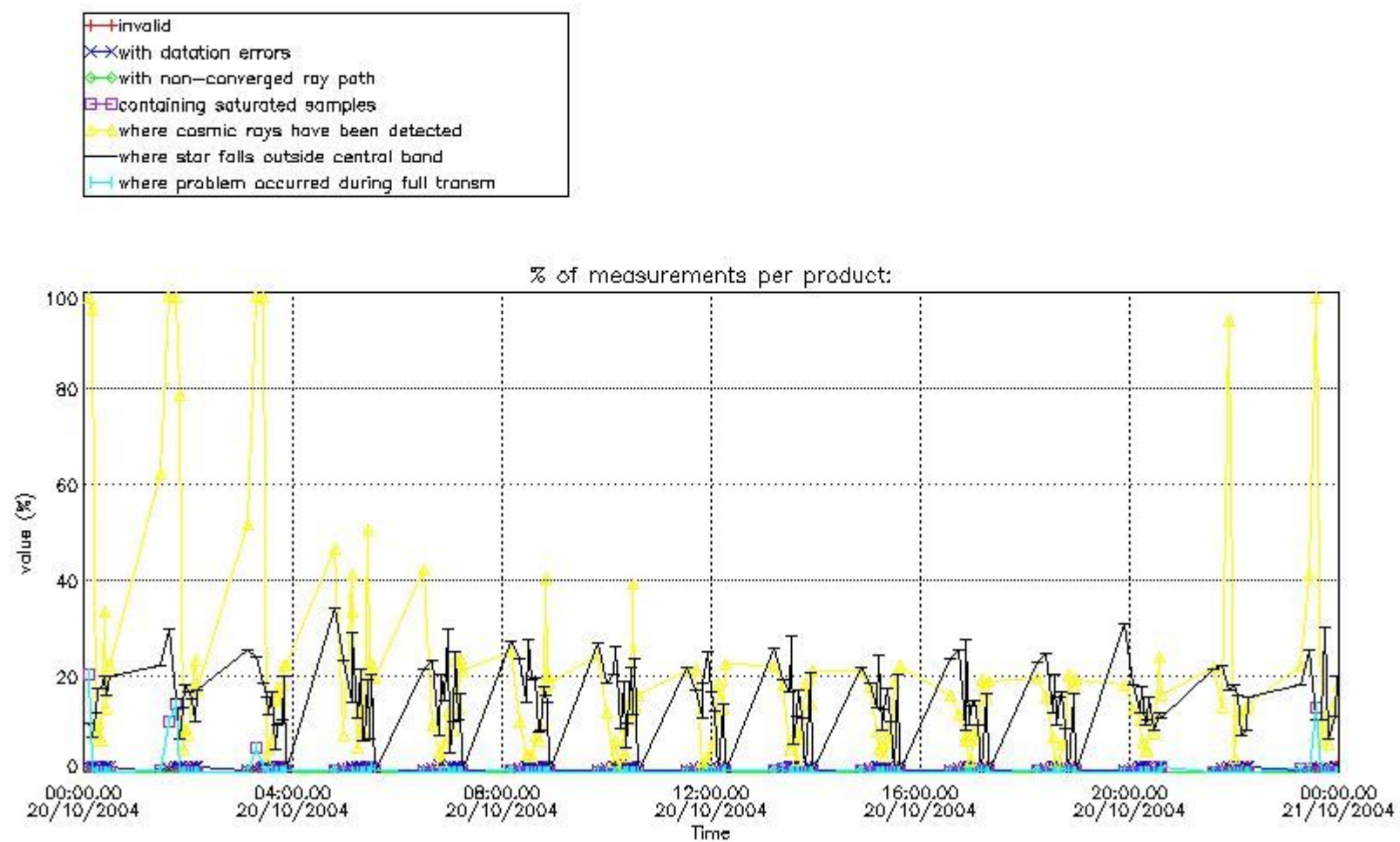


4. Level 1 quality information per product

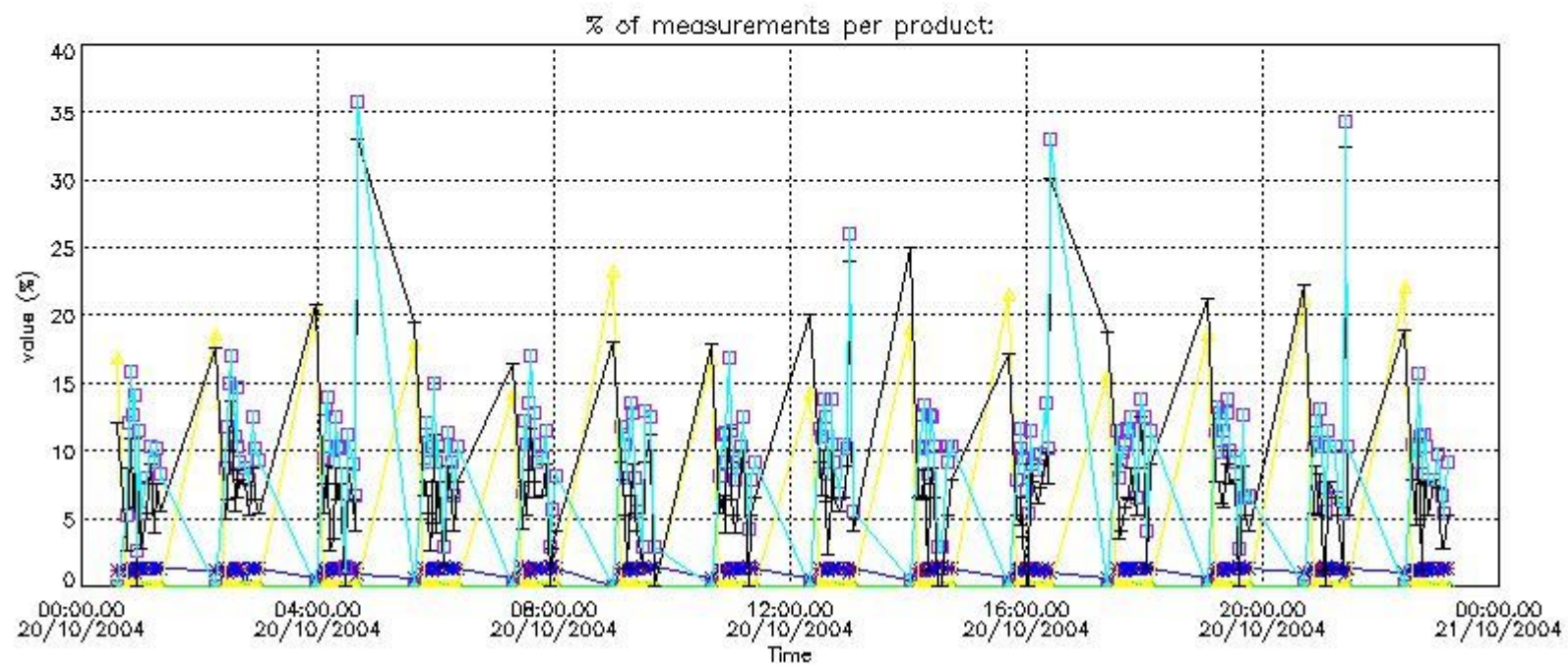
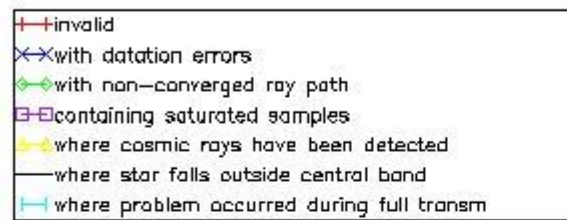
In this section it is plotted some information contained in the Quality Summary data set of the level 2 products that comes from the level 1b processing. Products without errors (error flag in the MPH set to "0") are used.

4.1 Plot quality information per product (time dependant) coming from level 1b processing

4.1.1 Plot level 1 quality information per product (time dependant): ENVISAT ASCENDING passes



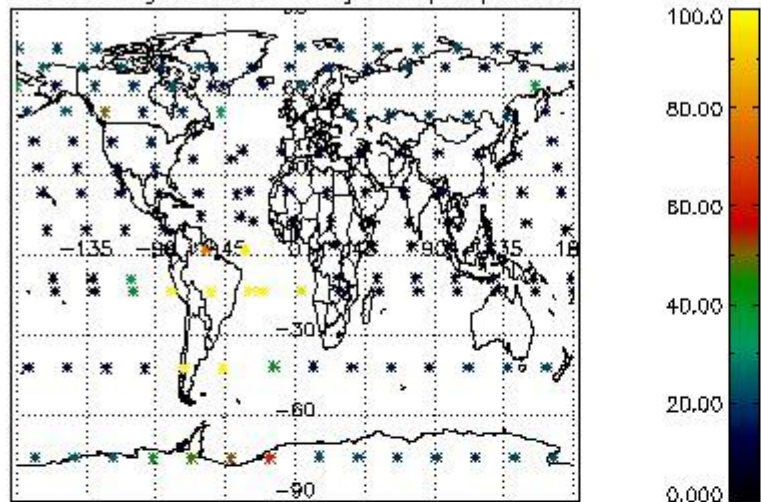
4.1.2 Plot level 1 quality information per product (time dependant): ENVI SAT DESCENDING passes



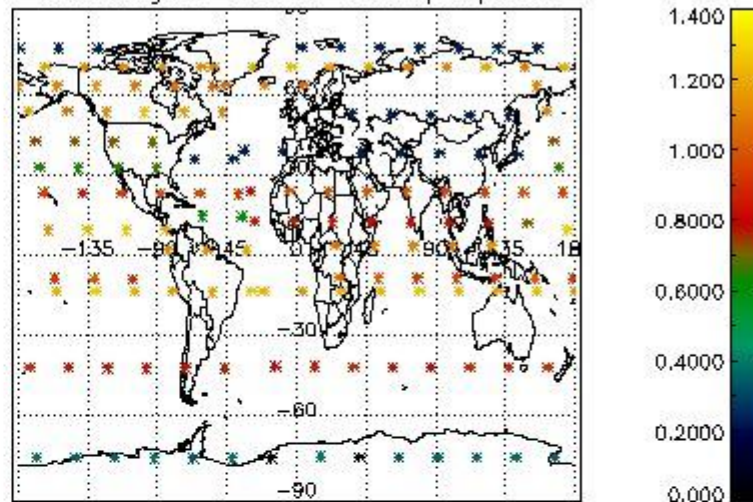
4.2 Plot quality information per product coming from level 1b processing (world map)

4.2.1 Plot level 1 quality information per product (world map): ENVISAT ASCENDING passes

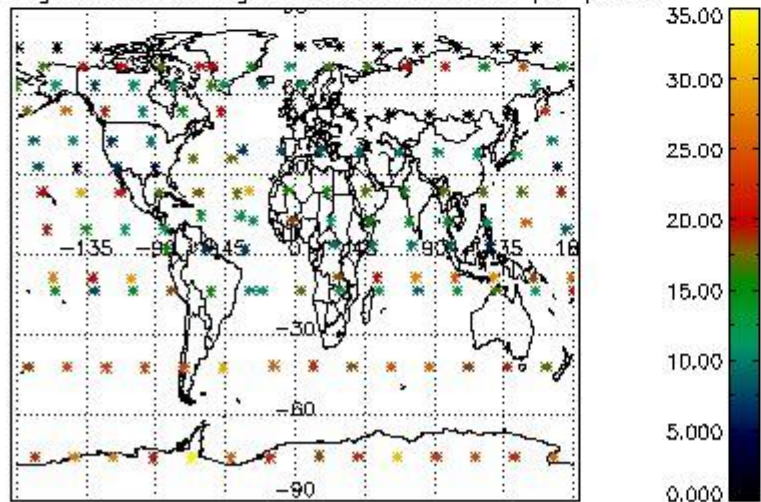
Percentage of cosmic ray hits per profile



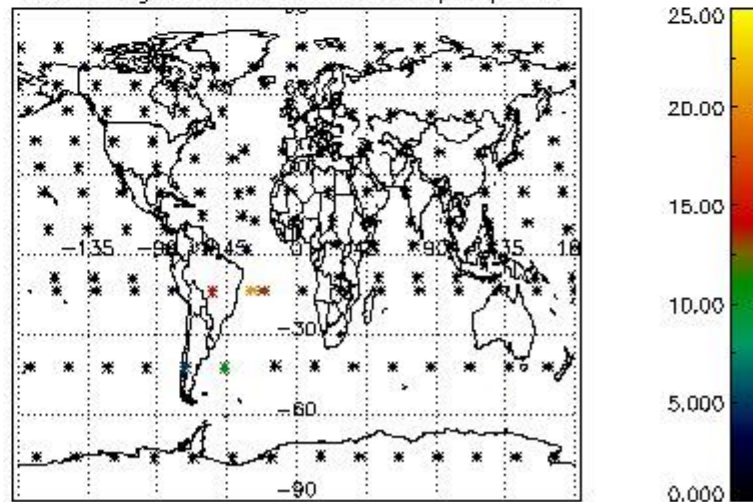
Percentage of datation errors per profile



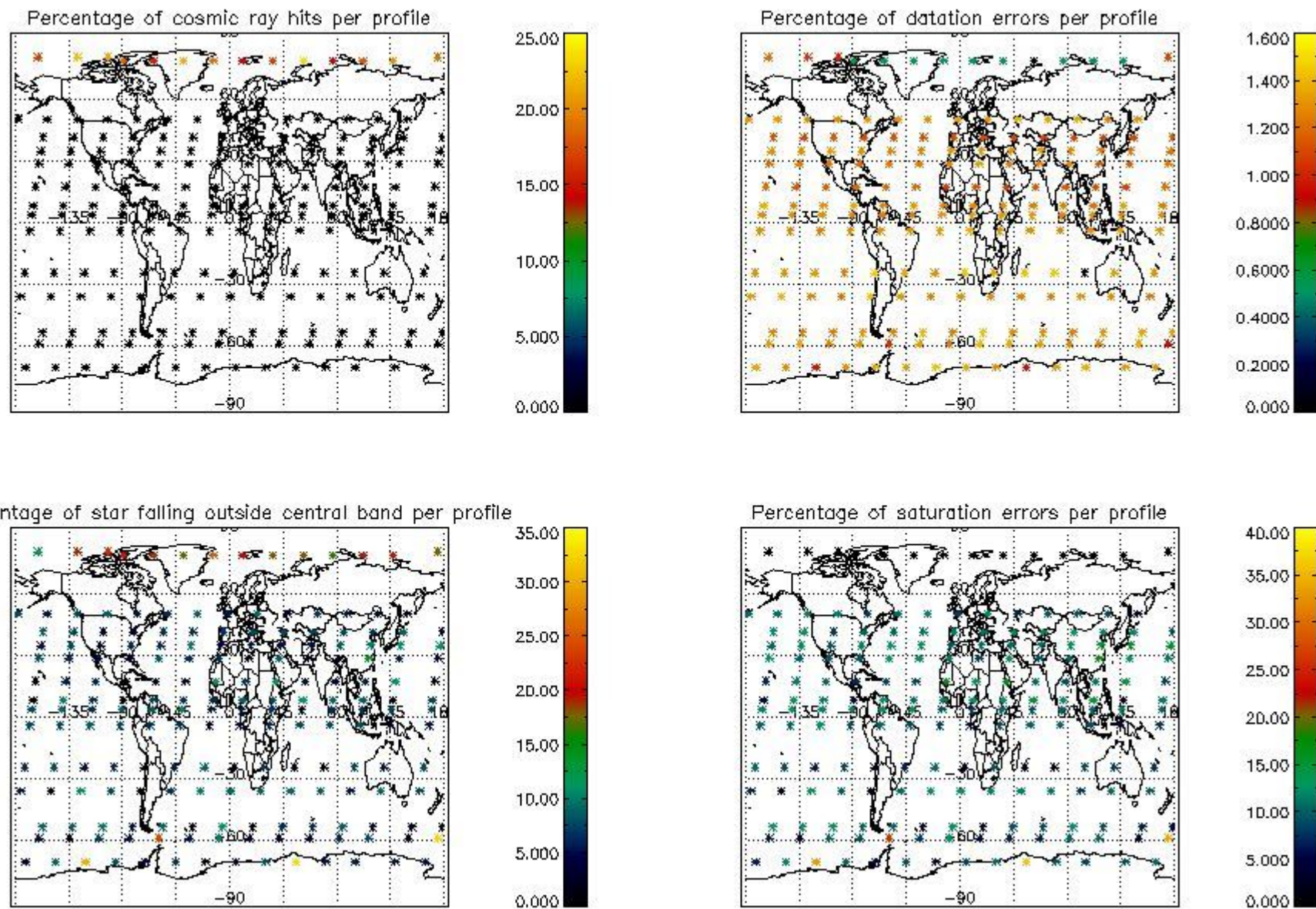
Percentage of star falling outside central band per profile



Percentage of saturation errors per profile



4.2.2 Plot level 1 quality information per product (world map): ENVISAT DESCENDING passes



5. Trace gas profiles

5.1 Ozone statistics based on quality of products

The final quality of the products can be "measured" using the STD (Standard Deviation) attached to every point profile. This information is written to the parameter GOM_NL__2P/NL_LOCAL_SPECIES_DENSITY/o3_std of the level 2 products. The table below shows the statistics for given STD ranges.

The statistics are given with respect to the overall valid production:

- Products without fatal errors: GOM_NL__2P/MPH/PRODUCT_ERR=0
- Valid point profile: GOM_NL__2P/NL_LOCAL_SPECIES_DENSITY/pcd(0)=0

The 'Criteria' is applied to valid points of dark limb products:

- Products in dark limb illumination condition: GOM_NL__2P/NL_SUMMARY_QUALITY/obs_ill_cond=0
- Products without fatal errors: GOM_NL__2P/MPH/PRODUCT_ERR=0
- Valid point profile: GOM_NL__2P/NL_LOCAL_SPECIES_DENSITY/pcd(0)=0

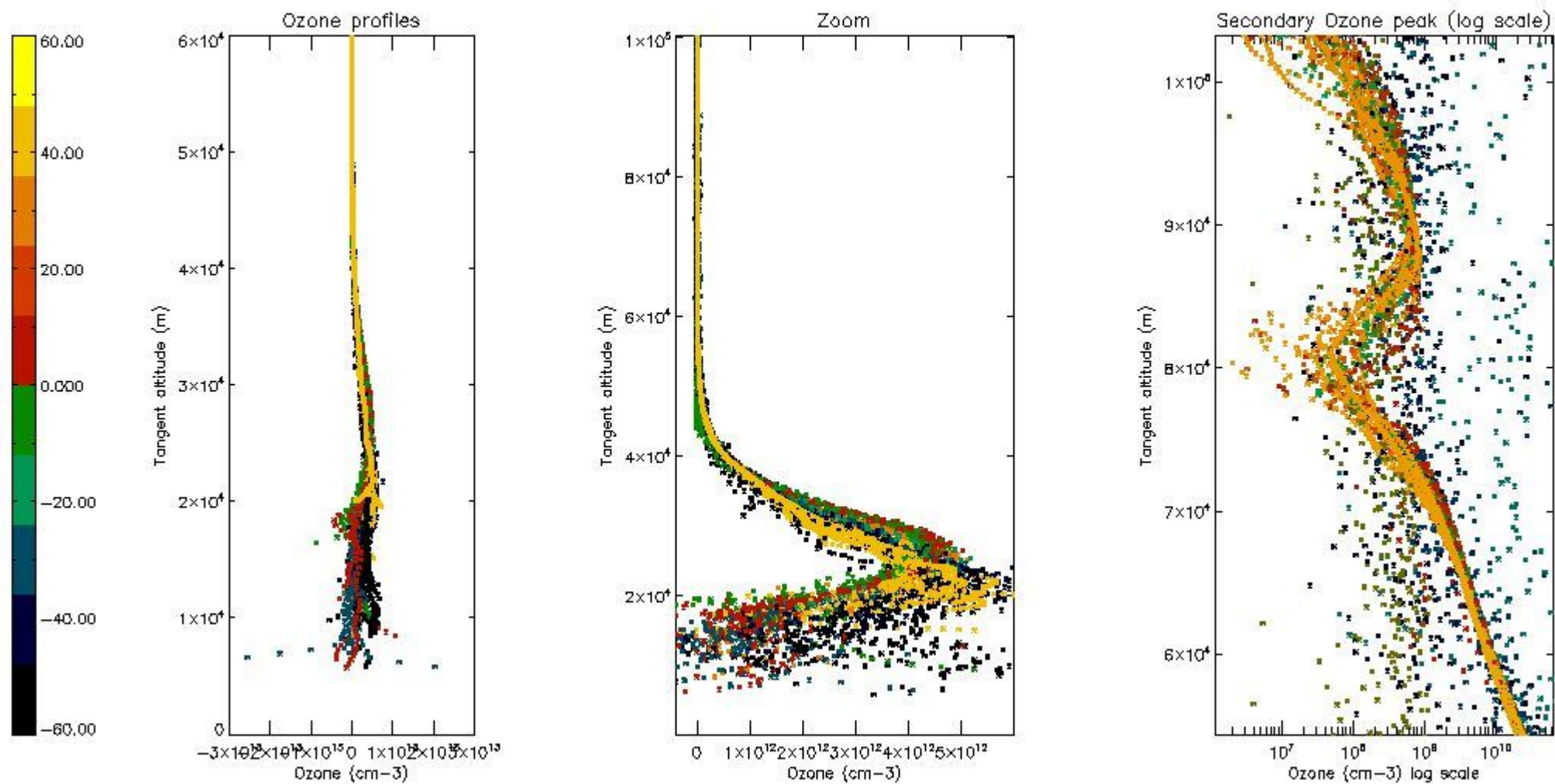
So, the table below shows the percentage of dark limb and valid observations for each criteria with respect to the overall valid daily observations.

Criteria	% of total production
All STD	34
STD < 20	20

STD < 10	18
STD < 5	14

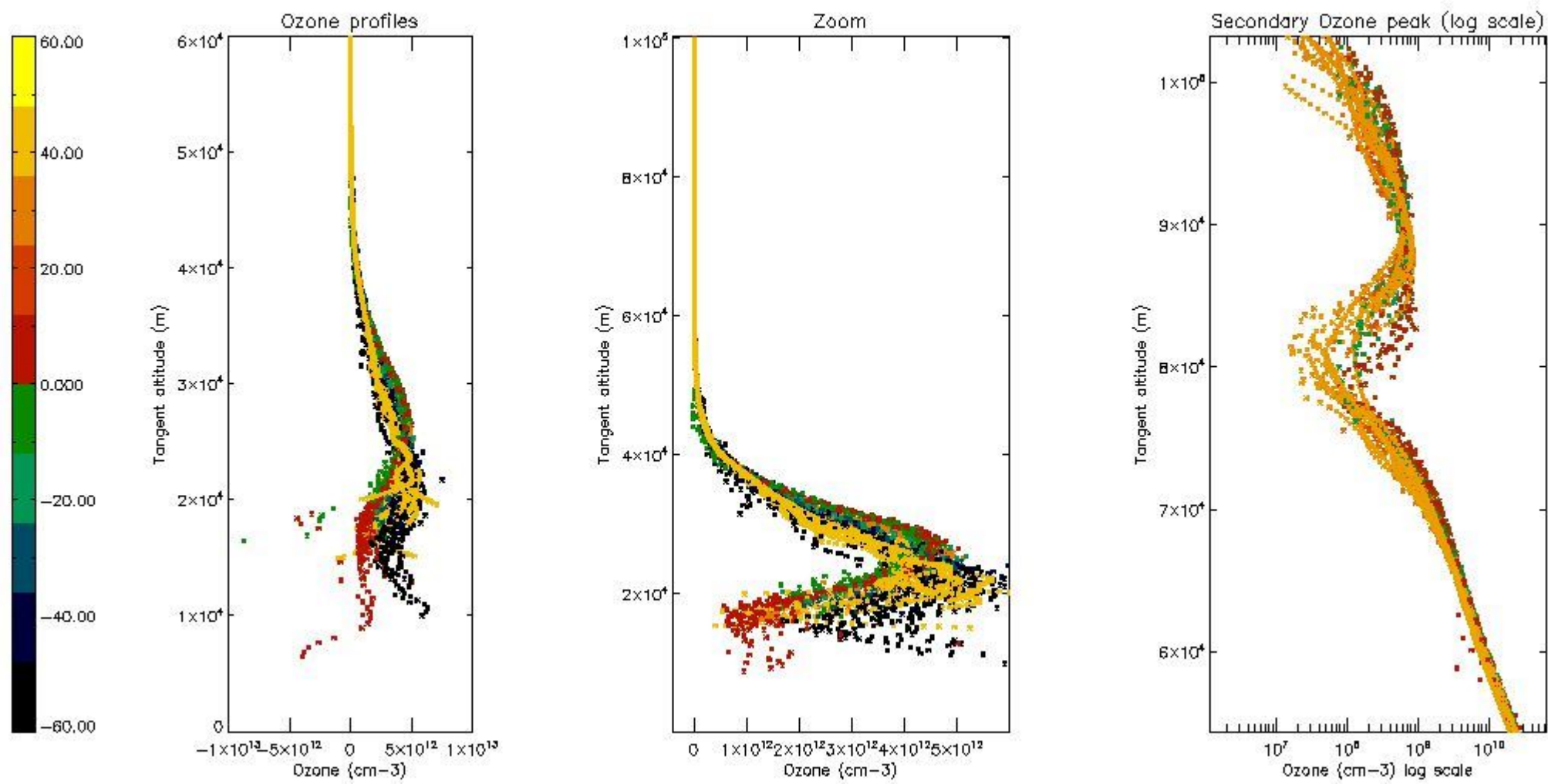
5.2 Plot ozone profiles for all STD (dark without errors)

The colorbar represents the latitude.



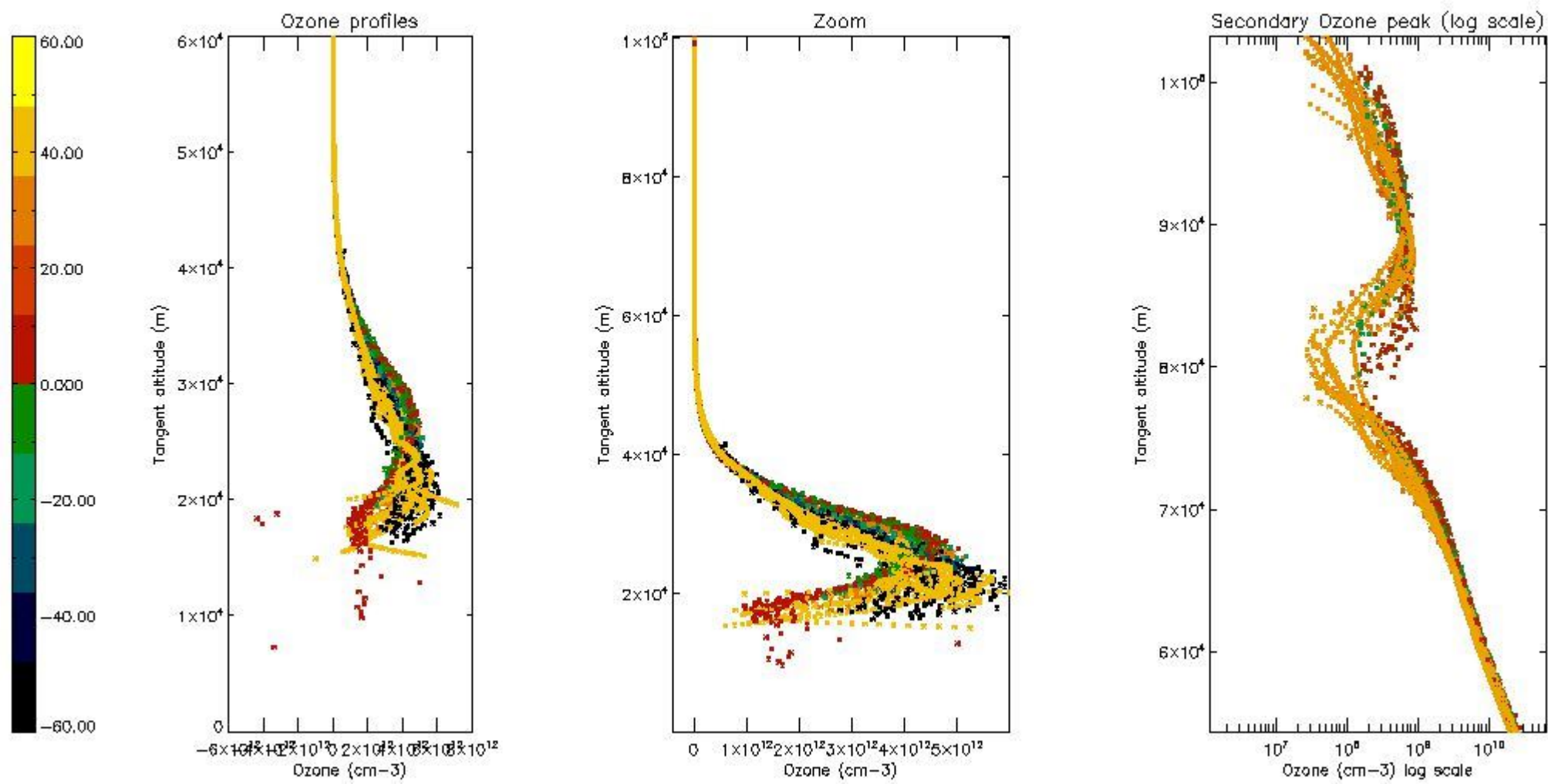
5.3 Plot ozone profiles where STD < 20% (dark without errors)

The colorbar represents the latitude.



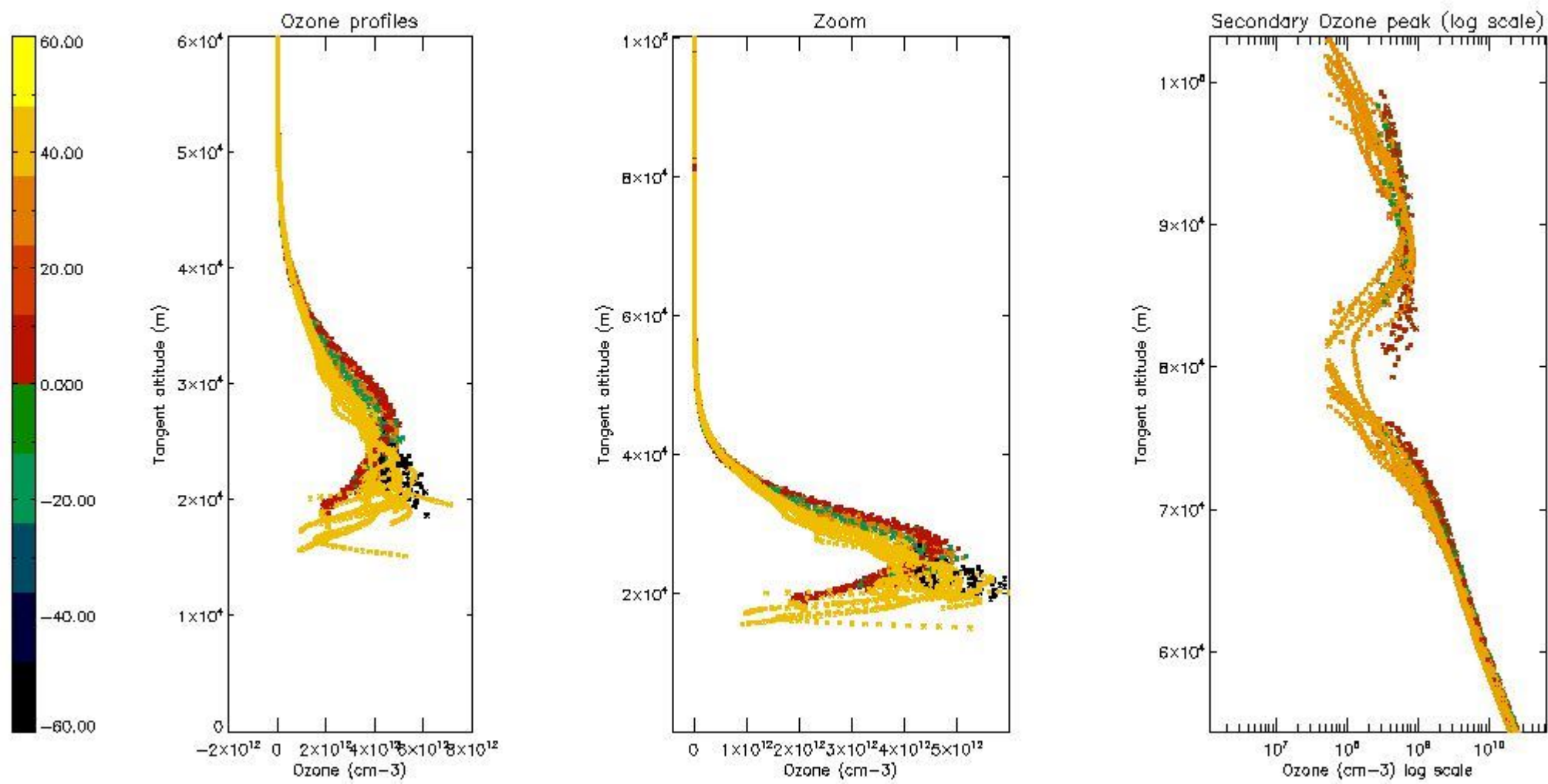
5.4 Plot ozone profiles where STD < 10% (dark without errors)

The colorbar represents the latitude.



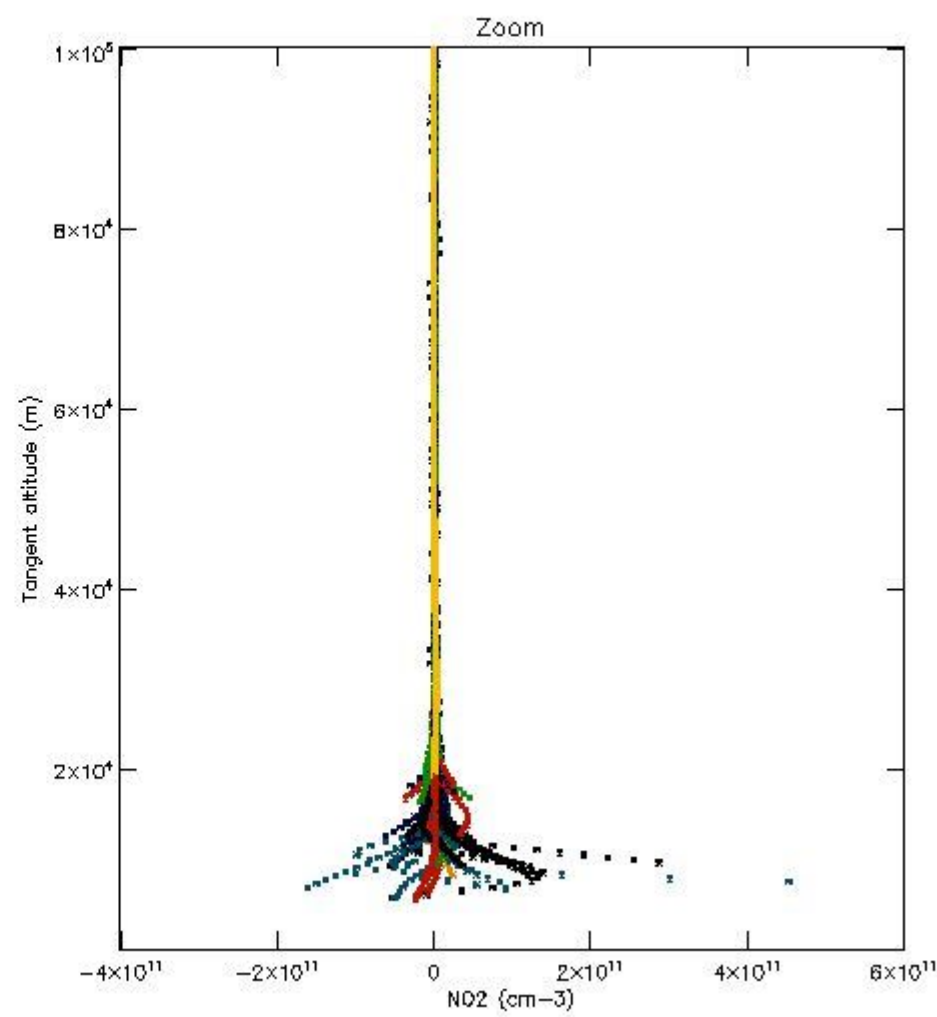
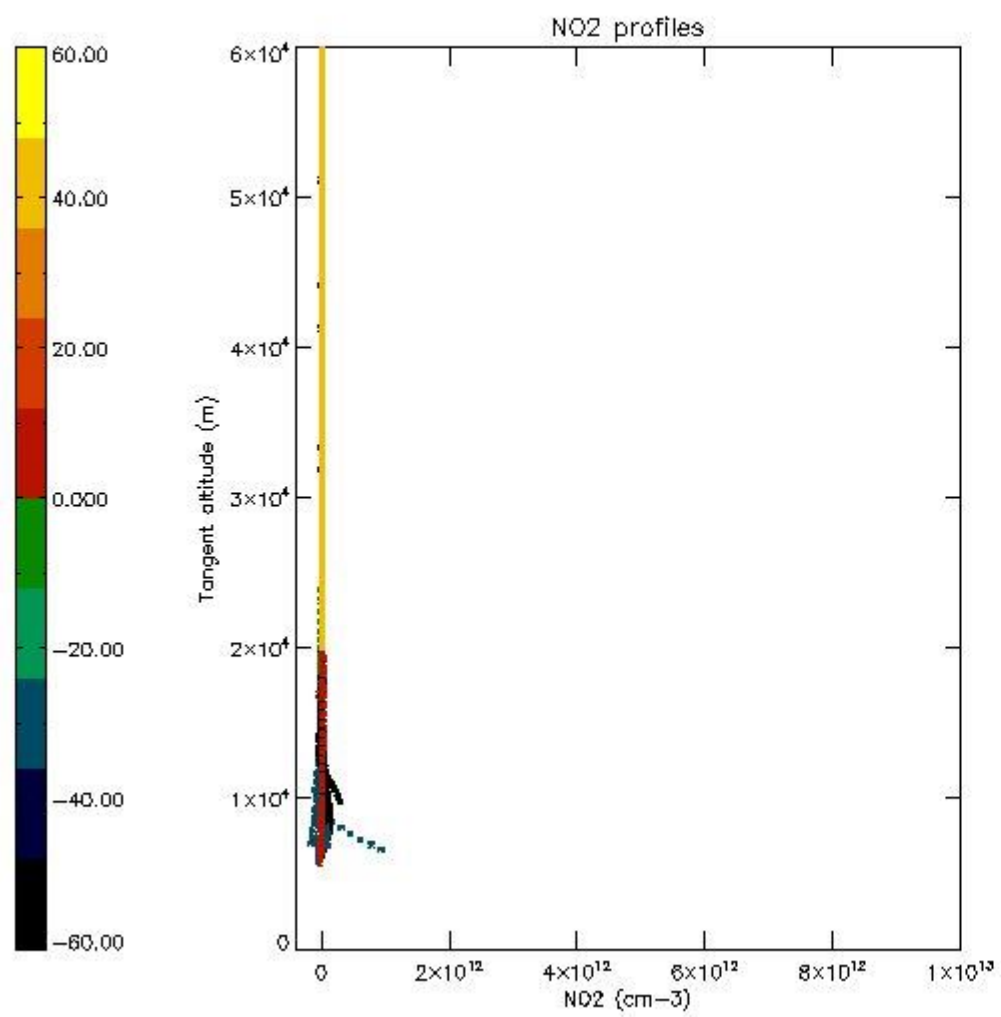
5.5 Plot ozone profiles where STD < 5% (dark without errors)

The colorbar represents the latitude.



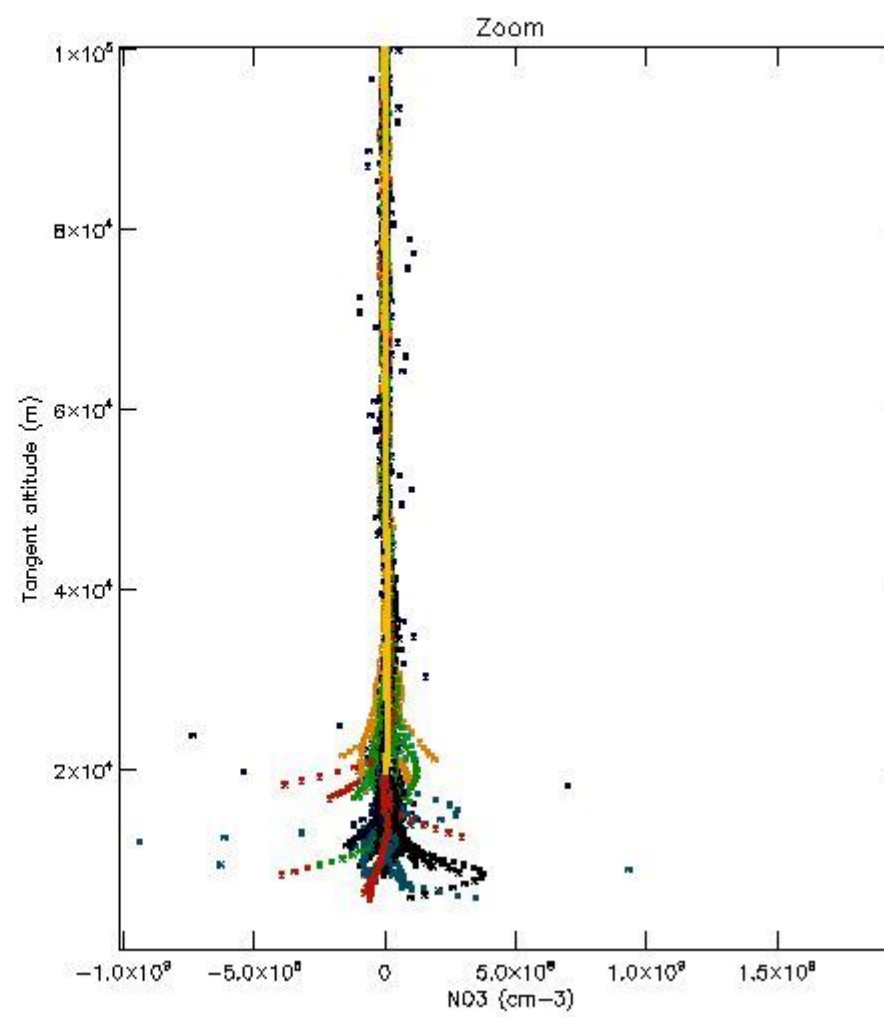
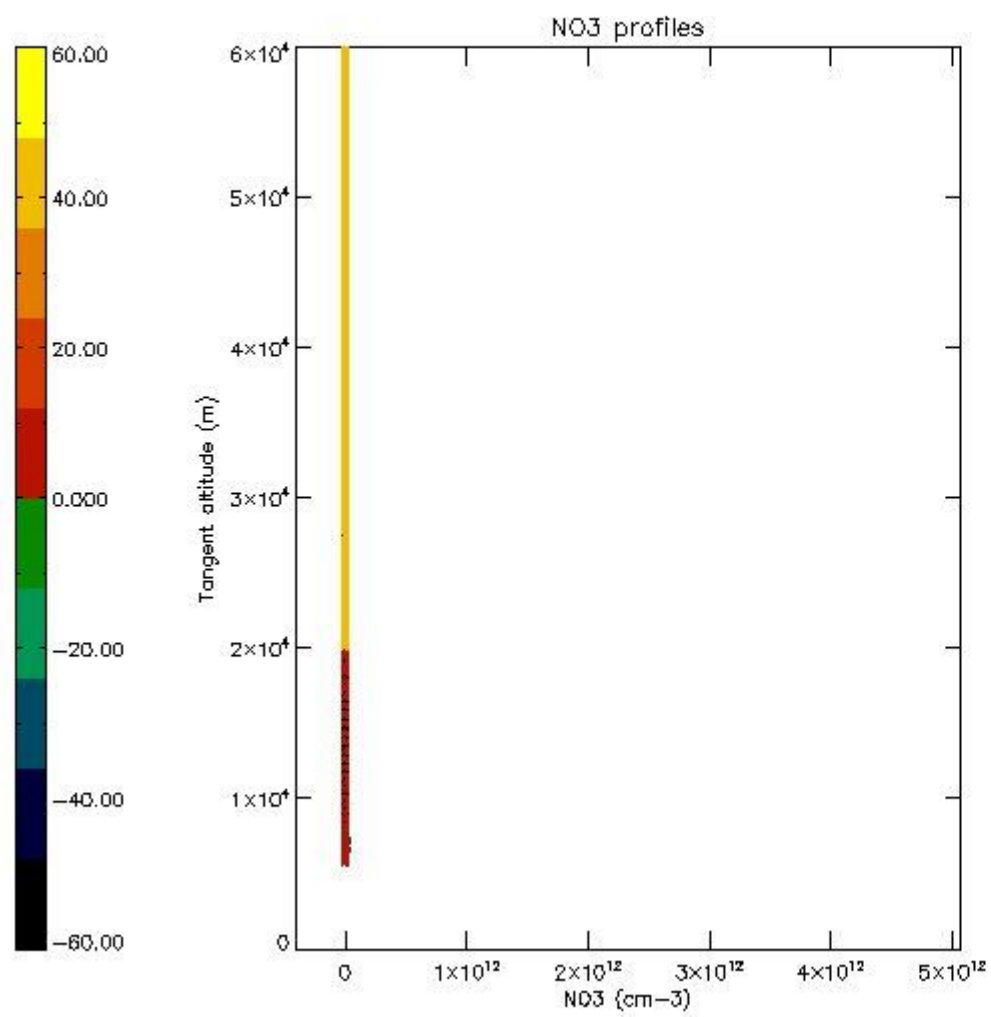
5.6 Plot NO₂ profiles for all STD (dark without errors)

The colorbar represents the latitude.



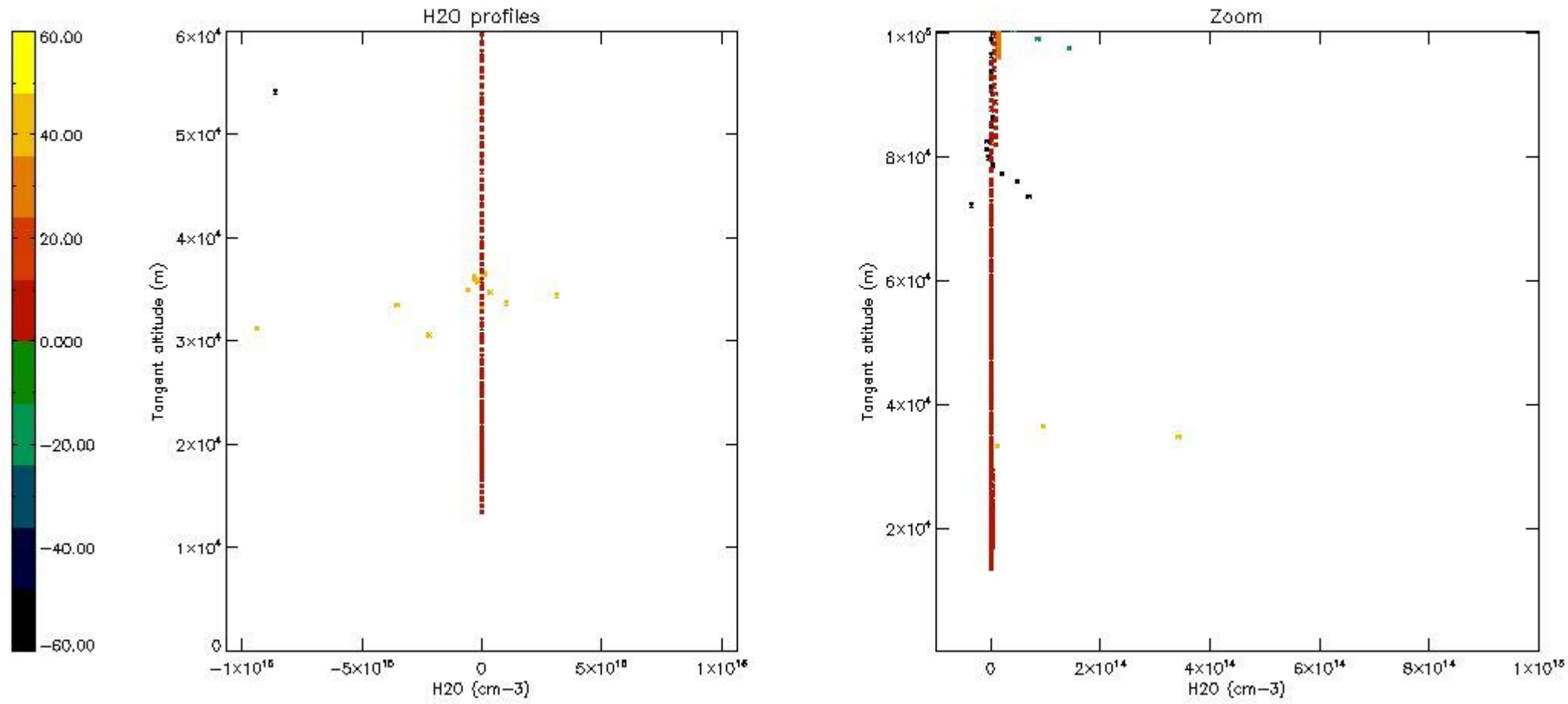
5.7 Plot NO3 profiles for all STD (dark without errors)

The colorbar represents the latitude.



5.8 Plot H2O profiles for all STD (only for occultations of stars 1,2,3,4,13,14,16,26,63 dark without errors)

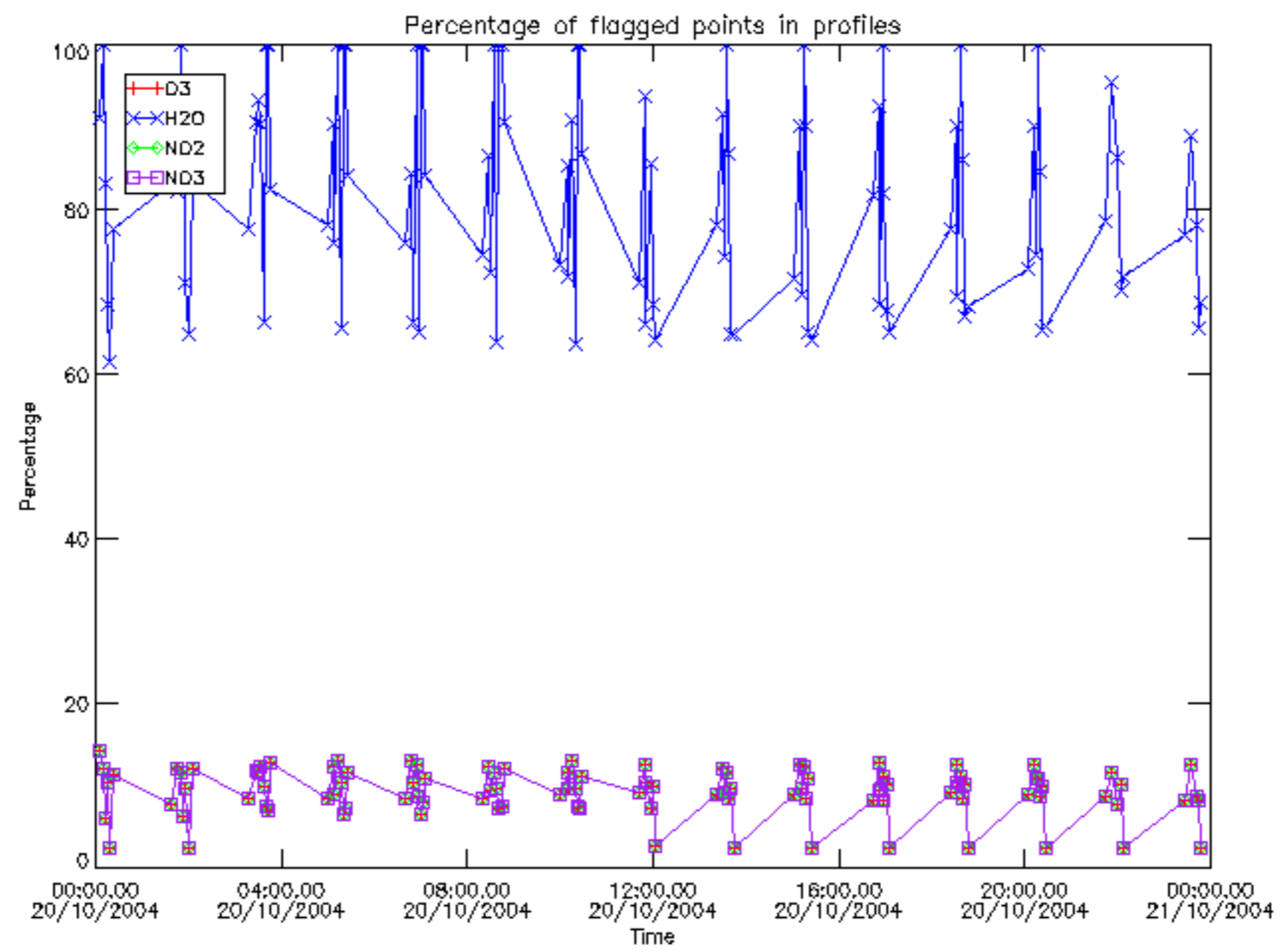
The colorbar represents the latitude.



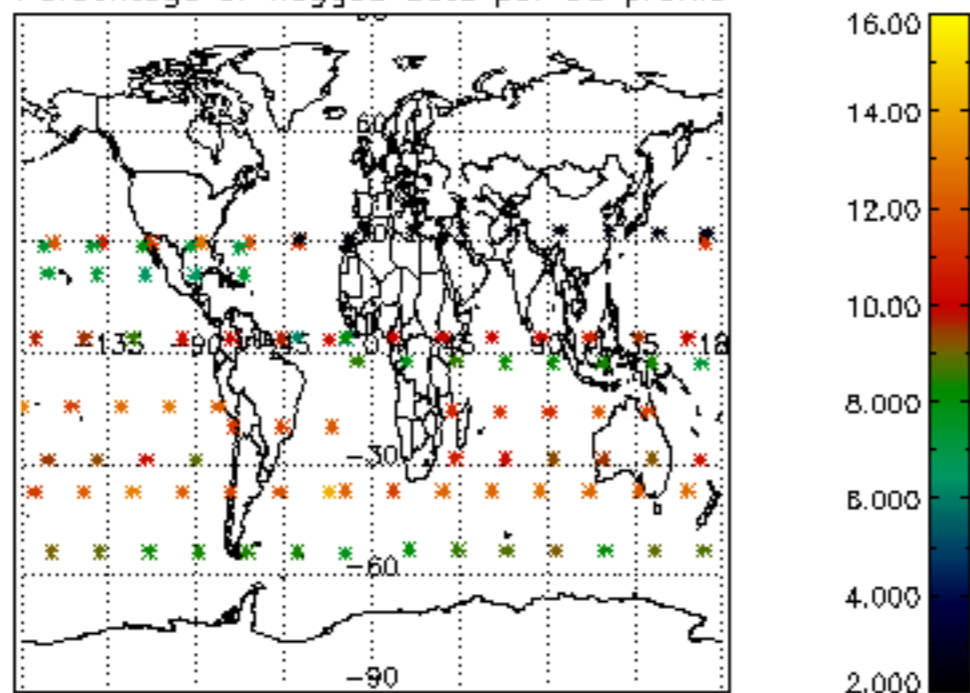
6. Auxiliary Data Files used for the production reported in section 2

The number reported in the third column indicates since which file (see list in section 2) the corresponding auxiliary file has been used. The fourth column is the date of those product files.

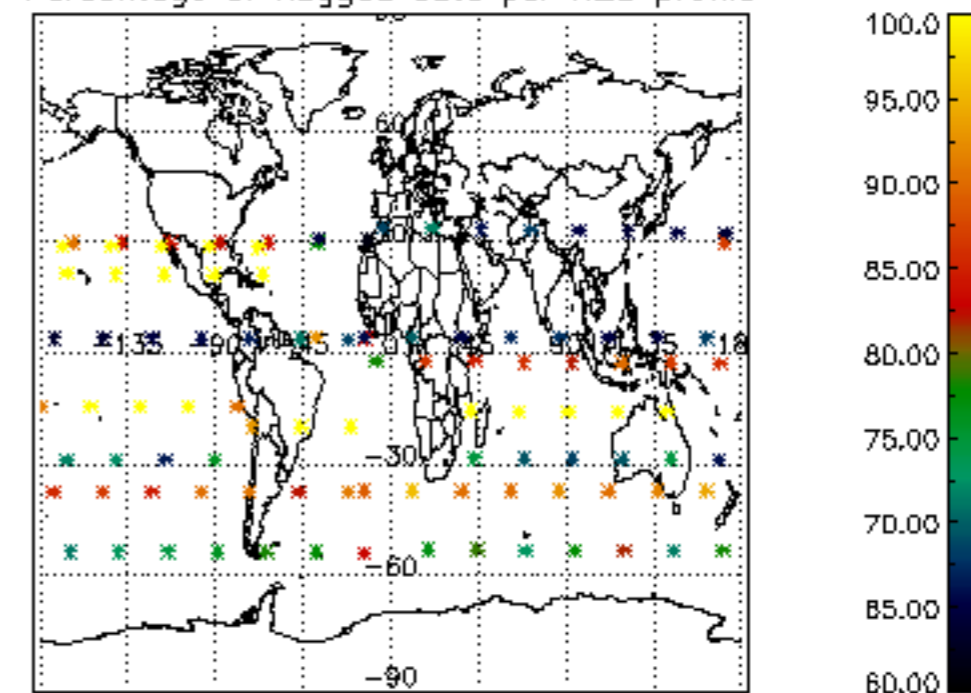
Type	Auxiliary Filename	Used since product	Used since product date
INST_PHYS_CHARACTERISTICS	GOM_INS_AXVIEC20091111_143220_20030716_120000_20500101_000000	1	20-OCT-2004 00:05:14
LEVEL-2_PROC_CONFIG	GOM_PR2_AXVIEC20091111_152718_20020301_000000_20500101_000000	1	20-OCT-2004 00:05:14
CROSS_SECTIONS_FILE	GOM_CRS_AXVIEC20091111_154832_20020301_000000_20500101_000000	1	20-OCT-2004 00:05:14



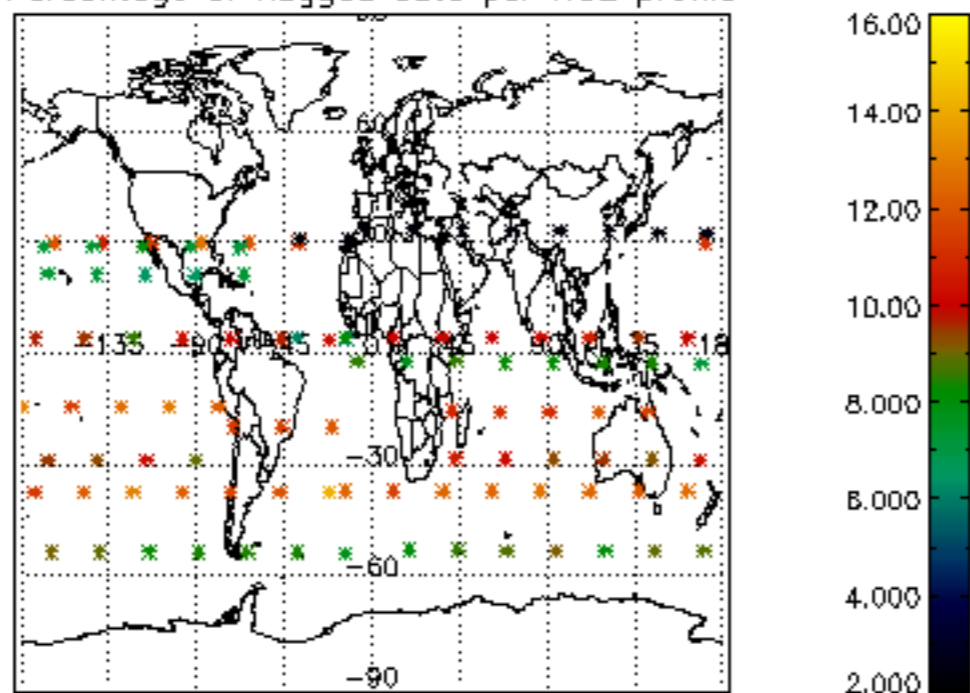
Percentage of flagged data per D3 profile



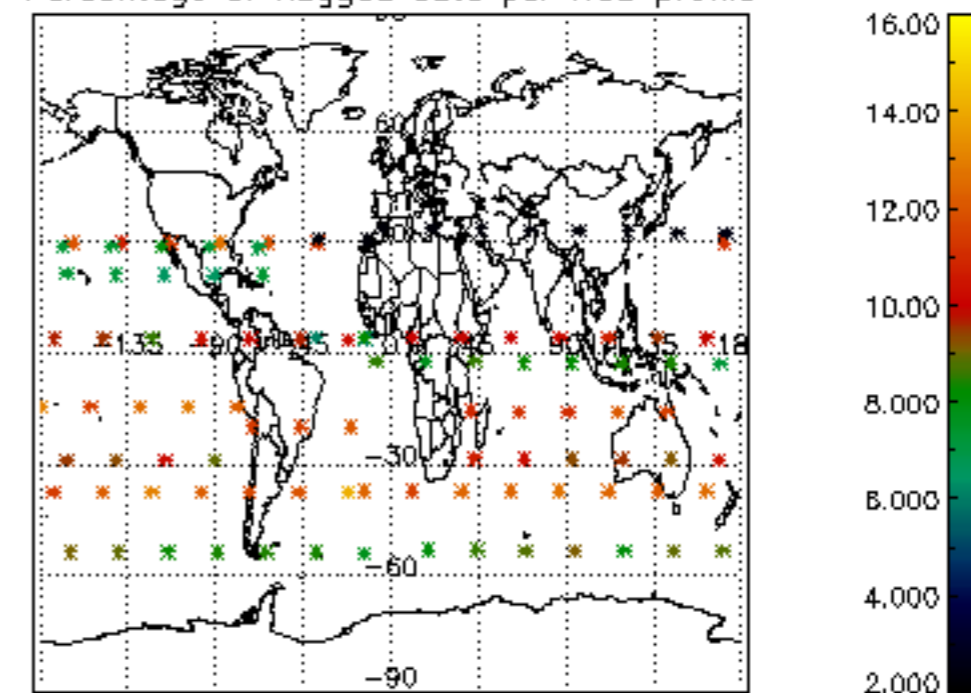
Percentage of flagged data per H2O profile

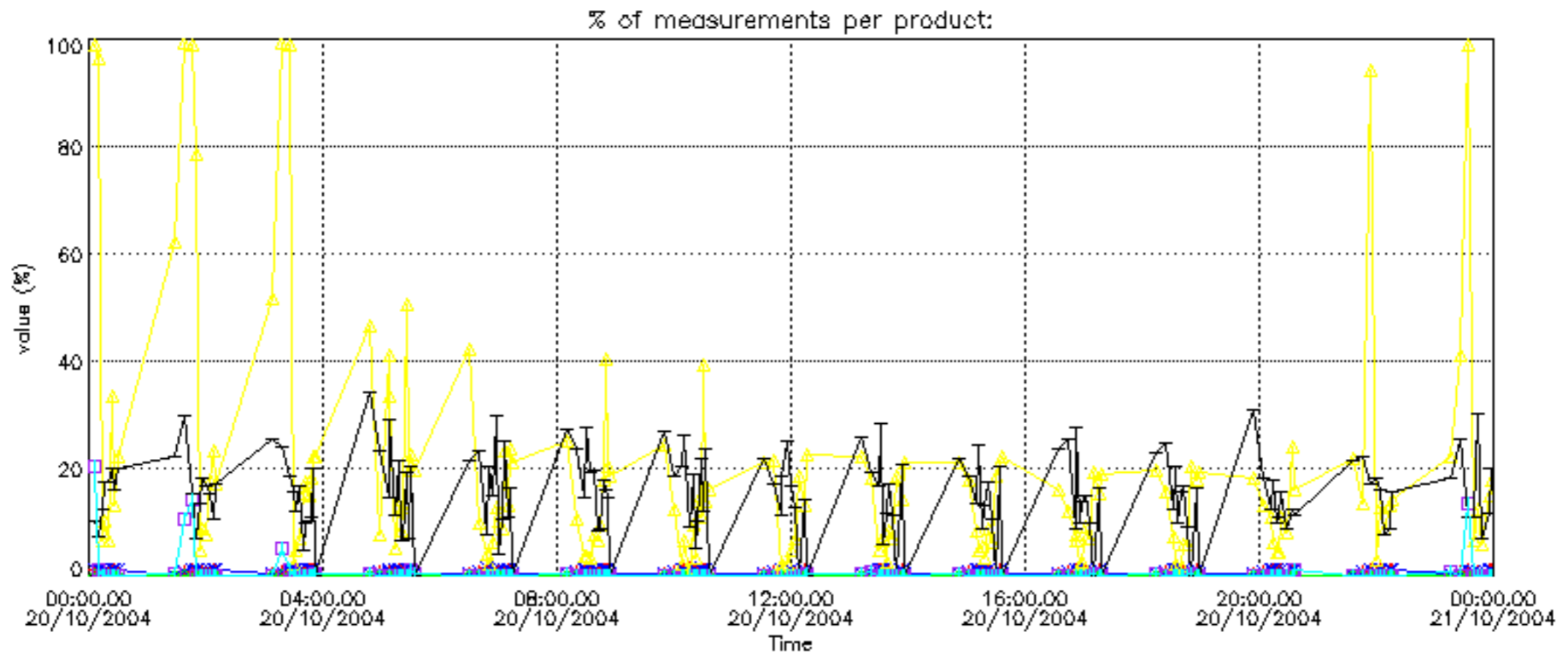


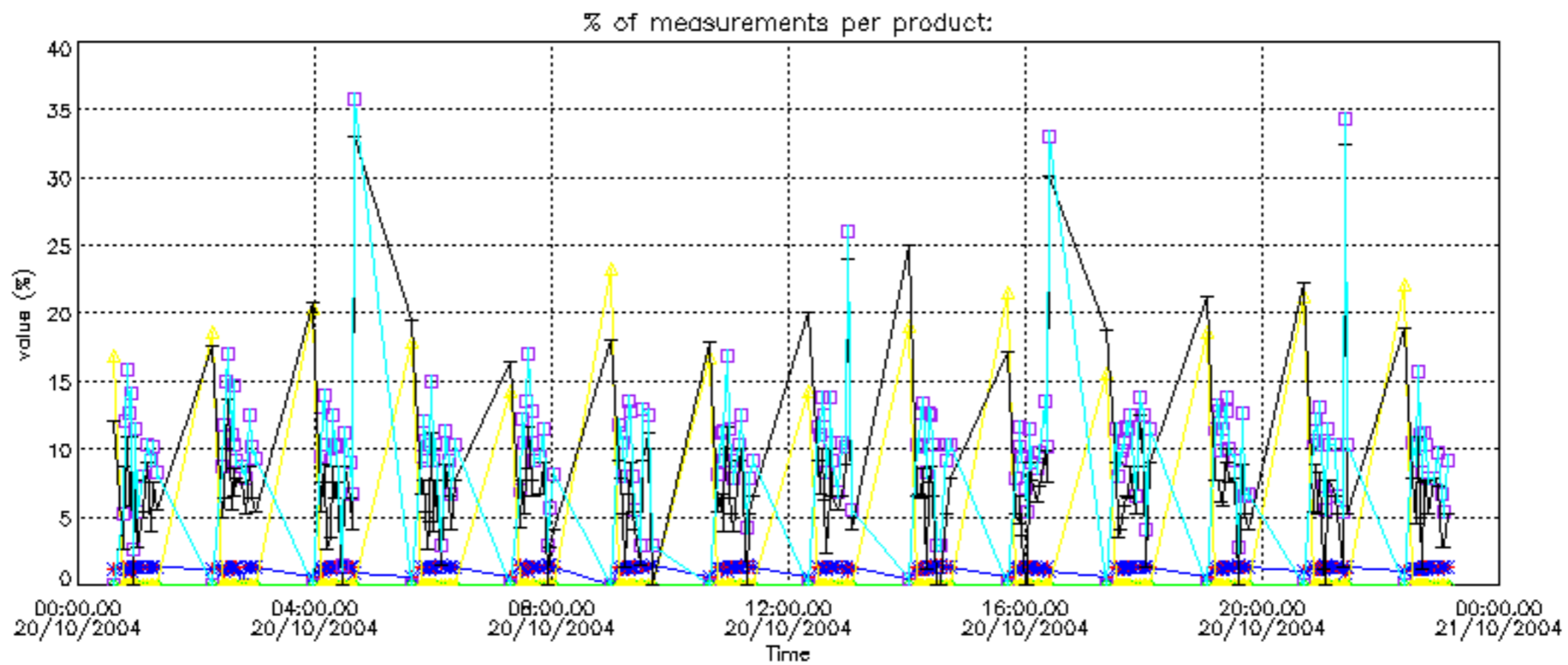
Percentage of flagged data per NO2 profile



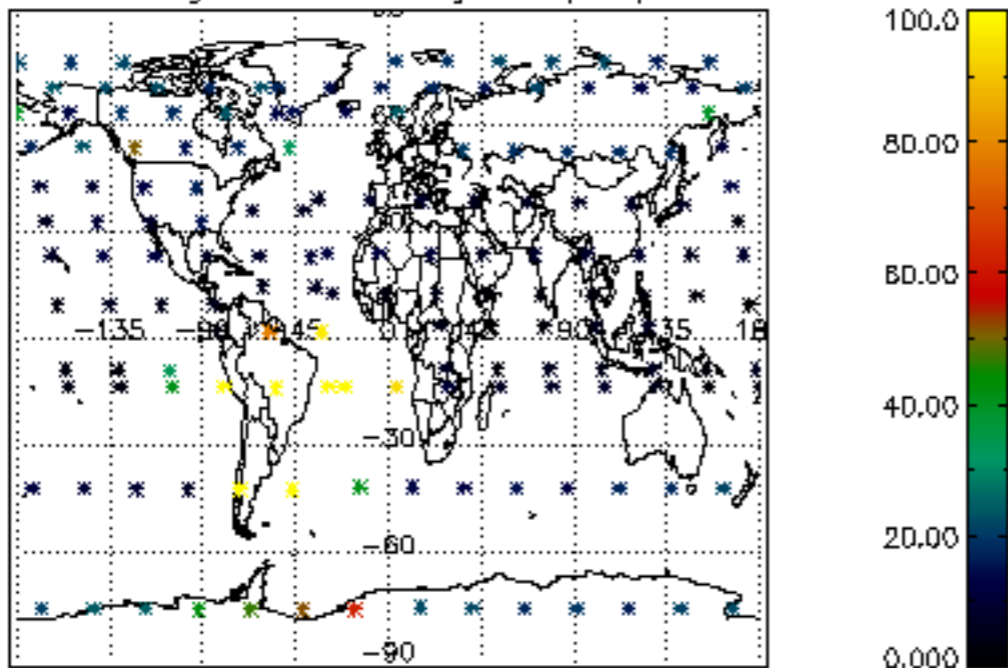
Percentage of flagged data per NO3 profile



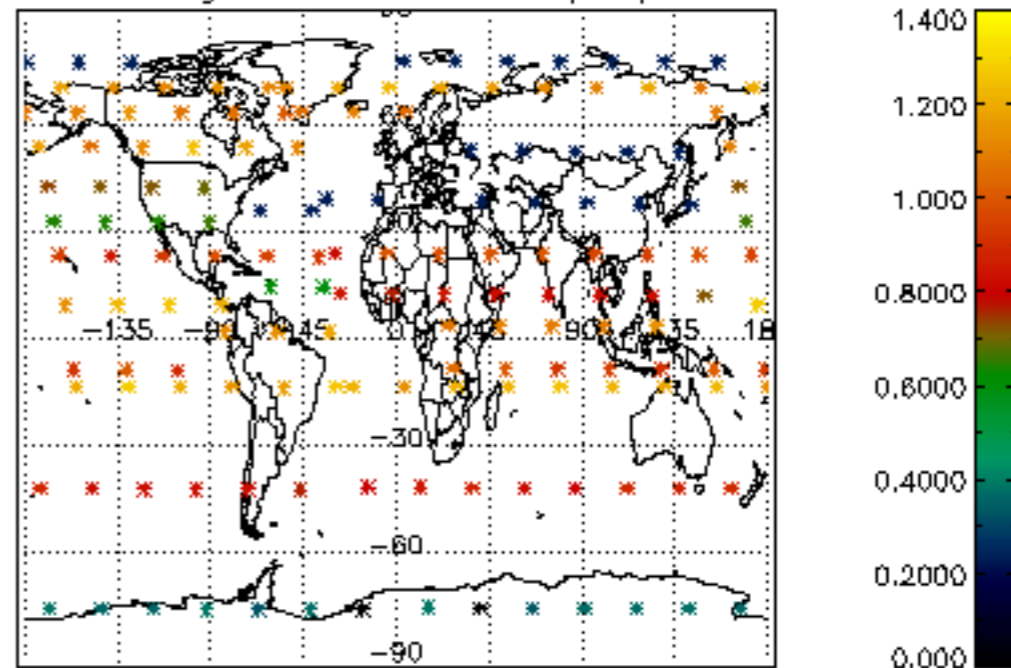




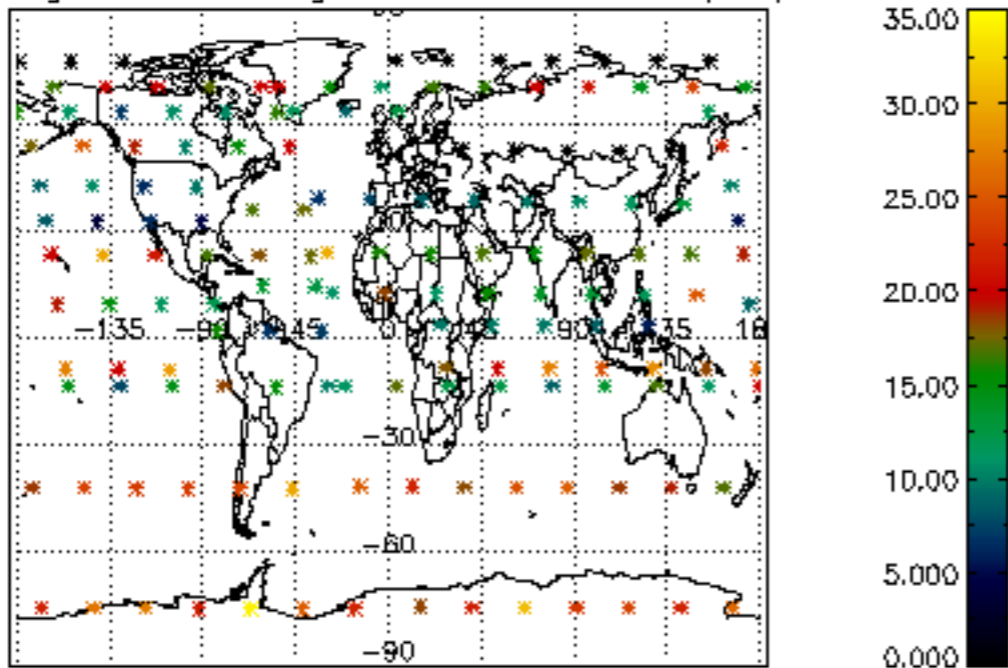
Percentage of cosmic ray hits per profile



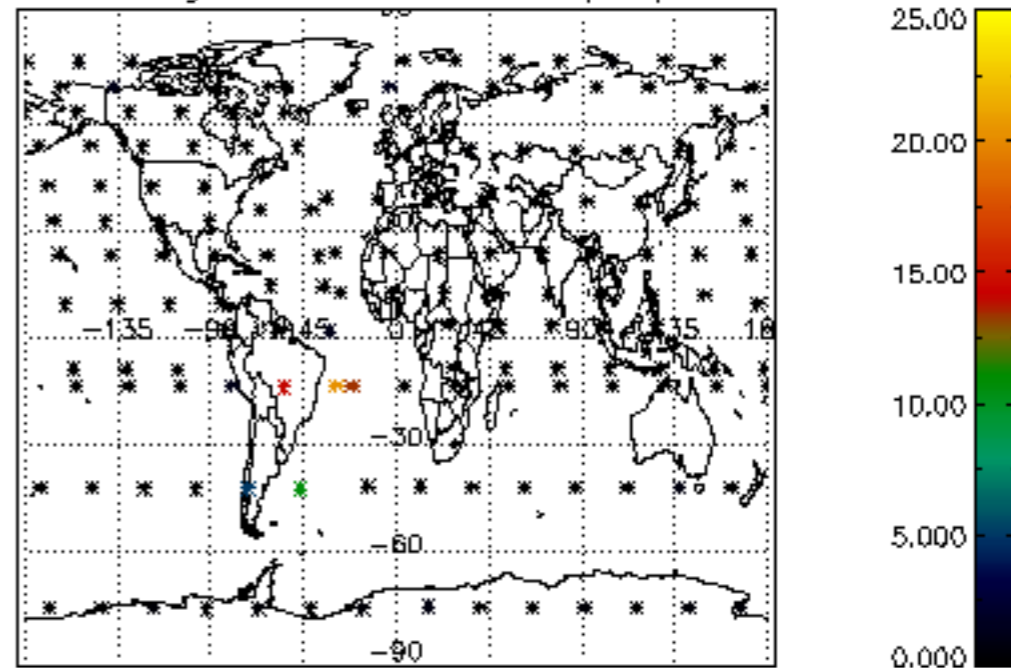
Percentage of datation errors per profile



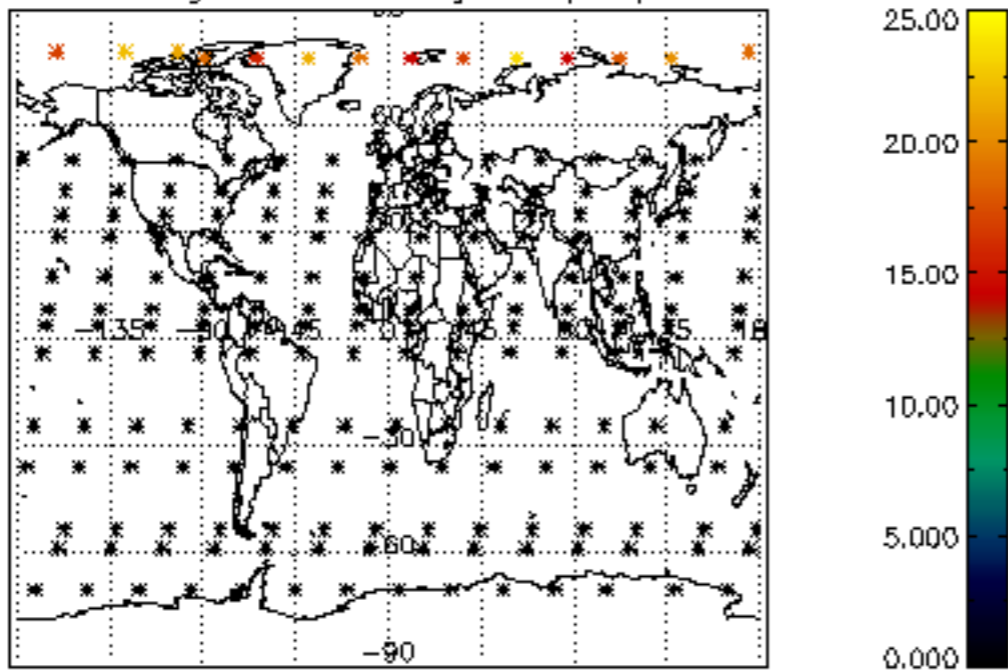
Percentage of star falling outside central band per profile



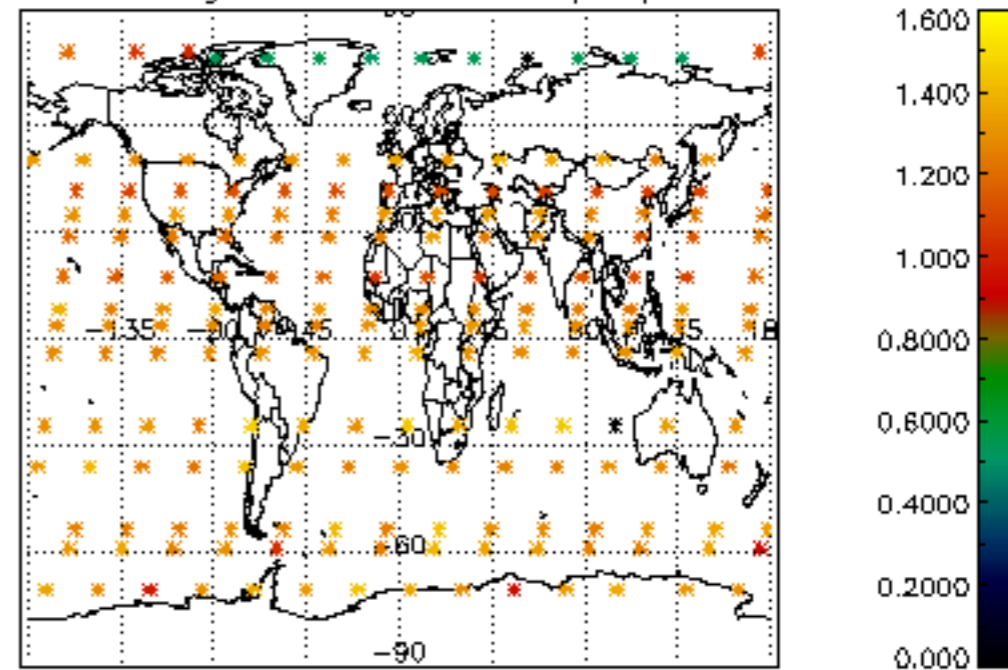
Percentage of saturation errors per profile



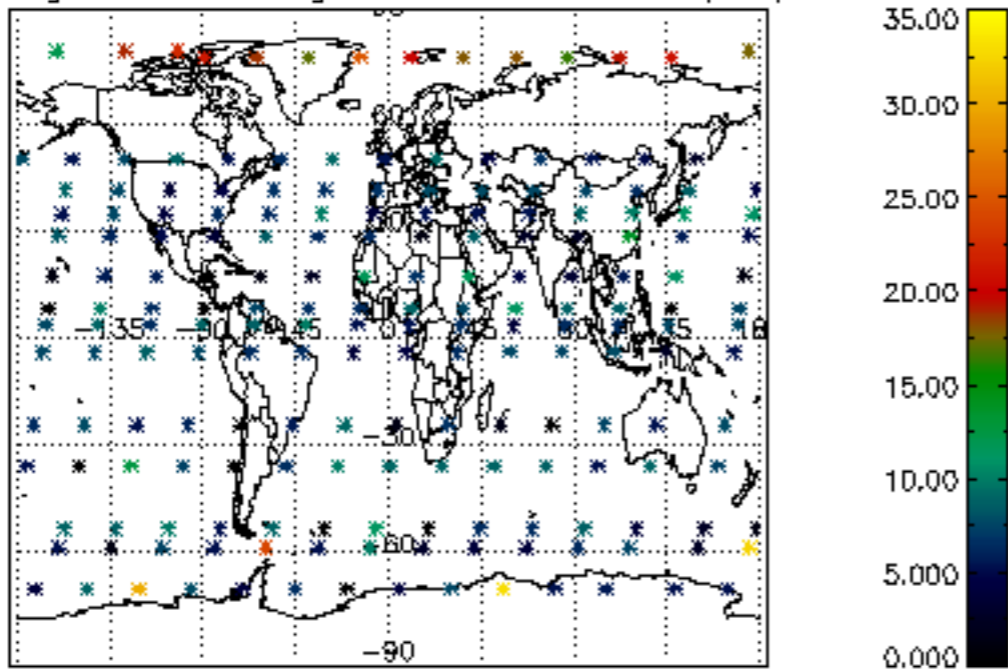
Percentage of cosmic ray hits per profile



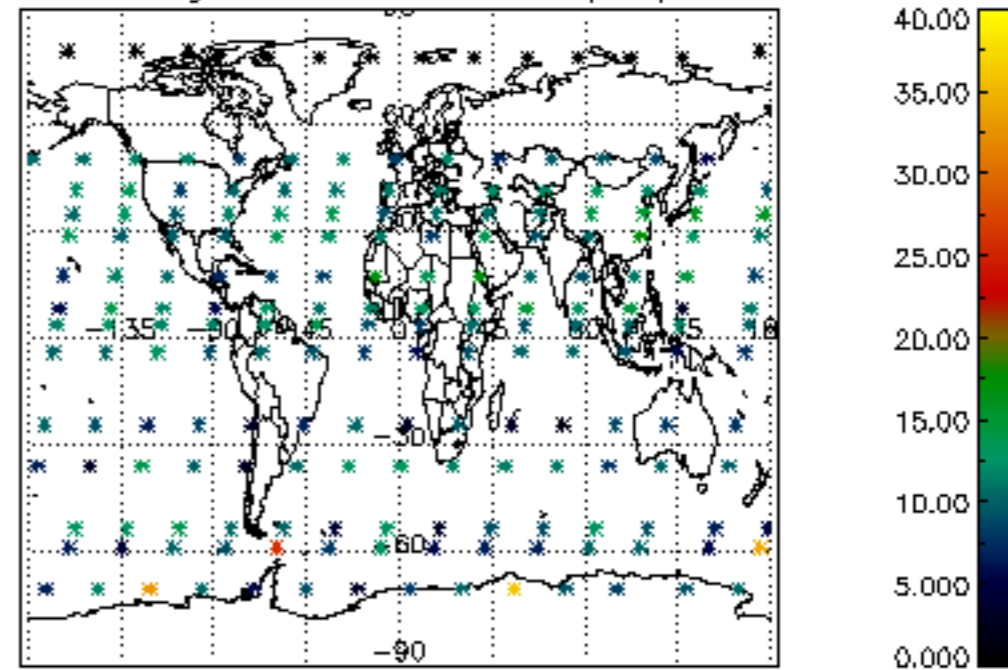
Percentage of datation errors per profile

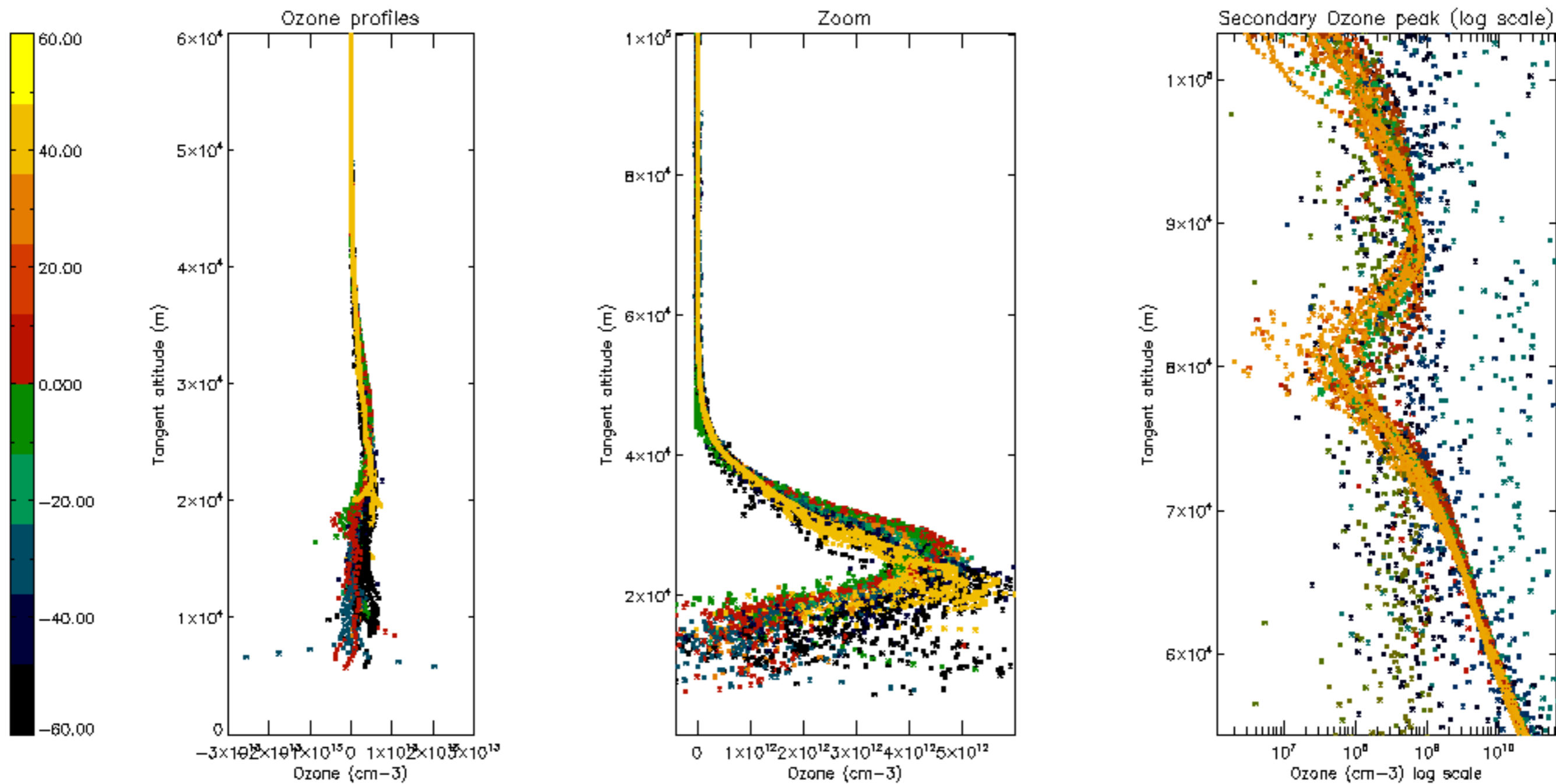


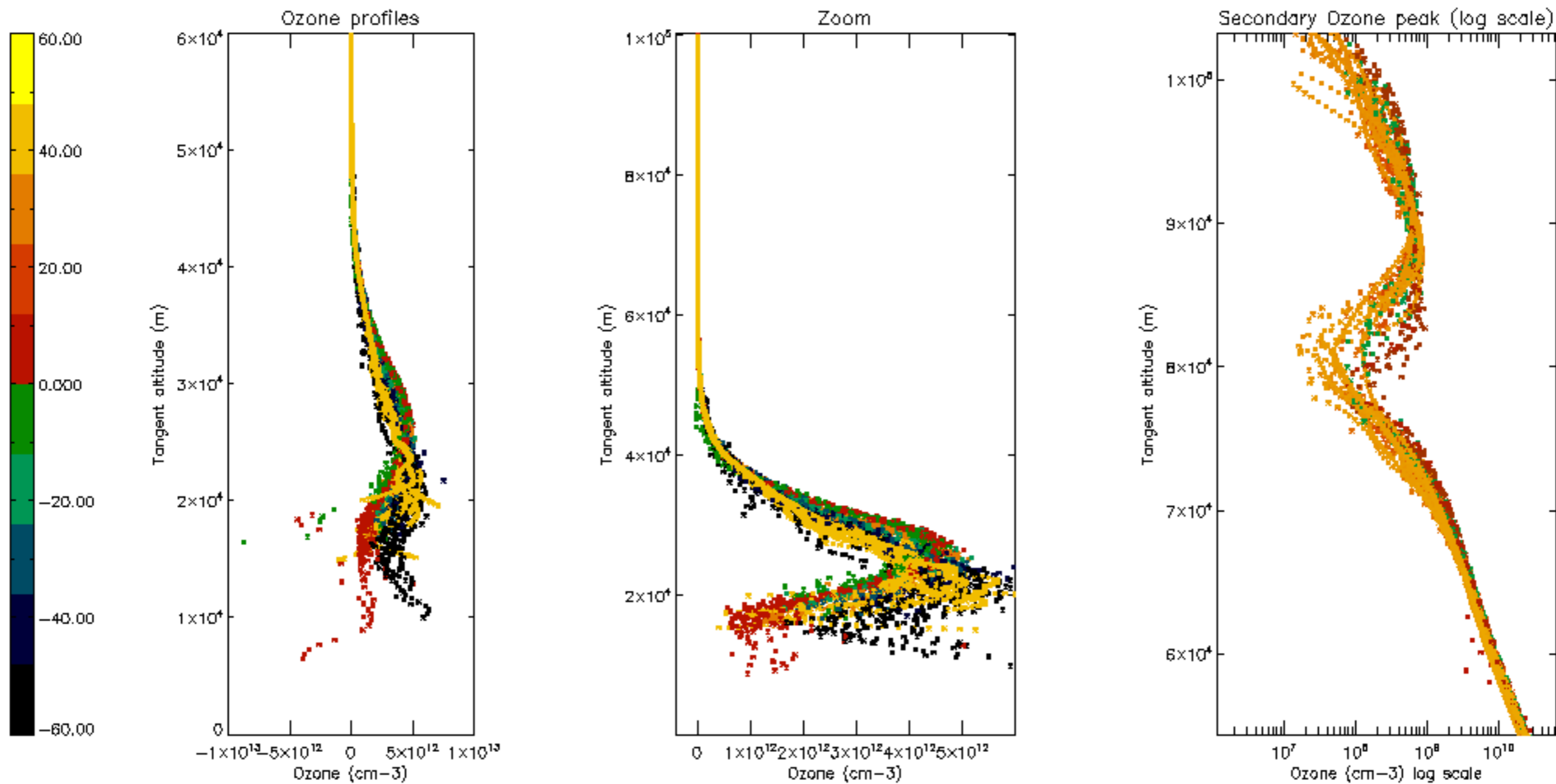
Percentage of star falling outside central band per profile

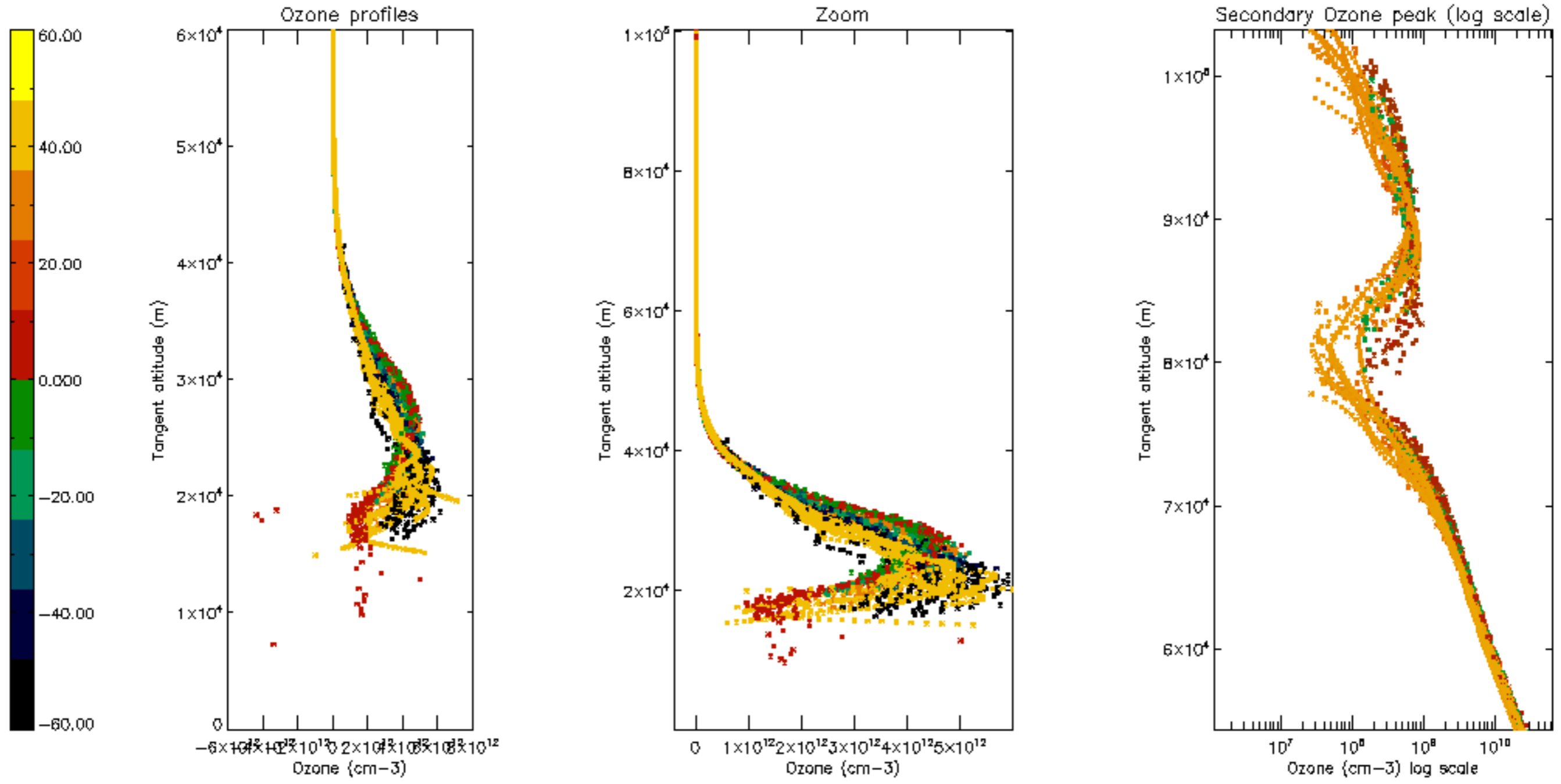


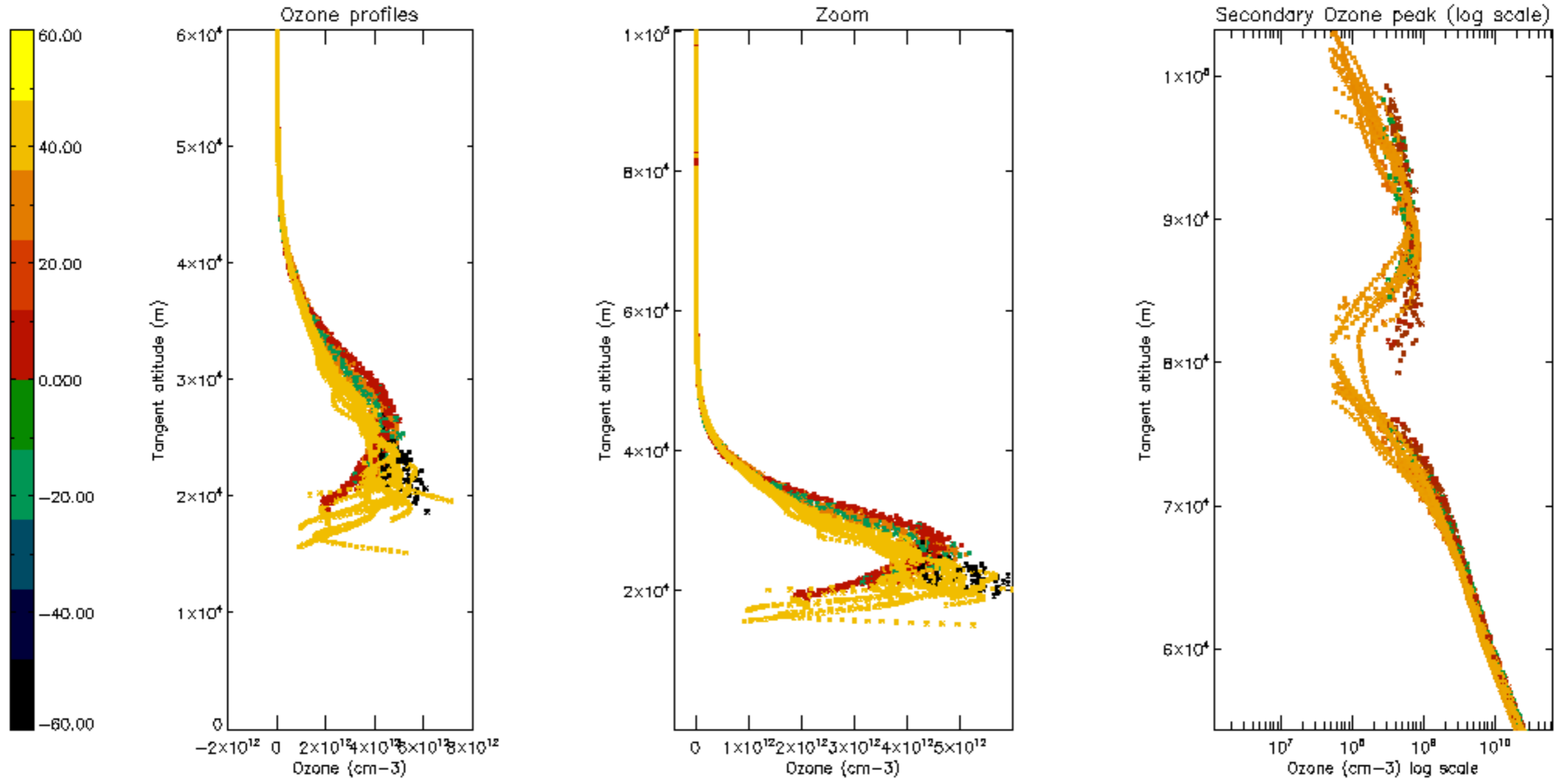
Percentage of saturation errors per profile

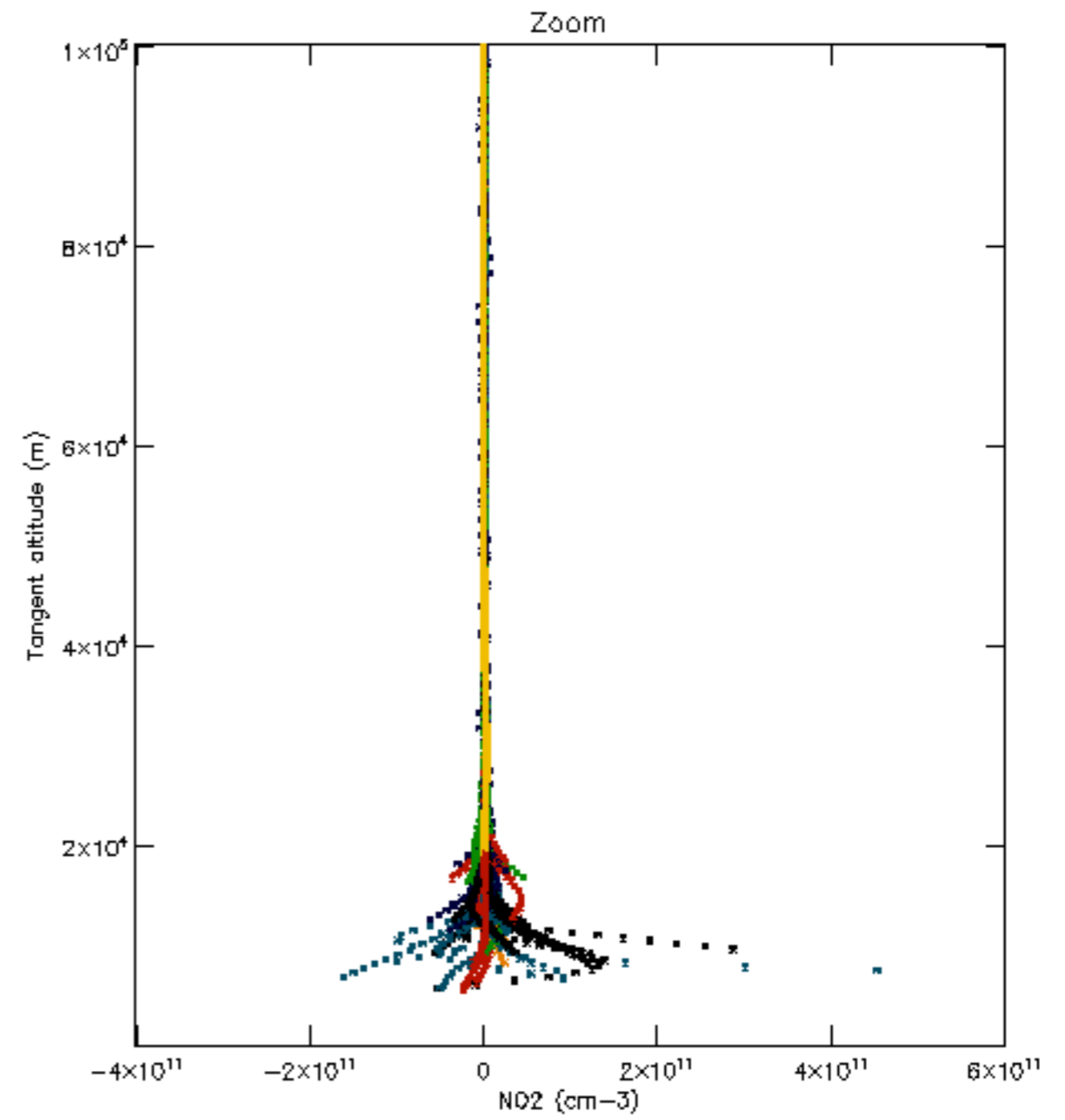
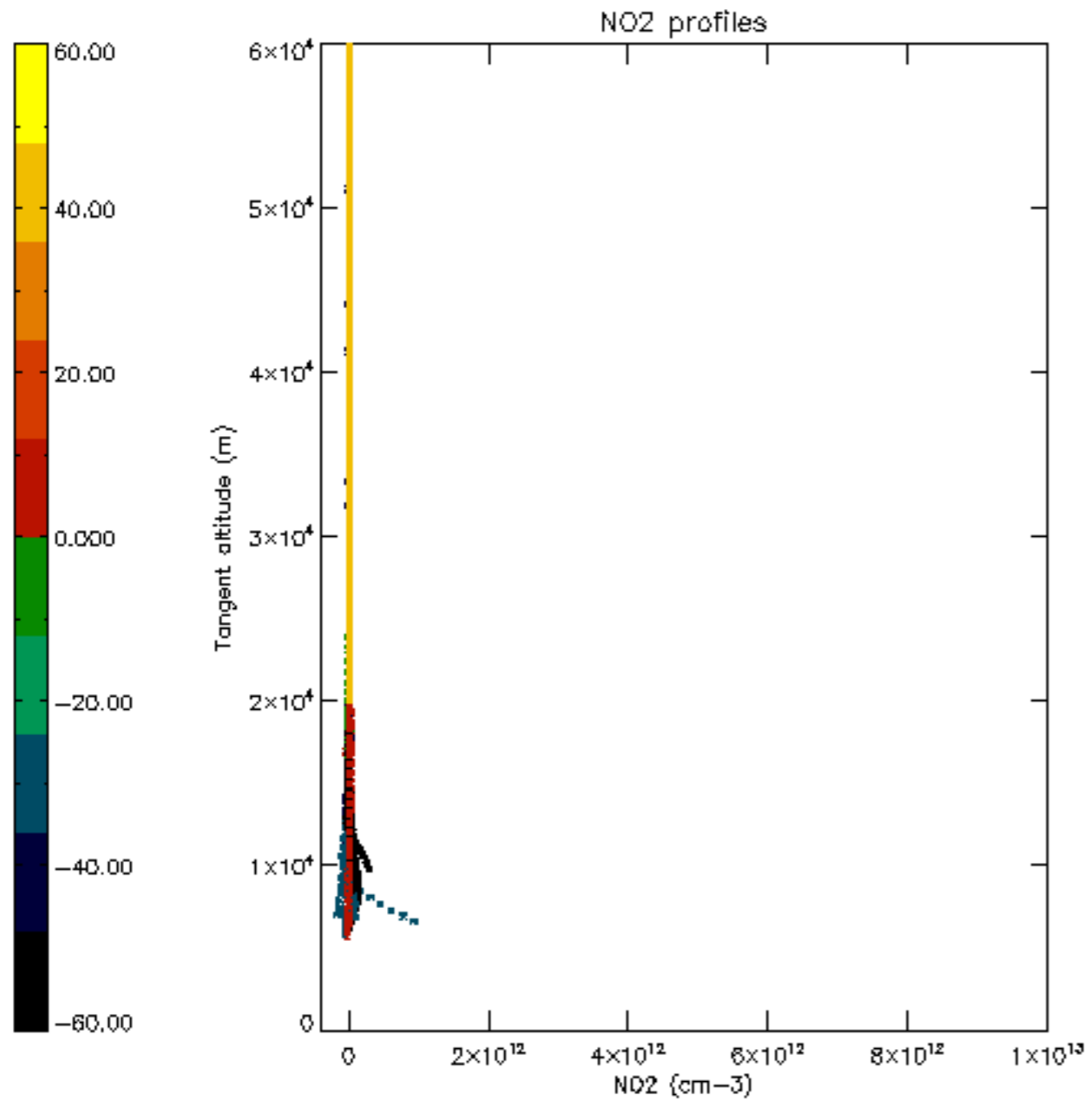


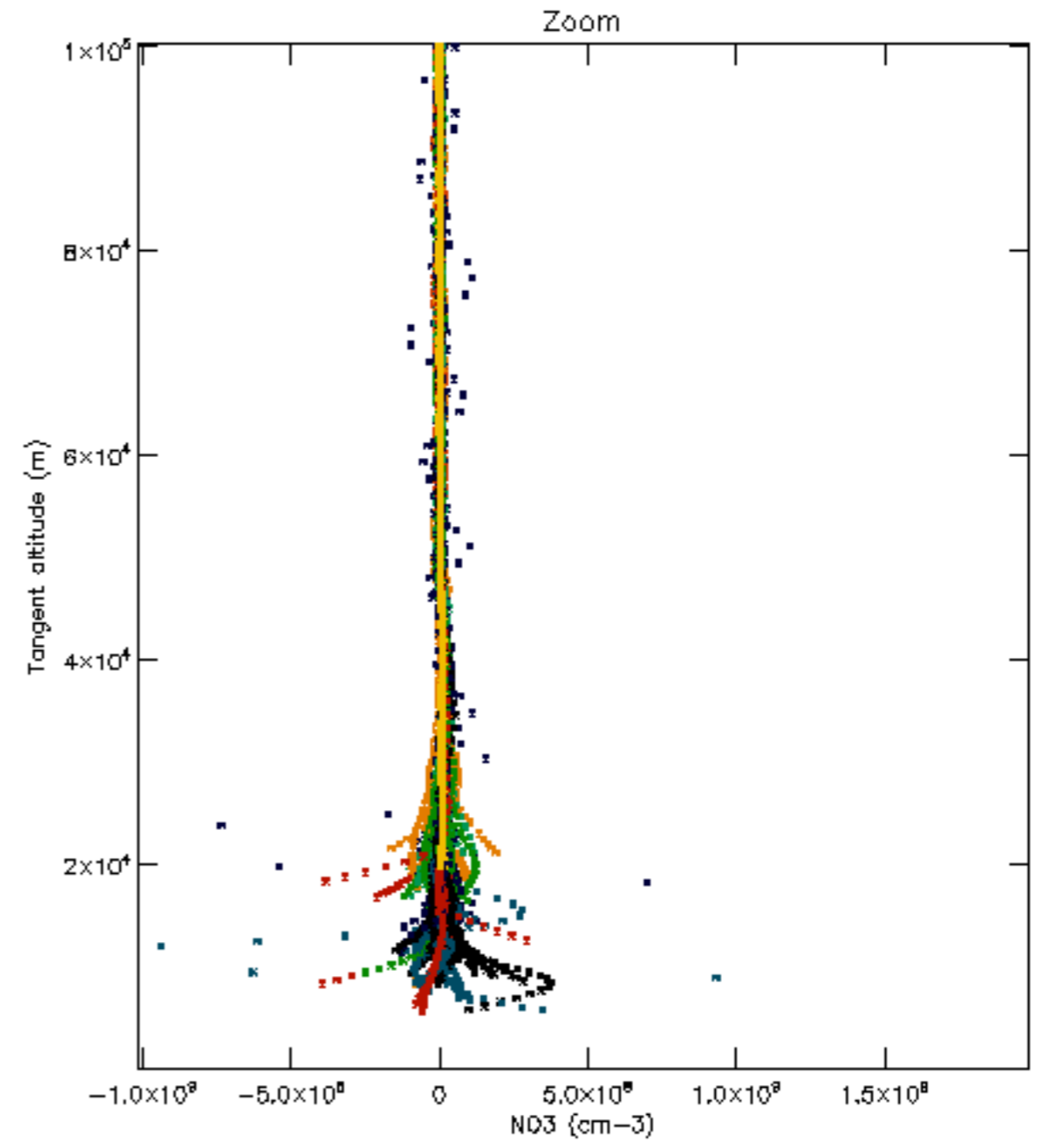
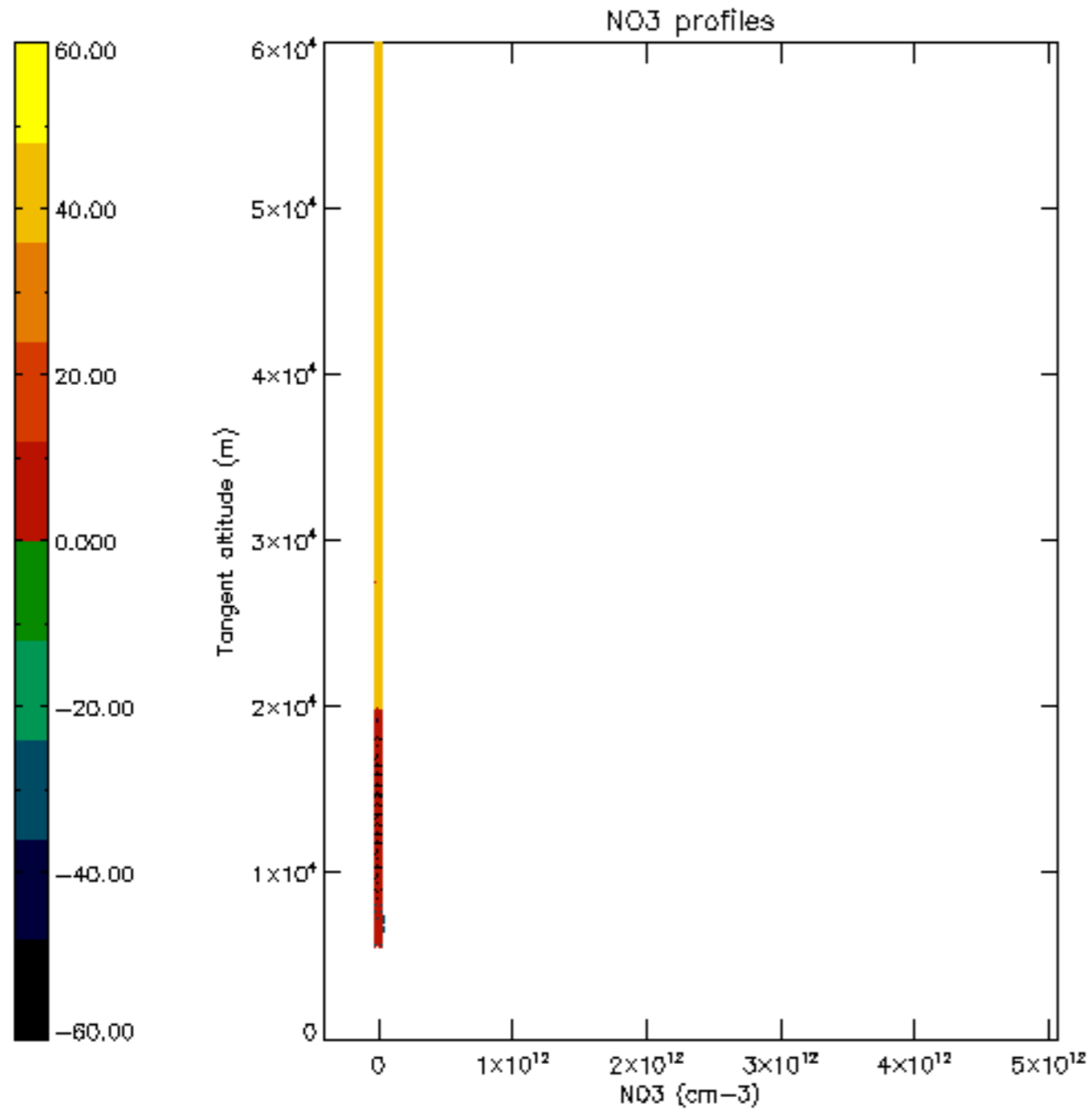


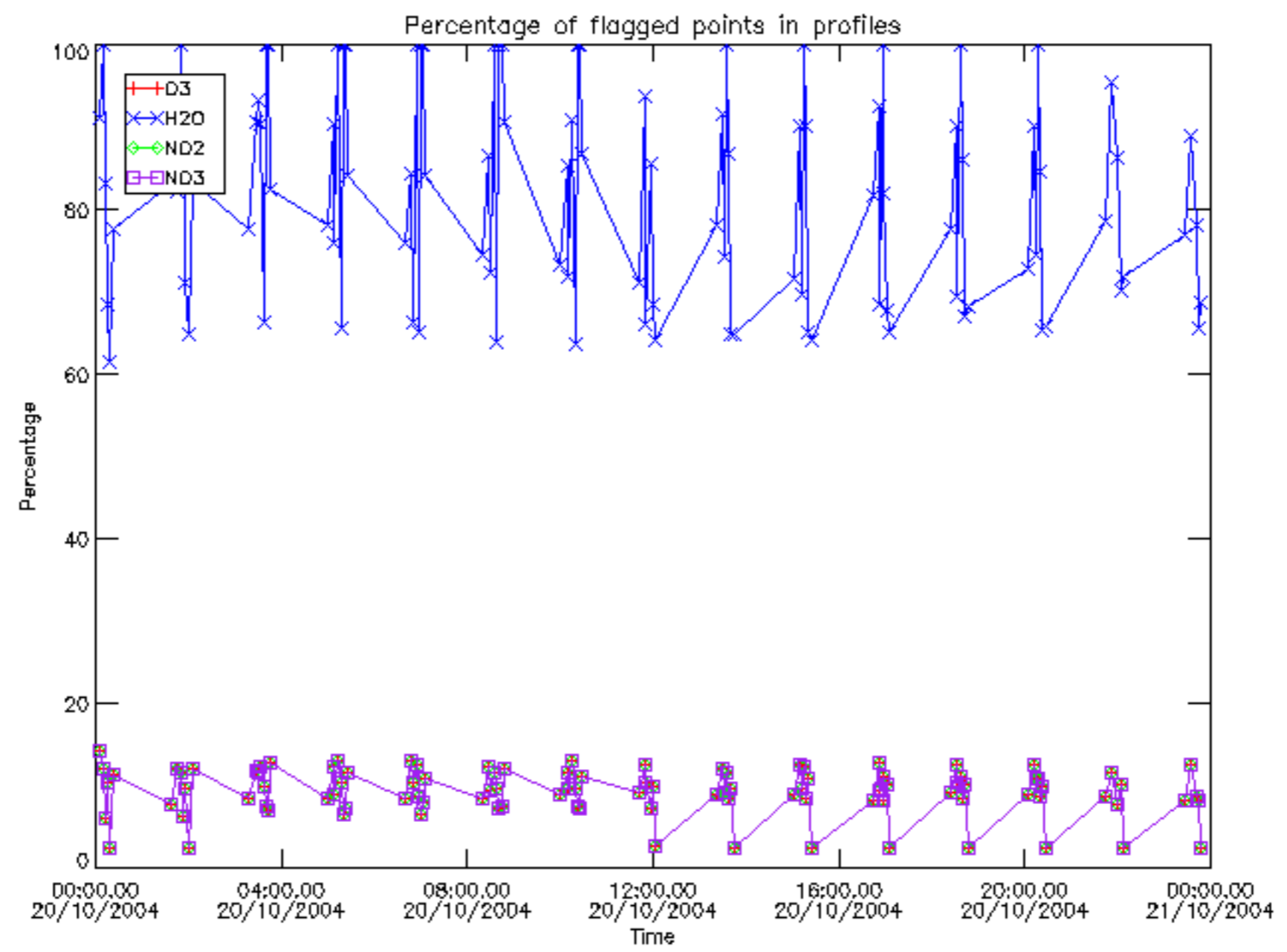




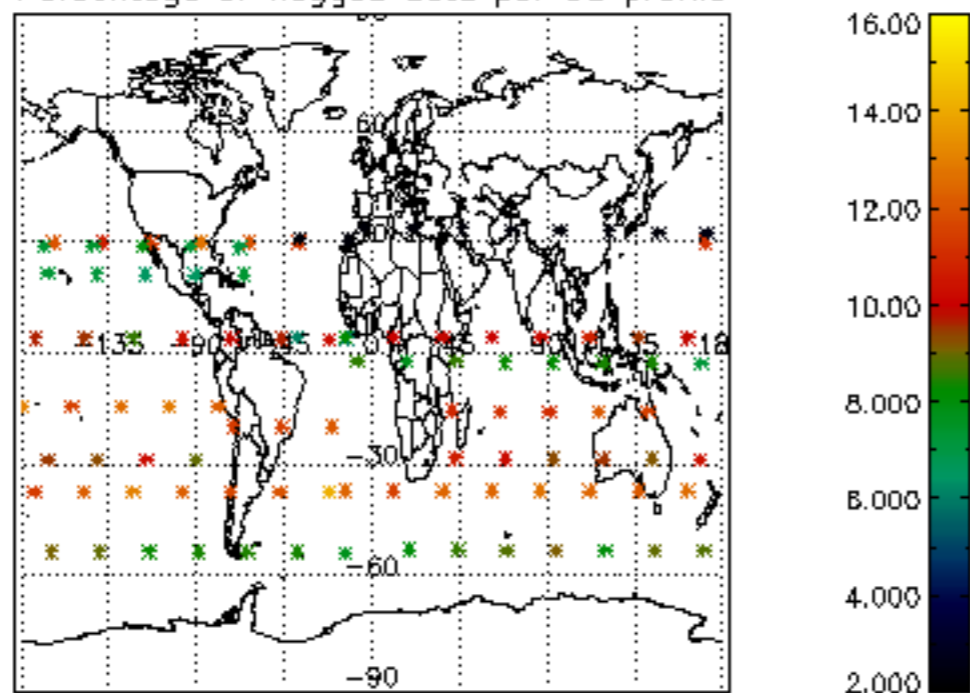




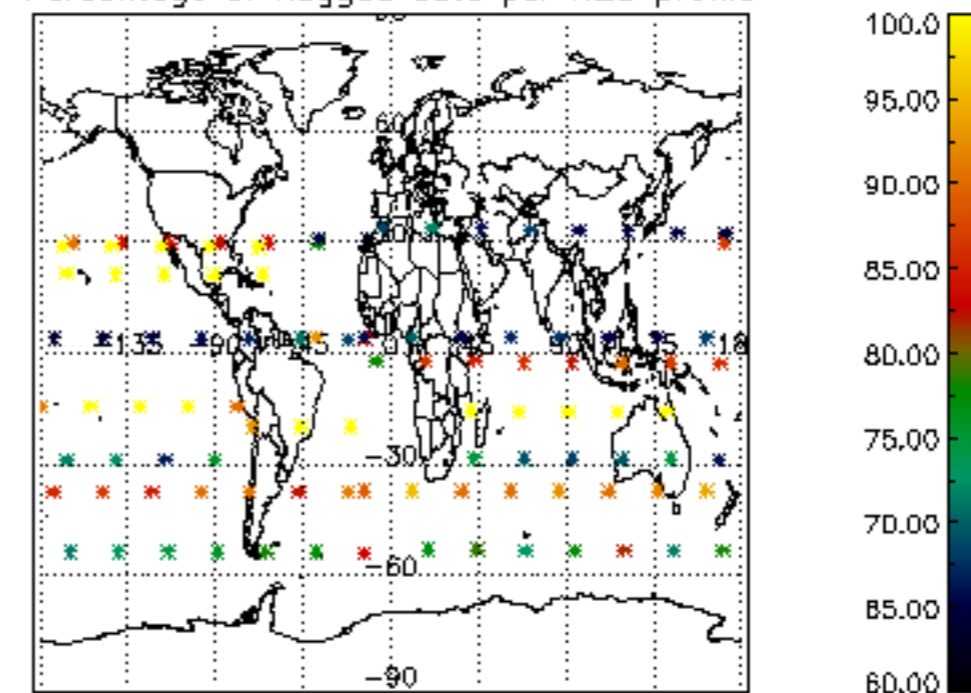




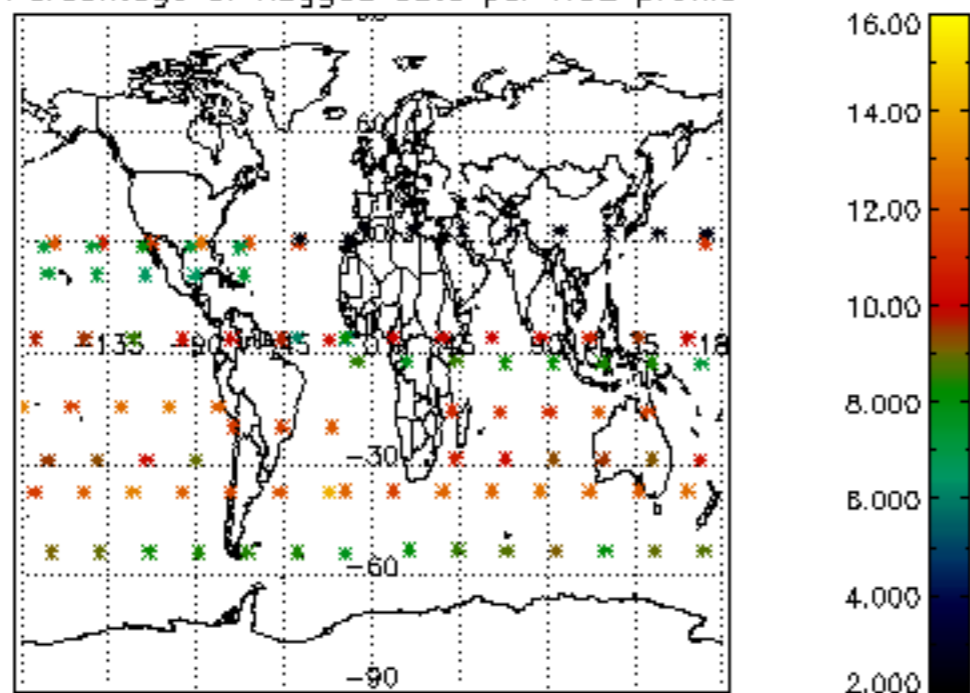
Percentage of flagged data per D3 profile



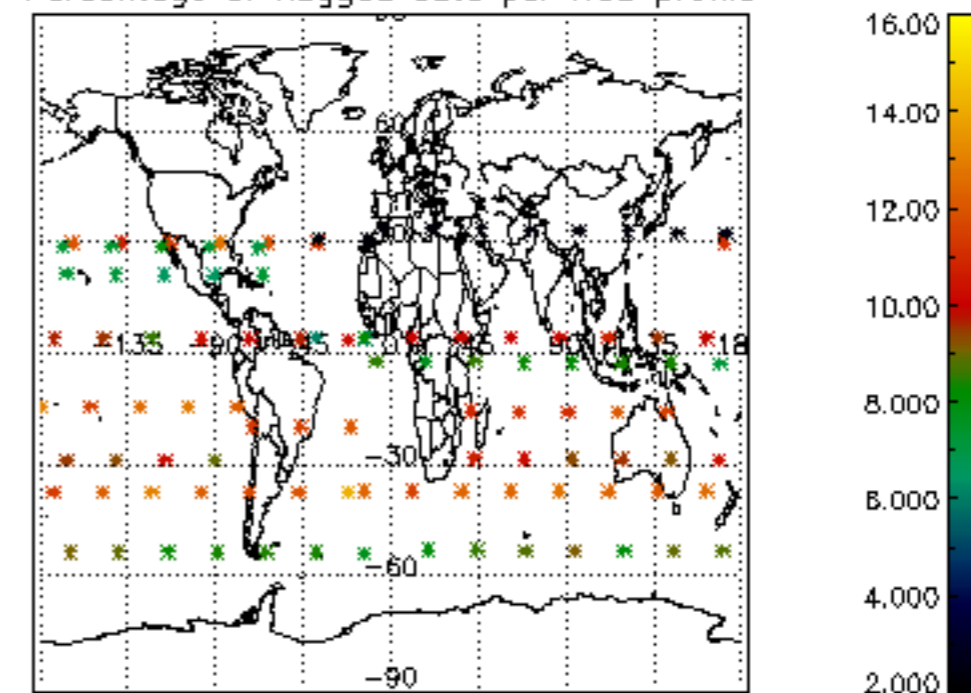
Percentage of flagged data per H2O profile

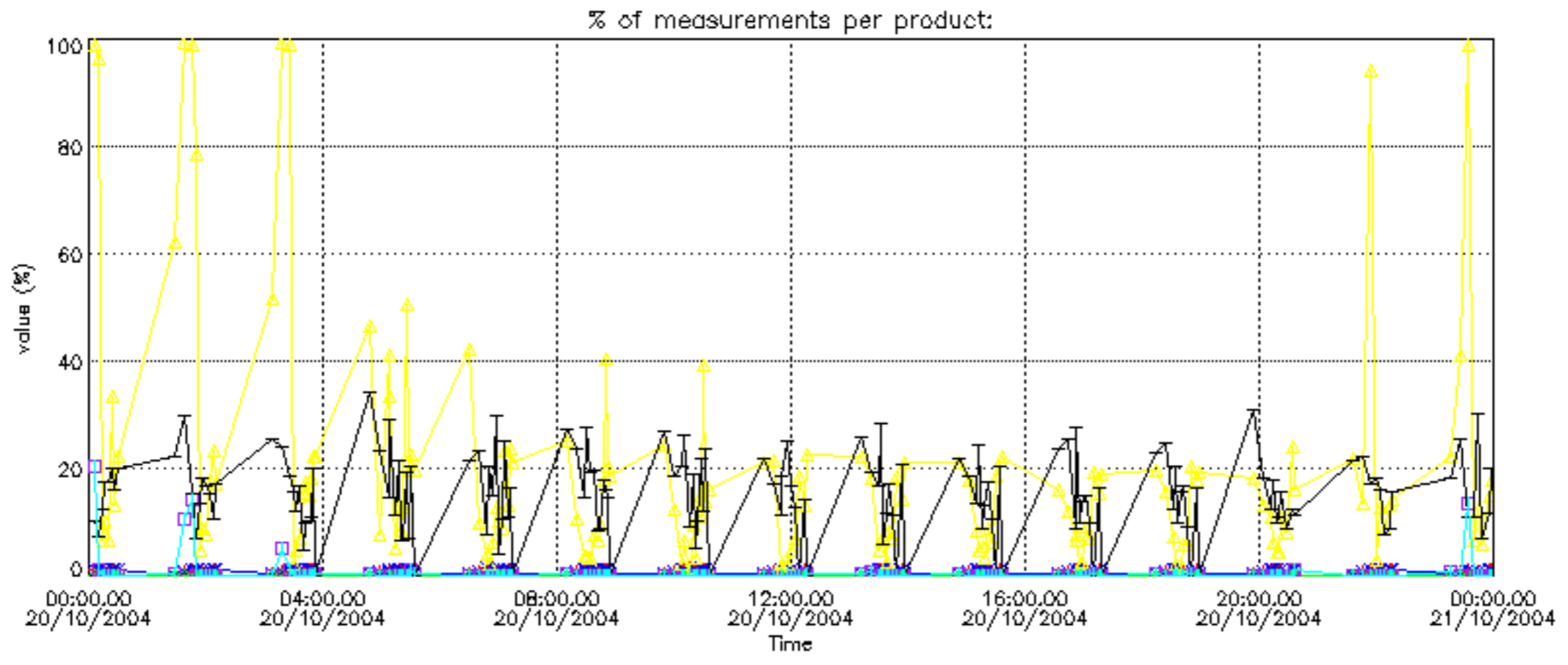


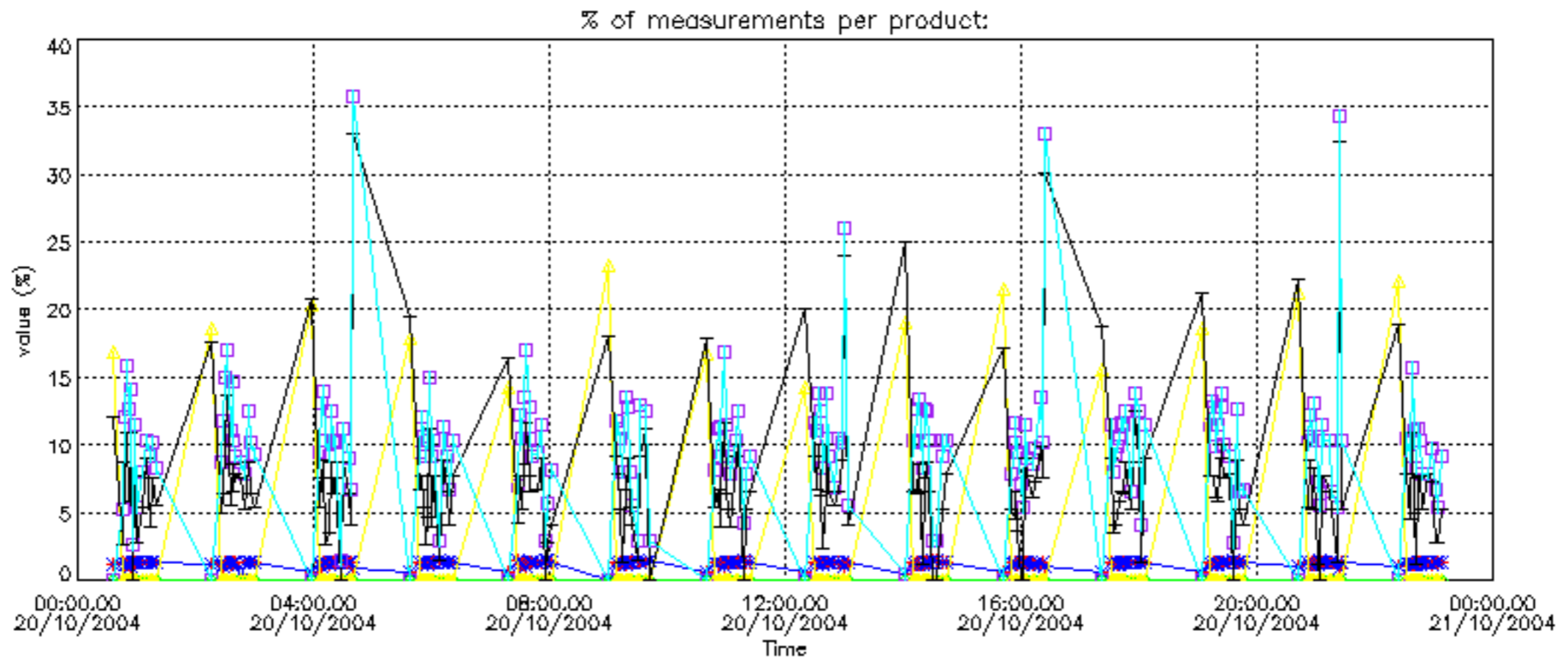
Percentage of flagged data per NO2 profile



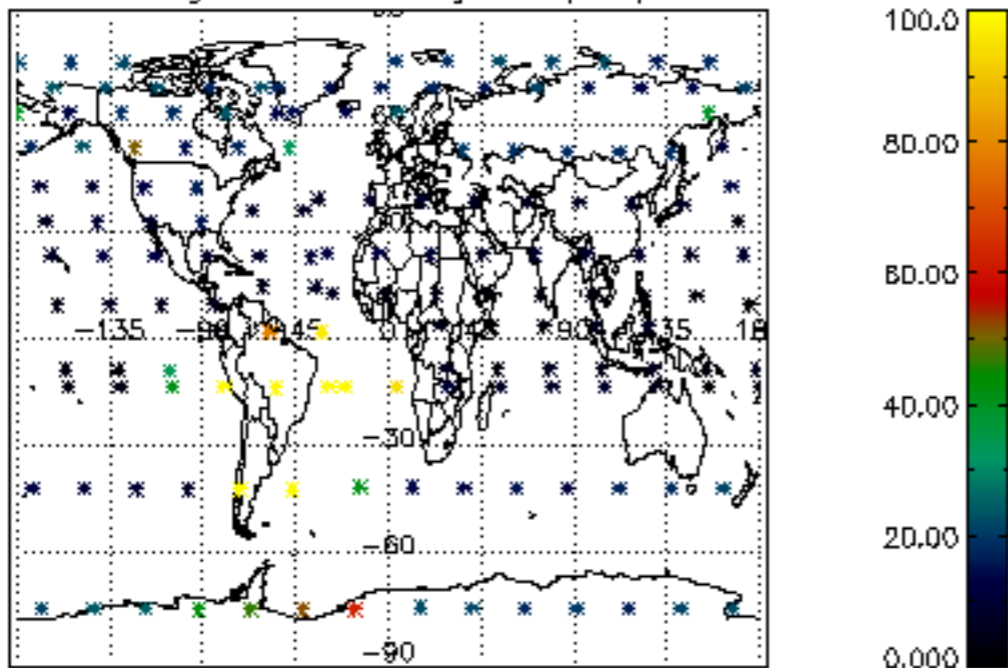
Percentage of flagged data per NO3 profile



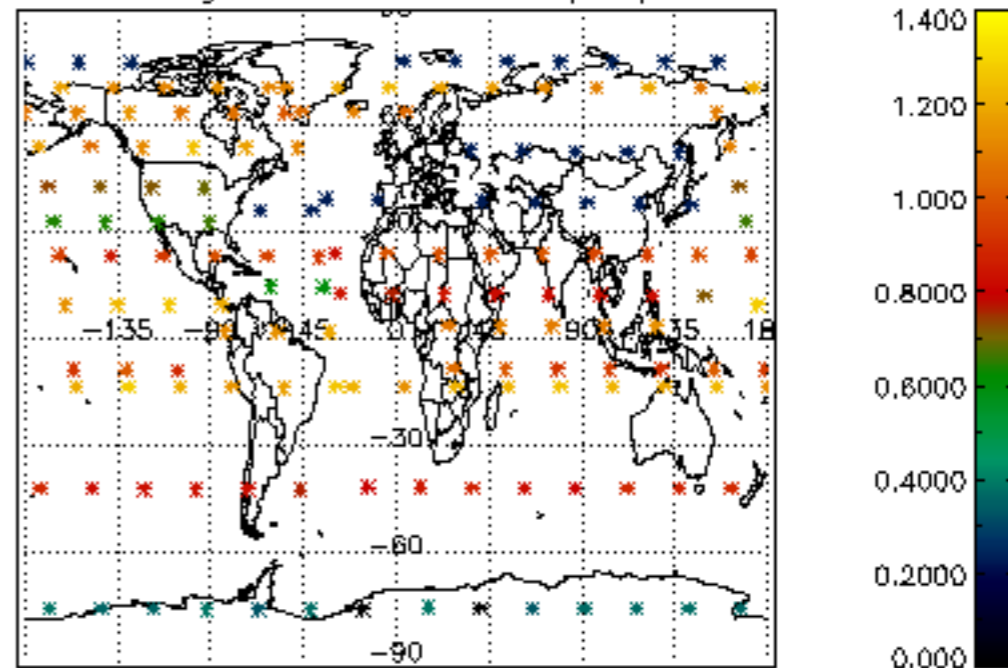




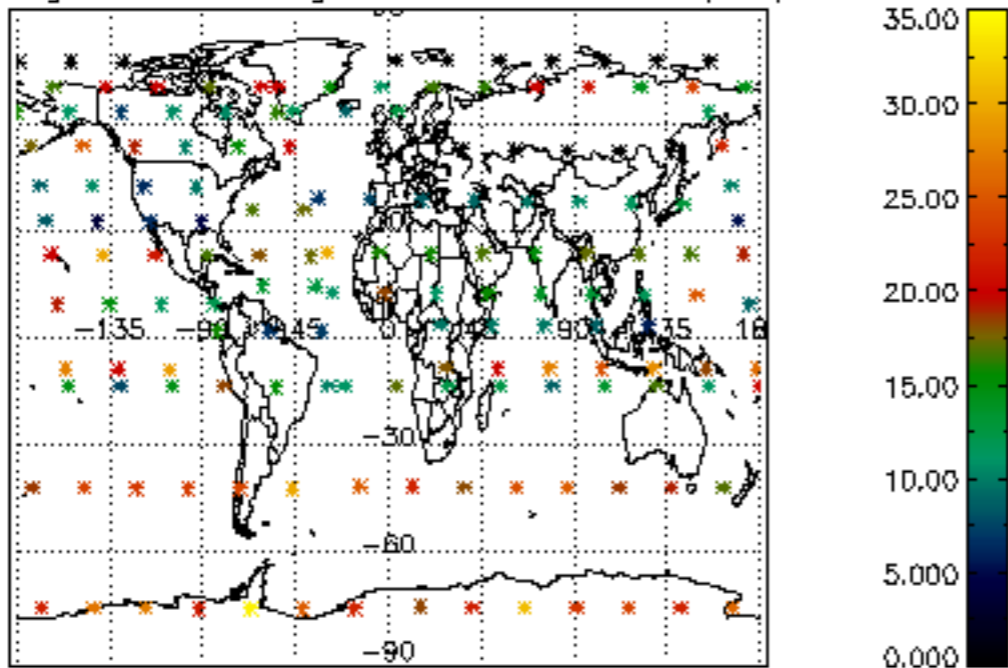
Percentage of cosmic ray hits per profile



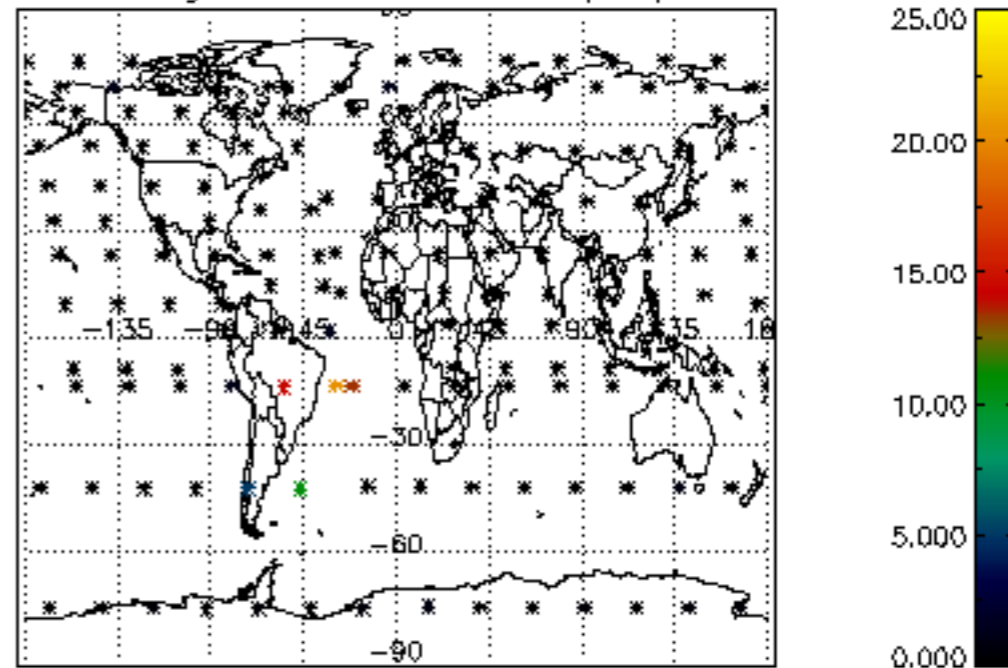
Percentage of datation errors per profile



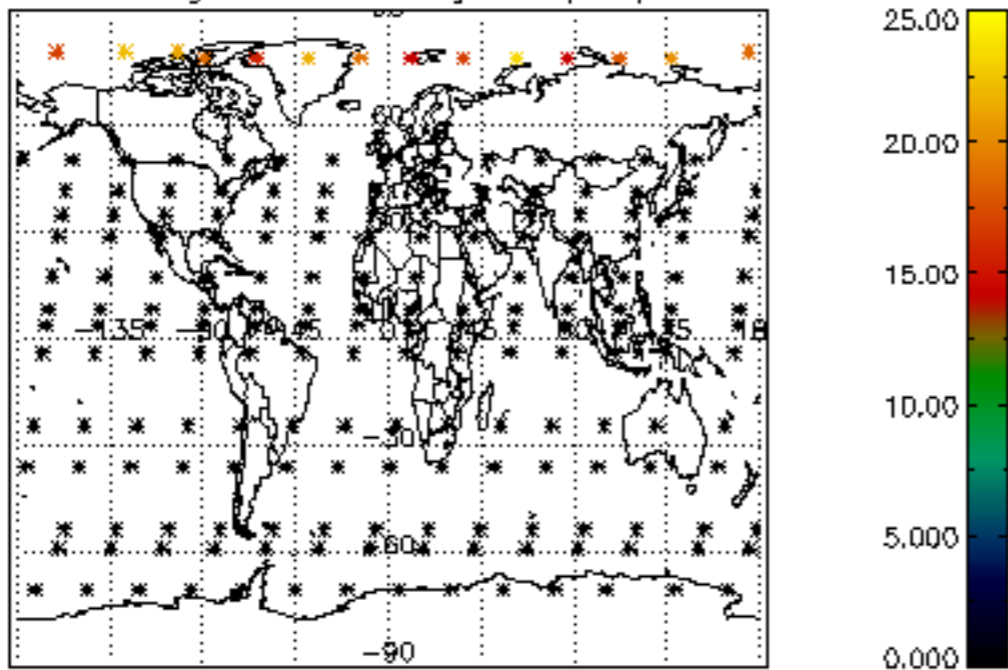
Percentage of star falling outside central band per profile



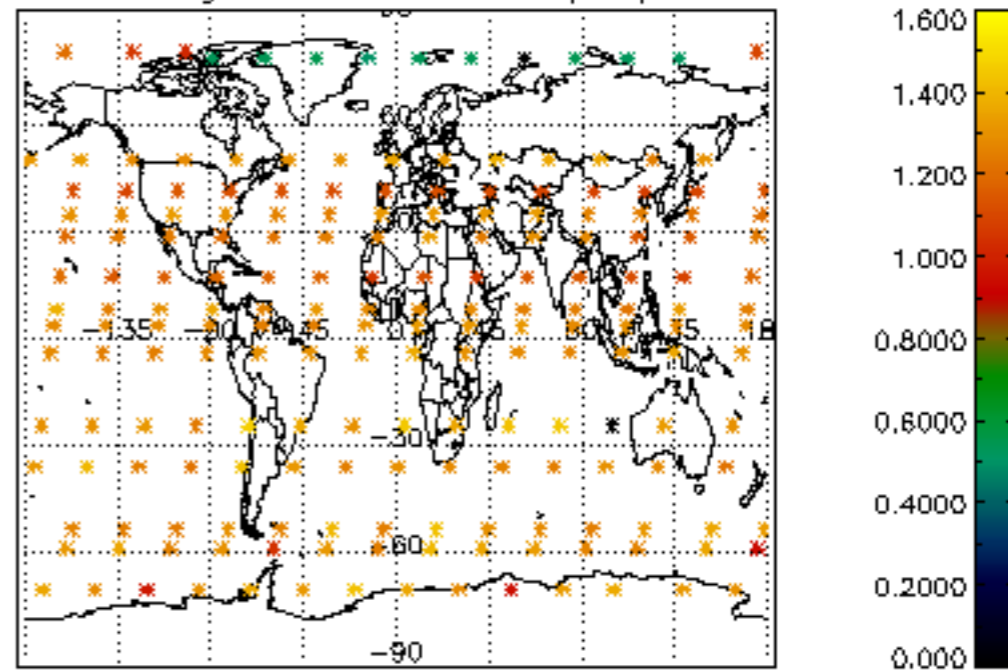
Percentage of saturation errors per profile



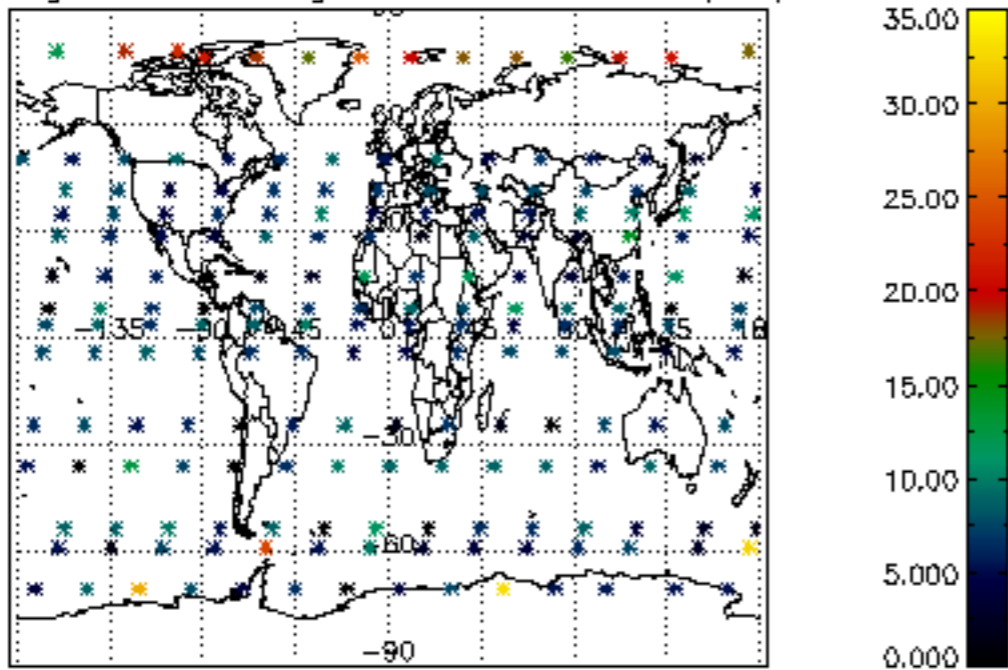
Percentage of cosmic ray hits per profile



Percentage of datation errors per profile



Percentage of star falling outside central band per profile



Percentage of saturation errors per profile

