

GOMOS Level 2 Daily Report

SUMMARY

[1. General Info](#)

[2. Summary of processed GOM_NL_2P products](#)

[3. Level 2 Quality information per product](#)

[3.1 Plot of level 2 quality information per product \(time dependant\)](#)

[3.2 Plot of level 2 quality information per product \(world map\)](#)

[4. Level 1 Quality information per product \(stored on level 2 products\)](#)

[4.1 Plot of level 1 quality information per product \(time dependant\)](#)

[4.1.1 Plot of level 1 quality information per product \(time dependant\): ASCENDING](#)

[4.1.2 Plot of level 1 quality information per product \(time dependant\): DESCENDING](#)

[4.2 Plot of level 1 quality information per product \(world map\)](#)

[4.2.1 Plot of level 1 quality information per product \(world map\): ASCENDING](#)

[4.2.2 Plot of level 1 quality information per product \(world map\): DESCENDING](#)

[5. Ozone profiles based on quality statistics and other trace gas profiles](#)

[5.1 Ozone statistics based on quality of products](#)

[5.2 Plot ozone profiles for all STD \(dark without errors\)](#)

[5.3 Plot ozone profiles where STD < 20% \(dark without errors\)](#)

[5.4. Plot ozone profiles where STD < 10% \(dark without errors\)](#)

[5.5. Plot ozone profiles where STD < 5% \(dark without errors\)](#)

[5.6 Plot NO2 profiles for all STD \(dark without errors\)](#)

[5.7 Plot NO3 profiles for all STD \(dark without errors\)](#)

[5.8 Plot H2O profiles \(only for occultations of stars 1,2,3,4,13,14,16,26,63 dark without errors\) for all STD](#)

[6. Auxiliary Data Files used for the production reported in section 2](#)

This report presents the daily analysis on parameters extracted from GOMOS level 2 data (GOM_NL__2P). It is intended to monitor some important parameters that will impact the quality of these products. A list of level 2 products (and content) that have arrived during the reporting day to the PCF is also given.

Item	Value
Time of report generation	19APR2013 13:28:47
Data source version	GOMOS/6.01
Start time of products	19-10-2004 (19OCT2004 00:00:00)
Stop time of products	20-10-2004 (20OCT2004 00:00:00)
Store outputs in DB	Yes
Nb of level 2 prods	338
Nb of prods with errors	0

2. Summary of processed GOM_NL__2P products.

Nr	Filename	UTC Start time	Limb	Duration	Star Id	Star Name	Star Mag	Star Temp	Nb Meas	Orbit	Prod. error
1	GOM_NL__2PRFIN20041019_000019_000000412031_00202_13783_5124.N1	19-OCT-2004 00:00:19	Bright	40.500	60	7Bet UMi	2.0810	3950.0	81	13783	No
2	GOM_NL__2PRFIN20041019_000524_000000402031_00202_13783_5125.N1	19-OCT-2004 00:05:24	Bright	39.500	36	50Alp UMa	1.8000	6300.0	79	13783	No
3	GOM_NL__2PRFIN20041019_000657_000000402031_00202_13783_5126.N1	19-OCT-2004 00:06:57	Bright	39.500	82	48Bet UMa	2.3650	10600.	79	13783	No
4	GOM_NL__2PRFIN20041019_001024_000000362031_00202_13783_5127.N1	19-OCT-2004 00:10:24	Bright	36.000	174	52Psi UMa	3.0040	4400.0	72	13783	No
5	GOM_NL__2PRFIN20041019_001835_000001412031_00202_13783_5128.N1	19-OCT-2004 00:18:35	Twilight	141.00	17	78Bet Gem	1.1610	4500.0	282	13783	No
6	GOM_NL__2PRFIN20041019_002834_000000582031_00202_13783_5129.N1	19-OCT-2004 00:28:34	Dark	58.000	48	30Alp Hya	1.9770	4100.0	116	13783	No
7	GOM_NL__2PRFIN20041019_003647_000000452031_00202_13783_5130.N1	19-OCT-2004 00:36:47	Dark	45.000	113	Mu Vel	2.6920	5000.0	90	13783	No
8	GOM_NL__2PRFIN20041019_004118_000000562031_00203_13784_5126.N1	19-OCT-2004 00:41:18	Dark	56.000	34	Gam2Vel	1.7930	23000.	112	13784	No
9	GOM_NL__2PRFIN20041019_004311_000000422031_00203_13784_5127.N1	19-OCT-2004 00:43:11	Dark	41.500	29	Bet Car	1.6720	10200.	83	13784	No
10	GOM_NL__2PRFIN20041019_004658_000000522031_00203_13784_5128.N1	19-OCT-2004 00:46:58	Dark	52.000	2	Alp Car	-0.73600	7000.0	104	13784	No
11	GOM_NL__2PRFIN20041019_004949_0000002182031_00203_13784_5129.N1	19-OCT-2004 00:49:49	Dark	217.50	1	9Alp CMa	-1.4400	11000.	435	13784	No
12	GOM_NL__2PRFIN20041019_005542_000000472031_00203_13784_5130.N1	19-OCT-2004 00:55:42	Dark	46.500	9	Alp Eri	0.45300	24000.	93	13784	No
13	GOM_NL__2PRFIN20041019_005827_000000482031_00203_13784_5131.N1	19-OCT-2004 00:58:27	Straylight	48.000	157	The1Eri	2.9060	9300.0	96	13784	No
14	GOM_NL__2PRFIN20041019_010039_000000452031_00203_13784_5132.N1	19-OCT-2004 01:00:39	Straylight	45.000	84	Alp Phe	2.3970	4500.0	90	13784	No
15	GOM_NL__2PRFIN20041019_010240_000002142031_00203_13784_5133.N1	19-OCT-2004 01:02:40	Twilight	214.00	101	11Alp Lep	2.5820	7000.0	428	13784	No
16	GOM_NL__2PRFIN20041019_010713_000000452031_00203_13784_5134.N1	19-OCT-2004 01:07:13	Straylight	44.500	52	16Bet Cet	2.0370	4500.0	89	13784	No
17	GOM_NL__2PRFIN20041019_011646_000000382031_00203_13784_5135.N1	19-OCT-2004 01:16:46	Bright	37.500	140	88Gam Peg	2.8340	26000.	75	13784	No
18	GOM_NL__2PRFIN20041019_011925_000000462031_00203_13784_5136.N1	19-OCT-2004 01:19:25	Bright	45.500	105	6Bet Ari	2.6450	8900.0	91	13784	No
19	GOM_NL__2PRFIN20041019_012201_000000382031_00203_13784_5137.N1	19-OCT-2004 01:22:01	Bright	37.500	164	44Eta Peg	2.9480	5400.0	75	13784	No
20	GOM_NL__2PRFIN20041019_012418_000000472031_00203_13784_5138.N1	19-OCT-2004 01:24:18	Bright	46.500	173	4Bet Tri	3.0040	8900.0	93	13784	No
21	GOM_NL__2PRFIN20041019_012614_000000462031_00203_13784_5139.N1	19-OCT-2004 01:26:14	Bright	45.500	73	57Gam1And	2.2600	13100.	91	13784	No
22	GOM_NL__2PRFIN20041019_012837_000000372031_00203_13784_5140.N1	19-OCT-2004 01:28:37	Bright	36.500	68	18Alp Cas	2.2250	4500.0	73	13784	No
23	GOM_NL__2PRFIN20041019_012956_000000372031_00203_13784_5141.N1	19-OCT-2004 01:29:56	Bright	36.500	76	27Gam Cas	2.3000	30000.	73	13784	No
24	GOM_NL__2PRFIN20041019_013151_000000402031_00203_13784_5142.N1	19-OCT-2004 01:31:51	Bright	39.500	89	5Alp Cep	2.4510	8000.0	79	13784	No
25	GOM_NL__2PRFIN20041019_013743_000000382031_00203_13784_5143.N1	19-OCT-2004 01:37:43	Bright	37.500	49	1Alp UMi	1.9900	6300.0	75	13784	No
26	GOM_NL__2PRFIN20041019_014055_000000402031_00203_13784_5144.N1	19-OCT-2004 01:40:55	Bright	40.000	60	7Bet UMi	2.0810	3950.0	80	13784	No
27	GOM_NL__2PRFIN20041019_014559_000000392031_00203_13784_5145.N1	19-OCT-2004 01:45:59	Bright	38.500	36	50Alp UMa	1.8000	6300.0	77	13784	No
28	GOM_NL__2PRFIN20041019_014733_000000392031_00203_13784_5146.N1	19-OCT-2004 01:47:33	Bright	39.000	82	48Bet UMa	2.3650	10600.	78	13784	No
29	GOM_NL__2PRFIN20041019_015100_000000382031_00203_13784_5147.N1	19-OCT-2004 01:51:00	Bright	37.500	174	52Psi UMa	3.0040	4400.0	75	13784	No
30	GOM_NL__2PRFIN20041019_015912_000001172031_00203_13784_5148.N1	19-OCT-2004 01:59:12	Twilight	117.00	17	78Bet Gem	1.1610	4500.0	234	13784	No
31	GOM_NL__2PRFIN20041019_020911_000000602031_00203_13784_5149.N1	19-OCT-2004 02:09:11	Dark	59.500	48	30Alp Hya	1.9770	4100.0	119	13784	No
32	GOM_NL__2PRFIN20041019_021722_000000412031_00203_13784_5150.N1	19-OCT-2004 02:17:22	Dark	40.500	113	Mu Vel	2.6920	5000.0	81	13784	No
33	GOM_NL__2PRFIN20041019_022155_000000462031_00204_13785_5126.N1	19-OCT-2004 02:21:55	Dark	46.000	34	Gam2Vel	1.7930	23000.	92	13785	No
34	GOM_NL__2PRFIN20041019_022456_000000792031_00204_13785_5127.N1	19-OCT-2004 02:24:56	Dark	79.000	37	25Del CMa	1.8300	5900.0	158	13785	No
35	GOM_NL__2PRFIN20041019_022732_000000542031_00204_13785_5128.N1	19-OCT-2004 02:27:32	Dark	54.000	2	Alp Car	-0.73600	7000.0	108	13785	No
36	GOM_NL__2PRFIN20041019_023029_000002042031_00204_13785_5129.N1	19-OCT-2004 02:30:29	Dark	203.50	1	9Alp CMa	-1.4400	11000.	407	13785	No
37	GOM_NL__2PRFIN20041019_023619_000000452031_00204_13785_5130.N1	19-OCT-2004 02:36:19	Dark	44.500	9	Alp Eri	0.45300	24000.	89	13785	No
38	GOM_NL__2PRFIN20041019_023902_000000512031_00204_13785_5131.N1	19-OCT-2004 02:39:02	Straylight	50.500	157	The1Eri	2.9060	9300.0	101	13785	No
39	GOM_NL__2PRFIN20041019_024115_000000412031_00204_13785_5132.N1	19-OCT-2004 02:41:15	Straylight	40.500	84	Alp Phe	2.3970	4500.0	81	13785	No
40	GOM_NL__2PRFIN20041019_024749_000000432031_00204_13785_5133.N1	19-OCT-2004 02:47:49	Straylight	43.000	52	16Bet Cet	2.0370	4500.0	86	13785	No
41	GOM_NL__2PRFIN20041019_025722_000000392031_00204_13785_5134.N1	19-OCT-2004 02:57:22	Bright	39.000	140	88Gam Peg	2.8340	26000.	78	13785	No
42	GOM_NL__2PRFIN20041019_030000_000000472031_00204_13785_5135.N1	19-OCT-2004 03:00:00	Bright	46.500	105	6Bet Ari	2.6450	8900.0	93	13785	No

43	GOM_NL__2PRFIN20041019_030237_000000392031_00204_13785_5136.N1	19-OCT-2004 03:02:37	Bright	39.000	164	44Eta Peg	2.9480	5400.0	78	13785	No
44	GOM_NL__2PRFIN20041019_030453_000000462031_00204_13785_5137.N1	19-OCT-2004 03:04:53	Bright	46.000	173	4Bet Tri	3.0040	8900.0	92	13785	No
45	GOM_NL__2PRFIN20041019_030649_000000452031_00204_13785_5138.N1	19-OCT-2004 03:06:49	Bright	45.000	73	57Gam1And	2.2600	13100.	90	13785	No
46	GOM_NL__2PRFIN20041019_030912_000000412031_00204_13785_5139.N1	19-OCT-2004 03:09:12	Bright	41.000	68	18Alp Cas	2.2250	4500.0	82	13785	No
47	GOM_NL__2PRFIN20041019_031032_000000392031_00204_13785_5140.N1	19-OCT-2004 03:10:32	Bright	39.000	76	27Gam Cas	2.3000	30000.	78	13785	No
48	GOM_NL__2PRFIN20041019_031228_000000402031_00204_13785_5141.N1	19-OCT-2004 03:12:28	Bright	40.000	89	5Alp Cep	2.4510	8000.0	80	13785	No
49	GOM_NL__2PRFIN20041019_031817_000000372031_00204_13785_5142.N1	19-OCT-2004 03:18:17	Bright	37.000	49	1Alp UMi	1.9900	6300.0	74	13785	No
50	GOM_NL__2PRFIN20041019_032130_000000422031_00204_13785_5143.N1	19-OCT-2004 03:21:30	Bright	41.500	60	7Bet UMi	2.0810	3950.0	83	13785	No
51	GOM_NL__2PRFIN20041019_032635_000000382031_00204_13785_5144.N1	19-OCT-2004 03:26:35	Bright	38.000	36	50Alp UMa	1.8000	6300.0	76	13785	No
52	GOM_NL__2PRFIN20041019_032809_000000382031_00204_13785_5145.N1	19-OCT-2004 03:28:09	Bright	38.000	82	48Bet UMa	2.3650	10600.	76	13785	No
53	GOM_NL__2PRFIN20041019_033136_000000372031_00204_13785_5146.N1	19-OCT-2004 03:31:36	Bright	36.500	174	52Psi UMa	3.0040	4400.0	73	13785	No
54	GOM_NL__2PRFIN20041019_033948_000001432031_00204_13785_5147.N1	19-OCT-2004 03:39:48	Tw_i_and_stray	142.50	17	78Bet Gem	1.1610	4500.0	285	13785	No
55	GOM_NL__2PRFIN20041019_034947_000000612031_00204_13785_5148.N1	19-OCT-2004 03:49:47	Dark	61.000	48	30Alp Hya	1.9770	4100.0	122	13785	No
56	GOM_NL__2PRFIN20041019_035759_000000422031_00204_13785_5149.N1	19-OCT-2004 03:57:59	Dark	41.500	113	Mu Vel	2.6920	5000.0	83	13785	No
57	GOM_NL__2PRFIN20041019_040232_000000462031_00205_13786_5126.N1	19-OCT-2004 04:02:32	Dark	46.000	34	Gam2Vel	1.7930	23000.	92	13786	No
58	GOM_NL__2PRFIN20041019_040533_000000792031_00205_13786_5127.N1	19-OCT-2004 04:05:33	Dark	78.500	37	25Del CMa	1.8300	5900.0	157	13786	No
59	GOM_NL__2PRFIN20041019_040811_000000522031_00205_13786_5128.N1	19-OCT-2004 04:08:11	Dark	52.000	2	Alp Car	-0.73600	7000.0	104	13786	No
60	GOM_NL__2PRFIN20041019_041108_000002222031_00205_13786_5129.N1	19-OCT-2004 04:11:08	Dark	222.00	1	9Alp CMa	-1.4400	11000.	444	13786	No
61	GOM_NL__2PRFIN20041019_041656_000000452031_00205_13786_5130.N1	19-OCT-2004 04:16:56	Dark	44.500	9	Alp Eri	0.45300	24000.	89	13786	No
62	GOM_NL__2PRFIN20041019_041941_000000462031_00205_13786_5131.N1	19-OCT-2004 04:19:41	Straylight	45.500	157	The1Eri	2.9060	9300.0	91	13786	No
63	GOM_NL__2PRFIN20041019_042152_000000452031_00205_13786_5132.N1	19-OCT-2004 04:21:52	Straylight	45.000	84	Alp Phe	2.3970	4500.0	90	13786	No
64	GOM_NL__2PRFIN20041019_042825_000000452031_00205_13786_5133.N1	19-OCT-2004 04:28:25	Straylight	44.500	52	16Bet Cet	2.0370	4500.0	89	13786	No
65	GOM_NL__2PRFIN20041019_043759_000000382031_00205_13786_5134.N1	19-OCT-2004 04:37:59	Bright	38.000	140	88Gam Peg	2.8340	26000.	76	13786	No
66	GOM_NL__2PRFIN20041019_044036_000000462031_00205_13786_5135.N1	19-OCT-2004 04:40:36	Bright	45.500	105	6Bet Ari	2.6450	8900.0	91	13786	No
67	GOM_NL__2PRFIN20041019_044313_000000382031_00205_13786_5136.N1	19-OCT-2004 04:43:13	Bright	37.500	164	44Eta Peg	2.9480	5400.0	75	13786	No
68	GOM_NL__2PRFIN20041019_044529_000000452031_00205_13786_5137.N1	19-OCT-2004 04:45:29	Bright	45.000	173	4Bet Tri	3.0040	8900.0	90	13786	No
69	GOM_NL__2PRFIN20041019_044725_000000472031_00205_13786_5138.N1	19-OCT-2004 04:47:25	Bright	46.500	73	57Gam1And	2.2600	13100.	93	13786	No
70	GOM_NL__2PRFIN20041019_044949_000000392031_00205_13786_5139.N1	19-OCT-2004 04:49:49	Bright	39.000	68	18Alp Cas	2.2250	4500.0	78	13786	No
71	GOM_NL__2PRFIN20041019_045109_000000392031_00205_13786_5140.N1	19-OCT-2004 04:51:09	Bright	38.500	76	27Gam Cas	2.3000	30000.	77	13786	No
72	GOM_NL__2PRFIN20041019_045305_000000382031_00205_13786_5141.N1	19-OCT-2004 04:53:05	Bright	38.000	89	5Alp Cep	2.4510	8000.0	76	13786	No
73	GOM_NL__2PRFIN20041019_045856_000000372031_00205_13786_5142.N1	19-OCT-2004 04:58:56	Bright	36.500	49	1Alp UMi	1.9900	6300.0	73	13786	No
74	GOM_NL__2PRFIN20041019_050208_000000382031_00205_13786_5143.N1	19-OCT-2004 05:02:08	Bright	38.000	60	7Bet UMi	2.0810	3950.0	76	13786	No
75	GOM_NL__2PRFIN20041019_050711_000000372031_00205_13786_5144.N1	19-OCT-2004 05:07:11	Bright	36.500	36	50Alp UMa	1.8000	6300.0	73	13786	No
76	GOM_NL__2PRFIN20041019_050845_000000382031_00205_13786_5145.N1	19-OCT-2004 05:08:45	Bright	38.000	82	48Bet UMa	2.3650	10600.	76	13786	No
77	GOM_NL__2PRFIN20041019_051212_000000532031_00205_13786_5146.N1	19-OCT-2004 05:12:12	Bright	53.000	174	52Psi UMa	3.0040	4400.0	106	13786	No
78	GOM_NL__2PRFIN20041019_052025_000001252031_00205_13786_5147.N1	19-OCT-2004 05:20:25	Tw_i_and_stray	125.00	17	78Bet Gem	1.1610	4500.0	250	13786	No
79	GOM_NL__2PRFIN20041019_053024_000000592031_00205_13786_5148.N1	19-OCT-2004 05:30:24	Dark	59.000	48	30Alp Hya	1.9770	4100.0	118	13786	No
80	GOM_NL__2PRFIN20041019_053836_000000402031_00205_13786_5149.N1	19-OCT-2004 05:38:36	Dark	40.000	113	Mu Vel	2.6920	5000.0	80	13786	No
81	GOM_NL__2PRFIN20041019_054309_000000522031_00206_13787_5126.N1	19-OCT-2004 05:43:09	Dark	51.500	34	Gam2Vel	1.7930	23000.	103	13787	No
82	GOM_NL__2PRFIN20041019_054611_000000782031_00206_13787_5127.N1	19-OCT-2004 05:46:11	Dark	77.500	37	25Del CMa	1.8300	5900.0	155	13787	No
83	GOM_NL__2PRFIN20041019_054848_000000522031_00206_13787_5128.N1	19-OCT-2004 05:48:48	Dark	52.000	2	Alp Car	-0.73600	7000.0	104	13787	No
84	GOM_NL__2PRFIN20041019_055148_000002222031_00206_13787_5129.N1	19-OCT-2004 05:51:48	Dark	222.00	1	9Alp CMa	-1.4400	11000.	444	13787	No
85	GOM_NL__2PRFIN20041019_055732_000000502031_00206_13787_5130.N1	19-OCT-2004 05:57:32	Dark	49.500	9	Alp Eri	0.45300	24000.	99	13787	No
86	GOM_NL__2PRFIN20041019_060018_000000472031_00206_13787_5131.N1	19-OCT-2004 06:00:18	Straylight	47.000	157	The1Eri	2.9060	9300.0	94	13787	No
87	GOM_NL__2PRFIN20041019_060228_000000462031_00206_13787_5132.N1	19-OCT-2004 06:02:28	Straylight	45.500	84	Alp Phe	2.3970	4500.0	91	13787	No
88	GOM_NL__2PRFIN20041019_060902_000000422031_00206_13787_5133.N1	19-OCT-2004 06:09:02	Straylight	41.500	52	16Bet Cet	2.0370	4500.0	83	13787	No
89	GOM_NL__2PRFIN20041019_061836_000000382031_00206_13787_5134.N1	19-OCT-2004 06:18:36	Bright	38.000	140	88Gam Peg	2.8340	26000.	76	13787	No
90	GOM_NL__2PRFIN20041019_062112_000000452031_00206_13787_5135.N1	19-OCT-2004 06:21:12	Bright	45.000	105	6Bet Ari	2.6450	8900.0	90	13787	No
91	GOM_NL__2PRFIN20041019_062350_000000382031_00206_13787_5136.N1	19-OCT-2004 06:23:50	Bright	38.000	164	44Eta Peg	2.9480	5400.0	76	13787	No
92	GOM_NL__2PRFIN20041019_062605_000000442031_00206_13787_5137.N1	19-OCT-2004 06:26:05	Bright	43.500	173	4Bet Tri	3.0040	8900.0	87	13787	No
93	GOM_NL__2PRFIN20041019_062800_000000482031_00206_13787_5138.N1	19-OCT-2004 06:28:00	Bright	47.500	73	57Gam1And	2.2600	13100.	95	13787	No
94	GOM_NL__2PRFIN20041019_063025_000000402031_00206_13787_5139.N1	19-OCT-2004 06:30:25	Bright	39.500	68	18Alp Cas	2.2250	4500.0	79	13787	No
95	GOM_NL__2PRFIN20041019_063144_000000402031_00206_13787_5140.N1	19-OCT-2004 06:31:44	Bright	39.500	76	27Gam Cas	2.3000	30000.	79	13787	No
96	GOM_NL__2PRFIN20041019_063342_000000392031_00206_13787_5141.N1	19-OCT-2004 06:33:42	Bright	38.500	89	5Alp Cep	2.4510	8000.0	77	13787	No
97	GOM_NL__2PRFIN20041019_063932_000000392031_00206_13787_5142.N1	19-OCT-2004 06:39:32	Bright	38.500	49	1Alp UMi	1.9900	6300.0	77	13787	No
98	GOM_NL__2PRFIN20041019_064245_000000392031_00206_13787_5143.N1	19-OCT-2004 06:42:45	Bright	39.000	60	7Bet UMi	2.0810	3950.0	78	13787	No
99	GOM_NL__2PRFIN20041019_064747_000000402031_00206_13787_5144.N1	19-OCT-2004 06:47:47	Bright	39.500	36	50Alp UMa	1.8000	6300.0	79	13787	No
100	GOM_NL__2PRFIN20041019_064921_000000532031_00206_13787_5145.N1	19-OCT-2004 06:49:21	Bright	53.000	82	48Bet UMa	2.3650	10600.	106	13787	No
101	GOM_NL__2PRFIN20041019_065248_000000382031_00206_13787_5146.N1	19-OCT-2004 06:52:48	Bright	37.500	174	52Psi UMa	3.0040	4400.0	75	13787	No

102	GOM_NL__2PRFIN20041019_070102_000001342031_00206_13787_5147.N1	19-OCT-2004 07:01:02	Tw_i_and_stray	134.00	17	78Bet Gem	1.1610	4500.0	268	13787	No
103	GOM_NL__2PRFIN20041019_071101_000000582031_00206_13787_5148.N1	19-OCT-2004 07:11:01	Dark	57.500	48	30Alp Hya	1.9770	4100.0	115	13787	No
104	GOM_NL__2PRFIN20041019_071913_000000422031_00206_13787_5149.N1	19-OCT-2004 07:19:13	Dark	42.000	113	Mu Vel	2.6920	5000.0	84	13787	No
105	GOM_NL__2PRFIN20041019_072346_000000442031_00207_13788_5126.N1	19-OCT-2004 07:23:46	Dark	44.000	34	Gam2Vel	1.7930	23000.	88	13788	No
106	GOM_NL__2PRFIN20041019_072649_000000782031_00207_13788_5127.N1	19-OCT-2004 07:26:49	Dark	78.000	37	25Del CMa	1.8300	5900.0	156	13788	No
107	GOM_NL__2PRFIN20041019_072925_000000562031_00207_13788_5128.N1	19-OCT-2004 07:29:25	Dark	56.000	2	Alp Car	-0.73600	7000.0	112	13788	No
108	GOM_NL__2PRFIN20041019_073228_000002222031_00207_13788_5129.N1	19-OCT-2004 07:32:28	Dark	222.00	1	9Alp CMa	-1.4400	11000.	444	13788	No
109	GOM_NL__2PRFIN20041019_073808_000000402031_00207_13788_5130.N1	19-OCT-2004 07:38:08	Dark	40.000	9	Alp Eri	0.45300	24000.	80	13788	No
110	GOM_NL__2PRFIN20041019_074054_000000462031_00207_13788_5131.N1	19-OCT-2004 07:40:54	Straylight	45.500	157	The1Eri	2.9060	9300.0	91	13788	No
111	GOM_NL__2PRFIN20041019_074305_000000382031_00207_13788_5132.N1	19-OCT-2004 07:43:05	Straylight	37.500	84	Alp Phe	2.3970	4500.0	75	13788	No
112	GOM_NL__2PRFIN20041019_074938_000000452031_00207_13788_5133.N1	19-OCT-2004 07:49:38	Straylight	45.000	52	16Bet Cet	2.0370	4500.0	90	13788	No
113	GOM_NL__2PRFIN20041019_075911_000000372031_00207_13788_5134.N1	19-OCT-2004 07:59:11	Bright	37.000	140	88Gam Peg	2.8340	26000.	74	13788	No
114	GOM_NL__2PRFIN20041019_080147_000000452031_00207_13788_5135.N1	19-OCT-2004 08:01:47	Bright	44.500	105	6Bet Ari	2.6450	8900.0	89	13788	No
115	GOM_NL__2PRFIN20041019_080426_000000372031_00207_13788_5136.N1	19-OCT-2004 08:04:26	Bright	37.000	164	44Eta Peg	2.9480	5400.0	74	13788	No
116	GOM_NL__2PRFIN20041019_080640_000000442031_00207_13788_5137.N1	19-OCT-2004 08:06:40	Bright	43.500	173	4Bet Tri	3.0040	8900.0	87	13788	No
117	GOM_NL__2PRFIN20041019_080836_000000472031_00207_13788_5138.N1	19-OCT-2004 08:08:36	Bright	46.500	73	57Gam1And	2.2600	13100.	93	13788	No
118	GOM_NL__2PRFIN20041019_081101_000000402031_00207_13788_5139.N1	19-OCT-2004 08:11:01	Bright	40.000	68	18Alp Cas	2.2250	4500.0	80	13788	No
119	GOM_NL__2PRFIN20041019_081220_000000402031_00207_13788_5140.N1	19-OCT-2004 08:12:20	Bright	40.000	76	27Gam Cas	2.3000	30000.	80	13788	No
120	GOM_NL__2PRFIN20041019_081418_000000382031_00207_13788_5141.N1	19-OCT-2004 08:14:18	Bright	37.500	89	5Alp Cep	2.4510	8000.0	75	13788	No
121	GOM_NL__2PRFIN20041019_082008_000000382031_00207_13788_5142.N1	19-OCT-2004 08:20:08	Bright	38.000	49	1Alp UMi	1.9900	6300.0	76	13788	No
122	GOM_NL__2PRFIN20041019_082321_000000402031_00207_13788_5143.N1	19-OCT-2004 08:23:21	Bright	39.500	60	7Bet UMi	2.0810	3950.0	79	13788	No
123	GOM_NL__2PRFIN20041019_082823_000000392031_00207_13788_5144.N1	19-OCT-2004 08:28:23	Bright	38.500	36	50Alp UMa	1.8000	6300.0	77	13788	No
124	GOM_NL__2PRFIN20041019_082957_000000392031_00207_13788_5145.N1	19-OCT-2004 08:29:57	Bright	38.500	82	48Bet UMa	2.3650	10600.	77	13788	No
125	GOM_NL__2PRFIN20041019_083324_000000362031_00207_13788_5146.N1	19-OCT-2004 08:33:24	Bright	36.000	174	52Psi UMa	3.0040	4400.0	72	13788	No
126	GOM_NL__2PRFIN20041019_084138_000001202031_00207_13788_5147.N1	19-OCT-2004 08:41:38	Tw_i_and_stray	120.00	17	78Bet Gem	1.1610	4500.0	240	13788	No
127	GOM_NL__2PRFIN20041019_085138_000000622031_00207_13788_5148.N1	19-OCT-2004 08:51:38	Dark	61.500	48	30Alp Hya	1.9770	4100.0	123	13788	No
128	GOM_NL__2PRFIN20041019_085949_000000432031_00207_13788_5149.N1	19-OCT-2004 08:59:49	Dark	43.000	113	Mu Vel	2.6920	5000.0	86	13788	No
129	GOM_NL__2PRFIN20041019_090423_000000452031_00208_13789_5127.N1	19-OCT-2004 09:04:23	Dark	45.000	34	Gam2Vel	1.7930	23000.	90	13789	No
130	GOM_NL__2PRFIN20041019_090725_000000822031_00208_13789_5128.N1	19-OCT-2004 09:07:25	Dark	82.000	37	25Del CMa	1.8300	5900.0	164	13789	No
131	GOM_NL__2PRFIN20041019_091002_000000522031_00208_13789_5129.N1	19-OCT-2004 09:10:02	Dark	51.500	2	Alp Car	-0.73600	7000.0	103	13789	No
132	GOM_NL__2PRFIN20041019_091308_000002222031_00208_13789_5130.N1	19-OCT-2004 09:13:08	Dark	222.00	1	9Alp CMa	-1.4400	11000.	444	13789	No
133	GOM_NL__2PRFIN20041019_091844_000000432031_00208_13789_5131.N1	19-OCT-2004 09:18:44	Dark	42.500	9	Alp Eri	0.45300	24000.	85	13789	No
134	GOM_NL__2PRFIN20041019_092130_000000472031_00208_13789_5132.N1	19-OCT-2004 09:21:30	Straylight	46.500	157	The1Eri	2.9060	9300.0	93	13789	No
135	GOM_NL__2PRFIN20041019_092341_000000412031_00208_13789_5133.N1	19-OCT-2004 09:23:41	Straylight	40.500	84	Alp Phe	2.3970	4500.0	81	13789	No
136	GOM_NL__2PRFIN20041019_093014_000000442031_00208_13789_5134.N1	19-OCT-2004 09:30:14	Straylight	44.000	52	16Bet Cet	2.0370	4500.0	88	13789	No
137	GOM_NL__2PRFIN20041019_093947_000000392031_00208_13789_5135.N1	19-OCT-2004 09:39:47	Bright	38.500	140	88Gam Peg	2.8340	26000.	77	13789	No
138	GOM_NL__2PRFIN20041019_094223_000000452031_00208_13789_5136.N1	19-OCT-2004 09:42:23	Bright	44.500	105	6Bet Ari	2.6450	8900.0	89	13789	No
139	GOM_NL__2PRFIN20041019_094502_000000392031_00208_13789_5137.N1	19-OCT-2004 09:45:02	Bright	38.500	164	44Eta Peg	2.9480	5400.0	77	13789	No
140	GOM_NL__2PRFIN20041019_094715_000000452031_00208_13789_5138.N1	19-OCT-2004 09:47:15	Bright	44.500	173	4Bet Tri	3.0040	8900.0	89	13789	No
141	GOM_NL__2PRFIN20041019_094911_000000422031_00208_13789_5139.N1	19-OCT-2004 09:49:11	Bright	42.000	73	57Gam1And	2.2600	13100.	84	13789	No
142	GOM_NL__2PRFIN20041019_095137_000000372031_00208_13789_5140.N1	19-OCT-2004 09:51:37	Bright	36.500	68	18Alp Cas	2.2250	4500.0	73	13789	No
143	GOM_NL__2PRFIN20041019_095255_000000382031_00208_13789_5141.N1	19-OCT-2004 09:52:55	Bright	38.000	76	27Gam Cas	2.3000	30000.	76	13789	No
144	GOM_NL__2PRFIN20041019_095454_000000392031_00208_13789_5142.N1	19-OCT-2004 09:54:54	Bright	38.500	89	5Alp Cep	2.4510	8000.0	77	13789	No
145	GOM_NL__2PRFIN20041019_100044_000000402031_00208_13789_5143.N1	19-OCT-2004 10:00:44	Bright	39.500	49	1Alp UMi	1.9900	6300.0	79	13789	No
146	GOM_NL__2PRFIN20041019_100357_000000402031_00208_13789_5144.N1	19-OCT-2004 10:03:57	Bright	40.000	60	7Bet UMi	2.0810	3950.0	80	13789	No
147	GOM_NL__2PRFIN20041019_100859_000000532031_00208_13789_5145.N1	19-OCT-2004 10:08:59	Bright	53.000	36	50Alp UMa	1.8000	6300.0	106	13789	No
148	GOM_NL__2PRFIN20041019_101033_000000372031_00208_13789_5146.N1	19-OCT-2004 10:10:33	Bright	36.500	82	48Bet UMa	2.3650	10600.	73	13789	No
149	GOM_NL__2PRFIN20041019_101400_000000532031_00208_13789_5147.N1	19-OCT-2004 10:14:00	Bright	53.000	174	52Psi UMa	3.0040	4400.0	106	13789	No
150	GOM_NL__2PRFIN20041019_102215_000001442031_00208_13789_5148.N1	19-OCT-2004 10:22:15	Tw_i_and_stray	144.00	17	78Bet Gem	1.1610	4500.0	288	13789	No
151	GOM_NL__2PRFIN20041019_103215_000000592031_00208_13789_5149.N1	19-OCT-2004 10:32:15	Dark	58.500	48	30Alp Hya	1.9770	4100.0	117	13789	No
152	GOM_NL__2PRFIN20041019_104025_000000412031_00208_13789_5150.N1	19-OCT-2004 10:40:25	Dark	40.500	113	Mu Vel	2.6920	5000.0	81	13789	No
153	GOM_NL__2PRFIN20041019_104459_000000462031_00209_13790_5127.N1	19-OCT-2004 10:44:59	Dark	46.000	34	Gam2Vel	1.7930	23000.	92	13790	No
154	GOM_NL__2PRFIN20041019_104805_000000922031_00209_13790_5128.N1	19-OCT-2004 10:48:05	Dark	91.500	37	25Del CMa	1.8300	5900.0	183	13790	No
155	GOM_NL__2PRFIN20041019_105038_000000562031_00209_13790_5129.N1	19-OCT-2004 10:50:38	Dark	55.500	2	Alp Car	-0.73600	7000.0	111	13790	No
156	GOM_NL__2PRFIN20041019_105347_000002212031_00209_13790_5130.N1	19-OCT-2004 10:53:47	Dark	221.00	1	9Alp CMa	-1.4400	11000.	442	13790	No
157	GOM_NL__2PRFIN20041019_105920_000000512031_00209_13790_5131.N1	19-OCT-2004 10:59:20	Dark	50.500	9	Alp Eri	0.45300	24000.	101	13790	No
158	GOM_NL__2PRFIN20041019_110207_000000472031_00209_13790_5132.N1	19-OCT-2004 11:02:07	Straylight	47.000	157	The1Eri	2.9060	9300.0	94	13790	No
159	GOM_NL__2PRFIN20041019_110416_000000442031_00209_13790_5133.N1	19-OCT-2004 11:04:16	Straylight	43.500	84	Alp Phe	2.3970	4500.0	87	13790	No
160	GOM_NL__2PRFIN20041019_110624_000002142031_00209_13790_5134.N1	19-OCT-2004 11:06:24	Tw_i_and_stray	213.50	101	11Alp Lep	2.5820	7000.0	427	13790	No

161	GOM_NL__2PRFIN20041019_111139_000000972031_00209_13790_5135.N1	19-OCT-2004 11:11:39	Twilight	96.500	165	34Gam Eri	2.9500	3200.0	193	13790	No
162	GOM_NL__2PRFIN20041019_112023_000000382031_00209_13790_5136.N1	19-OCT-2004 11:20:23	Bright	37.500	140	88Gam Peg	2.8340	26000.	75	13790	No
163	GOM_NL__2PRFIN20041019_112633_000000422031_00209_13790_5137.N1	19-OCT-2004 11:26:33	Bright	42.000	53	43Bet And	2.0480	3300.0	84	13790	No
164	GOM_NL__2PRFIN20041019_112946_000000452031_00209_13790_5138.N1	19-OCT-2004 11:29:46	Bright	45.000	73	57Gam1And	2.2600	13100.	90	13790	No
165	GOM_NL__2PRFIN20041019_113212_000000402031_00209_13790_5139.N1	19-OCT-2004 11:32:12	Bright	39.500	68	18Alp Cas	2.2250	4500.0	79	13790	No
166	GOM_NL__2PRFIN20041019_113331_000000392031_00209_13790_5140.N1	19-OCT-2004 11:33:31	Bright	39.000	76	27Gam Cas	2.3000	30000.	78	13790	No
167	GOM_NL__2PRFIN20041019_113530_000000392031_00209_13790_5141.N1	19-OCT-2004 11:35:30	Bright	39.000	89	5Alp Cep	2.4510	8000.0	78	13790	No
168	GOM_NL__2PRFIN20041019_114119_000000382031_00209_13790_5142.N1	19-OCT-2004 11:41:19	Bright	37.500	49	1Alp UMi	1.9900	6300.0	75	13790	No
169	GOM_NL__2PRFIN20041019_114432_000000412031_00209_13790_5143.N1	19-OCT-2004 11:44:32	Bright	41.000	60	7Bet UMi	2.0810	3950.0	82	13790	No
170	GOM_NL__2PRFIN20041019_114935_000000352031_00209_13790_5144.N1	19-OCT-2004 11:49:35	Bright	34.500	36	50Alp UMa	1.8000	6300.0	69	13790	No
171	GOM_NL__2PRFIN20041019_115109_000000372031_00209_13790_5145.N1	19-OCT-2004 11:51:09	Bright	36.500	82	48Bet UMa	2.3650	10600.	73	13790	No
172	GOM_NL__2PRFIN20041019_115436_000000522031_00209_13790_5146.N1	19-OCT-2004 11:54:36	Bright	52.000	174	52Psi UMa	3.0040	4400.0	104	13790	No
173	GOM_NL__2PRFIN20041019_120252_000001362031_00209_13790_5147.N1	19-OCT-2004 12:02:52	Twilight	135.50	17	78Bet Gem	1.1610	4500.0	271	13790	No
174	GOM_NL__2PRFIN20041019_121251_000000552031_00209_13790_5148.N1	19-OCT-2004 12:12:51	Dark	54.500	48	30Alp Hya	1.9770	4100.0	109	13790	No
175	GOM_NL__2PRFIN20041019_122100_000000442031_00209_13790_5149.N1	19-OCT-2004 12:21:00	Dark	43.500	113	Mu Vel	2.6920	5000.0	87	13790	No
176	GOM_NL__2PRFIN20041019_122536_000000462031_00210_13791_5127.N1	19-OCT-2004 12:25:36	Dark	45.500	34	Gam2Vel	1.7930	23000.	91	13791	No
177	GOM_NL__2PRFIN20041019_122842_000000882031_00210_13791_5128.N1	19-OCT-2004 12:28:42	Dark	87.500	37	25Del CMa	1.8300	5900.0	175	13791	No
178	GOM_NL__2PRFIN20041019_123114_000000512031_00210_13791_5129.N1	19-OCT-2004 12:31:14	Dark	51.000	2	Alp Car	-0.73600	7000.0	102	13791	No
179	GOM_NL__2PRFIN20041019_123428_000002212031_00210_13791_5130.N1	19-OCT-2004 12:34:28	Dark	221.00	1	9Alp CMa	-1.4400	11000.	442	13791	No
180	GOM_NL__2PRFIN20041019_123955_000000452031_00210_13791_5131.N1	19-OCT-2004 12:39:55	Dark	45.000	9	Alp Eri	0.45300	24000.	90	13791	No
181	GOM_NL__2PRFIN20041019_124240_000000482031_00210_13791_5132.N1	19-OCT-2004 12:42:40	Straylight	48.000	157	The1Eri	2.9060	9300.0	96	13791	No
182	GOM_NL__2PRFIN20041019_124452_000000442031_00210_13791_5133.N1	19-OCT-2004 12:44:52	Straylight	43.500	84	Alp Phe	2.3970	4500.0	87	13791	No
183	GOM_NL__2PRFIN20041019_124701_000002142031_00210_13791_5134.N1	19-OCT-2004 12:47:01	Twilight	213.50	101	11Alp Lep	2.5820	7000.0	427	13791	No
184	GOM_NL__2PRFIN20041019_125216_000001002031_00210_13791_5135.N1	19-OCT-2004 12:52:16	Twilight	99.500	165	34Gam Eri	2.9500	3200.0	199	13791	No
185	GOM_NL__2PRFIN20041019_130058_000000372031_00210_13791_5136.N1	19-OCT-2004 13:00:58	Bright	37.000	140	88Gam Peg	2.8340	26000.	74	13791	No
186	GOM_NL__2PRFIN20041019_130706_000000422031_00210_13791_5137.N1	19-OCT-2004 13:07:06	Bright	42.000	53	43Bet And	2.0480	3300.0	84	13791	No
187	GOM_NL__2PRFIN20041019_131021_000000462031_00210_13791_5138.N1	19-OCT-2004 13:10:21	Bright	46.000	73	57Gam1And	2.2600	13100.	92	13791	No
188	GOM_NL__2PRFIN20041019_131247_000000402031_00210_13791_5139.N1	19-OCT-2004 13:12:47	Bright	40.000	68	18Alp Cas	2.2250	4500.0	80	13791	No
189	GOM_NL__2PRFIN20041019_131407_000000392031_00210_13791_5140.N1	19-OCT-2004 13:14:07	Bright	39.000	76	27Gam Cas	2.3000	30000.	78	13791	No
190	GOM_NL__2PRFIN20041019_131604_000000422031_00210_13791_5141.N1	19-OCT-2004 13:16:04	Bright	41.500	89	5Alp Cep	2.4510	8000.0	83	13791	No
191	GOM_NL__2PRFIN20041019_132153_000000412031_00210_13791_5142.N1	19-OCT-2004 13:21:53	Bright	40.500	49	1Alp UMi	1.9900	6300.0	81	13791	No
192	GOM_NL__2PRFIN20041019_132508_000000372031_00210_13791_5143.N1	19-OCT-2004 13:25:08	Bright	36.500	60	7Bet UMi	2.0810	3950.0	73	13791	No
193	GOM_NL__2PRFIN20041019_133011_000000392031_00210_13791_5144.N1	19-OCT-2004 13:30:11	Bright	38.500	36	50Alp UMa	1.8000	6300.0	77	13791	No
194	GOM_NL__2PRFIN20041019_133145_000000402031_00210_13791_5145.N1	19-OCT-2004 13:31:45	Bright	39.500	82	48Bet UMa	2.3650	10600.	79	13791	No
195	GOM_NL__2PRFIN20041019_133512_000000362031_00210_13791_5146.N1	19-OCT-2004 13:35:12	Bright	36.000	174	52Psi UMa	3.0040	4400.0	72	13791	No
196	GOM_NL__2PRFIN20041019_134328_000001282031_00210_13791_5147.N1	19-OCT-2004 13:43:28	Twilight	128.00	17	78Bet Gem	1.1610	4500.0	256	13791	No
197	GOM_NL__2PRFIN20041019_135328_000000572031_00210_13791_5148.N1	19-OCT-2004 13:53:28	Dark	56.500	48	30Alp Hya	1.9770	4100.0	113	13791	No
198	GOM_NL__2PRFIN20041019_140136_000000432031_00210_13791_5149.N1	19-OCT-2004 14:01:36	Dark	43.000	113	Mu Vel	2.6920	5000.0	86	13791	No
199	GOM_NL__2PRFIN20041019_140612_000000472031_00211_13792_5128.N1	19-OCT-2004 14:06:12	Dark	46.500	34	Gam2Vel	1.7930	23000.	93	13792	No
200	GOM_NL__2PRFIN20041019_140920_000000872031_00211_13792_5129.N1	19-OCT-2004 14:09:20	Dark	86.500	37	25Del CMa	1.8300	5900.0	173	13792	No
201	GOM_NL__2PRFIN20041019_141149_000000532031_00211_13792_5130.N1	19-OCT-2004 14:11:49	Dark	52.500	2	Alp Car	-0.73600	7000.0	105	13792	No
202	GOM_NL__2PRFIN20041019_141507_000002212031_00211_13792_5131.N1	19-OCT-2004 14:15:07	Dark	221.00	1	9Alp CMa	-1.4400	11000.	442	13792	No
203	GOM_NL__2PRFIN20041019_142031_000000522031_00211_13792_5132.N1	19-OCT-2004 14:20:31	Dark	52.000	9	Alp Eri	0.45300	24000.	104	13792	No
204	GOM_NL__2PRFIN20041019_142317_000000482031_00211_13792_5133.N1	19-OCT-2004 14:23:17	Straylight	48.000	157	The1Eri	2.9060	9300.0	96	13792	No
205	GOM_NL__2PRFIN20041019_142528_000000452031_00211_13792_5134.N1	19-OCT-2004 14:25:28	Straylight	44.500	84	Alp Phe	2.3970	4500.0	89	13792	No
206	GOM_NL__2PRFIN20041019_142738_000002142031_00211_13792_5135.N1	19-OCT-2004 14:27:38	Twilight	214.00	101	11Alp Lep	2.5820	7000.0	428	13792	No
207	GOM_NL__2PRFIN20041019_143252_000000902031_00211_13792_5136.N1	19-OCT-2004 14:32:52	Twilight	89.500	165	34Gam Eri	2.9500	3200.0	179	13792	No
208	GOM_NL__2PRFIN20041019_144132_000000412031_00211_13792_5137.N1	19-OCT-2004 14:41:32	Bright	40.500	140	88Gam Peg	2.8340	26000.	81	13792	No
209	GOM_NL__2PRFIN20041019_144742_000000452031_00211_13792_5138.N1	19-OCT-2004 14:47:42	Bright	44.500	53	43Bet And	2.0480	3300.0	89	13792	No
210	GOM_NL__2PRFIN20041019_145057_000000422031_00211_13792_5139.N1	19-OCT-2004 14:50:57	Bright	41.500	73	57Gam1And	2.2600	13100.	83	13792	No
211	GOM_NL__2PRFIN20041019_145323_000000402031_00211_13792_5140.N1	19-OCT-2004 14:53:23	Bright	40.000	68	18Alp Cas	2.2250	4500.0	80	13792	No
212	GOM_NL__2PRFIN20041019_145443_000000392031_00211_13792_5141.N1	19-OCT-2004 14:54:43	Bright	38.500	76	27Gam Cas	2.3000	30000.	77	13792	No
213	GOM_NL__2PRFIN20041019_145643_000000392031_00211_13792_5142.N1	19-OCT-2004 14:56:43	Bright	38.500	89	5Alp Cep	2.4510	8000.0	77	13792	No
214	GOM_NL__2PRFIN20041019_150229_000000402031_00211_13792_5143.N1	19-OCT-2004 15:02:29	Bright	39.500	49	1Alp UMi	1.9900	6300.0	79	13792	No
215	GOM_NL__2PRFIN20041019_150545_000000372031_00211_13792_5144.N1	19-OCT-2004 15:05:45	Bright	36.500	60	7Bet UMi	2.0810	3950.0	73	13792	No
216	GOM_NL__2PRFIN20041019_151047_000000392031_00211_13792_5145.N1	19-OCT-2004 15:10:47	Bright	38.500	36	50Alp UMa	1.8000	6300.0	77	13792	No
217	GOM_NL__2PRFIN20041019_151221_000000362031_00211_13792_5146.N1	19-OCT-2004 15:12:21	Bright	36.000	82	48Bet UMa	2.3650	10600.	72	13792	No
218	GOM_NL__2PRFIN20041019_151548_000000372031_00211_13792_5147.N1	19-OCT-2004 15:15:48	Bright	36.500	174	52Psi UMa	3.0040	4400.0	73	13792	No
219	GOM_NL__2PRFIN20041019_152405_000001262031_00211_13792_5148.N1	19-OCT-2004 15:24:05	Twilight	125.50	17	78Bet Gem	1.1610	4500.0	251	13792	No

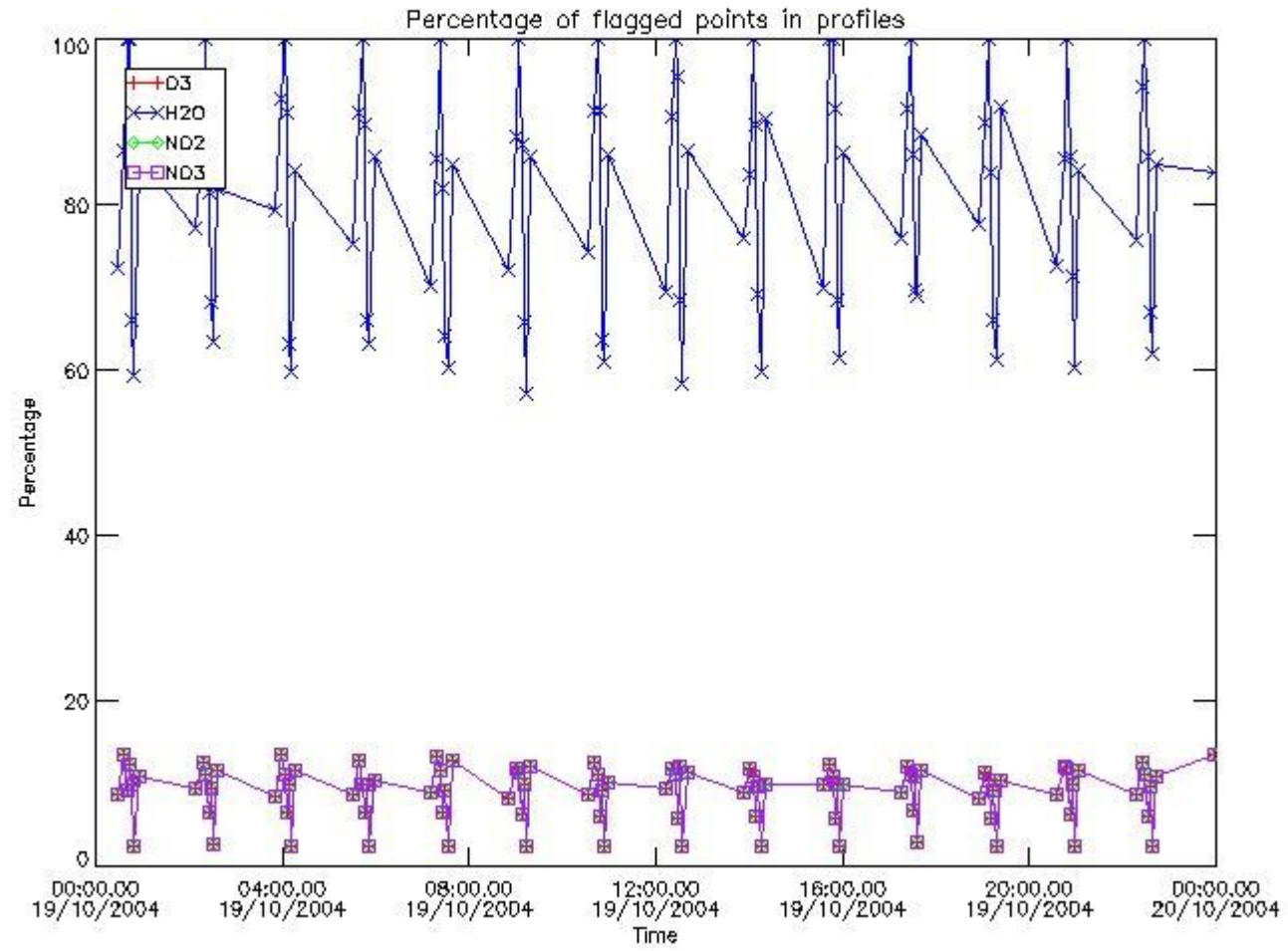
220	GOM_NL__2PRFIN20041019_153405_000000572031_00211_13792_5149.N1	19-OCT-2004 15:34:05	Dark	57.000	48	30Alp Hya	1.9770	4100.0	114	13792	No
221	GOM_NL__2PRFIN20041019_154212_000000422031_00211_13792_5150.N1	19-OCT-2004 15:42:12	Dark	41.500	113	Mu Vel	2.6920	5000.0	83	13792	No
222	GOM_NL__2PRFIN20041019_154648_000000472031_00212_13793_5129.N1	19-OCT-2004 15:46:48	Dark	47.000	34	Gam2Vel	1.7930	23000.	94	13793	No
223	GOM_NL__2PRFIN20041019_154959_000000902031_00212_13793_5130.N1	19-OCT-2004 15:49:59	Dark	89.500	37	25Del CMa	1.8300	5900.0	179	13793	No
224	GOM_NL__2PRFIN20041019_155228_000000512031_00212_13793_5131.N1	19-OCT-2004 15:52:28	Dark	51.000	2	Alp Car	-0.73600	7000.0	102	13793	No
225	GOM_NL__2PRFIN20041019_155547_000002212031_00212_13793_5132.N1	19-OCT-2004 15:55:47	Dark	221.00	1	9Alp CMa	-1.4400	11000.	442	13793	No
226	GOM_NL__2PRFIN20041019_160108_000000522031_00212_13793_5133.N1	19-OCT-2004 16:01:08	Dark	51.500	9	Alp Eri	0.45300	24000.	103	13793	No
227	GOM_NL__2PRFIN20041019_160353_000000522031_00212_13793_5134.N1	19-OCT-2004 16:03:53	Straylight	51.500	157	The1Eri	2.9060	9300.0	103	13793	No
228	GOM_NL__2PRFIN20041019_160604_000000452031_00212_13793_5135.N1	19-OCT-2004 16:06:04	Straylight	44.500	84	Alp Phe	2.3970	4500.0	89	13793	No
229	GOM_NL__2PRFIN20041019_160816_000002142031_00212_13793_5136.N1	19-OCT-2004 16:08:16	Tw_i_and_stray	214.00	101	11Alp Lep	2.5820	7000.0	428	13793	No
230	GOM_NL__2PRFIN20041019_161327_000000982031_00212_13793_5137.N1	19-OCT-2004 16:13:27	Tw_i_and_stray	98.000	165	34Gam Eri	2.9500	3200.0	196	13793	No
231	GOM_NL__2PRFIN20041019_162210_000000392031_00212_13793_5138.N1	19-OCT-2004 16:22:10	Bright	38.500	140	88Gam Peg	2.8340	26000.	77	13793	No
232	GOM_NL__2PRFIN20041019_162817_000000422031_00212_13793_5139.N1	19-OCT-2004 16:28:17	Bright	42.000	53	43Bet And	2.0480	3300.0	84	13793	No
233	GOM_NL__2PRFIN20041019_163133_000000432031_00212_13793_5140.N1	19-OCT-2004 16:31:33	Bright	42.500	73	57Gam1And	2.2600	13100.	85	13793	No
234	GOM_NL__2PRFIN20041019_163358_000000412031_00212_13793_5141.N1	19-OCT-2004 16:33:58	Bright	40.500	68	18Alp Cas	2.2250	4500.0	81	13793	No
235	GOM_NL__2PRFIN20041019_163518_000000402031_00212_13793_5142.N1	19-OCT-2004 16:35:18	Bright	39.500	76	27Gam Cas	2.3000	30000.	79	13793	No
236	GOM_NL__2PRFIN20041019_163719_000000402031_00212_13793_5143.N1	19-OCT-2004 16:37:19	Bright	39.500	89	5Alp Cep	2.4510	8000.0	79	13793	No
237	GOM_NL__2PRFIN20041019_164305_000000412031_00212_13793_5144.N1	19-OCT-2004 16:43:05	Bright	40.500	49	1Alp UMi	1.9900	6300.0	81	13793	No
238	GOM_NL__2PRFIN20041019_164621_000000392031_00212_13793_5145.N1	19-OCT-2004 16:46:21	Bright	39.000	60	7Bet UMi	2.0810	3950.0	78	13793	No
239	GOM_NL__2PRFIN20041019_165123_000000372031_00212_13793_5146.N1	19-OCT-2004 16:51:23	Bright	37.000	36	50Alp UMa	1.8000	6300.0	74	13793	No
240	GOM_NL__2PRFIN20041019_165257_000000372031_00212_13793_5147.N1	19-OCT-2004 16:52:57	Bright	37.000	82	48Bet UMa	2.3650	10600.	74	13793	No
241	GOM_NL__2PRFIN20041019_165625_000000382031_00212_13793_5148.N1	19-OCT-2004 16:56:25	Bright	38.000	174	52Psi UMa	3.0040	4400.0	76	13793	No
242	GOM_NL__2PRFIN20041019_170442_000001342031_00212_13793_5149.N1	19-OCT-2004 17:04:42	Tw_i_and_stray	133.50	17	78Bet Gem	1.1610	4500.0	267	13793	No
243	GOM_NL__2PRFIN20041019_171442_000000572031_00212_13793_5150.N1	19-OCT-2004 17:14:42	Dark	56.500	48	30Alp Hya	1.9770	4100.0	113	13793	No
244	GOM_NL__2PRFIN20041019_172249_000000432031_00212_13793_5151.N1	19-OCT-2004 17:22:49	Dark	42.500	113	Mu Vel	2.6920	5000.0	85	13793	No
245	GOM_NL__2PRFIN20041019_172726_000000462031_00213_13794_5143.N1	19-OCT-2004 17:27:26	Dark	46.000	34	Gam2Vel	1.7930	23000.	92	13794	No
246	GOM_NL__2PRFIN20041019_173036_000000762031_00213_13794_5144.N1	19-OCT-2004 17:30:36	Dark	75.500	37	25Del CMa	1.8300	5900.0	151	13794	No
247	GOM_NL__2PRFIN20041019_173305_000000522031_00213_13794_5145.N1	19-OCT-2004 17:33:05	Dark	51.500	2	Alp Car	-0.73600	7000.0	103	13794	No
248	GOM_NL__2PRFIN20041019_173627_000001972031_00213_13794_5146.N1	19-OCT-2004 17:36:27	Dark	197.00	1	9Alp CMa	-1.4400	11000.	394	13794	No
249	GOM_NL__2PRFIN20041019_174145_000000442031_00213_13794_5147.N1	19-OCT-2004 17:41:45	Dark	44.000	9	Alp Eri	0.45300	24000.	88	13794	No
250	GOM_NL__2PRFIN20041019_174431_000000472031_00213_13794_5148.N1	19-OCT-2004 17:44:31	Straylight	46.500	157	The1Eri	2.9060	9300.0	93	13794	No
251	GOM_NL__2PRFIN20041019_174641_000000432031_00213_13794_5149.N1	19-OCT-2004 17:46:41	Straylight	43.000	84	Alp Phe	2.3970	4500.0	86	13794	No
252	GOM_NL__2PRFIN20041019_174853_000002142031_00213_13794_5150.N1	19-OCT-2004 17:48:53	Tw_i_and_stray	214.00	101	11Alp Lep	2.5820	7000.0	428	13794	No
253	GOM_NL__2PRFIN20041019_175403_000000982031_00213_13794_5151.N1	19-OCT-2004 17:54:03	Tw_i_and_stray	97.500	165	34Gam Eri	2.9500	3200.0	195	13794	No
254	GOM_NL__2PRFIN20041019_180244_000000402031_00213_13794_5152.N1	19-OCT-2004 18:02:44	Bright	40.000	140	88Gam Peg	2.8340	26000.	80	13794	No
255	GOM_NL__2PRFIN20041019_180855_000000412031_00213_13794_5153.N1	19-OCT-2004 18:08:55	Bright	41.000	53	43Bet And	2.0480	3300.0	82	13794	No
256	GOM_NL__2PRFIN20041019_181209_000000452031_00213_13794_5154.N1	19-OCT-2004 18:12:09	Bright	45.000	73	57Gam1And	2.2600	13100.	90	13794	No
257	GOM_NL__2PRFIN20041019_181435_000000402031_00213_13794_5155.N1	19-OCT-2004 18:14:35	Bright	39.500	68	18Alp Cas	2.2250	4500.0	79	13794	No
258	GOM_NL__2PRFIN20041019_181554_000000392031_00213_13794_5156.N1	19-OCT-2004 18:15:54	Bright	39.000	76	27Gam Cas	2.3000	30000.	78	13794	No
259	GOM_NL__2PRFIN20041019_181753_000000412031_00213_13794_5157.N1	19-OCT-2004 18:17:53	Bright	40.500	89	5Alp Cep	2.4510	8000.0	81	13794	No
260	GOM_NL__2PRFIN20041019_182342_000000402031_00213_13794_5158.N1	19-OCT-2004 18:23:42	Bright	39.500	49	1Alp UMi	1.9900	6300.0	79	13794	No
261	GOM_NL__2PRFIN20041019_182657_000000392031_00213_13794_5159.N1	19-OCT-2004 18:26:57	Bright	38.500	60	7Bet UMi	2.0810	3950.0	77	13794	No
262	GOM_NL__2PRFIN20041019_183159_000000392031_00213_13794_5160.N1	19-OCT-2004 18:31:59	Bright	38.500	36	50Alp UMa	1.8000	6300.0	77	13794	No
263	GOM_NL__2PRFIN20041019_183333_000000372031_00213_13794_5161.N1	19-OCT-2004 18:33:33	Bright	36.500	82	48Bet UMa	2.3650	10600.	73	13794	No
264	GOM_NL__2PRFIN20041019_183700_000000362031_00213_13794_5162.N1	19-OCT-2004 18:37:00	Bright	36.000	174	52Psi UMa	3.0040	4400.0	72	13794	No
265	GOM_NL__2PRFIN20041019_184519_000001392031_00213_13794_5163.N1	19-OCT-2004 18:45:19	Tw_i_and_stray	139.00	17	78Bet Gem	1.1610	4500.0	278	13794	No
266	GOM_NL__2PRFIN20041019_185518_000000632031_00213_13794_5164.N1	19-OCT-2004 18:55:18	Dark	63.000	48	30Alp Hya	1.9770	4100.0	126	13794	No
267	GOM_NL__2PRFIN20041019_190325_000000452031_00213_13794_5165.N1	19-OCT-2004 19:03:25	Dark	45.000	113	Mu Vel	2.6920	5000.0	90	13794	No
268	GOM_NL__2PRFIN20041019_190803_000000492031_00214_13795_5143.N1	19-OCT-2004 19:08:03	Dark	49.000	34	Gam2Vel	1.7930	23000.	98	13795	No
269	GOM_NL__2PRFIN20041019_191115_000000872031_00214_13795_5144.N1	19-OCT-2004 19:11:15	Dark	87.000	37	25Del CMa	1.8300	5900.0	174	13795	No
270	GOM_NL__2PRFIN20041019_191341_000000552031_00214_13795_5145.N1	19-OCT-2004 19:13:41	Dark	55.000	2	Alp Car	-0.73600	7000.0	110	13795	No
271	GOM_NL__2PRFIN20041019_191707_000002212031_00214_13795_5146.N1	19-OCT-2004 19:17:07	Dark	221.00	1	9Alp CMa	-1.4400	11000.	442	13795	No
272	GOM_NL__2PRFIN20041019_192221_000000502031_00214_13795_5147.N1	19-OCT-2004 19:22:21	Dark	49.500	9	Alp Eri	0.45300	24000.	99	13795	No
273	GOM_NL__2PRFIN20041019_192508_000000472031_00214_13795_5148.N1	19-OCT-2004 19:25:08	Straylight	46.500	157	The1Eri	2.9060	9300.0	93	13795	No
274	GOM_NL__2PRFIN20041019_192716_000000442031_00214_13795_5149.N1	19-OCT-2004 19:27:16	Straylight	44.000	84	Alp Phe	2.3970	4500.0	88	13795	No
275	GOM_NL__2PRFIN20041019_193350_000000472031_00214_13795_5150.N1	19-OCT-2004 19:33:50	Straylight	46.500	52	16Bet Cet	2.0370	4500.0	93	13795	No
276	GOM_NL__2PRFIN20041019_194322_000000392031_00214_13795_5151.N1	19-OCT-2004 19:43:22	Bright	39.000	140	88Gam Peg	2.8340	26000.	78	13795	No
277	GOM_NL__2PRFIN20041019_194556_000000452031_00214_13795_5152.N1	19-OCT-2004 19:45:56	Bright	45.000	105	6Bet Ari	2.6450	8900.0	90	13795	No
278	GOM_NL__2PRFIN20041019_194741_000000422031_00214_13795_5153.N1	19-OCT-2004 19:47:41	Bright	41.500	93	53Bet Peg	2.5200	3100.0	83	13795	No

279	GOM_NL__2PRFIN20041019_194931_000000402031_00214_13795_5154.N1	19-OCT-2004 19:49:31	Bright	39.500	53	43Bet And	2.0480	3300.0	79	13795	No
280	GOM_NL__2PRFIN20041019_195244_000000462031_00214_13795_5155.N1	19-OCT-2004 19:52:44	Bright	46.000	73	57Gam1And	2.2600	13100.	92	13795	No
281	GOM_NL__2PRFIN20041019_195508_000000442031_00214_13795_5156.N1	19-OCT-2004 19:55:08	Bright	43.500	68	18Alp Cas	2.2250	4500.0	87	13795	No
282	GOM_NL__2PRFIN20041019_195630_000000402031_00214_13795_5157.N1	19-OCT-2004 19:56:30	Bright	40.000	76	27Gam Cas	2.3000	30000.	80	13795	No
283	GOM_NL__2PRFIN20041019_195832_000000402031_00214_13795_5158.N1	19-OCT-2004 19:58:32	Bright	39.500	89	5Alp Cep	2.4510	8000.0	79	13795	No
284	GOM_NL__2PRFIN20041019_200419_000000392031_00214_13795_5159.N1	19-OCT-2004 20:04:19	Bright	38.500	49	1Alp UMi	1.9900	6300.0	77	13795	No
285	GOM_NL__2PRFIN20041019_200731_000000402031_00214_13795_5160.N1	19-OCT-2004 20:07:31	Bright	39.500	60	7Bet UMi	2.0810	3950.0	79	13795	No
286	GOM_NL__2PRFIN20041019_201235_000000402031_00214_13795_5161.N1	19-OCT-2004 20:12:35	Bright	40.000	36	50Alp UMa	1.8000	6300.0	80	13795	No
287	GOM_NL__2PRFIN20041019_201409_000000402031_00214_13795_5162.N1	19-OCT-2004 20:14:09	Bright	39.500	82	48Bet UMa	2.3650	10600.	79	13795	No
288	GOM_NL__2PRFIN20041019_201736_000000392031_00214_13795_5163.N1	19-OCT-2004 20:17:36	Bright	39.000	174	52Psi UMa	3.0040	4400.0	78	13795	No
289	GOM_NL__2PRFIN20041019_202555_000001272031_00214_13795_5164.N1	19-OCT-2004 20:25:55	Tw_i_and_stray	127.00	17	78Bet Gem	1.1610	4500.0	254	13795	No
290	GOM_NL__2PRFIN20041019_203555_000000592031_00214_13795_5165.N1	19-OCT-2004 20:35:55	Dark	58.500	48	30Alp Hya	1.9770	4100.0	117	13795	No
291	GOM_NL__2PRFIN20041019_204401_000000422031_00214_13795_5166.N1	19-OCT-2004 20:44:01	Dark	42.000	113	Mu Vel	2.6920	5000.0	84	13795	No
292	GOM_NL__2PRFIN20041019_204820_000000442031_00215_13796_5143.N1	19-OCT-2004 20:48:20	Dark	43.500	46	Del Vel	1.9540	10600.	87	13796	No
293	GOM_NL__2PRFIN20041019_205150_000000812031_00215_13796_5144.N1	19-OCT-2004 20:51:50	Dark	81.000	37	25Del CMa	1.8300	5900.0	162	13796	No
294	GOM_NL__2PRFIN20041019_205418_000000512031_00215_13796_5145.N1	19-OCT-2004 20:54:18	Dark	51.000	2	Alp Car	-0.73600	7000.0	102	13796	No
295	GOM_NL__2PRFIN20041019_205747_000002212031_00215_13796_5146.N1	19-OCT-2004 20:57:47	Dark	221.00	1	9Alp CMa	-1.4400	11000.	442	13796	No
296	GOM_NL__2PRFIN20041019_210258_000000452031_00215_13796_5147.N1	19-OCT-2004 21:02:58	Dark	44.500	9	Alp Eri	0.45300	24000.	89	13796	No
297	GOM_NL__2PRFIN20041019_210545_000000452031_00215_13796_5148.N1	19-OCT-2004 21:05:45	Straylight	44.500	157	The1Eri	2.9060	9300.0	89	13796	No
298	GOM_NL__2PRFIN20041019_210752_000000452031_00215_13796_5149.N1	19-OCT-2004 21:07:52	Straylight	45.000	84	Alp Phe	2.3970	4500.0	90	13796	No
299	GOM_NL__2PRFIN20041019_211426_000000472031_00215_13796_5150.N1	19-OCT-2004 21:14:26	Straylight	46.500	52	16Bet Cet	2.0370	4500.0	93	13796	No
300	GOM_NL__2PRFIN20041019_212358_000000382031_00215_13796_5151.N1	19-OCT-2004 21:23:58	Bright	38.000	140	88Gam Peg	2.8340	26000.	76	13796	No
301	GOM_NL__2PRFIN20041019_212631_000000452031_00215_13796_5152.N1	19-OCT-2004 21:26:31	Bright	44.500	105	6Bet Ari	2.6450	8900.0	89	13796	No
302	GOM_NL__2PRFIN20041019_212817_000000422031_00215_13796_5153.N1	19-OCT-2004 21:28:17	Bright	41.500	93	53Bet Peg	2.5200	3100.0	83	13796	No
303	GOM_NL__2PRFIN20041019_213007_000000422031_00215_13796_5154.N1	19-OCT-2004 21:30:07	Bright	42.000	53	43Bet And	2.0480	3300.0	84	13796	No
304	GOM_NL__2PRFIN20041019_213319_000000442031_00215_13796_5155.N1	19-OCT-2004 21:33:19	Bright	43.500	73	57Gam1And	2.2600	13100.	87	13796	No
305	GOM_NL__2PRFIN20041019_213546_000000412031_00215_13796_5156.N1	19-OCT-2004 21:35:46	Bright	41.000	68	18Alp Cas	2.2250	4500.0	82	13796	No
306	GOM_NL__2PRFIN20041019_213706_000000412031_00215_13796_5157.N1	19-OCT-2004 21:37:06	Bright	40.500	76	27Gam Cas	2.3000	30000.	81	13796	No
307	GOM_NL__2PRFIN20041019_213908_000000392031_00215_13796_5158.N1	19-OCT-2004 21:39:08	Bright	39.000	89	5Alp Cep	2.4510	8000.0	78	13796	No
308	GOM_NL__2PRFIN20041019_214454_000000402031_00215_13796_5159.N1	19-OCT-2004 21:44:54	Bright	40.000	49	1Alp UMi	1.9900	6300.0	80	13796	No
309	GOM_NL__2PRFIN20041019_214808_000000382031_00215_13796_5160.N1	19-OCT-2004 21:48:08	Bright	38.000	60	7Bet UMi	2.0810	3950.0	76	13796	No
310	GOM_NL__2PRFIN20041019_215311_000000392031_00215_13796_5161.N1	19-OCT-2004 21:53:11	Bright	39.000	36	50Alp UMa	1.8000	6300.0	78	13796	No
311	GOM_NL__2PRFIN20041019_215444_000000392031_00215_13796_5162.N1	19-OCT-2004 21:54:44	Bright	39.000	82	48Bet UMa	2.3650	10600.	78	13796	No
312	GOM_NL__2PRFIN20041019_215813_000000392031_00215_13796_5163.N1	19-OCT-2004 21:58:13	Bright	38.500	174	52Psi UMa	3.0040	4400.0	77	13796	No
313	GOM_NL__2PRFIN20041019_220632_000001492031_00215_13796_5164.N1	19-OCT-2004 22:06:32	Tw_i_and_stray	148.50	17	78Bet Gem	1.1610	4500.0	297	13796	No
314	GOM_NL__2PRFIN20041019_221631_000000582031_00215_13796_5165.N1	19-OCT-2004 22:16:31	Dark	58.000	48	30Alp Hya	1.9770	4100.0	116	13796	No
315	GOM_NL__2PRFIN20041019_222437_000000452031_00215_13796_5166.N1	19-OCT-2004 22:24:37	Dark	44.500	113	Mu Vel	2.6920	5000.0	89	13796	No
316	GOM_NL__2PRFIN20041019_222856_000000462031_00216_13797_5143.N1	19-OCT-2004 22:28:56	Dark	45.500	46	Del Vel	1.9540	10600.	91	13797	No
317	GOM_NL__2PRFIN20041019_223230_000000852031_00216_13797_5144.N1	19-OCT-2004 22:32:30	Dark	84.500	37	25Del CMa	1.8300	5900.0	169	13797	No
318	GOM_NL__2PRFIN20041019_223455_000000542031_00216_13797_5145.N1	19-OCT-2004 22:34:55	Dark	53.500	2	Alp Car	-0.73600	7000.0	107	13797	No
319	GOM_NL__2PRFIN20041019_223827_000002212031_00216_13797_5146.N1	19-OCT-2004 22:38:27	Dark	221.00	1	9Alp CMa	-1.4400	11000.	442	13797	No
320	GOM_NL__2PRFIN20041019_224334_000000472031_00216_13797_5147.N1	19-OCT-2004 22:43:34	Dark	46.500	9	Alp Eri	0.45300	24000.	93	13797	No
321	GOM_NL__2PRFIN20041019_224619_000000482031_00216_13797_5148.N1	19-OCT-2004 22:46:19	Straylight	47.500	157	The1Eri	2.9060	9300.0	95	13797	No
322	GOM_NL__2PRFIN20041019_224829_000000462031_00216_13797_5149.N1	19-OCT-2004 22:48:29	Straylight	45.500	84	Alp Phe	2.3970	4500.0	91	13797	No
323	GOM_NL__2PRFIN20041019_225502_000000442031_00216_13797_5150.N1	19-OCT-2004 22:55:02	Straylight	43.500	52	16Bet Cet	2.0370	4500.0	87	13797	No
324	GOM_NL__2PRFIN20041019_230434_000000392031_00216_13797_5151.N1	19-OCT-2004 23:04:34	Bright	39.000	140	88Gam Peg	2.8340	26000.	78	13797	No
325	GOM_NL__2PRFIN20041019_230706_000000452031_00216_13797_5152.N1	19-OCT-2004 23:07:06	Bright	44.500	105	6Bet Ari	2.6450	8900.0	89	13797	No
326	GOM_NL__2PRFIN20041019_230853_000000402031_00216_13797_5153.N1	19-OCT-2004 23:08:53	Bright	39.500	93	53Bet Peg	2.5200	3100.0	79	13797	No
327	GOM_NL__2PRFIN20041019_231042_000000412031_00216_13797_5154.N1	19-OCT-2004 23:10:42	Bright	41.000	53	43Bet And	2.0480	3300.0	82	13797	No
328	GOM_NL__2PRFIN20041019_231354_000000432031_00216_13797_5155.N1	19-OCT-2004 23:13:54	Bright	43.000	73	57Gam1And	2.2600	13100.	86	13797	No
329	GOM_NL__2PRFIN20041019_231621_000000412031_00216_13797_5156.N1	19-OCT-2004 23:16:21	Bright	40.500	68	18Alp Cas	2.2250	4500.0	81	13797	No
330	GOM_NL__2PRFIN20041019_231742_000000382031_00216_13797_5157.N1	19-OCT-2004 23:17:42	Bright	38.000	76	27Gam Cas	2.3000	30000.	76	13797	No
331	GOM_NL__2PRFIN20041019_231944_000000392031_00216_13797_5158.N1	19-OCT-2004 23:19:44	Bright	38.500	89	5Alp Cep	2.4510	8000.0	77	13797	No
332	GOM_NL__2PRFIN20041019_232528_000000402031_00216_13797_5159.N1	19-OCT-2004 23:25:28	Bright	40.000	49	1Alp UMi	1.9900	6300.0	80	13797	No
333	GOM_NL__2PRFIN20041019_232845_000000372031_00216_13797_5160.N1	19-OCT-2004 23:28:45	Bright	37.000	60	7Bet UMi	2.0810	3950.0	74	13797	No
334	GOM_NL__2PRFIN20041019_233346_000000412031_00216_13797_5161.N1	19-OCT-2004 23:33:46	Bright	40.500	36	50Alp UMa	1.8000	6300.0	81	13797	No
335	GOM_NL__2PRFIN20041019_233521_000000532031_00216_13797_5162.N1	19-OCT-2004 23:35:21	Bright	53.000	82	48Bet UMa	2.3650	10600.	106	13797	No
336	GOM_NL__2PRFIN20041019_233849_000000362031_00216_13797_5163.N1	19-OCT-2004 23:38:49	Bright	36.000	174	52Psi UMa	3.0040	4400.0	72	13797	No
337	GOM_NL__2PRFIN20041019_234708_000001292031_00216_13797_5164.N1	19-OCT-2004 23:47:08	Tw_i_and_stray	128.50	17	78Bet Gem	1.1610	4500.0	257	13797	No

3. Quality information per product

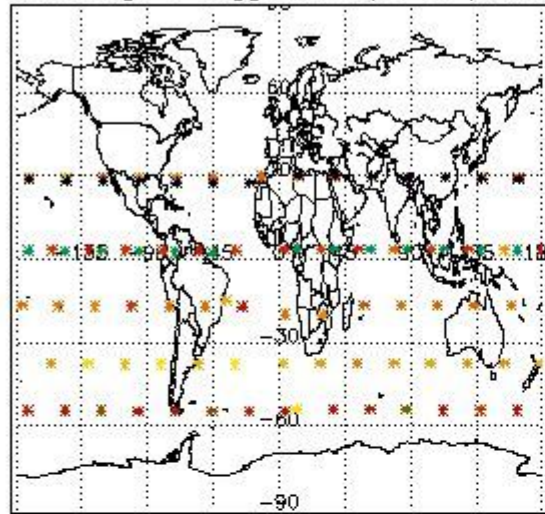
In this section it is plotted some information contained in the Quality Summary data set of the level 2 products. Only products in dark limb conditions and without errors (error flag in the MPH set to "0") are used.

3.1 Plot quality information per product (time dependant)

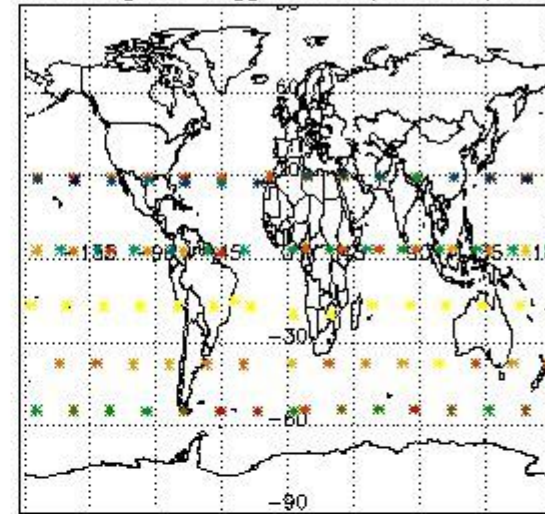


3.2 Plot quality information per product (world map)

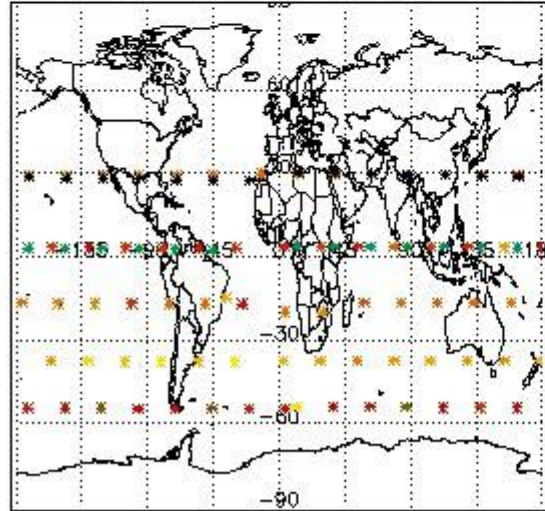
Percentage of flagged data per O3 profile



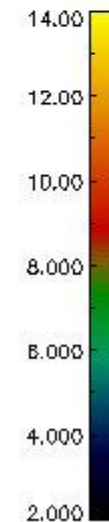
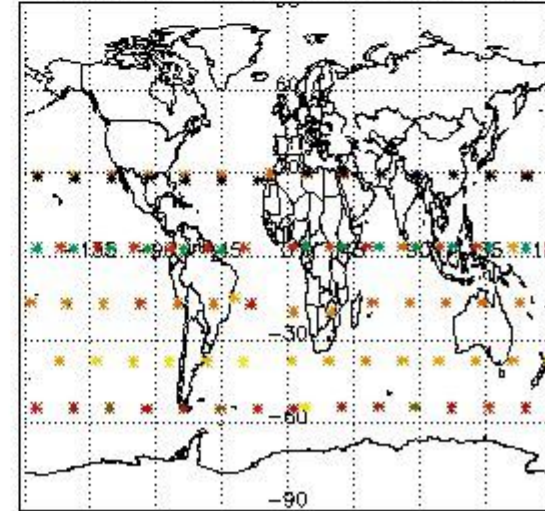
Percentage of flagged data per H2O profile



Percentage of flagged data per NO2 profile



Percentage of flagged data per NO3 profile

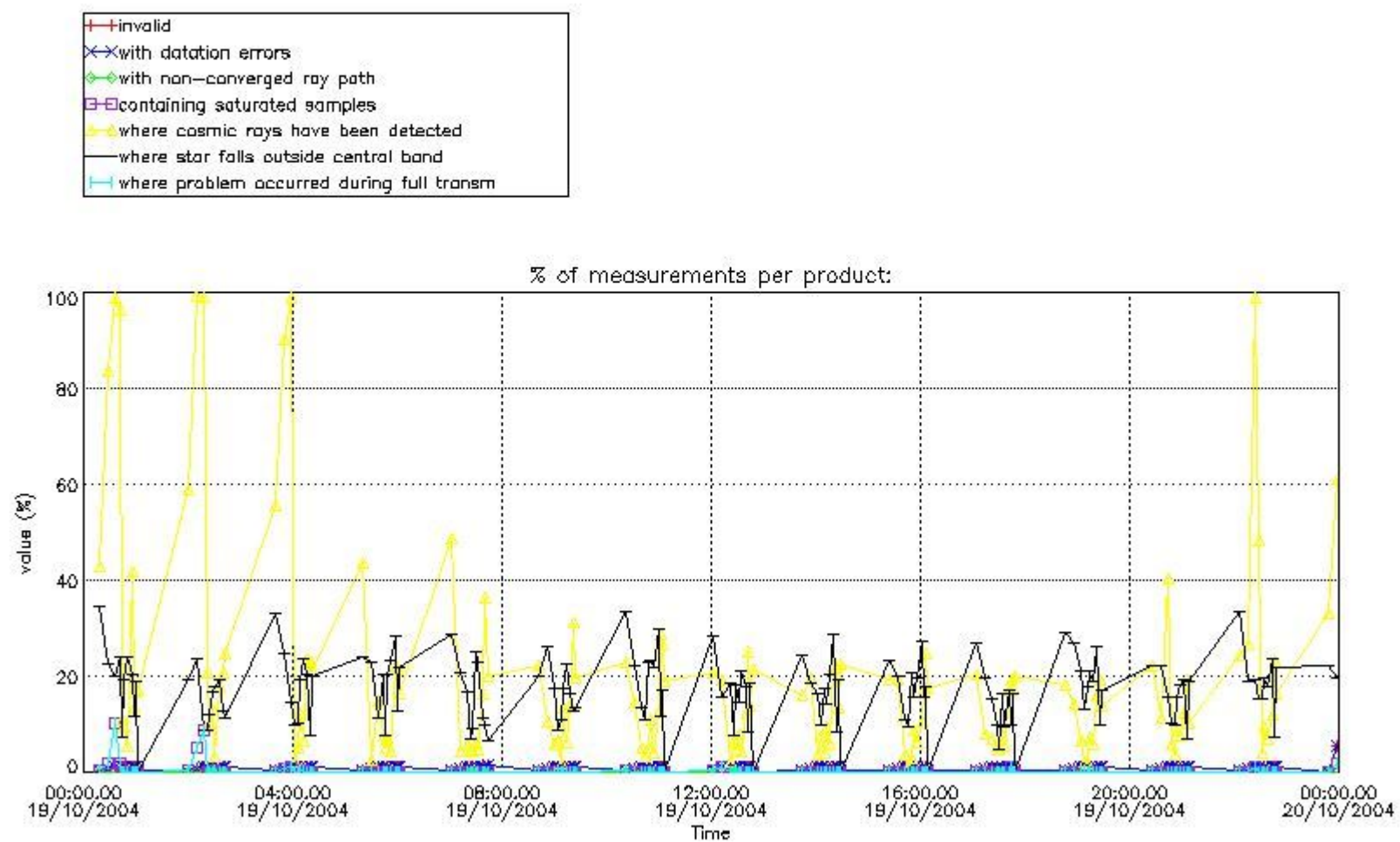


4. Level 1 quality information per product

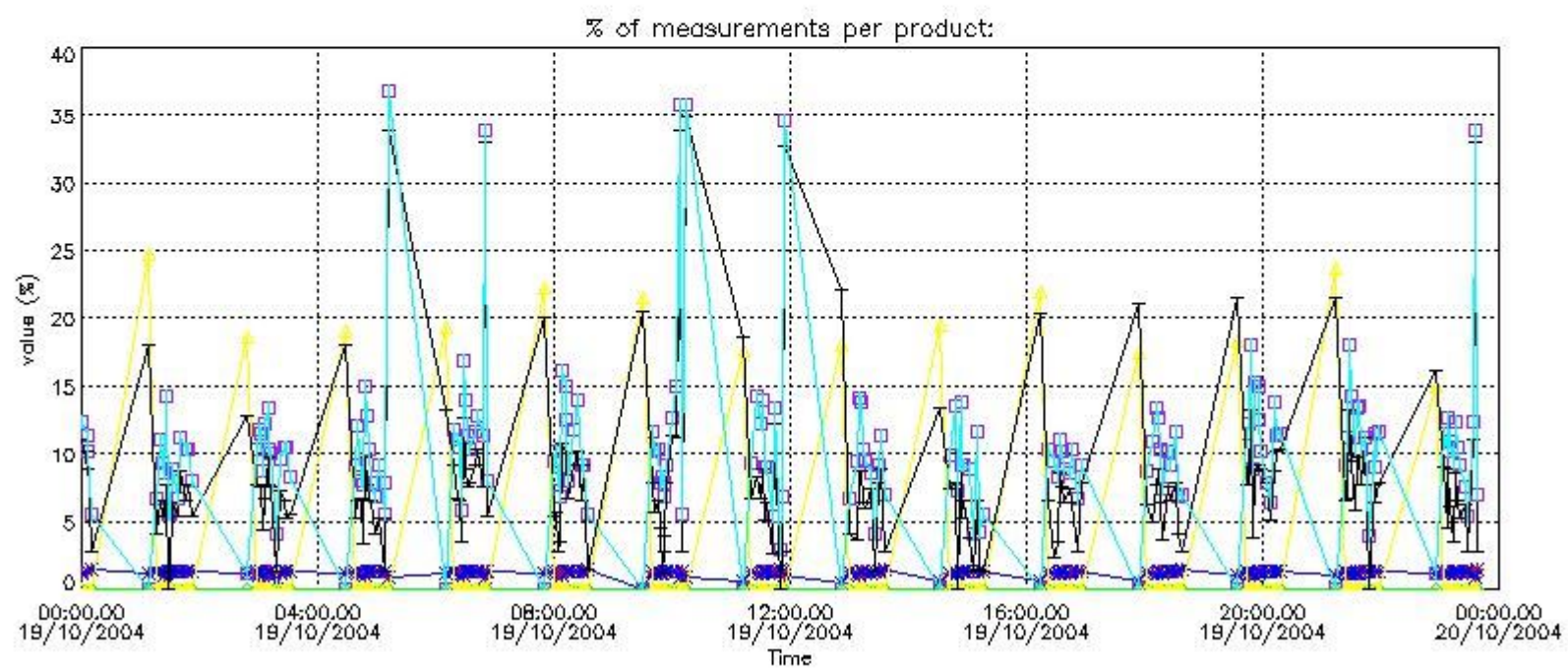
In this section it is plotted some information contained in the Quality Summary data set of the level 2 products that comes from the level 1b processing. Products without errors (error flag in the MPH set to "0") are used.

4.1 Plot quality information per product (time dependant) coming from level 1b processing

4.1.1 Plot level 1 quality information per product (time dependant): ENVISAT ASCENDING passes



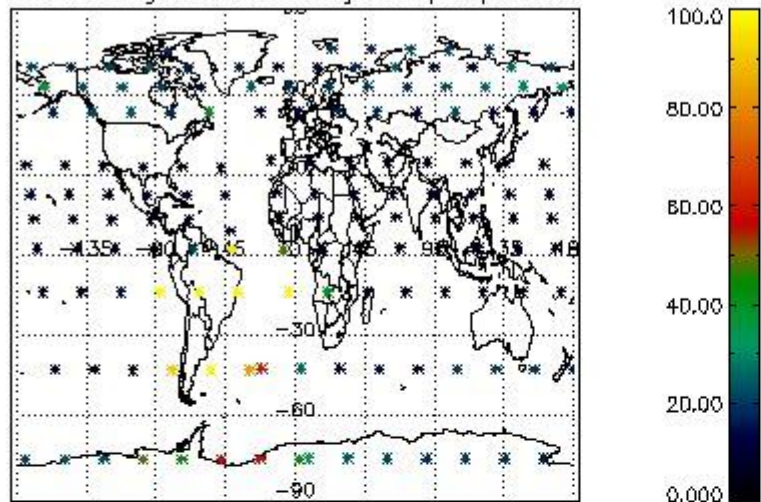
4.1.2 Plot level 1 quality information per product (time dependant): ENVI SAT DESCENDING passes



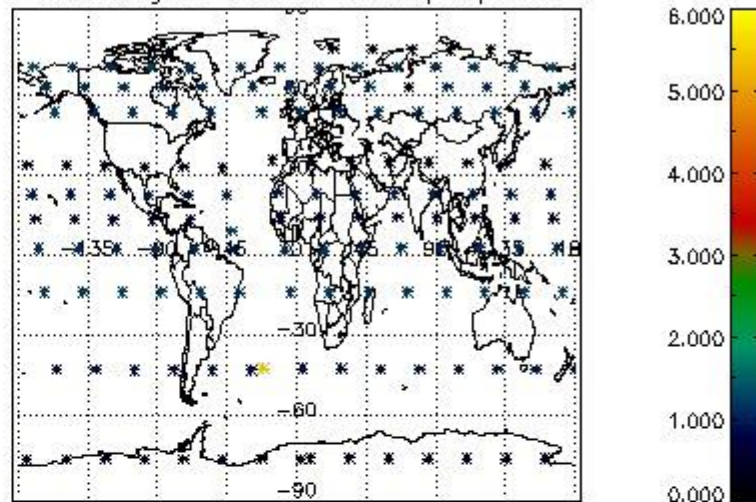
4.2 Plot quality information per product coming from level 1b processing (world map)

4.2.1 Plot level 1 quality information per product (world map): ENVISAT ASCENDING passes

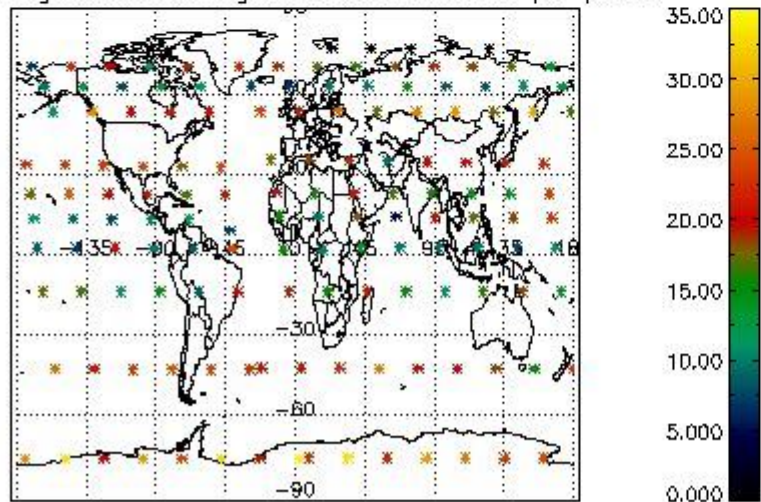
Percentage of cosmic ray hits per profile



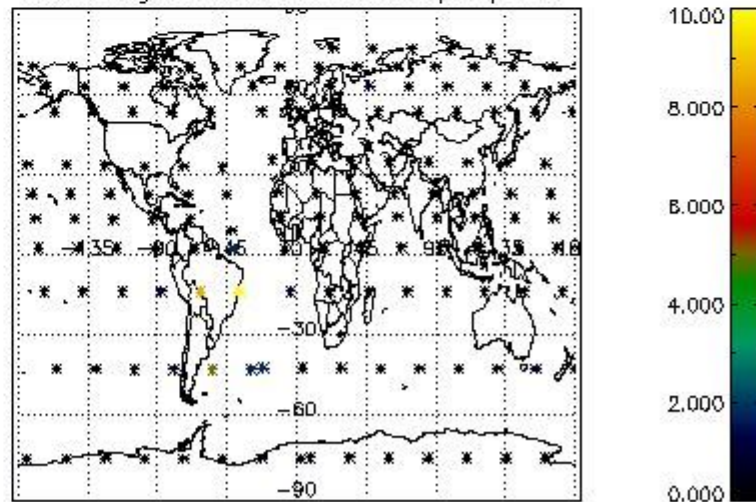
Percentage of datation errors per profile



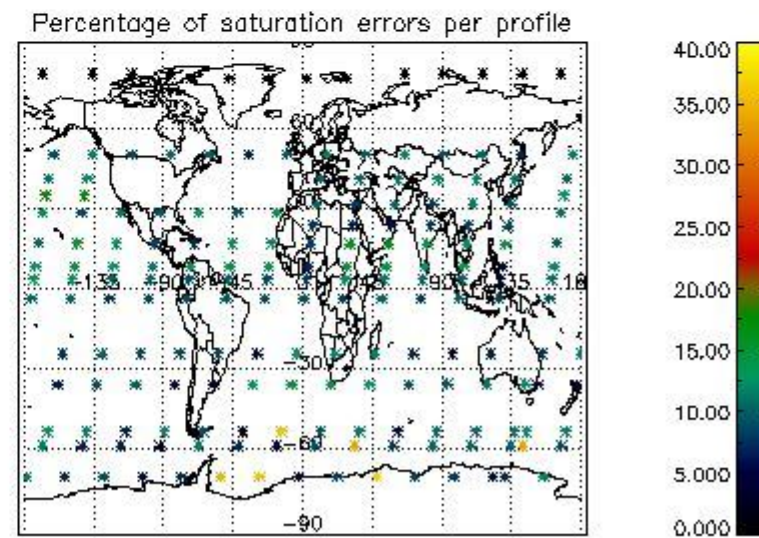
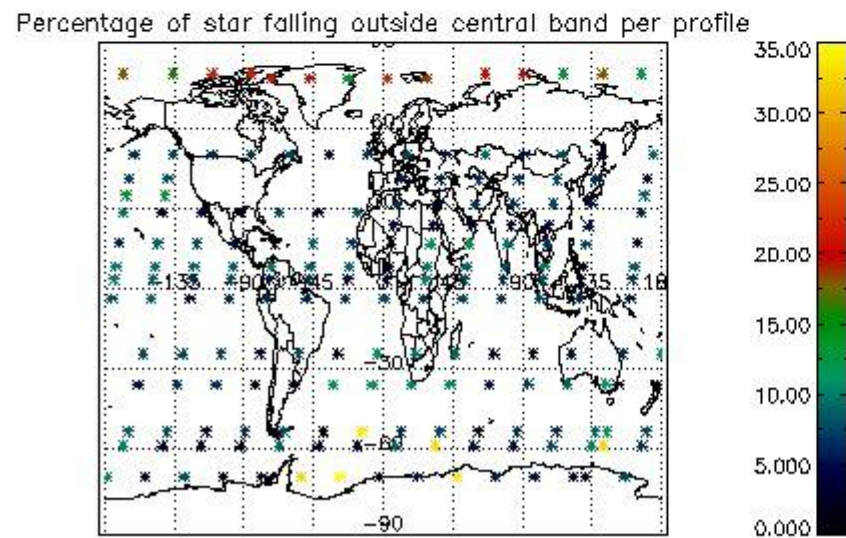
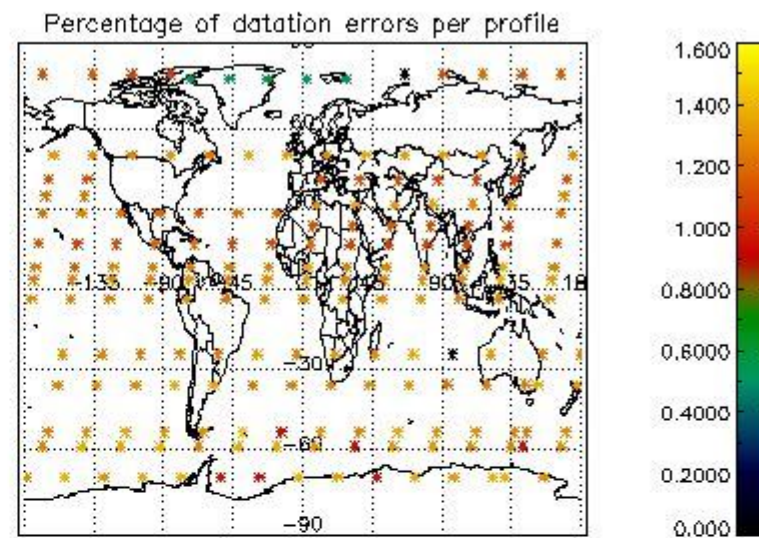
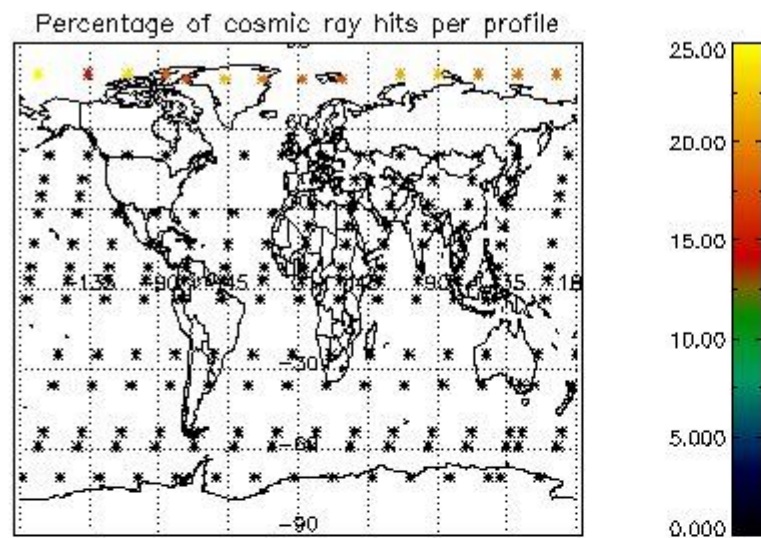
Percentage of star falling outside central band per profile



Percentage of saturation errors per profile



4.2.2 Plot level 1 quality information per product (world map): ENVISAT DESCENDING passes



5. Trace gas profiles

5.1 Ozone statistics based on quality of products

The final quality of the products can be "measured" using the STD (Standard Deviation) attached to every point profile. This information is written to the parameter GOM_NL__2P/NL_LOCAL_SPECIES_DENSITY/o3_std of the level 2 products. The table below shows the statistics for given STD ranges.

The statistics are given with respect to the overall valid production:

- Products without fatal errors: GOM_NL__2P/MPH/PRODUCT_ERR=0
- Valid point profile: GOM_NL__2P/NL_LOCAL_SPECIES_DENSITY/pcd(0)=0

The 'Criteria' is applied to valid points of dark limb products:

- Products in dark limb illumination condition: GOM_NL__2P/NL_SUMMARY_QUALITY/obs_ill_cond=0
- Products without fatal errors: GOM_NL__2P/MPH/PRODUCT_ERR=0
- Valid point profile: GOM_NL__2P/NL_LOCAL_SPECIES_DENSITY/pcd(0)=0

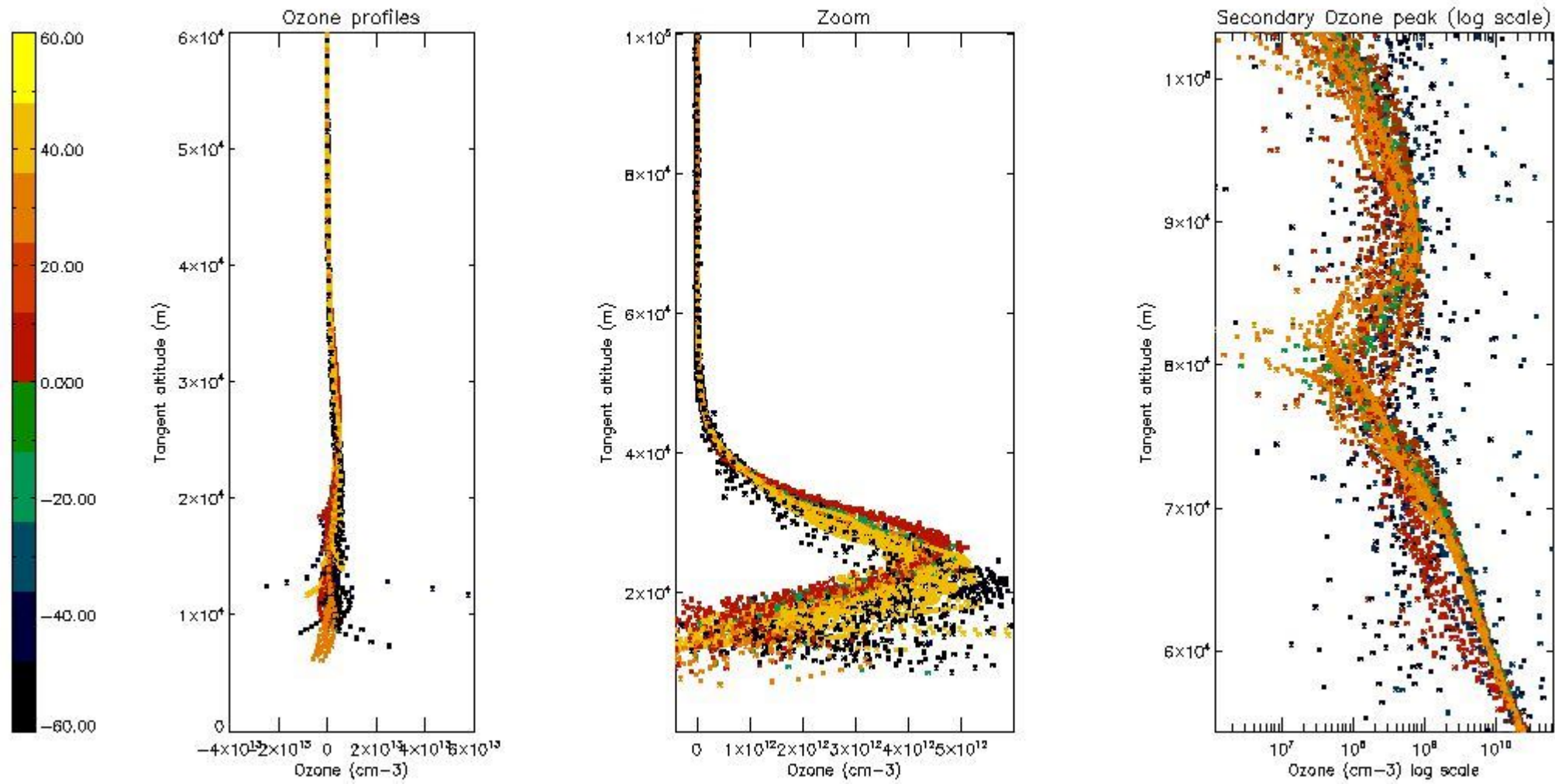
So, the table below shows the percentage of dark limb and valid observations for each criteria with respect to the overall valid daily observations.

Criteria	% of total production
All STD	40
STD < 20	25

STD < 10	23
STD < 5	20

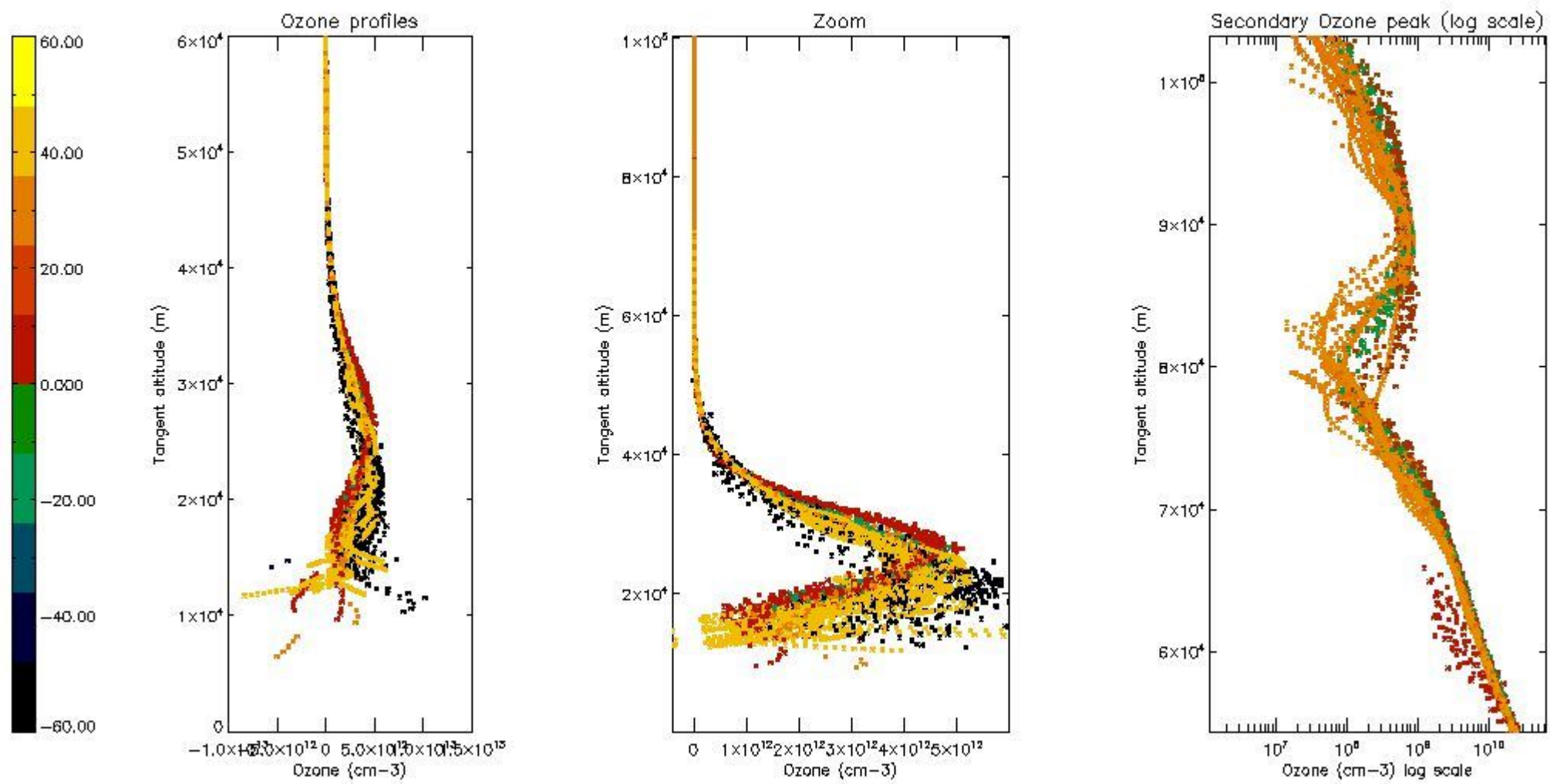
5.2 Plot ozone profiles for all STD (dark without errors)

The colorbar represents the latitude.



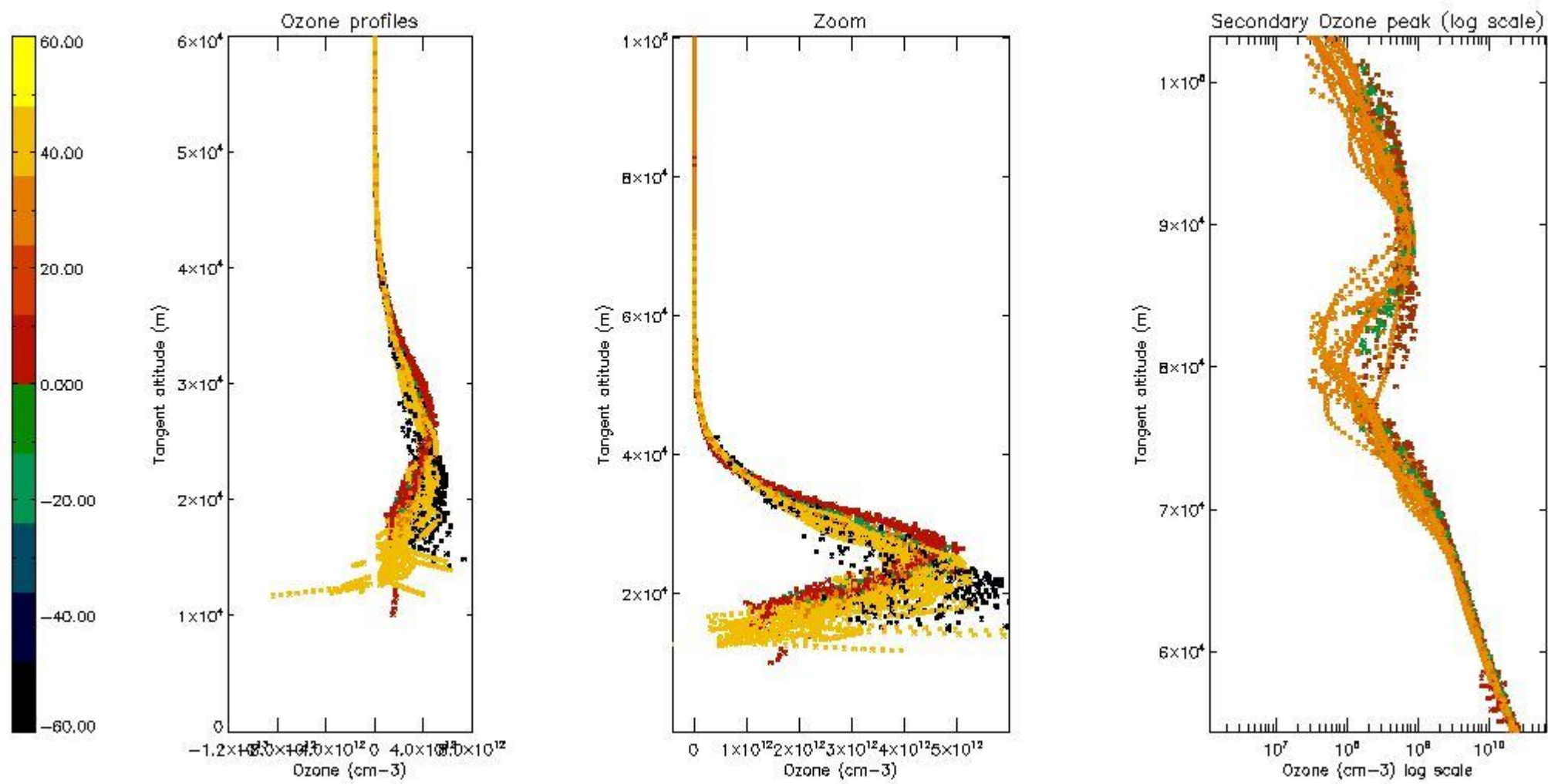
5.3 Plot ozone profiles where STD < 20% (dark without errors)

The colorbar represents the latitude.



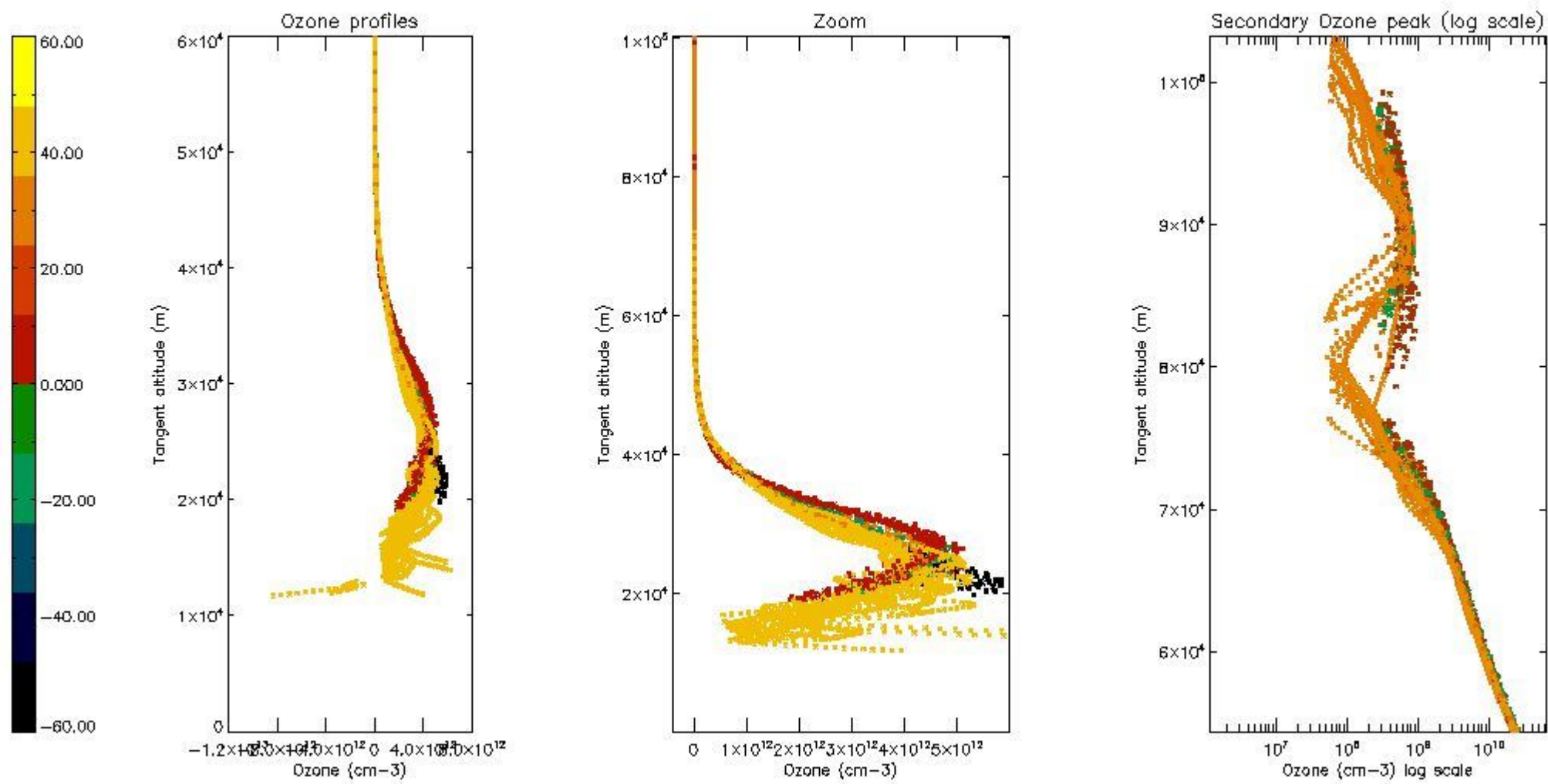
5.4 Plot ozone profiles where STD < 10% (dark without errors)

The colorbar represents the latitude.



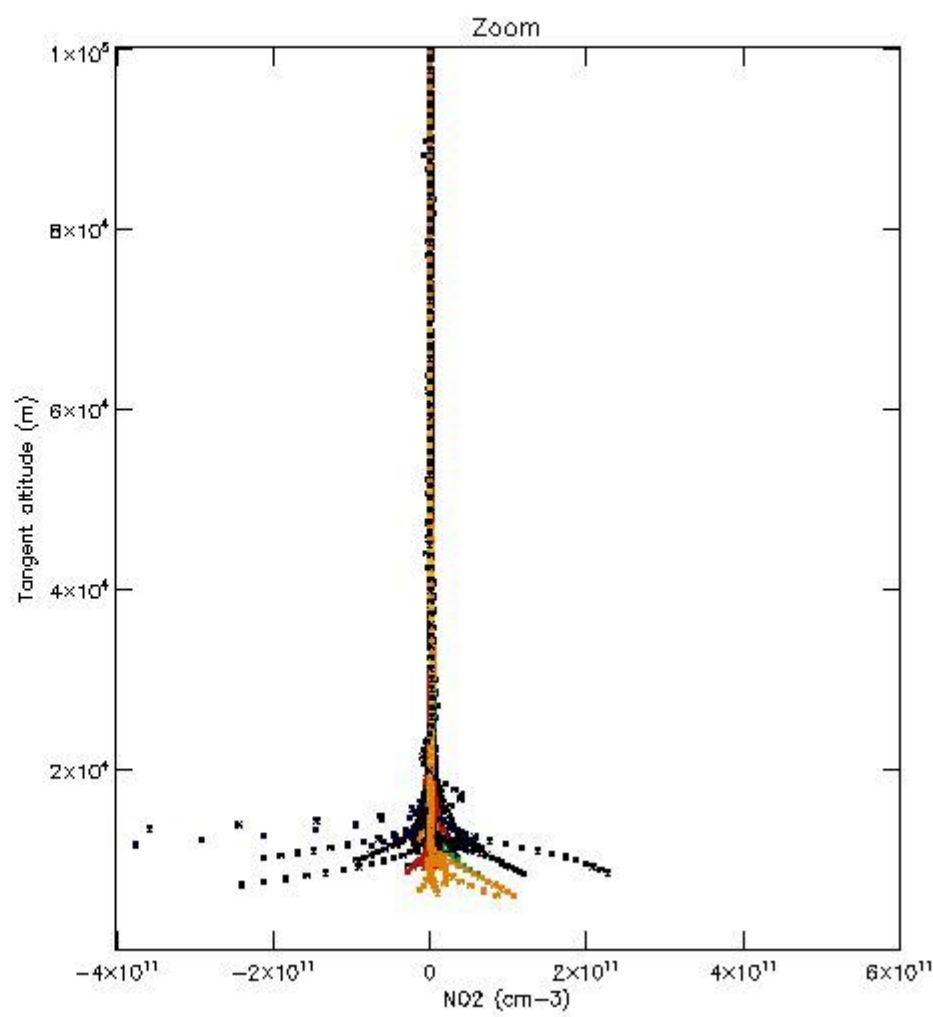
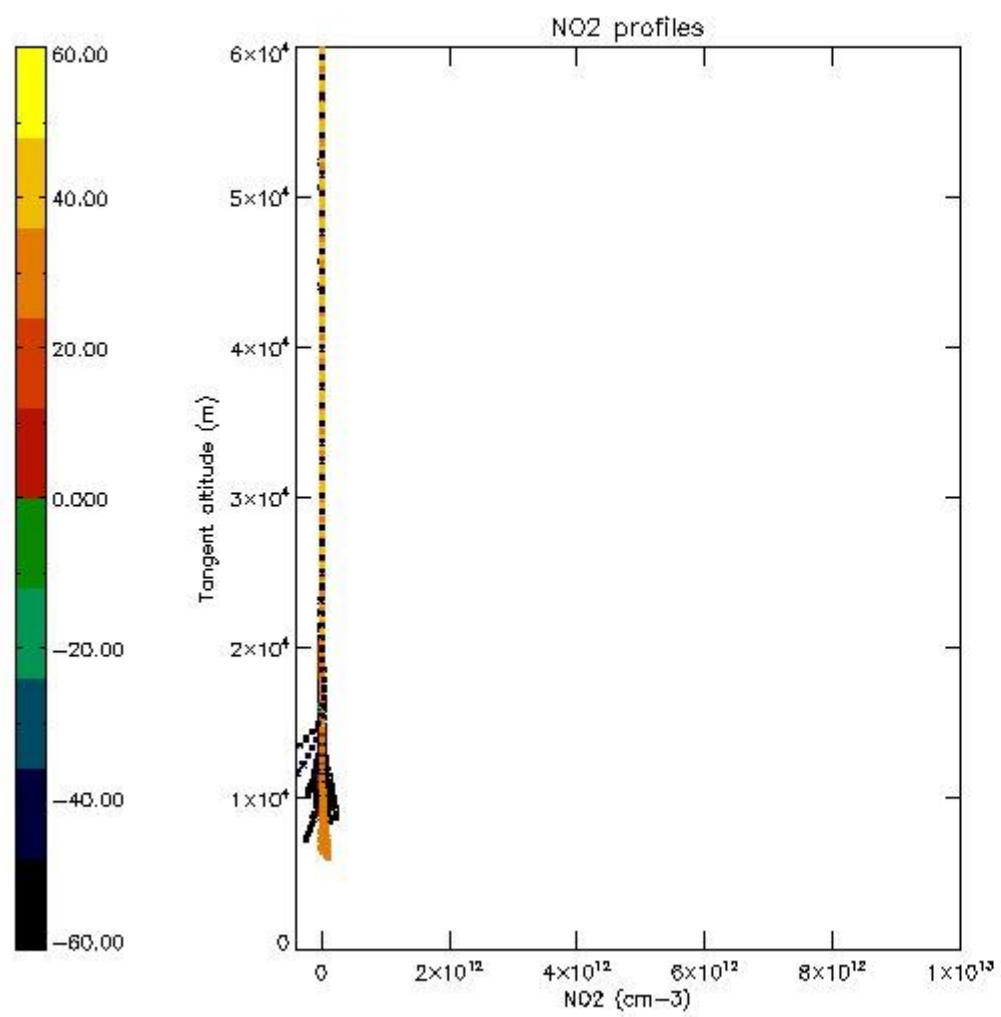
5.5 Plot ozone profiles where $STD < 5\%$ (dark without errors)

The colorbar represents the latitude.



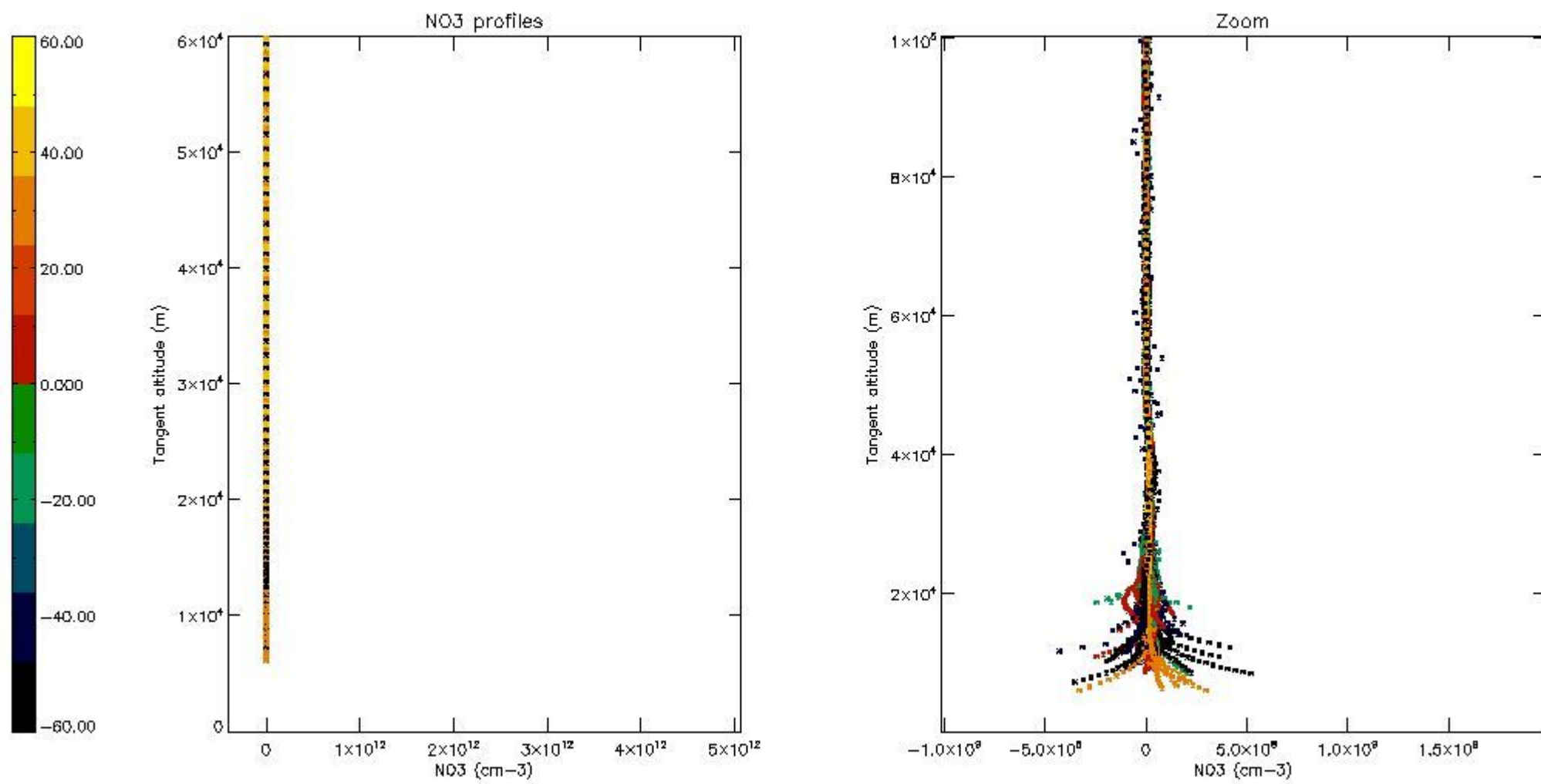
5.6 Plot NO₂ profiles for all STD (dark without errors)

The colorbar represents the latitude.



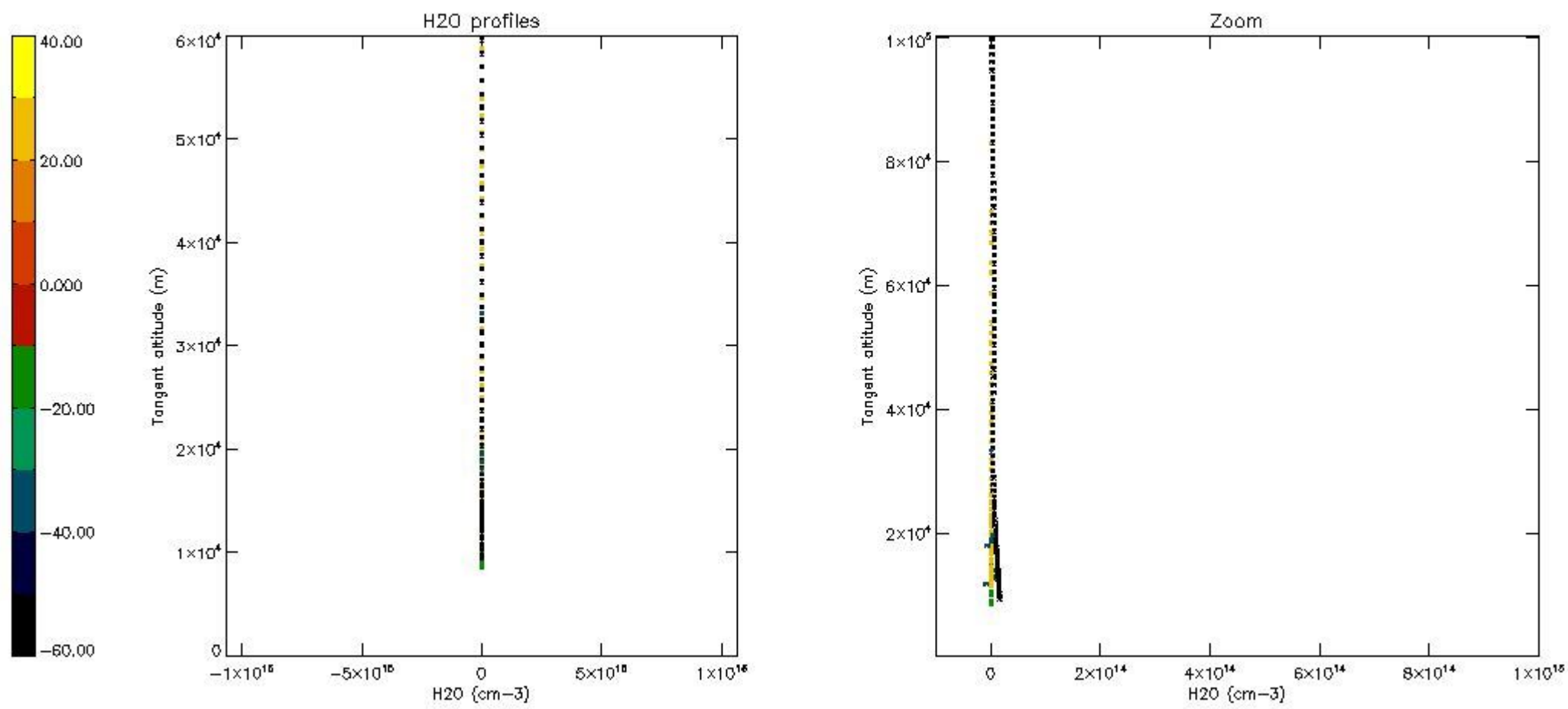
5.7 Plot NO3 profiles for all STD (dark without errors)

The colorbar represents the latitude.



5.8 Plot H₂O profiles for all STD (only for occultations of stars 1,2,3,4,13,14,16,26,63 dark without errors)

The colorbar represents the latitude.



6. Auxiliary Data Files used for the production reported in section 2

The number reported in the third column indicates since which file (see list in section 2) the corresponding auxiliary file has been used. The fourth column is the date of those product files.

Type	Auxiliary Filename	Used since product	Used since product date
INST_PHYS_CHARACTERISTICS	GOM_INS_AXVIEC20091111_143220_20030716_120000_20500101_000000	1	19-OCT-2004 00:00:19
LEVEL-2_PROC_CONFIG	GOM_PR2_AXVIEC20091111_152718_20020301_000000_20500101_000000	1	19-OCT-2004 00:00:19
CROSS_SECTIONS_FILE	GOM_CRS_AXVIEC20091111_154832_20020301_000000_20500101_000000	1	19-OCT-2004 00:00:19

GOMOS Level 2 Daily Report

SUMMARY

[1. General Info](#)

[2. Summary of processed GOM_NL_2P products](#)

[3. Level 2 Quality information per product](#)

[3.1 Plot of level 2 quality information per product \(time dependant\)](#)

[3.2 Plot of level 2 quality information per product \(world map\)](#)

[4. Level 1 Quality information per product \(stored on level 2 products\)](#)

[4.1 Plot of level 1 quality information per product \(time dependant\)](#)

[4.1.1 Plot of level 1 quality information per product \(time dependant\): ASCENDING](#)

[4.1.2 Plot of level 1 quality information per product \(time dependant\): DESCENDING](#)

[4.2 Plot of level 1 quality information per product \(world map\)](#)

[4.2.1 Plot of level 1 quality information per product \(world map\): ASCENDING](#)

[4.2.2 Plot of level 1 quality information per product \(world map\): DESCENDING](#)

[5. Ozone profiles based on quality statistics and other trace gas profiles](#)

[5.1 Ozone statistics based on quality of products](#)

[5.2 Plot ozone profiles for all STD \(dark without errors\)](#)

[5.3 Plot ozone profiles where STD < 20% \(dark without errors\)](#)

[5.4. Plot ozone profiles where STD < 10% \(dark without errors\)](#)

[5.5. Plot ozone profiles where STD < 5% \(dark without errors\)](#)

[5.6 Plot NO2 profiles for all STD \(dark without errors\)](#)

[5.7 Plot NO3 profiles for all STD \(dark without errors\)](#)

[5.8 Plot H2O profiles \(only for occultations of stars 1,2,3,4,13,14,16,26,63 dark without errors\) for all STD](#)

[6. Auxiliary Data Files used for the production reported in section 2](#)

This report presents the daily analysis on parameters extracted from GOMOS level 2 data (GOM_NL__2P). It is intended to monitor some important parameters that will impact the quality of these products. A list of level 2 products (and content) that have arrived during the reporting day to the PCF is also given.

Item	Value
Time of report generation	19APR2013 13:28:47
Data source version	GOMOS/6.01
Start time of products	19-10-2004 (19OCT2004 00:00:00)
Stop time of products	20-10-2004 (20OCT2004 00:00:00)
Store outputs in DB	Yes
Nb of level 2 prods	338
Nb of prods with errors	0

2. Summary of processed GOM_NL__2P products.

Nr	Filename	UTC Start time	Limb	Duration	Star Id	Star Name	Star Mag	Star Temp	Nb Meas	Orbit	Prod. error
1	GOM_NL__2PRFIN20041019_000019_000000412031_00202_13783_5124.N1	19-OCT-2004 00:00:19	Bright	40.500	60	7Bet UMi	2.0810	3950.0	81	13783	No
2	GOM_NL__2PRFIN20041019_000524_000000402031_00202_13783_5125.N1	19-OCT-2004 00:05:24	Bright	39.500	36	50Alp UMa	1.8000	6300.0	79	13783	No
3	GOM_NL__2PRFIN20041019_000657_000000402031_00202_13783_5126.N1	19-OCT-2004 00:06:57	Bright	39.500	82	48Bet UMa	2.3650	10600.	79	13783	No
4	GOM_NL__2PRFIN20041019_001024_000000362031_00202_13783_5127.N1	19-OCT-2004 00:10:24	Bright	36.000	174	52Psi UMa	3.0040	4400.0	72	13783	No
5	GOM_NL__2PRFIN20041019_001835_000001412031_00202_13783_5128.N1	19-OCT-2004 00:18:35	Twilight	141.00	17	78Bet Gem	1.1610	4500.0	282	13783	No
6	GOM_NL__2PRFIN20041019_002834_000000582031_00202_13783_5129.N1	19-OCT-2004 00:28:34	Dark	58.000	48	30Alp Hya	1.9770	4100.0	116	13783	No
7	GOM_NL__2PRFIN20041019_003647_000000452031_00202_13783_5130.N1	19-OCT-2004 00:36:47	Dark	45.000	113	Mu Vel	2.6920	5000.0	90	13783	No
8	GOM_NL__2PRFIN20041019_004118_000000562031_00203_13784_5126.N1	19-OCT-2004 00:41:18	Dark	56.000	34	Gam2Vel	1.7930	23000.	112	13784	No
9	GOM_NL__2PRFIN20041019_004311_000000422031_00203_13784_5127.N1	19-OCT-2004 00:43:11	Dark	41.500	29	Bet Car	1.6720	10200.	83	13784	No
10	GOM_NL__2PRFIN20041019_004658_000000522031_00203_13784_5128.N1	19-OCT-2004 00:46:58	Dark	52.000	2	Alp Car	-0.73600	7000.0	104	13784	No
11	GOM_NL__2PRFIN20041019_004949_0000002182031_00203_13784_5129.N1	19-OCT-2004 00:49:49	Dark	217.50	1	9Alp CMa	-1.4400	11000.	435	13784	No
12	GOM_NL__2PRFIN20041019_005542_000000472031_00203_13784_5130.N1	19-OCT-2004 00:55:42	Dark	46.500	9	Alp Eri	0.45300	24000.	93	13784	No
13	GOM_NL__2PRFIN20041019_005827_000000482031_00203_13784_5131.N1	19-OCT-2004 00:58:27	Straylight	48.000	157	The1Eri	2.9060	9300.0	96	13784	No
14	GOM_NL__2PRFIN20041019_010039_000000452031_00203_13784_5132.N1	19-OCT-2004 01:00:39	Straylight	45.000	84	Alp Phe	2.3970	4500.0	90	13784	No
15	GOM_NL__2PRFIN20041019_010240_000002142031_00203_13784_5133.N1	19-OCT-2004 01:02:40	Twilight	214.00	101	11Alp Lep	2.5820	7000.0	428	13784	No
16	GOM_NL__2PRFIN20041019_010713_000000452031_00203_13784_5134.N1	19-OCT-2004 01:07:13	Straylight	44.500	52	16Bet Cet	2.0370	4500.0	89	13784	No
17	GOM_NL__2PRFIN20041019_011646_000000382031_00203_13784_5135.N1	19-OCT-2004 01:16:46	Bright	37.500	140	88Gam Peg	2.8340	26000.	75	13784	No
18	GOM_NL__2PRFIN20041019_011925_000000462031_00203_13784_5136.N1	19-OCT-2004 01:19:25	Bright	45.500	105	6Bet Ari	2.6450	8900.0	91	13784	No
19	GOM_NL__2PRFIN20041019_012201_000000382031_00203_13784_5137.N1	19-OCT-2004 01:22:01	Bright	37.500	164	44Eta Peg	2.9480	5400.0	75	13784	No
20	GOM_NL__2PRFIN20041019_012418_000000472031_00203_13784_5138.N1	19-OCT-2004 01:24:18	Bright	46.500	173	4Bet Tri	3.0040	8900.0	93	13784	No
21	GOM_NL__2PRFIN20041019_012614_000000462031_00203_13784_5139.N1	19-OCT-2004 01:26:14	Bright	45.500	73	57Gam1And	2.2600	13100.	91	13784	No
22	GOM_NL__2PRFIN20041019_012837_000000372031_00203_13784_5140.N1	19-OCT-2004 01:28:37	Bright	36.500	68	18Alp Cas	2.2250	4500.0	73	13784	No
23	GOM_NL__2PRFIN20041019_012956_000000372031_00203_13784_5141.N1	19-OCT-2004 01:29:56	Bright	36.500	76	27Gam Cas	2.3000	30000.	73	13784	No
24	GOM_NL__2PRFIN20041019_013151_000000402031_00203_13784_5142.N1	19-OCT-2004 01:31:51	Bright	39.500	89	5Alp Cep	2.4510	8000.0	79	13784	No
25	GOM_NL__2PRFIN20041019_013743_000000382031_00203_13784_5143.N1	19-OCT-2004 01:37:43	Bright	37.500	49	1Alp UMi	1.9900	6300.0	75	13784	No
26	GOM_NL__2PRFIN20041019_014055_000000402031_00203_13784_5144.N1	19-OCT-2004 01:40:55	Bright	40.000	60	7Bet UMi	2.0810	3950.0	80	13784	No
27	GOM_NL__2PRFIN20041019_014559_000000392031_00203_13784_5145.N1	19-OCT-2004 01:45:59	Bright	38.500	36	50Alp UMa	1.8000	6300.0	77	13784	No
28	GOM_NL__2PRFIN20041019_014733_000000392031_00203_13784_5146.N1	19-OCT-2004 01:47:33	Bright	39.000	82	48Bet UMa	2.3650	10600.	78	13784	No
29	GOM_NL__2PRFIN20041019_015100_000000382031_00203_13784_5147.N1	19-OCT-2004 01:51:00	Bright	37.500	174	52Psi UMa	3.0040	4400.0	75	13784	No
30	GOM_NL__2PRFIN20041019_015912_000001172031_00203_13784_5148.N1	19-OCT-2004 01:59:12	Twilight	117.00	17	78Bet Gem	1.1610	4500.0	234	13784	No
31	GOM_NL__2PRFIN20041019_020911_000000602031_00203_13784_5149.N1	19-OCT-2004 02:09:11	Dark	59.500	48	30Alp Hya	1.9770	4100.0	119	13784	No
32	GOM_NL__2PRFIN20041019_021722_000000412031_00203_13784_5150.N1	19-OCT-2004 02:17:22	Dark	40.500	113	Mu Vel	2.6920	5000.0	81	13784	No
33	GOM_NL__2PRFIN20041019_022155_000000462031_00204_13785_5126.N1	19-OCT-2004 02:21:55	Dark	46.000	34	Gam2Vel	1.7930	23000.	92	13785	No
34	GOM_NL__2PRFIN20041019_022456_000000792031_00204_13785_5127.N1	19-OCT-2004 02:24:56	Dark	79.000	37	25Del CMa	1.8300	5900.0	158	13785	No
35	GOM_NL__2PRFIN20041019_022732_000000542031_00204_13785_5128.N1	19-OCT-2004 02:27:32	Dark	54.000	2	Alp Car	-0.73600	7000.0	108	13785	No
36	GOM_NL__2PRFIN20041019_023029_000002042031_00204_13785_5129.N1	19-OCT-2004 02:30:29	Dark	203.50	1	9Alp CMa	-1.4400	11000.	407	13785	No
37	GOM_NL__2PRFIN20041019_023619_000000452031_00204_13785_5130.N1	19-OCT-2004 02:36:19	Dark	44.500	9	Alp Eri	0.45300	24000.	89	13785	No
38	GOM_NL__2PRFIN20041019_023902_000000512031_00204_13785_5131.N1	19-OCT-2004 02:39:02	Straylight	50.500	157	The1Eri	2.9060	9300.0	101	13785	No
39	GOM_NL__2PRFIN20041019_024115_000000412031_00204_13785_5132.N1	19-OCT-2004 02:41:15	Straylight	40.500	84	Alp Phe	2.3970	4500.0	81	13785	No
40	GOM_NL__2PRFIN20041019_024749_000000432031_00204_13785_5133.N1	19-OCT-2004 02:47:49	Straylight	43.000	52	16Bet Cet	2.0370	4500.0	86	13785	No
41	GOM_NL__2PRFIN20041019_025722_000000392031_00204_13785_5134.N1	19-OCT-2004 02:57:22	Bright	39.000	140	88Gam Peg	2.8340	26000.	78	13785	No
42	GOM_NL__2PRFIN20041019_030000_000000472031_00204_13785_5135.N1	19-OCT-2004 03:00:00	Bright	46.500	105	6Bet Ari	2.6450	8900.0	93	13785	No

43	GOM_NL__2PRFIN20041019_030237_000000392031_00204_13785_5136.N1	19-OCT-2004 03:02:37	Bright	39.000	164	44Eta Peg	2.9480	5400.0	78	13785	No
44	GOM_NL__2PRFIN20041019_030453_000000462031_00204_13785_5137.N1	19-OCT-2004 03:04:53	Bright	46.000	173	4Bet Tri	3.0040	8900.0	92	13785	No
45	GOM_NL__2PRFIN20041019_030649_000000452031_00204_13785_5138.N1	19-OCT-2004 03:06:49	Bright	45.000	73	57Gam1And	2.2600	13100.	90	13785	No
46	GOM_NL__2PRFIN20041019_030912_000000412031_00204_13785_5139.N1	19-OCT-2004 03:09:12	Bright	41.000	68	18Alp Cas	2.2250	4500.0	82	13785	No
47	GOM_NL__2PRFIN20041019_031032_000000392031_00204_13785_5140.N1	19-OCT-2004 03:10:32	Bright	39.000	76	27Gam Cas	2.3000	30000.	78	13785	No
48	GOM_NL__2PRFIN20041019_031228_000000402031_00204_13785_5141.N1	19-OCT-2004 03:12:28	Bright	40.000	89	5Alp Cep	2.4510	8000.0	80	13785	No
49	GOM_NL__2PRFIN20041019_031817_000000372031_00204_13785_5142.N1	19-OCT-2004 03:18:17	Bright	37.000	49	1Alp UMi	1.9900	6300.0	74	13785	No
50	GOM_NL__2PRFIN20041019_032130_000000422031_00204_13785_5143.N1	19-OCT-2004 03:21:30	Bright	41.500	60	7Bet UMi	2.0810	3950.0	83	13785	No
51	GOM_NL__2PRFIN20041019_032635_000000382031_00204_13785_5144.N1	19-OCT-2004 03:26:35	Bright	38.000	36	50Alp UMa	1.8000	6300.0	76	13785	No
52	GOM_NL__2PRFIN20041019_032809_000000382031_00204_13785_5145.N1	19-OCT-2004 03:28:09	Bright	38.000	82	48Bet UMa	2.3650	10600.	76	13785	No
53	GOM_NL__2PRFIN20041019_033136_000000372031_00204_13785_5146.N1	19-OCT-2004 03:31:36	Bright	36.500	174	52Psi UMa	3.0040	4400.0	73	13785	No
54	GOM_NL__2PRFIN20041019_033948_000001432031_00204_13785_5147.N1	19-OCT-2004 03:39:48	Tw_i_and_stray	142.50	17	78Bet Gem	1.1610	4500.0	285	13785	No
55	GOM_NL__2PRFIN20041019_034947_000000612031_00204_13785_5148.N1	19-OCT-2004 03:49:47	Dark	61.000	48	30Alp Hya	1.9770	4100.0	122	13785	No
56	GOM_NL__2PRFIN20041019_035759_000000422031_00204_13785_5149.N1	19-OCT-2004 03:57:59	Dark	41.500	113	Mu Vel	2.6920	5000.0	83	13785	No
57	GOM_NL__2PRFIN20041019_040232_000000462031_00205_13786_5126.N1	19-OCT-2004 04:02:32	Dark	46.000	34	Gam2Vel	1.7930	23000.	92	13786	No
58	GOM_NL__2PRFIN20041019_040533_000000792031_00205_13786_5127.N1	19-OCT-2004 04:05:33	Dark	78.500	37	25Del CMa	1.8300	5900.0	157	13786	No
59	GOM_NL__2PRFIN20041019_040811_000000522031_00205_13786_5128.N1	19-OCT-2004 04:08:11	Dark	52.000	2	Alp Car	-0.73600	7000.0	104	13786	No
60	GOM_NL__2PRFIN20041019_041108_000002222031_00205_13786_5129.N1	19-OCT-2004 04:11:08	Dark	222.00	1	9Alp CMa	-1.4400	11000.	444	13786	No
61	GOM_NL__2PRFIN20041019_041656_000000452031_00205_13786_5130.N1	19-OCT-2004 04:16:56	Dark	44.500	9	Alp Eri	0.45300	24000.	89	13786	No
62	GOM_NL__2PRFIN20041019_041941_000000462031_00205_13786_5131.N1	19-OCT-2004 04:19:41	Straylight	45.500	157	The1Eri	2.9060	9300.0	91	13786	No
63	GOM_NL__2PRFIN20041019_042152_000000452031_00205_13786_5132.N1	19-OCT-2004 04:21:52	Straylight	45.000	84	Alp Phe	2.3970	4500.0	90	13786	No
64	GOM_NL__2PRFIN20041019_042825_000000452031_00205_13786_5133.N1	19-OCT-2004 04:28:25	Straylight	44.500	52	16Bet Cet	2.0370	4500.0	89	13786	No
65	GOM_NL__2PRFIN20041019_043759_000000382031_00205_13786_5134.N1	19-OCT-2004 04:37:59	Bright	38.000	140	88Gam Peg	2.8340	26000.	76	13786	No
66	GOM_NL__2PRFIN20041019_044036_000000462031_00205_13786_5135.N1	19-OCT-2004 04:40:36	Bright	45.500	105	6Bet Ari	2.6450	8900.0	91	13786	No
67	GOM_NL__2PRFIN20041019_044313_000000382031_00205_13786_5136.N1	19-OCT-2004 04:43:13	Bright	37.500	164	44Eta Peg	2.9480	5400.0	75	13786	No
68	GOM_NL__2PRFIN20041019_044529_000000452031_00205_13786_5137.N1	19-OCT-2004 04:45:29	Bright	45.000	173	4Bet Tri	3.0040	8900.0	90	13786	No
69	GOM_NL__2PRFIN20041019_044725_000000472031_00205_13786_5138.N1	19-OCT-2004 04:47:25	Bright	46.500	73	57Gam1And	2.2600	13100.	93	13786	No
70	GOM_NL__2PRFIN20041019_044949_000000392031_00205_13786_5139.N1	19-OCT-2004 04:49:49	Bright	39.000	68	18Alp Cas	2.2250	4500.0	78	13786	No
71	GOM_NL__2PRFIN20041019_045109_000000392031_00205_13786_5140.N1	19-OCT-2004 04:51:09	Bright	38.500	76	27Gam Cas	2.3000	30000.	77	13786	No
72	GOM_NL__2PRFIN20041019_045305_000000382031_00205_13786_5141.N1	19-OCT-2004 04:53:05	Bright	38.000	89	5Alp Cep	2.4510	8000.0	76	13786	No
73	GOM_NL__2PRFIN20041019_045856_000000372031_00205_13786_5142.N1	19-OCT-2004 04:58:56	Bright	36.500	49	1Alp UMi	1.9900	6300.0	73	13786	No
74	GOM_NL__2PRFIN20041019_050208_000000382031_00205_13786_5143.N1	19-OCT-2004 05:02:08	Bright	38.000	60	7Bet UMi	2.0810	3950.0	76	13786	No
75	GOM_NL__2PRFIN20041019_050711_000000372031_00205_13786_5144.N1	19-OCT-2004 05:07:11	Bright	36.500	36	50Alp UMa	1.8000	6300.0	73	13786	No
76	GOM_NL__2PRFIN20041019_050845_000000382031_00205_13786_5145.N1	19-OCT-2004 05:08:45	Bright	38.000	82	48Bet UMa	2.3650	10600.	76	13786	No
77	GOM_NL__2PRFIN20041019_051212_000000532031_00205_13786_5146.N1	19-OCT-2004 05:12:12	Bright	53.000	174	52Psi UMa	3.0040	4400.0	106	13786	No
78	GOM_NL__2PRFIN20041019_052025_000001252031_00205_13786_5147.N1	19-OCT-2004 05:20:25	Tw_i_and_stray	125.00	17	78Bet Gem	1.1610	4500.0	250	13786	No
79	GOM_NL__2PRFIN20041019_053024_000000592031_00205_13786_5148.N1	19-OCT-2004 05:30:24	Dark	59.000	48	30Alp Hya	1.9770	4100.0	118	13786	No
80	GOM_NL__2PRFIN20041019_053836_000000402031_00205_13786_5149.N1	19-OCT-2004 05:38:36	Dark	40.000	113	Mu Vel	2.6920	5000.0	80	13786	No
81	GOM_NL__2PRFIN20041019_054309_000000522031_00206_13787_5126.N1	19-OCT-2004 05:43:09	Dark	51.500	34	Gam2Vel	1.7930	23000.	103	13787	No
82	GOM_NL__2PRFIN20041019_054611_000000782031_00206_13787_5127.N1	19-OCT-2004 05:46:11	Dark	77.500	37	25Del CMa	1.8300	5900.0	155	13787	No
83	GOM_NL__2PRFIN20041019_054848_000000522031_00206_13787_5128.N1	19-OCT-2004 05:48:48	Dark	52.000	2	Alp Car	-0.73600	7000.0	104	13787	No
84	GOM_NL__2PRFIN20041019_055148_000002222031_00206_13787_5129.N1	19-OCT-2004 05:51:48	Dark	222.00	1	9Alp CMa	-1.4400	11000.	444	13787	No
85	GOM_NL__2PRFIN20041019_055732_000000502031_00206_13787_5130.N1	19-OCT-2004 05:57:32	Dark	49.500	9	Alp Eri	0.45300	24000.	99	13787	No
86	GOM_NL__2PRFIN20041019_060018_000000472031_00206_13787_5131.N1	19-OCT-2004 06:00:18	Straylight	47.000	157	The1Eri	2.9060	9300.0	94	13787	No
87	GOM_NL__2PRFIN20041019_060228_000000462031_00206_13787_5132.N1	19-OCT-2004 06:02:28	Straylight	45.500	84	Alp Phe	2.3970	4500.0	91	13787	No
88	GOM_NL__2PRFIN20041019_060902_000000422031_00206_13787_5133.N1	19-OCT-2004 06:09:02	Straylight	41.500	52	16Bet Cet	2.0370	4500.0	83	13787	No
89	GOM_NL__2PRFIN20041019_061836_000000382031_00206_13787_5134.N1	19-OCT-2004 06:18:36	Bright	38.000	140	88Gam Peg	2.8340	26000.	76	13787	No
90	GOM_NL__2PRFIN20041019_062112_000000452031_00206_13787_5135.N1	19-OCT-2004 06:21:12	Bright	45.000	105	6Bet Ari	2.6450	8900.0	90	13787	No
91	GOM_NL__2PRFIN20041019_062350_000000382031_00206_13787_5136.N1	19-OCT-2004 06:23:50	Bright	38.000	164	44Eta Peg	2.9480	5400.0	76	13787	No
92	GOM_NL__2PRFIN20041019_062605_000000442031_00206_13787_5137.N1	19-OCT-2004 06:26:05	Bright	43.500	173	4Bet Tri	3.0040	8900.0	87	13787	No
93	GOM_NL__2PRFIN20041019_062800_000000482031_00206_13787_5138.N1	19-OCT-2004 06:28:00	Bright	47.500	73	57Gam1And	2.2600	13100.	95	13787	No
94	GOM_NL__2PRFIN20041019_063025_000000402031_00206_13787_5139.N1	19-OCT-2004 06:30:25	Bright	39.500	68	18Alp Cas	2.2250	4500.0	79	13787	No
95	GOM_NL__2PRFIN20041019_063144_000000402031_00206_13787_5140.N1	19-OCT-2004 06:31:44	Bright	39.500	76	27Gam Cas	2.3000	30000.	79	13787	No
96	GOM_NL__2PRFIN20041019_063342_000000392031_00206_13787_5141.N1	19-OCT-2004 06:33:42	Bright	38.500	89	5Alp Cep	2.4510	8000.0	77	13787	No
97	GOM_NL__2PRFIN20041019_063932_000000392031_00206_13787_5142.N1	19-OCT-2004 06:39:32	Bright	38.500	49	1Alp UMi	1.9900	6300.0	77	13787	No
98	GOM_NL__2PRFIN20041019_064245_000000392031_00206_13787_5143.N1	19-OCT-2004 06:42:45	Bright	39.000	60	7Bet UMi	2.0810	3950.0	78	13787	No
99	GOM_NL__2PRFIN20041019_064747_000000402031_00206_13787_5144.N1	19-OCT-2004 06:47:47	Bright	39.500	36	50Alp UMa	1.8000	6300.0	79	13787	No
100	GOM_NL__2PRFIN20041019_064921_000000532031_00206_13787_5145.N1	19-OCT-2004 06:49:21	Bright	53.000	82	48Bet UMa	2.3650	10600.	106	13787	No
101	GOM_NL__2PRFIN20041019_065248_000000382031_00206_13787_5146.N1	19-OCT-2004 06:52:48	Bright	37.500	174	52Psi UMa	3.0040	4400.0	75	13787	No

102	GOM_NL__2PRFIN20041019_070102_000001342031_00206_13787_5147.N1	19-OCT-2004 07:01:02	Tw_i_and_stray	134.00	17	78Bet Gem	1.1610	4500.0	268	13787	No
103	GOM_NL__2PRFIN20041019_071101_000000582031_00206_13787_5148.N1	19-OCT-2004 07:11:01	Dark	57.500	48	30Alp Hya	1.9770	4100.0	115	13787	No
104	GOM_NL__2PRFIN20041019_071913_000000422031_00206_13787_5149.N1	19-OCT-2004 07:19:13	Dark	42.000	113	Mu Vel	2.6920	5000.0	84	13787	No
105	GOM_NL__2PRFIN20041019_072346_000000442031_00207_13788_5126.N1	19-OCT-2004 07:23:46	Dark	44.000	34	Gam2Vel	1.7930	23000.	88	13788	No
106	GOM_NL__2PRFIN20041019_072649_000000782031_00207_13788_5127.N1	19-OCT-2004 07:26:49	Dark	78.000	37	25Del CMa	1.8300	5900.0	156	13788	No
107	GOM_NL__2PRFIN20041019_072925_000000562031_00207_13788_5128.N1	19-OCT-2004 07:29:25	Dark	56.000	2	Alp Car	-0.73600	7000.0	112	13788	No
108	GOM_NL__2PRFIN20041019_073228_000002222031_00207_13788_5129.N1	19-OCT-2004 07:32:28	Dark	222.00	1	9Alp CMa	-1.4400	11000.	444	13788	No
109	GOM_NL__2PRFIN20041019_073808_000000402031_00207_13788_5130.N1	19-OCT-2004 07:38:08	Dark	40.000	9	Alp Eri	0.45300	24000.	80	13788	No
110	GOM_NL__2PRFIN20041019_074054_000000462031_00207_13788_5131.N1	19-OCT-2004 07:40:54	Straylight	45.500	157	The1Eri	2.9060	9300.0	91	13788	No
111	GOM_NL__2PRFIN20041019_074305_000000382031_00207_13788_5132.N1	19-OCT-2004 07:43:05	Straylight	37.500	84	Alp Phe	2.3970	4500.0	75	13788	No
112	GOM_NL__2PRFIN20041019_074938_000000452031_00207_13788_5133.N1	19-OCT-2004 07:49:38	Straylight	45.000	52	16Bet Cet	2.0370	4500.0	90	13788	No
113	GOM_NL__2PRFIN20041019_075911_000000372031_00207_13788_5134.N1	19-OCT-2004 07:59:11	Bright	37.000	140	88Gam Peg	2.8340	26000.	74	13788	No
114	GOM_NL__2PRFIN20041019_080147_000000452031_00207_13788_5135.N1	19-OCT-2004 08:01:47	Bright	44.500	105	6Bet Ari	2.6450	8900.0	89	13788	No
115	GOM_NL__2PRFIN20041019_080426_000000372031_00207_13788_5136.N1	19-OCT-2004 08:04:26	Bright	37.000	164	44Eta Peg	2.9480	5400.0	74	13788	No
116	GOM_NL__2PRFIN20041019_080640_000000442031_00207_13788_5137.N1	19-OCT-2004 08:06:40	Bright	43.500	173	4Bet Tri	3.0040	8900.0	87	13788	No
117	GOM_NL__2PRFIN20041019_080836_000000472031_00207_13788_5138.N1	19-OCT-2004 08:08:36	Bright	46.500	73	57Gam1And	2.2600	13100.	93	13788	No
118	GOM_NL__2PRFIN20041019_081101_000000402031_00207_13788_5139.N1	19-OCT-2004 08:11:01	Bright	40.000	68	18Alp Cas	2.2250	4500.0	80	13788	No
119	GOM_NL__2PRFIN20041019_081220_000000402031_00207_13788_5140.N1	19-OCT-2004 08:12:20	Bright	40.000	76	27Gam Cas	2.3000	30000.	80	13788	No
120	GOM_NL__2PRFIN20041019_081418_000000382031_00207_13788_5141.N1	19-OCT-2004 08:14:18	Bright	37.500	89	5Alp Cep	2.4510	8000.0	75	13788	No
121	GOM_NL__2PRFIN20041019_082008_000000382031_00207_13788_5142.N1	19-OCT-2004 08:20:08	Bright	38.000	49	1Alp UMi	1.9900	6300.0	76	13788	No
122	GOM_NL__2PRFIN20041019_082321_000000402031_00207_13788_5143.N1	19-OCT-2004 08:23:21	Bright	39.500	60	7Bet UMi	2.0810	3950.0	79	13788	No
123	GOM_NL__2PRFIN20041019_082823_000000392031_00207_13788_5144.N1	19-OCT-2004 08:28:23	Bright	38.500	36	50Alp UMa	1.8000	6300.0	77	13788	No
124	GOM_NL__2PRFIN20041019_082957_000000392031_00207_13788_5145.N1	19-OCT-2004 08:29:57	Bright	38.500	82	48Bet UMa	2.3650	10600.	77	13788	No
125	GOM_NL__2PRFIN20041019_083324_000000362031_00207_13788_5146.N1	19-OCT-2004 08:33:24	Bright	36.000	174	52Psi UMa	3.0040	4400.0	72	13788	No
126	GOM_NL__2PRFIN20041019_084138_000001202031_00207_13788_5147.N1	19-OCT-2004 08:41:38	Tw_i_and_stray	120.00	17	78Bet Gem	1.1610	4500.0	240	13788	No
127	GOM_NL__2PRFIN20041019_085138_000000622031_00207_13788_5148.N1	19-OCT-2004 08:51:38	Dark	61.500	48	30Alp Hya	1.9770	4100.0	123	13788	No
128	GOM_NL__2PRFIN20041019_085949_000000432031_00207_13788_5149.N1	19-OCT-2004 08:59:49	Dark	43.000	113	Mu Vel	2.6920	5000.0	86	13788	No
129	GOM_NL__2PRFIN20041019_090423_000000452031_00208_13789_5127.N1	19-OCT-2004 09:04:23	Dark	45.000	34	Gam2Vel	1.7930	23000.	90	13789	No
130	GOM_NL__2PRFIN20041019_090725_000000822031_00208_13789_5128.N1	19-OCT-2004 09:07:25	Dark	82.000	37	25Del CMa	1.8300	5900.0	164	13789	No
131	GOM_NL__2PRFIN20041019_091002_000000522031_00208_13789_5129.N1	19-OCT-2004 09:10:02	Dark	51.500	2	Alp Car	-0.73600	7000.0	103	13789	No
132	GOM_NL__2PRFIN20041019_091308_000002222031_00208_13789_5130.N1	19-OCT-2004 09:13:08	Dark	222.00	1	9Alp CMa	-1.4400	11000.	444	13789	No
133	GOM_NL__2PRFIN20041019_091844_000000432031_00208_13789_5131.N1	19-OCT-2004 09:18:44	Dark	42.500	9	Alp Eri	0.45300	24000.	85	13789	No
134	GOM_NL__2PRFIN20041019_092130_000000472031_00208_13789_5132.N1	19-OCT-2004 09:21:30	Straylight	46.500	157	The1Eri	2.9060	9300.0	93	13789	No
135	GOM_NL__2PRFIN20041019_092341_000000412031_00208_13789_5133.N1	19-OCT-2004 09:23:41	Straylight	40.500	84	Alp Phe	2.3970	4500.0	81	13789	No
136	GOM_NL__2PRFIN20041019_093014_000000442031_00208_13789_5134.N1	19-OCT-2004 09:30:14	Straylight	44.000	52	16Bet Cet	2.0370	4500.0	88	13789	No
137	GOM_NL__2PRFIN20041019_093947_000000392031_00208_13789_5135.N1	19-OCT-2004 09:39:47	Bright	38.500	140	88Gam Peg	2.8340	26000.	77	13789	No
138	GOM_NL__2PRFIN20041019_094223_000000452031_00208_13789_5136.N1	19-OCT-2004 09:42:23	Bright	44.500	105	6Bet Ari	2.6450	8900.0	89	13789	No
139	GOM_NL__2PRFIN20041019_094502_000000392031_00208_13789_5137.N1	19-OCT-2004 09:45:02	Bright	38.500	164	44Eta Peg	2.9480	5400.0	77	13789	No
140	GOM_NL__2PRFIN20041019_094715_000000452031_00208_13789_5138.N1	19-OCT-2004 09:47:15	Bright	44.500	173	4Bet Tri	3.0040	8900.0	89	13789	No
141	GOM_NL__2PRFIN20041019_094911_000000422031_00208_13789_5139.N1	19-OCT-2004 09:49:11	Bright	42.000	73	57Gam1And	2.2600	13100.	84	13789	No
142	GOM_NL__2PRFIN20041019_095137_000000372031_00208_13789_5140.N1	19-OCT-2004 09:51:37	Bright	36.500	68	18Alp Cas	2.2250	4500.0	73	13789	No
143	GOM_NL__2PRFIN20041019_095255_000000382031_00208_13789_5141.N1	19-OCT-2004 09:52:55	Bright	38.000	76	27Gam Cas	2.3000	30000.	76	13789	No
144	GOM_NL__2PRFIN20041019_095454_000000392031_00208_13789_5142.N1	19-OCT-2004 09:54:54	Bright	38.500	89	5Alp Cep	2.4510	8000.0	77	13789	No
145	GOM_NL__2PRFIN20041019_100044_000000402031_00208_13789_5143.N1	19-OCT-2004 10:00:44	Bright	39.500	49	1Alp UMi	1.9900	6300.0	79	13789	No
146	GOM_NL__2PRFIN20041019_100357_000000402031_00208_13789_5144.N1	19-OCT-2004 10:03:57	Bright	40.000	60	7Bet UMi	2.0810	3950.0	80	13789	No
147	GOM_NL__2PRFIN20041019_100859_000000532031_00208_13789_5145.N1	19-OCT-2004 10:08:59	Bright	53.000	36	50Alp UMa	1.8000	6300.0	106	13789	No
148	GOM_NL__2PRFIN20041019_101033_000000372031_00208_13789_5146.N1	19-OCT-2004 10:10:33	Bright	36.500	82	48Bet UMa	2.3650	10600.	73	13789	No
149	GOM_NL__2PRFIN20041019_101400_000000532031_00208_13789_5147.N1	19-OCT-2004 10:14:00	Bright	53.000	174	52Psi UMa	3.0040	4400.0	106	13789	No
150	GOM_NL__2PRFIN20041019_102215_000001442031_00208_13789_5148.N1	19-OCT-2004 10:22:15	Tw_i_and_stray	144.00	17	78Bet Gem	1.1610	4500.0	288	13789	No
151	GOM_NL__2PRFIN20041019_103215_000000592031_00208_13789_5149.N1	19-OCT-2004 10:32:15	Dark	58.500	48	30Alp Hya	1.9770	4100.0	117	13789	No
152	GOM_NL__2PRFIN20041019_104025_000000412031_00208_13789_5150.N1	19-OCT-2004 10:40:25	Dark	40.500	113	Mu Vel	2.6920	5000.0	81	13789	No
153	GOM_NL__2PRFIN20041019_104459_000000462031_00209_13790_5127.N1	19-OCT-2004 10:44:59	Dark	46.000	34	Gam2Vel	1.7930	23000.	92	13790	No
154	GOM_NL__2PRFIN20041019_104805_000000922031_00209_13790_5128.N1	19-OCT-2004 10:48:05	Dark	91.500	37	25Del CMa	1.8300	5900.0	183	13790	No
155	GOM_NL__2PRFIN20041019_105038_000000562031_00209_13790_5129.N1	19-OCT-2004 10:50:38	Dark	55.500	2	Alp Car	-0.73600	7000.0	111	13790	No
156	GOM_NL__2PRFIN20041019_105347_000002212031_00209_13790_5130.N1	19-OCT-2004 10:53:47	Dark	221.00	1	9Alp CMa	-1.4400	11000.	442	13790	No
157	GOM_NL__2PRFIN20041019_105920_000000512031_00209_13790_5131.N1	19-OCT-2004 10:59:20	Dark	50.500	9	Alp Eri	0.45300	24000.	101	13790	No
158	GOM_NL__2PRFIN20041019_110207_000000472031_00209_13790_5132.N1	19-OCT-2004 11:02:07	Straylight	47.000	157	The1Eri	2.9060	9300.0	94	13790	No
159	GOM_NL__2PRFIN20041019_110416_000000442031_00209_13790_5133.N1	19-OCT-2004 11:04:16	Straylight	43.500	84	Alp Phe	2.3970	4500.0	87	13790	No
160	GOM_NL__2PRFIN20041019_110624_000002142031_00209_13790_5134.N1	19-OCT-2004 11:06:24	Tw_i_and_stray	213.50	101	11Alp Lep	2.5820	7000.0	427	13790	No

161	GOM_NL__2PRFIN20041019_111139_000000972031_00209_13790_5135.N1	19-OCT-2004 11:11:39	Twilight	96.500	165	34Gam Eri	2.9500	3200.0	193	13790	No
162	GOM_NL__2PRFIN20041019_112023_000000382031_00209_13790_5136.N1	19-OCT-2004 11:20:23	Bright	37.500	140	88Gam Peg	2.8340	26000.	75	13790	No
163	GOM_NL__2PRFIN20041019_112633_000000422031_00209_13790_5137.N1	19-OCT-2004 11:26:33	Bright	42.000	53	43Bet And	2.0480	3300.0	84	13790	No
164	GOM_NL__2PRFIN20041019_112946_000000452031_00209_13790_5138.N1	19-OCT-2004 11:29:46	Bright	45.000	73	57Gam1And	2.2600	13100.	90	13790	No
165	GOM_NL__2PRFIN20041019_113212_000000402031_00209_13790_5139.N1	19-OCT-2004 11:32:12	Bright	39.500	68	18Alp Cas	2.2250	4500.0	79	13790	No
166	GOM_NL__2PRFIN20041019_113331_000000392031_00209_13790_5140.N1	19-OCT-2004 11:33:31	Bright	39.000	76	27Gam Cas	2.3000	30000.	78	13790	No
167	GOM_NL__2PRFIN20041019_113530_000000392031_00209_13790_5141.N1	19-OCT-2004 11:35:30	Bright	39.000	89	5Alp Cep	2.4510	8000.0	78	13790	No
168	GOM_NL__2PRFIN20041019_114119_000000382031_00209_13790_5142.N1	19-OCT-2004 11:41:19	Bright	37.500	49	1Alp UMi	1.9900	6300.0	75	13790	No
169	GOM_NL__2PRFIN20041019_114432_000000412031_00209_13790_5143.N1	19-OCT-2004 11:44:32	Bright	41.000	60	7Bet UMi	2.0810	3950.0	82	13790	No
170	GOM_NL__2PRFIN20041019_114935_000000352031_00209_13790_5144.N1	19-OCT-2004 11:49:35	Bright	34.500	36	50Alp UMa	1.8000	6300.0	69	13790	No
171	GOM_NL__2PRFIN20041019_115109_000000372031_00209_13790_5145.N1	19-OCT-2004 11:51:09	Bright	36.500	82	48Bet UMa	2.3650	10600.	73	13790	No
172	GOM_NL__2PRFIN20041019_115436_000000522031_00209_13790_5146.N1	19-OCT-2004 11:54:36	Bright	52.000	174	52Psi UMa	3.0040	4400.0	104	13790	No
173	GOM_NL__2PRFIN20041019_120252_000001362031_00209_13790_5147.N1	19-OCT-2004 12:02:52	Twilight	135.50	17	78Bet Gem	1.1610	4500.0	271	13790	No
174	GOM_NL__2PRFIN20041019_121251_000000552031_00209_13790_5148.N1	19-OCT-2004 12:12:51	Dark	54.500	48	30Alp Hya	1.9770	4100.0	109	13790	No
175	GOM_NL__2PRFIN20041019_122100_000000442031_00209_13790_5149.N1	19-OCT-2004 12:21:00	Dark	43.500	113	Mu Vel	2.6920	5000.0	87	13790	No
176	GOM_NL__2PRFIN20041019_122536_000000462031_00210_13791_5127.N1	19-OCT-2004 12:25:36	Dark	45.500	34	Gam2Vel	1.7930	23000.	91	13791	No
177	GOM_NL__2PRFIN20041019_122842_000000882031_00210_13791_5128.N1	19-OCT-2004 12:28:42	Dark	87.500	37	25Del CMa	1.8300	5900.0	175	13791	No
178	GOM_NL__2PRFIN20041019_123114_000000512031_00210_13791_5129.N1	19-OCT-2004 12:31:14	Dark	51.000	2	Alp Car	-0.73600	7000.0	102	13791	No
179	GOM_NL__2PRFIN20041019_123428_000002212031_00210_13791_5130.N1	19-OCT-2004 12:34:28	Dark	221.00	1	9Alp CMa	-1.4400	11000.	442	13791	No
180	GOM_NL__2PRFIN20041019_123955_000000452031_00210_13791_5131.N1	19-OCT-2004 12:39:55	Dark	45.000	9	Alp Eri	0.45300	24000.	90	13791	No
181	GOM_NL__2PRFIN20041019_124240_000000482031_00210_13791_5132.N1	19-OCT-2004 12:42:40	Straylight	48.000	157	The1Eri	2.9060	9300.0	96	13791	No
182	GOM_NL__2PRFIN20041019_124452_000000442031_00210_13791_5133.N1	19-OCT-2004 12:44:52	Straylight	43.500	84	Alp Phe	2.3970	4500.0	87	13791	No
183	GOM_NL__2PRFIN20041019_124701_000002142031_00210_13791_5134.N1	19-OCT-2004 12:47:01	Twilight	213.50	101	11Alp Lep	2.5820	7000.0	427	13791	No
184	GOM_NL__2PRFIN20041019_125216_000001002031_00210_13791_5135.N1	19-OCT-2004 12:52:16	Twilight	99.500	165	34Gam Eri	2.9500	3200.0	199	13791	No
185	GOM_NL__2PRFIN20041019_130058_000000372031_00210_13791_5136.N1	19-OCT-2004 13:00:58	Bright	37.000	140	88Gam Peg	2.8340	26000.	74	13791	No
186	GOM_NL__2PRFIN20041019_130706_000000422031_00210_13791_5137.N1	19-OCT-2004 13:07:06	Bright	42.000	53	43Bet And	2.0480	3300.0	84	13791	No
187	GOM_NL__2PRFIN20041019_131021_000000462031_00210_13791_5138.N1	19-OCT-2004 13:10:21	Bright	46.000	73	57Gam1And	2.2600	13100.	92	13791	No
188	GOM_NL__2PRFIN20041019_131247_000000402031_00210_13791_5139.N1	19-OCT-2004 13:12:47	Bright	40.000	68	18Alp Cas	2.2250	4500.0	80	13791	No
189	GOM_NL__2PRFIN20041019_131407_000000392031_00210_13791_5140.N1	19-OCT-2004 13:14:07	Bright	39.000	76	27Gam Cas	2.3000	30000.	78	13791	No
190	GOM_NL__2PRFIN20041019_131604_000000422031_00210_13791_5141.N1	19-OCT-2004 13:16:04	Bright	41.500	89	5Alp Cep	2.4510	8000.0	83	13791	No
191	GOM_NL__2PRFIN20041019_132153_000000412031_00210_13791_5142.N1	19-OCT-2004 13:21:53	Bright	40.500	49	1Alp UMi	1.9900	6300.0	81	13791	No
192	GOM_NL__2PRFIN20041019_132508_000000372031_00210_13791_5143.N1	19-OCT-2004 13:25:08	Bright	36.500	60	7Bet UMi	2.0810	3950.0	73	13791	No
193	GOM_NL__2PRFIN20041019_133011_000000392031_00210_13791_5144.N1	19-OCT-2004 13:30:11	Bright	38.500	36	50Alp UMa	1.8000	6300.0	77	13791	No
194	GOM_NL__2PRFIN20041019_133145_000000402031_00210_13791_5145.N1	19-OCT-2004 13:31:45	Bright	39.500	82	48Bet UMa	2.3650	10600.	79	13791	No
195	GOM_NL__2PRFIN20041019_133512_000000362031_00210_13791_5146.N1	19-OCT-2004 13:35:12	Bright	36.000	174	52Psi UMa	3.0040	4400.0	72	13791	No
196	GOM_NL__2PRFIN20041019_134328_000001282031_00210_13791_5147.N1	19-OCT-2004 13:43:28	Twilight	128.00	17	78Bet Gem	1.1610	4500.0	256	13791	No
197	GOM_NL__2PRFIN20041019_135328_000000572031_00210_13791_5148.N1	19-OCT-2004 13:53:28	Dark	56.500	48	30Alp Hya	1.9770	4100.0	113	13791	No
198	GOM_NL__2PRFIN20041019_140136_000000432031_00210_13791_5149.N1	19-OCT-2004 14:01:36	Dark	43.000	113	Mu Vel	2.6920	5000.0	86	13791	No
199	GOM_NL__2PRFIN20041019_140612_000000472031_00211_13792_5128.N1	19-OCT-2004 14:06:12	Dark	46.500	34	Gam2Vel	1.7930	23000.	93	13792	No
200	GOM_NL__2PRFIN20041019_140920_000000872031_00211_13792_5129.N1	19-OCT-2004 14:09:20	Dark	86.500	37	25Del CMa	1.8300	5900.0	173	13792	No
201	GOM_NL__2PRFIN20041019_141149_000000532031_00211_13792_5130.N1	19-OCT-2004 14:11:49	Dark	52.500	2	Alp Car	-0.73600	7000.0	105	13792	No
202	GOM_NL__2PRFIN20041019_141507_000002212031_00211_13792_5131.N1	19-OCT-2004 14:15:07	Dark	221.00	1	9Alp CMa	-1.4400	11000.	442	13792	No
203	GOM_NL__2PRFIN20041019_142031_000000522031_00211_13792_5132.N1	19-OCT-2004 14:20:31	Dark	52.000	9	Alp Eri	0.45300	24000.	104	13792	No
204	GOM_NL__2PRFIN20041019_142317_000000482031_00211_13792_5133.N1	19-OCT-2004 14:23:17	Straylight	48.000	157	The1Eri	2.9060	9300.0	96	13792	No
205	GOM_NL__2PRFIN20041019_142528_000000452031_00211_13792_5134.N1	19-OCT-2004 14:25:28	Straylight	44.500	84	Alp Phe	2.3970	4500.0	89	13792	No
206	GOM_NL__2PRFIN20041019_142738_000002142031_00211_13792_5135.N1	19-OCT-2004 14:27:38	Twilight	214.00	101	11Alp Lep	2.5820	7000.0	428	13792	No
207	GOM_NL__2PRFIN20041019_143252_000000902031_00211_13792_5136.N1	19-OCT-2004 14:32:52	Twilight	89.500	165	34Gam Eri	2.9500	3200.0	179	13792	No
208	GOM_NL__2PRFIN20041019_144132_000000412031_00211_13792_5137.N1	19-OCT-2004 14:41:32	Bright	40.500	140	88Gam Peg	2.8340	26000.	81	13792	No
209	GOM_NL__2PRFIN20041019_144742_000000452031_00211_13792_5138.N1	19-OCT-2004 14:47:42	Bright	44.500	53	43Bet And	2.0480	3300.0	89	13792	No
210	GOM_NL__2PRFIN20041019_145057_000000422031_00211_13792_5139.N1	19-OCT-2004 14:50:57	Bright	41.500	73	57Gam1And	2.2600	13100.	83	13792	No
211	GOM_NL__2PRFIN20041019_145323_000000402031_00211_13792_5140.N1	19-OCT-2004 14:53:23	Bright	40.000	68	18Alp Cas	2.2250	4500.0	80	13792	No
212	GOM_NL__2PRFIN20041019_145443_000000392031_00211_13792_5141.N1	19-OCT-2004 14:54:43	Bright	38.500	76	27Gam Cas	2.3000	30000.	77	13792	No
213	GOM_NL__2PRFIN20041019_145643_000000392031_00211_13792_5142.N1	19-OCT-2004 14:56:43	Bright	38.500	89	5Alp Cep	2.4510	8000.0	77	13792	No
214	GOM_NL__2PRFIN20041019_150229_000000402031_00211_13792_5143.N1	19-OCT-2004 15:02:29	Bright	39.500	49	1Alp UMi	1.9900	6300.0	79	13792	No
215	GOM_NL__2PRFIN20041019_150545_000000372031_00211_13792_5144.N1	19-OCT-2004 15:05:45	Bright	36.500	60	7Bet UMi	2.0810	3950.0	73	13792	No
216	GOM_NL__2PRFIN20041019_151047_000000392031_00211_13792_5145.N1	19-OCT-2004 15:10:47	Bright	38.500	36	50Alp UMa	1.8000	6300.0	77	13792	No
217	GOM_NL__2PRFIN20041019_151221_000000362031_00211_13792_5146.N1	19-OCT-2004 15:12:21	Bright	36.000	82	48Bet UMa	2.3650	10600.	72	13792	No
218	GOM_NL__2PRFIN20041019_151548_000000372031_00211_13792_5147.N1	19-OCT-2004 15:15:48	Bright	36.500	174	52Psi UMa	3.0040	4400.0	73	13792	No
219	GOM_NL__2PRFIN20041019_152405_000001262031_00211_13792_5148.N1	19-OCT-2004 15:24:05	Twilight	125.50	17	78Bet Gem	1.1610	4500.0	251	13792	No

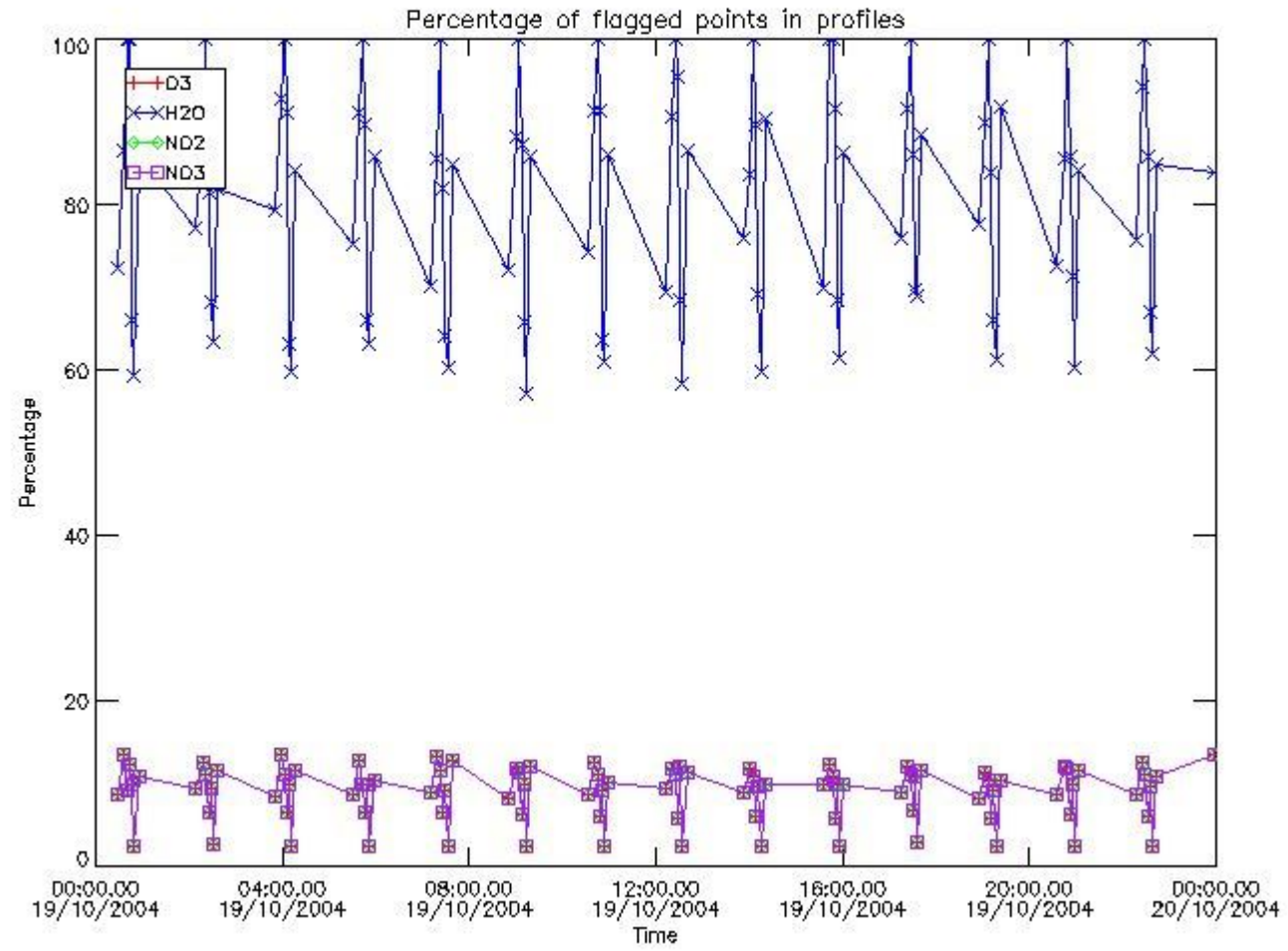
220	GOM_NL__2PRFIN20041019_153405_000000572031_00211_13792_5149.N1	19-OCT-2004 15:34:05	Dark	57.000	48	30Alp Hya	1.9770	4100.0	114	13792	No
221	GOM_NL__2PRFIN20041019_154212_000000422031_00211_13792_5150.N1	19-OCT-2004 15:42:12	Dark	41.500	113	Mu Vel	2.6920	5000.0	83	13792	No
222	GOM_NL__2PRFIN20041019_154648_000000472031_00212_13793_5129.N1	19-OCT-2004 15:46:48	Dark	47.000	34	Gam2Vel	1.7930	23000.	94	13793	No
223	GOM_NL__2PRFIN20041019_154959_000000902031_00212_13793_5130.N1	19-OCT-2004 15:49:59	Dark	89.500	37	25Del CMa	1.8300	5900.0	179	13793	No
224	GOM_NL__2PRFIN20041019_155228_000000512031_00212_13793_5131.N1	19-OCT-2004 15:52:28	Dark	51.000	2	Alp Car	-0.73600	7000.0	102	13793	No
225	GOM_NL__2PRFIN20041019_155547_000002212031_00212_13793_5132.N1	19-OCT-2004 15:55:47	Dark	221.00	1	9Alp CMa	-1.4400	11000.	442	13793	No
226	GOM_NL__2PRFIN20041019_160108_000000522031_00212_13793_5133.N1	19-OCT-2004 16:01:08	Dark	51.500	9	Alp Eri	0.45300	24000.	103	13793	No
227	GOM_NL__2PRFIN20041019_160353_000000522031_00212_13793_5134.N1	19-OCT-2004 16:03:53	Straylight	51.500	157	The1Eri	2.9060	9300.0	103	13793	No
228	GOM_NL__2PRFIN20041019_160604_000000452031_00212_13793_5135.N1	19-OCT-2004 16:06:04	Straylight	44.500	84	Alp Phe	2.3970	4500.0	89	13793	No
229	GOM_NL__2PRFIN20041019_160816_000002142031_00212_13793_5136.N1	19-OCT-2004 16:08:16	Tw_i_and_stray	214.00	101	11Alp Lep	2.5820	7000.0	428	13793	No
230	GOM_NL__2PRFIN20041019_161327_000000982031_00212_13793_5137.N1	19-OCT-2004 16:13:27	Tw_i_and_stray	98.000	165	34Gam Eri	2.9500	3200.0	196	13793	No
231	GOM_NL__2PRFIN20041019_162210_000000392031_00212_13793_5138.N1	19-OCT-2004 16:22:10	Bright	38.500	140	88Gam Peg	2.8340	26000.	77	13793	No
232	GOM_NL__2PRFIN20041019_162817_000000422031_00212_13793_5139.N1	19-OCT-2004 16:28:17	Bright	42.000	53	43Bet And	2.0480	3300.0	84	13793	No
233	GOM_NL__2PRFIN20041019_163133_000000432031_00212_13793_5140.N1	19-OCT-2004 16:31:33	Bright	42.500	73	57Gam1And	2.2600	13100.	85	13793	No
234	GOM_NL__2PRFIN20041019_163358_000000412031_00212_13793_5141.N1	19-OCT-2004 16:33:58	Bright	40.500	68	18Alp Cas	2.2250	4500.0	81	13793	No
235	GOM_NL__2PRFIN20041019_163518_000000402031_00212_13793_5142.N1	19-OCT-2004 16:35:18	Bright	39.500	76	27Gam Cas	2.3000	30000.	79	13793	No
236	GOM_NL__2PRFIN20041019_163719_000000402031_00212_13793_5143.N1	19-OCT-2004 16:37:19	Bright	39.500	89	5Alp Cep	2.4510	8000.0	79	13793	No
237	GOM_NL__2PRFIN20041019_164305_000000412031_00212_13793_5144.N1	19-OCT-2004 16:43:05	Bright	40.500	49	1Alp UMi	1.9900	6300.0	81	13793	No
238	GOM_NL__2PRFIN20041019_164621_000000392031_00212_13793_5145.N1	19-OCT-2004 16:46:21	Bright	39.000	60	7Bet UMi	2.0810	3950.0	78	13793	No
239	GOM_NL__2PRFIN20041019_165123_000000372031_00212_13793_5146.N1	19-OCT-2004 16:51:23	Bright	37.000	36	50Alp UMa	1.8000	6300.0	74	13793	No
240	GOM_NL__2PRFIN20041019_165257_000000372031_00212_13793_5147.N1	19-OCT-2004 16:52:57	Bright	37.000	82	48Bet UMa	2.3650	10600.	74	13793	No
241	GOM_NL__2PRFIN20041019_165625_000000382031_00212_13793_5148.N1	19-OCT-2004 16:56:25	Bright	38.000	174	52Psi UMa	3.0040	4400.0	76	13793	No
242	GOM_NL__2PRFIN20041019_170442_000001342031_00212_13793_5149.N1	19-OCT-2004 17:04:42	Tw_i_and_stray	133.50	17	78Bet Gem	1.1610	4500.0	267	13793	No
243	GOM_NL__2PRFIN20041019_171442_000000572031_00212_13793_5150.N1	19-OCT-2004 17:14:42	Dark	56.500	48	30Alp Hya	1.9770	4100.0	113	13793	No
244	GOM_NL__2PRFIN20041019_172249_000000432031_00212_13793_5151.N1	19-OCT-2004 17:22:49	Dark	42.500	113	Mu Vel	2.6920	5000.0	85	13793	No
245	GOM_NL__2PRFIN20041019_172726_000000462031_00213_13794_5143.N1	19-OCT-2004 17:27:26	Dark	46.000	34	Gam2Vel	1.7930	23000.	92	13794	No
246	GOM_NL__2PRFIN20041019_173036_000000762031_00213_13794_5144.N1	19-OCT-2004 17:30:36	Dark	75.500	37	25Del CMa	1.8300	5900.0	151	13794	No
247	GOM_NL__2PRFIN20041019_173305_000000522031_00213_13794_5145.N1	19-OCT-2004 17:33:05	Dark	51.500	2	Alp Car	-0.73600	7000.0	103	13794	No
248	GOM_NL__2PRFIN20041019_173627_000001972031_00213_13794_5146.N1	19-OCT-2004 17:36:27	Dark	197.00	1	9Alp CMa	-1.4400	11000.	394	13794	No
249	GOM_NL__2PRFIN20041019_174145_000000442031_00213_13794_5147.N1	19-OCT-2004 17:41:45	Dark	44.000	9	Alp Eri	0.45300	24000.	88	13794	No
250	GOM_NL__2PRFIN20041019_174431_000000472031_00213_13794_5148.N1	19-OCT-2004 17:44:31	Straylight	46.500	157	The1Eri	2.9060	9300.0	93	13794	No
251	GOM_NL__2PRFIN20041019_174641_000000432031_00213_13794_5149.N1	19-OCT-2004 17:46:41	Straylight	43.000	84	Alp Phe	2.3970	4500.0	86	13794	No
252	GOM_NL__2PRFIN20041019_174853_000002142031_00213_13794_5150.N1	19-OCT-2004 17:48:53	Tw_i_and_stray	214.00	101	11Alp Lep	2.5820	7000.0	428	13794	No
253	GOM_NL__2PRFIN20041019_175403_000000982031_00213_13794_5151.N1	19-OCT-2004 17:54:03	Tw_i_and_stray	97.500	165	34Gam Eri	2.9500	3200.0	195	13794	No
254	GOM_NL__2PRFIN20041019_180244_000000402031_00213_13794_5152.N1	19-OCT-2004 18:02:44	Bright	40.000	140	88Gam Peg	2.8340	26000.	80	13794	No
255	GOM_NL__2PRFIN20041019_180855_000000412031_00213_13794_5153.N1	19-OCT-2004 18:08:55	Bright	41.000	53	43Bet And	2.0480	3300.0	82	13794	No
256	GOM_NL__2PRFIN20041019_181209_000000452031_00213_13794_5154.N1	19-OCT-2004 18:12:09	Bright	45.000	73	57Gam1And	2.2600	13100.	90	13794	No
257	GOM_NL__2PRFIN20041019_181435_000000402031_00213_13794_5155.N1	19-OCT-2004 18:14:35	Bright	39.500	68	18Alp Cas	2.2250	4500.0	79	13794	No
258	GOM_NL__2PRFIN20041019_181554_000000392031_00213_13794_5156.N1	19-OCT-2004 18:15:54	Bright	39.000	76	27Gam Cas	2.3000	30000.	78	13794	No
259	GOM_NL__2PRFIN20041019_181753_000000412031_00213_13794_5157.N1	19-OCT-2004 18:17:53	Bright	40.500	89	5Alp Cep	2.4510	8000.0	81	13794	No
260	GOM_NL__2PRFIN20041019_182342_000000402031_00213_13794_5158.N1	19-OCT-2004 18:23:42	Bright	39.500	49	1Alp UMi	1.9900	6300.0	79	13794	No
261	GOM_NL__2PRFIN20041019_182657_000000392031_00213_13794_5159.N1	19-OCT-2004 18:26:57	Bright	38.500	60	7Bet UMi	2.0810	3950.0	77	13794	No
262	GOM_NL__2PRFIN20041019_183159_000000392031_00213_13794_5160.N1	19-OCT-2004 18:31:59	Bright	38.500	36	50Alp UMa	1.8000	6300.0	77	13794	No
263	GOM_NL__2PRFIN20041019_183333_000000372031_00213_13794_5161.N1	19-OCT-2004 18:33:33	Bright	36.500	82	48Bet UMa	2.3650	10600.	73	13794	No
264	GOM_NL__2PRFIN20041019_183700_000000362031_00213_13794_5162.N1	19-OCT-2004 18:37:00	Bright	36.000	174	52Psi UMa	3.0040	4400.0	72	13794	No
265	GOM_NL__2PRFIN20041019_184519_000001392031_00213_13794_5163.N1	19-OCT-2004 18:45:19	Tw_i_and_stray	139.00	17	78Bet Gem	1.1610	4500.0	278	13794	No
266	GOM_NL__2PRFIN20041019_185518_000000632031_00213_13794_5164.N1	19-OCT-2004 18:55:18	Dark	63.000	48	30Alp Hya	1.9770	4100.0	126	13794	No
267	GOM_NL__2PRFIN20041019_190325_000000452031_00213_13794_5165.N1	19-OCT-2004 19:03:25	Dark	45.000	113	Mu Vel	2.6920	5000.0	90	13794	No
268	GOM_NL__2PRFIN20041019_190803_000000492031_00214_13795_5143.N1	19-OCT-2004 19:08:03	Dark	49.000	34	Gam2Vel	1.7930	23000.	98	13795	No
269	GOM_NL__2PRFIN20041019_191115_000000872031_00214_13795_5144.N1	19-OCT-2004 19:11:15	Dark	87.000	37	25Del CMa	1.8300	5900.0	174	13795	No
270	GOM_NL__2PRFIN20041019_191341_000000552031_00214_13795_5145.N1	19-OCT-2004 19:13:41	Dark	55.000	2	Alp Car	-0.73600	7000.0	110	13795	No
271	GOM_NL__2PRFIN20041019_191707_000002212031_00214_13795_5146.N1	19-OCT-2004 19:17:07	Dark	221.00	1	9Alp CMa	-1.4400	11000.	442	13795	No
272	GOM_NL__2PRFIN20041019_192221_000000502031_00214_13795_5147.N1	19-OCT-2004 19:22:21	Dark	49.500	9	Alp Eri	0.45300	24000.	99	13795	No
273	GOM_NL__2PRFIN20041019_192508_000000472031_00214_13795_5148.N1	19-OCT-2004 19:25:08	Straylight	46.500	157	The1Eri	2.9060	9300.0	93	13795	No
274	GOM_NL__2PRFIN20041019_192716_000000442031_00214_13795_5149.N1	19-OCT-2004 19:27:16	Straylight	44.000	84	Alp Phe	2.3970	4500.0	88	13795	No
275	GOM_NL__2PRFIN20041019_193350_000000472031_00214_13795_5150.N1	19-OCT-2004 19:33:50	Straylight	46.500	52	16Bet Cet	2.0370	4500.0	93	13795	No
276	GOM_NL__2PRFIN20041019_194322_000000392031_00214_13795_5151.N1	19-OCT-2004 19:43:22	Bright	39.000	140	88Gam Peg	2.8340	26000.	78	13795	No
277	GOM_NL__2PRFIN20041019_194556_000000452031_00214_13795_5152.N1	19-OCT-2004 19:45:56	Bright	45.000	105	6Bet Ari	2.6450	8900.0	90	13795	No
278	GOM_NL__2PRFIN20041019_194741_000000422031_00214_13795_5153.N1	19-OCT-2004 19:47:41	Bright	41.500	93	53Bet Peg	2.5200	3100.0	83	13795	No

279	GOM_NL__2PRFIN20041019_194931_000000402031_00214_13795_5154.N1	19-OCT-2004 19:49:31	Bright	39.500	53	43Bet And	2.0480	3300.0	79	13795	No
280	GOM_NL__2PRFIN20041019_195244_000000462031_00214_13795_5155.N1	19-OCT-2004 19:52:44	Bright	46.000	73	57Gam1And	2.2600	13100.	92	13795	No
281	GOM_NL__2PRFIN20041019_195508_000000442031_00214_13795_5156.N1	19-OCT-2004 19:55:08	Bright	43.500	68	18Alp Cas	2.2250	4500.0	87	13795	No
282	GOM_NL__2PRFIN20041019_195630_000000402031_00214_13795_5157.N1	19-OCT-2004 19:56:30	Bright	40.000	76	27Gam Cas	2.3000	30000.	80	13795	No
283	GOM_NL__2PRFIN20041019_195832_000000402031_00214_13795_5158.N1	19-OCT-2004 19:58:32	Bright	39.500	89	5Alp Cep	2.4510	8000.0	79	13795	No
284	GOM_NL__2PRFIN20041019_200419_000000392031_00214_13795_5159.N1	19-OCT-2004 20:04:19	Bright	38.500	49	1Alp UMi	1.9900	6300.0	77	13795	No
285	GOM_NL__2PRFIN20041019_200731_000000402031_00214_13795_5160.N1	19-OCT-2004 20:07:31	Bright	39.500	60	7Bet UMi	2.0810	3950.0	79	13795	No
286	GOM_NL__2PRFIN20041019_201235_000000402031_00214_13795_5161.N1	19-OCT-2004 20:12:35	Bright	40.000	36	50Alp UMa	1.8000	6300.0	80	13795	No
287	GOM_NL__2PRFIN20041019_201409_000000402031_00214_13795_5162.N1	19-OCT-2004 20:14:09	Bright	39.500	82	48Bet UMa	2.3650	10600.	79	13795	No
288	GOM_NL__2PRFIN20041019_201736_000000392031_00214_13795_5163.N1	19-OCT-2004 20:17:36	Bright	39.000	174	52Psi UMa	3.0040	4400.0	78	13795	No
289	GOM_NL__2PRFIN20041019_202555_000001272031_00214_13795_5164.N1	19-OCT-2004 20:25:55	Tw_i_and_stray	127.00	17	78Bet Gem	1.1610	4500.0	254	13795	No
290	GOM_NL__2PRFIN20041019_203555_000000592031_00214_13795_5165.N1	19-OCT-2004 20:35:55	Dark	58.500	48	30Alp Hya	1.9770	4100.0	117	13795	No
291	GOM_NL__2PRFIN20041019_204401_000000422031_00214_13795_5166.N1	19-OCT-2004 20:44:01	Dark	42.000	113	Mu Vel	2.6920	5000.0	84	13795	No
292	GOM_NL__2PRFIN20041019_204820_000000442031_00215_13796_5143.N1	19-OCT-2004 20:48:20	Dark	43.500	46	Del Vel	1.9540	10600.	87	13796	No
293	GOM_NL__2PRFIN20041019_205150_000000812031_00215_13796_5144.N1	19-OCT-2004 20:51:50	Dark	81.000	37	25Del CMa	1.8300	5900.0	162	13796	No
294	GOM_NL__2PRFIN20041019_205418_000000512031_00215_13796_5145.N1	19-OCT-2004 20:54:18	Dark	51.000	2	Alp Car	-0.73600	7000.0	102	13796	No
295	GOM_NL__2PRFIN20041019_205747_000002212031_00215_13796_5146.N1	19-OCT-2004 20:57:47	Dark	221.00	1	9Alp CMa	-1.4400	11000.	442	13796	No
296	GOM_NL__2PRFIN20041019_210258_000000452031_00215_13796_5147.N1	19-OCT-2004 21:02:58	Dark	44.500	9	Alp Eri	0.45300	24000.	89	13796	No
297	GOM_NL__2PRFIN20041019_210545_000000452031_00215_13796_5148.N1	19-OCT-2004 21:05:45	Straylight	44.500	157	The1Eri	2.9060	9300.0	89	13796	No
298	GOM_NL__2PRFIN20041019_210752_000000452031_00215_13796_5149.N1	19-OCT-2004 21:07:52	Straylight	45.000	84	Alp Phe	2.3970	4500.0	90	13796	No
299	GOM_NL__2PRFIN20041019_211426_000000472031_00215_13796_5150.N1	19-OCT-2004 21:14:26	Straylight	46.500	52	16Bet Cet	2.0370	4500.0	93	13796	No
300	GOM_NL__2PRFIN20041019_212358_000000382031_00215_13796_5151.N1	19-OCT-2004 21:23:58	Bright	38.000	140	88Gam Peg	2.8340	26000.	76	13796	No
301	GOM_NL__2PRFIN20041019_212631_000000452031_00215_13796_5152.N1	19-OCT-2004 21:26:31	Bright	44.500	105	6Bet Ari	2.6450	8900.0	89	13796	No
302	GOM_NL__2PRFIN20041019_212817_000000422031_00215_13796_5153.N1	19-OCT-2004 21:28:17	Bright	41.500	93	53Bet Peg	2.5200	3100.0	83	13796	No
303	GOM_NL__2PRFIN20041019_213007_000000422031_00215_13796_5154.N1	19-OCT-2004 21:30:07	Bright	42.000	53	43Bet And	2.0480	3300.0	84	13796	No
304	GOM_NL__2PRFIN20041019_213319_000000442031_00215_13796_5155.N1	19-OCT-2004 21:33:19	Bright	43.500	73	57Gam1And	2.2600	13100.	87	13796	No
305	GOM_NL__2PRFIN20041019_213546_000000412031_00215_13796_5156.N1	19-OCT-2004 21:35:46	Bright	41.000	68	18Alp Cas	2.2250	4500.0	82	13796	No
306	GOM_NL__2PRFIN20041019_213706_000000412031_00215_13796_5157.N1	19-OCT-2004 21:37:06	Bright	40.500	76	27Gam Cas	2.3000	30000.	81	13796	No
307	GOM_NL__2PRFIN20041019_213908_000000392031_00215_13796_5158.N1	19-OCT-2004 21:39:08	Bright	39.000	89	5Alp Cep	2.4510	8000.0	78	13796	No
308	GOM_NL__2PRFIN20041019_214454_000000402031_00215_13796_5159.N1	19-OCT-2004 21:44:54	Bright	40.000	49	1Alp UMi	1.9900	6300.0	80	13796	No
309	GOM_NL__2PRFIN20041019_214808_000000382031_00215_13796_5160.N1	19-OCT-2004 21:48:08	Bright	38.000	60	7Bet UMi	2.0810	3950.0	76	13796	No
310	GOM_NL__2PRFIN20041019_215311_000000392031_00215_13796_5161.N1	19-OCT-2004 21:53:11	Bright	39.000	36	50Alp UMa	1.8000	6300.0	78	13796	No
311	GOM_NL__2PRFIN20041019_215444_000000392031_00215_13796_5162.N1	19-OCT-2004 21:54:44	Bright	39.000	82	48Bet UMa	2.3650	10600.	78	13796	No
312	GOM_NL__2PRFIN20041019_215813_000000392031_00215_13796_5163.N1	19-OCT-2004 21:58:13	Bright	38.500	174	52Psi UMa	3.0040	4400.0	77	13796	No
313	GOM_NL__2PRFIN20041019_220632_000001492031_00215_13796_5164.N1	19-OCT-2004 22:06:32	Tw_i_and_stray	148.50	17	78Bet Gem	1.1610	4500.0	297	13796	No
314	GOM_NL__2PRFIN20041019_221631_000000582031_00215_13796_5165.N1	19-OCT-2004 22:16:31	Dark	58.000	48	30Alp Hya	1.9770	4100.0	116	13796	No
315	GOM_NL__2PRFIN20041019_222437_000000452031_00215_13796_5166.N1	19-OCT-2004 22:24:37	Dark	44.500	113	Mu Vel	2.6920	5000.0	89	13796	No
316	GOM_NL__2PRFIN20041019_222856_000000462031_00216_13797_5143.N1	19-OCT-2004 22:28:56	Dark	45.500	46	Del Vel	1.9540	10600.	91	13797	No
317	GOM_NL__2PRFIN20041019_223230_000000852031_00216_13797_5144.N1	19-OCT-2004 22:32:30	Dark	84.500	37	25Del CMa	1.8300	5900.0	169	13797	No
318	GOM_NL__2PRFIN20041019_223455_000000542031_00216_13797_5145.N1	19-OCT-2004 22:34:55	Dark	53.500	2	Alp Car	-0.73600	7000.0	107	13797	No
319	GOM_NL__2PRFIN20041019_223827_000002212031_00216_13797_5146.N1	19-OCT-2004 22:38:27	Dark	221.00	1	9Alp CMa	-1.4400	11000.	442	13797	No
320	GOM_NL__2PRFIN20041019_224334_000000472031_00216_13797_5147.N1	19-OCT-2004 22:43:34	Dark	46.500	9	Alp Eri	0.45300	24000.	93	13797	No
321	GOM_NL__2PRFIN20041019_224619_000000482031_00216_13797_5148.N1	19-OCT-2004 22:46:19	Straylight	47.500	157	The1Eri	2.9060	9300.0	95	13797	No
322	GOM_NL__2PRFIN20041019_224829_000000462031_00216_13797_5149.N1	19-OCT-2004 22:48:29	Straylight	45.500	84	Alp Phe	2.3970	4500.0	91	13797	No
323	GOM_NL__2PRFIN20041019_225502_000000442031_00216_13797_5150.N1	19-OCT-2004 22:55:02	Straylight	43.500	52	16Bet Cet	2.0370	4500.0	87	13797	No
324	GOM_NL__2PRFIN20041019_230434_000000392031_00216_13797_5151.N1	19-OCT-2004 23:04:34	Bright	39.000	140	88Gam Peg	2.8340	26000.	78	13797	No
325	GOM_NL__2PRFIN20041019_230706_000000452031_00216_13797_5152.N1	19-OCT-2004 23:07:06	Bright	44.500	105	6Bet Ari	2.6450	8900.0	89	13797	No
326	GOM_NL__2PRFIN20041019_230853_000000402031_00216_13797_5153.N1	19-OCT-2004 23:08:53	Bright	39.500	93	53Bet Peg	2.5200	3100.0	79	13797	No
327	GOM_NL__2PRFIN20041019_231042_000000412031_00216_13797_5154.N1	19-OCT-2004 23:10:42	Bright	41.000	53	43Bet And	2.0480	3300.0	82	13797	No
328	GOM_NL__2PRFIN20041019_231354_000000432031_00216_13797_5155.N1	19-OCT-2004 23:13:54	Bright	43.000	73	57Gam1And	2.2600	13100.	86	13797	No
329	GOM_NL__2PRFIN20041019_231621_000000412031_00216_13797_5156.N1	19-OCT-2004 23:16:21	Bright	40.500	68	18Alp Cas	2.2250	4500.0	81	13797	No
330	GOM_NL__2PRFIN20041019_231742_000000382031_00216_13797_5157.N1	19-OCT-2004 23:17:42	Bright	38.000	76	27Gam Cas	2.3000	30000.	76	13797	No
331	GOM_NL__2PRFIN20041019_231944_000000392031_00216_13797_5158.N1	19-OCT-2004 23:19:44	Bright	38.500	89	5Alp Cep	2.4510	8000.0	77	13797	No
332	GOM_NL__2PRFIN20041019_232528_000000402031_00216_13797_5159.N1	19-OCT-2004 23:25:28	Bright	40.000	49	1Alp UMi	1.9900	6300.0	80	13797	No
333	GOM_NL__2PRFIN20041019_232845_000000372031_00216_13797_5160.N1	19-OCT-2004 23:28:45	Bright	37.000	60	7Bet UMi	2.0810	3950.0	74	13797	No
334	GOM_NL__2PRFIN20041019_233346_000000412031_00216_13797_5161.N1	19-OCT-2004 23:33:46	Bright	40.500	36	50Alp UMa	1.8000	6300.0	81	13797	No
335	GOM_NL__2PRFIN20041019_233521_000000532031_00216_13797_5162.N1	19-OCT-2004 23:35:21	Bright	53.000	82	48Bet UMa	2.3650	10600.	106	13797	No
336	GOM_NL__2PRFIN20041019_233849_000000362031_00216_13797_5163.N1	19-OCT-2004 23:38:49	Bright	36.000	174	52Psi UMa	3.0040	4400.0	72	13797	No
337	GOM_NL__2PRFIN20041019_234708_000001292031_00216_13797_5164.N1	19-OCT-2004 23:47:08	Tw_i_and_stray	128.50	17	78Bet Gem	1.1610	4500.0	257	13797	No

3. Quality information per product

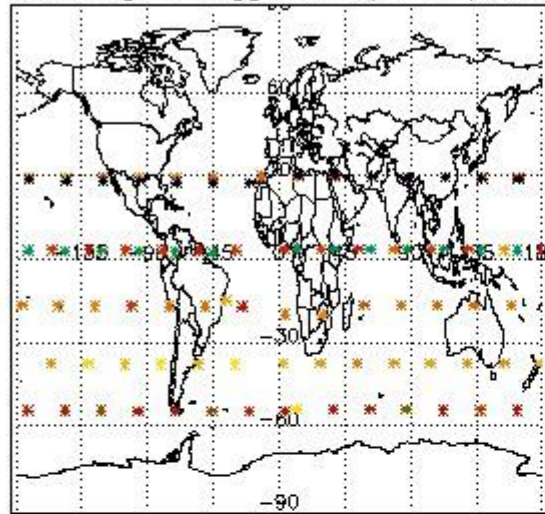
In this section it is plotted some information contained in the Quality Summary data set of the level 2 products. Only products in dark limb conditions and without errors (error flag in the MPH set to "0") are used.

3.1 Plot quality information per product (time dependant)

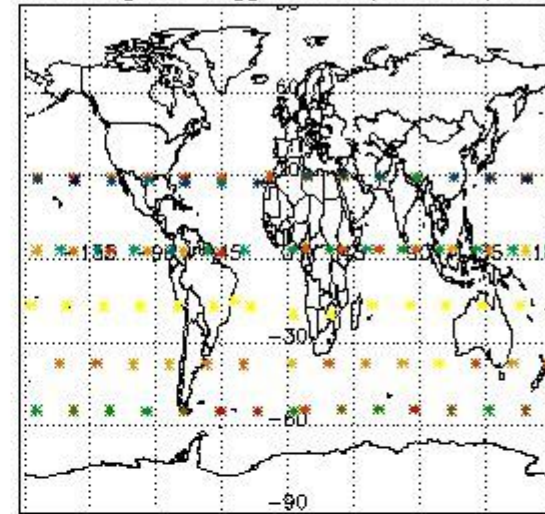


3.2 Plot quality information per product (world map)

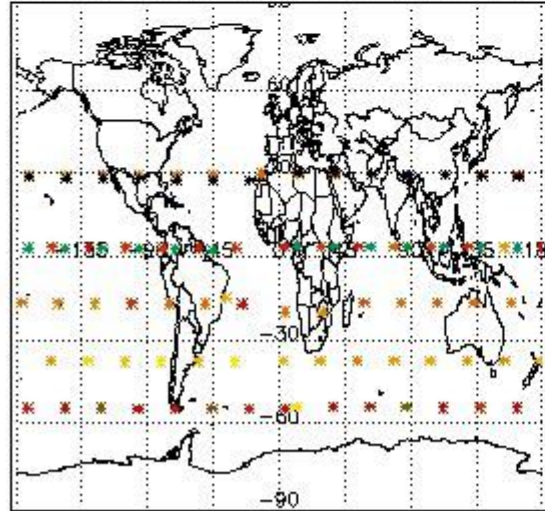
Percentage of flagged data per O3 profile



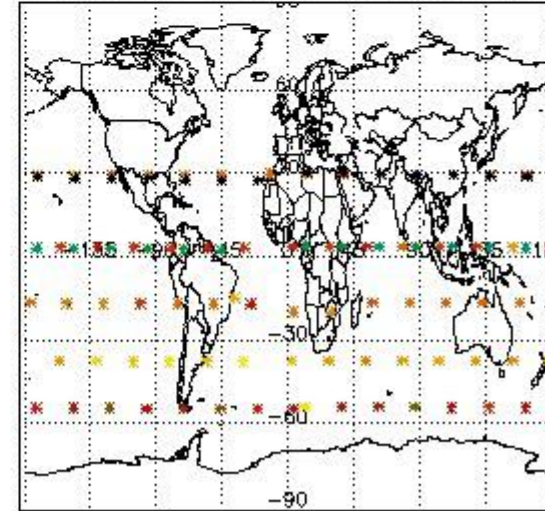
Percentage of flagged data per H2O profile



Percentage of flagged data per NO2 profile



Percentage of flagged data per NO3 profile

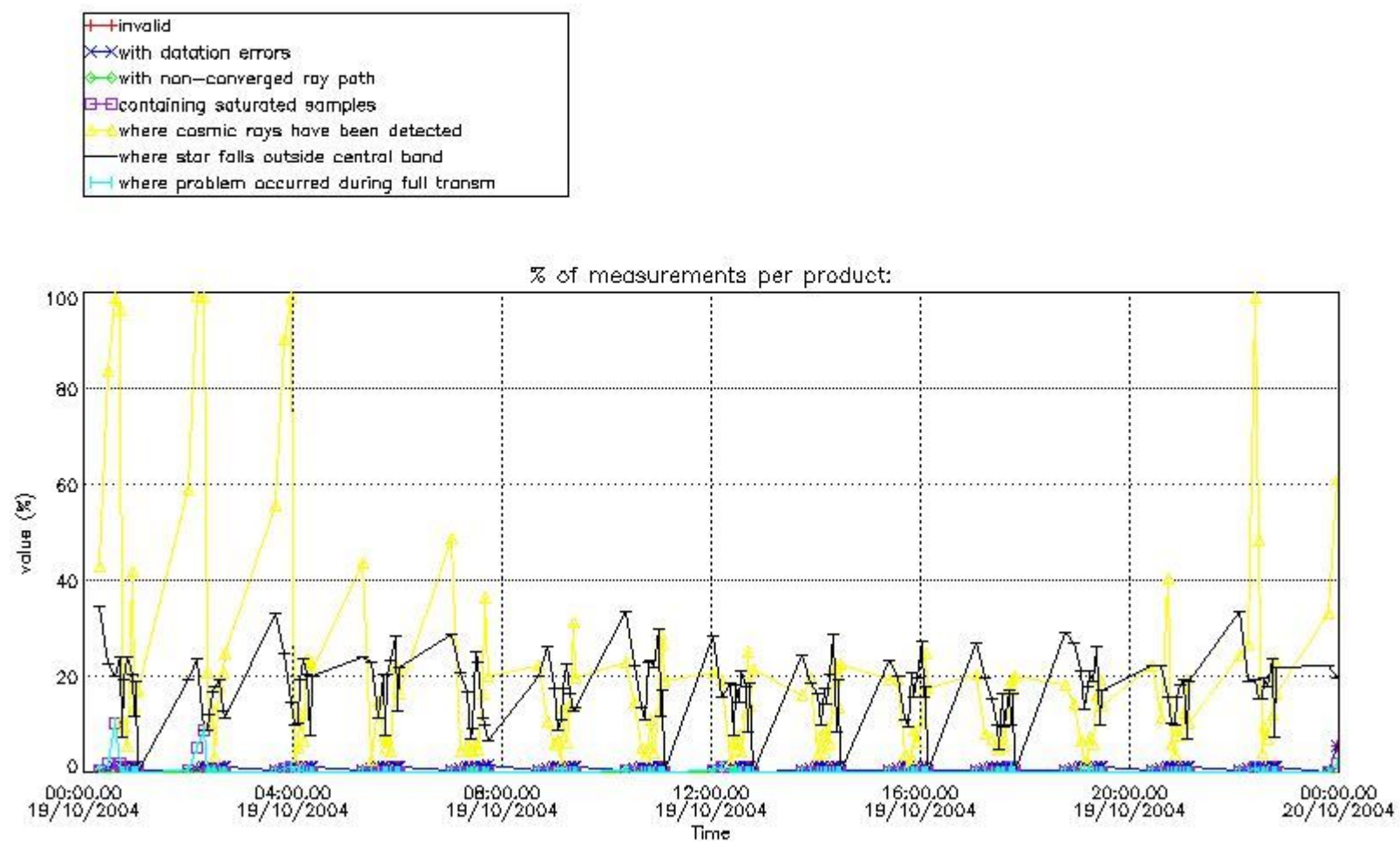


4. Level 1 quality information per product

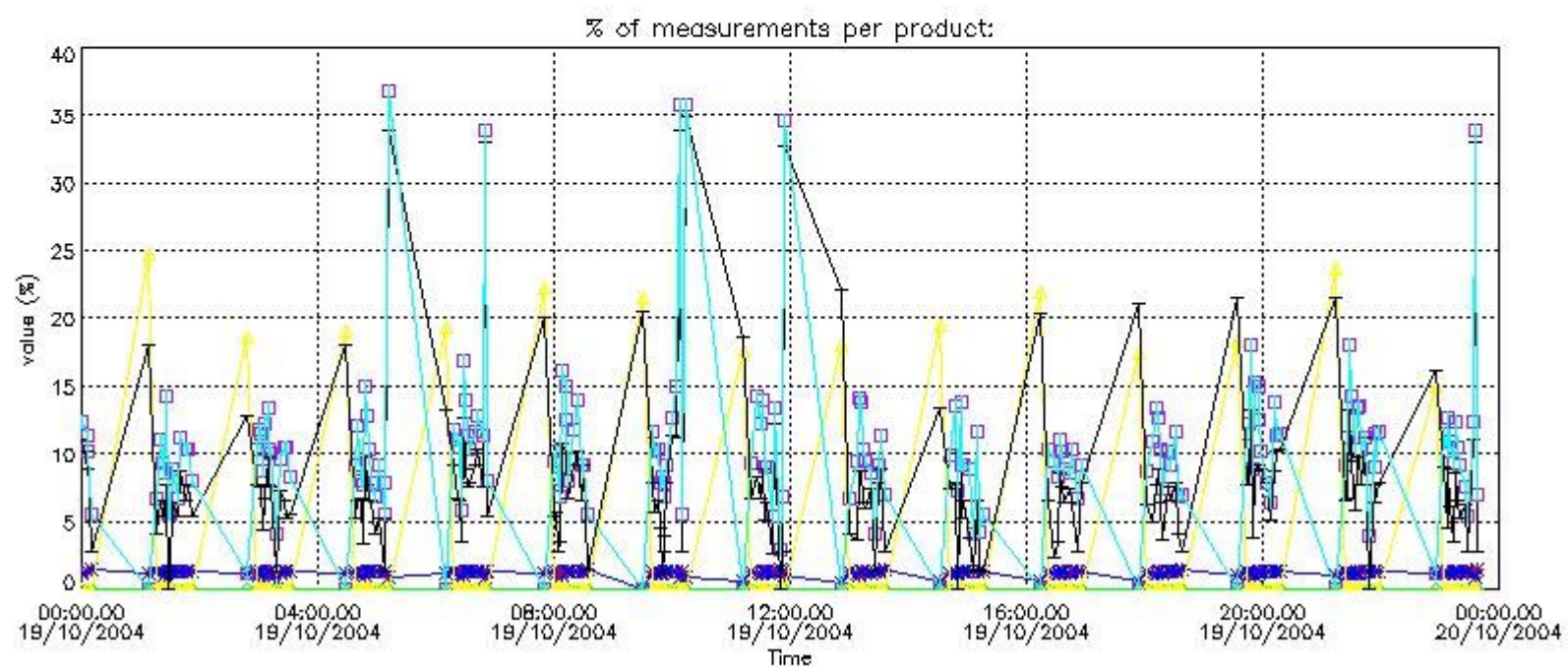
In this section it is plotted some information contained in the Quality Summary data set of the level 2 products that comes from the level 1b processing. Products without errors (error flag in the MPH set to "0") are used.

4.1 Plot quality information per product (time dependant) coming from level 1b processing

4.1.1 Plot level 1 quality information per product (time dependant): ENVISAT ASCENDING passes



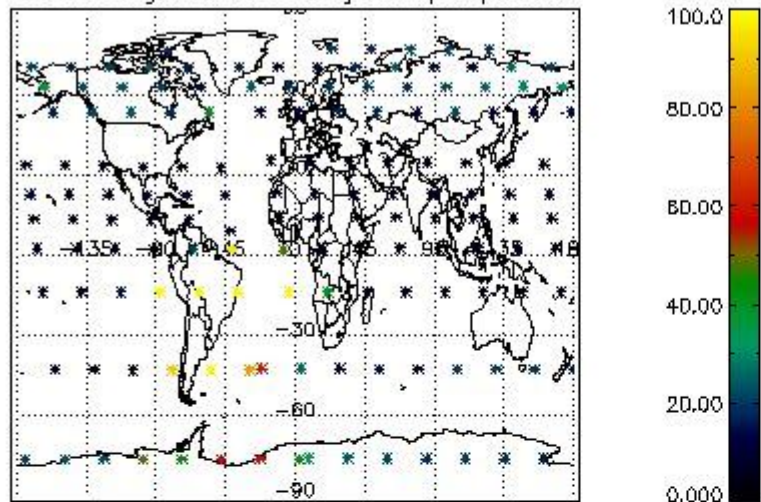
4.1.2 Plot level 1 quality information per product (time dependant): ENVI SAT DESCENDING passes



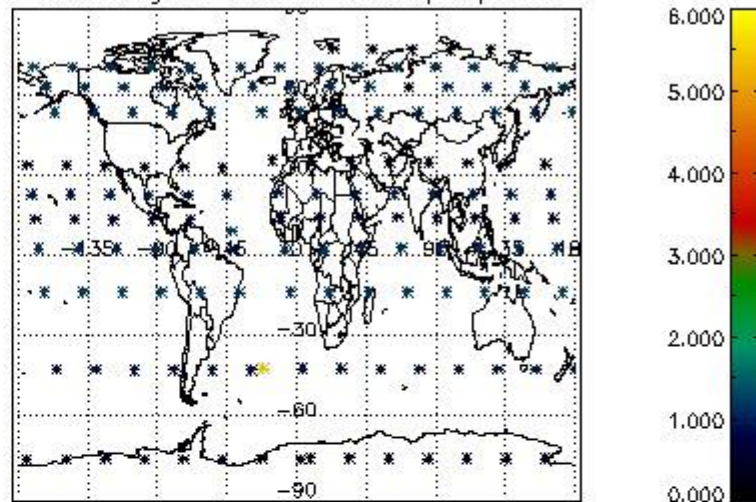
4.2 Plot quality information per product coming from level 1b processing (world map)

4.2.1 Plot level 1 quality information per product (world map): ENVISAT ASCENDING passes

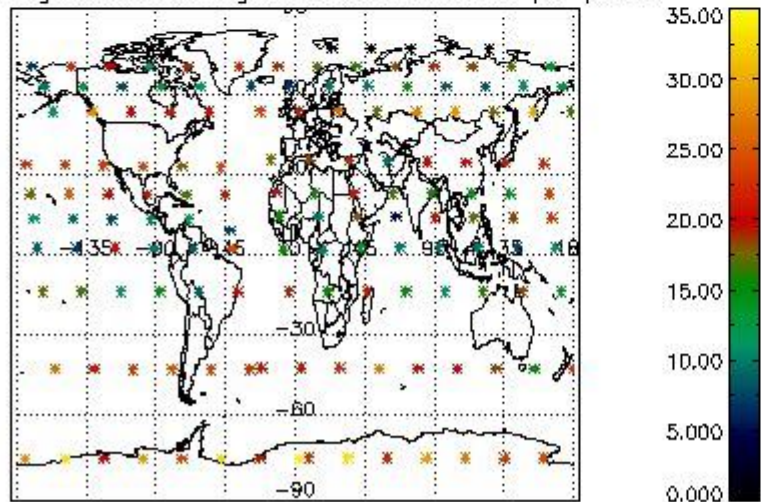
Percentage of cosmic ray hits per profile



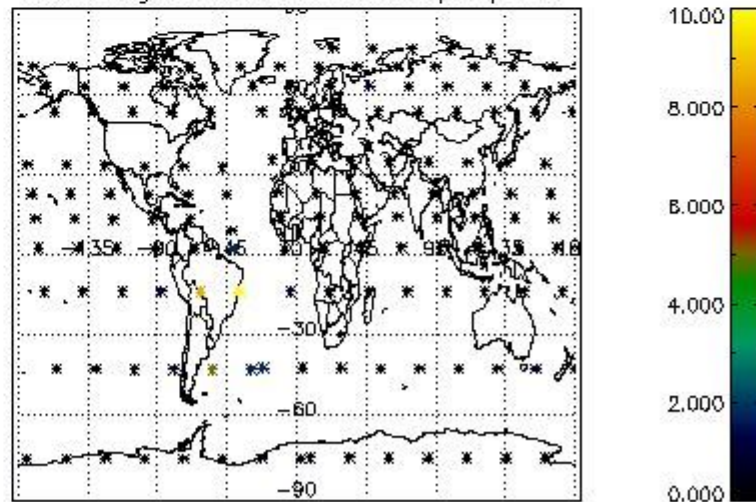
Percentage of datation errors per profile



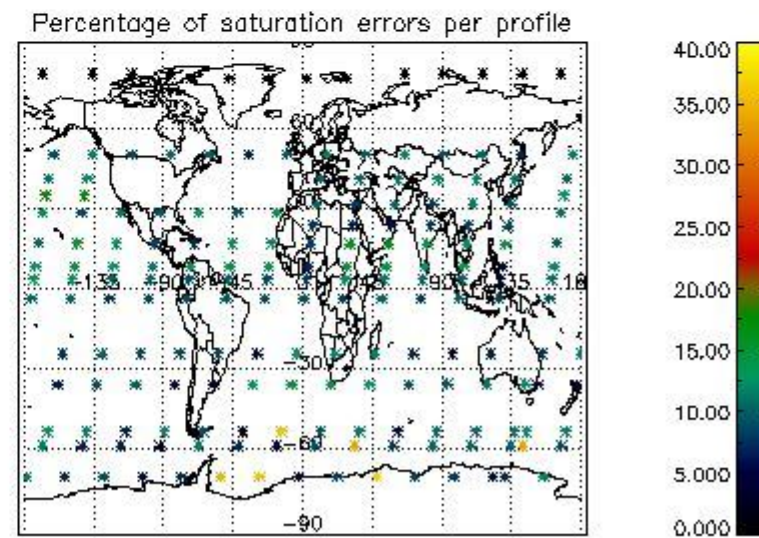
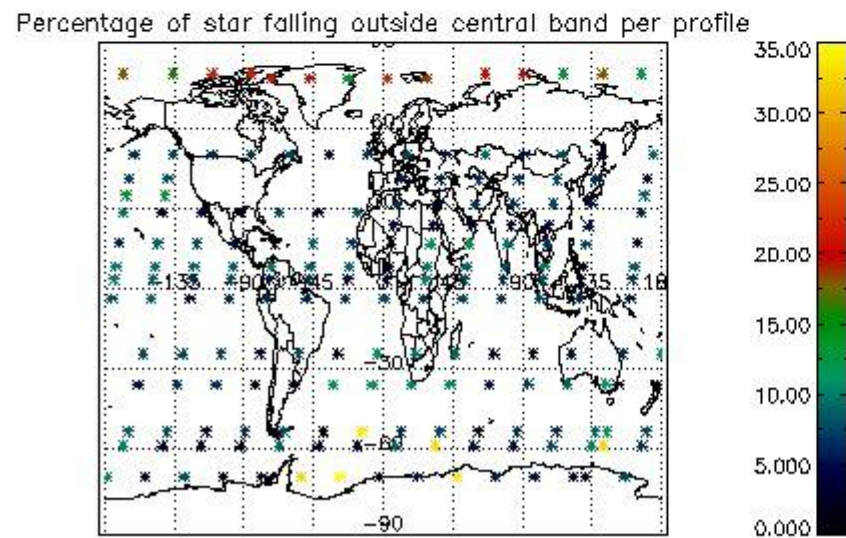
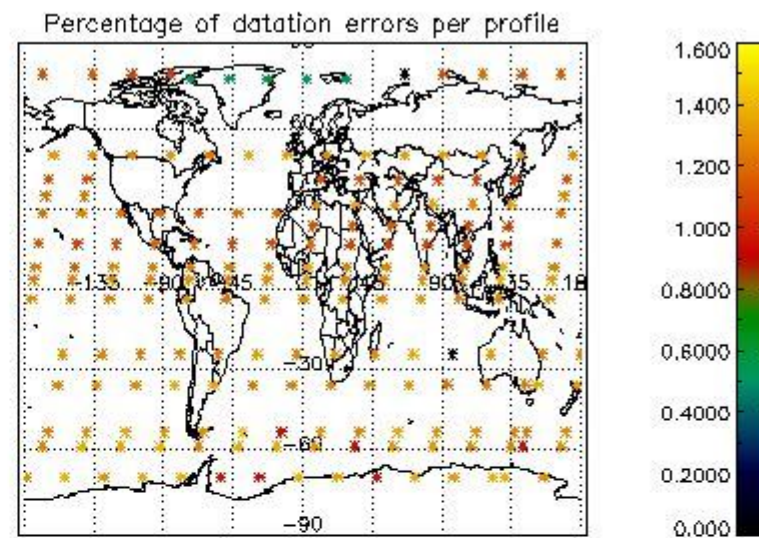
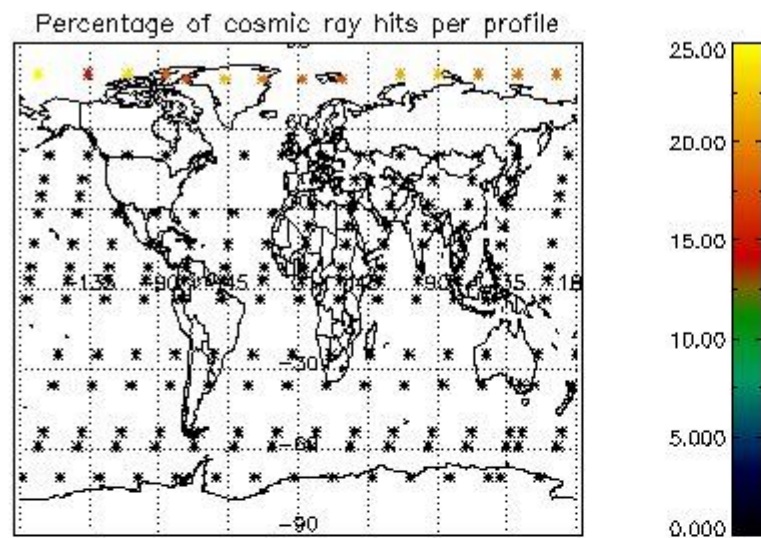
Percentage of star falling outside central band per profile



Percentage of saturation errors per profile



4.2.2 Plot level 1 quality information per product (world map): ENVISAT DESCENDING passes



5. Trace gas profiles

5.1 Ozone statistics based on quality of products

The final quality of the products can be "measured" using the STD (Standard Deviation) attached to every point profile. This information is written to the parameter GOM_NL__2P/NL_LOCAL_SPECIES_DENSITY/o3_std of the level 2 products. The table below shows the statistics for given STD ranges.

The statistics are given with respect to the overall valid production:

- Products without fatal errors: GOM_NL__2P/MPH/PRODUCT_ERR=0
- Valid point profile: GOM_NL__2P/NL_LOCAL_SPECIES_DENSITY/pcd(0)=0

The 'Criteria' is applied to valid points of dark limb products:

- Products in dark limb illumination condition: GOM_NL__2P/NL_SUMMARY_QUALITY/obs_ill_cond=0
- Products without fatal errors: GOM_NL__2P/MPH/PRODUCT_ERR=0
- Valid point profile: GOM_NL__2P/NL_LOCAL_SPECIES_DENSITY/pcd(0)=0

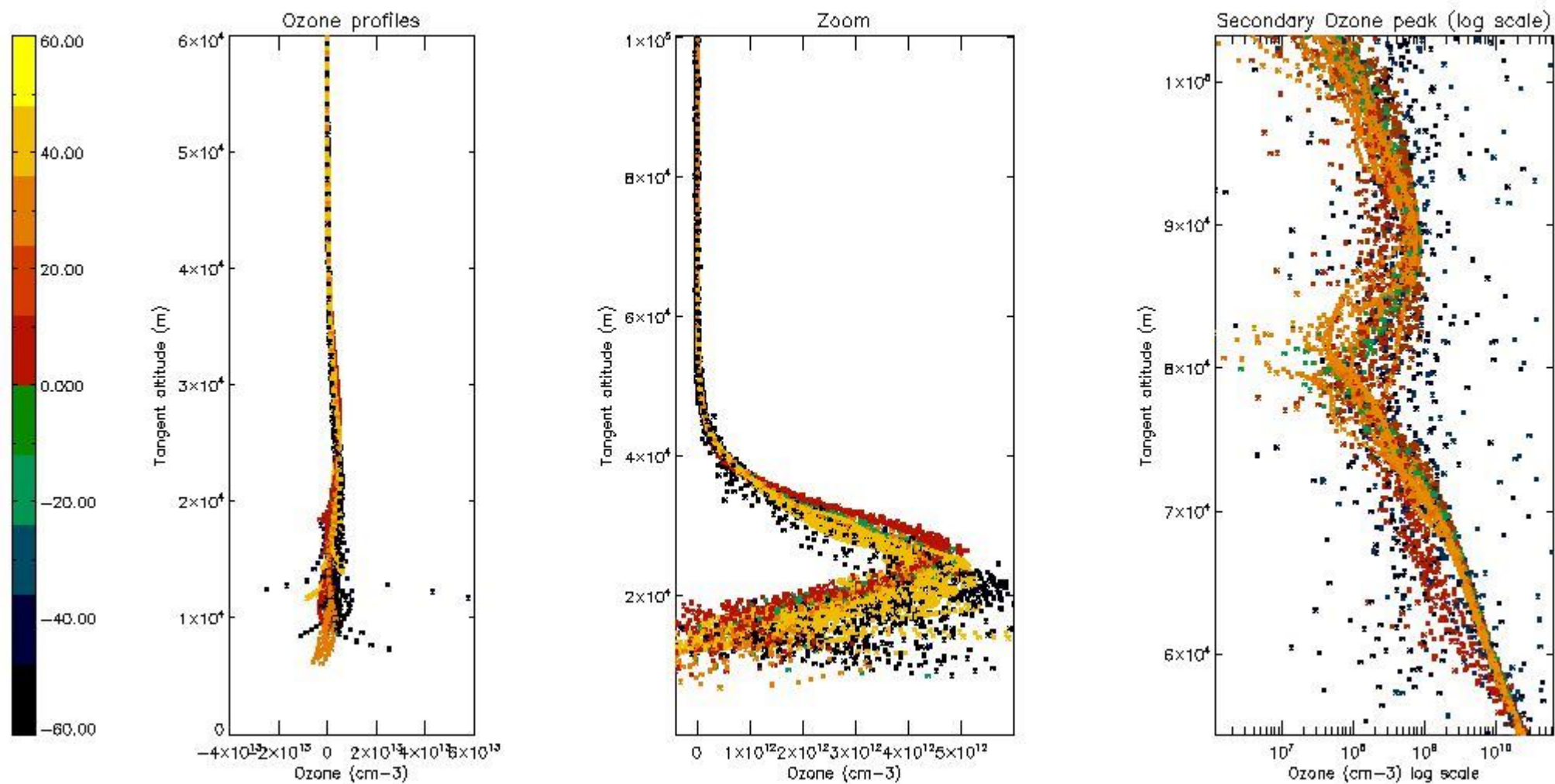
So, the table below shows the percentage of dark limb and valid observations for each criteria with respect to the overall valid daily observations.

Criteria	% of total production
All STD	40
STD < 20	25

STD < 10	23
STD < 5	20

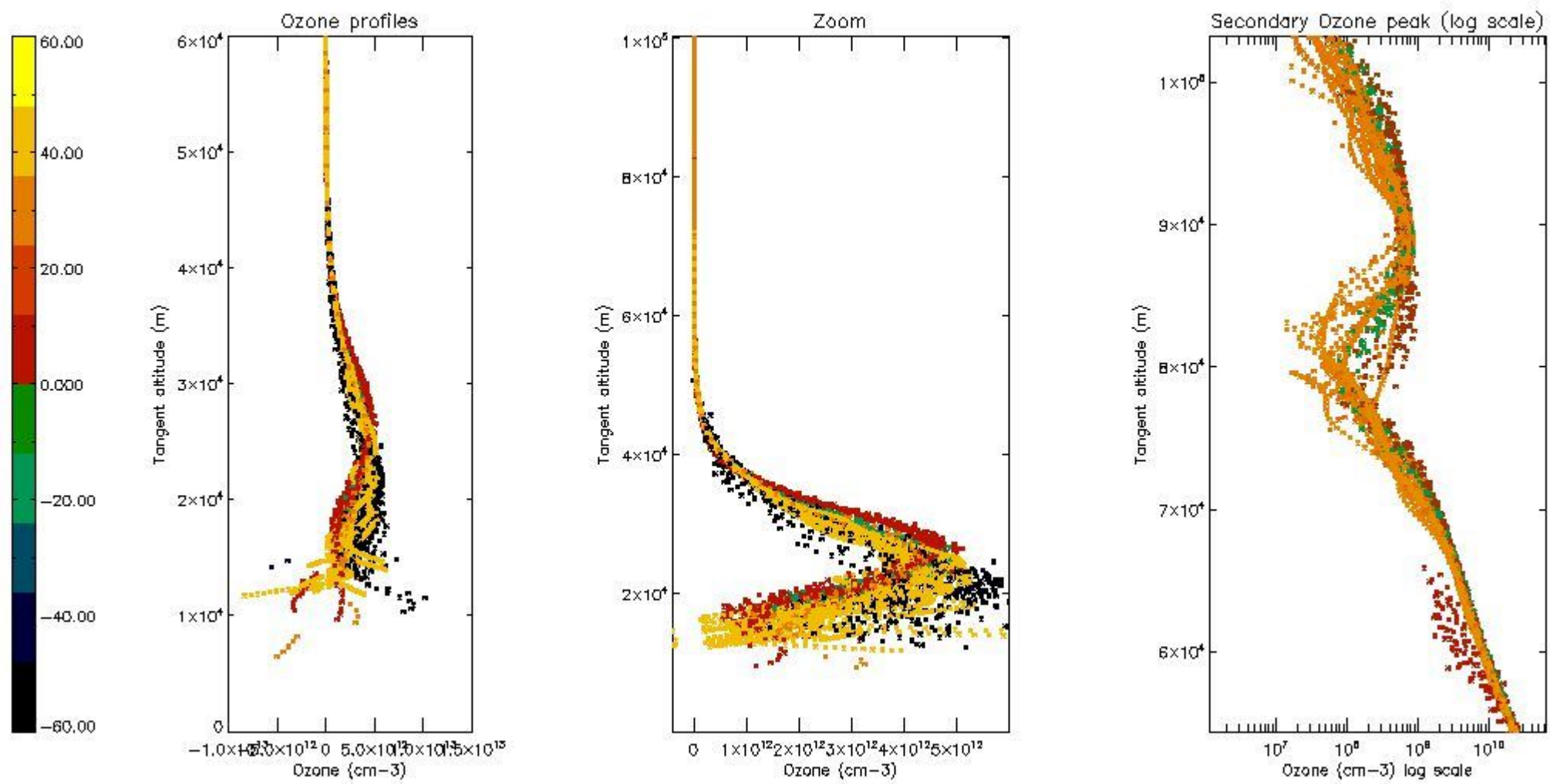
5.2 Plot ozone profiles for all STD (dark without errors)

The colorbar represents the latitude.



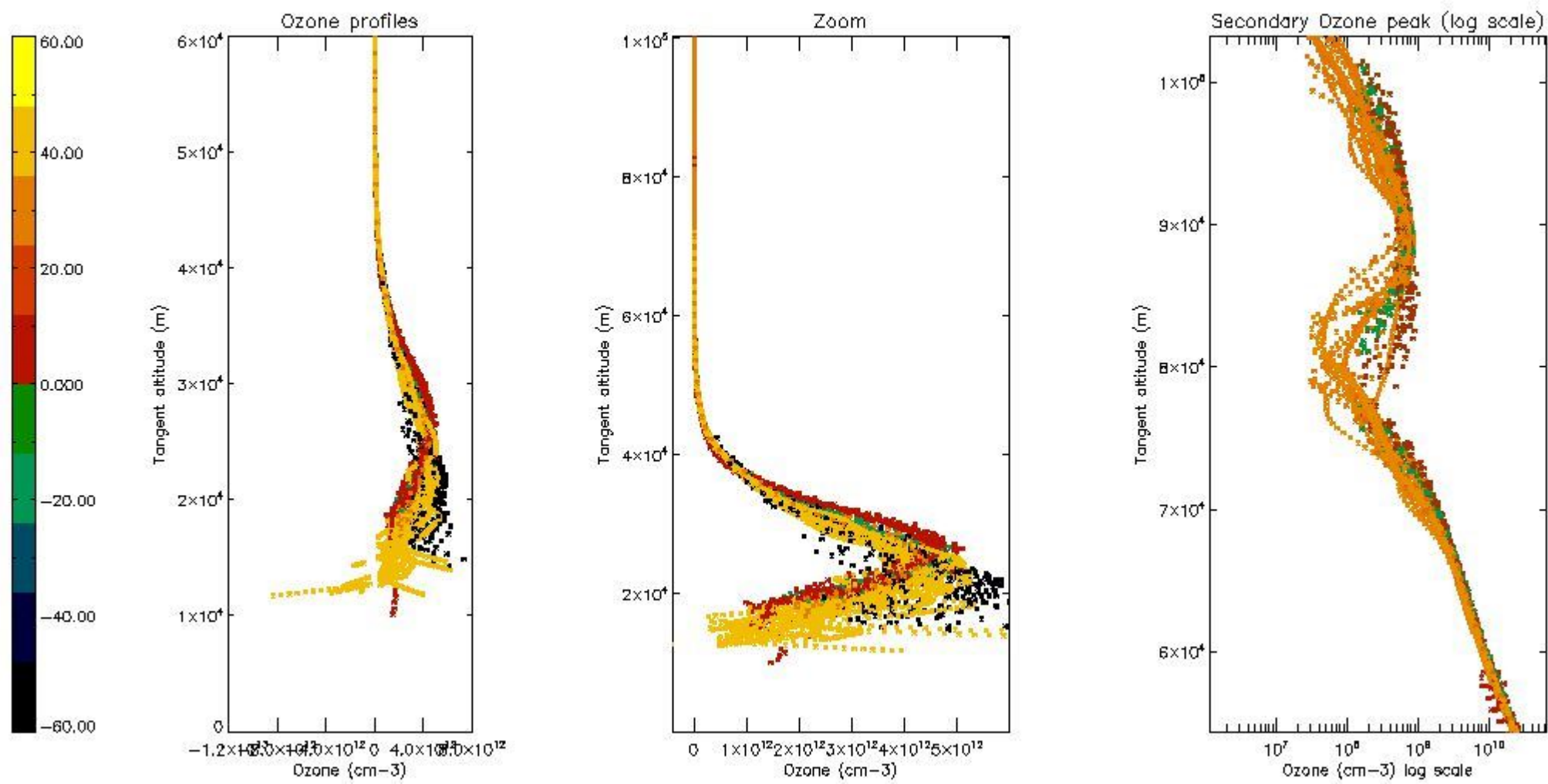
5.3 Plot ozone profiles where STD < 20% (dark without errors)

The colorbar represents the latitude.



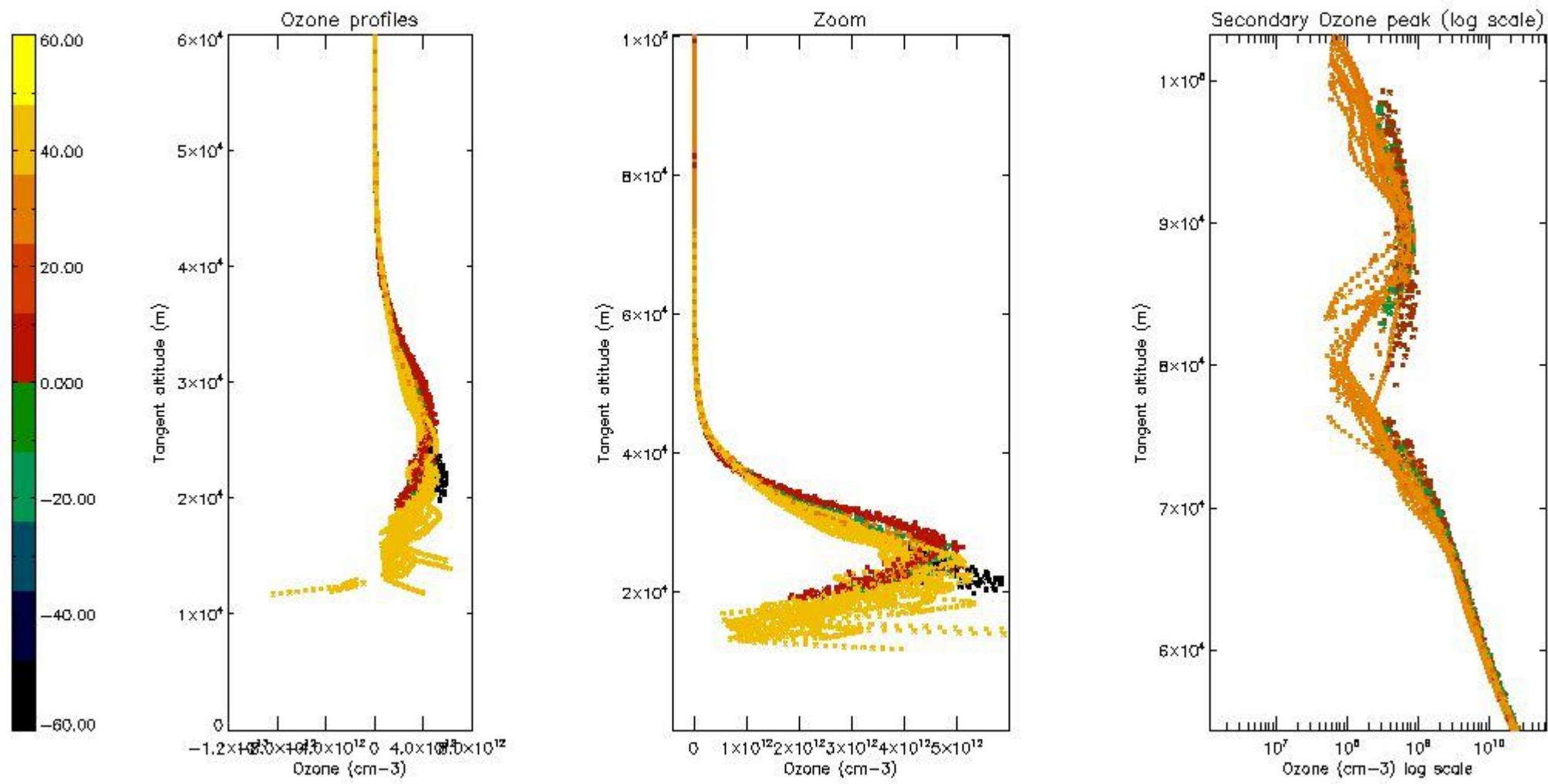
5.4 Plot ozone profiles where STD < 10% (dark without errors)

The colorbar represents the latitude.



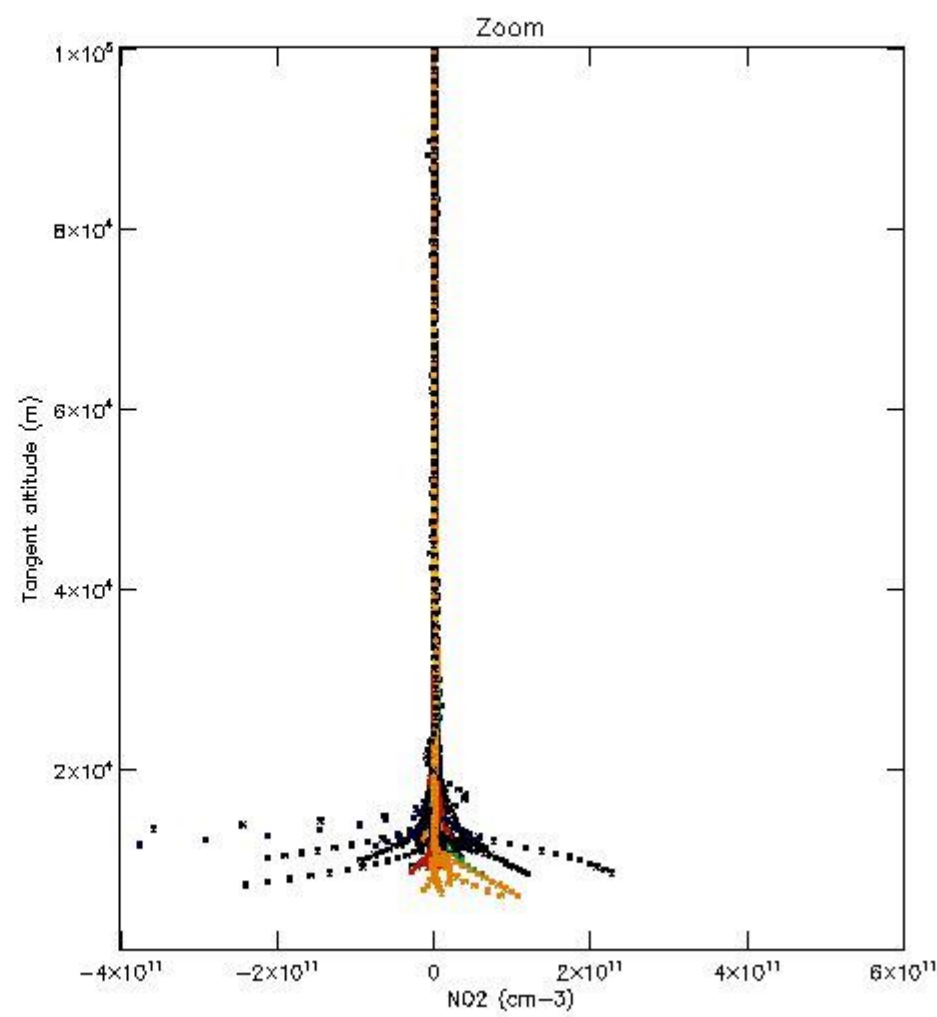
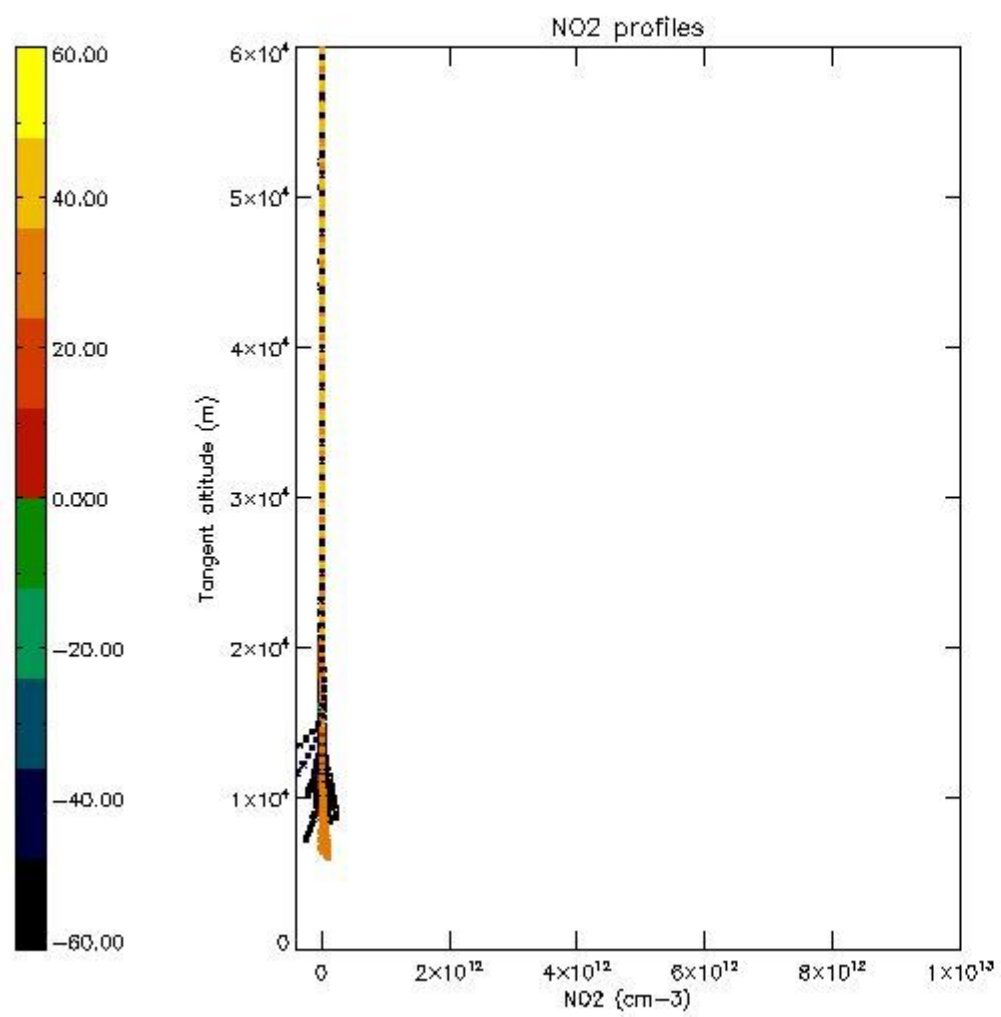
5.5 Plot ozone profiles where STD < 5% (dark without errors)

The colorbar represents the latitude.



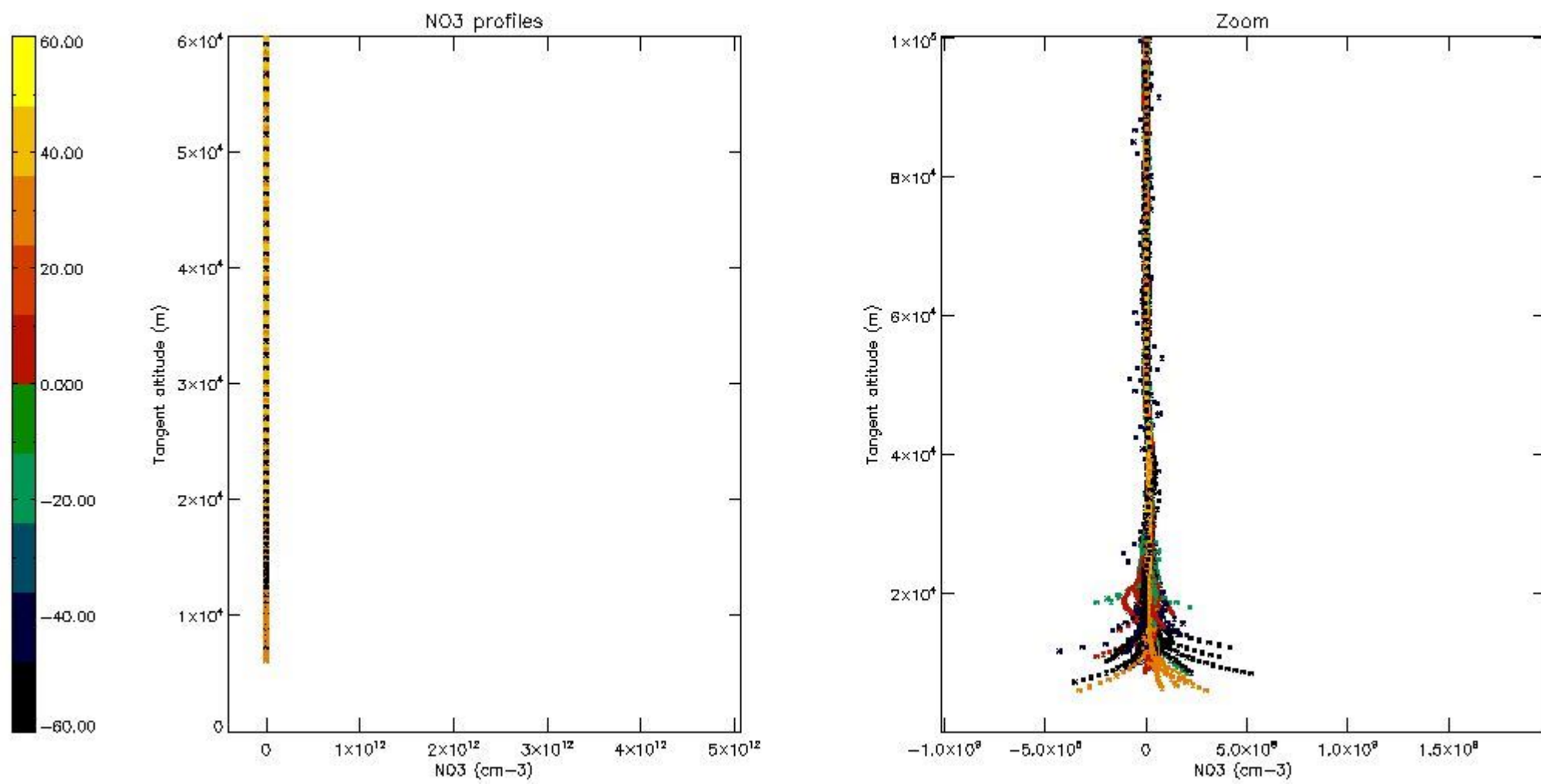
5.6 Plot NO₂ profiles for all STD (dark without errors)

The colorbar represents the latitude.



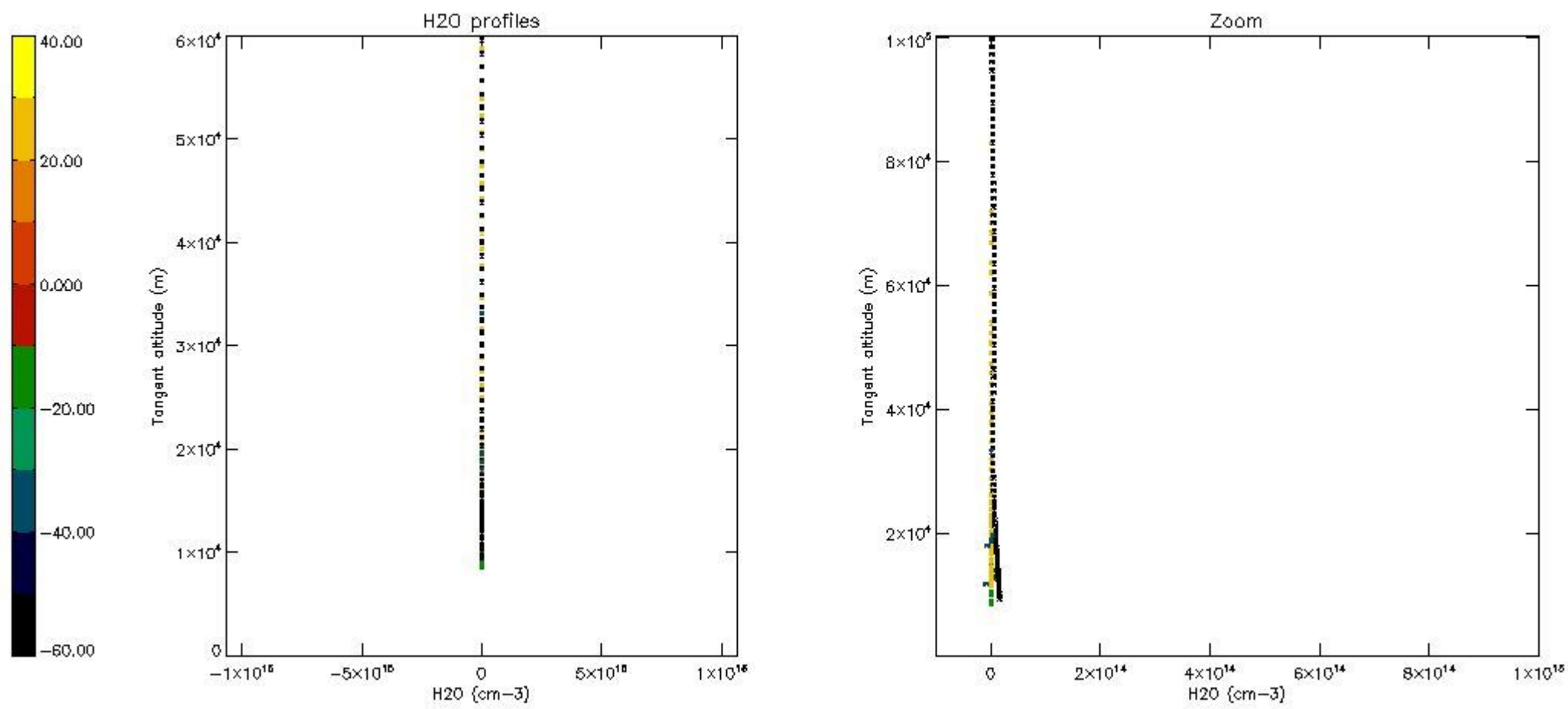
5.7 Plot NO3 profiles for all STD (dark without errors)

The colorbar represents the latitude.



5.8 Plot H₂O profiles for all STD (only for occultations of stars 1,2,3,4,13,14,16,26,63 dark without errors)

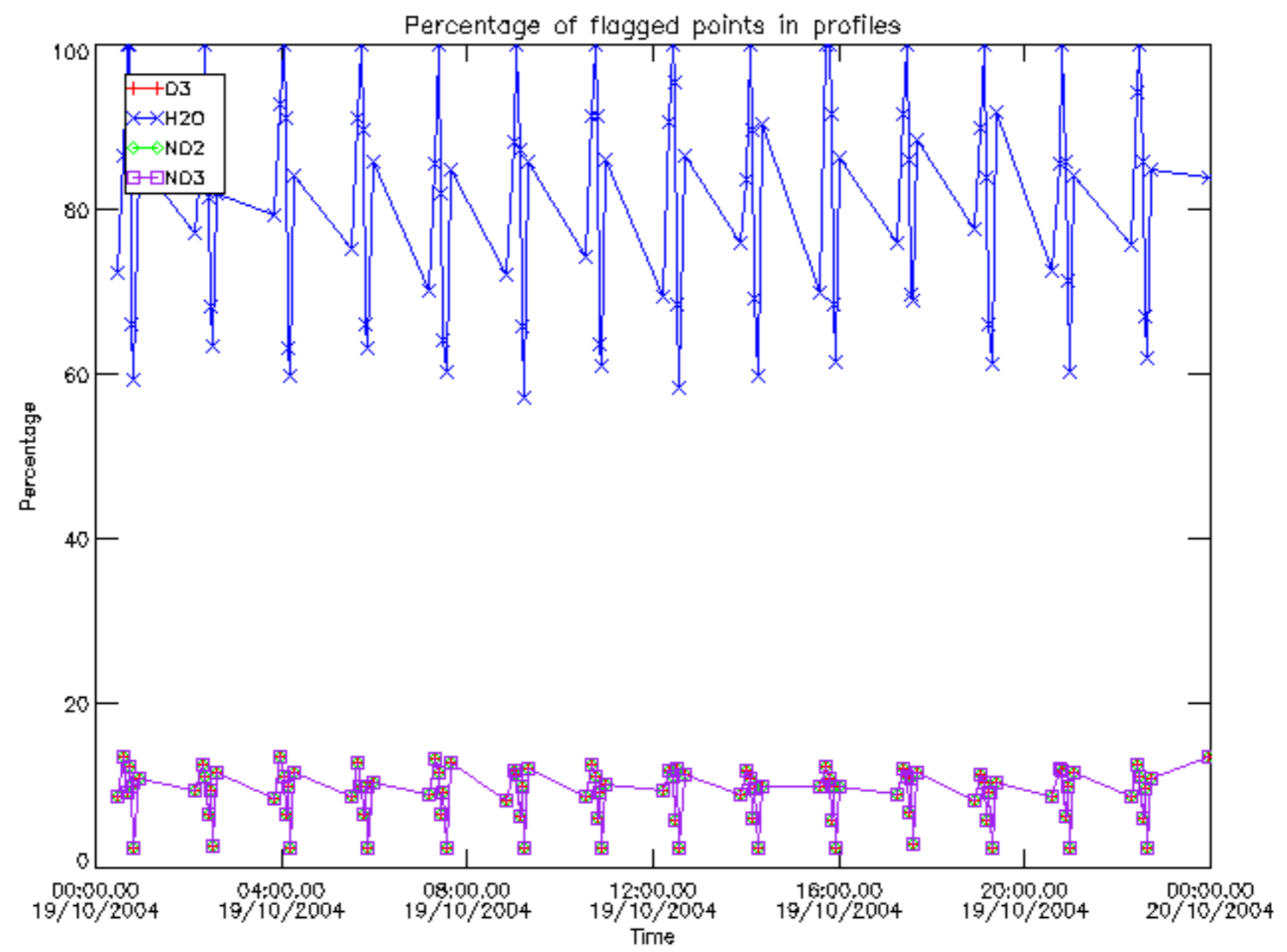
The colorbar represents the latitude.



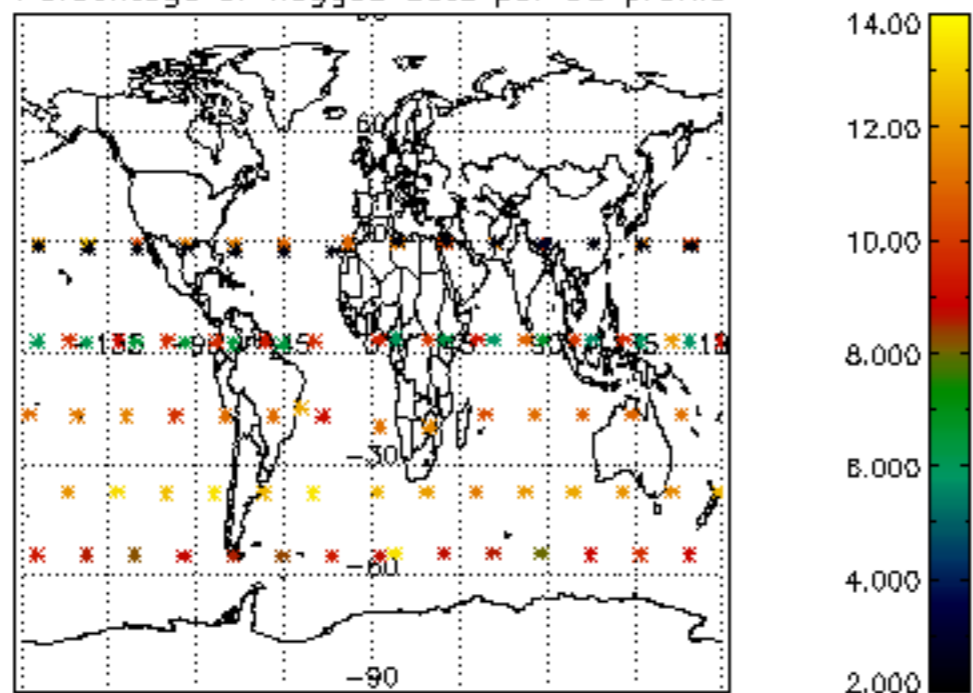
6. Auxiliary Data Files used for the production reported in section 2

The number reported in the third column indicates since which file (see list in section 2) the corresponding auxiliary file has been used. The fourth column is the date of those product files.

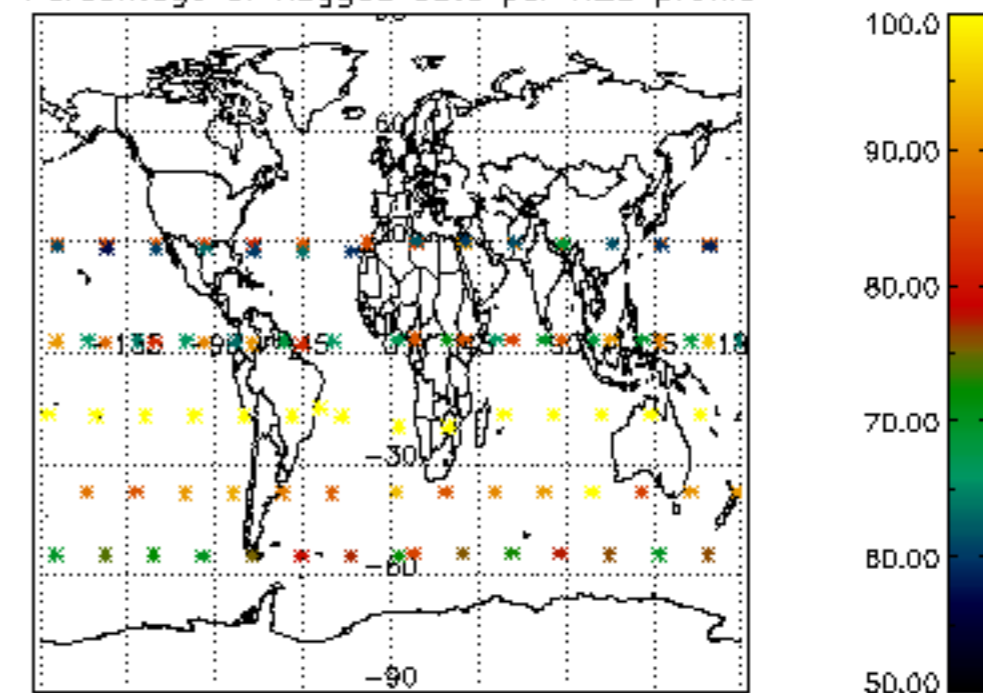
Type	Auxiliary Filename	Used since product	Used since product date
INST_PHYS_CHARACTERISTICS	GOM_INS_AXVIEC20091111_143220_20030716_120000_20500101_000000	1	19-OCT-2004 00:00:19
LEVEL-2_PROC_CONFIG	GOM_PR2_AXVIEC20091111_152718_20020301_000000_20500101_000000	1	19-OCT-2004 00:00:19
CROSS_SECTIONS_FILE	GOM_CRS_AXVIEC20091111_154832_20020301_000000_20500101_000000	1	19-OCT-2004 00:00:19



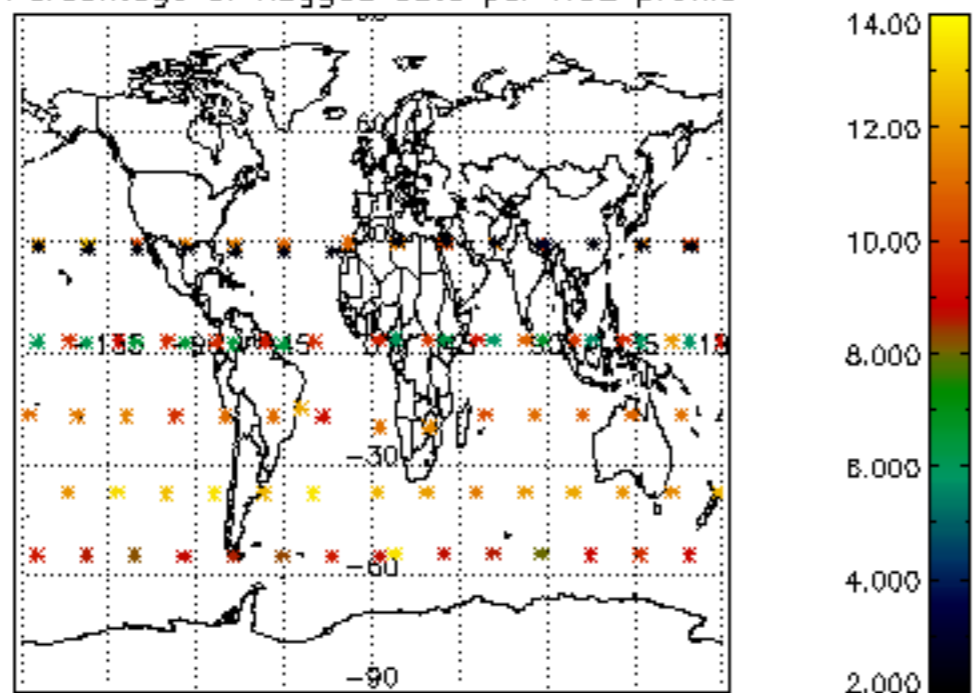
Percentage of flagged data per D3 profile



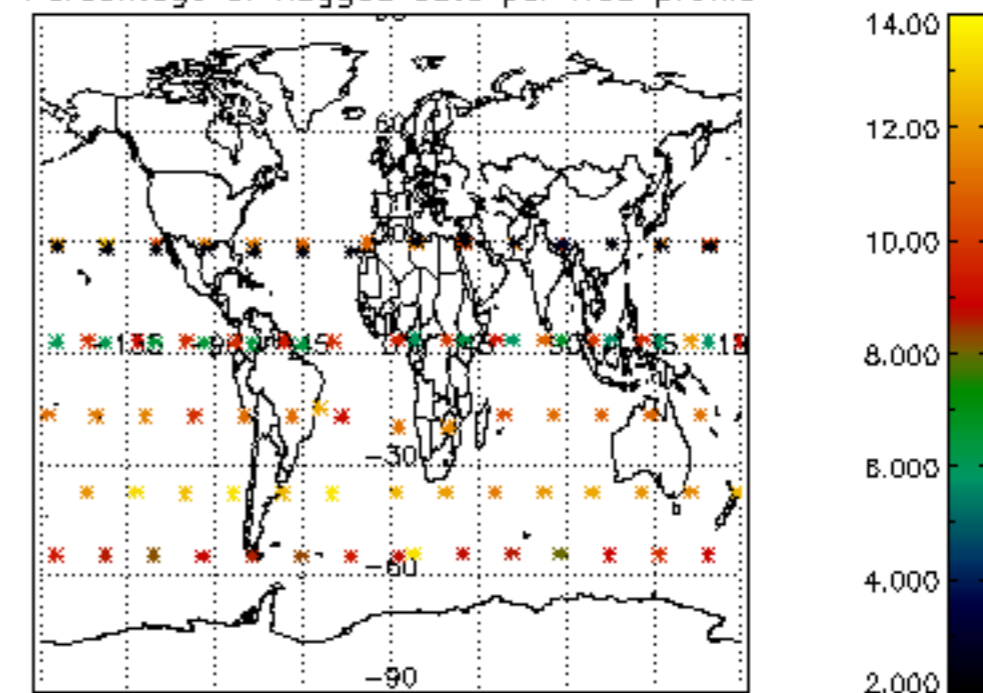
Percentage of flagged data per H2O profile

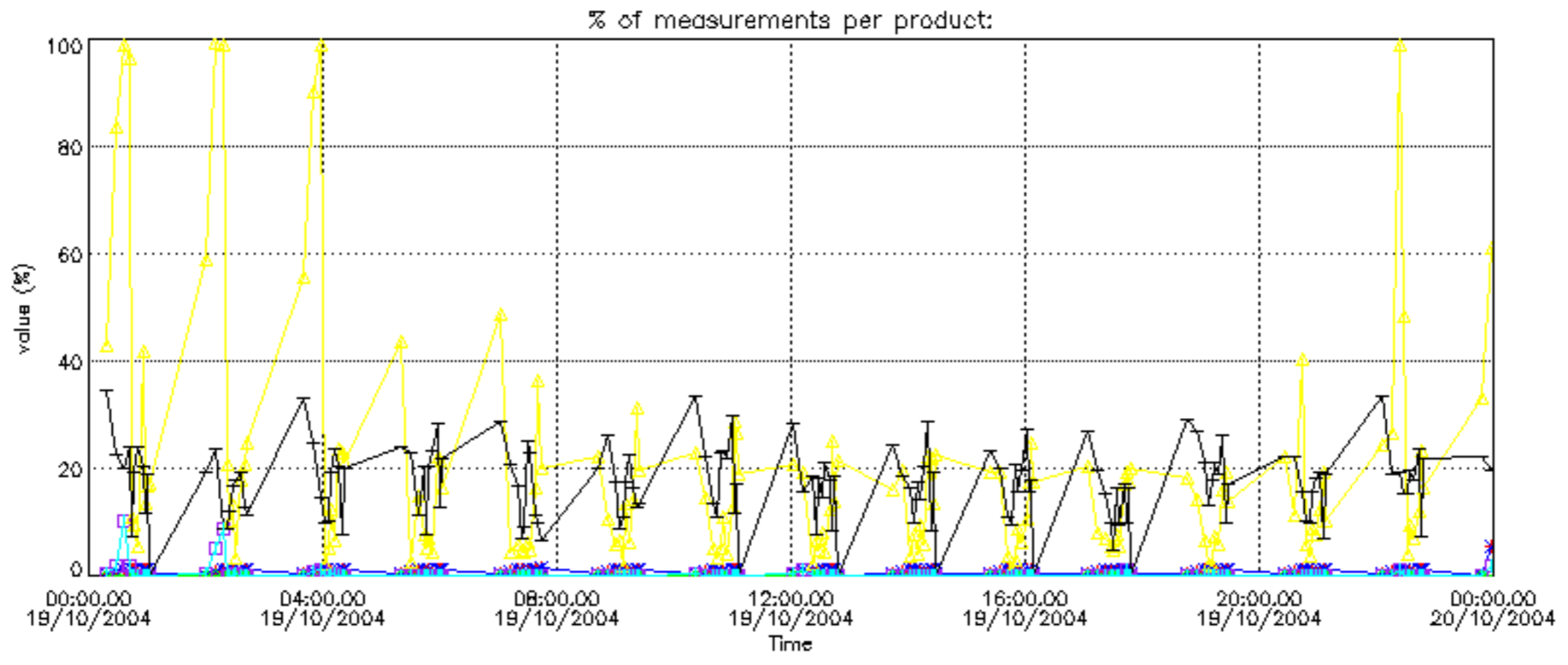


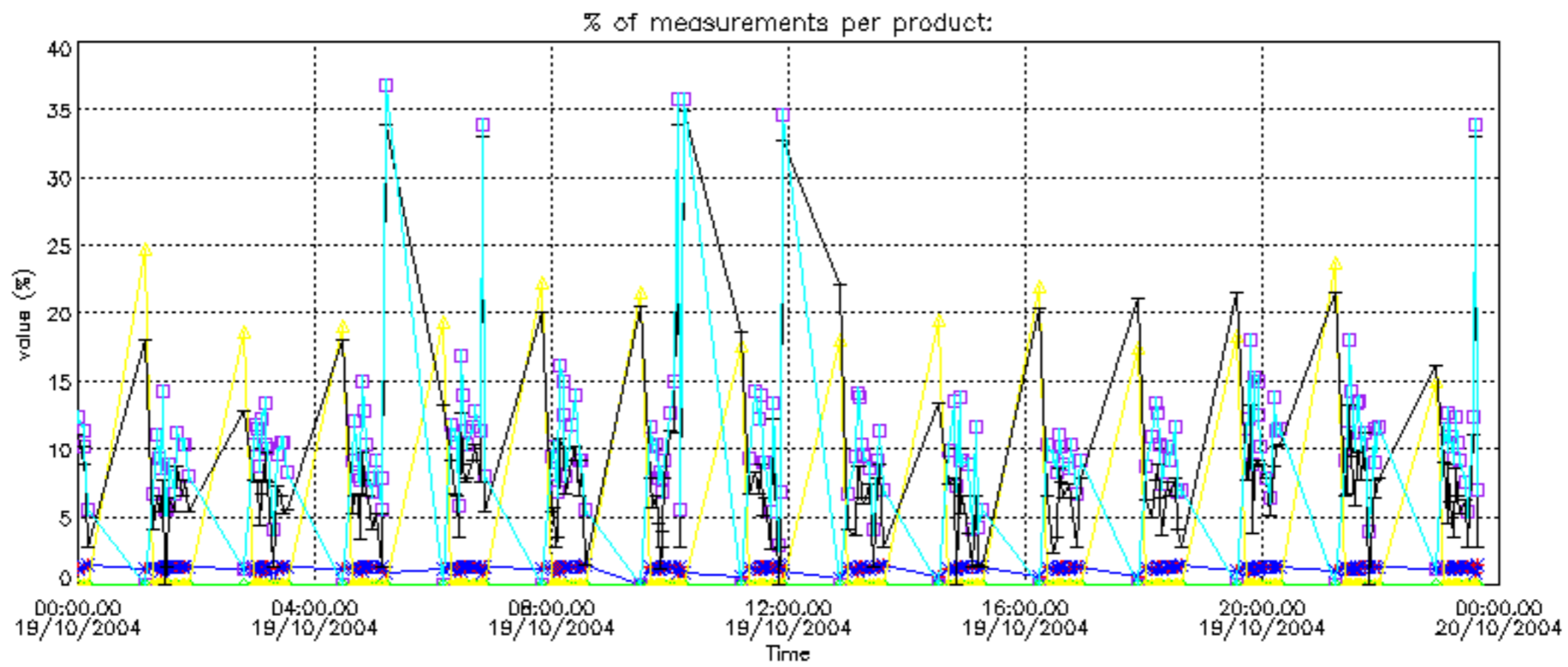
Percentage of flagged data per NO2 profile



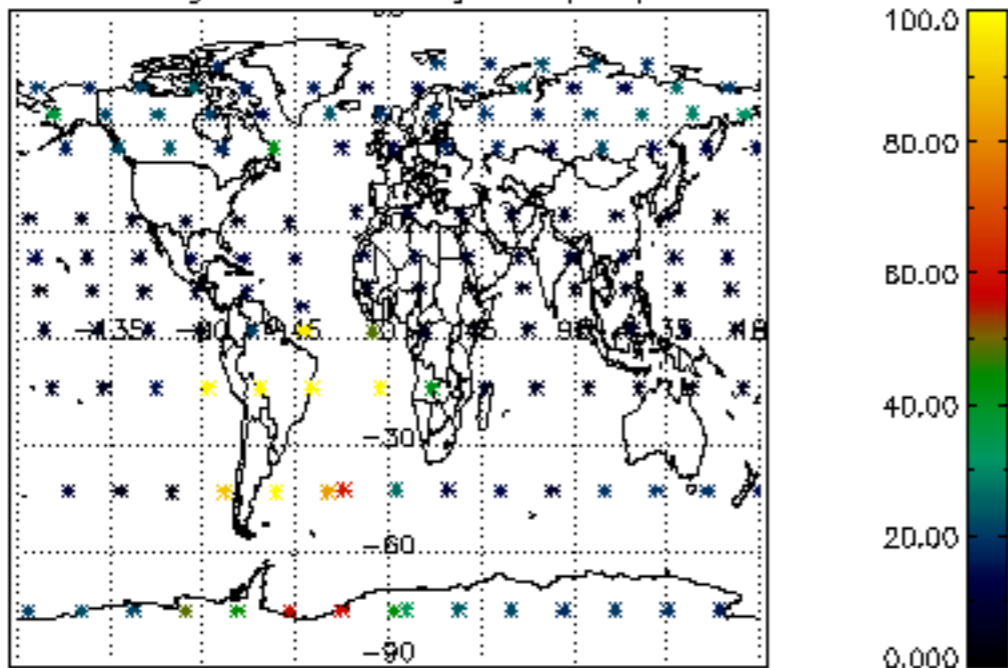
Percentage of flagged data per NO3 profile



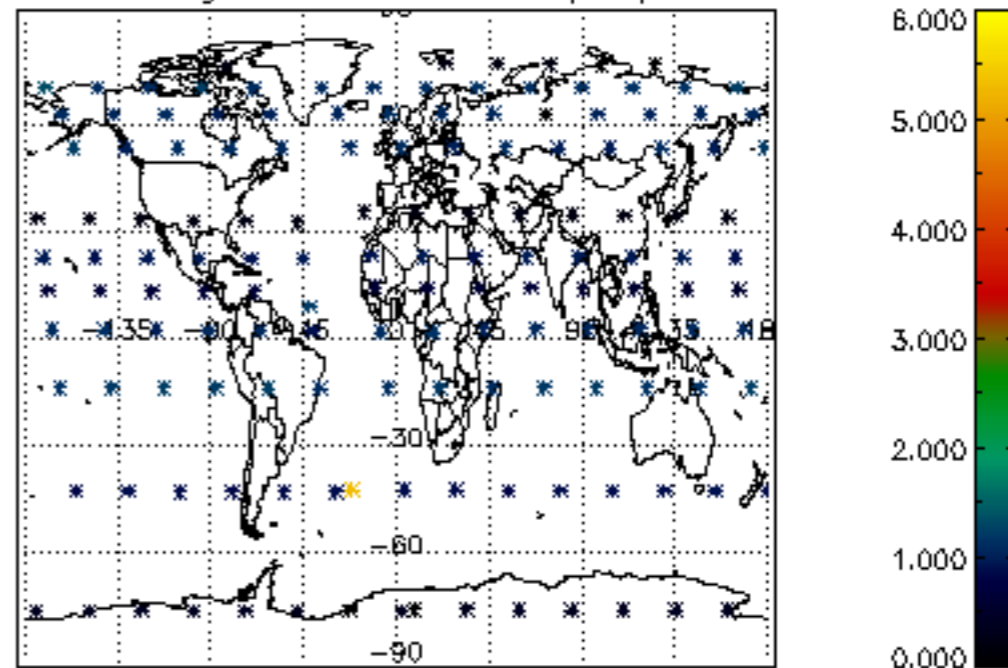




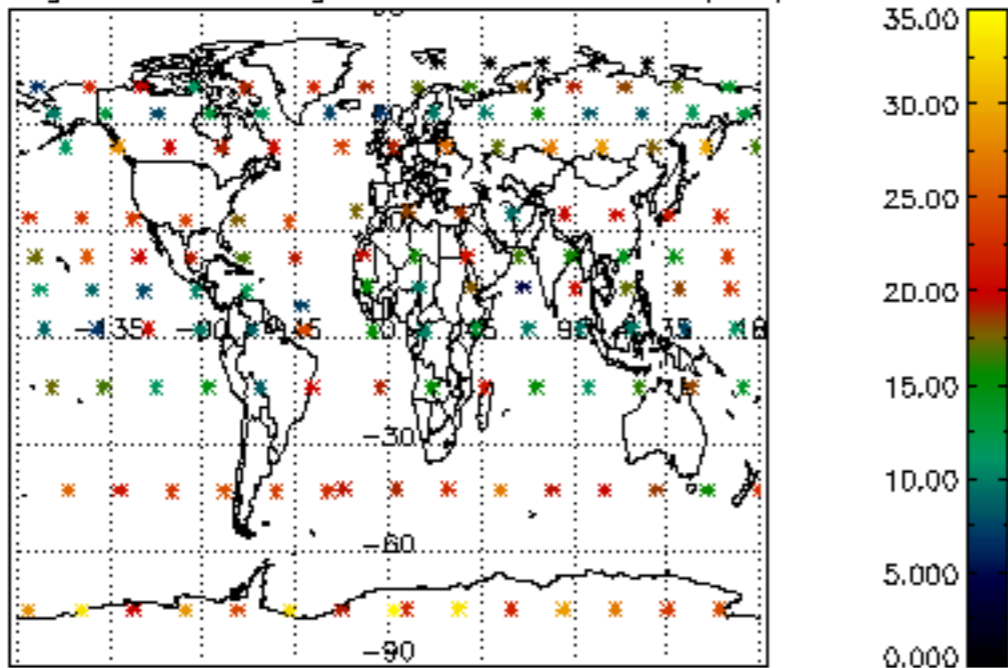
Percentage of cosmic ray hits per profile



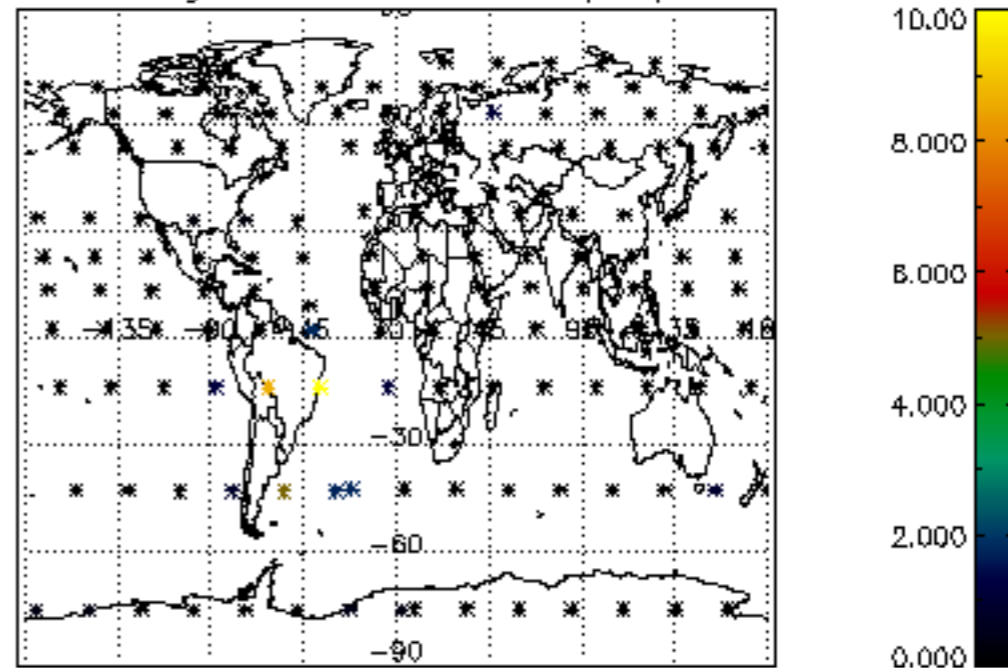
Percentage of datation errors per profile



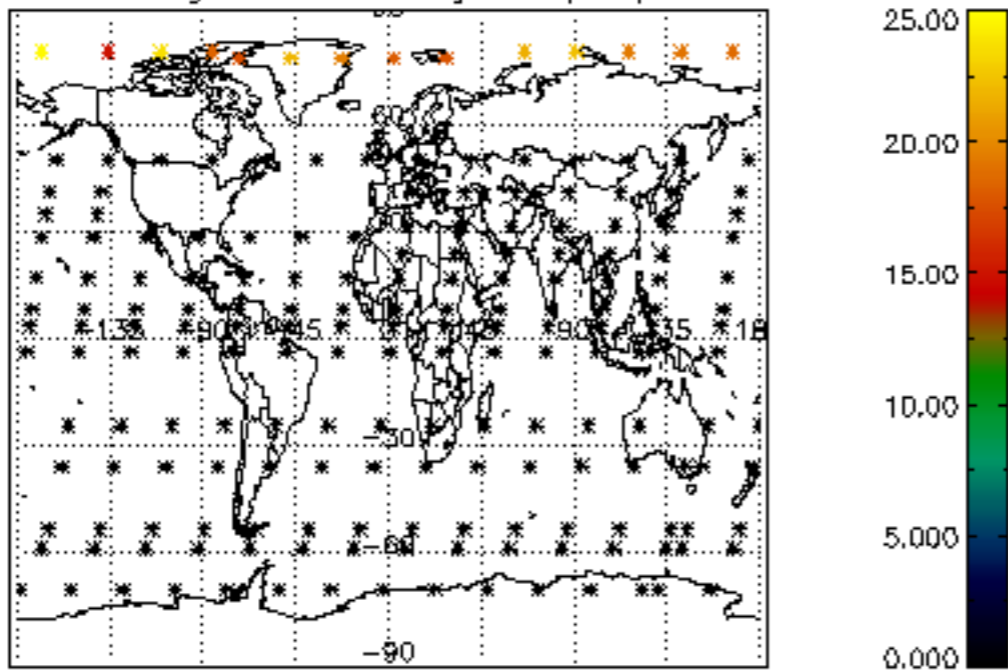
Percentage of star falling outside central band per profile



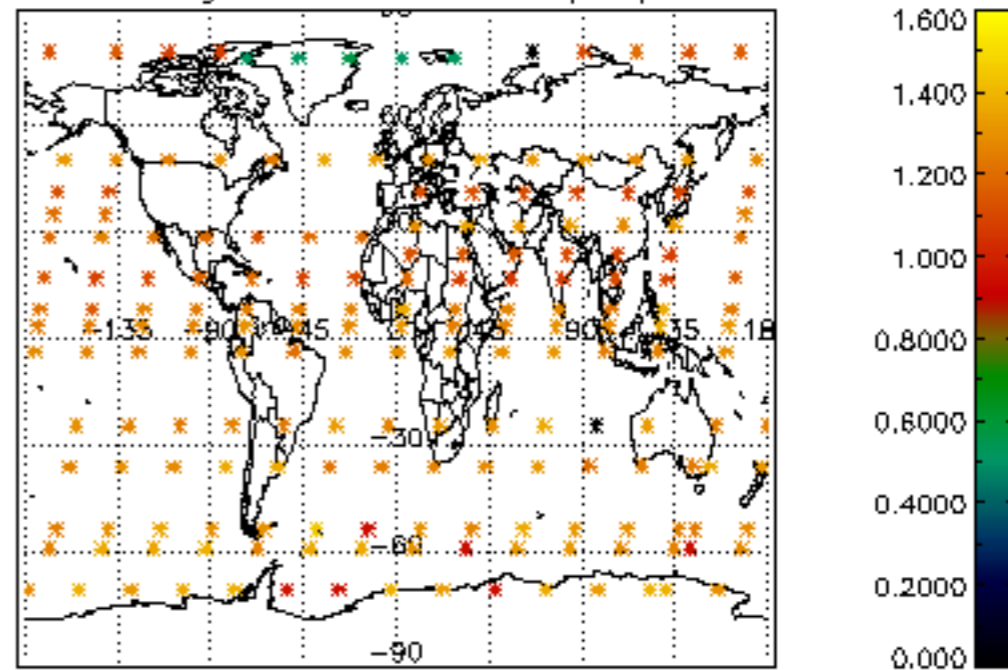
Percentage of saturation errors per profile



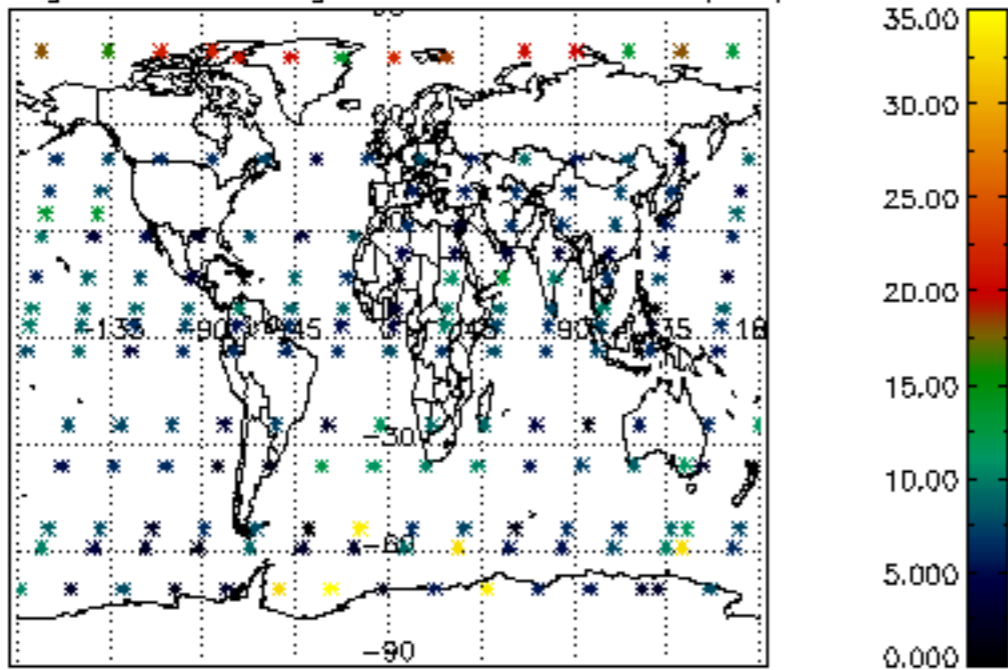
Percentage of cosmic ray hits per profile



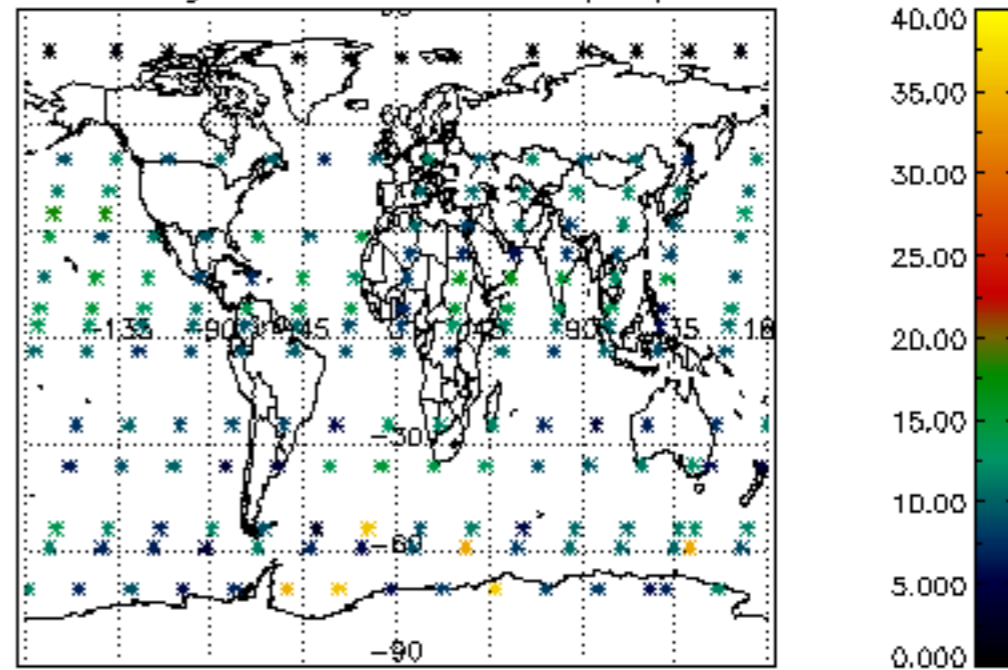
Percentage of datation errors per profile

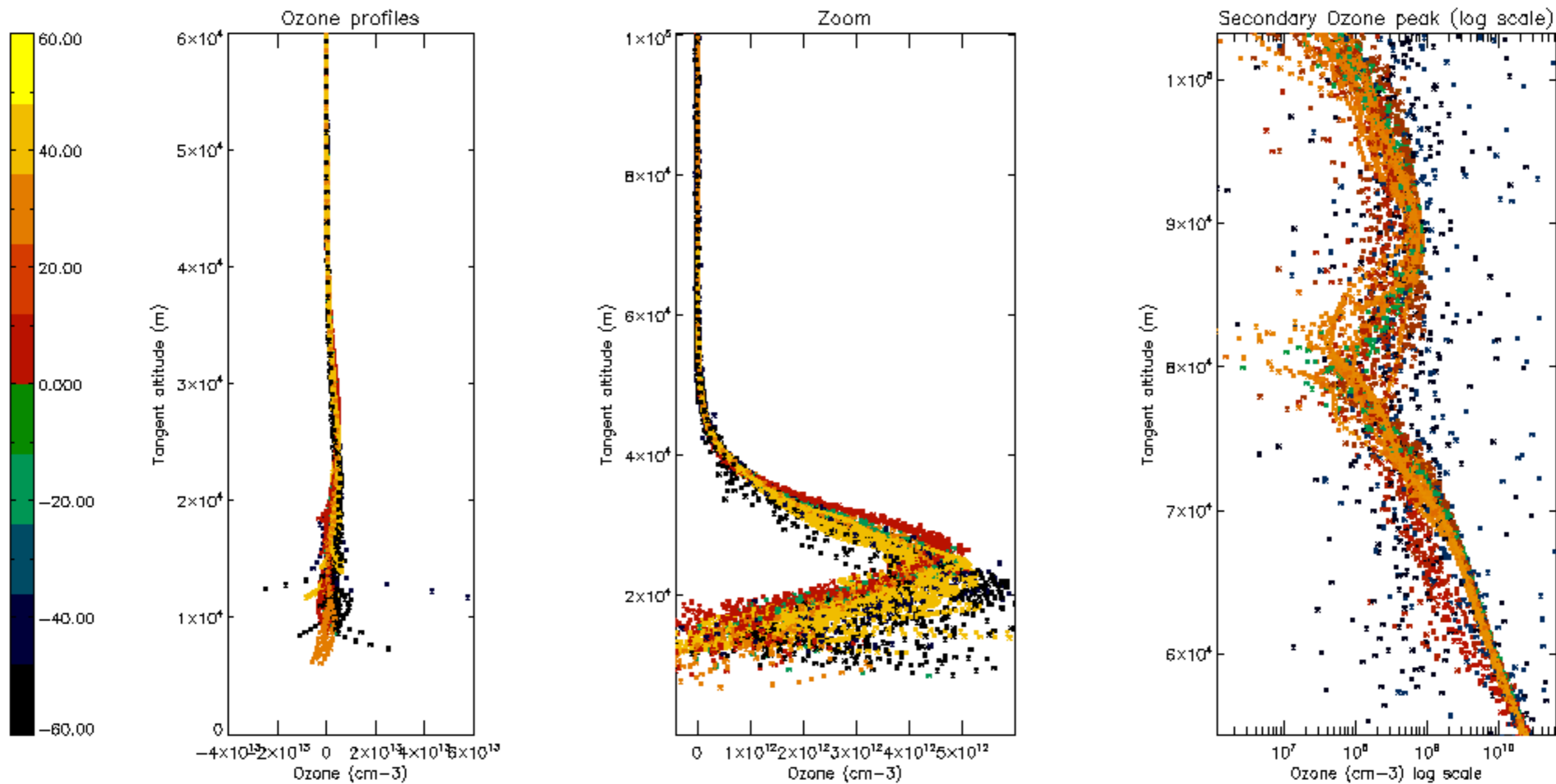


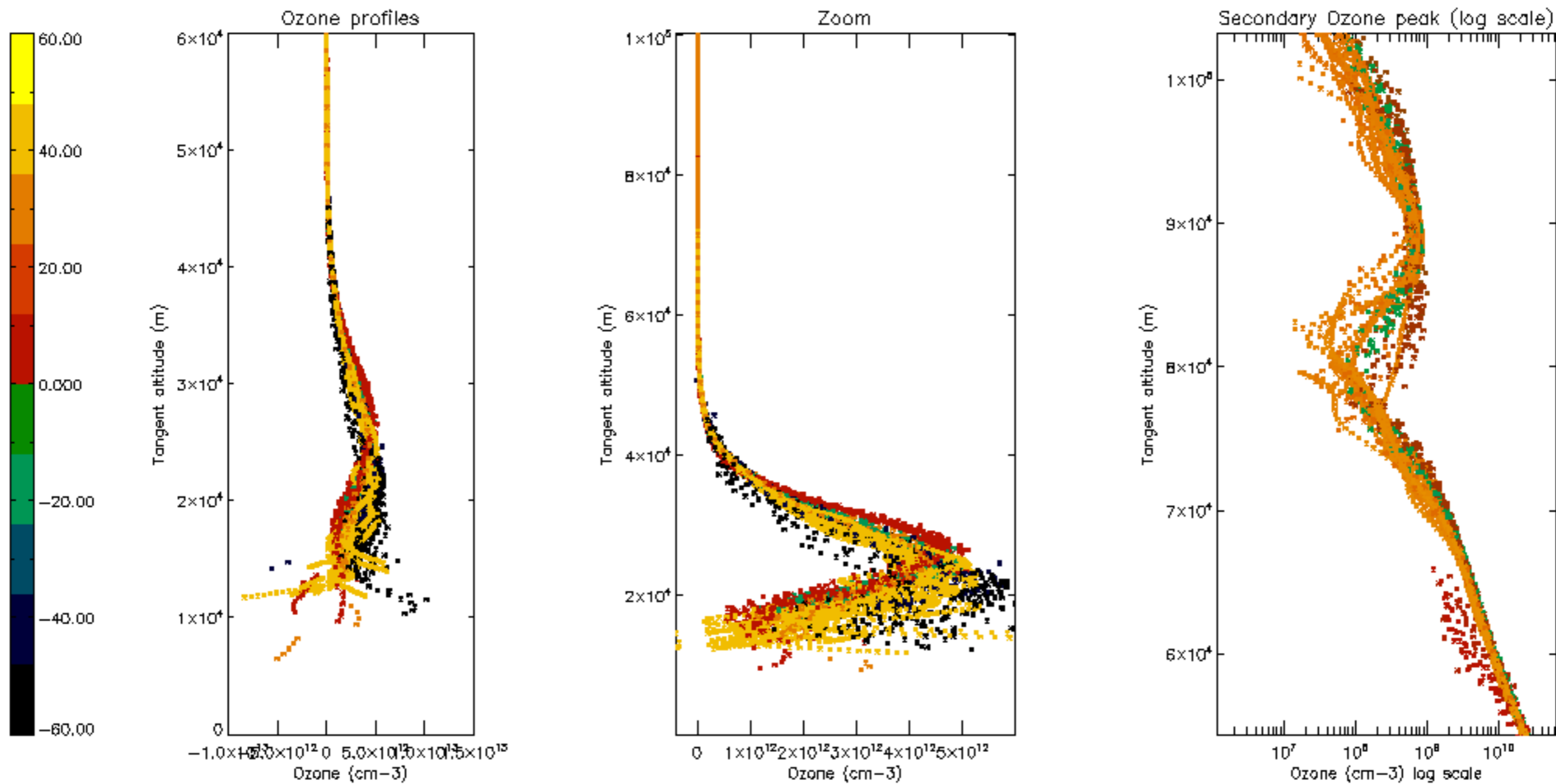
Percentage of star falling outside central band per profile

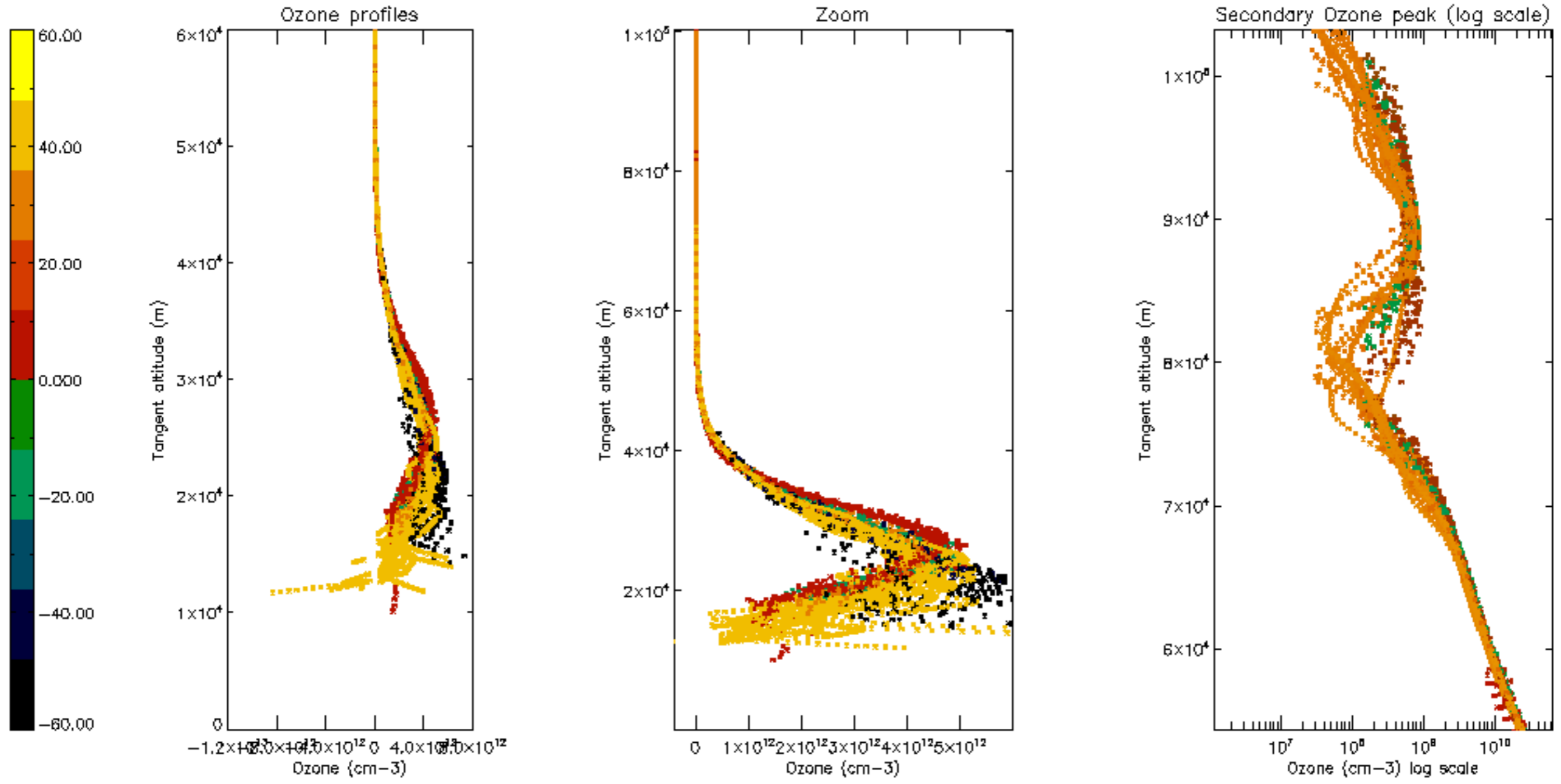


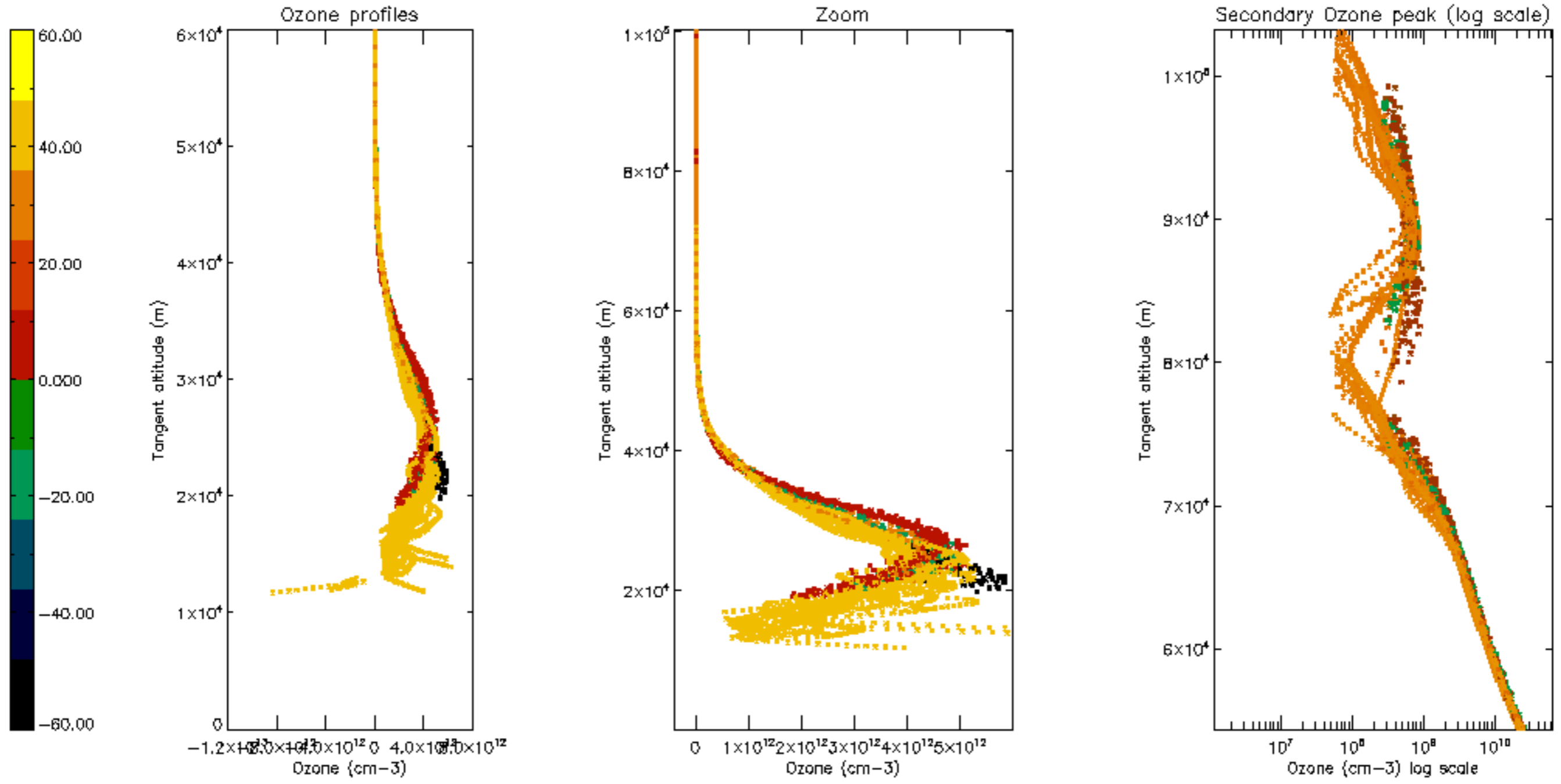
Percentage of saturation errors per profile

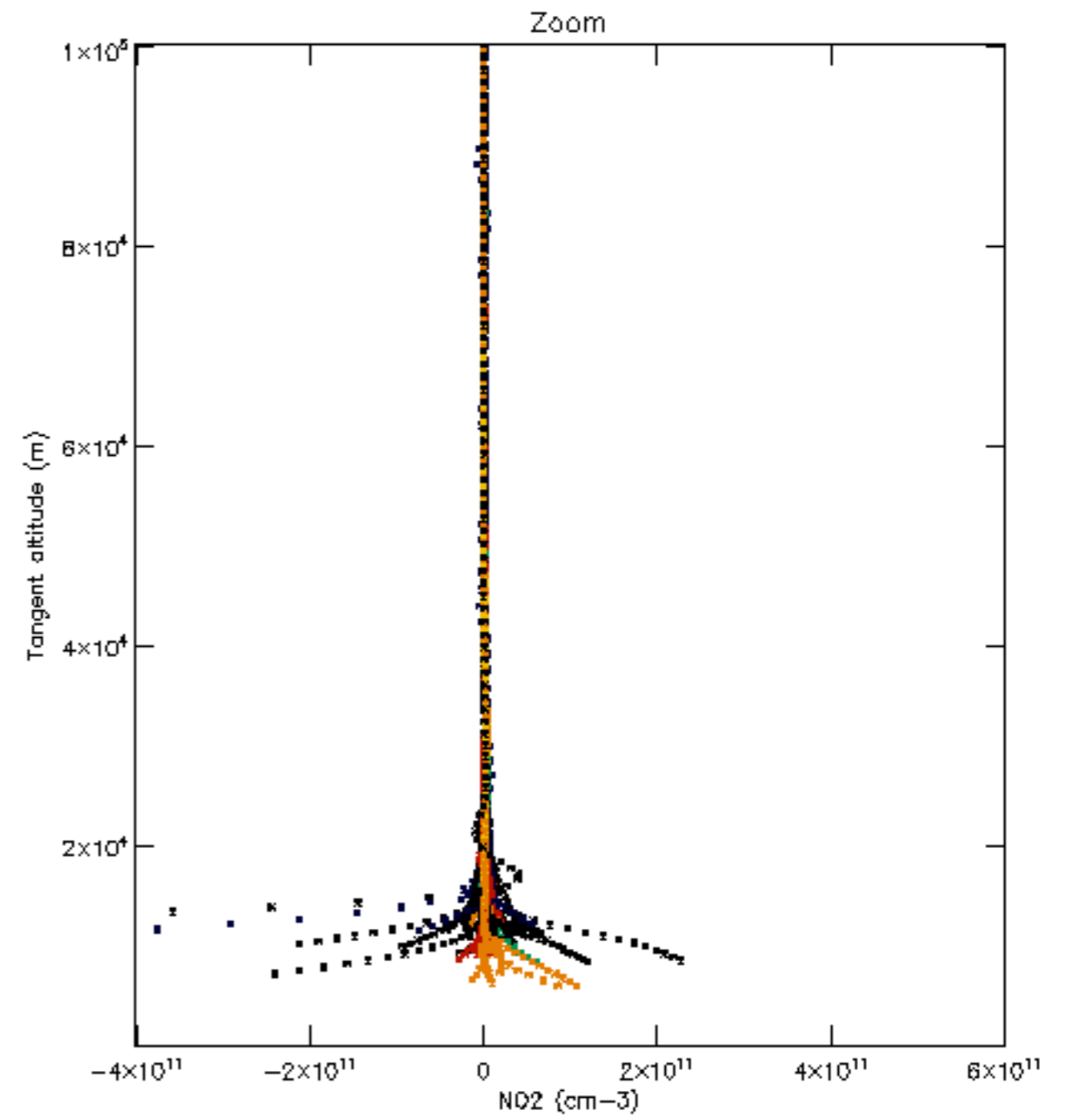
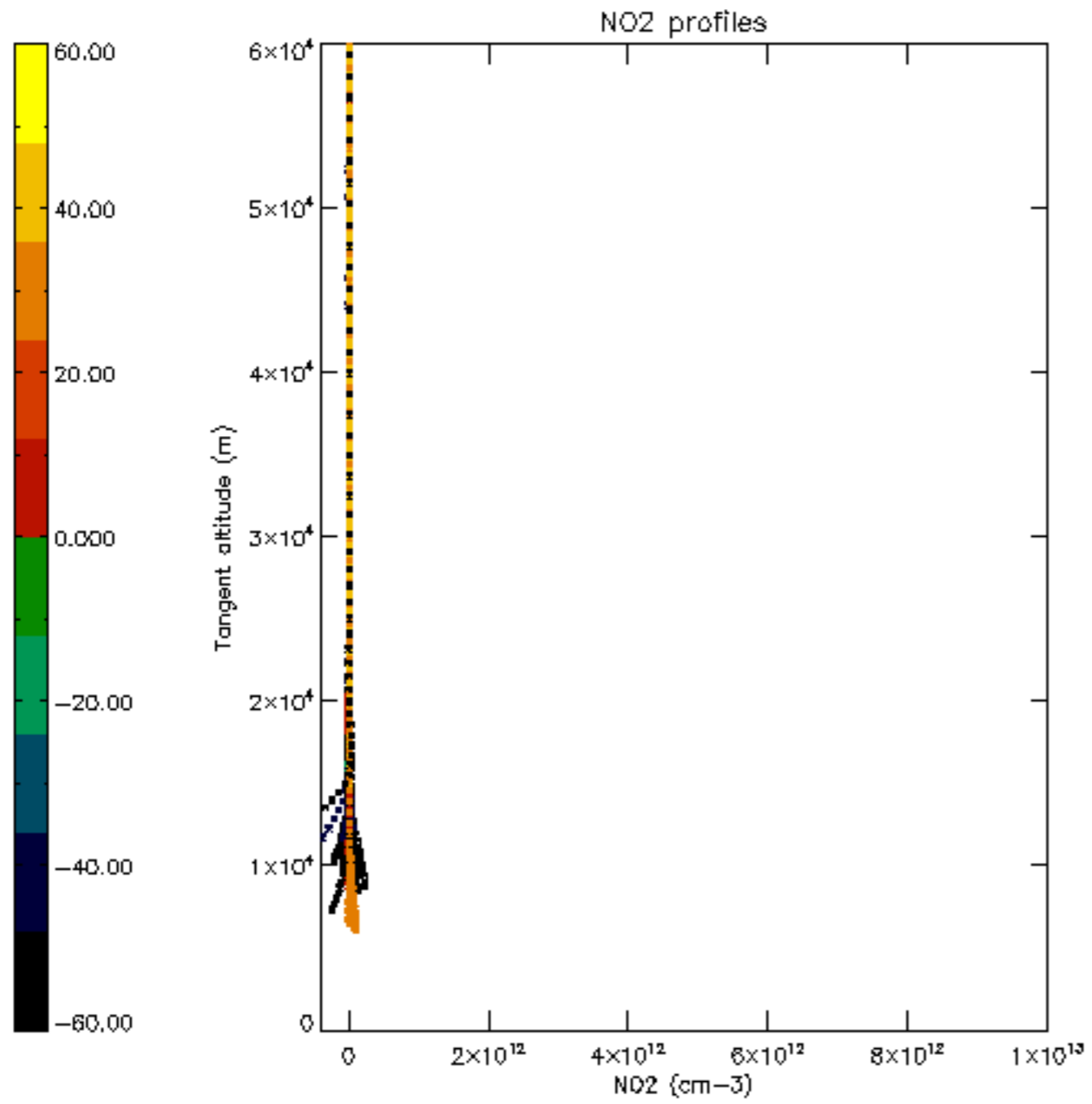


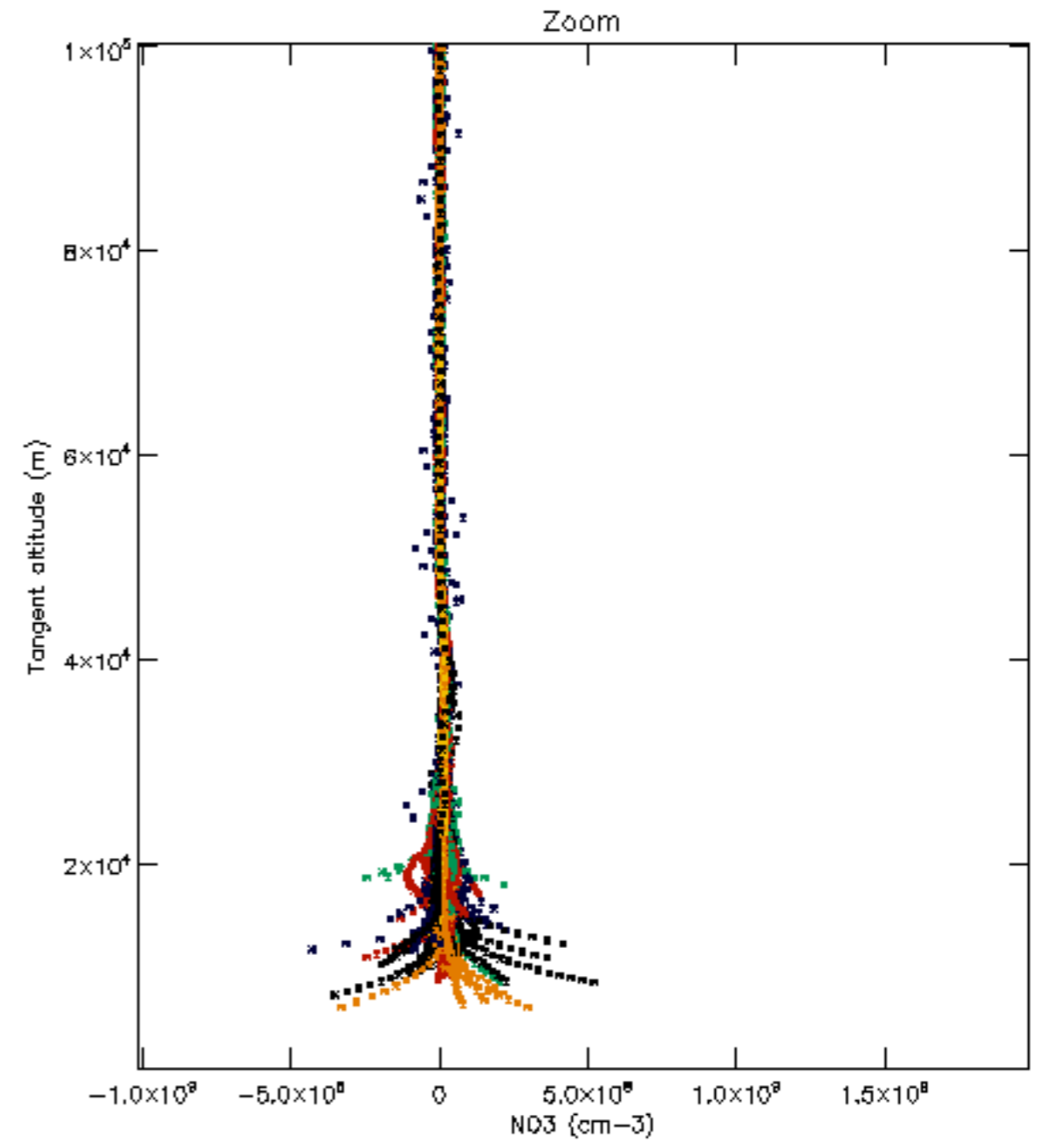
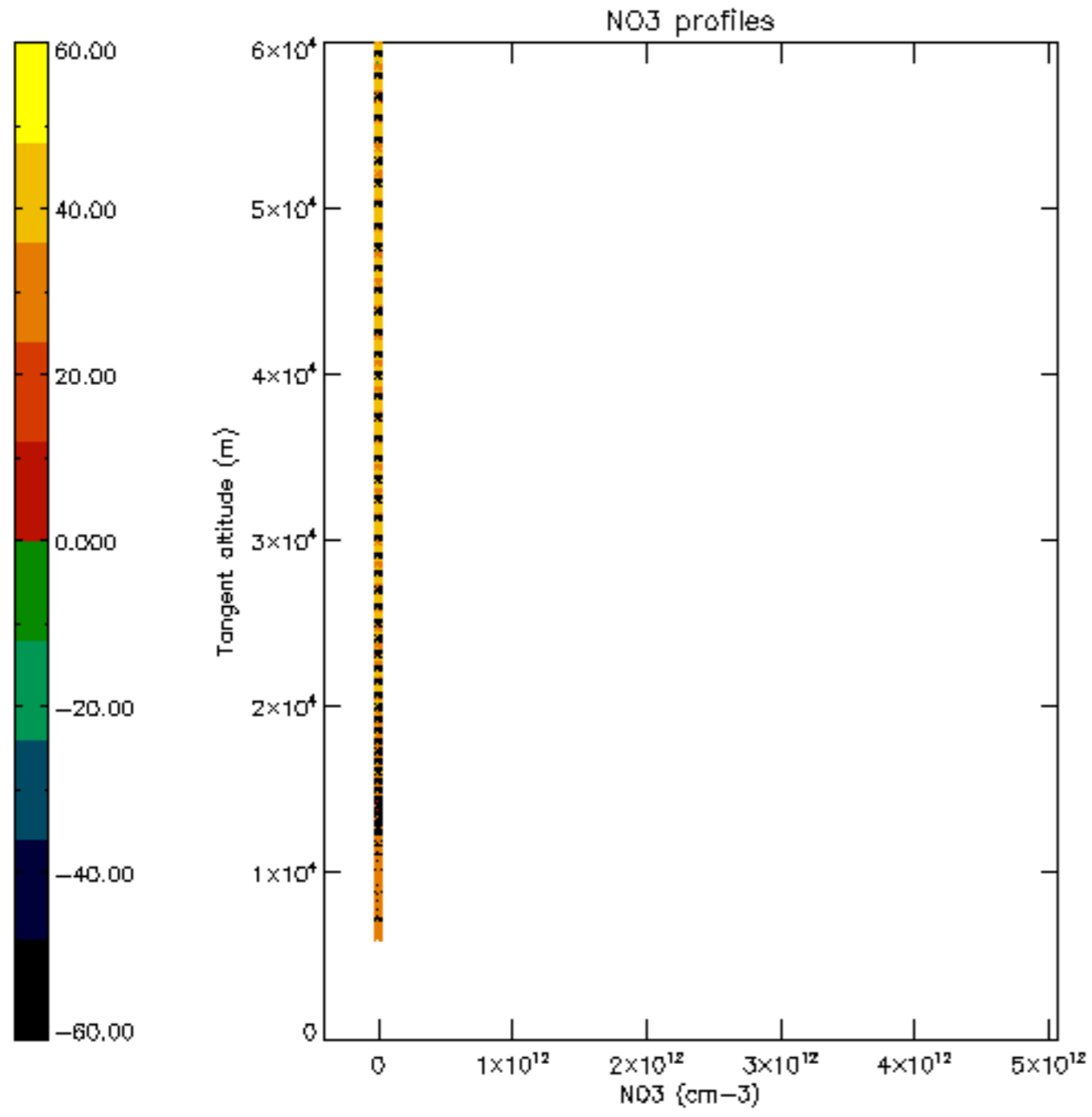


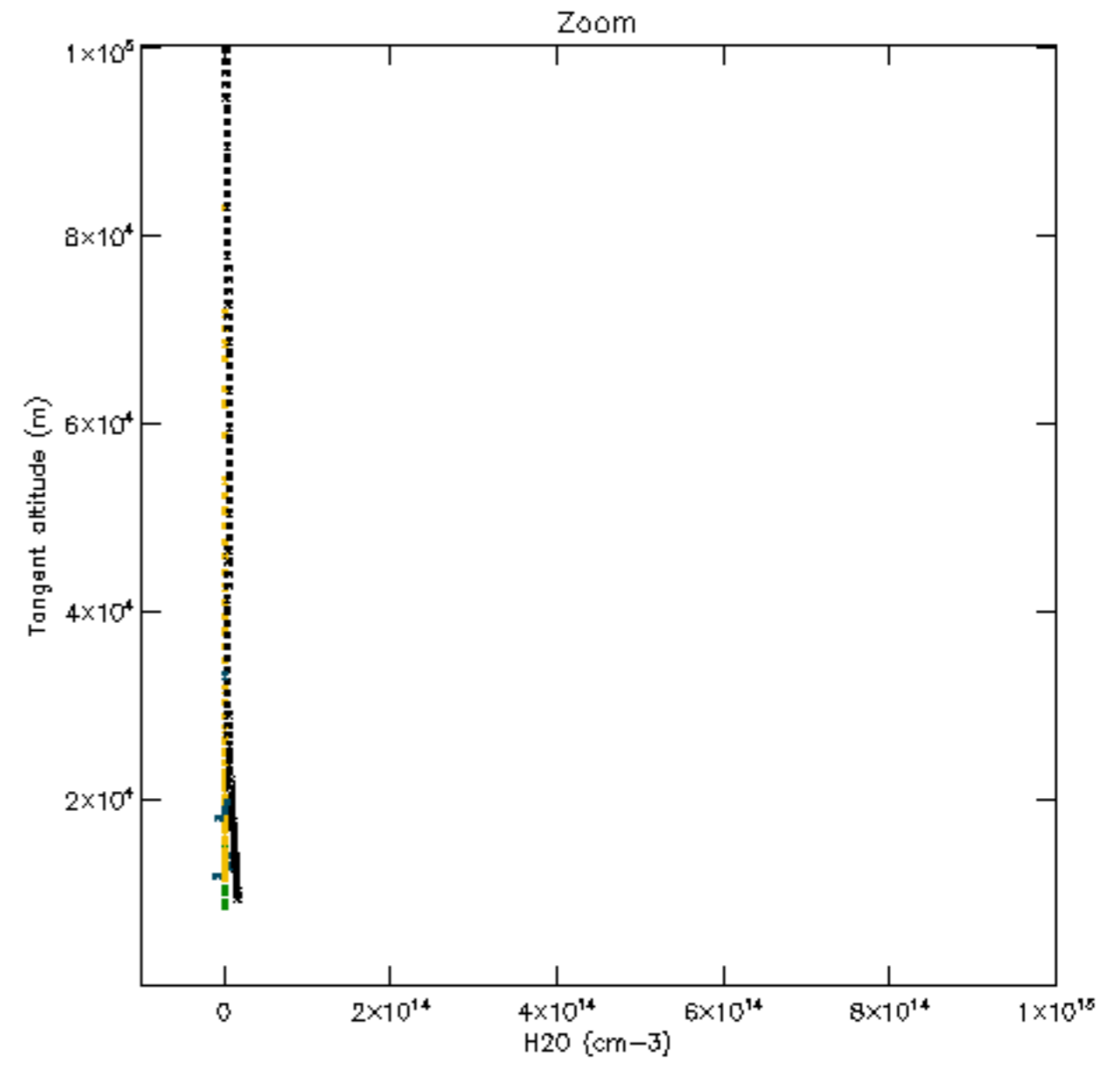
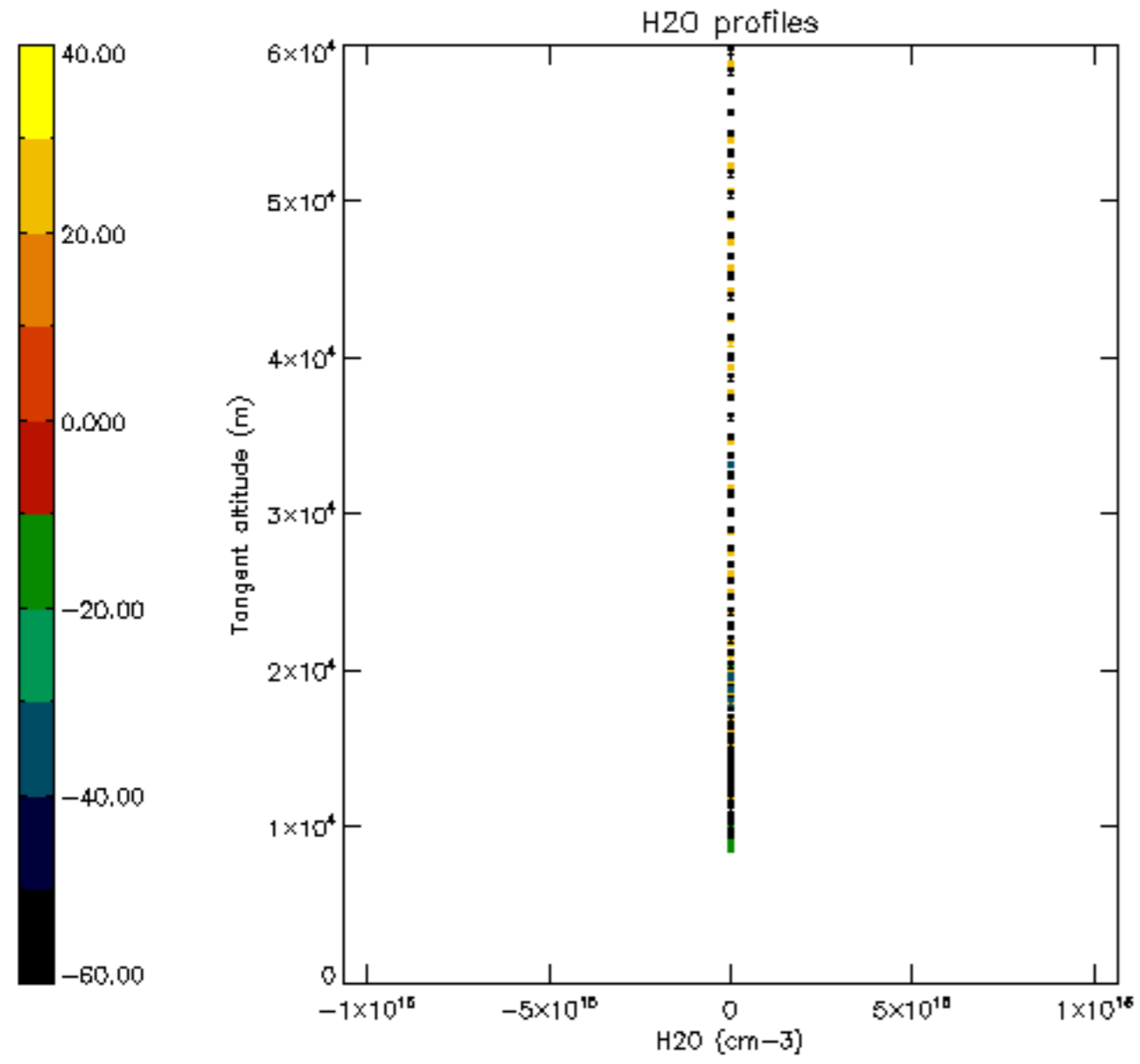


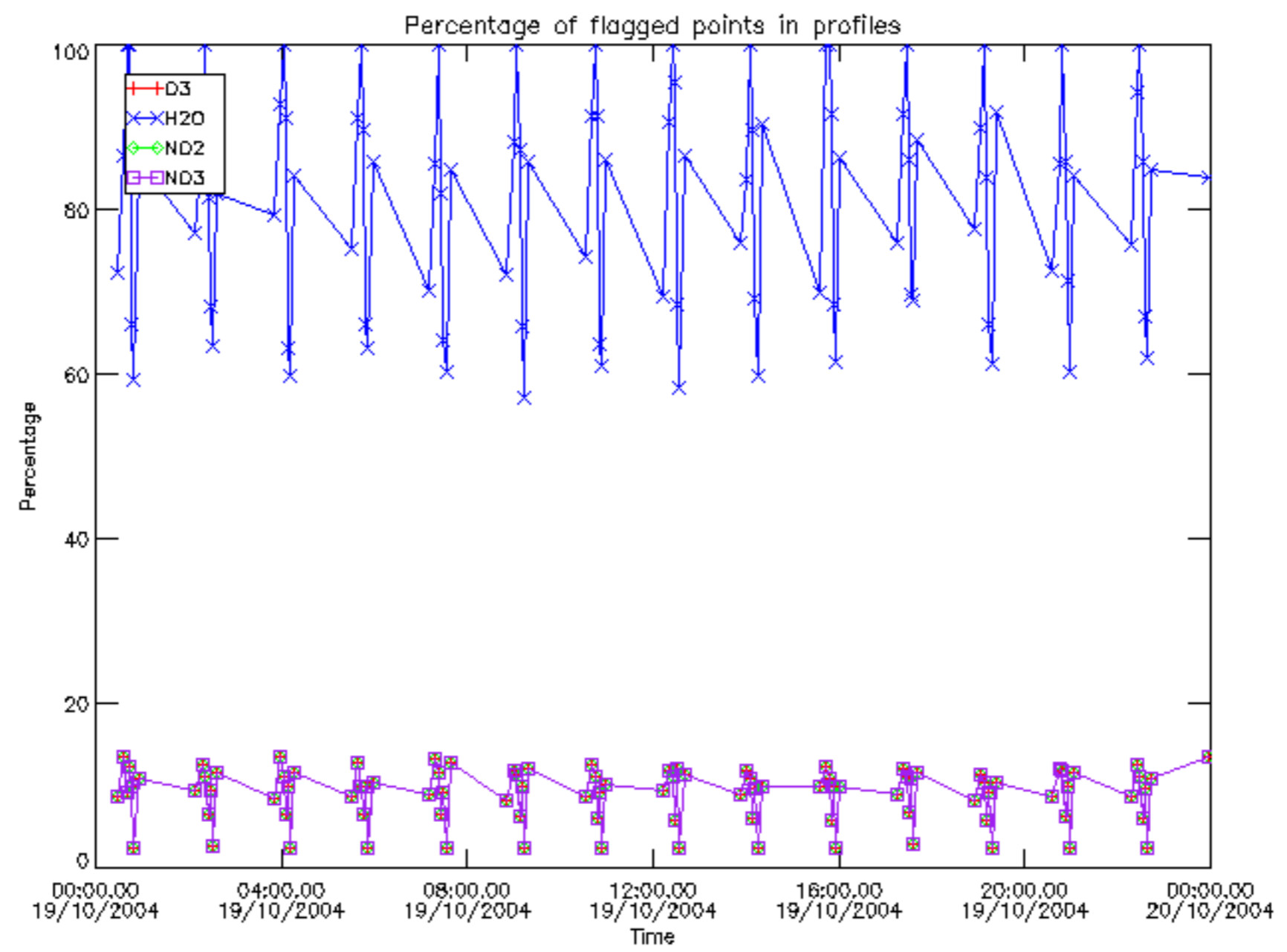




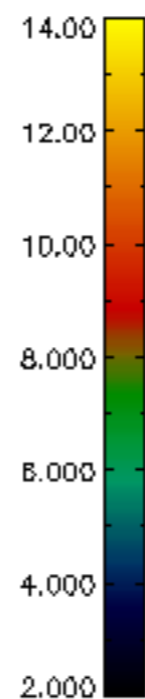
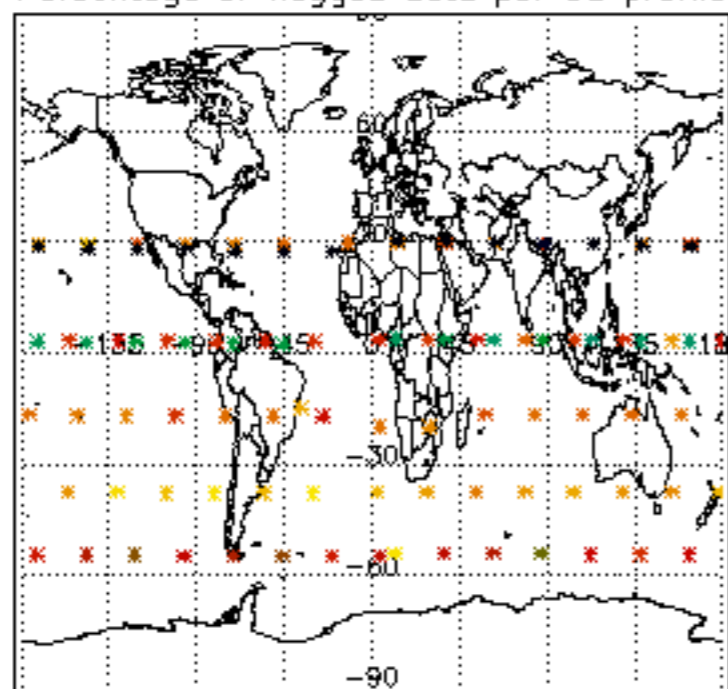




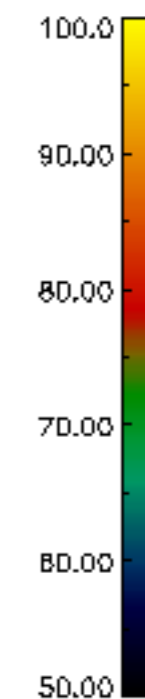
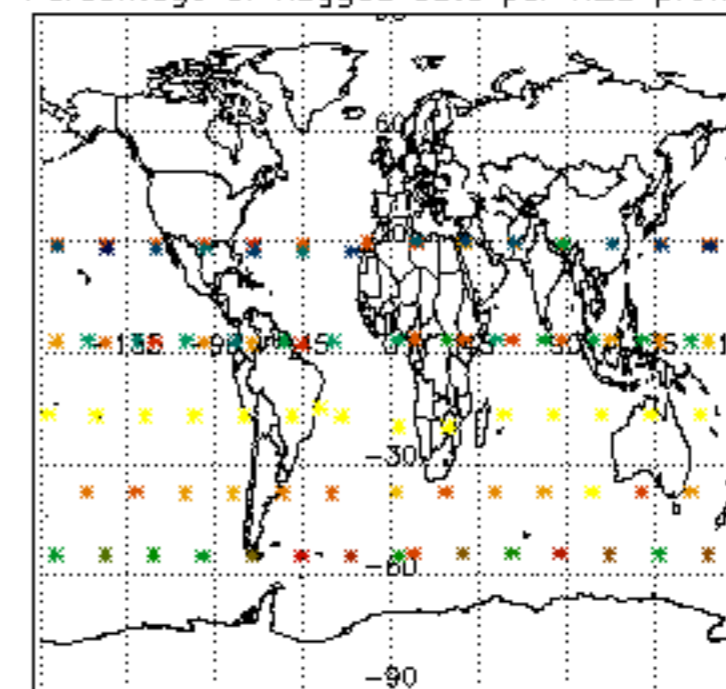




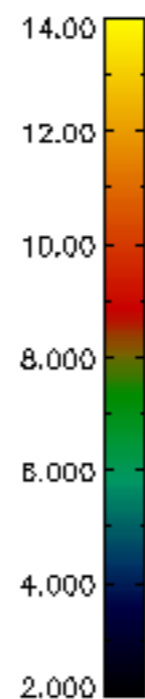
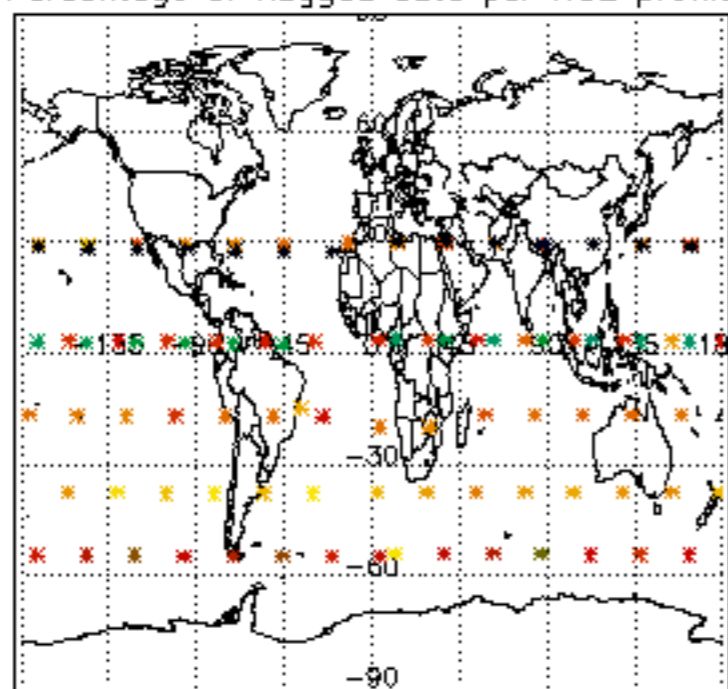
Percentage of flagged data per D3 profile



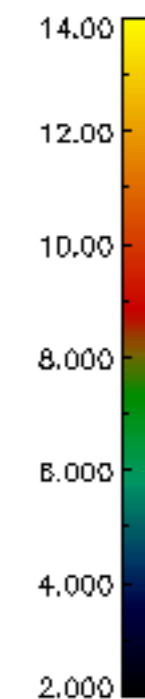
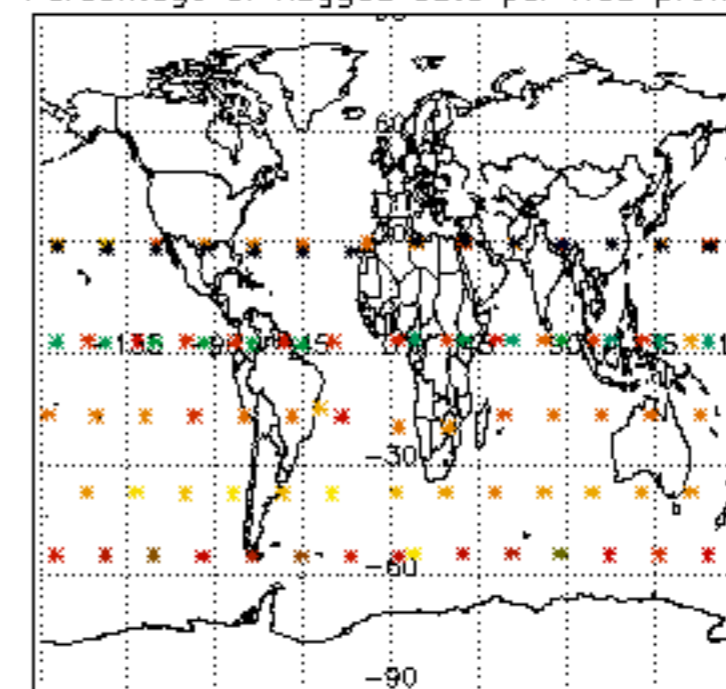
Percentage of flagged data per H2O profile

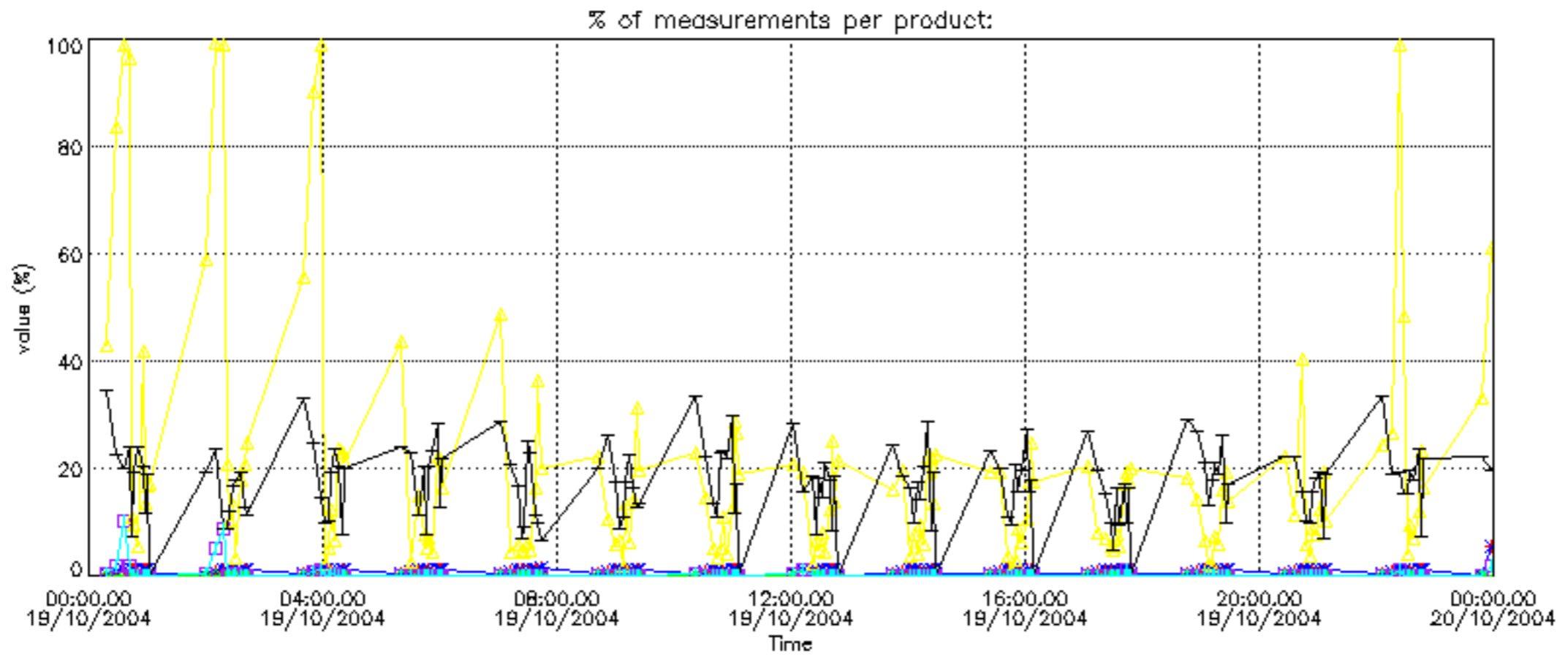


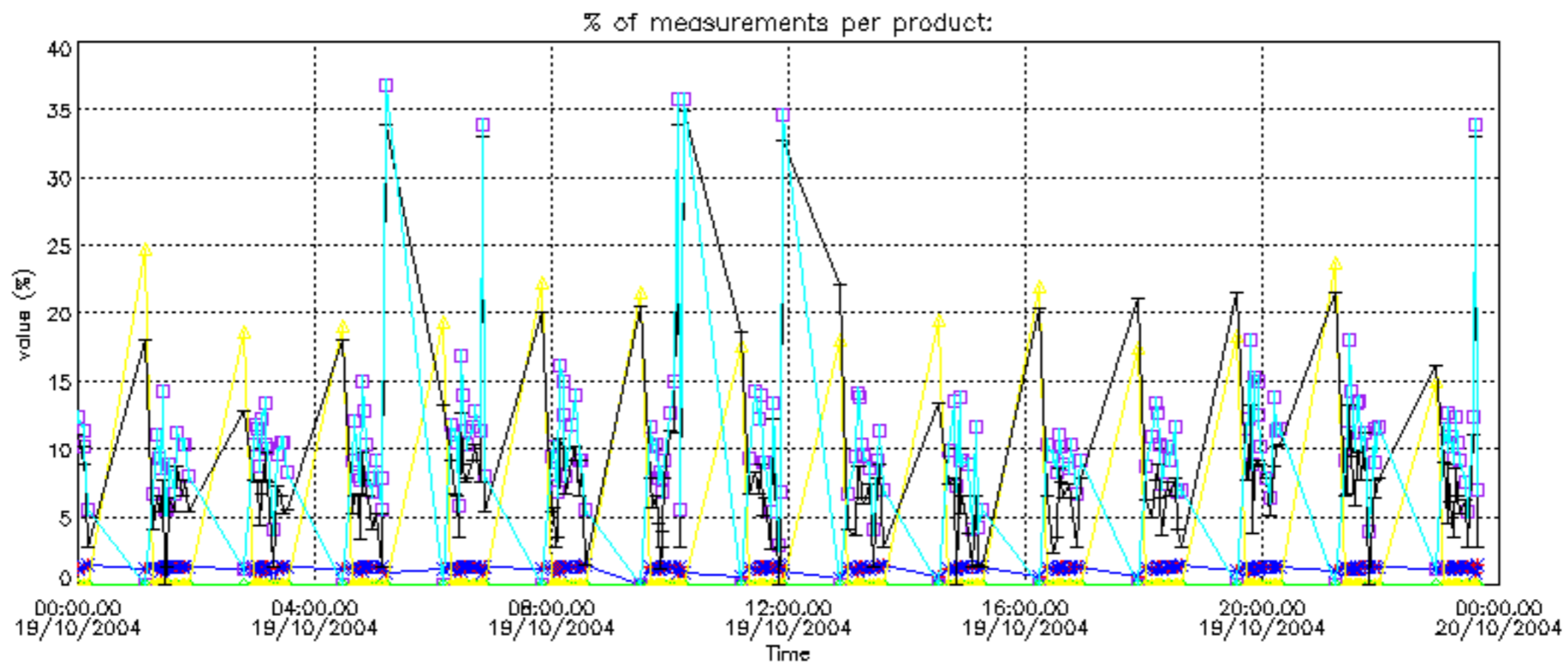
Percentage of flagged data per NO2 profile



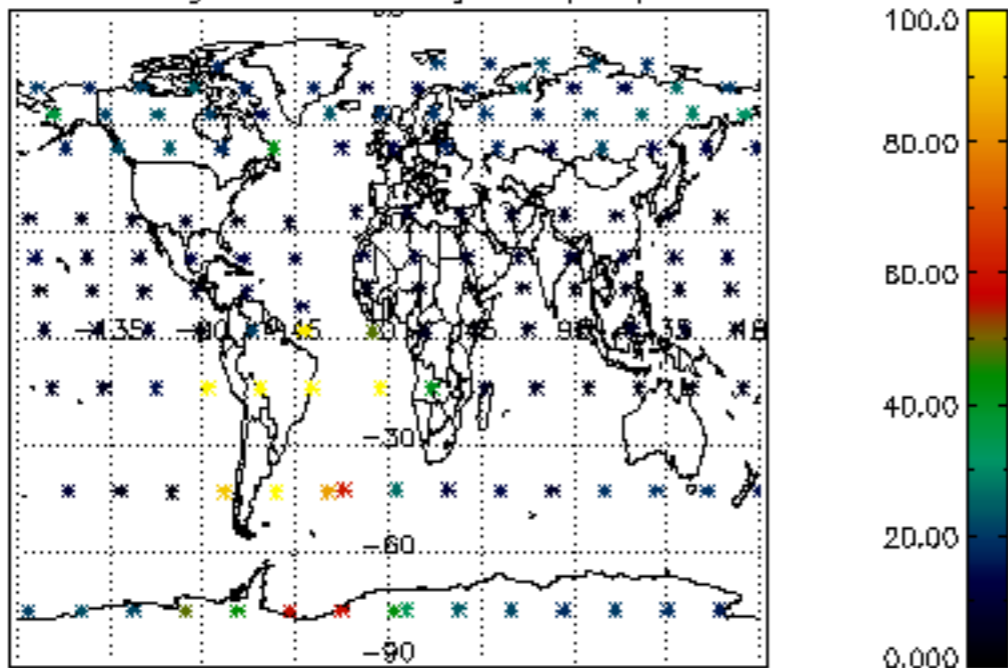
Percentage of flagged data per NO3 profile



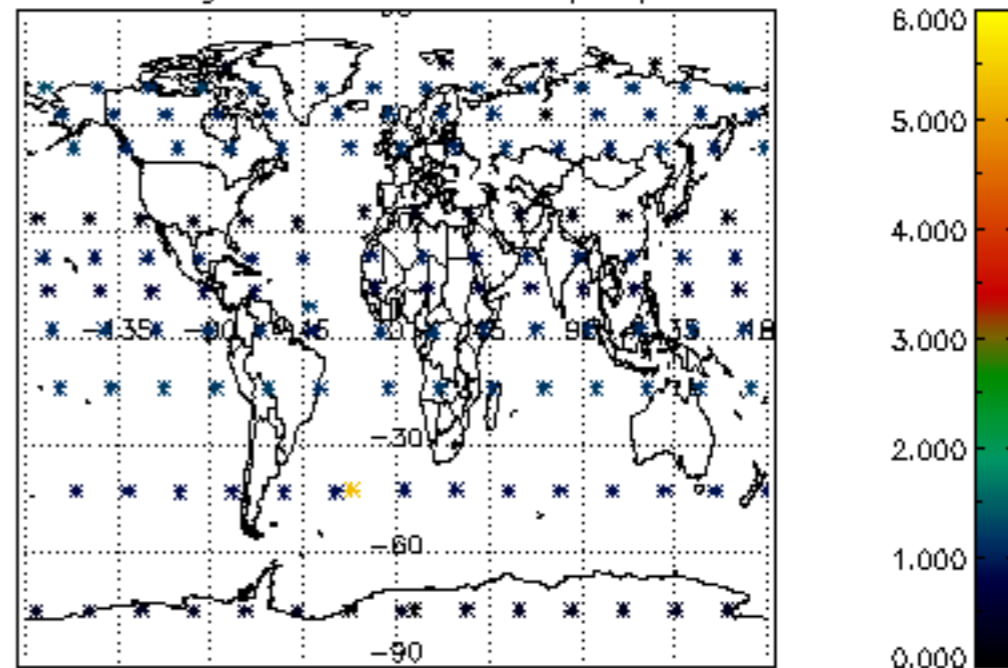




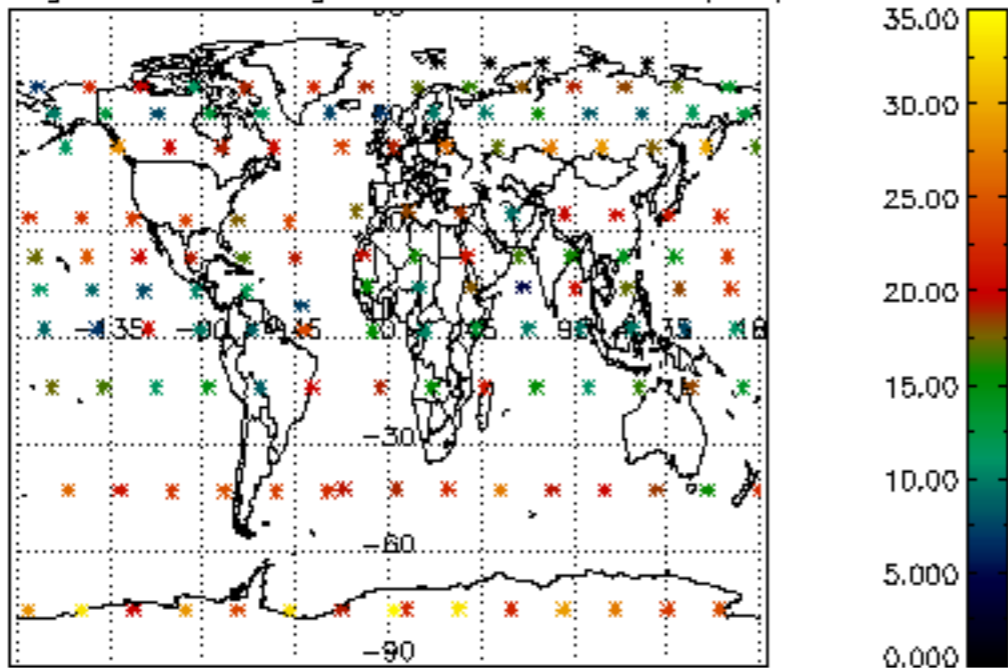
Percentage of cosmic ray hits per profile



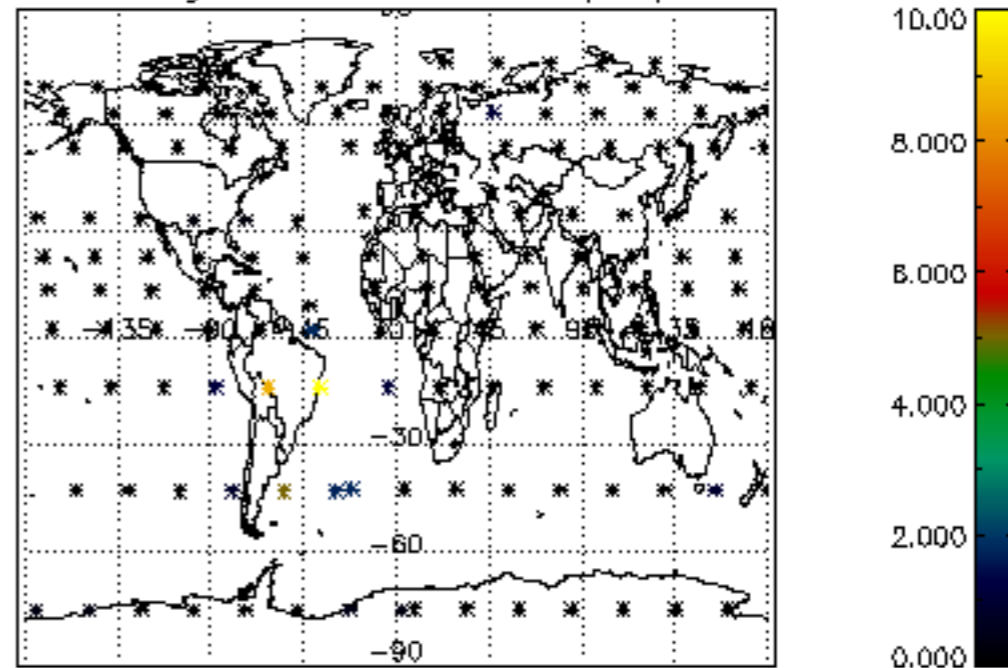
Percentage of datation errors per profile



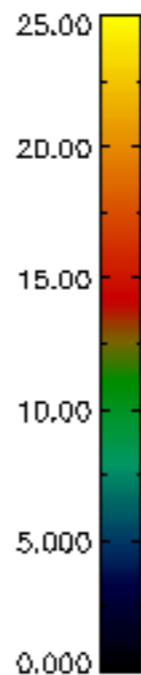
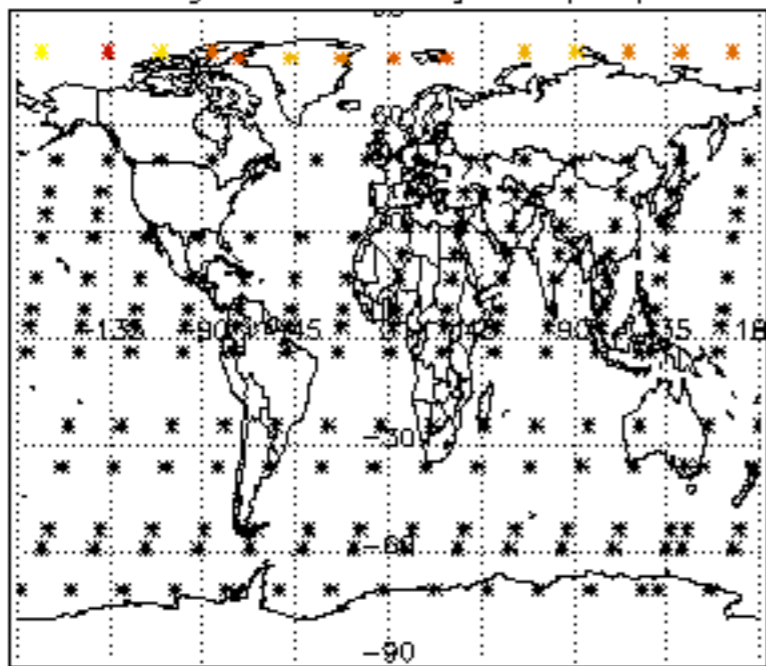
Percentage of star falling outside central band per profile



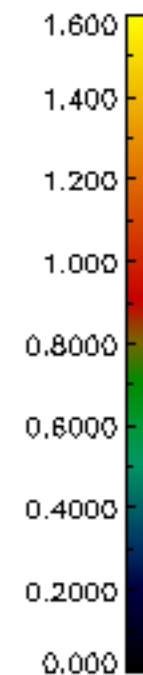
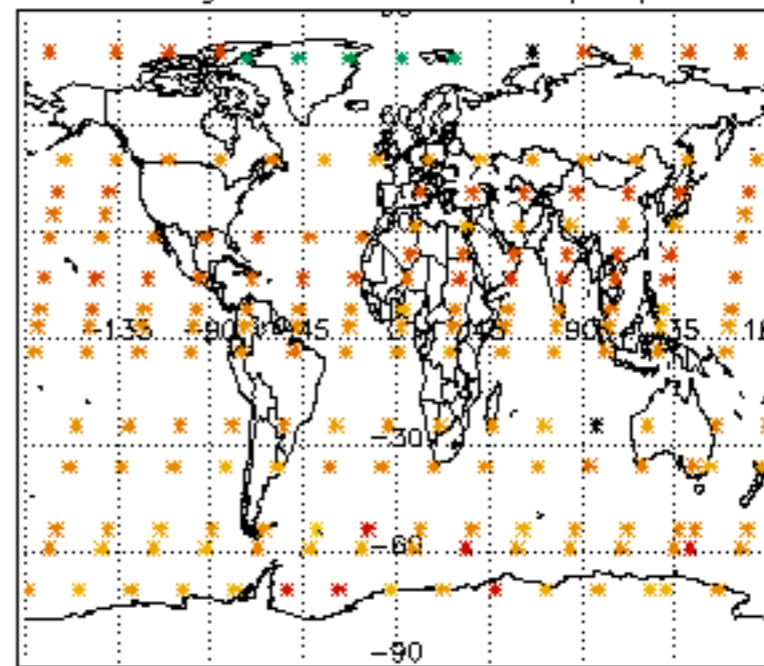
Percentage of saturation errors per profile



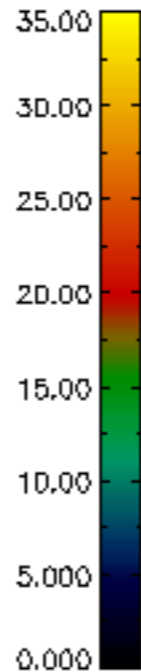
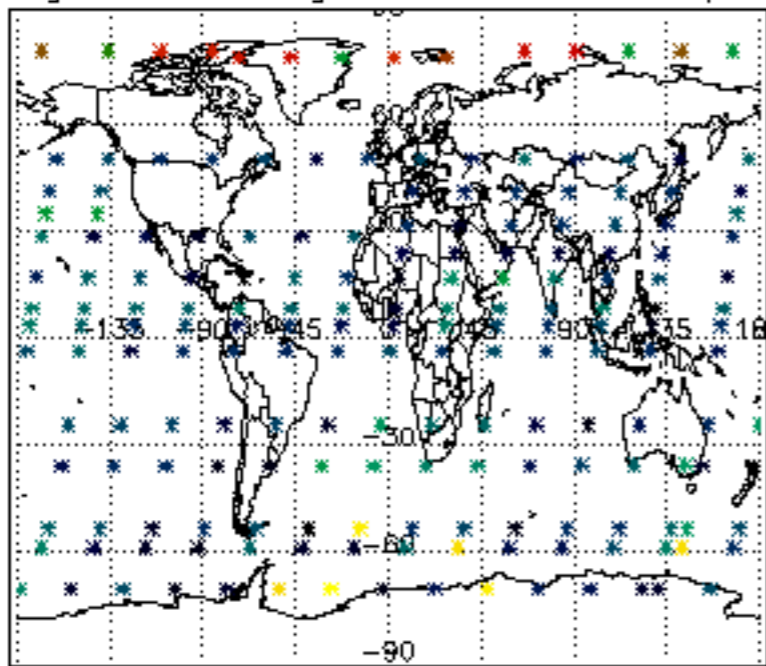
Percentage of cosmic ray hits per profile



Percentage of datation errors per profile



Percentage of star falling outside central band per profile



Percentage of saturation errors per profile

