

GOMOS Level 2 Daily Report

SUMMARY

[1. General Info](#)

[2. Summary of processed GOM_NL_2P products](#)

[3. Level 2 Quality information per product](#)

[3.1 Plot of level 2 quality information per product \(time dependant\)](#)

[3.2 Plot of level 2 quality information per product \(world map\)](#)

[4. Level 1 Quality information per product \(stored on level 2 products\)](#)

[4.1 Plot of level 1 quality information per product \(time dependant\)](#)

[4.1.1 Plot of level 1 quality information per product \(time dependant\): ASCENDING](#)

[4.1.2 Plot of level 1 quality information per product \(time dependant\): DESCENDING](#)

[4.2 Plot of level 1 quality information per product \(world map\)](#)

[4.2.1 Plot of level 1 quality information per product \(world map\): ASCENDING](#)

[4.2.2 Plot of level 1 quality information per product \(world map\): DESCENDING](#)

[5. Ozone profiles based on quality statistics and other trace gas profiles](#)

[5.1 Ozone statistics based on quality of products](#)

[5.2 Plot ozone profiles for all STD \(dark without errors\)](#)

[5.3 Plot ozone profiles where STD < 20% \(dark without errors\)](#)

[5.4. Plot ozone profiles where STD < 10% \(dark without errors\)](#)

[5.5. Plot ozone profiles where STD < 5% \(dark without errors\)](#)

[5.6 Plot NO2 profiles for all STD \(dark without errors\)](#)

[5.7 Plot NO3 profiles for all STD \(dark without errors\)](#)

[5.8 Plot H2O profiles \(only for occultations of stars 1,2,3,4,13,14,16,26,63 dark without errors\) for all STD](#)

[6. Auxiliary Data Files used for the production reported in section 2](#)

This report presents the daily analysis on parameters extracted from GOMOS level 2 data (GOM_NL__2P). It is intended to monitor some important parameters that will impact the quality of these products. A list of level 2 products (and content) that have arrived during the reporting day to the PCF is also given.

Item	Value
Time of report generation	19APR2013 13:18:52
Data source version	GOMOS/6.01
Start time of products	16-10-2004 (16OCT2004 00:00:00)
Stop time of products	17-10-2004 (17OCT2004 00:00:00)
Store outputs in DB	Yes
Nb of level 2 prods	208
Nb of prods with errors	0

2. Summary of processed GOM_NL__2P products.

Nr	Filename	UTC Start time	Limb	Duration	Star Id	Star Name	Star Mag	Star Temp	Nb Meas	Orbit	Prod. error
1	GOM_NL__2PRFIN20041016_000110_000000382031_00159_13740_5056.N1	16-OCT-2004 00:01:10	Bright	38.000	82	48Bet UMa	2.3650	10600.	76	13740	No
2	GOM_NL__2PRFIN20041016_000434_000000382031_00159_13740_5057.N1	16-OCT-2004 00:04:34	Bright	37.500	174	52Psi UMa	3.0040	4400.0	75	13740	No
3	GOM_NL__2PRFIN20041016_001223_000001242031_00159_13740_5058.N1	16-OCT-2004 00:12:23	Twilight	124.00	17	78Bet Gem	1.1610	4500.0	248	13740	No
4	GOM_NL__2PRFIN20041016_002216_000000642031_00159_13740_5059.N1	16-OCT-2004 00:22:16	Dark	64.000	48	30Alp Hya	1.9770	4100.0	128	13740	No
5	GOM_NL__2PRFIN20041016_003051_000000432031_00159_13740_5060.N1	16-OCT-2004 00:30:51	Dark	42.500	113	Mu Vel	2.6920	5000.0	85	13740	No
6	GOM_NL__2PRFIN20041016_003459_000000472031_00160_13741_5034.N1	16-OCT-2004 00:34:59	Dark	46.500	34	Gam2Vel	1.7930	23000.	93	13741	No
7	GOM_NL__2PRFIN20041016_003717_000000392031_00160_13741_5035.N1	16-OCT-2004 00:37:17	Dark	39.000	29	Bet Car	1.6720	10200.	78	13741	No
8	GOM_NL__2PRFIN20041016_003916_000000492031_00160_13741_5036.N1	16-OCT-2004 00:39:16	Dark	48.500	161	Tau Pup	2.9310	4500.0	97	13741	No
9	GOM_NL__2PRFIN20041016_004036_000000522031_00160_13741_5037.N1	16-OCT-2004 00:40:36	Dark	51.500	2	Alp Car	-0.73600	7000.0	103	13741	No
10	GOM_NL__2PRFIN20041016_004220_000000742031_00160_13741_5038.N1	16-OCT-2004 00:42:20	Dark	74.000	177	1Zet CMa	3.0220	26000.	148	13741	No
11	GOM_NL__2PRFIN20041016_004528_000000692031_00160_13741_5039.N1	16-OCT-2004 00:45:28	Dark	68.500	108	Alp Col	2.6520	15200.	137	13741	No
12	GOM_NL__2PRFIN20041016_004820_000000402031_00160_13741_5040.N1	16-OCT-2004 00:48:20	Dark	39.500	143	Alp Hyi	2.8570	7200.0	79	13741	No
13	GOM_NL__2PRFIN20041016_004946_000000452031_00160_13741_5041.N1	16-OCT-2004 00:49:46	Dark	45.000	9	Alp Eri	0.45300	24000.	90	13741	No
14	GOM_NL__2PRFIN20041016_005222_000000492031_00160_13741_5042.N1	16-OCT-2004 00:52:22	Straylight	48.500	157	The1Eri	2.9060	9300.0	97	13741	No
15	GOM_NL__2PRFIN20041016_005447_000000452031_00160_13741_5043.N1	16-OCT-2004 00:54:47	Straylight	45.000	84	Alp Phe	2.3970	4500.0	90	13741	No
16	GOM_NL__2PRFIN20041016_010122_000000472031_00160_13741_5044.N1	16-OCT-2004 01:01:22	Straylight	47.000	52	16Bet Cet	2.0370	4500.0	94	13741	No
17	GOM_NL__2PRFIN20041016_011059_000000372031_00160_13741_5045.N1	16-OCT-2004 01:10:59	Bright	37.000	140	88Gam Peg	2.8340	26000.	74	13741	No
18	GOM_NL__2PRFIN20041016_011457_000000392031_00160_13741_5046.N1	16-OCT-2004 01:14:57	Bright	38.500	58	21Alp And	2.0730	11000.	77	13741	No
19	GOM_NL__2PRFIN20041016_011723_000000462031_00160_13741_5047.N1	16-OCT-2004 01:17:23	Bright	46.000	53	43Bet And	2.0480	3300.0	92	13741	No
20	GOM_NL__2PRFIN20041016_011901_000000492031_00160_13741_5048.N1	16-OCT-2004 01:19:01	Bright	49.000	173	4Bet Tri	3.0040	8900.0	98	13741	No
21	GOM_NL__2PRFIN20041016_012051_000000512031_00160_13741_5049.N1	16-OCT-2004 01:20:51	Bright	51.000	73	57Gam1And	2.2600	13100.	102	13741	No
22	GOM_NL__2PRFIN20041016_012258_000000422031_00160_13741_5050.N1	16-OCT-2004 01:22:58	Bright	42.000	68	18Alp Cas	2.2250	4500.0	84	13741	No
23	GOM_NL__2PRFIN20041016_012419_000000412031_00160_13741_5051.N1	16-OCT-2004 01:24:19	Bright	40.500	76	27Gam Cas	2.3000	30000.	81	13741	No
24	GOM_NL__2PRFIN20041016_012551_000000372031_00160_13741_5052.N1	16-OCT-2004 01:25:51	Bright	36.500	89	5Alp Cep	2.4510	8000.0	73	13741	No
25	GOM_NL__2PRFIN20041016_012800_000000692031_00160_13741_5053.N1	16-OCT-2004 01:28:00	Bright	68.500	149	45Eps Per	2.8880	30000.	137	13741	No
26	GOM_NL__2PRFIN20041016_013158_000000392031_00160_13741_5054.N1	16-OCT-2004 01:31:58	Bright	39.000	49	1Alp UMi	1.9900	6300.0	78	13741	No
27	GOM_NL__2PRFIN20041016_013500_000000412031_00160_13741_5055.N1	16-OCT-2004 01:35:00	Bright	40.500	60	7Bet UMi	2.0810	3950.0	81	13741	No
28	GOM_NL__2PRFIN20041016_014013_000000402031_00160_13741_5056.N1	16-OCT-2004 01:40:13	Bright	39.500	36	50Alp UMa	1.8000	6300.0	79	13741	No
29	GOM_NL__2PRFIN20041016_014147_000000532031_00160_13741_5057.N1	16-OCT-2004 01:41:47	Bright	53.000	82	48Bet UMa	2.3650	10600.	106	13741	No
30	GOM_NL__2PRFIN20041016_014510_000000382031_00160_13741_5058.N1	16-OCT-2004 01:45:10	Bright	38.000	174	52Psi UMa	3.0040	4400.0	76	13741	No
31	GOM_NL__2PRFIN20041016_015300_000001072031_00160_13741_5059.N1	16-OCT-2004 01:53:00	Twilight	107.00	17	78Bet Gem	1.1610	4500.0	214	13741	No
32	GOM_NL__2PRFIN20041016_020252_000000542031_00160_13741_5060.N1	16-OCT-2004 02:02:52	Dark	54.000	48	30Alp Hya	1.9770	4100.0	108	13741	No
33	GOM_NL__2PRFIN20041016_021128_000000392031_00160_13741_5061.N1	16-OCT-2004 02:11:28	Dark	39.000	113	Mu Vel	2.6920	5000.0	78	13741	No
34	GOM_NL__2PRFIN20041016_021535_000000492031_00161_13742_5054.N1	16-OCT-2004 02:15:35	Dark	48.500	34	Gam2Vel	1.7930	23000.	97	13742	No
35	GOM_NL__2PRFIN20041016_021753_000000422031_00161_13742_5055.N1	16-OCT-2004 02:17:53	Dark	41.500	29	Bet Car	1.6720	10200.	83	13742	No
36	GOM_NL__2PRFIN20041016_021953_000000482031_00161_13742_5056.N1	16-OCT-2004 02:19:53	Dark	47.500	161	Tau Pup	2.9310	4500.0	95	13742	No
37	GOM_NL__2PRFIN20041016_022114_000000592031_00161_13742_5057.N1	16-OCT-2004 02:21:14	Dark	58.500	2	Alp Car	-0.73600	7000.0	117	13742	No
38	GOM_NL__2PRFIN20041016_022257_000000762031_00161_13742_5058.N1	16-OCT-2004 02:22:57	Dark	75.500	177	1Zet CMa	3.0220	26000.	151	13742	No
39	GOM_NL__2PRFIN20041016_022606_000000662031_00161_13742_5059.N1	16-OCT-2004 02:26:06	Dark	66.000	108	Alp Col	2.6520	15200.	132	13742	No
40	GOM_NL__2PRFIN20041016_022856_000000392031_00161_13742_5060.N1	16-OCT-2004 02:28:56	Dark	38.500	143	Alp Hyi	2.8570	7200.0	77	13742	No
41	GOM_NL__2PRFIN20041016_023022_000000442031_00161_13742_5061.N1	16-OCT-2004 02:30:22	Dark	44.000	9	Alp Eri	0.45300	24000.	88	13742	No
42	GOM_NL__2PRFIN20041016_023258_000000472031_00161_13742_5062.N1	16-OCT-2004 02:32:58	Straylight	46.500	157	The1Eri	2.9060	9300.0	93	13742	No

43	GOM_NL__2PRFIN20041016_023523_000000452031_00161_13742_5063.N1	16-OCT-2004 02:35:23	Straylight	44.500	84	Alp Phe	2.3970	4500.0	89	13742	No
44	GOM_NL__2PRFIN20041016_024158_000000482031_00161_13742_5064.N1	16-OCT-2004 02:41:58	Straylight	47.500	52	16Bet Cet	2.0370	4500.0	95	13742	No
45	GOM_NL__2PRFIN20041016_025136_000000382031_00161_13742_5065.N1	16-OCT-2004 02:51:36	Bright	37.500	140	88Gam Peg	2.8340	26000.	75	13742	No
46	GOM_NL__2PRFIN20041016_025532_000000402031_00161_13742_5066.N1	16-OCT-2004 02:55:32	Bright	40.000	58	21Alp And	2.0730	11000.	80	13742	No
47	GOM_NL__2PRFIN20041016_025801_000000452031_00161_13742_5067.N1	16-OCT-2004 02:58:01	Bright	45.000	53	43Bet And	2.0480	3300.0	90	13742	No
48	GOM_NL__2PRFIN20041016_025936_000000472031_00161_13742_5068.N1	16-OCT-2004 02:59:36	Bright	47.000	173	4Bet Tri	3.0040	8900.0	94	13742	No
49	GOM_NL__2PRFIN20041016_030128_000000462031_00161_13742_5069.N1	16-OCT-2004 03:01:28	Bright	46.000	73	57Gam1And	2.2600	13100.	92	13742	No
50	GOM_NL__2PRFIN20041016_030333_000000392031_00161_13742_5070.N1	16-OCT-2004 03:03:33	Bright	38.500	68	18Alp Cas	2.2250	4500.0	77	13742	No
51	GOM_NL__2PRFIN20041016_030454_000000392031_00161_13742_5071.N1	16-OCT-2004 03:04:54	Bright	38.500	76	27Gam Cas	2.3000	30000.	77	13742	No
52	GOM_NL__2PRFIN20041016_030629_000000392031_00161_13742_5072.N1	16-OCT-2004 03:06:29	Bright	38.500	89	5Alp Cep	2.4510	8000.0	77	13742	No
53	GOM_NL__2PRFIN20041016_030834_000000702031_00161_13742_5073.N1	16-OCT-2004 03:08:34	Bright	70.000	149	45Eps Per	2.8880	30000.	140	13742	No
54	GOM_NL__2PRFIN20041016_031235_000000352031_00161_13742_5074.N1	16-OCT-2004 03:12:35	Bright	35.000	49	1Alp UMi	1.9900	6300.0	70	13742	No
55	GOM_NL__2PRFIN20041016_031536_000000412031_00161_13742_5075.N1	16-OCT-2004 03:15:36	Bright	41.000	60	7Bet UMi	2.0810	3950.0	82	13742	No
56	GOM_NL__2PRFIN20041016_032049_000000382031_00161_13742_5076.N1	16-OCT-2004 03:20:49	Bright	38.000	36	50Alp UMa	1.8000	6300.0	76	13742	No
57	GOM_NL__2PRFIN20041016_032222_000000382031_00161_13742_5077.N1	16-OCT-2004 03:22:22	Bright	38.000	82	48Bet UMa	2.3650	10600.	76	13742	No
58	GOM_NL__2PRFIN20041016_032546_000000372031_00161_13742_5078.N1	16-OCT-2004 03:25:46	Bright	36.500	174	52Psi UMa	3.0040	4400.0	73	13742	No
59	GOM_NL__2PRFIN20041016_033337_000001242031_00161_13742_5079.N1	16-OCT-2004 03:33:37	Tw_i_and_stray	124.00	17	78Bet Gem	1.1610	4500.0	248	13742	No
60	GOM_NL__2PRFIN20041016_034329_000000572031_00161_13742_5080.N1	16-OCT-2004 03:43:29	Dark	57.000	48	30Alp Hya	1.9770	4100.0	114	13742	No
61	GOM_NL__2PRFIN20041016_035204_000000432031_00161_13742_5081.N1	16-OCT-2004 03:52:04	Dark	42.500	113	Mu Vel	2.6920	5000.0	85	13742	No
62	GOM_NL__2PRFIN20041016_035610_000000482031_00162_13743_5054.N1	16-OCT-2004 03:56:10	Dark	47.500	34	Gam2Vel	1.7930	23000.	95	13743	No
63	GOM_NL__2PRFIN20041016_035829_000000402031_00162_13743_5055.N1	16-OCT-2004 03:58:29	Dark	40.000	29	Bet Car	1.6720	10200.	80	13743	No
64	GOM_NL__2PRFIN20041016_040030_000000502031_00162_13743_5056.N1	16-OCT-2004 04:00:30	Dark	49.500	161	Tau Pup	2.9310	4500.0	99	13743	No
65	GOM_NL__2PRFIN20041016_040150_000000522031_00162_13743_5057.N1	16-OCT-2004 04:01:50	Dark	51.500	2	Alp Car	-0.73600	7000.0	103	13743	No
66	GOM_NL__2PRFIN20041016_040333_000000772031_00162_13743_5058.N1	16-OCT-2004 04:03:33	Dark	77.000	177	1Zet CMa	3.0220	26000.	154	13743	No
67	GOM_NL__2PRFIN20041016_040642_000000702031_00162_13743_5059.N1	16-OCT-2004 04:06:42	Dark	69.500	108	Alp Col	2.6520	15200.	139	13743	No
68	GOM_NL__2PRFIN20041016_040932_000000402031_00162_13743_5060.N1	16-OCT-2004 04:09:32	Dark	39.500	143	Alp Hyi	2.8570	7200.0	79	13743	No
69	GOM_NL__2PRFIN20041016_041059_000000512031_00162_13743_5061.N1	16-OCT-2004 04:10:59	Dark	51.000	9	Alp Eri	0.45300	24000.	102	13743	No
70	GOM_NL__2PRFIN20041016_041334_000000472031_00162_13743_5062.N1	16-OCT-2004 04:13:34	Straylight	47.000	157	The1Eri	2.9060	9300.0	94	13743	No
71	GOM_NL__2PRFIN20041016_041556_000000482031_00162_13743_5063.N1	16-OCT-2004 04:15:56	Straylight	47.500	84	Alp Phe	2.3970	4500.0	95	13743	No
72	GOM_NL__2PRFIN20041016_042234_000000482031_00162_13743_5064.N1	16-OCT-2004 04:22:34	Straylight	47.500	52	16Bet Cet	2.0370	4500.0	95	13743	No
73	GOM_NL__2PRFIN20041016_043212_000000382031_00162_13743_5065.N1	16-OCT-2004 04:32:12	Bright	38.000	140	88Gam Peg	2.8340	26000.	76	13743	No
74	GOM_NL__2PRFIN20041016_043609_000000392031_00162_13743_5066.N1	16-OCT-2004 04:36:09	Bright	39.000	58	21Alp And	2.0730	11000.	78	13743	No
75	GOM_NL__2PRFIN20041016_043837_000000412031_00162_13743_5067.N1	16-OCT-2004 04:38:37	Bright	40.500	53	43Bet And	2.0480	3300.0	81	13743	No
76	GOM_NL__2PRFIN20041016_044011_000000472031_00162_13743_5068.N1	16-OCT-2004 04:40:11	Bright	47.000	173	4Bet Tri	3.0040	8900.0	94	13743	No
77	GOM_NL__2PRFIN20041016_044204_000000472031_00162_13743_5069.N1	16-OCT-2004 04:42:04	Bright	46.500	73	57Gam1And	2.2600	13100.	93	13743	No
78	GOM_NL__2PRFIN20041016_044410_000000402031_00162_13743_5070.N1	16-OCT-2004 04:44:10	Bright	40.000	68	18Alp Cas	2.2250	4500.0	80	13743	No
79	GOM_NL__2PRFIN20041016_044531_000000392031_00162_13743_5071.N1	16-OCT-2004 04:45:31	Bright	38.500	76	27Gam Cas	2.3000	30000.	77	13743	No
80	GOM_NL__2PRFIN20041016_044705_000000392031_00162_13743_5072.N1	16-OCT-2004 04:47:05	Bright	39.000	89	5Alp Cep	2.4510	8000.0	78	13743	No
81	GOM_NL__2PRFIN20041016_044908_000000682031_00162_13743_5073.N1	16-OCT-2004 04:49:08	Bright	68.000	149	45Eps Per	2.8880	30000.	136	13743	No
82	GOM_NL__2PRFIN20041016_045310_000000392031_00162_13743_5074.N1	16-OCT-2004 04:53:10	Bright	38.500	49	1Alp UMi	1.9900	6300.0	77	13743	No
83	GOM_NL__2PRFIN20041016_045611_000000442031_00162_13743_5075.N1	16-OCT-2004 04:56:11	Bright	43.500	60	7Bet UMi	2.0810	3950.0	87	13743	No
84	GOM_NL__2PRFIN20041016_050125_000000412031_00162_13743_5076.N1	16-OCT-2004 05:01:25	Bright	40.500	36	50Alp UMa	1.8000	6300.0	81	13743	No
85	GOM_NL__2PRFIN20041016_050259_000000392031_00162_13743_5077.N1	16-OCT-2004 05:02:59	Bright	38.500	82	48Bet UMa	2.3650	10600.	77	13743	No
86	GOM_NL__2PRFIN20041016_050622_000000382031_00162_13743_5078.N1	16-OCT-2004 05:06:22	Bright	37.500	174	52Psi UMa	3.0040	4400.0	75	13743	No
87	GOM_NL__2PRFIN20041016_051413_000001042031_00162_13743_5079.N1	16-OCT-2004 05:14:13	Tw_i_and_stray	103.50	17	78Bet Gem	1.1610	4500.0	207	13743	No
88	GOM_NL__2PRFIN20041016_052405_000000562031_00162_13743_5080.N1	16-OCT-2004 05:24:05	Dark	56.000	48	30Alp Hya	1.9770	4100.0	112	13743	No
89	GOM_NL__2PRFIN20041016_053240_000000412031_00162_13743_5081.N1	16-OCT-2004 05:32:40	Dark	41.000	113	Mu Vel	2.6920	5000.0	82	13743	No
90	GOM_NL__2PRFIN20041016_053650_000000492031_00163_13744_5054.N1	16-OCT-2004 05:36:50	Dark	48.500	34	Gam2Vel	1.7930	23000.	97	13744	No
91	GOM_NL__2PRFIN20041016_053905_000000502031_00163_13744_5055.N1	16-OCT-2004 05:39:05	Dark	49.500	29	Bet Car	1.6720	10200.	99	13744	No
92	GOM_NL__2PRFIN20041016_054107_000000472031_00163_13744_5056.N1	16-OCT-2004 05:41:07	Dark	47.000	161	Tau Pup	2.9310	4500.0	94	13744	No
93	GOM_NL__2PRFIN20041016_054227_000000522031_00163_13744_5057.N1	16-OCT-2004 05:42:27	Dark	52.000	2	Alp Car	-0.73600	7000.0	104	13744	No
94	GOM_NL__2PRFIN20041016_054410_000000752031_00163_13744_5058.N1	16-OCT-2004 05:44:10	Dark	75.000	177	1Zet CMa	3.0220	26000.	150	13744	No
95	GOM_NL__2PRFIN20041016_054718_000000692031_00163_13744_5059.N1	16-OCT-2004 05:47:18	Dark	69.000	108	Alp Col	2.6520	15200.	138	13744	No
96	GOM_NL__2PRFIN20041016_055008_000000402031_00163_13744_5060.N1	16-OCT-2004 05:50:08	Dark	39.500	143	Alp Hyi	2.8570	7200.0	79	13744	No
97	GOM_NL__2PRFIN20041016_055135_000000472031_00163_13744_5061.N1	16-OCT-2004 05:51:35	Dark	46.500	9	Alp Eri	0.45300	24000.	93	13744	No
98	GOM_NL__2PRFIN20041016_055411_000000482031_00163_13744_5062.N1	16-OCT-2004 05:54:11	Straylight	47.500	157	The1Eri	2.9060	9300.0	95	13744	No
99	GOM_NL__2PRFIN20041016_055635_000000412031_00163_13744_5063.N1	16-OCT-2004 05:56:35	Straylight	41.000	84	Alp Phe	2.3970	4500.0	82	13744	No
100	GOM_NL__2PRFIN20041016_060310_000000512031_00163_13744_5064.N1	16-OCT-2004 06:03:10	Straylight	51.000	52	16Bet Cet	2.0370	4500.0	102	13744	No
101	GOM_NL__2PRFIN20041016_061248_000000372031_00163_13744_5065.N1	16-OCT-2004 06:12:48	Bright	37.000	140	88Gam Peg	2.8340	26000.	74	13744	No

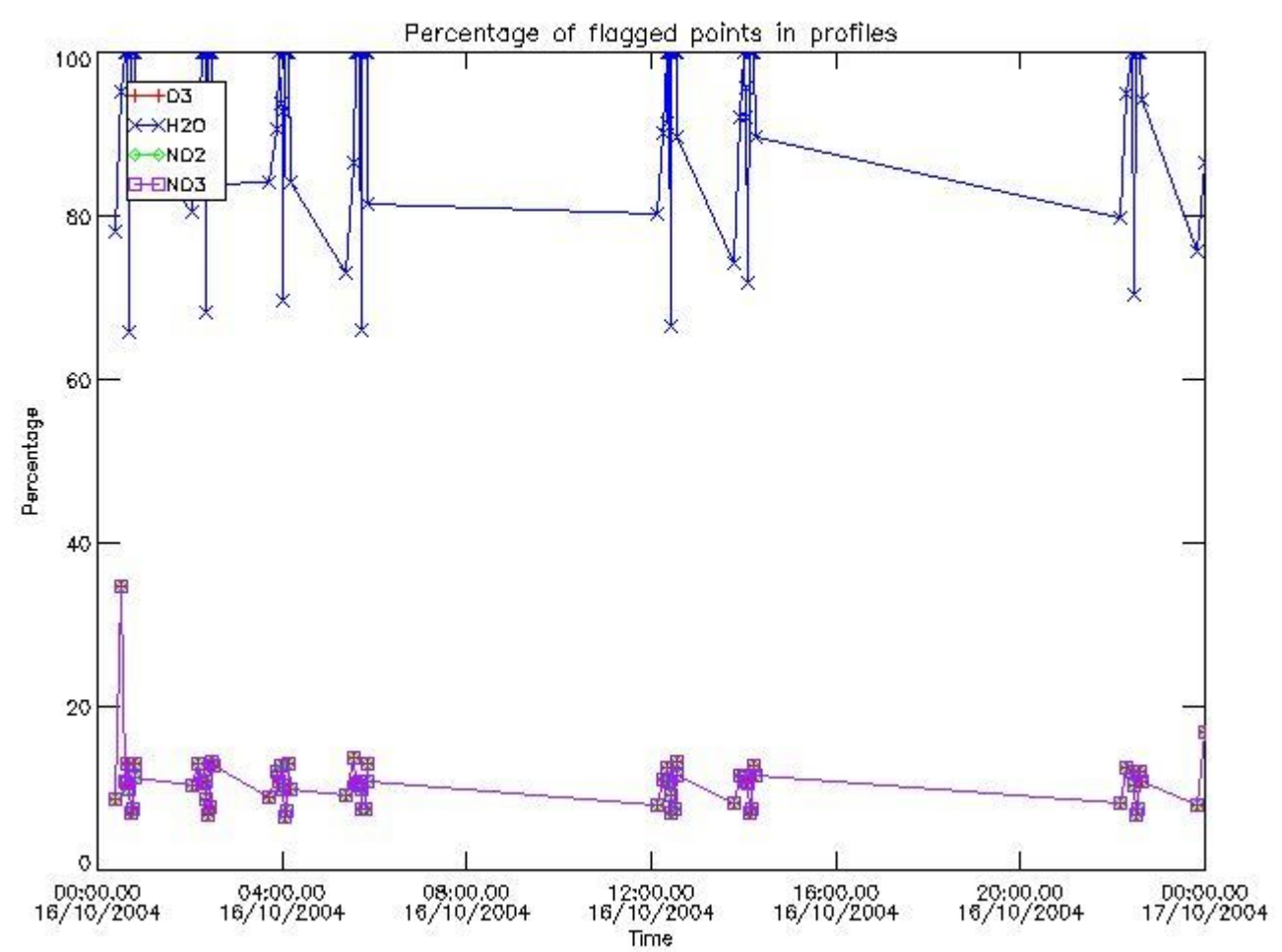
102	GOM_NL__2PRFIN20041016_061645_000000382031_00163_13744_5066.N1	16-OCT-2004 06:16:45	Bright	38.000	58	21Alp And	2.0730	11000.	76	13744	No
103	GOM_NL__2PRFIN20041016_061913_000000412031_00163_13744_5067.N1	16-OCT-2004 06:19:13	Bright	41.000	53	43Bet And	2.0480	3300.0	82	13744	No
104	GOM_NL__2PRFIN20041016_062047_000000472031_00163_13744_5068.N1	16-OCT-2004 06:20:47	Bright	47.000	173	4Bet Tri	3.0040	8900.0	94	13744	No
105	GOM_NL__2PRFIN20041016_062240_000000472031_00163_13744_5069.N1	16-OCT-2004 06:22:40	Bright	46.500	73	57Gam1And	2.2600	13100.	93	13744	No
106	GOM_NL__2PRFIN20041016_062446_000000392031_00163_13744_5070.N1	16-OCT-2004 06:24:46	Bright	39.000	68	18Alp Cas	2.2250	4500.0	78	13744	No
107	GOM_NL__2PRFIN20041016_062607_000000402031_00163_13744_5071.N1	16-OCT-2004 06:26:07	Bright	39.500	76	27Gam Cas	2.3000	30000.	79	13744	No
108	GOM_NL__2PRFIN20041016_062741_000000402031_00163_13744_5072.N1	16-OCT-2004 06:27:41	Bright	39.500	89	5Alp Cep	2.4510	8000.0	79	13744	No
109	GOM_NL__2PRFIN20041016_062943_000000652031_00163_13744_5073.N1	16-OCT-2004 06:29:43	Bright	65.000	149	45Eps Per	2.8880	30000.	130	13744	No
110	GOM_NL__2PRFIN20041016_063347_000000392031_00163_13744_5074.N1	16-OCT-2004 06:33:47	Bright	38.500	49	1Alp UMi	1.9900	6300.0	77	13744	No
111	GOM_NL__2PRFIN20041016_063649_000000372031_00163_13744_5075.N1	16-OCT-2004 06:36:49	Bright	36.500	60	7Bet UMi	2.0810	3950.0	73	13744	No
112	GOM_NL__2PRFIN20041016_110458_000000452031_00166_13747_5056.N1	16-OCT-2004 11:04:58	Straylight	44.500	52	16Bet Cet	2.0370	4500.0	89	13747	No
113	GOM_NL__2PRFIN20041016_111436_000000382031_00166_13747_5057.N1	16-OCT-2004 11:14:36	Bright	38.000	140	88Gam Peg	2.8340	26000.	76	13747	No
114	GOM_NL__2PRFIN20041016_111833_000000382031_00166_13747_5058.N1	16-OCT-2004 11:18:33	Bright	38.000	58	21Alp And	2.0730	11000.	76	13747	No
115	GOM_NL__2PRFIN20041016_112059_000000412031_00166_13747_5059.N1	16-OCT-2004 11:20:59	Bright	41.000	53	43Bet And	2.0480	3300.0	82	13747	No
116	GOM_NL__2PRFIN20041016_112233_000000472031_00166_13747_5060.N1	16-OCT-2004 11:22:33	Bright	46.500	173	4Bet Tri	3.0040	8900.0	93	13747	No
117	GOM_NL__2PRFIN20041016_112423_000000472031_00166_13747_5061.N1	16-OCT-2004 11:24:23	Bright	47.000	73	57Gam1And	2.2600	13100.	94	13747	No
118	GOM_NL__2PRFIN20041016_112633_000000372031_00166_13747_5062.N1	16-OCT-2004 11:26:33	Bright	36.500	68	18Alp Cas	2.2250	4500.0	73	13747	No
119	GOM_NL__2PRFIN20041016_112754_000000382031_00166_13747_5063.N1	16-OCT-2004 11:27:54	Bright	37.500	76	27Gam Cas	2.3000	30000.	75	13747	No
120	GOM_NL__2PRFIN20041016_112930_000000392031_00166_13747_5064.N1	16-OCT-2004 11:29:30	Bright	38.500	89	5Alp Cep	2.4510	8000.0	77	13747	No
121	GOM_NL__2PRFIN20041016_113534_000000402031_00166_13747_5065.N1	16-OCT-2004 11:35:34	Bright	39.500	49	1Alp UMi	1.9900	6300.0	79	13747	No
122	GOM_NL__2PRFIN20041016_113836_000000432031_00166_13747_5066.N1	16-OCT-2004 11:38:36	Bright	42.500	60	7Bet UMi	2.0810	3950.0	85	13747	No
123	GOM_NL__2PRFIN20041016_114349_000000412031_00166_13747_5067.N1	16-OCT-2004 11:43:49	Bright	41.000	36	50Alp UMa	1.8000	6300.0	82	13747	No
124	GOM_NL__2PRFIN20041016_114523_000000372031_00166_13747_5068.N1	16-OCT-2004 11:45:23	Bright	36.500	82	48Bet UMa	2.3650	10600.	73	13747	No
125	GOM_NL__2PRFIN20041016_114844_000000392031_00166_13747_5069.N1	16-OCT-2004 11:48:44	Bright	39.000	174	52Psi UMa	3.0040	4400.0	78	13747	No
126	GOM_NL__2PRFIN20041016_115639_000001152031_00166_13747_5070.N1	16-OCT-2004 11:56:39	Tw_i_and_stray	114.50	17	78Bet Gem	1.1610	4500.0	229	13747	No
127	GOM_NL__2PRFIN20041016_120632_000000642031_00166_13747_5071.N1	16-OCT-2004 12:06:32	Dark	64.000	48	30Alp Hya	1.9770	4100.0	128	13747	No
128	GOM_NL__2PRFIN20041016_121502_000000462031_00166_13747_5072.N1	16-OCT-2004 12:15:02	Dark	46.000	113	Mu Vel	2.6920	5000.0	92	13747	No
129	GOM_NL__2PRFIN20041016_121916_000000482031_00167_13748_5056.N1	16-OCT-2004 12:19:16	Dark	47.500	34	Gam2Vel	1.7930	23000.	95	13748	No
130	GOM_NL__2PRFIN20041016_122130_000000412031_00167_13748_5057.N1	16-OCT-2004 12:21:30	Dark	40.500	29	Bet Car	1.6720	10200.	81	13748	No
131	GOM_NL__2PRFIN20041016_122334_000000472031_00167_13748_5058.N1	16-OCT-2004 12:23:34	Dark	46.500	161	Tau Pup	2.9310	4500.0	93	13748	No
132	GOM_NL__2PRFIN20041016_122455_000000562031_00167_13748_5059.N1	16-OCT-2004 12:24:55	Dark	55.500	2	Alp Car	-0.73600	7000.0	111	13748	No
133	GOM_NL__2PRFIN20041016_122643_000000722031_00167_13748_5060.N1	16-OCT-2004 12:26:43	Dark	72.000	177	1Zet CMa	3.0220	26000.	144	13748	No
134	GOM_NL__2PRFIN20041016_122949_000000682031_00167_13748_5061.N1	16-OCT-2004 12:29:49	Dark	67.500	108	Alp Col	2.6520	15200.	135	13748	No
135	GOM_NL__2PRFIN20041016_123233_000000432031_00167_13748_5062.N1	16-OCT-2004 12:32:33	Dark	42.500	143	Alp Hyi	2.8570	7200.0	85	13748	No
136	GOM_NL__2PRFIN20041016_123400_000000442031_00167_13748_5063.N1	16-OCT-2004 12:34:00	Dark	44.000	9	Alp Eri	0.45300	24000.	88	13748	No
137	GOM_NL__2PRFIN20041016_123637_000000482031_00167_13748_5064.N1	16-OCT-2004 12:36:37	Straylight	48.000	157	The1Eri	2.9060	9300.0	96	13748	No
138	GOM_NL__2PRFIN20041016_123859_000000442031_00167_13748_5065.N1	16-OCT-2004 12:38:59	Straylight	44.000	84	Alp Phe	2.3970	4500.0	88	13748	No
139	GOM_NL__2PRFIN20041016_124534_000000452031_00167_13748_5066.N1	16-OCT-2004 12:45:34	Straylight	44.500	52	16Bet Cet	2.0370	4500.0	89	13748	No
140	GOM_NL__2PRFIN20041016_125511_000000372031_00167_13748_5067.N1	16-OCT-2004 12:55:11	Bright	37.000	140	88Gam Peg	2.8340	26000.	74	13748	No
141	GOM_NL__2PRFIN20041016_125909_000000392031_00167_13748_5068.N1	16-OCT-2004 12:59:09	Bright	38.500	58	21Alp And	2.0730	11000.	77	13748	No
142	GOM_NL__2PRFIN20041016_130134_000000442031_00167_13748_5069.N1	16-OCT-2004 13:01:34	Bright	43.500	53	43Bet And	2.0480	3300.0	87	13748	No
143	GOM_NL__2PRFIN20041016_130308_000000462031_00167_13748_5070.N1	16-OCT-2004 13:03:08	Bright	46.000	173	4Bet Tri	3.0040	8900.0	92	13748	No
144	GOM_NL__2PRFIN20041016_130500_000000482031_00167_13748_5071.N1	16-OCT-2004 13:05:00	Bright	47.500	73	57Gam1And	2.2600	13100.	95	13748	No
145	GOM_NL__2PRFIN20041016_130708_000000412031_00167_13748_5072.N1	16-OCT-2004 13:07:08	Bright	41.000	68	18Alp Cas	2.2250	4500.0	82	13748	No
146	GOM_NL__2PRFIN20041016_130829_000000412031_00167_13748_5073.N1	16-OCT-2004 13:08:29	Bright	41.000	76	27Gam Cas	2.3000	30000.	82	13748	No
147	GOM_NL__2PRFIN20041016_131006_000000392031_00167_13748_5074.N1	16-OCT-2004 13:10:06	Bright	38.500	89	5Alp Cep	2.4510	8000.0	77	13748	No
148	GOM_NL__2PRFIN20041016_131159_000000672031_00167_13748_5075.N1	16-OCT-2004 13:11:59	Bright	67.000	149	45Eps Per	2.8880	30000.	134	13748	No
149	GOM_NL__2PRFIN20041016_131610_000000382031_00167_13748_5076.N1	16-OCT-2004 13:16:10	Bright	38.000	49	1Alp UMi	1.9900	6300.0	76	13748	No
150	GOM_NL__2PRFIN20041016_131914_000000392031_00167_13748_5077.N1	16-OCT-2004 13:19:14	Bright	38.500	60	7Bet UMi	2.0810	3950.0	77	13748	No
151	GOM_NL__2PRFIN20041016_132425_000000382031_00167_13748_5078.N1	16-OCT-2004 13:24:25	Bright	37.500	36	50Alp UMa	1.8000	6300.0	75	13748	No
152	GOM_NL__2PRFIN20041016_132559_000000512031_00167_13748_5079.N1	16-OCT-2004 13:25:59	Bright	51.000	82	48Bet UMa	2.3650	10600.	102	13748	No
153	GOM_NL__2PRFIN20041016_132923_000000372031_00167_13748_5080.N1	16-OCT-2004 13:29:23	Bright	37.000	174	52Psi UMa	3.0040	4400.0	74	13748	No
154	GOM_NL__2PRFIN20041016_133715_000001122031_00167_13748_5081.N1	16-OCT-2004 13:37:15	Tw_i_and_stray	112.00	17	78Bet Gem	1.1610	4500.0	224	13748	No
155	GOM_NL__2PRFIN20041016_134709_000000632031_00167_13748_5082.N1	16-OCT-2004 13:47:09	Dark	62.500	48	30Alp Hya	1.9770	4100.0	125	13748	No
156	GOM_NL__2PRFIN20041016_135540_000000442031_00167_13748_5083.N1	16-OCT-2004 13:55:40	Dark	44.000	113	Mu Vel	2.6920	5000.0	88	13748	No
157	GOM_NL__2PRFIN20041016_135952_000000482031_00168_13749_5056.N1	16-OCT-2004 13:59:52	Dark	48.000	34	Gam2Vel	1.7930	23000.	96	13749	No
158	GOM_NL__2PRFIN20041016_140206_000000452031_00168_13749_5057.N1	16-OCT-2004 14:02:06	Dark	45.000	29	Bet Car	1.6720	10200.	90	13749	No
159	GOM_NL__2PRFIN20041016_140412_000000472031_00168_13749_5058.N1	16-OCT-2004 14:04:12	Dark	46.500	161	Tau Pup	2.9310	4500.0	93	13749	No
160	GOM_NL__2PRFIN20041016_140532_000000492031_00168_13749_5059.N1	16-OCT-2004 14:05:32	Dark	48.500	2	Alp Car	-0.73600	7000.0	97	13749	No

161	GOM_NL__2PRFIN20041016_140721_000000742031_00168_13749_5060.N1	16-OCT-2004 14:07:21	Dark	74.000	177	1Zet CMa	3.0220	26000.	148	13749	No
162	GOM_NL__2PRFIN20041016_141027_000000682031_00168_13749_5061.N1	16-OCT-2004 14:10:27	Dark	67.500	108	Alp Col	2.6520	15200.	135	13749	No
163	GOM_NL__2PRFIN20041016_141309_000000402031_00168_13749_5062.N1	16-OCT-2004 14:13:09	Dark	40.000	143	Alp Hyi	2.8570	7200.0	80	13749	No
164	GOM_NL__2PRFIN20041016_141436_000000492031_00168_13749_5063.N1	16-OCT-2004 14:14:36	Dark	48.500	9	Alp Eri	0.45300	24000.	97	13749	No
165	GOM_NL__2PRFIN20041016_141713_000000482031_00168_13749_5064.N1	16-OCT-2004 14:17:13	Straylight	48.000	157	The1Eri	2.9060	9300.0	96	13749	No
166	GOM_NL__2PRFIN20041016_141935_000000452031_00168_13749_5065.N1	16-OCT-2004 14:19:35	Straylight	45.000	84	Alp Phe	2.3970	4500.0	90	13749	No
167	GOM_NL__2PRFIN20041016_205939_000000472031_00172_13753_5059.N1	16-OCT-2004 20:59:39	Straylight	46.500	157	The1Eri	2.9060	9300.0	93	13753	No
168	GOM_NL__2PRFIN20041016_210200_000000442031_00172_13753_5060.N1	16-OCT-2004 21:02:00	Straylight	44.000	84	Alp Phe	2.3970	4500.0	88	13753	No
169	GOM_NL__2PRFIN20041016_210835_000000462031_00172_13753_5061.N1	16-OCT-2004 21:08:35	Straylight	45.500	52	16Bet Cet	2.0370	4500.0	91	13753	No
170	GOM_NL__2PRFIN20041016_211812_000000372031_00172_13753_5062.N1	16-OCT-2004 21:18:12	Bright	37.000	140	88Gam Peg	2.8340	26000.	74	13753	No
171	GOM_NL__2PRFIN20041016_212209_000000372031_00172_13753_5063.N1	16-OCT-2004 21:22:09	Bright	37.000	58	21Alp And	2.0730	11000.	74	13753	No
172	GOM_NL__2PRFIN20041016_212434_000000422031_00172_13753_5064.N1	16-OCT-2004 21:24:34	Bright	42.000	53	43Bet And	2.0480	3300.0	84	13753	No
173	GOM_NL__2PRFIN20041016_212604_000000592031_00172_13753_5065.N1	16-OCT-2004 21:26:04	Bright	59.000	173	4Bet Tri	3.0040	8900.0	118	13753	No
174	GOM_NL__2PRFIN20041016_212758_000000472031_00172_13753_5066.N1	16-OCT-2004 21:27:58	Bright	47.000	73	57Gam1And	2.2600	13100.	94	13753	No
175	GOM_NL__2PRFIN20041016_213008_000000382031_00172_13753_5067.N1	16-OCT-2004 21:30:08	Bright	37.500	68	18Alp Cas	2.2250	4500.0	75	13753	No
176	GOM_NL__2PRFIN20041016_213129_000000402031_00172_13753_5068.N1	16-OCT-2004 21:31:29	Bright	40.000	76	27Gam Cas	2.3000	30000.	80	13753	No
177	GOM_NL__2PRFIN20041016_213911_000000382031_00172_13753_5069.N1	16-OCT-2004 21:39:11	Bright	38.000	49	1Alp UMi	1.9900	6300.0	76	13753	No
178	GOM_NL__2PRFIN20041016_214216_000000342031_00172_13753_5070.N1	16-OCT-2004 21:42:16	Bright	34.000	60	7Bet UMi	2.0810	3950.0	68	13753	No
179	GOM_NL__2PRFIN20041016_214725_000000402031_00172_13753_5071.N1	16-OCT-2004 21:47:25	Bright	39.500	36	50Alp UMa	1.8000	6300.0	79	13753	No
180	GOM_NL__2PRFIN20041016_214859_000000382031_00172_13753_5072.N1	16-OCT-2004 21:48:59	Bright	37.500	82	48Bet UMa	2.3650	10600.	75	13753	No
181	GOM_NL__2PRFIN20041016_215224_000000382031_00172_13753_5073.N1	16-OCT-2004 21:52:24	Bright	37.500	174	52Psi UMa	3.0040	4400.0	75	13753	No
182	GOM_NL__2PRFIN20041016_220018_000001282031_00172_13753_5074.N1	16-OCT-2004 22:00:18	Tw_i_and_stray	128.00	17	78Bet Gem	1.1610	4500.0	256	13753	No
183	GOM_NL__2PRFIN20041016_221013_000000632031_00172_13753_5075.N1	16-OCT-2004 22:10:13	Dark	62.500	48	30Alp Hya	1.9770	4100.0	125	13753	No
184	GOM_NL__2PRFIN20041016_221841_000000412031_00172_13753_5076.N1	16-OCT-2004 22:18:41	Dark	40.500	113	Mu Vel	2.6920	5000.0	81	13753	No
185	GOM_NL__2PRFIN20041016_222507_000000422031_00173_13754_5059.N1	16-OCT-2004 22:25:07	Dark	42.000	29	Bet Car	1.6720	10200.	84	13754	No
186	GOM_NL__2PRFIN20041016_222835_000000502031_00173_13754_5060.N1	16-OCT-2004 22:28:35	Dark	49.500	2	Alp Car	-0.73600	7000.0	99	13754	No
187	GOM_NL__2PRFIN20041016_223027_000000752031_00173_13754_5061.N1	16-OCT-2004 22:30:27	Dark	74.500	177	1Zet CMa	3.0220	26000.	149	13754	No
188	GOM_NL__2PRFIN20041016_223333_000000692031_00173_13754_5062.N1	16-OCT-2004 22:33:33	Dark	69.000	108	Alp Col	2.6520	15200.	138	13754	No
189	GOM_NL__2PRFIN20041016_223608_000000432031_00173_13754_5063.N1	16-OCT-2004 22:36:08	Dark	42.500	143	Alp Hyi	2.8570	7200.0	85	13754	No
190	GOM_NL__2PRFIN20041016_223736_000000522031_00173_13754_5064.N1	16-OCT-2004 22:37:36	Dark	52.000	9	Alp Eri	0.45300	24000.	104	13754	No
191	GOM_NL__2PRFIN20041016_224013_000000522031_00173_13754_5065.N1	16-OCT-2004 22:40:13	Straylight	51.500	157	The1Eri	2.9060	9300.0	103	13754	No
192	GOM_NL__2PRFIN20041016_224236_000000432031_00173_13754_5066.N1	16-OCT-2004 22:42:36	Straylight	42.500	84	Alp Phe	2.3970	4500.0	85	13754	No
193	GOM_NL__2PRFIN20041016_224910_000000482031_00173_13754_5067.N1	16-OCT-2004 22:49:10	Straylight	47.500	52	16Bet Cet	2.0370	4500.0	95	13754	No
194	GOM_NL__2PRFIN20041016_225847_000000372031_00173_13754_5068.N1	16-OCT-2004 22:58:47	Bright	36.500	140	88Gam Peg	2.8340	26000.	73	13754	No
195	GOM_NL__2PRFIN20041016_230244_000000372031_00173_13754_5069.N1	16-OCT-2004 23:02:44	Bright	37.000	58	21Alp And	2.0730	11000.	74	13754	No
196	GOM_NL__2PRFIN20041016_230509_000000422031_00173_13754_5070.N1	16-OCT-2004 23:05:09	Bright	42.000	53	43Bet And	2.0480	3300.0	84	13754	No
197	GOM_NL__2PRFIN20041016_230640_000000462031_00173_13754_5071.N1	16-OCT-2004 23:06:40	Bright	45.500	173	4Bet Tri	3.0040	8900.0	91	13754	No
198	GOM_NL__2PRFIN20041016_230833_000000432031_00173_13754_5072.N1	16-OCT-2004 23:08:33	Bright	42.500	73	57Gam1And	2.2600	13100.	85	13754	No
199	GOM_NL__2PRFIN20041016_231043_000000402031_00173_13754_5073.N1	16-OCT-2004 23:10:43	Bright	40.000	68	18Alp Cas	2.2250	4500.0	80	13754	No
200	GOM_NL__2PRFIN20041016_231204_000000402031_00173_13754_5074.N1	16-OCT-2004 23:12:04	Bright	39.500	76	27Gam Cas	2.3000	30000.	79	13754	No
201	GOM_NL__2PRFIN20041016_231946_000000382031_00173_13754_5075.N1	16-OCT-2004 23:19:46	Bright	37.500	49	1Alp UMi	1.9900	6300.0	75	13754	No
202	GOM_NL__2PRFIN20041016_232251_000000412031_00173_13754_5076.N1	16-OCT-2004 23:22:51	Bright	40.500	60	7Bet UMi	2.0810	3950.0	81	13754	No
203	GOM_NL__2PRFIN20041016_232801_000000392031_00173_13754_5077.N1	16-OCT-2004 23:28:01	Bright	39.000	36	50Alp UMa	1.8000	6300.0	78	13754	No
204	GOM_NL__2PRFIN20041016_232934_000000382031_00173_13754_5078.N1	16-OCT-2004 23:29:34	Bright	37.500	82	48Bet UMa	2.3650	10600.	75	13754	No
205	GOM_NL__2PRFIN20041016_233259_000000382031_00173_13754_5079.N1	16-OCT-2004 23:32:59	Bright	37.500	174	52Psi UMa	3.0040	4400.0	75	13754	No
206	GOM_NL__2PRFIN20041016_234054_000001042031_00173_13754_5080.N1	16-OCT-2004 23:40:54	Tw_i_and_stray	104.00	17	78Bet Gem	1.1610	4500.0	208	13754	No
207	GOM_NL__2PRFIN20041016_235049_000000642031_00173_13754_5081.N1	16-OCT-2004 23:50:49	Dark	64.000	48	30Alp Hya	1.9770	4100.0	128	13754	No
208	GOM_NL__2PRFIN20041016_235915_000000452031_00173_13754_5082.N1	16-OCT-2004 23:59:15	Dark	45.000	113	Mu Vel	2.6920	5000.0	90	13754	No

3. Quality information per product

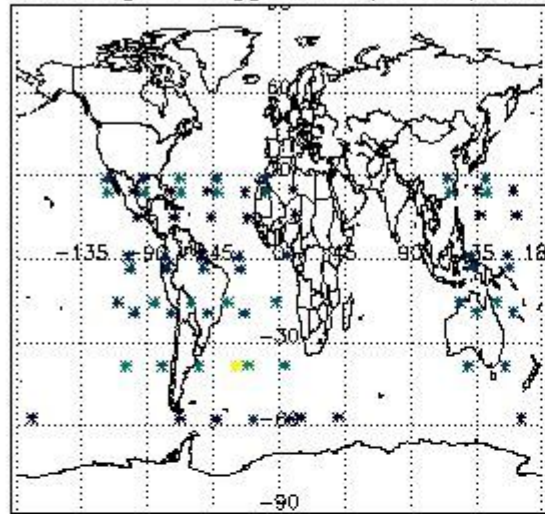
In this section it is plotted some information contained in the Quality Summary data set of the level 2 products. Only products in dark limb conditions and without errors (error flag in the MPH set to "0") are used.

3.1 Plot quality information per product (time dependant)

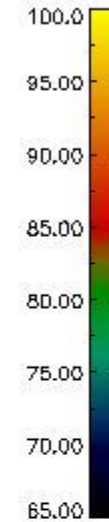
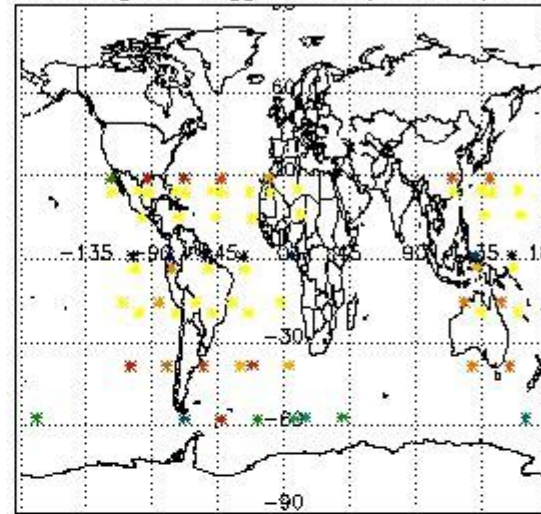


3.2 Plot quality information per product (world map)

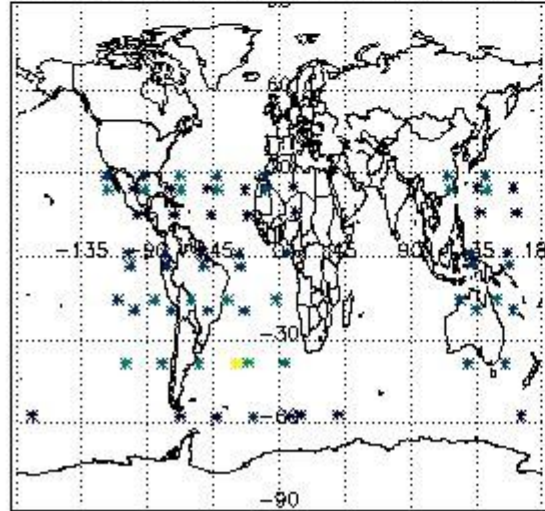
Percentage of flagged data per O3 profile



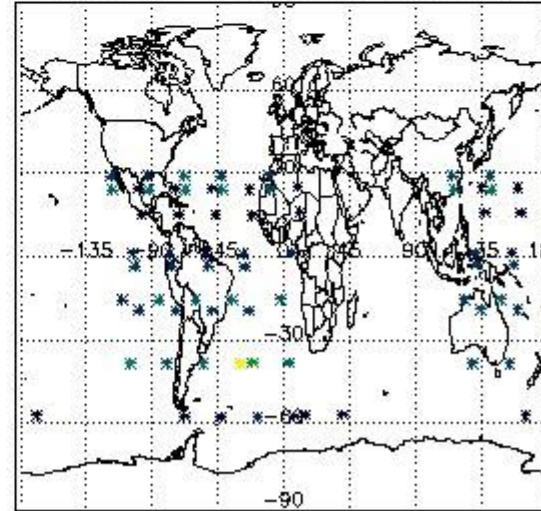
Percentage of flagged data per H2O profile



Percentage of flagged data per NO2 profile



Percentage of flagged data per NO3 profile

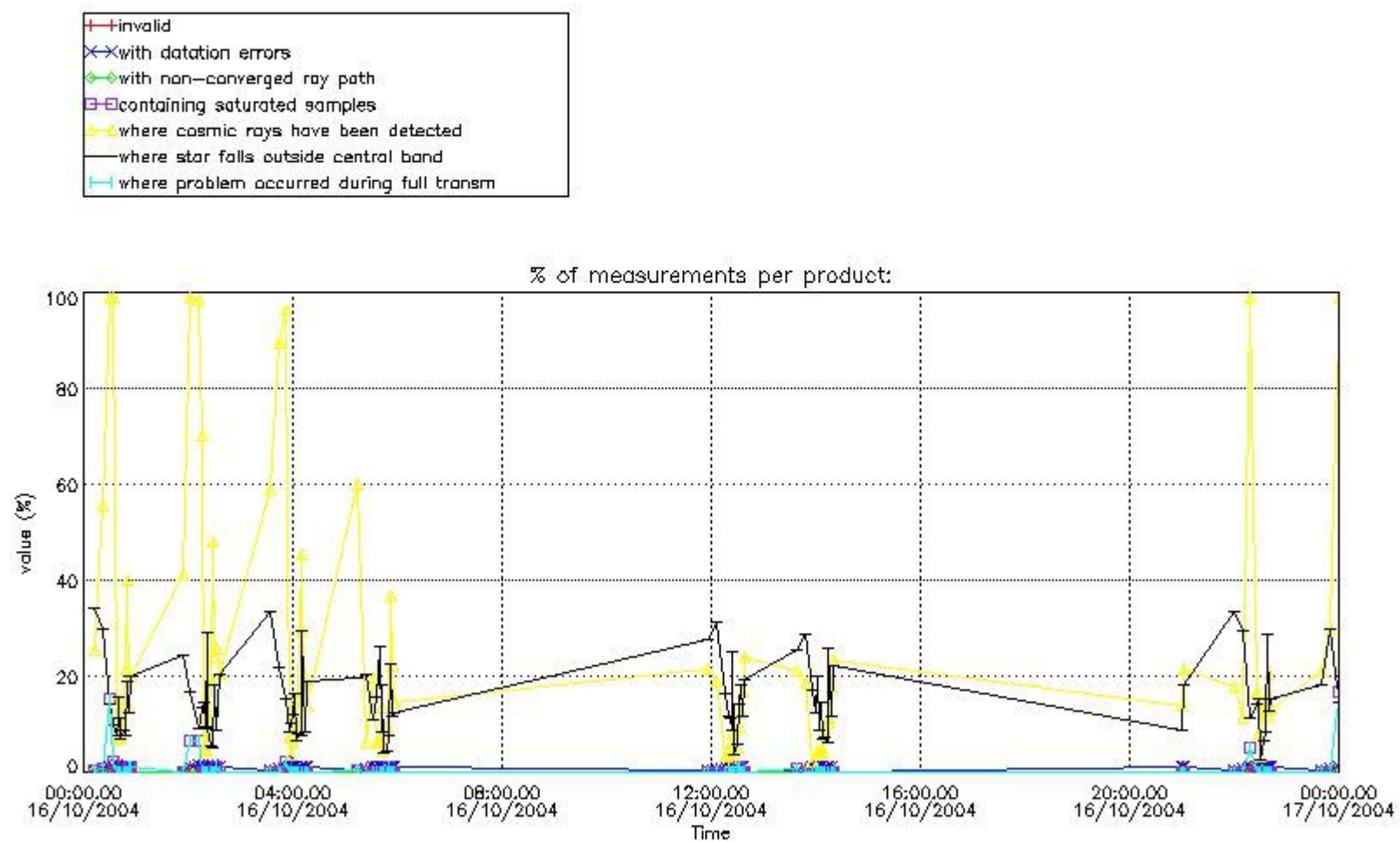


4. Level 1 quality information per product

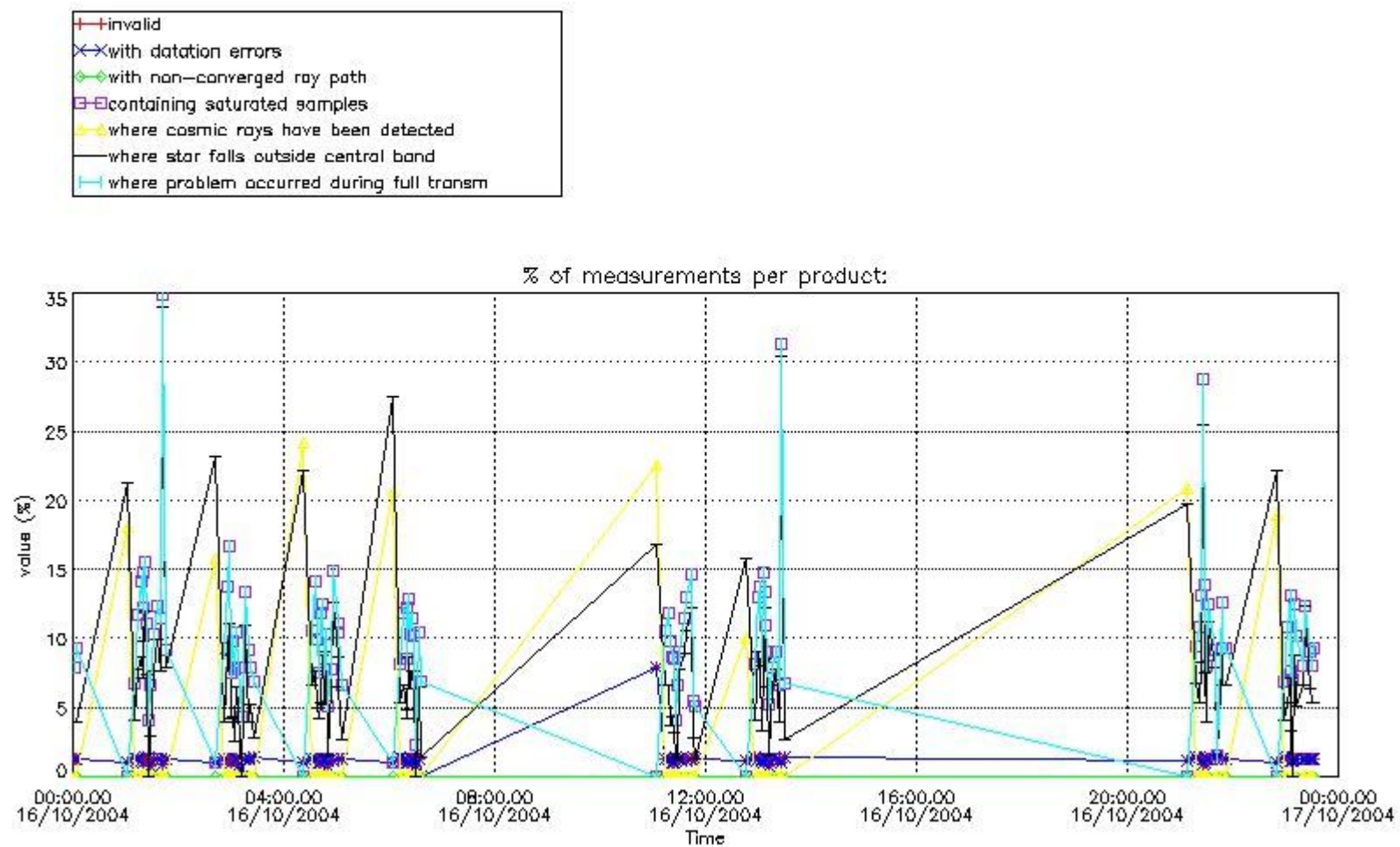
In this section it is plotted some information contained in the Quality Summary data set of the level 2 products that comes from the level 1b processing. Products without errors (error flag in the MPH set to "0") are used.

4.1 Plot quality information per product (time dependant) coming from level 1b processing

4.1.1 Plot level 1 quality information per product (time dependant): ENVISAT ASCENDING passes



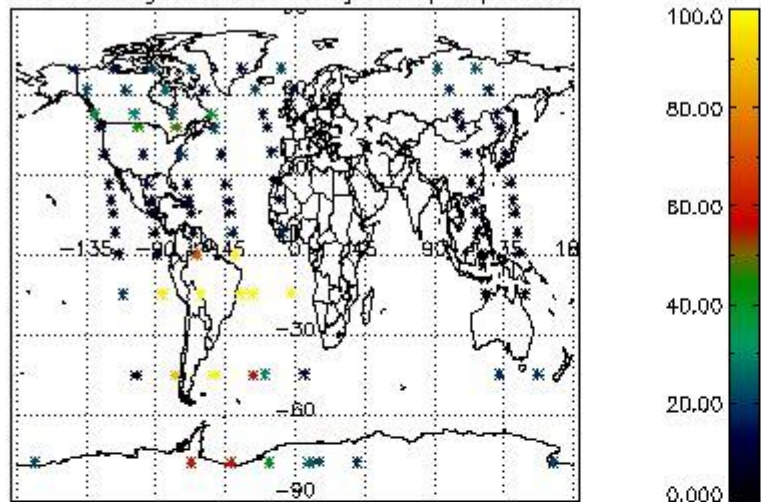
4.1.2 Plot level 1 quality information per product (time dependant): ENVI SAT DESCENDING passes



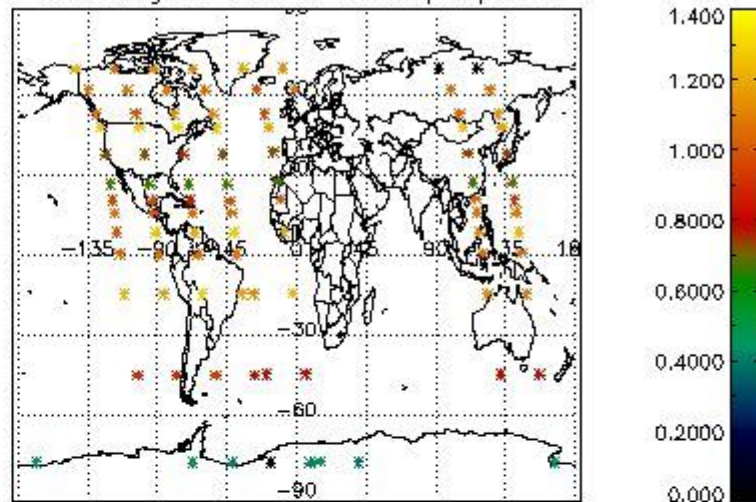
4.2 Plot quality information per product coming from level 1b processing (world map)

4.2.1 Plot level 1 quality information per product (world map): ENVISAT ASCENDING passes

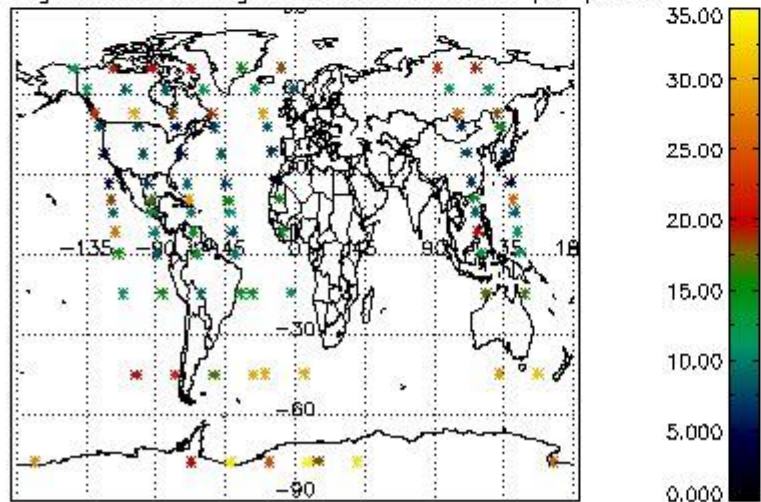
Percentage of cosmic ray hits per profile



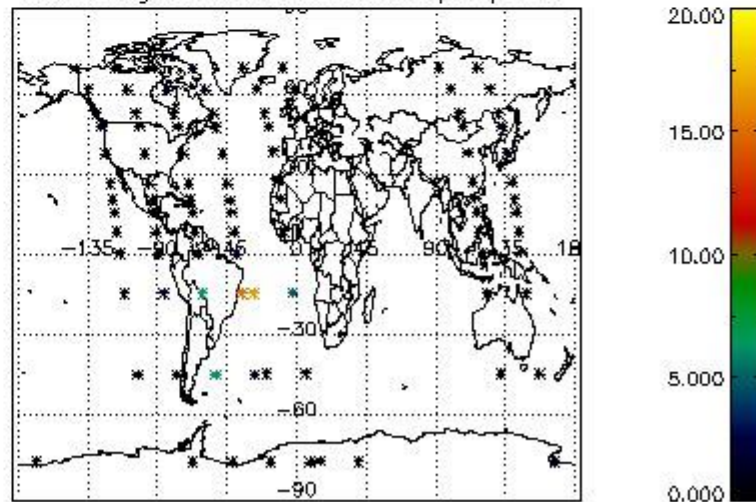
Percentage of datation errors per profile



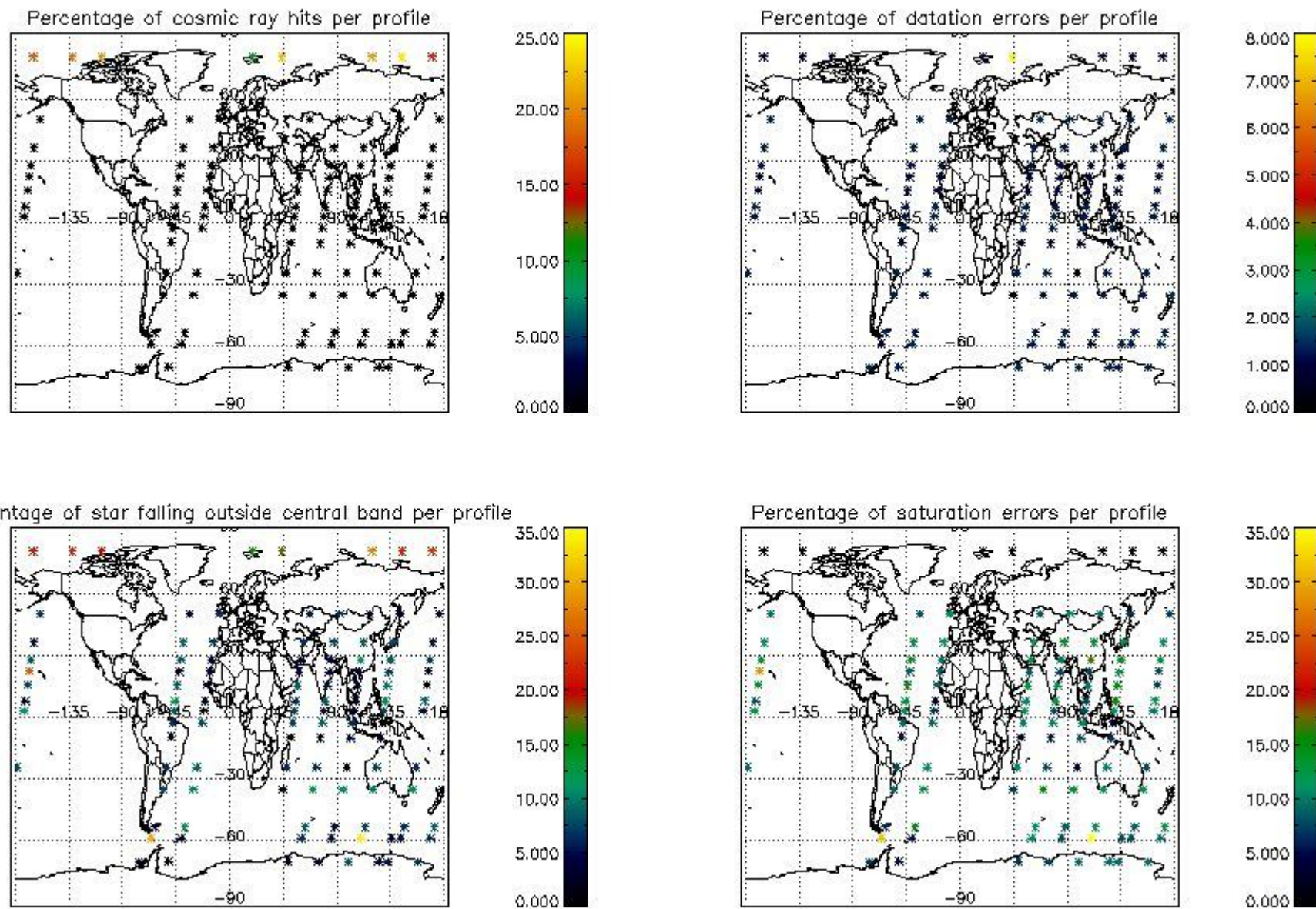
Percentage of star falling outside central band per profile



Percentage of saturation errors per profile



4.2.2 Plot level 1 quality information per product (world map): ENVISAT DESCENDING passes



5. Trace gas profiles

5.1 Ozone statistics based on quality of products

The final quality of the products can be "measured" using the STD (Standard Deviation) attached to every point profile. This information is written to the parameter GOM_NL__2P/NL_LOCAL_SPECIES_DENSITY/o3_std of the level 2 products. The table below shows the statistics for given STD ranges.

The statistics are given with respect to the overall valid production:

- Products without fatal errors: GOM_NL__2P/MPH/PRODUCT_ERR=0
- Valid point profile: GOM_NL__2P/NL_LOCAL_SPECIES_DENSITY/pcd(0)=0

The 'Criteria' is applied to valid points of dark limb products:

- Products in dark limb illumination condition: GOM_NL__2P/NL_SUMMARY_QUALITY/obs_ill_cond=0
- Products without fatal errors: GOM_NL__2P/MPH/PRODUCT_ERR=0
- Valid point profile: GOM_NL__2P/NL_LOCAL_SPECIES_DENSITY/pcd(0)=0

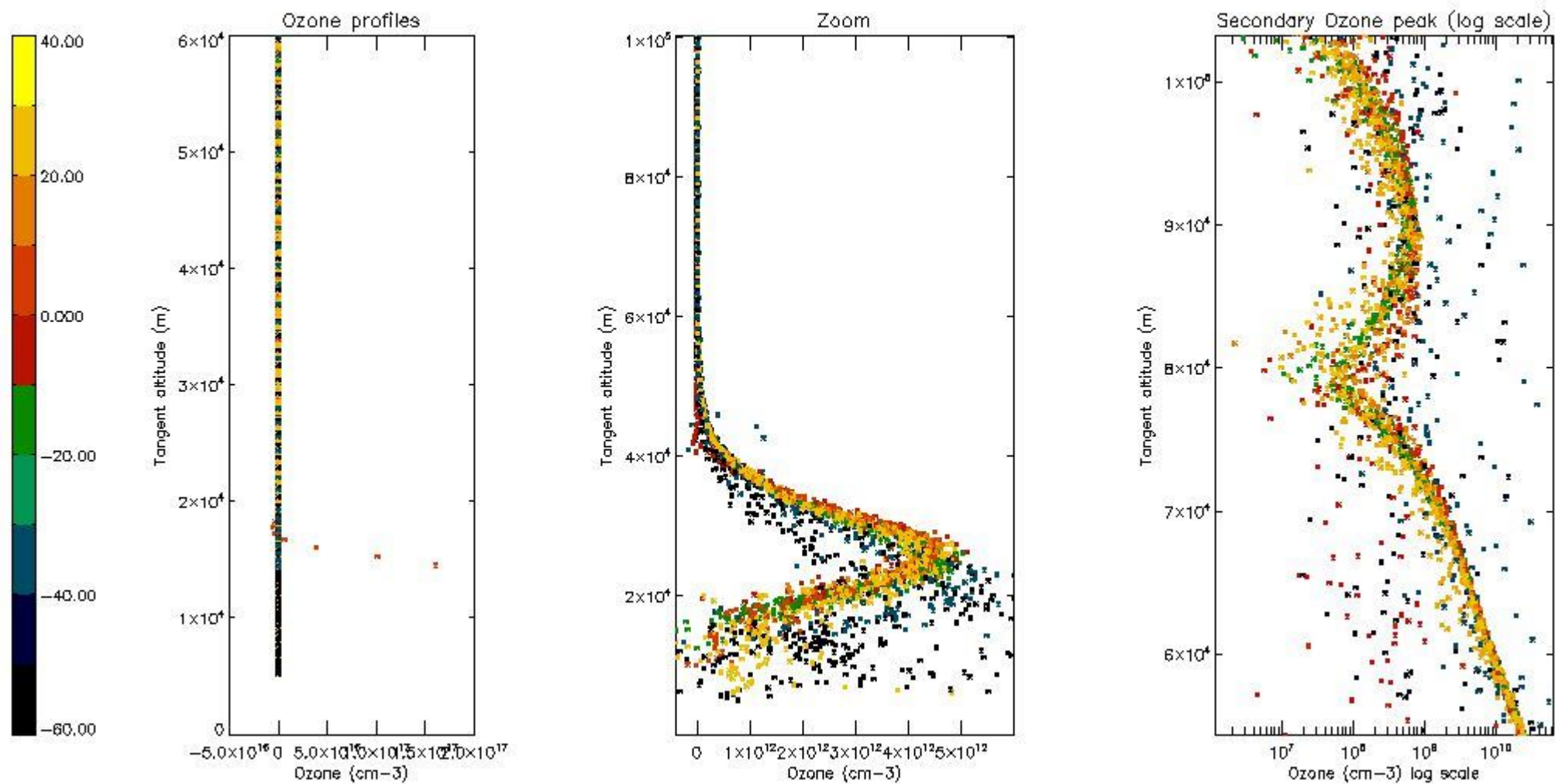
So, the table below shows the percentage of dark limb and valid observations for each criteria with respect to the overall valid daily observations.

Criteria	% of total production
All STD	37
STD < 20	20

STD < 10	17
STD < 5	12

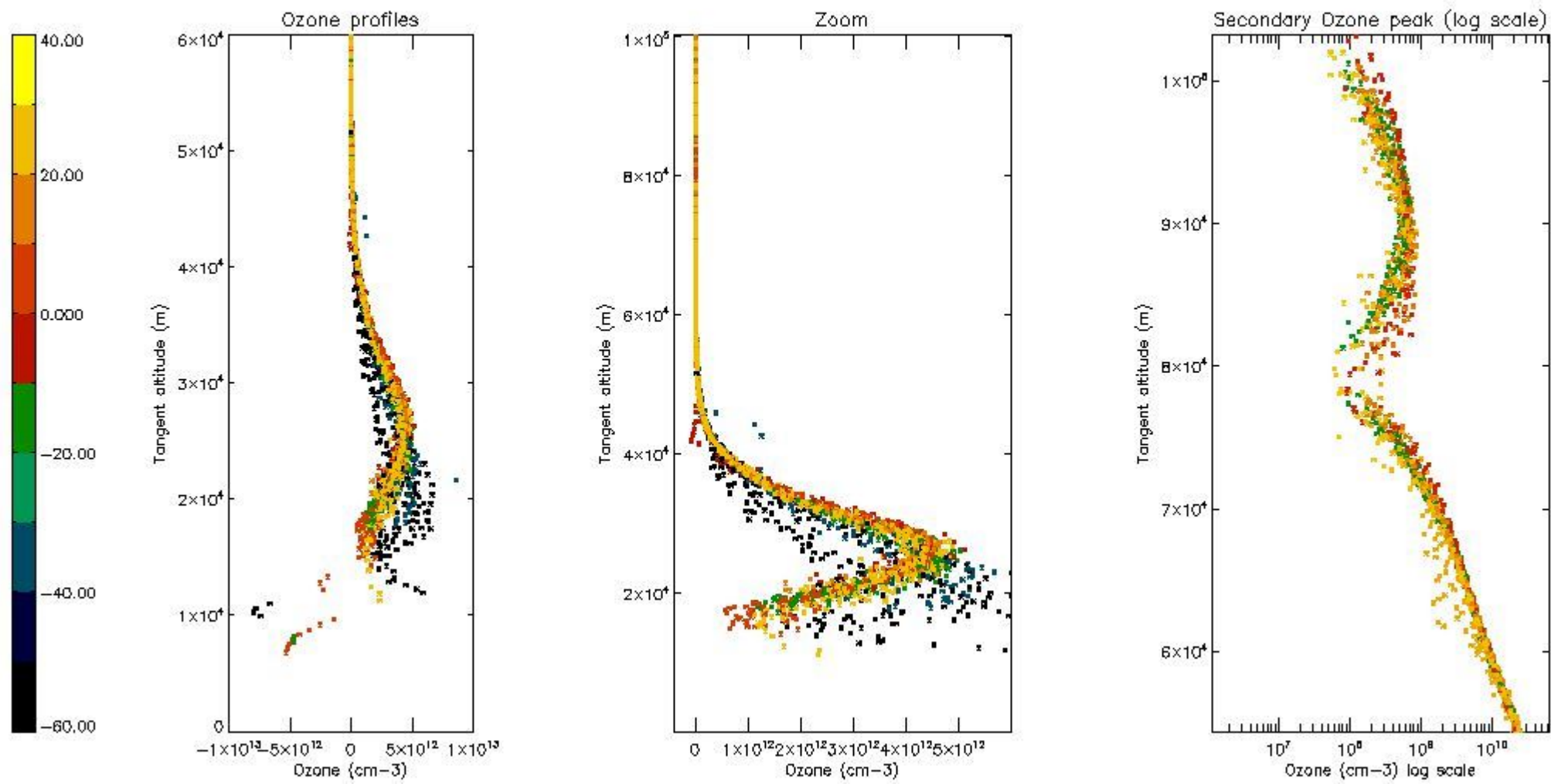
5.2 Plot ozone profiles for all STD (dark without errors)

The colorbar represents the latitude.



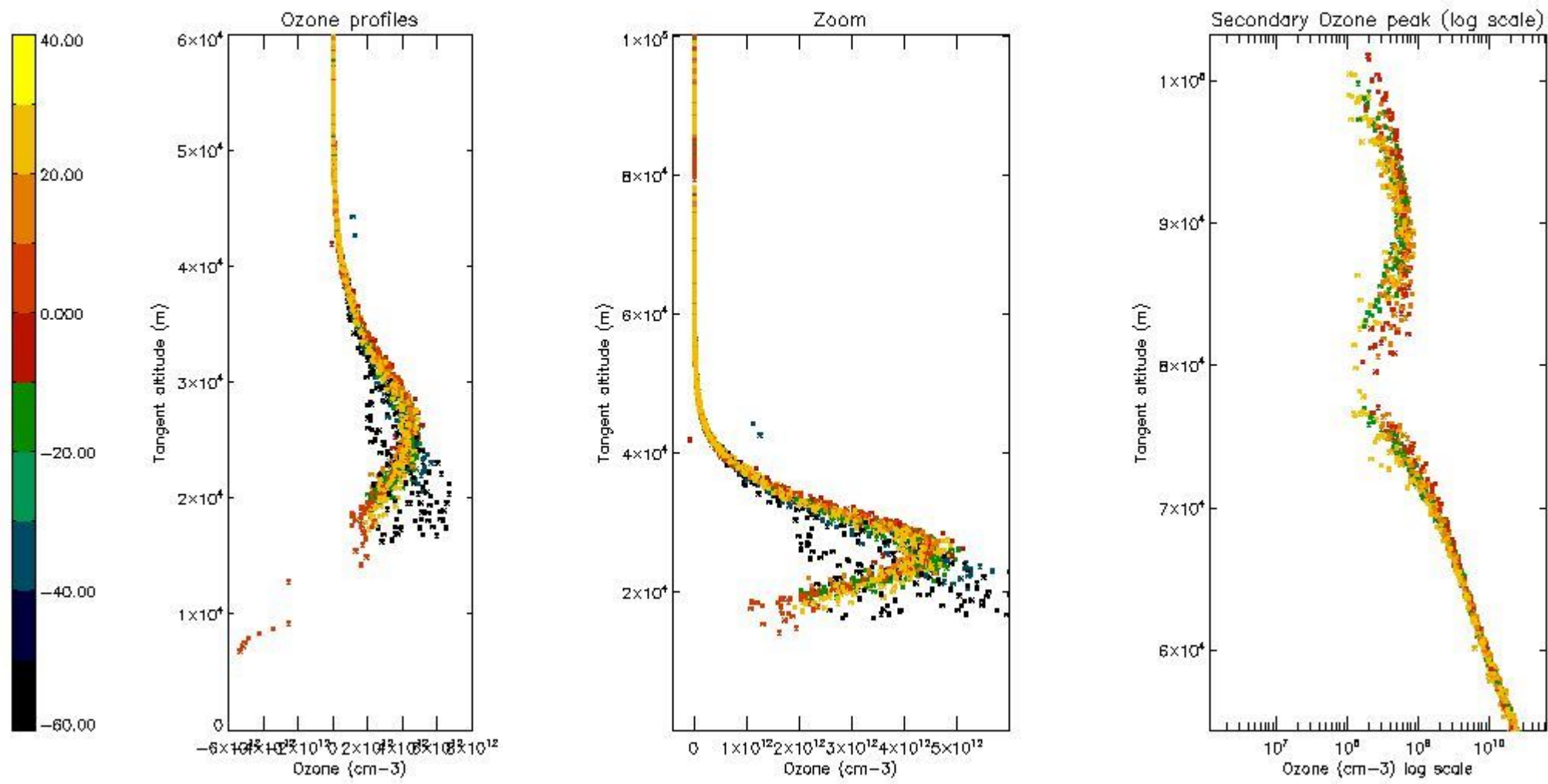
5.3 Plot ozone profiles where STD < 20% (dark without errors)

The colorbar represents the latitude.



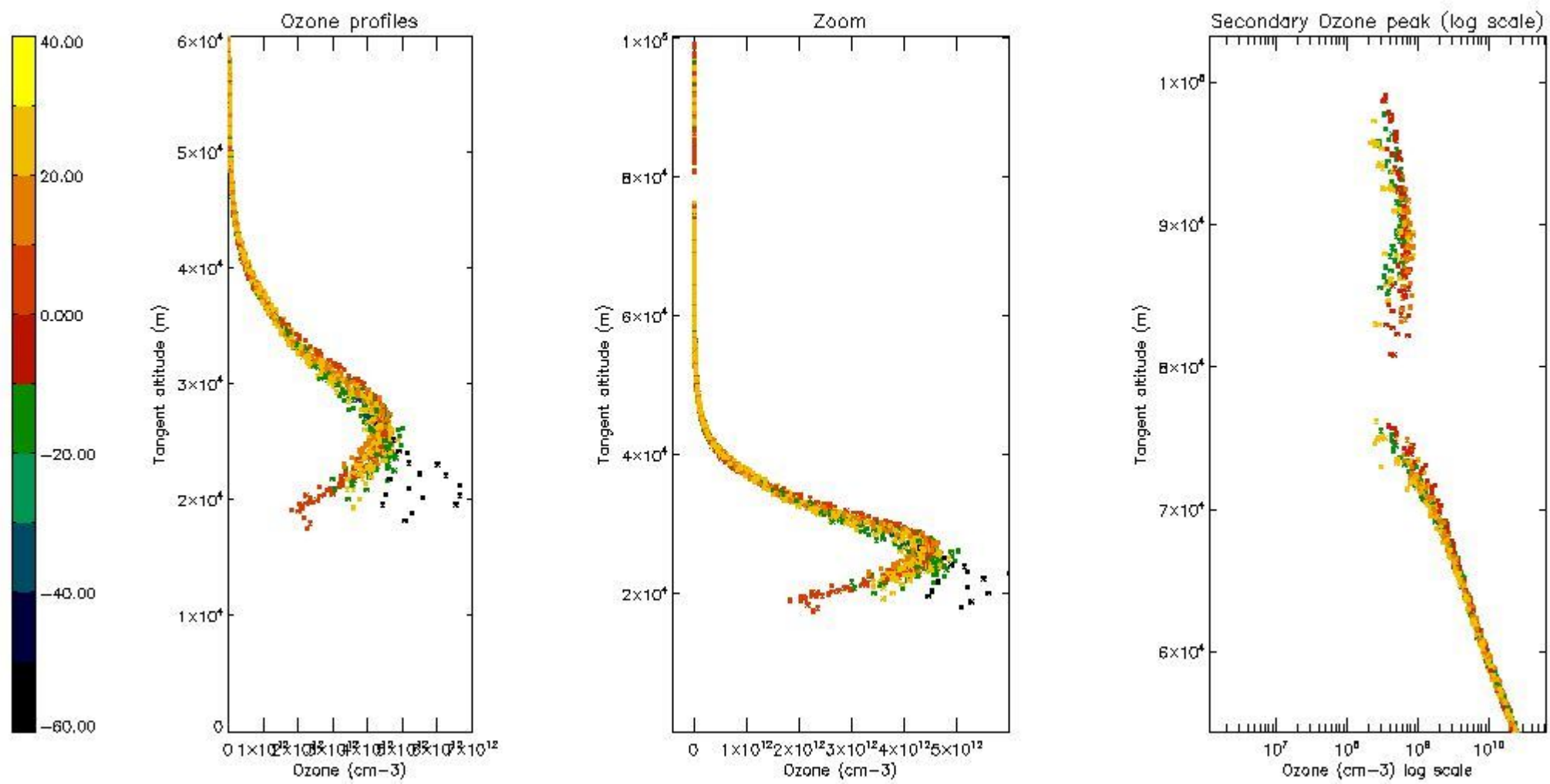
5.4 Plot ozone profiles where STD < 10% (dark without errors)

The colorbar represents the latitude.



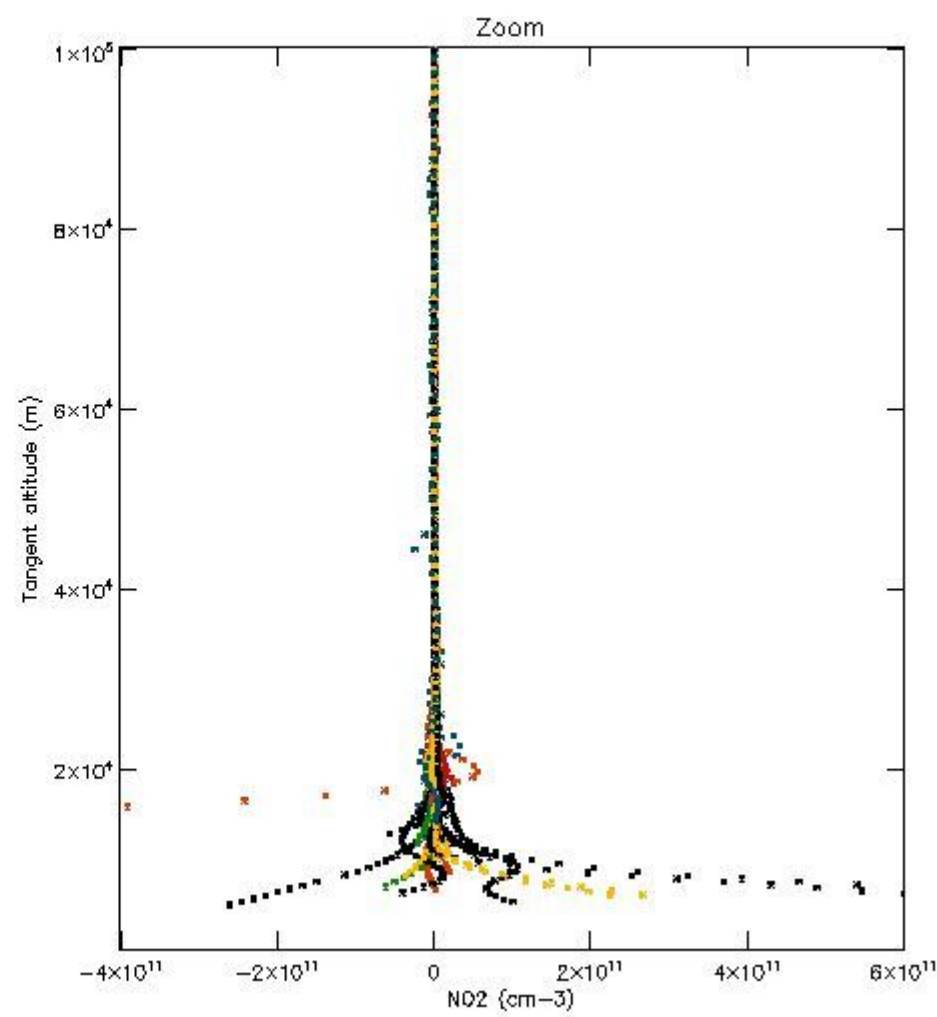
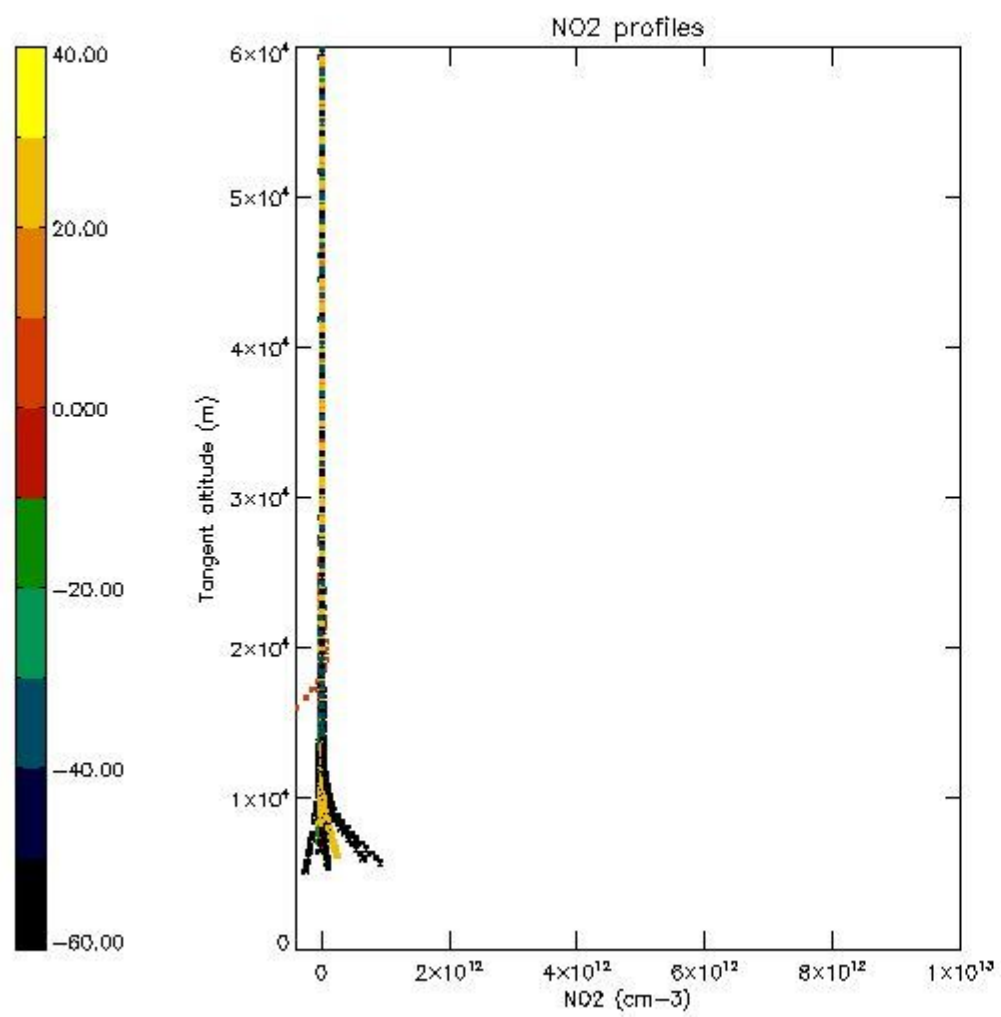
5.5 Plot ozone profiles where STD < 5% (dark without errors)

The colorbar represents the latitude.



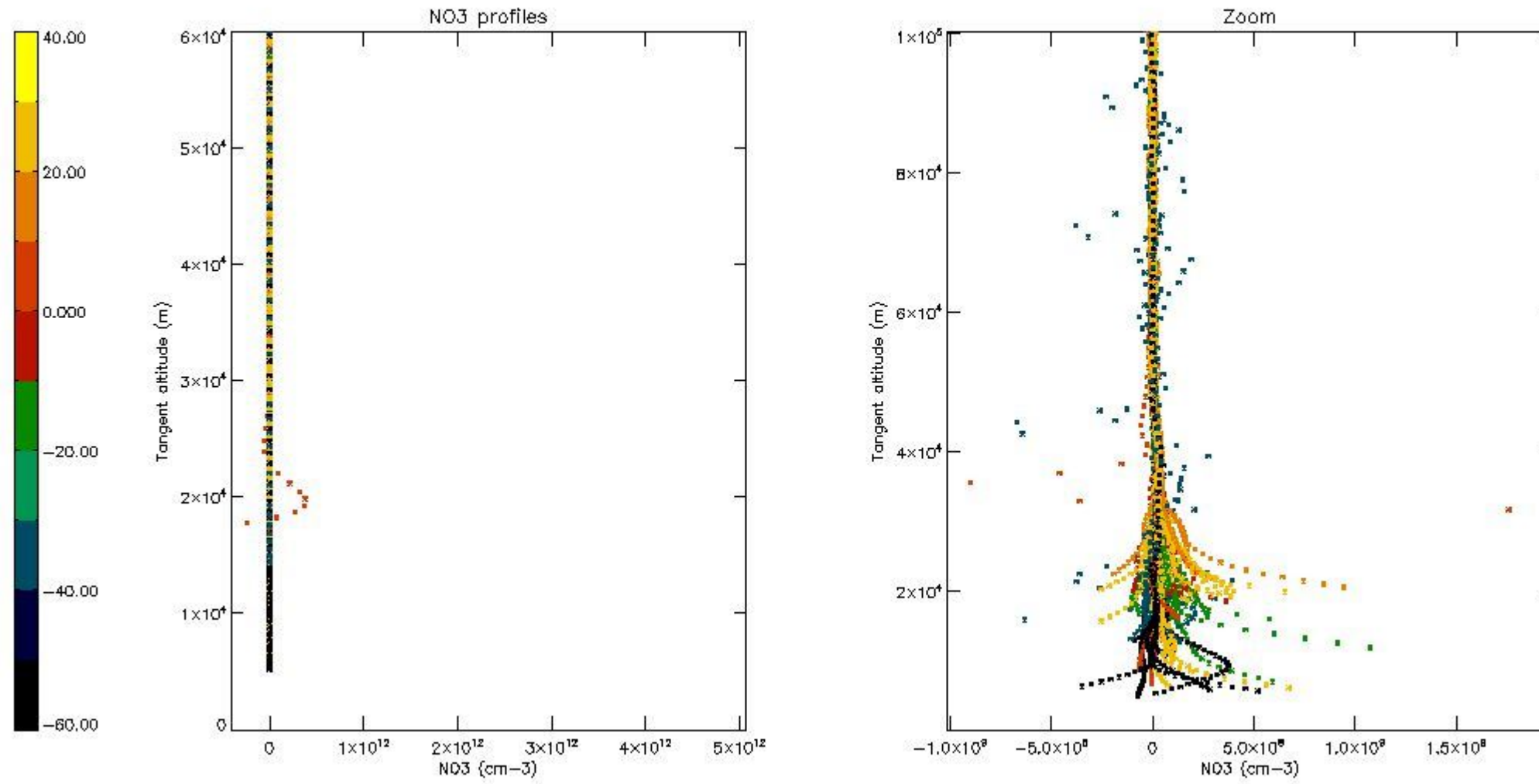
5.6 Plot NO₂ profiles for all STD (dark without errors)

The colorbar represents the latitude.



5.7 Plot NO3 profiles for all STD (dark without errors)

The colorbar represents the latitude.



6. Auxiliary Data Files used for the production reported in section 2

The number reported in the third column indicates since which file (see list in section 2) the corresponding auxiliary file has been used. The fourth column is the date of those product files.

Type	Auxiliary Filename	Used since product	Used since product date
INST_PHYS_CHARACTERISTICS	GOM_INS_AXVIEC20091111_143220_20030716_120000_20500101_000000	1	16-OCT-2004 00:01:10
LEVEL-2_PROC_CONFIG	GOM_PR2_AXVIEC20091111_152718_20020301_000000_20500101_000000	1	16-OCT-2004 00:01:10
CROSS_SECTIONS_FILE	GOM_CRS_AXVIEC20091111_154832_20020301_000000_20500101_000000	1	16-OCT-2004 00:01:10

GOMOS Level 2 Daily Report

SUMMARY

[1. General Info](#)

[2. Summary of processed GOM_NL_2P products](#)

[3. Level 2 Quality information per product](#)

[3.1 Plot of level 2 quality information per product \(time dependant\)](#)

[3.2 Plot of level 2 quality information per product \(world map\)](#)

[4. Level 1 Quality information per product \(stored on level 2 products\)](#)

[4.1 Plot of level 1 quality information per product \(time dependant\)](#)

[4.1.1 Plot of level 1 quality information per product \(time dependant\): ASCENDING](#)

[4.1.2 Plot of level 1 quality information per product \(time dependant\): DESCENDING](#)

[4.2 Plot of level 1 quality information per product \(world map\)](#)

[4.2.1 Plot of level 1 quality information per product \(world map\): ASCENDING](#)

[4.2.2 Plot of level 1 quality information per product \(world map\): DESCENDING](#)

[5. Ozone profiles based on quality statistics and other trace gas profiles](#)

[5.1 Ozone statistics based on quality of products](#)

[5.2 Plot ozone profiles for all STD \(dark without errors\)](#)

[5.3 Plot ozone profiles where STD < 20% \(dark without errors\)](#)

[5.4. Plot ozone profiles where STD < 10% \(dark without errors\)](#)

[5.5. Plot ozone profiles where STD < 5% \(dark without errors\)](#)

[5.6 Plot NO2 profiles for all STD \(dark without errors\)](#)

[5.7 Plot NO3 profiles for all STD \(dark without errors\)](#)

[5.8 Plot H2O profiles \(only for occultations of stars 1,2,3,4,13,14,16,26,63 dark without errors\) for all STD](#)

[6. Auxiliary Data Files used for the production reported in section 2](#)

This report presents the daily analysis on parameters extracted from GOMOS level 2 data (GOM_NL__2P). It is intended to monitor some important parameters that will impact the quality of these products. A list of level 2 products (and content) that have arrived during the reporting day to the PCF is also given.

Item	Value
Time of report generation	19APR2013 13:18:52
Data source version	GOMOS/6.01
Start time of products	16-10-2004 (16OCT2004 00:00:00)
Stop time of products	17-10-2004 (17OCT2004 00:00:00)
Store outputs in DB	Yes
Nb of level 2 prods	208
Nb of prods with errors	0

2. Summary of processed GOM_NL__2P products.

Nr	Filename	UTC Start time	Limb	Duration	Star Id	Star Name	Star Mag	Star Temp	Nb Meas	Orbit	Prod. error
1	GOM_NL__2PRFIN20041016_000110_000000382031_00159_13740_5056.N1	16-OCT-2004 00:01:10	Bright	38.000	82	48Bet UMa	2.3650	10600.	76	13740	No
2	GOM_NL__2PRFIN20041016_000434_000000382031_00159_13740_5057.N1	16-OCT-2004 00:04:34	Bright	37.500	174	52Psi UMa	3.0040	4400.0	75	13740	No
3	GOM_NL__2PRFIN20041016_001223_000001242031_00159_13740_5058.N1	16-OCT-2004 00:12:23	Twilight	124.00	17	78Bet Gem	1.1610	4500.0	248	13740	No
4	GOM_NL__2PRFIN20041016_002216_000000642031_00159_13740_5059.N1	16-OCT-2004 00:22:16	Dark	64.000	48	30Alp Hya	1.9770	4100.0	128	13740	No
5	GOM_NL__2PRFIN20041016_003051_000000432031_00159_13740_5060.N1	16-OCT-2004 00:30:51	Dark	42.500	113	Mu Vel	2.6920	5000.0	85	13740	No
6	GOM_NL__2PRFIN20041016_003459_000000472031_00160_13741_5034.N1	16-OCT-2004 00:34:59	Dark	46.500	34	Gam2Vel	1.7930	23000.	93	13741	No
7	GOM_NL__2PRFIN20041016_003717_000000392031_00160_13741_5035.N1	16-OCT-2004 00:37:17	Dark	39.000	29	Bet Car	1.6720	10200.	78	13741	No
8	GOM_NL__2PRFIN20041016_003916_000000492031_00160_13741_5036.N1	16-OCT-2004 00:39:16	Dark	48.500	161	Tau Pup	2.9310	4500.0	97	13741	No
9	GOM_NL__2PRFIN20041016_004036_000000522031_00160_13741_5037.N1	16-OCT-2004 00:40:36	Dark	51.500	2	Alp Car	-0.73600	7000.0	103	13741	No
10	GOM_NL__2PRFIN20041016_004220_000000742031_00160_13741_5038.N1	16-OCT-2004 00:42:20	Dark	74.000	177	1Zet CMa	3.0220	26000.	148	13741	No
11	GOM_NL__2PRFIN20041016_004528_000000692031_00160_13741_5039.N1	16-OCT-2004 00:45:28	Dark	68.500	108	Alp Col	2.6520	15200.	137	13741	No
12	GOM_NL__2PRFIN20041016_004820_000000402031_00160_13741_5040.N1	16-OCT-2004 00:48:20	Dark	39.500	143	Alp Hyi	2.8570	7200.0	79	13741	No
13	GOM_NL__2PRFIN20041016_004946_000000452031_00160_13741_5041.N1	16-OCT-2004 00:49:46	Dark	45.000	9	Alp Eri	0.45300	24000.	90	13741	No
14	GOM_NL__2PRFIN20041016_005222_000000492031_00160_13741_5042.N1	16-OCT-2004 00:52:22	Straylight	48.500	157	The1Eri	2.9060	9300.0	97	13741	No
15	GOM_NL__2PRFIN20041016_005447_000000452031_00160_13741_5043.N1	16-OCT-2004 00:54:47	Straylight	45.000	84	Alp Phe	2.3970	4500.0	90	13741	No
16	GOM_NL__2PRFIN20041016_010122_000000472031_00160_13741_5044.N1	16-OCT-2004 01:01:22	Straylight	47.000	52	16Bet Cet	2.0370	4500.0	94	13741	No
17	GOM_NL__2PRFIN20041016_011059_000000372031_00160_13741_5045.N1	16-OCT-2004 01:10:59	Bright	37.000	140	88Gam Peg	2.8340	26000.	74	13741	No
18	GOM_NL__2PRFIN20041016_011457_000000392031_00160_13741_5046.N1	16-OCT-2004 01:14:57	Bright	38.500	58	21Alp And	2.0730	11000.	77	13741	No
19	GOM_NL__2PRFIN20041016_011723_000000462031_00160_13741_5047.N1	16-OCT-2004 01:17:23	Bright	46.000	53	43Bet And	2.0480	3300.0	92	13741	No
20	GOM_NL__2PRFIN20041016_011901_000000492031_00160_13741_5048.N1	16-OCT-2004 01:19:01	Bright	49.000	173	4Bet Tri	3.0040	8900.0	98	13741	No
21	GOM_NL__2PRFIN20041016_012051_000000512031_00160_13741_5049.N1	16-OCT-2004 01:20:51	Bright	51.000	73	57Gam1And	2.2600	13100.	102	13741	No
22	GOM_NL__2PRFIN20041016_012258_000000422031_00160_13741_5050.N1	16-OCT-2004 01:22:58	Bright	42.000	68	18Alp Cas	2.2250	4500.0	84	13741	No
23	GOM_NL__2PRFIN20041016_012419_000000412031_00160_13741_5051.N1	16-OCT-2004 01:24:19	Bright	40.500	76	27Gam Cas	2.3000	30000.	81	13741	No
24	GOM_NL__2PRFIN20041016_012551_000000372031_00160_13741_5052.N1	16-OCT-2004 01:25:51	Bright	36.500	89	5Alp Cep	2.4510	8000.0	73	13741	No
25	GOM_NL__2PRFIN20041016_012800_000000692031_00160_13741_5053.N1	16-OCT-2004 01:28:00	Bright	68.500	149	45Eps Per	2.8880	30000.	137	13741	No
26	GOM_NL__2PRFIN20041016_013158_000000392031_00160_13741_5054.N1	16-OCT-2004 01:31:58	Bright	39.000	49	1Alp UMi	1.9900	6300.0	78	13741	No
27	GOM_NL__2PRFIN20041016_013500_000000412031_00160_13741_5055.N1	16-OCT-2004 01:35:00	Bright	40.500	60	7Bet UMi	2.0810	3950.0	81	13741	No
28	GOM_NL__2PRFIN20041016_014013_000000402031_00160_13741_5056.N1	16-OCT-2004 01:40:13	Bright	39.500	36	50Alp UMa	1.8000	6300.0	79	13741	No
29	GOM_NL__2PRFIN20041016_014147_000000532031_00160_13741_5057.N1	16-OCT-2004 01:41:47	Bright	53.000	82	48Bet UMa	2.3650	10600.	106	13741	No
30	GOM_NL__2PRFIN20041016_014510_000000382031_00160_13741_5058.N1	16-OCT-2004 01:45:10	Bright	38.000	174	52Psi UMa	3.0040	4400.0	76	13741	No
31	GOM_NL__2PRFIN20041016_015300_000001072031_00160_13741_5059.N1	16-OCT-2004 01:53:00	Twilight	107.00	17	78Bet Gem	1.1610	4500.0	214	13741	No
32	GOM_NL__2PRFIN20041016_020252_000000542031_00160_13741_5060.N1	16-OCT-2004 02:02:52	Dark	54.000	48	30Alp Hya	1.9770	4100.0	108	13741	No
33	GOM_NL__2PRFIN20041016_021128_000000392031_00160_13741_5061.N1	16-OCT-2004 02:11:28	Dark	39.000	113	Mu Vel	2.6920	5000.0	78	13741	No
34	GOM_NL__2PRFIN20041016_021535_000000492031_00161_13742_5054.N1	16-OCT-2004 02:15:35	Dark	48.500	34	Gam2Vel	1.7930	23000.	97	13742	No
35	GOM_NL__2PRFIN20041016_021753_000000422031_00161_13742_5055.N1	16-OCT-2004 02:17:53	Dark	41.500	29	Bet Car	1.6720	10200.	83	13742	No
36	GOM_NL__2PRFIN20041016_021953_000000482031_00161_13742_5056.N1	16-OCT-2004 02:19:53	Dark	47.500	161	Tau Pup	2.9310	4500.0	95	13742	No
37	GOM_NL__2PRFIN20041016_022114_000000592031_00161_13742_5057.N1	16-OCT-2004 02:21:14	Dark	58.500	2	Alp Car	-0.73600	7000.0	117	13742	No
38	GOM_NL__2PRFIN20041016_022257_000000762031_00161_13742_5058.N1	16-OCT-2004 02:22:57	Dark	75.500	177	1Zet CMa	3.0220	26000.	151	13742	No
39	GOM_NL__2PRFIN20041016_022606_000000662031_00161_13742_5059.N1	16-OCT-2004 02:26:06	Dark	66.000	108	Alp Col	2.6520	15200.	132	13742	No
40	GOM_NL__2PRFIN20041016_022856_000000392031_00161_13742_5060.N1	16-OCT-2004 02:28:56	Dark	38.500	143	Alp Hyi	2.8570	7200.0	77	13742	No
41	GOM_NL__2PRFIN20041016_023022_000000442031_00161_13742_5061.N1	16-OCT-2004 02:30:22	Dark	44.000	9	Alp Eri	0.45300	24000.	88	13742	No
42	GOM_NL__2PRFIN20041016_023258_000000472031_00161_13742_5062.N1	16-OCT-2004 02:32:58	Straylight	46.500	157	The1Eri	2.9060	9300.0	93	13742	No

43	GOM_NL__2PRFIN20041016_023523_000000452031_00161_13742_5063.N1	16-OCT-2004 02:35:23	Straylight	44.500	84	Alp Phe	2.3970	4500.0	89	13742	No
44	GOM_NL__2PRFIN20041016_024158_000000482031_00161_13742_5064.N1	16-OCT-2004 02:41:58	Straylight	47.500	52	16Bet Cet	2.0370	4500.0	95	13742	No
45	GOM_NL__2PRFIN20041016_025136_000000382031_00161_13742_5065.N1	16-OCT-2004 02:51:36	Bright	37.500	140	88Gam Peg	2.8340	26000.	75	13742	No
46	GOM_NL__2PRFIN20041016_025532_000000402031_00161_13742_5066.N1	16-OCT-2004 02:55:32	Bright	40.000	58	21Alp And	2.0730	11000.	80	13742	No
47	GOM_NL__2PRFIN20041016_025801_000000452031_00161_13742_5067.N1	16-OCT-2004 02:58:01	Bright	45.000	53	43Bet And	2.0480	3300.0	90	13742	No
48	GOM_NL__2PRFIN20041016_025936_000000472031_00161_13742_5068.N1	16-OCT-2004 02:59:36	Bright	47.000	173	4Bet Tri	3.0040	8900.0	94	13742	No
49	GOM_NL__2PRFIN20041016_030128_000000462031_00161_13742_5069.N1	16-OCT-2004 03:01:28	Bright	46.000	73	57Gam1And	2.2600	13100.	92	13742	No
50	GOM_NL__2PRFIN20041016_030333_000000392031_00161_13742_5070.N1	16-OCT-2004 03:03:33	Bright	38.500	68	18Alp Cas	2.2250	4500.0	77	13742	No
51	GOM_NL__2PRFIN20041016_030454_000000392031_00161_13742_5071.N1	16-OCT-2004 03:04:54	Bright	38.500	76	27Gam Cas	2.3000	30000.	77	13742	No
52	GOM_NL__2PRFIN20041016_030629_000000392031_00161_13742_5072.N1	16-OCT-2004 03:06:29	Bright	38.500	89	5Alp Cep	2.4510	8000.0	77	13742	No
53	GOM_NL__2PRFIN20041016_030834_000000702031_00161_13742_5073.N1	16-OCT-2004 03:08:34	Bright	70.000	149	45Eps Per	2.8880	30000.	140	13742	No
54	GOM_NL__2PRFIN20041016_031235_000000352031_00161_13742_5074.N1	16-OCT-2004 03:12:35	Bright	35.000	49	1Alp UMi	1.9900	6300.0	70	13742	No
55	GOM_NL__2PRFIN20041016_031536_000000412031_00161_13742_5075.N1	16-OCT-2004 03:15:36	Bright	41.000	60	7Bet UMi	2.0810	3950.0	82	13742	No
56	GOM_NL__2PRFIN20041016_032049_000000382031_00161_13742_5076.N1	16-OCT-2004 03:20:49	Bright	38.000	36	50Alp UMa	1.8000	6300.0	76	13742	No
57	GOM_NL__2PRFIN20041016_032222_000000382031_00161_13742_5077.N1	16-OCT-2004 03:22:22	Bright	38.000	82	48Bet UMa	2.3650	10600.	76	13742	No
58	GOM_NL__2PRFIN20041016_032546_000000372031_00161_13742_5078.N1	16-OCT-2004 03:25:46	Bright	36.500	174	52Psi UMa	3.0040	4400.0	73	13742	No
59	GOM_NL__2PRFIN20041016_033337_000001242031_00161_13742_5079.N1	16-OCT-2004 03:33:37	Tw_i_and_stray	124.00	17	78Bet Gem	1.1610	4500.0	248	13742	No
60	GOM_NL__2PRFIN20041016_034329_000000572031_00161_13742_5080.N1	16-OCT-2004 03:43:29	Dark	57.000	48	30Alp Hya	1.9770	4100.0	114	13742	No
61	GOM_NL__2PRFIN20041016_035204_000000432031_00161_13742_5081.N1	16-OCT-2004 03:52:04	Dark	42.500	113	Mu Vel	2.6920	5000.0	85	13742	No
62	GOM_NL__2PRFIN20041016_035610_000000482031_00162_13743_5054.N1	16-OCT-2004 03:56:10	Dark	47.500	34	Gam2Vel	1.7930	23000.	95	13743	No
63	GOM_NL__2PRFIN20041016_035829_000000402031_00162_13743_5055.N1	16-OCT-2004 03:58:29	Dark	40.000	29	Bet Car	1.6720	10200.	80	13743	No
64	GOM_NL__2PRFIN20041016_040030_000000502031_00162_13743_5056.N1	16-OCT-2004 04:00:30	Dark	49.500	161	Tau Pup	2.9310	4500.0	99	13743	No
65	GOM_NL__2PRFIN20041016_040150_000000522031_00162_13743_5057.N1	16-OCT-2004 04:01:50	Dark	51.500	2	Alp Car	-0.73600	7000.0	103	13743	No
66	GOM_NL__2PRFIN20041016_040333_000000772031_00162_13743_5058.N1	16-OCT-2004 04:03:33	Dark	77.000	177	1Zet CMa	3.0220	26000.	154	13743	No
67	GOM_NL__2PRFIN20041016_040642_000000702031_00162_13743_5059.N1	16-OCT-2004 04:06:42	Dark	69.500	108	Alp Col	2.6520	15200.	139	13743	No
68	GOM_NL__2PRFIN20041016_040932_000000402031_00162_13743_5060.N1	16-OCT-2004 04:09:32	Dark	39.500	143	Alp Hyi	2.8570	7200.0	79	13743	No
69	GOM_NL__2PRFIN20041016_041059_000000512031_00162_13743_5061.N1	16-OCT-2004 04:10:59	Dark	51.000	9	Alp Eri	0.45300	24000.	102	13743	No
70	GOM_NL__2PRFIN20041016_041334_000000472031_00162_13743_5062.N1	16-OCT-2004 04:13:34	Straylight	47.000	157	The1Eri	2.9060	9300.0	94	13743	No
71	GOM_NL__2PRFIN20041016_041556_000000482031_00162_13743_5063.N1	16-OCT-2004 04:15:56	Straylight	47.500	84	Alp Phe	2.3970	4500.0	95	13743	No
72	GOM_NL__2PRFIN20041016_042234_000000482031_00162_13743_5064.N1	16-OCT-2004 04:22:34	Straylight	47.500	52	16Bet Cet	2.0370	4500.0	95	13743	No
73	GOM_NL__2PRFIN20041016_043212_000000382031_00162_13743_5065.N1	16-OCT-2004 04:32:12	Bright	38.000	140	88Gam Peg	2.8340	26000.	76	13743	No
74	GOM_NL__2PRFIN20041016_043609_000000392031_00162_13743_5066.N1	16-OCT-2004 04:36:09	Bright	39.000	58	21Alp And	2.0730	11000.	78	13743	No
75	GOM_NL__2PRFIN20041016_043837_000000412031_00162_13743_5067.N1	16-OCT-2004 04:38:37	Bright	40.500	53	43Bet And	2.0480	3300.0	81	13743	No
76	GOM_NL__2PRFIN20041016_044011_000000472031_00162_13743_5068.N1	16-OCT-2004 04:40:11	Bright	47.000	173	4Bet Tri	3.0040	8900.0	94	13743	No
77	GOM_NL__2PRFIN20041016_044204_000000472031_00162_13743_5069.N1	16-OCT-2004 04:42:04	Bright	46.500	73	57Gam1And	2.2600	13100.	93	13743	No
78	GOM_NL__2PRFIN20041016_044410_000000402031_00162_13743_5070.N1	16-OCT-2004 04:44:10	Bright	40.000	68	18Alp Cas	2.2250	4500.0	80	13743	No
79	GOM_NL__2PRFIN20041016_044531_000000392031_00162_13743_5071.N1	16-OCT-2004 04:45:31	Bright	38.500	76	27Gam Cas	2.3000	30000.	77	13743	No
80	GOM_NL__2PRFIN20041016_044705_000000392031_00162_13743_5072.N1	16-OCT-2004 04:47:05	Bright	39.000	89	5Alp Cep	2.4510	8000.0	78	13743	No
81	GOM_NL__2PRFIN20041016_044908_000000682031_00162_13743_5073.N1	16-OCT-2004 04:49:08	Bright	68.000	149	45Eps Per	2.8880	30000.	136	13743	No
82	GOM_NL__2PRFIN20041016_045310_000000392031_00162_13743_5074.N1	16-OCT-2004 04:53:10	Bright	38.500	49	1Alp UMi	1.9900	6300.0	77	13743	No
83	GOM_NL__2PRFIN20041016_045611_000000442031_00162_13743_5075.N1	16-OCT-2004 04:56:11	Bright	43.500	60	7Bet UMi	2.0810	3950.0	87	13743	No
84	GOM_NL__2PRFIN20041016_050125_000000412031_00162_13743_5076.N1	16-OCT-2004 05:01:25	Bright	40.500	36	50Alp UMa	1.8000	6300.0	81	13743	No
85	GOM_NL__2PRFIN20041016_050259_000000392031_00162_13743_5077.N1	16-OCT-2004 05:02:59	Bright	38.500	82	48Bet UMa	2.3650	10600.	77	13743	No
86	GOM_NL__2PRFIN20041016_050622_000000382031_00162_13743_5078.N1	16-OCT-2004 05:06:22	Bright	37.500	174	52Psi UMa	3.0040	4400.0	75	13743	No
87	GOM_NL__2PRFIN20041016_051413_000001042031_00162_13743_5079.N1	16-OCT-2004 05:14:13	Tw_i_and_stray	103.50	17	78Bet Gem	1.1610	4500.0	207	13743	No
88	GOM_NL__2PRFIN20041016_052405_000000562031_00162_13743_5080.N1	16-OCT-2004 05:24:05	Dark	56.000	48	30Alp Hya	1.9770	4100.0	112	13743	No
89	GOM_NL__2PRFIN20041016_053240_000000412031_00162_13743_5081.N1	16-OCT-2004 05:32:40	Dark	41.000	113	Mu Vel	2.6920	5000.0	82	13743	No
90	GOM_NL__2PRFIN20041016_053650_000000492031_00163_13744_5054.N1	16-OCT-2004 05:36:50	Dark	48.500	34	Gam2Vel	1.7930	23000.	97	13744	No
91	GOM_NL__2PRFIN20041016_053905_000000502031_00163_13744_5055.N1	16-OCT-2004 05:39:05	Dark	49.500	29	Bet Car	1.6720	10200.	99	13744	No
92	GOM_NL__2PRFIN20041016_054107_000000472031_00163_13744_5056.N1	16-OCT-2004 05:41:07	Dark	47.000	161	Tau Pup	2.9310	4500.0	94	13744	No
93	GOM_NL__2PRFIN20041016_054227_000000522031_00163_13744_5057.N1	16-OCT-2004 05:42:27	Dark	52.000	2	Alp Car	-0.73600	7000.0	104	13744	No
94	GOM_NL__2PRFIN20041016_054410_000000752031_00163_13744_5058.N1	16-OCT-2004 05:44:10	Dark	75.000	177	1Zet CMa	3.0220	26000.	150	13744	No
95	GOM_NL__2PRFIN20041016_054718_000000692031_00163_13744_5059.N1	16-OCT-2004 05:47:18	Dark	69.000	108	Alp Col	2.6520	15200.	138	13744	No
96	GOM_NL__2PRFIN20041016_055008_000000402031_00163_13744_5060.N1	16-OCT-2004 05:50:08	Dark	39.500	143	Alp Hyi	2.8570	7200.0	79	13744	No
97	GOM_NL__2PRFIN20041016_055135_000000472031_00163_13744_5061.N1	16-OCT-2004 05:51:35	Dark	46.500	9	Alp Eri	0.45300	24000.	93	13744	No
98	GOM_NL__2PRFIN20041016_055411_000000482031_00163_13744_5062.N1	16-OCT-2004 05:54:11	Straylight	47.500	157	The1Eri	2.9060	9300.0	95	13744	No
99	GOM_NL__2PRFIN20041016_055635_000000412031_00163_13744_5063.N1	16-OCT-2004 05:56:35	Straylight	41.000	84	Alp Phe	2.3970	4500.0	82	13744	No
100	GOM_NL__2PRFIN20041016_060310_000000512031_00163_13744_5064.N1	16-OCT-2004 06:03:10	Straylight	51.000	52	16Bet Cet	2.0370	4500.0	102	13744	No
101	GOM_NL__2PRFIN20041016_061248_000000372031_00163_13744_5065.N1	16-OCT-2004 06:12:48	Bright	37.000	140	88Gam Peg	2.8340	26000.	74	13744	No

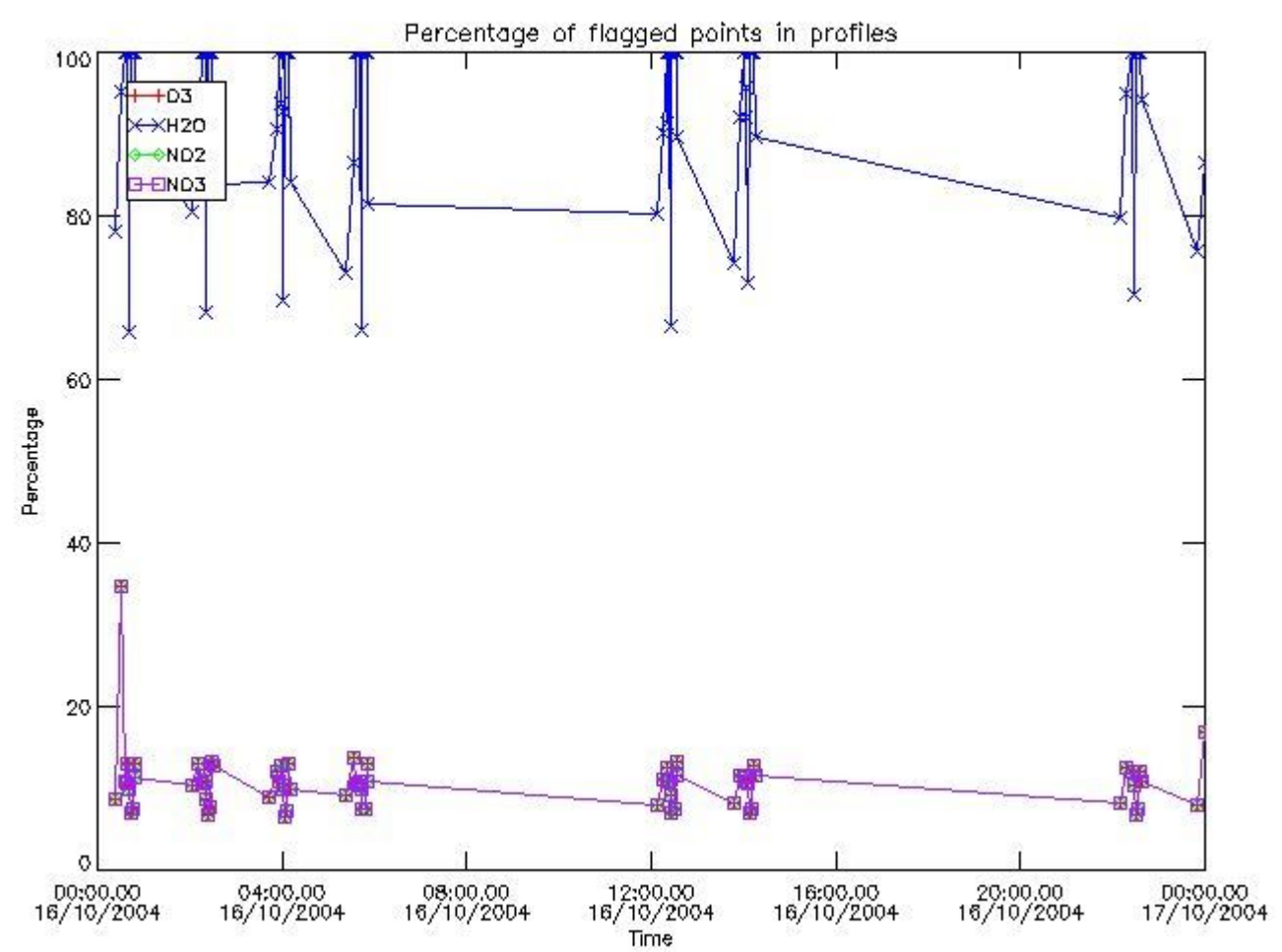
102	GOM_NL__2PRFIN20041016_061645_000000382031_00163_13744_5066.N1	16-OCT-2004 06:16:45	Bright	38.000	58	21Alp And	2.0730	11000.	76	13744	No
103	GOM_NL__2PRFIN20041016_061913_000000412031_00163_13744_5067.N1	16-OCT-2004 06:19:13	Bright	41.000	53	43Bet And	2.0480	3300.0	82	13744	No
104	GOM_NL__2PRFIN20041016_062047_000000472031_00163_13744_5068.N1	16-OCT-2004 06:20:47	Bright	47.000	173	4Bet Tri	3.0040	8900.0	94	13744	No
105	GOM_NL__2PRFIN20041016_062240_000000472031_00163_13744_5069.N1	16-OCT-2004 06:22:40	Bright	46.500	73	57Gam1And	2.2600	13100.	93	13744	No
106	GOM_NL__2PRFIN20041016_062446_000000392031_00163_13744_5070.N1	16-OCT-2004 06:24:46	Bright	39.000	68	18Alp Cas	2.2250	4500.0	78	13744	No
107	GOM_NL__2PRFIN20041016_062607_000000402031_00163_13744_5071.N1	16-OCT-2004 06:26:07	Bright	39.500	76	27Gam Cas	2.3000	30000.	79	13744	No
108	GOM_NL__2PRFIN20041016_062741_000000402031_00163_13744_5072.N1	16-OCT-2004 06:27:41	Bright	39.500	89	5Alp Cep	2.4510	8000.0	79	13744	No
109	GOM_NL__2PRFIN20041016_062943_000000652031_00163_13744_5073.N1	16-OCT-2004 06:29:43	Bright	65.000	149	45Eps Per	2.8880	30000.	130	13744	No
110	GOM_NL__2PRFIN20041016_063347_000000392031_00163_13744_5074.N1	16-OCT-2004 06:33:47	Bright	38.500	49	1Alp UMi	1.9900	6300.0	77	13744	No
111	GOM_NL__2PRFIN20041016_063649_000000372031_00163_13744_5075.N1	16-OCT-2004 06:36:49	Bright	36.500	60	7Bet UMi	2.0810	3950.0	73	13744	No
112	GOM_NL__2PRFIN20041016_110458_000000452031_00166_13747_5056.N1	16-OCT-2004 11:04:58	Straylight	44.500	52	16Bet Cet	2.0370	4500.0	89	13747	No
113	GOM_NL__2PRFIN20041016_111436_000000382031_00166_13747_5057.N1	16-OCT-2004 11:14:36	Bright	38.000	140	88Gam Peg	2.8340	26000.	76	13747	No
114	GOM_NL__2PRFIN20041016_111833_000000382031_00166_13747_5058.N1	16-OCT-2004 11:18:33	Bright	38.000	58	21Alp And	2.0730	11000.	76	13747	No
115	GOM_NL__2PRFIN20041016_112059_000000412031_00166_13747_5059.N1	16-OCT-2004 11:20:59	Bright	41.000	53	43Bet And	2.0480	3300.0	82	13747	No
116	GOM_NL__2PRFIN20041016_112233_000000472031_00166_13747_5060.N1	16-OCT-2004 11:22:33	Bright	46.500	173	4Bet Tri	3.0040	8900.0	93	13747	No
117	GOM_NL__2PRFIN20041016_112423_000000472031_00166_13747_5061.N1	16-OCT-2004 11:24:23	Bright	47.000	73	57Gam1And	2.2600	13100.	94	13747	No
118	GOM_NL__2PRFIN20041016_112633_000000372031_00166_13747_5062.N1	16-OCT-2004 11:26:33	Bright	36.500	68	18Alp Cas	2.2250	4500.0	73	13747	No
119	GOM_NL__2PRFIN20041016_112754_000000382031_00166_13747_5063.N1	16-OCT-2004 11:27:54	Bright	37.500	76	27Gam Cas	2.3000	30000.	75	13747	No
120	GOM_NL__2PRFIN20041016_112930_000000392031_00166_13747_5064.N1	16-OCT-2004 11:29:30	Bright	38.500	89	5Alp Cep	2.4510	8000.0	77	13747	No
121	GOM_NL__2PRFIN20041016_113534_000000402031_00166_13747_5065.N1	16-OCT-2004 11:35:34	Bright	39.500	49	1Alp UMi	1.9900	6300.0	79	13747	No
122	GOM_NL__2PRFIN20041016_113836_000000432031_00166_13747_5066.N1	16-OCT-2004 11:38:36	Bright	42.500	60	7Bet UMi	2.0810	3950.0	85	13747	No
123	GOM_NL__2PRFIN20041016_114349_000000412031_00166_13747_5067.N1	16-OCT-2004 11:43:49	Bright	41.000	36	50Alp UMa	1.8000	6300.0	82	13747	No
124	GOM_NL__2PRFIN20041016_114523_000000372031_00166_13747_5068.N1	16-OCT-2004 11:45:23	Bright	36.500	82	48Bet UMa	2.3650	10600.	73	13747	No
125	GOM_NL__2PRFIN20041016_114844_000000392031_00166_13747_5069.N1	16-OCT-2004 11:48:44	Bright	39.000	174	52Psi UMa	3.0040	4400.0	78	13747	No
126	GOM_NL__2PRFIN20041016_115639_000001152031_00166_13747_5070.N1	16-OCT-2004 11:56:39	Tw_i_and_stray	114.50	17	78Bet Gem	1.1610	4500.0	229	13747	No
127	GOM_NL__2PRFIN20041016_120632_000000642031_00166_13747_5071.N1	16-OCT-2004 12:06:32	Dark	64.000	48	30Alp Hya	1.9770	4100.0	128	13747	No
128	GOM_NL__2PRFIN20041016_121502_000000462031_00166_13747_5072.N1	16-OCT-2004 12:15:02	Dark	46.000	113	Mu Vel	2.6920	5000.0	92	13747	No
129	GOM_NL__2PRFIN20041016_121916_000000482031_00167_13748_5056.N1	16-OCT-2004 12:19:16	Dark	47.500	34	Gam2Vel	1.7930	23000.	95	13748	No
130	GOM_NL__2PRFIN20041016_122130_000000412031_00167_13748_5057.N1	16-OCT-2004 12:21:30	Dark	40.500	29	Bet Car	1.6720	10200.	81	13748	No
131	GOM_NL__2PRFIN20041016_122334_000000472031_00167_13748_5058.N1	16-OCT-2004 12:23:34	Dark	46.500	161	Tau Pup	2.9310	4500.0	93	13748	No
132	GOM_NL__2PRFIN20041016_122455_000000562031_00167_13748_5059.N1	16-OCT-2004 12:24:55	Dark	55.500	2	Alp Car	-0.73600	7000.0	111	13748	No
133	GOM_NL__2PRFIN20041016_122643_000000722031_00167_13748_5060.N1	16-OCT-2004 12:26:43	Dark	72.000	177	1Zet CMa	3.0220	26000.	144	13748	No
134	GOM_NL__2PRFIN20041016_122949_000000682031_00167_13748_5061.N1	16-OCT-2004 12:29:49	Dark	67.500	108	Alp Col	2.6520	15200.	135	13748	No
135	GOM_NL__2PRFIN20041016_123233_000000432031_00167_13748_5062.N1	16-OCT-2004 12:32:33	Dark	42.500	143	Alp Hyi	2.8570	7200.0	85	13748	No
136	GOM_NL__2PRFIN20041016_123400_000000442031_00167_13748_5063.N1	16-OCT-2004 12:34:00	Dark	44.000	9	Alp Eri	0.45300	24000.	88	13748	No
137	GOM_NL__2PRFIN20041016_123637_000000482031_00167_13748_5064.N1	16-OCT-2004 12:36:37	Straylight	48.000	157	The1Eri	2.9060	9300.0	96	13748	No
138	GOM_NL__2PRFIN20041016_123859_000000442031_00167_13748_5065.N1	16-OCT-2004 12:38:59	Straylight	44.000	84	Alp Phe	2.3970	4500.0	88	13748	No
139	GOM_NL__2PRFIN20041016_124534_000000452031_00167_13748_5066.N1	16-OCT-2004 12:45:34	Straylight	44.500	52	16Bet Cet	2.0370	4500.0	89	13748	No
140	GOM_NL__2PRFIN20041016_125511_000000372031_00167_13748_5067.N1	16-OCT-2004 12:55:11	Bright	37.000	140	88Gam Peg	2.8340	26000.	74	13748	No
141	GOM_NL__2PRFIN20041016_125909_000000392031_00167_13748_5068.N1	16-OCT-2004 12:59:09	Bright	38.500	58	21Alp And	2.0730	11000.	77	13748	No
142	GOM_NL__2PRFIN20041016_130134_000000442031_00167_13748_5069.N1	16-OCT-2004 13:01:34	Bright	43.500	53	43Bet And	2.0480	3300.0	87	13748	No
143	GOM_NL__2PRFIN20041016_130308_000000462031_00167_13748_5070.N1	16-OCT-2004 13:03:08	Bright	46.000	173	4Bet Tri	3.0040	8900.0	92	13748	No
144	GOM_NL__2PRFIN20041016_130500_000000482031_00167_13748_5071.N1	16-OCT-2004 13:05:00	Bright	47.500	73	57Gam1And	2.2600	13100.	95	13748	No
145	GOM_NL__2PRFIN20041016_130708_000000412031_00167_13748_5072.N1	16-OCT-2004 13:07:08	Bright	41.000	68	18Alp Cas	2.2250	4500.0	82	13748	No
146	GOM_NL__2PRFIN20041016_130829_000000412031_00167_13748_5073.N1	16-OCT-2004 13:08:29	Bright	41.000	76	27Gam Cas	2.3000	30000.	82	13748	No
147	GOM_NL__2PRFIN20041016_131006_000000392031_00167_13748_5074.N1	16-OCT-2004 13:10:06	Bright	38.500	89	5Alp Cep	2.4510	8000.0	77	13748	No
148	GOM_NL__2PRFIN20041016_131159_000000672031_00167_13748_5075.N1	16-OCT-2004 13:11:59	Bright	67.000	149	45Eps Per	2.8880	30000.	134	13748	No
149	GOM_NL__2PRFIN20041016_131610_000000382031_00167_13748_5076.N1	16-OCT-2004 13:16:10	Bright	38.000	49	1Alp UMi	1.9900	6300.0	76	13748	No
150	GOM_NL__2PRFIN20041016_131914_000000392031_00167_13748_5077.N1	16-OCT-2004 13:19:14	Bright	38.500	60	7Bet UMi	2.0810	3950.0	77	13748	No
151	GOM_NL__2PRFIN20041016_132425_000000382031_00167_13748_5078.N1	16-OCT-2004 13:24:25	Bright	37.500	36	50Alp UMa	1.8000	6300.0	75	13748	No
152	GOM_NL__2PRFIN20041016_132559_000000512031_00167_13748_5079.N1	16-OCT-2004 13:25:59	Bright	51.000	82	48Bet UMa	2.3650	10600.	102	13748	No
153	GOM_NL__2PRFIN20041016_132923_000000372031_00167_13748_5080.N1	16-OCT-2004 13:29:23	Bright	37.000	174	52Psi UMa	3.0040	4400.0	74	13748	No
154	GOM_NL__2PRFIN20041016_133715_000001122031_00167_13748_5081.N1	16-OCT-2004 13:37:15	Tw_i_and_stray	112.00	17	78Bet Gem	1.1610	4500.0	224	13748	No
155	GOM_NL__2PRFIN20041016_134709_000000632031_00167_13748_5082.N1	16-OCT-2004 13:47:09	Dark	62.500	48	30Alp Hya	1.9770	4100.0	125	13748	No
156	GOM_NL__2PRFIN20041016_135540_000000442031_00167_13748_5083.N1	16-OCT-2004 13:55:40	Dark	44.000	113	Mu Vel	2.6920	5000.0	88	13748	No
157	GOM_NL__2PRFIN20041016_135952_000000482031_00168_13749_5056.N1	16-OCT-2004 13:59:52	Dark	48.000	34	Gam2Vel	1.7930	23000.	96	13749	No
158	GOM_NL__2PRFIN20041016_140206_000000452031_00168_13749_5057.N1	16-OCT-2004 14:02:06	Dark	45.000	29	Bet Car	1.6720	10200.	90	13749	No
159	GOM_NL__2PRFIN20041016_140412_000000472031_00168_13749_5058.N1	16-OCT-2004 14:04:12	Dark	46.500	161	Tau Pup	2.9310	4500.0	93	13749	No
160	GOM_NL__2PRFIN20041016_140532_000000492031_00168_13749_5059.N1	16-OCT-2004 14:05:32	Dark	48.500	2	Alp Car	-0.73600	7000.0	97	13749	No

161	GOM_NL__2PRFIN20041016_140721_000000742031_00168_13749_5060.N1	16-OCT-2004 14:07:21	Dark	74.000	177	1Zet CMa	3.0220	26000.	148	13749	No
162	GOM_NL__2PRFIN20041016_141027_000000682031_00168_13749_5061.N1	16-OCT-2004 14:10:27	Dark	67.500	108	Alp Col	2.6520	15200.	135	13749	No
163	GOM_NL__2PRFIN20041016_141309_000000402031_00168_13749_5062.N1	16-OCT-2004 14:13:09	Dark	40.000	143	Alp Hyi	2.8570	7200.0	80	13749	No
164	GOM_NL__2PRFIN20041016_141436_000000492031_00168_13749_5063.N1	16-OCT-2004 14:14:36	Dark	48.500	9	Alp Eri	0.45300	24000.	97	13749	No
165	GOM_NL__2PRFIN20041016_141713_000000482031_00168_13749_5064.N1	16-OCT-2004 14:17:13	Straylight	48.000	157	The1Eri	2.9060	9300.0	96	13749	No
166	GOM_NL__2PRFIN20041016_141935_000000452031_00168_13749_5065.N1	16-OCT-2004 14:19:35	Straylight	45.000	84	Alp Phe	2.3970	4500.0	90	13749	No
167	GOM_NL__2PRFIN20041016_205939_000000472031_00172_13753_5059.N1	16-OCT-2004 20:59:39	Straylight	46.500	157	The1Eri	2.9060	9300.0	93	13753	No
168	GOM_NL__2PRFIN20041016_210200_000000442031_00172_13753_5060.N1	16-OCT-2004 21:02:00	Straylight	44.000	84	Alp Phe	2.3970	4500.0	88	13753	No
169	GOM_NL__2PRFIN20041016_210835_000000462031_00172_13753_5061.N1	16-OCT-2004 21:08:35	Straylight	45.500	52	16Bet Cet	2.0370	4500.0	91	13753	No
170	GOM_NL__2PRFIN20041016_211812_000000372031_00172_13753_5062.N1	16-OCT-2004 21:18:12	Bright	37.000	140	88Gam Peg	2.8340	26000.	74	13753	No
171	GOM_NL__2PRFIN20041016_212209_000000372031_00172_13753_5063.N1	16-OCT-2004 21:22:09	Bright	37.000	58	21Alp And	2.0730	11000.	74	13753	No
172	GOM_NL__2PRFIN20041016_212434_000000422031_00172_13753_5064.N1	16-OCT-2004 21:24:34	Bright	42.000	53	43Bet And	2.0480	3300.0	84	13753	No
173	GOM_NL__2PRFIN20041016_212604_000000592031_00172_13753_5065.N1	16-OCT-2004 21:26:04	Bright	59.000	173	4Bet Tri	3.0040	8900.0	118	13753	No
174	GOM_NL__2PRFIN20041016_212758_000000472031_00172_13753_5066.N1	16-OCT-2004 21:27:58	Bright	47.000	73	57Gam1And	2.2600	13100.	94	13753	No
175	GOM_NL__2PRFIN20041016_213008_000000382031_00172_13753_5067.N1	16-OCT-2004 21:30:08	Bright	37.500	68	18Alp Cas	2.2250	4500.0	75	13753	No
176	GOM_NL__2PRFIN20041016_213129_000000402031_00172_13753_5068.N1	16-OCT-2004 21:31:29	Bright	40.000	76	27Gam Cas	2.3000	30000.	80	13753	No
177	GOM_NL__2PRFIN20041016_213911_000000382031_00172_13753_5069.N1	16-OCT-2004 21:39:11	Bright	38.000	49	1Alp UMi	1.9900	6300.0	76	13753	No
178	GOM_NL__2PRFIN20041016_214216_000000342031_00172_13753_5070.N1	16-OCT-2004 21:42:16	Bright	34.000	60	7Bet UMi	2.0810	3950.0	68	13753	No
179	GOM_NL__2PRFIN20041016_214725_000000402031_00172_13753_5071.N1	16-OCT-2004 21:47:25	Bright	39.500	36	50Alp UMa	1.8000	6300.0	79	13753	No
180	GOM_NL__2PRFIN20041016_214859_000000382031_00172_13753_5072.N1	16-OCT-2004 21:48:59	Bright	37.500	82	48Bet UMa	2.3650	10600.	75	13753	No
181	GOM_NL__2PRFIN20041016_215224_000000382031_00172_13753_5073.N1	16-OCT-2004 21:52:24	Bright	37.500	174	52Psi UMa	3.0040	4400.0	75	13753	No
182	GOM_NL__2PRFIN20041016_220018_000001282031_00172_13753_5074.N1	16-OCT-2004 22:00:18	Tw_i_and_stray	128.00	17	78Bet Gem	1.1610	4500.0	256	13753	No
183	GOM_NL__2PRFIN20041016_221013_000000632031_00172_13753_5075.N1	16-OCT-2004 22:10:13	Dark	62.500	48	30Alp Hya	1.9770	4100.0	125	13753	No
184	GOM_NL__2PRFIN20041016_221841_000000412031_00172_13753_5076.N1	16-OCT-2004 22:18:41	Dark	40.500	113	Mu Vel	2.6920	5000.0	81	13753	No
185	GOM_NL__2PRFIN20041016_222507_000000422031_00173_13754_5059.N1	16-OCT-2004 22:25:07	Dark	42.000	29	Bet Car	1.6720	10200.	84	13754	No
186	GOM_NL__2PRFIN20041016_222835_000000502031_00173_13754_5060.N1	16-OCT-2004 22:28:35	Dark	49.500	2	Alp Car	-0.73600	7000.0	99	13754	No
187	GOM_NL__2PRFIN20041016_223027_000000752031_00173_13754_5061.N1	16-OCT-2004 22:30:27	Dark	74.500	177	1Zet CMa	3.0220	26000.	149	13754	No
188	GOM_NL__2PRFIN20041016_223333_000000692031_00173_13754_5062.N1	16-OCT-2004 22:33:33	Dark	69.000	108	Alp Col	2.6520	15200.	138	13754	No
189	GOM_NL__2PRFIN20041016_223608_000000432031_00173_13754_5063.N1	16-OCT-2004 22:36:08	Dark	42.500	143	Alp Hyi	2.8570	7200.0	85	13754	No
190	GOM_NL__2PRFIN20041016_223736_000000522031_00173_13754_5064.N1	16-OCT-2004 22:37:36	Dark	52.000	9	Alp Eri	0.45300	24000.	104	13754	No
191	GOM_NL__2PRFIN20041016_224013_000000522031_00173_13754_5065.N1	16-OCT-2004 22:40:13	Straylight	51.500	157	The1Eri	2.9060	9300.0	103	13754	No
192	GOM_NL__2PRFIN20041016_224236_000000432031_00173_13754_5066.N1	16-OCT-2004 22:42:36	Straylight	42.500	84	Alp Phe	2.3970	4500.0	85	13754	No
193	GOM_NL__2PRFIN20041016_224910_000000482031_00173_13754_5067.N1	16-OCT-2004 22:49:10	Straylight	47.500	52	16Bet Cet	2.0370	4500.0	95	13754	No
194	GOM_NL__2PRFIN20041016_225847_000000372031_00173_13754_5068.N1	16-OCT-2004 22:58:47	Bright	36.500	140	88Gam Peg	2.8340	26000.	73	13754	No
195	GOM_NL__2PRFIN20041016_230244_000000372031_00173_13754_5069.N1	16-OCT-2004 23:02:44	Bright	37.000	58	21Alp And	2.0730	11000.	74	13754	No
196	GOM_NL__2PRFIN20041016_230509_000000422031_00173_13754_5070.N1	16-OCT-2004 23:05:09	Bright	42.000	53	43Bet And	2.0480	3300.0	84	13754	No
197	GOM_NL__2PRFIN20041016_230640_000000462031_00173_13754_5071.N1	16-OCT-2004 23:06:40	Bright	45.500	173	4Bet Tri	3.0040	8900.0	91	13754	No
198	GOM_NL__2PRFIN20041016_230833_000000432031_00173_13754_5072.N1	16-OCT-2004 23:08:33	Bright	42.500	73	57Gam1And	2.2600	13100.	85	13754	No
199	GOM_NL__2PRFIN20041016_231043_000000402031_00173_13754_5073.N1	16-OCT-2004 23:10:43	Bright	40.000	68	18Alp Cas	2.2250	4500.0	80	13754	No
200	GOM_NL__2PRFIN20041016_231204_000000402031_00173_13754_5074.N1	16-OCT-2004 23:12:04	Bright	39.500	76	27Gam Cas	2.3000	30000.	79	13754	No
201	GOM_NL__2PRFIN20041016_231946_000000382031_00173_13754_5075.N1	16-OCT-2004 23:19:46	Bright	37.500	49	1Alp UMi	1.9900	6300.0	75	13754	No
202	GOM_NL__2PRFIN20041016_232251_000000412031_00173_13754_5076.N1	16-OCT-2004 23:22:51	Bright	40.500	60	7Bet UMi	2.0810	3950.0	81	13754	No
203	GOM_NL__2PRFIN20041016_232801_000000392031_00173_13754_5077.N1	16-OCT-2004 23:28:01	Bright	39.000	36	50Alp UMa	1.8000	6300.0	78	13754	No
204	GOM_NL__2PRFIN20041016_232934_000000382031_00173_13754_5078.N1	16-OCT-2004 23:29:34	Bright	37.500	82	48Bet UMa	2.3650	10600.	75	13754	No
205	GOM_NL__2PRFIN20041016_233259_000000382031_00173_13754_5079.N1	16-OCT-2004 23:32:59	Bright	37.500	174	52Psi UMa	3.0040	4400.0	75	13754	No
206	GOM_NL__2PRFIN20041016_234054_000001042031_00173_13754_5080.N1	16-OCT-2004 23:40:54	Tw_i_and_stray	104.00	17	78Bet Gem	1.1610	4500.0	208	13754	No
207	GOM_NL__2PRFIN20041016_235049_000000642031_00173_13754_5081.N1	16-OCT-2004 23:50:49	Dark	64.000	48	30Alp Hya	1.9770	4100.0	128	13754	No
208	GOM_NL__2PRFIN20041016_235915_000000452031_00173_13754_5082.N1	16-OCT-2004 23:59:15	Dark	45.000	113	Mu Vel	2.6920	5000.0	90	13754	No

3. Quality information per product

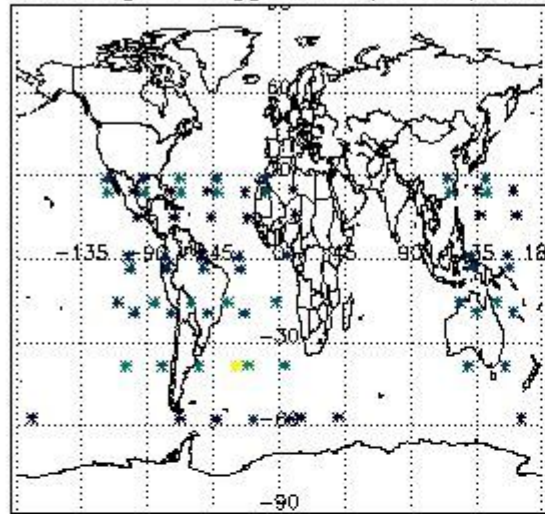
In this section it is plotted some information contained in the Quality Summary data set of the level 2 products. Only products in dark limb conditions and without errors (error flag in the MPH set to "0") are used.

3.1 Plot quality information per product (time dependant)

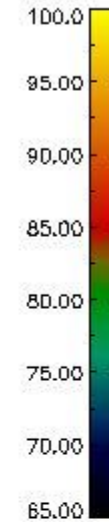
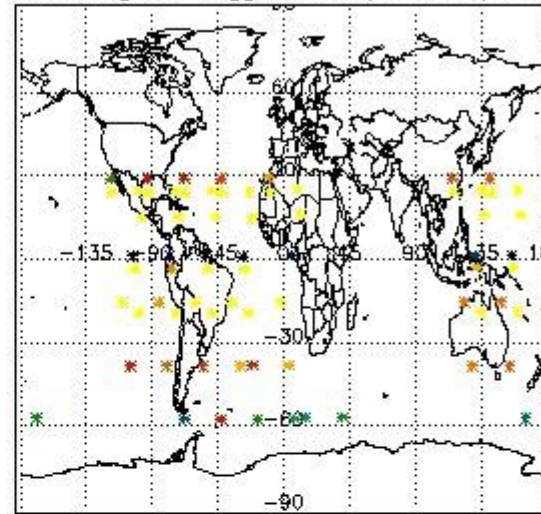


3.2 Plot quality information per product (world map)

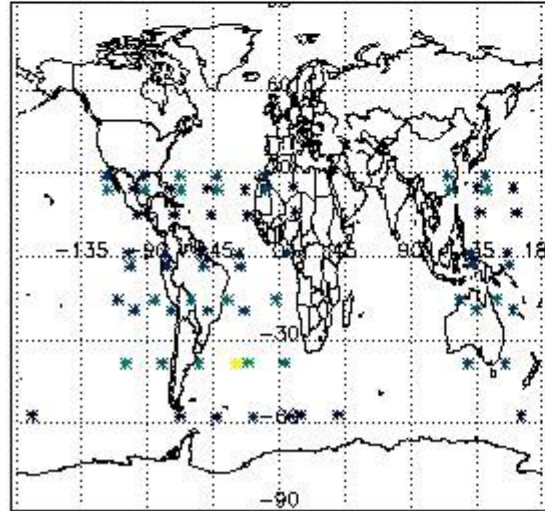
Percentage of flagged data per O3 profile



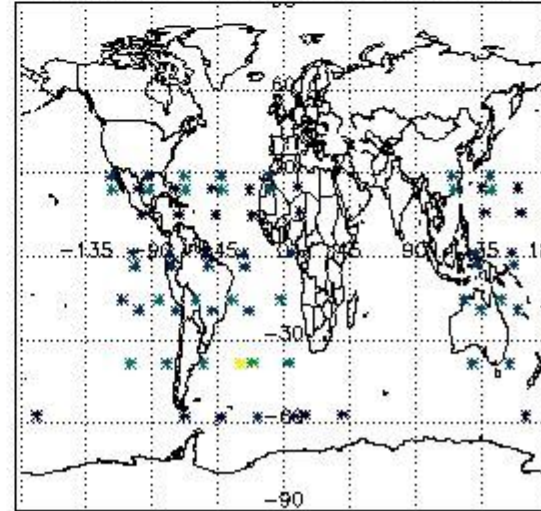
Percentage of flagged data per H2O profile



Percentage of flagged data per NO2 profile



Percentage of flagged data per NO3 profile

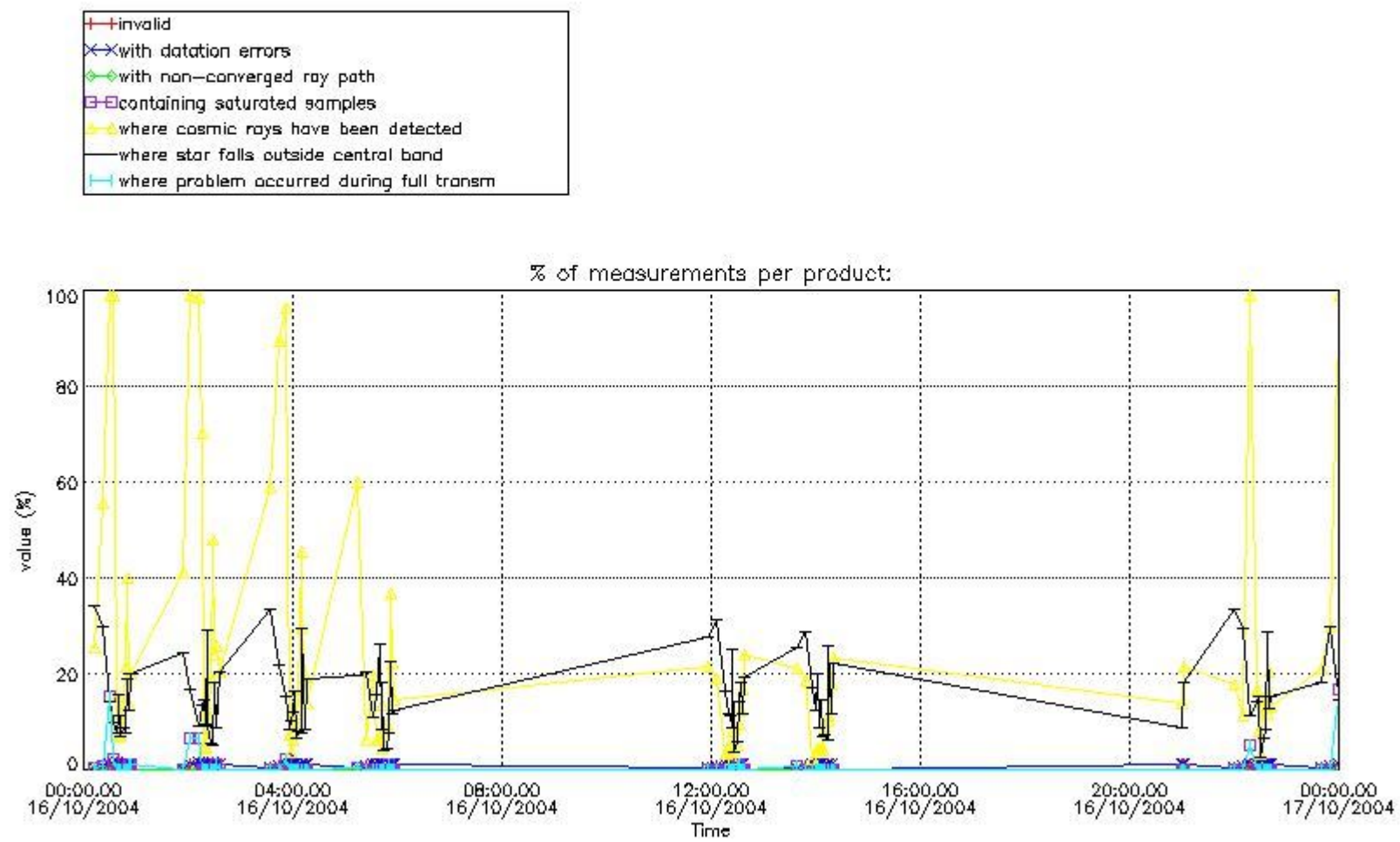


4. Level 1 quality information per product

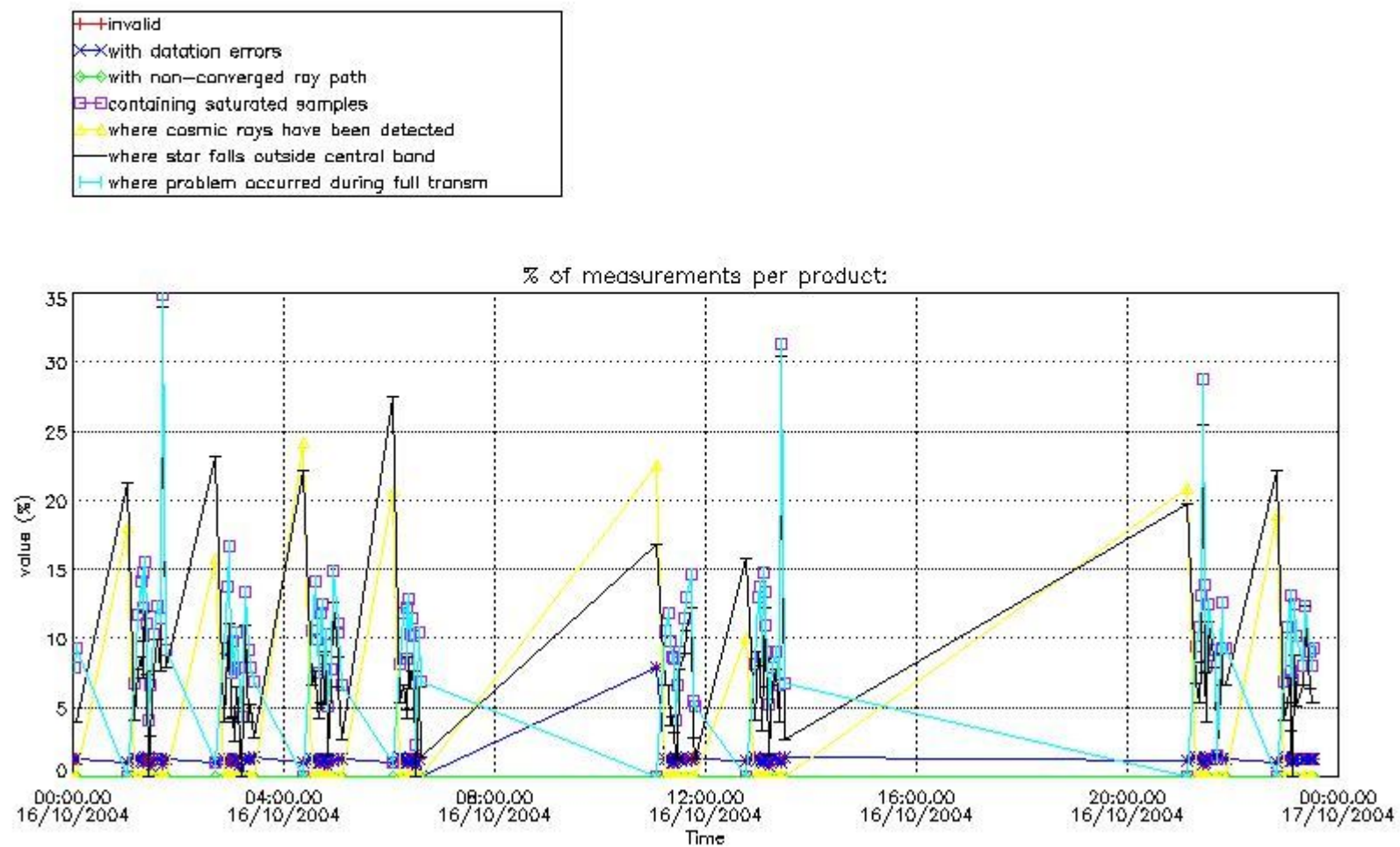
In this section it is plotted some information contained in the Quality Summary data set of the level 2 products that comes from the level 1b processing. Products without errors (error flag in the MPH set to "0") are used.

4.1 Plot quality information per product (time dependant) coming from level 1b processing

4.1.1 Plot level 1 quality information per product (time dependant): ENVISAT ASCENDING passes



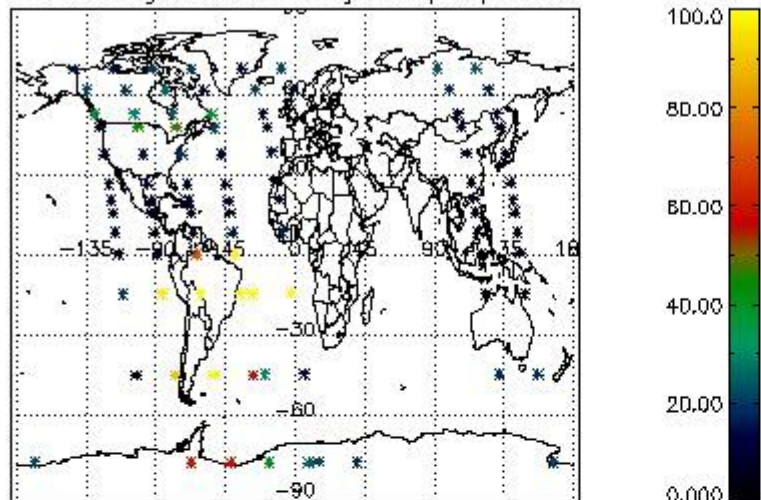
4.1.2 Plot level 1 quality information per product (time dependant): ENVI SAT DESCENDING passes



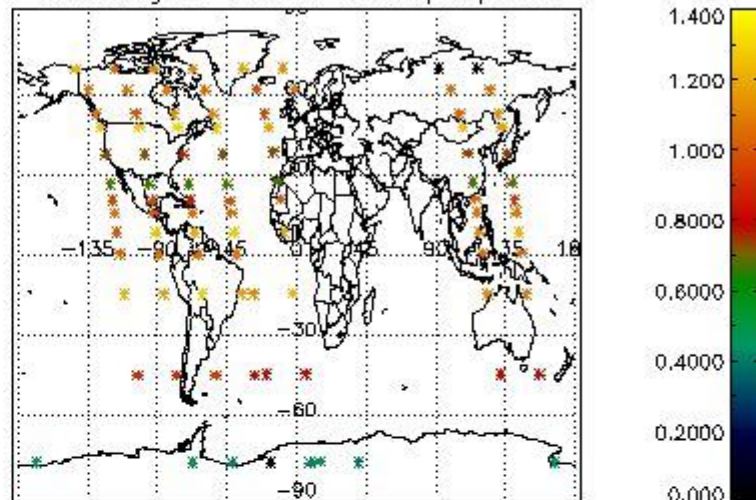
4.2 Plot quality information per product coming from level 1b processing (world map)

4.2.1 Plot level 1 quality information per product (world map): ENVISAT ASCENDING passes

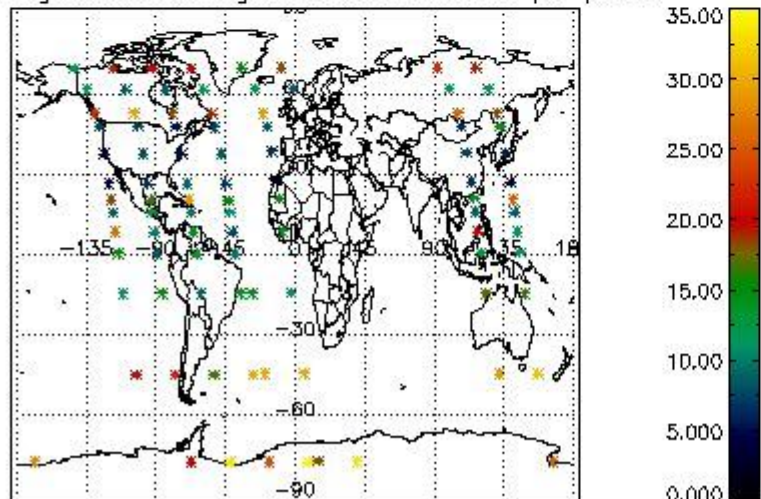
Percentage of cosmic ray hits per profile



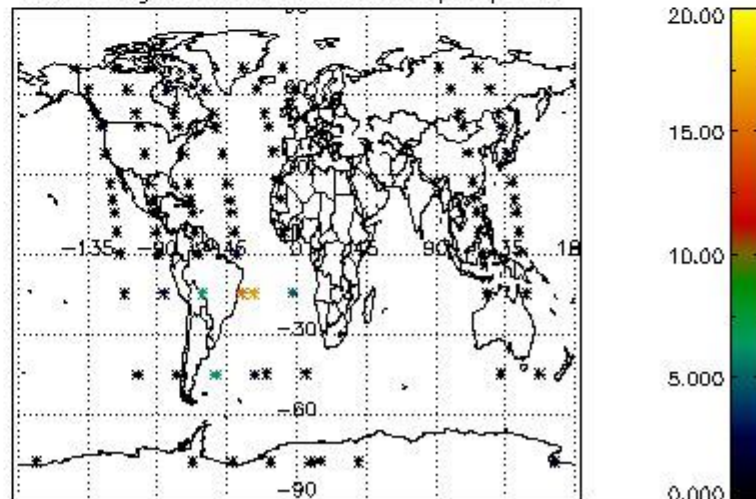
Percentage of datation errors per profile



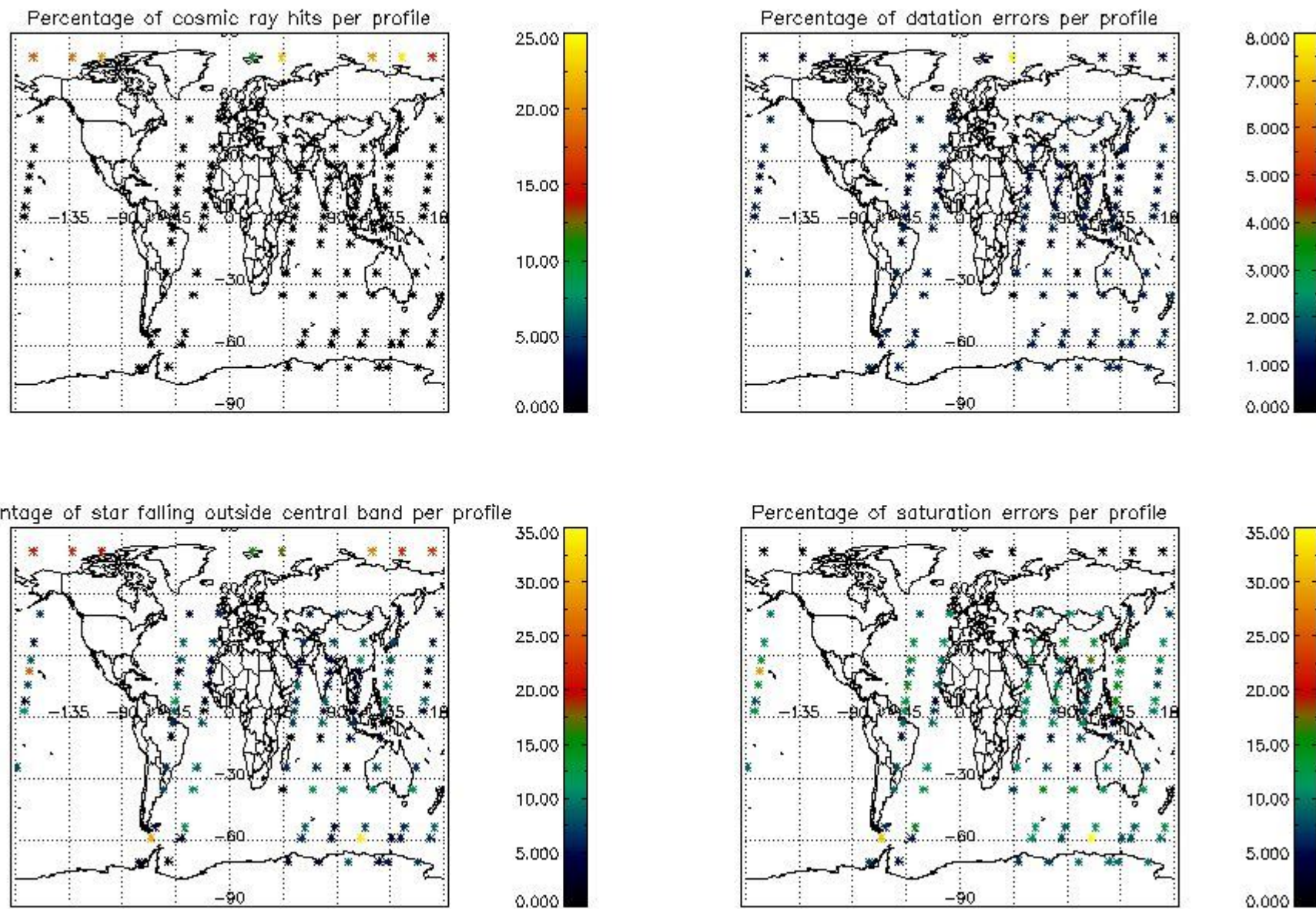
Percentage of star falling outside central band per profile



Percentage of saturation errors per profile



4.2.2 Plot level 1 quality information per product (world map): ENVISAT DESCENDING passes



5. Trace gas profiles

5.1 Ozone statistics based on quality of products

The final quality of the products can be "measured" using the STD (Standard Deviation) attached to every point profile. This information is written to the parameter GOM_NL__2P/NL_LOCAL_SPECIES_DENSITY/o3_std of the level 2 products. The table below shows the statistics for given STD ranges.

The statistics are given with respect to the overall valid production:

- Products without fatal errors: GOM_NL__2P/MPH/PRODUCT_ERR=0
- Valid point profile: GOM_NL__2P/NL_LOCAL_SPECIES_DENSITY/pcd(0)=0

The 'Criteria' is applied to valid points of dark limb products:

- Products in dark limb illumination condition: GOM_NL__2P/NL_SUMMARY_QUALITY/obs_ill_cond=0
- Products without fatal errors: GOM_NL__2P/MPH/PRODUCT_ERR=0
- Valid point profile: GOM_NL__2P/NL_LOCAL_SPECIES_DENSITY/pcd(0)=0

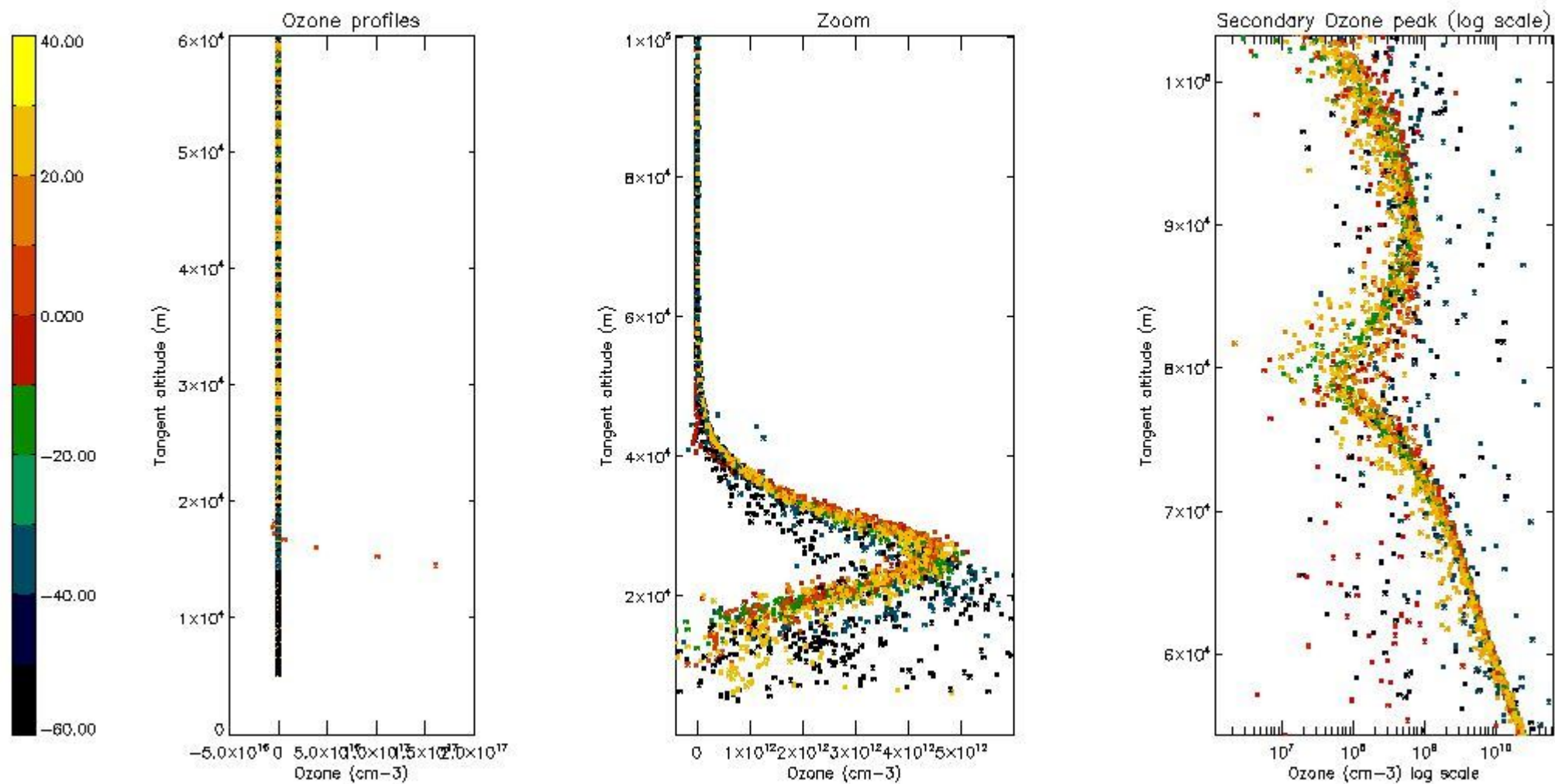
So, the table below shows the percentage of dark limb and valid observations for each criteria with respect to the overall valid daily observations.

Criteria	% of total production
All STD	37
STD < 20	20

STD < 10	17
STD < 5	12

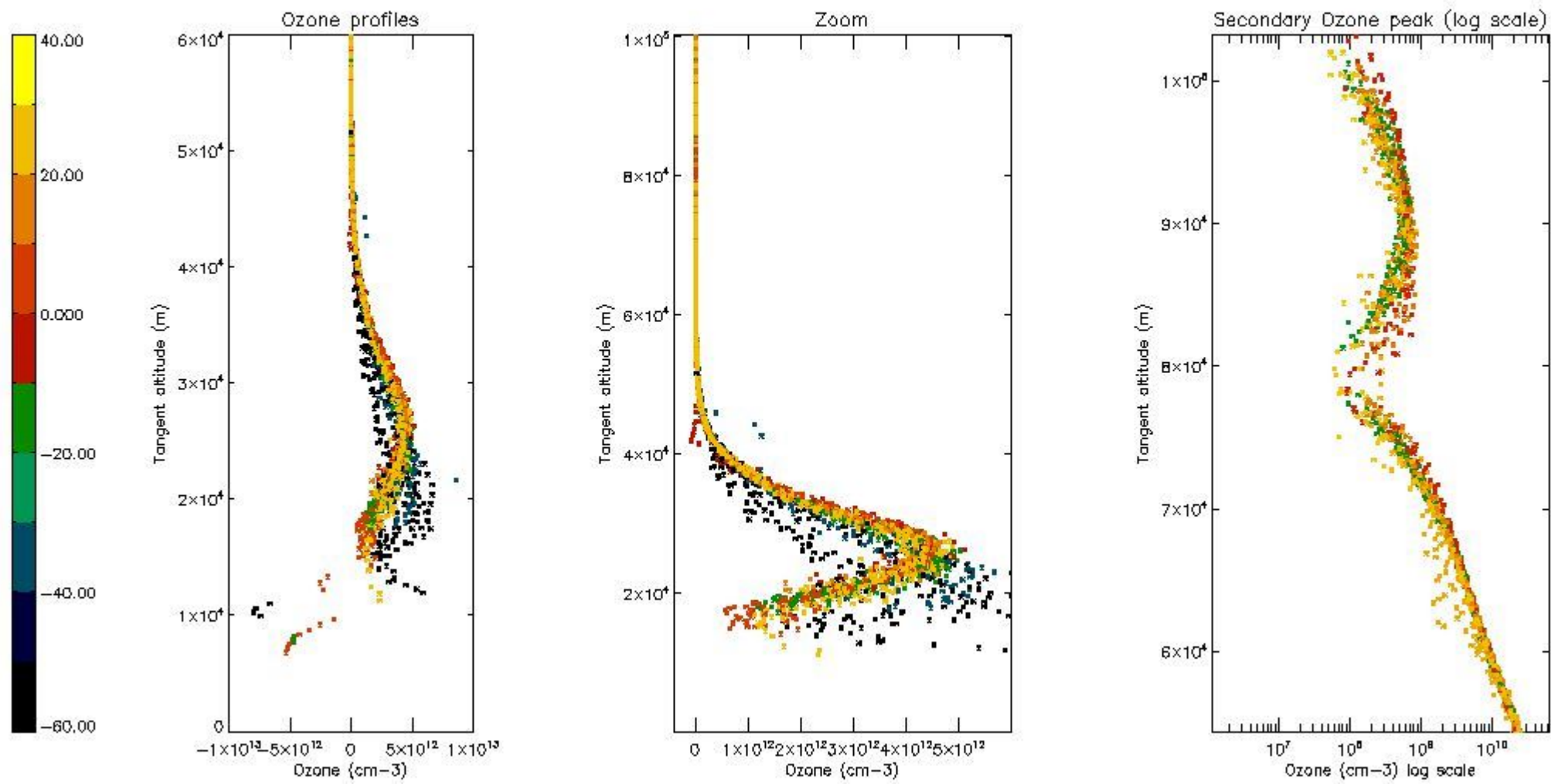
5.2 Plot ozone profiles for all STD (dark without errors)

The colorbar represents the latitude.



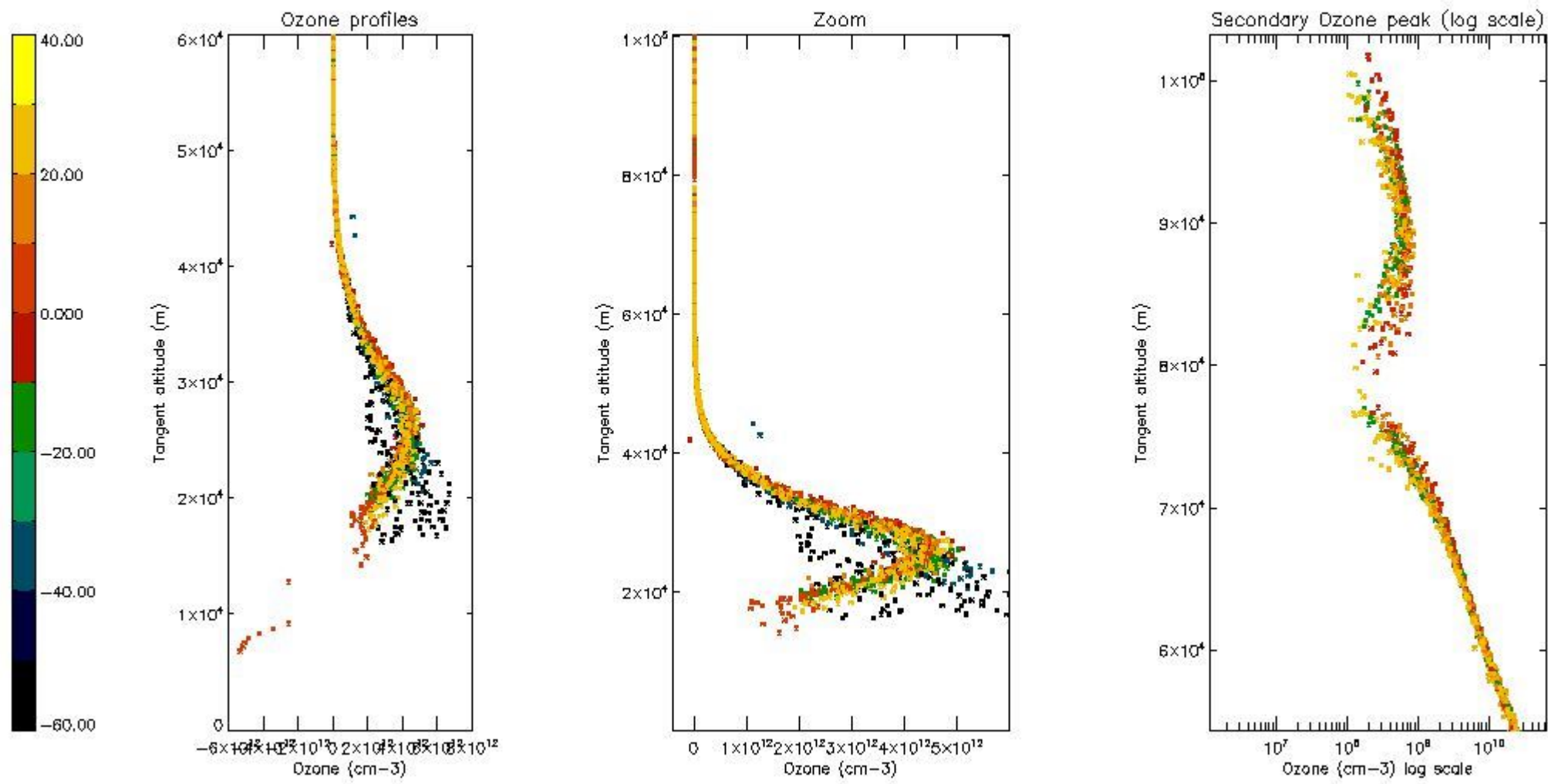
5.3 Plot ozone profiles where STD < 20% (dark without errors)

The colorbar represents the latitude.



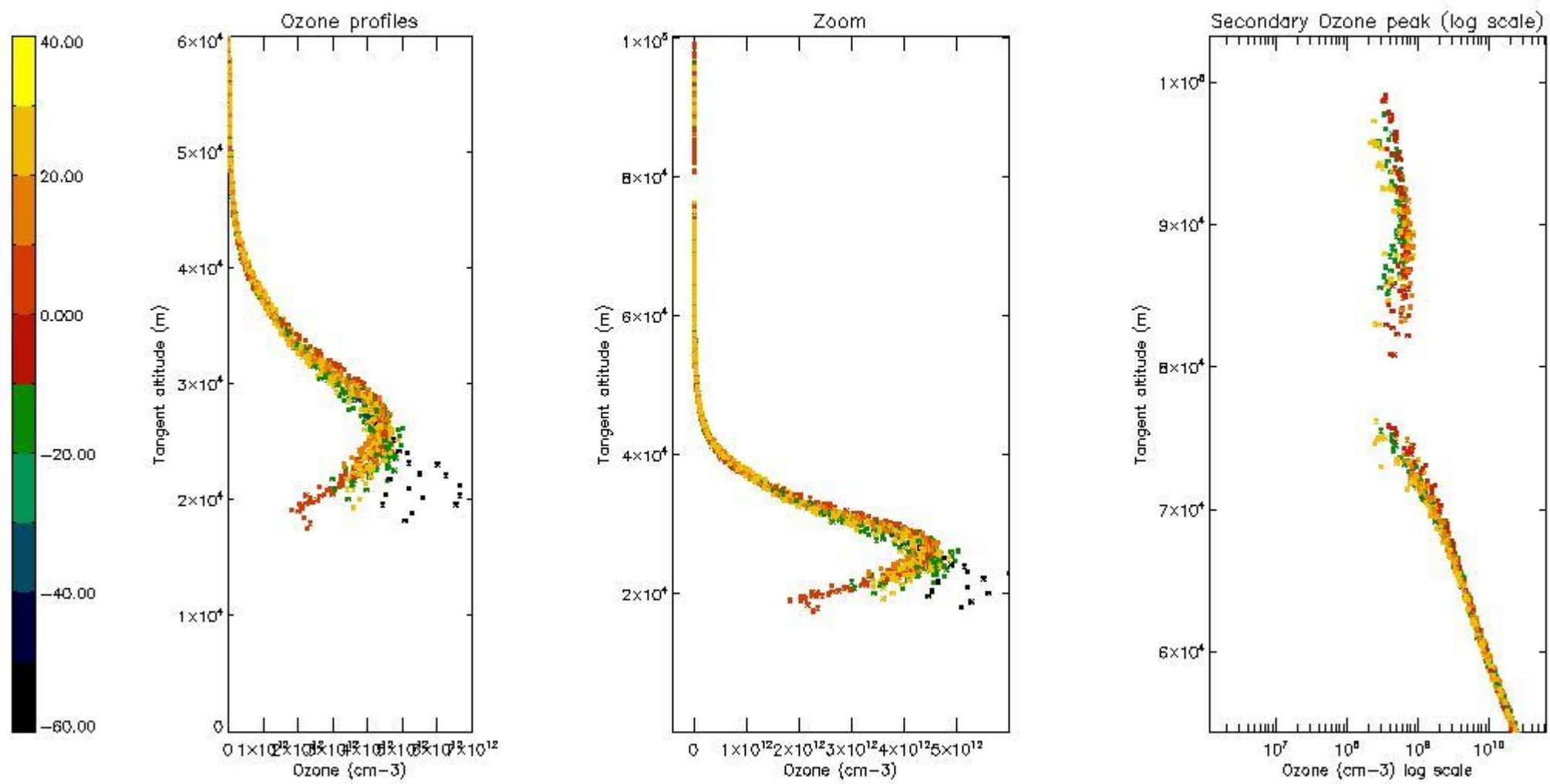
5.4 Plot ozone profiles where STD < 10% (dark without errors)

The colorbar represents the latitude.



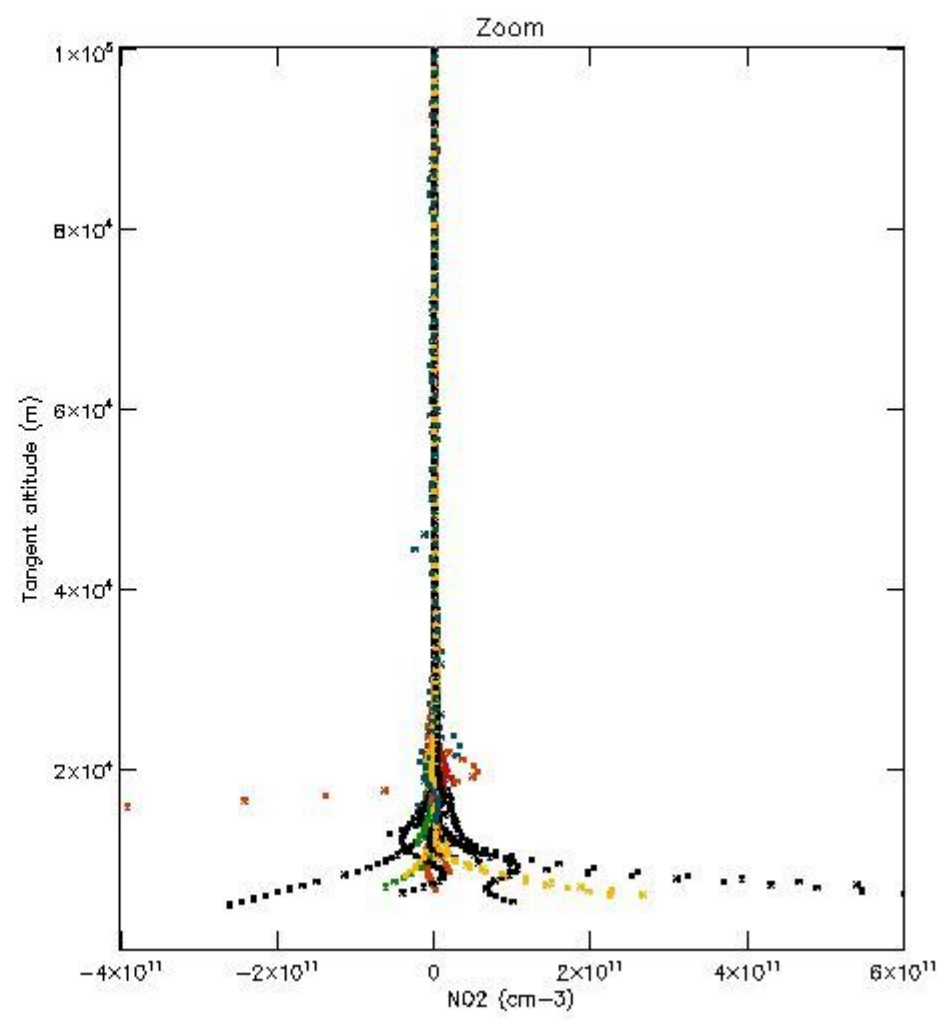
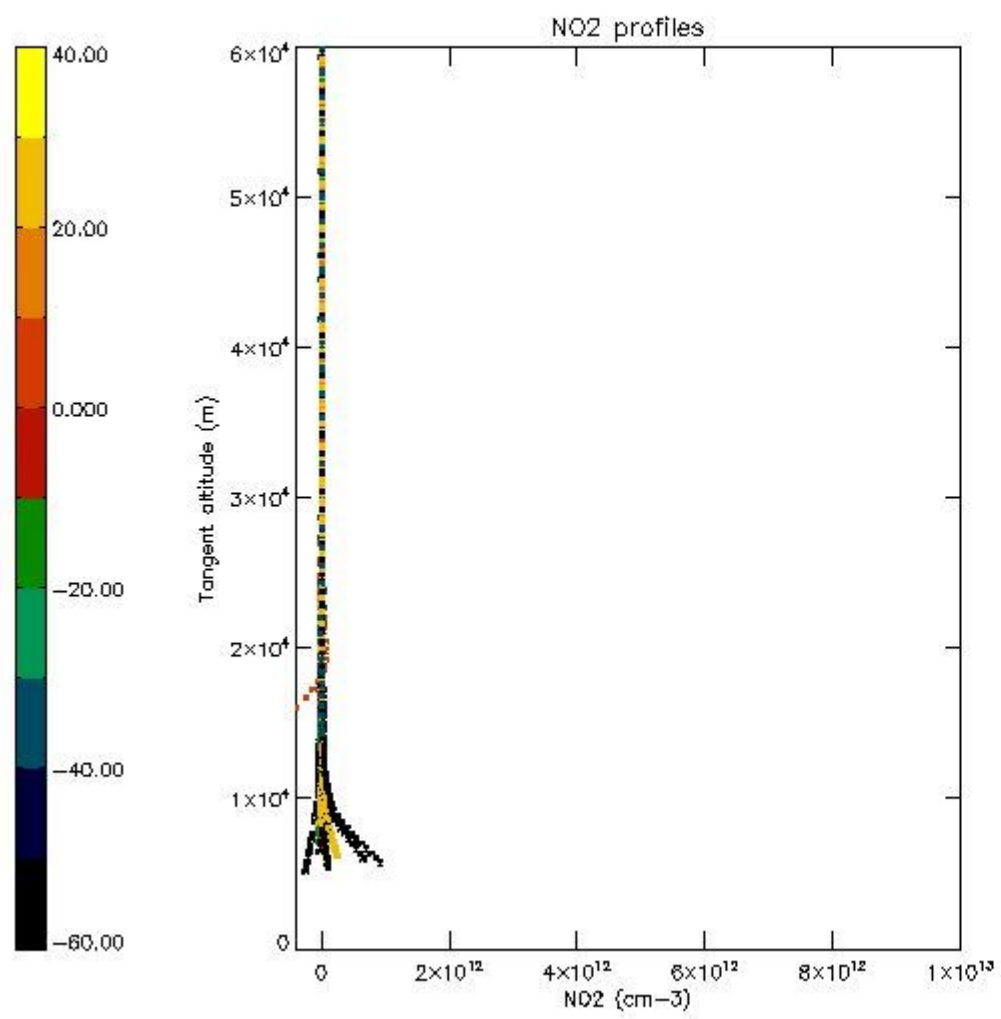
5.5 Plot ozone profiles where STD < 5% (dark without errors)

The colorbar represents the latitude.



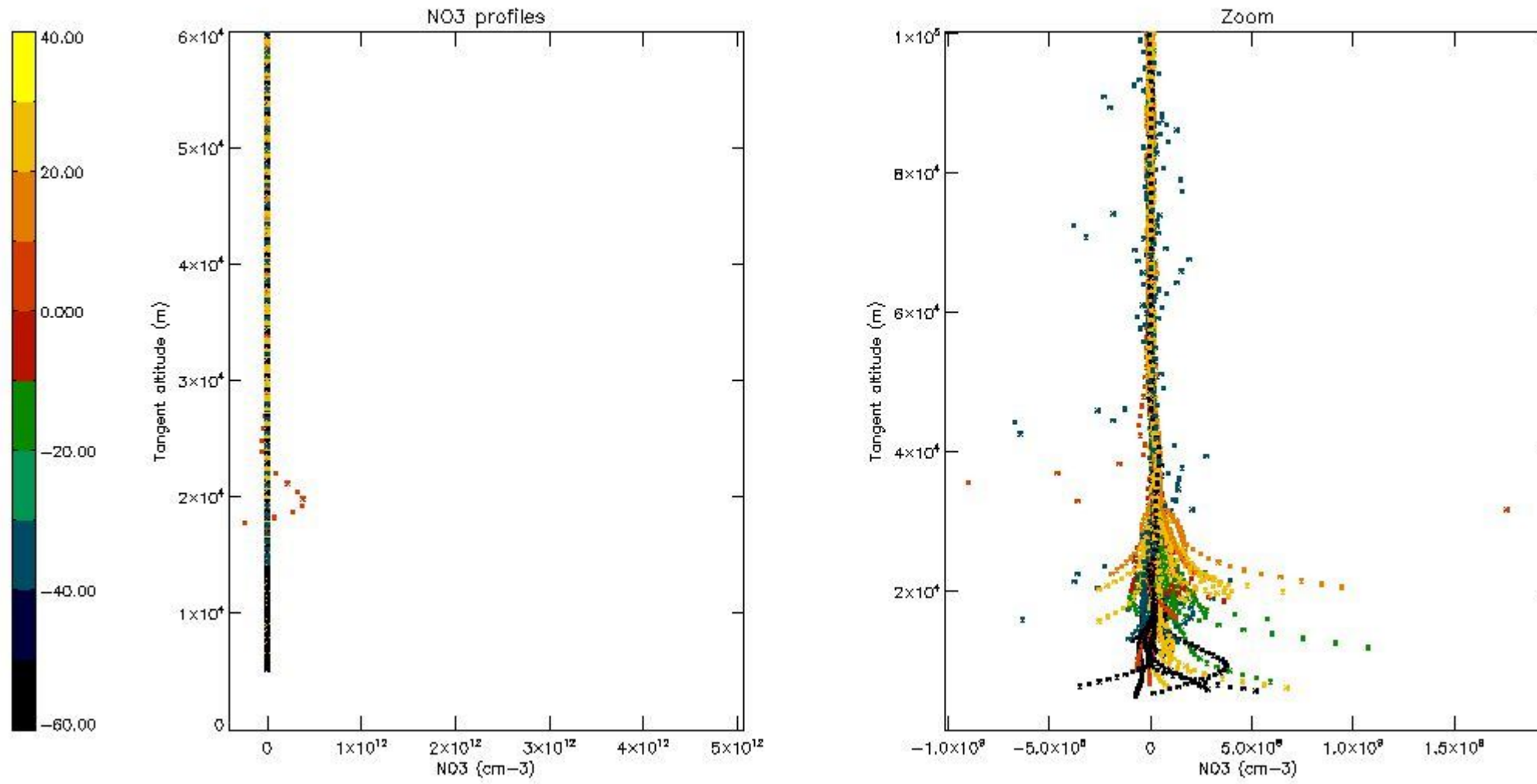
5.6 Plot NO₂ profiles for all STD (dark without errors)

The colorbar represents the latitude.



5.7 Plot NO3 profiles for all STD (dark without errors)

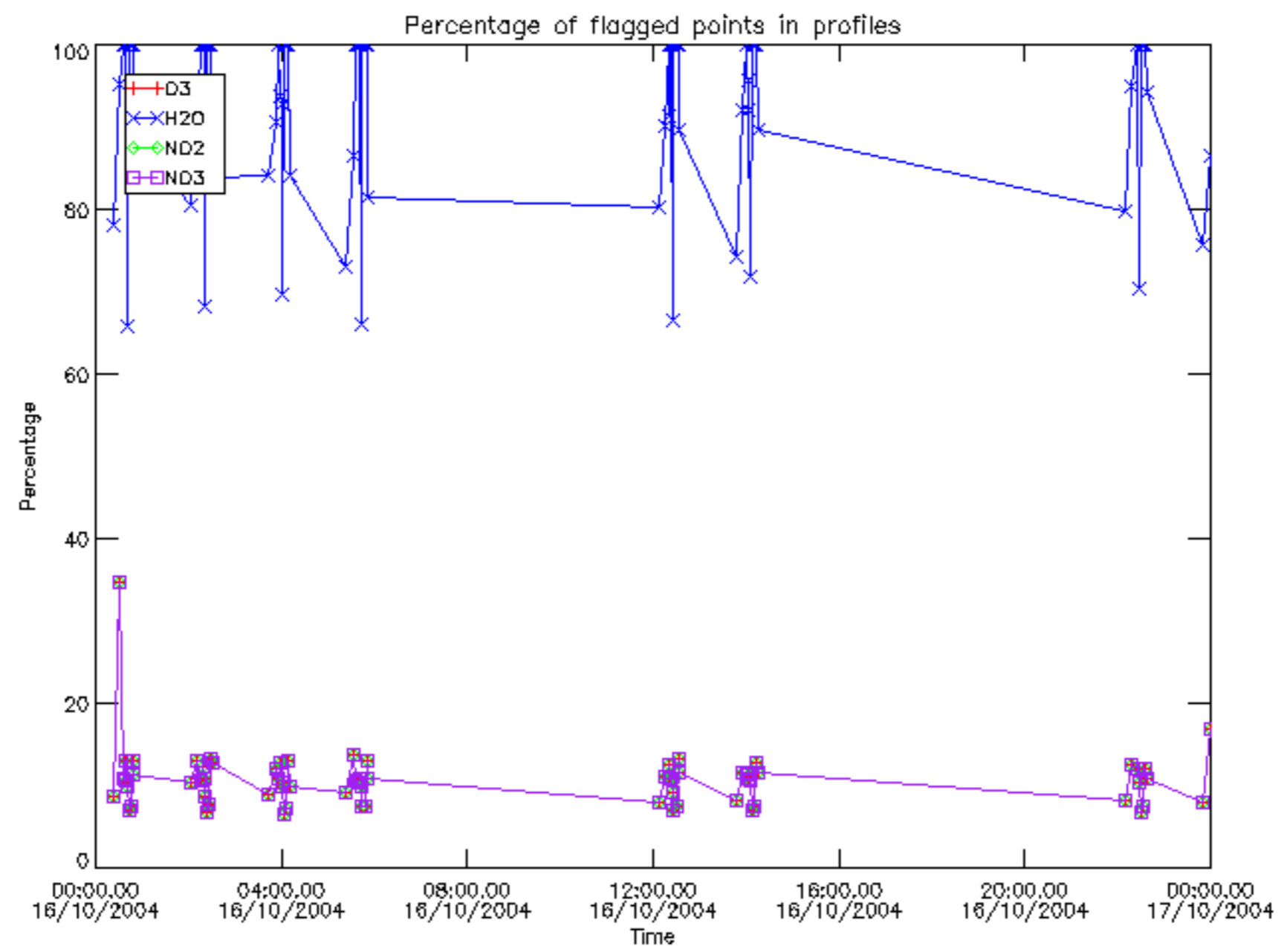
The colorbar represents the latitude.



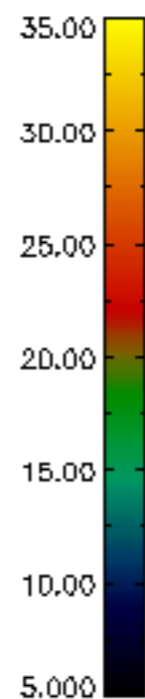
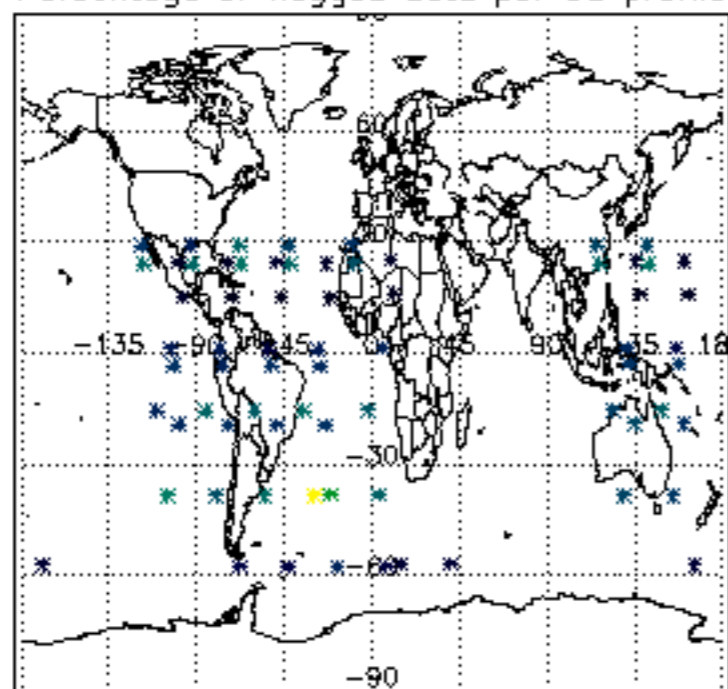
6. Auxiliary Data Files used for the production reported in section 2

The number reported in the third column indicates since which file (see list in section 2) the corresponding auxiliary file has been used. The fourth column is the date of those product files.

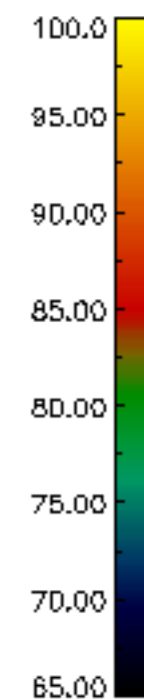
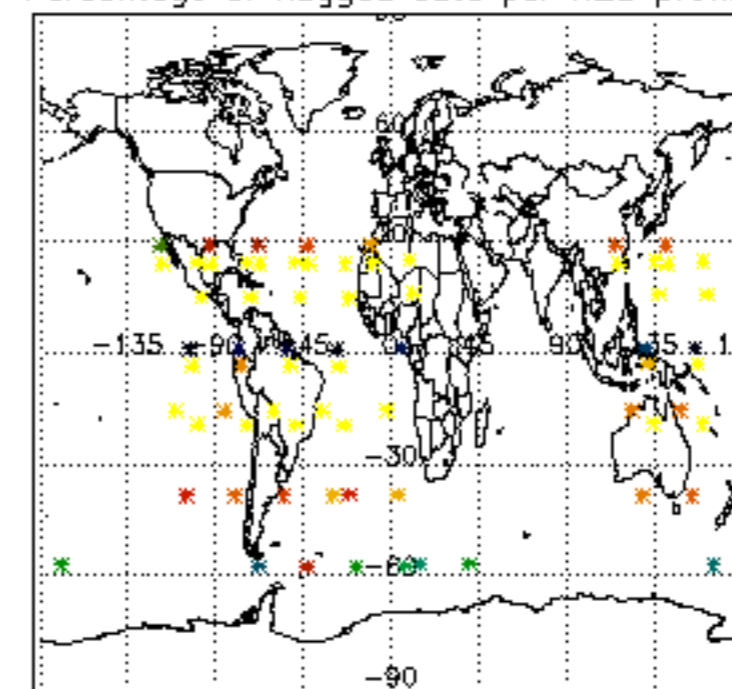
Type	Auxiliary Filename	Used since product	Used since product date
INST_PHYS_CHARACTERISTICS	GOM_INS_AXVIEC20091111_143220_20030716_120000_20500101_000000	1	16-OCT-2004 00:01:10
LEVEL-2_PROC_CONFIG	GOM_PR2_AXVIEC20091111_152718_20020301_000000_20500101_000000	1	16-OCT-2004 00:01:10
CROSS_SECTIONS_FILE	GOM_CRS_AXVIEC20091111_154832_20020301_000000_20500101_000000	1	16-OCT-2004 00:01:10



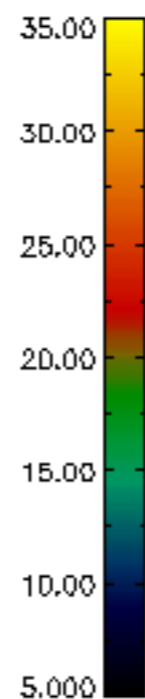
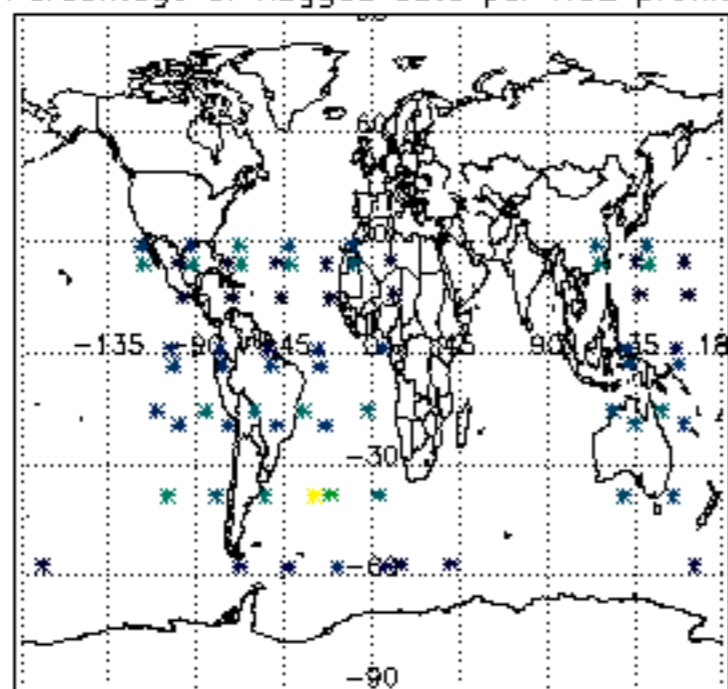
Percentage of flagged data per D3 profile



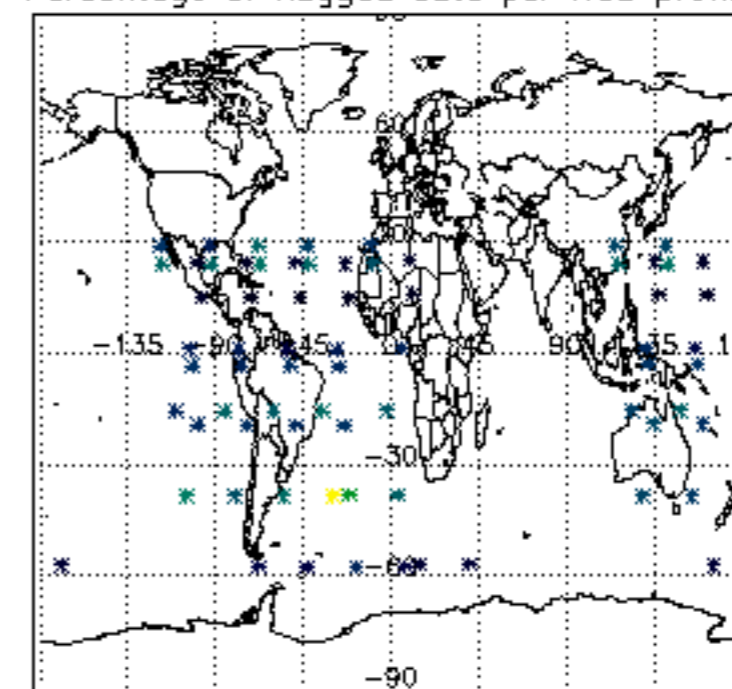
Percentage of flagged data per H2O profile

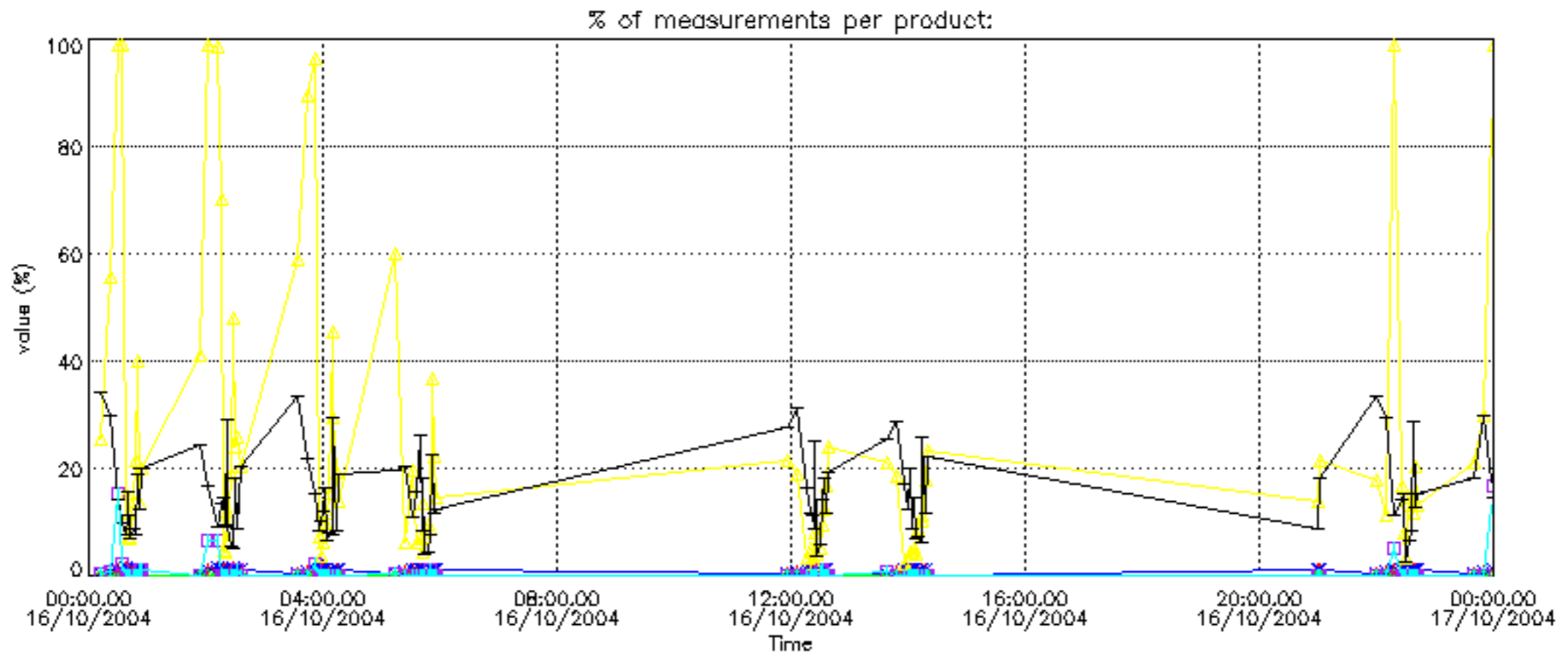


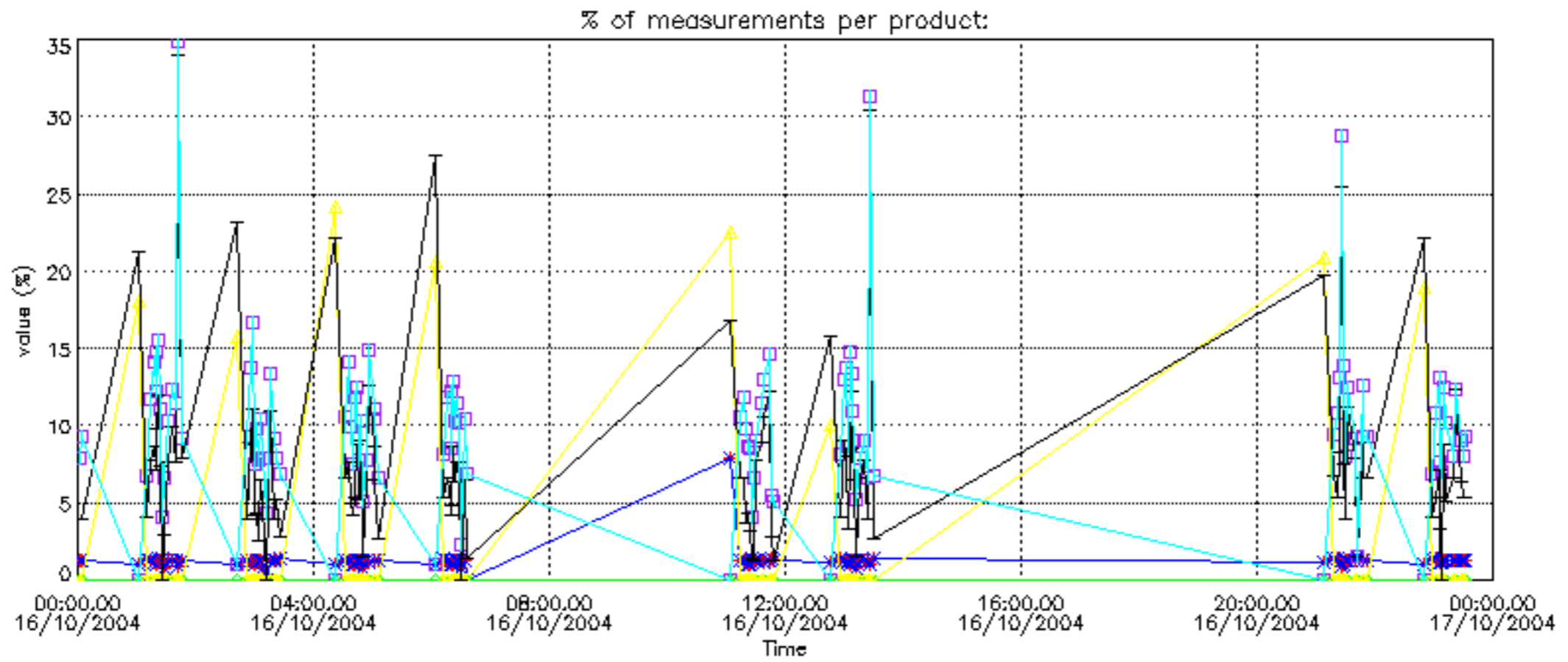
Percentage of flagged data per NO2 profile



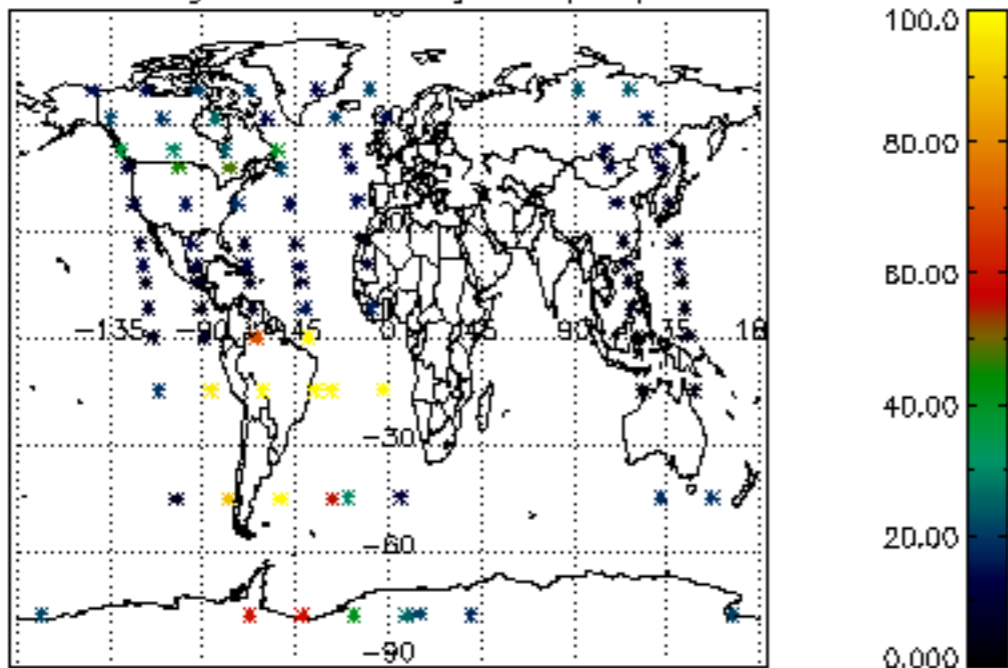
Percentage of flagged data per NO3 profile



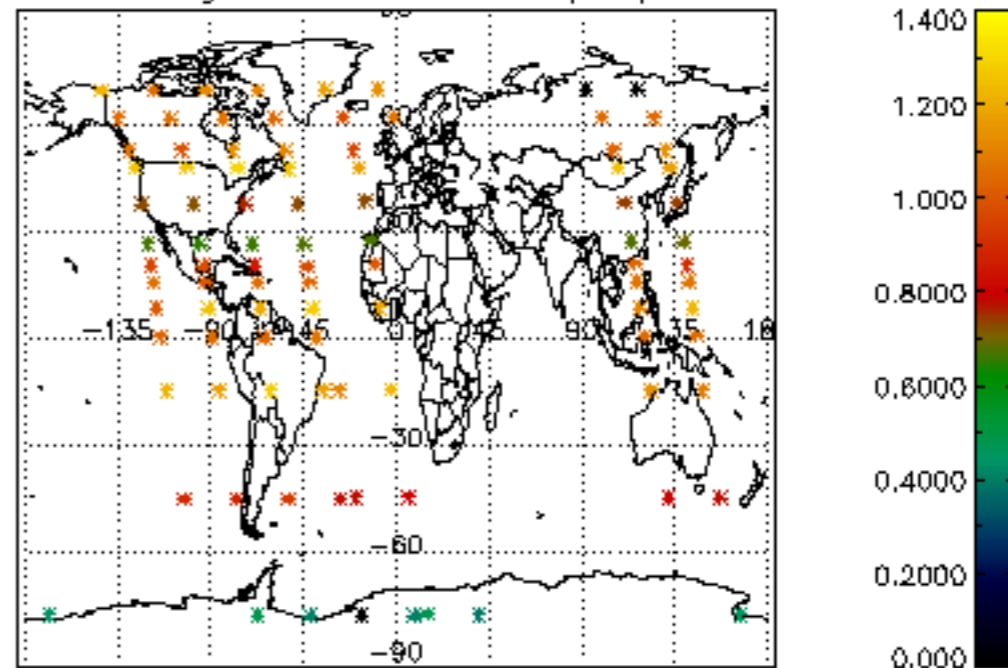




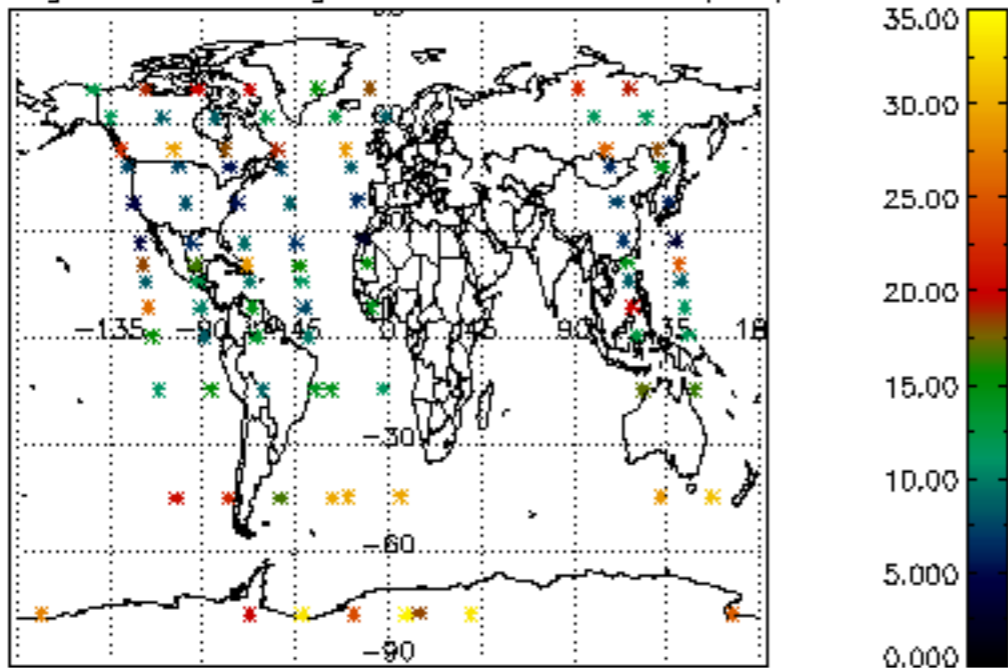
Percentage of cosmic ray hits per profile



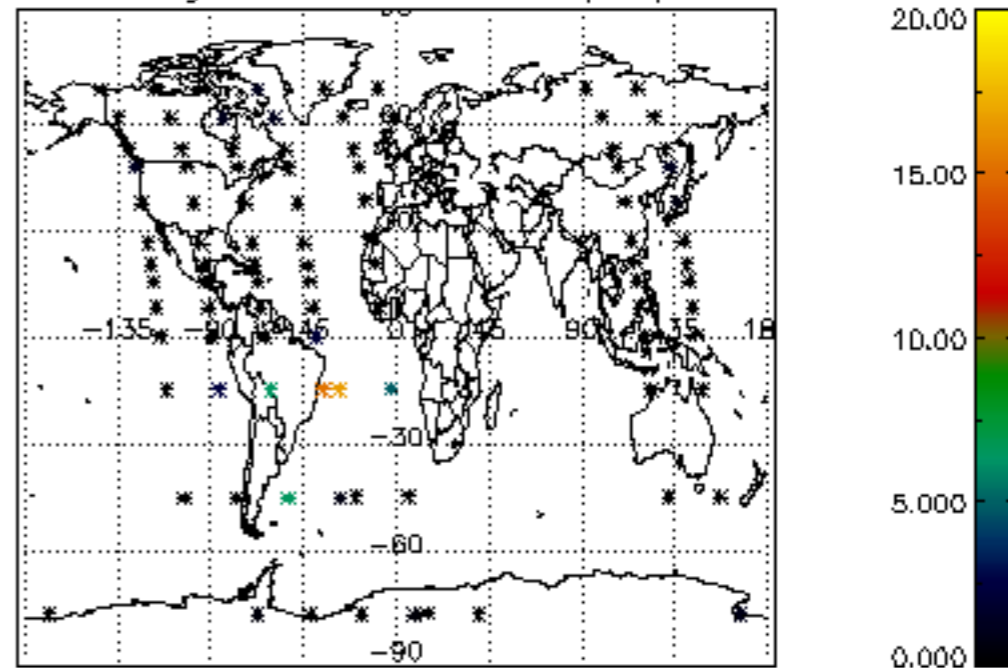
Percentage of datation errors per profile



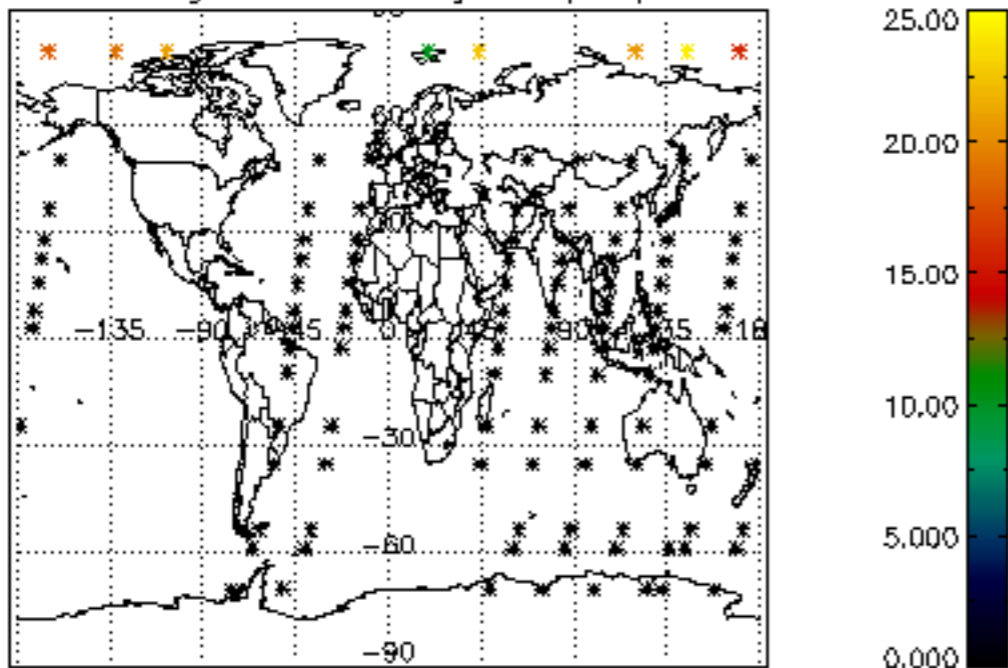
Percentage of star falling outside central band per profile



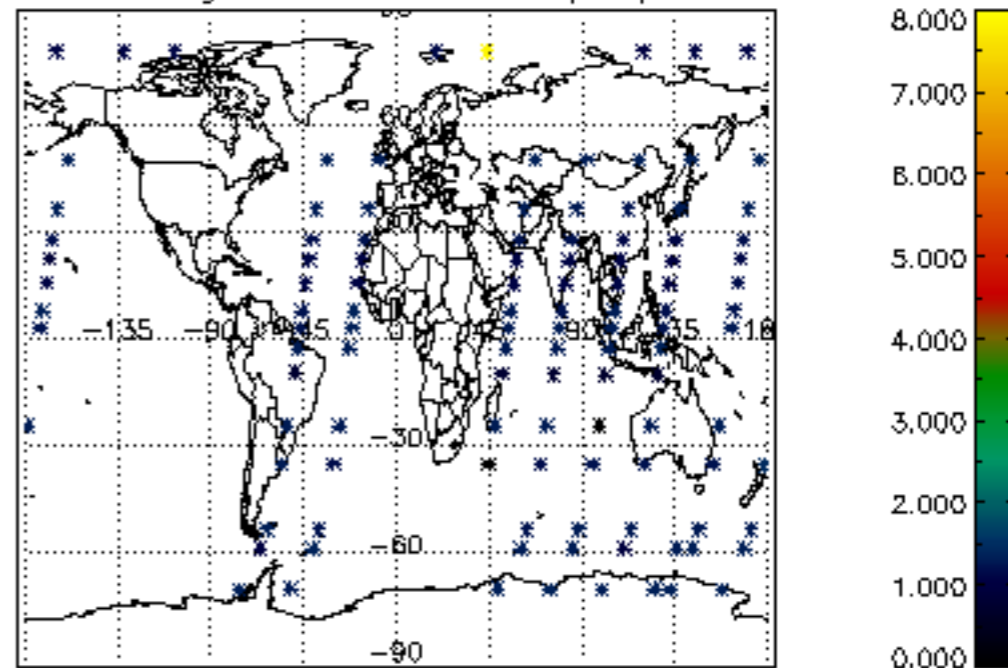
Percentage of saturation errors per profile



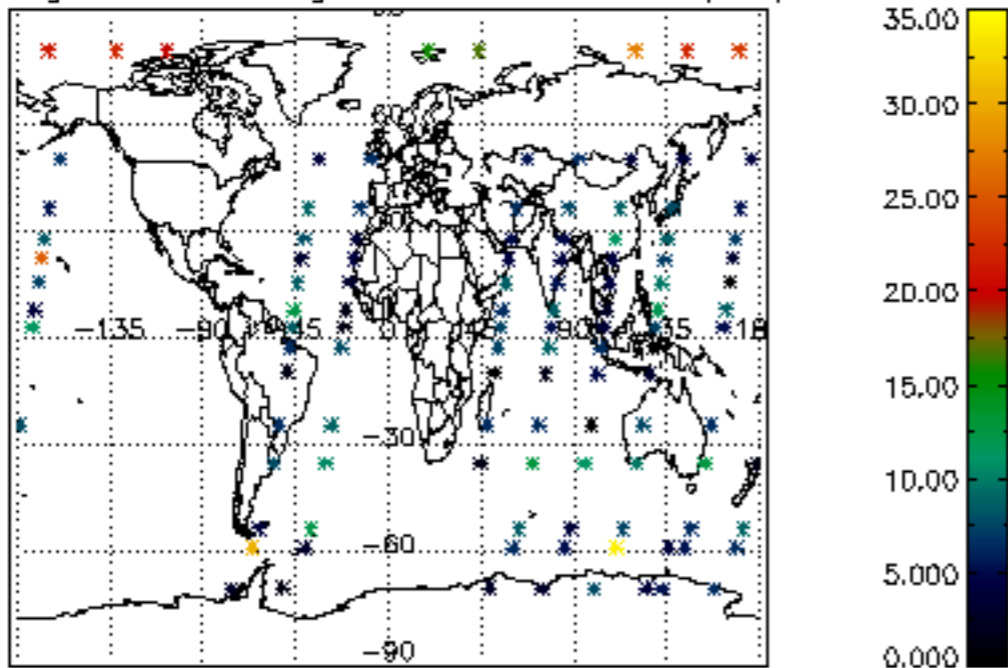
Percentage of cosmic ray hits per profile



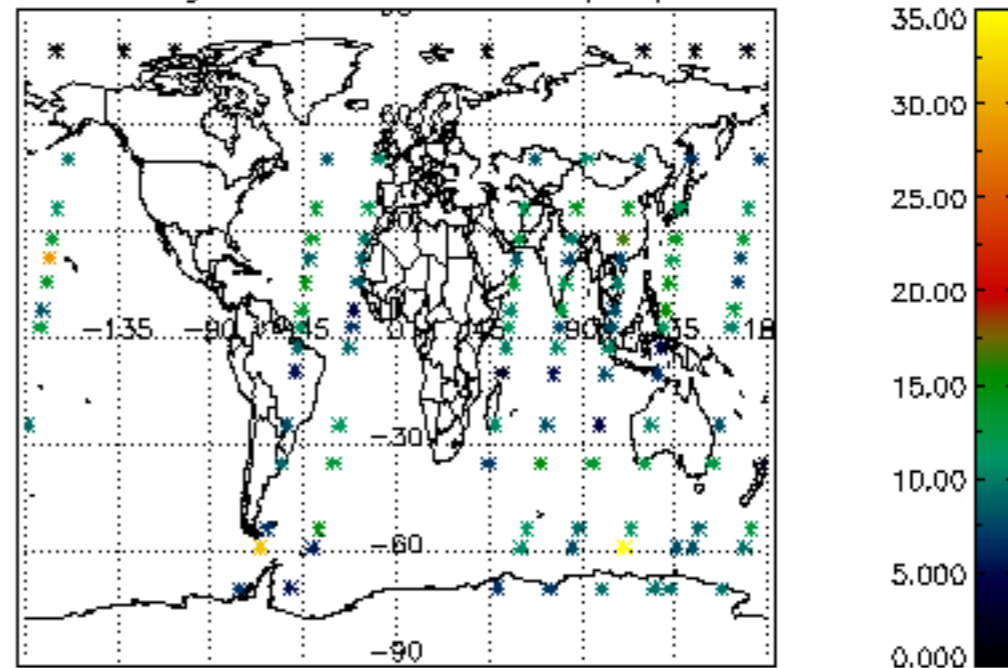
Percentage of datation errors per profile

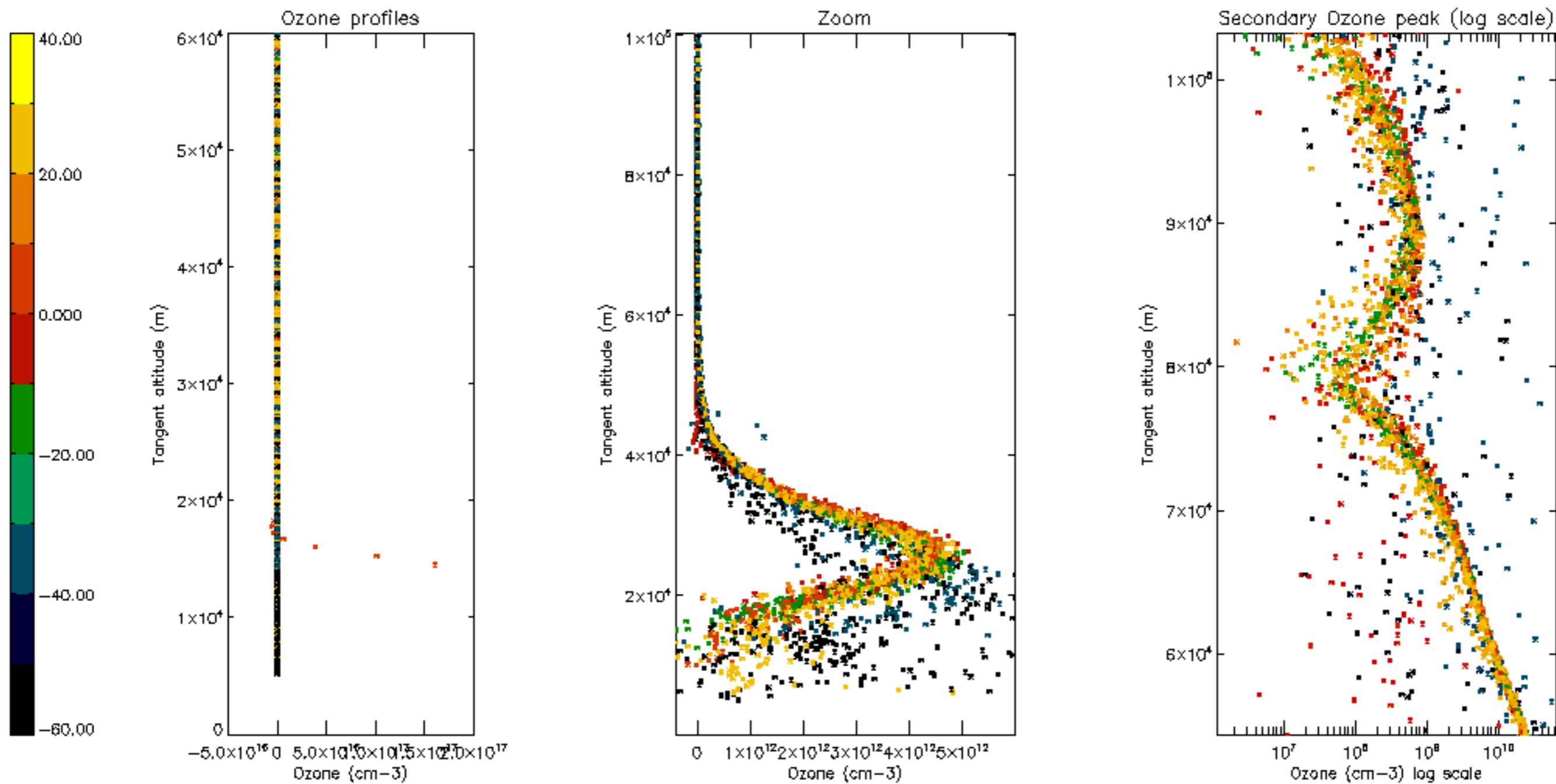


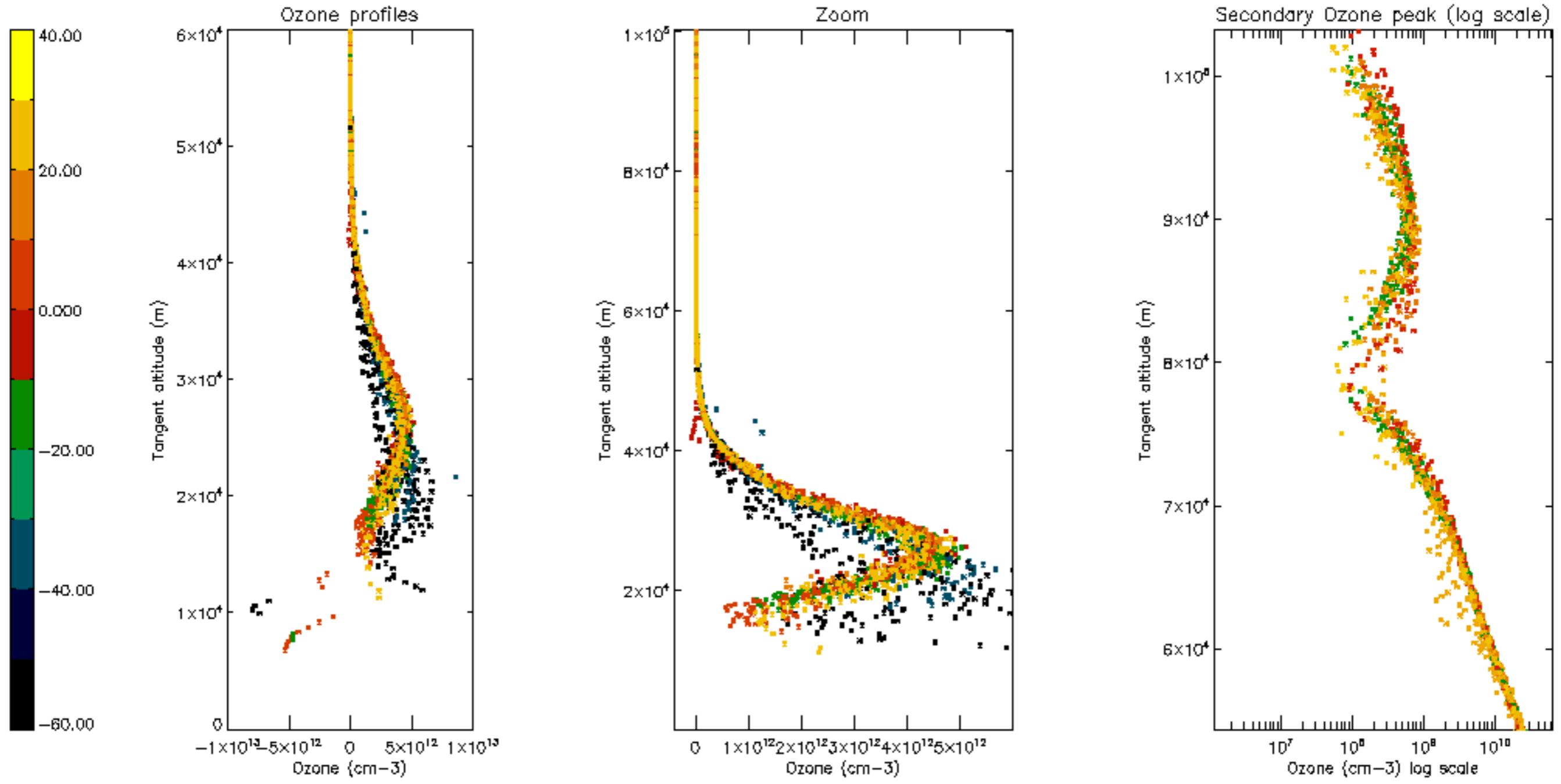
Percentage of star falling outside central band per profile

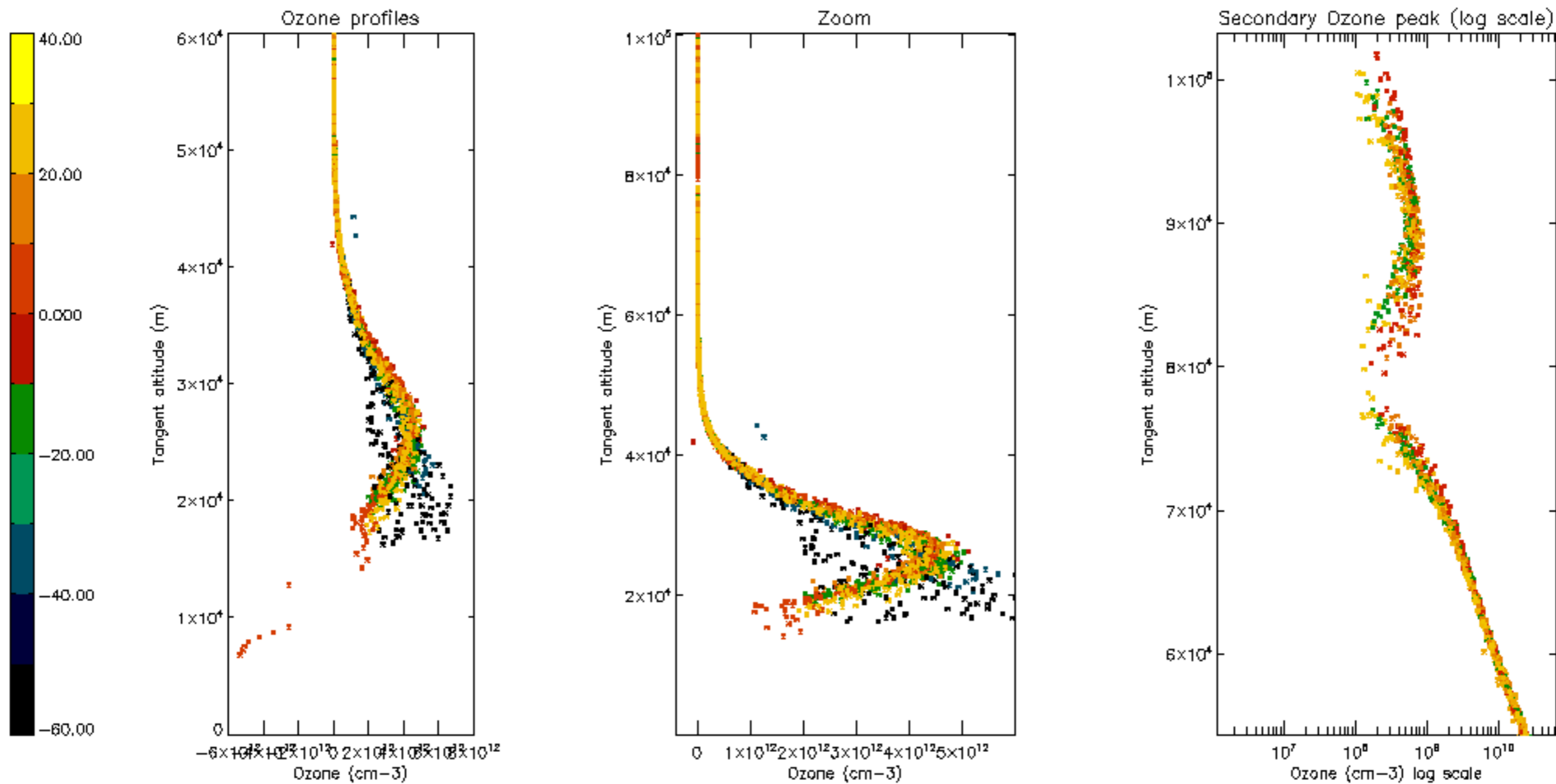


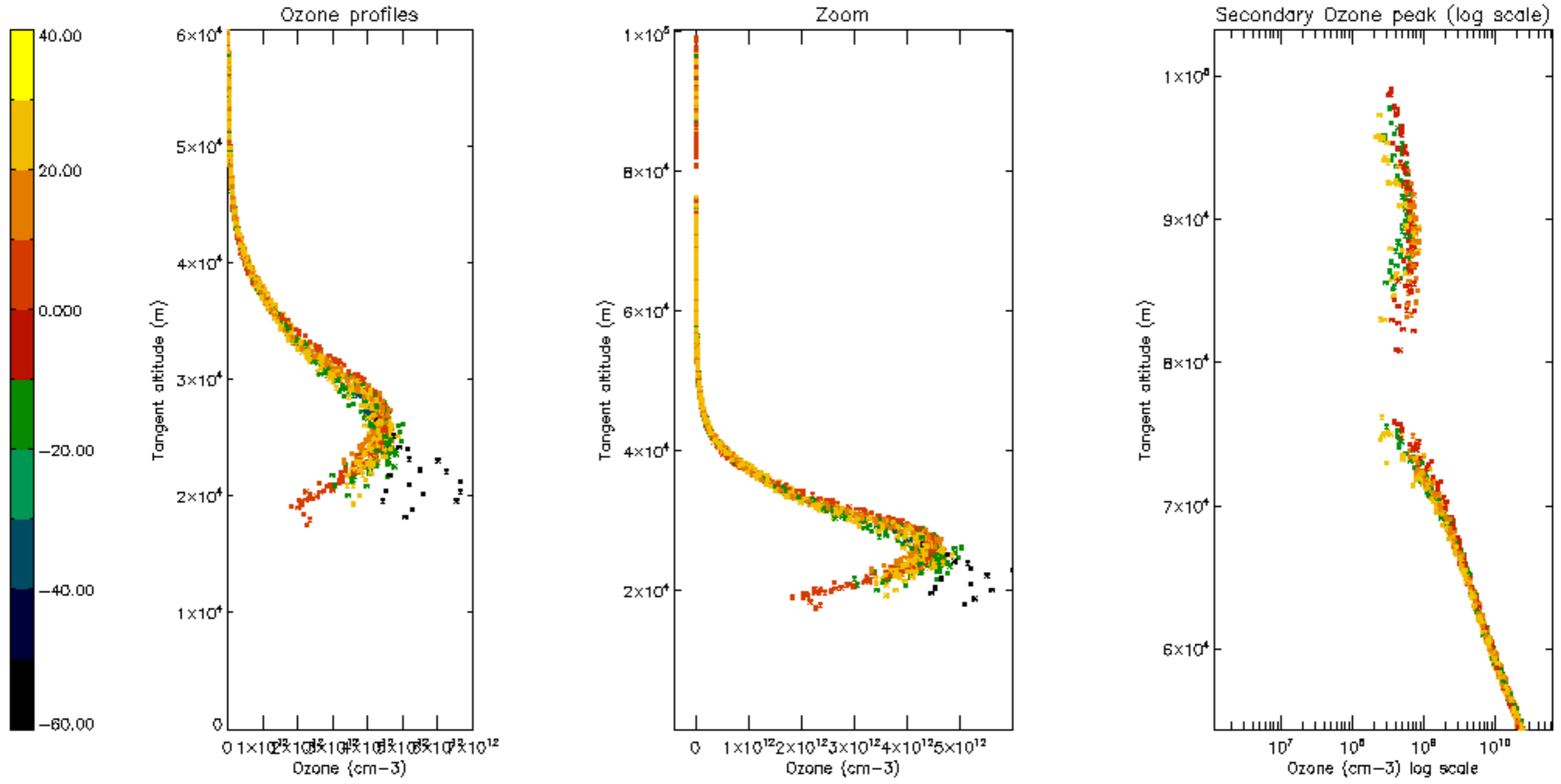
Percentage of saturation errors per profile

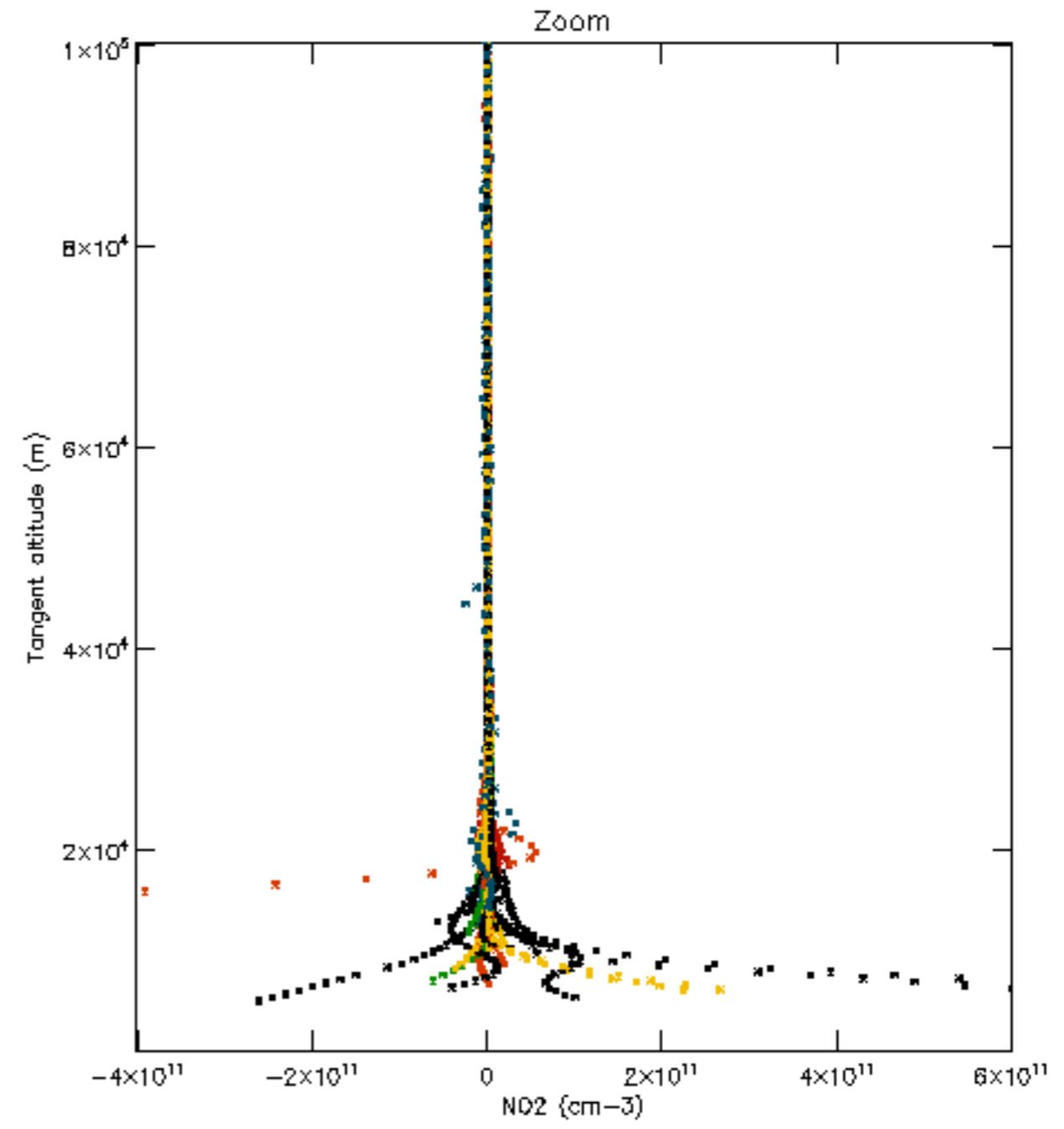
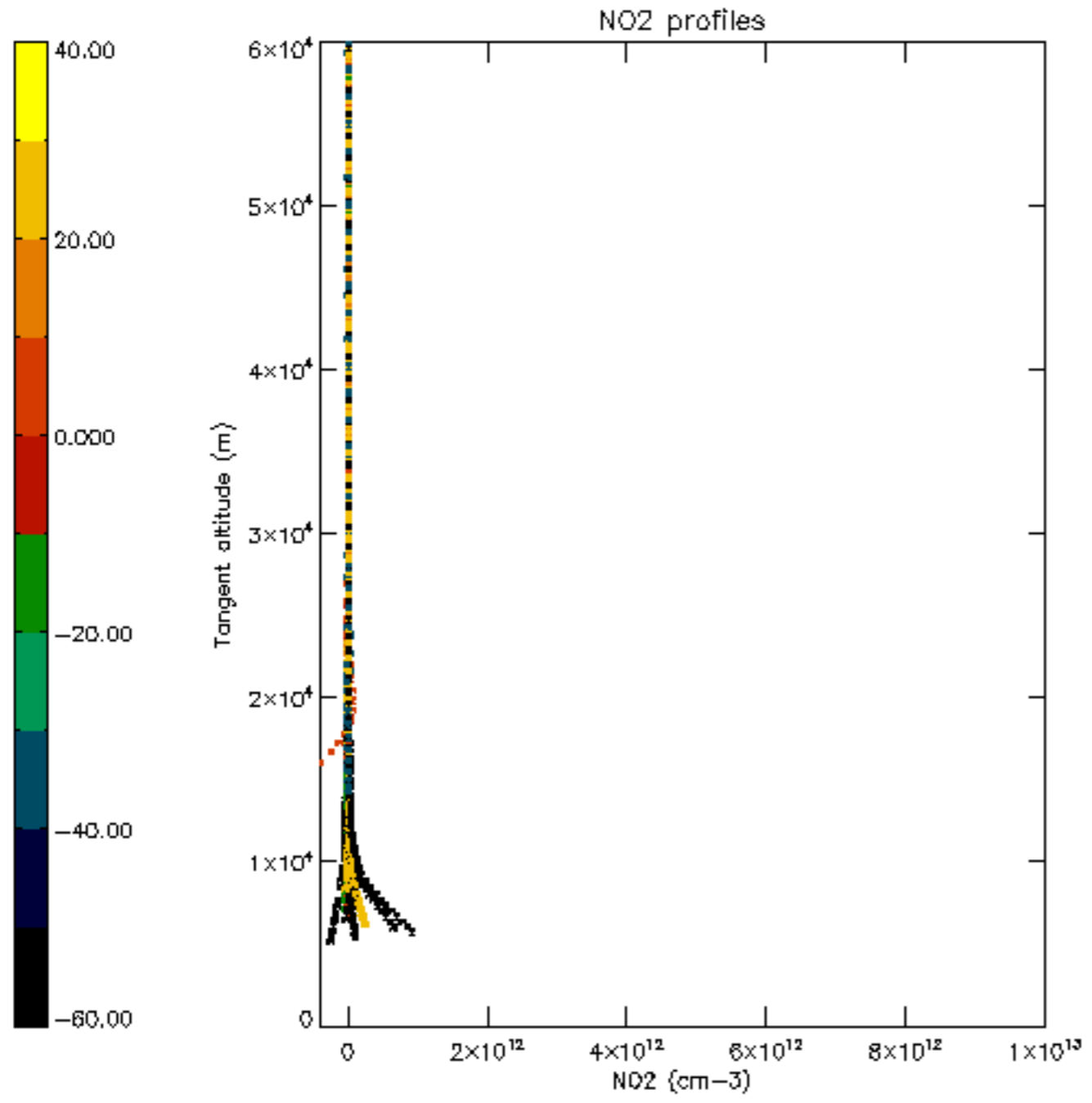


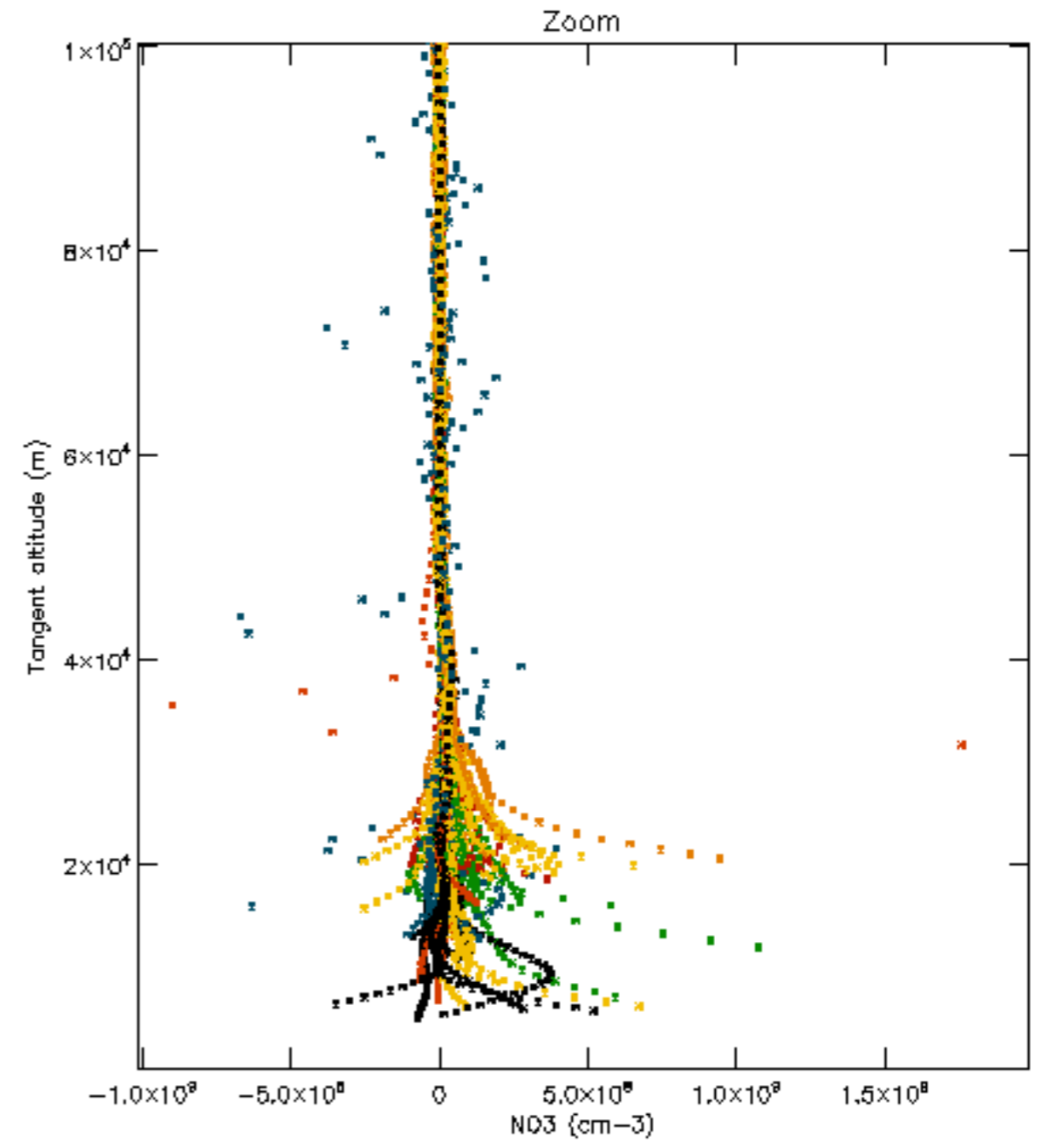
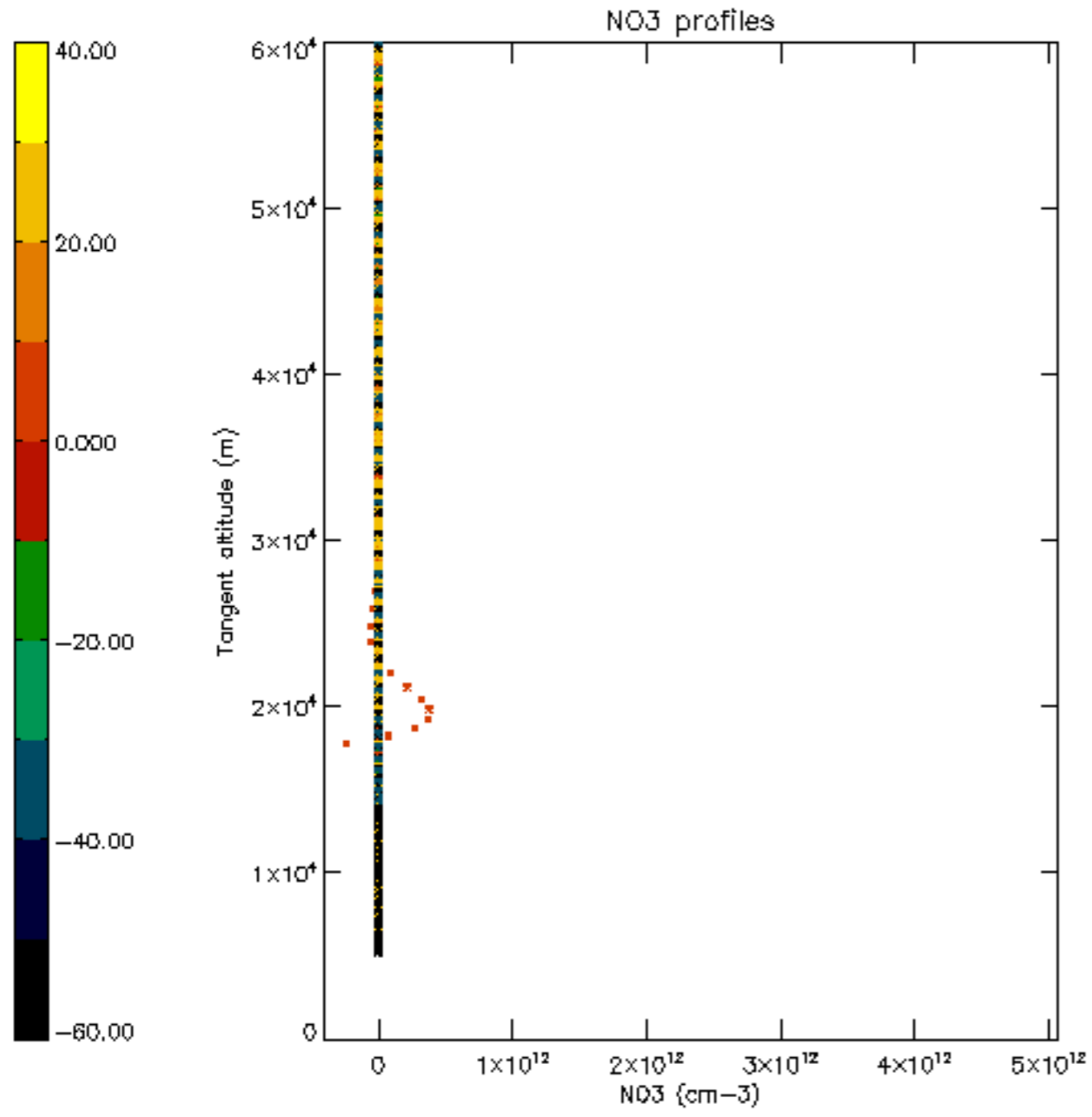


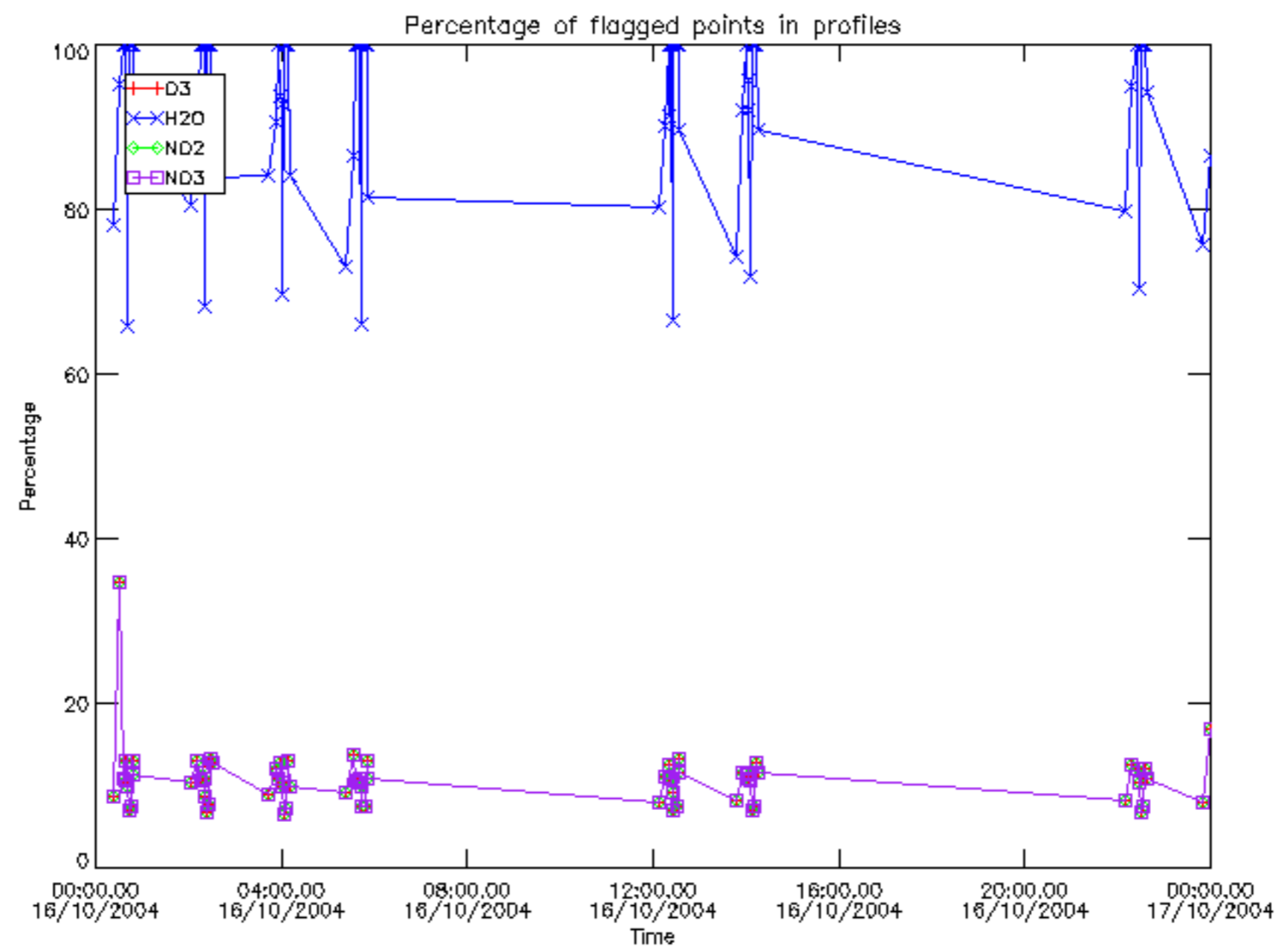




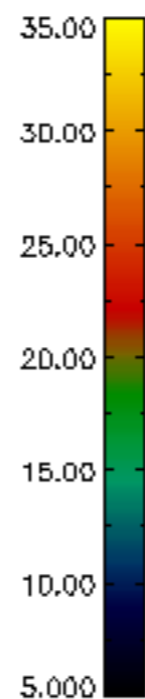
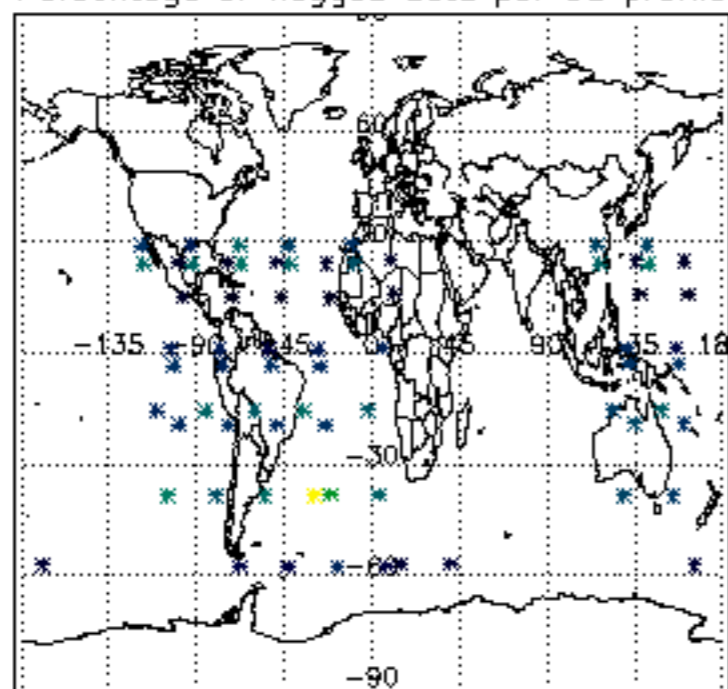




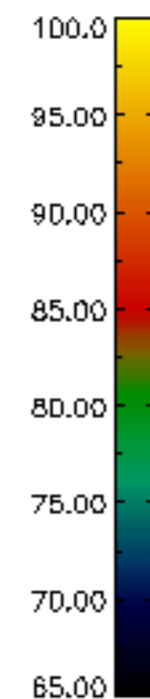
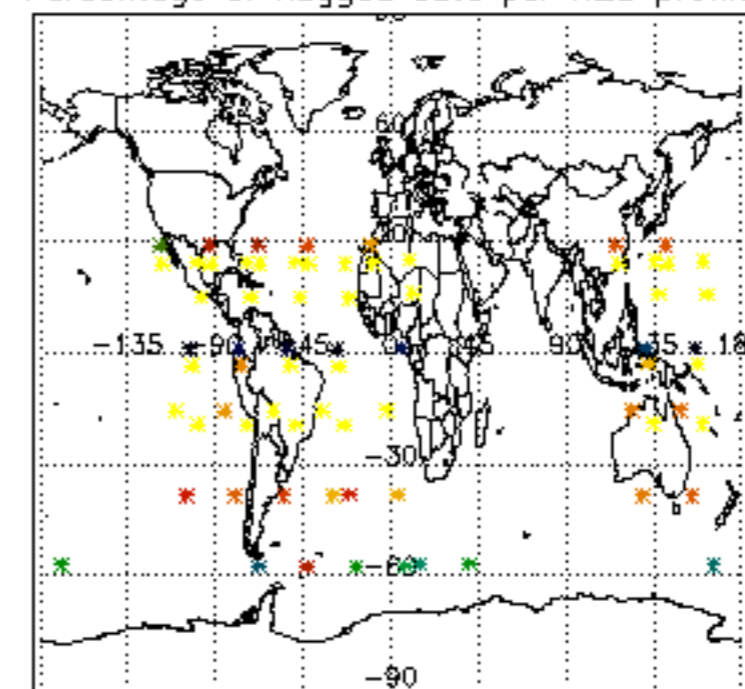




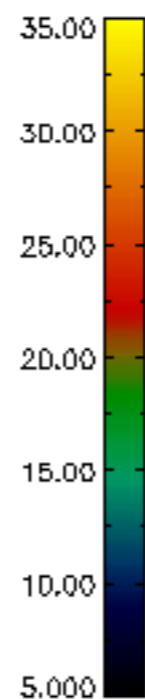
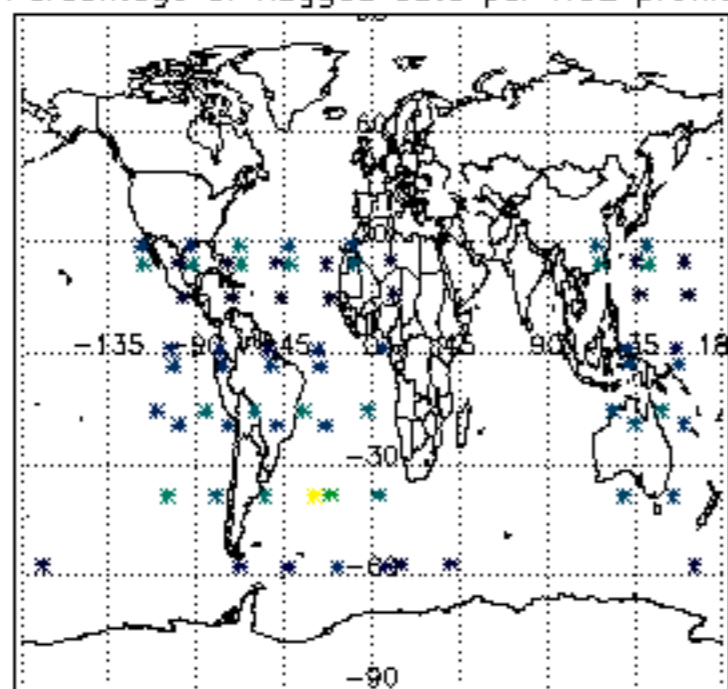
Percentage of flagged data per D3 profile



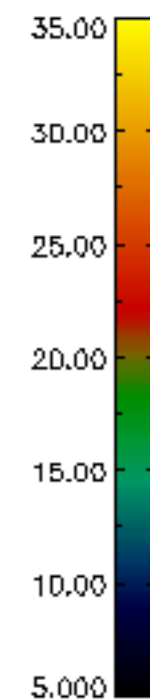
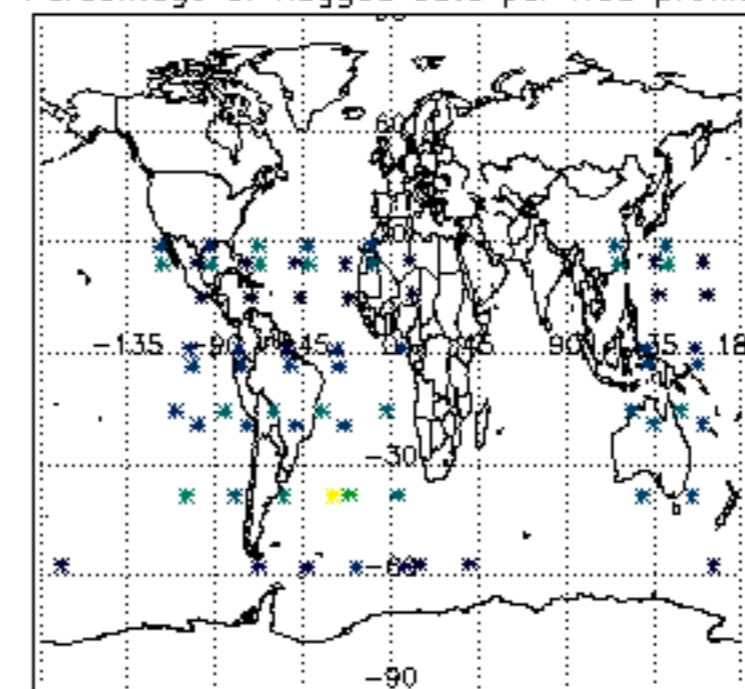
Percentage of flagged data per H2O profile

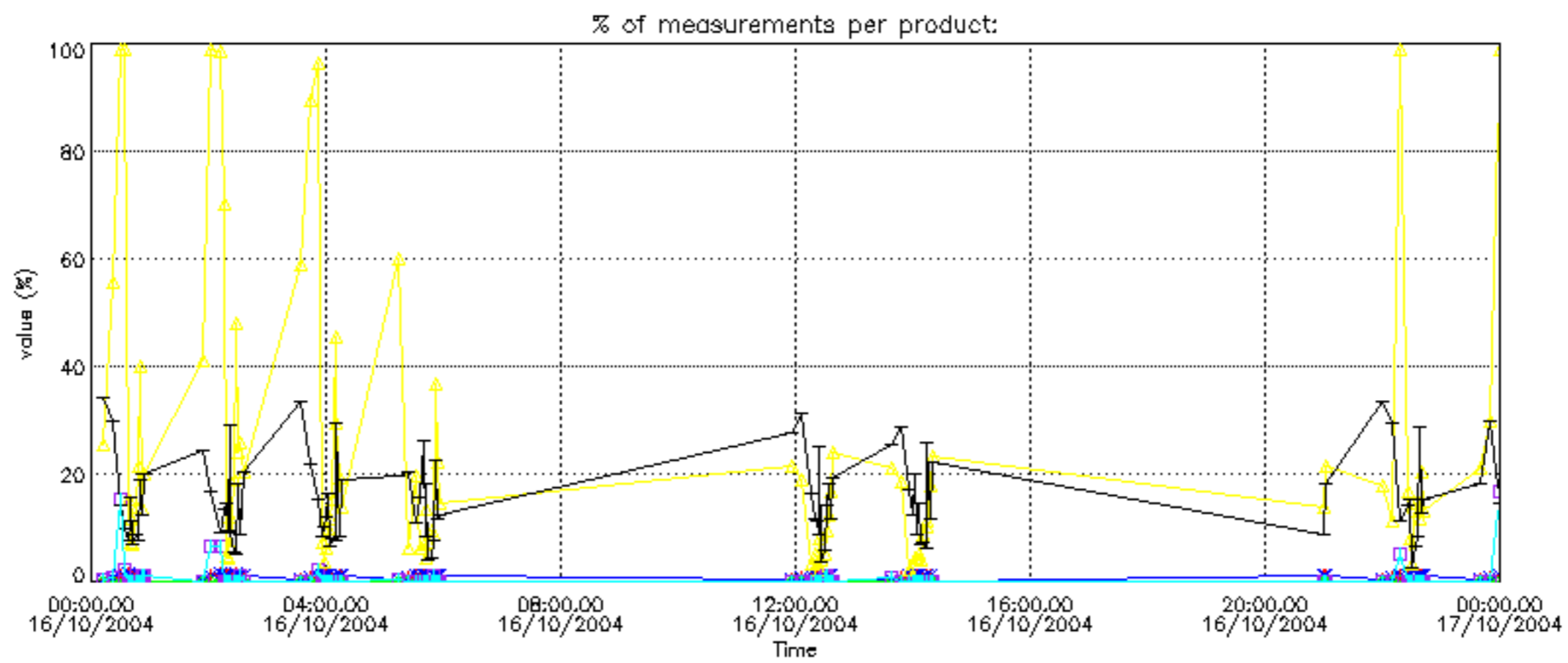
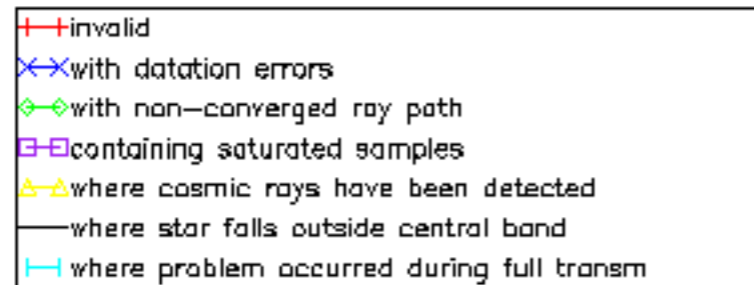


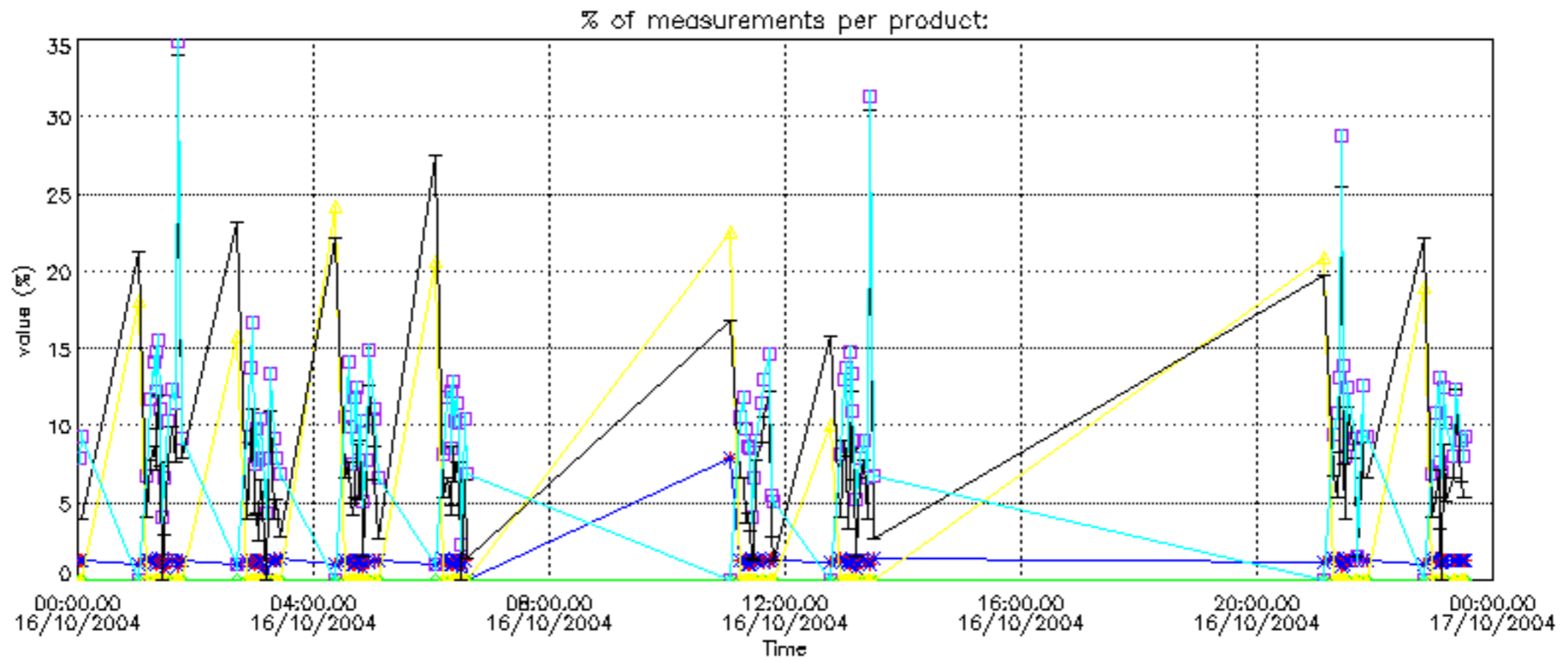
Percentage of flagged data per NO2 profile



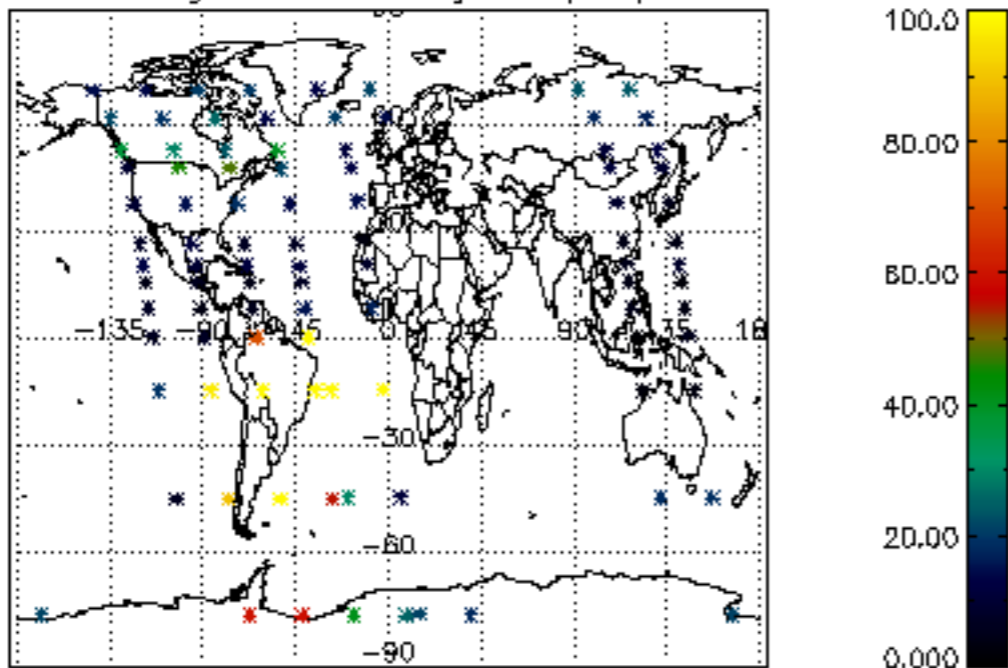
Percentage of flagged data per NO3 profile



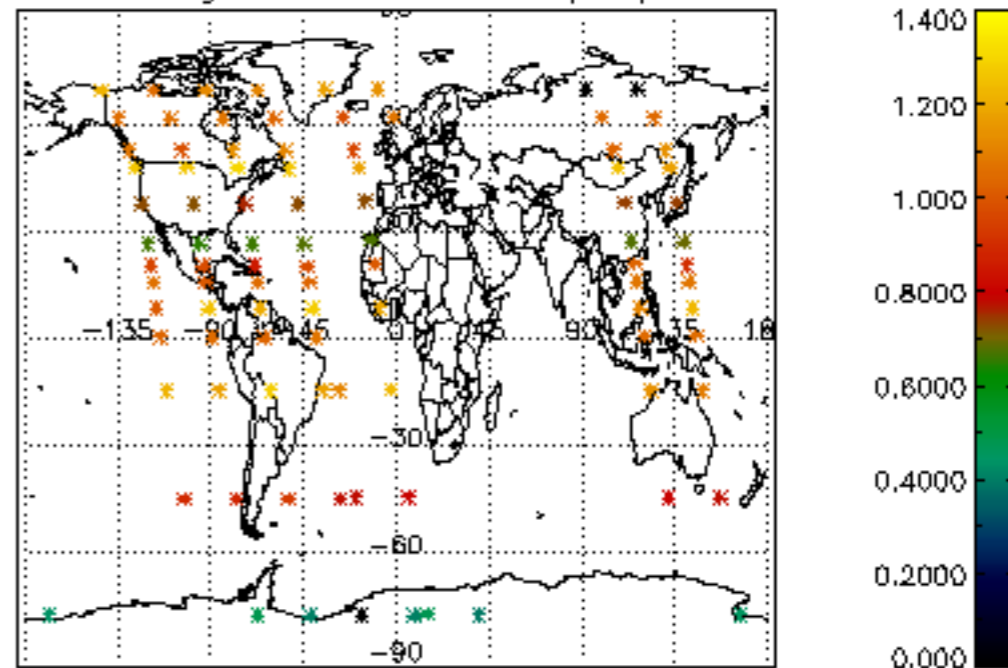




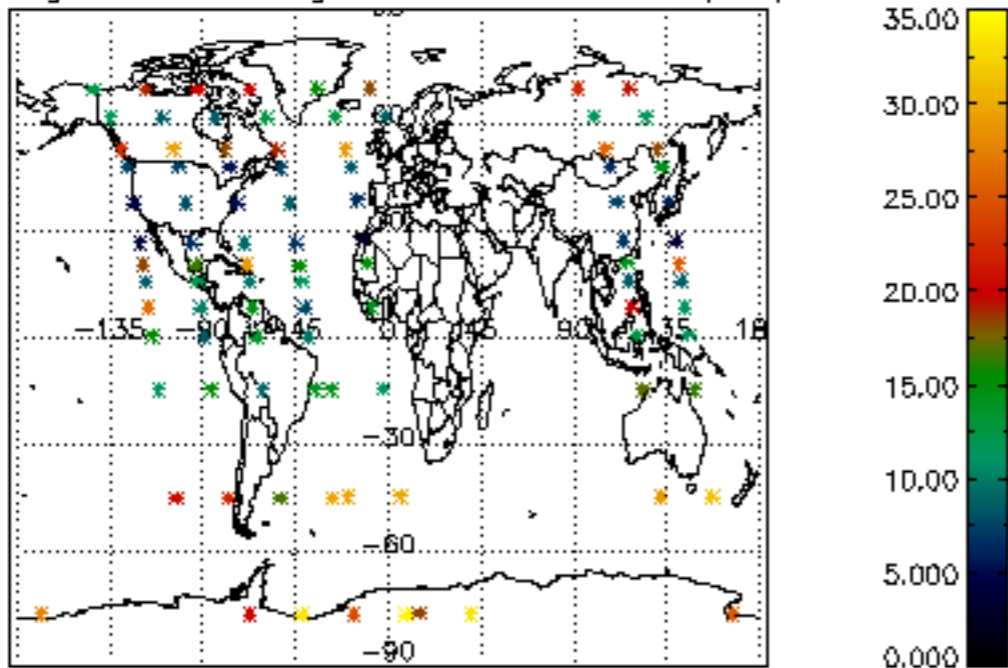
Percentage of cosmic ray hits per profile



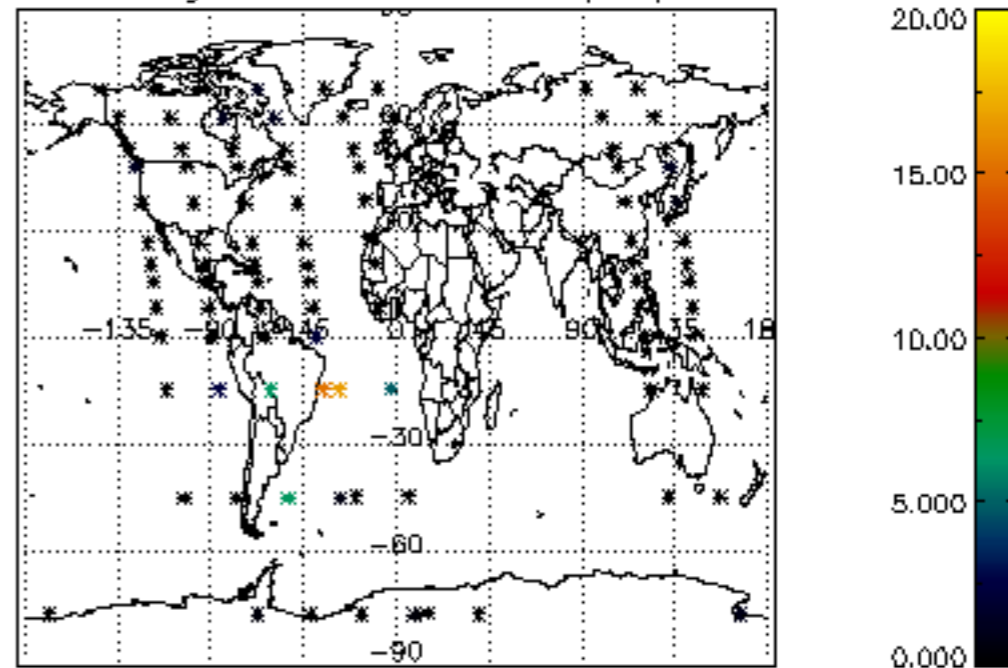
Percentage of datation errors per profile



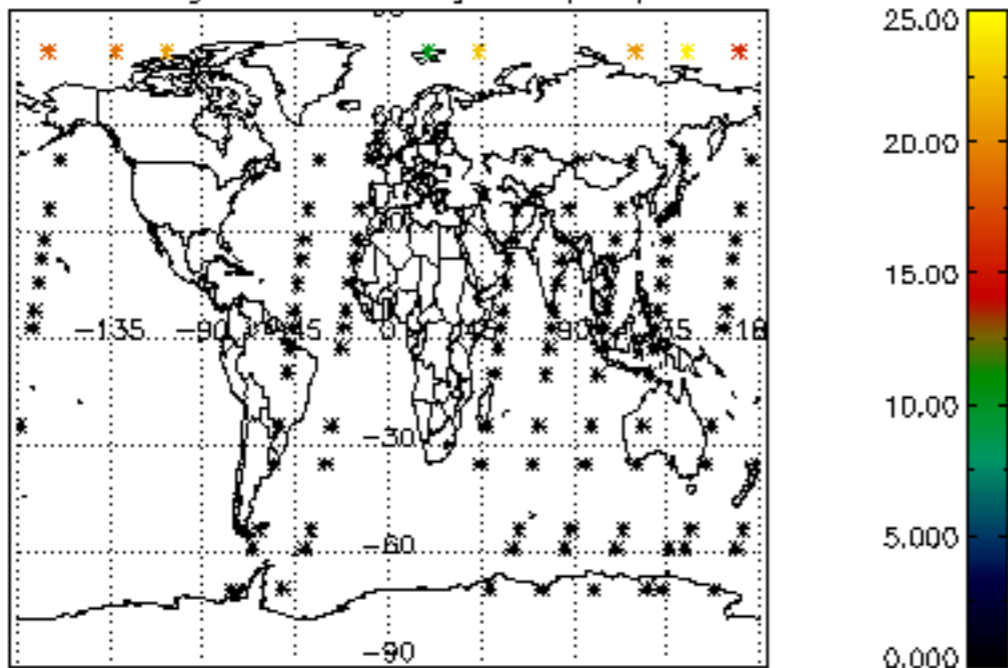
Percentage of star falling outside central band per profile



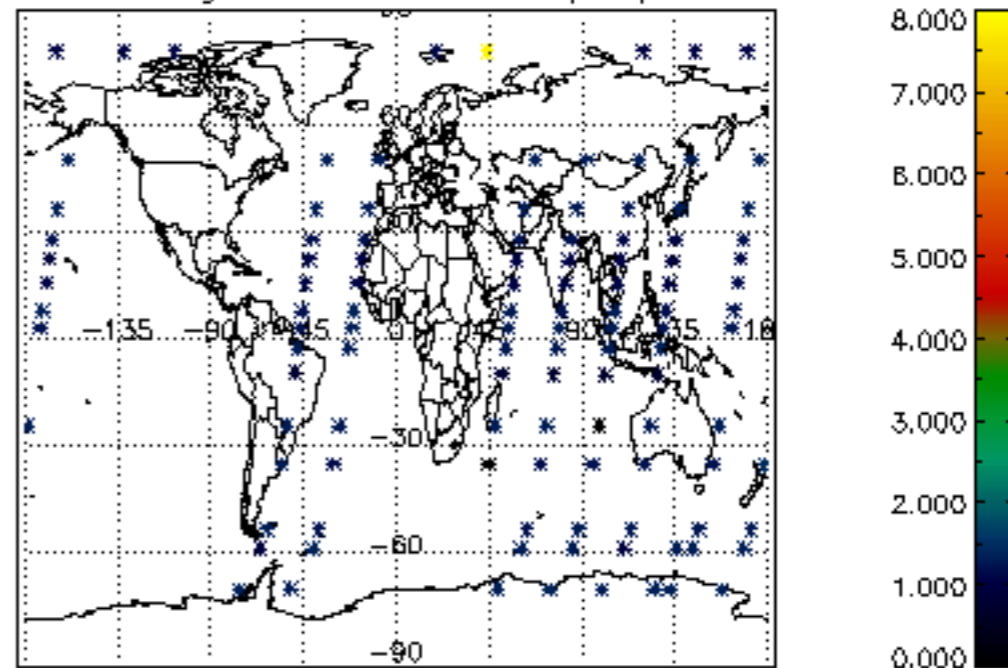
Percentage of saturation errors per profile



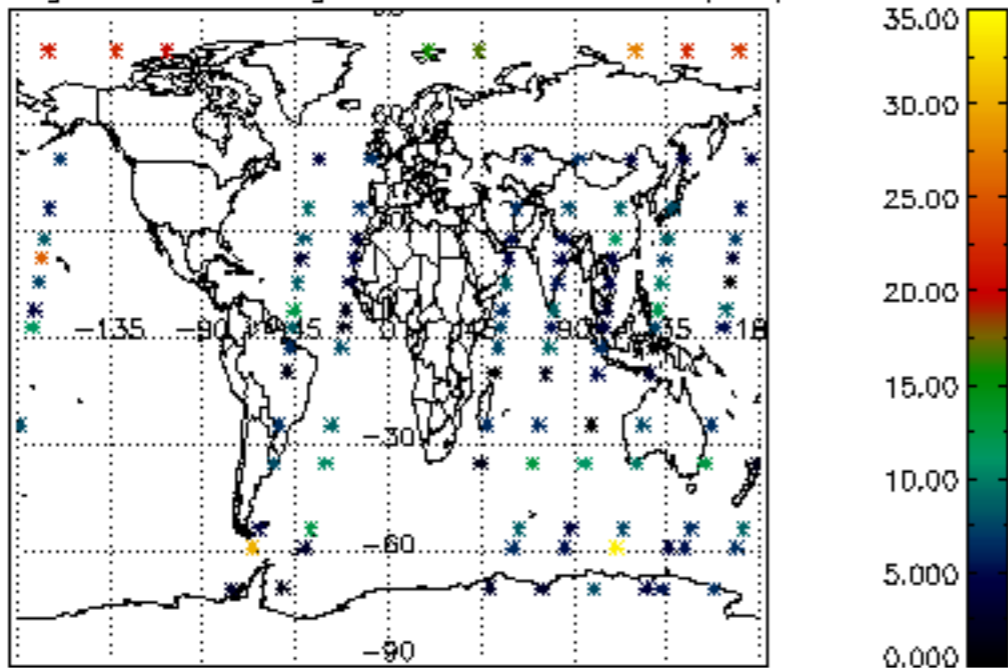
Percentage of cosmic ray hits per profile



Percentage of datation errors per profile



Percentage of star falling outside central band per profile



Percentage of saturation errors per profile

