

# GOMOS Level 2 Daily Report

## SUMMARY

### [1. General Info](#)

### [2. Summary of processed GOM\\_NL\\_2P products](#)

### [3. Level 2 Quality information per product](#)

#### [3.1 Plot of level 2 quality information per product \(time dependant\)](#)

#### [3.2 Plot of level 2 quality information per product \(world map\)](#)

### [4. Level 1 Quality information per product \(stored on level 2 products\)](#)

#### [4.1 Plot of level 1 quality information per product \(time dependant\)](#)

##### [4.1.1 Plot of level 1 quality information per product \(time dependant\): ASCENDING](#)

##### [4.1.2 Plot of level 1 quality information per product \(time dependant\): DESCENDING](#)

#### [4.2 Plot of level 1 quality information per product \(world map\)](#)

##### [4.2.1 Plot of level 1 quality information per product \(world map\): ASCENDING](#)

##### [4.2.2 Plot of level 1 quality information per product \(world map\): DESCENDING](#)

### [5. Ozone profiles based on quality statistics and other trace gas profiles](#)

#### [5.1 Ozone statistics based on quality of products](#)

#### [5.2 Plot ozone profiles for all STD \(dark without errors\)](#)

#### [5.3 Plot ozone profiles where STD < 20% \(dark without errors\)](#)

#### [5.4. Plot ozone profiles where STD < 10% \(dark without errors\)](#)

#### [5.5. Plot ozone profiles where STD < 5% \(dark without errors\)](#)

#### [5.6 Plot NO2 profiles for all STD \(dark without errors\)](#)

#### [5.7 Plot NO3 profiles for all STD \(dark without errors\)](#)

#### [5.8 Plot H2O profiles \(only for occultations of stars 1,2,3,4,13,14,16,26,63 dark without errors\) for all STD](#)

### [6. Auxiliary Data Files used for the production reported in section 2](#)

This report presents the daily analysis on parameters extracted from GOMOS level 2 data (GOM\_NL\_\_2P). It is intended to monitor some important parameters that will impact the quality of these products. A list of level 2 products (and content) that have arrived during the reporting day to the PCF is also given.

Item	Value
Time of report generation	19APR2013 13:12:35
Data source version	GOMOS/6.01
Start time of products	14-10-2004 (14OCT2004 00:00:00)
Stop time of products	15-10-2004 (15OCT2004 00:00:00)
Store outputs in DB	Yes
Nb of level 2 prods	334
Nb of prods with errors	1

## 2. Summary of processed GOM\_NL\_\_2P products.

Nr	Filename	UTC Start time	Limb	Duration	Star Id	Star Name	Star Mag	Star Temp	Nb Meas	Orbit	Prod. error
1	GOM_NL__2PRFIN20041014_000229_000001332031_00131_13712_4980.N1	14-OCT-2004 00:02:29	Dark	133.00	1	9Alp CMa	-1.4400	11000.	266	13712	No
2	GOM_NL__2PRFIN20041014_000722_000000712031_00131_13712_4981.N1	14-OCT-2004 00:07:22	Dark	70.500	108	Alp Col	2.6520	15200.	141	13712	No
3	GOM_NL__2PRFIN20041014_001049_000000432031_00131_13712_4982.N1	14-OCT-2004 00:10:49	Dark	43.000	143	Alp Hyi	2.8570	7200.0	86	13712	No
4	GOM_NL__2PRFIN20041014_001216_000000412031_00131_13712_4983.N1	14-OCT-2004 00:12:16	Dark	40.500	9	Alp Eri	0.45300	24000.	81	13712	No
5	GOM_NL__2PRFIN20041014_001444_000000472031_00131_13712_4984.N1	14-OCT-2004 00:14:44	Straylight	46.500	157	The1Eri	2.9060	9300.0	93	13712	No
6	GOM_NL__2PRFIN20041014_001718_000000482031_00131_13712_4985.N1	14-OCT-2004 00:17:18	Straylight	48.000	84	Alp Phe	2.3970	4500.0	96	13712	No
7	GOM_NL__2PRFIN20041014_002353_000000512031_00131_13712_4986.N1	14-OCT-2004 00:23:53	Straylight	50.500	52	16Bet Cet	2.0370	4500.0	101	13712	No
8	GOM_NL__2PRFIN20041014_003336_000000402031_00131_13712_4987.N1	14-OCT-2004 00:33:36	Bright	39.500	140	88Gam Peg	2.8340	26000.	79	13712	No
9	GOM_NL__2PRFIN20041014_003736_000000402031_00131_13712_4988.N1	14-OCT-2004 00:37:36	Bright	40.000	58	21Alp And	2.0730	11000.	80	13712	No
10	GOM_NL__2PRFIN20041014_004013_000000452031_00131_13712_4989.N1	14-OCT-2004 00:40:13	Bright	45.000	53	43Bet And	2.0480	3300.0	90	13712	No
11	GOM_NL__2PRFIN20041014_004201_000000492031_00131_13712_4990.N1	14-OCT-2004 00:42:01	Bright	48.500	173	4Bet Tri	3.0040	8900.0	97	13712	No
12	GOM_NL__2PRFIN20041014_004350_000000472031_00131_13712_4991.N1	14-OCT-2004 00:43:50	Bright	46.500	73	57Gam1And	2.2600	13100.	93	13712	No
13	GOM_NL__2PRFIN20041014_004541_000000402031_00131_13712_4992.N1	14-OCT-2004 00:45:41	Bright	40.000	68	18Alp Cas	2.2250	4500.0	80	13712	No
14	GOM_NL__2PRFIN20041014_004704_000000402031_00131_13712_4993.N1	14-OCT-2004 00:47:04	Bright	39.500	76	27Gam Cas	2.3000	30000.	79	13712	No
15	GOM_NL__2PRFIN20041014_004912_000000482031_00131_13712_4994.N1	14-OCT-2004 00:49:12	Bright	47.500	160	23Gam Per	2.9300	4700.0	95	13712	No
16	GOM_NL__2PRFIN20041014_005128_000000732031_00131_13712_4995.N1	14-OCT-2004 00:51:28	Bright	72.500	149	45Eps Per	2.8880	30000.	145	13712	No
17	GOM_NL__2PRFIN20041014_005436_000000392031_00131_13712_4996.N1	14-OCT-2004 00:54:36	Bright	38.500	49	1Alp UMi	1.9900	6300.0	77	13712	No
18	GOM_NL__2PRFIN20041014_005732_000000402031_00131_13712_4997.N1	14-OCT-2004 00:57:32	Bright	39.500	60	7Bet UMi	2.0810	3950.0	79	13712	No
19	GOM_NL__2PRFIN20041014_010250_000000412031_00131_13712_4998.N1	14-OCT-2004 01:02:50	Bright	41.000	36	50Alp UMa	1.8000	6300.0	82	13712	No
20	GOM_NL__2PRFIN20041014_010423_000000392031_00131_13712_4999.N1	14-OCT-2004 01:04:23	Bright	38.500	82	48Bet UMa	2.3650	10600.	77	13712	No
21	GOM_NL__2PRFIN20041014_010745_000000372031_00131_13712_5000.N1	14-OCT-2004 01:07:45	Bright	37.000	174	52Psi UMa	3.0040	4400.0	74	13712	No
22	GOM_NL__2PRFIN20041014_011522_000000942031_00131_13712_5001.N1	14-OCT-2004 01:15:22	Bright	94.000	17	78Bet Gem	1.1610	4500.0	188	13712	No
23	GOM_NL__2PRFIN20041014_011755_000000432031_00131_13712_5002.N1	14-OCT-2004 01:17:55	Bright	42.500	22	32Alp Leo	1.3600	15200.	85	13712	No
24	GOM_NL__2PRFIN20041014_012511_000000522031_00131_13712_5003.N1	14-OCT-2004 01:25:11	Dark	52.000	48	30Alp Hya	1.9770	4100.0	104	13712	No
25	GOM_NL__2PRFIN20041014_012847_000001302031_00131_13712_5004.N1	14-OCT-2004 01:28:47	Dark	129.50	8	10Alp CMi	0.40000	6500.0	259	13712	No
26	GOM_NL__2PRFIN20041014_013401_000000392031_00131_13712_5005.N1	14-OCT-2004 01:34:01	Dark	39.000	113	Mu Vel	2.6920	5000.0	78	13712	No
27	GOM_NL__2PRFIN20041014_013750_000000472031_00131_13712_5006.N1	14-OCT-2004 01:37:50	Dark	46.500	34	Gam2Vel	1.7930	23000.	93	13712	No
28	GOM_NL__2PRFIN20041014_014024_000000422031_00132_13713_4979.N1	14-OCT-2004 01:40:24	Dark	42.000	29	Bet Car	1.6720	10200.	84	13713	No
29	GOM_NL__2PRFIN20041014_014308_000001432031_00132_13713_4980.N1	14-OCT-2004 01:43:08	Dark	143.00	1	9Alp CMa	-1.4400	11000.	286	13713	No
30	GOM_NL__2PRFIN20041014_014801_000000682031_00132_13713_4981.N1	14-OCT-2004 01:48:01	Dark	67.500	108	Alp Col	2.6520	15200.	135	13713	No
31	GOM_NL__2PRFIN20041014_015125_000000392031_00132_13713_4982.N1	14-OCT-2004 01:51:25	Dark	39.000	143	Alp Hyi	2.8570	7200.0	78	13713	No
32	GOM_NL__2PRFIN20041014_015252_000000472031_00132_13713_4983.N1	14-OCT-2004 01:52:52	Dark	46.500	9	Alp Eri	0.45300	24000.	93	13713	No
33	GOM_NL__2PRFIN20041014_015519_000000502031_00132_13713_4984.N1	14-OCT-2004 01:55:19	Straylight	50.000	157	The1Eri	2.9060	9300.0	100	13713	No
34	GOM_NL__2PRFIN20041014_015755_000000432031_00132_13713_4985.N1	14-OCT-2004 01:57:55	Straylight	42.500	84	Alp Phe	2.3970	4500.0	85	13713	No
35	GOM_NL__2PRFIN20041014_020429_000000472031_00132_13713_4986.N1	14-OCT-2004 02:04:29	Straylight	46.500	52	16Bet Cet	2.0370	4500.0	93	13713	No
36	GOM_NL__2PRFIN20041014_021411_000000412031_00132_13713_4987.N1	14-OCT-2004 02:14:11	Bright	41.000	140	88Gam Peg	2.8340	26000.	82	13713	No
37	GOM_NL__2PRFIN20041014_021811_000000392031_00132_13713_4988.N1	14-OCT-2004 02:18:11	Bright	39.000	58	21Alp And	2.0730	11000.	78	13713	No
38	GOM_NL__2PRFIN20041014_022049_000000462031_00132_13713_4989.N1	14-OCT-2004 02:20:49	Bright	46.000	53	43Bet And	2.0480	3300.0	92	13713	No
39	GOM_NL__2PRFIN20041014_022236_000000472031_00132_13713_4990.N1	14-OCT-2004 02:22:36	Bright	47.000	173	4Bet Tri	3.0040	8900.0	94	13713	No
40	GOM_NL__2PRFIN20041014_022425_000000482031_00132_13713_4991.N1	14-OCT-2004 02:24:25	Bright	47.500	73	57Gam1And	2.2600	13100.	95	13713	No
41	GOM_NL__2PRFIN20041014_022615_000000412031_00132_13713_4992.N1	14-OCT-2004 02:26:15	Bright	40.500	68	18Alp Cas	2.2250	4500.0	81	13713	No
42	GOM_NL__2PRFIN20041014_022739_000000382031_00132_13713_4993.N1	14-OCT-2004 02:27:39	Bright	37.500	76	27Gam Cas	2.3000	30000.	75	13713	No

43	GOM_NL__2PRFIN20041014_022947_000000452031_00132_13713_4994.N1	14-OCT-2004 02:29:47	Bright	45.000	160	23Gam Per	2.9300	4700.0	90	13713	No
44	GOM_NL__2PRFIN20041014_023203_000000712031_00132_13713_4995.N1	14-OCT-2004 02:32:03	Bright	70.500	149	45Eps Per	2.8880	30000.	141	13713	No
45	GOM_NL__2PRFIN20041014_023512_000000402031_00132_13713_4996.N1	14-OCT-2004 02:35:12	Bright	39.500	49	1Alp UMi	1.9900	6300.0	79	13713	No
46	GOM_NL__2PRFIN20041014_023808_000000402031_00132_13713_4997.N1	14-OCT-2004 02:38:08	Bright	40.000	60	7Bet UMi	2.0810	3950.0	80	13713	No
47	GOM_NL__2PRFIN20041014_024324_000000422031_00132_13713_4998.N1	14-OCT-2004 02:43:24	Bright	42.000	36	50Alp UMa	1.8000	6300.0	84	13713	No
48	GOM_NL__2PRFIN20041014_024459_000000372031_00132_13713_4999.N1	14-OCT-2004 02:44:59	Bright	36.500	82	48Bet UMa	2.3650	10600.	73	13713	No
49	GOM_NL__2PRFIN20041014_024821_000000422031_00132_13713_5000.N1	14-OCT-2004 02:48:21	Bright	42.000	174	52Psi UMa	3.0040	4400.0	84	13713	No
50	GOM_NL__2PRFIN20041014_025559_000000852031_00132_13713_5001.N1	14-OCT-2004 02:55:59	Bright	84.500	17	78Bet Gem	1.1610	4500.0	169	13713	No
51	GOM_NL__2PRFIN20041014_025831_000000432031_00132_13713_5002.N1	14-OCT-2004 02:58:31	Bright	43.000	22	32Alp Leo	1.3600	15200.	86	13713	No
52	GOM_NL__2PRFIN20041014_030547_000000562031_00132_13713_5003.N1	14-OCT-2004 03:05:47	Dark	56.000	48	30Alp Hya	1.9770	4100.0	112	13713	No
53	GOM_NL__2PRFIN20041014_030926_000001212031_00132_13713_5004.N1	14-OCT-2004 03:09:26	Dark	121.00	8	10Alp CMi	0.40000	6500.0	242	13713	No
54	GOM_NL__2PRFIN20041014_031436_000000442031_00132_13713_5005.N1	14-OCT-2004 03:14:36	Dark	43.500	113	Mu Vel	2.6920	5000.0	87	13713	No
55	GOM_NL__2PRFIN20041014_031829_000000442031_00132_13713_5006.N1	14-OCT-2004 03:18:29	Dark	43.500	34	Gam2Vel	1.7930	23000.	87	13713	No
56	GOM_NL__2PRFIN20041014_032059_000000412031_00133_13714_5066.N1	14-OCT-2004 03:20:59	Dark	40.500	29	Bet Car	1.6720	10200.	81	13714	No
57	GOM_NL__2PRFIN20041014_032347_000001472031_00133_13714_5067.N1	14-OCT-2004 03:23:47	Dark	147.00	1	9Alp CMa	-1.4400	11000.	294	13714	No
58	GOM_NL__2PRFIN20041014_032838_000000692031_00133_13714_5068.N1	14-OCT-2004 03:28:38	Dark	68.500	108	Alp Col	2.6520	15200.	137	13714	No
59	GOM_NL__2PRFIN20041014_033201_000000402031_00133_13714_5069.N1	14-OCT-2004 03:32:01	Dark	40.000	143	Alp Hyi	2.8570	7200.0	80	13714	No
60	GOM_NL__2PRFIN20041014_033328_000000472031_00133_13714_5070.N1	14-OCT-2004 03:33:28	Dark	46.500	9	Alp Eri	0.45300	24000.	93	13714	No
61	GOM_NL__2PRFIN20041014_033557_000000502031_00133_13714_5071.N1	14-OCT-2004 03:35:57	Straylight	50.000	157	The1Eri	2.9060	9300.0	100	13714	No
62	GOM_NL__2PRFIN20041014_033831_000000422031_00133_13714_5072.N1	14-OCT-2004 03:38:31	Straylight	42.000	84	Alp Phe	2.3970	4500.0	84	13714	No
63	GOM_NL__2PRFIN20041014_034507_000000482031_00133_13714_5073.N1	14-OCT-2004 03:45:07	Straylight	48.000	52	16Bet Cet	2.0370	4500.0	96	13714	No
64	GOM_NL__2PRFIN20041014_035449_000000382031_00133_13714_5074.N1	14-OCT-2004 03:54:49	Bright	37.500	140	88Gam Peg	2.8340	26000.	75	13714	No
65	GOM_NL__2PRFIN20041014_035848_000000392031_00133_13714_5075.N1	14-OCT-2004 03:58:48	Bright	38.500	58	21Alp And	2.0730	11000.	77	13714	No
66	GOM_NL__2PRFIN20041014_040125_000000452031_00133_13714_5076.N1	14-OCT-2004 04:01:25	Bright	45.000	53	43Bet And	2.0480	3300.0	90	13714	No
67	GOM_NL__2PRFIN20041014_040311_000000502031_00133_13714_5077.N1	14-OCT-2004 04:03:11	Bright	50.000	173	4Bet Tri	3.0040	8900.0	100	13714	No
68	GOM_NL__2PRFIN20041014_040501_000000492031_00133_13714_5078.N1	14-OCT-2004 04:05:01	Bright	49.000	73	57Gam1And	2.2600	13100.	98	13714	No
69	GOM_NL__2PRFIN20041014_040653_000000402031_00133_13714_5079.N1	14-OCT-2004 04:06:53	Bright	39.500	68	18Alp Cas	2.2250	4500.0	79	13714	No
70	GOM_NL__2PRFIN20041014_040815_000000402031_00133_13714_5080.N1	14-OCT-2004 04:08:15	Bright	40.000	76	27Gam Cas	2.3000	30000.	80	13714	No
71	GOM_NL__2PRFIN20041014_041022_000000492031_00133_13714_5081.N1	14-OCT-2004 04:10:22	Bright	48.500	160	23Gam Per	2.9300	4700.0	97	13714	No
72	GOM_NL__2PRFIN20041014_041236_000000702031_00133_13714_5082.N1	14-OCT-2004 04:12:36	Bright	70.000	149	45Eps Per	2.8880	30000.	140	13714	No
73	GOM_NL__2PRFIN20041014_041549_000000382031_00133_13714_5083.N1	14-OCT-2004 04:15:49	Bright	37.500	49	1Alp UMi	1.9900	6300.0	75	13714	No
74	GOM_NL__2PRFIN20041014_041844_000000392031_00133_13714_5084.N1	14-OCT-2004 04:18:44	Bright	39.000	60	7Bet UMi	2.0810	3950.0	78	13714	No
75	GOM_NL__2PRFIN20041014_042402_000000392031_00133_13714_5085.N1	14-OCT-2004 04:24:02	Bright	39.000	36	50Alp UMa	1.8000	6300.0	78	13714	No
76	GOM_NL__2PRFIN20041014_042535_000000382031_00133_13714_5086.N1	14-OCT-2004 04:25:35	Bright	38.000	82	48Bet UMa	2.3650	10600.	76	13714	No
77	GOM_NL__2PRFIN20041014_042857_000000392031_00133_13714_5087.N1	14-OCT-2004 04:28:57	Bright	38.500	174	52Psi UMa	3.0040	4400.0	77	13714	No
78	GOM_NL__2PRFIN20041014_043635_000000922031_00133_13714_5088.N1	14-OCT-2004 04:36:35	Bright	91.500	17	78Bet Gem	1.1610	4500.0	183	13714	No
79	GOM_NL__2PRFIN20041014_043907_000000432031_00133_13714_5089.N1	14-OCT-2004 04:39:07	Bright	42.500	22	32Alp Leo	1.3600	15200.	85	13714	No
80	GOM_NL__2PRFIN20041014_044622_000000602031_00133_13714_5090.N1	14-OCT-2004 04:46:22	Dark	59.500	48	30Alp Hya	1.9770	4100.0	119	13714	No
81	GOM_NL__2PRFIN20041014_045004_000001672031_00133_13714_5091.N1	14-OCT-2004 04:50:04	Dark	167.00	8	10Alp CMi	0.40000	6500.0	334	13714	No
82	GOM_NL__2PRFIN20041014_045513_000000432031_00133_13714_5092.N1	14-OCT-2004 04:55:13	Dark	42.500	113	Mu Vel	2.6920	5000.0	85	13714	No
83	GOM_NL__2PRFIN20041014_045906_000000462031_00133_13714_5093.N1	14-OCT-2004 04:59:06	Dark	45.500	34	Gam2Vel	1.7930	23000.	91	13714	No
84	GOM_NL__2PRFIN20041014_050136_000000402031_00134_13715_4987.N1	14-OCT-2004 05:01:36	Dark	40.000	29	Bet Car	1.6720	10200.	80	13715	No
85	GOM_NL__2PRFIN20041014_050426_000001552031_00134_13715_4988.N1	14-OCT-2004 05:04:26	Dark	154.50	1	9Alp CMa	-1.4400	11000.	309	13715	No
86	GOM_NL__2PRFIN20041014_050914_000000702031_00134_13715_4989.N1	14-OCT-2004 05:09:14	Dark	69.500	108	Alp Col	2.6520	15200.	139	13715	No
87	GOM_NL__2PRFIN20041014_051238_000000402031_00134_13715_4990.N1	14-OCT-2004 05:12:38	Dark	39.500	143	Alp Hyi	2.8570	7200.0	79	13715	No
88	GOM_NL__2PRFIN20041014_051405_000000472031_00134_13715_4991.N1	14-OCT-2004 05:14:05	Dark	47.000	9	Alp Eri	0.45300	24000.	94	13715	No
89	GOM_NL__2PRFIN20041014_051634_000000502031_00134_13715_4992.N1	14-OCT-2004 05:16:34	Straylight	49.500	157	The1Eri	2.9060	9300.0	99	13715	No
90	GOM_NL__2PRFIN20041014_051907_000000462031_00134_13715_4993.N1	14-OCT-2004 05:19:07	Straylight	45.500	84	Alp Phe	2.3970	4500.0	91	13715	No
91	GOM_NL__2PRFIN20041014_052544_000000482031_00134_13715_4994.N1	14-OCT-2004 05:25:44	Straylight	47.500	52	16Bet Cet	2.0370	4500.0	95	13715	No
92	GOM_NL__2PRFIN20041014_053526_000000392031_00134_13715_4995.N1	14-OCT-2004 05:35:26	Bright	38.500	140	88Gam Peg	2.8340	26000.	77	13715	No
93	GOM_NL__2PRFIN20041014_053924_000000382031_00134_13715_4996.N1	14-OCT-2004 05:39:24	Bright	37.500	58	21Alp And	2.0730	11000.	75	13715	No
94	GOM_NL__2PRFIN20041014_054201_000000422031_00134_13715_4997.N1	14-OCT-2004 05:42:01	Bright	41.500	53	43Bet And	2.0480	3300.0	83	13715	No
95	GOM_NL__2PRFIN20041014_054346_000000502031_00134_13715_4998.N1	14-OCT-2004 05:43:46	Bright	50.000	173	4Bet Tri	3.0040	8900.0	100	13715	No
96	GOM_NL__2PRFIN20041014_054536_000000492031_00134_13715_4999.N1	14-OCT-2004 05:45:36	Bright	49.000	73	57Gam1And	2.2600	13100.	98	13715	No
97	GOM_NL__2PRFIN20041014_054729_000000412031_00134_13715_5000.N1	14-OCT-2004 05:47:29	Bright	40.500	68	18Alp Cas	2.2250	4500.0	81	13715	No
98	GOM_NL__2PRFIN20041014_054851_000000402031_00134_13715_5001.N1	14-OCT-2004 05:48:51	Bright	39.500	76	27Gam Cas	2.3000	30000.	79	13715	No
99	GOM_NL__2PRFIN20041014_055057_000000482031_00134_13715_5002.N1	14-OCT-2004 05:50:57	Bright	47.500	160	23Gam Per	2.9300	4700.0	95	13715	No
100	GOM_NL__2PRFIN20041014_055311_000000712031_00134_13715_5003.N1	14-OCT-2004 05:53:11	Bright	70.500	149	45Eps Per	2.8880	30000.	141	13715	No
101	GOM_NL__2PRFIN20041014_055625_000000382031_00134_13715_5004.N1	14-OCT-2004 05:56:25	Bright	37.500	49	1Alp UMi	1.9900	6300.0	75	13715	No

102	GOM_NL__2PRFIN20041014_055920_000000412031_00134_13715_5005.N1	14-OCT-2004 05:59:20	Bright	40.500	60	7Bet UMi	2.0810	3950.0	81	13715	No
103	GOM_NL__2PRFIN20041014_060438_000000402031_00134_13715_5006.N1	14-OCT-2004 06:04:38	Bright	39.500	36	50Alp UMa	1.8000	6300.0	79	13715	No
104	GOM_NL__2PRFIN20041014_060609_000000412031_00134_13715_5007.N1	14-OCT-2004 06:06:09	Bright	40.500	82	48Bet UMa	2.3650	10600.	81	13715	No
105	GOM_NL__2PRFIN20041014_060933_000000372031_00134_13715_5008.N1	14-OCT-2004 06:09:33	Bright	37.000	174	52Psi UMa	3.0040	4400.0	74	13715	No
106	GOM_NL__2PRFIN20041014_061711_000000952031_00134_13715_5009.N1	14-OCT-2004 06:17:11	Bright	95.000	17	78Bet Gem	1.1610	4500.0	190	13715	No
107	GOM_NL__2PRFIN20041014_062700_000000582031_00134_13715_5010.N1	14-OCT-2004 06:27:00	Dark	57.500	48	30Alp Hya	1.9770	4100.0	115	13715	No
108	GOM_NL__2PRFIN20041014_063043_000001602031_00134_13715_5011.N1	14-OCT-2004 06:30:43	Dark	160.00	8	10Alp CMi	0.40000	6500.0	320	13715	No
109	GOM_NL__2PRFIN20041014_063549_000000412031_00134_13715_5012.N1	14-OCT-2004 06:35:49	Dark	41.000	113	Mu Vel	2.6920	5000.0	82	13715	No
110	GOM_NL__2PRFIN20041014_063943_000000452031_00134_13715_5013.N1	14-OCT-2004 06:39:43	Dark	45.000	34	Gam2Vel	1.7930	23000.	90	13715	No
111	GOM_NL__2PRFIN20041014_064213_000000422031_00135_13716_4988.N1	14-OCT-2004 06:42:13	Dark	42.000	29	Bet Car	1.6720	10200.	84	13716	No
112	GOM_NL__2PRFIN20041014_064505_000001292031_00135_13716_4989.N1	14-OCT-2004 06:45:05	Dark	129.00	1	9Alp CMa	-1.4400	11000.	258	13716	No
113	GOM_NL__2PRFIN20041014_064951_000000732031_00135_13716_4990.N1	14-OCT-2004 06:49:51	Dark	72.500	108	Alp Col	2.6520	15200.	145	13716	No
114	GOM_NL__2PRFIN20041014_065314_000000402031_00135_13716_4991.N1	14-OCT-2004 06:53:14	Dark	39.500	143	Alp Hyi	2.8570	7200.0	79	13716	No
115	GOM_NL__2PRFIN20041014_065441_000000522031_00135_13716_4992.N1	14-OCT-2004 06:54:41	Dark	52.000	9	Alp Eri	0.45300	24000.	104	13716	No
116	GOM_NL__2PRFIN20041014_065712_000000472031_00135_13716_4993.N1	14-OCT-2004 06:57:12	Straylight	46.500	157	The1Eri	2.9060	9300.0	93	13716	No
117	GOM_NL__2PRFIN20041014_065943_000000502031_00135_13716_4994.N1	14-OCT-2004 06:59:43	Straylight	49.500	84	Alp Phe	2.3970	4500.0	99	13716	No
118	GOM_NL__2PRFIN20041014_070621_000000482031_00135_13716_4995.N1	14-OCT-2004 07:06:21	Straylight	48.000	52	16Bet Cet	2.0370	4500.0	96	13716	No
119	GOM_NL__2PRFIN20041014_071602_000000382031_00135_13716_4996.N1	14-OCT-2004 07:16:02	Bright	37.500	140	88Gam Peg	2.8340	26000.	75	13716	No
120	GOM_NL__2PRFIN20041014_072000_000000382031_00135_13716_4997.N1	14-OCT-2004 07:20:00	Bright	37.500	58	21Alp And	2.0730	11000.	75	13716	No
121	GOM_NL__2PRFIN20041014_072237_000000452031_00135_13716_4998.N1	14-OCT-2004 07:22:37	Bright	45.000	53	43Bet And	2.0480	3300.0	90	13716	No
122	GOM_NL__2PRFIN20041014_072422_000000482031_00135_13716_4999.N1	14-OCT-2004 07:24:22	Bright	47.500	173	4Bet Tri	3.0040	8900.0	95	13716	No
123	GOM_NL__2PRFIN20041014_072612_000000492031_00135_13716_5000.N1	14-OCT-2004 07:26:12	Bright	48.500	73	57Gam1And	2.2600	13100.	97	13716	No
124	GOM_NL__2PRFIN20041014_072805_000000402031_00135_13716_5001.N1	14-OCT-2004 07:28:05	Bright	40.000	68	18Alp Cas	2.2250	4500.0	80	13716	No
125	GOM_NL__2PRFIN20041014_072927_000000402031_00135_13716_5002.N1	14-OCT-2004 07:29:27	Bright	40.000	76	27Gam Cas	2.3000	30000.	80	13716	No
126	GOM_NL__2PRFIN20041014_073132_000000482031_00135_13716_5003.N1	14-OCT-2004 07:31:32	Bright	48.000	160	23Gam Per	2.9300	4700.0	96	13716	No
127	GOM_NL__2PRFIN20041014_073345_000000722031_00135_13716_5004.N1	14-OCT-2004 07:33:45	Bright	71.500	149	45Eps Per	2.8880	30000.	143	13716	No
128	GOM_NL__2PRFIN20041014_073702_000000352031_00135_13716_5005.N1	14-OCT-2004 07:37:02	Bright	35.000	49	1Alp UMi	1.9900	6300.0	70	13716	No
129	GOM_NL__2PRFIN20041014_073957_000000392031_00135_13716_5006.N1	14-OCT-2004 07:39:57	Bright	38.500	60	7Bet UMi	2.0810	3950.0	77	13716	No
130	GOM_NL__2PRFIN20041014_074515_000000382031_00135_13716_5007.N1	14-OCT-2004 07:45:15	Bright	37.500	36	50Alp UMa	1.8000	6300.0	75	13716	No
131	GOM_NL__2PRFIN20041014_074647_000000382031_00135_13716_5008.N1	14-OCT-2004 07:46:47	Bright	37.500	82	48Bet UMa	2.3650	10600.	75	13716	No
132	GOM_NL__2PRFIN20041014_075010_000000362031_00135_13716_5009.N1	14-OCT-2004 07:50:10	Bright	35.500	174	52Psi UMa	3.0040	4400.0	71	13716	No
133	GOM_NL__2PRFIN20041014_075748_000000972031_00135_13716_5010.N1	14-OCT-2004 07:57:48	Bright	96.500	17	78Bet Gem	1.1610	4500.0	193	13716	No
134	GOM_NL__2PRFIN20041014_080737_000000582031_00135_13716_5011.N1	14-OCT-2004 08:07:37	Dark	57.500	48	30Alp Hya	1.9770	4100.0	115	13716	No
135	GOM_NL__2PRFIN20041014_081122_000001412031_00135_13716_5012.N1	14-OCT-2004 08:11:22	Dark	141.00	8	10Alp CMi	0.40000	6500.0	282	13716	No
136	GOM_NL__2PRFIN20041014_081625_000000422031_00135_13716_5013.N1	14-OCT-2004 08:16:25	Dark	42.000	113	Mu Vel	2.6920	5000.0	84	13716	No
137	GOM_NL__2PRFIN20041014_082020_000000452031_00136_13717_5014.N1	14-OCT-2004 08:20:20	Dark	45.000	34	Gam2Vel	1.7930	23000.	90	13717	No
138	GOM_NL__2PRFIN20041014_082249_000000482031_00136_13717_5067.N1	14-OCT-2004 08:22:49	Dark	47.500	29	Bet Car	1.6720	10200.	95	13717	No
139	GOM_NL__2PRFIN20041014_082544_000001712031_00136_13717_5068.N1	14-OCT-2004 08:25:44	Dark	171.00	1	9Alp CMa	-1.4400	11000.	342	13717	No
140	GOM_NL__2PRFIN20041014_083030_000000712031_00136_13717_5069.N1	14-OCT-2004 08:30:30	Dark	70.500	108	Alp Col	2.6520	15200.	141	13717	No
141	GOM_NL__2PRFIN20041014_083351_000000402031_00136_13717_5070.N1	14-OCT-2004 08:33:51	Dark	39.500	143	Alp Hyi	2.8570	7200.0	79	13717	No
142	GOM_NL__2PRFIN20041014_083517_000000452031_00136_13717_5071.N1	14-OCT-2004 08:35:17	Dark	44.500	9	Alp Eri	0.45300	24000.	89	13717	No
143	GOM_NL__2PRFIN20041014_083748_000000482031_00136_13717_5072.N1	14-OCT-2004 08:37:48	Straylight	47.500	157	The1Eri	2.9060	9300.0	95	13717	No
144	GOM_NL__2PRFIN20041014_084020_000000442031_00136_13717_5073.N1	14-OCT-2004 08:40:20	Straylight	44.000	84	Alp Phe	2.3970	4500.0	88	13717	No
145	GOM_NL__2PRFIN20041014_084657_000000462031_00136_13717_5074.N1	14-OCT-2004 08:46:57	Straylight	46.000	52	16Bet Cet	2.0370	4500.0	92	13717	No
146	GOM_NL__2PRFIN20041014_102733_000000442031_00137_13718_5068.N1	14-OCT-2004 10:27:33	Dark	44.000	52	16Bet Cet	2.0370	4500.0	88	13718	Yes
147	GOM_NL__2PRFIN20041014_103714_000000372031_00137_13718_5069.N1	14-OCT-2004 10:37:14	Bright	37.000	140	88Gam Peg	2.8340	26000.	74	13718	No
148	GOM_NL__2PRFIN20041014_104112_000000382031_00137_13718_5070.N1	14-OCT-2004 10:41:12	Bright	37.500	58	21Alp And	2.0730	11000.	75	13718	No
149	GOM_NL__2PRFIN20041014_104348_000000412031_00137_13718_5071.N1	14-OCT-2004 10:43:48	Bright	41.000	53	43Bet And	2.0480	3300.0	82	13718	No
150	GOM_NL__2PRFIN20041014_104532_000000492031_00137_13718_5072.N1	14-OCT-2004 10:45:32	Bright	48.500	173	4Bet Tri	3.0040	8900.0	97	13718	No
151	GOM_NL__2PRFIN20041014_104722_000000482031_00137_13718_5073.N1	14-OCT-2004 10:47:22	Bright	48.000	73	57Gam1And	2.2600	13100.	96	13718	No
152	GOM_NL__2PRFIN20041014_104917_000000382031_00137_13718_5074.N1	14-OCT-2004 10:49:17	Bright	37.500	68	18Alp Cas	2.2250	4500.0	75	13718	No
153	GOM_NL__2PRFIN20041014_105038_000000402031_00137_13718_5075.N1	14-OCT-2004 10:50:38	Bright	39.500	76	27Gam Cas	2.3000	30000.	79	13718	No
154	GOM_NL__2PRFIN20041014_105242_000000492031_00137_13718_5076.N1	14-OCT-2004 10:52:42	Bright	49.000	160	23Gam Per	2.9300	4700.0	98	13718	No
155	GOM_NL__2PRFIN20041014_105453_000000702031_00137_13718_5077.N1	14-OCT-2004 10:54:53	Bright	69.500	149	45Eps Per	2.8880	30000.	139	13718	No
156	GOM_NL__2PRFIN20041014_105813_000000402031_00137_13718_5078.N1	14-OCT-2004 10:58:13	Bright	39.500	49	1Alp UMi	1.9900	6300.0	79	13718	No
157	GOM_NL__2PRFIN20041014_110109_000000392031_00137_13718_5079.N1	14-OCT-2004 11:01:09	Bright	38.500	60	7Bet UMi	2.0810	3950.0	77	13718	No
158	GOM_NL__2PRFIN20041014_110626_000000392031_00137_13718_5080.N1	14-OCT-2004 11:06:26	Bright	39.000	36	50Alp UMa	1.8000	6300.0	78	13718	No
159	GOM_NL__2PRFIN20041014_110759_000000362031_00137_13718_5081.N1	14-OCT-2004 11:07:59	Bright	36.000	82	48Bet UMa	2.3650	10600.	72	13718	No
160	GOM_NL__2PRFIN20041014_111122_000000362031_00137_13718_5082.N1	14-OCT-2004 11:11:22	Bright	35.500	174	52Psi UMa	3.0040	4400.0	71	13718	No



161	GOM_NL__2PRFIN20041014_111900_000000922031_00137_13718_5083.N1	14-OCT-2004 11:19:00	Bright	92.000	17	78Bet Gem	1.1610	4500.0	184	13718	No
162	GOM_NL__2PRFIN20041014_112850_000000582031_00137_13718_5084.N1	14-OCT-2004 11:28:50	Dark	57.500	48	30Alp Hya	1.9770	4100.0	115	13718	No
163	GOM_NL__2PRFIN20041014_113239_000001662031_00137_13718_5085.N1	14-OCT-2004 11:32:39	Dark	165.50	8	10Alp CMi	0.40000	6500.0	331	13718	No
164	GOM_NL__2PRFIN20041014_113737_000000422031_00137_13718_5086.N1	14-OCT-2004 11:37:37	Dark	41.500	113	Mu Vel	2.6920	5000.0	83	13718	No
165	GOM_NL__2PRFIN20041014_114133_000000502031_00138_13719_5087.N1	14-OCT-2004 11:41:33	Dark	50.000	34	Gam2Vel	1.7930	23000.	100	13719	No
166	GOM_NL__2PRFIN20041014_114400_000000482031_00138_13719_5006.N1	14-OCT-2004 11:44:00	Dark	48.000	29	Bet Car	1.6720	10200.	96	13719	No
167	GOM_NL__2PRFIN20041014_114702_000001782031_00138_13719_5007.N1	14-OCT-2004 11:47:02	Dark	178.00	1	9Alp CMa	-1.4400	11000.	356	13719	No
168	GOM_NL__2PRFIN20041014_115145_000000702031_00138_13719_5008.N1	14-OCT-2004 11:51:45	Dark	70.000	108	Alp Col	2.6520	15200.	140	13719	No
169	GOM_NL__2PRFIN20041014_115503_000000392031_00138_13719_5009.N1	14-OCT-2004 11:55:03	Dark	39.000	143	Alp Hyi	2.8570	7200.0	78	13719	No
170	GOM_NL__2PRFIN20041014_115629_000000412031_00138_13719_5010.N1	14-OCT-2004 11:56:29	Dark	40.500	9	Alp Eri	0.45300	24000.	81	13719	No
171	GOM_NL__2PRFIN20041014_115901_000000472031_00138_13719_5011.N1	14-OCT-2004 11:59:01	Straylight	46.500	157	The1Eri	2.9060	9300.0	93	13719	No
172	GOM_NL__2PRFIN20041014_120131_000000482031_00138_13719_5012.N1	14-OCT-2004 12:01:31	Straylight	48.000	84	Alp Phe	2.3970	4500.0	96	13719	No
173	GOM_NL__2PRFIN20041014_120808_000000472031_00138_13719_5013.N1	14-OCT-2004 12:08:08	Straylight	46.500	52	16Bet Cet	2.0370	4500.0	93	13719	No
174	GOM_NL__2PRFIN20041014_121749_000000392031_00138_13719_5014.N1	14-OCT-2004 12:17:49	Bright	39.000	140	88Gam Peg	2.8340	26000.	78	13719	No
175	GOM_NL__2PRFIN20041014_122147_000000382031_00138_13719_5015.N1	14-OCT-2004 12:21:47	Bright	37.500	58	21Alp And	2.0730	11000.	75	13719	No
176	GOM_NL__2PRFIN20041014_122423_000000402031_00138_13719_5016.N1	14-OCT-2004 12:24:23	Bright	40.000	53	43Bet And	2.0480	3300.0	80	13719	No
177	GOM_NL__2PRFIN20041014_122607_000000492031_00138_13719_5017.N1	14-OCT-2004 12:26:07	Bright	48.500	173	4Bet Tri	3.0040	8900.0	97	13719	No
178	GOM_NL__2PRFIN20041014_122757_000000432031_00138_13719_5018.N1	14-OCT-2004 12:27:57	Bright	43.000	73	57Gam1And	2.2600	13100.	86	13719	No
179	GOM_NL__2PRFIN20041014_122952_000000412031_00138_13719_5019.N1	14-OCT-2004 12:29:52	Bright	41.000	68	18Alp Cas	2.2250	4500.0	82	13719	No
180	GOM_NL__2PRFIN20041014_123114_000000392031_00138_13719_5020.N1	14-OCT-2004 12:31:14	Bright	39.000	76	27Gam Cas	2.3000	30000.	78	13719	No
181	GOM_NL__2PRFIN20041014_123317_000000502031_00138_13719_5021.N1	14-OCT-2004 12:33:17	Bright	50.000	160	23Gam Per	2.9300	4700.0	100	13719	No
182	GOM_NL__2PRFIN20041014_123849_000000402031_00138_13719_5022.N1	14-OCT-2004 12:38:49	Bright	39.500	49	1Alp UMi	1.9900	6300.0	79	13719	No
183	GOM_NL__2PRFIN20041014_124145_000000402031_00138_13719_5023.N1	14-OCT-2004 12:41:45	Bright	40.000	60	7Bet UMi	2.0810	3950.0	80	13719	No
184	GOM_NL__2PRFIN20041014_124702_000000382031_00138_13719_5024.N1	14-OCT-2004 12:47:02	Bright	38.000	36	50Alp UMa	1.8000	6300.0	76	13719	No
185	GOM_NL__2PRFIN20041014_124835_000000372031_00138_13719_5025.N1	14-OCT-2004 12:48:35	Bright	37.000	82	48Bet UMa	2.3650	10600.	74	13719	No
186	GOM_NL__2PRFIN20041014_125158_000000382031_00138_13719_5026.N1	14-OCT-2004 12:51:58	Bright	37.500	174	52Psi UMa	3.0040	4400.0	75	13719	No
187	GOM_NL__2PRFIN20041014_125937_000000922031_00138_13719_5027.N1	14-OCT-2004 12:59:37	Bright	92.000	17	78Bet Gem	1.1610	4500.0	184	13719	No
188	GOM_NL__2PRFIN20041014_130927_000000562031_00138_13719_5028.N1	14-OCT-2004 13:09:27	Dark	55.500	48	30Alp Hya	1.9770	4100.0	111	13719	No
189	GOM_NL__2PRFIN20041014_131318_000001492031_00138_13719_5029.N1	14-OCT-2004 13:13:18	Dark	148.50	8	10Alp CMi	0.40000	6500.0	297	13719	No
190	GOM_NL__2PRFIN20041014_131813_000000412031_00138_13719_5030.N1	14-OCT-2004 13:18:13	Dark	40.500	113	Mu Vel	2.6920	5000.0	81	13719	No
191	GOM_NL__2PRFIN20041014_132210_000000442031_00139_13720_5031.N1	14-OCT-2004 13:22:10	Dark	43.500	34	Gam2Vel	1.7930	23000.	87	13720	No
192	GOM_NL__2PRFIN20041014_132437_000000412031_00139_13720_5006.N1	14-OCT-2004 13:24:37	Dark	40.500	29	Bet Car	1.6720	10200.	81	13720	No
193	GOM_NL__2PRFIN20041014_132742_000001532031_00139_13720_5007.N1	14-OCT-2004 13:27:42	Dark	153.00	1	9Alp CMa	-1.4400	11000.	306	13720	No
194	GOM_NL__2PRFIN20041014_133222_000000722031_00139_13720_5008.N1	14-OCT-2004 13:32:22	Dark	71.500	108	Alp Col	2.6520	15200.	143	13720	No
195	GOM_NL__2PRFIN20041014_133539_000000402031_00139_13720_5009.N1	14-OCT-2004 13:35:39	Dark	39.500	143	Alp Hyi	2.8570	7200.0	79	13720	No
196	GOM_NL__2PRFIN20041014_133706_000000482031_00139_13720_5010.N1	14-OCT-2004 13:37:06	Dark	48.000	9	Alp Eri	0.45300	24000.	96	13720	No
197	GOM_NL__2PRFIN20041014_133937_000000482031_00139_13720_5011.N1	14-OCT-2004 13:39:37	Straylight	47.500	157	The1Eri	2.9060	9300.0	95	13720	No
198	GOM_NL__2PRFIN20041014_134207_000000482031_00139_13720_5012.N1	14-OCT-2004 13:42:07	Straylight	47.500	84	Alp Phe	2.3970	4500.0	95	13720	No
199	GOM_NL__2PRFIN20041014_134844_000000472031_00139_13720_5013.N1	14-OCT-2004 13:48:44	Straylight	46.500	52	16Bet Cet	2.0370	4500.0	93	13720	No
200	GOM_NL__2PRFIN20041014_135825_000000372031_00139_13720_5014.N1	14-OCT-2004 13:58:25	Bright	37.000	140	88Gam Peg	2.8340	26000.	74	13720	No
201	GOM_NL__2PRFIN20041014_140223_000000382031_00139_13720_5015.N1	14-OCT-2004 14:02:23	Bright	37.500	58	21Alp And	2.0730	11000.	75	13720	No
202	GOM_NL__2PRFIN20041014_140458_000000452031_00139_13720_5016.N1	14-OCT-2004 14:04:58	Bright	44.500	53	43Bet And	2.0480	3300.0	89	13720	No
203	GOM_NL__2PRFIN20041014_140642_000000492031_00139_13720_5017.N1	14-OCT-2004 14:06:42	Bright	48.500	173	4Bet Tri	3.0040	8900.0	97	13720	No
204	GOM_NL__2PRFIN20041014_140832_000000482031_00139_13720_5018.N1	14-OCT-2004 14:08:32	Bright	48.000	73	57Gam1And	2.2600	13100.	96	13720	No
205	GOM_NL__2PRFIN20041014_141028_000000412031_00139_13720_5019.N1	14-OCT-2004 14:10:28	Bright	40.500	68	18Alp Cas	2.2250	4500.0	81	13720	No
206	GOM_NL__2PRFIN20041014_141150_000000402031_00139_13720_5020.N1	14-OCT-2004 14:11:50	Bright	39.500	76	27Gam Cas	2.3000	30000.	79	13720	No
207	GOM_NL__2PRFIN20041014_141352_000000482031_00139_13720_5021.N1	14-OCT-2004 14:13:52	Bright	48.000	160	23Gam Per	2.9300	4700.0	96	13720	No
208	GOM_NL__2PRFIN20041014_141602_000000692031_00139_13720_5022.N1	14-OCT-2004 14:16:02	Bright	69.000	149	45Eps Per	2.8880	30000.	138	13720	No
209	GOM_NL__2PRFIN20041014_141925_000000372031_00139_13720_5023.N1	14-OCT-2004 14:19:25	Bright	37.000	49	1Alp UMi	1.9900	6300.0	74	13720	No
210	GOM_NL__2PRFIN20041014_142222_000000342031_00139_13720_5024.N1	14-OCT-2004 14:22:22	Bright	34.000	60	7Bet UMi	2.0810	3950.0	68	13720	No
211	GOM_NL__2PRFIN20041014_142738_000000392031_00139_13720_5025.N1	14-OCT-2004 14:27:38	Bright	39.000	36	50Alp UMa	1.8000	6300.0	78	13720	No
212	GOM_NL__2PRFIN20041014_142912_000000392031_00139_13720_5026.N1	14-OCT-2004 14:29:12	Bright	38.500	82	48Bet UMa	2.3650	10600.	77	13720	No
213	GOM_NL__2PRFIN20041014_143234_000000362031_00139_13720_5027.N1	14-OCT-2004 14:32:34	Bright	36.000	174	52Psi UMa	3.0040	4400.0	72	13720	No
214	GOM_NL__2PRFIN20041014_144013_000001002031_00139_13720_5028.N1	14-OCT-2004 14:40:13	Bright	99.500	17	78Bet Gem	1.1610	4500.0	199	13720	No
215	GOM_NL__2PRFIN20041014_145004_000000552031_00139_13720_5029.N1	14-OCT-2004 14:50:04	Dark	54.500	48	30Alp Hya	1.9770	4100.0	109	13720	No
216	GOM_NL__2PRFIN20041014_145357_000001612031_00139_13720_5030.N1	14-OCT-2004 14:53:57	Dark	160.50	8	10Alp CMi	0.40000	6500.0	321	13720	No
217	GOM_NL__2PRFIN20041014_145849_000000432031_00139_13720_5031.N1	14-OCT-2004 14:58:49	Dark	43.000	113	Mu Vel	2.6920	5000.0	86	13720	No
218	GOM_NL__2PRFIN20041014_150246_000000442031_00140_13721_5032.N1	14-OCT-2004 15:02:46	Dark	43.500	34	Gam2Vel	1.7930	23000.	87	13721	No
219	GOM_NL__2PRFIN20041014_150511_000000442031_00140_13721_5006.N1	14-OCT-2004 15:05:11	Dark	43.500	29	Bet Car	1.6720	10200.	87	13721	No

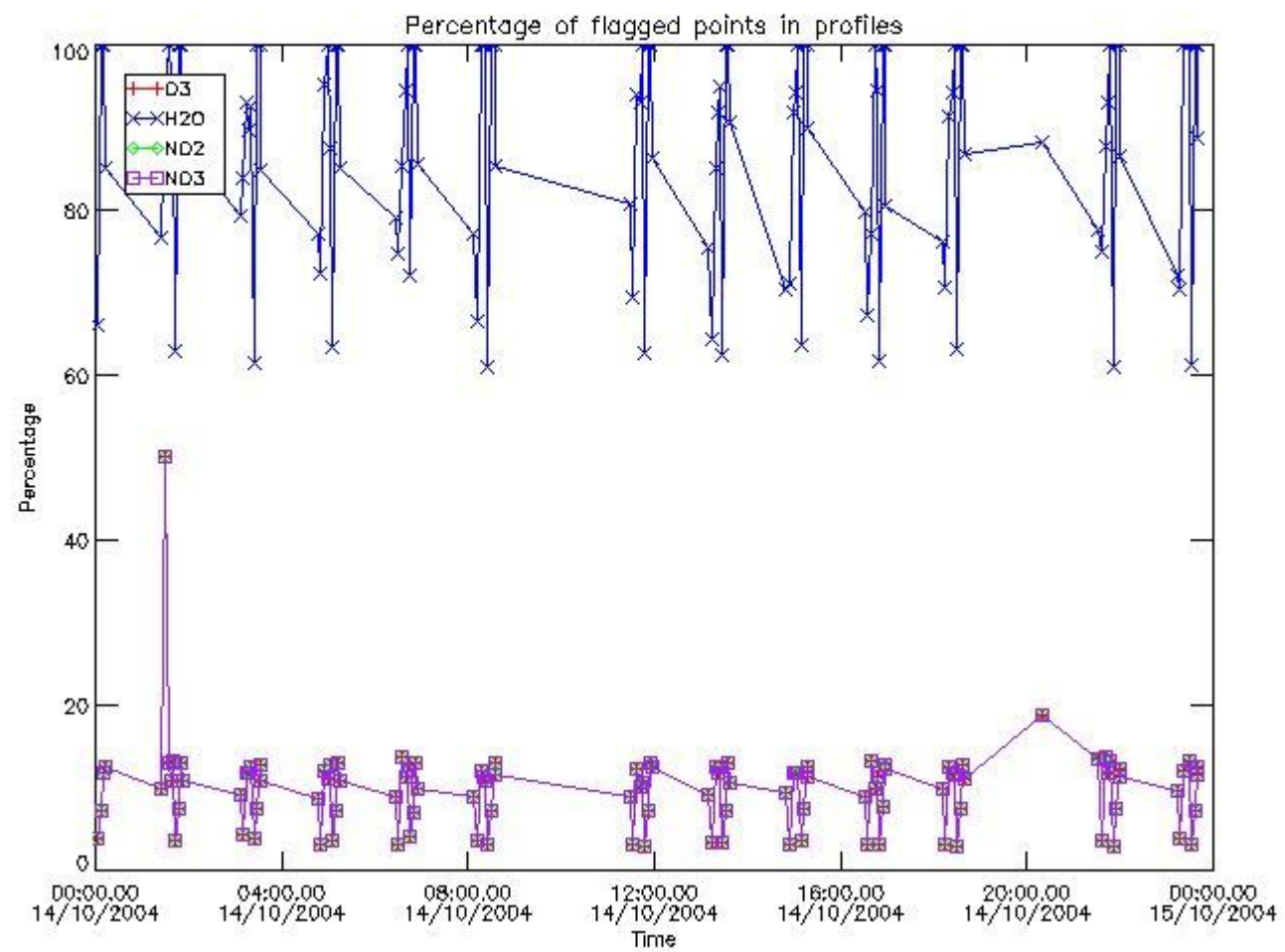
220	GOM_NL__2PRFIN20041014_150821_000001432031_00140_13721_5007.N1	14-OCT-2004 15:08:21	Dark	143.00	1	9Alp CMa	-1.4400	11000.	286	13721	No
221	GOM_NL__2PRFIN20041014_151300_000000682031_00140_13721_5008.N1	14-OCT-2004 15:13:00	Dark	68.000	108	Alp Col	2.6520	15200.	136	13721	No
222	GOM_NL__2PRFIN20041014_151614_000000412031_00140_13721_5009.N1	14-OCT-2004 15:16:14	Dark	40.500	143	Alp Hyi	2.8570	7200.0	81	13721	No
223	GOM_NL__2PRFIN20041014_151741_000000452031_00140_13721_5010.N1	14-OCT-2004 15:17:41	Dark	45.000	9	Alp Eri	0.45300	24000.	90	13721	No
224	GOM_NL__2PRFIN20041014_152013_000000482031_00140_13721_5011.N1	14-OCT-2004 15:20:13	Straylight	47.500	157	The1Eri	2.9060	9300.0	95	13721	No
225	GOM_NL__2PRFIN20041014_152241_000000472031_00140_13721_5012.N1	14-OCT-2004 15:22:41	Straylight	47.000	84	Alp Phe	2.3970	4500.0	94	13721	No
226	GOM_NL__2PRFIN20041014_152920_000000492031_00140_13721_5013.N1	14-OCT-2004 15:29:20	Straylight	48.500	52	16Bet Cet	2.0370	4500.0	97	13721	No
227	GOM_NL__2PRFIN20041014_153901_000000382031_00140_13721_5014.N1	14-OCT-2004 15:39:01	Bright	38.000	140	88Gam Peg	2.8340	26000.	76	13721	No
228	GOM_NL__2PRFIN20041014_154259_000000382031_00140_13721_5015.N1	14-OCT-2004 15:42:59	Bright	38.000	58	21Alp And	2.0730	11000.	76	13721	No
229	GOM_NL__2PRFIN20041014_154533_000000432031_00140_13721_5016.N1	14-OCT-2004 15:45:33	Bright	42.500	53	43Bet And	2.0480	3300.0	85	13721	No
230	GOM_NL__2PRFIN20041014_154717_000000472031_00140_13721_5017.N1	14-OCT-2004 15:47:17	Bright	47.000	173	4Bet Tri	3.0040	8900.0	94	13721	No
231	GOM_NL__2PRFIN20041014_154907_000000502031_00140_13721_5018.N1	14-OCT-2004 15:49:07	Bright	50.000	73	57Gam1And	2.2600	13100.	100	13721	No
232	GOM_NL__2PRFIN20041014_155104_000000372031_00140_13721_5019.N1	14-OCT-2004 15:51:04	Bright	37.000	68	18Alp Cas	2.2250	4500.0	74	13721	No
233	GOM_NL__2PRFIN20041014_155225_000000382031_00140_13721_5020.N1	14-OCT-2004 15:52:25	Bright	38.000	76	27Gam Cas	2.3000	30000.	76	13721	No
234	GOM_NL__2PRFIN20041014_155428_000000472031_00140_13721_5021.N1	14-OCT-2004 15:54:28	Bright	47.000	160	23Gam Per	2.9300	4700.0	94	13721	No
235	GOM_NL__2PRFIN20041014_155636_000000712031_00140_13721_5022.N1	14-OCT-2004 15:56:36	Bright	71.000	149	45Eps Per	2.8880	30000.	142	13721	No
236	GOM_NL__2PRFIN20041014_160001_000000382031_00140_13721_5023.N1	14-OCT-2004 16:00:01	Bright	38.000	49	1Alp UMi	1.9900	6300.0	76	13721	No
237	GOM_NL__2PRFIN20041014_160258_000000392031_00140_13721_5024.N1	14-OCT-2004 16:02:58	Bright	39.000	60	7Bet UMi	2.0810	3950.0	78	13721	No
238	GOM_NL__2PRFIN20041014_160814_000000382031_00140_13721_5025.N1	14-OCT-2004 16:08:14	Bright	38.000	36	50Alp UMa	1.8000	6300.0	76	13721	No
239	GOM_NL__2PRFIN20041014_160948_000000362031_00140_13721_5026.N1	14-OCT-2004 16:09:48	Bright	36.000	82	48Bet UMa	2.3650	10600.	72	13721	No
240	GOM_NL__2PRFIN20041014_161309_000000372031_00140_13721_5027.N1	14-OCT-2004 16:13:09	Bright	36.500	174	52Psi UMa	3.0040	4400.0	73	13721	No
241	GOM_NL__2PRFIN20041014_162050_000001022031_00140_13721_5028.N1	14-OCT-2004 16:20:50	Bright	101.50	17	78Bet Gem	1.1610	4500.0	203	13721	No
242	GOM_NL__2PRFIN20041014_163040_000000582031_00140_13721_5029.N1	14-OCT-2004 16:30:40	Dark	57.500	48	30Alp Hya	1.9770	4100.0	115	13721	No
243	GOM_NL__2PRFIN20041014_163435_000001632031_00140_13721_5030.N1	14-OCT-2004 16:34:35	Dark	163.00	8	10Alp CMi	0.40000	6500.0	326	13721	No
244	GOM_NL__2PRFIN20041014_163926_000000422031_00140_13721_5031.N1	14-OCT-2004 16:39:26	Dark	42.000	113	Mu Vel	2.6920	5000.0	84	13721	No
245	GOM_NL__2PRFIN20041014_164323_000000522031_00141_13722_5032.N1	14-OCT-2004 16:43:23	Dark	51.500	34	Gam2Vel	1.7930	23000.	103	13722	No
246	GOM_NL__2PRFIN20041014_164549_000000452031_00141_13722_5007.N1	14-OCT-2004 16:45:49	Dark	45.000	29	Bet Car	1.6720	10200.	90	13722	No
247	GOM_NL__2PRFIN20041014_164901_000001672031_00141_13722_5008.N1	14-OCT-2004 16:49:01	Dark	167.00	1	9Alp CMa	-1.4400	11000.	334	13722	No
248	GOM_NL__2PRFIN20041014_165335_000000742031_00141_13722_5009.N1	14-OCT-2004 16:53:35	Dark	73.500	108	Alp Col	2.6520	15200.	147	13722	No
249	GOM_NL__2PRFIN20041014_165652_000000402031_00141_13722_5010.N1	14-OCT-2004 16:56:52	Dark	40.000	143	Alp Hyi	2.8570	7200.0	80	13722	No
250	GOM_NL__2PRFIN20041014_165818_000000422031_00141_13722_5011.N1	14-OCT-2004 16:58:18	Dark	41.500	9	Alp Eri	0.45300	24000.	83	13722	No
251	GOM_NL__2PRFIN20041014_170050_000000502031_00141_13722_5012.N1	14-OCT-2004 17:00:50	Straylight	50.000	157	The1Eri	2.9060	9300.0	100	13722	No
252	GOM_NL__2PRFIN20041014_170319_000000462031_00141_13722_5013.N1	14-OCT-2004 17:03:19	Straylight	46.000	84	Alp Phe	2.3970	4500.0	92	13722	No
253	GOM_NL__2PRFIN20041014_170956_000000472031_00141_13722_5014.N1	14-OCT-2004 17:09:56	Straylight	46.500	52	16Bet Cet	2.0370	4500.0	93	13722	No
254	GOM_NL__2PRFIN20041014_171937_000000392031_00141_13722_5015.N1	14-OCT-2004 17:19:37	Bright	38.500	140	88Gam Peg	2.8340	26000.	77	13722	No
255	GOM_NL__2PRFIN20041014_172335_000000382031_00141_13722_5016.N1	14-OCT-2004 17:23:35	Bright	38.000	58	21Alp And	2.0730	11000.	76	13722	No
256	GOM_NL__2PRFIN20041014_172609_000000422031_00141_13722_5017.N1	14-OCT-2004 17:26:09	Bright	42.000	53	43Bet And	2.0480	3300.0	84	13722	No
257	GOM_NL__2PRFIN20041014_172752_000000502031_00141_13722_5018.N1	14-OCT-2004 17:27:52	Bright	50.000	173	4Bet Tri	3.0040	8900.0	100	13722	No
258	GOM_NL__2PRFIN20041014_172943_000000482031_00141_13722_5019.N1	14-OCT-2004 17:29:43	Bright	48.000	73	57Gam1And	2.2600	13100.	96	13722	No
259	GOM_NL__2PRFIN20041014_173140_000000412031_00141_13722_5020.N1	14-OCT-2004 17:31:40	Bright	40.500	68	18Alp Cas	2.2250	4500.0	81	13722	No
260	GOM_NL__2PRFIN20041014_173302_000000392031_00141_13722_5021.N1	14-OCT-2004 17:33:02	Bright	39.000	76	27Gam Cas	2.3000	30000.	78	13722	No
261	GOM_NL__2PRFIN20041014_173503_000000492031_00141_13722_5022.N1	14-OCT-2004 17:35:03	Bright	49.000	160	23Gam Per	2.9300	4700.0	98	13722	No
262	GOM_NL__2PRFIN20041014_173710_000000712031_00141_13722_5023.N1	14-OCT-2004 17:37:10	Bright	70.500	149	45Eps Per	2.8880	30000.	141	13722	No
263	GOM_NL__2PRFIN20041014_174037_000000382031_00141_13722_5024.N1	14-OCT-2004 17:40:37	Bright	37.500	49	1Alp UMi	1.9900	6300.0	75	13722	No
264	GOM_NL__2PRFIN20041014_174335_000000402031_00141_13722_5025.N1	14-OCT-2004 17:43:35	Bright	39.500	60	7Bet UMi	2.0810	3950.0	79	13722	No
265	GOM_NL__2PRFIN20041014_174851_000000362031_00141_13722_5026.N1	14-OCT-2004 17:48:51	Bright	35.500	36	50Alp UMa	1.8000	6300.0	71	13722	No
266	GOM_NL__2PRFIN20041014_175024_000000352031_00141_13722_5027.N1	14-OCT-2004 17:50:24	Bright	35.000	82	48Bet UMa	2.3650	10600.	70	13722	No
267	GOM_NL__2PRFIN20041014_175346_000000382031_00141_13722_5028.N1	14-OCT-2004 17:53:46	Bright	38.000	174	52Psi UMa	3.0040	4400.0	76	13722	No
268	GOM_NL__2PRFIN20041014_180126_000000992031_00141_13722_5029.N1	14-OCT-2004 18:01:26	Bright	99.000	17	78Bet Gem	1.1610	4500.0	198	13722	No
269	GOM_NL__2PRFIN20041014_181117_000000512031_00141_13722_5030.N1	14-OCT-2004 18:11:17	Dark	51.000	48	30Alp Hya	1.9770	4100.0	102	13722	No
270	GOM_NL__2PRFIN20041014_181514_000001662031_00141_13722_5031.N1	14-OCT-2004 18:15:14	Dark	165.50	8	10Alp CMi	0.40000	6500.0	331	13722	No
271	GOM_NL__2PRFIN20041014_182002_000000412031_00141_13722_5032.N1	14-OCT-2004 18:20:02	Dark	40.500	113	Mu Vel	2.6920	5000.0	81	13722	No
272	GOM_NL__2PRFIN20041014_182400_000000432031_00142_13723_5033.N1	14-OCT-2004 18:24:00	Dark	43.000	34	Gam2Vel	1.7930	23000.	86	13723	No
273	GOM_NL__2PRFIN20041014_182626_000000492031_00142_13723_5008.N1	14-OCT-2004 18:26:26	Dark	48.500	29	Bet Car	1.6720	10200.	97	13723	No
274	GOM_NL__2PRFIN20041014_182940_000001772031_00142_13723_5009.N1	14-OCT-2004 18:29:40	Dark	176.50	1	9Alp CMa	-1.4400	11000.	353	13723	No
275	GOM_NL__2PRFIN20041014_183415_000000692031_00142_13723_5010.N1	14-OCT-2004 18:34:15	Dark	69.000	108	Alp Col	2.6520	15200.	138	13723	No
276	GOM_NL__2PRFIN20041014_183728_000000402031_00142_13723_5011.N1	14-OCT-2004 18:37:28	Dark	40.000	143	Alp Hyi	2.8570	7200.0	80	13723	No
277	GOM_NL__2PRFIN20041014_183854_000000462031_00142_13723_5012.N1	14-OCT-2004 18:38:54	Dark	45.500	9	Alp Eri	0.45300	24000.	91	13723	No
278	GOM_NL__2PRFIN20041014_201931_000000512031_00143_13724_5008.N1	14-OCT-2004 20:19:31	Dark	51.000	9	Alp Eri	0.45300	24000.	102	13724	No

279	GOM_NL__2PRFIN20041014_202202_000000502031_00143_13724_5009.N1	14-OCT-2004 20:22:02	Straylight	50.000	157	The1Eri	2.9060	9300.0	100	13724	No
280	GOM_NL__2PRFIN20041014_202430_000000442031_00143_13724_5010.N1	14-OCT-2004 20:24:30	Straylight	44.000	84	Alp Phe	2.3970	4500.0	88	13724	No
281	GOM_NL__2PRFIN20041014_203108_000000502031_00143_13724_5011.N1	14-OCT-2004 20:31:08	Straylight	49.500	52	16Bet Cet	2.0370	4500.0	99	13724	No
282	GOM_NL__2PRFIN20041014_204049_000000382031_00143_13724_5012.N1	14-OCT-2004 20:40:49	Bright	38.000	140	88Gam Peg	2.8340	26000.	76	13724	No
283	GOM_NL__2PRFIN20041014_204447_000000392031_00143_13724_5013.N1	14-OCT-2004 20:44:47	Bright	38.500	58	21Alp And	2.0730	11000.	77	13724	No
284	GOM_NL__2PRFIN20041014_204720_000000412031_00143_13724_5014.N1	14-OCT-2004 20:47:20	Bright	41.000	53	43Bet And	2.0480	3300.0	82	13724	No
285	GOM_NL__2PRFIN20041014_204903_000000472031_00143_13724_5015.N1	14-OCT-2004 20:49:03	Bright	47.000	173	4Bet Tri	3.0040	8900.0	94	13724	No
286	GOM_NL__2PRFIN20041014_205053_000000492031_00143_13724_5016.N1	14-OCT-2004 20:50:53	Bright	48.500	73	57Gam1And	2.2600	13100.	97	13724	No
287	GOM_NL__2PRFIN20041014_205251_000000392031_00143_13724_5017.N1	14-OCT-2004 20:52:51	Bright	38.500	68	18Alp Cas	2.2250	4500.0	77	13724	No
288	GOM_NL__2PRFIN20041014_205413_000000392031_00143_13724_5018.N1	14-OCT-2004 20:54:13	Bright	38.500	76	27Gam Cas	2.3000	30000.	77	13724	No
289	GOM_NL__2PRFIN20041014_205613_000000492031_00143_13724_5019.N1	14-OCT-2004 20:56:13	Bright	49.000	160	23Gam Per	2.9300	4700.0	98	13724	No
290	GOM_NL__2PRFIN20041014_205818_000000692031_00143_13724_5020.N1	14-OCT-2004 20:58:18	Bright	68.500	149	45Eps Per	2.8880	30000.	137	13724	No
291	GOM_NL__2PRFIN20041014_210148_000000392031_00143_13724_5021.N1	14-OCT-2004 21:01:48	Bright	38.500	49	1Alp UMi	1.9900	6300.0	77	13724	No
292	GOM_NL__2PRFIN20041014_210447_000000362031_00143_13724_5022.N1	14-OCT-2004 21:04:47	Bright	35.500	60	7Bet UMi	2.0810	3950.0	71	13724	No
293	GOM_NL__2PRFIN20041014_211002_000000402031_00143_13724_5023.N1	14-OCT-2004 21:10:02	Bright	39.500	36	50Alp UMa	1.8000	6300.0	79	13724	No
294	GOM_NL__2PRFIN20041014_211136_000000372031_00143_13724_5024.N1	14-OCT-2004 21:11:36	Bright	37.000	82	48Bet UMa	2.3650	10600.	74	13724	No
295	GOM_NL__2PRFIN20041014_211458_000000382031_00143_13724_5025.N1	14-OCT-2004 21:14:58	Bright	38.000	174	52Psi UMa	3.0040	4400.0	76	13724	No
296	GOM_NL__2PRFIN20041014_212239_000000982031_00143_13724_5026.N1	14-OCT-2004 21:22:39	Bright	97.500	17	78Bet Gem	1.1610	4500.0	195	13724	No
297	GOM_NL__2PRFIN20041014_213230_000000612031_00143_13724_5027.N1	14-OCT-2004 21:32:30	Dark	60.500	48	30Alp Hya	1.9770	4100.0	121	13724	No
298	GOM_NL__2PRFIN20041014_213632_000001442031_00143_13724_5028.N1	14-OCT-2004 21:36:32	Dark	143.50	8	10Alp CMi	0.40000	6500.0	287	13724	No
299	GOM_NL__2PRFIN20041014_214114_000000372031_00143_13724_5029.N1	14-OCT-2004 21:41:14	Dark	37.000	113	Mu Vel	2.6920	5000.0	74	13724	No
300	GOM_NL__2PRFIN20041014_214513_000000442031_00144_13725_5030.N1	14-OCT-2004 21:45:13	Dark	43.500	34	Gam2Vel	1.7930	23000.	87	13725	No
301	GOM_NL__2PRFIN20041014_214738_000000422031_00144_13725_5008.N1	14-OCT-2004 21:47:38	Dark	42.000	29	Bet Car	1.6720	10200.	84	13725	No
302	GOM_NL__2PRFIN20041014_215058_000001852031_00144_13725_5009.N1	14-OCT-2004 21:50:58	Dark	185.00	1	9Alp CMa	-1.4400	11000.	370	13725	No
303	GOM_NL__2PRFIN20041014_215529_000000692031_00144_13725_5010.N1	14-OCT-2004 21:55:29	Dark	69.000	108	Alp Col	2.6520	15200.	138	13725	No
304	GOM_NL__2PRFIN20041014_215840_000000422031_00144_13725_5011.N1	14-OCT-2004 21:58:40	Dark	41.500	143	Alp Hyi	2.8570	7200.0	83	13725	No
305	GOM_NL__2PRFIN20041014_220007_000000452031_00144_13725_5012.N1	14-OCT-2004 22:00:07	Dark	45.000	9	Alp Eri	0.45300	24000.	90	13725	No
306	GOM_NL__2PRFIN20041014_220237_000000532031_00144_13725_5013.N1	14-OCT-2004 22:02:37	Straylight	52.500	157	The1Eri	2.9060	9300.0	105	13725	No
307	GOM_NL__2PRFIN20041014_220506_000000462031_00144_13725_5014.N1	14-OCT-2004 22:05:06	Straylight	45.500	84	Alp Phe	2.3970	4500.0	91	13725	No
308	GOM_NL__2PRFIN20041014_221144_000000482031_00144_13725_5015.N1	14-OCT-2004 22:11:44	Straylight	48.000	52	16Bet Cet	2.0370	4500.0	96	13725	No
309	GOM_NL__2PRFIN20041014_222124_000000402031_00144_13725_5016.N1	14-OCT-2004 22:21:24	Bright	39.500	140	88Gam Peg	2.8340	26000.	79	13725	No
310	GOM_NL__2PRFIN20041014_222523_000000392031_00144_13725_5017.N1	14-OCT-2004 22:25:23	Bright	38.500	58	21Alp And	2.0730	11000.	77	13725	No
311	GOM_NL__2PRFIN20041014_222756_000000422031_00144_13725_5018.N1	14-OCT-2004 22:27:56	Bright	41.500	53	43Bet And	2.0480	3300.0	83	13725	No
312	GOM_NL__2PRFIN20041014_222938_000000702031_00144_13725_5019.N1	14-OCT-2004 22:29:38	Bright	70.000	173	4Bet Tri	3.0040	8900.0	140	13725	No
313	GOM_NL__2PRFIN20041014_223128_000000472031_00144_13725_5020.N1	14-OCT-2004 22:31:28	Bright	46.500	73	57Gam1And	2.2600	13100.	93	13725	No
314	GOM_NL__2PRFIN20041014_223327_000000402031_00144_13725_5021.N1	14-OCT-2004 22:33:27	Bright	39.500	68	18Alp Cas	2.2250	4500.0	79	13725	No
315	GOM_NL__2PRFIN20041014_223448_000000392031_00144_13725_5022.N1	14-OCT-2004 22:34:48	Bright	38.500	76	27Gam Cas	2.3000	30000.	77	13725	No
316	GOM_NL__2PRFIN20041014_223648_000000492031_00144_13725_5023.N1	14-OCT-2004 22:36:48	Bright	48.500	160	23Gam Per	2.9300	4700.0	97	13725	No
317	GOM_NL__2PRFIN20041014_223853_000000702031_00144_13725_5024.N1	14-OCT-2004 22:38:53	Bright	70.000	149	45Eps Per	2.8880	30000.	140	13725	No
318	GOM_NL__2PRFIN20041014_224225_000000382031_00144_13725_5025.N1	14-OCT-2004 22:42:25	Bright	38.000	49	1Alp UMi	1.9900	6300.0	76	13725	No
319	GOM_NL__2PRFIN20041014_224523_000000392031_00144_13725_5026.N1	14-OCT-2004 22:45:23	Bright	38.500	60	7Bet UMi	2.0810	3950.0	77	13725	No
320	GOM_NL__2PRFIN20041014_225038_000000402031_00144_13725_5027.N1	14-OCT-2004 22:50:38	Bright	39.500	36	50Alp UMa	1.8000	6300.0	79	13725	No
321	GOM_NL__2PRFIN20041014_225212_000000372031_00144_13725_5028.N1	14-OCT-2004 22:52:12	Bright	36.500	82	48Bet UMa	2.3650	10600.	73	13725	No
322	GOM_NL__2PRFIN20041014_225534_000000392031_00144_13725_5029.N1	14-OCT-2004 22:55:34	Bright	38.500	174	52Psi UMa	3.0040	4400.0	77	13725	No
323	GOM_NL__2PRFIN20041014_230316_000001042031_00144_13725_5030.N1	14-OCT-2004 23:03:16	Bright	103.50	17	78Bet Gem	1.1610	4500.0	207	13725	No
324	GOM_NL__2PRFIN20041014_231306_000000522031_00144_13725_5031.N1	14-OCT-2004 23:13:06	Dark	52.000	48	30Alp Hya	1.9770	4100.0	104	13725	No
325	GOM_NL__2PRFIN20041014_231710_000001642031_00144_13725_5032.N1	14-OCT-2004 23:17:10	Dark	164.00	8	10Alp CMi	0.40000	6500.0	328	13725	No
326	GOM_NL__2PRFIN20041014_232150_000000422031_00144_13725_5033.N1	14-OCT-2004 23:21:50	Dark	42.000	113	Mu Vel	2.6920	5000.0	84	13725	No
327	GOM_NL__2PRFIN20041014_232815_000000392031_00145_13726_5009.N1	14-OCT-2004 23:28:15	Dark	38.500	29	Bet Car	1.6720	10200.	77	13726	No
328	GOM_NL__2PRFIN20041014_233137_000001652031_00145_13726_5010.N1	14-OCT-2004 23:31:37	Dark	165.00	1	9Alp CMa	-1.4400	11000.	330	13726	No
329	GOM_NL__2PRFIN20041014_233607_000000702031_00145_13726_5011.N1	14-OCT-2004 23:36:07	Dark	69.500	108	Alp Col	2.6520	15200.	139	13726	No
330	GOM_NL__2PRFIN20041014_233917_000000412031_00145_13726_5012.N1	14-OCT-2004 23:39:17	Dark	40.500	143	Alp Hyi	2.8570	7200.0	81	13726	No
331	GOM_NL__2PRFIN20041014_234043_000000452031_00145_13726_5013.N1	14-OCT-2004 23:40:43	Dark	44.500	9	Alp Eri	0.45300	24000.	89	13726	No
332	GOM_NL__2PRFIN20041014_234313_000000492031_00145_13726_5014.N1	14-OCT-2004 23:43:13	Straylight	49.000	157	The1Eri	2.9060	9300.0	98	13726	No
333	GOM_NL__2PRFIN20041014_234544_000000432031_00145_13726_5015.N1	14-OCT-2004 23:45:44	Straylight	43.000	84	Alp Phe	2.3970	4500.0	86	13726	No
334	GOM_NL__2PRFIN20041014_235220_000000482031_00145_13726_5016.N1	14-OCT-2004 23:52:20	Straylight	48.000	52	16Bet Cet	2.0370	4500.0	96	13726	No

### 3. Quality information per product

In this section it is plotted some information contained in the Quality Summary data set of the level 2 products. Only products in dark limb conditions and without errors (error flag in the MPH set to "0") are used.

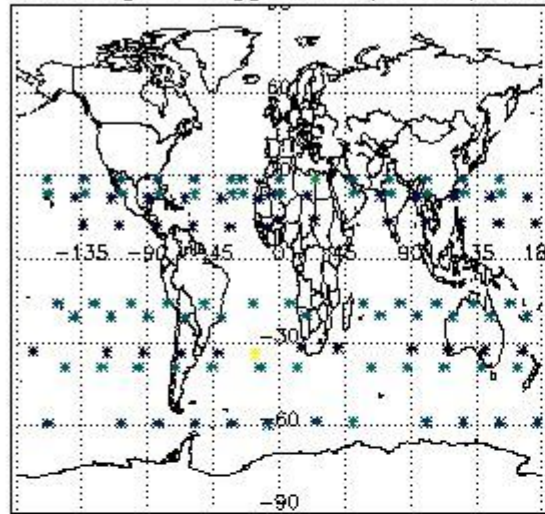
#### 3.1 Plot quality information per product (time dependant)



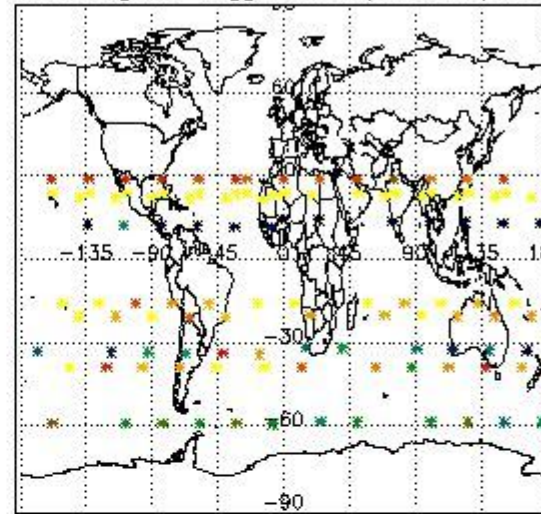
#### 3.2 Plot quality information per product (world map)




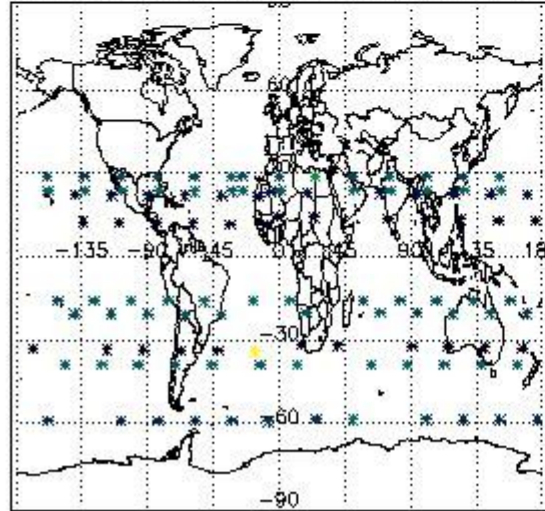
Percentage of flagged data per O3 profile



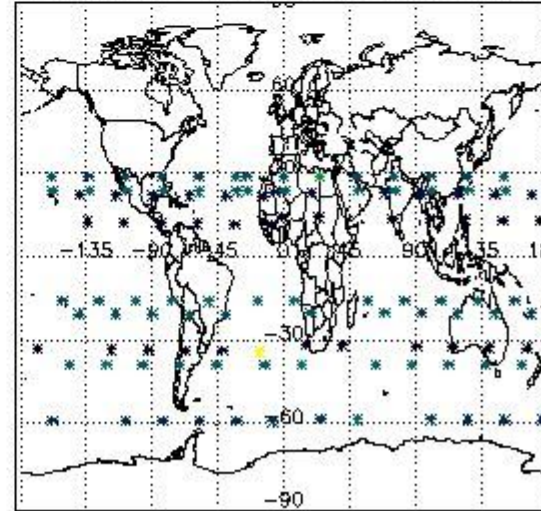
Percentage of flagged data per H2O profile



Percentage of flagged data per NO2 profile



Percentage of flagged data per NO3 profile

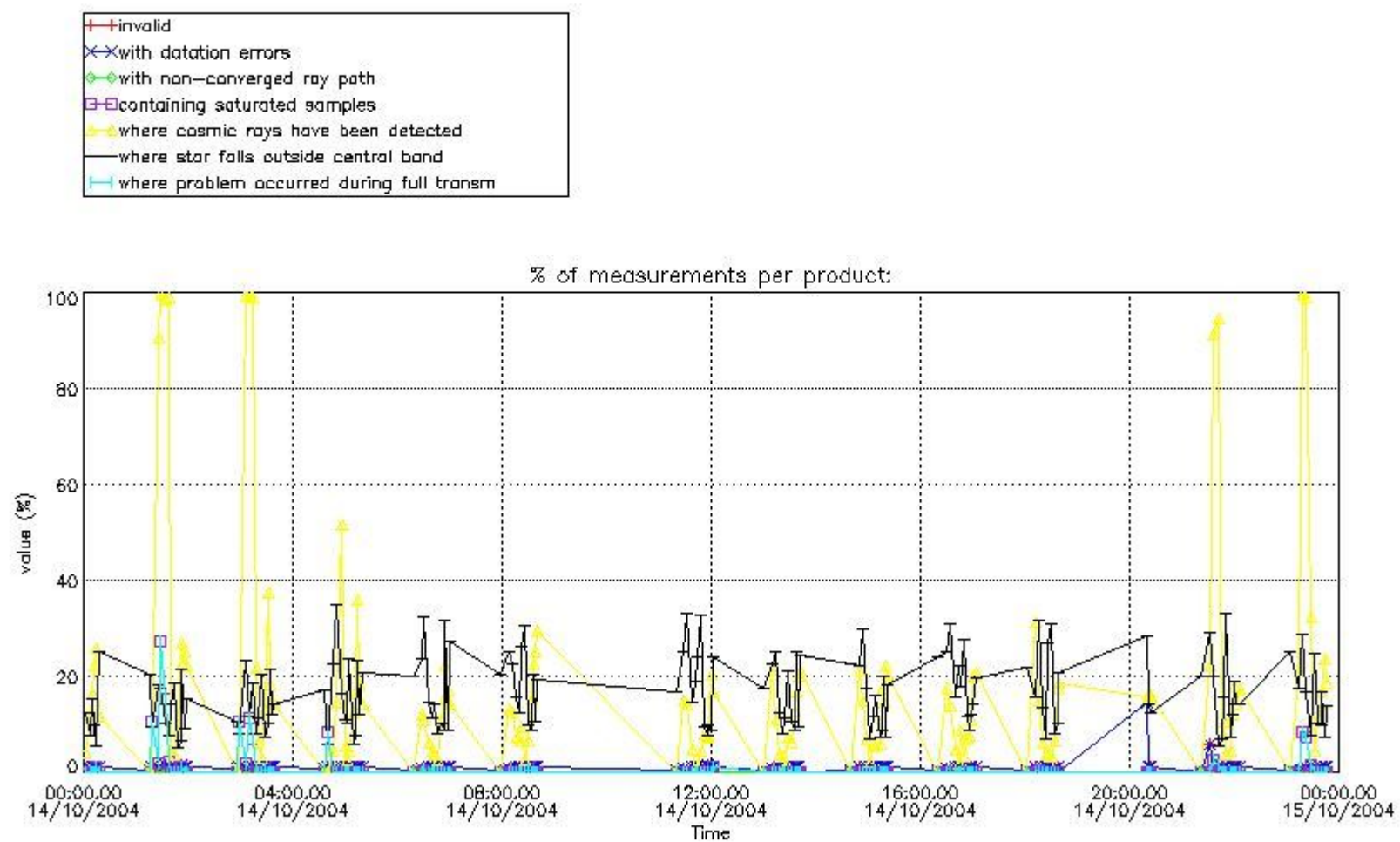


#### 4. Level 1 quality information per product

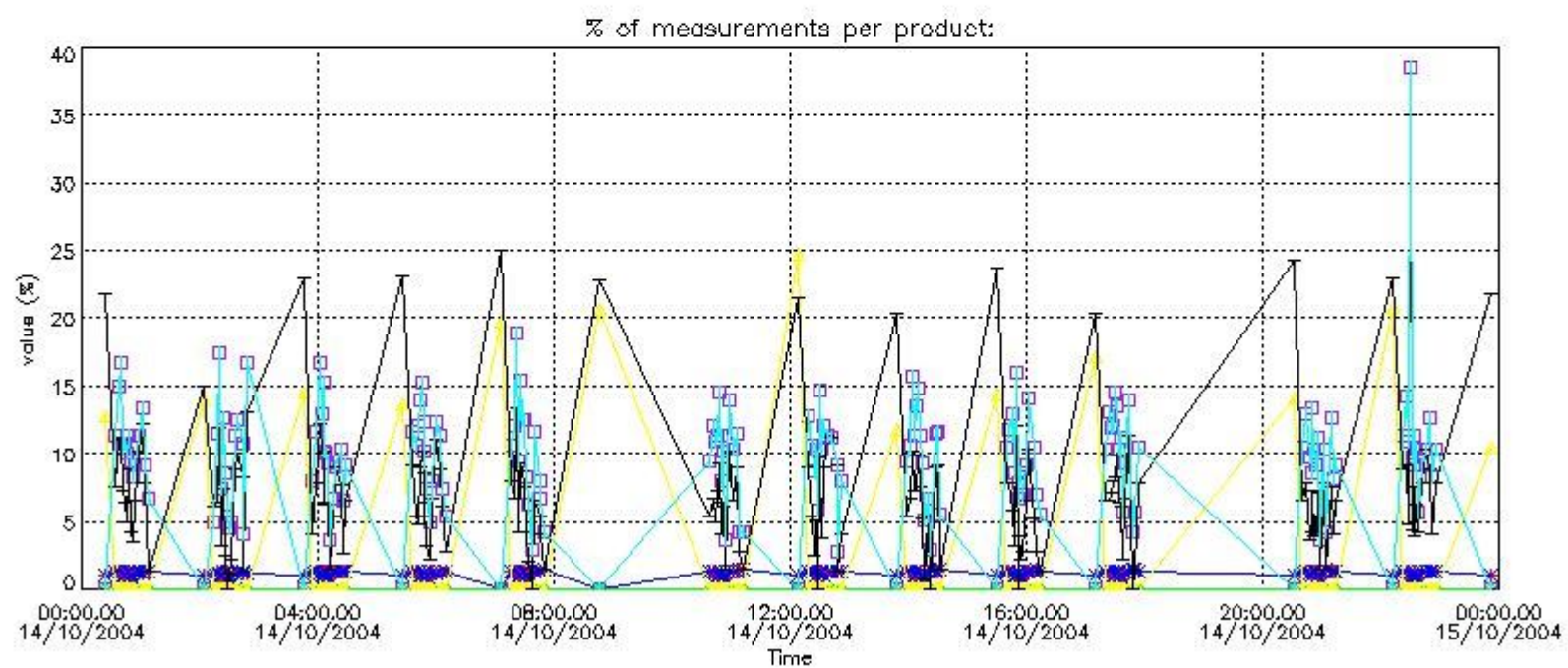
In this section it is plotted some information contained in the Quality Summary data set of the level 2 products that comes from the level 1b processing. Products without errors (error flag in the MPH set to "0") are used.

##### 4.1 Plot quality information per product (time dependant) coming from level 1b processing

###### 4.1.1 Plot level 1 quality information per product (time dependant): ENVISAT ASCENDING passes



4.1.2 Plot level 1 quality information per product (time dependant): ENVI SAT DESCENDING passes

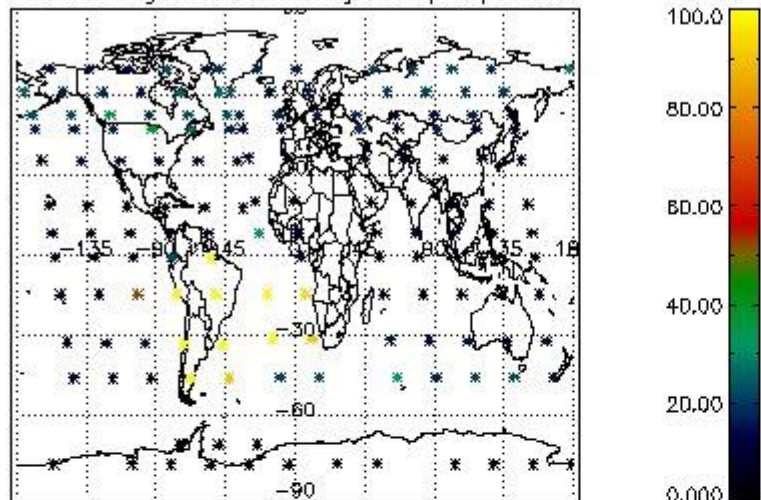


*4.2 Plot quality information per product coming from level 1b processing (world map)*

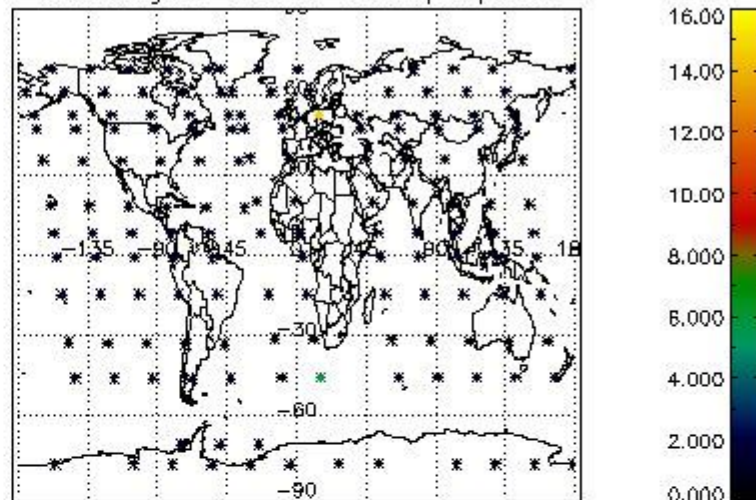
*4.2.1 Plot level 1 quality information per product (world map): ENVISAT ASCENDING passes*



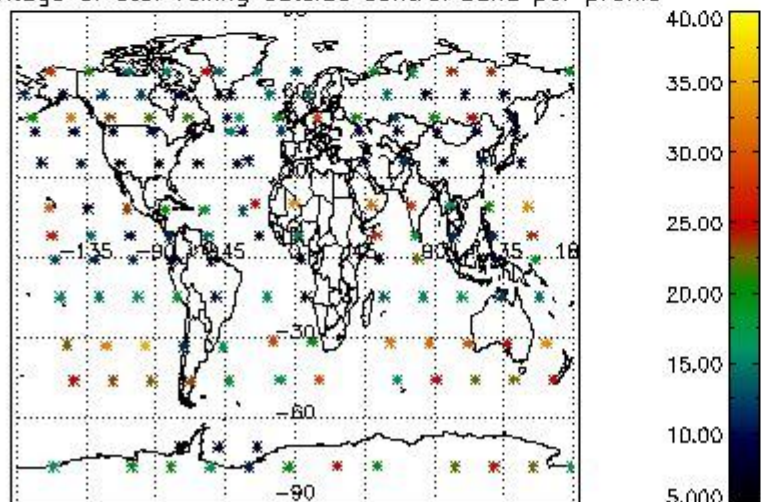
Percentage of cosmic ray hits per profile



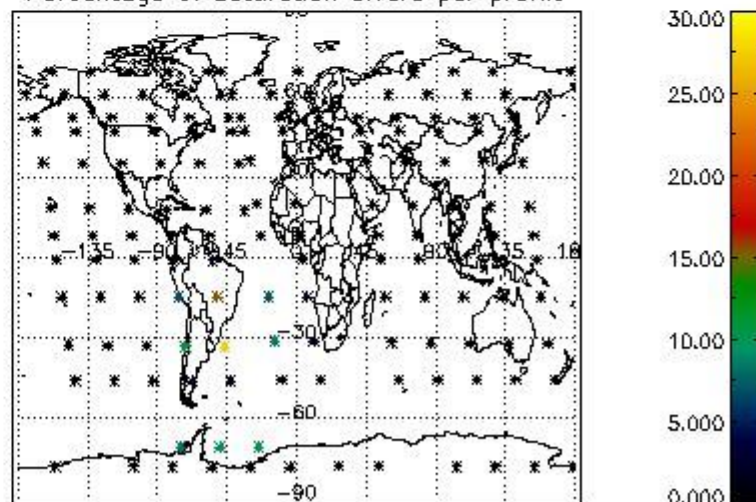
Percentage of datation errors per profile



Percentage of star falling outside central band per profile

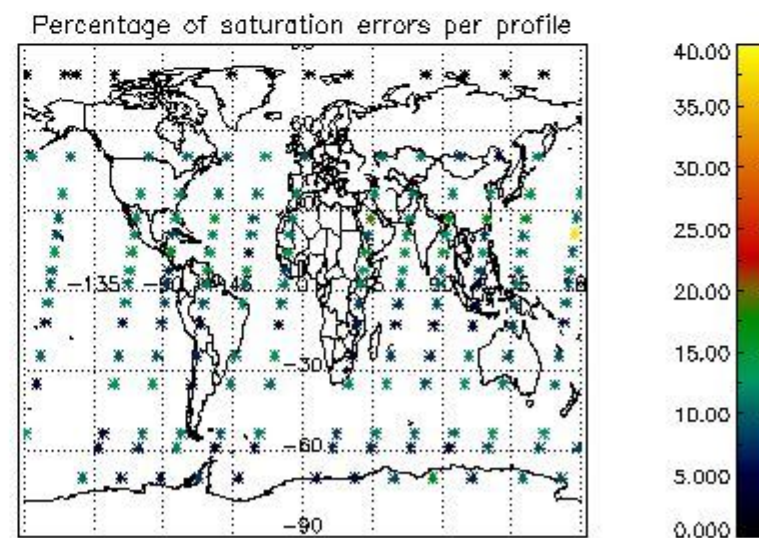
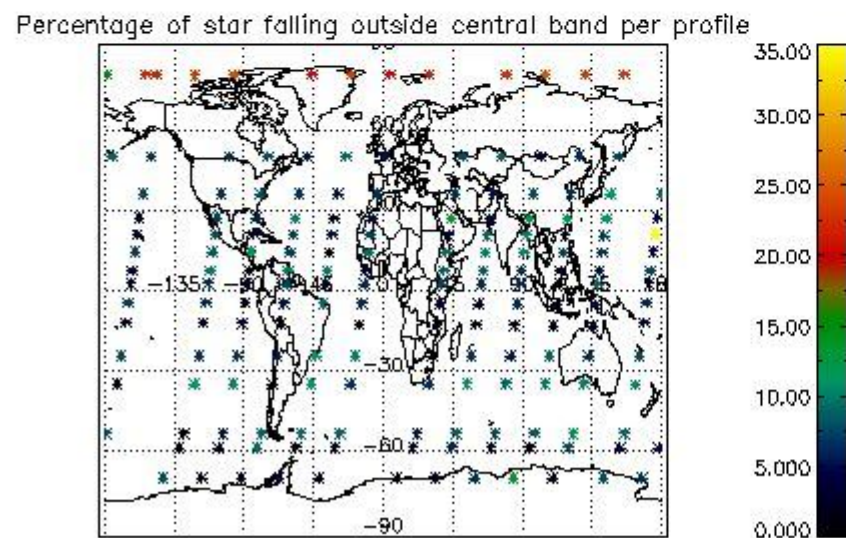
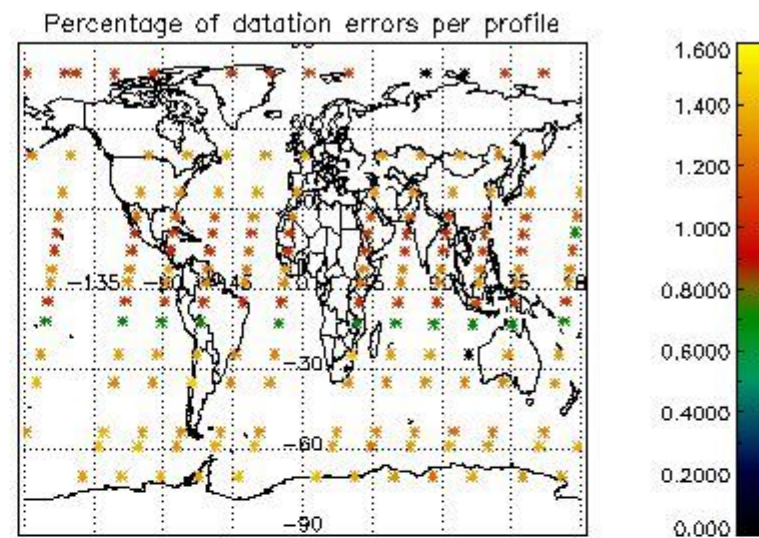
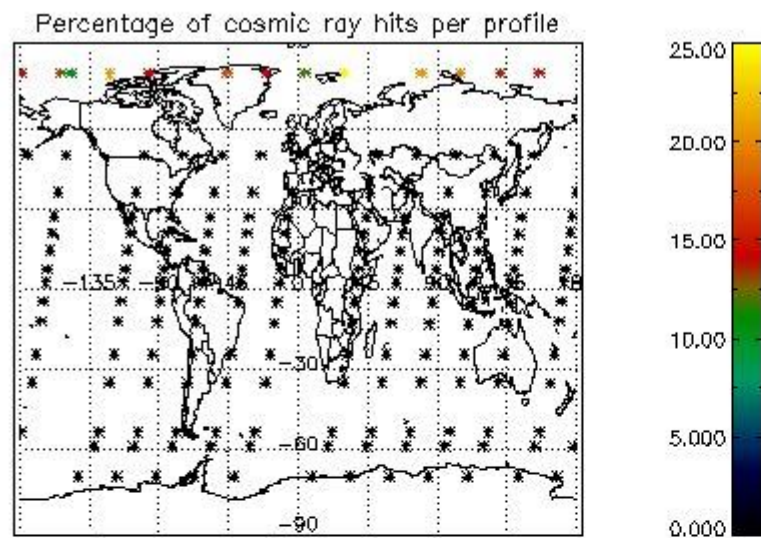


Percentage of saturation errors per profile



4.2.2 Plot level 1 quality information per product (world map): ENVISAT DESCENDING passes





## 5. Trace gas profiles

### 5.1 Ozone statistics based on quality of products

The final quality of the products can be "measured" using the STD (Standard Deviation) attached to every point profile. This information is written to the parameter GOM\_NL\_\_2P/NL\_LOCAL\_SPECIES\_DENSITY/o3\_std of the level 2 products. The table below shows the statistics for given STD ranges.

The statistics are given with respect to the overall valid production:

- Products without fatal errors: GOM\_NL\_\_2P/MPH/PRODUCT\_ERR=0
- Valid point profile: GOM\_NL\_\_2P/NL\_LOCAL\_SPECIES\_DENSITY/pcd(0)=0

The 'Criteria' is applied to valid points of dark limb products:

- Products in dark limb illumination condition: GOM\_NL\_\_2P/NL\_SUMMARY\_QUALITY/obs\_ill\_cond=0
- Products without fatal errors: GOM\_NL\_\_2P/MPH/PRODUCT\_ERR=0
- Valid point profile: GOM\_NL\_\_2P/NL\_LOCAL\_SPECIES\_DENSITY/pcd(0)=0

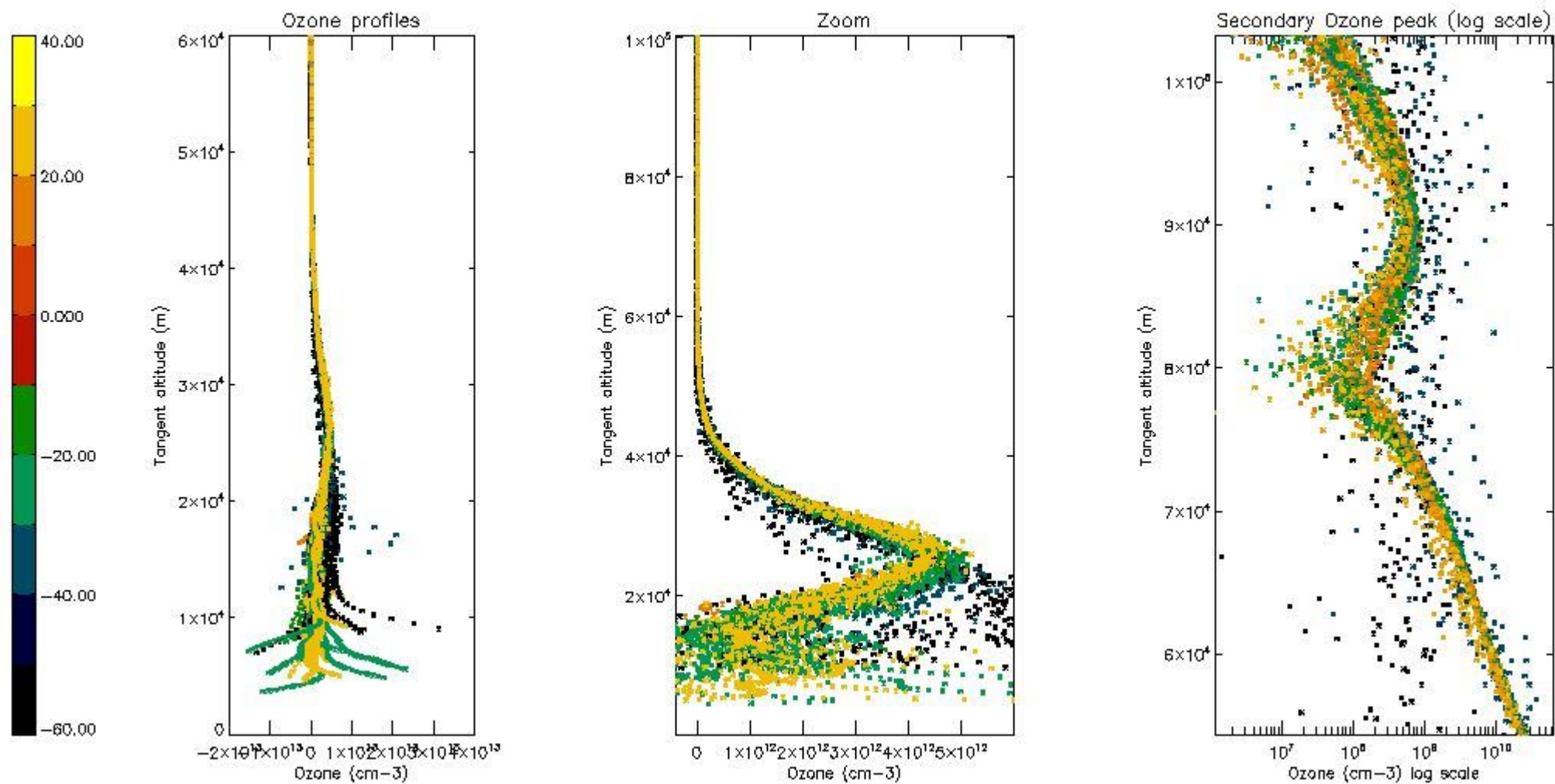
So, the table below shows the percentage of dark limb and valid observations for each criteria with respect to the overall valid daily observations.

Criteria	% of total production
All STD	46
STD < 20	29

STD < 10	26
STD < 5	21

5.2 Plot ozone profiles for all STD (dark without errors)

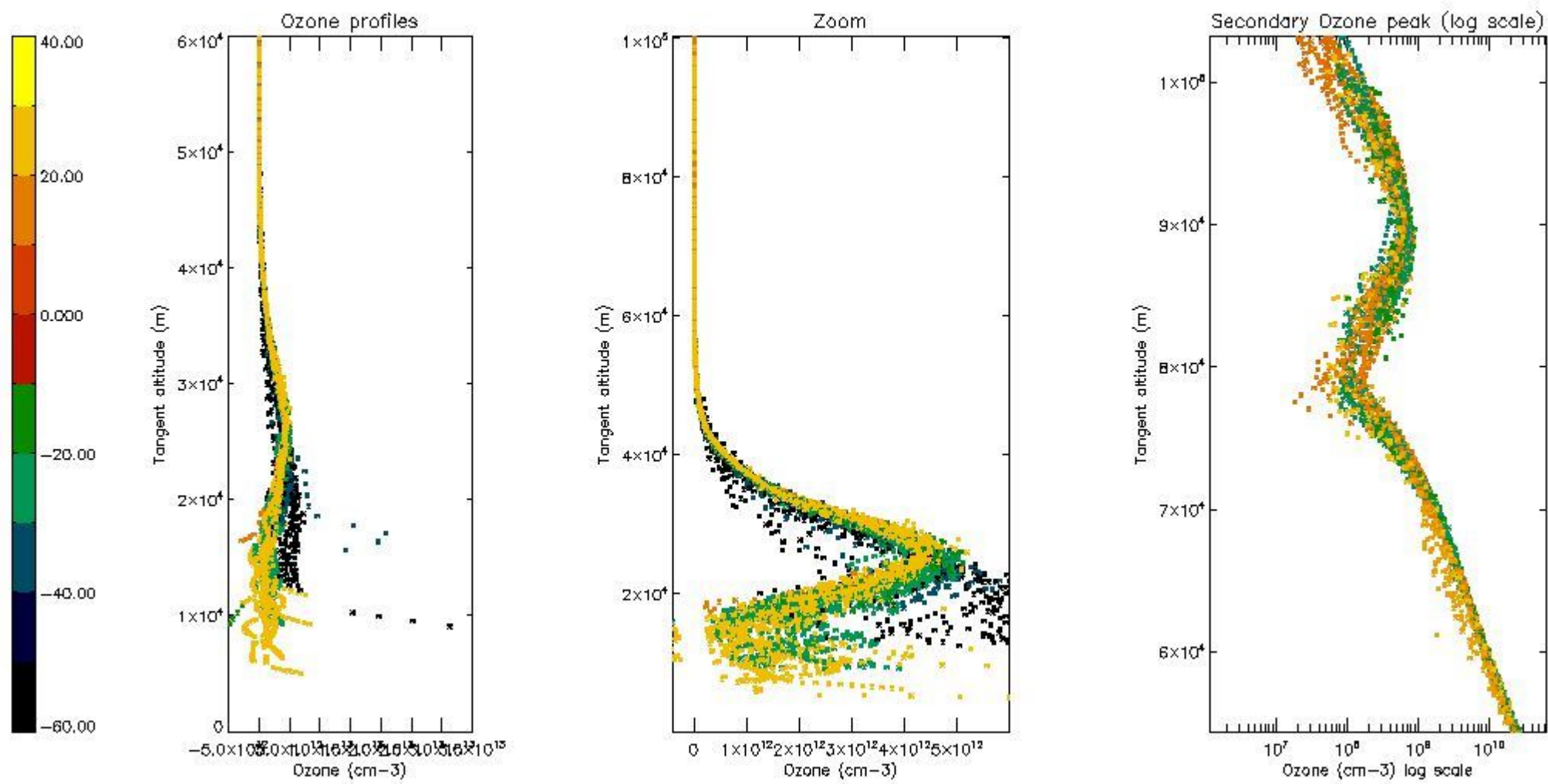
The colorbar represents the latitude.



5.3 Plot ozone profiles where STD < 20% (dark without errors)

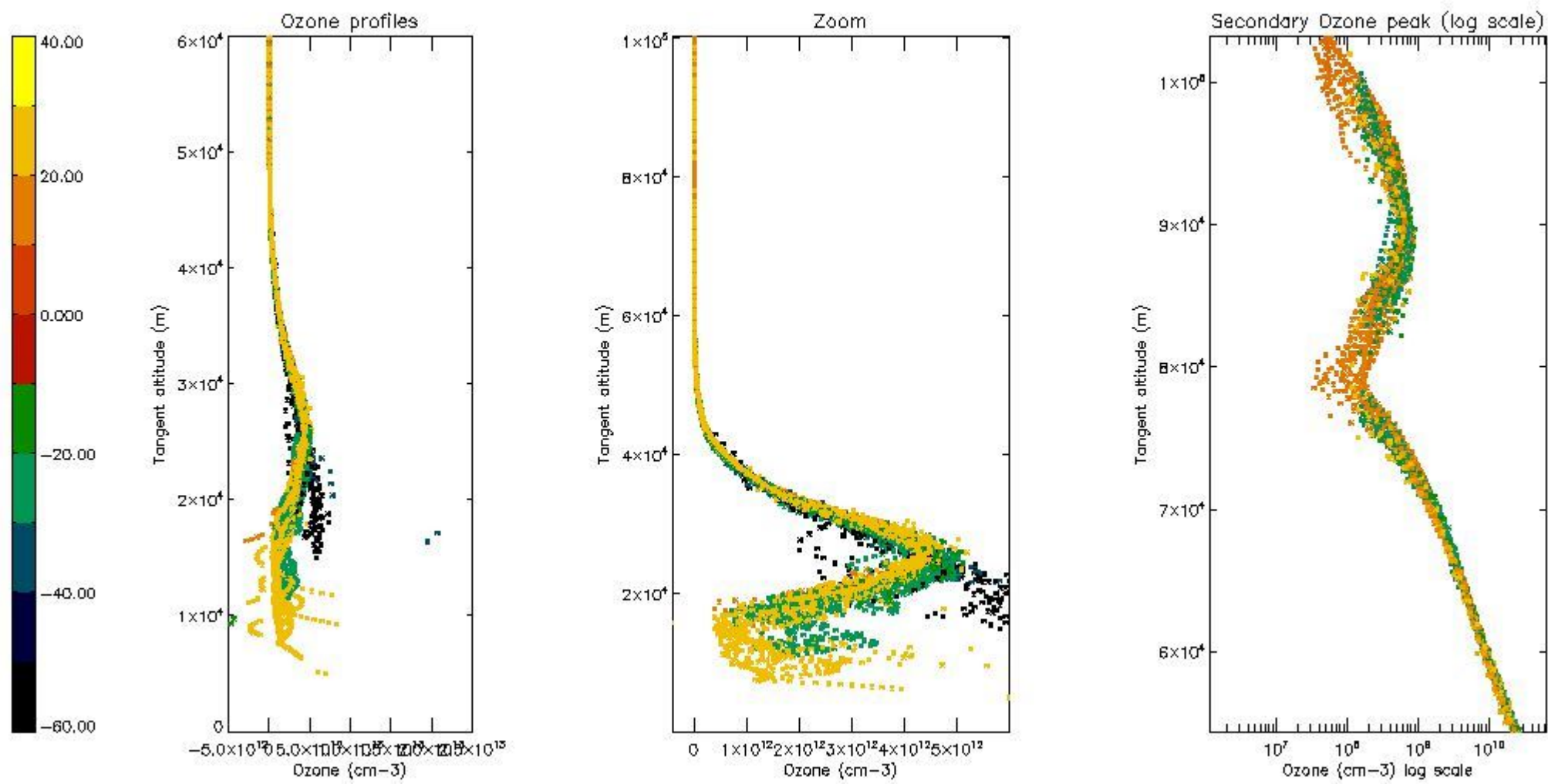
The colorbar represents the latitude.





5.4 Plot ozone profiles where  $STD < 10\%$  (dark without errors)

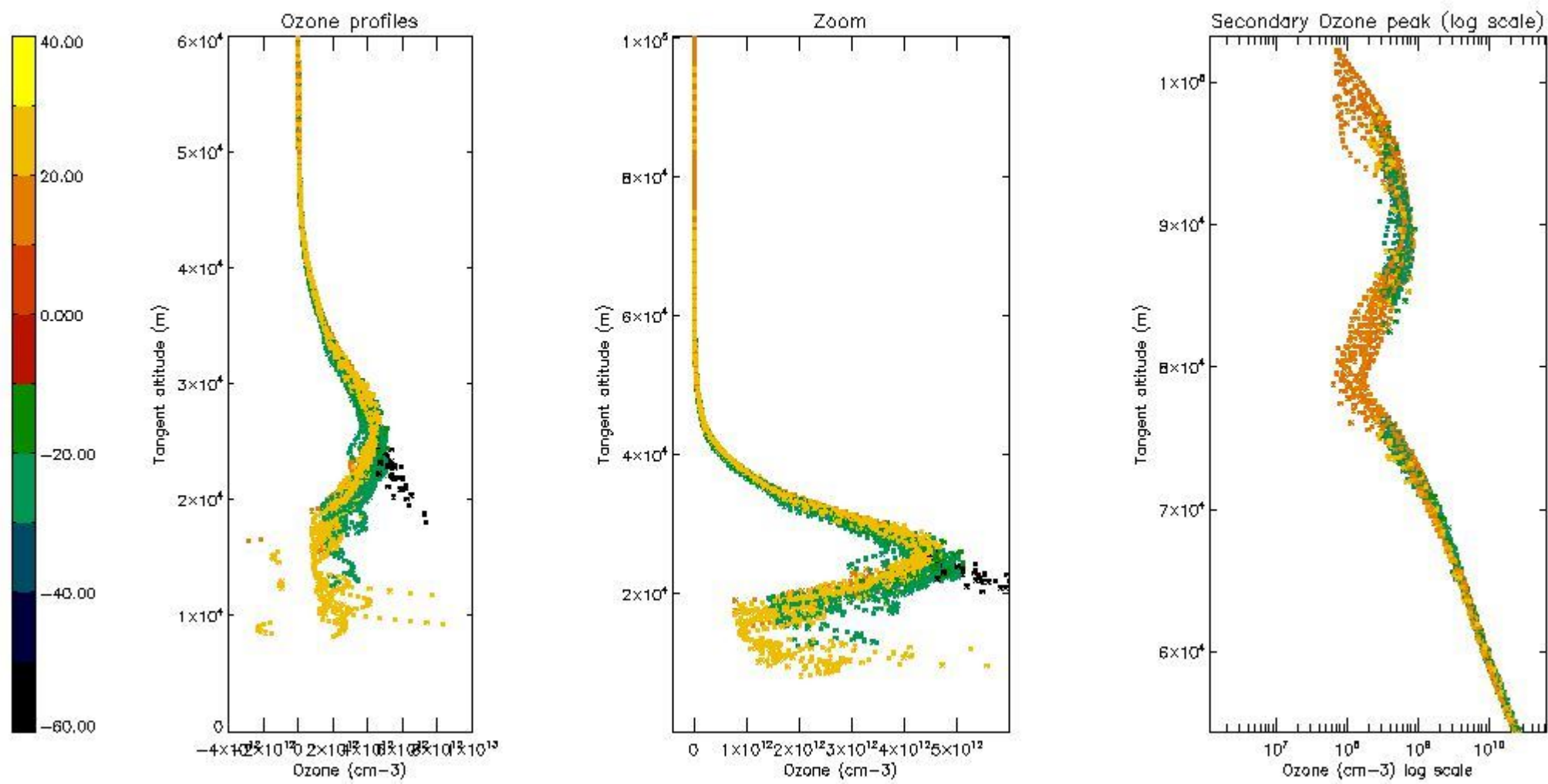
The colorbar represents the latitude.



*5.5 Plot ozone profiles where  $STD < 5\%$  (dark without errors)*

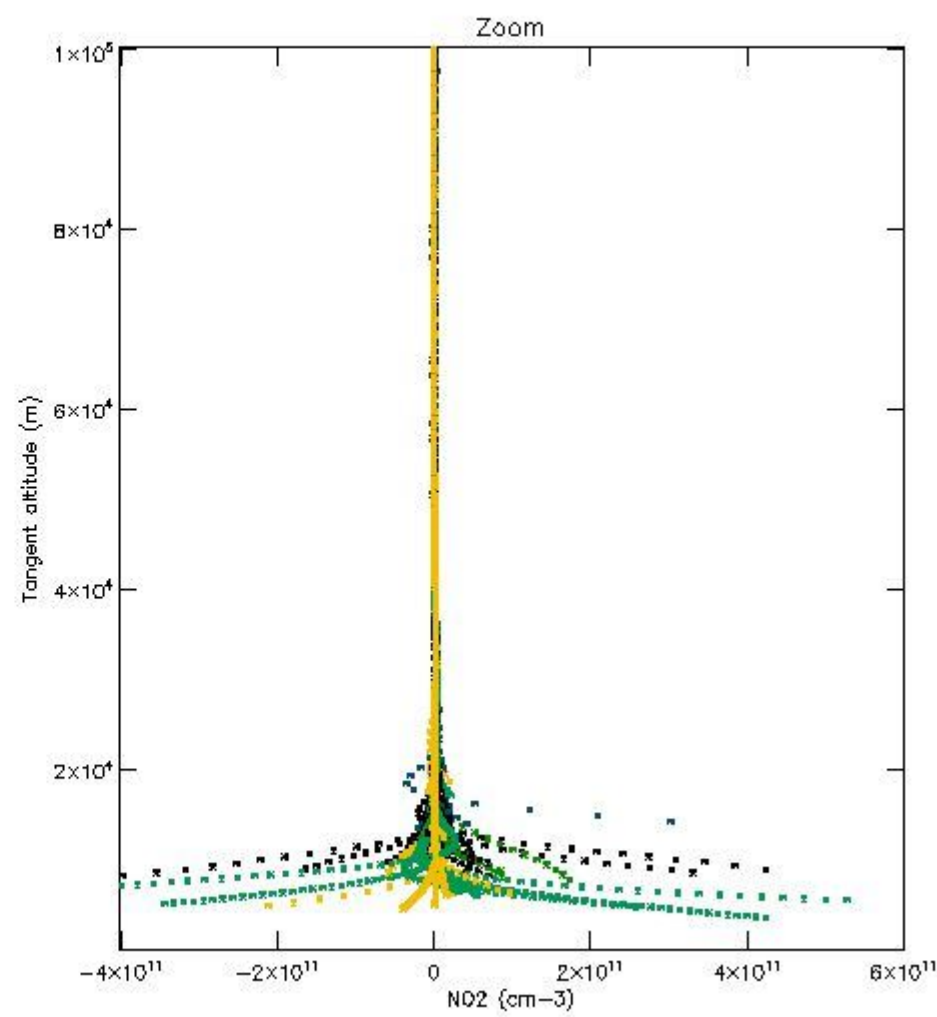
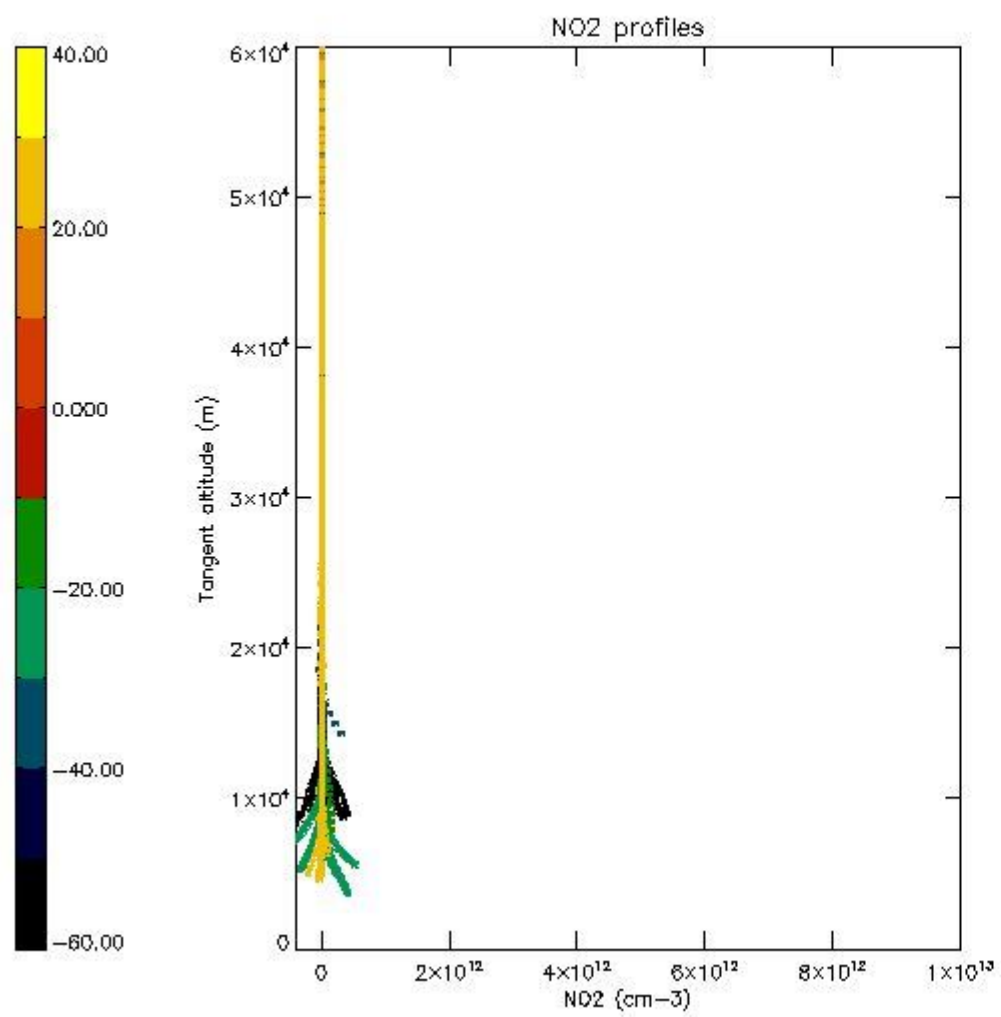
The colorbar represents the latitude.





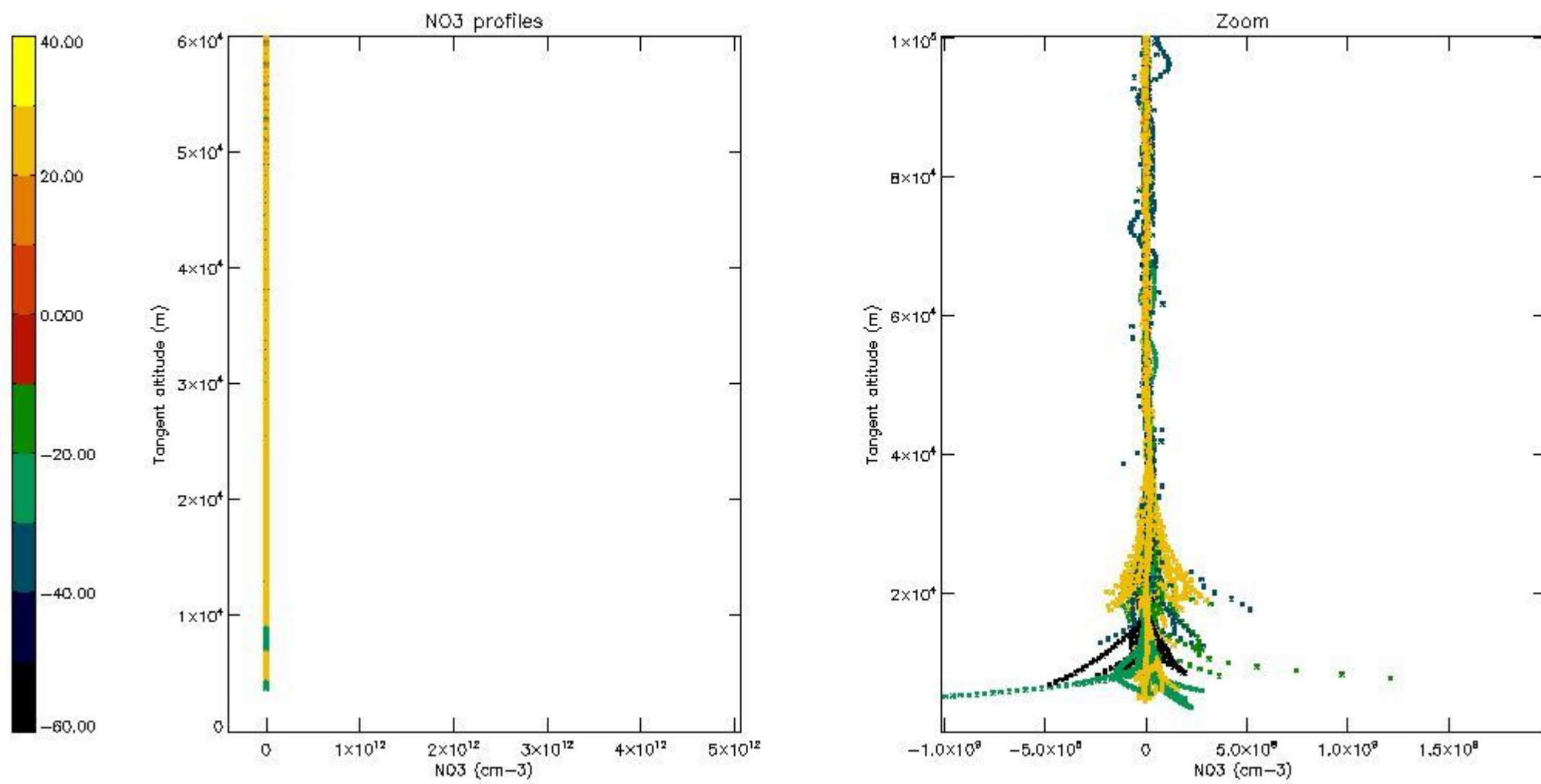
*5.6 Plot NO<sub>2</sub> profiles for all STD (dark without errors)*

The colorbar represents the latitude.



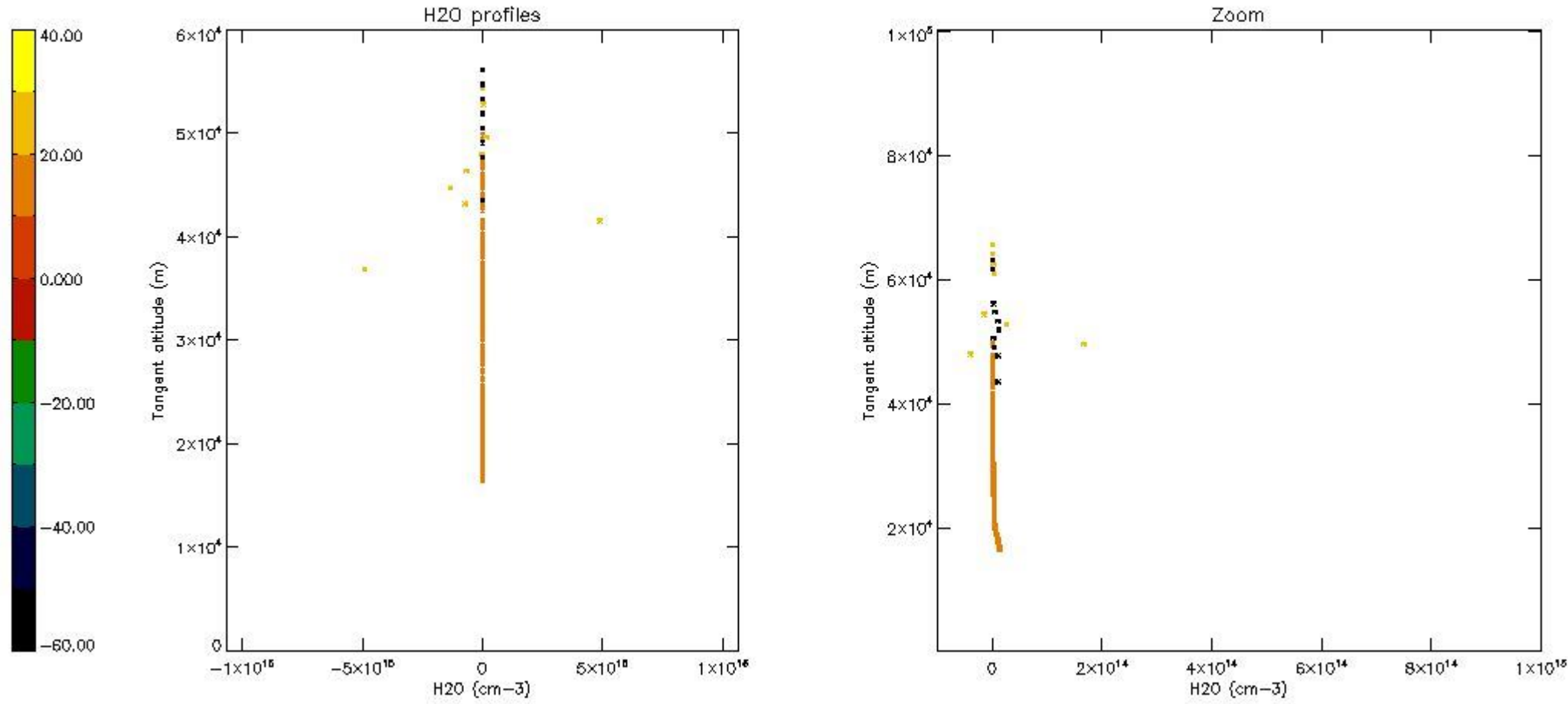
*5.7 Plot NO3 profiles for all STD (dark without errors)*

The colorbar represents the latitude.



5.8 Plot H<sub>2</sub>O profiles for all STD (only for occultations of stars 1,2,3,4,13,14,16,26,63 dark without errors)

The colorbar represents the latitude.



## 6. Auxiliary Data Files used for the production reported in section 2

The number reported in the third column indicates since which file (see list in section 2) the corresponding auxiliary file has been used. The fourth column is the date of those product files.

Type	Auxiliary Filename	Used since product	Used since product date
INST_PHYS_CHARACTERISTICS	GOM_INS_AXVIEC20091111_143220_20030716_120000_20500101_000000	1	14-OCT-2004 00:02:29
LEVEL-2_PROC_CONFIG	GOM_PR2_AXVIEC20091111_152718_20020301_000000_20500101_000000	1	14-OCT-2004 00:02:29
CROSS_SECTIONS_FILE	GOM_CRS_AXVIEC20091111_154832_20020301_000000_20500101_000000	1	14-OCT-2004 00:02:29



# GOMOS Level 2 Daily Report

## SUMMARY

### [1. General Info](#)

### [2. Summary of processed GOM\\_NL\\_2P products](#)

### [3. Level 2 Quality information per product](#)

#### [3.1 Plot of level 2 quality information per product \(time dependant\)](#)

#### [3.2 Plot of level 2 quality information per product \(world map\)](#)

### [4. Level 1 Quality information per product \(stored on level 2 products\)](#)

#### [4.1 Plot of level 1 quality information per product \(time dependant\)](#)

##### [4.1.1 Plot of level 1 quality information per product \(time dependant\): ASCENDING](#)

##### [4.1.2 Plot of level 1 quality information per product \(time dependant\): DESCENDING](#)

#### [4.2 Plot of level 1 quality information per product \(world map\)](#)

##### [4.2.1 Plot of level 1 quality information per product \(world map\): ASCENDING](#)

##### [4.2.2 Plot of level 1 quality information per product \(world map\): DESCENDING](#)

### [5. Ozone profiles based on quality statistics and other trace gas profiles](#)

#### [5.1 Ozone statistics based on quality of products](#)

#### [5.2 Plot ozone profiles for all STD \(dark without errors\)](#)

#### [5.3 Plot ozone profiles where STD < 20% \(dark without errors\)](#)

#### [5.4. Plot ozone profiles where STD < 10% \(dark without errors\)](#)

#### [5.5. Plot ozone profiles where STD < 5% \(dark without errors\)](#)

#### [5.6 Plot NO2 profiles for all STD \(dark without errors\)](#)

#### [5.7 Plot NO3 profiles for all STD \(dark without errors\)](#)

#### [5.8 Plot H2O profiles \(only for occultations of stars 1,2,3,4,13,14,16,26,63 dark without errors\) for all STD](#)

### [6. Auxiliary Data Files used for the production reported in section 2](#)

This report presents the daily analysis on parameters extracted from GOMOS level 2 data (GOM\_NL\_\_2P). It is intended to monitor some important parameters that will impact the quality of these products. A list of level 2 products (and content) that have arrived during the reporting day to the PCF is also given.

Item	Value
Time of report generation	19APR2013 13:12:35
Data source version	GOMOS/6.01
Start time of products	14-10-2004 (14OCT2004 00:00:00)
Stop time of products	15-10-2004 (15OCT2004 00:00:00)
Store outputs in DB	Yes
Nb of level 2 prods	334
Nb of prods with errors	1

## 2. Summary of processed GOM\_NL\_\_2P products.

Nr	Filename	UTC Start time	Limb	Duration	Star Id	Star Name	Star Mag	Star Temp	Nb Meas	Orbit	Prod. error
1	GOM_NL__2PRFIN20041014_000229_000001332031_00131_13712_4980.N1	14-OCT-2004 00:02:29	Dark	133.00	1	9Alp CMa	-1.4400	11000.	266	13712	No
2	GOM_NL__2PRFIN20041014_000722_000000712031_00131_13712_4981.N1	14-OCT-2004 00:07:22	Dark	70.500	108	Alp Col	2.6520	15200.	141	13712	No
3	GOM_NL__2PRFIN20041014_001049_000000432031_00131_13712_4982.N1	14-OCT-2004 00:10:49	Dark	43.000	143	Alp Hyi	2.8570	7200.0	86	13712	No
4	GOM_NL__2PRFIN20041014_001216_000000412031_00131_13712_4983.N1	14-OCT-2004 00:12:16	Dark	40.500	9	Alp Eri	0.45300	24000.	81	13712	No
5	GOM_NL__2PRFIN20041014_001444_000000472031_00131_13712_4984.N1	14-OCT-2004 00:14:44	Straylight	46.500	157	The1Eri	2.9060	9300.0	93	13712	No
6	GOM_NL__2PRFIN20041014_001718_000000482031_00131_13712_4985.N1	14-OCT-2004 00:17:18	Straylight	48.000	84	Alp Phe	2.3970	4500.0	96	13712	No
7	GOM_NL__2PRFIN20041014_002353_000000512031_00131_13712_4986.N1	14-OCT-2004 00:23:53	Straylight	50.500	52	16Bet Cet	2.0370	4500.0	101	13712	No
8	GOM_NL__2PRFIN20041014_003336_000000402031_00131_13712_4987.N1	14-OCT-2004 00:33:36	Bright	39.500	140	88Gam Peg	2.8340	26000.	79	13712	No
9	GOM_NL__2PRFIN20041014_003736_000000402031_00131_13712_4988.N1	14-OCT-2004 00:37:36	Bright	40.000	58	21Alp And	2.0730	11000.	80	13712	No
10	GOM_NL__2PRFIN20041014_004013_000000452031_00131_13712_4989.N1	14-OCT-2004 00:40:13	Bright	45.000	53	43Bet And	2.0480	3300.0	90	13712	No
11	GOM_NL__2PRFIN20041014_004201_000000492031_00131_13712_4990.N1	14-OCT-2004 00:42:01	Bright	48.500	173	4Bet Tri	3.0040	8900.0	97	13712	No
12	GOM_NL__2PRFIN20041014_004350_000000472031_00131_13712_4991.N1	14-OCT-2004 00:43:50	Bright	46.500	73	57Gam1And	2.2600	13100.	93	13712	No
13	GOM_NL__2PRFIN20041014_004541_000000402031_00131_13712_4992.N1	14-OCT-2004 00:45:41	Bright	40.000	68	18Alp Cas	2.2250	4500.0	80	13712	No
14	GOM_NL__2PRFIN20041014_004704_000000402031_00131_13712_4993.N1	14-OCT-2004 00:47:04	Bright	39.500	76	27Gam Cas	2.3000	30000.	79	13712	No
15	GOM_NL__2PRFIN20041014_004912_000000482031_00131_13712_4994.N1	14-OCT-2004 00:49:12	Bright	47.500	160	23Gam Per	2.9300	4700.0	95	13712	No
16	GOM_NL__2PRFIN20041014_005128_000000732031_00131_13712_4995.N1	14-OCT-2004 00:51:28	Bright	72.500	149	45Eps Per	2.8880	30000.	145	13712	No
17	GOM_NL__2PRFIN20041014_005436_000000392031_00131_13712_4996.N1	14-OCT-2004 00:54:36	Bright	38.500	49	1Alp UMi	1.9900	6300.0	77	13712	No
18	GOM_NL__2PRFIN20041014_005732_000000402031_00131_13712_4997.N1	14-OCT-2004 00:57:32	Bright	39.500	60	7Bet UMi	2.0810	3950.0	79	13712	No
19	GOM_NL__2PRFIN20041014_010250_000000412031_00131_13712_4998.N1	14-OCT-2004 01:02:50	Bright	41.000	36	50Alp UMa	1.8000	6300.0	82	13712	No
20	GOM_NL__2PRFIN20041014_010423_000000392031_00131_13712_4999.N1	14-OCT-2004 01:04:23	Bright	38.500	82	48Bet UMa	2.3650	10600.	77	13712	No
21	GOM_NL__2PRFIN20041014_010745_000000372031_00131_13712_5000.N1	14-OCT-2004 01:07:45	Bright	37.000	174	52Psi UMa	3.0040	4400.0	74	13712	No
22	GOM_NL__2PRFIN20041014_011522_000000942031_00131_13712_5001.N1	14-OCT-2004 01:15:22	Bright	94.000	17	78Bet Gem	1.1610	4500.0	188	13712	No
23	GOM_NL__2PRFIN20041014_011755_000000432031_00131_13712_5002.N1	14-OCT-2004 01:17:55	Bright	42.500	22	32Alp Leo	1.3600	15200.	85	13712	No
24	GOM_NL__2PRFIN20041014_012511_000000522031_00131_13712_5003.N1	14-OCT-2004 01:25:11	Dark	52.000	48	30Alp Hya	1.9770	4100.0	104	13712	No
25	GOM_NL__2PRFIN20041014_012847_000001302031_00131_13712_5004.N1	14-OCT-2004 01:28:47	Dark	129.50	8	10Alp CMi	0.40000	6500.0	259	13712	No
26	GOM_NL__2PRFIN20041014_013401_000000392031_00131_13712_5005.N1	14-OCT-2004 01:34:01	Dark	39.000	113	Mu Vel	2.6920	5000.0	78	13712	No
27	GOM_NL__2PRFIN20041014_013750_000000472031_00131_13712_5006.N1	14-OCT-2004 01:37:50	Dark	46.500	34	Gam2Vel	1.7930	23000.	93	13712	No
28	GOM_NL__2PRFIN20041014_014024_000000422031_00132_13713_4979.N1	14-OCT-2004 01:40:24	Dark	42.000	29	Bet Car	1.6720	10200.	84	13713	No
29	GOM_NL__2PRFIN20041014_014308_000001432031_00132_13713_4980.N1	14-OCT-2004 01:43:08	Dark	143.00	1	9Alp CMa	-1.4400	11000.	286	13713	No
30	GOM_NL__2PRFIN20041014_014801_000000682031_00132_13713_4981.N1	14-OCT-2004 01:48:01	Dark	67.500	108	Alp Col	2.6520	15200.	135	13713	No
31	GOM_NL__2PRFIN20041014_015125_000000392031_00132_13713_4982.N1	14-OCT-2004 01:51:25	Dark	39.000	143	Alp Hyi	2.8570	7200.0	78	13713	No
32	GOM_NL__2PRFIN20041014_015252_000000472031_00132_13713_4983.N1	14-OCT-2004 01:52:52	Dark	46.500	9	Alp Eri	0.45300	24000.	93	13713	No
33	GOM_NL__2PRFIN20041014_015519_000000502031_00132_13713_4984.N1	14-OCT-2004 01:55:19	Straylight	50.000	157	The1Eri	2.9060	9300.0	100	13713	No
34	GOM_NL__2PRFIN20041014_015755_000000432031_00132_13713_4985.N1	14-OCT-2004 01:57:55	Straylight	42.500	84	Alp Phe	2.3970	4500.0	85	13713	No
35	GOM_NL__2PRFIN20041014_020429_000000472031_00132_13713_4986.N1	14-OCT-2004 02:04:29	Straylight	46.500	52	16Bet Cet	2.0370	4500.0	93	13713	No
36	GOM_NL__2PRFIN20041014_021411_000000412031_00132_13713_4987.N1	14-OCT-2004 02:14:11	Bright	41.000	140	88Gam Peg	2.8340	26000.	82	13713	No
37	GOM_NL__2PRFIN20041014_021811_000000392031_00132_13713_4988.N1	14-OCT-2004 02:18:11	Bright	39.000	58	21Alp And	2.0730	11000.	78	13713	No
38	GOM_NL__2PRFIN20041014_022049_000000462031_00132_13713_4989.N1	14-OCT-2004 02:20:49	Bright	46.000	53	43Bet And	2.0480	3300.0	92	13713	No
39	GOM_NL__2PRFIN20041014_022236_000000472031_00132_13713_4990.N1	14-OCT-2004 02:22:36	Bright	47.000	173	4Bet Tri	3.0040	8900.0	94	13713	No
40	GOM_NL__2PRFIN20041014_022425_000000482031_00132_13713_4991.N1	14-OCT-2004 02:24:25	Bright	47.500	73	57Gam1And	2.2600	13100.	95	13713	No
41	GOM_NL__2PRFIN20041014_022615_000000412031_00132_13713_4992.N1	14-OCT-2004 02:26:15	Bright	40.500	68	18Alp Cas	2.2250	4500.0	81	13713	No
42	GOM_NL__2PRFIN20041014_022739_000000382031_00132_13713_4993.N1	14-OCT-2004 02:27:39	Bright	37.500	76	27Gam Cas	2.3000	30000.	75	13713	No

43	GOM_NL__2PRFIN20041014_022947_000000452031_00132_13713_4994.N1	14-OCT-2004 02:29:47	Bright	45.000	160	23Gam Per	2.9300	4700.0	90	13713	No
44	GOM_NL__2PRFIN20041014_023203_000000712031_00132_13713_4995.N1	14-OCT-2004 02:32:03	Bright	70.500	149	45Eps Per	2.8880	30000.	141	13713	No
45	GOM_NL__2PRFIN20041014_023512_000000402031_00132_13713_4996.N1	14-OCT-2004 02:35:12	Bright	39.500	49	1Alp UMi	1.9900	6300.0	79	13713	No
46	GOM_NL__2PRFIN20041014_023808_000000402031_00132_13713_4997.N1	14-OCT-2004 02:38:08	Bright	40.000	60	7Bet UMi	2.0810	3950.0	80	13713	No
47	GOM_NL__2PRFIN20041014_024324_000000422031_00132_13713_4998.N1	14-OCT-2004 02:43:24	Bright	42.000	36	50Alp UMa	1.8000	6300.0	84	13713	No
48	GOM_NL__2PRFIN20041014_024459_000000372031_00132_13713_4999.N1	14-OCT-2004 02:44:59	Bright	36.500	82	48Bet UMa	2.3650	10600.	73	13713	No
49	GOM_NL__2PRFIN20041014_024821_000000422031_00132_13713_5000.N1	14-OCT-2004 02:48:21	Bright	42.000	174	52Psi UMa	3.0040	4400.0	84	13713	No
50	GOM_NL__2PRFIN20041014_025559_000000852031_00132_13713_5001.N1	14-OCT-2004 02:55:59	Bright	84.500	17	78Bet Gem	1.1610	4500.0	169	13713	No
51	GOM_NL__2PRFIN20041014_025831_000000432031_00132_13713_5002.N1	14-OCT-2004 02:58:31	Bright	43.000	22	32Alp Leo	1.3600	15200.	86	13713	No
52	GOM_NL__2PRFIN20041014_030547_000000562031_00132_13713_5003.N1	14-OCT-2004 03:05:47	Dark	56.000	48	30Alp Hya	1.9770	4100.0	112	13713	No
53	GOM_NL__2PRFIN20041014_030926_000001212031_00132_13713_5004.N1	14-OCT-2004 03:09:26	Dark	121.00	8	10Alp CMi	0.40000	6500.0	242	13713	No
54	GOM_NL__2PRFIN20041014_031436_000000442031_00132_13713_5005.N1	14-OCT-2004 03:14:36	Dark	43.500	113	Mu Vel	2.6920	5000.0	87	13713	No
55	GOM_NL__2PRFIN20041014_031829_000000442031_00132_13713_5006.N1	14-OCT-2004 03:18:29	Dark	43.500	34	Gam2Vel	1.7930	23000.	87	13713	No
56	GOM_NL__2PRFIN20041014_032059_000000412031_00133_13714_5066.N1	14-OCT-2004 03:20:59	Dark	40.500	29	Bet Car	1.6720	10200.	81	13714	No
57	GOM_NL__2PRFIN20041014_032347_000001472031_00133_13714_5067.N1	14-OCT-2004 03:23:47	Dark	147.00	1	9Alp CMa	-1.4400	11000.	294	13714	No
58	GOM_NL__2PRFIN20041014_032838_000000692031_00133_13714_5068.N1	14-OCT-2004 03:28:38	Dark	68.500	108	Alp Col	2.6520	15200.	137	13714	No
59	GOM_NL__2PRFIN20041014_033201_000000402031_00133_13714_5069.N1	14-OCT-2004 03:32:01	Dark	40.000	143	Alp Hyi	2.8570	7200.0	80	13714	No
60	GOM_NL__2PRFIN20041014_033328_000000472031_00133_13714_5070.N1	14-OCT-2004 03:33:28	Dark	46.500	9	Alp Eri	0.45300	24000.	93	13714	No
61	GOM_NL__2PRFIN20041014_033557_000000502031_00133_13714_5071.N1	14-OCT-2004 03:35:57	Straylight	50.000	157	The1Eri	2.9060	9300.0	100	13714	No
62	GOM_NL__2PRFIN20041014_033831_000000422031_00133_13714_5072.N1	14-OCT-2004 03:38:31	Straylight	42.000	84	Alp Phe	2.3970	4500.0	84	13714	No
63	GOM_NL__2PRFIN20041014_034507_000000482031_00133_13714_5073.N1	14-OCT-2004 03:45:07	Straylight	48.000	52	16Bet Cet	2.0370	4500.0	96	13714	No
64	GOM_NL__2PRFIN20041014_035449_000000382031_00133_13714_5074.N1	14-OCT-2004 03:54:49	Bright	37.500	140	88Gam Peg	2.8340	26000.	75	13714	No
65	GOM_NL__2PRFIN20041014_035848_000000392031_00133_13714_5075.N1	14-OCT-2004 03:58:48	Bright	38.500	58	21Alp And	2.0730	11000.	77	13714	No
66	GOM_NL__2PRFIN20041014_040125_000000452031_00133_13714_5076.N1	14-OCT-2004 04:01:25	Bright	45.000	53	43Bet And	2.0480	3300.0	90	13714	No
67	GOM_NL__2PRFIN20041014_040311_000000502031_00133_13714_5077.N1	14-OCT-2004 04:03:11	Bright	50.000	173	4Bet Tri	3.0040	8900.0	100	13714	No
68	GOM_NL__2PRFIN20041014_040501_000000492031_00133_13714_5078.N1	14-OCT-2004 04:05:01	Bright	49.000	73	57Gam1And	2.2600	13100.	98	13714	No
69	GOM_NL__2PRFIN20041014_040653_000000402031_00133_13714_5079.N1	14-OCT-2004 04:06:53	Bright	39.500	68	18Alp Cas	2.2250	4500.0	79	13714	No
70	GOM_NL__2PRFIN20041014_040815_000000402031_00133_13714_5080.N1	14-OCT-2004 04:08:15	Bright	40.000	76	27Gam Cas	2.3000	30000.	80	13714	No
71	GOM_NL__2PRFIN20041014_041022_000000492031_00133_13714_5081.N1	14-OCT-2004 04:10:22	Bright	48.500	160	23Gam Per	2.9300	4700.0	97	13714	No
72	GOM_NL__2PRFIN20041014_041236_000000702031_00133_13714_5082.N1	14-OCT-2004 04:12:36	Bright	70.000	149	45Eps Per	2.8880	30000.	140	13714	No
73	GOM_NL__2PRFIN20041014_041549_000000382031_00133_13714_5083.N1	14-OCT-2004 04:15:49	Bright	37.500	49	1Alp UMi	1.9900	6300.0	75	13714	No
74	GOM_NL__2PRFIN20041014_041844_000000392031_00133_13714_5084.N1	14-OCT-2004 04:18:44	Bright	39.000	60	7Bet UMi	2.0810	3950.0	78	13714	No
75	GOM_NL__2PRFIN20041014_042402_000000392031_00133_13714_5085.N1	14-OCT-2004 04:24:02	Bright	39.000	36	50Alp UMa	1.8000	6300.0	78	13714	No
76	GOM_NL__2PRFIN20041014_042535_000000382031_00133_13714_5086.N1	14-OCT-2004 04:25:35	Bright	38.000	82	48Bet UMa	2.3650	10600.	76	13714	No
77	GOM_NL__2PRFIN20041014_042857_000000392031_00133_13714_5087.N1	14-OCT-2004 04:28:57	Bright	38.500	174	52Psi UMa	3.0040	4400.0	77	13714	No
78	GOM_NL__2PRFIN20041014_043635_000000922031_00133_13714_5088.N1	14-OCT-2004 04:36:35	Bright	91.500	17	78Bet Gem	1.1610	4500.0	183	13714	No
79	GOM_NL__2PRFIN20041014_043907_000000432031_00133_13714_5089.N1	14-OCT-2004 04:39:07	Bright	42.500	22	32Alp Leo	1.3600	15200.	85	13714	No
80	GOM_NL__2PRFIN20041014_044622_000000602031_00133_13714_5090.N1	14-OCT-2004 04:46:22	Dark	59.500	48	30Alp Hya	1.9770	4100.0	119	13714	No
81	GOM_NL__2PRFIN20041014_045004_000001672031_00133_13714_5091.N1	14-OCT-2004 04:50:04	Dark	167.00	8	10Alp CMi	0.40000	6500.0	334	13714	No
82	GOM_NL__2PRFIN20041014_045513_000000432031_00133_13714_5092.N1	14-OCT-2004 04:55:13	Dark	42.500	113	Mu Vel	2.6920	5000.0	85	13714	No
83	GOM_NL__2PRFIN20041014_045906_000000462031_00133_13714_5093.N1	14-OCT-2004 04:59:06	Dark	45.500	34	Gam2Vel	1.7930	23000.	91	13714	No
84	GOM_NL__2PRFIN20041014_050136_000000402031_00134_13715_4987.N1	14-OCT-2004 05:01:36	Dark	40.000	29	Bet Car	1.6720	10200.	80	13715	No
85	GOM_NL__2PRFIN20041014_050426_000001552031_00134_13715_4988.N1	14-OCT-2004 05:04:26	Dark	154.50	1	9Alp CMa	-1.4400	11000.	309	13715	No
86	GOM_NL__2PRFIN20041014_050914_000000702031_00134_13715_4989.N1	14-OCT-2004 05:09:14	Dark	69.500	108	Alp Col	2.6520	15200.	139	13715	No
87	GOM_NL__2PRFIN20041014_051238_000000402031_00134_13715_4990.N1	14-OCT-2004 05:12:38	Dark	39.500	143	Alp Hyi	2.8570	7200.0	79	13715	No
88	GOM_NL__2PRFIN20041014_051405_000000472031_00134_13715_4991.N1	14-OCT-2004 05:14:05	Dark	47.000	9	Alp Eri	0.45300	24000.	94	13715	No
89	GOM_NL__2PRFIN20041014_051634_000000502031_00134_13715_4992.N1	14-OCT-2004 05:16:34	Straylight	49.500	157	The1Eri	2.9060	9300.0	99	13715	No
90	GOM_NL__2PRFIN20041014_051907_000000462031_00134_13715_4993.N1	14-OCT-2004 05:19:07	Straylight	45.500	84	Alp Phe	2.3970	4500.0	91	13715	No
91	GOM_NL__2PRFIN20041014_052544_000000482031_00134_13715_4994.N1	14-OCT-2004 05:25:44	Straylight	47.500	52	16Bet Cet	2.0370	4500.0	95	13715	No
92	GOM_NL__2PRFIN20041014_053526_000000392031_00134_13715_4995.N1	14-OCT-2004 05:35:26	Bright	38.500	140	88Gam Peg	2.8340	26000.	77	13715	No
93	GOM_NL__2PRFIN20041014_053924_000000382031_00134_13715_4996.N1	14-OCT-2004 05:39:24	Bright	37.500	58	21Alp And	2.0730	11000.	75	13715	No
94	GOM_NL__2PRFIN20041014_054201_000000422031_00134_13715_4997.N1	14-OCT-2004 05:42:01	Bright	41.500	53	43Bet And	2.0480	3300.0	83	13715	No
95	GOM_NL__2PRFIN20041014_054346_000000502031_00134_13715_4998.N1	14-OCT-2004 05:43:46	Bright	50.000	173	4Bet Tri	3.0040	8900.0	100	13715	No
96	GOM_NL__2PRFIN20041014_054536_000000492031_00134_13715_4999.N1	14-OCT-2004 05:45:36	Bright	49.000	73	57Gam1And	2.2600	13100.	98	13715	No
97	GOM_NL__2PRFIN20041014_054729_000000412031_00134_13715_5000.N1	14-OCT-2004 05:47:29	Bright	40.500	68	18Alp Cas	2.2250	4500.0	81	13715	No
98	GOM_NL__2PRFIN20041014_054851_000000402031_00134_13715_5001.N1	14-OCT-2004 05:48:51	Bright	39.500	76	27Gam Cas	2.3000	30000.	79	13715	No
99	GOM_NL__2PRFIN20041014_055057_000000482031_00134_13715_5002.N1	14-OCT-2004 05:50:57	Bright	47.500	160	23Gam Per	2.9300	4700.0	95	13715	No
100	GOM_NL__2PRFIN20041014_055311_000000712031_00134_13715_5003.N1	14-OCT-2004 05:53:11	Bright	70.500	149	45Eps Per	2.8880	30000.	141	13715	No
101	GOM_NL__2PRFIN20041014_055625_000000382031_00134_13715_5004.N1	14-OCT-2004 05:56:25	Bright	37.500	49	1Alp UMi	1.9900	6300.0	75	13715	No

102	GOM_NL__2PRFIN20041014_055920_000000412031_00134_13715_5005.N1	14-OCT-2004 05:59:20	Bright	40.500	60	7Bet UMi	2.0810	3950.0	81	13715	No
103	GOM_NL__2PRFIN20041014_060438_000000402031_00134_13715_5006.N1	14-OCT-2004 06:04:38	Bright	39.500	36	50Alp UMa	1.8000	6300.0	79	13715	No
104	GOM_NL__2PRFIN20041014_060609_000000412031_00134_13715_5007.N1	14-OCT-2004 06:06:09	Bright	40.500	82	48Bet UMa	2.3650	10600.	81	13715	No
105	GOM_NL__2PRFIN20041014_060933_000000372031_00134_13715_5008.N1	14-OCT-2004 06:09:33	Bright	37.000	174	52Psi UMa	3.0040	4400.0	74	13715	No
106	GOM_NL__2PRFIN20041014_061711_000000952031_00134_13715_5009.N1	14-OCT-2004 06:17:11	Bright	95.000	17	78Bet Gem	1.1610	4500.0	190	13715	No
107	GOM_NL__2PRFIN20041014_062700_000000582031_00134_13715_5010.N1	14-OCT-2004 06:27:00	Dark	57.500	48	30Alp Hya	1.9770	4100.0	115	13715	No
108	GOM_NL__2PRFIN20041014_063043_000001602031_00134_13715_5011.N1	14-OCT-2004 06:30:43	Dark	160.00	8	10Alp CMi	0.40000	6500.0	320	13715	No
109	GOM_NL__2PRFIN20041014_063549_000000412031_00134_13715_5012.N1	14-OCT-2004 06:35:49	Dark	41.000	113	Mu Vel	2.6920	5000.0	82	13715	No
110	GOM_NL__2PRFIN20041014_063943_000000452031_00134_13715_5013.N1	14-OCT-2004 06:39:43	Dark	45.000	34	Gam2Vel	1.7930	23000.	90	13715	No
111	GOM_NL__2PRFIN20041014_064213_000000422031_00135_13716_4988.N1	14-OCT-2004 06:42:13	Dark	42.000	29	Bet Car	1.6720	10200.	84	13716	No
112	GOM_NL__2PRFIN20041014_064505_000001292031_00135_13716_4989.N1	14-OCT-2004 06:45:05	Dark	129.00	1	9Alp CMa	-1.4400	11000.	258	13716	No
113	GOM_NL__2PRFIN20041014_064951_000000732031_00135_13716_4990.N1	14-OCT-2004 06:49:51	Dark	72.500	108	Alp Col	2.6520	15200.	145	13716	No
114	GOM_NL__2PRFIN20041014_065314_000000402031_00135_13716_4991.N1	14-OCT-2004 06:53:14	Dark	39.500	143	Alp Hyi	2.8570	7200.0	79	13716	No
115	GOM_NL__2PRFIN20041014_065441_000000522031_00135_13716_4992.N1	14-OCT-2004 06:54:41	Dark	52.000	9	Alp Eri	0.45300	24000.	104	13716	No
116	GOM_NL__2PRFIN20041014_065712_000000472031_00135_13716_4993.N1	14-OCT-2004 06:57:12	Straylight	46.500	157	The1Eri	2.9060	9300.0	93	13716	No
117	GOM_NL__2PRFIN20041014_065943_000000502031_00135_13716_4994.N1	14-OCT-2004 06:59:43	Straylight	49.500	84	Alp Phe	2.3970	4500.0	99	13716	No
118	GOM_NL__2PRFIN20041014_070621_000000482031_00135_13716_4995.N1	14-OCT-2004 07:06:21	Straylight	48.000	52	16Bet Cet	2.0370	4500.0	96	13716	No
119	GOM_NL__2PRFIN20041014_071602_000000382031_00135_13716_4996.N1	14-OCT-2004 07:16:02	Bright	37.500	140	88Gam Peg	2.8340	26000.	75	13716	No
120	GOM_NL__2PRFIN20041014_072000_000000382031_00135_13716_4997.N1	14-OCT-2004 07:20:00	Bright	37.500	58	21Alp And	2.0730	11000.	75	13716	No
121	GOM_NL__2PRFIN20041014_072237_000000452031_00135_13716_4998.N1	14-OCT-2004 07:22:37	Bright	45.000	53	43Bet And	2.0480	3300.0	90	13716	No
122	GOM_NL__2PRFIN20041014_072422_000000482031_00135_13716_4999.N1	14-OCT-2004 07:24:22	Bright	47.500	173	4Bet Tri	3.0040	8900.0	95	13716	No
123	GOM_NL__2PRFIN20041014_072612_000000492031_00135_13716_5000.N1	14-OCT-2004 07:26:12	Bright	48.500	73	57Gam1And	2.2600	13100.	97	13716	No
124	GOM_NL__2PRFIN20041014_072805_000000402031_00135_13716_5001.N1	14-OCT-2004 07:28:05	Bright	40.000	68	18Alp Cas	2.2250	4500.0	80	13716	No
125	GOM_NL__2PRFIN20041014_072927_000000402031_00135_13716_5002.N1	14-OCT-2004 07:29:27	Bright	40.000	76	27Gam Cas	2.3000	30000.	80	13716	No
126	GOM_NL__2PRFIN20041014_073132_000000482031_00135_13716_5003.N1	14-OCT-2004 07:31:32	Bright	48.000	160	23Gam Per	2.9300	4700.0	96	13716	No
127	GOM_NL__2PRFIN20041014_073345_000000722031_00135_13716_5004.N1	14-OCT-2004 07:33:45	Bright	71.500	149	45Eps Per	2.8880	30000.	143	13716	No
128	GOM_NL__2PRFIN20041014_073702_000000352031_00135_13716_5005.N1	14-OCT-2004 07:37:02	Bright	35.000	49	1Alp UMi	1.9900	6300.0	70	13716	No
129	GOM_NL__2PRFIN20041014_073957_000000392031_00135_13716_5006.N1	14-OCT-2004 07:39:57	Bright	38.500	60	7Bet UMi	2.0810	3950.0	77	13716	No
130	GOM_NL__2PRFIN20041014_074515_000000382031_00135_13716_5007.N1	14-OCT-2004 07:45:15	Bright	37.500	36	50Alp UMa	1.8000	6300.0	75	13716	No
131	GOM_NL__2PRFIN20041014_074647_000000382031_00135_13716_5008.N1	14-OCT-2004 07:46:47	Bright	37.500	82	48Bet UMa	2.3650	10600.	75	13716	No
132	GOM_NL__2PRFIN20041014_075010_000000362031_00135_13716_5009.N1	14-OCT-2004 07:50:10	Bright	35.500	174	52Psi UMa	3.0040	4400.0	71	13716	No
133	GOM_NL__2PRFIN20041014_075748_000000972031_00135_13716_5010.N1	14-OCT-2004 07:57:48	Bright	96.500	17	78Bet Gem	1.1610	4500.0	193	13716	No
134	GOM_NL__2PRFIN20041014_080737_000000582031_00135_13716_5011.N1	14-OCT-2004 08:07:37	Dark	57.500	48	30Alp Hya	1.9770	4100.0	115	13716	No
135	GOM_NL__2PRFIN20041014_081122_000001412031_00135_13716_5012.N1	14-OCT-2004 08:11:22	Dark	141.00	8	10Alp CMi	0.40000	6500.0	282	13716	No
136	GOM_NL__2PRFIN20041014_081625_000000422031_00135_13716_5013.N1	14-OCT-2004 08:16:25	Dark	42.000	113	Mu Vel	2.6920	5000.0	84	13716	No
137	GOM_NL__2PRFIN20041014_082020_000000452031_00136_13717_5014.N1	14-OCT-2004 08:20:20	Dark	45.000	34	Gam2Vel	1.7930	23000.	90	13717	No
138	GOM_NL__2PRFIN20041014_082249_000000482031_00136_13717_5067.N1	14-OCT-2004 08:22:49	Dark	47.500	29	Bet Car	1.6720	10200.	95	13717	No
139	GOM_NL__2PRFIN20041014_082544_000001712031_00136_13717_5068.N1	14-OCT-2004 08:25:44	Dark	171.00	1	9Alp CMa	-1.4400	11000.	342	13717	No
140	GOM_NL__2PRFIN20041014_083030_000000712031_00136_13717_5069.N1	14-OCT-2004 08:30:30	Dark	70.500	108	Alp Col	2.6520	15200.	141	13717	No
141	GOM_NL__2PRFIN20041014_083351_000000402031_00136_13717_5070.N1	14-OCT-2004 08:33:51	Dark	39.500	143	Alp Hyi	2.8570	7200.0	79	13717	No
142	GOM_NL__2PRFIN20041014_083517_000000452031_00136_13717_5071.N1	14-OCT-2004 08:35:17	Dark	44.500	9	Alp Eri	0.45300	24000.	89	13717	No
143	GOM_NL__2PRFIN20041014_083748_000000482031_00136_13717_5072.N1	14-OCT-2004 08:37:48	Straylight	47.500	157	The1Eri	2.9060	9300.0	95	13717	No
144	GOM_NL__2PRFIN20041014_084020_000000442031_00136_13717_5073.N1	14-OCT-2004 08:40:20	Straylight	44.000	84	Alp Phe	2.3970	4500.0	88	13717	No
145	GOM_NL__2PRFIN20041014_084657_000000462031_00136_13717_5074.N1	14-OCT-2004 08:46:57	Straylight	46.000	52	16Bet Cet	2.0370	4500.0	92	13717	No
146	GOM_NL__2PRFIN20041014_102733_000000442031_00137_13718_5068.N1	14-OCT-2004 10:27:33	Dark	44.000	52	16Bet Cet	2.0370	4500.0	88	13718	Yes
147	GOM_NL__2PRFIN20041014_103714_000000372031_00137_13718_5069.N1	14-OCT-2004 10:37:14	Bright	37.000	140	88Gam Peg	2.8340	26000.	74	13718	No
148	GOM_NL__2PRFIN20041014_104112_000000382031_00137_13718_5070.N1	14-OCT-2004 10:41:12	Bright	37.500	58	21Alp And	2.0730	11000.	75	13718	No
149	GOM_NL__2PRFIN20041014_104348_000000412031_00137_13718_5071.N1	14-OCT-2004 10:43:48	Bright	41.000	53	43Bet And	2.0480	3300.0	82	13718	No
150	GOM_NL__2PRFIN20041014_104532_000000492031_00137_13718_5072.N1	14-OCT-2004 10:45:32	Bright	48.500	173	4Bet Tri	3.0040	8900.0	97	13718	No
151	GOM_NL__2PRFIN20041014_104722_000000482031_00137_13718_5073.N1	14-OCT-2004 10:47:22	Bright	48.000	73	57Gam1And	2.2600	13100.	96	13718	No
152	GOM_NL__2PRFIN20041014_104917_000000382031_00137_13718_5074.N1	14-OCT-2004 10:49:17	Bright	37.500	68	18Alp Cas	2.2250	4500.0	75	13718	No
153	GOM_NL__2PRFIN20041014_105038_000000402031_00137_13718_5075.N1	14-OCT-2004 10:50:38	Bright	39.500	76	27Gam Cas	2.3000	30000.	79	13718	No
154	GOM_NL__2PRFIN20041014_105242_000000492031_00137_13718_5076.N1	14-OCT-2004 10:52:42	Bright	49.000	160	23Gam Per	2.9300	4700.0	98	13718	No
155	GOM_NL__2PRFIN20041014_105453_000000702031_00137_13718_5077.N1	14-OCT-2004 10:54:53	Bright	69.500	149	45Eps Per	2.8880	30000.	139	13718	No
156	GOM_NL__2PRFIN20041014_105813_000000402031_00137_13718_5078.N1	14-OCT-2004 10:58:13	Bright	39.500	49	1Alp UMi	1.9900	6300.0	79	13718	No
157	GOM_NL__2PRFIN20041014_110109_000000392031_00137_13718_5079.N1	14-OCT-2004 11:01:09	Bright	38.500	60	7Bet UMi	2.0810	3950.0	77	13718	No
158	GOM_NL__2PRFIN20041014_110626_000000392031_00137_13718_5080.N1	14-OCT-2004 11:06:26	Bright	39.000	36	50Alp UMa	1.8000	6300.0	78	13718	No
159	GOM_NL__2PRFIN20041014_110759_000000362031_00137_13718_5081.N1	14-OCT-2004 11:07:59	Bright	36.000	82	48Bet UMa	2.3650	10600.	72	13718	No
160	GOM_NL__2PRFIN20041014_111122_000000362031_00137_13718_5082.N1	14-OCT-2004 11:11:22	Bright	35.500	174	52Psi UMa	3.0040	4400.0	71	13718	No



161	GOM_NL__2PRFIN20041014_111900_000000922031_00137_13718_5083.N1	14-OCT-2004 11:19:00	Bright	92.000	17	78Bet Gem	1.1610	4500.0	184	13718	No
162	GOM_NL__2PRFIN20041014_112850_000000582031_00137_13718_5084.N1	14-OCT-2004 11:28:50	Dark	57.500	48	30Alp Hya	1.9770	4100.0	115	13718	No
163	GOM_NL__2PRFIN20041014_113239_000001662031_00137_13718_5085.N1	14-OCT-2004 11:32:39	Dark	165.50	8	10Alp CMi	0.40000	6500.0	331	13718	No
164	GOM_NL__2PRFIN20041014_113737_000000422031_00137_13718_5086.N1	14-OCT-2004 11:37:37	Dark	41.500	113	Mu Vel	2.6920	5000.0	83	13718	No
165	GOM_NL__2PRFIN20041014_114133_000000502031_00138_13719_5087.N1	14-OCT-2004 11:41:33	Dark	50.000	34	Gam2Vel	1.7930	23000.	100	13719	No
166	GOM_NL__2PRFIN20041014_114400_000000482031_00138_13719_5006.N1	14-OCT-2004 11:44:00	Dark	48.000	29	Bet Car	1.6720	10200.	96	13719	No
167	GOM_NL__2PRFIN20041014_114702_000001782031_00138_13719_5007.N1	14-OCT-2004 11:47:02	Dark	178.00	1	9Alp CMa	-1.4400	11000.	356	13719	No
168	GOM_NL__2PRFIN20041014_115145_000000702031_00138_13719_5008.N1	14-OCT-2004 11:51:45	Dark	70.000	108	Alp Col	2.6520	15200.	140	13719	No
169	GOM_NL__2PRFIN20041014_115503_000000392031_00138_13719_5009.N1	14-OCT-2004 11:55:03	Dark	39.000	143	Alp Hyi	2.8570	7200.0	78	13719	No
170	GOM_NL__2PRFIN20041014_115629_000000412031_00138_13719_5010.N1	14-OCT-2004 11:56:29	Dark	40.500	9	Alp Eri	0.45300	24000.	81	13719	No
171	GOM_NL__2PRFIN20041014_115901_000000472031_00138_13719_5011.N1	14-OCT-2004 11:59:01	Straylight	46.500	157	The1Eri	2.9060	9300.0	93	13719	No
172	GOM_NL__2PRFIN20041014_120131_000000482031_00138_13719_5012.N1	14-OCT-2004 12:01:31	Straylight	48.000	84	Alp Phe	2.3970	4500.0	96	13719	No
173	GOM_NL__2PRFIN20041014_120808_000000472031_00138_13719_5013.N1	14-OCT-2004 12:08:08	Straylight	46.500	52	16Bet Cet	2.0370	4500.0	93	13719	No
174	GOM_NL__2PRFIN20041014_121749_000000392031_00138_13719_5014.N1	14-OCT-2004 12:17:49	Bright	39.000	140	88Gam Peg	2.8340	26000.	78	13719	No
175	GOM_NL__2PRFIN20041014_122147_000000382031_00138_13719_5015.N1	14-OCT-2004 12:21:47	Bright	37.500	58	21Alp And	2.0730	11000.	75	13719	No
176	GOM_NL__2PRFIN20041014_122423_000000402031_00138_13719_5016.N1	14-OCT-2004 12:24:23	Bright	40.000	53	43Bet And	2.0480	3300.0	80	13719	No
177	GOM_NL__2PRFIN20041014_122607_000000492031_00138_13719_5017.N1	14-OCT-2004 12:26:07	Bright	48.500	173	4Bet Tri	3.0040	8900.0	97	13719	No
178	GOM_NL__2PRFIN20041014_122757_000000432031_00138_13719_5018.N1	14-OCT-2004 12:27:57	Bright	43.000	73	57Gam1And	2.2600	13100.	86	13719	No
179	GOM_NL__2PRFIN20041014_122952_000000412031_00138_13719_5019.N1	14-OCT-2004 12:29:52	Bright	41.000	68	18Alp Cas	2.2250	4500.0	82	13719	No
180	GOM_NL__2PRFIN20041014_123114_000000392031_00138_13719_5020.N1	14-OCT-2004 12:31:14	Bright	39.000	76	27Gam Cas	2.3000	30000.	78	13719	No
181	GOM_NL__2PRFIN20041014_123317_000000502031_00138_13719_5021.N1	14-OCT-2004 12:33:17	Bright	50.000	160	23Gam Per	2.9300	4700.0	100	13719	No
182	GOM_NL__2PRFIN20041014_123849_000000402031_00138_13719_5022.N1	14-OCT-2004 12:38:49	Bright	39.500	49	1Alp UMi	1.9900	6300.0	79	13719	No
183	GOM_NL__2PRFIN20041014_124145_000000402031_00138_13719_5023.N1	14-OCT-2004 12:41:45	Bright	40.000	60	7Bet UMi	2.0810	3950.0	80	13719	No
184	GOM_NL__2PRFIN20041014_124702_000000382031_00138_13719_5024.N1	14-OCT-2004 12:47:02	Bright	38.000	36	50Alp UMa	1.8000	6300.0	76	13719	No
185	GOM_NL__2PRFIN20041014_124835_000000372031_00138_13719_5025.N1	14-OCT-2004 12:48:35	Bright	37.000	82	48Bet UMa	2.3650	10600.	74	13719	No
186	GOM_NL__2PRFIN20041014_125158_000000382031_00138_13719_5026.N1	14-OCT-2004 12:51:58	Bright	37.500	174	52Psi UMa	3.0040	4400.0	75	13719	No
187	GOM_NL__2PRFIN20041014_125937_000000922031_00138_13719_5027.N1	14-OCT-2004 12:59:37	Bright	92.000	17	78Bet Gem	1.1610	4500.0	184	13719	No
188	GOM_NL__2PRFIN20041014_130927_000000562031_00138_13719_5028.N1	14-OCT-2004 13:09:27	Dark	55.500	48	30Alp Hya	1.9770	4100.0	111	13719	No
189	GOM_NL__2PRFIN20041014_131318_000001492031_00138_13719_5029.N1	14-OCT-2004 13:13:18	Dark	148.50	8	10Alp CMi	0.40000	6500.0	297	13719	No
190	GOM_NL__2PRFIN20041014_131813_000000412031_00138_13719_5030.N1	14-OCT-2004 13:18:13	Dark	40.500	113	Mu Vel	2.6920	5000.0	81	13719	No
191	GOM_NL__2PRFIN20041014_132210_000000442031_00139_13720_5031.N1	14-OCT-2004 13:22:10	Dark	43.500	34	Gam2Vel	1.7930	23000.	87	13720	No
192	GOM_NL__2PRFIN20041014_132437_000000412031_00139_13720_5006.N1	14-OCT-2004 13:24:37	Dark	40.500	29	Bet Car	1.6720	10200.	81	13720	No
193	GOM_NL__2PRFIN20041014_132742_000001532031_00139_13720_5007.N1	14-OCT-2004 13:27:42	Dark	153.00	1	9Alp CMa	-1.4400	11000.	306	13720	No
194	GOM_NL__2PRFIN20041014_133222_000000722031_00139_13720_5008.N1	14-OCT-2004 13:32:22	Dark	71.500	108	Alp Col	2.6520	15200.	143	13720	No
195	GOM_NL__2PRFIN20041014_133539_000000402031_00139_13720_5009.N1	14-OCT-2004 13:35:39	Dark	39.500	143	Alp Hyi	2.8570	7200.0	79	13720	No
196	GOM_NL__2PRFIN20041014_133706_000000482031_00139_13720_5010.N1	14-OCT-2004 13:37:06	Dark	48.000	9	Alp Eri	0.45300	24000.	96	13720	No
197	GOM_NL__2PRFIN20041014_133937_000000482031_00139_13720_5011.N1	14-OCT-2004 13:39:37	Straylight	47.500	157	The1Eri	2.9060	9300.0	95	13720	No
198	GOM_NL__2PRFIN20041014_134207_000000482031_00139_13720_5012.N1	14-OCT-2004 13:42:07	Straylight	47.500	84	Alp Phe	2.3970	4500.0	95	13720	No
199	GOM_NL__2PRFIN20041014_134844_000000472031_00139_13720_5013.N1	14-OCT-2004 13:48:44	Straylight	46.500	52	16Bet Cet	2.0370	4500.0	93	13720	No
200	GOM_NL__2PRFIN20041014_135825_000000372031_00139_13720_5014.N1	14-OCT-2004 13:58:25	Bright	37.000	140	88Gam Peg	2.8340	26000.	74	13720	No
201	GOM_NL__2PRFIN20041014_140223_000000382031_00139_13720_5015.N1	14-OCT-2004 14:02:23	Bright	37.500	58	21Alp And	2.0730	11000.	75	13720	No
202	GOM_NL__2PRFIN20041014_140458_000000452031_00139_13720_5016.N1	14-OCT-2004 14:04:58	Bright	44.500	53	43Bet And	2.0480	3300.0	89	13720	No
203	GOM_NL__2PRFIN20041014_140642_000000492031_00139_13720_5017.N1	14-OCT-2004 14:06:42	Bright	48.500	173	4Bet Tri	3.0040	8900.0	97	13720	No
204	GOM_NL__2PRFIN20041014_140832_000000482031_00139_13720_5018.N1	14-OCT-2004 14:08:32	Bright	48.000	73	57Gam1And	2.2600	13100.	96	13720	No
205	GOM_NL__2PRFIN20041014_141028_000000412031_00139_13720_5019.N1	14-OCT-2004 14:10:28	Bright	40.500	68	18Alp Cas	2.2250	4500.0	81	13720	No
206	GOM_NL__2PRFIN20041014_141150_000000402031_00139_13720_5020.N1	14-OCT-2004 14:11:50	Bright	39.500	76	27Gam Cas	2.3000	30000.	79	13720	No
207	GOM_NL__2PRFIN20041014_141352_000000482031_00139_13720_5021.N1	14-OCT-2004 14:13:52	Bright	48.000	160	23Gam Per	2.9300	4700.0	96	13720	No
208	GOM_NL__2PRFIN20041014_141602_000000692031_00139_13720_5022.N1	14-OCT-2004 14:16:02	Bright	69.000	149	45Eps Per	2.8880	30000.	138	13720	No
209	GOM_NL__2PRFIN20041014_141925_000000372031_00139_13720_5023.N1	14-OCT-2004 14:19:25	Bright	37.000	49	1Alp UMi	1.9900	6300.0	74	13720	No
210	GOM_NL__2PRFIN20041014_142222_000000342031_00139_13720_5024.N1	14-OCT-2004 14:22:22	Bright	34.000	60	7Bet UMi	2.0810	3950.0	68	13720	No
211	GOM_NL__2PRFIN20041014_142738_000000392031_00139_13720_5025.N1	14-OCT-2004 14:27:38	Bright	39.000	36	50Alp UMa	1.8000	6300.0	78	13720	No
212	GOM_NL__2PRFIN20041014_142912_000000392031_00139_13720_5026.N1	14-OCT-2004 14:29:12	Bright	38.500	82	48Bet UMa	2.3650	10600.	77	13720	No
213	GOM_NL__2PRFIN20041014_143234_000000362031_00139_13720_5027.N1	14-OCT-2004 14:32:34	Bright	36.000	174	52Psi UMa	3.0040	4400.0	72	13720	No
214	GOM_NL__2PRFIN20041014_144013_000001002031_00139_13720_5028.N1	14-OCT-2004 14:40:13	Bright	99.500	17	78Bet Gem	1.1610	4500.0	199	13720	No
215	GOM_NL__2PRFIN20041014_145004_000000552031_00139_13720_5029.N1	14-OCT-2004 14:50:04	Dark	54.500	48	30Alp Hya	1.9770	4100.0	109	13720	No
216	GOM_NL__2PRFIN20041014_145357_000001612031_00139_13720_5030.N1	14-OCT-2004 14:53:57	Dark	160.50	8	10Alp CMi	0.40000	6500.0	321	13720	No
217	GOM_NL__2PRFIN20041014_145849_000000432031_00139_13720_5031.N1	14-OCT-2004 14:58:49	Dark	43.000	113	Mu Vel	2.6920	5000.0	86	13720	No
218	GOM_NL__2PRFIN20041014_150246_000000442031_00140_13721_5032.N1	14-OCT-2004 15:02:46	Dark	43.500	34	Gam2Vel	1.7930	23000.	87	13721	No
219	GOM_NL__2PRFIN20041014_150511_000000442031_00140_13721_5006.N1	14-OCT-2004 15:05:11	Dark	43.500	29	Bet Car	1.6720	10200.	87	13721	No

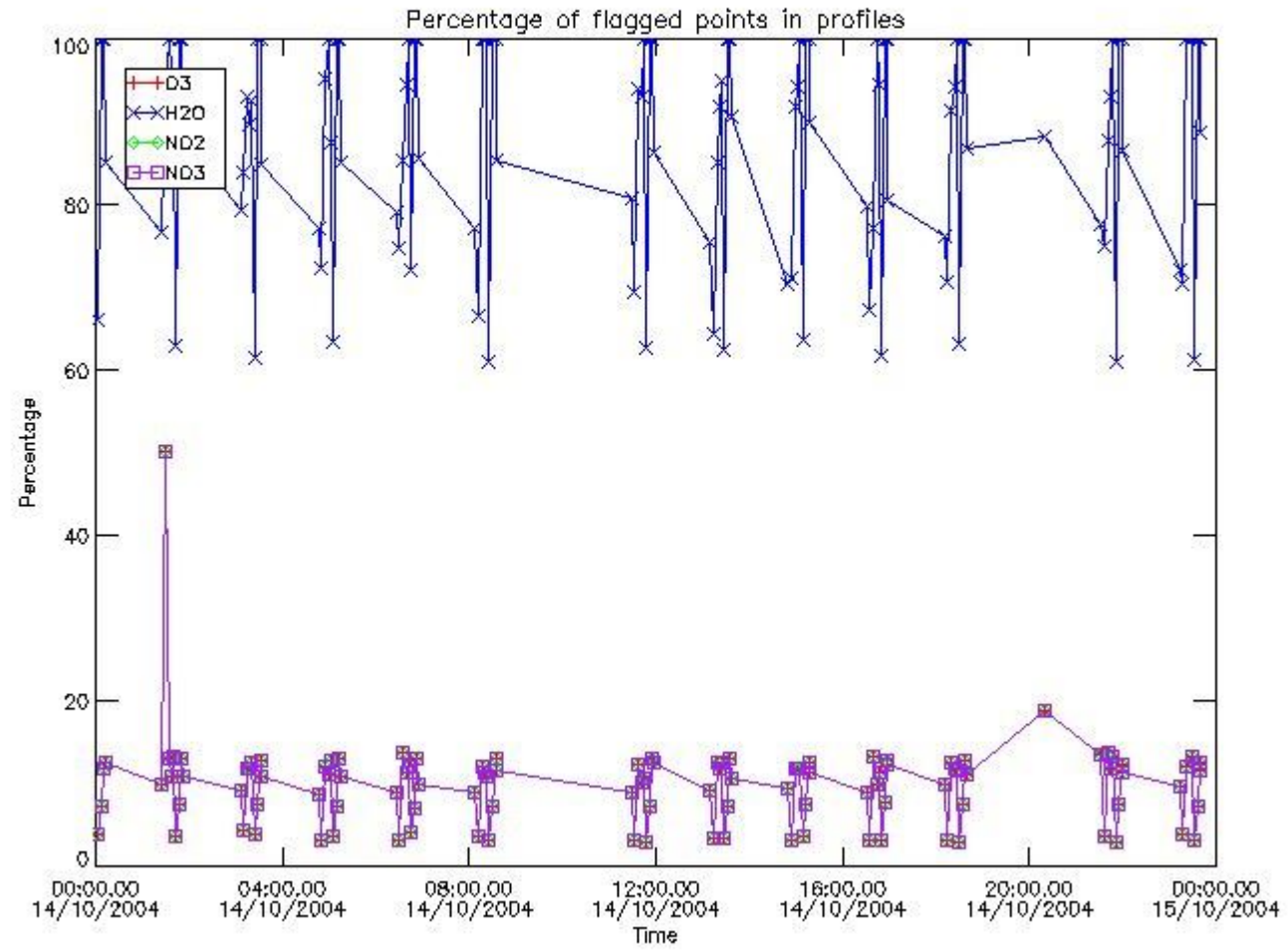
220	GOM_NL__2PRFIN20041014_150821_000001432031_00140_13721_5007.N1	14-OCT-2004 15:08:21	Dark	143.00	1	9Alp CMa	-1.4400	11000.	286	13721	No
221	GOM_NL__2PRFIN20041014_151300_000000682031_00140_13721_5008.N1	14-OCT-2004 15:13:00	Dark	68.000	108	Alp Col	2.6520	15200.	136	13721	No
222	GOM_NL__2PRFIN20041014_151614_000000412031_00140_13721_5009.N1	14-OCT-2004 15:16:14	Dark	40.500	143	Alp Hyi	2.8570	7200.0	81	13721	No
223	GOM_NL__2PRFIN20041014_151741_000000452031_00140_13721_5010.N1	14-OCT-2004 15:17:41	Dark	45.000	9	Alp Eri	0.45300	24000.	90	13721	No
224	GOM_NL__2PRFIN20041014_152013_000000482031_00140_13721_5011.N1	14-OCT-2004 15:20:13	Straylight	47.500	157	The1Eri	2.9060	9300.0	95	13721	No
225	GOM_NL__2PRFIN20041014_152241_000000472031_00140_13721_5012.N1	14-OCT-2004 15:22:41	Straylight	47.000	84	Alp Phe	2.3970	4500.0	94	13721	No
226	GOM_NL__2PRFIN20041014_152920_000000492031_00140_13721_5013.N1	14-OCT-2004 15:29:20	Straylight	48.500	52	16Bet Cet	2.0370	4500.0	97	13721	No
227	GOM_NL__2PRFIN20041014_153901_000000382031_00140_13721_5014.N1	14-OCT-2004 15:39:01	Bright	38.000	140	88Gam Peg	2.8340	26000.	76	13721	No
228	GOM_NL__2PRFIN20041014_154259_000000382031_00140_13721_5015.N1	14-OCT-2004 15:42:59	Bright	38.000	58	21Alp And	2.0730	11000.	76	13721	No
229	GOM_NL__2PRFIN20041014_154533_000000432031_00140_13721_5016.N1	14-OCT-2004 15:45:33	Bright	42.500	53	43Bet And	2.0480	3300.0	85	13721	No
230	GOM_NL__2PRFIN20041014_154717_000000472031_00140_13721_5017.N1	14-OCT-2004 15:47:17	Bright	47.000	173	4Bet Tri	3.0040	8900.0	94	13721	No
231	GOM_NL__2PRFIN20041014_154907_000000502031_00140_13721_5018.N1	14-OCT-2004 15:49:07	Bright	50.000	73	57Gam1And	2.2600	13100.	100	13721	No
232	GOM_NL__2PRFIN20041014_155104_000000372031_00140_13721_5019.N1	14-OCT-2004 15:51:04	Bright	37.000	68	18Alp Cas	2.2250	4500.0	74	13721	No
233	GOM_NL__2PRFIN20041014_155225_000000382031_00140_13721_5020.N1	14-OCT-2004 15:52:25	Bright	38.000	76	27Gam Cas	2.3000	30000.	76	13721	No
234	GOM_NL__2PRFIN20041014_155428_000000472031_00140_13721_5021.N1	14-OCT-2004 15:54:28	Bright	47.000	160	23Gam Per	2.9300	4700.0	94	13721	No
235	GOM_NL__2PRFIN20041014_155636_000000712031_00140_13721_5022.N1	14-OCT-2004 15:56:36	Bright	71.000	149	45Eps Per	2.8880	30000.	142	13721	No
236	GOM_NL__2PRFIN20041014_160001_000000382031_00140_13721_5023.N1	14-OCT-2004 16:00:01	Bright	38.000	49	1Alp UMi	1.9900	6300.0	76	13721	No
237	GOM_NL__2PRFIN20041014_160258_000000392031_00140_13721_5024.N1	14-OCT-2004 16:02:58	Bright	39.000	60	7Bet UMi	2.0810	3950.0	78	13721	No
238	GOM_NL__2PRFIN20041014_160814_000000382031_00140_13721_5025.N1	14-OCT-2004 16:08:14	Bright	38.000	36	50Alp UMa	1.8000	6300.0	76	13721	No
239	GOM_NL__2PRFIN20041014_160948_000000362031_00140_13721_5026.N1	14-OCT-2004 16:09:48	Bright	36.000	82	48Bet UMa	2.3650	10600.	72	13721	No
240	GOM_NL__2PRFIN20041014_161309_000000372031_00140_13721_5027.N1	14-OCT-2004 16:13:09	Bright	36.500	174	52Psi UMa	3.0040	4400.0	73	13721	No
241	GOM_NL__2PRFIN20041014_162050_000001022031_00140_13721_5028.N1	14-OCT-2004 16:20:50	Bright	101.50	17	78Bet Gem	1.1610	4500.0	203	13721	No
242	GOM_NL__2PRFIN20041014_163040_000000582031_00140_13721_5029.N1	14-OCT-2004 16:30:40	Dark	57.500	48	30Alp Hya	1.9770	4100.0	115	13721	No
243	GOM_NL__2PRFIN20041014_163435_000001632031_00140_13721_5030.N1	14-OCT-2004 16:34:35	Dark	163.00	8	10Alp CMi	0.40000	6500.0	326	13721	No
244	GOM_NL__2PRFIN20041014_163926_000000422031_00140_13721_5031.N1	14-OCT-2004 16:39:26	Dark	42.000	113	Mu Vel	2.6920	5000.0	84	13721	No
245	GOM_NL__2PRFIN20041014_164323_000000522031_00141_13722_5032.N1	14-OCT-2004 16:43:23	Dark	51.500	34	Gam2Vel	1.7930	23000.	103	13722	No
246	GOM_NL__2PRFIN20041014_164549_000000452031_00141_13722_5007.N1	14-OCT-2004 16:45:49	Dark	45.000	29	Bet Car	1.6720	10200.	90	13722	No
247	GOM_NL__2PRFIN20041014_164901_000001672031_00141_13722_5008.N1	14-OCT-2004 16:49:01	Dark	167.00	1	9Alp CMa	-1.4400	11000.	334	13722	No
248	GOM_NL__2PRFIN20041014_165335_000000742031_00141_13722_5009.N1	14-OCT-2004 16:53:35	Dark	73.500	108	Alp Col	2.6520	15200.	147	13722	No
249	GOM_NL__2PRFIN20041014_165652_000000402031_00141_13722_5010.N1	14-OCT-2004 16:56:52	Dark	40.000	143	Alp Hyi	2.8570	7200.0	80	13722	No
250	GOM_NL__2PRFIN20041014_165818_000000422031_00141_13722_5011.N1	14-OCT-2004 16:58:18	Dark	41.500	9	Alp Eri	0.45300	24000.	83	13722	No
251	GOM_NL__2PRFIN20041014_170050_000000502031_00141_13722_5012.N1	14-OCT-2004 17:00:50	Straylight	50.000	157	The1Eri	2.9060	9300.0	100	13722	No
252	GOM_NL__2PRFIN20041014_170319_000000462031_00141_13722_5013.N1	14-OCT-2004 17:03:19	Straylight	46.000	84	Alp Phe	2.3970	4500.0	92	13722	No
253	GOM_NL__2PRFIN20041014_170956_000000472031_00141_13722_5014.N1	14-OCT-2004 17:09:56	Straylight	46.500	52	16Bet Cet	2.0370	4500.0	93	13722	No
254	GOM_NL__2PRFIN20041014_171937_000000392031_00141_13722_5015.N1	14-OCT-2004 17:19:37	Bright	38.500	140	88Gam Peg	2.8340	26000.	77	13722	No
255	GOM_NL__2PRFIN20041014_172335_000000382031_00141_13722_5016.N1	14-OCT-2004 17:23:35	Bright	38.000	58	21Alp And	2.0730	11000.	76	13722	No
256	GOM_NL__2PRFIN20041014_172609_000000422031_00141_13722_5017.N1	14-OCT-2004 17:26:09	Bright	42.000	53	43Bet And	2.0480	3300.0	84	13722	No
257	GOM_NL__2PRFIN20041014_172752_000000502031_00141_13722_5018.N1	14-OCT-2004 17:27:52	Bright	50.000	173	4Bet Tri	3.0040	8900.0	100	13722	No
258	GOM_NL__2PRFIN20041014_172943_000000482031_00141_13722_5019.N1	14-OCT-2004 17:29:43	Bright	48.000	73	57Gam1And	2.2600	13100.	96	13722	No
259	GOM_NL__2PRFIN20041014_173140_000000412031_00141_13722_5020.N1	14-OCT-2004 17:31:40	Bright	40.500	68	18Alp Cas	2.2250	4500.0	81	13722	No
260	GOM_NL__2PRFIN20041014_173302_000000392031_00141_13722_5021.N1	14-OCT-2004 17:33:02	Bright	39.000	76	27Gam Cas	2.3000	30000.	78	13722	No
261	GOM_NL__2PRFIN20041014_173503_000000492031_00141_13722_5022.N1	14-OCT-2004 17:35:03	Bright	49.000	160	23Gam Per	2.9300	4700.0	98	13722	No
262	GOM_NL__2PRFIN20041014_173710_000000712031_00141_13722_5023.N1	14-OCT-2004 17:37:10	Bright	70.500	149	45Eps Per	2.8880	30000.	141	13722	No
263	GOM_NL__2PRFIN20041014_174037_000000382031_00141_13722_5024.N1	14-OCT-2004 17:40:37	Bright	37.500	49	1Alp UMi	1.9900	6300.0	75	13722	No
264	GOM_NL__2PRFIN20041014_174335_000000402031_00141_13722_5025.N1	14-OCT-2004 17:43:35	Bright	39.500	60	7Bet UMi	2.0810	3950.0	79	13722	No
265	GOM_NL__2PRFIN20041014_174851_000000362031_00141_13722_5026.N1	14-OCT-2004 17:48:51	Bright	35.500	36	50Alp UMa	1.8000	6300.0	71	13722	No
266	GOM_NL__2PRFIN20041014_175024_000000352031_00141_13722_5027.N1	14-OCT-2004 17:50:24	Bright	35.000	82	48Bet UMa	2.3650	10600.	70	13722	No
267	GOM_NL__2PRFIN20041014_175346_000000382031_00141_13722_5028.N1	14-OCT-2004 17:53:46	Bright	38.000	174	52Psi UMa	3.0040	4400.0	76	13722	No
268	GOM_NL__2PRFIN20041014_180126_000000992031_00141_13722_5029.N1	14-OCT-2004 18:01:26	Bright	99.000	17	78Bet Gem	1.1610	4500.0	198	13722	No
269	GOM_NL__2PRFIN20041014_181117_000000512031_00141_13722_5030.N1	14-OCT-2004 18:11:17	Dark	51.000	48	30Alp Hya	1.9770	4100.0	102	13722	No
270	GOM_NL__2PRFIN20041014_181514_000001662031_00141_13722_5031.N1	14-OCT-2004 18:15:14	Dark	165.50	8	10Alp CMi	0.40000	6500.0	331	13722	No
271	GOM_NL__2PRFIN20041014_182002_000000412031_00141_13722_5032.N1	14-OCT-2004 18:20:02	Dark	40.500	113	Mu Vel	2.6920	5000.0	81	13722	No
272	GOM_NL__2PRFIN20041014_182400_000000432031_00142_13723_5033.N1	14-OCT-2004 18:24:00	Dark	43.000	34	Gam2Vel	1.7930	23000.	86	13723	No
273	GOM_NL__2PRFIN20041014_182626_000000492031_00142_13723_5008.N1	14-OCT-2004 18:26:26	Dark	48.500	29	Bet Car	1.6720	10200.	97	13723	No
274	GOM_NL__2PRFIN20041014_182940_000001772031_00142_13723_5009.N1	14-OCT-2004 18:29:40	Dark	176.50	1	9Alp CMa	-1.4400	11000.	353	13723	No
275	GOM_NL__2PRFIN20041014_183415_000000692031_00142_13723_5010.N1	14-OCT-2004 18:34:15	Dark	69.000	108	Alp Col	2.6520	15200.	138	13723	No
276	GOM_NL__2PRFIN20041014_183728_000000402031_00142_13723_5011.N1	14-OCT-2004 18:37:28	Dark	40.000	143	Alp Hyi	2.8570	7200.0	80	13723	No
277	GOM_NL__2PRFIN20041014_183854_000000462031_00142_13723_5012.N1	14-OCT-2004 18:38:54	Dark	45.500	9	Alp Eri	0.45300	24000.	91	13723	No
278	GOM_NL__2PRFIN20041014_201931_000000512031_00143_13724_5008.N1	14-OCT-2004 20:19:31	Dark	51.000	9	Alp Eri	0.45300	24000.	102	13724	No

279	GOM_NL__2PRFIN20041014_202202_000000502031_00143_13724_5009.N1	14-OCT-2004 20:22:02	Straylight	50.000	157	The1Eri	2.9060	9300.0	100	13724	No
280	GOM_NL__2PRFIN20041014_202430_000000442031_00143_13724_5010.N1	14-OCT-2004 20:24:30	Straylight	44.000	84	Alp Phe	2.3970	4500.0	88	13724	No
281	GOM_NL__2PRFIN20041014_203108_000000502031_00143_13724_5011.N1	14-OCT-2004 20:31:08	Straylight	49.500	52	16Bet Cet	2.0370	4500.0	99	13724	No
282	GOM_NL__2PRFIN20041014_204049_000000382031_00143_13724_5012.N1	14-OCT-2004 20:40:49	Bright	38.000	140	88Gam Peg	2.8340	26000.	76	13724	No
283	GOM_NL__2PRFIN20041014_204447_000000392031_00143_13724_5013.N1	14-OCT-2004 20:44:47	Bright	38.500	58	21Alp And	2.0730	11000.	77	13724	No
284	GOM_NL__2PRFIN20041014_204720_000000412031_00143_13724_5014.N1	14-OCT-2004 20:47:20	Bright	41.000	53	43Bet And	2.0480	3300.0	82	13724	No
285	GOM_NL__2PRFIN20041014_204903_000000472031_00143_13724_5015.N1	14-OCT-2004 20:49:03	Bright	47.000	173	4Bet Tri	3.0040	8900.0	94	13724	No
286	GOM_NL__2PRFIN20041014_205053_000000492031_00143_13724_5016.N1	14-OCT-2004 20:50:53	Bright	48.500	73	57Gam1And	2.2600	13100.	97	13724	No
287	GOM_NL__2PRFIN20041014_205251_000000392031_00143_13724_5017.N1	14-OCT-2004 20:52:51	Bright	38.500	68	18Alp Cas	2.2250	4500.0	77	13724	No
288	GOM_NL__2PRFIN20041014_205413_000000392031_00143_13724_5018.N1	14-OCT-2004 20:54:13	Bright	38.500	76	27Gam Cas	2.3000	30000.	77	13724	No
289	GOM_NL__2PRFIN20041014_205613_000000492031_00143_13724_5019.N1	14-OCT-2004 20:56:13	Bright	49.000	160	23Gam Per	2.9300	4700.0	98	13724	No
290	GOM_NL__2PRFIN20041014_205818_000000692031_00143_13724_5020.N1	14-OCT-2004 20:58:18	Bright	68.500	149	45Eps Per	2.8880	30000.	137	13724	No
291	GOM_NL__2PRFIN20041014_210148_000000392031_00143_13724_5021.N1	14-OCT-2004 21:01:48	Bright	38.500	49	1Alp UMi	1.9900	6300.0	77	13724	No
292	GOM_NL__2PRFIN20041014_210447_000000362031_00143_13724_5022.N1	14-OCT-2004 21:04:47	Bright	35.500	60	7Bet UMi	2.0810	3950.0	71	13724	No
293	GOM_NL__2PRFIN20041014_211002_000000402031_00143_13724_5023.N1	14-OCT-2004 21:10:02	Bright	39.500	36	50Alp UMa	1.8000	6300.0	79	13724	No
294	GOM_NL__2PRFIN20041014_211136_000000372031_00143_13724_5024.N1	14-OCT-2004 21:11:36	Bright	37.000	82	48Bet UMa	2.3650	10600.	74	13724	No
295	GOM_NL__2PRFIN20041014_211458_000000382031_00143_13724_5025.N1	14-OCT-2004 21:14:58	Bright	38.000	174	52Psi UMa	3.0040	4400.0	76	13724	No
296	GOM_NL__2PRFIN20041014_212239_000000982031_00143_13724_5026.N1	14-OCT-2004 21:22:39	Bright	97.500	17	78Bet Gem	1.1610	4500.0	195	13724	No
297	GOM_NL__2PRFIN20041014_213230_000000612031_00143_13724_5027.N1	14-OCT-2004 21:32:30	Dark	60.500	48	30Alp Hya	1.9770	4100.0	121	13724	No
298	GOM_NL__2PRFIN20041014_213632_000001442031_00143_13724_5028.N1	14-OCT-2004 21:36:32	Dark	143.50	8	10Alp CMi	0.40000	6500.0	287	13724	No
299	GOM_NL__2PRFIN20041014_214114_000000372031_00143_13724_5029.N1	14-OCT-2004 21:41:14	Dark	37.000	113	Mu Vel	2.6920	5000.0	74	13724	No
300	GOM_NL__2PRFIN20041014_214513_000000442031_00144_13725_5030.N1	14-OCT-2004 21:45:13	Dark	43.500	34	Gam2Vel	1.7930	23000.	87	13725	No
301	GOM_NL__2PRFIN20041014_214738_000000422031_00144_13725_5008.N1	14-OCT-2004 21:47:38	Dark	42.000	29	Bet Car	1.6720	10200.	84	13725	No
302	GOM_NL__2PRFIN20041014_215058_000001852031_00144_13725_5009.N1	14-OCT-2004 21:50:58	Dark	185.00	1	9Alp CMa	-1.4400	11000.	370	13725	No
303	GOM_NL__2PRFIN20041014_215529_000000692031_00144_13725_5010.N1	14-OCT-2004 21:55:29	Dark	69.000	108	Alp Col	2.6520	15200.	138	13725	No
304	GOM_NL__2PRFIN20041014_215840_000000422031_00144_13725_5011.N1	14-OCT-2004 21:58:40	Dark	41.500	143	Alp Hyi	2.8570	7200.0	83	13725	No
305	GOM_NL__2PRFIN20041014_220007_000000452031_00144_13725_5012.N1	14-OCT-2004 22:00:07	Dark	45.000	9	Alp Eri	0.45300	24000.	90	13725	No
306	GOM_NL__2PRFIN20041014_220237_000000532031_00144_13725_5013.N1	14-OCT-2004 22:02:37	Straylight	52.500	157	The1Eri	2.9060	9300.0	105	13725	No
307	GOM_NL__2PRFIN20041014_220506_000000462031_00144_13725_5014.N1	14-OCT-2004 22:05:06	Straylight	45.500	84	Alp Phe	2.3970	4500.0	91	13725	No
308	GOM_NL__2PRFIN20041014_221144_000000482031_00144_13725_5015.N1	14-OCT-2004 22:11:44	Straylight	48.000	52	16Bet Cet	2.0370	4500.0	96	13725	No
309	GOM_NL__2PRFIN20041014_222124_000000402031_00144_13725_5016.N1	14-OCT-2004 22:21:24	Bright	39.500	140	88Gam Peg	2.8340	26000.	79	13725	No
310	GOM_NL__2PRFIN20041014_222523_000000392031_00144_13725_5017.N1	14-OCT-2004 22:25:23	Bright	38.500	58	21Alp And	2.0730	11000.	77	13725	No
311	GOM_NL__2PRFIN20041014_222756_000000422031_00144_13725_5018.N1	14-OCT-2004 22:27:56	Bright	41.500	53	43Bet And	2.0480	3300.0	83	13725	No
312	GOM_NL__2PRFIN20041014_222938_000000702031_00144_13725_5019.N1	14-OCT-2004 22:29:38	Bright	70.000	173	4Bet Tri	3.0040	8900.0	140	13725	No
313	GOM_NL__2PRFIN20041014_223128_000000472031_00144_13725_5020.N1	14-OCT-2004 22:31:28	Bright	46.500	73	57Gam1And	2.2600	13100.	93	13725	No
314	GOM_NL__2PRFIN20041014_223327_000000402031_00144_13725_5021.N1	14-OCT-2004 22:33:27	Bright	39.500	68	18Alp Cas	2.2250	4500.0	79	13725	No
315	GOM_NL__2PRFIN20041014_223448_000000392031_00144_13725_5022.N1	14-OCT-2004 22:34:48	Bright	38.500	76	27Gam Cas	2.3000	30000.	77	13725	No
316	GOM_NL__2PRFIN20041014_223648_000000492031_00144_13725_5023.N1	14-OCT-2004 22:36:48	Bright	48.500	160	23Gam Per	2.9300	4700.0	97	13725	No
317	GOM_NL__2PRFIN20041014_223853_000000702031_00144_13725_5024.N1	14-OCT-2004 22:38:53	Bright	70.000	149	45Eps Per	2.8880	30000.	140	13725	No
318	GOM_NL__2PRFIN20041014_224225_000000382031_00144_13725_5025.N1	14-OCT-2004 22:42:25	Bright	38.000	49	1Alp UMi	1.9900	6300.0	76	13725	No
319	GOM_NL__2PRFIN20041014_224523_000000392031_00144_13725_5026.N1	14-OCT-2004 22:45:23	Bright	38.500	60	7Bet UMi	2.0810	3950.0	77	13725	No
320	GOM_NL__2PRFIN20041014_225038_000000402031_00144_13725_5027.N1	14-OCT-2004 22:50:38	Bright	39.500	36	50Alp UMa	1.8000	6300.0	79	13725	No
321	GOM_NL__2PRFIN20041014_225212_000000372031_00144_13725_5028.N1	14-OCT-2004 22:52:12	Bright	36.500	82	48Bet UMa	2.3650	10600.	73	13725	No
322	GOM_NL__2PRFIN20041014_225534_000000392031_00144_13725_5029.N1	14-OCT-2004 22:55:34	Bright	38.500	174	52Psi UMa	3.0040	4400.0	77	13725	No
323	GOM_NL__2PRFIN20041014_230316_000001042031_00144_13725_5030.N1	14-OCT-2004 23:03:16	Bright	103.50	17	78Bet Gem	1.1610	4500.0	207	13725	No
324	GOM_NL__2PRFIN20041014_231306_000000522031_00144_13725_5031.N1	14-OCT-2004 23:13:06	Dark	52.000	48	30Alp Hya	1.9770	4100.0	104	13725	No
325	GOM_NL__2PRFIN20041014_231710_000001642031_00144_13725_5032.N1	14-OCT-2004 23:17:10	Dark	164.00	8	10Alp CMi	0.40000	6500.0	328	13725	No
326	GOM_NL__2PRFIN20041014_232150_000000422031_00144_13725_5033.N1	14-OCT-2004 23:21:50	Dark	42.000	113	Mu Vel	2.6920	5000.0	84	13725	No
327	GOM_NL__2PRFIN20041014_232815_000000392031_00145_13726_5009.N1	14-OCT-2004 23:28:15	Dark	38.500	29	Bet Car	1.6720	10200.	77	13726	No
328	GOM_NL__2PRFIN20041014_233137_000001652031_00145_13726_5010.N1	14-OCT-2004 23:31:37	Dark	165.00	1	9Alp CMa	-1.4400	11000.	330	13726	No
329	GOM_NL__2PRFIN20041014_233607_000000702031_00145_13726_5011.N1	14-OCT-2004 23:36:07	Dark	69.500	108	Alp Col	2.6520	15200.	139	13726	No
330	GOM_NL__2PRFIN20041014_233917_000000412031_00145_13726_5012.N1	14-OCT-2004 23:39:17	Dark	40.500	143	Alp Hyi	2.8570	7200.0	81	13726	No
331	GOM_NL__2PRFIN20041014_234043_000000452031_00145_13726_5013.N1	14-OCT-2004 23:40:43	Dark	44.500	9	Alp Eri	0.45300	24000.	89	13726	No
332	GOM_NL__2PRFIN20041014_234313_000000492031_00145_13726_5014.N1	14-OCT-2004 23:43:13	Straylight	49.000	157	The1Eri	2.9060	9300.0	98	13726	No
333	GOM_NL__2PRFIN20041014_234544_000000432031_00145_13726_5015.N1	14-OCT-2004 23:45:44	Straylight	43.000	84	Alp Phe	2.3970	4500.0	86	13726	No
334	GOM_NL__2PRFIN20041014_235220_000000482031_00145_13726_5016.N1	14-OCT-2004 23:52:20	Straylight	48.000	52	16Bet Cet	2.0370	4500.0	96	13726	No

### 3. Quality information per product

In this section it is plotted some information contained in the Quality Summary data set of the level 2 products. Only products in dark limb conditions and without errors (error flag in the MPH set to "0") are used.

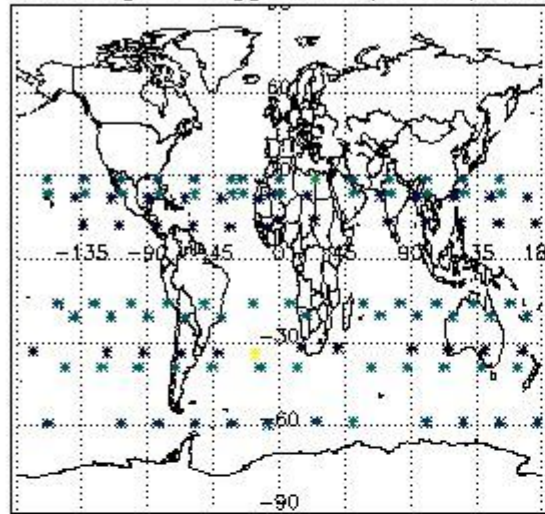
#### 3.1 Plot quality information per product (time dependant)



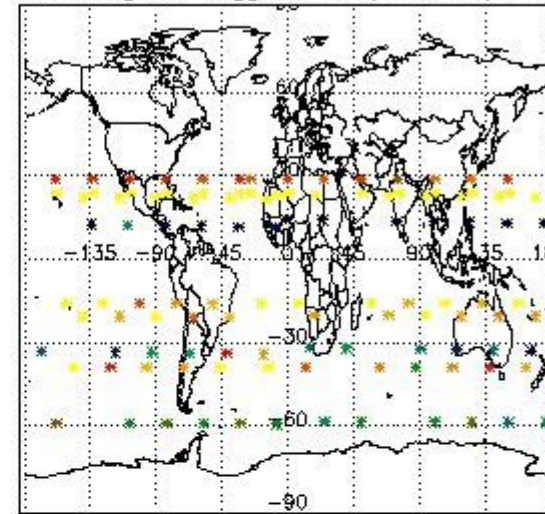
#### 3.2 Plot quality information per product (world map)




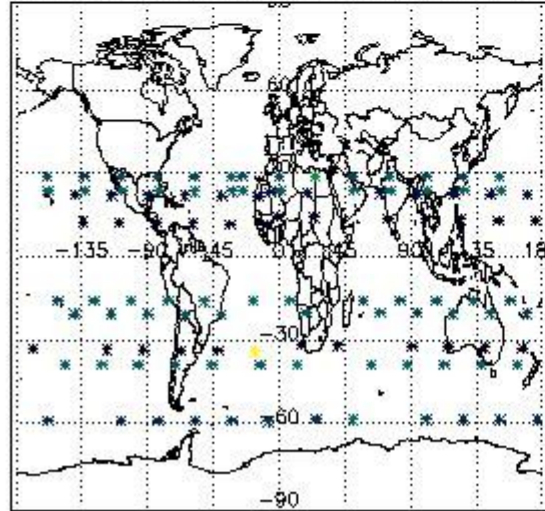
Percentage of flagged data per O3 profile



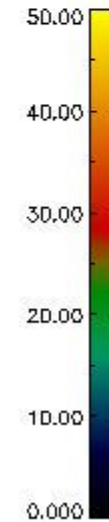
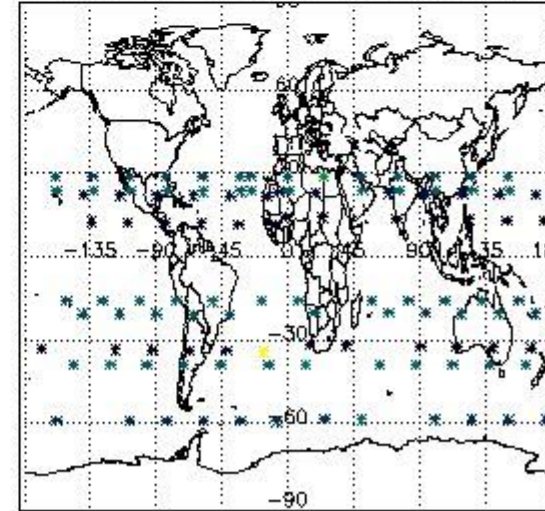
Percentage of flagged data per H2O profile



Percentage of flagged data per NO2 profile



Percentage of flagged data per NO3 profile

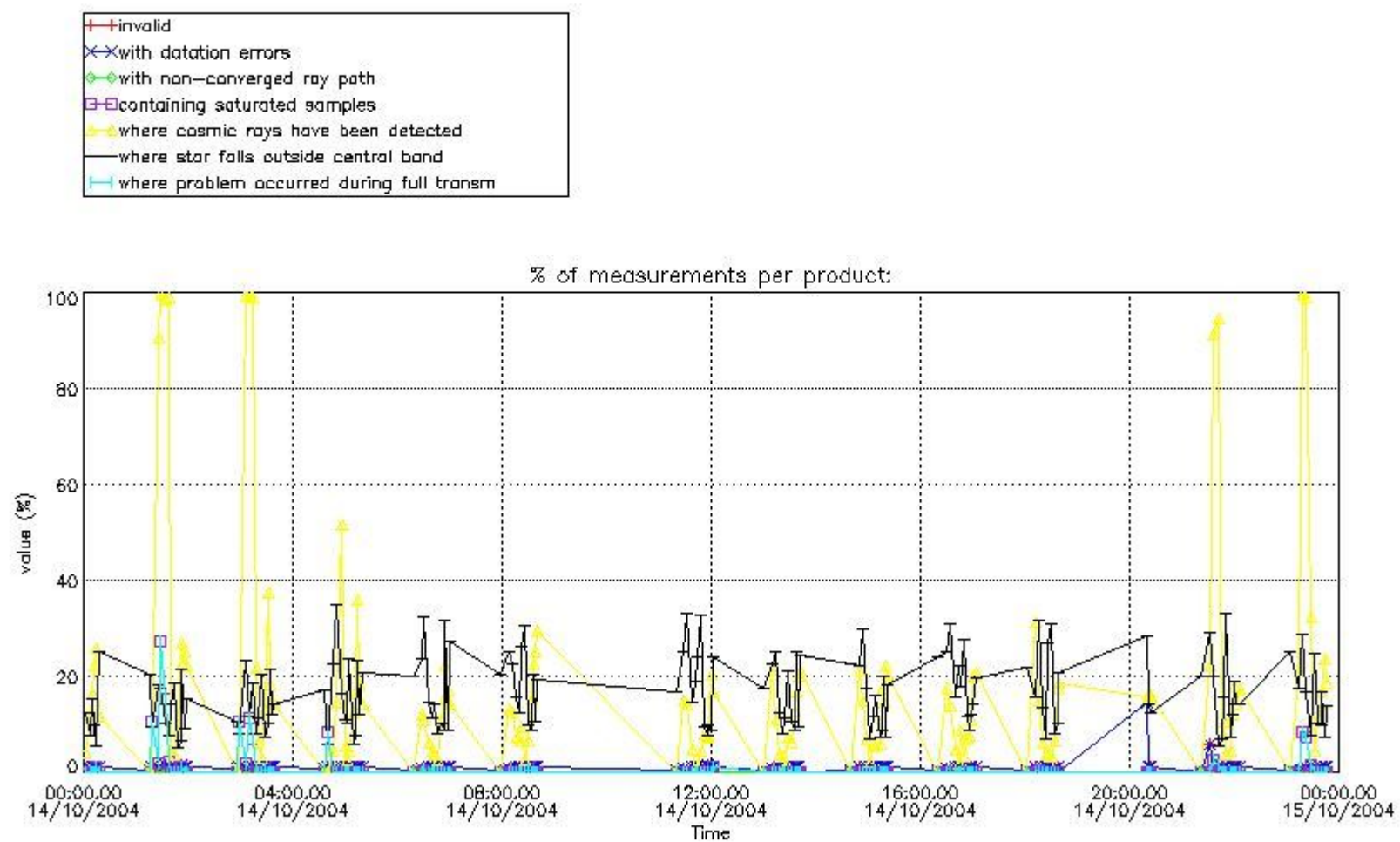


#### 4. Level 1 quality information per product

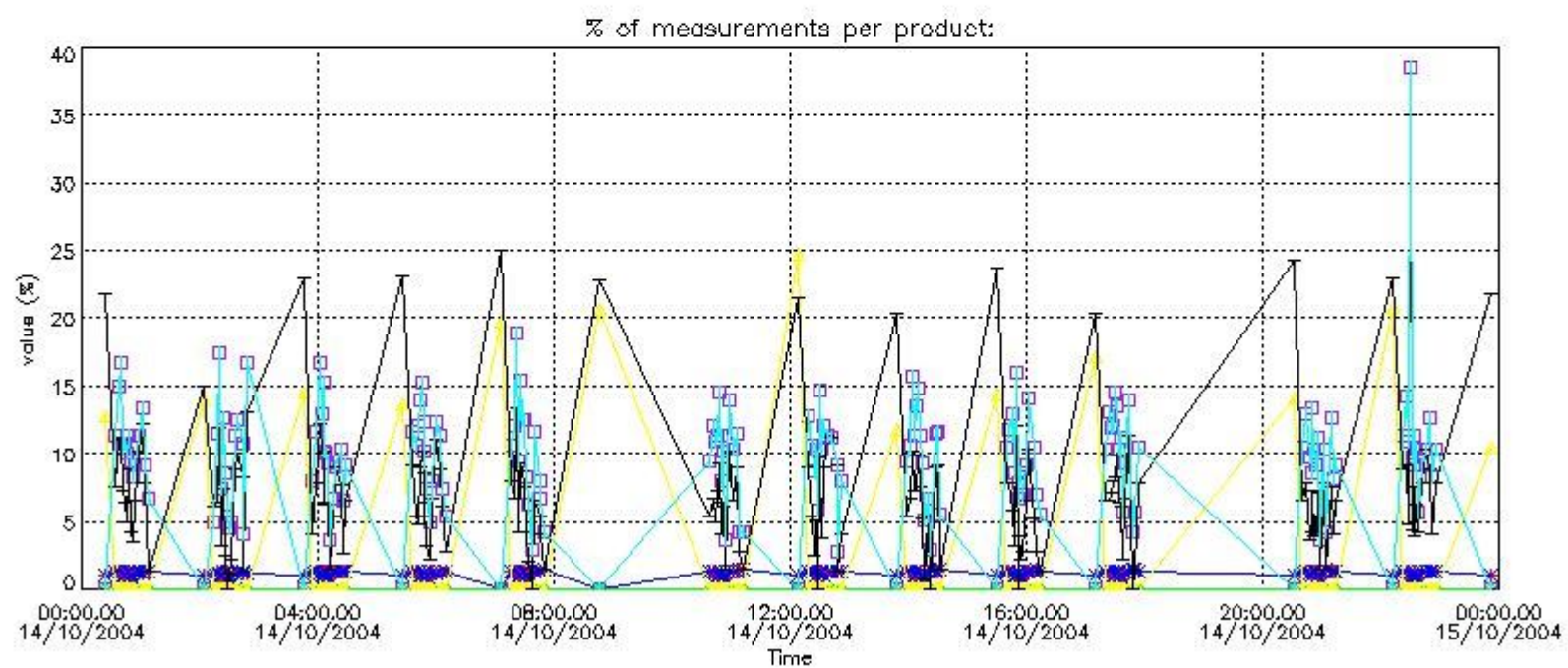
In this section it is plotted some information contained in the Quality Summary data set of the level 2 products that comes from the level 1b processing. Products without errors (error flag in the MPH set to "0") are used.

##### 4.1 Plot quality information per product (time dependant) coming from level 1b processing

###### 4.1.1 Plot level 1 quality information per product (time dependant): ENVISAT ASCENDING passes



4.1.2 Plot level 1 quality information per product (time dependant): ENVI SAT DESCENDING passes

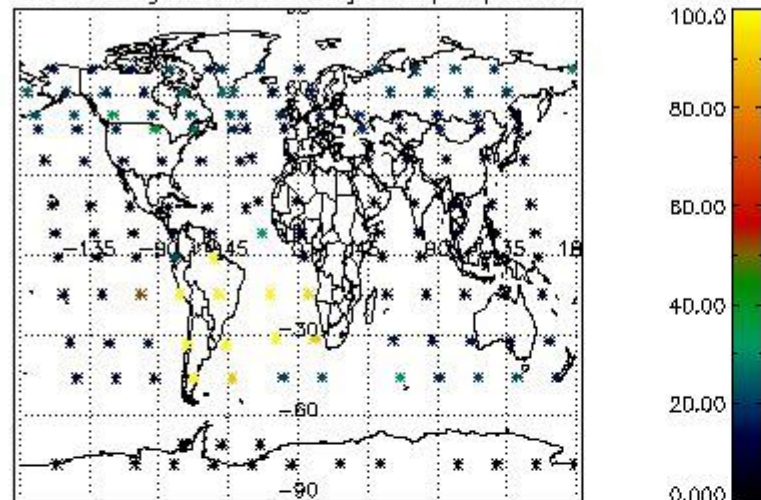


#### 4.2 Plot quality information per product coming from level 1b processing (world map)

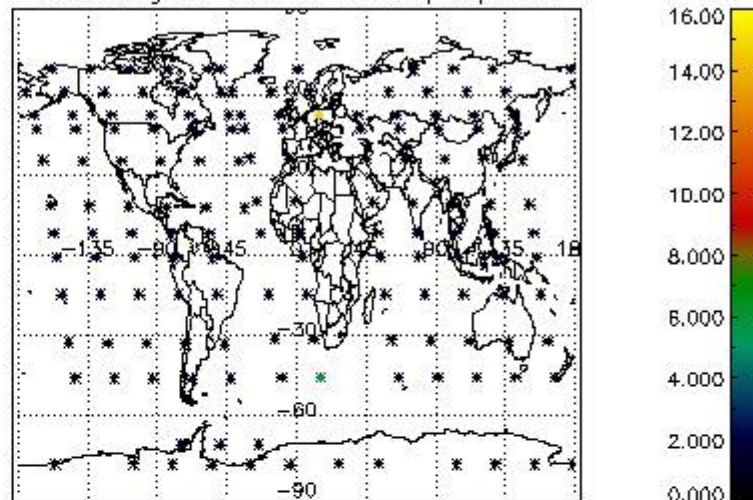
##### 4.2.1 Plot level 1 quality information per product (world map): ENVISAT ASCENDING passes



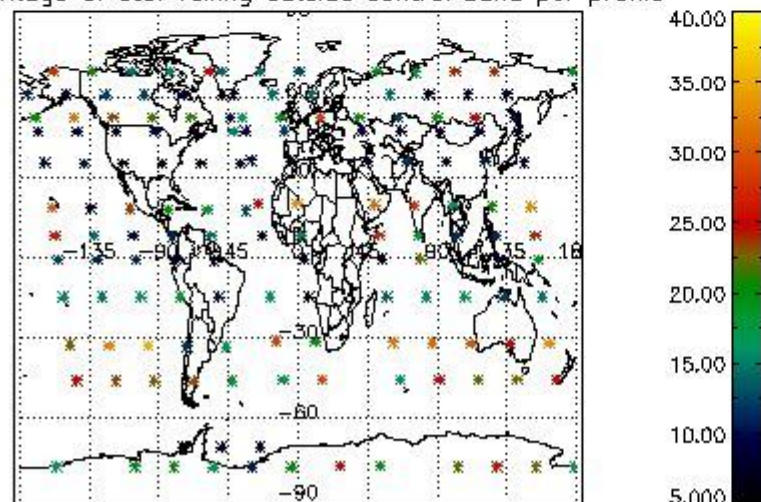
Percentage of cosmic ray hits per profile



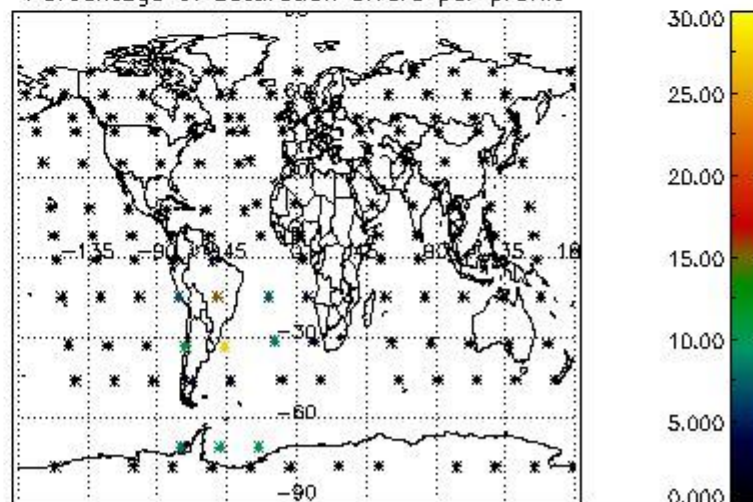
Percentage of datation errors per profile



Percentage of star falling outside central band per profile

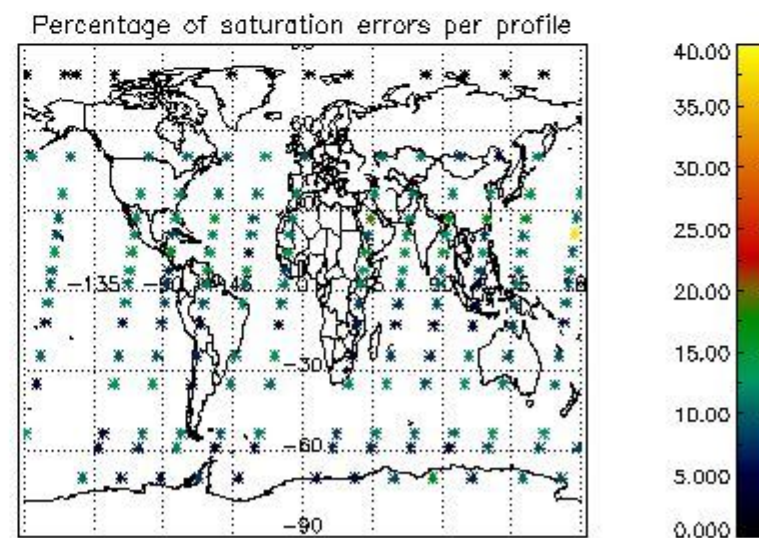
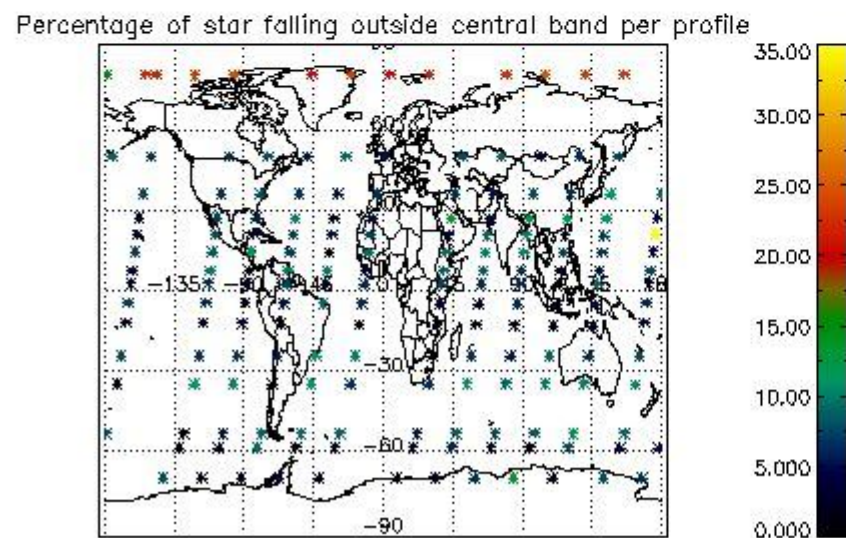
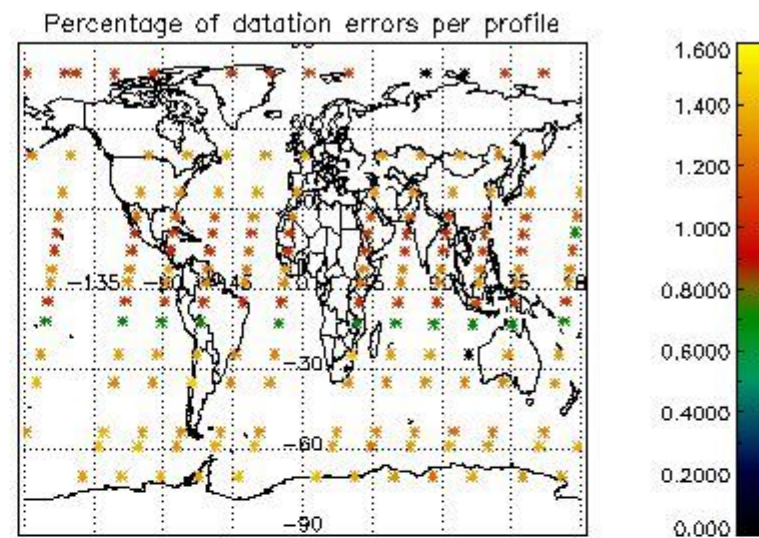
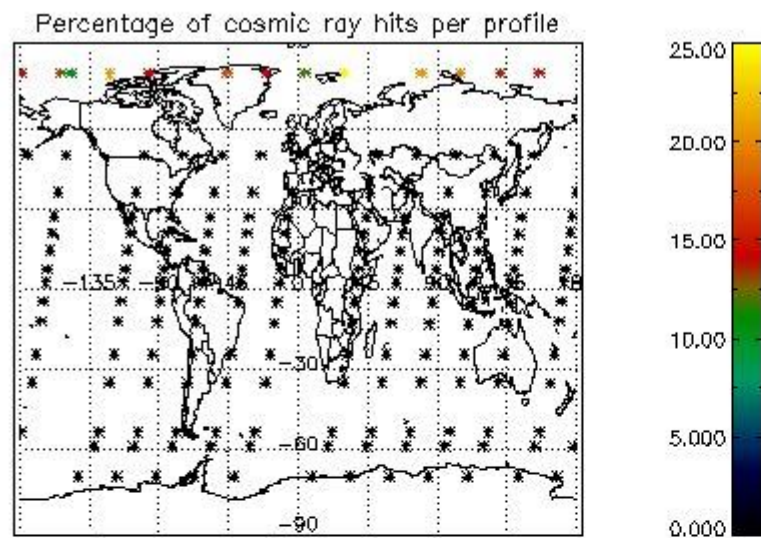


Percentage of saturation errors per profile



4.2.2 Plot level 1 quality information per product (world map): ENVISAT DESCENDING passes





## 5. Trace gas profiles

### 5.1 Ozone statistics based on quality of products

The final quality of the products can be "measured" using the STD (Standard Deviation) attached to every point profile. This information is written to the parameter GOM\_NL\_\_2P/NL\_LOCAL\_SPECIES\_DENSITY/o3\_std of the level 2 products. The table below shows the statistics for given STD ranges.

The statistics are given with respect to the overall valid production:

- Products without fatal errors: GOM\_NL\_\_2P/MPH/PRODUCT\_ERR=0
- Valid point profile: GOM\_NL\_\_2P/NL\_LOCAL\_SPECIES\_DENSITY/pcd(0)=0

The 'Criteria' is applied to valid points of dark limb products:

- Products in dark limb illumination condition: GOM\_NL\_\_2P/NL\_SUMMARY\_QUALITY/obs\_ill\_cond=0
- Products without fatal errors: GOM\_NL\_\_2P/MPH/PRODUCT\_ERR=0
- Valid point profile: GOM\_NL\_\_2P/NL\_LOCAL\_SPECIES\_DENSITY/pcd(0)=0

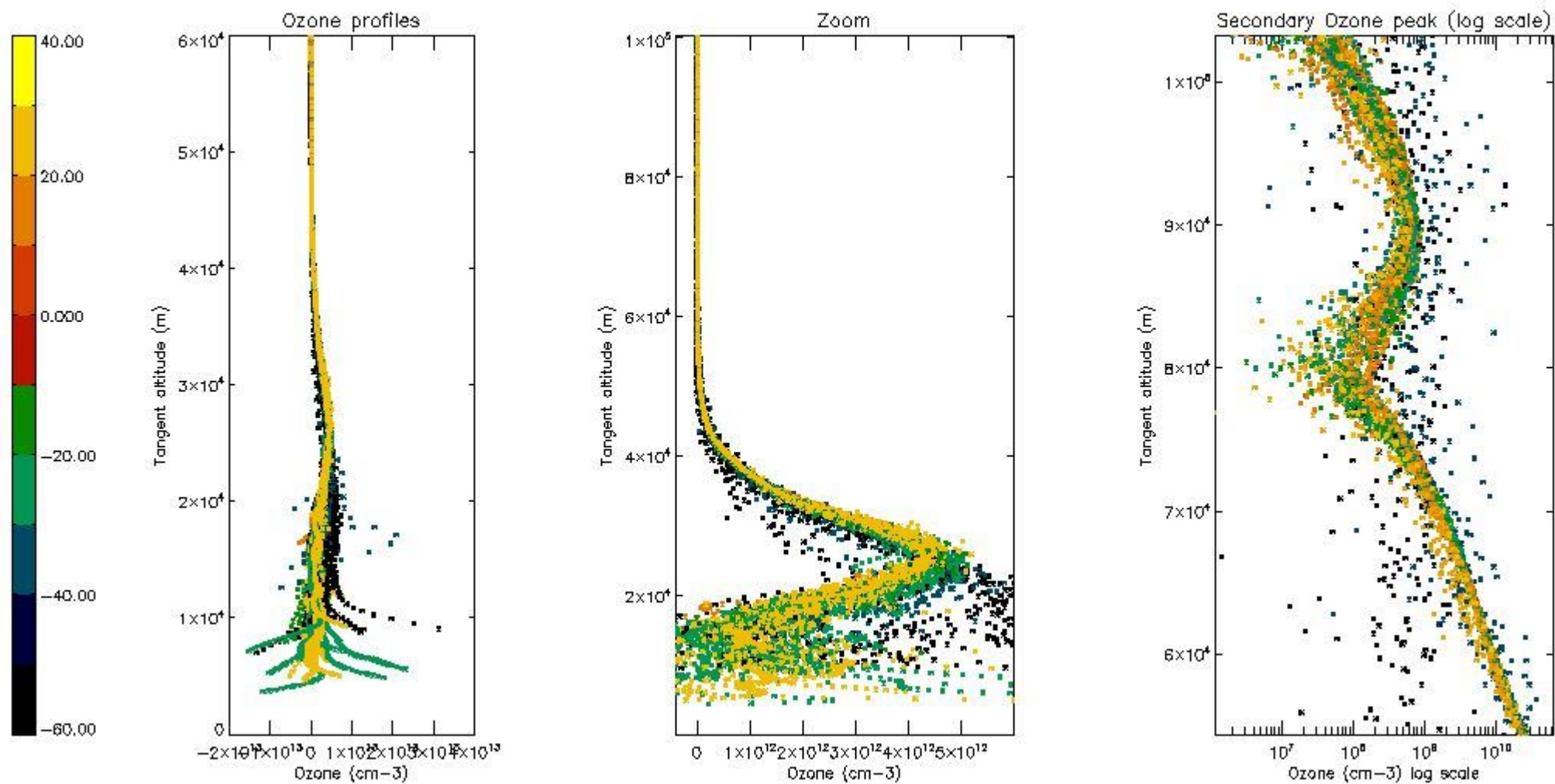
So, the table below shows the percentage of dark limb and valid observations for each criteria with respect to the overall valid daily observations.

Criteria	% of total production
All STD	46
STD < 20	29

STD < 10	26
STD < 5	21

5.2 Plot ozone profiles for all STD (dark without errors)

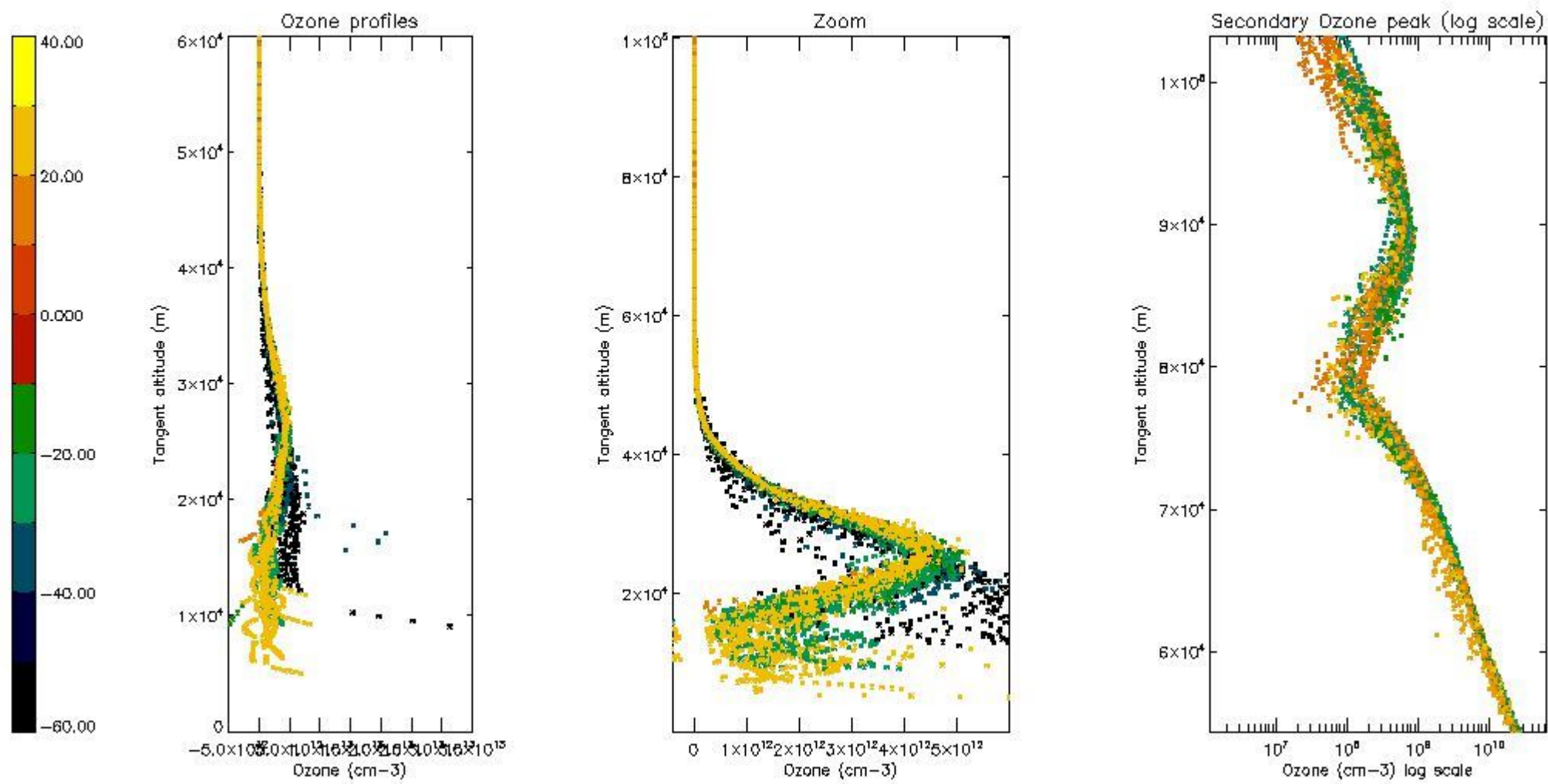
The colorbar represents the latitude.



5.3 Plot ozone profiles where STD < 20% (dark without errors)

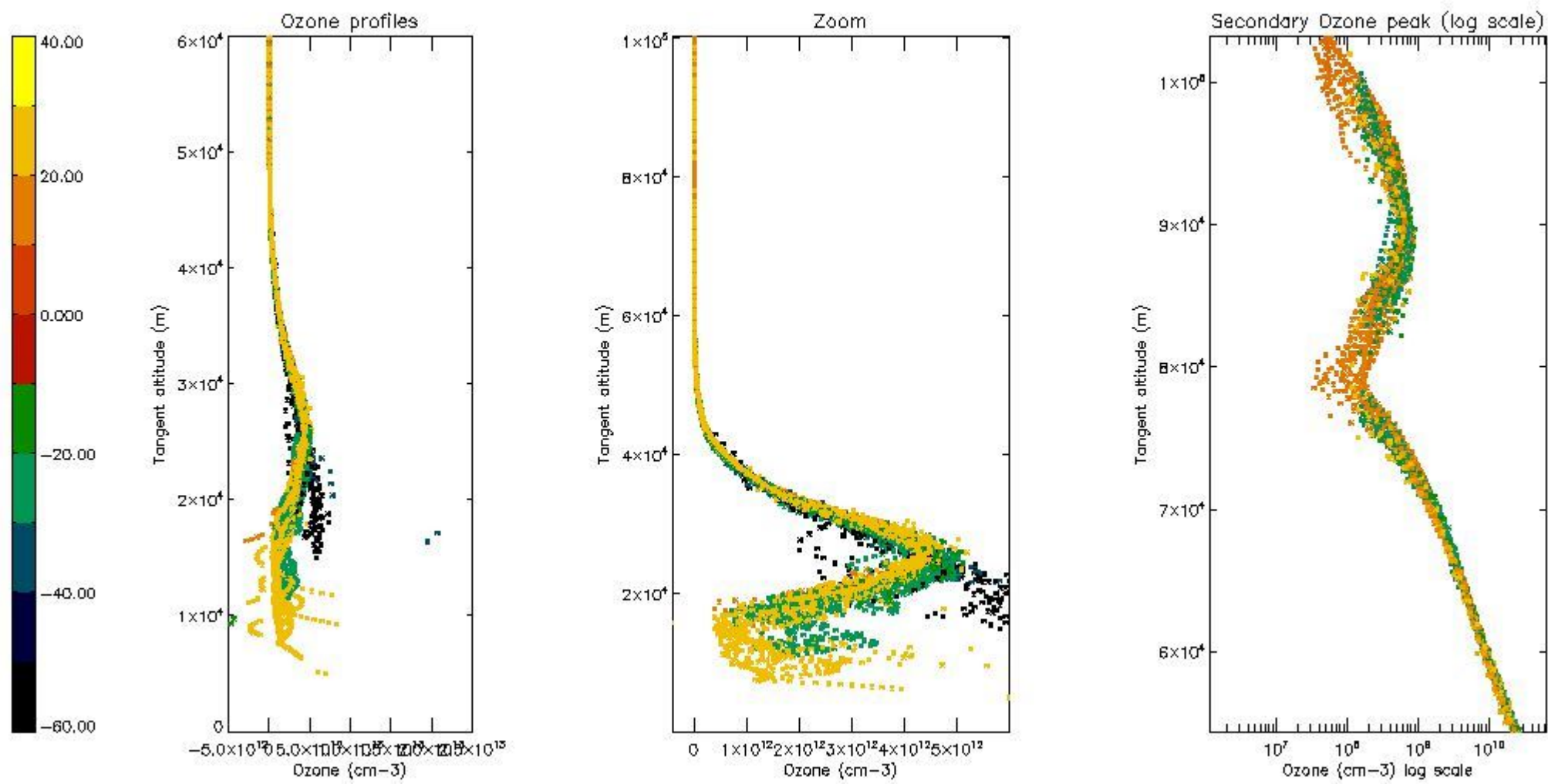
The colorbar represents the latitude.





*5.4 Plot ozone profiles where  $STD < 10\%$  (dark without errors)*

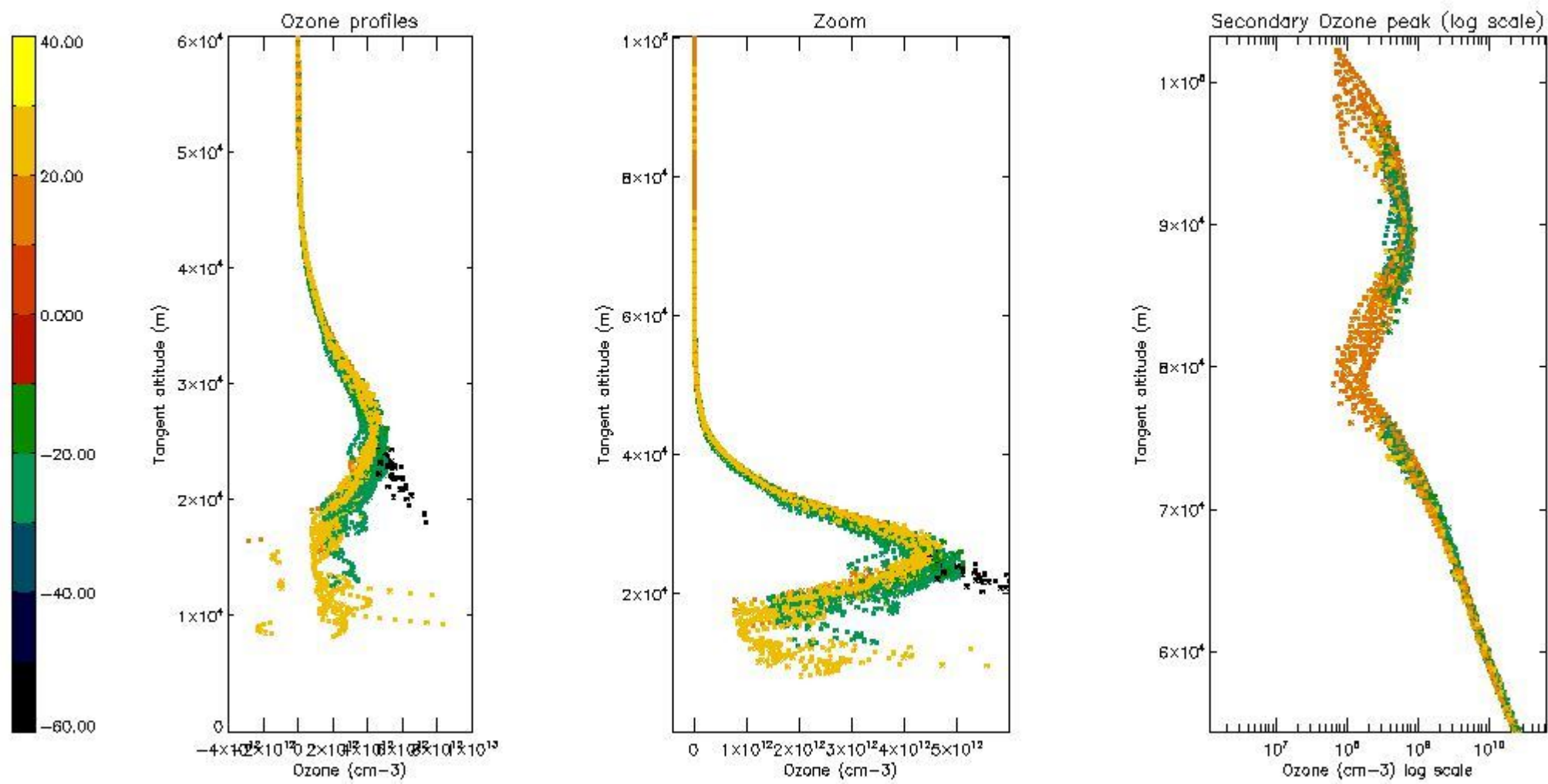
The colorbar represents the latitude.



*5.5 Plot ozone profiles where  $STD < 5\%$  (dark without errors)*

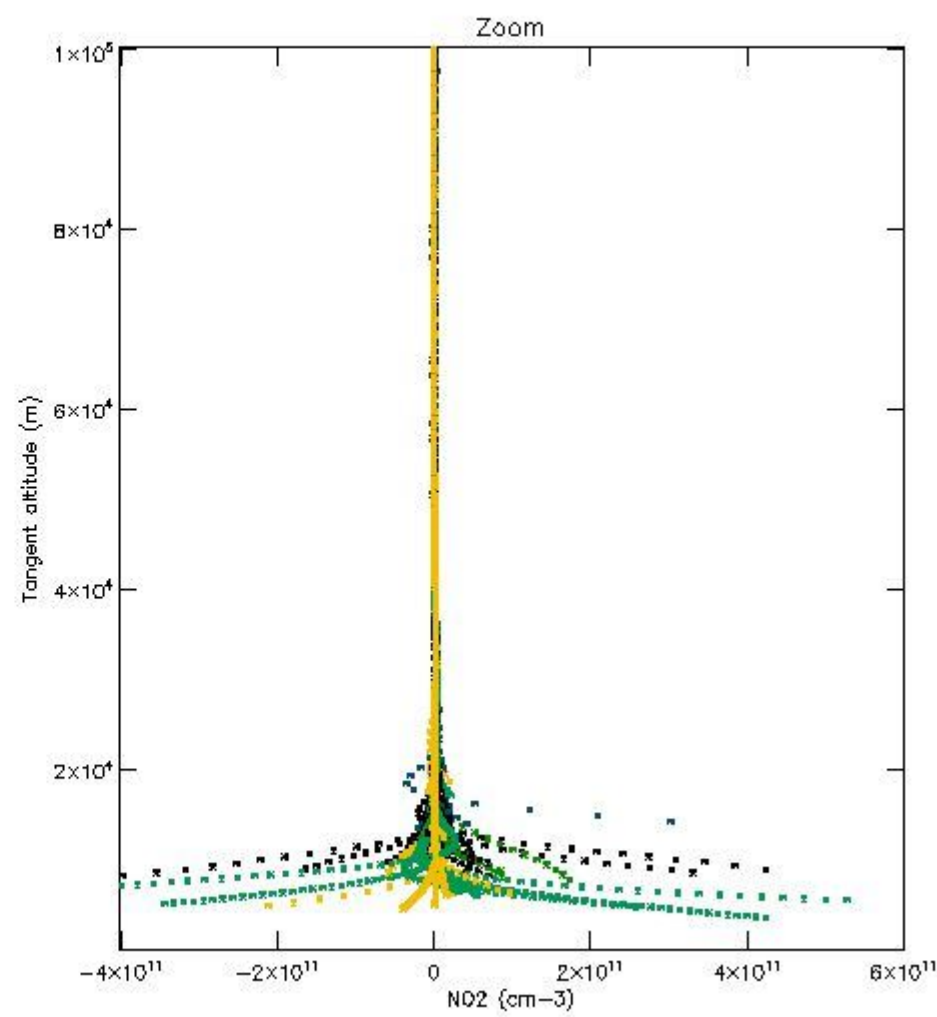
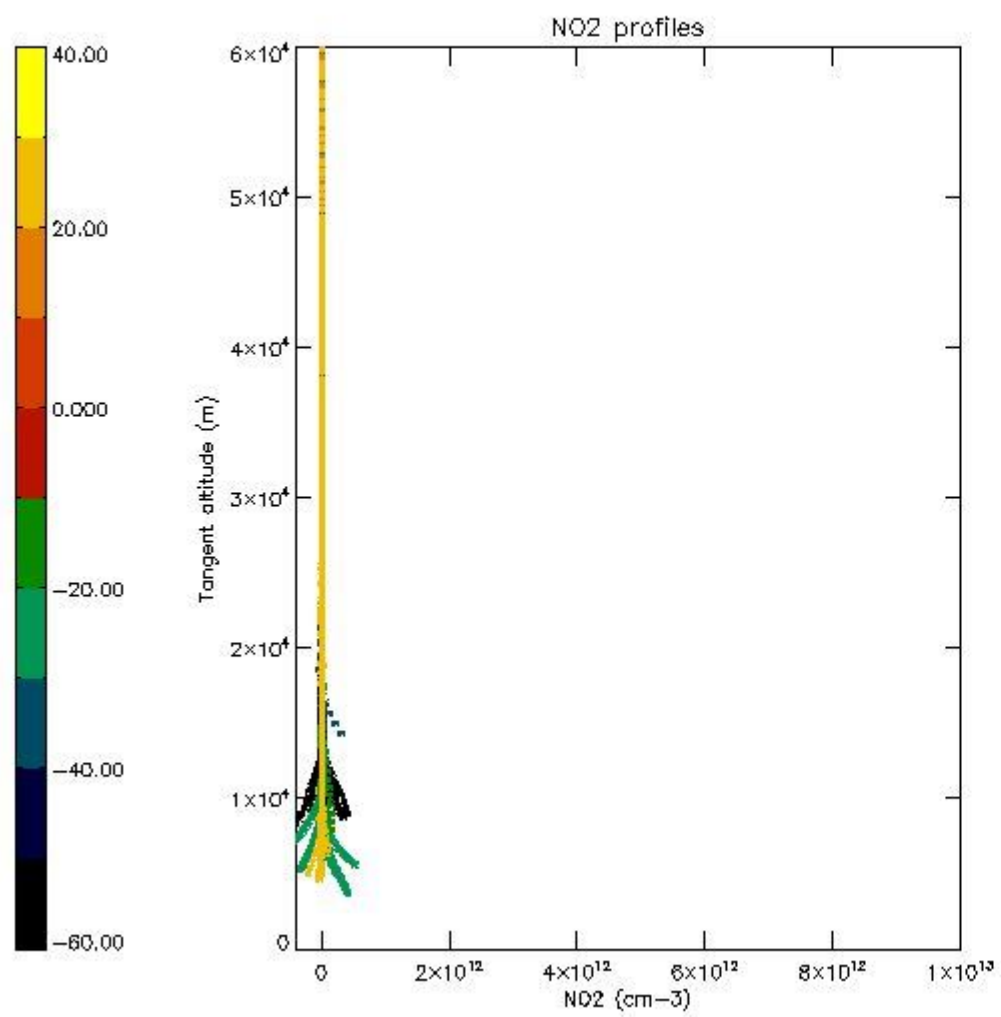
The colorbar represents the latitude.





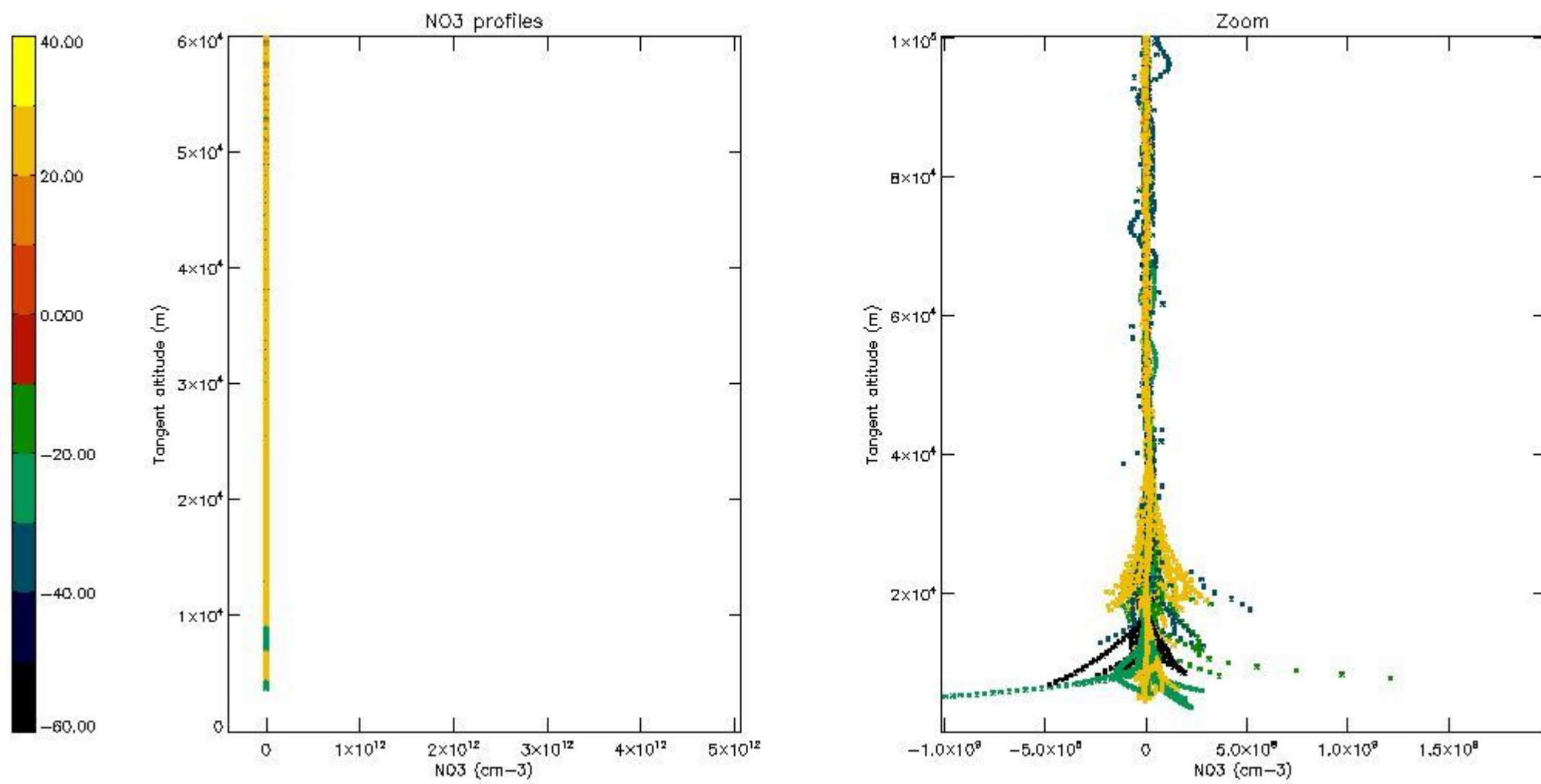
*5.6 Plot NO<sub>2</sub> profiles for all STD (dark without errors)*

The colorbar represents the latitude.



*5.7 Plot NO3 profiles for all STD (dark without errors)*

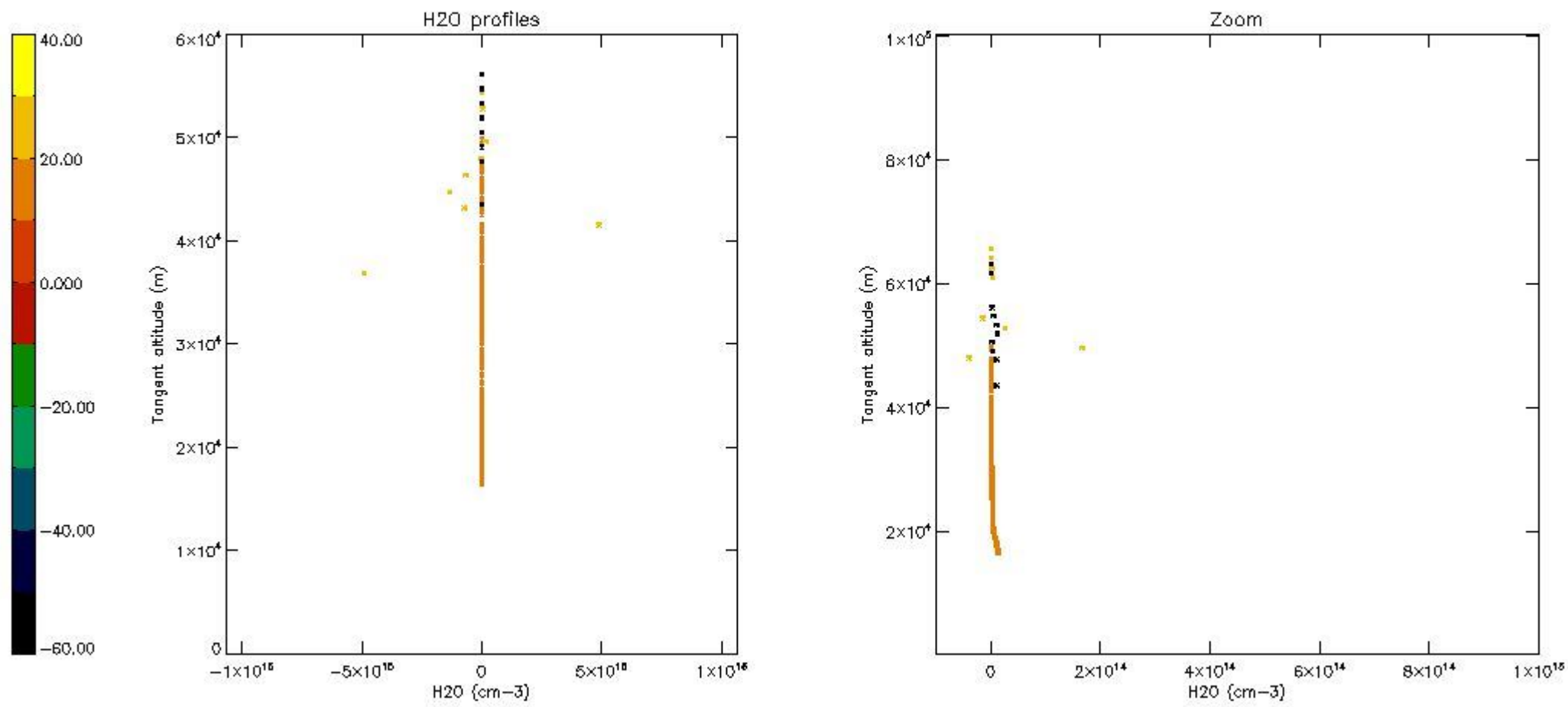
The colorbar represents the latitude.



5.8 Plot H<sub>2</sub>O profiles for all STD (only for occultations of stars 1,2,3,4,13,14,16,26,63 dark without errors)

The colorbar represents the latitude.

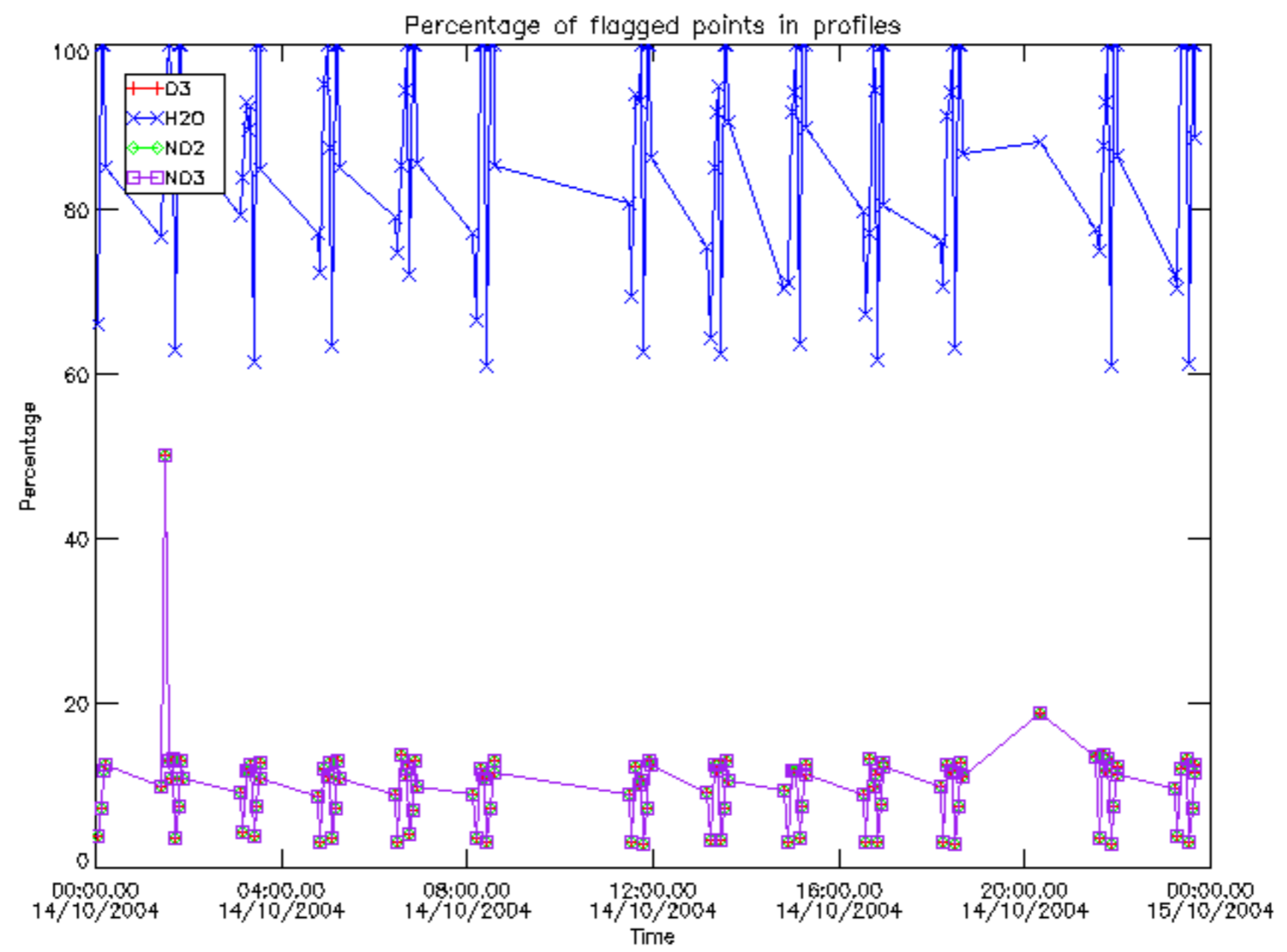




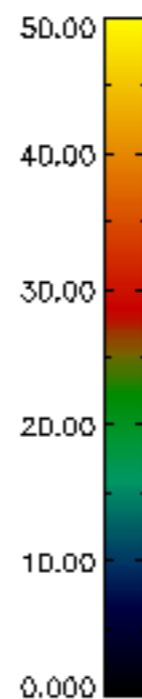
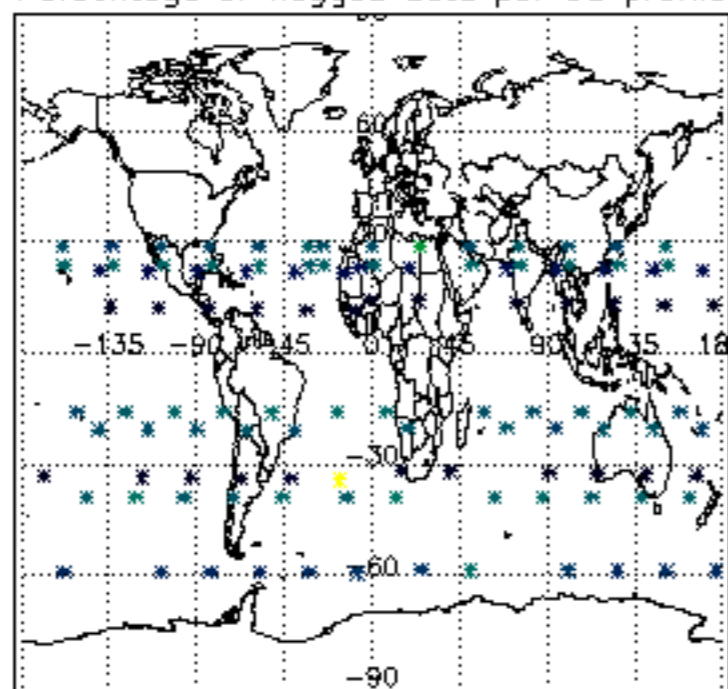
## 6. Auxiliary Data Files used for the production reported in section 2

The number reported in the third column indicates since which file (see list in section 2) the corresponding auxiliary file has been used. The fourth column is the date of those product files.

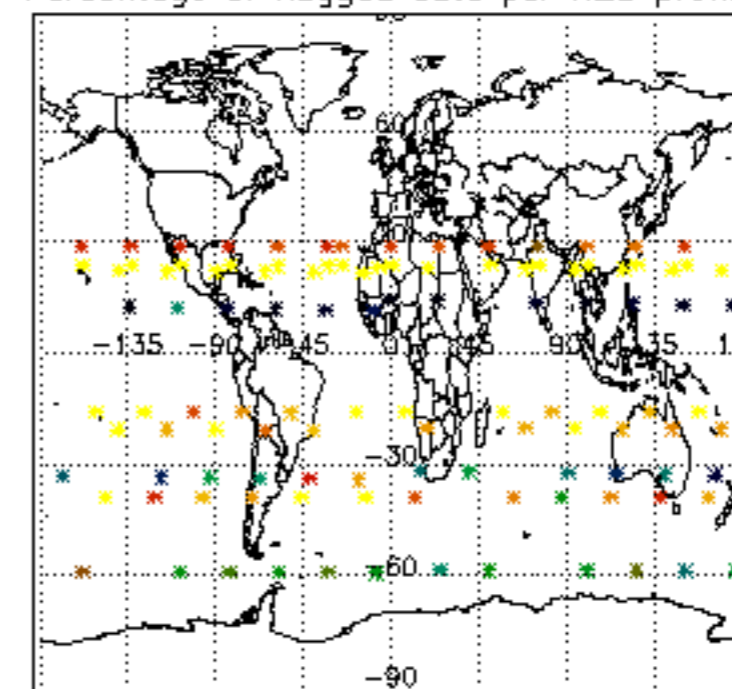
Type	Auxiliary Filename	Used since product	Used since product date
INST_PHYS_CHARACTERISTICS	GOM_INS_AXVIEC20091111_143220_20030716_120000_20500101_000000	1	14-OCT-2004 00:02:29
LEVEL-2_PROC_CONFIG	GOM_PR2_AXVIEC20091111_152718_20020301_000000_20500101_000000	1	14-OCT-2004 00:02:29
CROSS_SECTIONS_FILE	GOM_CRS_AXVIEC20091111_154832_20020301_000000_20500101_000000	1	14-OCT-2004 00:02:29



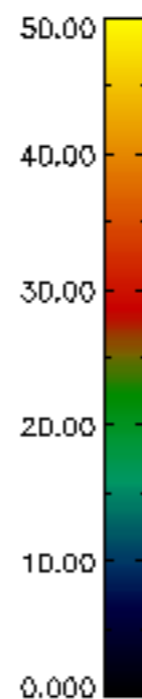
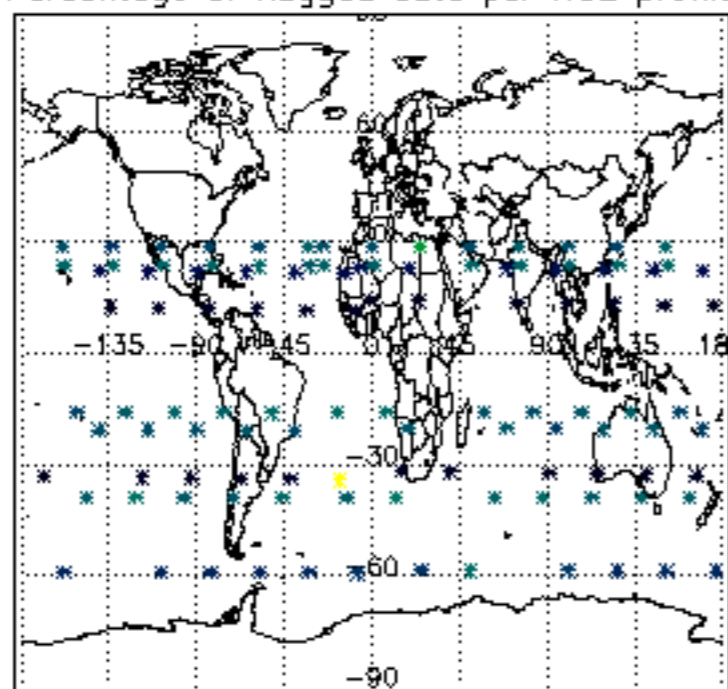
Percentage of flagged data per D3 profile



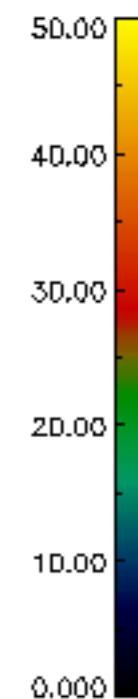
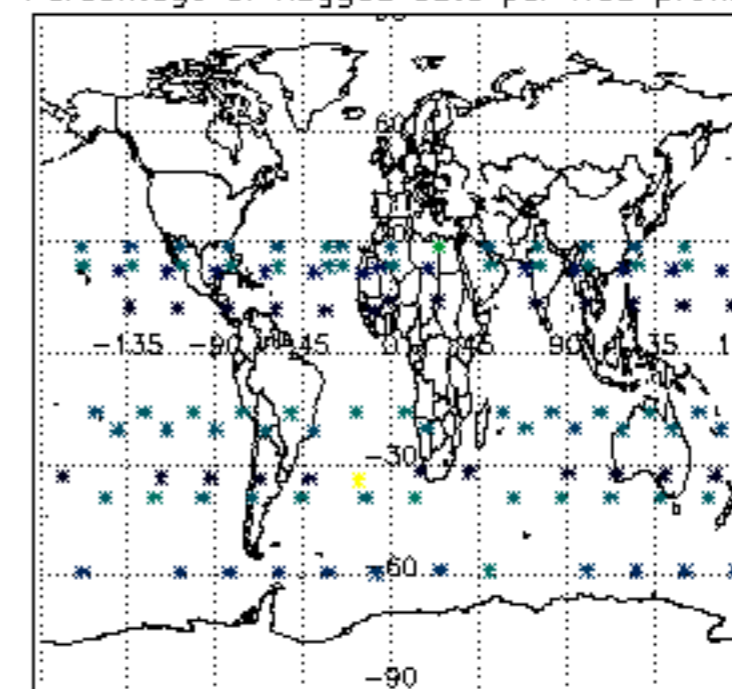
Percentage of flagged data per H2O profile



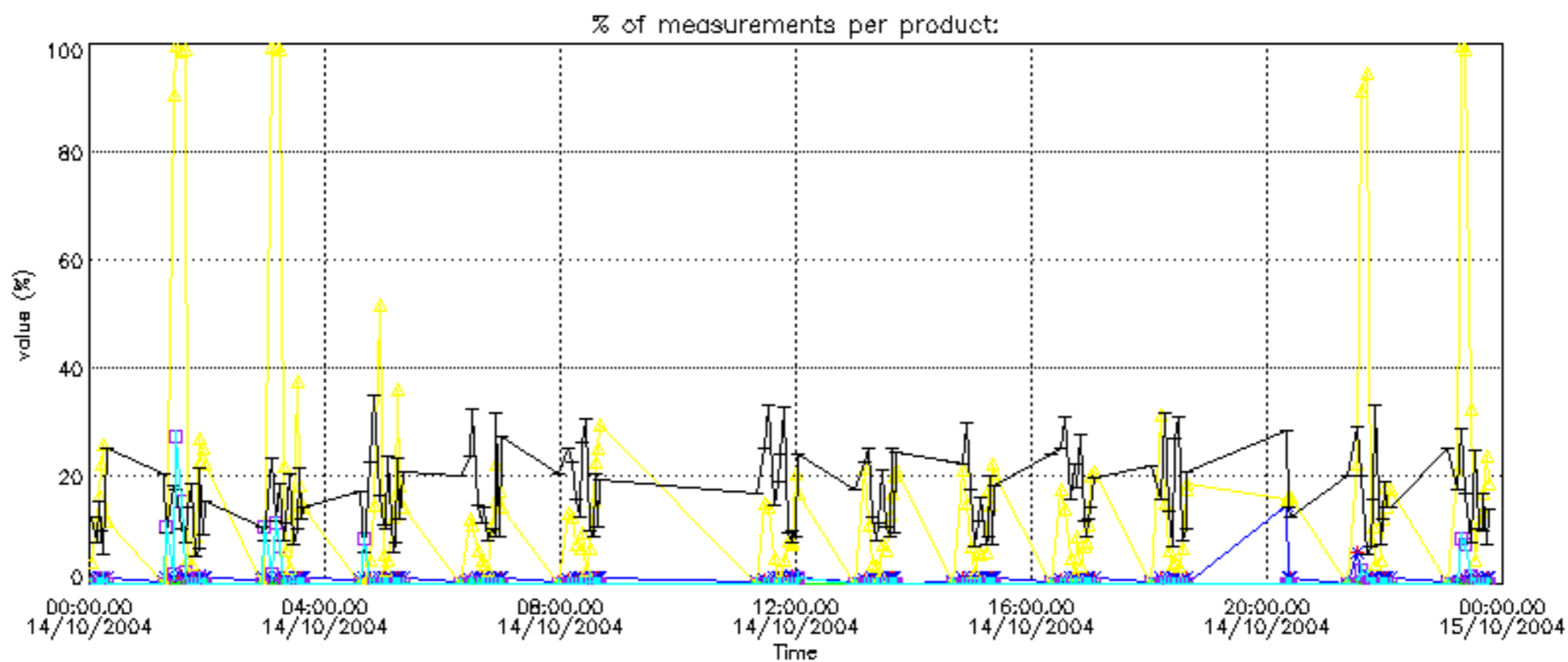
Percentage of flagged data per NO2 profile

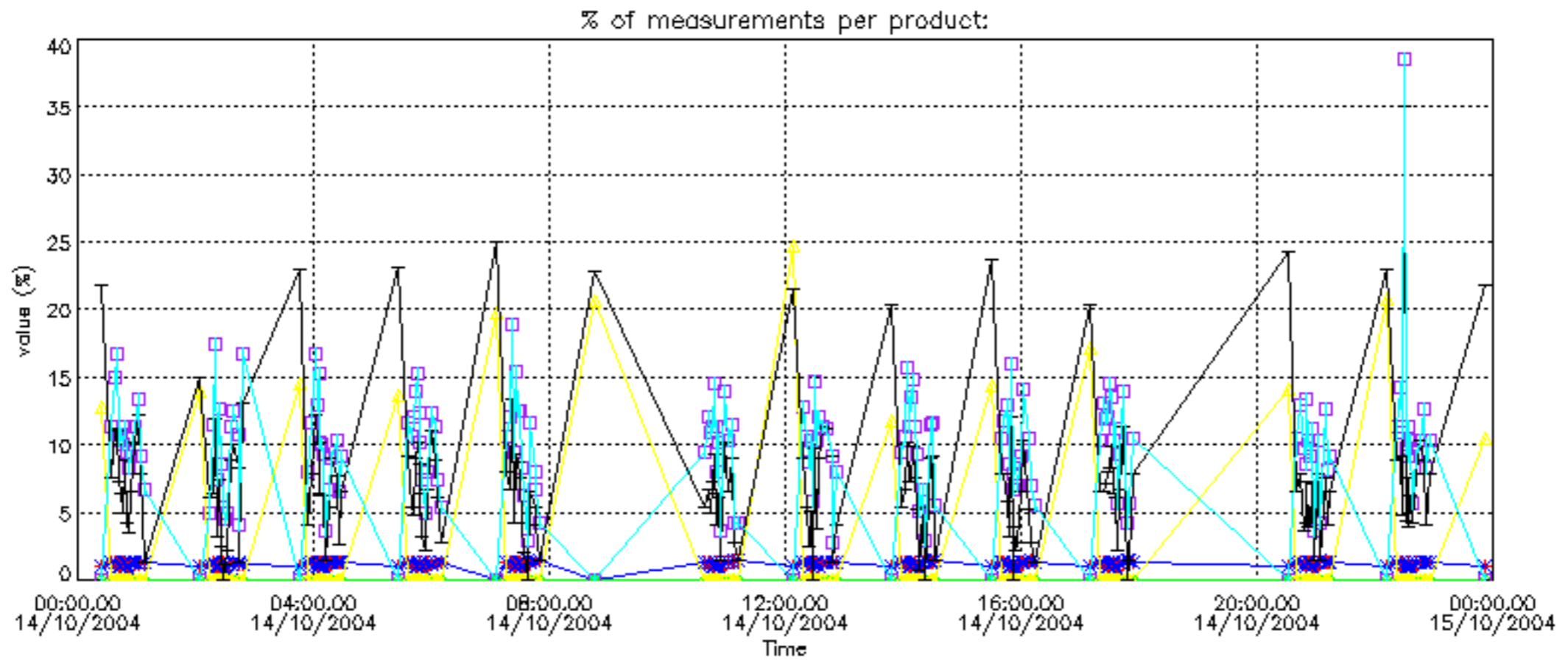


Percentage of flagged data per NO3 profile

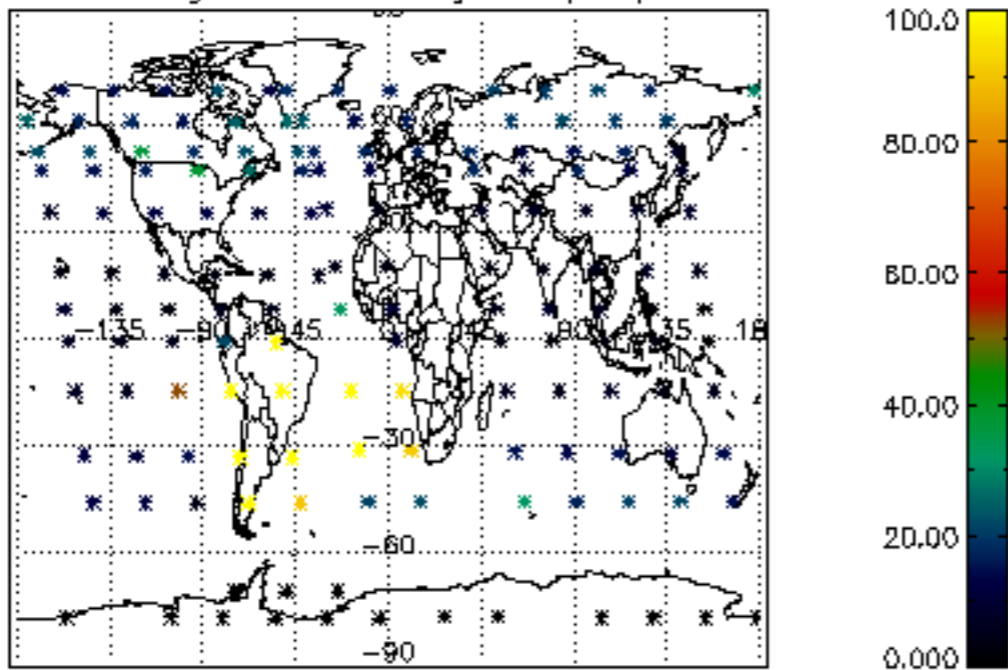




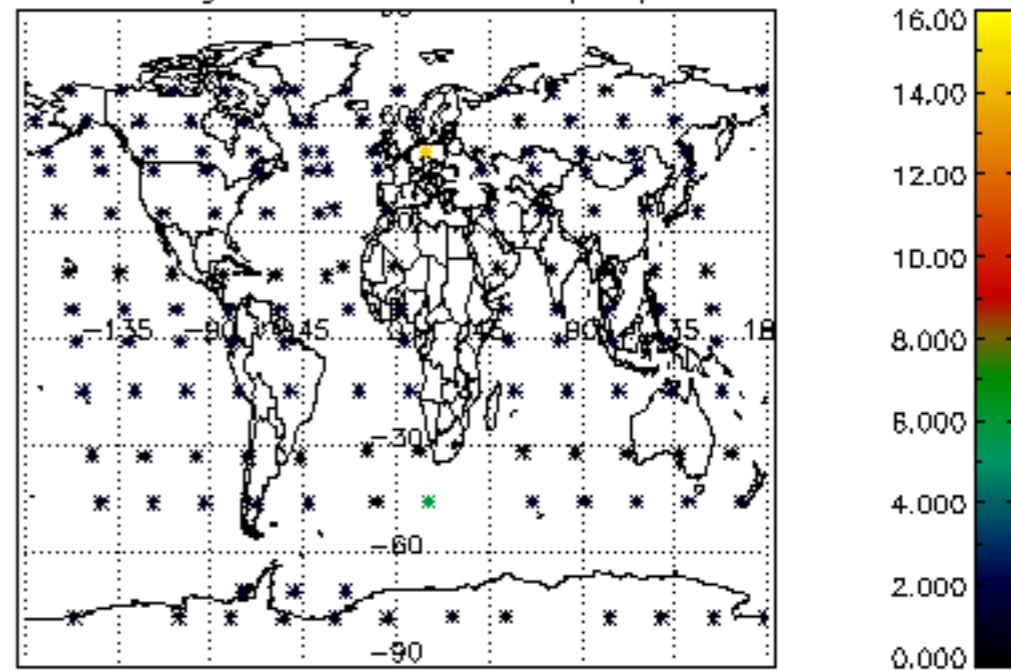




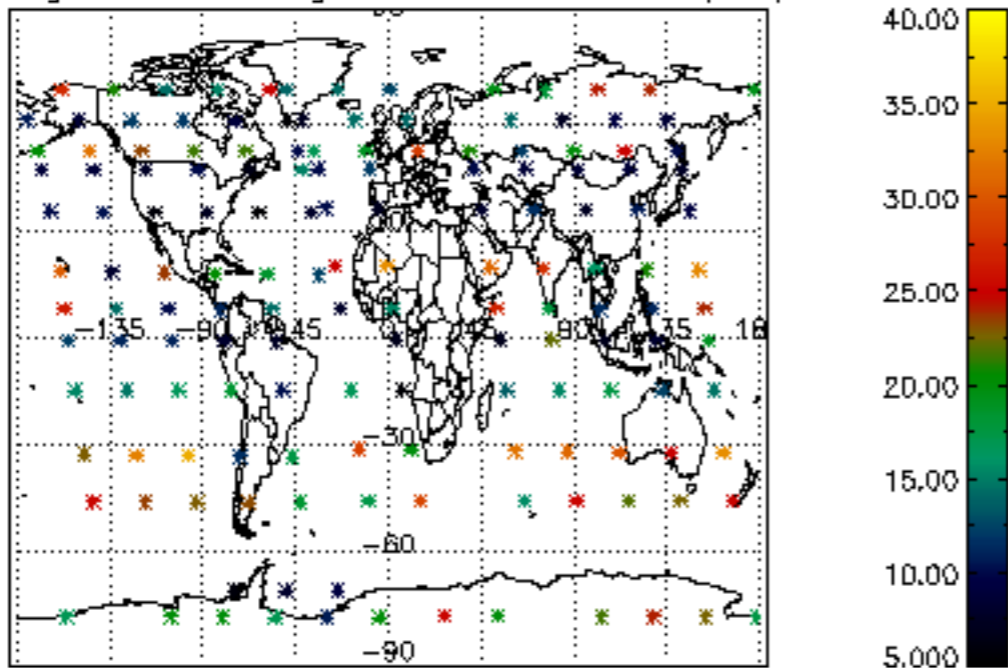
Percentage of cosmic ray hits per profile



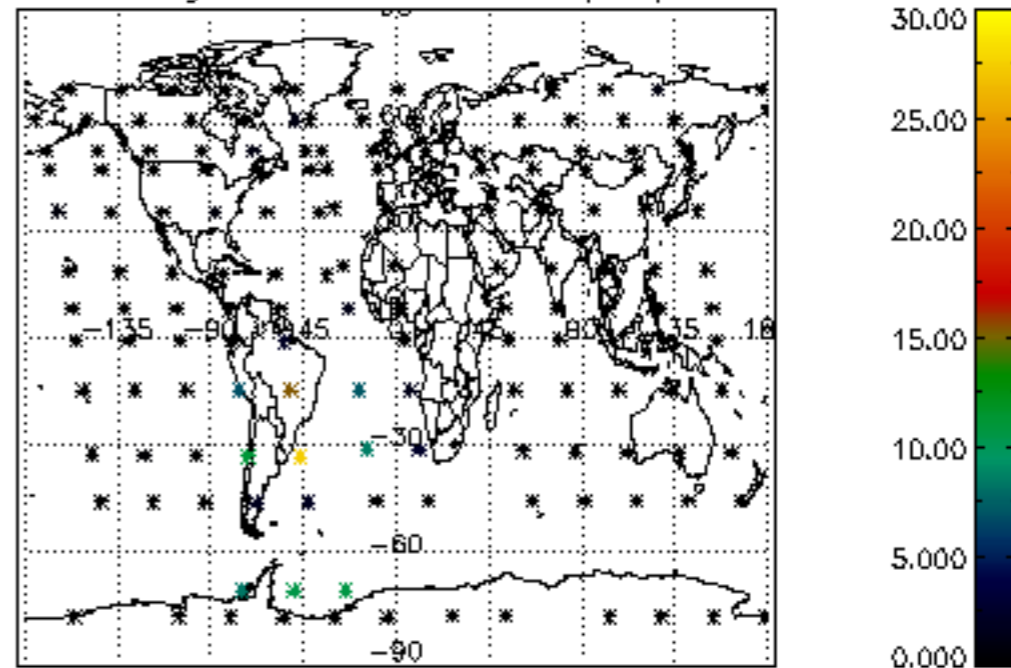
Percentage of datation errors per profile



Percentage of star falling outside central band per profile

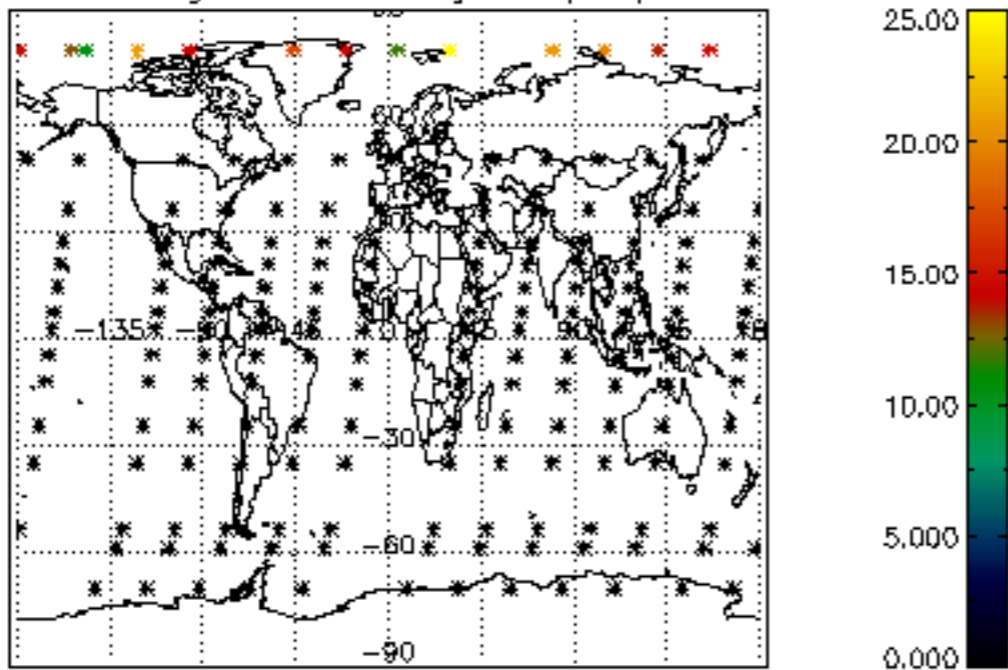


Percentage of saturation errors per profile

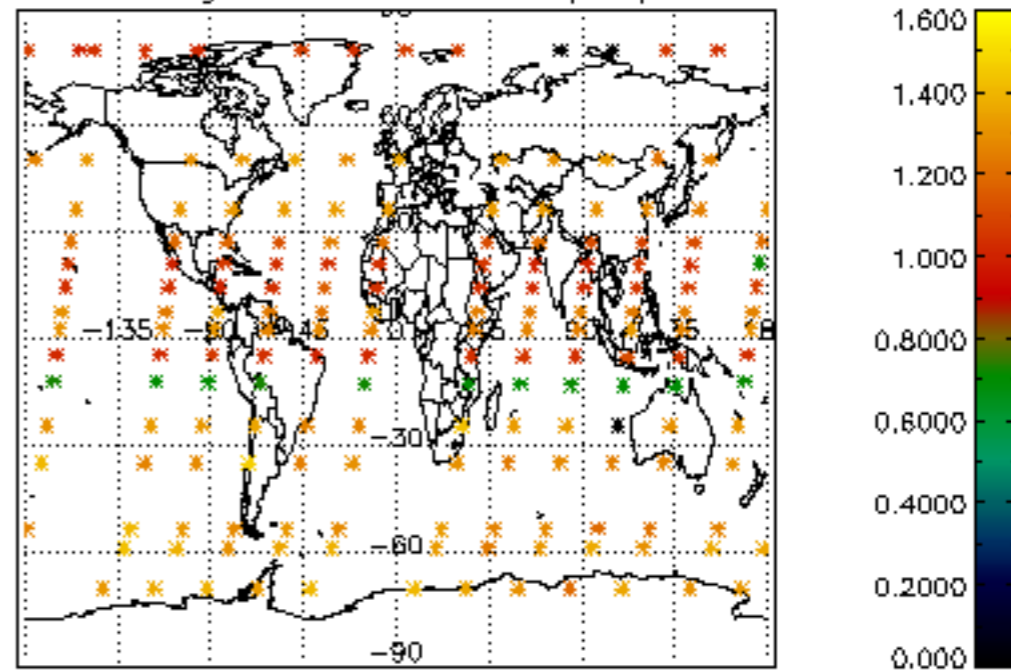




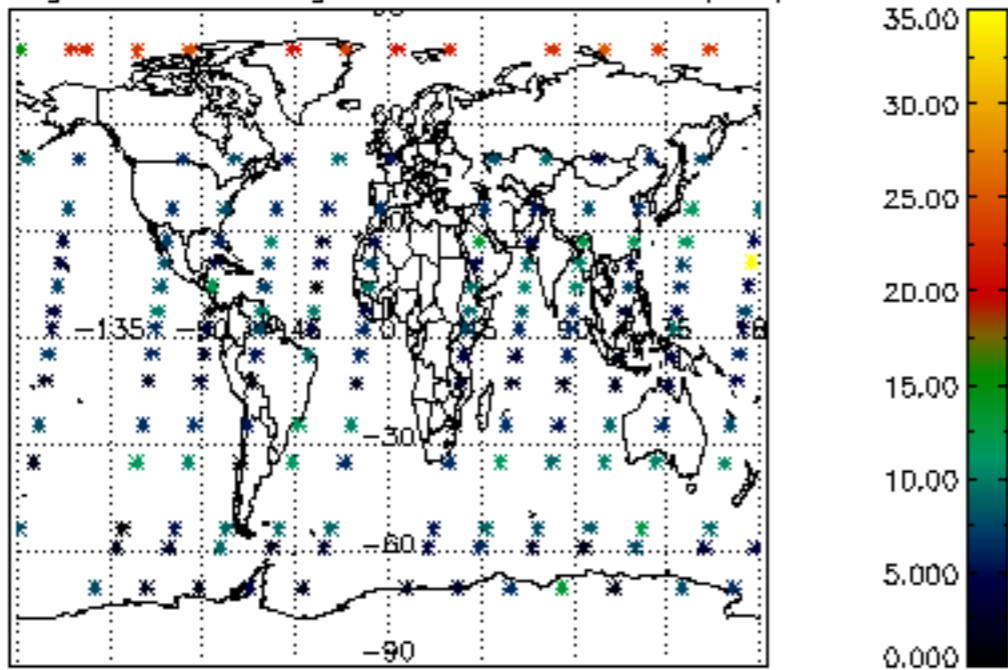
Percentage of cosmic ray hits per profile



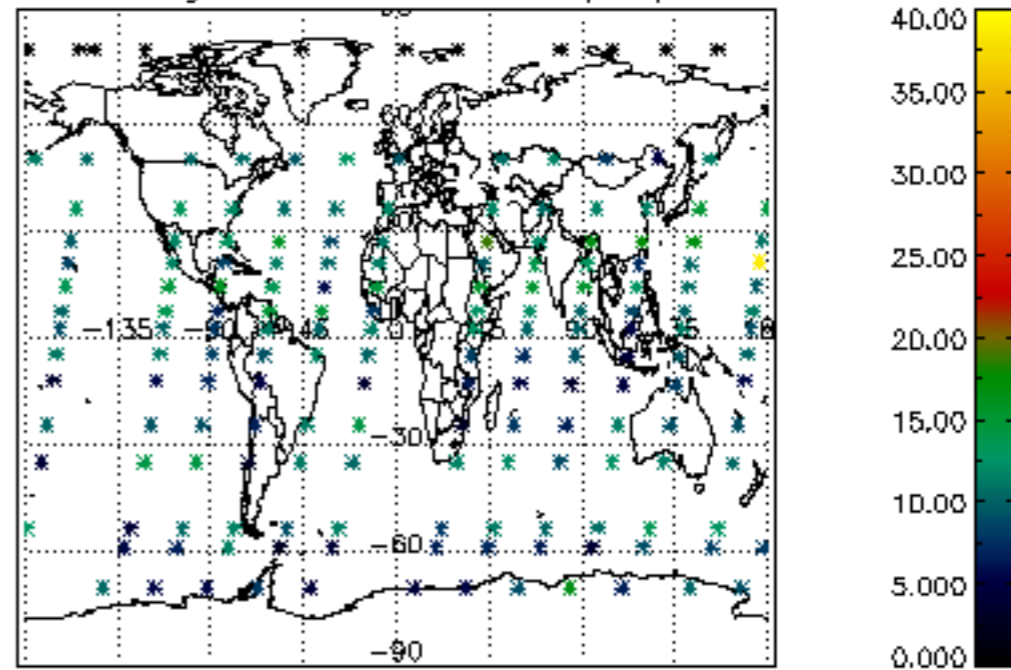
Percentage of datation errors per profile

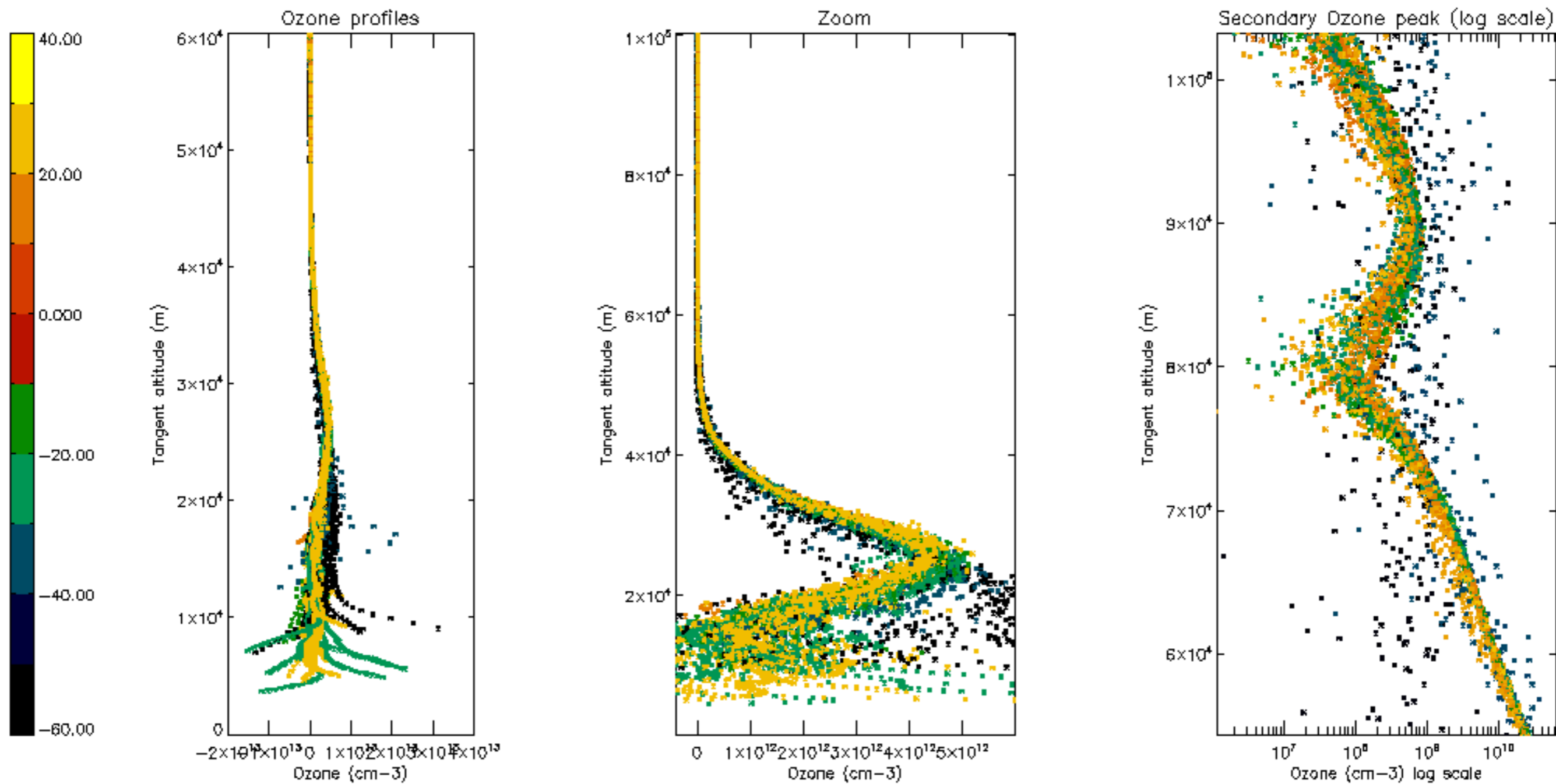


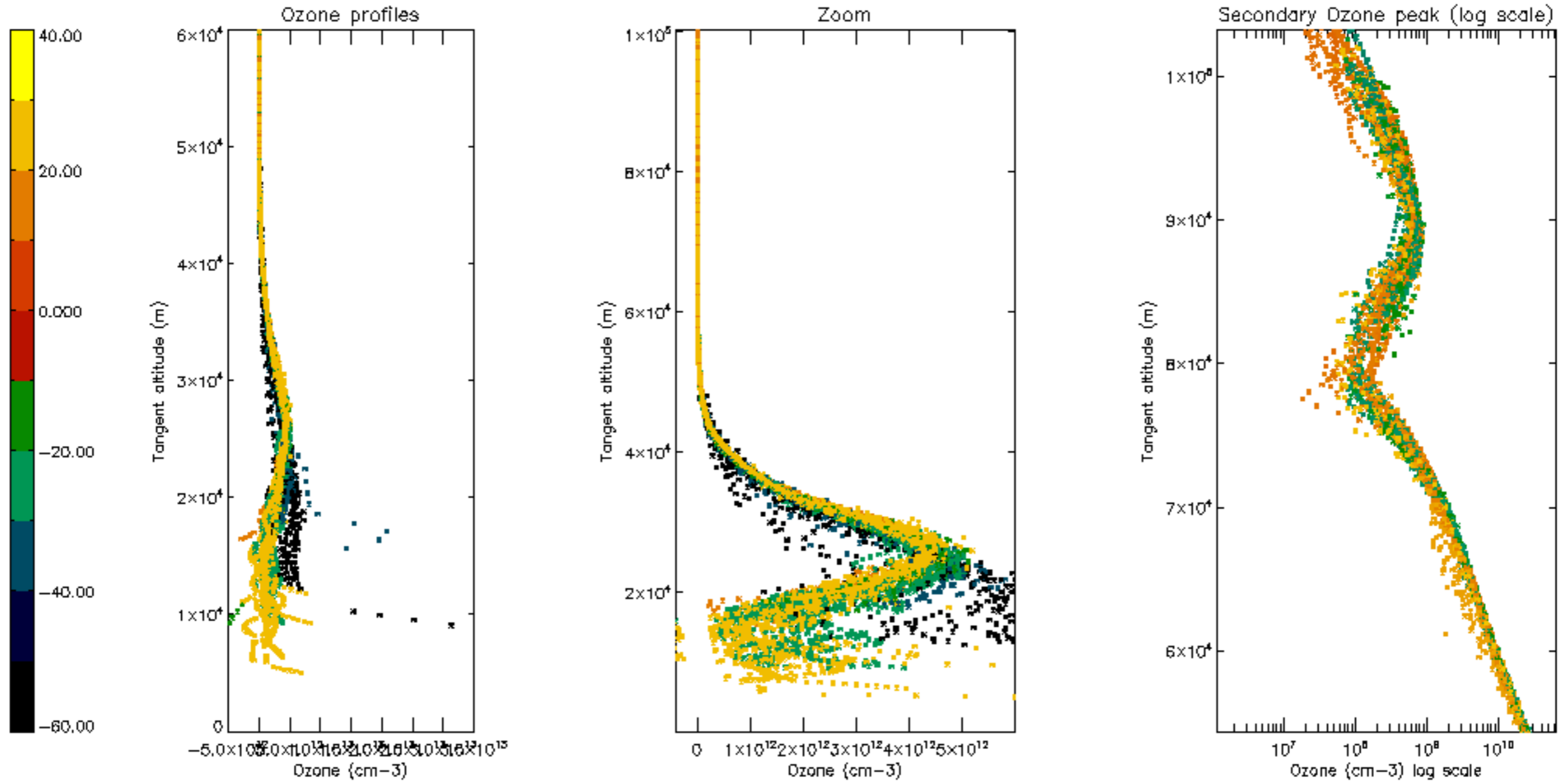
Percentage of star falling outside central band per profile



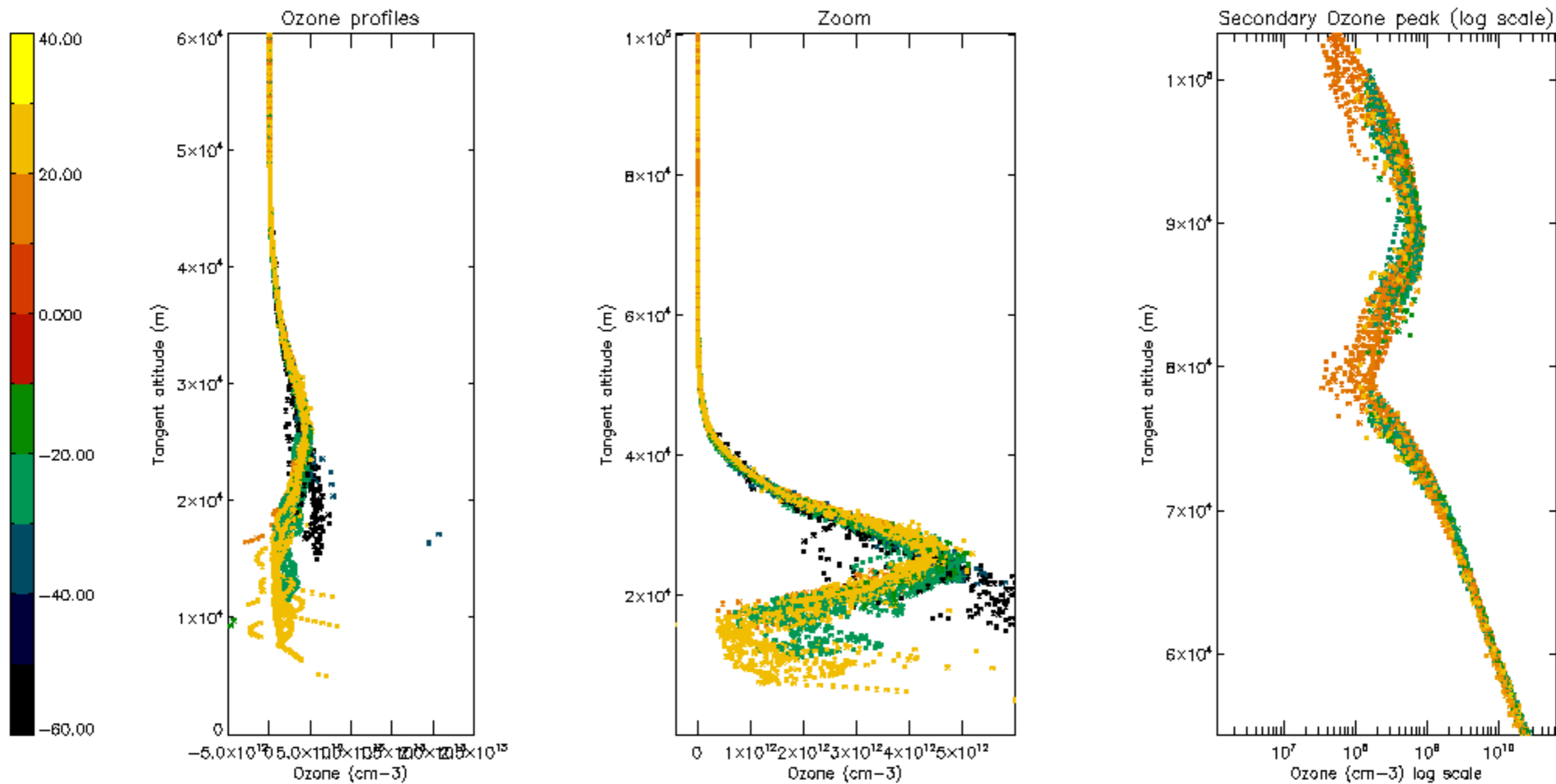
Percentage of saturation errors per profile

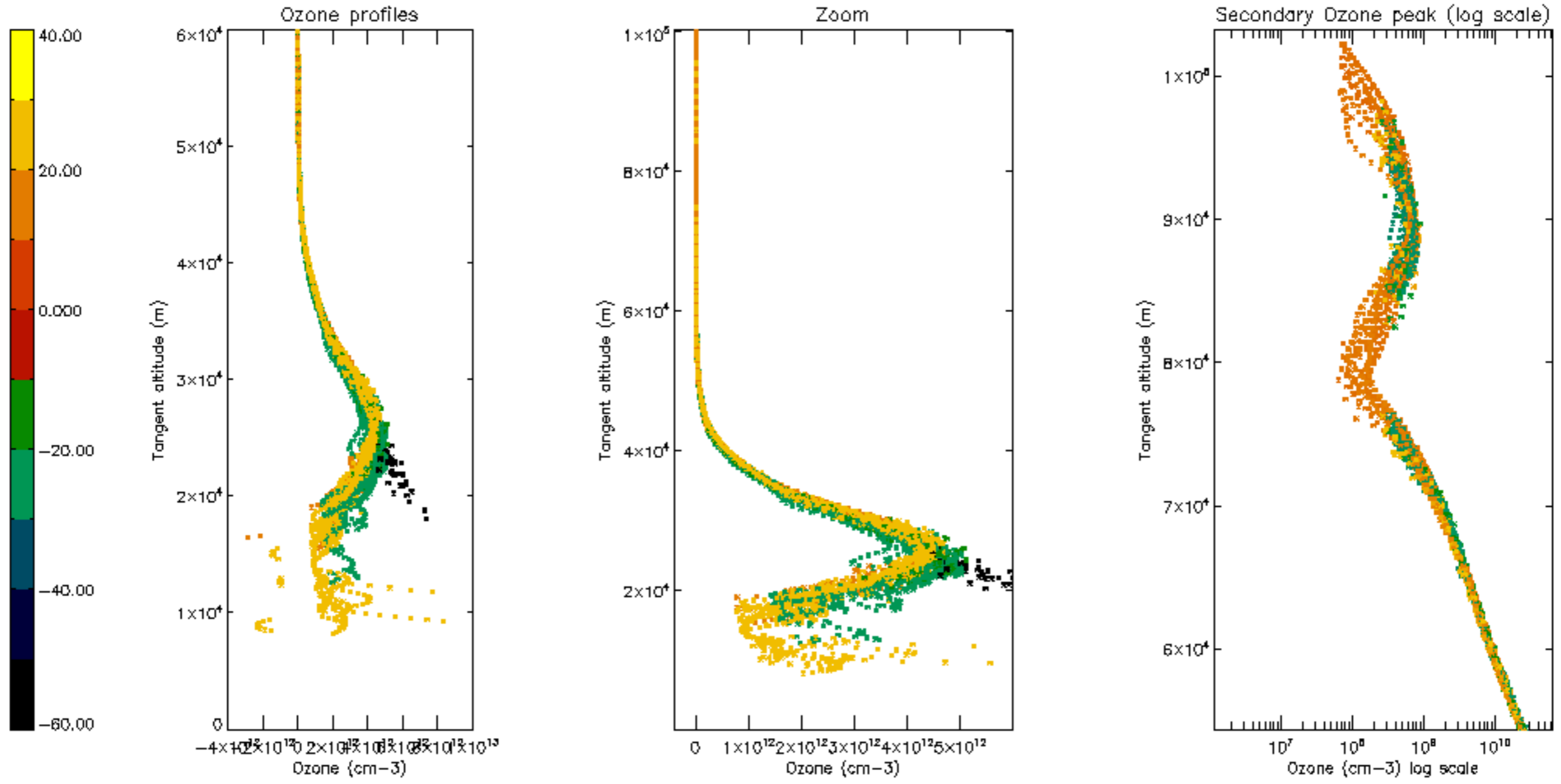


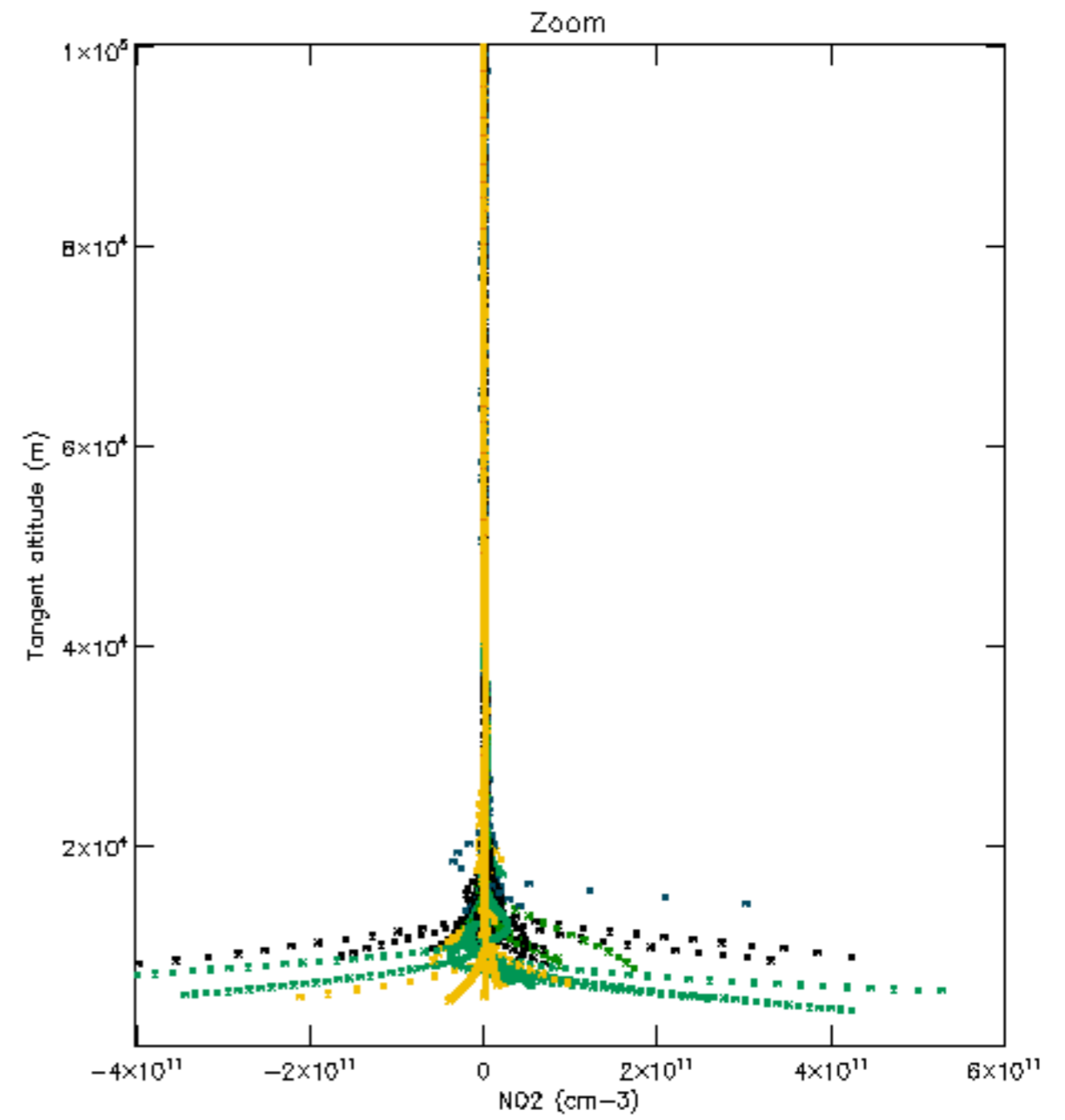
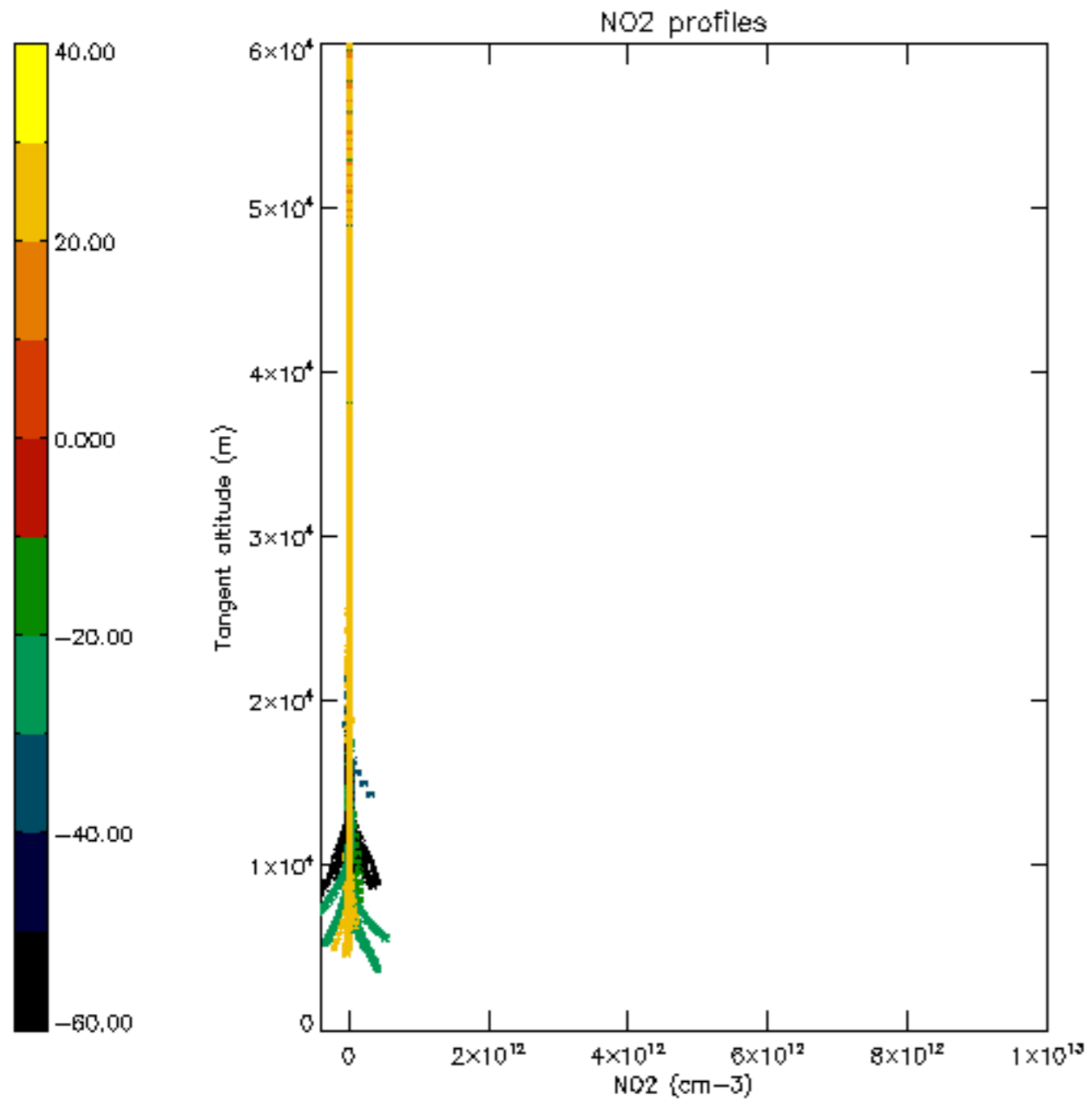


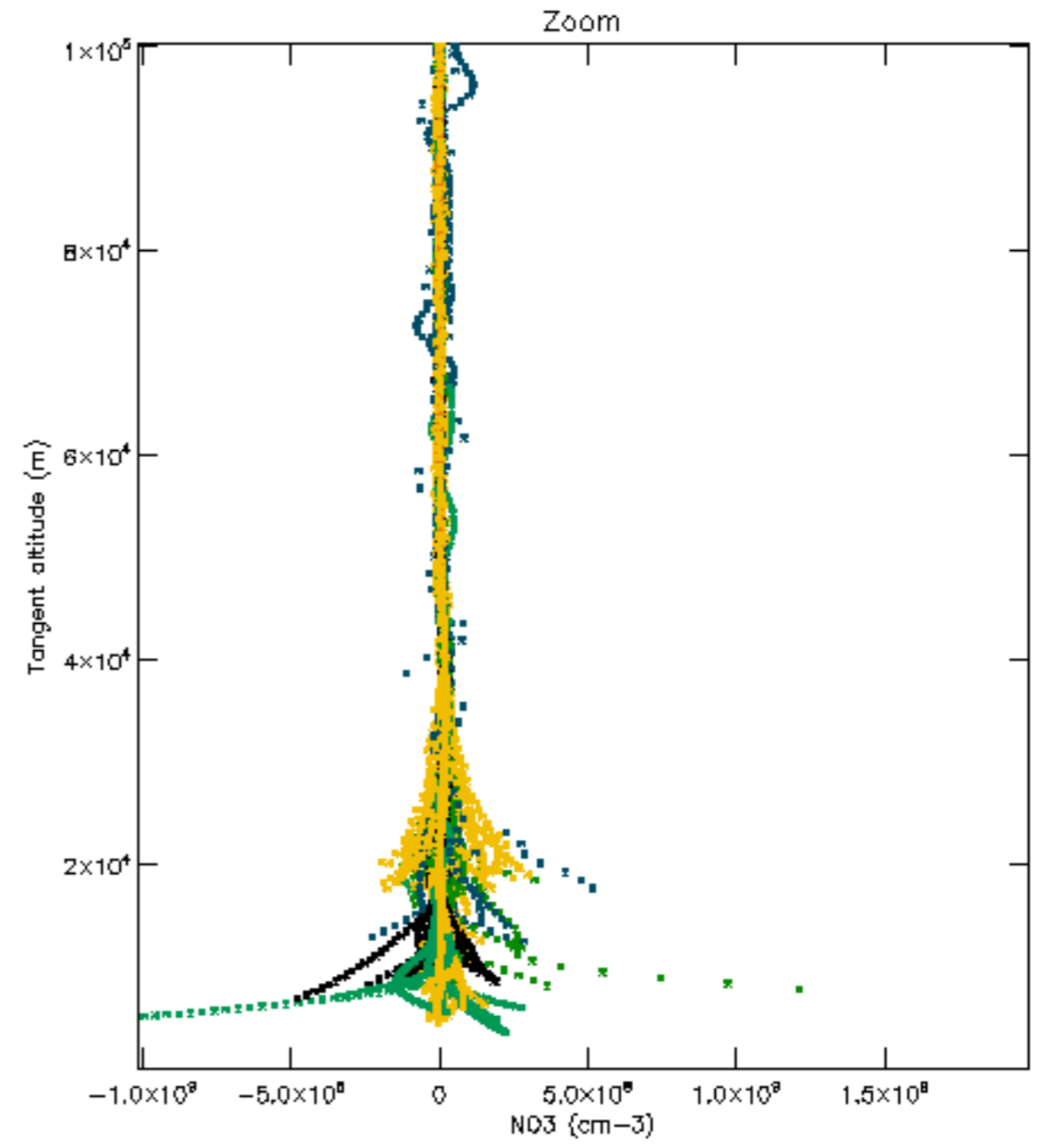
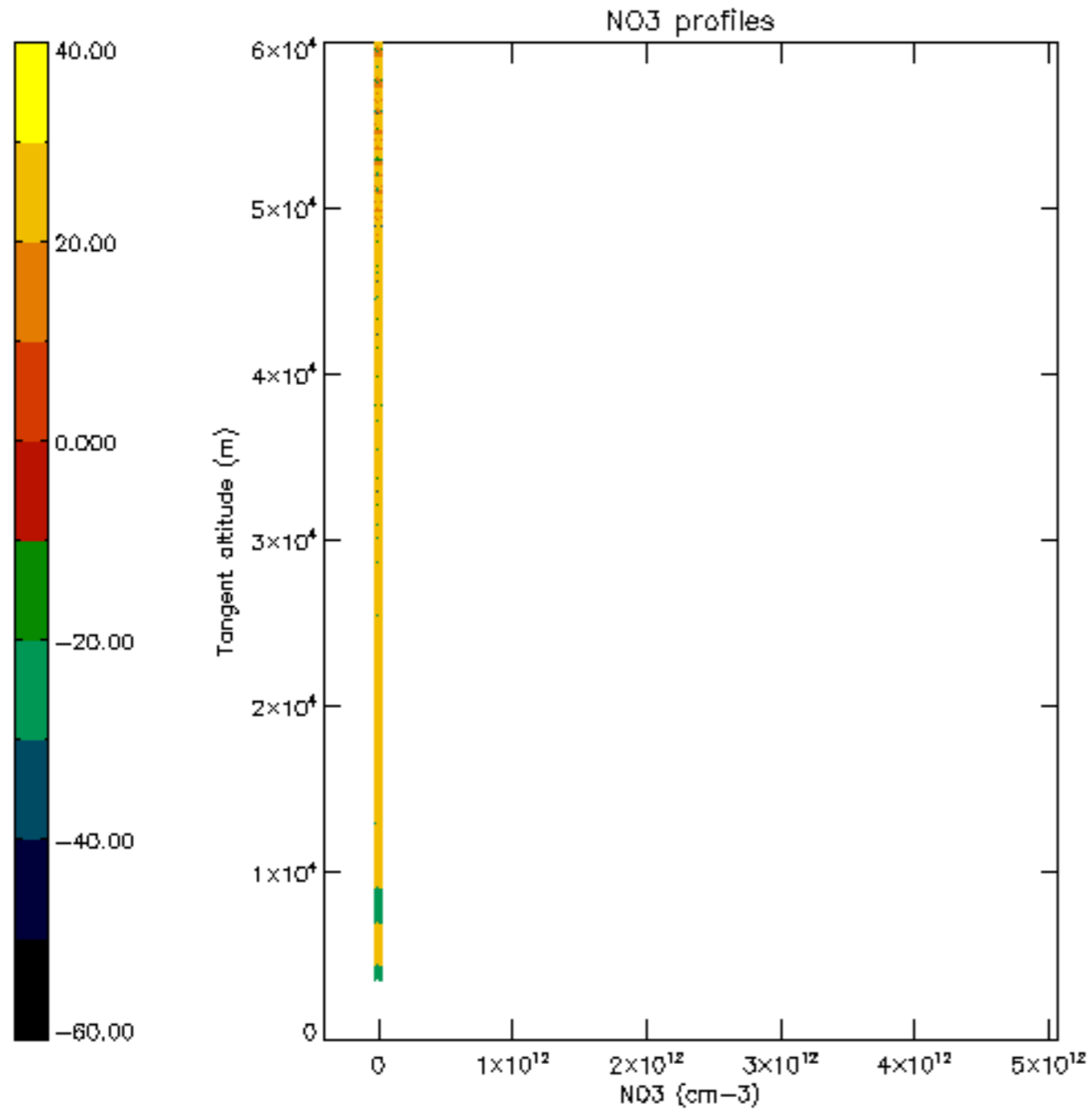




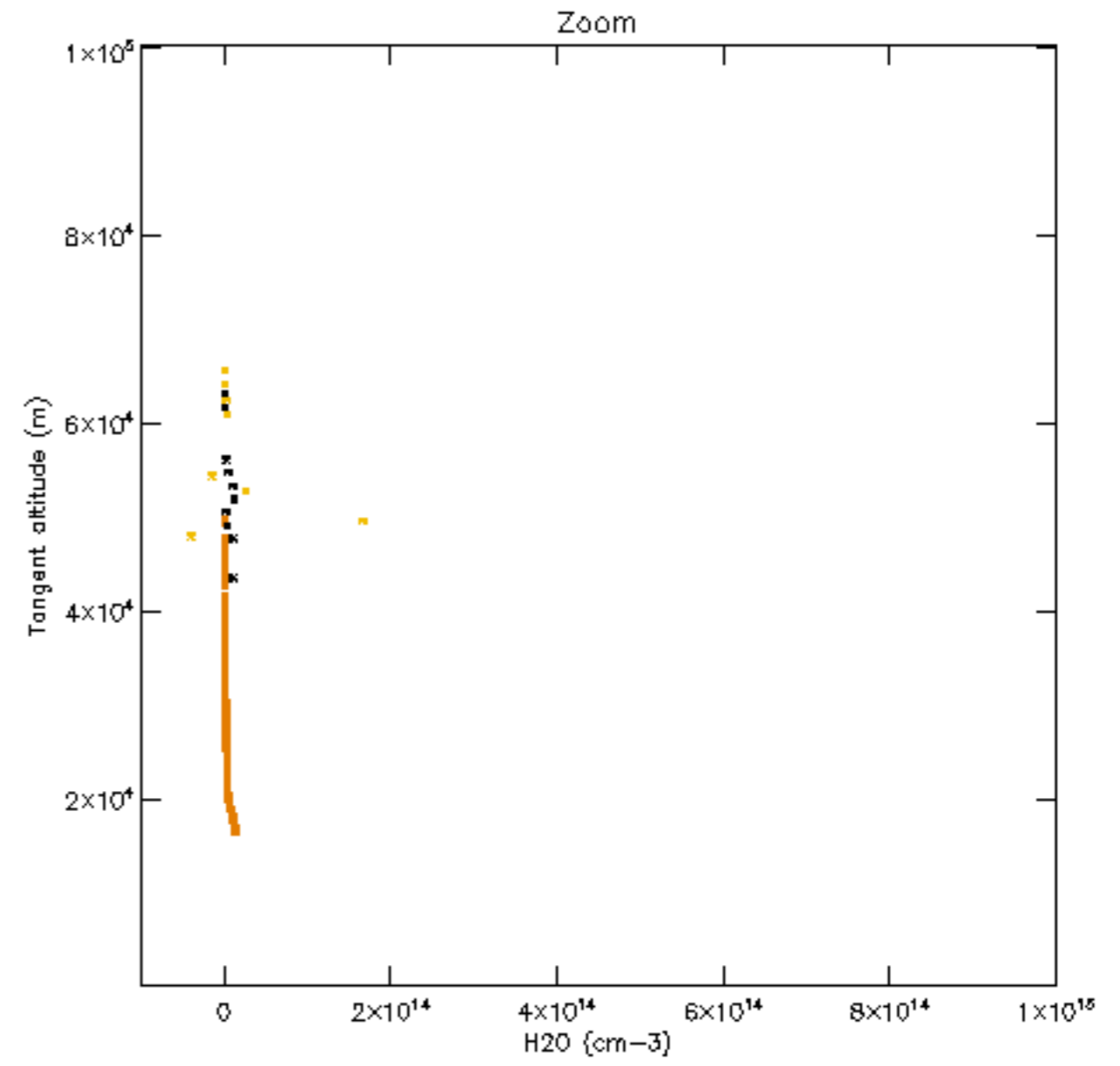
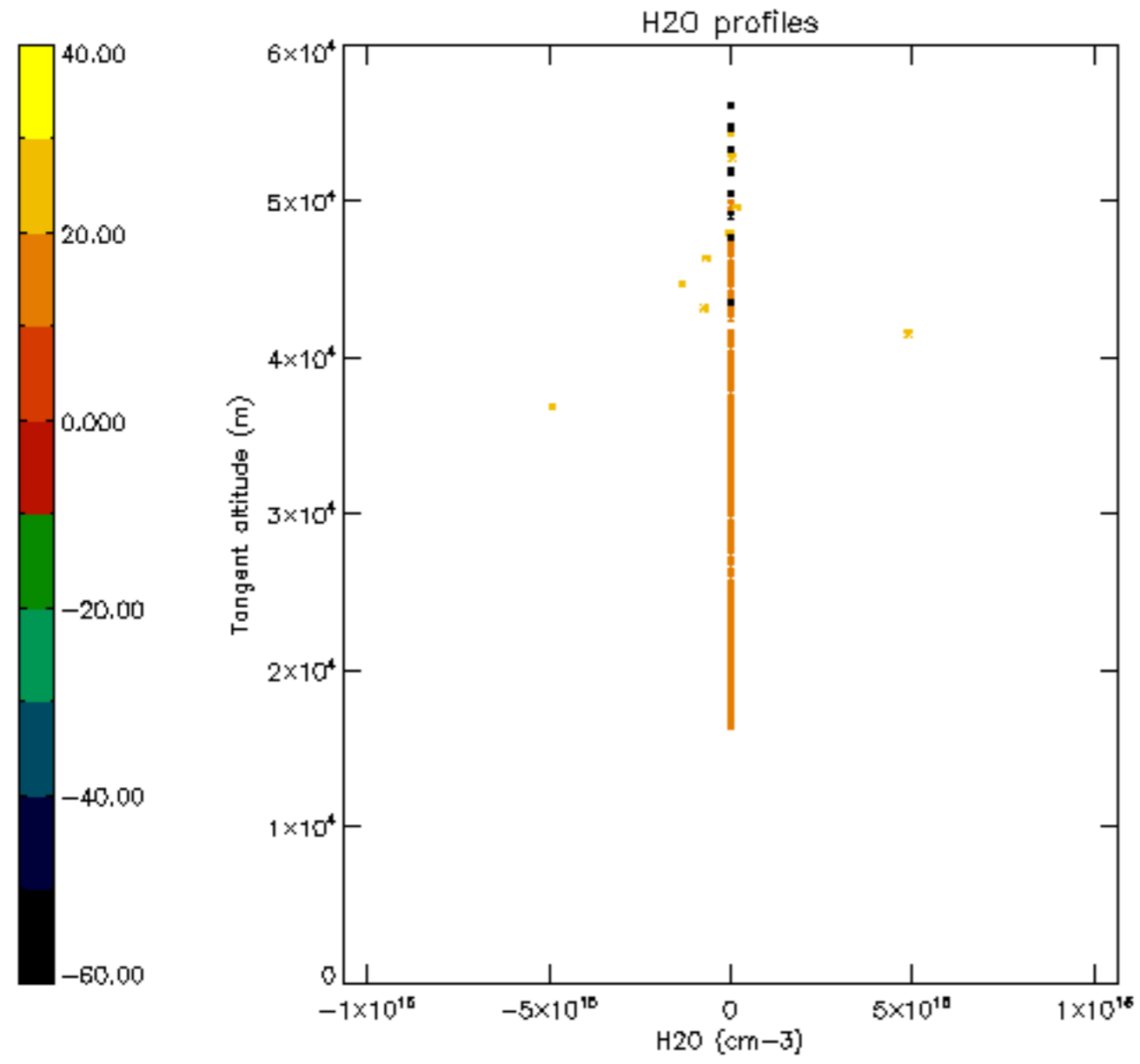


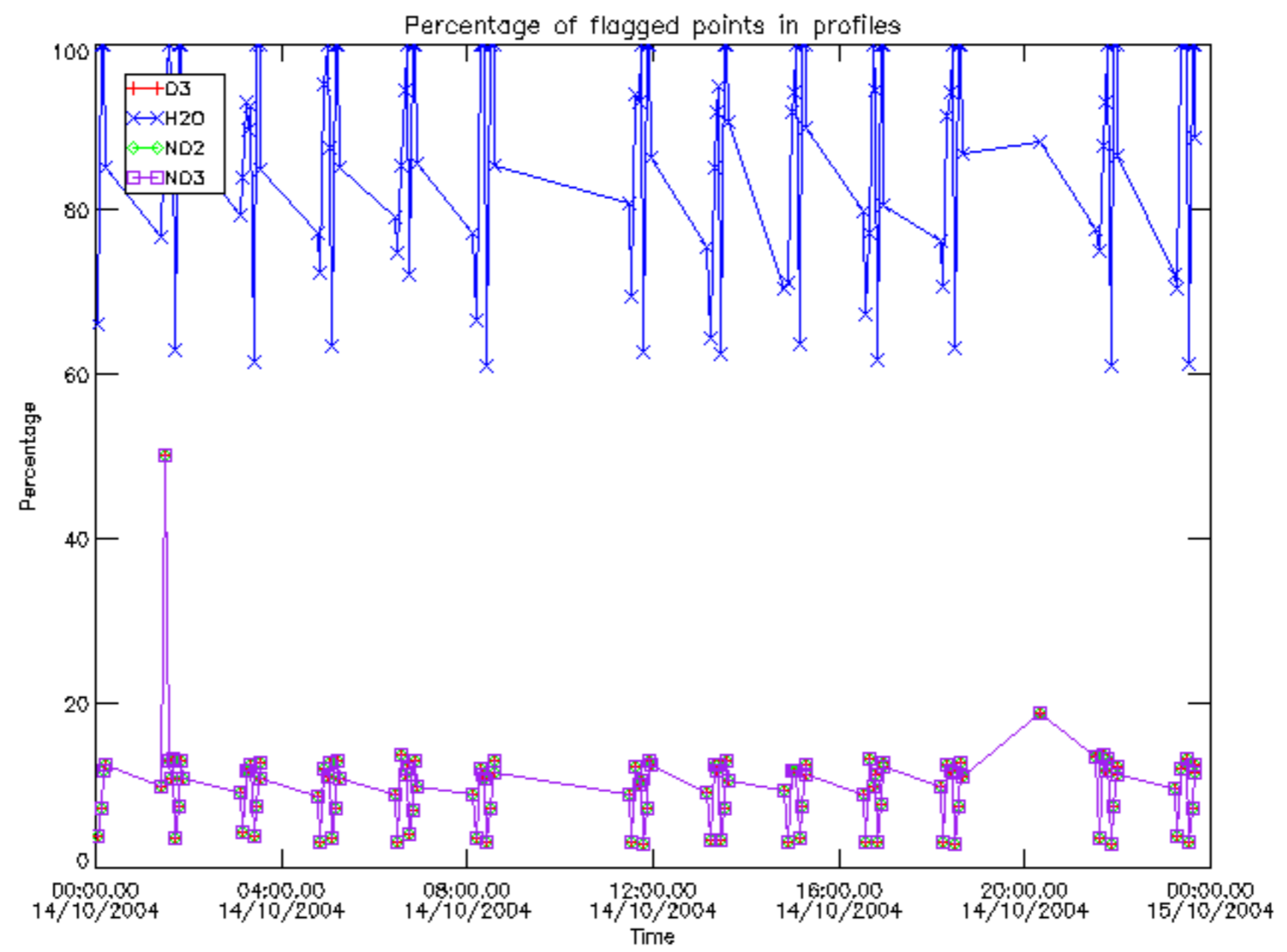




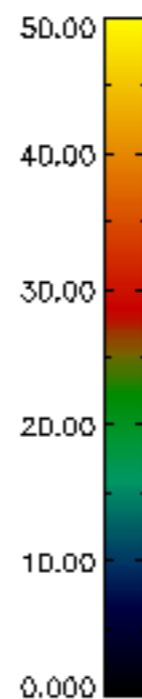
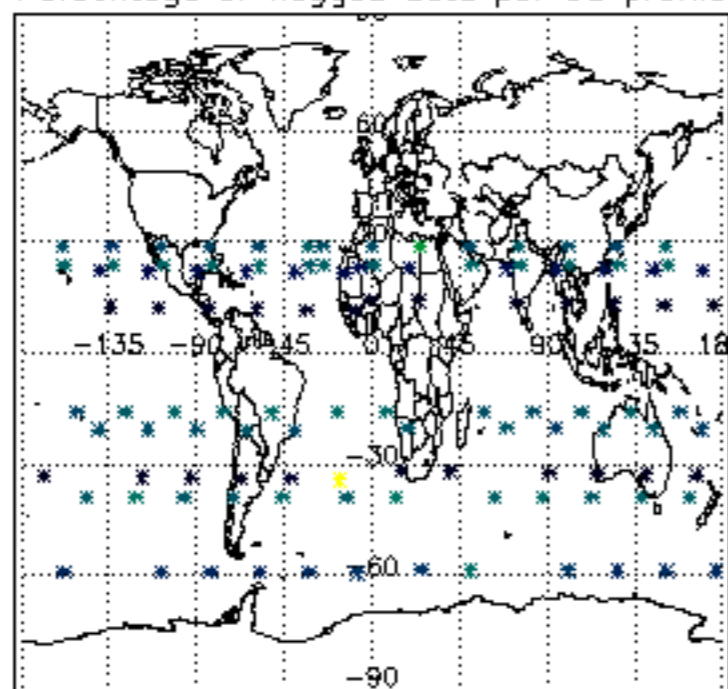




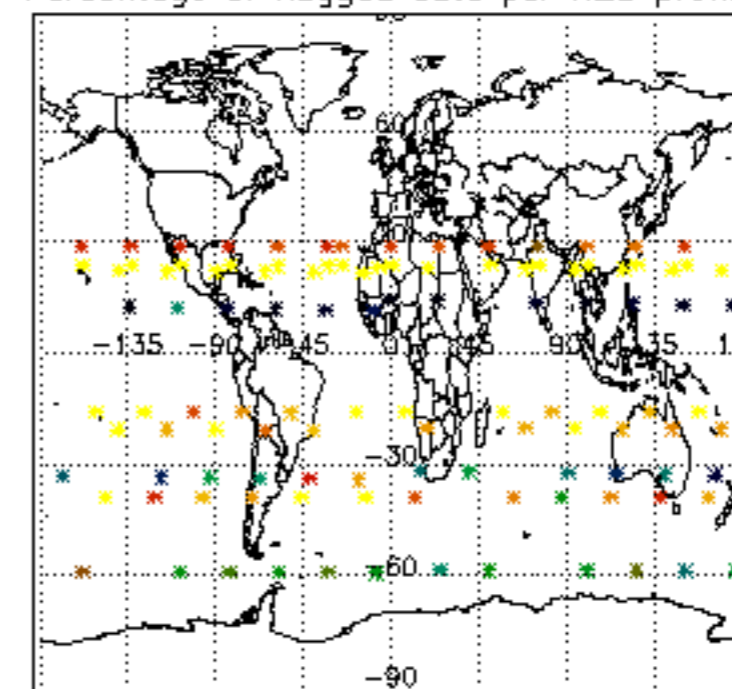




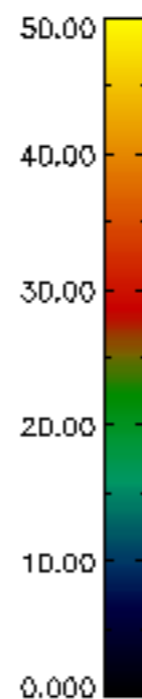
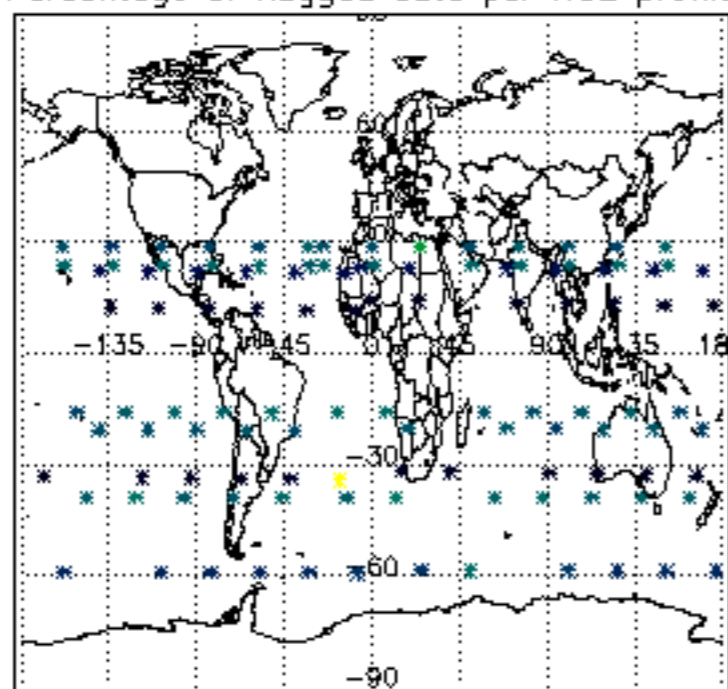
Percentage of flagged data per D3 profile



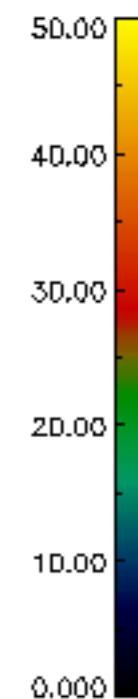
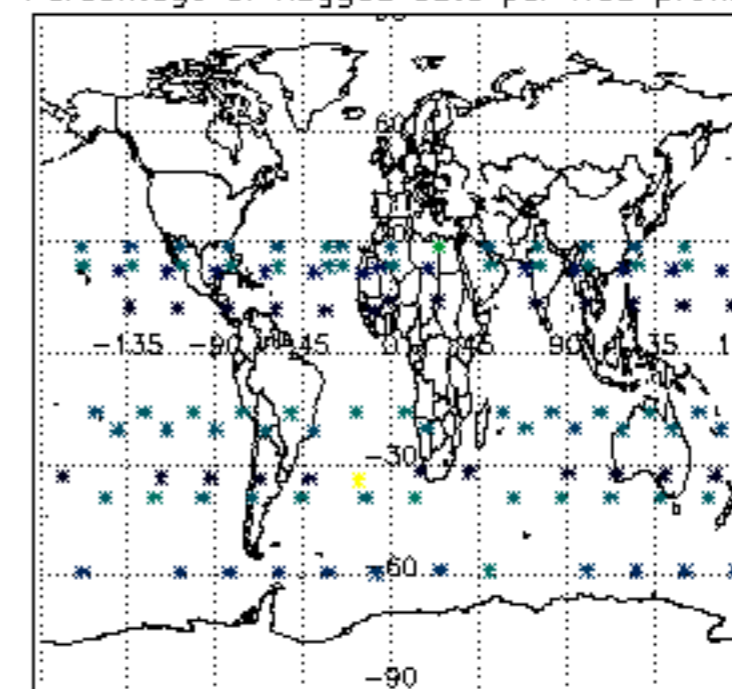
Percentage of flagged data per H2O profile

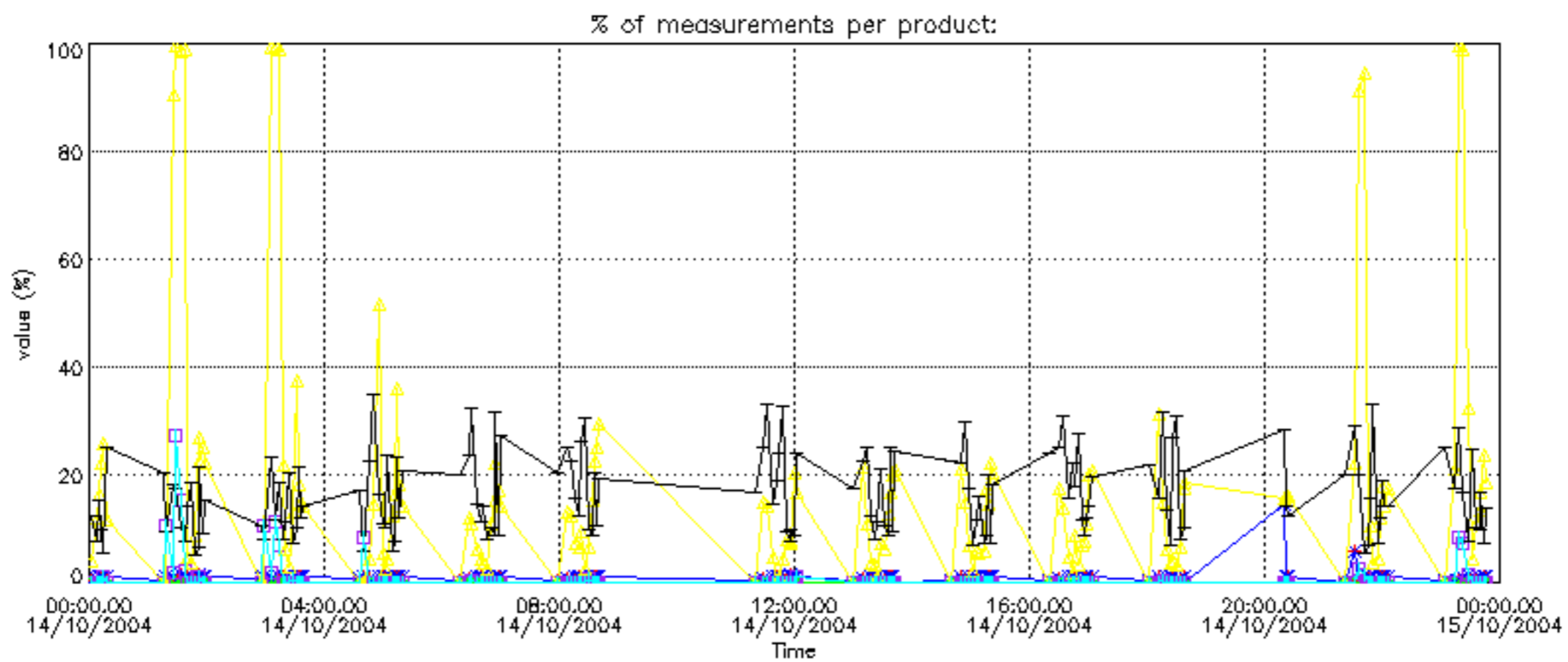


Percentage of flagged data per NO2 profile

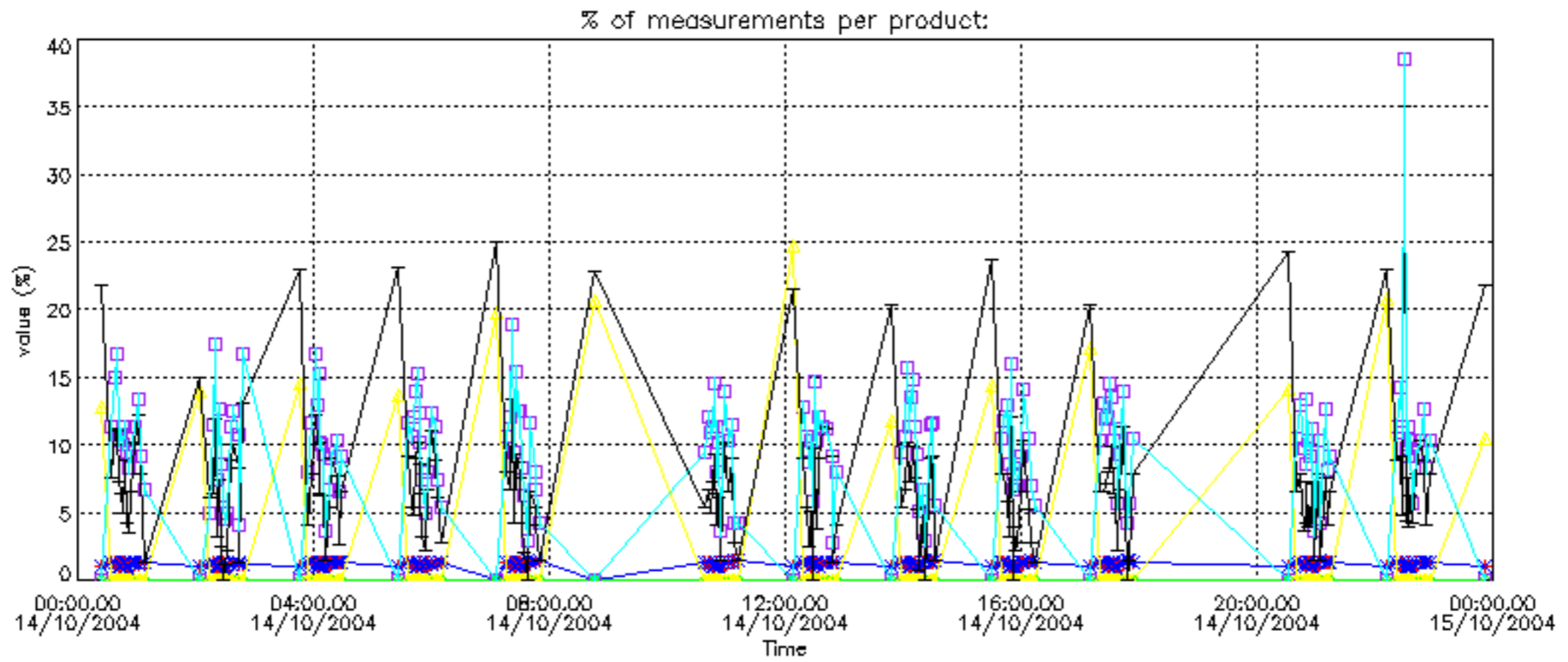


Percentage of flagged data per NO3 profile

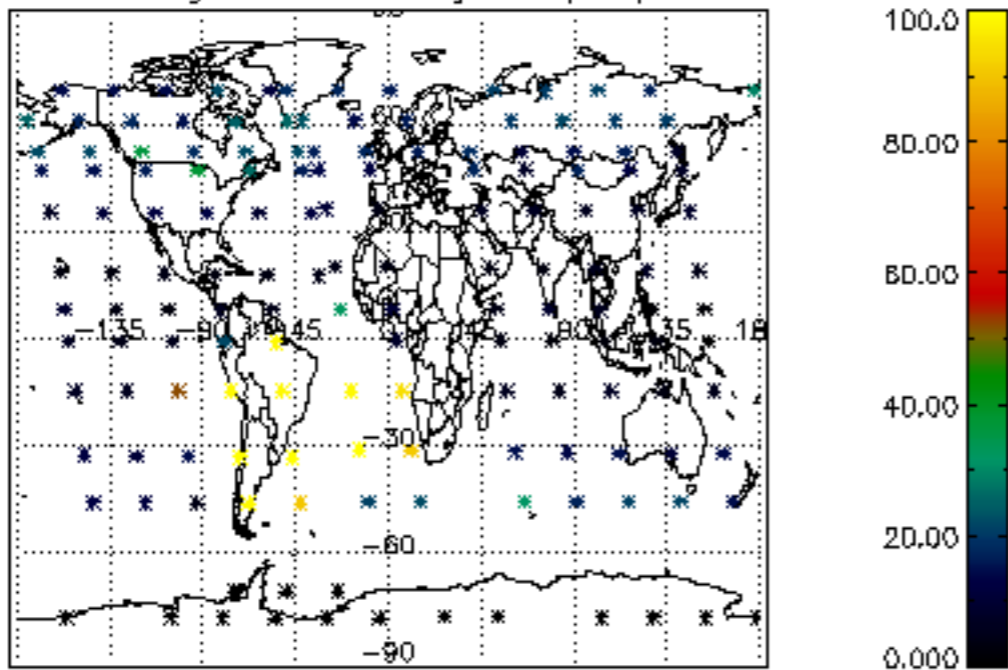




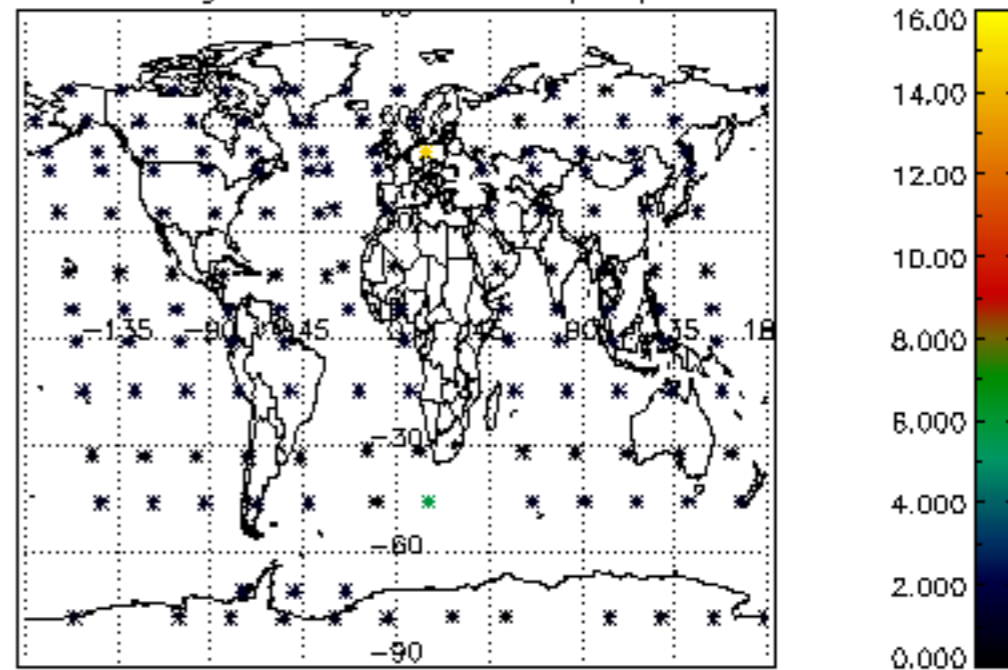




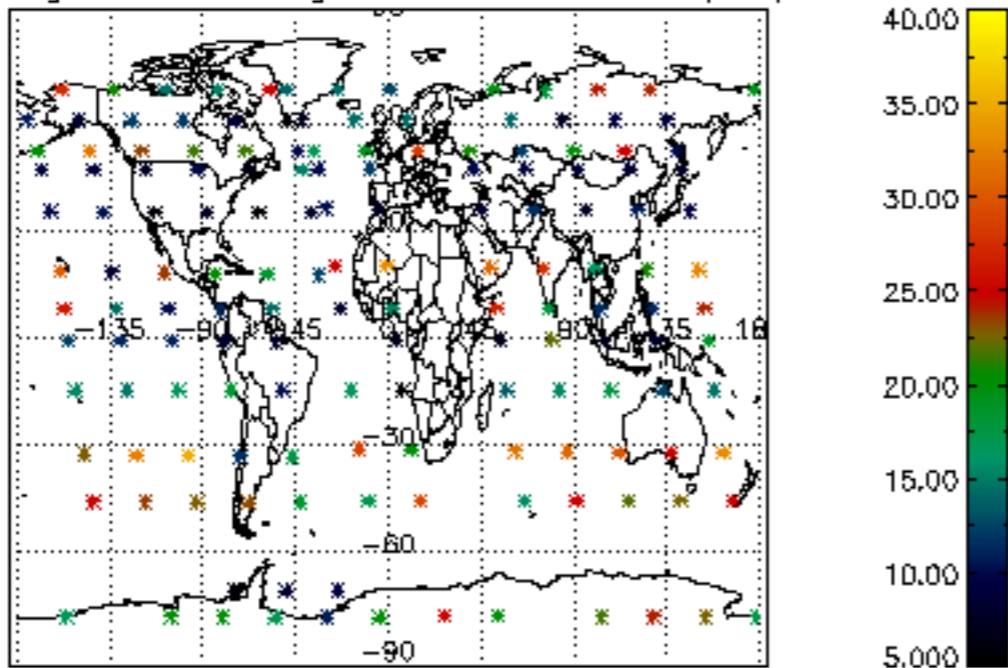
Percentage of cosmic ray hits per profile



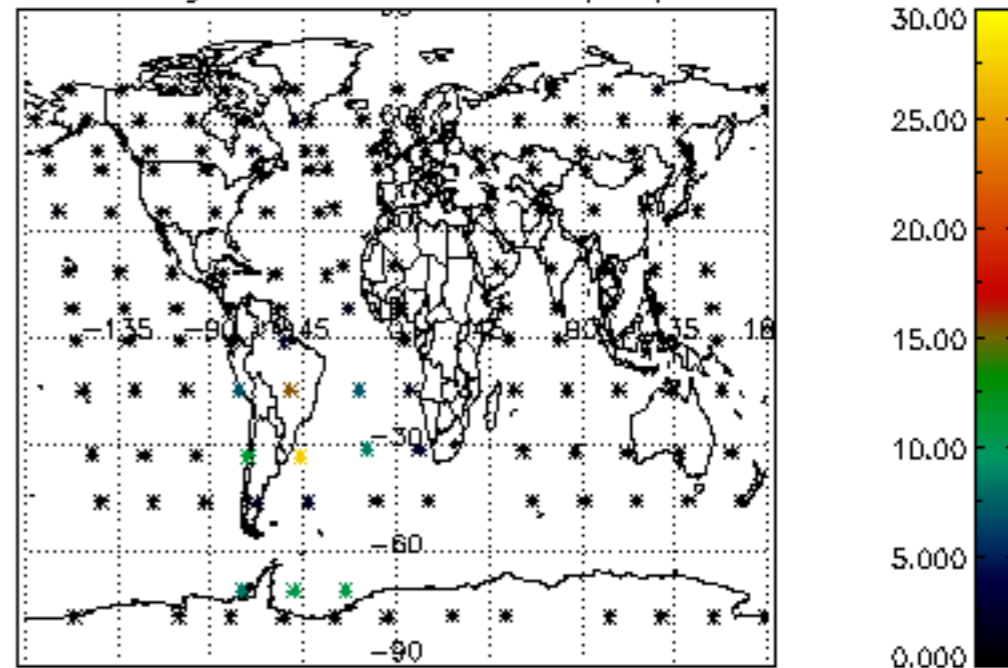
Percentage of datation errors per profile



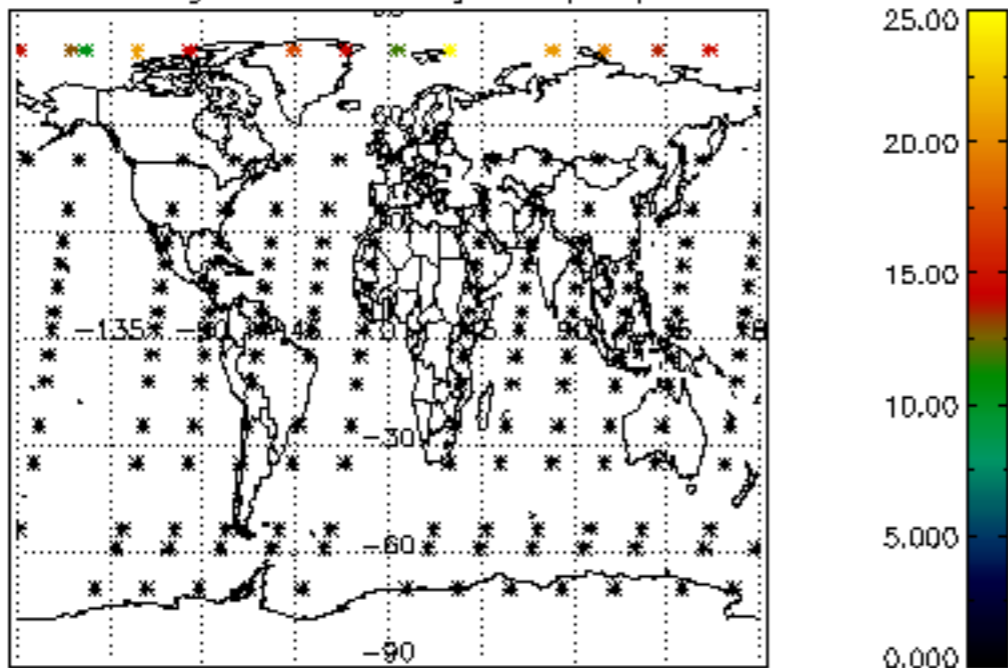
Percentage of star falling outside central band per profile



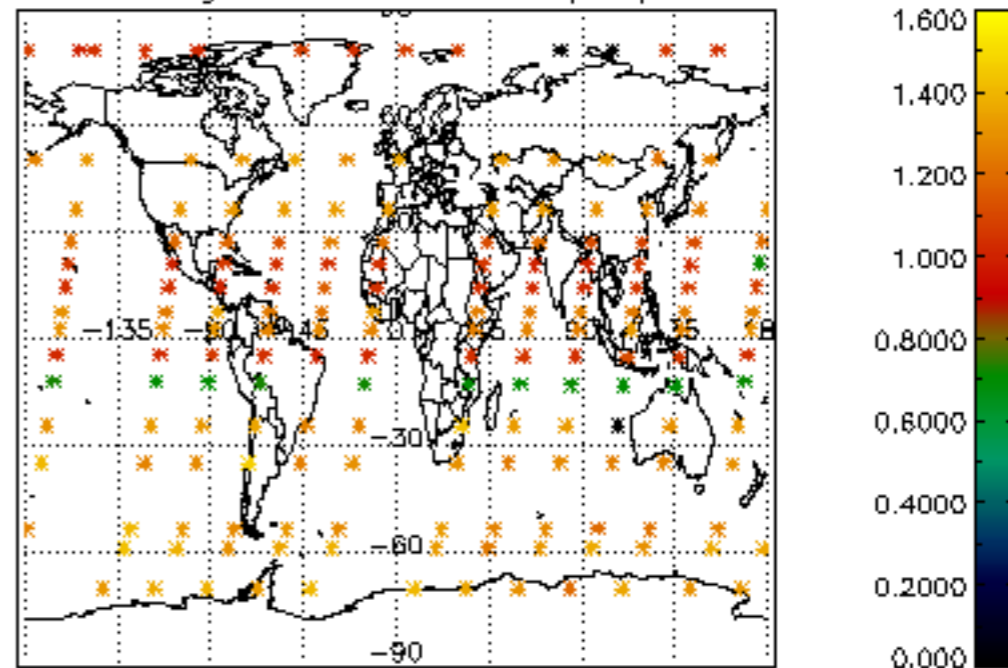
Percentage of saturation errors per profile



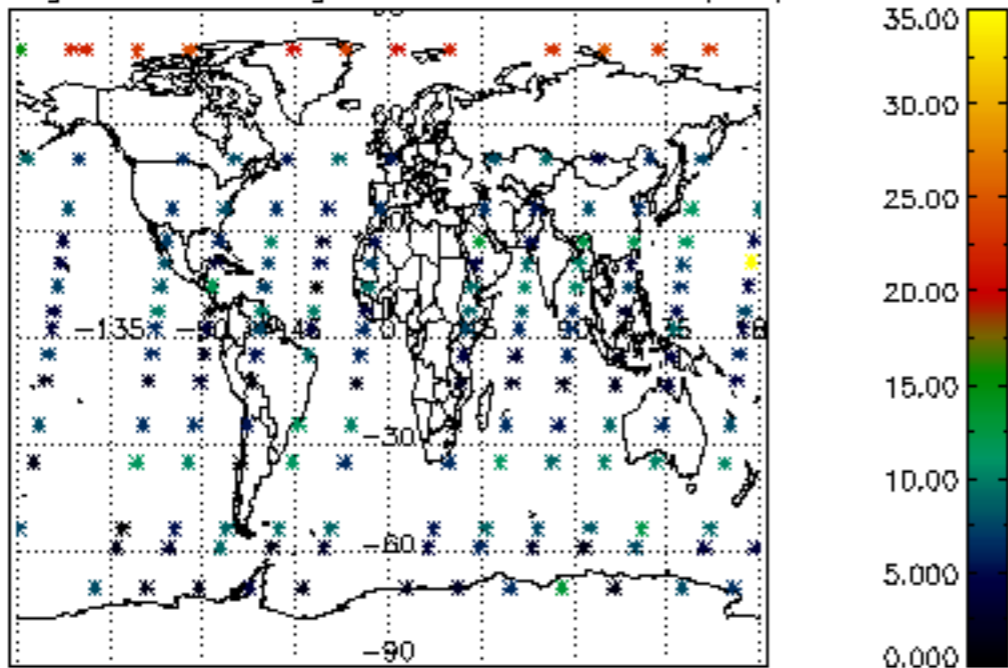
Percentage of cosmic ray hits per profile



Percentage of datation errors per profile



Percentage of star falling outside central band per profile



Percentage of saturation errors per profile

