

# GOMOS Level 2 Daily Report

## SUMMARY

### [1. General Info](#)

### [2. Summary of processed GOM\\_NL\\_2P products](#)

### [3. Level 2 Quality information per product](#)

#### [3.1 Plot of level 2 quality information per product \(time dependant\)](#)

#### [3.2 Plot of level 2 quality information per product \(world map\)](#)

### [4. Level 1 Quality information per product \(stored on level 2 products\)](#)

#### [4.1 Plot of level 1 quality information per product \(time dependant\)](#)

##### [4.1.1 Plot of level 1 quality information per product \(time dependant\): ASCENDING](#)

##### [4.1.2 Plot of level 1 quality information per product \(time dependant\): DESCENDING](#)

#### [4.2 Plot of level 1 quality information per product \(world map\)](#)

##### [4.2.1 Plot of level 1 quality information per product \(world map\): ASCENDING](#)

##### [4.2.2 Plot of level 1 quality information per product \(world map\): DESCENDING](#)

### [5. Ozone profiles based on quality statistics and other trace gas profiles](#)

#### [5.1 Ozone statistics based on quality of products](#)

#### [5.2 Plot ozone profiles for all STD \(dark without errors\)](#)

#### [5.3 Plot ozone profiles where STD < 20% \(dark without errors\)](#)

#### [5.4. Plot ozone profiles where STD < 10% \(dark without errors\)](#)

#### [5.5. Plot ozone profiles where STD < 5% \(dark without errors\)](#)

#### [5.6 Plot NO2 profiles for all STD \(dark without errors\)](#)

#### [5.7 Plot NO3 profiles for all STD \(dark without errors\)](#)

#### [5.8 Plot H2O profiles \(only for occultations of stars 1,2,3,4,13,14,16,26,63 dark without errors\) for all STD](#)

### [6. Auxiliary Data Files used for the production reported in section 2](#)

This report presents the daily analysis on parameters extracted from GOMOS level 2 data (GOM\_NL\_\_2P). It is intended to monitor some important parameters that will impact the quality of these products. A list of level 2 products (and content) that have arrived during the reporting day to the PCF is also given.

Item	Value
Time of report generation	19APR2013 13:08:47
Data source version	GOMOS/6.01
Start time of products	13-10-2004 (13OCT2004 00:00:00)
Stop time of products	14-10-2004 (14OCT2004 00:00:00)
Store outputs in DB	Yes
Nb of level 2 prods	303
Nb of prods with errors	1

## 2. Summary of processed GOM\_NL\_\_2P products.

Nr	Filename	UTC Start time	Limb	Duration	Star Id	Star Name	Star Mag	Star Temp	Nb Meas	Orbit	Prod. error
1	GOM_NL__2PRFIN20041013_035233_000000402031_00119_13700_4957.N1	13-OCT-2004 03:52:33	Dark	40.000	29	Bet Car	1.6720	10200.	80	13700	No
2	GOM_NL__2PRFIN20041013_035439_000001272031_00119_13700_4958.N1	13-OCT-2004 03:54:39	Dark	127.00	1	9Alp CMa	-1.4400	11000.	254	13700	No
3	GOM_NL__2PRFIN20041013_035846_000001532031_00119_13700_4959.N1	13-OCT-2004 03:58:46	Dark	153.00	47	2Bet CMa	1.9760	28000.	306	13700	No
4	GOM_NL__2PRFIN20041013_040334_000000402031_00119_13700_4960.N1	13-OCT-2004 04:03:34	Dark	40.000	143	Alp Hyi	2.8570	7200.0	80	13700	No
5	GOM_NL__2PRFIN20041013_040501_000000532031_00119_13700_4961.N1	13-OCT-2004 04:05:01	Dark	52.500	9	Alp Eri	0.45300	24000.	105	13700	No
6	GOM_NL__2PRFIN20041013_040727_000000492031_00119_13700_4962.N1	13-OCT-2004 04:07:27	Straylight	49.000	157	The1Eri	2.9060	9300.0	98	13700	No
7	GOM_NL__2PRFIN20041013_041005_000000422031_00119_13700_4963.N1	13-OCT-2004 04:10:05	Straylight	42.000	84	Alp Phe	2.3970	4500.0	84	13700	No
8	GOM_NL__2PRFIN20041013_041643_000000492031_00119_13700_4964.N1	13-OCT-2004 04:16:43	Straylight	48.500	52	16Bet Cet	2.0370	4500.0	97	13700	No
9	GOM_NL__2PRFIN20041013_042627_000000382031_00119_13700_4965.N1	13-OCT-2004 04:26:27	Bright	38.000	140	88Gam Peg	2.8340	26000.	76	13700	No
10	GOM_NL__2PRFIN20041013_043025_000000392031_00119_13700_4966.N1	13-OCT-2004 04:30:25	Bright	38.500	58	21Alp And	2.0730	11000.	77	13700	No
11	GOM_NL__2PRFIN20041013_043306_000000462031_00119_13700_4967.N1	13-OCT-2004 04:33:06	Bright	46.000	53	43Bet And	2.0480	3300.0	92	13700	No
12	GOM_NL__2PRFIN20041013_043459_000000482031_00119_13700_4968.N1	13-OCT-2004 04:34:59	Bright	47.500	173	4Bet Tri	3.0040	8900.0	95	13700	No
13	GOM_NL__2PRFIN20041013_043647_000000492031_00119_13700_4969.N1	13-OCT-2004 04:36:47	Bright	49.000	73	57Gam1And	2.2600	13100.	98	13700	No
14	GOM_NL__2PRFIN20041013_043833_000000412031_00119_13700_4970.N1	13-OCT-2004 04:38:33	Bright	41.000	68	18Alp Cas	2.2250	4500.0	82	13700	No
15	GOM_NL__2PRFIN20041013_043956_000000402031_00119_13700_4971.N1	13-OCT-2004 04:39:56	Bright	40.000	76	27Gam Cas	2.3000	30000.	80	13700	No
16	GOM_NL__2PRFIN20041013_044210_000000492031_00119_13700_4972.N1	13-OCT-2004 04:42:10	Bright	48.500	160	23Gam Per	2.9300	4700.0	97	13700	No
17	GOM_NL__2PRFIN20041013_044344_000000572031_00119_13700_4973.N1	13-OCT-2004 04:43:44	Bright	56.500	175	39Del Per	3.0100	19400.	113	13700	No
18	GOM_NL__2PRFIN20041013_044726_000000382031_00119_13700_4974.N1	13-OCT-2004 04:47:26	Bright	38.000	49	1Alp UMi	1.9900	6300.0	76	13700	No
19	GOM_NL__2PRFIN20041013_045017_000000382031_00119_13700_4975.N1	13-OCT-2004 04:50:17	Bright	37.500	60	7Bet UMi	2.0810	3950.0	75	13700	No
20	GOM_NL__2PRFIN20041013_045536_000000442031_00119_13700_4976.N1	13-OCT-2004 04:55:36	Bright	43.500	36	50Alp UMa	1.8000	6300.0	87	13700	No
21	GOM_NL__2PRFIN20041013_045711_000000402031_00119_13700_4977.N1	13-OCT-2004 04:57:11	Bright	40.000	82	48Bet UMa	2.3650	10600.	80	13700	No
22	GOM_NL__2PRFIN20041013_050031_000000392031_00119_13700_4978.N1	13-OCT-2004 05:00:31	Bright	38.500	174	52Psi UMa	3.0040	4400.0	77	13700	No
23	GOM_NL__2PRFIN20041013_050805_000000902031_00119_13700_4979.N1	13-OCT-2004 05:08:05	Bright	89.500	17	78Bet Gem	1.1610	4500.0	179	13700	No
24	GOM_NL__2PRFIN20041013_051037_000000452031_00119_13700_4980.N1	13-OCT-2004 05:10:37	Bright	44.500	22	32Alp Leo	1.3600	15200.	89	13700	No
25	GOM_NL__2PRFIN20041013_051749_000000532031_00119_13700_4981.N1	13-OCT-2004 05:17:49	Dark	53.000	48	30Alp Hya	1.9770	4100.0	106	13700	No
26	GOM_NL__2PRFIN20041013_052106_000001332031_00119_13700_4982.N1	13-OCT-2004 05:21:06	Dark	133.00	8	10Alp CMi	0.40000	6500.0	266	13700	No
27	GOM_NL__2PRFIN20041013_052647_000000392031_00119_13700_4983.N1	13-OCT-2004 05:26:47	Dark	39.000	113	Mu Vel	2.6920	5000.0	78	13700	No
28	GOM_NL__2PRFIN20041013_053310_000000392031_00120_13701_4958.N1	13-OCT-2004 05:33:10	Dark	38.500	29	Bet Car	1.6720	10200.	77	13701	No
29	GOM_NL__2PRFIN20041013_053518_000001292031_00120_13701_4959.N1	13-OCT-2004 05:35:18	Dark	129.00	1	9Alp CMa	-1.4400	11000.	258	13701	No
30	GOM_NL__2PRFIN20041013_053925_000001492031_00120_13701_4960.N1	13-OCT-2004 05:39:25	Dark	148.50	47	2Bet CMa	1.9760	28000.	297	13701	No
31	GOM_NL__2PRFIN20041013_054411_000000402031_00120_13701_4961.N1	13-OCT-2004 05:44:11	Dark	39.500	143	Alp Hyi	2.8570	7200.0	79	13701	No
32	GOM_NL__2PRFIN20041013_054537_000000532031_00120_13701_4962.N1	13-OCT-2004 05:45:37	Dark	53.000	9	Alp Eri	0.45300	24000.	106	13701	No
33	GOM_NL__2PRFIN20041013_054804_000000492031_00120_13701_4963.N1	13-OCT-2004 05:48:04	Straylight	48.500	157	The1Eri	2.9060	9300.0	97	13701	No
34	GOM_NL__2PRFIN20041013_055041_000000412031_00120_13701_4964.N1	13-OCT-2004 05:50:41	Straylight	41.000	84	Alp Phe	2.3970	4500.0	82	13701	No
35	GOM_NL__2PRFIN20041013_055719_000000472031_00120_13701_4965.N1	13-OCT-2004 05:57:19	Straylight	47.000	52	16Bet Cet	2.0370	4500.0	94	13701	No
36	GOM_NL__2PRFIN20041013_060703_000000372031_00120_13701_4966.N1	13-OCT-2004 06:07:03	Bright	36.500	140	88Gam Peg	2.8340	26000.	73	13701	No
37	GOM_NL__2PRFIN20041013_061102_000000382031_00120_13701_4967.N1	13-OCT-2004 06:11:02	Bright	38.000	58	21Alp And	2.0730	11000.	76	13701	No
38	GOM_NL__2PRFIN20041013_061343_000000432031_00120_13701_4968.N1	13-OCT-2004 06:13:43	Bright	42.500	53	43Bet And	2.0480	3300.0	85	13701	No
39	GOM_NL__2PRFIN20041013_061534_000000482031_00120_13701_4969.N1	13-OCT-2004 06:15:34	Bright	47.500	173	4Bet Tri	3.0040	8900.0	95	13701	No
40	GOM_NL__2PRFIN20041013_061722_000000452031_00120_13701_4970.N1	13-OCT-2004 06:17:22	Bright	45.000	73	57Gam1And	2.2600	13100.	90	13701	No
41	GOM_NL__2PRFIN20041013_061909_000000402031_00120_13701_4971.N1	13-OCT-2004 06:19:09	Bright	40.000	68	18Alp Cas	2.2250	4500.0	80	13701	No
42	GOM_NL__2PRFIN20041013_062032_000000402031_00120_13701_4972.N1	13-OCT-2004 06:20:32	Bright	40.000	76	27Gam Cas	2.3000	30000.	80	13701	No

43	GOM_NL__2PRFIN20041013_062245_000000492031_00120_13701_4973.N1	13-OCT-2004 06:22:45	Bright	49.000	160	23Gam Per	2.9300	4700.0	98	13701	No
44	GOM_NL__2PRFIN20041013_062418_000000582031_00120_13701_4974.N1	13-OCT-2004 06:24:18	Bright	58.000	175	39Del Per	3.0100	19400.	116	13701	No
45	GOM_NL__2PRFIN20041013_062802_000000392031_00120_13701_4975.N1	13-OCT-2004 06:28:02	Bright	38.500	49	1Alp UMi	1.9900	6300.0	77	13701	No
46	GOM_NL__2PRFIN20041013_063055_000000382031_00120_13701_4976.N1	13-OCT-2004 06:30:55	Bright	37.500	60	7Bet UMi	2.0810	3950.0	75	13701	No
47	GOM_NL__2PRFIN20041013_063615_000000392031_00120_13701_4977.N1	13-OCT-2004 06:36:15	Bright	38.500	36	50Alp UMa	1.8000	6300.0	77	13701	No
48	GOM_NL__2PRFIN20041013_063748_000000392031_00120_13701_4978.N1	13-OCT-2004 06:37:48	Bright	39.000	82	48Bet UMa	2.3650	10600.	78	13701	No
49	GOM_NL__2PRFIN20041013_064108_000000382031_00120_13701_4979.N1	13-OCT-2004 06:41:08	Bright	38.000	174	52Psi UMa	3.0040	4400.0	76	13701	No
50	GOM_NL__2PRFIN20041013_064841_000000862031_00120_13701_4980.N1	13-OCT-2004 06:48:41	Bright	86.000	17	78Bet Gem	1.1610	4500.0	172	13701	No
51	GOM_NL__2PRFIN20041013_065115_000000432031_00120_13701_4981.N1	13-OCT-2004 06:51:15	Bright	43.000	22	32Alp Leo	1.3600	15200.	86	13701	No
52	GOM_NL__2PRFIN20041013_065828_000000542031_00120_13701_4982.N1	13-OCT-2004 06:58:28	Dark	54.000	48	30Alp Hya	1.9770	4100.0	108	13701	No
53	GOM_NL__2PRFIN20041013_070144_000001262031_00120_13701_4983.N1	13-OCT-2004 07:01:44	Dark	125.50	8	10Alp CMi	0.40000	6500.0	251	13701	No
54	GOM_NL__2PRFIN20041013_070723_000000422031_00120_13701_4984.N1	13-OCT-2004 07:07:23	Dark	42.000	113	Mu Vel	2.6920	5000.0	84	13701	No
55	GOM_NL__2PRFIN20041013_071347_000000392031_00121_13702_4958.N1	13-OCT-2004 07:13:47	Dark	38.500	29	Bet Car	1.6720	10200.	77	13702	No
56	GOM_NL__2PRFIN20041013_071557_000001662031_00121_13702_4959.N1	13-OCT-2004 07:15:57	Dark	166.00	1	9Alp CMa	-1.4400	11000.	332	13702	No
57	GOM_NL__2PRFIN20041013_072005_000001522031_00121_13702_4960.N1	13-OCT-2004 07:20:05	Dark	151.50	47	2Bet CMa	1.9760	28000.	303	13702	No
58	GOM_NL__2PRFIN20041013_072447_000000402031_00121_13702_4961.N1	13-OCT-2004 07:24:47	Dark	40.000	143	Alp Hyi	2.8570	7200.0	80	13702	No
59	GOM_NL__2PRFIN20041013_072614_000000482031_00121_13702_4962.N1	13-OCT-2004 07:26:14	Dark	47.500	9	Alp Eri	0.45300	24000.	95	13702	No
60	GOM_NL__2PRFIN20041013_072841_000000492031_00121_13702_4963.N1	13-OCT-2004 07:28:41	Straylight	49.000	157	The1Eri	2.9060	9300.0	98	13702	No
61	GOM_NL__2PRFIN20041013_073118_000000412031_00121_13702_4964.N1	13-OCT-2004 07:31:18	Straylight	40.500	84	Alp Phe	2.3970	4500.0	81	13702	No
62	GOM_NL__2PRFIN20041013_073756_000000472031_00121_13702_4965.N1	13-OCT-2004 07:37:56	Straylight	47.000	52	16Bet Cet	2.0370	4500.0	94	13702	No
63	GOM_NL__2PRFIN20041013_074739_000000372031_00121_13702_4966.N1	13-OCT-2004 07:47:39	Bright	37.000	140	88Gam Peg	2.8340	26000.	74	13702	No
64	GOM_NL__2PRFIN20041013_075137_000000382031_00121_13702_4967.N1	13-OCT-2004 07:51:37	Bright	37.500	58	21Alp And	2.0730	11000.	75	13702	No
65	GOM_NL__2PRFIN20041013_075418_000000452031_00121_13702_4968.N1	13-OCT-2004 07:54:18	Bright	45.000	53	43Bet And	2.0480	3300.0	90	13702	No
66	GOM_NL__2PRFIN20041013_075609_000000482031_00121_13702_4969.N1	13-OCT-2004 07:56:09	Bright	47.500	173	4Bet Tri	3.0040	8900.0	95	13702	No
67	GOM_NL__2PRFIN20041013_075758_000000492031_00121_13702_4970.N1	13-OCT-2004 07:57:58	Bright	48.500	73	57Gam1And	2.2600	13100.	97	13702	No
68	GOM_NL__2PRFIN20041013_075945_000000402031_00121_13702_4971.N1	13-OCT-2004 07:59:45	Bright	39.500	68	18Alp Cas	2.2250	4500.0	79	13702	No
69	GOM_NL__2PRFIN20041013_080107_000000402031_00121_13702_4972.N1	13-OCT-2004 08:01:07	Bright	39.500	76	27Gam Cas	2.3000	30000.	79	13702	No
70	GOM_NL__2PRFIN20041013_080320_000000492031_00121_13702_4973.N1	13-OCT-2004 08:03:20	Bright	48.500	160	23Gam Per	2.9300	4700.0	97	13702	No
71	GOM_NL__2PRFIN20041013_080452_000000572031_00121_13702_4974.N1	13-OCT-2004 08:04:52	Bright	56.500	175	39Del Per	3.0100	19400.	113	13702	No
72	GOM_NL__2PRFIN20041013_080839_000000392031_00121_13702_4975.N1	13-OCT-2004 08:08:39	Bright	38.500	49	1Alp UMi	1.9900	6300.0	77	13702	No
73	GOM_NL__2PRFIN20041013_081131_000000392031_00121_13702_4976.N1	13-OCT-2004 08:11:31	Bright	39.000	60	7Bet UMi	2.0810	3950.0	78	13702	No
74	GOM_NL__2PRFIN20041013_081651_000000382031_00121_13702_4977.N1	13-OCT-2004 08:16:51	Bright	38.000	36	50Alp UMa	1.8000	6300.0	76	13702	No
75	GOM_NL__2PRFIN20041013_081824_000000372031_00121_13702_4978.N1	13-OCT-2004 08:18:24	Bright	36.500	82	48Bet UMa	2.3650	10600.	73	13702	No
76	GOM_NL__2PRFIN20041013_082145_000000362031_00121_13702_4979.N1	13-OCT-2004 08:21:45	Bright	35.500	174	52Psi UMa	3.0040	4400.0	71	13702	No
77	GOM_NL__2PRFIN20041013_082918_000000902031_00121_13702_4980.N1	13-OCT-2004 08:29:18	Bright	89.500	17	78Bet Gem	1.1610	4500.0	179	13702	No
78	GOM_NL__2PRFIN20041013_083152_000000422031_00121_13702_4981.N1	13-OCT-2004 08:31:52	Bright	41.500	22	32Alp Leo	1.3600	15200.	83	13702	No
79	GOM_NL__2PRFIN20041013_083905_000000542031_00121_13702_4982.N1	13-OCT-2004 08:39:05	Dark	53.500	48	30Alp Hya	1.9770	4100.0	107	13702	No
80	GOM_NL__2PRFIN20041013_084221_000001322031_00121_13702_4983.N1	13-OCT-2004 08:42:21	Dark	132.00	8	10Alp CMi	0.40000	6500.0	264	13702	No
81	GOM_NL__2PRFIN20041013_084800_000000442031_00121_13702_4984.N1	13-OCT-2004 08:48:00	Dark	43.500	113	Mu Vel	2.6920	5000.0	87	13702	No
82	GOM_NL__2PRFIN20041013_085422_000000422031_00122_13703_4958.N1	13-OCT-2004 08:54:22	Dark	42.000	29	Bet Car	1.6720	10200.	84	13703	No
83	GOM_NL__2PRFIN20041013_085636_000001412031_00122_13703_4959.N1	13-OCT-2004 08:56:36	Dark	141.00	1	9Alp CMa	-1.4400	11000.	282	13703	No
84	GOM_NL__2PRFIN20041013_090044_000001472031_00122_13703_4960.N1	13-OCT-2004 09:00:44	Dark	147.00	47	2Bet CMa	1.9760	28000.	294	13703	No
85	GOM_NL__2PRFIN20041013_090523_000000402031_00122_13703_4961.N1	13-OCT-2004 09:05:23	Dark	39.500	143	Alp Hyi	2.8570	7200.0	79	13703	No
86	GOM_NL__2PRFIN20041013_090650_000000472031_00122_13703_4962.N1	13-OCT-2004 09:06:50	Dark	47.000	9	Alp Eri	0.45300	24000.	94	13703	No
87	GOM_NL__2PRFIN20041013_090918_000000472031_00122_13703_4963.N1	13-OCT-2004 09:09:18	Straylight	46.500	157	The1Eri	2.9060	9300.0	93	13703	No
88	GOM_NL__2PRFIN20041013_091154_000000462031_00122_13703_4964.N1	13-OCT-2004 09:11:54	Straylight	45.500	84	Alp Phe	2.3970	4500.0	91	13703	No
89	GOM_NL__2PRFIN20041013_091832_000000452031_00122_13703_4965.N1	13-OCT-2004 09:18:32	Straylight	44.500	52	16Bet Cet	2.0370	4500.0	89	13703	No
90	GOM_NL__2PRFIN20041013_092815_000000382031_00122_13703_4966.N1	13-OCT-2004 09:28:15	Bright	38.000	140	88Gam Peg	2.8340	26000.	76	13703	No
91	GOM_NL__2PRFIN20041013_093213_000000382031_00122_13703_4967.N1	13-OCT-2004 09:32:13	Bright	38.000	58	21Alp And	2.0730	11000.	76	13703	No
92	GOM_NL__2PRFIN20041013_093453_000000422031_00122_13703_4968.N1	13-OCT-2004 09:34:53	Bright	42.000	53	43Bet And	2.0480	3300.0	84	13703	No
93	GOM_NL__2PRFIN20041013_093644_000000502031_00122_13703_4969.N1	13-OCT-2004 09:36:44	Bright	50.000	173	4Bet Tri	3.0040	8900.0	100	13703	No
94	GOM_NL__2PRFIN20041013_093833_000000482031_00122_13703_4970.N1	13-OCT-2004 09:38:33	Bright	48.000	73	57Gam1And	2.2600	13100.	96	13703	No
95	GOM_NL__2PRFIN20041013_094021_000000392031_00122_13703_4971.N1	13-OCT-2004 09:40:21	Bright	39.000	68	18Alp Cas	2.2250	4500.0	78	13703	No
96	GOM_NL__2PRFIN20041013_094143_000000402031_00122_13703_4972.N1	13-OCT-2004 09:41:43	Bright	40.000	76	27Gam Cas	2.3000	30000.	80	13703	No
97	GOM_NL__2PRFIN20041013_094355_000000472031_00122_13703_4973.N1	13-OCT-2004 09:43:55	Bright	47.000	160	23Gam Per	2.9300	4700.0	94	13703	No
98	GOM_NL__2PRFIN20041013_094528_000000582031_00122_13703_4974.N1	13-OCT-2004 09:45:28	Bright	57.500	175	39Del Per	3.0100	19400.	115	13703	No
99	GOM_NL__2PRFIN20041013_094914_000000382031_00122_13703_4975.N1	13-OCT-2004 09:49:14	Bright	38.000	49	1Alp UMi	1.9900	6300.0	76	13703	No
100	GOM_NL__2PRFIN20041013_095207_000000392031_00122_13703_4976.N1	13-OCT-2004 09:52:07	Bright	38.500	60	7Bet UMi	2.0810	3950.0	77	13703	No
101	GOM_NL__2PRFIN20041013_095727_000000362031_00122_13703_4977.N1	13-OCT-2004 09:57:27	Bright	36.000	36	50Alp UMa	1.8000	6300.0	72	13703	No

102	GOM_NL__2PRFIN20041013_095900_000000522031_00122_13703_4978.N1	13-OCT-2004 09:59:00	Bright	52.000	82	48Bet UMa	2.3650	10600.	104	13703	No
103	GOM_NL__2PRFIN20041013_100222_000000372031_00122_13703_4979.N1	13-OCT-2004 10:02:22	Bright	37.000	174	52Psi UMa	3.0040	4400.0	74	13703	No
104	GOM_NL__2PRFIN20041013_100954_000000882031_00122_13703_4980.N1	13-OCT-2004 10:09:54	Bright	87.500	17	78Bet Gem	1.1610	4500.0	175	13703	No
105	GOM_NL__2PRFIN20041013_101228_000000422031_00122_13703_4981.N1	13-OCT-2004 10:12:28	Bright	42.000	22	32Alp Leo	1.3600	15200.	84	13703	No
106	GOM_NL__2PRFIN20041013_101941_000000552031_00122_13703_4982.N1	13-OCT-2004 10:19:41	Dark	54.500	48	30Alp Hya	1.9770	4100.0	109	13703	No
107	GOM_NL__2PRFIN20041013_102300_000001352031_00122_13703_4983.N1	13-OCT-2004 10:23:00	Dark	134.50	8	10Alp CMi	0.40000	6500.0	269	13703	No
108	GOM_NL__2PRFIN20041013_102836_000000412031_00122_13703_4984.N1	13-OCT-2004 10:28:36	Dark	40.500	113	Mu Vel	2.6920	5000.0	81	13703	No
109	GOM_NL__2PRFIN20041013_103458_000000402031_00123_13704_4958.N1	13-OCT-2004 10:34:58	Dark	40.000	29	Bet Car	1.6720	10200.	80	13704	No
110	GOM_NL__2PRFIN20041013_103716_000001632031_00123_13704_4959.N1	13-OCT-2004 10:37:16	Dark	163.00	1	9Alp CMa	-1.4400	11000.	326	13704	No
111	GOM_NL__2PRFIN20041013_104124_000001532031_00123_13704_4960.N1	13-OCT-2004 10:41:24	Dark	153.00	47	2Bet CMa	1.9760	28000.	306	13704	No
112	GOM_NL__2PRFIN20041013_104559_000000402031_00123_13704_4961.N1	13-OCT-2004 10:45:59	Dark	39.500	143	Alp Hyi	2.8570	7200.0	79	13704	No
113	GOM_NL__2PRFIN20041013_104726_000000522031_00123_13704_4962.N1	13-OCT-2004 10:47:26	Dark	51.500	9	Alp Eri	0.45300	24000.	103	13704	No
114	GOM_NL__2PRFIN20041013_104954_000000472031_00123_13704_4963.N1	13-OCT-2004 10:49:54	Straylight	46.500	157	The1Eri	2.9060	9300.0	93	13704	No
115	GOM_NL__2PRFIN20041013_105230_000000452031_00123_13704_4964.N1	13-OCT-2004 10:52:30	Straylight	44.500	84	Alp Phe	2.3970	4500.0	89	13704	No
116	GOM_NL__2PRFIN20041013_105907_000000482031_00123_13704_4965.N1	13-OCT-2004 10:59:07	Straylight	48.000	52	16Bet Cet	2.0370	4500.0	96	13704	No
117	GOM_NL__2PRFIN20041013_110850_000000392031_00123_13704_4966.N1	13-OCT-2004 11:08:50	Bright	38.500	140	88Gam Peg	2.8340	26000.	77	13704	No
118	GOM_NL__2PRFIN20041013_111248_000000402031_00123_13704_4967.N1	13-OCT-2004 11:12:48	Bright	39.500	58	21Alp And	2.0730	11000.	79	13704	No
119	GOM_NL__2PRFIN20041013_111529_000000422031_00123_13704_4968.N1	13-OCT-2004 11:15:29	Bright	41.500	53	43Bet And	2.0480	3300.0	83	13704	No
120	GOM_NL__2PRFIN20041013_111719_000000492031_00123_13704_4969.N1	13-OCT-2004 11:17:19	Bright	48.500	173	4Bet Tri	3.0040	8900.0	97	13704	No
121	GOM_NL__2PRFIN20041013_111907_000000492031_00123_13704_4970.N1	13-OCT-2004 11:19:07	Bright	49.000	73	57Gam1And	2.2600	13100.	98	13704	No
122	GOM_NL__2PRFIN20041013_112056_000000382031_00123_13704_4971.N1	13-OCT-2004 11:20:56	Bright	37.500	68	18Alp Cas	2.2250	4500.0	75	13704	No
123	GOM_NL__2PRFIN20041013_112218_000000402031_00123_13704_4972.N1	13-OCT-2004 11:22:18	Bright	39.500	76	27Gam Cas	2.3000	30000.	79	13704	No
124	GOM_NL__2PRFIN20041013_112431_000000472031_00123_13704_4973.N1	13-OCT-2004 11:24:31	Bright	47.000	160	23Gam Per	2.9300	4700.0	94	13704	No
125	GOM_NL__2PRFIN20041013_112949_000000402031_00123_13704_4974.N1	13-OCT-2004 11:29:49	Bright	40.000	49	1Alp UMi	1.9900	6300.0	80	13704	No
126	GOM_NL__2PRFIN20041013_113242_000000412031_00123_13704_4975.N1	13-OCT-2004 11:32:42	Bright	41.000	60	7Bet UMi	2.0810	3950.0	82	13704	No
127	GOM_NL__2PRFIN20041013_113802_000000372031_00123_13704_4976.N1	13-OCT-2004 11:38:02	Bright	36.500	36	50Alp UMa	1.8000	6300.0	73	13704	No
128	GOM_NL__2PRFIN20041013_113935_000000372031_00123_13704_4977.N1	13-OCT-2004 11:39:35	Bright	37.000	82	48Bet UMa	2.3650	10600.	74	13704	No
129	GOM_NL__2PRFIN20041013_114257_000000362031_00123_13704_4978.N1	13-OCT-2004 11:42:57	Bright	36.000	174	52Psi UMa	3.0040	4400.0	72	13704	No
130	GOM_NL__2PRFIN20041013_115031_000000872031_00123_13704_4979.N1	13-OCT-2004 11:50:31	Bright	87.000	17	78Bet Gem	1.1610	4500.0	174	13704	No
131	GOM_NL__2PRFIN20041013_115304_000000422031_00123_13704_4980.N1	13-OCT-2004 11:53:04	Bright	41.500	22	32Alp Leo	1.3600	15200.	83	13704	No
132	GOM_NL__2PRFIN20041013_120018_000000542031_00123_13704_4981.N1	13-OCT-2004 12:00:18	Dark	53.500	48	30Alp Hya	1.9770	4100.0	107	13704	No
133	GOM_NL__2PRFIN20041013_120339_000001432031_00123_13704_4982.N1	13-OCT-2004 12:03:39	Dark	143.00	8	10Alp CMi	0.40000	6500.0	286	13704	No
134	GOM_NL__2PRFIN20041013_120912_000000402031_00123_13704_4983.N1	13-OCT-2004 12:09:12	Dark	39.500	113	Mu Vel	2.6920	5000.0	79	13704	No
135	GOM_NL__2PRFIN20041013_121541_000000712031_00124_13705_4958.N1	13-OCT-2004 12:15:41	Dark	70.500	23	21Eps CMa	1.5020	26000.	141	13705	No
136	GOM_NL__2PRFIN20041013_121754_000001322031_00124_13705_4959.N1	13-OCT-2004 12:17:54	Dark	132.00	1	9Alp CMa	-1.4400	11000.	264	13705	No
137	GOM_NL__2PRFIN20041013_122300_000000702031_00124_13705_4960.N1	13-OCT-2004 12:23:00	Dark	70.000	108	Alp Col	2.6520	15200.	140	13705	No
138	GOM_NL__2PRFIN20041013_122635_000000392031_00124_13705_4961.N1	13-OCT-2004 12:26:35	Dark	39.000	143	Alp Hyi	2.8570	7200.0	78	13705	No
139	GOM_NL__2PRFIN20041013_122802_000000422031_00124_13705_4962.N1	13-OCT-2004 12:28:02	Dark	42.000	9	Alp Eri	0.45300	24000.	84	13705	No
140	GOM_NL__2PRFIN20041013_123030_000000472031_00124_13705_4963.N1	13-OCT-2004 12:30:30	Straylight	46.500	157	The1Eri	2.9060	9300.0	93	13705	No
141	GOM_NL__2PRFIN20041013_123306_000000462031_00124_13705_4964.N1	13-OCT-2004 12:33:06	Straylight	45.500	84	Alp Phe	2.3970	4500.0	91	13705	No
142	GOM_NL__2PRFIN20041013_123943_000000452031_00124_13705_4965.N1	13-OCT-2004 12:39:43	Straylight	45.000	52	16Bet Cet	2.0370	4500.0	90	13705	No
143	GOM_NL__2PRFIN20041013_124926_000000382031_00124_13705_4966.N1	13-OCT-2004 12:49:26	Bright	37.500	140	88Gam Peg	2.8340	26000.	75	13705	No
144	GOM_NL__2PRFIN20041013_125324_000000392031_00124_13705_4967.N1	13-OCT-2004 12:53:24	Bright	39.000	58	21Alp And	2.0730	11000.	78	13705	No
145	GOM_NL__2PRFIN20041013_125604_000000422031_00124_13705_4968.N1	13-OCT-2004 12:56:04	Bright	41.500	53	43Bet And	2.0480	3300.0	83	13705	No
146	GOM_NL__2PRFIN20041013_125755_000000502031_00124_13705_4969.N1	13-OCT-2004 12:57:55	Bright	49.500	173	4Bet Tri	3.0040	8900.0	99	13705	No
147	GOM_NL__2PRFIN20041013_125943_000000482031_00124_13705_4970.N1	13-OCT-2004 12:59:43	Bright	48.000	73	57Gam1And	2.2600	13100.	96	13705	No
148	GOM_NL__2PRFIN20041013_130132_000000402031_00124_13705_4971.N1	13-OCT-2004 13:01:32	Bright	40.000	68	18Alp Cas	2.2250	4500.0	80	13705	No
149	GOM_NL__2PRFIN20041013_130254_000000402031_00124_13705_4972.N1	13-OCT-2004 13:02:54	Bright	40.000	76	27Gam Cas	2.3000	30000.	80	13705	No
150	GOM_NL__2PRFIN20041013_130506_000000502031_00124_13705_4973.N1	13-OCT-2004 13:05:06	Bright	50.000	160	23Gam Per	2.9300	4700.0	100	13705	No
151	GOM_NL__2PRFIN20041013_131026_000000382031_00124_13705_4974.N1	13-OCT-2004 13:10:26	Bright	38.000	49	1Alp UMi	1.9900	6300.0	76	13705	No
152	GOM_NL__2PRFIN20041013_131319_000000372031_00124_13705_4975.N1	13-OCT-2004 13:13:19	Bright	37.000	60	7Bet UMi	2.0810	3950.0	74	13705	No
153	GOM_NL__2PRFIN20041013_131838_000000402031_00124_13705_4976.N1	13-OCT-2004 13:18:38	Bright	39.500	36	50Alp UMa	1.8000	6300.0	79	13705	No
154	GOM_NL__2PRFIN20041013_132012_000000392031_00124_13705_4977.N1	13-OCT-2004 13:20:12	Bright	38.500	82	48Bet UMa	2.3650	10600.	77	13705	No
155	GOM_NL__2PRFIN20041013_132334_000000392031_00124_13705_4978.N1	13-OCT-2004 13:23:34	Bright	38.500	174	52Psi UMa	3.0040	4400.0	77	13705	No
156	GOM_NL__2PRFIN20041013_133107_000000952031_00124_13705_4979.N1	13-OCT-2004 13:31:07	Bright	94.500	17	78Bet Gem	1.1610	4500.0	189	13705	No
157	GOM_NL__2PRFIN20041013_133341_000000562031_00124_13705_4980.N1	13-OCT-2004 13:33:41	Bright	56.000	22	32Alp Leo	1.3600	15200.	112	13705	No
158	GOM_NL__2PRFIN20041013_134055_000000562031_00124_13705_4981.N1	13-OCT-2004 13:40:55	Dark	56.000	48	30Alp Hya	1.9770	4100.0	112	13705	No
159	GOM_NL__2PRFIN20041013_134417_000001502031_00124_13705_4982.N1	13-OCT-2004 13:44:17	Dark	149.50	8	10Alp CMi	0.40000	6500.0	299	13705	No
160	GOM_NL__2PRFIN20041013_134948_000000432031_00124_13705_4983.N1	13-OCT-2004 13:49:48	Dark	43.000	113	Mu Vel	2.6920	5000.0	86	13705	No



161	GOM_NL__2PRFIN20041013_135339_000000412031_00124_13705_4984.N1	13-OCT-2004 13:53:39	Dark	41.000	46	Del Vel	1.9540	10600.	82	13705	No
162	GOM_NL__2PRFIN20041013_135618_000000732031_00125_13706_4958.N1	13-OCT-2004 13:56:18	Dark	73.000	23	21Eps CMa	1.5020	26000.	146	13706	No
163	GOM_NL__2PRFIN20041013_135834_000001312031_00125_13706_4959.N1	13-OCT-2004 13:58:34	Dark	131.00	1	9Alp CMa	-1.4400	11000.	262	13706	No
164	GOM_NL__2PRFIN20041013_140337_000000702031_00125_13706_4960.N1	13-OCT-2004 14:03:37	Dark	70.000	108	Alp Col	2.6520	15200.	140	13706	No
165	GOM_NL__2PRFIN20041013_140711_000000402031_00125_13706_4961.N1	13-OCT-2004 14:07:11	Dark	39.500	143	Alp Hyi	2.8570	7200.0	79	13706	No
166	GOM_NL__2PRFIN20041013_140838_000000472031_00125_13706_4962.N1	13-OCT-2004 14:08:38	Dark	46.500	9	Alp Eri	0.45300	24000.	93	13706	No
167	GOM_NL__2PRFIN20041013_141106_000000482031_00125_13706_4963.N1	13-OCT-2004 14:11:06	Straylight	48.000	157	The1Eri	2.9060	9300.0	96	13706	No
168	GOM_NL__2PRFIN20041013_141342_000000412031_00125_13706_4964.N1	13-OCT-2004 14:13:42	Straylight	41.000	84	Alp Phe	2.3970	4500.0	82	13706	No
169	GOM_NL__2PRFIN20041013_155418_000000462031_00126_13707_4958.N1	13-OCT-2004 15:54:18	Dark	45.500	84	Alp Phe	2.3970	4500.0	91	13707	Yes
170	GOM_NL__2PRFIN20041013_160054_000000482031_00126_13707_4959.N1	13-OCT-2004 16:00:54	Straylight	48.000	52	16Bet Cet	2.0370	4500.0	96	13707	No
171	GOM_NL__2PRFIN20041013_161037_000000392031_00126_13707_4960.N1	13-OCT-2004 16:10:37	Bright	38.500	140	88Gam Peg	2.8340	26000.	77	13707	No
172	GOM_NL__2PRFIN20041013_161436_000000392031_00126_13707_4961.N1	13-OCT-2004 16:14:36	Bright	38.500	58	21Alp And	2.0730	11000.	77	13707	No
173	GOM_NL__2PRFIN20041013_161715_000000432031_00126_13707_4962.N1	13-OCT-2004 16:17:15	Bright	43.000	53	43Bet And	2.0480	3300.0	86	13707	No
174	GOM_NL__2PRFIN20041013_161905_000000492031_00126_13707_4963.N1	13-OCT-2004 16:19:05	Bright	49.000	173	4Bet Tri	3.0040	8900.0	98	13707	No
175	GOM_NL__2PRFIN20041013_162054_000000502031_00126_13707_4964.N1	13-OCT-2004 16:20:54	Bright	49.500	73	57Gam1And	2.2600	13100.	99	13707	No
176	GOM_NL__2PRFIN20041013_162242_000000402031_00126_13707_4965.N1	13-OCT-2004 16:22:42	Bright	39.500	68	18Alp Cas	2.2250	4500.0	79	13707	No
177	GOM_NL__2PRFIN20041013_162405_000000412031_00126_13707_4966.N1	13-OCT-2004 16:24:05	Bright	41.000	76	27Gam Cas	2.3000	30000.	82	13707	No
178	GOM_NL__2PRFIN20041013_162616_000000492031_00126_13707_4967.N1	13-OCT-2004 16:26:16	Bright	49.000	160	23Gam Per	2.9300	4700.0	98	13707	No
179	GOM_NL__2PRFIN20041013_162838_000000722031_00126_13707_4968.N1	13-OCT-2004 16:28:38	Bright	71.500	149	45Eps Per	2.8880	30000.	143	13707	No
180	GOM_NL__2PRFIN20041013_163137_000000402031_00126_13707_4969.N1	13-OCT-2004 16:31:37	Bright	40.000	49	1Alp UMi	1.9900	6300.0	80	13707	No
181	GOM_NL__2PRFIN20041013_163429_000000422031_00126_13707_4970.N1	13-OCT-2004 16:34:29	Bright	42.000	60	7Bet UMi	2.0810	3950.0	84	13707	No
182	GOM_NL__2PRFIN20041013_163950_000000412031_00126_13707_4971.N1	13-OCT-2004 16:39:50	Bright	40.500	36	50Alp UMa	1.8000	6300.0	81	13707	No
183	GOM_NL__2PRFIN20041013_164123_000000362031_00126_13707_4972.N1	13-OCT-2004 16:41:23	Bright	36.000	82	48Bet UMa	2.3650	10600.	72	13707	No
184	GOM_NL__2PRFIN20041013_164445_000000382031_00126_13707_4973.N1	13-OCT-2004 16:44:45	Bright	38.000	174	52Psi UMa	3.0040	4400.0	76	13707	No
185	GOM_NL__2PRFIN20041013_165220_000000952031_00126_13707_4974.N1	13-OCT-2004 16:52:20	Bright	94.500	17	78Bet Gem	1.1610	4500.0	189	13707	No
186	GOM_NL__2PRFIN20041013_165453_000000442031_00126_13707_4975.N1	13-OCT-2004 16:54:53	Bright	44.000	22	32Alp Leo	1.3600	15200.	88	13707	No
187	GOM_NL__2PRFIN20041013_170208_000000602031_00126_13707_4976.N1	13-OCT-2004 17:02:08	Dark	59.500	48	30Alp Hya	1.9770	4100.0	119	13707	No
188	GOM_NL__2PRFIN20041013_170535_000001512031_00126_13707_4977.N1	13-OCT-2004 17:05:35	Dark	150.50	8	10Alp CMi	0.40000	6500.0	301	13707	No
189	GOM_NL__2PRFIN20041013_171100_000000442031_00126_13707_4978.N1	13-OCT-2004 17:11:00	Dark	44.000	113	Mu Vel	2.6920	5000.0	88	13707	No
190	GOM_NL__2PRFIN20041013_171452_000000412031_00126_13707_4979.N1	13-OCT-2004 17:14:52	Dark	41.000	46	Del Vel	1.9540	10600.	82	13707	No
191	GOM_NL__2PRFIN20041013_171734_000000702031_00127_13708_4958.N1	13-OCT-2004 17:17:34	Dark	70.000	23	21Eps CMa	1.5020	26000.	140	13708	No
192	GOM_NL__2PRFIN20041013_171952_000001362031_00127_13708_4959.N1	13-OCT-2004 17:19:52	Dark	136.00	1	9Alp CMa	-1.4400	11000.	272	13708	No
193	GOM_NL__2PRFIN20041013_172454_000000692031_00127_13708_4960.N1	13-OCT-2004 17:24:54	Dark	69.000	108	Alp Col	2.6520	15200.	138	13708	No
194	GOM_NL__2PRFIN20041013_172824_000000402031_00127_13708_4961.N1	13-OCT-2004 17:28:24	Dark	40.000	143	Alp Hyi	2.8570	7200.0	80	13708	No
195	GOM_NL__2PRFIN20041013_172951_000000422031_00127_13708_4962.N1	13-OCT-2004 17:29:51	Dark	42.000	9	Alp Eri	0.45300	24000.	84	13708	No
196	GOM_NL__2PRFIN20041013_173219_000000502031_00127_13708_4963.N1	13-OCT-2004 17:32:19	Straylight	49.500	157	The1Eri	2.9060	9300.0	99	13708	No
197	GOM_NL__2PRFIN20041013_173454_000000442031_00127_13708_4964.N1	13-OCT-2004 17:34:54	Straylight	44.000	84	Alp Phe	2.3970	4500.0	88	13708	No
198	GOM_NL__2PRFIN20041013_174130_000000482031_00127_13708_4965.N1	13-OCT-2004 17:41:30	Straylight	47.500	52	16Bet Cet	2.0370	4500.0	95	13708	No
199	GOM_NL__2PRFIN20041013_175114_000000392031_00127_13708_4966.N1	13-OCT-2004 17:51:14	Bright	39.000	140	88Gam Peg	2.8340	26000.	78	13708	No
200	GOM_NL__2PRFIN20041013_175512_000000372031_00127_13708_4967.N1	13-OCT-2004 17:55:12	Bright	37.000	58	21Alp And	2.0730	11000.	74	13708	No
201	GOM_NL__2PRFIN20041013_175751_000000432031_00127_13708_4968.N1	13-OCT-2004 17:57:51	Bright	42.500	53	43Bet And	2.0480	3300.0	85	13708	No
202	GOM_NL__2PRFIN20041013_175940_000000492031_00127_13708_4969.N1	13-OCT-2004 17:59:40	Bright	49.000	173	4Bet Tri	3.0040	8900.0	98	13708	No
203	GOM_NL__2PRFIN20041013_180129_000000482031_00127_13708_4970.N1	13-OCT-2004 18:01:29	Bright	48.000	73	57Gam1And	2.2600	13100.	96	13708	No
204	GOM_NL__2PRFIN20041013_180319_000000422031_00127_13708_4971.N1	13-OCT-2004 18:03:19	Bright	41.500	68	18Alp Cas	2.2250	4500.0	83	13708	No
205	GOM_NL__2PRFIN20041013_180441_000000402031_00127_13708_4972.N1	13-OCT-2004 18:04:41	Bright	39.500	76	27Gam Cas	2.3000	30000.	79	13708	No
206	GOM_NL__2PRFIN20041013_180651_000000492031_00127_13708_4973.N1	13-OCT-2004 18:06:51	Bright	48.500	160	23Gam Per	2.9300	4700.0	97	13708	No
207	GOM_NL__2PRFIN20041013_180912_000000722031_00127_13708_4974.N1	13-OCT-2004 18:09:12	Bright	72.000	149	45Eps Per	2.8880	30000.	144	13708	No
208	GOM_NL__2PRFIN20041013_181214_000000392031_00127_13708_4975.N1	13-OCT-2004 18:12:14	Bright	39.000	49	1Alp UMi	1.9900	6300.0	78	13708	No
209	GOM_NL__2PRFIN20041013_181507_000000392031_00127_13708_4976.N1	13-OCT-2004 18:15:07	Bright	39.000	60	7Bet UMi	2.0810	3950.0	78	13708	No
210	GOM_NL__2PRFIN20041013_182026_000000382031_00127_13708_4977.N1	13-OCT-2004 18:20:26	Bright	37.500	36	50Alp UMa	1.8000	6300.0	75	13708	No
211	GOM_NL__2PRFIN20041013_182159_000000372031_00127_13708_4978.N1	13-OCT-2004 18:21:59	Bright	36.500	82	48Bet UMa	2.3650	10600.	73	13708	No
212	GOM_NL__2PRFIN20041013_182521_000000382031_00127_13708_4979.N1	13-OCT-2004 18:25:21	Bright	37.500	174	52Psi UMa	3.0040	4400.0	75	13708	No
213	GOM_NL__2PRFIN20041013_183256_000000922031_00127_13708_4980.N1	13-OCT-2004 18:32:56	Bright	91.500	17	78Bet Gem	1.1610	4500.0	183	13708	No
214	GOM_NL__2PRFIN20041013_183530_000000562031_00127_13708_4981.N1	13-OCT-2004 18:35:30	Bright	56.000	22	32Alp Leo	1.3600	15200.	112	13708	No
215	GOM_NL__2PRFIN20041013_184244_000000552031_00127_13708_4982.N1	13-OCT-2004 18:42:44	Dark	55.000	48	30Alp Hya	1.9770	4100.0	110	13708	No
216	GOM_NL__2PRFIN20041013_184612_000001292031_00127_13708_4983.N1	13-OCT-2004 18:46:12	Dark	129.00	8	10Alp CMi	0.40000	6500.0	258	13708	No
217	GOM_NL__2PRFIN20041013_185136_000000422031_00127_13708_4984.N1	13-OCT-2004 18:51:36	Dark	41.500	113	Mu Vel	2.6920	5000.0	83	13708	No
218	GOM_NL__2PRFIN20041013_185528_000000422031_00127_13708_4985.N1	13-OCT-2004 18:55:28	Dark	41.500	46	Del Vel	1.9540	10600.	83	13708	No
219	GOM_NL__2PRFIN20041013_185812_000000652031_00128_13709_4979.N1	13-OCT-2004 18:58:12	Dark	65.000	23	21Eps CMa	1.5020	26000.	130	13709	No

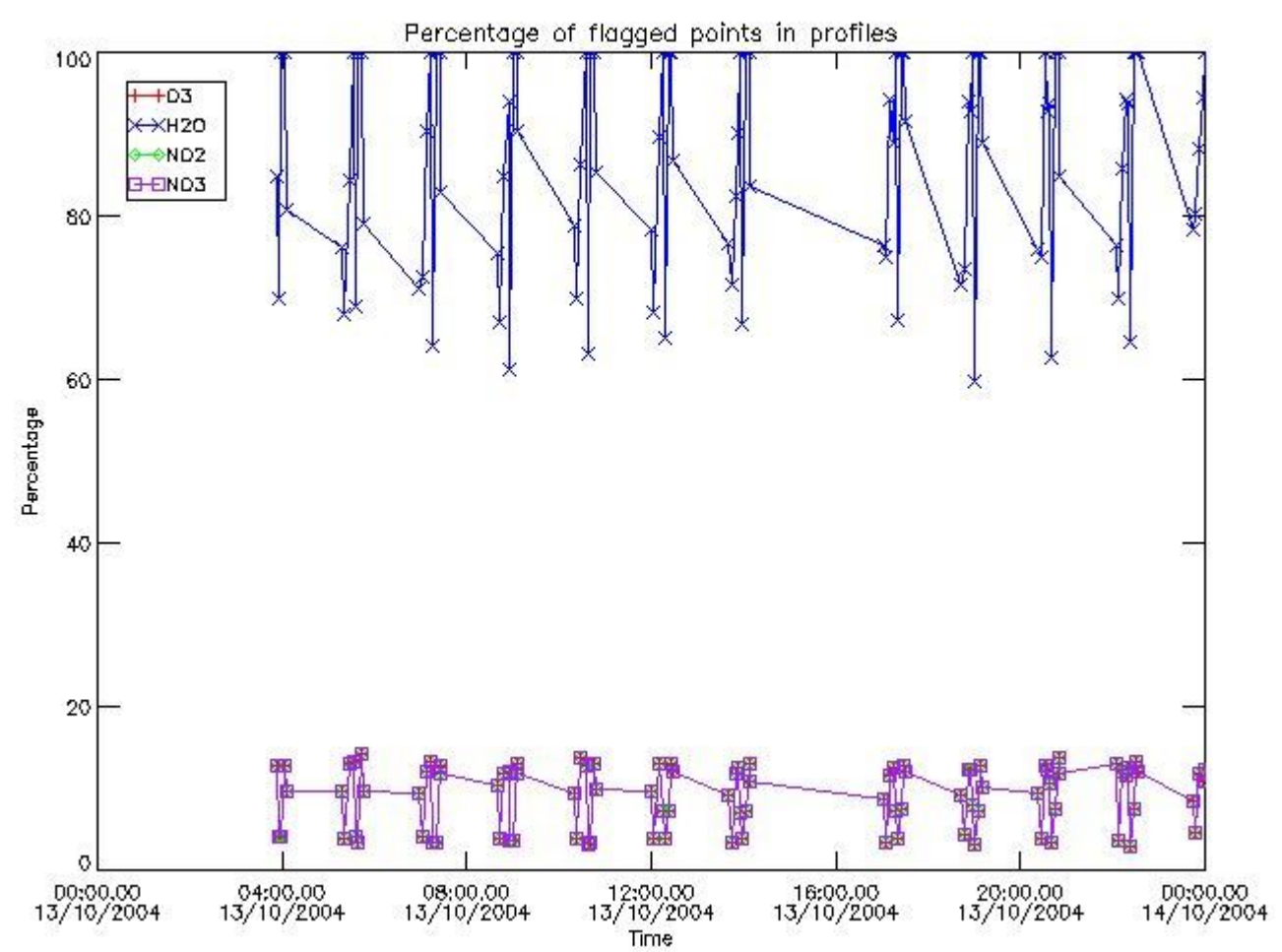
220	GOM_NL__2PRFIN20041013_190031_000001712031_00128_13709_4980.N1	13-OCT-2004 19:00:31	Dark	170.50	1	9Alp CMa	-1.4400	11000.	341	13709	No
221	GOM_NL__2PRFIN20041013_190529_000000722031_00128_13709_4981.N1	13-OCT-2004 19:05:29	Dark	71.500	108	Alp Col	2.6520	15200.	143	13709	No
222	GOM_NL__2PRFIN20041013_190900_000000402031_00128_13709_4982.N1	13-OCT-2004 19:09:00	Dark	40.000	143	Alp Hyi	2.8570	7200.0	80	13709	No
223	GOM_NL__2PRFIN20041013_191027_000000502031_00128_13709_4983.N1	13-OCT-2004 19:10:27	Dark	50.000	9	Alp Eri	0.45300	24000.	100	13709	No
224	GOM_NL__2PRFIN20041013_191255_000000482031_00128_13709_4984.N1	13-OCT-2004 19:12:55	Straylight	48.000	157	The1Eri	2.9060	9300.0	96	13709	No
225	GOM_NL__2PRFIN20041013_191530_000000452031_00128_13709_4985.N1	13-OCT-2004 19:15:30	Straylight	44.500	84	Alp Phe	2.3970	4500.0	89	13709	No
226	GOM_NL__2PRFIN20041013_192207_000000492031_00128_13709_4986.N1	13-OCT-2004 19:22:07	Straylight	48.500	52	16Bet Cet	2.0370	4500.0	97	13709	No
227	GOM_NL__2PRFIN20041013_193149_000000392031_00128_13709_4987.N1	13-OCT-2004 19:31:49	Bright	38.500	140	88Gam Peg	2.8340	26000.	77	13709	No
228	GOM_NL__2PRFIN20041013_193548_000000382031_00128_13709_4988.N1	13-OCT-2004 19:35:48	Bright	38.000	58	21Alp And	2.0730	11000.	76	13709	No
229	GOM_NL__2PRFIN20041013_193827_000000412031_00128_13709_4989.N1	13-OCT-2004 19:38:27	Bright	41.000	53	43Bet And	2.0480	3300.0	82	13709	No
230	GOM_NL__2PRFIN20041013_194016_000000492031_00128_13709_4990.N1	13-OCT-2004 19:40:16	Bright	48.500	173	4Bet Tri	3.0040	8900.0	97	13709	No
231	GOM_NL__2PRFIN20041013_194204_000000472031_00128_13709_4991.N1	13-OCT-2004 19:42:04	Bright	47.000	73	57Gam1And	2.2600	13100.	94	13709	No
232	GOM_NL__2PRFIN20041013_194354_000000412031_00128_13709_4992.N1	13-OCT-2004 19:43:54	Bright	41.000	68	18Alp Cas	2.2250	4500.0	82	13709	No
233	GOM_NL__2PRFIN20041013_194516_000000422031_00128_13709_4993.N1	13-OCT-2004 19:45:16	Bright	41.500	76	27Gam Cas	2.3000	30000.	83	13709	No
234	GOM_NL__2PRFIN20041013_194726_000000462031_00128_13709_4994.N1	13-OCT-2004 19:47:26	Bright	46.000	160	23Gam Per	2.9300	4700.0	92	13709	No
235	GOM_NL__2PRFIN20041013_194946_000000732031_00128_13709_4995.N1	13-OCT-2004 19:49:46	Bright	72.500	149	45Eps Per	2.8880	30000.	145	13709	No
236	GOM_NL__2PRFIN20041013_195249_000000402031_00128_13709_4996.N1	13-OCT-2004 19:52:49	Bright	39.500	49	1Alp UMi	1.9900	6300.0	79	13709	No
237	GOM_NL__2PRFIN20041013_195543_000000392031_00128_13709_4997.N1	13-OCT-2004 19:55:43	Bright	39.000	60	7Bet UMi	2.0810	3950.0	78	13709	No
238	GOM_NL__2PRFIN20041013_200100_000000442031_00128_13709_4998.N1	13-OCT-2004 20:01:00	Bright	43.500	36	50Alp UMa	1.8000	6300.0	87	13709	No
239	GOM_NL__2PRFIN20041013_200235_000000402031_00128_13709_4999.N1	13-OCT-2004 20:02:35	Bright	40.000	82	48Bet UMa	2.3650	10600.	80	13709	No
240	GOM_NL__2PRFIN20041013_200557_000000372031_00128_13709_5000.N1	13-OCT-2004 20:05:57	Bright	36.500	174	52Psi UMa	3.0040	4400.0	73	13709	No
241	GOM_NL__2PRFIN20041013_201333_000000922031_00128_13709_5001.N1	13-OCT-2004 20:13:33	Bright	92.000	17	78Bet Gem	1.1610	4500.0	184	13709	No
242	GOM_NL__2PRFIN20041013_201606_000000432031_00128_13709_5002.N1	13-OCT-2004 20:16:06	Bright	43.000	22	32Alp Leo	1.3600	15200.	86	13709	No
243	GOM_NL__2PRFIN20041013_202320_000000552031_00128_13709_5003.N1	13-OCT-2004 20:23:20	Dark	54.500	48	30Alp Hya	1.9770	4100.0	109	13709	No
244	GOM_NL__2PRFIN20041013_202652_000001302031_00128_13709_5004.N1	13-OCT-2004 20:26:52	Dark	130.00	8	10Alp CMi	0.40000	6500.0	260	13709	No
245	GOM_NL__2PRFIN20041013_203212_000000402031_00128_13709_5005.N1	13-OCT-2004 20:32:12	Dark	40.000	113	Mu Vel	2.6920	5000.0	80	13709	No
246	GOM_NL__2PRFIN20041013_203604_000000422031_00128_13709_5006.N1	13-OCT-2004 20:36:04	Dark	41.500	46	Del Vel	1.9540	10600.	83	13709	No
247	GOM_NL__2PRFIN20041013_203833_000000482031_00129_13710_4979.N1	13-OCT-2004 20:38:33	Dark	48.000	29	Bet Car	1.6720	10200.	96	13710	No
248	GOM_NL__2PRFIN20041013_204110_000001492031_00129_13710_4980.N1	13-OCT-2004 20:41:10	Dark	148.50	1	9Alp CMa	-1.4400	11000.	297	13710	No
249	GOM_NL__2PRFIN20041013_204609_000000682031_00129_13710_4981.N1	13-OCT-2004 20:46:09	Dark	67.500	108	Alp Col	2.6520	15200.	135	13710	No
250	GOM_NL__2PRFIN20041013_204936_000000412031_00129_13710_4982.N1	13-OCT-2004 20:49:36	Dark	40.500	143	Alp Hyi	2.8570	7200.0	81	13710	No
251	GOM_NL__2PRFIN20041013_205103_000000442031_00129_13710_4983.N1	13-OCT-2004 20:51:03	Dark	43.500	9	Alp Eri	0.45300	24000.	87	13710	No
252	GOM_NL__2PRFIN20041013_205332_000000492031_00129_13710_4984.N1	13-OCT-2004 20:53:32	Straylight	49.000	157	The1Eri	2.9060	9300.0	98	13710	No
253	GOM_NL__2PRFIN20041013_205606_000000452031_00129_13710_4985.N1	13-OCT-2004 20:56:06	Straylight	45.000	84	Alp Phe	2.3970	4500.0	90	13710	No
254	GOM_NL__2PRFIN20041013_210243_000000462031_00129_13710_4986.N1	13-OCT-2004 21:02:43	Straylight	45.500	52	16Bet Cet	2.0370	4500.0	91	13710	No
255	GOM_NL__2PRFIN20041013_211226_000000382031_00129_13710_4987.N1	13-OCT-2004 21:12:26	Bright	37.500	140	88Gam Peg	2.8340	26000.	75	13710	No
256	GOM_NL__2PRFIN20041013_211624_000000402031_00129_13710_4988.N1	13-OCT-2004 21:16:24	Bright	40.000	58	21Alp And	2.0730	11000.	80	13710	No
257	GOM_NL__2PRFIN20041013_211903_000000432031_00129_13710_4989.N1	13-OCT-2004 21:19:03	Bright	42.500	53	43Bet And	2.0480	3300.0	85	13710	No
258	GOM_NL__2PRFIN20041013_212050_000000712031_00129_13710_4990.N1	13-OCT-2004 21:20:50	Bright	71.000	173	4Bet Tri	3.0040	8900.0	142	13710	No
259	GOM_NL__2PRFIN20041013_212239_000000492031_00129_13710_4991.N1	13-OCT-2004 21:22:39	Bright	48.500	73	57Gam1And	2.2600	13100.	97	13710	No
260	GOM_NL__2PRFIN20041013_212430_000000402031_00129_13710_4992.N1	13-OCT-2004 21:24:30	Bright	40.000	68	18Alp Cas	2.2250	4500.0	80	13710	No
261	GOM_NL__2PRFIN20041013_212552_000000402031_00129_13710_4993.N1	13-OCT-2004 21:25:52	Bright	39.500	76	27Gam Cas	2.3000	30000.	79	13710	No
262	GOM_NL__2PRFIN20041013_212801_000000482031_00129_13710_4994.N1	13-OCT-2004 21:28:01	Bright	48.000	160	23Gam Per	2.9300	4700.0	96	13710	No
263	GOM_NL__2PRFIN20041013_213020_000000732031_00129_13710_4995.N1	13-OCT-2004 21:30:20	Bright	73.000	149	45Eps Per	2.8880	30000.	146	13710	No
264	GOM_NL__2PRFIN20041013_213325_000000382031_00129_13710_4996.N1	13-OCT-2004 21:33:25	Bright	38.000	49	1Alp UMi	1.9900	6300.0	76	13710	No
265	GOM_NL__2PRFIN20041013_213619_000000392031_00129_13710_4997.N1	13-OCT-2004 21:36:19	Bright	39.000	60	7Bet UMi	2.0810	3950.0	78	13710	No
266	GOM_NL__2PRFIN20041013_214138_000000422031_00129_13710_4998.N1	13-OCT-2004 21:41:38	Bright	42.000	36	50Alp UMa	1.8000	6300.0	84	13710	No
267	GOM_NL__2PRFIN20041013_214311_000000392031_00129_13710_4999.N1	13-OCT-2004 21:43:11	Bright	39.000	82	48Bet UMa	2.3650	10600.	78	13710	No
268	GOM_NL__2PRFIN20041013_214633_000000372031_00129_13710_5000.N1	13-OCT-2004 21:46:33	Bright	36.500	174	52Psi UMa	3.0040	4400.0	73	13710	No
269	GOM_NL__2PRFIN20041013_215409_000000962031_00129_13710_5001.N1	13-OCT-2004 21:54:09	Bright	95.500	17	78Bet Gem	1.1610	4500.0	191	13710	No
270	GOM_NL__2PRFIN20041013_215642_000000422031_00129_13710_5002.N1	13-OCT-2004 21:56:42	Bright	42.000	22	32Alp Leo	1.3600	15200.	84	13710	No
271	GOM_NL__2PRFIN20041013_220357_000000622031_00129_13710_5003.N1	13-OCT-2004 22:03:57	Dark	62.000	48	30Alp Hya	1.9770	4100.0	124	13710	No
272	GOM_NL__2PRFIN20041013_220730_000001562031_00129_13710_5004.N1	13-OCT-2004 22:07:30	Dark	156.00	8	10Alp CMi	0.40000	6500.0	312	13710	No
273	GOM_NL__2PRFIN20041013_221248_000000432031_00129_13710_5005.N1	13-OCT-2004 22:12:48	Dark	42.500	113	Mu Vel	2.6920	5000.0	85	13710	No
274	GOM_NL__2PRFIN20041013_221639_000000452031_00129_13710_5006.N1	13-OCT-2004 22:16:39	Dark	44.500	34	Gam2Vel	1.7930	23000.	89	13710	No
275	GOM_NL__2PRFIN20041013_221911_000000412031_00130_13711_4979.N1	13-OCT-2004 22:19:11	Dark	40.500	29	Bet Car	1.6720	10200.	81	13711	No
276	GOM_NL__2PRFIN20041013_222150_000001732031_00130_13711_4980.N1	13-OCT-2004 22:21:50	Dark	172.50	1	9Alp CMa	-1.4400	11000.	345	13711	No
277	GOM_NL__2PRFIN20041013_222646_000000692031_00130_13711_4981.N1	13-OCT-2004 22:26:46	Dark	69.000	108	Alp Col	2.6520	15200.	138	13711	No
278	GOM_NL__2PRFIN20041013_223013_000000392031_00130_13711_4982.N1	13-OCT-2004 22:30:13	Dark	38.500	143	Alp Hyi	2.8570	7200.0	77	13711	No

279	GOM_NL__2PRFIN20041013_223139_000000432031_00130_13711_4983.N1	13-OCT-2004 22:31:39	Dark	42.500	9	Alp Eri	0.45300	24000.	85	13711	No
280	GOM_NL__2PRFIN20041013_223408_000000472031_00130_13711_4984.N1	13-OCT-2004 22:34:08	Straylight	47.000	157	The1Eri	2.9060	9300.0	94	13711	No
281	GOM_NL__2PRFIN20041013_223643_000000462031_00130_13711_4985.N1	13-OCT-2004 22:36:43	Straylight	45.500	84	Alp Phe	2.3970	4500.0	91	13711	No
282	GOM_NL__2PRFIN20041013_224319_000000472031_00130_13711_4986.N1	13-OCT-2004 22:43:19	Straylight	47.000	52	16Bet Cet	2.0370	4500.0	94	13711	No
283	GOM_NL__2PRFIN20041013_225301_000000392031_00130_13711_4987.N1	13-OCT-2004 22:53:01	Bright	39.000	140	88Gam Peg	2.8340	26000.	78	13711	No
284	GOM_NL__2PRFIN20041013_225659_000000392031_00130_13711_4988.N1	13-OCT-2004 22:56:59	Bright	38.500	58	21Alp And	2.0730	11000.	77	13711	No
285	GOM_NL__2PRFIN20041013_225938_000000412031_00130_13711_4989.N1	13-OCT-2004 22:59:38	Bright	41.000	53	43Bet And	2.0480	3300.0	82	13711	No
286	GOM_NL__2PRFIN20041013_230126_000000472031_00130_13711_4990.N1	13-OCT-2004 23:01:26	Bright	47.000	173	4Bet Tri	3.0040	8900.0	94	13711	No
287	GOM_NL__2PRFIN20041013_230315_000000492031_00130_13711_4991.N1	13-OCT-2004 23:03:15	Bright	48.500	73	57Gam1And	2.2600	13100.	97	13711	No
288	GOM_NL__2PRFIN20041013_230503_000000412031_00130_13711_4992.N1	13-OCT-2004 23:05:03	Bright	41.000	68	18Alp Cas	2.2250	4500.0	82	13711	No
289	GOM_NL__2PRFIN20041013_230628_000000402031_00130_13711_4993.N1	13-OCT-2004 23:06:28	Bright	40.000	76	27Gam Cas	2.3000	30000.	80	13711	No
290	GOM_NL__2PRFIN20041013_230836_000000452031_00130_13711_4994.N1	13-OCT-2004 23:08:36	Bright	44.500	160	23Gam Per	2.9300	4700.0	89	13711	No
291	GOM_NL__2PRFIN20041013_231054_000000702031_00130_13711_4995.N1	13-OCT-2004 23:10:54	Bright	70.000	149	45Eps Per	2.8880	30000.	140	13711	No
292	GOM_NL__2PRFIN20041013_231359_000000392031_00130_13711_4996.N1	13-OCT-2004 23:13:59	Bright	39.000	49	1Alp UMi	1.9900	6300.0	78	13711	No
293	GOM_NL__2PRFIN20041013_231656_000000362031_00130_13711_4997.N1	13-OCT-2004 23:16:56	Bright	35.500	60	7Bet UMi	2.0810	3950.0	71	13711	No
294	GOM_NL__2PRFIN20041013_232214_000000412031_00130_13711_4998.N1	13-OCT-2004 23:22:14	Bright	40.500	36	50Alp UMa	1.8000	6300.0	81	13711	No
295	GOM_NL__2PRFIN20041013_232345_000000532031_00130_13711_4999.N1	13-OCT-2004 23:23:45	Bright	53.000	82	48Bet UMa	2.3650	10600.	106	13711	No
296	GOM_NL__2PRFIN20041013_232707_000000402031_00130_13711_5000.N1	13-OCT-2004 23:27:07	Bright	40.000	174	52Psi UMa	3.0040	4400.0	80	13711	No
297	GOM_NL__2PRFIN20041013_233446_000000942031_00130_13711_5001.N1	13-OCT-2004 23:34:46	Bright	94.000	17	78Bet Gem	1.1610	4500.0	188	13711	No
298	GOM_NL__2PRFIN20041013_233719_000000572031_00130_13711_5002.N1	13-OCT-2004 23:37:19	Bright	57.000	22	32Alp Leo	1.3600	15200.	114	13711	No
299	GOM_NL__2PRFIN20041013_234432_000000612031_00130_13711_5003.N1	13-OCT-2004 23:44:32	Dark	60.500	48	30Alp Hya	1.9770	4100.0	121	13711	No
300	GOM_NL__2PRFIN20041013_234809_000001472031_00130_13711_5004.N1	13-OCT-2004 23:48:09	Dark	146.50	8	10Alp CMi	0.40000	6500.0	293	13711	No
301	GOM_NL__2PRFIN20041013_235324_000000432031_00130_13711_5005.N1	13-OCT-2004 23:53:24	Dark	43.000	113	Mu Vel	2.6920	5000.0	86	13711	No
302	GOM_NL__2PRFIN20041013_235715_000000472031_00130_13711_5006.N1	13-OCT-2004 23:57:15	Dark	46.500	34	Gam2Vel	1.7930	23000.	93	13711	No
303	GOM_NL__2PRFIN20041013_235947_000000422031_00131_13712_4979.N1	13-OCT-2004 23:59:47	Dark	41.500	29	Bet Car	1.6720	10200.	83	13712	No

### 3. Quality information per product

In this section it is plotted some information contained in the Quality Summary data set of the level 2 products. Only products in dark limb conditions and without errors (error flag in the MPH set to "0") are used.

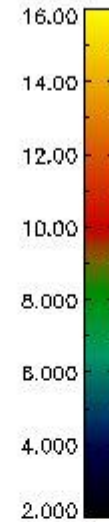
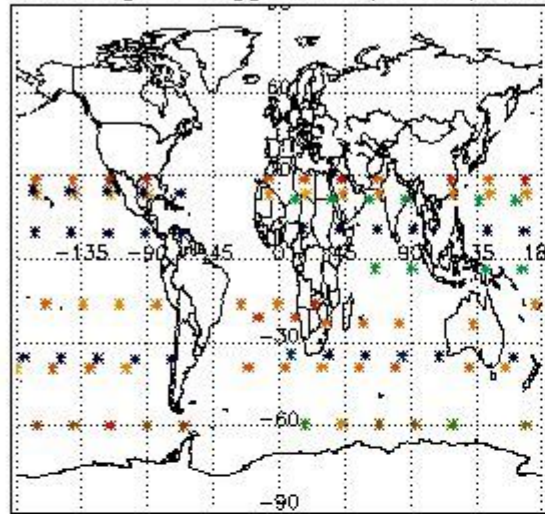
#### 3.1 Plot quality information per product (time dependant)



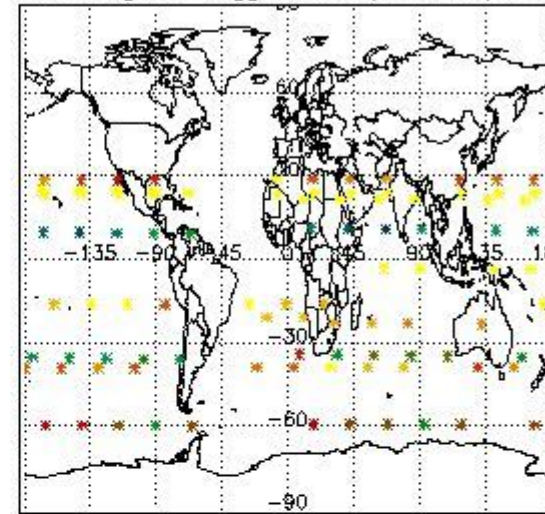
3.2 Plot quality information per product (world map)



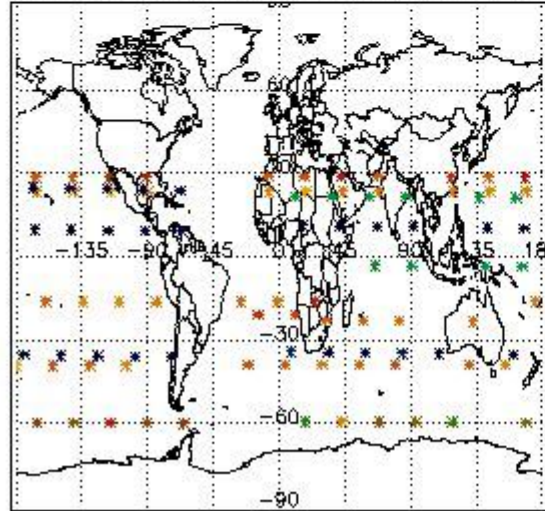
Percentage of flagged data per O3 profile



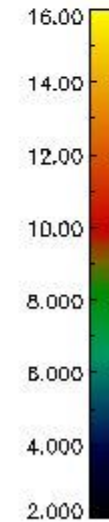
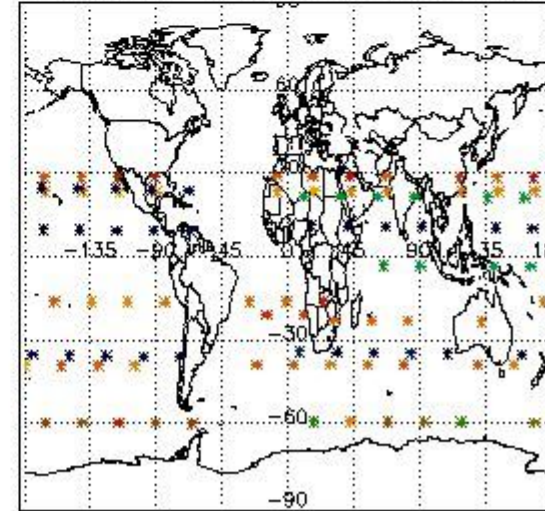
Percentage of flagged data per H2O profile



Percentage of flagged data per NO2 profile



Percentage of flagged data per NO3 profile

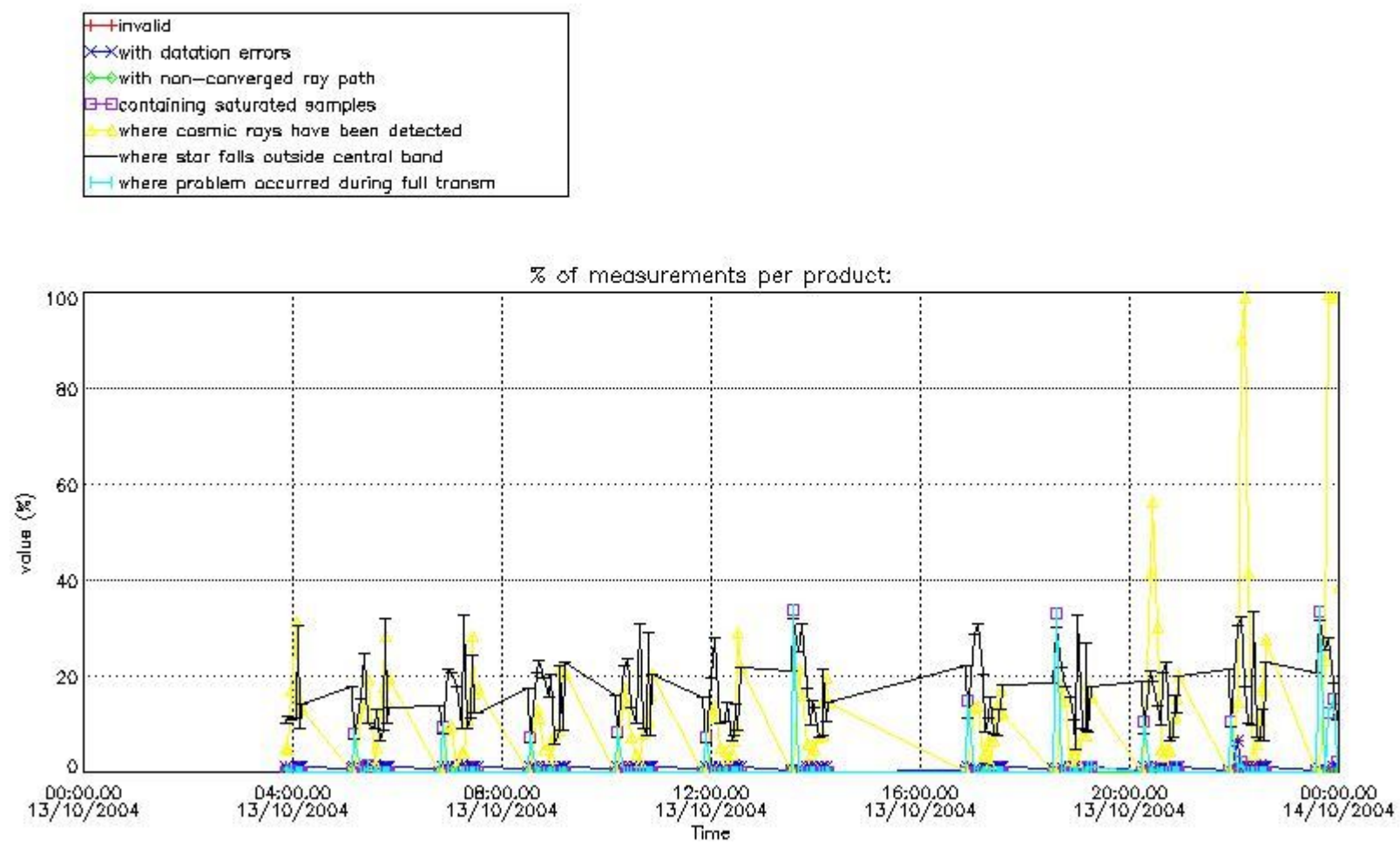


#### 4. Level 1 quality information per product

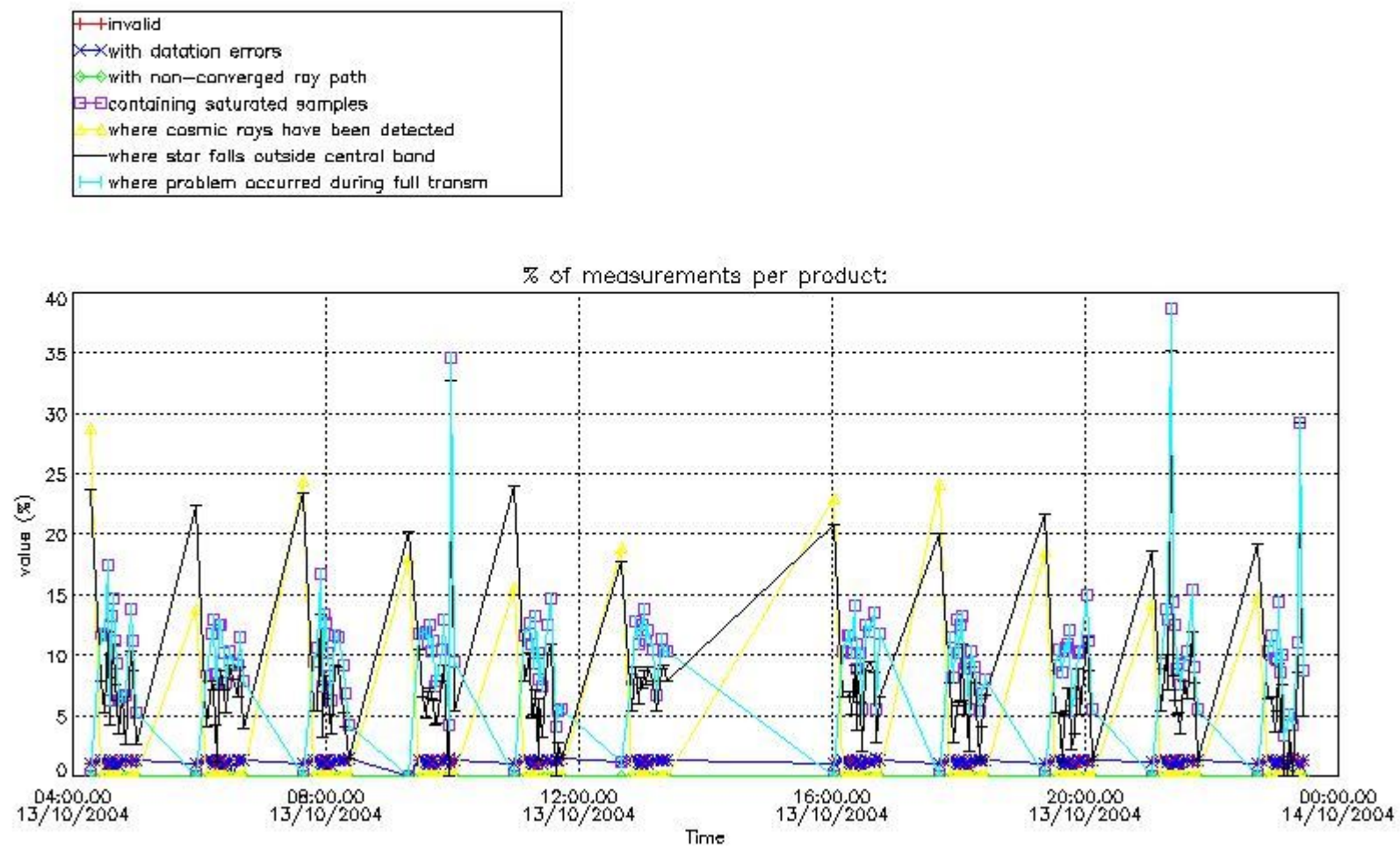
In this section it is plotted some information contained in the Quality Summary data set of the level 2 products that comes from the level 1b processing. Products without errors (error flag in the MPH set to "0") are used.

##### 4.1 Plot quality information per product (time dependant) coming from level 1b processing

##### 4.1.1 Plot level 1 quality information per product (time dependant): ENVISAT ASCENDING passes



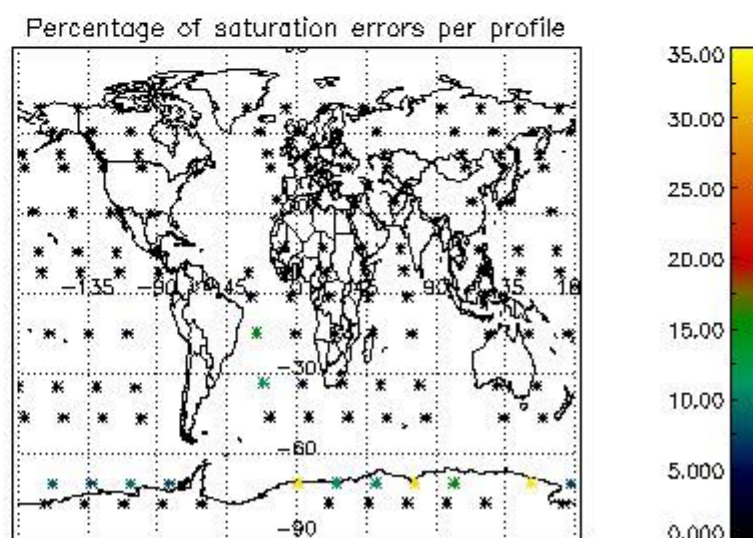
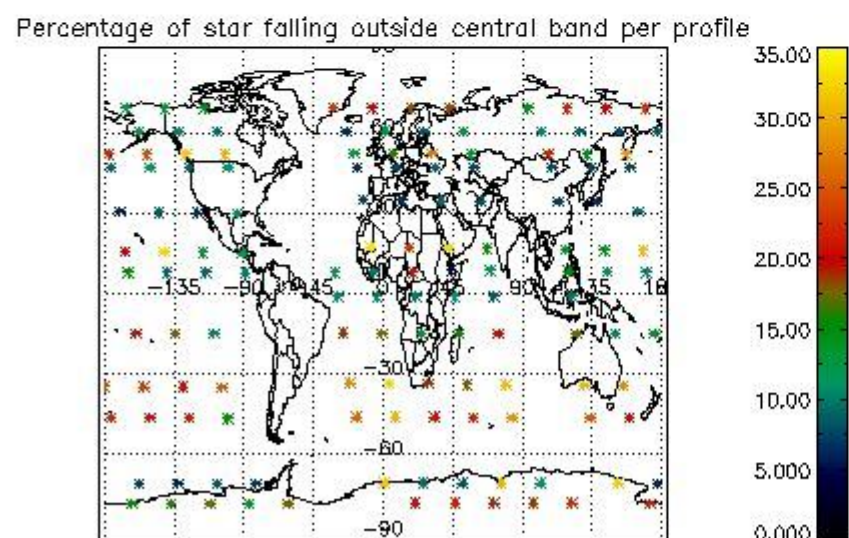
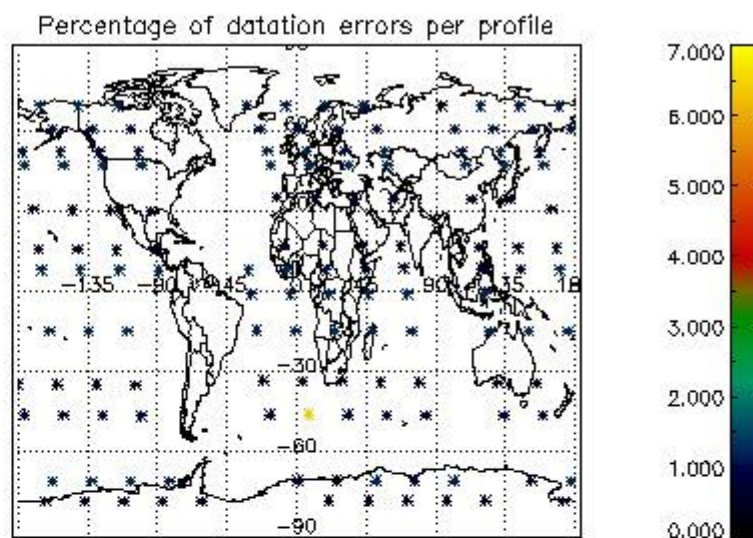
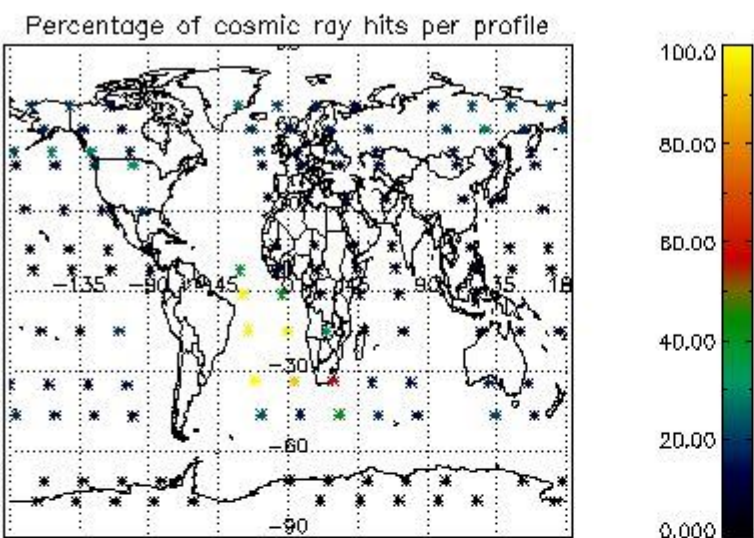
4.1.2 Plot level 1 quality information per product (time dependant): ENVI SAT DESCENDING passes



4.2 Plot quality information per product coming from level 1b processing (world map)

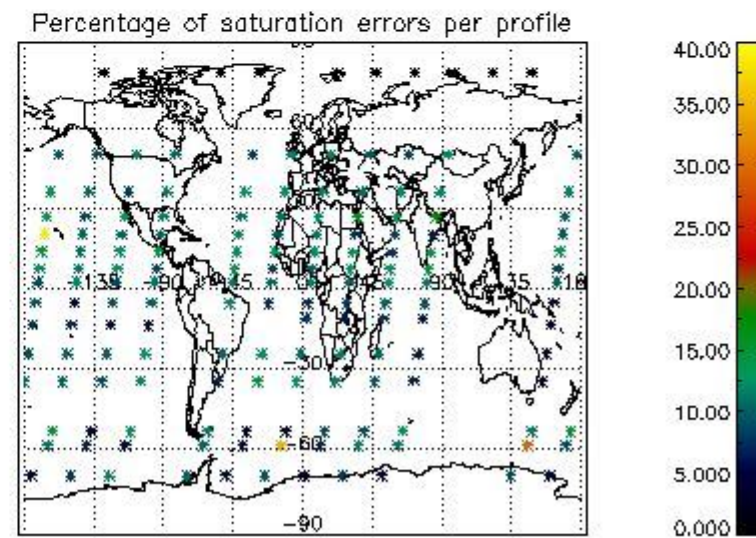
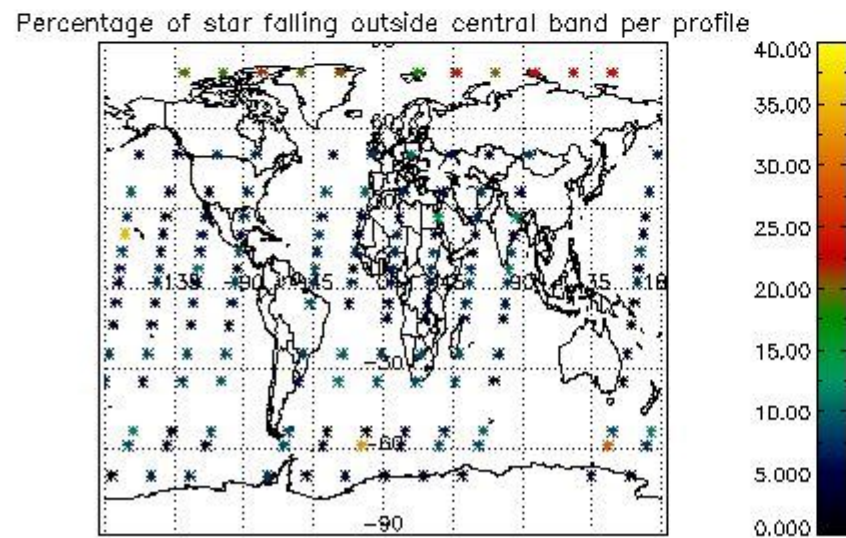
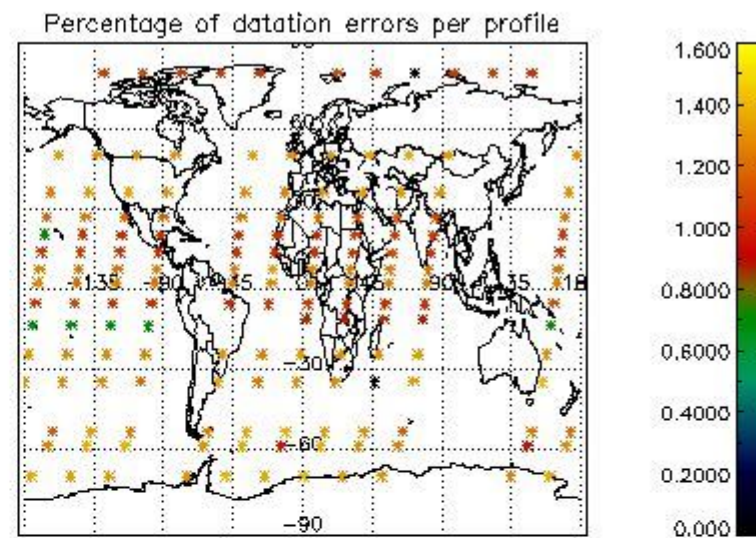
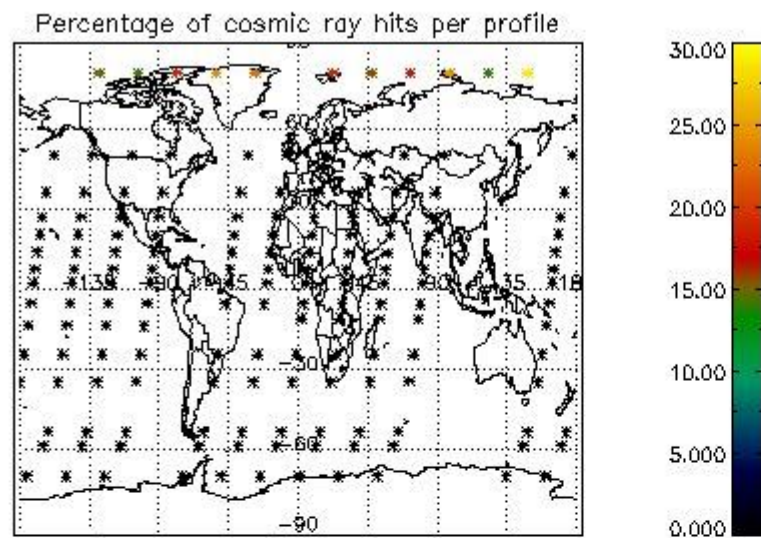
4.2.1 Plot level 1 quality information per product (world map): ENVISAT ASCENDING passes





4.2.2 Plot level 1 quality information per product (world map): ENVISAT DESCENDING passes





## 5. Trace gas profiles

### 5.1 Ozone statistics based on quality of products

The final quality of the products can be "measured" using the STD (Standard Deviation) attached to every point profile. This information is written to the parameter GOM\_NL\_\_2P/NL\_LOCAL\_SPECIES\_DENSITY/o3\_std of the level 2 products. The table below shows the statistics for given STD ranges.

The statistics are given with respect to the overall valid production:

- Products without fatal errors: GOM\_NL\_\_2P/MPH/PRODUCT\_ERR=0
- Valid point profile: GOM\_NL\_\_2P/NL\_LOCAL\_SPECIES\_DENSITY/pcd(0)=0

The 'Criteria' is applied to valid points of dark limb products:

- Products in dark limb illumination condition: GOM\_NL\_\_2P/NL\_SUMMARY\_QUALITY/obs\_ill\_cond=0
- Products without fatal errors: GOM\_NL\_\_2P/MPH/PRODUCT\_ERR=0
- Valid point profile: GOM\_NL\_\_2P/NL\_LOCAL\_SPECIES\_DENSITY/pcd(0)=0

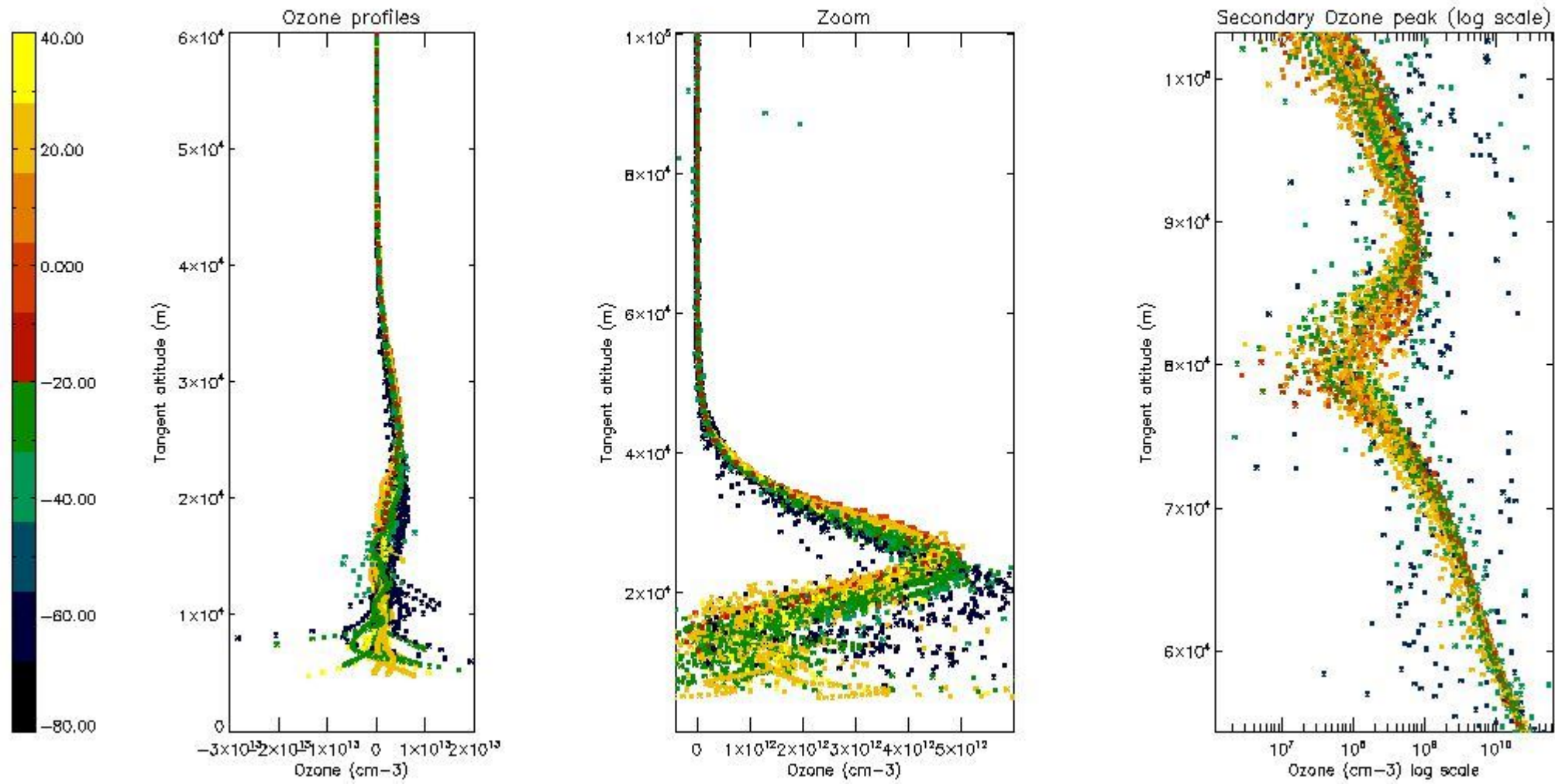
So, the table below shows the percentage of dark limb and valid observations for each criteria with respect to the overall valid daily observations.

Criteria	% of total production
All STD	45
STD < 20	29

STD < 10	26
STD < 5	21

5.2 Plot ozone profiles for all STD (dark without errors)

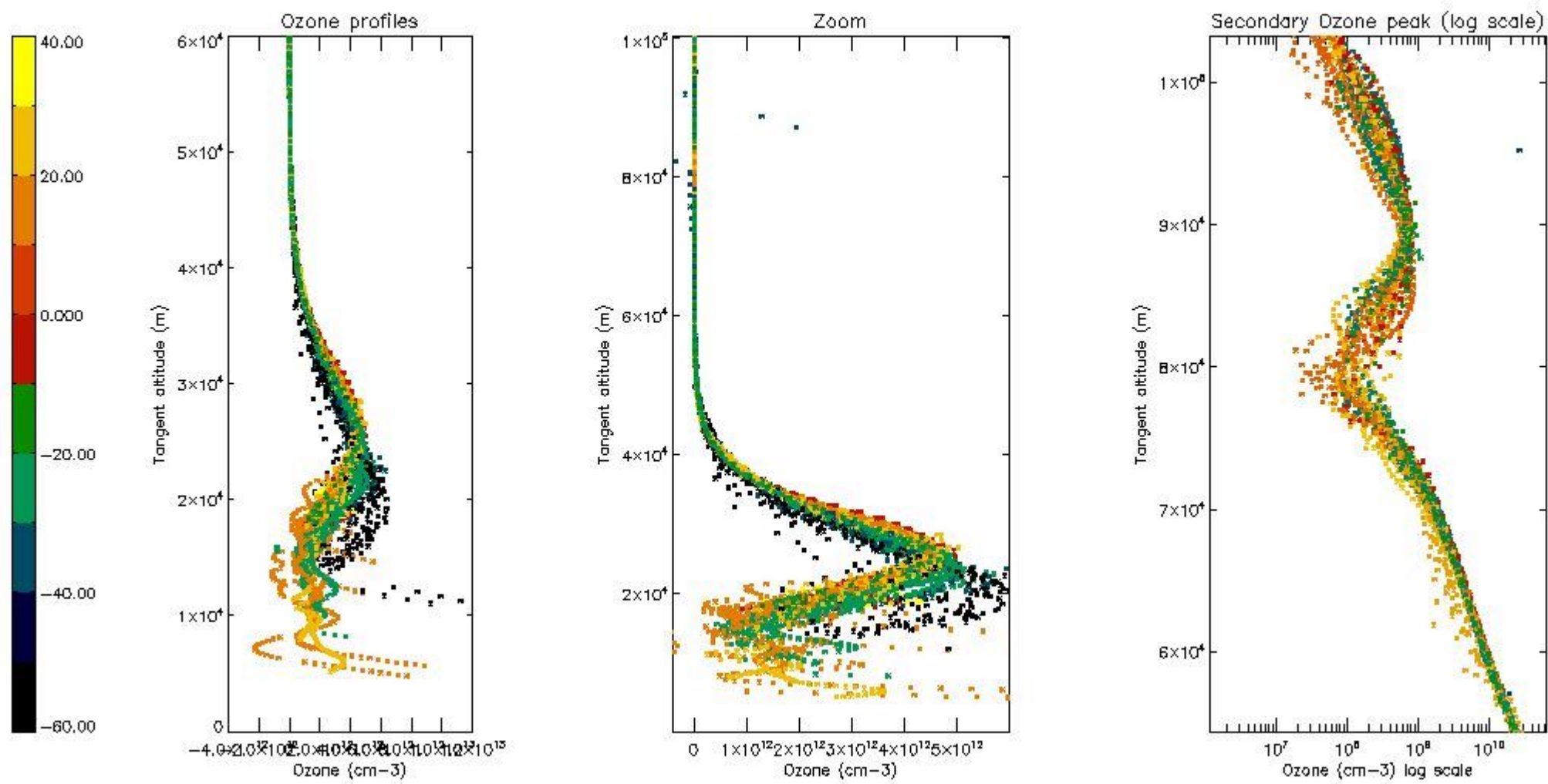
The colorbar represents the latitude.



5.3 Plot ozone profiles where STD < 20% (dark without errors)

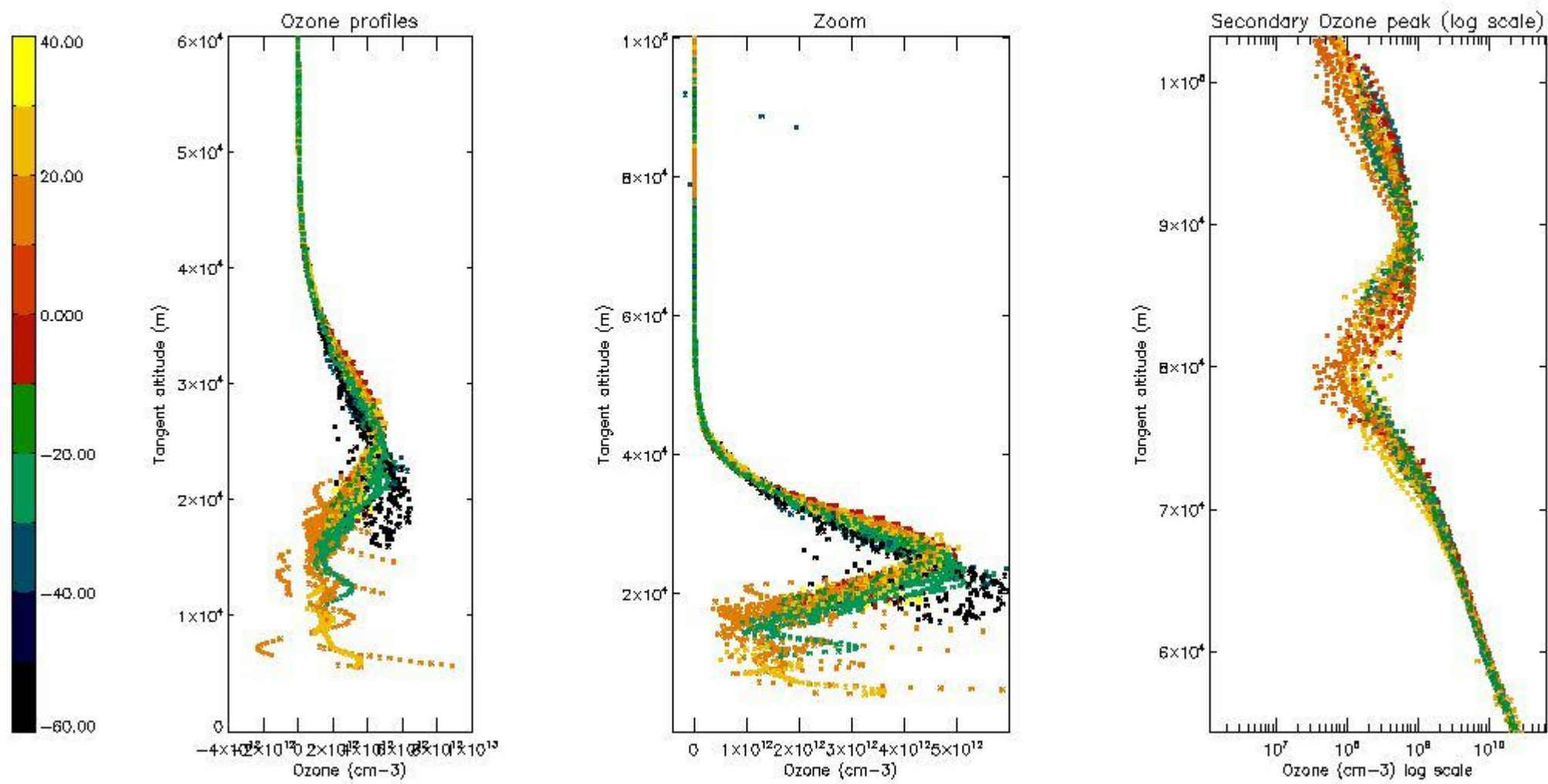
The colorbar represents the latitude.





*5.4 Plot ozone profiles where STD < 10% (dark without errors)*

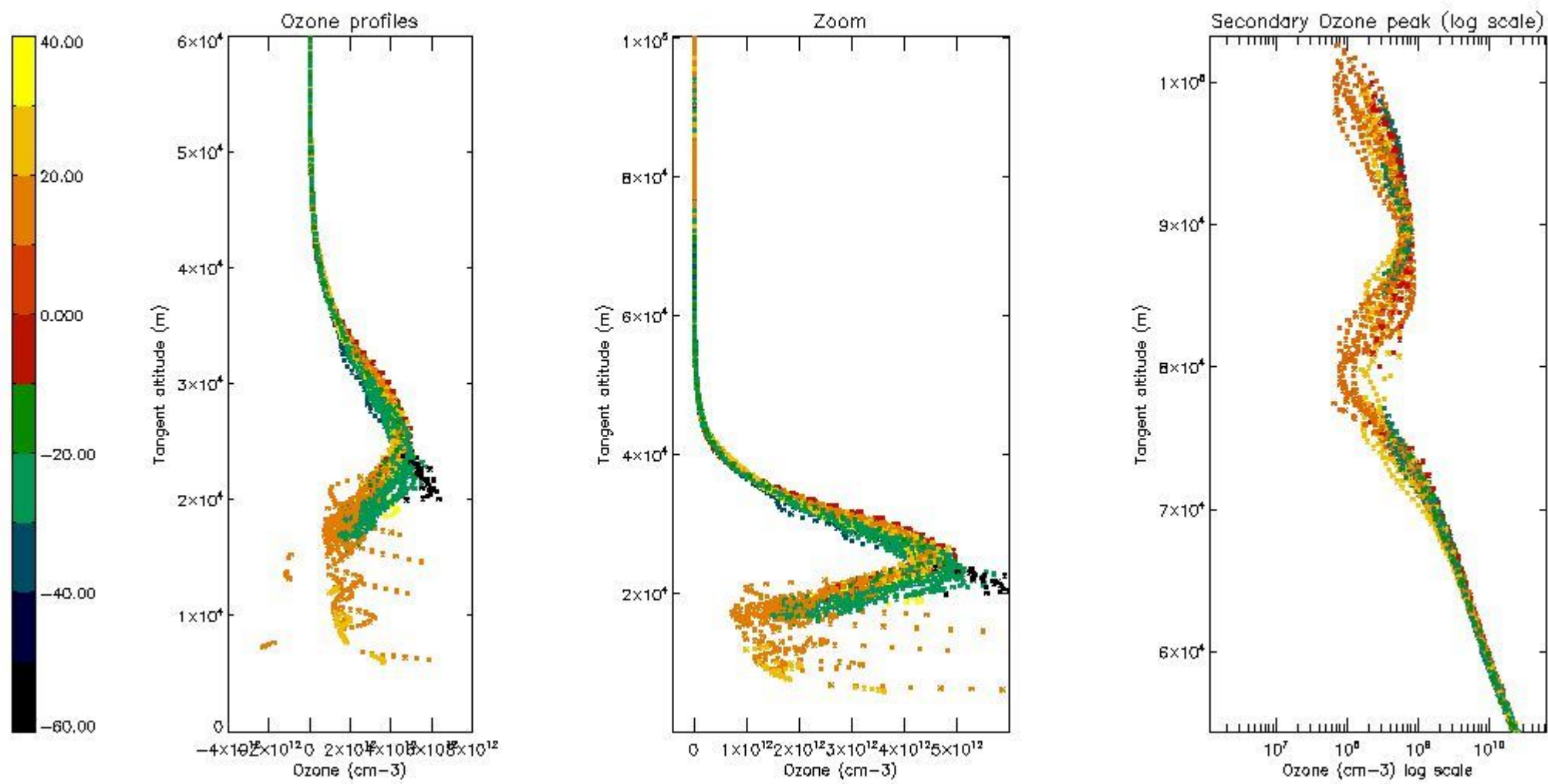
The colorbar represents the latitude.



*5.5 Plot ozone profiles where STD < 5% (dark without errors)*

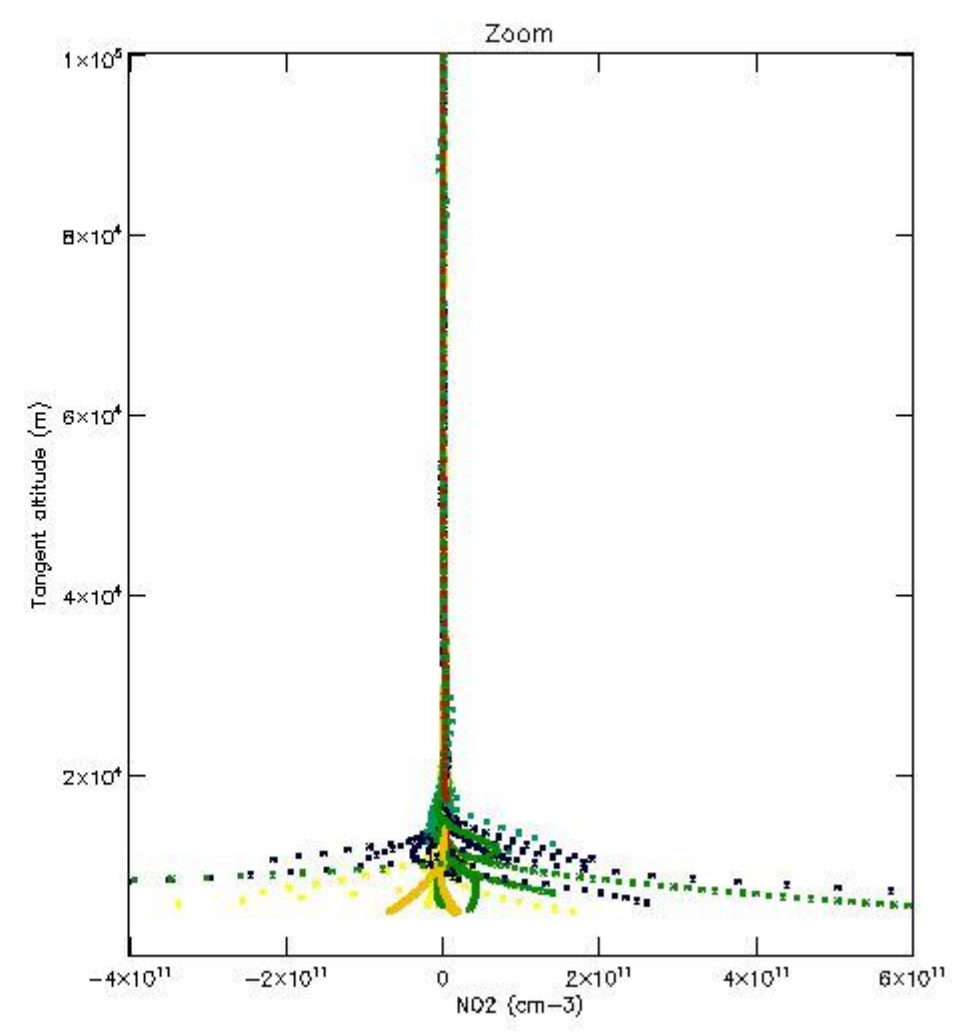
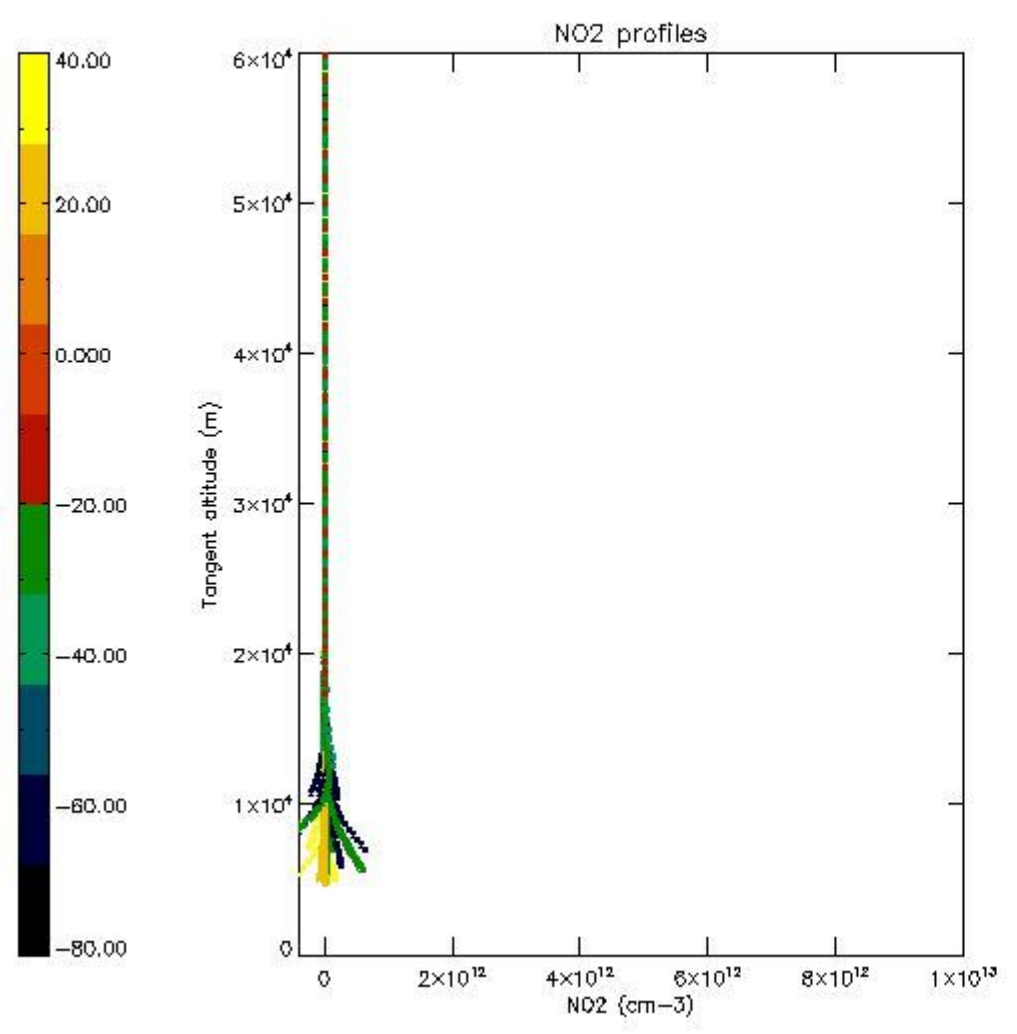
The colorbar represents the latitude.





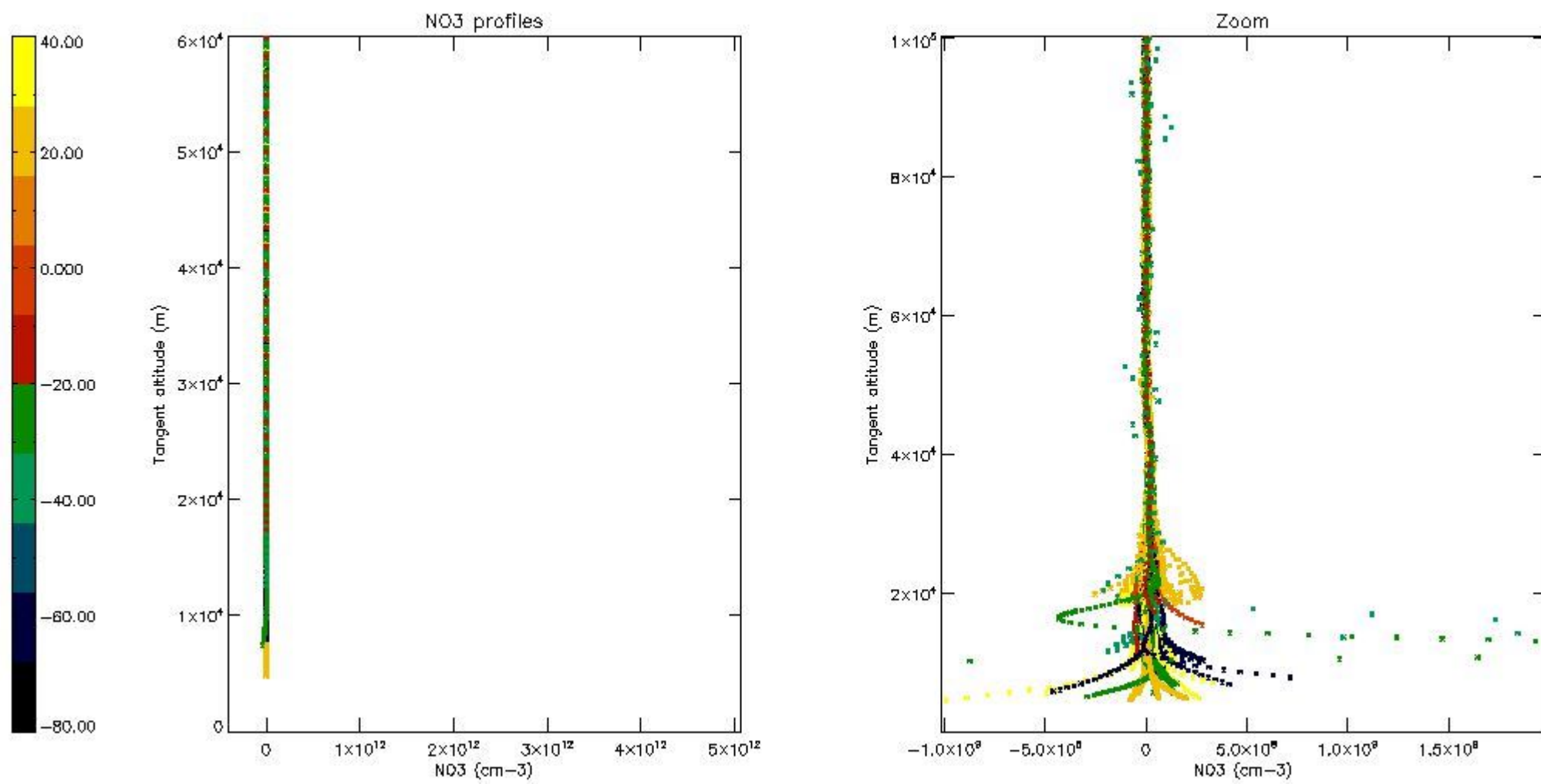
*5.6 Plot NO<sub>2</sub> profiles for all STD (dark without errors)*

The colorbar represents the latitude.



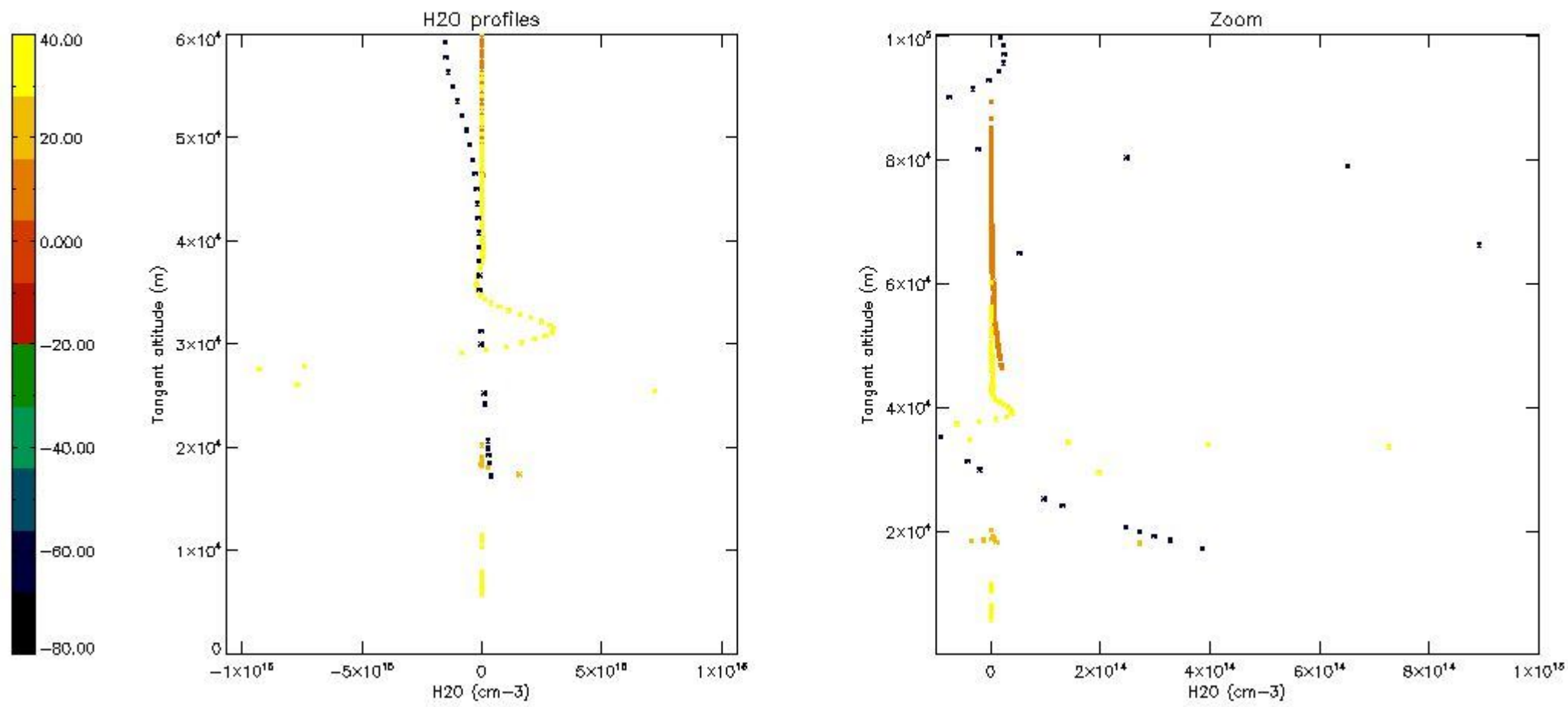
*5.7 Plot NO3 profiles for all STD (dark without errors)*

The colorbar represents the latitude.



5.8 Plot H<sub>2</sub>O profiles for all STD (only for occultations of stars 1,2,3,4,13,14,16,26,63 dark without errors)

The colorbar represents the latitude.



## 6. Auxiliary Data Files used for the production reported in section 2

The number reported in the third column indicates since which file (see list in section 2) the corresponding auxiliary file has been used. The fourth column is the date of those product files.

Type	Auxiliary Filename	Used since product	Used since product date
INST_PHYS_CHARACTERISTICS	GOM_INS_AXVIEC20091111_143220_20030716_120000_20500101_000000	1	13-OCT-2004 03:52:33
LEVEL-2_PROC_CONFIG	GOM_PR2_AXVIEC20091111_152718_20020301_000000_20500101_000000	1	13-OCT-2004 03:52:33
CROSS_SECTIONS_FILE	GOM_CRS_AXVIEC20091111_154832_20020301_000000_20500101_000000	1	13-OCT-2004 03:52:33



# GOMOS Level 2 Daily Report

## SUMMARY

### [1. General Info](#)

### [2. Summary of processed GOM\\_NL\\_2P products](#)

### [3. Level 2 Quality information per product](#)

#### [3.1 Plot of level 2 quality information per product \(time dependant\)](#)

#### [3.2 Plot of level 2 quality information per product \(world map\)](#)

### [4. Level 1 Quality information per product \(stored on level 2 products\)](#)

#### [4.1 Plot of level 1 quality information per product \(time dependant\)](#)

##### [4.1.1 Plot of level 1 quality information per product \(time dependant\): ASCENDING](#)

##### [4.1.2 Plot of level 1 quality information per product \(time dependant\): DESCENDING](#)

#### [4.2 Plot of level 1 quality information per product \(world map\)](#)

##### [4.2.1 Plot of level 1 quality information per product \(world map\): ASCENDING](#)

##### [4.2.2 Plot of level 1 quality information per product \(world map\): DESCENDING](#)

### [5. Ozone profiles based on quality statistics and other trace gas profiles](#)

#### [5.1 Ozone statistics based on quality of products](#)

#### [5.2 Plot ozone profiles for all STD \(dark without errors\)](#)

#### [5.3 Plot ozone profiles where STD < 20% \(dark without errors\)](#)

#### [5.4. Plot ozone profiles where STD < 10% \(dark without errors\)](#)

#### [5.5. Plot ozone profiles where STD < 5% \(dark without errors\)](#)

#### [5.6 Plot NO2 profiles for all STD \(dark without errors\)](#)

#### [5.7 Plot NO3 profiles for all STD \(dark without errors\)](#)

#### [5.8 Plot H2O profiles \(only for occultations of stars 1,2,3,4,13,14,16,26,63 dark without errors\) for all STD](#)

### [6. Auxiliary Data Files used for the production reported in section 2](#)

This report presents the daily analysis on parameters extracted from GOMOS level 2 data (GOM\_NL\_\_2P). It is intended to monitor some important parameters that will impact the quality of these products. A list of level 2 products (and content) that have arrived during the reporting day to the PCF is also given.

Item	Value
Time of report generation	19APR2013 13:08:47
Data source version	GOMOS/6.01
Start time of products	13-10-2004 (13OCT2004 00:00:00)
Stop time of products	14-10-2004 (14OCT2004 00:00:00)
Store outputs in DB	Yes
Nb of level 2 prods	303
Nb of prods with errors	1

## 2. Summary of processed GOM\_NL\_\_2P products.

Nr	Filename	UTC Start time	Limb	Duration	Star Id	Star Name	Star Mag	Star Temp	Nb Meas	Orbit	Prod. error
1	GOM_NL__2PRFIN20041013_035233_000000402031_00119_13700_4957.N1	13-OCT-2004 03:52:33	Dark	40.000	29	Bet Car	1.6720	10200.	80	13700	No
2	GOM_NL__2PRFIN20041013_035439_000001272031_00119_13700_4958.N1	13-OCT-2004 03:54:39	Dark	127.00	1	9Alp CMa	-1.4400	11000.	254	13700	No
3	GOM_NL__2PRFIN20041013_035846_000001532031_00119_13700_4959.N1	13-OCT-2004 03:58:46	Dark	153.00	47	2Bet CMa	1.9760	28000.	306	13700	No
4	GOM_NL__2PRFIN20041013_040334_000000402031_00119_13700_4960.N1	13-OCT-2004 04:03:34	Dark	40.000	143	Alp Hyi	2.8570	7200.0	80	13700	No
5	GOM_NL__2PRFIN20041013_040501_000000532031_00119_13700_4961.N1	13-OCT-2004 04:05:01	Dark	52.500	9	Alp Eri	0.45300	24000.	105	13700	No
6	GOM_NL__2PRFIN20041013_040727_000000492031_00119_13700_4962.N1	13-OCT-2004 04:07:27	Straylight	49.000	157	The1Eri	2.9060	9300.0	98	13700	No
7	GOM_NL__2PRFIN20041013_041005_000000422031_00119_13700_4963.N1	13-OCT-2004 04:10:05	Straylight	42.000	84	Alp Phe	2.3970	4500.0	84	13700	No
8	GOM_NL__2PRFIN20041013_041643_000000492031_00119_13700_4964.N1	13-OCT-2004 04:16:43	Straylight	48.500	52	16Bet Cet	2.0370	4500.0	97	13700	No
9	GOM_NL__2PRFIN20041013_042627_000000382031_00119_13700_4965.N1	13-OCT-2004 04:26:27	Bright	38.000	140	88Gam Peg	2.8340	26000.	76	13700	No
10	GOM_NL__2PRFIN20041013_043025_000000392031_00119_13700_4966.N1	13-OCT-2004 04:30:25	Bright	38.500	58	21Alp And	2.0730	11000.	77	13700	No
11	GOM_NL__2PRFIN20041013_043306_000000462031_00119_13700_4967.N1	13-OCT-2004 04:33:06	Bright	46.000	53	43Bet And	2.0480	3300.0	92	13700	No
12	GOM_NL__2PRFIN20041013_043459_000000482031_00119_13700_4968.N1	13-OCT-2004 04:34:59	Bright	47.500	173	4Bet Tri	3.0040	8900.0	95	13700	No
13	GOM_NL__2PRFIN20041013_043647_000000492031_00119_13700_4969.N1	13-OCT-2004 04:36:47	Bright	49.000	73	57Gam1And	2.2600	13100.	98	13700	No
14	GOM_NL__2PRFIN20041013_043833_000000412031_00119_13700_4970.N1	13-OCT-2004 04:38:33	Bright	41.000	68	18Alp Cas	2.2250	4500.0	82	13700	No
15	GOM_NL__2PRFIN20041013_043956_000000402031_00119_13700_4971.N1	13-OCT-2004 04:39:56	Bright	40.000	76	27Gam Cas	2.3000	30000.	80	13700	No
16	GOM_NL__2PRFIN20041013_044210_000000492031_00119_13700_4972.N1	13-OCT-2004 04:42:10	Bright	48.500	160	23Gam Per	2.9300	4700.0	97	13700	No
17	GOM_NL__2PRFIN20041013_044344_000000572031_00119_13700_4973.N1	13-OCT-2004 04:43:44	Bright	56.500	175	39Del Per	3.0100	19400.	113	13700	No
18	GOM_NL__2PRFIN20041013_044726_000000382031_00119_13700_4974.N1	13-OCT-2004 04:47:26	Bright	38.000	49	1Alp UMi	1.9900	6300.0	76	13700	No
19	GOM_NL__2PRFIN20041013_045017_000000382031_00119_13700_4975.N1	13-OCT-2004 04:50:17	Bright	37.500	60	7Bet UMi	2.0810	3950.0	75	13700	No
20	GOM_NL__2PRFIN20041013_045536_000000442031_00119_13700_4976.N1	13-OCT-2004 04:55:36	Bright	43.500	36	50Alp UMa	1.8000	6300.0	87	13700	No
21	GOM_NL__2PRFIN20041013_045711_000000402031_00119_13700_4977.N1	13-OCT-2004 04:57:11	Bright	40.000	82	48Bet UMa	2.3650	10600.	80	13700	No
22	GOM_NL__2PRFIN20041013_050031_000000392031_00119_13700_4978.N1	13-OCT-2004 05:00:31	Bright	38.500	174	52Psi UMa	3.0040	4400.0	77	13700	No
23	GOM_NL__2PRFIN20041013_050805_000000902031_00119_13700_4979.N1	13-OCT-2004 05:08:05	Bright	89.500	17	78Bet Gem	1.1610	4500.0	179	13700	No
24	GOM_NL__2PRFIN20041013_051037_000000452031_00119_13700_4980.N1	13-OCT-2004 05:10:37	Bright	44.500	22	32Alp Leo	1.3600	15200.	89	13700	No
25	GOM_NL__2PRFIN20041013_051749_000000532031_00119_13700_4981.N1	13-OCT-2004 05:17:49	Dark	53.000	48	30Alp Hya	1.9770	4100.0	106	13700	No
26	GOM_NL__2PRFIN20041013_052106_000001332031_00119_13700_4982.N1	13-OCT-2004 05:21:06	Dark	133.00	8	10Alp CMi	0.40000	6500.0	266	13700	No
27	GOM_NL__2PRFIN20041013_052647_000000392031_00119_13700_4983.N1	13-OCT-2004 05:26:47	Dark	39.000	113	Mu Vel	2.6920	5000.0	78	13700	No
28	GOM_NL__2PRFIN20041013_053310_000000392031_00120_13701_4958.N1	13-OCT-2004 05:33:10	Dark	38.500	29	Bet Car	1.6720	10200.	77	13701	No
29	GOM_NL__2PRFIN20041013_053518_000001292031_00120_13701_4959.N1	13-OCT-2004 05:35:18	Dark	129.00	1	9Alp CMa	-1.4400	11000.	258	13701	No
30	GOM_NL__2PRFIN20041013_053925_000001492031_00120_13701_4960.N1	13-OCT-2004 05:39:25	Dark	148.50	47	2Bet CMa	1.9760	28000.	297	13701	No
31	GOM_NL__2PRFIN20041013_054411_000000402031_00120_13701_4961.N1	13-OCT-2004 05:44:11	Dark	39.500	143	Alp Hyi	2.8570	7200.0	79	13701	No
32	GOM_NL__2PRFIN20041013_054537_000000532031_00120_13701_4962.N1	13-OCT-2004 05:45:37	Dark	53.000	9	Alp Eri	0.45300	24000.	106	13701	No
33	GOM_NL__2PRFIN20041013_054804_000000492031_00120_13701_4963.N1	13-OCT-2004 05:48:04	Straylight	48.500	157	The1Eri	2.9060	9300.0	97	13701	No
34	GOM_NL__2PRFIN20041013_055041_000000412031_00120_13701_4964.N1	13-OCT-2004 05:50:41	Straylight	41.000	84	Alp Phe	2.3970	4500.0	82	13701	No
35	GOM_NL__2PRFIN20041013_055719_000000472031_00120_13701_4965.N1	13-OCT-2004 05:57:19	Straylight	47.000	52	16Bet Cet	2.0370	4500.0	94	13701	No
36	GOM_NL__2PRFIN20041013_060703_000000372031_00120_13701_4966.N1	13-OCT-2004 06:07:03	Bright	36.500	140	88Gam Peg	2.8340	26000.	73	13701	No
37	GOM_NL__2PRFIN20041013_061102_000000382031_00120_13701_4967.N1	13-OCT-2004 06:11:02	Bright	38.000	58	21Alp And	2.0730	11000.	76	13701	No
38	GOM_NL__2PRFIN20041013_061343_000000432031_00120_13701_4968.N1	13-OCT-2004 06:13:43	Bright	42.500	53	43Bet And	2.0480	3300.0	85	13701	No
39	GOM_NL__2PRFIN20041013_061534_000000482031_00120_13701_4969.N1	13-OCT-2004 06:15:34	Bright	47.500	173	4Bet Tri	3.0040	8900.0	95	13701	No
40	GOM_NL__2PRFIN20041013_061722_000000452031_00120_13701_4970.N1	13-OCT-2004 06:17:22	Bright	45.000	73	57Gam1And	2.2600	13100.	90	13701	No
41	GOM_NL__2PRFIN20041013_061909_000000402031_00120_13701_4971.N1	13-OCT-2004 06:19:09	Bright	40.000	68	18Alp Cas	2.2250	4500.0	80	13701	No
42	GOM_NL__2PRFIN20041013_062032_000000402031_00120_13701_4972.N1	13-OCT-2004 06:20:32	Bright	40.000	76	27Gam Cas	2.3000	30000.	80	13701	No

43	GOM_NL__2PRFIN20041013_062245_000000492031_00120_13701_4973.N1	13-OCT-2004 06:22:45	Bright	49.000	160	23Gam Per	2.9300	4700.0	98	13701	No
44	GOM_NL__2PRFIN20041013_062418_000000582031_00120_13701_4974.N1	13-OCT-2004 06:24:18	Bright	58.000	175	39Del Per	3.0100	19400.	116	13701	No
45	GOM_NL__2PRFIN20041013_062802_000000392031_00120_13701_4975.N1	13-OCT-2004 06:28:02	Bright	38.500	49	1Alp UMi	1.9900	6300.0	77	13701	No
46	GOM_NL__2PRFIN20041013_063055_000000382031_00120_13701_4976.N1	13-OCT-2004 06:30:55	Bright	37.500	60	7Bet UMi	2.0810	3950.0	75	13701	No
47	GOM_NL__2PRFIN20041013_063615_000000392031_00120_13701_4977.N1	13-OCT-2004 06:36:15	Bright	38.500	36	50Alp UMa	1.8000	6300.0	77	13701	No
48	GOM_NL__2PRFIN20041013_063748_000000392031_00120_13701_4978.N1	13-OCT-2004 06:37:48	Bright	39.000	82	48Bet UMa	2.3650	10600.	78	13701	No
49	GOM_NL__2PRFIN20041013_064108_000000382031_00120_13701_4979.N1	13-OCT-2004 06:41:08	Bright	38.000	174	52Psi UMa	3.0040	4400.0	76	13701	No
50	GOM_NL__2PRFIN20041013_064841_000000862031_00120_13701_4980.N1	13-OCT-2004 06:48:41	Bright	86.000	17	78Bet Gem	1.1610	4500.0	172	13701	No
51	GOM_NL__2PRFIN20041013_065115_000000432031_00120_13701_4981.N1	13-OCT-2004 06:51:15	Bright	43.000	22	32Alp Leo	1.3600	15200.	86	13701	No
52	GOM_NL__2PRFIN20041013_065828_000000542031_00120_13701_4982.N1	13-OCT-2004 06:58:28	Dark	54.000	48	30Alp Hya	1.9770	4100.0	108	13701	No
53	GOM_NL__2PRFIN20041013_070144_000001262031_00120_13701_4983.N1	13-OCT-2004 07:01:44	Dark	125.50	8	10Alp CMi	0.40000	6500.0	251	13701	No
54	GOM_NL__2PRFIN20041013_070723_000000422031_00120_13701_4984.N1	13-OCT-2004 07:07:23	Dark	42.000	113	Mu Vel	2.6920	5000.0	84	13701	No
55	GOM_NL__2PRFIN20041013_071347_000000392031_00121_13702_4958.N1	13-OCT-2004 07:13:47	Dark	38.500	29	Bet Car	1.6720	10200.	77	13702	No
56	GOM_NL__2PRFIN20041013_071557_000001662031_00121_13702_4959.N1	13-OCT-2004 07:15:57	Dark	166.00	1	9Alp CMa	-1.4400	11000.	332	13702	No
57	GOM_NL__2PRFIN20041013_072005_000001522031_00121_13702_4960.N1	13-OCT-2004 07:20:05	Dark	151.50	47	2Bet CMa	1.9760	28000.	303	13702	No
58	GOM_NL__2PRFIN20041013_072447_000000402031_00121_13702_4961.N1	13-OCT-2004 07:24:47	Dark	40.000	143	Alp Hyi	2.8570	7200.0	80	13702	No
59	GOM_NL__2PRFIN20041013_072614_000000482031_00121_13702_4962.N1	13-OCT-2004 07:26:14	Dark	47.500	9	Alp Eri	0.45300	24000.	95	13702	No
60	GOM_NL__2PRFIN20041013_072841_000000492031_00121_13702_4963.N1	13-OCT-2004 07:28:41	Straylight	49.000	157	The1Eri	2.9060	9300.0	98	13702	No
61	GOM_NL__2PRFIN20041013_073118_000000412031_00121_13702_4964.N1	13-OCT-2004 07:31:18	Straylight	40.500	84	Alp Phe	2.3970	4500.0	81	13702	No
62	GOM_NL__2PRFIN20041013_073756_000000472031_00121_13702_4965.N1	13-OCT-2004 07:37:56	Straylight	47.000	52	16Bet Cet	2.0370	4500.0	94	13702	No
63	GOM_NL__2PRFIN20041013_074739_000000372031_00121_13702_4966.N1	13-OCT-2004 07:47:39	Bright	37.000	140	88Gam Peg	2.8340	26000.	74	13702	No
64	GOM_NL__2PRFIN20041013_075137_000000382031_00121_13702_4967.N1	13-OCT-2004 07:51:37	Bright	37.500	58	21Alp And	2.0730	11000.	75	13702	No
65	GOM_NL__2PRFIN20041013_075418_000000452031_00121_13702_4968.N1	13-OCT-2004 07:54:18	Bright	45.000	53	43Bet And	2.0480	3300.0	90	13702	No
66	GOM_NL__2PRFIN20041013_075609_000000482031_00121_13702_4969.N1	13-OCT-2004 07:56:09	Bright	47.500	173	4Bet Tri	3.0040	8900.0	95	13702	No
67	GOM_NL__2PRFIN20041013_075758_000000492031_00121_13702_4970.N1	13-OCT-2004 07:57:58	Bright	48.500	73	57Gam1And	2.2600	13100.	97	13702	No
68	GOM_NL__2PRFIN20041013_075945_000000402031_00121_13702_4971.N1	13-OCT-2004 07:59:45	Bright	39.500	68	18Alp Cas	2.2250	4500.0	79	13702	No
69	GOM_NL__2PRFIN20041013_080107_000000402031_00121_13702_4972.N1	13-OCT-2004 08:01:07	Bright	39.500	76	27Gam Cas	2.3000	30000.	79	13702	No
70	GOM_NL__2PRFIN20041013_080320_000000492031_00121_13702_4973.N1	13-OCT-2004 08:03:20	Bright	48.500	160	23Gam Per	2.9300	4700.0	97	13702	No
71	GOM_NL__2PRFIN20041013_080452_000000572031_00121_13702_4974.N1	13-OCT-2004 08:04:52	Bright	56.500	175	39Del Per	3.0100	19400.	113	13702	No
72	GOM_NL__2PRFIN20041013_080839_000000392031_00121_13702_4975.N1	13-OCT-2004 08:08:39	Bright	38.500	49	1Alp UMi	1.9900	6300.0	77	13702	No
73	GOM_NL__2PRFIN20041013_081131_000000392031_00121_13702_4976.N1	13-OCT-2004 08:11:31	Bright	39.000	60	7Bet UMi	2.0810	3950.0	78	13702	No
74	GOM_NL__2PRFIN20041013_081651_000000382031_00121_13702_4977.N1	13-OCT-2004 08:16:51	Bright	38.000	36	50Alp UMa	1.8000	6300.0	76	13702	No
75	GOM_NL__2PRFIN20041013_081824_000000372031_00121_13702_4978.N1	13-OCT-2004 08:18:24	Bright	36.500	82	48Bet UMa	2.3650	10600.	73	13702	No
76	GOM_NL__2PRFIN20041013_082145_000000362031_00121_13702_4979.N1	13-OCT-2004 08:21:45	Bright	35.500	174	52Psi UMa	3.0040	4400.0	71	13702	No
77	GOM_NL__2PRFIN20041013_082918_000000902031_00121_13702_4980.N1	13-OCT-2004 08:29:18	Bright	89.500	17	78Bet Gem	1.1610	4500.0	179	13702	No
78	GOM_NL__2PRFIN20041013_083152_000000422031_00121_13702_4981.N1	13-OCT-2004 08:31:52	Bright	41.500	22	32Alp Leo	1.3600	15200.	83	13702	No
79	GOM_NL__2PRFIN20041013_083905_000000542031_00121_13702_4982.N1	13-OCT-2004 08:39:05	Dark	53.500	48	30Alp Hya	1.9770	4100.0	107	13702	No
80	GOM_NL__2PRFIN20041013_084221_000001322031_00121_13702_4983.N1	13-OCT-2004 08:42:21	Dark	132.00	8	10Alp CMi	0.40000	6500.0	264	13702	No
81	GOM_NL__2PRFIN20041013_084800_000000442031_00121_13702_4984.N1	13-OCT-2004 08:48:00	Dark	43.500	113	Mu Vel	2.6920	5000.0	87	13702	No
82	GOM_NL__2PRFIN20041013_085422_000000422031_00122_13703_4958.N1	13-OCT-2004 08:54:22	Dark	42.000	29	Bet Car	1.6720	10200.	84	13703	No
83	GOM_NL__2PRFIN20041013_085636_000001412031_00122_13703_4959.N1	13-OCT-2004 08:56:36	Dark	141.00	1	9Alp CMa	-1.4400	11000.	282	13703	No
84	GOM_NL__2PRFIN20041013_090044_000001472031_00122_13703_4960.N1	13-OCT-2004 09:00:44	Dark	147.00	47	2Bet CMa	1.9760	28000.	294	13703	No
85	GOM_NL__2PRFIN20041013_090523_000000402031_00122_13703_4961.N1	13-OCT-2004 09:05:23	Dark	39.500	143	Alp Hyi	2.8570	7200.0	79	13703	No
86	GOM_NL__2PRFIN20041013_090650_000000472031_00122_13703_4962.N1	13-OCT-2004 09:06:50	Dark	47.000	9	Alp Eri	0.45300	24000.	94	13703	No
87	GOM_NL__2PRFIN20041013_090918_000000472031_00122_13703_4963.N1	13-OCT-2004 09:09:18	Straylight	46.500	157	The1Eri	2.9060	9300.0	93	13703	No
88	GOM_NL__2PRFIN20041013_091154_000000462031_00122_13703_4964.N1	13-OCT-2004 09:11:54	Straylight	45.500	84	Alp Phe	2.3970	4500.0	91	13703	No
89	GOM_NL__2PRFIN20041013_091832_000000452031_00122_13703_4965.N1	13-OCT-2004 09:18:32	Straylight	44.500	52	16Bet Cet	2.0370	4500.0	89	13703	No
90	GOM_NL__2PRFIN20041013_092815_000000382031_00122_13703_4966.N1	13-OCT-2004 09:28:15	Bright	38.000	140	88Gam Peg	2.8340	26000.	76	13703	No
91	GOM_NL__2PRFIN20041013_093213_000000382031_00122_13703_4967.N1	13-OCT-2004 09:32:13	Bright	38.000	58	21Alp And	2.0730	11000.	76	13703	No
92	GOM_NL__2PRFIN20041013_093453_000000422031_00122_13703_4968.N1	13-OCT-2004 09:34:53	Bright	42.000	53	43Bet And	2.0480	3300.0	84	13703	No
93	GOM_NL__2PRFIN20041013_093644_000000502031_00122_13703_4969.N1	13-OCT-2004 09:36:44	Bright	50.000	173	4Bet Tri	3.0040	8900.0	100	13703	No
94	GOM_NL__2PRFIN20041013_093833_000000482031_00122_13703_4970.N1	13-OCT-2004 09:38:33	Bright	48.000	73	57Gam1And	2.2600	13100.	96	13703	No
95	GOM_NL__2PRFIN20041013_094021_000000392031_00122_13703_4971.N1	13-OCT-2004 09:40:21	Bright	39.000	68	18Alp Cas	2.2250	4500.0	78	13703	No
96	GOM_NL__2PRFIN20041013_094143_000000402031_00122_13703_4972.N1	13-OCT-2004 09:41:43	Bright	40.000	76	27Gam Cas	2.3000	30000.	80	13703	No
97	GOM_NL__2PRFIN20041013_094355_000000472031_00122_13703_4973.N1	13-OCT-2004 09:43:55	Bright	47.000	160	23Gam Per	2.9300	4700.0	94	13703	No
98	GOM_NL__2PRFIN20041013_094528_000000582031_00122_13703_4974.N1	13-OCT-2004 09:45:28	Bright	57.500	175	39Del Per	3.0100	19400.	115	13703	No
99	GOM_NL__2PRFIN20041013_094914_000000382031_00122_13703_4975.N1	13-OCT-2004 09:49:14	Bright	38.000	49	1Alp UMi	1.9900	6300.0	76	13703	No
100	GOM_NL__2PRFIN20041013_095207_000000392031_00122_13703_4976.N1	13-OCT-2004 09:52:07	Bright	38.500	60	7Bet UMi	2.0810	3950.0	77	13703	No
101	GOM_NL__2PRFIN20041013_095727_000000362031_00122_13703_4977.N1	13-OCT-2004 09:57:27	Bright	36.000	36	50Alp UMa	1.8000	6300.0	72	13703	No

102	GOM_NL__2PRFIN20041013_095900_000000522031_00122_13703_4978.N1	13-OCT-2004 09:59:00	Bright	52.000	82	48Bet UMa	2.3650	10600.	104	13703	No
103	GOM_NL__2PRFIN20041013_100222_000000372031_00122_13703_4979.N1	13-OCT-2004 10:02:22	Bright	37.000	174	52Psi UMa	3.0040	4400.0	74	13703	No
104	GOM_NL__2PRFIN20041013_100954_000000882031_00122_13703_4980.N1	13-OCT-2004 10:09:54	Bright	87.500	17	78Bet Gem	1.1610	4500.0	175	13703	No
105	GOM_NL__2PRFIN20041013_101228_000000422031_00122_13703_4981.N1	13-OCT-2004 10:12:28	Bright	42.000	22	32Alp Leo	1.3600	15200.	84	13703	No
106	GOM_NL__2PRFIN20041013_101941_000000552031_00122_13703_4982.N1	13-OCT-2004 10:19:41	Dark	54.500	48	30Alp Hya	1.9770	4100.0	109	13703	No
107	GOM_NL__2PRFIN20041013_102300_000001352031_00122_13703_4983.N1	13-OCT-2004 10:23:00	Dark	134.50	8	10Alp CMi	0.40000	6500.0	269	13703	No
108	GOM_NL__2PRFIN20041013_102836_000000412031_00122_13703_4984.N1	13-OCT-2004 10:28:36	Dark	40.500	113	Mu Vel	2.6920	5000.0	81	13703	No
109	GOM_NL__2PRFIN20041013_103458_000000402031_00123_13704_4958.N1	13-OCT-2004 10:34:58	Dark	40.000	29	Bet Car	1.6720	10200.	80	13704	No
110	GOM_NL__2PRFIN20041013_103716_000001632031_00123_13704_4959.N1	13-OCT-2004 10:37:16	Dark	163.00	1	9Alp CMa	-1.4400	11000.	326	13704	No
111	GOM_NL__2PRFIN20041013_104124_000001532031_00123_13704_4960.N1	13-OCT-2004 10:41:24	Dark	153.00	47	2Bet CMa	1.9760	28000.	306	13704	No
112	GOM_NL__2PRFIN20041013_104559_000000402031_00123_13704_4961.N1	13-OCT-2004 10:45:59	Dark	39.500	143	Alp Hyi	2.8570	7200.0	79	13704	No
113	GOM_NL__2PRFIN20041013_104726_000000522031_00123_13704_4962.N1	13-OCT-2004 10:47:26	Dark	51.500	9	Alp Eri	0.45300	24000.	103	13704	No
114	GOM_NL__2PRFIN20041013_104954_000000472031_00123_13704_4963.N1	13-OCT-2004 10:49:54	Straylight	46.500	157	The1Eri	2.9060	9300.0	93	13704	No
115	GOM_NL__2PRFIN20041013_105230_000000452031_00123_13704_4964.N1	13-OCT-2004 10:52:30	Straylight	44.500	84	Alp Phe	2.3970	4500.0	89	13704	No
116	GOM_NL__2PRFIN20041013_105907_000000482031_00123_13704_4965.N1	13-OCT-2004 10:59:07	Straylight	48.000	52	16Bet Cet	2.0370	4500.0	96	13704	No
117	GOM_NL__2PRFIN20041013_110850_000000392031_00123_13704_4966.N1	13-OCT-2004 11:08:50	Bright	38.500	140	88Gam Peg	2.8340	26000.	77	13704	No
118	GOM_NL__2PRFIN20041013_111248_000000402031_00123_13704_4967.N1	13-OCT-2004 11:12:48	Bright	39.500	58	21Alp And	2.0730	11000.	79	13704	No
119	GOM_NL__2PRFIN20041013_111529_000000422031_00123_13704_4968.N1	13-OCT-2004 11:15:29	Bright	41.500	53	43Bet And	2.0480	3300.0	83	13704	No
120	GOM_NL__2PRFIN20041013_111719_000000492031_00123_13704_4969.N1	13-OCT-2004 11:17:19	Bright	48.500	173	4Bet Tri	3.0040	8900.0	97	13704	No
121	GOM_NL__2PRFIN20041013_111907_000000492031_00123_13704_4970.N1	13-OCT-2004 11:19:07	Bright	49.000	73	57Gam1And	2.2600	13100.	98	13704	No
122	GOM_NL__2PRFIN20041013_112056_000000382031_00123_13704_4971.N1	13-OCT-2004 11:20:56	Bright	37.500	68	18Alp Cas	2.2250	4500.0	75	13704	No
123	GOM_NL__2PRFIN20041013_112218_000000402031_00123_13704_4972.N1	13-OCT-2004 11:22:18	Bright	39.500	76	27Gam Cas	2.3000	30000.	79	13704	No
124	GOM_NL__2PRFIN20041013_112431_000000472031_00123_13704_4973.N1	13-OCT-2004 11:24:31	Bright	47.000	160	23Gam Per	2.9300	4700.0	94	13704	No
125	GOM_NL__2PRFIN20041013_112949_000000402031_00123_13704_4974.N1	13-OCT-2004 11:29:49	Bright	40.000	49	1Alp UMi	1.9900	6300.0	80	13704	No
126	GOM_NL__2PRFIN20041013_113242_000000412031_00123_13704_4975.N1	13-OCT-2004 11:32:42	Bright	41.000	60	7Bet UMi	2.0810	3950.0	82	13704	No
127	GOM_NL__2PRFIN20041013_113802_000000372031_00123_13704_4976.N1	13-OCT-2004 11:38:02	Bright	36.500	36	50Alp UMa	1.8000	6300.0	73	13704	No
128	GOM_NL__2PRFIN20041013_113935_000000372031_00123_13704_4977.N1	13-OCT-2004 11:39:35	Bright	37.000	82	48Bet UMa	2.3650	10600.	74	13704	No
129	GOM_NL__2PRFIN20041013_114257_000000362031_00123_13704_4978.N1	13-OCT-2004 11:42:57	Bright	36.000	174	52Psi UMa	3.0040	4400.0	72	13704	No
130	GOM_NL__2PRFIN20041013_115031_000000872031_00123_13704_4979.N1	13-OCT-2004 11:50:31	Bright	87.000	17	78Bet Gem	1.1610	4500.0	174	13704	No
131	GOM_NL__2PRFIN20041013_115304_000000422031_00123_13704_4980.N1	13-OCT-2004 11:53:04	Bright	41.500	22	32Alp Leo	1.3600	15200.	83	13704	No
132	GOM_NL__2PRFIN20041013_120018_000000542031_00123_13704_4981.N1	13-OCT-2004 12:00:18	Dark	53.500	48	30Alp Hya	1.9770	4100.0	107	13704	No
133	GOM_NL__2PRFIN20041013_120339_000001432031_00123_13704_4982.N1	13-OCT-2004 12:03:39	Dark	143.00	8	10Alp CMi	0.40000	6500.0	286	13704	No
134	GOM_NL__2PRFIN20041013_120912_000000402031_00123_13704_4983.N1	13-OCT-2004 12:09:12	Dark	39.500	113	Mu Vel	2.6920	5000.0	79	13704	No
135	GOM_NL__2PRFIN20041013_121541_000000712031_00124_13705_4958.N1	13-OCT-2004 12:15:41	Dark	70.500	23	21Eps CMa	1.5020	26000.	141	13705	No
136	GOM_NL__2PRFIN20041013_121754_000001322031_00124_13705_4959.N1	13-OCT-2004 12:17:54	Dark	132.00	1	9Alp CMa	-1.4400	11000.	264	13705	No
137	GOM_NL__2PRFIN20041013_122300_000000702031_00124_13705_4960.N1	13-OCT-2004 12:23:00	Dark	70.000	108	Alp Col	2.6520	15200.	140	13705	No
138	GOM_NL__2PRFIN20041013_122635_000000392031_00124_13705_4961.N1	13-OCT-2004 12:26:35	Dark	39.000	143	Alp Hyi	2.8570	7200.0	78	13705	No
139	GOM_NL__2PRFIN20041013_122802_000000422031_00124_13705_4962.N1	13-OCT-2004 12:28:02	Dark	42.000	9	Alp Eri	0.45300	24000.	84	13705	No
140	GOM_NL__2PRFIN20041013_123030_000000472031_00124_13705_4963.N1	13-OCT-2004 12:30:30	Straylight	46.500	157	The1Eri	2.9060	9300.0	93	13705	No
141	GOM_NL__2PRFIN20041013_123306_000000462031_00124_13705_4964.N1	13-OCT-2004 12:33:06	Straylight	45.500	84	Alp Phe	2.3970	4500.0	91	13705	No
142	GOM_NL__2PRFIN20041013_123943_000000452031_00124_13705_4965.N1	13-OCT-2004 12:39:43	Straylight	45.000	52	16Bet Cet	2.0370	4500.0	90	13705	No
143	GOM_NL__2PRFIN20041013_124926_000000382031_00124_13705_4966.N1	13-OCT-2004 12:49:26	Bright	37.500	140	88Gam Peg	2.8340	26000.	75	13705	No
144	GOM_NL__2PRFIN20041013_125324_000000392031_00124_13705_4967.N1	13-OCT-2004 12:53:24	Bright	39.000	58	21Alp And	2.0730	11000.	78	13705	No
145	GOM_NL__2PRFIN20041013_125604_000000422031_00124_13705_4968.N1	13-OCT-2004 12:56:04	Bright	41.500	53	43Bet And	2.0480	3300.0	83	13705	No
146	GOM_NL__2PRFIN20041013_125755_000000502031_00124_13705_4969.N1	13-OCT-2004 12:57:55	Bright	49.500	173	4Bet Tri	3.0040	8900.0	99	13705	No
147	GOM_NL__2PRFIN20041013_125943_000000482031_00124_13705_4970.N1	13-OCT-2004 12:59:43	Bright	48.000	73	57Gam1And	2.2600	13100.	96	13705	No
148	GOM_NL__2PRFIN20041013_130132_000000402031_00124_13705_4971.N1	13-OCT-2004 13:01:32	Bright	40.000	68	18Alp Cas	2.2250	4500.0	80	13705	No
149	GOM_NL__2PRFIN20041013_130254_000000402031_00124_13705_4972.N1	13-OCT-2004 13:02:54	Bright	40.000	76	27Gam Cas	2.3000	30000.	80	13705	No
150	GOM_NL__2PRFIN20041013_130506_000000502031_00124_13705_4973.N1	13-OCT-2004 13:05:06	Bright	50.000	160	23Gam Per	2.9300	4700.0	100	13705	No
151	GOM_NL__2PRFIN20041013_131026_000000382031_00124_13705_4974.N1	13-OCT-2004 13:10:26	Bright	38.000	49	1Alp UMi	1.9900	6300.0	76	13705	No
152	GOM_NL__2PRFIN20041013_131319_000000372031_00124_13705_4975.N1	13-OCT-2004 13:13:19	Bright	37.000	60	7Bet UMi	2.0810	3950.0	74	13705	No
153	GOM_NL__2PRFIN20041013_131838_000000402031_00124_13705_4976.N1	13-OCT-2004 13:18:38	Bright	39.500	36	50Alp UMa	1.8000	6300.0	79	13705	No
154	GOM_NL__2PRFIN20041013_132012_000000392031_00124_13705_4977.N1	13-OCT-2004 13:20:12	Bright	38.500	82	48Bet UMa	2.3650	10600.	77	13705	No
155	GOM_NL__2PRFIN20041013_132334_000000392031_00124_13705_4978.N1	13-OCT-2004 13:23:34	Bright	38.500	174	52Psi UMa	3.0040	4400.0	77	13705	No
156	GOM_NL__2PRFIN20041013_133107_000000952031_00124_13705_4979.N1	13-OCT-2004 13:31:07	Bright	94.500	17	78Bet Gem	1.1610	4500.0	189	13705	No
157	GOM_NL__2PRFIN20041013_133341_000000562031_00124_13705_4980.N1	13-OCT-2004 13:33:41	Bright	56.000	22	32Alp Leo	1.3600	15200.	112	13705	No
158	GOM_NL__2PRFIN20041013_134055_000000562031_00124_13705_4981.N1	13-OCT-2004 13:40:55	Dark	56.000	48	30Alp Hya	1.9770	4100.0	112	13705	No
159	GOM_NL__2PRFIN20041013_134417_000001502031_00124_13705_4982.N1	13-OCT-2004 13:44:17	Dark	149.50	8	10Alp CMi	0.40000	6500.0	299	13705	No
160	GOM_NL__2PRFIN20041013_134948_000000432031_00124_13705_4983.N1	13-OCT-2004 13:49:48	Dark	43.000	113	Mu Vel	2.6920	5000.0	86	13705	No



161	GOM_NL__2PRFIN20041013_135339_000000412031_00124_13705_4984.N1	13-OCT-2004 13:53:39	Dark	41.000	46	Del Vel	1.9540	10600.	82	13705	No
162	GOM_NL__2PRFIN20041013_135618_000000732031_00125_13706_4958.N1	13-OCT-2004 13:56:18	Dark	73.000	23	21Eps CMa	1.5020	26000.	146	13706	No
163	GOM_NL__2PRFIN20041013_135834_000001312031_00125_13706_4959.N1	13-OCT-2004 13:58:34	Dark	131.00	1	9Alp CMa	-1.4400	11000.	262	13706	No
164	GOM_NL__2PRFIN20041013_140337_000000702031_00125_13706_4960.N1	13-OCT-2004 14:03:37	Dark	70.000	108	Alp Col	2.6520	15200.	140	13706	No
165	GOM_NL__2PRFIN20041013_140711_000000402031_00125_13706_4961.N1	13-OCT-2004 14:07:11	Dark	39.500	143	Alp Hyi	2.8570	7200.0	79	13706	No
166	GOM_NL__2PRFIN20041013_140838_000000472031_00125_13706_4962.N1	13-OCT-2004 14:08:38	Dark	46.500	9	Alp Eri	0.45300	24000.	93	13706	No
167	GOM_NL__2PRFIN20041013_141106_000000482031_00125_13706_4963.N1	13-OCT-2004 14:11:06	Straylight	48.000	157	The1Eri	2.9060	9300.0	96	13706	No
168	GOM_NL__2PRFIN20041013_141342_000000412031_00125_13706_4964.N1	13-OCT-2004 14:13:42	Straylight	41.000	84	Alp Phe	2.3970	4500.0	82	13706	No
169	GOM_NL__2PRFIN20041013_155418_000000462031_00126_13707_4958.N1	13-OCT-2004 15:54:18	Dark	45.500	84	Alp Phe	2.3970	4500.0	91	13707	Yes
170	GOM_NL__2PRFIN20041013_160054_000000482031_00126_13707_4959.N1	13-OCT-2004 16:00:54	Straylight	48.000	52	16Bet Cet	2.0370	4500.0	96	13707	No
171	GOM_NL__2PRFIN20041013_161037_000000392031_00126_13707_4960.N1	13-OCT-2004 16:10:37	Bright	38.500	140	88Gam Peg	2.8340	26000.	77	13707	No
172	GOM_NL__2PRFIN20041013_161436_000000392031_00126_13707_4961.N1	13-OCT-2004 16:14:36	Bright	38.500	58	21Alp And	2.0730	11000.	77	13707	No
173	GOM_NL__2PRFIN20041013_161715_000000432031_00126_13707_4962.N1	13-OCT-2004 16:17:15	Bright	43.000	53	43Bet And	2.0480	3300.0	86	13707	No
174	GOM_NL__2PRFIN20041013_161905_000000492031_00126_13707_4963.N1	13-OCT-2004 16:19:05	Bright	49.000	173	4Bet Tri	3.0040	8900.0	98	13707	No
175	GOM_NL__2PRFIN20041013_162054_000000502031_00126_13707_4964.N1	13-OCT-2004 16:20:54	Bright	49.500	73	57Gam1And	2.2600	13100.	99	13707	No
176	GOM_NL__2PRFIN20041013_162242_000000402031_00126_13707_4965.N1	13-OCT-2004 16:22:42	Bright	39.500	68	18Alp Cas	2.2250	4500.0	79	13707	No
177	GOM_NL__2PRFIN20041013_162405_000000412031_00126_13707_4966.N1	13-OCT-2004 16:24:05	Bright	41.000	76	27Gam Cas	2.3000	30000.	82	13707	No
178	GOM_NL__2PRFIN20041013_162616_000000492031_00126_13707_4967.N1	13-OCT-2004 16:26:16	Bright	49.000	160	23Gam Per	2.9300	4700.0	98	13707	No
179	GOM_NL__2PRFIN20041013_162838_000000722031_00126_13707_4968.N1	13-OCT-2004 16:28:38	Bright	71.500	149	45Eps Per	2.8880	30000.	143	13707	No
180	GOM_NL__2PRFIN20041013_163137_000000402031_00126_13707_4969.N1	13-OCT-2004 16:31:37	Bright	40.000	49	1Alp UMi	1.9900	6300.0	80	13707	No
181	GOM_NL__2PRFIN20041013_163429_000000422031_00126_13707_4970.N1	13-OCT-2004 16:34:29	Bright	42.000	60	7Bet UMi	2.0810	3950.0	84	13707	No
182	GOM_NL__2PRFIN20041013_163950_000000412031_00126_13707_4971.N1	13-OCT-2004 16:39:50	Bright	40.500	36	50Alp UMa	1.8000	6300.0	81	13707	No
183	GOM_NL__2PRFIN20041013_164123_000000362031_00126_13707_4972.N1	13-OCT-2004 16:41:23	Bright	36.000	82	48Bet UMa	2.3650	10600.	72	13707	No
184	GOM_NL__2PRFIN20041013_164445_000000382031_00126_13707_4973.N1	13-OCT-2004 16:44:45	Bright	38.000	174	52Psi UMa	3.0040	4400.0	76	13707	No
185	GOM_NL__2PRFIN20041013_165220_000000952031_00126_13707_4974.N1	13-OCT-2004 16:52:20	Bright	94.500	17	78Bet Gem	1.1610	4500.0	189	13707	No
186	GOM_NL__2PRFIN20041013_165453_000000442031_00126_13707_4975.N1	13-OCT-2004 16:54:53	Bright	44.000	22	32Alp Leo	1.3600	15200.	88	13707	No
187	GOM_NL__2PRFIN20041013_170208_000000602031_00126_13707_4976.N1	13-OCT-2004 17:02:08	Dark	59.500	48	30Alp Hya	1.9770	4100.0	119	13707	No
188	GOM_NL__2PRFIN20041013_170535_000001512031_00126_13707_4977.N1	13-OCT-2004 17:05:35	Dark	150.50	8	10Alp CMi	0.40000	6500.0	301	13707	No
189	GOM_NL__2PRFIN20041013_171100_000000442031_00126_13707_4978.N1	13-OCT-2004 17:11:00	Dark	44.000	113	Mu Vel	2.6920	5000.0	88	13707	No
190	GOM_NL__2PRFIN20041013_171452_000000412031_00126_13707_4979.N1	13-OCT-2004 17:14:52	Dark	41.000	46	Del Vel	1.9540	10600.	82	13707	No
191	GOM_NL__2PRFIN20041013_171734_000000702031_00127_13708_4958.N1	13-OCT-2004 17:17:34	Dark	70.000	23	21Eps CMa	1.5020	26000.	140	13708	No
192	GOM_NL__2PRFIN20041013_171952_000001362031_00127_13708_4959.N1	13-OCT-2004 17:19:52	Dark	136.00	1	9Alp CMa	-1.4400	11000.	272	13708	No
193	GOM_NL__2PRFIN20041013_172454_000000692031_00127_13708_4960.N1	13-OCT-2004 17:24:54	Dark	69.000	108	Alp Col	2.6520	15200.	138	13708	No
194	GOM_NL__2PRFIN20041013_172824_000000402031_00127_13708_4961.N1	13-OCT-2004 17:28:24	Dark	40.000	143	Alp Hyi	2.8570	7200.0	80	13708	No
195	GOM_NL__2PRFIN20041013_172951_000000422031_00127_13708_4962.N1	13-OCT-2004 17:29:51	Dark	42.000	9	Alp Eri	0.45300	24000.	84	13708	No
196	GOM_NL__2PRFIN20041013_173219_000000502031_00127_13708_4963.N1	13-OCT-2004 17:32:19	Straylight	49.500	157	The1Eri	2.9060	9300.0	99	13708	No
197	GOM_NL__2PRFIN20041013_173454_000000442031_00127_13708_4964.N1	13-OCT-2004 17:34:54	Straylight	44.000	84	Alp Phe	2.3970	4500.0	88	13708	No
198	GOM_NL__2PRFIN20041013_174130_000000482031_00127_13708_4965.N1	13-OCT-2004 17:41:30	Straylight	47.500	52	16Bet Cet	2.0370	4500.0	95	13708	No
199	GOM_NL__2PRFIN20041013_175114_000000392031_00127_13708_4966.N1	13-OCT-2004 17:51:14	Bright	39.000	140	88Gam Peg	2.8340	26000.	78	13708	No
200	GOM_NL__2PRFIN20041013_175512_000000372031_00127_13708_4967.N1	13-OCT-2004 17:55:12	Bright	37.000	58	21Alp And	2.0730	11000.	74	13708	No
201	GOM_NL__2PRFIN20041013_175751_000000432031_00127_13708_4968.N1	13-OCT-2004 17:57:51	Bright	42.500	53	43Bet And	2.0480	3300.0	85	13708	No
202	GOM_NL__2PRFIN20041013_175940_000000492031_00127_13708_4969.N1	13-OCT-2004 17:59:40	Bright	49.000	173	4Bet Tri	3.0040	8900.0	98	13708	No
203	GOM_NL__2PRFIN20041013_180129_000000482031_00127_13708_4970.N1	13-OCT-2004 18:01:29	Bright	48.000	73	57Gam1And	2.2600	13100.	96	13708	No
204	GOM_NL__2PRFIN20041013_180319_000000422031_00127_13708_4971.N1	13-OCT-2004 18:03:19	Bright	41.500	68	18Alp Cas	2.2250	4500.0	83	13708	No
205	GOM_NL__2PRFIN20041013_180441_000000402031_00127_13708_4972.N1	13-OCT-2004 18:04:41	Bright	39.500	76	27Gam Cas	2.3000	30000.	79	13708	No
206	GOM_NL__2PRFIN20041013_180651_000000492031_00127_13708_4973.N1	13-OCT-2004 18:06:51	Bright	48.500	160	23Gam Per	2.9300	4700.0	97	13708	No
207	GOM_NL__2PRFIN20041013_180912_000000722031_00127_13708_4974.N1	13-OCT-2004 18:09:12	Bright	72.000	149	45Eps Per	2.8880	30000.	144	13708	No
208	GOM_NL__2PRFIN20041013_181214_000000392031_00127_13708_4975.N1	13-OCT-2004 18:12:14	Bright	39.000	49	1Alp UMi	1.9900	6300.0	78	13708	No
209	GOM_NL__2PRFIN20041013_181507_000000392031_00127_13708_4976.N1	13-OCT-2004 18:15:07	Bright	39.000	60	7Bet UMi	2.0810	3950.0	78	13708	No
210	GOM_NL__2PRFIN20041013_182026_000000382031_00127_13708_4977.N1	13-OCT-2004 18:20:26	Bright	37.500	36	50Alp UMa	1.8000	6300.0	75	13708	No
211	GOM_NL__2PRFIN20041013_182159_000000372031_00127_13708_4978.N1	13-OCT-2004 18:21:59	Bright	36.500	82	48Bet UMa	2.3650	10600.	73	13708	No
212	GOM_NL__2PRFIN20041013_182521_000000382031_00127_13708_4979.N1	13-OCT-2004 18:25:21	Bright	37.500	174	52Psi UMa	3.0040	4400.0	75	13708	No
213	GOM_NL__2PRFIN20041013_183256_000000922031_00127_13708_4980.N1	13-OCT-2004 18:32:56	Bright	91.500	17	78Bet Gem	1.1610	4500.0	183	13708	No
214	GOM_NL__2PRFIN20041013_183530_000000562031_00127_13708_4981.N1	13-OCT-2004 18:35:30	Bright	56.000	22	32Alp Leo	1.3600	15200.	112	13708	No
215	GOM_NL__2PRFIN20041013_184244_000000552031_00127_13708_4982.N1	13-OCT-2004 18:42:44	Dark	55.000	48	30Alp Hya	1.9770	4100.0	110	13708	No
216	GOM_NL__2PRFIN20041013_184612_000001292031_00127_13708_4983.N1	13-OCT-2004 18:46:12	Dark	129.00	8	10Alp CMi	0.40000	6500.0	258	13708	No
217	GOM_NL__2PRFIN20041013_185136_000000422031_00127_13708_4984.N1	13-OCT-2004 18:51:36	Dark	41.500	113	Mu Vel	2.6920	5000.0	83	13708	No
218	GOM_NL__2PRFIN20041013_185528_000000422031_00127_13708_4985.N1	13-OCT-2004 18:55:28	Dark	41.500	46	Del Vel	1.9540	10600.	83	13708	No
219	GOM_NL__2PRFIN20041013_185812_000000652031_00128_13709_4979.N1	13-OCT-2004 18:58:12	Dark	65.000	23	21Eps CMa	1.5020	26000.	130	13709	No

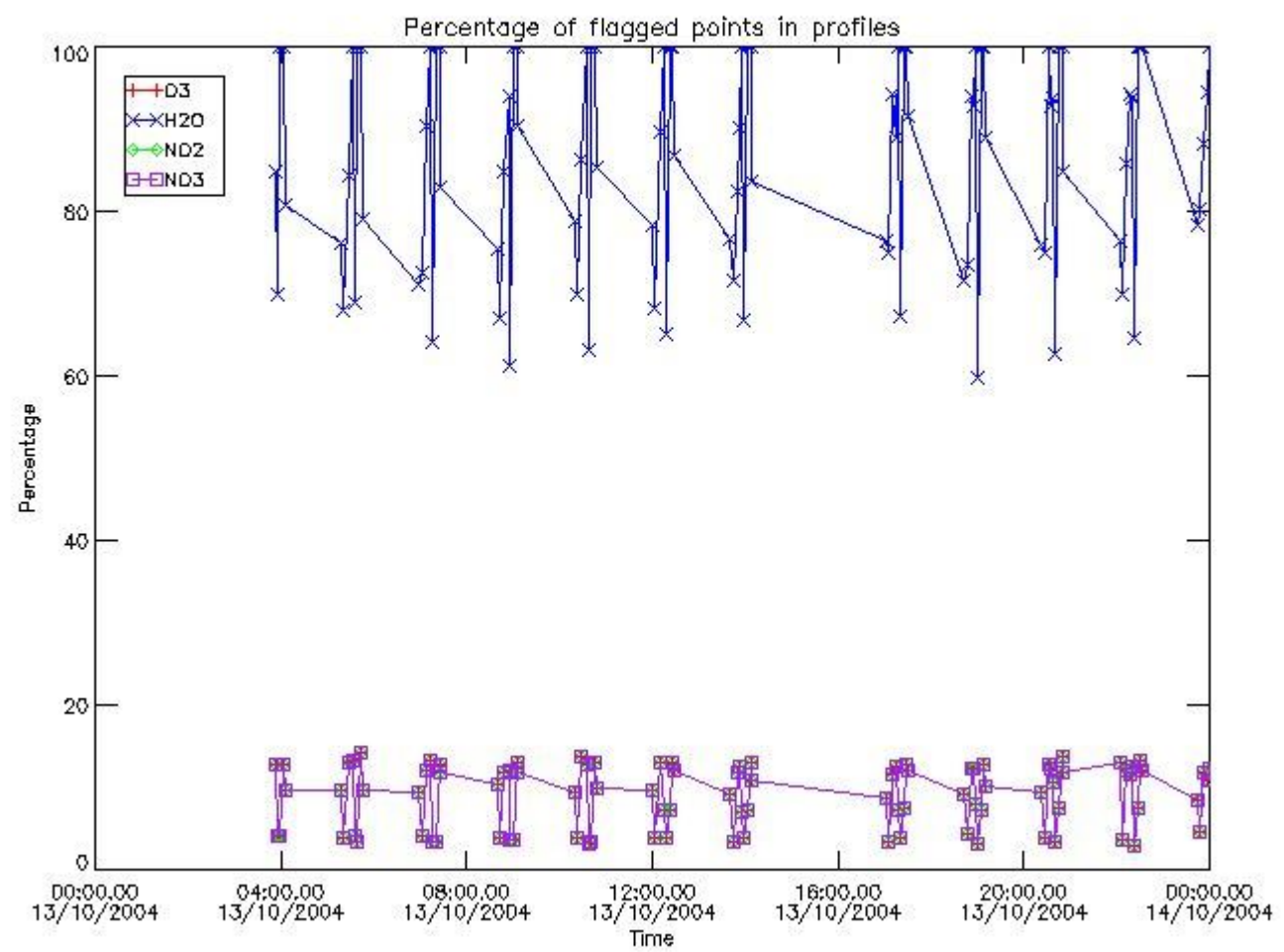
220	GOM_NL__2PRFIN20041013_190031_000001712031_00128_13709_4980.N1	13-OCT-2004 19:00:31	Dark	170.50	1	9Alp CMa	-1.4400	11000.	341	13709	No
221	GOM_NL__2PRFIN20041013_190529_000000722031_00128_13709_4981.N1	13-OCT-2004 19:05:29	Dark	71.500	108	Alp Col	2.6520	15200.	143	13709	No
222	GOM_NL__2PRFIN20041013_190900_000000402031_00128_13709_4982.N1	13-OCT-2004 19:09:00	Dark	40.000	143	Alp Hyi	2.8570	7200.0	80	13709	No
223	GOM_NL__2PRFIN20041013_191027_000000502031_00128_13709_4983.N1	13-OCT-2004 19:10:27	Dark	50.000	9	Alp Eri	0.45300	24000.	100	13709	No
224	GOM_NL__2PRFIN20041013_191255_000000482031_00128_13709_4984.N1	13-OCT-2004 19:12:55	Straylight	48.000	157	The1Eri	2.9060	9300.0	96	13709	No
225	GOM_NL__2PRFIN20041013_191530_000000452031_00128_13709_4985.N1	13-OCT-2004 19:15:30	Straylight	44.500	84	Alp Phe	2.3970	4500.0	89	13709	No
226	GOM_NL__2PRFIN20041013_192207_000000492031_00128_13709_4986.N1	13-OCT-2004 19:22:07	Straylight	48.500	52	16Bet Cet	2.0370	4500.0	97	13709	No
227	GOM_NL__2PRFIN20041013_193149_000000392031_00128_13709_4987.N1	13-OCT-2004 19:31:49	Bright	38.500	140	88Gam Peg	2.8340	26000.	77	13709	No
228	GOM_NL__2PRFIN20041013_193548_000000382031_00128_13709_4988.N1	13-OCT-2004 19:35:48	Bright	38.000	58	21Alp And	2.0730	11000.	76	13709	No
229	GOM_NL__2PRFIN20041013_193827_000000412031_00128_13709_4989.N1	13-OCT-2004 19:38:27	Bright	41.000	53	43Bet And	2.0480	3300.0	82	13709	No
230	GOM_NL__2PRFIN20041013_194016_000000492031_00128_13709_4990.N1	13-OCT-2004 19:40:16	Bright	48.500	173	4Bet Tri	3.0040	8900.0	97	13709	No
231	GOM_NL__2PRFIN20041013_194204_000000472031_00128_13709_4991.N1	13-OCT-2004 19:42:04	Bright	47.000	73	57Gam1And	2.2600	13100.	94	13709	No
232	GOM_NL__2PRFIN20041013_194354_000000412031_00128_13709_4992.N1	13-OCT-2004 19:43:54	Bright	41.000	68	18Alp Cas	2.2250	4500.0	82	13709	No
233	GOM_NL__2PRFIN20041013_194516_000000422031_00128_13709_4993.N1	13-OCT-2004 19:45:16	Bright	41.500	76	27Gam Cas	2.3000	30000.	83	13709	No
234	GOM_NL__2PRFIN20041013_194726_000000462031_00128_13709_4994.N1	13-OCT-2004 19:47:26	Bright	46.000	160	23Gam Per	2.9300	4700.0	92	13709	No
235	GOM_NL__2PRFIN20041013_194946_000000732031_00128_13709_4995.N1	13-OCT-2004 19:49:46	Bright	72.500	149	45Eps Per	2.8880	30000.	145	13709	No
236	GOM_NL__2PRFIN20041013_195249_000000402031_00128_13709_4996.N1	13-OCT-2004 19:52:49	Bright	39.500	49	1Alp UMi	1.9900	6300.0	79	13709	No
237	GOM_NL__2PRFIN20041013_195543_000000392031_00128_13709_4997.N1	13-OCT-2004 19:55:43	Bright	39.000	60	7Bet UMi	2.0810	3950.0	78	13709	No
238	GOM_NL__2PRFIN20041013_200100_000000442031_00128_13709_4998.N1	13-OCT-2004 20:01:00	Bright	43.500	36	50Alp UMa	1.8000	6300.0	87	13709	No
239	GOM_NL__2PRFIN20041013_200235_000000402031_00128_13709_4999.N1	13-OCT-2004 20:02:35	Bright	40.000	82	48Bet UMa	2.3650	10600.	80	13709	No
240	GOM_NL__2PRFIN20041013_200557_000000372031_00128_13709_5000.N1	13-OCT-2004 20:05:57	Bright	36.500	174	52Psi UMa	3.0040	4400.0	73	13709	No
241	GOM_NL__2PRFIN20041013_201333_000000922031_00128_13709_5001.N1	13-OCT-2004 20:13:33	Bright	92.000	17	78Bet Gem	1.1610	4500.0	184	13709	No
242	GOM_NL__2PRFIN20041013_201606_000000432031_00128_13709_5002.N1	13-OCT-2004 20:16:06	Bright	43.000	22	32Alp Leo	1.3600	15200.	86	13709	No
243	GOM_NL__2PRFIN20041013_202320_000000552031_00128_13709_5003.N1	13-OCT-2004 20:23:20	Dark	54.500	48	30Alp Hya	1.9770	4100.0	109	13709	No
244	GOM_NL__2PRFIN20041013_202652_000001302031_00128_13709_5004.N1	13-OCT-2004 20:26:52	Dark	130.00	8	10Alp CMi	0.40000	6500.0	260	13709	No
245	GOM_NL__2PRFIN20041013_203212_000000402031_00128_13709_5005.N1	13-OCT-2004 20:32:12	Dark	40.000	113	Mu Vel	2.6920	5000.0	80	13709	No
246	GOM_NL__2PRFIN20041013_203604_000000422031_00128_13709_5006.N1	13-OCT-2004 20:36:04	Dark	41.500	46	Del Vel	1.9540	10600.	83	13709	No
247	GOM_NL__2PRFIN20041013_203833_000000482031_00129_13710_4979.N1	13-OCT-2004 20:38:33	Dark	48.000	29	Bet Car	1.6720	10200.	96	13710	No
248	GOM_NL__2PRFIN20041013_204110_000001492031_00129_13710_4980.N1	13-OCT-2004 20:41:10	Dark	148.50	1	9Alp CMa	-1.4400	11000.	297	13710	No
249	GOM_NL__2PRFIN20041013_204609_000000682031_00129_13710_4981.N1	13-OCT-2004 20:46:09	Dark	67.500	108	Alp Col	2.6520	15200.	135	13710	No
250	GOM_NL__2PRFIN20041013_204936_000000412031_00129_13710_4982.N1	13-OCT-2004 20:49:36	Dark	40.500	143	Alp Hyi	2.8570	7200.0	81	13710	No
251	GOM_NL__2PRFIN20041013_205103_000000442031_00129_13710_4983.N1	13-OCT-2004 20:51:03	Dark	43.500	9	Alp Eri	0.45300	24000.	87	13710	No
252	GOM_NL__2PRFIN20041013_205332_000000492031_00129_13710_4984.N1	13-OCT-2004 20:53:32	Straylight	49.000	157	The1Eri	2.9060	9300.0	98	13710	No
253	GOM_NL__2PRFIN20041013_205606_000000452031_00129_13710_4985.N1	13-OCT-2004 20:56:06	Straylight	45.000	84	Alp Phe	2.3970	4500.0	90	13710	No
254	GOM_NL__2PRFIN20041013_210243_000000462031_00129_13710_4986.N1	13-OCT-2004 21:02:43	Straylight	45.500	52	16Bet Cet	2.0370	4500.0	91	13710	No
255	GOM_NL__2PRFIN20041013_211226_000000382031_00129_13710_4987.N1	13-OCT-2004 21:12:26	Bright	37.500	140	88Gam Peg	2.8340	26000.	75	13710	No
256	GOM_NL__2PRFIN20041013_211624_000000402031_00129_13710_4988.N1	13-OCT-2004 21:16:24	Bright	40.000	58	21Alp And	2.0730	11000.	80	13710	No
257	GOM_NL__2PRFIN20041013_211903_000000432031_00129_13710_4989.N1	13-OCT-2004 21:19:03	Bright	42.500	53	43Bet And	2.0480	3300.0	85	13710	No
258	GOM_NL__2PRFIN20041013_212050_000000712031_00129_13710_4990.N1	13-OCT-2004 21:20:50	Bright	71.000	173	4Bet Tri	3.0040	8900.0	142	13710	No
259	GOM_NL__2PRFIN20041013_212239_000000492031_00129_13710_4991.N1	13-OCT-2004 21:22:39	Bright	48.500	73	57Gam1And	2.2600	13100.	97	13710	No
260	GOM_NL__2PRFIN20041013_212430_000000402031_00129_13710_4992.N1	13-OCT-2004 21:24:30	Bright	40.000	68	18Alp Cas	2.2250	4500.0	80	13710	No
261	GOM_NL__2PRFIN20041013_212552_000000402031_00129_13710_4993.N1	13-OCT-2004 21:25:52	Bright	39.500	76	27Gam Cas	2.3000	30000.	79	13710	No
262	GOM_NL__2PRFIN20041013_212801_000000482031_00129_13710_4994.N1	13-OCT-2004 21:28:01	Bright	48.000	160	23Gam Per	2.9300	4700.0	96	13710	No
263	GOM_NL__2PRFIN20041013_213020_000000732031_00129_13710_4995.N1	13-OCT-2004 21:30:20	Bright	73.000	149	45Eps Per	2.8880	30000.	146	13710	No
264	GOM_NL__2PRFIN20041013_213325_000000382031_00129_13710_4996.N1	13-OCT-2004 21:33:25	Bright	38.000	49	1Alp UMi	1.9900	6300.0	76	13710	No
265	GOM_NL__2PRFIN20041013_213619_000000392031_00129_13710_4997.N1	13-OCT-2004 21:36:19	Bright	39.000	60	7Bet UMi	2.0810	3950.0	78	13710	No
266	GOM_NL__2PRFIN20041013_214138_000000422031_00129_13710_4998.N1	13-OCT-2004 21:41:38	Bright	42.000	36	50Alp UMa	1.8000	6300.0	84	13710	No
267	GOM_NL__2PRFIN20041013_214311_000000392031_00129_13710_4999.N1	13-OCT-2004 21:43:11	Bright	39.000	82	48Bet UMa	2.3650	10600.	78	13710	No
268	GOM_NL__2PRFIN20041013_214633_000000372031_00129_13710_5000.N1	13-OCT-2004 21:46:33	Bright	36.500	174	52Psi UMa	3.0040	4400.0	73	13710	No
269	GOM_NL__2PRFIN20041013_215409_000000962031_00129_13710_5001.N1	13-OCT-2004 21:54:09	Bright	95.500	17	78Bet Gem	1.1610	4500.0	191	13710	No
270	GOM_NL__2PRFIN20041013_215642_000000422031_00129_13710_5002.N1	13-OCT-2004 21:56:42	Bright	42.000	22	32Alp Leo	1.3600	15200.	84	13710	No
271	GOM_NL__2PRFIN20041013_220357_000000622031_00129_13710_5003.N1	13-OCT-2004 22:03:57	Dark	62.000	48	30Alp Hya	1.9770	4100.0	124	13710	No
272	GOM_NL__2PRFIN20041013_220730_000001562031_00129_13710_5004.N1	13-OCT-2004 22:07:30	Dark	156.00	8	10Alp CMi	0.40000	6500.0	312	13710	No
273	GOM_NL__2PRFIN20041013_221248_000000432031_00129_13710_5005.N1	13-OCT-2004 22:12:48	Dark	42.500	113	Mu Vel	2.6920	5000.0	85	13710	No
274	GOM_NL__2PRFIN20041013_221639_000000452031_00129_13710_5006.N1	13-OCT-2004 22:16:39	Dark	44.500	34	Gam2Vel	1.7930	23000.	89	13710	No
275	GOM_NL__2PRFIN20041013_221911_000000412031_00130_13711_4979.N1	13-OCT-2004 22:19:11	Dark	40.500	29	Bet Car	1.6720	10200.	81	13711	No
276	GOM_NL__2PRFIN20041013_222150_000001732031_00130_13711_4980.N1	13-OCT-2004 22:21:50	Dark	172.50	1	9Alp CMa	-1.4400	11000.	345	13711	No
277	GOM_NL__2PRFIN20041013_222646_000000692031_00130_13711_4981.N1	13-OCT-2004 22:26:46	Dark	69.000	108	Alp Col	2.6520	15200.	138	13711	No
278	GOM_NL__2PRFIN20041013_223013_000000392031_00130_13711_4982.N1	13-OCT-2004 22:30:13	Dark	38.500	143	Alp Hyi	2.8570	7200.0	77	13711	No

279	GOM_NL__2PRFIN20041013_223139_000000432031_00130_13711_4983.N1	13-OCT-2004 22:31:39	Dark	42.500	9	Alp Eri	0.45300	24000.	85	13711	No
280	GOM_NL__2PRFIN20041013_223408_000000472031_00130_13711_4984.N1	13-OCT-2004 22:34:08	Straylight	47.000	157	The1Eri	2.9060	9300.0	94	13711	No
281	GOM_NL__2PRFIN20041013_223643_000000462031_00130_13711_4985.N1	13-OCT-2004 22:36:43	Straylight	45.500	84	Alp Phe	2.3970	4500.0	91	13711	No
282	GOM_NL__2PRFIN20041013_224319_000000472031_00130_13711_4986.N1	13-OCT-2004 22:43:19	Straylight	47.000	52	16Bet Cet	2.0370	4500.0	94	13711	No
283	GOM_NL__2PRFIN20041013_225301_000000392031_00130_13711_4987.N1	13-OCT-2004 22:53:01	Bright	39.000	140	88Gam Peg	2.8340	26000.	78	13711	No
284	GOM_NL__2PRFIN20041013_225659_000000392031_00130_13711_4988.N1	13-OCT-2004 22:56:59	Bright	38.500	58	21Alp And	2.0730	11000.	77	13711	No
285	GOM_NL__2PRFIN20041013_225938_000000412031_00130_13711_4989.N1	13-OCT-2004 22:59:38	Bright	41.000	53	43Bet And	2.0480	3300.0	82	13711	No
286	GOM_NL__2PRFIN20041013_230126_000000472031_00130_13711_4990.N1	13-OCT-2004 23:01:26	Bright	47.000	173	4Bet Tri	3.0040	8900.0	94	13711	No
287	GOM_NL__2PRFIN20041013_230315_000000492031_00130_13711_4991.N1	13-OCT-2004 23:03:15	Bright	48.500	73	57Gam1And	2.2600	13100.	97	13711	No
288	GOM_NL__2PRFIN20041013_230503_000000412031_00130_13711_4992.N1	13-OCT-2004 23:05:03	Bright	41.000	68	18Alp Cas	2.2250	4500.0	82	13711	No
289	GOM_NL__2PRFIN20041013_230628_000000402031_00130_13711_4993.N1	13-OCT-2004 23:06:28	Bright	40.000	76	27Gam Cas	2.3000	30000.	80	13711	No
290	GOM_NL__2PRFIN20041013_230836_000000452031_00130_13711_4994.N1	13-OCT-2004 23:08:36	Bright	44.500	160	23Gam Per	2.9300	4700.0	89	13711	No
291	GOM_NL__2PRFIN20041013_231054_000000702031_00130_13711_4995.N1	13-OCT-2004 23:10:54	Bright	70.000	149	45Eps Per	2.8880	30000.	140	13711	No
292	GOM_NL__2PRFIN20041013_231359_000000392031_00130_13711_4996.N1	13-OCT-2004 23:13:59	Bright	39.000	49	1Alp UMi	1.9900	6300.0	78	13711	No
293	GOM_NL__2PRFIN20041013_231656_000000362031_00130_13711_4997.N1	13-OCT-2004 23:16:56	Bright	35.500	60	7Bet UMi	2.0810	3950.0	71	13711	No
294	GOM_NL__2PRFIN20041013_232214_000000412031_00130_13711_4998.N1	13-OCT-2004 23:22:14	Bright	40.500	36	50Alp UMa	1.8000	6300.0	81	13711	No
295	GOM_NL__2PRFIN20041013_232345_000000532031_00130_13711_4999.N1	13-OCT-2004 23:23:45	Bright	53.000	82	48Bet UMa	2.3650	10600.	106	13711	No
296	GOM_NL__2PRFIN20041013_232707_000000402031_00130_13711_5000.N1	13-OCT-2004 23:27:07	Bright	40.000	174	52Psi UMa	3.0040	4400.0	80	13711	No
297	GOM_NL__2PRFIN20041013_233446_000000942031_00130_13711_5001.N1	13-OCT-2004 23:34:46	Bright	94.000	17	78Bet Gem	1.1610	4500.0	188	13711	No
298	GOM_NL__2PRFIN20041013_233719_000000572031_00130_13711_5002.N1	13-OCT-2004 23:37:19	Bright	57.000	22	32Alp Leo	1.3600	15200.	114	13711	No
299	GOM_NL__2PRFIN20041013_234432_000000612031_00130_13711_5003.N1	13-OCT-2004 23:44:32	Dark	60.500	48	30Alp Hya	1.9770	4100.0	121	13711	No
300	GOM_NL__2PRFIN20041013_234809_000001472031_00130_13711_5004.N1	13-OCT-2004 23:48:09	Dark	146.50	8	10Alp CMi	0.40000	6500.0	293	13711	No
301	GOM_NL__2PRFIN20041013_235324_000000432031_00130_13711_5005.N1	13-OCT-2004 23:53:24	Dark	43.000	113	Mu Vel	2.6920	5000.0	86	13711	No
302	GOM_NL__2PRFIN20041013_235715_000000472031_00130_13711_5006.N1	13-OCT-2004 23:57:15	Dark	46.500	34	Gam2Vel	1.7930	23000.	93	13711	No
303	GOM_NL__2PRFIN20041013_235947_000000422031_00131_13712_4979.N1	13-OCT-2004 23:59:47	Dark	41.500	29	Bet Car	1.6720	10200.	83	13712	No

### 3. Quality information per product

In this section it is plotted some information contained in the Quality Summary data set of the level 2 products. Only products in dark limb conditions and without errors (error flag in the MPH set to "0") are used.

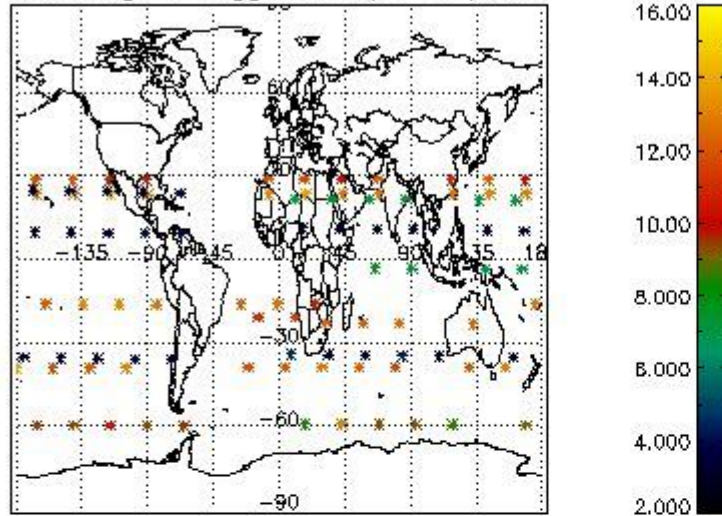
#### 3.1 Plot quality information per product (time dependant)



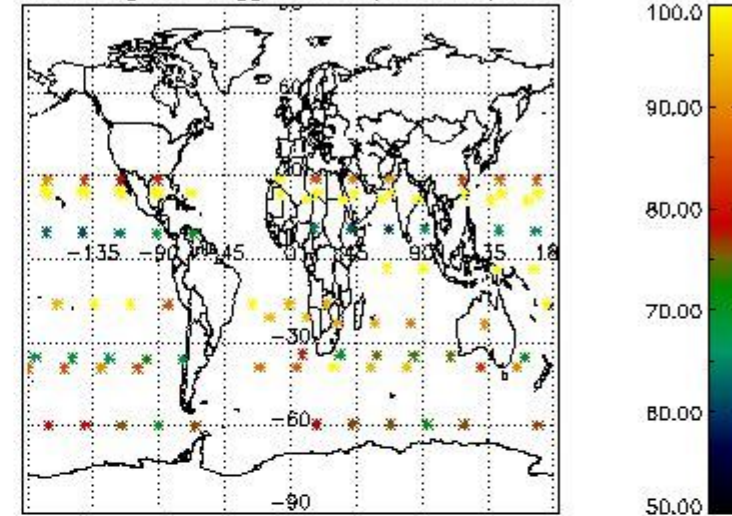
*3.2 Plot quality information per product (world map)*



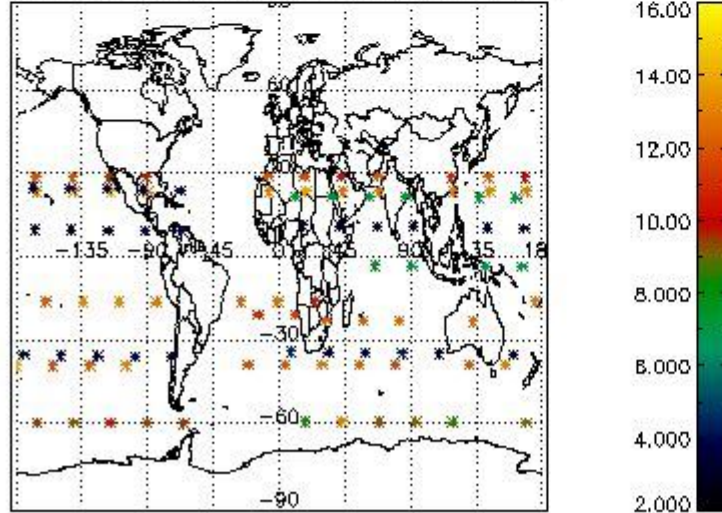
Percentage of flagged data per O3 profile



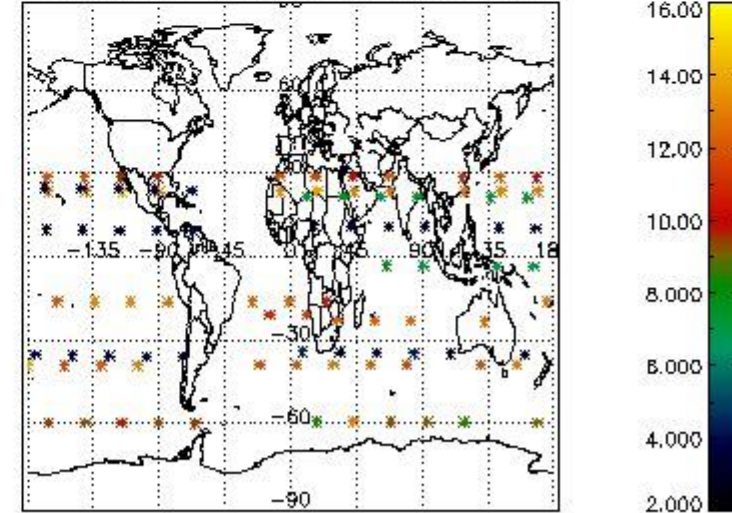
Percentage of flagged data per H2O profile



Percentage of flagged data per NO2 profile



Percentage of flagged data per NO3 profile

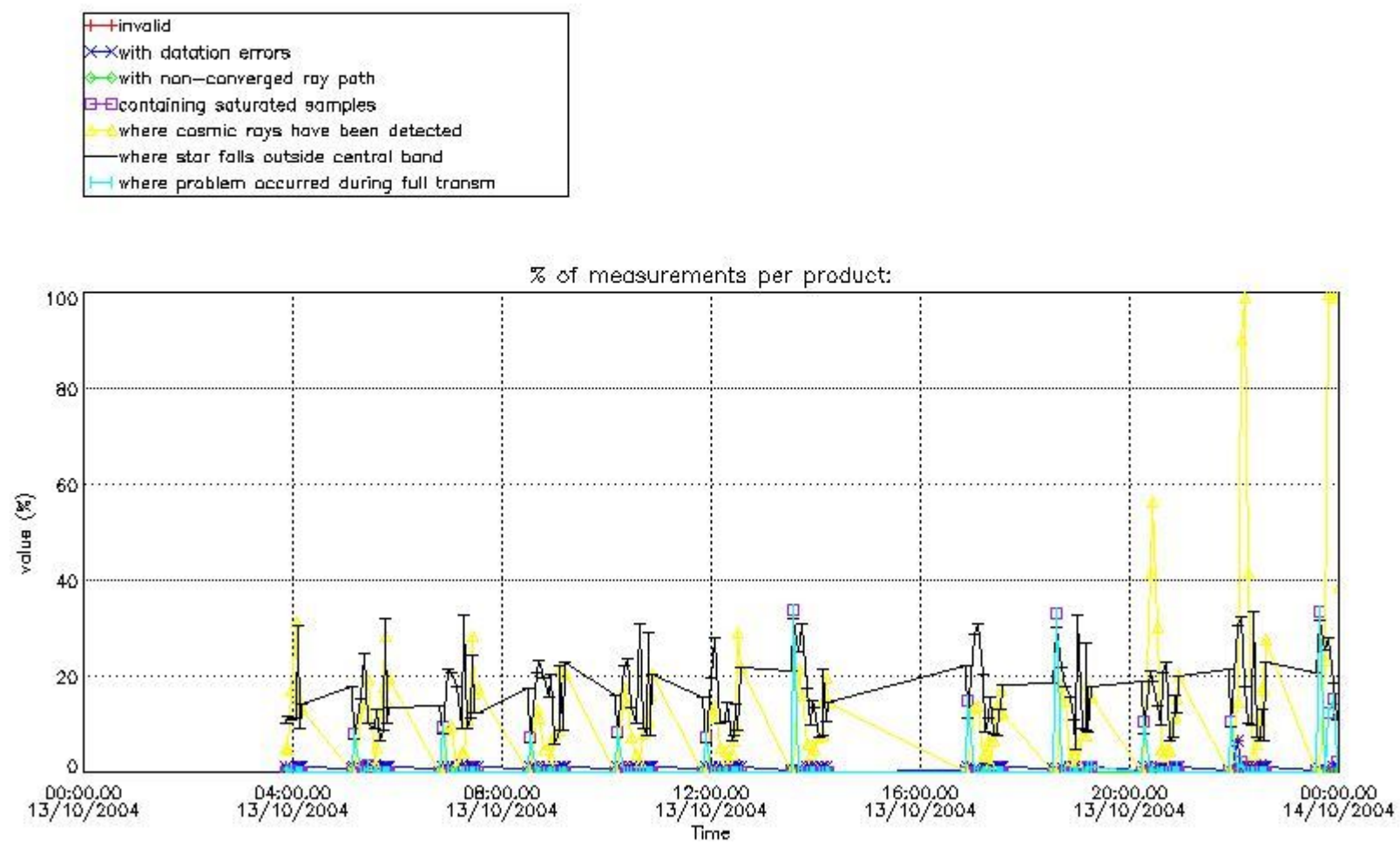


#### 4. Level 1 quality information per product

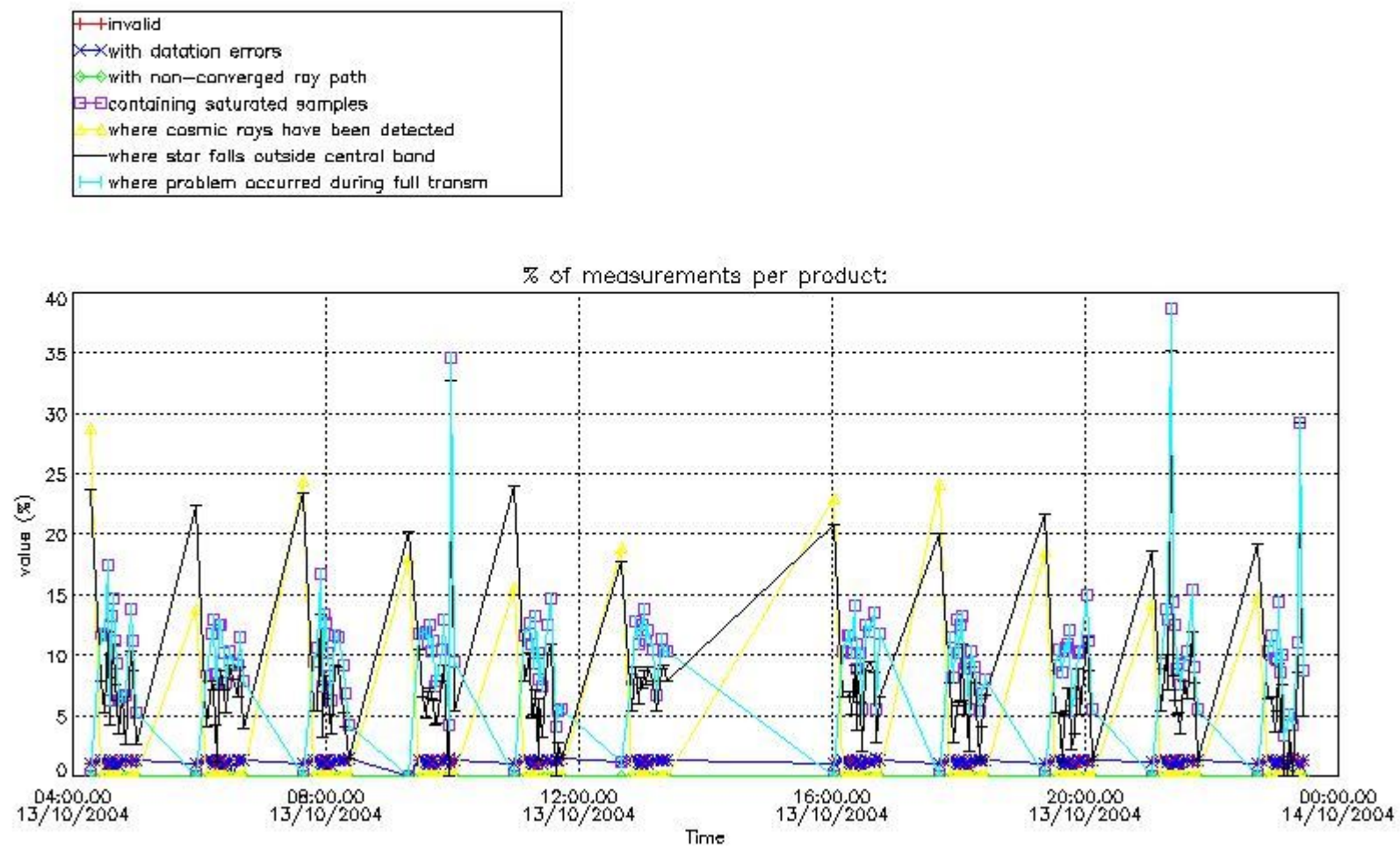
In this section it is plotted some information contained in the Quality Summary data set of the level 2 products that comes from the level 1b processing. Products without errors (error flag in the MPH set to "0") are used.

##### 4.1 Plot quality information per product (time dependant) coming from level 1b processing

##### 4.1.1 Plot level 1 quality information per product (time dependant): ENVISAT ASCENDING passes



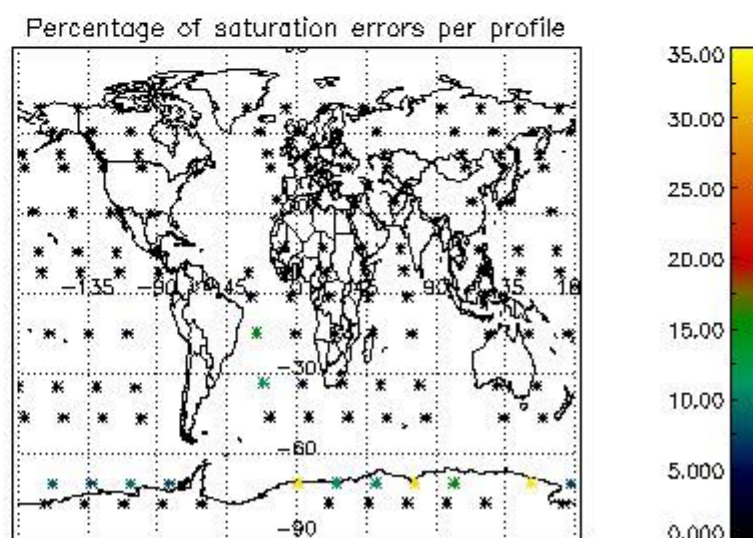
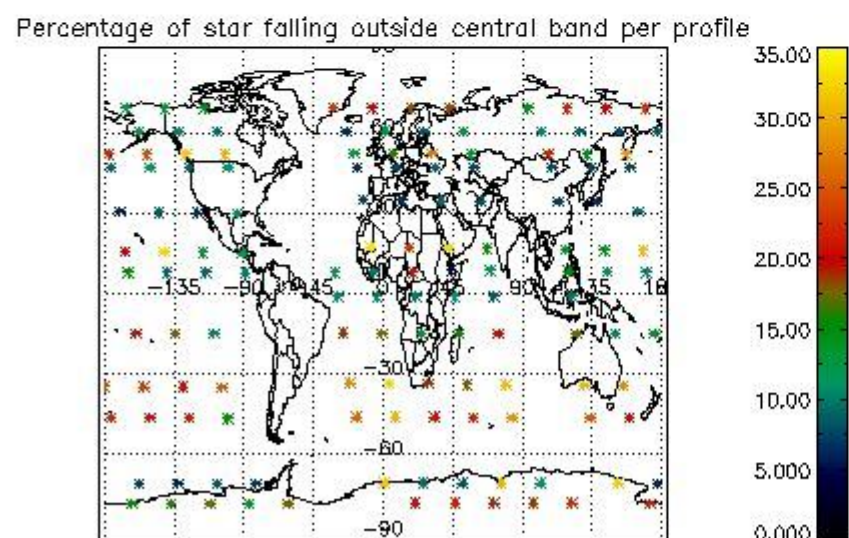
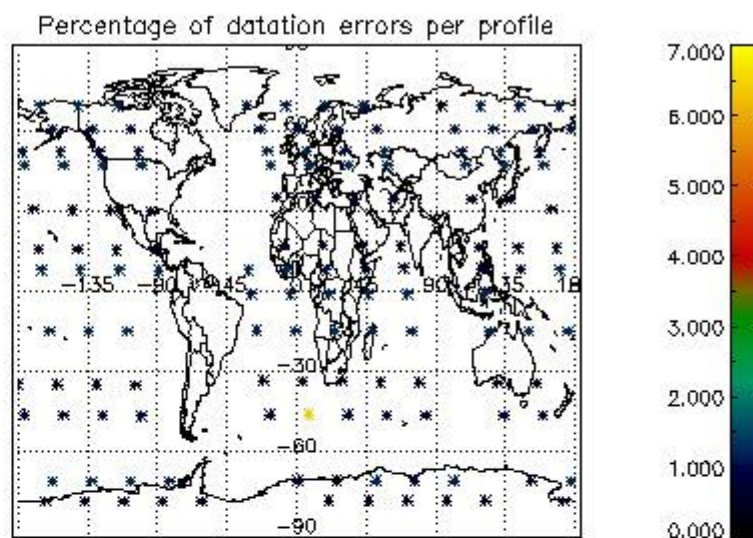
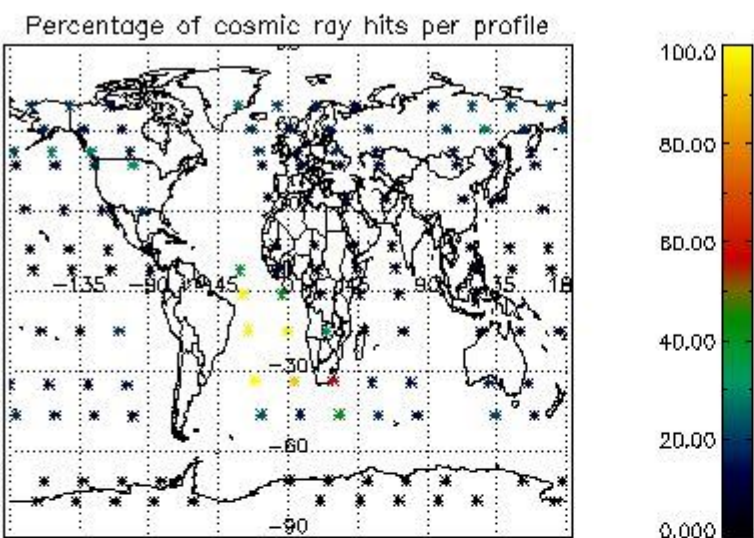
4.1.2 Plot level 1 quality information per product (time dependant): ENVI SAT DESCENDING passes



#### 4.2 Plot quality information per product coming from level 1b processing (world map)

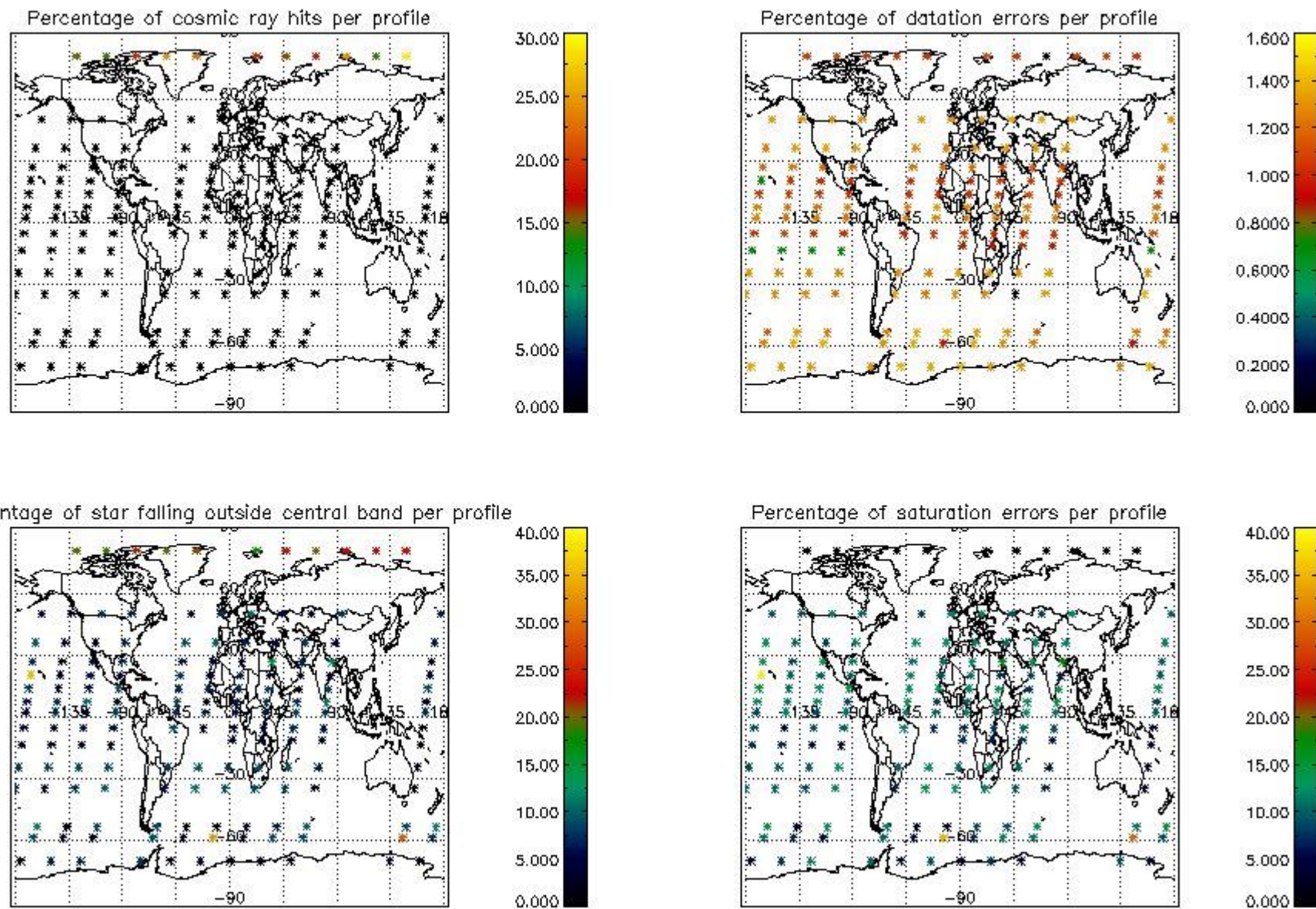
##### 4.2.1 Plot level 1 quality information per product (world map): ENVISAT ASCENDING passes





4.2.2 Plot level 1 quality information per product (world map): ENVISAT DESCENDING passes





## 5. Trace gas profiles

### 5.1 Ozone statistics based on quality of products

The final quality of the products can be "measured" using the STD (Standard Deviation) attached to every point profile. This information is written to the parameter GOM\_NL\_\_2P/NL\_LOCAL\_SPECIES\_DENSITY/o3\_std of the level 2 products. The table below shows the statistics for given STD ranges.

The statistics are given with respect to the overall valid production:

- Products without fatal errors: GOM\_NL\_\_2P/MPH/PRODUCT\_ERR=0
- Valid point profile: GOM\_NL\_\_2P/NL\_LOCAL\_SPECIES\_DENSITY/pcd(0)=0

The 'Criteria' is applied to valid points of dark limb products:

- Products in dark limb illumination condition: GOM\_NL\_\_2P/NL\_SUMMARY\_QUALITY/obs\_ill\_cond=0
- Products without fatal errors: GOM\_NL\_\_2P/MPH/PRODUCT\_ERR=0
- Valid point profile: GOM\_NL\_\_2P/NL\_LOCAL\_SPECIES\_DENSITY/pcd(0)=0

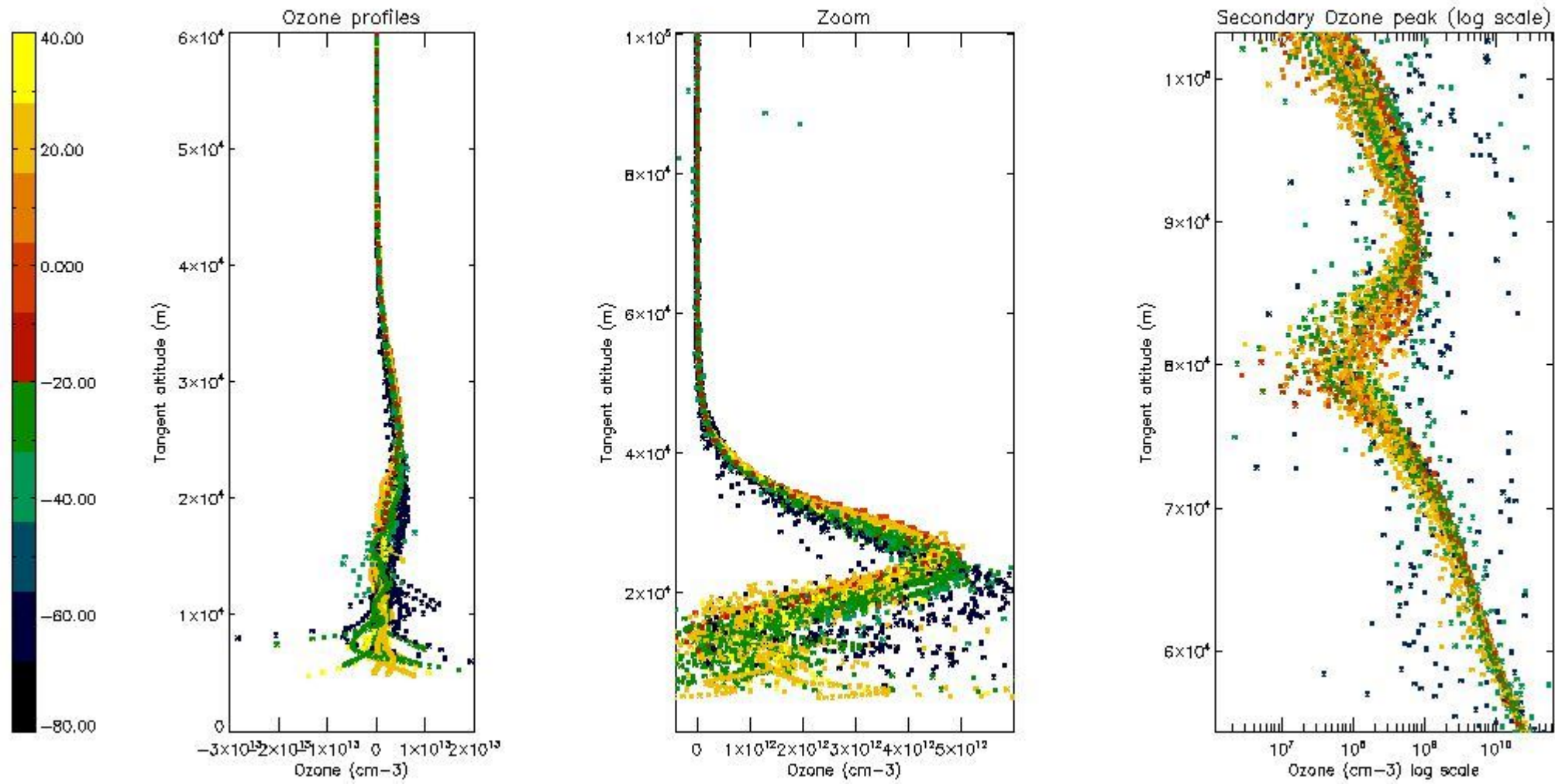
So, the table below shows the percentage of dark limb and valid observations for each criteria with respect to the overall valid daily observations.

Criteria	% of total production
All STD	45
STD < 20	29

STD < 10	26
STD < 5	21

5.2 Plot ozone profiles for all STD (dark without errors)

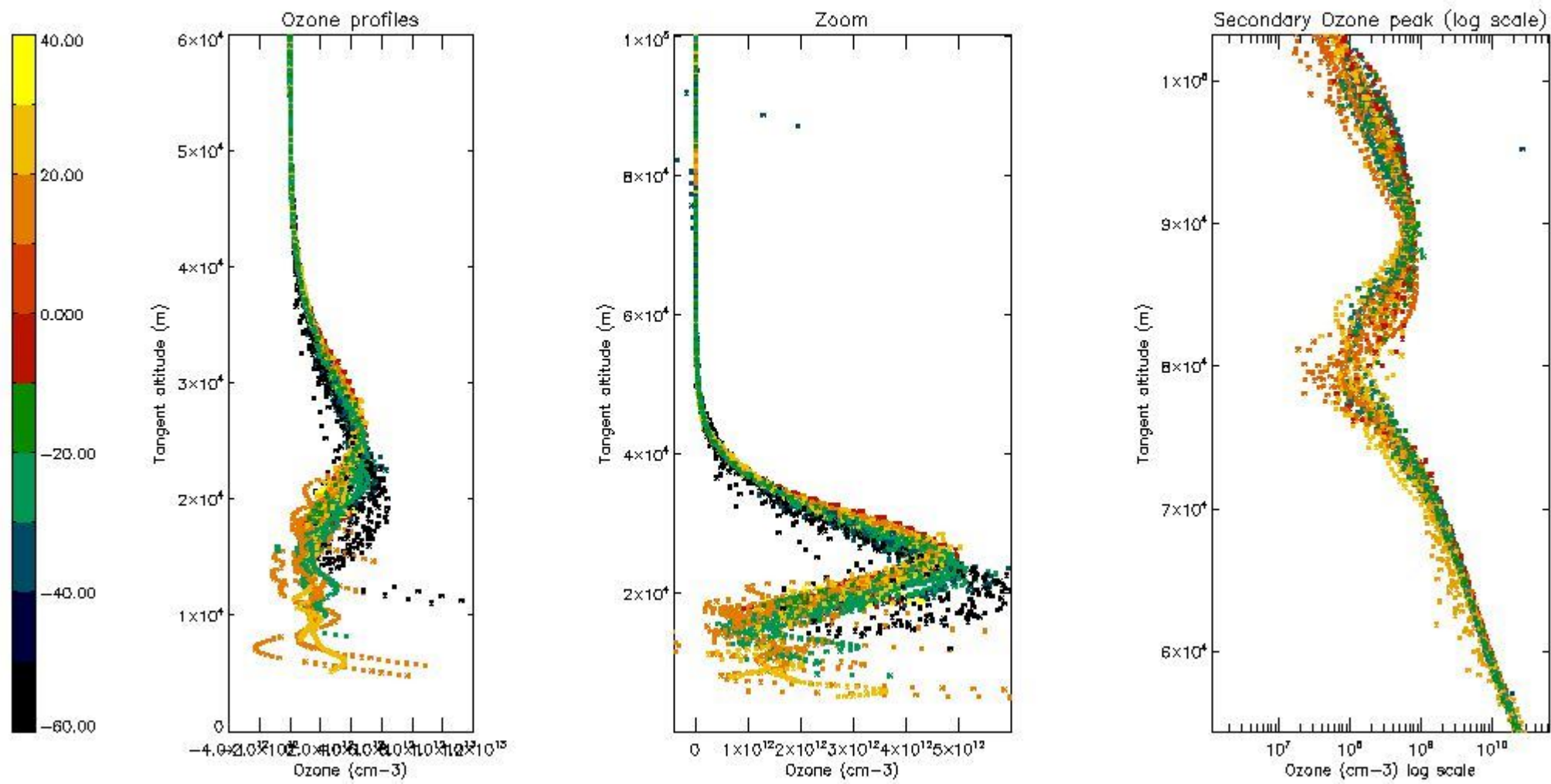
The colorbar represents the latitude.



5.3 Plot ozone profiles where STD < 20% (dark without errors)

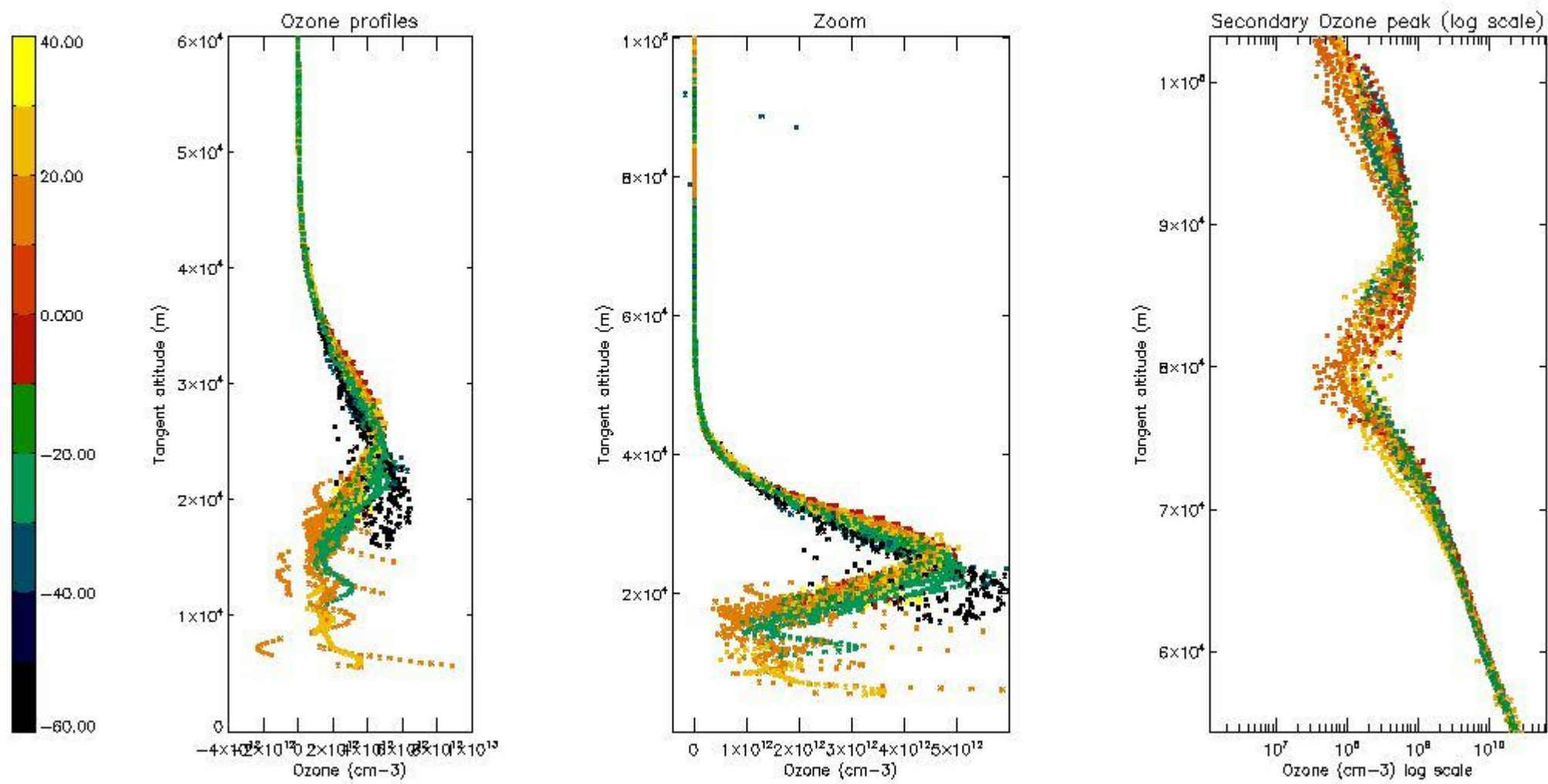
The colorbar represents the latitude.





*5.4 Plot ozone profiles where STD < 10% (dark without errors)*

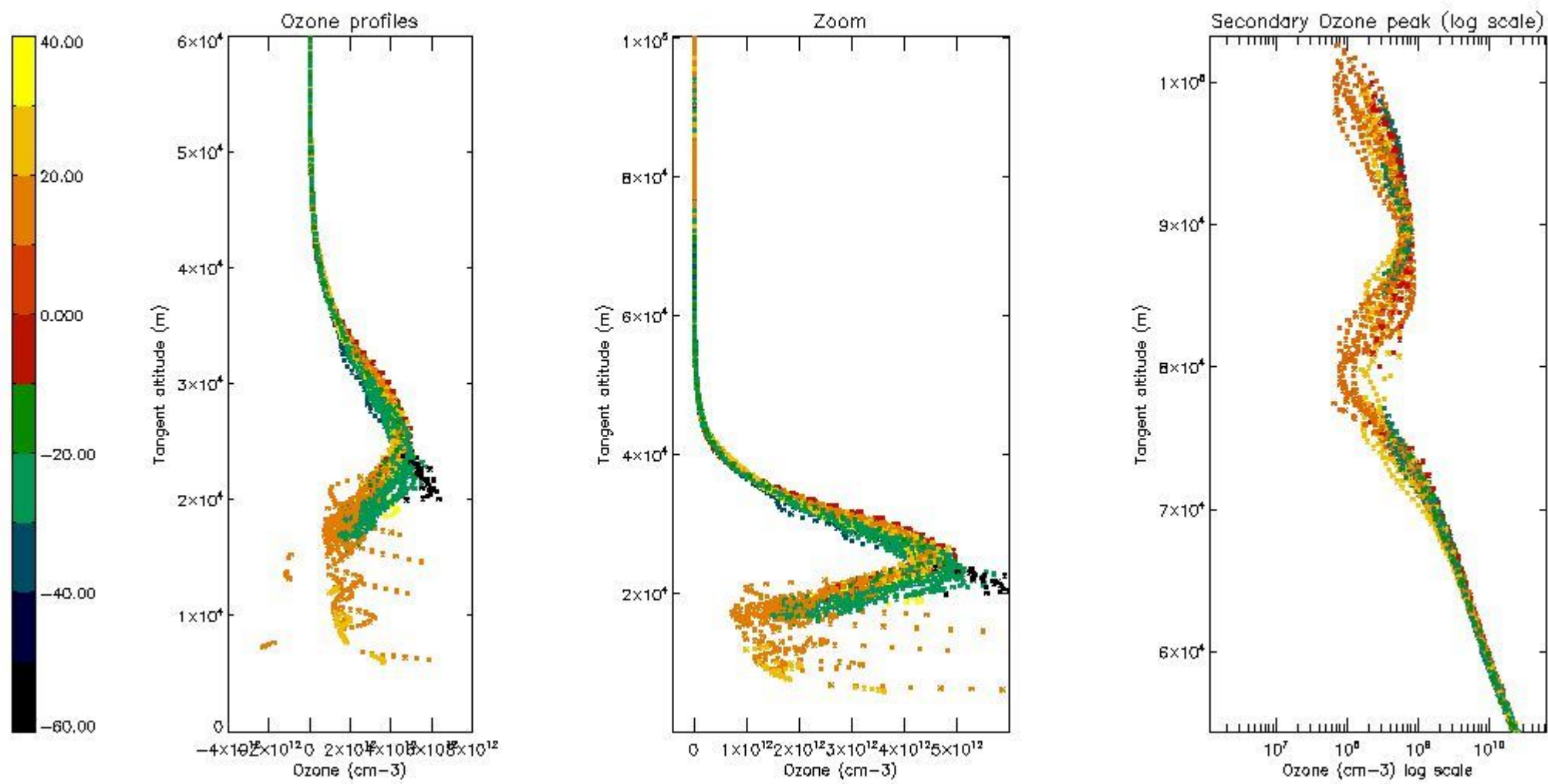
The colorbar represents the latitude.



*5.5 Plot ozone profiles where STD < 5% (dark without errors)*

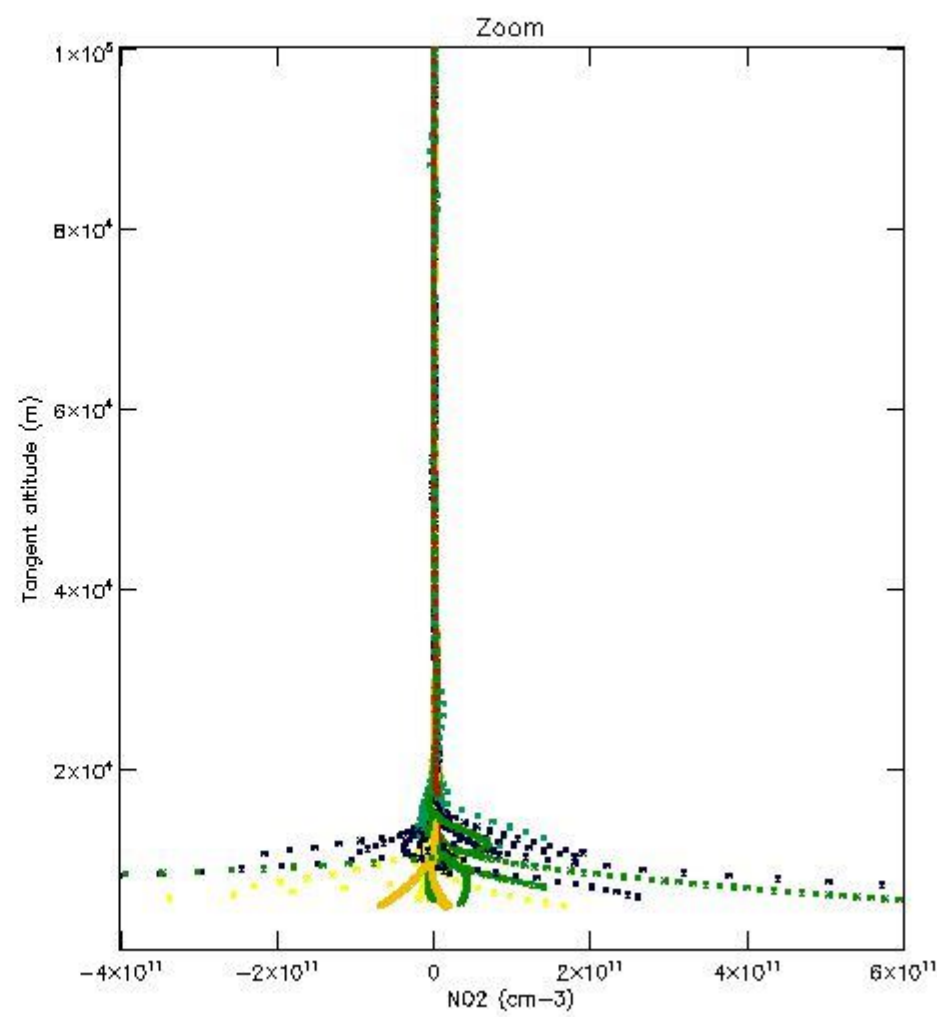
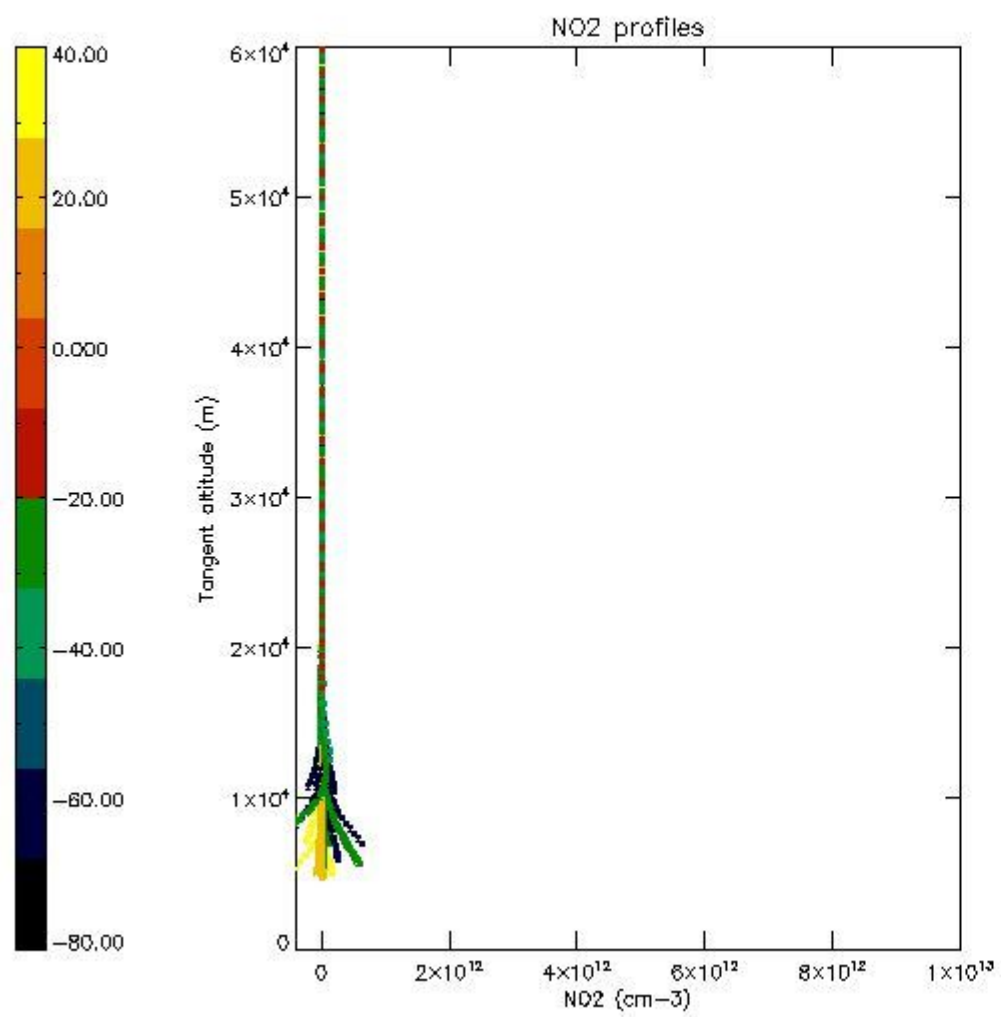
The colorbar represents the latitude.





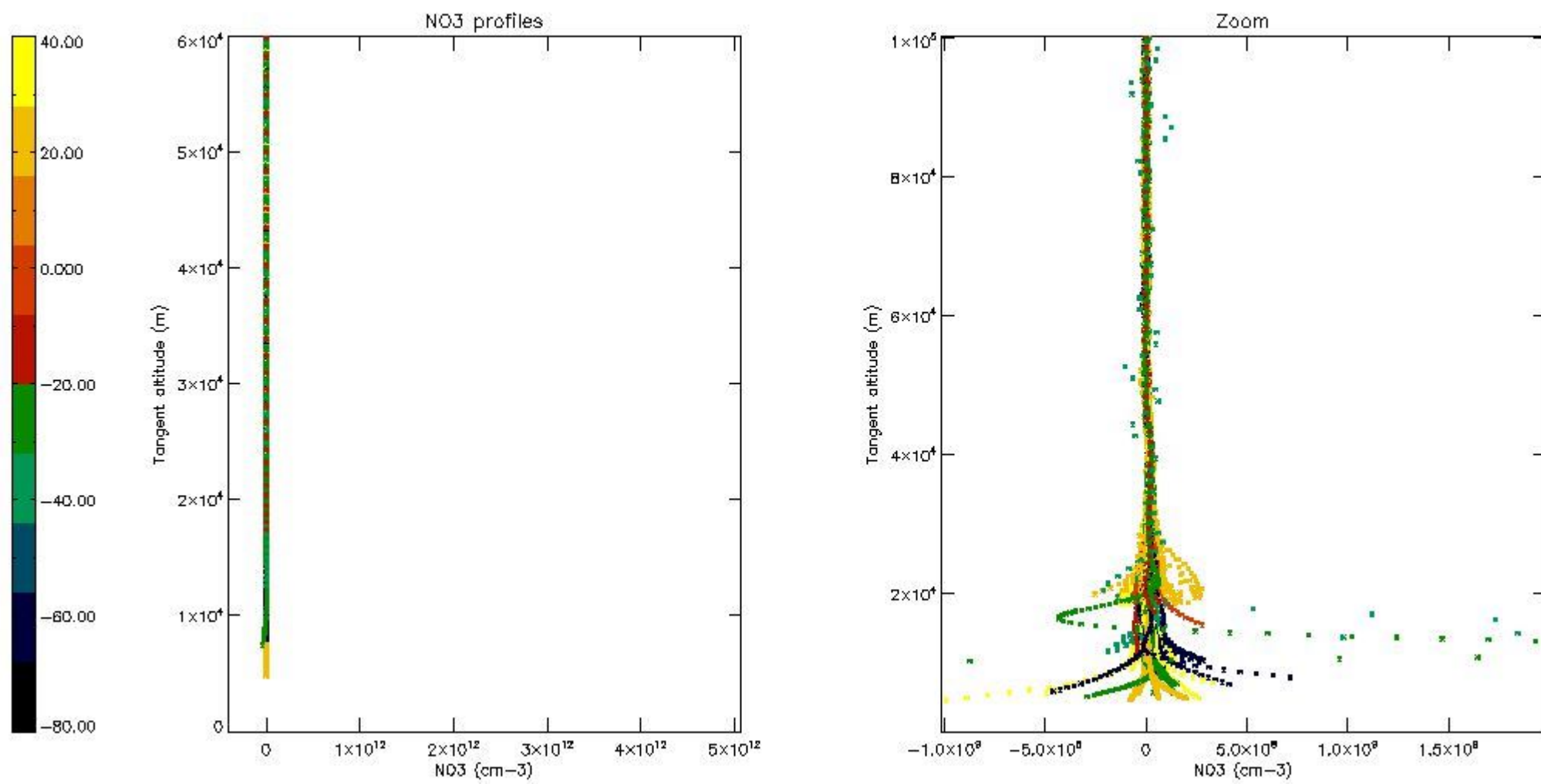
*5.6 Plot NO<sub>2</sub> profiles for all STD (dark without errors)*

The colorbar represents the latitude.



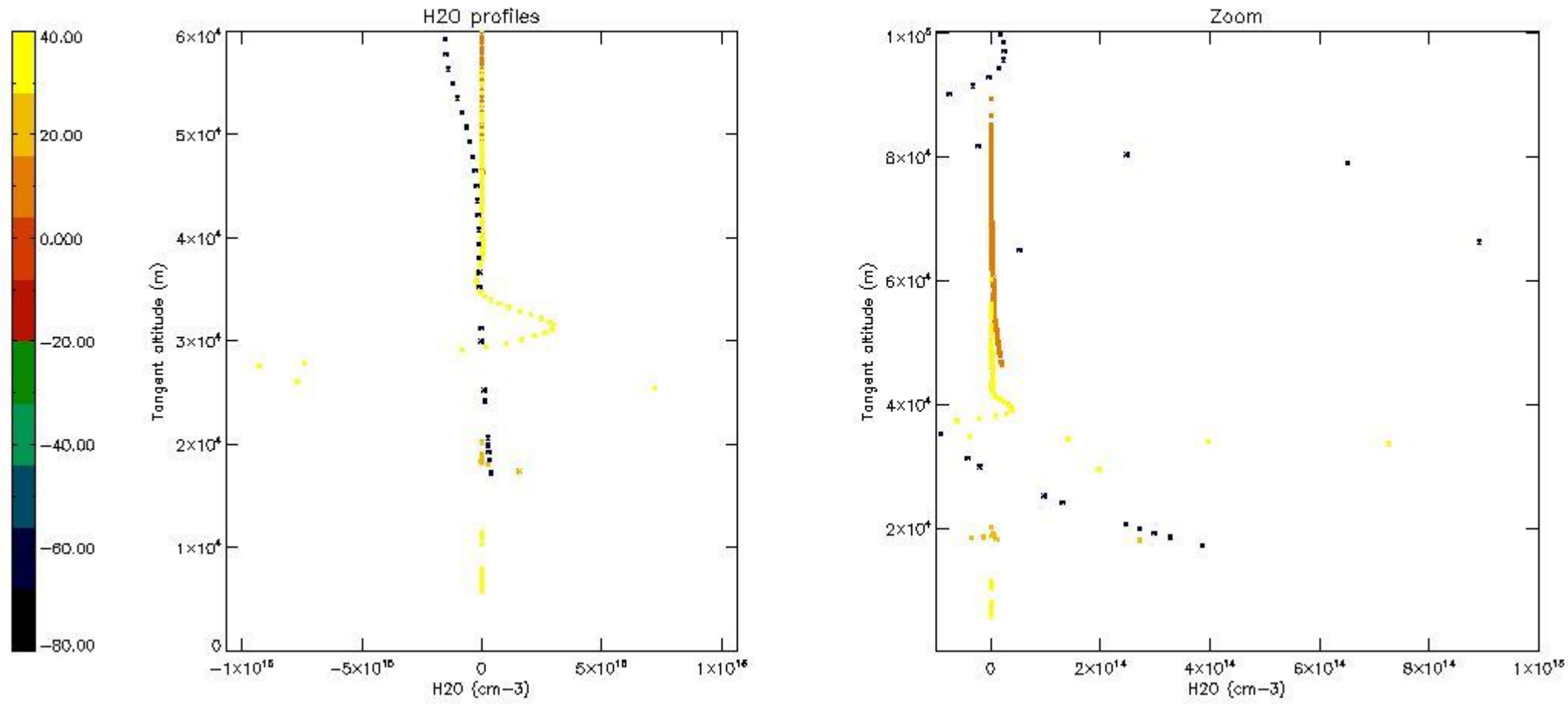
*5.7 Plot NO3 profiles for all STD (dark without errors)*

The colorbar represents the latitude.



5.8 Plot H2O profiles for all STD (only for occultations of stars 1,2,3,4,13,14,16,26,63 dark without errors)

The colorbar represents the latitude.

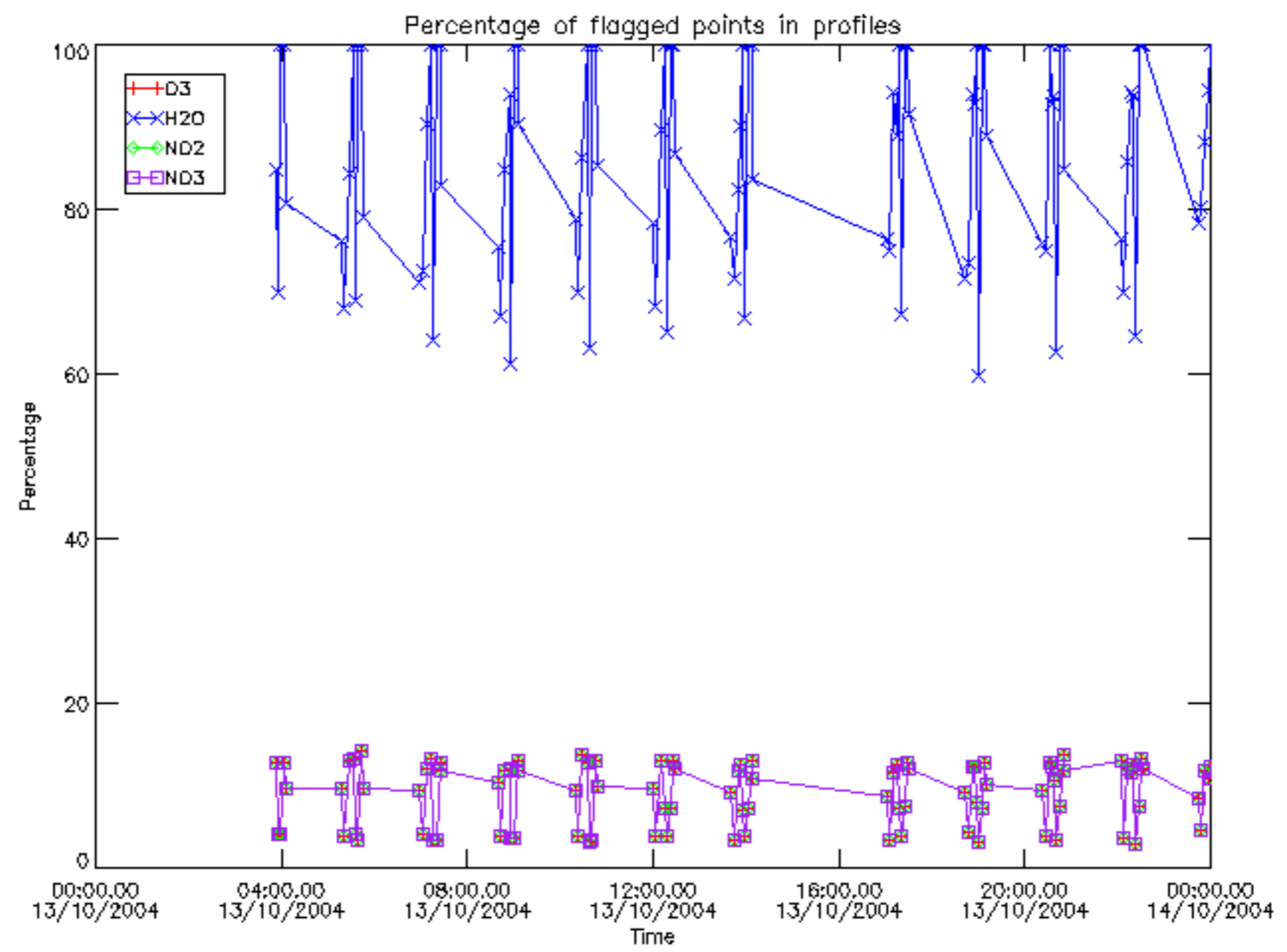


## 6. Auxiliary Data Files used for the production reported in section 2

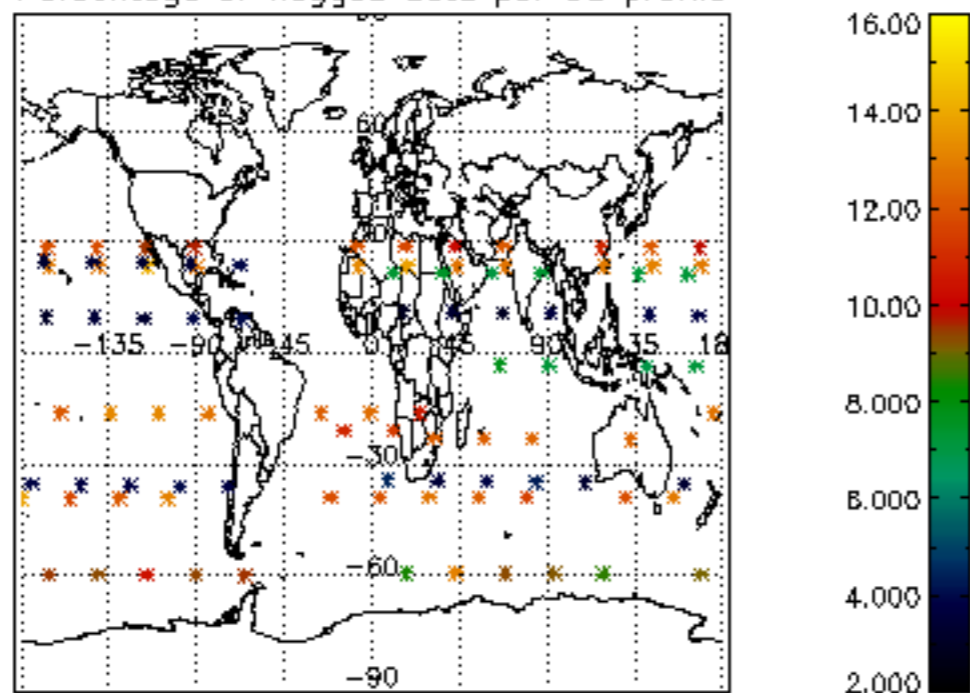
The number reported in the third column indicates since which file (see list in section 2) the corresponding auxiliary file has been used. The fourth column is the date of those product files.

Type	Auxiliary Filename	Used since product	Used since product date
INST_PHYS_CHARACTERISTICS	GOM_INS_AXVIEC20091111_143220_20030716_120000_20500101_000000	1	13-OCT-2004 03:52:33
LEVEL-2_PROC_CONFIG	GOM_PR2_AXVIEC20091111_152718_20020301_000000_20500101_000000	1	13-OCT-2004 03:52:33
CROSS_SECTIONS_FILE	GOM_CRS_AXVIEC20091111_154832_20020301_000000_20500101_000000	1	13-OCT-2004 03:52:33

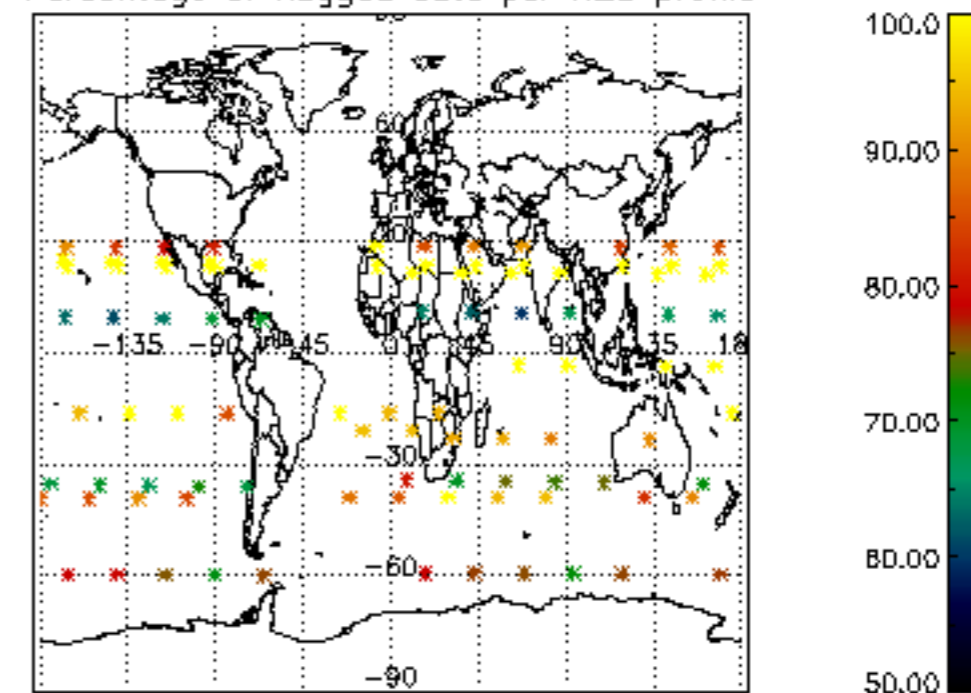




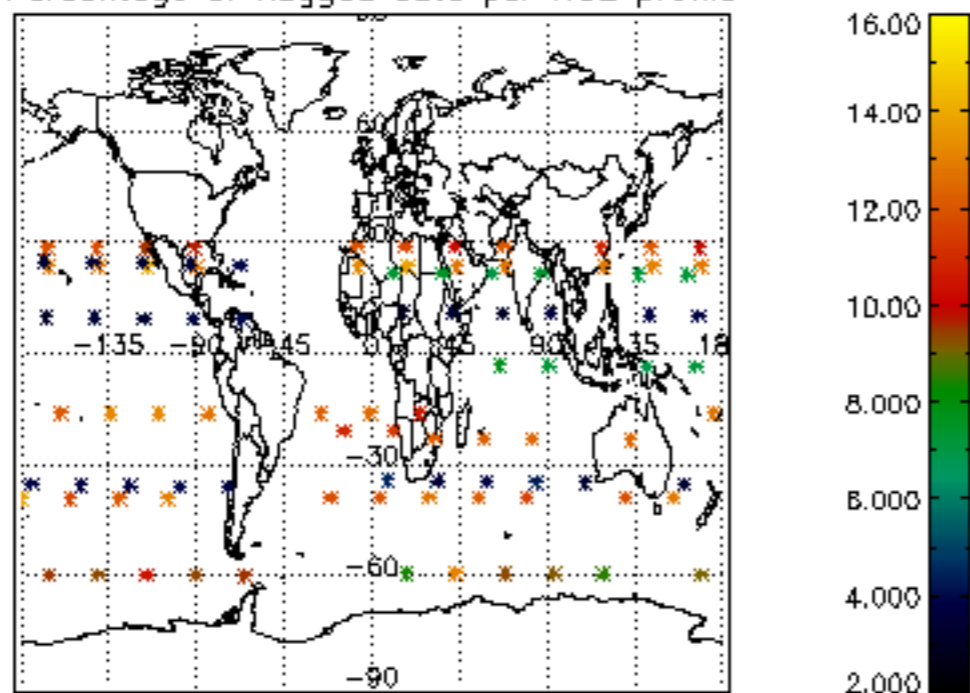
Percentage of flagged data per D3 profile



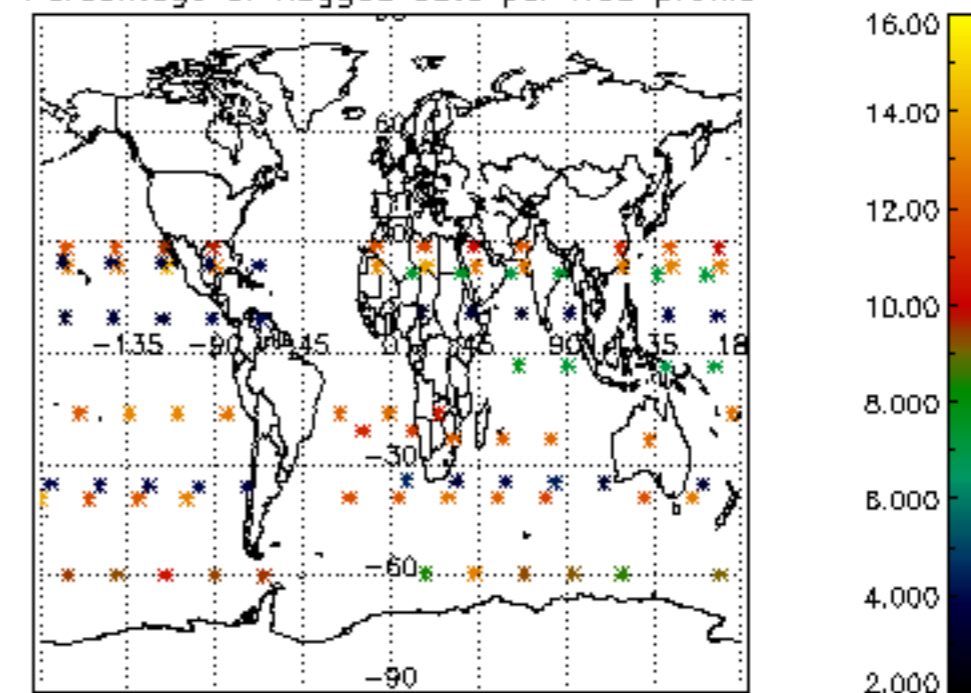
Percentage of flagged data per H2O profile

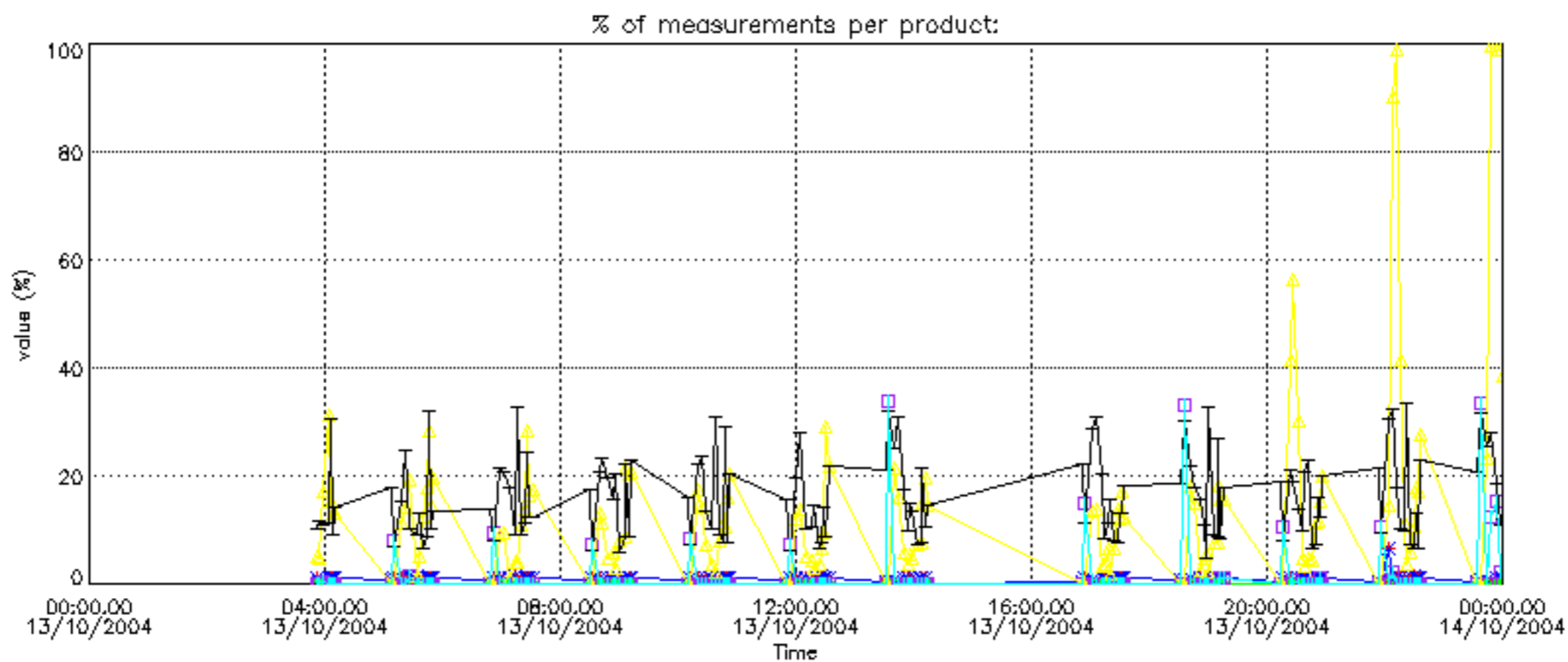


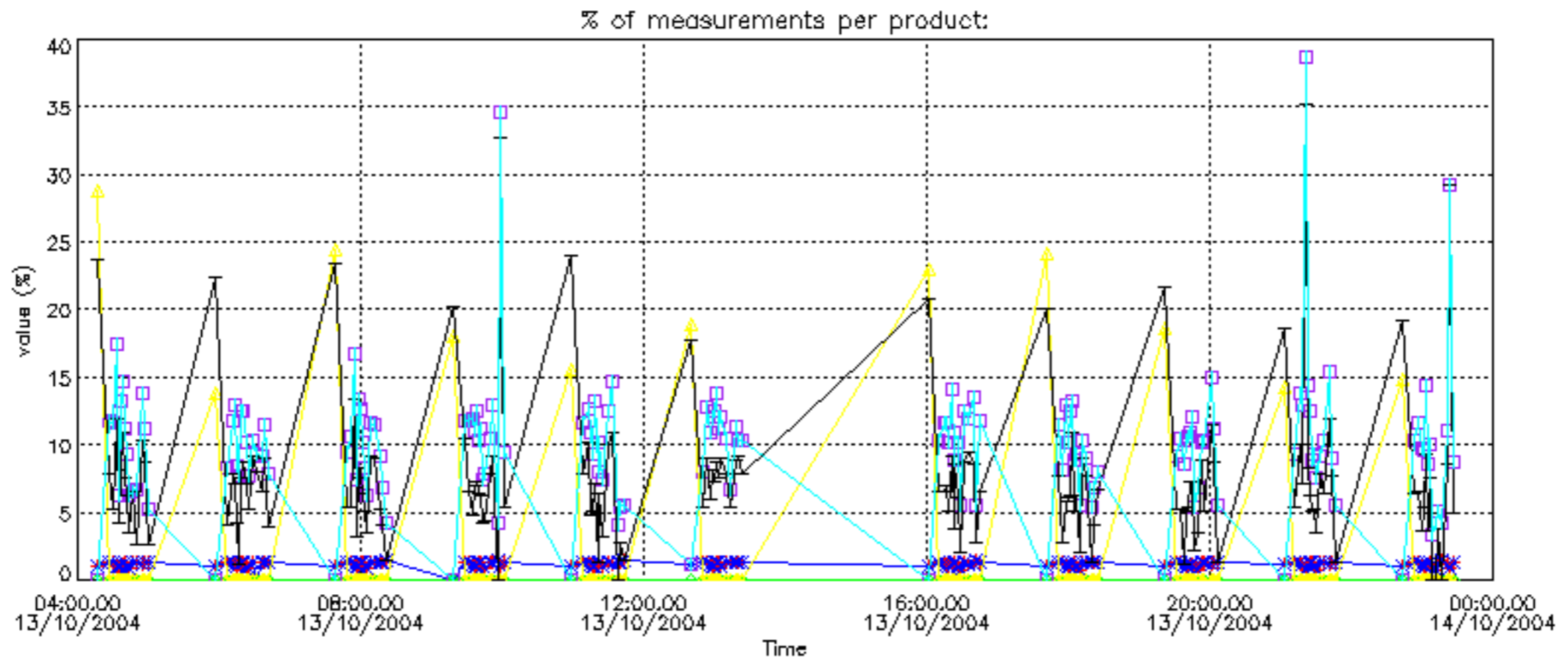
Percentage of flagged data per NO2 profile



Percentage of flagged data per NO3 profile

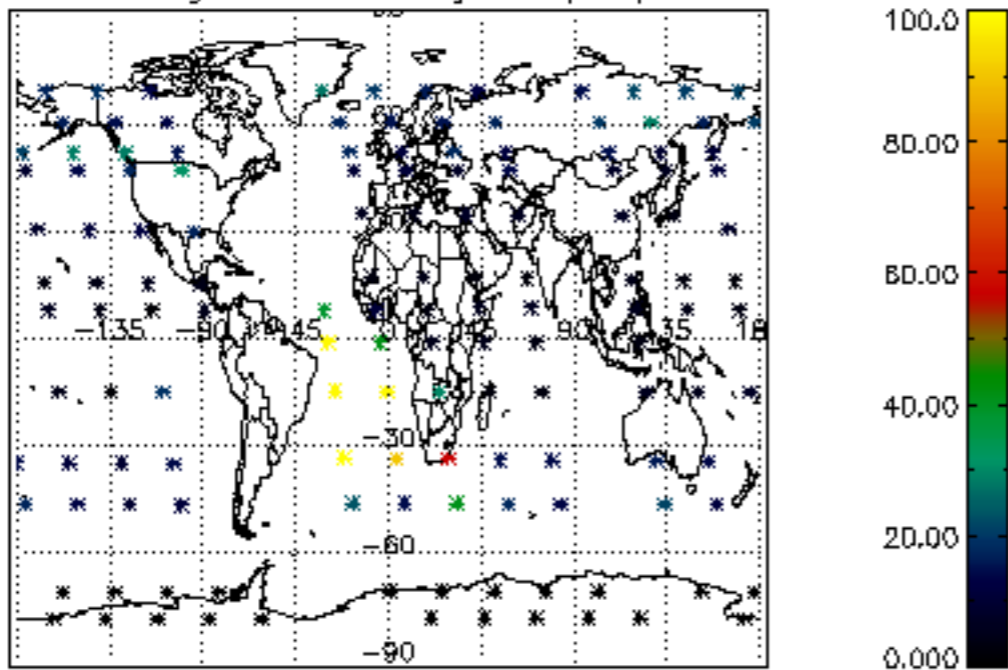




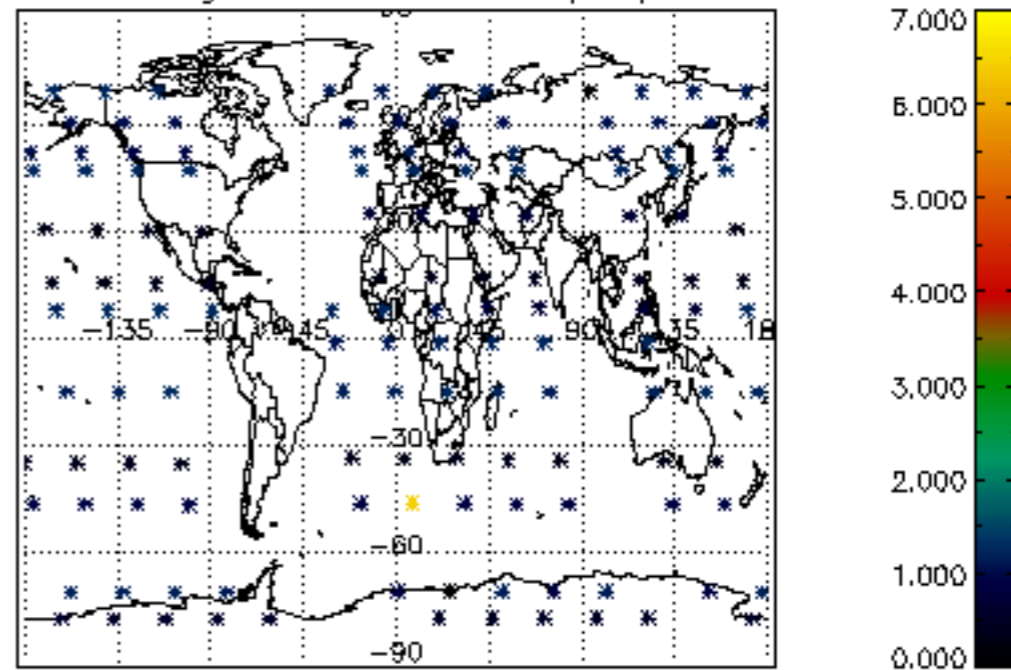




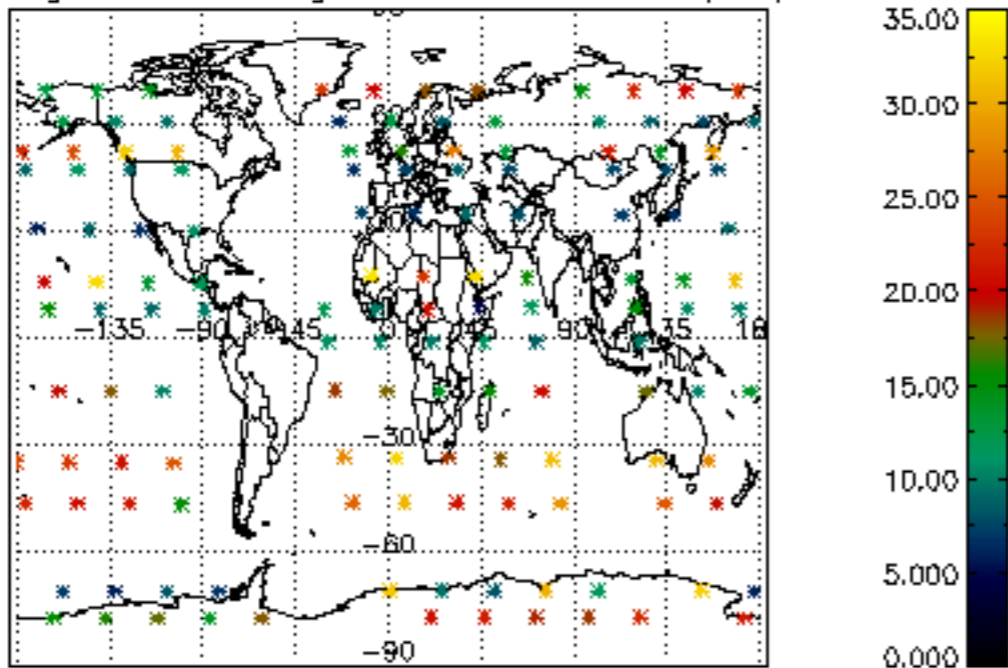
Percentage of cosmic ray hits per profile



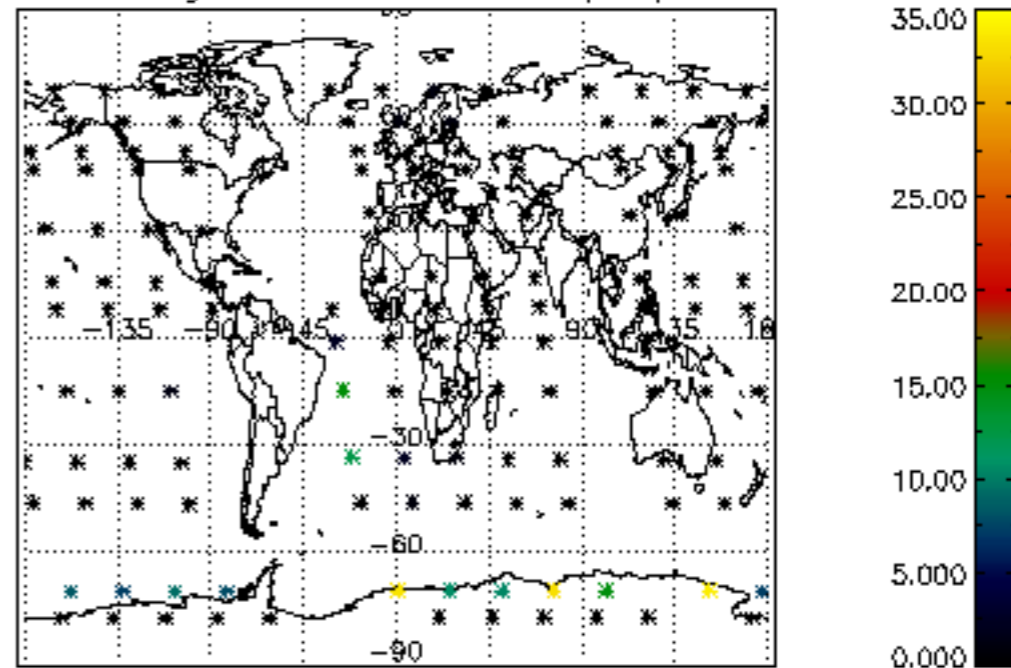
Percentage of datation errors per profile



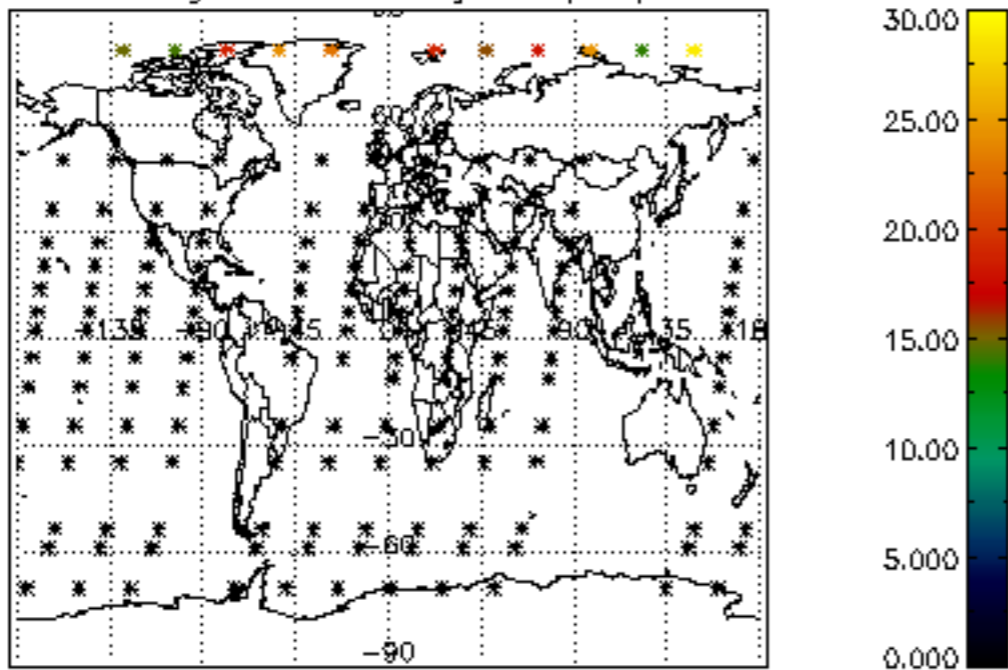
Percentage of star falling outside central band per profile



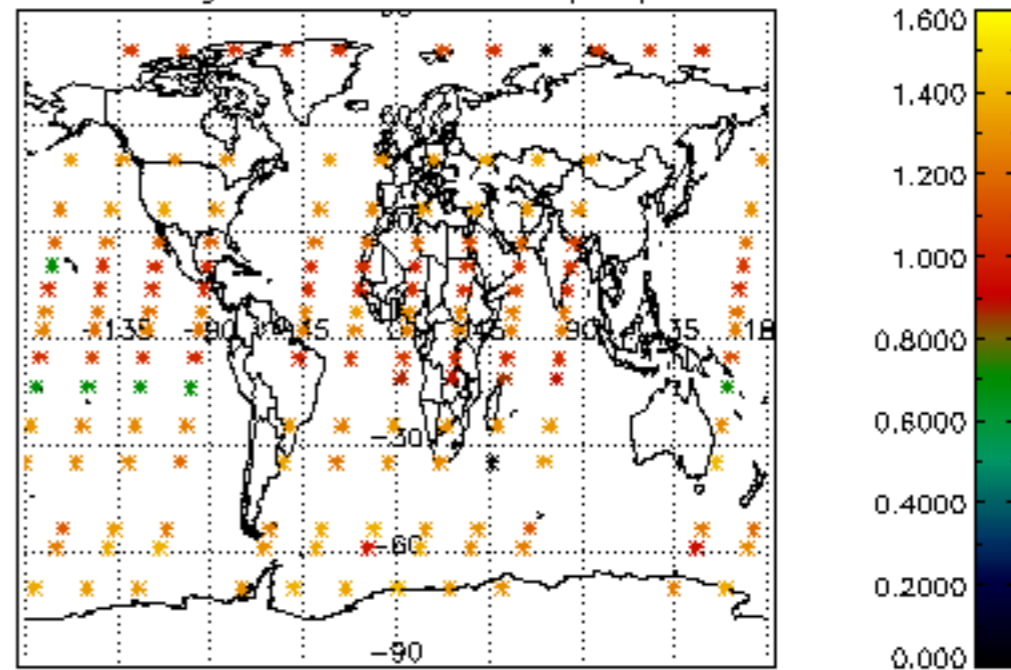
Percentage of saturation errors per profile



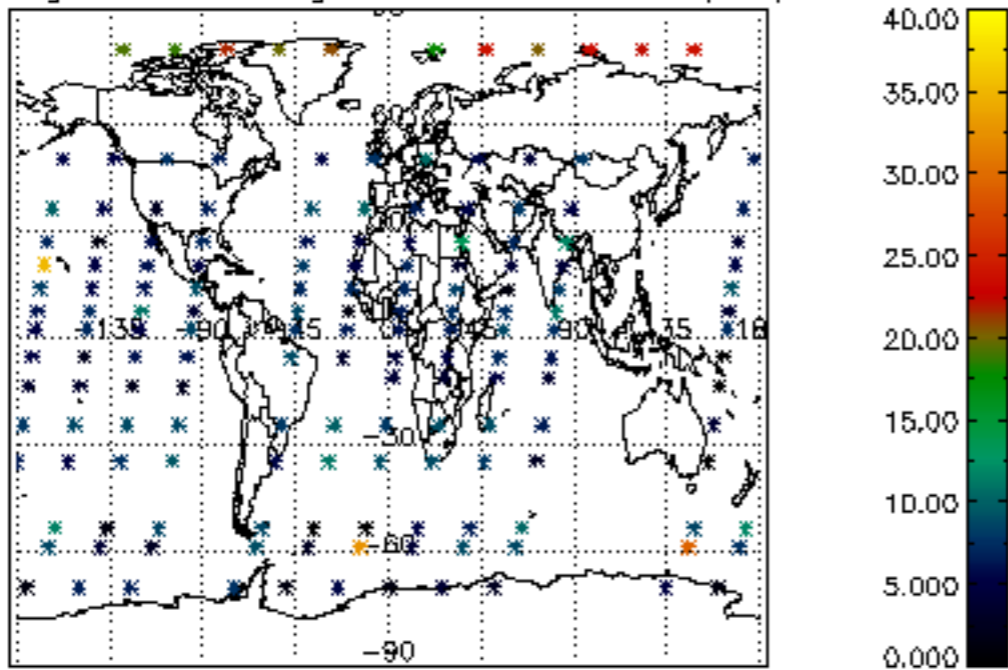
Percentage of cosmic ray hits per profile



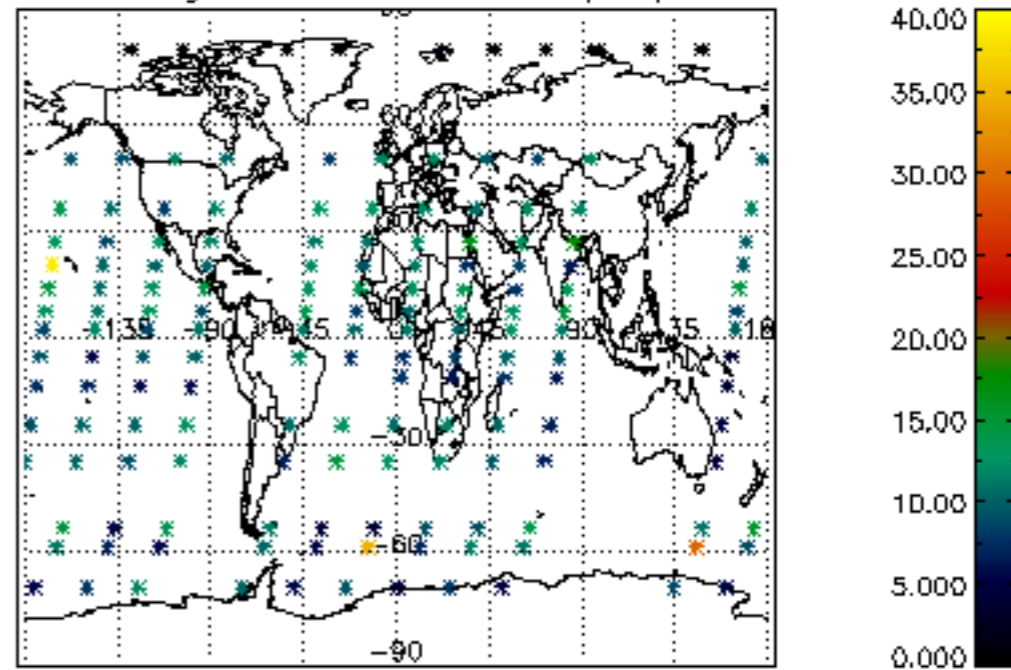
Percentage of datation errors per profile

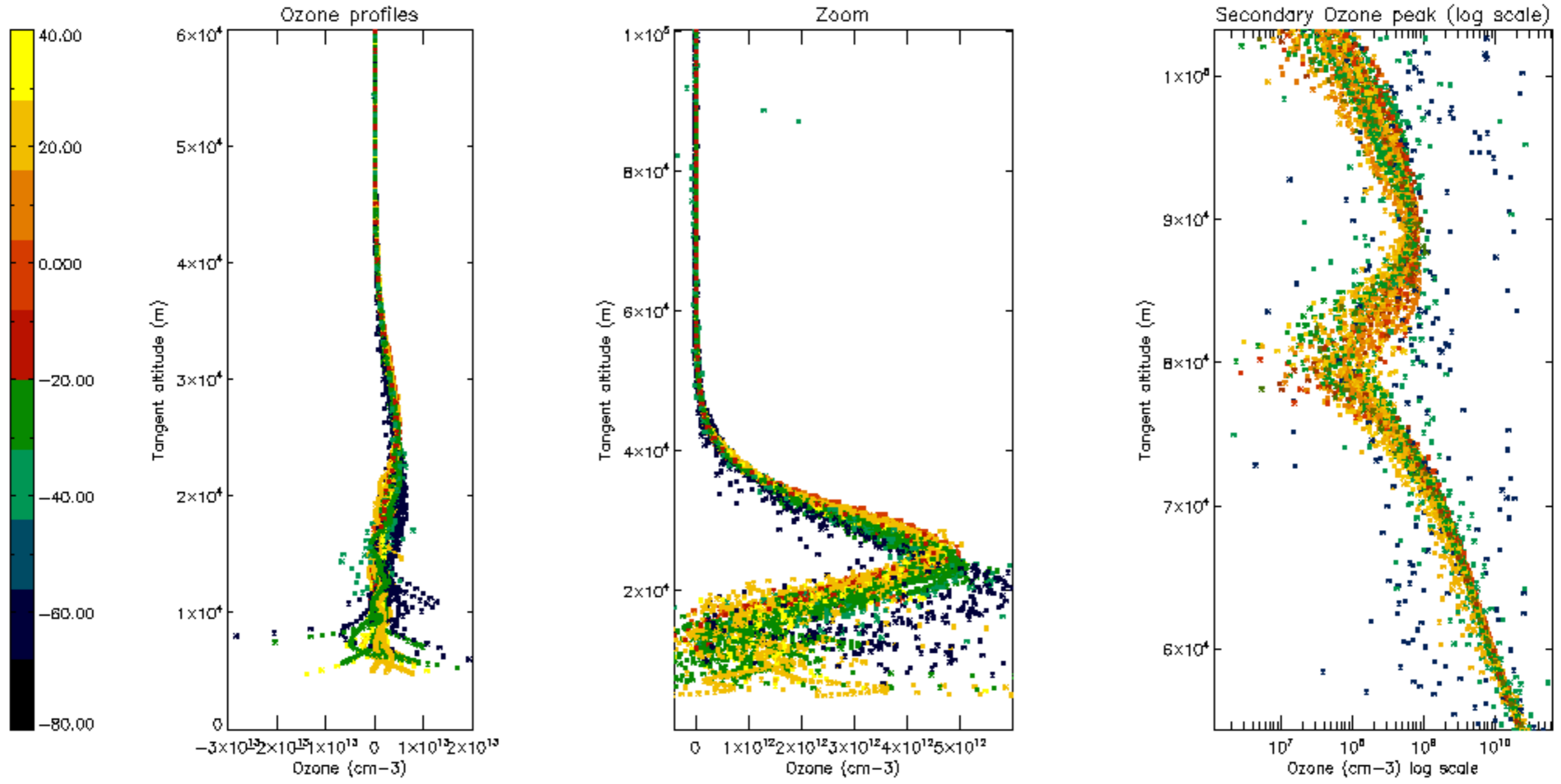


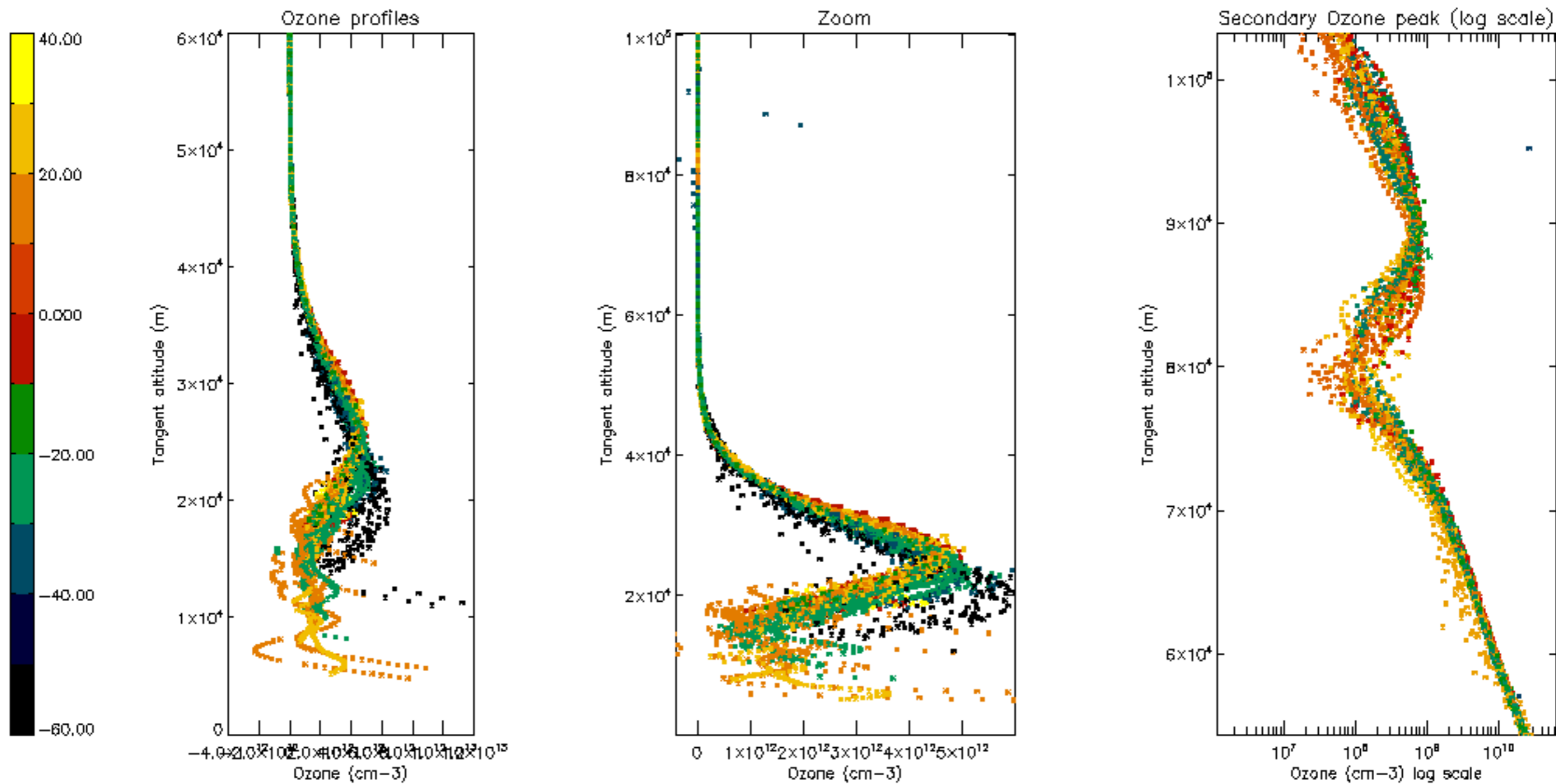
Percentage of star falling outside central band per profile



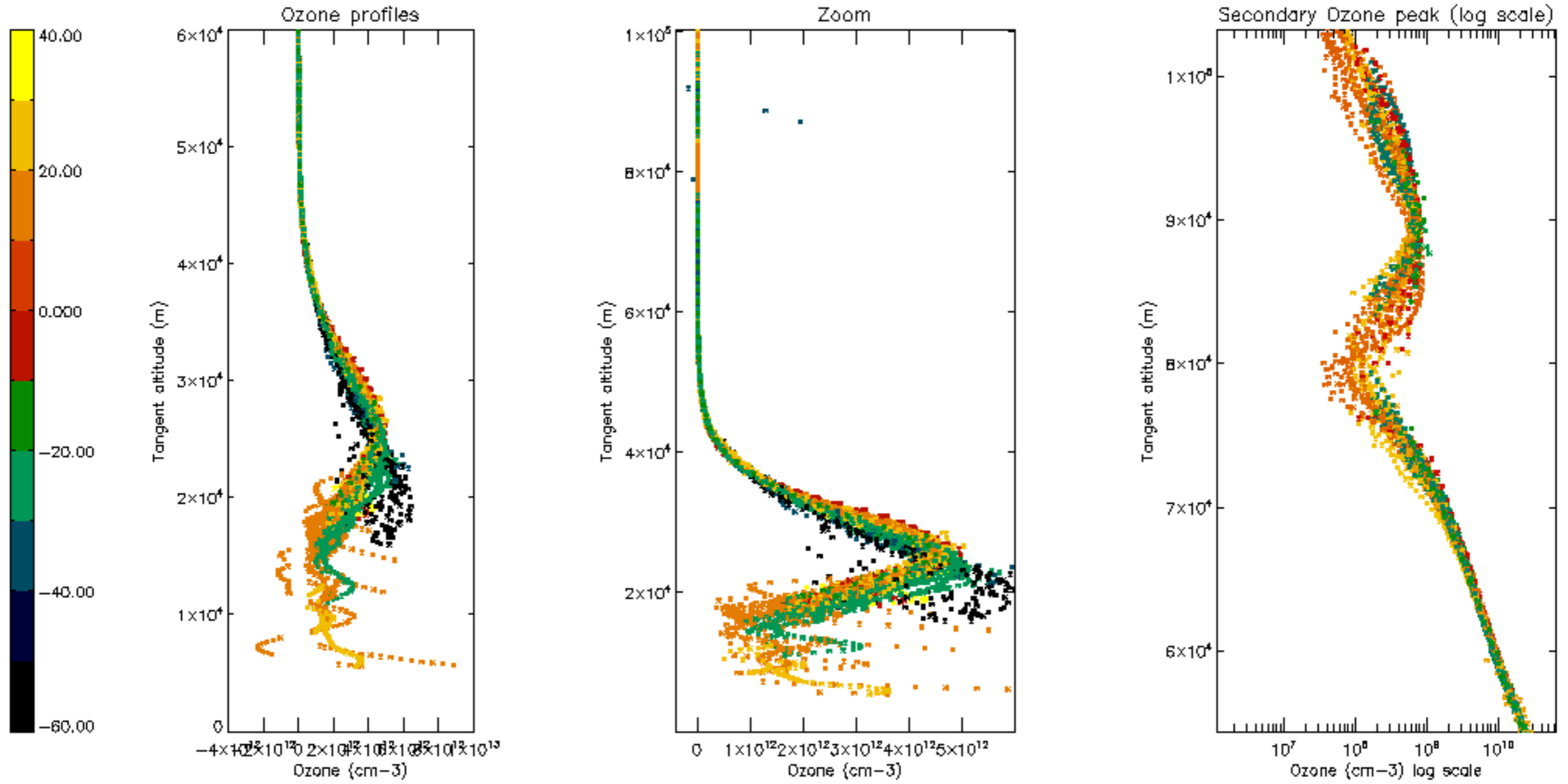
Percentage of saturation errors per profile

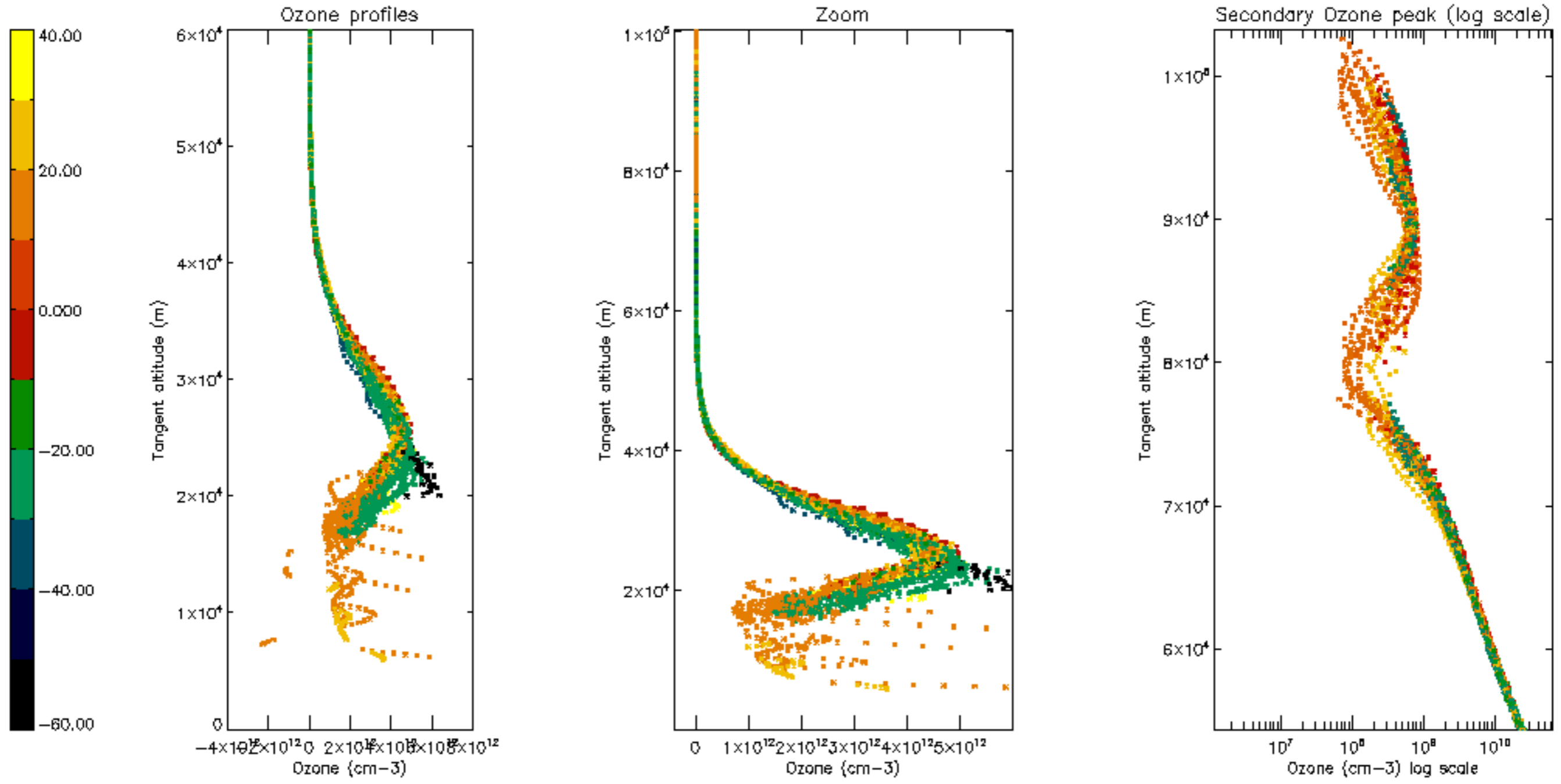


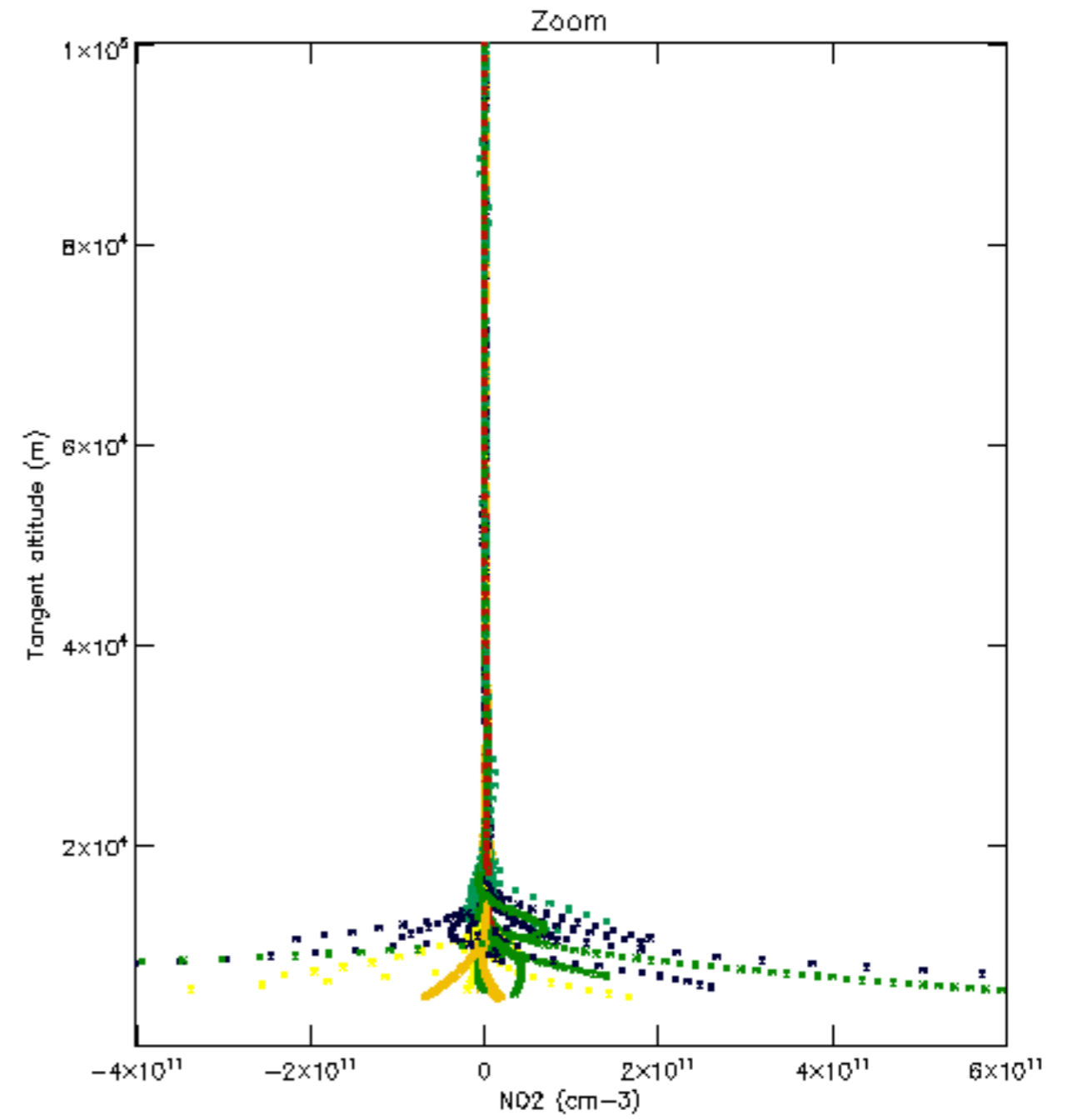
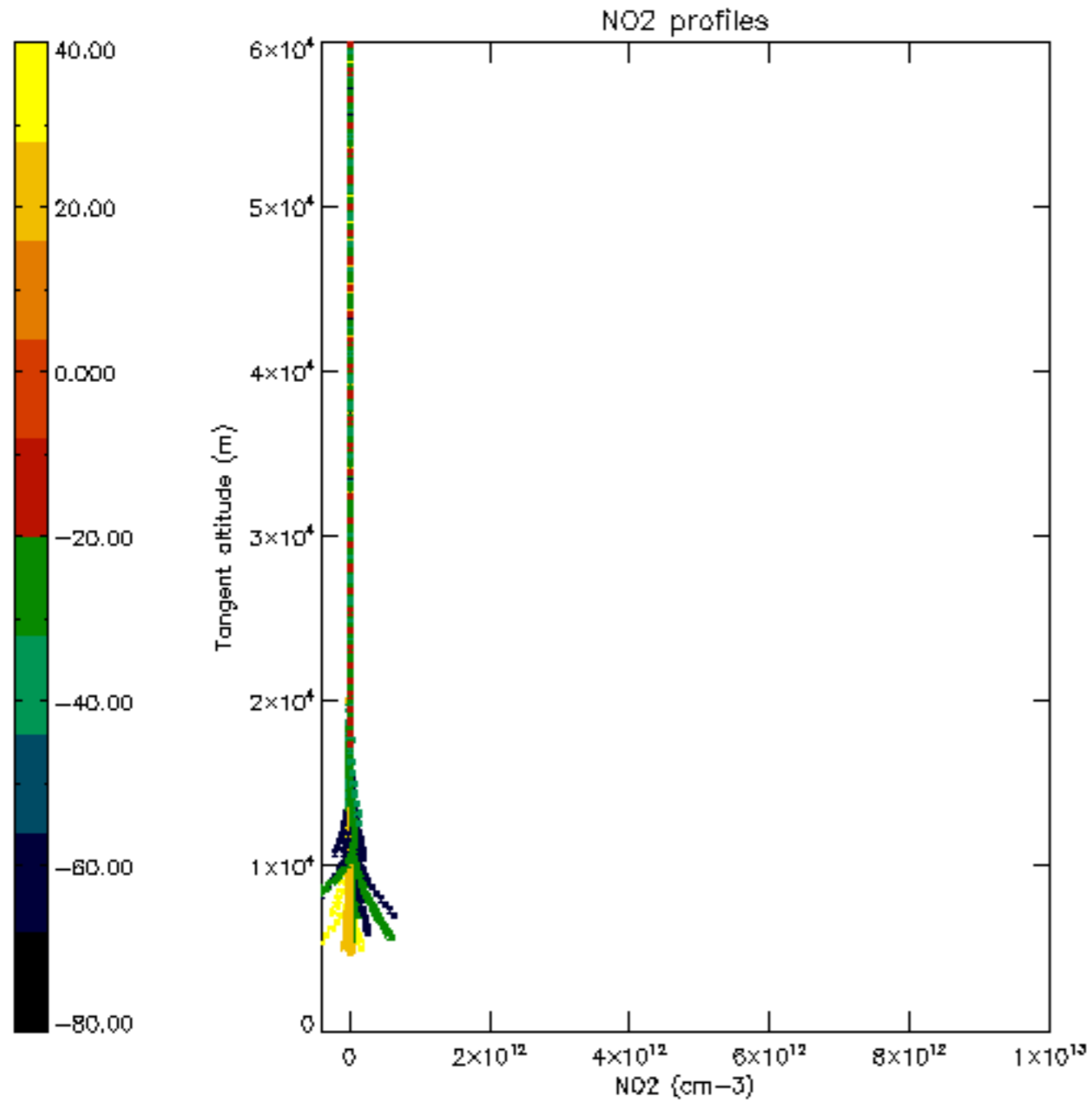


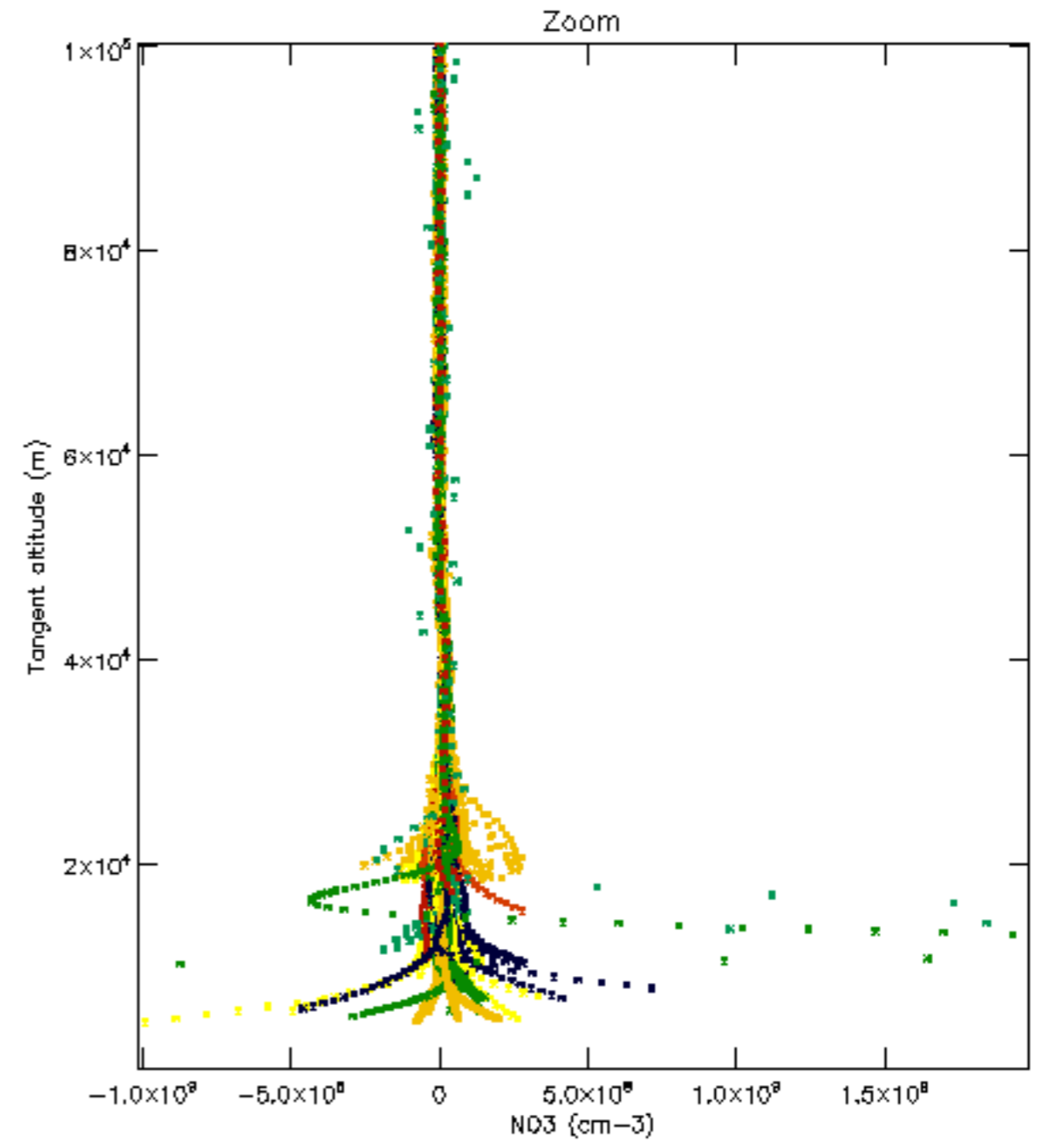
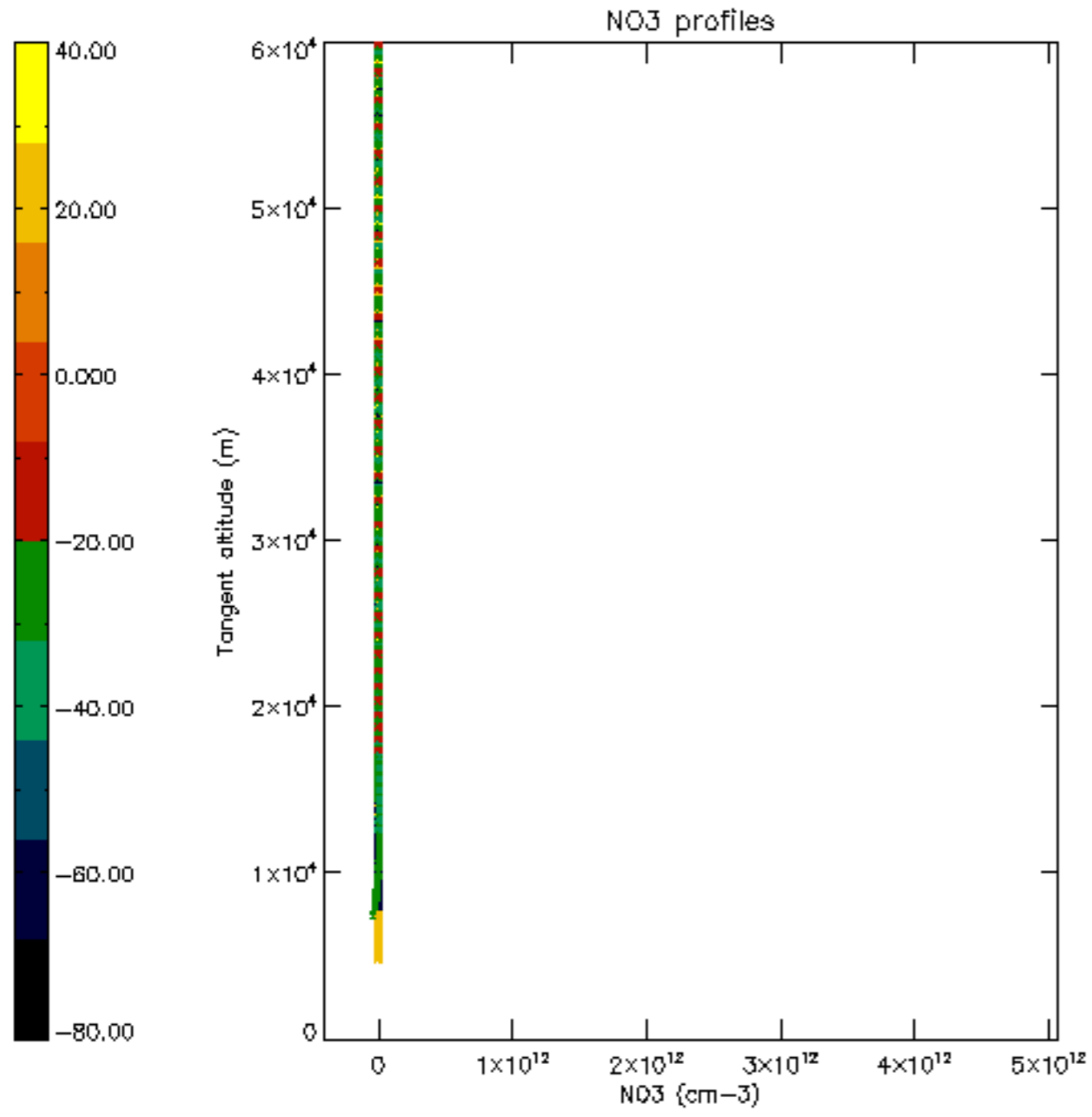




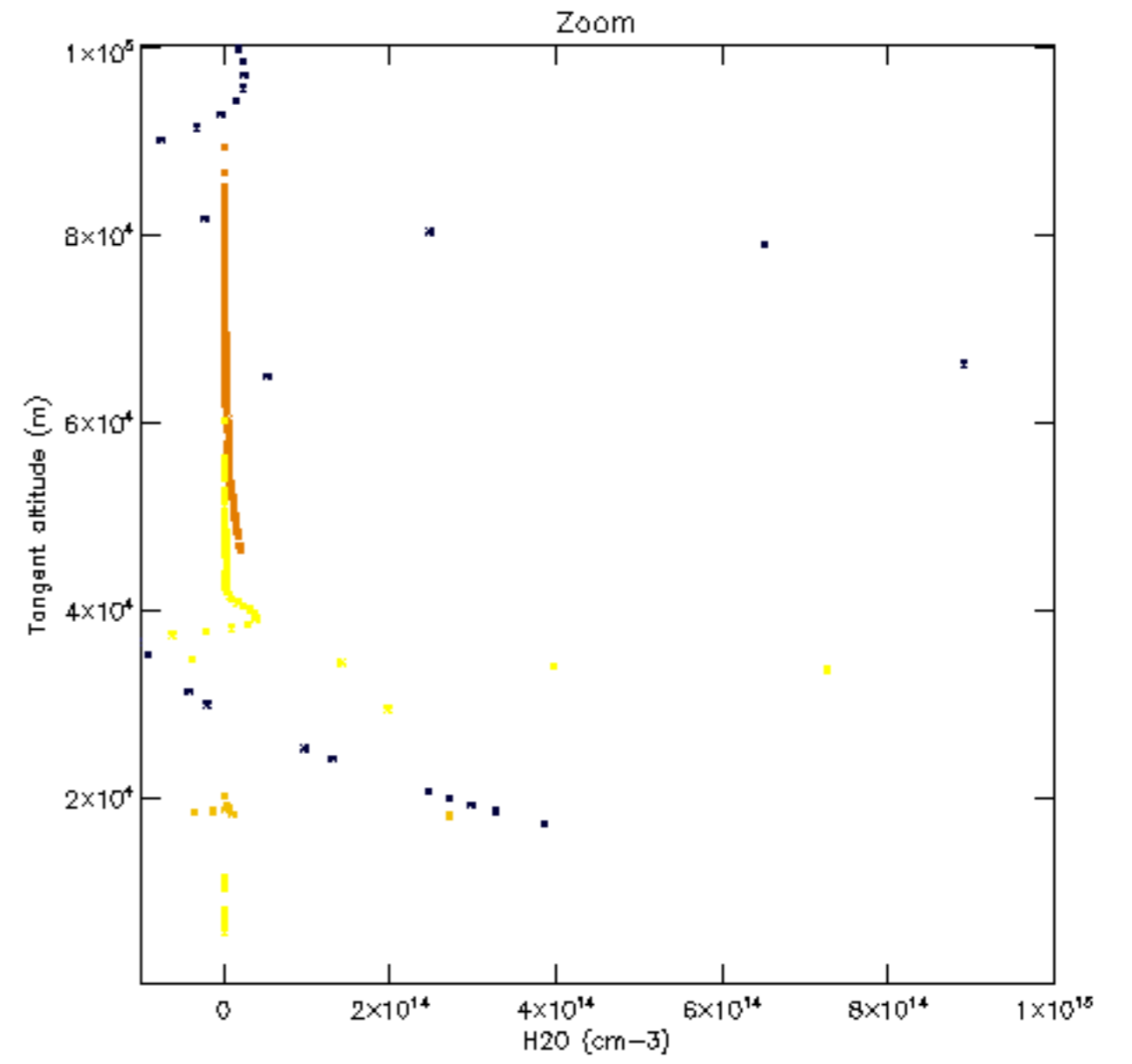
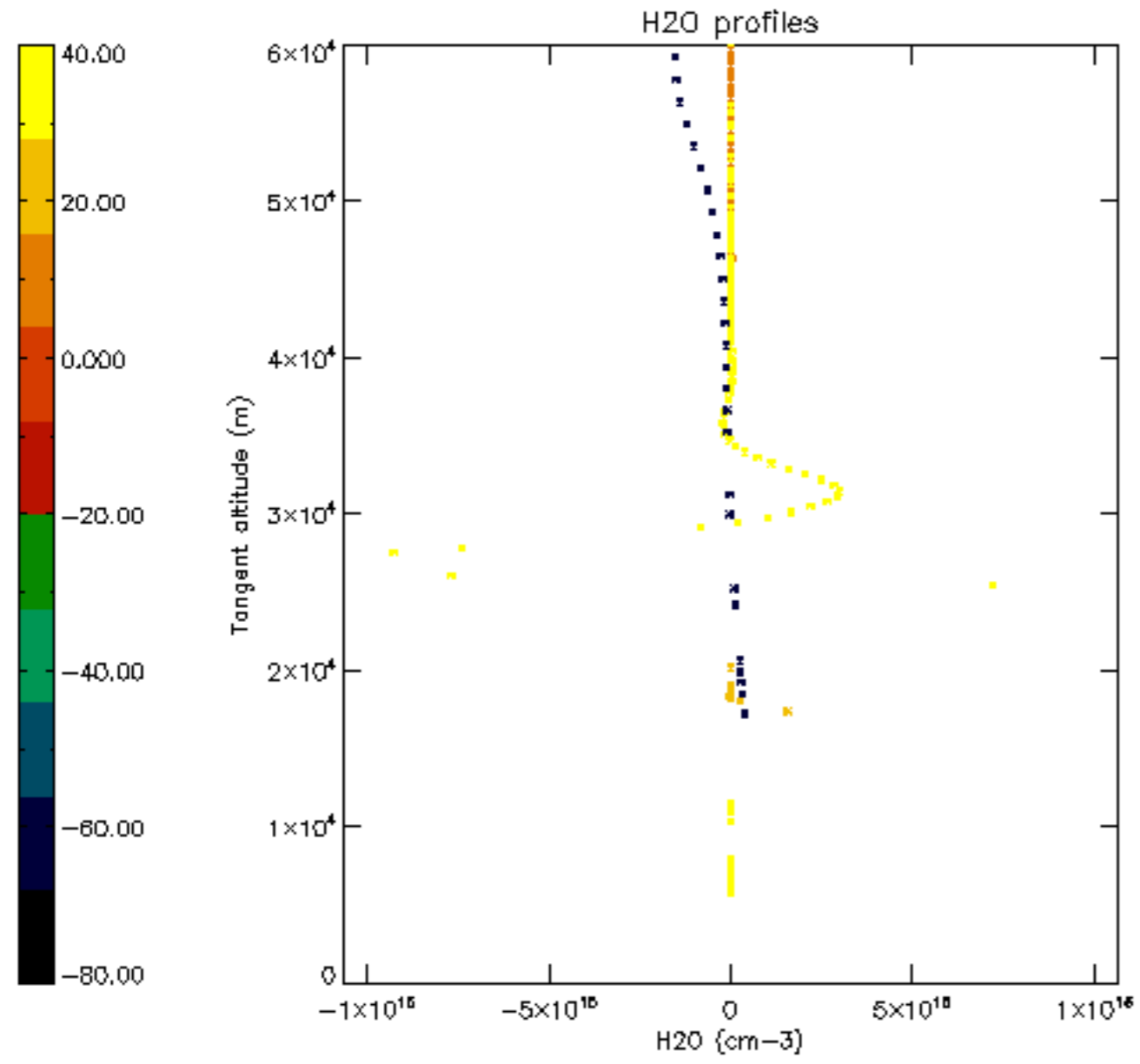


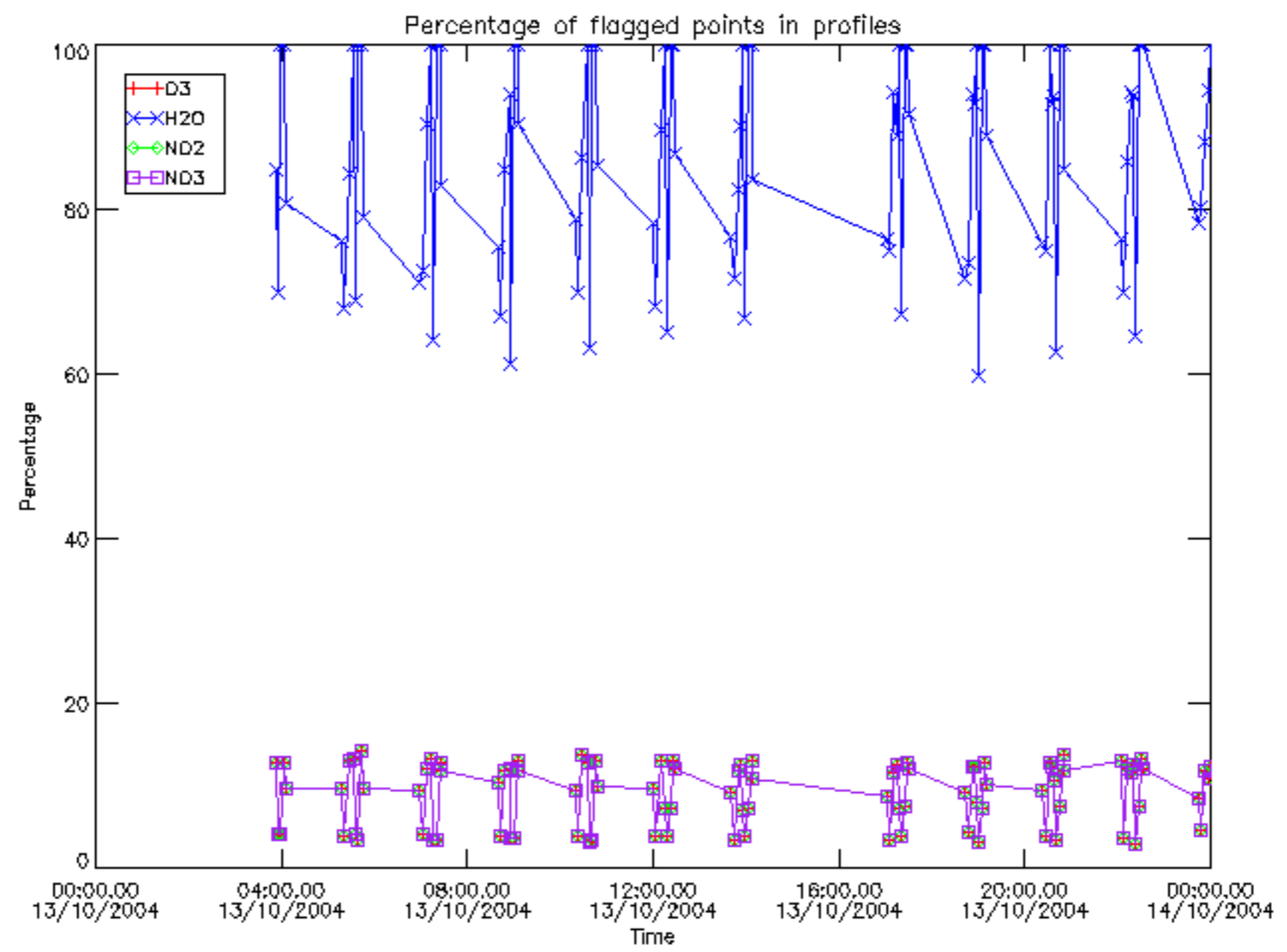




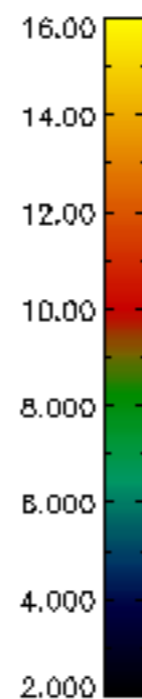
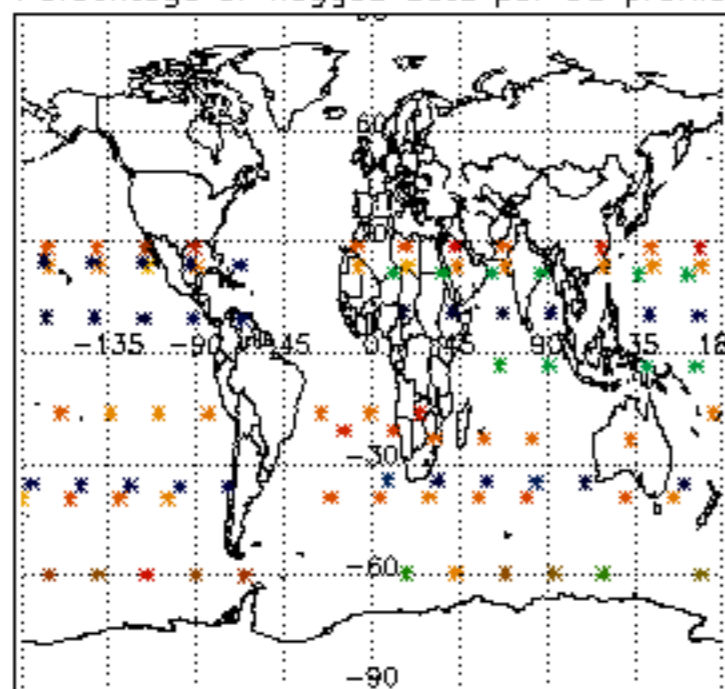




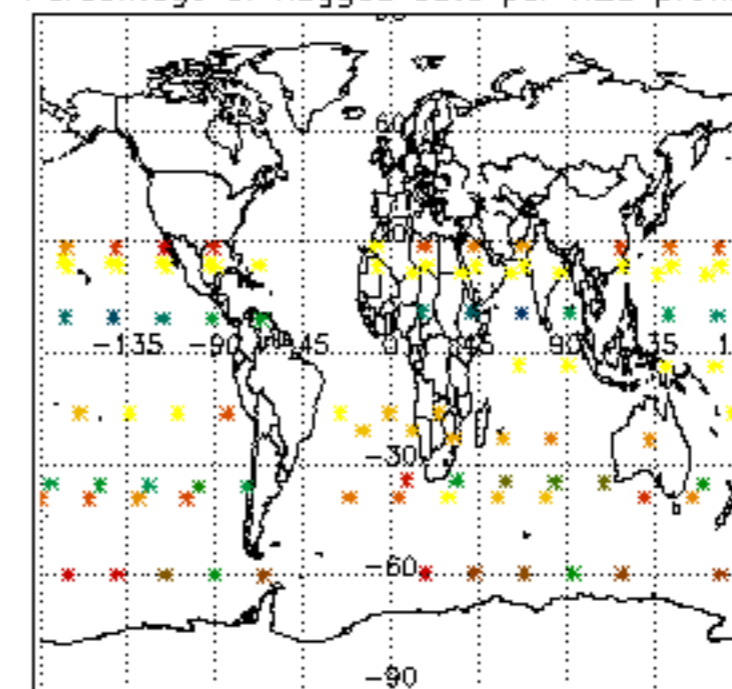




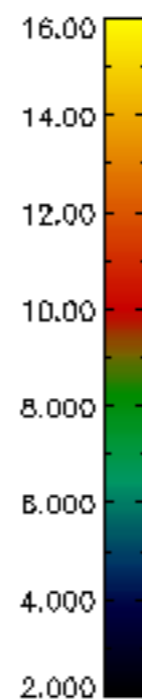
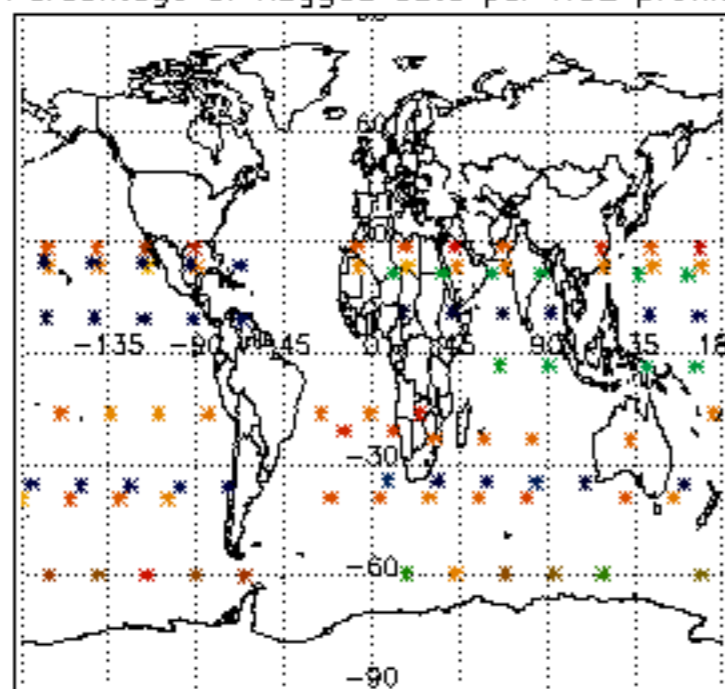
Percentage of flagged data per D3 profile



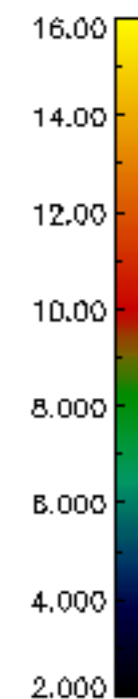
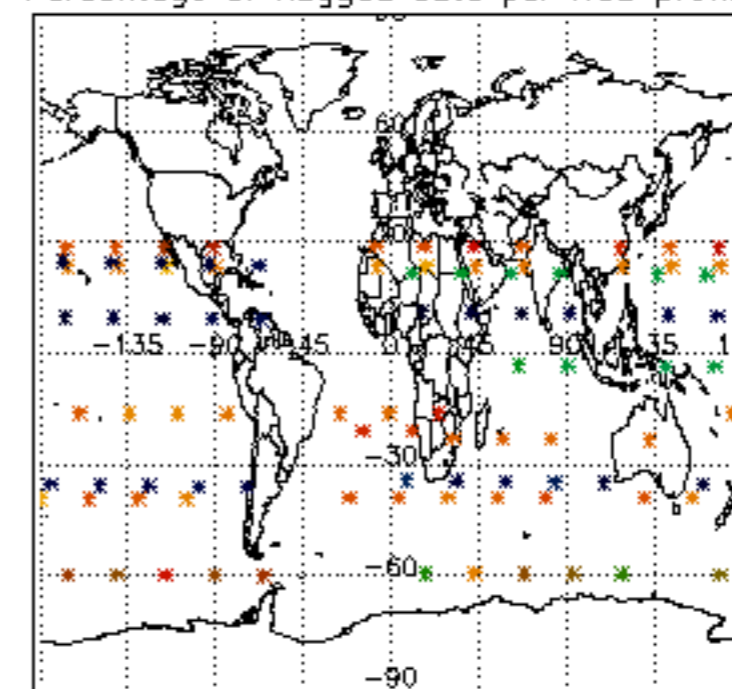
Percentage of flagged data per H2O profile

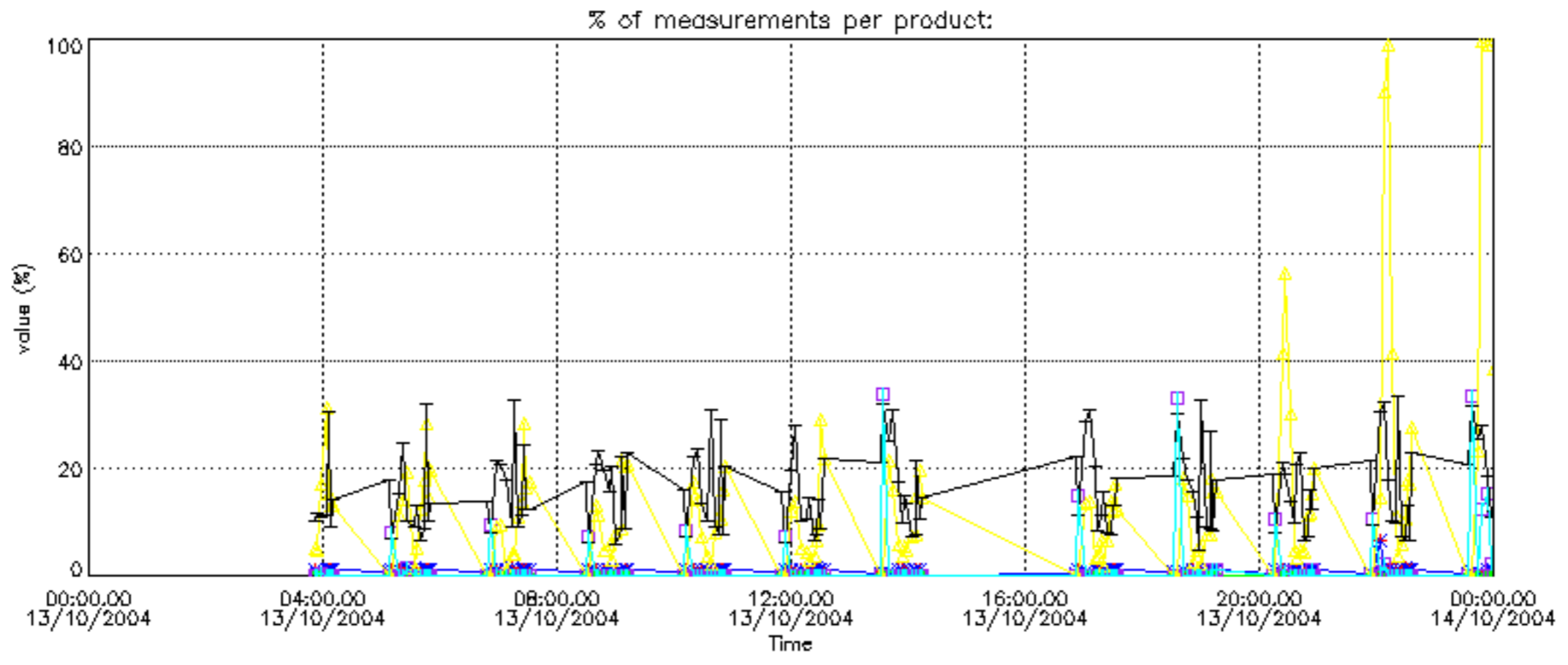


Percentage of flagged data per NO2 profile

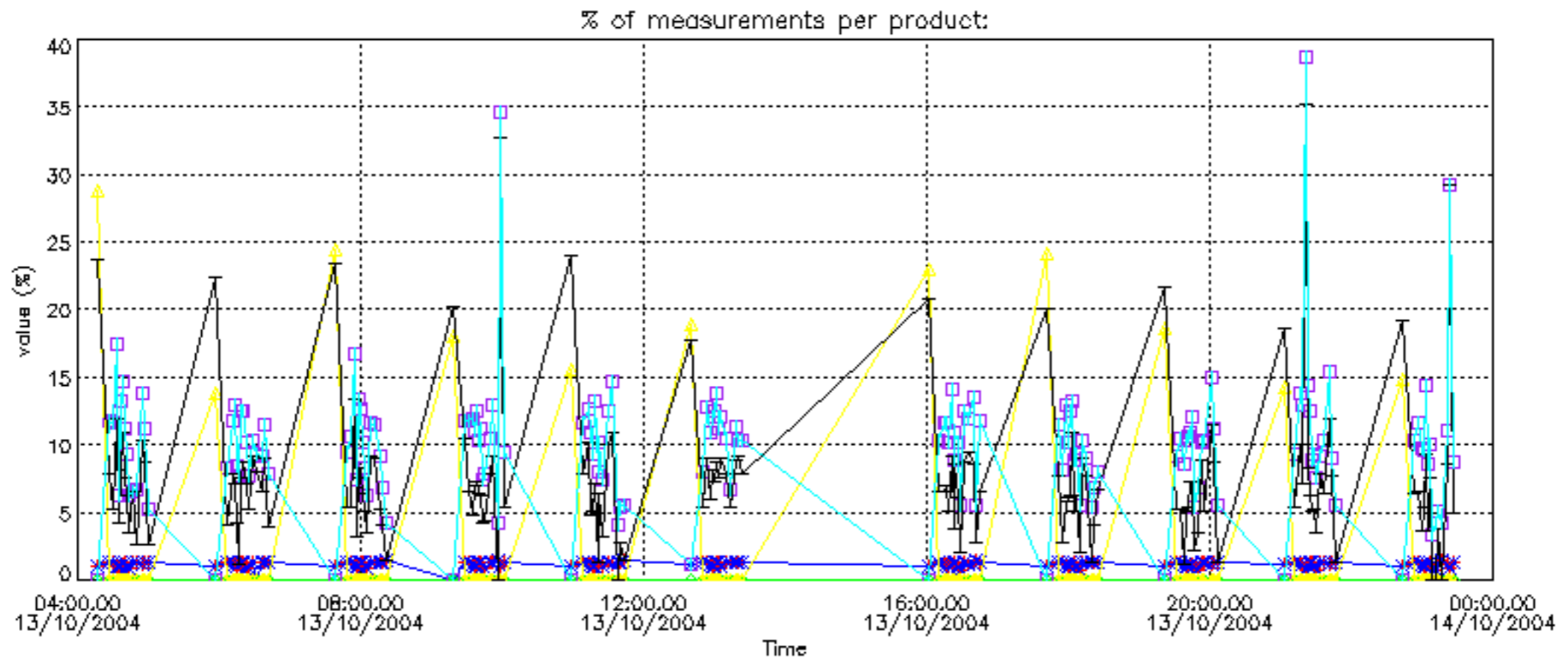


Percentage of flagged data per NO3 profile

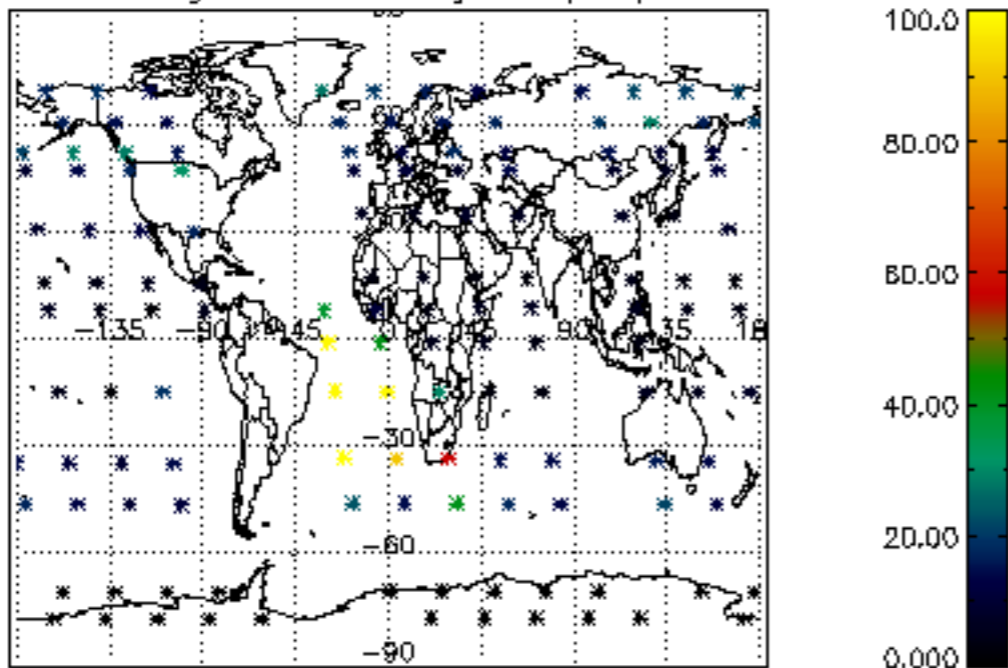




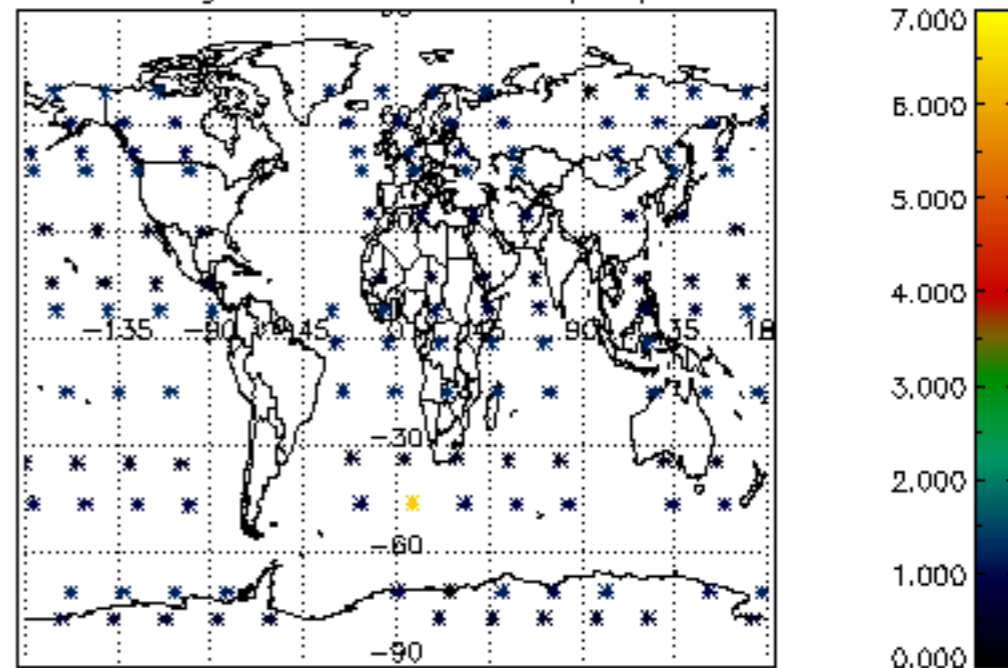




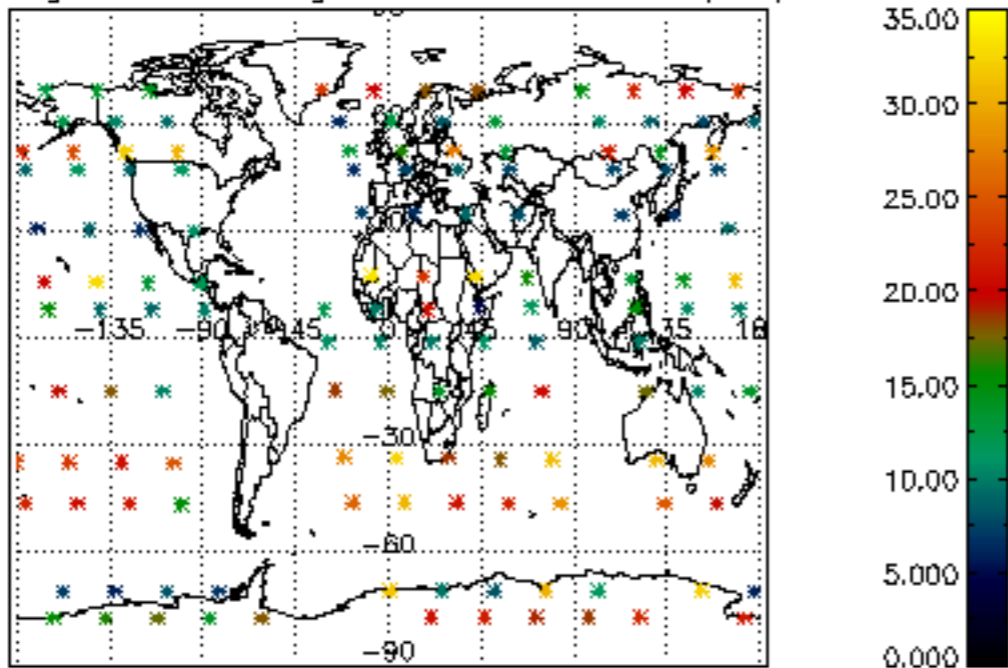
Percentage of cosmic ray hits per profile



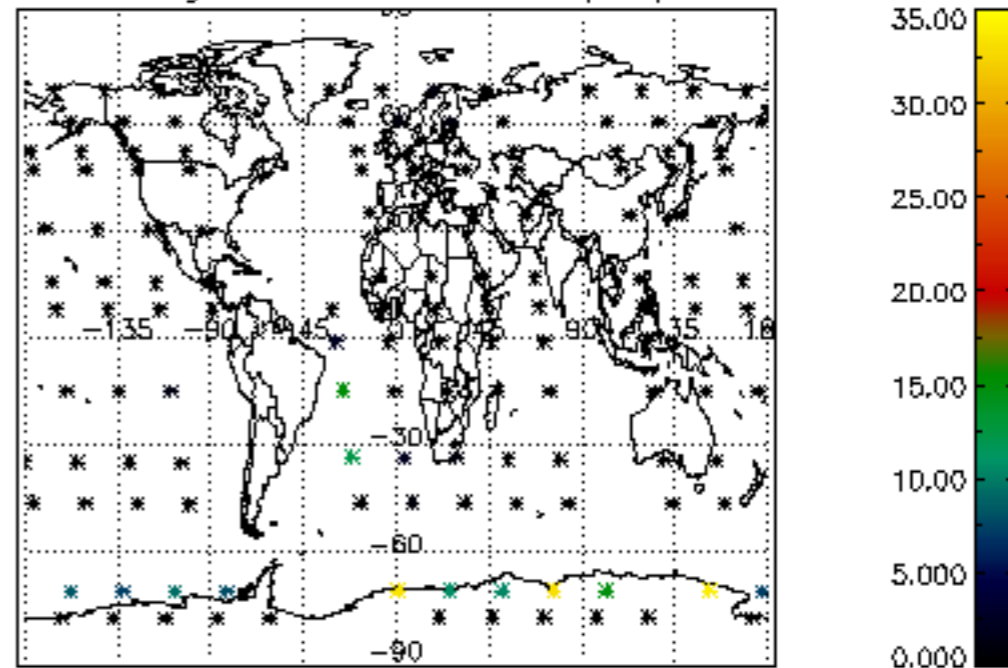
Percentage of datation errors per profile



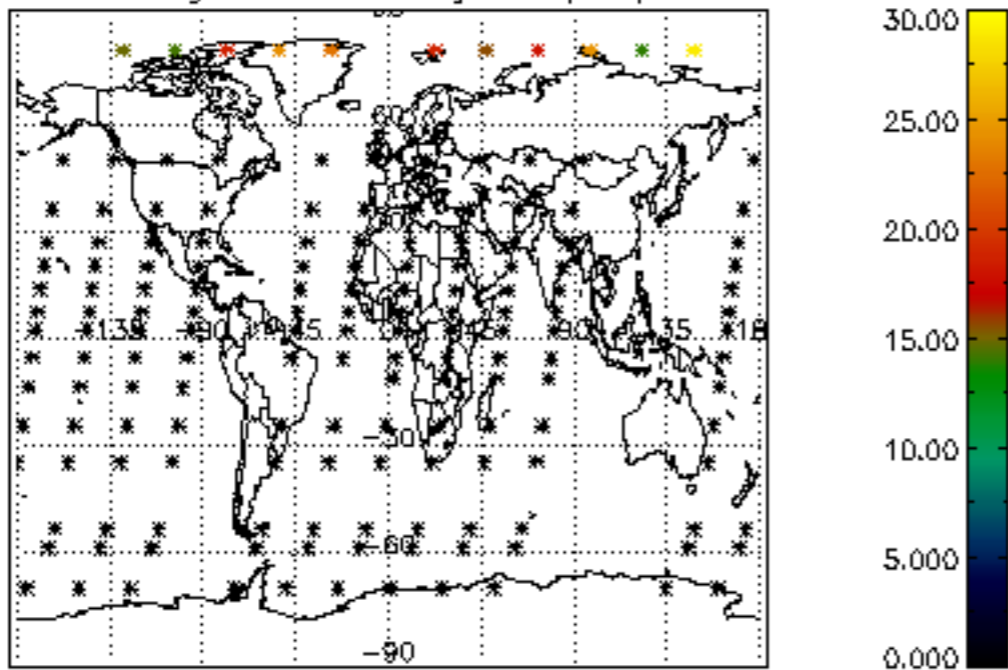
Percentage of star falling outside central band per profile



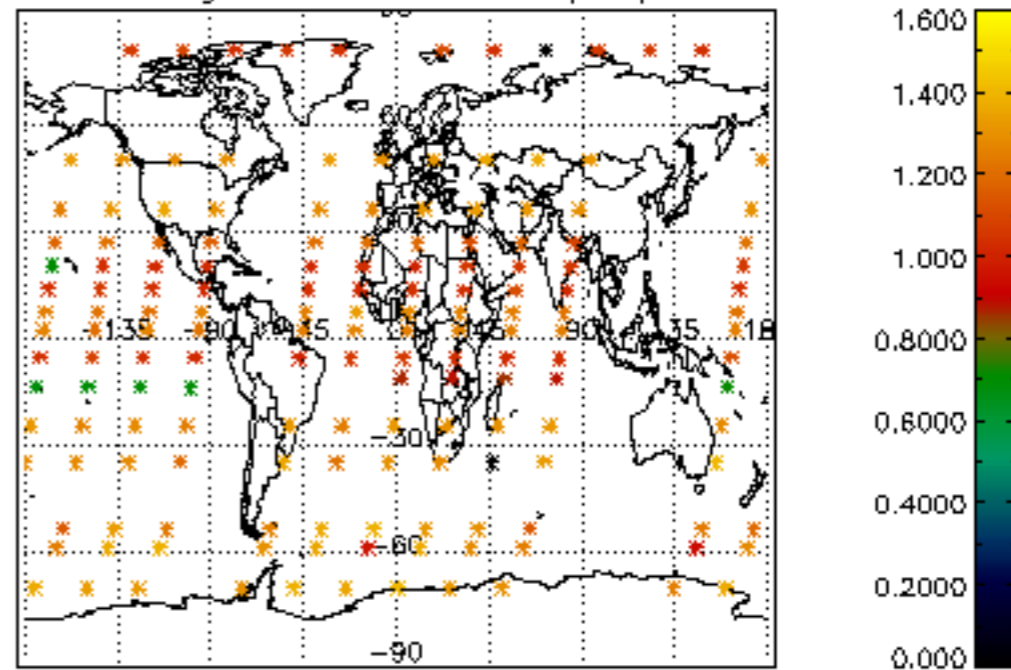
Percentage of saturation errors per profile



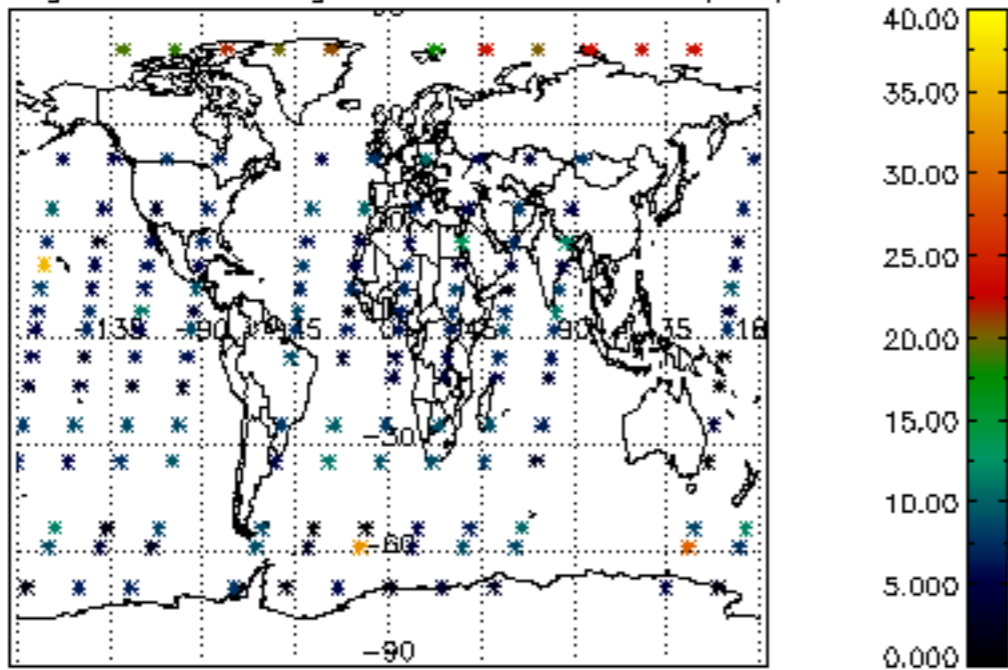
Percentage of cosmic ray hits per profile



Percentage of datation errors per profile



Percentage of star falling outside central band per profile



Percentage of saturation errors per profile

