

GOMOS Level 2 Daily Report

SUMMARY

[1. General Info](#)

[2. Summary of processed GOM_NL_2P products](#)

[3. Level 2 Quality information per product](#)

[3.1 Plot of level 2 quality information per product \(time dependant\)](#)

[3.2 Plot of level 2 quality information per product \(world map\)](#)

[4. Level 1 Quality information per product \(stored on level 2 products\)](#)

[4.1 Plot of level 1 quality information per product \(time dependant\)](#)

[4.1.1 Plot of level 1 quality information per product \(time dependant\): ASCENDING](#)

[4.1.2 Plot of level 1 quality information per product \(time dependant\): DESCENDING](#)

[4.2 Plot of level 1 quality information per product \(world map\)](#)

[4.2.1 Plot of level 1 quality information per product \(world map\): ASCENDING](#)

[4.2.2 Plot of level 1 quality information per product \(world map\): DESCENDING](#)

[5. Ozone profiles based on quality statistics and other trace gas profiles](#)

[5.1 Ozone statistics based on quality of products](#)

[5.2 Plot ozone profiles for all STD \(dark without errors\)](#)

[5.3 Plot ozone profiles where STD < 20% \(dark without errors\)](#)

[5.4. Plot ozone profiles where STD < 10% \(dark without errors\)](#)

[5.5. Plot ozone profiles where STD < 5% \(dark without errors\)](#)

[5.6 Plot NO2 profiles for all STD \(dark without errors\)](#)

[5.7 Plot NO3 profiles for all STD \(dark without errors\)](#)

[5.8 Plot H2O profiles \(only for occultations of stars 1,2,3,4,13,14,16,26,63 dark without errors\) for all STD](#)

[6. Auxiliary Data Files used for the production reported in section 2](#)

This report presents the daily analysis on parameters extracted from GOMOS level 2 data (GOM_NL__2P). It is intended to monitor some important parameters that will impact the quality of these products. A list of level 2 products (and content) that have arrived during the reporting day to the PCF is also given.

Item	Value
Time of report generation	19APR2013 13:05:14
Data source version	GOMOS/6.01
Start time of products	12-10-2004 (12OCT2004 00:00:00)
Stop time of products	13-10-2004 (13OCT2004 00:00:00)
Store outputs in DB	Yes
Nb of level 2 prods	381
Nb of prods with errors	0

2. Summary of processed GOM_NL__2P products.

Nr	Filename	UTC Start time	Limb	Duration	Star Id	Star Name	Star Mag	Star Temp	Nb Meas	Orbit	Prod. error
1	GOM_NL__2PRFIN20041012_000015_000000412031_00102_13683_4912.N1	12-OCT-2004 00:00:15	Bright	40.500	58	21Alp And	2.0730	11000.	81	13683	No
2	GOM_NL__2PRFIN20041012_000301_000000432031_00102_13683_4913.N1	12-OCT-2004 00:03:01	Bright	42.500	53	43Bet And	2.0480	3300.0	85	13683	No
3	GOM_NL__2PRFIN20041012_000501_000000512031_00102_13683_4914.N1	12-OCT-2004 00:05:01	Bright	50.500	173	4Bet Tri	3.0040	8900.0	101	13683	No
4	GOM_NL__2PRFIN20041012_000648_000000462031_00102_13683_4915.N1	12-OCT-2004 00:06:48	Bright	46.000	73	57Gam1And	2.2600	13100.	92	13683	No
5	GOM_NL__2PRFIN20041012_000826_000000372031_00102_13683_4916.N1	12-OCT-2004 00:08:26	Bright	37.000	68	18Alp Cas	2.2250	4500.0	74	13683	No
6	GOM_NL__2PRFIN20041012_000949_000000402031_00102_13683_4917.N1	12-OCT-2004 00:09:49	Bright	40.000	76	27Gam Cas	2.3000	30000.	80	13683	No
7	GOM_NL__2PRFIN20041012_001213_000000482031_00102_13683_4918.N1	12-OCT-2004 00:12:13	Bright	48.000	160	23Gam Per	2.9300	4700.0	96	13683	No
8	GOM_NL__2PRFIN20041012_001354_000000562031_00102_13683_4919.N1	12-OCT-2004 00:13:54	Bright	56.000	175	39Del Per	3.0100	19400.	112	13683	No
9	GOM_NL__2PRFIN20041012_001715_000000362031_00102_13683_4920.N1	12-OCT-2004 00:17:15	Bright	35.500	49	1Alp UMi	1.9900	6300.0	71	13683	No
10	GOM_NL__2PRFIN20041012_002003_000000392031_00102_13683_4921.N1	12-OCT-2004 00:20:03	Bright	39.000	60	7Bet UMi	2.0810	3950.0	78	13683	No
11	GOM_NL__2PRFIN20041012_002203_000000822031_00102_13683_4922.N1	12-OCT-2004 00:22:03	Bright	82.000	6	13Alp Aur	0.080000	3400.0	164	13683	No
12	GOM_NL__2PRFIN20041012_002527_000000392031_00102_13683_4923.N1	12-OCT-2004 00:25:27	Bright	39.000	36	50Alp UMa	1.8000	6300.0	78	13683	No
13	GOM_NL__2PRFIN20041012_002657_000000412031_00102_13683_4924.N1	12-OCT-2004 00:26:57	Bright	41.000	82	48Bet UMa	2.3650	10600.	82	13683	No
14	GOM_NL__2PRFIN20041012_003020_000000382031_00102_13683_4925.N1	12-OCT-2004 00:30:20	Bright	37.500	174	52Psi UMa	3.0040	4400.0	75	13683	No
15	GOM_NL__2PRFIN20041012_003747_000000882031_00102_13683_4926.N1	12-OCT-2004 00:37:47	Bright	87.500	17	78Bet Gem	1.1610	4500.0	175	13683	No
16	GOM_NL__2PRFIN20041012_004023_000000422031_00102_13683_4927.N1	12-OCT-2004 00:40:23	Bright	42.000	22	32Alp Leo	1.3600	15200.	84	13683	No
17	GOM_NL__2PRFIN20041012_004730_000000502031_00102_13683_4928.N1	12-OCT-2004 00:47:30	Dark	50.000	48	30Alp Hya	1.9770	4100.0	100	13683	No
18	GOM_NL__2PRFIN20041012_005016_000001242031_00102_13683_4929.N1	12-OCT-2004 00:50:16	Dark	124.00	8	10Alp CMi	0.40000	6500.0	248	13683	No
19	GOM_NL__2PRFIN20041012_005706_000000492031_00102_13683_4930.N1	12-OCT-2004 00:57:06	Dark	48.500	65	Lam Vel	2.2040	4400.0	97	13683	No
20	GOM_NL__2PRFIN20041012_005909_000000482031_00102_13683_4931.N1	12-OCT-2004 00:59:09	Dark	47.500	70	Zet Pup	2.2460	39000.	95	13683	No
21	GOM_NL__2PRFIN20041012_010416_000001162031_00103_13684_4904.N1	12-OCT-2004 01:04:16	Dark	115.50	1	9Alp CMa	-1.4400	11000.	231	13684	No
22	GOM_NL__2PRFIN20041012_010818_000001452031_00103_13684_4905.N1	12-OCT-2004 01:08:18	Dark	144.50	47	2Bet CMa	1.9760	28000.	289	13684	No
23	GOM_NL__2PRFIN20041012_011354_000000412031_00103_13684_4906.N1	12-OCT-2004 01:13:54	Dark	41.000	143	Alp Hyi	2.8570	7200.0	82	13684	No
24	GOM_NL__2PRFIN20041012_011521_000000442031_00103_13684_4907.N1	12-OCT-2004 01:15:21	Dark	43.500	9	Alp Eri	0.45300	24000.	87	13684	No
25	GOM_NL__2PRFIN20041012_011741_000000512031_00103_13684_4908.N1	12-OCT-2004 01:17:41	Straylight	51.000	157	The1Eri	2.9060	9300.0	102	13684	No
26	GOM_NL__2PRFIN20041012_012027_000000422031_00103_13684_4909.N1	12-OCT-2004 01:20:27	Straylight	42.000	84	Alp Phe	2.3970	4500.0	84	13684	No
27	GOM_NL__2PRFIN20041012_012704_000000472031_00103_13684_4910.N1	12-OCT-2004 01:27:04	Straylight	47.000	52	16Bet Cet	2.0370	4500.0	94	13684	No
28	GOM_NL__2PRFIN20041012_013649_000000412031_00103_13684_4911.N1	12-OCT-2004 01:36:49	Bright	40.500	140	88Gam Peg	2.8340	26000.	81	13684	No
29	GOM_NL__2PRFIN20041012_014050_000000402031_00103_13684_4912.N1	12-OCT-2004 01:40:50	Bright	39.500	58	21Alp And	2.0730	11000.	79	13684	No
30	GOM_NL__2PRFIN20041012_014337_000000442031_00103_13684_4913.N1	12-OCT-2004 01:43:37	Bright	44.000	53	43Bet And	2.0480	3300.0	88	13684	No
31	GOM_NL__2PRFIN20041012_014536_000000502031_00103_13684_4914.N1	12-OCT-2004 01:45:36	Bright	49.500	173	4Bet Tri	3.0040	8900.0	99	13684	No
32	GOM_NL__2PRFIN20041012_014723_000000502031_00103_13684_4915.N1	12-OCT-2004 01:47:23	Bright	49.500	73	57Gam1And	2.2600	13100.	99	13684	No
33	GOM_NL__2PRFIN20041012_014901_000000422031_00103_13684_4916.N1	12-OCT-2004 01:49:01	Bright	41.500	68	18Alp Cas	2.2250	4500.0	83	13684	No
34	GOM_NL__2PRFIN20041012_015024_000000412031_00103_13684_4917.N1	12-OCT-2004 01:50:24	Bright	41.000	76	27Gam Cas	2.3000	30000.	82	13684	No
35	GOM_NL__2PRFIN20041012_015248_000000492031_00103_13684_4918.N1	12-OCT-2004 01:52:48	Bright	48.500	160	23Gam Per	2.9300	4700.0	97	13684	No
36	GOM_NL__2PRFIN20041012_015429_000000572031_00103_13684_4919.N1	12-OCT-2004 01:54:29	Bright	57.000	175	39Del Per	3.0100	19400.	114	13684	No
37	GOM_NL__2PRFIN20041012_015749_000000422031_00103_13684_4920.N1	12-OCT-2004 01:57:49	Bright	41.500	49	1Alp UMi	1.9900	6300.0	83	13684	No
38	GOM_NL__2PRFIN20041012_020039_000000392031_00103_13684_4921.N1	12-OCT-2004 02:00:39	Bright	38.500	60	7Bet UMi	2.0810	3950.0	77	13684	No
39	GOM_NL__2PRFIN20041012_020238_000000872031_00103_13684_4922.N1	12-OCT-2004 02:02:38	Bright	87.000	6	13Alp Aur	0.080000	3400.0	174	13684	No
40	GOM_NL__2PRFIN20041012_020603_000000402031_00103_13684_4923.N1	12-OCT-2004 02:06:03	Bright	39.500	36	50Alp UMa	1.8000	6300.0	79	13684	No
41	GOM_NL__2PRFIN20041012_020735_000000392031_00103_13684_4924.N1	12-OCT-2004 02:07:35	Bright	39.000	82	48Bet UMa	2.3650	10600.	78	13684	No
42	GOM_NL__2PRFIN20041012_021056_000000392031_00103_13684_4925.N1	12-OCT-2004 02:10:56	Bright	38.500	174	52Psi UMa	3.0040	4400.0	77	13684	No

43	GOM_NL__2PRFIN20041012_021823_000000862031_00103_13684_4926.N1	12-OCT-2004 02:18:23	Bright	86.000	17	78Bet Gem	1.1610	4500.0	172	13684	No
44	GOM_NL__2PRFIN20041012_022059_000000422031_00103_13684_4927.N1	12-OCT-2004 02:20:59	Bright	41.500	22	32Alp Leo	1.3600	15200.	83	13684	No
45	GOM_NL__2PRFIN20041012_022807_000000512031_00103_13684_4928.N1	12-OCT-2004 02:28:07	Dark	51.000	48	30Alp Hya	1.9770	4100.0	102	13684	No
46	GOM_NL__2PRFIN20041012_023054_000001132031_00103_13684_4929.N1	12-OCT-2004 02:30:54	Dark	113.00	8	10Alp CMi	0.40000	6500.0	226	13684	No
47	GOM_NL__2PRFIN20041012_023743_000000472031_00103_13684_4930.N1	12-OCT-2004 02:37:43	Dark	46.500	65	Lam Vel	2.2040	4400.0	93	13684	No
48	GOM_NL__2PRFIN20041012_023947_000000462031_00103_13684_4931.N1	12-OCT-2004 02:39:47	Dark	45.500	70	Zet Pup	2.2460	39000.	91	13684	No
49	GOM_NL__2PRFIN20041012_024331_000000402031_00104_13685_4904.N1	12-OCT-2004 02:43:31	Dark	39.500	29	Bet Car	1.6720	10200.	79	13685	No
50	GOM_NL__2PRFIN20041012_024457_000000482031_00104_13685_4905.N1	12-OCT-2004 02:44:57	Dark	47.500	161	Tau Pup	2.9310	4500.0	95	13685	No
51	GOM_NL__2PRFIN20041012_024619_000000512031_00104_13685_4906.N1	12-OCT-2004 02:46:19	Dark	50.500	2	Alp Car	-0.73600	7000.0	101	13685	No
52	GOM_NL__2PRFIN20041012_025031_000000702031_00104_13685_4907.N1	12-OCT-2004 02:50:31	Dark	70.000	108	Alp Col	2.6520	15200.	140	13685	No
53	GOM_NL__2PRFIN20041012_025430_000000402031_00104_13685_4908.N1	12-OCT-2004 02:54:30	Dark	40.000	143	Alp Hyi	2.8570	7200.0	80	13685	No
54	GOM_NL__2PRFIN20041012_025557_000000462031_00104_13685_4909.N1	12-OCT-2004 02:55:57	Dark	46.000	9	Alp Eri	0.45300	24000.	92	13685	No
55	GOM_NL__2PRFIN20041012_025820_000000502031_00104_13685_4910.N1	12-OCT-2004 02:58:20	Straylight	50.000	157	The1Eri	2.9060	9300.0	100	13685	No
56	GOM_NL__2PRFIN20041012_030102_000000442031_00104_13685_4911.N1	12-OCT-2004 03:01:02	Straylight	44.000	84	Alp Phe	2.3970	4500.0	88	13685	No
57	GOM_NL__2PRFIN20041012_030739_000000522031_00104_13685_4912.N1	12-OCT-2004 03:07:39	Straylight	51.500	52	16Bet Cet	2.0370	4500.0	103	13685	No
58	GOM_NL__2PRFIN20041012_031725_000000412031_00104_13685_4913.N1	12-OCT-2004 03:17:25	Bright	40.500	140	88Gam Peg	2.8340	26000.	81	13685	No
59	GOM_NL__2PRFIN20041012_032127_000000382031_00104_13685_4914.N1	12-OCT-2004 03:21:27	Bright	38.000	58	21Alp And	2.0730	11000.	76	13685	No
60	GOM_NL__2PRFIN20041012_032413_000000462031_00104_13685_4915.N1	12-OCT-2004 03:24:13	Bright	45.500	53	43Bet And	2.0480	3300.0	91	13685	No
61	GOM_NL__2PRFIN20041012_032611_000000502031_00104_13685_4916.N1	12-OCT-2004 03:26:11	Bright	49.500	173	4Bet Tri	3.0040	8900.0	99	13685	No
62	GOM_NL__2PRFIN20041012_032758_000000472031_00104_13685_4917.N1	12-OCT-2004 03:27:58	Bright	46.500	73	57Gam1And	2.2600	13100.	93	13685	No
63	GOM_NL__2PRFIN20041012_032937_000000402031_00104_13685_4918.N1	12-OCT-2004 03:29:37	Bright	40.000	68	18Alp Cas	2.2250	4500.0	80	13685	No
64	GOM_NL__2PRFIN20041012_033059_000000412031_00104_13685_4919.N1	12-OCT-2004 03:30:59	Bright	41.000	76	27Gam Cas	2.3000	30000.	82	13685	No
65	GOM_NL__2PRFIN20041012_033323_000000482031_00104_13685_4920.N1	12-OCT-2004 03:33:23	Bright	48.000	160	23Gam Per	2.9300	4700.0	96	13685	No
66	GOM_NL__2PRFIN20041012_033503_000000552031_00104_13685_4921.N1	12-OCT-2004 03:35:03	Bright	55.000	175	39Del Per	3.0100	19400.	110	13685	No
67	GOM_NL__2PRFIN20041012_033827_000000392031_00104_13685_4922.N1	12-OCT-2004 03:38:27	Bright	38.500	49	1Alp UMi	1.9900	6300.0	77	13685	No
68	GOM_NL__2PRFIN20041012_034115_000000402031_00104_13685_4923.N1	12-OCT-2004 03:41:15	Bright	39.500	60	7Bet UMi	2.0810	3950.0	79	13685	No
69	GOM_NL__2PRFIN20041012_034312_000000852031_00104_13685_4924.N1	12-OCT-2004 03:43:12	Bright	85.000	6	13Alp Aur	0.080000	3400.0	170	13685	No
70	GOM_NL__2PRFIN20041012_034639_000000402031_00104_13685_4925.N1	12-OCT-2004 03:46:39	Bright	39.500	36	50Alp UMa	1.8000	6300.0	79	13685	No
71	GOM_NL__2PRFIN20041012_034811_000000372031_00104_13685_4926.N1	12-OCT-2004 03:48:11	Bright	36.500	82	48Bet UMa	2.3650	10600.	73	13685	No
72	GOM_NL__2PRFIN20041012_035132_000000522031_00104_13685_4927.N1	12-OCT-2004 03:51:32	Bright	52.000	174	52Psi UMa	3.0040	4400.0	104	13685	No
73	GOM_NL__2PRFIN20041012_035859_000000832031_00104_13685_4928.N1	12-OCT-2004 03:58:59	Bright	82.500	17	78Bet Gem	1.1610	4500.0	165	13685	No
74	GOM_NL__2PRFIN20041012_040135_000000432031_00104_13685_4929.N1	12-OCT-2004 04:01:35	Bright	42.500	22	32Alp Leo	1.3600	15200.	85	13685	No
75	GOM_NL__2PRFIN20041012_040843_000000602031_00104_13685_4930.N1	12-OCT-2004 04:08:43	Dark	60.000	48	30Alp Hya	1.9770	4100.0	120	13685	No
76	GOM_NL__2PRFIN20041012_041132_000001192031_00104_13685_4931.N1	12-OCT-2004 04:11:32	Dark	119.00	8	10Alp CMi	0.40000	6500.0	238	13685	No
77	GOM_NL__2PRFIN20041012_041820_000000472031_00104_13685_4932.N1	12-OCT-2004 04:18:20	Dark	46.500	65	Lam Vel	2.2040	4400.0	93	13685	No
78	GOM_NL__2PRFIN20041012_042408_000000402031_00105_13686_4924.N1	12-OCT-2004 04:24:08	Dark	39.500	29	Bet Car	1.6720	10200.	79	13686	No
79	GOM_NL__2PRFIN20041012_042534_000000482031_00105_13686_4925.N1	12-OCT-2004 04:25:34	Dark	47.500	161	Tau Pup	2.9310	4500.0	95	13686	No
80	GOM_NL__2PRFIN20041012_042656_000000542031_00105_13686_4926.N1	12-OCT-2004 04:26:56	Dark	54.000	2	Alp Car	-0.73600	7000.0	108	13686	No
81	GOM_NL__2PRFIN20041012_043111_000000682031_00105_13686_4927.N1	12-OCT-2004 04:31:11	Dark	68.000	108	Alp Col	2.6520	15200.	136	13686	No
82	GOM_NL__2PRFIN20041012_043507_000000402031_00105_13686_4928.N1	12-OCT-2004 04:35:07	Dark	39.500	143	Alp Hyi	2.8570	7200.0	79	13686	No
83	GOM_NL__2PRFIN20041012_043633_000000532031_00105_13686_4929.N1	12-OCT-2004 04:36:33	Dark	53.000	9	Alp Eri	0.45300	24000.	106	13686	No
84	GOM_NL__2PRFIN20041012_043856_000000492031_00105_13686_4930.N1	12-OCT-2004 04:38:56	Straylight	48.500	157	The1Eri	2.9060	9300.0	97	13686	No
85	GOM_NL__2PRFIN20041012_044139_000000462031_00105_13686_4931.N1	12-OCT-2004 04:41:39	Straylight	45.500	84	Alp Phe	2.3970	4500.0	91	13686	No
86	GOM_NL__2PRFIN20041012_044817_000000502031_00105_13686_4932.N1	12-OCT-2004 04:48:17	Straylight	50.000	52	16Bet Cet	2.0370	4500.0	100	13686	No
87	GOM_NL__2PRFIN20041012_045803_000000392031_00105_13686_4933.N1	12-OCT-2004 04:58:03	Bright	39.000	140	88Gam Peg	2.8340	26000.	78	13686	No
88	GOM_NL__2PRFIN20041012_050203_000000402031_00105_13686_4934.N1	12-OCT-2004 05:02:03	Bright	39.500	58	21Alp And	2.0730	11000.	79	13686	No
89	GOM_NL__2PRFIN20041012_050449_000000452031_00105_13686_4935.N1	12-OCT-2004 05:04:49	Bright	44.500	53	43Bet And	2.0480	3300.0	89	13686	No
90	GOM_NL__2PRFIN20041012_050646_000000502031_00105_13686_4936.N1	12-OCT-2004 05:06:46	Bright	50.000	173	4Bet Tri	3.0040	8900.0	100	13686	No
91	GOM_NL__2PRFIN20041012_050833_000000512031_00105_13686_4937.N1	12-OCT-2004 05:08:33	Bright	50.500	73	57Gam1And	2.2600	13100.	101	13686	No
92	GOM_NL__2PRFIN20041012_051013_000000402031_00105_13686_4938.N1	12-OCT-2004 05:10:13	Bright	40.000	68	18Alp Cas	2.2250	4500.0	80	13686	No
93	GOM_NL__2PRFIN20041012_051136_000000392031_00105_13686_4939.N1	12-OCT-2004 05:11:36	Bright	39.000	76	27Gam Cas	2.3000	30000.	78	13686	No
94	GOM_NL__2PRFIN20041012_051358_000000492031_00105_13686_4940.N1	12-OCT-2004 05:13:58	Bright	49.000	160	23Gam Per	2.9300	4700.0	98	13686	No
95	GOM_NL__2PRFIN20041012_051537_000000582031_00105_13686_4941.N1	12-OCT-2004 05:15:37	Bright	58.000	175	39Del Per	3.0100	19400.	116	13686	No
96	GOM_NL__2PRFIN20041012_051903_000000392031_00105_13686_4942.N1	12-OCT-2004 05:19:03	Bright	38.500	49	1Alp UMi	1.9900	6300.0	77	13686	No
97	GOM_NL__2PRFIN20041012_052152_000000412031_00105_13686_4943.N1	12-OCT-2004 05:21:52	Bright	40.500	60	7Bet UMi	2.0810	3950.0	81	13686	No
98	GOM_NL__2PRFIN20041012_052346_000000802031_00105_13686_4944.N1	12-OCT-2004 05:23:46	Bright	79.500	6	13Alp Aur	0.080000	3400.0	159	13686	No
99	GOM_NL__2PRFIN20041012_052715_000000382031_00105_13686_4945.N1	12-OCT-2004 05:27:15	Bright	37.500	36	50Alp UMa	1.8000	6300.0	75	13686	No
100	GOM_NL__2PRFIN20041012_052847_000000522031_00105_13686_4946.N1	12-OCT-2004 05:28:47	Bright	52.000	82	48Bet UMa	2.3650	10600.	104	13686	No
101	GOM_NL__2PRFIN20041012_053208_000000382031_00105_13686_4947.N1	12-OCT-2004 05:32:08	Bright	38.000	174	52Psi UMa	3.0040	4400.0	76	13686	No

102	GOM_NL__2PRFIN20041012_053936_000000902031_00105_13686_4948.N1	12-OCT-2004 05:39:36	Bright	90.000	17	78Bet Gem	1.1610	4500.0	180	13686	No
103	GOM_NL__2PRFIN20041012_054212_000000422031_00105_13686_4949.N1	12-OCT-2004 05:42:12	Bright	41.500	22	32Alp Leo	1.3600	15200.	83	13686	No
104	GOM_NL__2PRFIN20041012_054921_000000512031_00105_13686_4950.N1	12-OCT-2004 05:49:21	Dark	50.500	48	30Alp Hya	1.9770	4100.0	101	13686	No
105	GOM_NL__2PRFIN20041012_055210_000001192031_00105_13686_4951.N1	12-OCT-2004 05:52:10	Dark	119.00	8	10Alp CMi	0.40000	6500.0	238	13686	No
106	GOM_NL__2PRFIN20041012_055856_000000472031_00105_13686_4952.N1	12-OCT-2004 05:58:56	Dark	47.000	65	Lam Vel	2.2040	4400.0	94	13686	No
107	GOM_NL__2PRFIN20041012_060444_000000462031_00106_13687_4924.N1	12-OCT-2004 06:04:44	Dark	45.500	29	Bet Car	1.6720	10200.	91	13687	No
108	GOM_NL__2PRFIN20041012_060611_000000472031_00106_13687_4925.N1	12-OCT-2004 06:06:11	Dark	47.000	161	Tau Pup	2.9310	4500.0	94	13687	No
109	GOM_NL__2PRFIN20041012_060733_000000622031_00106_13687_4926.N1	12-OCT-2004 06:07:33	Dark	61.500	2	Alp Car	-0.73600	7000.0	123	13687	No
110	GOM_NL__2PRFIN20041012_061148_000000672031_00106_13687_4927.N1	12-OCT-2004 06:11:48	Dark	67.000	108	Alp Col	2.6520	15200.	134	13687	No
111	GOM_NL__2PRFIN20041012_061543_000000392031_00106_13687_4928.N1	12-OCT-2004 06:15:43	Dark	39.000	143	Alp Hyi	2.8570	7200.0	78	13687	No
112	GOM_NL__2PRFIN20041012_061710_000000412031_00106_13687_4929.N1	12-OCT-2004 06:17:10	Dark	41.000	9	Alp Eri	0.45300	24000.	82	13687	No
113	GOM_NL__2PRFIN20041012_061933_000000482031_00106_13687_4930.N1	12-OCT-2004 06:19:33	Straylight	48.000	157	The1Eri	2.9060	9300.0	96	13687	No
114	GOM_NL__2PRFIN20041012_062215_000000412031_00106_13687_4931.N1	12-OCT-2004 06:22:15	Straylight	40.500	84	Alp Phe	2.3970	4500.0	81	13687	No
115	GOM_NL__2PRFIN20041012_062854_000000482031_00106_13687_4932.N1	12-OCT-2004 06:28:54	Straylight	47.500	52	16Bet Cet	2.0370	4500.0	95	13687	No
116	GOM_NL__2PRFIN20041012_063839_000000392031_00106_13687_4933.N1	12-OCT-2004 06:38:39	Bright	39.000	140	88Gam Peg	2.8340	26000.	78	13687	No
117	GOM_NL__2PRFIN20041012_064239_000000392031_00106_13687_4934.N1	12-OCT-2004 06:42:39	Bright	38.500	58	21Alp And	2.0730	11000.	77	13687	No
118	GOM_NL__2PRFIN20041012_064525_000000432031_00106_13687_4935.N1	12-OCT-2004 06:45:25	Bright	42.500	53	43Bet And	2.0480	3300.0	85	13687	No
119	GOM_NL__2PRFIN20041012_064721_000000502031_00106_13687_4936.N1	12-OCT-2004 06:47:21	Bright	49.500	173	4Bet Tri	3.0040	8900.0	99	13687	No
120	GOM_NL__2PRFIN20041012_064909_000000512031_00106_13687_4937.N1	12-OCT-2004 06:49:09	Bright	50.500	73	57Gam1And	2.2600	13100.	101	13687	No
121	GOM_NL__2PRFIN20041012_065049_000000402031_00106_13687_4938.N1	12-OCT-2004 06:50:49	Bright	39.500	68	18Alp Cas	2.2250	4500.0	79	13687	No
122	GOM_NL__2PRFIN20041012_065212_000000412031_00106_13687_4939.N1	12-OCT-2004 06:52:12	Bright	40.500	76	27Gam Cas	2.3000	30000.	81	13687	No
123	GOM_NL__2PRFIN20041012_065433_000000502031_00106_13687_4940.N1	12-OCT-2004 06:54:33	Bright	49.500	160	23Gam Per	2.9300	4700.0	99	13687	No
124	GOM_NL__2PRFIN20041012_065612_000000572031_00106_13687_4941.N1	12-OCT-2004 06:56:12	Bright	57.000	175	39Del Per	3.0100	19400.	114	13687	No
125	GOM_NL__2PRFIN20041012_065939_000000372031_00106_13687_4942.N1	12-OCT-2004 06:59:39	Bright	37.000	49	1Alp UMi	1.9900	6300.0	74	13687	No
126	GOM_NL__2PRFIN20041012_070228_000000392031_00106_13687_4943.N1	12-OCT-2004 07:02:28	Bright	38.500	60	7Bet UMi	2.0810	3950.0	77	13687	No
127	GOM_NL__2PRFIN20041012_070421_000000862031_00106_13687_4944.N1	12-OCT-2004 07:04:21	Bright	86.000	6	13Alp Aur	0.080000	3400.0	172	13687	No
128	GOM_NL__2PRFIN20041012_070751_000000382031_00106_13687_4945.N1	12-OCT-2004 07:07:51	Bright	38.000	36	50Alp UMa	1.8000	6300.0	76	13687	No
129	GOM_NL__2PRFIN20041012_070924_000000372031_00106_13687_4946.N1	12-OCT-2004 07:09:24	Bright	37.000	82	48Bet UMa	2.3650	10600.	74	13687	No
130	GOM_NL__2PRFIN20041012_071245_000000362031_00106_13687_4947.N1	12-OCT-2004 07:12:45	Bright	36.000	174	52Psi UMa	3.0040	4400.0	72	13687	No
131	GOM_NL__2PRFIN20041012_072012_000000882031_00106_13687_4948.N1	12-OCT-2004 07:20:12	Bright	88.000	17	78Bet Gem	1.1610	4500.0	176	13687	No
132	GOM_NL__2PRFIN20041012_072248_000000422031_00106_13687_4949.N1	12-OCT-2004 07:22:48	Bright	41.500	22	32Alp Leo	1.3600	15200.	83	13687	No
133	GOM_NL__2PRFIN20041012_072956_000000572031_00106_13687_4950.N1	12-OCT-2004 07:29:56	Dark	57.000	48	30Alp Hya	1.9770	4100.0	114	13687	No
134	GOM_NL__2PRFIN20041012_073248_000001192031_00106_13687_4951.N1	12-OCT-2004 07:32:48	Dark	118.50	8	10Alp CMi	0.40000	6500.0	237	13687	No
135	GOM_NL__2PRFIN20041012_073933_000000502031_00106_13687_4952.N1	12-OCT-2004 07:39:33	Dark	49.500	65	Lam Vel	2.2040	4400.0	99	13687	No
136	GOM_NL__2PRFIN20041012_074520_000000452031_00107_13688_4924.N1	12-OCT-2004 07:45:20	Dark	45.000	29	Bet Car	1.6720	10200.	90	13688	No
137	GOM_NL__2PRFIN20041012_074648_000000472031_00107_13688_4925.N1	12-OCT-2004 07:46:48	Dark	47.000	161	Tau Pup	2.9310	4500.0	94	13688	No
138	GOM_NL__2PRFIN20041012_074810_000000622031_00107_13688_4926.N1	12-OCT-2004 07:48:10	Dark	62.000	2	Alp Car	-0.73600	7000.0	124	13688	No
139	GOM_NL__2PRFIN20041012_075226_000000682031_00107_13688_4927.N1	12-OCT-2004 07:52:26	Dark	68.000	108	Alp Col	2.6520	15200.	136	13688	No
140	GOM_NL__2PRFIN20041012_075619_000000412031_00107_13688_4928.N1	12-OCT-2004 07:56:19	Dark	41.000	143	Alp Hyi	2.8570	7200.0	82	13688	No
141	GOM_NL__2PRFIN20041012_075746_000000512031_00107_13688_4929.N1	12-OCT-2004 07:57:46	Dark	51.000	9	Alp Eri	0.45300	24000.	102	13688	No
142	GOM_NL__2PRFIN20041012_080010_000000492031_00107_13688_4930.N1	12-OCT-2004 08:00:10	Straylight	49.000	157	The1Eri	2.9060	9300.0	98	13688	No
143	GOM_NL__2PRFIN20041012_080251_000000442031_00107_13688_4931.N1	12-OCT-2004 08:02:51	Straylight	43.500	84	Alp Phe	2.3970	4500.0	87	13688	No
144	GOM_NL__2PRFIN20041012_080930_000000482031_00107_13688_4932.N1	12-OCT-2004 08:09:30	Straylight	47.500	52	16Bet Cet	2.0370	4500.0	95	13688	No
145	GOM_NL__2PRFIN20041012_081915_000000382031_00107_13688_4933.N1	12-OCT-2004 08:19:15	Bright	38.000	140	88Gam Peg	2.8340	26000.	76	13688	No
146	GOM_NL__2PRFIN20041012_082315_000000392031_00107_13688_4934.N1	12-OCT-2004 08:23:15	Bright	38.500	58	21Alp And	2.0730	11000.	77	13688	No
147	GOM_NL__2PRFIN20041012_082600_000000422031_00107_13688_4935.N1	12-OCT-2004 08:26:00	Bright	42.000	53	43Bet And	2.0480	3300.0	84	13688	No
148	GOM_NL__2PRFIN20041012_082756_000000502031_00107_13688_4936.N1	12-OCT-2004 08:27:56	Bright	50.000	173	4Bet Tri	3.0040	8900.0	100	13688	No
149	GOM_NL__2PRFIN20041012_082944_000000492031_00107_13688_4937.N1	12-OCT-2004 08:29:44	Bright	48.500	73	57Gam1And	2.2600	13100.	97	13688	No
150	GOM_NL__2PRFIN20041012_083124_000000392031_00107_13688_4938.N1	12-OCT-2004 08:31:24	Bright	38.500	68	18Alp Cas	2.2250	4500.0	77	13688	No
151	GOM_NL__2PRFIN20041012_083248_000000392031_00107_13688_4939.N1	12-OCT-2004 08:32:48	Bright	38.500	76	27Gam Cas	2.3000	30000.	77	13688	No
152	GOM_NL__2PRFIN20041012_083508_000000492031_00107_13688_4940.N1	12-OCT-2004 08:35:08	Bright	49.000	160	23Gam Per	2.9300	4700.0	98	13688	No
153	GOM_NL__2PRFIN20041012_083647_000000572031_00107_13688_4941.N1	12-OCT-2004 08:36:47	Bright	57.000	175	39Del Per	3.0100	19400.	114	13688	No
154	GOM_NL__2PRFIN20041012_084014_000000382031_00107_13688_4942.N1	12-OCT-2004 08:40:14	Bright	38.000	49	1Alp UMi	1.9900	6300.0	76	13688	No
155	GOM_NL__2PRFIN20041012_084304_000000392031_00107_13688_4943.N1	12-OCT-2004 08:43:04	Bright	39.000	60	7Bet UMi	2.0810	3950.0	78	13688	No
156	GOM_NL__2PRFIN20041012_084456_000000852031_00107_13688_4944.N1	12-OCT-2004 08:44:56	Bright	84.500	6	13Alp Aur	0.080000	3400.0	169	13688	No
157	GOM_NL__2PRFIN20041012_084827_000000382031_00107_13688_4945.N1	12-OCT-2004 08:48:27	Bright	37.500	36	50Alp UMa	1.8000	6300.0	75	13688	No
158	GOM_NL__2PRFIN20041012_084957_000000392031_00107_13688_4946.N1	12-OCT-2004 08:49:57	Bright	38.500	82	48Bet UMa	2.3650	10600.	77	13688	No
159	GOM_NL__2PRFIN20041012_085321_000000362031_00107_13688_4947.N1	12-OCT-2004 08:53:21	Bright	36.000	174	52Psi UMa	3.0040	4400.0	72	13688	No
160	GOM_NL__2PRFIN20041012_090049_000000862031_00107_13688_4948.N1	12-OCT-2004 09:00:49	Bright	85.500	17	78Bet Gem	1.1610	4500.0	171	13688	No

161	GOM_NL__2PRFIN20041012_090324_000000412031_00107_13688_4949.N1	12-OCT-2004 09:03:24	Bright	41.000	22	32Alp Leo	1.3600	15200.	82	13688	No
162	GOM_NL__2PRFIN20041012_091032_000000542031_00107_13688_4950.N1	12-OCT-2004 09:10:32	Dark	53.500	48	30Alp Hya	1.9770	4100.0	107	13688	No
163	GOM_NL__2PRFIN20041012_091326_000001252031_00107_13688_4951.N1	12-OCT-2004 09:13:26	Dark	124.50	8	10Alp CMi	0.40000	6500.0	249	13688	No
164	GOM_NL__2PRFIN20041012_092009_000000492031_00107_13688_4952.N1	12-OCT-2004 09:20:09	Dark	48.500	65	Lam Vel	2.2040	4400.0	97	13688	No
165	GOM_NL__2PRFIN20041012_092556_000000412031_00108_13689_4924.N1	12-OCT-2004 09:25:56	Dark	40.500	29	Bet Car	1.6720	10200.	81	13689	No
166	GOM_NL__2PRFIN20041012_092724_000000462031_00108_13689_4925.N1	12-OCT-2004 09:27:24	Dark	45.500	161	Tau Pup	2.9310	4500.0	91	13689	No
167	GOM_NL__2PRFIN20041012_092846_000000502031_00108_13689_4926.N1	12-OCT-2004 09:28:46	Dark	49.500	2	Alp Car	-0.73600	7000.0	99	13689	No
168	GOM_NL__2PRFIN20041012_093301_000000692031_00108_13689_4927.N1	12-OCT-2004 09:33:01	Dark	69.000	108	Alp Col	2.6520	15200.	138	13689	No
169	GOM_NL__2PRFIN20041012_093655_000000392031_00108_13689_4928.N1	12-OCT-2004 09:36:55	Dark	39.000	143	Alp Hyi	2.8570	7200.0	78	13689	No
170	GOM_NL__2PRFIN20041012_093821_000000492031_00108_13689_4929.N1	12-OCT-2004 09:38:21	Dark	49.000	9	Alp Eri	0.45300	24000.	98	13689	No
171	GOM_NL__2PRFIN20041012_094046_000000492031_00108_13689_4930.N1	12-OCT-2004 09:40:46	Straylight	48.500	157	The1Eri	2.9060	9300.0	97	13689	No
172	GOM_NL__2PRFIN20041012_094328_000000422031_00108_13689_4931.N1	12-OCT-2004 09:43:28	Straylight	41.500	84	Alp Phe	2.3970	4500.0	83	13689	No
173	GOM_NL__2PRFIN20041012_095005_000000472031_00108_13689_4932.N1	12-OCT-2004 09:50:05	Straylight	46.500	52	16Bet Cet	2.0370	4500.0	93	13689	No
174	GOM_NL__2PRFIN20041012_095950_000000402031_00108_13689_4933.N1	12-OCT-2004 09:59:50	Bright	39.500	140	88Gam Peg	2.8340	26000.	79	13689	No
175	GOM_NL__2PRFIN20041012_100350_000000382031_00108_13689_4934.N1	12-OCT-2004 10:03:50	Bright	37.500	58	21Alp And	2.0730	11000.	75	13689	No
176	GOM_NL__2PRFIN20041012_100635_000000462031_00108_13689_4935.N1	12-OCT-2004 10:06:35	Bright	46.000	53	43Bet And	2.0480	3300.0	92	13689	No
177	GOM_NL__2PRFIN20041012_100832_000000502031_00108_13689_4936.N1	12-OCT-2004 10:08:32	Bright	50.000	173	4Bet Tri	3.0040	8900.0	100	13689	No
178	GOM_NL__2PRFIN20041012_101019_000000472031_00108_13689_4937.N1	12-OCT-2004 10:10:19	Bright	47.000	73	57Gam1And	2.2600	13100.	94	13689	No
179	GOM_NL__2PRFIN20041012_101200_000000412031_00108_13689_4938.N1	12-OCT-2004 10:12:00	Bright	40.500	68	18Alp Cas	2.2250	4500.0	81	13689	No
180	GOM_NL__2PRFIN20041012_101323_000000402031_00108_13689_4939.N1	12-OCT-2004 10:13:23	Bright	40.000	76	27Gam Cas	2.3000	30000.	80	13689	No
181	GOM_NL__2PRFIN20041012_101544_000000492031_00108_13689_4940.N1	12-OCT-2004 10:15:44	Bright	49.000	160	23Gam Per	2.9300	4700.0	98	13689	No
182	GOM_NL__2PRFIN20041012_101722_000000542031_00108_13689_4941.N1	12-OCT-2004 10:17:22	Bright	53.500	175	39Del Per	3.0100	19400.	107	13689	No
183	GOM_NL__2PRFIN20041012_102049_000000412031_00108_13689_4942.N1	12-OCT-2004 10:20:49	Bright	41.000	49	1Alp UMi	1.9900	6300.0	82	13689	No
184	GOM_NL__2PRFIN20041012_102338_000000412031_00108_13689_4943.N1	12-OCT-2004 10:23:38	Bright	41.000	60	7Bet UMi	2.0810	3950.0	82	13689	No
185	GOM_NL__2PRFIN20041012_102531_000000872031_00108_13689_4944.N1	12-OCT-2004 10:25:31	Bright	86.500	6	13Alp Aur	0.080000	3400.0	173	13689	No
186	GOM_NL__2PRFIN20041012_102901_000000412031_00108_13689_4945.N1	12-OCT-2004 10:29:01	Bright	41.000	36	50Alp UMa	1.8000	6300.0	82	13689	No
187	GOM_NL__2PRFIN20041012_103035_000000372031_00108_13689_4946.N1	12-OCT-2004 10:30:35	Bright	37.000	82	48Bet UMa	2.3650	10600.	74	13689	No
188	GOM_NL__2PRFIN20041012_103356_000000522031_00108_13689_4947.N1	12-OCT-2004 10:33:56	Bright	52.000	174	52Psi UMa	3.0040	4400.0	104	13689	No
189	GOM_NL__2PRFIN20041012_104125_000000912031_00108_13689_4948.N1	12-OCT-2004 10:41:25	Bright	90.500	17	78Bet Gem	1.1610	4500.0	181	13689	No
190	GOM_NL__2PRFIN20041012_104400_000000432031_00108_13689_4949.N1	12-OCT-2004 10:44:00	Bright	42.500	22	32Alp Leo	1.3600	15200.	85	13689	No
191	GOM_NL__2PRFIN20041012_105109_000000552031_00108_13689_4950.N1	12-OCT-2004 10:51:09	Dark	54.500	48	30Alp Hya	1.9770	4100.0	109	13689	No
192	GOM_NL__2PRFIN20041012_105405_000001442031_00108_13689_4951.N1	12-OCT-2004 10:54:05	Dark	144.00	8	10Alp CMi	0.40000	6500.0	288	13689	No
193	GOM_NL__2PRFIN20041012_110045_000000482031_00108_13689_4952.N1	12-OCT-2004 11:00:45	Dark	48.000	65	Lam Vel	2.2040	4400.0	96	13689	No
194	GOM_NL__2PRFIN20041012_110632_000000412031_00109_13690_4924.N1	12-OCT-2004 11:06:32	Dark	40.500	29	Bet Car	1.6720	10200.	81	13690	No
195	GOM_NL__2PRFIN20041012_110801_000000482031_00109_13690_4925.N1	12-OCT-2004 11:08:01	Dark	48.000	161	Tau Pup	2.9310	4500.0	96	13690	No
196	GOM_NL__2PRFIN20041012_111213_000001412031_00109_13690_4926.N1	12-OCT-2004 11:12:13	Dark	140.50	47	2Bet CMa	1.9760	28000.	281	13690	No
197	GOM_NL__2PRFIN20041012_111731_000000402031_00109_13690_4927.N1	12-OCT-2004 11:17:31	Dark	39.500	143	Alp Hyi	2.8570	7200.0	79	13690	No
198	GOM_NL__2PRFIN20041012_111858_000000412031_00109_13690_4928.N1	12-OCT-2004 11:18:58	Dark	41.000	9	Alp Eri	0.45300	24000.	82	13690	No
199	GOM_NL__2PRFIN20041012_112123_000000472031_00109_13690_4929.N1	12-OCT-2004 11:21:23	Straylight	46.500	157	The1Eri	2.9060	9300.0	93	13690	No
200	GOM_NL__2PRFIN20041012_112403_000000472031_00109_13690_4930.N1	12-OCT-2004 11:24:03	Straylight	46.500	84	Alp Phe	2.3970	4500.0	93	13690	No
201	GOM_NL__2PRFIN20041012_113041_000000492031_00109_13690_4931.N1	12-OCT-2004 11:30:41	Straylight	49.000	52	16Bet Cet	2.0370	4500.0	98	13690	No
202	GOM_NL__2PRFIN20041012_114026_000000392031_00109_13690_4932.N1	12-OCT-2004 11:40:26	Bright	39.000	140	88Gam Peg	2.8340	26000.	78	13690	No
203	GOM_NL__2PRFIN20041012_114426_000000402031_00109_13690_4933.N1	12-OCT-2004 11:44:26	Bright	39.500	58	21Alp And	2.0730	11000.	79	13690	No
204	GOM_NL__2PRFIN20041012_114711_000000452031_00109_13690_4934.N1	12-OCT-2004 11:47:11	Bright	45.000	53	43Bet And	2.0480	3300.0	90	13690	No
205	GOM_NL__2PRFIN20041012_114907_000000492031_00109_13690_4935.N1	12-OCT-2004 11:49:07	Bright	49.000	173	4Bet Tri	3.0040	8900.0	98	13690	No
206	GOM_NL__2PRFIN20041012_115055_000000502031_00109_13690_4936.N1	12-OCT-2004 11:50:55	Bright	50.000	73	57Gam1And	2.2600	13100.	100	13690	No
207	GOM_NL__2PRFIN20041012_115236_000000382031_00109_13690_4937.N1	12-OCT-2004 11:52:36	Bright	38.000	68	18Alp Cas	2.2250	4500.0	76	13690	No
208	GOM_NL__2PRFIN20041012_115358_000000412031_00109_13690_4938.N1	12-OCT-2004 11:53:58	Bright	40.500	76	27Gam Cas	2.3000	30000.	81	13690	No
209	GOM_NL__2PRFIN20041012_115619_000000492031_00109_13690_4939.N1	12-OCT-2004 11:56:19	Bright	49.000	160	23Gam Per	2.9300	4700.0	98	13690	No
210	GOM_NL__2PRFIN20041012_120126_000000392031_00109_13690_4940.N1	12-OCT-2004 12:01:26	Bright	39.000	49	1Alp UMi	1.9900	6300.0	78	13690	No
211	GOM_NL__2PRFIN20041012_120938_000000412031_00109_13690_4941.N1	12-OCT-2004 12:09:38	Bright	41.000	36	50Alp UMa	1.8000	6300.0	82	13690	No
212	GOM_NL__2PRFIN20041012_121111_000000382031_00109_13690_4942.N1	12-OCT-2004 12:11:11	Bright	38.000	82	48Bet UMa	2.3650	10600.	76	13690	No
213	GOM_NL__2PRFIN20041012_121430_000000382031_00109_13690_4943.N1	12-OCT-2004 12:14:30	Bright	38.000	174	52Psi UMa	3.0040	4400.0	76	13690	No
214	GOM_NL__2PRFIN20041012_122201_000000862031_00109_13690_4944.N1	12-OCT-2004 12:22:01	Bright	85.500	17	78Bet Gem	1.1610	4500.0	171	13690	No
215	GOM_NL__2PRFIN20041012_122437_000000562031_00109_13690_4945.N1	12-OCT-2004 12:24:37	Bright	56.000	22	32Alp Leo	1.3600	15200.	112	13690	No
216	GOM_NL__2PRFIN20041012_123147_000000552031_00109_13690_4946.N1	12-OCT-2004 12:31:47	Dark	54.500	48	30Alp Hya	1.9770	4100.0	109	13690	No
217	GOM_NL__2PRFIN20041012_123443_000001372031_00109_13690_4947.N1	12-OCT-2004 12:34:43	Dark	137.00	8	10Alp CMi	0.40000	6500.0	274	13690	No
218	GOM_NL__2PRFIN20041012_124046_000000402031_00109_13690_4948.N1	12-OCT-2004 12:40:46	Dark	39.500	113	Mu Vel	2.6920	5000.0	79	13690	No
219	GOM_NL__2PRFIN20041012_124426_000000442031_00109_13690_4949.N1	12-OCT-2004 12:44:26	Dark	43.500	34	Gam2Vel	1.7930	23000.	87	13690	No

220	GOM_NL__2PRFIN20041012_124708_000000412031_00110_13691_4924.N1	12-OCT-2004 12:47:08	Dark	41.000	29	Bet Car	1.6720	10200.	82	13691	No
221	GOM_NL__2PRFIN20041012_124837_000000502031_00110_13691_4925.N1	12-OCT-2004 12:48:37	Dark	49.500	161	Tau Pup	2.9310	4500.0	99	13691	No
222	GOM_NL__2PRFIN20041012_125253_000001372031_00110_13691_4926.N1	12-OCT-2004 12:52:53	Dark	137.00	47	2Bet CMa	1.9760	28000.	274	13691	No
223	GOM_NL__2PRFIN20041012_125807_000000402031_00110_13691_4927.N1	12-OCT-2004 12:58:07	Dark	39.500	143	Alp Hyi	2.8570	7200.0	79	13691	No
224	GOM_NL__2PRFIN20041012_125934_000000432031_00110_13691_4928.N1	12-OCT-2004 12:59:34	Dark	42.500	9	Alp Eri	0.45300	24000.	85	13691	No
225	GOM_NL__2PRFIN20041012_130157_000000492031_00110_13691_4929.N1	12-OCT-2004 13:01:57	Straylight	49.000	157	The1Eri	2.9060	9300.0	98	13691	No
226	GOM_NL__2PRFIN20041012_130440_000000432031_00110_13691_4930.N1	12-OCT-2004 13:04:40	Straylight	43.000	84	Alp Phe	2.3970	4500.0	86	13691	No
227	GOM_NL__2PRFIN20041012_131117_000000472031_00110_13691_4931.N1	12-OCT-2004 13:11:17	Straylight	47.000	52	16Bet Cet	2.0370	4500.0	94	13691	No
228	GOM_NL__2PRFIN20041012_132103_000000382031_00110_13691_4932.N1	12-OCT-2004 13:21:03	Bright	37.500	140	88Gam Peg	2.8340	26000.	75	13691	No
229	GOM_NL__2PRFIN20041012_132459_000000412031_00110_13691_4933.N1	12-OCT-2004 13:24:59	Bright	40.500	58	21Alp And	2.0730	11000.	81	13691	No
230	GOM_NL__2PRFIN20041012_132746_000000412031_00110_13691_4934.N1	12-OCT-2004 13:27:46	Bright	40.500	53	43Bet And	2.0480	3300.0	81	13691	No
231	GOM_NL__2PRFIN20041012_132943_000000492031_00110_13691_4935.N1	12-OCT-2004 13:29:43	Bright	48.500	173	4Bet Tri	3.0040	8900.0	97	13691	No
232	GOM_NL__2PRFIN20041012_133130_000000492031_00110_13691_4936.N1	12-OCT-2004 13:31:30	Bright	49.000	73	57Gam1And	2.2600	13100.	98	13691	No
233	GOM_NL__2PRFIN20041012_133310_000000422031_00110_13691_4937.N1	12-OCT-2004 13:33:10	Bright	41.500	68	18Alp Cas	2.2250	4500.0	83	13691	No
234	GOM_NL__2PRFIN20041012_133434_000000412031_00110_13691_4938.N1	12-OCT-2004 13:34:34	Bright	41.000	76	27Gam Cas	2.3000	30000.	82	13691	No
235	GOM_NL__2PRFIN20041012_133654_000000492031_00110_13691_4939.N1	12-OCT-2004 13:36:54	Bright	49.000	160	23Gam Per	2.9300	4700.0	98	13691	No
236	GOM_NL__2PRFIN20041012_133832_000000562031_00110_13691_4940.N1	12-OCT-2004 13:38:32	Bright	55.500	175	39Del Per	3.0100	19400.	111	13691	No
237	GOM_NL__2PRFIN20041012_134202_000000392031_00110_13691_4941.N1	12-OCT-2004 13:42:02	Bright	39.000	49	1Alp UMi	1.9900	6300.0	78	13691	No
238	GOM_NL__2PRFIN20041012_135012_000000422031_00110_13691_4942.N1	12-OCT-2004 13:50:12	Bright	41.500	36	50Alp UMa	1.8000	6300.0	83	13691	No
239	GOM_NL__2PRFIN20041012_135147_000000372031_00110_13691_4943.N1	12-OCT-2004 13:51:47	Bright	37.000	82	48Bet UMa	2.3650	10600.	74	13691	No
240	GOM_NL__2PRFIN20041012_135506_000000462031_00110_13691_4944.N1	12-OCT-2004 13:55:06	Bright	46.000	174	52Psi UMa	3.0040	4400.0	92	13691	No
241	GOM_NL__2PRFIN20041012_140238_000000882031_00110_13691_4945.N1	12-OCT-2004 14:02:38	Bright	88.000	17	78Bet Gem	1.1610	4500.0	176	13691	No
242	GOM_NL__2PRFIN20041012_140512_000000562031_00110_13691_4946.N1	12-OCT-2004 14:05:12	Bright	56.000	22	32Alp Leo	1.3600	15200.	112	13691	No
243	GOM_NL__2PRFIN20041012_141223_000000552031_00110_13691_4947.N1	12-OCT-2004 14:12:23	Dark	54.500	48	30Alp Hya	1.9770	4100.0	109	13691	No
244	GOM_NL__2PRFIN20041012_141522_000001342031_00110_13691_4948.N1	12-OCT-2004 14:15:22	Dark	133.50	8	10Alp CMi	0.40000	6500.0	267	13691	No
245	GOM_NL__2PRFIN20041012_142122_000000402031_00110_13691_4949.N1	12-OCT-2004 14:21:22	Dark	40.000	113	Mu Vel	2.6920	5000.0	80	13691	No
246	GOM_NL__2PRFIN20041012_142502_000000452031_00110_13691_4950.N1	12-OCT-2004 14:25:02	Dark	45.000	34	Gam2Vel	1.7930	23000.	90	13691	No
247	GOM_NL__2PRFIN20041012_142743_000000402031_00111_13692_4925.N1	12-OCT-2004 14:27:43	Dark	39.500	29	Bet Car	1.6720	10200.	79	13692	No
248	GOM_NL__2PRFIN20041012_142914_000000482031_00111_13692_4926.N1	12-OCT-2004 14:29:14	Dark	47.500	161	Tau Pup	2.9310	4500.0	95	13692	No
249	GOM_NL__2PRFIN20041012_143332_000001422031_00111_13692_4927.N1	12-OCT-2004 14:33:32	Dark	141.50	47	2Bet CMa	1.9760	28000.	283	13692	No
250	GOM_NL__2PRFIN20041012_143844_000000412031_00111_13692_4928.N1	12-OCT-2004 14:38:44	Dark	41.000	143	Alp Hyi	2.8570	7200.0	82	13692	No
251	GOM_NL__2PRFIN20041012_144011_000000462031_00111_13692_4929.N1	12-OCT-2004 14:40:11	Dark	45.500	9	Alp Eri	0.45300	24000.	91	13692	No
252	GOM_NL__2PRFIN20041012_144233_000000542031_00111_13692_4930.N1	12-OCT-2004 14:42:33	Straylight	53.500	157	The1Eri	2.9060	9300.0	107	13692	No
253	GOM_NL__2PRFIN20041012_144515_000000432031_00111_13692_4931.N1	12-OCT-2004 14:45:15	Straylight	43.000	84	Alp Phe	2.3970	4500.0	86	13692	No
254	GOM_NL__2PRFIN20041012_145153_000000462031_00111_13692_4932.N1	12-OCT-2004 14:51:53	Straylight	46.000	52	16Bet Cet	2.0370	4500.0	92	13692	No
255	GOM_NL__2PRFIN20041012_150138_000000402031_00111_13692_4933.N1	12-OCT-2004 15:01:38	Bright	40.000	140	88Gam Peg	2.8340	26000.	80	13692	No
256	GOM_NL__2PRFIN20041012_150537_000000402031_00111_13692_4934.N1	12-OCT-2004 15:05:37	Bright	39.500	58	21Alp And	2.0730	11000.	79	13692	No
257	GOM_NL__2PRFIN20041012_150821_000000452031_00111_13692_4935.N1	12-OCT-2004 15:08:21	Bright	45.000	53	43Bet And	2.0480	3300.0	90	13692	No
258	GOM_NL__2PRFIN20041012_151018_000000482031_00111_13692_4936.N1	12-OCT-2004 15:10:18	Bright	47.500	173	4Bet Tri	3.0040	8900.0	95	13692	No
259	GOM_NL__2PRFIN20041012_151205_000000472031_00111_13692_4937.N1	12-OCT-2004 15:12:05	Bright	47.000	73	57Gam1And	2.2600	13100.	94	13692	No
260	GOM_NL__2PRFIN20041012_151347_000000412031_00111_13692_4938.N1	12-OCT-2004 15:13:47	Bright	40.500	68	18Alp Cas	2.2250	4500.0	81	13692	No
261	GOM_NL__2PRFIN20041012_151509_000000412031_00111_13692_4939.N1	12-OCT-2004 15:15:09	Bright	41.000	76	27Gam Cas	2.3000	30000.	82	13692	No
262	GOM_NL__2PRFIN20041012_151729_000000482031_00111_13692_4940.N1	12-OCT-2004 15:17:29	Bright	48.000	160	23Gam Per	2.9300	4700.0	96	13692	No
263	GOM_NL__2PRFIN20041012_151906_000000572031_00111_13692_4941.N1	12-OCT-2004 15:19:06	Bright	57.000	175	39Del Per	3.0100	19400.	114	13692	No
264	GOM_NL__2PRFIN20041012_152238_000000392031_00111_13692_4942.N1	12-OCT-2004 15:22:38	Bright	38.500	49	1Alp UMi	1.9900	6300.0	77	13692	No
265	GOM_NL__2PRFIN20041012_153048_000000402031_00111_13692_4943.N1	12-OCT-2004 15:30:48	Bright	39.500	36	50Alp UMa	1.8000	6300.0	79	13692	No
266	GOM_NL__2PRFIN20041012_153223_000000372031_00111_13692_4944.N1	12-OCT-2004 15:32:23	Bright	37.000	82	48Bet UMa	2.3650	10600.	74	13692	No
267	GOM_NL__2PRFIN20041012_153544_000000382031_00111_13692_4945.N1	12-OCT-2004 15:35:44	Bright	37.500	174	52Psi UMa	3.0040	4400.0	75	13692	No
268	GOM_NL__2PRFIN20041012_154314_000000842031_00111_13692_4946.N1	12-OCT-2004 15:43:14	Bright	84.000	17	78Bet Gem	1.1610	4500.0	168	13692	No
269	GOM_NL__2PRFIN20041012_154549_000000562031_00111_13692_4947.N1	12-OCT-2004 15:45:49	Bright	56.000	22	32Alp Leo	1.3600	15200.	112	13692	No
270	GOM_NL__2PRFIN20041012_155259_000000572031_00111_13692_4948.N1	12-OCT-2004 15:52:59	Dark	57.000	48	30Alp Hya	1.9770	4100.0	114	13692	No
271	GOM_NL__2PRFIN20041012_155600_000001112031_00111_13692_4949.N1	12-OCT-2004 15:56:00	Dark	111.00	8	10Alp CMi	0.40000	6500.0	222	13692	No
272	GOM_NL__2PRFIN20041012_160158_000000432031_00111_13692_4950.N1	12-OCT-2004 16:01:58	Dark	42.500	113	Mu Vel	2.6920	5000.0	85	13692	No
273	GOM_NL__2PRFIN20041012_160539_000000462031_00111_13692_4951.N1	12-OCT-2004 16:05:39	Dark	45.500	34	Gam2Vel	1.7930	23000.	91	13692	No
274	GOM_NL__2PRFIN20041012_160820_000000442031_00112_13693_4926.N1	12-OCT-2004 16:08:20	Dark	43.500	29	Bet Car	1.6720	10200.	87	13693	No
275	GOM_NL__2PRFIN20041012_160951_000000492031_00112_13693_4927.N1	12-OCT-2004 16:09:51	Dark	48.500	161	Tau Pup	2.9310	4500.0	97	13693	No
276	GOM_NL__2PRFIN20041012_161411_000001432031_00112_13693_4928.N1	12-OCT-2004 16:14:11	Dark	142.50	47	2Bet CMa	1.9760	28000.	285	13693	No
277	GOM_NL__2PRFIN20041012_161919_000000402031_00112_13693_4929.N1	12-OCT-2004 16:19:19	Dark	40.000	143	Alp Hyi	2.8570	7200.0	80	13693	No
278	GOM_NL__2PRFIN20041012_162047_000000462031_00112_13693_4930.N1	12-OCT-2004 16:20:47	Dark	46.000	9	Alp Eri	0.45300	24000.	92	13693	No

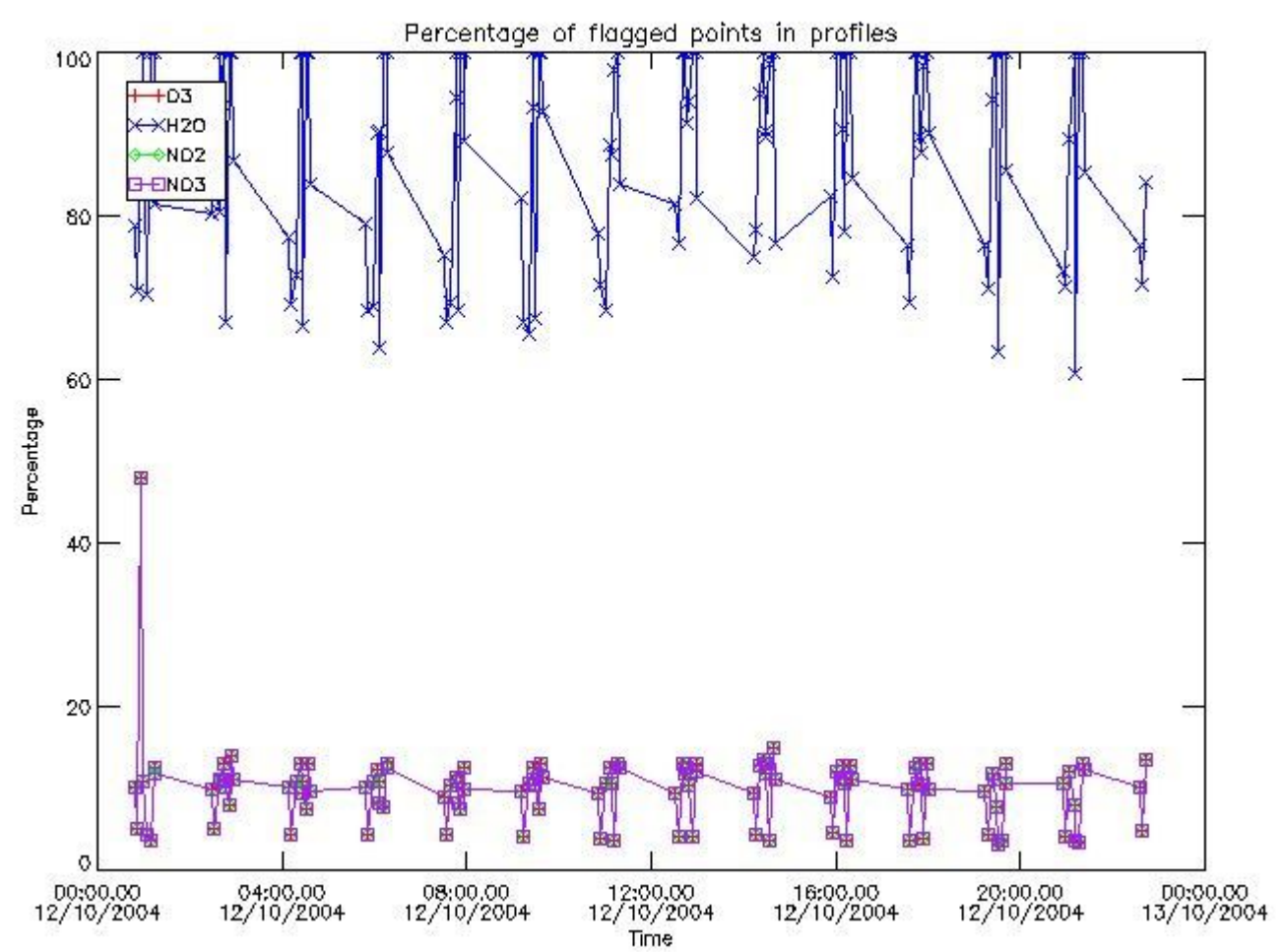
279	GOM_NL__2PRFIN20041012_162311_000000502031_00112_13693_4931.N1	12-OCT-2004 16:23:11	Straylight	50.000	157	The1Eri	2.9060	9300.0	100	13693	No
280	GOM_NL__2PRFIN20041012_162552_000000452031_00112_13693_4932.N1	12-OCT-2004 16:25:52	Straylight	44.500	84	Alp Phe	2.3970	4500.0	89	13693	No
281	GOM_NL__2PRFIN20041012_163229_000000492031_00112_13693_4933.N1	12-OCT-2004 16:32:29	Straylight	49.000	52	16Bet Cet	2.0370	4500.0	98	13693	No
282	GOM_NL__2PRFIN20041012_164215_000000382031_00112_13693_4934.N1	12-OCT-2004 16:42:15	Bright	38.000	140	88Gam Peg	2.8340	26000.	76	13693	No
283	GOM_NL__2PRFIN20041012_164613_000000402031_00112_13693_4935.N1	12-OCT-2004 16:46:13	Bright	39.500	58	21Alp And	2.0730	11000.	79	13693	No
284	GOM_NL__2PRFIN20041012_164855_000000452031_00112_13693_4936.N1	12-OCT-2004 16:48:55	Bright	44.500	53	43Bet And	2.0480	3300.0	89	13693	No
285	GOM_NL__2PRFIN20041012_165053_000000492031_00112_13693_4937.N1	12-OCT-2004 16:50:53	Bright	48.500	173	4Bet Tri	3.0040	8900.0	97	13693	No
286	GOM_NL__2PRFIN20041012_165240_000000492031_00112_13693_4938.N1	12-OCT-2004 16:52:40	Bright	48.500	73	57Gam1And	2.2600	13100.	97	13693	No
287	GOM_NL__2PRFIN20041012_165422_000000412031_00112_13693_4939.N1	12-OCT-2004 16:54:22	Bright	40.500	68	18Alp Cas	2.2250	4500.0	81	13693	No
288	GOM_NL__2PRFIN20041012_165545_000000412031_00112_13693_4940.N1	12-OCT-2004 16:55:45	Bright	41.000	76	27Gam Cas	2.3000	30000.	82	13693	No
289	GOM_NL__2PRFIN20041012_165805_000000492031_00112_13693_4941.N1	12-OCT-2004 16:58:05	Bright	49.000	160	23Gam Per	2.9300	4700.0	98	13693	No
290	GOM_NL__2PRFIN20041012_165941_000000572031_00112_13693_4942.N1	12-OCT-2004 16:59:41	Bright	56.500	175	39Del Per	3.0100	19400.	113	13693	No
291	GOM_NL__2PRFIN20041012_170314_000000392031_00112_13693_4943.N1	12-OCT-2004 17:03:14	Bright	38.500	49	1Alp UMi	1.9900	6300.0	77	13693	No
292	GOM_NL__2PRFIN20041012_171124_000000392031_00112_13693_4944.N1	12-OCT-2004 17:11:24	Bright	39.000	36	50Alp UMa	1.8000	6300.0	78	13693	No
293	GOM_NL__2PRFIN20041012_171259_000000372031_00112_13693_4945.N1	12-OCT-2004 17:12:59	Bright	36.500	82	48Bet UMa	2.3650	10600.	73	13693	No
294	GOM_NL__2PRFIN20041012_171618_000000382031_00112_13693_4946.N1	12-OCT-2004 17:16:18	Bright	38.000	174	52Psi UMa	3.0040	4400.0	76	13693	No
295	GOM_NL__2PRFIN20041012_172351_000000922031_00112_13693_4947.N1	12-OCT-2004 17:23:51	Bright	92.000	17	78Bet Gem	1.1610	4500.0	184	13693	No
296	GOM_NL__2PRFIN20041012_172625_000000422031_00112_13693_4948.N1	12-OCT-2004 17:26:25	Bright	42.000	22	32Alp Leo	1.3600	15200.	84	13693	No
297	GOM_NL__2PRFIN20041012_173336_000000522031_00112_13693_4949.N1	12-OCT-2004 17:33:36	Dark	51.500	48	30Alp Hya	1.9770	4100.0	103	13693	No
298	GOM_NL__2PRFIN20041012_173638_000001462031_00112_13693_4950.N1	12-OCT-2004 17:36:38	Dark	145.50	8	10Alp CMi	0.40000	6500.0	291	13693	No
299	GOM_NL__2PRFIN20041012_174235_000000412031_00112_13693_4951.N1	12-OCT-2004 17:42:35	Dark	41.000	113	Mu Vel	2.6920	5000.0	82	13693	No
300	GOM_NL__2PRFIN20041012_174616_000000482031_00112_13693_4952.N1	12-OCT-2004 17:46:16	Dark	48.000	34	Gam2Vel	1.7930	23000.	96	13693	No
301	GOM_NL__2PRFIN20041012_174857_000000392031_00113_13694_4926.N1	12-OCT-2004 17:48:57	Dark	39.000	29	Bet Car	1.6720	10200.	78	13694	No
302	GOM_NL__2PRFIN20041012_175028_000000492031_00113_13694_4927.N1	12-OCT-2004 17:50:28	Dark	49.000	161	Tau Pup	2.9310	4500.0	98	13694	No
303	GOM_NL__2PRFIN20041012_175450_000001442031_00113_13694_4928.N1	12-OCT-2004 17:54:50	Dark	143.50	47	2Bet CMa	1.9760	28000.	287	13694	No
304	GOM_NL__2PRFIN20041012_175957_000000402031_00113_13694_4929.N1	12-OCT-2004 17:59:57	Dark	39.500	143	Alp Hyi	2.8570	7200.0	79	13694	No
305	GOM_NL__2PRFIN20041012_180123_000000512031_00113_13694_4930.N1	12-OCT-2004 18:01:23	Dark	51.000	9	Alp Eri	0.45300	24000.	102	13694	No
306	GOM_NL__2PRFIN20041012_180349_000000482031_00113_13694_4931.N1	12-OCT-2004 18:03:49	Straylight	47.500	157	The1Eri	2.9060	9300.0	95	13694	No
307	GOM_NL__2PRFIN20041012_180628_000000422031_00113_13694_4932.N1	12-OCT-2004 18:06:28	Straylight	42.000	84	Alp Phe	2.3970	4500.0	84	13694	No
308	GOM_NL__2PRFIN20041012_181305_000000472031_00113_13694_4933.N1	12-OCT-2004 18:13:05	Straylight	47.000	52	16Bet Cet	2.0370	4500.0	94	13694	No
309	GOM_NL__2PRFIN20041012_182251_000000392031_00113_13694_4934.N1	12-OCT-2004 18:22:51	Bright	38.500	140	88Gam Peg	2.8340	26000.	77	13694	No
310	GOM_NL__2PRFIN20041012_182649_000000412031_00113_13694_4935.N1	12-OCT-2004 18:26:49	Bright	40.500	58	21Alp And	2.0730	11000.	81	13694	No
311	GOM_NL__2PRFIN20041012_182931_000000452031_00113_13694_4936.N1	12-OCT-2004 18:29:31	Bright	45.000	53	43Bet And	2.0480	3300.0	90	13694	No
312	GOM_NL__2PRFIN20041012_183128_000000492031_00113_13694_4937.N1	12-OCT-2004 18:31:28	Bright	49.000	173	4Bet Tri	3.0040	8900.0	98	13694	No
313	GOM_NL__2PRFIN20041012_183315_000000512031_00113_13694_4938.N1	12-OCT-2004 18:33:15	Bright	51.000	73	57Gam1And	2.2600	13100.	102	13694	No
314	GOM_NL__2PRFIN20041012_183459_000000412031_00113_13694_4939.N1	12-OCT-2004 18:34:59	Bright	40.500	68	18Alp Cas	2.2250	4500.0	81	13694	No
315	GOM_NL__2PRFIN20041012_183621_000000412031_00113_13694_4940.N1	12-OCT-2004 18:36:21	Bright	40.500	76	27Gam Cas	2.3000	30000.	81	13694	No
316	GOM_NL__2PRFIN20041012_183840_000000482031_00113_13694_4941.N1	12-OCT-2004 18:38:40	Bright	47.500	160	23Gam Per	2.9300	4700.0	95	13694	No
317	GOM_NL__2PRFIN20041012_184016_000000582031_00113_13694_4942.N1	12-OCT-2004 18:40:16	Bright	58.000	175	39Del Per	3.0100	19400.	116	13694	No
318	GOM_NL__2PRFIN20041012_184351_000000402031_00113_13694_4943.N1	12-OCT-2004 18:43:51	Bright	40.000	49	1Alp UMi	1.9900	6300.0	80	13694	No
319	GOM_NL__2PRFIN20041012_185200_000000382031_00113_13694_4944.N1	12-OCT-2004 18:52:00	Bright	38.000	36	50Alp UMa	1.8000	6300.0	76	13694	No
320	GOM_NL__2PRFIN20041012_185336_000000362031_00113_13694_4945.N1	12-OCT-2004 18:53:36	Bright	35.500	82	48Bet UMa	2.3650	10600.	71	13694	No
321	GOM_NL__2PRFIN20041012_185654_000000392031_00113_13694_4946.N1	12-OCT-2004 18:56:54	Bright	39.000	174	52Psi UMa	3.0040	4400.0	78	13694	No
322	GOM_NL__2PRFIN20041012_190427_000000932031_00113_13694_4947.N1	12-OCT-2004 19:04:27	Bright	92.500	17	78Bet Gem	1.1610	4500.0	185	13694	No
323	GOM_NL__2PRFIN20041012_190701_000000562031_00113_13694_4948.N1	12-OCT-2004 19:07:01	Bright	56.000	22	32Alp Leo	1.3600	15200.	112	13694	No
324	GOM_NL__2PRFIN20041012_191412_000000542031_00113_13694_4949.N1	12-OCT-2004 19:14:12	Dark	53.500	48	30Alp Hya	1.9770	4100.0	107	13694	No
325	GOM_NL__2PRFIN20041012_191716_000001202031_00113_13694_4950.N1	12-OCT-2004 19:17:16	Dark	120.00	8	10Alp CMi	0.40000	6500.0	240	13694	No
326	GOM_NL__2PRFIN20041012_192311_000000442031_00113_13694_4951.N1	12-OCT-2004 19:23:11	Dark	43.500	113	Mu Vel	2.6920	5000.0	87	13694	No
327	GOM_NL__2PRFIN20041012_192652_000000462031_00113_13694_4952.N1	12-OCT-2004 19:26:52	Dark	46.000	34	Gam2Vel	1.7930	23000.	92	13694	No
328	GOM_NL__2PRFIN20041012_192926_000000662031_00114_13695_4926.N1	12-OCT-2004 19:29:26	Dark	65.500	23	21Eps CMa	1.5020	26000.	131	13695	No
329	GOM_NL__2PRFIN20041012_193124_000001662031_00114_13695_4927.N1	12-OCT-2004 19:31:24	Dark	165.50	1	9Alp CMa	-1.4400	11000.	331	13695	No
330	GOM_NL__2PRFIN20041012_193529_000001392031_00114_13695_4928.N1	12-OCT-2004 19:35:29	Dark	138.50	47	2Bet CMa	1.9760	28000.	277	13695	No
331	GOM_NL__2PRFIN20041012_194033_000000402031_00114_13695_4929.N1	12-OCT-2004 19:40:33	Dark	39.500	143	Alp Hyi	2.8570	7200.0	79	13695	No
332	GOM_NL__2PRFIN20041012_194159_000000492031_00114_13695_4930.N1	12-OCT-2004 19:41:59	Dark	48.500	9	Alp Eri	0.45300	24000.	97	13695	No
333	GOM_NL__2PRFIN20041012_194425_000000502031_00114_13695_4931.N1	12-OCT-2004 19:44:25	Straylight	49.500	157	The1Eri	2.9060	9300.0	99	13695	No
334	GOM_NL__2PRFIN20041012_194704_000000452031_00114_13695_4932.N1	12-OCT-2004 19:47:04	Straylight	45.000	84	Alp Phe	2.3970	4500.0	90	13695	No
335	GOM_NL__2PRFIN20041012_195341_000000472031_00114_13695_4933.N1	12-OCT-2004 19:53:41	Straylight	47.000	52	16Bet Cet	2.0370	4500.0	94	13695	No
336	GOM_NL__2PRFIN20041012_200326_000000402031_00114_13695_4934.N1	12-OCT-2004 20:03:26	Bright	39.500	140	88Gam Peg	2.8340	26000.	79	13695	No
337	GOM_NL__2PRFIN20041012_200726_000000392031_00114_13695_4935.N1	12-OCT-2004 20:07:26	Bright	38.500	58	21Alp And	2.0730	11000.	77	13695	No

338	GOM_NL__2PRFIN20041012_201008_000000462031_00114_13695_4936.N1	12-OCT-2004 20:10:08	Bright	45.500	53	43Bet And	2.0480	3300.0	91	13695	No
339	GOM_NL__2PRFIN20041012_201203_000000492031_00114_13695_4937.N1	12-OCT-2004 20:12:03	Bright	49.000	173	4Bet Tri	3.0040	8900.0	98	13695	No
340	GOM_NL__2PRFIN20041012_201351_000000462031_00114_13695_4938.N1	12-OCT-2004 20:13:51	Bright	45.500	73	57Gam1And	2.2600	13100.	91	13695	No
341	GOM_NL__2PRFIN20041012_201534_000000402031_00114_13695_4939.N1	12-OCT-2004 20:15:34	Bright	40.000	68	18Alp Cas	2.2250	4500.0	80	13695	No
342	GOM_NL__2PRFIN20041012_201657_000000402031_00114_13695_4940.N1	12-OCT-2004 20:16:57	Bright	40.000	76	27Gam Cas	2.3000	30000.	80	13695	No
343	GOM_NL__2PRFIN20041012_201915_000000472031_00114_13695_4941.N1	12-OCT-2004 20:19:15	Bright	47.000	160	23Gam Per	2.9300	4700.0	94	13695	No
344	GOM_NL__2PRFIN20041012_202050_000000572031_00114_13695_4942.N1	12-OCT-2004 20:20:50	Bright	56.500	175	39Del Per	3.0100	19400.	113	13695	No
345	GOM_NL__2PRFIN20041012_202424_000000412031_00114_13695_4943.N1	12-OCT-2004 20:24:24	Bright	41.000	49	1Alp UMi	1.9900	6300.0	82	13695	No
346	GOM_NL__2PRFIN20041012_202715_000000422031_00114_13695_4944.N1	12-OCT-2004 20:27:15	Bright	42.000	60	7Bet UMi	2.0810	3950.0	84	13695	No
347	GOM_NL__2PRFIN20041012_203238_000000402031_00114_13695_4945.N1	12-OCT-2004 20:32:38	Bright	40.000	36	50Alp UMa	1.8000	6300.0	80	13695	No
348	GOM_NL__2PRFIN20041012_203411_000000392031_00114_13695_4946.N1	12-OCT-2004 20:34:11	Bright	39.000	82	48Bet UMa	2.3650	10600.	78	13695	No
349	GOM_NL__2PRFIN20041012_203730_000000392031_00114_13695_4947.N1	12-OCT-2004 20:37:30	Bright	39.000	174	52Psi UMa	3.0040	4400.0	78	13695	No
350	GOM_NL__2PRFIN20041012_204503_000000902031_00114_13695_4948.N1	12-OCT-2004 20:45:03	Bright	89.500	17	78Bet Gem	1.1610	4500.0	179	13695	No
351	GOM_NL__2PRFIN20041012_204737_000000562031_00114_13695_4949.N1	12-OCT-2004 20:47:37	Bright	55.500	22	32Alp Leo	1.3600	15200.	111	13695	No
352	GOM_NL__2PRFIN20041012_205449_000000532031_00114_13695_4950.N1	12-OCT-2004 20:54:49	Dark	53.000	48	30Alp Hya	1.9770	4100.0	106	13695	No
353	GOM_NL__2PRFIN20041012_205754_0000001252031_00114_13695_4951.N1	12-OCT-2004 20:57:54	Dark	124.50	8	10Alp CMi	0.40000	6500.0	249	13695	No
354	GOM_NL__2PRFIN20041012_210347_000000432031_00114_13695_4952.N1	12-OCT-2004 21:03:47	Dark	42.500	113	Mu Vel	2.6920	5000.0	85	13695	No
355	GOM_NL__2PRFIN20041012_211003_000000652031_00115_13696_4947.N1	12-OCT-2004 21:10:03	Dark	65.000	23	21Eps CMa	1.5020	26000.	130	13696	No
356	GOM_NL__2PRFIN20041012_211203_000001422031_00115_13696_4948.N1	12-OCT-2004 21:12:03	Dark	142.00	1	9Alp CMa	-1.4400	11000.	284	13696	No
357	GOM_NL__2PRFIN20041012_211609_000001492031_00115_13696_4949.N1	12-OCT-2004 21:16:09	Dark	149.00	47	2Bet CMa	1.9760	28000.	298	13696	No
358	GOM_NL__2PRFIN20041012_212109_000000402031_00115_13696_4950.N1	12-OCT-2004 21:21:09	Dark	39.500	143	Alp Hyi	2.8570	7200.0	79	13696	No
359	GOM_NL__2PRFIN20041012_212236_000000422031_00115_13696_4951.N1	12-OCT-2004 21:22:36	Dark	41.500	9	Alp Eri	0.45300	24000.	83	13696	No
360	GOM_NL__2PRFIN20041012_212501_000000512031_00115_13696_4952.N1	12-OCT-2004 21:25:01	Straylight	51.000	157	The1Eri	2.9060	9300.0	102	13696	No
361	GOM_NL__2PRFIN20041012_212740_000000462031_00115_13696_4953.N1	12-OCT-2004 21:27:40	Straylight	46.000	84	Alp Phe	2.3970	4500.0	92	13696	No
362	GOM_NL__2PRFIN20041012_213417_000000482031_00115_13696_4954.N1	12-OCT-2004 21:34:17	Straylight	47.500	52	16Bet Cet	2.0370	4500.0	95	13696	No
363	GOM_NL__2PRFIN20041012_214402_000000382031_00115_13696_4955.N1	12-OCT-2004 21:44:02	Bright	38.000	140	88Gam Peg	2.8340	26000.	76	13696	No
364	GOM_NL__2PRFIN20041012_214801_000000392031_00115_13696_4956.N1	12-OCT-2004 21:48:01	Bright	39.000	58	21Alp And	2.0730	11000.	78	13696	No
365	GOM_NL__2PRFIN20041012_215042_000000472031_00115_13696_4957.N1	12-OCT-2004 21:50:42	Bright	47.000	53	43Bet And	2.0480	3300.0	94	13696	No
366	GOM_NL__2PRFIN20041012_215238_000000562031_00115_13696_4958.N1	12-OCT-2004 21:52:38	Bright	55.500	173	4Bet Tri	3.0040	8900.0	111	13696	No
367	GOM_NL__2PRFIN20041012_215426_000000472031_00115_13696_4959.N1	12-OCT-2004 21:54:26	Bright	47.000	73	57Gam1And	2.2600	13100.	94	13696	No
368	GOM_NL__2PRFIN20041012_215609_000000412031_00115_13696_4960.N1	12-OCT-2004 21:56:09	Bright	40.500	68	18Alp Cas	2.2250	4500.0	81	13696	No
369	GOM_NL__2PRFIN20041012_215733_000000412031_00115_13696_4961.N1	12-OCT-2004 21:57:33	Bright	40.500	76	27Gam Cas	2.3000	30000.	81	13696	No
370	GOM_NL__2PRFIN20041012_215950_000000492031_00115_13696_4962.N1	12-OCT-2004 21:59:50	Bright	48.500	160	23Gam Per	2.9300	4700.0	97	13696	No
371	GOM_NL__2PRFIN20041012_220126_000000542031_00115_13696_4963.N1	12-OCT-2004 22:01:26	Bright	54.000	175	39Del Per	3.0100	19400.	108	13696	No
372	GOM_NL__2PRFIN20041012_220500_000000422031_00115_13696_4964.N1	12-OCT-2004 22:05:00	Bright	41.500	49	1Alp UMi	1.9900	6300.0	83	13696	No
373	GOM_NL__2PRFIN20041012_220753_000000372031_00115_13696_4965.N1	12-OCT-2004 22:07:53	Bright	36.500	60	7Bet UMi	2.0810	3950.0	73	13696	No
374	GOM_NL__2PRFIN20041012_221312_000000432031_00115_13696_4966.N1	12-OCT-2004 22:13:12	Bright	42.500	36	50Alp UMa	1.8000	6300.0	85	13696	No
375	GOM_NL__2PRFIN20041012_221447_000000402031_00115_13696_4967.N1	12-OCT-2004 22:14:47	Bright	40.000	82	48Bet UMa	2.3650	10600.	80	13696	No
376	GOM_NL__2PRFIN20041012_221806_000000402031_00115_13696_4968.N1	12-OCT-2004 22:18:06	Bright	40.000	174	52Psi UMa	3.0040	4400.0	80	13696	No
377	GOM_NL__2PRFIN20041012_222540_000000892031_00115_13696_4969.N1	12-OCT-2004 22:25:40	Bright	89.000	17	78Bet Gem	1.1610	4500.0	178	13696	No
378	GOM_NL__2PRFIN20041012_222812_000000562031_00115_13696_4970.N1	12-OCT-2004 22:28:12	Bright	56.000	22	32Alp Leo	1.3600	15200.	112	13696	No
379	GOM_NL__2PRFIN20041012_223525_000000602031_00115_13696_4971.N1	12-OCT-2004 22:35:25	Dark	59.500	48	30Alp Hya	1.9770	4100.0	119	13696	No
380	GOM_NL__2PRFIN20041012_223833_000001252031_00115_13696_4972.N1	12-OCT-2004 22:38:33	Dark	125.00	8	10Alp CMi	0.40000	6500.0	250	13696	No
381	GOM_NL__2PRFIN20041012_224423_000000382031_00115_13696_4973.N1	12-OCT-2004 22:44:23	Dark	38.000	113	Mu Vel	2.6920	5000.0	76	13696	No

3. Quality information per product


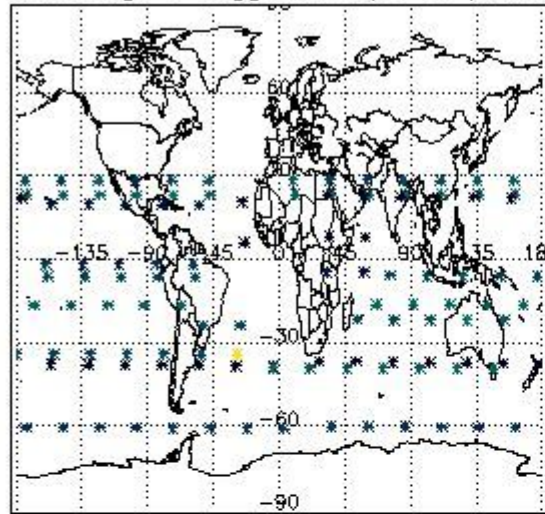
In this section it is plotted some information contained in the Quality Summary data set of the level 2 products. Only products in dark limb conditions and without errors (error flag in the MPH set to "0") are used.

3.1 Plot quality information per product (time dependant)

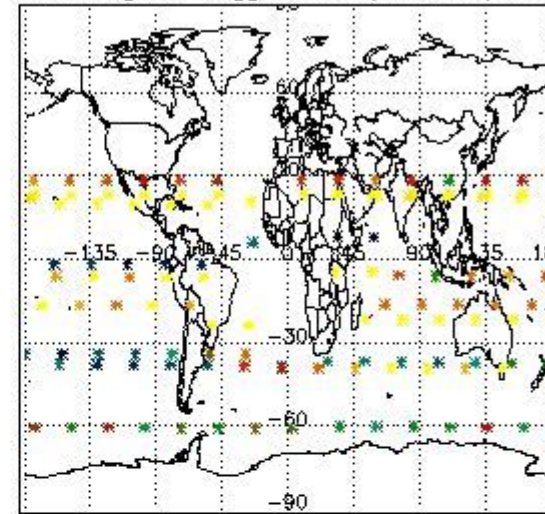


3.2 Plot quality information per product (world map)

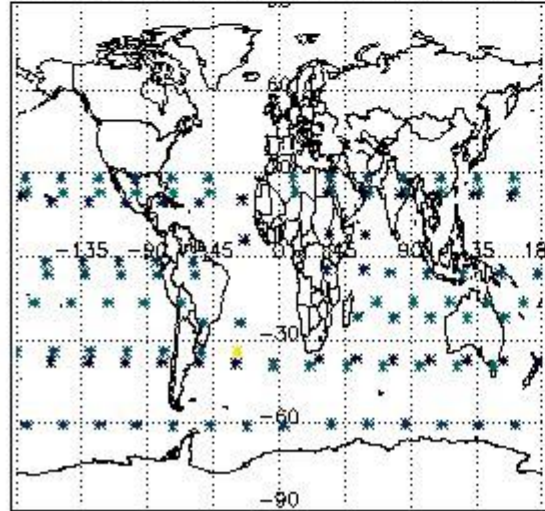
Percentage of flagged data per O3 profile



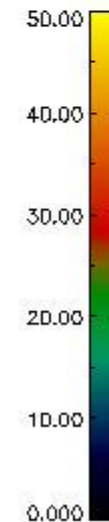
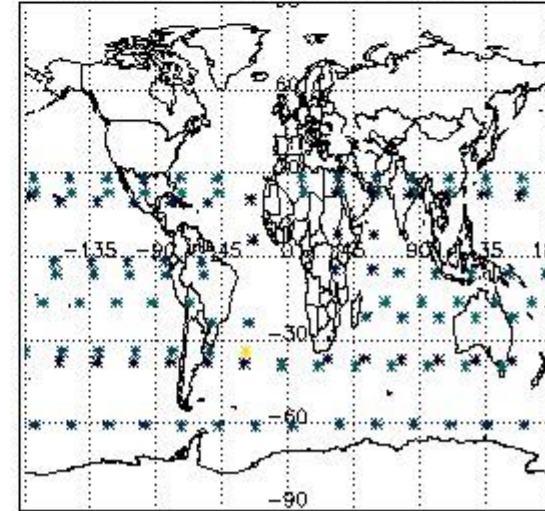
Percentage of flagged data per H2O profile



Percentage of flagged data per NO2 profile



Percentage of flagged data per NO3 profile

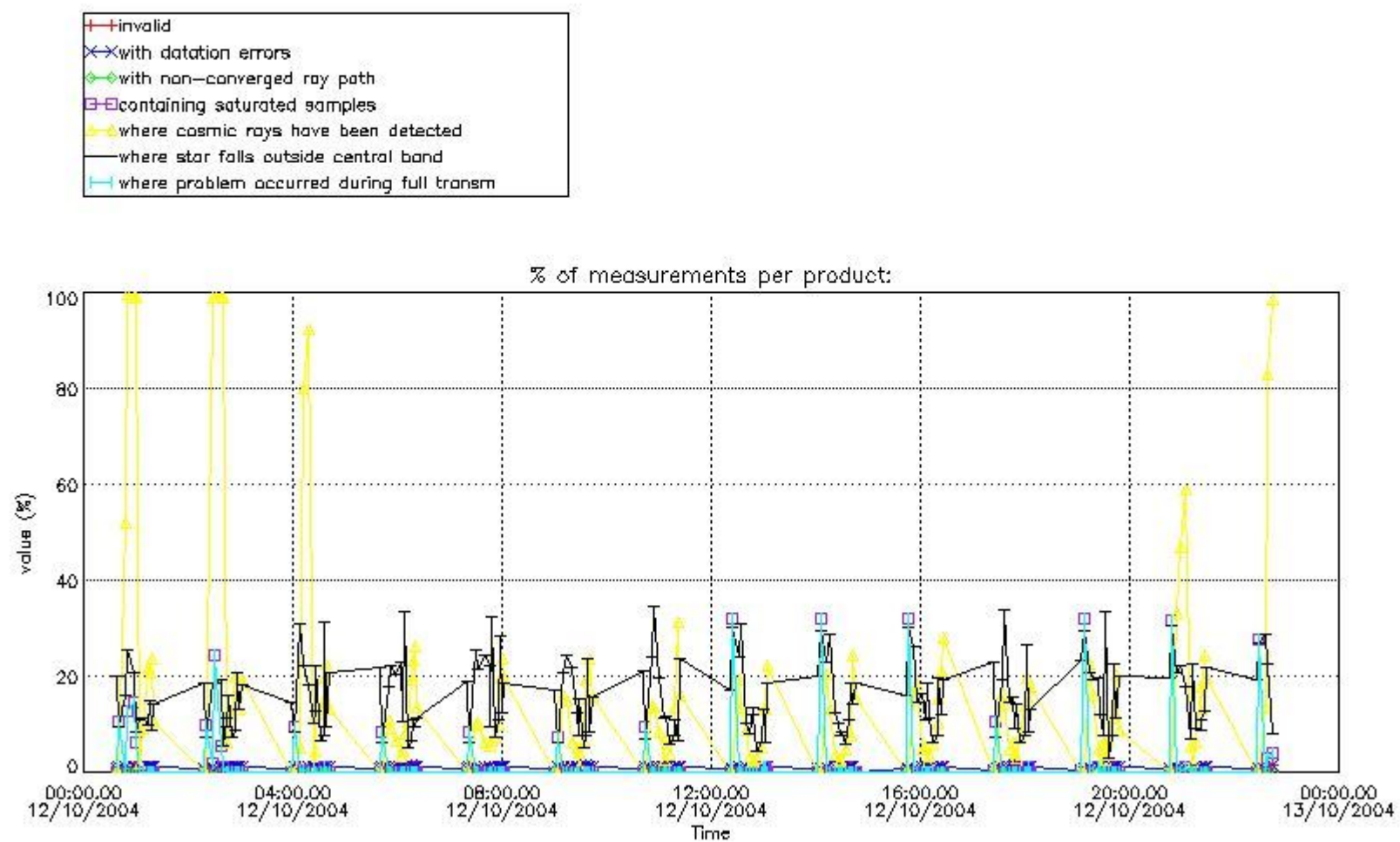


4. Level 1 quality information per product

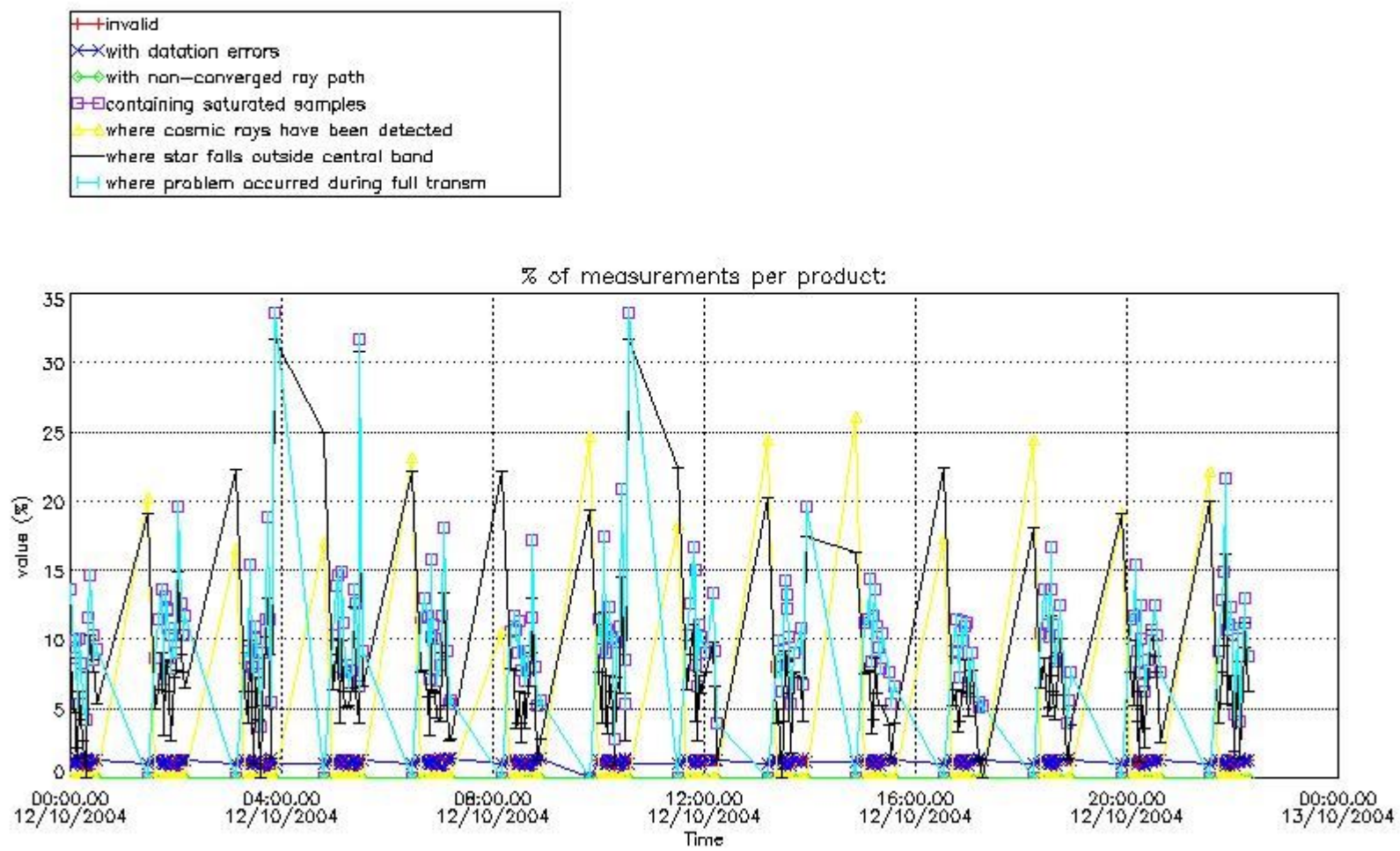
In this section it is plotted some information contained in the Quality Summary data set of the level 2 products that comes from the level 1b processing. Products without errors (error flag in the MPH set to "0") are used.

4.1 Plot quality information per product (time dependant) coming from level 1b processing

4.1.1 Plot level 1 quality information per product (time dependant): ENVISAT ASCENDING passes



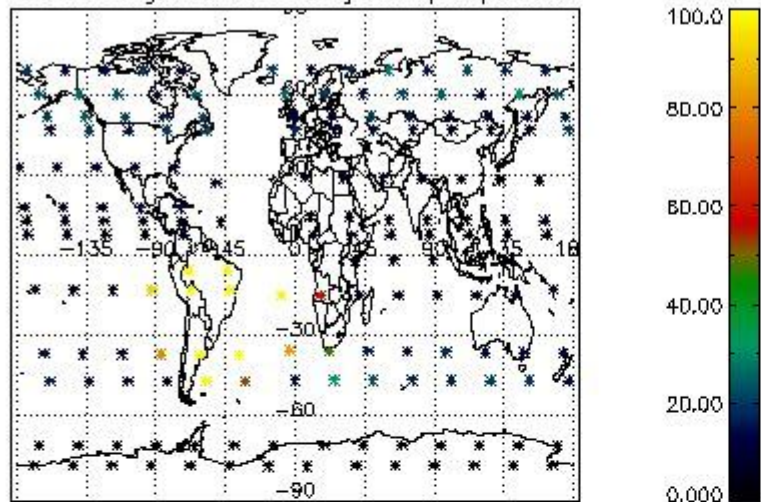
4.1.2 Plot level 1 quality information per product (time dependant): ENVI SAT DESCENDING passes



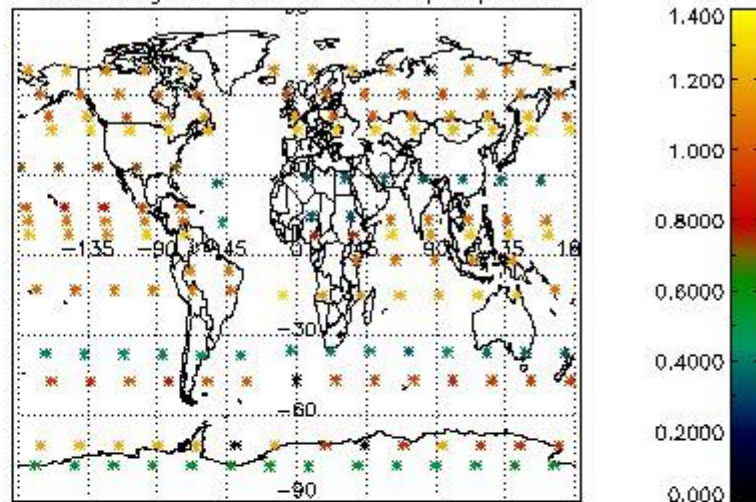
4.2 Plot quality information per product coming from level 1b processing (world map)

4.2.1 Plot level 1 quality information per product (world map): ENVISAT ASCENDING passes

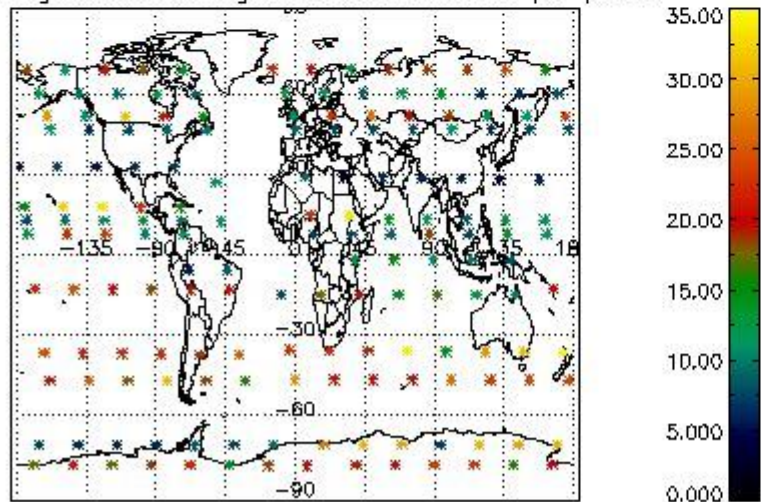
Percentage of cosmic ray hits per profile



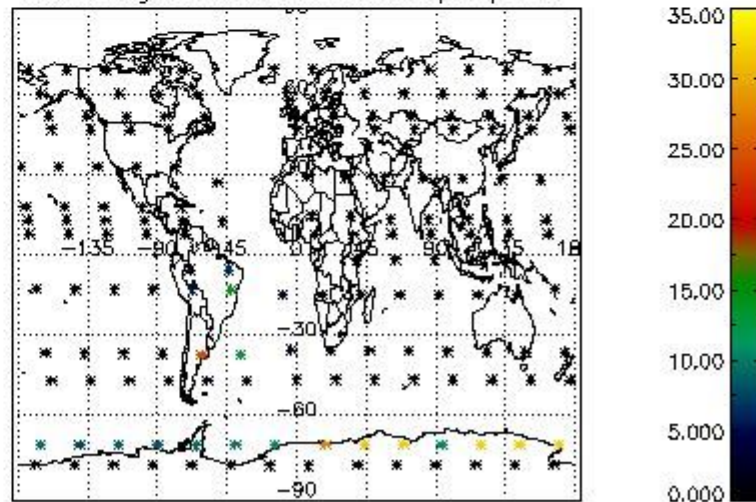
Percentage of datation errors per profile



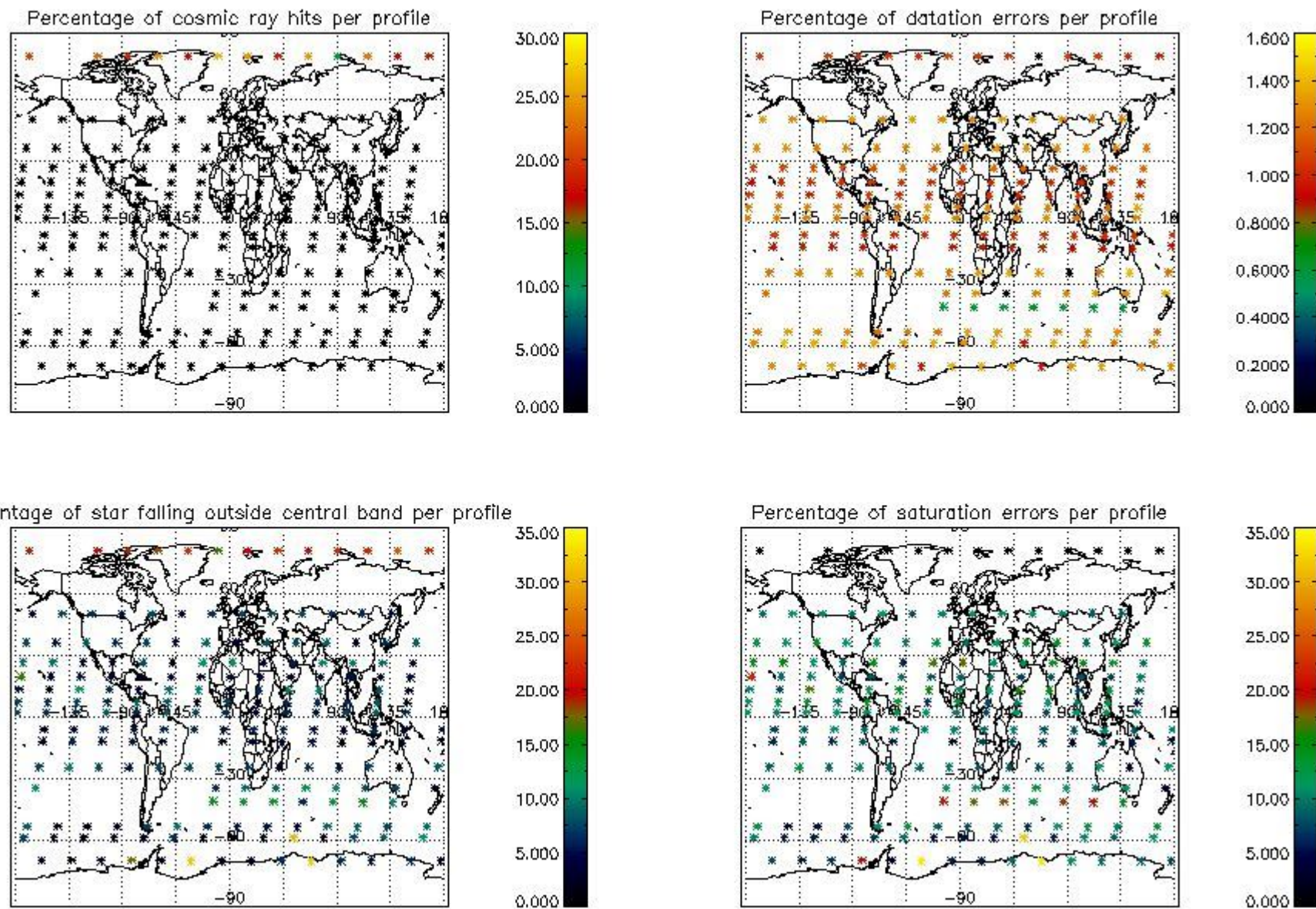
Percentage of star falling outside central band per profile



Percentage of saturation errors per profile



4.2.2 Plot level 1 quality information per product (world map): ENVISAT DESCENDING passes



5. Trace gas profiles

5.1 Ozone statistics based on quality of products

The final quality of the products can be "measured" using the STD (Standard Deviation) attached to every point profile. This information is written to the parameter GOM_NL__2P/NL_LOCAL_SPECIES_DENSITY/o3_std of the level 2 products. The table below shows the statistics for given STD ranges.

The statistics are given with respect to the overall valid production:

- Products without fatal errors: GOM_NL__2P/MPH/PRODUCT_ERR=0
- Valid point profile: GOM_NL__2P/NL_LOCAL_SPECIES_DENSITY/pcd(0)=0

The 'Criteria' is applied to valid points of dark limb products:

- Products in dark limb illumination condition: GOM_NL__2P/NL_SUMMARY_QUALITY/obs_ill_cond=0
- Products without fatal errors: GOM_NL__2P/MPH/PRODUCT_ERR=0
- Valid point profile: GOM_NL__2P/NL_LOCAL_SPECIES_DENSITY/pcd(0)=0

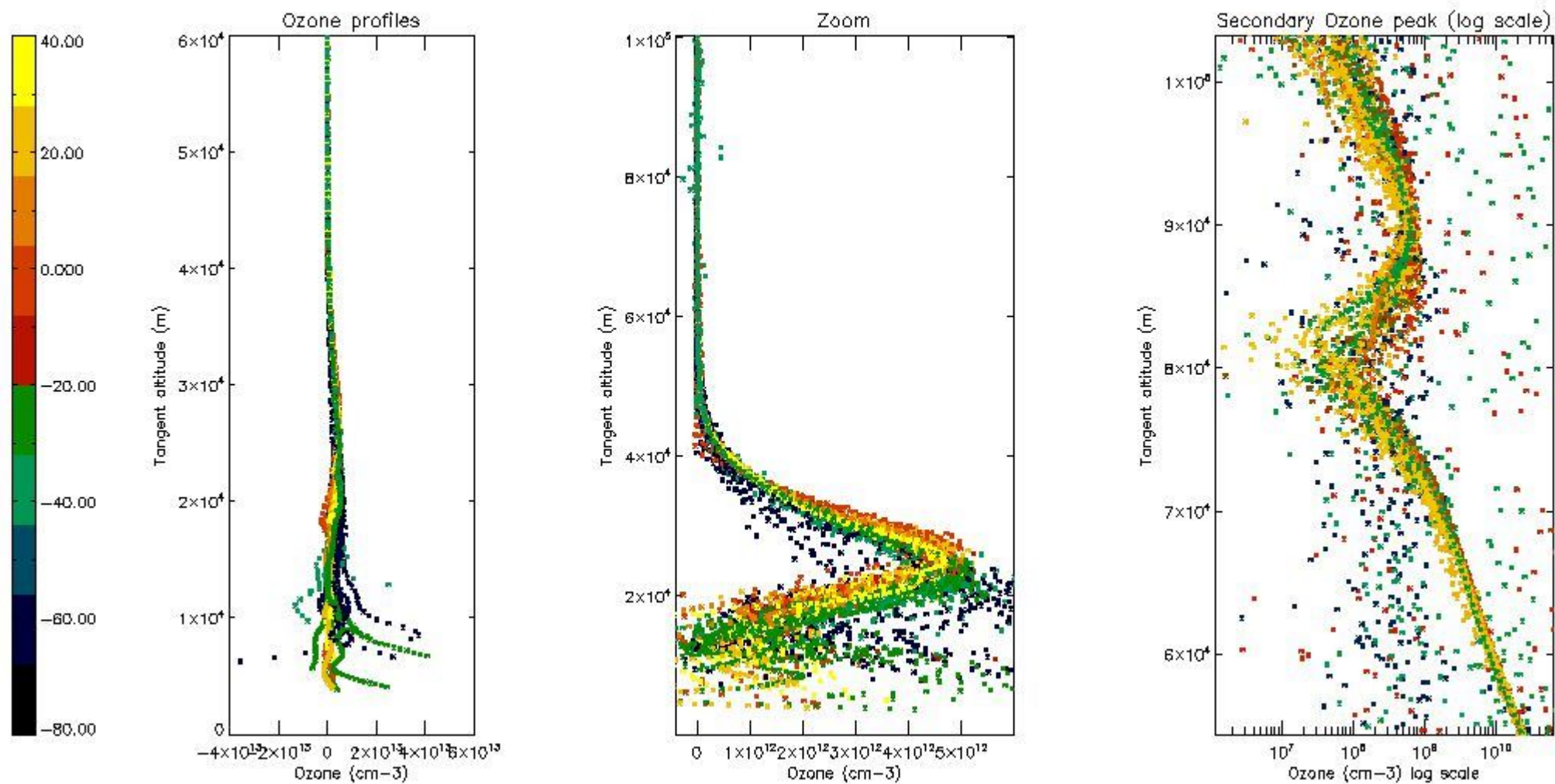
So, the table below shows the percentage of dark limb and valid observations for each criteria with respect to the overall valid daily observations.

Criteria	% of total production
All STD	40
STD < 20	24

STD < 10	20
STD < 5	16

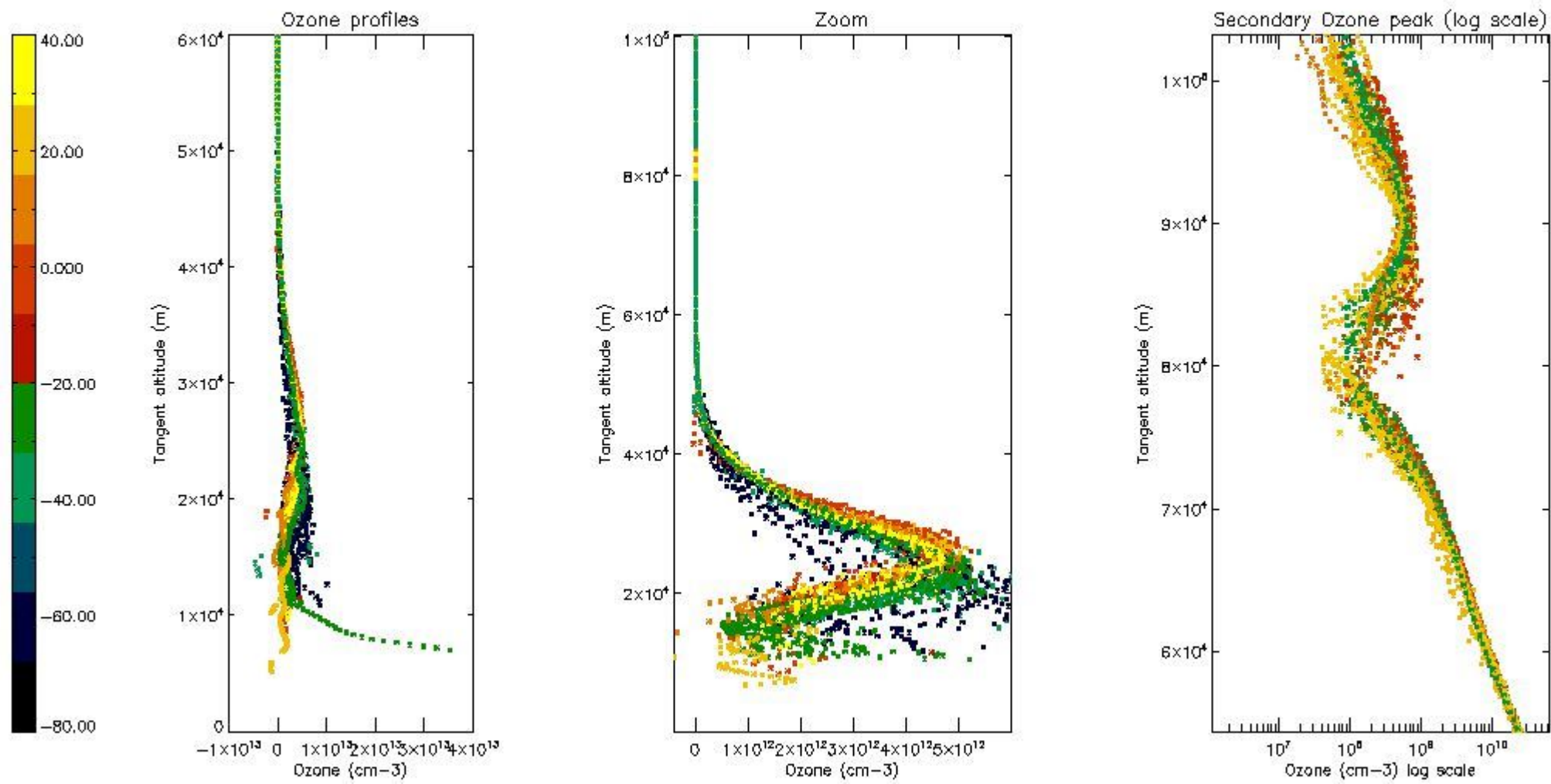
5.2 Plot ozone profiles for all STD (dark without errors)

The colorbar represents the latitude.



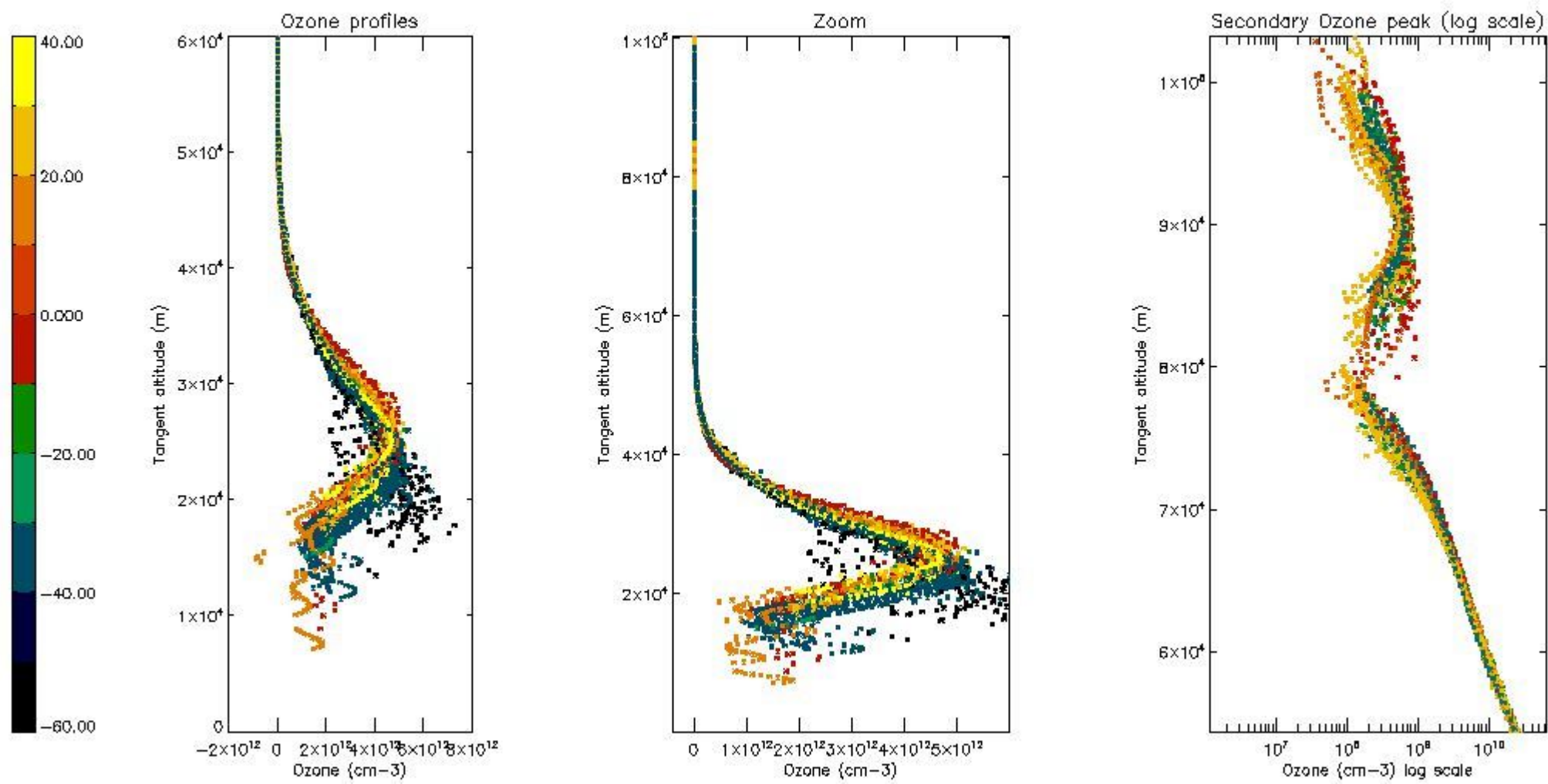
5.3 Plot ozone profiles where STD < 20% (dark without errors)

The colorbar represents the latitude.



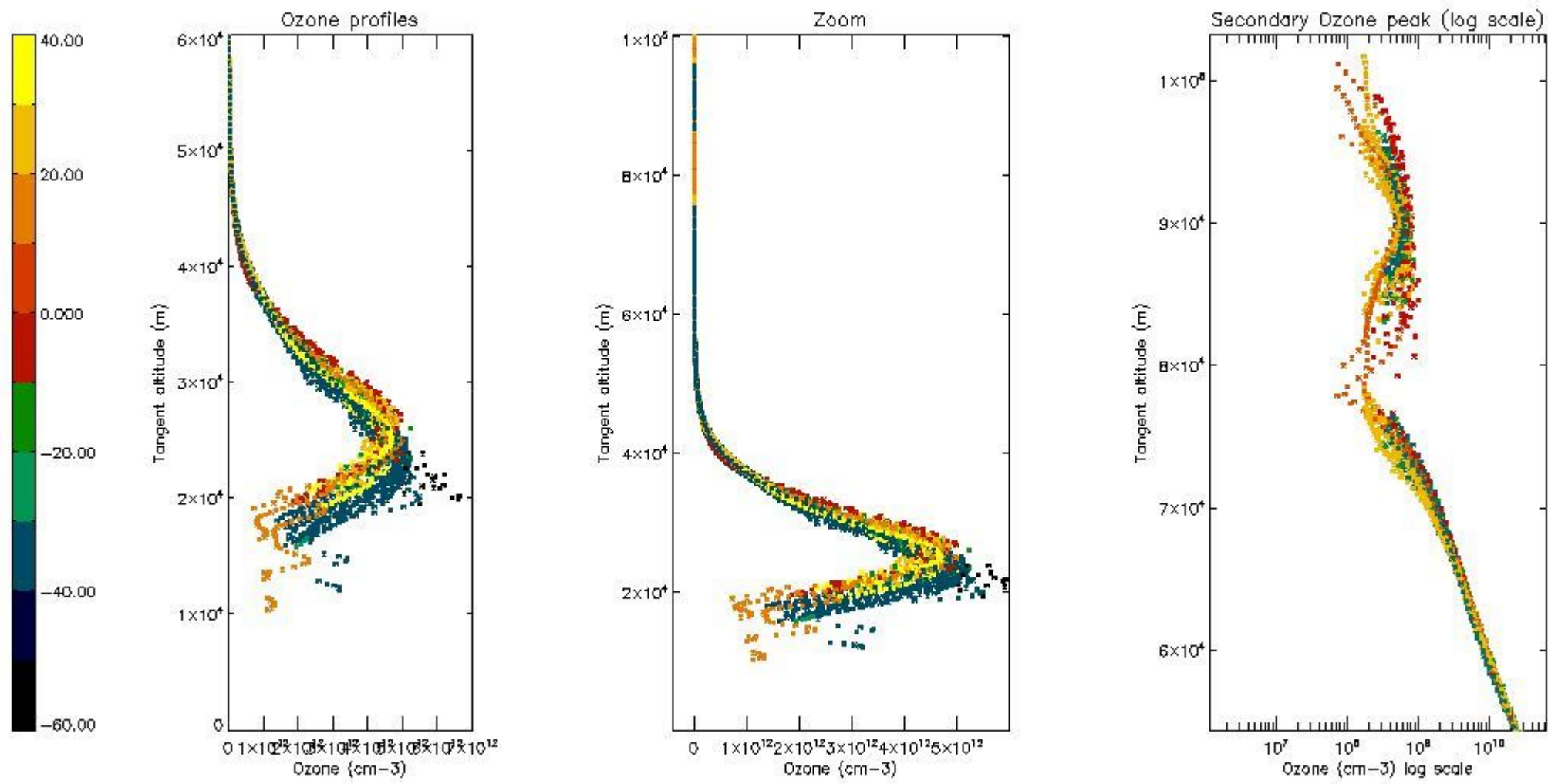
5.4 Plot ozone profiles where $STD < 10\%$ (dark without errors)

The colorbar represents the latitude.



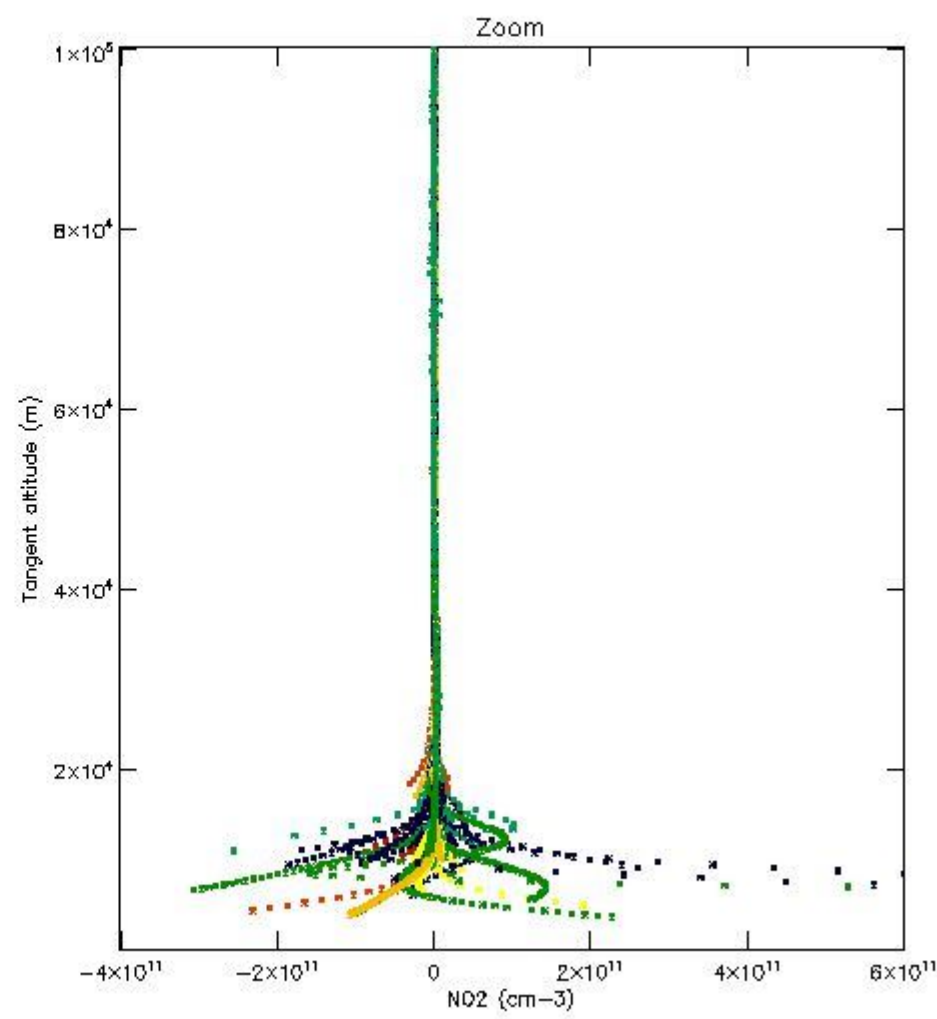
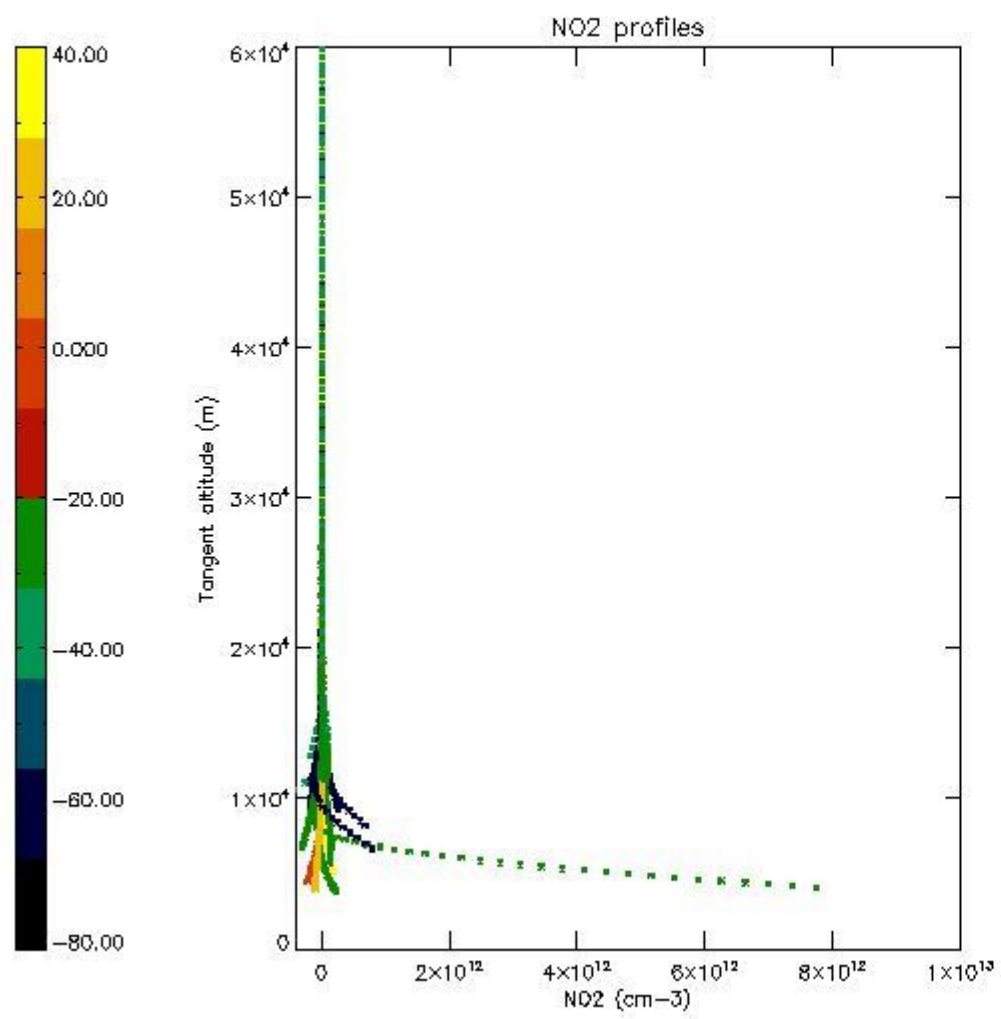
5.5 Plot ozone profiles where STD < 5% (dark without errors)

The colorbar represents the latitude.



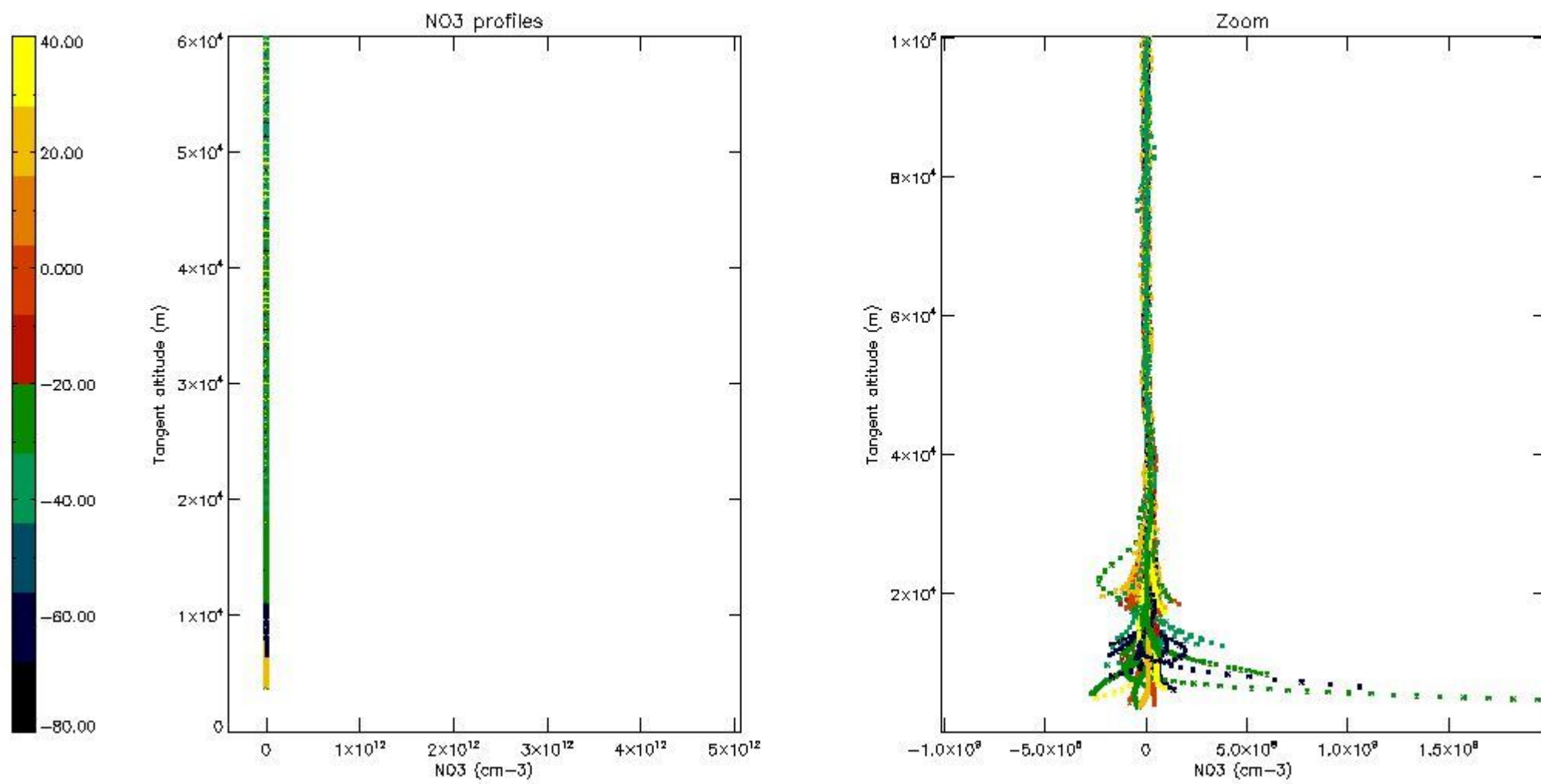
5.6 Plot NO₂ profiles for all STD (dark without errors)

The colorbar represents the latitude.



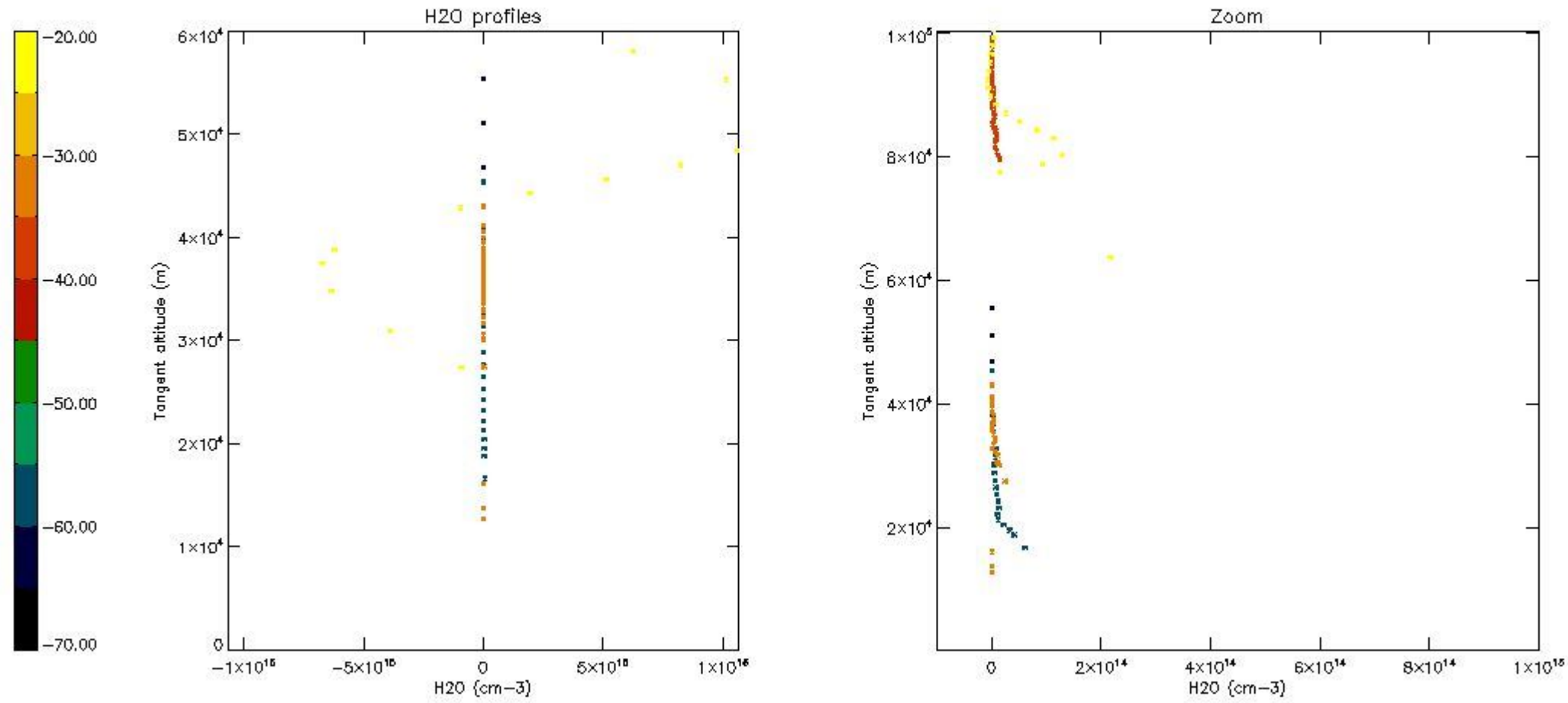
5.7 Plot NO3 profiles for all STD (dark without errors)

The colorbar represents the latitude.



5.8 Plot H₂O profiles for all STD (only for occultations of stars 1,2,3,4,13,14,16,26,63 dark without errors)

The colorbar represents the latitude.



6. Auxiliary Data Files used for the production reported in section 2

The number reported in the third column indicates since which file (see list in section 2) the corresponding auxiliary file has been used. The fourth column is the date of those product files.

Type	Auxiliary Filename	Used since product	Used since product date
INST_PHYS_CHARACTERISTICS	GOM_INS_AXVIEC20091111_143220_20030716_120000_20500101_000000	1	12-OCT-2004 00:00:15
LEVEL-2_PROC_CONFIG	GOM_PR2_AXVIEC20091111_152718_20020301_000000_20500101_000000	1	12-OCT-2004 00:00:15
CROSS_SECTIONS_FILE	GOM_CR2_AXVIEC20091111_154832_20020301_000000_20500101_000000	1	12-OCT-2004 00:00:15

GOMOS Level 2 Daily Report

SUMMARY

[1. General Info](#)

[2. Summary of processed GOM_NL_2P products](#)

[3. Level 2 Quality information per product](#)

[3.1 Plot of level 2 quality information per product \(time dependant\)](#)

[3.2 Plot of level 2 quality information per product \(world map\)](#)

[4. Level 1 Quality information per product \(stored on level 2 products\)](#)

[4.1 Plot of level 1 quality information per product \(time dependant\)](#)

[4.1.1 Plot of level 1 quality information per product \(time dependant\): ASCENDING](#)

[4.1.2 Plot of level 1 quality information per product \(time dependant\): DESCENDING](#)

[4.2 Plot of level 1 quality information per product \(world map\)](#)

[4.2.1 Plot of level 1 quality information per product \(world map\): ASCENDING](#)

[4.2.2 Plot of level 1 quality information per product \(world map\): DESCENDING](#)

[5. Ozone profiles based on quality statistics and other trace gas profiles](#)

[5.1 Ozone statistics based on quality of products](#)

[5.2 Plot ozone profiles for all STD \(dark without errors\)](#)

[5.3 Plot ozone profiles where STD < 20% \(dark without errors\)](#)

[5.4. Plot ozone profiles where STD < 10% \(dark without errors\)](#)

[5.5. Plot ozone profiles where STD < 5% \(dark without errors\)](#)

[5.6 Plot NO2 profiles for all STD \(dark without errors\)](#)

[5.7 Plot NO3 profiles for all STD \(dark without errors\)](#)

[5.8 Plot H2O profiles \(only for occultations of stars 1,2,3,4,13,14,16,26,63 dark without errors\) for all STD](#)

[6. Auxiliary Data Files used for the production reported in section 2](#)

This report presents the daily analysis on parameters extracted from GOMOS level 2 data (GOM_NL__2P). It is intended to monitor some important parameters that will impact the quality of these products. A list of level 2 products (and content) that have arrived during the reporting day to the PCF is also given.

Item	Value
Time of report generation	19APR2013 13:05:14
Data source version	GOMOS/6.01
Start time of products	12-10-2004 (12OCT2004 00:00:00)
Stop time of products	13-10-2004 (13OCT2004 00:00:00)
Store outputs in DB	Yes
Nb of level 2 prods	381
Nb of prods with errors	0

2. Summary of processed GOM_NL__2P products.

Nr	Filename	UTC Start time	Limb	Duration	Star Id	Star Name	Star Mag	Star Temp	Nb Meas	Orbit	Prod. error
1	GOM_NL__2PRFIN20041012_000015_000000412031_00102_13683_4912.N1	12-OCT-2004 00:00:15	Bright	40.500	58	21Alp And	2.0730	11000.	81	13683	No
2	GOM_NL__2PRFIN20041012_000301_000000432031_00102_13683_4913.N1	12-OCT-2004 00:03:01	Bright	42.500	53	43Bet And	2.0480	3300.0	85	13683	No
3	GOM_NL__2PRFIN20041012_000501_000000512031_00102_13683_4914.N1	12-OCT-2004 00:05:01	Bright	50.500	173	4Bet Tri	3.0040	8900.0	101	13683	No
4	GOM_NL__2PRFIN20041012_000648_000000462031_00102_13683_4915.N1	12-OCT-2004 00:06:48	Bright	46.000	73	57Gam1And	2.2600	13100.	92	13683	No
5	GOM_NL__2PRFIN20041012_000826_000000372031_00102_13683_4916.N1	12-OCT-2004 00:08:26	Bright	37.000	68	18Alp Cas	2.2250	4500.0	74	13683	No
6	GOM_NL__2PRFIN20041012_000949_000000402031_00102_13683_4917.N1	12-OCT-2004 00:09:49	Bright	40.000	76	27Gam Cas	2.3000	30000.	80	13683	No
7	GOM_NL__2PRFIN20041012_001213_000000482031_00102_13683_4918.N1	12-OCT-2004 00:12:13	Bright	48.000	160	23Gam Per	2.9300	4700.0	96	13683	No
8	GOM_NL__2PRFIN20041012_001354_000000562031_00102_13683_4919.N1	12-OCT-2004 00:13:54	Bright	56.000	175	39Del Per	3.0100	19400.	112	13683	No
9	GOM_NL__2PRFIN20041012_001715_000000362031_00102_13683_4920.N1	12-OCT-2004 00:17:15	Bright	35.500	49	1Alp UMi	1.9900	6300.0	71	13683	No
10	GOM_NL__2PRFIN20041012_002003_000000392031_00102_13683_4921.N1	12-OCT-2004 00:20:03	Bright	39.000	60	7Bet UMi	2.0810	3950.0	78	13683	No
11	GOM_NL__2PRFIN20041012_002203_000000822031_00102_13683_4922.N1	12-OCT-2004 00:22:03	Bright	82.000	6	13Alp Aur	0.080000	3400.0	164	13683	No
12	GOM_NL__2PRFIN20041012_002527_000000392031_00102_13683_4923.N1	12-OCT-2004 00:25:27	Bright	39.000	36	50Alp UMa	1.8000	6300.0	78	13683	No
13	GOM_NL__2PRFIN20041012_002657_000000412031_00102_13683_4924.N1	12-OCT-2004 00:26:57	Bright	41.000	82	48Bet UMa	2.3650	10600.	82	13683	No
14	GOM_NL__2PRFIN20041012_003020_000000382031_00102_13683_4925.N1	12-OCT-2004 00:30:20	Bright	37.500	174	52Psi UMa	3.0040	4400.0	75	13683	No
15	GOM_NL__2PRFIN20041012_003747_000000882031_00102_13683_4926.N1	12-OCT-2004 00:37:47	Bright	87.500	17	78Bet Gem	1.1610	4500.0	175	13683	No
16	GOM_NL__2PRFIN20041012_004023_000000422031_00102_13683_4927.N1	12-OCT-2004 00:40:23	Bright	42.000	22	32Alp Leo	1.3600	15200.	84	13683	No
17	GOM_NL__2PRFIN20041012_004730_000000502031_00102_13683_4928.N1	12-OCT-2004 00:47:30	Dark	50.000	48	30Alp Hya	1.9770	4100.0	100	13683	No
18	GOM_NL__2PRFIN20041012_005016_000001242031_00102_13683_4929.N1	12-OCT-2004 00:50:16	Dark	124.00	8	10Alp CMi	0.40000	6500.0	248	13683	No
19	GOM_NL__2PRFIN20041012_005706_000000492031_00102_13683_4930.N1	12-OCT-2004 00:57:06	Dark	48.500	65	Lam Vel	2.2040	4400.0	97	13683	No
20	GOM_NL__2PRFIN20041012_005909_000000482031_00102_13683_4931.N1	12-OCT-2004 00:59:09	Dark	47.500	70	Zet Pup	2.2460	39000.	95	13683	No
21	GOM_NL__2PRFIN20041012_010416_000001162031_00103_13684_4904.N1	12-OCT-2004 01:04:16	Dark	115.50	1	9Alp CMa	-1.4400	11000.	231	13684	No
22	GOM_NL__2PRFIN20041012_010818_000001452031_00103_13684_4905.N1	12-OCT-2004 01:08:18	Dark	144.50	47	2Bet CMa	1.9760	28000.	289	13684	No
23	GOM_NL__2PRFIN20041012_011354_000000412031_00103_13684_4906.N1	12-OCT-2004 01:13:54	Dark	41.000	143	Alp Hyi	2.8570	7200.0	82	13684	No
24	GOM_NL__2PRFIN20041012_011521_000000442031_00103_13684_4907.N1	12-OCT-2004 01:15:21	Dark	43.500	9	Alp Eri	0.45300	24000.	87	13684	No
25	GOM_NL__2PRFIN20041012_011741_000000512031_00103_13684_4908.N1	12-OCT-2004 01:17:41	Straylight	51.000	157	The1Eri	2.9060	9300.0	102	13684	No
26	GOM_NL__2PRFIN20041012_012027_000000422031_00103_13684_4909.N1	12-OCT-2004 01:20:27	Straylight	42.000	84	Alp Phe	2.3970	4500.0	84	13684	No
27	GOM_NL__2PRFIN20041012_012704_000000472031_00103_13684_4910.N1	12-OCT-2004 01:27:04	Straylight	47.000	52	16Bet Cet	2.0370	4500.0	94	13684	No
28	GOM_NL__2PRFIN20041012_013649_000000412031_00103_13684_4911.N1	12-OCT-2004 01:36:49	Bright	40.500	140	88Gam Peg	2.8340	26000.	81	13684	No
29	GOM_NL__2PRFIN20041012_014050_000000402031_00103_13684_4912.N1	12-OCT-2004 01:40:50	Bright	39.500	58	21Alp And	2.0730	11000.	79	13684	No
30	GOM_NL__2PRFIN20041012_014337_000000442031_00103_13684_4913.N1	12-OCT-2004 01:43:37	Bright	44.000	53	43Bet And	2.0480	3300.0	88	13684	No
31	GOM_NL__2PRFIN20041012_014536_000000502031_00103_13684_4914.N1	12-OCT-2004 01:45:36	Bright	49.500	173	4Bet Tri	3.0040	8900.0	99	13684	No
32	GOM_NL__2PRFIN20041012_014723_000000502031_00103_13684_4915.N1	12-OCT-2004 01:47:23	Bright	49.500	73	57Gam1And	2.2600	13100.	99	13684	No
33	GOM_NL__2PRFIN20041012_014901_000000422031_00103_13684_4916.N1	12-OCT-2004 01:49:01	Bright	41.500	68	18Alp Cas	2.2250	4500.0	83	13684	No
34	GOM_NL__2PRFIN20041012_015024_000000412031_00103_13684_4917.N1	12-OCT-2004 01:50:24	Bright	41.000	76	27Gam Cas	2.3000	30000.	82	13684	No
35	GOM_NL__2PRFIN20041012_015248_000000492031_00103_13684_4918.N1	12-OCT-2004 01:52:48	Bright	48.500	160	23Gam Per	2.9300	4700.0	97	13684	No
36	GOM_NL__2PRFIN20041012_015429_000000572031_00103_13684_4919.N1	12-OCT-2004 01:54:29	Bright	57.000	175	39Del Per	3.0100	19400.	114	13684	No
37	GOM_NL__2PRFIN20041012_015749_000000422031_00103_13684_4920.N1	12-OCT-2004 01:57:49	Bright	41.500	49	1Alp UMi	1.9900	6300.0	83	13684	No
38	GOM_NL__2PRFIN20041012_020039_000000392031_00103_13684_4921.N1	12-OCT-2004 02:00:39	Bright	38.500	60	7Bet UMi	2.0810	3950.0	77	13684	No
39	GOM_NL__2PRFIN20041012_020238_000000872031_00103_13684_4922.N1	12-OCT-2004 02:02:38	Bright	87.000	6	13Alp Aur	0.080000	3400.0	174	13684	No
40	GOM_NL__2PRFIN20041012_020603_000000402031_00103_13684_4923.N1	12-OCT-2004 02:06:03	Bright	39.500	36	50Alp UMa	1.8000	6300.0	79	13684	No
41	GOM_NL__2PRFIN20041012_020735_000000392031_00103_13684_4924.N1	12-OCT-2004 02:07:35	Bright	39.000	82	48Bet UMa	2.3650	10600.	78	13684	No
42	GOM_NL__2PRFIN20041012_021056_000000392031_00103_13684_4925.N1	12-OCT-2004 02:10:56	Bright	38.500	174	52Psi UMa	3.0040	4400.0	77	13684	No

43	GOM_NL__2PRFIN20041012_021823_000000862031_00103_13684_4926.N1	12-OCT-2004 02:18:23	Bright	86.000	17	78Bet Gem	1.1610	4500.0	172	13684	No
44	GOM_NL__2PRFIN20041012_022059_000000422031_00103_13684_4927.N1	12-OCT-2004 02:20:59	Bright	41.500	22	32Alp Leo	1.3600	15200.	83	13684	No
45	GOM_NL__2PRFIN20041012_022807_000000512031_00103_13684_4928.N1	12-OCT-2004 02:28:07	Dark	51.000	48	30Alp Hya	1.9770	4100.0	102	13684	No
46	GOM_NL__2PRFIN20041012_023054_000001132031_00103_13684_4929.N1	12-OCT-2004 02:30:54	Dark	113.00	8	10Alp CMi	0.40000	6500.0	226	13684	No
47	GOM_NL__2PRFIN20041012_023743_000000472031_00103_13684_4930.N1	12-OCT-2004 02:37:43	Dark	46.500	65	Lam Vel	2.2040	4400.0	93	13684	No
48	GOM_NL__2PRFIN20041012_023947_000000462031_00103_13684_4931.N1	12-OCT-2004 02:39:47	Dark	45.500	70	Zet Pup	2.2460	39000.	91	13684	No
49	GOM_NL__2PRFIN20041012_024331_000000402031_00104_13685_4904.N1	12-OCT-2004 02:43:31	Dark	39.500	29	Bet Car	1.6720	10200.	79	13685	No
50	GOM_NL__2PRFIN20041012_024457_000000482031_00104_13685_4905.N1	12-OCT-2004 02:44:57	Dark	47.500	161	Tau Pup	2.9310	4500.0	95	13685	No
51	GOM_NL__2PRFIN20041012_024619_000000512031_00104_13685_4906.N1	12-OCT-2004 02:46:19	Dark	50.500	2	Alp Car	-0.73600	7000.0	101	13685	No
52	GOM_NL__2PRFIN20041012_025031_000000702031_00104_13685_4907.N1	12-OCT-2004 02:50:31	Dark	70.000	108	Alp Col	2.6520	15200.	140	13685	No
53	GOM_NL__2PRFIN20041012_025430_000000402031_00104_13685_4908.N1	12-OCT-2004 02:54:30	Dark	40.000	143	Alp Hyi	2.8570	7200.0	80	13685	No
54	GOM_NL__2PRFIN20041012_025557_000000462031_00104_13685_4909.N1	12-OCT-2004 02:55:57	Dark	46.000	9	Alp Eri	0.45300	24000.	92	13685	No
55	GOM_NL__2PRFIN20041012_025820_000000502031_00104_13685_4910.N1	12-OCT-2004 02:58:20	Straylight	50.000	157	The1Eri	2.9060	9300.0	100	13685	No
56	GOM_NL__2PRFIN20041012_030102_000000442031_00104_13685_4911.N1	12-OCT-2004 03:01:02	Straylight	44.000	84	Alp Phe	2.3970	4500.0	88	13685	No
57	GOM_NL__2PRFIN20041012_030739_000000522031_00104_13685_4912.N1	12-OCT-2004 03:07:39	Straylight	51.500	52	16Bet Cet	2.0370	4500.0	103	13685	No
58	GOM_NL__2PRFIN20041012_031725_000000412031_00104_13685_4913.N1	12-OCT-2004 03:17:25	Bright	40.500	140	88Gam Peg	2.8340	26000.	81	13685	No
59	GOM_NL__2PRFIN20041012_032127_000000382031_00104_13685_4914.N1	12-OCT-2004 03:21:27	Bright	38.000	58	21Alp And	2.0730	11000.	76	13685	No
60	GOM_NL__2PRFIN20041012_032413_000000462031_00104_13685_4915.N1	12-OCT-2004 03:24:13	Bright	45.500	53	43Bet And	2.0480	3300.0	91	13685	No
61	GOM_NL__2PRFIN20041012_032611_000000502031_00104_13685_4916.N1	12-OCT-2004 03:26:11	Bright	49.500	173	4Bet Tri	3.0040	8900.0	99	13685	No
62	GOM_NL__2PRFIN20041012_032758_000000472031_00104_13685_4917.N1	12-OCT-2004 03:27:58	Bright	46.500	73	57Gam1And	2.2600	13100.	93	13685	No
63	GOM_NL__2PRFIN20041012_032937_000000402031_00104_13685_4918.N1	12-OCT-2004 03:29:37	Bright	40.000	68	18Alp Cas	2.2250	4500.0	80	13685	No
64	GOM_NL__2PRFIN20041012_033059_000000412031_00104_13685_4919.N1	12-OCT-2004 03:30:59	Bright	41.000	76	27Gam Cas	2.3000	30000.	82	13685	No
65	GOM_NL__2PRFIN20041012_033323_000000482031_00104_13685_4920.N1	12-OCT-2004 03:33:23	Bright	48.000	160	23Gam Per	2.9300	4700.0	96	13685	No
66	GOM_NL__2PRFIN20041012_033503_000000552031_00104_13685_4921.N1	12-OCT-2004 03:35:03	Bright	55.000	175	39Del Per	3.0100	19400.	110	13685	No
67	GOM_NL__2PRFIN20041012_033827_000000392031_00104_13685_4922.N1	12-OCT-2004 03:38:27	Bright	38.500	49	1Alp UMi	1.9900	6300.0	77	13685	No
68	GOM_NL__2PRFIN20041012_034115_000000402031_00104_13685_4923.N1	12-OCT-2004 03:41:15	Bright	39.500	60	7Bet UMi	2.0810	3950.0	79	13685	No
69	GOM_NL__2PRFIN20041012_034312_000000852031_00104_13685_4924.N1	12-OCT-2004 03:43:12	Bright	85.000	6	13Alp Aur	0.080000	3400.0	170	13685	No
70	GOM_NL__2PRFIN20041012_034639_000000402031_00104_13685_4925.N1	12-OCT-2004 03:46:39	Bright	39.500	36	50Alp UMa	1.8000	6300.0	79	13685	No
71	GOM_NL__2PRFIN20041012_034811_000000372031_00104_13685_4926.N1	12-OCT-2004 03:48:11	Bright	36.500	82	48Bet UMa	2.3650	10600.	73	13685	No
72	GOM_NL__2PRFIN20041012_035132_000000522031_00104_13685_4927.N1	12-OCT-2004 03:51:32	Bright	52.000	174	52Psi UMa	3.0040	4400.0	104	13685	No
73	GOM_NL__2PRFIN20041012_035859_000000832031_00104_13685_4928.N1	12-OCT-2004 03:58:59	Bright	82.500	17	78Bet Gem	1.1610	4500.0	165	13685	No
74	GOM_NL__2PRFIN20041012_040135_000000432031_00104_13685_4929.N1	12-OCT-2004 04:01:35	Bright	42.500	22	32Alp Leo	1.3600	15200.	85	13685	No
75	GOM_NL__2PRFIN20041012_040843_000000602031_00104_13685_4930.N1	12-OCT-2004 04:08:43	Dark	60.000	48	30Alp Hya	1.9770	4100.0	120	13685	No
76	GOM_NL__2PRFIN20041012_041132_000001192031_00104_13685_4931.N1	12-OCT-2004 04:11:32	Dark	119.00	8	10Alp CMi	0.40000	6500.0	238	13685	No
77	GOM_NL__2PRFIN20041012_041820_000000472031_00104_13685_4932.N1	12-OCT-2004 04:18:20	Dark	46.500	65	Lam Vel	2.2040	4400.0	93	13685	No
78	GOM_NL__2PRFIN20041012_042408_000000402031_00105_13686_4924.N1	12-OCT-2004 04:24:08	Dark	39.500	29	Bet Car	1.6720	10200.	79	13686	No
79	GOM_NL__2PRFIN20041012_042534_000000482031_00105_13686_4925.N1	12-OCT-2004 04:25:34	Dark	47.500	161	Tau Pup	2.9310	4500.0	95	13686	No
80	GOM_NL__2PRFIN20041012_042656_000000542031_00105_13686_4926.N1	12-OCT-2004 04:26:56	Dark	54.000	2	Alp Car	-0.73600	7000.0	108	13686	No
81	GOM_NL__2PRFIN20041012_043111_000000682031_00105_13686_4927.N1	12-OCT-2004 04:31:11	Dark	68.000	108	Alp Col	2.6520	15200.	136	13686	No
82	GOM_NL__2PRFIN20041012_043507_000000402031_00105_13686_4928.N1	12-OCT-2004 04:35:07	Dark	39.500	143	Alp Hyi	2.8570	7200.0	79	13686	No
83	GOM_NL__2PRFIN20041012_043633_000000532031_00105_13686_4929.N1	12-OCT-2004 04:36:33	Dark	53.000	9	Alp Eri	0.45300	24000.	106	13686	No
84	GOM_NL__2PRFIN20041012_043856_000000492031_00105_13686_4930.N1	12-OCT-2004 04:38:56	Straylight	48.500	157	The1Eri	2.9060	9300.0	97	13686	No
85	GOM_NL__2PRFIN20041012_044139_000000462031_00105_13686_4931.N1	12-OCT-2004 04:41:39	Straylight	45.500	84	Alp Phe	2.3970	4500.0	91	13686	No
86	GOM_NL__2PRFIN20041012_044817_000000502031_00105_13686_4932.N1	12-OCT-2004 04:48:17	Straylight	50.000	52	16Bet Cet	2.0370	4500.0	100	13686	No
87	GOM_NL__2PRFIN20041012_045803_000000392031_00105_13686_4933.N1	12-OCT-2004 04:58:03	Bright	39.000	140	88Gam Peg	2.8340	26000.	78	13686	No
88	GOM_NL__2PRFIN20041012_050203_000000402031_00105_13686_4934.N1	12-OCT-2004 05:02:03	Bright	39.500	58	21Alp And	2.0730	11000.	79	13686	No
89	GOM_NL__2PRFIN20041012_050449_000000452031_00105_13686_4935.N1	12-OCT-2004 05:04:49	Bright	44.500	53	43Bet And	2.0480	3300.0	89	13686	No
90	GOM_NL__2PRFIN20041012_050646_000000502031_00105_13686_4936.N1	12-OCT-2004 05:06:46	Bright	50.000	173	4Bet Tri	3.0040	8900.0	100	13686	No
91	GOM_NL__2PRFIN20041012_050833_000000512031_00105_13686_4937.N1	12-OCT-2004 05:08:33	Bright	50.500	73	57Gam1And	2.2600	13100.	101	13686	No
92	GOM_NL__2PRFIN20041012_051013_000000402031_00105_13686_4938.N1	12-OCT-2004 05:10:13	Bright	40.000	68	18Alp Cas	2.2250	4500.0	80	13686	No
93	GOM_NL__2PRFIN20041012_051136_000000392031_00105_13686_4939.N1	12-OCT-2004 05:11:36	Bright	39.000	76	27Gam Cas	2.3000	30000.	78	13686	No
94	GOM_NL__2PRFIN20041012_051358_000000492031_00105_13686_4940.N1	12-OCT-2004 05:13:58	Bright	49.000	160	23Gam Per	2.9300	4700.0	98	13686	No
95	GOM_NL__2PRFIN20041012_051537_000000582031_00105_13686_4941.N1	12-OCT-2004 05:15:37	Bright	58.000	175	39Del Per	3.0100	19400.	116	13686	No
96	GOM_NL__2PRFIN20041012_051903_000000392031_00105_13686_4942.N1	12-OCT-2004 05:19:03	Bright	38.500	49	1Alp UMi	1.9900	6300.0	77	13686	No
97	GOM_NL__2PRFIN20041012_052152_000000412031_00105_13686_4943.N1	12-OCT-2004 05:21:52	Bright	40.500	60	7Bet UMi	2.0810	3950.0	81	13686	No
98	GOM_NL__2PRFIN20041012_052346_000000802031_00105_13686_4944.N1	12-OCT-2004 05:23:46	Bright	79.500	6	13Alp Aur	0.080000	3400.0	159	13686	No
99	GOM_NL__2PRFIN20041012_052715_000000382031_00105_13686_4945.N1	12-OCT-2004 05:27:15	Bright	37.500	36	50Alp UMa	1.8000	6300.0	75	13686	No
100	GOM_NL__2PRFIN20041012_052847_000000522031_00105_13686_4946.N1	12-OCT-2004 05:28:47	Bright	52.000	82	48Bet UMa	2.3650	10600.	104	13686	No
101	GOM_NL__2PRFIN20041012_053208_000000382031_00105_13686_4947.N1	12-OCT-2004 05:32:08	Bright	38.000	174	52Psi UMa	3.0040	4400.0	76	13686	No

102	GOM_NL__2PRFIN20041012_053936_000000902031_00105_13686_4948.N1	12-OCT-2004 05:39:36	Bright	90.000	17	78Bet Gem	1.1610	4500.0	180	13686	No
103	GOM_NL__2PRFIN20041012_054212_000000422031_00105_13686_4949.N1	12-OCT-2004 05:42:12	Bright	41.500	22	32Alp Leo	1.3600	15200.	83	13686	No
104	GOM_NL__2PRFIN20041012_054921_000000512031_00105_13686_4950.N1	12-OCT-2004 05:49:21	Dark	50.500	48	30Alp Hya	1.9770	4100.0	101	13686	No
105	GOM_NL__2PRFIN20041012_055210_000001192031_00105_13686_4951.N1	12-OCT-2004 05:52:10	Dark	119.00	8	10Alp CMi	0.40000	6500.0	238	13686	No
106	GOM_NL__2PRFIN20041012_055856_000000472031_00105_13686_4952.N1	12-OCT-2004 05:58:56	Dark	47.000	65	Lam Vel	2.2040	4400.0	94	13686	No
107	GOM_NL__2PRFIN20041012_060444_000000462031_00106_13687_4924.N1	12-OCT-2004 06:04:44	Dark	45.500	29	Bet Car	1.6720	10200.	91	13687	No
108	GOM_NL__2PRFIN20041012_060611_000000472031_00106_13687_4925.N1	12-OCT-2004 06:06:11	Dark	47.000	161	Tau Pup	2.9310	4500.0	94	13687	No
109	GOM_NL__2PRFIN20041012_060733_000000622031_00106_13687_4926.N1	12-OCT-2004 06:07:33	Dark	61.500	2	Alp Car	-0.73600	7000.0	123	13687	No
110	GOM_NL__2PRFIN20041012_061148_000000672031_00106_13687_4927.N1	12-OCT-2004 06:11:48	Dark	67.000	108	Alp Col	2.6520	15200.	134	13687	No
111	GOM_NL__2PRFIN20041012_061543_000000392031_00106_13687_4928.N1	12-OCT-2004 06:15:43	Dark	39.000	143	Alp Hyi	2.8570	7200.0	78	13687	No
112	GOM_NL__2PRFIN20041012_061710_000000412031_00106_13687_4929.N1	12-OCT-2004 06:17:10	Dark	41.000	9	Alp Eri	0.45300	24000.	82	13687	No
113	GOM_NL__2PRFIN20041012_061933_000000482031_00106_13687_4930.N1	12-OCT-2004 06:19:33	Straylight	48.000	157	The1Eri	2.9060	9300.0	96	13687	No
114	GOM_NL__2PRFIN20041012_062215_000000412031_00106_13687_4931.N1	12-OCT-2004 06:22:15	Straylight	40.500	84	Alp Phe	2.3970	4500.0	81	13687	No
115	GOM_NL__2PRFIN20041012_062854_000000482031_00106_13687_4932.N1	12-OCT-2004 06:28:54	Straylight	47.500	52	16Bet Cet	2.0370	4500.0	95	13687	No
116	GOM_NL__2PRFIN20041012_063839_000000392031_00106_13687_4933.N1	12-OCT-2004 06:38:39	Bright	39.000	140	88Gam Peg	2.8340	26000.	78	13687	No
117	GOM_NL__2PRFIN20041012_064239_000000392031_00106_13687_4934.N1	12-OCT-2004 06:42:39	Bright	38.500	58	21Alp And	2.0730	11000.	77	13687	No
118	GOM_NL__2PRFIN20041012_064525_000000432031_00106_13687_4935.N1	12-OCT-2004 06:45:25	Bright	42.500	53	43Bet And	2.0480	3300.0	85	13687	No
119	GOM_NL__2PRFIN20041012_064721_000000502031_00106_13687_4936.N1	12-OCT-2004 06:47:21	Bright	49.500	173	4Bet Tri	3.0040	8900.0	99	13687	No
120	GOM_NL__2PRFIN20041012_064909_000000512031_00106_13687_4937.N1	12-OCT-2004 06:49:09	Bright	50.500	73	57Gam1And	2.2600	13100.	101	13687	No
121	GOM_NL__2PRFIN20041012_065049_000000402031_00106_13687_4938.N1	12-OCT-2004 06:50:49	Bright	39.500	68	18Alp Cas	2.2250	4500.0	79	13687	No
122	GOM_NL__2PRFIN20041012_065212_000000412031_00106_13687_4939.N1	12-OCT-2004 06:52:12	Bright	40.500	76	27Gam Cas	2.3000	30000.	81	13687	No
123	GOM_NL__2PRFIN20041012_065433_000000502031_00106_13687_4940.N1	12-OCT-2004 06:54:33	Bright	49.500	160	23Gam Per	2.9300	4700.0	99	13687	No
124	GOM_NL__2PRFIN20041012_065612_000000572031_00106_13687_4941.N1	12-OCT-2004 06:56:12	Bright	57.000	175	39Del Per	3.0100	19400.	114	13687	No
125	GOM_NL__2PRFIN20041012_065939_000000372031_00106_13687_4942.N1	12-OCT-2004 06:59:39	Bright	37.000	49	1Alp UMi	1.9900	6300.0	74	13687	No
126	GOM_NL__2PRFIN20041012_070228_000000392031_00106_13687_4943.N1	12-OCT-2004 07:02:28	Bright	38.500	60	7Bet UMi	2.0810	3950.0	77	13687	No
127	GOM_NL__2PRFIN20041012_070421_000000862031_00106_13687_4944.N1	12-OCT-2004 07:04:21	Bright	86.000	6	13Alp Aur	0.080000	3400.0	172	13687	No
128	GOM_NL__2PRFIN20041012_070751_000000382031_00106_13687_4945.N1	12-OCT-2004 07:07:51	Bright	38.000	36	50Alp UMa	1.8000	6300.0	76	13687	No
129	GOM_NL__2PRFIN20041012_070924_000000372031_00106_13687_4946.N1	12-OCT-2004 07:09:24	Bright	37.000	82	48Bet UMa	2.3650	10600.	74	13687	No
130	GOM_NL__2PRFIN20041012_071245_000000362031_00106_13687_4947.N1	12-OCT-2004 07:12:45	Bright	36.000	174	52Psi UMa	3.0040	4400.0	72	13687	No
131	GOM_NL__2PRFIN20041012_072012_000000882031_00106_13687_4948.N1	12-OCT-2004 07:20:12	Bright	88.000	17	78Bet Gem	1.1610	4500.0	176	13687	No
132	GOM_NL__2PRFIN20041012_072248_000000422031_00106_13687_4949.N1	12-OCT-2004 07:22:48	Bright	41.500	22	32Alp Leo	1.3600	15200.	83	13687	No
133	GOM_NL__2PRFIN20041012_072956_000000572031_00106_13687_4950.N1	12-OCT-2004 07:29:56	Dark	57.000	48	30Alp Hya	1.9770	4100.0	114	13687	No
134	GOM_NL__2PRFIN20041012_073248_000001192031_00106_13687_4951.N1	12-OCT-2004 07:32:48	Dark	118.50	8	10Alp CMi	0.40000	6500.0	237	13687	No
135	GOM_NL__2PRFIN20041012_073933_000000502031_00106_13687_4952.N1	12-OCT-2004 07:39:33	Dark	49.500	65	Lam Vel	2.2040	4400.0	99	13687	No
136	GOM_NL__2PRFIN20041012_074520_000000452031_00107_13688_4924.N1	12-OCT-2004 07:45:20	Dark	45.000	29	Bet Car	1.6720	10200.	90	13688	No
137	GOM_NL__2PRFIN20041012_074648_000000472031_00107_13688_4925.N1	12-OCT-2004 07:46:48	Dark	47.000	161	Tau Pup	2.9310	4500.0	94	13688	No
138	GOM_NL__2PRFIN20041012_074810_000000622031_00107_13688_4926.N1	12-OCT-2004 07:48:10	Dark	62.000	2	Alp Car	-0.73600	7000.0	124	13688	No
139	GOM_NL__2PRFIN20041012_075226_000000682031_00107_13688_4927.N1	12-OCT-2004 07:52:26	Dark	68.000	108	Alp Col	2.6520	15200.	136	13688	No
140	GOM_NL__2PRFIN20041012_075619_000000412031_00107_13688_4928.N1	12-OCT-2004 07:56:19	Dark	41.000	143	Alp Hyi	2.8570	7200.0	82	13688	No
141	GOM_NL__2PRFIN20041012_075746_000000512031_00107_13688_4929.N1	12-OCT-2004 07:57:46	Dark	51.000	9	Alp Eri	0.45300	24000.	102	13688	No
142	GOM_NL__2PRFIN20041012_080010_000000492031_00107_13688_4930.N1	12-OCT-2004 08:00:10	Straylight	49.000	157	The1Eri	2.9060	9300.0	98	13688	No
143	GOM_NL__2PRFIN20041012_080251_000000442031_00107_13688_4931.N1	12-OCT-2004 08:02:51	Straylight	43.500	84	Alp Phe	2.3970	4500.0	87	13688	No
144	GOM_NL__2PRFIN20041012_080930_000000482031_00107_13688_4932.N1	12-OCT-2004 08:09:30	Straylight	47.500	52	16Bet Cet	2.0370	4500.0	95	13688	No
145	GOM_NL__2PRFIN20041012_081915_000000382031_00107_13688_4933.N1	12-OCT-2004 08:19:15	Bright	38.000	140	88Gam Peg	2.8340	26000.	76	13688	No
146	GOM_NL__2PRFIN20041012_082315_000000392031_00107_13688_4934.N1	12-OCT-2004 08:23:15	Bright	38.500	58	21Alp And	2.0730	11000.	77	13688	No
147	GOM_NL__2PRFIN20041012_082600_000000422031_00107_13688_4935.N1	12-OCT-2004 08:26:00	Bright	42.000	53	43Bet And	2.0480	3300.0	84	13688	No
148	GOM_NL__2PRFIN20041012_082756_000000502031_00107_13688_4936.N1	12-OCT-2004 08:27:56	Bright	50.000	173	4Bet Tri	3.0040	8900.0	100	13688	No
149	GOM_NL__2PRFIN20041012_082944_000000492031_00107_13688_4937.N1	12-OCT-2004 08:29:44	Bright	48.500	73	57Gam1And	2.2600	13100.	97	13688	No
150	GOM_NL__2PRFIN20041012_083124_000000392031_00107_13688_4938.N1	12-OCT-2004 08:31:24	Bright	38.500	68	18Alp Cas	2.2250	4500.0	77	13688	No
151	GOM_NL__2PRFIN20041012_083248_000000392031_00107_13688_4939.N1	12-OCT-2004 08:32:48	Bright	38.500	76	27Gam Cas	2.3000	30000.	77	13688	No
152	GOM_NL__2PRFIN20041012_083508_000000492031_00107_13688_4940.N1	12-OCT-2004 08:35:08	Bright	49.000	160	23Gam Per	2.9300	4700.0	98	13688	No
153	GOM_NL__2PRFIN20041012_083647_000000572031_00107_13688_4941.N1	12-OCT-2004 08:36:47	Bright	57.000	175	39Del Per	3.0100	19400.	114	13688	No
154	GOM_NL__2PRFIN20041012_084014_000000382031_00107_13688_4942.N1	12-OCT-2004 08:40:14	Bright	38.000	49	1Alp UMi	1.9900	6300.0	76	13688	No
155	GOM_NL__2PRFIN20041012_084304_000000392031_00107_13688_4943.N1	12-OCT-2004 08:43:04	Bright	39.000	60	7Bet UMi	2.0810	3950.0	78	13688	No
156	GOM_NL__2PRFIN20041012_084456_000000852031_00107_13688_4944.N1	12-OCT-2004 08:44:56	Bright	84.500	6	13Alp Aur	0.080000	3400.0	169	13688	No
157	GOM_NL__2PRFIN20041012_084827_000000382031_00107_13688_4945.N1	12-OCT-2004 08:48:27	Bright	37.500	36	50Alp UMa	1.8000	6300.0	75	13688	No
158	GOM_NL__2PRFIN20041012_084957_000000392031_00107_13688_4946.N1	12-OCT-2004 08:49:57	Bright	38.500	82	48Bet UMa	2.3650	10600.	77	13688	No
159	GOM_NL__2PRFIN20041012_085321_000000362031_00107_13688_4947.N1	12-OCT-2004 08:53:21	Bright	36.000	174	52Psi UMa	3.0040	4400.0	72	13688	No
160	GOM_NL__2PRFIN20041012_090049_000000862031_00107_13688_4948.N1	12-OCT-2004 09:00:49	Bright	85.500	17	78Bet Gem	1.1610	4500.0	171	13688	No

161	GOM_NL__2PRFIN20041012_090324_000000412031_00107_13688_4949.N1	12-OCT-2004 09:03:24	Bright	41.000	22	32Alp Leo	1.3600	15200.	82	13688	No
162	GOM_NL__2PRFIN20041012_091032_000000542031_00107_13688_4950.N1	12-OCT-2004 09:10:32	Dark	53.500	48	30Alp Hya	1.9770	4100.0	107	13688	No
163	GOM_NL__2PRFIN20041012_091326_000001252031_00107_13688_4951.N1	12-OCT-2004 09:13:26	Dark	124.50	8	10Alp CMi	0.40000	6500.0	249	13688	No
164	GOM_NL__2PRFIN20041012_092009_000000492031_00107_13688_4952.N1	12-OCT-2004 09:20:09	Dark	48.500	65	Lam Vel	2.2040	4400.0	97	13688	No
165	GOM_NL__2PRFIN20041012_092556_000000412031_00108_13689_4924.N1	12-OCT-2004 09:25:56	Dark	40.500	29	Bet Car	1.6720	10200.	81	13689	No
166	GOM_NL__2PRFIN20041012_092724_000000462031_00108_13689_4925.N1	12-OCT-2004 09:27:24	Dark	45.500	161	Tau Pup	2.9310	4500.0	91	13689	No
167	GOM_NL__2PRFIN20041012_092846_000000502031_00108_13689_4926.N1	12-OCT-2004 09:28:46	Dark	49.500	2	Alp Car	-0.73600	7000.0	99	13689	No
168	GOM_NL__2PRFIN20041012_093301_000000692031_00108_13689_4927.N1	12-OCT-2004 09:33:01	Dark	69.000	108	Alp Col	2.6520	15200.	138	13689	No
169	GOM_NL__2PRFIN20041012_093655_000000392031_00108_13689_4928.N1	12-OCT-2004 09:36:55	Dark	39.000	143	Alp Hyi	2.8570	7200.0	78	13689	No
170	GOM_NL__2PRFIN20041012_093821_000000492031_00108_13689_4929.N1	12-OCT-2004 09:38:21	Dark	49.000	9	Alp Eri	0.45300	24000.	98	13689	No
171	GOM_NL__2PRFIN20041012_094046_000000492031_00108_13689_4930.N1	12-OCT-2004 09:40:46	Straylight	48.500	157	The1Eri	2.9060	9300.0	97	13689	No
172	GOM_NL__2PRFIN20041012_094328_000000422031_00108_13689_4931.N1	12-OCT-2004 09:43:28	Straylight	41.500	84	Alp Phe	2.3970	4500.0	83	13689	No
173	GOM_NL__2PRFIN20041012_095005_000000472031_00108_13689_4932.N1	12-OCT-2004 09:50:05	Straylight	46.500	52	16Bet Cet	2.0370	4500.0	93	13689	No
174	GOM_NL__2PRFIN20041012_095950_000000402031_00108_13689_4933.N1	12-OCT-2004 09:59:50	Bright	39.500	140	88Gam Peg	2.8340	26000.	79	13689	No
175	GOM_NL__2PRFIN20041012_100350_000000382031_00108_13689_4934.N1	12-OCT-2004 10:03:50	Bright	37.500	58	21Alp And	2.0730	11000.	75	13689	No
176	GOM_NL__2PRFIN20041012_100635_000000462031_00108_13689_4935.N1	12-OCT-2004 10:06:35	Bright	46.000	53	43Bet And	2.0480	3300.0	92	13689	No
177	GOM_NL__2PRFIN20041012_100832_000000502031_00108_13689_4936.N1	12-OCT-2004 10:08:32	Bright	50.000	173	4Bet Tri	3.0040	8900.0	100	13689	No
178	GOM_NL__2PRFIN20041012_101019_000000472031_00108_13689_4937.N1	12-OCT-2004 10:10:19	Bright	47.000	73	57Gam1And	2.2600	13100.	94	13689	No
179	GOM_NL__2PRFIN20041012_101200_000000412031_00108_13689_4938.N1	12-OCT-2004 10:12:00	Bright	40.500	68	18Alp Cas	2.2250	4500.0	81	13689	No
180	GOM_NL__2PRFIN20041012_101323_000000402031_00108_13689_4939.N1	12-OCT-2004 10:13:23	Bright	40.000	76	27Gam Cas	2.3000	30000.	80	13689	No
181	GOM_NL__2PRFIN20041012_101544_000000492031_00108_13689_4940.N1	12-OCT-2004 10:15:44	Bright	49.000	160	23Gam Per	2.9300	4700.0	98	13689	No
182	GOM_NL__2PRFIN20041012_101722_000000542031_00108_13689_4941.N1	12-OCT-2004 10:17:22	Bright	53.500	175	39Del Per	3.0100	19400.	107	13689	No
183	GOM_NL__2PRFIN20041012_102049_000000412031_00108_13689_4942.N1	12-OCT-2004 10:20:49	Bright	41.000	49	1Alp UMi	1.9900	6300.0	82	13689	No
184	GOM_NL__2PRFIN20041012_102338_000000412031_00108_13689_4943.N1	12-OCT-2004 10:23:38	Bright	41.000	60	7Bet UMi	2.0810	3950.0	82	13689	No
185	GOM_NL__2PRFIN20041012_102531_000000872031_00108_13689_4944.N1	12-OCT-2004 10:25:31	Bright	86.500	6	13Alp Aur	0.080000	3400.0	173	13689	No
186	GOM_NL__2PRFIN20041012_102901_000000412031_00108_13689_4945.N1	12-OCT-2004 10:29:01	Bright	41.000	36	50Alp UMa	1.8000	6300.0	82	13689	No
187	GOM_NL__2PRFIN20041012_103035_000000372031_00108_13689_4946.N1	12-OCT-2004 10:30:35	Bright	37.000	82	48Bet UMa	2.3650	10600.	74	13689	No
188	GOM_NL__2PRFIN20041012_103356_000000522031_00108_13689_4947.N1	12-OCT-2004 10:33:56	Bright	52.000	174	52Psi UMa	3.0040	4400.0	104	13689	No
189	GOM_NL__2PRFIN20041012_104125_000000912031_00108_13689_4948.N1	12-OCT-2004 10:41:25	Bright	90.500	17	78Bet Gem	1.1610	4500.0	181	13689	No
190	GOM_NL__2PRFIN20041012_104400_000000432031_00108_13689_4949.N1	12-OCT-2004 10:44:00	Bright	42.500	22	32Alp Leo	1.3600	15200.	85	13689	No
191	GOM_NL__2PRFIN20041012_105109_000000552031_00108_13689_4950.N1	12-OCT-2004 10:51:09	Dark	54.500	48	30Alp Hya	1.9770	4100.0	109	13689	No
192	GOM_NL__2PRFIN20041012_105405_000001442031_00108_13689_4951.N1	12-OCT-2004 10:54:05	Dark	144.00	8	10Alp CMi	0.40000	6500.0	288	13689	No
193	GOM_NL__2PRFIN20041012_110045_000000482031_00108_13689_4952.N1	12-OCT-2004 11:00:45	Dark	48.000	65	Lam Vel	2.2040	4400.0	96	13689	No
194	GOM_NL__2PRFIN20041012_110632_000000412031_00109_13690_4924.N1	12-OCT-2004 11:06:32	Dark	40.500	29	Bet Car	1.6720	10200.	81	13690	No
195	GOM_NL__2PRFIN20041012_110801_000000482031_00109_13690_4925.N1	12-OCT-2004 11:08:01	Dark	48.000	161	Tau Pup	2.9310	4500.0	96	13690	No
196	GOM_NL__2PRFIN20041012_111213_000001412031_00109_13690_4926.N1	12-OCT-2004 11:12:13	Dark	140.50	47	2Bet CMa	1.9760	28000.	281	13690	No
197	GOM_NL__2PRFIN20041012_111731_000000402031_00109_13690_4927.N1	12-OCT-2004 11:17:31	Dark	39.500	143	Alp Hyi	2.8570	7200.0	79	13690	No
198	GOM_NL__2PRFIN20041012_111858_000000412031_00109_13690_4928.N1	12-OCT-2004 11:18:58	Dark	41.000	9	Alp Eri	0.45300	24000.	82	13690	No
199	GOM_NL__2PRFIN20041012_112123_000000472031_00109_13690_4929.N1	12-OCT-2004 11:21:23	Straylight	46.500	157	The1Eri	2.9060	9300.0	93	13690	No
200	GOM_NL__2PRFIN20041012_112403_000000472031_00109_13690_4930.N1	12-OCT-2004 11:24:03	Straylight	46.500	84	Alp Phe	2.3970	4500.0	93	13690	No
201	GOM_NL__2PRFIN20041012_113041_000000492031_00109_13690_4931.N1	12-OCT-2004 11:30:41	Straylight	49.000	52	16Bet Cet	2.0370	4500.0	98	13690	No
202	GOM_NL__2PRFIN20041012_114026_000000392031_00109_13690_4932.N1	12-OCT-2004 11:40:26	Bright	39.000	140	88Gam Peg	2.8340	26000.	78	13690	No
203	GOM_NL__2PRFIN20041012_114426_000000402031_00109_13690_4933.N1	12-OCT-2004 11:44:26	Bright	39.500	58	21Alp And	2.0730	11000.	79	13690	No
204	GOM_NL__2PRFIN20041012_114711_000000452031_00109_13690_4934.N1	12-OCT-2004 11:47:11	Bright	45.000	53	43Bet And	2.0480	3300.0	90	13690	No
205	GOM_NL__2PRFIN20041012_114907_000000492031_00109_13690_4935.N1	12-OCT-2004 11:49:07	Bright	49.000	173	4Bet Tri	3.0040	8900.0	98	13690	No
206	GOM_NL__2PRFIN20041012_115055_000000502031_00109_13690_4936.N1	12-OCT-2004 11:50:55	Bright	50.000	73	57Gam1And	2.2600	13100.	100	13690	No
207	GOM_NL__2PRFIN20041012_115236_000000382031_00109_13690_4937.N1	12-OCT-2004 11:52:36	Bright	38.000	68	18Alp Cas	2.2250	4500.0	76	13690	No
208	GOM_NL__2PRFIN20041012_115358_000000412031_00109_13690_4938.N1	12-OCT-2004 11:53:58	Bright	40.500	76	27Gam Cas	2.3000	30000.	81	13690	No
209	GOM_NL__2PRFIN20041012_115619_000000492031_00109_13690_4939.N1	12-OCT-2004 11:56:19	Bright	49.000	160	23Gam Per	2.9300	4700.0	98	13690	No
210	GOM_NL__2PRFIN20041012_120126_000000392031_00109_13690_4940.N1	12-OCT-2004 12:01:26	Bright	39.000	49	1Alp UMi	1.9900	6300.0	78	13690	No
211	GOM_NL__2PRFIN20041012_120938_000000412031_00109_13690_4941.N1	12-OCT-2004 12:09:38	Bright	41.000	36	50Alp UMa	1.8000	6300.0	82	13690	No
212	GOM_NL__2PRFIN20041012_121111_000000382031_00109_13690_4942.N1	12-OCT-2004 12:11:11	Bright	38.000	82	48Bet UMa	2.3650	10600.	76	13690	No
213	GOM_NL__2PRFIN20041012_121430_000000382031_00109_13690_4943.N1	12-OCT-2004 12:14:30	Bright	38.000	174	52Psi UMa	3.0040	4400.0	76	13690	No
214	GOM_NL__2PRFIN20041012_122201_000000862031_00109_13690_4944.N1	12-OCT-2004 12:22:01	Bright	85.500	17	78Bet Gem	1.1610	4500.0	171	13690	No
215	GOM_NL__2PRFIN20041012_122437_000000562031_00109_13690_4945.N1	12-OCT-2004 12:24:37	Bright	56.000	22	32Alp Leo	1.3600	15200.	112	13690	No
216	GOM_NL__2PRFIN20041012_123147_000000552031_00109_13690_4946.N1	12-OCT-2004 12:31:47	Dark	54.500	48	30Alp Hya	1.9770	4100.0	109	13690	No
217	GOM_NL__2PRFIN20041012_123443_000001372031_00109_13690_4947.N1	12-OCT-2004 12:34:43	Dark	137.00	8	10Alp CMi	0.40000	6500.0	274	13690	No
218	GOM_NL__2PRFIN20041012_124046_000000402031_00109_13690_4948.N1	12-OCT-2004 12:40:46	Dark	39.500	113	Mu Vel	2.6920	5000.0	79	13690	No
219	GOM_NL__2PRFIN20041012_124426_000000442031_00109_13690_4949.N1	12-OCT-2004 12:44:26	Dark	43.500	34	Gam2Vel	1.7930	23000.	87	13690	No

220	GOM_NL__2PRFIN20041012_124708_000000412031_00110_13691_4924.N1	12-OCT-2004 12:47:08	Dark	41.000	29	Bet Car	1.6720	10200.	82	13691	No
221	GOM_NL__2PRFIN20041012_124837_000000502031_00110_13691_4925.N1	12-OCT-2004 12:48:37	Dark	49.500	161	Tau Pup	2.9310	4500.0	99	13691	No
222	GOM_NL__2PRFIN20041012_125253_000001372031_00110_13691_4926.N1	12-OCT-2004 12:52:53	Dark	137.00	47	2Bet CMa	1.9760	28000.	274	13691	No
223	GOM_NL__2PRFIN20041012_125807_000000402031_00110_13691_4927.N1	12-OCT-2004 12:58:07	Dark	39.500	143	Alp Hyi	2.8570	7200.0	79	13691	No
224	GOM_NL__2PRFIN20041012_125934_000000432031_00110_13691_4928.N1	12-OCT-2004 12:59:34	Dark	42.500	9	Alp Eri	0.45300	24000.	85	13691	No
225	GOM_NL__2PRFIN20041012_130157_000000492031_00110_13691_4929.N1	12-OCT-2004 13:01:57	Straylight	49.000	157	The1Eri	2.9060	9300.0	98	13691	No
226	GOM_NL__2PRFIN20041012_130440_000000432031_00110_13691_4930.N1	12-OCT-2004 13:04:40	Straylight	43.000	84	Alp Phe	2.3970	4500.0	86	13691	No
227	GOM_NL__2PRFIN20041012_131117_000000472031_00110_13691_4931.N1	12-OCT-2004 13:11:17	Straylight	47.000	52	16Bet Cet	2.0370	4500.0	94	13691	No
228	GOM_NL__2PRFIN20041012_132103_000000382031_00110_13691_4932.N1	12-OCT-2004 13:21:03	Bright	37.500	140	88Gam Peg	2.8340	26000.	75	13691	No
229	GOM_NL__2PRFIN20041012_132459_000000412031_00110_13691_4933.N1	12-OCT-2004 13:24:59	Bright	40.500	58	21Alp And	2.0730	11000.	81	13691	No
230	GOM_NL__2PRFIN20041012_132746_000000412031_00110_13691_4934.N1	12-OCT-2004 13:27:46	Bright	40.500	53	43Bet And	2.0480	3300.0	81	13691	No
231	GOM_NL__2PRFIN20041012_132943_000000492031_00110_13691_4935.N1	12-OCT-2004 13:29:43	Bright	48.500	173	4Bet Tri	3.0040	8900.0	97	13691	No
232	GOM_NL__2PRFIN20041012_133130_000000492031_00110_13691_4936.N1	12-OCT-2004 13:31:30	Bright	49.000	73	57Gam1And	2.2600	13100.	98	13691	No
233	GOM_NL__2PRFIN20041012_133310_000000422031_00110_13691_4937.N1	12-OCT-2004 13:33:10	Bright	41.500	68	18Alp Cas	2.2250	4500.0	83	13691	No
234	GOM_NL__2PRFIN20041012_133434_000000412031_00110_13691_4938.N1	12-OCT-2004 13:34:34	Bright	41.000	76	27Gam Cas	2.3000	30000.	82	13691	No
235	GOM_NL__2PRFIN20041012_133654_000000492031_00110_13691_4939.N1	12-OCT-2004 13:36:54	Bright	49.000	160	23Gam Per	2.9300	4700.0	98	13691	No
236	GOM_NL__2PRFIN20041012_133832_000000562031_00110_13691_4940.N1	12-OCT-2004 13:38:32	Bright	55.500	175	39Del Per	3.0100	19400.	111	13691	No
237	GOM_NL__2PRFIN20041012_134202_000000392031_00110_13691_4941.N1	12-OCT-2004 13:42:02	Bright	39.000	49	1Alp UMi	1.9900	6300.0	78	13691	No
238	GOM_NL__2PRFIN20041012_135012_000000422031_00110_13691_4942.N1	12-OCT-2004 13:50:12	Bright	41.500	36	50Alp UMa	1.8000	6300.0	83	13691	No
239	GOM_NL__2PRFIN20041012_135147_000000372031_00110_13691_4943.N1	12-OCT-2004 13:51:47	Bright	37.000	82	48Bet UMa	2.3650	10600.	74	13691	No
240	GOM_NL__2PRFIN20041012_135506_000000462031_00110_13691_4944.N1	12-OCT-2004 13:55:06	Bright	46.000	174	52Psi UMa	3.0040	4400.0	92	13691	No
241	GOM_NL__2PRFIN20041012_140238_000000882031_00110_13691_4945.N1	12-OCT-2004 14:02:38	Bright	88.000	17	78Bet Gem	1.1610	4500.0	176	13691	No
242	GOM_NL__2PRFIN20041012_140512_000000562031_00110_13691_4946.N1	12-OCT-2004 14:05:12	Bright	56.000	22	32Alp Leo	1.3600	15200.	112	13691	No
243	GOM_NL__2PRFIN20041012_141223_000000552031_00110_13691_4947.N1	12-OCT-2004 14:12:23	Dark	54.500	48	30Alp Hya	1.9770	4100.0	109	13691	No
244	GOM_NL__2PRFIN20041012_141522_000001342031_00110_13691_4948.N1	12-OCT-2004 14:15:22	Dark	133.50	8	10Alp CMi	0.40000	6500.0	267	13691	No
245	GOM_NL__2PRFIN20041012_142122_000000402031_00110_13691_4949.N1	12-OCT-2004 14:21:22	Dark	40.000	113	Mu Vel	2.6920	5000.0	80	13691	No
246	GOM_NL__2PRFIN20041012_142502_000000452031_00110_13691_4950.N1	12-OCT-2004 14:25:02	Dark	45.000	34	Gam2Vel	1.7930	23000.	90	13691	No
247	GOM_NL__2PRFIN20041012_142743_000000402031_00111_13692_4925.N1	12-OCT-2004 14:27:43	Dark	39.500	29	Bet Car	1.6720	10200.	79	13692	No
248	GOM_NL__2PRFIN20041012_142914_000000482031_00111_13692_4926.N1	12-OCT-2004 14:29:14	Dark	47.500	161	Tau Pup	2.9310	4500.0	95	13692	No
249	GOM_NL__2PRFIN20041012_143332_000001422031_00111_13692_4927.N1	12-OCT-2004 14:33:32	Dark	141.50	47	2Bet CMa	1.9760	28000.	283	13692	No
250	GOM_NL__2PRFIN20041012_143844_000000412031_00111_13692_4928.N1	12-OCT-2004 14:38:44	Dark	41.000	143	Alp Hyi	2.8570	7200.0	82	13692	No
251	GOM_NL__2PRFIN20041012_144011_000000462031_00111_13692_4929.N1	12-OCT-2004 14:40:11	Dark	45.500	9	Alp Eri	0.45300	24000.	91	13692	No
252	GOM_NL__2PRFIN20041012_144233_000000542031_00111_13692_4930.N1	12-OCT-2004 14:42:33	Straylight	53.500	157	The1Eri	2.9060	9300.0	107	13692	No
253	GOM_NL__2PRFIN20041012_144515_000000432031_00111_13692_4931.N1	12-OCT-2004 14:45:15	Straylight	43.000	84	Alp Phe	2.3970	4500.0	86	13692	No
254	GOM_NL__2PRFIN20041012_145153_000000462031_00111_13692_4932.N1	12-OCT-2004 14:51:53	Straylight	46.000	52	16Bet Cet	2.0370	4500.0	92	13692	No
255	GOM_NL__2PRFIN20041012_150138_000000402031_00111_13692_4933.N1	12-OCT-2004 15:01:38	Bright	40.000	140	88Gam Peg	2.8340	26000.	80	13692	No
256	GOM_NL__2PRFIN20041012_150537_000000402031_00111_13692_4934.N1	12-OCT-2004 15:05:37	Bright	39.500	58	21Alp And	2.0730	11000.	79	13692	No
257	GOM_NL__2PRFIN20041012_150821_000000452031_00111_13692_4935.N1	12-OCT-2004 15:08:21	Bright	45.000	53	43Bet And	2.0480	3300.0	90	13692	No
258	GOM_NL__2PRFIN20041012_151018_000000482031_00111_13692_4936.N1	12-OCT-2004 15:10:18	Bright	47.500	173	4Bet Tri	3.0040	8900.0	95	13692	No
259	GOM_NL__2PRFIN20041012_151205_000000472031_00111_13692_4937.N1	12-OCT-2004 15:12:05	Bright	47.000	73	57Gam1And	2.2600	13100.	94	13692	No
260	GOM_NL__2PRFIN20041012_151347_000000412031_00111_13692_4938.N1	12-OCT-2004 15:13:47	Bright	40.500	68	18Alp Cas	2.2250	4500.0	81	13692	No
261	GOM_NL__2PRFIN20041012_151509_000000412031_00111_13692_4939.N1	12-OCT-2004 15:15:09	Bright	41.000	76	27Gam Cas	2.3000	30000.	82	13692	No
262	GOM_NL__2PRFIN20041012_151729_000000482031_00111_13692_4940.N1	12-OCT-2004 15:17:29	Bright	48.000	160	23Gam Per	2.9300	4700.0	96	13692	No
263	GOM_NL__2PRFIN20041012_151906_000000572031_00111_13692_4941.N1	12-OCT-2004 15:19:06	Bright	57.000	175	39Del Per	3.0100	19400.	114	13692	No
264	GOM_NL__2PRFIN20041012_152238_000000392031_00111_13692_4942.N1	12-OCT-2004 15:22:38	Bright	38.500	49	1Alp UMi	1.9900	6300.0	77	13692	No
265	GOM_NL__2PRFIN20041012_153048_000000402031_00111_13692_4943.N1	12-OCT-2004 15:30:48	Bright	39.500	36	50Alp UMa	1.8000	6300.0	79	13692	No
266	GOM_NL__2PRFIN20041012_153223_000000372031_00111_13692_4944.N1	12-OCT-2004 15:32:23	Bright	37.000	82	48Bet UMa	2.3650	10600.	74	13692	No
267	GOM_NL__2PRFIN20041012_153544_000000382031_00111_13692_4945.N1	12-OCT-2004 15:35:44	Bright	37.500	174	52Psi UMa	3.0040	4400.0	75	13692	No
268	GOM_NL__2PRFIN20041012_154314_000000842031_00111_13692_4946.N1	12-OCT-2004 15:43:14	Bright	84.000	17	78Bet Gem	1.1610	4500.0	168	13692	No
269	GOM_NL__2PRFIN20041012_154549_000000562031_00111_13692_4947.N1	12-OCT-2004 15:45:49	Bright	56.000	22	32Alp Leo	1.3600	15200.	112	13692	No
270	GOM_NL__2PRFIN20041012_155259_000000572031_00111_13692_4948.N1	12-OCT-2004 15:52:59	Dark	57.000	48	30Alp Hya	1.9770	4100.0	114	13692	No
271	GOM_NL__2PRFIN20041012_155600_000001112031_00111_13692_4949.N1	12-OCT-2004 15:56:00	Dark	111.00	8	10Alp CMi	0.40000	6500.0	222	13692	No
272	GOM_NL__2PRFIN20041012_160158_000000432031_00111_13692_4950.N1	12-OCT-2004 16:01:58	Dark	42.500	113	Mu Vel	2.6920	5000.0	85	13692	No
273	GOM_NL__2PRFIN20041012_160539_000000462031_00111_13692_4951.N1	12-OCT-2004 16:05:39	Dark	45.500	34	Gam2Vel	1.7930	23000.	91	13692	No
274	GOM_NL__2PRFIN20041012_160820_000000442031_00112_13693_4926.N1	12-OCT-2004 16:08:20	Dark	43.500	29	Bet Car	1.6720	10200.	87	13693	No
275	GOM_NL__2PRFIN20041012_160951_000000492031_00112_13693_4927.N1	12-OCT-2004 16:09:51	Dark	48.500	161	Tau Pup	2.9310	4500.0	97	13693	No
276	GOM_NL__2PRFIN20041012_161411_000001432031_00112_13693_4928.N1	12-OCT-2004 16:14:11	Dark	142.50	47	2Bet CMa	1.9760	28000.	285	13693	No
277	GOM_NL__2PRFIN20041012_161919_000000402031_00112_13693_4929.N1	12-OCT-2004 16:19:19	Dark	40.000	143	Alp Hyi	2.8570	7200.0	80	13693	No
278	GOM_NL__2PRFIN20041012_162047_000000462031_00112_13693_4930.N1	12-OCT-2004 16:20:47	Dark	46.000	9	Alp Eri	0.45300	24000.	92	13693	No

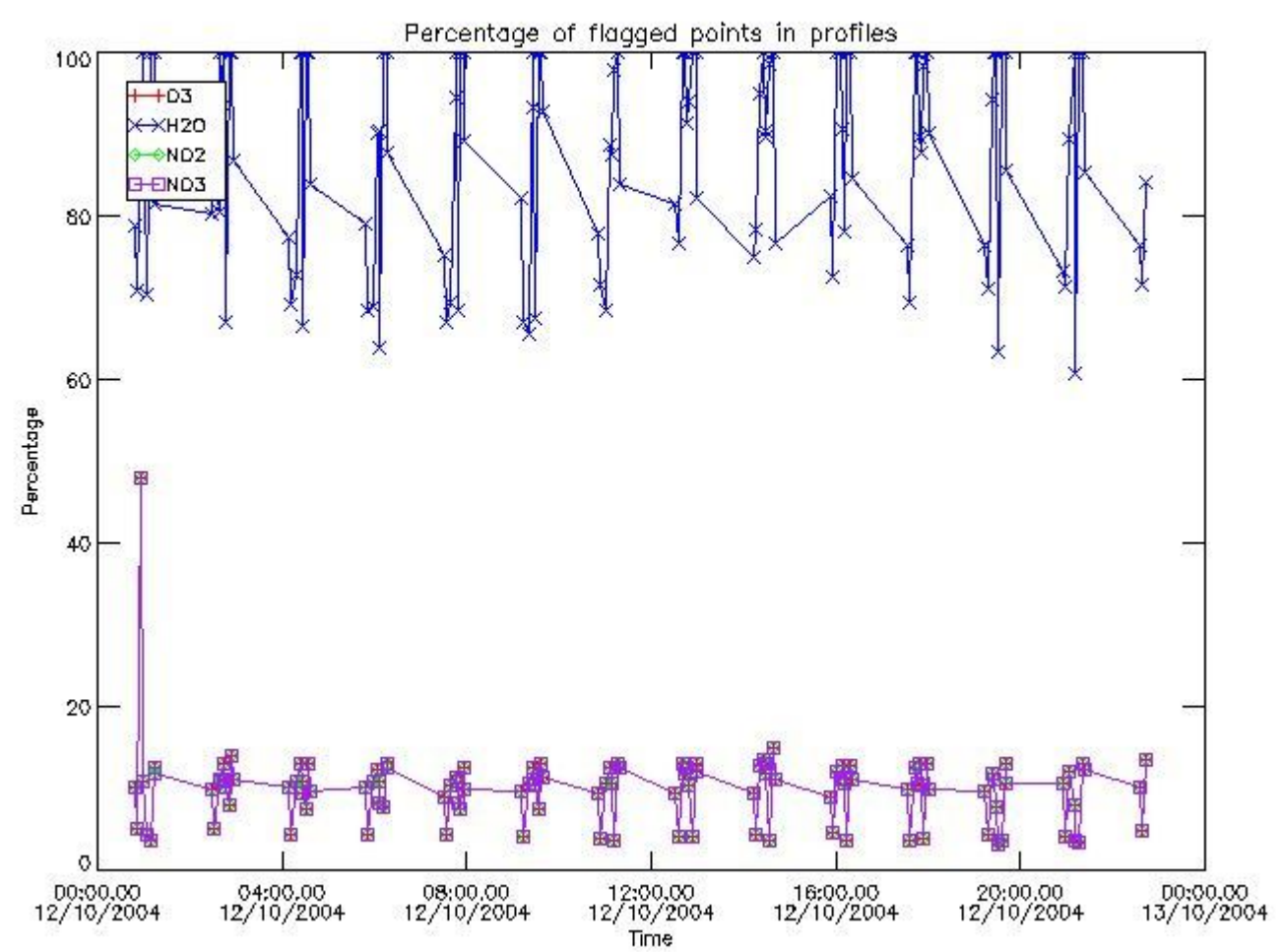
279	GOM_NL__2PRFIN20041012_162311_000000502031_00112_13693_4931.N1	12-OCT-2004 16:23:11	Straylight	50.000	157	The1Eri	2.9060	9300.0	100	13693	No
280	GOM_NL__2PRFIN20041012_162552_000000452031_00112_13693_4932.N1	12-OCT-2004 16:25:52	Straylight	44.500	84	Alp Phe	2.3970	4500.0	89	13693	No
281	GOM_NL__2PRFIN20041012_163229_000000492031_00112_13693_4933.N1	12-OCT-2004 16:32:29	Straylight	49.000	52	16Bet Cet	2.0370	4500.0	98	13693	No
282	GOM_NL__2PRFIN20041012_164215_000000382031_00112_13693_4934.N1	12-OCT-2004 16:42:15	Bright	38.000	140	88Gam Peg	2.8340	26000.	76	13693	No
283	GOM_NL__2PRFIN20041012_164613_000000402031_00112_13693_4935.N1	12-OCT-2004 16:46:13	Bright	39.500	58	21Alp And	2.0730	11000.	79	13693	No
284	GOM_NL__2PRFIN20041012_164855_000000452031_00112_13693_4936.N1	12-OCT-2004 16:48:55	Bright	44.500	53	43Bet And	2.0480	3300.0	89	13693	No
285	GOM_NL__2PRFIN20041012_165053_000000492031_00112_13693_4937.N1	12-OCT-2004 16:50:53	Bright	48.500	173	4Bet Tri	3.0040	8900.0	97	13693	No
286	GOM_NL__2PRFIN20041012_165240_000000492031_00112_13693_4938.N1	12-OCT-2004 16:52:40	Bright	48.500	73	57Gam1And	2.2600	13100.	97	13693	No
287	GOM_NL__2PRFIN20041012_165422_000000412031_00112_13693_4939.N1	12-OCT-2004 16:54:22	Bright	40.500	68	18Alp Cas	2.2250	4500.0	81	13693	No
288	GOM_NL__2PRFIN20041012_165545_000000412031_00112_13693_4940.N1	12-OCT-2004 16:55:45	Bright	41.000	76	27Gam Cas	2.3000	30000.	82	13693	No
289	GOM_NL__2PRFIN20041012_165805_000000492031_00112_13693_4941.N1	12-OCT-2004 16:58:05	Bright	49.000	160	23Gam Per	2.9300	4700.0	98	13693	No
290	GOM_NL__2PRFIN20041012_165941_000000572031_00112_13693_4942.N1	12-OCT-2004 16:59:41	Bright	56.500	175	39Del Per	3.0100	19400.	113	13693	No
291	GOM_NL__2PRFIN20041012_170314_000000392031_00112_13693_4943.N1	12-OCT-2004 17:03:14	Bright	38.500	49	1Alp UMi	1.9900	6300.0	77	13693	No
292	GOM_NL__2PRFIN20041012_171124_000000392031_00112_13693_4944.N1	12-OCT-2004 17:11:24	Bright	39.000	36	50Alp UMa	1.8000	6300.0	78	13693	No
293	GOM_NL__2PRFIN20041012_171259_000000372031_00112_13693_4945.N1	12-OCT-2004 17:12:59	Bright	36.500	82	48Bet UMa	2.3650	10600.	73	13693	No
294	GOM_NL__2PRFIN20041012_171618_000000382031_00112_13693_4946.N1	12-OCT-2004 17:16:18	Bright	38.000	174	52Psi UMa	3.0040	4400.0	76	13693	No
295	GOM_NL__2PRFIN20041012_172351_000000922031_00112_13693_4947.N1	12-OCT-2004 17:23:51	Bright	92.000	17	78Bet Gem	1.1610	4500.0	184	13693	No
296	GOM_NL__2PRFIN20041012_172625_000000422031_00112_13693_4948.N1	12-OCT-2004 17:26:25	Bright	42.000	22	32Alp Leo	1.3600	15200.	84	13693	No
297	GOM_NL__2PRFIN20041012_173336_000000522031_00112_13693_4949.N1	12-OCT-2004 17:33:36	Dark	51.500	48	30Alp Hya	1.9770	4100.0	103	13693	No
298	GOM_NL__2PRFIN20041012_173638_000001462031_00112_13693_4950.N1	12-OCT-2004 17:36:38	Dark	145.50	8	10Alp CMi	0.40000	6500.0	291	13693	No
299	GOM_NL__2PRFIN20041012_174235_000000412031_00112_13693_4951.N1	12-OCT-2004 17:42:35	Dark	41.000	113	Mu Vel	2.6920	5000.0	82	13693	No
300	GOM_NL__2PRFIN20041012_174616_000000482031_00112_13693_4952.N1	12-OCT-2004 17:46:16	Dark	48.000	34	Gam2Vel	1.7930	23000.	96	13693	No
301	GOM_NL__2PRFIN20041012_174857_000000392031_00113_13694_4926.N1	12-OCT-2004 17:48:57	Dark	39.000	29	Bet Car	1.6720	10200.	78	13694	No
302	GOM_NL__2PRFIN20041012_175028_000000492031_00113_13694_4927.N1	12-OCT-2004 17:50:28	Dark	49.000	161	Tau Pup	2.9310	4500.0	98	13694	No
303	GOM_NL__2PRFIN20041012_175450_000001442031_00113_13694_4928.N1	12-OCT-2004 17:54:50	Dark	143.50	47	2Bet CMa	1.9760	28000.	287	13694	No
304	GOM_NL__2PRFIN20041012_175957_000000402031_00113_13694_4929.N1	12-OCT-2004 17:59:57	Dark	39.500	143	Alp Hyi	2.8570	7200.0	79	13694	No
305	GOM_NL__2PRFIN20041012_180123_000000512031_00113_13694_4930.N1	12-OCT-2004 18:01:23	Dark	51.000	9	Alp Eri	0.45300	24000.	102	13694	No
306	GOM_NL__2PRFIN20041012_180349_000000482031_00113_13694_4931.N1	12-OCT-2004 18:03:49	Straylight	47.500	157	The1Eri	2.9060	9300.0	95	13694	No
307	GOM_NL__2PRFIN20041012_180628_000000422031_00113_13694_4932.N1	12-OCT-2004 18:06:28	Straylight	42.000	84	Alp Phe	2.3970	4500.0	84	13694	No
308	GOM_NL__2PRFIN20041012_181305_000000472031_00113_13694_4933.N1	12-OCT-2004 18:13:05	Straylight	47.000	52	16Bet Cet	2.0370	4500.0	94	13694	No
309	GOM_NL__2PRFIN20041012_182251_000000392031_00113_13694_4934.N1	12-OCT-2004 18:22:51	Bright	38.500	140	88Gam Peg	2.8340	26000.	77	13694	No
310	GOM_NL__2PRFIN20041012_182649_000000412031_00113_13694_4935.N1	12-OCT-2004 18:26:49	Bright	40.500	58	21Alp And	2.0730	11000.	81	13694	No
311	GOM_NL__2PRFIN20041012_182931_000000452031_00113_13694_4936.N1	12-OCT-2004 18:29:31	Bright	45.000	53	43Bet And	2.0480	3300.0	90	13694	No
312	GOM_NL__2PRFIN20041012_183128_000000492031_00113_13694_4937.N1	12-OCT-2004 18:31:28	Bright	49.000	173	4Bet Tri	3.0040	8900.0	98	13694	No
313	GOM_NL__2PRFIN20041012_183315_000000512031_00113_13694_4938.N1	12-OCT-2004 18:33:15	Bright	51.000	73	57Gam1And	2.2600	13100.	102	13694	No
314	GOM_NL__2PRFIN20041012_183459_000000412031_00113_13694_4939.N1	12-OCT-2004 18:34:59	Bright	40.500	68	18Alp Cas	2.2250	4500.0	81	13694	No
315	GOM_NL__2PRFIN20041012_183621_000000412031_00113_13694_4940.N1	12-OCT-2004 18:36:21	Bright	40.500	76	27Gam Cas	2.3000	30000.	81	13694	No
316	GOM_NL__2PRFIN20041012_183840_000000482031_00113_13694_4941.N1	12-OCT-2004 18:38:40	Bright	47.500	160	23Gam Per	2.9300	4700.0	95	13694	No
317	GOM_NL__2PRFIN20041012_184016_000000582031_00113_13694_4942.N1	12-OCT-2004 18:40:16	Bright	58.000	175	39Del Per	3.0100	19400.	116	13694	No
318	GOM_NL__2PRFIN20041012_184351_000000402031_00113_13694_4943.N1	12-OCT-2004 18:43:51	Bright	40.000	49	1Alp UMi	1.9900	6300.0	80	13694	No
319	GOM_NL__2PRFIN20041012_185200_000000382031_00113_13694_4944.N1	12-OCT-2004 18:52:00	Bright	38.000	36	50Alp UMa	1.8000	6300.0	76	13694	No
320	GOM_NL__2PRFIN20041012_185336_000000362031_00113_13694_4945.N1	12-OCT-2004 18:53:36	Bright	35.500	82	48Bet UMa	2.3650	10600.	71	13694	No
321	GOM_NL__2PRFIN20041012_185654_000000392031_00113_13694_4946.N1	12-OCT-2004 18:56:54	Bright	39.000	174	52Psi UMa	3.0040	4400.0	78	13694	No
322	GOM_NL__2PRFIN20041012_190427_000000932031_00113_13694_4947.N1	12-OCT-2004 19:04:27	Bright	92.500	17	78Bet Gem	1.1610	4500.0	185	13694	No
323	GOM_NL__2PRFIN20041012_190701_000000562031_00113_13694_4948.N1	12-OCT-2004 19:07:01	Bright	56.000	22	32Alp Leo	1.3600	15200.	112	13694	No
324	GOM_NL__2PRFIN20041012_191412_000000542031_00113_13694_4949.N1	12-OCT-2004 19:14:12	Dark	53.500	48	30Alp Hya	1.9770	4100.0	107	13694	No
325	GOM_NL__2PRFIN20041012_191716_000001202031_00113_13694_4950.N1	12-OCT-2004 19:17:16	Dark	120.00	8	10Alp CMi	0.40000	6500.0	240	13694	No
326	GOM_NL__2PRFIN20041012_192311_000000442031_00113_13694_4951.N1	12-OCT-2004 19:23:11	Dark	43.500	113	Mu Vel	2.6920	5000.0	87	13694	No
327	GOM_NL__2PRFIN20041012_192652_000000462031_00113_13694_4952.N1	12-OCT-2004 19:26:52	Dark	46.000	34	Gam2Vel	1.7930	23000.	92	13694	No
328	GOM_NL__2PRFIN20041012_192926_000000662031_00114_13695_4926.N1	12-OCT-2004 19:29:26	Dark	65.500	23	21Eps CMa	1.5020	26000.	131	13695	No
329	GOM_NL__2PRFIN20041012_193124_000001662031_00114_13695_4927.N1	12-OCT-2004 19:31:24	Dark	165.50	1	9Alp CMa	-1.4400	11000.	331	13695	No
330	GOM_NL__2PRFIN20041012_193529_000001392031_00114_13695_4928.N1	12-OCT-2004 19:35:29	Dark	138.50	47	2Bet CMa	1.9760	28000.	277	13695	No
331	GOM_NL__2PRFIN20041012_194033_000000402031_00114_13695_4929.N1	12-OCT-2004 19:40:33	Dark	39.500	143	Alp Hyi	2.8570	7200.0	79	13695	No
332	GOM_NL__2PRFIN20041012_194159_000000492031_00114_13695_4930.N1	12-OCT-2004 19:41:59	Dark	48.500	9	Alp Eri	0.45300	24000.	97	13695	No
333	GOM_NL__2PRFIN20041012_194425_000000502031_00114_13695_4931.N1	12-OCT-2004 19:44:25	Straylight	49.500	157	The1Eri	2.9060	9300.0	99	13695	No
334	GOM_NL__2PRFIN20041012_194704_000000452031_00114_13695_4932.N1	12-OCT-2004 19:47:04	Straylight	45.000	84	Alp Phe	2.3970	4500.0	90	13695	No
335	GOM_NL__2PRFIN20041012_195341_000000472031_00114_13695_4933.N1	12-OCT-2004 19:53:41	Straylight	47.000	52	16Bet Cet	2.0370	4500.0	94	13695	No
336	GOM_NL__2PRFIN20041012_200326_000000402031_00114_13695_4934.N1	12-OCT-2004 20:03:26	Bright	39.500	140	88Gam Peg	2.8340	26000.	79	13695	No
337	GOM_NL__2PRFIN20041012_200726_000000392031_00114_13695_4935.N1	12-OCT-2004 20:07:26	Bright	38.500	58	21Alp And	2.0730	11000.	77	13695	No

338	GOM_NL__2PRFIN20041012_201008_000000462031_00114_13695_4936.N1	12-OCT-2004 20:10:08	Bright	45.500	53	43Bet And	2.0480	3300.0	91	13695	No
339	GOM_NL__2PRFIN20041012_201203_000000492031_00114_13695_4937.N1	12-OCT-2004 20:12:03	Bright	49.000	173	4Bet Tri	3.0040	8900.0	98	13695	No
340	GOM_NL__2PRFIN20041012_201351_000000462031_00114_13695_4938.N1	12-OCT-2004 20:13:51	Bright	45.500	73	57Gam1And	2.2600	13100.	91	13695	No
341	GOM_NL__2PRFIN20041012_201534_000000402031_00114_13695_4939.N1	12-OCT-2004 20:15:34	Bright	40.000	68	18Alp Cas	2.2250	4500.0	80	13695	No
342	GOM_NL__2PRFIN20041012_201657_000000402031_00114_13695_4940.N1	12-OCT-2004 20:16:57	Bright	40.000	76	27Gam Cas	2.3000	30000.	80	13695	No
343	GOM_NL__2PRFIN20041012_201915_000000472031_00114_13695_4941.N1	12-OCT-2004 20:19:15	Bright	47.000	160	23Gam Per	2.9300	4700.0	94	13695	No
344	GOM_NL__2PRFIN20041012_202050_000000572031_00114_13695_4942.N1	12-OCT-2004 20:20:50	Bright	56.500	175	39Del Per	3.0100	19400.	113	13695	No
345	GOM_NL__2PRFIN20041012_202424_000000412031_00114_13695_4943.N1	12-OCT-2004 20:24:24	Bright	41.000	49	1Alp UMi	1.9900	6300.0	82	13695	No
346	GOM_NL__2PRFIN20041012_202715_000000422031_00114_13695_4944.N1	12-OCT-2004 20:27:15	Bright	42.000	60	7Bet UMi	2.0810	3950.0	84	13695	No
347	GOM_NL__2PRFIN20041012_203238_000000402031_00114_13695_4945.N1	12-OCT-2004 20:32:38	Bright	40.000	36	50Alp UMa	1.8000	6300.0	80	13695	No
348	GOM_NL__2PRFIN20041012_203411_000000392031_00114_13695_4946.N1	12-OCT-2004 20:34:11	Bright	39.000	82	48Bet UMa	2.3650	10600.	78	13695	No
349	GOM_NL__2PRFIN20041012_203730_000000392031_00114_13695_4947.N1	12-OCT-2004 20:37:30	Bright	39.000	174	52Psi UMa	3.0040	4400.0	78	13695	No
350	GOM_NL__2PRFIN20041012_204503_000000902031_00114_13695_4948.N1	12-OCT-2004 20:45:03	Bright	89.500	17	78Bet Gem	1.1610	4500.0	179	13695	No
351	GOM_NL__2PRFIN20041012_204737_000000562031_00114_13695_4949.N1	12-OCT-2004 20:47:37	Bright	55.500	22	32Alp Leo	1.3600	15200.	111	13695	No
352	GOM_NL__2PRFIN20041012_205449_000000532031_00114_13695_4950.N1	12-OCT-2004 20:54:49	Dark	53.000	48	30Alp Hya	1.9770	4100.0	106	13695	No
353	GOM_NL__2PRFIN20041012_205754_0000001252031_00114_13695_4951.N1	12-OCT-2004 20:57:54	Dark	124.50	8	10Alp CMi	0.40000	6500.0	249	13695	No
354	GOM_NL__2PRFIN20041012_210347_000000432031_00114_13695_4952.N1	12-OCT-2004 21:03:47	Dark	42.500	113	Mu Vel	2.6920	5000.0	85	13695	No
355	GOM_NL__2PRFIN20041012_211003_000000652031_00115_13696_4947.N1	12-OCT-2004 21:10:03	Dark	65.000	23	21Eps CMa	1.5020	26000.	130	13696	No
356	GOM_NL__2PRFIN20041012_211203_000001422031_00115_13696_4948.N1	12-OCT-2004 21:12:03	Dark	142.00	1	9Alp CMa	-1.4400	11000.	284	13696	No
357	GOM_NL__2PRFIN20041012_211609_000001492031_00115_13696_4949.N1	12-OCT-2004 21:16:09	Dark	149.00	47	2Bet CMa	1.9760	28000.	298	13696	No
358	GOM_NL__2PRFIN20041012_212109_000000402031_00115_13696_4950.N1	12-OCT-2004 21:21:09	Dark	39.500	143	Alp Hyi	2.8570	7200.0	79	13696	No
359	GOM_NL__2PRFIN20041012_212236_000000422031_00115_13696_4951.N1	12-OCT-2004 21:22:36	Dark	41.500	9	Alp Eri	0.45300	24000.	83	13696	No
360	GOM_NL__2PRFIN20041012_212501_000000512031_00115_13696_4952.N1	12-OCT-2004 21:25:01	Straylight	51.000	157	The1Eri	2.9060	9300.0	102	13696	No
361	GOM_NL__2PRFIN20041012_212740_000000462031_00115_13696_4953.N1	12-OCT-2004 21:27:40	Straylight	46.000	84	Alp Phe	2.3970	4500.0	92	13696	No
362	GOM_NL__2PRFIN20041012_213417_000000482031_00115_13696_4954.N1	12-OCT-2004 21:34:17	Straylight	47.500	52	16Bet Cet	2.0370	4500.0	95	13696	No
363	GOM_NL__2PRFIN20041012_214402_000000382031_00115_13696_4955.N1	12-OCT-2004 21:44:02	Bright	38.000	140	88Gam Peg	2.8340	26000.	76	13696	No
364	GOM_NL__2PRFIN20041012_214801_000000392031_00115_13696_4956.N1	12-OCT-2004 21:48:01	Bright	39.000	58	21Alp And	2.0730	11000.	78	13696	No
365	GOM_NL__2PRFIN20041012_215042_000000472031_00115_13696_4957.N1	12-OCT-2004 21:50:42	Bright	47.000	53	43Bet And	2.0480	3300.0	94	13696	No
366	GOM_NL__2PRFIN20041012_215238_000000562031_00115_13696_4958.N1	12-OCT-2004 21:52:38	Bright	55.500	173	4Bet Tri	3.0040	8900.0	111	13696	No
367	GOM_NL__2PRFIN20041012_215426_000000472031_00115_13696_4959.N1	12-OCT-2004 21:54:26	Bright	47.000	73	57Gam1And	2.2600	13100.	94	13696	No
368	GOM_NL__2PRFIN20041012_215609_000000412031_00115_13696_4960.N1	12-OCT-2004 21:56:09	Bright	40.500	68	18Alp Cas	2.2250	4500.0	81	13696	No
369	GOM_NL__2PRFIN20041012_215733_000000412031_00115_13696_4961.N1	12-OCT-2004 21:57:33	Bright	40.500	76	27Gam Cas	2.3000	30000.	81	13696	No
370	GOM_NL__2PRFIN20041012_215950_000000492031_00115_13696_4962.N1	12-OCT-2004 21:59:50	Bright	48.500	160	23Gam Per	2.9300	4700.0	97	13696	No
371	GOM_NL__2PRFIN20041012_220126_000000542031_00115_13696_4963.N1	12-OCT-2004 22:01:26	Bright	54.000	175	39Del Per	3.0100	19400.	108	13696	No
372	GOM_NL__2PRFIN20041012_220500_000000422031_00115_13696_4964.N1	12-OCT-2004 22:05:00	Bright	41.500	49	1Alp UMi	1.9900	6300.0	83	13696	No
373	GOM_NL__2PRFIN20041012_220753_000000372031_00115_13696_4965.N1	12-OCT-2004 22:07:53	Bright	36.500	60	7Bet UMi	2.0810	3950.0	73	13696	No
374	GOM_NL__2PRFIN20041012_221312_000000432031_00115_13696_4966.N1	12-OCT-2004 22:13:12	Bright	42.500	36	50Alp UMa	1.8000	6300.0	85	13696	No
375	GOM_NL__2PRFIN20041012_221447_000000402031_00115_13696_4967.N1	12-OCT-2004 22:14:47	Bright	40.000	82	48Bet UMa	2.3650	10600.	80	13696	No
376	GOM_NL__2PRFIN20041012_221806_000000402031_00115_13696_4968.N1	12-OCT-2004 22:18:06	Bright	40.000	174	52Psi UMa	3.0040	4400.0	80	13696	No
377	GOM_NL__2PRFIN20041012_222540_000000892031_00115_13696_4969.N1	12-OCT-2004 22:25:40	Bright	89.000	17	78Bet Gem	1.1610	4500.0	178	13696	No
378	GOM_NL__2PRFIN20041012_222812_000000562031_00115_13696_4970.N1	12-OCT-2004 22:28:12	Bright	56.000	22	32Alp Leo	1.3600	15200.	112	13696	No
379	GOM_NL__2PRFIN20041012_223525_000000602031_00115_13696_4971.N1	12-OCT-2004 22:35:25	Dark	59.500	48	30Alp Hya	1.9770	4100.0	119	13696	No
380	GOM_NL__2PRFIN20041012_223833_000001252031_00115_13696_4972.N1	12-OCT-2004 22:38:33	Dark	125.00	8	10Alp CMi	0.40000	6500.0	250	13696	No
381	GOM_NL__2PRFIN20041012_224423_000000382031_00115_13696_4973.N1	12-OCT-2004 22:44:23	Dark	38.000	113	Mu Vel	2.6920	5000.0	76	13696	No

3. Quality information per product


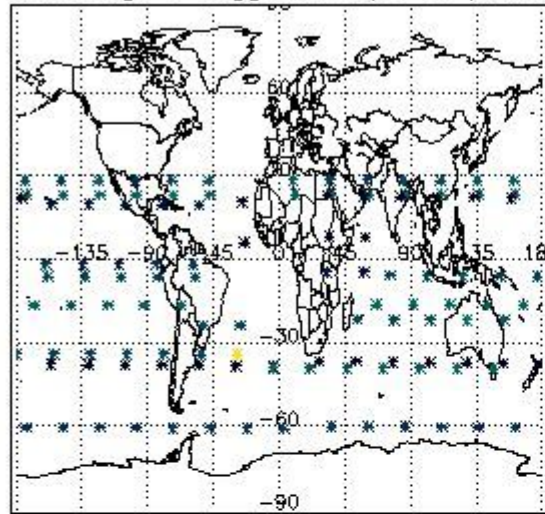
In this section it is plotted some information contained in the Quality Summary data set of the level 2 products. Only products in dark limb conditions and without errors (error flag in the MPH set to "0") are used.

3.1 Plot quality information per product (time dependant)

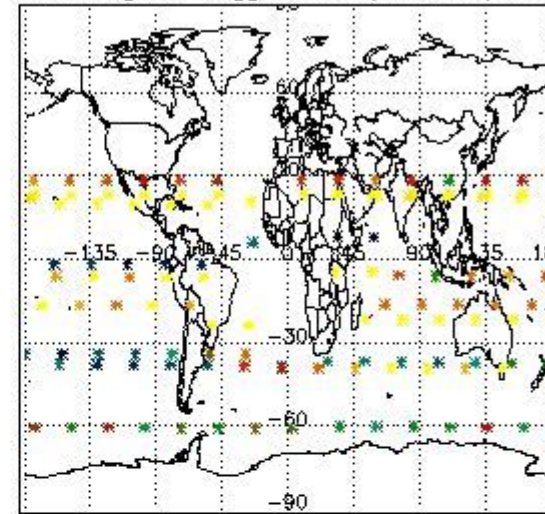


3.2 Plot quality information per product (world map)

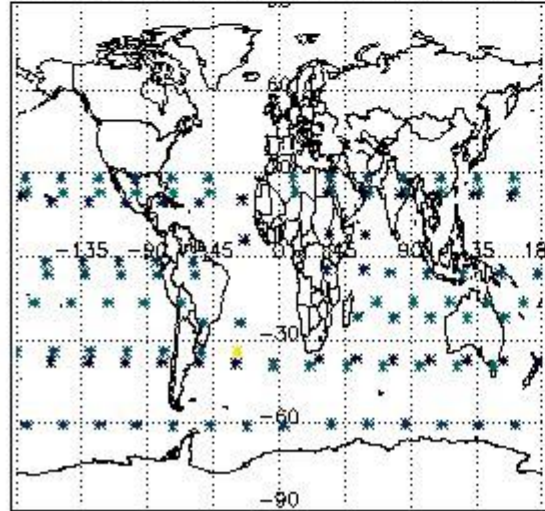
Percentage of flagged data per O3 profile



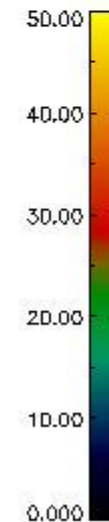
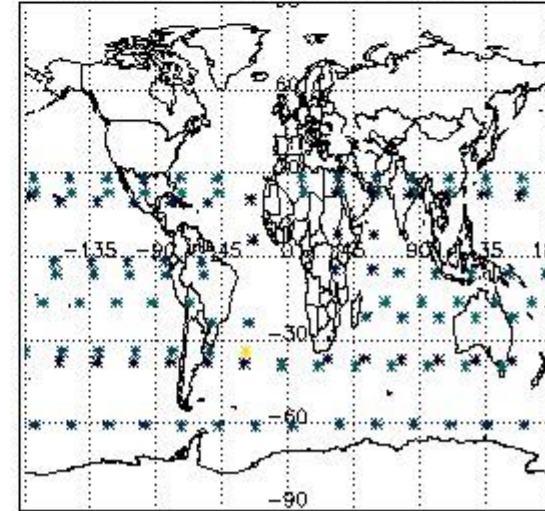
Percentage of flagged data per H2O profile



Percentage of flagged data per NO2 profile



Percentage of flagged data per NO3 profile

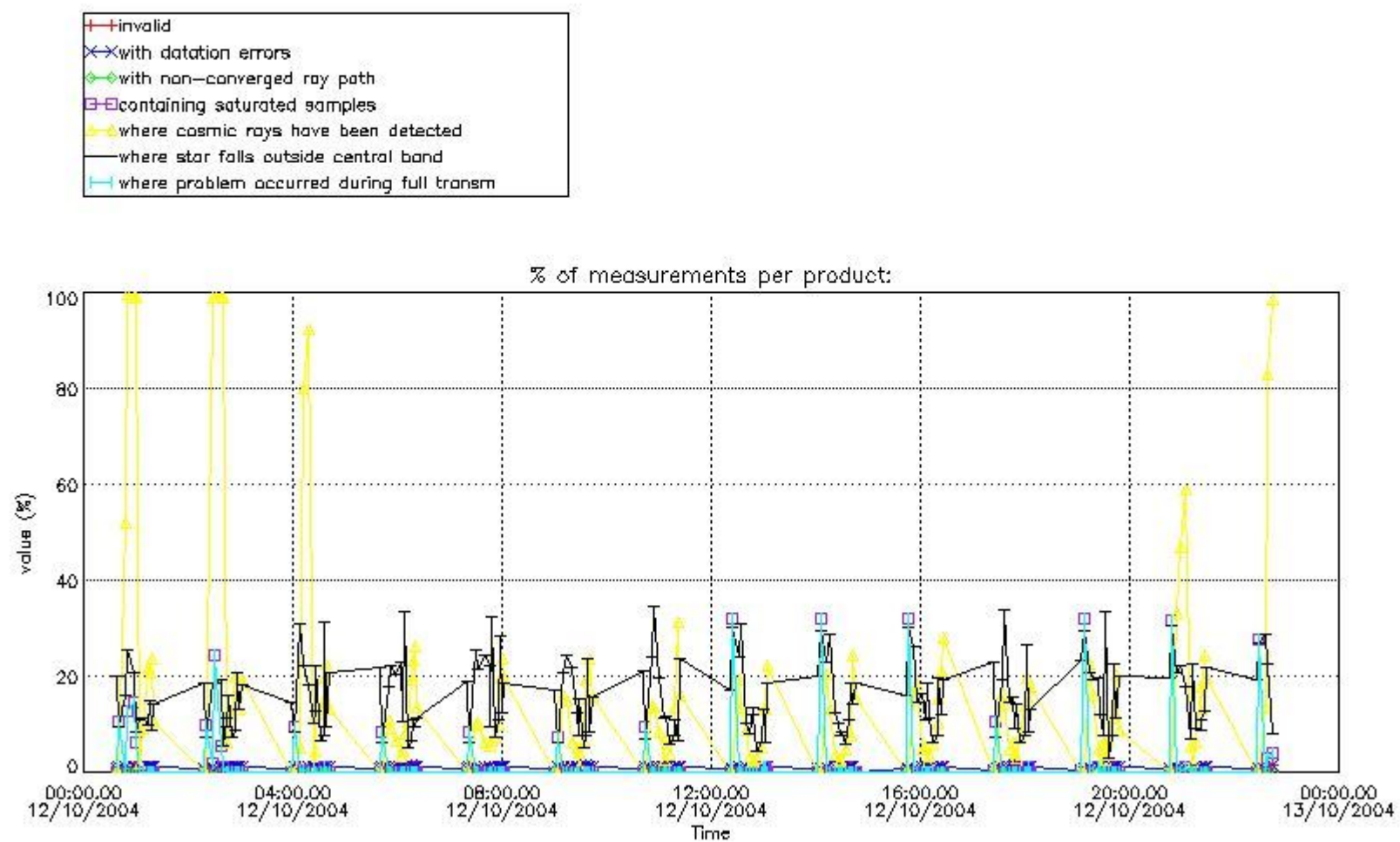


4. Level 1 quality information per product

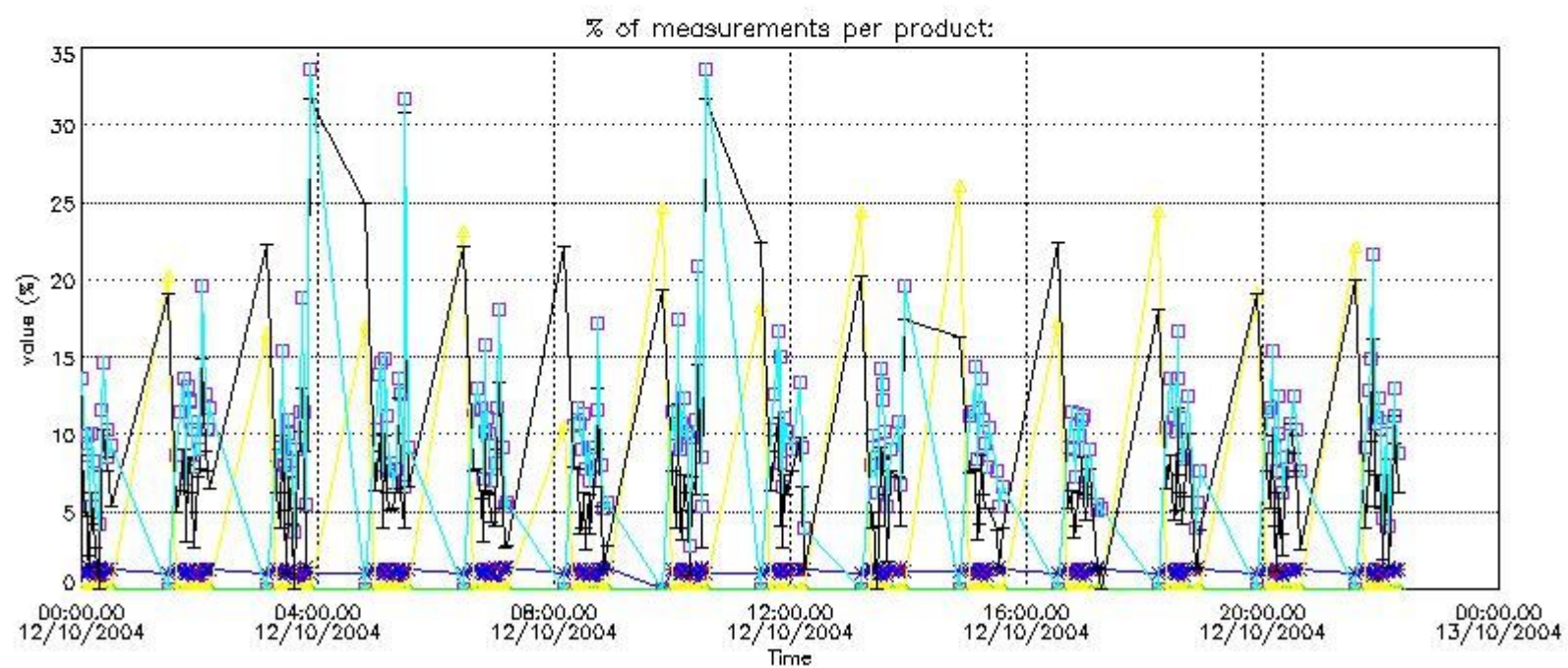
In this section it is plotted some information contained in the Quality Summary data set of the level 2 products that comes from the level 1b processing. Products without errors (error flag in the MPH set to "0") are used.

4.1 Plot quality information per product (time dependant) coming from level 1b processing

4.1.1 Plot level 1 quality information per product (time dependant): ENVISAT ASCENDING passes



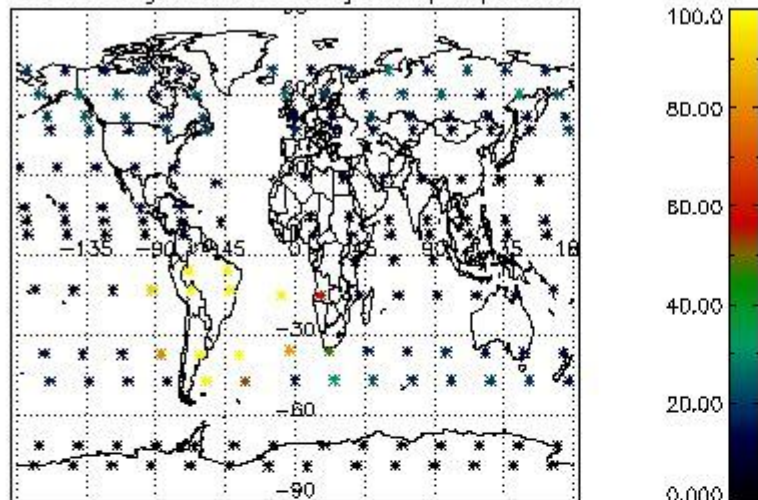
4.1.2 Plot level 1 quality information per product (time dependant): ENVI SAT DESCENDING passes



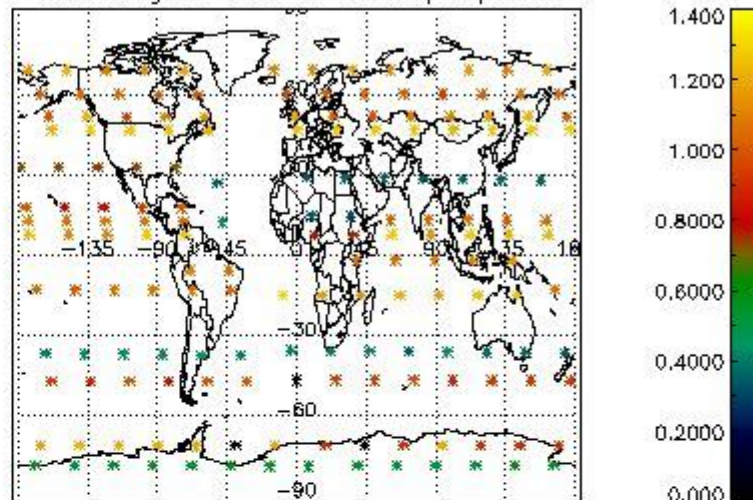
4.2 Plot quality information per product coming from level 1b processing (world map)

4.2.1 Plot level 1 quality information per product (world map): ENVISAT ASCENDING passes

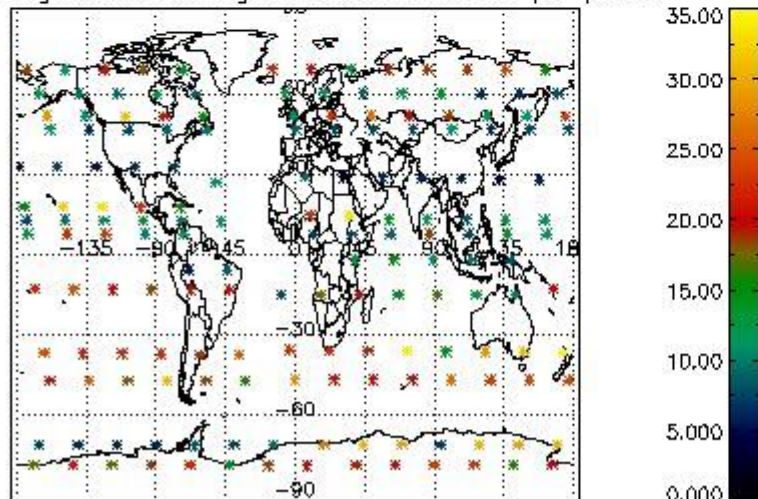
Percentage of cosmic ray hits per profile



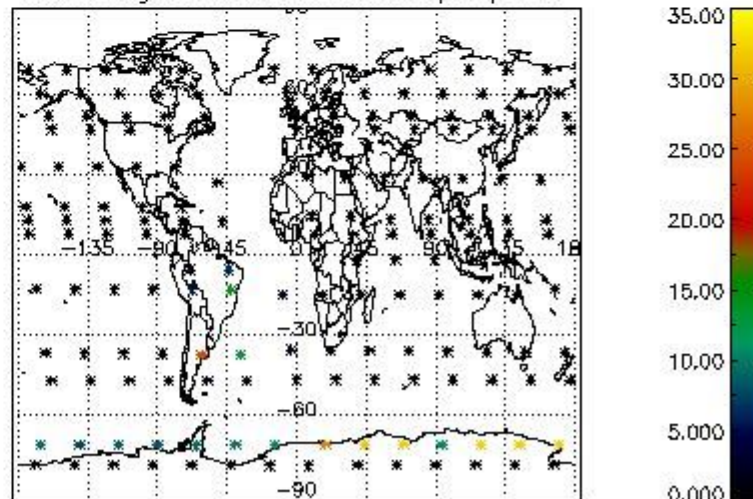
Percentage of datation errors per profile



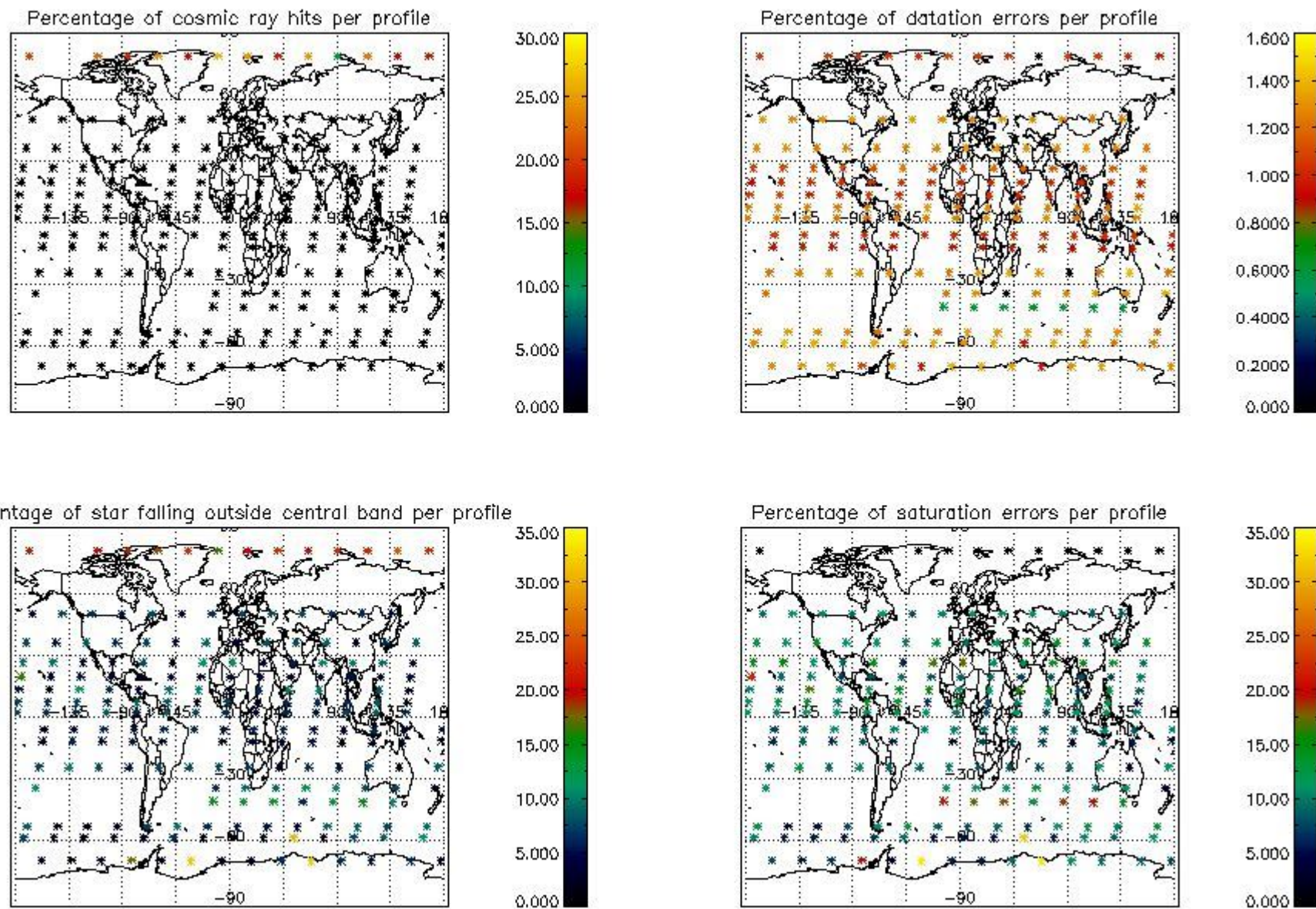
Percentage of star falling outside central band per profile



Percentage of saturation errors per profile



4.2.2 Plot level 1 quality information per product (world map): ENVISAT DESCENDING passes



5. Trace gas profiles

5.1 Ozone statistics based on quality of products

The final quality of the products can be "measured" using the STD (Standard Deviation) attached to every point profile. This information is written to the parameter GOM_NL__2P/NL_LOCAL_SPECIES_DENSITY/o3_std of the level 2 products. The table below shows the statistics for given STD ranges.

The statistics are given with respect to the overall valid production:

- Products without fatal errors: GOM_NL__2P/MPH/PRODUCT_ERR=0
- Valid point profile: GOM_NL__2P/NL_LOCAL_SPECIES_DENSITY/pcd(0)=0

The 'Criteria' is applied to valid points of dark limb products:

- Products in dark limb illumination condition: GOM_NL__2P/NL_SUMMARY_QUALITY/obs_ill_cond=0
- Products without fatal errors: GOM_NL__2P/MPH/PRODUCT_ERR=0
- Valid point profile: GOM_NL__2P/NL_LOCAL_SPECIES_DENSITY/pcd(0)=0

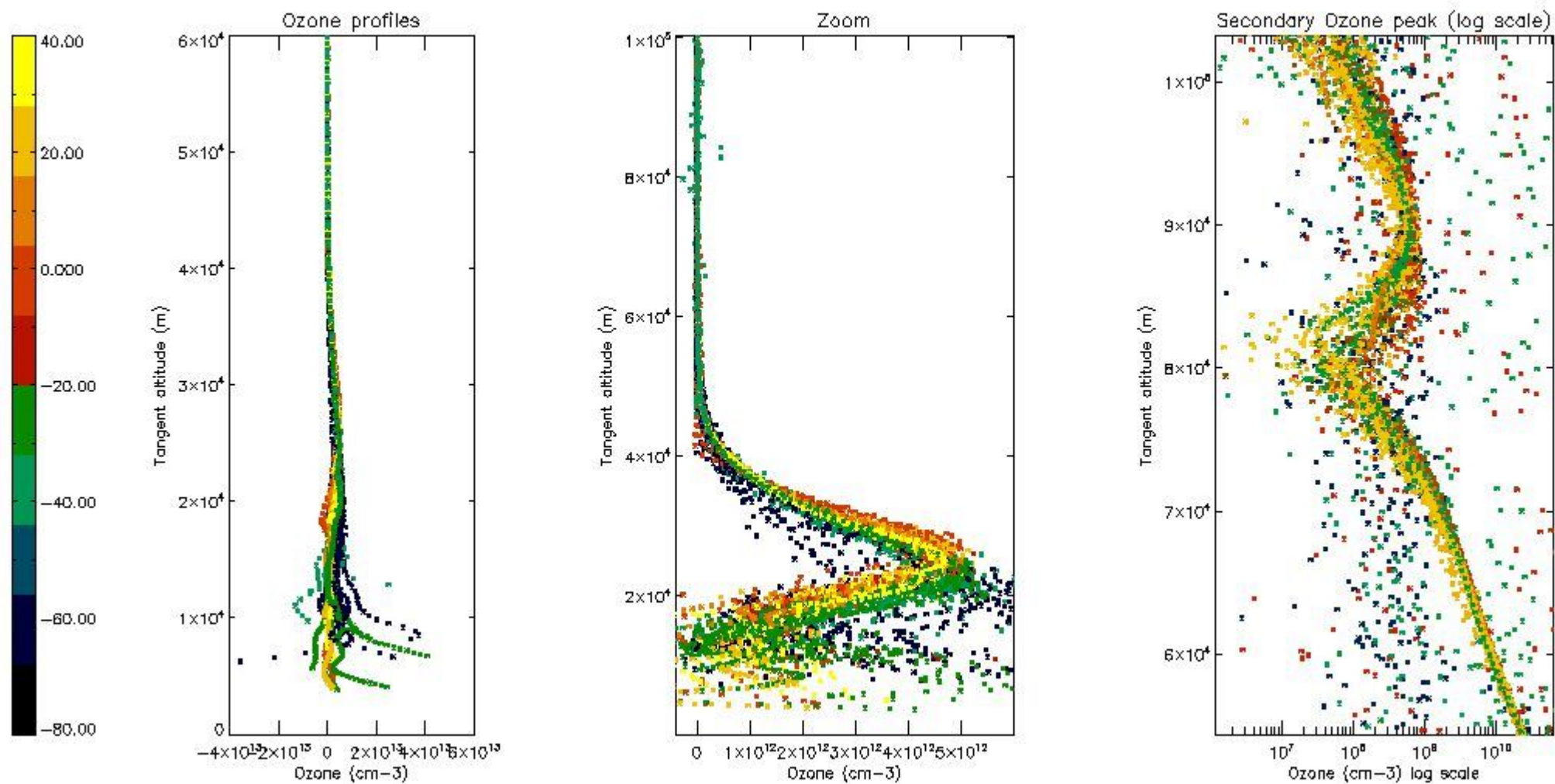
So, the table below shows the percentage of dark limb and valid observations for each criteria with respect to the overall valid daily observations.

Criteria	% of total production
All STD	40
STD < 20	24

STD < 10	20
STD < 5	16

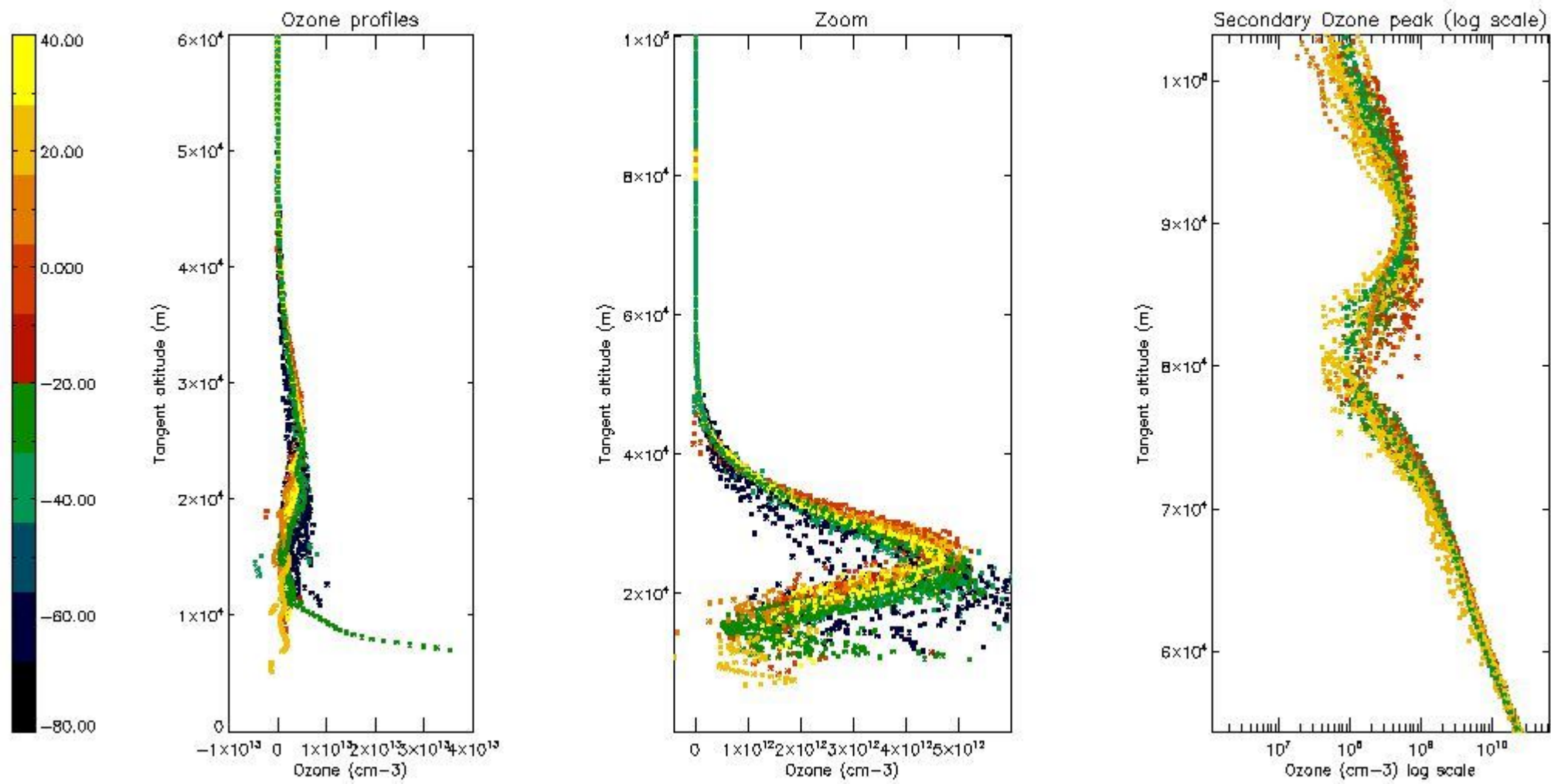
5.2 Plot ozone profiles for all STD (dark without errors)

The colorbar represents the latitude.



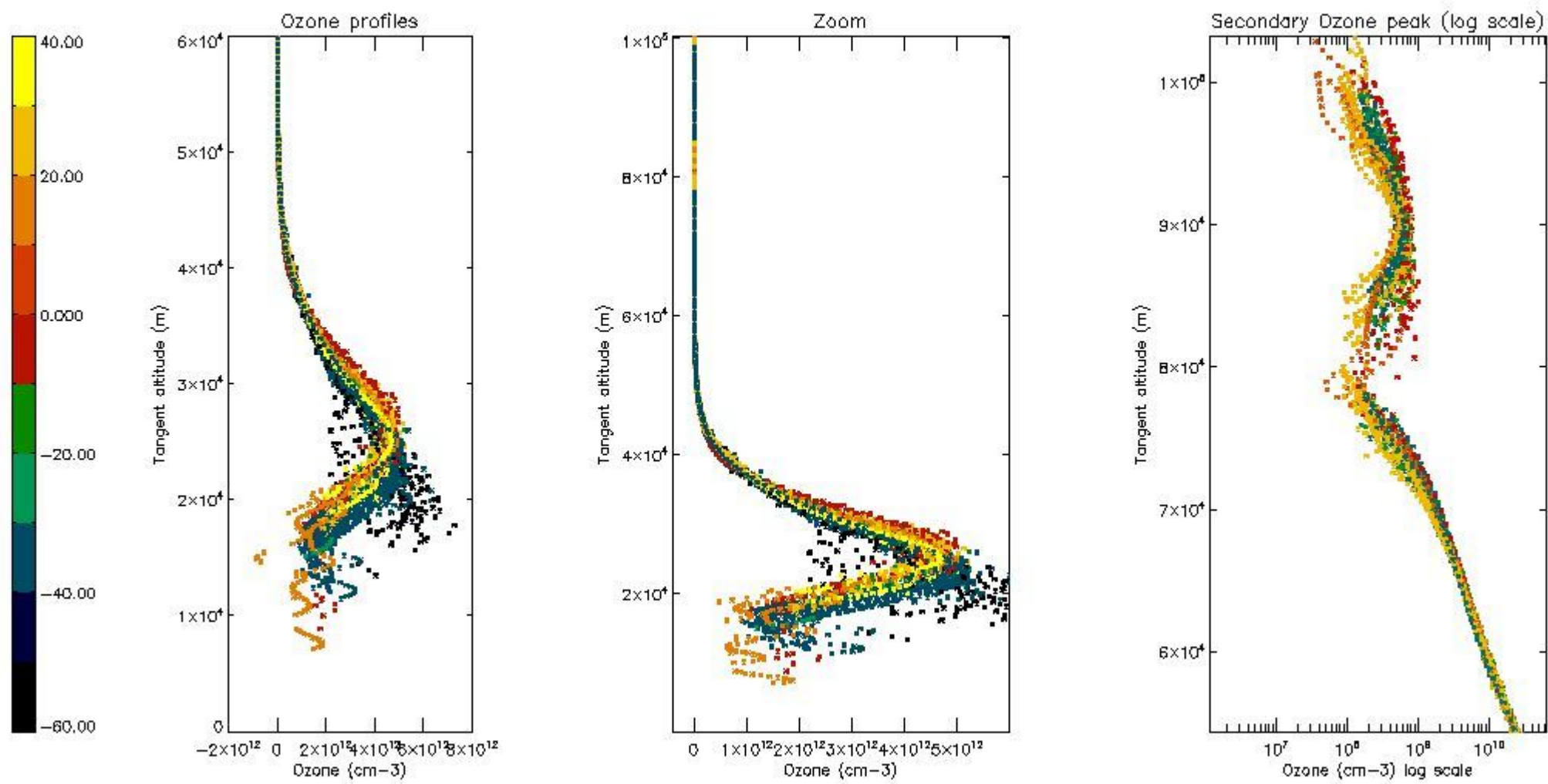
5.3 Plot ozone profiles where STD < 20% (dark without errors)

The colorbar represents the latitude.



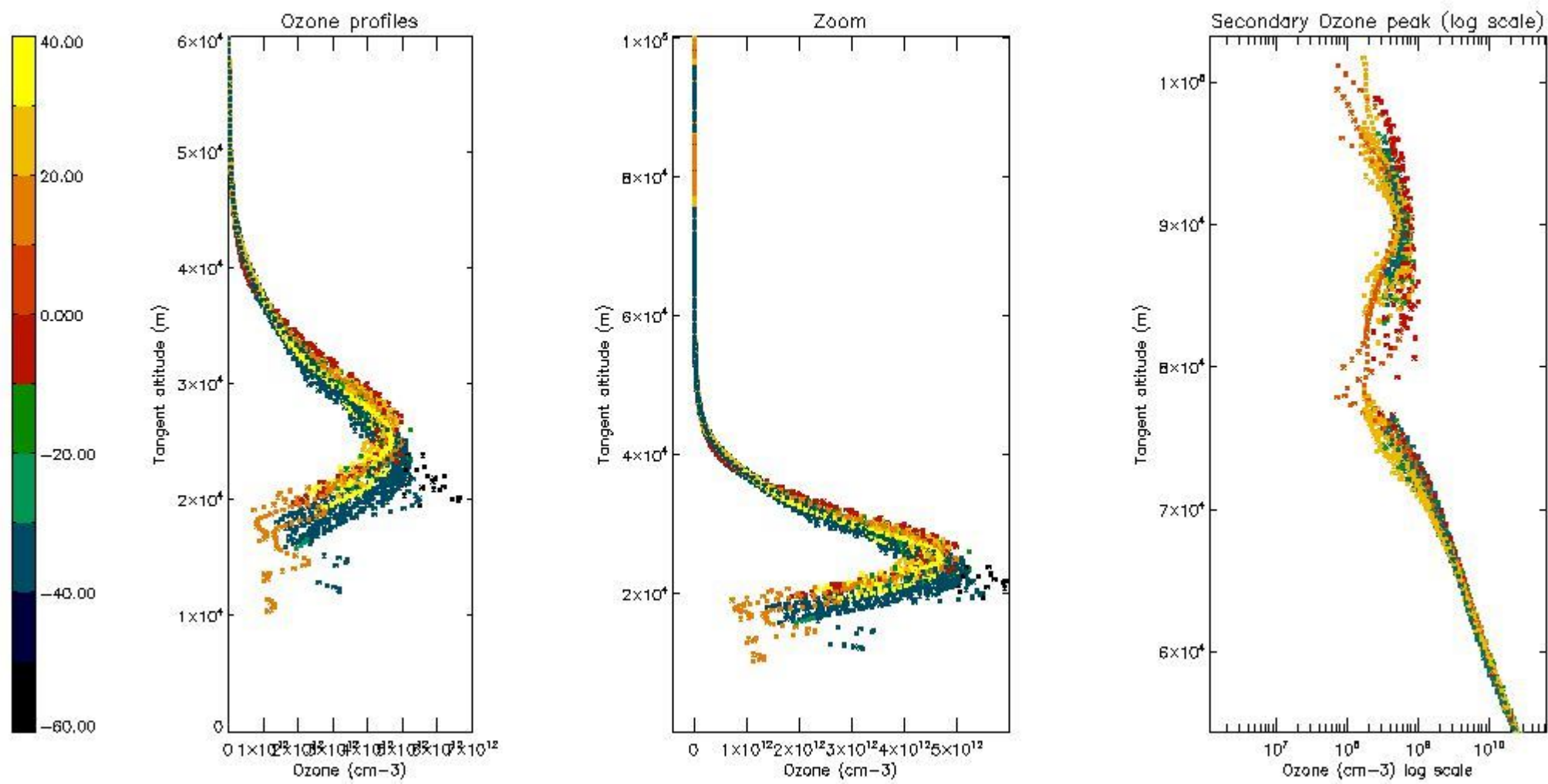
5.4 Plot ozone profiles where STD < 10% (dark without errors)

The colorbar represents the latitude.



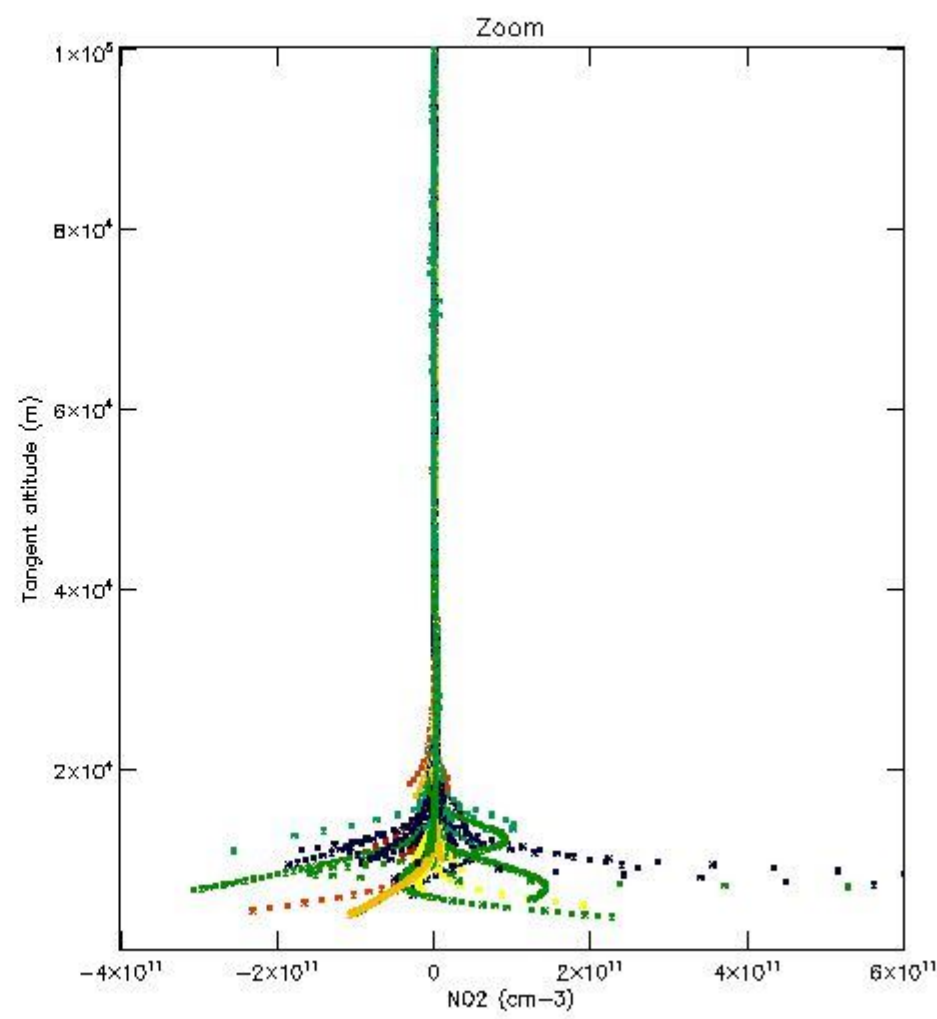
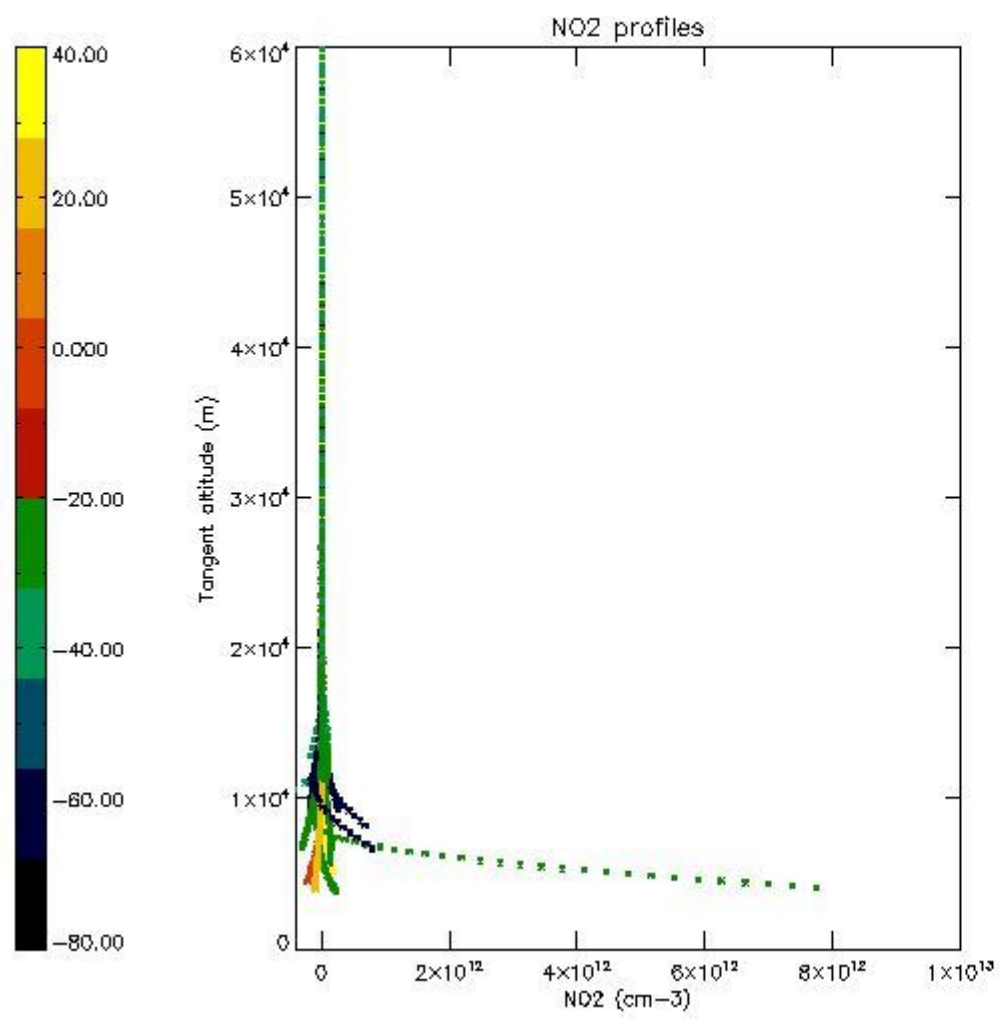
5.5 Plot ozone profiles where STD < 5% (dark without errors)

The colorbar represents the latitude.



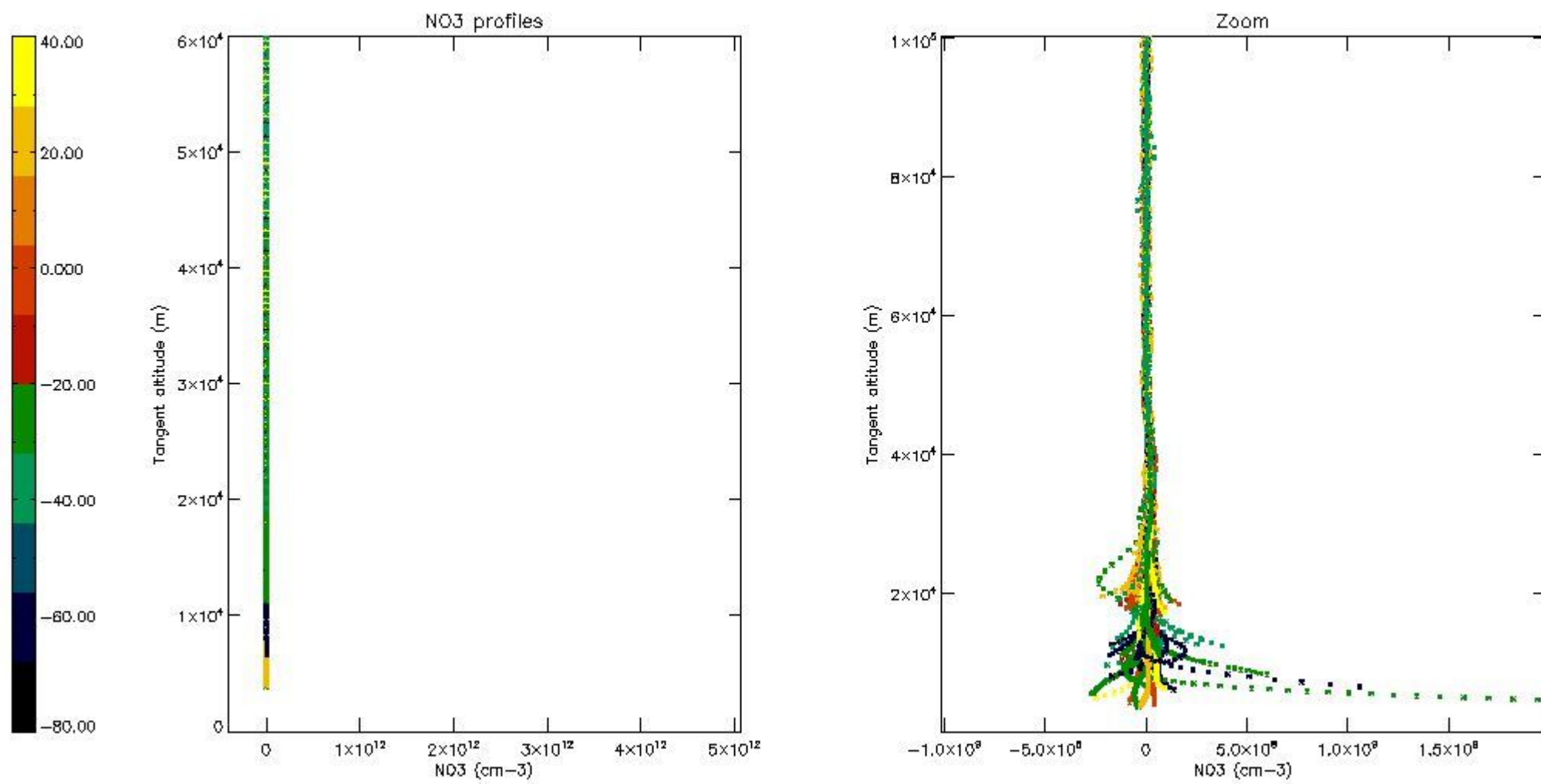
5.6 Plot NO₂ profiles for all STD (dark without errors)

The colorbar represents the latitude.



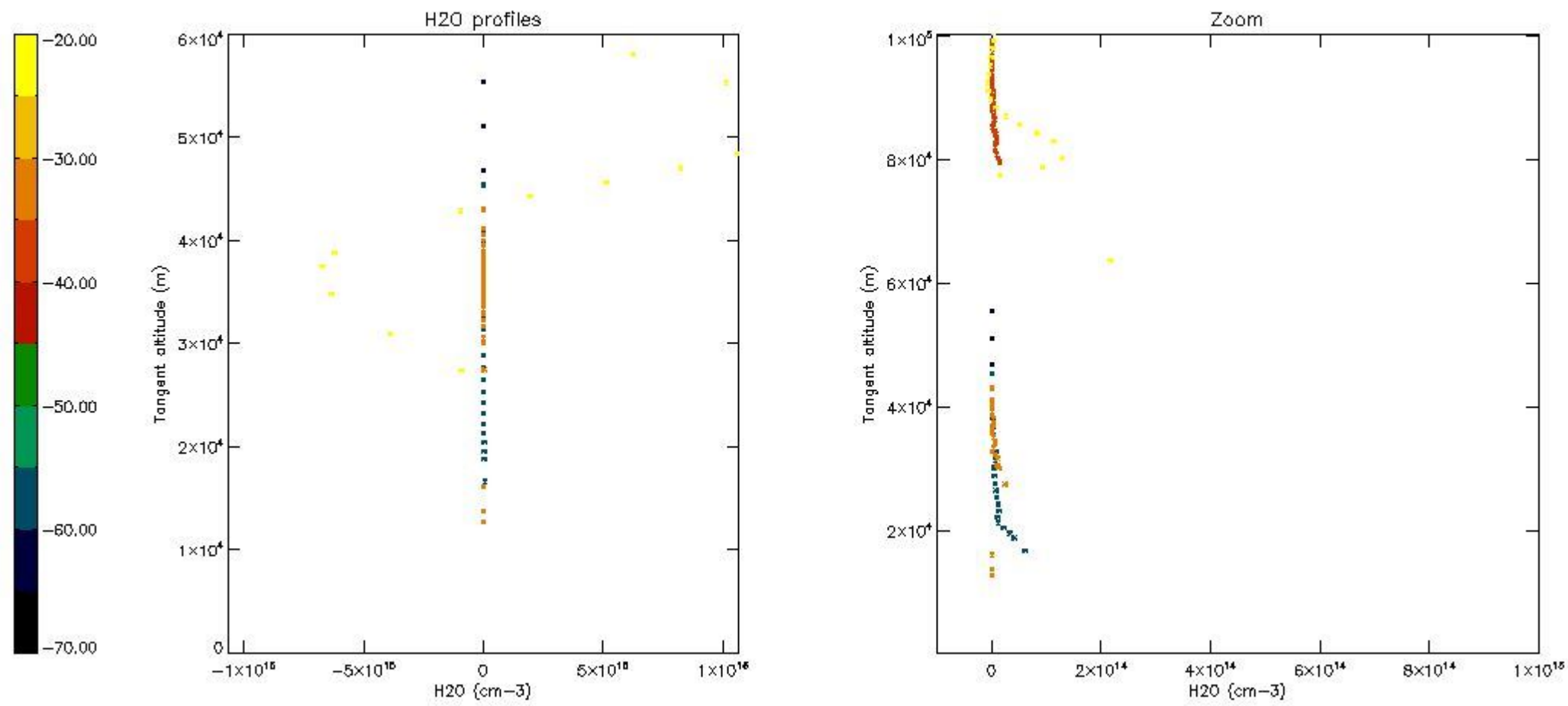
5.7 Plot NO₃ profiles for all STD (dark without errors)

The colorbar represents the latitude.



5.8 Plot H₂O profiles for all STD (only for occultations of stars 1,2,3,4,13,14,16,26,63 dark without errors)

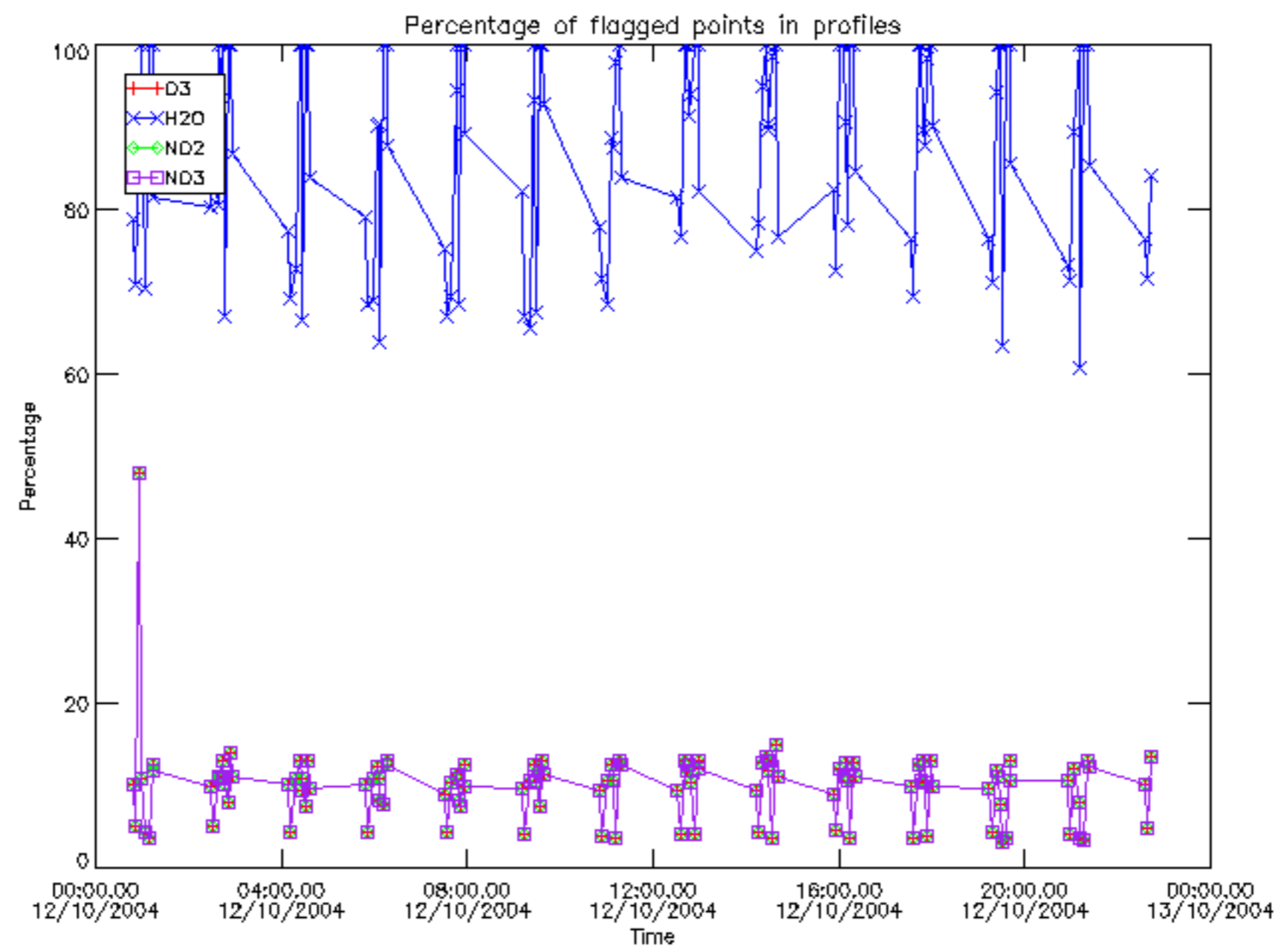
The colorbar represents the latitude.



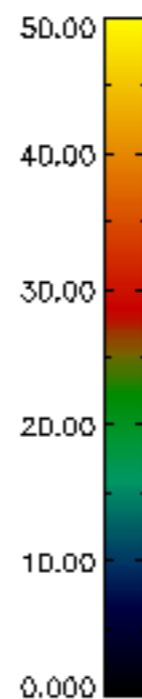
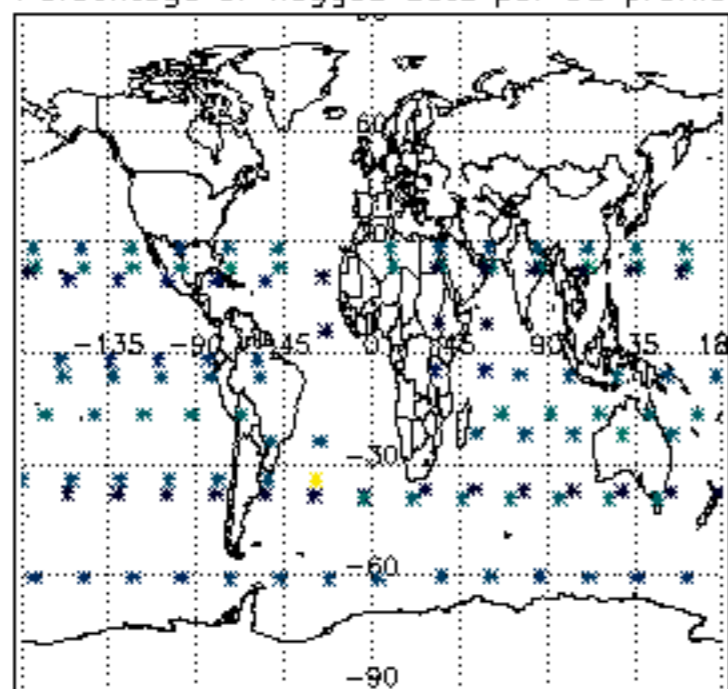
6. Auxiliary Data Files used for the production reported in section 2

The number reported in the third column indicates since which file (see list in section 2) the corresponding auxiliary file has been used. The fourth column is the date of those product files.

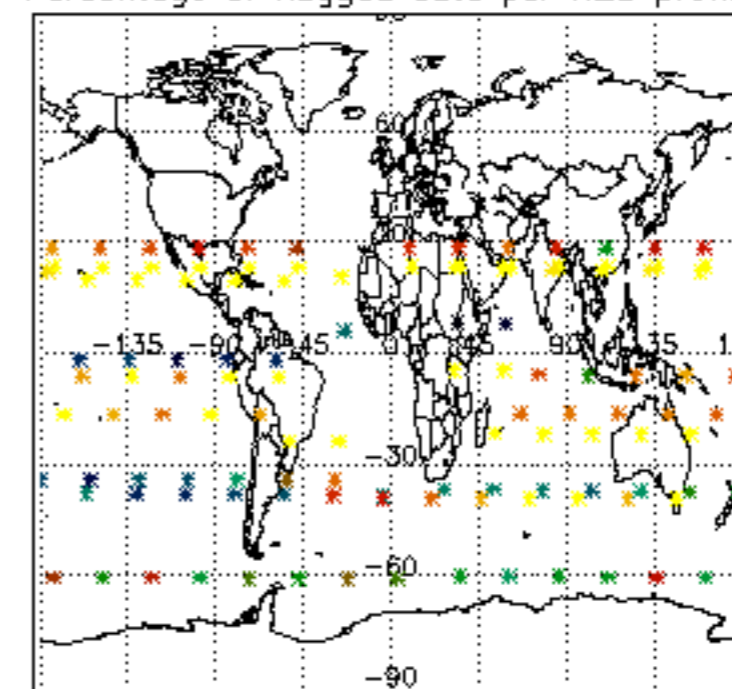
Type	Auxiliary Filename	Used since product	Used since product date
INST_PHYS_CHARACTERISTICS	GOM_INS_AXVIEC20091111_143220_20030716_120000_20500101_000000	1	12-OCT-2004 00:00:15
LEVEL-2_PROC_CONFIG	GOM_PR2_AXVIEC20091111_152718_20020301_000000_20500101_000000	1	12-OCT-2004 00:00:15
CROSS_SECTIONS_FILE	GOM_CRS_AXVIEC20091111_154832_20020301_000000_20500101_000000	1	12-OCT-2004 00:00:15



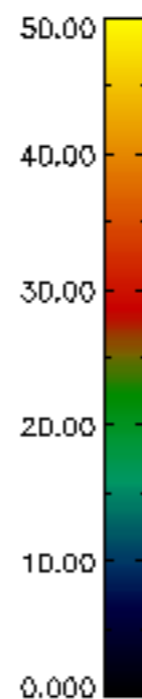
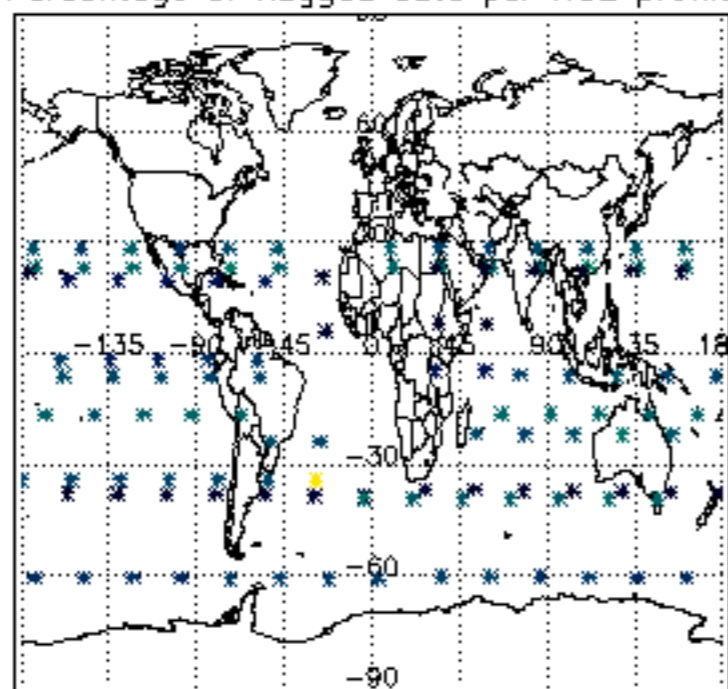
Percentage of flagged data per D3 profile



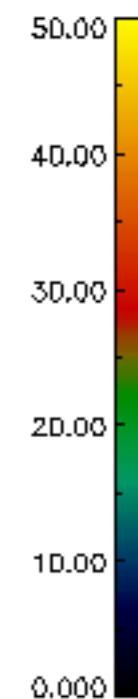
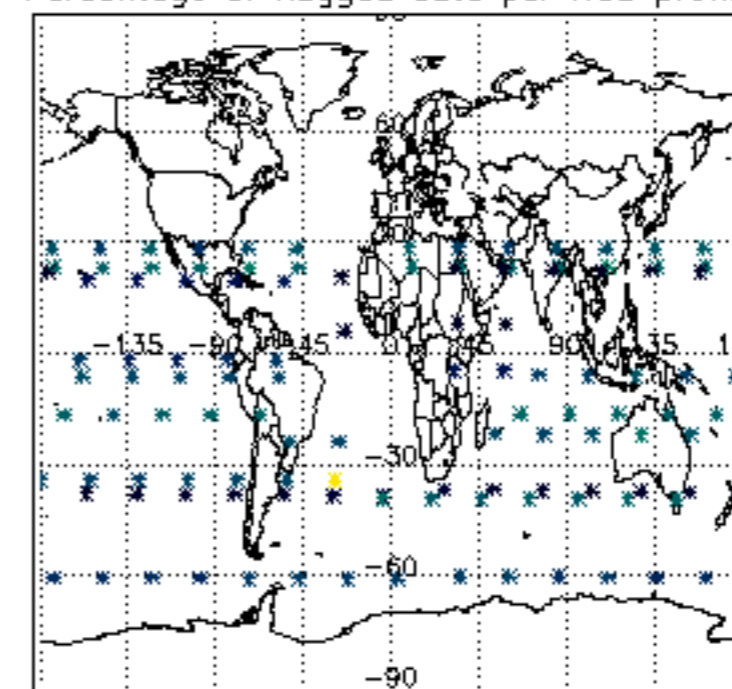
Percentage of flagged data per H2O profile

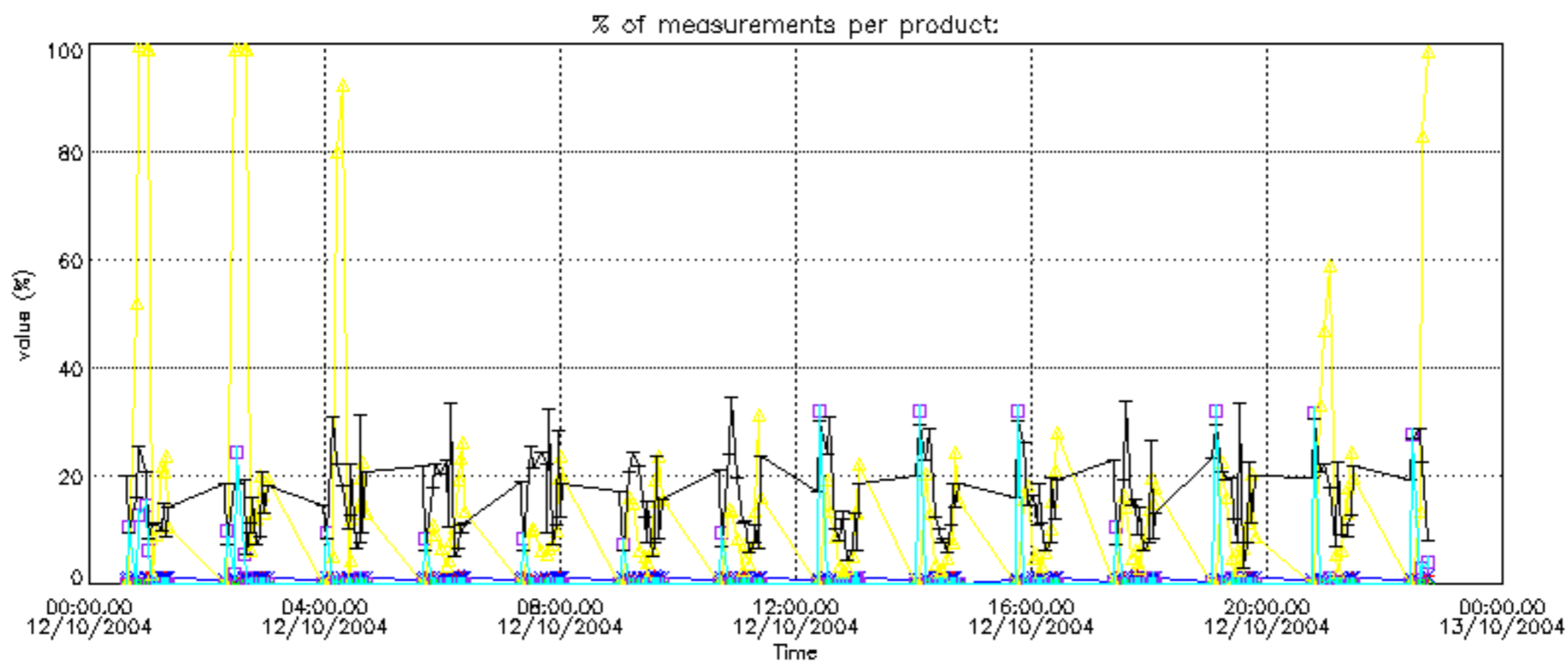


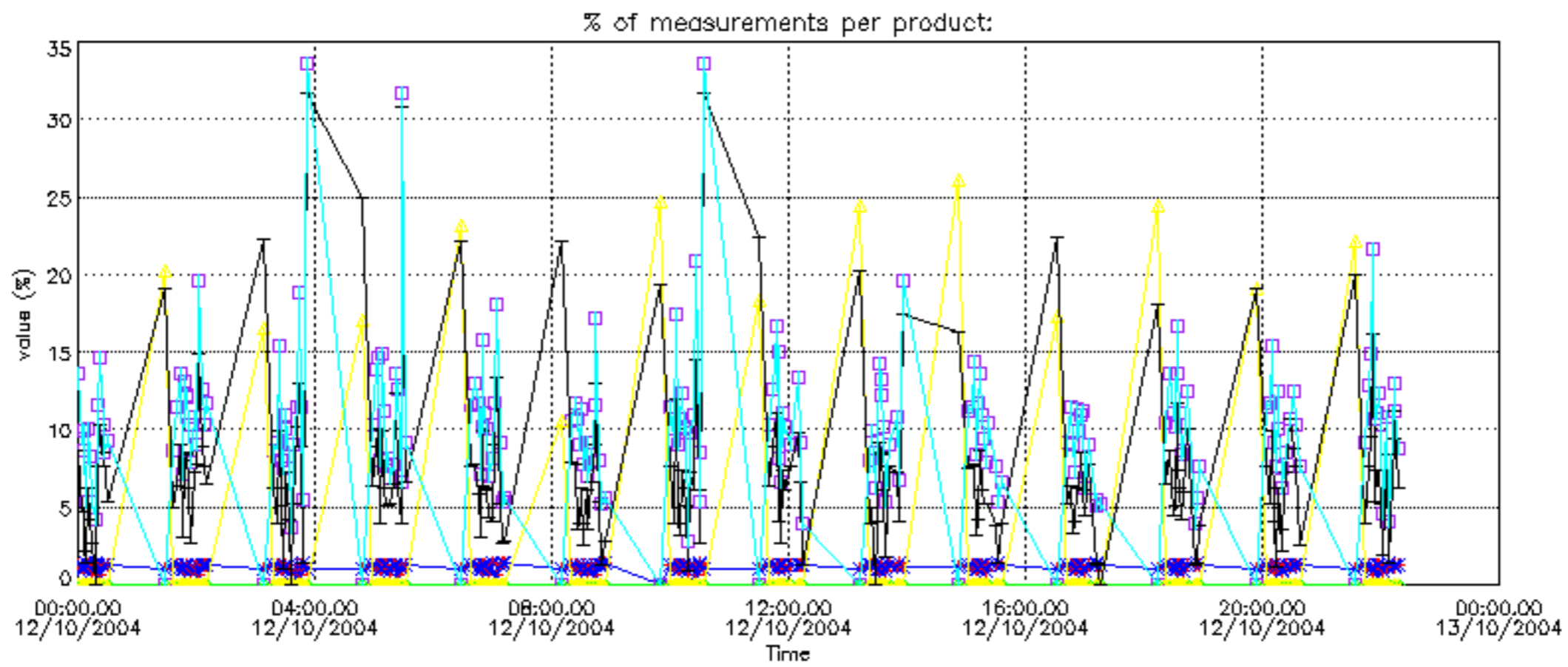
Percentage of flagged data per NO2 profile



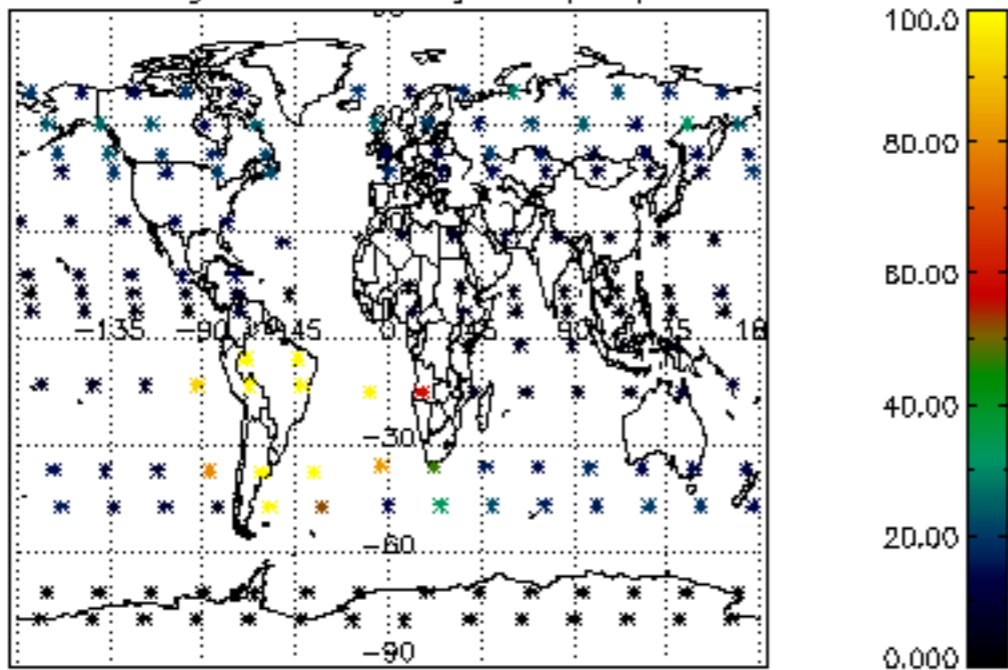
Percentage of flagged data per NO3 profile



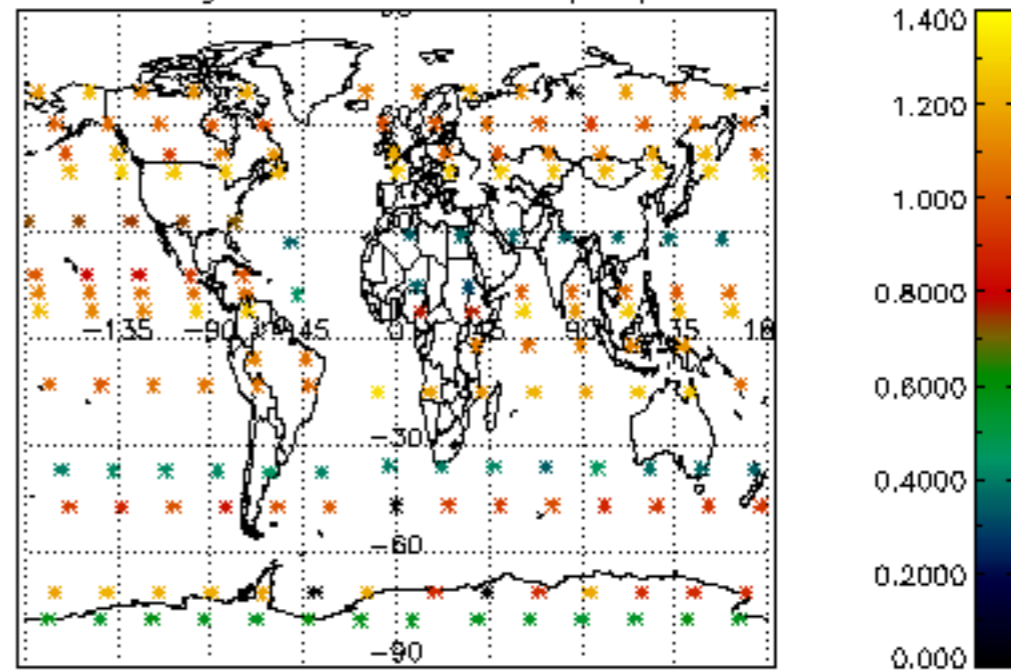




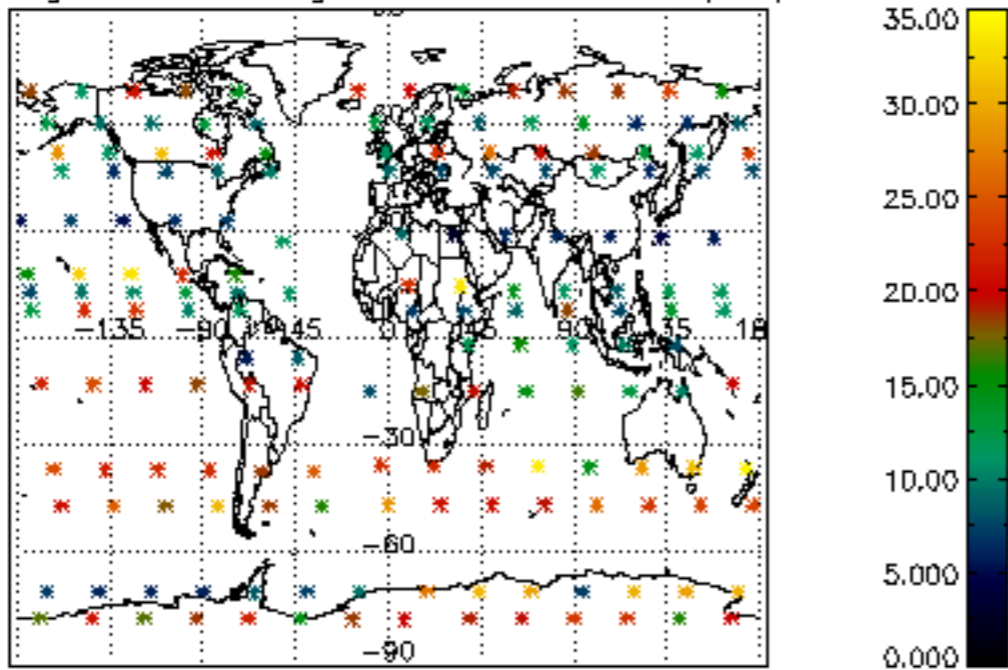
Percentage of cosmic ray hits per profile



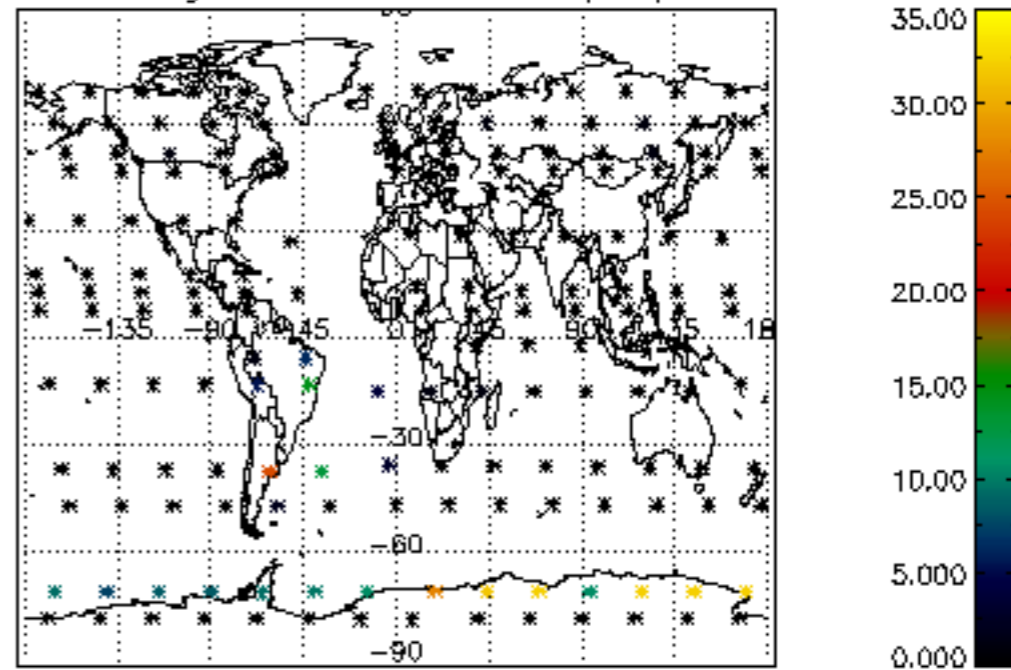
Percentage of datation errors per profile



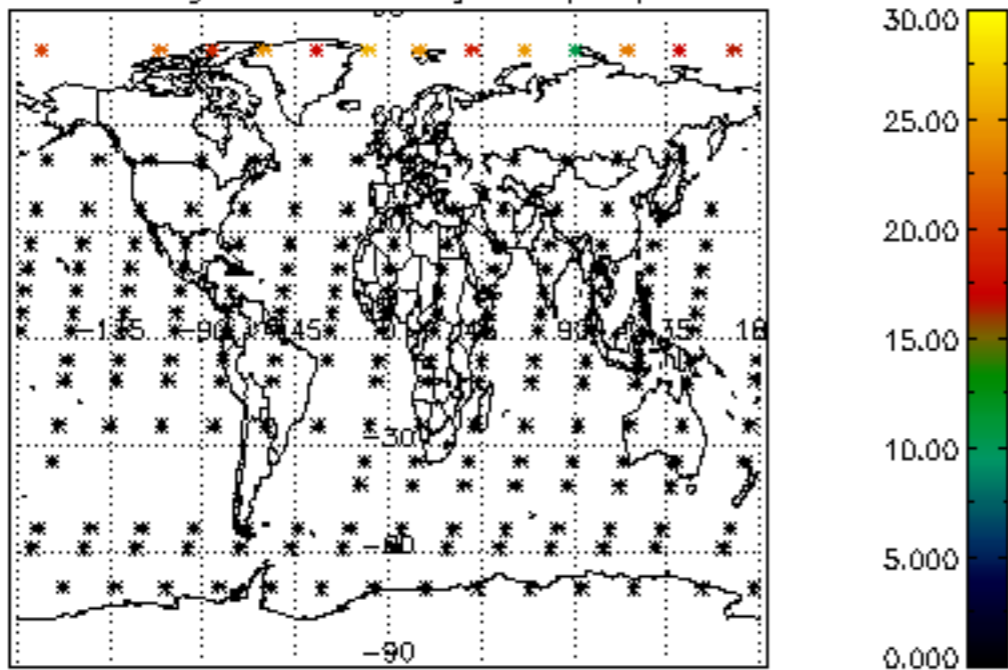
Percentage of star falling outside central band per profile



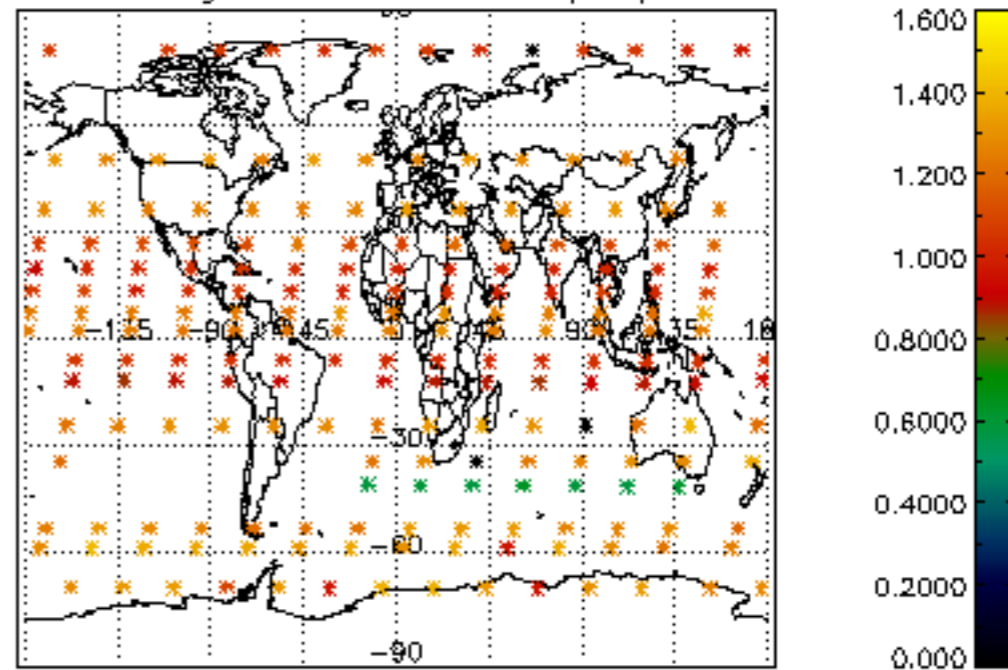
Percentage of saturation errors per profile



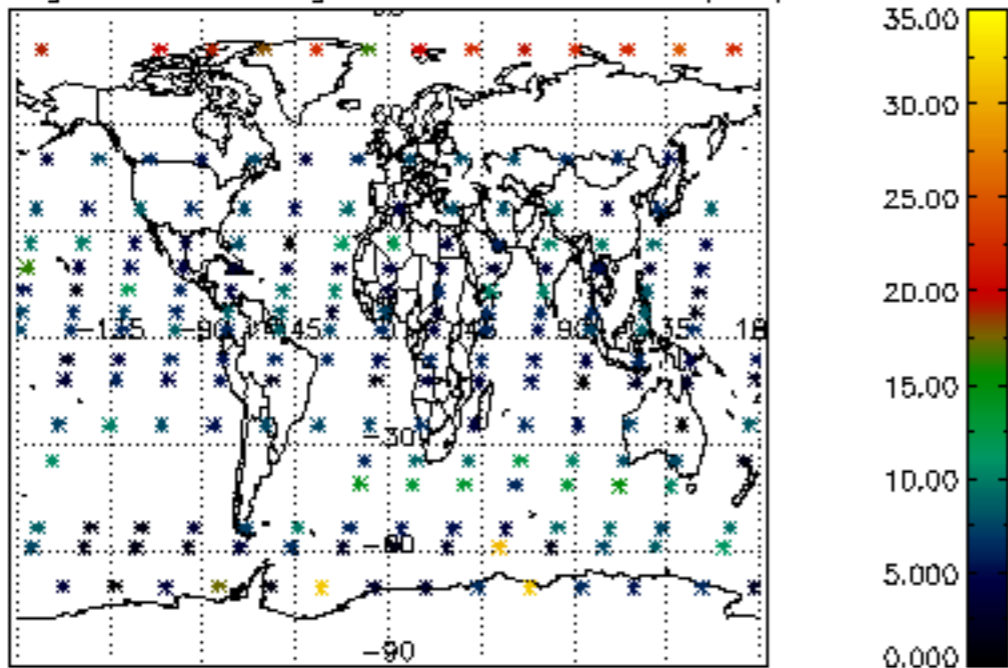
Percentage of cosmic ray hits per profile



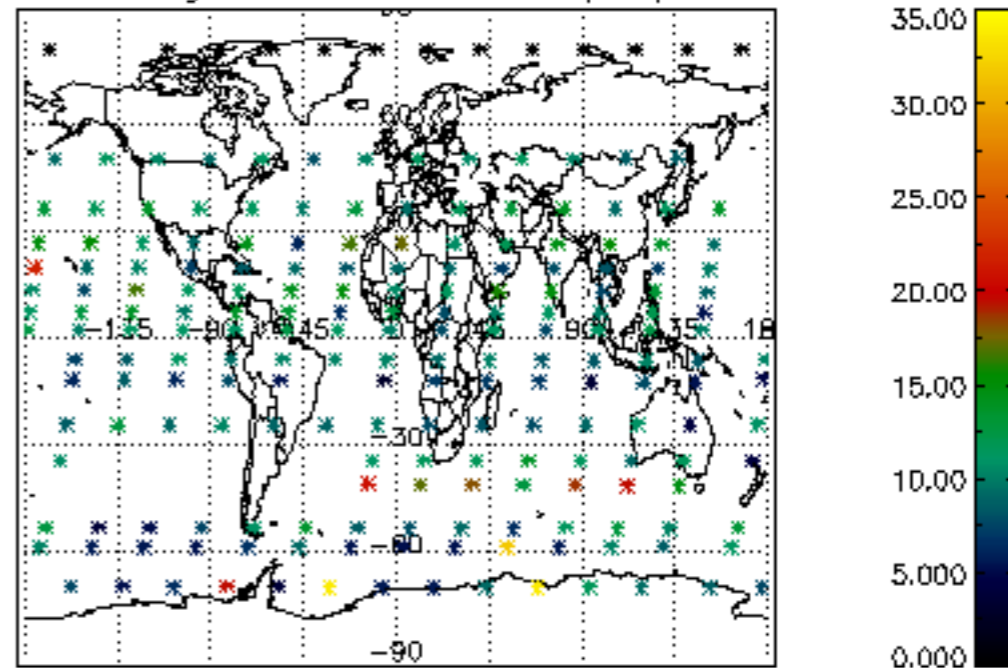
Percentage of datation errors per profile

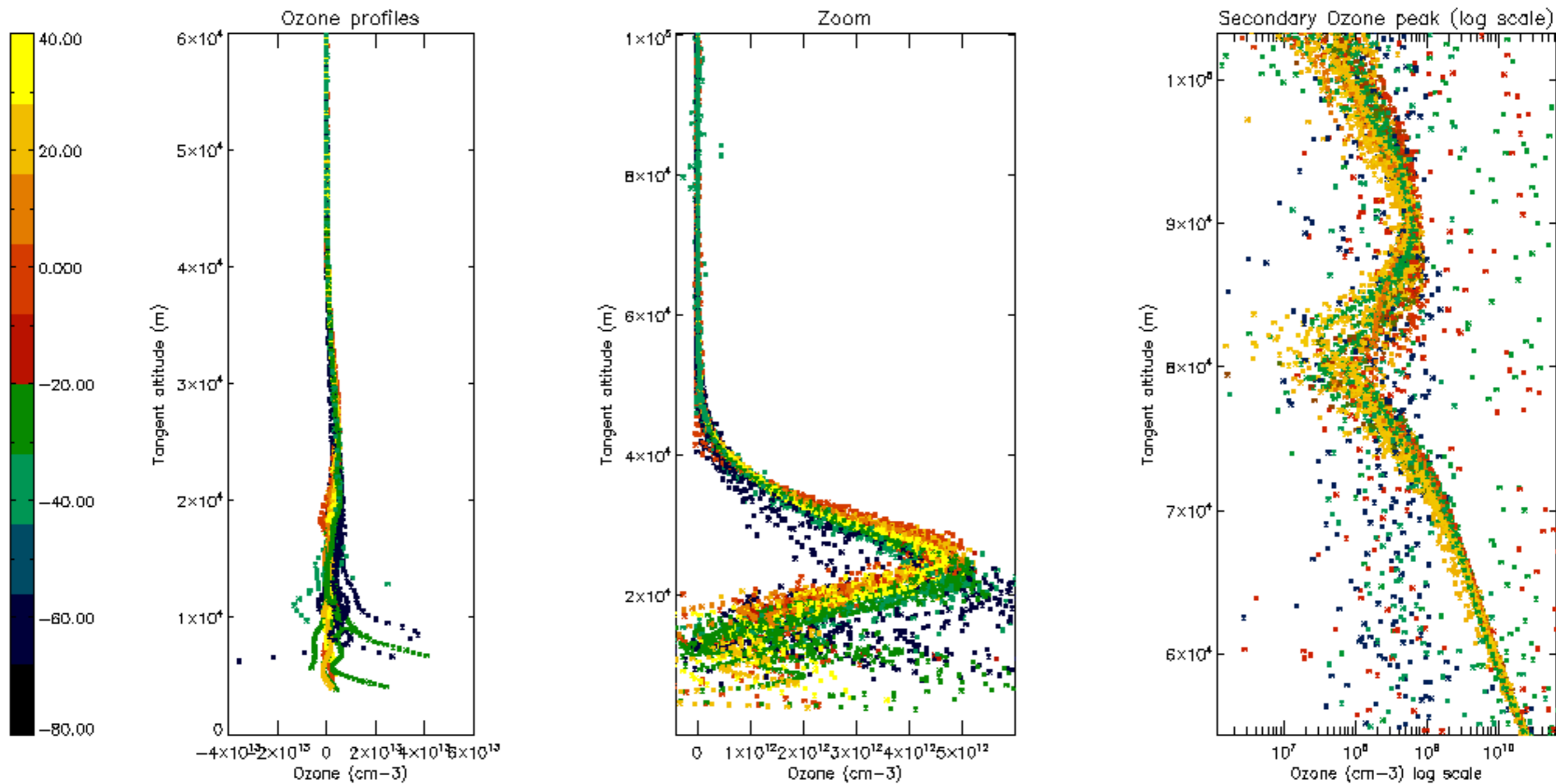


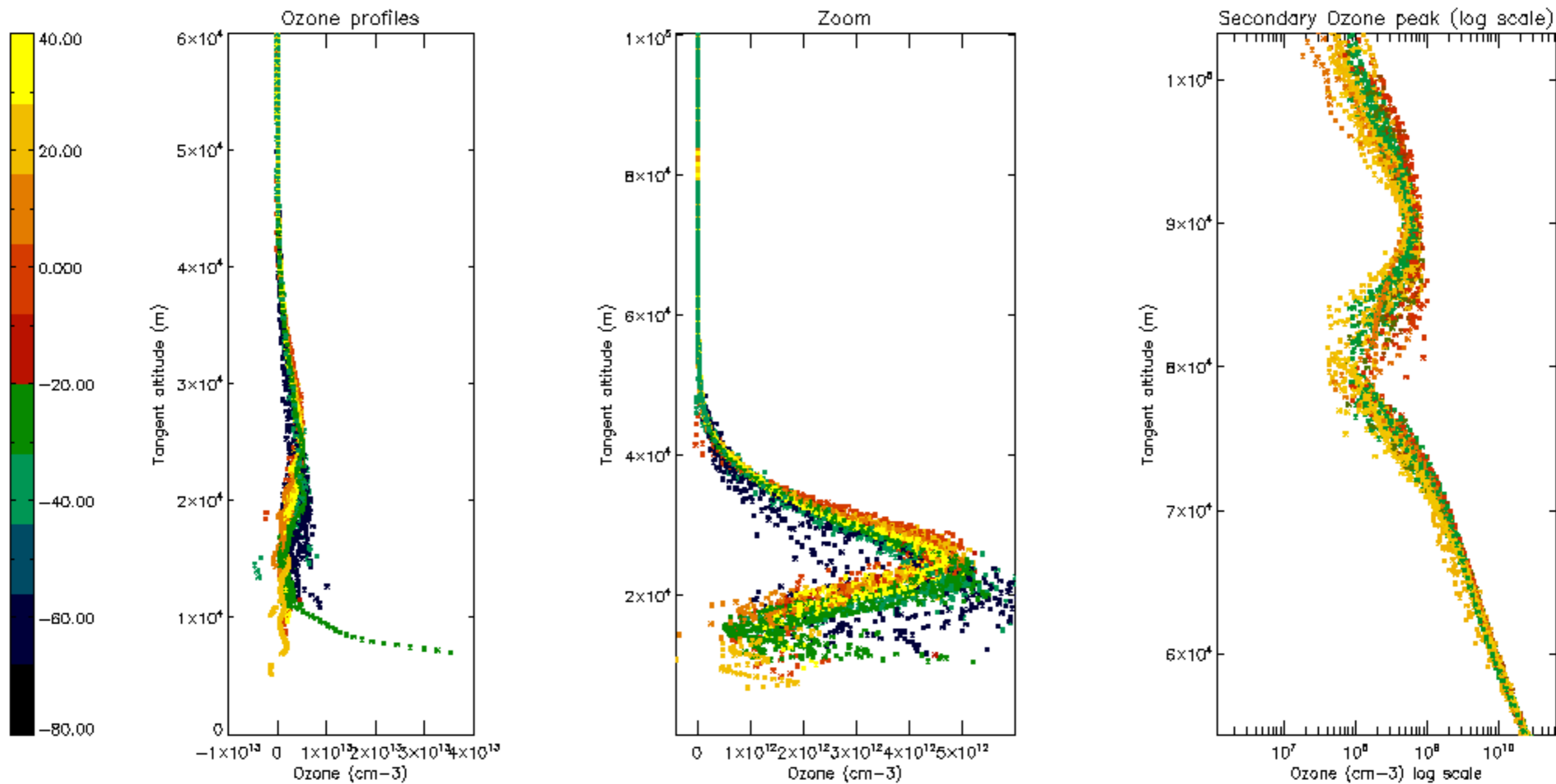
Percentage of star falling outside central band per profile

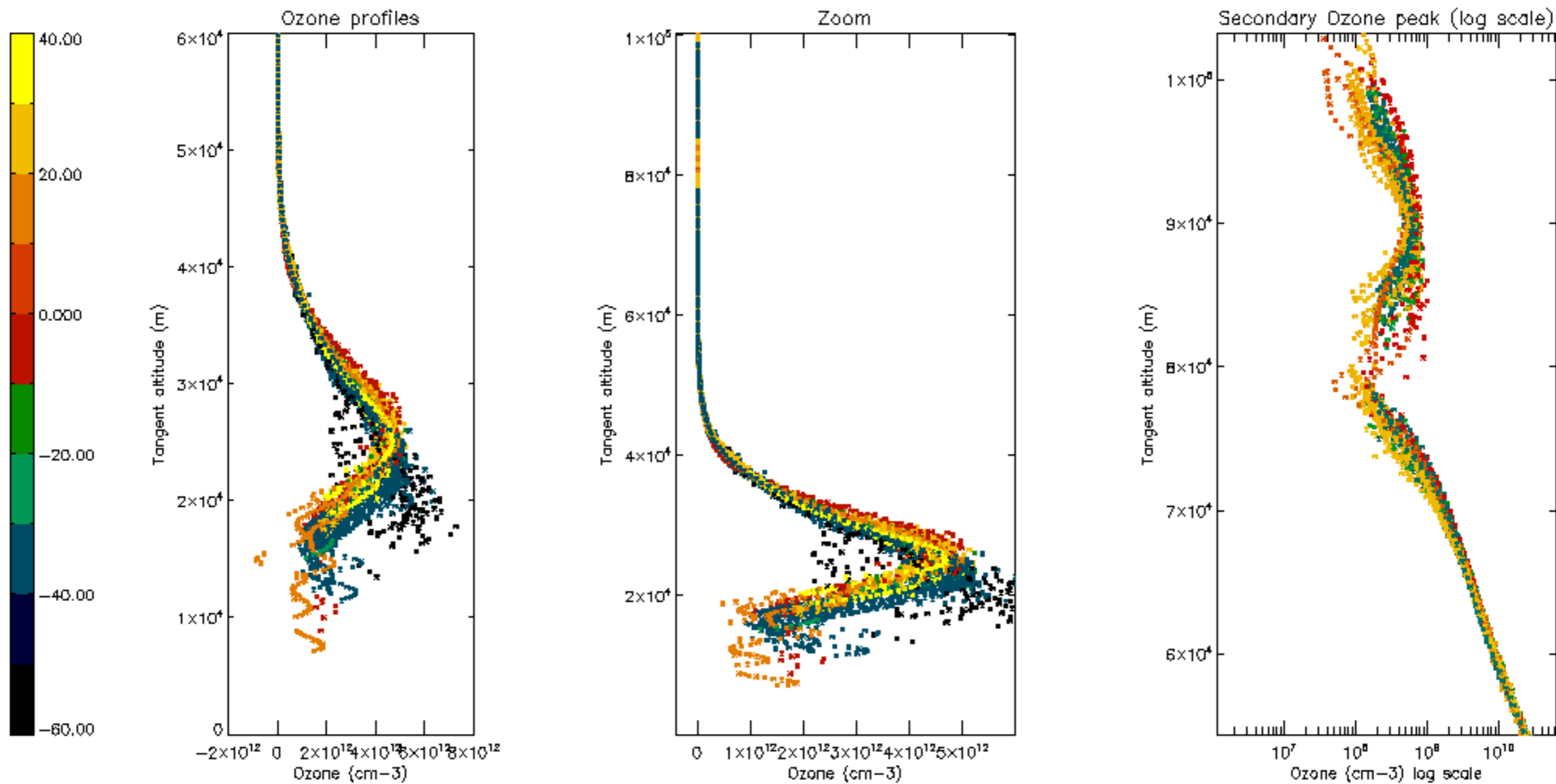


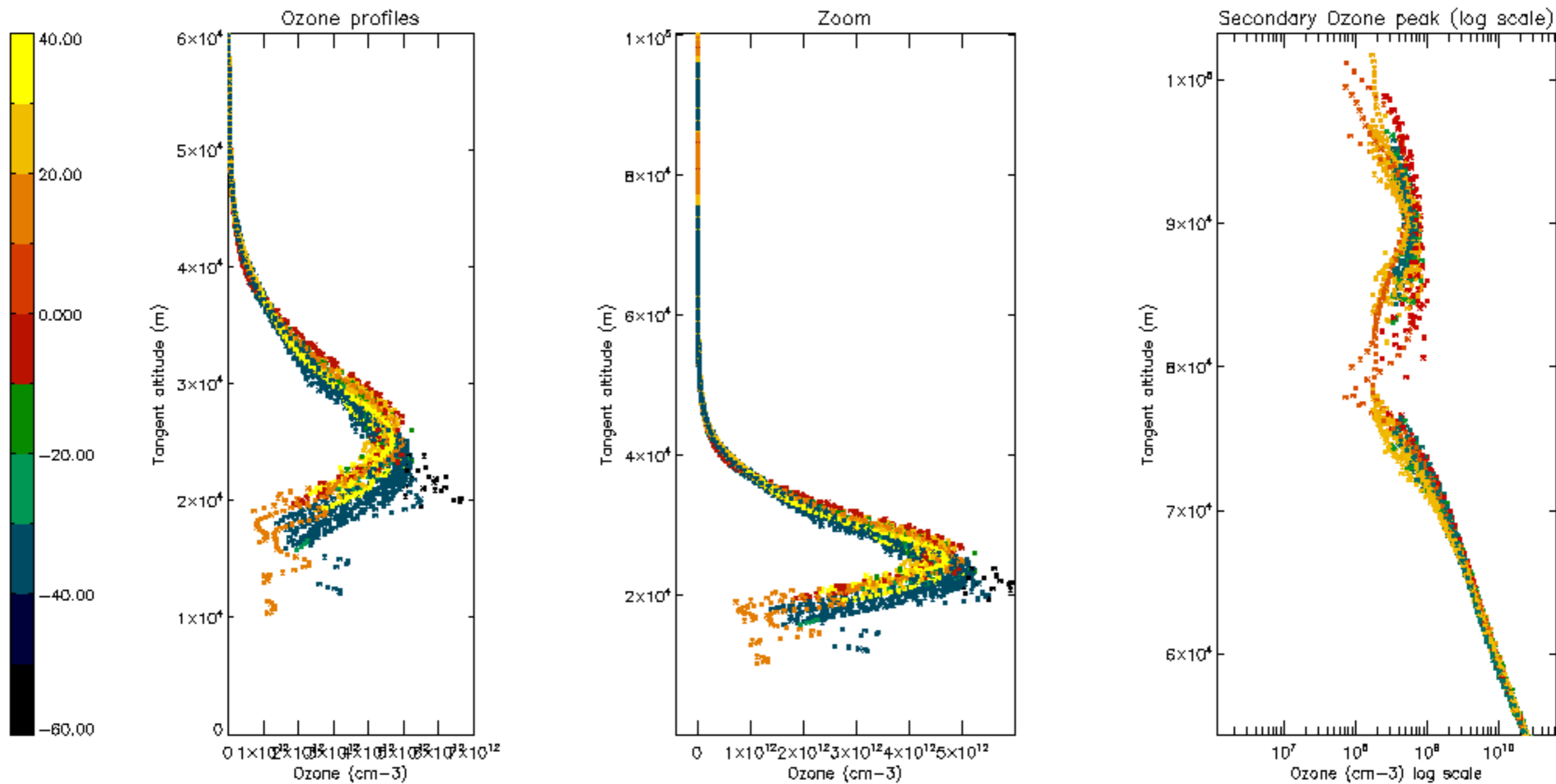
Percentage of saturation errors per profile

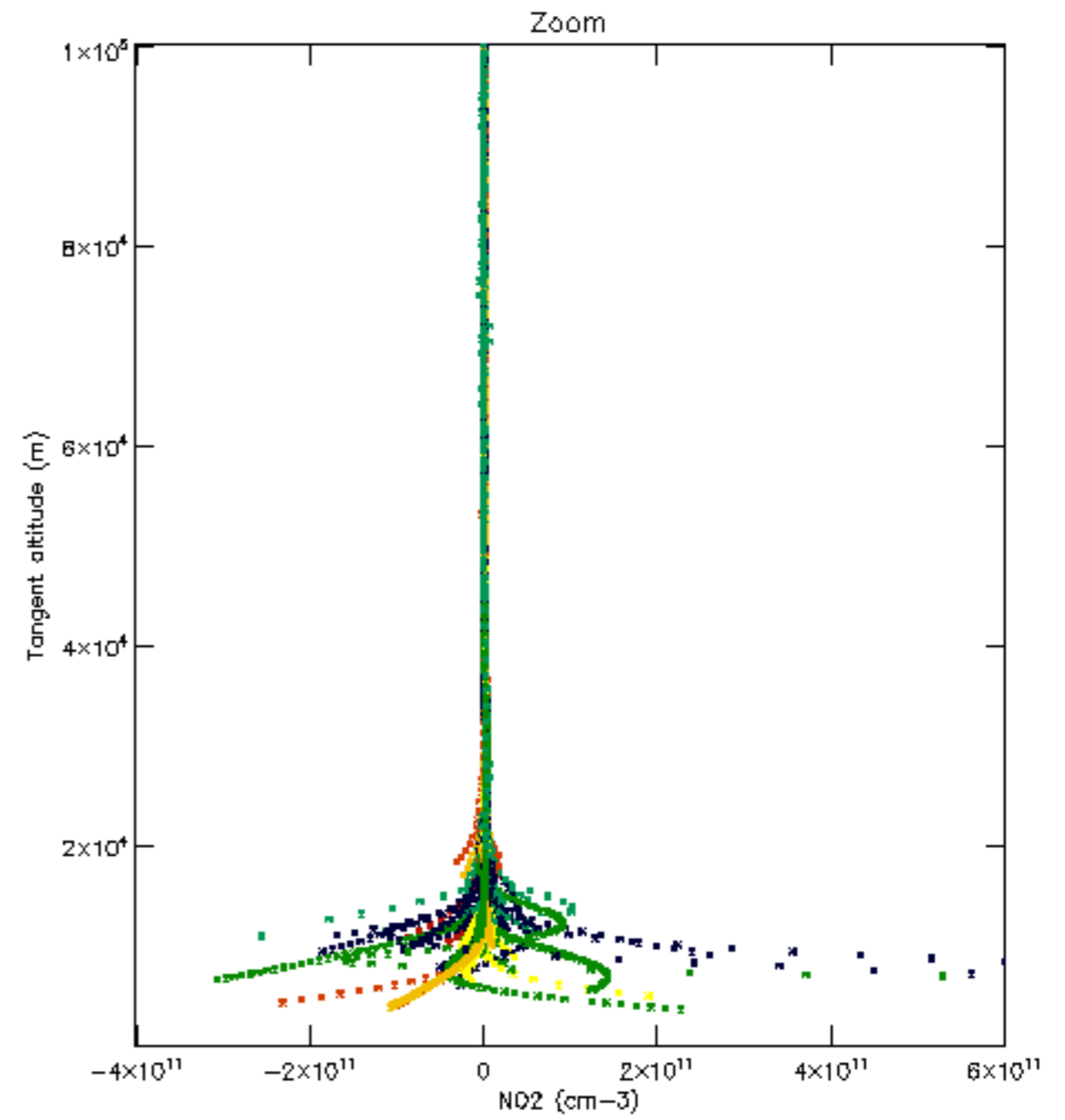
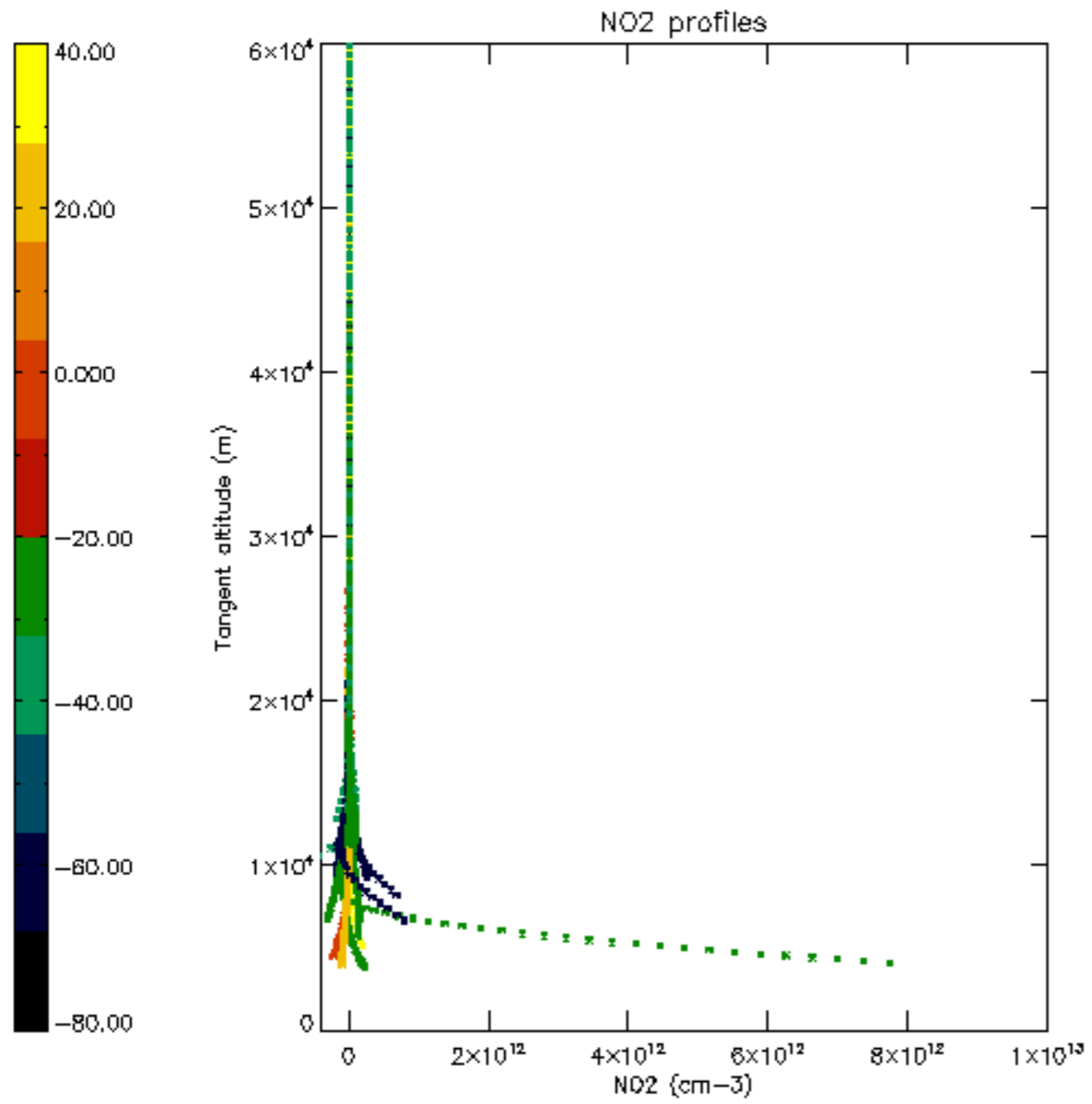


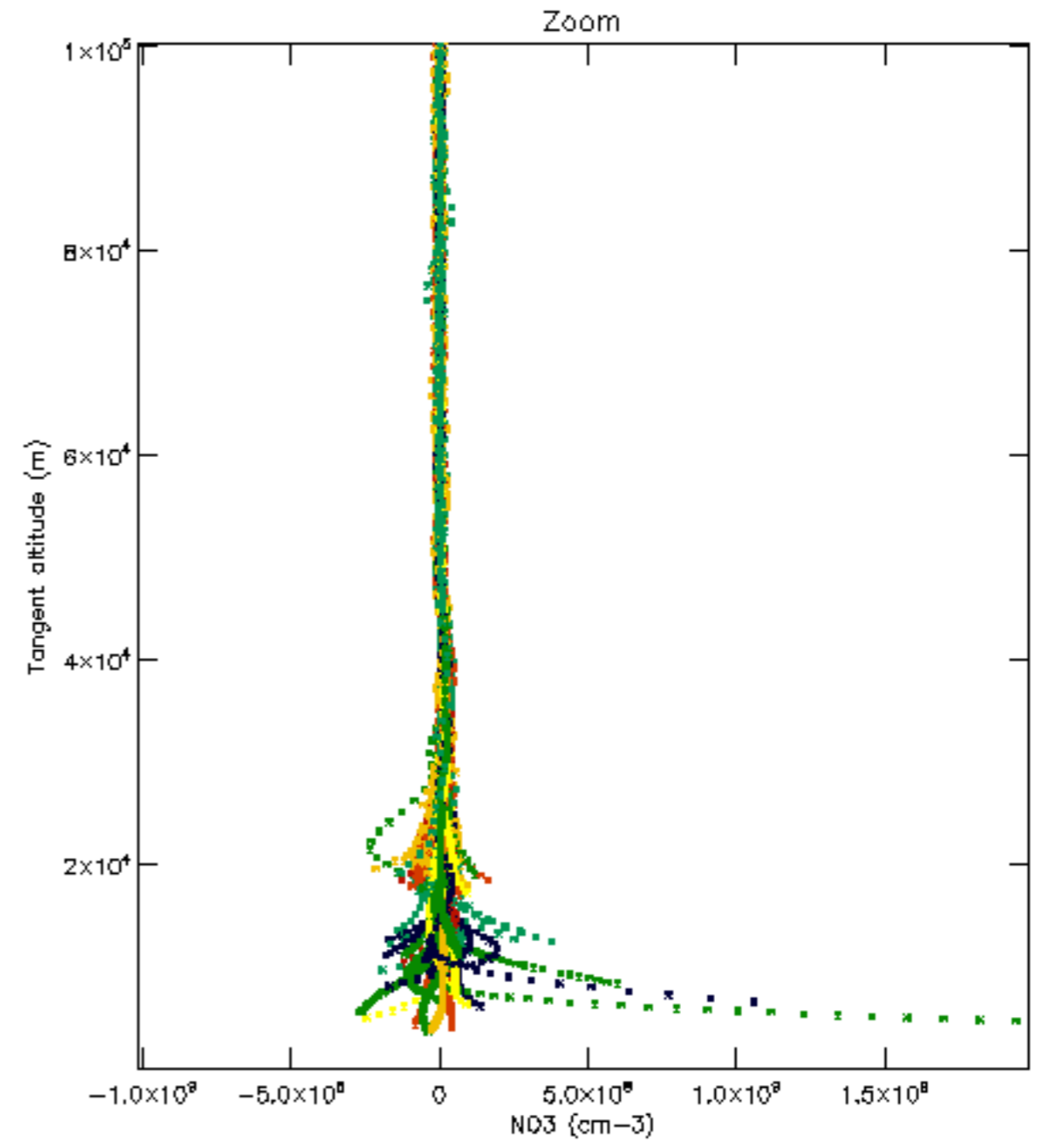
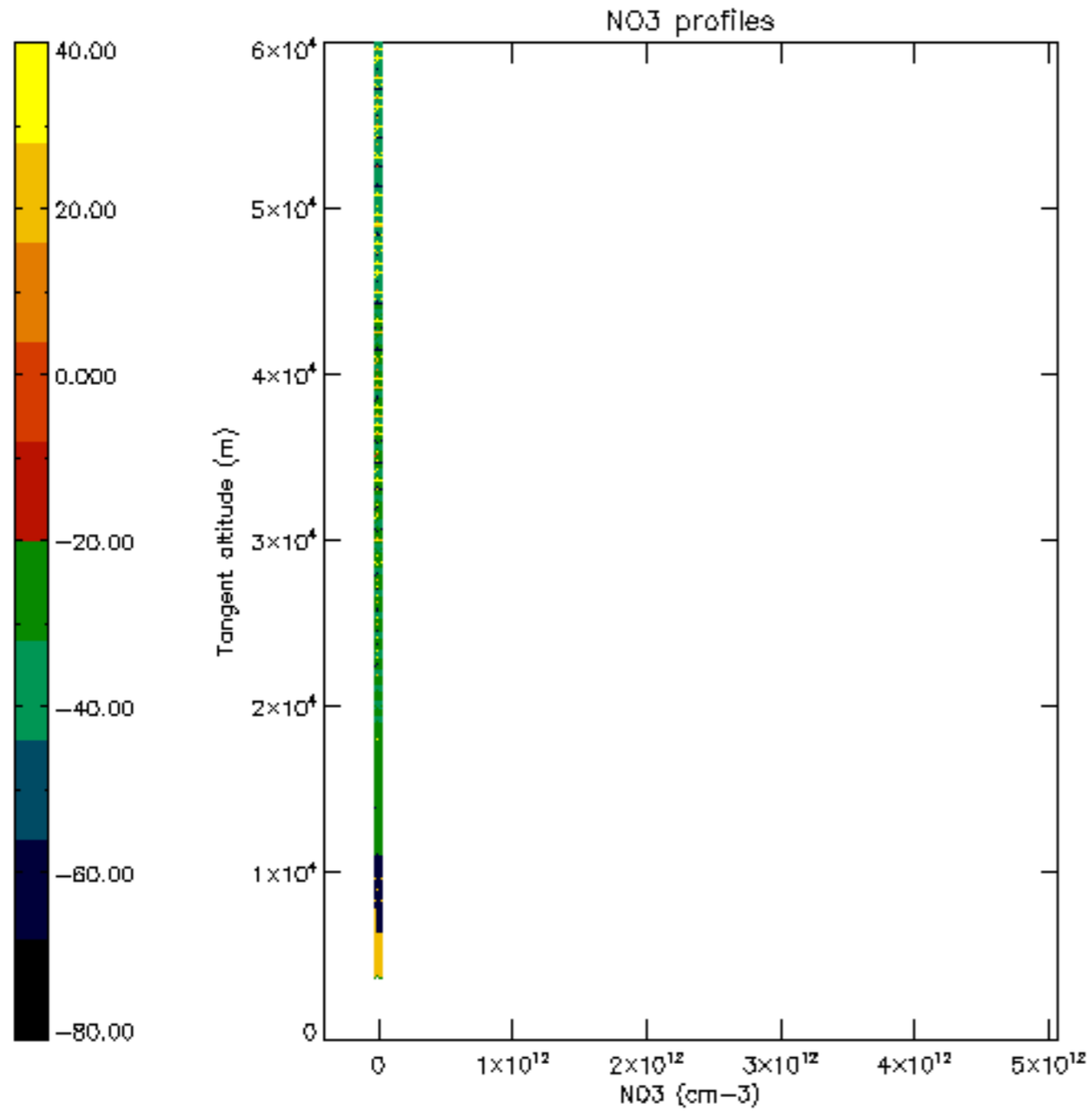


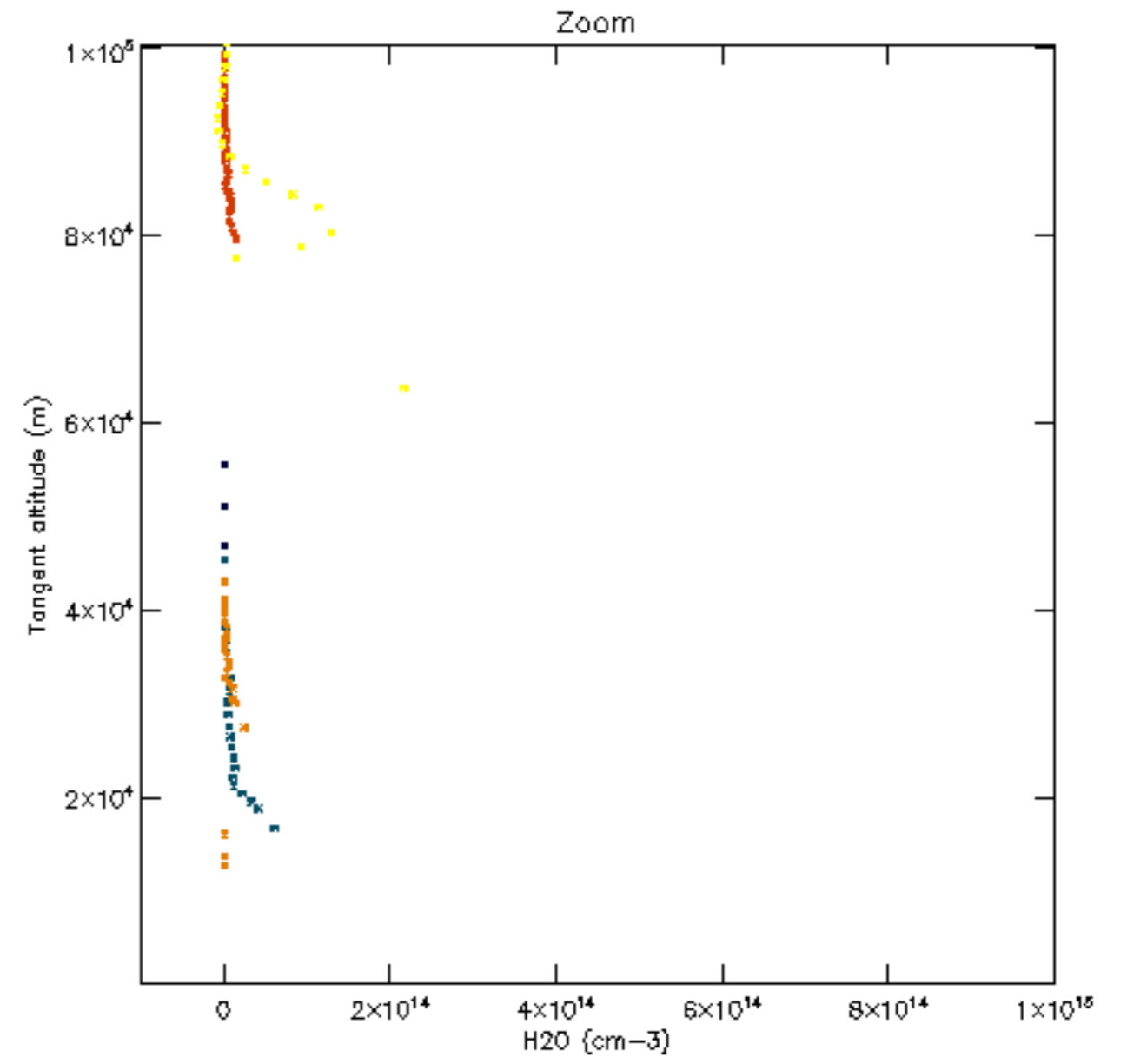
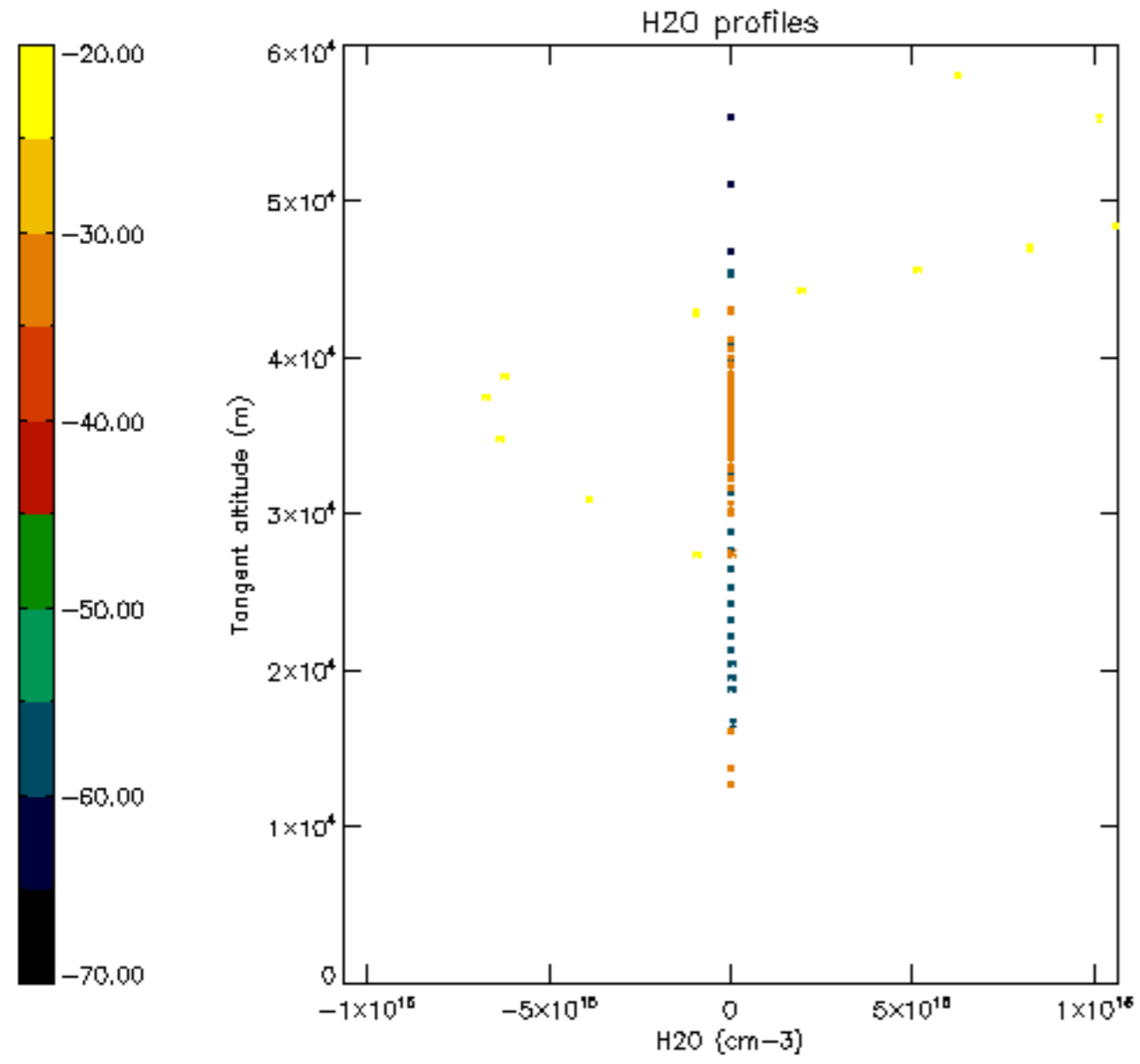


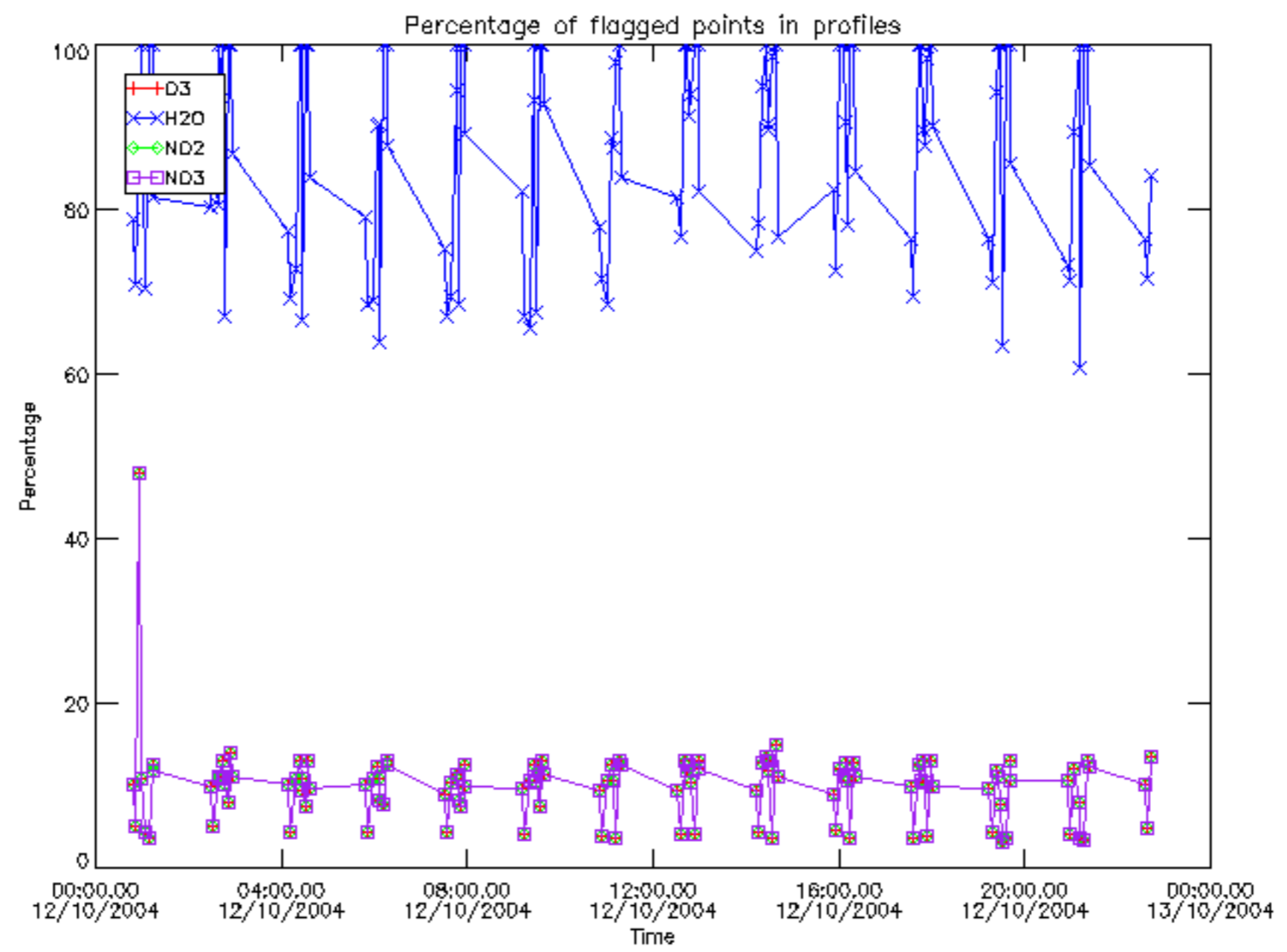




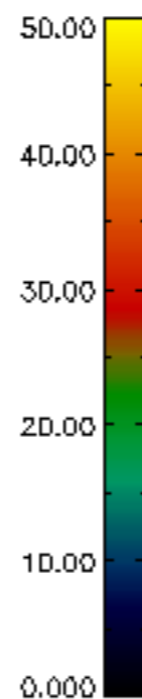
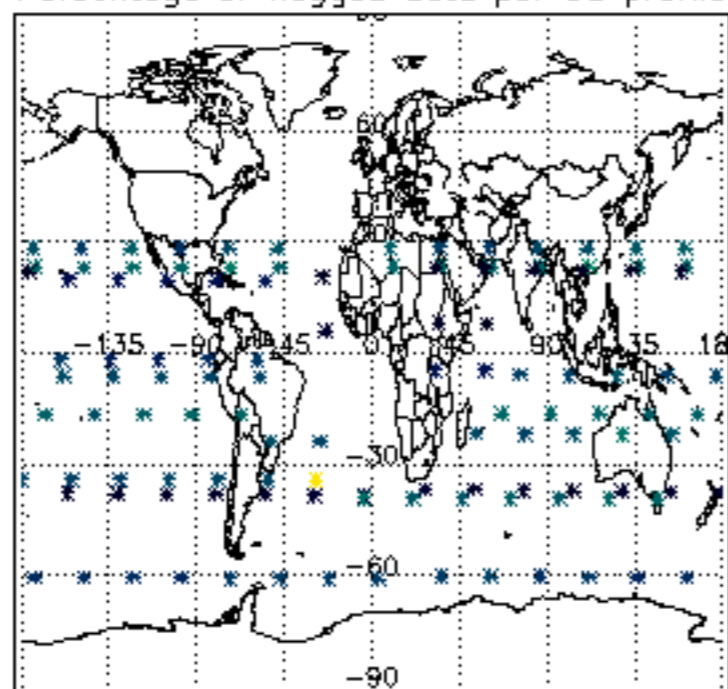




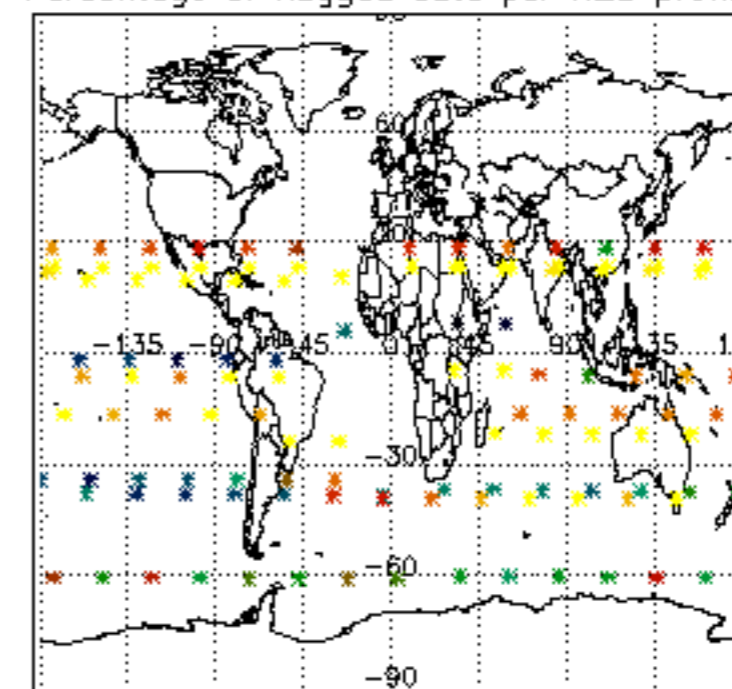




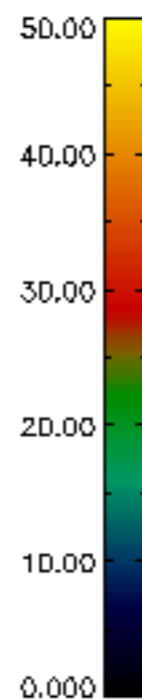
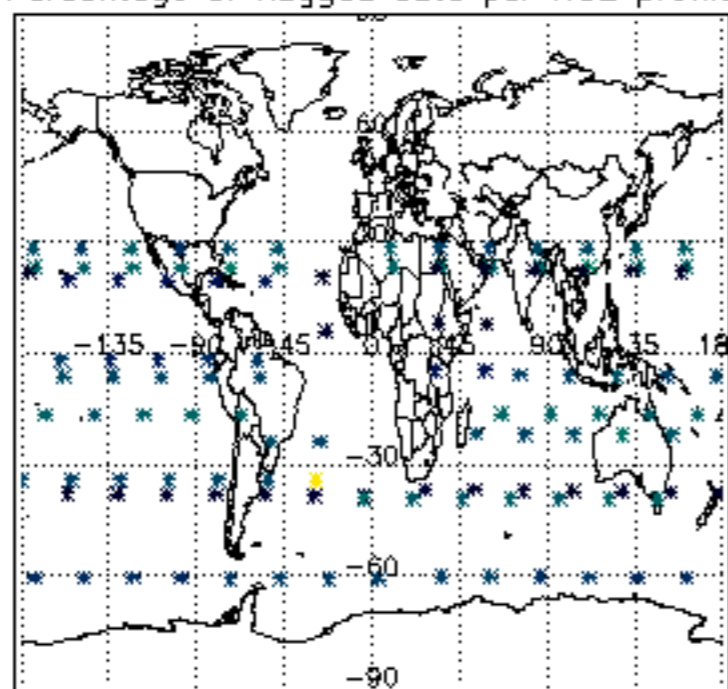
Percentage of flagged data per D3 profile



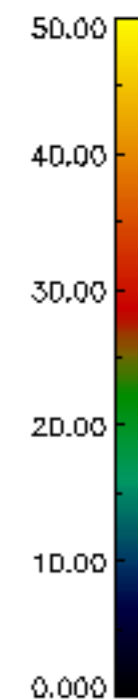
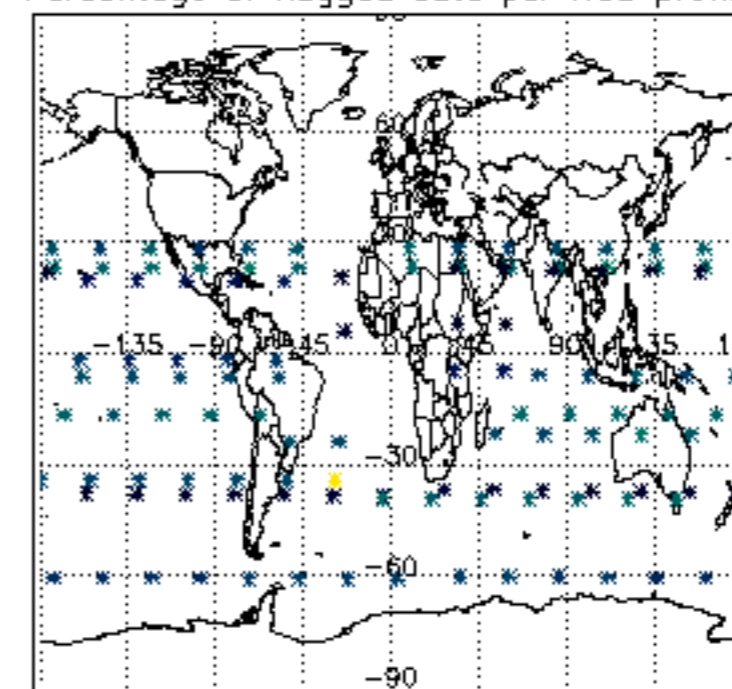
Percentage of flagged data per H2O profile

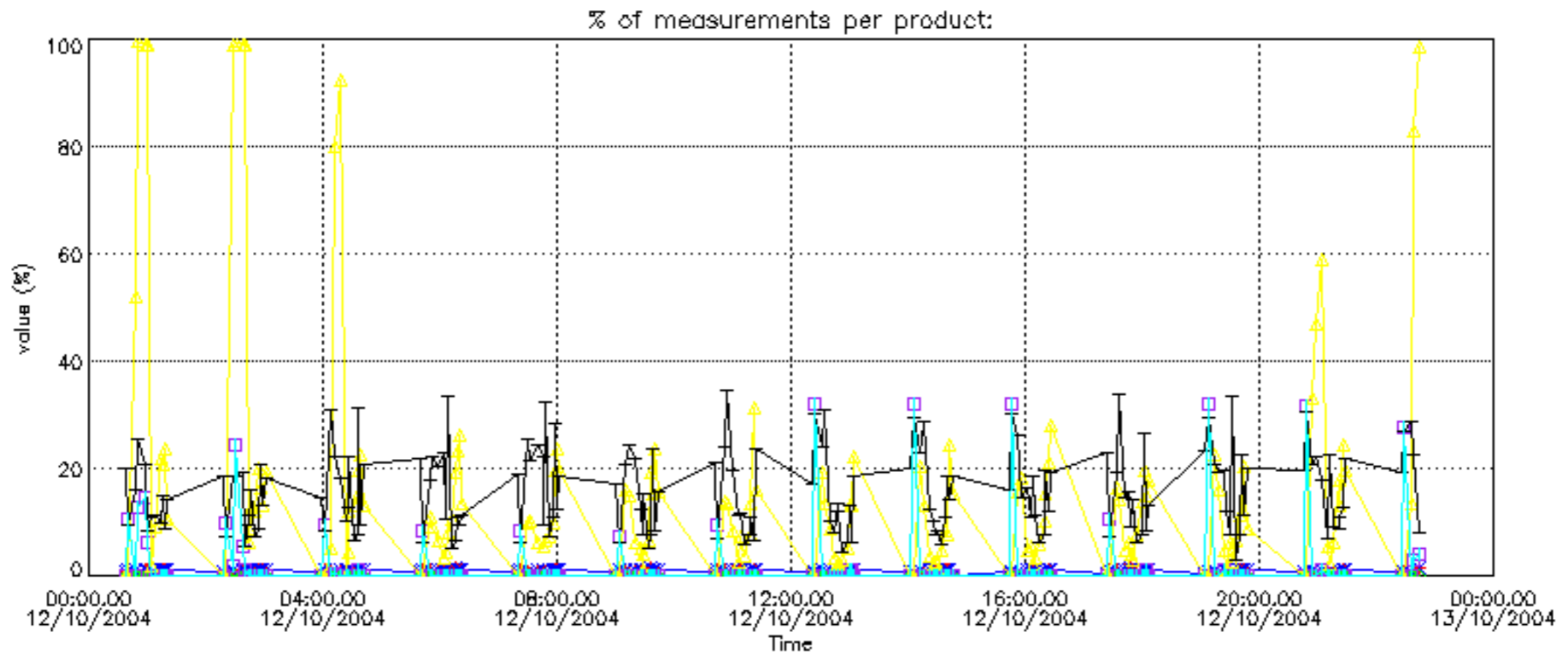


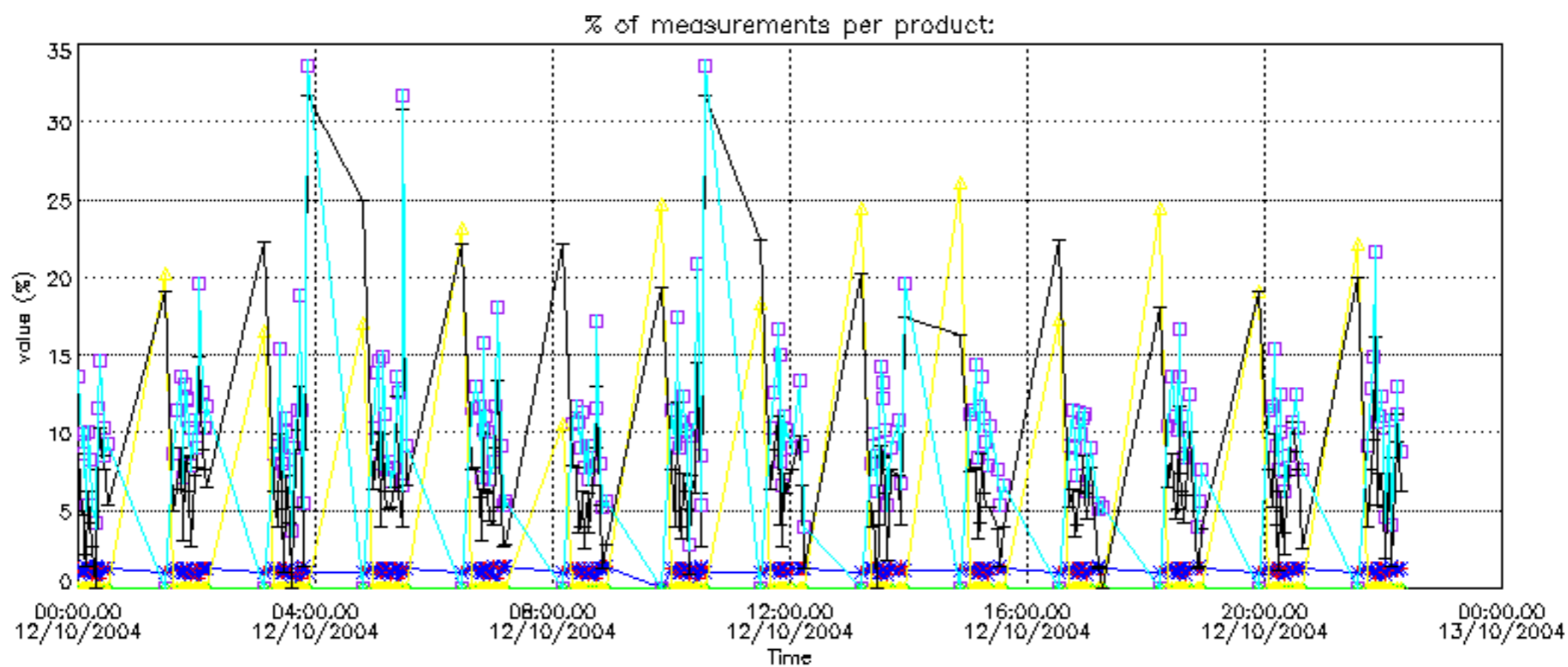
Percentage of flagged data per NO2 profile



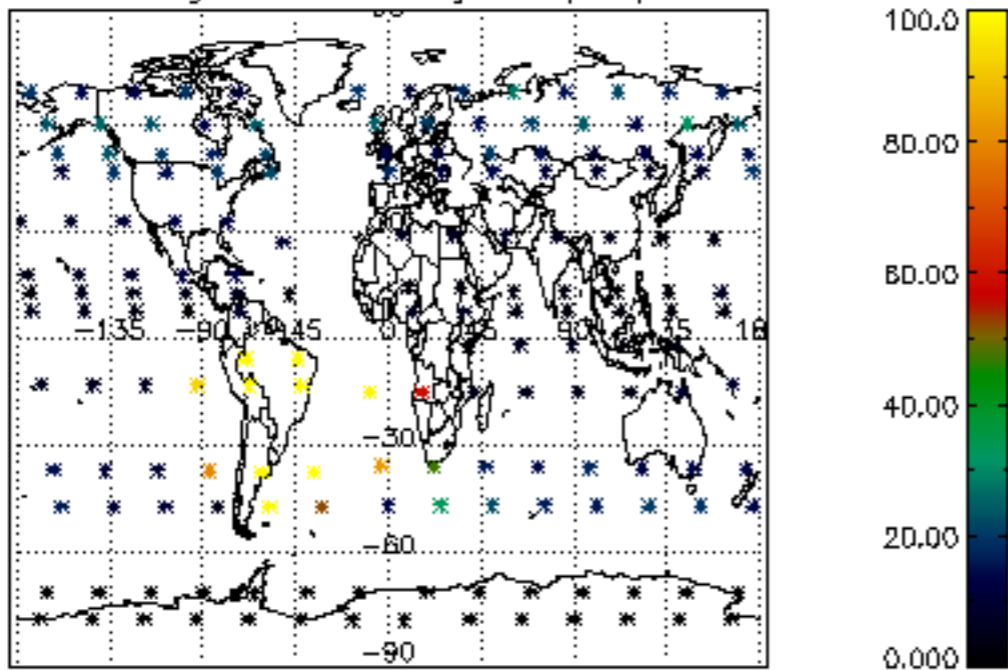
Percentage of flagged data per NO3 profile



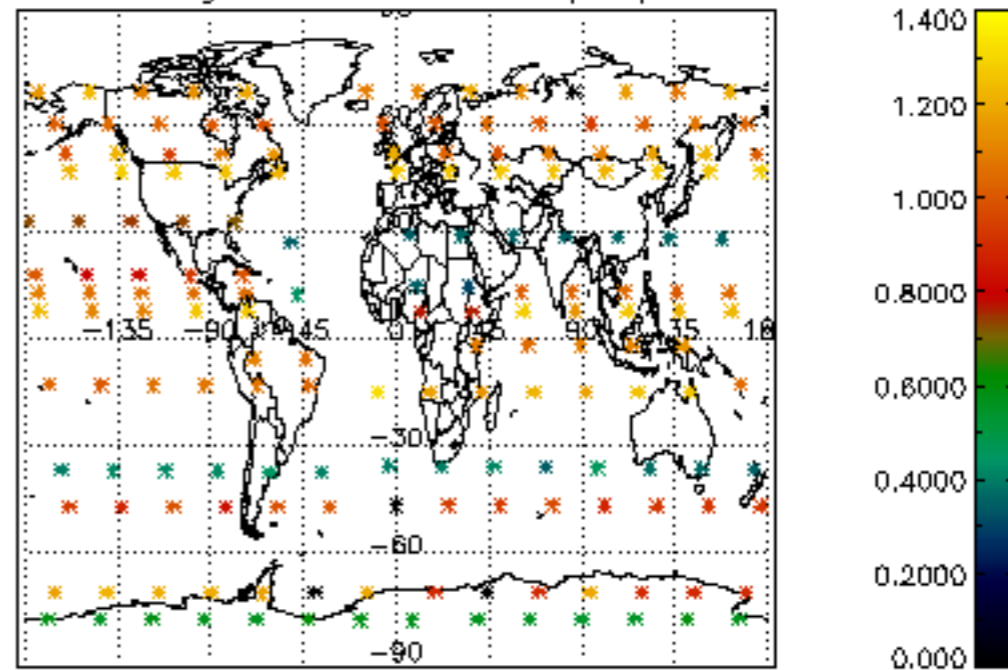




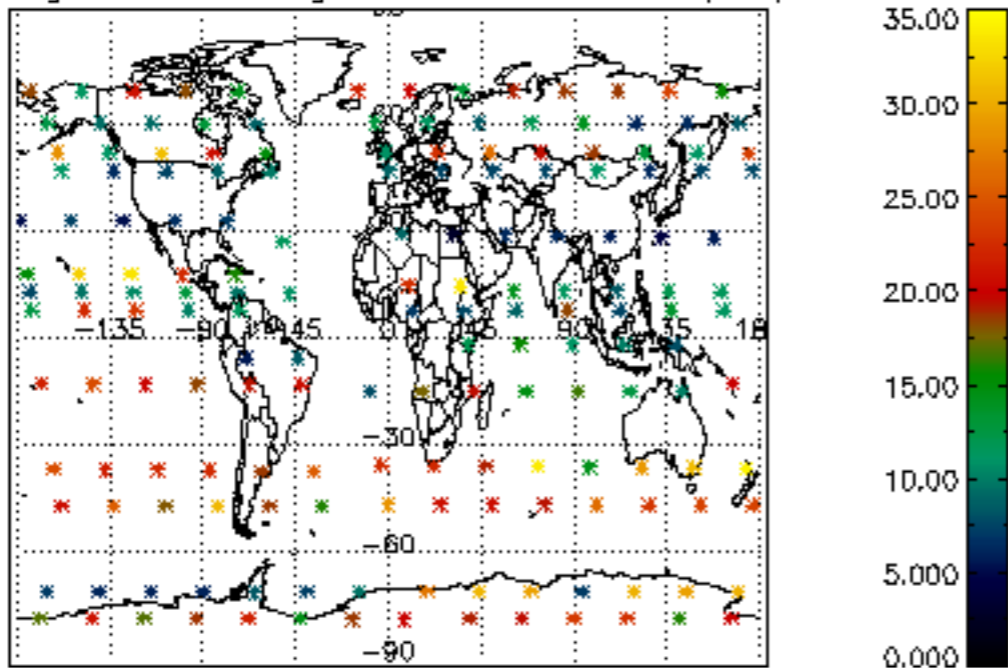
Percentage of cosmic ray hits per profile



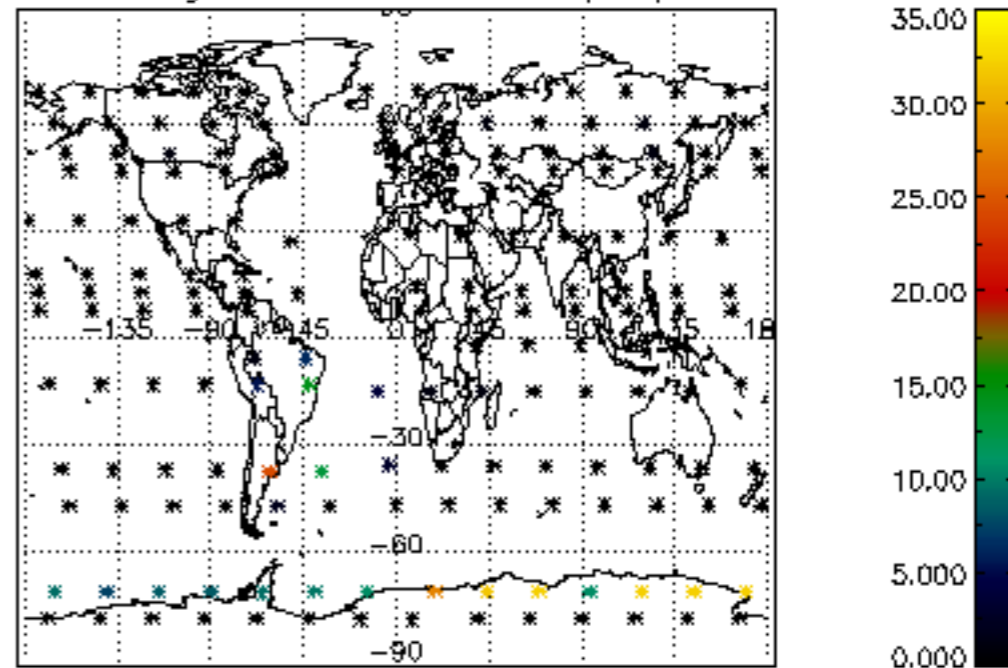
Percentage of datation errors per profile



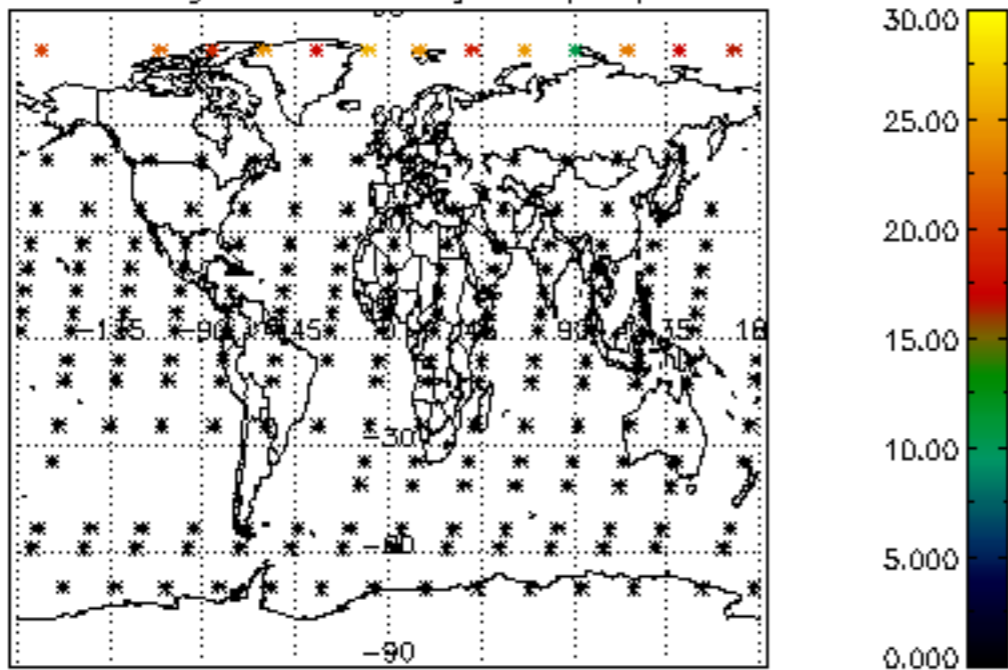
Percentage of star falling outside central band per profile



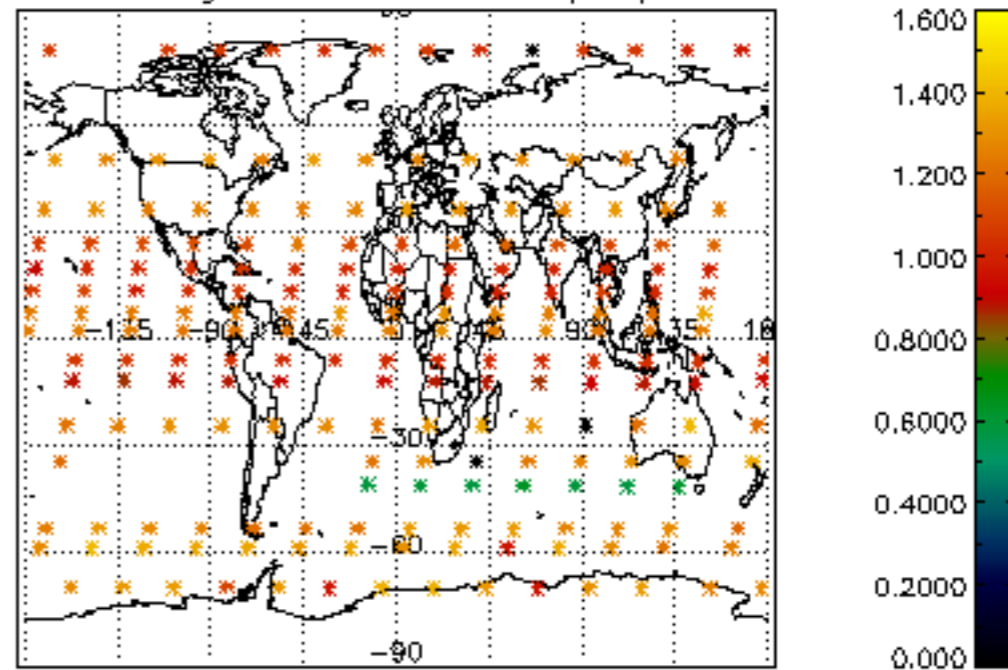
Percentage of saturation errors per profile



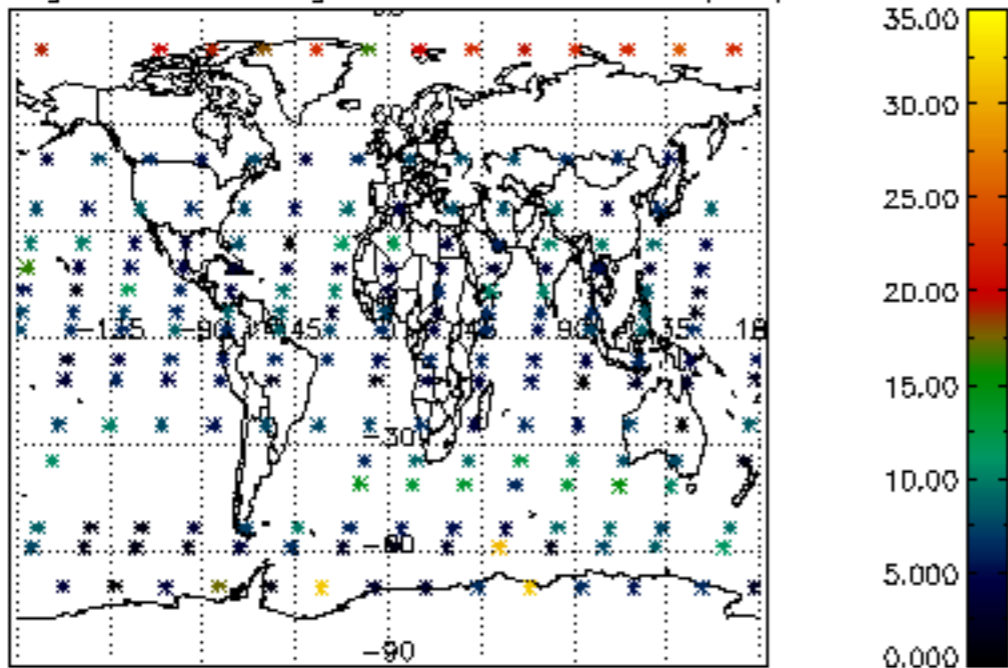
Percentage of cosmic ray hits per profile



Percentage of datation errors per profile



Percentage of star falling outside central band per profile



Percentage of saturation errors per profile

