

# GOMOS Level 2 Daily Report

## SUMMARY

### [1. General Info](#)

### [2. Summary of processed GOM\\_NL\\_2P products](#)

### [3. Level 2 Quality information per product](#)

#### [3.1 Plot of level 2 quality information per product \(time dependant\)](#)

#### [3.2 Plot of level 2 quality information per product \(world map\)](#)

### [4. Level 1 Quality information per product \(stored on level 2 products\)](#)

#### [4.1 Plot of level 1 quality information per product \(time dependant\)](#)

##### [4.1.1 Plot of level 1 quality information per product \(time dependant\): ASCENDING](#)

##### [4.1.2 Plot of level 1 quality information per product \(time dependant\): DESCENDING](#)

#### [4.2 Plot of level 1 quality information per product \(world map\)](#)

##### [4.2.1 Plot of level 1 quality information per product \(world map\): ASCENDING](#)

##### [4.2.2 Plot of level 1 quality information per product \(world map\): DESCENDING](#)

### [5. Ozone profiles based on quality statistics and other trace gas profiles](#)

#### [5.1 Ozone statistics based on quality of products](#)

#### [5.2 Plot ozone profiles for all STD \(dark without errors\)](#)

#### [5.3 Plot ozone profiles where STD < 20% \(dark without errors\)](#)

#### [5.4. Plot ozone profiles where STD < 10% \(dark without errors\)](#)

#### [5.5. Plot ozone profiles where STD < 5% \(dark without errors\)](#)

#### [5.6 Plot NO2 profiles for all STD \(dark without errors\)](#)

#### [5.7 Plot NO3 profiles for all STD \(dark without errors\)](#)

#### [5.8 Plot H2O profiles \(only for occultations of stars 1,2,3,4,13,14,16,26,63 dark without errors\) for all STD](#)

### [6. Auxiliary Data Files used for the production reported in section 2](#)

This report presents the daily analysis on parameters extracted from GOMOS level 2 data (GOM\_NL\_\_2P). It is intended to monitor some important parameters that will impact the quality of these products. A list of level 2 products (and content) that have arrived during the reporting day to the PCF is also given.

Item	Value
Time of report generation	19APR2013 13:01:01
Data source version	GOMOS/6.01
Start time of products	11-10-2004 (11OCT2004 00:00:00)
Stop time of products	12-10-2004 (12OCT2004 00:00:00)
Store outputs in DB	Yes
Nb of level 2 prods	385
Nb of prods with errors	0

## 2. Summary of processed GOM\_NL\_\_2P products.

Nr	Filename	UTC Start time	Limb	Duration	Star Id	Star Name	Star Mag	Star Temp	Nb Meas	Orbit	Prod. error
1	GOM_NL__2PRFIN20041011_000449_000000402031_00088_13669_4887.N1	11-OCT-2004 00:04:49	Dark	39.500	143	Alp Hyi	2.8570	7200.0	79	13669	No
2	GOM_NL__2PRFIN20041011_000615_000000482031_00088_13669_4888.N1	11-OCT-2004 00:06:15	Dark	48.000	9	Alp Eri	0.45300	24000.	96	13669	No
3	GOM_NL__2PRFIN20041011_000836_000000522031_00088_13669_4889.N1	11-OCT-2004 00:08:36	Straylight	51.500	157	The1Eri	2.9060	9300.0	103	13669	No
4	GOM_NL__2PRFIN20041011_001123_000000422031_00088_13669_4890.N1	11-OCT-2004 00:11:23	Straylight	41.500	84	Alp Phe	2.3970	4500.0	83	13669	No
5	GOM_NL__2PRFIN20041011_001801_000000532031_00088_13669_4891.N1	11-OCT-2004 00:18:01	Straylight	52.500	52	16Bet Cet	2.0370	4500.0	105	13669	No
6	GOM_NL__2PRFIN20041011_001946_000001532031_00088_13669_4892.N1	11-OCT-2004 00:19:46	Bright	153.00	165	34Gam Eri	2.9500	3200.0	306	13669	No
7	GOM_NL__2PRFIN20041011_002753_000000382031_00088_13669_4893.N1	11-OCT-2004 00:27:53	Bright	38.000	140	88Gam Peg	2.8340	26000.	76	13669	No
8	GOM_NL__2PRFIN20041011_003144_000000412031_00088_13669_4894.N1	11-OCT-2004 00:31:44	Bright	41.000	93	53Bet Peg	2.5200	3100.0	82	13669	No
9	GOM_NL__2PRFIN20041011_003444_000000452031_00088_13669_4895.N1	11-OCT-2004 00:34:44	Bright	45.000	53	43Bet And	2.0480	3300.0	90	13669	No
10	GOM_NL__2PRFIN20041011_003649_000000522031_00088_13669_4896.N1	11-OCT-2004 00:36:49	Bright	52.000	173	4Bet Tri	3.0040	8900.0	104	13669	No
11	GOM_NL__2PRFIN20041011_003832_000000532031_00088_13669_4897.N1	11-OCT-2004 00:38:32	Bright	53.000	73	57Gam1And	2.2600	13100.	106	13669	No
12	GOM_NL__2PRFIN20041011_004029_000000392031_00088_13669_4898.N1	11-OCT-2004 00:40:29	Bright	39.000	74	11Bet Cas	2.2680	6600.0	78	13669	No
13	GOM_NL__2PRFIN20041011_004155_000000422031_00088_13669_4899.N1	11-OCT-2004 00:41:55	Bright	41.500	110	37Del Cas	2.6780	8900.0	83	13669	No
14	GOM_NL__2PRFIN20041011_004401_000000482031_00088_13669_4900.N1	11-OCT-2004 00:44:01	Bright	48.000	160	23Gam Per	2.9300	4700.0	96	13669	No
15	GOM_NL__2PRFIN20041011_004548_000000562031_00088_13669_4901.N1	11-OCT-2004 00:45:48	Bright	56.000	175	39Del Per	3.0100	19400.	112	13669	No
16	GOM_NL__2PRFIN20041011_004852_000000382031_00088_13669_4902.N1	11-OCT-2004 00:48:52	Bright	38.000	49	1Alp UMi	1.9900	6300.0	76	13669	No
17	GOM_NL__2PRFIN20041011_005136_000000402031_00088_13669_4903.N1	11-OCT-2004 00:51:36	Bright	40.000	60	7Bet UMi	2.0810	3950.0	80	13669	No
18	GOM_NL__2PRFIN20041011_005359_000000822031_00088_13669_4904.N1	11-OCT-2004 00:53:59	Bright	82.000	6	13Alp Aur	0.080000	3400.0	164	13669	No
19	GOM_NL__2PRFIN20041011_005703_000000402031_00088_13669_4905.N1	11-OCT-2004 00:57:03	Bright	40.000	36	50Alp UMa	1.8000	6300.0	80	13669	No
20	GOM_NL__2PRFIN20041011_005836_000000392031_00088_13669_4906.N1	11-OCT-2004 00:58:36	Bright	38.500	82	48Bet UMa	2.3650	10600.	77	13669	No
21	GOM_NL__2PRFIN20041011_010155_000000382031_00088_13669_4907.N1	11-OCT-2004 01:01:55	Bright	38.000	174	52Psi UMa	3.0040	4400.0	76	13669	No
22	GOM_NL__2PRFIN20041011_010917_000000892031_00088_13669_4908.N1	11-OCT-2004 01:09:17	Bright	89.000	17	78Bet Gem	1.1610	4500.0	178	13669	No
23	GOM_NL__2PRFIN20041011_011156_000000492031_00088_13669_4909.N1	11-OCT-2004 01:11:56	Bright	49.000	22	32Alp Leo	1.3600	15200.	98	13669	No
24	GOM_NL__2PRFIN20041011_011859_000000592031_00088_13669_4910.N1	11-OCT-2004 01:18:59	Dark	59.000	48	30Alp Hya	1.9770	4100.0	118	13669	No
25	GOM_NL__2PRFIN20041011_012123_000001222031_00088_13669_4911.N1	11-OCT-2004 01:21:23	Dark	122.00	8	10Alp CMi	0.40000	6500.0	244	13669	No
26	GOM_NL__2PRFIN20041011_012835_000000482031_00088_13669_4912.N1	11-OCT-2004 01:28:35	Dark	47.500	65	Lam Vel	2.2040	4400.0	95	13669	No
27	GOM_NL__2PRFIN20041011_013200_000000422031_00088_13669_4913.N1	11-OCT-2004 01:32:00	Dark	42.000	71	lot Car	2.2460	7700.0	84	13669	No
28	GOM_NL__2PRFIN20041011_013346_000000672031_00089_13670_4884.N1	11-OCT-2004 01:33:46	Dark	66.500	23	21Eps CMa	1.5020	26000.	133	13670	No
29	GOM_NL__2PRFIN20041011_013707_000000472031_00089_13670_4885.N1	11-OCT-2004 01:37:07	Dark	47.000	2	Alp Car	-0.73600	7000.0	94	13670	No
30	GOM_NL__2PRFIN20041011_013909_000001342031_00089_13670_4886.N1	11-OCT-2004 01:39:09	Dark	134.00	47	2Bet CMa	1.9760	28000.	268	13670	No
31	GOM_NL__2PRFIN20041011_014527_000000402031_00089_13670_4887.N1	11-OCT-2004 01:45:27	Dark	40.000	143	Alp Hyi	2.8570	7200.0	80	13670	No
32	GOM_NL__2PRFIN20041011_014651_000000462031_00089_13670_4888.N1	11-OCT-2004 01:46:51	Dark	46.000	9	Alp Eri	0.45300	24000.	92	13670	No
33	GOM_NL__2PRFIN20041011_014912_000000482031_00089_13670_4889.N1	11-OCT-2004 01:49:12	Straylight	48.000	157	The1Eri	2.9060	9300.0	96	13670	No
34	GOM_NL__2PRFIN20041011_015200_000000432031_00089_13670_4890.N1	11-OCT-2004 01:52:00	Straylight	43.000	84	Alp Phe	2.3970	4500.0	86	13670	No
35	GOM_NL__2PRFIN20041011_015839_000000492031_00089_13670_4891.N1	11-OCT-2004 01:58:39	Straylight	48.500	52	16Bet Cet	2.0370	4500.0	97	13670	No
36	GOM_NL__2PRFIN20041011_020022_000001642031_00089_13670_4892.N1	11-OCT-2004 02:00:22	Bright	164.00	165	34Gam Eri	2.9500	3200.0	328	13670	No
37	GOM_NL__2PRFIN20041011_020826_000000422031_00089_13670_4893.N1	11-OCT-2004 02:08:26	Bright	42.000	140	88Gam Peg	2.8340	26000.	84	13670	No
38	GOM_NL__2PRFIN20041011_021219_000000392031_00089_13670_4894.N1	11-OCT-2004 02:12:19	Bright	38.500	93	53Bet Peg	2.5200	3100.0	77	13670	No
39	GOM_NL__2PRFIN20041011_021520_000000452031_00089_13670_4895.N1	11-OCT-2004 02:15:20	Bright	45.000	53	43Bet And	2.0480	3300.0	90	13670	No
40	GOM_NL__2PRFIN20041011_021725_000000502031_00089_13670_4896.N1	11-OCT-2004 02:17:25	Bright	49.500	173	4Bet Tri	3.0040	8900.0	99	13670	No
41	GOM_NL__2PRFIN20041011_021910_000000482031_00089_13670_4897.N1	11-OCT-2004 02:19:10	Bright	47.500	73	57Gam1And	2.2600	13100.	95	13670	No
42	GOM_NL__2PRFIN20041011_022104_000000392031_00089_13670_4898.N1	11-OCT-2004 02:21:04	Bright	39.000	74	11Bet Cas	2.2680	6600.0	78	13670	No

43	GOM_NL__2PRFIN20041011_022230_000000402031_00089_13670_4899.N1	11-OCT-2004 02:22:30	Bright	39.500	110	37Del Cas	2.6780	8900.0	79	13670	No
44	GOM_NL__2PRFIN20041011_022437_000000472031_00089_13670_4900.N1	11-OCT-2004 02:24:37	Bright	46.500	160	23Gam Per	2.9300	4700.0	93	13670	No
45	GOM_NL__2PRFIN20041011_022623_000000572031_00089_13670_4901.N1	11-OCT-2004 02:26:23	Bright	56.500	175	39Del Per	3.0100	19400.	113	13670	No
46	GOM_NL__2PRFIN20041011_022927_000000392031_00089_13670_4902.N1	11-OCT-2004 02:29:27	Bright	39.000	49	1Alp UMi	1.9900	6300.0	78	13670	No
47	GOM_NL__2PRFIN20041011_023212_000000392031_00089_13670_4903.N1	11-OCT-2004 02:32:12	Bright	39.000	60	7Bet UMi	2.0810	3950.0	78	13670	No
48	GOM_NL__2PRFIN20041011_023434_000000832031_00089_13670_4904.N1	11-OCT-2004 02:34:34	Bright	83.000	6	13Alp Aur	0.080000	3400.0	166	13670	No
49	GOM_NL__2PRFIN20041011_023739_000000392031_00089_13670_4905.N1	11-OCT-2004 02:37:39	Bright	38.500	36	50Alp UMa	1.8000	6300.0	77	13670	No
50	GOM_NL__2PRFIN20041011_023912_000000382031_00089_13670_4906.N1	11-OCT-2004 02:39:12	Bright	38.000	82	48Bet UMa	2.3650	10600.	76	13670	No
51	GOM_NL__2PRFIN20041011_024231_000000392031_00089_13670_4907.N1	11-OCT-2004 02:42:31	Bright	38.500	174	52Psi UMa	3.0040	4400.0	77	13670	No
52	GOM_NL__2PRFIN20041011_024953_000000872031_00089_13670_4908.N1	11-OCT-2004 02:49:53	Bright	87.000	17	78Bet Gem	1.1610	4500.0	174	13670	No
53	GOM_NL__2PRFIN20041011_025232_000000412031_00089_13670_4909.N1	11-OCT-2004 02:52:32	Bright	40.500	22	32Alp Leo	1.3600	15200.	81	13670	No
54	GOM_NL__2PRFIN20041011_025935_000000542031_00089_13670_4910.N1	11-OCT-2004 02:59:35	Dark	54.000	48	30Alp Hya	1.9770	4100.0	108	13670	No
55	GOM_NL__2PRFIN20041011_030201_000001102031_00089_13670_4911.N1	11-OCT-2004 03:02:01	Dark	110.00	8	10Alp CMi	0.40000	6500.0	220	13670	No
56	GOM_NL__2PRFIN20041011_030912_000000462031_00089_13670_4912.N1	11-OCT-2004 03:09:12	Dark	46.000	65	Lam Vel	2.2040	4400.0	92	13670	No
57	GOM_NL__2PRFIN20041011_031212_000000532031_00089_13670_4913.N1	11-OCT-2004 03:12:12	Dark	52.500	34	Gam2Vel	1.7930	23000.	105	13670	No
58	GOM_NL__2PRFIN20041011_031336_000000562031_00090_13671_4884.N1	11-OCT-2004 03:13:36	Dark	55.500	117	Pi Pup	2.7060	3800.0	111	13671	No
59	GOM_NL__2PRFIN20041011_031744_000000502031_00090_13671_4885.N1	11-OCT-2004 03:17:44	Dark	50.000	2	Alp Car	-0.73600	7000.0	100	13671	No
60	GOM_NL__2PRFIN20041011_031948_000001332031_00090_13671_4886.N1	11-OCT-2004 03:19:48	Dark	133.00	47	2Bet CMa	1.9760	28000.	266	13671	No
61	GOM_NL__2PRFIN20041011_032603_000000402031_00090_13671_4887.N1	11-OCT-2004 03:26:03	Dark	39.500	143	Alp Hyi	2.8570	7200.0	79	13671	No
62	GOM_NL__2PRFIN20041011_032729_000000452031_00090_13671_4888.N1	11-OCT-2004 03:27:29	Dark	45.000	9	Alp Eri	0.45300	24000.	90	13671	No
63	GOM_NL__2PRFIN20041011_032948_000000492031_00090_13671_4889.N1	11-OCT-2004 03:29:48	Straylight	48.500	157	The1Eri	2.9060	9300.0	97	13671	No
64	GOM_NL__2PRFIN20041011_033236_000000442031_00090_13671_4890.N1	11-OCT-2004 03:32:36	Straylight	44.000	84	Alp Phe	2.3970	4500.0	88	13671	No
65	GOM_NL__2PRFIN20041011_033915_000000492031_00090_13671_4891.N1	11-OCT-2004 03:39:15	Straylight	48.500	52	16Bet Cet	2.0370	4500.0	97	13671	No
66	GOM_NL__2PRFIN20041011_034057_000001632031_00090_13671_4892.N1	11-OCT-2004 03:40:57	Bright	163.00	165	34Gam Eri	2.9500	3200.0	326	13671	No
67	GOM_NL__2PRFIN20041011_034905_000000402031_00090_13671_4893.N1	11-OCT-2004 03:49:05	Bright	39.500	140	88Gam Peg	2.8340	26000.	79	13671	No
68	GOM_NL__2PRFIN20041011_035256_000000402031_00090_13671_4894.N1	11-OCT-2004 03:52:56	Bright	39.500	93	53Bet Peg	2.5200	3100.0	79	13671	No
69	GOM_NL__2PRFIN20041011_035555_000000472031_00090_13671_4895.N1	11-OCT-2004 03:55:55	Bright	46.500	53	43Bet And	2.0480	3300.0	93	13671	No
70	GOM_NL__2PRFIN20041011_035800_000000502031_00090_13671_4896.N1	11-OCT-2004 03:58:00	Bright	49.500	173	4Bet Tri	3.0040	8900.0	99	13671	No
71	GOM_NL__2PRFIN20041011_035944_000000482031_00090_13671_4897.N1	11-OCT-2004 03:59:44	Bright	47.500	73	57Gam1And	2.2600	13100.	95	13671	No
72	GOM_NL__2PRFIN20041011_040140_000000402031_00090_13671_4898.N1	11-OCT-2004 04:01:40	Bright	39.500	74	11Bet Cas	2.2680	6600.0	79	13671	No
73	GOM_NL__2PRFIN20041011_040306_000000412031_00090_13671_4899.N1	11-OCT-2004 04:03:06	Bright	41.000	110	37Del Cas	2.6780	8900.0	82	13671	No
74	GOM_NL__2PRFIN20041011_040511_000000502031_00090_13671_4900.N1	11-OCT-2004 04:05:11	Bright	50.000	160	23Gam Per	2.9300	4700.0	100	13671	No
75	GOM_NL__2PRFIN20041011_040658_000000562031_00090_13671_4901.N1	11-OCT-2004 04:06:58	Bright	56.000	175	39Del Per	3.0100	19400.	112	13671	No
76	GOM_NL__2PRFIN20041011_041004_000000392031_00090_13671_4902.N1	11-OCT-2004 04:10:04	Bright	39.000	49	1Alp UMi	1.9900	6300.0	78	13671	No
77	GOM_NL__2PRFIN20041011_041248_000000392031_00090_13671_4903.N1	11-OCT-2004 04:12:48	Bright	38.500	60	7Bet UMi	2.0810	3950.0	77	13671	No
78	GOM_NL__2PRFIN20041011_041508_000001142031_00090_13671_4904.N1	11-OCT-2004 04:15:08	Bright	114.00	6	13Alp Aur	0.080000	3400.0	228	13671	No
79	GOM_NL__2PRFIN20041011_041814_000000412031_00090_13671_4905.N1	11-OCT-2004 04:18:14	Bright	40.500	36	50Alp UMa	1.8000	6300.0	81	13671	No
80	GOM_NL__2PRFIN20041011_041948_000000382031_00090_13671_4906.N1	11-OCT-2004 04:19:48	Bright	38.000	82	48Bet UMa	2.3650	10600.	76	13671	No
81	GOM_NL__2PRFIN20041011_042307_000000522031_00090_13671_4907.N1	11-OCT-2004 04:23:07	Bright	52.000	174	52Psi UMa	3.0040	4400.0	104	13671	No
82	GOM_NL__2PRFIN20041011_043029_000000902031_00090_13671_4908.N1	11-OCT-2004 04:30:29	Bright	89.500	17	78Bet Gem	1.1610	4500.0	179	13671	No
83	GOM_NL__2PRFIN20041011_043308_000000552031_00090_13671_4909.N1	11-OCT-2004 04:33:08	Bright	55.000	22	32Alp Leo	1.3600	15200.	110	13671	No
84	GOM_NL__2PRFIN20041011_044012_000000552031_00090_13671_4910.N1	11-OCT-2004 04:40:12	Dark	54.500	48	30Alp Hya	1.9770	4100.0	109	13671	No
85	GOM_NL__2PRFIN20041011_044239_000001302031_00090_13671_4911.N1	11-OCT-2004 04:42:39	Dark	130.00	8	10Alp CMi	0.40000	6500.0	260	13671	No
86	GOM_NL__2PRFIN20041011_044949_000000472031_00090_13671_4912.N1	11-OCT-2004 04:49:49	Dark	46.500	65	Lam Vel	2.2040	4400.0	93	13671	No
87	GOM_NL__2PRFIN20041011_045250_000000482031_00090_13671_4913.N1	11-OCT-2004 04:52:50	Dark	47.500	34	Gam2Vel	1.7930	23000.	95	13671	No
88	GOM_NL__2PRFIN20041011_045413_000000672031_00091_13672_4884.N1	11-OCT-2004 04:54:13	Dark	66.500	117	Pi Pup	2.7060	3800.0	133	13672	No
89	GOM_NL__2PRFIN20041011_045822_000000522031_00091_13672_4885.N1	11-OCT-2004 04:58:22	Dark	51.500	2	Alp Car	-0.73600	7000.0	103	13672	No
90	GOM_NL__2PRFIN20041011_050027_000001332031_00091_13672_4886.N1	11-OCT-2004 05:00:27	Dark	133.00	47	2Bet CMa	1.9760	28000.	266	13672	No
91	GOM_NL__2PRFIN20041011_050639_000000402031_00091_13672_4887.N1	11-OCT-2004 05:06:39	Dark	39.500	143	Alp Hyi	2.8570	7200.0	79	13672	No
92	GOM_NL__2PRFIN20041011_050806_000000512031_00091_13672_4888.N1	11-OCT-2004 05:08:06	Dark	51.000	9	Alp Eri	0.45300	24000.	102	13672	No
93	GOM_NL__2PRFIN20041011_051026_000000482031_00091_13672_4889.N1	11-OCT-2004 05:10:26	Straylight	48.000	157	The1Eri	2.9060	9300.0	96	13672	No
94	GOM_NL__2PRFIN20041011_051313_000000432031_00091_13672_4890.N1	11-OCT-2004 05:13:13	Straylight	42.500	84	Alp Phe	2.3970	4500.0	85	13672	No
95	GOM_NL__2PRFIN20041011_051952_000000482031_00091_13672_4891.N1	11-OCT-2004 05:19:52	Straylight	48.000	52	16Bet Cet	2.0370	4500.0	96	13672	No
96	GOM_NL__2PRFIN20041011_052132_000001622031_00091_13672_4892.N1	11-OCT-2004 05:21:32	Bright	161.50	165	34Gam Eri	2.9500	3200.0	323	13672	No
97	GOM_NL__2PRFIN20041011_052941_000000402031_00091_13672_4893.N1	11-OCT-2004 05:29:41	Bright	39.500	140	88Gam Peg	2.8340	26000.	79	13672	No
98	GOM_NL__2PRFIN20041011_053332_000000392031_00091_13672_4894.N1	11-OCT-2004 05:33:32	Bright	39.000	93	53Bet Peg	2.5200	3100.0	78	13672	No
99	GOM_NL__2PRFIN20041011_053631_000000472031_00091_13672_4895.N1	11-OCT-2004 05:36:31	Bright	46.500	53	43Bet And	2.0480	3300.0	93	13672	No
100	GOM_NL__2PRFIN20041011_053835_000000512031_00091_13672_4896.N1	11-OCT-2004 05:38:35	Bright	51.000	173	4Bet Tri	3.0040	8900.0	102	13672	No
101	GOM_NL__2PRFIN20041011_054018_000000522031_00091_13672_4897.N1	11-OCT-2004 05:40:18	Bright	52.000	73	57Gam1And	2.2600	13100.	104	13672	No

102	GOM_NL__2PRFIN20041011_054217_000000392031_00091_13672_4898.N1	11-OCT-2004 05:42:17	Bright	39.000	74	11Bet Cas	2.2680	6600.0	78	13672	No
103	GOM_NL__2PRFIN20041011_054342_000000402031_00091_13672_4899.N1	11-OCT-2004 05:43:42	Bright	40.000	110	37Del Cas	2.6780	8900.0	80	13672	No
104	GOM_NL__2PRFIN20041011_054547_000000502031_00091_13672_4900.N1	11-OCT-2004 05:45:47	Bright	50.000	160	23Gam Per	2.9300	4700.0	100	13672	No
105	GOM_NL__2PRFIN20041011_054732_000000562031_00091_13672_4901.N1	11-OCT-2004 05:47:32	Bright	56.000	175	39Del Per	3.0100	19400.	112	13672	No
106	GOM_NL__2PRFIN20041011_055040_000000392031_00091_13672_4902.N1	11-OCT-2004 05:50:40	Bright	38.500	49	1Alp UMi	1.9900	6300.0	77	13672	No
107	GOM_NL__2PRFIN20041011_055325_000000382031_00091_13672_4903.N1	11-OCT-2004 05:53:25	Bright	37.500	60	7Bet UMi	2.0810	3950.0	75	13672	No
108	GOM_NL__2PRFIN20041011_055543_000000862031_00091_13672_4904.N1	11-OCT-2004 05:55:43	Bright	86.000	6	13Alp Aur	0.080000	3400.0	172	13672	No
109	GOM_NL__2PRFIN20041011_055851_000000372031_00091_13672_4905.N1	11-OCT-2004 05:58:51	Bright	36.500	36	50Alp UMa	1.8000	6300.0	73	13672	No
110	GOM_NL__2PRFIN20041011_060024_000000382031_00091_13672_4906.N1	11-OCT-2004 06:00:24	Bright	38.000	82	48Bet UMa	2.3650	10600.	76	13672	No
111	GOM_NL__2PRFIN20041011_060344_000000382031_00091_13672_4907.N1	11-OCT-2004 06:03:44	Bright	37.500	174	52Psi UMa	3.0040	4400.0	75	13672	No
112	GOM_NL__2PRFIN20041011_061106_000000882031_00091_13672_4908.N1	11-OCT-2004 06:11:06	Bright	88.000	17	78Bet Gem	1.1610	4500.0	176	13672	No
113	GOM_NL__2PRFIN20041011_061345_000000442031_00091_13672_4909.N1	11-OCT-2004 06:13:45	Bright	43.500	22	32Alp Leo	1.3600	15200.	87	13672	No
114	GOM_NL__2PRFIN20041011_062049_000000542031_00091_13672_4910.N1	11-OCT-2004 06:20:49	Dark	53.500	48	30Alp Hya	1.9770	4100.0	107	13672	No
115	GOM_NL__2PRFIN20041011_062317_000001242031_00091_13672_4911.N1	11-OCT-2004 06:23:17	Dark	123.50	8	10Alp CMi	0.40000	6500.0	247	13672	No
116	GOM_NL__2PRFIN20041011_063026_000000492031_00091_13672_4912.N1	11-OCT-2004 06:30:26	Dark	49.000	65	Lam Vel	2.2040	4400.0	98	13672	No
117	GOM_NL__2PRFIN20041011_063327_000000442031_00091_13672_4913.N1	11-OCT-2004 06:33:27	Dark	44.000	34	Gam2Vel	1.7930	23000.	88	13672	No
118	GOM_NL__2PRFIN20041011_063451_000000532031_00092_13673_4884.N1	11-OCT-2004 06:34:51	Dark	53.000	117	Pi Pup	2.7060	3800.0	106	13673	No
119	GOM_NL__2PRFIN20041011_063859_000000622031_00092_13673_4885.N1	11-OCT-2004 06:38:59	Dark	62.000	2	Alp Car	-0.73600	7000.0	124	13673	No
120	GOM_NL__2PRFIN20041011_064106_000001322031_00092_13673_4886.N1	11-OCT-2004 06:41:06	Dark	131.50	47	2Bet CMa	1.9760	28000.	263	13673	No
121	GOM_NL__2PRFIN20041011_064716_000000392031_00092_13673_4887.N1	11-OCT-2004 06:47:16	Dark	39.000	143	Alp Hyi	2.8570	7200.0	78	13673	No
122	GOM_NL__2PRFIN20041011_064842_000000462031_00092_13673_4888.N1	11-OCT-2004 06:48:42	Dark	46.000	9	Alp Eri	0.45300	24000.	92	13673	No
123	GOM_NL__2PRFIN20041011_065103_000000492031_00092_13673_4889.N1	11-OCT-2004 06:51:03	Straylight	49.000	157	The1Eri	2.9060	9300.0	98	13673	No
124	GOM_NL__2PRFIN20041011_065349_000000412031_00092_13673_4890.N1	11-OCT-2004 06:53:49	Straylight	41.000	84	Alp Phe	2.3970	4500.0	82	13673	No
125	GOM_NL__2PRFIN20041011_070028_000000492031_00092_13673_4891.N1	11-OCT-2004 07:00:28	Straylight	48.500	52	16Bet Cet	2.0370	4500.0	97	13673	No
126	GOM_NL__2PRFIN20041011_070207_000001682031_00092_13673_4892.N1	11-OCT-2004 07:02:07	Bright	168.00	165	34Gam Eri	2.9500	3200.0	336	13673	No
127	GOM_NL__2PRFIN20041011_071017_000000382031_00092_13673_4893.N1	11-OCT-2004 07:10:17	Bright	37.500	140	88Gam Peg	2.8340	26000.	75	13673	No
128	GOM_NL__2PRFIN20041011_071409_000000382031_00092_13673_4894.N1	11-OCT-2004 07:14:09	Bright	37.500	93	53Bet Peg	2.5200	3100.0	75	13673	No
129	GOM_NL__2PRFIN20041011_071707_000000412031_00092_13673_4895.N1	11-OCT-2004 07:17:07	Bright	41.000	53	43Bet And	2.0480	3300.0	82	13673	No
130	GOM_NL__2PRFIN20041011_071911_000000512031_00092_13673_4896.N1	11-OCT-2004 07:19:11	Bright	51.000	173	4Bet Tri	3.0040	8900.0	102	13673	No
131	GOM_NL__2PRFIN20041011_072055_000000522031_00092_13673_4897.N1	11-OCT-2004 07:20:55	Bright	51.500	73	57Gam1And	2.2600	13100.	103	13673	No
132	GOM_NL__2PRFIN20041011_072253_000000382031_00092_13673_4898.N1	11-OCT-2004 07:22:53	Bright	38.000	74	11Bet Cas	2.2680	6600.0	76	13673	No
133	GOM_NL__2PRFIN20041011_072418_000000402031_00092_13673_4899.N1	11-OCT-2004 07:24:18	Bright	40.000	110	37Del Cas	2.6780	8900.0	80	13673	No
134	GOM_NL__2PRFIN20041011_072622_000000492031_00092_13673_4900.N1	11-OCT-2004 07:26:22	Bright	49.000	160	23Gam Per	2.9300	4700.0	98	13673	No
135	GOM_NL__2PRFIN20041011_072807_000000562031_00092_13673_4901.N1	11-OCT-2004 07:28:07	Bright	56.000	175	39Del Per	3.0100	19400.	112	13673	No
136	GOM_NL__2PRFIN20041011_073117_000000372031_00092_13673_4902.N1	11-OCT-2004 07:31:17	Bright	37.000	49	1Alp UMi	1.9900	6300.0	74	13673	No
137	GOM_NL__2PRFIN20041011_073400_000000402031_00092_13673_4903.N1	11-OCT-2004 07:34:00	Bright	39.500	60	7Bet UMi	2.0810	3950.0	79	13673	No
138	GOM_NL__2PRFIN20041011_073617_000000832031_00092_13673_4904.N1	11-OCT-2004 07:36:17	Bright	82.500	6	13Alp Aur	0.080000	3400.0	165	13673	No
139	GOM_NL__2PRFIN20041011_073927_000000392031_00092_13673_4905.N1	11-OCT-2004 07:39:27	Bright	38.500	36	50Alp UMa	1.8000	6300.0	77	13673	No
140	GOM_NL__2PRFIN20041011_074100_000000382031_00092_13673_4906.N1	11-OCT-2004 07:41:00	Bright	37.500	82	48Bet UMa	2.3650	10600.	75	13673	No
141	GOM_NL__2PRFIN20041011_074420_000000372031_00092_13673_4907.N1	11-OCT-2004 07:44:20	Bright	36.500	174	52Psi UMa	3.0040	4400.0	73	13673	No
142	GOM_NL__2PRFIN20041011_075143_000000852031_00092_13673_4908.N1	11-OCT-2004 07:51:43	Bright	85.000	17	78Bet Gem	1.1610	4500.0	170	13673	No
143	GOM_NL__2PRFIN20041011_075421_000000422031_00092_13673_4909.N1	11-OCT-2004 07:54:21	Bright	41.500	22	32Alp Leo	1.3600	15200.	83	13673	No
144	GOM_NL__2PRFIN20041011_080125_000000572031_00092_13673_4910.N1	11-OCT-2004 08:01:25	Dark	56.500	48	30Alp Hya	1.9770	4100.0	113	13673	No
145	GOM_NL__2PRFIN20041011_080355_000001162031_00092_13673_4911.N1	11-OCT-2004 08:03:55	Dark	115.50	8	10Alp CMi	0.40000	6500.0	231	13673	No
146	GOM_NL__2PRFIN20041011_081102_000000492031_00092_13673_4912.N1	11-OCT-2004 08:11:02	Dark	48.500	65	Lam Vel	2.2040	4400.0	97	13673	No
147	GOM_NL__2PRFIN20041011_081403_000000502031_00092_13673_4913.N1	11-OCT-2004 08:14:03	Dark	50.000	34	Gam2Vel	1.7930	23000.	100	13673	No
148	GOM_NL__2PRFIN20041011_081528_000000582031_00093_13674_4884.N1	11-OCT-2004 08:15:28	Dark	57.500	117	Pi Pup	2.7060	3800.0	115	13674	No
149	GOM_NL__2PRFIN20041011_081936_000000542031_00093_13674_4885.N1	11-OCT-2004 08:19:36	Dark	54.000	2	Alp Car	-0.73600	7000.0	108	13674	No
150	GOM_NL__2PRFIN20041011_082145_000001322031_00093_13674_4886.N1	11-OCT-2004 08:21:45	Dark	131.50	47	2Bet CMa	1.9760	28000.	263	13674	No
151	GOM_NL__2PRFIN20041011_082752_000000402031_00093_13674_4887.N1	11-OCT-2004 08:27:52	Dark	40.000	143	Alp Hyi	2.8570	7200.0	80	13674	No
152	GOM_NL__2PRFIN20041011_082919_000000512031_00093_13674_4888.N1	11-OCT-2004 08:29:19	Dark	50.500	9	Alp Eri	0.45300	24000.	101	13674	No
153	GOM_NL__2PRFIN20041011_083139_000000482031_00093_13674_4889.N1	11-OCT-2004 08:31:39	Straylight	48.000	157	The1Eri	2.9060	9300.0	96	13674	No
154	GOM_NL__2PRFIN20041011_083425_000000412031_00093_13674_4890.N1	11-OCT-2004 08:34:25	Straylight	40.500	84	Alp Phe	2.3970	4500.0	81	13674	No
155	GOM_NL__2PRFIN20041011_084105_000000492031_00093_13674_4891.N1	11-OCT-2004 08:41:05	Straylight	48.500	52	16Bet Cet	2.0370	4500.0	97	13674	No
156	GOM_NL__2PRFIN20041011_084243_000001622031_00093_13674_4892.N1	11-OCT-2004 08:42:43	Bright	161.50	165	34Gam Eri	2.9500	3200.0	323	13674	No
157	GOM_NL__2PRFIN20041011_085053_000000392031_00093_13674_4893.N1	11-OCT-2004 08:50:53	Bright	38.500	140	88Gam Peg	2.8340	26000.	77	13674	No
158	GOM_NL__2PRFIN20041011_085445_000000392031_00093_13674_4894.N1	11-OCT-2004 08:54:45	Bright	38.500	93	53Bet Peg	2.5200	3100.0	77	13674	No
159	GOM_NL__2PRFIN20041011_085743_000000442031_00093_13674_4895.N1	11-OCT-2004 08:57:43	Bright	43.500	53	43Bet And	2.0480	3300.0	87	13674	No
160	GOM_NL__2PRFIN20041011_085945_000000512031_00093_13674_4896.N1	11-OCT-2004 08:59:45	Bright	51.000	173	4Bet Tri	3.0040	8900.0	102	13674	No

161	GOM_NL__2PRFIN20041011_090130_000000482031_00093_13674_4897.N1	11-OCT-2004 09:01:30	Bright	47.500	73	57Gam1And	2.2600	13100.	95	13674	No
162	GOM_NL__2PRFIN20041011_090328_000000372031_00093_13674_4898.N1	11-OCT-2004 09:03:28	Bright	37.000	74	11Bet Cas	2.2680	6600.0	74	13674	No
163	GOM_NL__2PRFIN20041011_090453_000000412031_00093_13674_4899.N1	11-OCT-2004 09:04:53	Bright	41.000	110	37Del Cas	2.6780	8900.0	82	13674	No
164	GOM_NL__2PRFIN20041011_090657_000000492031_00093_13674_4900.N1	11-OCT-2004 09:06:57	Bright	48.500	160	23Gam Per	2.9300	4700.0	97	13674	No
165	GOM_NL__2PRFIN20041011_090842_000000592031_00093_13674_4901.N1	11-OCT-2004 09:08:42	Bright	59.000	175	39Del Per	3.0100	19400.	118	13674	No
166	GOM_NL__2PRFIN20041011_091152_000000372031_00093_13674_4902.N1	11-OCT-2004 09:11:52	Bright	37.000	49	1Alp UMi	1.9900	6300.0	74	13674	No
167	GOM_NL__2PRFIN20041011_091437_000000392031_00093_13674_4903.N1	11-OCT-2004 09:14:37	Bright	39.000	60	7Bet UMi	2.0810	3950.0	78	13674	No
168	GOM_NL__2PRFIN20041011_091652_000000852031_00093_13674_4904.N1	11-OCT-2004 09:16:52	Bright	84.500	6	13Alp Aur	0.080000	3400.0	169	13674	No
169	GOM_NL__2PRFIN20041011_092003_000000372031_00093_13674_4905.N1	11-OCT-2004 09:20:03	Bright	36.500	36	50Alp UMa	1.8000	6300.0	73	13674	No
170	GOM_NL__2PRFIN20041011_092136_000000362031_00093_13674_4906.N1	11-OCT-2004 09:21:36	Bright	36.000	82	48Bet UMa	2.3650	10600.	72	13674	No
171	GOM_NL__2PRFIN20041011_092456_000000362031_00093_13674_4907.N1	11-OCT-2004 09:24:56	Bright	36.000	174	52Psi UMa	3.0040	4400.0	72	13674	No
172	GOM_NL__2PRFIN20041011_093219_000000892031_00093_13674_4908.N1	11-OCT-2004 09:32:19	Bright	88.500	17	78Bet Gem	1.1610	4500.0	177	13674	No
173	GOM_NL__2PRFIN20041011_093457_000000392031_00093_13674_4909.N1	11-OCT-2004 09:34:57	Bright	39.000	22	32Alp Leo	1.3600	15200.	78	13674	No
174	GOM_NL__2PRFIN20041011_094201_000000542031_00093_13674_4910.N1	11-OCT-2004 09:42:01	Dark	53.500	48	30Alp Hya	1.9770	4100.0	107	13674	No
175	GOM_NL__2PRFIN20041011_094433_000001252031_00093_13674_4911.N1	11-OCT-2004 09:44:33	Dark	124.50	8	10Alp CMi	0.40000	6500.0	249	13674	No
176	GOM_NL__2PRFIN20041011_095138_000000512031_00093_13674_4912.N1	11-OCT-2004 09:51:38	Dark	51.000	65	Lam Vel	2.2040	4400.0	102	13674	No
177	GOM_NL__2PRFIN20041011_095439_000000452031_00093_13674_4913.N1	11-OCT-2004 09:54:39	Dark	44.500	34	Gam2Vel	1.7930	23000.	89	13674	No
178	GOM_NL__2PRFIN20041011_095605_000000552031_00094_13675_4884.N1	11-OCT-2004 09:56:05	Dark	55.000	117	Pi Pup	2.7060	3800.0	110	13675	No
179	GOM_NL__2PRFIN20041011_095826_000001312031_00094_13675_4885.N1	11-OCT-2004 09:58:26	Dark	131.00	1	9Alp CMa	-1.4400	11000.	262	13675	No
180	GOM_NL__2PRFIN20041011_100225_000001322031_00094_13675_4886.N1	11-OCT-2004 10:02:25	Dark	132.00	47	2Bet CMa	1.9760	28000.	264	13675	No
181	GOM_NL__2PRFIN20041011_100827_000000402031_00094_13675_4887.N1	11-OCT-2004 10:08:27	Dark	40.000	143	Alp Hyi	2.8570	7200.0	80	13675	No
182	GOM_NL__2PRFIN20041011_100955_000000422031_00094_13675_4888.N1	11-OCT-2004 10:09:55	Dark	42.000	9	Alp Eri	0.45300	24000.	84	13675	No
183	GOM_NL__2PRFIN20041011_101215_000000482031_00094_13675_4889.N1	11-OCT-2004 10:12:15	Straylight	48.000	157	The1Eri	2.9060	9300.0	96	13675	No
184	GOM_NL__2PRFIN20041011_101501_000000442031_00094_13675_4890.N1	11-OCT-2004 10:15:01	Straylight	44.000	84	Alp Phe	2.3970	4500.0	88	13675	No
185	GOM_NL__2PRFIN20041011_102141_000000452031_00094_13675_4891.N1	11-OCT-2004 10:21:41	Straylight	45.000	52	16Bet Cet	2.0370	4500.0	90	13675	No
186	GOM_NL__2PRFIN20041011_103129_000000382031_00094_13675_4892.N1	11-OCT-2004 10:31:29	Bright	37.500	140	88Gam Peg	2.8340	26000.	75	13675	No
187	GOM_NL__2PRFIN20041011_103521_000000392031_00094_13675_4893.N1	11-OCT-2004 10:35:21	Bright	38.500	93	53Bet Peg	2.5200	3100.0	77	13675	No
188	GOM_NL__2PRFIN20041011_103818_000000442031_00094_13675_4894.N1	11-OCT-2004 10:38:18	Bright	43.500	53	43Bet And	2.0480	3300.0	87	13675	No
189	GOM_NL__2PRFIN20041011_104020_000000492031_00094_13675_4895.N1	11-OCT-2004 10:40:20	Bright	48.500	173	4Bet Tri	3.0040	8900.0	97	13675	No
190	GOM_NL__2PRFIN20041011_104204_000000492031_00094_13675_4896.N1	11-OCT-2004 10:42:04	Bright	48.500	73	57Gam1And	2.2600	13100.	97	13675	No
191	GOM_NL__2PRFIN20041011_104404_000000392031_00094_13675_4897.N1	11-OCT-2004 10:44:04	Bright	38.500	74	11Bet Cas	2.2680	6600.0	77	13675	No
192	GOM_NL__2PRFIN20041011_104528_000000422031_00094_13675_4898.N1	11-OCT-2004 10:45:28	Bright	41.500	110	37Del Cas	2.6780	8900.0	83	13675	No
193	GOM_NL__2PRFIN20041011_104732_000000502031_00094_13675_4899.N1	11-OCT-2004 10:47:32	Bright	49.500	160	23Gam Per	2.9300	4700.0	99	13675	No
194	GOM_NL__2PRFIN20041011_104917_000000562031_00094_13675_4900.N1	11-OCT-2004 10:49:17	Bright	56.000	175	39Del Per	3.0100	19400.	112	13675	No
195	GOM_NL__2PRFIN20041011_105227_000000392031_00094_13675_4901.N1	11-OCT-2004 10:52:27	Bright	39.000	49	1Alp UMi	1.9900	6300.0	78	13675	No
196	GOM_NL__2PRFIN20041011_105511_000000412031_00094_13675_4902.N1	11-OCT-2004 10:55:11	Bright	41.000	60	7Bet UMi	2.0810	3950.0	82	13675	No
197	GOM_NL__2PRFIN20041011_105727_000000852031_00094_13675_4903.N1	11-OCT-2004 10:57:27	Bright	85.000	6	13Alp Aur	0.080000	3400.0	170	13675	No
198	GOM_NL__2PRFIN20041011_110038_000000392031_00094_13675_4904.N1	11-OCT-2004 11:00:38	Bright	38.500	36	50Alp UMa	1.8000	6300.0	77	13675	No
199	GOM_NL__2PRFIN20041011_110211_000000362031_00094_13675_4905.N1	11-OCT-2004 11:02:11	Bright	36.000	82	48Bet UMa	2.3650	10600.	72	13675	No
200	GOM_NL__2PRFIN20041011_110531_000000382031_00094_13675_4906.N1	11-OCT-2004 11:05:31	Bright	37.500	174	52Psi UMa	3.0040	4400.0	75	13675	No
201	GOM_NL__2PRFIN20041011_111255_000000842031_00094_13675_4907.N1	11-OCT-2004 11:12:55	Bright	84.000	17	78Bet Gem	1.1610	4500.0	168	13675	No
202	GOM_NL__2PRFIN20041011_111533_000000412031_00094_13675_4908.N1	11-OCT-2004 11:15:33	Bright	40.500	22	32Alp Leo	1.3600	15200.	81	13675	No
203	GOM_NL__2PRFIN20041011_112238_000000512031_00094_13675_4909.N1	11-OCT-2004 11:22:38	Dark	51.000	48	30Alp Hya	1.9770	4100.0	102	13675	No
204	GOM_NL__2PRFIN20041011_112511_000001202031_00094_13675_4910.N1	11-OCT-2004 11:25:11	Dark	120.00	8	10Alp CMi	0.40000	6500.0	240	13675	No
205	GOM_NL__2PRFIN20041011_113214_000000502031_00094_13675_4911.N1	11-OCT-2004 11:32:14	Dark	49.500	65	Lam Vel	2.2040	4400.0	99	13675	No
206	GOM_NL__2PRFIN20041011_113516_000000452031_00094_13675_4912.N1	11-OCT-2004 11:35:16	Dark	44.500	34	Gam2Vel	1.7930	23000.	89	13675	No
207	GOM_NL__2PRFIN20041011_113642_000000572031_00095_13676_4904.N1	11-OCT-2004 11:36:42	Dark	57.000	117	Pi Pup	2.7060	3800.0	114	13676	No
208	GOM_NL__2PRFIN20041011_113905_000001112031_00095_13676_4905.N1	11-OCT-2004 11:39:05	Dark	110.50	1	9Alp CMa	-1.4400	11000.	221	13676	No
209	GOM_NL__2PRFIN20041011_114304_000001332031_00095_13676_4906.N1	11-OCT-2004 11:43:04	Dark	132.50	47	2Bet CMa	1.9760	28000.	265	13676	No
210	GOM_NL__2PRFIN20041011_114904_000000402031_00095_13676_4907.N1	11-OCT-2004 11:49:04	Dark	40.000	143	Alp Hyi	2.8570	7200.0	80	13676	No
211	GOM_NL__2PRFIN20041011_115030_000000462031_00095_13676_4908.N1	11-OCT-2004 11:50:30	Dark	46.000	9	Alp Eri	0.45300	24000.	92	13676	No
212	GOM_NL__2PRFIN20041011_115251_000000482031_00095_13676_4909.N1	11-OCT-2004 11:52:51	Straylight	47.500	157	The1Eri	2.9060	9300.0	95	13676	No
213	GOM_NL__2PRFIN20041011_115536_000000412031_00095_13676_4910.N1	11-OCT-2004 11:55:36	Straylight	41.000	84	Alp Phe	2.3970	4500.0	82	13676	No
214	GOM_NL__2PRFIN20041011_120216_000000542031_00095_13676_4911.N1	11-OCT-2004 12:02:16	Straylight	54.000	52	16Bet Cet	2.0370	4500.0	108	13676	No
215	GOM_NL__2PRFIN20041011_121204_000000392031_00095_13676_4912.N1	11-OCT-2004 12:12:04	Bright	38.500	140	88Gam Peg	2.8340	26000.	77	13676	No
216	GOM_NL__2PRFIN20041011_121556_000000412031_00095_13676_4913.N1	11-OCT-2004 12:15:56	Bright	41.000	93	53Bet Peg	2.5200	3100.0	82	13676	No
217	GOM_NL__2PRFIN20041011_121853_000000462031_00095_13676_4914.N1	11-OCT-2004 12:18:53	Bright	45.500	53	43Bet And	2.0480	3300.0	91	13676	No
218	GOM_NL__2PRFIN20041011_122055_000000522031_00095_13676_4915.N1	11-OCT-2004 12:20:55	Bright	51.500	173	4Bet Tri	3.0040	8900.0	103	13676	No
219	GOM_NL__2PRFIN20041011_122239_000000532031_00095_13676_4916.N1	11-OCT-2004 12:22:39	Bright	53.000	73	57Gam1And	2.2600	13100.	106	13676	No

220	GOM_NL__2PRFIN20041011_122439_000000402031_00095_13676_4917.N1	11-OCT-2004 12:24:39	Bright	39.500	74	11Bet Cas	2.2680	6600.0	79	13676	No
221	GOM_NL__2PRFIN20041011_122807_000000482031_00095_13676_4918.N1	11-OCT-2004 12:28:07	Bright	48.000	160	23Gam Per	2.9300	4700.0	96	13676	No
222	GOM_NL__2PRFIN20041011_122951_000000562031_00095_13676_4919.N1	11-OCT-2004 12:29:51	Bright	55.500	175	39Del Per	3.0100	19400.	111	13676	No
223	GOM_NL__2PRFIN20041011_123301_000000412031_00095_13676_4920.N1	11-OCT-2004 12:33:01	Bright	40.500	49	1Alp UMi	1.9900	6300.0	81	13676	No
224	GOM_NL__2PRFIN20041011_123549_000000412031_00095_13676_4921.N1	11-OCT-2004 12:35:49	Bright	40.500	60	7Bet UMi	2.0810	3950.0	81	13676	No
225	GOM_NL__2PRFIN20041011_123801_000000812031_00095_13676_4922.N1	11-OCT-2004 12:38:01	Bright	80.500	6	13Alp Aur	0.080000	3400.0	161	13676	No
226	GOM_NL__2PRFIN20041011_124115_000000402031_00095_13676_4923.N1	11-OCT-2004 12:41:15	Bright	39.500	36	50Alp UMa	1.8000	6300.0	79	13676	No
227	GOM_NL__2PRFIN20041011_124247_000000382031_00095_13676_4924.N1	11-OCT-2004 12:42:47	Bright	37.500	82	48Bet UMa	2.3650	10600.	75	13676	No
228	GOM_NL__2PRFIN20041011_124605_000000402031_00095_13676_4925.N1	11-OCT-2004 12:46:05	Bright	39.500	174	52Psi UMa	3.0040	4400.0	79	13676	No
229	GOM_NL__2PRFIN20041011_125332_000000832031_00095_13676_4926.N1	11-OCT-2004 12:53:32	Bright	83.000	17	78Bet Gem	1.1610	4500.0	166	13676	No
230	GOM_NL__2PRFIN20041011_125609_000000422031_00095_13676_4927.N1	11-OCT-2004 12:56:09	Bright	42.000	22	32Alp Leo	1.3600	15200.	84	13676	No
231	GOM_NL__2PRFIN20041011_130314_000000532031_00095_13676_4928.N1	11-OCT-2004 13:03:14	Dark	52.500	48	30Alp Hya	1.9770	4100.0	105	13676	No
232	GOM_NL__2PRFIN20041011_130550_000001352031_00095_13676_4929.N1	11-OCT-2004 13:05:50	Dark	134.50	8	10Alp CMi	0.40000	6500.0	269	13676	No
233	GOM_NL__2PRFIN20041011_131251_000000482031_00095_13676_4930.N1	11-OCT-2004 13:12:51	Dark	48.000	65	Lam Vel	2.2040	4400.0	96	13676	No
234	GOM_NL__2PRFIN20041011_131552_000000452031_00095_13676_4931.N1	11-OCT-2004 13:15:52	Dark	45.000	34	Gam2Vel	1.7930	23000.	90	13676	No
235	GOM_NL__2PRFIN20041011_131719_000000542031_00096_13677_4904.N1	11-OCT-2004 13:17:19	Dark	54.000	117	Pi Pup	2.7060	3800.0	108	13677	No
236	GOM_NL__2PRFIN20041011_131943_000001192031_00096_13677_4905.N1	11-OCT-2004 13:19:43	Dark	118.50	1	9Alp CMa	-1.4400	11000.	237	13677	No
237	GOM_NL__2PRFIN20041011_132343_000001352031_00096_13677_4906.N1	11-OCT-2004 13:23:43	Dark	135.00	47	2Bet CMa	1.9760	28000.	270	13677	No
238	GOM_NL__2PRFIN20041011_132939_000000422031_00096_13677_4907.N1	11-OCT-2004 13:29:39	Dark	41.500	143	Alp Hyi	2.8570	7200.0	83	13677	No
239	GOM_NL__2PRFIN20041011_133106_000000492031_00096_13677_4908.N1	11-OCT-2004 13:31:06	Dark	49.000	9	Alp Eri	0.45300	24000.	98	13677	No
240	GOM_NL__2PRFIN20041011_133327_000000492031_00096_13677_4909.N1	11-OCT-2004 13:33:27	Straylight	48.500	157	The1Eri	2.9060	9300.0	97	13677	No
241	GOM_NL__2PRFIN20041011_133613_000000442031_00096_13677_4910.N1	11-OCT-2004 13:36:13	Straylight	44.000	84	Alp Phe	2.3970	4500.0	88	13677	No
242	GOM_NL__2PRFIN20041011_134252_000000482031_00096_13677_4911.N1	11-OCT-2004 13:42:52	Straylight	47.500	52	16Bet Cet	2.0370	4500.0	95	13677	No
243	GOM_NL__2PRFIN20041011_135237_000000422031_00096_13677_4912.N1	11-OCT-2004 13:52:37	Bright	41.500	140	88Gam Peg	2.8340	26000.	83	13677	No
244	GOM_NL__2PRFIN20041011_135632_000000402031_00096_13677_4913.N1	11-OCT-2004 13:56:32	Bright	39.500	93	53Bet Peg	2.5200	3100.0	79	13677	No
245	GOM_NL__2PRFIN20041011_135928_000000442031_00096_13677_4914.N1	11-OCT-2004 13:59:28	Bright	43.500	53	43Bet And	2.0480	3300.0	87	13677	No
246	GOM_NL__2PRFIN20041011_140130_000000522031_00096_13677_4915.N1	11-OCT-2004 14:01:30	Bright	51.500	173	4Bet Tri	3.0040	8900.0	103	13677	No
247	GOM_NL__2PRFIN20041011_140316_000000502031_00096_13677_4916.N1	11-OCT-2004 14:03:16	Bright	49.500	73	57Gam1And	2.2600	13100.	99	13677	No
248	GOM_NL__2PRFIN20041011_140515_000000392031_00096_13677_4917.N1	11-OCT-2004 14:05:15	Bright	39.000	74	11Bet Cas	2.2680	6600.0	78	13677	No
249	GOM_NL__2PRFIN20041011_140639_000000412031_00096_13677_4918.N1	11-OCT-2004 14:06:39	Bright	41.000	110	37Del Cas	2.6780	8900.0	82	13677	No
250	GOM_NL__2PRFIN20041011_140843_000000492031_00096_13677_4919.N1	11-OCT-2004 14:08:43	Bright	48.500	160	23Gam Per	2.9300	4700.0	97	13677	No
251	GOM_NL__2PRFIN20041011_141026_000000562031_00096_13677_4920.N1	11-OCT-2004 14:10:26	Bright	55.500	175	39Del Per	3.0100	19400.	111	13677	No
252	GOM_NL__2PRFIN20041011_141340_000000362031_00096_13677_4921.N1	11-OCT-2004 14:13:40	Bright	36.000	49	1Alp UMi	1.9900	6300.0	72	13677	No
253	GOM_NL__2PRFIN20041011_141625_000000362031_00096_13677_4922.N1	11-OCT-2004 14:16:25	Bright	36.000	60	7Bet UMi	2.0810	3950.0	72	13677	No
254	GOM_NL__2PRFIN20041011_141836_000000802031_00096_13677_4923.N1	11-OCT-2004 14:18:36	Bright	80.000	6	13Alp Aur	0.080000	3400.0	160	13677	No
255	GOM_NL__2PRFIN20041011_142150_000000392031_00096_13677_4924.N1	11-OCT-2004 14:21:50	Bright	39.000	36	50Alp UMa	1.8000	6300.0	78	13677	No
256	GOM_NL__2PRFIN20041011_142323_000000522031_00096_13677_4925.N1	11-OCT-2004 14:23:23	Bright	52.000	82	48Bet UMa	2.3650	10600.	104	13677	No
257	GOM_NL__2PRFIN20041011_142644_000000522031_00096_13677_4926.N1	11-OCT-2004 14:26:44	Bright	52.000	174	52Psi UMa	3.0040	4400.0	104	13677	No
258	GOM_NL__2PRFIN20041011_143408_000000832031_00096_13677_4927.N1	11-OCT-2004 14:34:08	Bright	82.500	17	78Bet Gem	1.1610	4500.0	165	13677	No
259	GOM_NL__2PRFIN20041011_143646_000000422031_00096_13677_4928.N1	11-OCT-2004 14:36:46	Bright	42.000	22	32Alp Leo	1.3600	15200.	84	13677	No
260	GOM_NL__2PRFIN20041011_144351_000000602031_00096_13677_4929.N1	11-OCT-2004 14:43:51	Dark	60.000	48	30Alp Hya	1.9770	4100.0	120	13677	No
261	GOM_NL__2PRFIN20041011_144628_000001232031_00096_13677_4930.N1	11-OCT-2004 14:46:28	Dark	123.00	8	10Alp CMi	0.40000	6500.0	246	13677	No
262	GOM_NL__2PRFIN20041011_145327_000000502031_00096_13677_4931.N1	11-OCT-2004 14:53:27	Dark	49.500	65	Lam Vel	2.2040	4400.0	99	13677	No
263	GOM_NL__2PRFIN20041011_145628_000000532031_00096_13677_4932.N1	11-OCT-2004 14:56:28	Dark	52.500	34	Gam2Vel	1.7930	23000.	105	13677	No
264	GOM_NL__2PRFIN20041011_145756_000000632031_00097_13678_4904.N1	11-OCT-2004 14:57:56	Dark	63.000	117	Pi Pup	2.7060	3800.0	126	13678	No
265	GOM_NL__2PRFIN20041011_150022_000001262031_00097_13678_4905.N1	11-OCT-2004 15:00:22	Dark	126.00	1	9Alp CMa	-1.4400	11000.	252	13678	No
266	GOM_NL__2PRFIN20041011_150422_000001362031_00097_13678_4906.N1	11-OCT-2004 15:04:22	Dark	136.00	47	2Bet CMa	1.9760	28000.	272	13678	No
267	GOM_NL__2PRFIN20041011_151015_000000422031_00097_13678_4907.N1	11-OCT-2004 15:10:15	Dark	42.000	143	Alp Hyi	2.8570	7200.0	84	13678	No
268	GOM_NL__2PRFIN20041011_151143_000000472031_00097_13678_4908.N1	11-OCT-2004 15:11:43	Dark	46.500	9	Alp Eri	0.45300	24000.	93	13678	No
269	GOM_NL__2PRFIN20041011_151405_000000492031_00097_13678_4909.N1	11-OCT-2004 15:14:05	Straylight	49.000	157	The1Eri	2.9060	9300.0	98	13678	No
270	GOM_NL__2PRFIN20041011_151649_000000512031_00097_13678_4910.N1	11-OCT-2004 15:16:49	Straylight	51.000	84	Alp Phe	2.3970	4500.0	102	13678	No
271	GOM_NL__2PRFIN20041011_152328_000000492031_00097_13678_4911.N1	11-OCT-2004 15:23:28	Straylight	48.500	52	16Bet Cet	2.0370	4500.0	97	13678	No
272	GOM_NL__2PRFIN20041011_153313_000000422031_00097_13678_4912.N1	11-OCT-2004 15:33:13	Bright	42.000	140	88Gam Peg	2.8340	26000.	84	13678	No
273	GOM_NL__2PRFIN20041011_153709_000000382031_00097_13678_4913.N1	11-OCT-2004 15:37:09	Bright	38.000	93	53Bet Peg	2.5200	3100.0	76	13678	No
274	GOM_NL__2PRFIN20041011_154004_000000452031_00097_13678_4914.N1	11-OCT-2004 15:40:04	Bright	45.000	53	43Bet And	2.0480	3300.0	90	13678	No
275	GOM_NL__2PRFIN20041011_154205_000000502031_00097_13678_4915.N1	11-OCT-2004 15:42:05	Bright	49.500	173	4Bet Tri	3.0040	8900.0	99	13678	No
276	GOM_NL__2PRFIN20041011_154352_000000482031_00097_13678_4916.N1	11-OCT-2004 15:43:52	Bright	48.000	73	57Gam1And	2.2600	13100.	96	13678	No
277	GOM_NL__2PRFIN20041011_154551_000000392031_00097_13678_4917.N1	11-OCT-2004 15:45:51	Bright	39.000	74	11Bet Cas	2.2680	6600.0	78	13678	No
278	GOM_NL__2PRFIN20041011_154715_000000422031_00097_13678_4918.N1	11-OCT-2004 15:47:15	Bright	41.500	110	37Del Cas	2.6780	8900.0	83	13678	No

279	GOM_NL__2PRFIN20041011_154918_000000482031_00097_13678_4919.N1	11-OCT-2004 15:49:18	Bright	48.000	160	23Gam Per	2.9300	4700.0	96	13678	No
280	GOM_NL__2PRFIN20041011_155100_000000552031_00097_13678_4920.N1	11-OCT-2004 15:51:00	Bright	55.000	175	39Del Per	3.0100	19400.	110	13678	No
281	GOM_NL__2PRFIN20041011_155415_000000412031_00097_13678_4921.N1	11-OCT-2004 15:54:15	Bright	40.500	49	1Alp UMi	1.9900	6300.0	81	13678	No
282	GOM_NL__2PRFIN20041011_155702_000000402031_00097_13678_4922.N1	11-OCT-2004 15:57:02	Bright	40.000	60	7Bet UMi	2.0810	3950.0	80	13678	No
283	GOM_NL__2PRFIN20041011_155910_000000862031_00097_13678_4923.N1	11-OCT-2004 15:59:10	Bright	85.500	6	13Alp Aur	0.080000	3400.0	171	13678	No
284	GOM_NL__2PRFIN20041011_160226_000000402031_00097_13678_4924.N1	11-OCT-2004 16:02:26	Bright	39.500	36	50Alp UMa	1.8000	6300.0	79	13678	No
285	GOM_NL__2PRFIN20041011_160359_000000392031_00097_13678_4925.N1	11-OCT-2004 16:03:59	Bright	39.000	82	48Bet UMa	2.3650	10600.	78	13678	No
286	GOM_NL__2PRFIN20041011_160720_000000362031_00097_13678_4926.N1	11-OCT-2004 16:07:20	Bright	36.000	174	52Psi UMa	3.0040	4400.0	72	13678	No
287	GOM_NL__2PRFIN20041011_161444_000000922031_00097_13678_4927.N1	11-OCT-2004 16:14:44	Bright	92.000	17	78Bet Gem	1.1610	4500.0	184	13678	No
288	GOM_NL__2PRFIN20041011_161722_000000412031_00097_13678_4928.N1	11-OCT-2004 16:17:22	Bright	40.500	22	32Alp Leo	1.3600	15200.	81	13678	No
289	GOM_NL__2PRFIN20041011_162428_000000532031_00097_13678_4929.N1	11-OCT-2004 16:24:28	Dark	52.500	48	30Alp Hya	1.9770	4100.0	105	13678	No
290	GOM_NL__2PRFIN20041011_162706_000001332031_00097_13678_4930.N1	11-OCT-2004 16:27:06	Dark	132.50	8	10Alp CMi	0.40000	6500.0	265	13678	No
291	GOM_NL__2PRFIN20041011_163404_000000542031_00097_13678_4931.N1	11-OCT-2004 16:34:04	Dark	53.500	65	Lam Vel	2.2040	4400.0	107	13678	No
292	GOM_NL__2PRFIN20041011_163706_000000472031_00097_13678_4932.N1	11-OCT-2004 16:37:06	Dark	47.000	34	Gam2Vel	1.7930	23000.	94	13678	No
293	GOM_NL__2PRFIN20041011_163833_000000632031_00098_13679_4904.N1	11-OCT-2004 16:38:33	Dark	63.000	117	Pi Pup	2.7060	3800.0	126	13679	No
294	GOM_NL__2PRFIN20041011_182140_000001202031_00099_13680_4904.N1	11-OCT-2004 18:21:40	Dark	120.00	1	9Alp CMa	-1.4400	11000.	240	13680	No
295	GOM_NL__2PRFIN20041011_182541_000001362031_00099_13680_4905.N1	11-OCT-2004 18:25:41	Dark	135.50	47	2Bet CMa	1.9760	28000.	271	13680	No
296	GOM_NL__2PRFIN20041011_183129_000000412031_00099_13680_4906.N1	11-OCT-2004 18:31:29	Dark	40.500	143	Alp Hyi	2.8570	7200.0	81	13680	No
297	GOM_NL__2PRFIN20041011_183256_000000522031_00099_13680_4907.N1	11-OCT-2004 18:32:56	Dark	51.500	9	Alp Eri	0.45300	24000.	103	13680	No
298	GOM_NL__2PRFIN20041011_183518_000000502031_00099_13680_4908.N1	11-OCT-2004 18:35:18	Straylight	49.500	157	The1Eri	2.9060	9300.0	99	13680	No
299	GOM_NL__2PRFIN20041011_183801_000000452031_00099_13680_4909.N1	11-OCT-2004 18:38:01	Straylight	44.500	84	Alp Phe	2.3970	4500.0	89	13680	No
300	GOM_NL__2PRFIN20041011_184441_000000462031_00099_13680_4910.N1	11-OCT-2004 18:44:41	Straylight	46.000	52	16Bet Cet	2.0370	4500.0	92	13680	No
301	GOM_NL__2PRFIN20041011_185427_000000402031_00099_13680_4911.N1	11-OCT-2004 18:54:27	Bright	40.000	140	88Gam Peg	2.8340	26000.	80	13680	No
302	GOM_NL__2PRFIN20041011_185828_000000402031_00099_13680_4912.N1	11-OCT-2004 18:58:28	Bright	40.000	58	21Alp And	2.0730	11000.	80	13680	No
303	GOM_NL__2PRFIN20041011_190115_000000412031_00099_13680_4913.N1	11-OCT-2004 19:01:15	Bright	41.000	53	43Bet And	2.0480	3300.0	82	13680	No
304	GOM_NL__2PRFIN20041011_190316_000000512031_00099_13680_4914.N1	11-OCT-2004 19:03:16	Bright	51.000	173	4Bet Tri	3.0040	8900.0	102	13680	No
305	GOM_NL__2PRFIN20041011_190502_000000502031_00099_13680_4915.N1	11-OCT-2004 19:05:02	Bright	49.500	73	57Gam1And	2.2600	13100.	99	13680	No
306	GOM_NL__2PRFIN20041011_190639_000000422031_00099_13680_4916.N1	11-OCT-2004 19:06:39	Bright	42.000	68	18Alp Cas	2.2250	4500.0	84	13680	No
307	GOM_NL__2PRFIN20041011_190802_000000412031_00099_13680_4917.N1	11-OCT-2004 19:08:02	Bright	40.500	76	27Gam Cas	2.3000	30000.	81	13680	No
308	GOM_NL__2PRFIN20041011_191028_000000482031_00099_13680_4918.N1	11-OCT-2004 19:10:28	Bright	47.500	160	23Gam Per	2.9300	4700.0	95	13680	No
309	GOM_NL__2PRFIN20041011_191210_000000582031_00099_13680_4919.N1	11-OCT-2004 19:12:10	Bright	57.500	175	39Del Per	3.0100	19400.	115	13680	No
310	GOM_NL__2PRFIN20041011_191525_000000422031_00099_13680_4920.N1	11-OCT-2004 19:15:25	Bright	42.000	49	1Alp UMi	1.9900	6300.0	84	13680	No
311	GOM_NL__2PRFIN20041011_191814_000000412031_00099_13680_4921.N1	11-OCT-2004 19:18:14	Bright	40.500	60	7Bet UMi	2.0810	3950.0	81	13680	No
312	GOM_NL__2PRFIN20041011_192019_000000962031_00099_13680_4922.N1	11-OCT-2004 19:20:19	Bright	96.000	6	13Alp Aur	0.080000	3400.0	192	13680	No
313	GOM_NL__2PRFIN20041011_192337_000000382031_00099_13680_4923.N1	11-OCT-2004 19:23:37	Bright	38.000	36	50Alp UMa	1.8000	6300.0	76	13680	No
314	GOM_NL__2PRFIN20041011_192511_000000362031_00099_13680_4924.N1	11-OCT-2004 19:25:11	Bright	35.500	82	48Bet UMa	2.3650	10600.	71	13680	No
315	GOM_NL__2PRFIN20041011_192832_000000372031_00099_13680_4925.N1	11-OCT-2004 19:28:32	Bright	37.000	174	52Psi UMa	3.0040	4400.0	74	13680	No
316	GOM_NL__2PRFIN20041011_193557_000000822031_00099_13680_4926.N1	11-OCT-2004 19:35:57	Bright	82.000	17	78Bet Gem	1.1610	4500.0	164	13680	No
317	GOM_NL__2PRFIN20041011_193834_000000412031_00099_13680_4927.N1	11-OCT-2004 19:38:34	Bright	40.500	22	32Alp Leo	1.3600	15200.	81	13680	No
318	GOM_NL__2PRFIN20041011_194541_000000562031_00099_13680_4928.N1	11-OCT-2004 19:45:41	Dark	55.500	48	30Alp Hya	1.9770	4100.0	111	13680	No
319	GOM_NL__2PRFIN20041011_194822_000001132031_00099_13680_4929.N1	11-OCT-2004 19:48:22	Dark	112.50	8	10Alp CMi	0.40000	6500.0	225	13680	No
320	GOM_NL__2PRFIN20041011_195517_000000522031_00099_13680_4930.N1	11-OCT-2004 19:55:17	Dark	51.500	65	Lam Vel	2.2040	4400.0	103	13680	No
321	GOM_NL__2PRFIN20041011_195720_000000462031_00099_13680_4931.N1	11-OCT-2004 19:57:20	Dark	45.500	70	Zet Pup	2.2460	39000.	91	13680	No
322	GOM_NL__2PRFIN20041011_200219_000001152031_00100_13681_4904.N1	11-OCT-2004 20:02:19	Dark	115.00	1	9Alp CMa	-1.4400	11000.	230	13681	No
323	GOM_NL__2PRFIN20041011_200620_000001392031_00100_13681_4905.N1	11-OCT-2004 20:06:20	Dark	138.50	47	2Bet CMa	1.9760	28000.	277	13681	No
324	GOM_NL__2PRFIN20041011_201205_000000422031_00100_13681_4906.N1	11-OCT-2004 20:12:05	Dark	42.000	143	Alp Hyi	2.8570	7200.0	84	13681	No
325	GOM_NL__2PRFIN20041011_201332_000000532031_00100_13681_4907.N1	11-OCT-2004 20:13:32	Dark	53.000	9	Alp Eri	0.45300	24000.	106	13681	No
326	GOM_NL__2PRFIN20041011_201554_000000482031_00100_13681_4908.N1	11-OCT-2004 20:15:54	Straylight	48.000	157	The1Eri	2.9060	9300.0	96	13681	No
327	GOM_NL__2PRFIN20041011_201839_000000442031_00100_13681_4909.N1	11-OCT-2004 20:18:39	Straylight	44.000	84	Alp Phe	2.3970	4500.0	88	13681	No
328	GOM_NL__2PRFIN20041011_202517_000000472031_00100_13681_4910.N1	11-OCT-2004 20:25:17	Straylight	47.000	52	16Bet Cet	2.0370	4500.0	94	13681	No
329	GOM_NL__2PRFIN20041011_203504_000000392031_00100_13681_4911.N1	11-OCT-2004 20:35:04	Bright	39.000	140	88Gam Peg	2.8340	26000.	78	13681	No
330	GOM_NL__2PRFIN20041011_203904_000000382031_00100_13681_4912.N1	11-OCT-2004 20:39:04	Bright	38.000	58	21Alp And	2.0730	11000.	76	13681	No
331	GOM_NL__2PRFIN20041011_204151_000000432031_00100_13681_4913.N1	11-OCT-2004 20:41:51	Bright	42.500	53	43Bet And	2.0480	3300.0	85	13681	No
332	GOM_NL__2PRFIN20041011_204351_000000502031_00100_13681_4914.N1	11-OCT-2004 20:43:51	Bright	50.000	173	4Bet Tri	3.0040	8900.0	100	13681	No
333	GOM_NL__2PRFIN20041011_204537_000000502031_00100_13681_4915.N1	11-OCT-2004 20:45:37	Bright	49.500	73	57Gam1And	2.2600	13100.	99	13681	No
334	GOM_NL__2PRFIN20041011_204715_000000412031_00100_13681_4916.N1	11-OCT-2004 20:47:15	Bright	40.500	68	18Alp Cas	2.2250	4500.0	81	13681	No
335	GOM_NL__2PRFIN20041011_204838_000000422031_00100_13681_4917.N1	11-OCT-2004 20:48:38	Bright	41.500	76	27Gam Cas	2.3000	30000.	83	13681	No
336	GOM_NL__2PRFIN20041011_205103_000000492031_00100_13681_4918.N1	11-OCT-2004 20:51:03	Bright	49.000	160	23Gam Per	2.9300	4700.0	98	13681	No
337	GOM_NL__2PRFIN20041011_205245_000000552031_00100_13681_4919.N1	11-OCT-2004 20:52:45	Bright	54.500	175	39Del Per	3.0100	19400.	109	13681	No

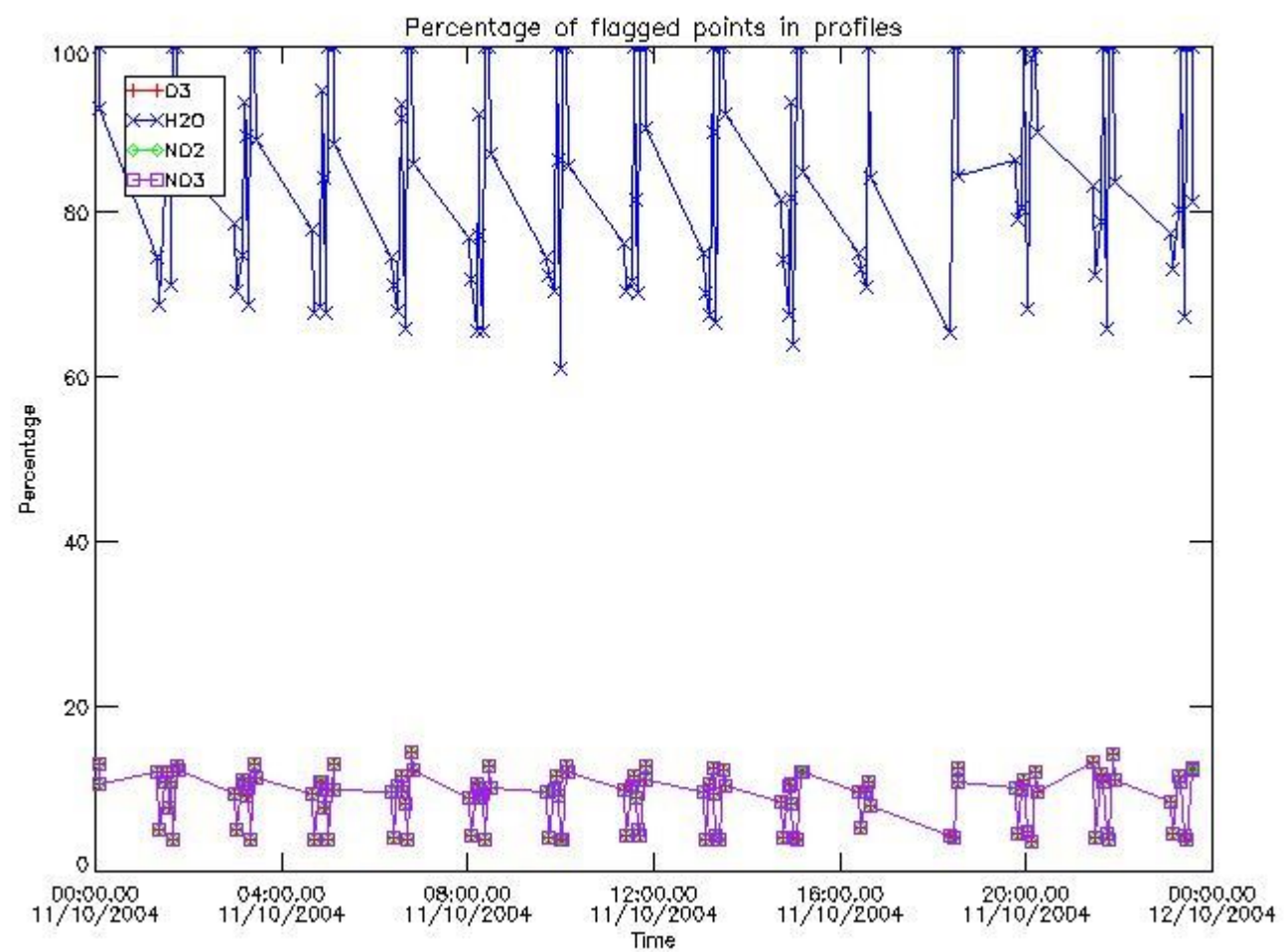
338	GOM_NL__2PRFIN20041011_205603_000000402031_00100_13681_4920.N1	11-OCT-2004 20:56:03	Bright	40.000	49	1Alp UMi	1.9900	6300.0	80	13681	No
339	GOM_NL__2PRFIN20041011_205851_000000412031_00100_13681_4921.N1	11-OCT-2004 20:58:51	Bright	40.500	60	7Bet UMi	2.0810	3950.0	81	13681	No
340	GOM_NL__2PRFIN20041011_210054_000000882031_00100_13681_4922.N1	11-OCT-2004 21:00:54	Bright	87.500	6	13Alp Aur	0.080000	3400.0	175	13681	No
341	GOM_NL__2PRFIN20041011_210415_000000402031_00100_13681_4923.N1	11-OCT-2004 21:04:15	Bright	40.000	36	50Alp UMa	1.8000	6300.0	80	13681	No
342	GOM_NL__2PRFIN20041011_210548_000000522031_00100_13681_4924.N1	11-OCT-2004 21:05:48	Bright	52.000	82	48Bet UMa	2.3650	10600.	104	13681	No
343	GOM_NL__2PRFIN20041011_210909_000000382031_00100_13681_4925.N1	11-OCT-2004 21:09:09	Bright	38.000	174	52Psi UMa	3.0040	4400.0	76	13681	No
344	GOM_NL__2PRFIN20041011_211634_000000922031_00100_13681_4926.N1	11-OCT-2004 21:16:34	Bright	92.000	17	78Bet Gem	1.1610	4500.0	184	13681	No
345	GOM_NL__2PRFIN20041011_211911_000000562031_00100_13681_4927.N1	11-OCT-2004 21:19:11	Bright	55.500	22	32Alp Leo	1.3600	15200.	111	13681	No
346	GOM_NL__2PRFIN20041011_212618_000000542031_00100_13681_4928.N1	11-OCT-2004 21:26:18	Dark	53.500	48	30Alp Hya	1.9770	4100.0	107	13681	No
347	GOM_NL__2PRFIN20041011_212900_000001232031_00100_13681_4929.N1	11-OCT-2004 21:29:00	Dark	123.00	8	10Alp CMi	0.40000	6500.0	246	13681	No
348	GOM_NL__2PRFIN20041011_213554_000000432031_00100_13681_4930.N1	11-OCT-2004 21:35:54	Dark	43.000	65	Lam Vel	2.2040	4400.0	86	13681	No
349	GOM_NL__2PRFIN20041011_213757_000000472031_00100_13681_4931.N1	11-OCT-2004 21:37:57	Dark	46.500	70	Zet Pup	2.2460	39000.	93	13681	No
350	GOM_NL__2PRFIN20041011_214257_000001202031_00101_13682_4904.N1	11-OCT-2004 21:42:57	Dark	120.00	1	9Alp CMa	-1.4400	11000.	240	13682	No
351	GOM_NL__2PRFIN20041011_214659_000001462031_00101_13682_4905.N1	11-OCT-2004 21:46:59	Dark	145.50	47	2Bet CMa	1.9760	28000.	291	13682	No
352	GOM_NL__2PRFIN20041011_215242_000000402031_00101_13682_4906.N1	11-OCT-2004 21:52:42	Dark	39.500	143	Alp Hyi	2.8570	7200.0	79	13682	No
353	GOM_NL__2PRFIN20041011_215409_000000462031_00101_13682_4907.N1	11-OCT-2004 21:54:09	Dark	46.000	9	Alp Eri	0.45300	24000.	92	13682	No
354	GOM_NL__2PRFIN20041011_215631_000000492031_00101_13682_4908.N1	11-OCT-2004 21:56:31	Straylight	49.000	157	The1Eri	2.9060	9300.0	98	13682	No
355	GOM_NL__2PRFIN20041011_215914_000000452031_00101_13682_4909.N1	11-OCT-2004 21:59:14	Straylight	44.500	84	Alp Phe	2.3970	4500.0	89	13682	No
356	GOM_NL__2PRFIN20041011_220553_000000482031_00101_13682_4910.N1	11-OCT-2004 22:05:53	Straylight	47.500	52	16Bet Cet	2.0370	4500.0	95	13682	No
357	GOM_NL__2PRFIN20041011_221539_000000392031_00101_13682_4911.N1	11-OCT-2004 22:15:39	Bright	39.000	140	88Gam Peg	2.8340	26000.	78	13682	No
358	GOM_NL__2PRFIN20041011_221939_000000392031_00101_13682_4912.N1	11-OCT-2004 22:19:39	Bright	39.000	58	21Alp And	2.0730	11000.	78	13682	No
359	GOM_NL__2PRFIN20041011_222226_000000602031_00101_13682_4913.N1	11-OCT-2004 22:22:26	Bright	60.000	53	43Bet And	2.0480	3300.0	120	13682	No
360	GOM_NL__2PRFIN20041011_222426_000000502031_00101_13682_4914.N1	11-OCT-2004 22:24:26	Bright	49.500	173	4Bet Tri	3.0040	8900.0	99	13682	No
361	GOM_NL__2PRFIN20041011_222613_000000482031_00101_13682_4915.N1	11-OCT-2004 22:26:13	Bright	48.000	73	57Gam1And	2.2600	13100.	96	13682	No
362	GOM_NL__2PRFIN20041011_222750_000000402031_00101_13682_4916.N1	11-OCT-2004 22:27:50	Bright	40.000	68	18Alp Cas	2.2250	4500.0	80	13682	No
363	GOM_NL__2PRFIN20041011_222913_000000402031_00101_13682_4917.N1	11-OCT-2004 22:29:13	Bright	40.000	76	27Gam Cas	2.3000	30000.	80	13682	No
364	GOM_NL__2PRFIN20041011_223138_000000492031_00101_13682_4918.N1	11-OCT-2004 22:31:38	Bright	48.500	160	23Gam Per	2.9300	4700.0	97	13682	No
365	GOM_NL__2PRFIN20041011_223319_000000562031_00101_13682_4919.N1	11-OCT-2004 22:33:19	Bright	56.000	175	39Del Per	3.0100	19400.	112	13682	No
366	GOM_NL__2PRFIN20041011_223639_000000352031_00101_13682_4920.N1	11-OCT-2004 22:36:39	Bright	35.000	49	1Alp UMi	1.9900	6300.0	70	13682	No
367	GOM_NL__2PRFIN20041011_223927_000000392031_00101_13682_4921.N1	11-OCT-2004 22:39:27	Bright	39.000	60	7Bet UMi	2.0810	3950.0	78	13682	No
368	GOM_NL__2PRFIN20041011_224129_000000792031_00101_13682_4922.N1	11-OCT-2004 22:41:29	Bright	78.500	6	13Alp Aur	0.080000	3400.0	157	13682	No
369	GOM_NL__2PRFIN20041011_224451_000000412031_00101_13682_4923.N1	11-OCT-2004 22:44:51	Bright	40.500	36	50Alp UMa	1.8000	6300.0	81	13682	No
370	GOM_NL__2PRFIN20041011_224623_000000392031_00101_13682_4924.N1	11-OCT-2004 22:46:23	Bright	38.500	82	48Bet UMa	2.3650	10600.	77	13682	No
371	GOM_NL__2PRFIN20041011_224944_000000362031_00101_13682_4925.N1	11-OCT-2004 22:49:44	Bright	36.000	174	52Psi UMa	3.0040	4400.0	72	13682	No
372	GOM_NL__2PRFIN20041011_225710_000000952031_00101_13682_4926.N1	11-OCT-2004 22:57:10	Bright	95.000	17	78Bet Gem	1.1610	4500.0	190	13682	No
373	GOM_NL__2PRFIN20041011_225947_000000412031_00101_13682_4927.N1	11-OCT-2004 22:59:47	Bright	41.000	22	32Alp Leo	1.3600	15200.	82	13682	No
374	GOM_NL__2PRFIN20041011_230654_000000602031_00101_13682_4928.N1	11-OCT-2004 23:06:54	Dark	60.000	48	30Alp Hya	1.9770	4100.0	120	13682	No
375	GOM_NL__2PRFIN20041011_230938_000001362031_00101_13682_4929.N1	11-OCT-2004 23:09:38	Dark	135.50	8	10Alp CMi	0.40000	6500.0	271	13682	No
376	GOM_NL__2PRFIN20041011_231630_000000492031_00101_13682_4930.N1	11-OCT-2004 23:16:30	Dark	48.500	65	Lam Vel	2.2040	4400.0	97	13682	No
377	GOM_NL__2PRFIN20041011_231833_000000472031_00101_13682_4931.N1	11-OCT-2004 23:18:33	Dark	46.500	70	Zet Pup	2.2460	39000.	93	13682	No
378	GOM_NL__2PRFIN20041011_232337_000001162031_00102_13683_4904.N1	11-OCT-2004 23:23:37	Dark	116.00	1	9Alp CMa	-1.4400	11000.	232	13683	No
379	GOM_NL__2PRFIN20041011_232738_000001382031_00102_13683_4905.N1	11-OCT-2004 23:27:38	Dark	137.50	47	2Bet CMa	1.9760	28000.	275	13683	No
380	GOM_NL__2PRFIN20041011_233318_000000412031_00102_13683_4906.N1	11-OCT-2004 23:33:18	Dark	41.000	143	Alp Hyi	2.8570	7200.0	82	13683	No
381	GOM_NL__2PRFIN20041011_233445_000000462031_00102_13683_4907.N1	11-OCT-2004 23:34:45	Dark	45.500	9	Alp Eri	0.45300	24000.	91	13683	No
382	GOM_NL__2PRFIN20041011_233706_000000492031_00102_13683_4908.N1	11-OCT-2004 23:37:06	Straylight	49.000	157	The1Eri	2.9060	9300.0	98	13683	No
383	GOM_NL__2PRFIN20041011_233951_000000412031_00102_13683_4909.N1	11-OCT-2004 23:39:51	Straylight	40.500	84	Alp Phe	2.3970	4500.0	81	13683	No
384	GOM_NL__2PRFIN20041011_234629_000000482031_00102_13683_4910.N1	11-OCT-2004 23:46:29	Straylight	48.000	52	16Bet Cet	2.0370	4500.0	96	13683	No
385	GOM_NL__2PRFIN20041011_235613_000000412031_00102_13683_4911.N1	11-OCT-2004 23:56:13	Bright	40.500	140	88Gam Peg	2.8340	26000.	81	13683	No

### 3. Quality information per product

In this section it is plotted some information contained in the Quality Summary data set of the level 2 products. Only products in dark limb conditions and without errors (error flag in the MPH set to "0") are used.

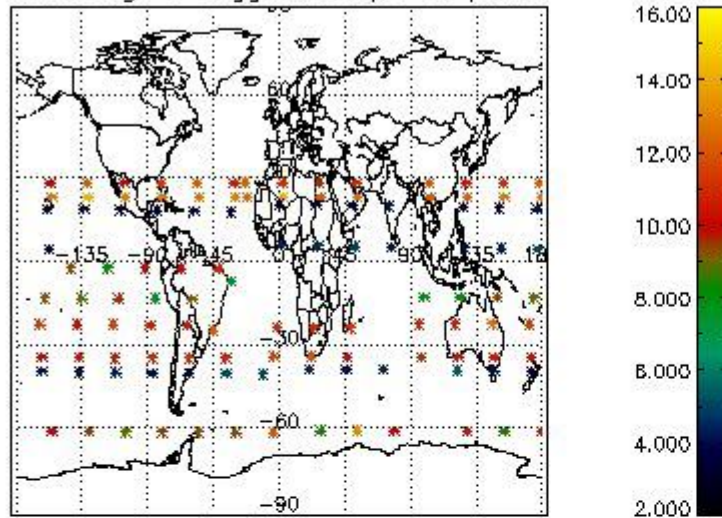
#### 3.1 Plot quality information per product (time dependant)



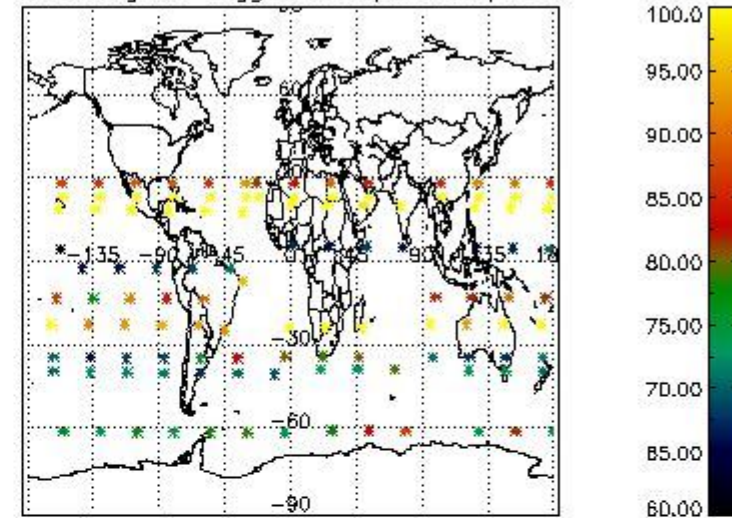


*3.2 Plot quality information per product (world map)*

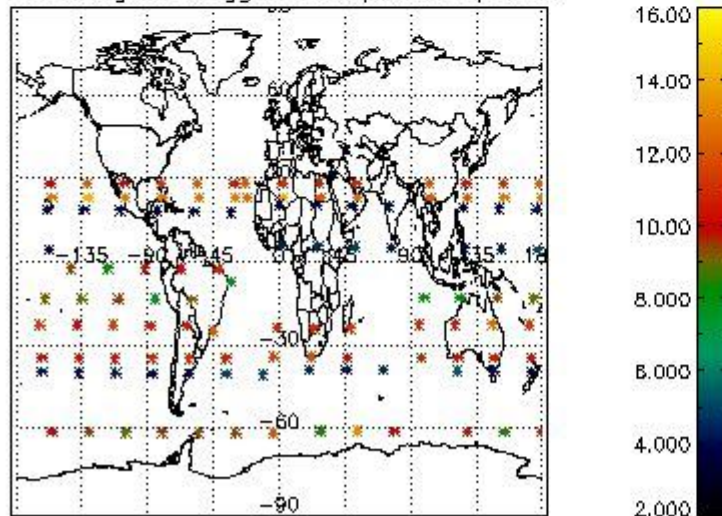
Percentage of flagged data per O3 profile



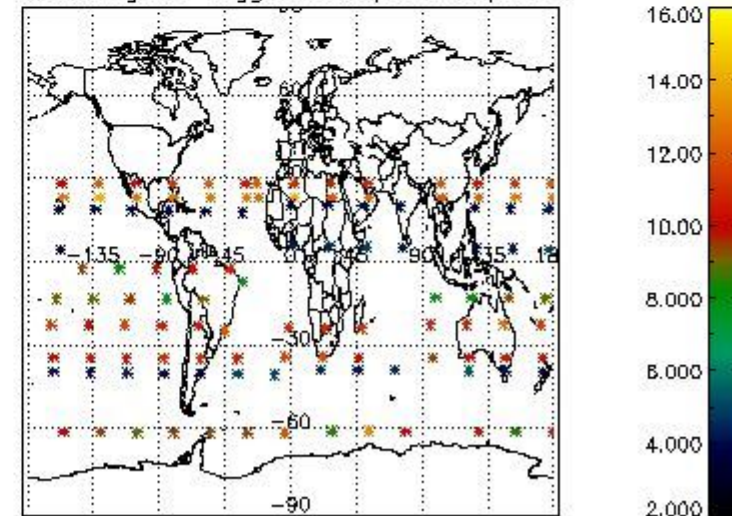
Percentage of flagged data per H2O profile



Percentage of flagged data per NO2 profile



Percentage of flagged data per NO3 profile

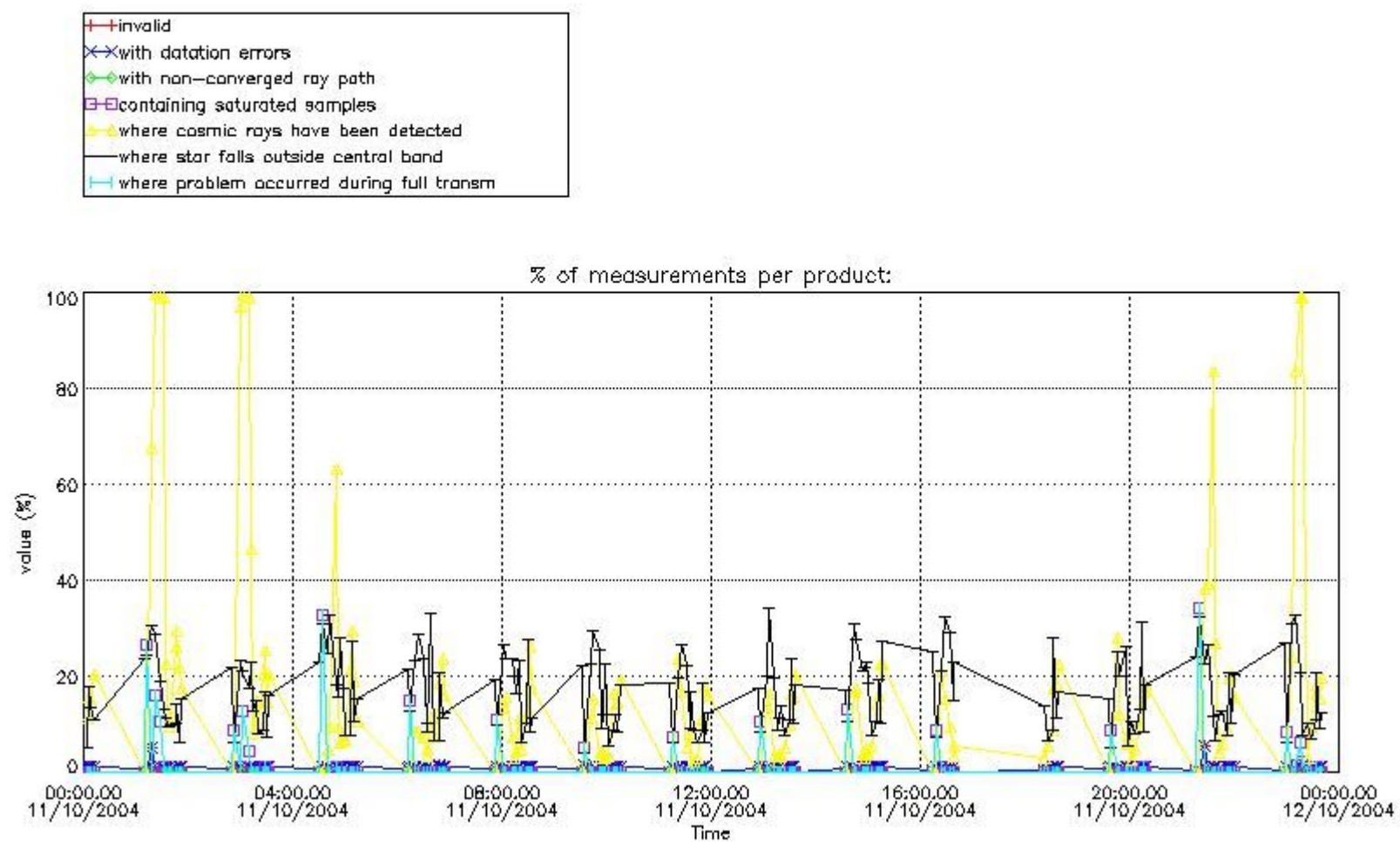


#### 4. Level 1 quality information per product

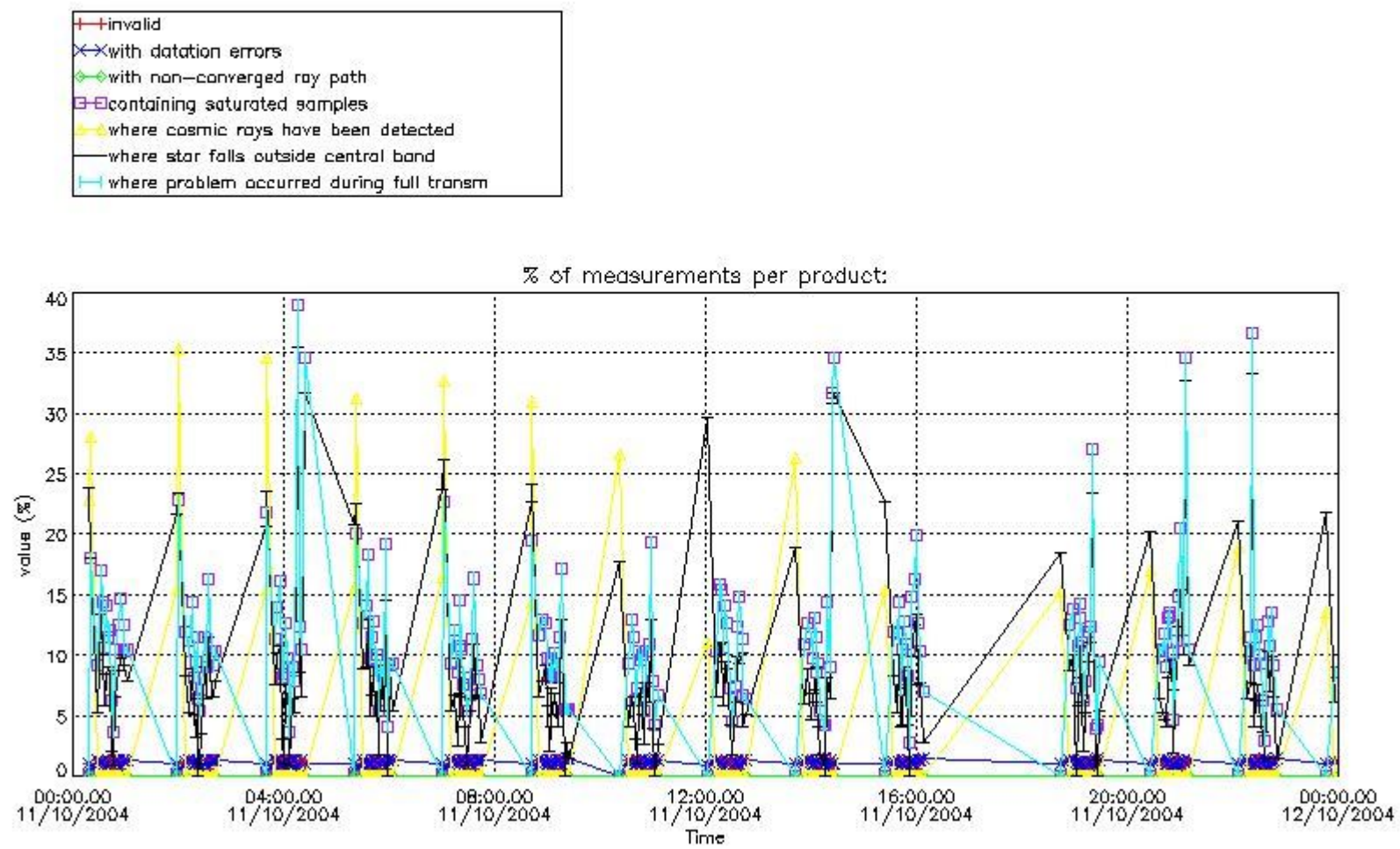
In this section it is plotted some information contained in the Quality Summary data set of the level 2 products that comes from the level 1b processing. Products without errors (error flag in the MPH set to "0") are used.

##### 4.1 Plot quality information per product (time dependant) coming from level 1b processing

###### 4.1.1 Plot level 1 quality information per product (time dependant): ENVISAT ASCENDING passes

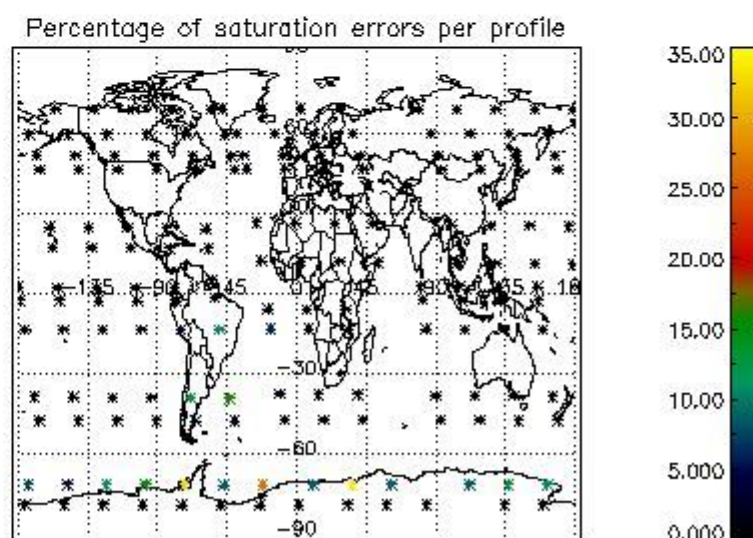
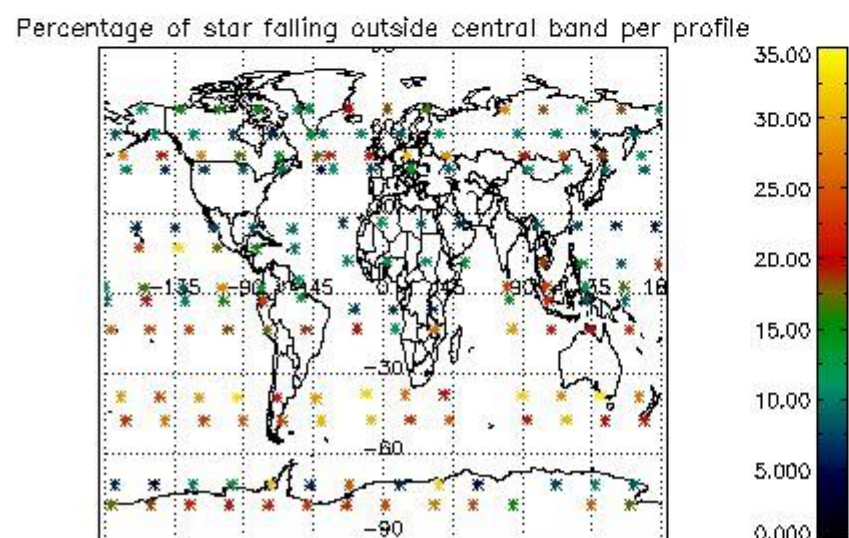
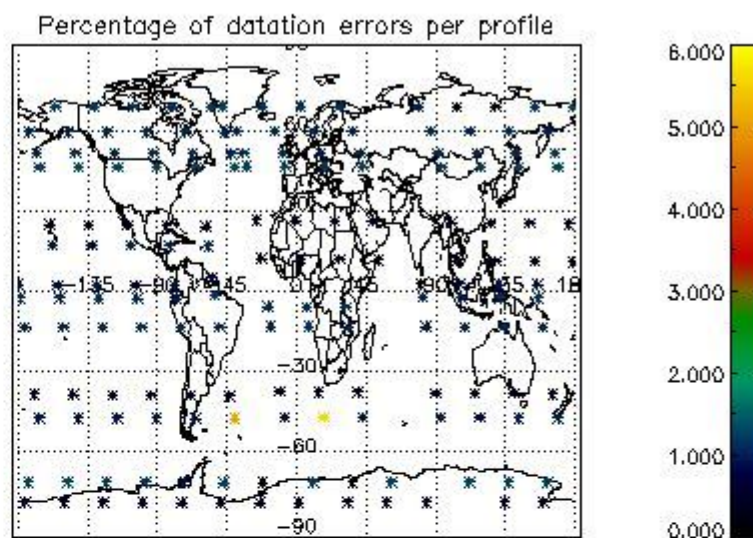
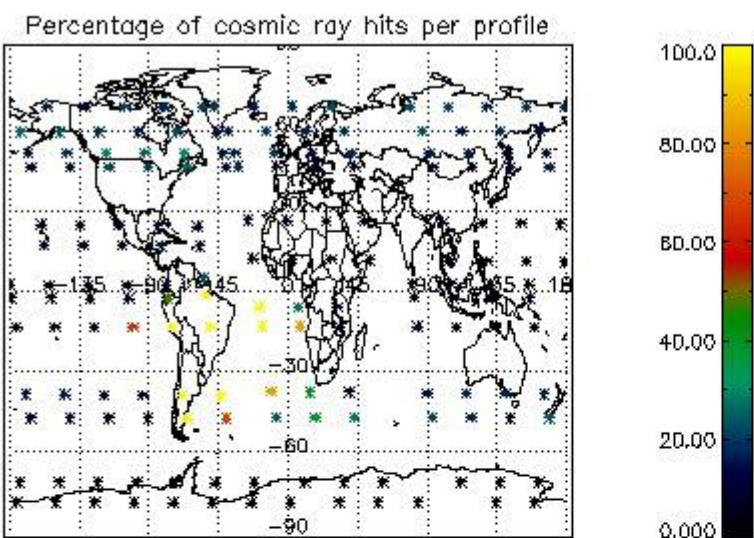


4.1.2 Plot level 1 quality information per product (time dependant): ENVI SAT DESCENDING passes

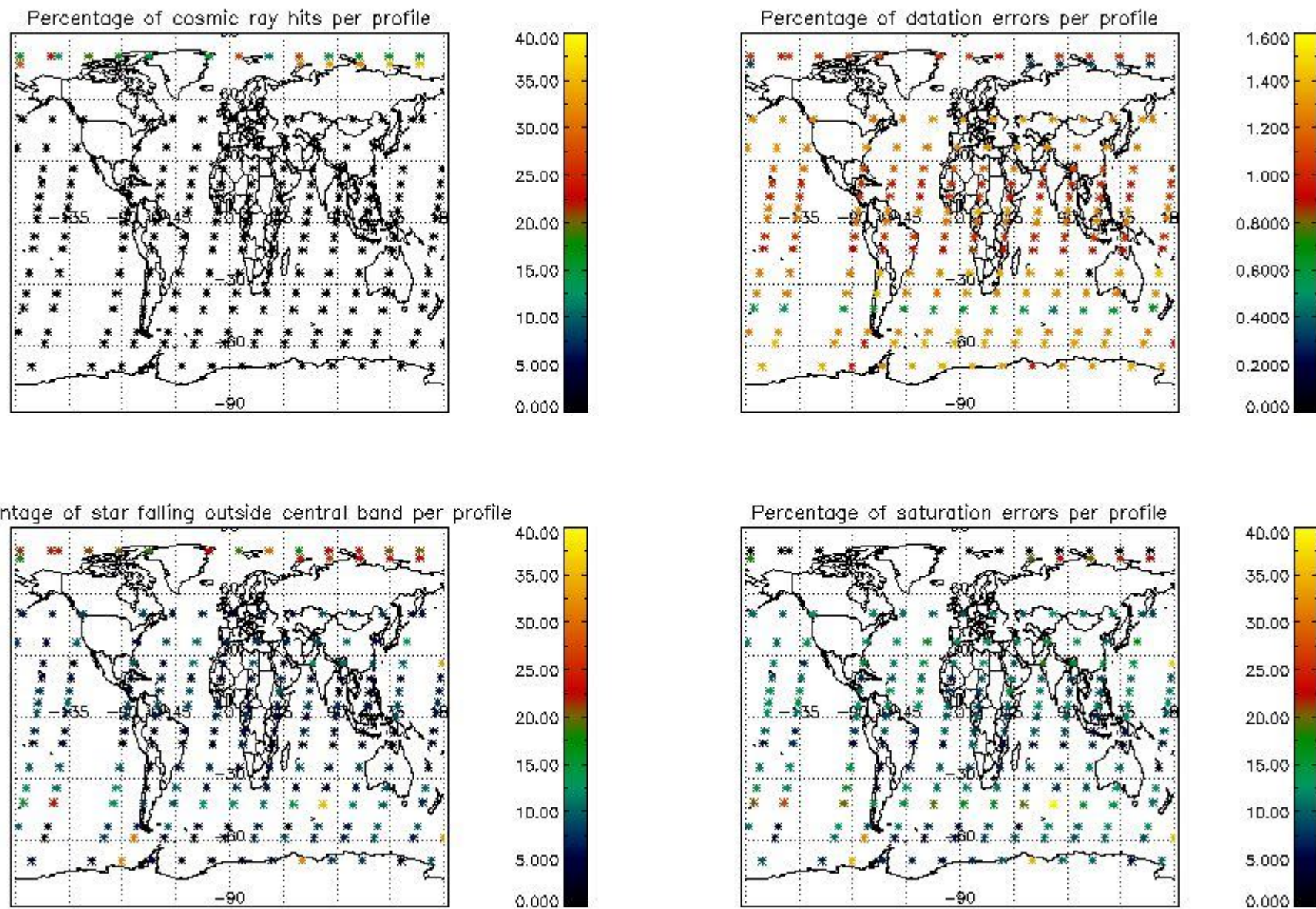


#### 4.2 Plot quality information per product coming from level 1b processing (world map)

##### 4.2.1 Plot level 1 quality information per product (world map): ENVISAT ASCENDING passes



4.2.2 Plot level 1 quality information per product (world map): ENVISAT DESCENDING passes



## 5. Trace gas profiles

### 5.1 Ozone statistics based on quality of products

The final quality of the products can be "measured" using the STD (Standard Deviation) attached to every point profile. This information is written to the parameter GOM\_NL\_\_2P/NL\_LOCAL\_SPECIES\_DENSITY/o3\_std of the level 2 products. The table below shows the statistics for given STD ranges.

The statistics are given with respect to the overall valid production:

- Products without fatal errors: GOM\_NL\_\_2P/MPH/PRODUCT\_ERR=0
- Valid point profile: GOM\_NL\_\_2P/NL\_LOCAL\_SPECIES\_DENSITY/pcd(0)=0

The 'Criteria' is applied to valid points of dark limb products:

- Products in dark limb illumination condition: GOM\_NL\_\_2P/NL\_SUMMARY\_QUALITY/obs\_ill\_cond=0
- Products without fatal errors: GOM\_NL\_\_2P/MPH/PRODUCT\_ERR=0
- Valid point profile: GOM\_NL\_\_2P/NL\_LOCAL\_SPECIES\_DENSITY/pcd(0)=0

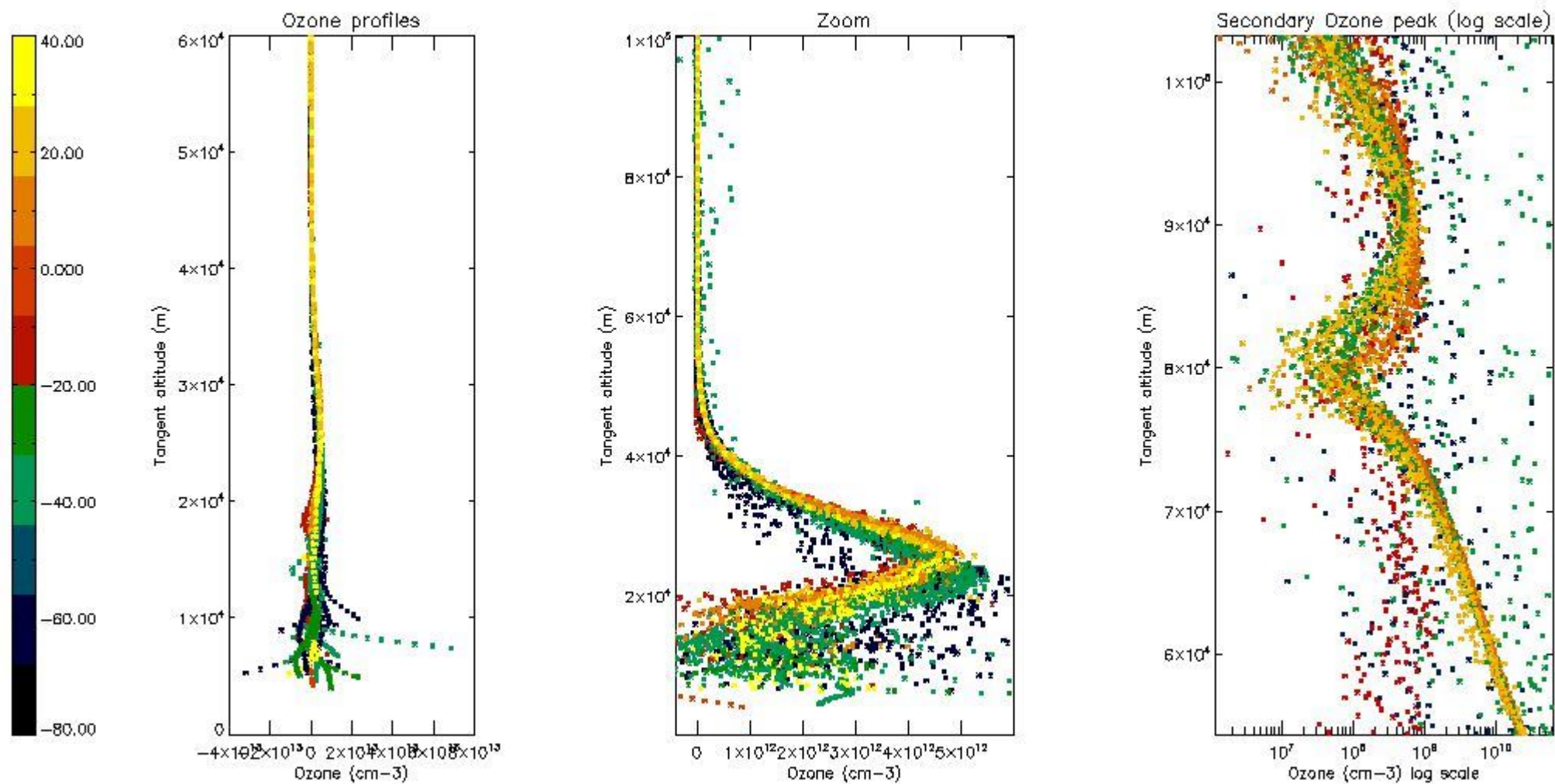
So, the table below shows the percentage of dark limb and valid observations for each criteria with respect to the overall valid daily observations.

Criteria	% of total production
All STD	40
STD < 20	24

STD < 10	21
STD < 5	17

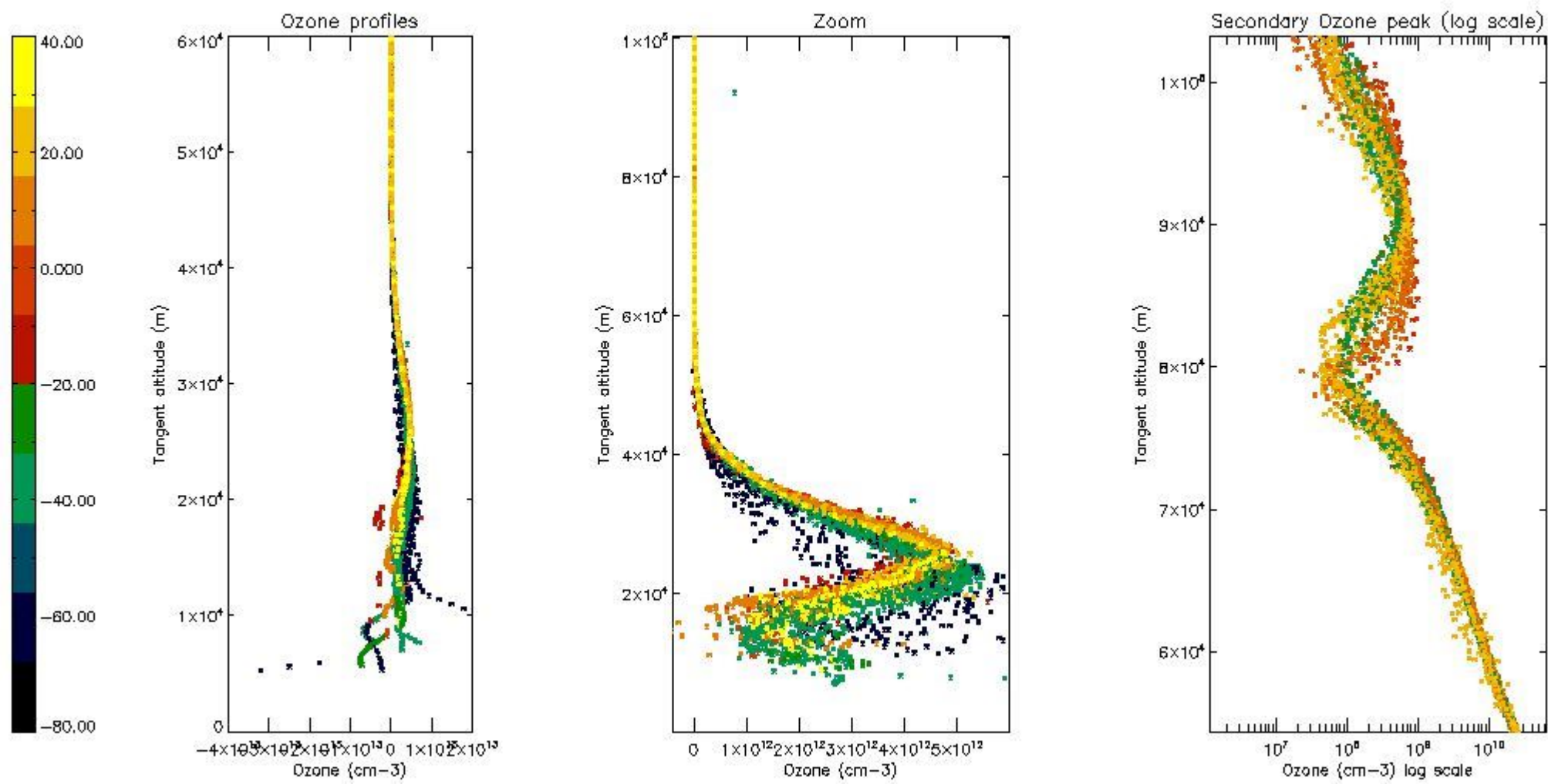
5.2 Plot ozone profiles for all STD (dark without errors)

The colorbar represents the latitude.



5.3 Plot ozone profiles where STD < 20% (dark without errors)

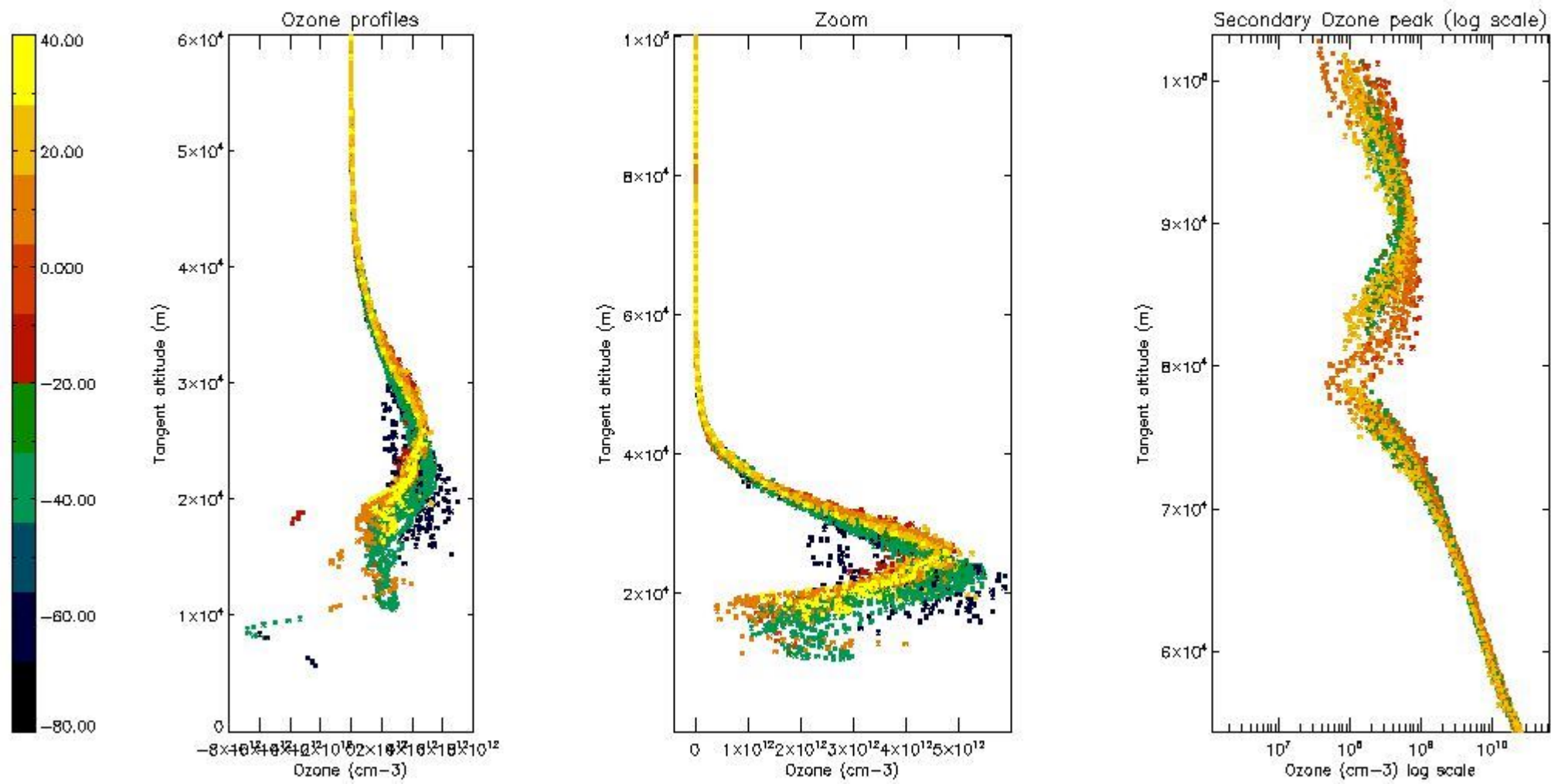
The colorbar represents the latitude.



*5.4 Plot ozone profiles where STD < 10% (dark without errors)*

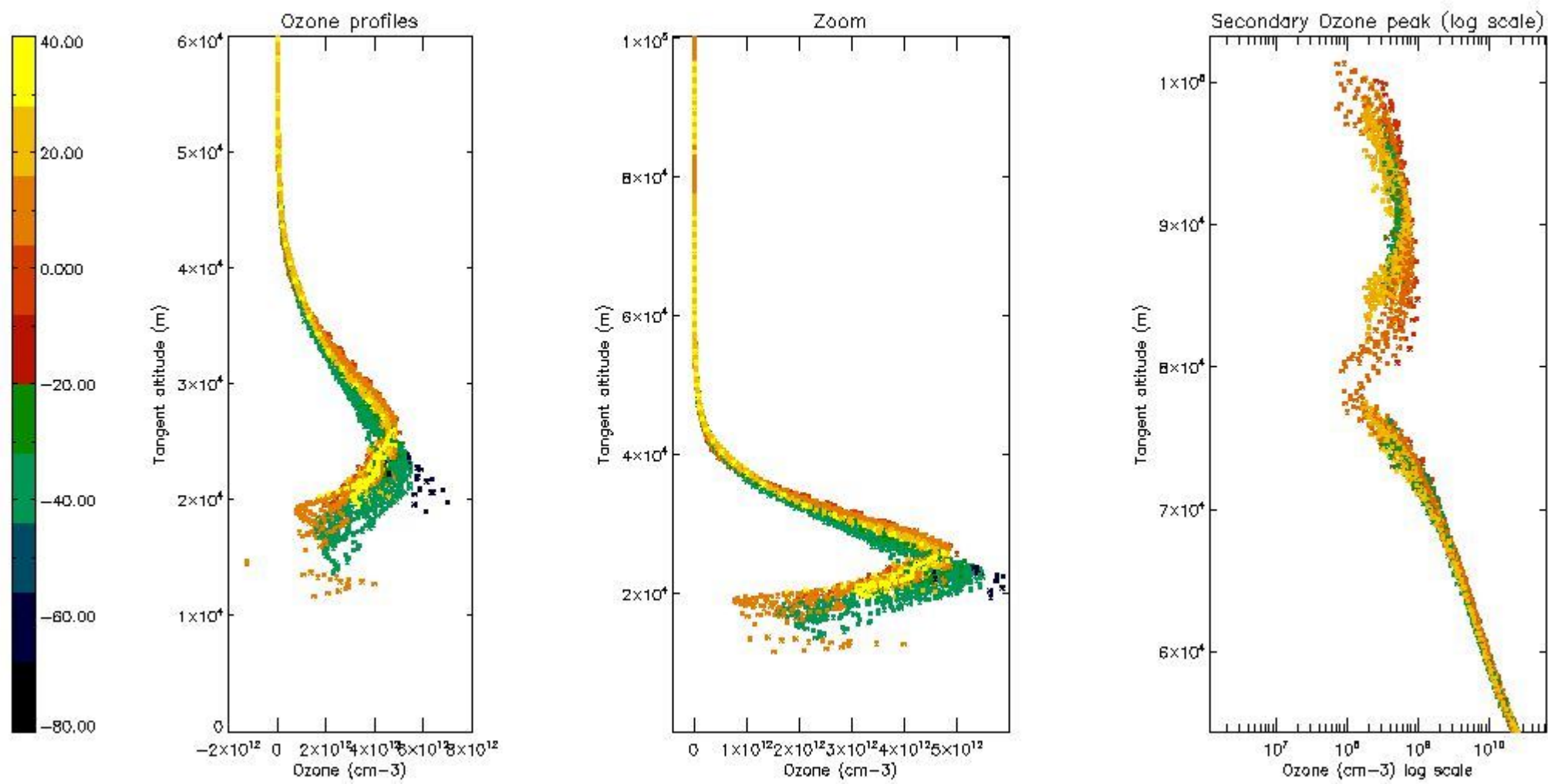
The colorbar represents the latitude.





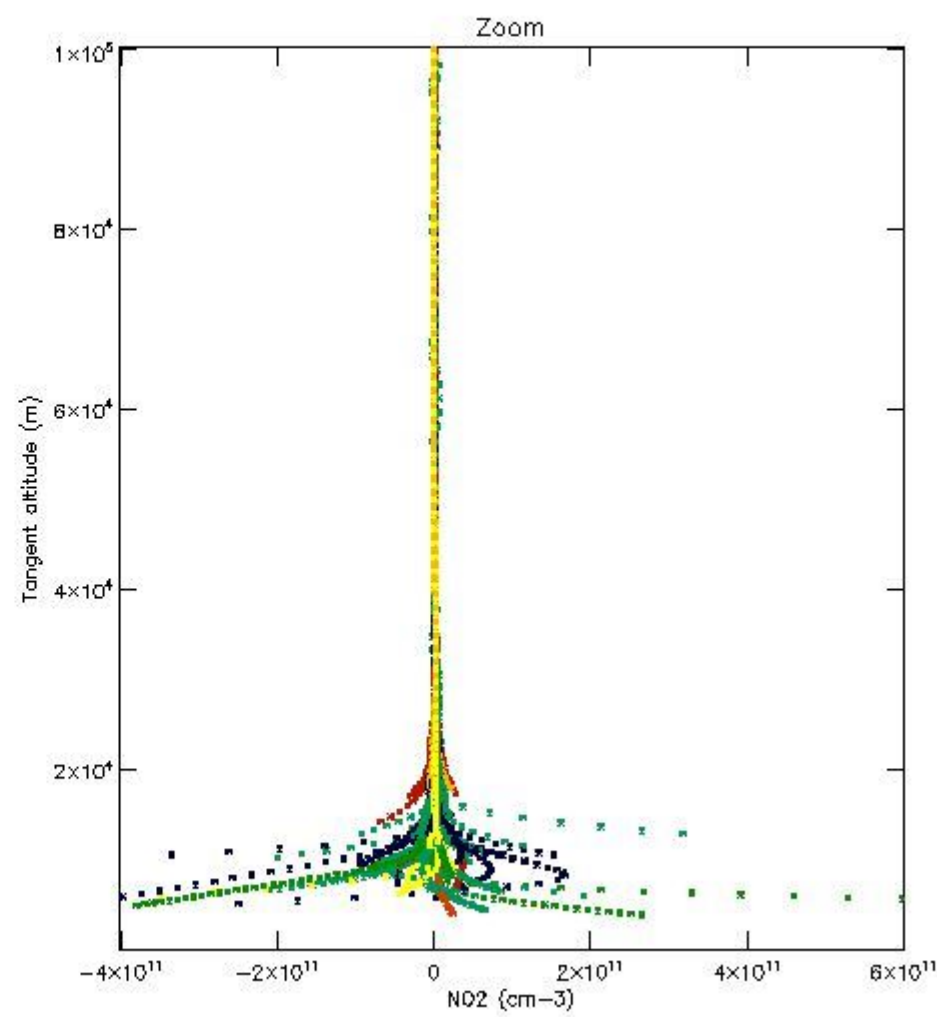
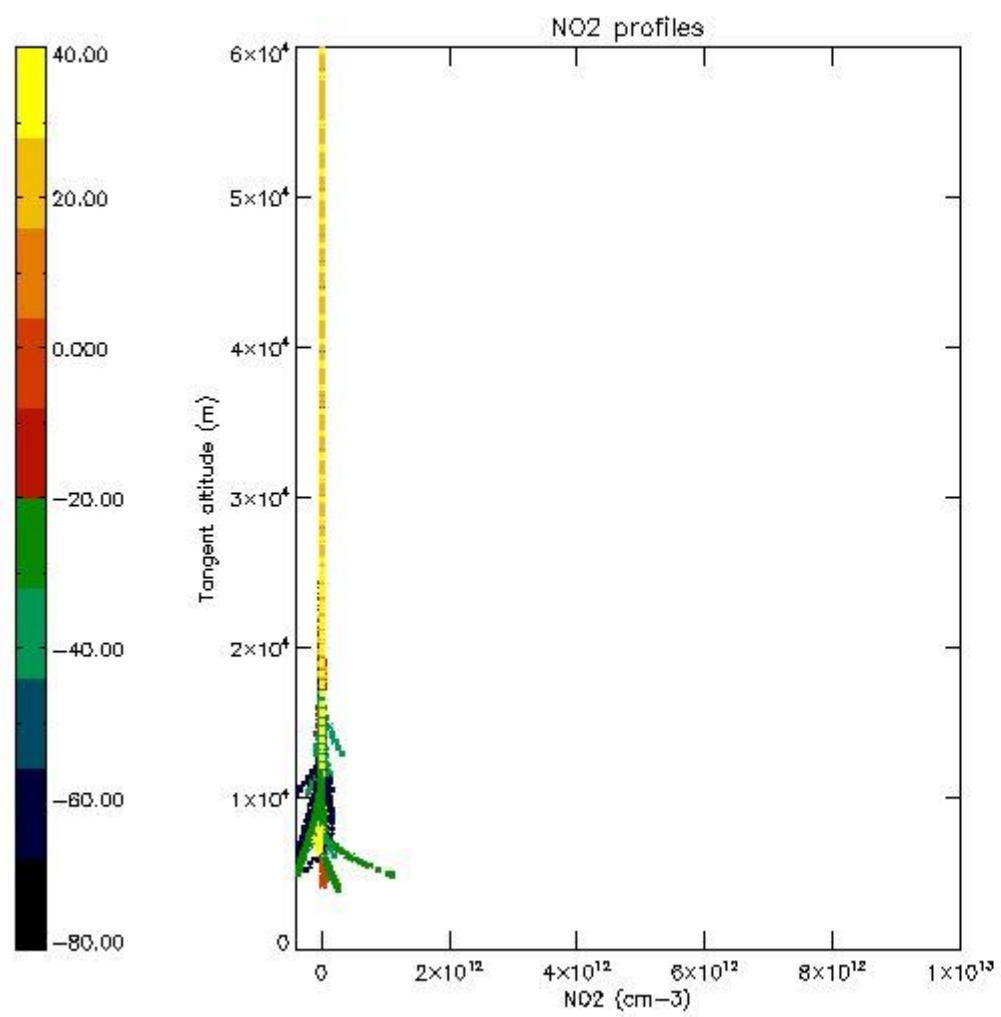
*5.5 Plot ozone profiles where  $STD < 5\%$  (dark without errors)*

The colorbar represents the latitude.



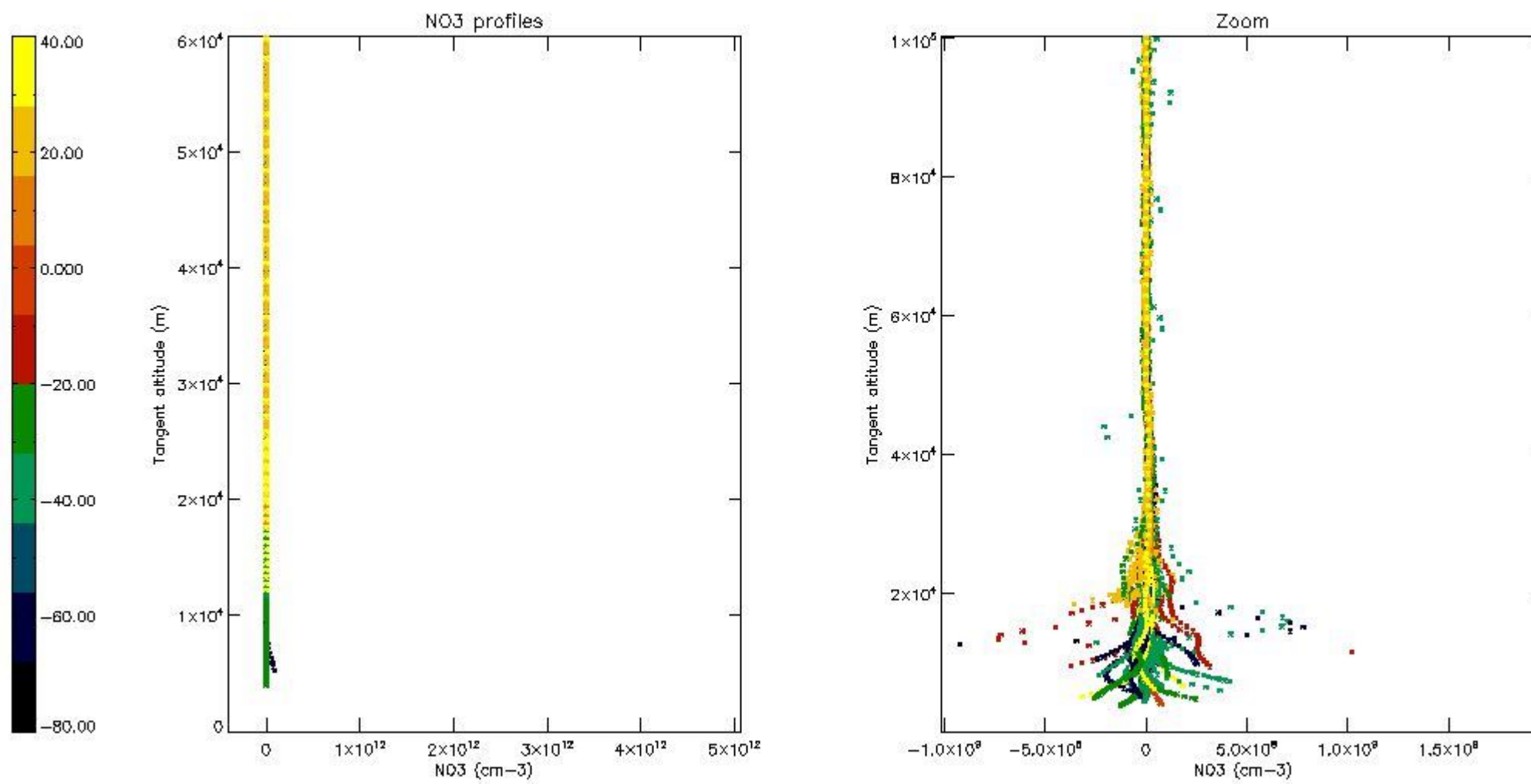
*5.6 Plot NO<sub>2</sub> profiles for all STD (dark without errors)*

The colorbar represents the latitude.



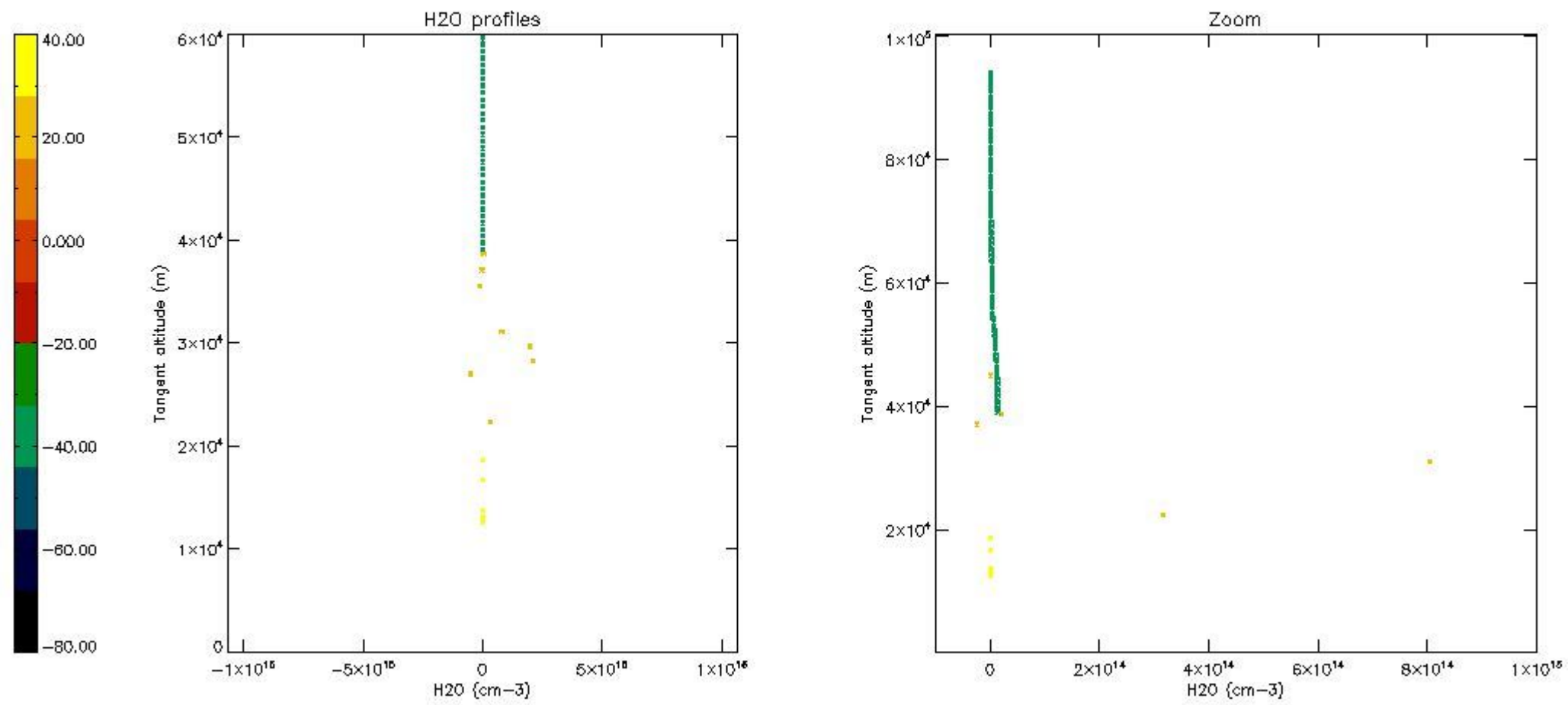
*5.7 Plot NO<sub>3</sub> profiles for all STD (dark without errors)*

The colorbar represents the latitude.



5.8 Plot H<sub>2</sub>O profiles for all STD (only for occultations of stars 1,2,3,4,13,14,16,26,63 dark without errors)

The colorbar represents the latitude.



## 6. Auxiliary Data Files used for the production reported in section 2

The number reported in the third column indicates since which file (see list in section 2) the corresponding auxiliary file has been used. The fourth column is the date of those product files.

Type	Auxiliary Filename	Used since product	Used since product date
INST_PHYS_CHARACTERISTICS	GOM_INS_AXVIEC20091111_143220_20030716_120000_20500101_000000	1	11-OCT-2004 00:04:49
LEVEL-2_PROC_CONFIG	GOM_PR2_AXVIEC20091111_152718_20020301_000000_20500101_000000	1	11-OCT-2004 00:04:49
CROSS_SECTIONS_FILE	GOM_CRS_AXVIEC20091111_154832_20020301_000000_20500101_000000	1	11-OCT-2004 00:04:49

# GOMOS Level 2 Daily Report

## SUMMARY

### [1. General Info](#)

### [2. Summary of processed GOM\\_NL\\_2P products](#)

### [3. Level 2 Quality information per product](#)

#### [3.1 Plot of level 2 quality information per product \(time dependant\)](#)

#### [3.2 Plot of level 2 quality information per product \(world map\)](#)

### [4. Level 1 Quality information per product \(stored on level 2 products\)](#)

#### [4.1 Plot of level 1 quality information per product \(time dependant\)](#)

##### [4.1.1 Plot of level 1 quality information per product \(time dependant\): ASCENDING](#)

##### [4.1.2 Plot of level 1 quality information per product \(time dependant\): DESCENDING](#)

#### [4.2 Plot of level 1 quality information per product \(world map\)](#)

##### [4.2.1 Plot of level 1 quality information per product \(world map\): ASCENDING](#)

##### [4.2.2 Plot of level 1 quality information per product \(world map\): DESCENDING](#)

### [5. Ozone profiles based on quality statistics and other trace gas profiles](#)

#### [5.1 Ozone statistics based on quality of products](#)

#### [5.2 Plot ozone profiles for all STD \(dark without errors\)](#)

#### [5.3 Plot ozone profiles where STD < 20% \(dark without errors\)](#)

#### [5.4. Plot ozone profiles where STD < 10% \(dark without errors\)](#)

#### [5.5. Plot ozone profiles where STD < 5% \(dark without errors\)](#)

#### [5.6 Plot NO2 profiles for all STD \(dark without errors\)](#)

#### [5.7 Plot NO3 profiles for all STD \(dark without errors\)](#)

#### [5.8 Plot H2O profiles \(only for occultations of stars 1,2,3,4,13,14,16,26,63 dark without errors\) for all STD](#)

### [6. Auxiliary Data Files used for the production reported in section 2](#)

This report presents the daily analysis on parameters extracted from GOMOS level 2 data (GOM\_NL\_\_2P). It is intended to monitor some important parameters that will impact the quality of these products. A list of level 2 products (and content) that have arrived during the reporting day to the PCF is also given.

Item	Value
Time of report generation	19APR2013 13:01:01
Data source version	GOMOS/6.01
Start time of products	11-10-2004 (11OCT2004 00:00:00)
Stop time of products	12-10-2004 (12OCT2004 00:00:00)
Store outputs in DB	Yes
Nb of level 2 prods	385
Nb of prods with errors	0

## 2. Summary of processed GOM\_NL\_\_2P products.

Nr	Filename	UTC Start time	Limb	Duration	Star Id	Star Name	Star Mag	Star Temp	Nb Meas	Orbit	Prod. error
1	GOM_NL__2PRFIN20041011_000449_000000402031_00088_13669_4887.N1	11-OCT-2004 00:04:49	Dark	39.500	143	Alp Hyi	2.8570	7200.0	79	13669	No
2	GOM_NL__2PRFIN20041011_000615_000000482031_00088_13669_4888.N1	11-OCT-2004 00:06:15	Dark	48.000	9	Alp Eri	0.45300	24000.	96	13669	No
3	GOM_NL__2PRFIN20041011_000836_000000522031_00088_13669_4889.N1	11-OCT-2004 00:08:36	Straylight	51.500	157	The1Eri	2.9060	9300.0	103	13669	No
4	GOM_NL__2PRFIN20041011_001123_000000422031_00088_13669_4890.N1	11-OCT-2004 00:11:23	Straylight	41.500	84	Alp Phe	2.3970	4500.0	83	13669	No
5	GOM_NL__2PRFIN20041011_001801_000000532031_00088_13669_4891.N1	11-OCT-2004 00:18:01	Straylight	52.500	52	16Bet Cet	2.0370	4500.0	105	13669	No
6	GOM_NL__2PRFIN20041011_001946_000001532031_00088_13669_4892.N1	11-OCT-2004 00:19:46	Bright	153.00	165	34Gam Eri	2.9500	3200.0	306	13669	No
7	GOM_NL__2PRFIN20041011_002753_000000382031_00088_13669_4893.N1	11-OCT-2004 00:27:53	Bright	38.000	140	88Gam Peg	2.8340	26000.	76	13669	No
8	GOM_NL__2PRFIN20041011_003144_000000412031_00088_13669_4894.N1	11-OCT-2004 00:31:44	Bright	41.000	93	53Bet Peg	2.5200	3100.0	82	13669	No
9	GOM_NL__2PRFIN20041011_003444_000000452031_00088_13669_4895.N1	11-OCT-2004 00:34:44	Bright	45.000	53	43Bet And	2.0480	3300.0	90	13669	No
10	GOM_NL__2PRFIN20041011_003649_000000522031_00088_13669_4896.N1	11-OCT-2004 00:36:49	Bright	52.000	173	4Bet Tri	3.0040	8900.0	104	13669	No
11	GOM_NL__2PRFIN20041011_003832_000000532031_00088_13669_4897.N1	11-OCT-2004 00:38:32	Bright	53.000	73	57Gam1And	2.2600	13100.	106	13669	No
12	GOM_NL__2PRFIN20041011_004029_000000392031_00088_13669_4898.N1	11-OCT-2004 00:40:29	Bright	39.000	74	11Bet Cas	2.2680	6600.0	78	13669	No
13	GOM_NL__2PRFIN20041011_004155_000000422031_00088_13669_4899.N1	11-OCT-2004 00:41:55	Bright	41.500	110	37Del Cas	2.6780	8900.0	83	13669	No
14	GOM_NL__2PRFIN20041011_004401_000000482031_00088_13669_4900.N1	11-OCT-2004 00:44:01	Bright	48.000	160	23Gam Per	2.9300	4700.0	96	13669	No
15	GOM_NL__2PRFIN20041011_004548_000000562031_00088_13669_4901.N1	11-OCT-2004 00:45:48	Bright	56.000	175	39Del Per	3.0100	19400.	112	13669	No
16	GOM_NL__2PRFIN20041011_004852_000000382031_00088_13669_4902.N1	11-OCT-2004 00:48:52	Bright	38.000	49	1Alp UMi	1.9900	6300.0	76	13669	No
17	GOM_NL__2PRFIN20041011_005136_000000402031_00088_13669_4903.N1	11-OCT-2004 00:51:36	Bright	40.000	60	7Bet UMi	2.0810	3950.0	80	13669	No
18	GOM_NL__2PRFIN20041011_005359_000000822031_00088_13669_4904.N1	11-OCT-2004 00:53:59	Bright	82.000	6	13Alp Aur	0.080000	3400.0	164	13669	No
19	GOM_NL__2PRFIN20041011_005703_000000402031_00088_13669_4905.N1	11-OCT-2004 00:57:03	Bright	40.000	36	50Alp UMa	1.8000	6300.0	80	13669	No
20	GOM_NL__2PRFIN20041011_005836_000000392031_00088_13669_4906.N1	11-OCT-2004 00:58:36	Bright	38.500	82	48Bet UMa	2.3650	10600.	77	13669	No
21	GOM_NL__2PRFIN20041011_010155_000000382031_00088_13669_4907.N1	11-OCT-2004 01:01:55	Bright	38.000	174	52Psi UMa	3.0040	4400.0	76	13669	No
22	GOM_NL__2PRFIN20041011_010917_000000892031_00088_13669_4908.N1	11-OCT-2004 01:09:17	Bright	89.000	17	78Bet Gem	1.1610	4500.0	178	13669	No
23	GOM_NL__2PRFIN20041011_011156_000000492031_00088_13669_4909.N1	11-OCT-2004 01:11:56	Bright	49.000	22	32Alp Leo	1.3600	15200.	98	13669	No
24	GOM_NL__2PRFIN20041011_011859_000000592031_00088_13669_4910.N1	11-OCT-2004 01:18:59	Dark	59.000	48	30Alp Hya	1.9770	4100.0	118	13669	No
25	GOM_NL__2PRFIN20041011_012123_000001222031_00088_13669_4911.N1	11-OCT-2004 01:21:23	Dark	122.00	8	10Alp CMi	0.40000	6500.0	244	13669	No
26	GOM_NL__2PRFIN20041011_012835_000000482031_00088_13669_4912.N1	11-OCT-2004 01:28:35	Dark	47.500	65	Lam Vel	2.2040	4400.0	95	13669	No
27	GOM_NL__2PRFIN20041011_013200_000000422031_00088_13669_4913.N1	11-OCT-2004 01:32:00	Dark	42.000	71	lot Car	2.2460	7700.0	84	13669	No
28	GOM_NL__2PRFIN20041011_013346_000000672031_00089_13670_4884.N1	11-OCT-2004 01:33:46	Dark	66.500	23	21Eps CMa	1.5020	26000.	133	13670	No
29	GOM_NL__2PRFIN20041011_013707_000000472031_00089_13670_4885.N1	11-OCT-2004 01:37:07	Dark	47.000	2	Alp Car	-0.73600	7000.0	94	13670	No
30	GOM_NL__2PRFIN20041011_013909_000001342031_00089_13670_4886.N1	11-OCT-2004 01:39:09	Dark	134.00	47	2Bet CMa	1.9760	28000.	268	13670	No
31	GOM_NL__2PRFIN20041011_014527_000000402031_00089_13670_4887.N1	11-OCT-2004 01:45:27	Dark	40.000	143	Alp Hyi	2.8570	7200.0	80	13670	No
32	GOM_NL__2PRFIN20041011_014651_000000462031_00089_13670_4888.N1	11-OCT-2004 01:46:51	Dark	46.000	9	Alp Eri	0.45300	24000.	92	13670	No
33	GOM_NL__2PRFIN20041011_014912_000000482031_00089_13670_4889.N1	11-OCT-2004 01:49:12	Straylight	48.000	157	The1Eri	2.9060	9300.0	96	13670	No
34	GOM_NL__2PRFIN20041011_015200_000000432031_00089_13670_4890.N1	11-OCT-2004 01:52:00	Straylight	43.000	84	Alp Phe	2.3970	4500.0	86	13670	No
35	GOM_NL__2PRFIN20041011_015839_000000492031_00089_13670_4891.N1	11-OCT-2004 01:58:39	Straylight	48.500	52	16Bet Cet	2.0370	4500.0	97	13670	No
36	GOM_NL__2PRFIN20041011_020022_000001642031_00089_13670_4892.N1	11-OCT-2004 02:00:22	Bright	164.00	165	34Gam Eri	2.9500	3200.0	328	13670	No
37	GOM_NL__2PRFIN20041011_020826_000000422031_00089_13670_4893.N1	11-OCT-2004 02:08:26	Bright	42.000	140	88Gam Peg	2.8340	26000.	84	13670	No
38	GOM_NL__2PRFIN20041011_021219_000000392031_00089_13670_4894.N1	11-OCT-2004 02:12:19	Bright	38.500	93	53Bet Peg	2.5200	3100.0	77	13670	No
39	GOM_NL__2PRFIN20041011_021520_000000452031_00089_13670_4895.N1	11-OCT-2004 02:15:20	Bright	45.000	53	43Bet And	2.0480	3300.0	90	13670	No
40	GOM_NL__2PRFIN20041011_021725_000000502031_00089_13670_4896.N1	11-OCT-2004 02:17:25	Bright	49.500	173	4Bet Tri	3.0040	8900.0	99	13670	No
41	GOM_NL__2PRFIN20041011_021910_000000482031_00089_13670_4897.N1	11-OCT-2004 02:19:10	Bright	47.500	73	57Gam1And	2.2600	13100.	95	13670	No
42	GOM_NL__2PRFIN20041011_022104_000000392031_00089_13670_4898.N1	11-OCT-2004 02:21:04	Bright	39.000	74	11Bet Cas	2.2680	6600.0	78	13670	No

43	GOM_NL__2PRFIN20041011_022230_000000402031_00089_13670_4899.N1	11-OCT-2004 02:22:30	Bright	39.500	110	37Del Cas	2.6780	8900.0	79	13670	No
44	GOM_NL__2PRFIN20041011_022437_000000472031_00089_13670_4900.N1	11-OCT-2004 02:24:37	Bright	46.500	160	23Gam Per	2.9300	4700.0	93	13670	No
45	GOM_NL__2PRFIN20041011_022623_000000572031_00089_13670_4901.N1	11-OCT-2004 02:26:23	Bright	56.500	175	39Del Per	3.0100	19400.	113	13670	No
46	GOM_NL__2PRFIN20041011_022927_000000392031_00089_13670_4902.N1	11-OCT-2004 02:29:27	Bright	39.000	49	1Alp UMi	1.9900	6300.0	78	13670	No
47	GOM_NL__2PRFIN20041011_023212_000000392031_00089_13670_4903.N1	11-OCT-2004 02:32:12	Bright	39.000	60	7Bet UMi	2.0810	3950.0	78	13670	No
48	GOM_NL__2PRFIN20041011_023434_000000832031_00089_13670_4904.N1	11-OCT-2004 02:34:34	Bright	83.000	6	13Alp Aur	0.080000	3400.0	166	13670	No
49	GOM_NL__2PRFIN20041011_023739_000000392031_00089_13670_4905.N1	11-OCT-2004 02:37:39	Bright	38.500	36	50Alp UMa	1.8000	6300.0	77	13670	No
50	GOM_NL__2PRFIN20041011_023912_000000382031_00089_13670_4906.N1	11-OCT-2004 02:39:12	Bright	38.000	82	48Bet UMa	2.3650	10600.	76	13670	No
51	GOM_NL__2PRFIN20041011_024231_000000392031_00089_13670_4907.N1	11-OCT-2004 02:42:31	Bright	38.500	174	52Psi UMa	3.0040	4400.0	77	13670	No
52	GOM_NL__2PRFIN20041011_024953_000000872031_00089_13670_4908.N1	11-OCT-2004 02:49:53	Bright	87.000	17	78Bet Gem	1.1610	4500.0	174	13670	No
53	GOM_NL__2PRFIN20041011_025232_000000412031_00089_13670_4909.N1	11-OCT-2004 02:52:32	Bright	40.500	22	32Alp Leo	1.3600	15200.	81	13670	No
54	GOM_NL__2PRFIN20041011_025935_000000542031_00089_13670_4910.N1	11-OCT-2004 02:59:35	Dark	54.000	48	30Alp Hya	1.9770	4100.0	108	13670	No
55	GOM_NL__2PRFIN20041011_030201_000001102031_00089_13670_4911.N1	11-OCT-2004 03:02:01	Dark	110.00	8	10Alp CMi	0.40000	6500.0	220	13670	No
56	GOM_NL__2PRFIN20041011_030912_000000462031_00089_13670_4912.N1	11-OCT-2004 03:09:12	Dark	46.000	65	Lam Vel	2.2040	4400.0	92	13670	No
57	GOM_NL__2PRFIN20041011_031212_000000532031_00089_13670_4913.N1	11-OCT-2004 03:12:12	Dark	52.500	34	Gam2Vel	1.7930	23000.	105	13670	No
58	GOM_NL__2PRFIN20041011_031336_000000562031_00090_13671_4884.N1	11-OCT-2004 03:13:36	Dark	55.500	117	Pi Pup	2.7060	3800.0	111	13671	No
59	GOM_NL__2PRFIN20041011_031744_000000502031_00090_13671_4885.N1	11-OCT-2004 03:17:44	Dark	50.000	2	Alp Car	-0.73600	7000.0	100	13671	No
60	GOM_NL__2PRFIN20041011_031948_000001332031_00090_13671_4886.N1	11-OCT-2004 03:19:48	Dark	133.00	47	2Bet CMa	1.9760	28000.	266	13671	No
61	GOM_NL__2PRFIN20041011_032603_000000402031_00090_13671_4887.N1	11-OCT-2004 03:26:03	Dark	39.500	143	Alp Hyi	2.8570	7200.0	79	13671	No
62	GOM_NL__2PRFIN20041011_032729_000000452031_00090_13671_4888.N1	11-OCT-2004 03:27:29	Dark	45.000	9	Alp Eri	0.45300	24000.	90	13671	No
63	GOM_NL__2PRFIN20041011_032948_000000492031_00090_13671_4889.N1	11-OCT-2004 03:29:48	Straylight	48.500	157	The1Eri	2.9060	9300.0	97	13671	No
64	GOM_NL__2PRFIN20041011_033236_000000442031_00090_13671_4890.N1	11-OCT-2004 03:32:36	Straylight	44.000	84	Alp Phe	2.3970	4500.0	88	13671	No
65	GOM_NL__2PRFIN20041011_033915_000000492031_00090_13671_4891.N1	11-OCT-2004 03:39:15	Straylight	48.500	52	16Bet Cet	2.0370	4500.0	97	13671	No
66	GOM_NL__2PRFIN20041011_034057_000001632031_00090_13671_4892.N1	11-OCT-2004 03:40:57	Bright	163.00	165	34Gam Eri	2.9500	3200.0	326	13671	No
67	GOM_NL__2PRFIN20041011_034905_000000402031_00090_13671_4893.N1	11-OCT-2004 03:49:05	Bright	39.500	140	88Gam Peg	2.8340	26000.	79	13671	No
68	GOM_NL__2PRFIN20041011_035256_000000402031_00090_13671_4894.N1	11-OCT-2004 03:52:56	Bright	39.500	93	53Bet Peg	2.5200	3100.0	79	13671	No
69	GOM_NL__2PRFIN20041011_035555_000000472031_00090_13671_4895.N1	11-OCT-2004 03:55:55	Bright	46.500	53	43Bet And	2.0480	3300.0	93	13671	No
70	GOM_NL__2PRFIN20041011_035800_000000502031_00090_13671_4896.N1	11-OCT-2004 03:58:00	Bright	49.500	173	4Bet Tri	3.0040	8900.0	99	13671	No
71	GOM_NL__2PRFIN20041011_035944_000000482031_00090_13671_4897.N1	11-OCT-2004 03:59:44	Bright	47.500	73	57Gam1And	2.2600	13100.	95	13671	No
72	GOM_NL__2PRFIN20041011_040140_000000402031_00090_13671_4898.N1	11-OCT-2004 04:01:40	Bright	39.500	74	11Bet Cas	2.2680	6600.0	79	13671	No
73	GOM_NL__2PRFIN20041011_040306_000000412031_00090_13671_4899.N1	11-OCT-2004 04:03:06	Bright	41.000	110	37Del Cas	2.6780	8900.0	82	13671	No
74	GOM_NL__2PRFIN20041011_040511_000000502031_00090_13671_4900.N1	11-OCT-2004 04:05:11	Bright	50.000	160	23Gam Per	2.9300	4700.0	100	13671	No
75	GOM_NL__2PRFIN20041011_040658_000000562031_00090_13671_4901.N1	11-OCT-2004 04:06:58	Bright	56.000	175	39Del Per	3.0100	19400.	112	13671	No
76	GOM_NL__2PRFIN20041011_041004_000000392031_00090_13671_4902.N1	11-OCT-2004 04:10:04	Bright	39.000	49	1Alp UMi	1.9900	6300.0	78	13671	No
77	GOM_NL__2PRFIN20041011_041248_000000392031_00090_13671_4903.N1	11-OCT-2004 04:12:48	Bright	38.500	60	7Bet UMi	2.0810	3950.0	77	13671	No
78	GOM_NL__2PRFIN20041011_041508_000001142031_00090_13671_4904.N1	11-OCT-2004 04:15:08	Bright	114.00	6	13Alp Aur	0.080000	3400.0	228	13671	No
79	GOM_NL__2PRFIN20041011_041814_000000412031_00090_13671_4905.N1	11-OCT-2004 04:18:14	Bright	40.500	36	50Alp UMa	1.8000	6300.0	81	13671	No
80	GOM_NL__2PRFIN20041011_041948_000000382031_00090_13671_4906.N1	11-OCT-2004 04:19:48	Bright	38.000	82	48Bet UMa	2.3650	10600.	76	13671	No
81	GOM_NL__2PRFIN20041011_042307_000000522031_00090_13671_4907.N1	11-OCT-2004 04:23:07	Bright	52.000	174	52Psi UMa	3.0040	4400.0	104	13671	No
82	GOM_NL__2PRFIN20041011_043029_000000902031_00090_13671_4908.N1	11-OCT-2004 04:30:29	Bright	89.500	17	78Bet Gem	1.1610	4500.0	179	13671	No
83	GOM_NL__2PRFIN20041011_043308_000000552031_00090_13671_4909.N1	11-OCT-2004 04:33:08	Bright	55.000	22	32Alp Leo	1.3600	15200.	110	13671	No
84	GOM_NL__2PRFIN20041011_044012_000000552031_00090_13671_4910.N1	11-OCT-2004 04:40:12	Dark	54.500	48	30Alp Hya	1.9770	4100.0	109	13671	No
85	GOM_NL__2PRFIN20041011_044239_000001302031_00090_13671_4911.N1	11-OCT-2004 04:42:39	Dark	130.00	8	10Alp CMi	0.40000	6500.0	260	13671	No
86	GOM_NL__2PRFIN20041011_044949_000000472031_00090_13671_4912.N1	11-OCT-2004 04:49:49	Dark	46.500	65	Lam Vel	2.2040	4400.0	93	13671	No
87	GOM_NL__2PRFIN20041011_045250_000000482031_00090_13671_4913.N1	11-OCT-2004 04:52:50	Dark	47.500	34	Gam2Vel	1.7930	23000.	95	13671	No
88	GOM_NL__2PRFIN20041011_045413_000000672031_00091_13672_4884.N1	11-OCT-2004 04:54:13	Dark	66.500	117	Pi Pup	2.7060	3800.0	133	13672	No
89	GOM_NL__2PRFIN20041011_045822_000000522031_00091_13672_4885.N1	11-OCT-2004 04:58:22	Dark	51.500	2	Alp Car	-0.73600	7000.0	103	13672	No
90	GOM_NL__2PRFIN20041011_050027_000001332031_00091_13672_4886.N1	11-OCT-2004 05:00:27	Dark	133.00	47	2Bet CMa	1.9760	28000.	266	13672	No
91	GOM_NL__2PRFIN20041011_050639_000000402031_00091_13672_4887.N1	11-OCT-2004 05:06:39	Dark	39.500	143	Alp Hyi	2.8570	7200.0	79	13672	No
92	GOM_NL__2PRFIN20041011_050806_000000512031_00091_13672_4888.N1	11-OCT-2004 05:08:06	Dark	51.000	9	Alp Eri	0.45300	24000.	102	13672	No
93	GOM_NL__2PRFIN20041011_051026_000000482031_00091_13672_4889.N1	11-OCT-2004 05:10:26	Straylight	48.000	157	The1Eri	2.9060	9300.0	96	13672	No
94	GOM_NL__2PRFIN20041011_051313_000000432031_00091_13672_4890.N1	11-OCT-2004 05:13:13	Straylight	42.500	84	Alp Phe	2.3970	4500.0	85	13672	No
95	GOM_NL__2PRFIN20041011_051952_000000482031_00091_13672_4891.N1	11-OCT-2004 05:19:52	Straylight	48.000	52	16Bet Cet	2.0370	4500.0	96	13672	No
96	GOM_NL__2PRFIN20041011_052132_000001622031_00091_13672_4892.N1	11-OCT-2004 05:21:32	Bright	161.50	165	34Gam Eri	2.9500	3200.0	323	13672	No
97	GOM_NL__2PRFIN20041011_052941_000000402031_00091_13672_4893.N1	11-OCT-2004 05:29:41	Bright	39.500	140	88Gam Peg	2.8340	26000.	79	13672	No
98	GOM_NL__2PRFIN20041011_053332_000000392031_00091_13672_4894.N1	11-OCT-2004 05:33:32	Bright	39.000	93	53Bet Peg	2.5200	3100.0	78	13672	No
99	GOM_NL__2PRFIN20041011_053631_000000472031_00091_13672_4895.N1	11-OCT-2004 05:36:31	Bright	46.500	53	43Bet And	2.0480	3300.0	93	13672	No
100	GOM_NL__2PRFIN20041011_053835_000000512031_00091_13672_4896.N1	11-OCT-2004 05:38:35	Bright	51.000	173	4Bet Tri	3.0040	8900.0	102	13672	No
101	GOM_NL__2PRFIN20041011_054018_000000522031_00091_13672_4897.N1	11-OCT-2004 05:40:18	Bright	52.000	73	57Gam1And	2.2600	13100.	104	13672	No



102	GOM_NL__2PRFIN20041011_054217_000000392031_00091_13672_4898.N1	11-OCT-2004 05:42:17	Bright	39.000	74	11Bet Cas	2.2680	6600.0	78	13672	No
103	GOM_NL__2PRFIN20041011_054342_000000402031_00091_13672_4899.N1	11-OCT-2004 05:43:42	Bright	40.000	110	37Del Cas	2.6780	8900.0	80	13672	No
104	GOM_NL__2PRFIN20041011_054547_000000502031_00091_13672_4900.N1	11-OCT-2004 05:45:47	Bright	50.000	160	23Gam Per	2.9300	4700.0	100	13672	No
105	GOM_NL__2PRFIN20041011_054732_000000562031_00091_13672_4901.N1	11-OCT-2004 05:47:32	Bright	56.000	175	39Del Per	3.0100	19400.	112	13672	No
106	GOM_NL__2PRFIN20041011_055040_000000392031_00091_13672_4902.N1	11-OCT-2004 05:50:40	Bright	38.500	49	1Alp UMi	1.9900	6300.0	77	13672	No
107	GOM_NL__2PRFIN20041011_055325_000000382031_00091_13672_4903.N1	11-OCT-2004 05:53:25	Bright	37.500	60	7Bet UMi	2.0810	3950.0	75	13672	No
108	GOM_NL__2PRFIN20041011_055543_000000862031_00091_13672_4904.N1	11-OCT-2004 05:55:43	Bright	86.000	6	13Alp Aur	0.080000	3400.0	172	13672	No
109	GOM_NL__2PRFIN20041011_055851_000000372031_00091_13672_4905.N1	11-OCT-2004 05:58:51	Bright	36.500	36	50Alp UMa	1.8000	6300.0	73	13672	No
110	GOM_NL__2PRFIN20041011_060024_000000382031_00091_13672_4906.N1	11-OCT-2004 06:00:24	Bright	38.000	82	48Bet UMa	2.3650	10600.	76	13672	No
111	GOM_NL__2PRFIN20041011_060344_000000382031_00091_13672_4907.N1	11-OCT-2004 06:03:44	Bright	37.500	174	52Psi UMa	3.0040	4400.0	75	13672	No
112	GOM_NL__2PRFIN20041011_061106_000000882031_00091_13672_4908.N1	11-OCT-2004 06:11:06	Bright	88.000	17	78Bet Gem	1.1610	4500.0	176	13672	No
113	GOM_NL__2PRFIN20041011_061345_000000442031_00091_13672_4909.N1	11-OCT-2004 06:13:45	Bright	43.500	22	32Alp Leo	1.3600	15200.	87	13672	No
114	GOM_NL__2PRFIN20041011_062049_000000542031_00091_13672_4910.N1	11-OCT-2004 06:20:49	Dark	53.500	48	30Alp Hya	1.9770	4100.0	107	13672	No
115	GOM_NL__2PRFIN20041011_062317_000001242031_00091_13672_4911.N1	11-OCT-2004 06:23:17	Dark	123.50	8	10Alp CMi	0.40000	6500.0	247	13672	No
116	GOM_NL__2PRFIN20041011_063026_000000492031_00091_13672_4912.N1	11-OCT-2004 06:30:26	Dark	49.000	65	Lam Vel	2.2040	4400.0	98	13672	No
117	GOM_NL__2PRFIN20041011_063327_000000442031_00091_13672_4913.N1	11-OCT-2004 06:33:27	Dark	44.000	34	Gam2Vel	1.7930	23000.	88	13672	No
118	GOM_NL__2PRFIN20041011_063451_000000532031_00092_13673_4884.N1	11-OCT-2004 06:34:51	Dark	53.000	117	Pi Pup	2.7060	3800.0	106	13673	No
119	GOM_NL__2PRFIN20041011_063859_000000622031_00092_13673_4885.N1	11-OCT-2004 06:38:59	Dark	62.000	2	Alp Car	-0.73600	7000.0	124	13673	No
120	GOM_NL__2PRFIN20041011_064106_000001322031_00092_13673_4886.N1	11-OCT-2004 06:41:06	Dark	131.50	47	2Bet CMa	1.9760	28000.	263	13673	No
121	GOM_NL__2PRFIN20041011_064716_000000392031_00092_13673_4887.N1	11-OCT-2004 06:47:16	Dark	39.000	143	Alp Hyi	2.8570	7200.0	78	13673	No
122	GOM_NL__2PRFIN20041011_064842_000000462031_00092_13673_4888.N1	11-OCT-2004 06:48:42	Dark	46.000	9	Alp Eri	0.45300	24000.	92	13673	No
123	GOM_NL__2PRFIN20041011_065103_000000492031_00092_13673_4889.N1	11-OCT-2004 06:51:03	Straylight	49.000	157	The1Eri	2.9060	9300.0	98	13673	No
124	GOM_NL__2PRFIN20041011_065349_000000412031_00092_13673_4890.N1	11-OCT-2004 06:53:49	Straylight	41.000	84	Alp Phe	2.3970	4500.0	82	13673	No
125	GOM_NL__2PRFIN20041011_070028_000000492031_00092_13673_4891.N1	11-OCT-2004 07:00:28	Straylight	48.500	52	16Bet Cet	2.0370	4500.0	97	13673	No
126	GOM_NL__2PRFIN20041011_070207_000001682031_00092_13673_4892.N1	11-OCT-2004 07:02:07	Bright	168.00	165	34Gam Eri	2.9500	3200.0	336	13673	No
127	GOM_NL__2PRFIN20041011_071017_000000382031_00092_13673_4893.N1	11-OCT-2004 07:10:17	Bright	37.500	140	88Gam Peg	2.8340	26000.	75	13673	No
128	GOM_NL__2PRFIN20041011_071409_000000382031_00092_13673_4894.N1	11-OCT-2004 07:14:09	Bright	37.500	93	53Bet Peg	2.5200	3100.0	75	13673	No
129	GOM_NL__2PRFIN20041011_071707_000000412031_00092_13673_4895.N1	11-OCT-2004 07:17:07	Bright	41.000	53	43Bet And	2.0480	3300.0	82	13673	No
130	GOM_NL__2PRFIN20041011_071911_000000512031_00092_13673_4896.N1	11-OCT-2004 07:19:11	Bright	51.000	173	4Bet Tri	3.0040	8900.0	102	13673	No
131	GOM_NL__2PRFIN20041011_072055_000000522031_00092_13673_4897.N1	11-OCT-2004 07:20:55	Bright	51.500	73	57Gam1And	2.2600	13100.	103	13673	No
132	GOM_NL__2PRFIN20041011_072253_000000382031_00092_13673_4898.N1	11-OCT-2004 07:22:53	Bright	38.000	74	11Bet Cas	2.2680	6600.0	76	13673	No
133	GOM_NL__2PRFIN20041011_072418_000000402031_00092_13673_4899.N1	11-OCT-2004 07:24:18	Bright	40.000	110	37Del Cas	2.6780	8900.0	80	13673	No
134	GOM_NL__2PRFIN20041011_072622_000000492031_00092_13673_4900.N1	11-OCT-2004 07:26:22	Bright	49.000	160	23Gam Per	2.9300	4700.0	98	13673	No
135	GOM_NL__2PRFIN20041011_072807_000000562031_00092_13673_4901.N1	11-OCT-2004 07:28:07	Bright	56.000	175	39Del Per	3.0100	19400.	112	13673	No
136	GOM_NL__2PRFIN20041011_073117_000000372031_00092_13673_4902.N1	11-OCT-2004 07:31:17	Bright	37.000	49	1Alp UMi	1.9900	6300.0	74	13673	No
137	GOM_NL__2PRFIN20041011_073400_000000402031_00092_13673_4903.N1	11-OCT-2004 07:34:00	Bright	39.500	60	7Bet UMi	2.0810	3950.0	79	13673	No
138	GOM_NL__2PRFIN20041011_073617_000000832031_00092_13673_4904.N1	11-OCT-2004 07:36:17	Bright	82.500	6	13Alp Aur	0.080000	3400.0	165	13673	No
139	GOM_NL__2PRFIN20041011_073927_000000392031_00092_13673_4905.N1	11-OCT-2004 07:39:27	Bright	38.500	36	50Alp UMa	1.8000	6300.0	77	13673	No
140	GOM_NL__2PRFIN20041011_074100_000000382031_00092_13673_4906.N1	11-OCT-2004 07:41:00	Bright	37.500	82	48Bet UMa	2.3650	10600.	75	13673	No
141	GOM_NL__2PRFIN20041011_074420_000000372031_00092_13673_4907.N1	11-OCT-2004 07:44:20	Bright	36.500	174	52Psi UMa	3.0040	4400.0	73	13673	No
142	GOM_NL__2PRFIN20041011_075143_000000852031_00092_13673_4908.N1	11-OCT-2004 07:51:43	Bright	85.000	17	78Bet Gem	1.1610	4500.0	170	13673	No
143	GOM_NL__2PRFIN20041011_075421_000000422031_00092_13673_4909.N1	11-OCT-2004 07:54:21	Bright	41.500	22	32Alp Leo	1.3600	15200.	83	13673	No
144	GOM_NL__2PRFIN20041011_080125_000000572031_00092_13673_4910.N1	11-OCT-2004 08:01:25	Dark	56.500	48	30Alp Hya	1.9770	4100.0	113	13673	No
145	GOM_NL__2PRFIN20041011_080355_000001162031_00092_13673_4911.N1	11-OCT-2004 08:03:55	Dark	115.50	8	10Alp CMi	0.40000	6500.0	231	13673	No
146	GOM_NL__2PRFIN20041011_081102_000000492031_00092_13673_4912.N1	11-OCT-2004 08:11:02	Dark	48.500	65	Lam Vel	2.2040	4400.0	97	13673	No
147	GOM_NL__2PRFIN20041011_081403_000000502031_00092_13673_4913.N1	11-OCT-2004 08:14:03	Dark	50.000	34	Gam2Vel	1.7930	23000.	100	13673	No
148	GOM_NL__2PRFIN20041011_081528_000000582031_00093_13674_4884.N1	11-OCT-2004 08:15:28	Dark	57.500	117	Pi Pup	2.7060	3800.0	115	13674	No
149	GOM_NL__2PRFIN20041011_081936_000000542031_00093_13674_4885.N1	11-OCT-2004 08:19:36	Dark	54.000	2	Alp Car	-0.73600	7000.0	108	13674	No
150	GOM_NL__2PRFIN20041011_082145_000001322031_00093_13674_4886.N1	11-OCT-2004 08:21:45	Dark	131.50	47	2Bet CMa	1.9760	28000.	263	13674	No
151	GOM_NL__2PRFIN20041011_082752_000000402031_00093_13674_4887.N1	11-OCT-2004 08:27:52	Dark	40.000	143	Alp Hyi	2.8570	7200.0	80	13674	No
152	GOM_NL__2PRFIN20041011_082919_000000512031_00093_13674_4888.N1	11-OCT-2004 08:29:19	Dark	50.500	9	Alp Eri	0.45300	24000.	101	13674	No
153	GOM_NL__2PRFIN20041011_083139_000000482031_00093_13674_4889.N1	11-OCT-2004 08:31:39	Straylight	48.000	157	The1Eri	2.9060	9300.0	96	13674	No
154	GOM_NL__2PRFIN20041011_083425_000000412031_00093_13674_4890.N1	11-OCT-2004 08:34:25	Straylight	40.500	84	Alp Phe	2.3970	4500.0	81	13674	No
155	GOM_NL__2PRFIN20041011_084105_000000492031_00093_13674_4891.N1	11-OCT-2004 08:41:05	Straylight	48.500	52	16Bet Cet	2.0370	4500.0	97	13674	No
156	GOM_NL__2PRFIN20041011_084243_000001622031_00093_13674_4892.N1	11-OCT-2004 08:42:43	Bright	161.50	165	34Gam Eri	2.9500	3200.0	323	13674	No
157	GOM_NL__2PRFIN20041011_085053_000000392031_00093_13674_4893.N1	11-OCT-2004 08:50:53	Bright	38.500	140	88Gam Peg	2.8340	26000.	77	13674	No
158	GOM_NL__2PRFIN20041011_085445_000000392031_00093_13674_4894.N1	11-OCT-2004 08:54:45	Bright	38.500	93	53Bet Peg	2.5200	3100.0	77	13674	No
159	GOM_NL__2PRFIN20041011_085743_000000442031_00093_13674_4895.N1	11-OCT-2004 08:57:43	Bright	43.500	53	43Bet And	2.0480	3300.0	87	13674	No
160	GOM_NL__2PRFIN20041011_085945_000000512031_00093_13674_4896.N1	11-OCT-2004 08:59:45	Bright	51.000	173	4Bet Tri	3.0040	8900.0	102	13674	No

161	GOM_NL__2PRFIN20041011_090130_000000482031_00093_13674_4897.N1	11-OCT-2004 09:01:30	Bright	47.500	73	57Gam1And	2.2600	13100.	95	13674	No
162	GOM_NL__2PRFIN20041011_090328_000000372031_00093_13674_4898.N1	11-OCT-2004 09:03:28	Bright	37.000	74	11Bet Cas	2.2680	6600.0	74	13674	No
163	GOM_NL__2PRFIN20041011_090453_000000412031_00093_13674_4899.N1	11-OCT-2004 09:04:53	Bright	41.000	110	37Del Cas	2.6780	8900.0	82	13674	No
164	GOM_NL__2PRFIN20041011_090657_000000492031_00093_13674_4900.N1	11-OCT-2004 09:06:57	Bright	48.500	160	23Gam Per	2.9300	4700.0	97	13674	No
165	GOM_NL__2PRFIN20041011_090842_000000592031_00093_13674_4901.N1	11-OCT-2004 09:08:42	Bright	59.000	175	39Del Per	3.0100	19400.	118	13674	No
166	GOM_NL__2PRFIN20041011_091152_000000372031_00093_13674_4902.N1	11-OCT-2004 09:11:52	Bright	37.000	49	1Alp UMi	1.9900	6300.0	74	13674	No
167	GOM_NL__2PRFIN20041011_091437_000000392031_00093_13674_4903.N1	11-OCT-2004 09:14:37	Bright	39.000	60	7Bet UMi	2.0810	3950.0	78	13674	No
168	GOM_NL__2PRFIN20041011_091652_000000852031_00093_13674_4904.N1	11-OCT-2004 09:16:52	Bright	84.500	6	13Alp Aur	0.080000	3400.0	169	13674	No
169	GOM_NL__2PRFIN20041011_092003_000000372031_00093_13674_4905.N1	11-OCT-2004 09:20:03	Bright	36.500	36	50Alp UMa	1.8000	6300.0	73	13674	No
170	GOM_NL__2PRFIN20041011_092136_000000362031_00093_13674_4906.N1	11-OCT-2004 09:21:36	Bright	36.000	82	48Bet UMa	2.3650	10600.	72	13674	No
171	GOM_NL__2PRFIN20041011_092456_000000362031_00093_13674_4907.N1	11-OCT-2004 09:24:56	Bright	36.000	174	52Psi UMa	3.0040	4400.0	72	13674	No
172	GOM_NL__2PRFIN20041011_093219_000000892031_00093_13674_4908.N1	11-OCT-2004 09:32:19	Bright	88.500	17	78Bet Gem	1.1610	4500.0	177	13674	No
173	GOM_NL__2PRFIN20041011_093457_000000392031_00093_13674_4909.N1	11-OCT-2004 09:34:57	Bright	39.000	22	32Alp Leo	1.3600	15200.	78	13674	No
174	GOM_NL__2PRFIN20041011_094201_000000542031_00093_13674_4910.N1	11-OCT-2004 09:42:01	Dark	53.500	48	30Alp Hya	1.9770	4100.0	107	13674	No
175	GOM_NL__2PRFIN20041011_094433_000001252031_00093_13674_4911.N1	11-OCT-2004 09:44:33	Dark	124.50	8	10Alp CMi	0.40000	6500.0	249	13674	No
176	GOM_NL__2PRFIN20041011_095138_000000512031_00093_13674_4912.N1	11-OCT-2004 09:51:38	Dark	51.000	65	Lam Vel	2.2040	4400.0	102	13674	No
177	GOM_NL__2PRFIN20041011_095439_000000452031_00093_13674_4913.N1	11-OCT-2004 09:54:39	Dark	44.500	34	Gam2Vel	1.7930	23000.	89	13674	No
178	GOM_NL__2PRFIN20041011_095605_000000552031_00094_13675_4884.N1	11-OCT-2004 09:56:05	Dark	55.000	117	Pi Pup	2.7060	3800.0	110	13675	No
179	GOM_NL__2PRFIN20041011_095826_000001312031_00094_13675_4885.N1	11-OCT-2004 09:58:26	Dark	131.00	1	9Alp CMa	-1.4400	11000.	262	13675	No
180	GOM_NL__2PRFIN20041011_100225_000001322031_00094_13675_4886.N1	11-OCT-2004 10:02:25	Dark	132.00	47	2Bet CMa	1.9760	28000.	264	13675	No
181	GOM_NL__2PRFIN20041011_100827_000000402031_00094_13675_4887.N1	11-OCT-2004 10:08:27	Dark	40.000	143	Alp Hyi	2.8570	7200.0	80	13675	No
182	GOM_NL__2PRFIN20041011_100955_000000422031_00094_13675_4888.N1	11-OCT-2004 10:09:55	Dark	42.000	9	Alp Eri	0.45300	24000.	84	13675	No
183	GOM_NL__2PRFIN20041011_101215_000000482031_00094_13675_4889.N1	11-OCT-2004 10:12:15	Straylight	48.000	157	The1Eri	2.9060	9300.0	96	13675	No
184	GOM_NL__2PRFIN20041011_101501_000000442031_00094_13675_4890.N1	11-OCT-2004 10:15:01	Straylight	44.000	84	Alp Phe	2.3970	4500.0	88	13675	No
185	GOM_NL__2PRFIN20041011_102141_000000452031_00094_13675_4891.N1	11-OCT-2004 10:21:41	Straylight	45.000	52	16Bet Cet	2.0370	4500.0	90	13675	No
186	GOM_NL__2PRFIN20041011_103129_000000382031_00094_13675_4892.N1	11-OCT-2004 10:31:29	Bright	37.500	140	88Gam Peg	2.8340	26000.	75	13675	No
187	GOM_NL__2PRFIN20041011_103521_000000392031_00094_13675_4893.N1	11-OCT-2004 10:35:21	Bright	38.500	93	53Bet Peg	2.5200	3100.0	77	13675	No
188	GOM_NL__2PRFIN20041011_103818_000000442031_00094_13675_4894.N1	11-OCT-2004 10:38:18	Bright	43.500	53	43Bet And	2.0480	3300.0	87	13675	No
189	GOM_NL__2PRFIN20041011_104020_000000492031_00094_13675_4895.N1	11-OCT-2004 10:40:20	Bright	48.500	173	4Bet Tri	3.0040	8900.0	97	13675	No
190	GOM_NL__2PRFIN20041011_104204_000000492031_00094_13675_4896.N1	11-OCT-2004 10:42:04	Bright	48.500	73	57Gam1And	2.2600	13100.	97	13675	No
191	GOM_NL__2PRFIN20041011_104404_000000392031_00094_13675_4897.N1	11-OCT-2004 10:44:04	Bright	38.500	74	11Bet Cas	2.2680	6600.0	77	13675	No
192	GOM_NL__2PRFIN20041011_104528_000000422031_00094_13675_4898.N1	11-OCT-2004 10:45:28	Bright	41.500	110	37Del Cas	2.6780	8900.0	83	13675	No
193	GOM_NL__2PRFIN20041011_104732_000000502031_00094_13675_4899.N1	11-OCT-2004 10:47:32	Bright	49.500	160	23Gam Per	2.9300	4700.0	99	13675	No
194	GOM_NL__2PRFIN20041011_104917_000000562031_00094_13675_4900.N1	11-OCT-2004 10:49:17	Bright	56.000	175	39Del Per	3.0100	19400.	112	13675	No
195	GOM_NL__2PRFIN20041011_105227_000000392031_00094_13675_4901.N1	11-OCT-2004 10:52:27	Bright	39.000	49	1Alp UMi	1.9900	6300.0	78	13675	No
196	GOM_NL__2PRFIN20041011_105511_000000412031_00094_13675_4902.N1	11-OCT-2004 10:55:11	Bright	41.000	60	7Bet UMi	2.0810	3950.0	82	13675	No
197	GOM_NL__2PRFIN20041011_105727_000000852031_00094_13675_4903.N1	11-OCT-2004 10:57:27	Bright	85.000	6	13Alp Aur	0.080000	3400.0	170	13675	No
198	GOM_NL__2PRFIN20041011_110038_000000392031_00094_13675_4904.N1	11-OCT-2004 11:00:38	Bright	38.500	36	50Alp UMa	1.8000	6300.0	77	13675	No
199	GOM_NL__2PRFIN20041011_110211_000000362031_00094_13675_4905.N1	11-OCT-2004 11:02:11	Bright	36.000	82	48Bet UMa	2.3650	10600.	72	13675	No
200	GOM_NL__2PRFIN20041011_110531_000000382031_00094_13675_4906.N1	11-OCT-2004 11:05:31	Bright	37.500	174	52Psi UMa	3.0040	4400.0	75	13675	No
201	GOM_NL__2PRFIN20041011_111255_000000842031_00094_13675_4907.N1	11-OCT-2004 11:12:55	Bright	84.000	17	78Bet Gem	1.1610	4500.0	168	13675	No
202	GOM_NL__2PRFIN20041011_111533_000000412031_00094_13675_4908.N1	11-OCT-2004 11:15:33	Bright	40.500	22	32Alp Leo	1.3600	15200.	81	13675	No
203	GOM_NL__2PRFIN20041011_112238_000000512031_00094_13675_4909.N1	11-OCT-2004 11:22:38	Dark	51.000	48	30Alp Hya	1.9770	4100.0	102	13675	No
204	GOM_NL__2PRFIN20041011_112511_000001202031_00094_13675_4910.N1	11-OCT-2004 11:25:11	Dark	120.00	8	10Alp CMi	0.40000	6500.0	240	13675	No
205	GOM_NL__2PRFIN20041011_113214_000000502031_00094_13675_4911.N1	11-OCT-2004 11:32:14	Dark	49.500	65	Lam Vel	2.2040	4400.0	99	13675	No
206	GOM_NL__2PRFIN20041011_113516_000000452031_00094_13675_4912.N1	11-OCT-2004 11:35:16	Dark	44.500	34	Gam2Vel	1.7930	23000.	89	13675	No
207	GOM_NL__2PRFIN20041011_113642_000000572031_00095_13676_4904.N1	11-OCT-2004 11:36:42	Dark	57.000	117	Pi Pup	2.7060	3800.0	114	13676	No
208	GOM_NL__2PRFIN20041011_113905_000001112031_00095_13676_4905.N1	11-OCT-2004 11:39:05	Dark	110.50	1	9Alp CMa	-1.4400	11000.	221	13676	No
209	GOM_NL__2PRFIN20041011_114304_000001332031_00095_13676_4906.N1	11-OCT-2004 11:43:04	Dark	132.50	47	2Bet CMa	1.9760	28000.	265	13676	No
210	GOM_NL__2PRFIN20041011_114904_000000402031_00095_13676_4907.N1	11-OCT-2004 11:49:04	Dark	40.000	143	Alp Hyi	2.8570	7200.0	80	13676	No
211	GOM_NL__2PRFIN20041011_115030_000000462031_00095_13676_4908.N1	11-OCT-2004 11:50:30	Dark	46.000	9	Alp Eri	0.45300	24000.	92	13676	No
212	GOM_NL__2PRFIN20041011_115251_000000482031_00095_13676_4909.N1	11-OCT-2004 11:52:51	Straylight	47.500	157	The1Eri	2.9060	9300.0	95	13676	No
213	GOM_NL__2PRFIN20041011_115536_000000412031_00095_13676_4910.N1	11-OCT-2004 11:55:36	Straylight	41.000	84	Alp Phe	2.3970	4500.0	82	13676	No
214	GOM_NL__2PRFIN20041011_120216_000000542031_00095_13676_4911.N1	11-OCT-2004 12:02:16	Straylight	54.000	52	16Bet Cet	2.0370	4500.0	108	13676	No
215	GOM_NL__2PRFIN20041011_121204_000000392031_00095_13676_4912.N1	11-OCT-2004 12:12:04	Bright	38.500	140	88Gam Peg	2.8340	26000.	77	13676	No
216	GOM_NL__2PRFIN20041011_121556_000000412031_00095_13676_4913.N1	11-OCT-2004 12:15:56	Bright	41.000	93	53Bet Peg	2.5200	3100.0	82	13676	No
217	GOM_NL__2PRFIN20041011_121853_000000462031_00095_13676_4914.N1	11-OCT-2004 12:18:53	Bright	45.500	53	43Bet And	2.0480	3300.0	91	13676	No
218	GOM_NL__2PRFIN20041011_122055_000000522031_00095_13676_4915.N1	11-OCT-2004 12:20:55	Bright	51.500	173	4Bet Tri	3.0040	8900.0	103	13676	No
219	GOM_NL__2PRFIN20041011_122239_000000532031_00095_13676_4916.N1	11-OCT-2004 12:22:39	Bright	53.000	73	57Gam1And	2.2600	13100.	106	13676	No

220	GOM_NL__2PRFIN20041011_122439_000000402031_00095_13676_4917.N1	11-OCT-2004 12:24:39	Bright	39.500	74	11Bet Cas	2.2680	6600.0	79	13676	No
221	GOM_NL__2PRFIN20041011_122807_000000482031_00095_13676_4918.N1	11-OCT-2004 12:28:07	Bright	48.000	160	23Gam Per	2.9300	4700.0	96	13676	No
222	GOM_NL__2PRFIN20041011_122951_000000562031_00095_13676_4919.N1	11-OCT-2004 12:29:51	Bright	55.500	175	39Del Per	3.0100	19400.	111	13676	No
223	GOM_NL__2PRFIN20041011_123301_000000412031_00095_13676_4920.N1	11-OCT-2004 12:33:01	Bright	40.500	49	1Alp UMi	1.9900	6300.0	81	13676	No
224	GOM_NL__2PRFIN20041011_123549_000000412031_00095_13676_4921.N1	11-OCT-2004 12:35:49	Bright	40.500	60	7Bet UMi	2.0810	3950.0	81	13676	No
225	GOM_NL__2PRFIN20041011_123801_000000812031_00095_13676_4922.N1	11-OCT-2004 12:38:01	Bright	80.500	6	13Alp Aur	0.080000	3400.0	161	13676	No
226	GOM_NL__2PRFIN20041011_124115_000000402031_00095_13676_4923.N1	11-OCT-2004 12:41:15	Bright	39.500	36	50Alp UMa	1.8000	6300.0	79	13676	No
227	GOM_NL__2PRFIN20041011_124247_000000382031_00095_13676_4924.N1	11-OCT-2004 12:42:47	Bright	37.500	82	48Bet UMa	2.3650	10600.	75	13676	No
228	GOM_NL__2PRFIN20041011_124605_000000402031_00095_13676_4925.N1	11-OCT-2004 12:46:05	Bright	39.500	174	52Psi UMa	3.0040	4400.0	79	13676	No
229	GOM_NL__2PRFIN20041011_125332_000000832031_00095_13676_4926.N1	11-OCT-2004 12:53:32	Bright	83.000	17	78Bet Gem	1.1610	4500.0	166	13676	No
230	GOM_NL__2PRFIN20041011_125609_000000422031_00095_13676_4927.N1	11-OCT-2004 12:56:09	Bright	42.000	22	32Alp Leo	1.3600	15200.	84	13676	No
231	GOM_NL__2PRFIN20041011_130314_000000532031_00095_13676_4928.N1	11-OCT-2004 13:03:14	Dark	52.500	48	30Alp Hya	1.9770	4100.0	105	13676	No
232	GOM_NL__2PRFIN20041011_130550_000001352031_00095_13676_4929.N1	11-OCT-2004 13:05:50	Dark	134.50	8	10Alp CMi	0.40000	6500.0	269	13676	No
233	GOM_NL__2PRFIN20041011_131251_000000482031_00095_13676_4930.N1	11-OCT-2004 13:12:51	Dark	48.000	65	Lam Vel	2.2040	4400.0	96	13676	No
234	GOM_NL__2PRFIN20041011_131552_000000452031_00095_13676_4931.N1	11-OCT-2004 13:15:52	Dark	45.000	34	Gam2Vel	1.7930	23000.	90	13676	No
235	GOM_NL__2PRFIN20041011_131719_000000542031_00096_13677_4904.N1	11-OCT-2004 13:17:19	Dark	54.000	117	Pi Pup	2.7060	3800.0	108	13677	No
236	GOM_NL__2PRFIN20041011_131943_000001192031_00096_13677_4905.N1	11-OCT-2004 13:19:43	Dark	118.50	1	9Alp CMa	-1.4400	11000.	237	13677	No
237	GOM_NL__2PRFIN20041011_132343_000001352031_00096_13677_4906.N1	11-OCT-2004 13:23:43	Dark	135.00	47	2Bet CMa	1.9760	28000.	270	13677	No
238	GOM_NL__2PRFIN20041011_132939_000000422031_00096_13677_4907.N1	11-OCT-2004 13:29:39	Dark	41.500	143	Alp Hyi	2.8570	7200.0	83	13677	No
239	GOM_NL__2PRFIN20041011_133106_000000492031_00096_13677_4908.N1	11-OCT-2004 13:31:06	Dark	49.000	9	Alp Eri	0.45300	24000.	98	13677	No
240	GOM_NL__2PRFIN20041011_133327_000000492031_00096_13677_4909.N1	11-OCT-2004 13:33:27	Straylight	48.500	157	The1Eri	2.9060	9300.0	97	13677	No
241	GOM_NL__2PRFIN20041011_133613_000000442031_00096_13677_4910.N1	11-OCT-2004 13:36:13	Straylight	44.000	84	Alp Phe	2.3970	4500.0	88	13677	No
242	GOM_NL__2PRFIN20041011_134252_000000482031_00096_13677_4911.N1	11-OCT-2004 13:42:52	Straylight	47.500	52	16Bet Cet	2.0370	4500.0	95	13677	No
243	GOM_NL__2PRFIN20041011_135237_000000422031_00096_13677_4912.N1	11-OCT-2004 13:52:37	Bright	41.500	140	88Gam Peg	2.8340	26000.	83	13677	No
244	GOM_NL__2PRFIN20041011_135632_000000402031_00096_13677_4913.N1	11-OCT-2004 13:56:32	Bright	39.500	93	53Bet Peg	2.5200	3100.0	79	13677	No
245	GOM_NL__2PRFIN20041011_135928_000000442031_00096_13677_4914.N1	11-OCT-2004 13:59:28	Bright	43.500	53	43Bet And	2.0480	3300.0	87	13677	No
246	GOM_NL__2PRFIN20041011_140130_000000522031_00096_13677_4915.N1	11-OCT-2004 14:01:30	Bright	51.500	173	4Bet Tri	3.0040	8900.0	103	13677	No
247	GOM_NL__2PRFIN20041011_140316_000000502031_00096_13677_4916.N1	11-OCT-2004 14:03:16	Bright	49.500	73	57Gam1And	2.2600	13100.	99	13677	No
248	GOM_NL__2PRFIN20041011_140515_000000392031_00096_13677_4917.N1	11-OCT-2004 14:05:15	Bright	39.000	74	11Bet Cas	2.2680	6600.0	78	13677	No
249	GOM_NL__2PRFIN20041011_140639_000000412031_00096_13677_4918.N1	11-OCT-2004 14:06:39	Bright	41.000	110	37Del Cas	2.6780	8900.0	82	13677	No
250	GOM_NL__2PRFIN20041011_140843_000000492031_00096_13677_4919.N1	11-OCT-2004 14:08:43	Bright	48.500	160	23Gam Per	2.9300	4700.0	97	13677	No
251	GOM_NL__2PRFIN20041011_141026_000000562031_00096_13677_4920.N1	11-OCT-2004 14:10:26	Bright	55.500	175	39Del Per	3.0100	19400.	111	13677	No
252	GOM_NL__2PRFIN20041011_141340_000000362031_00096_13677_4921.N1	11-OCT-2004 14:13:40	Bright	36.000	49	1Alp UMi	1.9900	6300.0	72	13677	No
253	GOM_NL__2PRFIN20041011_141625_000000362031_00096_13677_4922.N1	11-OCT-2004 14:16:25	Bright	36.000	60	7Bet UMi	2.0810	3950.0	72	13677	No
254	GOM_NL__2PRFIN20041011_141836_000000802031_00096_13677_4923.N1	11-OCT-2004 14:18:36	Bright	80.000	6	13Alp Aur	0.080000	3400.0	160	13677	No
255	GOM_NL__2PRFIN20041011_142150_000000392031_00096_13677_4924.N1	11-OCT-2004 14:21:50	Bright	39.000	36	50Alp UMa	1.8000	6300.0	78	13677	No
256	GOM_NL__2PRFIN20041011_142323_000000522031_00096_13677_4925.N1	11-OCT-2004 14:23:23	Bright	52.000	82	48Bet UMa	2.3650	10600.	104	13677	No
257	GOM_NL__2PRFIN20041011_142644_000000522031_00096_13677_4926.N1	11-OCT-2004 14:26:44	Bright	52.000	174	52Psi UMa	3.0040	4400.0	104	13677	No
258	GOM_NL__2PRFIN20041011_143408_000000832031_00096_13677_4927.N1	11-OCT-2004 14:34:08	Bright	82.500	17	78Bet Gem	1.1610	4500.0	165	13677	No
259	GOM_NL__2PRFIN20041011_143646_000000422031_00096_13677_4928.N1	11-OCT-2004 14:36:46	Bright	42.000	22	32Alp Leo	1.3600	15200.	84	13677	No
260	GOM_NL__2PRFIN20041011_144351_000000602031_00096_13677_4929.N1	11-OCT-2004 14:43:51	Dark	60.000	48	30Alp Hya	1.9770	4100.0	120	13677	No
261	GOM_NL__2PRFIN20041011_144628_000001232031_00096_13677_4930.N1	11-OCT-2004 14:46:28	Dark	123.00	8	10Alp CMi	0.40000	6500.0	246	13677	No
262	GOM_NL__2PRFIN20041011_145327_000000502031_00096_13677_4931.N1	11-OCT-2004 14:53:27	Dark	49.500	65	Lam Vel	2.2040	4400.0	99	13677	No
263	GOM_NL__2PRFIN20041011_145628_000000532031_00096_13677_4932.N1	11-OCT-2004 14:56:28	Dark	52.500	34	Gam2Vel	1.7930	23000.	105	13677	No
264	GOM_NL__2PRFIN20041011_145756_000000632031_00097_13678_4904.N1	11-OCT-2004 14:57:56	Dark	63.000	117	Pi Pup	2.7060	3800.0	126	13678	No
265	GOM_NL__2PRFIN20041011_150022_000001262031_00097_13678_4905.N1	11-OCT-2004 15:00:22	Dark	126.00	1	9Alp CMa	-1.4400	11000.	252	13678	No
266	GOM_NL__2PRFIN20041011_150422_000001362031_00097_13678_4906.N1	11-OCT-2004 15:04:22	Dark	136.00	47	2Bet CMa	1.9760	28000.	272	13678	No
267	GOM_NL__2PRFIN20041011_151015_000000422031_00097_13678_4907.N1	11-OCT-2004 15:10:15	Dark	42.000	143	Alp Hyi	2.8570	7200.0	84	13678	No
268	GOM_NL__2PRFIN20041011_151143_000000472031_00097_13678_4908.N1	11-OCT-2004 15:11:43	Dark	46.500	9	Alp Eri	0.45300	24000.	93	13678	No
269	GOM_NL__2PRFIN20041011_151405_000000492031_00097_13678_4909.N1	11-OCT-2004 15:14:05	Straylight	49.000	157	The1Eri	2.9060	9300.0	98	13678	No
270	GOM_NL__2PRFIN20041011_151649_000000512031_00097_13678_4910.N1	11-OCT-2004 15:16:49	Straylight	51.000	84	Alp Phe	2.3970	4500.0	102	13678	No
271	GOM_NL__2PRFIN20041011_152328_000000492031_00097_13678_4911.N1	11-OCT-2004 15:23:28	Straylight	48.500	52	16Bet Cet	2.0370	4500.0	97	13678	No
272	GOM_NL__2PRFIN20041011_153313_000000422031_00097_13678_4912.N1	11-OCT-2004 15:33:13	Bright	42.000	140	88Gam Peg	2.8340	26000.	84	13678	No
273	GOM_NL__2PRFIN20041011_153709_000000382031_00097_13678_4913.N1	11-OCT-2004 15:37:09	Bright	38.000	93	53Bet Peg	2.5200	3100.0	76	13678	No
274	GOM_NL__2PRFIN20041011_154004_000000452031_00097_13678_4914.N1	11-OCT-2004 15:40:04	Bright	45.000	53	43Bet And	2.0480	3300.0	90	13678	No
275	GOM_NL__2PRFIN20041011_154205_000000502031_00097_13678_4915.N1	11-OCT-2004 15:42:05	Bright	49.500	173	4Bet Tri	3.0040	8900.0	99	13678	No
276	GOM_NL__2PRFIN20041011_154352_000000482031_00097_13678_4916.N1	11-OCT-2004 15:43:52	Bright	48.000	73	57Gam1And	2.2600	13100.	96	13678	No
277	GOM_NL__2PRFIN20041011_154551_000000392031_00097_13678_4917.N1	11-OCT-2004 15:45:51	Bright	39.000	74	11Bet Cas	2.2680	6600.0	78	13678	No
278	GOM_NL__2PRFIN20041011_154715_000000422031_00097_13678_4918.N1	11-OCT-2004 15:47:15	Bright	41.500	110	37Del Cas	2.6780	8900.0	83	13678	No

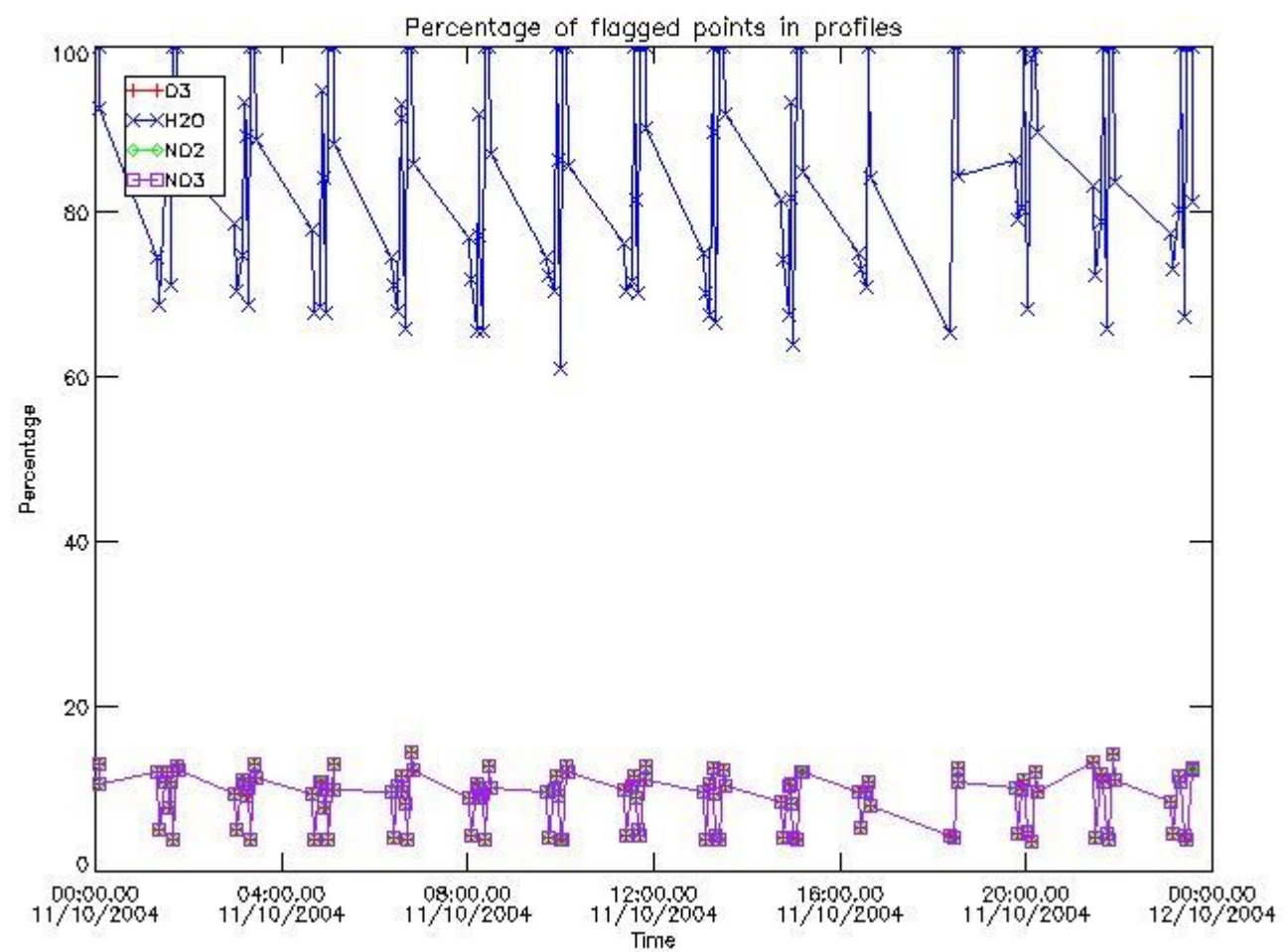
279	GOM_NL__2PRFIN20041011_154918_000000482031_00097_13678_4919.N1	11-OCT-2004 15:49:18	Bright	48.000	160	23Gam Per	2.9300	4700.0	96	13678	No
280	GOM_NL__2PRFIN20041011_155100_000000552031_00097_13678_4920.N1	11-OCT-2004 15:51:00	Bright	55.000	175	39Del Per	3.0100	19400.	110	13678	No
281	GOM_NL__2PRFIN20041011_155415_000000412031_00097_13678_4921.N1	11-OCT-2004 15:54:15	Bright	40.500	49	1Alp UMi	1.9900	6300.0	81	13678	No
282	GOM_NL__2PRFIN20041011_155702_000000402031_00097_13678_4922.N1	11-OCT-2004 15:57:02	Bright	40.000	60	7Bet UMi	2.0810	3950.0	80	13678	No
283	GOM_NL__2PRFIN20041011_155910_000000862031_00097_13678_4923.N1	11-OCT-2004 15:59:10	Bright	85.500	6	13Alp Aur	0.080000	3400.0	171	13678	No
284	GOM_NL__2PRFIN20041011_160226_000000402031_00097_13678_4924.N1	11-OCT-2004 16:02:26	Bright	39.500	36	50Alp UMa	1.8000	6300.0	79	13678	No
285	GOM_NL__2PRFIN20041011_160359_000000392031_00097_13678_4925.N1	11-OCT-2004 16:03:59	Bright	39.000	82	48Bet UMa	2.3650	10600.	78	13678	No
286	GOM_NL__2PRFIN20041011_160720_000000362031_00097_13678_4926.N1	11-OCT-2004 16:07:20	Bright	36.000	174	52Psi UMa	3.0040	4400.0	72	13678	No
287	GOM_NL__2PRFIN20041011_161444_000000922031_00097_13678_4927.N1	11-OCT-2004 16:14:44	Bright	92.000	17	78Bet Gem	1.1610	4500.0	184	13678	No
288	GOM_NL__2PRFIN20041011_161722_000000412031_00097_13678_4928.N1	11-OCT-2004 16:17:22	Bright	40.500	22	32Alp Leo	1.3600	15200.	81	13678	No
289	GOM_NL__2PRFIN20041011_162428_000000532031_00097_13678_4929.N1	11-OCT-2004 16:24:28	Dark	52.500	48	30Alp Hya	1.9770	4100.0	105	13678	No
290	GOM_NL__2PRFIN20041011_162706_000001332031_00097_13678_4930.N1	11-OCT-2004 16:27:06	Dark	132.50	8	10Alp CMi	0.40000	6500.0	265	13678	No
291	GOM_NL__2PRFIN20041011_163404_000000542031_00097_13678_4931.N1	11-OCT-2004 16:34:04	Dark	53.500	65	Lam Vel	2.2040	4400.0	107	13678	No
292	GOM_NL__2PRFIN20041011_163706_000000472031_00097_13678_4932.N1	11-OCT-2004 16:37:06	Dark	47.000	34	Gam2Vel	1.7930	23000.	94	13678	No
293	GOM_NL__2PRFIN20041011_163833_000000632031_00098_13679_4904.N1	11-OCT-2004 16:38:33	Dark	63.000	117	Pi Pup	2.7060	3800.0	126	13679	No
294	GOM_NL__2PRFIN20041011_182140_000001202031_00099_13680_4904.N1	11-OCT-2004 18:21:40	Dark	120.00	1	9Alp CMa	-1.4400	11000.	240	13680	No
295	GOM_NL__2PRFIN20041011_182541_000001362031_00099_13680_4905.N1	11-OCT-2004 18:25:41	Dark	135.50	47	2Bet CMa	1.9760	28000.	271	13680	No
296	GOM_NL__2PRFIN20041011_183129_000000412031_00099_13680_4906.N1	11-OCT-2004 18:31:29	Dark	40.500	143	Alp Hyi	2.8570	7200.0	81	13680	No
297	GOM_NL__2PRFIN20041011_183256_000000522031_00099_13680_4907.N1	11-OCT-2004 18:32:56	Dark	51.500	9	Alp Eri	0.45300	24000.	103	13680	No
298	GOM_NL__2PRFIN20041011_183518_000000502031_00099_13680_4908.N1	11-OCT-2004 18:35:18	Straylight	49.500	157	The1Eri	2.9060	9300.0	99	13680	No
299	GOM_NL__2PRFIN20041011_183801_000000452031_00099_13680_4909.N1	11-OCT-2004 18:38:01	Straylight	44.500	84	Alp Phe	2.3970	4500.0	89	13680	No
300	GOM_NL__2PRFIN20041011_184441_000000462031_00099_13680_4910.N1	11-OCT-2004 18:44:41	Straylight	46.000	52	16Bet Cet	2.0370	4500.0	92	13680	No
301	GOM_NL__2PRFIN20041011_185427_000000402031_00099_13680_4911.N1	11-OCT-2004 18:54:27	Bright	40.000	140	88Gam Peg	2.8340	26000.	80	13680	No
302	GOM_NL__2PRFIN20041011_185828_000000402031_00099_13680_4912.N1	11-OCT-2004 18:58:28	Bright	40.000	58	21Alp And	2.0730	11000.	80	13680	No
303	GOM_NL__2PRFIN20041011_190115_000000412031_00099_13680_4913.N1	11-OCT-2004 19:01:15	Bright	41.000	53	43Bet And	2.0480	3300.0	82	13680	No
304	GOM_NL__2PRFIN20041011_190316_000000512031_00099_13680_4914.N1	11-OCT-2004 19:03:16	Bright	51.000	173	4Bet Tri	3.0040	8900.0	102	13680	No
305	GOM_NL__2PRFIN20041011_190502_000000502031_00099_13680_4915.N1	11-OCT-2004 19:05:02	Bright	49.500	73	57Gam1And	2.2600	13100.	99	13680	No
306	GOM_NL__2PRFIN20041011_190639_000000422031_00099_13680_4916.N1	11-OCT-2004 19:06:39	Bright	42.000	68	18Alp Cas	2.2250	4500.0	84	13680	No
307	GOM_NL__2PRFIN20041011_190802_000000412031_00099_13680_4917.N1	11-OCT-2004 19:08:02	Bright	40.500	76	27Gam Cas	2.3000	30000.	81	13680	No
308	GOM_NL__2PRFIN20041011_191028_000000482031_00099_13680_4918.N1	11-OCT-2004 19:10:28	Bright	47.500	160	23Gam Per	2.9300	4700.0	95	13680	No
309	GOM_NL__2PRFIN20041011_191210_000000582031_00099_13680_4919.N1	11-OCT-2004 19:12:10	Bright	57.500	175	39Del Per	3.0100	19400.	115	13680	No
310	GOM_NL__2PRFIN20041011_191525_000000422031_00099_13680_4920.N1	11-OCT-2004 19:15:25	Bright	42.000	49	1Alp UMi	1.9900	6300.0	84	13680	No
311	GOM_NL__2PRFIN20041011_191814_000000412031_00099_13680_4921.N1	11-OCT-2004 19:18:14	Bright	40.500	60	7Bet UMi	2.0810	3950.0	81	13680	No
312	GOM_NL__2PRFIN20041011_192019_000000962031_00099_13680_4922.N1	11-OCT-2004 19:20:19	Bright	96.000	6	13Alp Aur	0.080000	3400.0	192	13680	No
313	GOM_NL__2PRFIN20041011_192337_000000382031_00099_13680_4923.N1	11-OCT-2004 19:23:37	Bright	38.000	36	50Alp UMa	1.8000	6300.0	76	13680	No
314	GOM_NL__2PRFIN20041011_192511_000000362031_00099_13680_4924.N1	11-OCT-2004 19:25:11	Bright	35.500	82	48Bet UMa	2.3650	10600.	71	13680	No
315	GOM_NL__2PRFIN20041011_192832_000000372031_00099_13680_4925.N1	11-OCT-2004 19:28:32	Bright	37.000	174	52Psi UMa	3.0040	4400.0	74	13680	No
316	GOM_NL__2PRFIN20041011_193557_000000822031_00099_13680_4926.N1	11-OCT-2004 19:35:57	Bright	82.000	17	78Bet Gem	1.1610	4500.0	164	13680	No
317	GOM_NL__2PRFIN20041011_193834_000000412031_00099_13680_4927.N1	11-OCT-2004 19:38:34	Bright	40.500	22	32Alp Leo	1.3600	15200.	81	13680	No
318	GOM_NL__2PRFIN20041011_194541_000000562031_00099_13680_4928.N1	11-OCT-2004 19:45:41	Dark	55.500	48	30Alp Hya	1.9770	4100.0	111	13680	No
319	GOM_NL__2PRFIN20041011_194822_000001132031_00099_13680_4929.N1	11-OCT-2004 19:48:22	Dark	112.50	8	10Alp CMi	0.40000	6500.0	225	13680	No
320	GOM_NL__2PRFIN20041011_195517_000000522031_00099_13680_4930.N1	11-OCT-2004 19:55:17	Dark	51.500	65	Lam Vel	2.2040	4400.0	103	13680	No
321	GOM_NL__2PRFIN20041011_195720_000000462031_00099_13680_4931.N1	11-OCT-2004 19:57:20	Dark	45.500	70	Zet Pup	2.2460	39000.	91	13680	No
322	GOM_NL__2PRFIN20041011_200219_000001152031_00100_13681_4904.N1	11-OCT-2004 20:02:19	Dark	115.00	1	9Alp CMa	-1.4400	11000.	230	13681	No
323	GOM_NL__2PRFIN20041011_200620_000001392031_00100_13681_4905.N1	11-OCT-2004 20:06:20	Dark	138.50	47	2Bet CMa	1.9760	28000.	277	13681	No
324	GOM_NL__2PRFIN20041011_201205_000000422031_00100_13681_4906.N1	11-OCT-2004 20:12:05	Dark	42.000	143	Alp Hyi	2.8570	7200.0	84	13681	No
325	GOM_NL__2PRFIN20041011_201332_000000532031_00100_13681_4907.N1	11-OCT-2004 20:13:32	Dark	53.000	9	Alp Eri	0.45300	24000.	106	13681	No
326	GOM_NL__2PRFIN20041011_201554_000000482031_00100_13681_4908.N1	11-OCT-2004 20:15:54	Straylight	48.000	157	The1Eri	2.9060	9300.0	96	13681	No
327	GOM_NL__2PRFIN20041011_201839_000000442031_00100_13681_4909.N1	11-OCT-2004 20:18:39	Straylight	44.000	84	Alp Phe	2.3970	4500.0	88	13681	No
328	GOM_NL__2PRFIN20041011_202517_000000472031_00100_13681_4910.N1	11-OCT-2004 20:25:17	Straylight	47.000	52	16Bet Cet	2.0370	4500.0	94	13681	No
329	GOM_NL__2PRFIN20041011_203504_000000392031_00100_13681_4911.N1	11-OCT-2004 20:35:04	Bright	39.000	140	88Gam Peg	2.8340	26000.	78	13681	No
330	GOM_NL__2PRFIN20041011_203904_000000382031_00100_13681_4912.N1	11-OCT-2004 20:39:04	Bright	38.000	58	21Alp And	2.0730	11000.	76	13681	No
331	GOM_NL__2PRFIN20041011_204151_000000432031_00100_13681_4913.N1	11-OCT-2004 20:41:51	Bright	42.500	53	43Bet And	2.0480	3300.0	85	13681	No
332	GOM_NL__2PRFIN20041011_204351_000000502031_00100_13681_4914.N1	11-OCT-2004 20:43:51	Bright	50.000	173	4Bet Tri	3.0040	8900.0	100	13681	No
333	GOM_NL__2PRFIN20041011_204537_000000502031_00100_13681_4915.N1	11-OCT-2004 20:45:37	Bright	49.500	73	57Gam1And	2.2600	13100.	99	13681	No
334	GOM_NL__2PRFIN20041011_204715_000000412031_00100_13681_4916.N1	11-OCT-2004 20:47:15	Bright	40.500	68	18Alp Cas	2.2250	4500.0	81	13681	No
335	GOM_NL__2PRFIN20041011_204838_000000422031_00100_13681_4917.N1	11-OCT-2004 20:48:38	Bright	41.500	76	27Gam Cas	2.3000	30000.	83	13681	No
336	GOM_NL__2PRFIN20041011_205103_000000492031_00100_13681_4918.N1	11-OCT-2004 20:51:03	Bright	49.000	160	23Gam Per	2.9300	4700.0	98	13681	No
337	GOM_NL__2PRFIN20041011_205245_000000552031_00100_13681_4919.N1	11-OCT-2004 20:52:45	Bright	54.500	175	39Del Per	3.0100	19400.	109	13681	No

338	GOM_NL__2PRFIN20041011_205603_000000402031_00100_13681_4920.N1	11-OCT-2004 20:56:03	Bright	40.000	49	1Alp UMi	1.9900	6300.0	80	13681	No
339	GOM_NL__2PRFIN20041011_205851_000000412031_00100_13681_4921.N1	11-OCT-2004 20:58:51	Bright	40.500	60	7Bet UMi	2.0810	3950.0	81	13681	No
340	GOM_NL__2PRFIN20041011_210054_000000882031_00100_13681_4922.N1	11-OCT-2004 21:00:54	Bright	87.500	6	13Alp Aur	0.080000	3400.0	175	13681	No
341	GOM_NL__2PRFIN20041011_210415_000000402031_00100_13681_4923.N1	11-OCT-2004 21:04:15	Bright	40.000	36	50Alp UMa	1.8000	6300.0	80	13681	No
342	GOM_NL__2PRFIN20041011_210548_000000522031_00100_13681_4924.N1	11-OCT-2004 21:05:48	Bright	52.000	82	48Bet UMa	2.3650	10600.	104	13681	No
343	GOM_NL__2PRFIN20041011_210909_000000382031_00100_13681_4925.N1	11-OCT-2004 21:09:09	Bright	38.000	174	52Psi UMa	3.0040	4400.0	76	13681	No
344	GOM_NL__2PRFIN20041011_211634_000000922031_00100_13681_4926.N1	11-OCT-2004 21:16:34	Bright	92.000	17	78Bet Gem	1.1610	4500.0	184	13681	No
345	GOM_NL__2PRFIN20041011_211911_000000562031_00100_13681_4927.N1	11-OCT-2004 21:19:11	Bright	55.500	22	32Alp Leo	1.3600	15200.	111	13681	No
346	GOM_NL__2PRFIN20041011_212618_000000542031_00100_13681_4928.N1	11-OCT-2004 21:26:18	Dark	53.500	48	30Alp Hya	1.9770	4100.0	107	13681	No
347	GOM_NL__2PRFIN20041011_212900_000001232031_00100_13681_4929.N1	11-OCT-2004 21:29:00	Dark	123.00	8	10Alp CMi	0.40000	6500.0	246	13681	No
348	GOM_NL__2PRFIN20041011_213554_000000432031_00100_13681_4930.N1	11-OCT-2004 21:35:54	Dark	43.000	65	Lam Vel	2.2040	4400.0	86	13681	No
349	GOM_NL__2PRFIN20041011_213757_000000472031_00100_13681_4931.N1	11-OCT-2004 21:37:57	Dark	46.500	70	Zet Pup	2.2460	39000.	93	13681	No
350	GOM_NL__2PRFIN20041011_214257_000001202031_00101_13682_4904.N1	11-OCT-2004 21:42:57	Dark	120.00	1	9Alp CMa	-1.4400	11000.	240	13682	No
351	GOM_NL__2PRFIN20041011_214659_000001462031_00101_13682_4905.N1	11-OCT-2004 21:46:59	Dark	145.50	47	2Bet CMa	1.9760	28000.	291	13682	No
352	GOM_NL__2PRFIN20041011_215242_000000402031_00101_13682_4906.N1	11-OCT-2004 21:52:42	Dark	39.500	143	Alp Hyi	2.8570	7200.0	79	13682	No
353	GOM_NL__2PRFIN20041011_215409_000000462031_00101_13682_4907.N1	11-OCT-2004 21:54:09	Dark	46.000	9	Alp Eri	0.45300	24000.	92	13682	No
354	GOM_NL__2PRFIN20041011_215631_000000492031_00101_13682_4908.N1	11-OCT-2004 21:56:31	Straylight	49.000	157	The1Eri	2.9060	9300.0	98	13682	No
355	GOM_NL__2PRFIN20041011_215914_000000452031_00101_13682_4909.N1	11-OCT-2004 21:59:14	Straylight	44.500	84	Alp Phe	2.3970	4500.0	89	13682	No
356	GOM_NL__2PRFIN20041011_220553_000000482031_00101_13682_4910.N1	11-OCT-2004 22:05:53	Straylight	47.500	52	16Bet Cet	2.0370	4500.0	95	13682	No
357	GOM_NL__2PRFIN20041011_221539_000000392031_00101_13682_4911.N1	11-OCT-2004 22:15:39	Bright	39.000	140	88Gam Peg	2.8340	26000.	78	13682	No
358	GOM_NL__2PRFIN20041011_221939_000000392031_00101_13682_4912.N1	11-OCT-2004 22:19:39	Bright	39.000	58	21Alp And	2.0730	11000.	78	13682	No
359	GOM_NL__2PRFIN20041011_222226_000000602031_00101_13682_4913.N1	11-OCT-2004 22:22:26	Bright	60.000	53	43Bet And	2.0480	3300.0	120	13682	No
360	GOM_NL__2PRFIN20041011_222426_000000502031_00101_13682_4914.N1	11-OCT-2004 22:24:26	Bright	49.500	173	4Bet Tri	3.0040	8900.0	99	13682	No
361	GOM_NL__2PRFIN20041011_222613_000000482031_00101_13682_4915.N1	11-OCT-2004 22:26:13	Bright	48.000	73	57Gam1And	2.2600	13100.	96	13682	No
362	GOM_NL__2PRFIN20041011_222750_000000402031_00101_13682_4916.N1	11-OCT-2004 22:27:50	Bright	40.000	68	18Alp Cas	2.2250	4500.0	80	13682	No
363	GOM_NL__2PRFIN20041011_222913_000000402031_00101_13682_4917.N1	11-OCT-2004 22:29:13	Bright	40.000	76	27Gam Cas	2.3000	30000.	80	13682	No
364	GOM_NL__2PRFIN20041011_223138_000000492031_00101_13682_4918.N1	11-OCT-2004 22:31:38	Bright	48.500	160	23Gam Per	2.9300	4700.0	97	13682	No
365	GOM_NL__2PRFIN20041011_223319_000000562031_00101_13682_4919.N1	11-OCT-2004 22:33:19	Bright	56.000	175	39Del Per	3.0100	19400.	112	13682	No
366	GOM_NL__2PRFIN20041011_223639_000000352031_00101_13682_4920.N1	11-OCT-2004 22:36:39	Bright	35.000	49	1Alp UMi	1.9900	6300.0	70	13682	No
367	GOM_NL__2PRFIN20041011_223927_000000392031_00101_13682_4921.N1	11-OCT-2004 22:39:27	Bright	39.000	60	7Bet UMi	2.0810	3950.0	78	13682	No
368	GOM_NL__2PRFIN20041011_224129_000000792031_00101_13682_4922.N1	11-OCT-2004 22:41:29	Bright	78.500	6	13Alp Aur	0.080000	3400.0	157	13682	No
369	GOM_NL__2PRFIN20041011_224451_000000412031_00101_13682_4923.N1	11-OCT-2004 22:44:51	Bright	40.500	36	50Alp UMa	1.8000	6300.0	81	13682	No
370	GOM_NL__2PRFIN20041011_224623_000000392031_00101_13682_4924.N1	11-OCT-2004 22:46:23	Bright	38.500	82	48Bet UMa	2.3650	10600.	77	13682	No
371	GOM_NL__2PRFIN20041011_224944_000000362031_00101_13682_4925.N1	11-OCT-2004 22:49:44	Bright	36.000	174	52Psi UMa	3.0040	4400.0	72	13682	No
372	GOM_NL__2PRFIN20041011_225710_000000952031_00101_13682_4926.N1	11-OCT-2004 22:57:10	Bright	95.000	17	78Bet Gem	1.1610	4500.0	190	13682	No
373	GOM_NL__2PRFIN20041011_225947_000000412031_00101_13682_4927.N1	11-OCT-2004 22:59:47	Bright	41.000	22	32Alp Leo	1.3600	15200.	82	13682	No
374	GOM_NL__2PRFIN20041011_230654_000000602031_00101_13682_4928.N1	11-OCT-2004 23:06:54	Dark	60.000	48	30Alp Hya	1.9770	4100.0	120	13682	No
375	GOM_NL__2PRFIN20041011_230938_000001362031_00101_13682_4929.N1	11-OCT-2004 23:09:38	Dark	135.50	8	10Alp CMi	0.40000	6500.0	271	13682	No
376	GOM_NL__2PRFIN20041011_231630_000000492031_00101_13682_4930.N1	11-OCT-2004 23:16:30	Dark	48.500	65	Lam Vel	2.2040	4400.0	97	13682	No
377	GOM_NL__2PRFIN20041011_231833_000000472031_00101_13682_4931.N1	11-OCT-2004 23:18:33	Dark	46.500	70	Zet Pup	2.2460	39000.	93	13682	No
378	GOM_NL__2PRFIN20041011_232337_000001162031_00102_13683_4904.N1	11-OCT-2004 23:23:37	Dark	116.00	1	9Alp CMa	-1.4400	11000.	232	13683	No
379	GOM_NL__2PRFIN20041011_232738_000001382031_00102_13683_4905.N1	11-OCT-2004 23:27:38	Dark	137.50	47	2Bet CMa	1.9760	28000.	275	13683	No
380	GOM_NL__2PRFIN20041011_233318_000000412031_00102_13683_4906.N1	11-OCT-2004 23:33:18	Dark	41.000	143	Alp Hyi	2.8570	7200.0	82	13683	No
381	GOM_NL__2PRFIN20041011_233445_000000462031_00102_13683_4907.N1	11-OCT-2004 23:34:45	Dark	45.500	9	Alp Eri	0.45300	24000.	91	13683	No
382	GOM_NL__2PRFIN20041011_233706_000000492031_00102_13683_4908.N1	11-OCT-2004 23:37:06	Straylight	49.000	157	The1Eri	2.9060	9300.0	98	13683	No
383	GOM_NL__2PRFIN20041011_233951_000000412031_00102_13683_4909.N1	11-OCT-2004 23:39:51	Straylight	40.500	84	Alp Phe	2.3970	4500.0	81	13683	No
384	GOM_NL__2PRFIN20041011_234629_000000482031_00102_13683_4910.N1	11-OCT-2004 23:46:29	Straylight	48.000	52	16Bet Cet	2.0370	4500.0	96	13683	No
385	GOM_NL__2PRFIN20041011_235613_000000412031_00102_13683_4911.N1	11-OCT-2004 23:56:13	Bright	40.500	140	88Gam Peg	2.8340	26000.	81	13683	No

### 3. Quality information per product

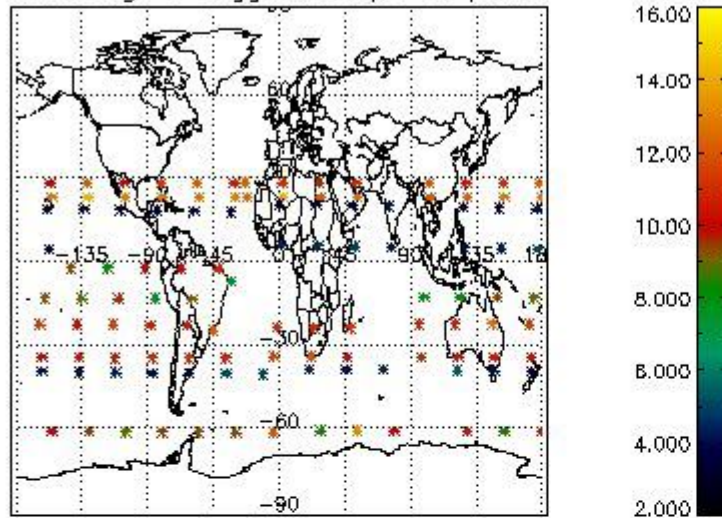
In this section it is plotted some information contained in the Quality Summary data set of the level 2 products. Only products in dark limb conditions and without errors (error flag in the MPH set to "0") are used.

#### 3.1 Plot quality information per product (time dependant)

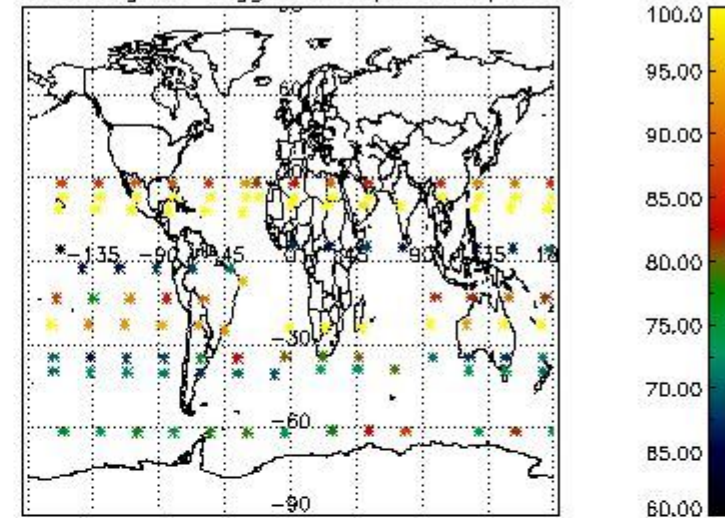


*3.2 Plot quality information per product (world map)*

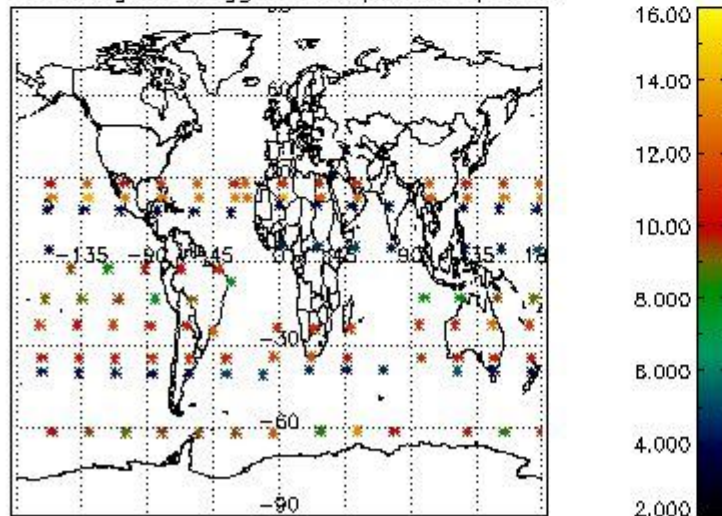
Percentage of flagged data per O3 profile



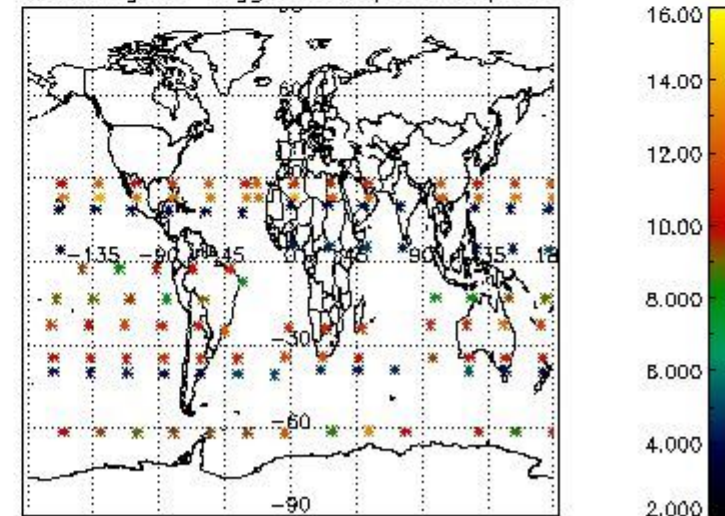
Percentage of flagged data per H2O profile



Percentage of flagged data per NO2 profile



Percentage of flagged data per NO3 profile

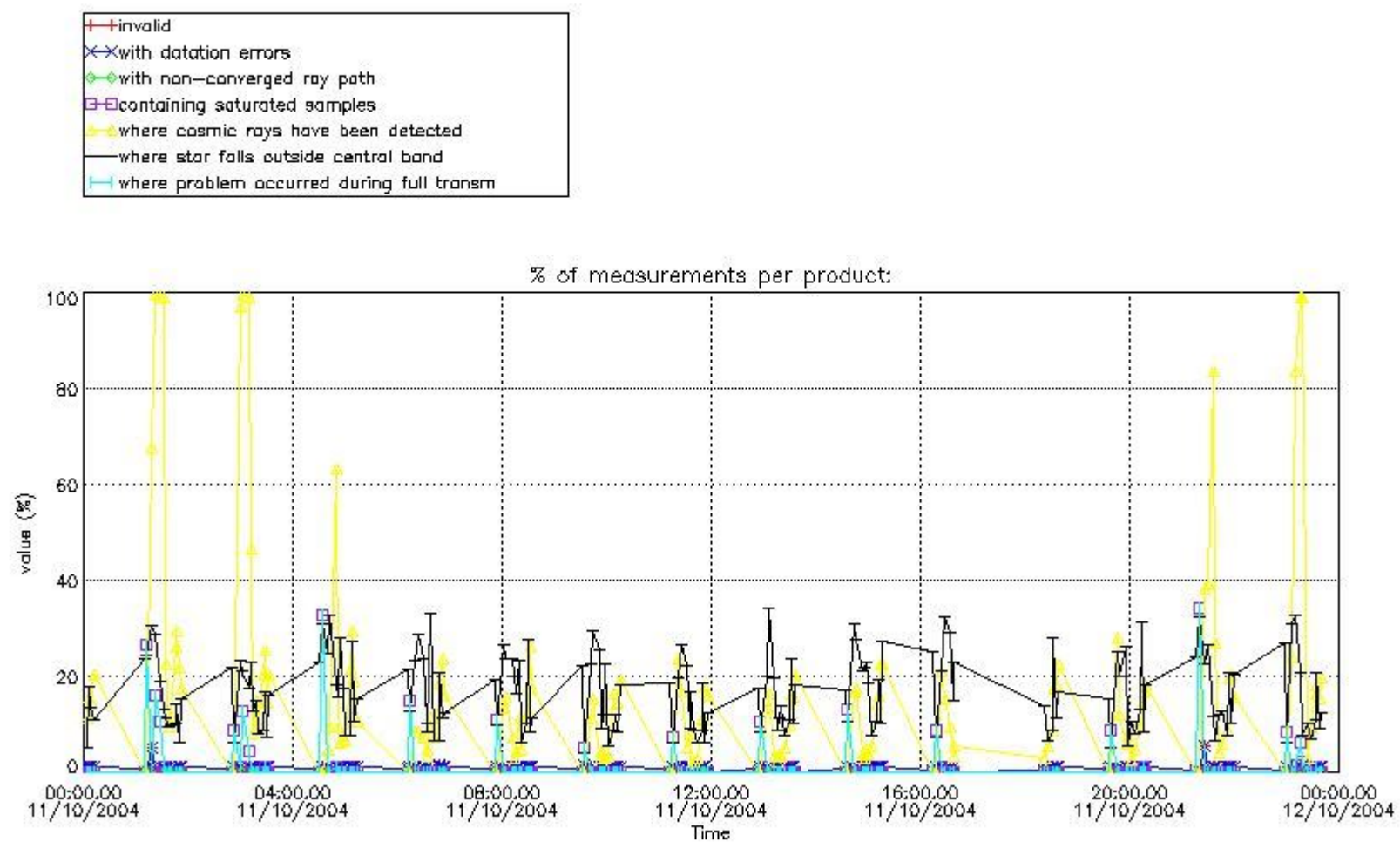


#### 4. Level 1 quality information per product

In this section it is plotted some information contained in the Quality Summary data set of the level 2 products that comes from the level 1b processing. Products without errors (error flag in the MPH set to "0") are used.

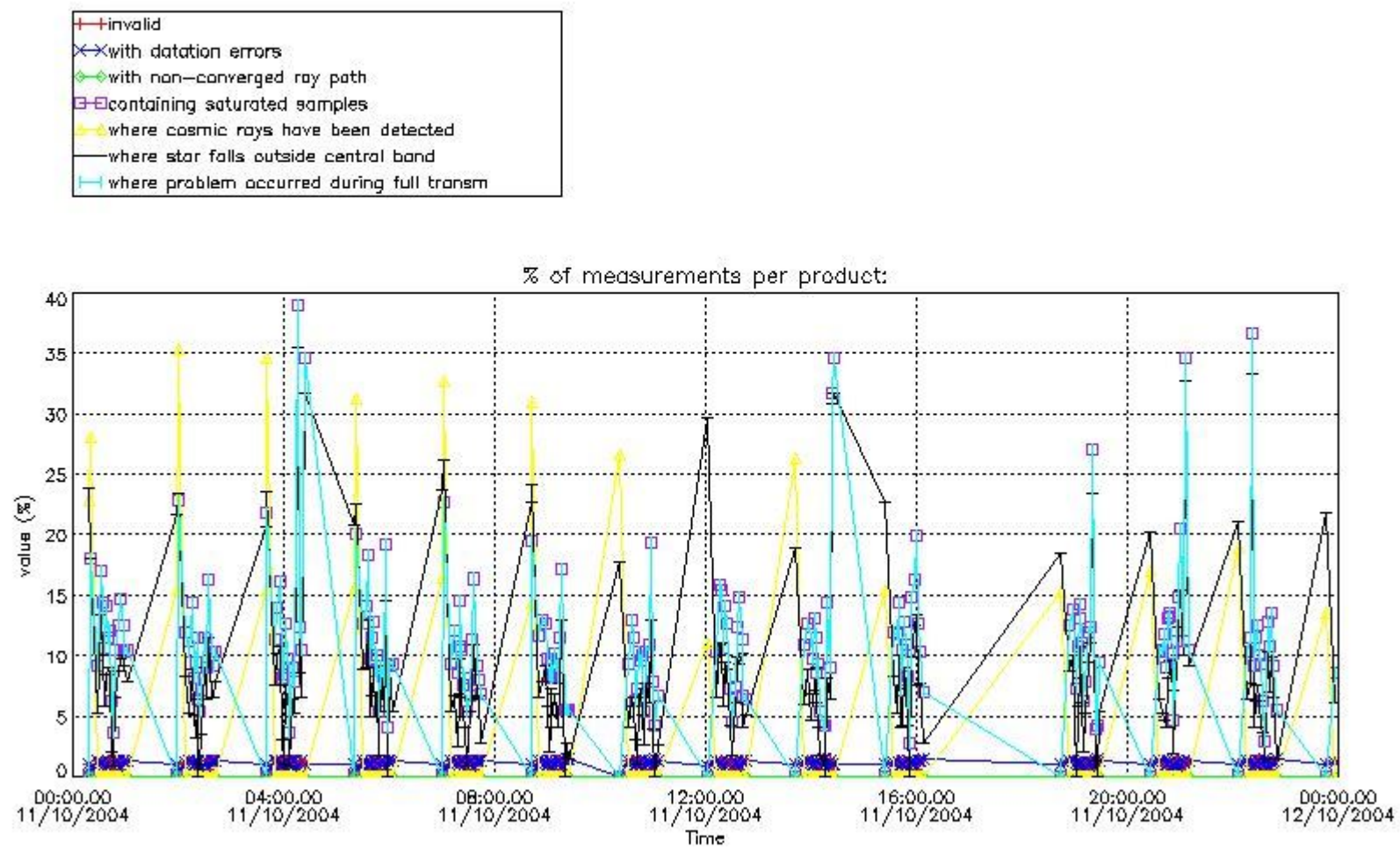
##### 4.1 Plot quality information per product (time dependant) coming from level 1b processing

###### 4.1.1 Plot level 1 quality information per product (time dependant): ENVISAT ASCENDING passes



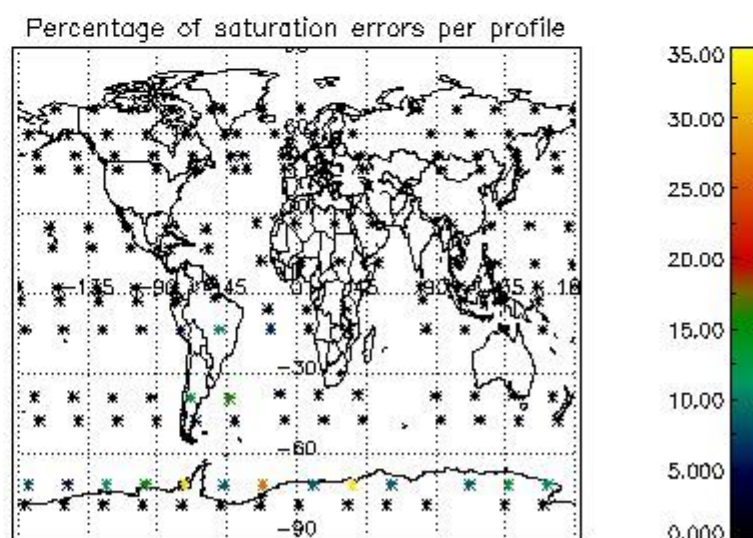
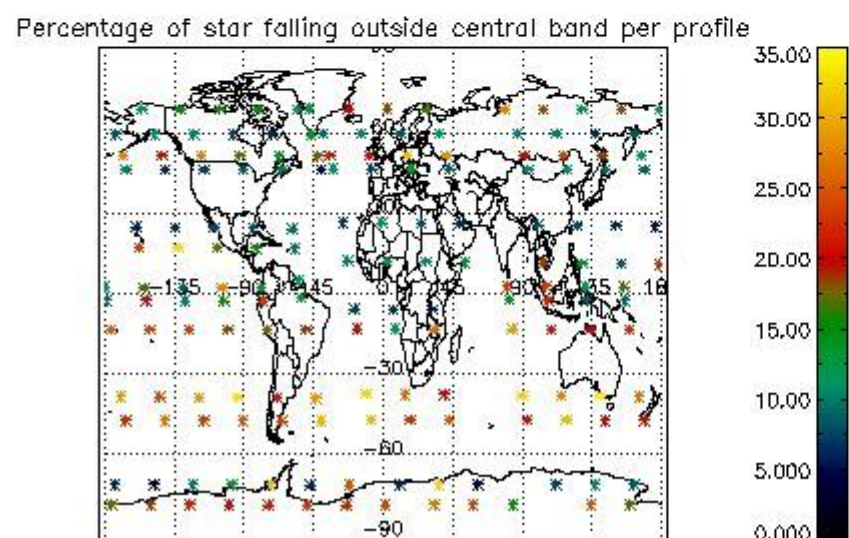
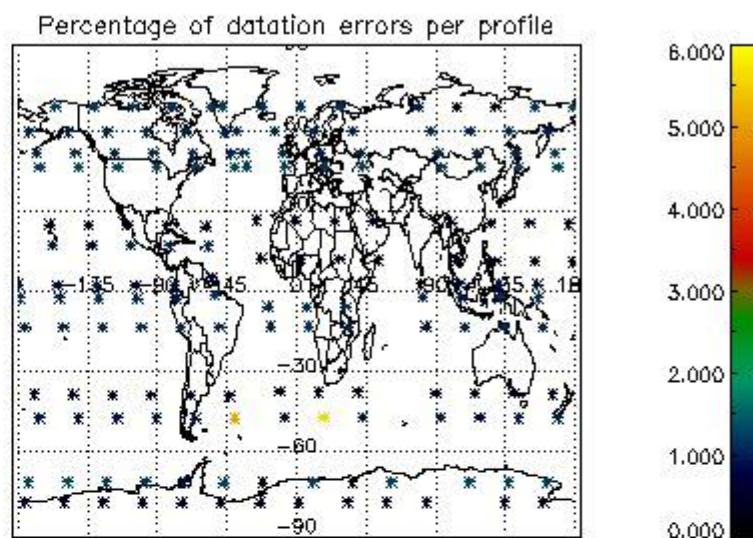
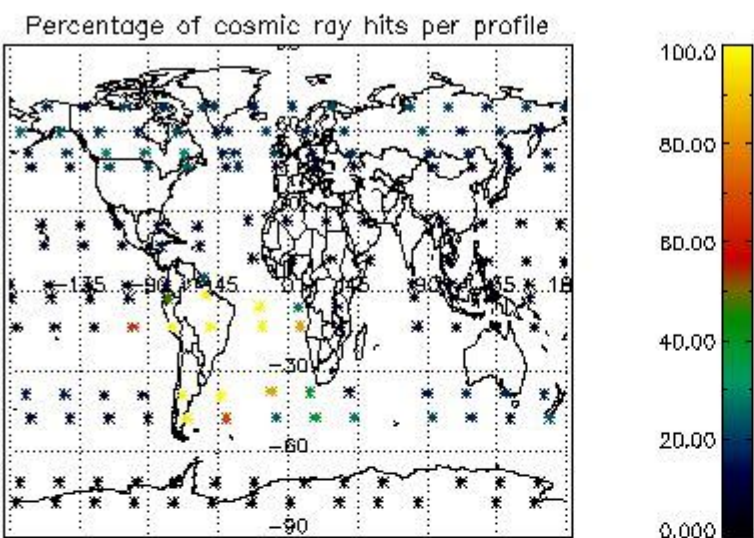
4.1.2 Plot level 1 quality information per product (time dependant): ENVI SAT DESCENDING passes



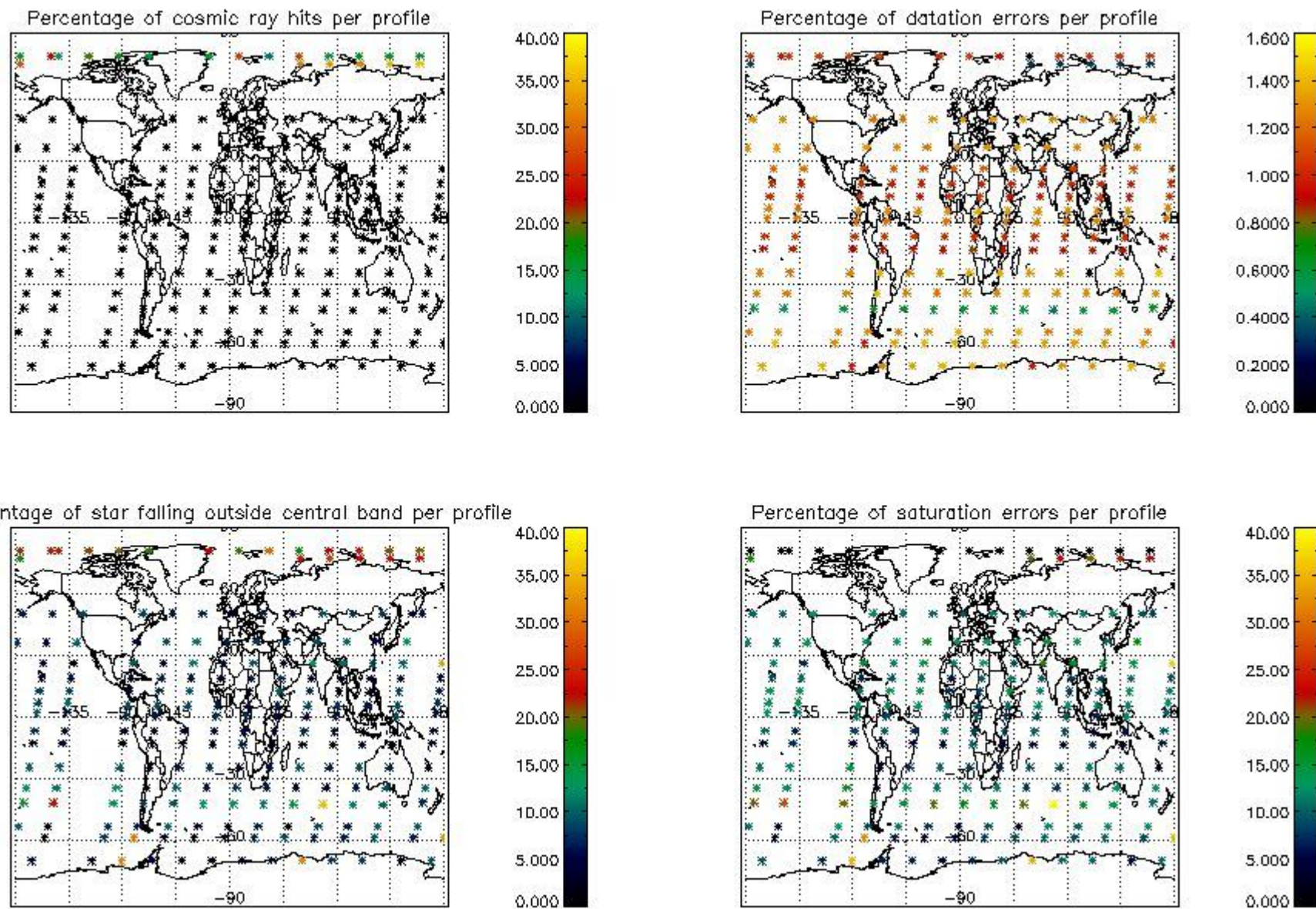


#### 4.2 Plot quality information per product coming from level 1b processing (world map)

##### 4.2.1 Plot level 1 quality information per product (world map): ENVISAT ASCENDING passes



4.2.2 Plot level 1 quality information per product (world map): ENVISAT DESCENDING passes



## 5. Trace gas profiles

### 5.1 Ozone statistics based on quality of products

The final quality of the products can be "measured" using the STD (Standard Deviation) attached to every point profile. This information is written to the parameter GOM\_NL\_\_2P/NL\_LOCAL\_SPECIES\_DENSITY/o3\_std of the level 2 products. The table below shows the statistics for given STD ranges.

The statistics are given with respect to the overall valid production:

- Products without fatal errors: GOM\_NL\_\_2P/MPH/PRODUCT\_ERR=0
- Valid point profile: GOM\_NL\_\_2P/NL\_LOCAL\_SPECIES\_DENSITY/pcd(0)=0

The 'Criteria' is applied to valid points of dark limb products:

- Products in dark limb illumination condition: GOM\_NL\_\_2P/NL\_SUMMARY\_QUALITY/obs\_ill\_cond=0
- Products without fatal errors: GOM\_NL\_\_2P/MPH/PRODUCT\_ERR=0
- Valid point profile: GOM\_NL\_\_2P/NL\_LOCAL\_SPECIES\_DENSITY/pcd(0)=0

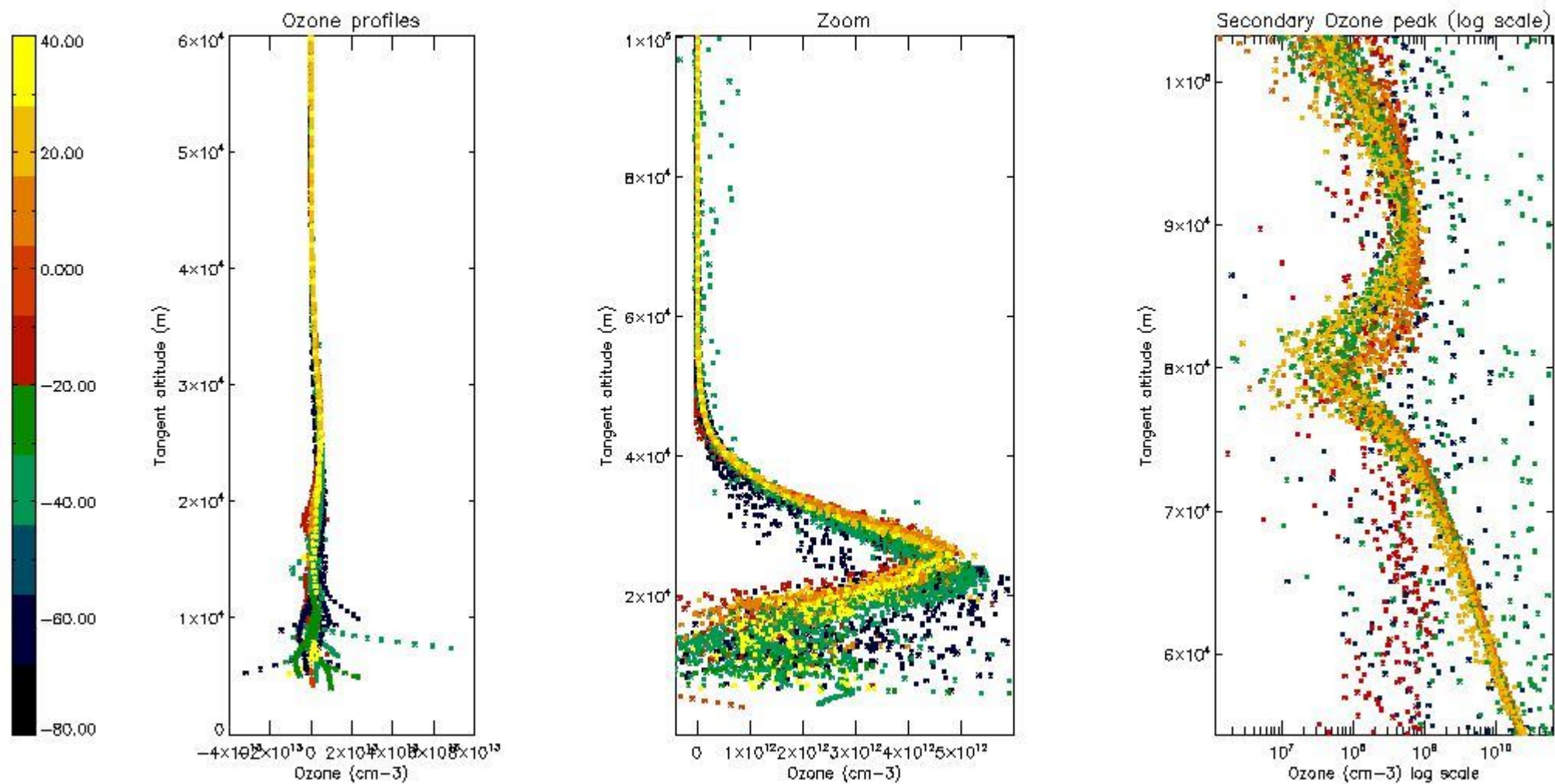
So, the table below shows the percentage of dark limb and valid observations for each criteria with respect to the overall valid daily observations.

Criteria	% of total production
All STD	40
STD < 20	24

STD < 10	21
STD < 5	17

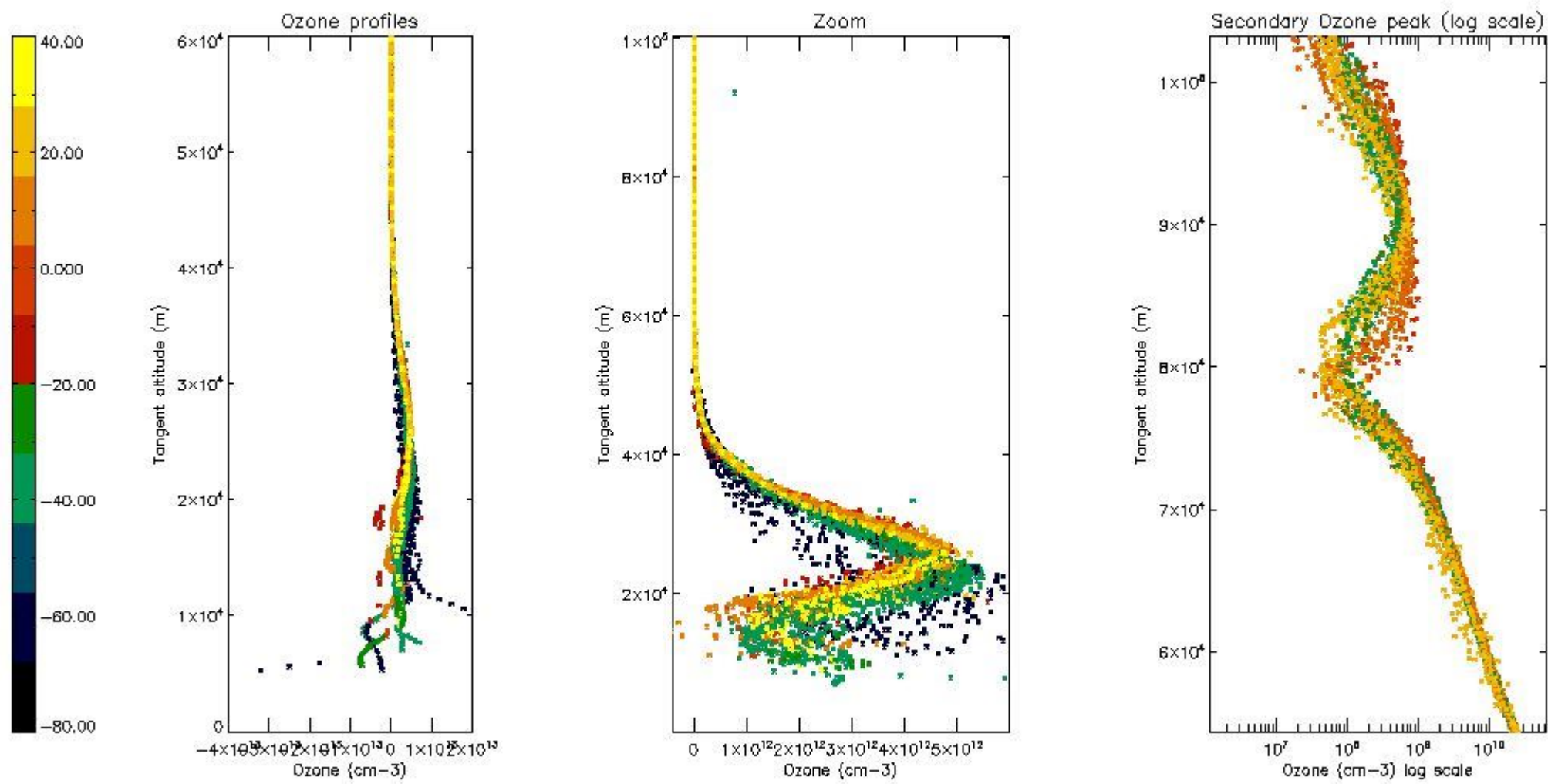
5.2 Plot ozone profiles for all STD (dark without errors)

The colorbar represents the latitude.



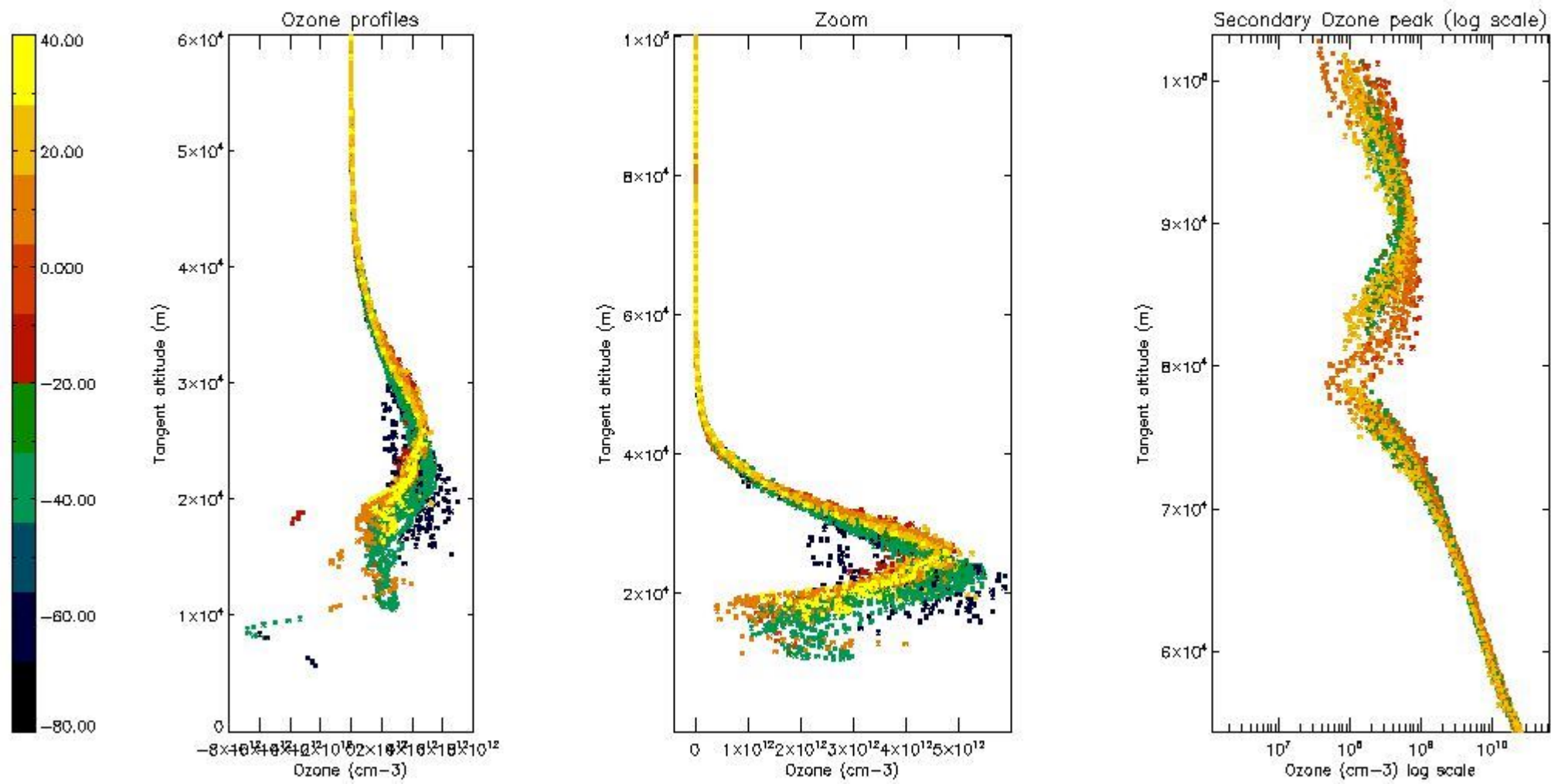
5.3 Plot ozone profiles where STD < 20% (dark without errors)

The colorbar represents the latitude.



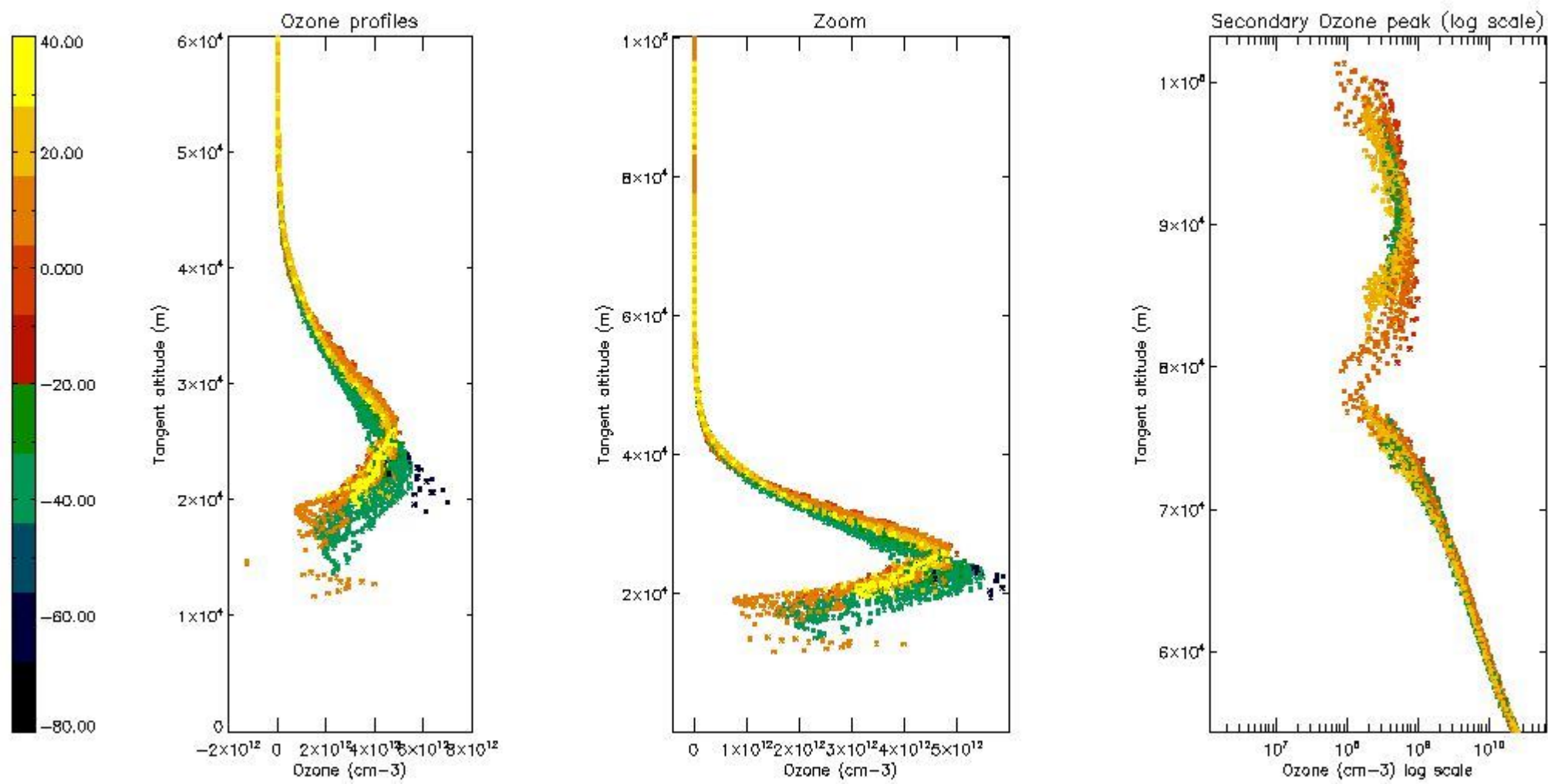
*5.4 Plot ozone profiles where STD < 10% (dark without errors)*

The colorbar represents the latitude.



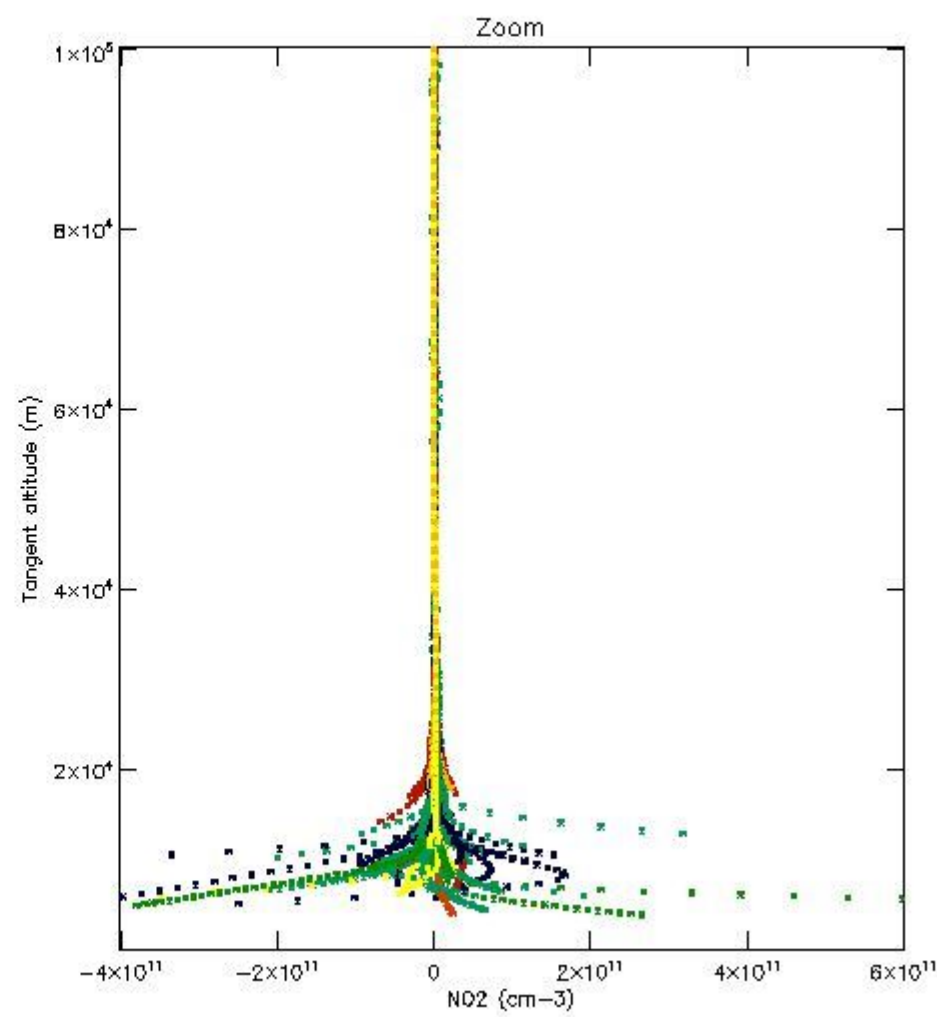
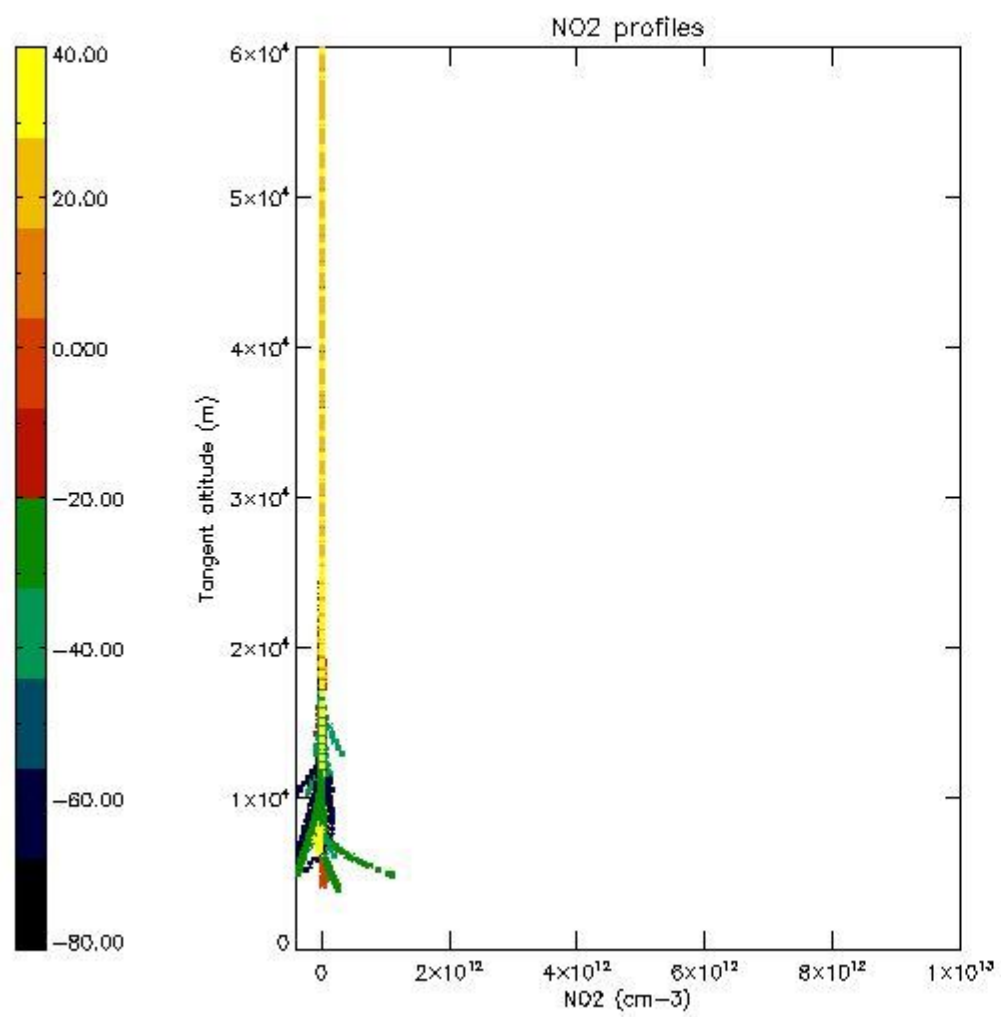
*5.5 Plot ozone profiles where  $STD < 5\%$  (dark without errors)*

The colorbar represents the latitude.



*5.6 Plot NO<sub>2</sub> profiles for all STD (dark without errors)*

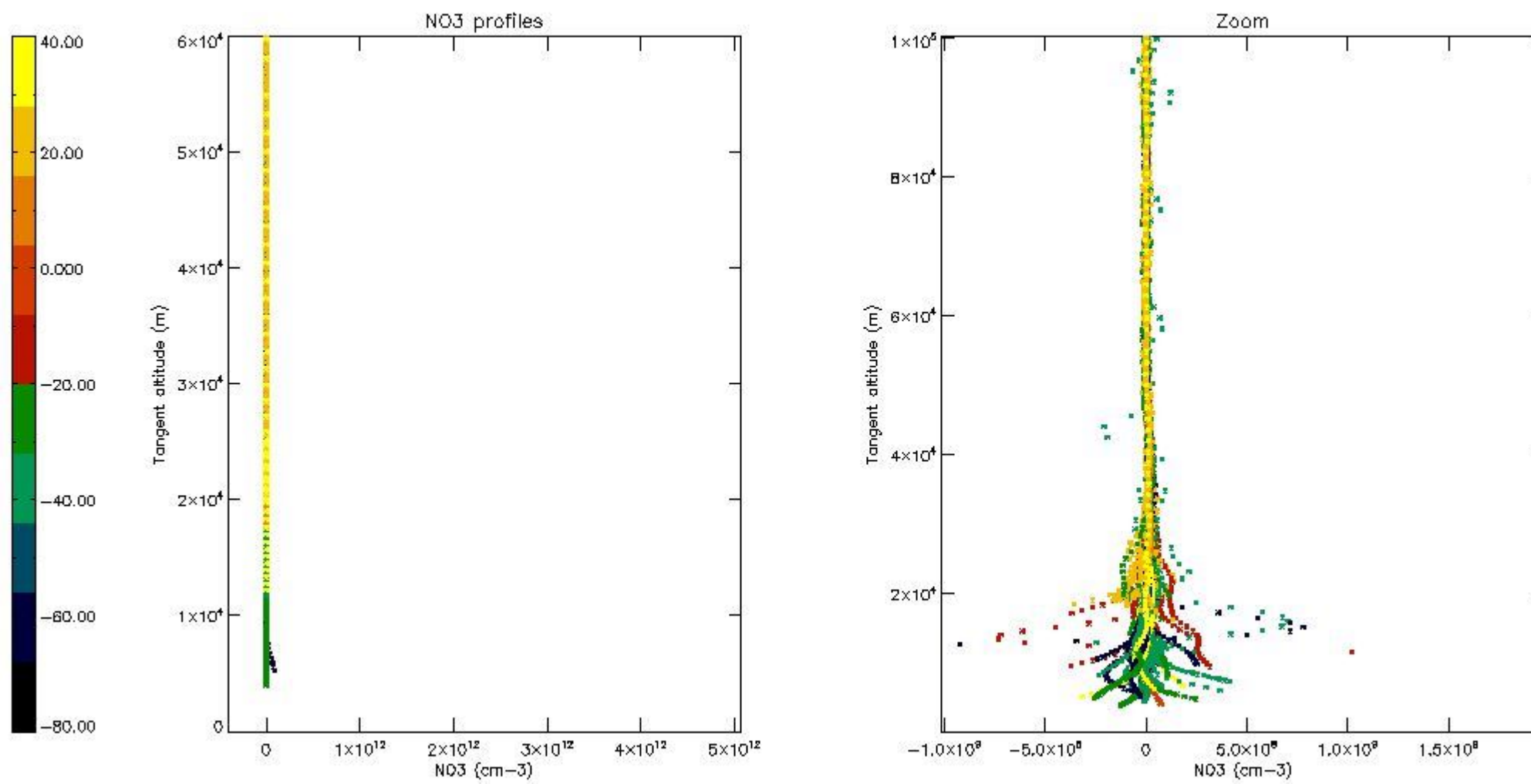
The colorbar represents the latitude.



*5.7 Plot NO<sub>3</sub> profiles for all STD (dark without errors)*

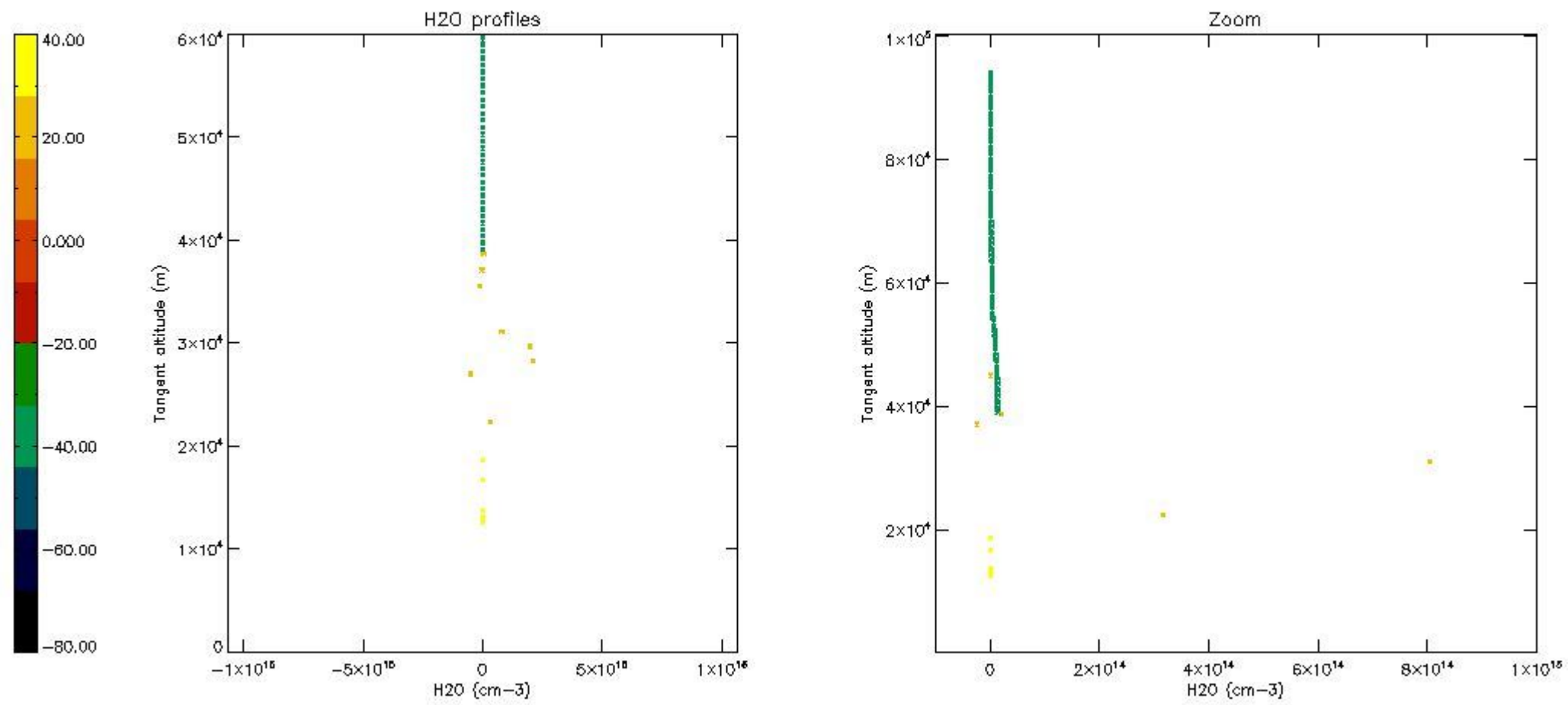
The colorbar represents the latitude.





5.8 Plot H2O profiles for all STD (only for occultations of stars 1,2,3,4,13,14,16,26,63 dark without errors)

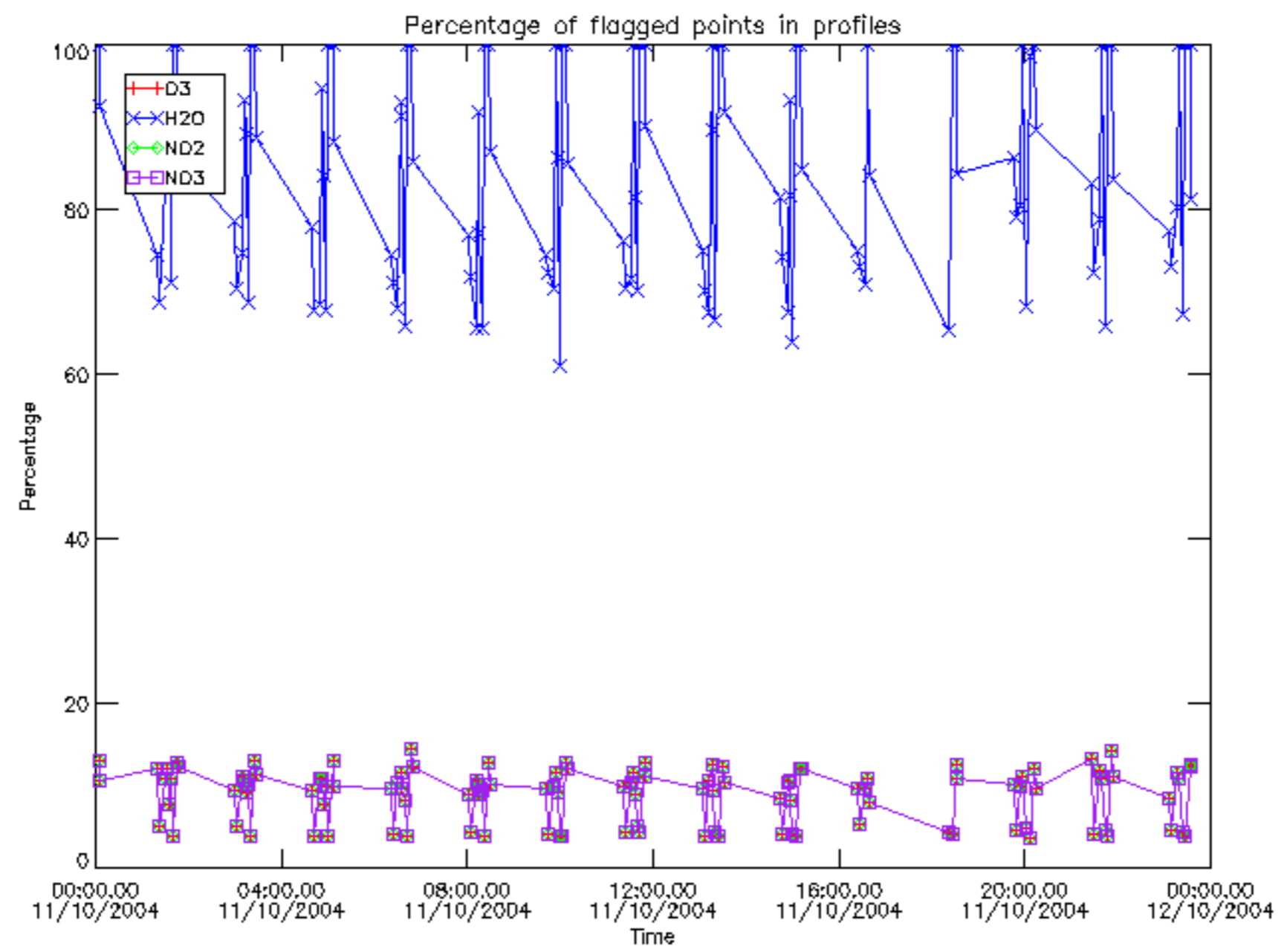
The colorbar represents the latitude.



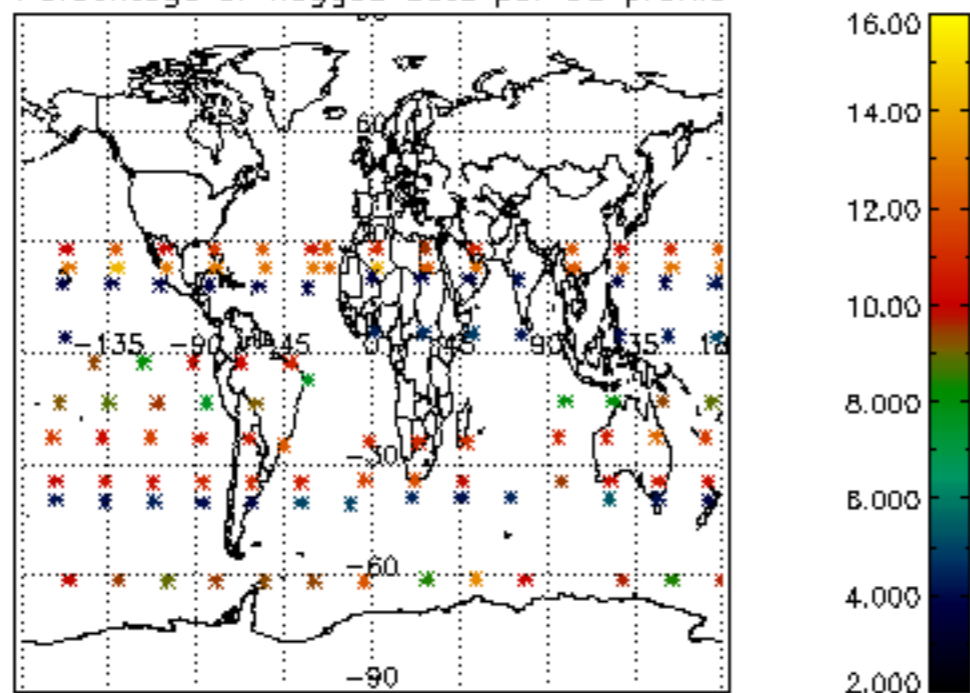
## 6. Auxiliary Data Files used for the production reported in section 2

The number reported in the third column indicates since which file (see list in section 2) the corresponding auxiliary file has been used. The fourth column is the date of those product files.

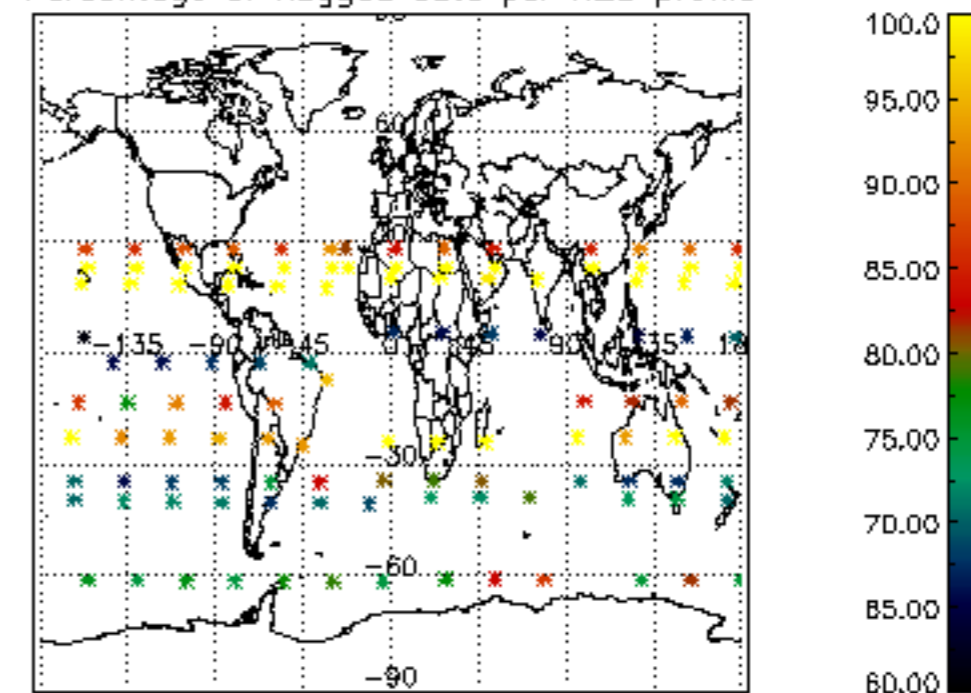
Type	Auxiliary Filename	Used since product	Used since product date
INST_PHYS_CHARACTERISTICS	GOM_INS_AXVIEC20091111_143220_20030716_120000_20500101_000000	1	11-OCT-2004 00:04:49
LEVEL-2_PROC_CONFIG	GOM_PR2_AXVIEC20091111_152718_20020301_000000_20500101_000000	1	11-OCT-2004 00:04:49
CROSS_SECTIONS_FILE	GOM_CRS_AXVIEC20091111_154832_20020301_000000_20500101_000000	1	11-OCT-2004 00:04:49



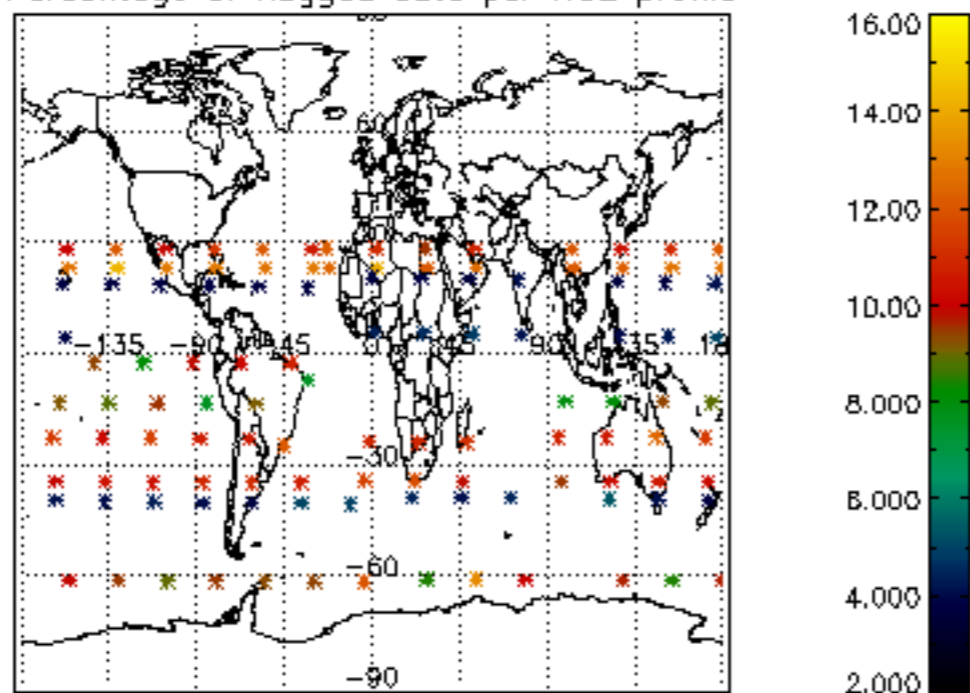
Percentage of flagged data per D3 profile



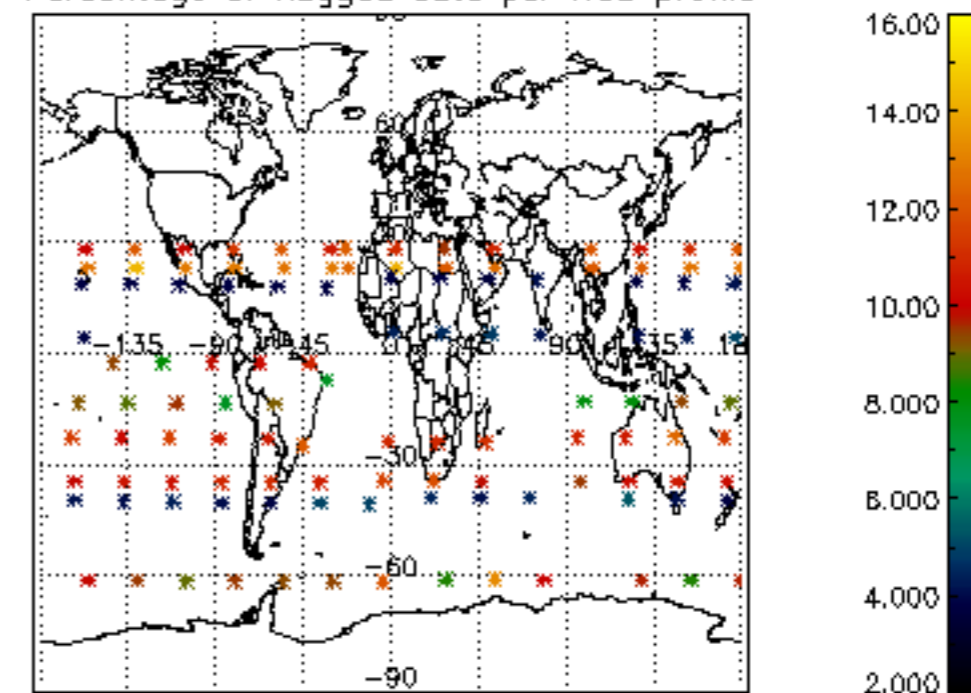
Percentage of flagged data per H2O profile

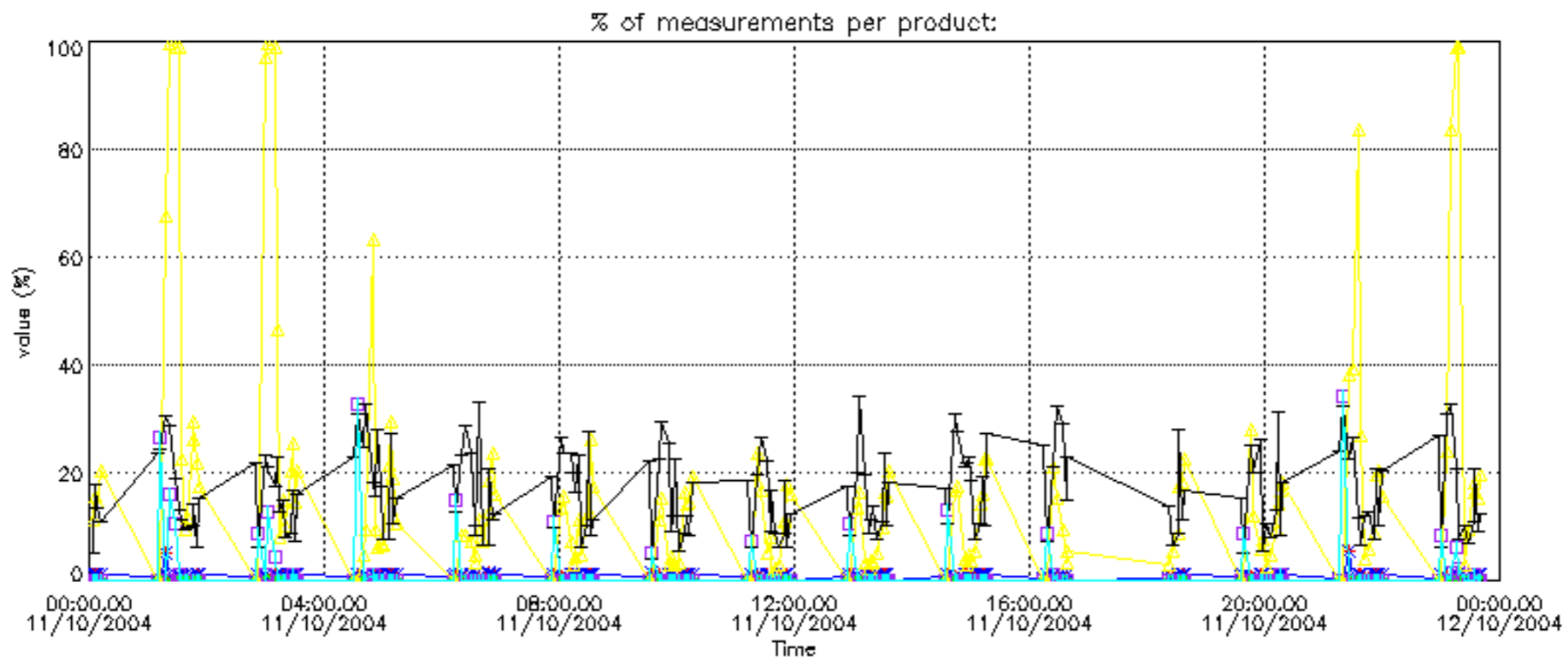
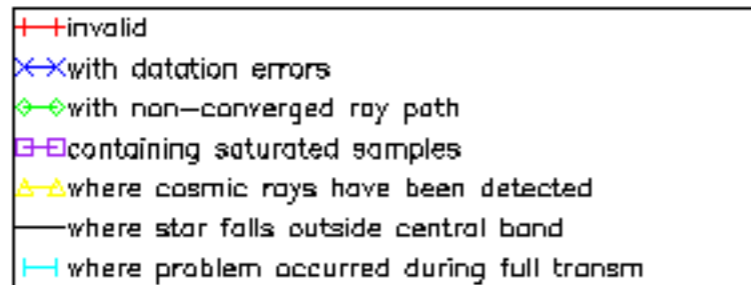


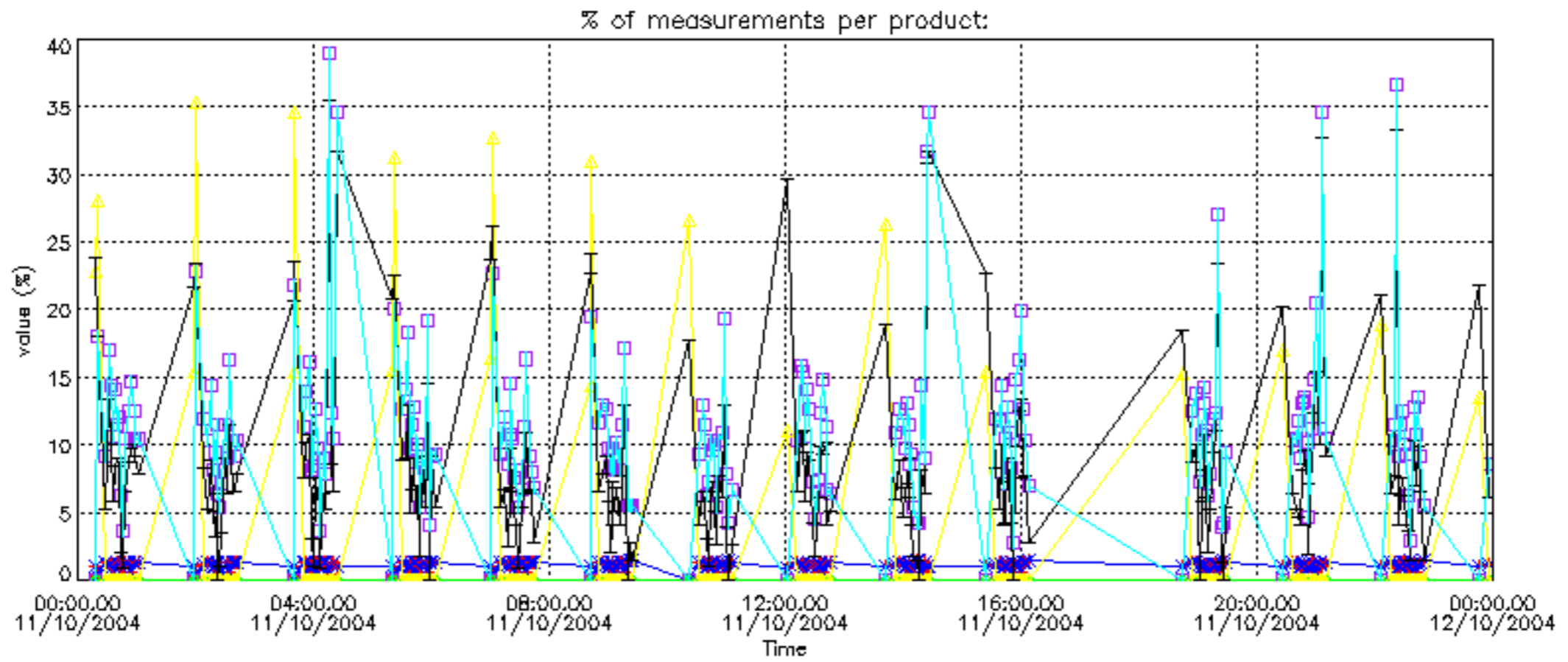
Percentage of flagged data per NO2 profile



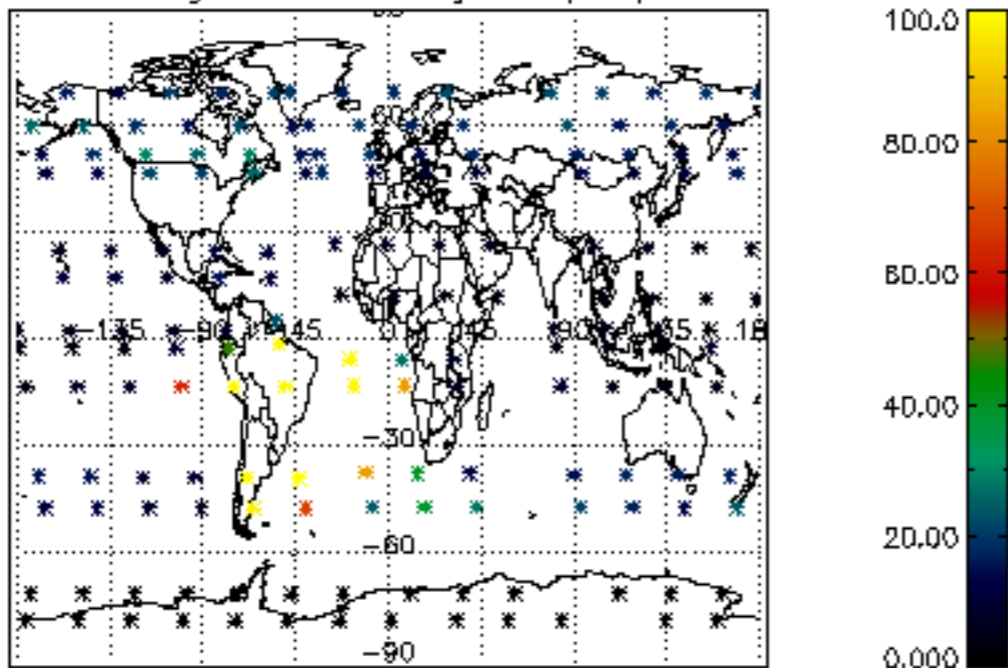
Percentage of flagged data per NO3 profile



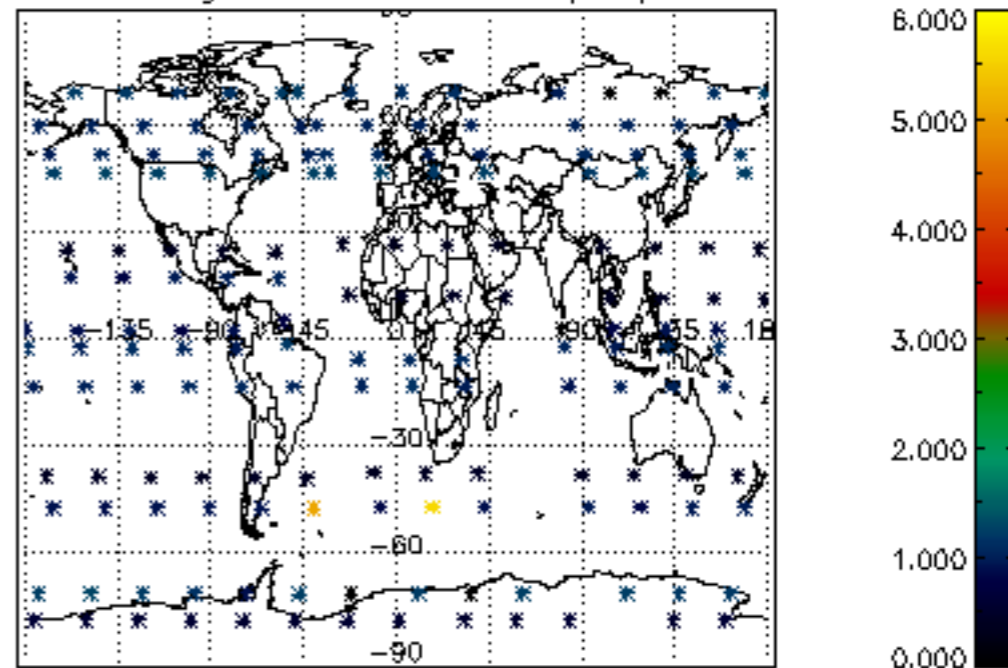




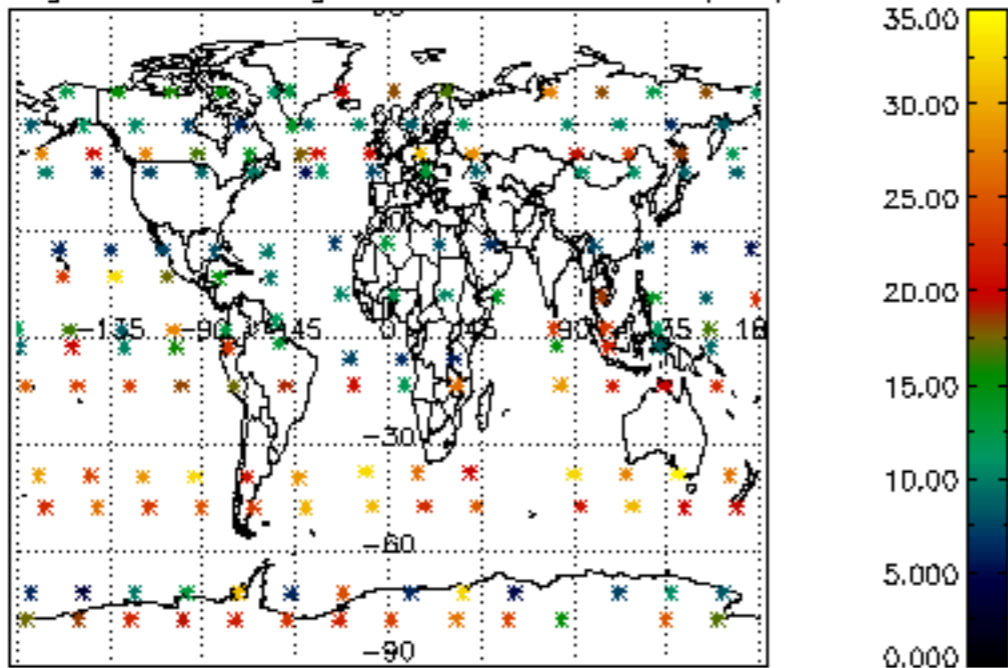
Percentage of cosmic ray hits per profile



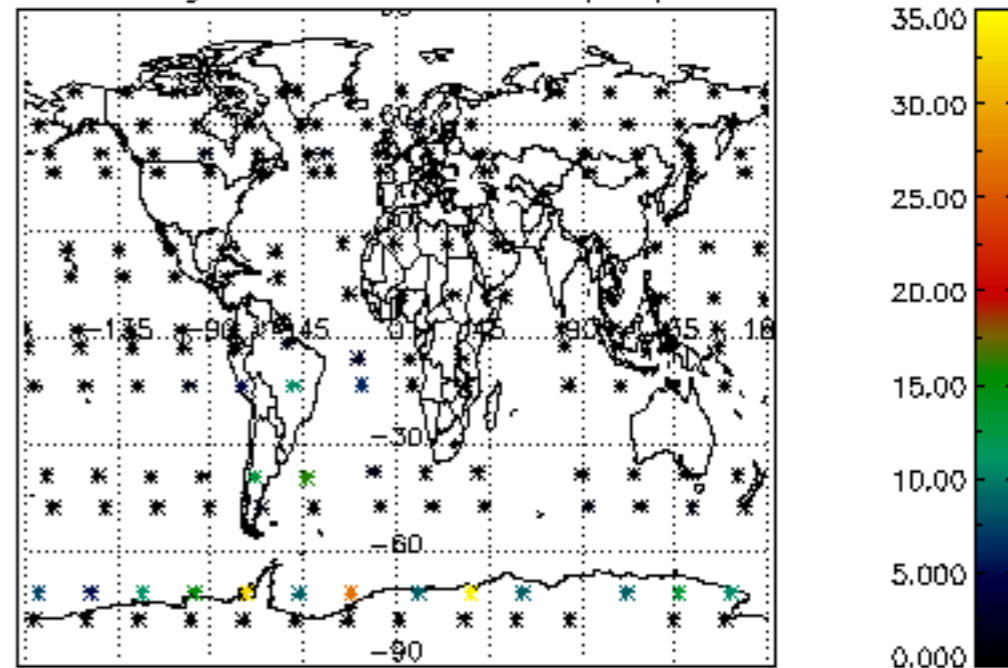
Percentage of datation errors per profile



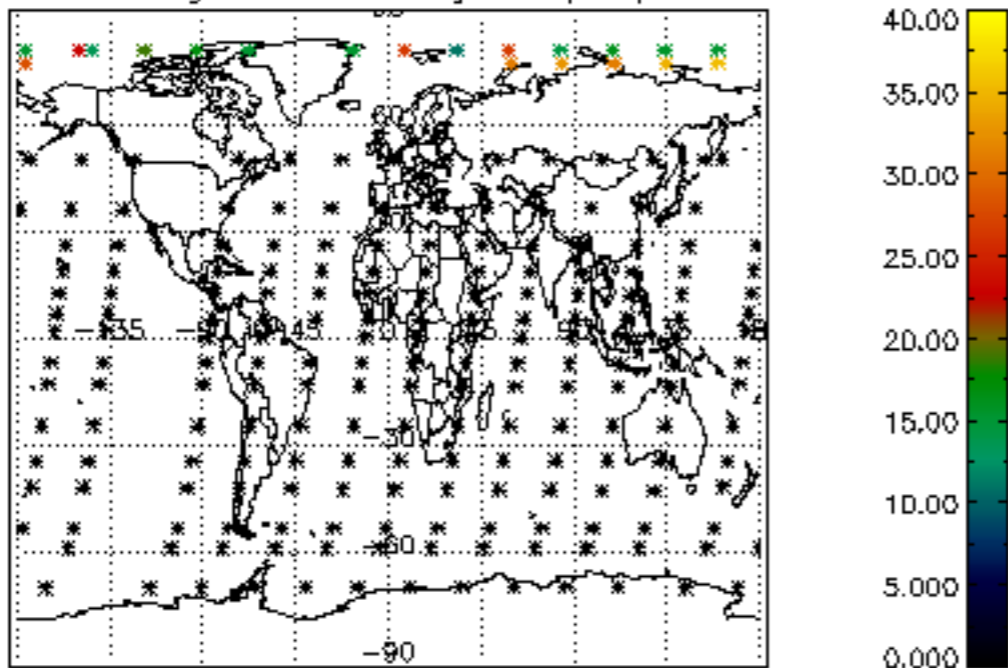
Percentage of star falling outside central band per profile



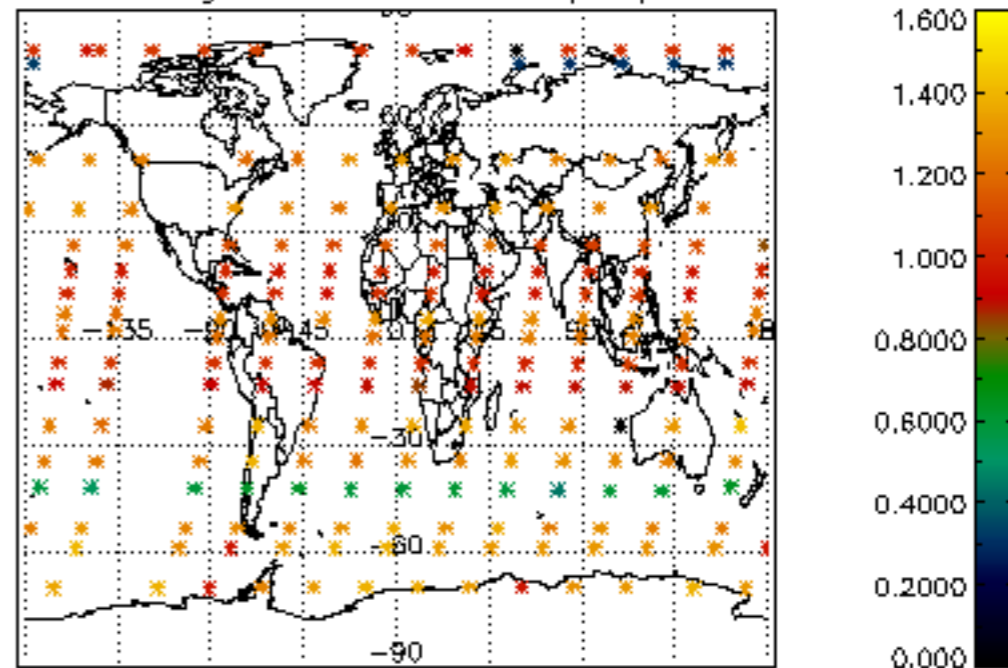
Percentage of saturation errors per profile



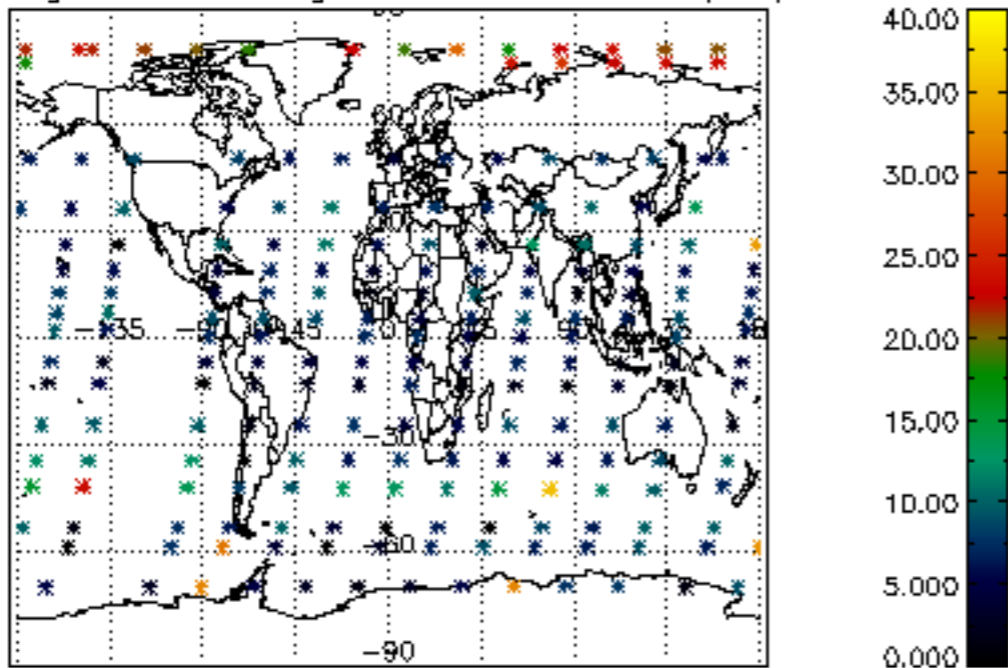
Percentage of cosmic ray hits per profile



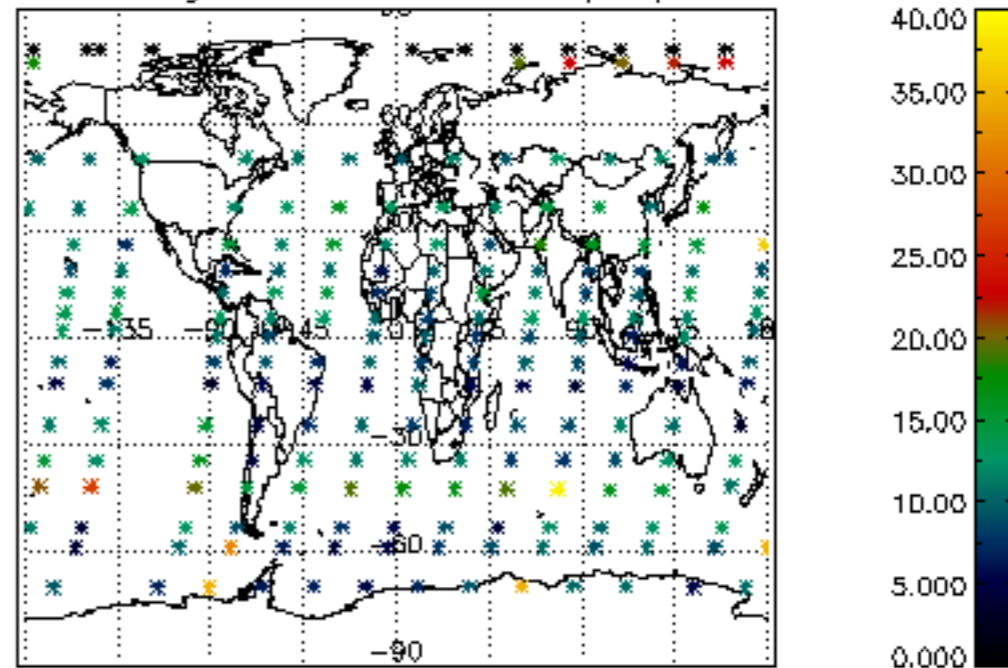
Percentage of datation errors per profile



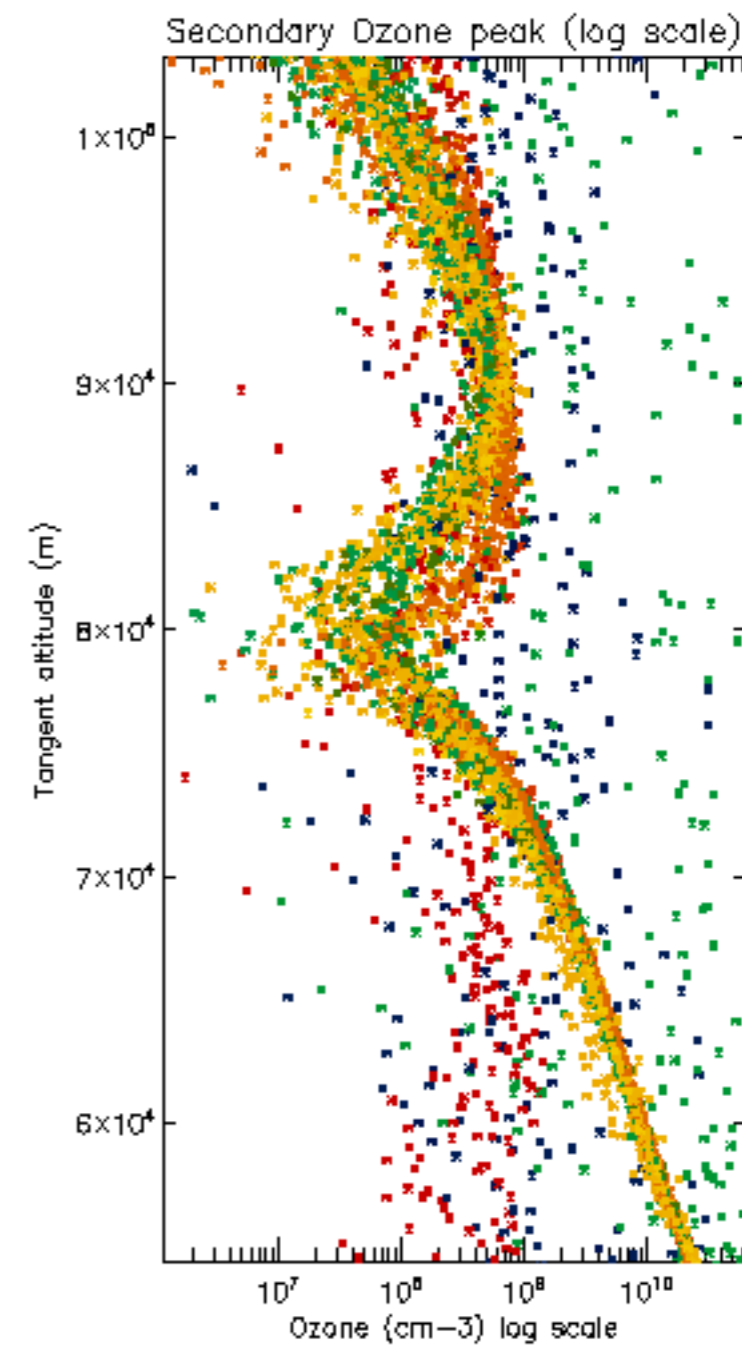
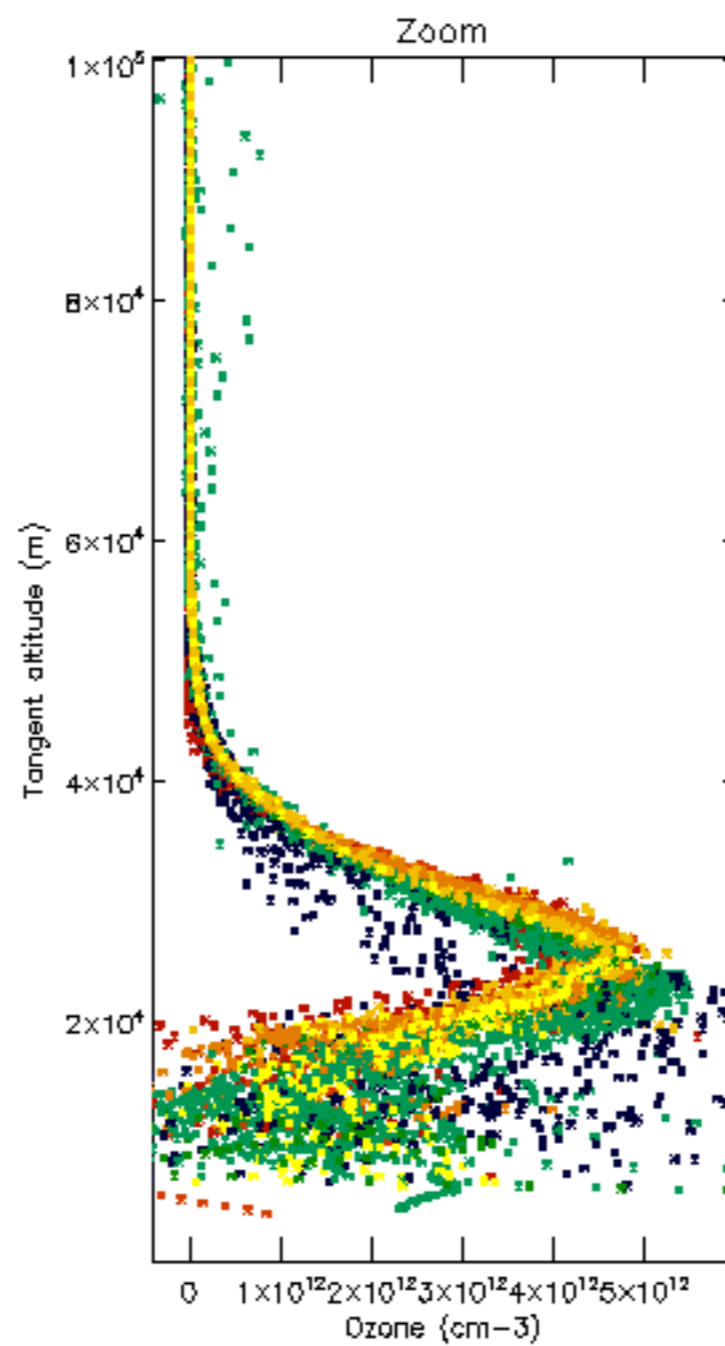
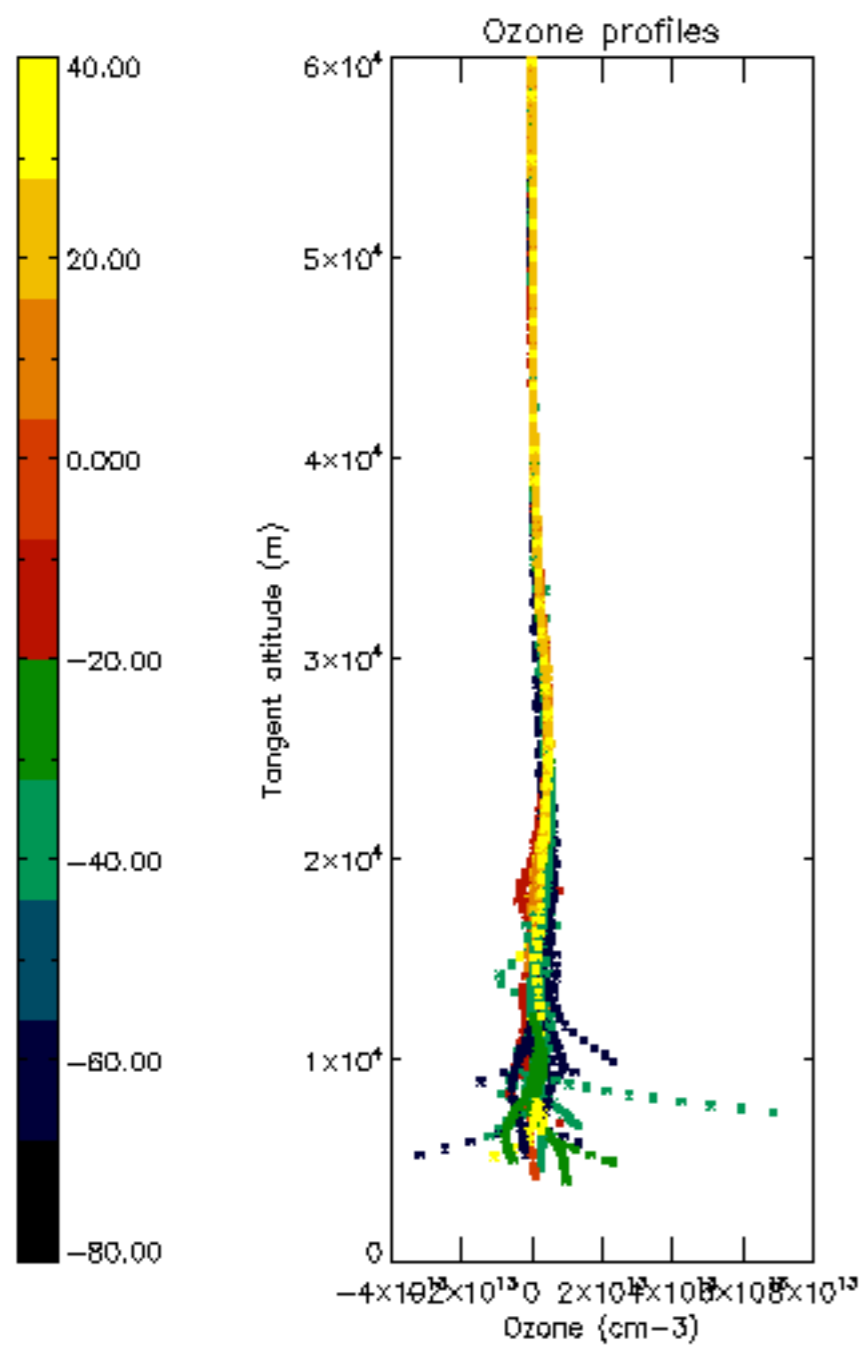
Percentage of star falling outside central band per profile

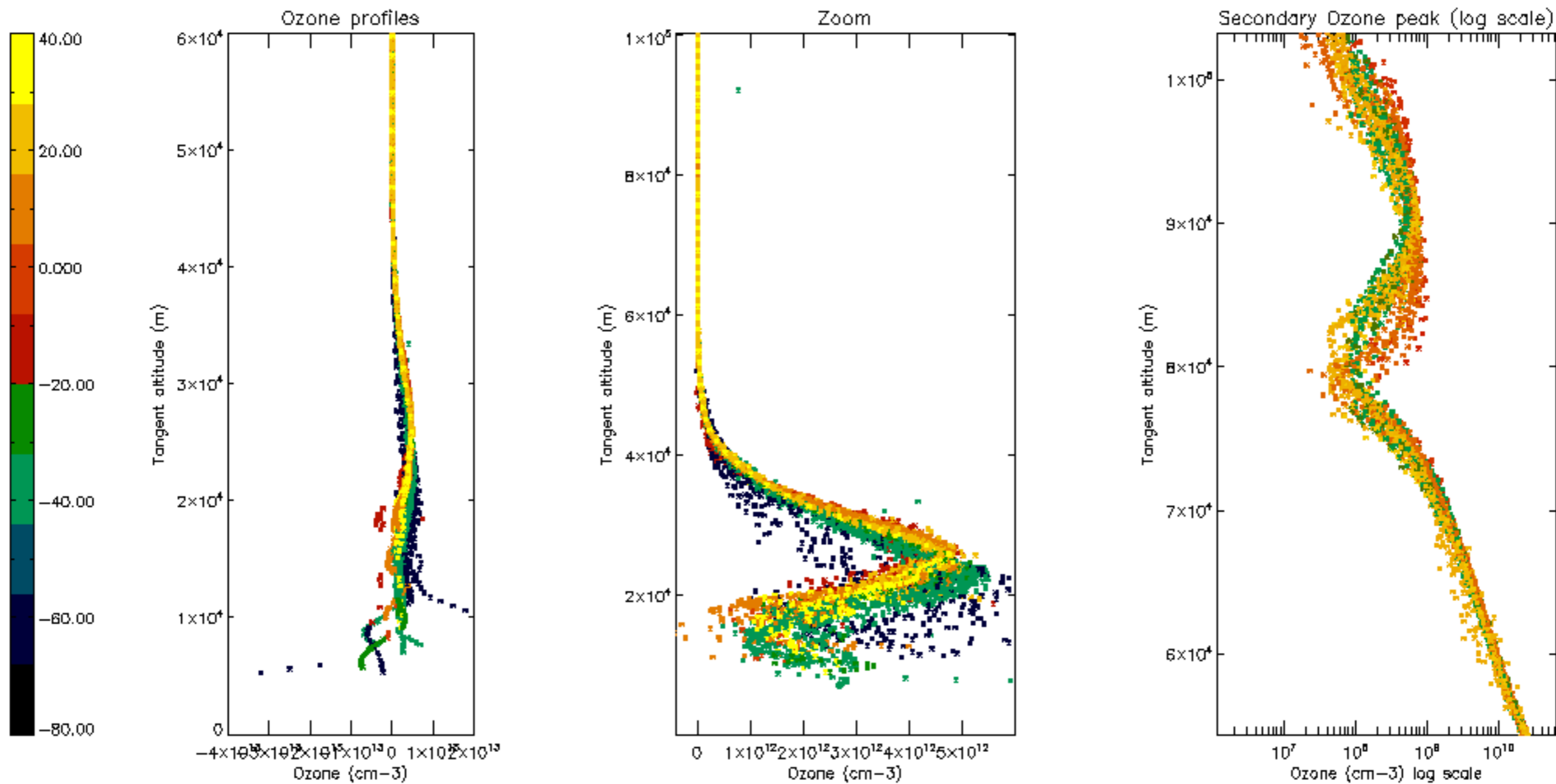


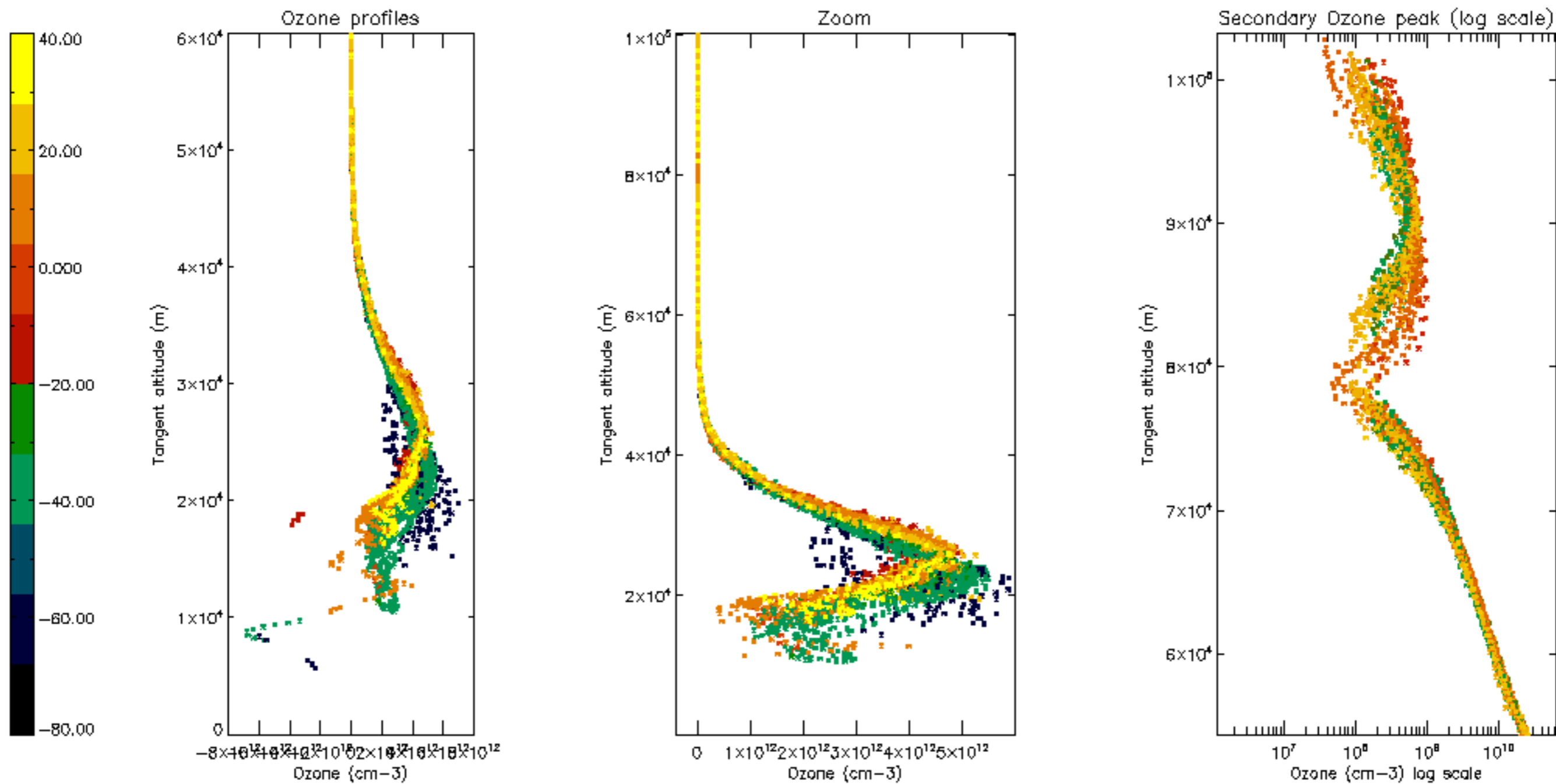
Percentage of saturation errors per profile

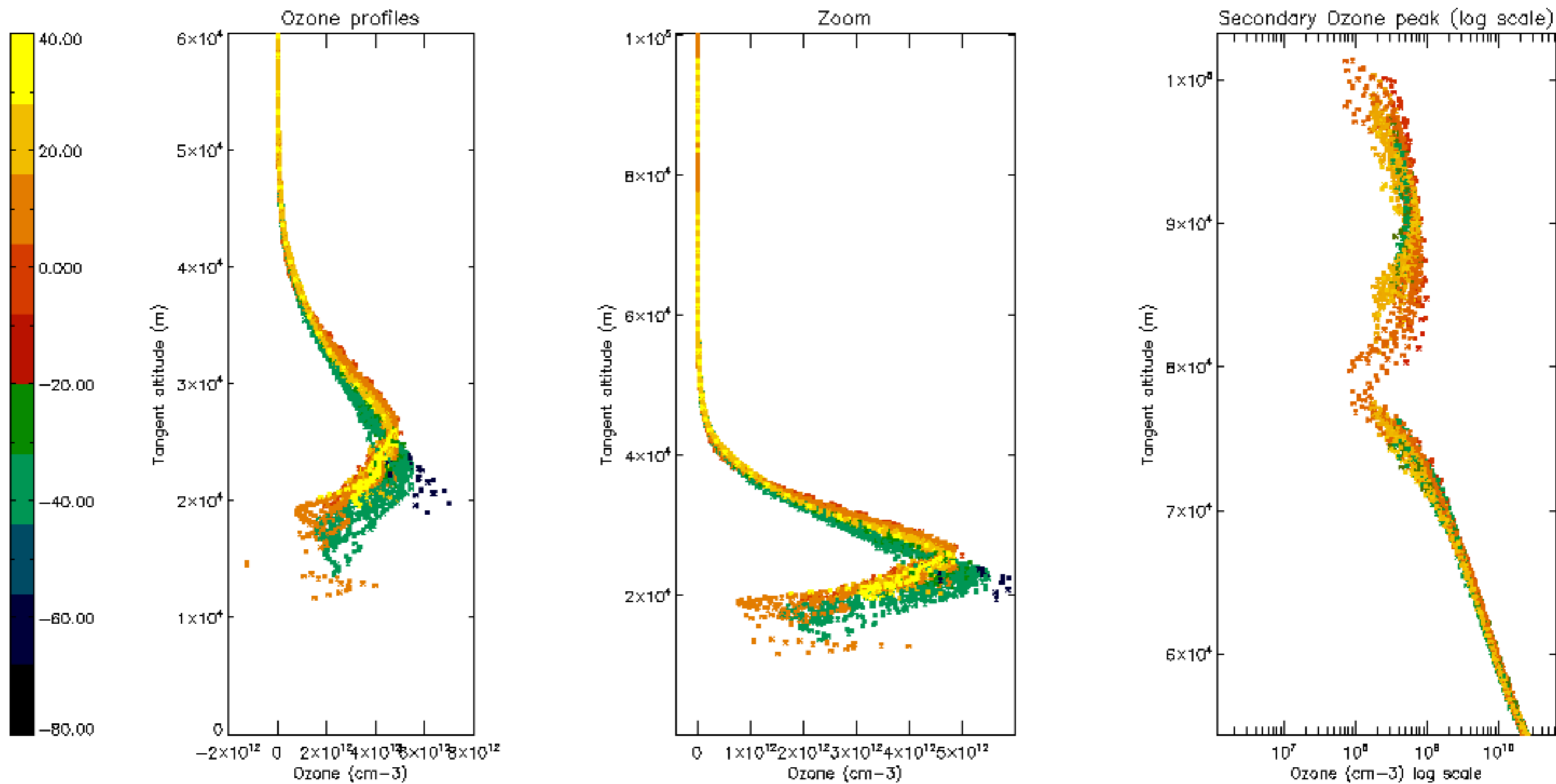


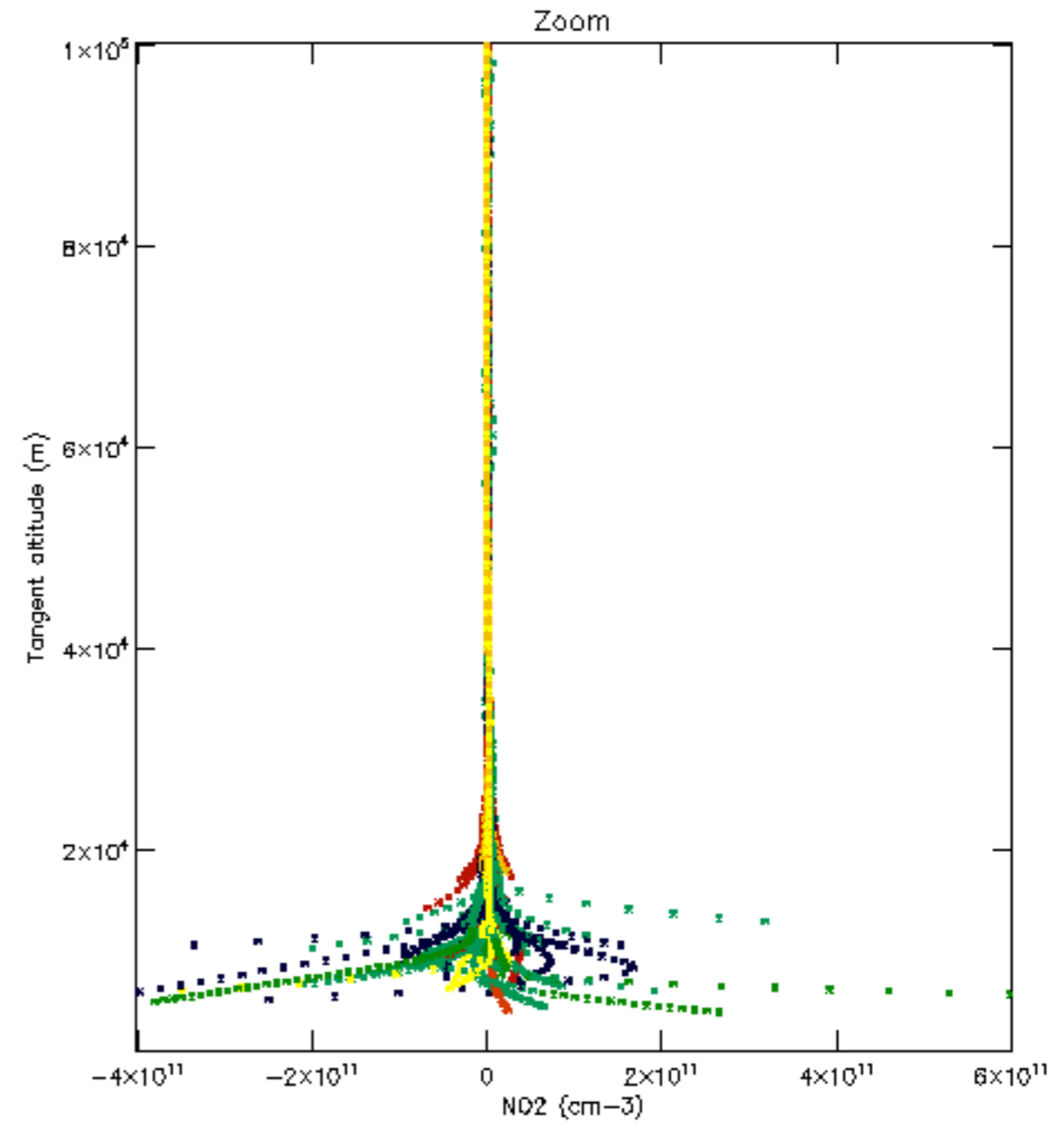
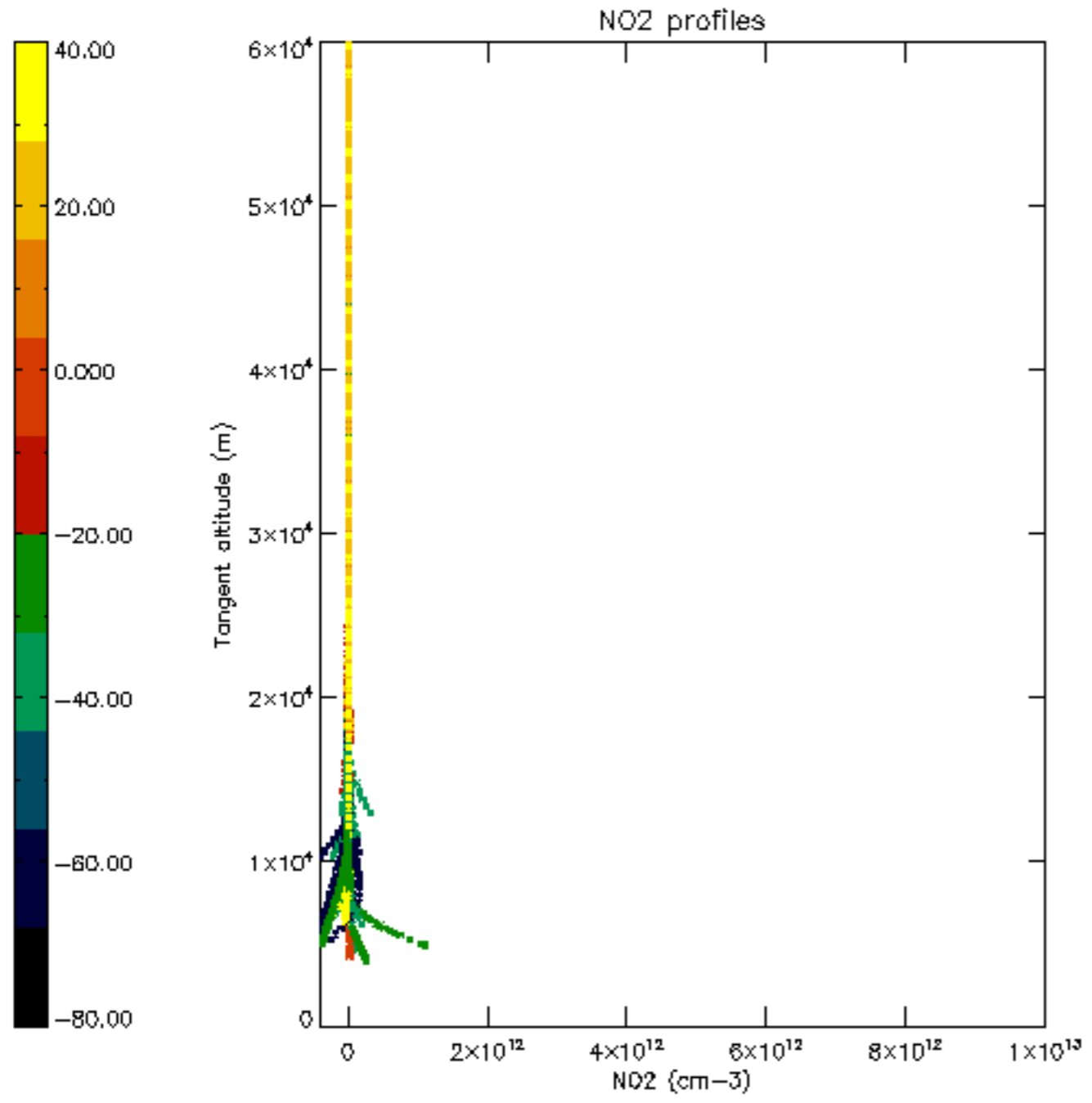


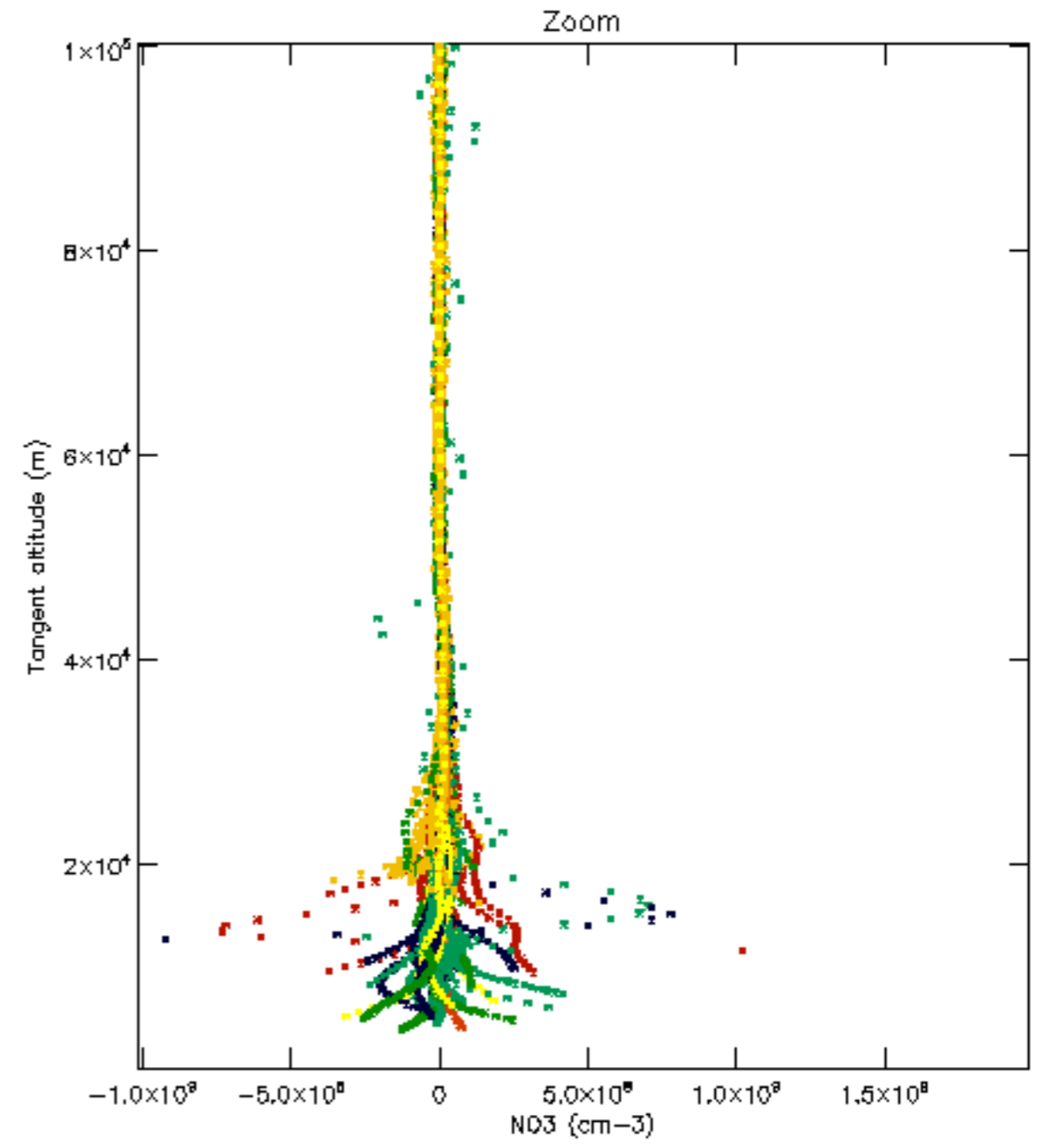
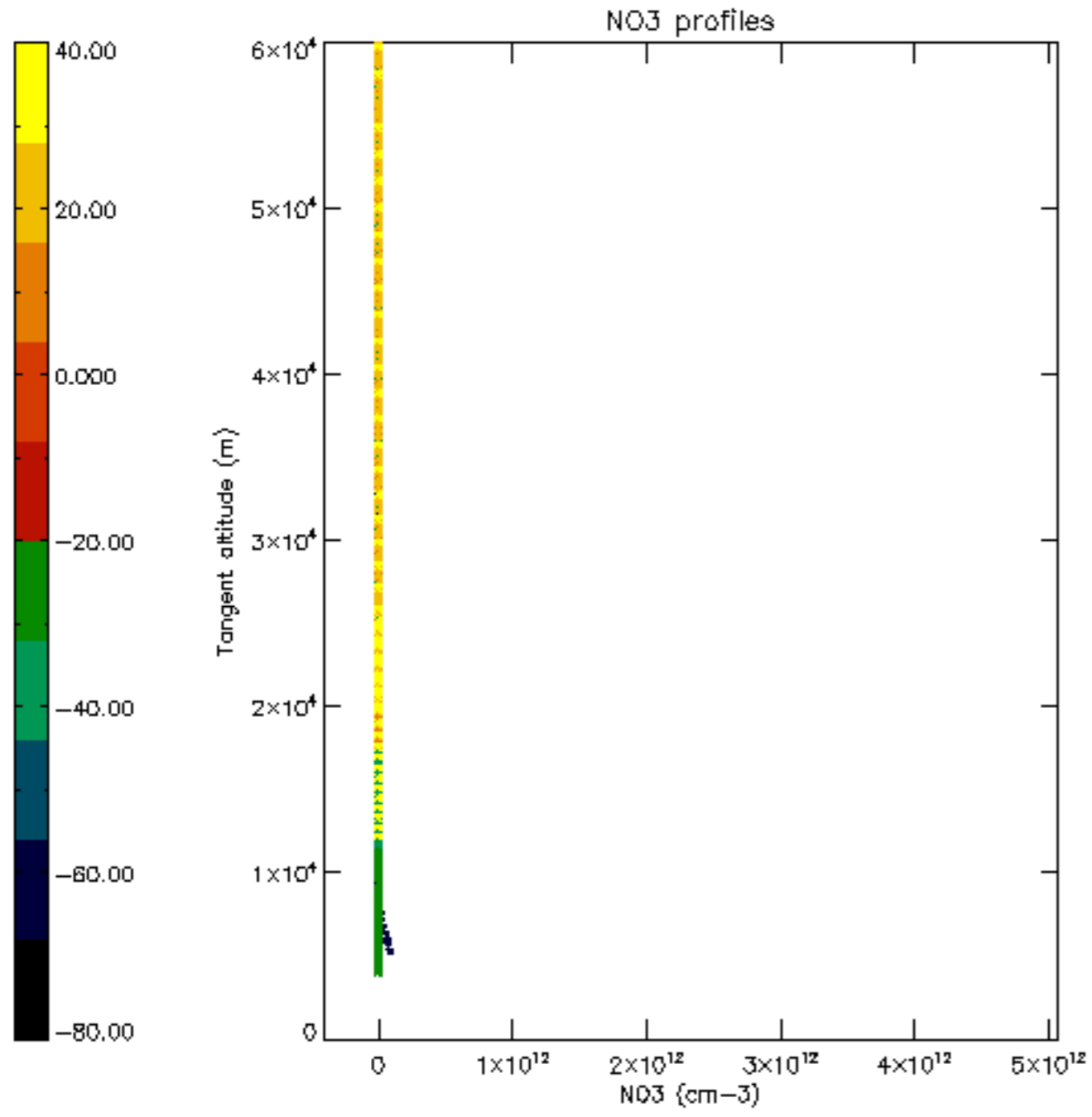


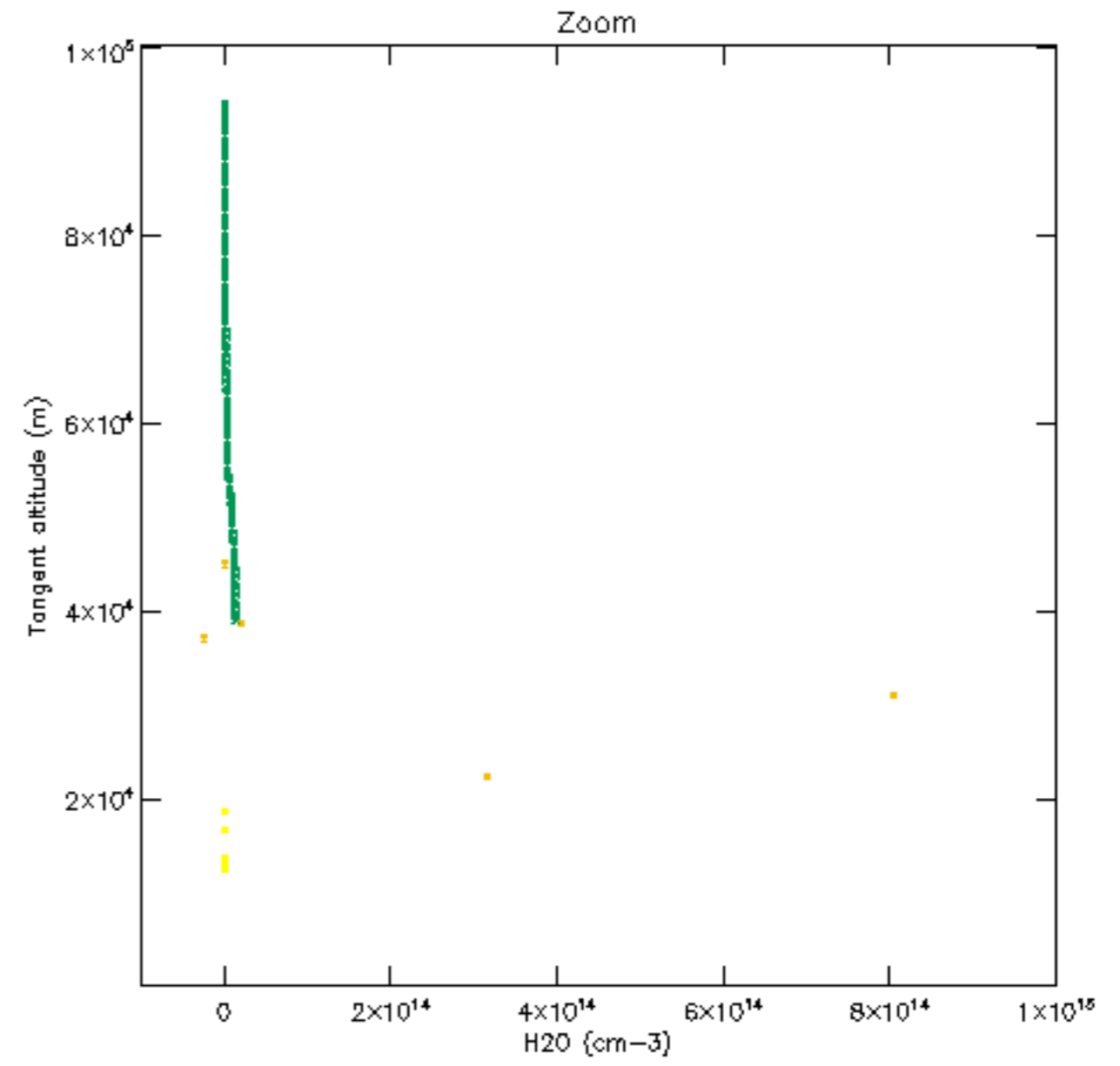
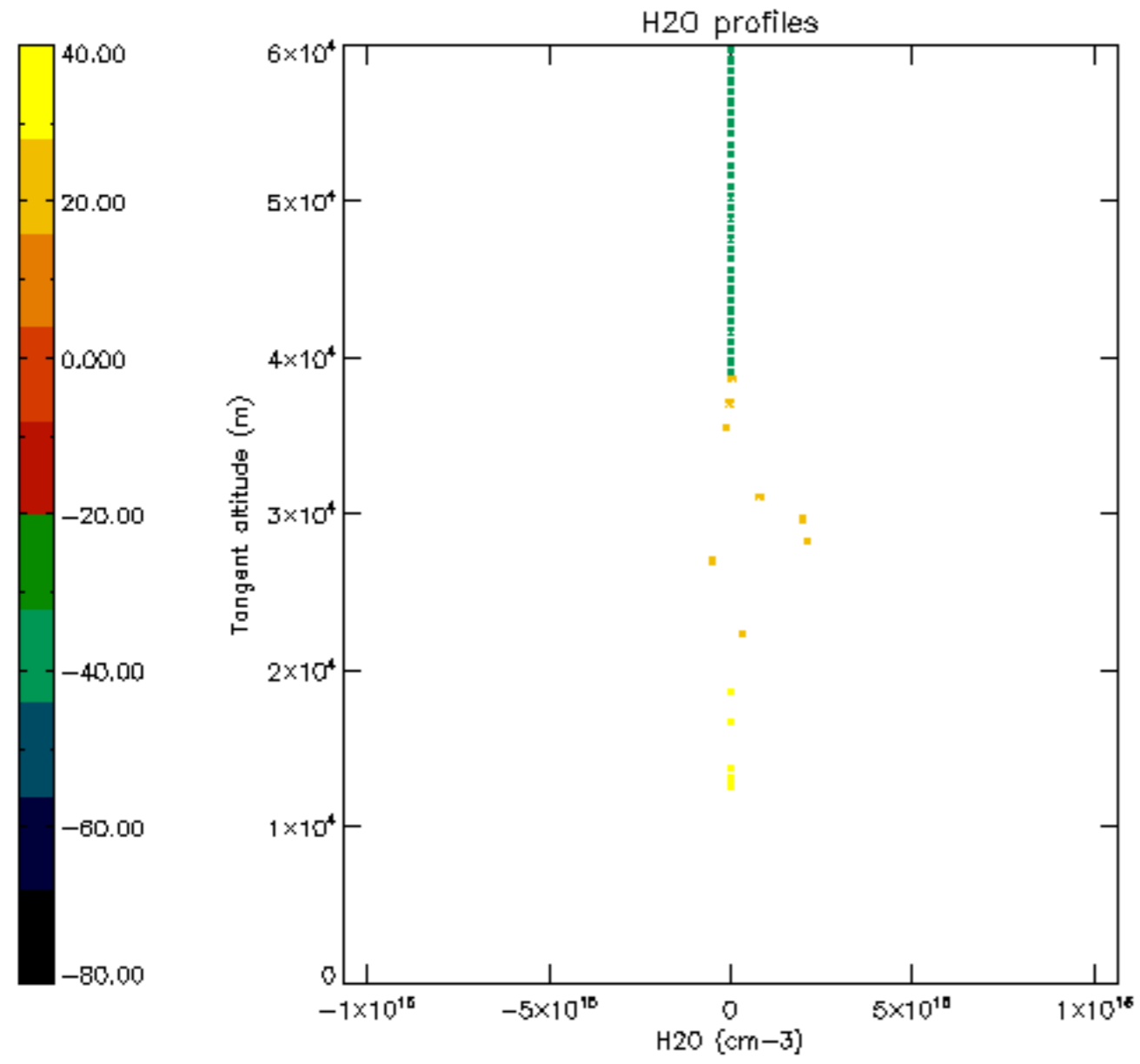


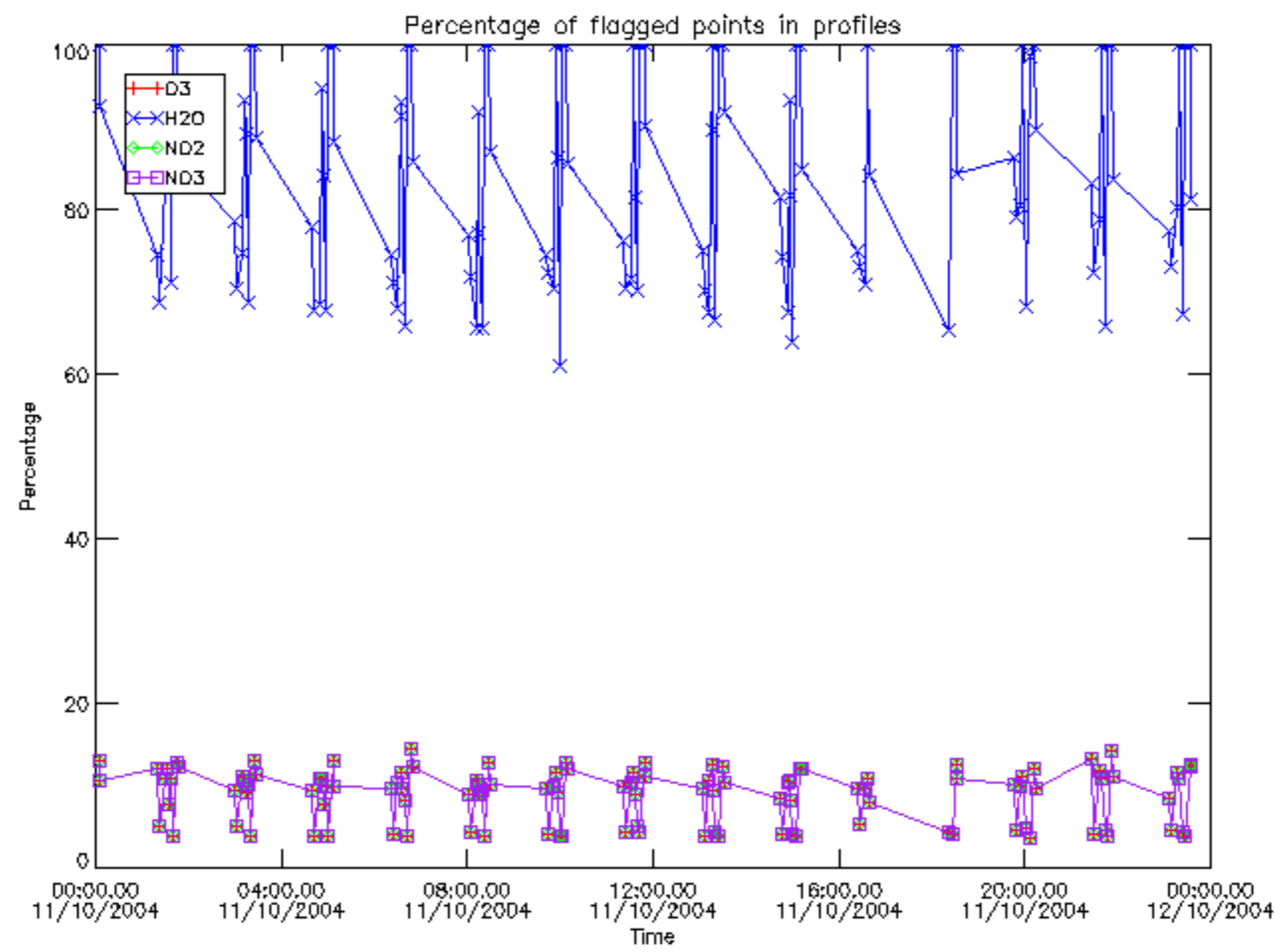






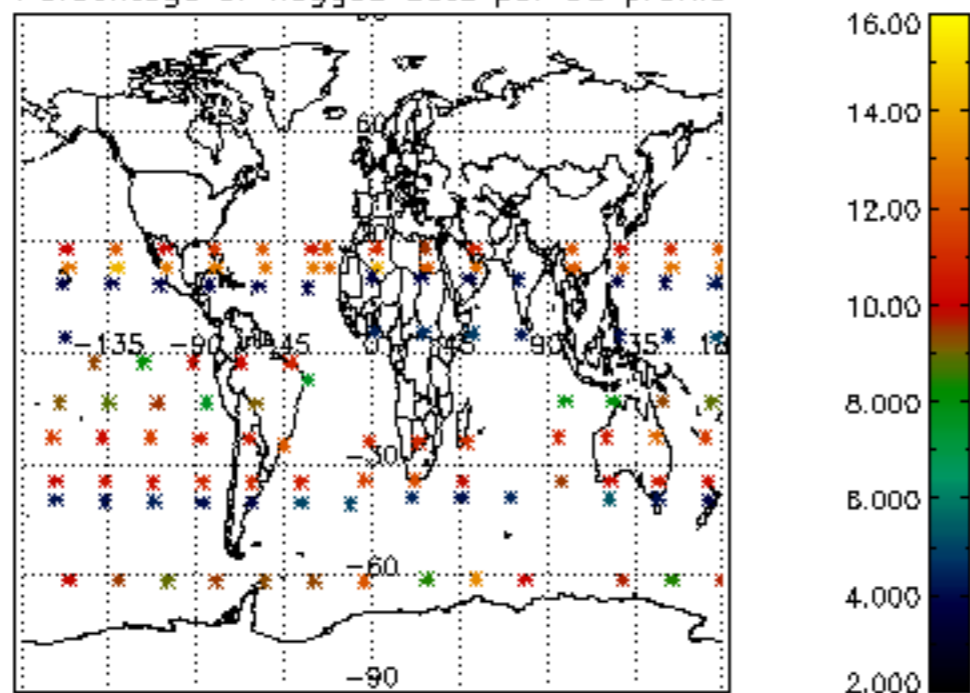




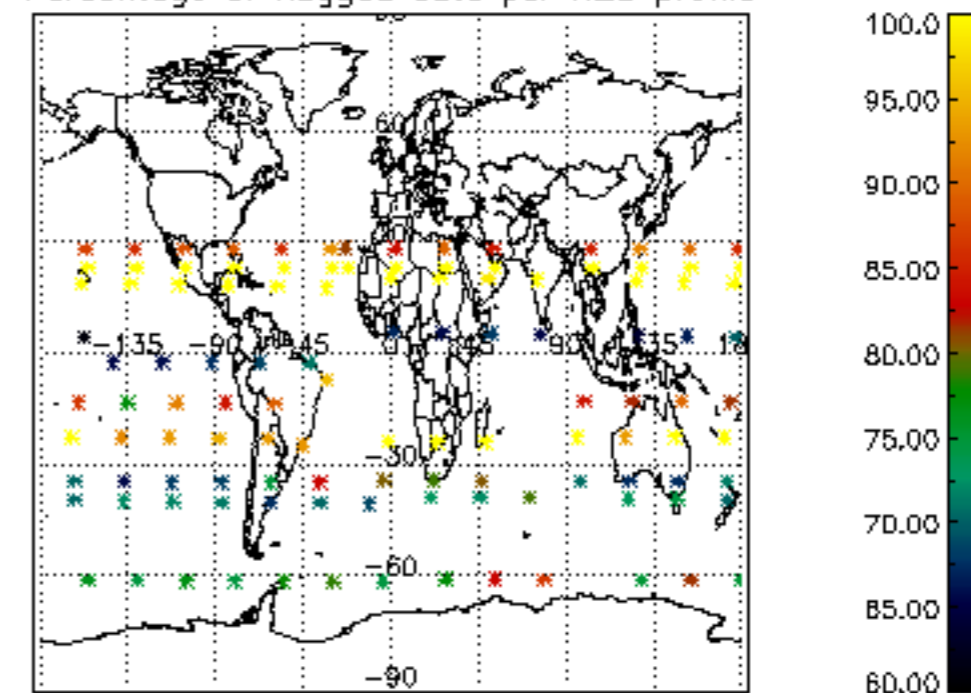




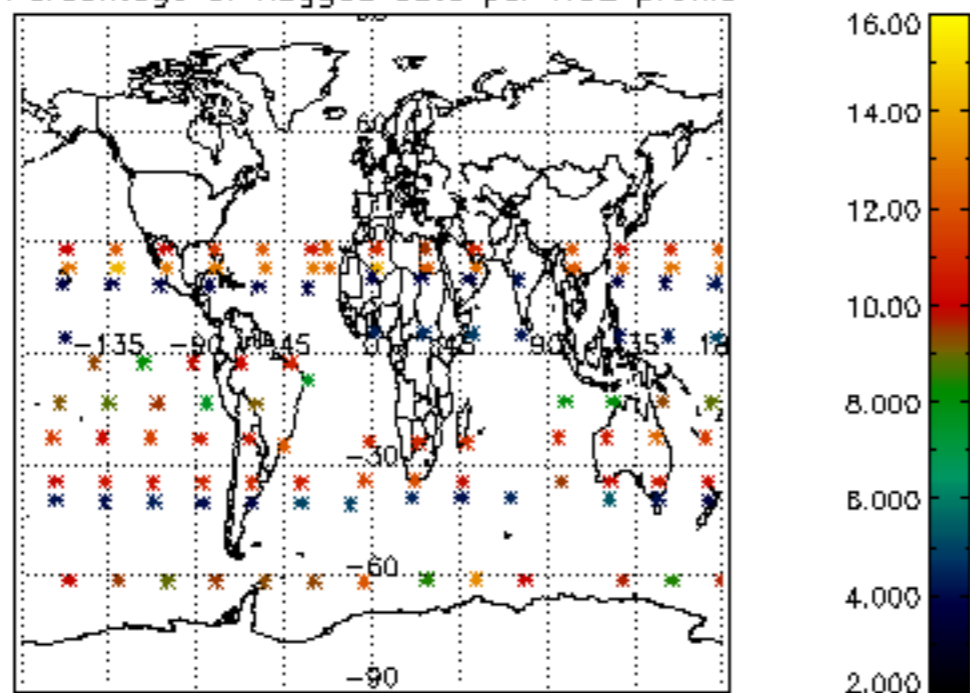
Percentage of flagged data per D3 profile



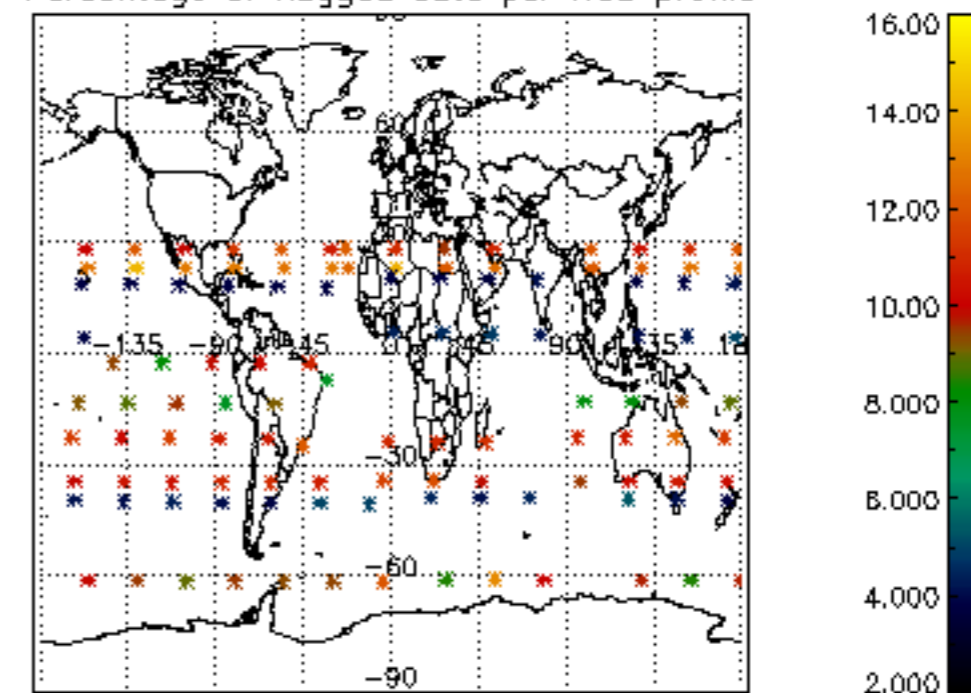
Percentage of flagged data per H2O profile

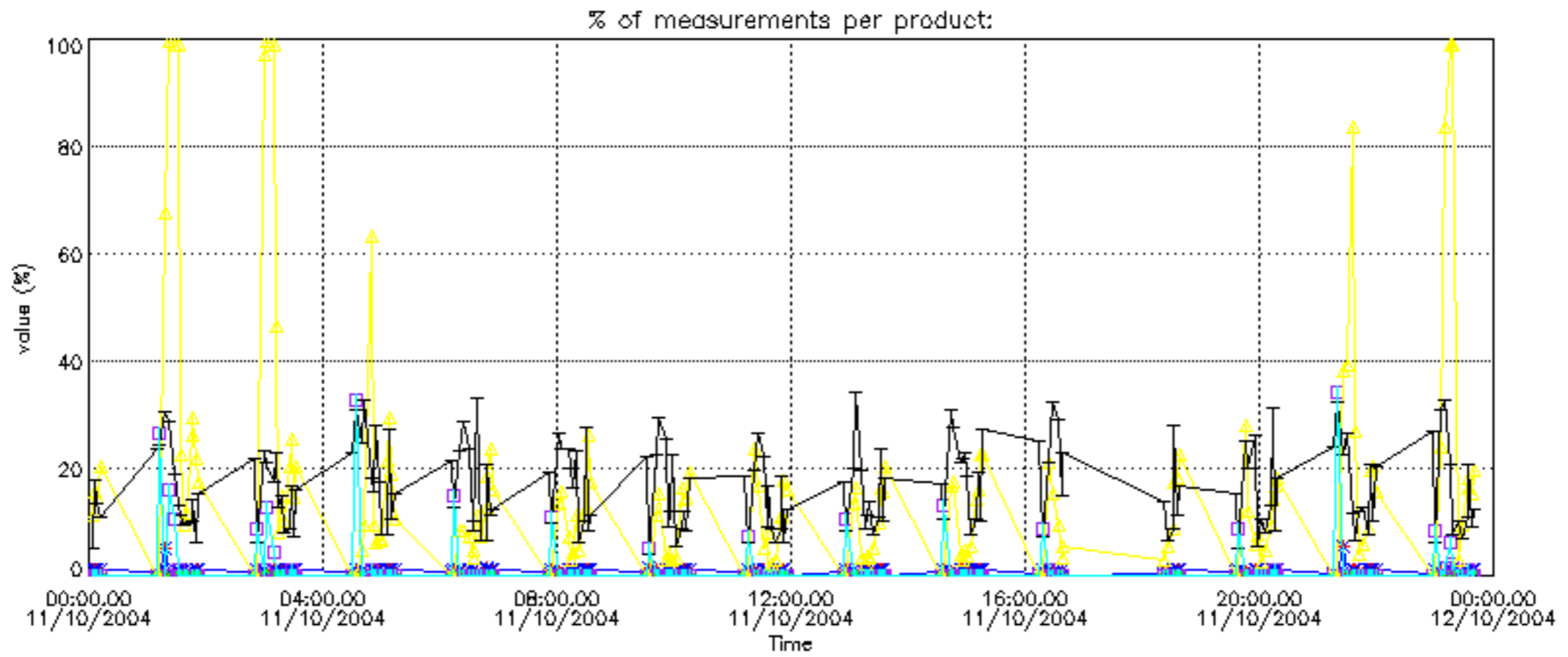


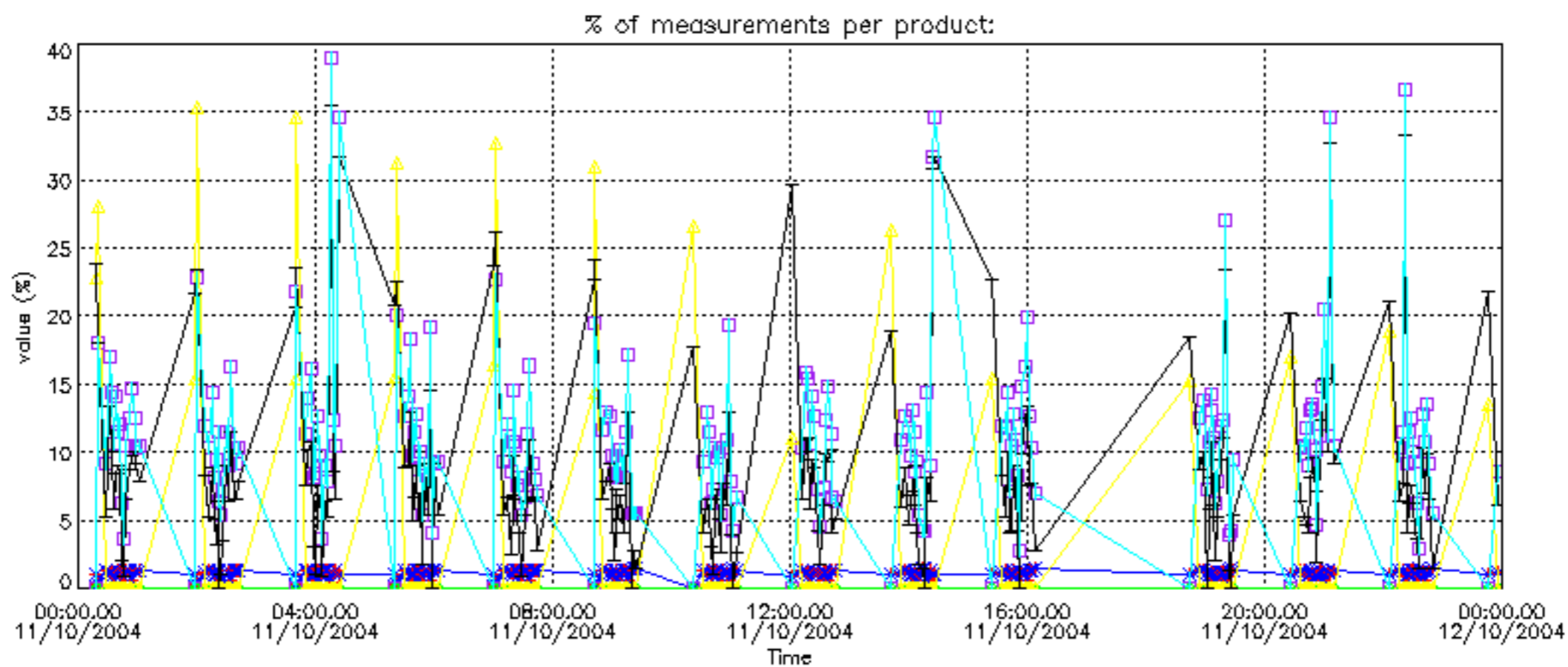
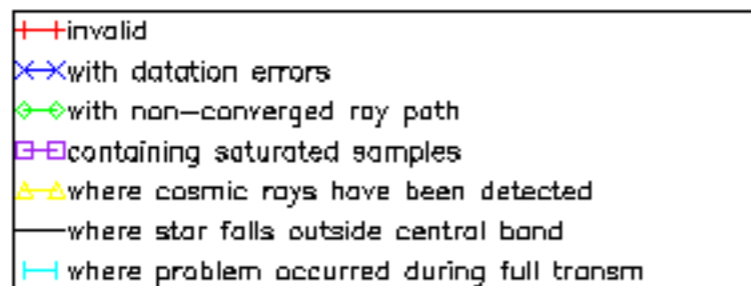
Percentage of flagged data per NO2 profile



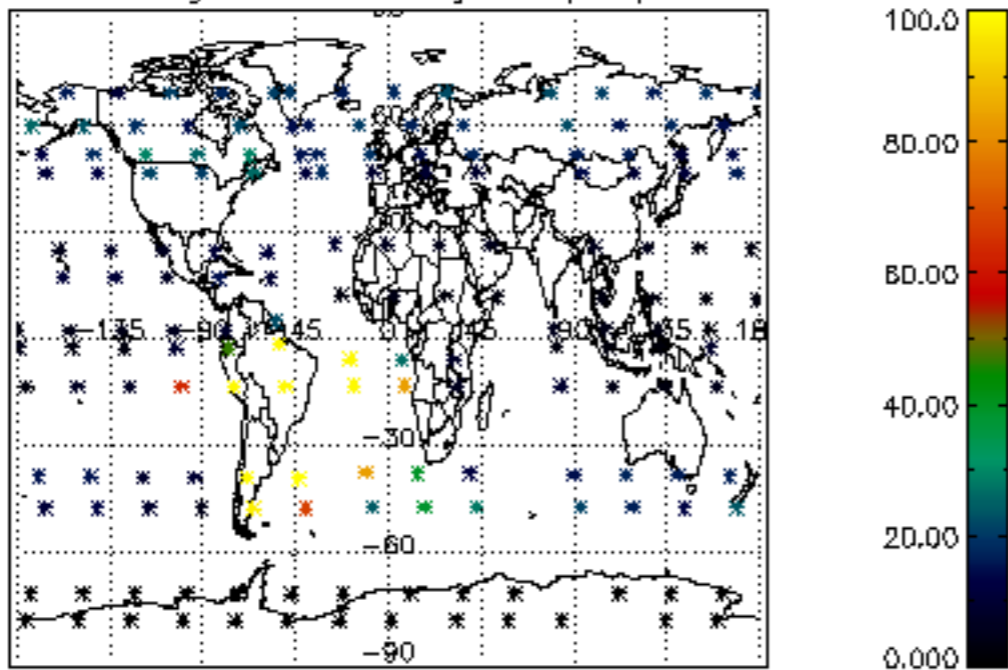
Percentage of flagged data per NO3 profile



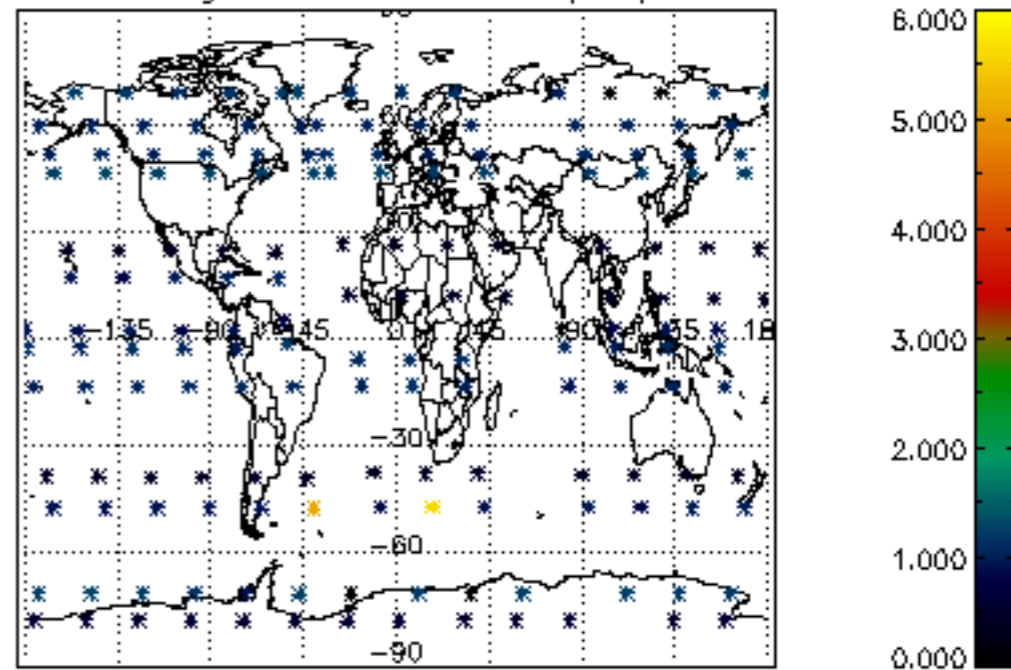




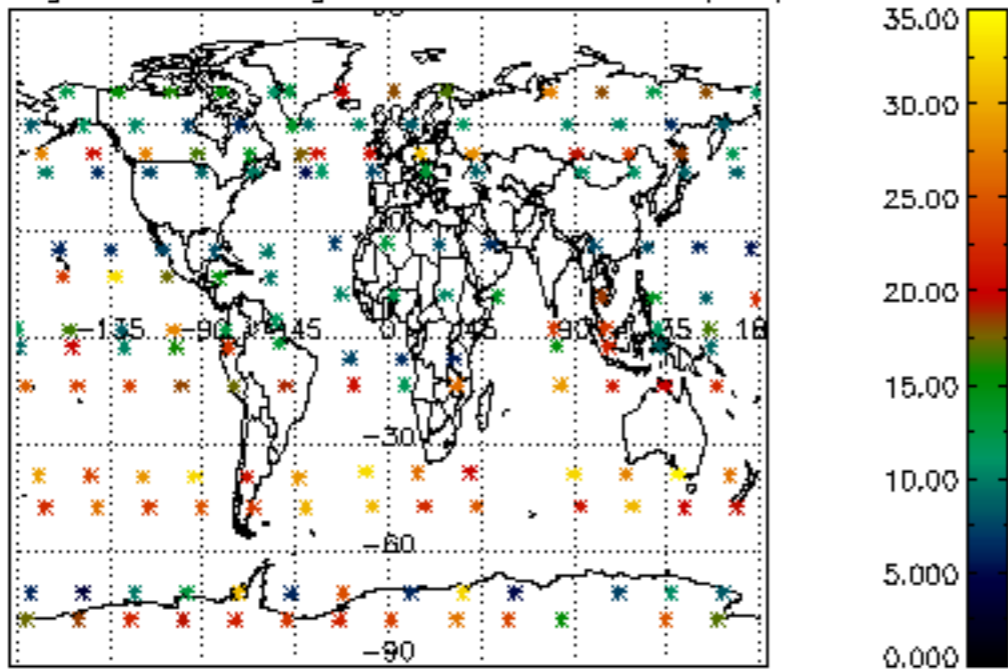
Percentage of cosmic ray hits per profile



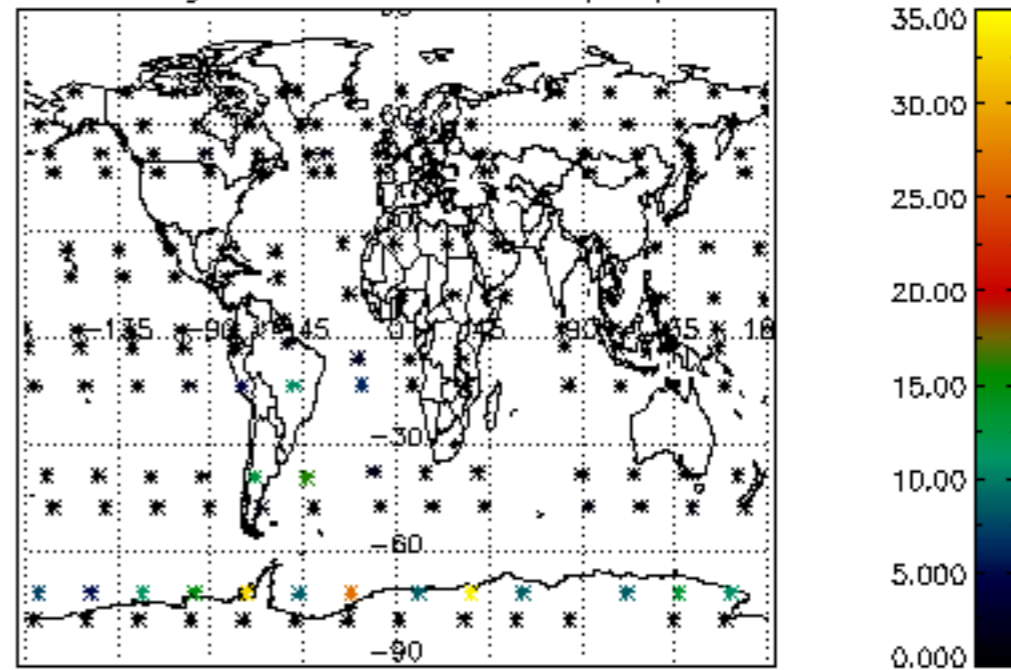
Percentage of datation errors per profile



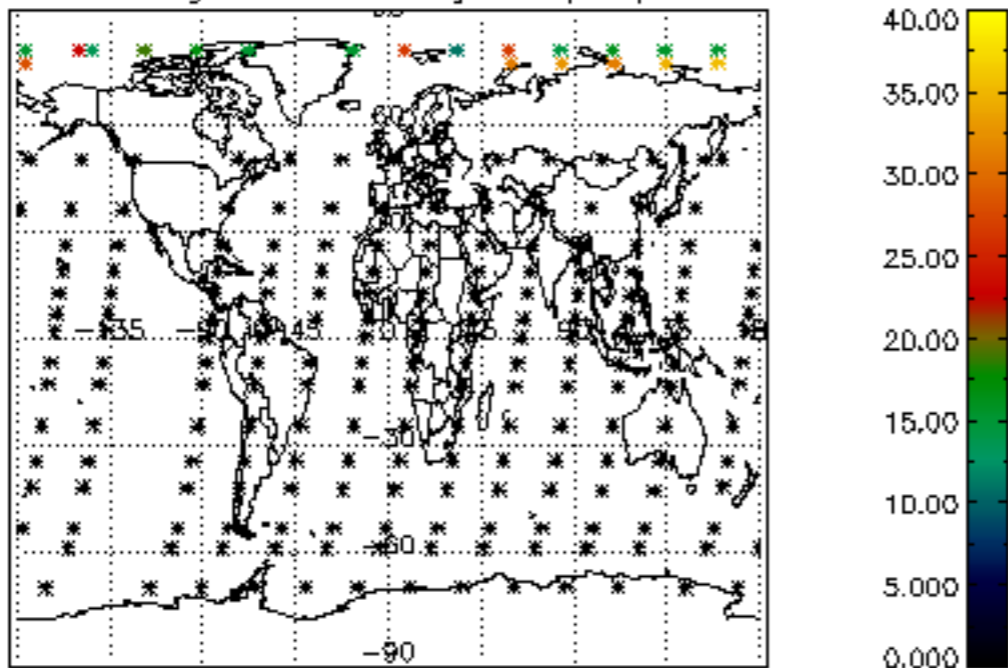
Percentage of star falling outside central band per profile



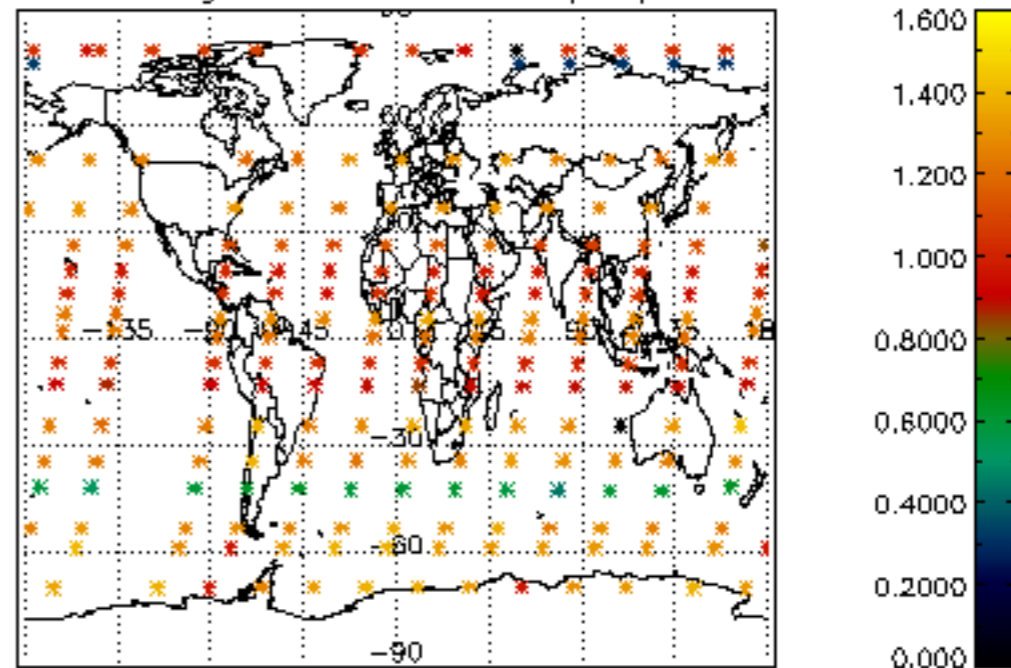
Percentage of saturation errors per profile



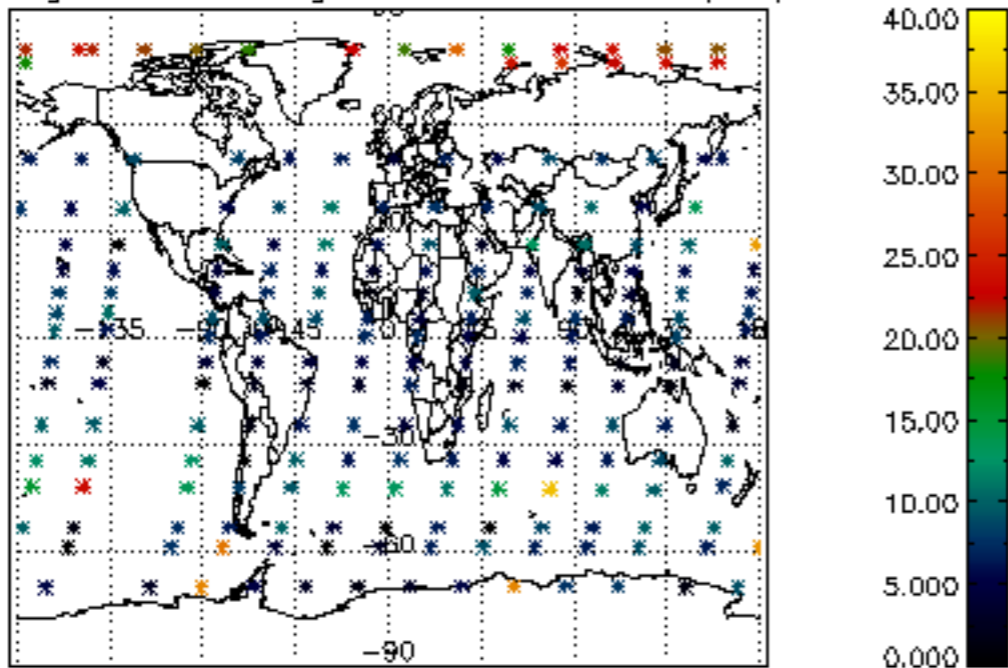
Percentage of cosmic ray hits per profile



Percentage of datation errors per profile



Percentage of star falling outside central band per profile



Percentage of saturation errors per profile

