

# GOMOS Level 2 Daily Report

## SUMMARY

### [1. General Info](#)

### [2. Summary of processed GOM\\_NL\\_2P products](#)

### [3. Level 2 Quality information per product](#)

#### [3.1 Plot of level 2 quality information per product \(time dependant\)](#)

#### [3.2 Plot of level 2 quality information per product \(world map\)](#)

### [4. Level 1 Quality information per product \(stored on level 2 products\)](#)

#### [4.1 Plot of level 1 quality information per product \(time dependant\)](#)

##### [4.1.1 Plot of level 1 quality information per product \(time dependant\): ASCENDING](#)

##### [4.1.2 Plot of level 1 quality information per product \(time dependant\): DESCENDING](#)

#### [4.2 Plot of level 1 quality information per product \(world map\)](#)

##### [4.2.1 Plot of level 1 quality information per product \(world map\): ASCENDING](#)

##### [4.2.2 Plot of level 1 quality information per product \(world map\): DESCENDING](#)

### [5. Ozone profiles based on quality statistics and other trace gas profiles](#)

#### [5.1 Ozone statistics based on quality of products](#)

#### [5.2 Plot ozone profiles for all STD \(dark without errors\)](#)

#### [5.3 Plot ozone profiles where STD < 20% \(dark without errors\)](#)

#### [5.4. Plot ozone profiles where STD < 10% \(dark without errors\)](#)

#### [5.5. Plot ozone profiles where STD < 5% \(dark without errors\)](#)

#### [5.6 Plot NO2 profiles for all STD \(dark without errors\)](#)

#### [5.7 Plot NO3 profiles for all STD \(dark without errors\)](#)

#### [5.8 Plot H2O profiles \(only for occultations of stars 1,2,3,4,13,14,16,26,63 dark without errors\) for all STD](#)

### [6. Auxiliary Data Files used for the production reported in section 2](#)

This report presents the daily analysis on parameters extracted from GOMOS level 2 data (GOM\_NL\_\_2P). It is intended to monitor some important parameters that will impact the quality of these products. A list of level 2 products (and content) that have arrived during the reporting day to the PCF is also given.

Item	Value
Time of report generation	19APR2013 12:47:39
Data source version	GOMOS/6.01
Start time of products	08-10-2004 (08OCT2004 00:00:00)
Stop time of products	09-10-2004 (09OCT2004 00:00:00)
Store outputs in DB	Yes
Nb of level 2 prods	390
Nb of prods with errors	0

## 2. Summary of processed GOM\_NL\_\_2P products.

Nr	Filename	UTC Start time	Limb	Duration	Star Id	Star Name	Star Mag	Star Temp	Nb Meas	Orbit	Prod. error
1	GOM_NL__2PRFIN20041008_000017_000000452031_00045_13626_4728.N1	08-OCT-2004 00:00:17	Dark	45.000	9	Alp Eri	0.45300	24000.	90	13626	No
2	GOM_NL__2PRFIN20041008_000225_000000502031_00045_13626_4729.N1	08-OCT-2004 00:02:25	Straylight	49.500	157	The1Eri	2.9060	9300.0	99	13626	No
3	GOM_NL__2PRFIN20041008_000528_000000532031_00045_13626_4730.N1	08-OCT-2004 00:05:28	Straylight	52.500	84	Alp Phe	2.3970	4500.0	105	13626	No
4	GOM_NL__2PRFIN20041008_000959_000000462031_00045_13626_4731.N1	08-OCT-2004 00:09:59	Straylight	46.000	18	24Alp PsA	1.1660	9700.0	92	13626	No
5	GOM_NL__2PRFIN20041008_001210_000000512031_00045_13626_4732.N1	08-OCT-2004 00:12:10	Straylight	50.500	52	16Bet Cet	2.0370	4500.0	101	13626	No
6	GOM_NL__2PRFIN20041008_001428_000001972031_00045_13626_4733.N1	08-OCT-2004 00:14:28	Bright	196.50	165	34Gam Eri	2.9500	3200.0	393	13626	No
7	GOM_NL__2PRFIN20041008_002210_000000412031_00045_13626_4734.N1	08-OCT-2004 00:22:10	Bright	40.500	140	88Gam Peg	2.8340	26000.	81	13626	No
8	GOM_NL__2PRFIN20041008_002552_000000402031_00045_13626_4735.N1	08-OCT-2004 00:25:52	Bright	39.500	93	53Bet Peg	2.5200	3100.0	79	13626	No
9	GOM_NL__2PRFIN20041008_002919_000000482031_00045_13626_4736.N1	08-OCT-2004 00:29:19	Bright	47.500	53	43Bet And	2.0480	3300.0	95	13626	No
10	GOM_NL__2PRFIN20041008_003145_000000542031_00045_13626_4737.N1	08-OCT-2004 00:31:45	Bright	53.500	173	4Bet Tri	3.0040	8900.0	107	13626	No
11	GOM_NL__2PRFIN20041008_003431_000000402031_00045_13626_4738.N1	08-OCT-2004 00:34:31	Bright	40.000	68	18Alp Cas	2.2250	4500.0	80	13626	No
12	GOM_NL__2PRFIN20041008_003942_000000572031_00045_13626_4739.N1	08-OCT-2004 00:39:42	Bright	56.500	35	33Alp Per	1.7950	6250.0	113	13626	No
13	GOM_NL__2PRFIN20041008_004305_000000412031_00045_13626_4740.N1	08-OCT-2004 00:43:05	Bright	40.500	49	1Alp UMi	1.9900	6300.0	81	13626	No
14	GOM_NL__2PRFIN20041008_004537_000000442031_00045_13626_4741.N1	08-OCT-2004 00:45:37	Bright	44.000	60	7Bet UMi	2.0810	3950.0	88	13626	No
15	GOM_NL__2PRFIN20041008_005113_000000422031_00045_13626_4742.N1	08-OCT-2004 00:51:13	Bright	42.000	36	50Alp UMa	1.8000	6300.0	84	13626	No
16	GOM_NL__2PRFIN20041008_005244_000000412031_00045_13626_4743.N1	08-OCT-2004 00:52:44	Bright	40.500	82	48Bet UMa	2.3650	10600.	81	13626	No
17	GOM_NL__2PRFIN20041008_005602_000000382031_00045_13626_4744.N1	08-OCT-2004 00:56:02	Bright	38.000	174	52Psi UMa	3.0040	4400.0	76	13626	No
18	GOM_NL__2PRFIN20041008_010315_000000842031_00045_13626_4745.N1	08-OCT-2004 01:03:15	Bright	84.000	17	78Bet Gem	1.1610	4500.0	168	13626	No
19	GOM_NL__2PRFIN20041008_010558_000000392031_00045_13626_4746.N1	08-OCT-2004 01:05:58	Bright	38.500	22	32Alp Leo	1.3600	15200.	77	13626	No
20	GOM_NL__2PRFIN20041008_010818_000002022031_00045_13626_4747.N1	08-OCT-2004 01:08:18	Straylight	202.00	170	27Eps Gem	3.0000	9700.0	404	13626	No
21	GOM_NL__2PRFIN20041008_011420_000000952031_00045_13626_4748.N1	08-OCT-2004 01:14:20	Dark	94.500	8	10Alp CMi	0.40000	6500.0	189	13626	No
22	GOM_NL__2PRFIN20041008_012044_000000552031_00045_13626_4749.N1	08-OCT-2004 01:20:44	Dark	54.500	132	15Rho Pup	2.8030	6900.0	109	13626	No
23	GOM_NL__2PRFIN20041008_012227_000000512031_00045_13626_4750.N1	08-OCT-2004 01:22:27	Dark	51.000	65	Lam Vel	2.2040	4400.0	102	13626	No
24	GOM_NL__2PRFIN20041008_012520_000000502031_00045_13626_4751.N1	08-OCT-2004 01:25:20	Dark	50.000	34	Gam2Vel	1.7930	23000.	100	13626	No
25	GOM_NL__2PRFIN20041008_013046_000000522031_00046_13627_4725.N1	08-OCT-2004 01:30:46	Dark	52.000	2	Alp Car	-0.73600	7000.0	104	13627	No
26	GOM_NL__2PRFIN20041008_013421_000000672031_00046_13627_4726.N1	08-OCT-2004 01:34:21	Dark	66.500	108	Alp Col	2.6520	15200.	133	13627	No
27	GOM_NL__2PRFIN20041008_013652_000000402031_00046_13627_4727.N1	08-OCT-2004 01:36:52	Dark	39.500	135	Bet Hyi	2.8200	5800.0	79	13627	No
28	GOM_NL__2PRFIN20041008_013926_000000412031_00046_13627_4728.N1	08-OCT-2004 01:39:26	Dark	41.000	143	Alp Hyi	2.8570	7200.0	82	13627	No
29	GOM_NL__2PRFIN20041008_014054_000000452031_00046_13627_4729.N1	08-OCT-2004 01:40:54	Dark	45.000	9	Alp Eri	0.45300	24000.	90	13627	No
30	GOM_NL__2PRFIN20041008_014302_000000502031_00046_13627_4730.N1	08-OCT-2004 01:43:02	Straylight	50.000	157	The1Eri	2.9060	9300.0	100	13627	No
31	GOM_NL__2PRFIN20041008_014605_000000442031_00046_13627_4731.N1	08-OCT-2004 01:46:05	Straylight	44.000	84	Alp Phe	2.3970	4500.0	88	13627	No
32	GOM_NL__2PRFIN20041008_015035_000000462031_00046_13627_4732.N1	08-OCT-2004 01:50:35	Straylight	46.000	18	24Alp PsA	1.1660	9700.0	92	13627	No
33	GOM_NL__2PRFIN20041008_015248_000000462031_00046_13627_4733.N1	08-OCT-2004 01:52:48	Straylight	46.000	52	16Bet Cet	2.0370	4500.0	92	13627	No
34	GOM_NL__2PRFIN20041008_015503_000001982031_00046_13627_4734.N1	08-OCT-2004 01:55:03	Bright	198.00	165	34Gam Eri	2.9500	3200.0	396	13627	No
35	GOM_NL__2PRFIN20041008_020246_000000392031_00046_13627_4735.N1	08-OCT-2004 02:02:46	Bright	38.500	140	88Gam Peg	2.8340	26000.	77	13627	No
36	GOM_NL__2PRFIN20041008_020626_000000432031_00046_13627_4736.N1	08-OCT-2004 02:06:26	Bright	42.500	93	53Bet Peg	2.5200	3100.0	85	13627	No
37	GOM_NL__2PRFIN20041008_020954_000000472031_00046_13627_4737.N1	08-OCT-2004 02:09:54	Bright	47.000	53	43Bet And	2.0480	3300.0	94	13627	No
38	GOM_NL__2PRFIN20041008_021220_000000522031_00046_13627_4738.N1	08-OCT-2004 02:12:20	Bright	52.000	173	4Bet Tri	3.0040	8900.0	104	13627	No
39	GOM_NL__2PRFIN20041008_021505_000000442031_00046_13627_4739.N1	08-OCT-2004 02:15:05	Bright	43.500	68	18Alp Cas	2.2250	4500.0	87	13627	No
40	GOM_NL__2PRFIN20041008_022017_000000562031_00046_13627_4740.N1	08-OCT-2004 02:20:17	Bright	56.000	35	33Alp Per	1.7950	6250.0	112	13627	No
41	GOM_NL__2PRFIN20041008_022342_000000392031_00046_13627_4741.N1	08-OCT-2004 02:23:42	Bright	38.500	49	1Alp UMi	1.9900	6300.0	77	13627	No
42	GOM_NL__2PRFIN20041008_022616_000000412031_00046_13627_4742.N1	08-OCT-2004 02:26:16	Bright	40.500	60	7Bet UMi	2.0810	3950.0	81	13627	No

43	GOM_NL__2PRFIN20041008_023149_000000422031_00046_13627_4743.N1	08-OCT-2004 02:31:49	Bright	41.500	36	50Alp UMa	1.8000	6300.0	83	13627	No
44	GOM_NL__2PRFIN20041008_023323_000000432031_00046_13627_4744.N1	08-OCT-2004 02:33:23	Bright	43.000	82	48Bet UMa	2.3650	10600.	86	13627	No
45	GOM_NL__2PRFIN20041008_023638_000000522031_00046_13627_4745.N1	08-OCT-2004 02:36:38	Bright	52.000	174	52Psi UMa	3.0040	4400.0	104	13627	No
46	GOM_NL__2PRFIN20041008_024351_000000782031_00046_13627_4746.N1	08-OCT-2004 02:43:51	Bright	78.000	17	78Bet Gem	1.1610	4500.0	156	13627	No
47	GOM_NL__2PRFIN20041008_024634_000000402031_00046_13627_4747.N1	08-OCT-2004 02:46:34	Bright	39.500	22	32Alp Leo	1.3600	15200.	79	13627	No
48	GOM_NL__2PRFIN20041008_024856_000001942031_00046_13627_4748.N1	08-OCT-2004 02:48:56	Straylight	194.00	170	27Eps Gem	3.0000	9700.0	388	13627	No
49	GOM_NL__2PRFIN20041008_025458_000000952031_00046_13627_4749.N1	08-OCT-2004 02:54:58	Dark	95.000	8	10Alp CMi	0.40000	6500.0	190	13627	No
50	GOM_NL__2PRFIN20041008_030121_000000502031_00046_13627_4750.N1	08-OCT-2004 03:01:21	Dark	49.500	132	15Rho Pup	2.8030	6900.0	99	13627	No
51	GOM_NL__2PRFIN20041008_030302_000000492031_00046_13627_4751.N1	08-OCT-2004 03:03:02	Dark	49.000	65	Lam Vel	2.2040	4400.0	98	13627	No
52	GOM_NL__2PRFIN20041008_030557_000000482031_00046_13627_4752.N1	08-OCT-2004 03:05:57	Dark	48.000	34	Gam2Vel	1.7930	23000.	96	13627	No
53	GOM_NL__2PRFIN20041008_031124_000000502031_00047_13628_4727.N1	08-OCT-2004 03:11:24	Dark	50.000	2	Alp Car	-0.73600	7000.0	100	13628	No
54	GOM_NL__2PRFIN20041008_031459_000000662031_00047_13628_4728.N1	08-OCT-2004 03:14:59	Dark	66.000	108	Alp Col	2.6520	15200.	132	13628	No
55	GOM_NL__2PRFIN20041008_031728_000000422031_00047_13628_4729.N1	08-OCT-2004 03:17:28	Dark	41.500	135	Bet Hyi	2.8200	5800.0	83	13628	No
56	GOM_NL__2PRFIN20041008_032002_000000412031_00047_13628_4730.N1	08-OCT-2004 03:20:02	Dark	41.000	143	Alp Hyi	2.8570	7200.0	82	13628	No
57	GOM_NL__2PRFIN20041008_032130_000000472031_00047_13628_4731.N1	08-OCT-2004 03:21:30	Dark	46.500	9	Alp Eri	0.45300	24000.	93	13628	No
58	GOM_NL__2PRFIN20041008_032338_000000502031_00047_13628_4732.N1	08-OCT-2004 03:23:38	Straylight	49.500	157	The1Eri	2.9060	9300.0	99	13628	No
59	GOM_NL__2PRFIN20041008_032641_000000442031_00047_13628_4733.N1	08-OCT-2004 03:26:41	Straylight	43.500	84	Alp Phe	2.3970	4500.0	87	13628	No
60	GOM_NL__2PRFIN20041008_033111_000000462031_00047_13628_4734.N1	08-OCT-2004 03:31:11	Straylight	46.000	18	24Alp PsA	1.1660	9700.0	92	13628	No
61	GOM_NL__2PRFIN20041008_033322_000000552031_00047_13628_4735.N1	08-OCT-2004 03:33:22	Straylight	54.500	52	16Bet Cet	2.0370	4500.0	109	13628	No
62	GOM_NL__2PRFIN20041008_033538_000001972031_00047_13628_4736.N1	08-OCT-2004 03:35:38	Bright	197.00	165	34Gam Eri	2.9500	3200.0	394	13628	No
63	GOM_NL__2PRFIN20041008_034321_000000402031_00047_13628_4737.N1	08-OCT-2004 03:43:21	Bright	40.000	140	88Gam Peg	2.8340	26000.	80	13628	No
64	GOM_NL__2PRFIN20041008_034705_000000382031_00047_13628_4738.N1	08-OCT-2004 03:47:05	Bright	38.000	93	53Bet Peg	2.5200	3100.0	76	13628	No
65	GOM_NL__2PRFIN20041008_035029_000000462031_00047_13628_4739.N1	08-OCT-2004 03:50:29	Bright	45.500	53	43Bet And	2.0480	3300.0	91	13628	No
66	GOM_NL__2PRFIN20041008_035254_000000532031_00047_13628_4740.N1	08-OCT-2004 03:52:54	Bright	52.500	173	4Bet Tri	3.0040	8900.0	105	13628	No
67	GOM_NL__2PRFIN20041008_035542_000000422031_00047_13628_4741.N1	08-OCT-2004 03:55:42	Bright	41.500	68	18Alp Cas	2.2250	4500.0	83	13628	No
68	GOM_NL__2PRFIN20041008_040052_000000532031_00047_13628_4742.N1	08-OCT-2004 04:00:52	Bright	53.000	35	33Alp Per	1.7950	6250.0	106	13628	No
69	GOM_NL__2PRFIN20041008_040418_000000372031_00047_13628_4743.N1	08-OCT-2004 04:04:18	Bright	37.000	49	1Alp UMi	1.9900	6300.0	74	13628	No
70	GOM_NL__2PRFIN20041008_040650_000000412031_00047_13628_4744.N1	08-OCT-2004 04:06:50	Bright	41.000	60	7Bet UMi	2.0810	3950.0	82	13628	No
71	GOM_NL__2PRFIN20041008_041226_000000422031_00047_13628_4745.N1	08-OCT-2004 04:12:26	Bright	41.500	36	50Alp UMa	1.8000	6300.0	83	13628	No
72	GOM_NL__2PRFIN20041008_041358_000000522031_00047_13628_4746.N1	08-OCT-2004 04:13:58	Bright	52.000	82	48Bet UMa	2.3650	10600.	104	13628	No
73	GOM_NL__2PRFIN20041008_041714_000000522031_00047_13628_4747.N1	08-OCT-2004 04:17:14	Bright	52.000	174	52Psi UMa	3.0040	4400.0	104	13628	No
74	GOM_NL__2PRFIN20041008_042427_000000802031_00047_13628_4748.N1	08-OCT-2004 04:24:27	Bright	80.000	17	78Bet Gem	1.1610	4500.0	160	13628	No
75	GOM_NL__2PRFIN20041008_042711_000000392031_00047_13628_4749.N1	08-OCT-2004 04:27:11	Bright	38.500	22	32Alp Leo	1.3600	15200.	77	13628	No
76	GOM_NL__2PRFIN20041008_042934_000001932031_00047_13628_4750.N1	08-OCT-2004 04:29:34	Straylight	193.00	170	27Eps Gem	3.0000	9700.0	386	13628	No
77	GOM_NL__2PRFIN20041008_043535_000000922031_00047_13628_4751.N1	08-OCT-2004 04:35:35	Dark	92.000	8	10Alp CMi	0.40000	6500.0	184	13628	No
78	GOM_NL__2PRFIN20041008_044158_000000532031_00047_13628_4752.N1	08-OCT-2004 04:41:58	Dark	53.000	132	15Rho Pup	2.8030	6900.0	106	13628	No
79	GOM_NL__2PRFIN20041008_044340_000000472031_00047_13628_4753.N1	08-OCT-2004 04:43:40	Dark	47.000	65	Lam Vel	2.2040	4400.0	94	13628	No
80	GOM_NL__2PRFIN20041008_044634_000000452031_00047_13628_4754.N1	08-OCT-2004 04:46:34	Dark	44.500	34	Gam2Vel	1.7930	23000.	89	13628	No
81	GOM_NL__2PRFIN20041008_045202_000000572031_00048_13629_4727.N1	08-OCT-2004 04:52:02	Dark	57.000	2	Alp Car	-0.73600	7000.0	114	13629	No
82	GOM_NL__2PRFIN20041008_045536_000000692031_00048_13629_4728.N1	08-OCT-2004 04:55:36	Dark	69.000	108	Alp Col	2.6520	15200.	138	13629	No
83	GOM_NL__2PRFIN20041008_045804_000000392031_00048_13629_4729.N1	08-OCT-2004 04:58:04	Dark	39.000	135	Bet Hyi	2.8200	5800.0	78	13629	No
84	GOM_NL__2PRFIN20041008_050039_000000412031_00048_13629_4730.N1	08-OCT-2004 05:00:39	Dark	41.000	143	Alp Hyi	2.8570	7200.0	82	13629	No
85	GOM_NL__2PRFIN20041008_050207_000000462031_00048_13629_4731.N1	08-OCT-2004 05:02:07	Dark	46.000	9	Alp Eri	0.45300	24000.	92	13629	No
86	GOM_NL__2PRFIN20041008_050415_000000512031_00048_13629_4732.N1	08-OCT-2004 05:04:15	Straylight	51.000	157	The1Eri	2.9060	9300.0	102	13629	No
87	GOM_NL__2PRFIN20041008_050718_000000432031_00048_13629_4733.N1	08-OCT-2004 05:07:18	Straylight	43.000	84	Alp Phe	2.3970	4500.0	86	13629	No
88	GOM_NL__2PRFIN20041008_051148_000000432031_00048_13629_4734.N1	08-OCT-2004 05:11:48	Straylight	42.500	18	24Alp PsA	1.1660	9700.0	85	13629	No
89	GOM_NL__2PRFIN20041008_051400_000000502031_00048_13629_4735.N1	08-OCT-2004 05:14:00	Straylight	49.500	52	16Bet Cet	2.0370	4500.0	99	13629	No
90	GOM_NL__2PRFIN20041008_051613_000001872031_00048_13629_4736.N1	08-OCT-2004 05:16:13	Bright	186.50	165	34Gam Eri	2.9500	3200.0	373	13629	No
91	GOM_NL__2PRFIN20041008_052358_000000392031_00048_13629_4737.N1	08-OCT-2004 05:23:58	Bright	39.000	140	88Gam Peg	2.8340	26000.	78	13629	No
92	GOM_NL__2PRFIN20041008_052741_000000372031_00048_13629_4738.N1	08-OCT-2004 05:27:41	Bright	36.500	93	53Bet Peg	2.5200	3100.0	73	13629	No
93	GOM_NL__2PRFIN20041008_053104_000000482031_00048_13629_4739.N1	08-OCT-2004 05:31:04	Bright	48.000	53	43Bet And	2.0480	3300.0	96	13629	No
94	GOM_NL__2PRFIN20041008_053329_000000532031_00048_13629_4740.N1	08-OCT-2004 05:33:29	Bright	53.000	173	4Bet Tri	3.0040	8900.0	106	13629	No
95	GOM_NL__2PRFIN20041008_053618_000000422031_00048_13629_4741.N1	08-OCT-2004 05:36:18	Bright	42.000	68	18Alp Cas	2.2250	4500.0	84	13629	No
96	GOM_NL__2PRFIN20041008_054127_000000582031_00048_13629_4742.N1	08-OCT-2004 05:41:27	Bright	57.500	35	33Alp Per	1.7950	6250.0	115	13629	No
97	GOM_NL__2PRFIN20041008_054455_000000392031_00048_13629_4743.N1	08-OCT-2004 05:44:55	Bright	39.000	49	1Alp UMi	1.9900	6300.0	78	13629	No
98	GOM_NL__2PRFIN20041008_054728_000000362031_00048_13629_4744.N1	08-OCT-2004 05:47:28	Bright	36.000	60	7Bet UMi	2.0810	3950.0	72	13629	No
99	GOM_NL__2PRFIN20041008_055303_000000402031_00048_13629_4745.N1	08-OCT-2004 05:53:03	Bright	40.000	36	50Alp UMa	1.8000	6300.0	80	13629	No
100	GOM_NL__2PRFIN20041008_055432_000000522031_00048_13629_4746.N1	08-OCT-2004 05:54:32	Bright	52.000	82	48Bet UMa	2.3650	10600.	104	13629	No
101	GOM_NL__2PRFIN20041008_055752_000000372031_00048_13629_4747.N1	08-OCT-2004 05:57:52	Bright	36.500	174	52Psi UMa	3.0040	4400.0	73	13629	No

102	GOM_NL__2PRFIN20041008_060504_000000742031_00048_13629_4748.N1	08-OCT-2004 06:05:04	Bright	73.500	17	78Bet Gem	1.1610	4500.0	147	13629	No
103	GOM_NL__2PRFIN20041008_060747_000000382031_00048_13629_4749.N1	08-OCT-2004 06:07:47	Bright	38.000	22	32Alp Leo	1.3600	15200.	76	13629	No
104	GOM_NL__2PRFIN20041008_061012_000002002031_00048_13629_4750.N1	08-OCT-2004 06:10:12	Straylight	199.50	170	27Eps Gem	3.0000	9700.0	399	13629	No
105	GOM_NL__2PRFIN20041008_061613_000000922031_00048_13629_4751.N1	08-OCT-2004 06:16:13	Dark	92.000	8	10Alp CMi	0.40000	6500.0	184	13629	No
106	GOM_NL__2PRFIN20041008_062234_000000552031_00048_13629_4752.N1	08-OCT-2004 06:22:34	Dark	55.000	132	15Rho Pup	2.8030	6900.0	110	13629	No
107	GOM_NL__2PRFIN20041008_062417_000000452031_00048_13629_4753.N1	08-OCT-2004 06:24:17	Dark	45.000	65	Lam Vel	2.2040	4400.0	90	13629	No
108	GOM_NL__2PRFIN20041008_062711_000000442031_00048_13629_4754.N1	08-OCT-2004 06:27:11	Dark	44.000	34	Gam2Vel	1.7930	23000.	88	13629	No
109	GOM_NL__2PRFIN20041008_063239_000000472031_00049_13630_4656.N1	08-OCT-2004 06:32:39	Dark	47.000	2	Alp Car	-0.73600	7000.0	94	13630	No
110	GOM_NL__2PRFIN20041008_063612_000000692031_00049_13630_4657.N1	08-OCT-2004 06:36:12	Dark	69.000	108	Alp Col	2.6520	15200.	138	13630	No
111	GOM_NL__2PRFIN20041008_063840_000000392031_00049_13630_4658.N1	08-OCT-2004 06:38:40	Dark	39.000	135	Bet Hyi	2.8200	5800.0	78	13630	No
112	GOM_NL__2PRFIN20041008_064115_000000402031_00049_13630_4659.N1	08-OCT-2004 06:41:15	Dark	40.000	143	Alp Hyi	2.8570	7200.0	80	13630	No
113	GOM_NL__2PRFIN20041008_064243_000000462031_00049_13630_4660.N1	08-OCT-2004 06:42:43	Dark	46.000	9	Alp Eri	0.45300	24000.	92	13630	No
114	GOM_NL__2PRFIN20041008_064452_000000502031_00049_13630_4661.N1	08-OCT-2004 06:44:52	Straylight	50.000	157	The1Eri	2.9060	9300.0	100	13630	No
115	GOM_NL__2PRFIN20041008_064754_000000472031_00049_13630_4662.N1	08-OCT-2004 06:47:54	Straylight	46.500	84	Alp Phe	2.3970	4500.0	93	13630	No
116	GOM_NL__2PRFIN20041008_065224_000000412031_00049_13630_4663.N1	08-OCT-2004 06:52:24	Straylight	40.500	18	24Alp PsA	1.1660	9700.0	81	13630	No
117	GOM_NL__2PRFIN20041008_065436_000000492031_00049_13630_4664.N1	08-OCT-2004 06:54:36	Straylight	48.500	52	16Bet Cet	2.0370	4500.0	97	13630	No
118	GOM_NL__2PRFIN20041008_065648_000001842031_00049_13630_4665.N1	08-OCT-2004 06:56:48	Bright	183.50	165	34Gam Eri	2.9500	3200.0	367	13630	No
119	GOM_NL__2PRFIN20041008_070434_000000402031_00049_13630_4666.N1	08-OCT-2004 07:04:34	Bright	40.000	140	88Gam Peg	2.8340	26000.	80	13630	No
120	GOM_NL__2PRFIN20041008_070817_000000382031_00049_13630_4667.N1	08-OCT-2004 07:08:17	Bright	37.500	93	53Bet Peg	2.5200	3100.0	75	13630	No
121	GOM_NL__2PRFIN20041008_071141_000000462031_00049_13630_4668.N1	08-OCT-2004 07:11:41	Bright	46.000	53	43Bet And	2.0480	3300.0	92	13630	No
122	GOM_NL__2PRFIN20041008_071404_000000542031_00049_13630_4669.N1	08-OCT-2004 07:14:04	Bright	54.000	173	4Bet Tri	3.0040	8900.0	108	13630	No
123	GOM_NL__2PRFIN20041008_071654_000000432031_00049_13630_4670.N1	08-OCT-2004 07:16:54	Bright	42.500	68	18Alp Cas	2.2250	4500.0	85	13630	No
124	GOM_NL__2PRFIN20041008_071819_000000422031_00049_13630_4671.N1	08-OCT-2004 07:18:19	Bright	41.500	76	27Gam Cas	2.3000	30000.	83	13630	No
125	GOM_NL__2PRFIN20041008_072111_000000522031_00049_13630_4672.N1	08-OCT-2004 07:21:11	Bright	52.000	160	23Gam Per	2.9300	4700.0	104	13630	No
126	GOM_NL__2PRFIN20041008_072316_000000582031_00049_13630_4673.N1	08-OCT-2004 07:23:16	Bright	58.000	175	39Del Per	3.0100	19400.	116	13630	No
127	GOM_NL__2PRFIN20041008_072531_000000402031_00049_13630_4674.N1	08-OCT-2004 07:25:31	Bright	39.500	49	1Alp UMi	1.9900	6300.0	79	13630	No
128	GOM_NL__2PRFIN20041008_072804_000000412031_00049_13630_4675.N1	08-OCT-2004 07:28:04	Bright	40.500	60	7Bet UMi	2.0810	3950.0	81	13630	No
129	GOM_NL__2PRFIN20041008_073339_000000392031_00049_13630_4676.N1	08-OCT-2004 07:33:39	Bright	39.000	36	50Alp UMa	1.8000	6300.0	78	13630	No
130	GOM_NL__2PRFIN20041008_073510_000000372031_00049_13630_4677.N1	08-OCT-2004 07:35:10	Bright	37.000	82	48Bet UMa	2.3650	10600.	74	13630	No
131	GOM_NL__2PRFIN20041008_073828_000000362031_00049_13630_4678.N1	08-OCT-2004 07:38:28	Bright	35.500	174	52Psi UMa	3.0040	4400.0	71	13630	No
132	GOM_NL__2PRFIN20041008_074541_000000762031_00049_13630_4679.N1	08-OCT-2004 07:45:41	Bright	76.000	17	78Bet Gem	1.1610	4500.0	152	13630	No
133	GOM_NL__2PRFIN20041008_074823_000000362031_00049_13630_4680.N1	08-OCT-2004 07:48:23	Bright	36.000	22	32Alp Leo	1.3600	15200.	72	13630	No
134	GOM_NL__2PRFIN20041008_075515_000000532031_00049_13630_4681.N1	08-OCT-2004 07:55:15	Twilight	52.500	48	30Alp Hya	1.9770	4100.0	105	13630	No
135	GOM_NL__2PRFIN20041008_075650_000001022031_00049_13630_4682.N1	08-OCT-2004 07:56:50	Dark	102.00	8	10Alp CMi	0.40000	6500.0	204	13630	No
136	GOM_NL__2PRFIN20041008_080311_000000532031_00049_13630_4683.N1	08-OCT-2004 08:03:11	Dark	52.500	132	15Rho Pup	2.8030	6900.0	105	13630	No
137	GOM_NL__2PRFIN20041008_080454_000000482031_00049_13630_4684.N1	08-OCT-2004 08:04:54	Dark	48.000	65	Lam Vel	2.2040	4400.0	96	13630	No
138	GOM_NL__2PRFIN20041008_080640_000000472031_00049_13630_4685.N1	08-OCT-2004 08:06:40	Dark	47.000	70	Zet Pup	2.2460	39000.	94	13630	No
139	GOM_NL__2PRFIN20041008_081316_000000602031_00050_13631_4657.N1	08-OCT-2004 08:13:16	Dark	60.000	2	Alp Car	-0.73600	7000.0	120	13631	No
140	GOM_NL__2PRFIN20041008_081651_000000672031_00050_13631_4658.N1	08-OCT-2004 08:16:51	Dark	66.500	108	Alp Col	2.6520	15200.	133	13631	No
141	GOM_NL__2PRFIN20041008_081916_000000392031_00050_13631_4659.N1	08-OCT-2004 08:19:16	Dark	38.500	135	Bet Hyi	2.8200	5800.0	77	13631	No
142	GOM_NL__2PRFIN20041008_082152_000000442031_00050_13631_4660.N1	08-OCT-2004 08:21:52	Dark	43.500	143	Alp Hyi	2.8570	7200.0	87	13631	No
143	GOM_NL__2PRFIN20041008_082320_000000532031_00050_13631_4661.N1	08-OCT-2004 08:23:20	Dark	53.000	9	Alp Eri	0.45300	24000.	106	13631	No
144	GOM_NL__2PRFIN20041008_082528_000000502031_00050_13631_4662.N1	08-OCT-2004 08:25:28	Straylight	50.000	157	The1Eri	2.9060	9300.0	100	13631	No
145	GOM_NL__2PRFIN20041008_082830_000000432031_00050_13631_4663.N1	08-OCT-2004 08:28:30	Straylight	42.500	84	Alp Phe	2.3970	4500.0	85	13631	No
146	GOM_NL__2PRFIN20041008_083300_000000462031_00050_13631_4664.N1	08-OCT-2004 08:33:00	Straylight	45.500	18	24Alp PsA	1.1660	9700.0	91	13631	No
147	GOM_NL__2PRFIN20041008_083513_000000502031_00050_13631_4665.N1	08-OCT-2004 08:35:13	Straylight	49.500	52	16Bet Cet	2.0370	4500.0	99	13631	No
148	GOM_NL__2PRFIN20041008_083723_000001852031_00050_13631_4666.N1	08-OCT-2004 08:37:23	Bright	184.50	165	34Gam Eri	2.9500	3200.0	369	13631	No
149	GOM_NL__2PRFIN20041008_084510_000000382031_00050_13631_4667.N1	08-OCT-2004 08:45:10	Bright	38.000	140	88Gam Peg	2.8340	26000.	76	13631	No
150	GOM_NL__2PRFIN20041008_084854_000000372031_00050_13631_4668.N1	08-OCT-2004 08:48:54	Bright	37.000	93	53Bet Peg	2.5200	3100.0	74	13631	No
151	GOM_NL__2PRFIN20041008_085217_000000432031_00050_13631_4669.N1	08-OCT-2004 08:52:17	Bright	43.000	53	43Bet And	2.0480	3300.0	86	13631	No
152	GOM_NL__2PRFIN20041008_085440_000000512031_00050_13631_4670.N1	08-OCT-2004 08:54:40	Bright	51.000	173	4Bet Tri	3.0040	8900.0	102	13631	No
153	GOM_NL__2PRFIN20041008_085730_000000412031_00050_13631_4671.N1	08-OCT-2004 08:57:30	Bright	41.000	68	18Alp Cas	2.2250	4500.0	82	13631	No
154	GOM_NL__2PRFIN20041008_085854_000000412031_00050_13631_4672.N1	08-OCT-2004 08:58:54	Bright	40.500	76	27Gam Cas	2.3000	30000.	81	13631	No
155	GOM_NL__2PRFIN20041008_090148_000000512031_00050_13631_4673.N1	08-OCT-2004 09:01:48	Bright	51.000	160	23Gam Per	2.9300	4700.0	102	13631	No
156	GOM_NL__2PRFIN20041008_090351_000000592031_00050_13631_4674.N1	08-OCT-2004 09:03:51	Bright	59.000	175	39Del Per	3.0100	19400.	118	13631	No
157	GOM_NL__2PRFIN20041008_090607_000000362031_00050_13631_4675.N1	08-OCT-2004 09:06:07	Bright	35.500	49	1Alp UMi	1.9900	6300.0	71	13631	No
158	GOM_NL__2PRFIN20041008_090841_000000382031_00050_13631_4676.N1	08-OCT-2004 09:08:41	Bright	38.000	60	7Bet UMi	2.0810	3950.0	76	13631	No
159	GOM_NL__2PRFIN20041008_091415_000000392031_00050_13631_4677.N1	08-OCT-2004 09:14:15	Bright	38.500	36	50Alp UMa	1.8000	6300.0	77	13631	No
160	GOM_NL__2PRFIN20041008_091547_000000422031_00050_13631_4678.N1	08-OCT-2004 09:15:47	Bright	41.500	82	48Bet UMa	2.3650	10600.	83	13631	No

161	GOM_NL__2PRFIN20041008_091905_000000362031_00050_13631_4679.N1	08-OCT-2004 09:19:05	Bright	36.000	174	52Psi UMa	3.0040	4400.0	72	13631	No
162	GOM_NL__2PRFIN20041008_092617_000000842031_00050_13631_4680.N1	08-OCT-2004 09:26:17	Bright	84.000	17	78Bet Gem	1.1610	4500.0	168	13631	No
163	GOM_NL__2PRFIN20041008_092859_000000372031_00050_13631_4681.N1	08-OCT-2004 09:28:59	Bright	37.000	22	32Alp Leo	1.3600	15200.	74	13631	No
164	GOM_NL__2PRFIN20041008_093552_000000512031_00050_13631_4682.N1	08-OCT-2004 09:35:52	Twilight	51.000	48	30Alp Hya	1.9770	4100.0	102	13631	No
165	GOM_NL__2PRFIN20041008_093728_000001142031_00050_13631_4683.N1	08-OCT-2004 09:37:28	Dark	114.00	8	10Alp CMi	0.40000	6500.0	228	13631	No
166	GOM_NL__2PRFIN20041008_094348_000000542031_00050_13631_4684.N1	08-OCT-2004 09:43:48	Dark	53.500	132	15Rho Pup	2.8030	6900.0	107	13631	No
167	GOM_NL__2PRFIN20041008_094530_000000442031_00050_13631_4685.N1	08-OCT-2004 09:45:30	Dark	43.500	65	Lam Vel	2.2040	4400.0	87	13631	No
168	GOM_NL__2PRFIN20041008_094717_000000472031_00050_13631_4686.N1	08-OCT-2004 09:47:17	Dark	47.000	70	Zet Pup	2.2460	39000.	94	13631	No
169	GOM_NL__2PRFIN20041008_095353_000000482031_00051_13632_4659.N1	08-OCT-2004 09:53:53	Dark	48.000	2	Alp Car	-0.73600	7000.0	96	13632	No
170	GOM_NL__2PRFIN20041008_095729_000000692031_00051_13632_4660.N1	08-OCT-2004 09:57:29	Dark	68.500	108	Alp Col	2.6520	15200.	137	13632	No
171	GOM_NL__2PRFIN20041008_095952_000000382031_00051_13632_4661.N1	08-OCT-2004 09:59:52	Dark	38.000	135	Bet Hyi	2.8200	5800.0	76	13632	No
172	GOM_NL__2PRFIN20041008_100228_000000412031_00051_13632_4662.N1	08-OCT-2004 10:02:28	Dark	40.500	143	Alp Hyi	2.8570	7200.0	81	13632	No
173	GOM_NL__2PRFIN20041008_100356_000000532031_00051_13632_4663.N1	08-OCT-2004 10:03:56	Dark	52.500	9	Alp Eri	0.45300	24000.	105	13632	No
174	GOM_NL__2PRFIN20041008_100605_000000502031_00051_13632_4664.N1	08-OCT-2004 10:06:05	Straylight	49.500	157	The1Eri	2.9060	9300.0	99	13632	No
175	GOM_NL__2PRFIN20041008_100906_000000462031_00051_13632_4665.N1	08-OCT-2004 10:09:06	Straylight	45.500	84	Alp Phe	2.3970	4500.0	91	13632	No
176	GOM_NL__2PRFIN20041008_101336_000000432031_00051_13632_4666.N1	08-OCT-2004 10:13:36	Straylight	42.500	18	24Alp PsA	1.1660	9700.0	85	13632	No
177	GOM_NL__2PRFIN20041008_101549_000000532031_00051_13632_4667.N1	08-OCT-2004 10:15:49	Straylight	52.500	52	16Bet Cet	2.0370	4500.0	105	13632	No
178	GOM_NL__2PRFIN20041008_101759_000001802031_00051_13632_4668.N1	08-OCT-2004 10:17:59	Bright	179.50	165	34Gam Eri	2.9500	3200.0	359	13632	No
179	GOM_NL__2PRFIN20041008_102545_000000402031_00051_13632_4669.N1	08-OCT-2004 10:25:45	Bright	39.500	140	88Gam Peg	2.8340	26000.	79	13632	No
180	GOM_NL__2PRFIN20041008_102929_000000422031_00051_13632_4670.N1	08-OCT-2004 10:29:29	Bright	41.500	93	53Bet Peg	2.5200	3100.0	83	13632	No
181	GOM_NL__2PRFIN20041008_103251_000000452031_00051_13632_4671.N1	08-OCT-2004 10:32:51	Bright	45.000	53	43Bet And	2.0480	3300.0	90	13632	No
182	GOM_NL__2PRFIN20041008_103513_000000542031_00051_13632_4672.N1	08-OCT-2004 10:35:13	Bright	54.000	173	4Bet Tri	3.0040	8900.0	108	13632	No
183	GOM_NL__2PRFIN20041008_103806_000000432031_00051_13632_4673.N1	08-OCT-2004 10:38:06	Bright	42.500	68	18Alp Cas	2.2250	4500.0	85	13632	No
184	GOM_NL__2PRFIN20041008_103930_000000412031_00051_13632_4674.N1	08-OCT-2004 10:39:30	Bright	40.500	76	27Gam Cas	2.3000	30000.	81	13632	No
185	GOM_NL__2PRFIN20041008_104223_000000482031_00051_13632_4675.N1	08-OCT-2004 10:42:23	Bright	47.500	160	23Gam Per	2.9300	4700.0	95	13632	No
186	GOM_NL__2PRFIN20041008_104426_000000582031_00051_13632_4676.N1	08-OCT-2004 10:44:26	Bright	57.500	175	39Del Per	3.0100	19400.	115	13632	No
187	GOM_NL__2PRFIN20041008_104643_000000392031_00051_13632_4677.N1	08-OCT-2004 10:46:43	Bright	39.000	49	1Alp UMi	1.9900	6300.0	78	13632	No
188	GOM_NL__2PRFIN20041008_104916_000000392031_00051_13632_4678.N1	08-OCT-2004 10:49:16	Bright	39.000	60	7Bet UMi	2.0810	3950.0	78	13632	No
189	GOM_NL__2PRFIN20041008_105451_000000362031_00051_13632_4679.N1	08-OCT-2004 10:54:51	Bright	36.000	36	50Alp UMa	1.8000	6300.0	72	13632	No
190	GOM_NL__2PRFIN20041008_105620_000000382031_00051_13632_4680.N1	08-OCT-2004 10:56:20	Bright	38.000	82	48Bet UMa	2.3650	10600.	76	13632	No
191	GOM_NL__2PRFIN20041008_105941_000000372031_00051_13632_4681.N1	08-OCT-2004 10:59:41	Bright	36.500	174	52Psi UMa	3.0040	4400.0	73	13632	No
192	GOM_NL__2PRFIN20041008_110653_000000762031_00051_13632_4682.N1	08-OCT-2004 11:06:53	Bright	76.000	17	78Bet Gem	1.1610	4500.0	152	13632	No
193	GOM_NL__2PRFIN20041008_110936_000000402031_00051_13632_4683.N1	08-OCT-2004 11:09:36	Bright	40.000	22	32Alp Leo	1.3600	15200.	80	13632	No
194	GOM_NL__2PRFIN20041008_111628_000000552031_00051_13632_4684.N1	08-OCT-2004 11:16:28	Twilight	54.500	48	30Alp Hya	1.9770	4100.0	109	13632	No
195	GOM_NL__2PRFIN20041008_111805_000000962031_00051_13632_4685.N1	08-OCT-2004 11:18:05	Dark	96.000	8	10Alp CMi	0.40000	6500.0	192	13632	No
196	GOM_NL__2PRFIN20041008_112425_000000542031_00051_13632_4686.N1	08-OCT-2004 11:24:25	Dark	53.500	132	15Rho Pup	2.8030	6900.0	107	13632	No
197	GOM_NL__2PRFIN20041008_112606_000000522031_00051_13632_4687.N1	08-OCT-2004 11:26:06	Dark	51.500	65	Lam Vel	2.2040	4400.0	103	13632	No
198	GOM_NL__2PRFIN20041008_112754_000000472031_00051_13632_4688.N1	08-OCT-2004 11:27:54	Dark	47.000	70	Zet Pup	2.2460	39000.	94	13632	No
199	GOM_NL__2PRFIN20041008_113429_000000492031_00052_13633_4659.N1	08-OCT-2004 11:34:29	Dark	49.000	2	Alp Car	-0.73600	7000.0	98	13633	No
200	GOM_NL__2PRFIN20041008_113804_000000712031_00052_13633_4660.N1	08-OCT-2004 11:38:04	Dark	70.500	108	Alp Col	2.6520	15200.	141	13633	No
201	GOM_NL__2PRFIN20041008_114028_000000392031_00052_13633_4661.N1	08-OCT-2004 11:40:28	Dark	38.500	135	Bet Hyi	2.8200	5800.0	77	13633	No
202	GOM_NL__2PRFIN20041008_114304_000000422031_00052_13633_4662.N1	08-OCT-2004 11:43:04	Dark	42.000	143	Alp Hyi	2.8570	7200.0	84	13633	No
203	GOM_NL__2PRFIN20041008_114432_000000452031_00052_13633_4663.N1	08-OCT-2004 11:44:32	Dark	44.500	9	Alp Eri	0.45300	24000.	89	13633	No
204	GOM_NL__2PRFIN20041008_114641_000000492031_00052_13633_4664.N1	08-OCT-2004 11:46:41	Straylight	48.500	157	The1Eri	2.9060	9300.0	97	13633	No
205	GOM_NL__2PRFIN20041008_114942_000000422031_00052_13633_4665.N1	08-OCT-2004 11:49:42	Straylight	42.000	84	Alp Phe	2.3970	4500.0	84	13633	No
206	GOM_NL__2PRFIN20041008_115412_000000522031_00052_13633_4666.N1	08-OCT-2004 11:54:12	Straylight	51.500	18	24Alp PsA	1.1660	9700.0	103	13633	No
207	GOM_NL__2PRFIN20041008_115625_000000452031_00052_13633_4667.N1	08-OCT-2004 11:56:25	Straylight	45.000	52	16Bet Cet	2.0370	4500.0	90	13633	No
208	GOM_NL__2PRFIN20041008_115834_000001882031_00052_13633_4668.N1	08-OCT-2004 11:58:34	Bright	188.00	165	34Gam Eri	2.9500	3200.0	376	13633	No
209	GOM_NL__2PRFIN20041008_120621_000000382031_00052_13633_4669.N1	08-OCT-2004 12:06:21	Bright	38.000	140	88Gam Peg	2.8340	26000.	76	13633	No
210	GOM_NL__2PRFIN20041008_121004_000000412031_00052_13633_4670.N1	08-OCT-2004 12:10:04	Bright	40.500	93	53Bet Peg	2.5200	3100.0	81	13633	No
211	GOM_NL__2PRFIN20041008_121326_000000452031_00052_13633_4671.N1	08-OCT-2004 12:13:26	Bright	45.000	53	43Bet And	2.0480	3300.0	90	13633	No
212	GOM_NL__2PRFIN20041008_121548_000000532031_00052_13633_4672.N1	08-OCT-2004 12:15:48	Bright	53.000	173	4Bet Tri	3.0040	8900.0	106	13633	No
213	GOM_NL__2PRFIN20041008_121841_000000422031_00052_13633_4673.N1	08-OCT-2004 12:18:41	Bright	42.000	68	18Alp Cas	2.2250	4500.0	84	13633	No
214	GOM_NL__2PRFIN20041008_122006_000000412031_00052_13633_4674.N1	08-OCT-2004 12:20:06	Bright	41.000	76	27Gam Cas	2.3000	30000.	82	13633	No
215	GOM_NL__2PRFIN20041008_122258_000000522031_00052_13633_4675.N1	08-OCT-2004 12:22:58	Bright	51.500	160	23Gam Per	2.9300	4700.0	103	13633	No
216	GOM_NL__2PRFIN20041008_122718_000000392031_00052_13633_4676.N1	08-OCT-2004 12:27:18	Bright	39.000	49	1Alp UMi	1.9900	6300.0	78	13633	No
217	GOM_NL__2PRFIN20041008_122953_000000372031_00052_13633_4677.N1	08-OCT-2004 12:29:53	Bright	37.000	60	7Bet UMi	2.0810	3950.0	74	13633	No
218	GOM_NL__2PRFIN20041008_123527_000000402031_00052_13633_4678.N1	08-OCT-2004 12:35:27	Bright	40.000	36	50Alp UMa	1.8000	6300.0	80	13633	No
219	GOM_NL__2PRFIN20041008_123658_000000362031_00052_13633_4679.N1	08-OCT-2004 12:36:58	Bright	36.000	82	48Bet UMa	2.3650	10600.	72	13633	No

220	GOM_NL__2PRFIN20041008_124017_000000352031_00052_13633_4680.N1	08-OCT-2004 12:40:17	Bright	35.000	174	52Psi UMa	3.0040	4400.0	70	13633	No
221	GOM_NL__2PRFIN20041008_124729_000000782031_00052_13633_4681.N1	08-OCT-2004 12:47:29	Bright	77.500	17	78Bet Gem	1.1610	4500.0	155	13633	No
222	GOM_NL__2PRFIN20041008_125012_000000402031_00052_13633_4682.N1	08-OCT-2004 12:50:12	Bright	39.500	22	32Alp Leo	1.3600	15200.	79	13633	No
223	GOM_NL__2PRFIN20041008_125705_000000532031_00052_13633_4683.N1	08-OCT-2004 12:57:05	Twilight	52.500	48	30Alp Hya	1.9770	4100.0	105	13633	No
224	GOM_NL__2PRFIN20041008_125843_000000992031_00052_13633_4684.N1	08-OCT-2004 12:58:43	Dark	99.000	8	10Alp CMi	0.40000	6500.0	198	13633	No
225	GOM_NL__2PRFIN20041008_130502_000000552031_00052_13633_4685.N1	08-OCT-2004 13:05:02	Dark	55.000	132	15Rho Pup	2.8030	6900.0	110	13633	No
226	GOM_NL__2PRFIN20041008_130643_000000422031_00052_13633_4686.N1	08-OCT-2004 13:06:43	Dark	42.000	65	Lam Vel	2.2040	4400.0	84	13633	No
227	GOM_NL__2PRFIN20041008_130831_000000482031_00052_13633_4687.N1	08-OCT-2004 13:08:31	Dark	48.000	70	Zet Pup	2.2460	39000.	96	13633	No
228	GOM_NL__2PRFIN20041008_131506_000000492031_00053_13634_4659.N1	08-OCT-2004 13:15:06	Dark	48.500	2	Alp Car	-0.73600	7000.0	97	13634	No
229	GOM_NL__2PRFIN20041008_131843_000000682031_00053_13634_4660.N1	08-OCT-2004 13:18:43	Dark	67.500	108	Alp Col	2.6520	15200.	135	13634	No
230	GOM_NL__2PRFIN20041008_132103_000000402031_00053_13634_4661.N1	08-OCT-2004 13:21:03	Dark	40.000	135	Bet Hyi	2.8200	5800.0	80	13634	No
231	GOM_NL__2PRFIN20041008_132340_000000402031_00053_13634_4662.N1	08-OCT-2004 13:23:40	Dark	40.000	143	Alp Hyi	2.8570	7200.0	80	13634	No
232	GOM_NL__2PRFIN20041008_132508_000000432031_00053_13634_4663.N1	08-OCT-2004 13:25:08	Dark	43.000	9	Alp Eri	0.45300	24000.	86	13634	No
233	GOM_NL__2PRFIN20041008_132718_000000502031_00053_13634_4664.N1	08-OCT-2004 13:27:18	Straylight	50.000	157	The1Eri	2.9060	9300.0	100	13634	No
234	GOM_NL__2PRFIN20041008_133018_000000452031_00053_13634_4665.N1	08-OCT-2004 13:30:18	Straylight	45.000	84	Alp Phe	2.3970	4500.0	90	13634	No
235	GOM_NL__2PRFIN20041008_133448_000000452031_00053_13634_4666.N1	08-OCT-2004 13:34:48	Straylight	44.500	18	24Alp PsA	1.1660	9700.0	89	13634	No
236	GOM_NL__2PRFIN20041008_133701_000000512031_00053_13634_4667.N1	08-OCT-2004 13:37:01	Straylight	50.500	52	16Bet Cet	2.0370	4500.0	101	13634	No
237	GOM_NL__2PRFIN20041008_133909_000001852031_00053_13634_4668.N1	08-OCT-2004 13:39:09	Bright	184.50	165	34Gam Eri	2.9500	3200.0	369	13634	No
238	GOM_NL__2PRFIN20041008_134657_000000392031_00053_13634_4669.N1	08-OCT-2004 13:46:57	Bright	39.000	140	88Gam Peg	2.8340	26000.	78	13634	No
239	GOM_NL__2PRFIN20041008_135041_000000392031_00053_13634_4670.N1	08-OCT-2004 13:50:41	Bright	38.500	93	53Bet Peg	2.5200	3100.0	77	13634	No
240	GOM_NL__2PRFIN20041008_135402_000000482031_00053_13634_4671.N1	08-OCT-2004 13:54:02	Bright	48.000	53	43Bet And	2.0480	3300.0	96	13634	No
241	GOM_NL__2PRFIN20041008_135623_000000532031_00053_13634_4672.N1	08-OCT-2004 13:56:23	Bright	53.000	173	4Bet Tri	3.0040	8900.0	106	13634	No
242	GOM_NL__2PRFIN20041008_135917_000000382031_00053_13634_4673.N1	08-OCT-2004 13:59:17	Bright	37.500	68	18Alp Cas	2.2250	4500.0	75	13634	No
243	GOM_NL__2PRFIN20041008_140041_000000412031_00053_13634_4674.N1	08-OCT-2004 14:00:41	Bright	41.000	76	27Gam Cas	2.3000	30000.	82	13634	No
244	GOM_NL__2PRFIN20041008_140333_000000492031_00053_13634_4675.N1	08-OCT-2004 14:03:33	Bright	49.000	160	23Gam Per	2.9300	4700.0	98	13634	No
245	GOM_NL__2PRFIN20041008_140755_000000352031_00053_13634_4676.N1	08-OCT-2004 14:07:55	Bright	35.000	49	1Alp UMi	1.9900	6300.0	70	13634	No
246	GOM_NL__2PRFIN20041008_141029_000000382031_00053_13634_4677.N1	08-OCT-2004 14:10:29	Bright	38.000	60	7Bet UMi	2.0810	3950.0	76	13634	No
247	GOM_NL__2PRFIN20041008_141603_000000402031_00053_13634_4678.N1	08-OCT-2004 14:16:03	Bright	39.500	36	50Alp UMa	1.8000	6300.0	79	13634	No
248	GOM_NL__2PRFIN20041008_141734_000000432031_00053_13634_4679.N1	08-OCT-2004 14:17:34	Bright	43.000	82	48Bet UMa	2.3650	10600.	86	13634	No
249	GOM_NL__2PRFIN20041008_142053_000000362031_00053_13634_4680.N1	08-OCT-2004 14:20:53	Bright	35.500	174	52Psi UMa	3.0040	4400.0	71	13634	No
250	GOM_NL__2PRFIN20041008_142806_000000802031_00053_13634_4681.N1	08-OCT-2004 14:28:06	Bright	80.000	17	78Bet Gem	1.1610	4500.0	160	13634	No
251	GOM_NL__2PRFIN20041008_143048_000000402031_00053_13634_4682.N1	08-OCT-2004 14:30:48	Bright	40.000	22	32Alp Leo	1.3600	15200.	80	13634	No
252	GOM_NL__2PRFIN20041008_143741_000000552031_00053_13634_4683.N1	08-OCT-2004 14:37:41	Twilight	55.000	48	30Alp Hya	1.9770	4100.0	110	13634	No
253	GOM_NL__2PRFIN20041008_143921_000001142031_00053_13634_4684.N1	08-OCT-2004 14:39:21	Dark	114.00	8	10Alp CMi	0.40000	6500.0	228	13634	No
254	GOM_NL__2PRFIN20041008_144539_000000532031_00053_13634_4685.N1	08-OCT-2004 14:45:39	Dark	53.000	132	15Rho Pup	2.8030	6900.0	106	13634	No
255	GOM_NL__2PRFIN20041008_144720_000000482031_00053_13634_4686.N1	08-OCT-2004 14:47:20	Dark	47.500	65	Lam Vel	2.2040	4400.0	95	13634	No
256	GOM_NL__2PRFIN20041008_144907_000000472031_00053_13634_4687.N1	08-OCT-2004 14:49:07	Dark	47.000	70	Zet Pup	2.2460	39000.	94	13634	No
257	GOM_NL__2PRFIN20041008_145542_000000532031_00054_13635_4659.N1	08-OCT-2004 14:55:42	Dark	53.000	2	Alp Car	-0.73600	7000.0	106	13635	No
258	GOM_NL__2PRFIN20041008_145919_000000712031_00054_13635_4660.N1	08-OCT-2004 14:59:19	Dark	70.500	108	Alp Col	2.6520	15200.	141	13635	No
259	GOM_NL__2PRFIN20041008_150417_000000412031_00054_13635_4661.N1	08-OCT-2004 15:04:17	Dark	40.500	143	Alp Hyi	2.8570	7200.0	81	13635	No
260	GOM_NL__2PRFIN20041008_150544_000000462031_00054_13635_4662.N1	08-OCT-2004 15:05:44	Dark	46.000	9	Alp Eri	0.45300	24000.	92	13635	No
261	GOM_NL__2PRFIN20041008_150752_000000522031_00054_13635_4663.N1	08-OCT-2004 15:07:52	Straylight	52.000	157	The1Eri	2.9060	9300.0	104	13635	No
262	GOM_NL__2PRFIN20041008_151055_000000482031_00054_13635_4664.N1	08-OCT-2004 15:10:55	Straylight	47.500	84	Alp Phe	2.3970	4500.0	95	13635	No
263	GOM_NL__2PRFIN20041008_151524_000000472031_00054_13635_4665.N1	08-OCT-2004 15:15:24	Straylight	47.000	18	24Alp PsA	1.1660	9700.0	94	13635	No
264	GOM_NL__2PRFIN20041008_151736_000000512031_00054_13635_4666.N1	08-OCT-2004 15:17:36	Straylight	50.500	52	16Bet Cet	2.0370	4500.0	101	13635	No
265	GOM_NL__2PRFIN20041008_152732_000000412031_00054_13635_4667.N1	08-OCT-2004 15:27:32	Bright	40.500	140	88Gam Peg	2.8340	26000.	81	13635	No
266	GOM_NL__2PRFIN20041008_153116_000000392031_00054_13635_4668.N1	08-OCT-2004 15:31:16	Bright	38.500	93	53Bet Peg	2.5200	3100.0	77	13635	No
267	GOM_NL__2PRFIN20041008_153438_000000462031_00054_13635_4669.N1	08-OCT-2004 15:34:38	Bright	46.000	53	43Bet And	2.0480	3300.0	92	13635	No
268	GOM_NL__2PRFIN20041008_153700_000000522031_00054_13635_4670.N1	08-OCT-2004 15:37:00	Bright	51.500	173	4Bet Tri	3.0040	8900.0	103	13635	No
269	GOM_NL__2PRFIN20041008_153952_000000372031_00054_13635_4671.N1	08-OCT-2004 15:39:52	Bright	36.500	68	18Alp Cas	2.2250	4500.0	73	13635	No
270	GOM_NL__2PRFIN20041008_154117_000000372031_00054_13635_4672.N1	08-OCT-2004 15:41:17	Bright	36.500	76	27Gam Cas	2.3000	30000.	73	13635	No
271	GOM_NL__2PRFIN20041008_154409_000000502031_00054_13635_4673.N1	08-OCT-2004 15:44:09	Bright	49.500	160	23Gam Per	2.9300	4700.0	99	13635	No
272	GOM_NL__2PRFIN20041008_154610_000000582031_00054_13635_4674.N1	08-OCT-2004 15:46:10	Bright	57.500	175	39Del Per	3.0100	19400.	115	13635	No
273	GOM_NL__2PRFIN20041008_154830_000000392031_00054_13635_4675.N1	08-OCT-2004 15:48:30	Bright	39.000	49	1Alp UMi	1.9900	6300.0	78	13635	No
274	GOM_NL__2PRFIN20041008_155105_000000412031_00054_13635_4676.N1	08-OCT-2004 15:51:05	Bright	40.500	60	7Bet UMi	2.0810	3950.0	81	13635	No
275	GOM_NL__2PRFIN20041008_155639_000000362031_00054_13635_4677.N1	08-OCT-2004 15:56:39	Bright	36.000	36	50Alp UMa	1.8000	6300.0	72	13635	No
276	GOM_NL__2PRFIN20041008_155811_000000412031_00054_13635_4678.N1	08-OCT-2004 15:58:11	Bright	40.500	82	48Bet UMa	2.3650	10600.	81	13635	No
277	GOM_NL__2PRFIN20041008_160129_000000492031_00054_13635_4679.N1	08-OCT-2004 16:01:29	Bright	49.000	174	52Psi UMa	3.0040	4400.0	98	13635	No
278	GOM_NL__2PRFIN20041008_160842_000000812031_00054_13635_4680.N1	08-OCT-2004 16:08:42	Bright	80.500	17	78Bet Gem	1.1610	4500.0	161	13635	No

279	GOM_NL__2PRFIN20041008_161124_000000412031_00054_13635_4681.N1	08-OCT-2004 16:11:24	Bright	40.500	22	32Alp Leo	1.3600	15200.	81	13635	No
280	GOM_NL__2PRFIN20041008_161818_000000532031_00054_13635_4682.N1	08-OCT-2004 16:18:18	Twilight	52.500	48	30Alp Hya	1.9770	4100.0	105	13635	No
281	GOM_NL__2PRFIN20041008_161959_000001102031_00054_13635_4683.N1	08-OCT-2004 16:19:59	Dark	110.00	8	10Alp CMi	0.40000	6500.0	220	13635	No
282	GOM_NL__2PRFIN20041008_162756_000000492031_00054_13635_4684.N1	08-OCT-2004 16:27:56	Dark	49.000	65	Lam Vel	2.2040	4400.0	98	13635	No
283	GOM_NL__2PRFIN20041008_162944_000000452031_00054_13635_4685.N1	08-OCT-2004 16:29:44	Dark	44.500	70	Zet Pup	2.2460	39000.	89	13635	No
284	GOM_NL__2PRFIN20041008_163620_000000502031_00055_13636_4659.N1	08-OCT-2004 16:36:20	Dark	49.500	2	Alp Car	-0.73600	7000.0	99	13636	No
285	GOM_NL__2PRFIN20041008_163958_000000672031_00055_13636_4660.N1	08-OCT-2004 16:39:58	Dark	66.500	108	Alp Col	2.6520	15200.	133	13636	No
286	GOM_NL__2PRFIN20041008_164453_000000412031_00055_13636_4661.N1	08-OCT-2004 16:44:53	Dark	40.500	143	Alp Hyi	2.8570	7200.0	81	13636	No
287	GOM_NL__2PRFIN20041008_164621_000000432031_00055_13636_4662.N1	08-OCT-2004 16:46:21	Dark	42.500	9	Alp Eri	0.45300	24000.	85	13636	No
288	GOM_NL__2PRFIN20041008_164831_000000492031_00055_13636_4663.N1	08-OCT-2004 16:48:31	Straylight	49.000	157	The1Eri	2.9060	9300.0	98	13636	No
289	GOM_NL__2PRFIN20041008_165131_000000432031_00055_13636_4664.N1	08-OCT-2004 16:51:31	Straylight	42.500	84	Alp Phe	2.3970	4500.0	85	13636	No
290	GOM_NL__2PRFIN20041008_165600_000000452031_00055_13636_4665.N1	08-OCT-2004 16:56:00	Straylight	45.000	18	24Alp PsA	1.1660	9700.0	90	13636	No
291	GOM_NL__2PRFIN20041008_165813_000000482031_00055_13636_4666.N1	08-OCT-2004 16:58:13	Straylight	48.000	52	16Bet Cet	2.0370	4500.0	96	13636	No
292	GOM_NL__2PRFIN20041008_170809_000000402031_00055_13636_4667.N1	08-OCT-2004 17:08:09	Bright	39.500	140	88Gam Peg	2.8340	26000.	79	13636	No
293	GOM_NL__2PRFIN20041008_171154_000000382031_00055_13636_4668.N1	08-OCT-2004 17:11:54	Bright	38.000	93	53Bet Peg	2.5200	3100.0	76	13636	No
294	GOM_NL__2PRFIN20041008_171514_000000452031_00055_13636_4669.N1	08-OCT-2004 17:15:14	Bright	44.500	53	43Bet And	2.0480	3300.0	89	13636	No
295	GOM_NL__2PRFIN20041008_171733_000000532031_00055_13636_4670.N1	08-OCT-2004 17:17:33	Bright	52.500	173	4Bet Tri	3.0040	8900.0	105	13636	No
296	GOM_NL__2PRFIN20041008_172029_000000392031_00055_13636_4671.N1	08-OCT-2004 17:20:29	Bright	39.000	68	18Alp Cas	2.2250	4500.0	78	13636	No
297	GOM_NL__2PRFIN20041008_172153_000000412031_00055_13636_4672.N1	08-OCT-2004 17:21:53	Bright	41.000	76	27Gam Cas	2.3000	30000.	82	13636	No
298	GOM_NL__2PRFIN20041008_172444_000000512031_00055_13636_4673.N1	08-OCT-2004 17:24:44	Bright	51.000	160	23Gam Per	2.9300	4700.0	102	13636	No
299	GOM_NL__2PRFIN20041008_172644_000000602031_00055_13636_4674.N1	08-OCT-2004 17:26:44	Bright	60.000	175	39Del Per	3.0100	19400.	120	13636	No
300	GOM_NL__2PRFIN20041008_172907_000000382031_00055_13636_4675.N1	08-OCT-2004 17:29:07	Bright	37.500	49	1Alp UMi	1.9900	6300.0	75	13636	No
301	GOM_NL__2PRFIN20041008_173142_000000392031_00055_13636_4676.N1	08-OCT-2004 17:31:42	Bright	39.000	60	7Bet UMi	2.0810	3950.0	78	13636	No
302	GOM_NL__2PRFIN20041008_173716_000000352031_00055_13636_4677.N1	08-OCT-2004 17:37:16	Bright	34.500	36	50Alp UMa	1.8000	6300.0	69	13636	No
303	GOM_NL__2PRFIN20041008_173848_000000522031_00055_13636_4678.N1	08-OCT-2004 17:38:48	Bright	52.000	82	48Bet UMa	2.3650	10600.	104	13636	No
304	GOM_NL__2PRFIN20041008_174206_000000372031_00055_13636_4679.N1	08-OCT-2004 17:42:06	Bright	36.500	174	52Psi UMa	3.0040	4400.0	73	13636	No
305	GOM_NL__2PRFIN20041008_174918_000000802031_00055_13636_4680.N1	08-OCT-2004 17:49:18	Bright	79.500	17	78Bet Gem	1.1610	4500.0	159	13636	No
306	GOM_NL__2PRFIN20041008_175201_000000542031_00055_13636_4681.N1	08-OCT-2004 17:52:01	Bright	54.000	22	32Alp Leo	1.3600	15200.	108	13636	No
307	GOM_NL__2PRFIN20041008_175855_000000552031_00055_13636_4682.N1	08-OCT-2004 17:58:55	Twilight	54.500	48	30Alp Hya	1.9770	4100.0	109	13636	No
308	GOM_NL__2PRFIN20041008_180036_000001032031_00055_13636_4683.N1	08-OCT-2004 18:00:36	Dark	103.00	8	10Alp CMi	0.40000	6500.0	206	13636	No
309	GOM_NL__2PRFIN20041008_180833_000000432031_00055_13636_4684.N1	08-OCT-2004 18:08:33	Dark	43.000	65	Lam Vel	2.2040	4400.0	86	13636	No
310	GOM_NL__2PRFIN20041008_181022_000000472031_00055_13636_4685.N1	08-OCT-2004 18:10:22	Dark	46.500	70	Zet Pup	2.2460	39000.	93	13636	No
311	GOM_NL__2PRFIN20041008_181657_000000612031_00056_13637_4659.N1	08-OCT-2004 18:16:57	Dark	61.000	2	Alp Car	-0.73600	7000.0	122	13637	No
312	GOM_NL__2PRFIN20041008_182036_000000682031_00056_13637_4660.N1	08-OCT-2004 18:20:36	Dark	67.500	108	Alp Col	2.6520	15200.	135	13637	No
313	GOM_NL__2PRFIN20041008_182530_000000412031_00056_13637_4661.N1	08-OCT-2004 18:25:30	Dark	40.500	143	Alp Hyi	2.8570	7200.0	81	13637	No
314	GOM_NL__2PRFIN20041008_182657_000000522031_00056_13637_4662.N1	08-OCT-2004 18:26:57	Dark	51.500	9	Alp Eri	0.45300	24000.	103	13637	No
315	GOM_NL__2PRFIN20041008_182908_000000502031_00056_13637_4663.N1	08-OCT-2004 18:29:08	Straylight	50.000	157	The1Eri	2.9060	9300.0	100	13637	No
316	GOM_NL__2PRFIN20041008_183207_000000502031_00056_13637_4664.N1	08-OCT-2004 18:32:07	Straylight	50.000	84	Alp Phe	2.3970	4500.0	100	13637	No
317	GOM_NL__2PRFIN20041008_183636_000000492031_00056_13637_4665.N1	08-OCT-2004 18:36:36	Straylight	48.500	18	24Alp PsA	1.1660	9700.0	97	13637	No
318	GOM_NL__2PRFIN20041008_183850_000000532031_00056_13637_4666.N1	08-OCT-2004 18:38:50	Straylight	53.000	52	16Bet Cet	2.0370	4500.0	106	13637	No
319	GOM_NL__2PRFIN20041008_184845_000000382031_00056_13637_4667.N1	08-OCT-2004 18:48:45	Bright	38.000	140	88Gam Peg	2.8340	26000.	76	13637	No
320	GOM_NL__2PRFIN20041008_185230_000000372031_00056_13637_4668.N1	08-OCT-2004 18:52:30	Bright	36.500	93	53Bet Peg	2.5200	3100.0	73	13637	No
321	GOM_NL__2PRFIN20041008_185549_000000452031_00056_13637_4669.N1	08-OCT-2004 18:55:49	Bright	45.000	53	43Bet And	2.0480	3300.0	90	13637	No
322	GOM_NL__2PRFIN20041008_185809_000000532031_00056_13637_4670.N1	08-OCT-2004 18:58:09	Bright	52.500	173	4Bet Tri	3.0040	8900.0	105	13637	No
323	GOM_NL__2PRFIN20041008_190105_000000402031_00056_13637_4671.N1	08-OCT-2004 19:01:05	Bright	40.000	68	18Alp Cas	2.2250	4500.0	80	13637	No
324	GOM_NL__2PRFIN20041008_190229_000000402031_00056_13637_4672.N1	08-OCT-2004 19:02:29	Bright	39.500	76	27Gam Cas	2.3000	30000.	79	13637	No
325	GOM_NL__2PRFIN20041008_190519_000000462031_00056_13637_4673.N1	08-OCT-2004 19:05:19	Bright	46.000	160	23Gam Per	2.9300	4700.0	92	13637	No
326	GOM_NL__2PRFIN20041008_190719_000000612031_00056_13637_4674.N1	08-OCT-2004 19:07:19	Bright	60.500	175	39Del Per	3.0100	19400.	121	13637	No
327	GOM_NL__2PRFIN20041008_190943_000000392031_00056_13637_4675.N1	08-OCT-2004 19:09:43	Bright	39.000	49	1Alp UMi	1.9900	6300.0	78	13637	No
328	GOM_NL__2PRFIN20041008_191219_000000412031_00056_13637_4676.N1	08-OCT-2004 19:12:19	Bright	40.500	60	7Bet UMi	2.0810	3950.0	81	13637	No
329	GOM_NL__2PRFIN20041008_191752_000000392031_00056_13637_4677.N1	08-OCT-2004 19:17:52	Bright	38.500	36	50Alp UMa	1.8000	6300.0	77	13637	No
330	GOM_NL__2PRFIN20041008_191924_000000362031_00056_13637_4678.N1	08-OCT-2004 19:19:24	Bright	35.500	82	48Bet UMa	2.3650	10600.	71	13637	No
331	GOM_NL__2PRFIN20041008_192242_000000362031_00056_13637_4679.N1	08-OCT-2004 19:22:42	Bright	36.000	174	52Psi UMa	3.0040	4400.0	72	13637	No
332	GOM_NL__2PRFIN20041008_192954_000000822031_00056_13637_4680.N1	08-OCT-2004 19:29:54	Bright	82.000	17	78Bet Gem	1.1610	4500.0	164	13637	No
333	GOM_NL__2PRFIN20041008_193237_000000402031_00056_13637_4681.N1	08-OCT-2004 19:32:37	Bright	40.000	22	32Alp Leo	1.3600	15200.	80	13637	No
334	GOM_NL__2PRFIN20041008_193931_000000522031_00056_13637_4682.N1	08-OCT-2004 19:39:31	Twilight	52.000	48	30Alp Hya	1.9770	4100.0	104	13637	No
335	GOM_NL__2PRFIN20041008_194113_000001012031_00056_13637_4683.N1	08-OCT-2004 19:41:13	Dark	100.50	8	10Alp CMi	0.40000	6500.0	201	13637	No
336	GOM_NL__2PRFIN20041008_194910_000000422031_00056_13637_4684.N1	08-OCT-2004 19:49:10	Dark	42.000	65	Lam Vel	2.2040	4400.0	84	13637	No
337	GOM_NL__2PRFIN20041008_195059_000000492031_00056_13637_4685.N1	08-OCT-2004 19:50:59	Dark	49.000	70	Zet Pup	2.2460	39000.	98	13637	No

338	GOM_NL__2PRFIN20041008_195733_000000612031_00057_13638_4659.N1	08-OCT-2004 19:57:33	Dark	61.000	2	Alp Car	-0.73600	7000.0	122	13638	No
339	GOM_NL__2PRFIN20041008_200115_000000652031_00057_13638_4660.N1	08-OCT-2004 20:01:15	Dark	64.500	108	Alp Col	2.6520	15200.	129	13638	No
340	GOM_NL__2PRFIN20041008_200606_000000412031_00057_13638_4661.N1	08-OCT-2004 20:06:06	Dark	40.500	143	Alp Hyi	2.8570	7200.0	81	13638	No
341	GOM_NL__2PRFIN20041008_200733_000000532031_00057_13638_4662.N1	08-OCT-2004 20:07:33	Dark	53.000	9	Alp Eri	0.45300	24000.	106	13638	No
342	GOM_NL__2PRFIN20041008_200944_000000502031_00057_13638_4663.N1	08-OCT-2004 20:09:44	Straylight	50.000	157	The1Eri	2.9060	9300.0	100	13638	No
343	GOM_NL__2PRFIN20041008_201244_000000442031_00057_13638_4664.N1	08-OCT-2004 20:12:44	Straylight	44.000	84	Alp Phe	2.3970	4500.0	88	13638	No
344	GOM_NL__2PRFIN20041008_201712_000000462031_00057_13638_4665.N1	08-OCT-2004 20:17:12	Straylight	45.500	18	24Alp PsA	1.1660	9700.0	91	13638	No
345	GOM_NL__2PRFIN20041008_201926_000000502031_00057_13638_4666.N1	08-OCT-2004 20:19:26	Straylight	49.500	52	16Bet Cet	2.0370	4500.0	99	13638	No
346	GOM_NL__2PRFIN20041008_202921_000000382031_00057_13638_4667.N1	08-OCT-2004 20:29:21	Bright	37.500	140	88Gam Peg	2.8340	26000.	75	13638	No
347	GOM_NL__2PRFIN20041008_203306_000000412031_00057_13638_4668.N1	08-OCT-2004 20:33:06	Bright	40.500	93	53Bet Peg	2.5200	3100.0	81	13638	No
348	GOM_NL__2PRFIN20041008_203625_000000422031_00057_13638_4669.N1	08-OCT-2004 20:36:25	Bright	41.500	53	43Bet And	2.0480	3300.0	83	13638	No
349	GOM_NL__2PRFIN20041008_203844_000000542031_00057_13638_4670.N1	08-OCT-2004 20:38:44	Bright	53.500	173	4Bet Tri	3.0040	8900.0	107	13638	No
350	GOM_NL__2PRFIN20041008_204140_000000412031_00057_13638_4671.N1	08-OCT-2004 20:41:40	Bright	40.500	68	18Alp Cas	2.2250	4500.0	81	13638	No
351	GOM_NL__2PRFIN20041008_204305_000000402031_00057_13638_4672.N1	08-OCT-2004 20:43:05	Bright	39.500	76	27Gam Cas	2.3000	30000.	79	13638	No
352	GOM_NL__2PRFIN20041008_204554_000000482031_00057_13638_4673.N1	08-OCT-2004 20:45:54	Bright	48.000	160	23Gam Per	2.9300	4700.0	96	13638	No
353	GOM_NL__2PRFIN20041008_204753_000000602031_00057_13638_4674.N1	08-OCT-2004 20:47:53	Bright	59.500	175	39Del Per	3.0100	19400.	119	13638	No
354	GOM_NL__2PRFIN20041008_205019_000000382031_00057_13638_4675.N1	08-OCT-2004 20:50:19	Bright	37.500	49	1Alp UMi	1.9900	6300.0	75	13638	No
355	GOM_NL__2PRFIN20041008_205255_000000392031_00057_13638_4676.N1	08-OCT-2004 20:52:55	Bright	38.500	60	7Bet UMi	2.0810	3950.0	77	13638	No
356	GOM_NL__2PRFIN20041008_205828_000000402031_00057_13638_4677.N1	08-OCT-2004 20:58:28	Bright	39.500	36	50Alp UMa	1.8000	6300.0	79	13638	No
357	GOM_NL__2PRFIN20041008_210000_000000382031_00057_13638_4678.N1	08-OCT-2004 21:00:00	Bright	37.500	82	48Bet UMa	2.3650	10600.	75	13638	No
358	GOM_NL__2PRFIN20041008_210318_000000372031_00057_13638_4679.N1	08-OCT-2004 21:03:18	Bright	36.500	174	52Psi UMa	3.0040	4400.0	73	13638	No
359	GOM_NL__2PRFIN20041008_211030_000000802031_00057_13638_4680.N1	08-OCT-2004 21:10:30	Bright	79.500	17	78Bet Gem	1.1610	4500.0	159	13638	No
360	GOM_NL__2PRFIN20041008_211313_000000392031_00057_13638_4681.N1	08-OCT-2004 21:13:13	Bright	38.500	22	32Alp Leo	1.3600	15200.	77	13638	No
361	GOM_NL__2PRFIN20041008_212008_000000512031_00057_13638_4682.N1	08-OCT-2004 21:20:08	Twilight	50.500	48	30Alp Hya	1.9770	4100.0	101	13638	No
362	GOM_NL__2PRFIN20041008_212151_000000992031_00057_13638_4683.N1	08-OCT-2004 21:21:51	Dark	99.000	8	10Alp CMi	0.40000	6500.0	198	13638	No
363	GOM_NL__2PRFIN20041008_212946_000000432031_00057_13638_4684.N1	08-OCT-2004 21:29:46	Dark	42.500	65	Lam Vel	2.2040	4400.0	85	13638	No
364	GOM_NL__2PRFIN20041008_213135_000000472031_00057_13638_4685.N1	08-OCT-2004 21:31:35	Dark	46.500	70	Zet Pup	2.2460	39000.	93	13638	No
365	GOM_NL__2PRFIN20041008_213809_000000492031_00058_13639_4659.N1	08-OCT-2004 21:38:09	Dark	48.500	2	Alp Car	-0.73600	7000.0	97	13639	No
366	GOM_NL__2PRFIN20041008_214151_000000682031_00058_13639_4660.N1	08-OCT-2004 21:41:51	Dark	68.000	108	Alp Col	2.6520	15200.	136	13639	No
367	GOM_NL__2PRFIN20041008_214641_000000412031_00058_13639_4661.N1	08-OCT-2004 21:46:41	Dark	41.000	143	Alp Hyi	2.8570	7200.0	82	13639	No
368	GOM_NL__2PRFIN20041008_214809_000000522031_00058_13639_4662.N1	08-OCT-2004 21:48:09	Dark	51.500	9	Alp Eri	0.45300	24000.	103	13639	No
369	GOM_NL__2PRFIN20041008_215018_000000542031_00058_13639_4663.N1	08-OCT-2004 21:50:18	Straylight	54.000	157	The1Eri	2.9060	9300.0	108	13639	No
370	GOM_NL__2PRFIN20041008_215319_000000452031_00058_13639_4664.N1	08-OCT-2004 21:53:19	Straylight	44.500	84	Alp Phe	2.3970	4500.0	89	13639	No
371	GOM_NL__2PRFIN20041008_215748_000000492031_00058_13639_4665.N1	08-OCT-2004 21:57:48	Straylight	49.000	18	24Alp PsA	1.1660	9700.0	98	13639	No
372	GOM_NL__2PRFIN20041008_220001_000000452031_00058_13639_4666.N1	08-OCT-2004 22:00:01	Straylight	45.000	52	16Bet Cet	2.0370	4500.0	90	13639	No
373	GOM_NL__2PRFIN20041008_220956_000000412031_00058_13639_4667.N1	08-OCT-2004 22:09:56	Bright	40.500	140	88Gam Peg	2.8340	26000.	81	13639	No
374	GOM_NL__2PRFIN20041008_221341_000000392031_00058_13639_4668.N1	08-OCT-2004 22:13:41	Bright	38.500	93	53Bet Peg	2.5200	3100.0	77	13639	No
375	GOM_NL__2PRFIN20041008_221700_000000462031_00058_13639_4669.N1	08-OCT-2004 22:17:00	Bright	46.000	53	43Bet And	2.0480	3300.0	92	13639	No
376	GOM_NL__2PRFIN20041008_221919_000000522031_00058_13639_4670.N1	08-OCT-2004 22:19:19	Bright	52.000	173	4Bet Tri	3.0040	8900.0	104	13639	No
377	GOM_NL__2PRFIN20041008_222215_000000422031_00058_13639_4671.N1	08-OCT-2004 22:22:15	Bright	41.500	68	18Alp Cas	2.2250	4500.0	83	13639	No
378	GOM_NL__2PRFIN20041008_222340_000000412031_00058_13639_4672.N1	08-OCT-2004 22:23:40	Bright	40.500	76	27Gam Cas	2.3000	30000.	81	13639	No
379	GOM_NL__2PRFIN20041008_222629_000000522031_00058_13639_4673.N1	08-OCT-2004 22:26:29	Bright	51.500	160	23Gam Per	2.9300	4700.0	103	13639	No
380	GOM_NL__2PRFIN20041008_223054_000000392031_00058_13639_4674.N1	08-OCT-2004 22:30:54	Bright	38.500	49	1Alp UMi	1.9900	6300.0	77	13639	No
381	GOM_NL__2PRFIN20041008_223331_000000352031_00058_13639_4675.N1	08-OCT-2004 22:33:31	Bright	34.500	60	7Bet UMi	2.0810	3950.0	69	13639	No
382	GOM_NL__2PRFIN20041008_223903_000000412031_00058_13639_4676.N1	08-OCT-2004 22:39:03	Bright	40.500	36	50Alp UMa	1.8000	6300.0	81	13639	No
383	GOM_NL__2PRFIN20041008_224036_000000382031_00058_13639_4677.N1	08-OCT-2004 22:40:36	Bright	38.000	82	48Bet UMa	2.3650	10600.	76	13639	No
384	GOM_NL__2PRFIN20041008_224353_000000522031_00058_13639_4678.N1	08-OCT-2004 22:43:53	Bright	52.000	174	52Psi UMa	3.0040	4400.0	104	13639	No
385	GOM_NL__2PRFIN20041008_225107_000000822031_00058_13639_4679.N1	08-OCT-2004 22:51:07	Bright	81.500	17	78Bet Gem	1.1610	4500.0	163	13639	No
386	GOM_NL__2PRFIN20041008_225348_000000542031_00058_13639_4680.N1	08-OCT-2004 22:53:48	Bright	54.000	22	32Alp Leo	1.3600	15200.	108	13639	No
387	GOM_NL__2PRFIN20041008_230044_000000512031_00058_13639_4681.N1	08-OCT-2004 23:00:44	Twilight	50.500	48	30Alp Hya	1.9770	4100.0	101	13639	No
388	GOM_NL__2PRFIN20041008_230229_000001082031_00058_13639_4682.N1	08-OCT-2004 23:02:29	Dark	107.50	8	10Alp CMi	0.40000	6500.0	215	13639	No
389	GOM_NL__2PRFIN20041008_231022_000000472031_00058_13639_4683.N1	08-OCT-2004 23:10:22	Dark	46.500	65	Lam Vel	2.2040	4400.0	93	13639	No
390	GOM_NL__2PRFIN20041008_231211_000000482031_00058_13639_4684.N1	08-OCT-2004 23:12:11	Dark	48.000	70	Zet Pup	2.2460	39000.	96	13639	No

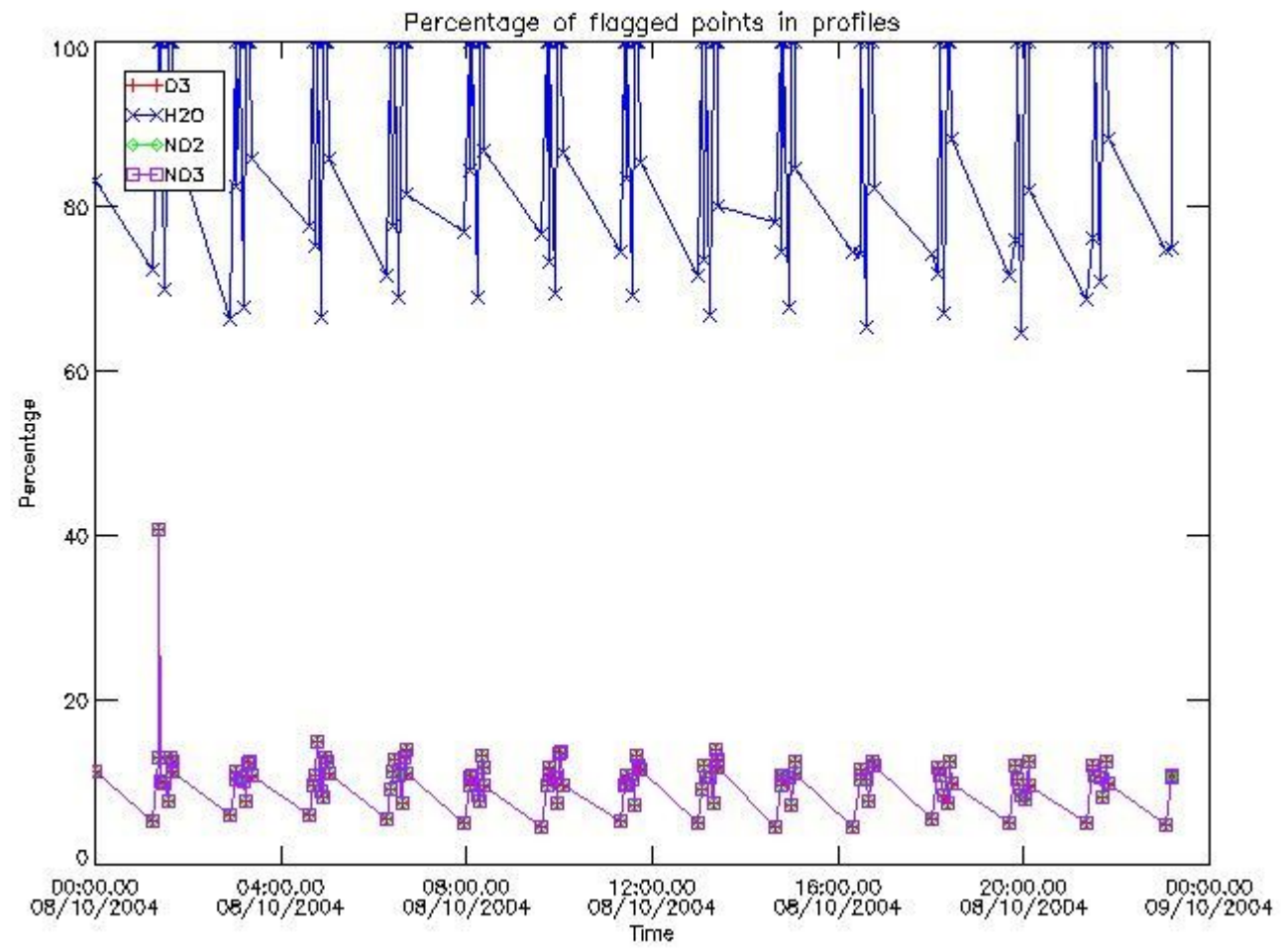
### 3. Quality information per product

In this section it is plotted some information contained in the Quality Summary data set of the level 2 products. Only products in dark limb conditions and without errors (error flag in




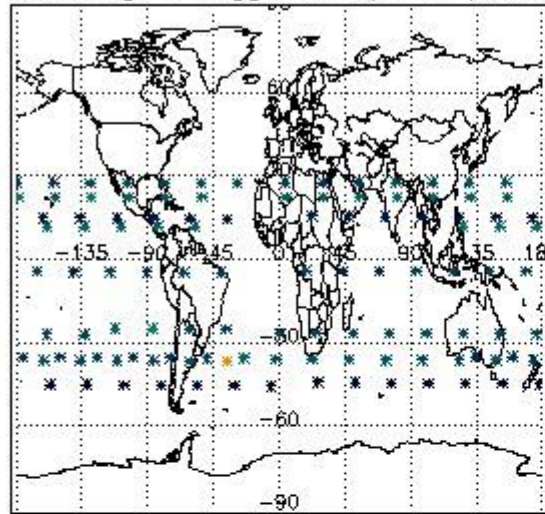
the MPH set to "0") are used.

### 3.1 Plot quality information per product (time dependant)

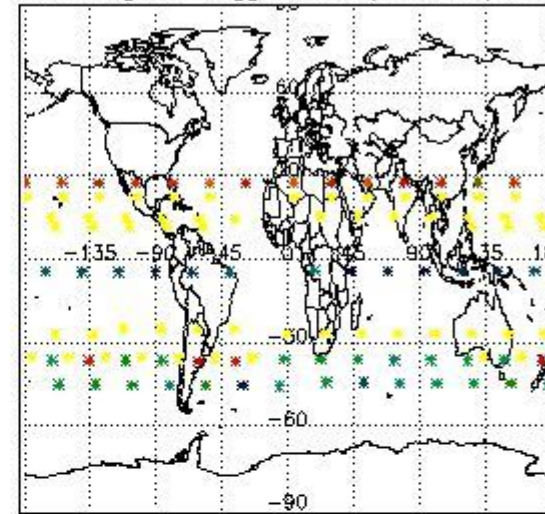


### 3.2 Plot quality information per product (world map)


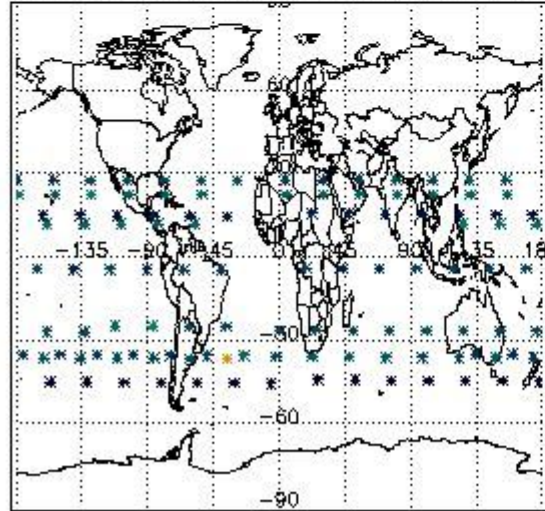
Percentage of flagged data per O3 profile



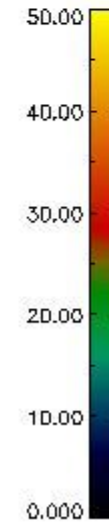
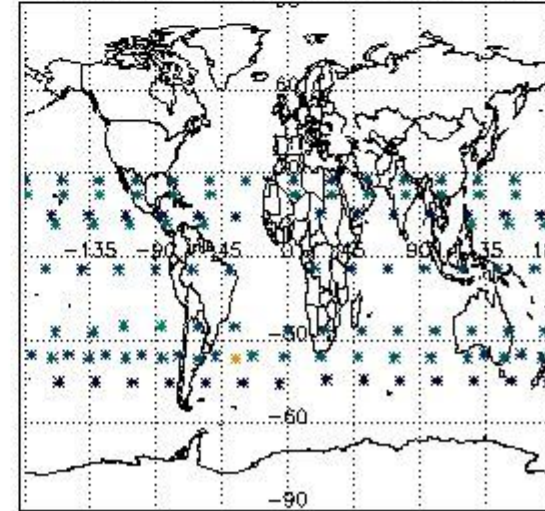
Percentage of flagged data per H2O profile



Percentage of flagged data per NO2 profile



Percentage of flagged data per NO3 profile

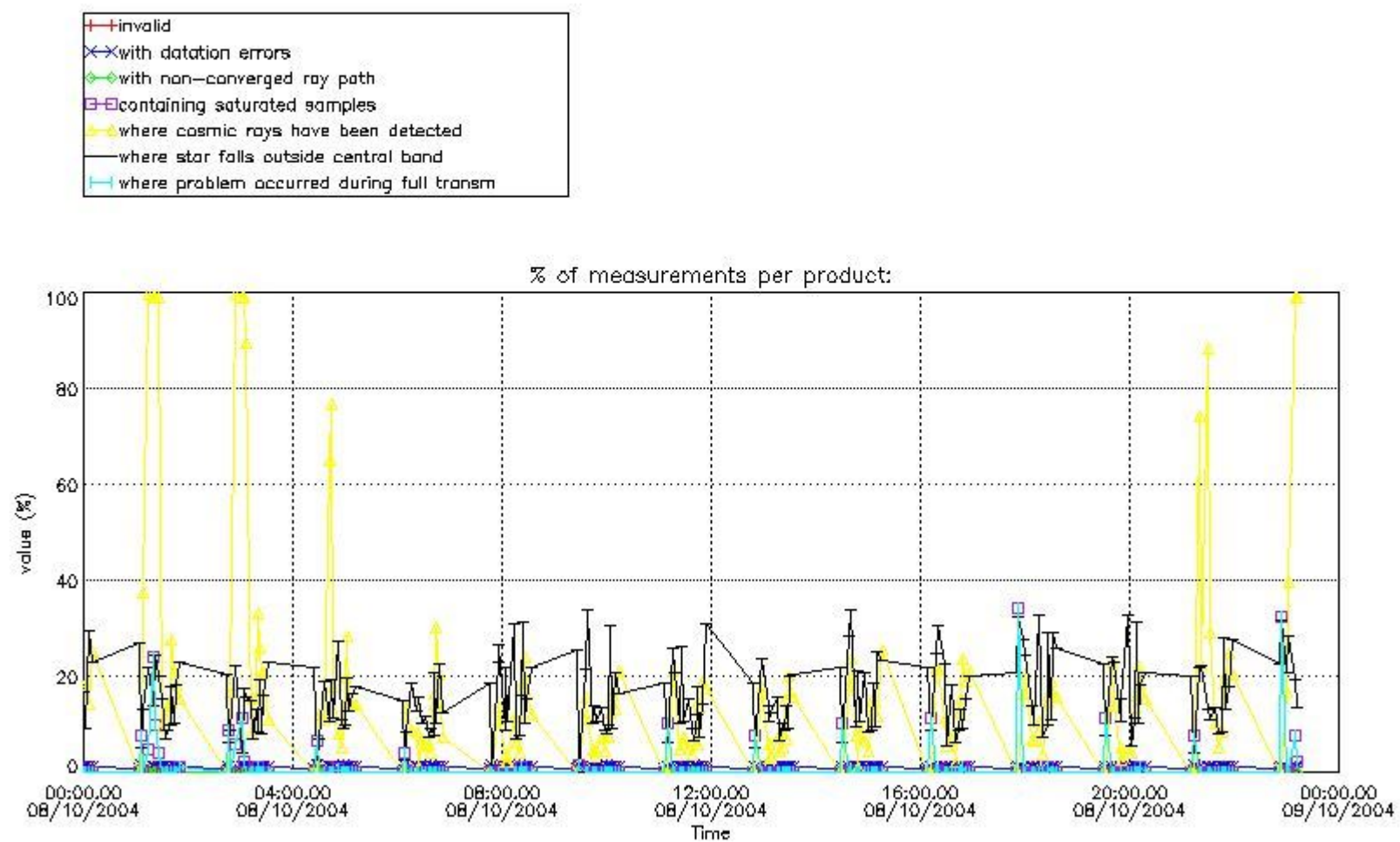


#### 4. Level 1 quality information per product

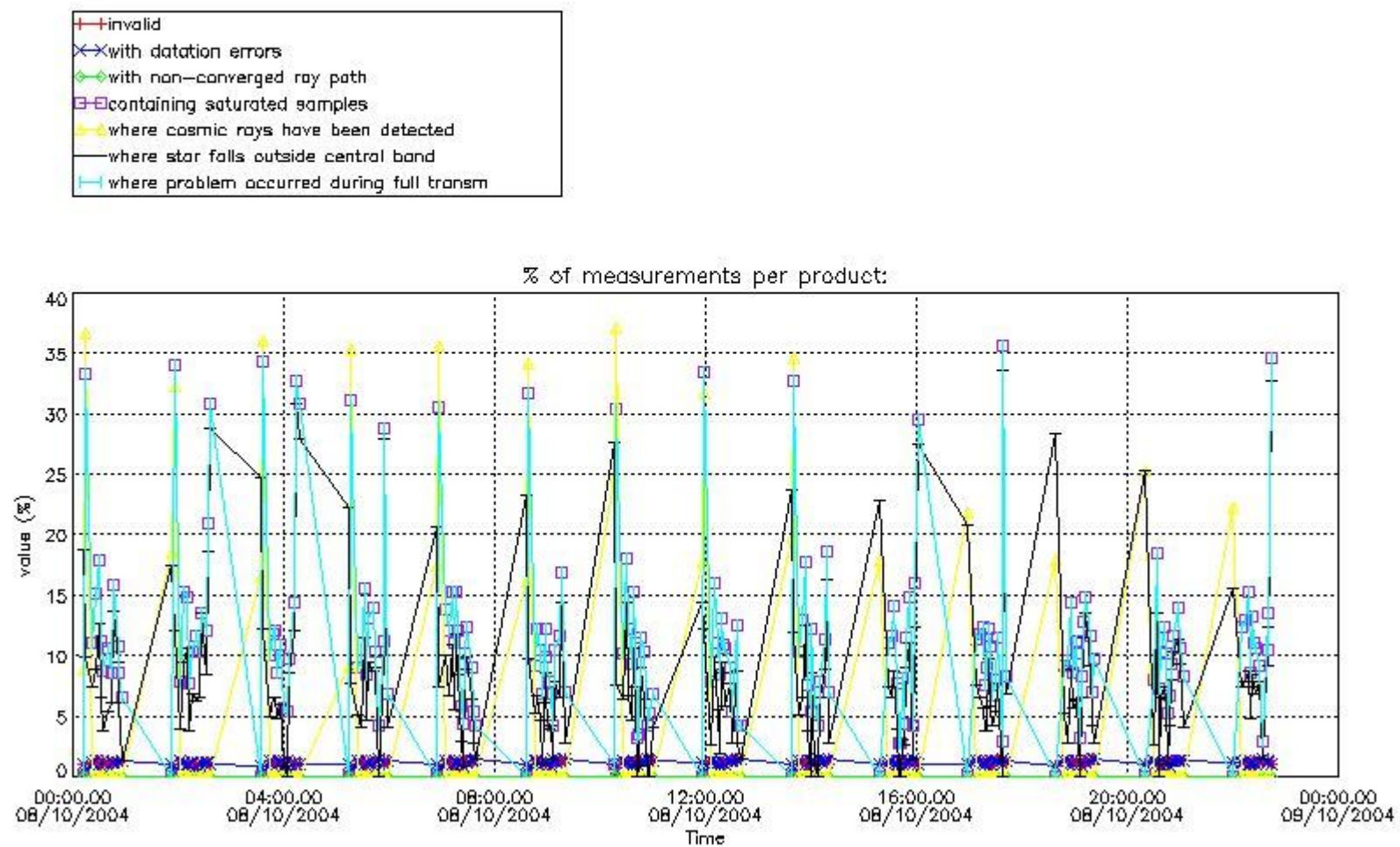
In this section it is plotted some information contained in the Quality Summary data set of the level 2 products that comes from the level 1b processing. Products without errors (error flag in the MPH set to "0") are used.

##### 4.1 Plot quality information per product (time dependant) coming from level 1b processing

###### 4.1.1 Plot level 1 quality information per product (time dependant): ENVISAT ASCENDING passes

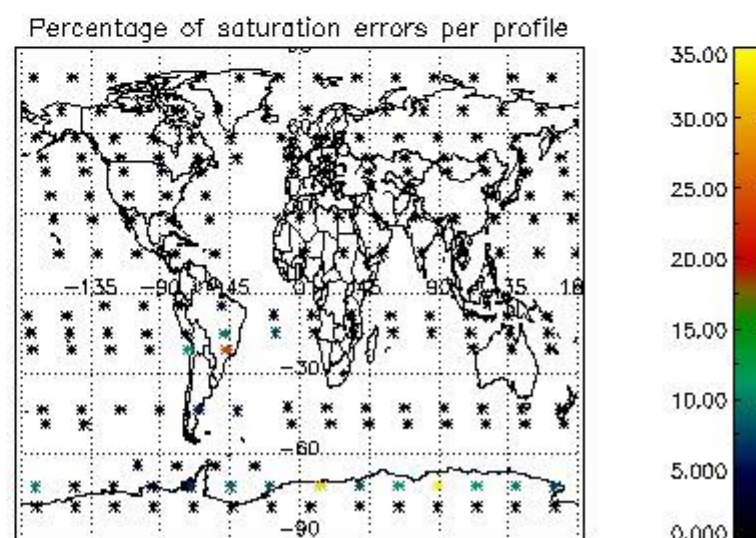
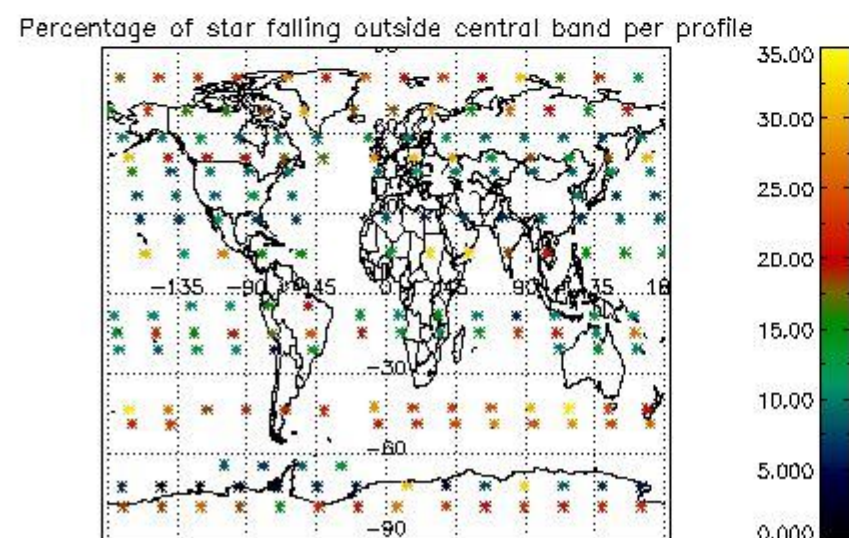
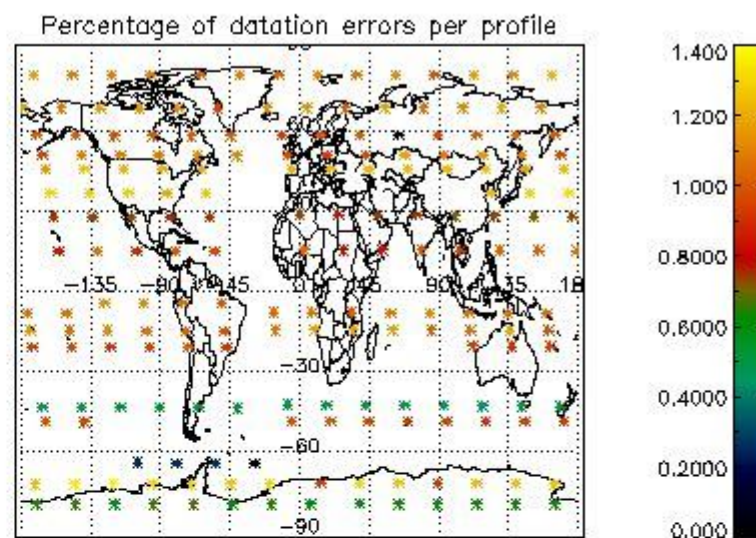
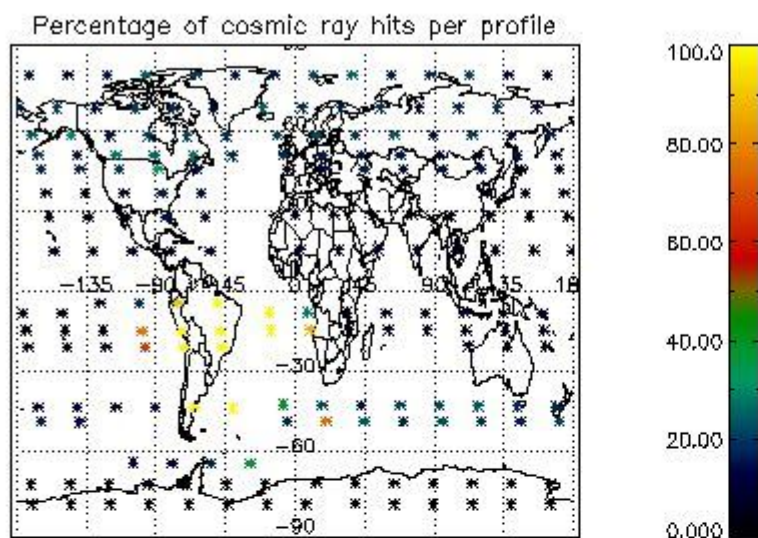


4.1.2 Plot level 1 quality information per product (time dependant): ENVI SAT DESCENDING passes



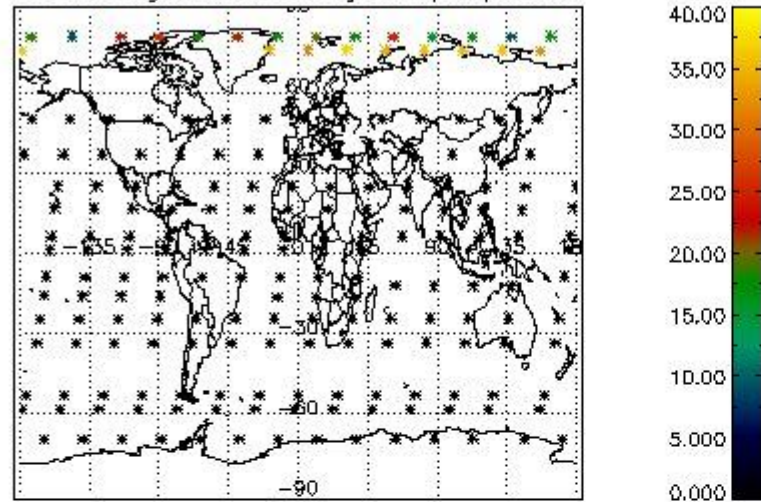
4.2 Plot quality information per product coming from level 1b processing (world map)

4.2.1 Plot level 1 quality information per product (world map): ENVISAT ASCENDING passes

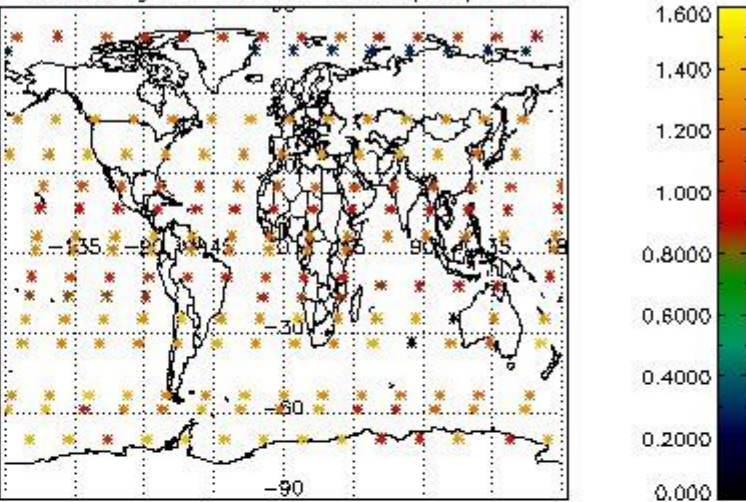


4.2.2 Plot level 1 quality information per product (world map): ENVISAT DESCENDING passes

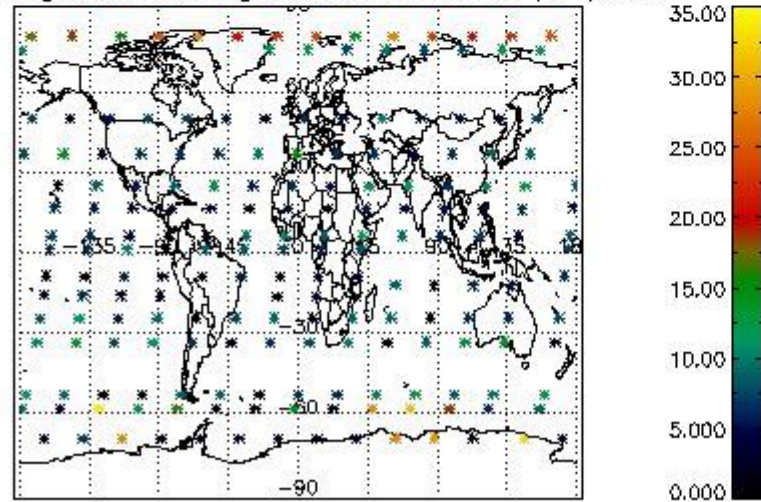
Percentage of cosmic ray hits per profile



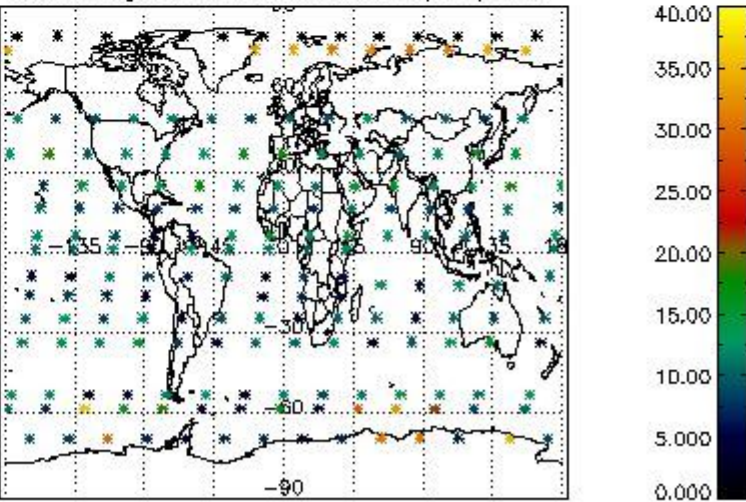
Percentage of datation errors per profile



Percentage of star falling outside central band per profile



Percentage of saturation errors per profile



## 5. Trace gas profiles

### 5.1 Ozone statistics based on quality of products

The final quality of the products can be "measured" using the STD (Standard Deviation) attached to every point profile. This information is written to the parameter GOM\_NL\_\_2P/NL\_LOCAL\_SPECIES\_DENSITY/o3\_std of the level 2 products. The table below shows the statistics for given STD ranges.

The statistics are given with respect to the overall valid production:

- Products without fatal errors: GOM\_NL\_\_2P/MPH/PRODUCT\_ERR=0
- Valid point profile: GOM\_NL\_\_2P/NL\_LOCAL\_SPECIES\_DENSITY/pcd(0)=0

The 'Criteria' is applied to valid points of dark limb products:

- Products in dark limb illumination condition: GOM\_NL\_\_2P/NL\_SUMMARY\_QUALITY/obs\_ill\_cond=0
- Products without fatal errors: GOM\_NL\_\_2P/MPH/PRODUCT\_ERR=0
- Valid point profile: GOM\_NL\_\_2P/NL\_LOCAL\_SPECIES\_DENSITY/pcd(0)=0

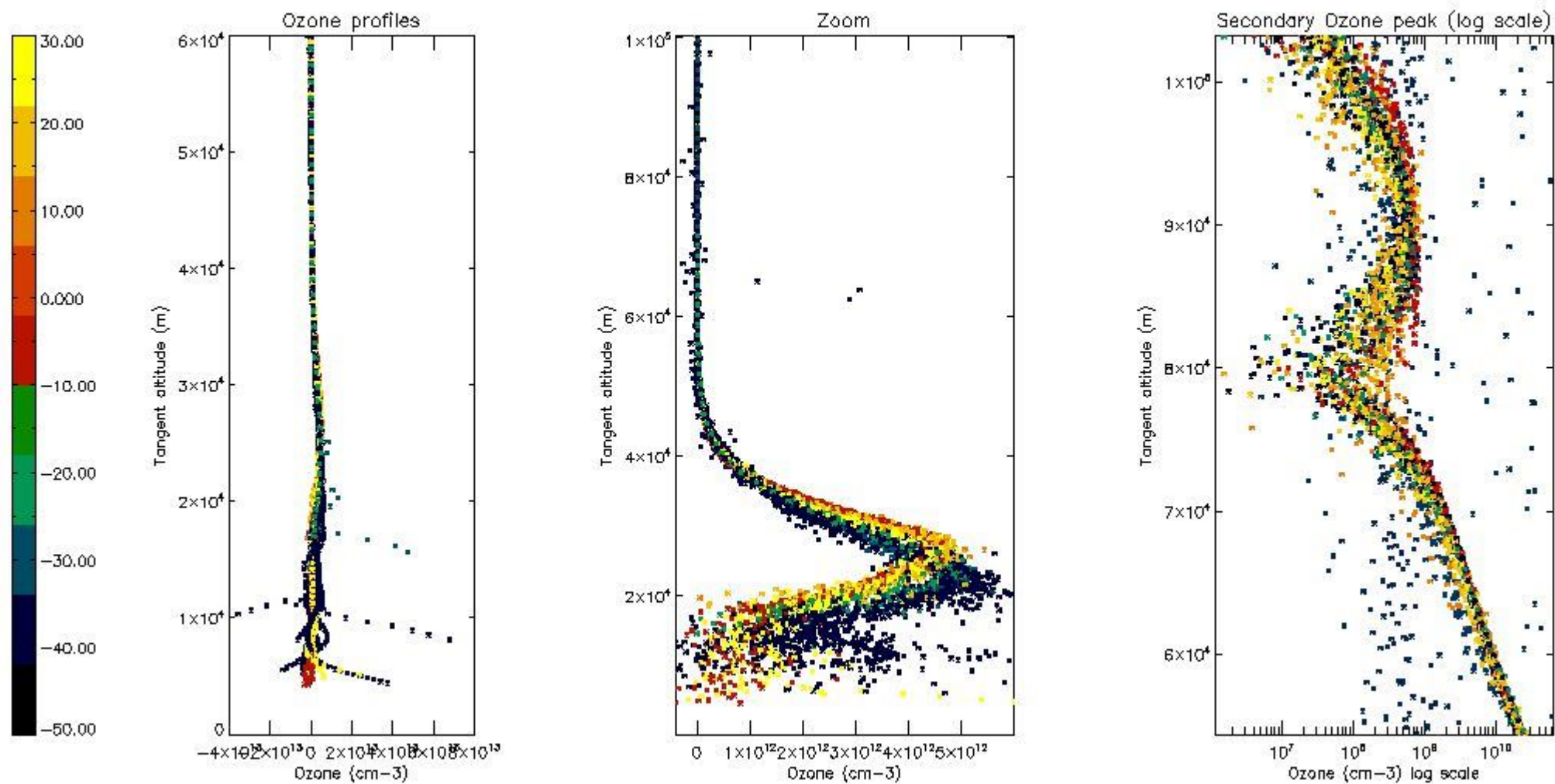
So, the table below shows the percentage of dark limb and valid observations for each criteria with respect to the overall valid daily observations.

Criteria	% of total production
All STD	31
STD < 20	19

STD < 10	16
STD < 5	12

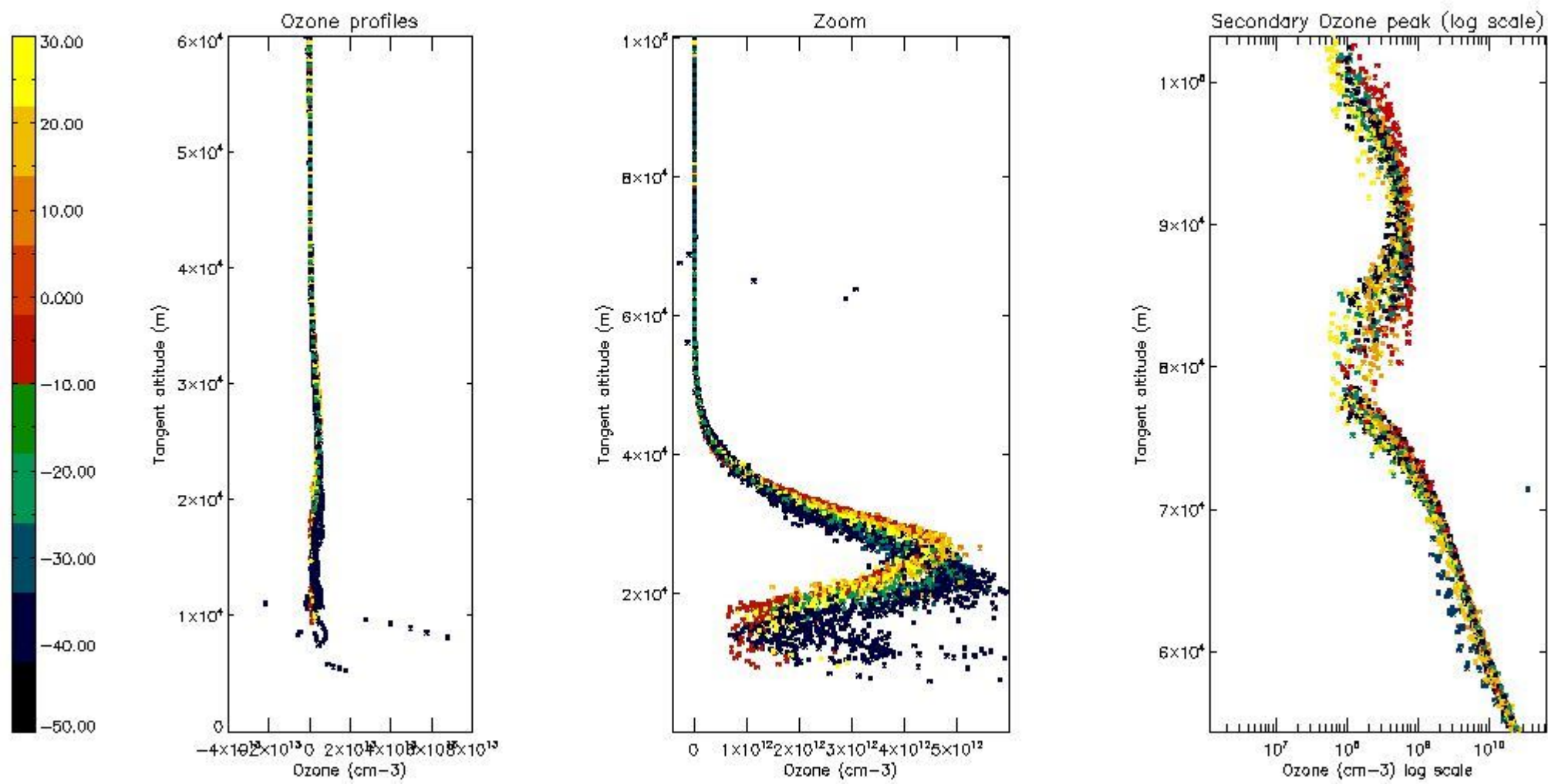
5.2 Plot ozone profiles for all STD (dark without errors)

The colorbar represents the latitude.



5.3 Plot ozone profiles where STD < 20% (dark without errors)

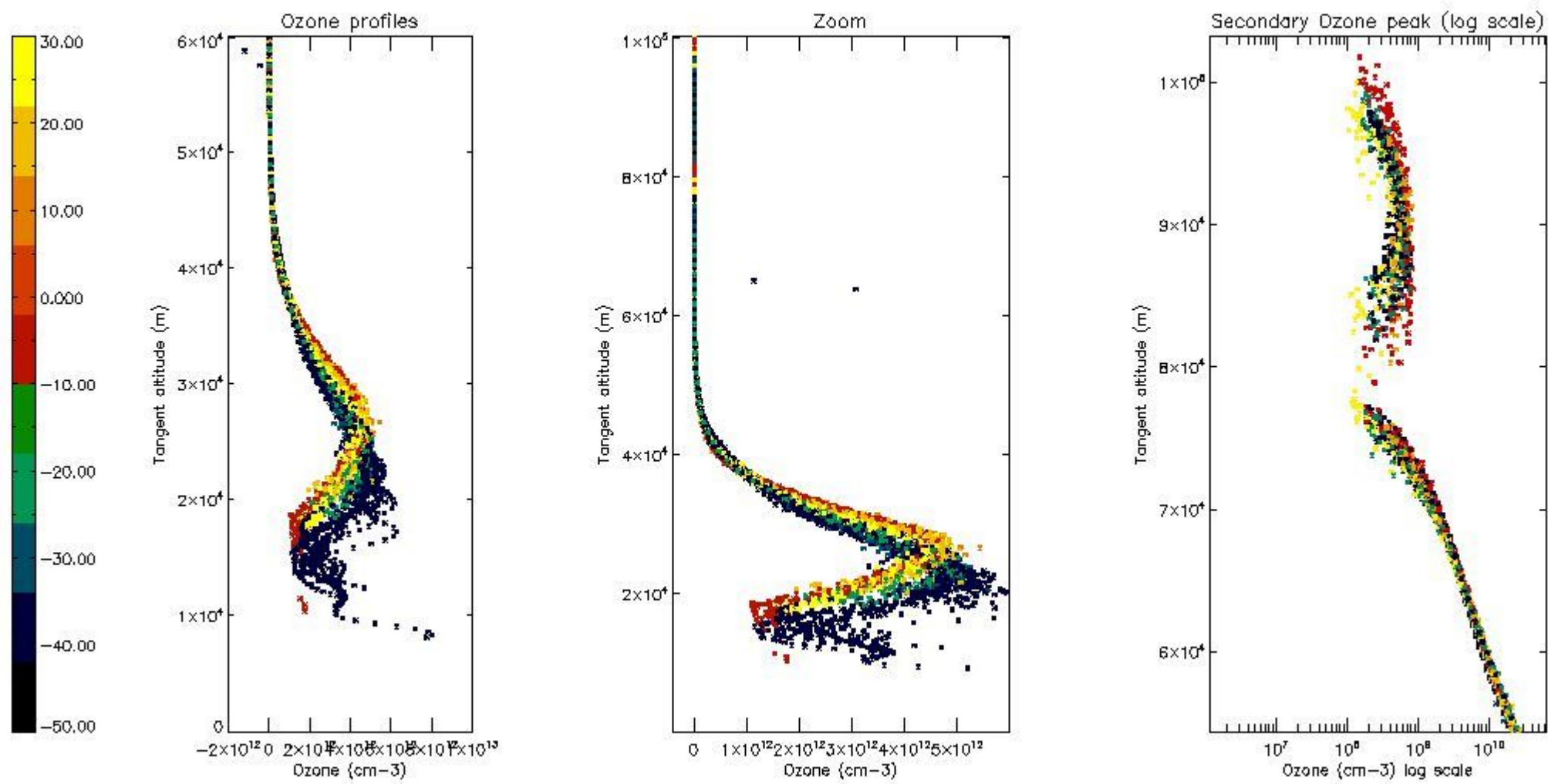
The colorbar represents the latitude.



5.4 Plot ozone profiles where  $STD < 10\%$  (dark without errors)

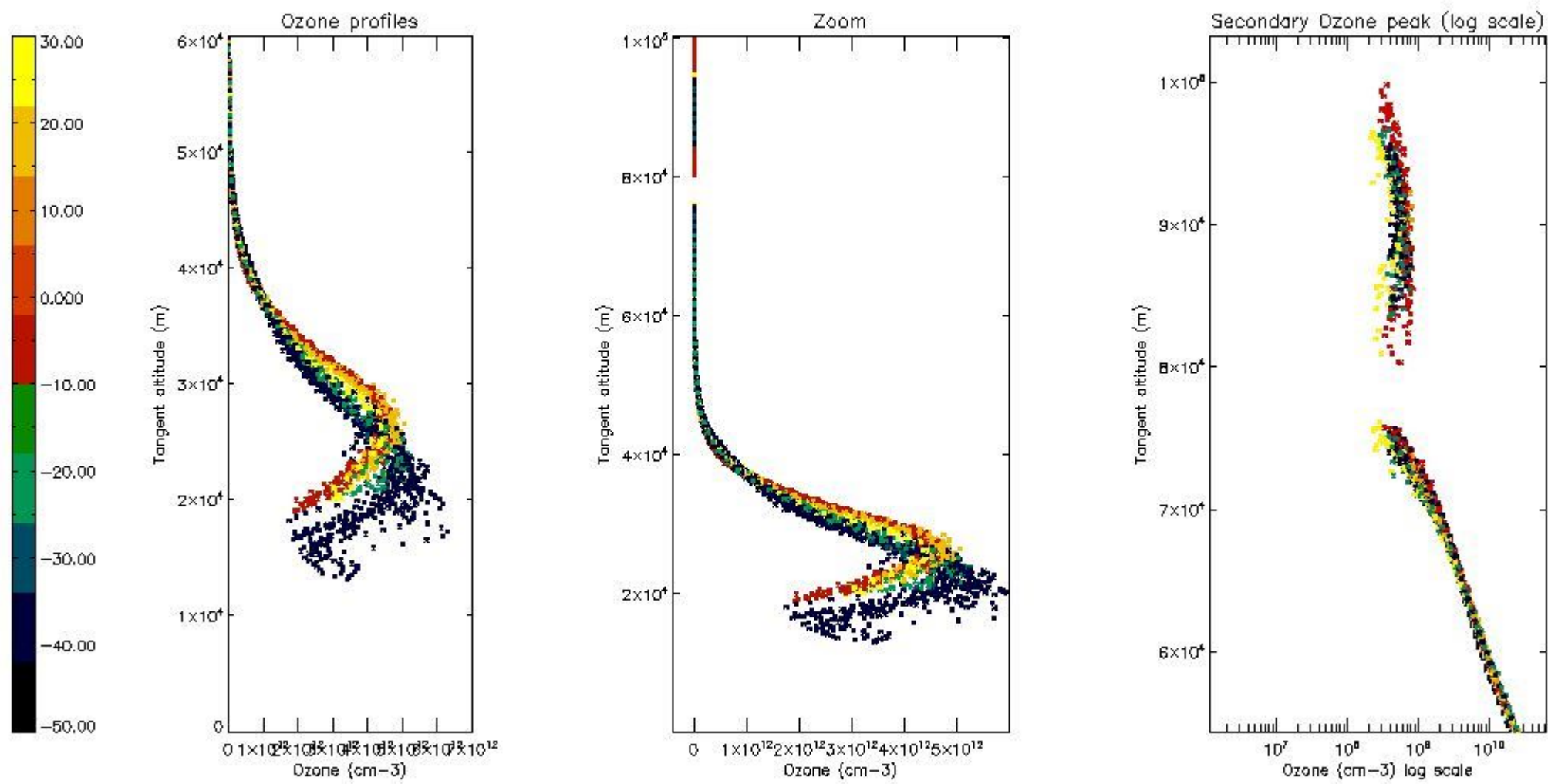
The colorbar represents the latitude.





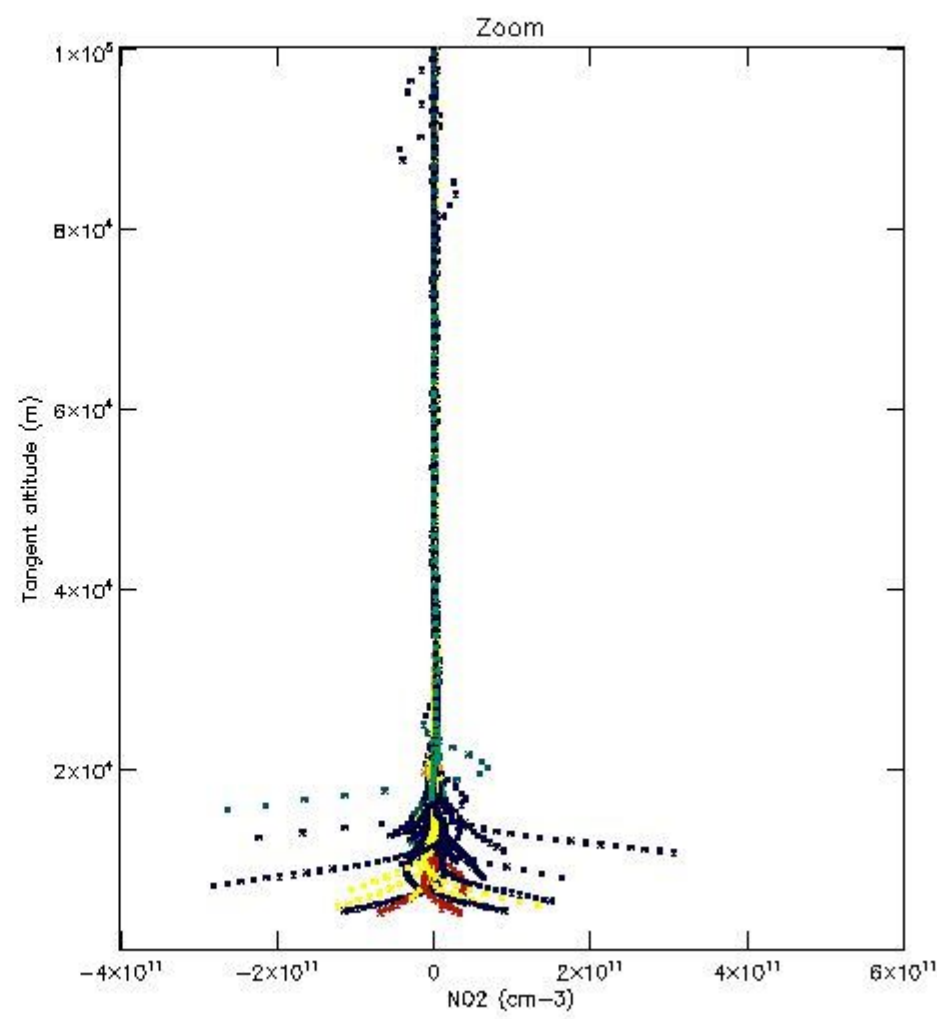
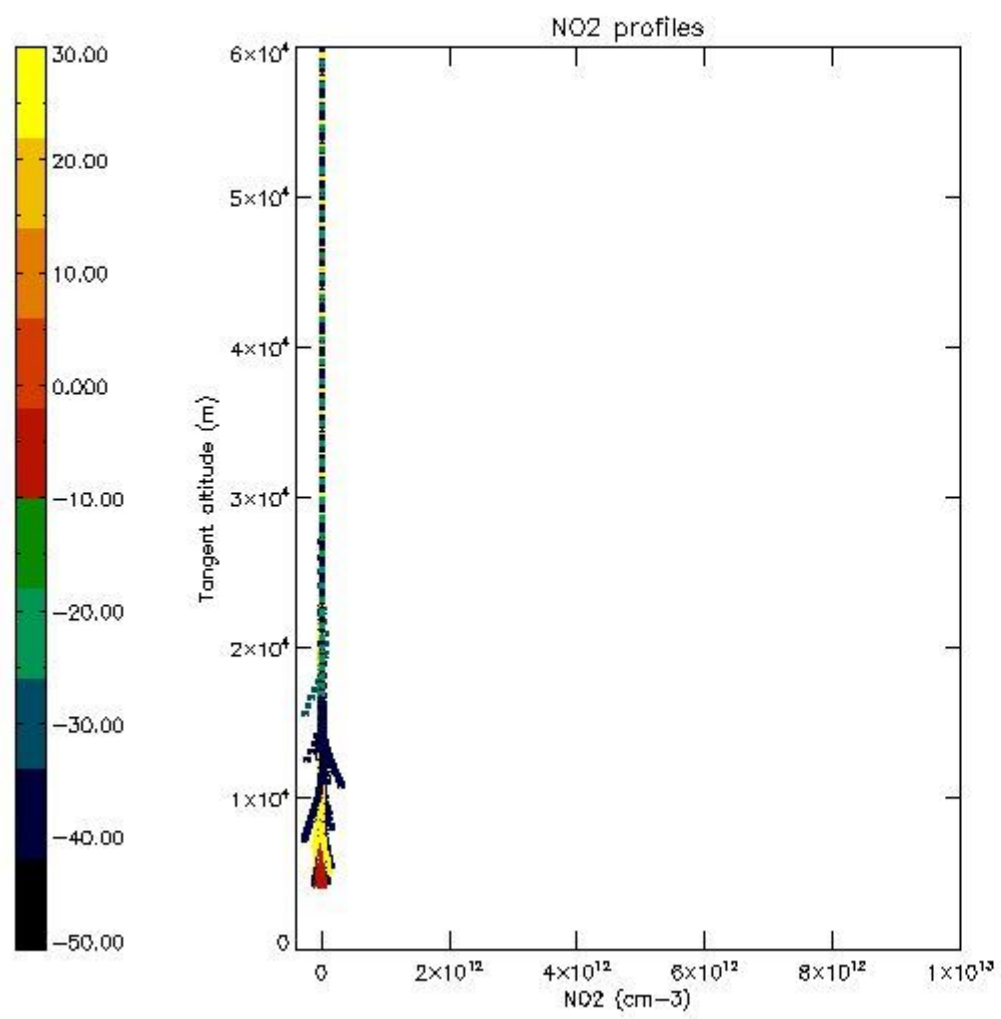
*5.5 Plot ozone profiles where STD < 5% (dark without errors)*

The colorbar represents the latitude.



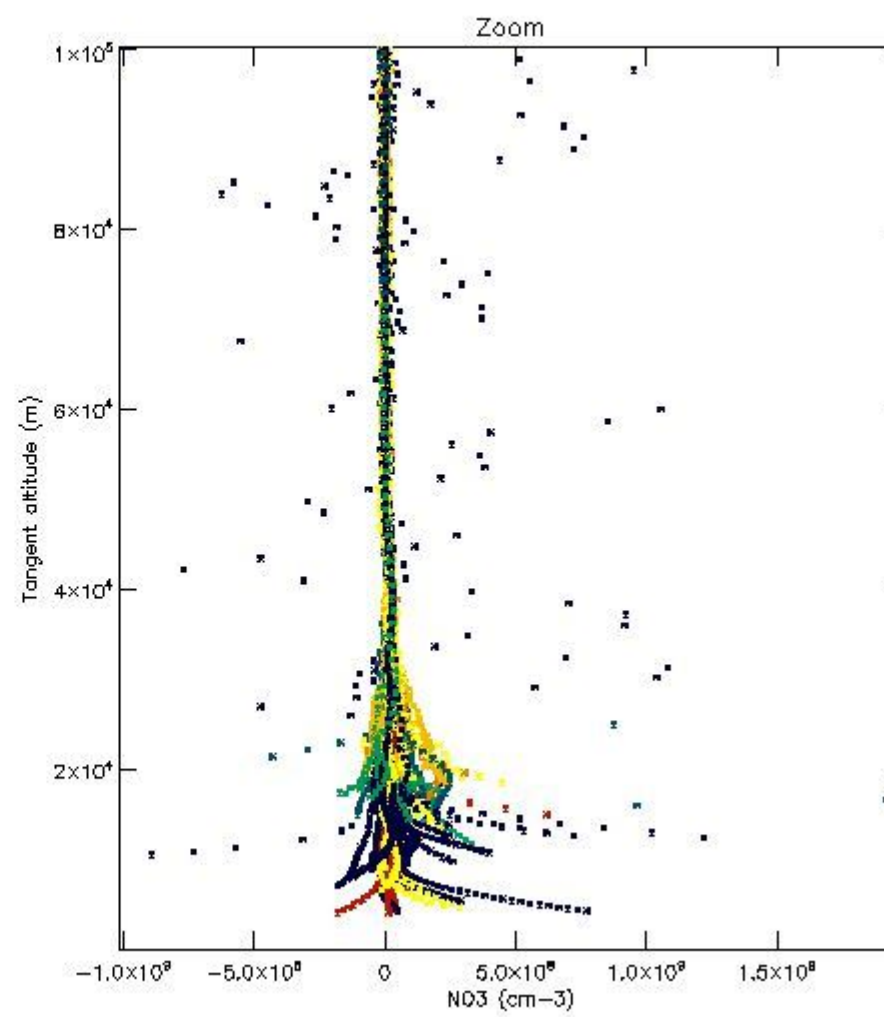
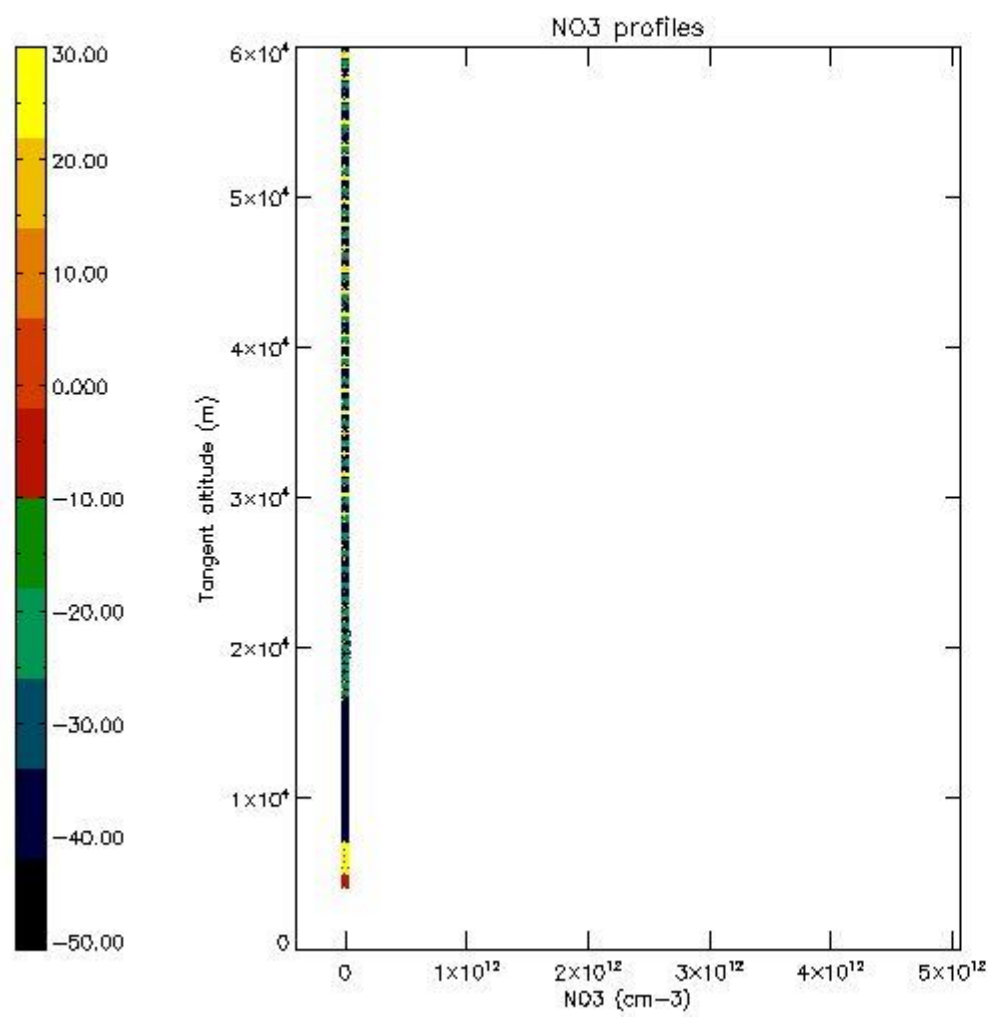
*5.6 Plot NO<sub>2</sub> profiles for all STD (dark without errors)*

The colorbar represents the latitude.



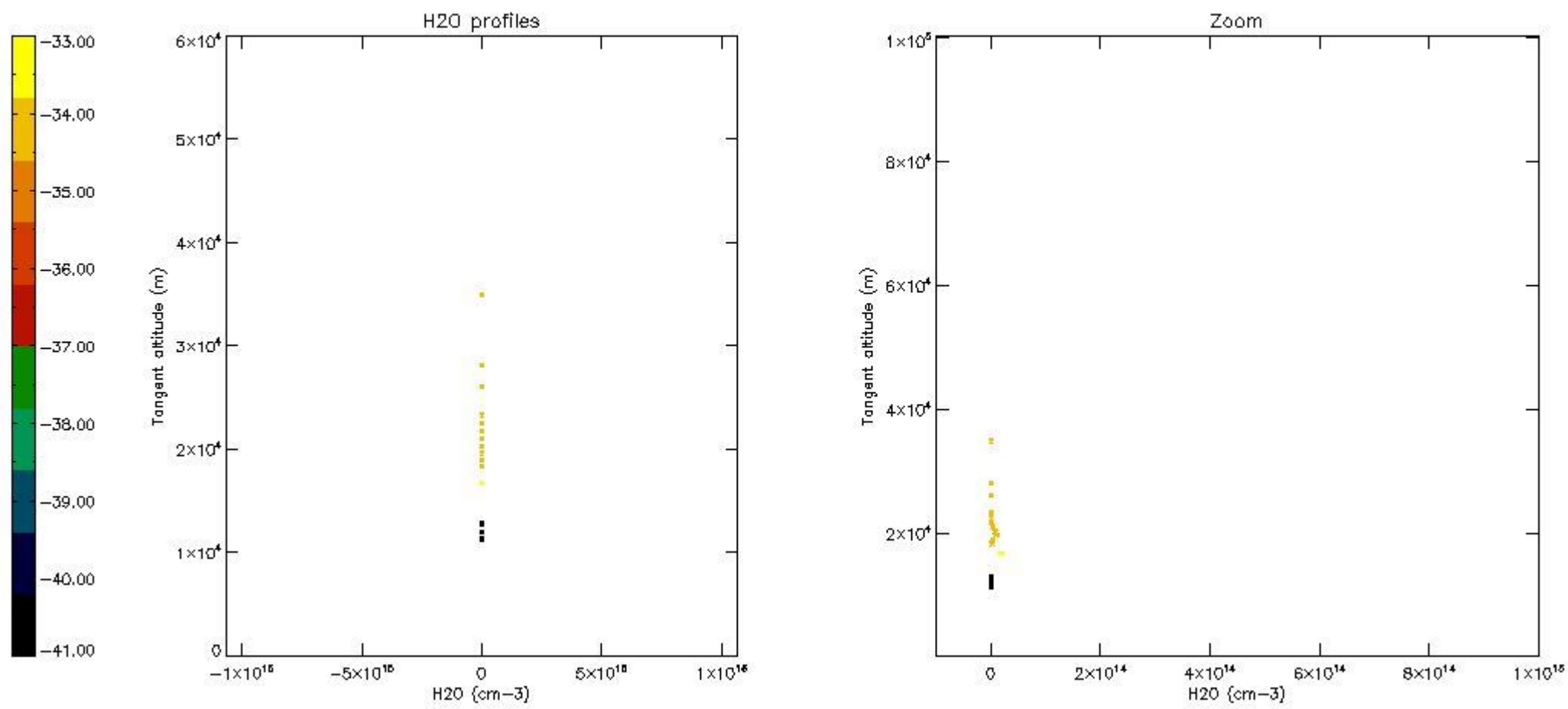
*5.7 Plot NO3 profiles for all STD (dark without errors)*

The colorbar represents the latitude.



*5.8 Plot H2O profiles for all STD (only for occultations of stars 1,2,3,4,13,14,16,26,63 dark without errors)*

The colorbar represents the latitude.



## 6. Auxiliary Data Files used for the production reported in section 2

The number reported in the third column indicates since which file (see list in section 2) the corresponding auxiliary file has been used. The fourth column is the date of those product files.

Type	Auxiliary Filename	Used since product	Used since product date
INST_PHYS_CHARACTERISTICS	GOM_INS_AXVIEC20091111_143220_20030716_120000_20500101_000000	1	08-OCT-2004 00:00:17
LEVEL-2_PROC_CONFIG	GOM_PR2_AXVIEC20091111_152718_20020301_000000_20500101_000000	1	08-OCT-2004 00:00:17
CROSS_SECTIONS_FILE	GOM_CRS_AXVIEC20091111_154832_20020301_000000_20500101_000000	1	08-OCT-2004 00:00:17

# GOMOS Level 2 Daily Report

## SUMMARY

### [1. General Info](#)

### [2. Summary of processed GOM\\_NL\\_2P products](#)

### [3. Level 2 Quality information per product](#)

#### [3.1 Plot of level 2 quality information per product \(time dependant\)](#)

#### [3.2 Plot of level 2 quality information per product \(world map\)](#)

### [4. Level 1 Quality information per product \(stored on level 2 products\)](#)

#### [4.1 Plot of level 1 quality information per product \(time dependant\)](#)

##### [4.1.1 Plot of level 1 quality information per product \(time dependant\): ASCENDING](#)

##### [4.1.2 Plot of level 1 quality information per product \(time dependant\): DESCENDING](#)

#### [4.2 Plot of level 1 quality information per product \(world map\)](#)

##### [4.2.1 Plot of level 1 quality information per product \(world map\): ASCENDING](#)

##### [4.2.2 Plot of level 1 quality information per product \(world map\): DESCENDING](#)

### [5. Ozone profiles based on quality statistics and other trace gas profiles](#)

#### [5.1 Ozone statistics based on quality of products](#)

#### [5.2 Plot ozone profiles for all STD \(dark without errors\)](#)

#### [5.3 Plot ozone profiles where STD < 20% \(dark without errors\)](#)

#### [5.4. Plot ozone profiles where STD < 10% \(dark without errors\)](#)

#### [5.5. Plot ozone profiles where STD < 5% \(dark without errors\)](#)

#### [5.6 Plot NO2 profiles for all STD \(dark without errors\)](#)

#### [5.7 Plot NO3 profiles for all STD \(dark without errors\)](#)

#### [5.8 Plot H2O profiles \(only for occultations of stars 1,2,3,4,13,14,16,26,63 dark without errors\) for all STD](#)

### [6. Auxiliary Data Files used for the production reported in section 2](#)

This report presents the daily analysis on parameters extracted from GOMOS level 2 data (GOM\_NL\_\_2P). It is intended to monitor some important parameters that will impact the quality of these products. A list of level 2 products (and content) that have arrived during the reporting day to the PCF is also given.

Item	Value
Time of report generation	19APR2013 12:47:39
Data source version	GOMOS/6.01
Start time of products	08-10-2004 (08OCT2004 00:00:00)
Stop time of products	09-10-2004 (09OCT2004 00:00:00)
Store outputs in DB	Yes
Nb of level 2 prods	390
Nb of prods with errors	0

## 2. Summary of processed GOM\_NL\_\_2P products.

Nr	Filename	UTC Start time	Limb	Duration	Star Id	Star Name	Star Mag	Star Temp	Nb Meas	Orbit	Prod. error
1	GOM_NL__2PRFIN20041008_000017_000000452031_00045_13626_4728.N1	08-OCT-2004 00:00:17	Dark	45.000	9	Alp Eri	0.45300	24000.	90	13626	No
2	GOM_NL__2PRFIN20041008_000225_000000502031_00045_13626_4729.N1	08-OCT-2004 00:02:25	Straylight	49.500	157	The1Eri	2.9060	9300.0	99	13626	No
3	GOM_NL__2PRFIN20041008_000528_000000532031_00045_13626_4730.N1	08-OCT-2004 00:05:28	Straylight	52.500	84	Alp Phe	2.3970	4500.0	105	13626	No
4	GOM_NL__2PRFIN20041008_000959_000000462031_00045_13626_4731.N1	08-OCT-2004 00:09:59	Straylight	46.000	18	24Alp PsA	1.1660	9700.0	92	13626	No
5	GOM_NL__2PRFIN20041008_001210_000000512031_00045_13626_4732.N1	08-OCT-2004 00:12:10	Straylight	50.500	52	16Bet Cet	2.0370	4500.0	101	13626	No
6	GOM_NL__2PRFIN20041008_001428_000001972031_00045_13626_4733.N1	08-OCT-2004 00:14:28	Bright	196.50	165	34Gam Eri	2.9500	3200.0	393	13626	No
7	GOM_NL__2PRFIN20041008_002210_000000412031_00045_13626_4734.N1	08-OCT-2004 00:22:10	Bright	40.500	140	88Gam Peg	2.8340	26000.	81	13626	No
8	GOM_NL__2PRFIN20041008_002552_000000402031_00045_13626_4735.N1	08-OCT-2004 00:25:52	Bright	39.500	93	53Bet Peg	2.5200	3100.0	79	13626	No
9	GOM_NL__2PRFIN20041008_002919_000000482031_00045_13626_4736.N1	08-OCT-2004 00:29:19	Bright	47.500	53	43Bet And	2.0480	3300.0	95	13626	No
10	GOM_NL__2PRFIN20041008_003145_000000542031_00045_13626_4737.N1	08-OCT-2004 00:31:45	Bright	53.500	173	4Bet Tri	3.0040	8900.0	107	13626	No
11	GOM_NL__2PRFIN20041008_003431_000000402031_00045_13626_4738.N1	08-OCT-2004 00:34:31	Bright	40.000	68	18Alp Cas	2.2250	4500.0	80	13626	No
12	GOM_NL__2PRFIN20041008_003942_000000572031_00045_13626_4739.N1	08-OCT-2004 00:39:42	Bright	56.500	35	33Alp Per	1.7950	6250.0	113	13626	No
13	GOM_NL__2PRFIN20041008_004305_000000412031_00045_13626_4740.N1	08-OCT-2004 00:43:05	Bright	40.500	49	1Alp UMi	1.9900	6300.0	81	13626	No
14	GOM_NL__2PRFIN20041008_004537_000000442031_00045_13626_4741.N1	08-OCT-2004 00:45:37	Bright	44.000	60	7Bet UMi	2.0810	3950.0	88	13626	No
15	GOM_NL__2PRFIN20041008_005113_000000422031_00045_13626_4742.N1	08-OCT-2004 00:51:13	Bright	42.000	36	50Alp UMa	1.8000	6300.0	84	13626	No
16	GOM_NL__2PRFIN20041008_005244_000000412031_00045_13626_4743.N1	08-OCT-2004 00:52:44	Bright	40.500	82	48Bet UMa	2.3650	10600.	81	13626	No
17	GOM_NL__2PRFIN20041008_005602_000000382031_00045_13626_4744.N1	08-OCT-2004 00:56:02	Bright	38.000	174	52Psi UMa	3.0040	4400.0	76	13626	No
18	GOM_NL__2PRFIN20041008_010315_000000842031_00045_13626_4745.N1	08-OCT-2004 01:03:15	Bright	84.000	17	78Bet Gem	1.1610	4500.0	168	13626	No
19	GOM_NL__2PRFIN20041008_010558_000000392031_00045_13626_4746.N1	08-OCT-2004 01:05:58	Bright	38.500	22	32Alp Leo	1.3600	15200.	77	13626	No
20	GOM_NL__2PRFIN20041008_010818_000002022031_00045_13626_4747.N1	08-OCT-2004 01:08:18	Straylight	202.00	170	27Eps Gem	3.0000	9700.0	404	13626	No
21	GOM_NL__2PRFIN20041008_011420_000000952031_00045_13626_4748.N1	08-OCT-2004 01:14:20	Dark	94.500	8	10Alp CMi	0.40000	6500.0	189	13626	No
22	GOM_NL__2PRFIN20041008_012044_000000552031_00045_13626_4749.N1	08-OCT-2004 01:20:44	Dark	54.500	132	15Rho Pup	2.8030	6900.0	109	13626	No
23	GOM_NL__2PRFIN20041008_012227_000000512031_00045_13626_4750.N1	08-OCT-2004 01:22:27	Dark	51.000	65	Lam Vel	2.2040	4400.0	102	13626	No
24	GOM_NL__2PRFIN20041008_012520_000000502031_00045_13626_4751.N1	08-OCT-2004 01:25:20	Dark	50.000	34	Gam2Vel	1.7930	23000.	100	13626	No
25	GOM_NL__2PRFIN20041008_013046_000000522031_00046_13627_4725.N1	08-OCT-2004 01:30:46	Dark	52.000	2	Alp Car	-0.73600	7000.0	104	13627	No
26	GOM_NL__2PRFIN20041008_013421_000000672031_00046_13627_4726.N1	08-OCT-2004 01:34:21	Dark	66.500	108	Alp Col	2.6520	15200.	133	13627	No
27	GOM_NL__2PRFIN20041008_013652_000000402031_00046_13627_4727.N1	08-OCT-2004 01:36:52	Dark	39.500	135	Bet Hyi	2.8200	5800.0	79	13627	No
28	GOM_NL__2PRFIN20041008_013926_000000412031_00046_13627_4728.N1	08-OCT-2004 01:39:26	Dark	41.000	143	Alp Hyi	2.8570	7200.0	82	13627	No
29	GOM_NL__2PRFIN20041008_014054_000000452031_00046_13627_4729.N1	08-OCT-2004 01:40:54	Dark	45.000	9	Alp Eri	0.45300	24000.	90	13627	No
30	GOM_NL__2PRFIN20041008_014302_000000502031_00046_13627_4730.N1	08-OCT-2004 01:43:02	Straylight	50.000	157	The1Eri	2.9060	9300.0	100	13627	No
31	GOM_NL__2PRFIN20041008_014605_000000442031_00046_13627_4731.N1	08-OCT-2004 01:46:05	Straylight	44.000	84	Alp Phe	2.3970	4500.0	88	13627	No
32	GOM_NL__2PRFIN20041008_015035_000000462031_00046_13627_4732.N1	08-OCT-2004 01:50:35	Straylight	46.000	18	24Alp PsA	1.1660	9700.0	92	13627	No
33	GOM_NL__2PRFIN20041008_015248_000000462031_00046_13627_4733.N1	08-OCT-2004 01:52:48	Straylight	46.000	52	16Bet Cet	2.0370	4500.0	92	13627	No
34	GOM_NL__2PRFIN20041008_015503_000001982031_00046_13627_4734.N1	08-OCT-2004 01:55:03	Bright	198.00	165	34Gam Eri	2.9500	3200.0	396	13627	No
35	GOM_NL__2PRFIN20041008_020246_000000392031_00046_13627_4735.N1	08-OCT-2004 02:02:46	Bright	38.500	140	88Gam Peg	2.8340	26000.	77	13627	No
36	GOM_NL__2PRFIN20041008_020626_000000432031_00046_13627_4736.N1	08-OCT-2004 02:06:26	Bright	42.500	93	53Bet Peg	2.5200	3100.0	85	13627	No
37	GOM_NL__2PRFIN20041008_020954_000000472031_00046_13627_4737.N1	08-OCT-2004 02:09:54	Bright	47.000	53	43Bet And	2.0480	3300.0	94	13627	No
38	GOM_NL__2PRFIN20041008_021220_000000522031_00046_13627_4738.N1	08-OCT-2004 02:12:20	Bright	52.000	173	4Bet Tri	3.0040	8900.0	104	13627	No
39	GOM_NL__2PRFIN20041008_021505_000000442031_00046_13627_4739.N1	08-OCT-2004 02:15:05	Bright	43.500	68	18Alp Cas	2.2250	4500.0	87	13627	No
40	GOM_NL__2PRFIN20041008_022017_000000562031_00046_13627_4740.N1	08-OCT-2004 02:20:17	Bright	56.000	35	33Alp Per	1.7950	6250.0	112	13627	No
41	GOM_NL__2PRFIN20041008_022342_000000392031_00046_13627_4741.N1	08-OCT-2004 02:23:42	Bright	38.500	49	1Alp UMi	1.9900	6300.0	77	13627	No
42	GOM_NL__2PRFIN20041008_022616_000000412031_00046_13627_4742.N1	08-OCT-2004 02:26:16	Bright	40.500	60	7Bet UMi	2.0810	3950.0	81	13627	No

43	GOM_NL__2PRFIN20041008_023149_000000422031_00046_13627_4743.N1	08-OCT-2004 02:31:49	Bright	41.500	36	50Alp UMa	1.8000	6300.0	83	13627	No
44	GOM_NL__2PRFIN20041008_023323_000000432031_00046_13627_4744.N1	08-OCT-2004 02:33:23	Bright	43.000	82	48Bet UMa	2.3650	10600.	86	13627	No
45	GOM_NL__2PRFIN20041008_023638_000000522031_00046_13627_4745.N1	08-OCT-2004 02:36:38	Bright	52.000	174	52Psi UMa	3.0040	4400.0	104	13627	No
46	GOM_NL__2PRFIN20041008_024351_000000782031_00046_13627_4746.N1	08-OCT-2004 02:43:51	Bright	78.000	17	78Bet Gem	1.1610	4500.0	156	13627	No
47	GOM_NL__2PRFIN20041008_024634_000000402031_00046_13627_4747.N1	08-OCT-2004 02:46:34	Bright	39.500	22	32Alp Leo	1.3600	15200.	79	13627	No
48	GOM_NL__2PRFIN20041008_024856_000001942031_00046_13627_4748.N1	08-OCT-2004 02:48:56	Straylight	194.00	170	27Eps Gem	3.0000	9700.0	388	13627	No
49	GOM_NL__2PRFIN20041008_025458_000000952031_00046_13627_4749.N1	08-OCT-2004 02:54:58	Dark	95.000	8	10Alp CMi	0.40000	6500.0	190	13627	No
50	GOM_NL__2PRFIN20041008_030121_000000502031_00046_13627_4750.N1	08-OCT-2004 03:01:21	Dark	49.500	132	15Rho Pup	2.8030	6900.0	99	13627	No
51	GOM_NL__2PRFIN20041008_030302_000000492031_00046_13627_4751.N1	08-OCT-2004 03:03:02	Dark	49.000	65	Lam Vel	2.2040	4400.0	98	13627	No
52	GOM_NL__2PRFIN20041008_030557_000000482031_00046_13627_4752.N1	08-OCT-2004 03:05:57	Dark	48.000	34	Gam2Vel	1.7930	23000.	96	13627	No
53	GOM_NL__2PRFIN20041008_031124_000000502031_00047_13628_4727.N1	08-OCT-2004 03:11:24	Dark	50.000	2	Alp Car	-0.73600	7000.0	100	13628	No
54	GOM_NL__2PRFIN20041008_031459_000000662031_00047_13628_4728.N1	08-OCT-2004 03:14:59	Dark	66.000	108	Alp Col	2.6520	15200.	132	13628	No
55	GOM_NL__2PRFIN20041008_031728_000000422031_00047_13628_4729.N1	08-OCT-2004 03:17:28	Dark	41.500	135	Bet Hyi	2.8200	5800.0	83	13628	No
56	GOM_NL__2PRFIN20041008_032002_000000412031_00047_13628_4730.N1	08-OCT-2004 03:20:02	Dark	41.000	143	Alp Hyi	2.8570	7200.0	82	13628	No
57	GOM_NL__2PRFIN20041008_032130_000000472031_00047_13628_4731.N1	08-OCT-2004 03:21:30	Dark	46.500	9	Alp Eri	0.45300	24000.	93	13628	No
58	GOM_NL__2PRFIN20041008_032338_000000502031_00047_13628_4732.N1	08-OCT-2004 03:23:38	Straylight	49.500	157	The1Eri	2.9060	9300.0	99	13628	No
59	GOM_NL__2PRFIN20041008_032641_000000442031_00047_13628_4733.N1	08-OCT-2004 03:26:41	Straylight	43.500	84	Alp Phe	2.3970	4500.0	87	13628	No
60	GOM_NL__2PRFIN20041008_033111_000000462031_00047_13628_4734.N1	08-OCT-2004 03:31:11	Straylight	46.000	18	24Alp PsA	1.1660	9700.0	92	13628	No
61	GOM_NL__2PRFIN20041008_033322_000000552031_00047_13628_4735.N1	08-OCT-2004 03:33:22	Straylight	54.500	52	16Bet Cet	2.0370	4500.0	109	13628	No
62	GOM_NL__2PRFIN20041008_033538_000001972031_00047_13628_4736.N1	08-OCT-2004 03:35:38	Bright	197.00	165	34Gam Eri	2.9500	3200.0	394	13628	No
63	GOM_NL__2PRFIN20041008_034321_000000402031_00047_13628_4737.N1	08-OCT-2004 03:43:21	Bright	40.000	140	88Gam Peg	2.8340	26000.	80	13628	No
64	GOM_NL__2PRFIN20041008_034705_000000382031_00047_13628_4738.N1	08-OCT-2004 03:47:05	Bright	38.000	93	53Bet Peg	2.5200	3100.0	76	13628	No
65	GOM_NL__2PRFIN20041008_035029_000000462031_00047_13628_4739.N1	08-OCT-2004 03:50:29	Bright	45.500	53	43Bet And	2.0480	3300.0	91	13628	No
66	GOM_NL__2PRFIN20041008_035254_000000532031_00047_13628_4740.N1	08-OCT-2004 03:52:54	Bright	52.500	173	4Bet Tri	3.0040	8900.0	105	13628	No
67	GOM_NL__2PRFIN20041008_035542_000000422031_00047_13628_4741.N1	08-OCT-2004 03:55:42	Bright	41.500	68	18Alp Cas	2.2250	4500.0	83	13628	No
68	GOM_NL__2PRFIN20041008_040052_000000532031_00047_13628_4742.N1	08-OCT-2004 04:00:52	Bright	53.000	35	33Alp Per	1.7950	6250.0	106	13628	No
69	GOM_NL__2PRFIN20041008_040418_000000372031_00047_13628_4743.N1	08-OCT-2004 04:04:18	Bright	37.000	49	1Alp UMi	1.9900	6300.0	74	13628	No
70	GOM_NL__2PRFIN20041008_040650_000000412031_00047_13628_4744.N1	08-OCT-2004 04:06:50	Bright	41.000	60	7Bet UMi	2.0810	3950.0	82	13628	No
71	GOM_NL__2PRFIN20041008_041226_000000422031_00047_13628_4745.N1	08-OCT-2004 04:12:26	Bright	41.500	36	50Alp UMa	1.8000	6300.0	83	13628	No
72	GOM_NL__2PRFIN20041008_041358_000000522031_00047_13628_4746.N1	08-OCT-2004 04:13:58	Bright	52.000	82	48Bet UMa	2.3650	10600.	104	13628	No
73	GOM_NL__2PRFIN20041008_041714_000000522031_00047_13628_4747.N1	08-OCT-2004 04:17:14	Bright	52.000	174	52Psi UMa	3.0040	4400.0	104	13628	No
74	GOM_NL__2PRFIN20041008_042427_000000802031_00047_13628_4748.N1	08-OCT-2004 04:24:27	Bright	80.000	17	78Bet Gem	1.1610	4500.0	160	13628	No
75	GOM_NL__2PRFIN20041008_042711_000000392031_00047_13628_4749.N1	08-OCT-2004 04:27:11	Bright	38.500	22	32Alp Leo	1.3600	15200.	77	13628	No
76	GOM_NL__2PRFIN20041008_042934_000001932031_00047_13628_4750.N1	08-OCT-2004 04:29:34	Straylight	193.00	170	27Eps Gem	3.0000	9700.0	386	13628	No
77	GOM_NL__2PRFIN20041008_043535_000000922031_00047_13628_4751.N1	08-OCT-2004 04:35:35	Dark	92.000	8	10Alp CMi	0.40000	6500.0	184	13628	No
78	GOM_NL__2PRFIN20041008_044158_000000532031_00047_13628_4752.N1	08-OCT-2004 04:41:58	Dark	53.000	132	15Rho Pup	2.8030	6900.0	106	13628	No
79	GOM_NL__2PRFIN20041008_044340_000000472031_00047_13628_4753.N1	08-OCT-2004 04:43:40	Dark	47.000	65	Lam Vel	2.2040	4400.0	94	13628	No
80	GOM_NL__2PRFIN20041008_044634_000000452031_00047_13628_4754.N1	08-OCT-2004 04:46:34	Dark	44.500	34	Gam2Vel	1.7930	23000.	89	13628	No
81	GOM_NL__2PRFIN20041008_045202_000000572031_00048_13629_4727.N1	08-OCT-2004 04:52:02	Dark	57.000	2	Alp Car	-0.73600	7000.0	114	13629	No
82	GOM_NL__2PRFIN20041008_045536_000000692031_00048_13629_4728.N1	08-OCT-2004 04:55:36	Dark	69.000	108	Alp Col	2.6520	15200.	138	13629	No
83	GOM_NL__2PRFIN20041008_045804_000000392031_00048_13629_4729.N1	08-OCT-2004 04:58:04	Dark	39.000	135	Bet Hyi	2.8200	5800.0	78	13629	No
84	GOM_NL__2PRFIN20041008_050039_000000412031_00048_13629_4730.N1	08-OCT-2004 05:00:39	Dark	41.000	143	Alp Hyi	2.8570	7200.0	82	13629	No
85	GOM_NL__2PRFIN20041008_050207_000000462031_00048_13629_4731.N1	08-OCT-2004 05:02:07	Dark	46.000	9	Alp Eri	0.45300	24000.	92	13629	No
86	GOM_NL__2PRFIN20041008_050415_000000512031_00048_13629_4732.N1	08-OCT-2004 05:04:15	Straylight	51.000	157	The1Eri	2.9060	9300.0	102	13629	No
87	GOM_NL__2PRFIN20041008_050718_000000432031_00048_13629_4733.N1	08-OCT-2004 05:07:18	Straylight	43.000	84	Alp Phe	2.3970	4500.0	86	13629	No
88	GOM_NL__2PRFIN20041008_051148_000000432031_00048_13629_4734.N1	08-OCT-2004 05:11:48	Straylight	42.500	18	24Alp PsA	1.1660	9700.0	85	13629	No
89	GOM_NL__2PRFIN20041008_051400_000000502031_00048_13629_4735.N1	08-OCT-2004 05:14:00	Straylight	49.500	52	16Bet Cet	2.0370	4500.0	99	13629	No
90	GOM_NL__2PRFIN20041008_051613_000001872031_00048_13629_4736.N1	08-OCT-2004 05:16:13	Bright	186.50	165	34Gam Eri	2.9500	3200.0	373	13629	No
91	GOM_NL__2PRFIN20041008_052358_000000392031_00048_13629_4737.N1	08-OCT-2004 05:23:58	Bright	39.000	140	88Gam Peg	2.8340	26000.	78	13629	No
92	GOM_NL__2PRFIN20041008_052741_000000372031_00048_13629_4738.N1	08-OCT-2004 05:27:41	Bright	36.500	93	53Bet Peg	2.5200	3100.0	73	13629	No
93	GOM_NL__2PRFIN20041008_053104_000000482031_00048_13629_4739.N1	08-OCT-2004 05:31:04	Bright	48.000	53	43Bet And	2.0480	3300.0	96	13629	No
94	GOM_NL__2PRFIN20041008_053329_000000532031_00048_13629_4740.N1	08-OCT-2004 05:33:29	Bright	53.000	173	4Bet Tri	3.0040	8900.0	106	13629	No
95	GOM_NL__2PRFIN20041008_053618_000000422031_00048_13629_4741.N1	08-OCT-2004 05:36:18	Bright	42.000	68	18Alp Cas	2.2250	4500.0	84	13629	No
96	GOM_NL__2PRFIN20041008_054127_000000582031_00048_13629_4742.N1	08-OCT-2004 05:41:27	Bright	57.500	35	33Alp Per	1.7950	6250.0	115	13629	No
97	GOM_NL__2PRFIN20041008_054455_000000392031_00048_13629_4743.N1	08-OCT-2004 05:44:55	Bright	39.000	49	1Alp UMi	1.9900	6300.0	78	13629	No
98	GOM_NL__2PRFIN20041008_054728_000000362031_00048_13629_4744.N1	08-OCT-2004 05:47:28	Bright	36.000	60	7Bet UMi	2.0810	3950.0	72	13629	No
99	GOM_NL__2PRFIN20041008_055303_000000402031_00048_13629_4745.N1	08-OCT-2004 05:53:03	Bright	40.000	36	50Alp UMa	1.8000	6300.0	80	13629	No
100	GOM_NL__2PRFIN20041008_055432_000000522031_00048_13629_4746.N1	08-OCT-2004 05:54:32	Bright	52.000	82	48Bet UMa	2.3650	10600.	104	13629	No
101	GOM_NL__2PRFIN20041008_055752_000000372031_00048_13629_4747.N1	08-OCT-2004 05:57:52	Bright	36.500	174	52Psi UMa	3.0040	4400.0	73	13629	No



102	GOM_NL__2PRFIN20041008_060504_000000742031_00048_13629_4748.N1	08-OCT-2004 06:05:04	Bright	73.500	17	78Bet Gem	1.1610	4500.0	147	13629	No
103	GOM_NL__2PRFIN20041008_060747_000000382031_00048_13629_4749.N1	08-OCT-2004 06:07:47	Bright	38.000	22	32Alp Leo	1.3600	15200.	76	13629	No
104	GOM_NL__2PRFIN20041008_061012_000002002031_00048_13629_4750.N1	08-OCT-2004 06:10:12	Straylight	199.50	170	27Eps Gem	3.0000	9700.0	399	13629	No
105	GOM_NL__2PRFIN20041008_061613_000000922031_00048_13629_4751.N1	08-OCT-2004 06:16:13	Dark	92.000	8	10Alp CMi	0.40000	6500.0	184	13629	No
106	GOM_NL__2PRFIN20041008_062234_000000552031_00048_13629_4752.N1	08-OCT-2004 06:22:34	Dark	55.000	132	15Rho Pup	2.8030	6900.0	110	13629	No
107	GOM_NL__2PRFIN20041008_062417_000000452031_00048_13629_4753.N1	08-OCT-2004 06:24:17	Dark	45.000	65	Lam Vel	2.2040	4400.0	90	13629	No
108	GOM_NL__2PRFIN20041008_062711_000000442031_00048_13629_4754.N1	08-OCT-2004 06:27:11	Dark	44.000	34	Gam2Vel	1.7930	23000.	88	13629	No
109	GOM_NL__2PRFIN20041008_063239_000000472031_00049_13630_4656.N1	08-OCT-2004 06:32:39	Dark	47.000	2	Alp Car	-0.73600	7000.0	94	13630	No
110	GOM_NL__2PRFIN20041008_063612_000000692031_00049_13630_4657.N1	08-OCT-2004 06:36:12	Dark	69.000	108	Alp Col	2.6520	15200.	138	13630	No
111	GOM_NL__2PRFIN20041008_063840_000000392031_00049_13630_4658.N1	08-OCT-2004 06:38:40	Dark	39.000	135	Bet Hyi	2.8200	5800.0	78	13630	No
112	GOM_NL__2PRFIN20041008_064115_000000402031_00049_13630_4659.N1	08-OCT-2004 06:41:15	Dark	40.000	143	Alp Hyi	2.8570	7200.0	80	13630	No
113	GOM_NL__2PRFIN20041008_064243_000000462031_00049_13630_4660.N1	08-OCT-2004 06:42:43	Dark	46.000	9	Alp Eri	0.45300	24000.	92	13630	No
114	GOM_NL__2PRFIN20041008_064452_000000502031_00049_13630_4661.N1	08-OCT-2004 06:44:52	Straylight	50.000	157	The1Eri	2.9060	9300.0	100	13630	No
115	GOM_NL__2PRFIN20041008_064754_000000472031_00049_13630_4662.N1	08-OCT-2004 06:47:54	Straylight	46.500	84	Alp Phe	2.3970	4500.0	93	13630	No
116	GOM_NL__2PRFIN20041008_065224_000000412031_00049_13630_4663.N1	08-OCT-2004 06:52:24	Straylight	40.500	18	24Alp PsA	1.1660	9700.0	81	13630	No
117	GOM_NL__2PRFIN20041008_065436_000000492031_00049_13630_4664.N1	08-OCT-2004 06:54:36	Straylight	48.500	52	16Bet Cet	2.0370	4500.0	97	13630	No
118	GOM_NL__2PRFIN20041008_065648_000001842031_00049_13630_4665.N1	08-OCT-2004 06:56:48	Bright	183.50	165	34Gam Eri	2.9500	3200.0	367	13630	No
119	GOM_NL__2PRFIN20041008_070434_000000402031_00049_13630_4666.N1	08-OCT-2004 07:04:34	Bright	40.000	140	88Gam Peg	2.8340	26000.	80	13630	No
120	GOM_NL__2PRFIN20041008_070817_000000382031_00049_13630_4667.N1	08-OCT-2004 07:08:17	Bright	37.500	93	53Bet Peg	2.5200	3100.0	75	13630	No
121	GOM_NL__2PRFIN20041008_071141_000000462031_00049_13630_4668.N1	08-OCT-2004 07:11:41	Bright	46.000	53	43Bet And	2.0480	3300.0	92	13630	No
122	GOM_NL__2PRFIN20041008_071404_000000542031_00049_13630_4669.N1	08-OCT-2004 07:14:04	Bright	54.000	173	4Bet Tri	3.0040	8900.0	108	13630	No
123	GOM_NL__2PRFIN20041008_071654_000000432031_00049_13630_4670.N1	08-OCT-2004 07:16:54	Bright	42.500	68	18Alp Cas	2.2250	4500.0	85	13630	No
124	GOM_NL__2PRFIN20041008_071819_000000422031_00049_13630_4671.N1	08-OCT-2004 07:18:19	Bright	41.500	76	27Gam Cas	2.3000	30000.	83	13630	No
125	GOM_NL__2PRFIN20041008_072111_000000522031_00049_13630_4672.N1	08-OCT-2004 07:21:11	Bright	52.000	160	23Gam Per	2.9300	4700.0	104	13630	No
126	GOM_NL__2PRFIN20041008_072316_000000582031_00049_13630_4673.N1	08-OCT-2004 07:23:16	Bright	58.000	175	39Del Per	3.0100	19400.	116	13630	No
127	GOM_NL__2PRFIN20041008_072531_000000402031_00049_13630_4674.N1	08-OCT-2004 07:25:31	Bright	39.500	49	1Alp UMi	1.9900	6300.0	79	13630	No
128	GOM_NL__2PRFIN20041008_072804_000000412031_00049_13630_4675.N1	08-OCT-2004 07:28:04	Bright	40.500	60	7Bet UMi	2.0810	3950.0	81	13630	No
129	GOM_NL__2PRFIN20041008_073339_000000392031_00049_13630_4676.N1	08-OCT-2004 07:33:39	Bright	39.000	36	50Alp UMa	1.8000	6300.0	78	13630	No
130	GOM_NL__2PRFIN20041008_073510_000000372031_00049_13630_4677.N1	08-OCT-2004 07:35:10	Bright	37.000	82	48Bet UMa	2.3650	10600.	74	13630	No
131	GOM_NL__2PRFIN20041008_073828_000000362031_00049_13630_4678.N1	08-OCT-2004 07:38:28	Bright	35.500	174	52Psi UMa	3.0040	4400.0	71	13630	No
132	GOM_NL__2PRFIN20041008_074541_000000762031_00049_13630_4679.N1	08-OCT-2004 07:45:41	Bright	76.000	17	78Bet Gem	1.1610	4500.0	152	13630	No
133	GOM_NL__2PRFIN20041008_074823_000000362031_00049_13630_4680.N1	08-OCT-2004 07:48:23	Bright	36.000	22	32Alp Leo	1.3600	15200.	72	13630	No
134	GOM_NL__2PRFIN20041008_075515_000000532031_00049_13630_4681.N1	08-OCT-2004 07:55:15	Twilight	52.500	48	30Alp Hya	1.9770	4100.0	105	13630	No
135	GOM_NL__2PRFIN20041008_075650_000001022031_00049_13630_4682.N1	08-OCT-2004 07:56:50	Dark	102.00	8	10Alp CMi	0.40000	6500.0	204	13630	No
136	GOM_NL__2PRFIN20041008_080311_000000532031_00049_13630_4683.N1	08-OCT-2004 08:03:11	Dark	52.500	132	15Rho Pup	2.8030	6900.0	105	13630	No
137	GOM_NL__2PRFIN20041008_080454_000000482031_00049_13630_4684.N1	08-OCT-2004 08:04:54	Dark	48.000	65	Lam Vel	2.2040	4400.0	96	13630	No
138	GOM_NL__2PRFIN20041008_080640_000000472031_00049_13630_4685.N1	08-OCT-2004 08:06:40	Dark	47.000	70	Zet Pup	2.2460	39000.	94	13630	No
139	GOM_NL__2PRFIN20041008_081316_000000602031_00050_13631_4657.N1	08-OCT-2004 08:13:16	Dark	60.000	2	Alp Car	-0.73600	7000.0	120	13631	No
140	GOM_NL__2PRFIN20041008_081651_000000672031_00050_13631_4658.N1	08-OCT-2004 08:16:51	Dark	66.500	108	Alp Col	2.6520	15200.	133	13631	No
141	GOM_NL__2PRFIN20041008_081916_000000392031_00050_13631_4659.N1	08-OCT-2004 08:19:16	Dark	38.500	135	Bet Hyi	2.8200	5800.0	77	13631	No
142	GOM_NL__2PRFIN20041008_082152_000000442031_00050_13631_4660.N1	08-OCT-2004 08:21:52	Dark	43.500	143	Alp Hyi	2.8570	7200.0	87	13631	No
143	GOM_NL__2PRFIN20041008_082320_000000532031_00050_13631_4661.N1	08-OCT-2004 08:23:20	Dark	53.000	9	Alp Eri	0.45300	24000.	106	13631	No
144	GOM_NL__2PRFIN20041008_082528_000000502031_00050_13631_4662.N1	08-OCT-2004 08:25:28	Straylight	50.000	157	The1Eri	2.9060	9300.0	100	13631	No
145	GOM_NL__2PRFIN20041008_082830_000000432031_00050_13631_4663.N1	08-OCT-2004 08:28:30	Straylight	42.500	84	Alp Phe	2.3970	4500.0	85	13631	No
146	GOM_NL__2PRFIN20041008_083300_000000462031_00050_13631_4664.N1	08-OCT-2004 08:33:00	Straylight	45.500	18	24Alp PsA	1.1660	9700.0	91	13631	No
147	GOM_NL__2PRFIN20041008_083513_000000502031_00050_13631_4665.N1	08-OCT-2004 08:35:13	Straylight	49.500	52	16Bet Cet	2.0370	4500.0	99	13631	No
148	GOM_NL__2PRFIN20041008_083723_000001852031_00050_13631_4666.N1	08-OCT-2004 08:37:23	Bright	184.50	165	34Gam Eri	2.9500	3200.0	369	13631	No
149	GOM_NL__2PRFIN20041008_084510_000000382031_00050_13631_4667.N1	08-OCT-2004 08:45:10	Bright	38.000	140	88Gam Peg	2.8340	26000.	76	13631	No
150	GOM_NL__2PRFIN20041008_084854_000000372031_00050_13631_4668.N1	08-OCT-2004 08:48:54	Bright	37.000	93	53Bet Peg	2.5200	3100.0	74	13631	No
151	GOM_NL__2PRFIN20041008_085217_000000432031_00050_13631_4669.N1	08-OCT-2004 08:52:17	Bright	43.000	53	43Bet And	2.0480	3300.0	86	13631	No
152	GOM_NL__2PRFIN20041008_085440_000000512031_00050_13631_4670.N1	08-OCT-2004 08:54:40	Bright	51.000	173	4Bet Tri	3.0040	8900.0	102	13631	No
153	GOM_NL__2PRFIN20041008_085730_000000412031_00050_13631_4671.N1	08-OCT-2004 08:57:30	Bright	41.000	68	18Alp Cas	2.2250	4500.0	82	13631	No
154	GOM_NL__2PRFIN20041008_085854_000000412031_00050_13631_4672.N1	08-OCT-2004 08:58:54	Bright	40.500	76	27Gam Cas	2.3000	30000.	81	13631	No
155	GOM_NL__2PRFIN20041008_090148_000000512031_00050_13631_4673.N1	08-OCT-2004 09:01:48	Bright	51.000	160	23Gam Per	2.9300	4700.0	102	13631	No
156	GOM_NL__2PRFIN20041008_090351_000000592031_00050_13631_4674.N1	08-OCT-2004 09:03:51	Bright	59.000	175	39Del Per	3.0100	19400.	118	13631	No
157	GOM_NL__2PRFIN20041008_090607_000000362031_00050_13631_4675.N1	08-OCT-2004 09:06:07	Bright	35.500	49	1Alp UMi	1.9900	6300.0	71	13631	No
158	GOM_NL__2PRFIN20041008_090841_000000382031_00050_13631_4676.N1	08-OCT-2004 09:08:41	Bright	38.000	60	7Bet UMi	2.0810	3950.0	76	13631	No
159	GOM_NL__2PRFIN20041008_091415_000000392031_00050_13631_4677.N1	08-OCT-2004 09:14:15	Bright	38.500	36	50Alp UMa	1.8000	6300.0	77	13631	No
160	GOM_NL__2PRFIN20041008_091547_000000422031_00050_13631_4678.N1	08-OCT-2004 09:15:47	Bright	41.500	82	48Bet UMa	2.3650	10600.	83	13631	No

161	GOM_NL__2PRFIN20041008_091905_000000362031_00050_13631_4679.N1	08-OCT-2004 09:19:05	Bright	36.000	174	52Psi UMa	3.0040	4400.0	72	13631	No
162	GOM_NL__2PRFIN20041008_092617_000000842031_00050_13631_4680.N1	08-OCT-2004 09:26:17	Bright	84.000	17	78Bet Gem	1.1610	4500.0	168	13631	No
163	GOM_NL__2PRFIN20041008_092859_000000372031_00050_13631_4681.N1	08-OCT-2004 09:28:59	Bright	37.000	22	32Alp Leo	1.3600	15200.	74	13631	No
164	GOM_NL__2PRFIN20041008_093552_000000512031_00050_13631_4682.N1	08-OCT-2004 09:35:52	Twilight	51.000	48	30Alp Hya	1.9770	4100.0	102	13631	No
165	GOM_NL__2PRFIN20041008_093728_000001142031_00050_13631_4683.N1	08-OCT-2004 09:37:28	Dark	114.00	8	10Alp CMi	0.40000	6500.0	228	13631	No
166	GOM_NL__2PRFIN20041008_094348_000000542031_00050_13631_4684.N1	08-OCT-2004 09:43:48	Dark	53.500	132	15Rho Pup	2.8030	6900.0	107	13631	No
167	GOM_NL__2PRFIN20041008_094530_000000442031_00050_13631_4685.N1	08-OCT-2004 09:45:30	Dark	43.500	65	Lam Vel	2.2040	4400.0	87	13631	No
168	GOM_NL__2PRFIN20041008_094717_000000472031_00050_13631_4686.N1	08-OCT-2004 09:47:17	Dark	47.000	70	Zet Pup	2.2460	39000.	94	13631	No
169	GOM_NL__2PRFIN20041008_095353_000000482031_00051_13632_4659.N1	08-OCT-2004 09:53:53	Dark	48.000	2	Alp Car	-0.73600	7000.0	96	13632	No
170	GOM_NL__2PRFIN20041008_095729_000000692031_00051_13632_4660.N1	08-OCT-2004 09:57:29	Dark	68.500	108	Alp Col	2.6520	15200.	137	13632	No
171	GOM_NL__2PRFIN20041008_095952_000000382031_00051_13632_4661.N1	08-OCT-2004 09:59:52	Dark	38.000	135	Bet Hyi	2.8200	5800.0	76	13632	No
172	GOM_NL__2PRFIN20041008_100228_000000412031_00051_13632_4662.N1	08-OCT-2004 10:02:28	Dark	40.500	143	Alp Hyi	2.8570	7200.0	81	13632	No
173	GOM_NL__2PRFIN20041008_100356_000000532031_00051_13632_4663.N1	08-OCT-2004 10:03:56	Dark	52.500	9	Alp Eri	0.45300	24000.	105	13632	No
174	GOM_NL__2PRFIN20041008_100605_000000502031_00051_13632_4664.N1	08-OCT-2004 10:06:05	Straylight	49.500	157	The1Eri	2.9060	9300.0	99	13632	No
175	GOM_NL__2PRFIN20041008_100906_000000462031_00051_13632_4665.N1	08-OCT-2004 10:09:06	Straylight	45.500	84	Alp Phe	2.3970	4500.0	91	13632	No
176	GOM_NL__2PRFIN20041008_101336_000000432031_00051_13632_4666.N1	08-OCT-2004 10:13:36	Straylight	42.500	18	24Alp PsA	1.1660	9700.0	85	13632	No
177	GOM_NL__2PRFIN20041008_101549_000000532031_00051_13632_4667.N1	08-OCT-2004 10:15:49	Straylight	52.500	52	16Bet Cet	2.0370	4500.0	105	13632	No
178	GOM_NL__2PRFIN20041008_101759_000001802031_00051_13632_4668.N1	08-OCT-2004 10:17:59	Bright	179.50	165	34Gam Eri	2.9500	3200.0	359	13632	No
179	GOM_NL__2PRFIN20041008_102545_000000402031_00051_13632_4669.N1	08-OCT-2004 10:25:45	Bright	39.500	140	88Gam Peg	2.8340	26000.	79	13632	No
180	GOM_NL__2PRFIN20041008_102929_000000422031_00051_13632_4670.N1	08-OCT-2004 10:29:29	Bright	41.500	93	53Bet Peg	2.5200	3100.0	83	13632	No
181	GOM_NL__2PRFIN20041008_103251_000000452031_00051_13632_4671.N1	08-OCT-2004 10:32:51	Bright	45.000	53	43Bet And	2.0480	3300.0	90	13632	No
182	GOM_NL__2PRFIN20041008_103513_000000542031_00051_13632_4672.N1	08-OCT-2004 10:35:13	Bright	54.000	173	4Bet Tri	3.0040	8900.0	108	13632	No
183	GOM_NL__2PRFIN20041008_103806_000000432031_00051_13632_4673.N1	08-OCT-2004 10:38:06	Bright	42.500	68	18Alp Cas	2.2250	4500.0	85	13632	No
184	GOM_NL__2PRFIN20041008_103930_000000412031_00051_13632_4674.N1	08-OCT-2004 10:39:30	Bright	40.500	76	27Gam Cas	2.3000	30000.	81	13632	No
185	GOM_NL__2PRFIN20041008_104223_000000482031_00051_13632_4675.N1	08-OCT-2004 10:42:23	Bright	47.500	160	23Gam Per	2.9300	4700.0	95	13632	No
186	GOM_NL__2PRFIN20041008_104426_000000582031_00051_13632_4676.N1	08-OCT-2004 10:44:26	Bright	57.500	175	39Del Per	3.0100	19400.	115	13632	No
187	GOM_NL__2PRFIN20041008_104643_000000392031_00051_13632_4677.N1	08-OCT-2004 10:46:43	Bright	39.000	49	1Alp UMi	1.9900	6300.0	78	13632	No
188	GOM_NL__2PRFIN20041008_104916_000000392031_00051_13632_4678.N1	08-OCT-2004 10:49:16	Bright	39.000	60	7Bet UMi	2.0810	3950.0	78	13632	No
189	GOM_NL__2PRFIN20041008_105451_000000362031_00051_13632_4679.N1	08-OCT-2004 10:54:51	Bright	36.000	36	50Alp UMa	1.8000	6300.0	72	13632	No
190	GOM_NL__2PRFIN20041008_105620_000000382031_00051_13632_4680.N1	08-OCT-2004 10:56:20	Bright	38.000	82	48Bet UMa	2.3650	10600.	76	13632	No
191	GOM_NL__2PRFIN20041008_105941_000000372031_00051_13632_4681.N1	08-OCT-2004 10:59:41	Bright	36.500	174	52Psi UMa	3.0040	4400.0	73	13632	No
192	GOM_NL__2PRFIN20041008_110653_000000762031_00051_13632_4682.N1	08-OCT-2004 11:06:53	Bright	76.000	17	78Bet Gem	1.1610	4500.0	152	13632	No
193	GOM_NL__2PRFIN20041008_110936_000000402031_00051_13632_4683.N1	08-OCT-2004 11:09:36	Bright	40.000	22	32Alp Leo	1.3600	15200.	80	13632	No
194	GOM_NL__2PRFIN20041008_111628_000000552031_00051_13632_4684.N1	08-OCT-2004 11:16:28	Twilight	54.500	48	30Alp Hya	1.9770	4100.0	109	13632	No
195	GOM_NL__2PRFIN20041008_111805_000000962031_00051_13632_4685.N1	08-OCT-2004 11:18:05	Dark	96.000	8	10Alp CMi	0.40000	6500.0	192	13632	No
196	GOM_NL__2PRFIN20041008_112425_000000542031_00051_13632_4686.N1	08-OCT-2004 11:24:25	Dark	53.500	132	15Rho Pup	2.8030	6900.0	107	13632	No
197	GOM_NL__2PRFIN20041008_112606_000000522031_00051_13632_4687.N1	08-OCT-2004 11:26:06	Dark	51.500	65	Lam Vel	2.2040	4400.0	103	13632	No
198	GOM_NL__2PRFIN20041008_112754_000000472031_00051_13632_4688.N1	08-OCT-2004 11:27:54	Dark	47.000	70	Zet Pup	2.2460	39000.	94	13632	No
199	GOM_NL__2PRFIN20041008_113429_000000492031_00052_13633_4659.N1	08-OCT-2004 11:34:29	Dark	49.000	2	Alp Car	-0.73600	7000.0	98	13633	No
200	GOM_NL__2PRFIN20041008_113804_000000712031_00052_13633_4660.N1	08-OCT-2004 11:38:04	Dark	70.500	108	Alp Col	2.6520	15200.	141	13633	No
201	GOM_NL__2PRFIN20041008_114028_000000392031_00052_13633_4661.N1	08-OCT-2004 11:40:28	Dark	38.500	135	Bet Hyi	2.8200	5800.0	77	13633	No
202	GOM_NL__2PRFIN20041008_114304_000000422031_00052_13633_4662.N1	08-OCT-2004 11:43:04	Dark	42.000	143	Alp Hyi	2.8570	7200.0	84	13633	No
203	GOM_NL__2PRFIN20041008_114432_000000452031_00052_13633_4663.N1	08-OCT-2004 11:44:32	Dark	44.500	9	Alp Eri	0.45300	24000.	89	13633	No
204	GOM_NL__2PRFIN20041008_114641_000000492031_00052_13633_4664.N1	08-OCT-2004 11:46:41	Straylight	48.500	157	The1Eri	2.9060	9300.0	97	13633	No
205	GOM_NL__2PRFIN20041008_114942_000000422031_00052_13633_4665.N1	08-OCT-2004 11:49:42	Straylight	42.000	84	Alp Phe	2.3970	4500.0	84	13633	No
206	GOM_NL__2PRFIN20041008_115412_000000522031_00052_13633_4666.N1	08-OCT-2004 11:54:12	Straylight	51.500	18	24Alp PsA	1.1660	9700.0	103	13633	No
207	GOM_NL__2PRFIN20041008_115625_000000452031_00052_13633_4667.N1	08-OCT-2004 11:56:25	Straylight	45.000	52	16Bet Cet	2.0370	4500.0	90	13633	No
208	GOM_NL__2PRFIN20041008_115834_000001882031_00052_13633_4668.N1	08-OCT-2004 11:58:34	Bright	188.00	165	34Gam Eri	2.9500	3200.0	376	13633	No
209	GOM_NL__2PRFIN20041008_120621_000000382031_00052_13633_4669.N1	08-OCT-2004 12:06:21	Bright	38.000	140	88Gam Peg	2.8340	26000.	76	13633	No
210	GOM_NL__2PRFIN20041008_121004_000000412031_00052_13633_4670.N1	08-OCT-2004 12:10:04	Bright	40.500	93	53Bet Peg	2.5200	3100.0	81	13633	No
211	GOM_NL__2PRFIN20041008_121326_000000452031_00052_13633_4671.N1	08-OCT-2004 12:13:26	Bright	45.000	53	43Bet And	2.0480	3300.0	90	13633	No
212	GOM_NL__2PRFIN20041008_121548_000000532031_00052_13633_4672.N1	08-OCT-2004 12:15:48	Bright	53.000	173	4Bet Tri	3.0040	8900.0	106	13633	No
213	GOM_NL__2PRFIN20041008_121841_000000422031_00052_13633_4673.N1	08-OCT-2004 12:18:41	Bright	42.000	68	18Alp Cas	2.2250	4500.0	84	13633	No
214	GOM_NL__2PRFIN20041008_122006_000000412031_00052_13633_4674.N1	08-OCT-2004 12:20:06	Bright	41.000	76	27Gam Cas	2.3000	30000.	82	13633	No
215	GOM_NL__2PRFIN20041008_122258_000000522031_00052_13633_4675.N1	08-OCT-2004 12:22:58	Bright	51.500	160	23Gam Per	2.9300	4700.0	103	13633	No
216	GOM_NL__2PRFIN20041008_122718_000000392031_00052_13633_4676.N1	08-OCT-2004 12:27:18	Bright	39.000	49	1Alp UMi	1.9900	6300.0	78	13633	No
217	GOM_NL__2PRFIN20041008_122953_000000372031_00052_13633_4677.N1	08-OCT-2004 12:29:53	Bright	37.000	60	7Bet UMi	2.0810	3950.0	74	13633	No
218	GOM_NL__2PRFIN20041008_123527_000000402031_00052_13633_4678.N1	08-OCT-2004 12:35:27	Bright	40.000	36	50Alp UMa	1.8000	6300.0	80	13633	No
219	GOM_NL__2PRFIN20041008_123658_000000362031_00052_13633_4679.N1	08-OCT-2004 12:36:58	Bright	36.000	82	48Bet UMa	2.3650	10600.	72	13633	No

220	GOM_NL__2PRFIN20041008_124017_000000352031_00052_13633_4680.N1	08-OCT-2004 12:40:17	Bright	35.000	174	52Psi UMa	3.0040	4400.0	70	13633	No
221	GOM_NL__2PRFIN20041008_124729_000000782031_00052_13633_4681.N1	08-OCT-2004 12:47:29	Bright	77.500	17	78Bet Gem	1.1610	4500.0	155	13633	No
222	GOM_NL__2PRFIN20041008_125012_000000402031_00052_13633_4682.N1	08-OCT-2004 12:50:12	Bright	39.500	22	32Alp Leo	1.3600	15200.	79	13633	No
223	GOM_NL__2PRFIN20041008_125705_000000532031_00052_13633_4683.N1	08-OCT-2004 12:57:05	Twilight	52.500	48	30Alp Hya	1.9770	4100.0	105	13633	No
224	GOM_NL__2PRFIN20041008_125843_000000992031_00052_13633_4684.N1	08-OCT-2004 12:58:43	Dark	99.000	8	10Alp CMi	0.40000	6500.0	198	13633	No
225	GOM_NL__2PRFIN20041008_130502_000000552031_00052_13633_4685.N1	08-OCT-2004 13:05:02	Dark	55.000	132	15Rho Pup	2.8030	6900.0	110	13633	No
226	GOM_NL__2PRFIN20041008_130643_000000422031_00052_13633_4686.N1	08-OCT-2004 13:06:43	Dark	42.000	65	Lam Vel	2.2040	4400.0	84	13633	No
227	GOM_NL__2PRFIN20041008_130831_000000482031_00052_13633_4687.N1	08-OCT-2004 13:08:31	Dark	48.000	70	Zet Pup	2.2460	39000.	96	13633	No
228	GOM_NL__2PRFIN20041008_131506_000000492031_00053_13634_4659.N1	08-OCT-2004 13:15:06	Dark	48.500	2	Alp Car	-0.73600	7000.0	97	13634	No
229	GOM_NL__2PRFIN20041008_131843_000000682031_00053_13634_4660.N1	08-OCT-2004 13:18:43	Dark	67.500	108	Alp Col	2.6520	15200.	135	13634	No
230	GOM_NL__2PRFIN20041008_132103_000000402031_00053_13634_4661.N1	08-OCT-2004 13:21:03	Dark	40.000	135	Bet Hyi	2.8200	5800.0	80	13634	No
231	GOM_NL__2PRFIN20041008_132340_000000402031_00053_13634_4662.N1	08-OCT-2004 13:23:40	Dark	40.000	143	Alp Hyi	2.8570	7200.0	80	13634	No
232	GOM_NL__2PRFIN20041008_132508_000000432031_00053_13634_4663.N1	08-OCT-2004 13:25:08	Dark	43.000	9	Alp Eri	0.45300	24000.	86	13634	No
233	GOM_NL__2PRFIN20041008_132718_000000502031_00053_13634_4664.N1	08-OCT-2004 13:27:18	Straylight	50.000	157	The1Eri	2.9060	9300.0	100	13634	No
234	GOM_NL__2PRFIN20041008_133018_000000452031_00053_13634_4665.N1	08-OCT-2004 13:30:18	Straylight	45.000	84	Alp Phe	2.3970	4500.0	90	13634	No
235	GOM_NL__2PRFIN20041008_133448_000000452031_00053_13634_4666.N1	08-OCT-2004 13:34:48	Straylight	44.500	18	24Alp PsA	1.1660	9700.0	89	13634	No
236	GOM_NL__2PRFIN20041008_133701_000000512031_00053_13634_4667.N1	08-OCT-2004 13:37:01	Straylight	50.500	52	16Bet Cet	2.0370	4500.0	101	13634	No
237	GOM_NL__2PRFIN20041008_133909_000001852031_00053_13634_4668.N1	08-OCT-2004 13:39:09	Bright	184.50	165	34Gam Eri	2.9500	3200.0	369	13634	No
238	GOM_NL__2PRFIN20041008_134657_000000392031_00053_13634_4669.N1	08-OCT-2004 13:46:57	Bright	39.000	140	88Gam Peg	2.8340	26000.	78	13634	No
239	GOM_NL__2PRFIN20041008_135041_000000392031_00053_13634_4670.N1	08-OCT-2004 13:50:41	Bright	38.500	93	53Bet Peg	2.5200	3100.0	77	13634	No
240	GOM_NL__2PRFIN20041008_135402_000000482031_00053_13634_4671.N1	08-OCT-2004 13:54:02	Bright	48.000	53	43Bet And	2.0480	3300.0	96	13634	No
241	GOM_NL__2PRFIN20041008_135623_000000532031_00053_13634_4672.N1	08-OCT-2004 13:56:23	Bright	53.000	173	4Bet Tri	3.0040	8900.0	106	13634	No
242	GOM_NL__2PRFIN20041008_135917_000000382031_00053_13634_4673.N1	08-OCT-2004 13:59:17	Bright	37.500	68	18Alp Cas	2.2250	4500.0	75	13634	No
243	GOM_NL__2PRFIN20041008_140041_000000412031_00053_13634_4674.N1	08-OCT-2004 14:00:41	Bright	41.000	76	27Gam Cas	2.3000	30000.	82	13634	No
244	GOM_NL__2PRFIN20041008_140333_000000492031_00053_13634_4675.N1	08-OCT-2004 14:03:33	Bright	49.000	160	23Gam Per	2.9300	4700.0	98	13634	No
245	GOM_NL__2PRFIN20041008_140755_000000352031_00053_13634_4676.N1	08-OCT-2004 14:07:55	Bright	35.000	49	1Alp UMi	1.9900	6300.0	70	13634	No
246	GOM_NL__2PRFIN20041008_141029_000000382031_00053_13634_4677.N1	08-OCT-2004 14:10:29	Bright	38.000	60	7Bet UMi	2.0810	3950.0	76	13634	No
247	GOM_NL__2PRFIN20041008_141603_000000402031_00053_13634_4678.N1	08-OCT-2004 14:16:03	Bright	39.500	36	50Alp UMa	1.8000	6300.0	79	13634	No
248	GOM_NL__2PRFIN20041008_141734_000000432031_00053_13634_4679.N1	08-OCT-2004 14:17:34	Bright	43.000	82	48Bet UMa	2.3650	10600.	86	13634	No
249	GOM_NL__2PRFIN20041008_142053_000000362031_00053_13634_4680.N1	08-OCT-2004 14:20:53	Bright	35.500	174	52Psi UMa	3.0040	4400.0	71	13634	No
250	GOM_NL__2PRFIN20041008_142806_000000802031_00053_13634_4681.N1	08-OCT-2004 14:28:06	Bright	80.000	17	78Bet Gem	1.1610	4500.0	160	13634	No
251	GOM_NL__2PRFIN20041008_143048_000000402031_00053_13634_4682.N1	08-OCT-2004 14:30:48	Bright	40.000	22	32Alp Leo	1.3600	15200.	80	13634	No
252	GOM_NL__2PRFIN20041008_143741_000000552031_00053_13634_4683.N1	08-OCT-2004 14:37:41	Twilight	55.000	48	30Alp Hya	1.9770	4100.0	110	13634	No
253	GOM_NL__2PRFIN20041008_143921_000001142031_00053_13634_4684.N1	08-OCT-2004 14:39:21	Dark	114.00	8	10Alp CMi	0.40000	6500.0	228	13634	No
254	GOM_NL__2PRFIN20041008_144539_000000532031_00053_13634_4685.N1	08-OCT-2004 14:45:39	Dark	53.000	132	15Rho Pup	2.8030	6900.0	106	13634	No
255	GOM_NL__2PRFIN20041008_144720_000000482031_00053_13634_4686.N1	08-OCT-2004 14:47:20	Dark	47.500	65	Lam Vel	2.2040	4400.0	95	13634	No
256	GOM_NL__2PRFIN20041008_144907_000000472031_00053_13634_4687.N1	08-OCT-2004 14:49:07	Dark	47.000	70	Zet Pup	2.2460	39000.	94	13634	No
257	GOM_NL__2PRFIN20041008_145542_000000532031_00054_13635_4659.N1	08-OCT-2004 14:55:42	Dark	53.000	2	Alp Car	-0.73600	7000.0	106	13635	No
258	GOM_NL__2PRFIN20041008_145919_000000712031_00054_13635_4660.N1	08-OCT-2004 14:59:19	Dark	70.500	108	Alp Col	2.6520	15200.	141	13635	No
259	GOM_NL__2PRFIN20041008_150417_000000412031_00054_13635_4661.N1	08-OCT-2004 15:04:17	Dark	40.500	143	Alp Hyi	2.8570	7200.0	81	13635	No
260	GOM_NL__2PRFIN20041008_150544_000000462031_00054_13635_4662.N1	08-OCT-2004 15:05:44	Dark	46.000	9	Alp Eri	0.45300	24000.	92	13635	No
261	GOM_NL__2PRFIN20041008_150752_000000522031_00054_13635_4663.N1	08-OCT-2004 15:07:52	Straylight	52.000	157	The1Eri	2.9060	9300.0	104	13635	No
262	GOM_NL__2PRFIN20041008_151055_000000482031_00054_13635_4664.N1	08-OCT-2004 15:10:55	Straylight	47.500	84	Alp Phe	2.3970	4500.0	95	13635	No
263	GOM_NL__2PRFIN20041008_151524_000000472031_00054_13635_4665.N1	08-OCT-2004 15:15:24	Straylight	47.000	18	24Alp PsA	1.1660	9700.0	94	13635	No
264	GOM_NL__2PRFIN20041008_151736_000000512031_00054_13635_4666.N1	08-OCT-2004 15:17:36	Straylight	50.500	52	16Bet Cet	2.0370	4500.0	101	13635	No
265	GOM_NL__2PRFIN20041008_152732_000000412031_00054_13635_4667.N1	08-OCT-2004 15:27:32	Bright	40.500	140	88Gam Peg	2.8340	26000.	81	13635	No
266	GOM_NL__2PRFIN20041008_153116_000000392031_00054_13635_4668.N1	08-OCT-2004 15:31:16	Bright	38.500	93	53Bet Peg	2.5200	3100.0	77	13635	No
267	GOM_NL__2PRFIN20041008_153438_000000462031_00054_13635_4669.N1	08-OCT-2004 15:34:38	Bright	46.000	53	43Bet And	2.0480	3300.0	92	13635	No
268	GOM_NL__2PRFIN20041008_153700_000000522031_00054_13635_4670.N1	08-OCT-2004 15:37:00	Bright	51.500	173	4Bet Tri	3.0040	8900.0	103	13635	No
269	GOM_NL__2PRFIN20041008_153952_000000372031_00054_13635_4671.N1	08-OCT-2004 15:39:52	Bright	36.500	68	18Alp Cas	2.2250	4500.0	73	13635	No
270	GOM_NL__2PRFIN20041008_154117_000000372031_00054_13635_4672.N1	08-OCT-2004 15:41:17	Bright	36.500	76	27Gam Cas	2.3000	30000.	73	13635	No
271	GOM_NL__2PRFIN20041008_154409_000000502031_00054_13635_4673.N1	08-OCT-2004 15:44:09	Bright	49.500	160	23Gam Per	2.9300	4700.0	99	13635	No
272	GOM_NL__2PRFIN20041008_154610_000000582031_00054_13635_4674.N1	08-OCT-2004 15:46:10	Bright	57.500	175	39Del Per	3.0100	19400.	115	13635	No
273	GOM_NL__2PRFIN20041008_154830_000000392031_00054_13635_4675.N1	08-OCT-2004 15:48:30	Bright	39.000	49	1Alp UMi	1.9900	6300.0	78	13635	No
274	GOM_NL__2PRFIN20041008_155105_000000412031_00054_13635_4676.N1	08-OCT-2004 15:51:05	Bright	40.500	60	7Bet UMi	2.0810	3950.0	81	13635	No
275	GOM_NL__2PRFIN20041008_155639_000000362031_00054_13635_4677.N1	08-OCT-2004 15:56:39	Bright	36.000	36	50Alp UMa	1.8000	6300.0	72	13635	No
276	GOM_NL__2PRFIN20041008_155811_000000412031_00054_13635_4678.N1	08-OCT-2004 15:58:11	Bright	40.500	82	48Bet UMa	2.3650	10600.	81	13635	No
277	GOM_NL__2PRFIN20041008_160129_000000492031_00054_13635_4679.N1	08-OCT-2004 16:01:29	Bright	49.000	174	52Psi UMa	3.0040	4400.0	98	13635	No
278	GOM_NL__2PRFIN20041008_160842_000000812031_00054_13635_4680.N1	08-OCT-2004 16:08:42	Bright	80.500	17	78Bet Gem	1.1610	4500.0	161	13635	No

279	GOM_NL__2PRFIN20041008_161124_000000412031_00054_13635_4681.N1	08-OCT-2004 16:11:24	Bright	40.500	22	32Alp Leo	1.3600	15200.	81	13635	No
280	GOM_NL__2PRFIN20041008_161818_000000532031_00054_13635_4682.N1	08-OCT-2004 16:18:18	Twilight	52.500	48	30Alp Hya	1.9770	4100.0	105	13635	No
281	GOM_NL__2PRFIN20041008_161959_000001102031_00054_13635_4683.N1	08-OCT-2004 16:19:59	Dark	110.00	8	10Alp CMi	0.40000	6500.0	220	13635	No
282	GOM_NL__2PRFIN20041008_162756_000000492031_00054_13635_4684.N1	08-OCT-2004 16:27:56	Dark	49.000	65	Lam Vel	2.2040	4400.0	98	13635	No
283	GOM_NL__2PRFIN20041008_162944_000000452031_00054_13635_4685.N1	08-OCT-2004 16:29:44	Dark	44.500	70	Zet Pup	2.2460	39000.	89	13635	No
284	GOM_NL__2PRFIN20041008_163620_000000502031_00055_13636_4659.N1	08-OCT-2004 16:36:20	Dark	49.500	2	Alp Car	-0.73600	7000.0	99	13636	No
285	GOM_NL__2PRFIN20041008_163958_000000672031_00055_13636_4660.N1	08-OCT-2004 16:39:58	Dark	66.500	108	Alp Col	2.6520	15200.	133	13636	No
286	GOM_NL__2PRFIN20041008_164453_000000412031_00055_13636_4661.N1	08-OCT-2004 16:44:53	Dark	40.500	143	Alp Hyi	2.8570	7200.0	81	13636	No
287	GOM_NL__2PRFIN20041008_164621_000000432031_00055_13636_4662.N1	08-OCT-2004 16:46:21	Dark	42.500	9	Alp Eri	0.45300	24000.	85	13636	No
288	GOM_NL__2PRFIN20041008_164831_000000492031_00055_13636_4663.N1	08-OCT-2004 16:48:31	Straylight	49.000	157	The1Eri	2.9060	9300.0	98	13636	No
289	GOM_NL__2PRFIN20041008_165131_000000432031_00055_13636_4664.N1	08-OCT-2004 16:51:31	Straylight	42.500	84	Alp Phe	2.3970	4500.0	85	13636	No
290	GOM_NL__2PRFIN20041008_165600_000000452031_00055_13636_4665.N1	08-OCT-2004 16:56:00	Straylight	45.000	18	24Alp PsA	1.1660	9700.0	90	13636	No
291	GOM_NL__2PRFIN20041008_165813_000000482031_00055_13636_4666.N1	08-OCT-2004 16:58:13	Straylight	48.000	52	16Bet Cet	2.0370	4500.0	96	13636	No
292	GOM_NL__2PRFIN20041008_170809_000000402031_00055_13636_4667.N1	08-OCT-2004 17:08:09	Bright	39.500	140	88Gam Peg	2.8340	26000.	79	13636	No
293	GOM_NL__2PRFIN20041008_171154_000000382031_00055_13636_4668.N1	08-OCT-2004 17:11:54	Bright	38.000	93	53Bet Peg	2.5200	3100.0	76	13636	No
294	GOM_NL__2PRFIN20041008_171514_000000452031_00055_13636_4669.N1	08-OCT-2004 17:15:14	Bright	44.500	53	43Bet And	2.0480	3300.0	89	13636	No
295	GOM_NL__2PRFIN20041008_171733_000000532031_00055_13636_4670.N1	08-OCT-2004 17:17:33	Bright	52.500	173	4Bet Tri	3.0040	8900.0	105	13636	No
296	GOM_NL__2PRFIN20041008_172029_000000392031_00055_13636_4671.N1	08-OCT-2004 17:20:29	Bright	39.000	68	18Alp Cas	2.2250	4500.0	78	13636	No
297	GOM_NL__2PRFIN20041008_172153_000000412031_00055_13636_4672.N1	08-OCT-2004 17:21:53	Bright	41.000	76	27Gam Cas	2.3000	30000.	82	13636	No
298	GOM_NL__2PRFIN20041008_172444_000000512031_00055_13636_4673.N1	08-OCT-2004 17:24:44	Bright	51.000	160	23Gam Per	2.9300	4700.0	102	13636	No
299	GOM_NL__2PRFIN20041008_172644_000000602031_00055_13636_4674.N1	08-OCT-2004 17:26:44	Bright	60.000	175	39Del Per	3.0100	19400.	120	13636	No
300	GOM_NL__2PRFIN20041008_172907_000000382031_00055_13636_4675.N1	08-OCT-2004 17:29:07	Bright	37.500	49	1Alp UMi	1.9900	6300.0	75	13636	No
301	GOM_NL__2PRFIN20041008_173142_000000392031_00055_13636_4676.N1	08-OCT-2004 17:31:42	Bright	39.000	60	7Bet UMi	2.0810	3950.0	78	13636	No
302	GOM_NL__2PRFIN20041008_173716_000000352031_00055_13636_4677.N1	08-OCT-2004 17:37:16	Bright	34.500	36	50Alp UMa	1.8000	6300.0	69	13636	No
303	GOM_NL__2PRFIN20041008_173848_000000522031_00055_13636_4678.N1	08-OCT-2004 17:38:48	Bright	52.000	82	48Bet UMa	2.3650	10600.	104	13636	No
304	GOM_NL__2PRFIN20041008_174206_000000372031_00055_13636_4679.N1	08-OCT-2004 17:42:06	Bright	36.500	174	52Psi UMa	3.0040	4400.0	73	13636	No
305	GOM_NL__2PRFIN20041008_174918_000000802031_00055_13636_4680.N1	08-OCT-2004 17:49:18	Bright	79.500	17	78Bet Gem	1.1610	4500.0	159	13636	No
306	GOM_NL__2PRFIN20041008_175201_000000542031_00055_13636_4681.N1	08-OCT-2004 17:52:01	Bright	54.000	22	32Alp Leo	1.3600	15200.	108	13636	No
307	GOM_NL__2PRFIN20041008_175855_000000552031_00055_13636_4682.N1	08-OCT-2004 17:58:55	Twilight	54.500	48	30Alp Hya	1.9770	4100.0	109	13636	No
308	GOM_NL__2PRFIN20041008_180036_000001032031_00055_13636_4683.N1	08-OCT-2004 18:00:36	Dark	103.00	8	10Alp CMi	0.40000	6500.0	206	13636	No
309	GOM_NL__2PRFIN20041008_180833_000000432031_00055_13636_4684.N1	08-OCT-2004 18:08:33	Dark	43.000	65	Lam Vel	2.2040	4400.0	86	13636	No
310	GOM_NL__2PRFIN20041008_181022_000000472031_00055_13636_4685.N1	08-OCT-2004 18:10:22	Dark	46.500	70	Zet Pup	2.2460	39000.	93	13636	No
311	GOM_NL__2PRFIN20041008_181657_000000612031_00056_13637_4659.N1	08-OCT-2004 18:16:57	Dark	61.000	2	Alp Car	-0.73600	7000.0	122	13637	No
312	GOM_NL__2PRFIN20041008_182036_000000682031_00056_13637_4660.N1	08-OCT-2004 18:20:36	Dark	67.500	108	Alp Col	2.6520	15200.	135	13637	No
313	GOM_NL__2PRFIN20041008_182530_000000412031_00056_13637_4661.N1	08-OCT-2004 18:25:30	Dark	40.500	143	Alp Hyi	2.8570	7200.0	81	13637	No
314	GOM_NL__2PRFIN20041008_182657_000000522031_00056_13637_4662.N1	08-OCT-2004 18:26:57	Dark	51.500	9	Alp Eri	0.45300	24000.	103	13637	No
315	GOM_NL__2PRFIN20041008_182908_000000502031_00056_13637_4663.N1	08-OCT-2004 18:29:08	Straylight	50.000	157	The1Eri	2.9060	9300.0	100	13637	No
316	GOM_NL__2PRFIN20041008_183207_000000502031_00056_13637_4664.N1	08-OCT-2004 18:32:07	Straylight	50.000	84	Alp Phe	2.3970	4500.0	100	13637	No
317	GOM_NL__2PRFIN20041008_183636_000000492031_00056_13637_4665.N1	08-OCT-2004 18:36:36	Straylight	48.500	18	24Alp PsA	1.1660	9700.0	97	13637	No
318	GOM_NL__2PRFIN20041008_183850_000000532031_00056_13637_4666.N1	08-OCT-2004 18:38:50	Straylight	53.000	52	16Bet Cet	2.0370	4500.0	106	13637	No
319	GOM_NL__2PRFIN20041008_184845_000000382031_00056_13637_4667.N1	08-OCT-2004 18:48:45	Bright	38.000	140	88Gam Peg	2.8340	26000.	76	13637	No
320	GOM_NL__2PRFIN20041008_185230_000000372031_00056_13637_4668.N1	08-OCT-2004 18:52:30	Bright	36.500	93	53Bet Peg	2.5200	3100.0	73	13637	No
321	GOM_NL__2PRFIN20041008_185549_000000452031_00056_13637_4669.N1	08-OCT-2004 18:55:49	Bright	45.000	53	43Bet And	2.0480	3300.0	90	13637	No
322	GOM_NL__2PRFIN20041008_185809_000000532031_00056_13637_4670.N1	08-OCT-2004 18:58:09	Bright	52.500	173	4Bet Tri	3.0040	8900.0	105	13637	No
323	GOM_NL__2PRFIN20041008_190105_000000402031_00056_13637_4671.N1	08-OCT-2004 19:01:05	Bright	40.000	68	18Alp Cas	2.2250	4500.0	80	13637	No
324	GOM_NL__2PRFIN20041008_190229_000000402031_00056_13637_4672.N1	08-OCT-2004 19:02:29	Bright	39.500	76	27Gam Cas	2.3000	30000.	79	13637	No
325	GOM_NL__2PRFIN20041008_190519_000000462031_00056_13637_4673.N1	08-OCT-2004 19:05:19	Bright	46.000	160	23Gam Per	2.9300	4700.0	92	13637	No
326	GOM_NL__2PRFIN20041008_190719_000000612031_00056_13637_4674.N1	08-OCT-2004 19:07:19	Bright	60.500	175	39Del Per	3.0100	19400.	121	13637	No
327	GOM_NL__2PRFIN20041008_190943_000000392031_00056_13637_4675.N1	08-OCT-2004 19:09:43	Bright	39.000	49	1Alp UMi	1.9900	6300.0	78	13637	No
328	GOM_NL__2PRFIN20041008_191219_000000412031_00056_13637_4676.N1	08-OCT-2004 19:12:19	Bright	40.500	60	7Bet UMi	2.0810	3950.0	81	13637	No
329	GOM_NL__2PRFIN20041008_191752_000000392031_00056_13637_4677.N1	08-OCT-2004 19:17:52	Bright	38.500	36	50Alp UMa	1.8000	6300.0	77	13637	No
330	GOM_NL__2PRFIN20041008_191924_000000362031_00056_13637_4678.N1	08-OCT-2004 19:19:24	Bright	35.500	82	48Bet UMa	2.3650	10600.	71	13637	No
331	GOM_NL__2PRFIN20041008_192242_000000362031_00056_13637_4679.N1	08-OCT-2004 19:22:42	Bright	36.000	174	52Psi UMa	3.0040	4400.0	72	13637	No
332	GOM_NL__2PRFIN20041008_192954_000000822031_00056_13637_4680.N1	08-OCT-2004 19:29:54	Bright	82.000	17	78Bet Gem	1.1610	4500.0	164	13637	No
333	GOM_NL__2PRFIN20041008_193237_000000402031_00056_13637_4681.N1	08-OCT-2004 19:32:37	Bright	40.000	22	32Alp Leo	1.3600	15200.	80	13637	No
334	GOM_NL__2PRFIN20041008_193931_000000522031_00056_13637_4682.N1	08-OCT-2004 19:39:31	Twilight	52.000	48	30Alp Hya	1.9770	4100.0	104	13637	No
335	GOM_NL__2PRFIN20041008_194113_000001012031_00056_13637_4683.N1	08-OCT-2004 19:41:13	Dark	100.50	8	10Alp CMi	0.40000	6500.0	201	13637	No
336	GOM_NL__2PRFIN20041008_194910_000000422031_00056_13637_4684.N1	08-OCT-2004 19:49:10	Dark	42.000	65	Lam Vel	2.2040	4400.0	84	13637	No
337	GOM_NL__2PRFIN20041008_195059_000000492031_00056_13637_4685.N1	08-OCT-2004 19:50:59	Dark	49.000	70	Zet Pup	2.2460	39000.	98	13637	No

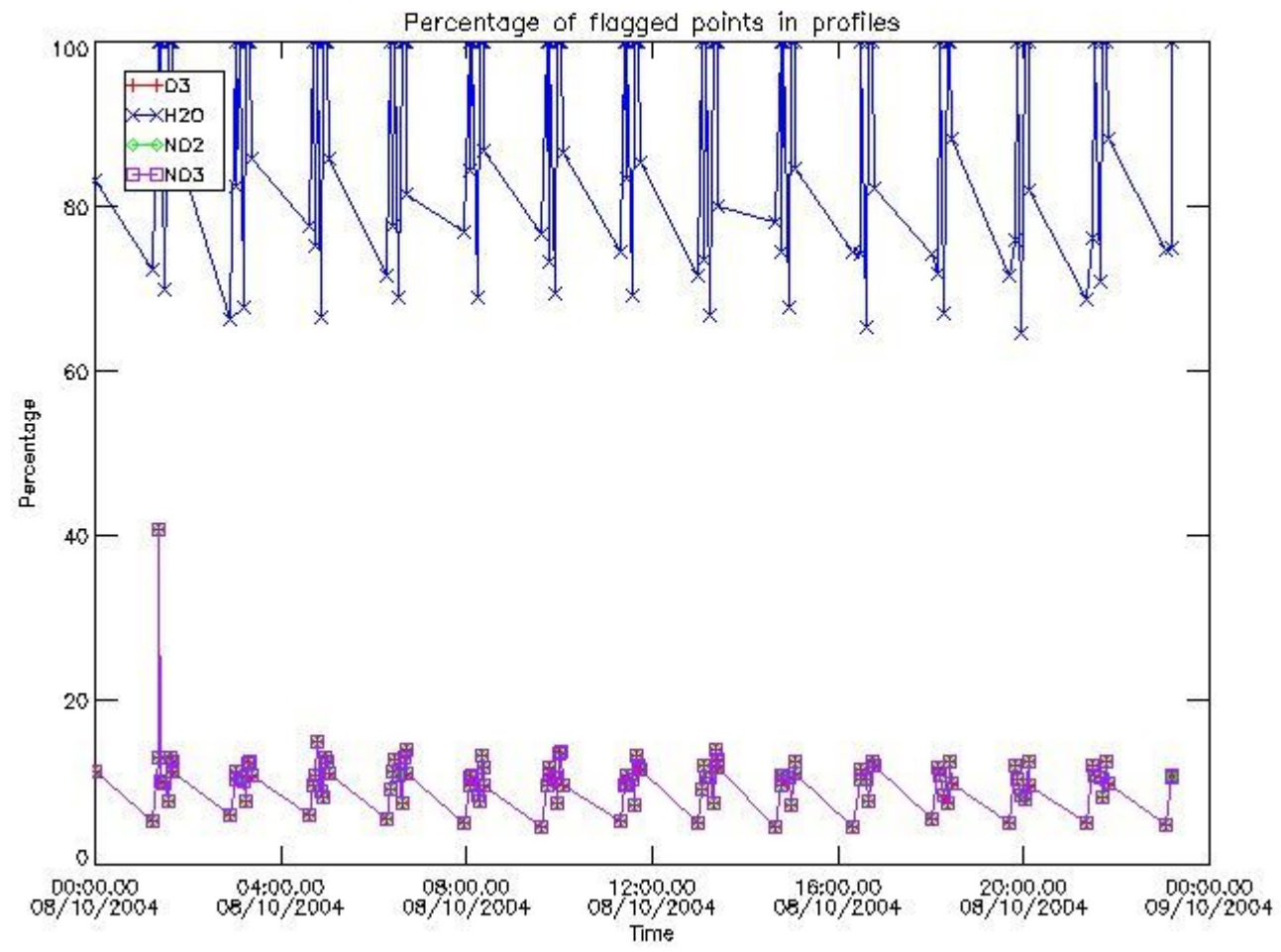
338	GOM_NL__2PRFIN20041008_195733_000000612031_00057_13638_4659.N1	08-OCT-2004 19:57:33	Dark	61.000	2	Alp Car	-0.73600	7000.0	122	13638	No
339	GOM_NL__2PRFIN20041008_200115_000000652031_00057_13638_4660.N1	08-OCT-2004 20:01:15	Dark	64.500	108	Alp Col	2.6520	15200.	129	13638	No
340	GOM_NL__2PRFIN20041008_200606_000000412031_00057_13638_4661.N1	08-OCT-2004 20:06:06	Dark	40.500	143	Alp Hyi	2.8570	7200.0	81	13638	No
341	GOM_NL__2PRFIN20041008_200733_000000532031_00057_13638_4662.N1	08-OCT-2004 20:07:33	Dark	53.000	9	Alp Eri	0.45300	24000.	106	13638	No
342	GOM_NL__2PRFIN20041008_200944_000000502031_00057_13638_4663.N1	08-OCT-2004 20:09:44	Straylight	50.000	157	The1Eri	2.9060	9300.0	100	13638	No
343	GOM_NL__2PRFIN20041008_201244_000000442031_00057_13638_4664.N1	08-OCT-2004 20:12:44	Straylight	44.000	84	Alp Phe	2.3970	4500.0	88	13638	No
344	GOM_NL__2PRFIN20041008_201712_000000462031_00057_13638_4665.N1	08-OCT-2004 20:17:12	Straylight	45.500	18	24Alp PsA	1.1660	9700.0	91	13638	No
345	GOM_NL__2PRFIN20041008_201926_000000502031_00057_13638_4666.N1	08-OCT-2004 20:19:26	Straylight	49.500	52	16Bet Cet	2.0370	4500.0	99	13638	No
346	GOM_NL__2PRFIN20041008_202921_000000382031_00057_13638_4667.N1	08-OCT-2004 20:29:21	Bright	37.500	140	88Gam Peg	2.8340	26000.	75	13638	No
347	GOM_NL__2PRFIN20041008_203306_000000412031_00057_13638_4668.N1	08-OCT-2004 20:33:06	Bright	40.500	93	53Bet Peg	2.5200	3100.0	81	13638	No
348	GOM_NL__2PRFIN20041008_203625_000000422031_00057_13638_4669.N1	08-OCT-2004 20:36:25	Bright	41.500	53	43Bet And	2.0480	3300.0	83	13638	No
349	GOM_NL__2PRFIN20041008_203844_000000542031_00057_13638_4670.N1	08-OCT-2004 20:38:44	Bright	53.500	173	4Bet Tri	3.0040	8900.0	107	13638	No
350	GOM_NL__2PRFIN20041008_204140_000000412031_00057_13638_4671.N1	08-OCT-2004 20:41:40	Bright	40.500	68	18Alp Cas	2.2250	4500.0	81	13638	No
351	GOM_NL__2PRFIN20041008_204305_000000402031_00057_13638_4672.N1	08-OCT-2004 20:43:05	Bright	39.500	76	27Gam Cas	2.3000	30000.	79	13638	No
352	GOM_NL__2PRFIN20041008_204554_000000482031_00057_13638_4673.N1	08-OCT-2004 20:45:54	Bright	48.000	160	23Gam Per	2.9300	4700.0	96	13638	No
353	GOM_NL__2PRFIN20041008_204753_000000602031_00057_13638_4674.N1	08-OCT-2004 20:47:53	Bright	59.500	175	39Del Per	3.0100	19400.	119	13638	No
354	GOM_NL__2PRFIN20041008_205019_000000382031_00057_13638_4675.N1	08-OCT-2004 20:50:19	Bright	37.500	49	1Alp UMi	1.9900	6300.0	75	13638	No
355	GOM_NL__2PRFIN20041008_205255_000000392031_00057_13638_4676.N1	08-OCT-2004 20:52:55	Bright	38.500	60	7Bet UMi	2.0810	3950.0	77	13638	No
356	GOM_NL__2PRFIN20041008_205828_000000402031_00057_13638_4677.N1	08-OCT-2004 20:58:28	Bright	39.500	36	50Alp UMa	1.8000	6300.0	79	13638	No
357	GOM_NL__2PRFIN20041008_210000_000000382031_00057_13638_4678.N1	08-OCT-2004 21:00:00	Bright	37.500	82	48Bet UMa	2.3650	10600.	75	13638	No
358	GOM_NL__2PRFIN20041008_210318_000000372031_00057_13638_4679.N1	08-OCT-2004 21:03:18	Bright	36.500	174	52Psi UMa	3.0040	4400.0	73	13638	No
359	GOM_NL__2PRFIN20041008_211030_000000802031_00057_13638_4680.N1	08-OCT-2004 21:10:30	Bright	79.500	17	78Bet Gem	1.1610	4500.0	159	13638	No
360	GOM_NL__2PRFIN20041008_211313_000000392031_00057_13638_4681.N1	08-OCT-2004 21:13:13	Bright	38.500	22	32Alp Leo	1.3600	15200.	77	13638	No
361	GOM_NL__2PRFIN20041008_212008_000000512031_00057_13638_4682.N1	08-OCT-2004 21:20:08	Twilight	50.500	48	30Alp Hya	1.9770	4100.0	101	13638	No
362	GOM_NL__2PRFIN20041008_212151_000000992031_00057_13638_4683.N1	08-OCT-2004 21:21:51	Dark	99.000	8	10Alp CMi	0.40000	6500.0	198	13638	No
363	GOM_NL__2PRFIN20041008_212946_000000432031_00057_13638_4684.N1	08-OCT-2004 21:29:46	Dark	42.500	65	Lam Vel	2.2040	4400.0	85	13638	No
364	GOM_NL__2PRFIN20041008_213135_000000472031_00057_13638_4685.N1	08-OCT-2004 21:31:35	Dark	46.500	70	Zet Pup	2.2460	39000.	93	13638	No
365	GOM_NL__2PRFIN20041008_213809_000000492031_00058_13639_4659.N1	08-OCT-2004 21:38:09	Dark	48.500	2	Alp Car	-0.73600	7000.0	97	13639	No
366	GOM_NL__2PRFIN20041008_214151_000000682031_00058_13639_4660.N1	08-OCT-2004 21:41:51	Dark	68.000	108	Alp Col	2.6520	15200.	136	13639	No
367	GOM_NL__2PRFIN20041008_214641_000000412031_00058_13639_4661.N1	08-OCT-2004 21:46:41	Dark	41.000	143	Alp Hyi	2.8570	7200.0	82	13639	No
368	GOM_NL__2PRFIN20041008_214809_000000522031_00058_13639_4662.N1	08-OCT-2004 21:48:09	Dark	51.500	9	Alp Eri	0.45300	24000.	103	13639	No
369	GOM_NL__2PRFIN20041008_215018_000000542031_00058_13639_4663.N1	08-OCT-2004 21:50:18	Straylight	54.000	157	The1Eri	2.9060	9300.0	108	13639	No
370	GOM_NL__2PRFIN20041008_215319_000000452031_00058_13639_4664.N1	08-OCT-2004 21:53:19	Straylight	44.500	84	Alp Phe	2.3970	4500.0	89	13639	No
371	GOM_NL__2PRFIN20041008_215748_000000492031_00058_13639_4665.N1	08-OCT-2004 21:57:48	Straylight	49.000	18	24Alp PsA	1.1660	9700.0	98	13639	No
372	GOM_NL__2PRFIN20041008_220001_000000452031_00058_13639_4666.N1	08-OCT-2004 22:00:01	Straylight	45.000	52	16Bet Cet	2.0370	4500.0	90	13639	No
373	GOM_NL__2PRFIN20041008_220956_000000412031_00058_13639_4667.N1	08-OCT-2004 22:09:56	Bright	40.500	140	88Gam Peg	2.8340	26000.	81	13639	No
374	GOM_NL__2PRFIN20041008_221341_000000392031_00058_13639_4668.N1	08-OCT-2004 22:13:41	Bright	38.500	93	53Bet Peg	2.5200	3100.0	77	13639	No
375	GOM_NL__2PRFIN20041008_221700_000000462031_00058_13639_4669.N1	08-OCT-2004 22:17:00	Bright	46.000	53	43Bet And	2.0480	3300.0	92	13639	No
376	GOM_NL__2PRFIN20041008_221919_000000522031_00058_13639_4670.N1	08-OCT-2004 22:19:19	Bright	52.000	173	4Bet Tri	3.0040	8900.0	104	13639	No
377	GOM_NL__2PRFIN20041008_222215_000000422031_00058_13639_4671.N1	08-OCT-2004 22:22:15	Bright	41.500	68	18Alp Cas	2.2250	4500.0	83	13639	No
378	GOM_NL__2PRFIN20041008_222340_000000412031_00058_13639_4672.N1	08-OCT-2004 22:23:40	Bright	40.500	76	27Gam Cas	2.3000	30000.	81	13639	No
379	GOM_NL__2PRFIN20041008_222629_000000522031_00058_13639_4673.N1	08-OCT-2004 22:26:29	Bright	51.500	160	23Gam Per	2.9300	4700.0	103	13639	No
380	GOM_NL__2PRFIN20041008_223054_000000392031_00058_13639_4674.N1	08-OCT-2004 22:30:54	Bright	38.500	49	1Alp UMi	1.9900	6300.0	77	13639	No
381	GOM_NL__2PRFIN20041008_223331_000000352031_00058_13639_4675.N1	08-OCT-2004 22:33:31	Bright	34.500	60	7Bet UMi	2.0810	3950.0	69	13639	No
382	GOM_NL__2PRFIN20041008_223903_000000412031_00058_13639_4676.N1	08-OCT-2004 22:39:03	Bright	40.500	36	50Alp UMa	1.8000	6300.0	81	13639	No
383	GOM_NL__2PRFIN20041008_224036_000000382031_00058_13639_4677.N1	08-OCT-2004 22:40:36	Bright	38.000	82	48Bet UMa	2.3650	10600.	76	13639	No
384	GOM_NL__2PRFIN20041008_224353_000000522031_00058_13639_4678.N1	08-OCT-2004 22:43:53	Bright	52.000	174	52Psi UMa	3.0040	4400.0	104	13639	No
385	GOM_NL__2PRFIN20041008_225107_000000822031_00058_13639_4679.N1	08-OCT-2004 22:51:07	Bright	81.500	17	78Bet Gem	1.1610	4500.0	163	13639	No
386	GOM_NL__2PRFIN20041008_225348_000000542031_00058_13639_4680.N1	08-OCT-2004 22:53:48	Bright	54.000	22	32Alp Leo	1.3600	15200.	108	13639	No
387	GOM_NL__2PRFIN20041008_230044_000000512031_00058_13639_4681.N1	08-OCT-2004 23:00:44	Twilight	50.500	48	30Alp Hya	1.9770	4100.0	101	13639	No
388	GOM_NL__2PRFIN20041008_230229_000001082031_00058_13639_4682.N1	08-OCT-2004 23:02:29	Dark	107.50	8	10Alp CMi	0.40000	6500.0	215	13639	No
389	GOM_NL__2PRFIN20041008_231022_000000472031_00058_13639_4683.N1	08-OCT-2004 23:10:22	Dark	46.500	65	Lam Vel	2.2040	4400.0	93	13639	No
390	GOM_NL__2PRFIN20041008_231211_000000482031_00058_13639_4684.N1	08-OCT-2004 23:12:11	Dark	48.000	70	Zet Pup	2.2460	39000.	96	13639	No

### 3. Quality information per product

In this section it is plotted some information contained in the Quality Summary data set of the level 2 products. Only products in dark limb conditions and without errors (error flag in


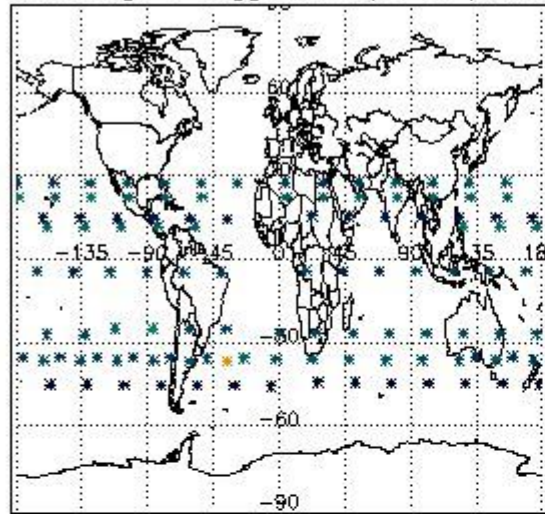
the MPH set to "0") are used.

### 3.1 Plot quality information per product (time dependant)

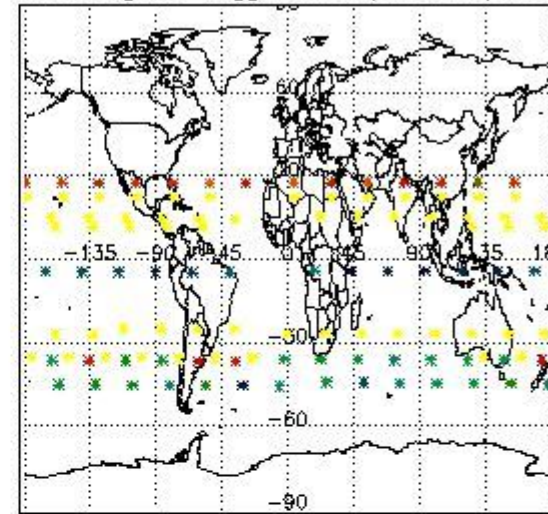


### 3.2 Plot quality information per product (world map)


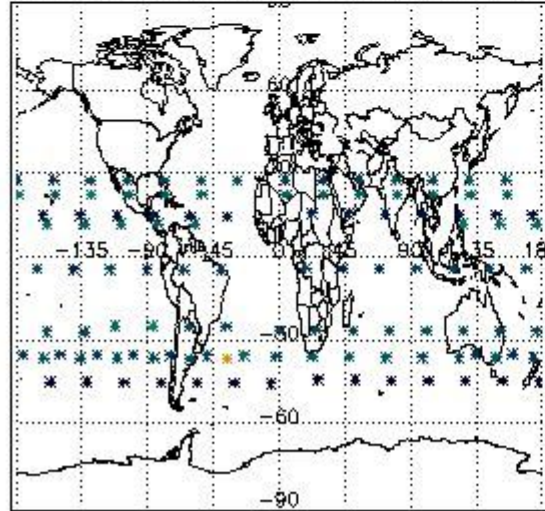
Percentage of flagged data per O3 profile



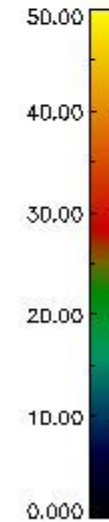
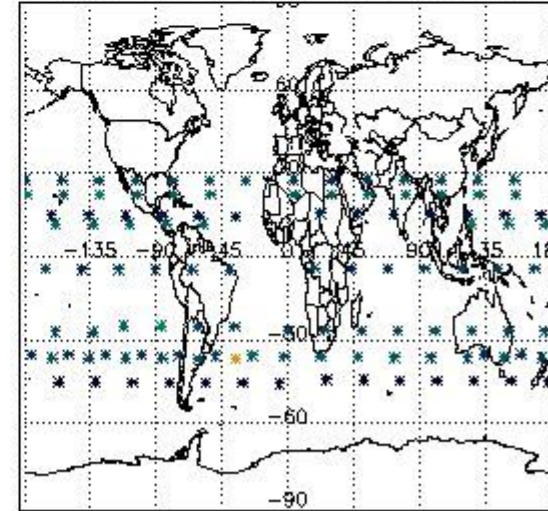
Percentage of flagged data per H2O profile



Percentage of flagged data per NO2 profile



Percentage of flagged data per NO3 profile

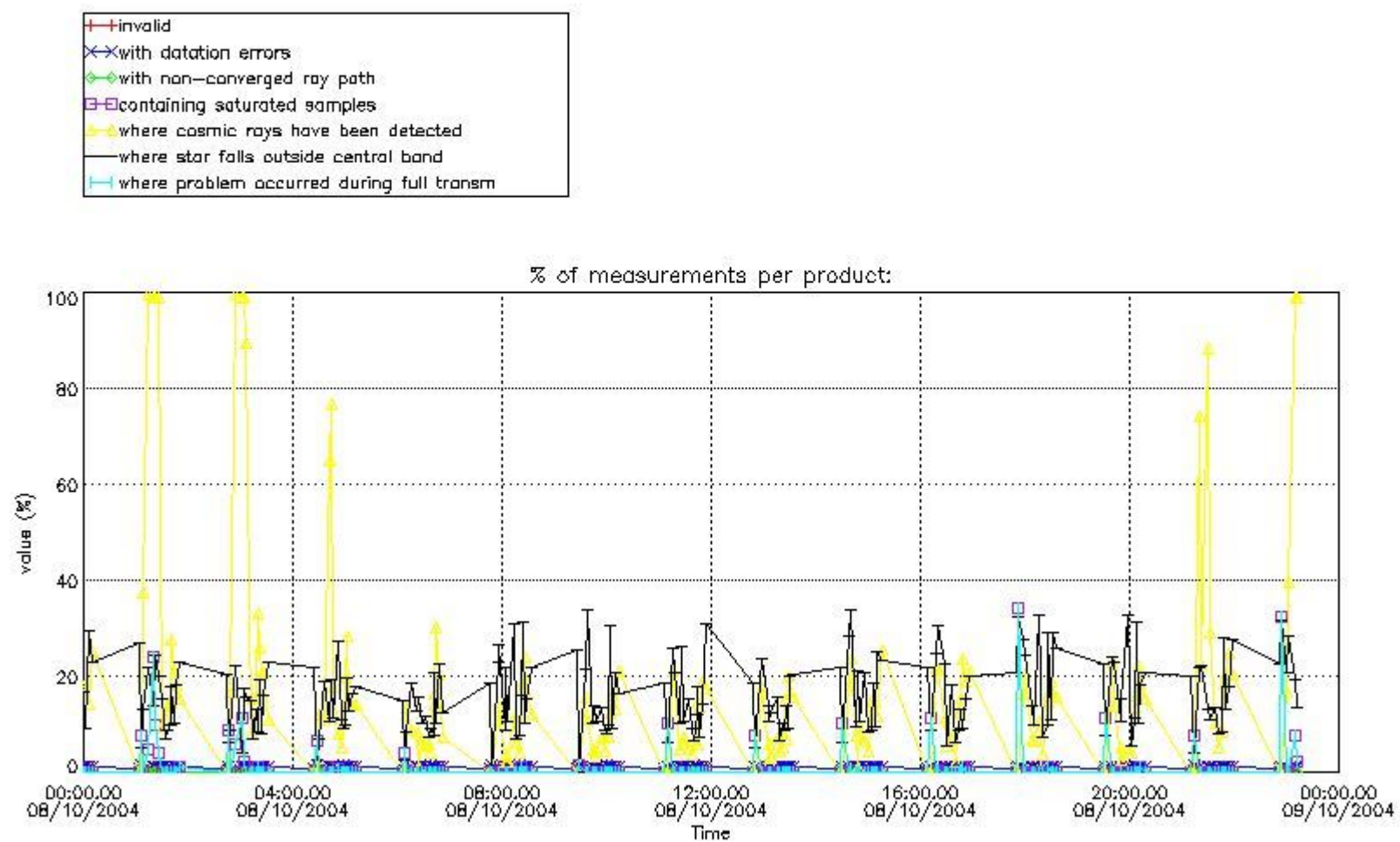


#### 4. Level 1 quality information per product

In this section it is plotted some information contained in the Quality Summary data set of the level 2 products that comes from the level 1b processing. Products without errors (error flag in the MPH set to "0") are used.

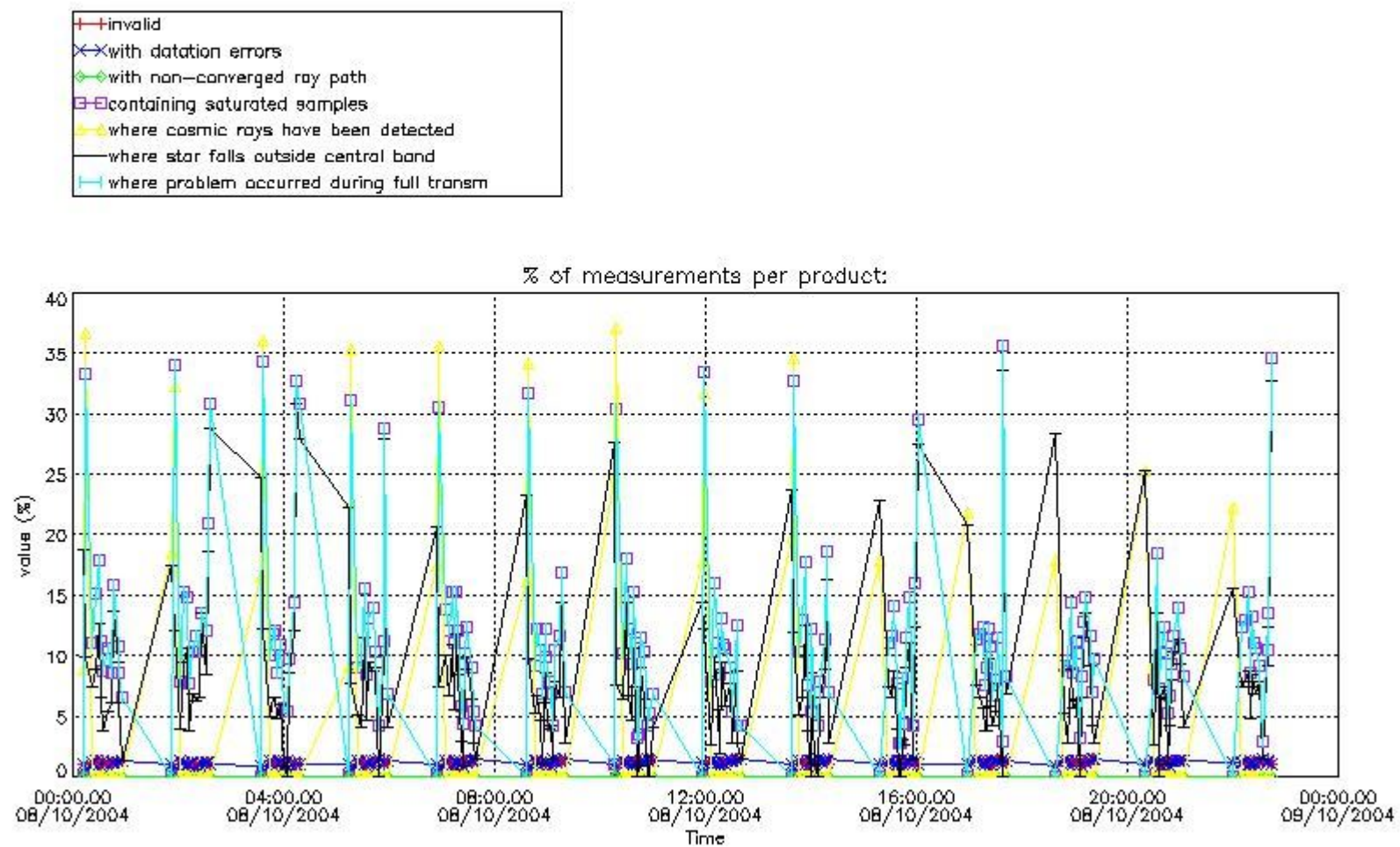
##### 4.1 Plot quality information per product (time dependant) coming from level 1b processing

###### 4.1.1 Plot level 1 quality information per product (time dependant): ENVISAT ASCENDING passes



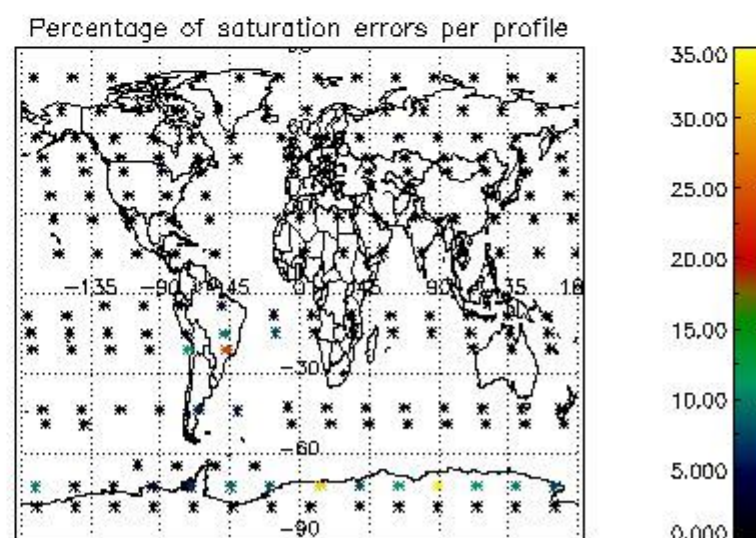
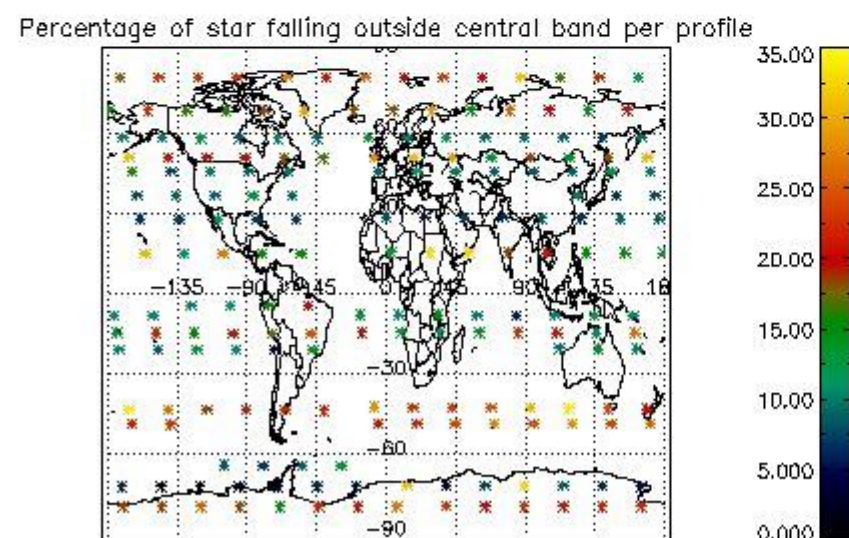
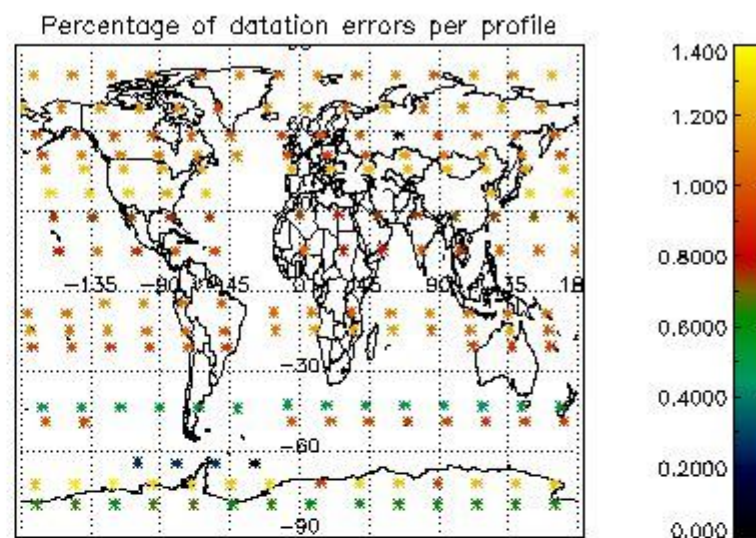
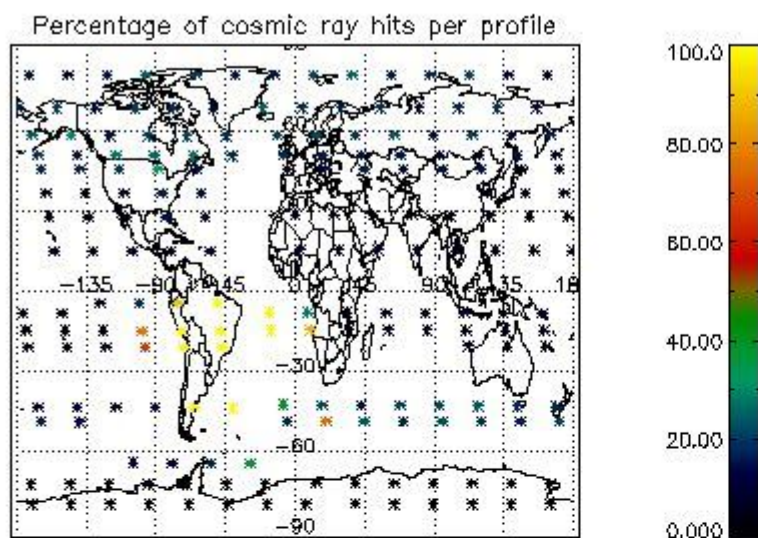
4.1.2 Plot level 1 quality information per product (time dependant): ENVI SAT DESCENDING passes



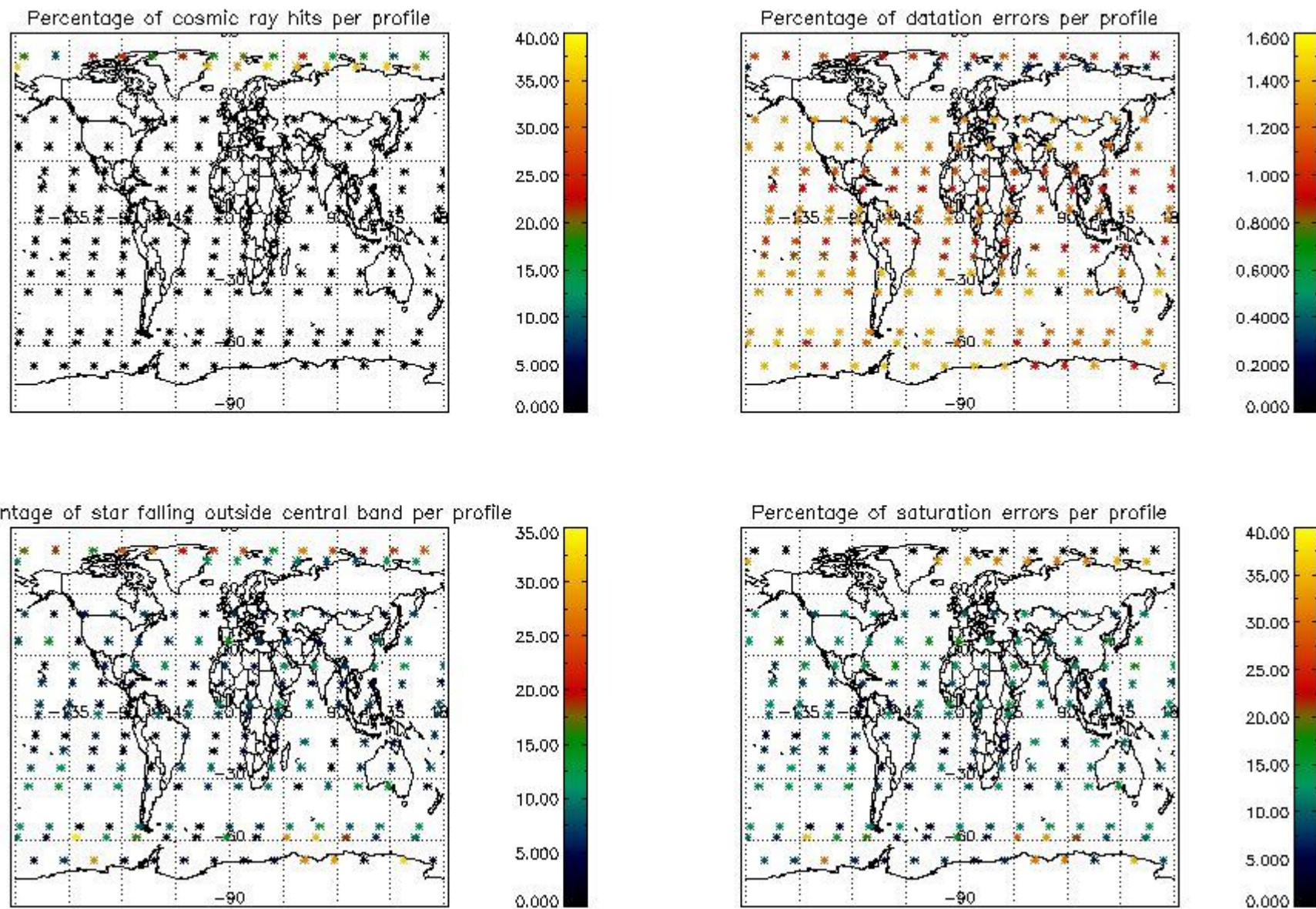


4.2 Plot quality information per product coming from level 1b processing (world map)

4.2.1 Plot level 1 quality information per product (world map): ENVISAT ASCENDING passes



4.2.2 Plot level 1 quality information per product (world map): ENVISAT DESCENDING passes



## 5. Trace gas profiles

### 5.1 Ozone statistics based on quality of products

The final quality of the products can be "measured" using the STD (Standard Deviation) attached to every point profile. This information is written to the parameter GOM\_NL\_\_2P/NL\_LOCAL\_SPECIES\_DENSITY/o3\_std of the level 2 products. The table below shows the statistics for given STD ranges.

The statistics are given with respect to the overall valid production:

- Products without fatal errors: GOM\_NL\_\_2P/MPH/PRODUCT\_ERR=0
- Valid point profile: GOM\_NL\_\_2P/NL\_LOCAL\_SPECIES\_DENSITY/pcd(0)=0

The 'Criteria' is applied to valid points of dark limb products:

- Products in dark limb illumination condition: GOM\_NL\_\_2P/NL\_SUMMARY\_QUALITY/obs\_ill\_cond=0
- Products without fatal errors: GOM\_NL\_\_2P/MPH/PRODUCT\_ERR=0
- Valid point profile: GOM\_NL\_\_2P/NL\_LOCAL\_SPECIES\_DENSITY/pcd(0)=0

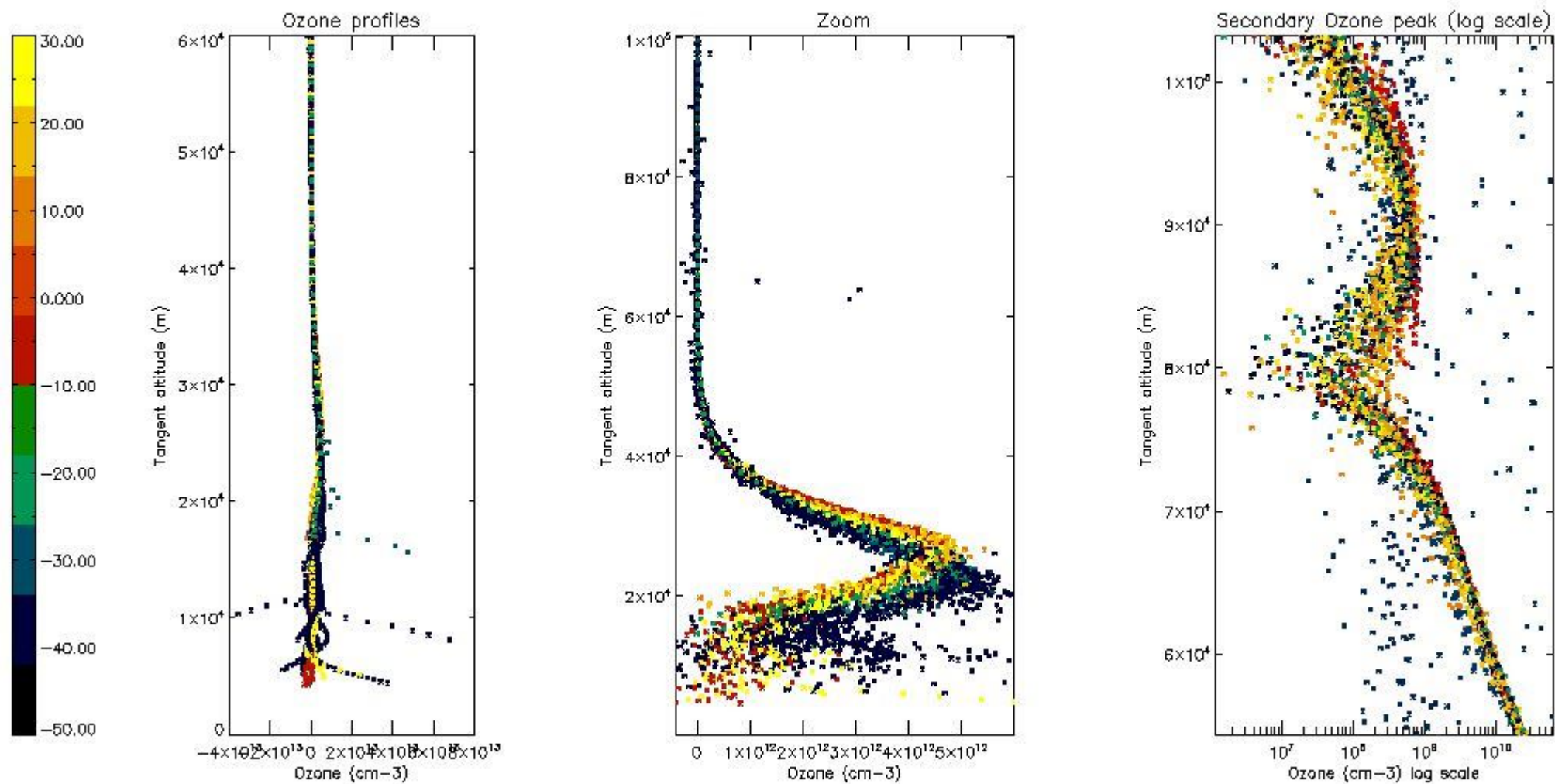
So, the table below shows the percentage of dark limb and valid observations for each criteria with respect to the overall valid daily observations.

Criteria	% of total production
All STD	31
STD < 20	19

STD < 10	16
STD < 5	12

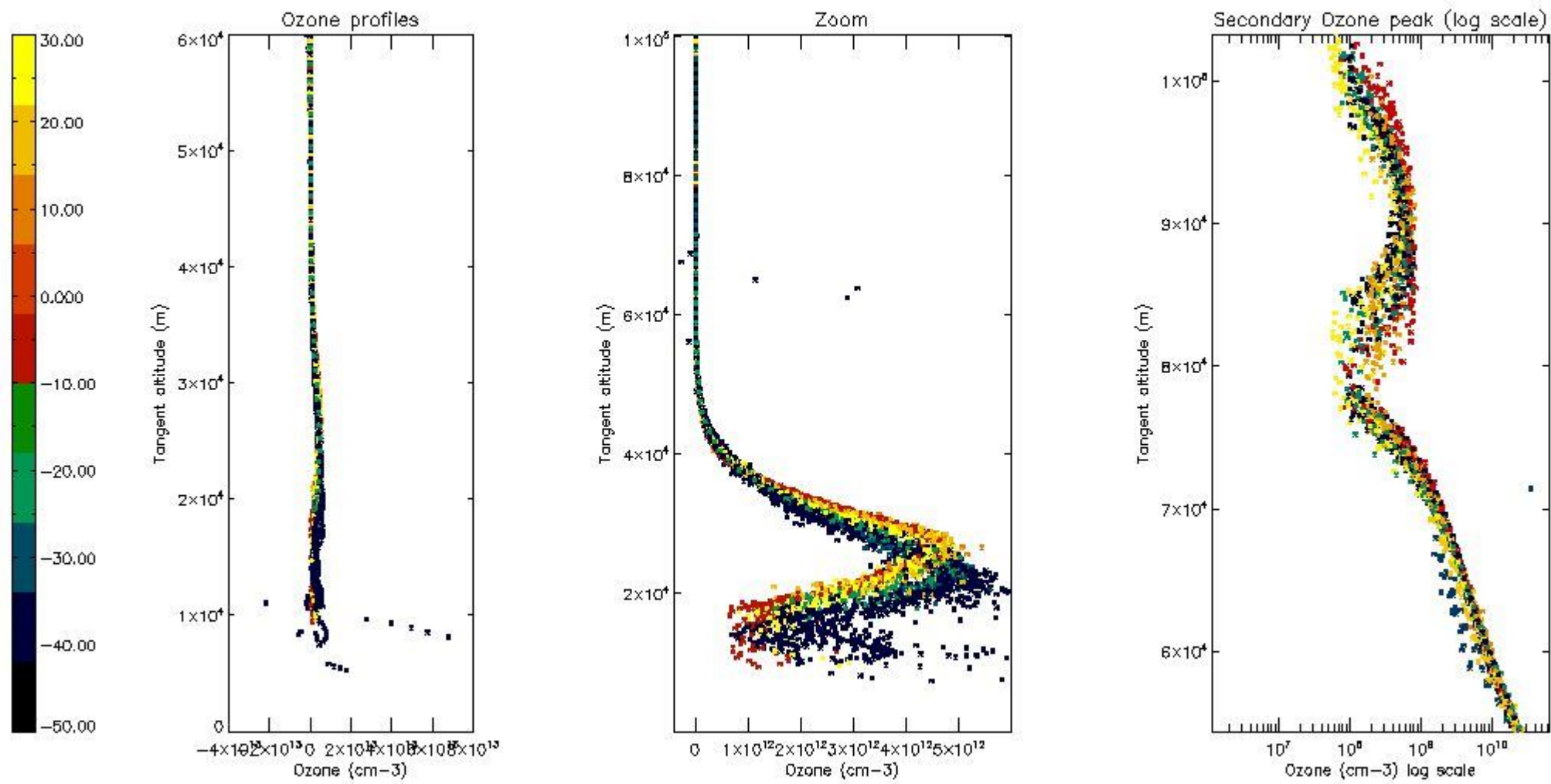
5.2 Plot ozone profiles for all STD (dark without errors)

The colorbar represents the latitude.



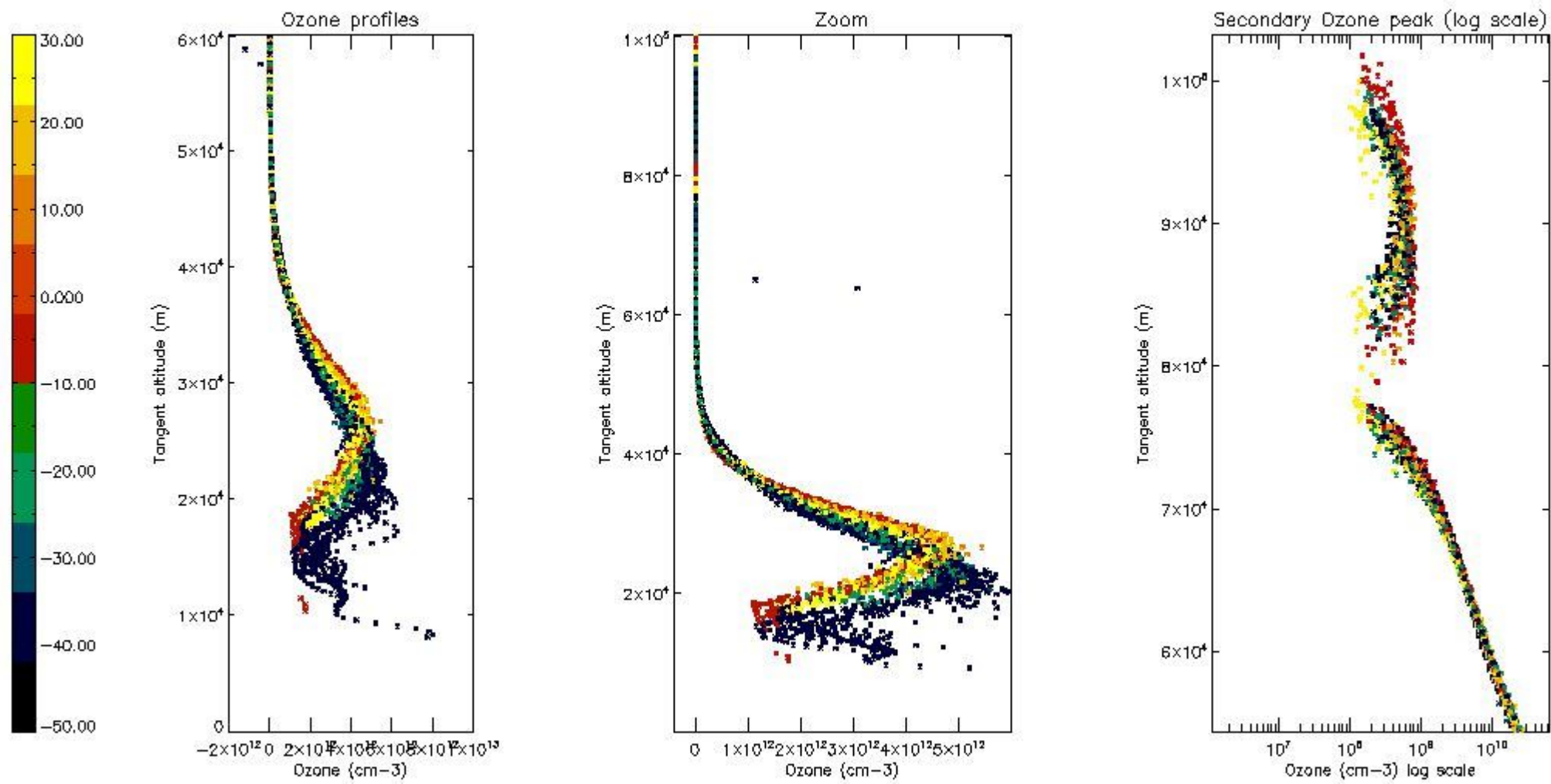
5.3 Plot ozone profiles where STD < 20% (dark without errors)

The colorbar represents the latitude.



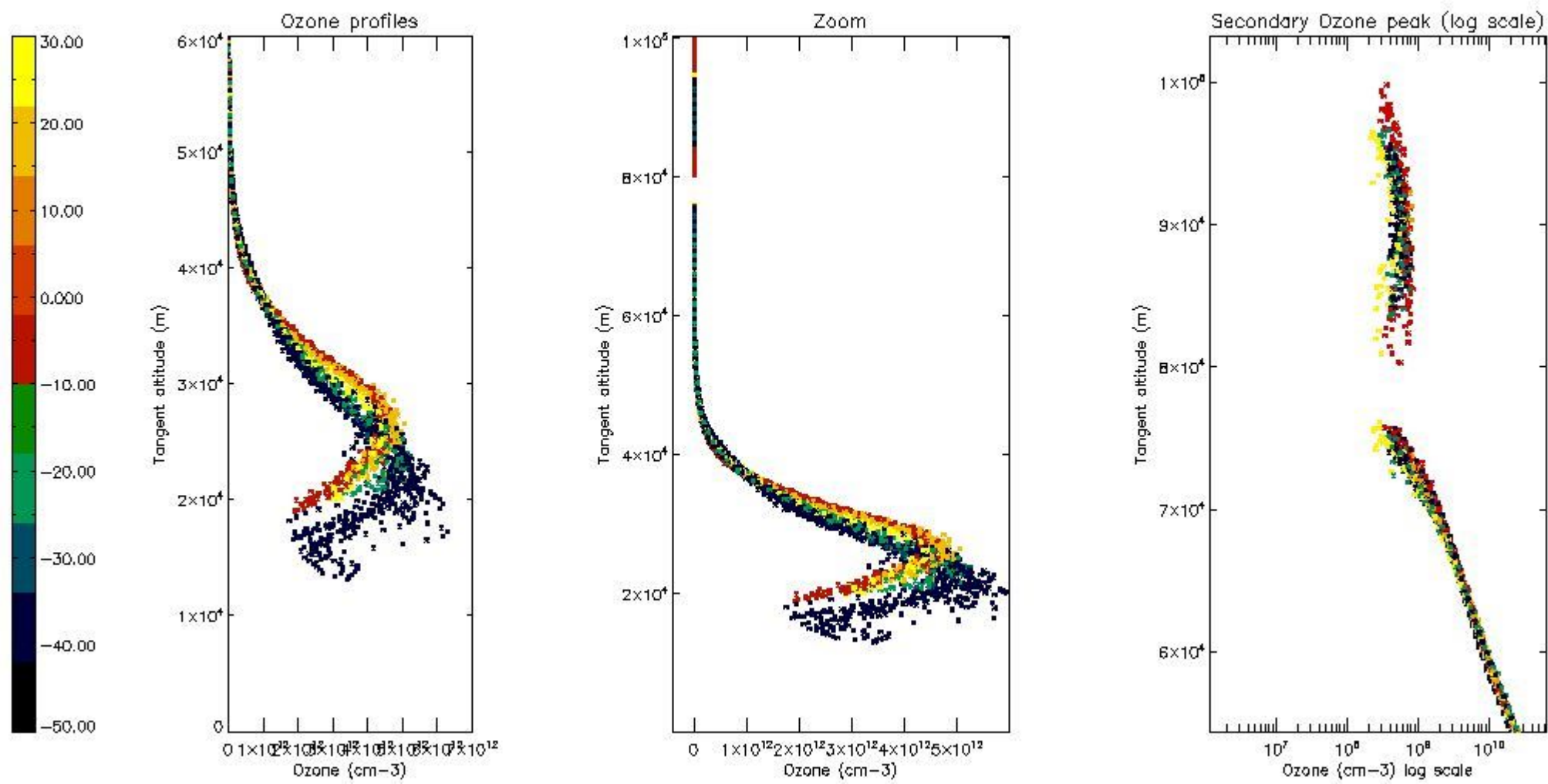
5.4 Plot ozone profiles where  $STD < 10\%$  (dark without errors)

The colorbar represents the latitude.



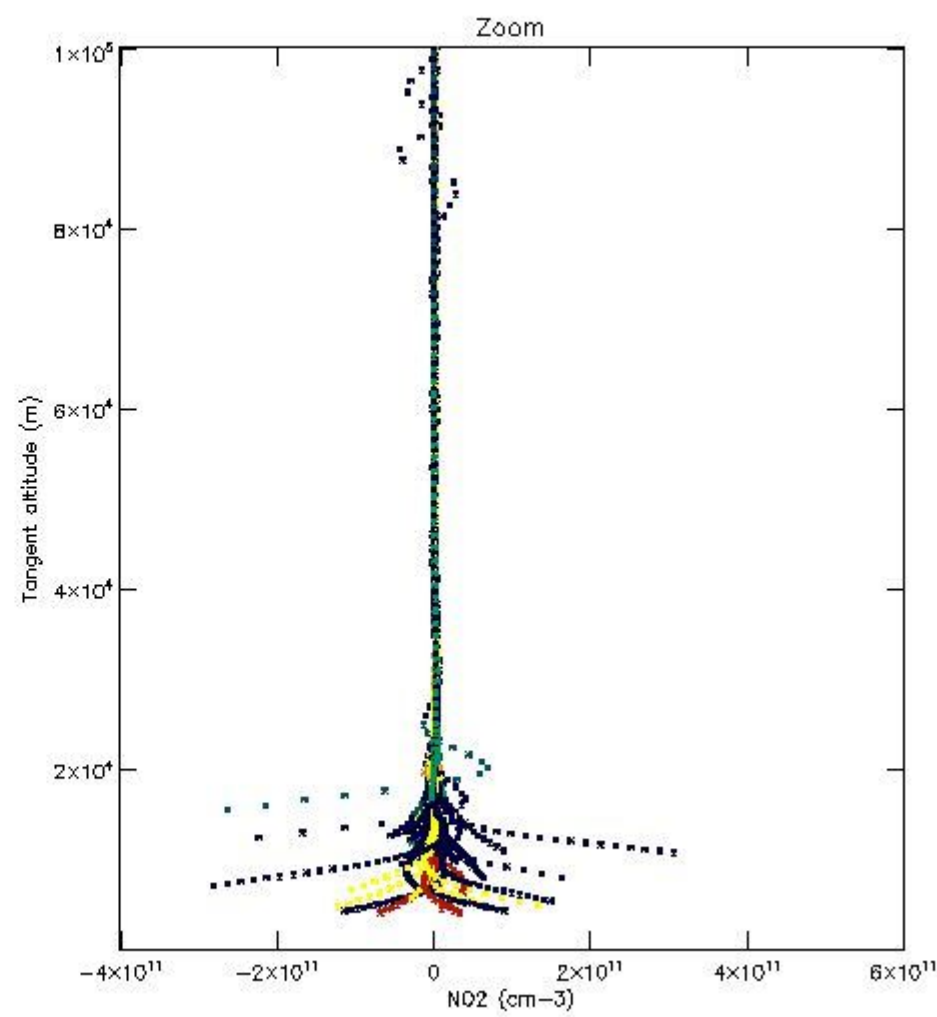
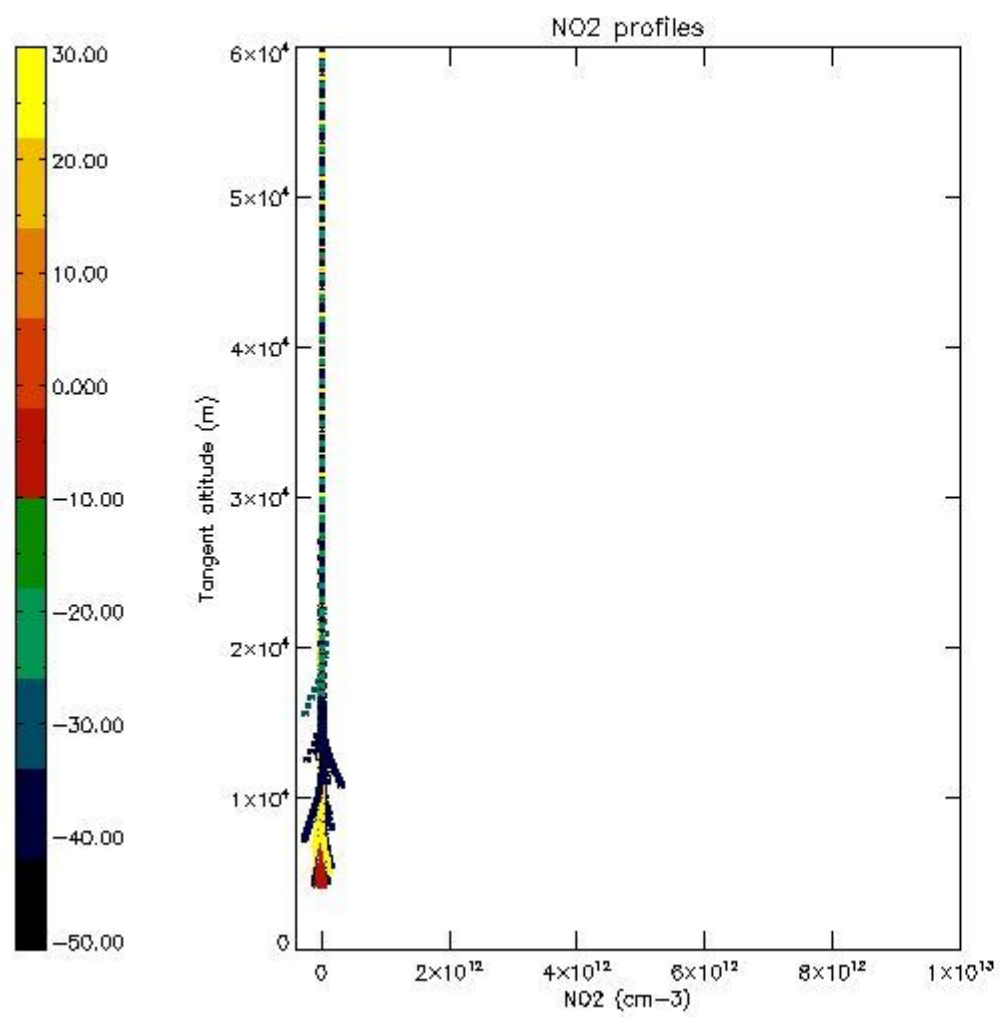
*5.5 Plot ozone profiles where STD < 5% (dark without errors)*

The colorbar represents the latitude.



*5.6 Plot NO<sub>2</sub> profiles for all STD (dark without errors)*

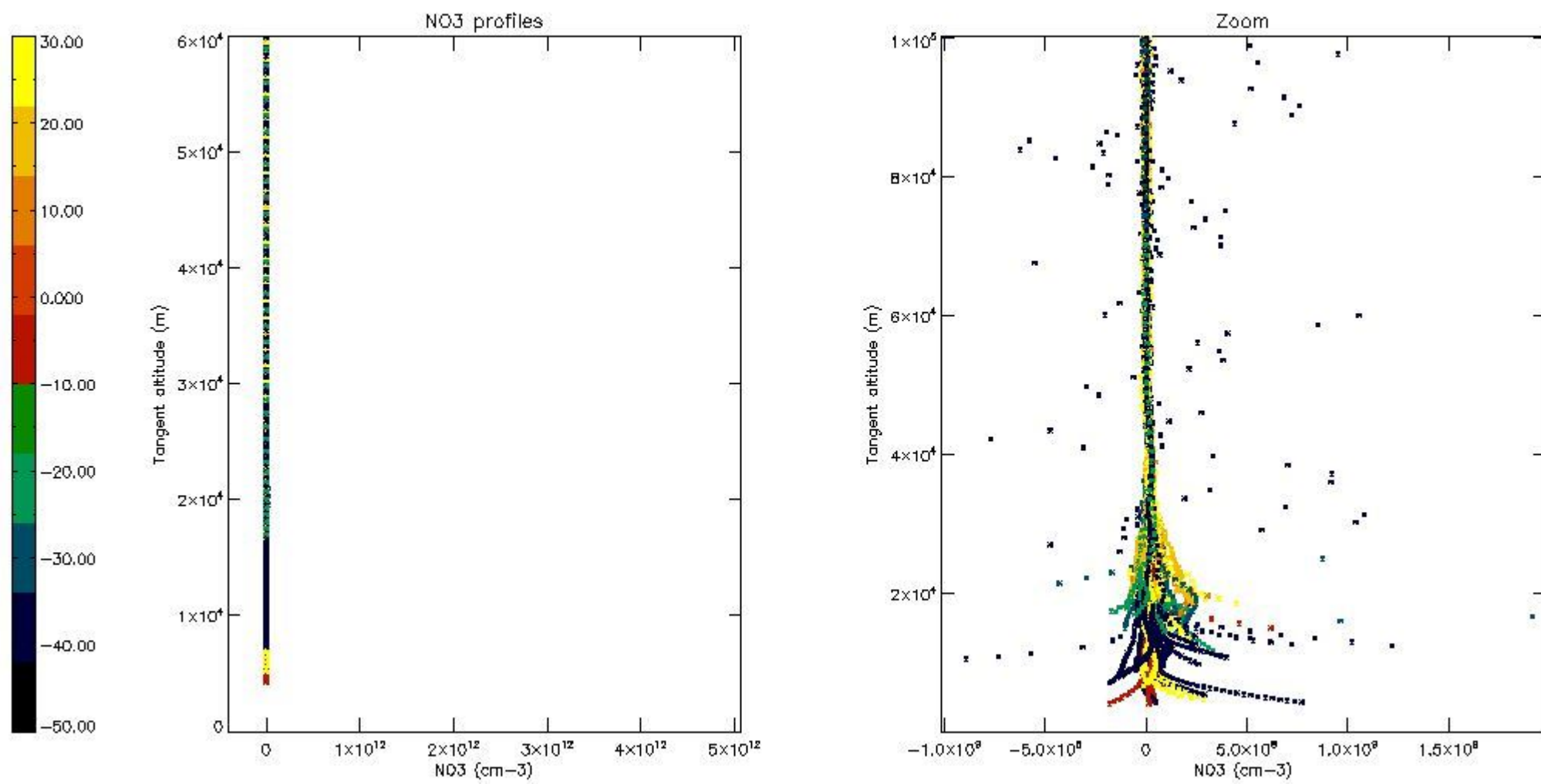
The colorbar represents the latitude.



*5.7 Plot NO3 profiles for all STD (dark without errors)*

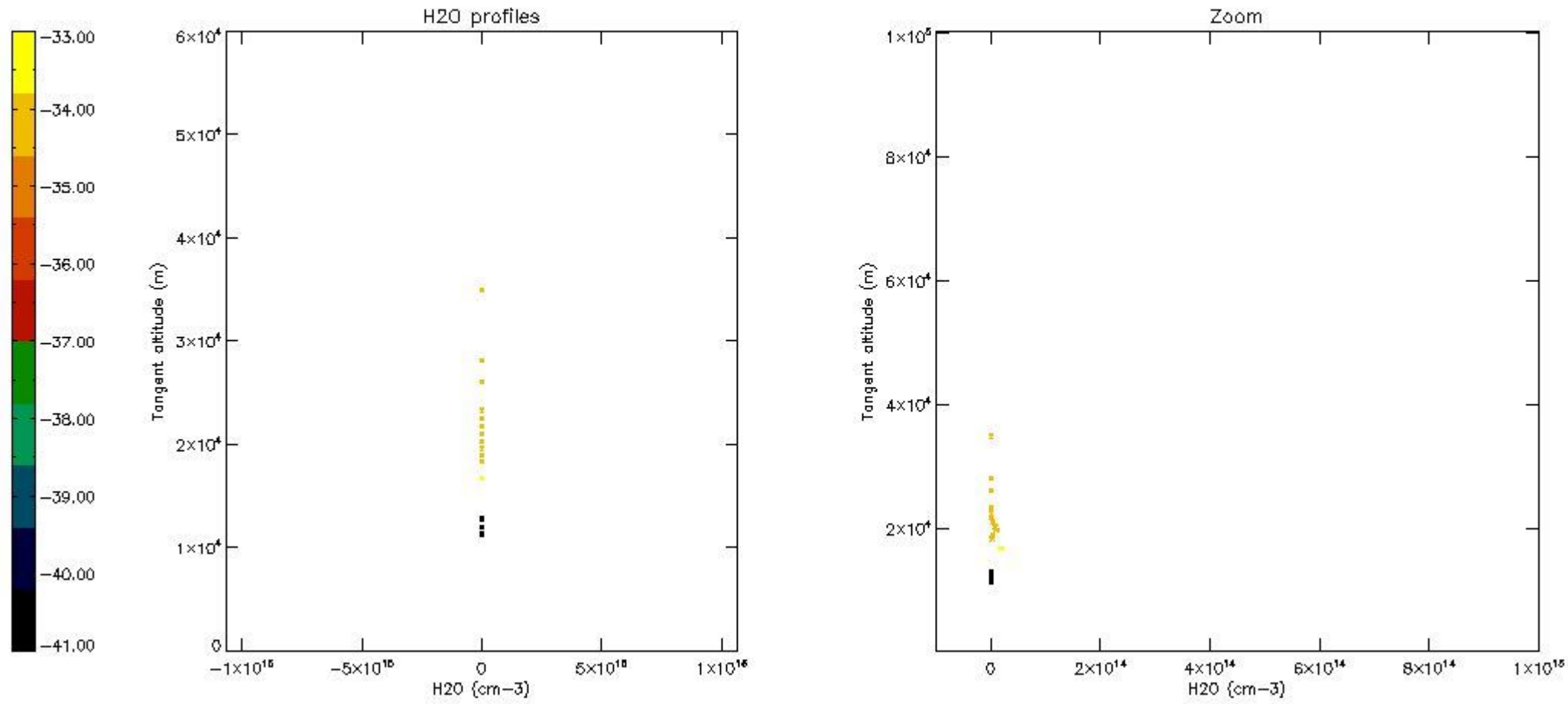
The colorbar represents the latitude.





*5.8 Plot H2O profiles for all STD (only for occultations of stars 1,2,3,4,13,14,16,26,63 dark without errors)*

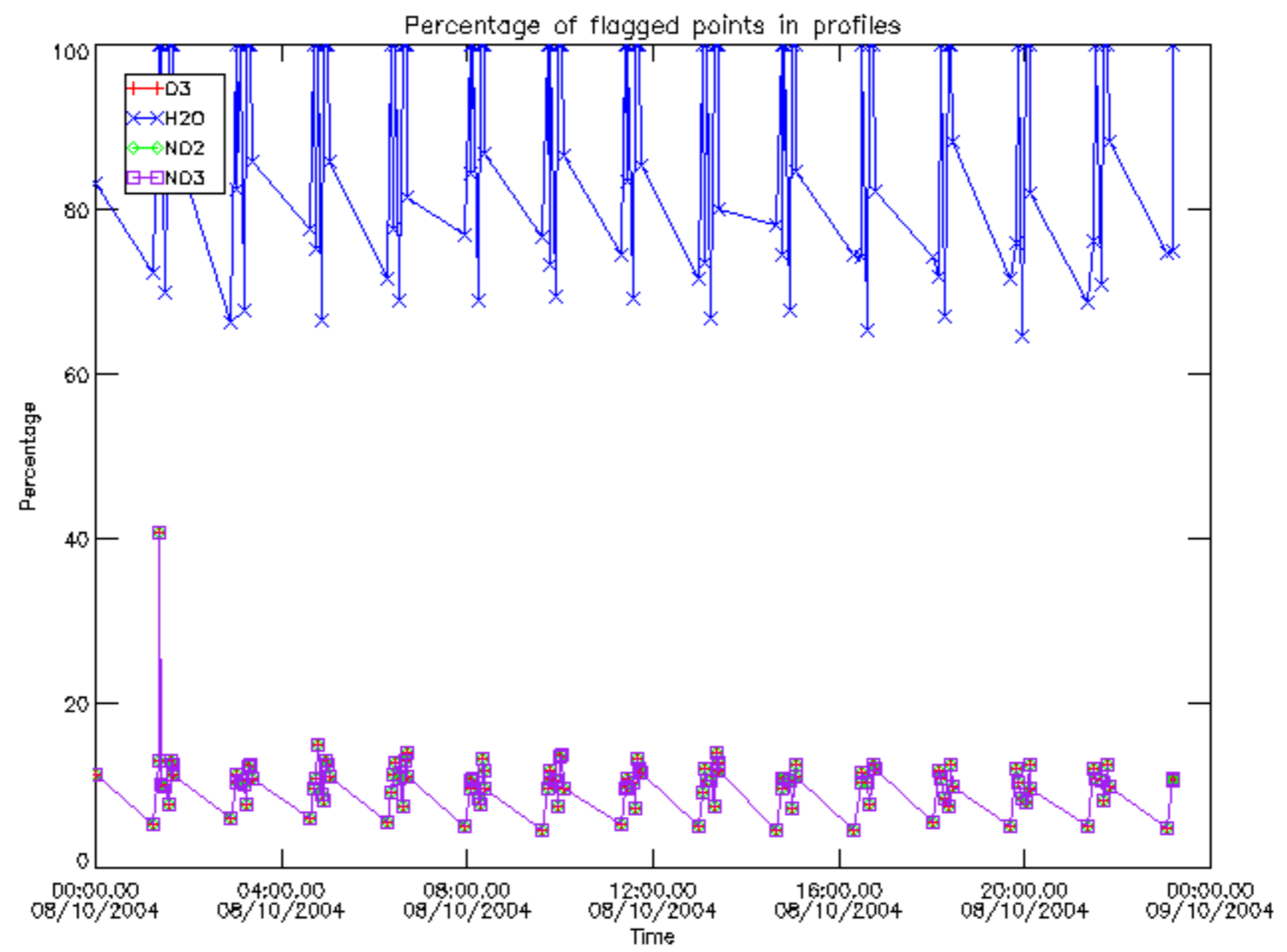
The colorbar represents the latitude.



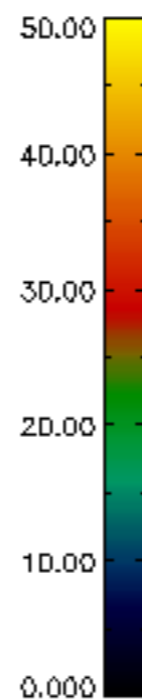
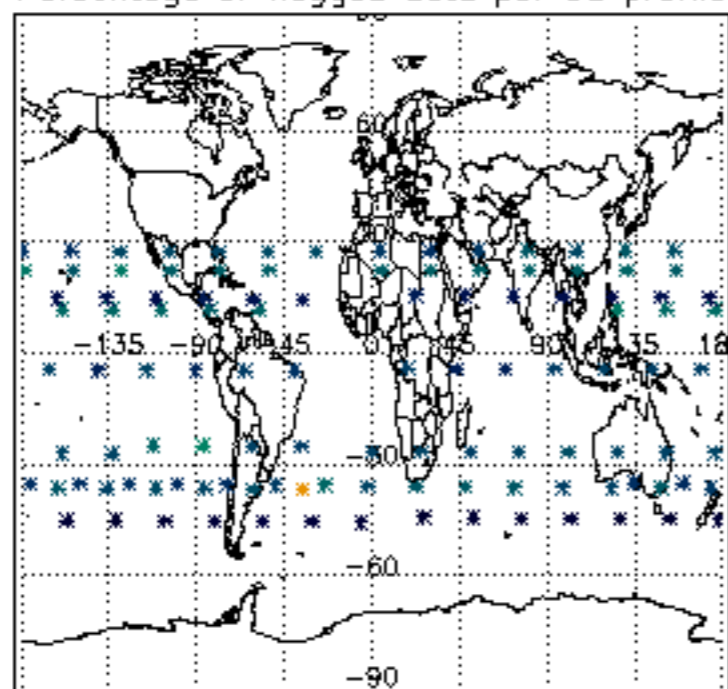
## 6. Auxiliary Data Files used for the production reported in section 2

The number reported in the third column indicates since which file (see list in section 2) the corresponding auxiliary file has been used. The fourth column is the date of those product files.

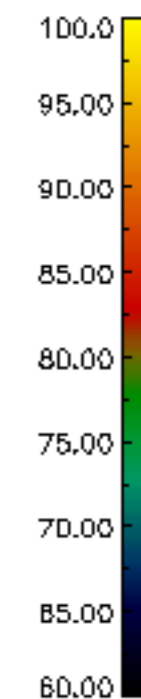
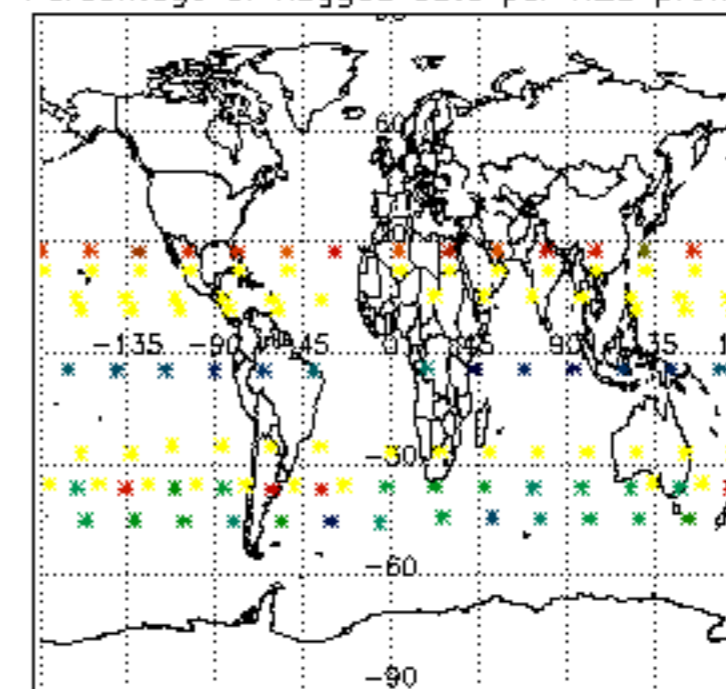
Type	Auxiliary Filename	Used since product	Used since product date
INST_PHYS_CHARACTERISTICS	GOM_INS_AXVIEC20091111_143220_20030716_120000_20500101_000000	1	08-OCT-2004 00:00:17
LEVEL-2_PROC_CONFIG	GOM_PR2_AXVIEC20091111_152718_20020301_000000_20500101_000000	1	08-OCT-2004 00:00:17
CROSS_SECTIONS_FILE	GOM_CRS_AXVIEC20091111_154832_20020301_000000_20500101_000000	1	08-OCT-2004 00:00:17



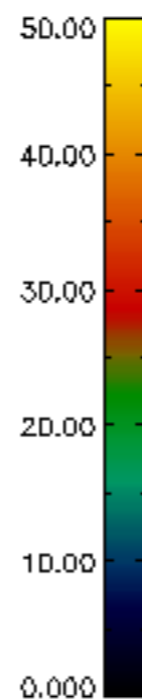
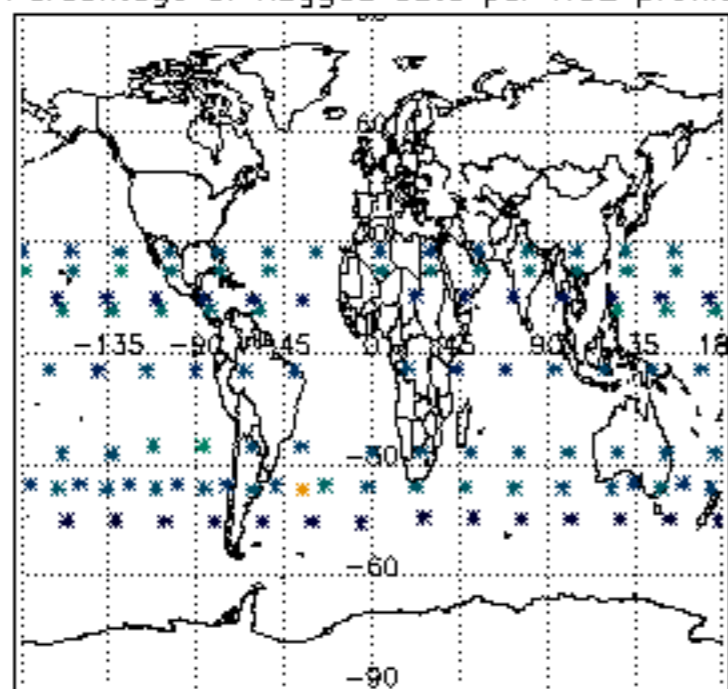
Percentage of flagged data per D3 profile



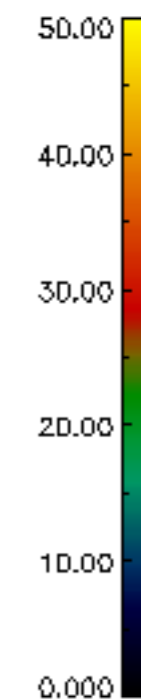
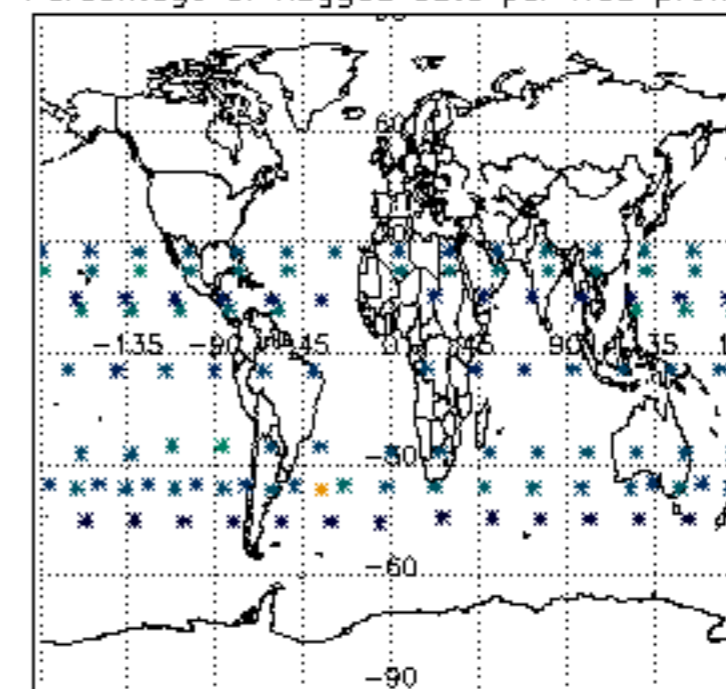
Percentage of flagged data per H2O profile

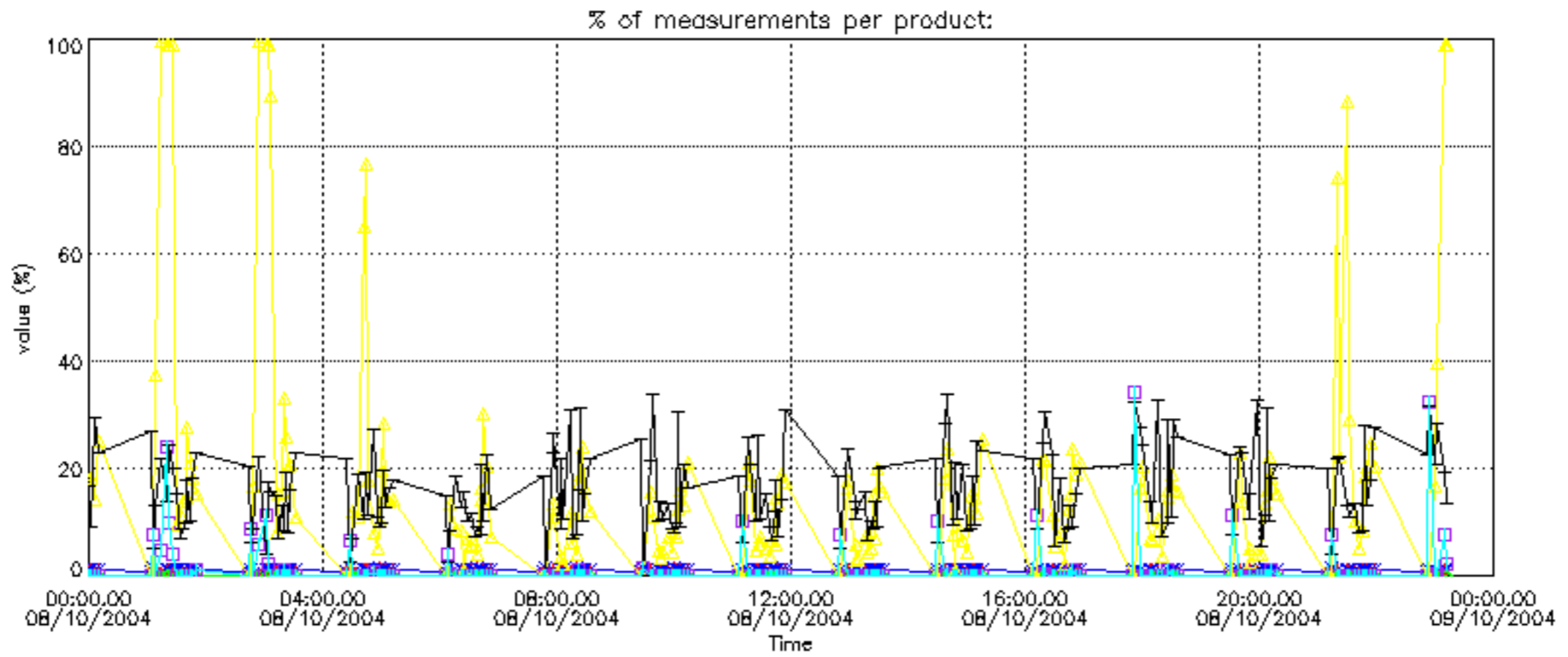


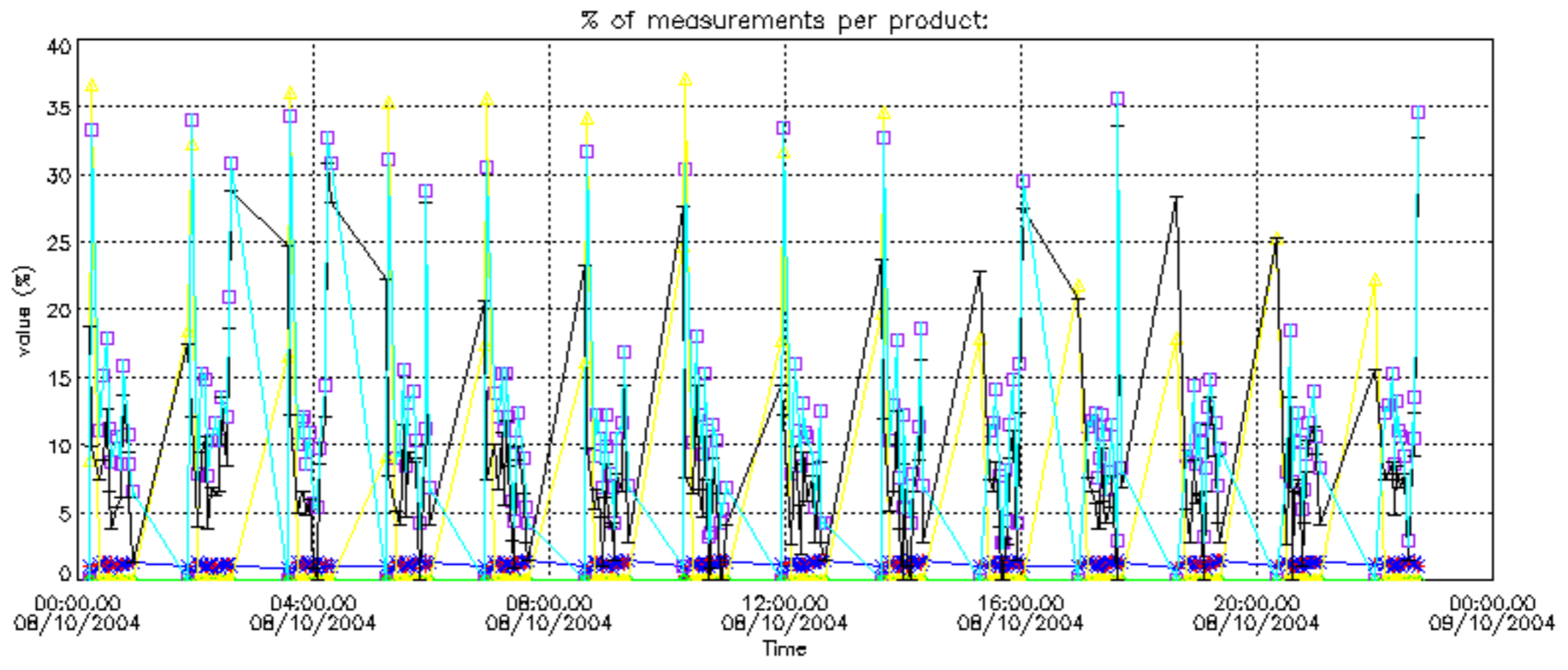
Percentage of flagged data per NO2 profile



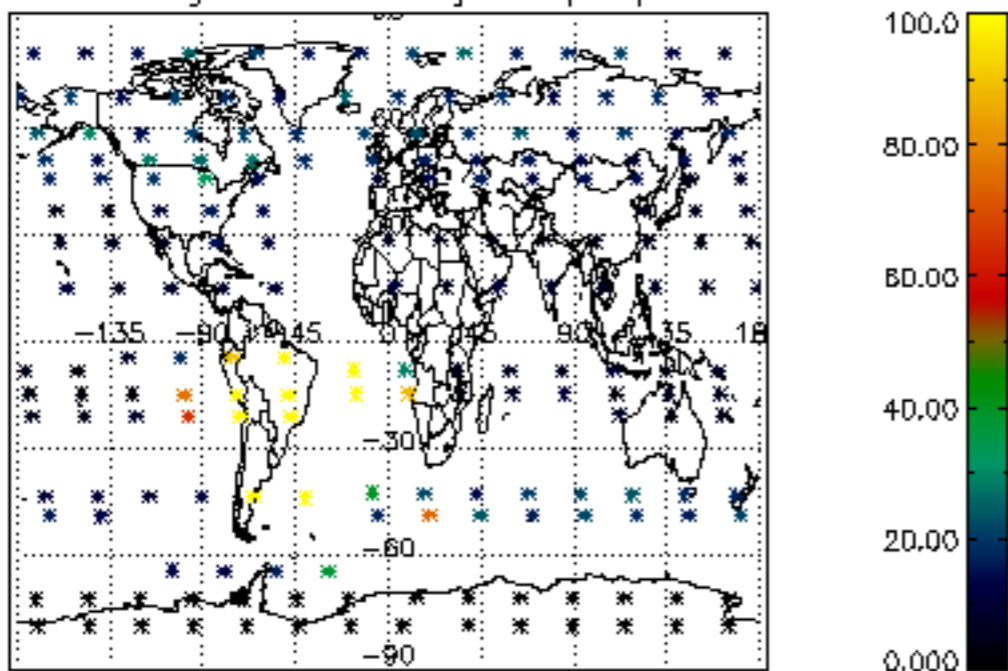
Percentage of flagged data per NO3 profile



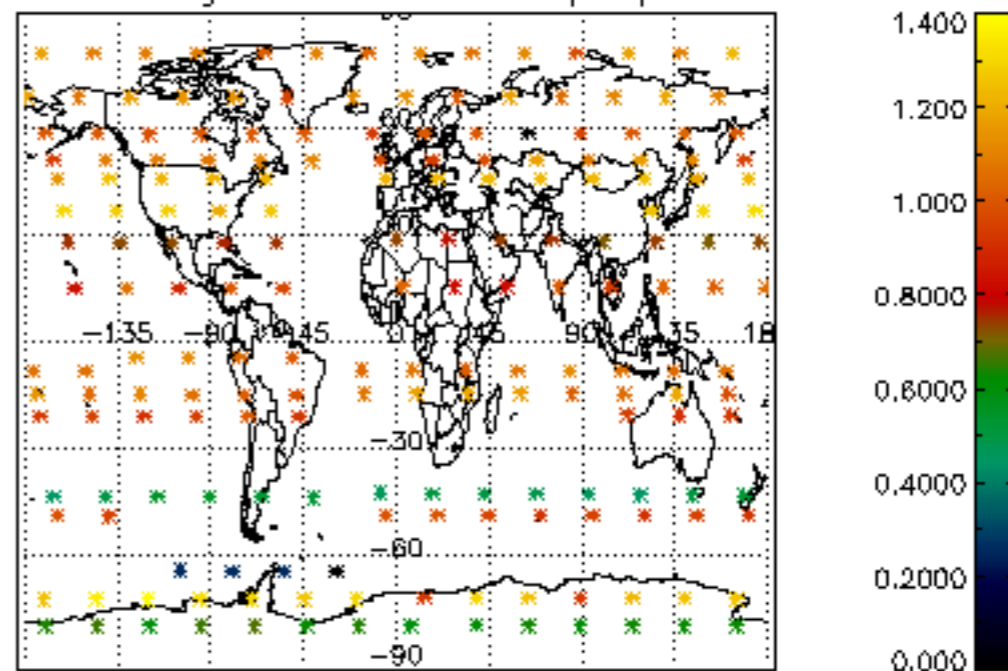




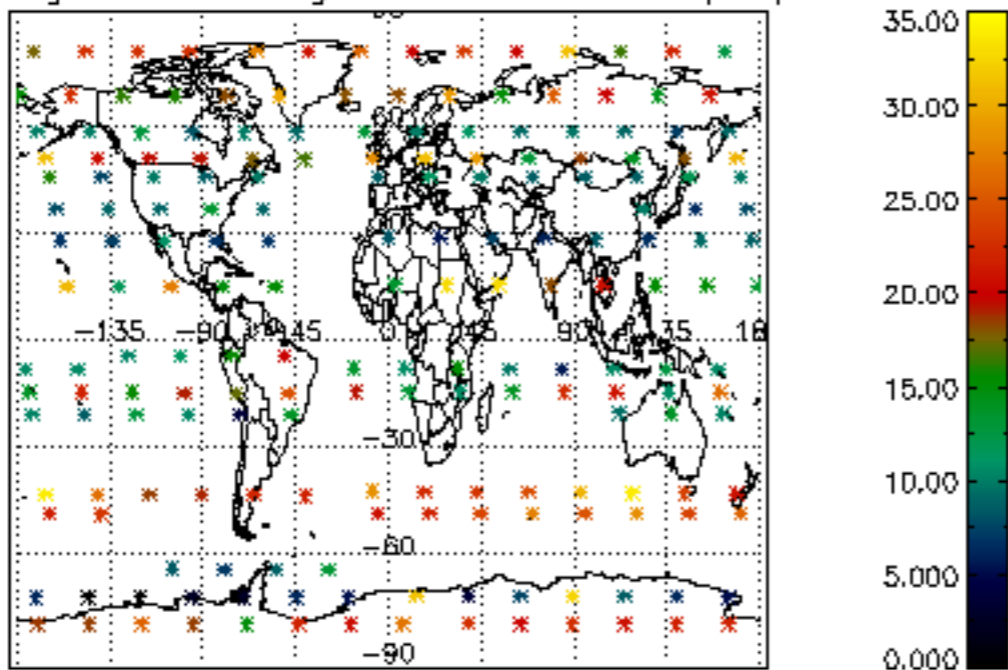
Percentage of cosmic ray hits per profile



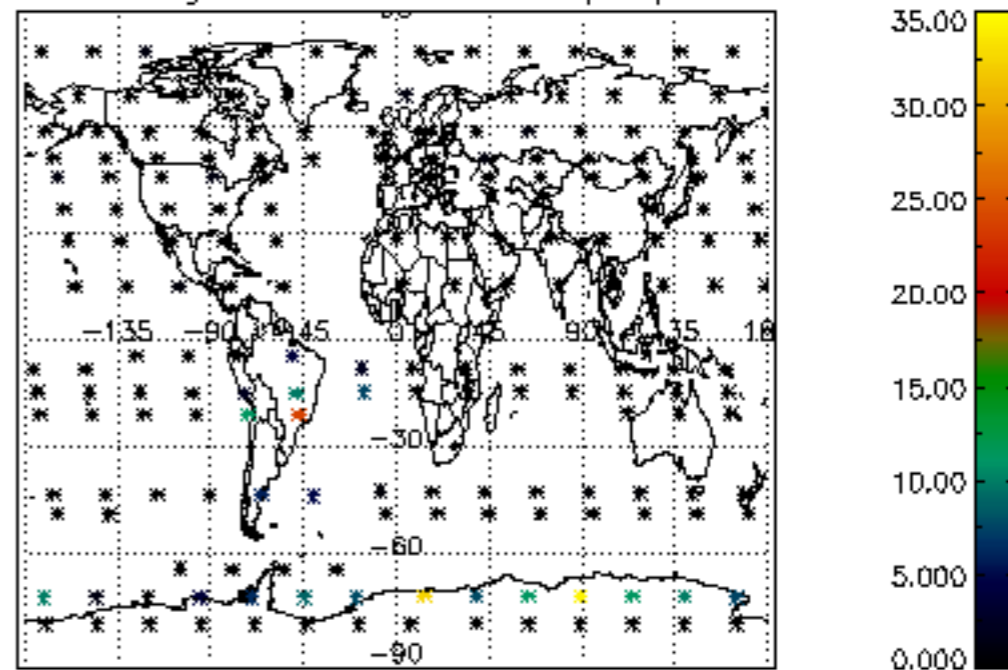
Percentage of datation errors per profile



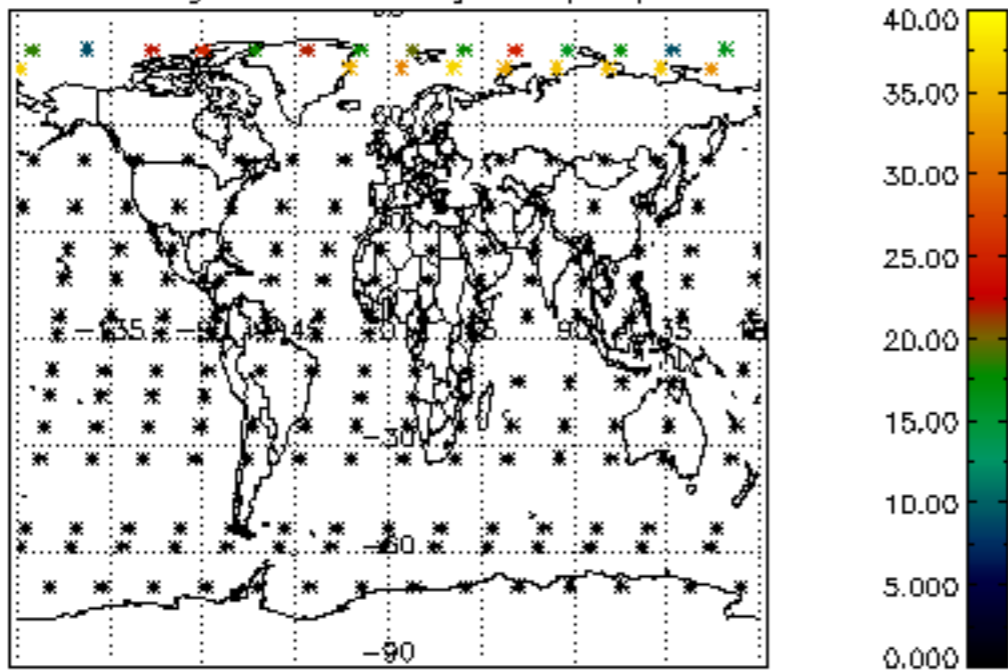
Percentage of star falling outside central band per profile



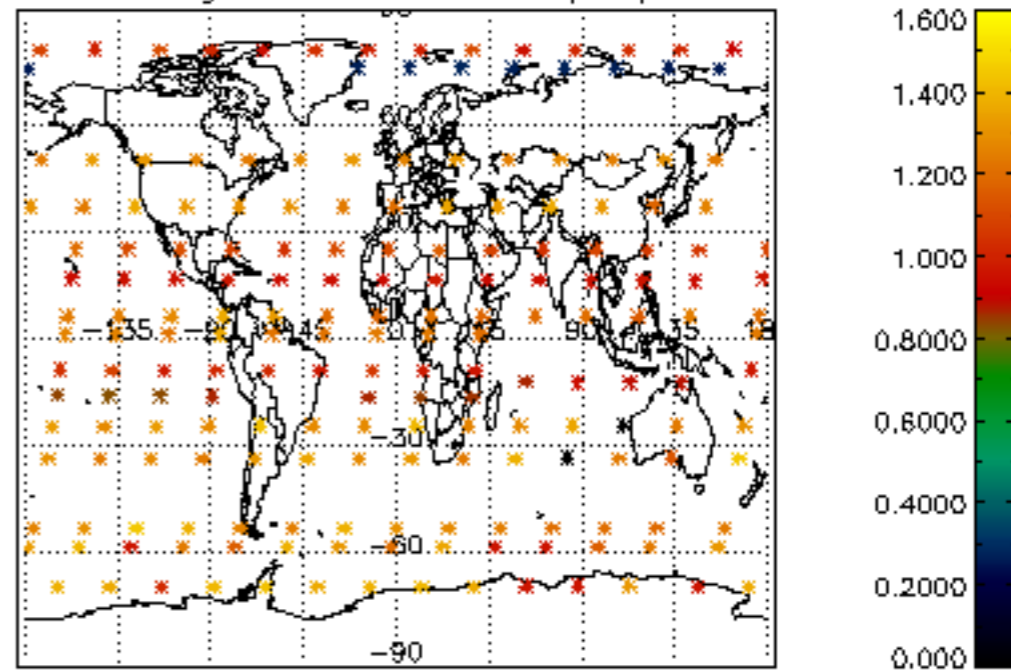
Percentage of saturation errors per profile



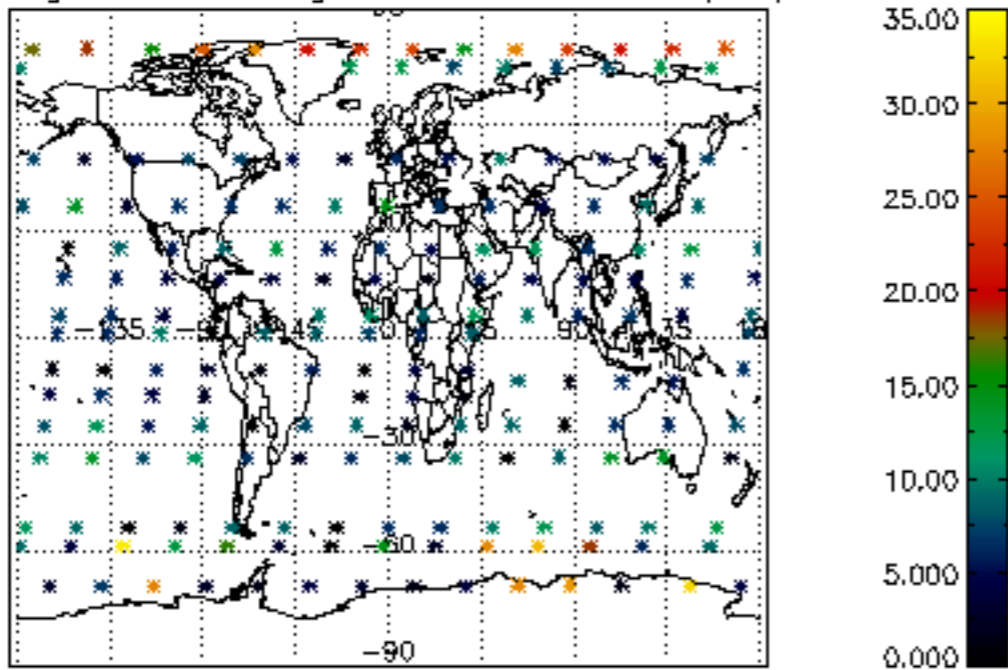
Percentage of cosmic ray hits per profile



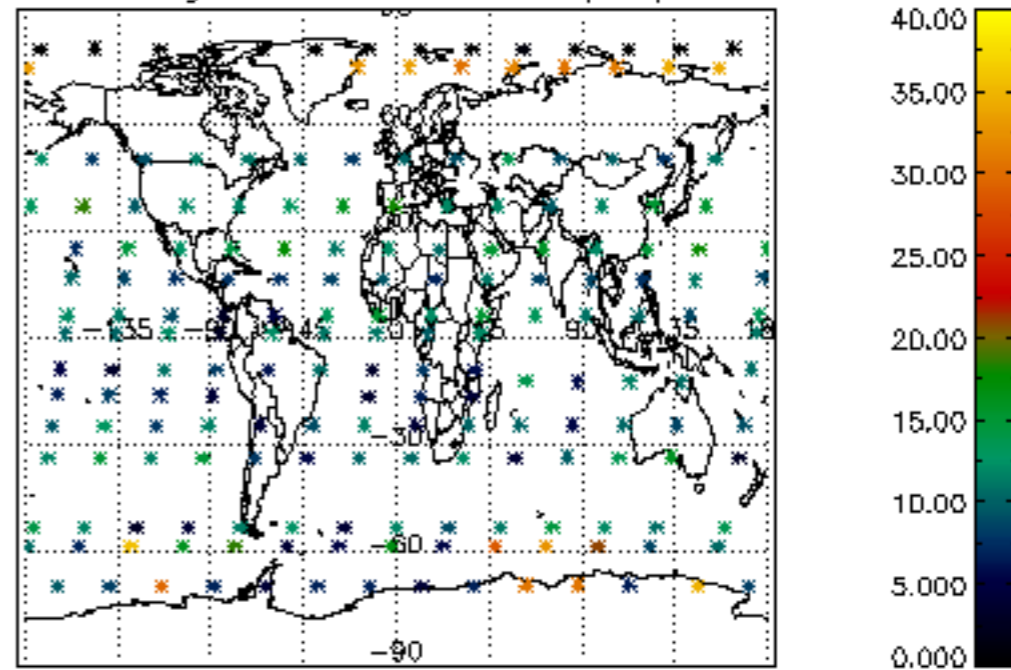
Percentage of datation errors per profile



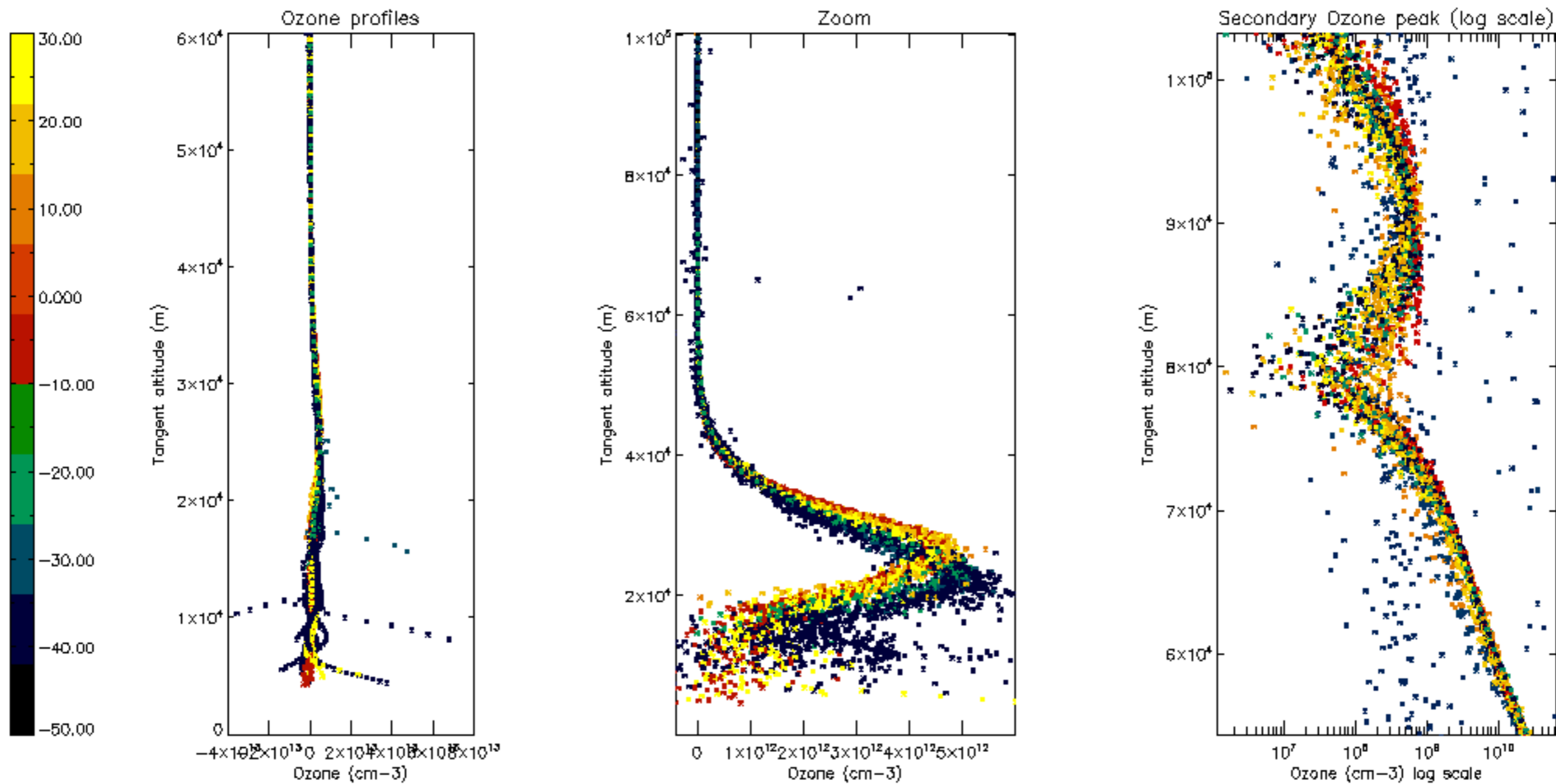
Percentage of star falling outside central band per profile

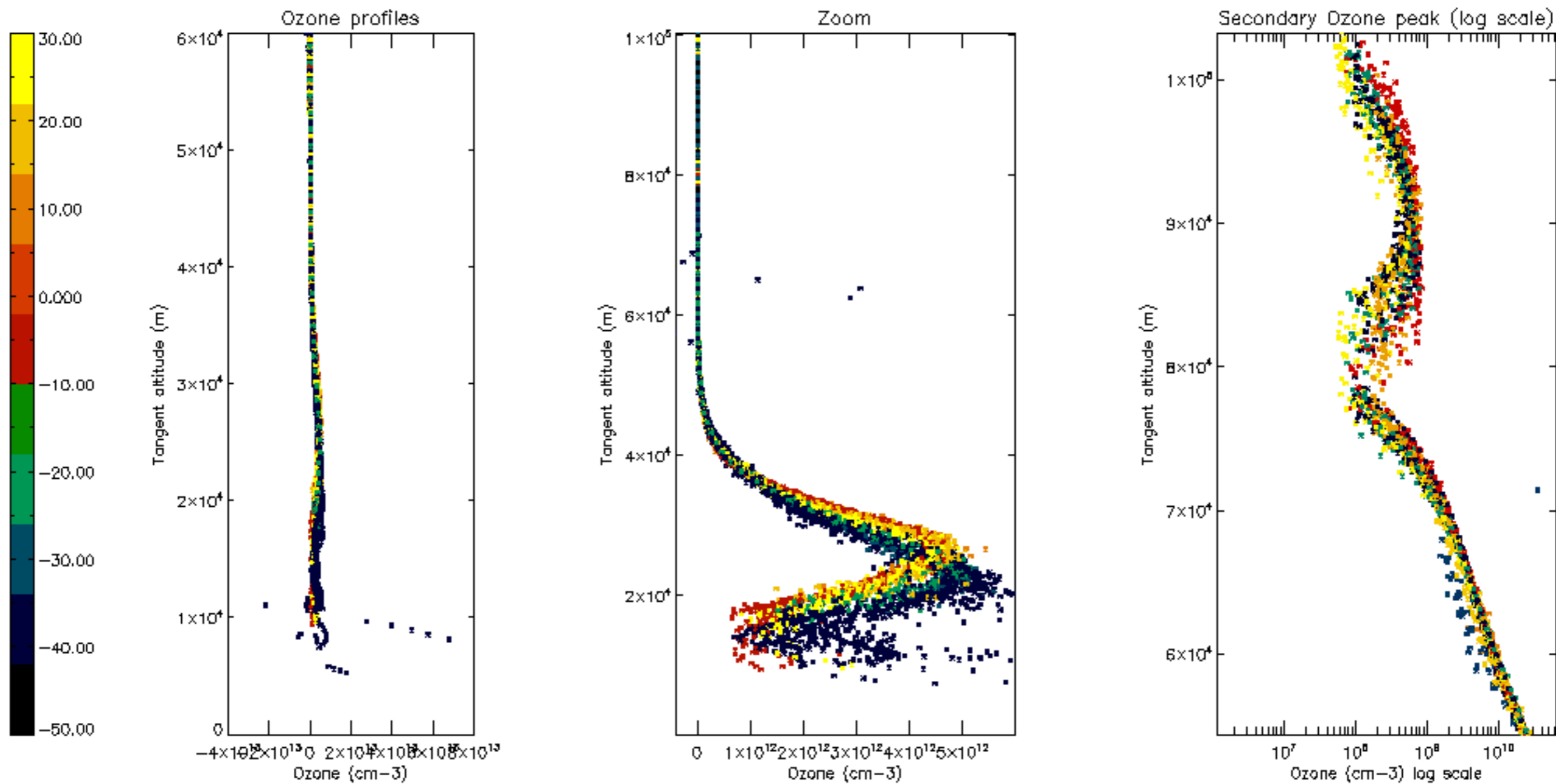


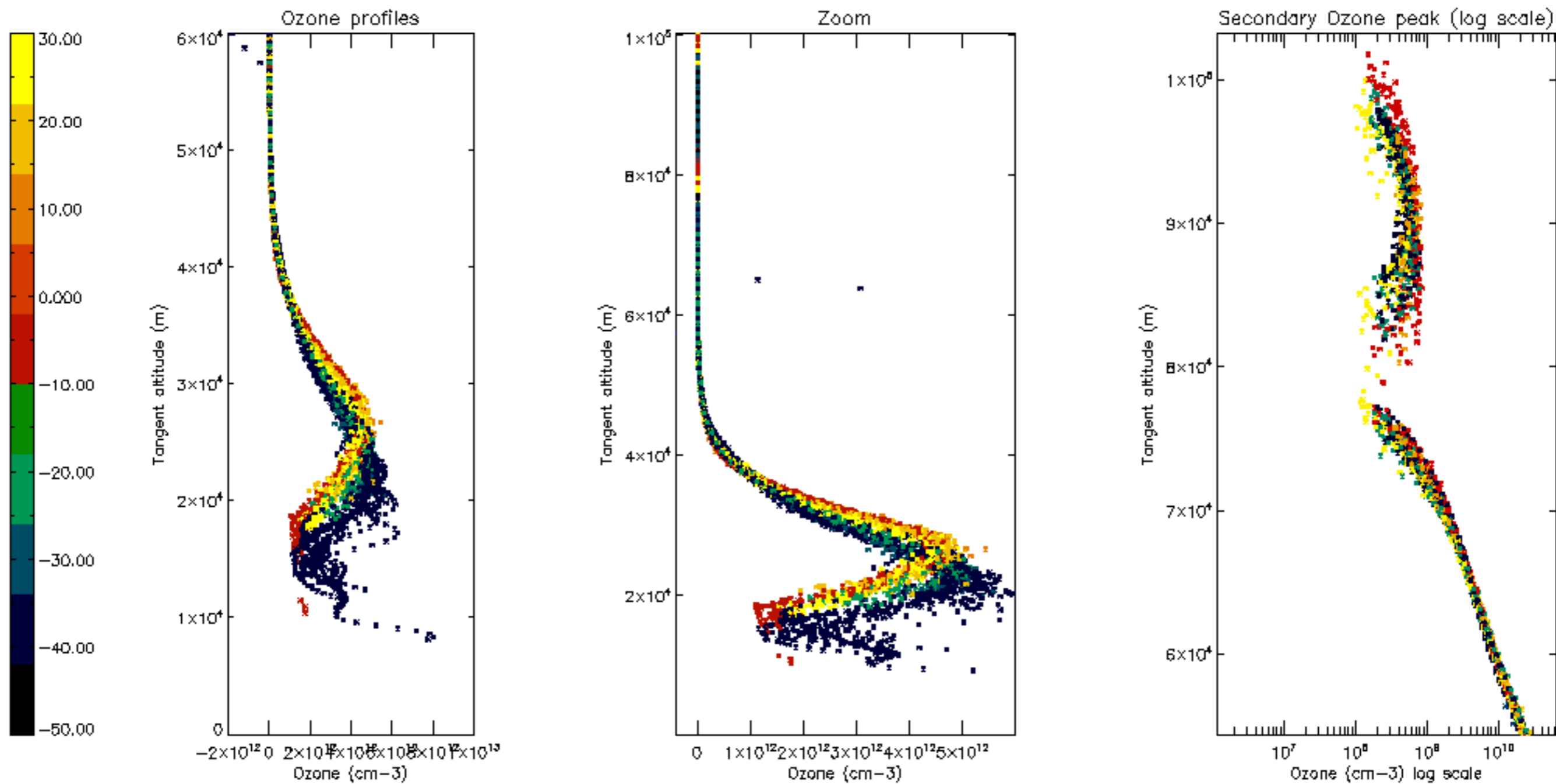
Percentage of saturation errors per profile

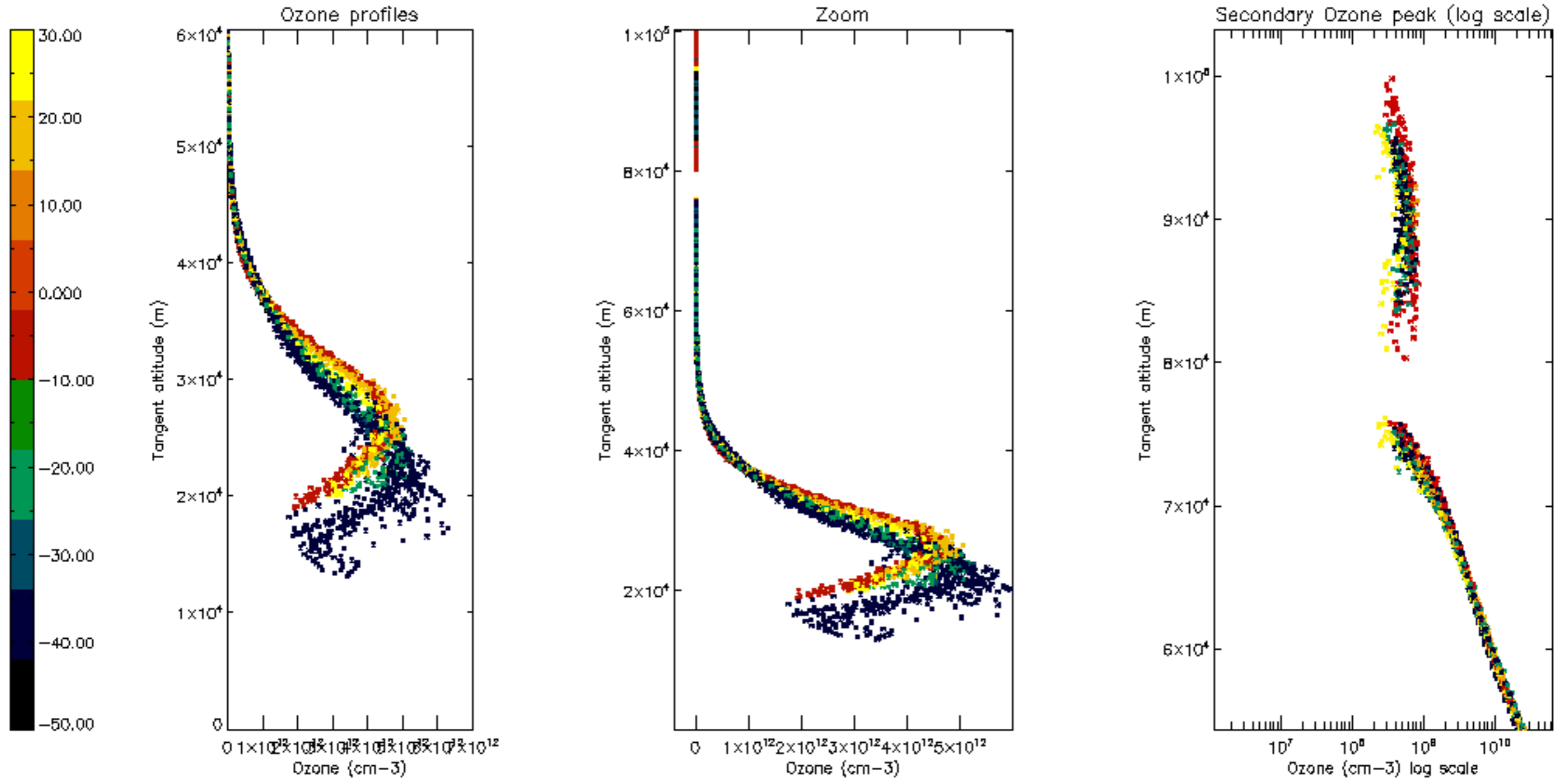


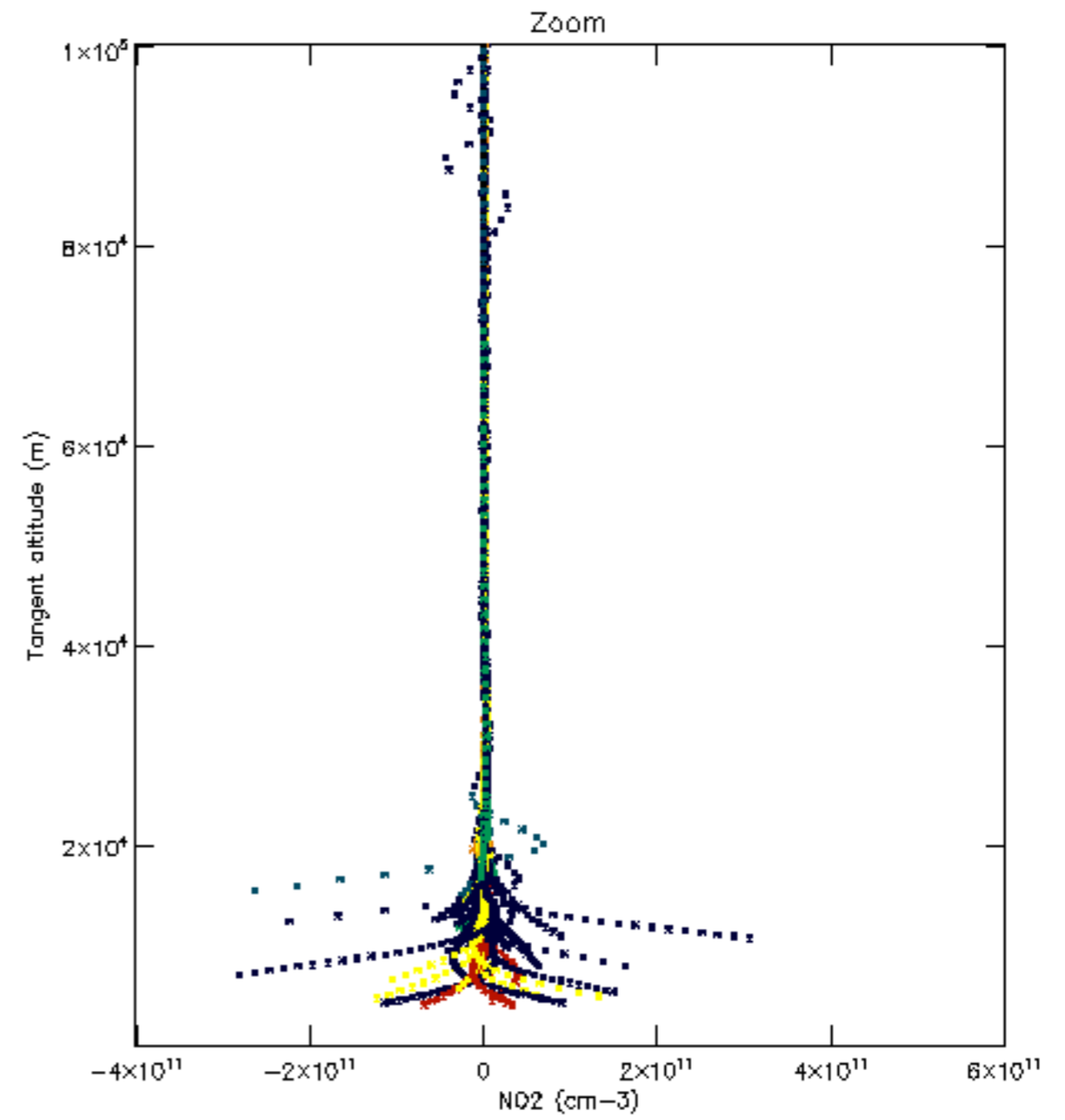
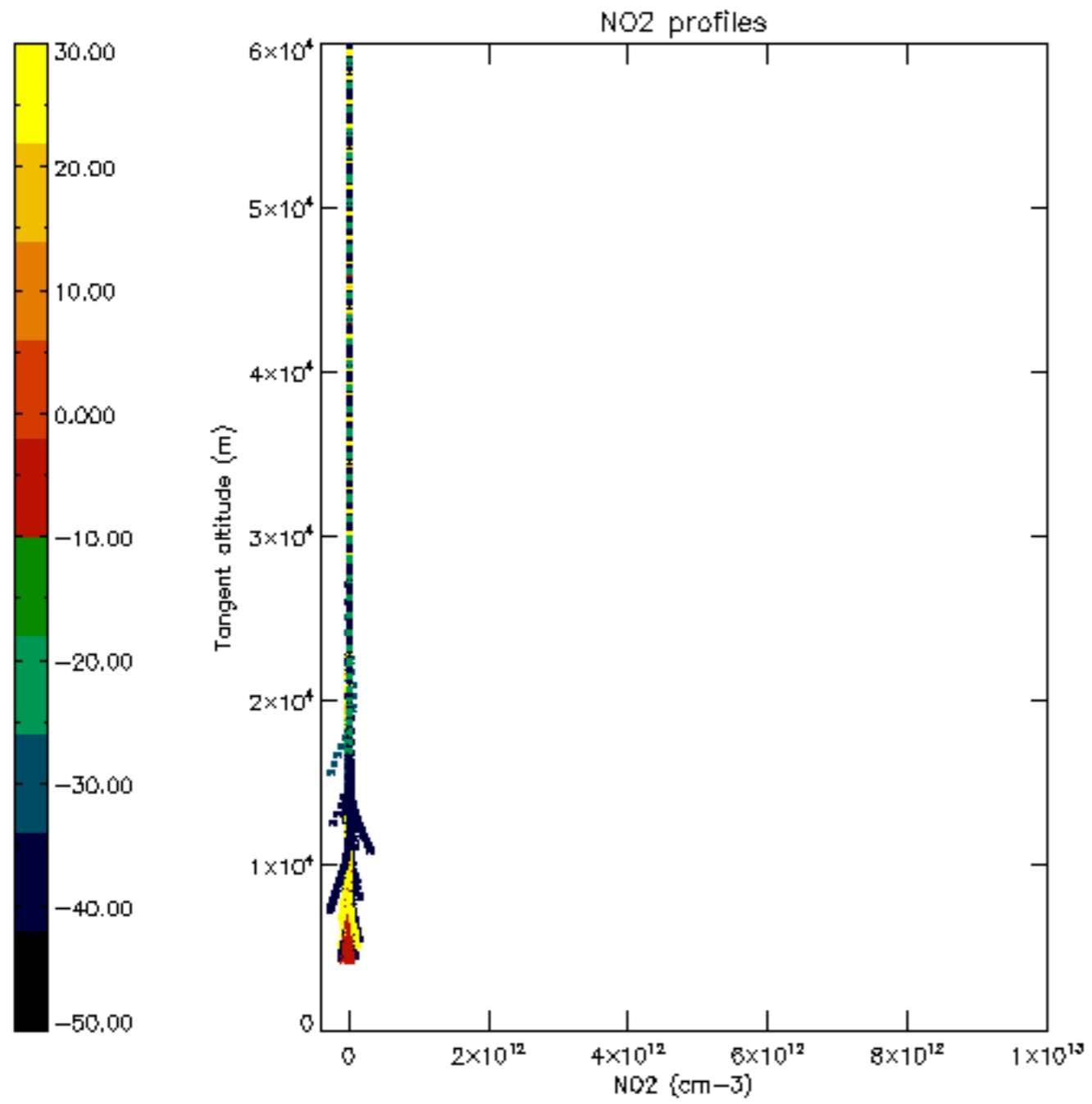


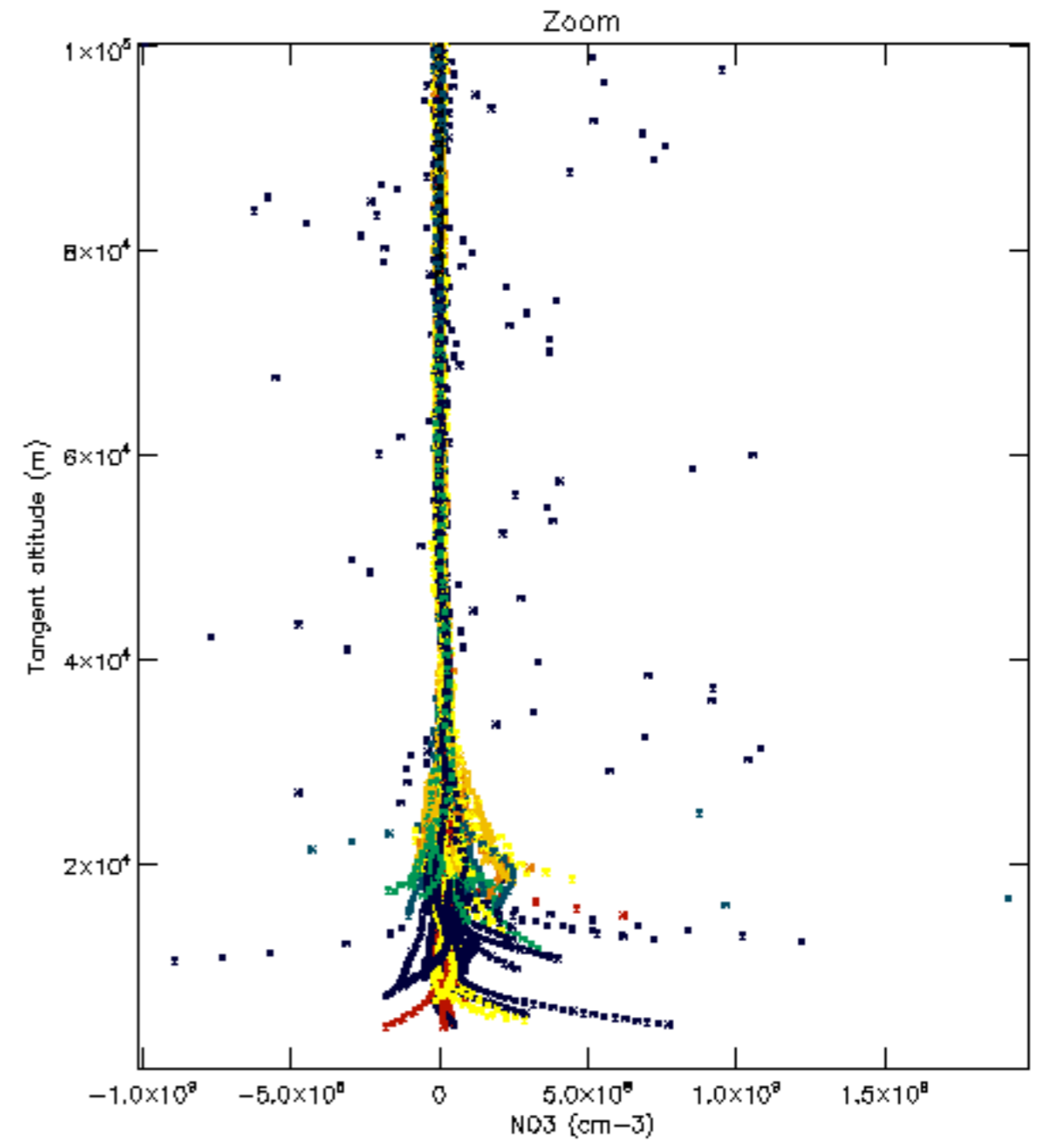
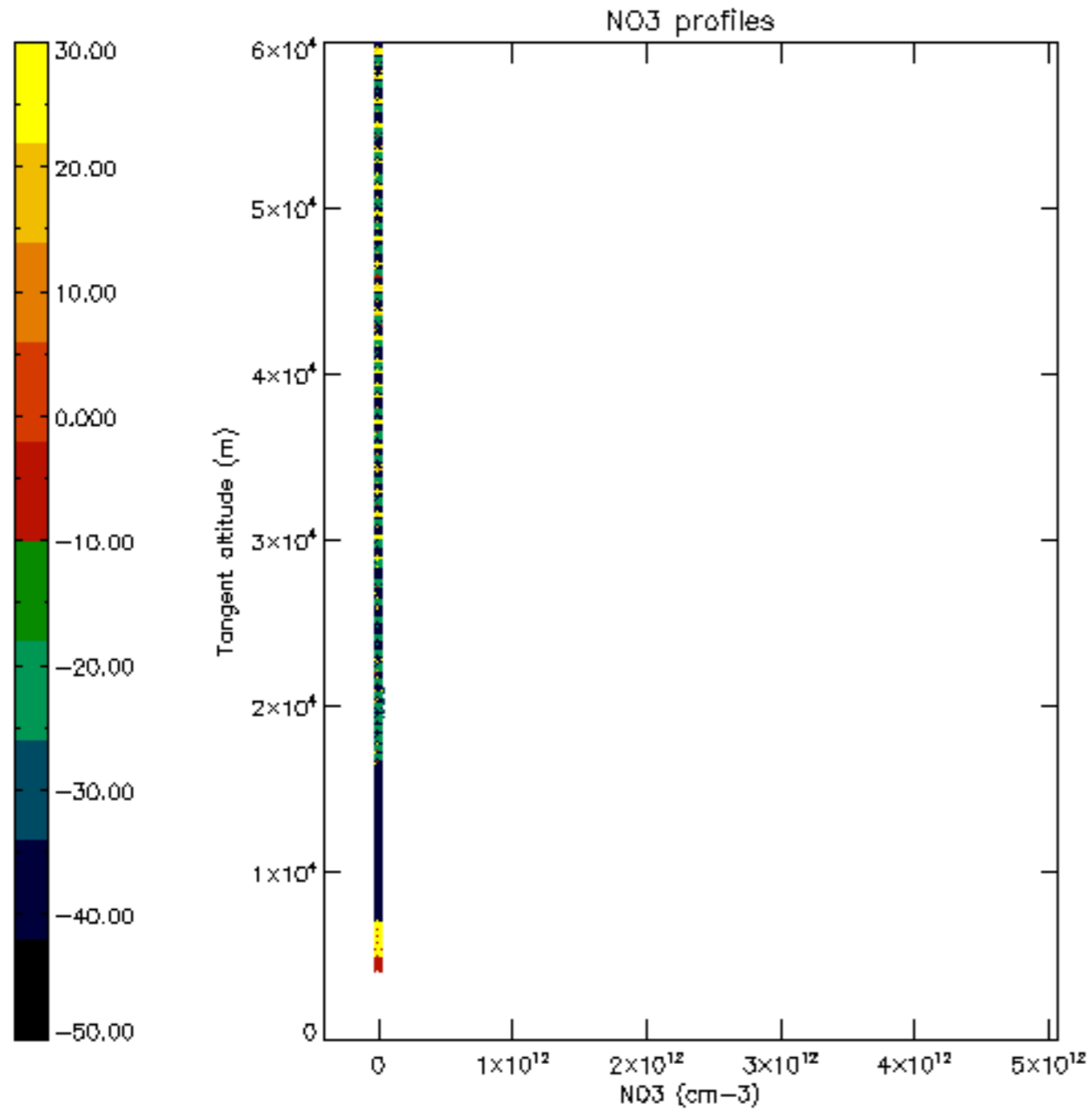




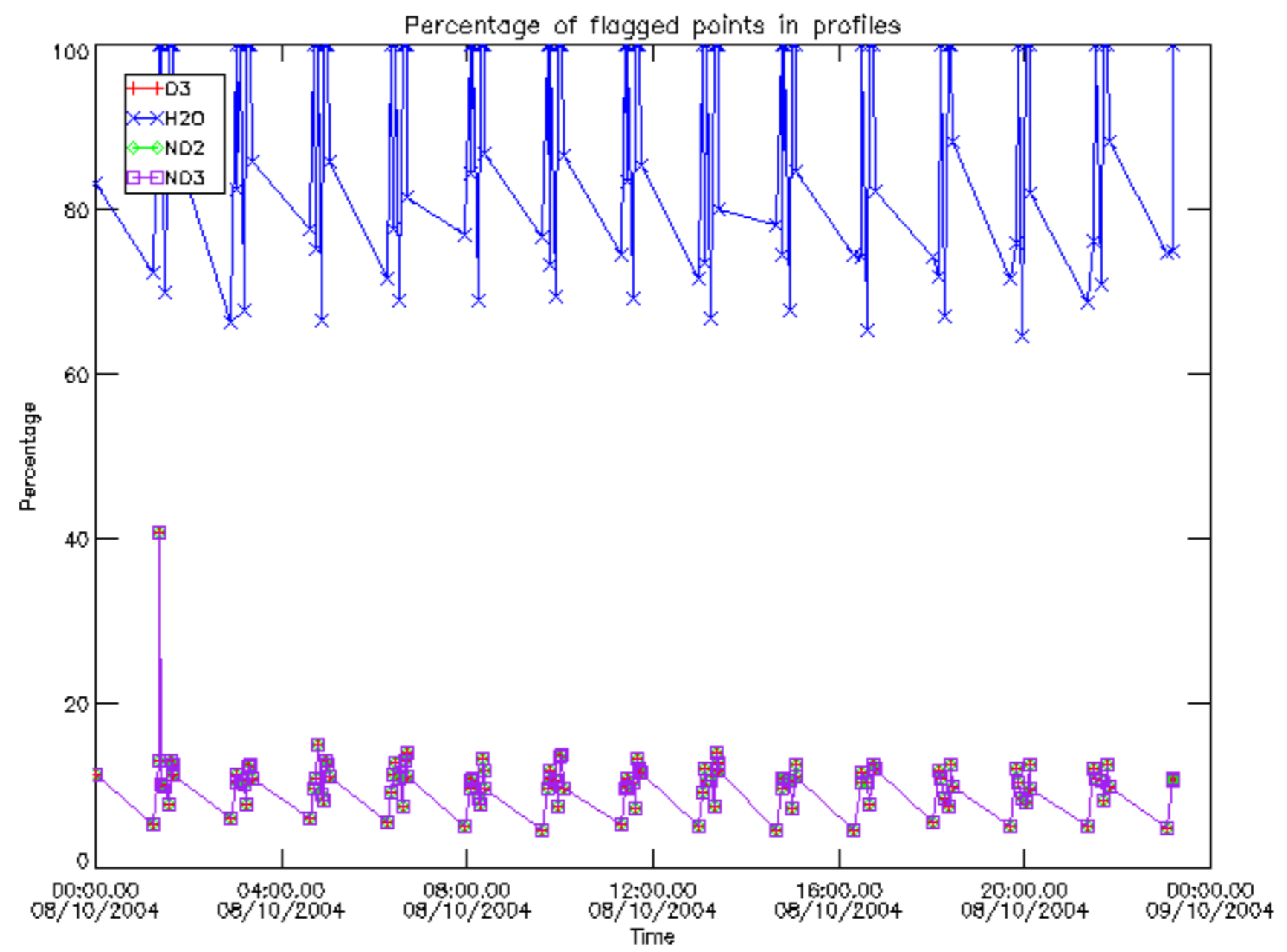






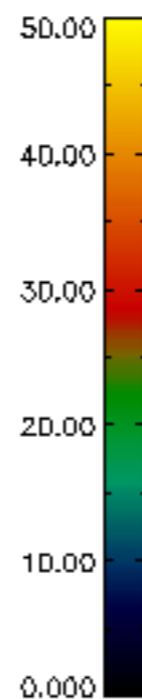
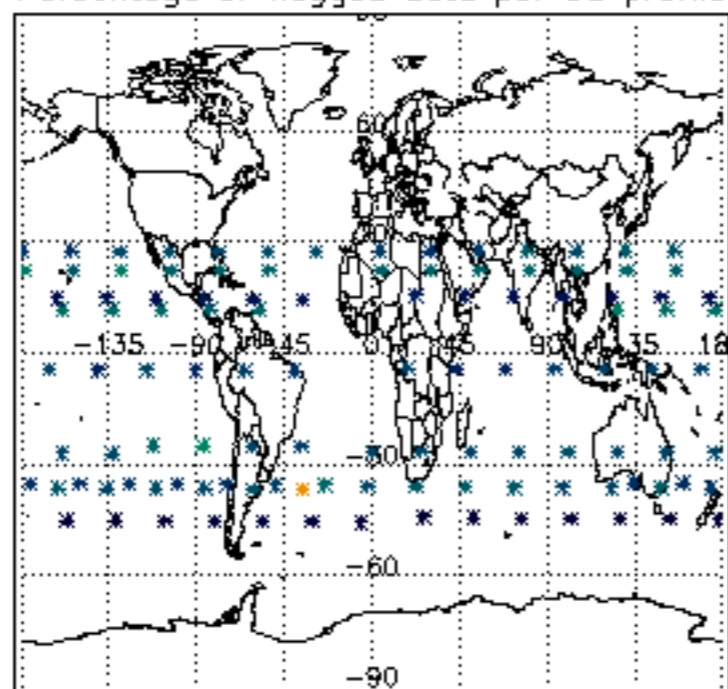




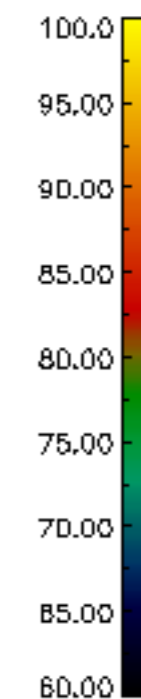
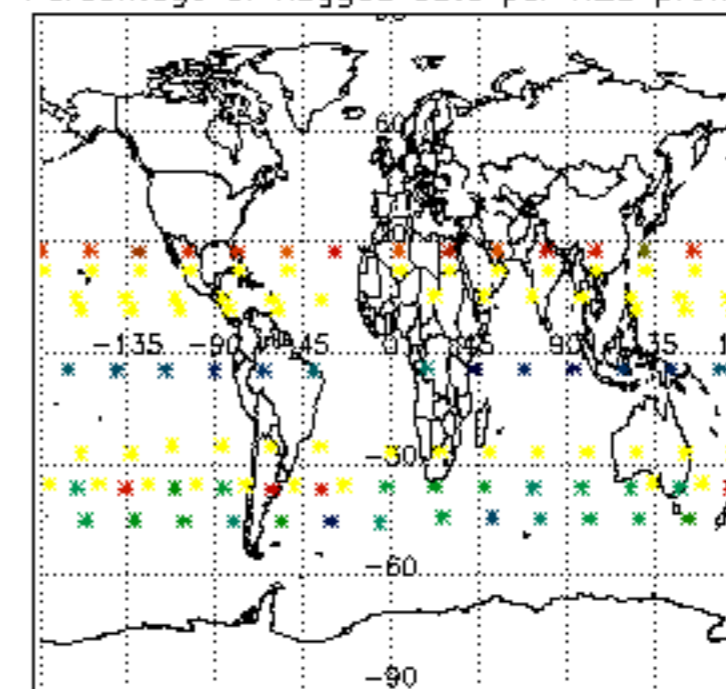




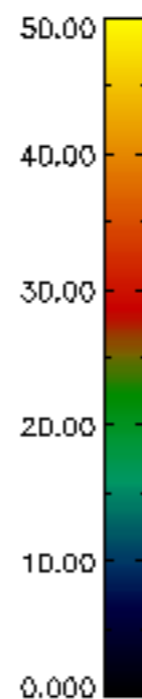
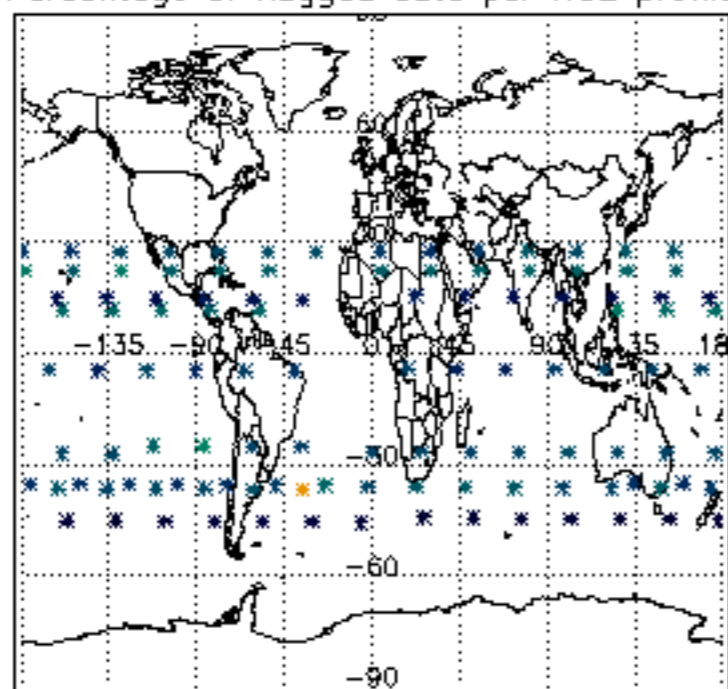
Percentage of flagged data per D3 profile



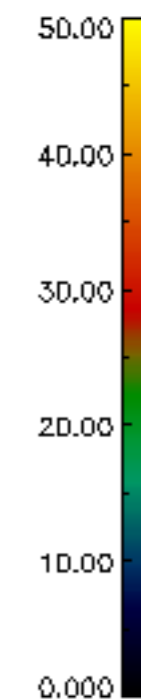
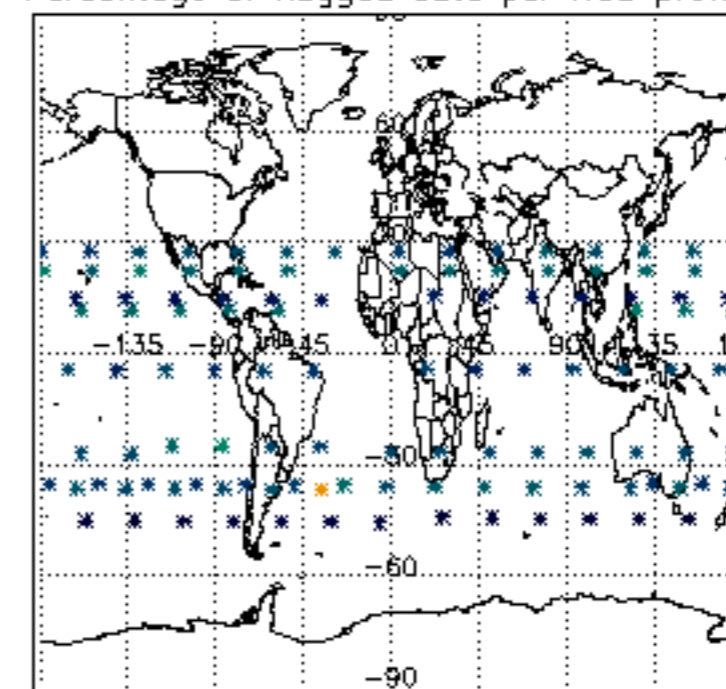
Percentage of flagged data per H2O profile

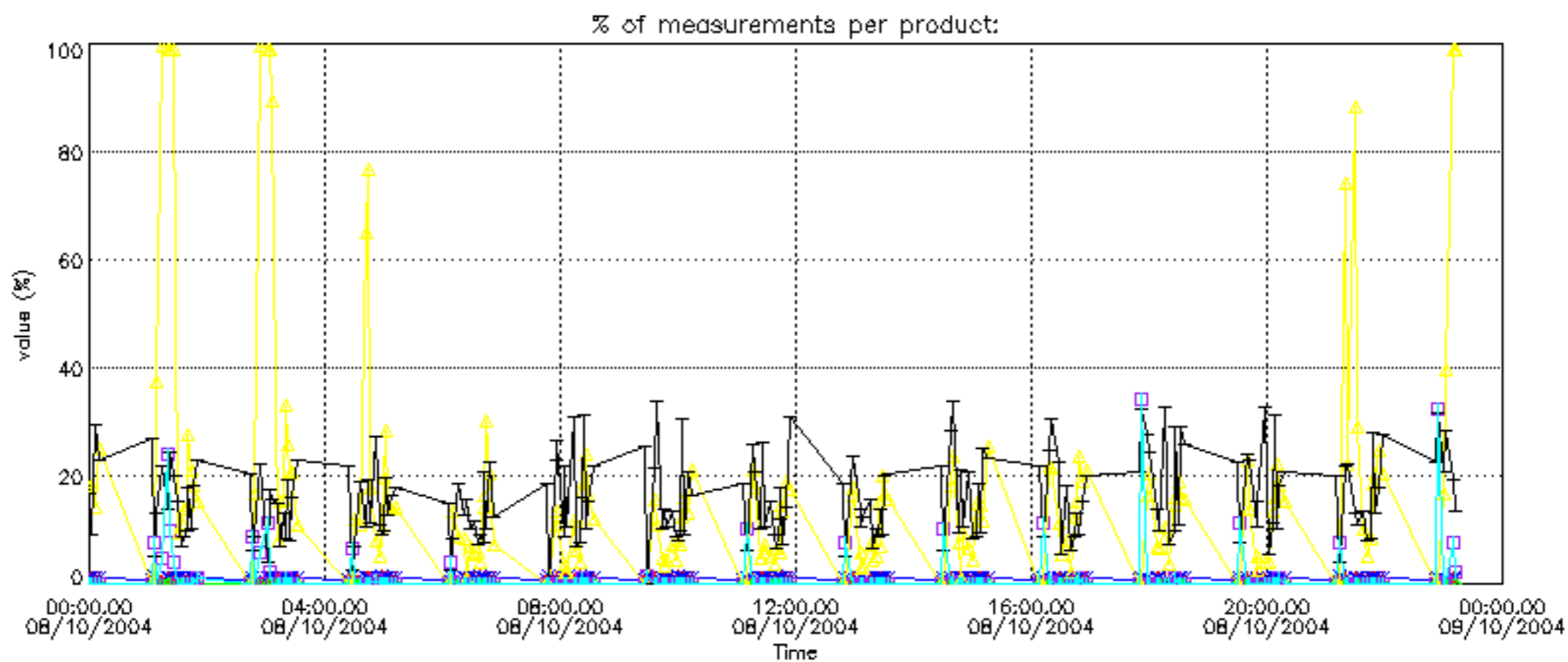


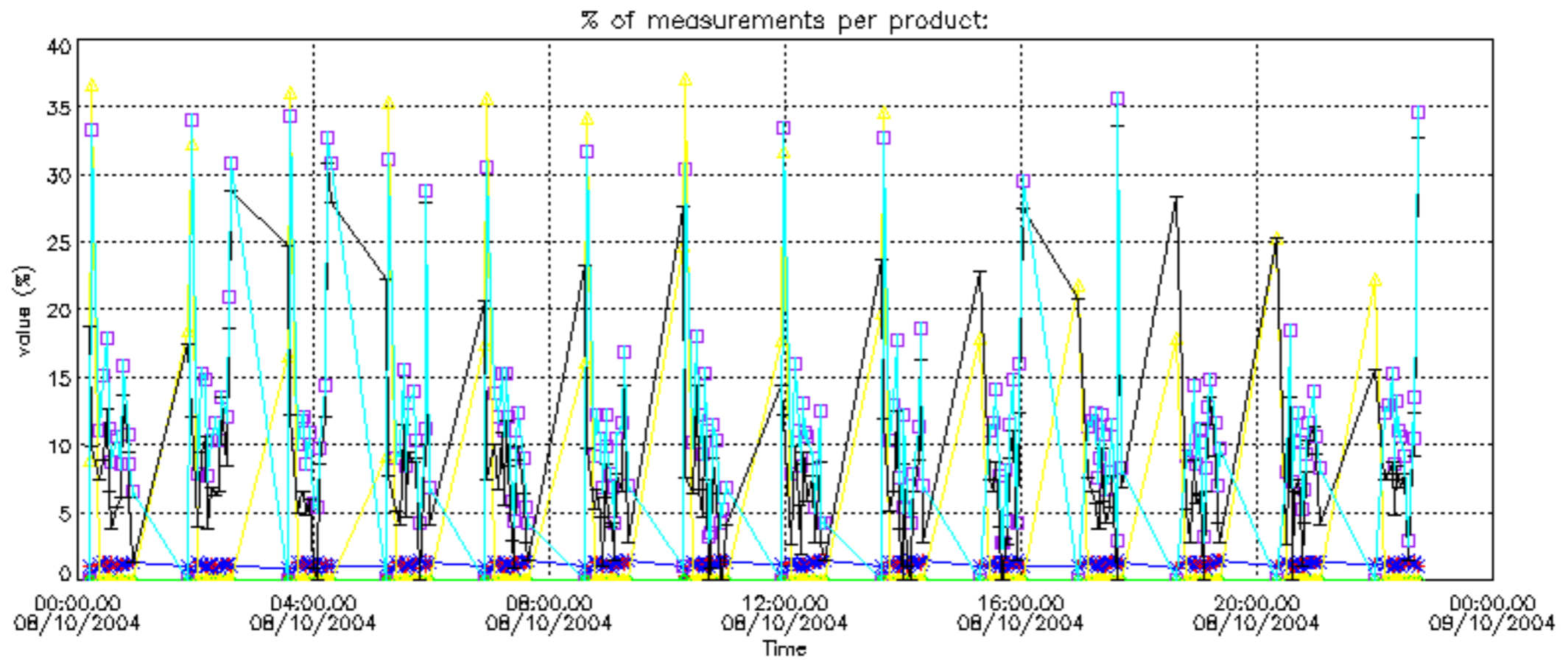
Percentage of flagged data per NO2 profile



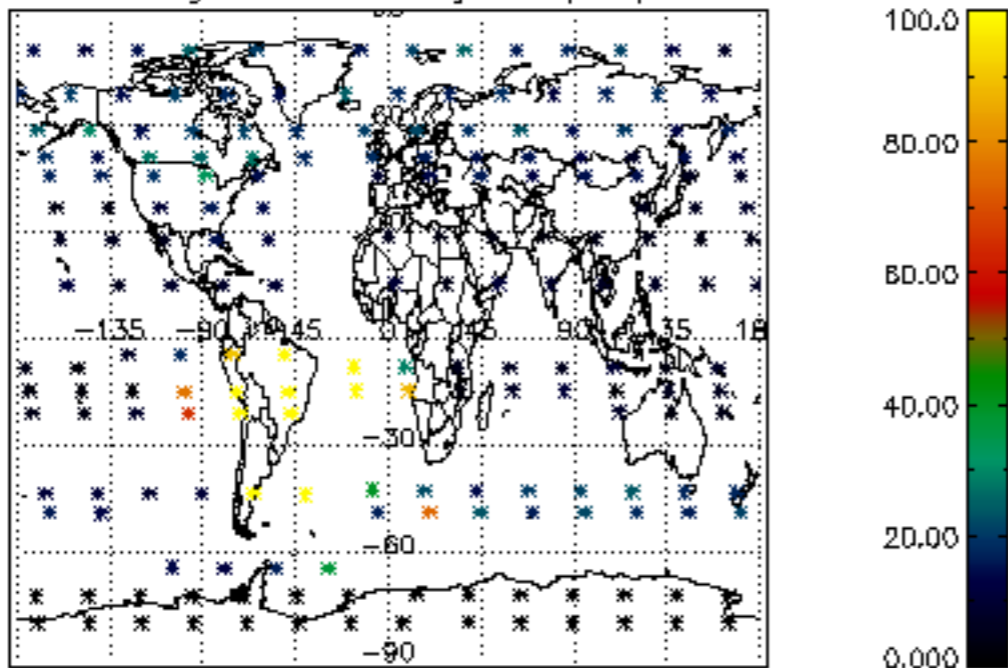
Percentage of flagged data per NO3 profile



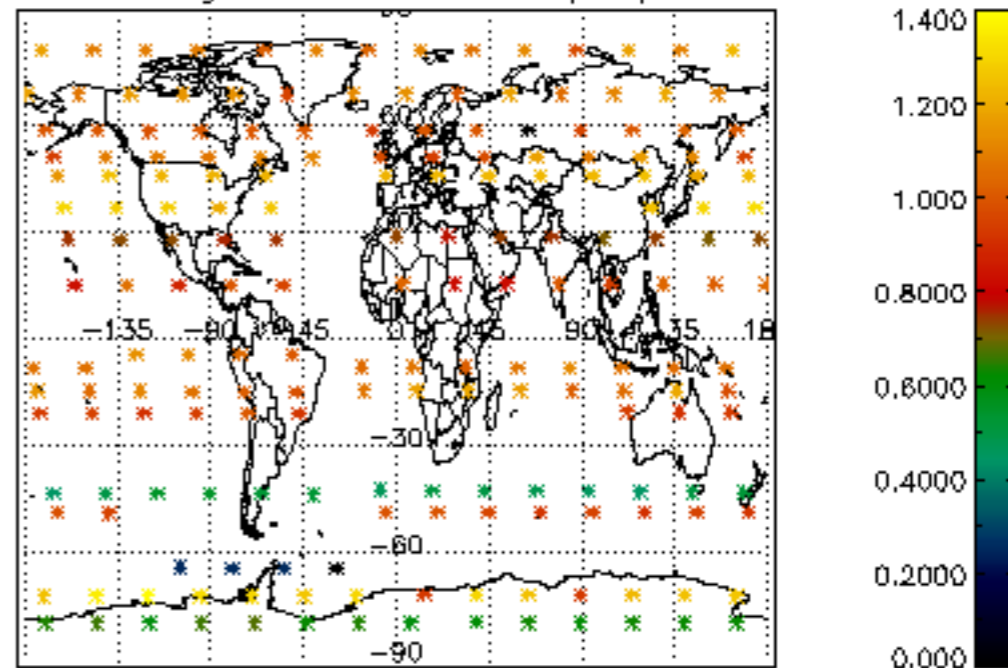




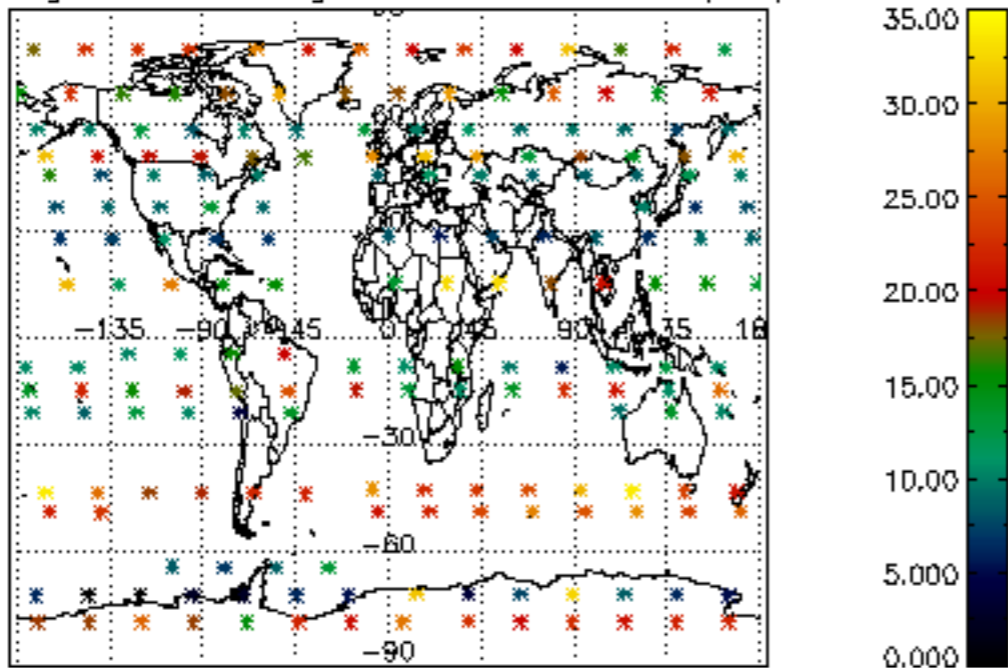
Percentage of cosmic ray hits per profile



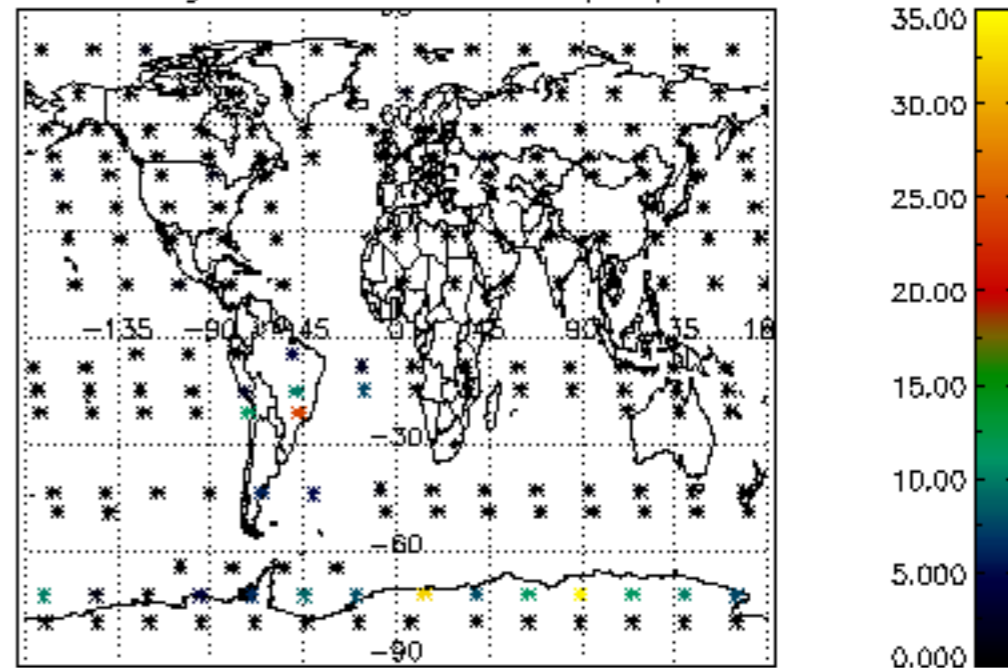
Percentage of datation errors per profile



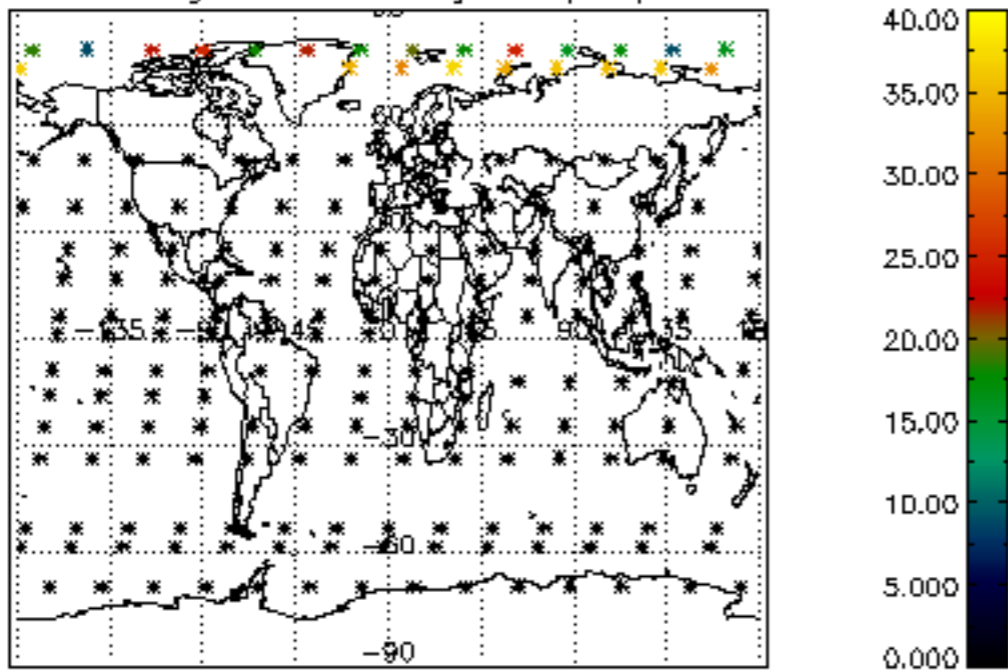
Percentage of star falling outside central band per profile



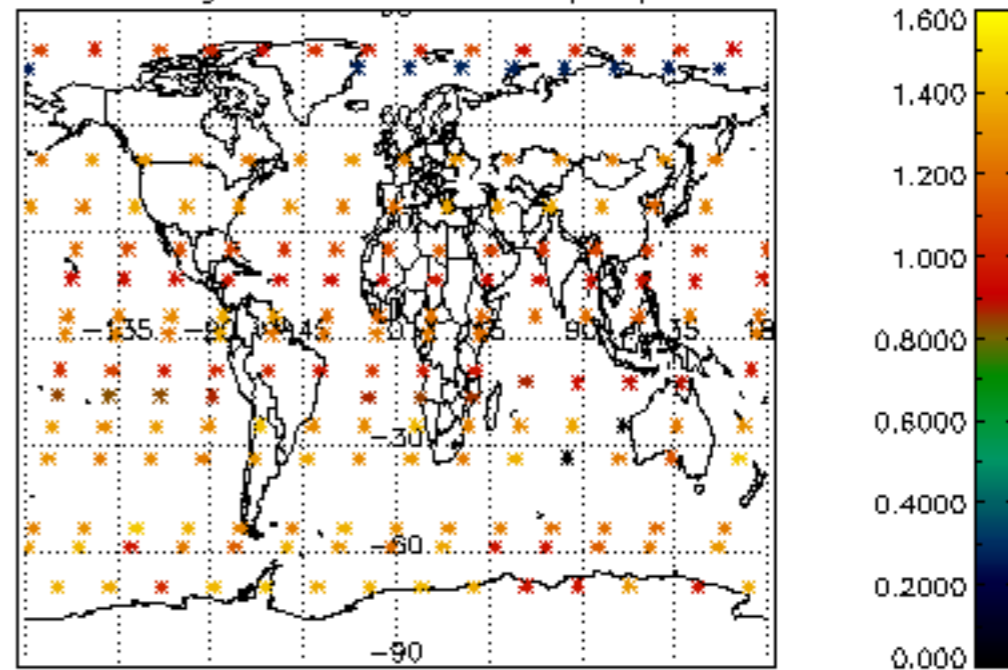
Percentage of saturation errors per profile



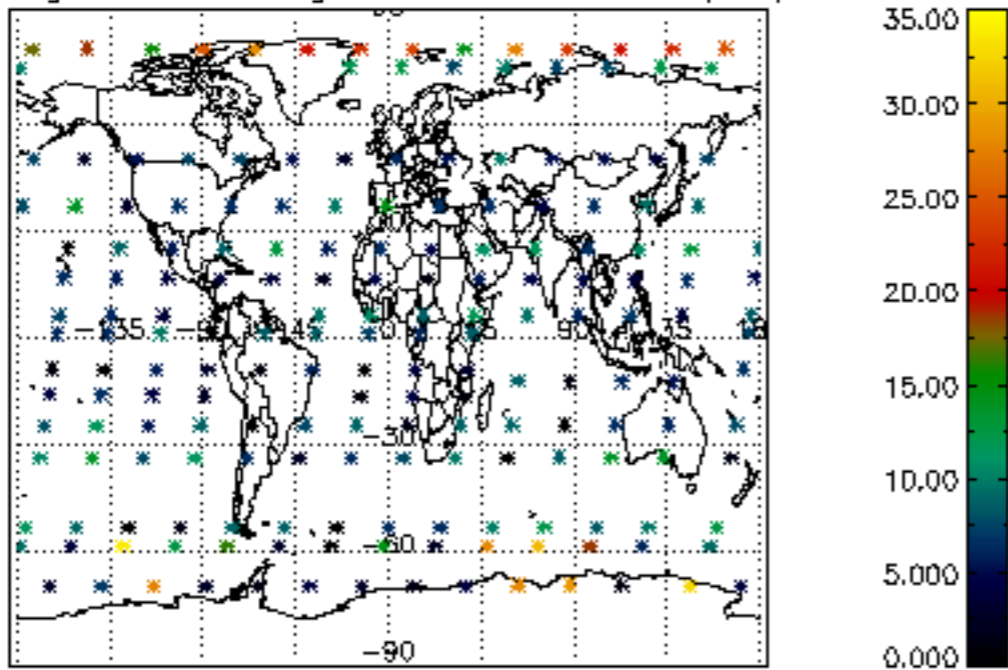
Percentage of cosmic ray hits per profile



Percentage of datation errors per profile



Percentage of star falling outside central band per profile



Percentage of saturation errors per profile

