

# GOMOS Level 2 Daily Report

## SUMMARY

### [1. General Info](#)

### [2. Summary of processed GOM\\_NL\\_2P products](#)

### [3. Level 2 Quality information per product](#)

#### [3.1 Plot of level 2 quality information per product \(time dependant\)](#)

#### [3.2 Plot of level 2 quality information per product \(world map\)](#)

### [4. Level 1 Quality information per product \(stored on level 2 products\)](#)

#### [4.1 Plot of level 1 quality information per product \(time dependant\)](#)

##### [4.1.1 Plot of level 1 quality information per product \(time dependant\): ASCENDING](#)

##### [4.1.2 Plot of level 1 quality information per product \(time dependant\): DESCENDING](#)

#### [4.2 Plot of level 1 quality information per product \(world map\)](#)

##### [4.2.1 Plot of level 1 quality information per product \(world map\): ASCENDING](#)

##### [4.2.2 Plot of level 1 quality information per product \(world map\): DESCENDING](#)

### [5. Ozone profiles based on quality statistics and other trace gas profiles](#)

#### [5.1 Ozone statistics based on quality of products](#)

#### [5.2 Plot ozone profiles for all STD \(dark without errors\)](#)

#### [5.3 Plot ozone profiles where STD < 20% \(dark without errors\)](#)

#### [5.4. Plot ozone profiles where STD < 10% \(dark without errors\)](#)

#### [5.5. Plot ozone profiles where STD < 5% \(dark without errors\)](#)

#### [5.6 Plot NO2 profiles for all STD \(dark without errors\)](#)

#### [5.7 Plot NO3 profiles for all STD \(dark without errors\)](#)

#### [5.8 Plot H2O profiles \(only for occultations of stars 1,2,3,4,13,14,16,26,63 dark without errors\) for all STD](#)

### [6. Auxiliary Data Files used for the production reported in section 2](#)

This report presents the daily analysis on parameters extracted from GOMOS level 2 data (GOM\_NL\_\_2P). It is intended to monitor some important parameters that will impact the quality of these products. A list of level 2 products (and content) that have arrived during the reporting day to the PCF is also given.

Item	Value
Time of report generation	19APR2013 12:42:49
Data source version	GOMOS/6.01
Start time of products	07-10-2004 (07OCT2004 00:00:00)
Stop time of products	08-10-2004 (08OCT2004 00:00:00)
Store outputs in DB	Yes
Nb of level 2 prods	392
Nb of prods with errors	1

## 2. Summary of processed GOM\_NL\_\_2P products.

Nr	Filename	UTC Start time	Limb	Duration	Star Id	Star Name	Star Mag	Star Temp	Nb Meas	Orbit	Prod. error
1	GOM_NL__2PRFIN20041007_000458_000001042031_00030_13611_4660.N1	07-OCT-2004 00:04:58	Dark	104.00	8	10Alp CMi	0.40000	6500.0	208	13611	No
2	GOM_NL__2PRFIN20041007_001129_000000542031_00030_13611_4661.N1	07-OCT-2004 00:11:29	Dark	53.500	132	15Rho Pup	2.8030	6900.0	107	13611	No
3	GOM_NL__2PRFIN20041007_001321_000000472031_00030_13611_4662.N1	07-OCT-2004 00:13:21	Dark	46.500	65	Lam Vel	2.2040	4400.0	93	13611	No
4	GOM_NL__2PRFIN20041007_001612_000000502031_00030_13611_4663.N1	07-OCT-2004 00:16:12	Dark	50.000	34	Gam2Vel	1.7930	23000.	100	13611	No
5	GOM_NL__2PRFIN20041007_002135_000000612031_00031_13612_4773.N1	07-OCT-2004 00:21:35	Dark	61.000	2	Alp Car	-0.73600	7000.0	122	13612	No
6	GOM_NL__2PRFIN20041007_002500_000000662031_00031_13612_4774.N1	07-OCT-2004 00:25:00	Dark	65.500	108	Alp Col	2.6520	15200.	131	13612	No
7	GOM_NL__2PRFIN20041007_002751_000000402031_00031_13612_4775.N1	07-OCT-2004 00:27:51	Dark	39.500	135	Bet Hyi	2.8200	5800.0	79	13612	No
8	GOM_NL__2PRFIN20041007_003022_000000412031_00031_13612_4776.N1	07-OCT-2004 00:30:22	Dark	40.500	143	Alp Hyi	2.8570	7200.0	81	13612	No
9	GOM_NL__2PRFIN20041007_003150_000000392031_00031_13612_4777.N1	07-OCT-2004 00:31:50	Dark	39.000	9	Alp Eri	0.45300	24000.	78	13612	No
10	GOM_NL__2PRFIN20041007_003353_000000522031_00031_13612_4778.N1	07-OCT-2004 00:33:53	Straylight	52.000	157	The1Eri	2.9060	9300.0	104	13612	No
11	GOM_NL__2PRFIN20041007_003702_000000432031_00031_13612_4779.N1	07-OCT-2004 00:37:02	Straylight	42.500	84	Alp Phe	2.3970	4500.0	85	13612	No
12	GOM_NL__2PRFIN20041007_004134_000000482031_00031_13612_4780.N1	07-OCT-2004 00:41:34	Straylight	47.500	18	24Alp PsA	1.1660	9700.0	95	13612	No
13	GOM_NL__2PRFIN20041007_004347_000000462031_00031_13612_4781.N1	07-OCT-2004 00:43:47	Straylight	45.500	52	16Bet Cet	2.0370	4500.0	91	13612	No
14	GOM_NL__2PRFIN20041007_004618_000002142031_00031_13612_4782.N1	07-OCT-2004 00:46:18	Bright	214.00	165	34Gam Eri	2.9500	3200.0	428	13612	No
15	GOM_NL__2PRFIN20041007_005348_000000402031_00031_13612_4783.N1	07-OCT-2004 00:53:48	Bright	39.500	140	88Gam Peg	2.8340	26000.	79	13612	No
16	GOM_NL__2PRFIN20041007_005728_000000392031_00031_13612_4784.N1	07-OCT-2004 00:57:28	Bright	39.000	93	53Bet Peg	2.5200	3100.0	78	13612	No
17	GOM_NL__2PRFIN20041007_010103_000000482031_00031_13612_4785.N1	07-OCT-2004 01:01:03	Bright	48.000	53	43Bet And	2.0480	3300.0	96	13612	No
18	GOM_NL__2PRFIN20041007_010336_000000542031_00031_13612_4786.N1	07-OCT-2004 01:03:36	Bright	54.000	173	4Bet Tri	3.0040	8900.0	108	13612	No
19	GOM_NL__2PRFIN20041007_010611_000000432031_00031_13612_4787.N1	07-OCT-2004 01:06:11	Bright	42.500	68	18Alp Cas	2.2250	4500.0	85	13612	No
20	GOM_NL__2PRFIN20041007_010737_000000412031_00031_13612_4788.N1	07-OCT-2004 01:07:37	Bright	40.500	76	27Gam Cas	2.3000	30000.	81	13612	No
21	GOM_NL__2PRFIN20041007_011043_000000492031_00031_13612_4789.N1	07-OCT-2004 01:10:43	Bright	49.000	160	23Gam Per	2.9300	4700.0	98	13612	No
22	GOM_NL__2PRFIN20041007_011444_000000402031_00031_13612_4790.N1	07-OCT-2004 01:14:44	Bright	39.500	49	1Alp UMi	1.9900	6300.0	79	13612	No
23	GOM_NL__2PRFIN20041007_011713_000000392031_00031_13612_4791.N1	07-OCT-2004 01:17:13	Bright	39.000	60	7Bet UMi	2.0810	3950.0	78	13612	No
24	GOM_NL__2PRFIN20041007_012251_000000392031_00031_13612_4792.N1	07-OCT-2004 01:22:51	Bright	38.500	36	50Alp UMa	1.8000	6300.0	77	13612	No
25	GOM_NL__2PRFIN20041007_012422_000000382031_00031_13612_4793.N1	07-OCT-2004 01:24:22	Bright	37.500	82	48Bet UMa	2.3650	10600.	75	13612	No
26	GOM_NL__2PRFIN20041007_012739_000000362031_00031_13612_4794.N1	07-OCT-2004 01:27:39	Bright	36.000	174	52Psi UMa	3.0040	4400.0	72	13612	No
27	GOM_NL__2PRFIN20041007_013306_000000692031_00031_13612_4795.N1	07-OCT-2004 01:33:06	Bright	68.500	24	66Alp Gem	1.5800	10200.	137	13612	No
28	GOM_NL__2PRFIN20041007_013730_000000412031_00031_13612_4796.N1	07-OCT-2004 01:37:30	Bright	40.500	22	32Alp Leo	1.3600	15200.	81	13612	No
29	GOM_NL__2PRFIN20041007_013928_000001582031_00031_13612_4797.N1	07-OCT-2004 01:39:28	Straylight	158.00	170	27Eps Gem	3.0000	9700.0	316	13612	No
30	GOM_NL__2PRFIN20041007_014535_000000892031_00031_13612_4798.N1	07-OCT-2004 01:45:35	Dark	88.500	8	10Alp CMi	0.40000	6500.0	177	13612	No
31	GOM_NL__2PRFIN20041007_015358_000000512031_00031_13612_4799.N1	07-OCT-2004 01:53:58	Dark	50.500	65	Lam Vel	2.2040	4400.0	101	13612	No
32	GOM_NL__2PRFIN20041007_015648_000000452031_00031_13612_4800.N1	07-OCT-2004 01:56:48	Dark	44.500	34	Gam2Vel	1.7930	23000.	89	13612	No
33	GOM_NL__2PRFIN20041007_020211_000000512031_00032_13613_4636.N1	07-OCT-2004 02:02:11	Dark	51.000	2	Alp Car	-0.73600	7000.0	102	13613	No
34	GOM_NL__2PRFIN20041007_020538_000000662031_00032_13613_4637.N1	07-OCT-2004 02:05:38	Dark	66.000	108	Alp Col	2.6520	15200.	132	13613	No
35	GOM_NL__2PRFIN20041007_020827_000000422031_00032_13613_4638.N1	07-OCT-2004 02:08:27	Dark	41.500	135	Bet Hyi	2.8200	5800.0	83	13613	No
36	GOM_NL__2PRFIN20041007_021058_000000422031_00032_13613_4639.N1	07-OCT-2004 02:10:58	Dark	42.000	143	Alp Hyi	2.8570	7200.0	84	13613	No
37	GOM_NL__2PRFIN20041007_021226_000000462031_00032_13613_4640.N1	07-OCT-2004 02:12:26	Dark	45.500	9	Alp Eri	0.45300	24000.	91	13613	No
38	GOM_NL__2PRFIN20041007_021430_000000512031_00032_13613_4641.N1	07-OCT-2004 02:14:30	Straylight	50.500	157	The1Eri	2.9060	9300.0	101	13613	No
39	GOM_NL__2PRFIN20041007_021738_000000442031_00032_13613_4642.N1	07-OCT-2004 02:17:38	Straylight	43.500	84	Alp Phe	2.3970	4500.0	87	13613	No
40	GOM_NL__2PRFIN20041007_022210_000000422031_00032_13613_4643.N1	07-OCT-2004 02:22:10	Straylight	42.000	18	24Alp PsA	1.1660	9700.0	84	13613	No
41	GOM_NL__2PRFIN20041007_022422_000000492031_00032_13613_4644.N1	07-OCT-2004 02:24:22	Straylight	48.500	52	16Bet Cet	2.0370	4500.0	97	13613	No
42	GOM_NL__2PRFIN20041007_022652_000002142031_00032_13613_4645.N1	07-OCT-2004 02:26:52	Bright	214.00	165	34Gam Eri	2.9500	3200.0	428	13613	No

43	GOM_NL__2PRFIN20041007_023423_000000412031_00032_13613_4646.N1	07-OCT-2004 02:34:23	Bright	41.000	140	88Gam Peg	2.8340	26000.	82	13613	No
44	GOM_NL__2PRFIN20041007_023804_000000382031_00032_13613_4647.N1	07-OCT-2004 02:38:04	Bright	38.000	93	53Bet Peg	2.5200	3100.0	76	13613	No
45	GOM_NL__2PRFIN20041007_024138_000000472031_00032_13613_4648.N1	07-OCT-2004 02:41:38	Bright	47.000	53	43Bet And	2.0480	3300.0	94	13613	No
46	GOM_NL__2PRFIN20041007_024411_000000532031_00032_13613_4649.N1	07-OCT-2004 02:44:11	Bright	52.500	173	4Bet Tri	3.0040	8900.0	105	13613	No
47	GOM_NL__2PRFIN20041007_024647_000000432031_00032_13613_4650.N1	07-OCT-2004 02:46:47	Bright	42.500	68	18Alp Cas	2.2250	4500.0	85	13613	No
48	GOM_NL__2PRFIN20041007_024813_000000402031_00032_13613_4651.N1	07-OCT-2004 02:48:13	Bright	39.500	76	27Gam Cas	2.3000	30000.	79	13613	No
49	GOM_NL__2PRFIN20041007_025118_000000522031_00032_13613_4652.N1	07-OCT-2004 02:51:18	Bright	51.500	160	23Gam Per	2.9300	4700.0	103	13613	No
50	GOM_NL__2PRFIN20041007_025519_000000392031_00032_13613_4653.N1	07-OCT-2004 02:55:19	Bright	38.500	49	1Alp UMi	1.9900	6300.0	77	13613	No
51	GOM_NL__2PRFIN20041007_025748_000000412031_00032_13613_4654.N1	07-OCT-2004 02:57:48	Bright	40.500	60	7Bet UMi	2.0810	3950.0	81	13613	No
52	GOM_NL__2PRFIN20041007_030327_000000402031_00032_13613_4655.N1	07-OCT-2004 03:03:27	Bright	39.500	36	50Alp UMa	1.8000	6300.0	79	13613	No
53	GOM_NL__2PRFIN20041007_030458_000000522031_00032_13613_4656.N1	07-OCT-2004 03:04:58	Bright	52.000	82	48Bet UMa	2.3650	10600.	104	13613	No
54	GOM_NL__2PRFIN20041007_030815_000000522031_00032_13613_4657.N1	07-OCT-2004 03:08:15	Bright	52.000	174	52Psi UMa	3.0040	4400.0	104	13613	No
55	GOM_NL__2PRFIN20041007_031342_000000662031_00032_13613_4658.N1	07-OCT-2004 03:13:42	Bright	65.500	24	66Alp Gem	1.5800	10200.	131	13613	No
56	GOM_NL__2PRFIN20041007_031807_000000402031_00032_13613_4659.N1	07-OCT-2004 03:18:07	Bright	40.000	22	32Alp Leo	1.3600	15200.	80	13613	No
57	GOM_NL__2PRFIN20041007_032006_000001702031_00032_13613_4660.N1	07-OCT-2004 03:20:06	Straylight	169.50	170	27Eps Gem	3.0000	9700.0	339	13613	No
58	GOM_NL__2PRFIN20041007_032613_000001002031_00032_13613_4661.N1	07-OCT-2004 03:26:13	Dark	100.00	8	10Alp CMi	0.40000	6500.0	200	13613	No
59	GOM_NL__2PRFIN20041007_033243_000000532031_00032_13613_4662.N1	07-OCT-2004 03:32:43	Dark	52.500	132	15Rho Pup	2.8030	6900.0	105	13613	No
60	GOM_NL__2PRFIN20041007_033434_000000462031_00032_13613_4663.N1	07-OCT-2004 03:34:34	Dark	46.000	65	Lam Vel	2.2040	4400.0	92	13613	No
61	GOM_NL__2PRFIN20041007_033723_000000462031_00032_13613_4664.N1	07-OCT-2004 03:37:23	Dark	45.500	34	Gam2Vel	1.7930	23000.	91	13613	No
62	GOM_NL__2PRFIN20041007_034251_000000492031_00033_13614_4637.N1	07-OCT-2004 03:42:51	Dark	49.000	2	Alp Car	-0.73600	7000.0	98	13614	No
63	GOM_NL__2PRFIN20041007_034614_000000682031_00033_13614_4638.N1	07-OCT-2004 03:46:14	Dark	67.500	108	Alp Col	2.6520	15200.	135	13614	No
64	GOM_NL__2PRFIN20041007_034903_000000402031_00033_13614_4639.N1	07-OCT-2004 03:49:03	Dark	40.000	135	Bet Hyi	2.8200	5800.0	80	13614	No
65	GOM_NL__2PRFIN20041007_035134_000000412031_00033_13614_4640.N1	07-OCT-2004 03:51:34	Dark	40.500	143	Alp Hyi	2.8570	7200.0	81	13614	No
66	GOM_NL__2PRFIN20041007_035302_000000452031_00033_13614_4641.N1	07-OCT-2004 03:53:02	Dark	44.500	9	Alp Eri	0.45300	24000.	89	13614	No
67	GOM_NL__2PRFIN20041007_035506_000000522031_00033_13614_4642.N1	07-OCT-2004 03:55:06	Straylight	51.500	157	The1Eri	2.9060	9300.0	103	13614	No
68	GOM_NL__2PRFIN20041007_035814_000000452031_00033_13614_4643.N1	07-OCT-2004 03:58:14	Straylight	44.500	84	Alp Phe	2.3970	4500.0	89	13614	No
69	GOM_NL__2PRFIN20041007_040246_000000462031_00033_13614_4644.N1	07-OCT-2004 04:02:46	Straylight	45.500	18	24Alp PsA	1.1660	9700.0	91	13614	No
70	GOM_NL__2PRFIN20041007_040458_000000482031_00033_13614_4645.N1	07-OCT-2004 04:04:58	Straylight	47.500	52	16Bet Cet	2.0370	4500.0	95	13614	No
71	GOM_NL__2PRFIN20041007_040727_000002142031_00033_13614_4646.N1	07-OCT-2004 04:07:27	Bright	214.00	165	34Gam Eri	2.9500	3200.0	428	13614	No
72	GOM_NL__2PRFIN20041007_041500_000000392031_00033_13614_4647.N1	07-OCT-2004 04:15:00	Bright	39.000	140	88Gam Peg	2.8340	26000.	78	13614	No
73	GOM_NL__2PRFIN20041007_041840_000000372031_00033_13614_4648.N1	07-OCT-2004 04:18:40	Bright	37.000	93	53Bet Peg	2.5200	3100.0	74	13614	No
74	GOM_NL__2PRFIN20041007_042213_000000462031_00033_13614_4649.N1	07-OCT-2004 04:22:13	Bright	46.000	53	43Bet And	2.0480	3300.0	92	13614	No
75	GOM_NL__2PRFIN20041007_042445_000000532031_00033_13614_4650.N1	07-OCT-2004 04:24:45	Bright	53.000	173	4Bet Tri	3.0040	8900.0	106	13614	No
76	GOM_NL__2PRFIN20041007_042724_000000412031_00033_13614_4651.N1	07-OCT-2004 04:27:24	Bright	40.500	68	18Alp Cas	2.2250	4500.0	81	13614	No
77	GOM_NL__2PRFIN20041007_042849_000000412031_00033_13614_4652.N1	07-OCT-2004 04:28:49	Bright	40.500	76	27Gam Cas	2.3000	30000.	81	13614	No
78	GOM_NL__2PRFIN20041007_043153_000000532031_00033_13614_4653.N1	07-OCT-2004 04:31:53	Bright	53.000	160	23Gam Per	2.9300	4700.0	106	13614	No
79	GOM_NL__2PRFIN20041007_043556_000000392031_00033_13614_4654.N1	07-OCT-2004 04:35:56	Bright	38.500	49	1Alp UMi	1.9900	6300.0	77	13614	No
80	GOM_NL__2PRFIN20041007_043825_000000372031_00033_13614_4655.N1	07-OCT-2004 04:38:25	Bright	36.500	60	7Bet UMi	2.0810	3950.0	73	13614	No
81	GOM_NL__2PRFIN20041007_044400_000000422031_00033_13614_4656.N1	07-OCT-2004 04:44:00	Bright	42.000	36	50Alp UMa	1.8000	6300.0	84	13614	No
82	GOM_NL__2PRFIN20041007_044535_000000522031_00033_13614_4657.N1	07-OCT-2004 04:45:35	Bright	52.000	82	48Bet UMa	2.3650	10600.	104	13614	No
83	GOM_NL__2PRFIN20041007_044849_000000522031_00033_13614_4658.N1	07-OCT-2004 04:48:49	Bright	52.000	174	52Psi UMa	3.0040	4400.0	104	13614	No
84	GOM_NL__2PRFIN20041007_045418_000000672031_00033_13614_4659.N1	07-OCT-2004 04:54:18	Bright	67.000	24	66Alp Gem	1.5800	10200.	134	13614	No
85	GOM_NL__2PRFIN20041007_045843_000000402031_00033_13614_4660.N1	07-OCT-2004 04:58:43	Bright	40.000	22	32Alp Leo	1.3600	15200.	80	13614	No
86	GOM_NL__2PRFIN20041007_050044_000001622031_00033_13614_4661.N1	07-OCT-2004 05:00:44	Straylight	161.50	170	27Eps Gem	3.0000	9700.0	323	13614	No
87	GOM_NL__2PRFIN20041007_050650_000000892031_00033_13614_4662.N1	07-OCT-2004 05:06:50	Dark	89.000	8	10Alp CMi	0.40000	6500.0	178	13614	No
88	GOM_NL__2PRFIN20041007_051320_000000562031_00033_13614_4663.N1	07-OCT-2004 05:13:20	Dark	55.500	132	15Rho Pup	2.8030	6900.0	111	13614	No
89	GOM_NL__2PRFIN20041007_051511_000000452031_00033_13614_4664.N1	07-OCT-2004 05:15:11	Dark	45.000	65	Lam Vel	2.2040	4400.0	90	13614	No
90	GOM_NL__2PRFIN20041007_051802_000000442031_00033_13614_4665.N1	07-OCT-2004 05:18:02	Dark	43.500	34	Gam2Vel	1.7930	23000.	87	13614	No
91	GOM_NL__2PRFIN20041007_052328_000000492031_00034_13615_4638.N1	07-OCT-2004 05:23:28	Dark	49.000	2	Alp Car	-0.73600	7000.0	98	13615	No
92	GOM_NL__2PRFIN20041007_052652_000000692031_00034_13615_4639.N1	07-OCT-2004 05:26:52	Dark	69.000	108	Alp Col	2.6520	15200.	138	13615	No
93	GOM_NL__2PRFIN20041007_052939_000000402031_00034_13615_4640.N1	07-OCT-2004 05:29:39	Dark	39.500	135	Bet Hyi	2.8200	5800.0	79	13615	No
94	GOM_NL__2PRFIN20041007_053211_000000392031_00034_13615_4641.N1	07-OCT-2004 05:32:11	Dark	39.000	143	Alp Hyi	2.8570	7200.0	78	13615	No
95	GOM_NL__2PRFIN20041007_053339_000000452031_00034_13615_4642.N1	07-OCT-2004 05:33:39	Dark	45.000	9	Alp Eri	0.45300	24000.	90	13615	No
96	GOM_NL__2PRFIN20041007_053542_000000502031_00034_13615_4643.N1	07-OCT-2004 05:35:42	Straylight	50.000	157	The1Eri	2.9060	9300.0	100	13615	No
97	GOM_NL__2PRFIN20041007_053851_000000432031_00034_13615_4644.N1	07-OCT-2004 05:38:51	Straylight	43.000	84	Alp Phe	2.3970	4500.0	86	13615	No
98	GOM_NL__2PRFIN20041007_054322_000000452031_00034_13615_4645.N1	07-OCT-2004 05:43:22	Straylight	45.000	18	24Alp PsA	1.1660	9700.0	90	13615	No
99	GOM_NL__2PRFIN20041007_054536_000000492031_00034_13615_4646.N1	07-OCT-2004 05:45:36	Straylight	48.500	52	16Bet Cet	2.0370	4500.0	97	13615	No
100	GOM_NL__2PRFIN20041007_054802_000002142031_00034_13615_4647.N1	07-OCT-2004 05:48:02	Bright	214.00	165	34Gam Eri	2.9500	3200.0	428	13615	No
101	GOM_NL__2PRFIN20041007_055536_000000402031_00034_13615_4648.N1	07-OCT-2004 05:55:36	Bright	39.500	140	88Gam Peg	2.8340	26000.	79	13615	No

102	GOM_NL__2PRFIN20041007_055916_000000382031_00034_13615_4649.N1	07-OCT-2004 05:59:16	Bright	38.000	93	53Bet Peg	2.5200	3100.0	76	13615	No
103	GOM_NL__2PRFIN20041007_060249_000000472031_00034_13615_4650.N1	07-OCT-2004 06:02:49	Bright	47.000	53	43Bet And	2.0480	3300.0	94	13615	No
104	GOM_NL__2PRFIN20041007_060520_000000532031_00034_13615_4651.N1	07-OCT-2004 06:05:20	Bright	53.000	173	4Bet Tri	3.0040	8900.0	106	13615	No
105	GOM_NL__2PRFIN20041007_060800_000000412031_00034_13615_4652.N1	07-OCT-2004 06:08:00	Bright	40.500	68	18Alp Cas	2.2250	4500.0	81	13615	No
106	GOM_NL__2PRFIN20041007_060924_000000412031_00034_13615_4653.N1	07-OCT-2004 06:09:24	Bright	40.500	76	27Gam Cas	2.3000	30000.	81	13615	No
107	GOM_NL__2PRFIN20041007_061110_000000642031_00034_13615_4654.N1	07-OCT-2004 06:11:10	Bright	64.000	79	26Bet Per	2.3100	13100.	128	13615	No
108	GOM_NL__2PRFIN20041007_061319_000000592031_00034_13615_4655.N1	07-OCT-2004 06:13:19	Bright	59.000	35	33Alp Per	1.7950	6250.0	118	13615	No
109	GOM_NL__2PRFIN20041007_061632_000000392031_00034_13615_4656.N1	07-OCT-2004 06:16:32	Bright	38.500	49	1Alp UMi	1.9900	6300.0	77	13615	No
110	GOM_NL__2PRFIN20041007_061901_000000412031_00034_13615_4657.N1	07-OCT-2004 06:19:01	Bright	40.500	60	7Bet UMi	2.0810	3950.0	81	13615	No
111	GOM_NL__2PRFIN20041007_062437_000000422031_00034_13615_4658.N1	07-OCT-2004 06:24:37	Bright	41.500	36	50Alp UMa	1.8000	6300.0	83	13615	No
112	GOM_NL__2PRFIN20041007_062611_000000382031_00034_13615_4659.N1	07-OCT-2004 06:26:11	Bright	38.000	82	48Bet UMa	2.3650	10600.	76	13615	No
113	GOM_NL__2PRFIN20041007_062925_000000382031_00034_13615_4660.N1	07-OCT-2004 06:29:25	Bright	38.000	174	52Psi UMa	3.0040	4400.0	76	13615	No
114	GOM_NL__2PRFIN20041007_063455_000000702031_00034_13615_4661.N1	07-OCT-2004 06:34:55	Bright	70.000	24	66Alp Gem	1.5800	10200.	140	13615	No
115	GOM_NL__2PRFIN20041007_063919_000000362031_00034_13615_4662.N1	07-OCT-2004 06:39:19	Bright	35.500	22	32Alp Leo	1.3600	15200.	71	13615	No
116	GOM_NL__2PRFIN20041007_064122_000001762031_00034_13615_4663.N1	07-OCT-2004 06:41:22	Straylight	175.50	170	27Eps Gem	3.0000	9700.0	351	13615	No
117	GOM_NL__2PRFIN20041007_064727_000000922031_00034_13615_4664.N1	07-OCT-2004 06:47:27	Dark	92.000	8	10Alp CMi	0.40000	6500.0	184	13615	No
118	GOM_NL__2PRFIN20041007_065357_000000522031_00034_13615_4665.N1	07-OCT-2004 06:53:57	Dark	52.000	132	15Rho Pup	2.8030	6900.0	104	13615	No
119	GOM_NL__2PRFIN20041007_065547_000000462031_00034_13615_4666.N1	07-OCT-2004 06:55:47	Dark	45.500	65	Lam Vel	2.2040	4400.0	91	13615	No
120	GOM_NL__2PRFIN20041007_065839_000000482031_00034_13615_4667.N1	07-OCT-2004 06:58:39	Dark	47.500	34	Gam2Vel	1.7930	23000.	95	13615	No
121	GOM_NL__2PRFIN20041007_070405_000000612031_00035_13616_4639.N1	07-OCT-2004 07:04:05	Dark	61.000	2	Alp Car	-0.73600	7000.0	122	13616	No
122	GOM_NL__2PRFIN20041007_070729_000000682031_00035_13616_4640.N1	07-OCT-2004 07:07:29	Dark	67.500	108	Alp Col	2.6520	15200.	135	13616	No
123	GOM_NL__2PRFIN20041007_071016_000000402031_00035_13616_4641.N1	07-OCT-2004 07:10:16	Dark	39.500	135	Bet Hyi	2.8200	5800.0	79	13616	No
124	GOM_NL__2PRFIN20041007_071248_000000422031_00035_13616_4642.N1	07-OCT-2004 07:12:48	Dark	42.000	143	Alp Hyi	2.8570	7200.0	84	13616	No
125	GOM_NL__2PRFIN20041007_071415_000000472031_00035_13616_4643.N1	07-OCT-2004 07:14:15	Dark	47.000	9	Alp Eri	0.45300	24000.	94	13616	No
126	GOM_NL__2PRFIN20041007_071620_000000492031_00035_13616_4644.N1	07-OCT-2004 07:16:20	Straylight	48.500	157	The1Eri	2.9060	9300.0	97	13616	No
127	GOM_NL__2PRFIN20041007_071928_000000432031_00035_13616_4645.N1	07-OCT-2004 07:19:28	Straylight	43.000	84	Alp Phe	2.3970	4500.0	86	13616	No
128	GOM_NL__2PRFIN20041007_072358_000000442031_00035_13616_4646.N1	07-OCT-2004 07:23:58	Straylight	44.000	18	24Alp PsA	1.1660	9700.0	88	13616	No
129	GOM_NL__2PRFIN20041007_072612_000000512031_00035_13616_4647.N1	07-OCT-2004 07:26:12	Straylight	51.000	52	16Bet Cet	2.0370	4500.0	102	13616	No
130	GOM_NL__2PRFIN20041007_072837_000000142031_00035_13616_4648.N1	07-OCT-2004 07:28:37	Straylight	13.500	165	34Gam Eri	2.9500	3200.0	27	13616	No
131	GOM_NL__2PRFIN20041007_090912_000002142031_00036_13617_4719.N1	07-OCT-2004 09:09:12	Dark	214.00	165	34Gam Eri	2.9500	3200.0	428	13617	Yes
132	GOM_NL__2PRFIN20041007_091648_000000392031_00036_13617_4720.N1	07-OCT-2004 09:16:48	Bright	38.500	140	88Gam Peg	2.8340	26000.	77	13617	No
133	GOM_NL__2PRFIN20041007_092029_000000372031_00036_13617_4721.N1	07-OCT-2004 09:20:29	Bright	37.000	93	53Bet Peg	2.5200	3100.0	74	13617	No
134	GOM_NL__2PRFIN20041007_092400_000000442031_00036_13617_4722.N1	07-OCT-2004 09:24:00	Bright	44.000	53	43Bet And	2.0480	3300.0	88	13617	No
135	GOM_NL__2PRFIN20041007_092630_000000552031_00036_13617_4723.N1	07-OCT-2004 09:26:30	Bright	54.500	173	4Bet Tri	3.0040	8900.0	109	13617	No
136	GOM_NL__2PRFIN20041007_092911_000000412031_00036_13617_4724.N1	07-OCT-2004 09:29:11	Bright	40.500	68	18Alp Cas	2.2250	4500.0	81	13617	No
137	GOM_NL__2PRFIN20041007_093036_000000402031_00036_13617_4725.N1	07-OCT-2004 09:30:36	Bright	39.500	76	27Gam Cas	2.3000	30000.	79	13617	No
138	GOM_NL__2PRFIN20041007_093219_000000642031_00036_13617_4726.N1	07-OCT-2004 09:32:19	Bright	64.000	79	26Bet Per	2.3100	13100.	128	13617	No
139	GOM_NL__2PRFIN20041007_093428_000000572031_00036_13617_4727.N1	07-OCT-2004 09:34:28	Bright	56.500	35	33Alp Per	1.7950	6250.0	113	13617	No
140	GOM_NL__2PRFIN20041007_093745_000000382031_00036_13617_4728.N1	07-OCT-2004 09:37:45	Bright	38.000	49	1Alp UMi	1.9900	6300.0	76	13617	No
141	GOM_NL__2PRFIN20041007_094014_000000382031_00036_13617_4729.N1	07-OCT-2004 09:40:14	Bright	38.000	60	7Bet UMi	2.0810	3950.0	76	13617	No
142	GOM_NL__2PRFIN20041007_094551_000000392031_00036_13617_4730.N1	07-OCT-2004 09:45:51	Bright	38.500	36	50Alp UMa	1.8000	6300.0	77	13617	No
143	GOM_NL__2PRFIN20041007_094723_000000372031_00036_13617_4731.N1	07-OCT-2004 09:47:23	Bright	37.000	82	48Bet UMa	2.3650	10600.	74	13617	No
144	GOM_NL__2PRFIN20041007_095040_000000352031_00036_13617_4732.N1	07-OCT-2004 09:50:40	Bright	35.000	174	52Psi UMa	3.0040	4400.0	70	13617	No
145	GOM_NL__2PRFIN20041007_095607_000000702031_00036_13617_4733.N1	07-OCT-2004 09:56:07	Bright	69.500	24	66Alp Gem	1.5800	10200.	139	13617	No
146	GOM_NL__2PRFIN20041007_100032_000000372031_00036_13617_4734.N1	07-OCT-2004 10:00:32	Bright	36.500	22	32Alp Leo	1.3600	15200.	73	13617	No
147	GOM_NL__2PRFIN20041007_100237_000001822031_00036_13617_4735.N1	07-OCT-2004 10:02:37	Straylight	181.50	170	27Eps Gem	3.0000	9700.0	363	13617	No
148	GOM_NL__2PRFIN20041007_100842_000001082031_00036_13617_4736.N1	07-OCT-2004 10:08:42	Dark	108.00	8	10Alp CMi	0.40000	6500.0	216	13617	No
149	GOM_NL__2PRFIN20041007_101511_000000522031_00036_13617_4737.N1	07-OCT-2004 10:15:11	Dark	52.000	132	15Rho Pup	2.8030	6900.0	104	13617	No
150	GOM_NL__2PRFIN20041007_101700_000000452031_00036_13617_4738.N1	07-OCT-2004 10:17:00	Dark	45.000	65	Lam Vel	2.2040	4400.0	90	13617	No
151	GOM_NL__2PRFIN20041007_101952_000000452031_00036_13617_4739.N1	07-OCT-2004 10:19:52	Dark	44.500	34	Gam2Vel	1.7930	23000.	89	13617	No
152	GOM_NL__2PRFIN20041007_102518_000000482031_00037_13618_4720.N1	07-OCT-2004 10:25:18	Dark	47.500	2	Alp Car	-0.73600	7000.0	95	13618	No
153	GOM_NL__2PRFIN20041007_102845_000000642031_00037_13618_4721.N1	07-OCT-2004 10:28:45	Dark	64.000	108	Alp Col	2.6520	15200.	128	13618	No
154	GOM_NL__2PRFIN20041007_103128_000000392031_00037_13618_4722.N1	07-OCT-2004 10:31:28	Dark	38.500	135	Bet Hyi	2.8200	5800.0	77	13618	No
155	GOM_NL__2PRFIN20041007_103400_000000412031_00037_13618_4723.N1	07-OCT-2004 10:34:00	Dark	41.000	143	Alp Hyi	2.8570	7200.0	82	13618	No
156	GOM_NL__2PRFIN20041007_103528_000000452031_00037_13618_4724.N1	07-OCT-2004 10:35:28	Dark	45.000	9	Alp Eri	0.45300	24000.	90	13618	No
157	GOM_NL__2PRFIN20041007_103734_000000502031_00037_13618_4725.N1	07-OCT-2004 10:37:34	Straylight	49.500	157	The1Eri	2.9060	9300.0	99	13618	No
158	GOM_NL__2PRFIN20041007_104040_000000472031_00037_13618_4726.N1	07-OCT-2004 10:40:40	Straylight	47.000	84	Alp Phe	2.3970	4500.0	94	13618	No
159	GOM_NL__2PRFIN20041007_104511_000000462031_00037_13618_4727.N1	07-OCT-2004 10:45:11	Straylight	45.500	18	24Alp PsA	1.1660	9700.0	91	13618	No
160	GOM_NL__2PRFIN20041007_104724_000000502031_00037_13618_4728.N1	07-OCT-2004 10:47:24	Straylight	50.000	52	16Bet Cet	2.0370	4500.0	100	13618	No

161	GOM_NL__2PRFIN20041007_104947_000002142031_00037_13618_4729.N1	07-OCT-2004 10:49:47	Bright	214.00	165	34Gam Eri	2.9500	3200.0	428	13618	No
162	GOM_NL__2PRFIN20041007_105724_000000392031_00037_13618_4730.N1	07-OCT-2004 10:57:24	Bright	39.000	140	88Gam Peg	2.8340	26000.	78	13618	No
163	GOM_NL__2PRFIN20041007_110104_000000392031_00037_13618_4731.N1	07-OCT-2004 11:01:04	Bright	38.500	93	53Bet Peg	2.5200	3100.0	77	13618	No
164	GOM_NL__2PRFIN20041007_110436_000000452031_00037_13618_4732.N1	07-OCT-2004 11:04:36	Bright	45.000	53	43Bet And	2.0480	3300.0	90	13618	No
165	GOM_NL__2PRFIN20041007_110704_000000542031_00037_13618_4733.N1	07-OCT-2004 11:07:04	Bright	54.000	173	4Bet Tri	3.0040	8900.0	108	13618	No
166	GOM_NL__2PRFIN20041007_110947_000000402031_00037_13618_4734.N1	07-OCT-2004 11:09:47	Bright	40.000	68	18Alp Cas	2.2250	4500.0	80	13618	No
167	GOM_NL__2PRFIN20041007_111112_000000402031_00037_13618_4735.N1	07-OCT-2004 11:11:12	Bright	40.000	76	27Gam Cas	2.3000	30000.	80	13618	No
168	GOM_NL__2PRFIN20041007_111253_000000622031_00037_13618_4736.N1	07-OCT-2004 11:12:53	Bright	61.500	79	26Bet Per	2.3100	13100.	123	13618	No
169	GOM_NL__2PRFIN20041007_111504_000000582031_00037_13618_4737.N1	07-OCT-2004 11:15:04	Bright	58.000	35	33Alp Per	1.7950	6250.0	116	13618	No
170	GOM_NL__2PRFIN20041007_112050_000000402031_00037_13618_4738.N1	07-OCT-2004 11:20:50	Bright	39.500	60	7Bet UMi	2.0810	3950.0	79	13618	No
171	GOM_NL__2PRFIN20041007_112628_000000392031_00037_13618_4739.N1	07-OCT-2004 11:26:28	Bright	38.500	36	50Alp UMa	1.8000	6300.0	77	13618	No
172	GOM_NL__2PRFIN20041007_112759_000000372031_00037_13618_4740.N1	07-OCT-2004 11:27:59	Bright	36.500	82	48Bet UMa	2.3650	10600.	73	13618	No
173	GOM_NL__2PRFIN20041007_113116_000000522031_00037_13618_4741.N1	07-OCT-2004 11:31:16	Bright	52.000	174	52Psi UMa	3.0040	4400.0	104	13618	No
174	GOM_NL__2PRFIN20041007_113643_000000682031_00037_13618_4742.N1	07-OCT-2004 11:36:43	Bright	68.000	24	66Alp Gem	1.5800	10200.	136	13618	No
175	GOM_NL__2PRFIN20041007_114108_000000542031_00037_13618_4743.N1	07-OCT-2004 11:41:08	Bright	54.000	22	32Alp Leo	1.3600	15200.	108	13618	No
176	GOM_NL__2PRFIN20041007_114315_000001692031_00037_13618_4744.N1	07-OCT-2004 11:43:15	Straylight	169.00	170	27Eps Gem	3.0000	9700.0	338	13618	No
177	GOM_NL__2PRFIN20041007_114920_000000902031_00037_13618_4745.N1	07-OCT-2004 11:49:20	Dark	90.000	8	10Alp CMi	0.40000	6500.0	180	13618	No
178	GOM_NL__2PRFIN20041007_115548_000000512031_00037_13618_4746.N1	07-OCT-2004 11:55:48	Dark	51.000	132	15Rho Pup	2.8030	6900.0	102	13618	No
179	GOM_NL__2PRFIN20041007_115737_000000482031_00037_13618_4747.N1	07-OCT-2004 11:57:37	Dark	48.000	65	Lam Vel	2.2040	4400.0	96	13618	No
180	GOM_NL__2PRFIN20041007_120029_000000462031_00037_13618_4748.N1	07-OCT-2004 12:00:29	Dark	45.500	34	Gam2Vel	1.7930	23000.	91	13618	No
181	GOM_NL__2PRFIN20041007_120555_000000492031_00038_13619_4638.N1	07-OCT-2004 12:05:55	Dark	48.500	2	Alp Car	-0.73600	7000.0	97	13619	No
182	GOM_NL__2PRFIN20041007_120922_000000662031_00038_13619_4639.N1	07-OCT-2004 12:09:22	Dark	65.500	108	Alp Col	2.6520	15200.	131	13619	No
183	GOM_NL__2PRFIN20041007_121203_000000402031_00038_13619_4640.N1	07-OCT-2004 12:12:03	Dark	39.500	135	Bet Hyi	2.8200	5800.0	79	13619	No
184	GOM_NL__2PRFIN20041007_121436_000000422031_00038_13619_4641.N1	07-OCT-2004 12:14:36	Dark	42.000	143	Alp Hyi	2.8570	7200.0	84	13619	No
185	GOM_NL__2PRFIN20041007_121604_000000432031_00038_13619_4642.N1	07-OCT-2004 12:16:04	Dark	42.500	9	Alp Eri	0.45300	24000.	85	13619	No
186	GOM_NL__2PRFIN20041007_121810_000000492031_00038_13619_4643.N1	07-OCT-2004 12:18:10	Straylight	48.500	157	The1Eri	2.9060	9300.0	97	13619	No
187	GOM_NL__2PRFIN20041007_122116_000000462031_00038_13619_4644.N1	07-OCT-2004 12:21:16	Straylight	45.500	84	Alp Phe	2.3970	4500.0	91	13619	No
188	GOM_NL__2PRFIN20041007_122547_000000452031_00038_13619_4645.N1	07-OCT-2004 12:25:47	Straylight	44.500	18	24Alp PsA	1.1660	9700.0	89	13619	No
189	GOM_NL__2PRFIN20041007_122800_000000472031_00038_13619_4646.N1	07-OCT-2004 12:28:00	Straylight	47.000	52	16Bet Cet	2.0370	4500.0	94	13619	No
190	GOM_NL__2PRFIN20041007_123022_000002132031_00038_13619_4647.N1	07-OCT-2004 12:30:22	Bright	213.00	165	34Gam Eri	2.9500	3200.0	426	13619	No
191	GOM_NL__2PRFIN20041007_123759_000000392031_00038_13619_4648.N1	07-OCT-2004 12:37:59	Bright	38.500	140	88Gam Peg	2.8340	26000.	77	13619	No
192	GOM_NL__2PRFIN20041007_124140_000000382031_00038_13619_4649.N1	07-OCT-2004 12:41:40	Bright	37.500	93	53Bet Peg	2.5200	3100.0	75	13619	No
193	GOM_NL__2PRFIN20041007_124511_000000472031_00038_13619_4650.N1	07-OCT-2004 12:45:11	Bright	47.000	53	43Bet And	2.0480	3300.0	94	13619	No
194	GOM_NL__2PRFIN20041007_124739_000000562031_00038_13619_4651.N1	07-OCT-2004 12:47:39	Bright	55.500	173	4Bet Tri	3.0040	8900.0	111	13619	No
195	GOM_NL__2PRFIN20041007_125022_000000382031_00038_13619_4652.N1	07-OCT-2004 12:50:22	Bright	38.000	68	18Alp Cas	2.2250	4500.0	76	13619	No
196	GOM_NL__2PRFIN20041007_125147_000000402031_00038_13619_4653.N1	07-OCT-2004 12:51:47	Bright	39.500	76	27Gam Cas	2.3000	30000.	79	13619	No
197	GOM_NL__2PRFIN20041007_125328_000000632031_00038_13619_4654.N1	07-OCT-2004 12:53:28	Bright	62.500	79	26Bet Per	2.3100	13100.	125	13619	No
198	GOM_NL__2PRFIN20041007_125538_000000562031_00038_13619_4655.N1	07-OCT-2004 12:55:38	Bright	55.500	35	33Alp Per	1.7950	6250.0	111	13619	No
199	GOM_NL__2PRFIN20041007_125856_000000382031_00038_13619_4656.N1	07-OCT-2004 12:58:56	Bright	37.500	49	1Alp UMi	1.9900	6300.0	75	13619	No
200	GOM_NL__2PRFIN20041007_130126_000000362031_00038_13619_4657.N1	07-OCT-2004 13:01:26	Bright	36.000	60	7Bet UMi	2.0810	3950.0	72	13619	No
201	GOM_NL__2PRFIN20041007_130703_000000392031_00038_13619_4658.N1	07-OCT-2004 13:07:03	Bright	38.500	36	50Alp UMa	1.8000	6300.0	77	13619	No
202	GOM_NL__2PRFIN20041007_130835_000000372031_00038_13619_4659.N1	07-OCT-2004 13:08:35	Bright	37.000	82	48Bet UMa	2.3650	10600.	74	13619	No
203	GOM_NL__2PRFIN20041007_131152_000000352031_00038_13619_4660.N1	07-OCT-2004 13:11:52	Bright	35.000	174	52Psi UMa	3.0040	4400.0	70	13619	No
204	GOM_NL__2PRFIN20041007_131719_000000682031_00038_13619_4661.N1	07-OCT-2004 13:17:19	Bright	68.000	24	66Alp Gem	1.5800	10200.	136	13619	No
205	GOM_NL__2PRFIN20041007_132145_000000412031_00038_13619_4662.N1	07-OCT-2004 13:21:45	Bright	40.500	22	32Alp Leo	1.3600	15200.	81	13619	No
206	GOM_NL__2PRFIN20041007_132353_000001982031_00038_13619_4663.N1	07-OCT-2004 13:23:53	Straylight	197.50	170	27Eps Gem	3.0000	9700.0	395	13619	No
207	GOM_NL__2PRFIN20041007_132957_000000952031_00038_13619_4664.N1	07-OCT-2004 13:29:57	Dark	95.000	8	10Alp CMi	0.40000	6500.0	190	13619	No
208	GOM_NL__2PRFIN20041007_133625_000000552031_00038_13619_4665.N1	07-OCT-2004 13:36:25	Dark	54.500	132	15Rho Pup	2.8030	6900.0	109	13619	No
209	GOM_NL__2PRFIN20041007_133813_000000482031_00038_13619_4666.N1	07-OCT-2004 13:38:13	Dark	47.500	65	Lam Vel	2.2040	4400.0	95	13619	No
210	GOM_NL__2PRFIN20041007_134106_000000432031_00038_13619_4667.N1	07-OCT-2004 13:41:06	Dark	42.500	34	Gam2Vel	1.7930	23000.	85	13619	No
211	GOM_NL__2PRFIN20041007_134632_000000492031_00039_13620_4720.N1	07-OCT-2004 13:46:32	Dark	49.000	2	Alp Car	-0.73600	7000.0	98	13620	No
212	GOM_NL__2PRFIN20041007_135000_000000662031_00039_13620_4721.N1	07-OCT-2004 13:50:00	Dark	66.000	108	Alp Col	2.6520	15200.	132	13620	No
213	GOM_NL__2PRFIN20041007_135240_000000402031_00039_13620_4722.N1	07-OCT-2004 13:52:40	Dark	40.000	135	Bet Hyi	2.8200	5800.0	80	13620	No
214	GOM_NL__2PRFIN20041007_135512_000000392031_00039_13620_4723.N1	07-OCT-2004 13:55:12	Dark	39.000	143	Alp Hyi	2.8570	7200.0	78	13620	No
215	GOM_NL__2PRFIN20041007_135640_000000472031_00039_13620_4724.N1	07-OCT-2004 13:56:40	Dark	46.500	9	Alp Eri	0.45300	24000.	93	13620	No
216	GOM_NL__2PRFIN20041007_135846_000000502031_00039_13620_4725.N1	07-OCT-2004 13:58:46	Straylight	49.500	157	The1Eri	2.9060	9300.0	99	13620	No
217	GOM_NL__2PRFIN20041007_140152_000000422031_00039_13620_4726.N1	07-OCT-2004 14:01:52	Straylight	42.000	84	Alp Phe	2.3970	4500.0	84	13620	No
218	GOM_NL__2PRFIN20041007_140623_000000452031_00039_13620_4727.N1	07-OCT-2004 14:06:23	Straylight	44.500	18	24Alp PsA	1.1660	9700.0	89	13620	No
219	GOM_NL__2PRFIN20041007_140836_000000512031_00039_13620_4728.N1	07-OCT-2004 14:08:36	Straylight	51.000	52	16Bet Cet	2.0370	4500.0	102	13620	No

220	GOM_NL__2PRFIN20041007_141057_000002002031_00039_13620_4729.N1	07-OCT-2004 14:10:57	Bright	200.00	165	34Gam Eri	2.9500	3200.0	400	13620	No
221	GOM_NL__2PRFIN20041007_141835_000000402031_00039_13620_4730.N1	07-OCT-2004 14:18:35	Bright	40.000	140	88Gam Peg	2.8340	26000.	80	13620	No
222	GOM_NL__2PRFIN20041007_142216_000000402031_00039_13620_4731.N1	07-OCT-2004 14:22:16	Bright	40.000	93	53Bet Peg	2.5200	3100.0	80	13620	No
223	GOM_NL__2PRFIN20041007_142546_000000462031_00039_13620_4732.N1	07-OCT-2004 14:25:46	Bright	46.000	53	43Bet And	2.0480	3300.0	92	13620	No
224	GOM_NL__2PRFIN20041007_142815_000000542031_00039_13620_4733.N1	07-OCT-2004 14:28:15	Bright	53.500	173	4Bet Tri	3.0040	8900.0	107	13620	No
225	GOM_NL__2PRFIN20041007_143058_000000422031_00039_13620_4734.N1	07-OCT-2004 14:30:58	Bright	42.000	68	18Alp Cas	2.2250	4500.0	84	13620	No
226	GOM_NL__2PRFIN20041007_143223_000000402031_00039_13620_4735.N1	07-OCT-2004 14:32:23	Bright	40.000	76	27Gam Cas	2.3000	30000.	80	13620	No
227	GOM_NL__2PRFIN20041007_143402_000000662031_00039_13620_4736.N1	07-OCT-2004 14:34:02	Bright	65.500	79	26Bet Per	2.3100	13100.	131	13620	No
228	GOM_NL__2PRFIN20041007_143613_000000592031_00039_13620_4737.N1	07-OCT-2004 14:36:13	Bright	58.500	35	33Alp Per	1.7950	6250.0	117	13620	No
229	GOM_NL__2PRFIN20041007_143933_000000352031_00039_13620_4738.N1	07-OCT-2004 14:39:33	Bright	35.000	49	1Alp UMi	1.9900	6300.0	70	13620	No
230	GOM_NL__2PRFIN20041007_144203_000000392031_00039_13620_4739.N1	07-OCT-2004 14:42:03	Bright	38.500	60	7Bet UMi	2.0810	3950.0	77	13620	No
231	GOM_NL__2PRFIN20041007_144740_000000392031_00039_13620_4740.N1	07-OCT-2004 14:47:40	Bright	39.000	36	50Alp UMa	1.8000	6300.0	78	13620	No
232	GOM_NL__2PRFIN20041007_144911_000000362031_00039_13620_4741.N1	07-OCT-2004 14:49:11	Bright	35.500	82	48Bet UMa	2.3650	10600.	71	13620	No
233	GOM_NL__2PRFIN20041007_145228_000000362031_00039_13620_4742.N1	07-OCT-2004 14:52:28	Bright	35.500	174	52Psi UMa	3.0040	4400.0	71	13620	No
234	GOM_NL__2PRFIN20041007_145937_000000802031_00039_13620_4743.N1	07-OCT-2004 14:59:37	Bright	80.000	17	78Bet Gem	1.1610	4500.0	160	13620	No
235	GOM_NL__2PRFIN20041007_150221_000000402031_00039_13620_4744.N1	07-OCT-2004 15:02:21	Bright	40.000	22	32Alp Leo	1.3600	15200.	80	13620	No
236	GOM_NL__2PRFIN20041007_150430_000001752031_00039_13620_4745.N1	07-OCT-2004 15:04:30	Straylight	175.00	170	27Eps Gem	3.0000	9700.0	350	13620	No
237	GOM_NL__2PRFIN20041007_151035_000000972031_00039_13620_4746.N1	07-OCT-2004 15:10:35	Dark	97.000	8	10Alp CMi	0.40000	6500.0	194	13620	No
238	GOM_NL__2PRFIN20041007_151702_000000502031_00039_13620_4747.N1	07-OCT-2004 15:17:02	Dark	50.000	132	15Rho Pup	2.8030	6900.0	100	13620	No
239	GOM_NL__2PRFIN20041007_151850_000000412031_00039_13620_4748.N1	07-OCT-2004 15:18:50	Dark	41.000	65	Lam Vel	2.2040	4400.0	82	13620	No
240	GOM_NL__2PRFIN20041007_152033_000000452031_00039_13620_4749.N1	07-OCT-2004 15:20:33	Dark	45.000	70	Zet Pup	2.2460	39000.	90	13620	No
241	GOM_NL__2PRFIN20041007_152708_000000502031_00040_13621_4803.N1	07-OCT-2004 15:27:08	Dark	49.500	2	Alp Car	-0.73600	7000.0	99	13621	No
242	GOM_NL__2PRFIN20041007_153037_000000682031_00040_13621_4804.N1	07-OCT-2004 15:30:37	Dark	68.000	108	Alp Col	2.6520	15200.	136	13621	No
243	GOM_NL__2PRFIN20041007_153316_000000392031_00040_13621_4805.N1	07-OCT-2004 15:33:16	Dark	38.500	135	Bet Hyi	2.8200	5800.0	77	13621	No
244	GOM_NL__2PRFIN20041007_153548_000000412031_00040_13621_4806.N1	07-OCT-2004 15:35:48	Dark	41.000	143	Alp Hyi	2.8570	7200.0	82	13621	No
245	GOM_NL__2PRFIN20041007_153716_000000412031_00040_13621_4807.N1	07-OCT-2004 15:37:16	Dark	41.000	9	Alp Eri	0.45300	24000.	82	13621	No
246	GOM_NL__2PRFIN20041007_153922_000000542031_00040_13621_4808.N1	07-OCT-2004 15:39:22	Straylight	53.500	157	The1Eri	2.9060	9300.0	107	13621	No
247	GOM_NL__2PRFIN20041007_154228_000000502031_00040_13621_4809.N1	07-OCT-2004 15:42:28	Straylight	49.500	84	Alp Phe	2.3970	4500.0	99	13621	No
248	GOM_NL__2PRFIN20041007_154658_000000432031_00040_13621_4810.N1	07-OCT-2004 15:46:58	Straylight	42.500	18	24Alp PsA	1.1660	9700.0	85	13621	No
249	GOM_NL__2PRFIN20041007_154912_000000492031_00040_13621_4811.N1	07-OCT-2004 15:49:12	Straylight	49.000	52	16Bet Cet	2.0370	4500.0	98	13621	No
250	GOM_NL__2PRFIN20041007_155132_000002052031_00040_13621_4812.N1	07-OCT-2004 15:51:32	Bright	205.00	165	34Gam Eri	2.9500	3200.0	410	13621	No
251	GOM_NL__2PRFIN20041007_155911_000000392031_00040_13621_4813.N1	07-OCT-2004 15:59:11	Bright	39.000	140	88Gam Peg	2.8340	26000.	78	13621	No
252	GOM_NL__2PRFIN20041007_160252_000000392031_00040_13621_4814.N1	07-OCT-2004 16:02:52	Bright	38.500	93	53Bet Peg	2.5200	3100.0	77	13621	No
253	GOM_NL__2PRFIN20041007_160622_000000462031_00040_13621_4815.N1	07-OCT-2004 16:06:22	Bright	46.000	53	43Bet And	2.0480	3300.0	92	13621	No
254	GOM_NL__2PRFIN20041007_160849_000000542031_00040_13621_4816.N1	07-OCT-2004 16:08:49	Bright	53.500	173	4Bet Tri	3.0040	8900.0	107	13621	No
255	GOM_NL__2PRFIN20041007_161134_000000382031_00040_13621_4817.N1	07-OCT-2004 16:11:34	Bright	38.000	68	18Alp Cas	2.2250	4500.0	76	13621	No
256	GOM_NL__2PRFIN20041007_161258_000000402031_00040_13621_4818.N1	07-OCT-2004 16:12:58	Bright	40.000	76	27Gam Cas	2.3000	30000.	80	13621	No
257	GOM_NL__2PRFIN20041007_161437_000000662031_00040_13621_4819.N1	07-OCT-2004 16:14:37	Bright	65.500	79	26Bet Per	2.3100	13100.	131	13621	No
258	GOM_NL__2PRFIN20041007_161648_000000582031_00040_13621_4820.N1	07-OCT-2004 16:16:48	Bright	57.500	35	33Alp Per	1.7950	6250.0	115	13621	No
259	GOM_NL__2PRFIN20041007_162009_000000392031_00040_13621_4821.N1	07-OCT-2004 16:20:09	Bright	39.000	49	1Alp UMi	1.9900	6300.0	78	13621	No
260	GOM_NL__2PRFIN20041007_162239_000000392031_00040_13621_4822.N1	07-OCT-2004 16:22:39	Bright	39.000	60	7Bet UMi	2.0810	3950.0	78	13621	No
261	GOM_NL__2PRFIN20041007_162815_000000362031_00040_13621_4823.N1	07-OCT-2004 16:28:15	Bright	35.500	36	50Alp UMa	1.8000	6300.0	71	13621	No
262	GOM_NL__2PRFIN20041007_162947_000000352031_00040_13621_4824.N1	07-OCT-2004 16:29:47	Bright	35.000	82	48Bet UMa	2.3650	10600.	70	13621	No
263	GOM_NL__2PRFIN20041007_163304_000000372031_00040_13621_4825.N1	07-OCT-2004 16:33:04	Bright	36.500	174	52Psi UMa	3.0040	4400.0	73	13621	No
264	GOM_NL__2PRFIN20041007_164013_000000782031_00040_13621_4826.N1	07-OCT-2004 16:40:13	Bright	77.500	17	78Bet Gem	1.1610	4500.0	155	13621	No
265	GOM_NL__2PRFIN20041007_164257_000000542031_00040_13621_4827.N1	07-OCT-2004 16:42:57	Bright	54.000	22	32Alp Leo	1.3600	15200.	108	13621	No
266	GOM_NL__2PRFIN20041007_164508_000002062031_00040_13621_4828.N1	07-OCT-2004 16:45:08	Straylight	205.50	170	27Eps Gem	3.0000	9700.0	411	13621	No
267	GOM_NL__2PRFIN20041007_165112_000000912031_00040_13621_4829.N1	07-OCT-2004 16:51:12	Dark	90.500	8	10Alp CMi	0.40000	6500.0	181	13621	No
268	GOM_NL__2PRFIN20041007_165739_000000532031_00040_13621_4830.N1	07-OCT-2004 16:57:39	Dark	53.000	132	15Rho Pup	2.8030	6900.0	106	13621	No
269	GOM_NL__2PRFIN20041007_165927_000000482031_00040_13621_4831.N1	07-OCT-2004 16:59:27	Dark	48.000	65	Lam Vel	2.2040	4400.0	96	13621	No
270	GOM_NL__2PRFIN20041007_170110_000000452031_00040_13621_4832.N1	07-OCT-2004 17:01:10	Dark	45.000	70	Zet Pup	2.2460	39000.	90	13621	No
271	GOM_NL__2PRFIN20041007_170745_000000512031_00041_13622_4721.N1	07-OCT-2004 17:07:45	Dark	50.500	2	Alp Car	-0.73600	7000.0	101	13622	No
272	GOM_NL__2PRFIN20041007_171115_000000672031_00041_13622_4722.N1	07-OCT-2004 17:11:15	Dark	67.000	108	Alp Col	2.6520	15200.	134	13622	No
273	GOM_NL__2PRFIN20041007_171351_000000412031_00041_13622_4723.N1	07-OCT-2004 17:13:51	Dark	40.500	135	Bet Hyi	2.8200	5800.0	81	13622	No
274	GOM_NL__2PRFIN20041007_171625_000000402031_00041_13622_4724.N1	07-OCT-2004 17:16:25	Dark	39.500	143	Alp Hyi	2.8570	7200.0	79	13622	No
275	GOM_NL__2PRFIN20041007_171753_000000522031_00041_13622_4725.N1	07-OCT-2004 17:17:53	Dark	52.000	9	Alp Eri	0.45300	24000.	104	13622	No
276	GOM_NL__2PRFIN20041007_171959_000000512031_00041_13622_4726.N1	07-OCT-2004 17:19:59	Straylight	51.000	157	The1Eri	2.9060	9300.0	102	13622	No
277	GOM_NL__2PRFIN20041007_172304_000000462031_00041_13622_4727.N1	07-OCT-2004 17:23:04	Straylight	45.500	84	Alp Phe	2.3970	4500.0	91	13622	No
278	GOM_NL__2PRFIN20041007_172735_000000442031_00041_13622_4728.N1	07-OCT-2004 17:27:35	Straylight	44.000	18	24Alp PsA	1.1660	9700.0	88	13622	No

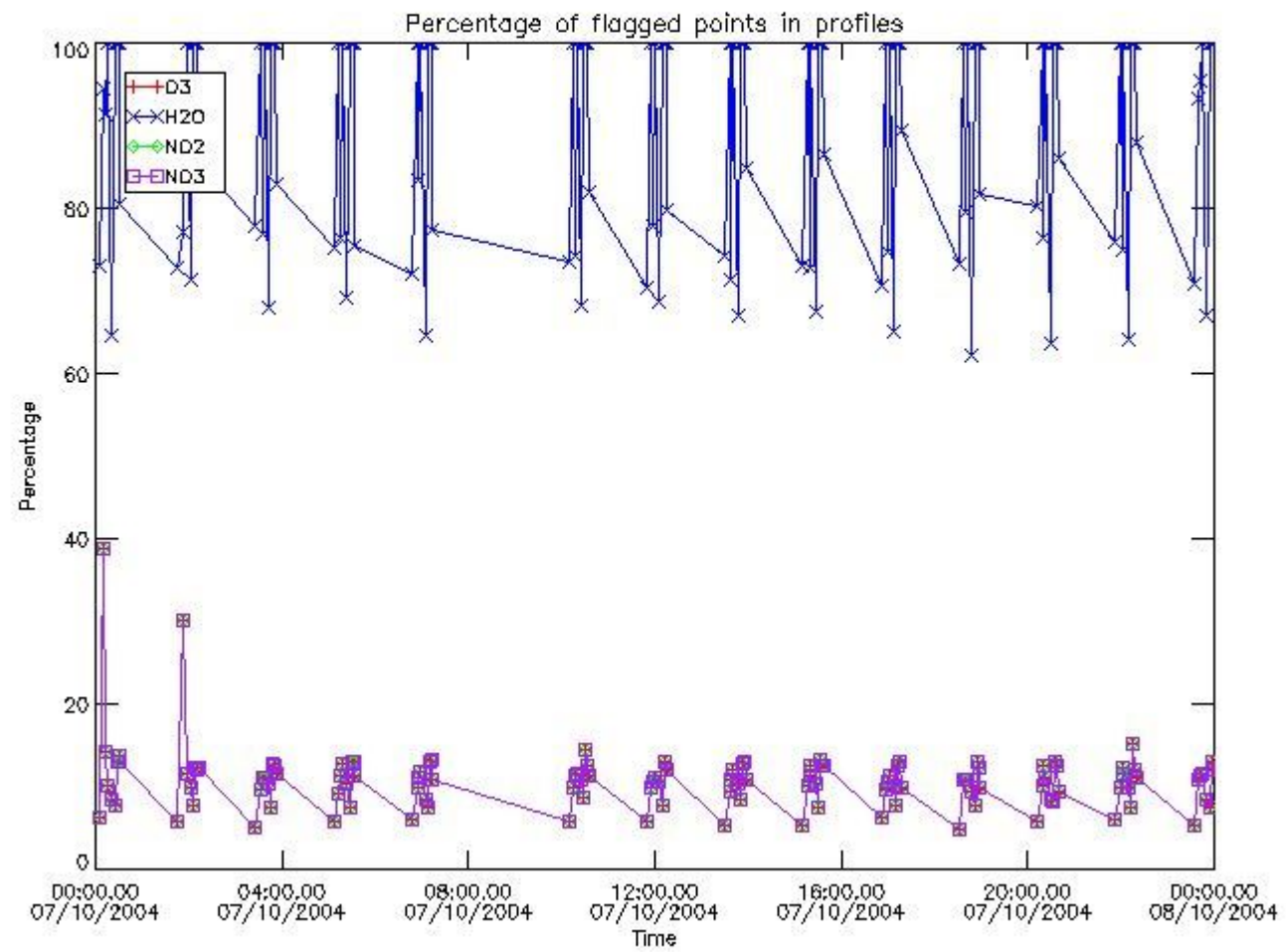
279	GOM_NL__2PRFIN20041007_172948_000000482031_00041_13622_4729.N1	07-OCT-2004 17:29:48	Straylight	47.500	52	16Bet Cet	2.0370	4500.0	95	13622	No
280	GOM_NL__2PRFIN20041007_173207_0000002042031_00041_13622_4730.N1	07-OCT-2004 17:32:07	Bright	203.50	165	34Gam Eri	2.9500	3200.0	407	13622	No
281	GOM_NL__2PRFIN20041007_173947_000000402031_00041_13622_4731.N1	07-OCT-2004 17:39:47	Bright	39.500	140	88Gam Peg	2.8340	26000.	79	13622	No
282	GOM_NL__2PRFIN20041007_174329_000000402031_00041_13622_4732.N1	07-OCT-2004 17:43:29	Bright	40.000	93	53Bet Peg	2.5200	3100.0	80	13622	No
283	GOM_NL__2PRFIN20041007_174658_000000472031_00041_13622_4733.N1	07-OCT-2004 17:46:58	Bright	47.000	53	43Bet And	2.0480	3300.0	94	13622	No
284	GOM_NL__2PRFIN20041007_174925_000000552031_00041_13622_4734.N1	07-OCT-2004 17:49:25	Bright	55.000	173	4Bet Tri	3.0040	8900.0	110	13622	No
285	GOM_NL__2PRFIN20041007_175209_000000402031_00041_13622_4735.N1	07-OCT-2004 17:52:09	Bright	40.000	68	18Alp Cas	2.2250	4500.0	80	13622	No
286	GOM_NL__2PRFIN20041007_175334_000000412031_00041_13622_4736.N1	07-OCT-2004 17:53:34	Bright	40.500	76	27Gam Cas	2.3000	30000.	81	13622	No
287	GOM_NL__2PRFIN20041007_175511_000000622031_00041_13622_4737.N1	07-OCT-2004 17:55:11	Bright	62.000	79	26Bet Per	2.3100	13100.	124	13622	No
288	GOM_NL__2PRFIN20041007_175723_000000572031_00041_13622_4738.N1	07-OCT-2004 17:57:23	Bright	57.000	35	33Alp Per	1.7950	6250.0	114	13622	No
289	GOM_NL__2PRFIN20041007_180044_000000382031_00041_13622_4739.N1	07-OCT-2004 18:00:44	Bright	37.500	49	1Alp UMi	1.9900	6300.0	75	13622	No
290	GOM_NL__2PRFIN20041007_180315_000000412031_00041_13622_4740.N1	07-OCT-2004 18:03:15	Bright	40.500	60	7Bet UMi	2.0810	3950.0	81	13622	No
291	GOM_NL__2PRFIN20041007_180852_000000372031_00041_13622_4741.N1	07-OCT-2004 18:08:52	Bright	36.500	36	50Alp UMa	1.8000	6300.0	73	13622	No
292	GOM_NL__2PRFIN20041007_181023_000000382031_00041_13622_4742.N1	07-OCT-2004 18:10:23	Bright	37.500	82	48Bet UMa	2.3650	10600.	75	13622	No
293	GOM_NL__2PRFIN20041007_181341_000000372031_00041_13622_4743.N1	07-OCT-2004 18:13:41	Bright	37.000	174	52Psi UMa	3.0040	4400.0	74	13622	No
294	GOM_NL__2PRFIN20041007_182049_000000792031_00041_13622_4744.N1	07-OCT-2004 18:20:49	Bright	79.000	17	78Bet Gem	1.1610	4500.0	158	13622	No
295	GOM_NL__2PRFIN20041007_182333_000000432031_00041_13622_4745.N1	07-OCT-2004 18:23:33	Bright	42.500	22	32Alp Leo	1.3600	15200.	85	13622	No
296	GOM_NL__2PRFIN20041007_182546_0000002022031_00041_13622_4746.N1	07-OCT-2004 18:25:46	Straylight	202.00	170	27Eps Gem	3.0000	9700.0	404	13622	No
297	GOM_NL__2PRFIN20041007_183149_000001052031_00041_13622_4747.N1	07-OCT-2004 18:31:49	Dark	105.00	8	10Alp CMi	0.40000	6500.0	210	13622	No
298	GOM_NL__2PRFIN20041007_183816_000000522031_00041_13622_4748.N1	07-OCT-2004 18:38:16	Dark	52.000	132	15Rho Pup	2.8030	6900.0	104	13622	No
299	GOM_NL__2PRFIN20041007_184003_000000472031_00041_13622_4749.N1	07-OCT-2004 18:40:03	Dark	47.000	65	Lam Vel	2.2040	4400.0	94	13622	No
300	GOM_NL__2PRFIN20041007_184147_000000472031_00041_13622_4750.N1	07-OCT-2004 18:41:47	Dark	46.500	70	Zet Pup	2.2460	39000.	93	13622	No
301	GOM_NL__2PRFIN20041007_184822_000000552031_00042_13623_4722.N1	07-OCT-2004 18:48:22	Dark	54.500	2	Alp Car	-0.73600	7000.0	109	13623	No
302	GOM_NL__2PRFIN20041007_185152_000000662031_00042_13623_4723.N1	07-OCT-2004 18:51:52	Dark	65.500	108	Alp Col	2.6520	15200.	131	13623	No
303	GOM_NL__2PRFIN20041007_185428_000000392031_00042_13623_4724.N1	07-OCT-2004 18:54:28	Dark	39.000	135	Bet Hyi	2.8200	5800.0	78	13623	No
304	GOM_NL__2PRFIN20041007_185701_000000422031_00042_13623_4725.N1	07-OCT-2004 18:57:01	Dark	41.500	143	Alp Hyi	2.8570	7200.0	83	13623	No
305	GOM_NL__2PRFIN20041007_185829_000000522031_00042_13623_4726.N1	07-OCT-2004 18:58:29	Dark	52.000	9	Alp Eri	0.45300	24000.	104	13623	No
306	GOM_NL__2PRFIN20041007_190036_000000532031_00042_13623_4727.N1	07-OCT-2004 19:00:36	Straylight	52.500	157	The1Eri	2.9060	9300.0	105	13623	No
307	GOM_NL__2PRFIN20041007_190341_000000422031_00042_13623_4728.N1	07-OCT-2004 19:03:41	Straylight	42.000	84	Alp Phe	2.3970	4500.0	84	13623	No
308	GOM_NL__2PRFIN20041007_190811_000000452031_00042_13623_4729.N1	07-OCT-2004 19:08:11	Straylight	44.500	18	24Alp PsA	1.1660	9700.0	89	13623	No
309	GOM_NL__2PRFIN20041007_191025_000000492031_00042_13623_4730.N1	07-OCT-2004 19:10:25	Straylight	49.000	52	16Bet Cet	2.0370	4500.0	98	13623	No
310	GOM_NL__2PRFIN20041007_191242_0000001982031_00042_13623_4731.N1	07-OCT-2004 19:12:42	Bright	197.50	165	34Gam Eri	2.9500	3200.0	395	13623	No
311	GOM_NL__2PRFIN20041007_192023_000000402031_00042_13623_4732.N1	07-OCT-2004 19:20:23	Bright	39.500	140	88Gam Peg	2.8340	26000.	79	13623	No
312	GOM_NL__2PRFIN20041007_192405_000000382031_00042_13623_4733.N1	07-OCT-2004 19:24:05	Bright	38.000	93	53Bet Peg	2.5200	3100.0	76	13623	No
313	GOM_NL__2PRFIN20041007_192733_000000452031_00042_13623_4734.N1	07-OCT-2004 19:27:33	Bright	45.000	53	43Bet And	2.0480	3300.0	90	13623	No
314	GOM_NL__2PRFIN20041007_193000_000000542031_00042_13623_4735.N1	07-OCT-2004 19:30:00	Bright	53.500	173	4Bet Tri	3.0040	8900.0	107	13623	No
315	GOM_NL__2PRFIN20041007_193245_000000412031_00042_13623_4736.N1	07-OCT-2004 19:32:45	Bright	40.500	68	18Alp Cas	2.2250	4500.0	81	13623	No
316	GOM_NL__2PRFIN20041007_193410_000000402031_00042_13623_4737.N1	07-OCT-2004 19:34:10	Bright	40.000	76	27Gam Cas	2.3000	30000.	80	13623	No
317	GOM_NL__2PRFIN20041007_193545_000000602031_00042_13623_4738.N1	07-OCT-2004 19:35:45	Bright	60.000	79	26Bet Per	2.3100	13100.	120	13623	No
318	GOM_NL__2PRFIN20041007_193758_000000552031_00042_13623_4739.N1	07-OCT-2004 19:37:58	Bright	54.500	35	33Alp Per	1.7950	6250.0	109	13623	No
319	GOM_NL__2PRFIN20041007_194120_000000392031_00042_13623_4740.N1	07-OCT-2004 19:41:20	Bright	38.500	49	1Alp UMi	1.9900	6300.0	77	13623	No
320	GOM_NL__2PRFIN20041007_194352_000000392031_00042_13623_4741.N1	07-OCT-2004 19:43:52	Bright	39.000	60	7Bet UMi	2.0810	3950.0	78	13623	No
321	GOM_NL__2PRFIN20041007_194928_000000392031_00042_13623_4742.N1	07-OCT-2004 19:49:28	Bright	39.000	36	50Alp UMa	1.8000	6300.0	78	13623	No
322	GOM_NL__2PRFIN20041007_195059_000000382031_00042_13623_4743.N1	07-OCT-2004 19:50:59	Bright	37.500	82	48Bet UMa	2.3650	10600.	75	13623	No
323	GOM_NL__2PRFIN20041007_195417_000000372031_00042_13623_4744.N1	07-OCT-2004 19:54:17	Bright	37.000	174	52Psi UMa	3.0040	4400.0	74	13623	No
324	GOM_NL__2PRFIN20041007_200125_000000802031_00042_13623_4745.N1	07-OCT-2004 20:01:25	Bright	80.000	17	78Bet Gem	1.1610	4500.0	160	13623	No
325	GOM_NL__2PRFIN20041007_200410_000000542031_00042_13623_4746.N1	07-OCT-2004 20:04:10	Bright	54.000	22	32Alp Leo	1.3600	15200.	108	13623	No
326	GOM_NL__2PRFIN20041007_200624_000001932031_00042_13623_4747.N1	07-OCT-2004 20:06:24	Straylight	192.50	170	27Eps Gem	3.0000	9700.0	385	13623	No
327	GOM_NL__2PRFIN20041007_201226_000000972031_00042_13623_4748.N1	07-OCT-2004 20:12:26	Dark	97.000	8	10Alp CMi	0.40000	6500.0	194	13623	No
328	GOM_NL__2PRFIN20041007_201853_000000512031_00042_13623_4749.N1	07-OCT-2004 20:18:53	Dark	50.500	132	15Rho Pup	2.8030	6900.0	101	13623	No
329	GOM_NL__2PRFIN20041007_202039_000000412031_00042_13623_4750.N1	07-OCT-2004 20:20:39	Dark	40.500	65	Lam Vel	2.2040	4400.0	81	13623	No
330	GOM_NL__2PRFIN20041007_202224_000000462031_00042_13623_4751.N1	07-OCT-2004 20:22:24	Dark	46.000	70	Zet Pup	2.2460	39000.	92	13623	No
331	GOM_NL__2PRFIN20041007_202858_000000612031_00043_13624_4722.N1	07-OCT-2004 20:28:58	Dark	61.000	2	Alp Car	-0.73600	7000.0	122	13624	No
332	GOM_NL__2PRFIN20041007_203229_000000682031_00043_13624_4723.N1	07-OCT-2004 20:32:29	Dark	67.500	108	Alp Col	2.6520	15200.	135	13624	No
333	GOM_NL__2PRFIN20041007_203504_000000402031_00043_13624_4724.N1	07-OCT-2004 20:35:04	Dark	39.500	135	Bet Hyi	2.8200	5800.0	79	13624	No
334	GOM_NL__2PRFIN20041007_203737_000000412031_00043_13624_4725.N1	07-OCT-2004 20:37:37	Dark	41.000	143	Alp Hyi	2.8570	7200.0	82	13624	No
335	GOM_NL__2PRFIN20041007_203905_000000542031_00043_13624_4726.N1	07-OCT-2004 20:39:05	Dark	54.000	9	Alp Eri	0.45300	24000.	108	13624	No
336	GOM_NL__2PRFIN20041007_204112_000000552031_00043_13624_4727.N1	07-OCT-2004 20:41:12	Straylight	54.500	157	The1Eri	2.9060	9300.0	109	13624	No
337	GOM_NL__2PRFIN20041007_204416_000000452031_00043_13624_4728.N1	07-OCT-2004 20:44:16	Straylight	44.500	84	Alp Phe	2.3970	4500.0	89	13624	No

338	GOM_NL__2PRFIN20041007_204847_000000462031_00043_13624_4729.N1	07-OCT-2004 20:48:47	Straylight	45.500	18	24Alp PsA	1.1660	9700.0	91	13624	No
339	GOM_NL__2PRFIN20041007_205100_000000502031_00043_13624_4730.N1	07-OCT-2004 20:51:00	Straylight	49.500	52	16Bet Cet	2.0370	4500.0	99	13624	No
340	GOM_NL__2PRFIN20041007_205318_000001952031_00043_13624_4731.N1	07-OCT-2004 20:53:18	Bright	195.00	165	34Gam Eri	2.9500	3200.0	390	13624	No
341	GOM_NL__2PRFIN20041007_210059_000000402031_00043_13624_4732.N1	07-OCT-2004 21:00:59	Bright	39.500	140	88Gam Peg	2.8340	26000.	79	13624	No
342	GOM_NL__2PRFIN20041007_210441_000000392031_00043_13624_4733.N1	07-OCT-2004 21:04:41	Bright	39.000	93	53Bet Peg	2.5200	3100.0	78	13624	No
343	GOM_NL__2PRFIN20041007_210808_000000432031_00043_13624_4734.N1	07-OCT-2004 21:08:08	Bright	42.500	53	43Bet And	2.0480	3300.0	85	13624	No
344	GOM_NL__2PRFIN20041007_211034_000000552031_00043_13624_4735.N1	07-OCT-2004 21:10:34	Bright	54.500	173	4Bet Tri	3.0040	8900.0	109	13624	No
345	GOM_NL__2PRFIN20041007_211320_000000422031_00043_13624_4736.N1	07-OCT-2004 21:13:20	Bright	42.000	68	18Alp Cas	2.2250	4500.0	84	13624	No
346	GOM_NL__2PRFIN20041007_211445_000000412031_00043_13624_4737.N1	07-OCT-2004 21:14:45	Bright	40.500	76	27Gam Cas	2.3000	30000.	81	13624	No
347	GOM_NL__2PRFIN20041007_211620_000000652031_00043_13624_4738.N1	07-OCT-2004 21:16:20	Bright	64.500	79	26Bet Per	2.3100	13100.	129	13624	No
348	GOM_NL__2PRFIN20041007_211833_000000572031_00043_13624_4739.N1	07-OCT-2004 21:18:33	Bright	57.000	35	33Alp Per	1.7950	6250.0	114	13624	No
349	GOM_NL__2PRFIN20041007_212156_000000382031_00043_13624_4740.N1	07-OCT-2004 21:21:56	Bright	38.000	49	1Alp UMi	1.9900	6300.0	76	13624	No
350	GOM_NL__2PRFIN20041007_212427_000000422031_00043_13624_4741.N1	07-OCT-2004 21:24:27	Bright	41.500	60	7Bet UMi	2.0810	3950.0	83	13624	No
351	GOM_NL__2PRFIN20041007_213004_000000392031_00043_13624_4742.N1	07-OCT-2004 21:30:04	Bright	39.000	36	50Alp UMa	1.8000	6300.0	78	13624	No
352	GOM_NL__2PRFIN20041007_213134_000000372031_00043_13624_4743.N1	07-OCT-2004 21:31:34	Bright	37.000	82	48Bet UMa	2.3650	10600.	74	13624	No
353	GOM_NL__2PRFIN20041007_213452_000000382031_00043_13624_4744.N1	07-OCT-2004 21:34:52	Bright	38.000	174	52Psi UMa	3.0040	4400.0	76	13624	No
354	GOM_NL__2PRFIN20041007_214203_000000762031_00043_13624_4745.N1	07-OCT-2004 21:42:03	Bright	76.000	17	78Bet Gem	1.1610	4500.0	152	13624	No
355	GOM_NL__2PRFIN20041007_214446_000000522031_00043_13624_4746.N1	07-OCT-2004 21:44:46	Bright	51.500	22	32Alp Leo	1.3600	15200.	103	13624	No
356	GOM_NL__2PRFIN20041007_214702_000001862031_00043_13624_4747.N1	07-OCT-2004 21:47:02	Straylight	186.00	170	27Eps Gem	3.0000	9700.0	372	13624	No
357	GOM_NL__2PRFIN20041007_215305_000000942031_00043_13624_4748.N1	07-OCT-2004 21:53:05	Dark	94.000	8	10Alp CMi	0.40000	6500.0	188	13624	No
358	GOM_NL__2PRFIN20041007_215930_000000522031_00043_13624_4749.N1	07-OCT-2004 21:59:30	Dark	51.500	132	15Rho Pup	2.8030	6900.0	103	13624	No
359	GOM_NL__2PRFIN20041007_220115_000000452031_00043_13624_4750.N1	07-OCT-2004 22:01:15	Dark	44.500	65	Lam Vel	2.2040	4400.0	89	13624	No
360	GOM_NL__2PRFIN20041007_220259_000000462031_00043_13624_4751.N1	07-OCT-2004 22:02:59	Dark	45.500	70	Zet Pup	2.2460	39000.	91	13624	No
361	GOM_NL__2PRFIN20041007_220935_000000522031_00044_13625_4723.N1	07-OCT-2004 22:09:35	Dark	52.000	2	Alp Car	-0.73600	7000.0	104	13625	No
362	GOM_NL__2PRFIN20041007_221307_000000682031_00044_13625_4724.N1	07-OCT-2004 22:13:07	Dark	67.500	108	Alp Col	2.6520	15200.	135	13625	No
363	GOM_NL__2PRFIN20041007_221540_000000372031_00044_13625_4725.N1	07-OCT-2004 22:15:40	Dark	37.000	135	Bet Hyi	2.8200	5800.0	74	13625	No
364	GOM_NL__2PRFIN20041007_221811_000000422031_00044_13625_4726.N1	07-OCT-2004 22:18:11	Dark	42.000	143	Alp Hyi	2.8570	7200.0	84	13625	No
365	GOM_NL__2PRFIN20041007_221941_000000512031_00044_13625_4727.N1	07-OCT-2004 22:19:41	Dark	50.500	9	Alp Eri	0.45300	24000.	101	13625	No
366	GOM_NL__2PRFIN20041007_222149_000000532031_00044_13625_4728.N1	07-OCT-2004 22:21:49	Straylight	52.500	157	The1Eri	2.9060	9300.0	105	13625	No
367	GOM_NL__2PRFIN20041007_222452_000000452031_00044_13625_4729.N1	07-OCT-2004 22:24:52	Straylight	45.000	84	Alp Phe	2.3970	4500.0	90	13625	No
368	GOM_NL__2PRFIN20041007_222923_000000412031_00044_13625_4730.N1	07-OCT-2004 22:29:23	Straylight	40.500	18	24Alp PsA	1.1660	9700.0	81	13625	No
369	GOM_NL__2PRFIN20041007_223135_000000472031_00044_13625_4731.N1	07-OCT-2004 22:31:35	Straylight	47.000	52	16Bet Cet	2.0370	4500.0	94	13625	No
370	GOM_NL__2PRFIN20041007_223353_000002002031_00044_13625_4732.N1	07-OCT-2004 22:33:53	Bright	200.00	165	34Gam Eri	2.9500	3200.0	400	13625	No
371	GOM_NL__2PRFIN20041007_224134_000000402031_00044_13625_4733.N1	07-OCT-2004 22:41:34	Bright	40.000	140	88Gam Peg	2.8340	26000.	80	13625	No
372	GOM_NL__2PRFIN20041007_224516_000000372031_00044_13625_4734.N1	07-OCT-2004 22:45:16	Bright	36.500	93	53Bet Peg	2.5200	3100.0	73	13625	No
373	GOM_NL__2PRFIN20041007_224843_000000462031_00044_13625_4735.N1	07-OCT-2004 22:48:43	Bright	45.500	53	43Bet And	2.0480	3300.0	91	13625	No
374	GOM_NL__2PRFIN20041007_225109_000000552031_00044_13625_4736.N1	07-OCT-2004 22:51:09	Bright	54.500	173	4Bet Tri	3.0040	8900.0	109	13625	No
375	GOM_NL__2PRFIN20041007_225356_000000422031_00044_13625_4737.N1	07-OCT-2004 22:53:56	Bright	41.500	68	18Alp Cas	2.2250	4500.0	83	13625	No
376	GOM_NL__2PRFIN20041007_225908_000000522031_00044_13625_4738.N1	07-OCT-2004 22:59:08	Bright	52.000	35	33Alp Per	1.7950	6250.0	104	13625	No
377	GOM_NL__2PRFIN20041007_230231_000000352031_00044_13625_4739.N1	07-OCT-2004 23:02:31	Bright	34.500	49	1Alp UMi	1.9900	6300.0	69	13625	No
378	GOM_NL__2PRFIN20041007_230503_000000372031_00044_13625_4740.N1	07-OCT-2004 23:05:03	Bright	37.000	60	7Bet UMi	2.0810	3950.0	74	13625	No
379	GOM_NL__2PRFIN20041007_231039_000000392031_00044_13625_4741.N1	07-OCT-2004 23:10:39	Bright	39.000	36	50Alp UMa	1.8000	6300.0	78	13625	No
380	GOM_NL__2PRFIN20041007_231210_000000402031_00044_13625_4742.N1	07-OCT-2004 23:12:10	Bright	40.000	82	48Bet UMa	2.3650	10600.	80	13625	No
381	GOM_NL__2PRFIN20041007_231529_000000382031_00044_13625_4743.N1	07-OCT-2004 23:15:29	Bright	38.000	174	52Psi UMa	3.0040	4400.0	76	13625	No
382	GOM_NL__2PRFIN20041007_232239_000000802031_00044_13625_4744.N1	07-OCT-2004 23:22:39	Bright	79.500	17	78Bet Gem	1.1610	4500.0	159	13625	No
383	GOM_NL__2PRFIN20041007_232522_000000542031_00044_13625_4745.N1	07-OCT-2004 23:25:22	Bright	54.000	22	32Alp Leo	1.3600	15200.	108	13625	No
384	GOM_NL__2PRFIN20041007_232740_000001892031_00044_13625_4746.N1	07-OCT-2004 23:27:40	Straylight	188.50	170	27Eps Gem	3.0000	9700.0	377	13625	No
385	GOM_NL__2PRFIN20041007_233342_000000952031_00044_13625_4747.N1	07-OCT-2004 23:33:42	Dark	95.000	8	10Alp CMi	0.40000	6500.0	190	13625	No
386	GOM_NL__2PRFIN20041007_234007_000000522031_00044_13625_4748.N1	07-OCT-2004 23:40:07	Dark	52.000	132	15Rho Pup	2.8030	6900.0	104	13625	No
387	GOM_NL__2PRFIN20041007_234151_000000452031_00044_13625_4749.N1	07-OCT-2004 23:41:51	Dark	45.000	65	Lam Vel	2.2040	4400.0	90	13625	No
388	GOM_NL__2PRFIN20041007_234445_000000442031_00044_13625_4750.N1	07-OCT-2004 23:44:45	Dark	44.000	34	Gam2Vel	1.7930	23000.	88	13625	No
389	GOM_NL__2PRFIN20041007_235011_000000612031_00045_13626_4724.N1	07-OCT-2004 23:50:11	Dark	61.000	2	Alp Car	-0.73600	7000.0	122	13626	No
390	GOM_NL__2PRFIN20041007_235344_000000692031_00045_13626_4725.N1	07-OCT-2004 23:53:44	Dark	68.500	108	Alp Col	2.6520	15200.	137	13626	No
391	GOM_NL__2PRFIN20041007_235616_000000402031_00045_13626_4726.N1	07-OCT-2004 23:56:16	Dark	39.500	135	Bet Hyi	2.8200	5800.0	79	13626	No
392	GOM_NL__2PRFIN20041007_235848_000000432031_00045_13626_4727.N1	07-OCT-2004 23:58:48	Dark	42.500	143	Alp Hyi	2.8570	7200.0	85	13626	No



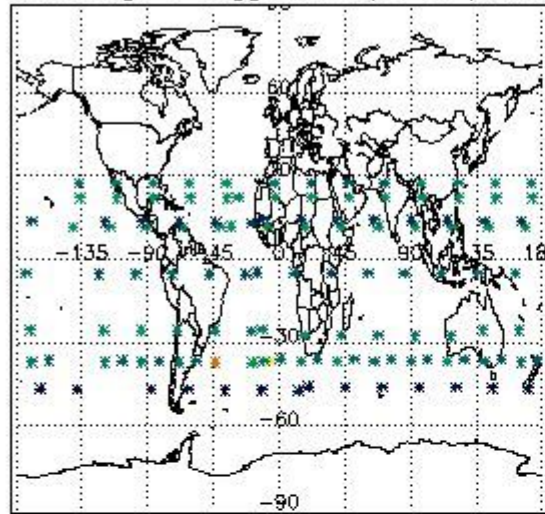
In this section it is plotted some information contained in the Quality Summary data set of the level 2 products. Only products in dark limb conditions and without errors (error flag in the MPH set to "0") are used.

### 3.1 Plot quality information per product (time dependant)

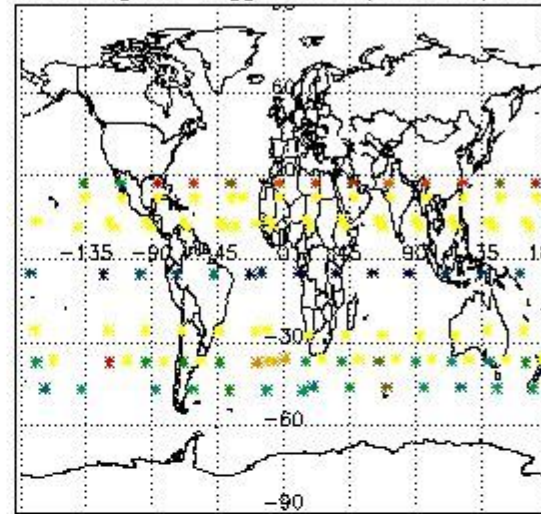


### 3.2 Plot quality information per product (world map)


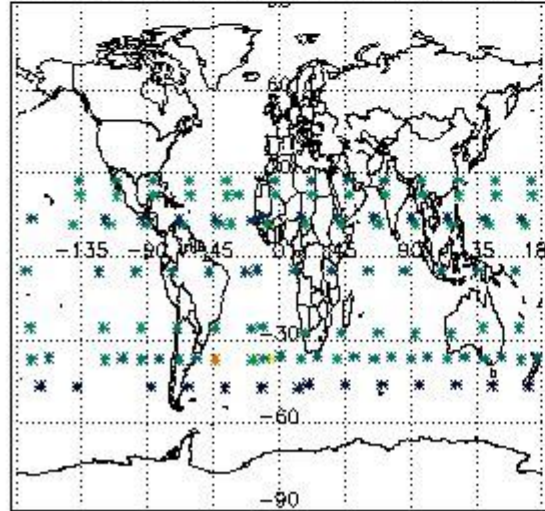
Percentage of flagged data per O3 profile



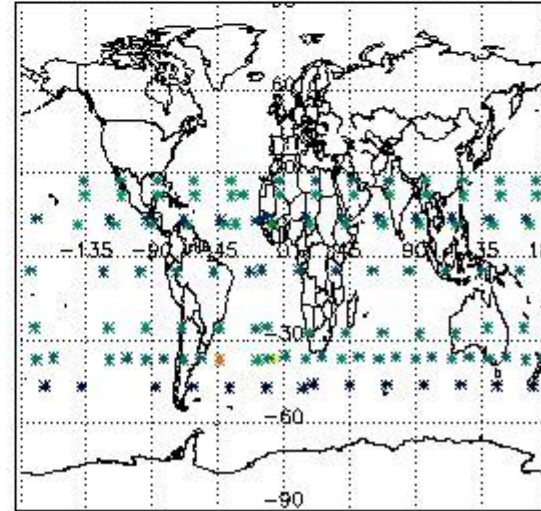
Percentage of flagged data per H2O profile



Percentage of flagged data per NO2 profile



Percentage of flagged data per NO3 profile

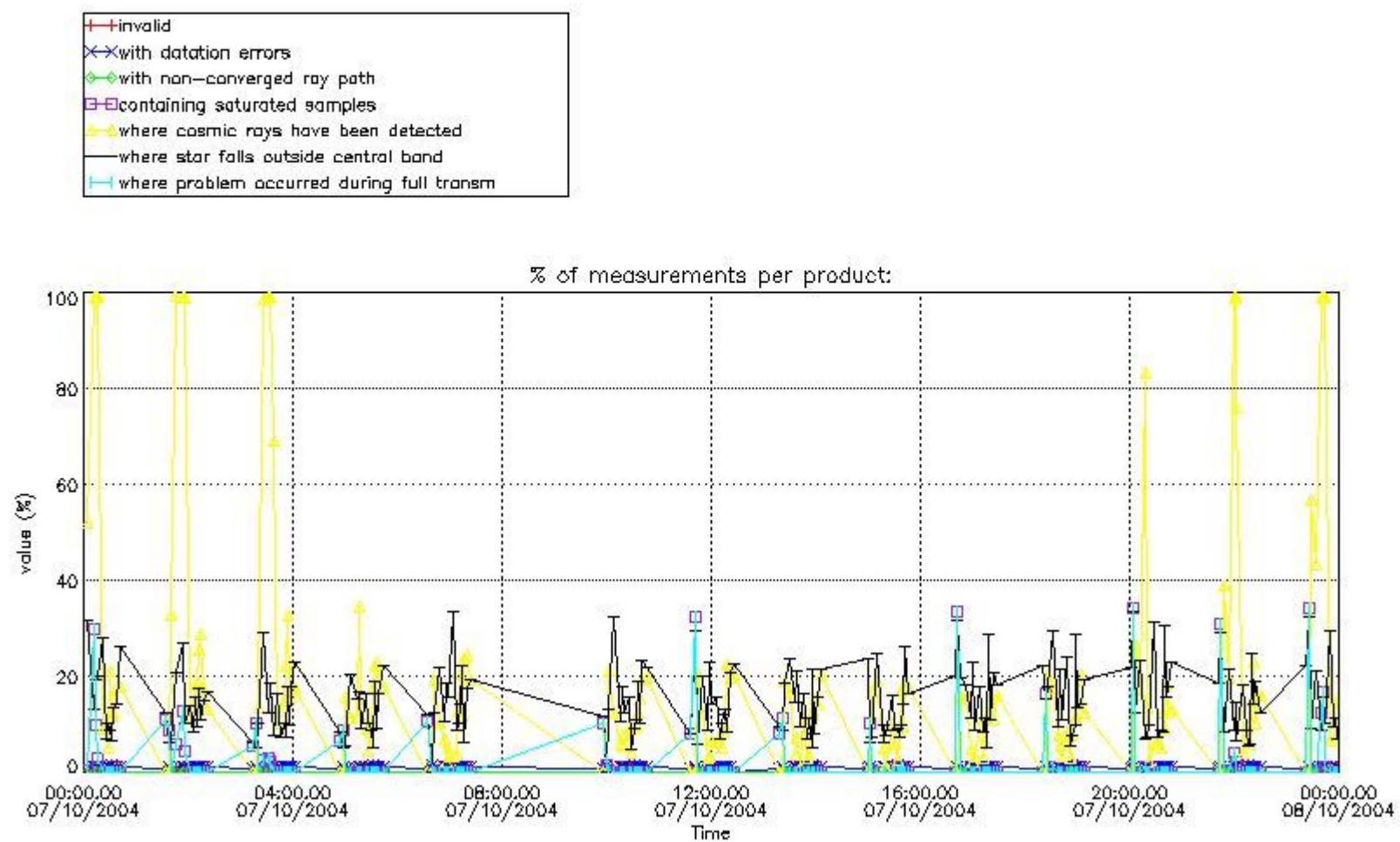


#### 4. Level 1 quality information per product

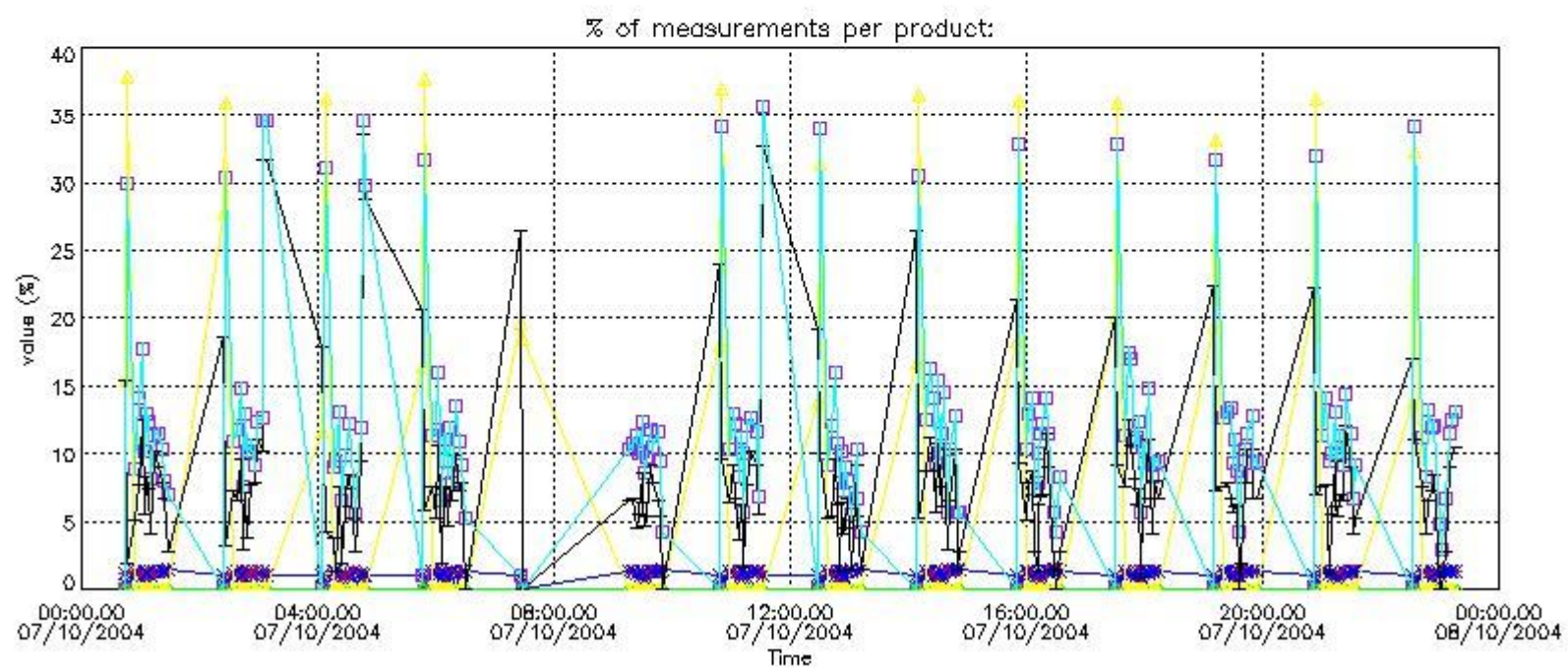
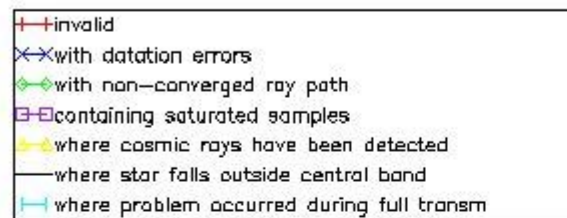
In this section it is plotted some information contained in the Quality Summary data set of the level 2 products that comes from the level 1b processing. Products without errors (error flag in the MPH set to "0") are used.

##### 4.1 Plot quality information per product (time dependant) coming from level 1b processing

###### 4.1.1 Plot level 1 quality information per product (time dependant): ENVISAT ASCENDING passes



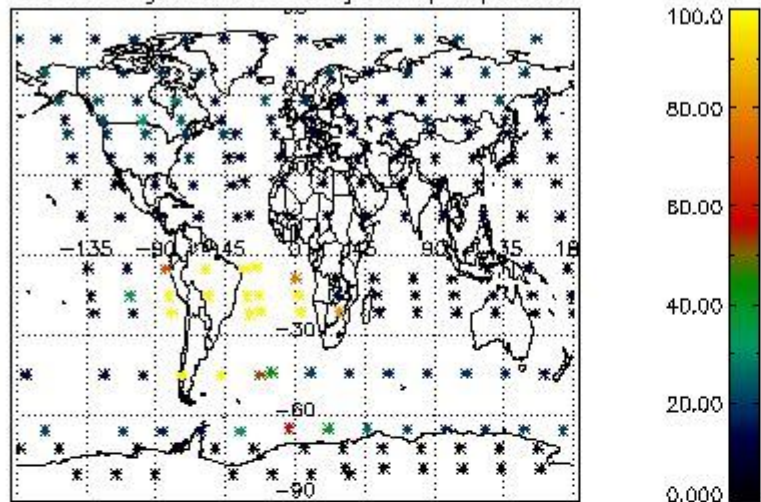
4.1.2 Plot level 1 quality information per product (time dependant): ENVISAT DESCENDING passes



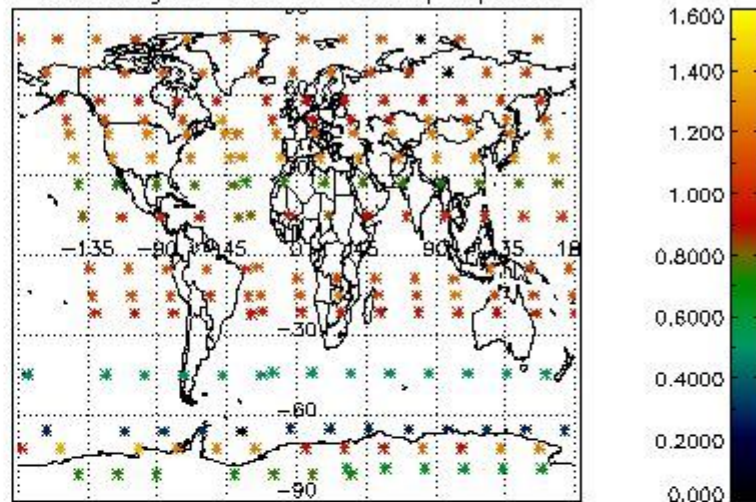
#### 4.2 Plot quality information per product coming from level 1b processing (world map)

##### 4.2.1 Plot level 1 quality information per product (world map): ENVISAT ASCENDING passes

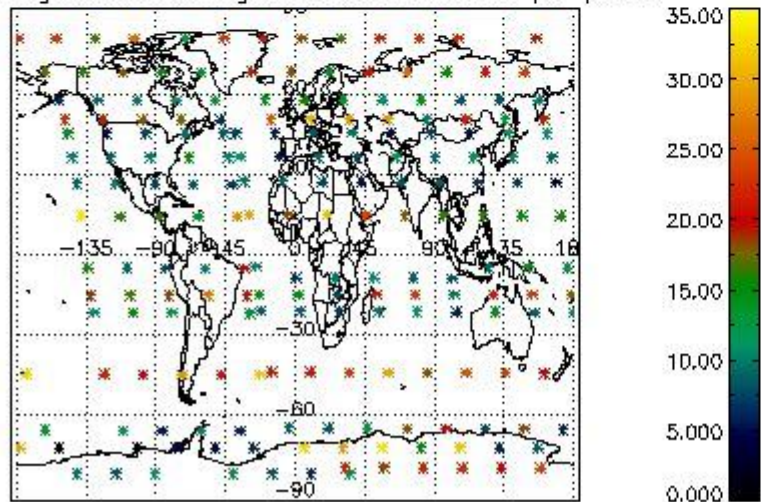
Percentage of cosmic ray hits per profile



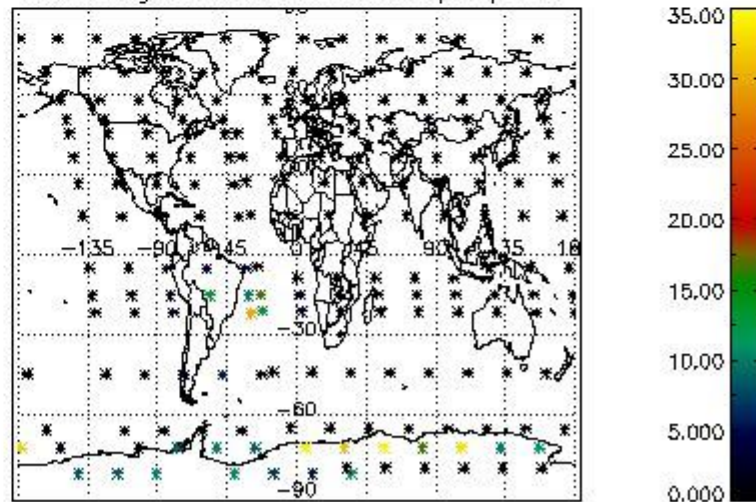
Percentage of datation errors per profile



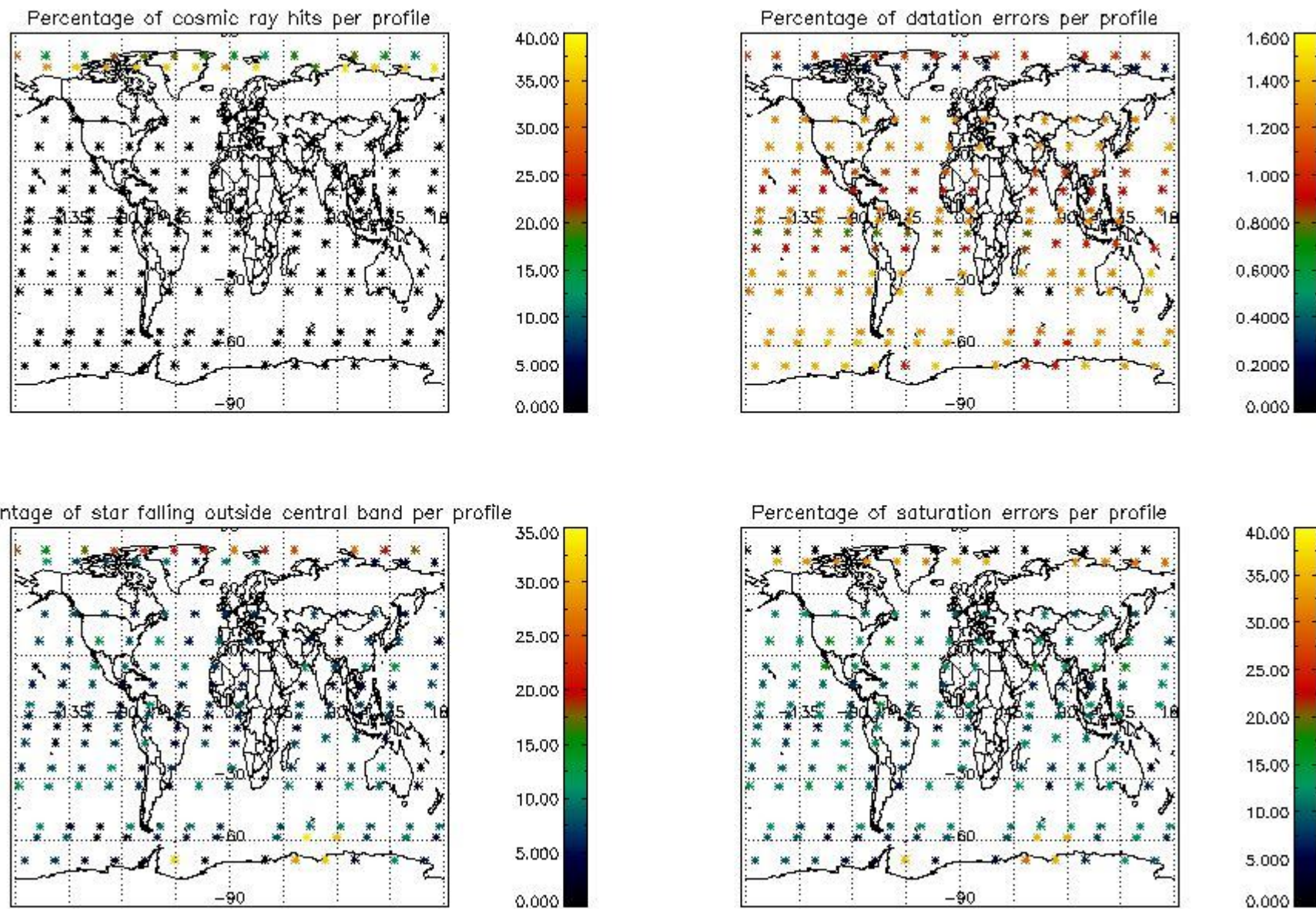
Percentage of star falling outside central band per profile



Percentage of saturation errors per profile



4.2.2 Plot level 1 quality information per product (world map): ENVISAT DESCENDING passes



## 5. Trace gas profiles

### 5.1 Ozone statistics based on quality of products

The final quality of the products can be "measured" using the STD (Standard Deviation) attached to every point profile. This information is written to the parameter GOM\_NL\_\_2P/NL\_LOCAL\_SPECIES\_DENSITY/o3\_std of the level 2 products. The table below shows the statistics for given STD ranges.

The statistics are given with respect to the overall valid production:

- Products without fatal errors: GOM\_NL\_\_2P/MPH/PRODUCT\_ERR=0
- Valid point profile: GOM\_NL\_\_2P/NL\_LOCAL\_SPECIES\_DENSITY/pcd(0)=0

The 'Criteria' is applied to valid points of dark limb products:

- Products in dark limb illumination condition: GOM\_NL\_\_2P/NL\_SUMMARY\_QUALITY/obs\_ill\_cond=0
- Products without fatal errors: GOM\_NL\_\_2P/MPH/PRODUCT\_ERR=0
- Valid point profile: GOM\_NL\_\_2P/NL\_LOCAL\_SPECIES\_DENSITY/pcd(0)=0

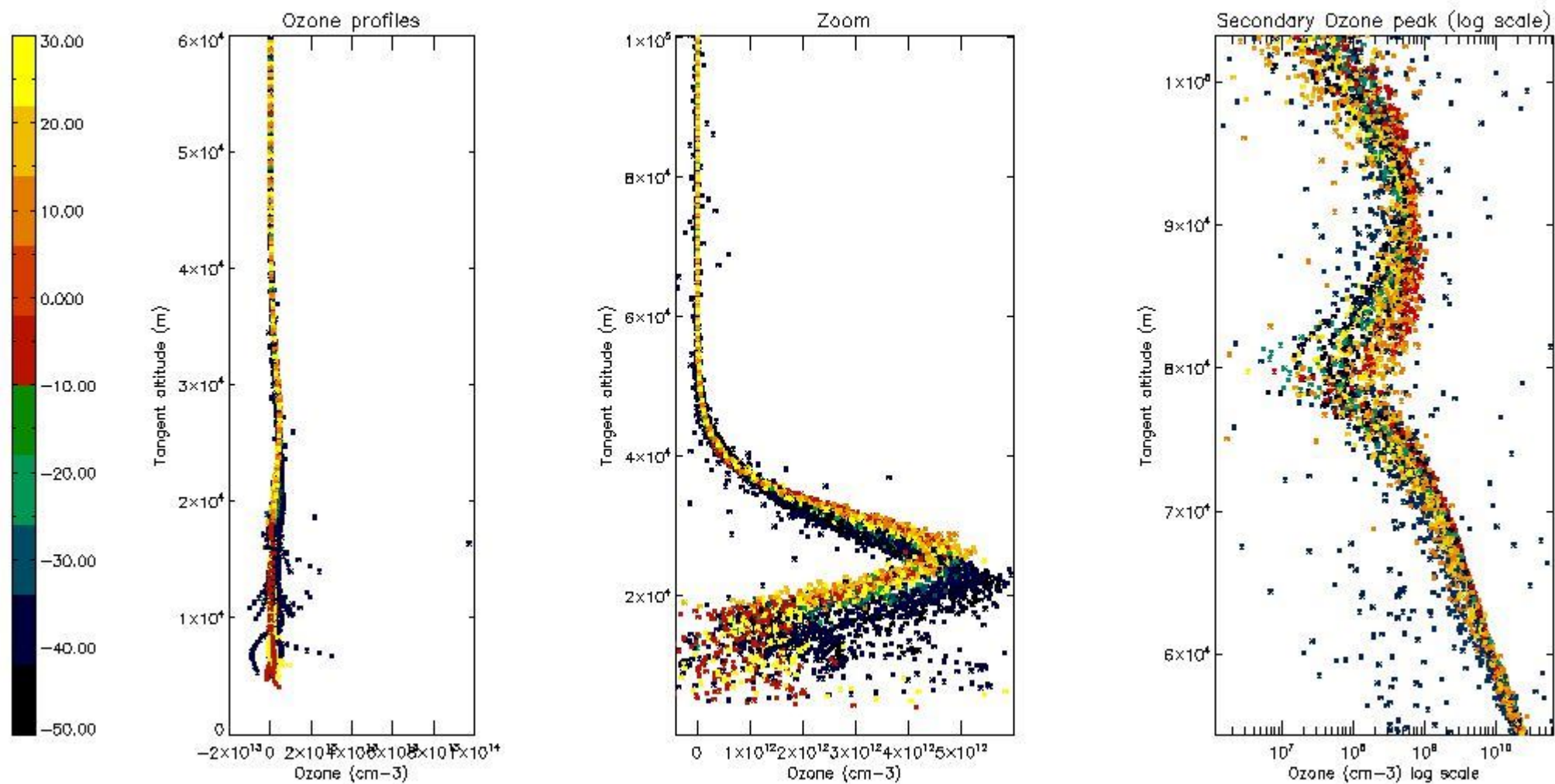
So, the table below shows the percentage of dark limb and valid observations for each criteria with respect to the overall valid daily observations.

Criteria	% of total production
All STD	30
STD < 20	18

STD < 10	15
STD < 5	11

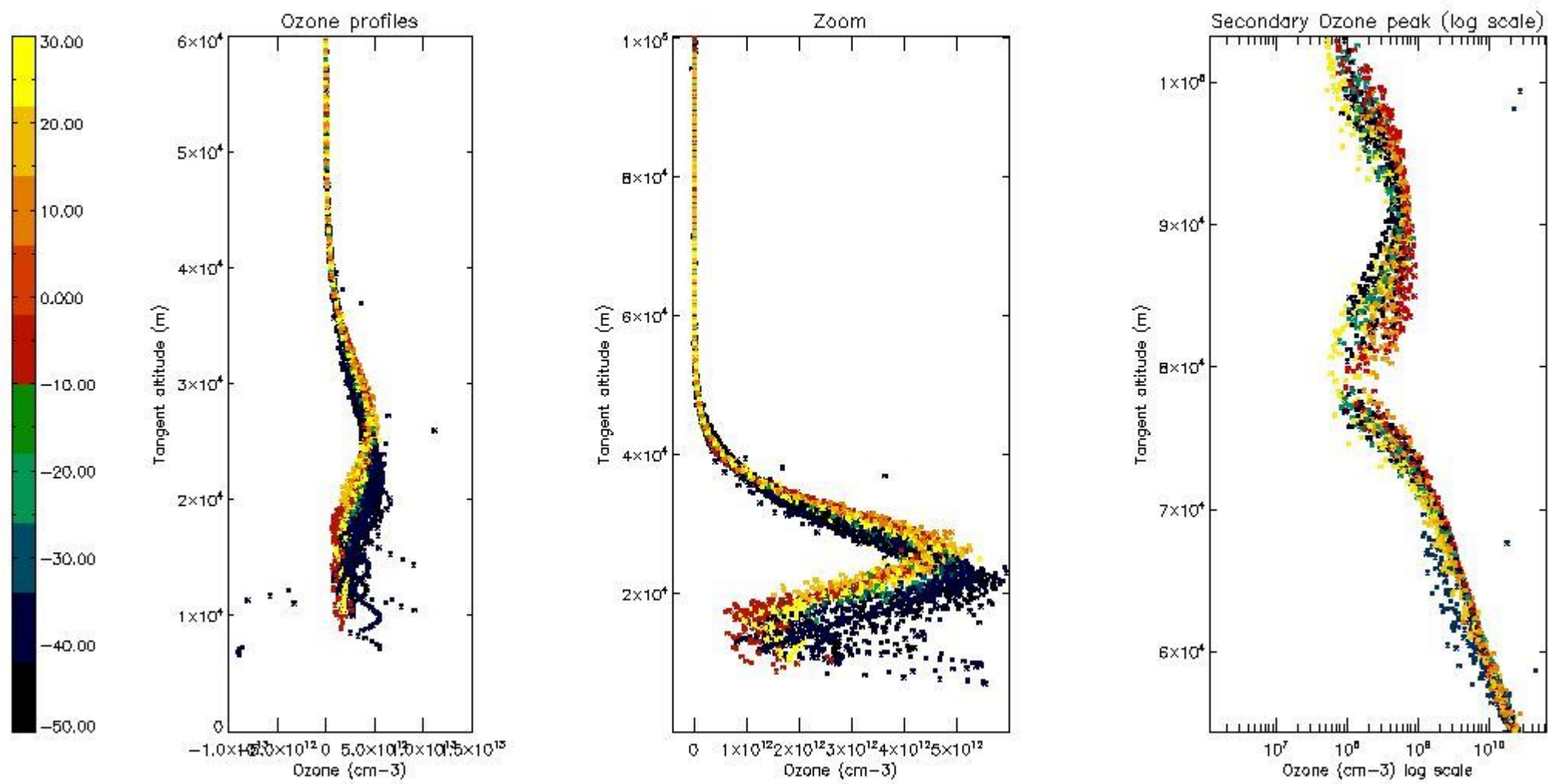
5.2 Plot ozone profiles for all STD (dark without errors)

The colorbar represents the latitude.



5.3 Plot ozone profiles where STD < 20% (dark without errors)

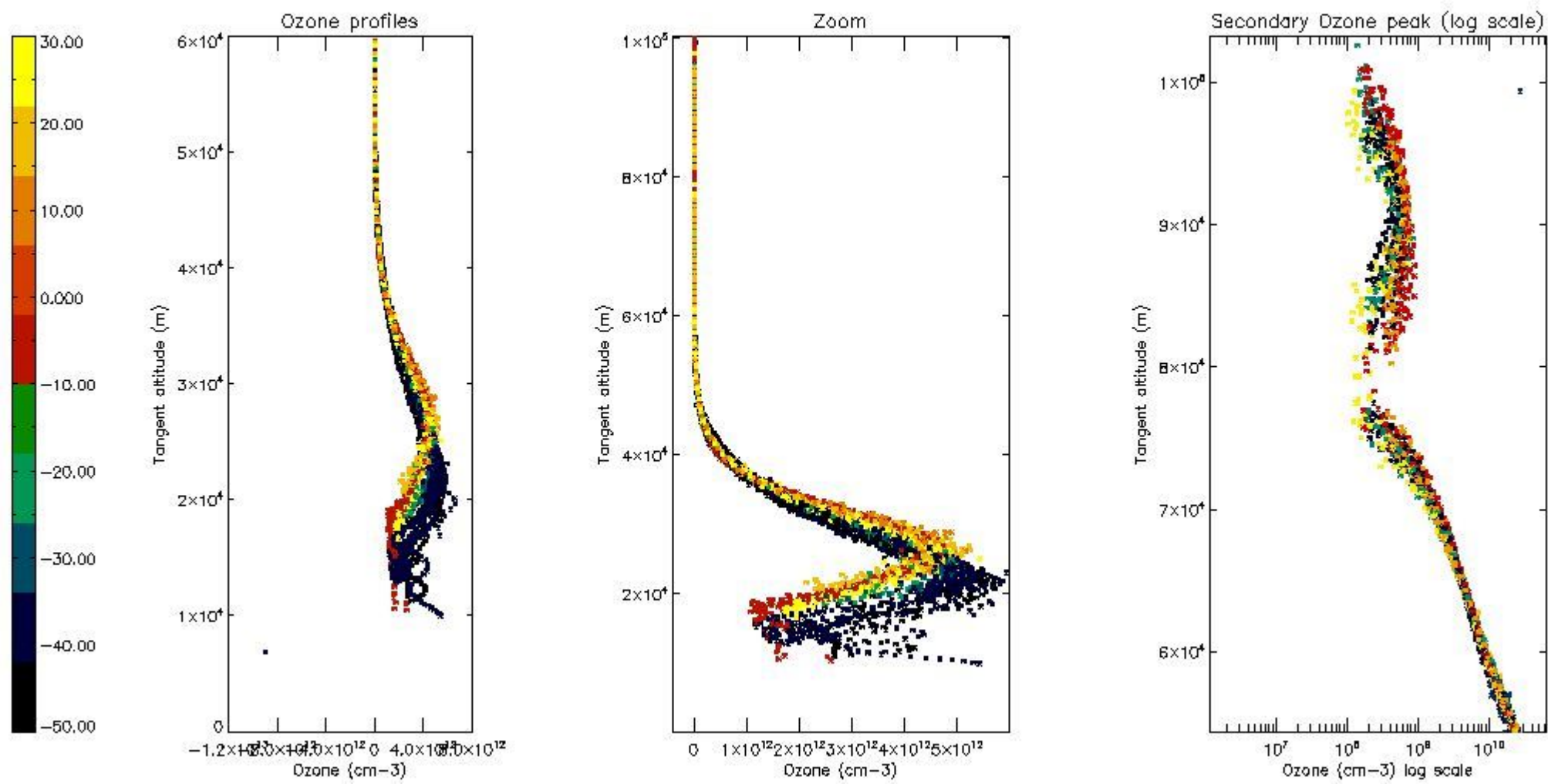
The colorbar represents the latitude.



*5.4 Plot ozone profiles where STD < 10% (dark without errors)*

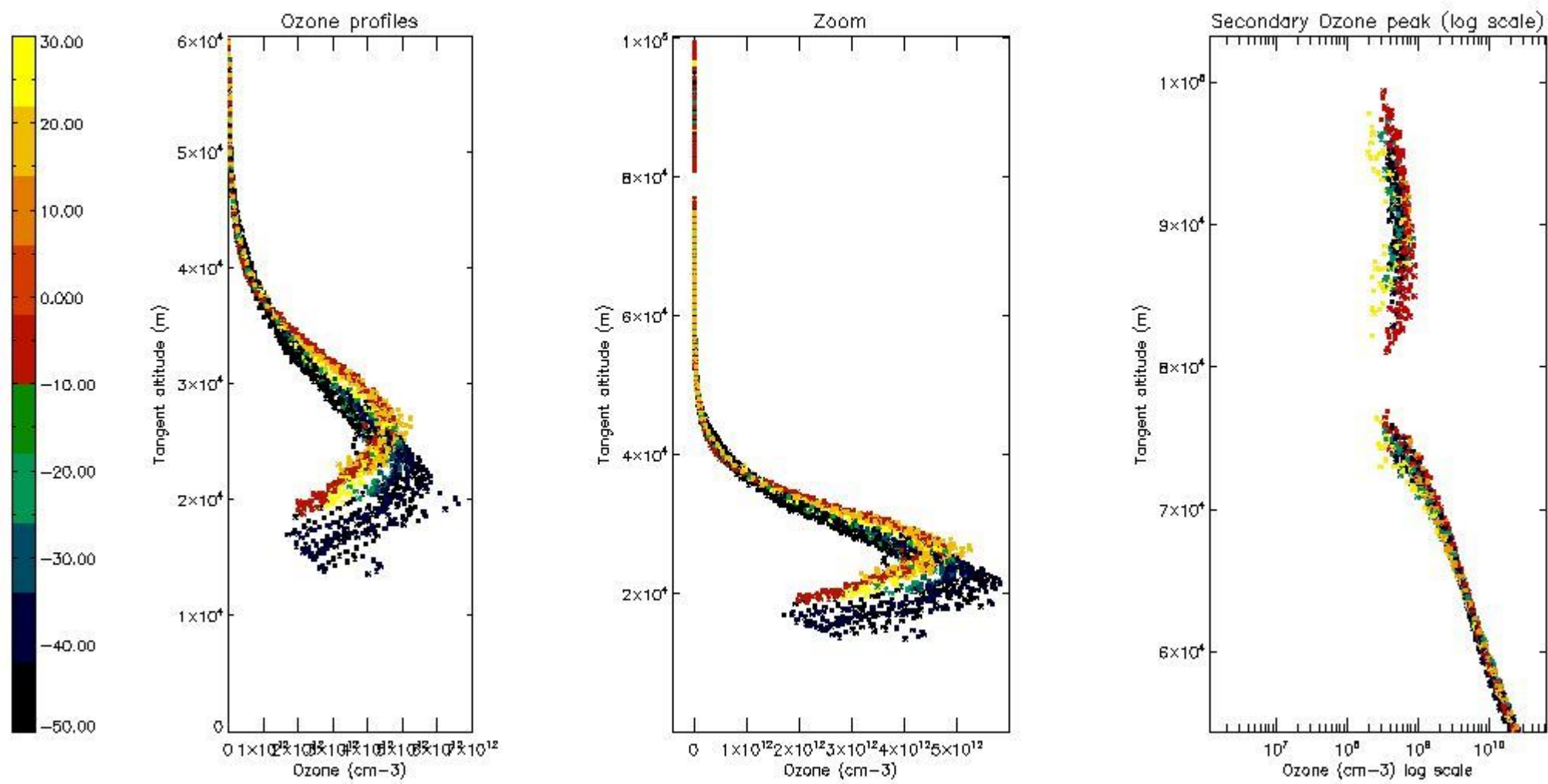
The colorbar represents the latitude.





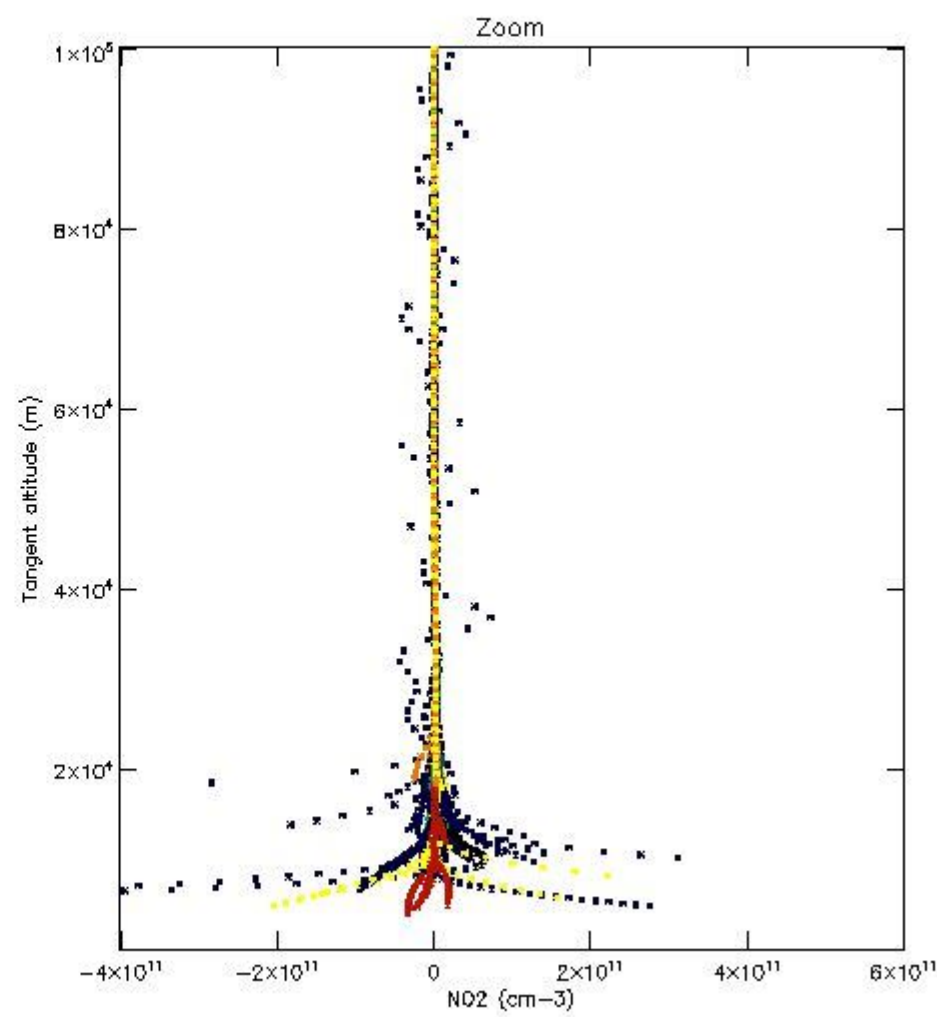
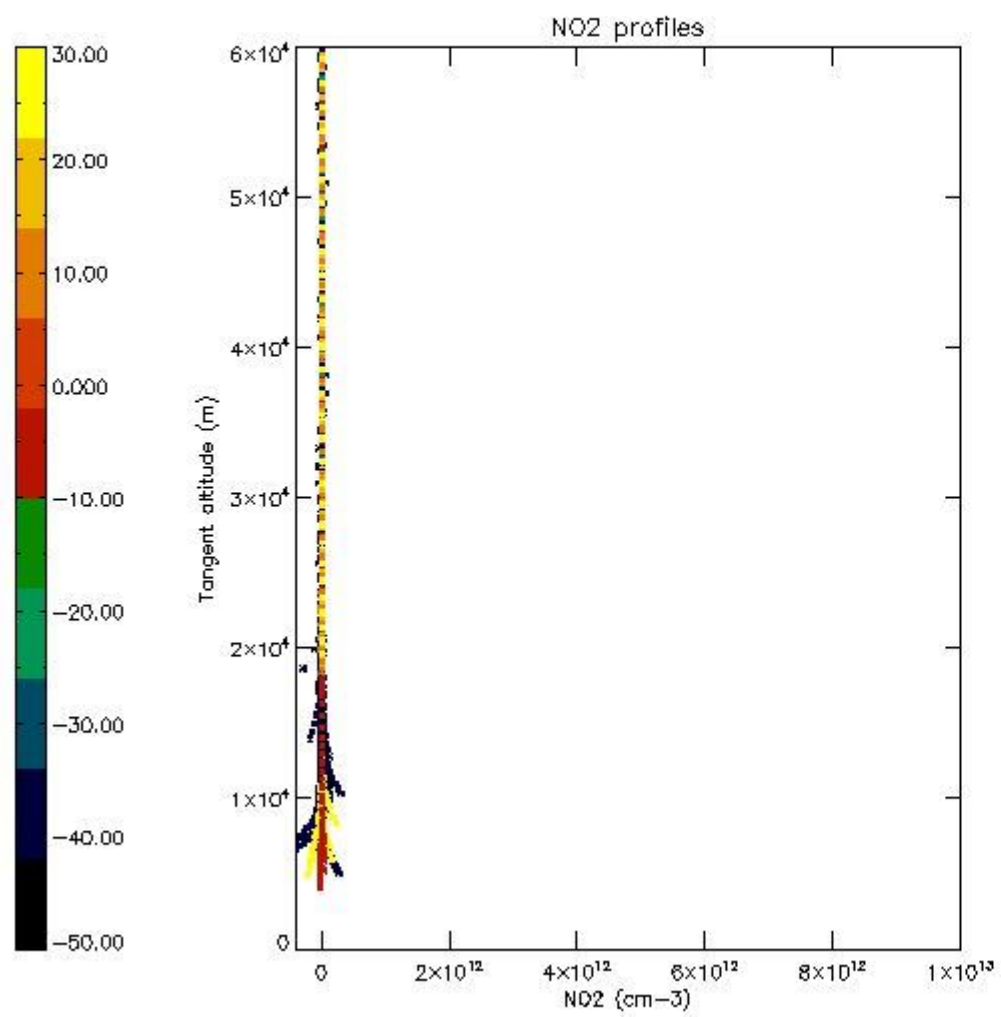
*5.5 Plot ozone profiles where STD < 5% (dark without errors)*

The colorbar represents the latitude.



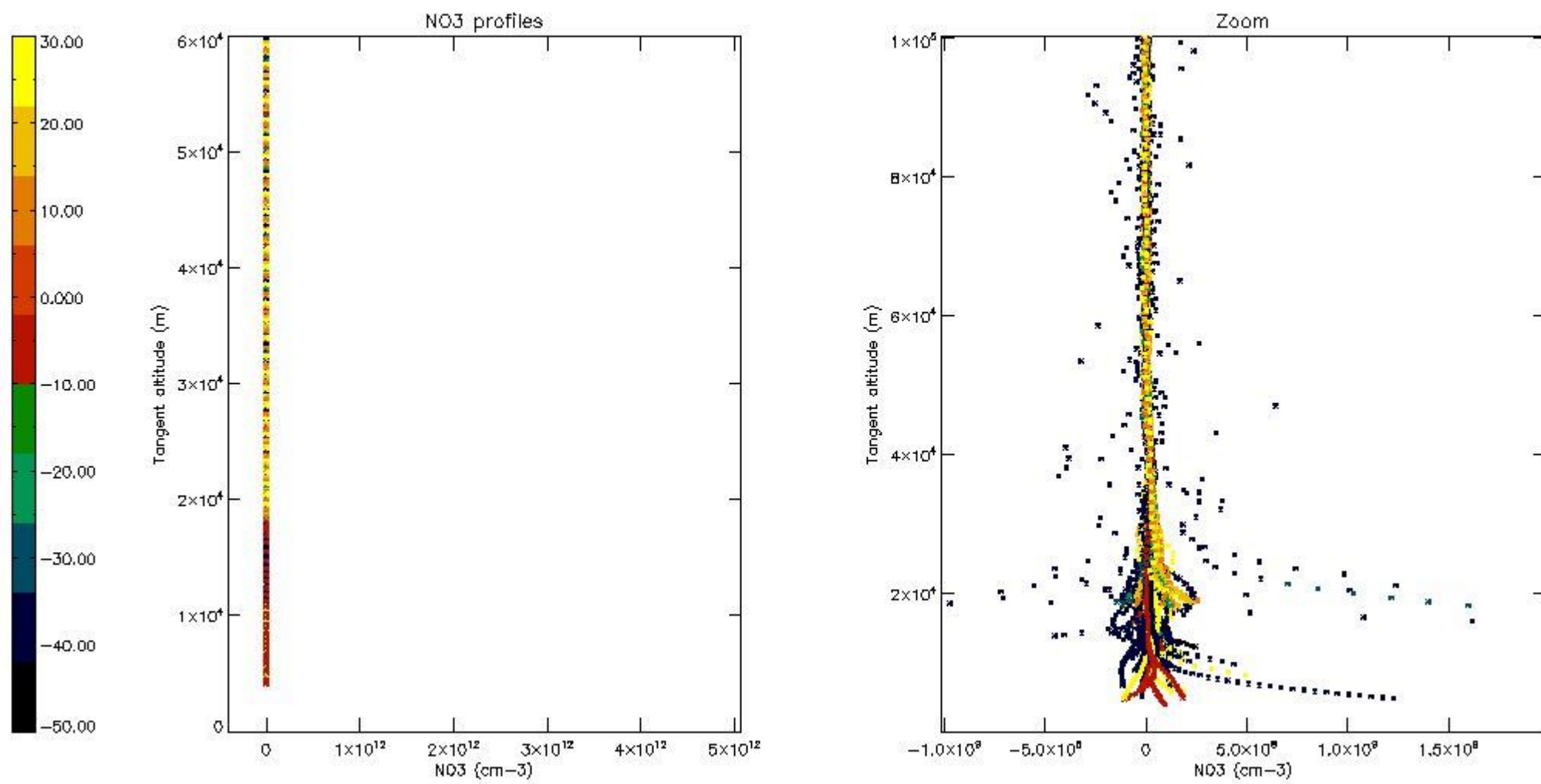
*5.6 Plot NO<sub>2</sub> profiles for all STD (dark without errors)*

The colorbar represents the latitude.



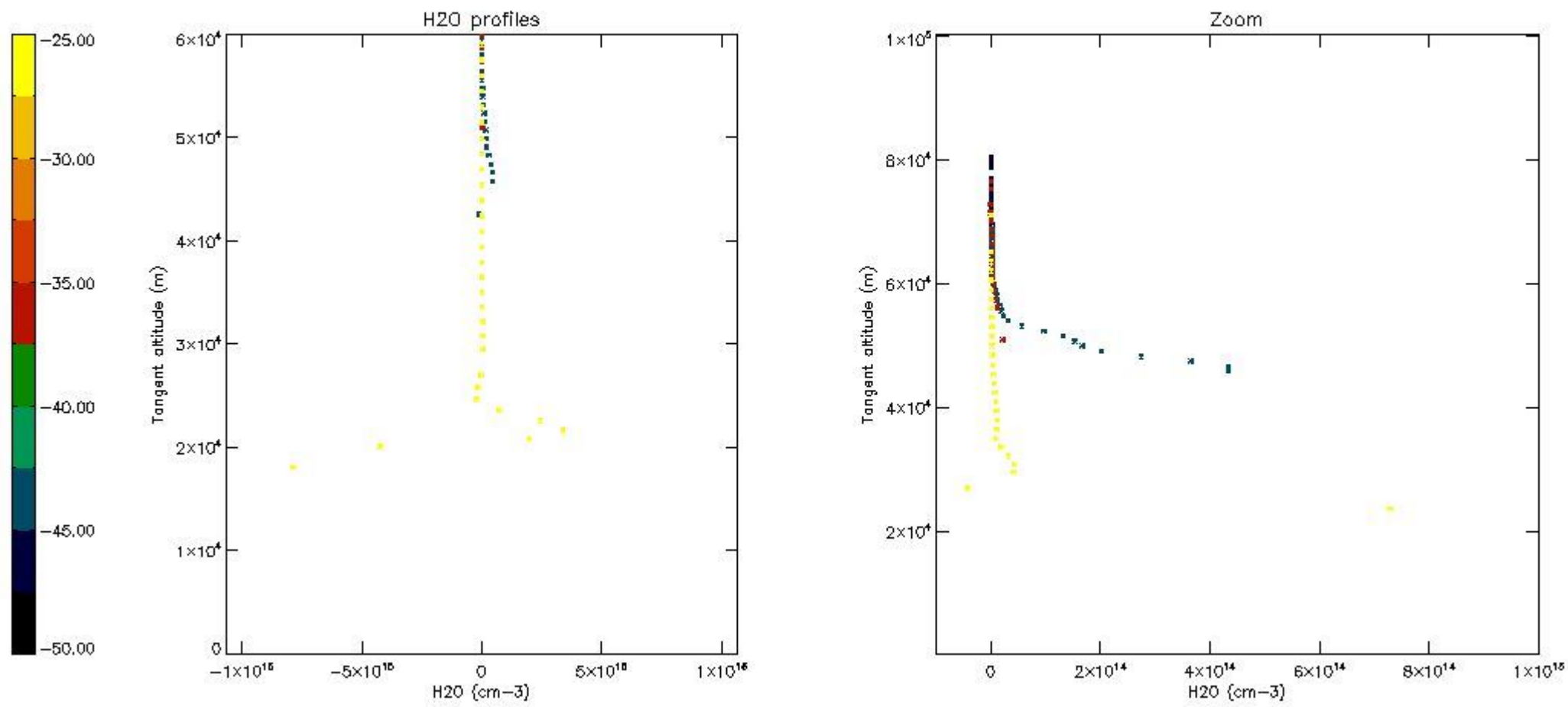
*5.7 Plot NO3 profiles for all STD (dark without errors)*

The colorbar represents the latitude.



*5.8 Plot H2O profiles for all STD (only for occultations of stars 1,2,3,4,13,14,16,26,63 dark without errors)*

The colorbar represents the latitude.



## 6. Auxiliary Data Files used for the production reported in section 2

The number reported in the third column indicates since which file (see list in section 2) the corresponding auxiliary file has been used. The fourth column is the date of those product files.

Type	Auxiliary Filename	Used since product	Used since product date
INST_PHYS_CHARACTERISTICS	GOM_INS_AXVIEC20091111_143220_20030716_120000_20500101_000000	1	07-OCT-2004 00:04:58
LEVEL-2_PROC_CONFIG	GOM_PR2_AXVIEC20091111_152718_20020301_000000_20500101_000000	1	07-OCT-2004 00:04:58
CROSS_SECTIONS_FILE	GOM_CRS_AXVIEC20091111_154832_20020301_000000_20500101_000000	1	07-OCT-2004 00:04:58

# GOMOS Level 2 Daily Report

## SUMMARY

### [1. General Info](#)

### [2. Summary of processed GOM\\_NL\\_2P products](#)

### [3. Level 2 Quality information per product](#)

#### [3.1 Plot of level 2 quality information per product \(time dependant\)](#)

#### [3.2 Plot of level 2 quality information per product \(world map\)](#)

### [4. Level 1 Quality information per product \(stored on level 2 products\)](#)

#### [4.1 Plot of level 1 quality information per product \(time dependant\)](#)

##### [4.1.1 Plot of level 1 quality information per product \(time dependant\): ASCENDING](#)

##### [4.1.2 Plot of level 1 quality information per product \(time dependant\): DESCENDING](#)

#### [4.2 Plot of level 1 quality information per product \(world map\)](#)

##### [4.2.1 Plot of level 1 quality information per product \(world map\): ASCENDING](#)

##### [4.2.2 Plot of level 1 quality information per product \(world map\): DESCENDING](#)

### [5. Ozone profiles based on quality statistics and other trace gas profiles](#)

#### [5.1 Ozone statistics based on quality of products](#)

#### [5.2 Plot ozone profiles for all STD \(dark without errors\)](#)

#### [5.3 Plot ozone profiles where STD < 20% \(dark without errors\)](#)

#### [5.4. Plot ozone profiles where STD < 10% \(dark without errors\)](#)

#### [5.5. Plot ozone profiles where STD < 5% \(dark without errors\)](#)

#### [5.6 Plot NO2 profiles for all STD \(dark without errors\)](#)

#### [5.7 Plot NO3 profiles for all STD \(dark without errors\)](#)

#### [5.8 Plot H2O profiles \(only for occultations of stars 1,2,3,4,13,14,16,26,63 dark without errors\) for all STD](#)

### [6. Auxiliary Data Files used for the production reported in section 2](#)

This report presents the daily analysis on parameters extracted from GOMOS level 2 data (GOM\_NL\_\_2P). It is intended to monitor some important parameters that will impact the quality of these products. A list of level 2 products (and content) that have arrived during the reporting day to the PCF is also given.

Item	Value
Time of report generation	19APR2013 12:42:49
Data source version	GOMOS/6.01
Start time of products	07-10-2004 (07OCT2004 00:00:00)
Stop time of products	08-10-2004 (08OCT2004 00:00:00)
Store outputs in DB	Yes
Nb of level 2 prods	392
Nb of prods with errors	1

## 2. Summary of processed GOM\_NL\_\_2P products.

Nr	Filename	UTC Start time	Limb	Duration	Star Id	Star Name	Star Mag	Star Temp	Nb Meas	Orbit	Prod. error
1	GOM_NL__2PRFIN20041007_000458_000001042031_00030_13611_4660.N1	07-OCT-2004 00:04:58	Dark	104.00	8	10Alp CMi	0.40000	6500.0	208	13611	No
2	GOM_NL__2PRFIN20041007_001129_000000542031_00030_13611_4661.N1	07-OCT-2004 00:11:29	Dark	53.500	132	15Rho Pup	2.8030	6900.0	107	13611	No
3	GOM_NL__2PRFIN20041007_001321_000000472031_00030_13611_4662.N1	07-OCT-2004 00:13:21	Dark	46.500	65	Lam Vel	2.2040	4400.0	93	13611	No
4	GOM_NL__2PRFIN20041007_001612_000000502031_00030_13611_4663.N1	07-OCT-2004 00:16:12	Dark	50.000	34	Gam2Vel	1.7930	23000.	100	13611	No
5	GOM_NL__2PRFIN20041007_002135_000000612031_00031_13612_4773.N1	07-OCT-2004 00:21:35	Dark	61.000	2	Alp Car	-0.73600	7000.0	122	13612	No
6	GOM_NL__2PRFIN20041007_002500_000000662031_00031_13612_4774.N1	07-OCT-2004 00:25:00	Dark	65.500	108	Alp Col	2.6520	15200.	131	13612	No
7	GOM_NL__2PRFIN20041007_002751_000000402031_00031_13612_4775.N1	07-OCT-2004 00:27:51	Dark	39.500	135	Bet Hyi	2.8200	5800.0	79	13612	No
8	GOM_NL__2PRFIN20041007_003022_000000412031_00031_13612_4776.N1	07-OCT-2004 00:30:22	Dark	40.500	143	Alp Hyi	2.8570	7200.0	81	13612	No
9	GOM_NL__2PRFIN20041007_003150_000000392031_00031_13612_4777.N1	07-OCT-2004 00:31:50	Dark	39.000	9	Alp Eri	0.45300	24000.	78	13612	No
10	GOM_NL__2PRFIN20041007_003353_000000522031_00031_13612_4778.N1	07-OCT-2004 00:33:53	Straylight	52.000	157	The1Eri	2.9060	9300.0	104	13612	No
11	GOM_NL__2PRFIN20041007_003702_000000432031_00031_13612_4779.N1	07-OCT-2004 00:37:02	Straylight	42.500	84	Alp Phe	2.3970	4500.0	85	13612	No
12	GOM_NL__2PRFIN20041007_004134_000000482031_00031_13612_4780.N1	07-OCT-2004 00:41:34	Straylight	47.500	18	24Alp PsA	1.1660	9700.0	95	13612	No
13	GOM_NL__2PRFIN20041007_004347_000000462031_00031_13612_4781.N1	07-OCT-2004 00:43:47	Straylight	45.500	52	16Bet Cet	2.0370	4500.0	91	13612	No
14	GOM_NL__2PRFIN20041007_004618_000002142031_00031_13612_4782.N1	07-OCT-2004 00:46:18	Bright	214.00	165	34Gam Eri	2.9500	3200.0	428	13612	No
15	GOM_NL__2PRFIN20041007_005348_000000402031_00031_13612_4783.N1	07-OCT-2004 00:53:48	Bright	39.500	140	88Gam Peg	2.8340	26000.	79	13612	No
16	GOM_NL__2PRFIN20041007_005728_000000392031_00031_13612_4784.N1	07-OCT-2004 00:57:28	Bright	39.000	93	53Bet Peg	2.5200	3100.0	78	13612	No
17	GOM_NL__2PRFIN20041007_010103_000000482031_00031_13612_4785.N1	07-OCT-2004 01:01:03	Bright	48.000	53	43Bet And	2.0480	3300.0	96	13612	No
18	GOM_NL__2PRFIN20041007_010336_000000542031_00031_13612_4786.N1	07-OCT-2004 01:03:36	Bright	54.000	173	4Bet Tri	3.0040	8900.0	108	13612	No
19	GOM_NL__2PRFIN20041007_010611_000000432031_00031_13612_4787.N1	07-OCT-2004 01:06:11	Bright	42.500	68	18Alp Cas	2.2250	4500.0	85	13612	No
20	GOM_NL__2PRFIN20041007_010737_000000412031_00031_13612_4788.N1	07-OCT-2004 01:07:37	Bright	40.500	76	27Gam Cas	2.3000	30000.	81	13612	No
21	GOM_NL__2PRFIN20041007_011043_000000492031_00031_13612_4789.N1	07-OCT-2004 01:10:43	Bright	49.000	160	23Gam Per	2.9300	4700.0	98	13612	No
22	GOM_NL__2PRFIN20041007_011444_000000402031_00031_13612_4790.N1	07-OCT-2004 01:14:44	Bright	39.500	49	1Alp UMi	1.9900	6300.0	79	13612	No
23	GOM_NL__2PRFIN20041007_011713_000000392031_00031_13612_4791.N1	07-OCT-2004 01:17:13	Bright	39.000	60	7Bet UMi	2.0810	3950.0	78	13612	No
24	GOM_NL__2PRFIN20041007_012251_000000392031_00031_13612_4792.N1	07-OCT-2004 01:22:51	Bright	38.500	36	50Alp UMa	1.8000	6300.0	77	13612	No
25	GOM_NL__2PRFIN20041007_012422_000000382031_00031_13612_4793.N1	07-OCT-2004 01:24:22	Bright	37.500	82	48Bet UMa	2.3650	10600.	75	13612	No
26	GOM_NL__2PRFIN20041007_012739_000000362031_00031_13612_4794.N1	07-OCT-2004 01:27:39	Bright	36.000	174	52Psi UMa	3.0040	4400.0	72	13612	No
27	GOM_NL__2PRFIN20041007_013306_000000692031_00031_13612_4795.N1	07-OCT-2004 01:33:06	Bright	68.500	24	66Alp Gem	1.5800	10200.	137	13612	No
28	GOM_NL__2PRFIN20041007_013730_000000412031_00031_13612_4796.N1	07-OCT-2004 01:37:30	Bright	40.500	22	32Alp Leo	1.3600	15200.	81	13612	No
29	GOM_NL__2PRFIN20041007_013928_000001582031_00031_13612_4797.N1	07-OCT-2004 01:39:28	Straylight	158.00	170	27Eps Gem	3.0000	9700.0	316	13612	No
30	GOM_NL__2PRFIN20041007_014535_000000892031_00031_13612_4798.N1	07-OCT-2004 01:45:35	Dark	88.500	8	10Alp CMi	0.40000	6500.0	177	13612	No
31	GOM_NL__2PRFIN20041007_015358_000000512031_00031_13612_4799.N1	07-OCT-2004 01:53:58	Dark	50.500	65	Lam Vel	2.2040	4400.0	101	13612	No
32	GOM_NL__2PRFIN20041007_015648_000000452031_00031_13612_4800.N1	07-OCT-2004 01:56:48	Dark	44.500	34	Gam2Vel	1.7930	23000.	89	13612	No
33	GOM_NL__2PRFIN20041007_020211_000000512031_00032_13613_4636.N1	07-OCT-2004 02:02:11	Dark	51.000	2	Alp Car	-0.73600	7000.0	102	13613	No
34	GOM_NL__2PRFIN20041007_020538_000000662031_00032_13613_4637.N1	07-OCT-2004 02:05:38	Dark	66.000	108	Alp Col	2.6520	15200.	132	13613	No
35	GOM_NL__2PRFIN20041007_020827_000000422031_00032_13613_4638.N1	07-OCT-2004 02:08:27	Dark	41.500	135	Bet Hyi	2.8200	5800.0	83	13613	No
36	GOM_NL__2PRFIN20041007_021058_000000422031_00032_13613_4639.N1	07-OCT-2004 02:10:58	Dark	42.000	143	Alp Hyi	2.8570	7200.0	84	13613	No
37	GOM_NL__2PRFIN20041007_021226_000000462031_00032_13613_4640.N1	07-OCT-2004 02:12:26	Dark	45.500	9	Alp Eri	0.45300	24000.	91	13613	No
38	GOM_NL__2PRFIN20041007_021430_000000512031_00032_13613_4641.N1	07-OCT-2004 02:14:30	Straylight	50.500	157	The1Eri	2.9060	9300.0	101	13613	No
39	GOM_NL__2PRFIN20041007_021738_000000442031_00032_13613_4642.N1	07-OCT-2004 02:17:38	Straylight	43.500	84	Alp Phe	2.3970	4500.0	87	13613	No
40	GOM_NL__2PRFIN20041007_022210_000000422031_00032_13613_4643.N1	07-OCT-2004 02:22:10	Straylight	42.000	18	24Alp PsA	1.1660	9700.0	84	13613	No
41	GOM_NL__2PRFIN20041007_022422_000000492031_00032_13613_4644.N1	07-OCT-2004 02:24:22	Straylight	48.500	52	16Bet Cet	2.0370	4500.0	97	13613	No
42	GOM_NL__2PRFIN20041007_022652_000002142031_00032_13613_4645.N1	07-OCT-2004 02:26:52	Bright	214.00	165	34Gam Eri	2.9500	3200.0	428	13613	No

43	GOM_NL__2PRFIN20041007_023423_000000412031_00032_13613_4646.N1	07-OCT-2004 02:34:23	Bright	41.000	140	88Gam Peg	2.8340	26000.	82	13613	No
44	GOM_NL__2PRFIN20041007_023804_000000382031_00032_13613_4647.N1	07-OCT-2004 02:38:04	Bright	38.000	93	53Bet Peg	2.5200	3100.0	76	13613	No
45	GOM_NL__2PRFIN20041007_024138_000000472031_00032_13613_4648.N1	07-OCT-2004 02:41:38	Bright	47.000	53	43Bet And	2.0480	3300.0	94	13613	No
46	GOM_NL__2PRFIN20041007_024411_000000532031_00032_13613_4649.N1	07-OCT-2004 02:44:11	Bright	52.500	173	4Bet Tri	3.0040	8900.0	105	13613	No
47	GOM_NL__2PRFIN20041007_024647_000000432031_00032_13613_4650.N1	07-OCT-2004 02:46:47	Bright	42.500	68	18Alp Cas	2.2250	4500.0	85	13613	No
48	GOM_NL__2PRFIN20041007_024813_000000402031_00032_13613_4651.N1	07-OCT-2004 02:48:13	Bright	39.500	76	27Gam Cas	2.3000	30000.	79	13613	No
49	GOM_NL__2PRFIN20041007_025118_000000522031_00032_13613_4652.N1	07-OCT-2004 02:51:18	Bright	51.500	160	23Gam Per	2.9300	4700.0	103	13613	No
50	GOM_NL__2PRFIN20041007_025519_000000392031_00032_13613_4653.N1	07-OCT-2004 02:55:19	Bright	38.500	49	1Alp UMi	1.9900	6300.0	77	13613	No
51	GOM_NL__2PRFIN20041007_025748_000000412031_00032_13613_4654.N1	07-OCT-2004 02:57:48	Bright	40.500	60	7Bet UMi	2.0810	3950.0	81	13613	No
52	GOM_NL__2PRFIN20041007_030327_000000402031_00032_13613_4655.N1	07-OCT-2004 03:03:27	Bright	39.500	36	50Alp UMa	1.8000	6300.0	79	13613	No
53	GOM_NL__2PRFIN20041007_030458_000000522031_00032_13613_4656.N1	07-OCT-2004 03:04:58	Bright	52.000	82	48Bet UMa	2.3650	10600.	104	13613	No
54	GOM_NL__2PRFIN20041007_030815_000000522031_00032_13613_4657.N1	07-OCT-2004 03:08:15	Bright	52.000	174	52Psi UMa	3.0040	4400.0	104	13613	No
55	GOM_NL__2PRFIN20041007_031342_000000662031_00032_13613_4658.N1	07-OCT-2004 03:13:42	Bright	65.500	24	66Alp Gem	1.5800	10200.	131	13613	No
56	GOM_NL__2PRFIN20041007_031807_000000402031_00032_13613_4659.N1	07-OCT-2004 03:18:07	Bright	40.000	22	32Alp Leo	1.3600	15200.	80	13613	No
57	GOM_NL__2PRFIN20041007_032006_000001702031_00032_13613_4660.N1	07-OCT-2004 03:20:06	Straylight	169.50	170	27Eps Gem	3.0000	9700.0	339	13613	No
58	GOM_NL__2PRFIN20041007_032613_000001002031_00032_13613_4661.N1	07-OCT-2004 03:26:13	Dark	100.00	8	10Alp CMi	0.40000	6500.0	200	13613	No
59	GOM_NL__2PRFIN20041007_033243_000000532031_00032_13613_4662.N1	07-OCT-2004 03:32:43	Dark	52.500	132	15Rho Pup	2.8030	6900.0	105	13613	No
60	GOM_NL__2PRFIN20041007_033434_000000462031_00032_13613_4663.N1	07-OCT-2004 03:34:34	Dark	46.000	65	Lam Vel	2.2040	4400.0	92	13613	No
61	GOM_NL__2PRFIN20041007_033723_000000462031_00032_13613_4664.N1	07-OCT-2004 03:37:23	Dark	45.500	34	Gam2Vel	1.7930	23000.	91	13613	No
62	GOM_NL__2PRFIN20041007_034251_000000492031_00033_13614_4637.N1	07-OCT-2004 03:42:51	Dark	49.000	2	Alp Car	-0.73600	7000.0	98	13614	No
63	GOM_NL__2PRFIN20041007_034614_000000682031_00033_13614_4638.N1	07-OCT-2004 03:46:14	Dark	67.500	108	Alp Col	2.6520	15200.	135	13614	No
64	GOM_NL__2PRFIN20041007_034903_000000402031_00033_13614_4639.N1	07-OCT-2004 03:49:03	Dark	40.000	135	Bet Hyi	2.8200	5800.0	80	13614	No
65	GOM_NL__2PRFIN20041007_035134_000000412031_00033_13614_4640.N1	07-OCT-2004 03:51:34	Dark	40.500	143	Alp Hyi	2.8570	7200.0	81	13614	No
66	GOM_NL__2PRFIN20041007_035302_000000452031_00033_13614_4641.N1	07-OCT-2004 03:53:02	Dark	44.500	9	Alp Eri	0.45300	24000.	89	13614	No
67	GOM_NL__2PRFIN20041007_035506_000000522031_00033_13614_4642.N1	07-OCT-2004 03:55:06	Straylight	51.500	157	The1Eri	2.9060	9300.0	103	13614	No
68	GOM_NL__2PRFIN20041007_035814_000000452031_00033_13614_4643.N1	07-OCT-2004 03:58:14	Straylight	44.500	84	Alp Phe	2.3970	4500.0	89	13614	No
69	GOM_NL__2PRFIN20041007_040246_000000462031_00033_13614_4644.N1	07-OCT-2004 04:02:46	Straylight	45.500	18	24Alp PsA	1.1660	9700.0	91	13614	No
70	GOM_NL__2PRFIN20041007_040458_000000482031_00033_13614_4645.N1	07-OCT-2004 04:04:58	Straylight	47.500	52	16Bet Cet	2.0370	4500.0	95	13614	No
71	GOM_NL__2PRFIN20041007_040727_000002142031_00033_13614_4646.N1	07-OCT-2004 04:07:27	Bright	214.00	165	34Gam Eri	2.9500	3200.0	428	13614	No
72	GOM_NL__2PRFIN20041007_041500_000000392031_00033_13614_4647.N1	07-OCT-2004 04:15:00	Bright	39.000	140	88Gam Peg	2.8340	26000.	78	13614	No
73	GOM_NL__2PRFIN20041007_041840_000000372031_00033_13614_4648.N1	07-OCT-2004 04:18:40	Bright	37.000	93	53Bet Peg	2.5200	3100.0	74	13614	No
74	GOM_NL__2PRFIN20041007_042213_000000462031_00033_13614_4649.N1	07-OCT-2004 04:22:13	Bright	46.000	53	43Bet And	2.0480	3300.0	92	13614	No
75	GOM_NL__2PRFIN20041007_042445_000000532031_00033_13614_4650.N1	07-OCT-2004 04:24:45	Bright	53.000	173	4Bet Tri	3.0040	8900.0	106	13614	No
76	GOM_NL__2PRFIN20041007_042724_000000412031_00033_13614_4651.N1	07-OCT-2004 04:27:24	Bright	40.500	68	18Alp Cas	2.2250	4500.0	81	13614	No
77	GOM_NL__2PRFIN20041007_042849_000000412031_00033_13614_4652.N1	07-OCT-2004 04:28:49	Bright	40.500	76	27Gam Cas	2.3000	30000.	81	13614	No
78	GOM_NL__2PRFIN20041007_043153_000000532031_00033_13614_4653.N1	07-OCT-2004 04:31:53	Bright	53.000	160	23Gam Per	2.9300	4700.0	106	13614	No
79	GOM_NL__2PRFIN20041007_043556_000000392031_00033_13614_4654.N1	07-OCT-2004 04:35:56	Bright	38.500	49	1Alp UMi	1.9900	6300.0	77	13614	No
80	GOM_NL__2PRFIN20041007_043825_000000372031_00033_13614_4655.N1	07-OCT-2004 04:38:25	Bright	36.500	60	7Bet UMi	2.0810	3950.0	73	13614	No
81	GOM_NL__2PRFIN20041007_044400_000000422031_00033_13614_4656.N1	07-OCT-2004 04:44:00	Bright	42.000	36	50Alp UMa	1.8000	6300.0	84	13614	No
82	GOM_NL__2PRFIN20041007_044535_000000522031_00033_13614_4657.N1	07-OCT-2004 04:45:35	Bright	52.000	82	48Bet UMa	2.3650	10600.	104	13614	No
83	GOM_NL__2PRFIN20041007_044849_000000522031_00033_13614_4658.N1	07-OCT-2004 04:48:49	Bright	52.000	174	52Psi UMa	3.0040	4400.0	104	13614	No
84	GOM_NL__2PRFIN20041007_045418_000000672031_00033_13614_4659.N1	07-OCT-2004 04:54:18	Bright	67.000	24	66Alp Gem	1.5800	10200.	134	13614	No
85	GOM_NL__2PRFIN20041007_045843_000000402031_00033_13614_4660.N1	07-OCT-2004 04:58:43	Bright	40.000	22	32Alp Leo	1.3600	15200.	80	13614	No
86	GOM_NL__2PRFIN20041007_050044_000001622031_00033_13614_4661.N1	07-OCT-2004 05:00:44	Straylight	161.50	170	27Eps Gem	3.0000	9700.0	323	13614	No
87	GOM_NL__2PRFIN20041007_050650_000000892031_00033_13614_4662.N1	07-OCT-2004 05:06:50	Dark	89.000	8	10Alp CMi	0.40000	6500.0	178	13614	No
88	GOM_NL__2PRFIN20041007_051320_000000562031_00033_13614_4663.N1	07-OCT-2004 05:13:20	Dark	55.500	132	15Rho Pup	2.8030	6900.0	111	13614	No
89	GOM_NL__2PRFIN20041007_051511_000000452031_00033_13614_4664.N1	07-OCT-2004 05:15:11	Dark	45.000	65	Lam Vel	2.2040	4400.0	90	13614	No
90	GOM_NL__2PRFIN20041007_051802_000000442031_00033_13614_4665.N1	07-OCT-2004 05:18:02	Dark	43.500	34	Gam2Vel	1.7930	23000.	87	13614	No
91	GOM_NL__2PRFIN20041007_052328_000000492031_00034_13615_4638.N1	07-OCT-2004 05:23:28	Dark	49.000	2	Alp Car	-0.73600	7000.0	98	13615	No
92	GOM_NL__2PRFIN20041007_052652_000000692031_00034_13615_4639.N1	07-OCT-2004 05:26:52	Dark	69.000	108	Alp Col	2.6520	15200.	138	13615	No
93	GOM_NL__2PRFIN20041007_052939_000000402031_00034_13615_4640.N1	07-OCT-2004 05:29:39	Dark	39.500	135	Bet Hyi	2.8200	5800.0	79	13615	No
94	GOM_NL__2PRFIN20041007_053211_000000392031_00034_13615_4641.N1	07-OCT-2004 05:32:11	Dark	39.000	143	Alp Hyi	2.8570	7200.0	78	13615	No
95	GOM_NL__2PRFIN20041007_053339_000000452031_00034_13615_4642.N1	07-OCT-2004 05:33:39	Dark	45.000	9	Alp Eri	0.45300	24000.	90	13615	No
96	GOM_NL__2PRFIN20041007_053542_000000502031_00034_13615_4643.N1	07-OCT-2004 05:35:42	Straylight	50.000	157	The1Eri	2.9060	9300.0	100	13615	No
97	GOM_NL__2PRFIN20041007_053851_000000432031_00034_13615_4644.N1	07-OCT-2004 05:38:51	Straylight	43.000	84	Alp Phe	2.3970	4500.0	86	13615	No
98	GOM_NL__2PRFIN20041007_054322_000000452031_00034_13615_4645.N1	07-OCT-2004 05:43:22	Straylight	45.000	18	24Alp PsA	1.1660	9700.0	90	13615	No
99	GOM_NL__2PRFIN20041007_054536_000000492031_00034_13615_4646.N1	07-OCT-2004 05:45:36	Straylight	48.500	52	16Bet Cet	2.0370	4500.0	97	13615	No
100	GOM_NL__2PRFIN20041007_054802_000002142031_00034_13615_4647.N1	07-OCT-2004 05:48:02	Bright	214.00	165	34Gam Eri	2.9500	3200.0	428	13615	No
101	GOM_NL__2PRFIN20041007_055536_000000402031_00034_13615_4648.N1	07-OCT-2004 05:55:36	Bright	39.500	140	88Gam Peg	2.8340	26000.	79	13615	No



102	GOM_NL__2PRFIN20041007_055916_000000382031_00034_13615_4649.N1	07-OCT-2004 05:59:16	Bright	38.000	93	53Bet Peg	2.5200	3100.0	76	13615	No
103	GOM_NL__2PRFIN20041007_060249_000000472031_00034_13615_4650.N1	07-OCT-2004 06:02:49	Bright	47.000	53	43Bet And	2.0480	3300.0	94	13615	No
104	GOM_NL__2PRFIN20041007_060520_000000532031_00034_13615_4651.N1	07-OCT-2004 06:05:20	Bright	53.000	173	4Bet Tri	3.0040	8900.0	106	13615	No
105	GOM_NL__2PRFIN20041007_060800_000000412031_00034_13615_4652.N1	07-OCT-2004 06:08:00	Bright	40.500	68	18Alp Cas	2.2250	4500.0	81	13615	No
106	GOM_NL__2PRFIN20041007_060924_000000412031_00034_13615_4653.N1	07-OCT-2004 06:09:24	Bright	40.500	76	27Gam Cas	2.3000	30000.	81	13615	No
107	GOM_NL__2PRFIN20041007_061110_000000642031_00034_13615_4654.N1	07-OCT-2004 06:11:10	Bright	64.000	79	26Bet Per	2.3100	13100.	128	13615	No
108	GOM_NL__2PRFIN20041007_061319_000000592031_00034_13615_4655.N1	07-OCT-2004 06:13:19	Bright	59.000	35	33Alp Per	1.7950	6250.0	118	13615	No
109	GOM_NL__2PRFIN20041007_061632_000000392031_00034_13615_4656.N1	07-OCT-2004 06:16:32	Bright	38.500	49	1Alp UMi	1.9900	6300.0	77	13615	No
110	GOM_NL__2PRFIN20041007_061901_000000412031_00034_13615_4657.N1	07-OCT-2004 06:19:01	Bright	40.500	60	7Bet UMi	2.0810	3950.0	81	13615	No
111	GOM_NL__2PRFIN20041007_062437_000000422031_00034_13615_4658.N1	07-OCT-2004 06:24:37	Bright	41.500	36	50Alp UMa	1.8000	6300.0	83	13615	No
112	GOM_NL__2PRFIN20041007_062611_000000382031_00034_13615_4659.N1	07-OCT-2004 06:26:11	Bright	38.000	82	48Bet UMa	2.3650	10600.	76	13615	No
113	GOM_NL__2PRFIN20041007_062925_000000382031_00034_13615_4660.N1	07-OCT-2004 06:29:25	Bright	38.000	174	52Psi UMa	3.0040	4400.0	76	13615	No
114	GOM_NL__2PRFIN20041007_063455_000000702031_00034_13615_4661.N1	07-OCT-2004 06:34:55	Bright	70.000	24	66Alp Gem	1.5800	10200.	140	13615	No
115	GOM_NL__2PRFIN20041007_063919_000000362031_00034_13615_4662.N1	07-OCT-2004 06:39:19	Bright	35.500	22	32Alp Leo	1.3600	15200.	71	13615	No
116	GOM_NL__2PRFIN20041007_064122_000001762031_00034_13615_4663.N1	07-OCT-2004 06:41:22	Straylight	175.50	170	27Eps Gem	3.0000	9700.0	351	13615	No
117	GOM_NL__2PRFIN20041007_064727_000000922031_00034_13615_4664.N1	07-OCT-2004 06:47:27	Dark	92.000	8	10Alp CMi	0.40000	6500.0	184	13615	No
118	GOM_NL__2PRFIN20041007_065357_000000522031_00034_13615_4665.N1	07-OCT-2004 06:53:57	Dark	52.000	132	15Rho Pup	2.8030	6900.0	104	13615	No
119	GOM_NL__2PRFIN20041007_065547_000000462031_00034_13615_4666.N1	07-OCT-2004 06:55:47	Dark	45.500	65	Lam Vel	2.2040	4400.0	91	13615	No
120	GOM_NL__2PRFIN20041007_065839_000000482031_00034_13615_4667.N1	07-OCT-2004 06:58:39	Dark	47.500	34	Gam2Vel	1.7930	23000.	95	13615	No
121	GOM_NL__2PRFIN20041007_070405_000000612031_00035_13616_4639.N1	07-OCT-2004 07:04:05	Dark	61.000	2	Alp Car	-0.73600	7000.0	122	13616	No
122	GOM_NL__2PRFIN20041007_070729_000000682031_00035_13616_4640.N1	07-OCT-2004 07:07:29	Dark	67.500	108	Alp Col	2.6520	15200.	135	13616	No
123	GOM_NL__2PRFIN20041007_071016_000000402031_00035_13616_4641.N1	07-OCT-2004 07:10:16	Dark	39.500	135	Bet Hyi	2.8200	5800.0	79	13616	No
124	GOM_NL__2PRFIN20041007_071248_000000422031_00035_13616_4642.N1	07-OCT-2004 07:12:48	Dark	42.000	143	Alp Hyi	2.8570	7200.0	84	13616	No
125	GOM_NL__2PRFIN20041007_071415_000000472031_00035_13616_4643.N1	07-OCT-2004 07:14:15	Dark	47.000	9	Alp Eri	0.45300	24000.	94	13616	No
126	GOM_NL__2PRFIN20041007_071620_000000492031_00035_13616_4644.N1	07-OCT-2004 07:16:20	Straylight	48.500	157	The1Eri	2.9060	9300.0	97	13616	No
127	GOM_NL__2PRFIN20041007_071928_000000432031_00035_13616_4645.N1	07-OCT-2004 07:19:28	Straylight	43.000	84	Alp Phe	2.3970	4500.0	86	13616	No
128	GOM_NL__2PRFIN20041007_072358_000000442031_00035_13616_4646.N1	07-OCT-2004 07:23:58	Straylight	44.000	18	24Alp PsA	1.1660	9700.0	88	13616	No
129	GOM_NL__2PRFIN20041007_072612_000000512031_00035_13616_4647.N1	07-OCT-2004 07:26:12	Straylight	51.000	52	16Bet Cet	2.0370	4500.0	102	13616	No
130	GOM_NL__2PRFIN20041007_072837_000000142031_00035_13616_4648.N1	07-OCT-2004 07:28:37	Straylight	13.500	165	34Gam Eri	2.9500	3200.0	27	13616	No
131	GOM_NL__2PRFIN20041007_090912_000002142031_00036_13617_4719.N1	07-OCT-2004 09:09:12	Dark	214.00	165	34Gam Eri	2.9500	3200.0	428	13617	Yes
132	GOM_NL__2PRFIN20041007_091648_000000392031_00036_13617_4720.N1	07-OCT-2004 09:16:48	Bright	38.500	140	88Gam Peg	2.8340	26000.	77	13617	No
133	GOM_NL__2PRFIN20041007_092029_000000372031_00036_13617_4721.N1	07-OCT-2004 09:20:29	Bright	37.000	93	53Bet Peg	2.5200	3100.0	74	13617	No
134	GOM_NL__2PRFIN20041007_092400_000000442031_00036_13617_4722.N1	07-OCT-2004 09:24:00	Bright	44.000	53	43Bet And	2.0480	3300.0	88	13617	No
135	GOM_NL__2PRFIN20041007_092630_000000552031_00036_13617_4723.N1	07-OCT-2004 09:26:30	Bright	54.500	173	4Bet Tri	3.0040	8900.0	109	13617	No
136	GOM_NL__2PRFIN20041007_092911_000000412031_00036_13617_4724.N1	07-OCT-2004 09:29:11	Bright	40.500	68	18Alp Cas	2.2250	4500.0	81	13617	No
137	GOM_NL__2PRFIN20041007_093036_000000402031_00036_13617_4725.N1	07-OCT-2004 09:30:36	Bright	39.500	76	27Gam Cas	2.3000	30000.	79	13617	No
138	GOM_NL__2PRFIN20041007_093219_000000642031_00036_13617_4726.N1	07-OCT-2004 09:32:19	Bright	64.000	79	26Bet Per	2.3100	13100.	128	13617	No
139	GOM_NL__2PRFIN20041007_093428_000000572031_00036_13617_4727.N1	07-OCT-2004 09:34:28	Bright	56.500	35	33Alp Per	1.7950	6250.0	113	13617	No
140	GOM_NL__2PRFIN20041007_093745_000000382031_00036_13617_4728.N1	07-OCT-2004 09:37:45	Bright	38.000	49	1Alp UMi	1.9900	6300.0	76	13617	No
141	GOM_NL__2PRFIN20041007_094014_000000382031_00036_13617_4729.N1	07-OCT-2004 09:40:14	Bright	38.000	60	7Bet UMi	2.0810	3950.0	76	13617	No
142	GOM_NL__2PRFIN20041007_094551_000000392031_00036_13617_4730.N1	07-OCT-2004 09:45:51	Bright	38.500	36	50Alp UMa	1.8000	6300.0	77	13617	No
143	GOM_NL__2PRFIN20041007_094723_000000372031_00036_13617_4731.N1	07-OCT-2004 09:47:23	Bright	37.000	82	48Bet UMa	2.3650	10600.	74	13617	No
144	GOM_NL__2PRFIN20041007_095040_000000352031_00036_13617_4732.N1	07-OCT-2004 09:50:40	Bright	35.000	174	52Psi UMa	3.0040	4400.0	70	13617	No
145	GOM_NL__2PRFIN20041007_095607_000000702031_00036_13617_4733.N1	07-OCT-2004 09:56:07	Bright	69.500	24	66Alp Gem	1.5800	10200.	139	13617	No
146	GOM_NL__2PRFIN20041007_100032_000000372031_00036_13617_4734.N1	07-OCT-2004 10:00:32	Bright	36.500	22	32Alp Leo	1.3600	15200.	73	13617	No
147	GOM_NL__2PRFIN20041007_100237_000001822031_00036_13617_4735.N1	07-OCT-2004 10:02:37	Straylight	181.50	170	27Eps Gem	3.0000	9700.0	363	13617	No
148	GOM_NL__2PRFIN20041007_100842_000001082031_00036_13617_4736.N1	07-OCT-2004 10:08:42	Dark	108.00	8	10Alp CMi	0.40000	6500.0	216	13617	No
149	GOM_NL__2PRFIN20041007_101511_000000522031_00036_13617_4737.N1	07-OCT-2004 10:15:11	Dark	52.000	132	15Rho Pup	2.8030	6900.0	104	13617	No
150	GOM_NL__2PRFIN20041007_101700_000000452031_00036_13617_4738.N1	07-OCT-2004 10:17:00	Dark	45.000	65	Lam Vel	2.2040	4400.0	90	13617	No
151	GOM_NL__2PRFIN20041007_101952_000000452031_00036_13617_4739.N1	07-OCT-2004 10:19:52	Dark	44.500	34	Gam2Vel	1.7930	23000.	89	13617	No
152	GOM_NL__2PRFIN20041007_102518_000000482031_00037_13618_4720.N1	07-OCT-2004 10:25:18	Dark	47.500	2	Alp Car	-0.73600	7000.0	95	13618	No
153	GOM_NL__2PRFIN20041007_102845_000000642031_00037_13618_4721.N1	07-OCT-2004 10:28:45	Dark	64.000	108	Alp Col	2.6520	15200.	128	13618	No
154	GOM_NL__2PRFIN20041007_103128_000000392031_00037_13618_4722.N1	07-OCT-2004 10:31:28	Dark	38.500	135	Bet Hyi	2.8200	5800.0	77	13618	No
155	GOM_NL__2PRFIN20041007_103400_000000412031_00037_13618_4723.N1	07-OCT-2004 10:34:00	Dark	41.000	143	Alp Hyi	2.8570	7200.0	82	13618	No
156	GOM_NL__2PRFIN20041007_103528_000000452031_00037_13618_4724.N1	07-OCT-2004 10:35:28	Dark	45.000	9	Alp Eri	0.45300	24000.	90	13618	No
157	GOM_NL__2PRFIN20041007_103734_000000502031_00037_13618_4725.N1	07-OCT-2004 10:37:34	Straylight	49.500	157	The1Eri	2.9060	9300.0	99	13618	No
158	GOM_NL__2PRFIN20041007_104040_000000472031_00037_13618_4726.N1	07-OCT-2004 10:40:40	Straylight	47.000	84	Alp Phe	2.3970	4500.0	94	13618	No
159	GOM_NL__2PRFIN20041007_104511_000000462031_00037_13618_4727.N1	07-OCT-2004 10:45:11	Straylight	45.500	18	24Alp PsA	1.1660	9700.0	91	13618	No
160	GOM_NL__2PRFIN20041007_104724_000000502031_00037_13618_4728.N1	07-OCT-2004 10:47:24	Straylight	50.000	52	16Bet Cet	2.0370	4500.0	100	13618	No

161	GOM_NL__2PRFIN20041007_104947_000002142031_00037_13618_4729.N1	07-OCT-2004 10:49:47	Bright	214.00	165	34Gam Eri	2.9500	3200.0	428	13618	No
162	GOM_NL__2PRFIN20041007_105724_000000392031_00037_13618_4730.N1	07-OCT-2004 10:57:24	Bright	39.000	140	88Gam Peg	2.8340	26000.	78	13618	No
163	GOM_NL__2PRFIN20041007_110104_000000392031_00037_13618_4731.N1	07-OCT-2004 11:01:04	Bright	38.500	93	53Bet Peg	2.5200	3100.0	77	13618	No
164	GOM_NL__2PRFIN20041007_110436_000000452031_00037_13618_4732.N1	07-OCT-2004 11:04:36	Bright	45.000	53	43Bet And	2.0480	3300.0	90	13618	No
165	GOM_NL__2PRFIN20041007_110704_000000542031_00037_13618_4733.N1	07-OCT-2004 11:07:04	Bright	54.000	173	4Bet Tri	3.0040	8900.0	108	13618	No
166	GOM_NL__2PRFIN20041007_110947_000000402031_00037_13618_4734.N1	07-OCT-2004 11:09:47	Bright	40.000	68	18Alp Cas	2.2250	4500.0	80	13618	No
167	GOM_NL__2PRFIN20041007_111112_000000402031_00037_13618_4735.N1	07-OCT-2004 11:11:12	Bright	40.000	76	27Gam Cas	2.3000	30000.	80	13618	No
168	GOM_NL__2PRFIN20041007_111253_000000622031_00037_13618_4736.N1	07-OCT-2004 11:12:53	Bright	61.500	79	26Bet Per	2.3100	13100.	123	13618	No
169	GOM_NL__2PRFIN20041007_111504_000000582031_00037_13618_4737.N1	07-OCT-2004 11:15:04	Bright	58.000	35	33Alp Per	1.7950	6250.0	116	13618	No
170	GOM_NL__2PRFIN20041007_112050_000000402031_00037_13618_4738.N1	07-OCT-2004 11:20:50	Bright	39.500	60	7Bet UMi	2.0810	3950.0	79	13618	No
171	GOM_NL__2PRFIN20041007_112628_000000392031_00037_13618_4739.N1	07-OCT-2004 11:26:28	Bright	38.500	36	50Alp UMa	1.8000	6300.0	77	13618	No
172	GOM_NL__2PRFIN20041007_112759_000000372031_00037_13618_4740.N1	07-OCT-2004 11:27:59	Bright	36.500	82	48Bet UMa	2.3650	10600.	73	13618	No
173	GOM_NL__2PRFIN20041007_113116_000000522031_00037_13618_4741.N1	07-OCT-2004 11:31:16	Bright	52.000	174	52Psi UMa	3.0040	4400.0	104	13618	No
174	GOM_NL__2PRFIN20041007_113643_000000682031_00037_13618_4742.N1	07-OCT-2004 11:36:43	Bright	68.000	24	66Alp Gem	1.5800	10200.	136	13618	No
175	GOM_NL__2PRFIN20041007_114108_000000542031_00037_13618_4743.N1	07-OCT-2004 11:41:08	Bright	54.000	22	32Alp Leo	1.3600	15200.	108	13618	No
176	GOM_NL__2PRFIN20041007_114315_000001692031_00037_13618_4744.N1	07-OCT-2004 11:43:15	Straylight	169.00	170	27Eps Gem	3.0000	9700.0	338	13618	No
177	GOM_NL__2PRFIN20041007_114920_000000902031_00037_13618_4745.N1	07-OCT-2004 11:49:20	Dark	90.000	8	10Alp CMi	0.40000	6500.0	180	13618	No
178	GOM_NL__2PRFIN20041007_115548_000000512031_00037_13618_4746.N1	07-OCT-2004 11:55:48	Dark	51.000	132	15Rho Pup	2.8030	6900.0	102	13618	No
179	GOM_NL__2PRFIN20041007_115737_000000482031_00037_13618_4747.N1	07-OCT-2004 11:57:37	Dark	48.000	65	Lam Vel	2.2040	4400.0	96	13618	No
180	GOM_NL__2PRFIN20041007_120029_000000462031_00037_13618_4748.N1	07-OCT-2004 12:00:29	Dark	45.500	34	Gam2Vel	1.7930	23000.	91	13618	No
181	GOM_NL__2PRFIN20041007_120555_000000492031_00038_13619_4638.N1	07-OCT-2004 12:05:55	Dark	48.500	2	Alp Car	-0.73600	7000.0	97	13619	No
182	GOM_NL__2PRFIN20041007_120922_000000662031_00038_13619_4639.N1	07-OCT-2004 12:09:22	Dark	65.500	108	Alp Col	2.6520	15200.	131	13619	No
183	GOM_NL__2PRFIN20041007_121203_000000402031_00038_13619_4640.N1	07-OCT-2004 12:12:03	Dark	39.500	135	Bet Hyi	2.8200	5800.0	79	13619	No
184	GOM_NL__2PRFIN20041007_121436_000000422031_00038_13619_4641.N1	07-OCT-2004 12:14:36	Dark	42.000	143	Alp Hyi	2.8570	7200.0	84	13619	No
185	GOM_NL__2PRFIN20041007_121604_000000432031_00038_13619_4642.N1	07-OCT-2004 12:16:04	Dark	42.500	9	Alp Eri	0.45300	24000.	85	13619	No
186	GOM_NL__2PRFIN20041007_121810_000000492031_00038_13619_4643.N1	07-OCT-2004 12:18:10	Straylight	48.500	157	The1Eri	2.9060	9300.0	97	13619	No
187	GOM_NL__2PRFIN20041007_122116_000000462031_00038_13619_4644.N1	07-OCT-2004 12:21:16	Straylight	45.500	84	Alp Phe	2.3970	4500.0	91	13619	No
188	GOM_NL__2PRFIN20041007_122547_000000452031_00038_13619_4645.N1	07-OCT-2004 12:25:47	Straylight	44.500	18	24Alp PsA	1.1660	9700.0	89	13619	No
189	GOM_NL__2PRFIN20041007_122800_000000472031_00038_13619_4646.N1	07-OCT-2004 12:28:00	Straylight	47.000	52	16Bet Cet	2.0370	4500.0	94	13619	No
190	GOM_NL__2PRFIN20041007_123022_000002132031_00038_13619_4647.N1	07-OCT-2004 12:30:22	Bright	213.00	165	34Gam Eri	2.9500	3200.0	426	13619	No
191	GOM_NL__2PRFIN20041007_123759_000000392031_00038_13619_4648.N1	07-OCT-2004 12:37:59	Bright	38.500	140	88Gam Peg	2.8340	26000.	77	13619	No
192	GOM_NL__2PRFIN20041007_124140_000000382031_00038_13619_4649.N1	07-OCT-2004 12:41:40	Bright	37.500	93	53Bet Peg	2.5200	3100.0	75	13619	No
193	GOM_NL__2PRFIN20041007_124511_000000472031_00038_13619_4650.N1	07-OCT-2004 12:45:11	Bright	47.000	53	43Bet And	2.0480	3300.0	94	13619	No
194	GOM_NL__2PRFIN20041007_124739_000000562031_00038_13619_4651.N1	07-OCT-2004 12:47:39	Bright	55.500	173	4Bet Tri	3.0040	8900.0	111	13619	No
195	GOM_NL__2PRFIN20041007_125022_000000382031_00038_13619_4652.N1	07-OCT-2004 12:50:22	Bright	38.000	68	18Alp Cas	2.2250	4500.0	76	13619	No
196	GOM_NL__2PRFIN20041007_125147_000000402031_00038_13619_4653.N1	07-OCT-2004 12:51:47	Bright	39.500	76	27Gam Cas	2.3000	30000.	79	13619	No
197	GOM_NL__2PRFIN20041007_125328_000000632031_00038_13619_4654.N1	07-OCT-2004 12:53:28	Bright	62.500	79	26Bet Per	2.3100	13100.	125	13619	No
198	GOM_NL__2PRFIN20041007_125538_000000562031_00038_13619_4655.N1	07-OCT-2004 12:55:38	Bright	55.500	35	33Alp Per	1.7950	6250.0	111	13619	No
199	GOM_NL__2PRFIN20041007_125856_000000382031_00038_13619_4656.N1	07-OCT-2004 12:58:56	Bright	37.500	49	1Alp UMi	1.9900	6300.0	75	13619	No
200	GOM_NL__2PRFIN20041007_130126_000000362031_00038_13619_4657.N1	07-OCT-2004 13:01:26	Bright	36.000	60	7Bet UMi	2.0810	3950.0	72	13619	No
201	GOM_NL__2PRFIN20041007_130703_000000392031_00038_13619_4658.N1	07-OCT-2004 13:07:03	Bright	38.500	36	50Alp UMa	1.8000	6300.0	77	13619	No
202	GOM_NL__2PRFIN20041007_130835_000000372031_00038_13619_4659.N1	07-OCT-2004 13:08:35	Bright	37.000	82	48Bet UMa	2.3650	10600.	74	13619	No
203	GOM_NL__2PRFIN20041007_131152_000000352031_00038_13619_4660.N1	07-OCT-2004 13:11:52	Bright	35.000	174	52Psi UMa	3.0040	4400.0	70	13619	No
204	GOM_NL__2PRFIN20041007_131719_000000682031_00038_13619_4661.N1	07-OCT-2004 13:17:19	Bright	68.000	24	66Alp Gem	1.5800	10200.	136	13619	No
205	GOM_NL__2PRFIN20041007_132145_000000412031_00038_13619_4662.N1	07-OCT-2004 13:21:45	Bright	40.500	22	32Alp Leo	1.3600	15200.	81	13619	No
206	GOM_NL__2PRFIN20041007_132353_000001982031_00038_13619_4663.N1	07-OCT-2004 13:23:53	Straylight	197.50	170	27Eps Gem	3.0000	9700.0	395	13619	No
207	GOM_NL__2PRFIN20041007_132957_000000952031_00038_13619_4664.N1	07-OCT-2004 13:29:57	Dark	95.000	8	10Alp CMi	0.40000	6500.0	190	13619	No
208	GOM_NL__2PRFIN20041007_133625_000000552031_00038_13619_4665.N1	07-OCT-2004 13:36:25	Dark	54.500	132	15Rho Pup	2.8030	6900.0	109	13619	No
209	GOM_NL__2PRFIN20041007_133813_000000482031_00038_13619_4666.N1	07-OCT-2004 13:38:13	Dark	47.500	65	Lam Vel	2.2040	4400.0	95	13619	No
210	GOM_NL__2PRFIN20041007_134106_000000432031_00038_13619_4667.N1	07-OCT-2004 13:41:06	Dark	42.500	34	Gam2Vel	1.7930	23000.	85	13619	No
211	GOM_NL__2PRFIN20041007_134632_000000492031_00039_13620_4720.N1	07-OCT-2004 13:46:32	Dark	49.000	2	Alp Car	-0.73600	7000.0	98	13620	No
212	GOM_NL__2PRFIN20041007_135000_000000662031_00039_13620_4721.N1	07-OCT-2004 13:50:00	Dark	66.000	108	Alp Col	2.6520	15200.	132	13620	No
213	GOM_NL__2PRFIN20041007_135240_000000402031_00039_13620_4722.N1	07-OCT-2004 13:52:40	Dark	40.000	135	Bet Hyi	2.8200	5800.0	80	13620	No
214	GOM_NL__2PRFIN20041007_135512_000000392031_00039_13620_4723.N1	07-OCT-2004 13:55:12	Dark	39.000	143	Alp Hyi	2.8570	7200.0	78	13620	No
215	GOM_NL__2PRFIN20041007_135640_000000472031_00039_13620_4724.N1	07-OCT-2004 13:56:40	Dark	46.500	9	Alp Eri	0.45300	24000.	93	13620	No
216	GOM_NL__2PRFIN20041007_135846_000000502031_00039_13620_4725.N1	07-OCT-2004 13:58:46	Straylight	49.500	157	The1Eri	2.9060	9300.0	99	13620	No
217	GOM_NL__2PRFIN20041007_140152_000000422031_00039_13620_4726.N1	07-OCT-2004 14:01:52	Straylight	42.000	84	Alp Phe	2.3970	4500.0	84	13620	No
218	GOM_NL__2PRFIN20041007_140623_000000452031_00039_13620_4727.N1	07-OCT-2004 14:06:23	Straylight	44.500	18	24Alp PsA	1.1660	9700.0	89	13620	No
219	GOM_NL__2PRFIN20041007_140836_000000512031_00039_13620_4728.N1	07-OCT-2004 14:08:36	Straylight	51.000	52	16Bet Cet	2.0370	4500.0	102	13620	No

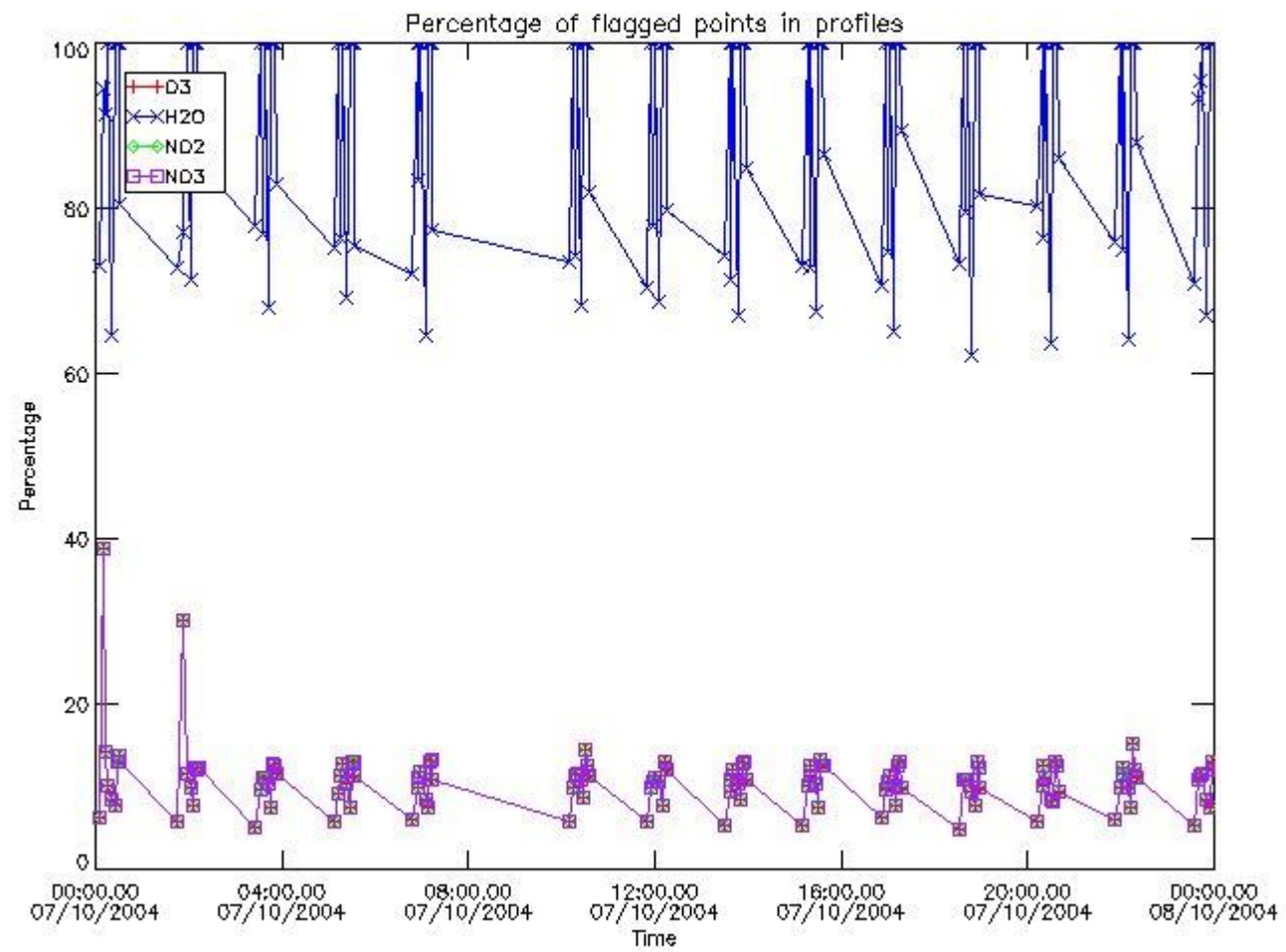
220	GOM_NL__2PRFIN20041007_141057_000002002031_00039_13620_4729.N1	07-OCT-2004 14:10:57	Bright	200.00	165	34Gam Eri	2.9500	3200.0	400	13620	No
221	GOM_NL__2PRFIN20041007_141835_000000402031_00039_13620_4730.N1	07-OCT-2004 14:18:35	Bright	40.000	140	88Gam Peg	2.8340	26000.	80	13620	No
222	GOM_NL__2PRFIN20041007_142216_000000402031_00039_13620_4731.N1	07-OCT-2004 14:22:16	Bright	40.000	93	53Bet Peg	2.5200	3100.0	80	13620	No
223	GOM_NL__2PRFIN20041007_142546_000000462031_00039_13620_4732.N1	07-OCT-2004 14:25:46	Bright	46.000	53	43Bet And	2.0480	3300.0	92	13620	No
224	GOM_NL__2PRFIN20041007_142815_000000542031_00039_13620_4733.N1	07-OCT-2004 14:28:15	Bright	53.500	173	4Bet Tri	3.0040	8900.0	107	13620	No
225	GOM_NL__2PRFIN20041007_143058_000000422031_00039_13620_4734.N1	07-OCT-2004 14:30:58	Bright	42.000	68	18Alp Cas	2.2250	4500.0	84	13620	No
226	GOM_NL__2PRFIN20041007_143223_000000402031_00039_13620_4735.N1	07-OCT-2004 14:32:23	Bright	40.000	76	27Gam Cas	2.3000	30000.	80	13620	No
227	GOM_NL__2PRFIN20041007_143402_000000662031_00039_13620_4736.N1	07-OCT-2004 14:34:02	Bright	65.500	79	26Bet Per	2.3100	13100.	131	13620	No
228	GOM_NL__2PRFIN20041007_143613_000000592031_00039_13620_4737.N1	07-OCT-2004 14:36:13	Bright	58.500	35	33Alp Per	1.7950	6250.0	117	13620	No
229	GOM_NL__2PRFIN20041007_143933_000000352031_00039_13620_4738.N1	07-OCT-2004 14:39:33	Bright	35.000	49	1Alp UMi	1.9900	6300.0	70	13620	No
230	GOM_NL__2PRFIN20041007_144203_000000392031_00039_13620_4739.N1	07-OCT-2004 14:42:03	Bright	38.500	60	7Bet UMi	2.0810	3950.0	77	13620	No
231	GOM_NL__2PRFIN20041007_144740_000000392031_00039_13620_4740.N1	07-OCT-2004 14:47:40	Bright	39.000	36	50Alp UMa	1.8000	6300.0	78	13620	No
232	GOM_NL__2PRFIN20041007_144911_000000362031_00039_13620_4741.N1	07-OCT-2004 14:49:11	Bright	35.500	82	48Bet UMa	2.3650	10600.	71	13620	No
233	GOM_NL__2PRFIN20041007_145228_000000362031_00039_13620_4742.N1	07-OCT-2004 14:52:28	Bright	35.500	174	52Psi UMa	3.0040	4400.0	71	13620	No
234	GOM_NL__2PRFIN20041007_145937_000000802031_00039_13620_4743.N1	07-OCT-2004 14:59:37	Bright	80.000	17	78Bet Gem	1.1610	4500.0	160	13620	No
235	GOM_NL__2PRFIN20041007_150221_000000402031_00039_13620_4744.N1	07-OCT-2004 15:02:21	Bright	40.000	22	32Alp Leo	1.3600	15200.	80	13620	No
236	GOM_NL__2PRFIN20041007_150430_000001752031_00039_13620_4745.N1	07-OCT-2004 15:04:30	Straylight	175.00	170	27Eps Gem	3.0000	9700.0	350	13620	No
237	GOM_NL__2PRFIN20041007_151035_000000972031_00039_13620_4746.N1	07-OCT-2004 15:10:35	Dark	97.000	8	10Alp CMi	0.40000	6500.0	194	13620	No
238	GOM_NL__2PRFIN20041007_151702_000000502031_00039_13620_4747.N1	07-OCT-2004 15:17:02	Dark	50.000	132	15Rho Pup	2.8030	6900.0	100	13620	No
239	GOM_NL__2PRFIN20041007_151850_000000412031_00039_13620_4748.N1	07-OCT-2004 15:18:50	Dark	41.000	65	Lam Vel	2.2040	4400.0	82	13620	No
240	GOM_NL__2PRFIN20041007_152033_000000452031_00039_13620_4749.N1	07-OCT-2004 15:20:33	Dark	45.000	70	Zet Pup	2.2460	39000.	90	13620	No
241	GOM_NL__2PRFIN20041007_152708_000000502031_00040_13621_4803.N1	07-OCT-2004 15:27:08	Dark	49.500	2	Alp Car	-0.73600	7000.0	99	13621	No
242	GOM_NL__2PRFIN20041007_153037_000000682031_00040_13621_4804.N1	07-OCT-2004 15:30:37	Dark	68.000	108	Alp Col	2.6520	15200.	136	13621	No
243	GOM_NL__2PRFIN20041007_153316_000000392031_00040_13621_4805.N1	07-OCT-2004 15:33:16	Dark	38.500	135	Bet Hyi	2.8200	5800.0	77	13621	No
244	GOM_NL__2PRFIN20041007_153548_000000412031_00040_13621_4806.N1	07-OCT-2004 15:35:48	Dark	41.000	143	Alp Hyi	2.8570	7200.0	82	13621	No
245	GOM_NL__2PRFIN20041007_153716_000000412031_00040_13621_4807.N1	07-OCT-2004 15:37:16	Dark	41.000	9	Alp Eri	0.45300	24000.	82	13621	No
246	GOM_NL__2PRFIN20041007_153922_000000542031_00040_13621_4808.N1	07-OCT-2004 15:39:22	Straylight	53.500	157	The1Eri	2.9060	9300.0	107	13621	No
247	GOM_NL__2PRFIN20041007_154228_000000502031_00040_13621_4809.N1	07-OCT-2004 15:42:28	Straylight	49.500	84	Alp Phe	2.3970	4500.0	99	13621	No
248	GOM_NL__2PRFIN20041007_154658_000000432031_00040_13621_4810.N1	07-OCT-2004 15:46:58	Straylight	42.500	18	24Alp PsA	1.1660	9700.0	85	13621	No
249	GOM_NL__2PRFIN20041007_154912_000000492031_00040_13621_4811.N1	07-OCT-2004 15:49:12	Straylight	49.000	52	16Bet Cet	2.0370	4500.0	98	13621	No
250	GOM_NL__2PRFIN20041007_155132_000002052031_00040_13621_4812.N1	07-OCT-2004 15:51:32	Bright	205.00	165	34Gam Eri	2.9500	3200.0	410	13621	No
251	GOM_NL__2PRFIN20041007_155911_000000392031_00040_13621_4813.N1	07-OCT-2004 15:59:11	Bright	39.000	140	88Gam Peg	2.8340	26000.	78	13621	No
252	GOM_NL__2PRFIN20041007_160252_000000392031_00040_13621_4814.N1	07-OCT-2004 16:02:52	Bright	38.500	93	53Bet Peg	2.5200	3100.0	77	13621	No
253	GOM_NL__2PRFIN20041007_160622_000000462031_00040_13621_4815.N1	07-OCT-2004 16:06:22	Bright	46.000	53	43Bet And	2.0480	3300.0	92	13621	No
254	GOM_NL__2PRFIN20041007_160849_000000542031_00040_13621_4816.N1	07-OCT-2004 16:08:49	Bright	53.500	173	4Bet Tri	3.0040	8900.0	107	13621	No
255	GOM_NL__2PRFIN20041007_161134_000000382031_00040_13621_4817.N1	07-OCT-2004 16:11:34	Bright	38.000	68	18Alp Cas	2.2250	4500.0	76	13621	No
256	GOM_NL__2PRFIN20041007_161258_000000402031_00040_13621_4818.N1	07-OCT-2004 16:12:58	Bright	40.000	76	27Gam Cas	2.3000	30000.	80	13621	No
257	GOM_NL__2PRFIN20041007_161437_000000662031_00040_13621_4819.N1	07-OCT-2004 16:14:37	Bright	65.500	79	26Bet Per	2.3100	13100.	131	13621	No
258	GOM_NL__2PRFIN20041007_161648_000000582031_00040_13621_4820.N1	07-OCT-2004 16:16:48	Bright	57.500	35	33Alp Per	1.7950	6250.0	115	13621	No
259	GOM_NL__2PRFIN20041007_162009_000000392031_00040_13621_4821.N1	07-OCT-2004 16:20:09	Bright	39.000	49	1Alp UMi	1.9900	6300.0	78	13621	No
260	GOM_NL__2PRFIN20041007_162239_000000392031_00040_13621_4822.N1	07-OCT-2004 16:22:39	Bright	39.000	60	7Bet UMi	2.0810	3950.0	78	13621	No
261	GOM_NL__2PRFIN20041007_162815_000000362031_00040_13621_4823.N1	07-OCT-2004 16:28:15	Bright	35.500	36	50Alp UMa	1.8000	6300.0	71	13621	No
262	GOM_NL__2PRFIN20041007_162947_000000352031_00040_13621_4824.N1	07-OCT-2004 16:29:47	Bright	35.000	82	48Bet UMa	2.3650	10600.	70	13621	No
263	GOM_NL__2PRFIN20041007_163304_000000372031_00040_13621_4825.N1	07-OCT-2004 16:33:04	Bright	36.500	174	52Psi UMa	3.0040	4400.0	73	13621	No
264	GOM_NL__2PRFIN20041007_164013_000000782031_00040_13621_4826.N1	07-OCT-2004 16:40:13	Bright	77.500	17	78Bet Gem	1.1610	4500.0	155	13621	No
265	GOM_NL__2PRFIN20041007_164257_000000542031_00040_13621_4827.N1	07-OCT-2004 16:42:57	Bright	54.000	22	32Alp Leo	1.3600	15200.	108	13621	No
266	GOM_NL__2PRFIN20041007_164508_000002062031_00040_13621_4828.N1	07-OCT-2004 16:45:08	Straylight	205.50	170	27Eps Gem	3.0000	9700.0	411	13621	No
267	GOM_NL__2PRFIN20041007_165112_000000912031_00040_13621_4829.N1	07-OCT-2004 16:51:12	Dark	90.500	8	10Alp CMi	0.40000	6500.0	181	13621	No
268	GOM_NL__2PRFIN20041007_165739_000000532031_00040_13621_4830.N1	07-OCT-2004 16:57:39	Dark	53.000	132	15Rho Pup	2.8030	6900.0	106	13621	No
269	GOM_NL__2PRFIN20041007_165927_000000482031_00040_13621_4831.N1	07-OCT-2004 16:59:27	Dark	48.000	65	Lam Vel	2.2040	4400.0	96	13621	No
270	GOM_NL__2PRFIN20041007_170110_000000452031_00040_13621_4832.N1	07-OCT-2004 17:01:10	Dark	45.000	70	Zet Pup	2.2460	39000.	90	13621	No
271	GOM_NL__2PRFIN20041007_170745_000000512031_00041_13622_4721.N1	07-OCT-2004 17:07:45	Dark	50.500	2	Alp Car	-0.73600	7000.0	101	13622	No
272	GOM_NL__2PRFIN20041007_171115_000000672031_00041_13622_4722.N1	07-OCT-2004 17:11:15	Dark	67.000	108	Alp Col	2.6520	15200.	134	13622	No
273	GOM_NL__2PRFIN20041007_171351_000000412031_00041_13622_4723.N1	07-OCT-2004 17:13:51	Dark	40.500	135	Bet Hyi	2.8200	5800.0	81	13622	No
274	GOM_NL__2PRFIN20041007_171625_000000402031_00041_13622_4724.N1	07-OCT-2004 17:16:25	Dark	39.500	143	Alp Hyi	2.8570	7200.0	79	13622	No
275	GOM_NL__2PRFIN20041007_171753_000000522031_00041_13622_4725.N1	07-OCT-2004 17:17:53	Dark	52.000	9	Alp Eri	0.45300	24000.	104	13622	No
276	GOM_NL__2PRFIN20041007_171959_000000512031_00041_13622_4726.N1	07-OCT-2004 17:19:59	Straylight	51.000	157	The1Eri	2.9060	9300.0	102	13622	No
277	GOM_NL__2PRFIN20041007_172304_000000462031_00041_13622_4727.N1	07-OCT-2004 17:23:04	Straylight	45.500	84	Alp Phe	2.3970	4500.0	91	13622	No
278	GOM_NL__2PRFIN20041007_172735_000000442031_00041_13622_4728.N1	07-OCT-2004 17:27:35	Straylight	44.000	18	24Alp PsA	1.1660	9700.0	88	13622	No

279	GOM_NL__2PRFIN20041007_172948_000000482031_00041_13622_4729.N1	07-OCT-2004 17:29:48	Straylight	47.500	52	16Bet Cet	2.0370	4500.0	95	13622	No
280	GOM_NL__2PRFIN20041007_173207_000002042031_00041_13622_4730.N1	07-OCT-2004 17:32:07	Bright	203.50	165	34Gam Eri	2.9500	3200.0	407	13622	No
281	GOM_NL__2PRFIN20041007_173947_000000402031_00041_13622_4731.N1	07-OCT-2004 17:39:47	Bright	39.500	140	88Gam Peg	2.8340	26000.	79	13622	No
282	GOM_NL__2PRFIN20041007_174329_000000402031_00041_13622_4732.N1	07-OCT-2004 17:43:29	Bright	40.000	93	53Bet Peg	2.5200	3100.0	80	13622	No
283	GOM_NL__2PRFIN20041007_174658_000000472031_00041_13622_4733.N1	07-OCT-2004 17:46:58	Bright	47.000	53	43Bet And	2.0480	3300.0	94	13622	No
284	GOM_NL__2PRFIN20041007_174925_000000552031_00041_13622_4734.N1	07-OCT-2004 17:49:25	Bright	55.000	173	4Bet Tri	3.0040	8900.0	110	13622	No
285	GOM_NL__2PRFIN20041007_175209_000000402031_00041_13622_4735.N1	07-OCT-2004 17:52:09	Bright	40.000	68	18Alp Cas	2.2250	4500.0	80	13622	No
286	GOM_NL__2PRFIN20041007_175334_000000412031_00041_13622_4736.N1	07-OCT-2004 17:53:34	Bright	40.500	76	27Gam Cas	2.3000	30000.	81	13622	No
287	GOM_NL__2PRFIN20041007_175511_000000622031_00041_13622_4737.N1	07-OCT-2004 17:55:11	Bright	62.000	79	26Bet Per	2.3100	13100.	124	13622	No
288	GOM_NL__2PRFIN20041007_175723_000000572031_00041_13622_4738.N1	07-OCT-2004 17:57:23	Bright	57.000	35	33Alp Per	1.7950	6250.0	114	13622	No
289	GOM_NL__2PRFIN20041007_180044_000000382031_00041_13622_4739.N1	07-OCT-2004 18:00:44	Bright	37.500	49	1Alp UMi	1.9900	6300.0	75	13622	No
290	GOM_NL__2PRFIN20041007_180315_000000412031_00041_13622_4740.N1	07-OCT-2004 18:03:15	Bright	40.500	60	7Bet UMi	2.0810	3950.0	81	13622	No
291	GOM_NL__2PRFIN20041007_180852_000000372031_00041_13622_4741.N1	07-OCT-2004 18:08:52	Bright	36.500	36	50Alp UMa	1.8000	6300.0	73	13622	No
292	GOM_NL__2PRFIN20041007_181023_000000382031_00041_13622_4742.N1	07-OCT-2004 18:10:23	Bright	37.500	82	48Bet UMa	2.3650	10600.	75	13622	No
293	GOM_NL__2PRFIN20041007_181341_000000372031_00041_13622_4743.N1	07-OCT-2004 18:13:41	Bright	37.000	174	52Psi UMa	3.0040	4400.0	74	13622	No
294	GOM_NL__2PRFIN20041007_182049_000000792031_00041_13622_4744.N1	07-OCT-2004 18:20:49	Bright	79.000	17	78Bet Gem	1.1610	4500.0	158	13622	No
295	GOM_NL__2PRFIN20041007_182333_000000432031_00041_13622_4745.N1	07-OCT-2004 18:23:33	Bright	42.500	22	32Alp Leo	1.3600	15200.	85	13622	No
296	GOM_NL__2PRFIN20041007_182546_000002022031_00041_13622_4746.N1	07-OCT-2004 18:25:46	Straylight	202.00	170	27Eps Gem	3.0000	9700.0	404	13622	No
297	GOM_NL__2PRFIN20041007_183149_000001052031_00041_13622_4747.N1	07-OCT-2004 18:31:49	Dark	105.00	8	10Alp CMi	0.40000	6500.0	210	13622	No
298	GOM_NL__2PRFIN20041007_183816_000000522031_00041_13622_4748.N1	07-OCT-2004 18:38:16	Dark	52.000	132	15Rho Pup	2.8030	6900.0	104	13622	No
299	GOM_NL__2PRFIN20041007_184003_000000472031_00041_13622_4749.N1	07-OCT-2004 18:40:03	Dark	47.000	65	Lam Vel	2.2040	4400.0	94	13622	No
300	GOM_NL__2PRFIN20041007_184147_000000472031_00041_13622_4750.N1	07-OCT-2004 18:41:47	Dark	46.500	70	Zet Pup	2.2460	39000.	93	13622	No
301	GOM_NL__2PRFIN20041007_184822_000000552031_00042_13623_4722.N1	07-OCT-2004 18:48:22	Dark	54.500	2	Alp Car	-0.73600	7000.0	109	13623	No
302	GOM_NL__2PRFIN20041007_185152_000000662031_00042_13623_4723.N1	07-OCT-2004 18:51:52	Dark	65.500	108	Alp Col	2.6520	15200.	131	13623	No
303	GOM_NL__2PRFIN20041007_185428_000000392031_00042_13623_4724.N1	07-OCT-2004 18:54:28	Dark	39.000	135	Bet Hyi	2.8200	5800.0	78	13623	No
304	GOM_NL__2PRFIN20041007_185701_000000422031_00042_13623_4725.N1	07-OCT-2004 18:57:01	Dark	41.500	143	Alp Hyi	2.8570	7200.0	83	13623	No
305	GOM_NL__2PRFIN20041007_185829_000000522031_00042_13623_4726.N1	07-OCT-2004 18:58:29	Dark	52.000	9	Alp Eri	0.45300	24000.	104	13623	No
306	GOM_NL__2PRFIN20041007_190036_000000532031_00042_13623_4727.N1	07-OCT-2004 19:00:36	Straylight	52.500	157	The1Eri	2.9060	9300.0	105	13623	No
307	GOM_NL__2PRFIN20041007_190341_000000422031_00042_13623_4728.N1	07-OCT-2004 19:03:41	Straylight	42.000	84	Alp Phe	2.3970	4500.0	84	13623	No
308	GOM_NL__2PRFIN20041007_190811_000000452031_00042_13623_4729.N1	07-OCT-2004 19:08:11	Straylight	44.500	18	24Alp PsA	1.1660	9700.0	89	13623	No
309	GOM_NL__2PRFIN20041007_191025_000000492031_00042_13623_4730.N1	07-OCT-2004 19:10:25	Straylight	49.000	52	16Bet Cet	2.0370	4500.0	98	13623	No
310	GOM_NL__2PRFIN20041007_191242_000001982031_00042_13623_4731.N1	07-OCT-2004 19:12:42	Bright	197.50	165	34Gam Eri	2.9500	3200.0	395	13623	No
311	GOM_NL__2PRFIN20041007_192023_000000402031_00042_13623_4732.N1	07-OCT-2004 19:20:23	Bright	39.500	140	88Gam Peg	2.8340	26000.	79	13623	No
312	GOM_NL__2PRFIN20041007_192405_000000382031_00042_13623_4733.N1	07-OCT-2004 19:24:05	Bright	38.000	93	53Bet Peg	2.5200	3100.0	76	13623	No
313	GOM_NL__2PRFIN20041007_192733_000000452031_00042_13623_4734.N1	07-OCT-2004 19:27:33	Bright	45.000	53	43Bet And	2.0480	3300.0	90	13623	No
314	GOM_NL__2PRFIN20041007_193000_000000542031_00042_13623_4735.N1	07-OCT-2004 19:30:00	Bright	53.500	173	4Bet Tri	3.0040	8900.0	107	13623	No
315	GOM_NL__2PRFIN20041007_193245_000000412031_00042_13623_4736.N1	07-OCT-2004 19:32:45	Bright	40.500	68	18Alp Cas	2.2250	4500.0	81	13623	No
316	GOM_NL__2PRFIN20041007_193410_000000402031_00042_13623_4737.N1	07-OCT-2004 19:34:10	Bright	40.000	76	27Gam Cas	2.3000	30000.	80	13623	No
317	GOM_NL__2PRFIN20041007_193545_000000602031_00042_13623_4738.N1	07-OCT-2004 19:35:45	Bright	60.000	79	26Bet Per	2.3100	13100.	120	13623	No
318	GOM_NL__2PRFIN20041007_193758_000000552031_00042_13623_4739.N1	07-OCT-2004 19:37:58	Bright	54.500	35	33Alp Per	1.7950	6250.0	109	13623	No
319	GOM_NL__2PRFIN20041007_194120_000000392031_00042_13623_4740.N1	07-OCT-2004 19:41:20	Bright	38.500	49	1Alp UMi	1.9900	6300.0	77	13623	No
320	GOM_NL__2PRFIN20041007_194352_000000392031_00042_13623_4741.N1	07-OCT-2004 19:43:52	Bright	39.000	60	7Bet UMi	2.0810	3950.0	78	13623	No
321	GOM_NL__2PRFIN20041007_194928_000000392031_00042_13623_4742.N1	07-OCT-2004 19:49:28	Bright	39.000	36	50Alp UMa	1.8000	6300.0	78	13623	No
322	GOM_NL__2PRFIN20041007_195059_000000382031_00042_13623_4743.N1	07-OCT-2004 19:50:59	Bright	37.500	82	48Bet UMa	2.3650	10600.	75	13623	No
323	GOM_NL__2PRFIN20041007_195417_000000372031_00042_13623_4744.N1	07-OCT-2004 19:54:17	Bright	37.000	174	52Psi UMa	3.0040	4400.0	74	13623	No
324	GOM_NL__2PRFIN20041007_200125_000000802031_00042_13623_4745.N1	07-OCT-2004 20:01:25	Bright	80.000	17	78Bet Gem	1.1610	4500.0	160	13623	No
325	GOM_NL__2PRFIN20041007_200410_000000542031_00042_13623_4746.N1	07-OCT-2004 20:04:10	Bright	54.000	22	32Alp Leo	1.3600	15200.	108	13623	No
326	GOM_NL__2PRFIN20041007_200624_000001932031_00042_13623_4747.N1	07-OCT-2004 20:06:24	Straylight	192.50	170	27Eps Gem	3.0000	9700.0	385	13623	No
327	GOM_NL__2PRFIN20041007_201226_000000972031_00042_13623_4748.N1	07-OCT-2004 20:12:26	Dark	97.000	8	10Alp CMi	0.40000	6500.0	194	13623	No
328	GOM_NL__2PRFIN20041007_201853_000000512031_00042_13623_4749.N1	07-OCT-2004 20:18:53	Dark	50.500	132	15Rho Pup	2.8030	6900.0	101	13623	No
329	GOM_NL__2PRFIN20041007_202039_000000412031_00042_13623_4750.N1	07-OCT-2004 20:20:39	Dark	40.500	65	Lam Vel	2.2040	4400.0	81	13623	No
330	GOM_NL__2PRFIN20041007_202224_000000462031_00042_13623_4751.N1	07-OCT-2004 20:22:24	Dark	46.000	70	Zet Pup	2.2460	39000.	92	13623	No
331	GOM_NL__2PRFIN20041007_202858_000000612031_00043_13624_4722.N1	07-OCT-2004 20:28:58	Dark	61.000	2	Alp Car	-0.73600	7000.0	122	13624	No
332	GOM_NL__2PRFIN20041007_203229_000000682031_00043_13624_4723.N1	07-OCT-2004 20:32:29	Dark	67.500	108	Alp Col	2.6520	15200.	135	13624	No
333	GOM_NL__2PRFIN20041007_203504_000000402031_00043_13624_4724.N1	07-OCT-2004 20:35:04	Dark	39.500	135	Bet Hyi	2.8200	5800.0	79	13624	No
334	GOM_NL__2PRFIN20041007_203737_000000412031_00043_13624_4725.N1	07-OCT-2004 20:37:37	Dark	41.000	143	Alp Hyi	2.8570	7200.0	82	13624	No
335	GOM_NL__2PRFIN20041007_203905_000000542031_00043_13624_4726.N1	07-OCT-2004 20:39:05	Dark	54.000	9	Alp Eri	0.45300	24000.	108	13624	No
336	GOM_NL__2PRFIN20041007_204112_000000552031_00043_13624_4727.N1	07-OCT-2004 20:41:12	Straylight	54.500	157	The1Eri	2.9060	9300.0	109	13624	No
337	GOM_NL__2PRFIN20041007_204416_000000452031_00043_13624_4728.N1	07-OCT-2004 20:44:16	Straylight	44.500	84	Alp Phe	2.3970	4500.0	89	13624	No

338	GOM_NL__2PRFIN20041007_204847_000000462031_00043_13624_4729.N1	07-OCT-2004 20:48:47	Straylight	45.500	18	24Alp PsA	1.1660	9700.0	91	13624	No
339	GOM_NL__2PRFIN20041007_205100_000000502031_00043_13624_4730.N1	07-OCT-2004 20:51:00	Straylight	49.500	52	16Bet Cet	2.0370	4500.0	99	13624	No
340	GOM_NL__2PRFIN20041007_205318_000001952031_00043_13624_4731.N1	07-OCT-2004 20:53:18	Bright	195.00	165	34Gam Eri	2.9500	3200.0	390	13624	No
341	GOM_NL__2PRFIN20041007_210059_000000402031_00043_13624_4732.N1	07-OCT-2004 21:00:59	Bright	39.500	140	88Gam Peg	2.8340	26000.	79	13624	No
342	GOM_NL__2PRFIN20041007_210441_000000392031_00043_13624_4733.N1	07-OCT-2004 21:04:41	Bright	39.000	93	53Bet Peg	2.5200	3100.0	78	13624	No
343	GOM_NL__2PRFIN20041007_210808_000000432031_00043_13624_4734.N1	07-OCT-2004 21:08:08	Bright	42.500	53	43Bet And	2.0480	3300.0	85	13624	No
344	GOM_NL__2PRFIN20041007_211034_000000552031_00043_13624_4735.N1	07-OCT-2004 21:10:34	Bright	54.500	173	4Bet Tri	3.0040	8900.0	109	13624	No
345	GOM_NL__2PRFIN20041007_211320_000000422031_00043_13624_4736.N1	07-OCT-2004 21:13:20	Bright	42.000	68	18Alp Cas	2.2250	4500.0	84	13624	No
346	GOM_NL__2PRFIN20041007_211445_000000412031_00043_13624_4737.N1	07-OCT-2004 21:14:45	Bright	40.500	76	27Gam Cas	2.3000	30000.	81	13624	No
347	GOM_NL__2PRFIN20041007_211620_000000652031_00043_13624_4738.N1	07-OCT-2004 21:16:20	Bright	64.500	79	26Bet Per	2.3100	13100.	129	13624	No
348	GOM_NL__2PRFIN20041007_211833_000000572031_00043_13624_4739.N1	07-OCT-2004 21:18:33	Bright	57.000	35	33Alp Per	1.7950	6250.0	114	13624	No
349	GOM_NL__2PRFIN20041007_212156_000000382031_00043_13624_4740.N1	07-OCT-2004 21:21:56	Bright	38.000	49	1Alp UMi	1.9900	6300.0	76	13624	No
350	GOM_NL__2PRFIN20041007_212427_000000422031_00043_13624_4741.N1	07-OCT-2004 21:24:27	Bright	41.500	60	7Bet UMi	2.0810	3950.0	83	13624	No
351	GOM_NL__2PRFIN20041007_213004_000000392031_00043_13624_4742.N1	07-OCT-2004 21:30:04	Bright	39.000	36	50Alp UMa	1.8000	6300.0	78	13624	No
352	GOM_NL__2PRFIN20041007_213134_000000372031_00043_13624_4743.N1	07-OCT-2004 21:31:34	Bright	37.000	82	48Bet UMa	2.3650	10600.	74	13624	No
353	GOM_NL__2PRFIN20041007_213452_000000382031_00043_13624_4744.N1	07-OCT-2004 21:34:52	Bright	38.000	174	52Psi UMa	3.0040	4400.0	76	13624	No
354	GOM_NL__2PRFIN20041007_214203_000000762031_00043_13624_4745.N1	07-OCT-2004 21:42:03	Bright	76.000	17	78Bet Gem	1.1610	4500.0	152	13624	No
355	GOM_NL__2PRFIN20041007_214446_000000522031_00043_13624_4746.N1	07-OCT-2004 21:44:46	Bright	51.500	22	32Alp Leo	1.3600	15200.	103	13624	No
356	GOM_NL__2PRFIN20041007_214702_000001862031_00043_13624_4747.N1	07-OCT-2004 21:47:02	Straylight	186.00	170	27Eps Gem	3.0000	9700.0	372	13624	No
357	GOM_NL__2PRFIN20041007_215305_000000942031_00043_13624_4748.N1	07-OCT-2004 21:53:05	Dark	94.000	8	10Alp CMi	0.40000	6500.0	188	13624	No
358	GOM_NL__2PRFIN20041007_215930_000000522031_00043_13624_4749.N1	07-OCT-2004 21:59:30	Dark	51.500	132	15Rho Pup	2.8030	6900.0	103	13624	No
359	GOM_NL__2PRFIN20041007_220115_000000452031_00043_13624_4750.N1	07-OCT-2004 22:01:15	Dark	44.500	65	Lam Vel	2.2040	4400.0	89	13624	No
360	GOM_NL__2PRFIN20041007_220259_000000462031_00043_13624_4751.N1	07-OCT-2004 22:02:59	Dark	45.500	70	Zet Pup	2.2460	39000.	91	13624	No
361	GOM_NL__2PRFIN20041007_220935_000000522031_00044_13625_4723.N1	07-OCT-2004 22:09:35	Dark	52.000	2	Alp Car	-0.73600	7000.0	104	13625	No
362	GOM_NL__2PRFIN20041007_221307_000000682031_00044_13625_4724.N1	07-OCT-2004 22:13:07	Dark	67.500	108	Alp Col	2.6520	15200.	135	13625	No
363	GOM_NL__2PRFIN20041007_221540_000000372031_00044_13625_4725.N1	07-OCT-2004 22:15:40	Dark	37.000	135	Bet Hyi	2.8200	5800.0	74	13625	No
364	GOM_NL__2PRFIN20041007_221811_000000422031_00044_13625_4726.N1	07-OCT-2004 22:18:11	Dark	42.000	143	Alp Hyi	2.8570	7200.0	84	13625	No
365	GOM_NL__2PRFIN20041007_221941_000000512031_00044_13625_4727.N1	07-OCT-2004 22:19:41	Dark	50.500	9	Alp Eri	0.45300	24000.	101	13625	No
366	GOM_NL__2PRFIN20041007_222149_000000532031_00044_13625_4728.N1	07-OCT-2004 22:21:49	Straylight	52.500	157	The1Eri	2.9060	9300.0	105	13625	No
367	GOM_NL__2PRFIN20041007_222452_000000452031_00044_13625_4729.N1	07-OCT-2004 22:24:52	Straylight	45.000	84	Alp Phe	2.3970	4500.0	90	13625	No
368	GOM_NL__2PRFIN20041007_222923_000000412031_00044_13625_4730.N1	07-OCT-2004 22:29:23	Straylight	40.500	18	24Alp PsA	1.1660	9700.0	81	13625	No
369	GOM_NL__2PRFIN20041007_223135_000000472031_00044_13625_4731.N1	07-OCT-2004 22:31:35	Straylight	47.000	52	16Bet Cet	2.0370	4500.0	94	13625	No
370	GOM_NL__2PRFIN20041007_223353_000002002031_00044_13625_4732.N1	07-OCT-2004 22:33:53	Bright	200.00	165	34Gam Eri	2.9500	3200.0	400	13625	No
371	GOM_NL__2PRFIN20041007_224134_000000402031_00044_13625_4733.N1	07-OCT-2004 22:41:34	Bright	40.000	140	88Gam Peg	2.8340	26000.	80	13625	No
372	GOM_NL__2PRFIN20041007_224516_000000372031_00044_13625_4734.N1	07-OCT-2004 22:45:16	Bright	36.500	93	53Bet Peg	2.5200	3100.0	73	13625	No
373	GOM_NL__2PRFIN20041007_224843_000000462031_00044_13625_4735.N1	07-OCT-2004 22:48:43	Bright	45.500	53	43Bet And	2.0480	3300.0	91	13625	No
374	GOM_NL__2PRFIN20041007_225109_000000552031_00044_13625_4736.N1	07-OCT-2004 22:51:09	Bright	54.500	173	4Bet Tri	3.0040	8900.0	109	13625	No
375	GOM_NL__2PRFIN20041007_225356_000000422031_00044_13625_4737.N1	07-OCT-2004 22:53:56	Bright	41.500	68	18Alp Cas	2.2250	4500.0	83	13625	No
376	GOM_NL__2PRFIN20041007_225908_000000522031_00044_13625_4738.N1	07-OCT-2004 22:59:08	Bright	52.000	35	33Alp Per	1.7950	6250.0	104	13625	No
377	GOM_NL__2PRFIN20041007_230231_000000352031_00044_13625_4739.N1	07-OCT-2004 23:02:31	Bright	34.500	49	1Alp UMi	1.9900	6300.0	69	13625	No
378	GOM_NL__2PRFIN20041007_230503_000000372031_00044_13625_4740.N1	07-OCT-2004 23:05:03	Bright	37.000	60	7Bet UMi	2.0810	3950.0	74	13625	No
379	GOM_NL__2PRFIN20041007_231039_000000392031_00044_13625_4741.N1	07-OCT-2004 23:10:39	Bright	39.000	36	50Alp UMa	1.8000	6300.0	78	13625	No
380	GOM_NL__2PRFIN20041007_231210_000000402031_00044_13625_4742.N1	07-OCT-2004 23:12:10	Bright	40.000	82	48Bet UMa	2.3650	10600.	80	13625	No
381	GOM_NL__2PRFIN20041007_231529_000000382031_00044_13625_4743.N1	07-OCT-2004 23:15:29	Bright	38.000	174	52Psi UMa	3.0040	4400.0	76	13625	No
382	GOM_NL__2PRFIN20041007_232239_000000802031_00044_13625_4744.N1	07-OCT-2004 23:22:39	Bright	79.500	17	78Bet Gem	1.1610	4500.0	159	13625	No
383	GOM_NL__2PRFIN20041007_232522_000000542031_00044_13625_4745.N1	07-OCT-2004 23:25:22	Bright	54.000	22	32Alp Leo	1.3600	15200.	108	13625	No
384	GOM_NL__2PRFIN20041007_232740_000001892031_00044_13625_4746.N1	07-OCT-2004 23:27:40	Straylight	188.50	170	27Eps Gem	3.0000	9700.0	377	13625	No
385	GOM_NL__2PRFIN20041007_233342_000000952031_00044_13625_4747.N1	07-OCT-2004 23:33:42	Dark	95.000	8	10Alp CMi	0.40000	6500.0	190	13625	No
386	GOM_NL__2PRFIN20041007_234007_000000522031_00044_13625_4748.N1	07-OCT-2004 23:40:07	Dark	52.000	132	15Rho Pup	2.8030	6900.0	104	13625	No
387	GOM_NL__2PRFIN20041007_234151_000000452031_00044_13625_4749.N1	07-OCT-2004 23:41:51	Dark	45.000	65	Lam Vel	2.2040	4400.0	90	13625	No
388	GOM_NL__2PRFIN20041007_234445_000000442031_00044_13625_4750.N1	07-OCT-2004 23:44:45	Dark	44.000	34	Gam2Vel	1.7930	23000.	88	13625	No
389	GOM_NL__2PRFIN20041007_235011_000000612031_00045_13626_4724.N1	07-OCT-2004 23:50:11	Dark	61.000	2	Alp Car	-0.73600	7000.0	122	13626	No
390	GOM_NL__2PRFIN20041007_235344_000000692031_00045_13626_4725.N1	07-OCT-2004 23:53:44	Dark	68.500	108	Alp Col	2.6520	15200.	137	13626	No
391	GOM_NL__2PRFIN20041007_235616_000000402031_00045_13626_4726.N1	07-OCT-2004 23:56:16	Dark	39.500	135	Bet Hyi	2.8200	5800.0	79	13626	No
392	GOM_NL__2PRFIN20041007_235848_000000432031_00045_13626_4727.N1	07-OCT-2004 23:58:48	Dark	42.500	143	Alp Hyi	2.8570	7200.0	85	13626	No

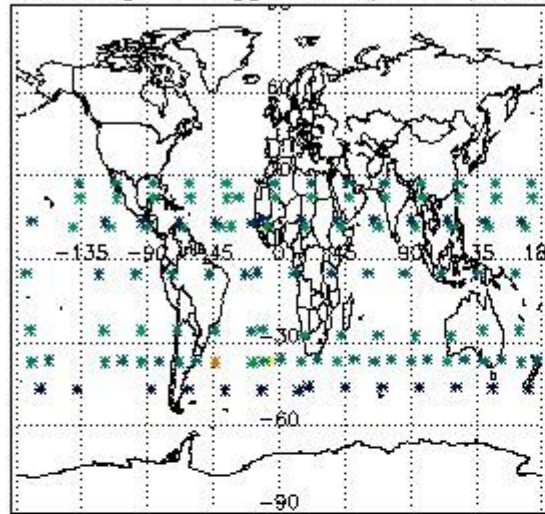
In this section it is plotted some information contained in the Quality Summary data set of the level 2 products. Only products in dark limb conditions and without errors (error flag in the MPH set to "0") are used.

### 3.1 Plot quality information per product (time dependant)

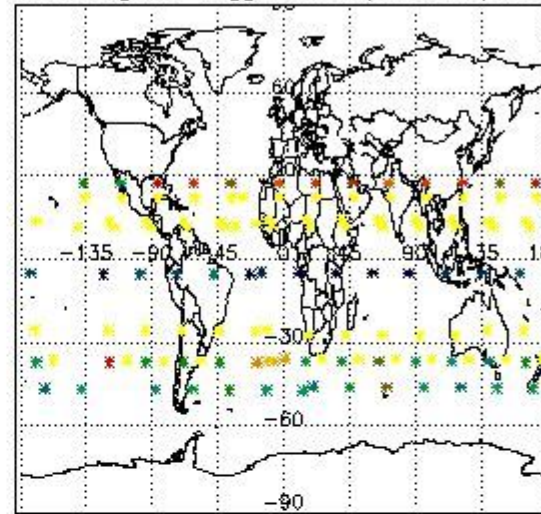


### 3.2 Plot quality information per product (world map)

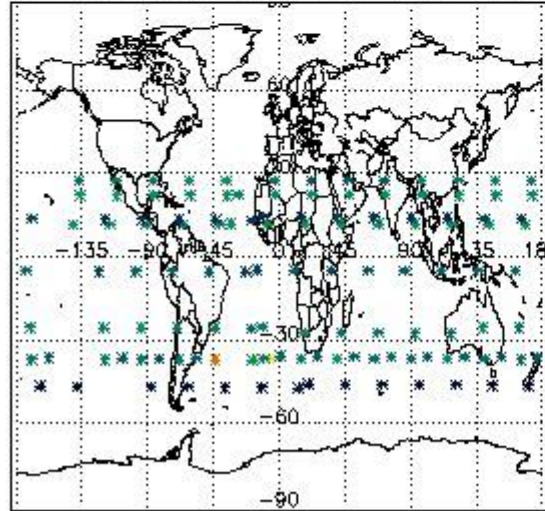
Percentage of flagged data per O3 profile



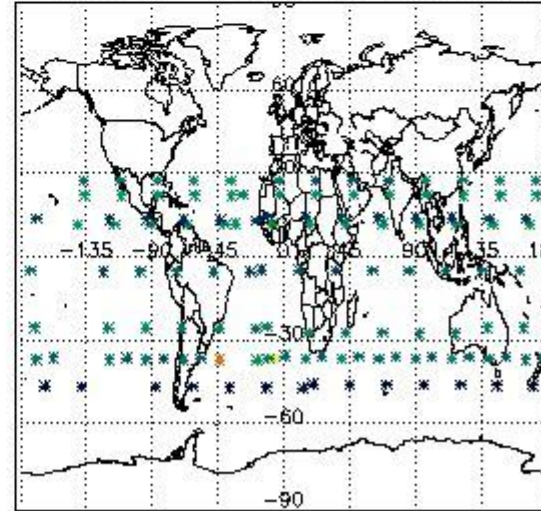
Percentage of flagged data per H2O profile



Percentage of flagged data per NO2 profile



Percentage of flagged data per NO3 profile

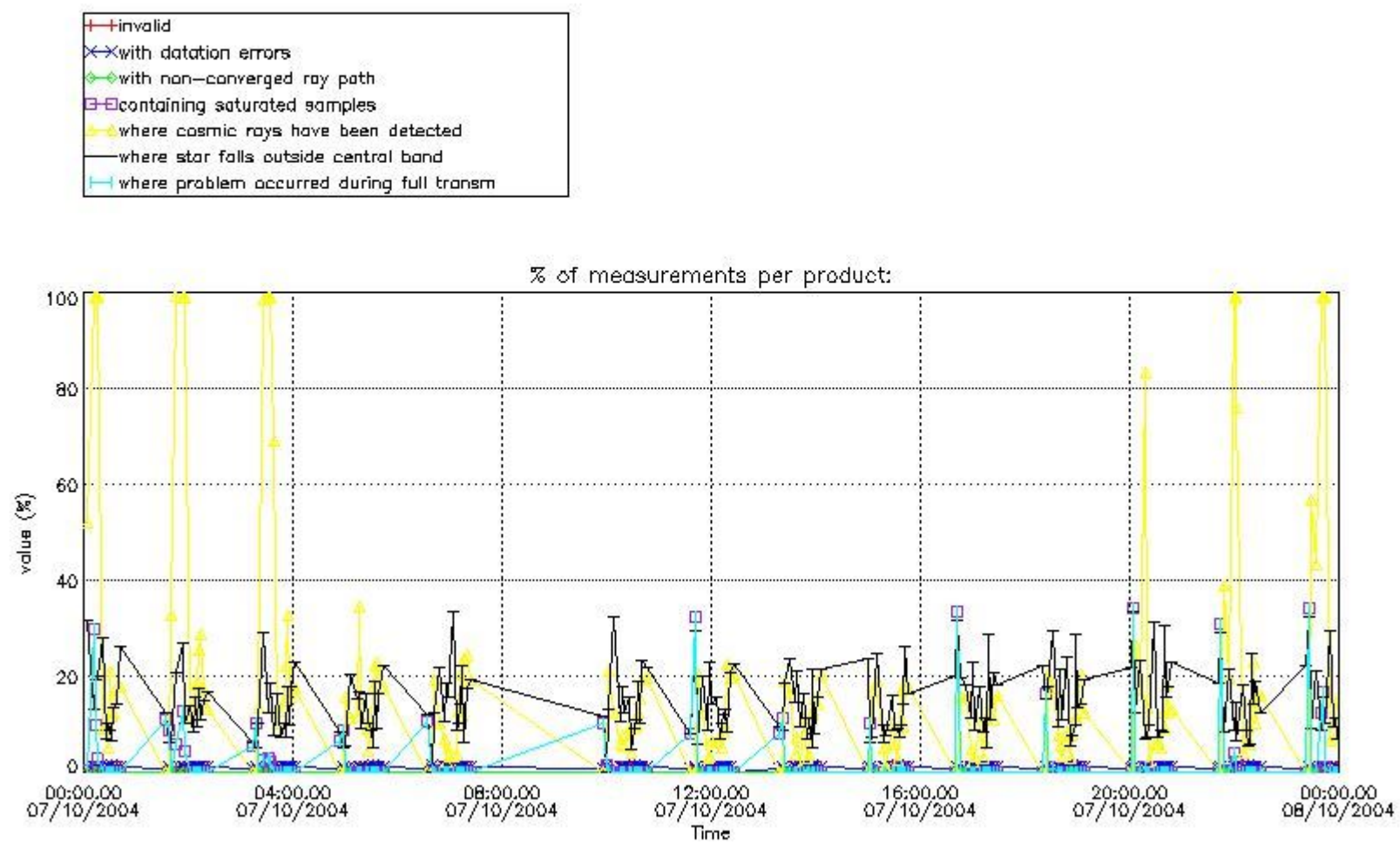


#### 4. Level 1 quality information per product

In this section it is plotted some information contained in the Quality Summary data set of the level 2 products that comes from the level 1b processing. Products without errors (error flag in the MPH set to "0") are used.

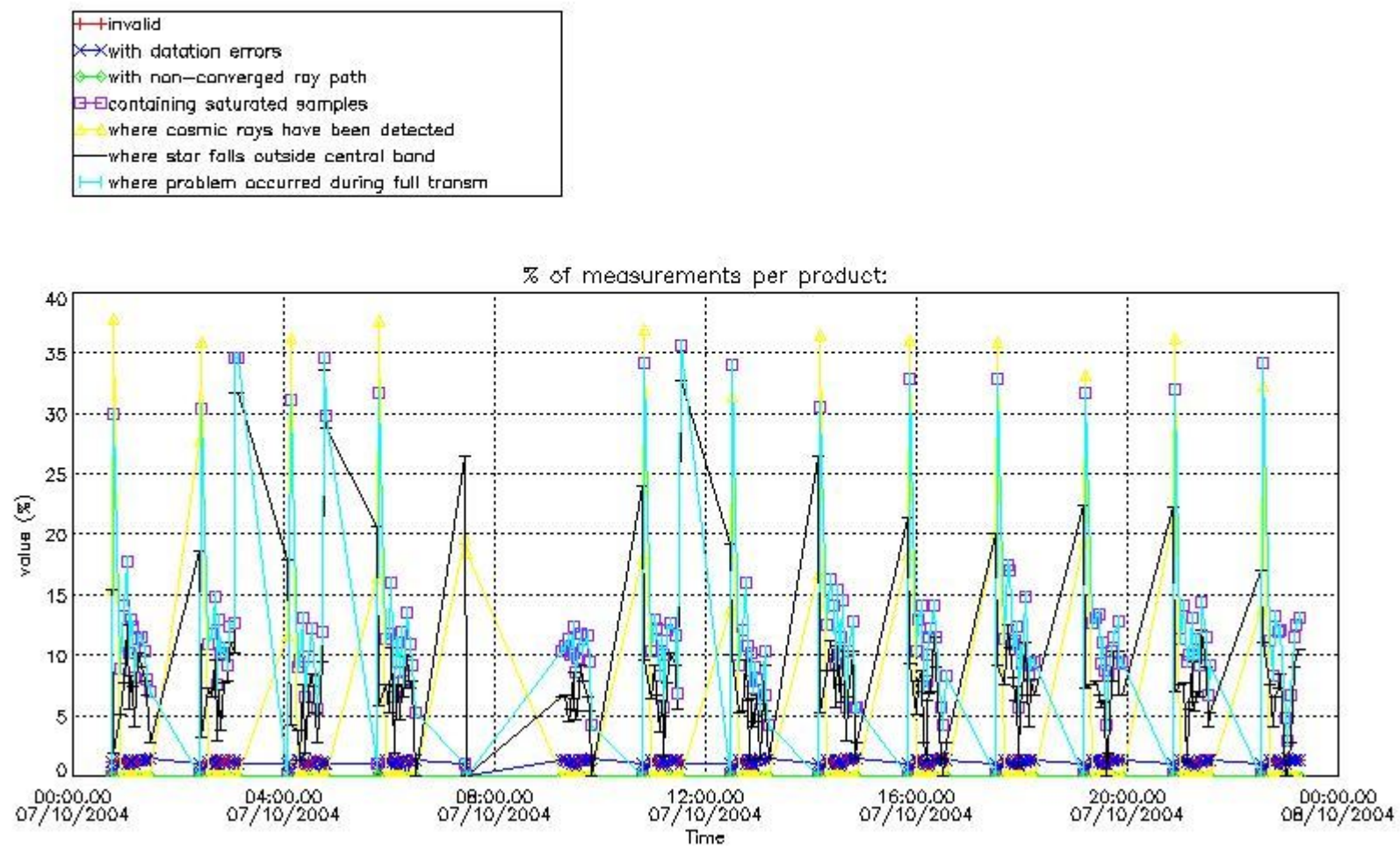
##### 4.1 Plot quality information per product (time dependant) coming from level 1b processing

##### 4.1.1 Plot level 1 quality information per product (time dependant): ENVISAT ASCENDING passes



4.1.2 Plot level 1 quality information per product (time dependant): ENVI SAT DESCENDING passes

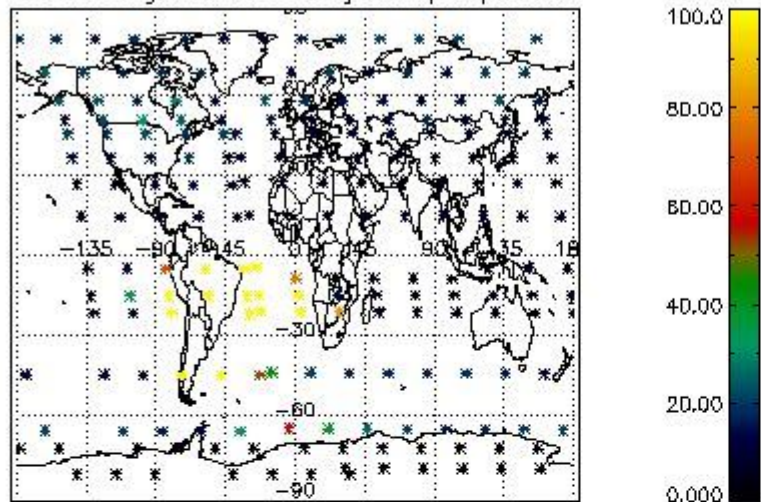




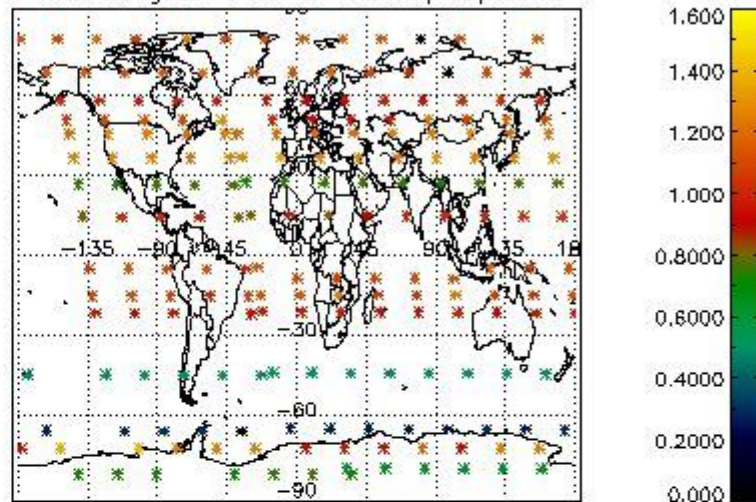
*4.2 Plot quality information per product coming from level 1b processing (world map)*

*4.2.1 Plot level 1 quality information per product (world map): ENVISAT ASCENDING passes*

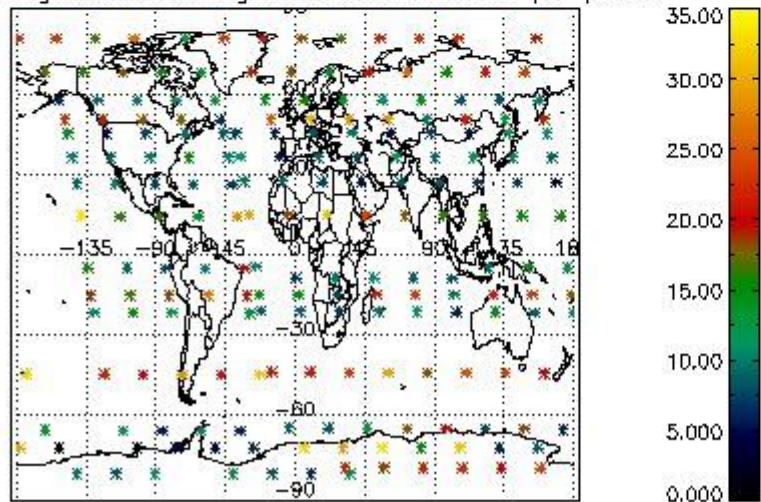
Percentage of cosmic ray hits per profile



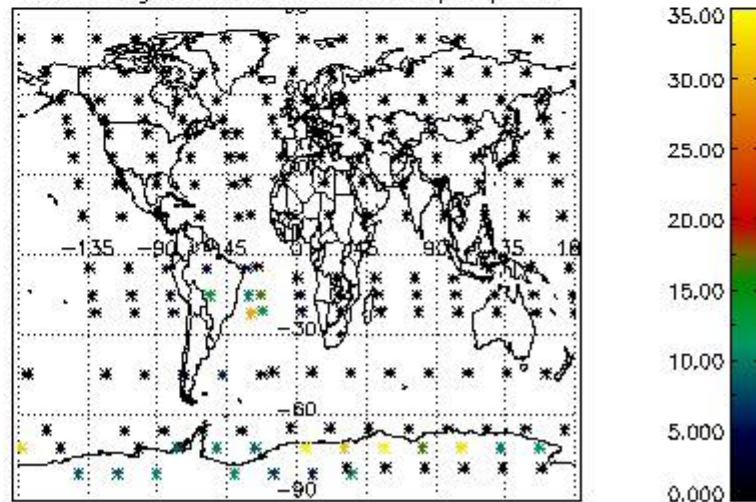
Percentage of datation errors per profile



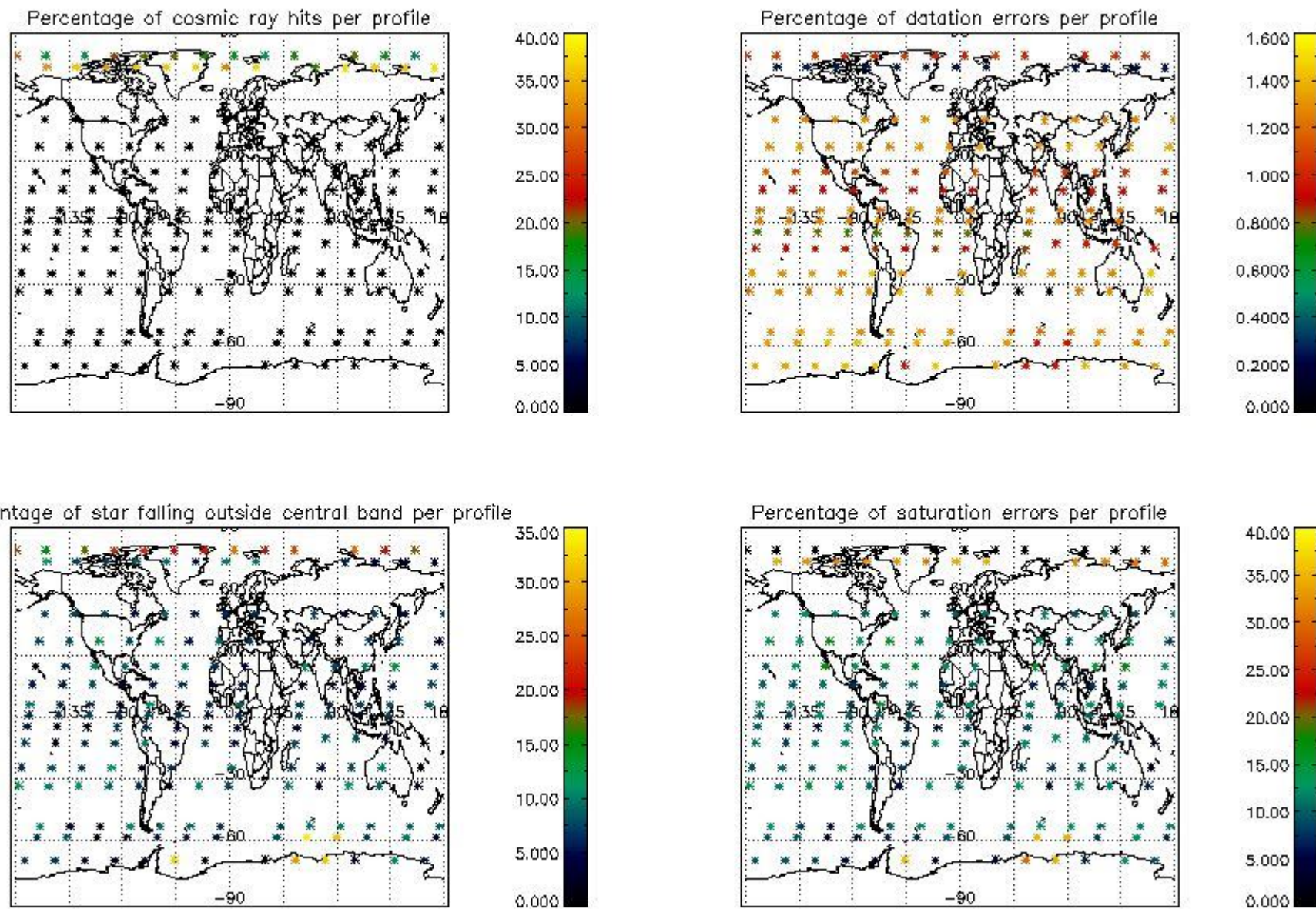
Percentage of star falling outside central band per profile



Percentage of saturation errors per profile



4.2.2 Plot level 1 quality information per product (world map): ENVISAT DESCENDING passes



## 5. Trace gas profiles

### 5.1 Ozone statistics based on quality of products

The final quality of the products can be "measured" using the STD (Standard Deviation) attached to every point profile. This information is written to the parameter GOM\_NL\_\_2P/NL\_LOCAL\_SPECIES\_DENSITY/o3\_std of the level 2 products. The table below shows the statistics for given STD ranges.

The statistics are given with respect to the overall valid production:

- Products without fatal errors: GOM\_NL\_\_2P/MPH/PRODUCT\_ERR=0
- Valid point profile: GOM\_NL\_\_2P/NL\_LOCAL\_SPECIES\_DENSITY/pcd(0)=0

The 'Criteria' is applied to valid points of dark limb products:

- Products in dark limb illumination condition: GOM\_NL\_\_2P/NL\_SUMMARY\_QUALITY/obs\_ill\_cond=0
- Products without fatal errors: GOM\_NL\_\_2P/MPH/PRODUCT\_ERR=0
- Valid point profile: GOM\_NL\_\_2P/NL\_LOCAL\_SPECIES\_DENSITY/pcd(0)=0

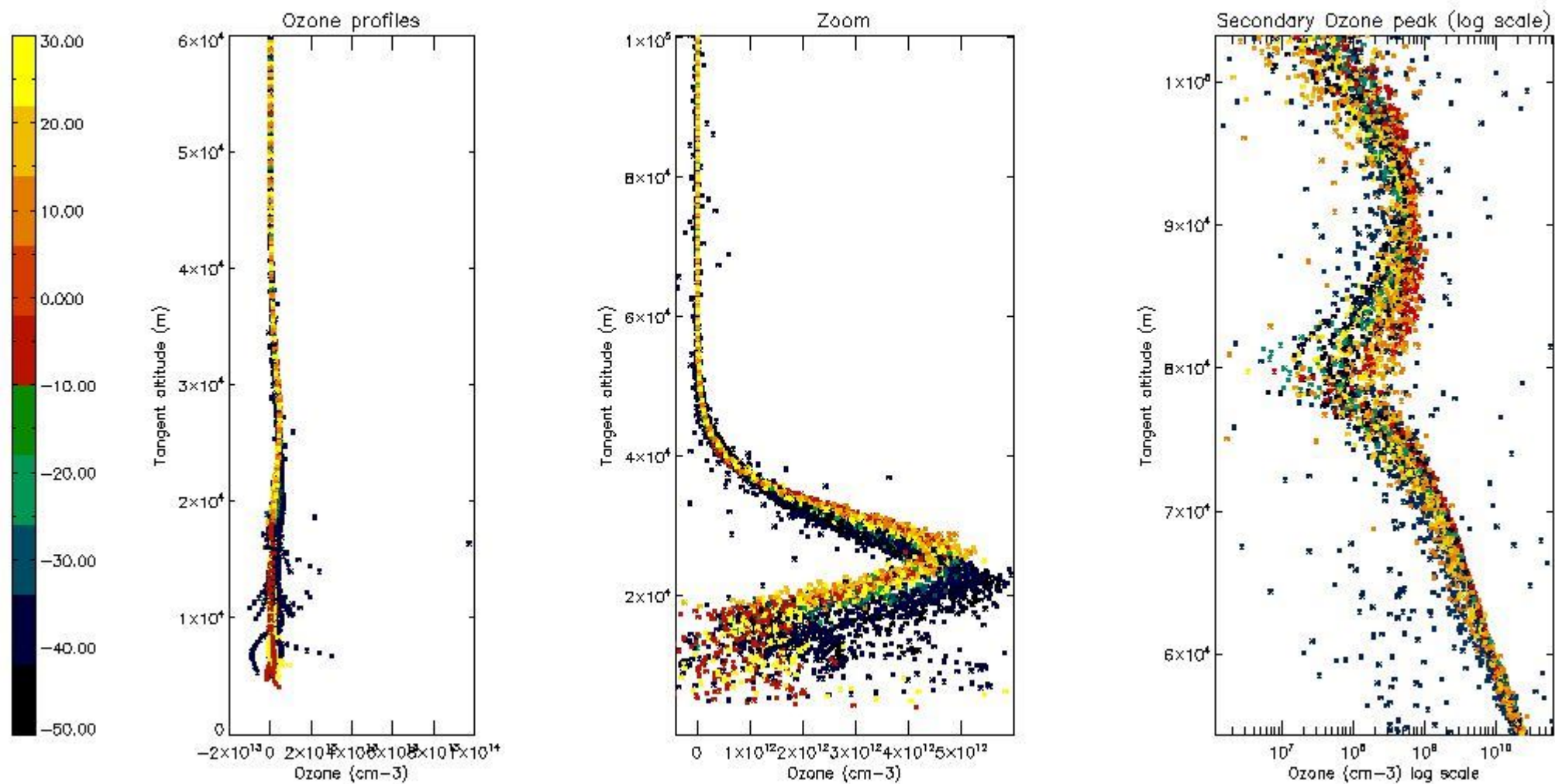
So, the table below shows the percentage of dark limb and valid observations for each criteria with respect to the overall valid daily observations.

Criteria	% of total production
All STD	30
STD < 20	18

STD < 10	15
STD < 5	11

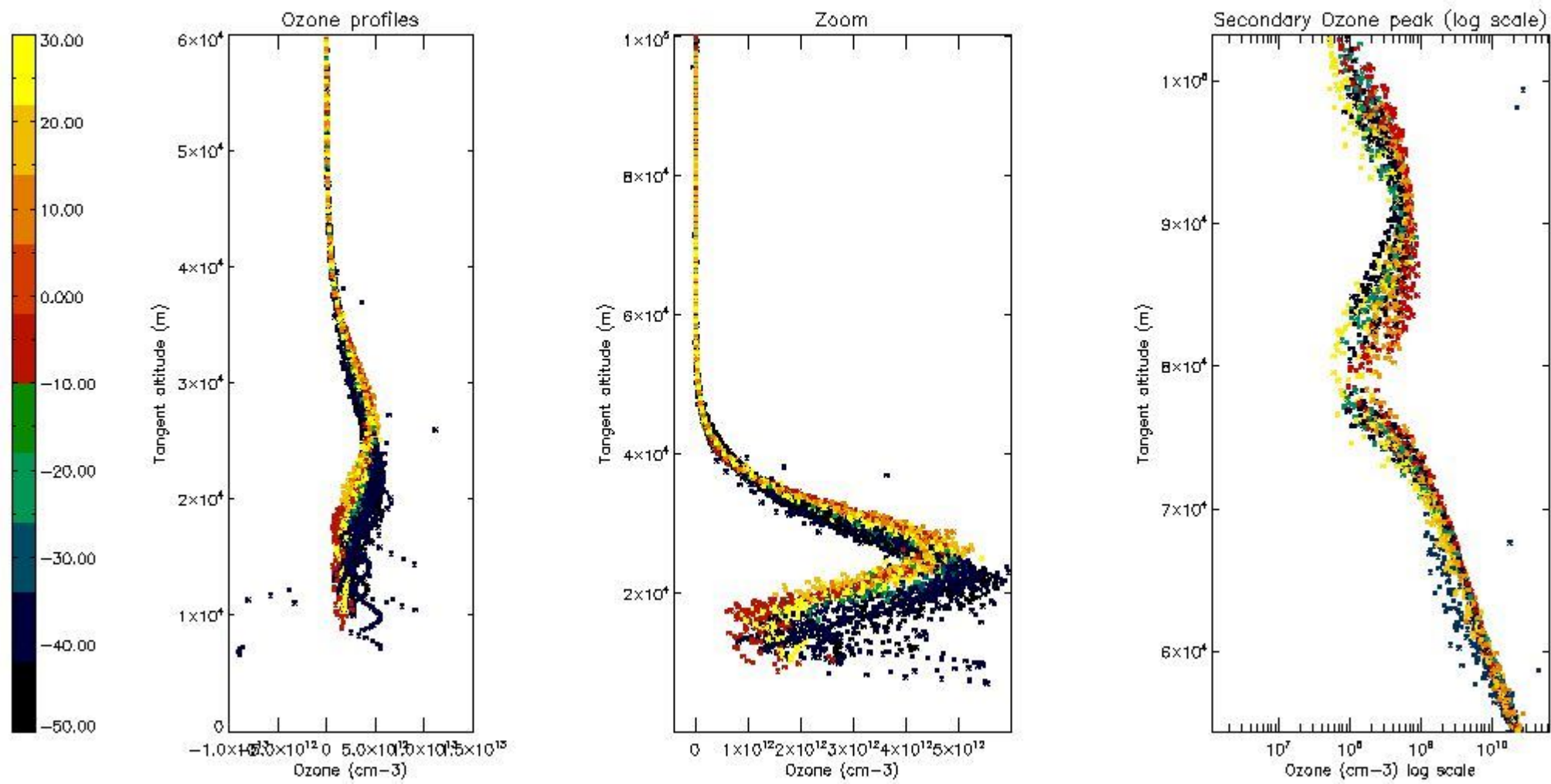
5.2 Plot ozone profiles for all STD (dark without errors)

The colorbar represents the latitude.



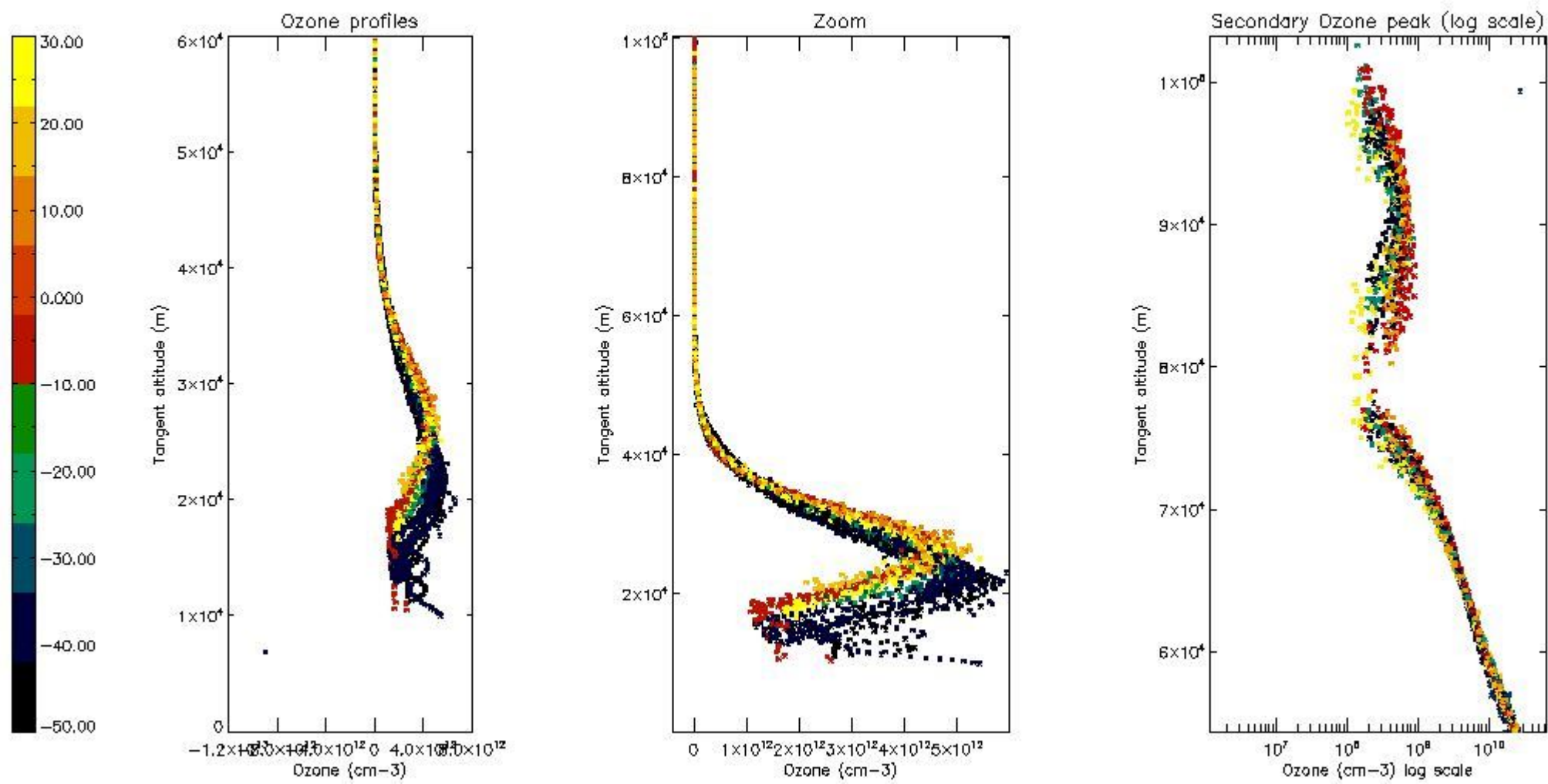
5.3 Plot ozone profiles where STD < 20% (dark without errors)

The colorbar represents the latitude.



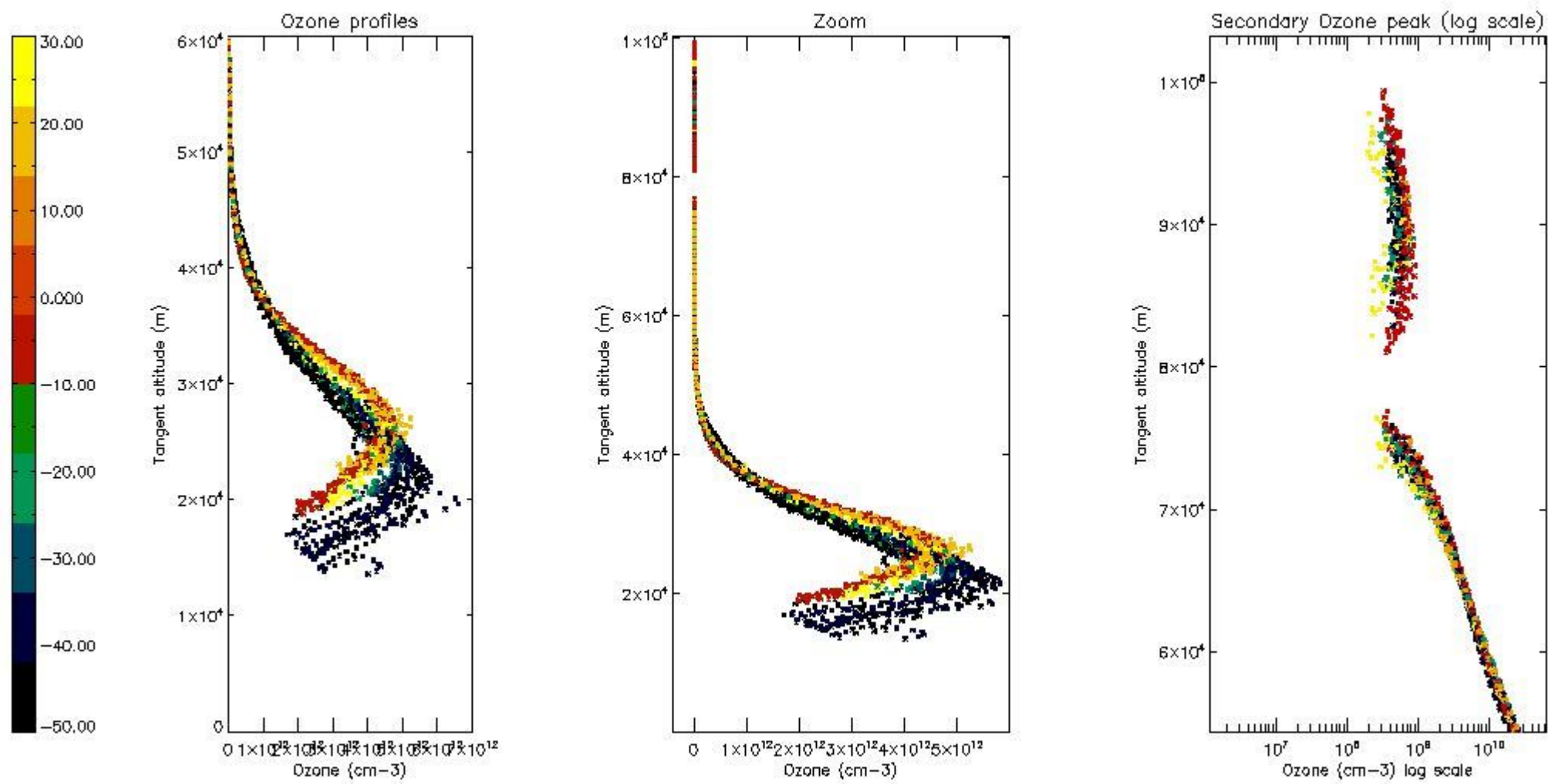
*5.4 Plot ozone profiles where STD < 10% (dark without errors)*

The colorbar represents the latitude.



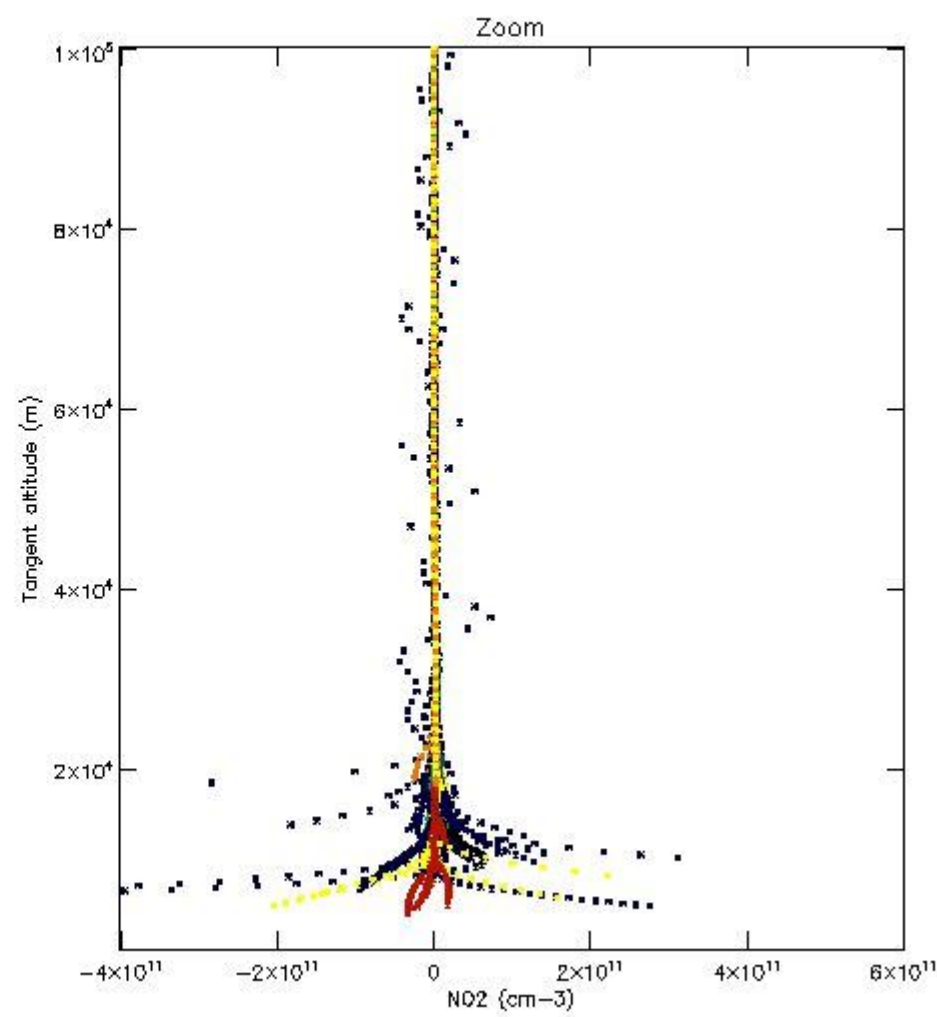
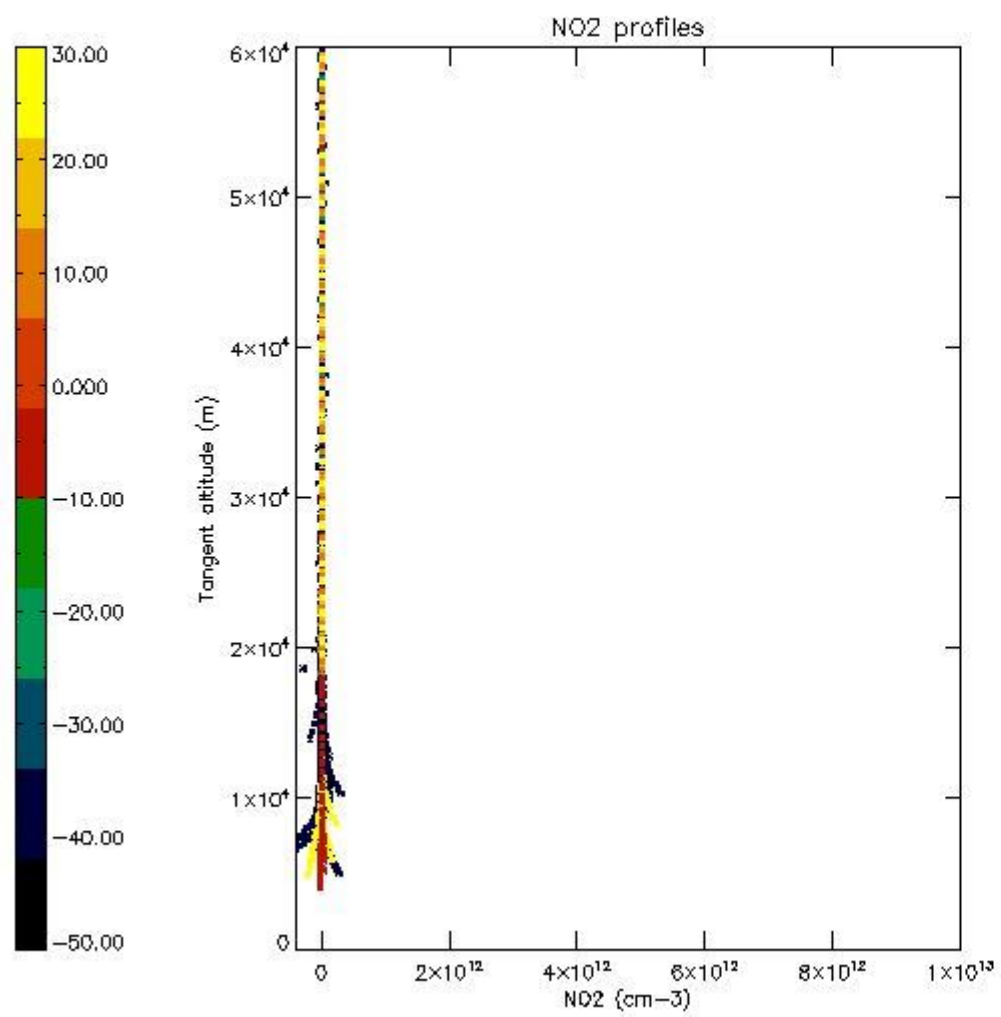
*5.5 Plot ozone profiles where STD < 5% (dark without errors)*

The colorbar represents the latitude.



*5.6 Plot NO<sub>2</sub> profiles for all STD (dark without errors)*

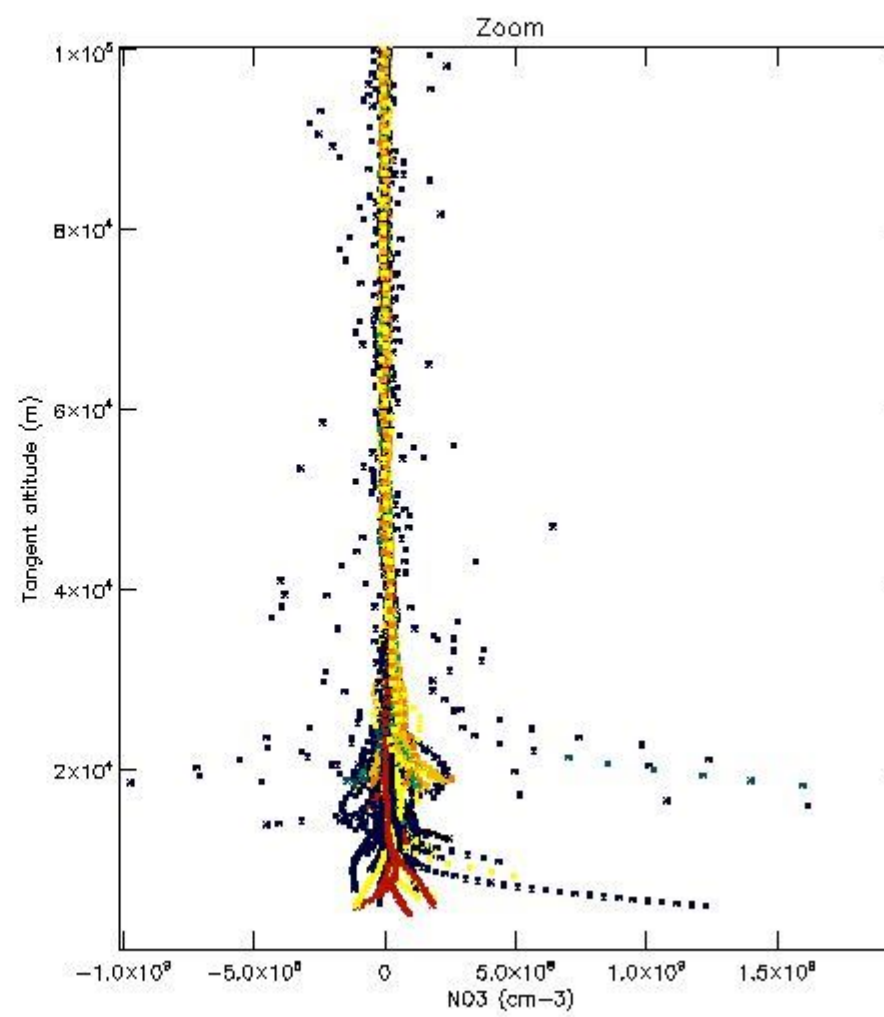
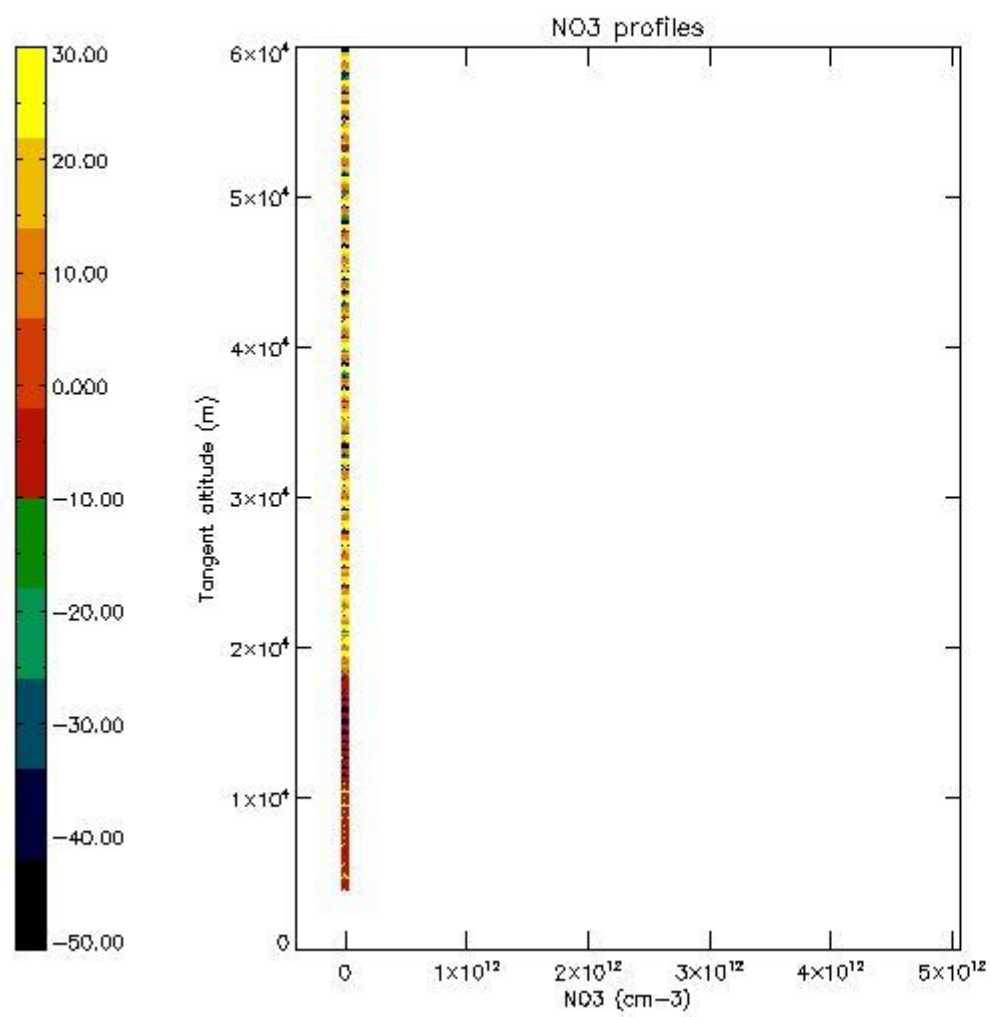
The colorbar represents the latitude.



*5.7 Plot NO3 profiles for all STD (dark without errors)*

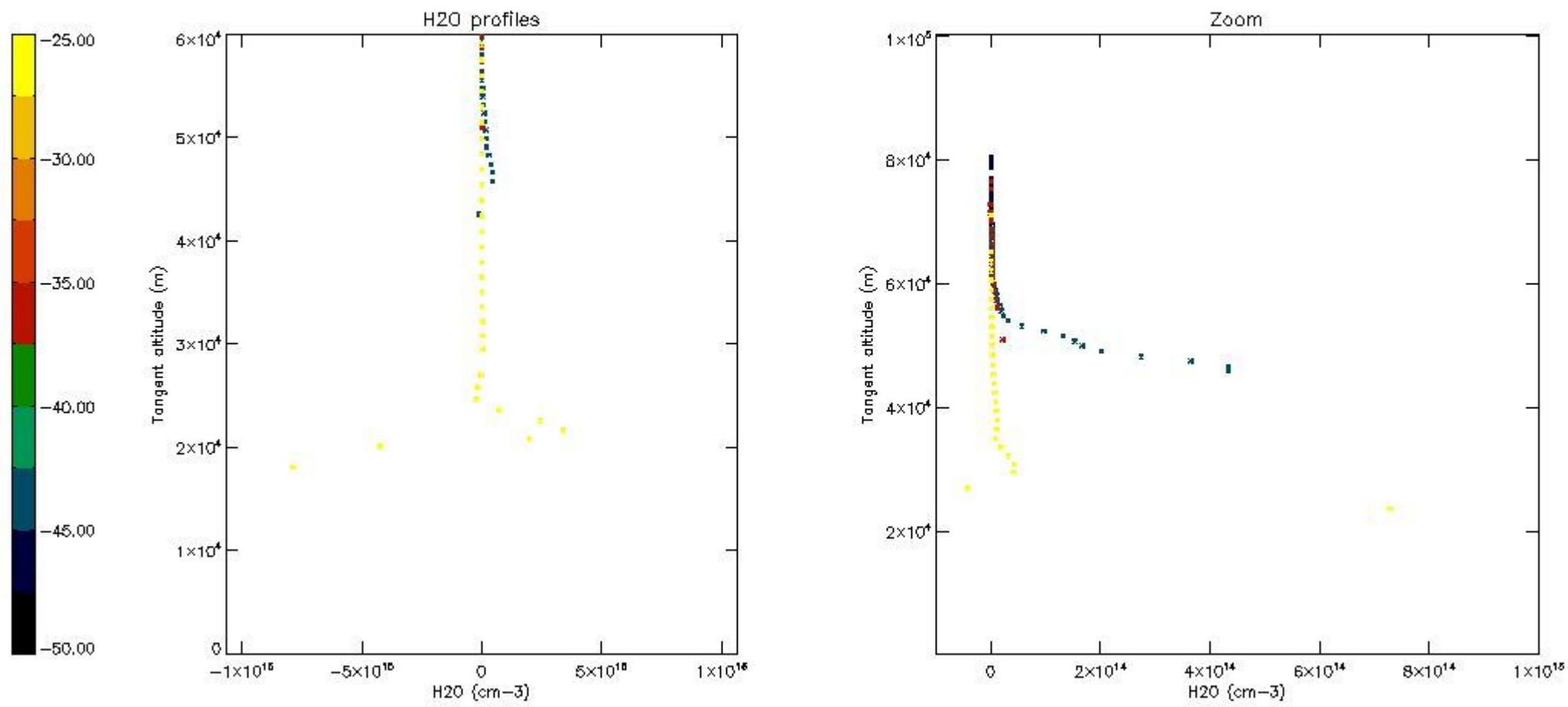
The colorbar represents the latitude.





5.8 Plot H2O profiles for all STD (only for occultations of stars 1,2,3,4,13,14,16,26,63 dark without errors)

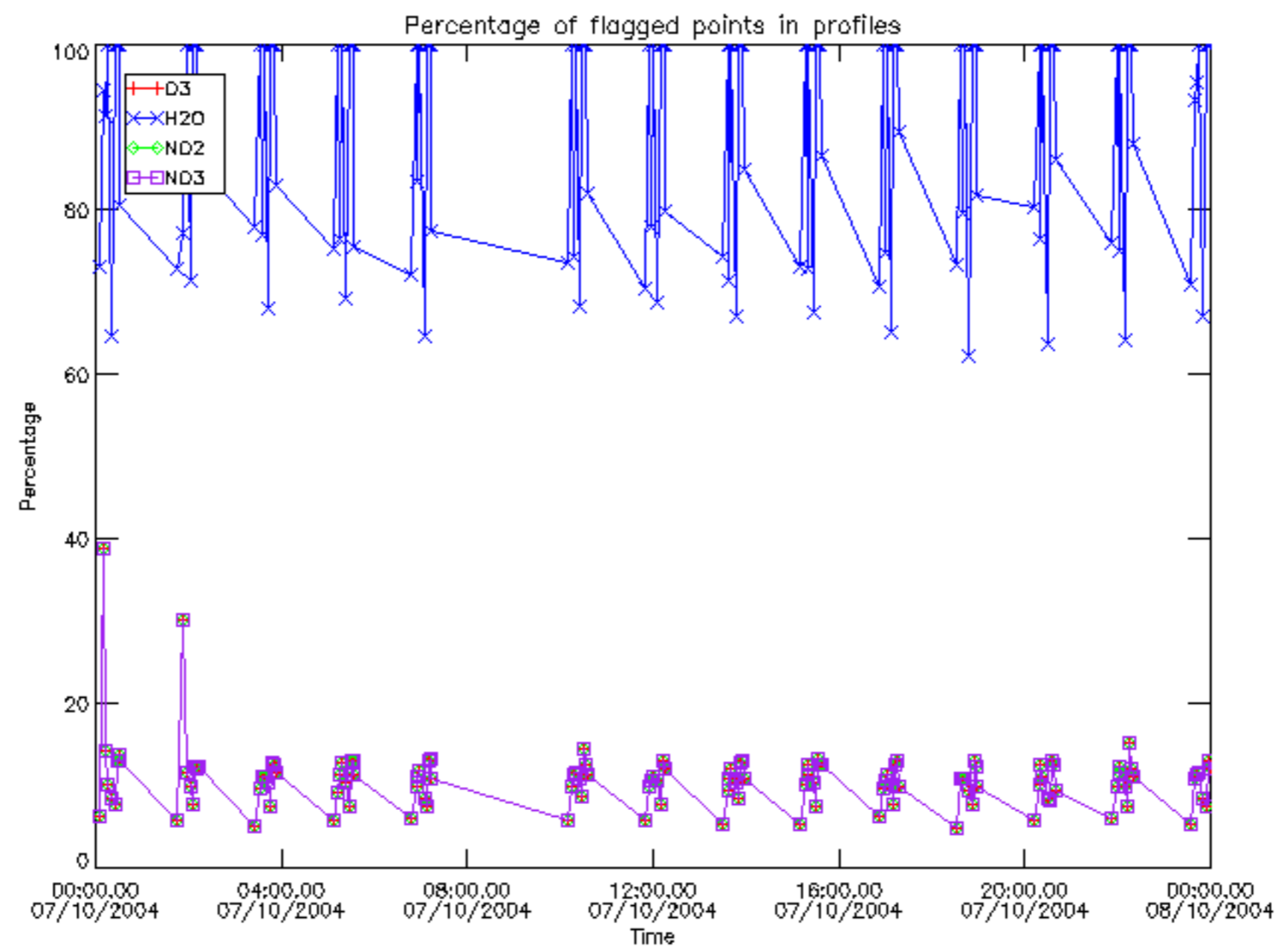
The colorbar represents the latitude.



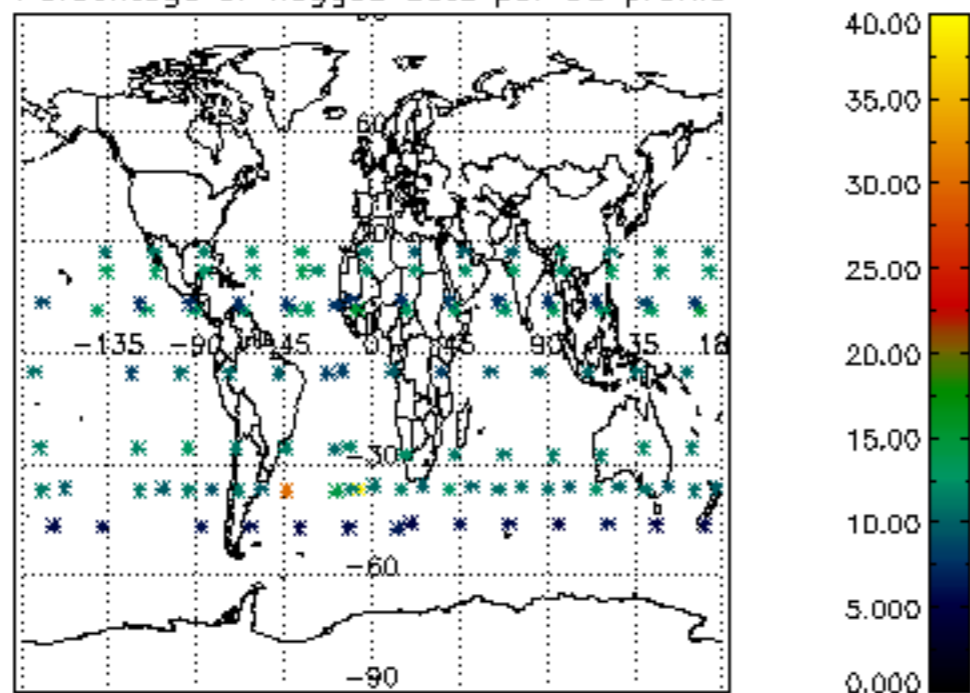
## 6. Auxiliary Data Files used for the production reported in section 2

The number reported in the third column indicates since which file (see list in section 2) the corresponding auxiliary file has been used. The fourth column is the date of those product files.

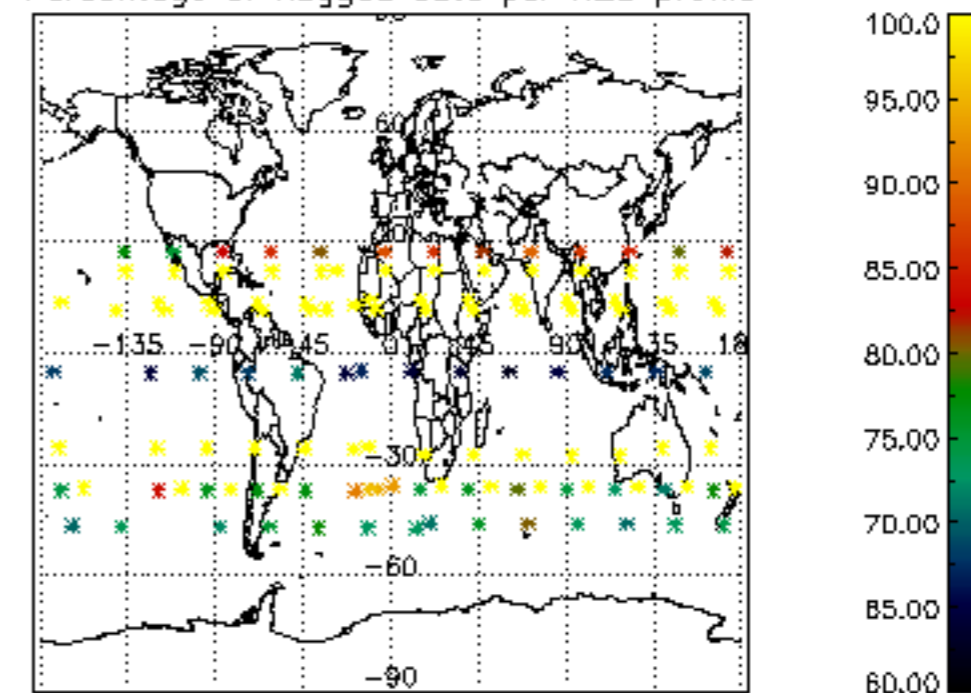
Type	Auxiliary Filename	Used since product	Used since product date
INST_PHYS_CHARACTERISTICS	GOM_INS_AXVIEC20091111_143220_20030716_120000_20500101_000000	1	07-OCT-2004 00:04:58
LEVEL-2_PROC_CONFIG	GOM_PR2_AXVIEC20091111_152718_20020301_000000_20500101_000000	1	07-OCT-2004 00:04:58
CROSS_SECTIONS_FILE	GOM_CRS_AXVIEC20091111_154832_20020301_000000_20500101_000000	1	07-OCT-2004 00:04:58



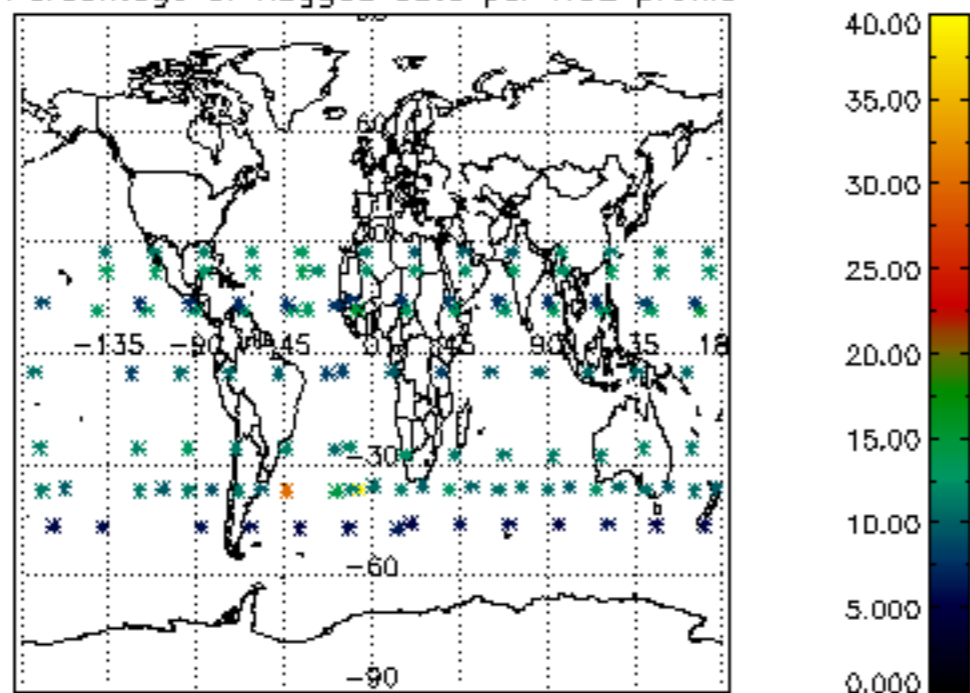
Percentage of flagged data per D3 profile



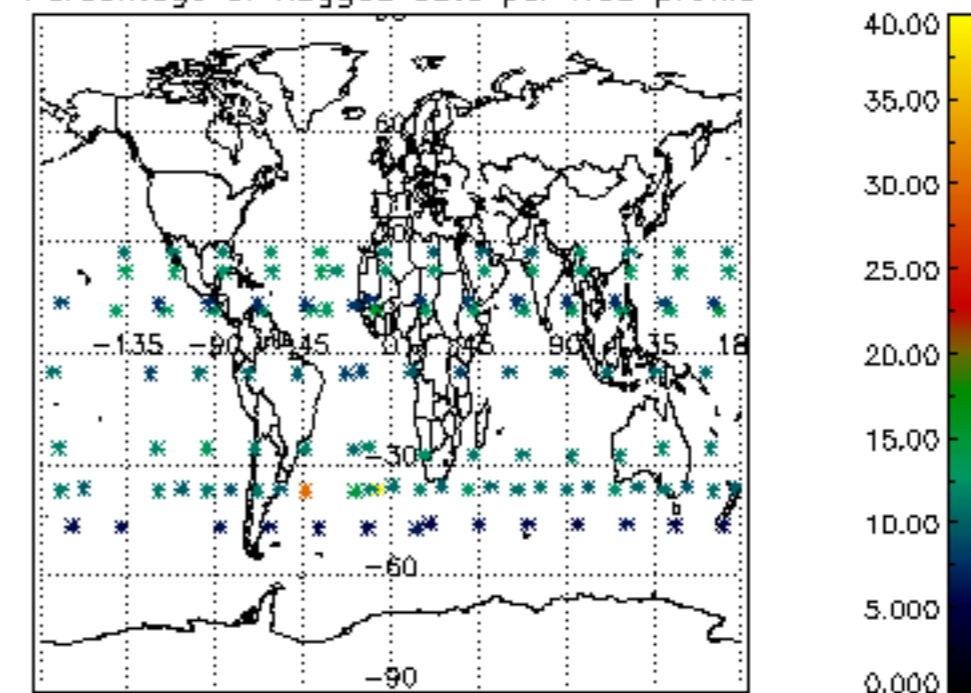
Percentage of flagged data per H2O profile

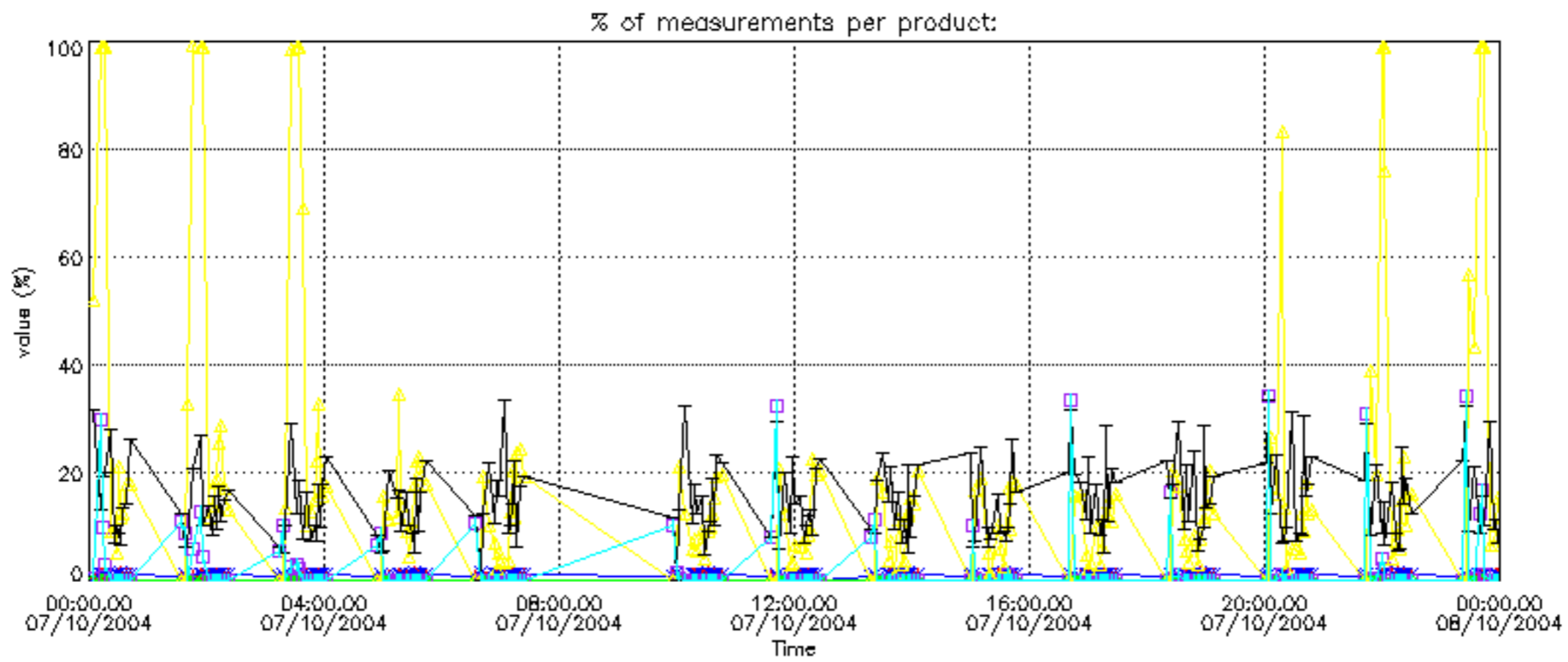
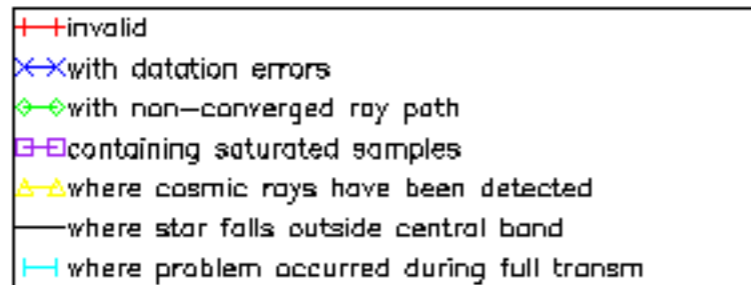


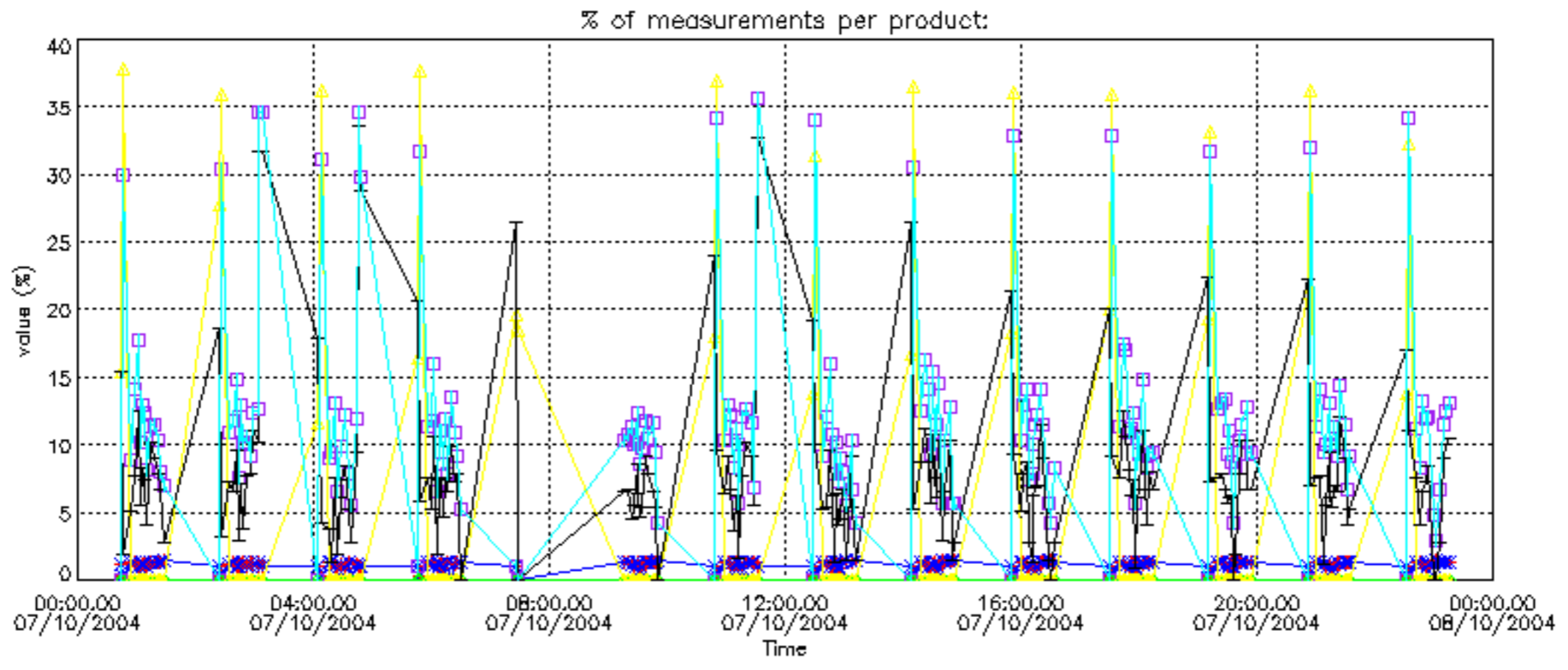
Percentage of flagged data per NO2 profile



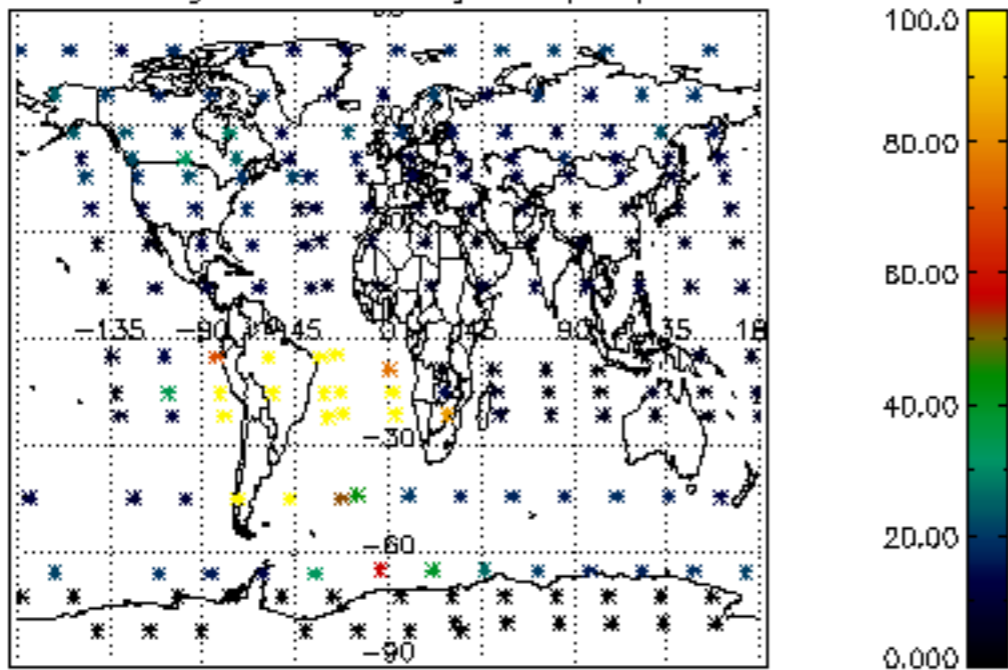
Percentage of flagged data per NO3 profile



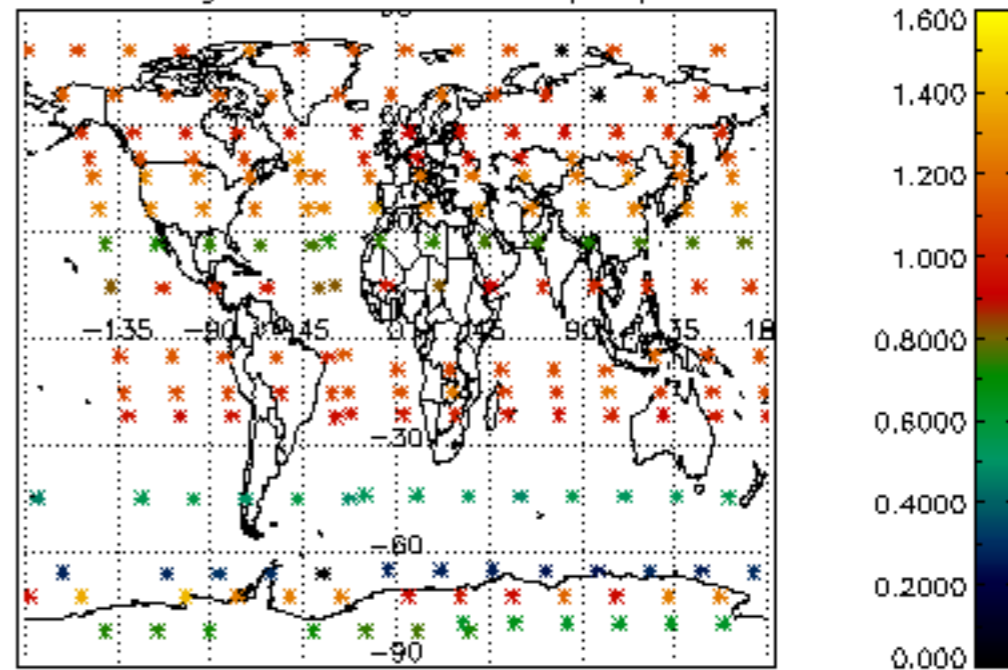




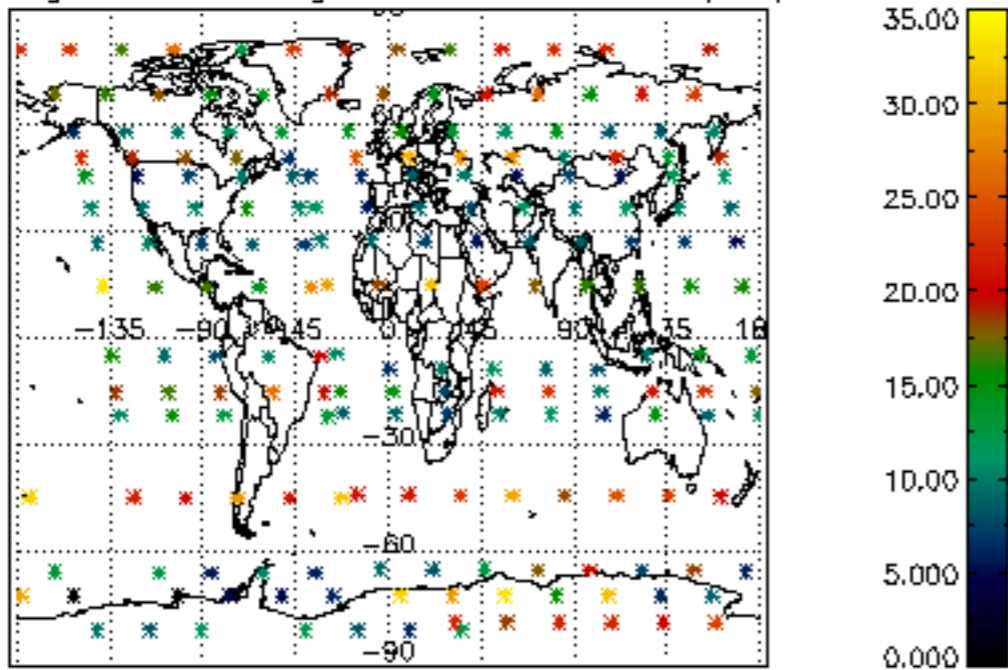
Percentage of cosmic ray hits per profile



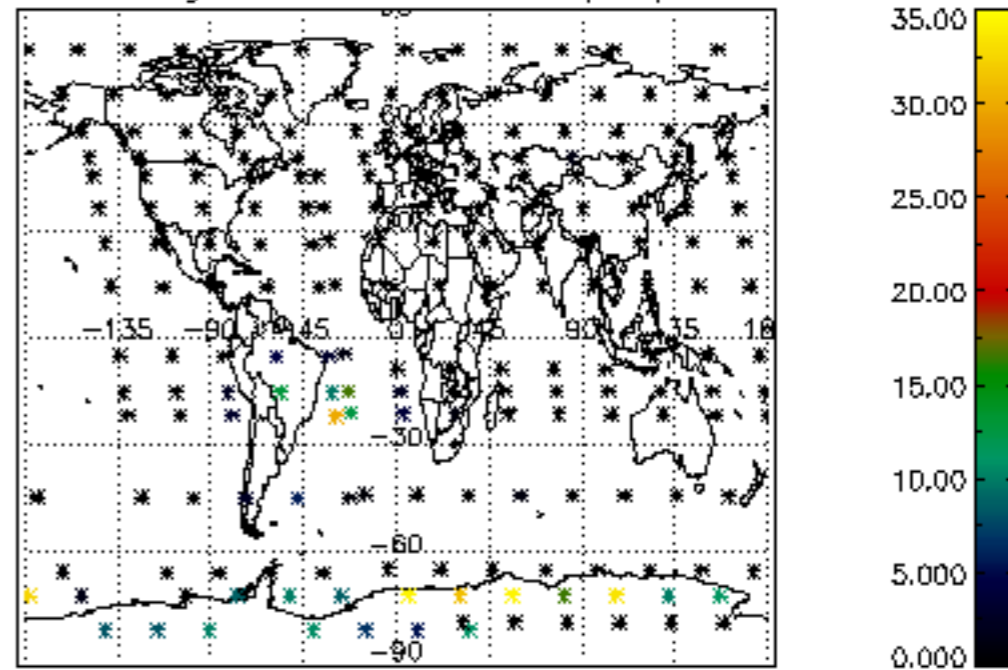
Percentage of datation errors per profile



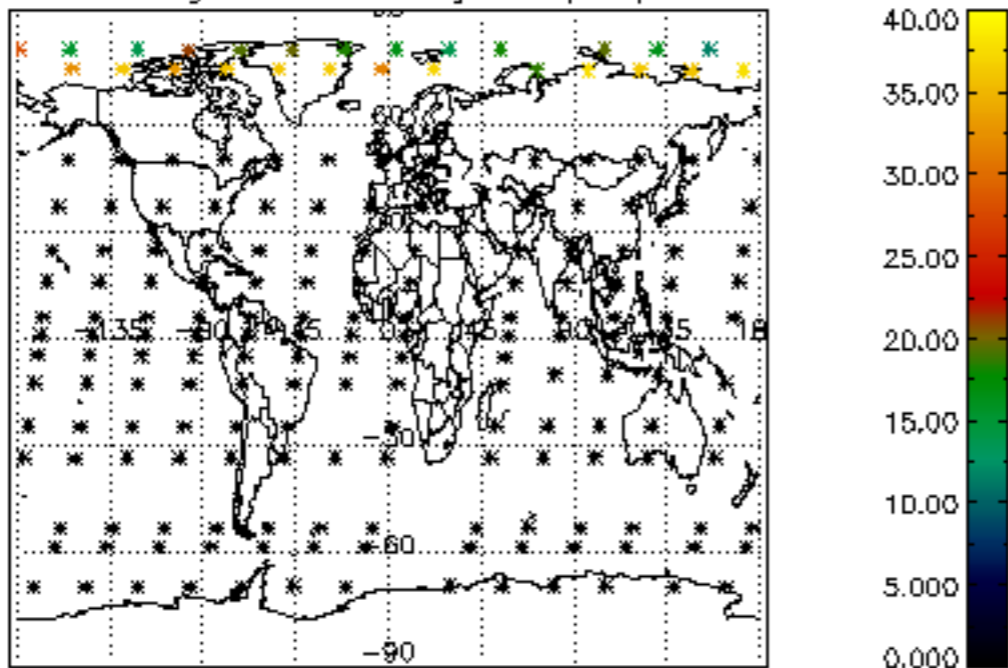
Percentage of star falling outside central band per profile



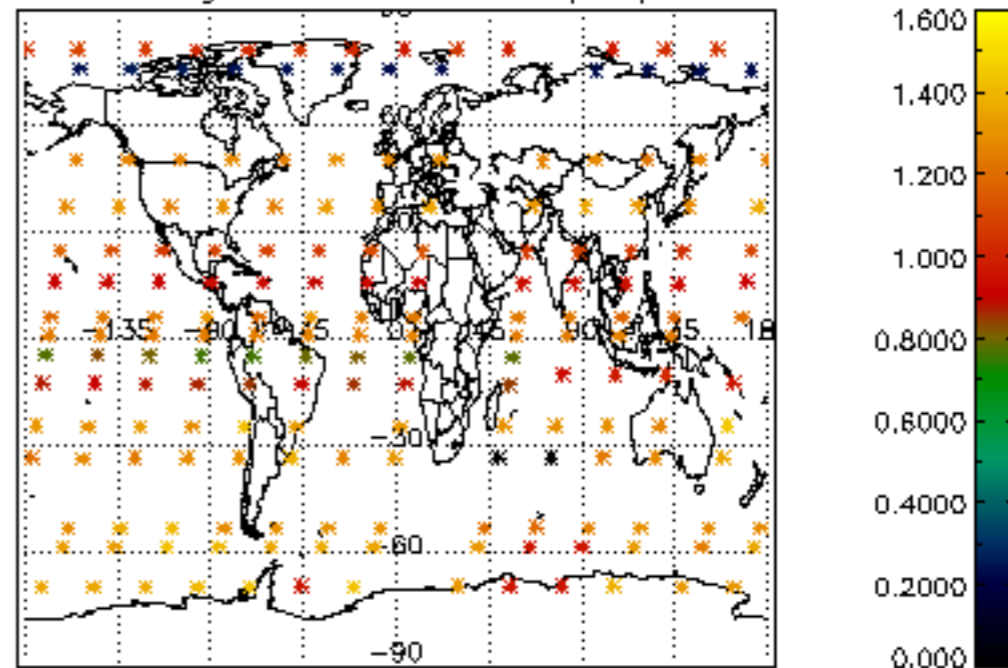
Percentage of saturation errors per profile



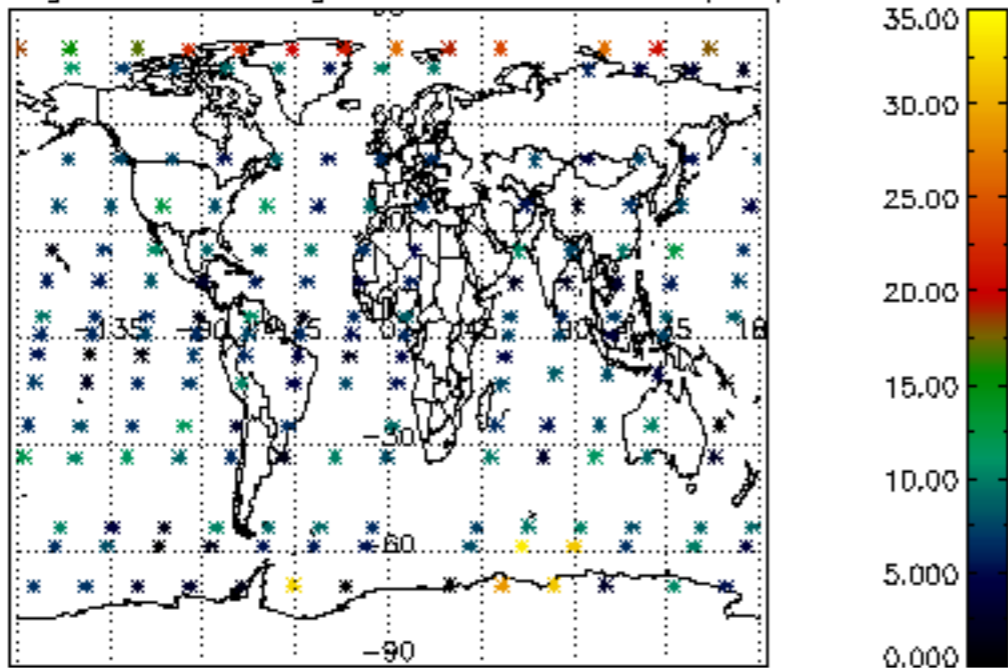
Percentage of cosmic ray hits per profile



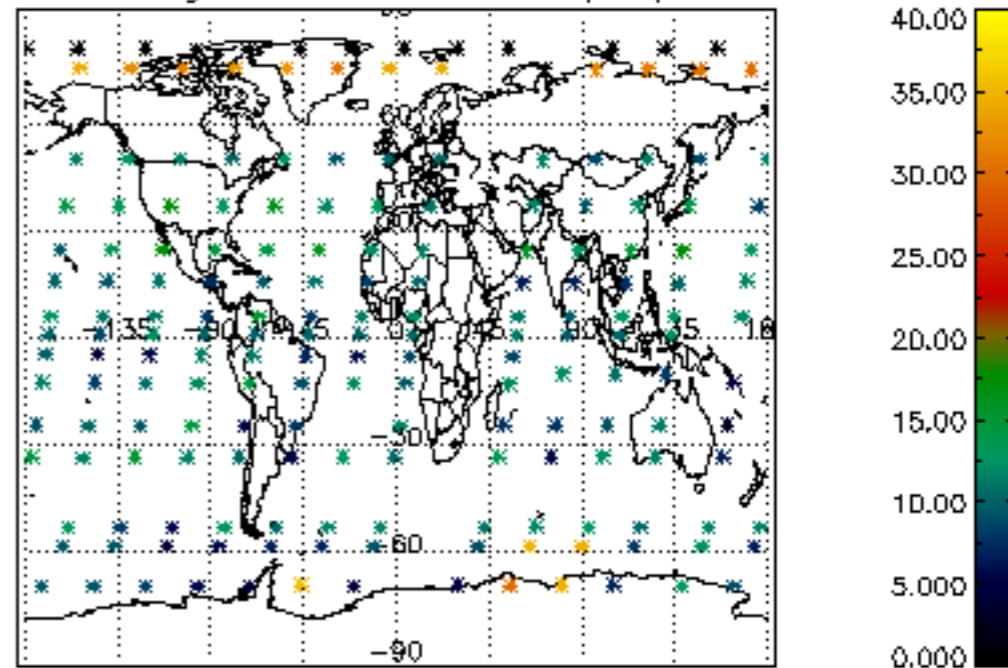
Percentage of datation errors per profile



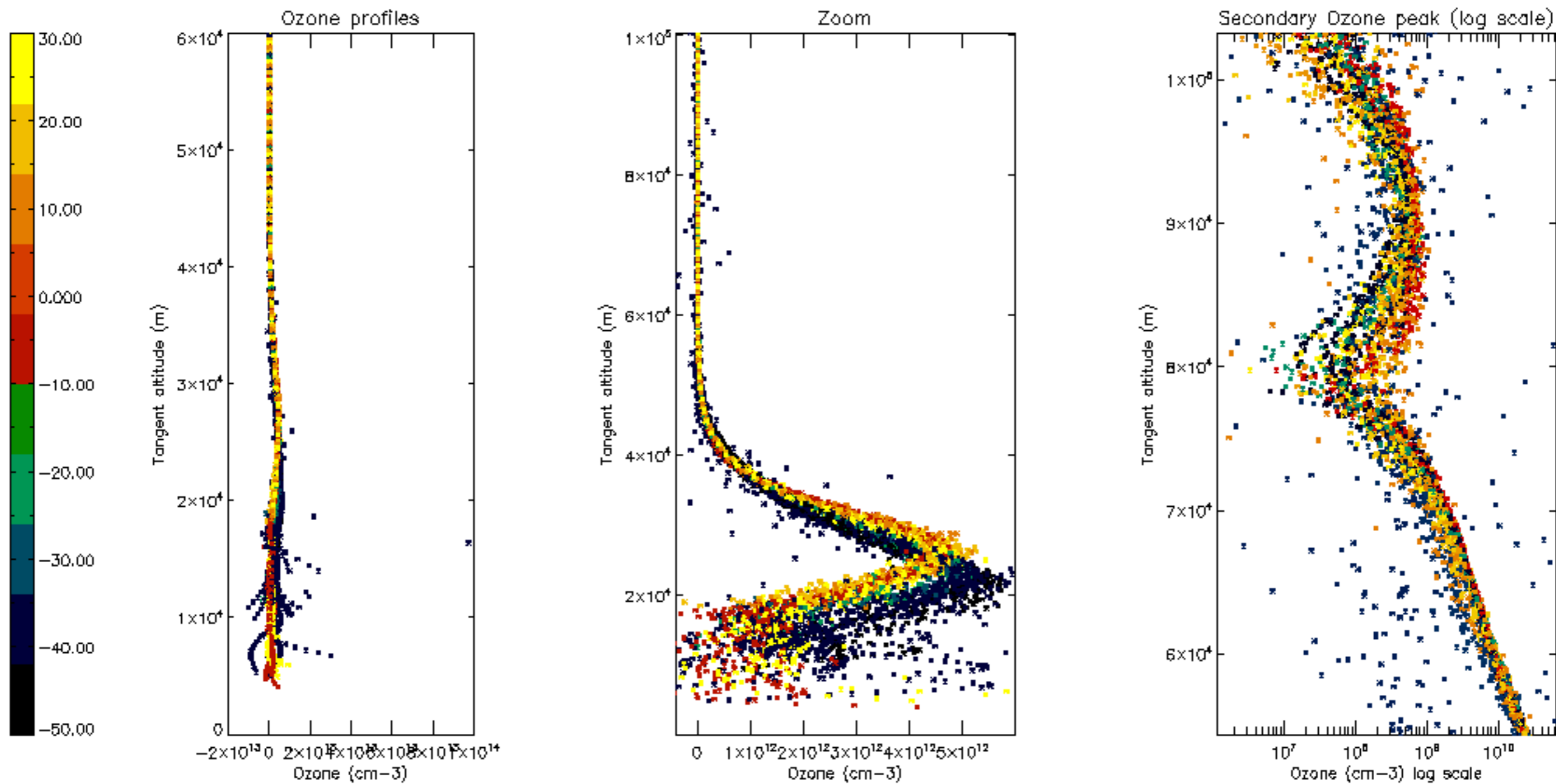
Percentage of star falling outside central band per profile

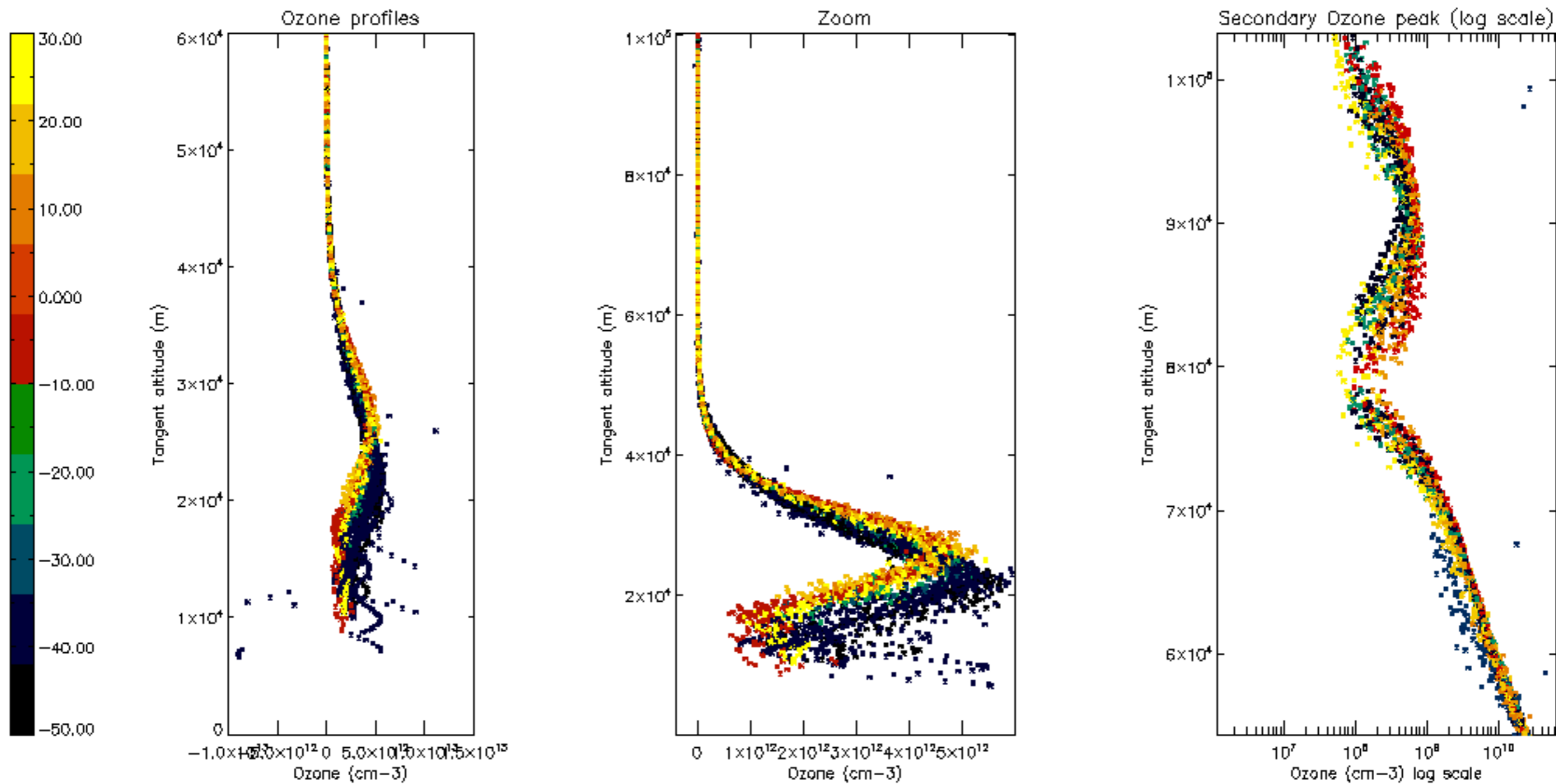


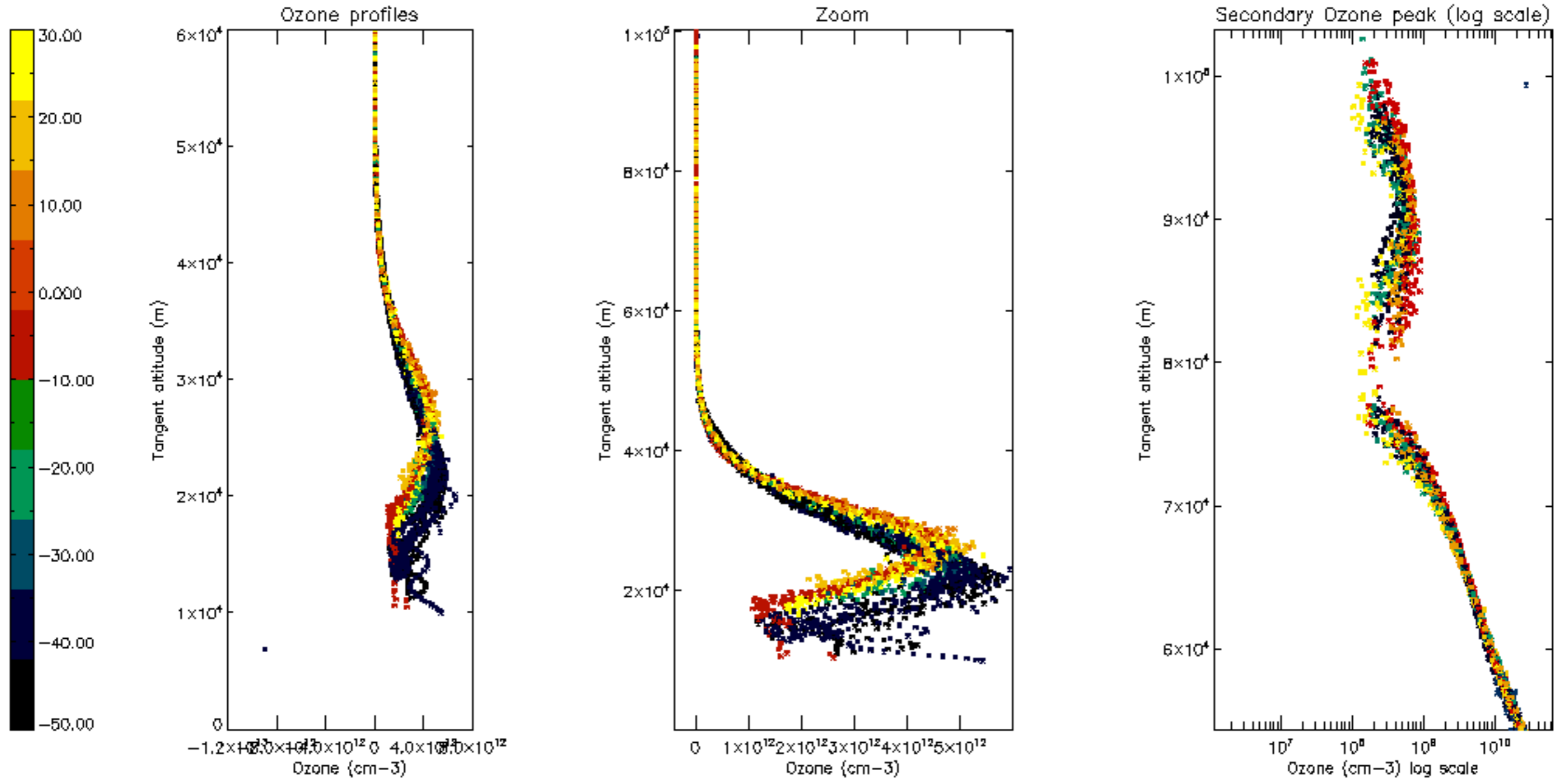
Percentage of saturation errors per profile

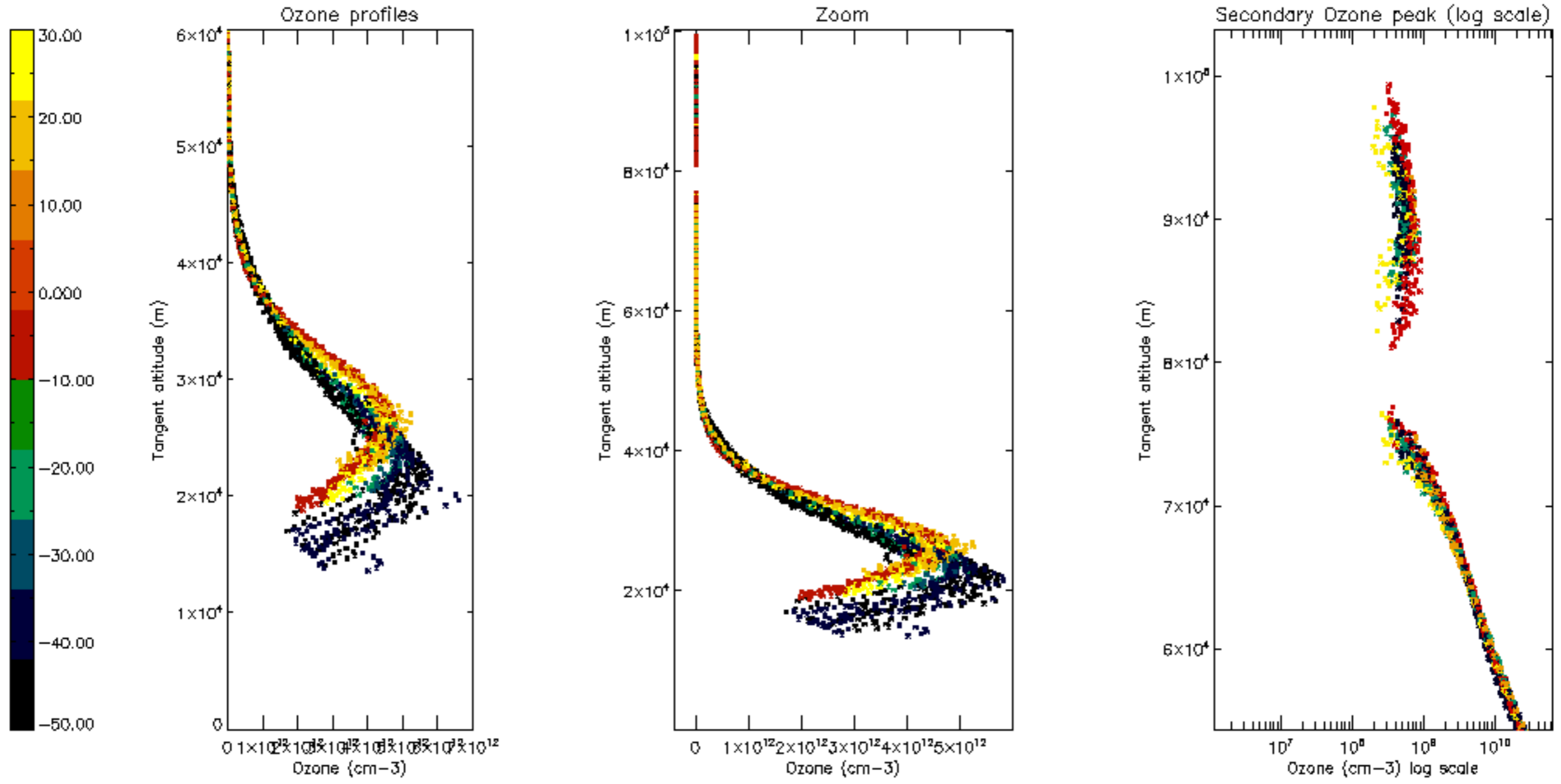


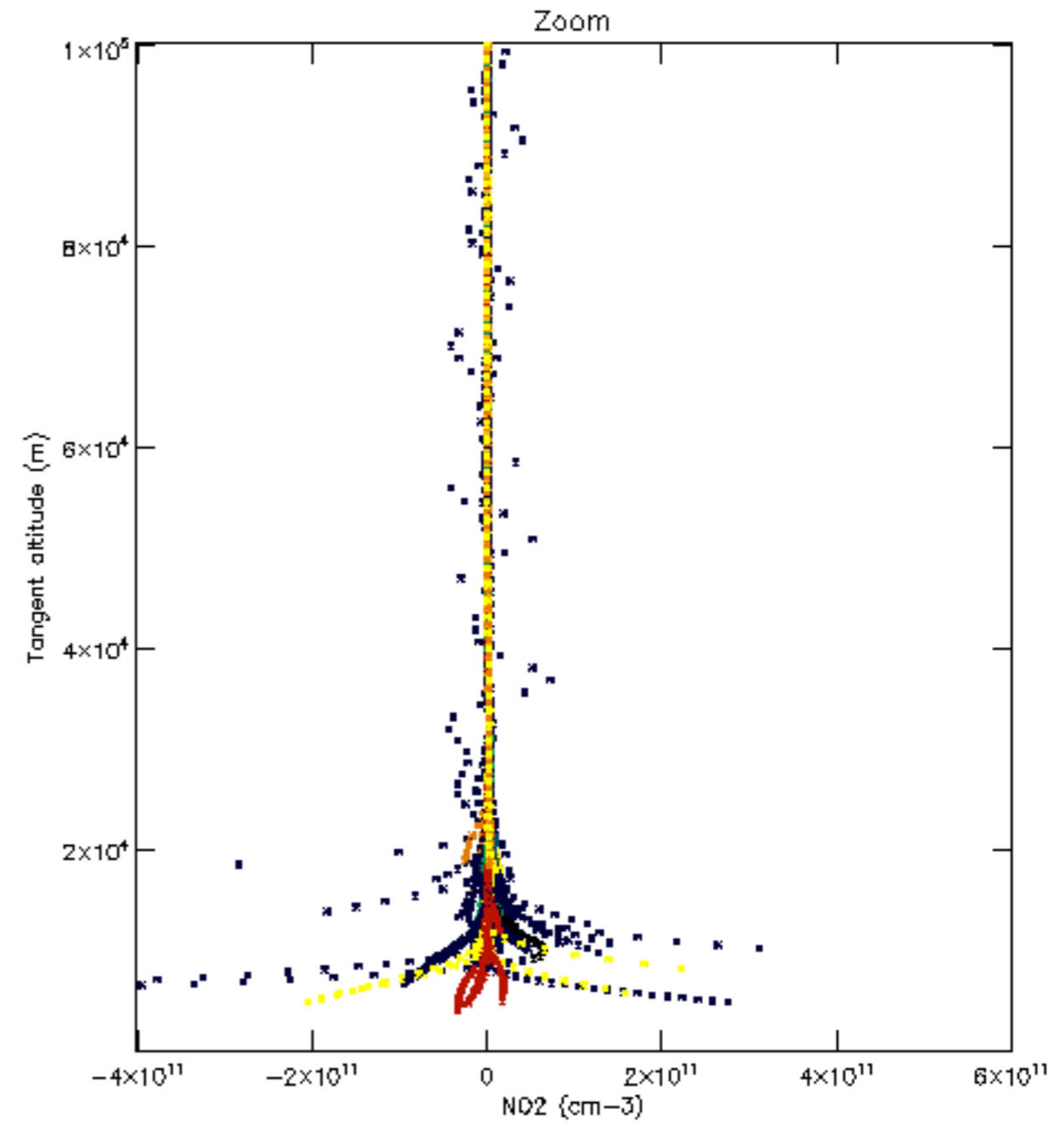
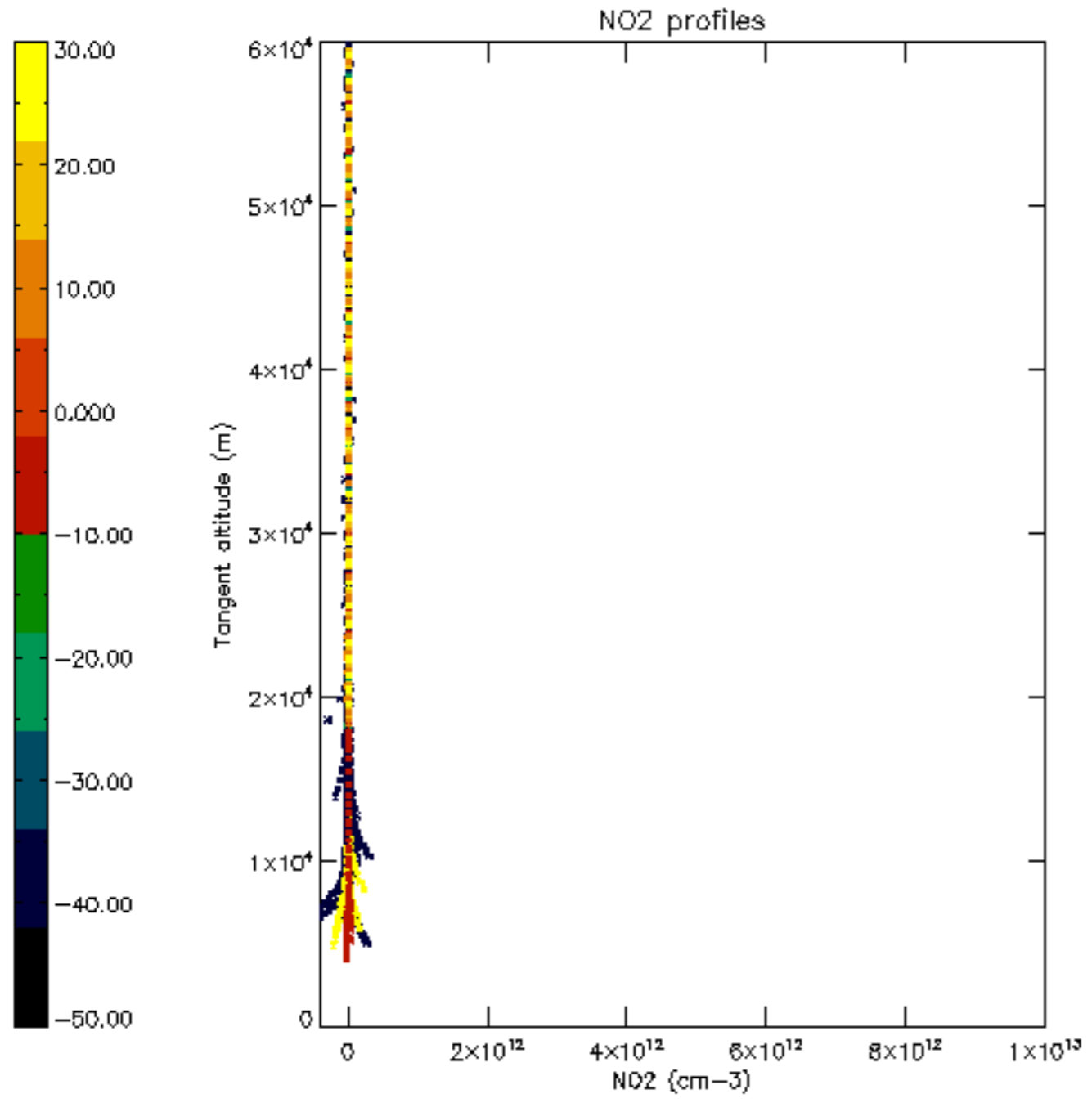


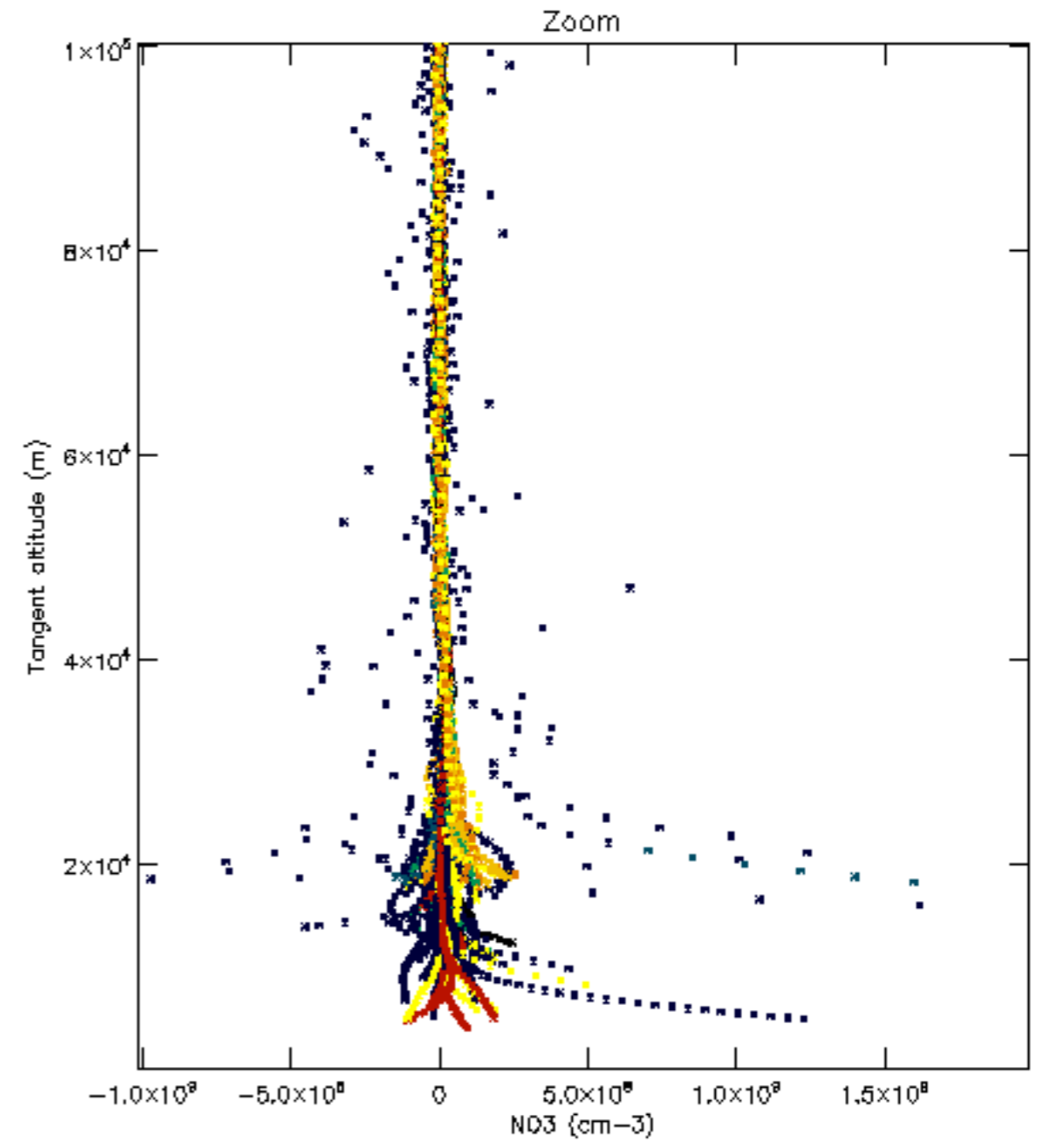
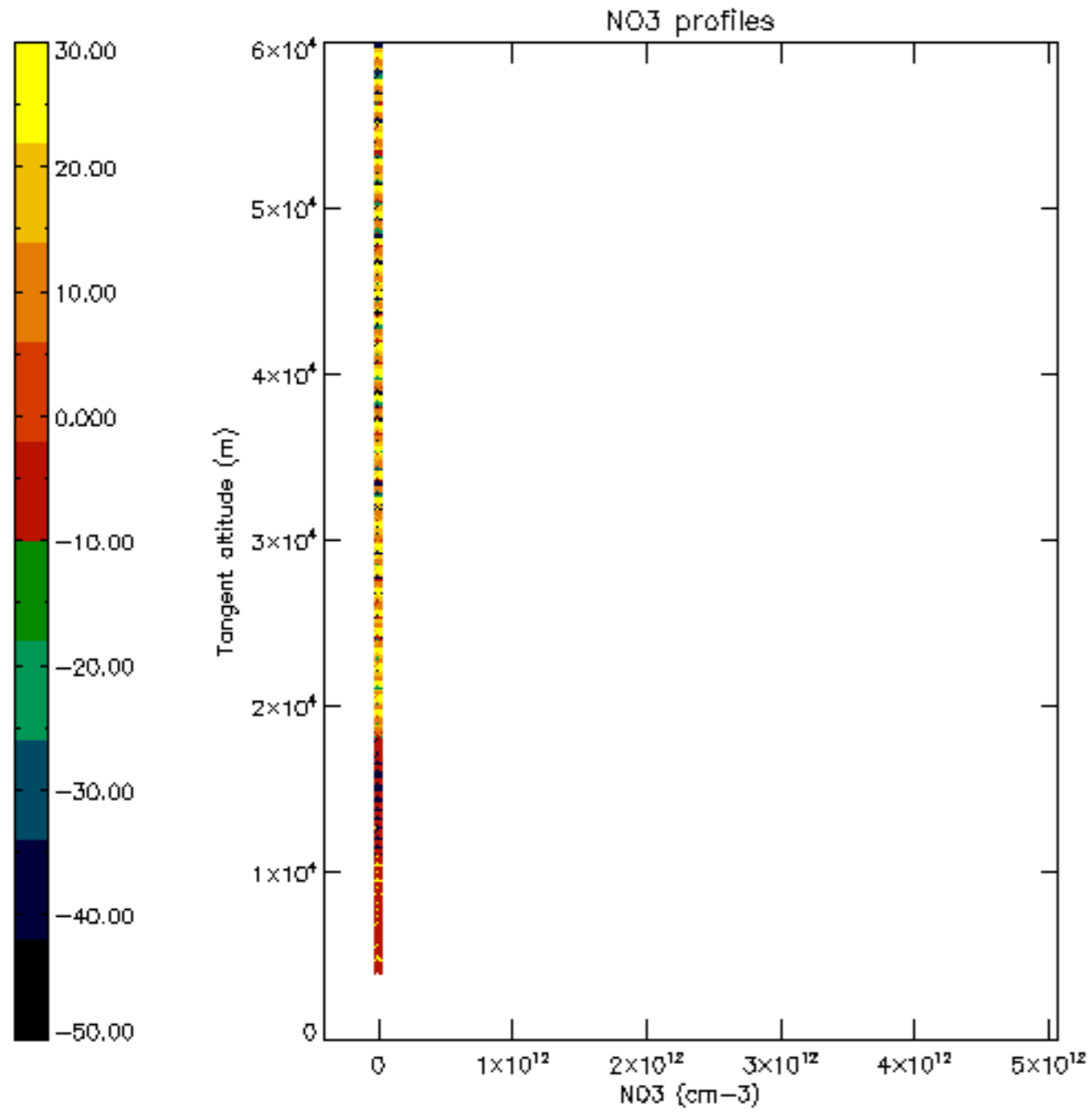


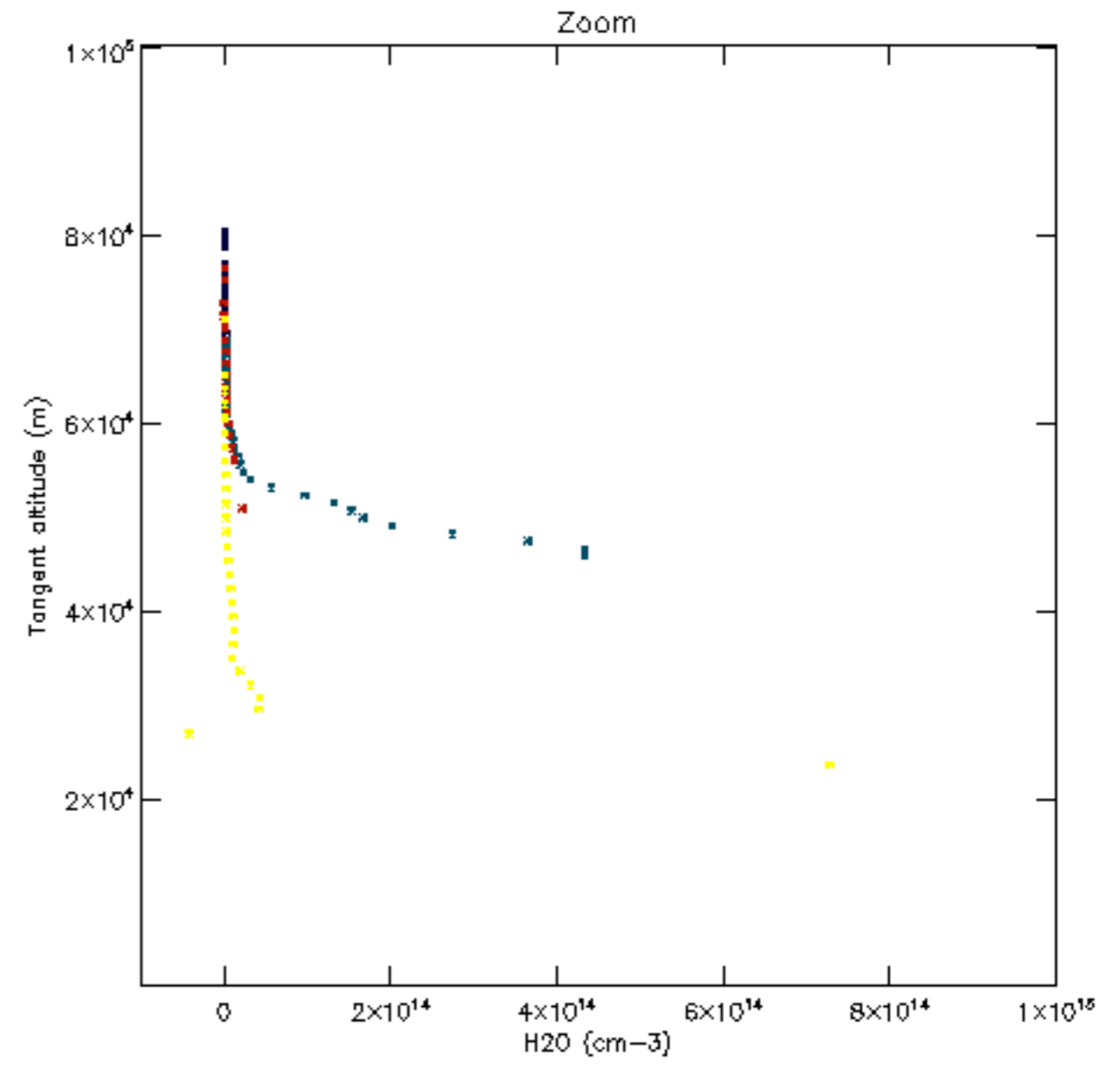
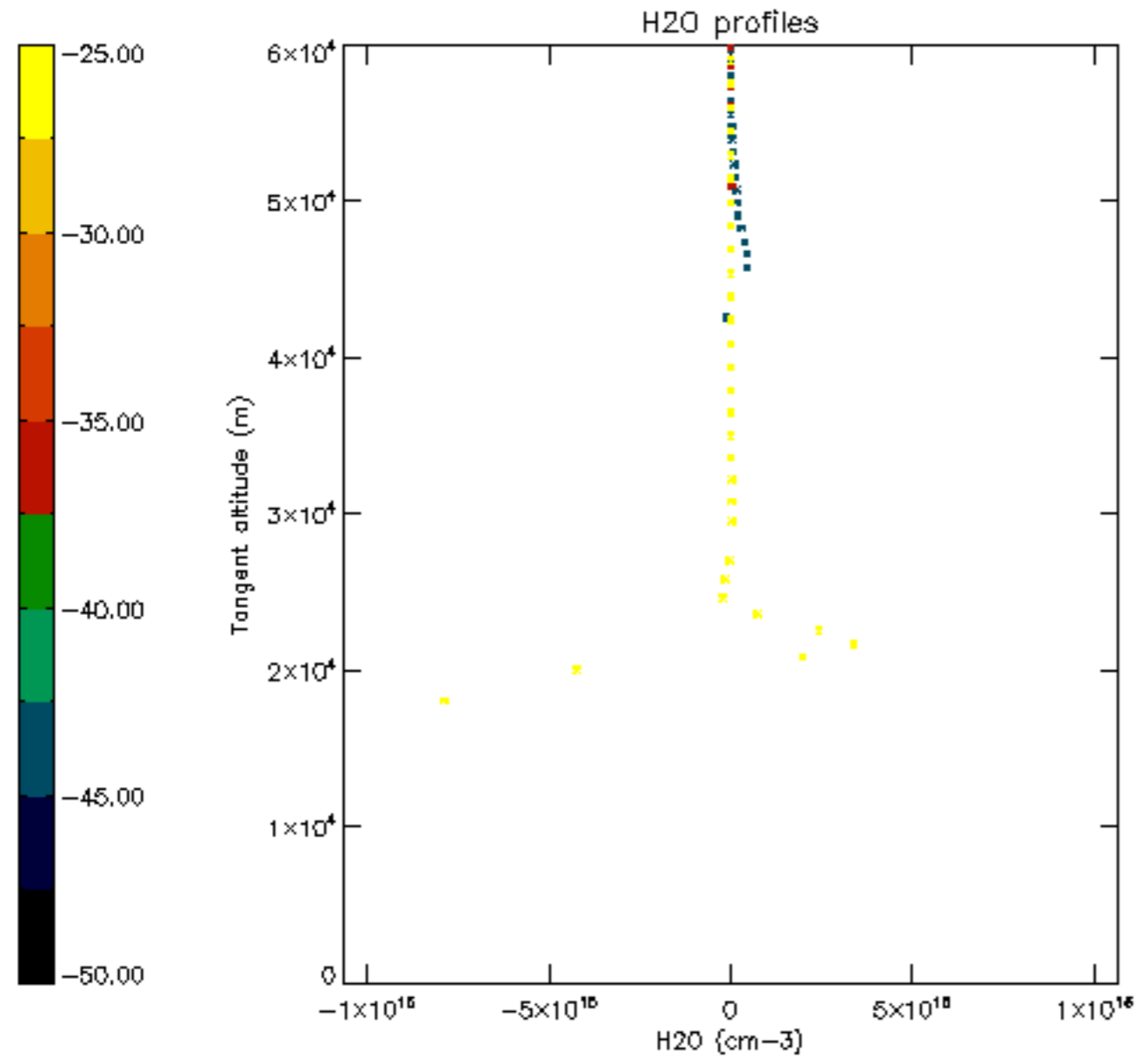


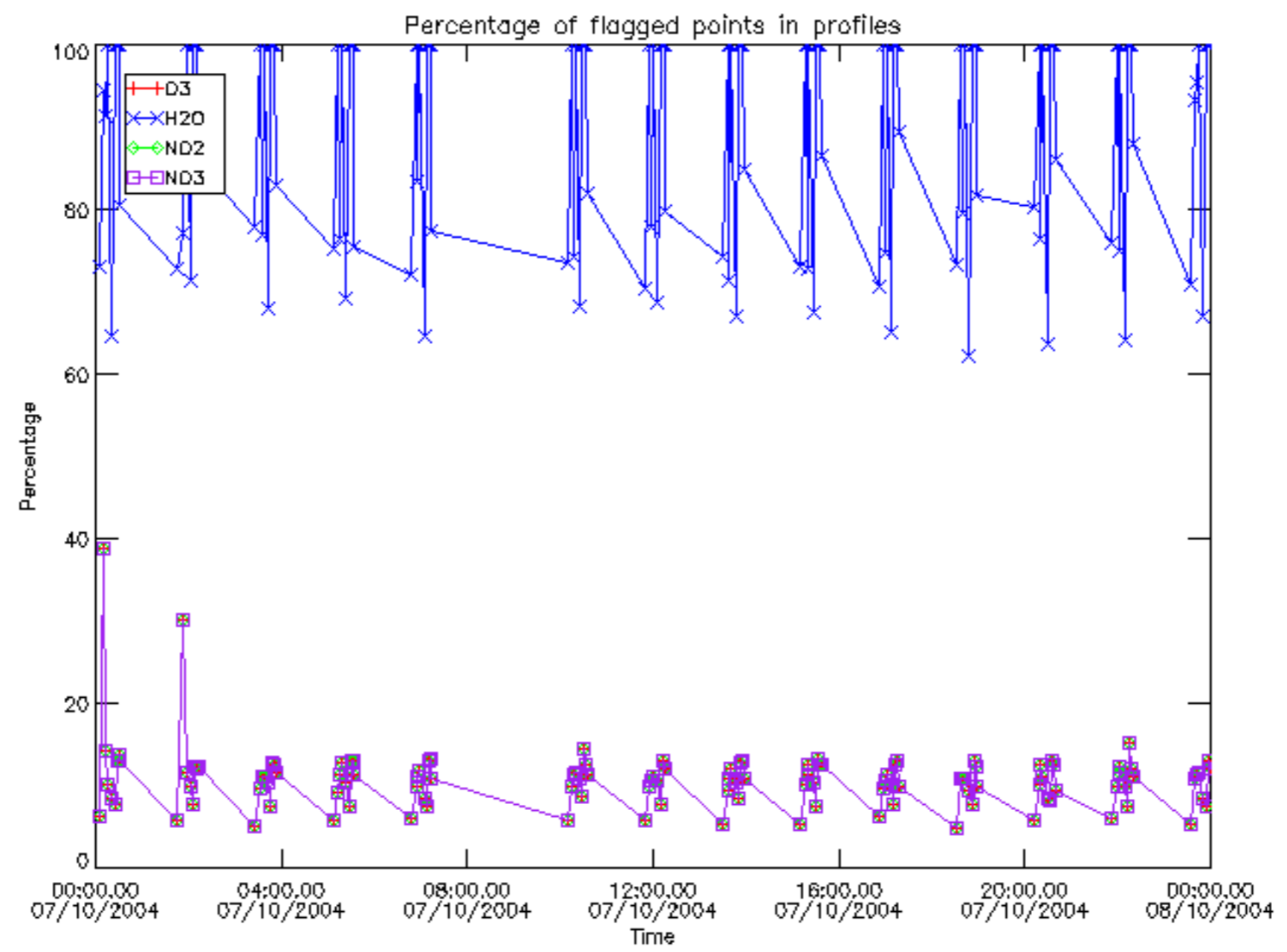






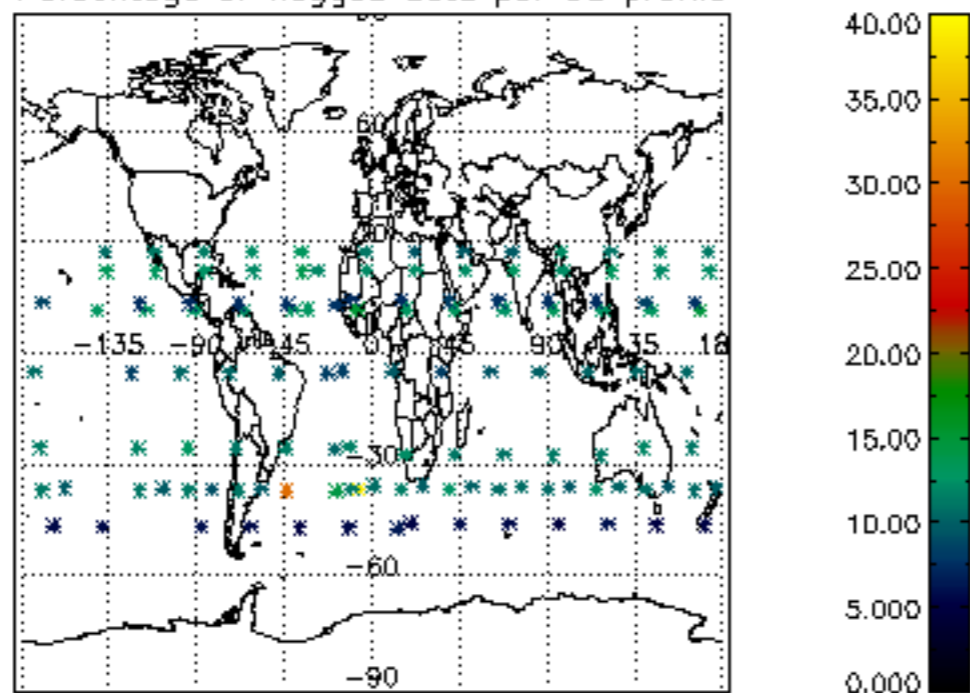




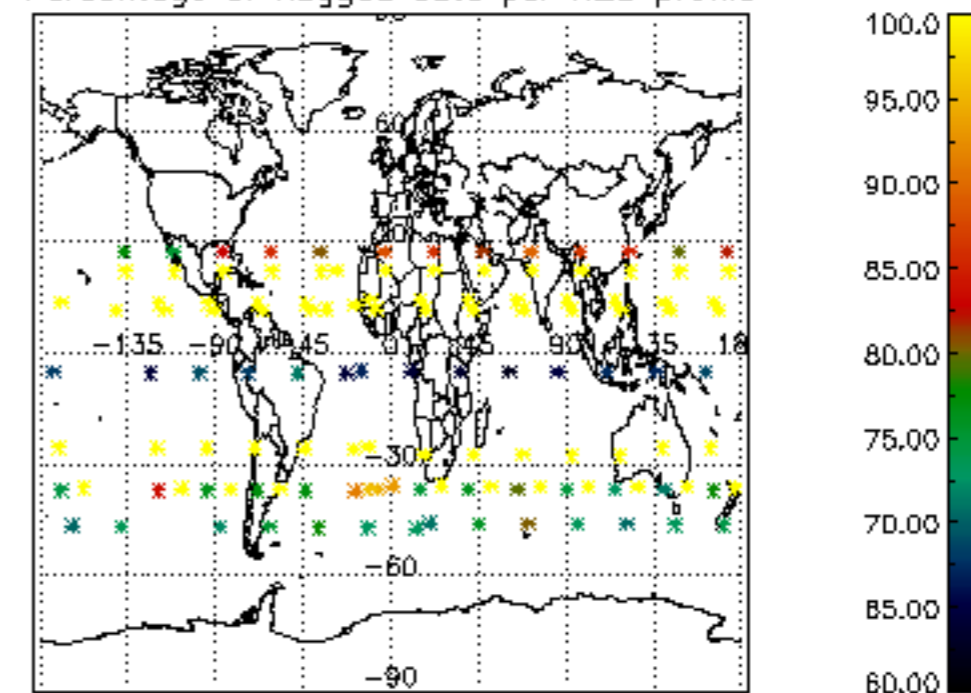




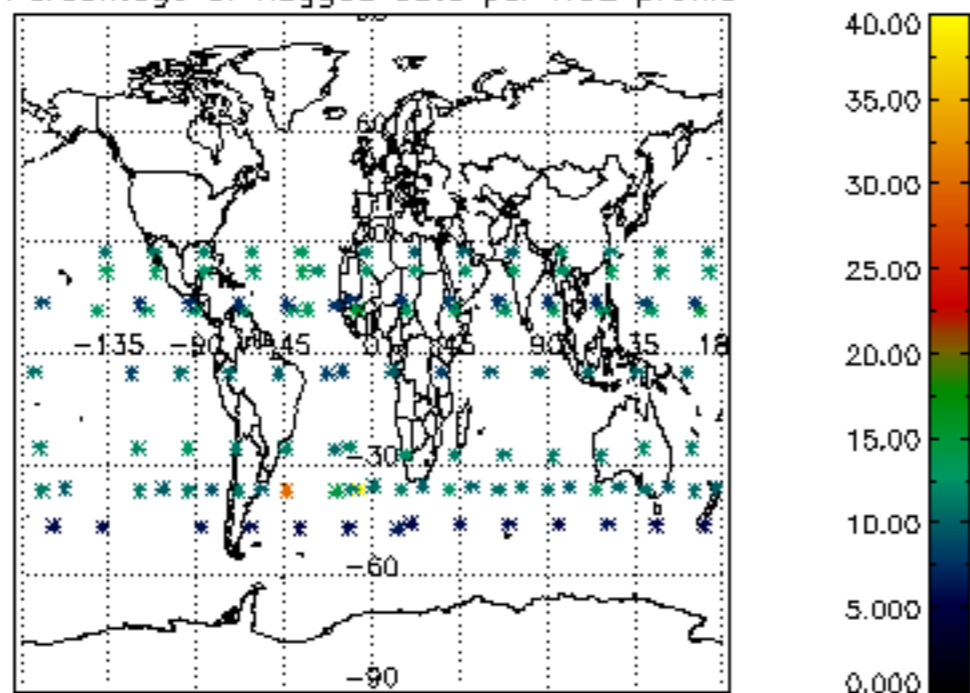
Percentage of flagged data per D3 profile



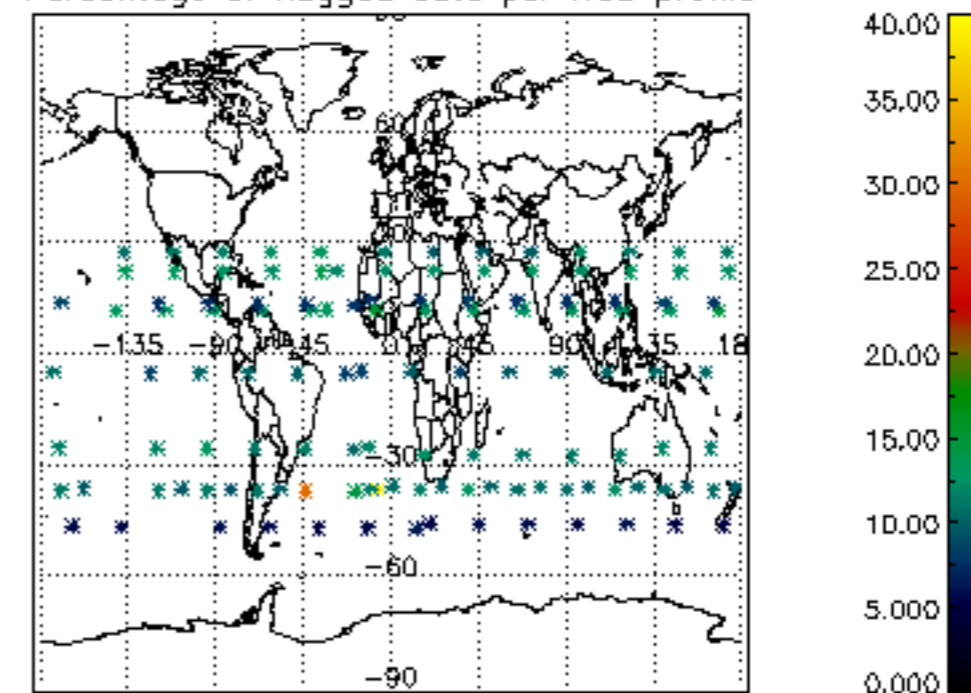
Percentage of flagged data per H2O profile

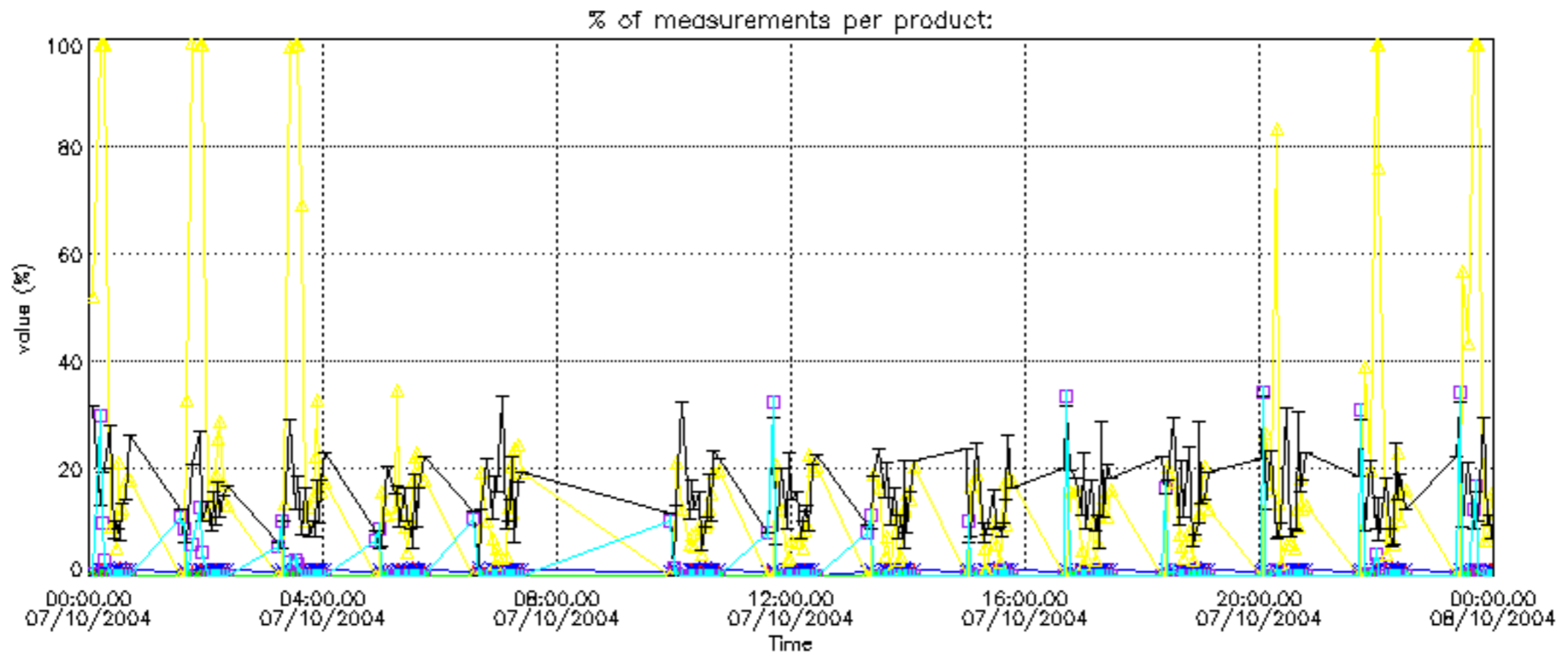
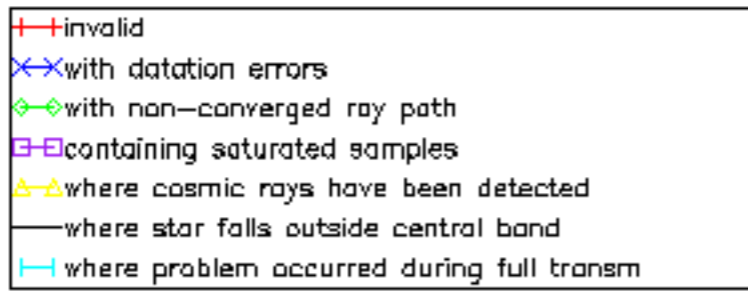


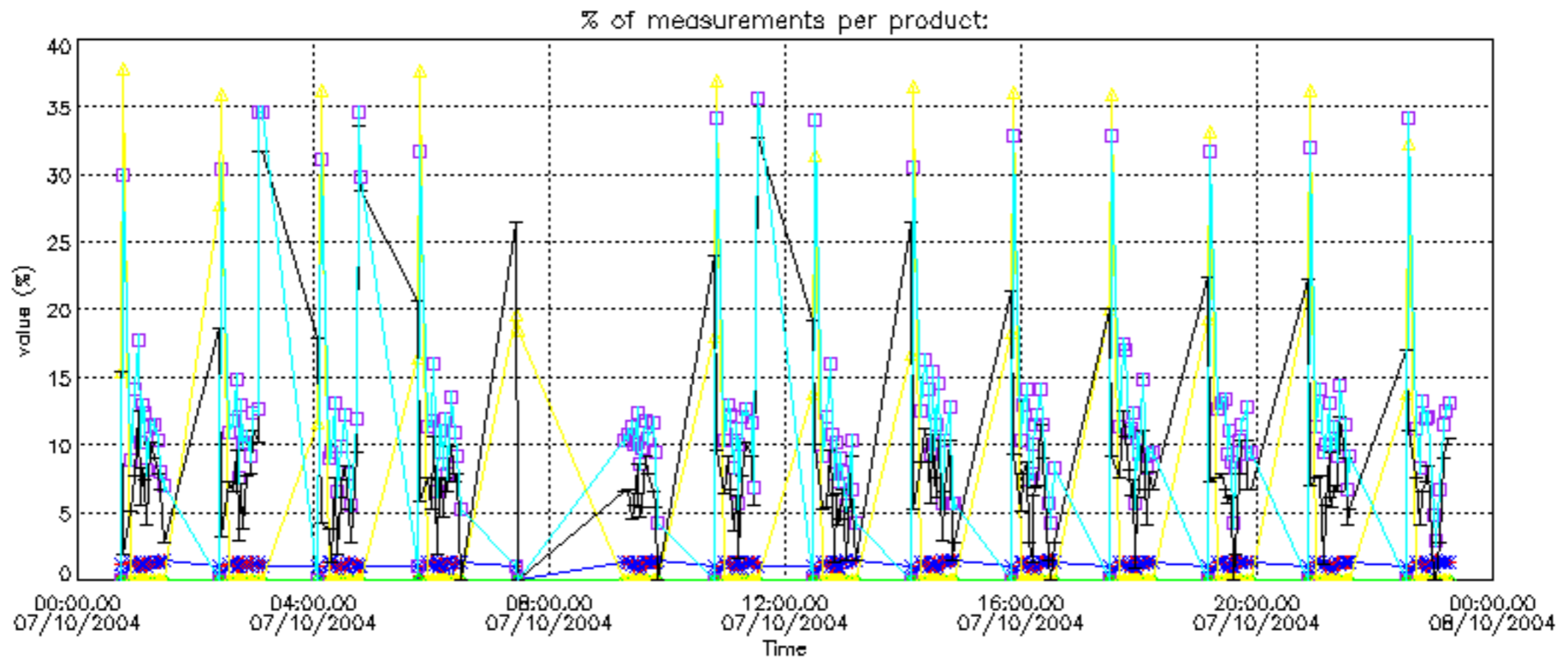
Percentage of flagged data per NO2 profile



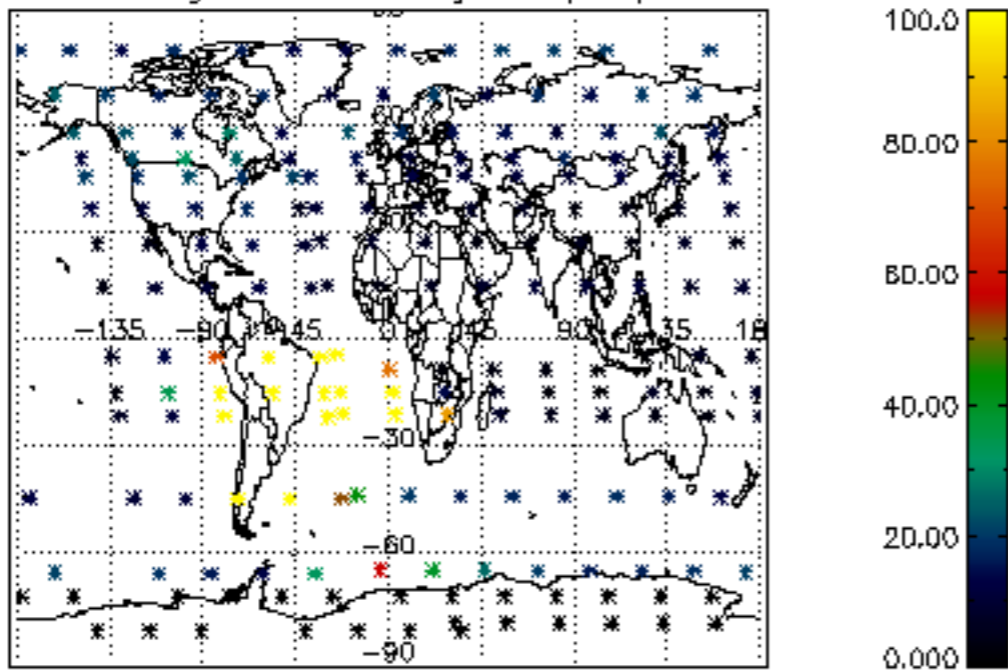
Percentage of flagged data per NO3 profile



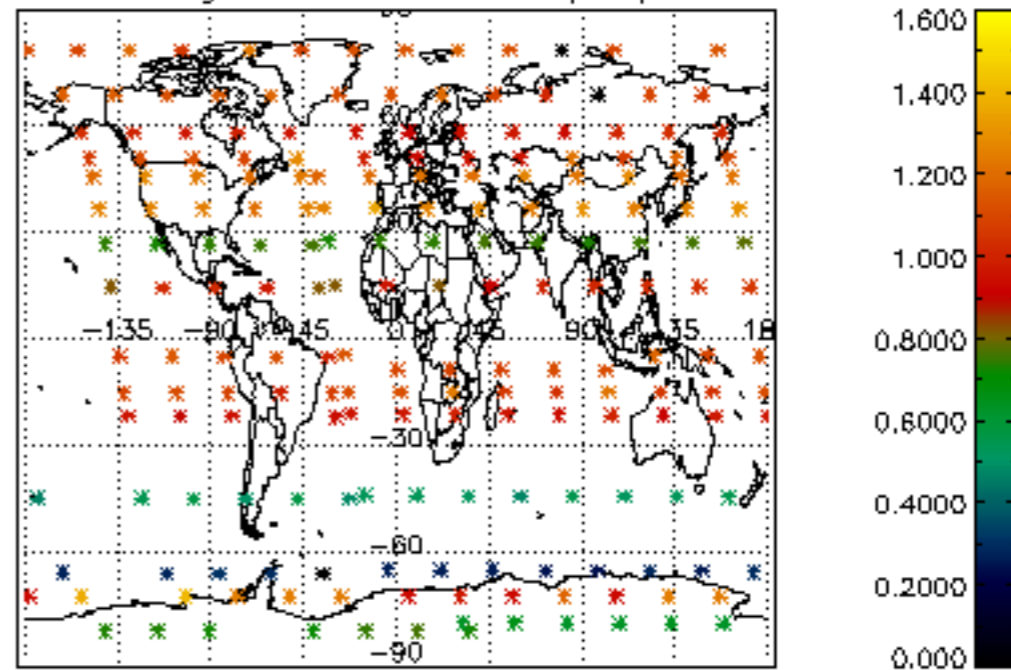




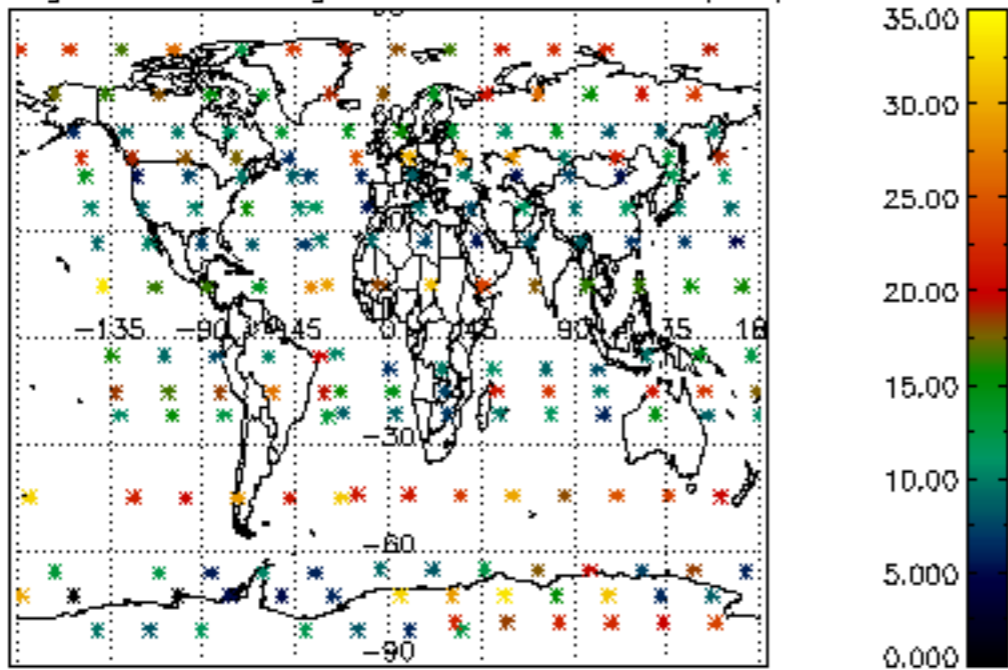
Percentage of cosmic ray hits per profile



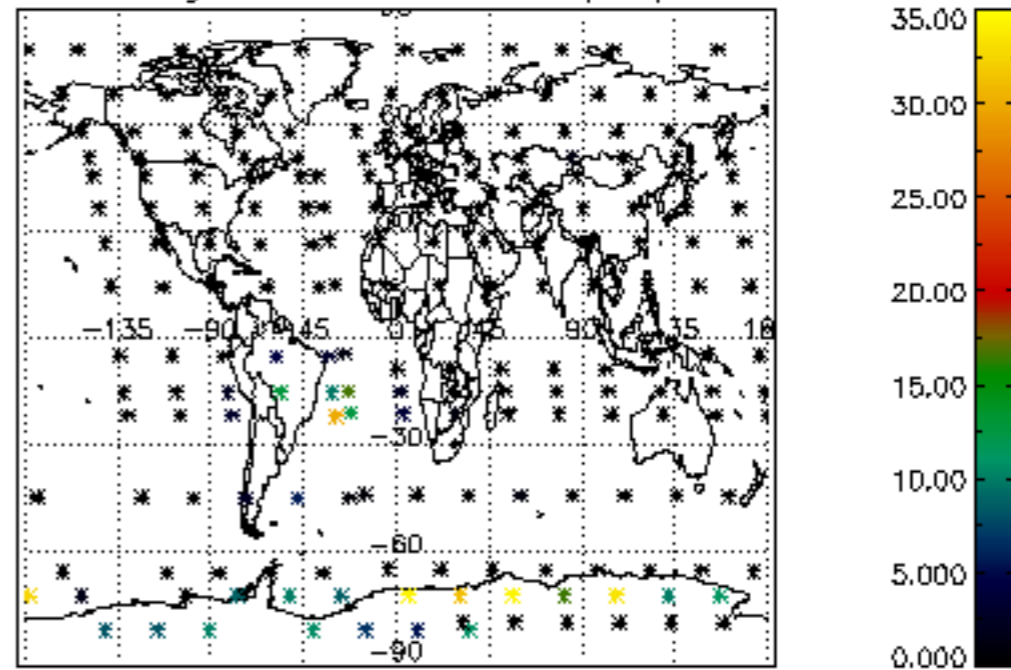
Percentage of datation errors per profile



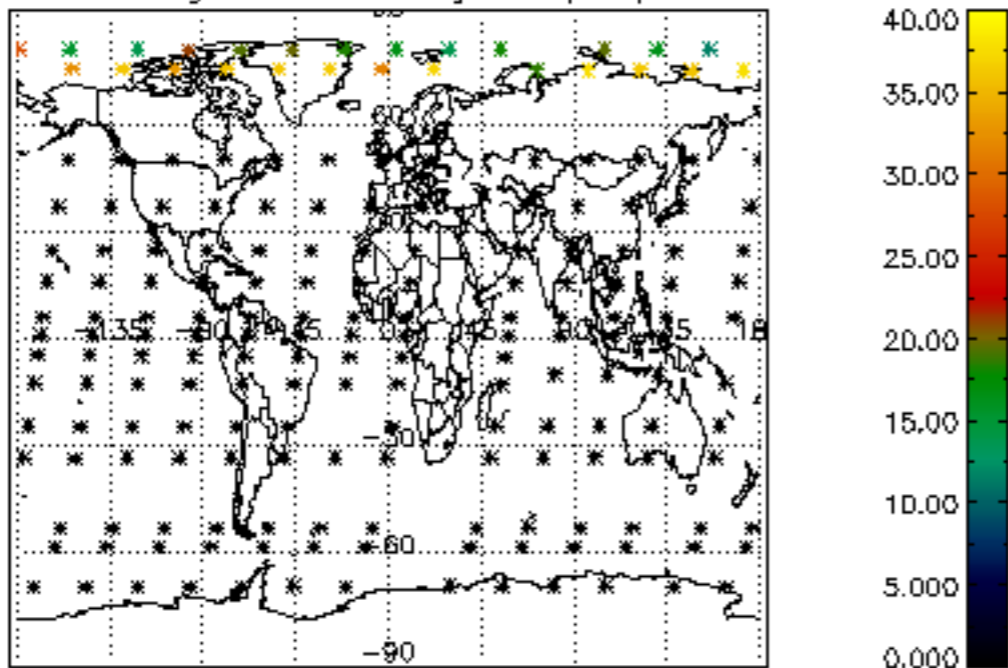
Percentage of star falling outside central band per profile



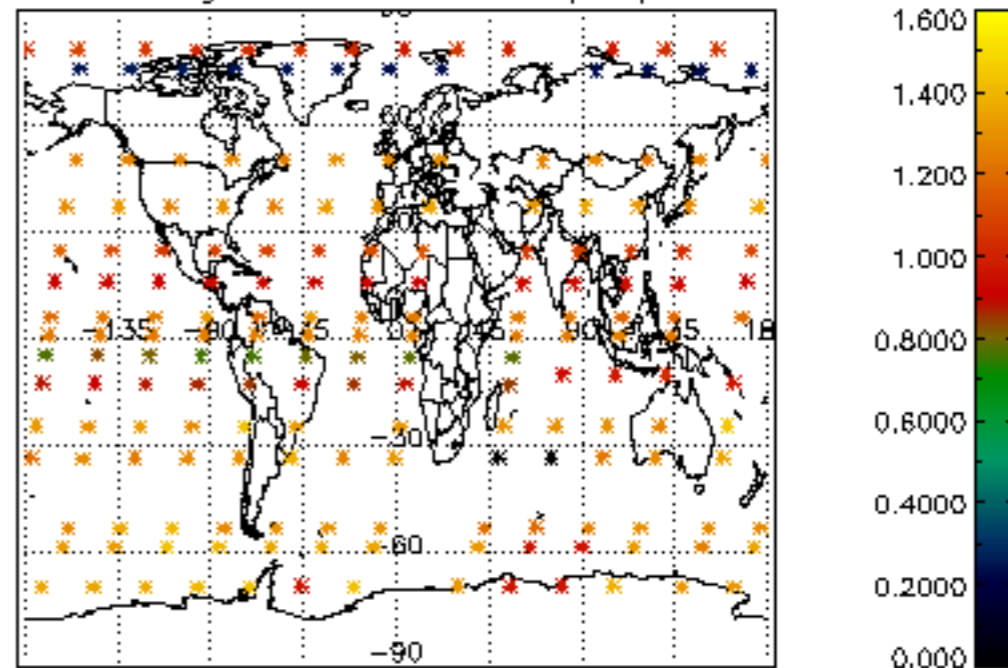
Percentage of saturation errors per profile



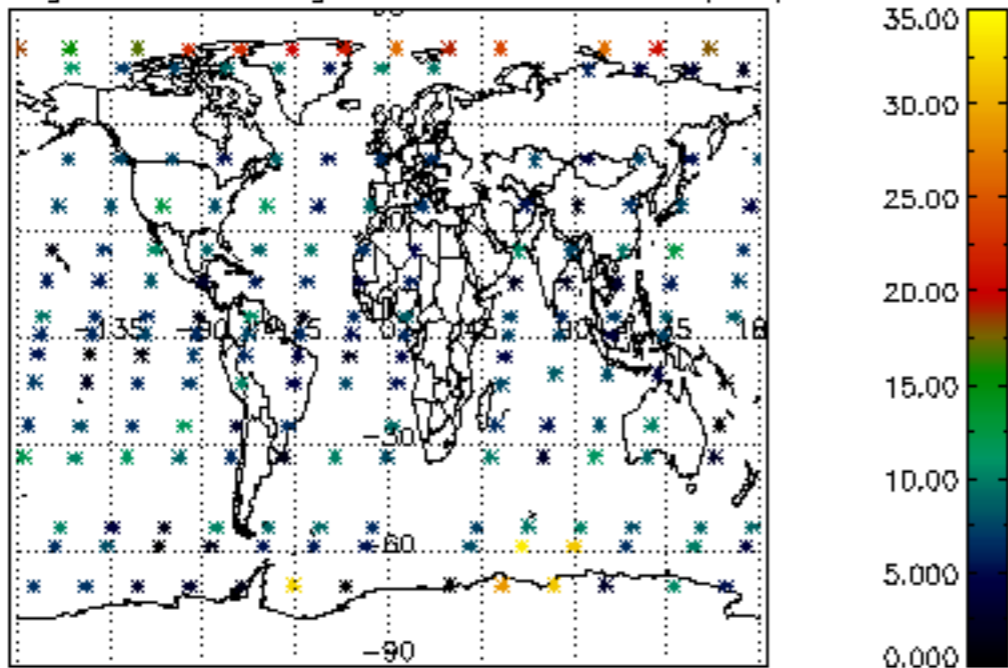
Percentage of cosmic ray hits per profile



Percentage of datation errors per profile



Percentage of star falling outside central band per profile



Percentage of saturation errors per profile

