

# GOMOS Level 2 Daily Report

## SUMMARY

### [1. General Info](#)

### [2. Summary of processed GOM\\_NL\\_2P products](#)

### [3. Level 2 Quality information per product](#)

#### [3.1 Plot of level 2 quality information per product \(time dependant\)](#)

#### [3.2 Plot of level 2 quality information per product \(world map\)](#)

### [4. Level 1 Quality information per product \(stored on level 2 products\)](#)

#### [4.1 Plot of level 1 quality information per product \(time dependant\)](#)

##### [4.1.1 Plot of level 1 quality information per product \(time dependant\): ASCENDING](#)

##### [4.1.2 Plot of level 1 quality information per product \(time dependant\): DESCENDING](#)

#### [4.2 Plot of level 1 quality information per product \(world map\)](#)

##### [4.2.1 Plot of level 1 quality information per product \(world map\): ASCENDING](#)

##### [4.2.2 Plot of level 1 quality information per product \(world map\): DESCENDING](#)

### [5. Ozone profiles based on quality statistics and other trace gas profiles](#)

#### [5.1 Ozone statistics based on quality of products](#)

#### [5.2 Plot ozone profiles for all STD \(dark without errors\)](#)

#### [5.3 Plot ozone profiles where STD < 20% \(dark without errors\)](#)

#### [5.4. Plot ozone profiles where STD < 10% \(dark without errors\)](#)

#### [5.5. Plot ozone profiles where STD < 5% \(dark without errors\)](#)

#### [5.6 Plot NO2 profiles for all STD \(dark without errors\)](#)

#### [5.7 Plot NO3 profiles for all STD \(dark without errors\)](#)

#### [5.8 Plot H2O profiles \(only for occultations of stars 1,2,3,4,13,14,16,26,63 dark without errors\) for all STD](#)

### [6. Auxiliary Data Files used for the production reported in section 2](#)

This report presents the daily analysis on parameters extracted from GOMOS level 2 data (GOM\_NL\_\_2P). It is intended to monitor some important parameters that will impact the quality of these products. A list of level 2 products (and content) that have arrived during the reporting day to the PCF is also given.

Item	Value
Time of report generation	19APR2013 12:23:05
Data source version	GOMOS/6.01
Start time of products	03-10-2004 (03OCT2004 00:00:00)
Stop time of products	04-10-2004 (04OCT2004 00:00:00)
Store outputs in DB	Yes
Nb of level 2 prods	416
Nb of prods with errors	0

## 2. Summary of processed GOM\_NL\_\_2P products.

Nr	Filename	UTC Start time	Limb	Duration	Star Id	Star Name	Star Mag	Star Temp	Nb Meas	Orbit	Prod. error
1	GOM_NL__2PRFIN20041003_000001_000000352030_00474_13554_4848.N1	03-OCT-2004 00:00:01	Bright	34.500	49	1Alp UMi	1.9900	6300.0	69	13554	No
2	GOM_NL__2PRFIN20041003_000213_000000402030_00474_13554_4849.N1	03-OCT-2004 00:02:13	Bright	40.000	60	7Bet UMi	2.0810	3950.0	80	13554	No
3	GOM_NL__2PRFIN20041003_000801_000000392030_00474_13554_4850.N1	03-OCT-2004 00:08:01	Bright	38.500	36	50Alp UMa	1.8000	6300.0	77	13554	No
4	GOM_NL__2PRFIN20041003_000931_000000522030_00474_13554_4851.N1	03-OCT-2004 00:09:31	Bright	52.000	82	48Bet UMa	2.3650	10600.	104	13554	No
5	GOM_NL__2PRFIN20041003_001243_000000512030_00474_13554_4852.N1	03-OCT-2004 00:12:43	Bright	51.000	174	52Psi UMa	3.0040	4400.0	102	13554	No
6	GOM_NL__2PRFIN20041003_001455_000000962030_00474_13554_4853.N1	03-OCT-2004 00:14:55	Bright	96.000	107	37The Aur	2.6490	11000.	192	13554	No
7	GOM_NL__2PRFIN20041003_001811_000000632030_00474_13554_4854.N1	03-OCT-2004 00:18:11	Bright	63.000	24	66Alp Gem	1.5800	10200.	126	13554	No
8	GOM_NL__2PRFIN20041003_002323_000001112030_00474_13554_4855.N1	03-OCT-2004 00:23:23	Tw_i_and_stray	110.50	170	27Eps Gem	3.0000	9700.0	221	13554	No
9	GOM_NL__2PRFIN20041003_002933_000000832030_00474_13554_4856.N1	03-OCT-2004 00:29:33	Dark	82.500	8	10Alp CMi	0.40000	6500.0	165	13554	No
10	GOM_NL__2PRFIN20041003_003626_000000472030_00474_13554_4857.N1	03-OCT-2004 00:36:26	Dark	47.000	132	15Rho Pup	2.8030	6900.0	94	13554	No
11	GOM_NL__2PRFIN20041003_003846_000000492030_00474_13554_4858.N1	03-OCT-2004 00:38:46	Dark	49.000	65	Lam Vel	2.2040	4400.0	98	13554	No
12	GOM_NL__2PRFIN20041003_004128_000000482030_00474_13554_4859.N1	03-OCT-2004 00:41:28	Dark	47.500	34	Gam2Vel	1.7930	23000.	95	13554	No
13	GOM_NL__2PRFIN20041003_004643_000000572030_00475_13555_4906.N1	03-OCT-2004 00:46:43	Dark	56.500	2	Alp Car	-0.73600	7000.0	113	13555	No
14	GOM_NL__2PRFIN20041003_004923_000000642030_00475_13555_4907.N1	03-OCT-2004 00:49:23	Dark	63.500	108	Alp Col	2.6520	15200.	127	13555	No
15	GOM_NL__2PRFIN20041003_005336_000000402030_00475_13555_4908.N1	03-OCT-2004 00:53:36	Dark	39.500	135	Bet Hyi	2.8200	5800.0	79	13555	No
16	GOM_NL__2PRFIN20041003_005553_000000432030_00475_13555_4909.N1	03-OCT-2004 00:55:53	Dark	42.500	143	Alp Hyi	2.8570	7200.0	85	13555	No
17	GOM_NL__2PRFIN20041003_005720_000000542030_00475_13555_4910.N1	03-OCT-2004 00:57:20	Dark	54.000	9	Alp Eri	0.45300	24000.	108	13555	No
18	GOM_NL__2PRFIN20041003_005906_000000532030_00475_13555_4911.N1	03-OCT-2004 00:59:06	Straylight	53.000	157	The1Eri	2.9060	9300.0	106	13555	No
19	GOM_NL__2PRFIN20041003_010235_000000522030_00475_13555_4912.N1	03-OCT-2004 01:02:35	Straylight	52.000	63	Bet Gru	2.1500	2800.0	104	13555	No
20	GOM_NL__2PRFIN20041003_010715_000000452030_00475_13555_4913.N1	03-OCT-2004 01:07:15	Straylight	45.000	18	24Alp PsA	1.1660	9700.0	90	13555	No
21	GOM_NL__2PRFIN20041003_010928_000000492030_00475_13555_4914.N1	03-OCT-2004 01:09:28	Straylight	49.000	52	16Bet Cet	2.0370	4500.0	98	13555	No
22	GOM_NL__2PRFIN20041003_011357_000001242030_00475_13555_4915.N1	03-OCT-2004 01:13:57	Straylight	124.00	165	34Gam Eri	2.9500	3200.0	248	13555	No
23	GOM_NL__2PRFIN20041003_011935_000000422030_00475_13555_4916.N1	03-OCT-2004 01:19:35	Bright	41.500	90	54Alp Peg	2.4870	11000.	83	13555	No
24	GOM_NL__2PRFIN20041003_012315_000000392030_00475_13555_4917.N1	03-OCT-2004 01:23:15	Bright	38.500	93	53Bet Peg	2.5200	3100.0	77	13555	No
25	GOM_NL__2PRFIN20041003_012500_000000612030_00475_13555_4918.N1	03-OCT-2004 01:25:00	Bright	61.000	105	6Bet Ari	2.6450	8900.0	122	13555	No
26	GOM_NL__2PRFIN20041003_012726_000000522030_00475_13555_4919.N1	03-OCT-2004 01:27:26	Bright	51.500	53	43Bet And	2.0480	3300.0	103	13555	No
27	GOM_NL__2PRFIN20041003_013031_000000572030_00475_13555_4920.N1	03-OCT-2004 01:30:31	Bright	56.500	173	4Bet Tri	3.0040	8900.0	113	13555	No
28	GOM_NL__2PRFIN20041003_013231_000000412030_00475_13555_4921.N1	03-OCT-2004 01:32:31	Bright	40.500	74	11Bet Cas	2.2680	6600.0	81	13555	No
29	GOM_NL__2PRFIN20041003_013347_000000412030_00475_13555_4922.N1	03-OCT-2004 01:33:47	Bright	41.000	76	27Gam Cas	2.3000	30000.	82	13555	No
30	GOM_NL__2PRFIN20041003_013727_000000492030_00475_13555_4923.N1	03-OCT-2004 01:37:27	Bright	48.500	160	23Gam Per	2.9300	4700.0	97	13555	No
31	GOM_NL__2PRFIN20041003_014035_000000382030_00475_13555_4924.N1	03-OCT-2004 01:40:35	Bright	37.500	49	1Alp UMi	1.9900	6300.0	75	13555	No
32	GOM_NL__2PRFIN20041003_014246_000000442030_00475_13555_4925.N1	03-OCT-2004 01:42:46	Bright	43.500	60	7Bet UMi	2.0810	3950.0	87	13555	No
33	GOM_NL__2PRFIN20041003_014838_000000392030_00475_13555_4926.N1	03-OCT-2004 01:48:38	Bright	39.000	36	50Alp UMa	1.8000	6300.0	78	13555	No
34	GOM_NL__2PRFIN20041003_015007_000000522030_00475_13555_4927.N1	03-OCT-2004 01:50:07	Bright	52.000	82	48Bet UMa	2.3650	10600.	104	13555	No
35	GOM_NL__2PRFIN20041003_015319_000000402030_00475_13555_4928.N1	03-OCT-2004 01:53:19	Bright	40.000	174	52Psi UMa	3.0040	4400.0	80	13555	No
36	GOM_NL__2PRFIN20041003_015531_000000962030_00475_13555_4929.N1	03-OCT-2004 01:55:31	Bright	95.500	107	37The Aur	2.6490	11000.	191	13555	No
37	GOM_NL__2PRFIN20041003_015847_000000622030_00475_13555_4930.N1	03-OCT-2004 01:58:47	Bright	61.500	24	66Alp Gem	1.5800	10200.	123	13555	No
38	GOM_NL__2PRFIN20041003_020359_000001182030_00475_13555_4931.N1	03-OCT-2004 02:03:59	Tw_i_and_stray	118.00	170	27Eps Gem	3.0000	9700.0	236	13555	No
39	GOM_NL__2PRFIN20041003_021010_000000922030_00475_13555_4932.N1	03-OCT-2004 02:10:10	Dark	92.000	8	10Alp CMi	0.40000	6500.0	184	13555	No
40	GOM_NL__2PRFIN20041003_021923_000000512030_00475_13555_4933.N1	03-OCT-2004 02:19:23	Dark	50.500	65	Lam Vel	2.2040	4400.0	101	13555	No
41	GOM_NL__2PRFIN20041003_022205_000000442030_00475_13555_4934.N1	03-OCT-2004 02:22:05	Dark	44.000	34	Gam2Vel	1.7930	23000.	88	13555	No
42	GOM_NL__2PRFIN20041003_022718_000000512030_00476_13556_4907.N1	03-OCT-2004 02:27:18	Dark	50.500	2	Alp Car	-0.73600	7000.0	101	13556	No

43	GOM_NL__2PRFIN20041003_023001_000000672030_00476_13556_4908.N1	03-OCT-2004 02:30:01	Dark	67.000	108	Alp Col	2.6520	15200.	134	13556	No
44	GOM_NL__2PRFIN20041003_023412_000000402030_00476_13556_4909.N1	03-OCT-2004 02:34:12	Dark	39.500	135	Bet Hyi	2.8200	5800.0	79	13556	No
45	GOM_NL__2PRFIN20041003_023629_000000412030_00476_13556_4910.N1	03-OCT-2004 02:36:29	Dark	41.000	143	Alp Hyi	2.8570	7200.0	82	13556	No
46	GOM_NL__2PRFIN20041003_023756_000000432030_00476_13556_4911.N1	03-OCT-2004 02:37:56	Dark	43.000	9	Alp Eri	0.45300	24000.	86	13556	No
47	GOM_NL__2PRFIN20041003_023943_000000522030_00476_13556_4912.N1	03-OCT-2004 02:39:43	Straylight	51.500	157	The1Eri	2.9060	9300.0	103	13556	No
48	GOM_NL__2PRFIN20041003_024311_000000522030_00476_13556_4913.N1	03-OCT-2004 02:43:11	Straylight	52.000	63	Bet Gru	2.1500	2800.0	104	13556	No
49	GOM_NL__2PRFIN20041003_024751_000000422030_00476_13556_4914.N1	03-OCT-2004 02:47:51	Straylight	41.500	18	24Alp PsA	1.1660	9700.0	83	13556	No
50	GOM_NL__2PRFIN20041003_025004_000000542030_00476_13556_4915.N1	03-OCT-2004 02:50:04	Straylight	53.500	52	16Bet Cet	2.0370	4500.0	107	13556	No
51	GOM_NL__2PRFIN20041003_025429_000001242030_00476_13556_4916.N1	03-OCT-2004 02:54:29	Straylight	124.00	165	34Gam Eri	2.9500	3200.0	248	13556	No
52	GOM_NL__2PRFIN20041003_030012_000000412030_00476_13556_4917.N1	03-OCT-2004 03:00:12	Bright	41.000	90	54Alp Peg	2.4870	11000.	82	13556	No
53	GOM_NL__2PRFIN20041003_030351_000000382030_00476_13556_4918.N1	03-OCT-2004 03:03:51	Bright	38.000	93	53Bet Peg	2.5200	3100.0	76	13556	No
54	GOM_NL__2PRFIN20041003_030535_000000602030_00476_13556_4919.N1	03-OCT-2004 03:05:35	Bright	59.500	105	6Bet Ari	2.6450	8900.0	119	13556	No
55	GOM_NL__2PRFIN20041003_030802_000000462030_00476_13556_4920.N1	03-OCT-2004 03:08:02	Bright	46.000	53	43Bet And	2.0480	3300.0	92	13556	No
56	GOM_NL__2PRFIN20041003_031105_000000582030_00476_13556_4921.N1	03-OCT-2004 03:11:05	Bright	57.500	173	4Bet Tri	3.0040	8900.0	115	13556	No
57	GOM_NL__2PRFIN20041003_031307_000000372030_00476_13556_4922.N1	03-OCT-2004 03:13:07	Bright	37.000	74	11Bet Cas	2.2680	6600.0	74	13556	No
58	GOM_NL__2PRFIN20041003_031422_000000422030_00476_13556_4923.N1	03-OCT-2004 03:14:22	Bright	41.500	76	27Gam Cas	2.3000	30000.	83	13556	No
59	GOM_NL__2PRFIN20041003_031802_000000532030_00476_13556_4924.N1	03-OCT-2004 03:18:02	Bright	53.000	160	23Gam Per	2.9300	4700.0	106	13556	No
60	GOM_NL__2PRFIN20041003_032109_000000402030_00476_13556_4925.N1	03-OCT-2004 03:21:09	Bright	40.000	49	1Alp UMi	1.9900	6300.0	80	13556	No
61	GOM_NL__2PRFIN20041003_032324_000000392030_00476_13556_4926.N1	03-OCT-2004 03:23:24	Bright	39.000	60	7Bet UMi	2.0810	3950.0	78	13556	No
62	GOM_NL__2PRFIN20041003_032913_000000392030_00476_13556_4927.N1	03-OCT-2004 03:29:13	Bright	39.000	36	50Alp UMa	1.8000	6300.0	78	13556	No
63	GOM_NL__2PRFIN20041003_033041_000000412030_00476_13556_4928.N1	03-OCT-2004 03:30:41	Bright	41.000	82	48Bet UMa	2.3650	10600.	82	13556	No
64	GOM_NL__2PRFIN20041003_033357_000000392030_00476_13556_4929.N1	03-OCT-2004 03:33:57	Bright	38.500	174	52Psi UMa	3.0040	4400.0	77	13556	No
65	GOM_NL__2PRFIN20041003_033607_000001002030_00476_13556_4930.N1	03-OCT-2004 03:36:07	Bright	99.500	107	37The Aur	2.6490	11000.	199	13556	No
66	GOM_NL__2PRFIN20041003_033923_000000632030_00476_13556_4931.N1	03-OCT-2004 03:39:23	Bright	63.000	24	66Alp Gem	1.5800	10200.	126	13556	No
67	GOM_NL__2PRFIN20041003_034437_000001152030_00476_13556_4932.N1	03-OCT-2004 03:44:37	Tw_i_and_stray	114.50	170	27Eps Gem	3.0000	9700.0	229	13556	No
68	GOM_NL__2PRFIN20041003_035047_000000762030_00476_13556_4933.N1	03-OCT-2004 03:50:47	Dark	76.000	8	10Alp CMi	0.40000	6500.0	152	13556	No
69	GOM_NL__2PRFIN20041003_035740_000000552030_00476_13556_4934.N1	03-OCT-2004 03:57:40	Dark	55.000	132	15Rho Pup	2.8030	6900.0	110	13556	No
70	GOM_NL__2PRFIN20041003_040000_000000512030_00476_13556_4935.N1	03-OCT-2004 04:00:00	Dark	50.500	65	Lam Vel	2.2040	4400.0	101	13556	No
71	GOM_NL__2PRFIN20041003_040242_000000432030_00476_13556_4936.N1	03-OCT-2004 04:02:42	Dark	42.500	34	Gam2Vel	1.7930	23000.	85	13556	No
72	GOM_NL__2PRFIN20041003_040758_000000542030_00477_13557_4908.N1	03-OCT-2004 04:07:58	Dark	53.500	2	Alp Car	-0.73600	7000.0	107	13557	No
73	GOM_NL__2PRFIN20041003_041038_000000672030_00477_13557_4909.N1	03-OCT-2004 04:10:38	Dark	67.000	108	Alp Col	2.6520	15200.	134	13557	No
74	GOM_NL__2PRFIN20041003_041449_000000382030_00477_13557_4910.N1	03-OCT-2004 04:14:49	Dark	37.500	135	Bet Hyi	2.8200	5800.0	75	13557	No
75	GOM_NL__2PRFIN20041003_041706_000000422030_00477_13557_4911.N1	03-OCT-2004 04:17:06	Dark	41.500	143	Alp Hyi	2.8570	7200.0	83	13557	No
76	GOM_NL__2PRFIN20041003_041833_000000432030_00477_13557_4912.N1	03-OCT-2004 04:18:33	Dark	43.000	9	Alp Eri	0.45300	24000.	86	13557	No
77	GOM_NL__2PRFIN20041003_042018_000000542030_00477_13557_4913.N1	03-OCT-2004 04:20:18	Straylight	53.500	157	The1Eri	2.9060	9300.0	107	13557	No
78	GOM_NL__2PRFIN20041003_042348_000000522030_00477_13557_4914.N1	03-OCT-2004 04:23:48	Straylight	51.500	63	Bet Gru	2.1500	2800.0	103	13557	No
79	GOM_NL__2PRFIN20041003_042827_000000442030_00477_13557_4915.N1	03-OCT-2004 04:28:27	Straylight	44.000	18	24Alp PsA	1.1660	9700.0	88	13557	No
80	GOM_NL__2PRFIN20041003_043043_000000522030_00477_13557_4916.N1	03-OCT-2004 04:30:43	Straylight	52.000	52	16Bet Cet	2.0370	4500.0	104	13557	No
81	GOM_NL__2PRFIN20041003_043501_000001242030_00477_13557_4917.N1	03-OCT-2004 04:35:01	Straylight	124.00	165	34Gam Eri	2.9500	3200.0	248	13557	No
82	GOM_NL__2PRFIN20041003_044048_000000412030_00477_13557_4918.N1	03-OCT-2004 04:40:48	Bright	41.000	90	54Alp Peg	2.4870	11000.	82	13557	No
83	GOM_NL__2PRFIN20041003_044427_000000372030_00477_13557_4919.N1	03-OCT-2004 04:44:27	Bright	37.000	93	53Bet Peg	2.5200	3100.0	74	13557	No
84	GOM_NL__2PRFIN20041003_044609_000000612030_00477_13557_4920.N1	03-OCT-2004 04:46:09	Bright	60.500	105	6Bet Ari	2.6450	8900.0	121	13557	No
85	GOM_NL__2PRFIN20041003_044836_000000512030_00477_13557_4921.N1	03-OCT-2004 04:48:36	Bright	50.500	53	43Bet And	2.0480	3300.0	101	13557	No
86	GOM_NL__2PRFIN20041003_045139_000000572030_00477_13557_4922.N1	03-OCT-2004 04:51:39	Bright	57.000	173	4Bet Tri	3.0040	8900.0	114	13557	No
87	GOM_NL__2PRFIN20041003_045343_000000392030_00477_13557_4923.N1	03-OCT-2004 04:53:43	Bright	39.000	74	11Bet Cas	2.2680	6600.0	78	13557	No
88	GOM_NL__2PRFIN20041003_045459_000000382030_00477_13557_4924.N1	03-OCT-2004 04:54:59	Bright	37.500	76	27Gam Cas	2.3000	30000.	75	13557	No
89	GOM_NL__2PRFIN20041003_045837_000000532030_00477_13557_4925.N1	03-OCT-2004 04:58:37	Bright	53.000	160	23Gam Per	2.9300	4700.0	106	13557	No
90	GOM_NL__2PRFIN20041003_050148_000000402030_00477_13557_4926.N1	03-OCT-2004 05:01:48	Bright	39.500	49	1Alp UMi	1.9900	6300.0	79	13557	No
91	GOM_NL__2PRFIN20041003_050402_000000372030_00477_13557_4927.N1	03-OCT-2004 05:04:02	Bright	37.000	60	7Bet UMi	2.0810	3950.0	74	13557	No
92	GOM_NL__2PRFIN20041003_050950_000000392030_00477_13557_4928.N1	03-OCT-2004 05:09:50	Bright	38.500	36	50Alp UMa	1.8000	6300.0	77	13557	No
93	GOM_NL__2PRFIN20041003_051120_000000382030_00477_13557_4929.N1	03-OCT-2004 05:11:20	Bright	37.500	82	48Bet UMa	2.3650	10600.	75	13557	No
94	GOM_NL__2PRFIN20041003_051434_000000512030_00477_13557_4930.N1	03-OCT-2004 05:14:34	Bright	51.000	174	52Psi UMa	3.0040	4400.0	102	13557	No
95	GOM_NL__2PRFIN20041003_051642_000000972030_00477_13557_4931.N1	03-OCT-2004 05:16:42	Bright	97.000	107	37The Aur	2.6490	11000.	194	13557	No
96	GOM_NL__2PRFIN20041003_051959_000000632030_00477_13557_4932.N1	03-OCT-2004 05:19:59	Bright	62.500	24	66Alp Gem	1.5800	10200.	125	13557	No
97	GOM_NL__2PRFIN20041003_052514_000001262030_00477_13557_4933.N1	03-OCT-2004 05:25:14	Tw_i_and_stray	126.00	170	27Eps Gem	3.0000	9700.0	252	13557	No
98	GOM_NL__2PRFIN20041003_053124_000000802030_00477_13557_4934.N1	03-OCT-2004 05:31:24	Dark	80.000	8	10Alp CMi	0.40000	6500.0	160	13557	No
99	GOM_NL__2PRFIN20041003_053818_000000502030_00477_13557_4935.N1	03-OCT-2004 05:38:18	Dark	49.500	132	15Rho Pup	2.8030	6900.0	99	13557	No
100	GOM_NL__2PRFIN20041003_054037_000000532030_00477_13557_4936.N1	03-OCT-2004 05:40:37	Dark	53.000	65	Lam Vel	2.2040	4400.0	106	13557	No
101	GOM_NL__2PRFIN20041003_054318_000000432030_00477_13557_4937.N1	03-OCT-2004 05:43:18	Dark	42.500	34	Gam2Vel	1.7930	23000.	85	13557	No

102	GOM_NL__2PRFIN20041003_054835_000000602030_00478_13558_4909.N1	03-OCT-2004 05:48:35	Dark	60.000	2	Alp Car	-0.73600	7000.0	120	13558	No
103	GOM_NL__2PRFIN20041003_055116_000000642030_00478_13558_4910.N1	03-OCT-2004 05:51:16	Dark	64.000	108	Alp Col	2.6520	15200.	128	13558	No
104	GOM_NL__2PRFIN20041003_055525_000000382030_00478_13558_4911.N1	03-OCT-2004 05:55:25	Dark	37.500	135	Bet Hyi	2.8200	5800.0	75	13558	No
105	GOM_NL__2PRFIN20041003_055742_000000402030_00478_13558_4912.N1	03-OCT-2004 05:57:42	Dark	40.000	143	Alp Hyi	2.8570	7200.0	80	13558	No
106	GOM_NL__2PRFIN20041003_055910_000000542030_00478_13558_4913.N1	03-OCT-2004 05:59:10	Dark	54.000	9	Alp Eri	0.45300	24000.	108	13558	No
107	GOM_NL__2PRFIN20041003_060056_000000542030_00478_13558_4914.N1	03-OCT-2004 06:00:56	Straylight	53.500	157	The1Eri	2.9060	9300.0	107	13558	No
108	GOM_NL__2PRFIN20041003_060423_000000522030_00478_13558_4915.N1	03-OCT-2004 06:04:23	Straylight	52.000	63	Bet Gru	2.1500	2800.0	104	13558	No
109	GOM_NL__2PRFIN20041003_060903_000000432030_00478_13558_4916.N1	03-OCT-2004 06:09:03	Straylight	43.000	18	24Alp PsA	1.1660	9700.0	86	13558	No
110	GOM_NL__2PRFIN20041003_061119_000000522030_00478_13558_4917.N1	03-OCT-2004 06:11:19	Straylight	51.500	52	16Bet Cet	2.0370	4500.0	103	13558	No
111	GOM_NL__2PRFIN20041003_061533_000001242030_00478_13558_4918.N1	03-OCT-2004 06:15:33	Straylight	124.00	165	34Gam Eri	2.9500	3200.0	248	13558	No
112	GOM_NL__2PRFIN20041003_062126_000000392030_00478_13558_4919.N1	03-OCT-2004 06:21:26	Bright	38.500	90	54Alp Peg	2.4870	11000.	77	13558	No
113	GOM_NL__2PRFIN20041003_062504_000000392030_00478_13558_4920.N1	03-OCT-2004 06:25:04	Bright	38.500	93	53Bet Peg	2.5200	3100.0	77	13558	No
114	GOM_NL__2PRFIN20041003_062644_000000622030_00478_13558_4921.N1	03-OCT-2004 06:26:44	Bright	61.500	105	6Bet Ari	2.6450	8900.0	123	13558	No
115	GOM_NL__2PRFIN20041003_062913_000000452030_00478_13558_4922.N1	03-OCT-2004 06:29:13	Bright	45.000	53	43Bet And	2.0480	3300.0	90	13558	No
116	GOM_NL__2PRFIN20041003_063214_000000602030_00478_13558_4923.N1	03-OCT-2004 06:32:14	Bright	59.500	173	4Bet Tri	3.0040	8900.0	119	13558	No
117	GOM_NL__2PRFIN20041003_063419_000000402030_00478_13558_4924.N1	03-OCT-2004 06:34:19	Bright	40.000	74	11Bet Cas	2.2680	6600.0	80	13558	No
118	GOM_NL__2PRFIN20041003_063534_000000422030_00478_13558_4925.N1	03-OCT-2004 06:35:34	Bright	41.500	76	27Gam Cas	2.3000	30000.	83	13558	No
119	GOM_NL__2PRFIN20041003_063912_000000532030_00478_13558_4926.N1	03-OCT-2004 06:39:12	Bright	53.000	160	23Gam Per	2.9300	4700.0	106	13558	No
120	GOM_NL__2PRFIN20041003_064225_000000382030_00478_13558_4927.N1	03-OCT-2004 06:42:25	Bright	37.500	49	1Alp UMi	1.9900	6300.0	75	13558	No
121	GOM_NL__2PRFIN20041003_064438_000000382030_00478_13558_4928.N1	03-OCT-2004 06:44:38	Bright	37.500	60	7Bet UMi	2.0810	3950.0	75	13558	No
122	GOM_NL__2PRFIN20041003_065026_000000402030_00478_13558_4929.N1	03-OCT-2004 06:50:26	Bright	39.500	36	50Alp UMa	1.8000	6300.0	79	13558	No
123	GOM_NL__2PRFIN20041003_065156_000000382030_00478_13558_4930.N1	03-OCT-2004 06:51:56	Bright	37.500	82	48Bet UMa	2.3650	10600.	75	13558	No
124	GOM_NL__2PRFIN20041003_065510_000000372030_00478_13558_4931.N1	03-OCT-2004 06:55:10	Bright	37.000	174	52Psi UMa	3.0040	4400.0	74	13558	No
125	GOM_NL__2PRFIN20041003_065718_000001022030_00478_13558_4932.N1	03-OCT-2004 06:57:18	Bright	101.50	107	37The Aur	2.6490	11000.	203	13558	No
126	GOM_NL__2PRFIN20041003_070035_000000622030_00478_13558_4933.N1	03-OCT-2004 07:00:35	Bright	62.000	24	66Alp Gem	1.5800	10200.	124	13558	No
127	GOM_NL__2PRFIN20041003_070551_000001192030_00478_13558_4934.N1	03-OCT-2004 07:05:51	Tw_i_and_stray	119.00	170	27Eps Gem	3.0000	9700.0	238	13558	No
128	GOM_NL__2PRFIN20041003_071202_000000912030_00478_13558_4935.N1	03-OCT-2004 07:12:02	Dark	90.500	8	10Alp CMi	0.40000	6500.0	181	13558	No
129	GOM_NL__2PRFIN20041003_071854_000000522030_00478_13558_4936.N1	03-OCT-2004 07:18:54	Dark	52.000	132	15Rho Pup	2.8030	6900.0	104	13558	No
130	GOM_NL__2PRFIN20041003_072114_000000472030_00478_13558_4937.N1	03-OCT-2004 07:21:14	Dark	47.000	65	Lam Vel	2.2040	4400.0	94	13558	No
131	GOM_NL__2PRFIN20041003_072355_000000432030_00478_13558_4938.N1	03-OCT-2004 07:23:55	Dark	43.000	34	Gam2Vel	1.7930	23000.	86	13558	No
132	GOM_NL__2PRFIN20041003_072912_000000602030_00479_13559_4626.N1	03-OCT-2004 07:29:12	Dark	60.000	2	Alp Car	-0.73600	7000.0	120	13559	No
133	GOM_NL__2PRFIN20041003_073151_000000662030_00479_13559_4627.N1	03-OCT-2004 07:31:51	Dark	66.000	108	Alp Col	2.6520	15200.	132	13559	No
134	GOM_NL__2PRFIN20041003_073601_000000402030_00479_13559_4628.N1	03-OCT-2004 07:36:01	Dark	39.500	135	Bet Hyi	2.8200	5800.0	79	13559	No
135	GOM_NL__2PRFIN20041003_073818_000000412030_00479_13559_4629.N1	03-OCT-2004 07:38:18	Dark	41.000	143	Alp Hyi	2.8570	7200.0	82	13559	No
136	GOM_NL__2PRFIN20041003_073946_000000472030_00479_13559_4630.N1	03-OCT-2004 07:39:46	Dark	47.000	9	Alp Eri	0.45300	24000.	94	13559	No
137	GOM_NL__2PRFIN20041003_074133_000000532030_00479_13559_4631.N1	03-OCT-2004 07:41:33	Straylight	52.500	157	The1Eri	2.9060	9300.0	105	13559	No
138	GOM_NL__2PRFIN20041003_074500_000000492030_00479_13559_4632.N1	03-OCT-2004 07:45:00	Straylight	48.500	63	Bet Gru	2.1500	2800.0	97	13559	No
139	GOM_NL__2PRFIN20041003_074940_000000452030_00479_13559_4633.N1	03-OCT-2004 07:49:40	Straylight	44.500	18	24Alp PsA	1.1660	9700.0	89	13559	No
140	GOM_NL__2PRFIN20041003_075155_000000492030_00479_13559_4634.N1	03-OCT-2004 07:51:55	Straylight	49.000	52	16Bet Cet	2.0370	4500.0	98	13559	No
141	GOM_NL__2PRFIN20041003_075606_000001242030_00479_13559_4635.N1	03-OCT-2004 07:56:06	Straylight	124.00	165	34Gam Eri	2.9500	3200.0	248	13559	No
142	GOM_NL__2PRFIN20041003_080203_000000392030_00479_13559_4636.N1	03-OCT-2004 08:02:03	Bright	38.500	90	54Alp Peg	2.4870	11000.	77	13559	No
143	GOM_NL__2PRFIN20041003_080540_000000382030_00479_13559_4637.N1	03-OCT-2004 08:05:40	Bright	37.500	93	53Bet Peg	2.5200	3100.0	75	13559	No
144	GOM_NL__2PRFIN20041003_080719_000000612030_00479_13559_4638.N1	03-OCT-2004 08:07:19	Bright	60.500	105	6Bet Ari	2.6450	8900.0	121	13559	No
145	GOM_NL__2PRFIN20041003_080948_000000492030_00479_13559_4639.N1	03-OCT-2004 08:09:48	Bright	49.000	53	43Bet And	2.0480	3300.0	98	13559	No
146	GOM_NL__2PRFIN20041003_081249_000000582030_00479_13559_4640.N1	03-OCT-2004 08:12:49	Bright	57.500	173	4Bet Tri	3.0040	8900.0	115	13559	No
147	GOM_NL__2PRFIN20041003_081455_000000402030_00479_13559_4641.N1	03-OCT-2004 08:14:55	Bright	40.000	74	11Bet Cas	2.2680	6600.0	80	13559	No
148	GOM_NL__2PRFIN20041003_081610_000000412030_00479_13559_4642.N1	03-OCT-2004 08:16:10	Bright	41.000	76	27Gam Cas	2.3000	30000.	82	13559	No
149	GOM_NL__2PRFIN20041003_081947_000000502030_00479_13559_4643.N1	03-OCT-2004 08:19:47	Bright	50.000	160	23Gam Per	2.9300	4700.0	100	13559	No
150	GOM_NL__2PRFIN20041003_082301_000000392030_00479_13559_4644.N1	03-OCT-2004 08:23:01	Bright	39.000	49	1Alp UMi	1.9900	6300.0	78	13559	No
151	GOM_NL__2PRFIN20041003_082514_000000402030_00479_13559_4645.N1	03-OCT-2004 08:25:14	Bright	39.500	60	7Bet UMi	2.0810	3950.0	79	13559	No
152	GOM_NL__2PRFIN20041003_083102_000000382030_00479_13559_4646.N1	03-OCT-2004 08:31:02	Bright	38.000	36	50Alp UMa	1.8000	6300.0	76	13559	No
153	GOM_NL__2PRFIN20041003_083232_000000522030_00479_13559_4647.N1	03-OCT-2004 08:32:32	Bright	52.000	82	48Bet UMa	2.3650	10600.	104	13559	No
154	GOM_NL__2PRFIN20041003_083544_000000392030_00479_13559_4648.N1	03-OCT-2004 08:35:44	Bright	39.000	174	52Psi UMa	3.0040	4400.0	78	13559	No
155	GOM_NL__2PRFIN20041003_083753_000001022030_00479_13559_4649.N1	03-OCT-2004 08:37:53	Bright	102.00	107	37The Aur	2.6490	11000.	204	13559	No
156	GOM_NL__2PRFIN20041003_084112_000000632030_00479_13559_4650.N1	03-OCT-2004 08:41:12	Bright	63.000	24	66Alp Gem	1.5800	10200.	126	13559	No
157	GOM_NL__2PRFIN20041003_084628_000001232030_00479_13559_4651.N1	03-OCT-2004 08:46:28	Tw_i_and_stray	123.00	170	27Eps Gem	3.0000	9700.0	246	13559	No
158	GOM_NL__2PRFIN20041003_085239_000000772030_00479_13559_4652.N1	03-OCT-2004 08:52:39	Dark	77.000	8	10Alp CMi	0.40000	6500.0	154	13559	No
159	GOM_NL__2PRFIN20041003_085931_000000492030_00479_13559_4653.N1	03-OCT-2004 08:59:31	Dark	48.500	132	15Rho Pup	2.8030	6900.0	97	13559	No
160	GOM_NL__2PRFIN20041003_090150_000000502030_00479_13559_4654.N1	03-OCT-2004 09:01:50	Dark	50.000	65	Lam Vel	2.2040	4400.0	100	13559	No

161	GOM_NL__2PRFIN20041003_090431_000000442030_00479_13559_4655.N1	03-OCT-2004 09:04:31	Dark	44.000	34	Gam2Vel	1.7930	23000.	88	13559	No
162	GOM_NL__2PRFIN20041003_090948_000000602030_00480_13560_4626.N1	03-OCT-2004 09:09:48	Dark	60.000	2	Alp Car	-0.73600	7000.0	120	13560	No
163	GOM_NL__2PRFIN20041003_091231_000000642030_00480_13560_4627.N1	03-OCT-2004 09:12:31	Dark	64.000	108	Alp Col	2.6520	15200.	128	13560	No
164	GOM_NL__2PRFIN20041003_091637_000000372030_00480_13560_4628.N1	03-OCT-2004 09:16:37	Dark	37.000	135	Bet Hyi	2.8200	5800.0	74	13560	No
165	GOM_NL__2PRFIN20041003_091855_000000392030_00480_13560_4629.N1	03-OCT-2004 09:18:55	Dark	38.500	143	Alp Hyi	2.8570	7200.0	77	13560	No
166	GOM_NL__2PRFIN20041003_092022_000000462030_00480_13560_4630.N1	03-OCT-2004 09:20:22	Dark	46.000	9	Alp Eri	0.45300	24000.	92	13560	No
167	GOM_NL__2PRFIN20041003_092211_000000542030_00480_13560_4631.N1	03-OCT-2004 09:22:11	Straylight	53.500	157	The1Eri	2.9060	9300.0	107	13560	No
168	GOM_NL__2PRFIN20041003_092535_000000522030_00480_13560_4632.N1	03-OCT-2004 09:25:35	Straylight	52.000	63	Bet Gru	2.1500	2800.0	104	13560	No
169	GOM_NL__2PRFIN20041003_093016_000000452030_00480_13560_4633.N1	03-OCT-2004 09:30:16	Straylight	44.500	18	24Alp PsA	1.1660	9700.0	89	13560	No
170	GOM_NL__2PRFIN20041003_093231_000000472030_00480_13560_4634.N1	03-OCT-2004 09:32:31	Straylight	47.000	52	16Bet Cet	2.0370	4500.0	94	13560	No
171	GOM_NL__2PRFIN20041003_093638_000001522030_00480_13560_4635.N1	03-OCT-2004 09:36:38	Tw_i_and_stray	152.00	165	34Gam Eri	2.9500	3200.0	304	13560	No
172	GOM_NL__2PRFIN20041003_094238_000000372030_00480_13560_4636.N1	03-OCT-2004 09:42:38	Bright	37.000	90	54Alp Peg	2.4870	11000.	74	13560	No
173	GOM_NL__2PRFIN20041003_094616_000000382030_00480_13560_4637.N1	03-OCT-2004 09:46:16	Bright	37.500	93	53Bet Peg	2.5200	3100.0	75	13560	No
174	GOM_NL__2PRFIN20041003_094754_000000602030_00480_13560_4638.N1	03-OCT-2004 09:47:54	Bright	60.000	105	6Bet Ari	2.6450	8900.0	120	13560	No
175	GOM_NL__2PRFIN20041003_095023_000000502030_00480_13560_4639.N1	03-OCT-2004 09:50:23	Bright	50.000	53	43Bet And	2.0480	3300.0	100	13560	No
176	GOM_NL__2PRFIN20041003_095324_000000592030_00480_13560_4640.N1	03-OCT-2004 09:53:24	Bright	59.000	173	4Bet Tri	3.0040	8900.0	118	13560	No
177	GOM_NL__2PRFIN20041003_095530_000000392030_00480_13560_4641.N1	03-OCT-2004 09:55:30	Bright	38.500	74	11Bet Cas	2.2680	6600.0	77	13560	No
178	GOM_NL__2PRFIN20041003_095645_000000402030_00480_13560_4642.N1	03-OCT-2004 09:56:45	Bright	40.000	76	27Gam Cas	2.3000	30000.	80	13560	No
179	GOM_NL__2PRFIN20041003_100022_000000522030_00480_13560_4643.N1	03-OCT-2004 10:00:22	Bright	51.500	160	23Gam Per	2.9300	4700.0	103	13560	No
180	GOM_NL__2PRFIN20041003_100336_000000392030_00480_13560_4644.N1	03-OCT-2004 10:03:36	Bright	39.000	49	1Alp UMi	1.9900	6300.0	78	13560	No
181	GOM_NL__2PRFIN20041003_100550_000000372030_00480_13560_4645.N1	03-OCT-2004 10:05:50	Bright	36.500	60	7Bet UMi	2.0810	3950.0	73	13560	No
182	GOM_NL__2PRFIN20041003_101138_000000392030_00480_13560_4646.N1	03-OCT-2004 10:11:38	Bright	39.000	36	50Alp UMa	1.8000	6300.0	78	13560	No
183	GOM_NL__2PRFIN20041003_101306_000000522030_00480_13560_4647.N1	03-OCT-2004 10:13:06	Bright	52.000	82	48Bet UMa	2.3650	10600.	104	13560	No
184	GOM_NL__2PRFIN20041003_101620_000000392030_00480_13560_4648.N1	03-OCT-2004 10:16:20	Bright	39.000	174	52Psi UMa	3.0040	4400.0	78	13560	No
185	GOM_NL__2PRFIN20041003_101829_000001032030_00480_13560_4649.N1	03-OCT-2004 10:18:29	Bright	102.50	107	37The Aur	2.6490	11000.	205	13560	No
186	GOM_NL__2PRFIN20041003_102148_000000652030_00480_13560_4650.N1	03-OCT-2004 10:21:48	Bright	65.000	24	66Alp Gem	1.5800	10200.	130	13560	No
187	GOM_NL__2PRFIN20041003_102705_000001142030_00480_13560_4651.N1	03-OCT-2004 10:27:05	Tw_i_and_stray	113.50	170	27Eps Gem	3.0000	9700.0	227	13560	No
188	GOM_NL__2PRFIN20041003_103316_000000782030_00480_13560_4652.N1	03-OCT-2004 10:33:16	Dark	78.000	8	10Alp CMi	0.40000	6500.0	156	13560	No
189	GOM_NL__2PRFIN20041003_104008_000000522030_00480_13560_4653.N1	03-OCT-2004 10:40:08	Dark	52.000	132	15Rho Pup	2.8030	6900.0	104	13560	No
190	GOM_NL__2PRFIN20041003_104226_000000462030_00480_13560_4654.N1	03-OCT-2004 10:42:26	Dark	45.500	65	Lam Vel	2.2040	4400.0	91	13560	No
191	GOM_NL__2PRFIN20041003_104508_000000452030_00480_13560_4655.N1	03-OCT-2004 10:45:08	Dark	45.000	34	Gam2Vel	1.7930	23000.	90	13560	No
192	GOM_NL__2PRFIN20041003_105025_000000502030_00481_13561_4626.N1	03-OCT-2004 10:50:25	Dark	49.500	2	Alp Car	-0.73600	7000.0	99	13561	No
193	GOM_NL__2PRFIN20041003_105308_000000632030_00481_13561_4627.N1	03-OCT-2004 10:53:08	Dark	62.500	108	Alp Col	2.6520	15200.	125	13561	No
194	GOM_NL__2PRFIN20041003_105713_000000412030_00481_13561_4628.N1	03-OCT-2004 10:57:13	Dark	41.000	135	Bet Hyi	2.8200	5800.0	82	13561	No
195	GOM_NL__2PRFIN20041003_105931_000000402030_00481_13561_4629.N1	03-OCT-2004 10:59:31	Dark	40.000	143	Alp Hyi	2.8570	7200.0	80	13561	No
196	GOM_NL__2PRFIN20041003_110058_000000482030_00481_13561_4630.N1	03-OCT-2004 11:00:58	Dark	47.500	9	Alp Eri	0.45300	24000.	95	13561	No
197	GOM_NL__2PRFIN20041003_110247_000000512030_00481_13561_4631.N1	03-OCT-2004 11:02:47	Straylight	50.500	157	The1Eri	2.9060	9300.0	101	13561	No
198	GOM_NL__2PRFIN20041003_110611_000000482030_00481_13561_4632.N1	03-OCT-2004 11:06:11	Straylight	47.500	63	Bet Gru	2.1500	2800.0	95	13561	No
199	GOM_NL__2PRFIN20041003_111052_000000422030_00481_13561_4633.N1	03-OCT-2004 11:10:52	Straylight	41.500	18	24Alp PsA	1.1660	9700.0	83	13561	No
200	GOM_NL__2PRFIN20041003_111307_000000502030_00481_13561_4634.N1	03-OCT-2004 11:13:07	Straylight	49.500	52	16Bet Cet	2.0370	4500.0	99	13561	No
201	GOM_NL__2PRFIN20041003_111712_000001522030_00481_13561_4635.N1	03-OCT-2004 11:17:12	Tw_i_and_stray	152.00	165	34Gam Eri	2.9500	3200.0	304	13561	No
202	GOM_NL__2PRFIN20041003_112314_000000392030_00481_13561_4636.N1	03-OCT-2004 11:23:14	Bright	39.000	90	54Alp Peg	2.4870	11000.	78	13561	No
203	GOM_NL__2PRFIN20041003_112651_000000412030_00481_13561_4637.N1	03-OCT-2004 11:26:51	Bright	40.500	93	53Bet Peg	2.5200	3100.0	81	13561	No
204	GOM_NL__2PRFIN20041003_112829_000000592030_00481_13561_4638.N1	03-OCT-2004 11:28:29	Bright	58.500	105	6Bet Ari	2.6450	8900.0	117	13561	No
205	GOM_NL__2PRFIN20041003_113058_000000492030_00481_13561_4639.N1	03-OCT-2004 11:30:58	Bright	49.000	53	43Bet And	2.0480	3300.0	98	13561	No
206	GOM_NL__2PRFIN20041003_113359_000000552030_00481_13561_4640.N1	03-OCT-2004 11:33:59	Bright	54.500	173	4Bet Tri	3.0040	8900.0	109	13561	No
207	GOM_NL__2PRFIN20041003_113606_000000412030_00481_13561_4641.N1	03-OCT-2004 11:36:06	Bright	40.500	74	11Bet Cas	2.2680	6600.0	81	13561	No
208	GOM_NL__2PRFIN20041003_113721_000000402030_00481_13561_4642.N1	03-OCT-2004 11:37:21	Bright	40.000	76	27Gam Cas	2.3000	30000.	80	13561	No
209	GOM_NL__2PRFIN20041003_114058_000000542030_00481_13561_4643.N1	03-OCT-2004 11:40:58	Bright	54.000	160	23Gam Per	2.9300	4700.0	108	13561	No
210	GOM_NL__2PRFIN20041003_114411_000000392030_00481_13561_4644.N1	03-OCT-2004 11:44:11	Bright	38.500	49	1Alp UMi	1.9900	6300.0	77	13561	No
211	GOM_NL__2PRFIN20041003_114624_000000422030_00481_13561_4645.N1	03-OCT-2004 11:46:24	Bright	41.500	60	7Bet UMi	2.0810	3950.0	83	13561	No
212	GOM_NL__2PRFIN20041003_115214_000000342030_00481_13561_4646.N1	03-OCT-2004 11:52:14	Bright	34.000	36	50Alp UMa	1.8000	6300.0	68	13561	No
213	GOM_NL__2PRFIN20041003_115344_000000522030_00481_13561_4647.N1	03-OCT-2004 11:53:44	Bright	52.000	82	48Bet UMa	2.3650	10600.	104	13561	No
214	GOM_NL__2PRFIN20041003_115659_000000382030_00481_13561_4648.N1	03-OCT-2004 11:56:59	Bright	37.500	174	52Psi UMa	3.0040	4400.0	75	13561	No
215	GOM_NL__2PRFIN20041003_115904_000000992030_00481_13561_4649.N1	03-OCT-2004 11:59:04	Bright	99.000	107	37The Aur	2.6490	11000.	198	13561	No
216	GOM_NL__2PRFIN20041003_120224_000000622030_00481_13561_4650.N1	03-OCT-2004 12:02:24	Bright	62.000	24	66Alp Gem	1.5800	10200.	124	13561	No
217	GOM_NL__2PRFIN20041003_120742_000001242030_00481_13561_4651.N1	03-OCT-2004 12:07:42	Straylight	124.00	170	27Eps Gem	3.0000	9700.0	248	13561	No
218	GOM_NL__2PRFIN20041003_121353_000000932030_00481_13561_4652.N1	03-OCT-2004 12:13:53	Dark	93.000	8	10Alp CMi	0.40000	6500.0	186	13561	No
219	GOM_NL__2PRFIN20041003_122042_000000542030_00481_13561_4653.N1	03-OCT-2004 12:20:42	Dark	53.500	132	15Rho Pup	2.8030	6900.0	107	13561	No

220	GOM_NL__2PRFIN20041003_122301_000000482030_00481_13561_4654.N1	03-OCT-2004 12:23:01	Dark	47.500	65	Lam Vel	2.2040	4400.0	95	13561	No
221	GOM_NL__2PRFIN20041003_122544_000000432030_00481_13561_4655.N1	03-OCT-2004 12:25:44	Dark	43.000	34	Gam2Vel	1.7930	23000.	86	13561	No
222	GOM_NL__2PRFIN20041003_123101_000000492030_00482_13562_4626.N1	03-OCT-2004 12:31:01	Dark	48.500	2	Alp Car	-0.73600	7000.0	97	13562	No
223	GOM_NL__2PRFIN20041003_123345_000000662030_00482_13562_4627.N1	03-OCT-2004 12:33:45	Dark	65.500	108	Alp Col	2.6520	15200.	131	13562	No
224	GOM_NL__2PRFIN20041003_123749_000000392030_00482_13562_4628.N1	03-OCT-2004 12:37:49	Dark	39.000	135	Bet Hyi	2.8200	5800.0	78	13562	No
225	GOM_NL__2PRFIN20041003_124007_000000422030_00482_13562_4629.N1	03-OCT-2004 12:40:07	Dark	41.500	143	Alp Hyi	2.8570	7200.0	83	13562	No
226	GOM_NL__2PRFIN20041003_124135_000000482030_00482_13562_4630.N1	03-OCT-2004 12:41:35	Dark	47.500	9	Alp Eri	0.45300	24000.	95	13562	No
227	GOM_NL__2PRFIN20041003_124321_000000542030_00482_13562_4631.N1	03-OCT-2004 12:43:21	Straylight	54.000	157	The1Eri	2.9060	9300.0	108	13562	No
228	GOM_NL__2PRFIN20041003_124648_000000522030_00482_13562_4632.N1	03-OCT-2004 12:46:48	Straylight	52.000	63	Bet Gru	2.1500	2800.0	104	13562	No
229	GOM_NL__2PRFIN20041003_125128_000000452030_00482_13562_4633.N1	03-OCT-2004 12:51:28	Straylight	45.000	18	24Alp PsA	1.1660	9700.0	90	13562	No
230	GOM_NL__2PRFIN20041003_125342_000000522030_00482_13562_4634.N1	03-OCT-2004 12:53:42	Straylight	51.500	52	16Bet Cet	2.0370	4500.0	103	13562	No
231	GOM_NL__2PRFIN20041003_125744_000001522030_00482_13562_4635.N1	03-OCT-2004 12:57:44	Tw_i_and_stray	152.00	165	34Gam Eri	2.9500	3200.0	304	13562	No
232	GOM_NL__2PRFIN20041003_130348_000000402030_00482_13562_4636.N1	03-OCT-2004 13:03:48	Bright	40.000	90	54Alp Peg	2.4870	11000.	80	13562	No
233	GOM_NL__2PRFIN20041003_130726_000000392030_00482_13562_4637.N1	03-OCT-2004 13:07:26	Bright	39.000	93	53Bet Peg	2.5200	3100.0	78	13562	No
234	GOM_NL__2PRFIN20041003_130904_000000582030_00482_13562_4638.N1	03-OCT-2004 13:09:04	Bright	58.000	105	6Bet Ari	2.6450	8900.0	116	13562	No
235	GOM_NL__2PRFIN20041003_131133_000000492030_00482_13562_4639.N1	03-OCT-2004 13:11:33	Bright	48.500	53	43Bet And	2.0480	3300.0	97	13562	No
236	GOM_NL__2PRFIN20041003_131434_000000572030_00482_13562_4640.N1	03-OCT-2004 13:14:34	Bright	57.000	173	4Bet Tri	3.0040	8900.0	114	13562	No
237	GOM_NL__2PRFIN20041003_131639_000000402030_00482_13562_4641.N1	03-OCT-2004 13:16:39	Bright	39.500	74	11Bet Cas	2.2680	6600.0	79	13562	No
238	GOM_NL__2PRFIN20041003_131756_000000412030_00482_13562_4642.N1	03-OCT-2004 13:17:56	Bright	41.000	76	27Gam Cas	2.3000	30000.	82	13562	No
239	GOM_NL__2PRFIN20041003_132133_000000522030_00482_13562_4643.N1	03-OCT-2004 13:21:33	Bright	51.500	160	23Gam Per	2.9300	4700.0	103	13562	No
240	GOM_NL__2PRFIN20041003_132445_000000392030_00482_13562_4644.N1	03-OCT-2004 13:24:45	Bright	38.500	49	1Alp UMi	1.9900	6300.0	77	13562	No
241	GOM_NL__2PRFIN20041003_132702_000000382030_00482_13562_4645.N1	03-OCT-2004 13:27:02	Bright	38.000	60	7Bet UMi	2.0810	3950.0	76	13562	No
242	GOM_NL__2PRFIN20041003_133250_000000392030_00482_13562_4646.N1	03-OCT-2004 13:32:50	Bright	39.000	36	50Alp UMa	1.8000	6300.0	78	13562	No
243	GOM_NL__2PRFIN20041003_133419_000000522030_00482_13562_4647.N1	03-OCT-2004 13:34:19	Bright	52.000	82	48Bet UMa	2.3650	10600.	104	13562	No
244	GOM_NL__2PRFIN20041003_133735_000000522030_00482_13562_4648.N1	03-OCT-2004 13:37:35	Bright	52.000	174	52Psi UMa	3.0040	4400.0	104	13562	No
245	GOM_NL__2PRFIN20041003_133940_000000982030_00482_13562_4649.N1	03-OCT-2004 13:39:40	Bright	97.500	107	37The Aur	2.6490	11000.	195	13562	No
246	GOM_NL__2PRFIN20041003_134300_000000602030_00482_13562_4650.N1	03-OCT-2004 13:43:00	Bright	60.000	24	66Alp Gem	1.5800	10200.	120	13562	No
247	GOM_NL__2PRFIN20041003_134819_000001302030_00482_13562_4651.N1	03-OCT-2004 13:48:19	Straylight	129.50	170	27Eps Gem	3.0000	9700.0	259	13562	No
248	GOM_NL__2PRFIN20041003_135431_000000812030_00482_13562_4652.N1	03-OCT-2004 13:54:31	Dark	81.000	8	10Alp CMi	0.40000	6500.0	162	13562	No
249	GOM_NL__2PRFIN20041003_140121_000000502030_00482_13562_4653.N1	03-OCT-2004 14:01:21	Dark	49.500	132	15Rho Pup	2.8030	6900.0	99	13562	No
250	GOM_NL__2PRFIN20041003_140336_000000502030_00482_13562_4654.N1	03-OCT-2004 14:03:36	Dark	50.000	65	Lam Vel	2.2040	4400.0	100	13562	No
251	GOM_NL__2PRFIN20041003_140620_000000452030_00482_13562_4655.N1	03-OCT-2004 14:06:20	Dark	45.000	34	Gam2Vel	1.7930	23000.	90	13562	No
252	GOM_NL__2PRFIN20041003_141138_000000482030_00483_13563_4626.N1	03-OCT-2004 14:11:38	Dark	48.000	2	Alp Car	-0.73600	7000.0	96	13563	No
253	GOM_NL__2PRFIN20041003_141424_000000672030_00483_13563_4627.N1	03-OCT-2004 14:14:24	Dark	67.000	108	Alp Col	2.6520	15200.	134	13563	No
254	GOM_NL__2PRFIN20041003_141825_000000392030_00483_13563_4628.N1	03-OCT-2004 14:18:25	Dark	38.500	135	Bet Hyi	2.8200	5800.0	77	13563	No
255	GOM_NL__2PRFIN20041003_142044_000000412030_00483_13563_4629.N1	03-OCT-2004 14:20:44	Dark	40.500	143	Alp Hyi	2.8570	7200.0	81	13563	No
256	GOM_NL__2PRFIN20041003_142211_000000472030_00483_13563_4630.N1	03-OCT-2004 14:22:11	Dark	46.500	9	Alp Eri	0.45300	24000.	93	13563	No
257	GOM_NL__2PRFIN20041003_142400_000000532030_00483_13563_4631.N1	03-OCT-2004 14:24:00	Straylight	52.500	157	The1Eri	2.9060	9300.0	105	13563	No
258	GOM_NL__2PRFIN20041003_142724_000000442030_00483_13563_4632.N1	03-OCT-2004 14:27:24	Straylight	44.000	63	Bet Gru	2.1500	2800.0	88	13563	No
259	GOM_NL__2PRFIN20041003_143204_000000472030_00483_13563_4633.N1	03-OCT-2004 14:32:04	Straylight	46.500	18	24Alp PsA	1.1660	9700.0	93	13563	No
260	GOM_NL__2PRFIN20041003_143416_000000582030_00483_13563_4634.N1	03-OCT-2004 14:34:16	Straylight	58.000	52	16Bet Cet	2.0370	4500.0	116	13563	No
261	GOM_NL__2PRFIN20041003_143817_000001522030_00483_13563_4635.N1	03-OCT-2004 14:38:17	Tw_i_and_stray	152.00	165	34Gam Eri	2.9500	3200.0	304	13563	No
262	GOM_NL__2PRFIN20041003_144426_000000392030_00483_13563_4636.N1	03-OCT-2004 14:44:26	Bright	38.500	90	54Alp Peg	2.4870	11000.	77	13563	No
263	GOM_NL__2PRFIN20041003_144800_000000392030_00483_13563_4637.N1	03-OCT-2004 14:48:00	Bright	39.000	93	53Bet Peg	2.5200	3100.0	78	13563	No
264	GOM_NL__2PRFIN20041003_144939_000000592030_00483_13563_4638.N1	03-OCT-2004 14:49:39	Bright	59.000	105	6Bet Ari	2.6450	8900.0	118	13563	No
265	GOM_NL__2PRFIN20041003_145209_000000512030_00483_13563_4639.N1	03-OCT-2004 14:52:09	Bright	50.500	53	43Bet And	2.0480	3300.0	101	13563	No
266	GOM_NL__2PRFIN20041003_145509_000000572030_00483_13563_4640.N1	03-OCT-2004 14:55:09	Bright	57.000	173	4Bet Tri	3.0040	8900.0	114	13563	No
267	GOM_NL__2PRFIN20041003_145716_000000422030_00483_13563_4641.N1	03-OCT-2004 14:57:16	Bright	42.000	74	11Bet Cas	2.2680	6600.0	84	13563	No
268	GOM_NL__2PRFIN20041003_145831_000000432030_00483_13563_4642.N1	03-OCT-2004 14:58:31	Bright	42.500	76	27Gam Cas	2.3000	30000.	85	13563	No
269	GOM_NL__2PRFIN20041003_150207_000000502030_00483_13563_4643.N1	03-OCT-2004 15:02:07	Bright	50.000	160	23Gam Per	2.9300	4700.0	100	13563	No
270	GOM_NL__2PRFIN20041003_150521_000000382030_00483_13563_4644.N1	03-OCT-2004 15:05:21	Bright	38.000	49	1Alp UMi	1.9900	6300.0	76	13563	No
271	GOM_NL__2PRFIN20041003_150736_000000392030_00483_13563_4645.N1	03-OCT-2004 15:07:36	Bright	38.500	60	7Bet UMi	2.0810	3950.0	77	13563	No
272	GOM_NL__2PRFIN20041003_151325_000000362030_00483_13563_4646.N1	03-OCT-2004 15:13:25	Bright	36.000	36	50Alp UMa	1.8000	6300.0	72	13563	No
273	GOM_NL__2PRFIN20041003_151456_000000392030_00483_13563_4647.N1	03-OCT-2004 15:14:56	Bright	38.500	82	48Bet UMa	2.3650	10600.	77	13563	No
274	GOM_NL__2PRFIN20041003_151810_000000382030_00483_13563_4648.N1	03-OCT-2004 15:18:10	Bright	37.500	174	52Psi UMa	3.0040	4400.0	75	13563	No
275	GOM_NL__2PRFIN20041003_152015_000001032030_00483_13563_4649.N1	03-OCT-2004 15:20:15	Bright	102.50	107	37The Aur	2.6490	11000.	205	13563	No
276	GOM_NL__2PRFIN20041003_152336_000000632030_00483_13563_4650.N1	03-OCT-2004 15:23:36	Bright	63.000	24	66Alp Gem	1.5800	10200.	126	13563	No
277	GOM_NL__2PRFIN20041003_152857_000001212030_00483_13563_4651.N1	03-OCT-2004 15:28:57	Straylight	121.00	170	27Eps Gem	3.0000	9700.0	242	13563	No
278	GOM_NL__2PRFIN20041003_153508_000000932030_00483_13563_4652.N1	03-OCT-2004 15:35:08	Dark	93.000	8	10Alp CMi	0.40000	6500.0	186	13563	No

279	GOM_NL__2PRFIN20041003_154158_000000512030_00483_13563_4653.N1	03-OCT-2004 15:41:58	Dark	50.500	132	15Rho Pup	2.8030	6900.0	101	13563	No
280	GOM_NL__2PRFIN20041003_154414_000000532030_00483_13563_4654.N1	03-OCT-2004 15:44:14	Dark	53.000	65	Lam Vel	2.2040	4400.0	106	13563	No
281	GOM_NL__2PRFIN20041003_154657_000000452030_00483_13563_4655.N1	03-OCT-2004 15:46:57	Dark	44.500	34	Gam2Vel	1.7930	23000.	89	13563	No
282	GOM_NL__2PRFIN20041003_155215_000000482030_00484_13564_4626.N1	03-OCT-2004 15:52:15	Dark	48.000	2	Alp Car	-0.73600	7000.0	96	13564	No
283	GOM_NL__2PRFIN20041003_155501_000000652030_00484_13564_4627.N1	03-OCT-2004 15:55:01	Dark	64.500	108	Alp Col	2.6520	15200.	129	13564	No
284	GOM_NL__2PRFIN20041003_155901_000000392030_00484_13564_4628.N1	03-OCT-2004 15:59:01	Dark	39.000	135	Bet Hyi	2.8200	5800.0	78	13564	No
285	GOM_NL__2PRFIN20041003_160120_000000412030_00484_13564_4629.N1	03-OCT-2004 16:01:20	Dark	41.000	143	Alp Hyi	2.8570	7200.0	82	13564	No
286	GOM_NL__2PRFIN20041003_160247_000000442030_00484_13564_4630.N1	03-OCT-2004 16:02:47	Dark	43.500	9	Alp Eri	0.45300	24000.	87	13564	No
287	GOM_NL__2PRFIN20041003_160436_000000522030_00484_13564_4631.N1	03-OCT-2004 16:04:36	Straylight	52.000	157	The1Eri	2.9060	9300.0	104	13564	No
288	GOM_NL__2PRFIN20041003_160800_000000502030_00484_13564_4632.N1	03-OCT-2004 16:08:00	Straylight	50.000	63	Bet Gru	2.1500	2800.0	100	13564	No
289	GOM_NL__2PRFIN20041003_161240_000000452030_00484_13564_4633.N1	03-OCT-2004 16:12:40	Straylight	45.000	18	24Alp PsA	1.1660	9700.0	90	13564	No
290	GOM_NL__2PRFIN20041003_161454_000000522030_00484_13564_4634.N1	03-OCT-2004 16:14:54	Straylight	51.500	52	16Bet Cet	2.0370	4500.0	103	13564	No
291	GOM_NL__2PRFIN20041003_161850_000001522030_00484_13564_4635.N1	03-OCT-2004 16:18:50	Tw_i_and_stray	152.00	165	34Gam Eri	2.9500	3200.0	304	13564	No
292	GOM_NL__2PRFIN20041003_162500_000000422030_00484_13564_4636.N1	03-OCT-2004 16:25:00	Bright	41.500	90	54Alp Peg	2.4870	11000.	83	13564	No
293	GOM_NL__2PRFIN20041003_162836_000000412030_00484_13564_4637.N1	03-OCT-2004 16:28:36	Bright	40.500	93	53Bet Peg	2.5200	3100.0	81	13564	No
294	GOM_NL__2PRFIN20041003_163014_000000592030_00484_13564_4638.N1	03-OCT-2004 16:30:14	Bright	58.500	105	6Bet Ari	2.6450	8900.0	117	13564	No
295	GOM_NL__2PRFIN20041003_163244_000000512030_00484_13564_4639.N1	03-OCT-2004 16:32:44	Bright	51.000	53	43Bet And	2.0480	3300.0	102	13564	No
296	GOM_NL__2PRFIN20041003_163543_000000582030_00484_13564_4640.N1	03-OCT-2004 16:35:43	Bright	57.500	173	4Bet Tri	3.0040	8900.0	115	13564	No
297	GOM_NL__2PRFIN20041003_163752_000000412030_00484_13564_4641.N1	03-OCT-2004 16:37:52	Bright	41.000	74	11Bet Cas	2.2680	6600.0	82	13564	No
298	GOM_NL__2PRFIN20041003_163907_000000422030_00484_13564_4642.N1	03-OCT-2004 16:39:07	Bright	41.500	76	27Gam Cas	2.3000	30000.	83	13564	No
299	GOM_NL__2PRFIN20041003_164243_000000512030_00484_13564_4643.N1	03-OCT-2004 16:42:43	Bright	51.000	160	23Gam Per	2.9300	4700.0	102	13564	No
300	GOM_NL__2PRFIN20041003_164600_000000382030_00484_13564_4644.N1	03-OCT-2004 16:46:00	Bright	37.500	49	1Alp UMi	1.9900	6300.0	75	13564	No
301	GOM_NL__2PRFIN20041003_164814_000000402030_00484_13564_4645.N1	03-OCT-2004 16:48:14	Bright	40.000	60	7Bet UMi	2.0810	3950.0	80	13564	No
302	GOM_NL__2PRFIN20041003_165401_000000402030_00484_13564_4646.N1	03-OCT-2004 16:54:01	Bright	39.500	36	50Alp UMa	1.8000	6300.0	79	13564	No
303	GOM_NL__2PRFIN20041003_165532_000000522030_00484_13564_4647.N1	03-OCT-2004 16:55:32	Bright	52.000	82	48Bet UMa	2.3650	10600.	104	13564	No
304	GOM_NL__2PRFIN20041003_165845_000000402030_00484_13564_4648.N1	03-OCT-2004 16:58:45	Bright	39.500	174	52Psi UMa	3.0040	4400.0	79	13564	No
305	GOM_NL__2PRFIN20041003_170051_000001022030_00484_13564_4649.N1	03-OCT-2004 17:00:51	Bright	102.00	107	37The Aur	2.6490	11000.	204	13564	No
306	GOM_NL__2PRFIN20041003_170412_000000632030_00484_13564_4650.N1	03-OCT-2004 17:04:12	Bright	63.000	24	66Alp Gem	1.5800	10200.	126	13564	No
307	GOM_NL__2PRFIN20041003_170933_000001182030_00484_13564_4651.N1	03-OCT-2004 17:09:33	Straylight	117.50	170	27Eps Gem	3.0000	9700.0	235	13564	No
308	GOM_NL__2PRFIN20041003_171545_000000792030_00484_13564_4652.N1	03-OCT-2004 17:15:45	Dark	79.000	8	10Alp CMi	0.40000	6500.0	158	13564	No
309	GOM_NL__2PRFIN20041003_172234_000000522030_00484_13564_4653.N1	03-OCT-2004 17:22:34	Dark	52.000	132	15Rho Pup	2.8030	6900.0	104	13564	No
310	GOM_NL__2PRFIN20041003_172451_000000512030_00484_13564_4654.N1	03-OCT-2004 17:24:51	Dark	51.000	65	Lam Vel	2.2040	4400.0	102	13564	No
311	GOM_NL__2PRFIN20041003_172734_000000432030_00484_13564_4655.N1	03-OCT-2004 17:27:34	Dark	42.500	34	Gam2Vel	1.7930	23000.	85	13564	No
312	GOM_NL__2PRFIN20041003_173252_000000512030_00485_13565_4626.N1	03-OCT-2004 17:32:52	Dark	51.000	2	Alp Car	-0.73600	7000.0	102	13565	No
313	GOM_NL__2PRFIN20041003_173539_000000632030_00485_13565_4627.N1	03-OCT-2004 17:35:39	Dark	63.000	108	Alp Col	2.6520	15200.	126	13565	No
314	GOM_NL__2PRFIN20041003_173936_000000412030_00485_13565_4628.N1	03-OCT-2004 17:39:36	Dark	40.500	135	Bet Hyi	2.8200	5800.0	81	13565	No
315	GOM_NL__2PRFIN20041003_174156_000000412030_00485_13565_4629.N1	03-OCT-2004 17:41:56	Dark	41.000	143	Alp Hyi	2.8570	7200.0	82	13565	No
316	GOM_NL__2PRFIN20041003_174324_000000422030_00485_13565_4630.N1	03-OCT-2004 17:43:24	Dark	42.000	9	Alp Eri	0.45300	24000.	84	13565	No
317	GOM_NL__2PRFIN20041003_174513_000000532030_00485_13565_4631.N1	03-OCT-2004 17:45:13	Straylight	52.500	157	The1Eri	2.9060	9300.0	105	13565	No
318	GOM_NL__2PRFIN20041003_174841_000000502030_00485_13565_4632.N1	03-OCT-2004 17:48:41	Straylight	50.000	84	Alp Phe	2.3970	4500.0	100	13565	No
319	GOM_NL__2PRFIN20041003_175316_000000452030_00485_13565_4633.N1	03-OCT-2004 17:53:16	Straylight	45.000	18	24Alp PsA	1.1660	9700.0	90	13565	No
320	GOM_NL__2PRFIN20041003_175530_000000512030_00485_13565_4634.N1	03-OCT-2004 17:55:30	Straylight	51.000	52	16Bet Cet	2.0370	4500.0	102	13565	No
321	GOM_NL__2PRFIN20041003_175924_000001772030_00485_13565_4635.N1	03-OCT-2004 17:59:24	Tw_i_and_stray	177.00	165	34Gam Eri	2.9500	3200.0	354	13565	No
322	GOM_NL__2PRFIN20041003_180536_000000412030_00485_13565_4636.N1	03-OCT-2004 18:05:36	Bright	41.000	90	54Alp Peg	2.4870	11000.	82	13565	No
323	GOM_NL__2PRFIN20041003_180914_000000412030_00485_13565_4637.N1	03-OCT-2004 18:09:14	Bright	41.000	93	53Bet Peg	2.5200	3100.0	82	13565	No
324	GOM_NL__2PRFIN20041003_181319_000000502030_00485_13565_4638.N1	03-OCT-2004 18:13:19	Bright	50.000	53	43Bet And	2.0480	3300.0	100	13565	No
325	GOM_NL__2PRFIN20041003_181618_000000592030_00485_13565_4639.N1	03-OCT-2004 18:16:18	Bright	58.500	173	4Bet Tri	3.0040	8900.0	117	13565	No
326	GOM_NL__2PRFIN20041003_182318_000000532030_00485_13565_4640.N1	03-OCT-2004 18:23:18	Bright	52.500	160	23Gam Per	2.9300	4700.0	105	13565	No
327	GOM_NL__2PRFIN20041003_182635_000000382030_00485_13565_4641.N1	03-OCT-2004 18:26:35	Bright	38.000	49	1Alp UMi	1.9900	6300.0	76	13565	No
328	GOM_NL__2PRFIN20041003_182851_000000402030_00485_13565_4642.N1	03-OCT-2004 18:28:51	Bright	40.000	60	7Bet UMi	2.0810	3950.0	80	13565	No
329	GOM_NL__2PRFIN20041003_183438_000000392030_00485_13565_4643.N1	03-OCT-2004 18:34:38	Bright	38.500	36	50Alp UMa	1.8000	6300.0	77	13565	No
330	GOM_NL__2PRFIN20041003_183608_000000522030_00485_13565_4644.N1	03-OCT-2004 18:36:08	Bright	52.000	82	48Bet UMa	2.3650	10600.	104	13565	No
331	GOM_NL__2PRFIN20041003_183923_000000372030_00485_13565_4645.N1	03-OCT-2004 18:39:23	Bright	37.000	174	52Psi UMa	3.0040	4400.0	74	13565	No
332	GOM_NL__2PRFIN20041003_184126_000001042030_00485_13565_4646.N1	03-OCT-2004 18:41:26	Bright	103.50	107	37The Aur	2.6490	11000.	207	13565	No
333	GOM_NL__2PRFIN20041003_184449_000000632030_00485_13565_4647.N1	03-OCT-2004 18:44:49	Bright	63.000	24	66Alp Gem	1.5800	10200.	126	13565	No
334	GOM_NL__2PRFIN20041003_185011_000001262030_00485_13565_4648.N1	03-OCT-2004 18:50:11	Straylight	126.00	170	27Eps Gem	3.0000	9700.0	252	13565	No
335	GOM_NL__2PRFIN20041003_185622_000000902030_00485_13565_4649.N1	03-OCT-2004 18:56:22	Dark	90.000	8	10Alp CMi	0.40000	6500.0	180	13565	No
336	GOM_NL__2PRFIN20041003_190311_000000482030_00485_13565_4650.N1	03-OCT-2004 19:03:11	Dark	48.000	132	15Rho Pup	2.8030	6900.0	96	13565	No
337	GOM_NL__2PRFIN20041003_190527_000000452030_00485_13565_4651.N1	03-OCT-2004 19:05:27	Dark	45.000	65	Lam Vel	2.2040	4400.0	90	13565	No

338	GOM_NL__2PRFIN20041003_190654_000000472030_00485_13565_4652.N1	03-OCT-2004 19:06:54	Dark	46.500	70	Zet Pup	2.2460	39000.	93	13565	No
339	GOM_NL__2PRFIN20041003_191329_000000572030_00486_13566_4626.N1	03-OCT-2004 19:13:29	Dark	57.000	2	Alp Car	-0.73600	7000.0	114	13566	No
340	GOM_NL__2PRFIN20041003_191616_000000652030_00486_13566_4627.N1	03-OCT-2004 19:16:16	Dark	64.500	108	Alp Col	2.6520	15200.	129	13566	No
341	GOM_NL__2PRFIN20041003_192013_000000382030_00486_13566_4628.N1	03-OCT-2004 19:20:13	Dark	38.000	135	Bet Hyi	2.8200	5800.0	76	13566	No
342	GOM_NL__2PRFIN20041003_192233_000000432030_00486_13566_4629.N1	03-OCT-2004 19:22:33	Dark	42.500	143	Alp Hyi	2.8570	7200.0	85	13566	No
343	GOM_NL__2PRFIN20041003_192400_000000482030_00486_13566_4630.N1	03-OCT-2004 19:24:00	Dark	48.000	9	Alp Eri	0.45300	24000.	96	13566	No
344	GOM_NL__2PRFIN20041003_192549_000000552030_00486_13566_4631.N1	03-OCT-2004 19:25:49	Straylight	54.500	157	The1Eri	2.9060	9300.0	109	13566	No
345	GOM_NL__2PRFIN20041003_192917_000000472030_00486_13566_4632.N1	03-OCT-2004 19:29:17	Straylight	47.000	84	Alp Phe	2.3970	4500.0	94	13566	No
346	GOM_NL__2PRFIN20041003_193352_000000452030_00486_13566_4633.N1	03-OCT-2004 19:33:52	Straylight	45.000	18	24Alp PsA	1.1660	9700.0	90	13566	No
347	GOM_NL__2PRFIN20041003_193607_000000492030_00486_13566_4634.N1	03-OCT-2004 19:36:07	Straylight	49.000	52	16Bet Cet	2.0370	4500.0	98	13566	No
348	GOM_NL__2PRFIN20041003_193957_000001772030_00486_13566_4635.N1	03-OCT-2004 19:39:57	Tw_i_and_stray	177.00	165	34Gam Eri	2.9500	3200.0	354	13566	No
349	GOM_NL__2PRFIN20041003_194614_000000382030_00486_13566_4636.N1	03-OCT-2004 19:46:14	Bright	38.000	90	54Alp Peg	2.4870	11000.	76	13566	No
350	GOM_NL__2PRFIN20041003_194951_000000382030_00486_13566_4637.N1	03-OCT-2004 19:49:51	Bright	37.500	93	53Bet Peg	2.5200	3100.0	75	13566	No
351	GOM_NL__2PRFIN20041003_195355_000000462030_00486_13566_4638.N1	03-OCT-2004 19:53:55	Bright	46.000	53	43Bet And	2.0480	3300.0	92	13566	No
352	GOM_NL__2PRFIN20041003_195653_000000572030_00486_13566_4639.N1	03-OCT-2004 19:56:53	Bright	57.000	173	4Bet Tri	3.0040	8900.0	114	13566	No
353	GOM_NL__2PRFIN20041003_200352_000000512030_00486_13566_4640.N1	03-OCT-2004 20:03:52	Bright	50.500	160	23Gam Per	2.9300	4700.0	101	13566	No
354	GOM_NL__2PRFIN20041003_200712_000000382030_00486_13566_4641.N1	03-OCT-2004 20:07:12	Bright	37.500	49	1Alp UMi	1.9900	6300.0	75	13566	No
355	GOM_NL__2PRFIN20041003_200927_000000392030_00486_13566_4642.N1	03-OCT-2004 20:09:27	Bright	38.500	60	7Bet UMi	2.0810	3950.0	77	13566	No
356	GOM_NL__2PRFIN20041003_201514_000000392030_00486_13566_4643.N1	03-OCT-2004 20:15:14	Bright	38.500	36	50Alp UMa	1.8000	6300.0	77	13566	No
357	GOM_NL__2PRFIN20041003_201644_000000502030_00486_13566_4644.N1	03-OCT-2004 20:16:44	Bright	50.000	82	48Bet UMa	2.3650	10600.	100	13566	No
358	GOM_NL__2PRFIN20041003_201959_000000382030_00486_13566_4645.N1	03-OCT-2004 20:19:59	Bright	38.000	174	52Psi UMa	3.0040	4400.0	76	13566	No
359	GOM_NL__2PRFIN20041003_202201_000001022030_00486_13566_4646.N1	03-OCT-2004 20:22:01	Bright	101.50	107	37The Aur	2.6490	11000.	203	13566	No
360	GOM_NL__2PRFIN20041003_202525_000000622030_00486_13566_4647.N1	03-OCT-2004 20:25:25	Bright	62.000	24	66Alp Gem	1.5800	10200.	124	13566	No
361	GOM_NL__2PRFIN20041003_203048_000001302030_00486_13566_4648.N1	03-OCT-2004 20:30:48	Straylight	129.50	170	27Eps Gem	3.0000	9700.0	259	13566	No
362	GOM_NL__2PRFIN20041003_203659_000000922030_00486_13566_4649.N1	03-OCT-2004 20:36:59	Dark	91.500	8	10Alp CMi	0.40000	6500.0	183	13566	No
363	GOM_NL__2PRFIN20041003_204349_000000532030_00486_13566_4650.N1	03-OCT-2004 20:43:49	Dark	52.500	132	15Rho Pup	2.8030	6900.0	105	13566	No
364	GOM_NL__2PRFIN20041003_204604_000000452030_00486_13566_4651.N1	03-OCT-2004 20:46:04	Dark	45.000	65	Lam Vel	2.2040	4400.0	90	13566	No
365	GOM_NL__2PRFIN20041003_204731_000000442030_00486_13566_4652.N1	03-OCT-2004 20:47:31	Dark	44.000	70	Zet Pup	2.2460	39000.	88	13566	No
366	GOM_NL__2PRFIN20041003_205405_000000482030_00487_13567_4910.N1	03-OCT-2004 20:54:05	Dark	48.000	2	Alp Car	-0.73600	7000.0	96	13567	No
367	GOM_NL__2PRFIN20041003_205653_000000662030_00487_13567_4911.N1	03-OCT-2004 20:56:53	Dark	66.000	108	Alp Col	2.6520	15200.	132	13567	No
368	GOM_NL__2PRFIN20041003_210049_000000382030_00487_13567_4912.N1	03-OCT-2004 21:00:49	Dark	38.000	135	Bet Hyi	2.8200	5800.0	76	13567	No
369	GOM_NL__2PRFIN20041003_210309_000000402030_00487_13567_4913.N1	03-OCT-2004 21:03:09	Dark	40.000	143	Alp Hyi	2.8570	7200.0	80	13567	No
370	GOM_NL__2PRFIN20041003_210437_000000542030_00487_13567_4914.N1	03-OCT-2004 21:04:37	Dark	54.000	9	Alp Eri	0.45300	24000.	108	13567	No
371	GOM_NL__2PRFIN20041003_210626_000000552030_00487_13567_4915.N1	03-OCT-2004 21:06:26	Straylight	54.500	157	The1Eri	2.9060	9300.0	109	13567	No
372	GOM_NL__2PRFIN20041003_210954_000000412030_00487_13567_4916.N1	03-OCT-2004 21:09:54	Straylight	40.500	84	Alp Phe	2.3970	4500.0	81	13567	No
373	GOM_NL__2PRFIN20041003_211429_000000502030_00487_13567_4917.N1	03-OCT-2004 21:14:29	Straylight	49.500	18	24Alp PsA	1.1660	9700.0	99	13567	No
374	GOM_NL__2PRFIN20041003_211643_000000502030_00487_13567_4918.N1	03-OCT-2004 21:16:43	Straylight	49.500	52	16Bet Cet	2.0370	4500.0	99	13567	No
375	GOM_NL__2PRFIN20041003_212030_000001772030_00487_13567_4919.N1	03-OCT-2004 21:20:30	Tw_i_and_stray	177.00	165	34Gam Eri	2.9500	3200.0	354	13567	No
376	GOM_NL__2PRFIN20041003_212651_000000392030_00487_13567_4920.N1	03-OCT-2004 21:26:51	Bright	38.500	90	54Alp Peg	2.4870	11000.	77	13567	No
377	GOM_NL__2PRFIN20041003_213027_000000412030_00487_13567_4921.N1	03-OCT-2004 21:30:27	Bright	40.500	93	53Bet Peg	2.5200	3100.0	81	13567	No
378	GOM_NL__2PRFIN20041003_213430_000000482030_00487_13567_4922.N1	03-OCT-2004 21:34:30	Bright	47.500	53	43Bet And	2.0480	3300.0	95	13567	No
379	GOM_NL__2PRFIN20041003_213728_000000572030_00487_13567_4923.N1	03-OCT-2004 21:37:28	Bright	56.500	173	4Bet Tri	3.0040	8900.0	113	13567	No
380	GOM_NL__2PRFIN20041003_214427_000000492030_00487_13567_4924.N1	03-OCT-2004 21:44:27	Bright	49.000	160	23Gam Per	2.9300	4700.0	98	13567	No
381	GOM_NL__2PRFIN20041003_214748_000000382030_00487_13567_4925.N1	03-OCT-2004 21:47:48	Bright	38.000	49	1Alp UMi	1.9900	6300.0	76	13567	No
382	GOM_NL__2PRFIN20041003_215004_000000392030_00487_13567_4926.N1	03-OCT-2004 21:50:04	Bright	38.500	60	7Bet UMi	2.0810	3950.0	77	13567	No
383	GOM_NL__2PRFIN20041003_215550_000000372030_00487_13567_4927.N1	03-OCT-2004 21:55:50	Bright	36.500	36	50Alp UMa	1.8000	6300.0	73	13567	No
384	GOM_NL__2PRFIN20041003_215720_000000522030_00487_13567_4928.N1	03-OCT-2004 21:57:20	Bright	52.000	82	48Bet UMa	2.3650	10600.	104	13567	No
385	GOM_NL__2PRFIN20041003_220033_000000382030_00487_13567_4929.N1	03-OCT-2004 22:00:33	Bright	38.000	174	52Psi UMa	3.0040	4400.0	76	13567	No
386	GOM_NL__2PRFIN20041003_220237_000001022030_00487_13567_4930.N1	03-OCT-2004 22:02:37	Bright	102.00	107	37The Aur	2.6490	11000.	204	13567	No
387	GOM_NL__2PRFIN20041003_220600_000000602030_00487_13567_4931.N1	03-OCT-2004 22:06:00	Bright	60.000	24	66Alp Gem	1.5800	10200.	120	13567	No
388	GOM_NL__2PRFIN20041003_221125_000001212030_00487_13567_4932.N1	03-OCT-2004 22:11:25	Straylight	121.00	170	27Eps Gem	3.0000	9700.0	242	13567	No
389	GOM_NL__2PRFIN20041003_221736_000000772030_00487_13567_4933.N1	03-OCT-2004 22:17:36	Dark	77.000	8	10Alp CMi	0.40000	6500.0	154	13567	No
390	GOM_NL__2PRFIN20041003_222426_000000512030_00487_13567_4934.N1	03-OCT-2004 22:24:26	Dark	50.500	132	15Rho Pup	2.8030	6900.0	101	13567	No
391	GOM_NL__2PRFIN20041003_222640_000000412030_00487_13567_4935.N1	03-OCT-2004 22:26:40	Dark	41.000	65	Lam Vel	2.2040	4400.0	82	13567	No
392	GOM_NL__2PRFIN20041003_222808_000000452030_00487_13567_4936.N1	03-OCT-2004 22:28:08	Dark	45.000	70	Zet Pup	2.2460	39000.	90	13567	No
393	GOM_NL__2PRFIN20041003_223442_000000602030_00488_13568_4669.N1	03-OCT-2004 22:34:42	Dark	59.500	2	Alp Car	-0.73600	7000.0	119	13568	No
394	GOM_NL__2PRFIN20041003_223730_000000662030_00488_13568_4670.N1	03-OCT-2004 22:37:30	Dark	66.000	108	Alp Col	2.6520	15200.	132	13568	No
395	GOM_NL__2PRFIN20041003_224125_000000402030_00488_13568_4671.N1	03-OCT-2004 22:41:25	Dark	39.500	135	Bet Hyi	2.8200	5800.0	79	13568	No
396	GOM_NL__2PRFIN20041003_224345_000000402030_00488_13568_4672.N1	03-OCT-2004 22:43:45	Dark	39.500	143	Alp Hyi	2.8570	7200.0	79	13568	No

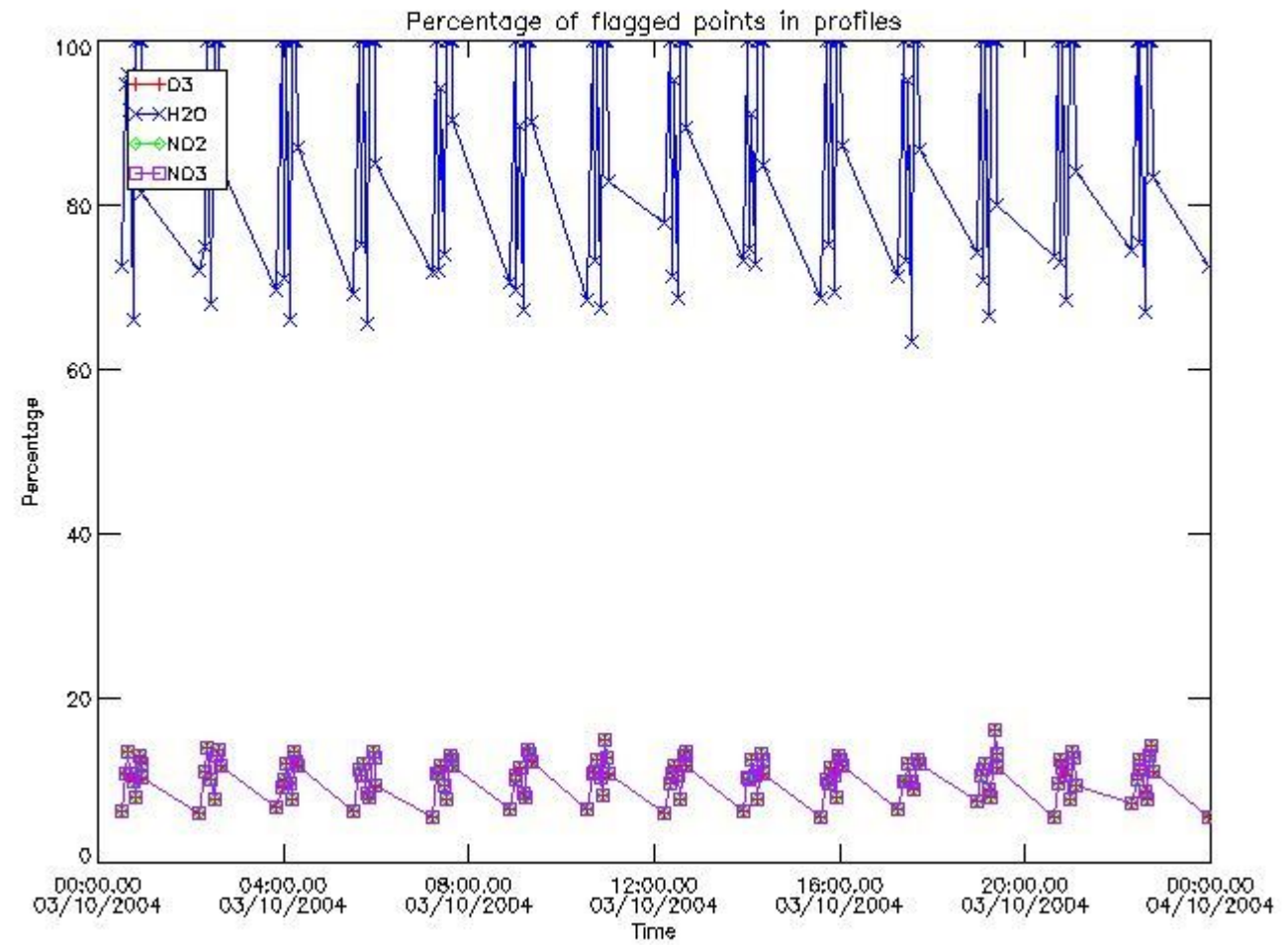


397	GOM_NL__2PRFIN20041003_224513_000000462030_00488_13568_4673.N1	03-OCT-2004 22:45:13	Dark	45.500	9	Alp Eri	0.45300	24000.	91	13568	No
398	GOM_NL__2PRFIN20041003_224703_000000512030_00488_13568_4674.N1	03-OCT-2004 22:47:03	Straylight	50.500	157	The1Eri	2.9060	9300.0	101	13568	No
399	GOM_NL__2PRFIN20041003_225029_000000462030_00488_13568_4675.N1	03-OCT-2004 22:50:29	Straylight	46.000	84	Alp Phe	2.3970	4500.0	92	13568	No
400	GOM_NL__2PRFIN20041003_225504_000000452030_00488_13568_4676.N1	03-OCT-2004 22:55:04	Straylight	44.500	18	24Alp PsA	1.1660	9700.0	89	13568	No
401	GOM_NL__2PRFIN20041003_225719_000000512030_00488_13568_4677.N1	03-OCT-2004 22:57:19	Straylight	50.500	52	16Bet Cet	2.0370	4500.0	101	13568	No
402	GOM_NL__2PRFIN20041003_230104_000001772030_00488_13568_4678.N1	03-OCT-2004 23:01:04	Twilight_stray	177.00	165	34Gam Eri	2.9500	3200.0	354	13568	No
403	GOM_NL__2PRFIN20041003_230726_000000402030_00488_13568_4679.N1	03-OCT-2004 23:07:26	Bright	39.500	90	54Alp Peg	2.4870	11000.	79	13568	No
404	GOM_NL__2PRFIN20041003_231102_000000392030_00488_13568_4680.N1	03-OCT-2004 23:11:02	Bright	39.000	93	53Bet Peg	2.5200	3100.0	78	13568	No
405	GOM_NL__2PRFIN20041003_231505_000000462030_00488_13568_4681.N1	03-OCT-2004 23:15:05	Bright	46.000	53	43Bet And	2.0480	3300.0	92	13568	No
406	GOM_NL__2PRFIN20041003_231802_000000572030_00488_13568_4682.N1	03-OCT-2004 23:18:02	Bright	57.000	173	4Bet Tri	3.0040	8900.0	114	13568	No
407	GOM_NL__2PRFIN20041003_232502_000000492030_00488_13568_4683.N1	03-OCT-2004 23:25:02	Bright	48.500	160	23Gam Per	2.9300	4700.0	97	13568	No
408	GOM_NL__2PRFIN20041003_232824_000000342030_00488_13568_4684.N1	03-OCT-2004 23:28:24	Bright	34.000	49	1Alp UMi	1.9900	6300.0	68	13568	No
409	GOM_NL__2PRFIN20041003_233040_000000412030_00488_13568_4685.N1	03-OCT-2004 23:30:40	Bright	40.500	60	7Bet UMi	2.0810	3950.0	81	13568	No
410	GOM_NL__2PRFIN20041003_233626_000000392030_00488_13568_4686.N1	03-OCT-2004 23:36:26	Bright	39.000	36	50Alp UMa	1.8000	6300.0	78	13568	No
411	GOM_NL__2PRFIN20041003_233756_000000402030_00488_13568_4687.N1	03-OCT-2004 23:37:56	Bright	40.000	82	48Bet UMa	2.3650	10600.	80	13568	No
412	GOM_NL__2PRFIN20041003_234111_000000362030_00488_13568_4688.N1	03-OCT-2004 23:41:11	Bright	36.000	174	52Psi UMa	3.0040	4400.0	72	13568	No
413	GOM_NL__2PRFIN20041003_234312_000001022030_00488_13568_4689.N1	03-OCT-2004 23:43:12	Bright	102.00	107	37The Aur	2.6490	11000.	204	13568	No
414	GOM_NL__2PRFIN20041003_234637_000000652030_00488_13568_4690.N1	03-OCT-2004 23:46:37	Bright	64.500	24	66Alp Gem	1.5800	10200.	129	13568	No
415	GOM_NL__2PRFIN20041003_235202_000001212030_00488_13568_4691.N1	03-OCT-2004 23:52:02	Straylight	120.50	170	27Eps Gem	3.0000	9700.0	241	13568	No
416	GOM_NL__2PRFIN20041003_235813_000000932030_00488_13568_4692.N1	03-OCT-2004 23:58:13	Dark	93.000	8	10Alp CMi	0.40000	6500.0	186	13568	No

### 3. Quality information per product

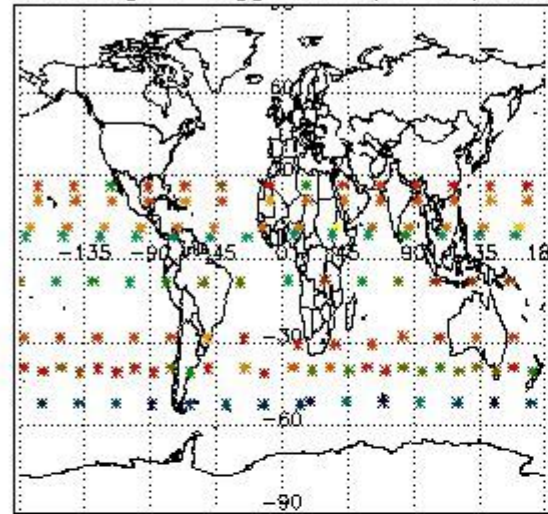
In this section it is plotted some information contained in the Quality Summary data set of the level 2 products. Only products in dark limb conditions and without errors (error flag in the MPH set to "0") are used.

#### 3.1 Plot quality information per product (time dependant)


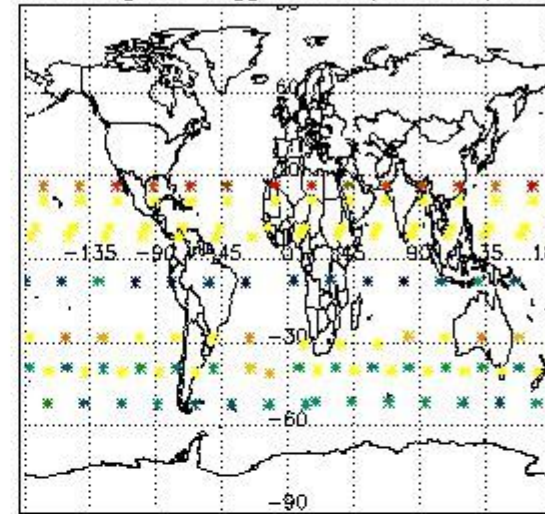


3.2 Plot quality information per product (world map)

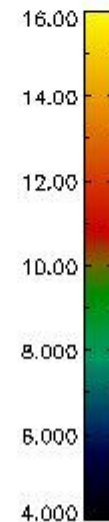
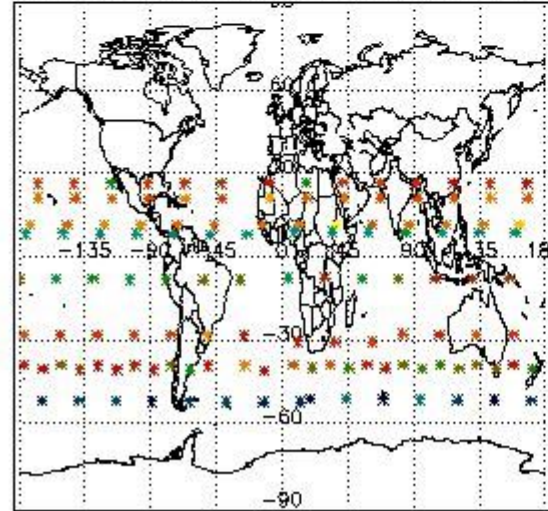
Percentage of flagged data per O3 profile



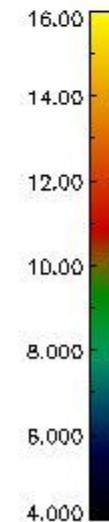
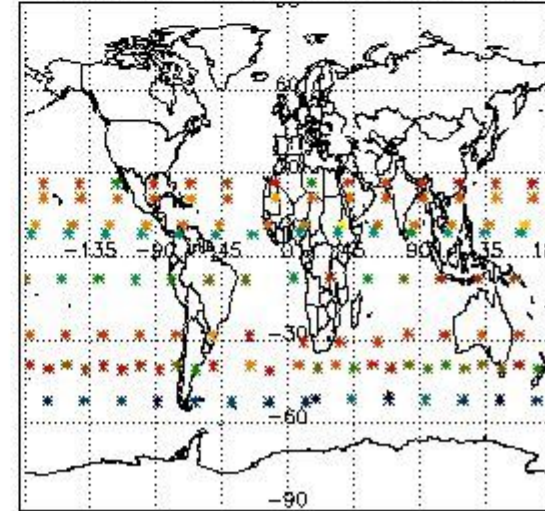
Percentage of flagged data per H2O profile



Percentage of flagged data per NO2 profile



Percentage of flagged data per NO3 profile

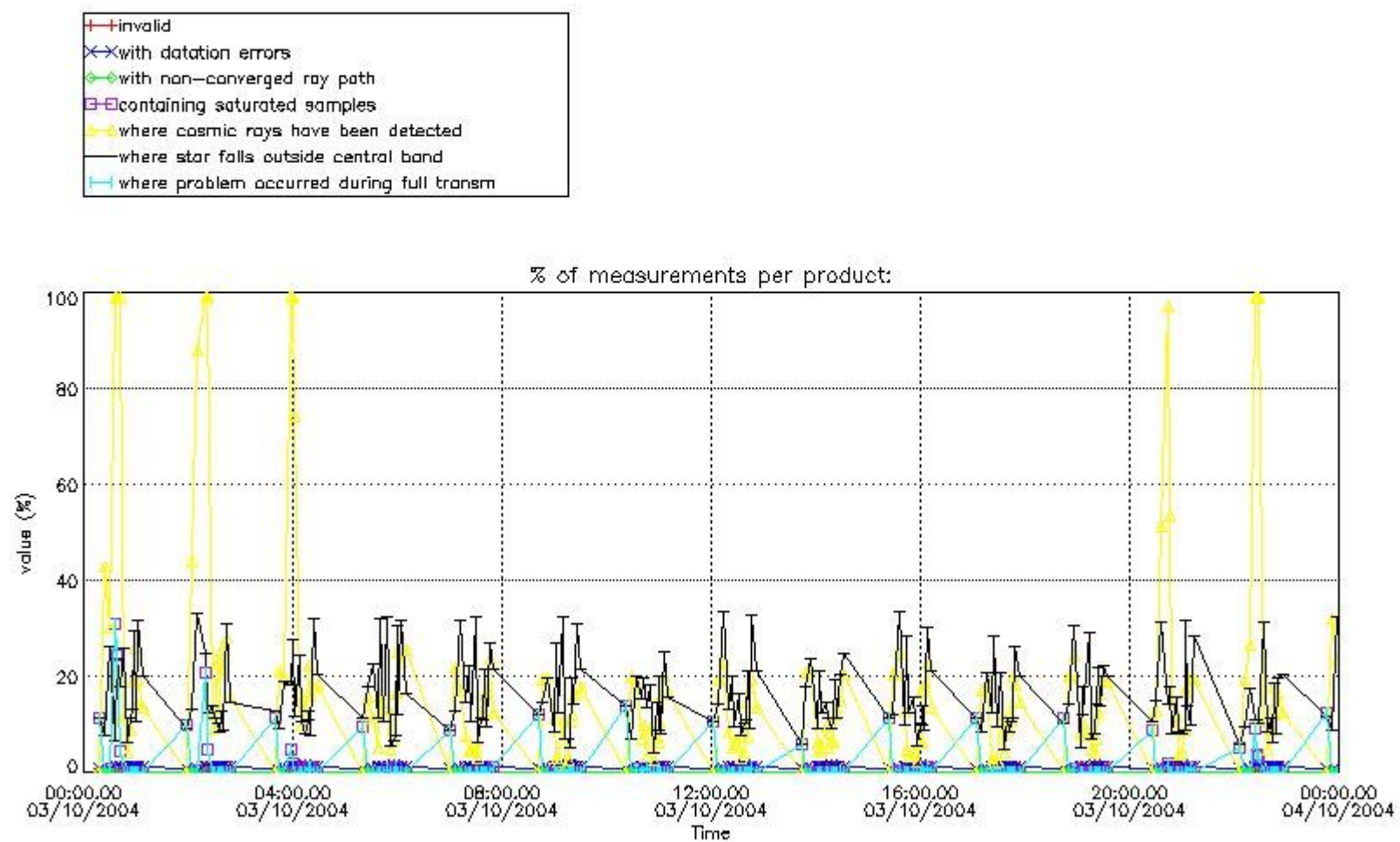


#### 4. Level 1 quality information per product

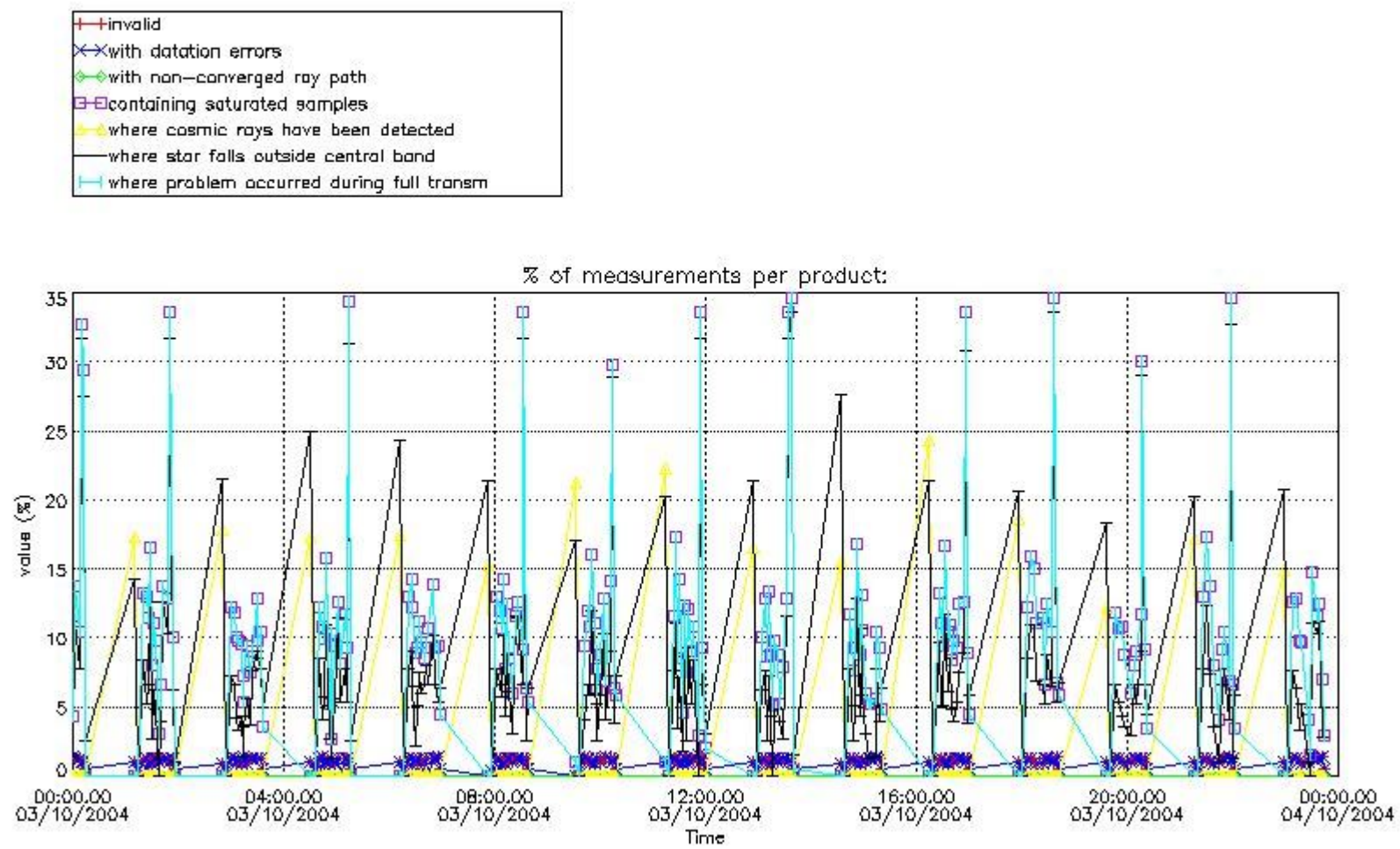
In this section it is plotted some information contained in the Quality Summary data set of the level 2 products that comes from the level 1b processing. Products without errors (error flag in the MPH set to "0") are used.

##### 4.1 Plot quality information per product (time dependant) coming from level 1b processing

###### 4.1.1 Plot level 1 quality information per product (time dependant): ENVISAT ASCENDING passes

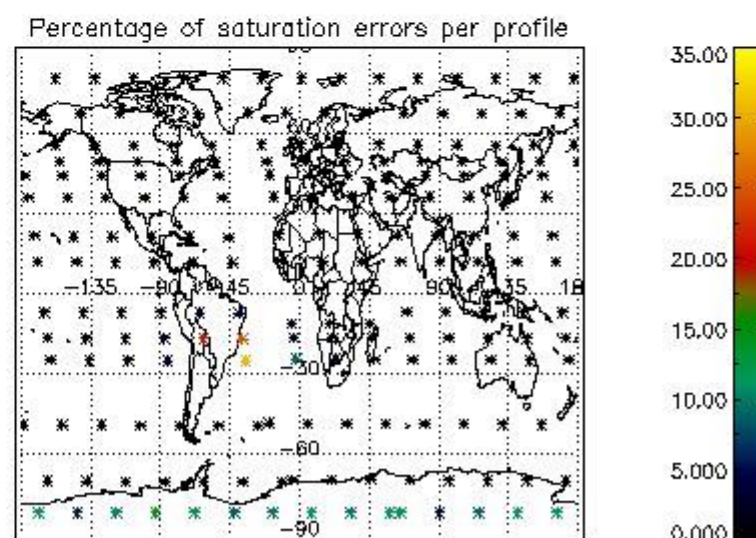
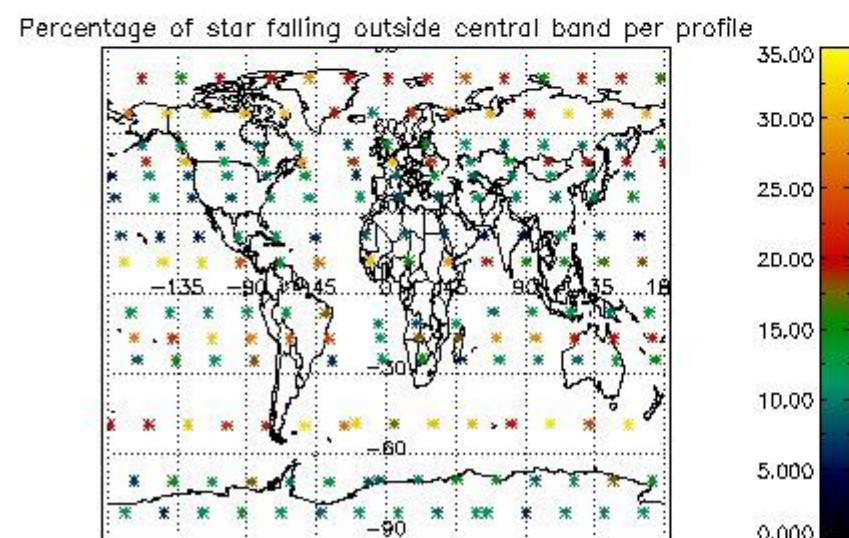
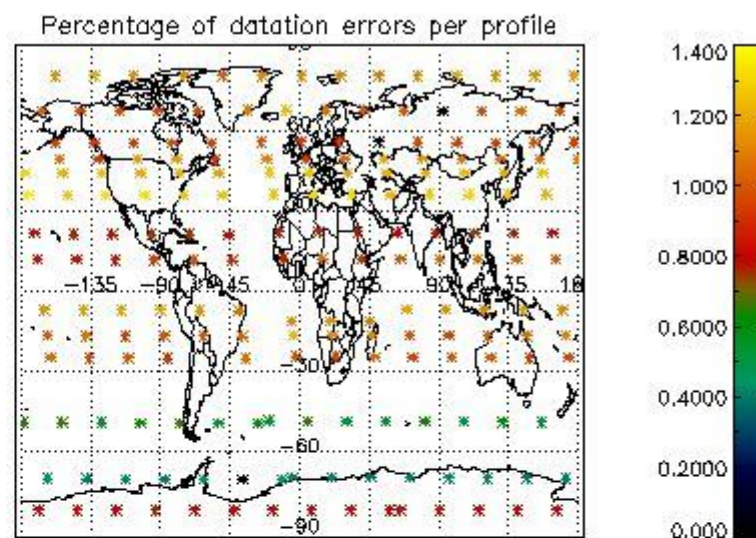
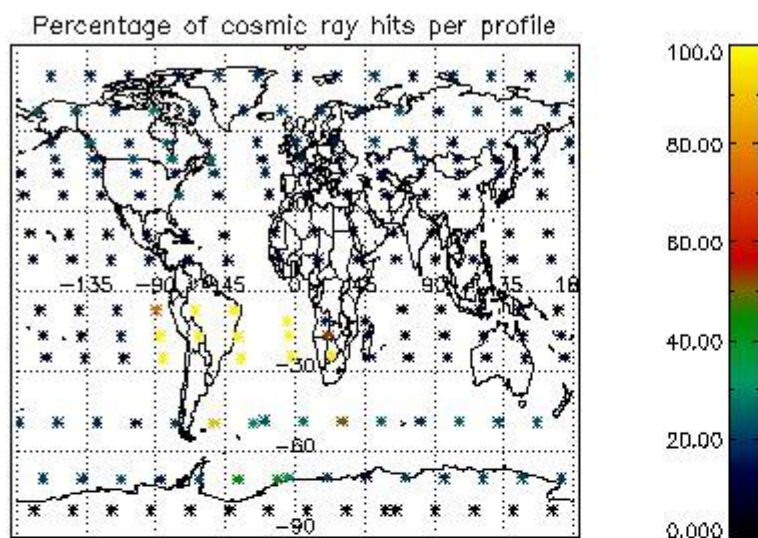


4.1.2 Plot level 1 quality information per product (time dependant): ENVI SAT DESCENDING passes

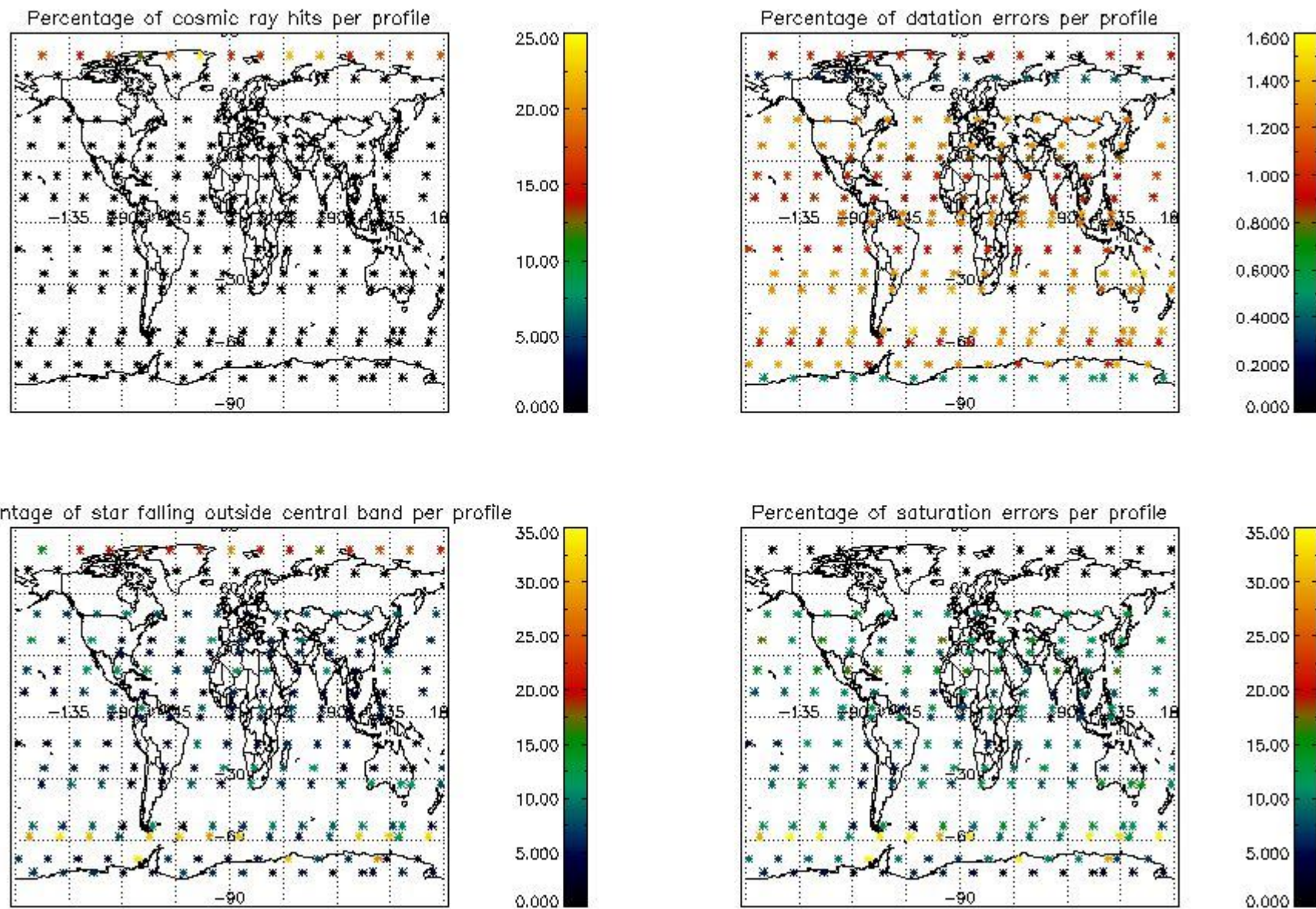


*4.2 Plot quality information per product coming from level 1b processing (world map)*

*4.2.1 Plot level 1 quality information per product (world map): ENVISAT ASCENDING passes*



4.2.2 Plot level 1 quality information per product (world map): ENVISAT DESCENDING passes



## 5. Trace gas profiles

### 5.1 Ozone statistics based on quality of products

The final quality of the products can be "measured" using the STD (Standard Deviation) attached to every point profile. This information is written to the parameter GOM\_NL\_\_2P/NL\_LOCAL\_SPECIES\_DENSITY/o3\_std of the level 2 products. The table below shows the statistics for given STD ranges.

The statistics are given with respect to the overall valid production:

- Products without fatal errors: GOM\_NL\_\_2P/MPH/PRODUCT\_ERR=0
- Valid point profile: GOM\_NL\_\_2P/NL\_LOCAL\_SPECIES\_DENSITY/pcd(0)=0

The 'Criteria' is applied to valid points of dark limb products:

- Products in dark limb illumination condition: GOM\_NL\_\_2P/NL\_SUMMARY\_QUALITY/obs\_ill\_cond=0
- Products without fatal errors: GOM\_NL\_\_2P/MPH/PRODUCT\_ERR=0
- Valid point profile: GOM\_NL\_\_2P/NL\_LOCAL\_SPECIES\_DENSITY/pcd(0)=0

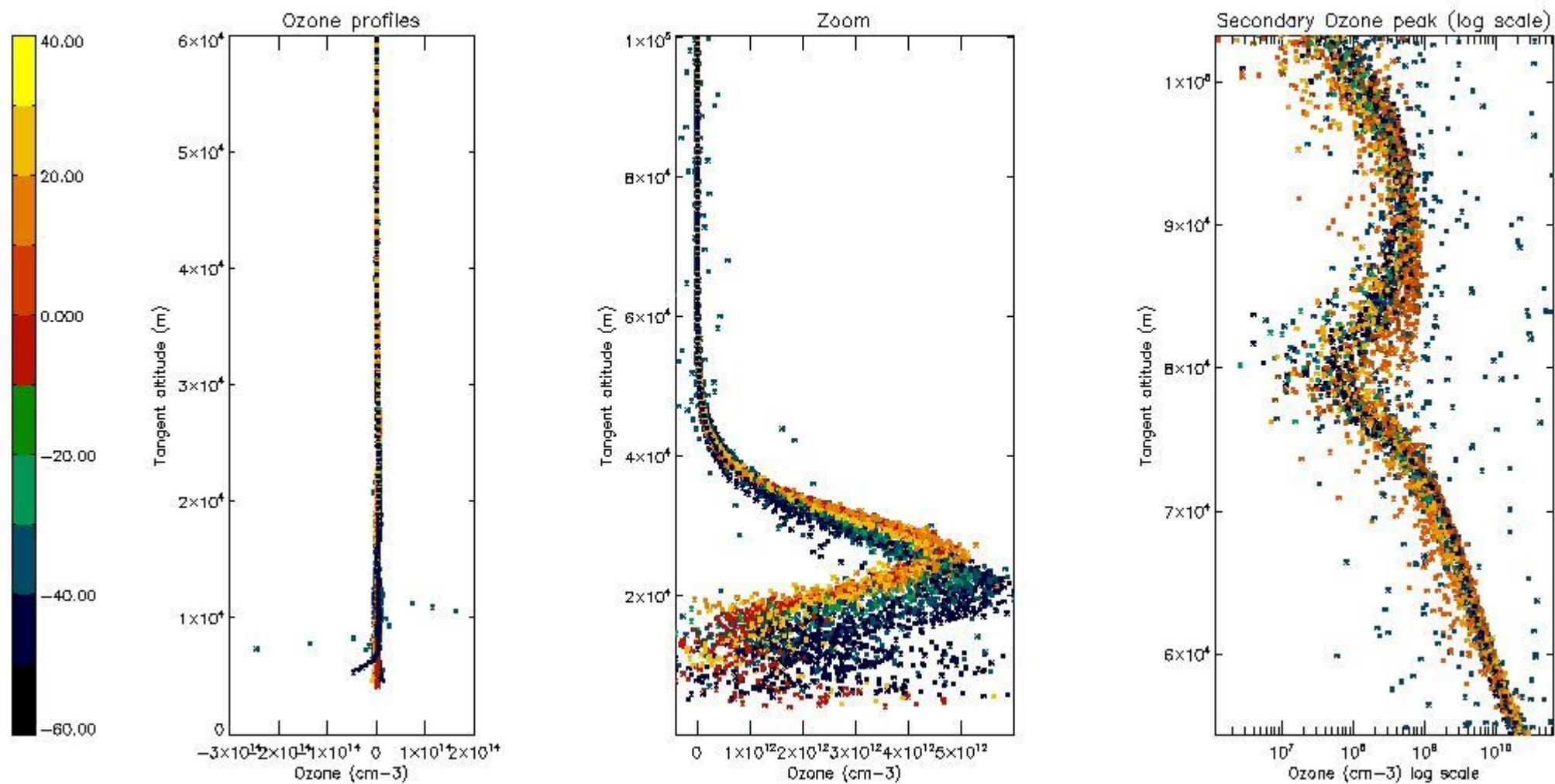
So, the table below shows the percentage of dark limb and valid observations for each criteria with respect to the overall valid daily observations.

Criteria	% of total production
All STD	28
STD < 20	17

STD < 10	14
STD < 5	10

5.2 Plot ozone profiles for all STD (dark without errors)

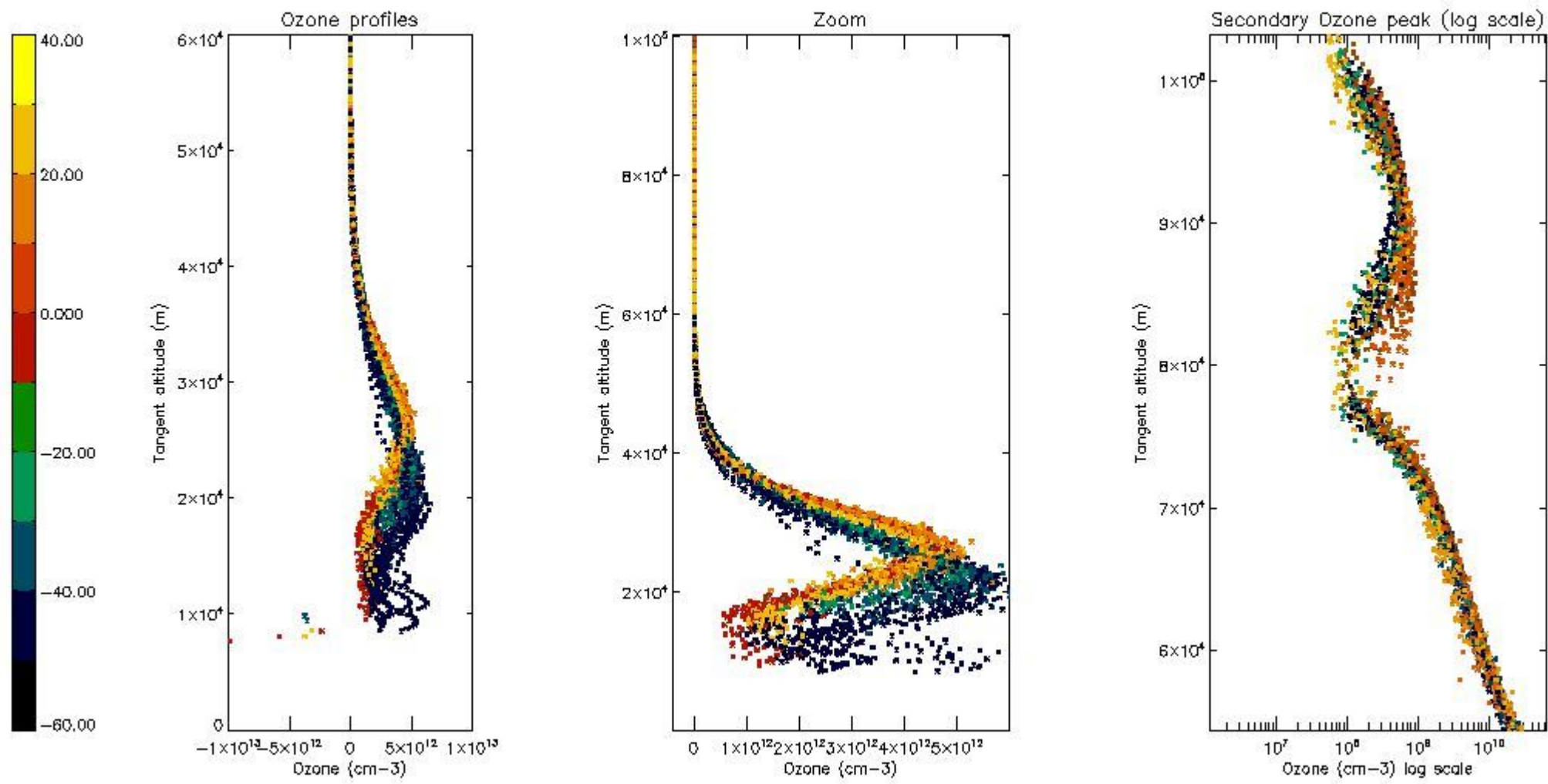
The colorbar represents the latitude.



5.3 Plot ozone profiles where STD < 20% (dark without errors)

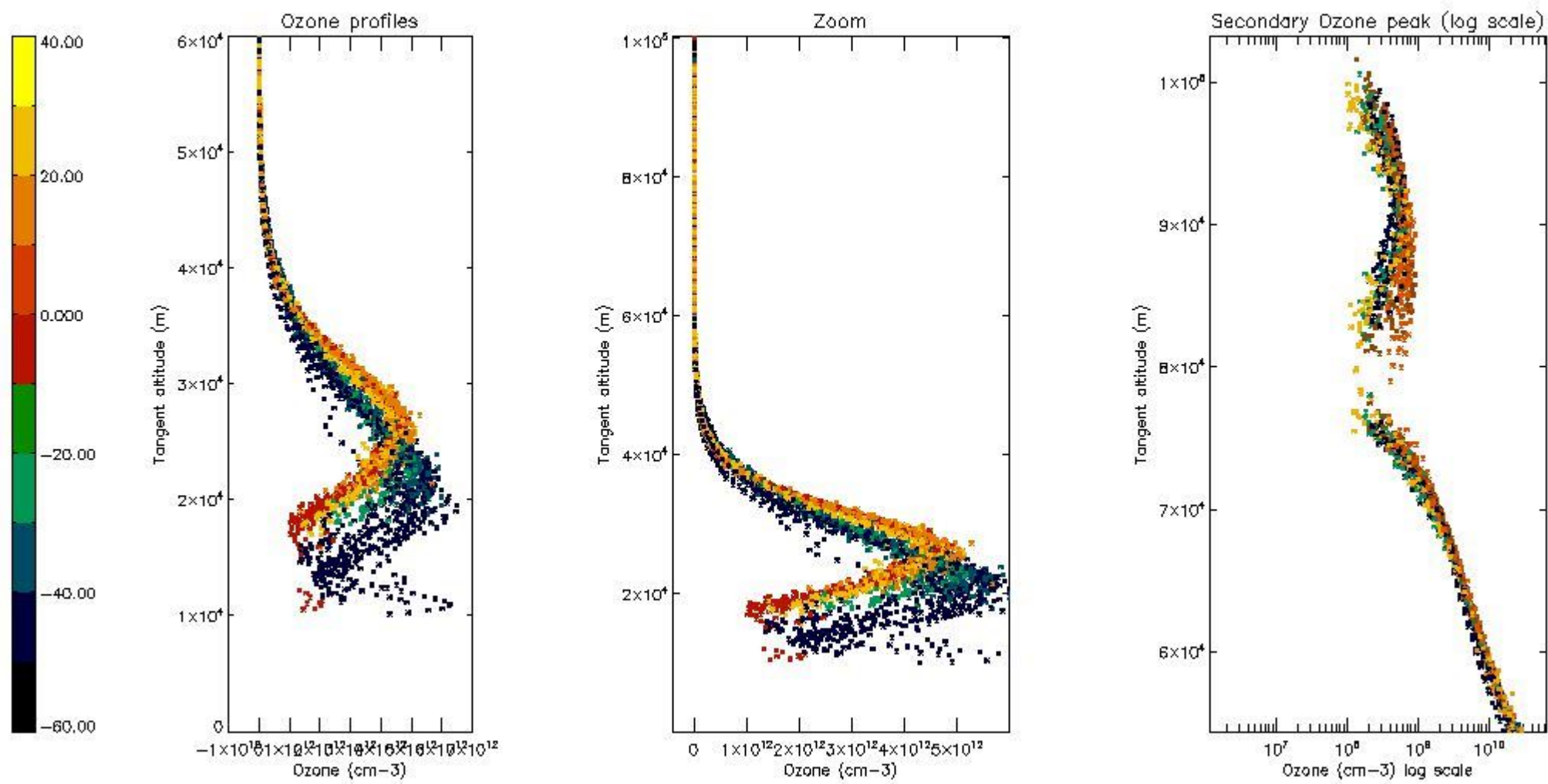
The colorbar represents the latitude.





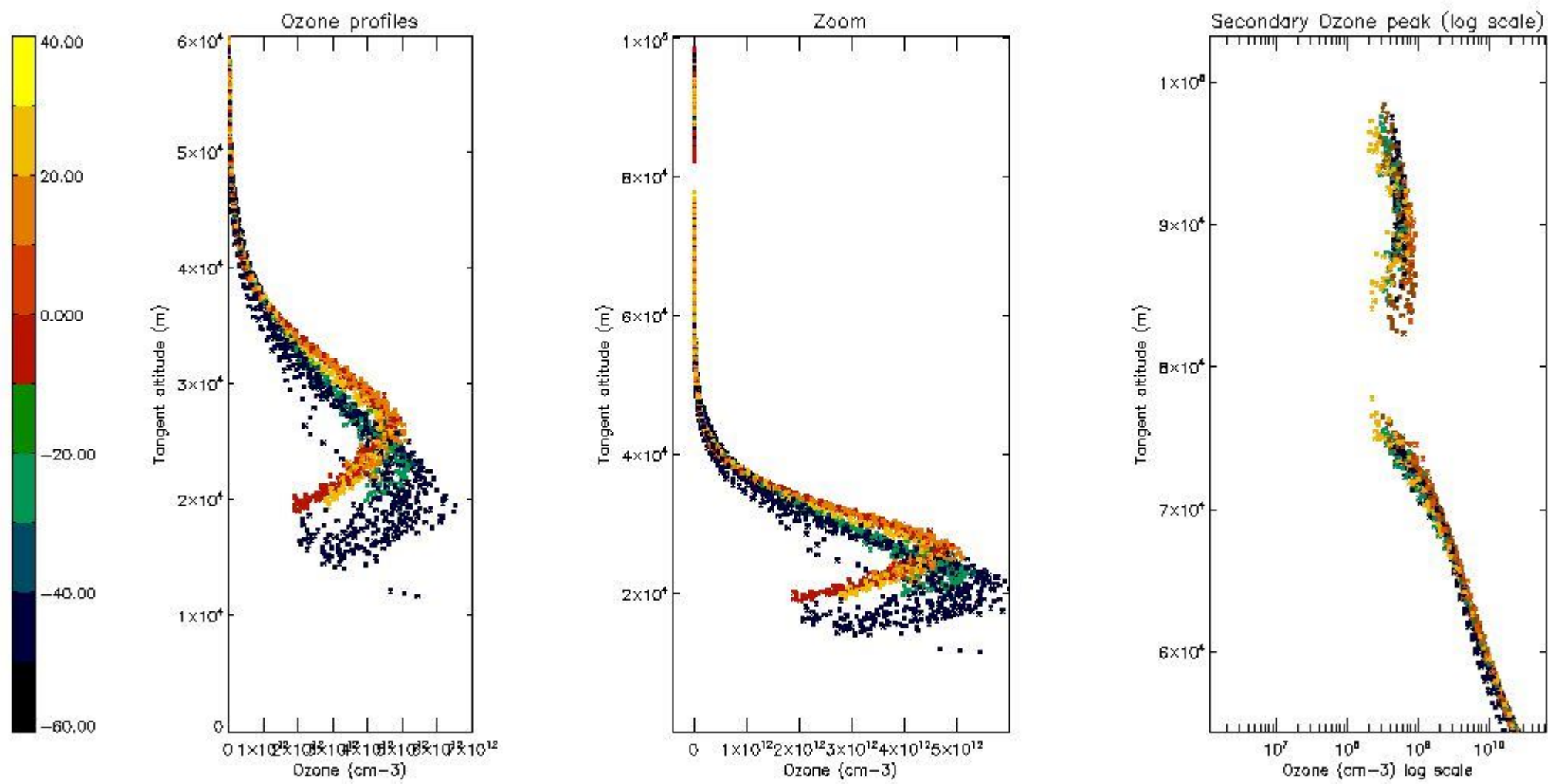
*5.4 Plot ozone profiles where STD < 10% (dark without errors)*

The colorbar represents the latitude.



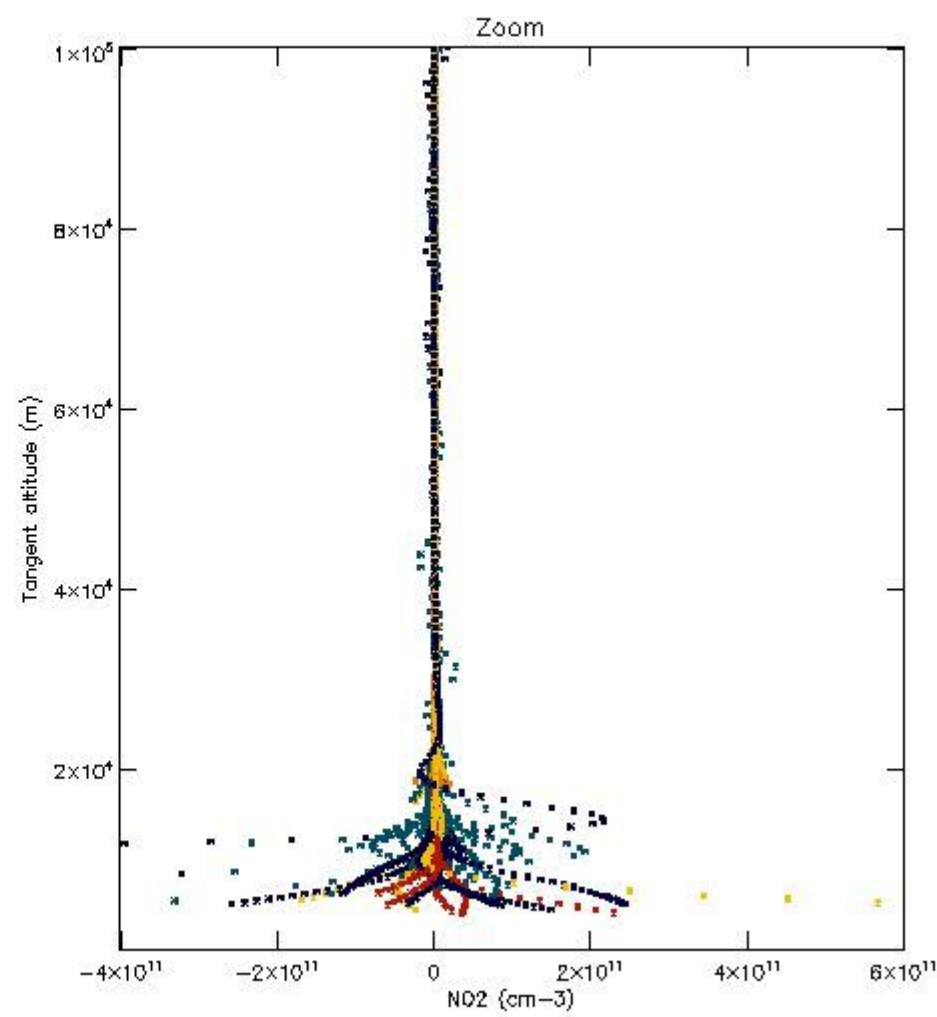
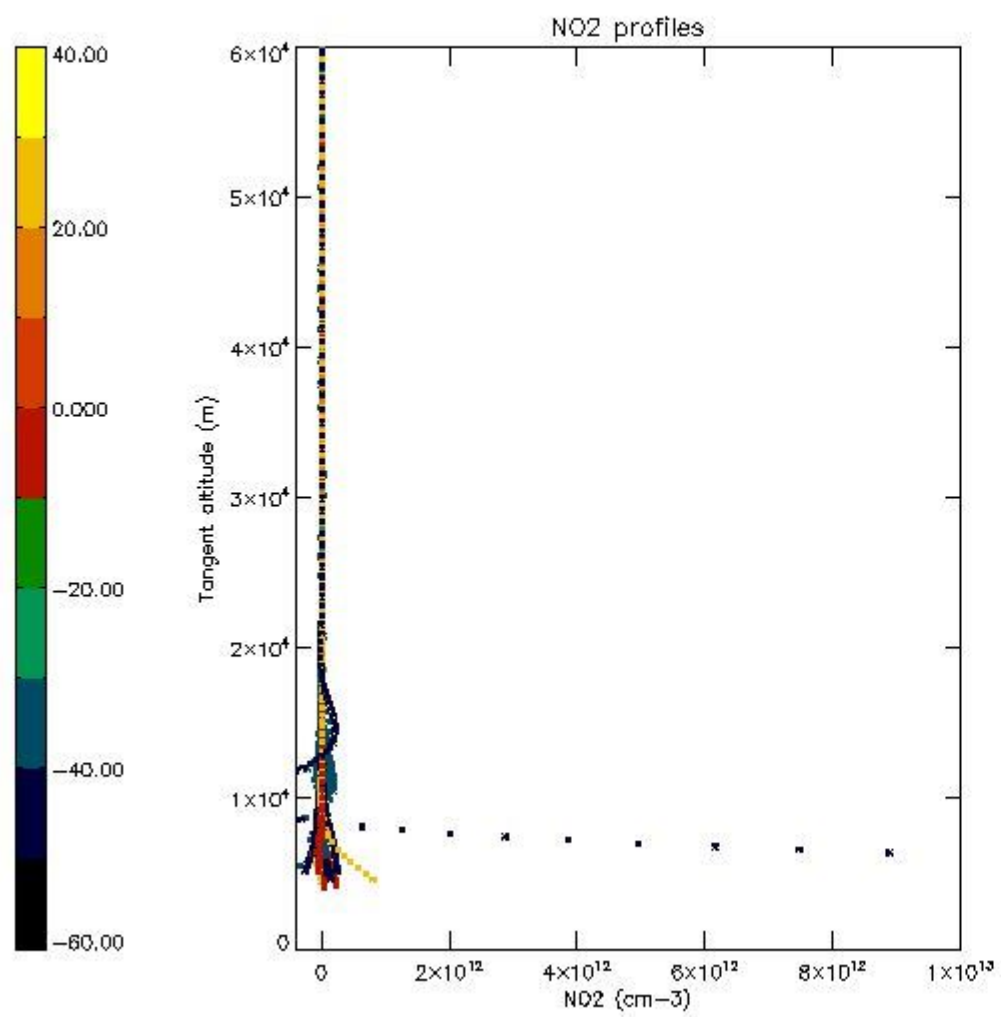
*5.5 Plot ozone profiles where STD < 5% (dark without errors)*

The colorbar represents the latitude.



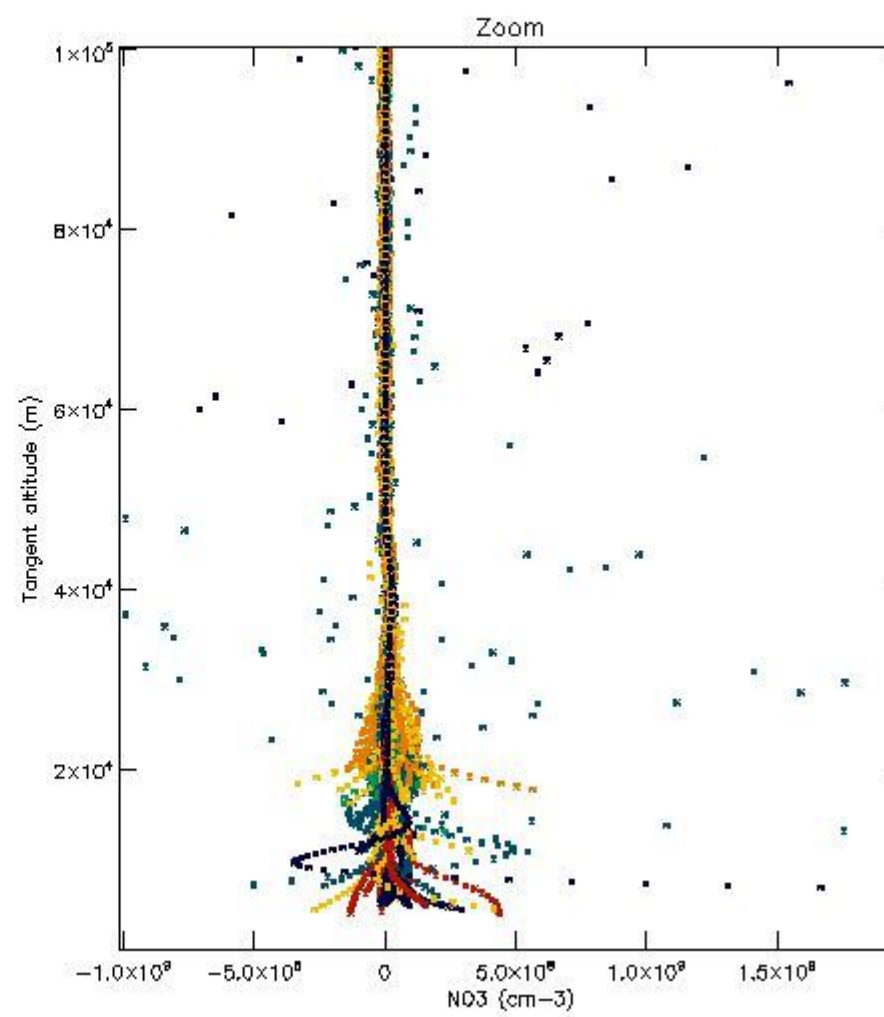
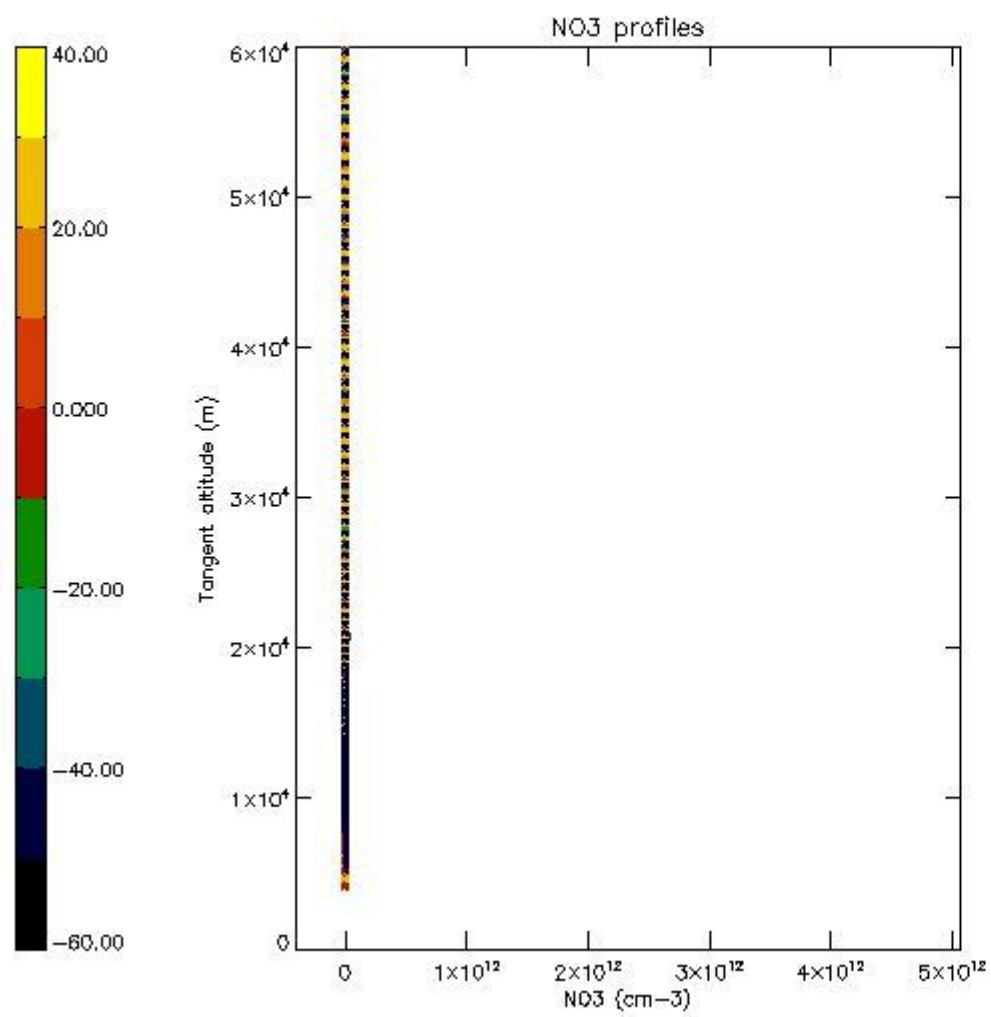
*5.6 Plot NO<sub>2</sub> profiles for all STD (dark without errors)*

The colorbar represents the latitude.



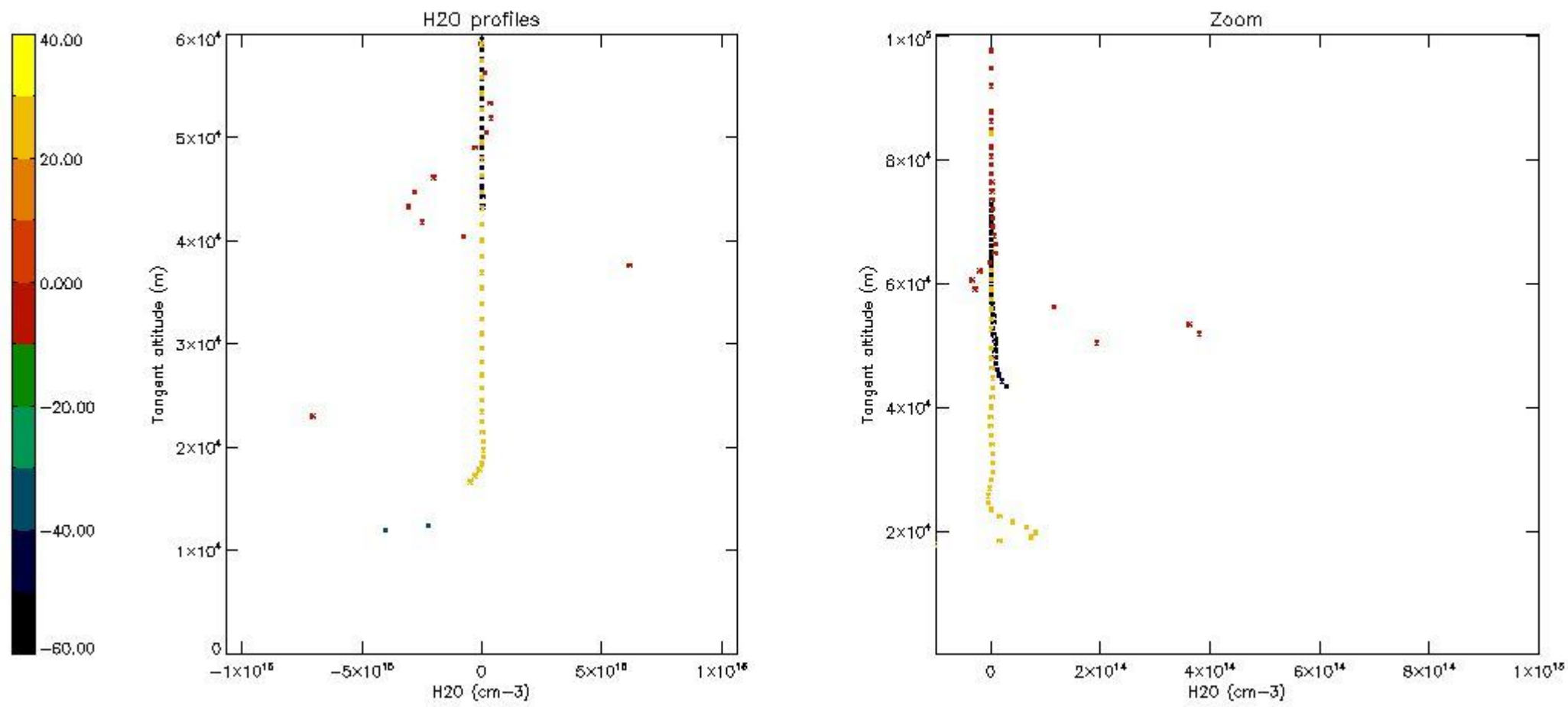
*5.7 Plot NO3 profiles for all STD (dark without errors)*

The colorbar represents the latitude.



*5.8 Plot H2O profiles for all STD (only for occultations of stars 1,2,3,4,13,14,16,26,63 dark without errors)*

The colorbar represents the latitude.



## 6. Auxiliary Data Files used for the production reported in section 2

The number reported in the third column indicates since which file (see list in section 2) the corresponding auxiliary file has been used. The fourth column is the date of those product files.

Type	Auxiliary Filename	Used since product	Used since product date
INST_PHYS_CHARACTERISTICS	GOM_INS_AXVIEC20091111_143220_20030716_120000_20500101_000000	1	03-OCT-2004 00:00:01
LEVEL-2_PROC_CONFIG	GOM_PR2_AXVIEC20091111_152718_20020301_000000_20500101_000000	1	03-OCT-2004 00:00:01
CROSS_SECTIONS_FILE	GOM_CRS_AXVIEC20091111_154832_20020301_000000_20500101_000000	1	03-OCT-2004 00:00:01

# GOMOS Level 2 Daily Report

## SUMMARY

### [1. General Info](#)

### [2. Summary of processed GOM\\_NL\\_2P products](#)

### [3. Level 2 Quality information per product](#)

#### [3.1 Plot of level 2 quality information per product \(time dependant\)](#)

#### [3.2 Plot of level 2 quality information per product \(world map\)](#)

### [4. Level 1 Quality information per product \(stored on level 2 products\)](#)

#### [4.1 Plot of level 1 quality information per product \(time dependant\)](#)

##### [4.1.1 Plot of level 1 quality information per product \(time dependant\): ASCENDING](#)

##### [4.1.2 Plot of level 1 quality information per product \(time dependant\): DESCENDING](#)

#### [4.2 Plot of level 1 quality information per product \(world map\)](#)

##### [4.2.1 Plot of level 1 quality information per product \(world map\): ASCENDING](#)

##### [4.2.2 Plot of level 1 quality information per product \(world map\): DESCENDING](#)

### [5. Ozone profiles based on quality statistics and other trace gas profiles](#)

#### [5.1 Ozone statistics based on quality of products](#)

#### [5.2 Plot ozone profiles for all STD \(dark without errors\)](#)

#### [5.3 Plot ozone profiles where STD < 20% \(dark without errors\)](#)

#### [5.4. Plot ozone profiles where STD < 10% \(dark without errors\)](#)

#### [5.5. Plot ozone profiles where STD < 5% \(dark without errors\)](#)

#### [5.6 Plot NO2 profiles for all STD \(dark without errors\)](#)

#### [5.7 Plot NO3 profiles for all STD \(dark without errors\)](#)

#### [5.8 Plot H2O profiles \(only for occultations of stars 1,2,3,4,13,14,16,26,63 dark without errors\) for all STD](#)

### [6. Auxiliary Data Files used for the production reported in section 2](#)

This report presents the daily analysis on parameters extracted from GOMOS level 2 data (GOM\_NL\_\_2P). It is intended to monitor some important parameters that will impact the quality of these products. A list of level 2 products (and content) that have arrived during the reporting day to the PCF is also given.

Item	Value
Time of report generation	19APR2013 12:23:05
Data source version	GOMOS/6.01
Start time of products	03-10-2004 (03OCT2004 00:00:00)
Stop time of products	04-10-2004 (04OCT2004 00:00:00)
Store outputs in DB	Yes
Nb of level 2 prods	416
Nb of prods with errors	0

## 2. Summary of processed GOM\_NL\_\_2P products.

Nr	Filename	UTC Start time	Limb	Duration	Star Id	Star Name	Star Mag	Star Temp	Nb Meas	Orbit	Prod. error
1	GOM_NL__2PRFIN20041003_000001_000000352030_00474_13554_4848.N1	03-OCT-2004 00:00:01	Bright	34.500	49	1Alp UMi	1.9900	6300.0	69	13554	No
2	GOM_NL__2PRFIN20041003_000213_000000402030_00474_13554_4849.N1	03-OCT-2004 00:02:13	Bright	40.000	60	7Bet UMi	2.0810	3950.0	80	13554	No
3	GOM_NL__2PRFIN20041003_000801_000000392030_00474_13554_4850.N1	03-OCT-2004 00:08:01	Bright	38.500	36	50Alp UMa	1.8000	6300.0	77	13554	No
4	GOM_NL__2PRFIN20041003_000931_000000522030_00474_13554_4851.N1	03-OCT-2004 00:09:31	Bright	52.000	82	48Bet UMa	2.3650	10600.	104	13554	No
5	GOM_NL__2PRFIN20041003_001243_000000512030_00474_13554_4852.N1	03-OCT-2004 00:12:43	Bright	51.000	174	52Psi UMa	3.0040	4400.0	102	13554	No
6	GOM_NL__2PRFIN20041003_001455_000000962030_00474_13554_4853.N1	03-OCT-2004 00:14:55	Bright	96.000	107	37The Aur	2.6490	11000.	192	13554	No
7	GOM_NL__2PRFIN20041003_001811_000000632030_00474_13554_4854.N1	03-OCT-2004 00:18:11	Bright	63.000	24	66Alp Gem	1.5800	10200.	126	13554	No
8	GOM_NL__2PRFIN20041003_002323_000001112030_00474_13554_4855.N1	03-OCT-2004 00:23:23	Tw_i_and_stray	110.50	170	27Eps Gem	3.0000	9700.0	221	13554	No
9	GOM_NL__2PRFIN20041003_002933_000000832030_00474_13554_4856.N1	03-OCT-2004 00:29:33	Dark	82.500	8	10Alp CMi	0.40000	6500.0	165	13554	No
10	GOM_NL__2PRFIN20041003_003626_000000472030_00474_13554_4857.N1	03-OCT-2004 00:36:26	Dark	47.000	132	15Rho Pup	2.8030	6900.0	94	13554	No
11	GOM_NL__2PRFIN20041003_003846_000000492030_00474_13554_4858.N1	03-OCT-2004 00:38:46	Dark	49.000	65	Lam Vel	2.2040	4400.0	98	13554	No
12	GOM_NL__2PRFIN20041003_004128_000000482030_00474_13554_4859.N1	03-OCT-2004 00:41:28	Dark	47.500	34	Gam2Vel	1.7930	23000.	95	13554	No
13	GOM_NL__2PRFIN20041003_004643_000000572030_00475_13555_4906.N1	03-OCT-2004 00:46:43	Dark	56.500	2	Alp Car	-0.73600	7000.0	113	13555	No
14	GOM_NL__2PRFIN20041003_004923_000000642030_00475_13555_4907.N1	03-OCT-2004 00:49:23	Dark	63.500	108	Alp Col	2.6520	15200.	127	13555	No
15	GOM_NL__2PRFIN20041003_005336_000000402030_00475_13555_4908.N1	03-OCT-2004 00:53:36	Dark	39.500	135	Bet Hyi	2.8200	5800.0	79	13555	No
16	GOM_NL__2PRFIN20041003_005553_000000432030_00475_13555_4909.N1	03-OCT-2004 00:55:53	Dark	42.500	143	Alp Hyi	2.8570	7200.0	85	13555	No
17	GOM_NL__2PRFIN20041003_005720_000000542030_00475_13555_4910.N1	03-OCT-2004 00:57:20	Dark	54.000	9	Alp Eri	0.45300	24000.	108	13555	No
18	GOM_NL__2PRFIN20041003_005906_000000532030_00475_13555_4911.N1	03-OCT-2004 00:59:06	Straylight	53.000	157	The1Eri	2.9060	9300.0	106	13555	No
19	GOM_NL__2PRFIN20041003_010235_000000522030_00475_13555_4912.N1	03-OCT-2004 01:02:35	Straylight	52.000	63	Bet Gru	2.1500	2800.0	104	13555	No
20	GOM_NL__2PRFIN20041003_010715_000000452030_00475_13555_4913.N1	03-OCT-2004 01:07:15	Straylight	45.000	18	24Alp PsA	1.1660	9700.0	90	13555	No
21	GOM_NL__2PRFIN20041003_010928_000000492030_00475_13555_4914.N1	03-OCT-2004 01:09:28	Straylight	49.000	52	16Bet Cet	2.0370	4500.0	98	13555	No
22	GOM_NL__2PRFIN20041003_011357_000001242030_00475_13555_4915.N1	03-OCT-2004 01:13:57	Straylight	124.00	165	34Gam Eri	2.9500	3200.0	248	13555	No
23	GOM_NL__2PRFIN20041003_011935_000000422030_00475_13555_4916.N1	03-OCT-2004 01:19:35	Bright	41.500	90	54Alp Peg	2.4870	11000.	83	13555	No
24	GOM_NL__2PRFIN20041003_012315_000000392030_00475_13555_4917.N1	03-OCT-2004 01:23:15	Bright	38.500	93	53Bet Peg	2.5200	3100.0	77	13555	No
25	GOM_NL__2PRFIN20041003_012500_000000612030_00475_13555_4918.N1	03-OCT-2004 01:25:00	Bright	61.000	105	6Bet Ari	2.6450	8900.0	122	13555	No
26	GOM_NL__2PRFIN20041003_012726_000000522030_00475_13555_4919.N1	03-OCT-2004 01:27:26	Bright	51.500	53	43Bet And	2.0480	3300.0	103	13555	No
27	GOM_NL__2PRFIN20041003_013031_000000572030_00475_13555_4920.N1	03-OCT-2004 01:30:31	Bright	56.500	173	4Bet Tri	3.0040	8900.0	113	13555	No
28	GOM_NL__2PRFIN20041003_013231_000000412030_00475_13555_4921.N1	03-OCT-2004 01:32:31	Bright	40.500	74	11Bet Cas	2.2680	6600.0	81	13555	No
29	GOM_NL__2PRFIN20041003_013347_000000412030_00475_13555_4922.N1	03-OCT-2004 01:33:47	Bright	41.000	76	27Gam Cas	2.3000	30000.	82	13555	No
30	GOM_NL__2PRFIN20041003_013727_000000492030_00475_13555_4923.N1	03-OCT-2004 01:37:27	Bright	48.500	160	23Gam Per	2.9300	4700.0	97	13555	No
31	GOM_NL__2PRFIN20041003_014035_000000382030_00475_13555_4924.N1	03-OCT-2004 01:40:35	Bright	37.500	49	1Alp UMi	1.9900	6300.0	75	13555	No
32	GOM_NL__2PRFIN20041003_014246_000000442030_00475_13555_4925.N1	03-OCT-2004 01:42:46	Bright	43.500	60	7Bet UMi	2.0810	3950.0	87	13555	No
33	GOM_NL__2PRFIN20041003_014838_000000392030_00475_13555_4926.N1	03-OCT-2004 01:48:38	Bright	39.000	36	50Alp UMa	1.8000	6300.0	78	13555	No
34	GOM_NL__2PRFIN20041003_015007_000000522030_00475_13555_4927.N1	03-OCT-2004 01:50:07	Bright	52.000	82	48Bet UMa	2.3650	10600.	104	13555	No
35	GOM_NL__2PRFIN20041003_015319_000000402030_00475_13555_4928.N1	03-OCT-2004 01:53:19	Bright	40.000	174	52Psi UMa	3.0040	4400.0	80	13555	No
36	GOM_NL__2PRFIN20041003_015531_000000962030_00475_13555_4929.N1	03-OCT-2004 01:55:31	Bright	95.500	107	37The Aur	2.6490	11000.	191	13555	No
37	GOM_NL__2PRFIN20041003_015847_000000622030_00475_13555_4930.N1	03-OCT-2004 01:58:47	Bright	61.500	24	66Alp Gem	1.5800	10200.	123	13555	No
38	GOM_NL__2PRFIN20041003_020359_000001182030_00475_13555_4931.N1	03-OCT-2004 02:03:59	Tw_i_and_stray	118.00	170	27Eps Gem	3.0000	9700.0	236	13555	No
39	GOM_NL__2PRFIN20041003_021010_000000922030_00475_13555_4932.N1	03-OCT-2004 02:10:10	Dark	92.000	8	10Alp CMi	0.40000	6500.0	184	13555	No
40	GOM_NL__2PRFIN20041003_021923_000000512030_00475_13555_4933.N1	03-OCT-2004 02:19:23	Dark	50.500	65	Lam Vel	2.2040	4400.0	101	13555	No
41	GOM_NL__2PRFIN20041003_022205_000000442030_00475_13555_4934.N1	03-OCT-2004 02:22:05	Dark	44.000	34	Gam2Vel	1.7930	23000.	88	13555	No
42	GOM_NL__2PRFIN20041003_022718_000000512030_00476_13556_4907.N1	03-OCT-2004 02:27:18	Dark	50.500	2	Alp Car	-0.73600	7000.0	101	13556	No













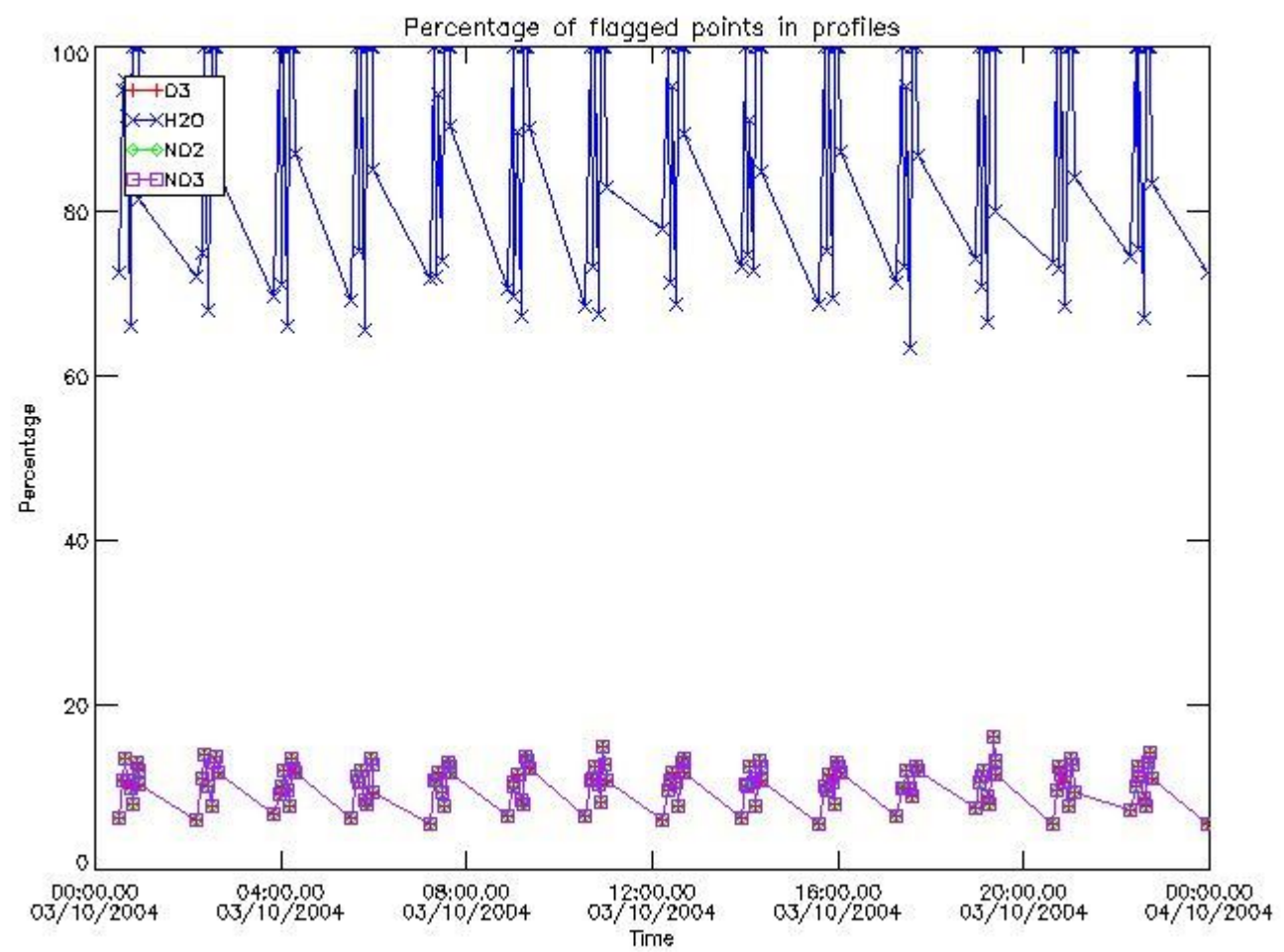


397	GOM_NL__2PRFIN20041003_224513_000000462030_00488_13568_4673.N1	03-OCT-2004 22:45:13	Dark	45.500	9	Alp Eri	0.45300	24000.	91	13568	No
398	GOM_NL__2PRFIN20041003_224703_000000512030_00488_13568_4674.N1	03-OCT-2004 22:47:03	Straylight	50.500	157	The1Eri	2.9060	9300.0	101	13568	No
399	GOM_NL__2PRFIN20041003_225029_000000462030_00488_13568_4675.N1	03-OCT-2004 22:50:29	Straylight	46.000	84	Alp Phe	2.3970	4500.0	92	13568	No
400	GOM_NL__2PRFIN20041003_225504_000000452030_00488_13568_4676.N1	03-OCT-2004 22:55:04	Straylight	44.500	18	24Alp PsA	1.1660	9700.0	89	13568	No
401	GOM_NL__2PRFIN20041003_225719_000000512030_00488_13568_4677.N1	03-OCT-2004 22:57:19	Straylight	50.500	52	16Bet Cet	2.0370	4500.0	101	13568	No
402	GOM_NL__2PRFIN20041003_230104_000001772030_00488_13568_4678.N1	03-OCT-2004 23:01:04	Twilight_stray	177.00	165	34Gam Eri	2.9500	3200.0	354	13568	No
403	GOM_NL__2PRFIN20041003_230726_000000402030_00488_13568_4679.N1	03-OCT-2004 23:07:26	Bright	39.500	90	54Alp Peg	2.4870	11000.	79	13568	No
404	GOM_NL__2PRFIN20041003_231102_000000392030_00488_13568_4680.N1	03-OCT-2004 23:11:02	Bright	39.000	93	53Bet Peg	2.5200	3100.0	78	13568	No
405	GOM_NL__2PRFIN20041003_231505_000000462030_00488_13568_4681.N1	03-OCT-2004 23:15:05	Bright	46.000	53	43Bet And	2.0480	3300.0	92	13568	No
406	GOM_NL__2PRFIN20041003_231802_000000572030_00488_13568_4682.N1	03-OCT-2004 23:18:02	Bright	57.000	173	4Bet Tri	3.0040	8900.0	114	13568	No
407	GOM_NL__2PRFIN20041003_232502_000000492030_00488_13568_4683.N1	03-OCT-2004 23:25:02	Bright	48.500	160	23Gam Per	2.9300	4700.0	97	13568	No
408	GOM_NL__2PRFIN20041003_232824_000000342030_00488_13568_4684.N1	03-OCT-2004 23:28:24	Bright	34.000	49	1Alp UMi	1.9900	6300.0	68	13568	No
409	GOM_NL__2PRFIN20041003_233040_000000412030_00488_13568_4685.N1	03-OCT-2004 23:30:40	Bright	40.500	60	7Bet UMi	2.0810	3950.0	81	13568	No
410	GOM_NL__2PRFIN20041003_233626_000000392030_00488_13568_4686.N1	03-OCT-2004 23:36:26	Bright	39.000	36	50Alp UMa	1.8000	6300.0	78	13568	No
411	GOM_NL__2PRFIN20041003_233756_000000402030_00488_13568_4687.N1	03-OCT-2004 23:37:56	Bright	40.000	82	48Bet UMa	2.3650	10600.	80	13568	No
412	GOM_NL__2PRFIN20041003_234111_000000362030_00488_13568_4688.N1	03-OCT-2004 23:41:11	Bright	36.000	174	52Psi UMa	3.0040	4400.0	72	13568	No
413	GOM_NL__2PRFIN20041003_234312_000001022030_00488_13568_4689.N1	03-OCT-2004 23:43:12	Bright	102.00	107	37The Aur	2.6490	11000.	204	13568	No
414	GOM_NL__2PRFIN20041003_234637_000000652030_00488_13568_4690.N1	03-OCT-2004 23:46:37	Bright	64.500	24	66Alp Gem	1.5800	10200.	129	13568	No
415	GOM_NL__2PRFIN20041003_235202_000001212030_00488_13568_4691.N1	03-OCT-2004 23:52:02	Straylight	120.50	170	27Eps Gem	3.0000	9700.0	241	13568	No
416	GOM_NL__2PRFIN20041003_235813_000000932030_00488_13568_4692.N1	03-OCT-2004 23:58:13	Dark	93.000	8	10Alp CMi	0.40000	6500.0	186	13568	No

### 3. Quality information per product

In this section it is plotted some information contained in the Quality Summary data set of the level 2 products. Only products in dark limb conditions and without errors (error flag in the MPH set to "0") are used.

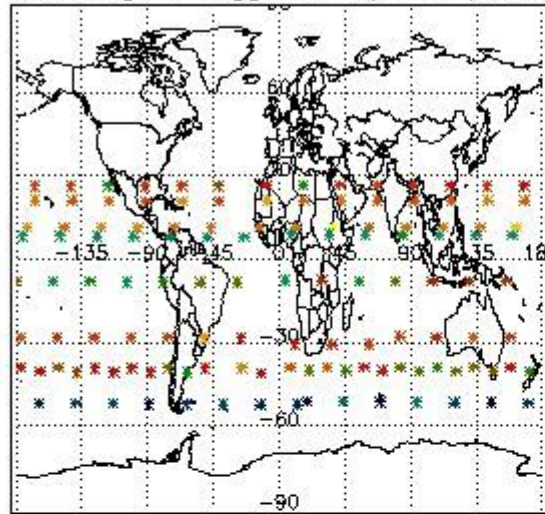
#### 3.1 Plot quality information per product (time dependant)




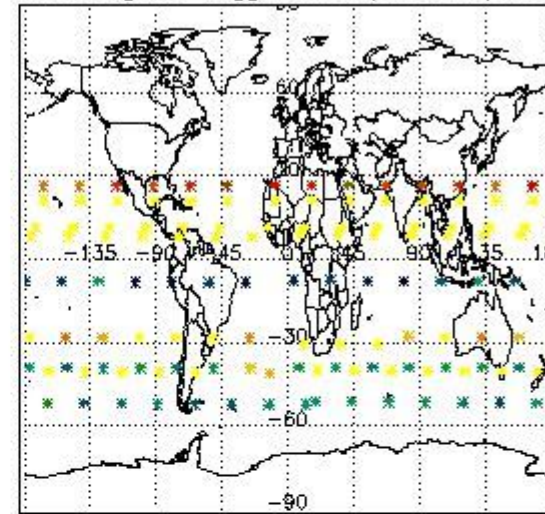
*3.2 Plot quality information per product (world map)*



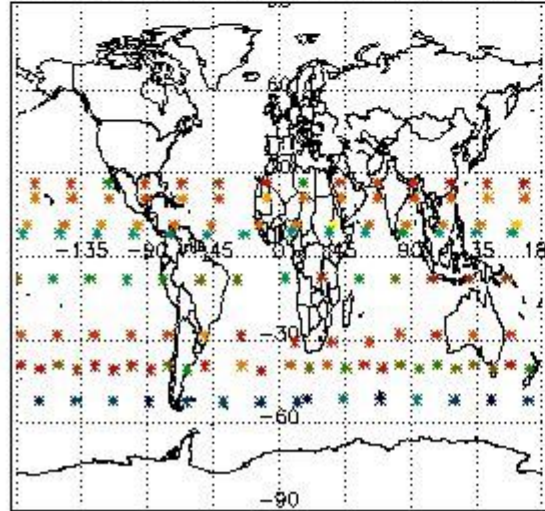
Percentage of flagged data per O3 profile



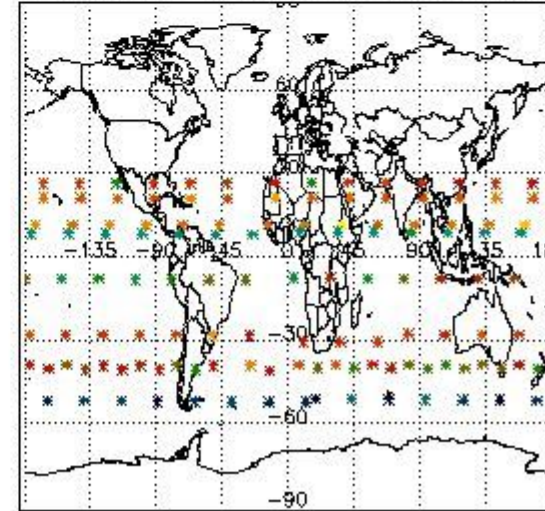
Percentage of flagged data per H2O profile



Percentage of flagged data per NO2 profile



Percentage of flagged data per NO3 profile

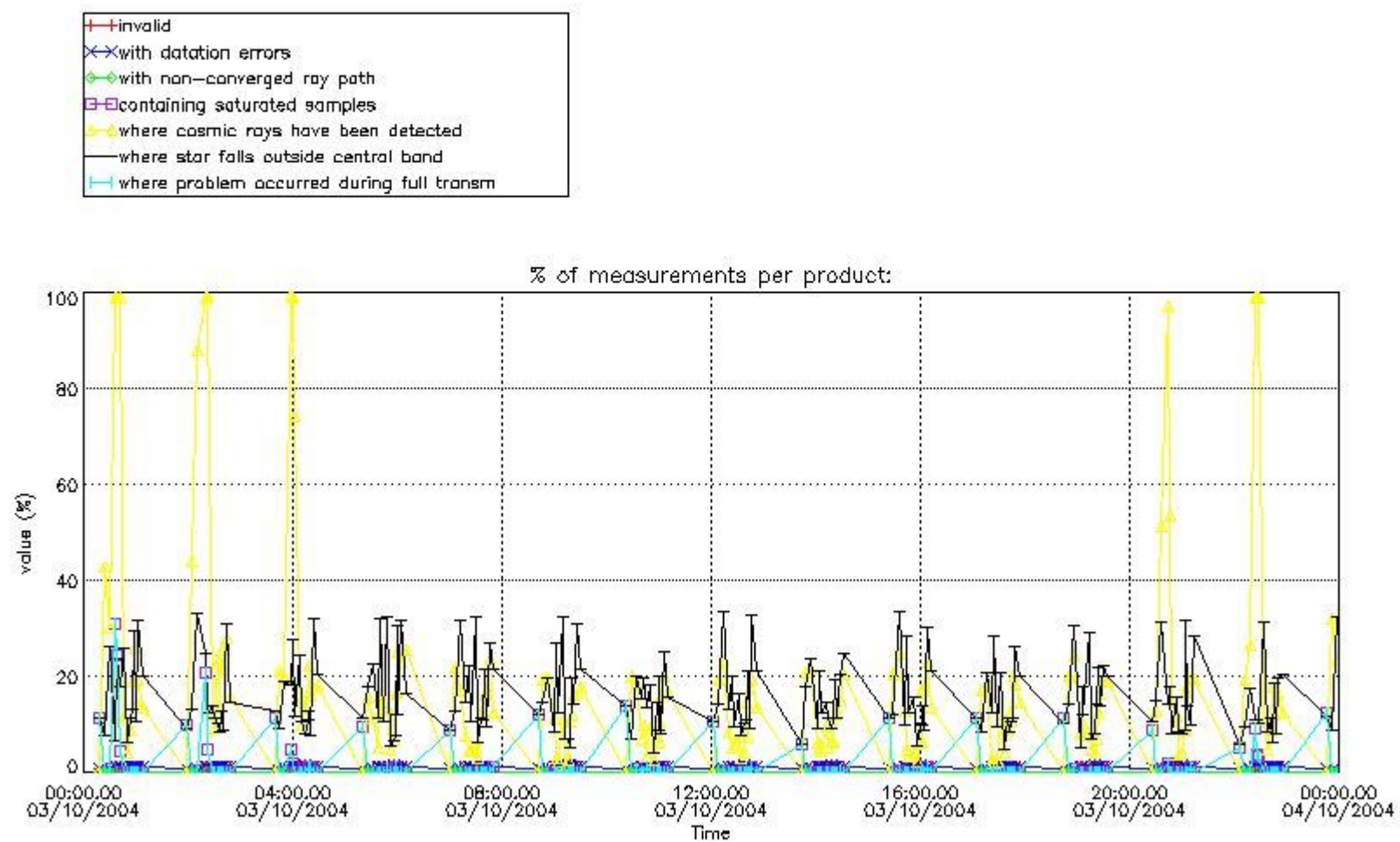


#### 4. Level 1 quality information per product

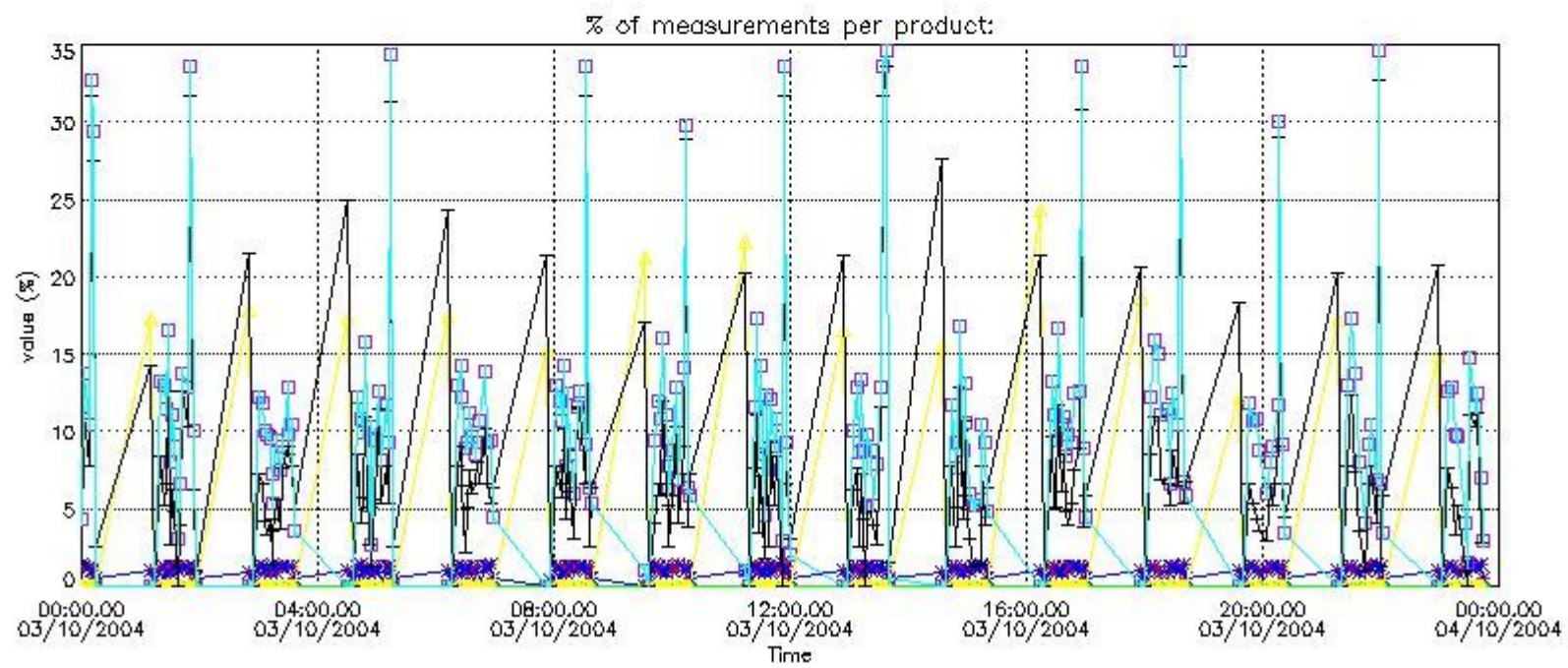
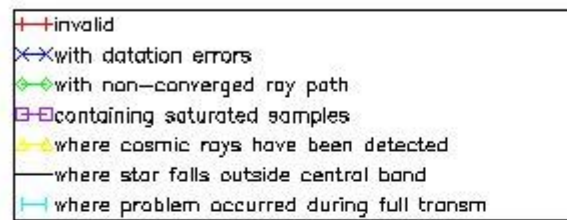
In this section it is plotted some information contained in the Quality Summary data set of the level 2 products that comes from the level 1b processing. Products without errors (error flag in the MPH set to "0") are used.

##### 4.1 Plot quality information per product (time dependant) coming from level 1b processing

###### 4.1.1 Plot level 1 quality information per product (time dependant): ENVISAT ASCENDING passes

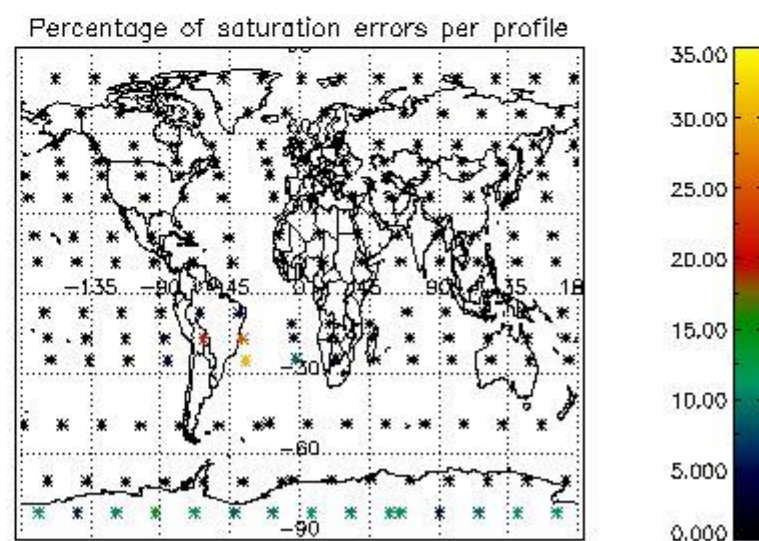
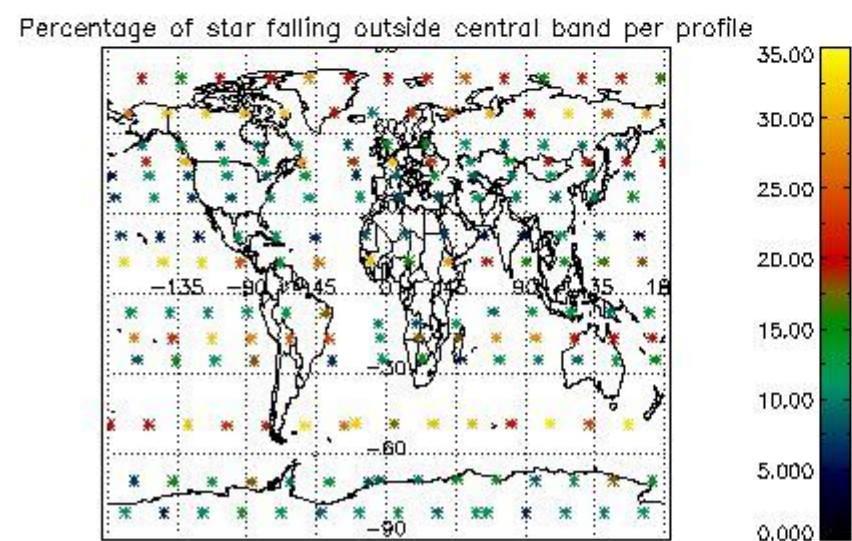
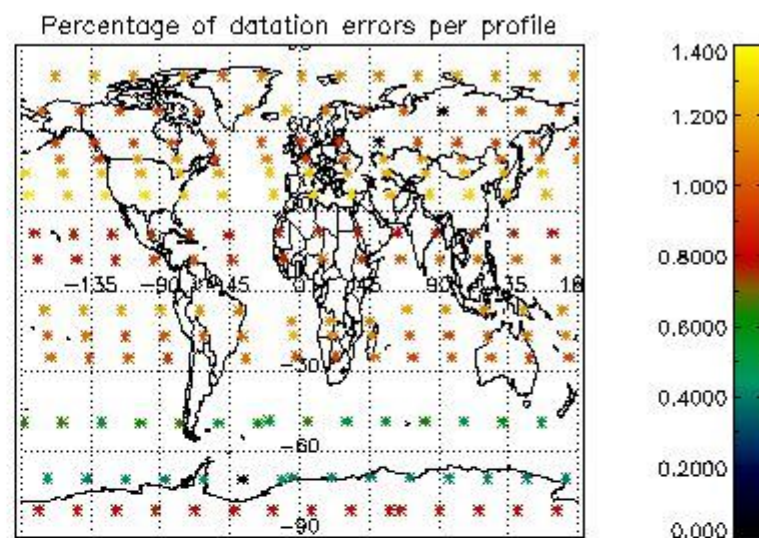
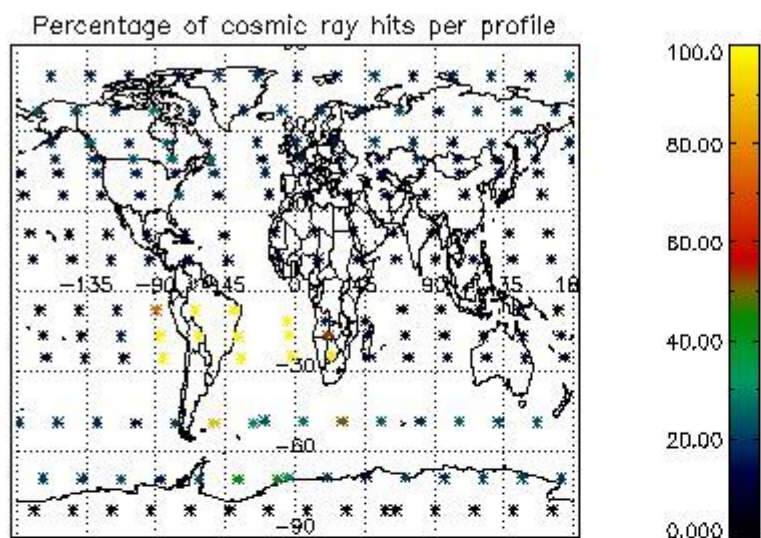


4.1.2 Plot level 1 quality information per product (time dependant): ENVI SAT DESCENDING passes

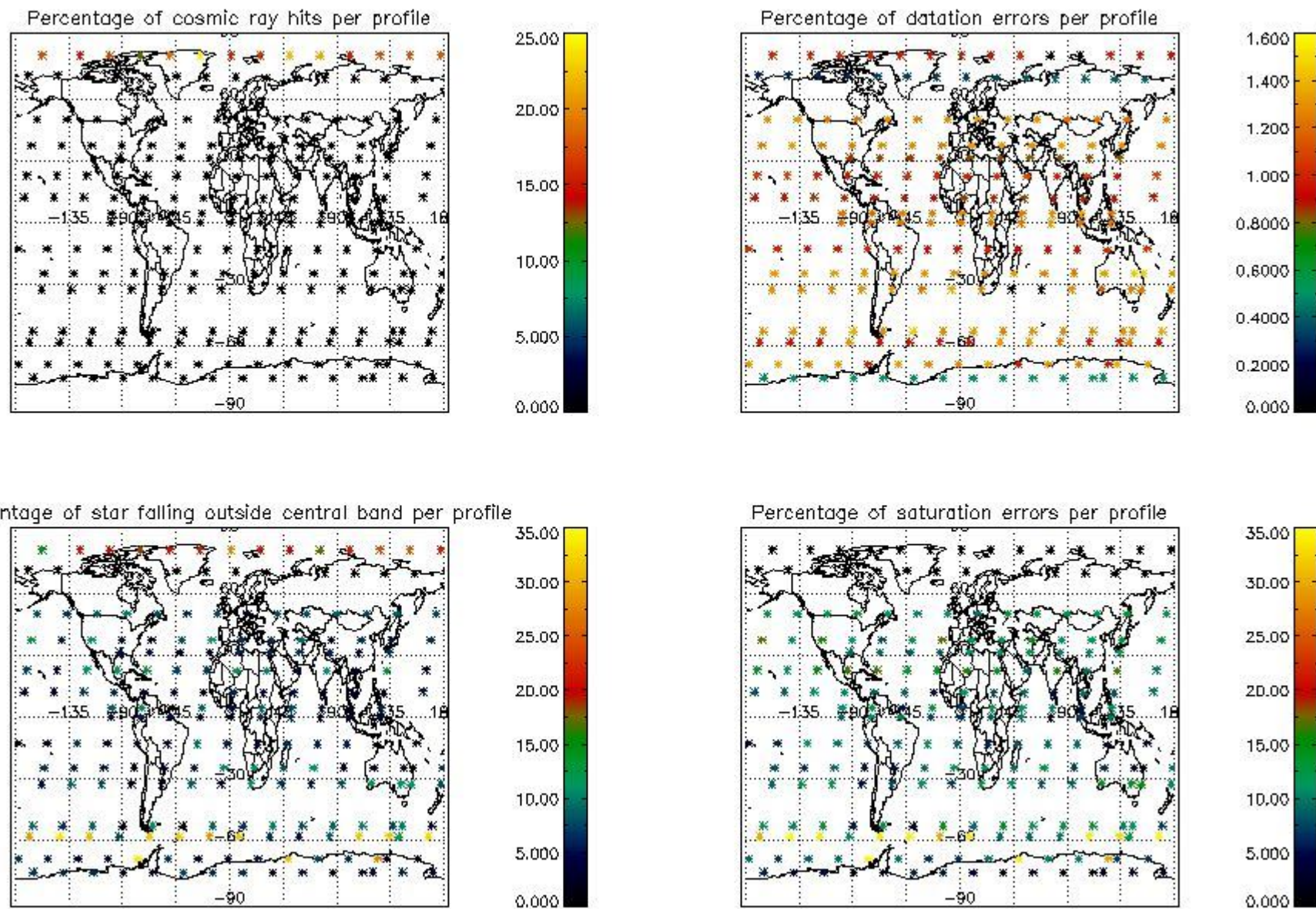


4.2 Plot quality information per product coming from level 1b processing (world map)

4.2.1 Plot level 1 quality information per product (world map): ENVISAT ASCENDING passes



4.2.2 Plot level 1 quality information per product (world map): ENVISAT DESCENDING passes



## 5. Trace gas profiles

### 5.1 Ozone statistics based on quality of products

The final quality of the products can be "measured" using the STD (Standard Deviation) attached to every point profile. This information is written to the parameter GOM\_NL\_\_2P/NL\_LOCAL\_SPECIES\_DENSITY/o3\_std of the level 2 products. The table below shows the statistics for given STD ranges.

The statistics are given with respect to the overall valid production:

- Products without fatal errors: GOM\_NL\_\_2P/MPH/PRODUCT\_ERR=0
- Valid point profile: GOM\_NL\_\_2P/NL\_LOCAL\_SPECIES\_DENSITY/pcd(0)=0

The 'Criteria' is applied to valid points of dark limb products:

- Products in dark limb illumination condition: GOM\_NL\_\_2P/NL\_SUMMARY\_QUALITY/obs\_ill\_cond=0
- Products without fatal errors: GOM\_NL\_\_2P/MPH/PRODUCT\_ERR=0
- Valid point profile: GOM\_NL\_\_2P/NL\_LOCAL\_SPECIES\_DENSITY/pcd(0)=0

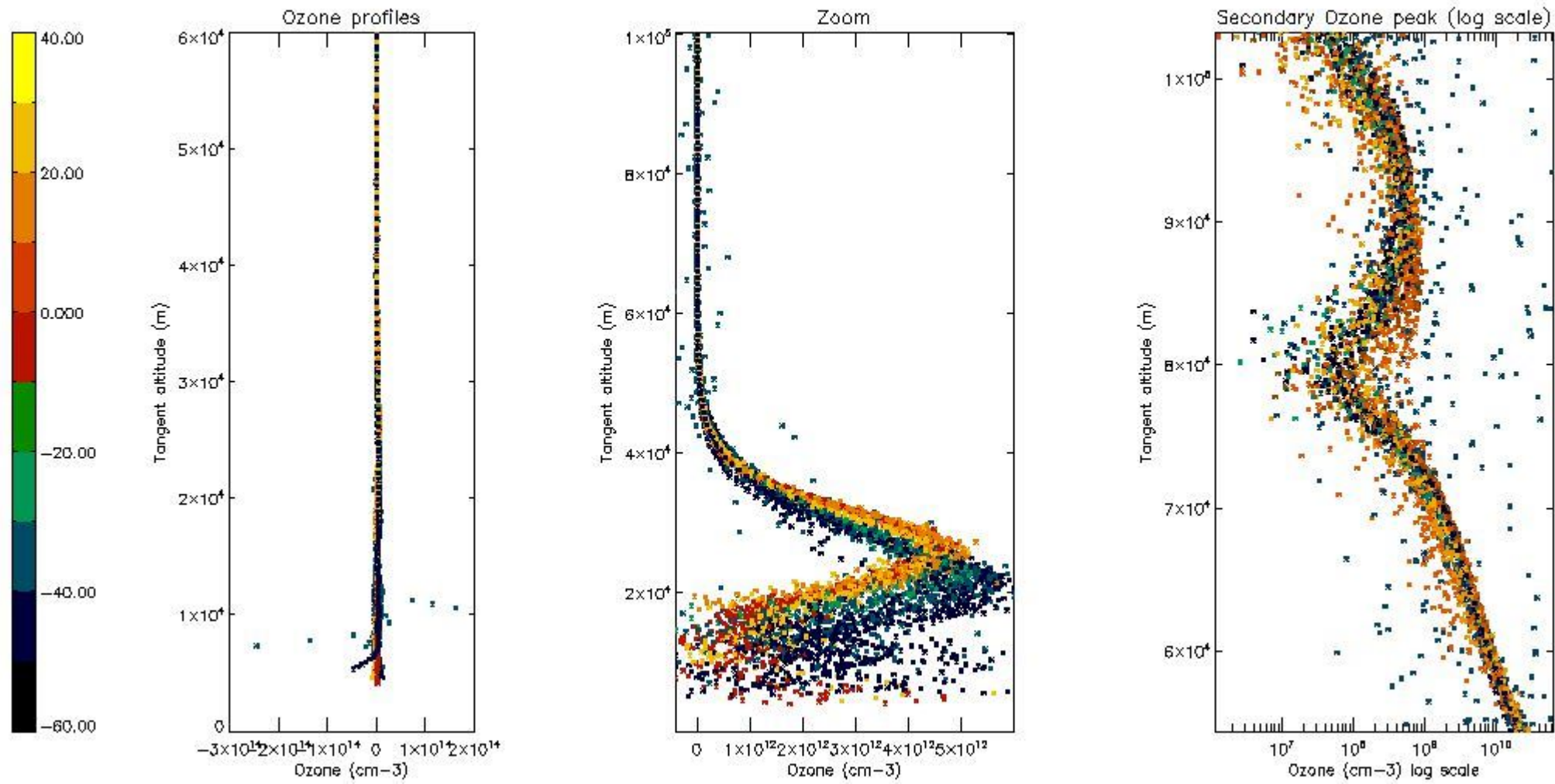
So, the table below shows the percentage of dark limb and valid observations for each criteria with respect to the overall valid daily observations.

Criteria	% of total production
All STD	28
STD < 20	17

STD < 10	14
STD < 5	10

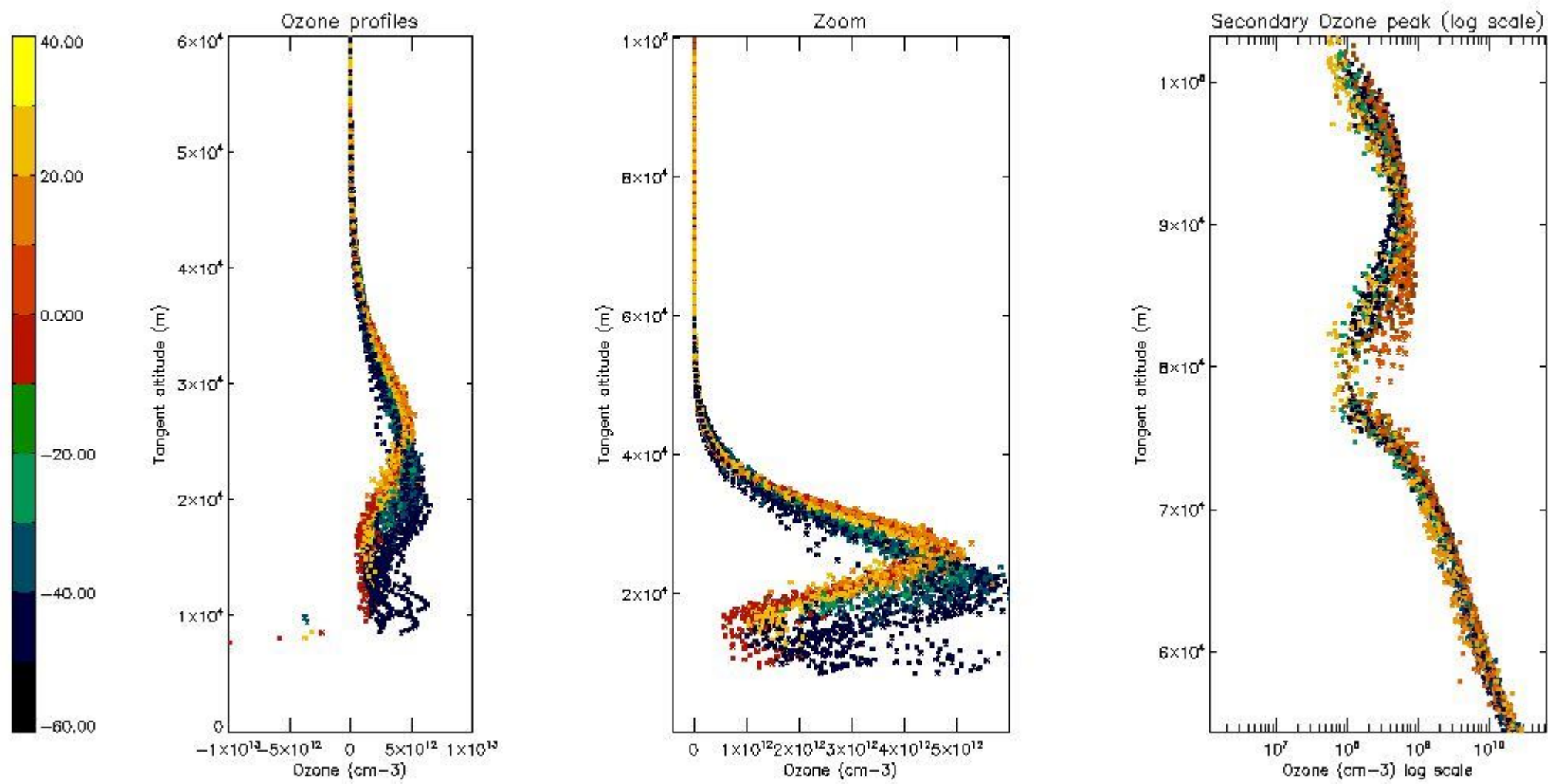
5.2 Plot ozone profiles for all STD (dark without errors)

The colorbar represents the latitude.



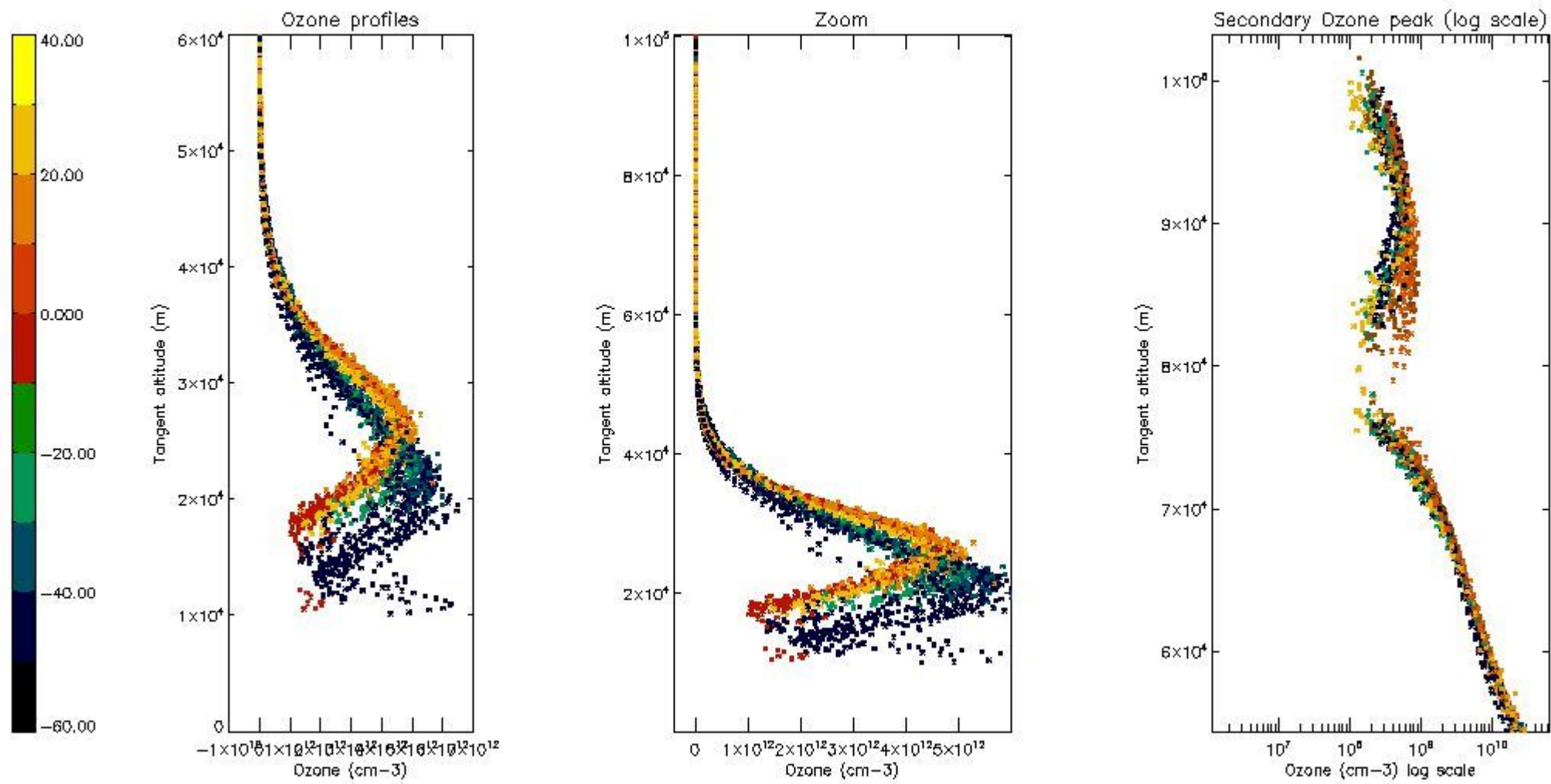
5.3 Plot ozone profiles where STD < 20% (dark without errors)

The colorbar represents the latitude.



*5.4 Plot ozone profiles where STD < 10% (dark without errors)*

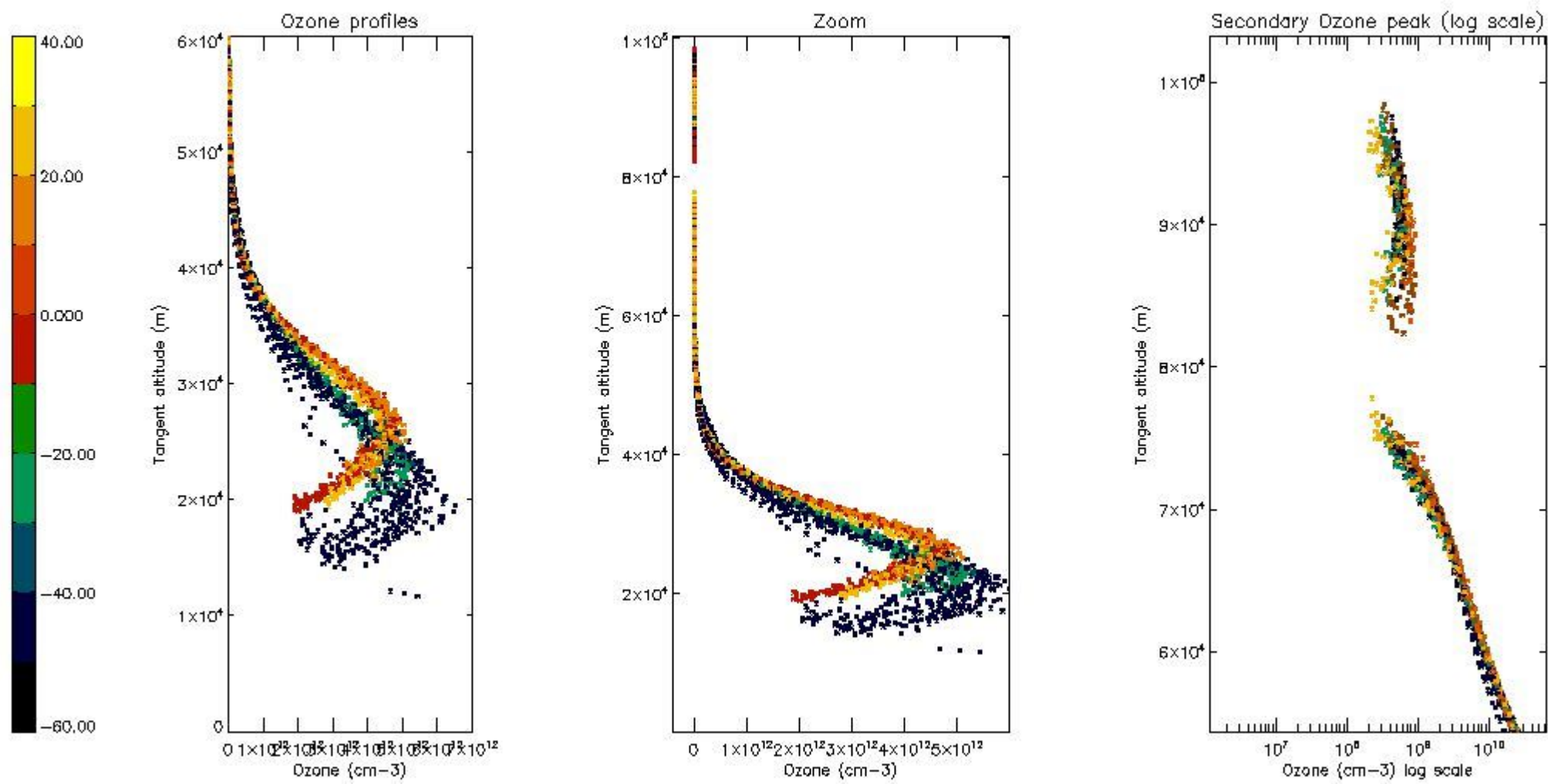
The colorbar represents the latitude.



*5.5 Plot ozone profiles where STD < 5% (dark without errors)*

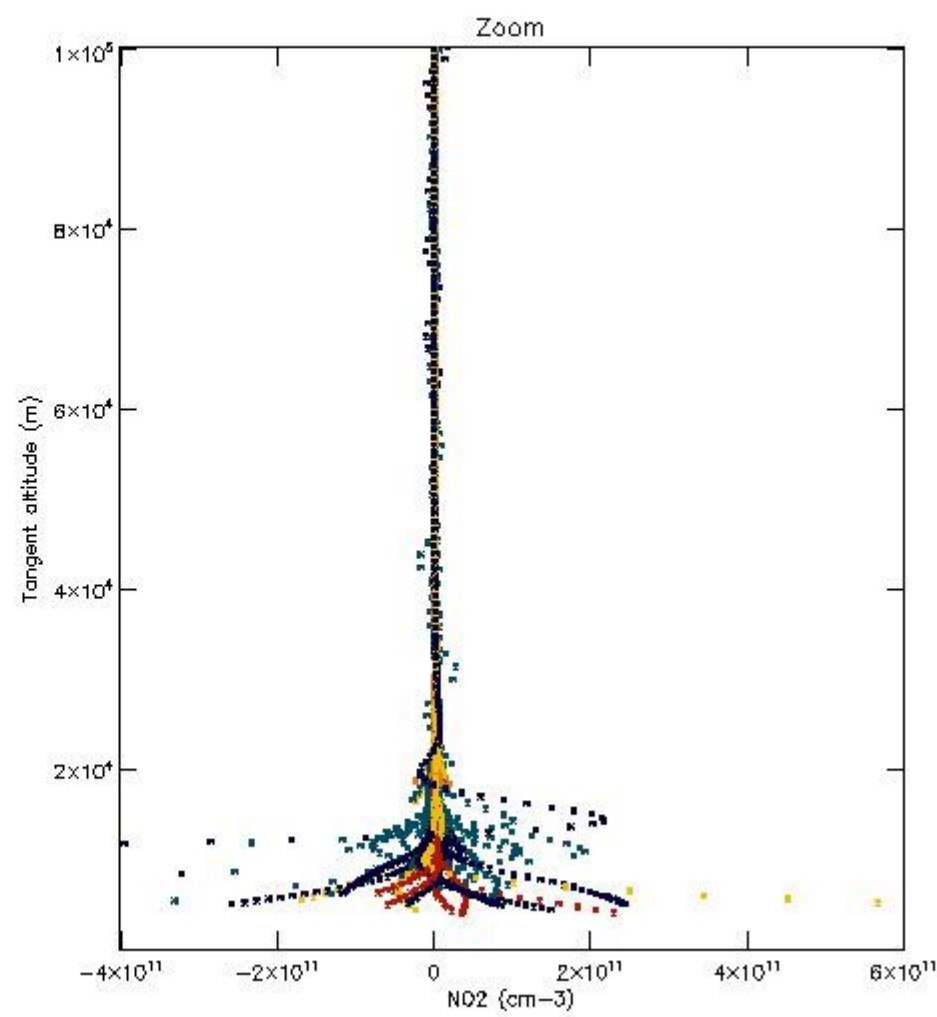
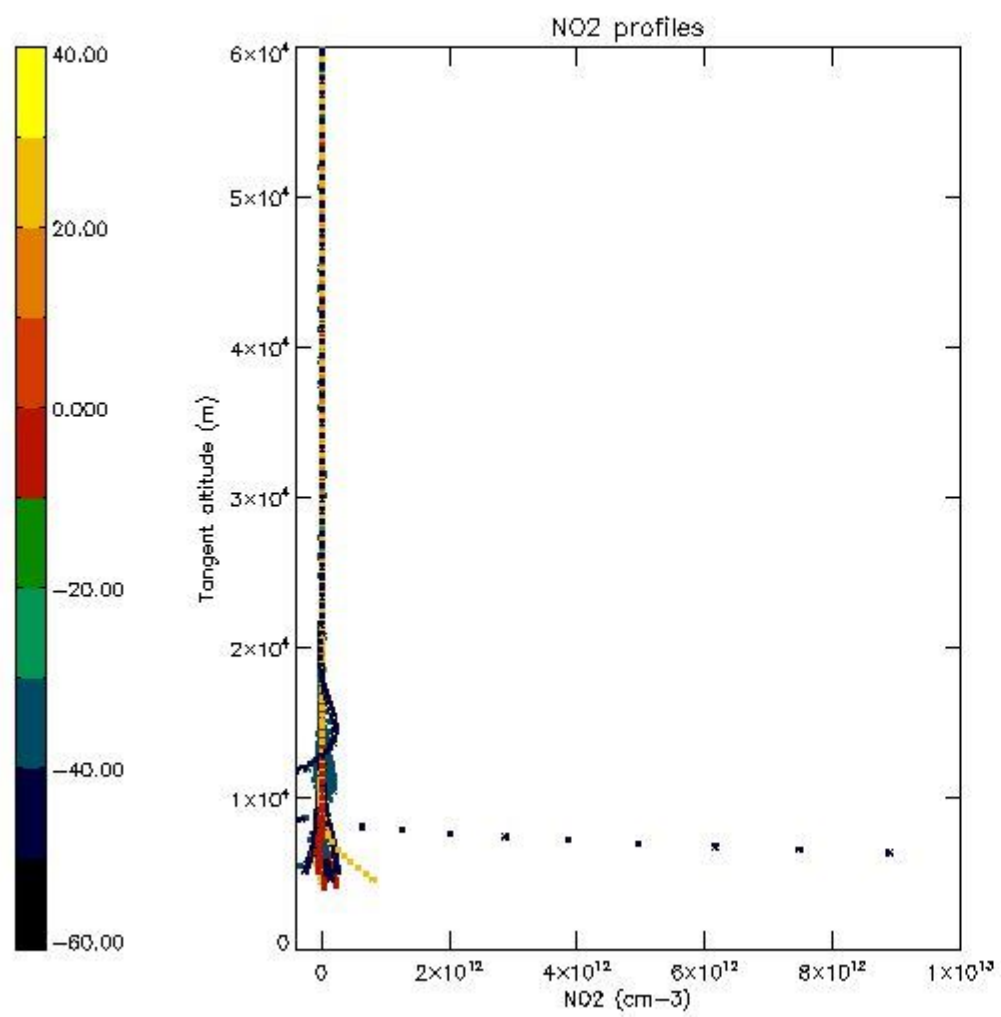
The colorbar represents the latitude.





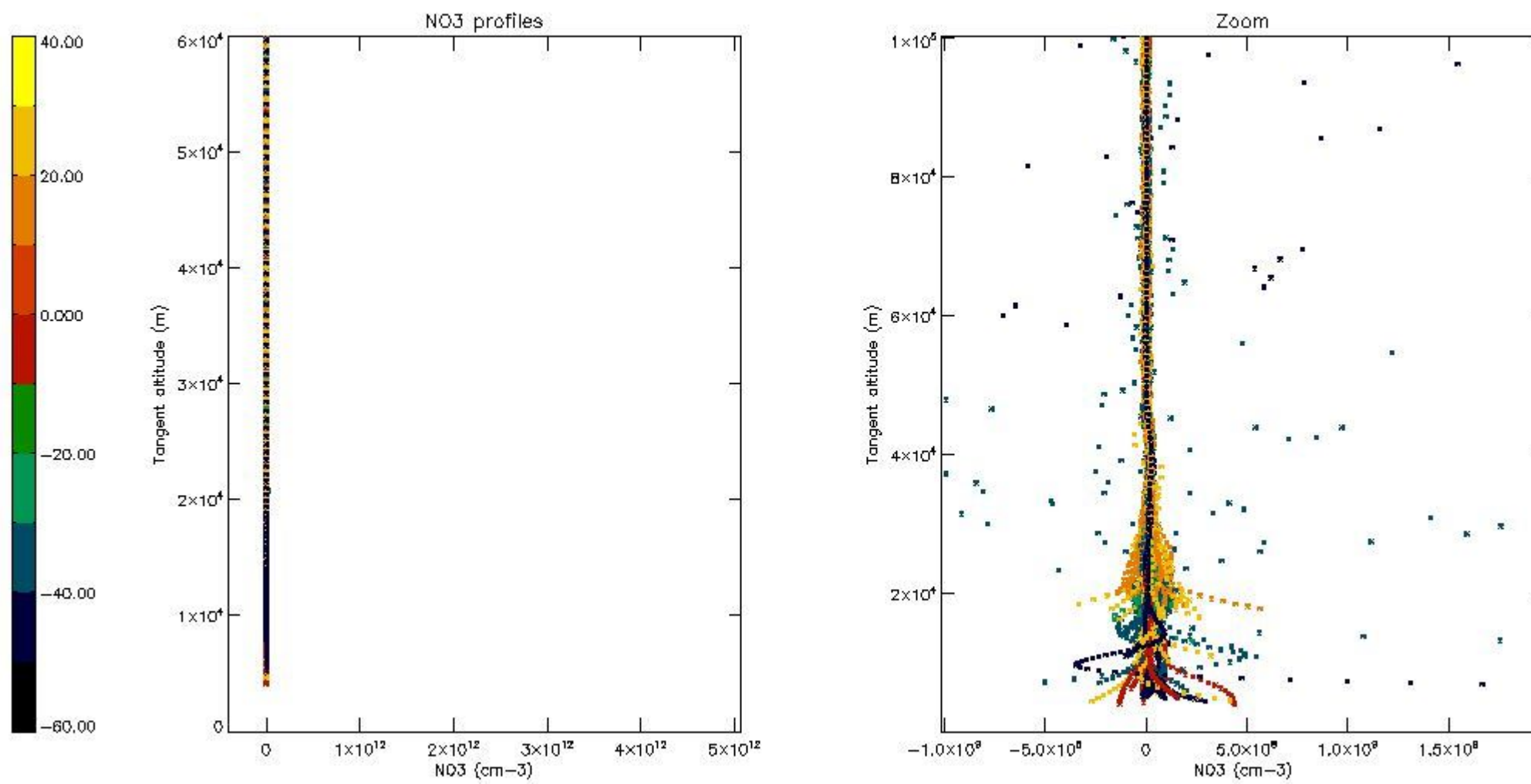
*5.6 Plot NO<sub>2</sub> profiles for all STD (dark without errors)*

The colorbar represents the latitude.



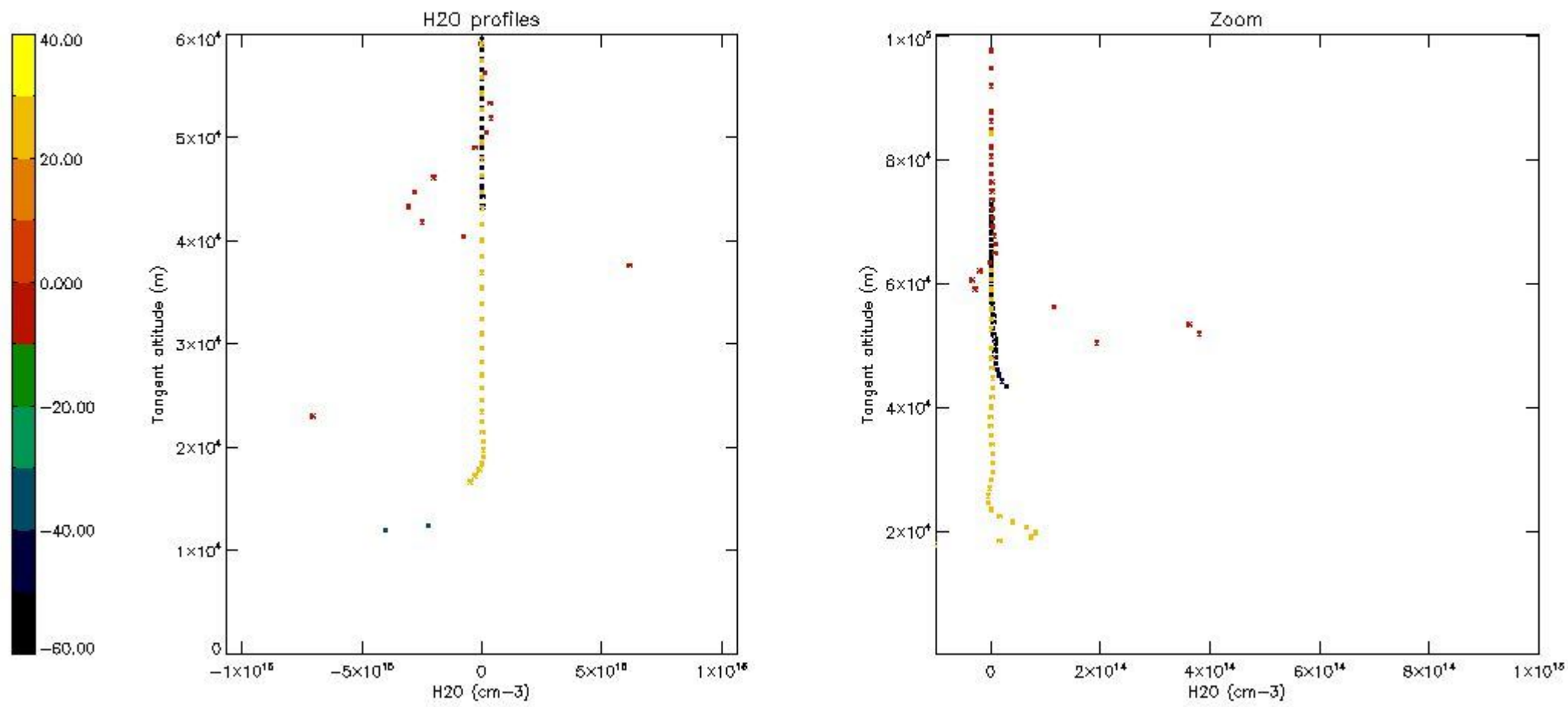
*5.7 Plot NO3 profiles for all STD (dark without errors)*

The colorbar represents the latitude.



5.8 Plot H<sub>2</sub>O profiles for all STD (only for occultations of stars 1,2,3,4,13,14,16,26,63 dark without errors)

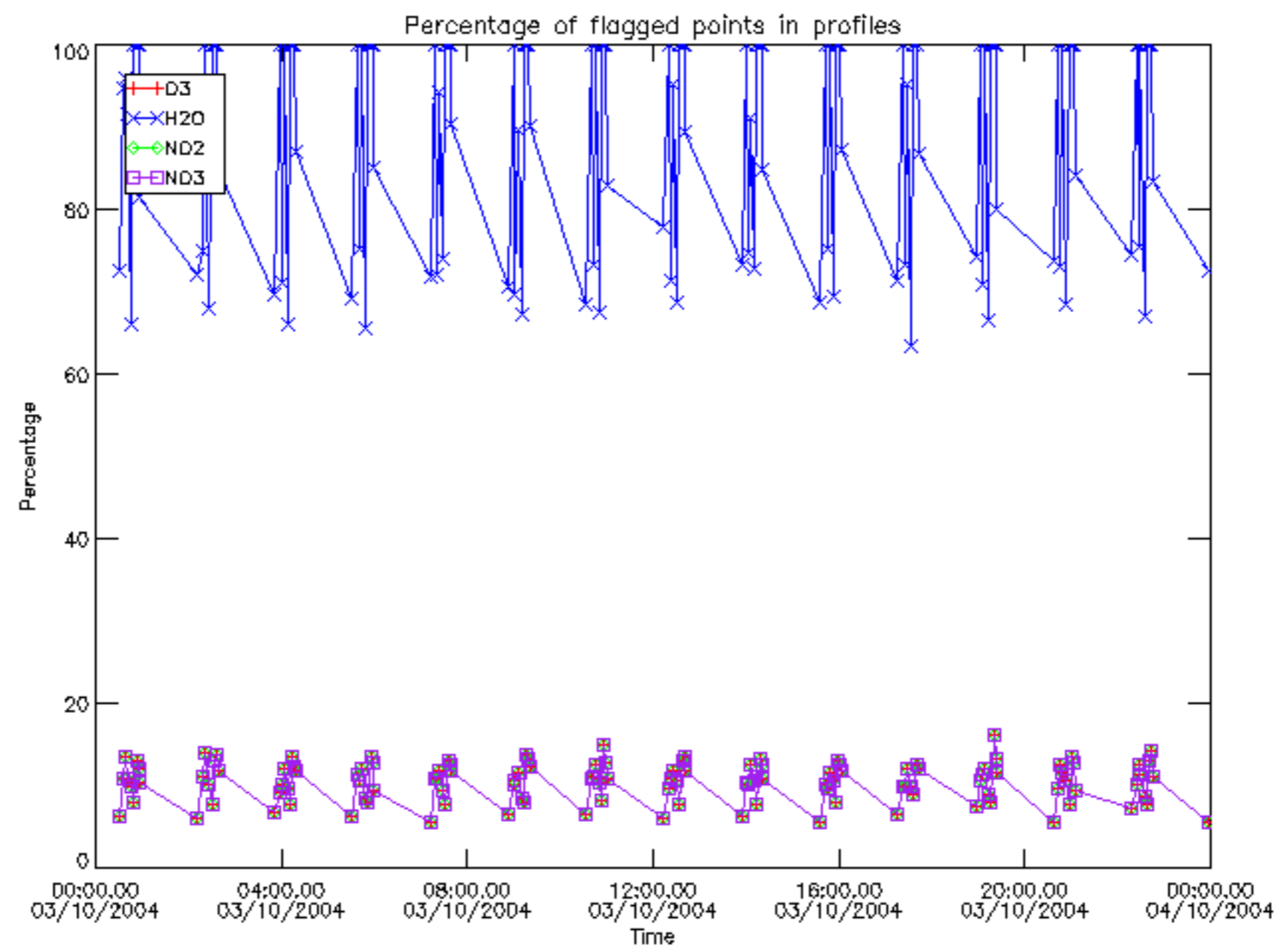
The colorbar represents the latitude.



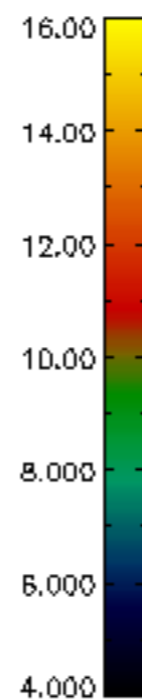
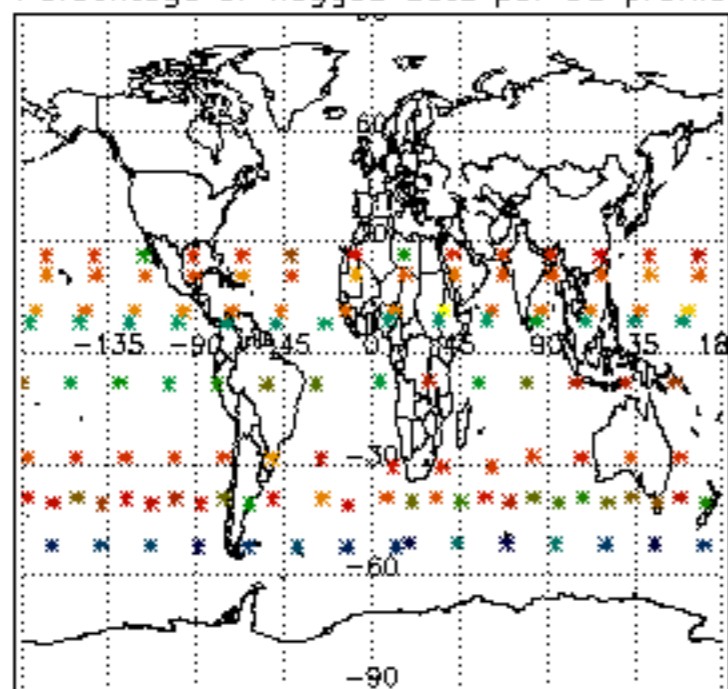
## 6. Auxiliary Data Files used for the production reported in section 2

The number reported in the third column indicates since which file (see list in section 2) the corresponding auxiliary file has been used. The fourth column is the date of those product files.

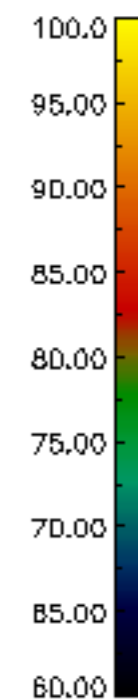
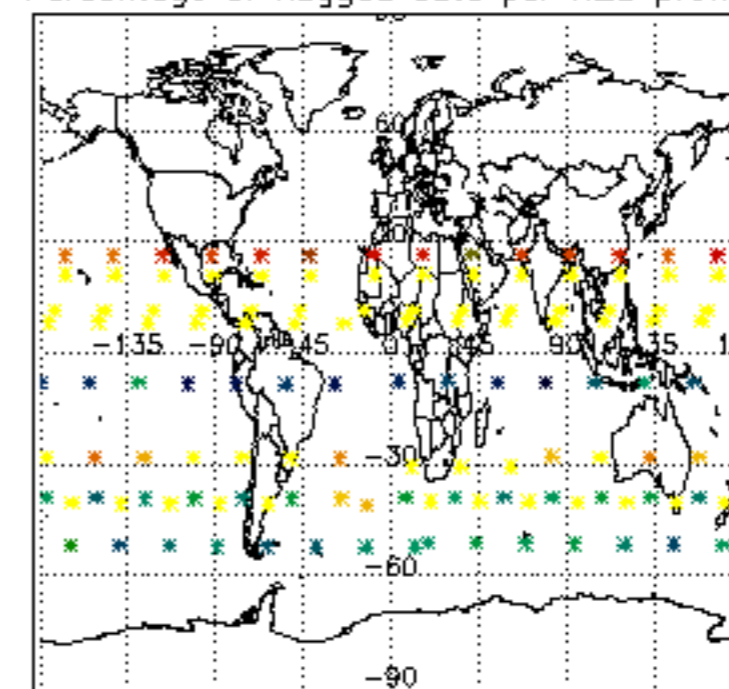
Type	Auxiliary Filename	Used since product	Used since product date
INST_PHYS_CHARACTERISTICS	GOM_INS_AXVIEC20091111_143220_20030716_120000_20500101_000000	1	03-OCT-2004 00:00:01
LEVEL-2_PROC_CONFIG	GOM_PR2_AXVIEC20091111_152718_20020301_000000_20500101_000000	1	03-OCT-2004 00:00:01
CROSS_SECTIONS_FILE	GOM_CRS_AXVIEC20091111_154832_20020301_000000_20500101_000000	1	03-OCT-2004 00:00:01



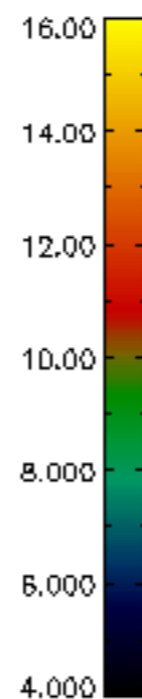
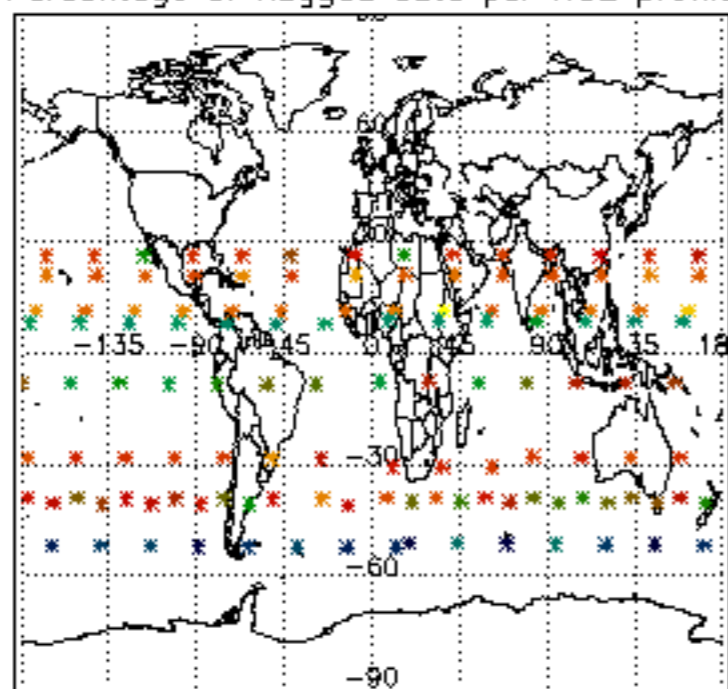
Percentage of flagged data per D3 profile



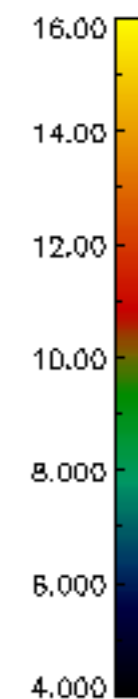
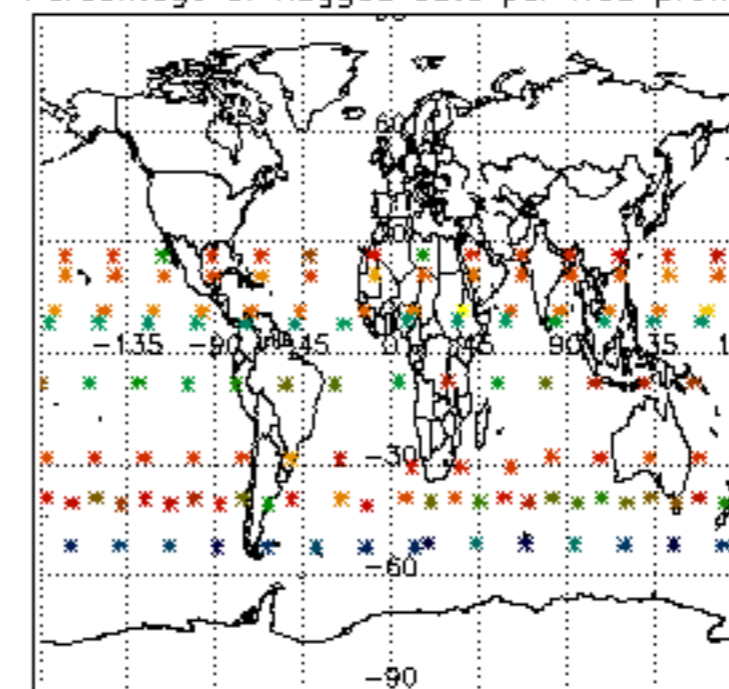
Percentage of flagged data per H2O profile

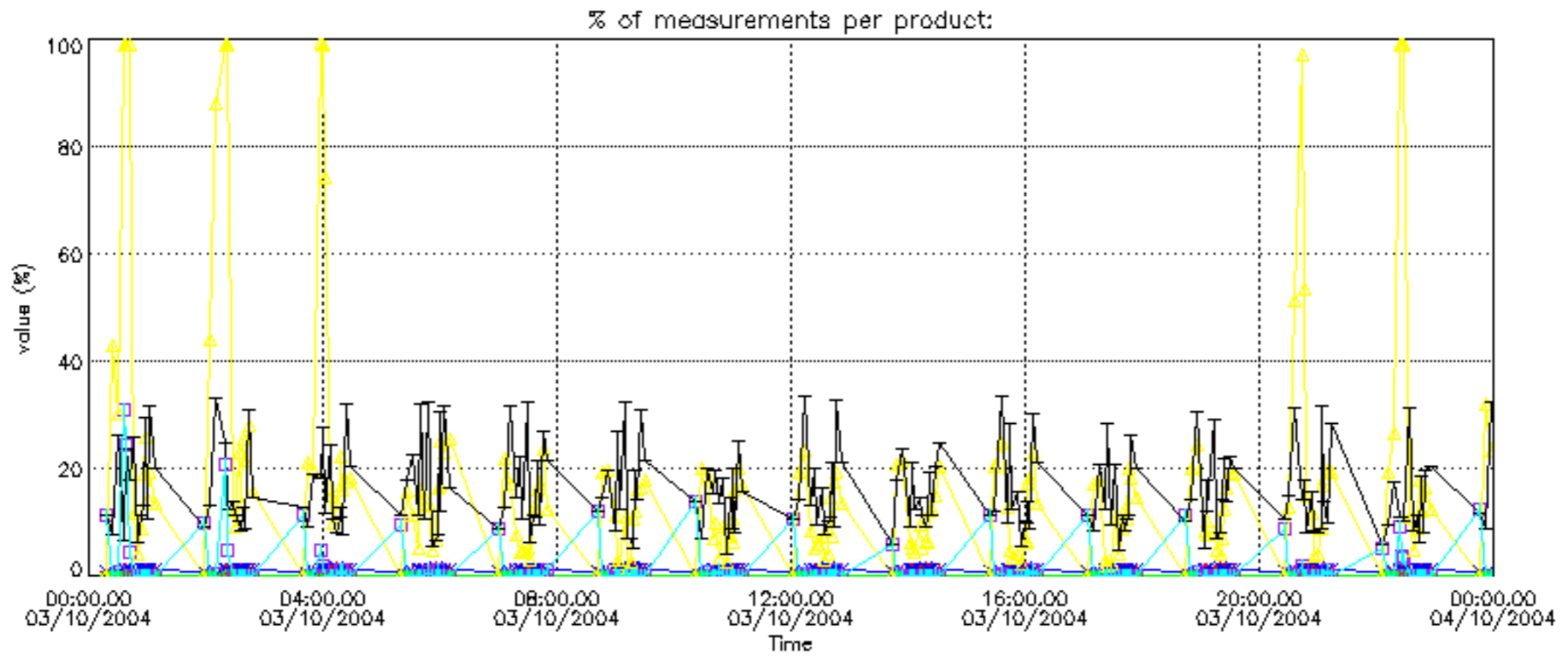
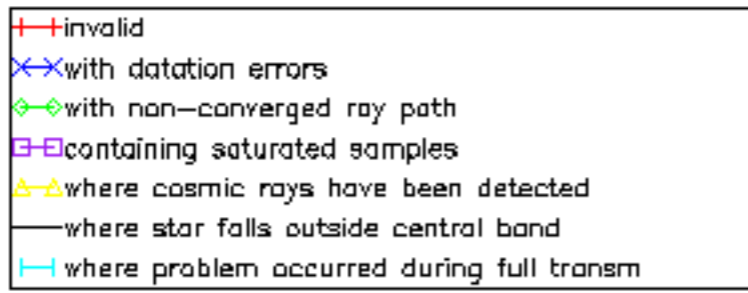


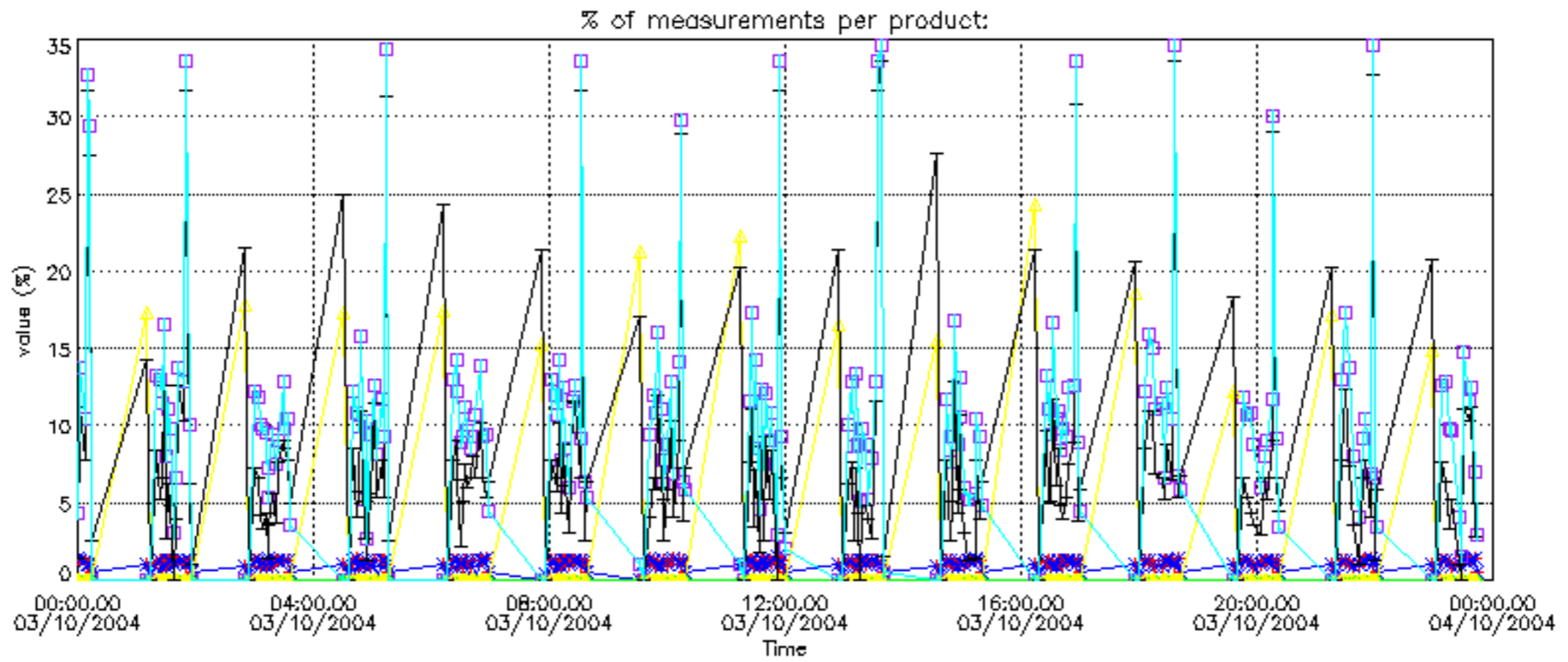
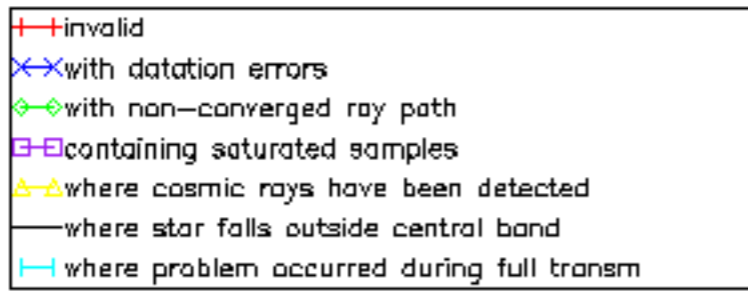
Percentage of flagged data per NO2 profile



Percentage of flagged data per NO3 profile

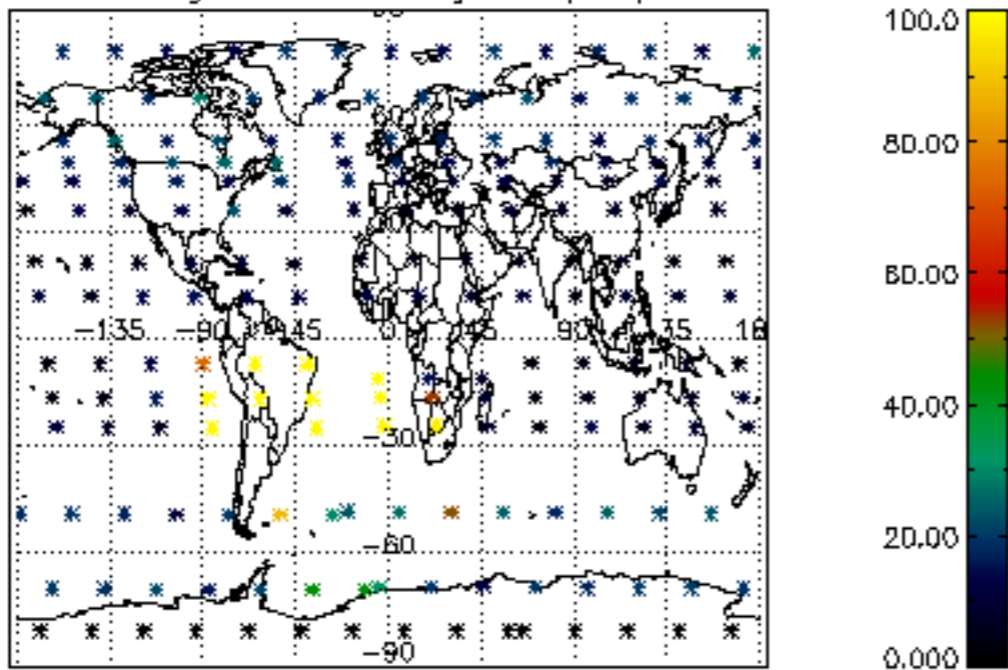




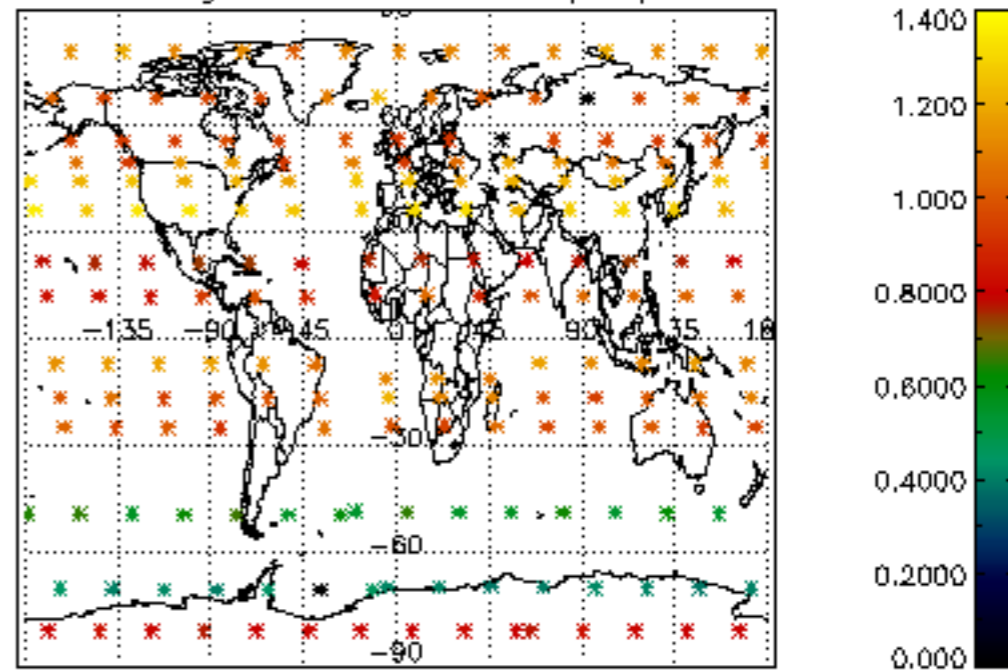




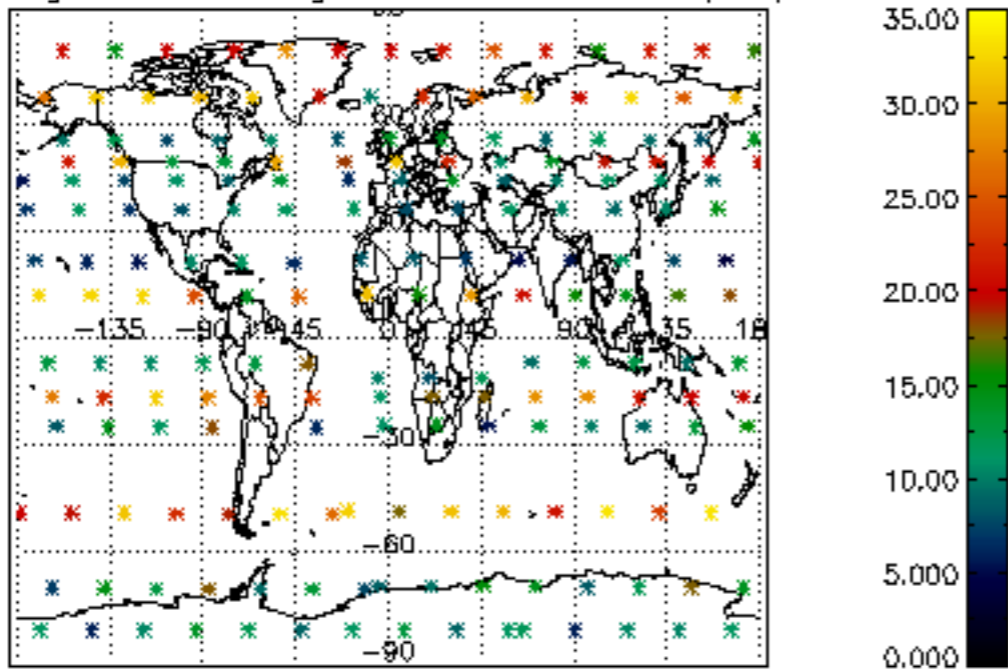
Percentage of cosmic ray hits per profile



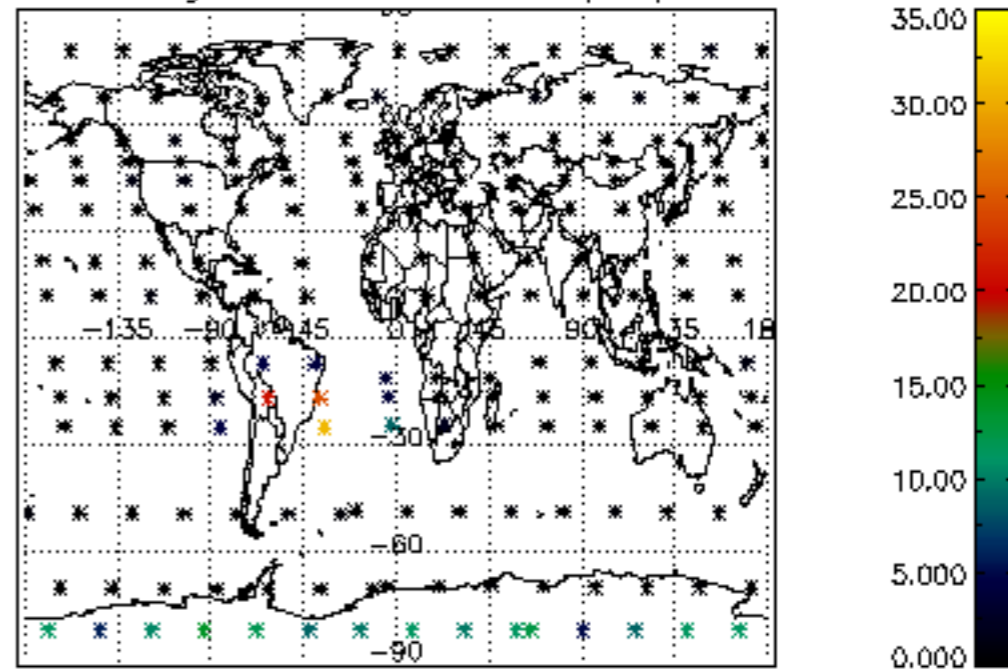
Percentage of datation errors per profile



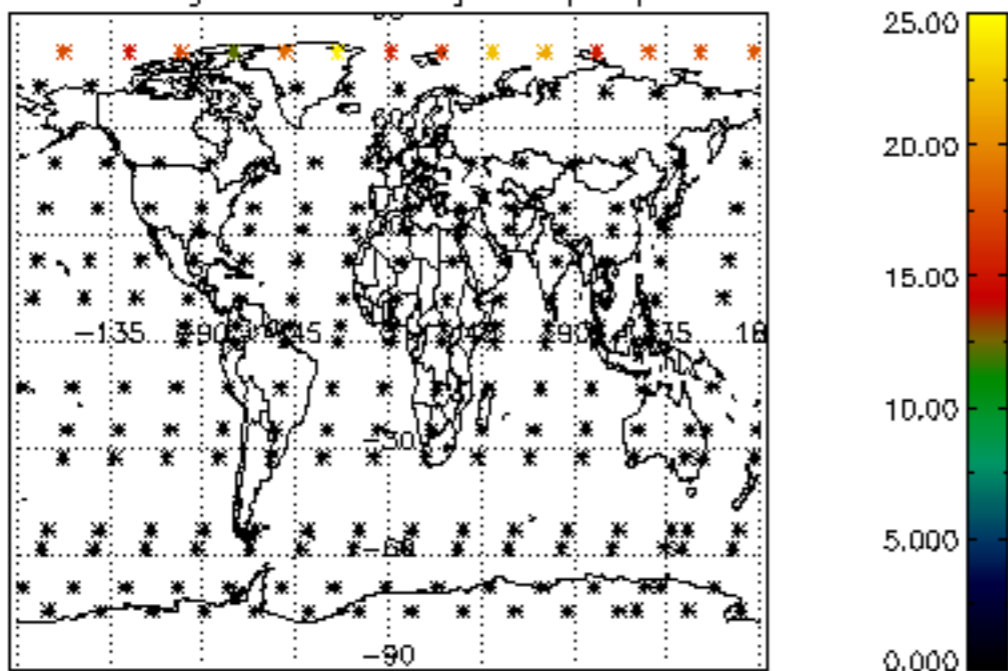
Percentage of star falling outside central band per profile



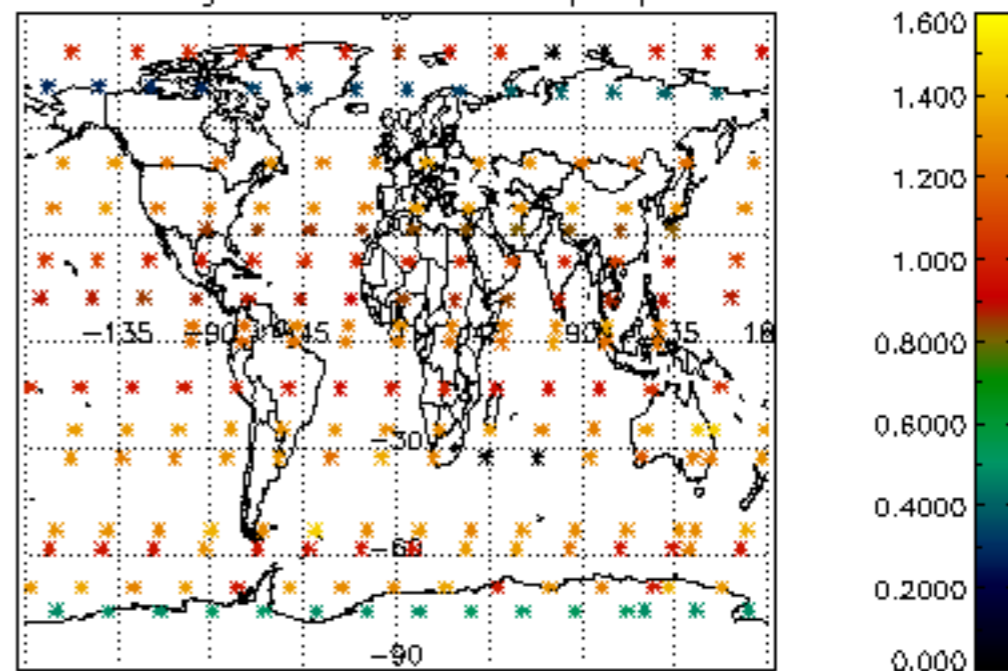
Percentage of saturation errors per profile



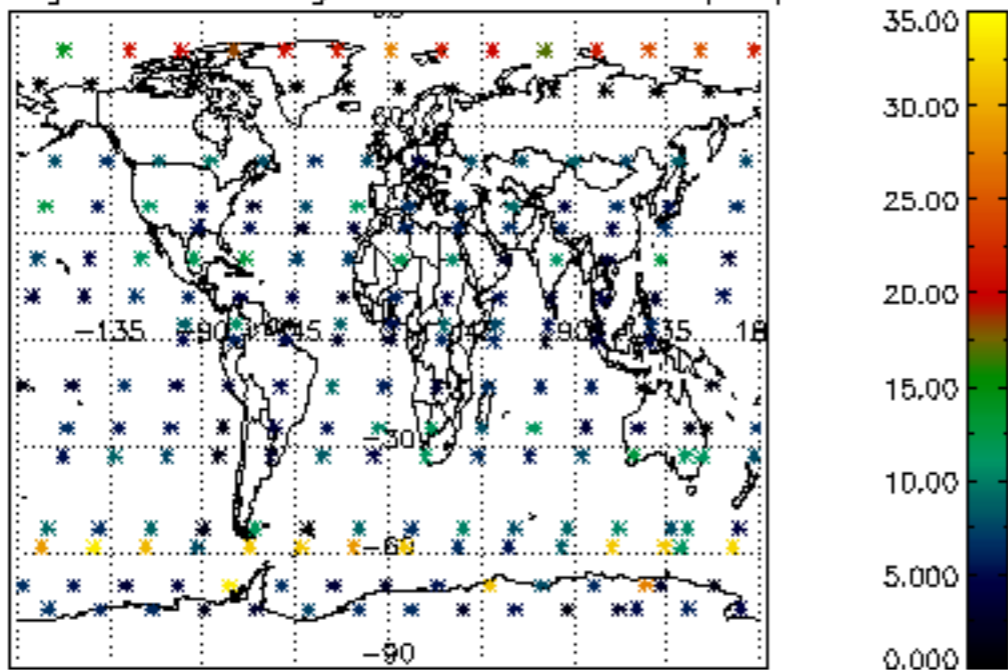
Percentage of cosmic ray hits per profile



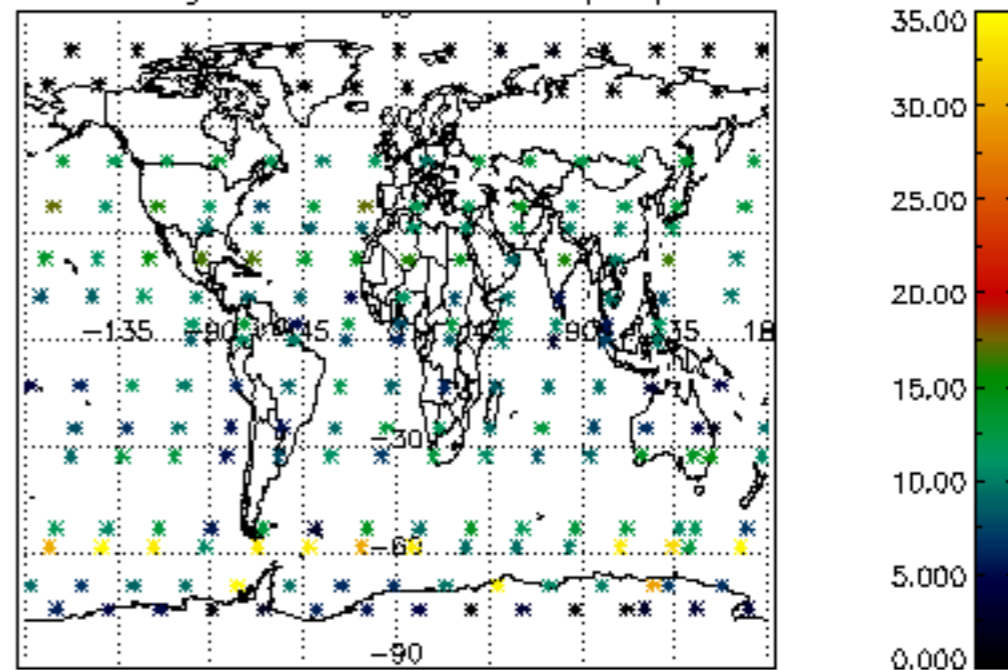
Percentage of datation errors per profile

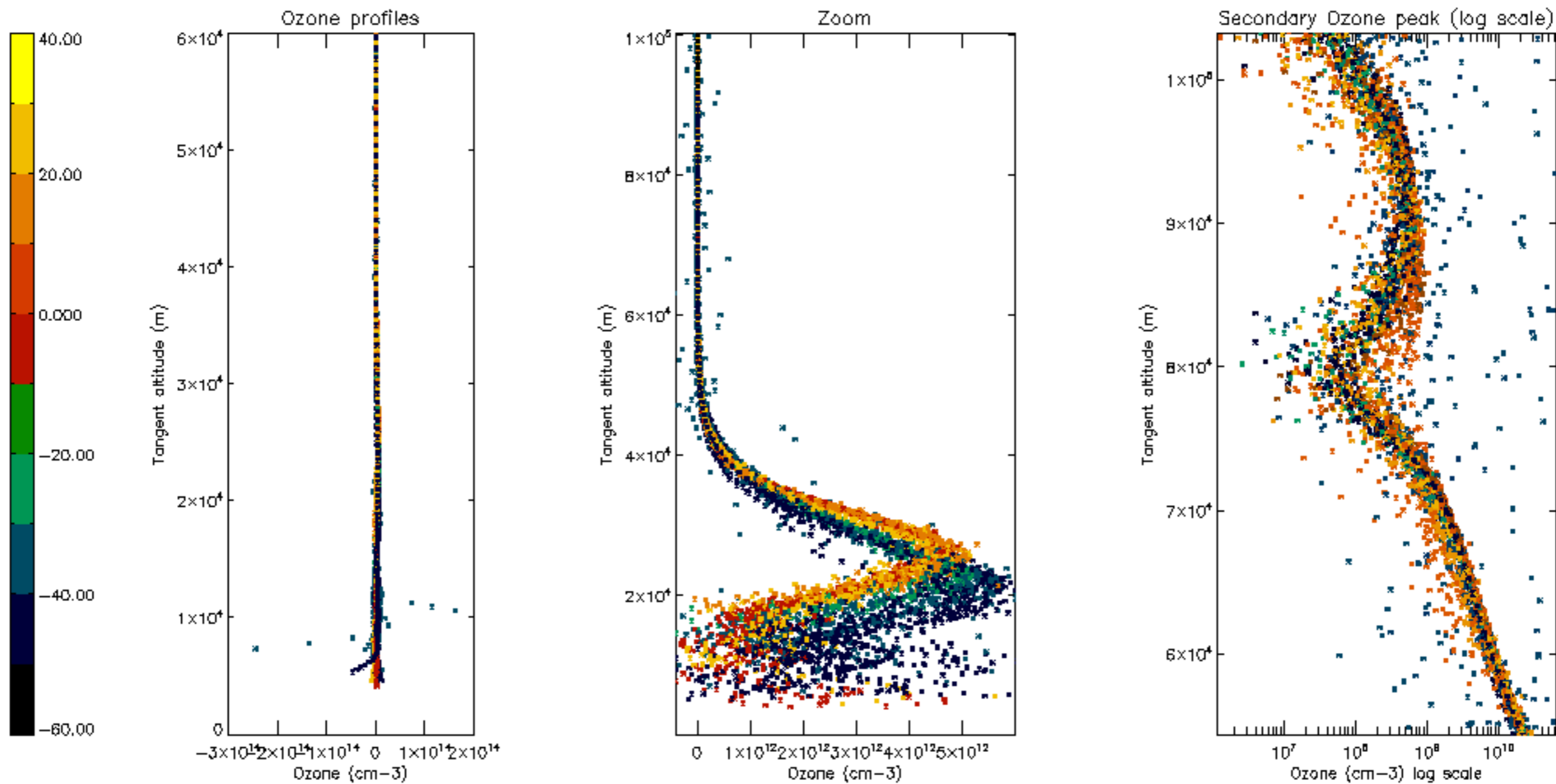


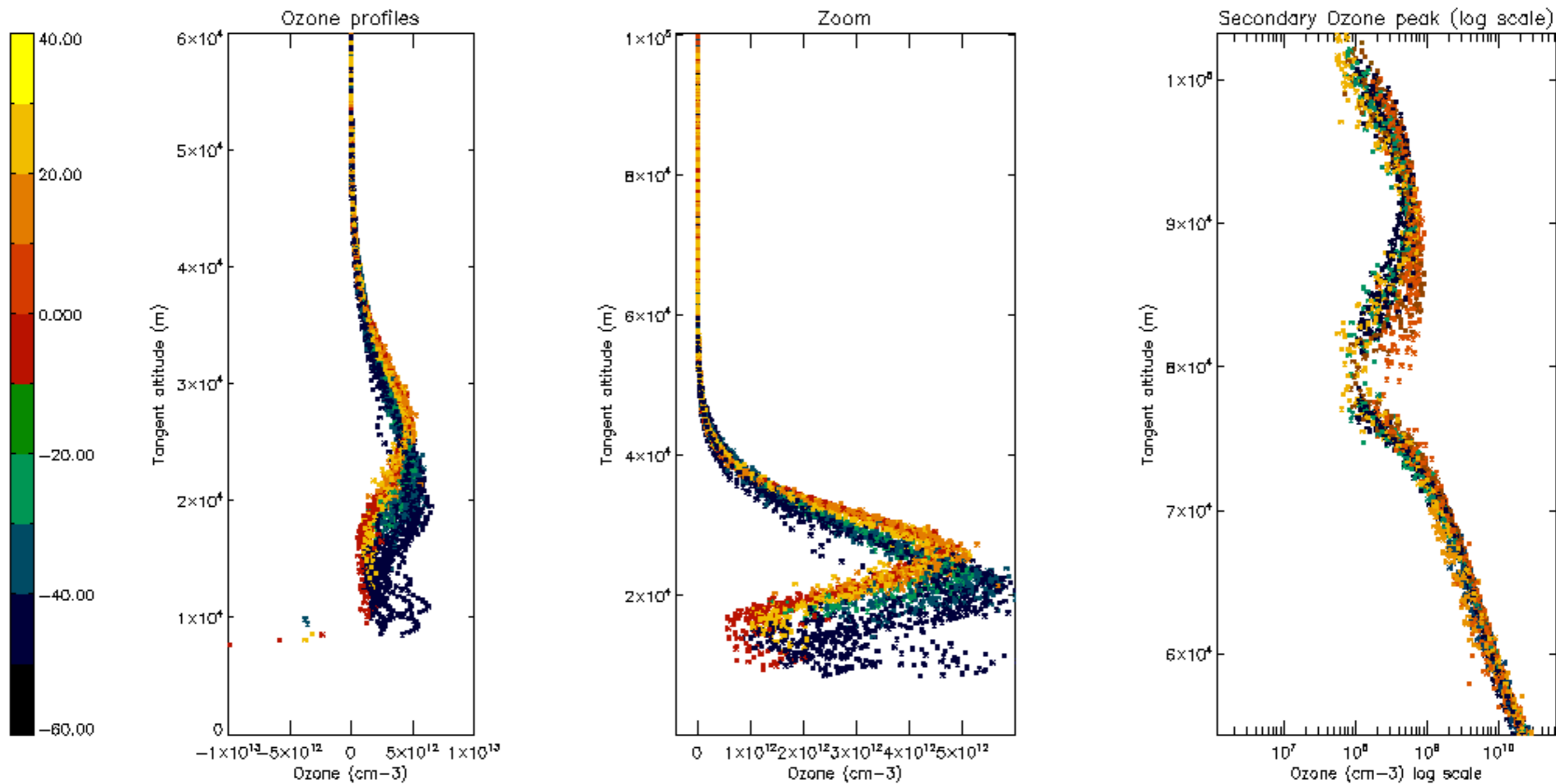
Percentage of star falling outside central band per profile

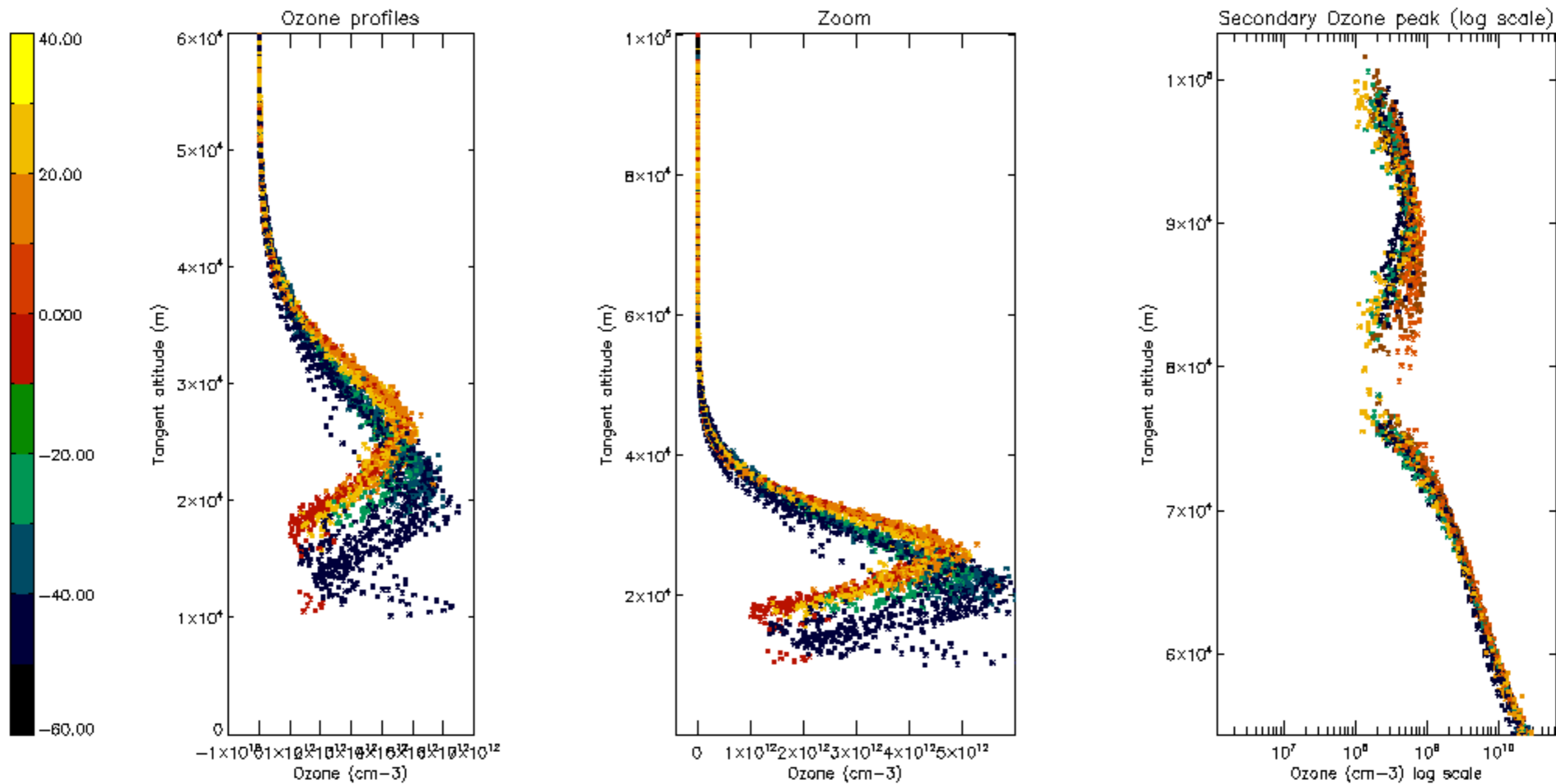


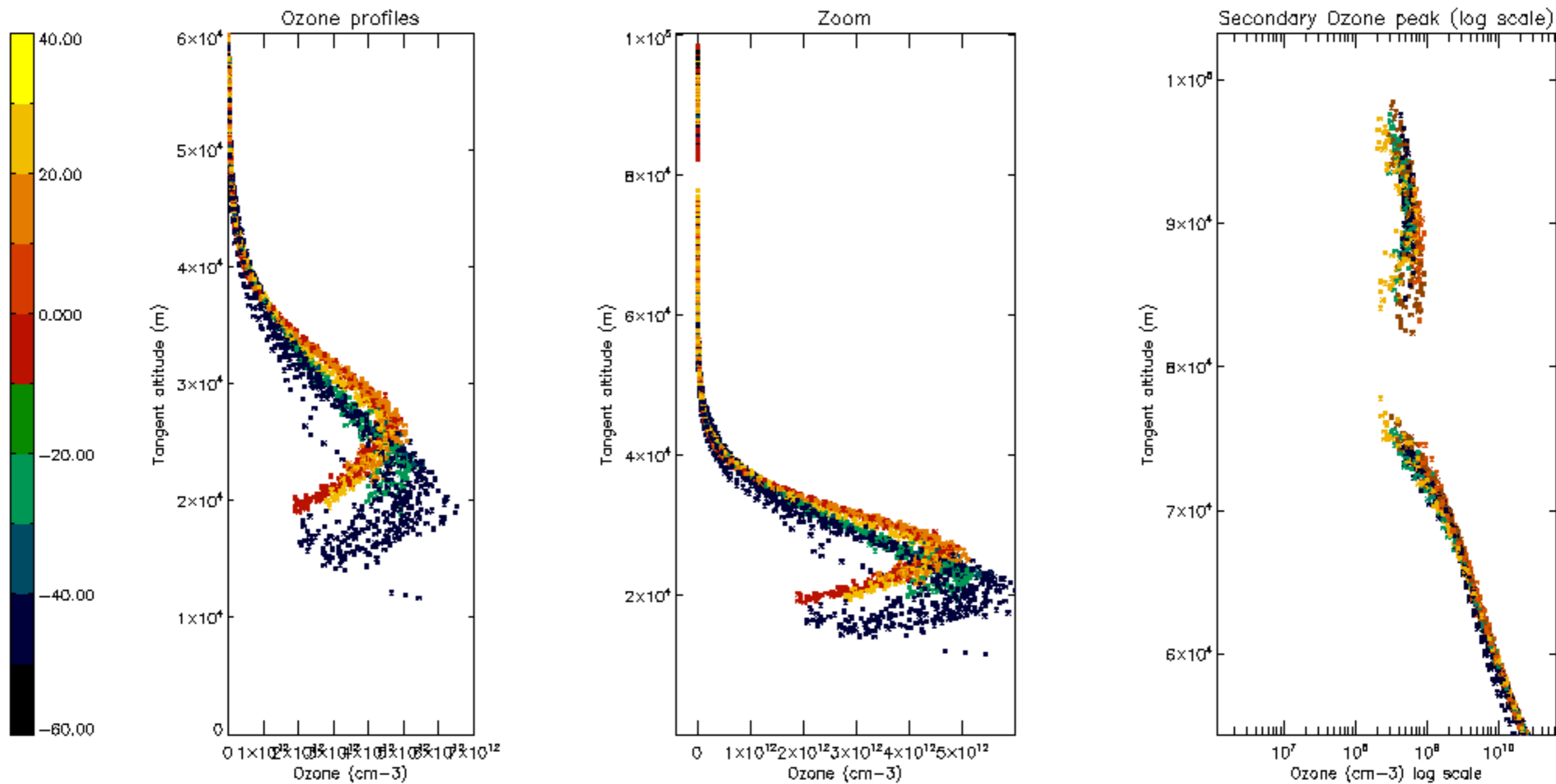
Percentage of saturation errors per profile

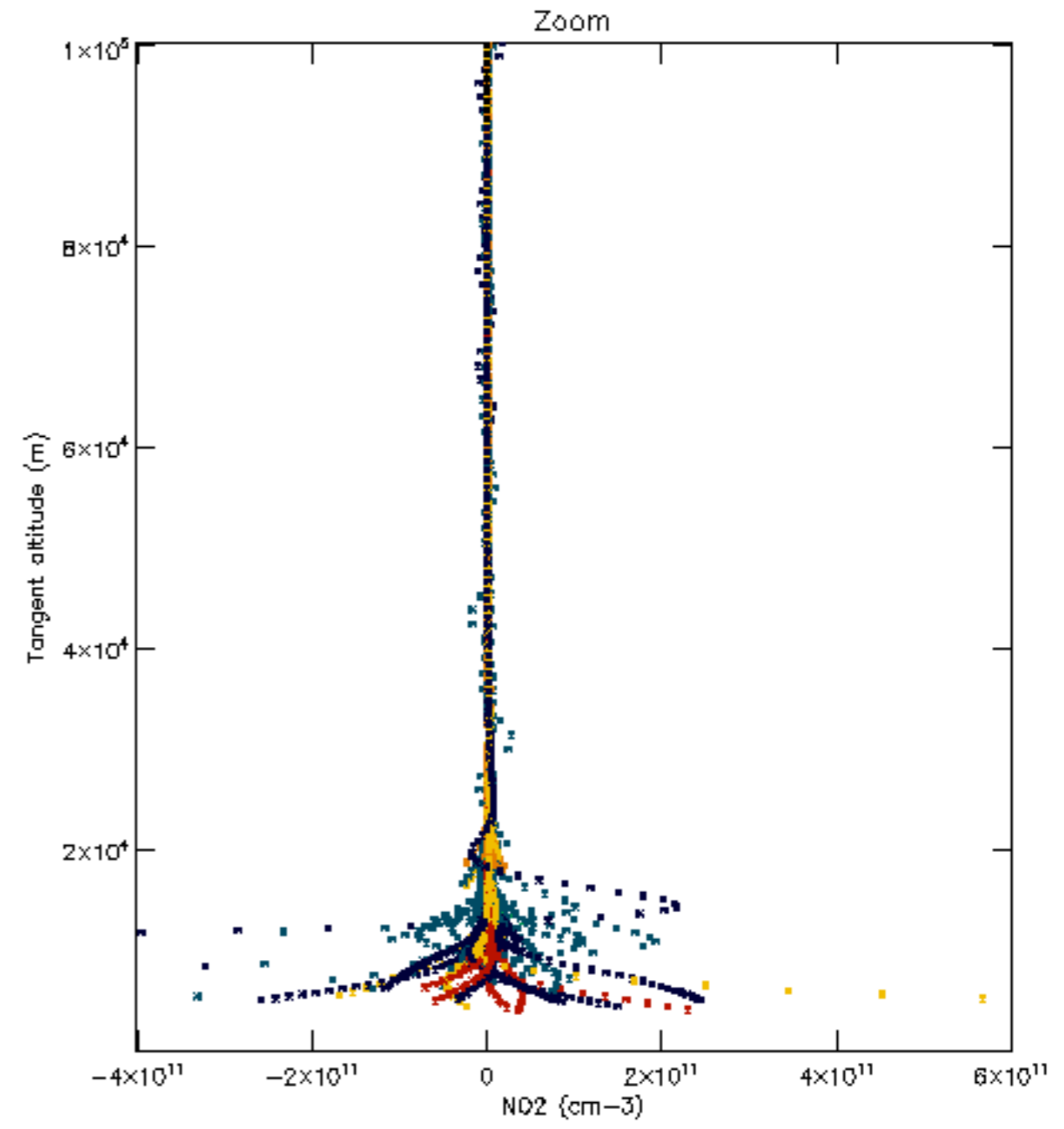
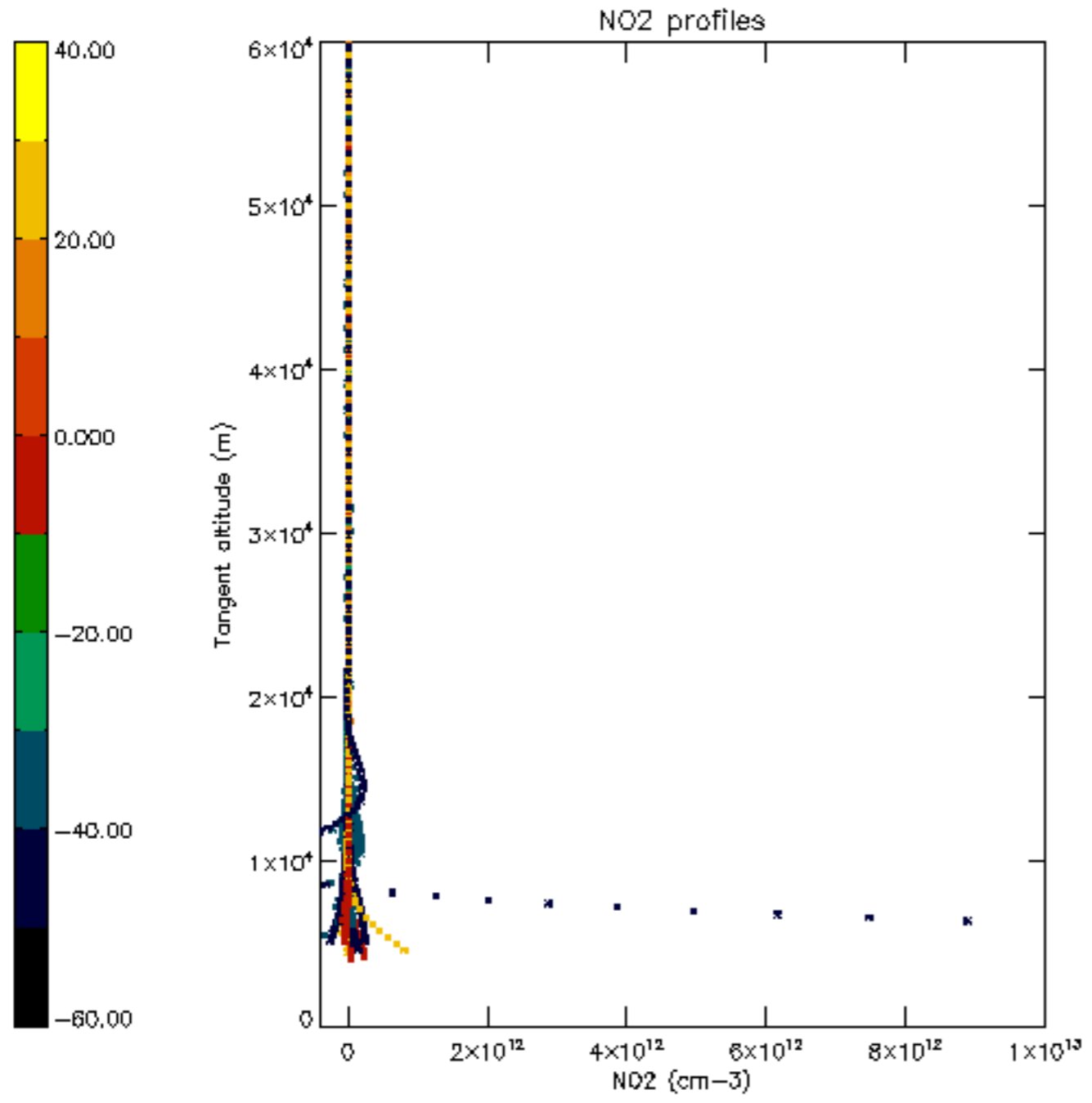


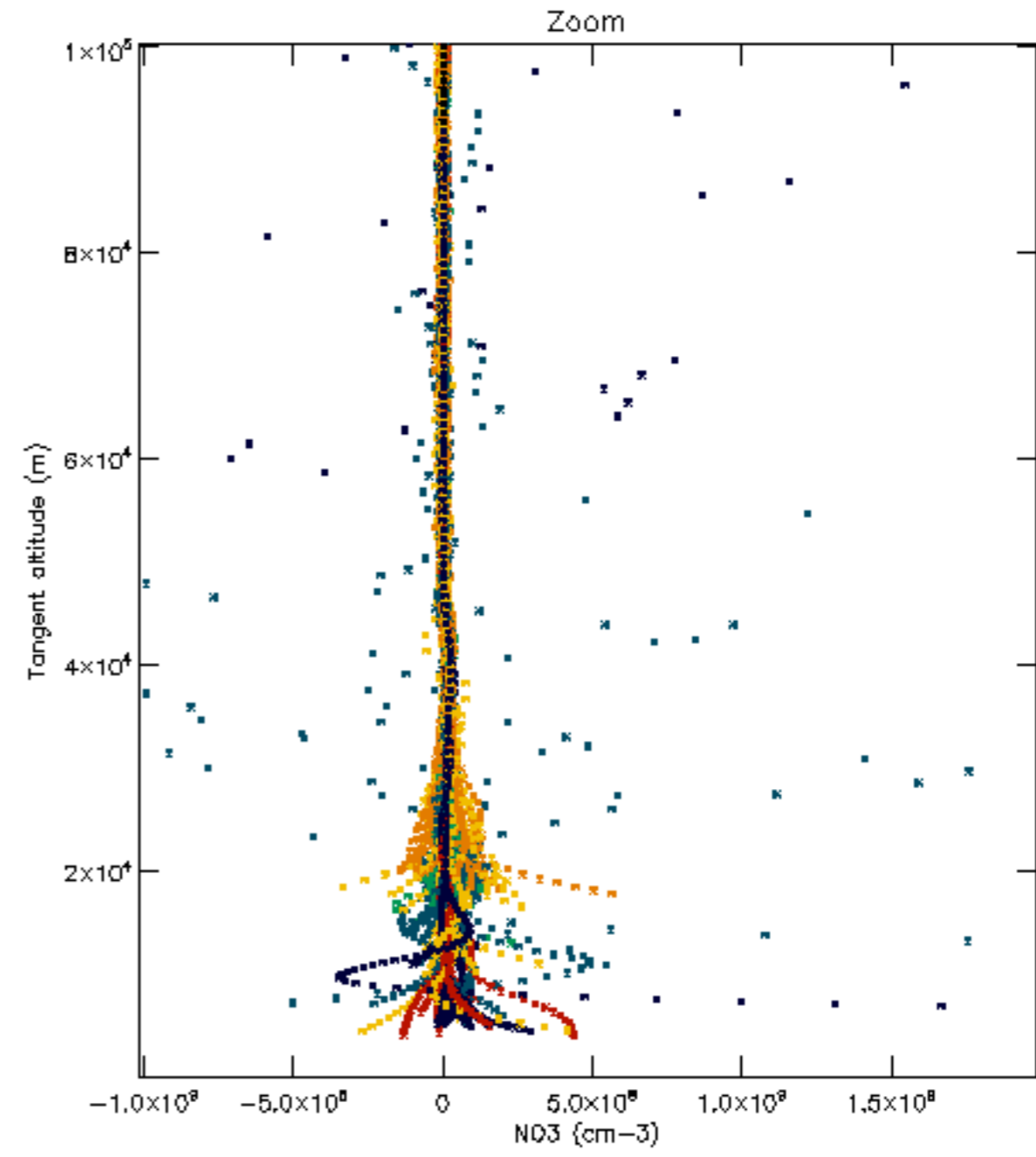
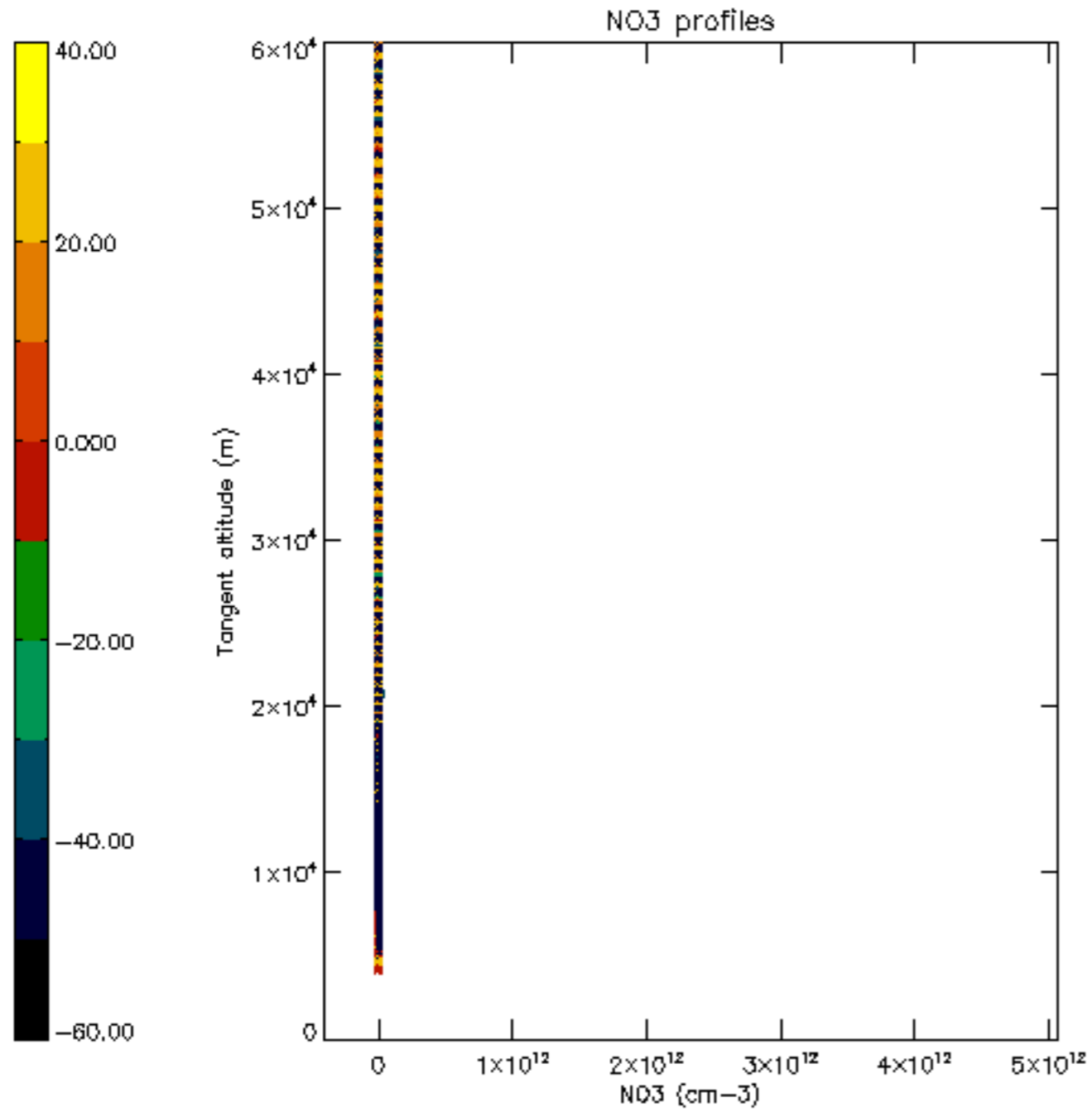




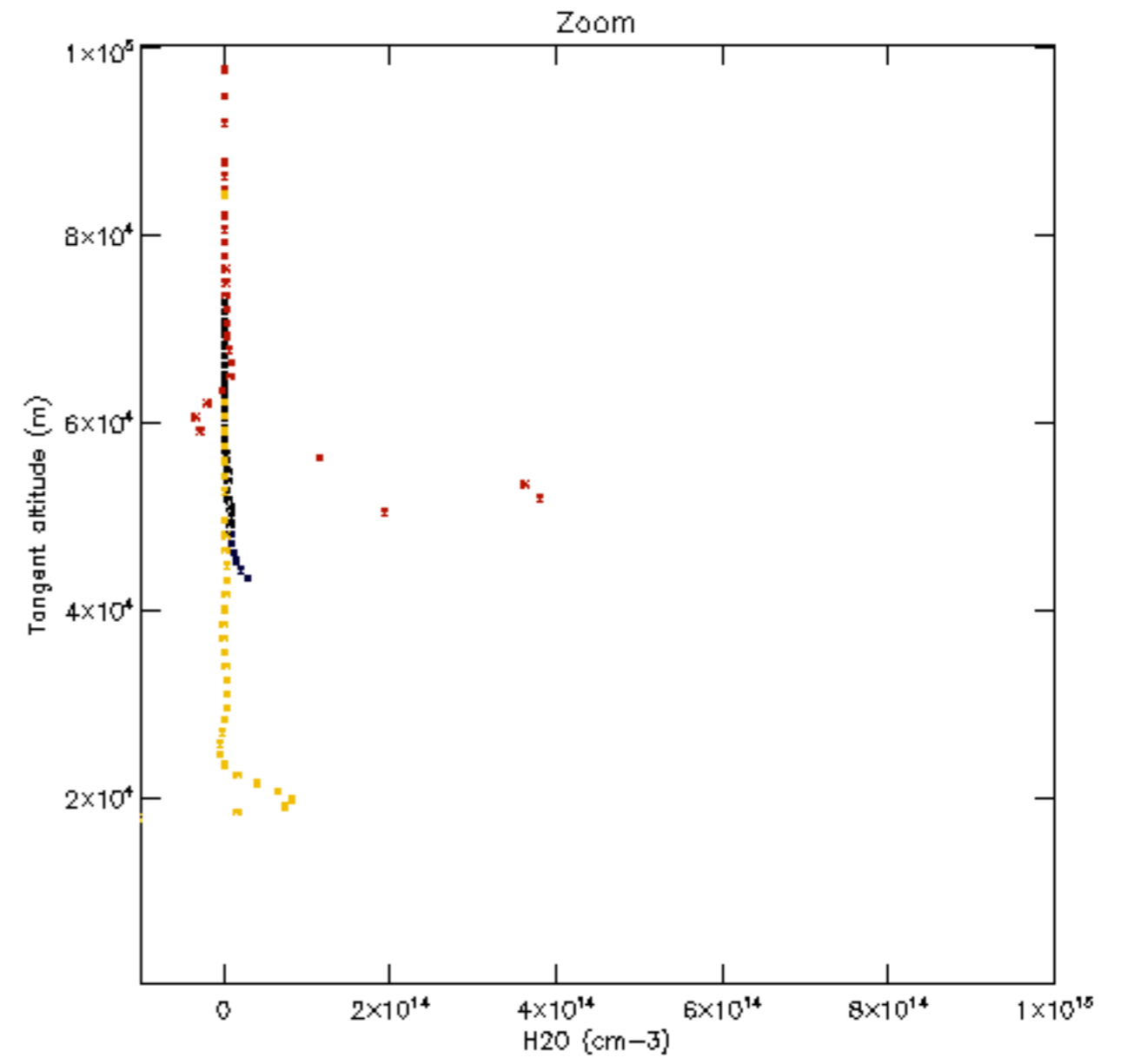
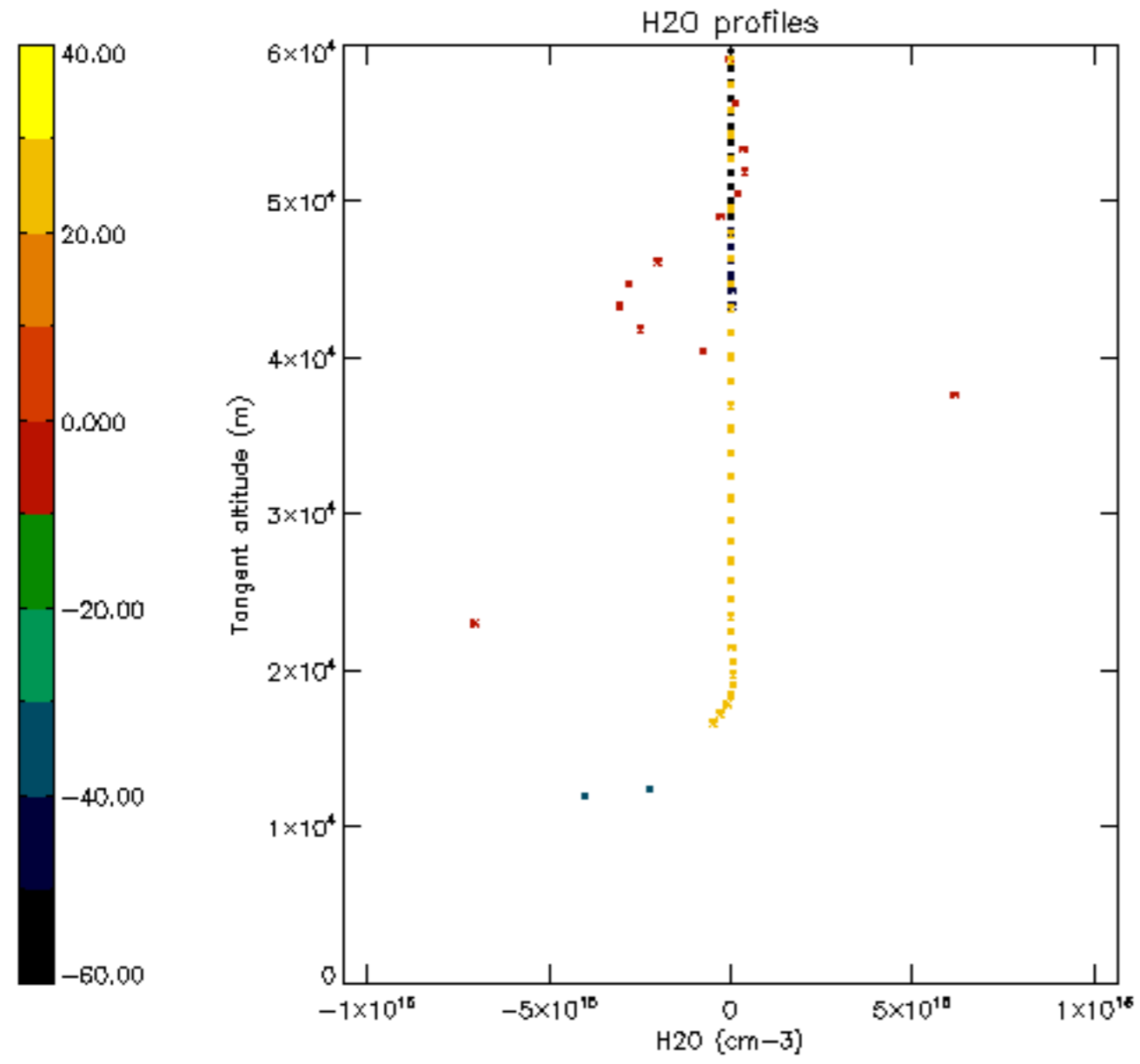


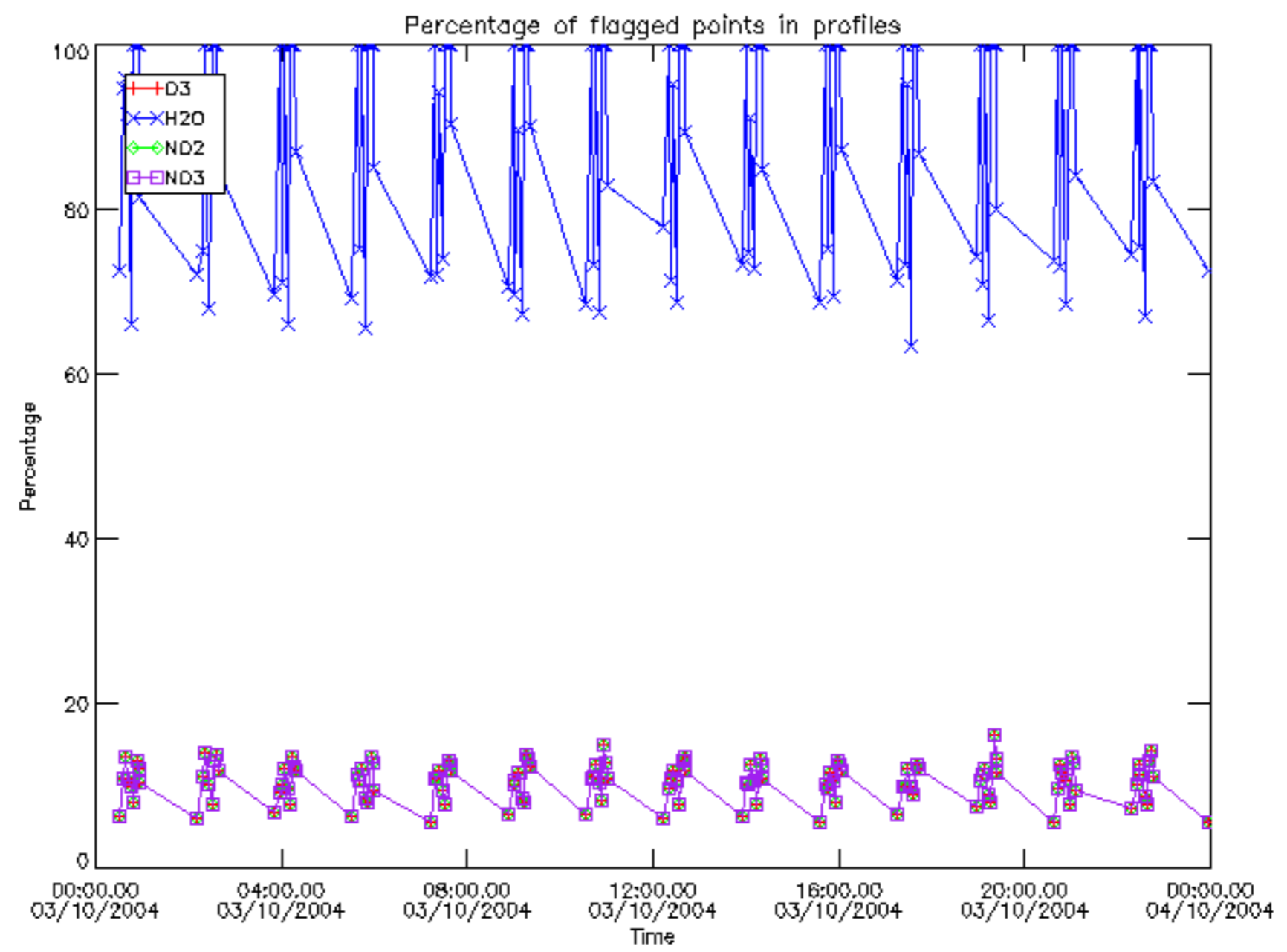




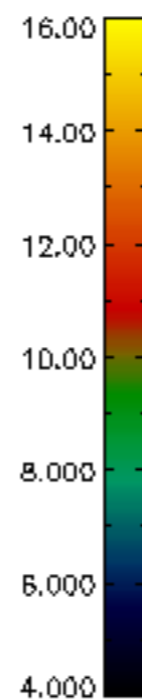
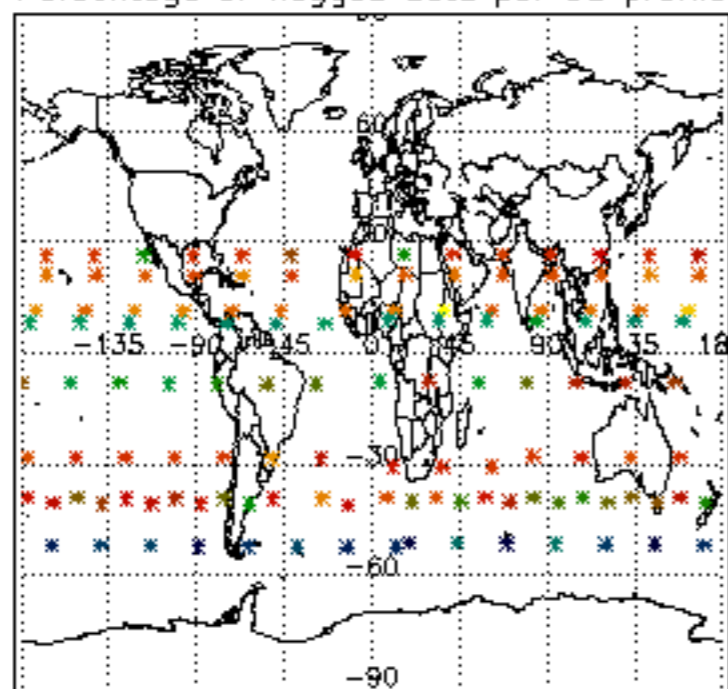




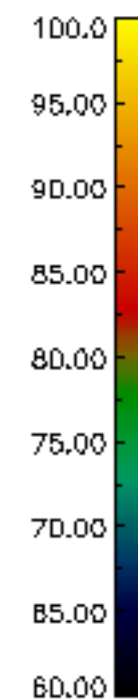
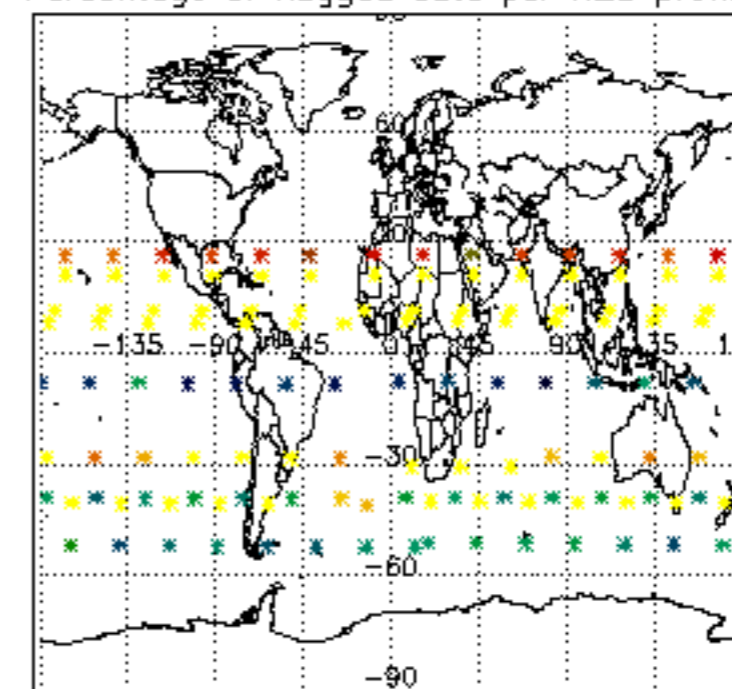




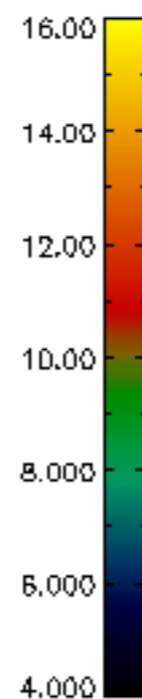
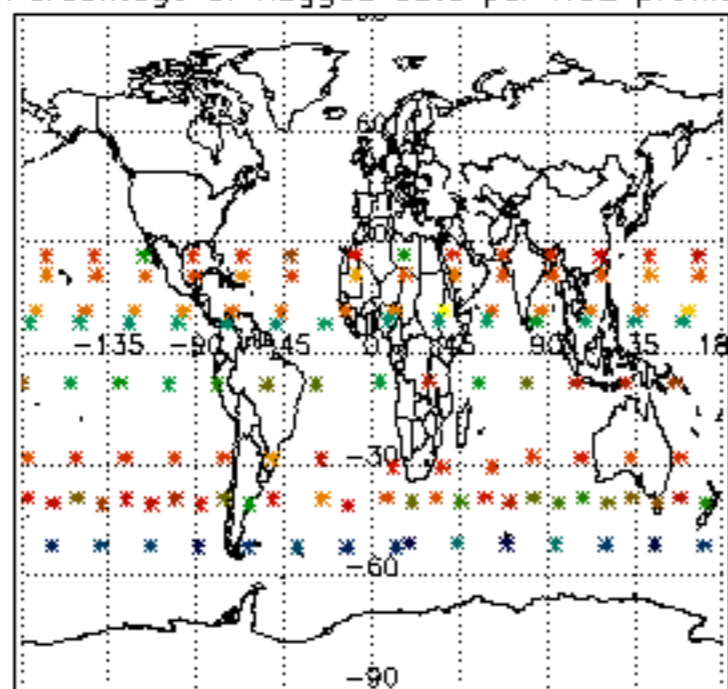
Percentage of flagged data per D3 profile



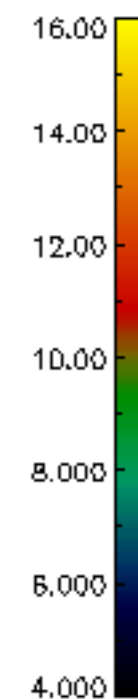
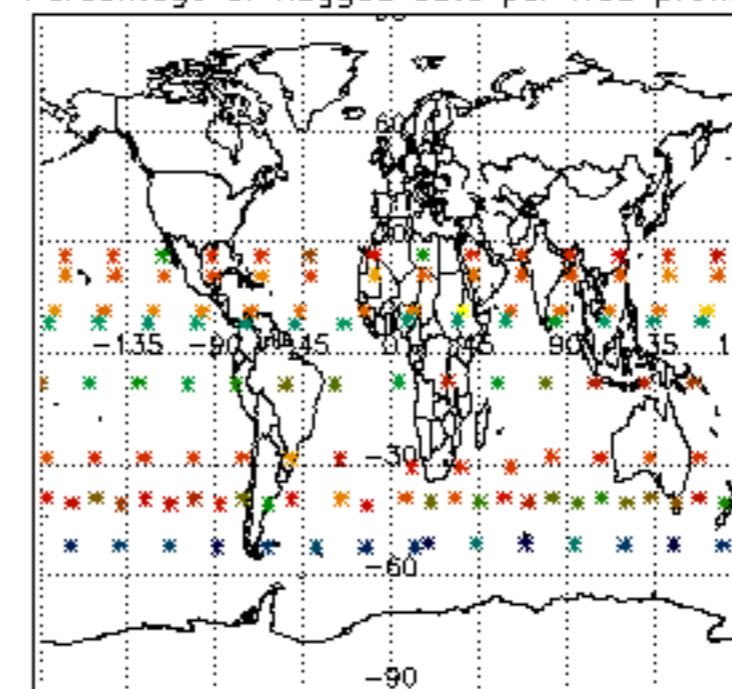
Percentage of flagged data per H2O profile

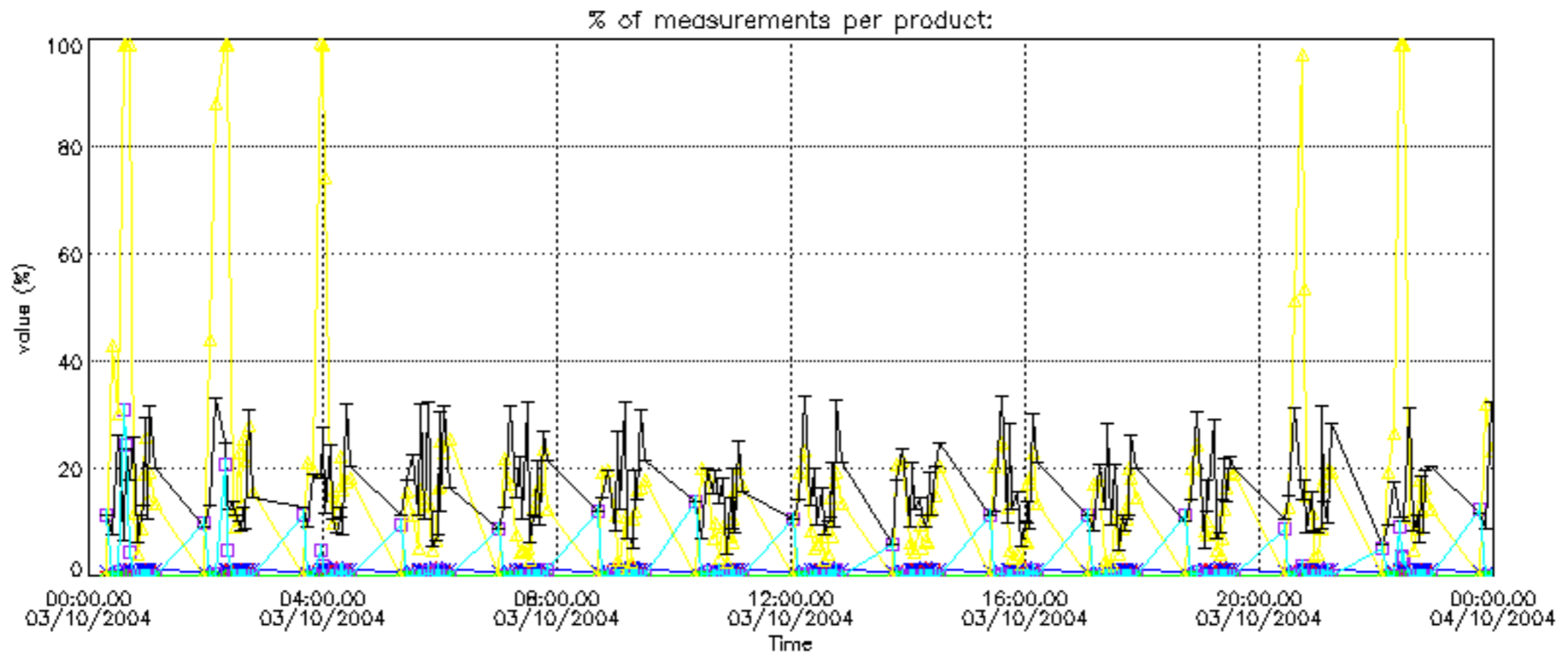


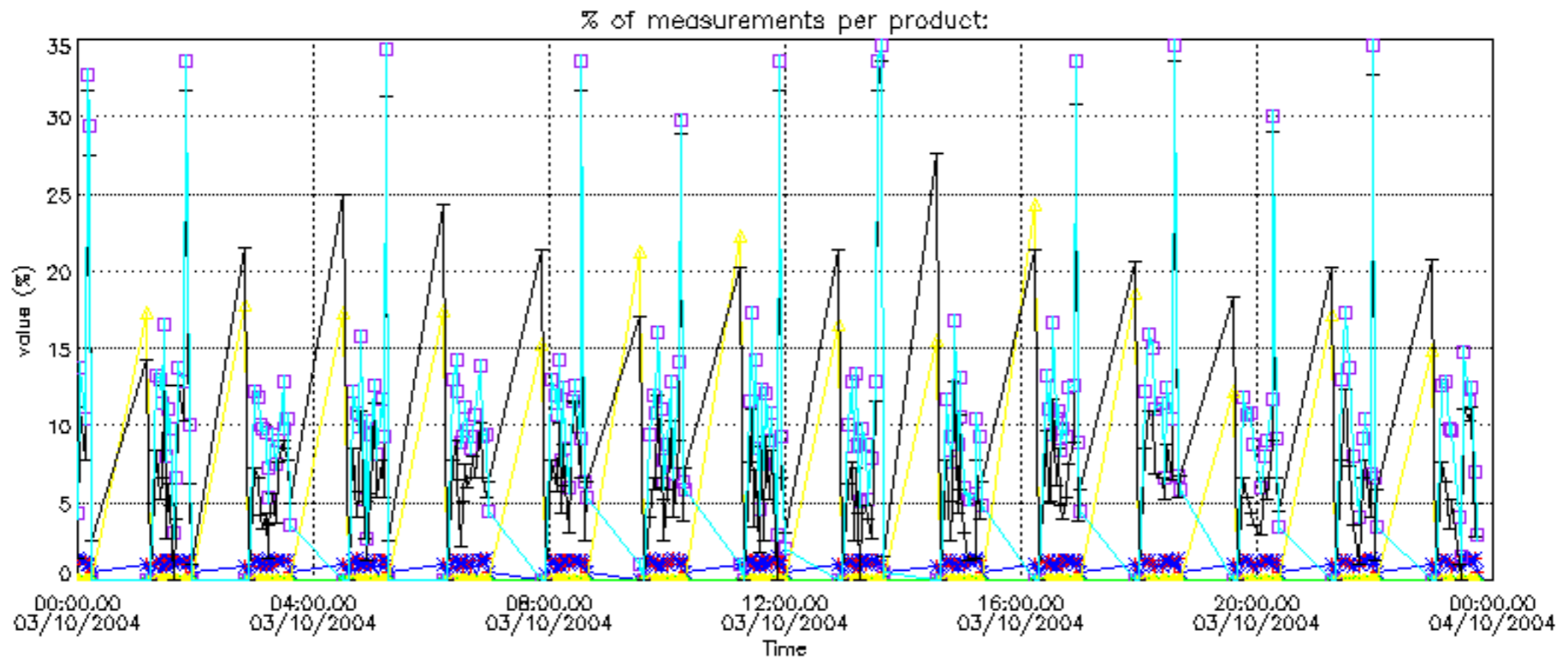
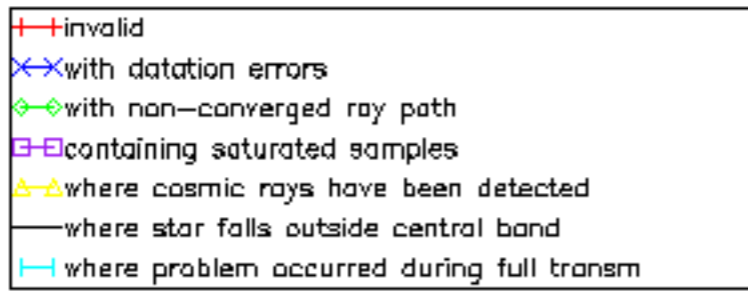
Percentage of flagged data per NO2 profile



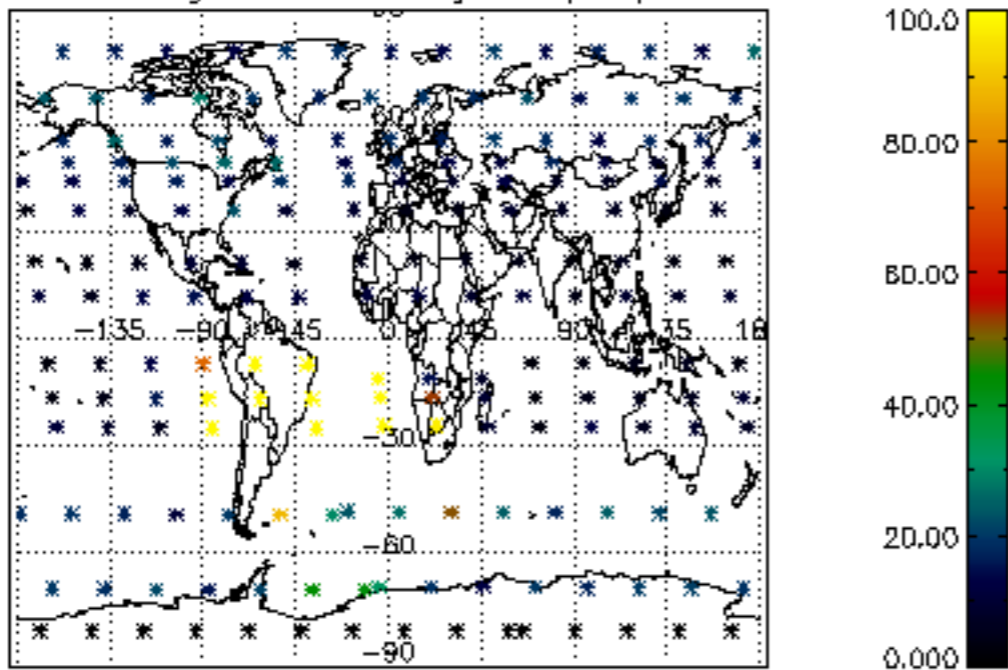
Percentage of flagged data per NO3 profile



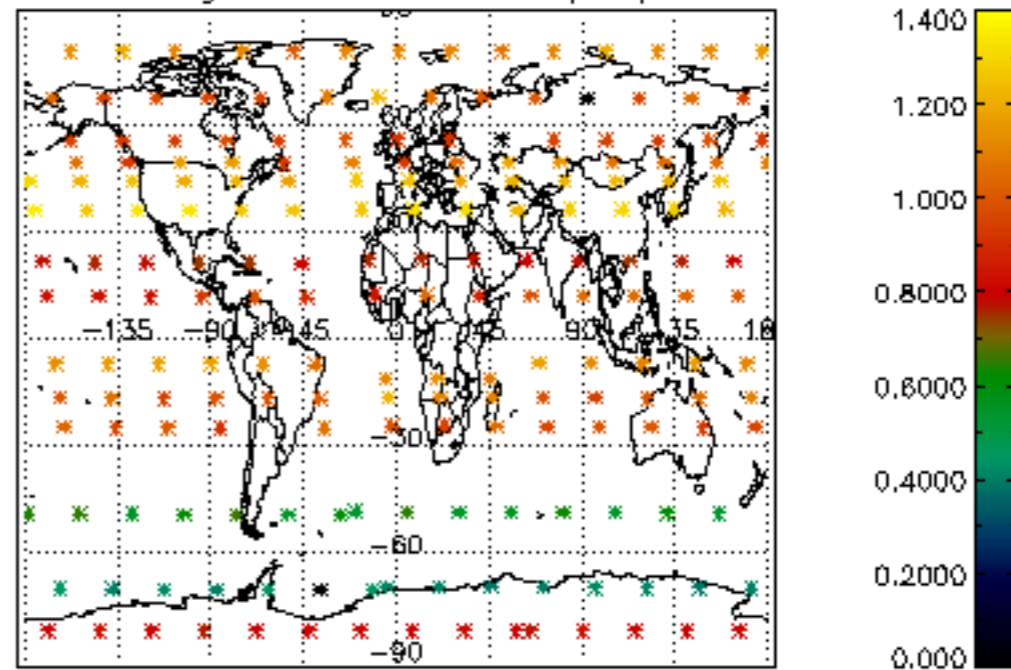




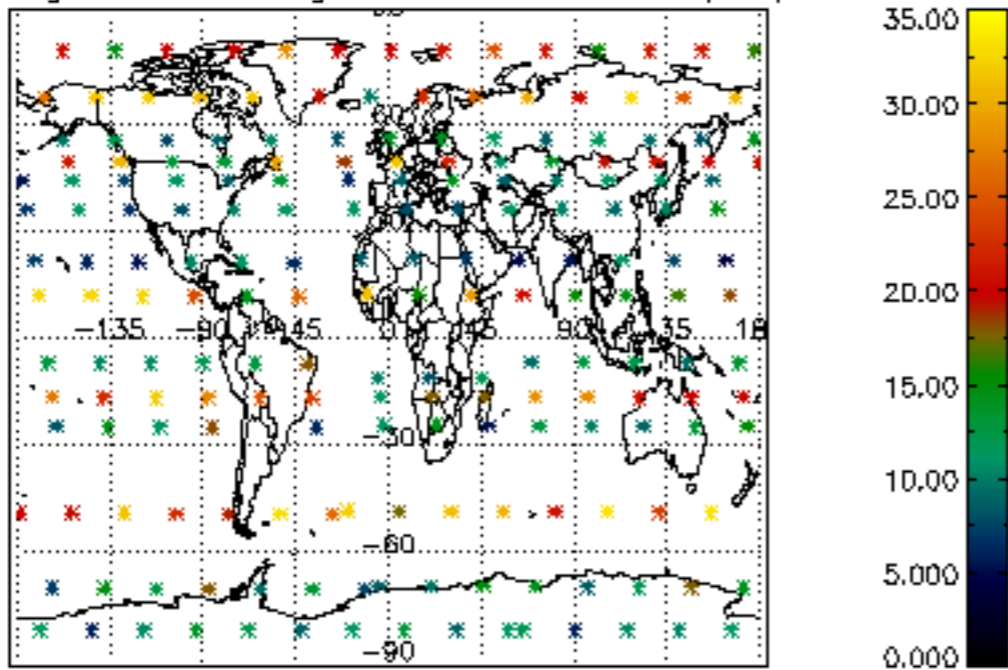
Percentage of cosmic ray hits per profile



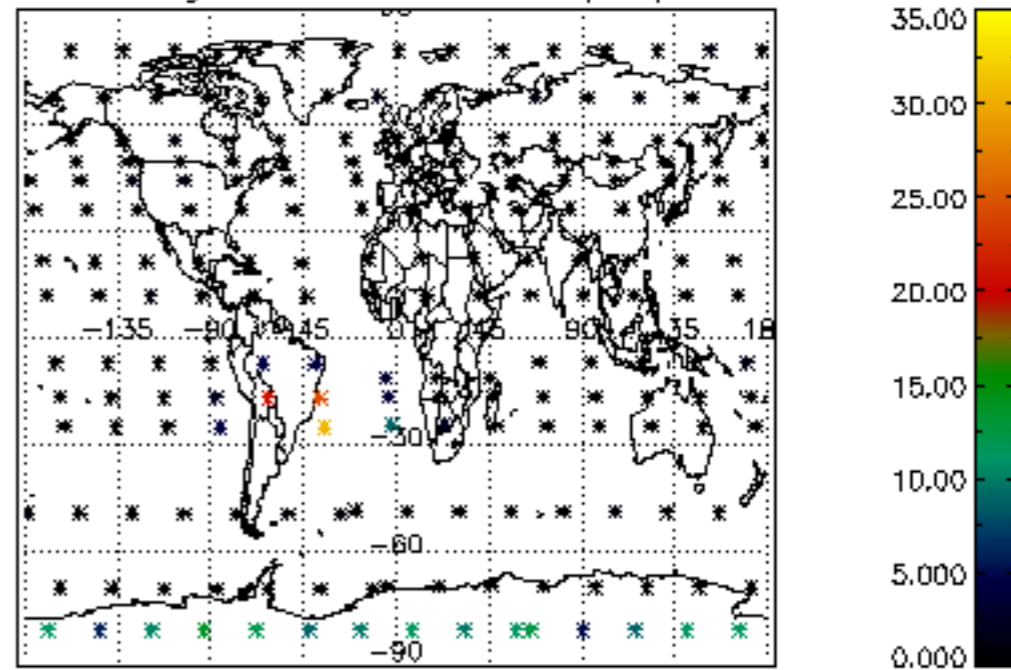
Percentage of datation errors per profile



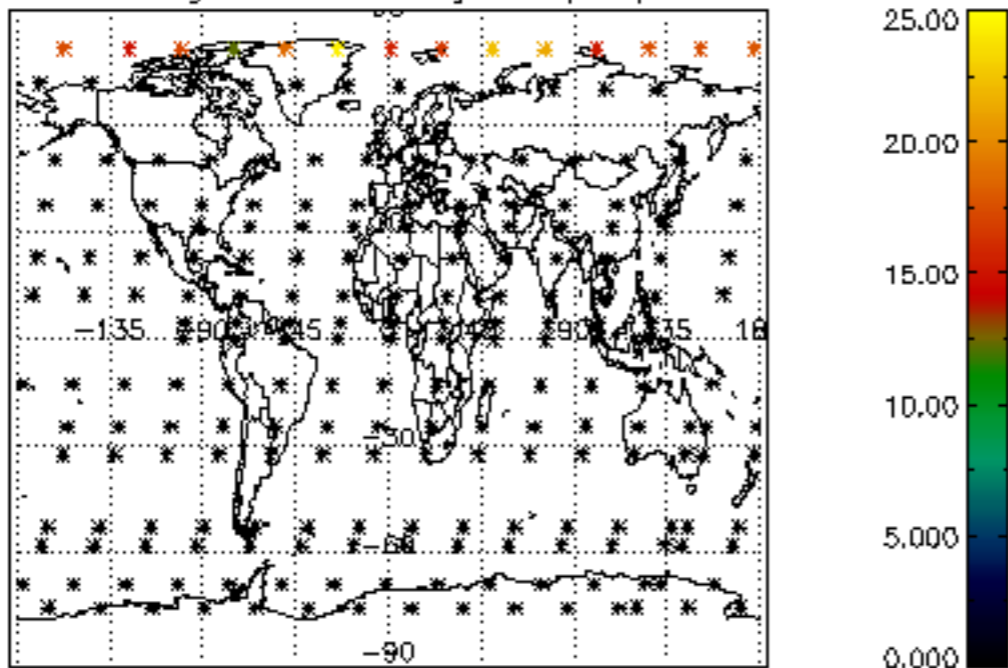
Percentage of star falling outside central band per profile



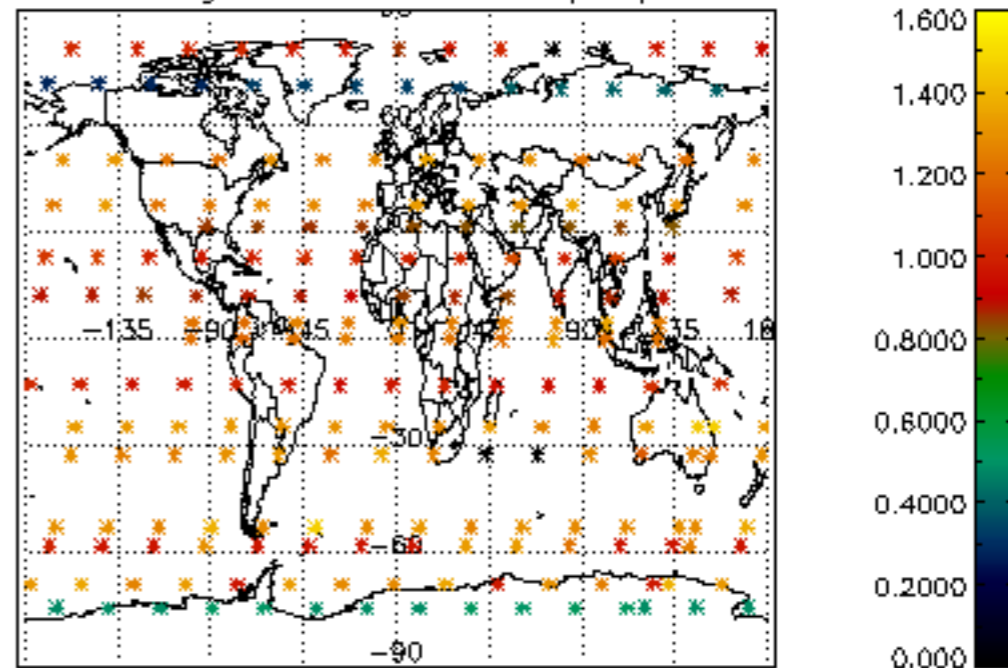
Percentage of saturation errors per profile



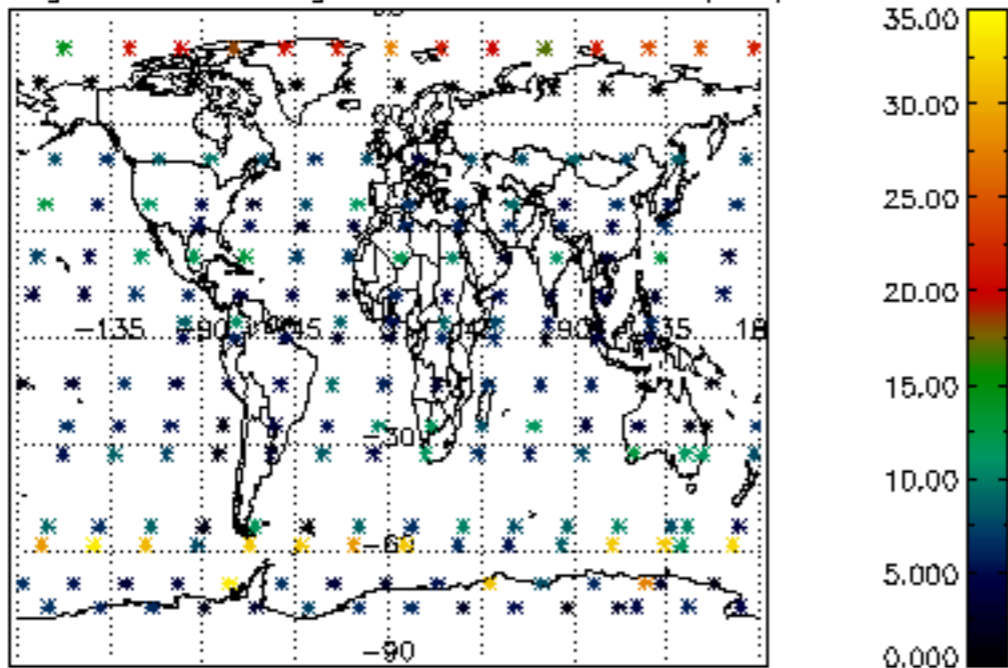
Percentage of cosmic ray hits per profile



Percentage of datation errors per profile



Percentage of star falling outside central band per profile



Percentage of saturation errors per profile

