

GOMOS Level 2 Daily Report

SUMMARY

[1. General Info](#)

[2. Summary of processed GOM_NL_2P products](#)

[3. Level 2 Quality information per product](#)

[3.1 Plot of level 2 quality information per product \(time dependant\)](#)

[3.2 Plot of level 2 quality information per product \(world map\)](#)

[4. Level 1 Quality information per product \(stored on level 2 products\)](#)

[4.1 Plot of level 1 quality information per product \(time dependant\)](#)

[4.1.1 Plot of level 1 quality information per product \(time dependant\): ASCENDING](#)

[4.1.2 Plot of level 1 quality information per product \(time dependant\): DESCENDING](#)

[4.2 Plot of level 1 quality information per product \(world map\)](#)

[4.2.1 Plot of level 1 quality information per product \(world map\): ASCENDING](#)

[4.2.2 Plot of level 1 quality information per product \(world map\): DESCENDING](#)

[5. Ozone profiles based on quality statistics and other trace gas profiles](#)

[5.1 Ozone statistics based on quality of products](#)

[5.2 Plot ozone profiles for all STD \(dark without errors\)](#)

[5.3 Plot ozone profiles where STD < 20% \(dark without errors\)](#)

[5.4. Plot ozone profiles where STD < 10% \(dark without errors\)](#)

[5.5. Plot ozone profiles where STD < 5% \(dark without errors\)](#)

[5.6 Plot NO2 profiles for all STD \(dark without errors\)](#)

[5.7 Plot NO3 profiles for all STD \(dark without errors\)](#)

[5.8 Plot H2O profiles \(only for occultations of stars 1,2,3,4,13,14,16,26,63 dark without errors\) for all STD](#)

[6. Auxiliary Data Files used for the production reported in section 2](#)

This report presents the daily analysis on parameters extracted from GOMOS level 2 data (GOM_NL__2P). It is intended to monitor some important parameters that will impact the quality of these products. A list of level 2 products (and content) that have arrived during the reporting day to the PCF is also given.

Item	Value
Time of report generation	19APR2013 12:18:31
Data source version	GOMOS/6.01
Start time of products	02-10-2004 (02OCT2004 00:00:00)
Stop time of products	03-10-2004 (03OCT2004 00:00:00)
Store outputs in DB	Yes
Nb of level 2 prods	378
Nb of prods with errors	0

2. Summary of processed GOM_NL__2P products.

Nr	Filename	UTC Start time	Limb	Duration	Star Id	Star Name	Star Mag	Star Temp	Nb Meas	Orbit	Prod. error
1	GOM_NL__2PRFIN20041002_000028_000000512030_00460_13540_4828.N1	02-OCT-2004 00:00:28	Straylight	51.000	52	16Bet Cet	2.0370	4500.0	102	13540	No
2	GOM_NL__2PRFIN20041002_000658_000000412030_00460_13540_4829.N1	02-OCT-2004 00:06:58	Bright	40.500	162	34Alp Aqr	2.9440	5350.0	81	13540	No
3	GOM_NL__2PRFIN20041002_001038_000000392030_00460_13540_4830.N1	02-OCT-2004 00:10:38	Bright	39.000	90	54Alp Peg	2.4870	11000.	78	13540	No
4	GOM_NL__2PRFIN20041002_001416_000000382030_00460_13540_4831.N1	02-OCT-2004 00:14:16	Bright	37.500	93	53Bet Peg	2.5200	3100.0	75	13540	No
5	GOM_NL__2PRFIN20041002_001617_000000622030_00460_13540_4832.N1	02-OCT-2004 00:16:17	Bright	61.500	105	6Bet Ari	2.6450	8900.0	123	13540	No
6	GOM_NL__2PRFIN20041002_001837_000000482030_00460_13540_4833.N1	02-OCT-2004 00:18:37	Bright	48.000	53	43Bet And	2.0480	3300.0	96	13540	No
7	GOM_NL__2PRFIN20041002_002336_000000392030_00460_13540_4834.N1	02-OCT-2004 00:23:36	Bright	39.000	74	11Bet Cas	2.2680	6600.0	78	13540	No
8	GOM_NL__2PRFIN20041002_002454_000000412030_00460_13540_4835.N1	02-OCT-2004 00:24:54	Bright	41.000	76	27Gam Cas	2.3000	30000.	82	13540	No
9	GOM_NL__2PRFIN20041002_002843_000000522030_00460_13540_4836.N1	02-OCT-2004 00:28:43	Bright	52.000	160	23Gam Per	2.9300	4700.0	104	13540	No
10	GOM_NL__2PRFIN20041002_003138_000000342030_00460_13540_4837.N1	02-OCT-2004 00:31:38	Bright	34.000	49	1Alp UMi	1.9900	6300.0	68	13540	No
11	GOM_NL__2PRFIN20041002_003346_000000402030_00460_13540_4838.N1	02-OCT-2004 00:33:46	Bright	39.500	60	7Bet UMi	2.0810	3950.0	79	13540	No
12	GOM_NL__2PRFIN20041002_003937_000000382030_00460_13540_4839.N1	02-OCT-2004 00:39:37	Bright	37.500	36	50Alp UMa	1.8000	6300.0	75	13540	No
13	GOM_NL__2PRFIN20041002_004107_000000522030_00460_13540_4840.N1	02-OCT-2004 00:41:07	Bright	52.000	82	48Bet UMa	2.3650	10600.	104	13540	No
14	GOM_NL__2PRFIN20041002_004421_000000402030_00460_13540_4841.N1	02-OCT-2004 00:44:21	Bright	40.000	174	52Psi UMa	3.0040	4400.0	80	13540	No
15	GOM_NL__2PRFIN20041002_004637_000000972030_00460_13540_4842.N1	02-OCT-2004 00:46:37	Bright	96.500	107	37The Aur	2.6490	11000.	193	13540	No
16	GOM_NL__2PRFIN20041002_004945_000000592030_00460_13540_4843.N1	02-OCT-2004 00:49:45	Bright	58.500	24	66Alp Gem	1.5800	10200.	117	13540	No
17	GOM_NL__2PRFIN20041002_005445_000001102030_00460_13540_4844.N1	02-OCT-2004 00:54:45	Tw_i_and_stray	109.50	170	27Eps Gem	3.0000	9700.0	219	13540	No
18	GOM_NL__2PRFIN20041002_010053_000000802030_00460_13540_4845.N1	02-OCT-2004 01:00:53	Dark	79.500	8	10Alp CMi	0.40000	6500.0	159	13540	No
19	GOM_NL__2PRFIN20041002_010752_000000532030_00460_13540_4846.N1	02-OCT-2004 01:07:52	Dark	53.000	132	15Rho Pup	2.8030	6900.0	106	13540	No
20	GOM_NL__2PRFIN20041002_011018_000000492030_00460_13540_4847.N1	02-OCT-2004 01:10:18	Dark	49.000	65	Lam Vel	2.2040	4400.0	98	13540	No
21	GOM_NL__2PRFIN20041002_011257_000000422030_00460_13540_4848.N1	02-OCT-2004 01:12:57	Dark	42.000	34	Gam2Vel	1.7930	23000.	84	13540	No
22	GOM_NL__2PRFIN20041002_011809_000000572030_00461_13541_4824.N1	02-OCT-2004 01:18:09	Dark	56.500	2	Alp Car	-0.73600	7000.0	113	13541	No
23	GOM_NL__2PRFIN20041002_012039_000000612030_00461_13541_4825.N1	02-OCT-2004 01:20:39	Dark	61.000	108	Alp Col	2.6520	15200.	122	13541	No
24	GOM_NL__2PRFIN20041002_012512_000000392030_00461_13541_4826.N1	02-OCT-2004 01:25:12	Dark	39.000	135	Bet Hyi	2.8200	5800.0	78	13541	No
25	GOM_NL__2PRFIN20041002_012724_000000402030_00461_13541_4827.N1	02-OCT-2004 01:27:24	Dark	40.000	143	Alp Hyi	2.8570	7200.0	80	13541	No
26	GOM_NL__2PRFIN20041002_012849_000000542030_00461_13541_4828.N1	02-OCT-2004 01:28:49	Dark	54.000	9	Alp Eri	0.45300	24000.	108	13541	No
27	GOM_NL__2PRFIN20041002_013034_000000512030_00461_13541_4829.N1	02-OCT-2004 01:30:34	Straylight	51.000	157	The1Eri	2.9060	9300.0	102	13541	No
28	GOM_NL__2PRFIN20041002_013411_000000512030_00461_13541_4830.N1	02-OCT-2004 01:34:11	Straylight	51.000	84	Alp Phe	2.3970	4500.0	102	13541	No
29	GOM_NL__2PRFIN20041002_013848_000000442030_00461_13541_4831.N1	02-OCT-2004 01:38:48	Straylight	44.000	18	24Alp PsA	1.1660	9700.0	88	13541	No
30	GOM_NL__2PRFIN20041002_014102_000000532030_00461_13541_4832.N1	02-OCT-2004 01:41:02	Straylight	53.000	52	16Bet Cet	2.0370	4500.0	106	13541	No
31	GOM_NL__2PRFIN20041002_014734_000000402030_00461_13541_4833.N1	02-OCT-2004 01:47:34	Bright	40.000	162	34Alp Aqr	2.9440	5350.0	80	13541	No
32	GOM_NL__2PRFIN20041002_015114_000000392030_00461_13541_4834.N1	02-OCT-2004 01:51:14	Bright	39.000	90	54Alp Peg	2.4870	11000.	78	13541	No
33	GOM_NL__2PRFIN20041002_015451_000000402030_00461_13541_4835.N1	02-OCT-2004 01:54:51	Bright	39.500	93	53Bet Peg	2.5200	3100.0	79	13541	No
34	GOM_NL__2PRFIN20041002_015652_000000622030_00461_13541_4836.N1	02-OCT-2004 01:56:52	Bright	62.000	105	6Bet Ari	2.6450	8900.0	124	13541	No
35	GOM_NL__2PRFIN20041002_015913_000000492030_00461_13541_4837.N1	02-OCT-2004 01:59:13	Bright	49.000	53	43Bet And	2.0480	3300.0	98	13541	No
36	GOM_NL__2PRFIN20041002_020412_000000402030_00461_13541_4838.N1	02-OCT-2004 02:04:12	Bright	40.000	74	11Bet Cas	2.2680	6600.0	80	13541	No
37	GOM_NL__2PRFIN20041002_020529_000000432030_00461_13541_4839.N1	02-OCT-2004 02:05:29	Bright	42.500	76	27Gam Cas	2.3000	30000.	85	13541	No
38	GOM_NL__2PRFIN20041002_020917_000000522030_00461_13541_4840.N1	02-OCT-2004 02:09:17	Bright	52.000	160	23Gam Per	2.9300	4700.0	104	13541	No
39	GOM_NL__2PRFIN20041002_021213_000000382030_00461_13541_4841.N1	02-OCT-2004 02:12:13	Bright	38.000	49	1Alp UMi	1.9900	6300.0	76	13541	No
40	GOM_NL__2PRFIN20041002_021422_000000412030_00461_13541_4842.N1	02-OCT-2004 02:14:22	Bright	41.000	60	7Bet UMi	2.0810	3950.0	82	13541	No
41	GOM_NL__2PRFIN20041002_022012_000000402030_00461_13541_4843.N1	02-OCT-2004 02:20:12	Bright	39.500	36	50Alp UMa	1.8000	6300.0	79	13541	No
42	GOM_NL__2PRFIN20041002_022142_000000382030_00461_13541_4844.N1	02-OCT-2004 02:21:42	Bright	38.000	82	48Bet UMa	2.3650	10600.	76	13541	No

43	GOM_NL__2PRFIN20041002_022456_000000512030_00461_13541_4845.N1	02-OCT-2004 02:24:56	Bright	51.000	174	52Psi UMa	3.0040	4400.0	102	13541	No
44	GOM_NL__2PRFIN20041002_022713_000000932030_00461_13541_4846.N1	02-OCT-2004 02:27:13	Bright	92.500	107	37The Aur	2.6490	11000.	185	13541	No
45	GOM_NL__2PRFIN20041002_023021_000000612030_00461_13541_4847.N1	02-OCT-2004 02:30:21	Bright	61.000	24	66Alp Gem	1.5800	10200.	122	13541	No
46	GOM_NL__2PRFIN20041002_023522_000001182030_00461_13541_4848.N1	02-OCT-2004 02:35:22	Twilight	117.50	170	27Eps Gem	3.0000	9700.0	235	13541	No
47	GOM_NL__2PRFIN20041002_024130_000000892030_00461_13541_4849.N1	02-OCT-2004 02:41:30	Dark	89.000	8	10Alp CMi	0.40000	6500.0	178	13541	No
48	GOM_NL__2PRFIN20041002_024828_000000522030_00461_13541_4850.N1	02-OCT-2004 02:48:28	Dark	51.500	132	15Rho Pup	2.8030	6900.0	103	13541	No
49	GOM_NL__2PRFIN20041002_025054_000000462030_00461_13541_4851.N1	02-OCT-2004 02:50:54	Dark	46.000	65	Lam Vel	2.2040	4400.0	92	13541	No
50	GOM_NL__2PRFIN20041002_025333_000000482030_00461_13541_4852.N1	02-OCT-2004 02:53:33	Dark	47.500	34	Gam2Vel	1.7930	23000.	95	13541	No
51	GOM_NL__2PRFIN20041002_025846_000000492030_00462_13542_4826.N1	02-OCT-2004 02:58:46	Dark	49.000	2	Alp Car	-0.73600	7000.0	98	13542	No
52	GOM_NL__2PRFIN20041002_030114_000000672030_00462_13542_4827.N1	02-OCT-2004 03:01:14	Dark	66.500	108	Alp Col	2.6520	15200.	133	13542	No
53	GOM_NL__2PRFIN20041002_030548_000000392030_00462_13542_4828.N1	02-OCT-2004 03:05:48	Dark	39.000	135	Bet Hyi	2.8200	5800.0	78	13542	No
54	GOM_NL__2PRFIN20041002_030800_000000422030_00462_13542_4829.N1	02-OCT-2004 03:08:00	Dark	41.500	143	Alp Hyi	2.8570	7200.0	83	13542	No
55	GOM_NL__2PRFIN20041002_030928_000000542030_00462_13542_4830.N1	02-OCT-2004 03:09:28	Dark	54.000	9	Alp Eri	0.45300	24000.	108	13542	No
56	GOM_NL__2PRFIN20041002_031110_000000522030_00462_13542_4831.N1	02-OCT-2004 03:11:10	Straylight	52.000	157	The1Eri	2.9060	9300.0	104	13542	No
57	GOM_NL__2PRFIN20041002_031447_000000432030_00462_13542_4832.N1	02-OCT-2004 03:14:47	Straylight	43.000	84	Alp Phe	2.3970	4500.0	86	13542	No
58	GOM_NL__2PRFIN20041002_031925_000000442030_00462_13542_4833.N1	02-OCT-2004 03:19:25	Straylight	43.500	18	24Alp PsA	1.1660	9700.0	87	13542	No
59	GOM_NL__2PRFIN20041002_032140_000000532030_00462_13542_4834.N1	02-OCT-2004 03:21:40	Straylight	52.500	52	16Bet Cet	2.0370	4500.0	105	13542	No
60	GOM_NL__2PRFIN20041002_032810_000000402030_00462_13542_4835.N1	02-OCT-2004 03:28:10	Bright	40.000	162	34Alp Aqr	2.9440	5350.0	80	13542	No
61	GOM_NL__2PRFIN20041002_033149_000000392030_00462_13542_4836.N1	02-OCT-2004 03:31:49	Bright	39.000	90	54Alp Peg	2.4870	11000.	78	13542	No
62	GOM_NL__2PRFIN20041002_033527_000000382030_00462_13542_4837.N1	02-OCT-2004 03:35:27	Bright	37.500	93	53Bet Peg	2.5200	3100.0	75	13542	No
63	GOM_NL__2PRFIN20041002_033726_000000652030_00462_13542_4838.N1	02-OCT-2004 03:37:26	Bright	64.500	105	6Bet Ari	2.6450	8900.0	129	13542	No
64	GOM_NL__2PRFIN20041002_033947_000000482030_00462_13542_4839.N1	02-OCT-2004 03:39:47	Bright	47.500	53	43Bet And	2.0480	3300.0	95	13542	No
65	GOM_NL__2PRFIN20041002_034447_000000402030_00462_13542_4840.N1	02-OCT-2004 03:44:47	Bright	40.000	74	11Bet Cas	2.2680	6600.0	80	13542	No
66	GOM_NL__2PRFIN20041002_034604_000000422030_00462_13542_4841.N1	02-OCT-2004 03:46:04	Bright	42.000	76	27Gam Cas	2.3000	30000.	84	13542	No
67	GOM_NL__2PRFIN20041002_034952_000000512030_00462_13542_4842.N1	02-OCT-2004 03:49:52	Bright	50.500	160	23Gam Per	2.9300	4700.0	101	13542	No
68	GOM_NL__2PRFIN20041002_035249_000000392030_00462_13542_4843.N1	02-OCT-2004 03:52:49	Bright	38.500	49	1Alp UMi	1.9900	6300.0	77	13542	No
69	GOM_NL__2PRFIN20041002_035458_000000362030_00462_13542_4844.N1	02-OCT-2004 03:54:58	Bright	36.000	60	7Bet UMi	2.0810	3950.0	72	13542	No
70	GOM_NL__2PRFIN20041002_040046_000000422030_00462_13542_4845.N1	02-OCT-2004 04:00:46	Bright	41.500	36	50Alp UMa	1.8000	6300.0	83	13542	No
71	GOM_NL__2PRFIN20041002_040216_000000412030_00462_13542_4846.N1	02-OCT-2004 04:02:16	Bright	40.500	82	48Bet UMa	2.3650	10600.	81	13542	No
72	GOM_NL__2PRFIN20041002_040532_000000372030_00462_13542_4847.N1	02-OCT-2004 04:05:32	Bright	37.000	174	52Psi UMa	3.0040	4400.0	74	13542	No
73	GOM_NL__2PRFIN20041002_040749_000001002030_00462_13542_4848.N1	02-OCT-2004 04:07:49	Bright	99.500	107	37The Aur	2.6490	11000.	199	13542	No
74	GOM_NL__2PRFIN20041002_041058_000000622030_00462_13542_4849.N1	02-OCT-2004 04:10:58	Bright	61.500	24	66Alp Gem	1.5800	10200.	123	13542	No
75	GOM_NL__2PRFIN20041002_041559_000001192030_00462_13542_4850.N1	02-OCT-2004 04:15:59	Twilight	119.00	170	27Eps Gem	3.0000	9700.0	238	13542	No
76	GOM_NL__2PRFIN20041002_042208_000000752030_00462_13542_4851.N1	02-OCT-2004 04:22:08	Dark	75.000	8	10Alp CMi	0.40000	6500.0	150	13542	No
77	GOM_NL__2PRFIN20041002_042905_000000502030_00462_13542_4852.N1	02-OCT-2004 04:29:05	Dark	49.500	132	15Rho Pup	2.8030	6900.0	99	13542	No
78	GOM_NL__2PRFIN20041002_043130_000000472030_00462_13542_4853.N1	02-OCT-2004 04:31:30	Dark	46.500	65	Lam Vel	2.2040	4400.0	93	13542	No
79	GOM_NL__2PRFIN20041002_043410_000000442030_00462_13542_4854.N1	02-OCT-2004 04:34:10	Dark	44.000	34	Gam2Vel	1.7930	23000.	88	13542	No
80	GOM_NL__2PRFIN20041002_071608_000000422030_00464_13544_4626.N1	02-OCT-2004 07:16:08	Bright	42.000	60	7Bet UMi	2.0810	3950.0	84	13544	No
81	GOM_NL__2PRFIN20041002_072200_000000392030_00464_13544_4627.N1	02-OCT-2004 07:22:00	Bright	39.000	36	50Alp UMa	1.8000	6300.0	78	13544	No
82	GOM_NL__2PRFIN20041002_072329_000000522030_00464_13544_4628.N1	02-OCT-2004 07:23:29	Bright	52.000	82	48Bet UMa	2.3650	10600.	104	13544	No
83	GOM_NL__2PRFIN20041002_072644_000000382030_00464_13544_4629.N1	02-OCT-2004 07:26:44	Bright	37.500	174	52Psi UMa	3.0040	4400.0	75	13544	No
84	GOM_NL__2PRFIN20041002_072900_000000982030_00464_13544_4630.N1	02-OCT-2004 07:29:00	Bright	97.500	107	37The Aur	2.6490	11000.	195	13544	No
85	GOM_NL__2PRFIN20041002_073210_000000582030_00464_13544_4631.N1	02-OCT-2004 07:32:10	Bright	57.500	24	66Alp Gem	1.5800	10200.	115	13544	No
86	GOM_NL__2PRFIN20041002_073713_000001132030_00464_13544_4632.N1	02-OCT-2004 07:37:13	Twilight	112.50	170	27Eps Gem	3.0000	9700.0	225	13544	No
87	GOM_NL__2PRFIN20041002_074322_000000852030_00464_13544_4633.N1	02-OCT-2004 07:43:22	Dark	85.000	8	10Alp CMi	0.40000	6500.0	170	13544	No
88	GOM_NL__2PRFIN20041002_075019_000000522030_00464_13544_4634.N1	02-OCT-2004 07:50:19	Dark	51.500	132	15Rho Pup	2.8030	6900.0	103	13544	No
89	GOM_NL__2PRFIN20041002_075244_000000452030_00464_13544_4635.N1	02-OCT-2004 07:52:44	Dark	45.000	65	Lam Vel	2.2040	4400.0	90	13544	No
90	GOM_NL__2PRFIN20041002_075523_000000422030_00464_13544_4636.N1	02-OCT-2004 07:55:23	Dark	41.500	34	Gam2Vel	1.7930	23000.	83	13544	No
91	GOM_NL__2PRFIN20041002_075913_000000452030_00465_13545_4626.N1	02-OCT-2004 07:59:13	Dark	45.000	161	Tau Pup	2.9310	4500.0	90	13545	No
92	GOM_NL__2PRFIN20041002_080038_000000602030_00465_13545_4627.N1	02-OCT-2004 08:00:38	Dark	60.000	2	Alp Car	-0.73600	7000.0	120	13545	No
93	GOM_NL__2PRFIN20041002_080309_000000632030_00465_13545_4628.N1	02-OCT-2004 08:03:09	Dark	63.000	108	Alp Col	2.6520	15200.	126	13545	No
94	GOM_NL__2PRFIN20041002_080736_000000382030_00465_13545_4629.N1	02-OCT-2004 08:07:36	Dark	37.500	135	Bet Hyi	2.8200	5800.0	75	13545	No
95	GOM_NL__2PRFIN20041002_080950_000000402030_00465_13545_4630.N1	02-OCT-2004 08:09:50	Dark	40.000	143	Alp Hyi	2.8570	7200.0	80	13545	No
96	GOM_NL__2PRFIN20041002_081117_000000542030_00465_13545_4631.N1	02-OCT-2004 08:11:17	Dark	54.000	9	Alp Eri	0.45300	24000.	108	13545	No
97	GOM_NL__2PRFIN20041002_081300_000000552030_00465_13545_4632.N1	02-OCT-2004 08:13:00	Straylight	54.500	157	The1Eri	2.9060	9300.0	109	13545	No
98	GOM_NL__2PRFIN20041002_081634_000000452030_00465_13545_4633.N1	02-OCT-2004 08:16:34	Straylight	45.000	63	Bet Gru	2.1500	2800.0	90	13545	No
99	GOM_NL__2PRFIN20041002_082114_000000472030_00465_13545_4634.N1	02-OCT-2004 08:21:14	Straylight	46.500	18	24Alp PsA	1.1660	9700.0	93	13545	No
100	GOM_NL__2PRFIN20041002_082330_000000562030_00465_13545_4635.N1	02-OCT-2004 08:23:30	Straylight	56.000	52	16Bet Cet	2.0370	4500.0	112	13545	No
101	GOM_NL__2PRFIN20041002_082959_000000412030_00465_13545_4636.N1	02-OCT-2004 08:29:59	Bright	40.500	162	34Alp Aqr	2.9440	5350.0	81	13545	No

102	GOM_NL__2PRFIN20041002_083338_000000382030_00465_13545_4637.N1	02-OCT-2004 08:33:38	Bright	38.000	90	54Alp Peg	2.4870	11000.	76	13545	No
103	GOM_NL__2PRFIN20041002_083716_000000382030_00465_13545_4638.N1	02-OCT-2004 08:37:16	Bright	38.000	93	53Bet Peg	2.5200	3100.0	76	13545	No
104	GOM_NL__2PRFIN20041002_083911_000000622030_00465_13545_4639.N1	02-OCT-2004 08:39:11	Bright	62.000	105	6Bet Ari	2.6450	8900.0	124	13545	No
105	GOM_NL__2PRFIN20041002_084134_000000522030_00465_13545_4640.N1	02-OCT-2004 08:41:34	Bright	51.500	53	43Bet And	2.0480	3300.0	103	13545	No
106	GOM_NL__2PRFIN20041002_084635_000000402030_00465_13545_4641.N1	02-OCT-2004 08:46:35	Bright	40.000	74	11Bet Cas	2.2680	6600.0	80	13545	No
107	GOM_NL__2PRFIN20041002_084752_000000412030_00465_13545_4642.N1	02-OCT-2004 08:47:52	Bright	40.500	76	27Gam Cas	2.3000	30000.	81	13545	No
108	GOM_NL__2PRFIN20041002_085138_000000532030_00465_13545_4643.N1	02-OCT-2004 08:51:38	Bright	53.000	160	23Gam Per	2.9300	4700.0	106	13545	No
109	GOM_NL__2PRFIN20041002_085437_000000362030_00465_13545_4644.N1	02-OCT-2004 08:54:37	Bright	36.000	49	1Alp UMi	1.9900	6300.0	72	13545	No
110	GOM_NL__2PRFIN20041002_085647_000000392030_00465_13545_4645.N1	02-OCT-2004 08:56:47	Bright	39.000	60	7Bet UMi	2.0810	3950.0	78	13545	No
111	GOM_NL__2PRFIN20041002_090237_000000362030_00465_13545_4646.N1	02-OCT-2004 09:02:37	Bright	36.000	36	50Alp UMa	1.8000	6300.0	72	13545	No
112	GOM_NL__2PRFIN20041002_090405_000000392030_00465_13545_4647.N1	02-OCT-2004 09:04:05	Bright	39.000	82	48Bet UMa	2.3650	10600.	78	13545	No
113	GOM_NL__2PRFIN20041002_090720_000000382030_00465_13545_4648.N1	02-OCT-2004 09:07:20	Bright	37.500	174	52Psi UMa	3.0040	4400.0	75	13545	No
114	GOM_NL__2PRFIN20041002_090936_000001002030_00465_13545_4649.N1	02-OCT-2004 09:09:36	Bright	100.00	107	37The Aur	2.6490	11000.	200	13545	No
115	GOM_NL__2PRFIN20041002_091246_000000602030_00465_13545_4650.N1	02-OCT-2004 09:12:46	Bright	59.500	24	66Alp Gem	1.5800	10200.	119	13545	No
116	GOM_NL__2PRFIN20041002_091750_000001182030_00465_13545_4651.N1	02-OCT-2004 09:17:50	Tw_i_and_stray	117.50	170	27Eps Gem	3.0000	9700.0	235	13545	No
117	GOM_NL__2PRFIN20041002_092359_000000872030_00465_13545_4652.N1	02-OCT-2004 09:23:59	Dark	87.000	8	10Alp CMi	0.40000	6500.0	174	13545	No
118	GOM_NL__2PRFIN20041002_093055_000000492030_00465_13545_4653.N1	02-OCT-2004 09:30:55	Dark	48.500	132	15Rho Pup	2.8030	6900.0	97	13545	No
119	GOM_NL__2PRFIN20041002_093320_000000422030_00465_13545_4654.N1	02-OCT-2004 09:33:20	Dark	41.500	65	Lam Vel	2.2040	4400.0	83	13545	No
120	GOM_NL__2PRFIN20041002_093600_000000422030_00465_13545_4655.N1	02-OCT-2004 09:36:00	Dark	41.500	34	Gam2Vel	1.7930	23000.	83	13545	No
121	GOM_NL__2PRFIN20041002_093949_000000462030_00466_13546_4626.N1	02-OCT-2004 09:39:49	Dark	45.500	161	Tau Pup	2.9310	4500.0	91	13546	No
122	GOM_NL__2PRFIN20041002_094114_000000552030_00466_13546_4627.N1	02-OCT-2004 09:41:14	Dark	55.000	2	Alp Car	-0.73600	7000.0	110	13546	No
123	GOM_NL__2PRFIN20041002_094346_000000642030_00466_13546_4628.N1	02-OCT-2004 09:43:46	Dark	63.500	108	Alp Col	2.6520	15200.	127	13546	No
124	GOM_NL__2PRFIN20041002_094812_000000382030_00466_13546_4629.N1	02-OCT-2004 09:48:12	Dark	38.000	135	Bet Hyi	2.8200	5800.0	76	13546	No
125	GOM_NL__2PRFIN20041002_095027_000000412030_00466_13546_4630.N1	02-OCT-2004 09:50:27	Dark	41.000	143	Alp Hyi	2.8570	7200.0	82	13546	No
126	GOM_NL__2PRFIN20041002_095154_000000452030_00466_13546_4631.N1	02-OCT-2004 09:51:54	Dark	44.500	9	Alp Eri	0.45300	24000.	89	13546	No
127	GOM_NL__2PRFIN20041002_095336_000000512030_00466_13546_4632.N1	02-OCT-2004 09:53:36	Straylight	51.000	157	The1Eri	2.9060	9300.0	102	13546	No
128	GOM_NL__2PRFIN20041002_095710_000000442030_00466_13546_4633.N1	02-OCT-2004 09:57:10	Straylight	44.000	63	Bet Gru	2.1500	2800.0	88	13546	No
129	GOM_NL__2PRFIN20041002_100149_000000462030_00466_13546_4634.N1	02-OCT-2004 10:01:49	Straylight	45.500	18	24Alp PsA	1.1660	9700.0	91	13546	No
130	GOM_NL__2PRFIN20041002_100406_000000502030_00466_13546_4635.N1	02-OCT-2004 10:04:06	Straylight	49.500	52	16Bet Cet	2.0370	4500.0	99	13546	No
131	GOM_NL__2PRFIN20041002_101035_000000412030_00466_13546_4636.N1	02-OCT-2004 10:10:35	Bright	41.000	162	34Alp Aqr	2.9440	5350.0	82	13546	No
132	GOM_NL__2PRFIN20041002_101414_000000382030_00466_13546_4637.N1	02-OCT-2004 10:14:14	Bright	38.000	90	54Alp Peg	2.4870	11000.	76	13546	No
133	GOM_NL__2PRFIN20041002_101752_000000372030_00466_13546_4638.N1	02-OCT-2004 10:17:52	Bright	37.000	93	53Bet Peg	2.5200	3100.0	74	13546	No
134	GOM_NL__2PRFIN20041002_101946_000000622030_00466_13546_4639.N1	02-OCT-2004 10:19:46	Bright	61.500	105	6Bet Ari	2.6450	8900.0	123	13546	No
135	GOM_NL__2PRFIN20041002_102209_000000492030_00466_13546_4640.N1	02-OCT-2004 10:22:09	Bright	48.500	53	43Bet And	2.0480	3300.0	97	13546	No
136	GOM_NL__2PRFIN20041002_102710_000000402030_00466_13546_4641.N1	02-OCT-2004 10:27:10	Bright	39.500	74	11Bet Cas	2.2680	6600.0	79	13546	No
137	GOM_NL__2PRFIN20041002_102827_000000432030_00466_13546_4642.N1	02-OCT-2004 10:28:27	Bright	42.500	76	27Gam Cas	2.3000	30000.	85	13546	No
138	GOM_NL__2PRFIN20041002_103213_000000502030_00466_13546_4643.N1	02-OCT-2004 10:32:13	Bright	49.500	160	23Gam Per	2.9300	4700.0	99	13546	No
139	GOM_NL__2PRFIN20041002_103512_000000392030_00466_13546_4644.N1	02-OCT-2004 10:35:12	Bright	39.000	49	1Alp UMi	1.9900	6300.0	78	13546	No
140	GOM_NL__2PRFIN20041002_103723_000000392030_00466_13546_4645.N1	02-OCT-2004 10:37:23	Bright	39.000	60	7Bet UMi	2.0810	3950.0	78	13546	No
141	GOM_NL__2PRFIN20041002_104313_000000362030_00466_13546_4646.N1	02-OCT-2004 10:43:13	Bright	35.500	36	50Alp UMa	1.8000	6300.0	71	13546	No
142	GOM_NL__2PRFIN20041002_104442_000000382030_00466_13546_4647.N1	02-OCT-2004 10:44:42	Bright	37.500	82	48Bet UMa	2.3650	10600.	75	13546	No
143	GOM_NL__2PRFIN20041002_104755_000000392030_00466_13546_4648.N1	02-OCT-2004 10:47:55	Bright	39.000	174	52Psi UMa	3.0040	4400.0	78	13546	No
144	GOM_NL__2PRFIN20041002_105011_000000952030_00466_13546_4649.N1	02-OCT-2004 10:50:11	Bright	95.000	107	37The Aur	2.6490	11000.	190	13546	No
145	GOM_NL__2PRFIN20041002_105322_000000602030_00466_13546_4650.N1	02-OCT-2004 10:53:22	Bright	59.500	24	66Alp Gem	1.5800	10200.	119	13546	No
146	GOM_NL__2PRFIN20041002_105827_000001132030_00466_13546_4651.N1	02-OCT-2004 10:58:27	Tw_i_and_stray	113.00	170	27Eps Gem	3.0000	9700.0	226	13546	No
147	GOM_NL__2PRFIN20041002_110436_000000772030_00466_13546_4652.N1	02-OCT-2004 11:04:36	Dark	77.000	8	10Alp CMi	0.40000	6500.0	154	13546	No
148	GOM_NL__2PRFIN20041002_111132_000000502030_00466_13546_4653.N1	02-OCT-2004 11:11:32	Dark	50.000	132	15Rho Pup	2.8030	6900.0	100	13546	No
149	GOM_NL__2PRFIN20041002_111354_000000532030_00466_13546_4654.N1	02-OCT-2004 11:13:54	Dark	53.000	65	Lam Vel	2.2040	4400.0	106	13546	No
150	GOM_NL__2PRFIN20041002_111635_000000462030_00466_13546_4655.N1	02-OCT-2004 11:16:35	Dark	45.500	34	Gam2Vel	1.7930	23000.	91	13546	No
151	GOM_NL__2PRFIN20041002_112025_000000472030_00467_13547_4626.N1	02-OCT-2004 11:20:25	Dark	46.500	161	Tau Pup	2.9310	4500.0	93	13547	No
152	GOM_NL__2PRFIN20041002_112151_000000482030_00467_13547_4627.N1	02-OCT-2004 11:21:51	Dark	47.500	2	Alp Car	-0.73600	7000.0	95	13547	No
153	GOM_NL__2PRFIN20041002_112422_000000672030_00467_13547_4628.N1	02-OCT-2004 11:24:22	Dark	67.000	108	Alp Col	2.6520	15200.	134	13547	No
154	GOM_NL__2PRFIN20041002_112848_000000392030_00467_13547_4629.N1	02-OCT-2004 11:28:48	Dark	38.500	135	Bet Hyi	2.8200	5800.0	77	13547	No
155	GOM_NL__2PRFIN20041002_113102_000000412030_00467_13547_4630.N1	02-OCT-2004 11:31:02	Dark	40.500	143	Alp Hyi	2.8570	7200.0	81	13547	No
156	GOM_NL__2PRFIN20041002_113230_000000512030_00467_13547_4631.N1	02-OCT-2004 11:32:30	Dark	51.000	9	Alp Eri	0.45300	24000.	102	13547	No
157	GOM_NL__2PRFIN20041002_113413_000000532030_00467_13547_4632.N1	02-OCT-2004 11:34:13	Straylight	53.000	157	The1Eri	2.9060	9300.0	106	13547	No
158	GOM_NL__2PRFIN20041002_113747_000000502030_00467_13547_4633.N1	02-OCT-2004 11:37:47	Straylight	50.000	63	Bet Gru	2.1500	2800.0	100	13547	No
159	GOM_NL__2PRFIN20041002_114226_000000462030_00467_13547_4634.N1	02-OCT-2004 11:42:26	Straylight	45.500	18	24Alp PsA	1.1660	9700.0	91	13547	No
160	GOM_NL__2PRFIN20041002_114439_000000502030_00467_13547_4635.N1	02-OCT-2004 11:44:39	Straylight	49.500	52	16Bet Cet	2.0370	4500.0	99	13547	No

161	GOM_NL__2PRFIN20041002_115112_000000392030_00467_13547_4636.N1	02-OCT-2004 11:51:12	Bright	39.000	162	34Alp Aqr	2.9440	5350.0	78	13547	No
162	GOM_NL__2PRFIN20041002_115449_000000402030_00467_13547_4637.N1	02-OCT-2004 11:54:49	Bright	39.500	90	54Alp Peg	2.4870	11000.	79	13547	No
163	GOM_NL__2PRFIN20041002_115826_000000392030_00467_13547_4638.N1	02-OCT-2004 11:58:26	Bright	38.500	93	53Bet Peg	2.5200	3100.0	77	13547	No
164	GOM_NL__2PRFIN20041002_120021_000000602030_00467_13547_4639.N1	02-OCT-2004 12:00:21	Bright	60.000	105	6Bet Ari	2.6450	8900.0	120	13547	No
165	GOM_NL__2PRFIN20041002_120244_000000482030_00467_13547_4640.N1	02-OCT-2004 12:02:44	Bright	47.500	53	43Bet And	2.0480	3300.0	95	13547	No
166	GOM_NL__2PRFIN20041002_120745_000000412030_00467_13547_4641.N1	02-OCT-2004 12:07:45	Bright	40.500	74	11Bet Cas	2.2680	6600.0	81	13547	No
167	GOM_NL__2PRFIN20041002_120902_000000432030_00467_13547_4642.N1	02-OCT-2004 12:09:02	Bright	43.000	76	27Gam Cas	2.3000	30000.	86	13547	No
168	GOM_NL__2PRFIN20041002_121248_000000532030_00467_13547_4643.N1	02-OCT-2004 12:12:48	Bright	52.500	160	23Gam Per	2.9300	4700.0	105	13547	No
169	GOM_NL__2PRFIN20041002_121546_000000422030_00467_13547_4644.N1	02-OCT-2004 12:15:46	Bright	41.500	49	1Alp UMi	1.9900	6300.0	83	13547	No
170	GOM_NL__2PRFIN20041002_121759_000000402030_00467_13547_4645.N1	02-OCT-2004 12:17:59	Bright	39.500	60	7Bet UMi	2.0810	3950.0	79	13547	No
171	GOM_NL__2PRFIN20041002_122349_000000362030_00467_13547_4646.N1	02-OCT-2004 12:23:49	Bright	35.500	36	50Alp UMa	1.8000	6300.0	71	13547	No
172	GOM_NL__2PRFIN20041002_122519_000000362030_00467_13547_4647.N1	02-OCT-2004 12:25:19	Bright	36.000	82	48Bet UMa	2.3650	10600.	72	13547	No
173	GOM_NL__2PRFIN20041002_122833_000000392030_00467_13547_4648.N1	02-OCT-2004 12:28:33	Bright	38.500	174	52Psi UMa	3.0040	4400.0	77	13547	No
174	GOM_NL__2PRFIN20041002_123047_000000962030_00467_13547_4649.N1	02-OCT-2004 12:30:47	Bright	95.500	107	37The Aur	2.6490	11000.	191	13547	No
175	GOM_NL__2PRFIN20041002_123358_000000642030_00467_13547_4650.N1	02-OCT-2004 12:33:58	Bright	63.500	24	66Alp Gem	1.5800	10200.	127	13547	No
176	GOM_NL__2PRFIN20041002_123904_000001102030_00467_13547_4651.N1	02-OCT-2004 12:39:04	Tw_i_and_stray	110.00	170	27Eps Gem	3.0000	9700.0	220	13547	No
177	GOM_NL__2PRFIN20041002_124514_000000902030_00467_13547_4652.N1	02-OCT-2004 12:45:14	Dark	90.000	8	10Alp CMi	0.40000	6500.0	180	13547	No
178	GOM_NL__2PRFIN20041002_125209_000000502030_00467_13547_4653.N1	02-OCT-2004 12:52:09	Dark	50.000	132	15Rho Pup	2.8030	6900.0	100	13547	No
179	GOM_NL__2PRFIN20041002_125430_000000502030_00467_13547_4654.N1	02-OCT-2004 12:54:30	Dark	49.500	65	Lam Vel	2.2040	4400.0	99	13547	No
180	GOM_NL__2PRFIN20041002_125712_000000512030_00467_13547_4655.N1	02-OCT-2004 12:57:12	Dark	51.000	34	Gam2Vel	1.7930	23000.	102	13547	No
181	GOM_NL__2PRFIN20041002_130102_000000472030_00468_13548_4626.N1	02-OCT-2004 13:01:02	Dark	47.000	161	Tau Pup	2.9310	4500.0	94	13548	No
182	GOM_NL__2PRFIN20041002_130227_000000532030_00468_13548_4627.N1	02-OCT-2004 13:02:27	Dark	53.000	2	Alp Car	-0.73600	7000.0	106	13548	No
183	GOM_NL__2PRFIN20041002_130501_000000652030_00468_13548_4628.N1	02-OCT-2004 13:05:01	Dark	64.500	108	Alp Col	2.6520	15200.	129	13548	No
184	GOM_NL__2PRFIN20041002_130924_000000392030_00468_13548_4629.N1	02-OCT-2004 13:09:24	Dark	38.500	135	Bet Hyi	2.8200	5800.0	77	13548	No
185	GOM_NL__2PRFIN20041002_131139_000000402030_00468_13548_4630.N1	02-OCT-2004 13:11:39	Dark	39.500	143	Alp Hyi	2.8570	7200.0	79	13548	No
186	GOM_NL__2PRFIN20041002_131305_000000462030_00468_13548_4631.N1	02-OCT-2004 13:13:05	Dark	45.500	9	Alp Eri	0.45300	24000.	91	13548	No
187	GOM_NL__2PRFIN20041002_131450_000000522030_00468_13548_4632.N1	02-OCT-2004 13:14:50	Straylight	52.000	157	The1Eri	2.9060	9300.0	104	13548	No
188	GOM_NL__2PRFIN20041002_131822_000000522030_00468_13548_4633.N1	02-OCT-2004 13:18:22	Straylight	52.000	63	Bet Gru	2.1500	2800.0	104	13548	No
189	GOM_NL__2PRFIN20041002_132302_000000462030_00468_13548_4634.N1	02-OCT-2004 13:23:02	Straylight	46.000	18	24Alp PsA	1.1660	9700.0	92	13548	No
190	GOM_NL__2PRFIN20041002_132515_000000542030_00468_13548_4635.N1	02-OCT-2004 13:25:15	Straylight	54.000	52	16Bet Cet	2.0370	4500.0	108	13548	No
191	GOM_NL__2PRFIN20041002_133148_000000392030_00468_13548_4636.N1	02-OCT-2004 13:31:48	Bright	39.000	162	34Alp Aqr	2.9440	5350.0	78	13548	No
192	GOM_NL__2PRFIN20041002_133525_000000402030_00468_13548_4637.N1	02-OCT-2004 13:35:25	Bright	39.500	90	54Alp Peg	2.4870	11000.	79	13548	No
193	GOM_NL__2PRFIN20041002_133902_000000402030_00468_13548_4638.N1	02-OCT-2004 13:39:02	Bright	40.000	93	53Bet Peg	2.5200	3100.0	80	13548	No
194	GOM_NL__2PRFIN20041002_134056_000000602030_00468_13548_4639.N1	02-OCT-2004 13:40:56	Bright	59.500	105	6Bet Ari	2.6450	8900.0	119	13548	No
195	GOM_NL__2PRFIN20041002_134319_000000462030_00468_13548_4640.N1	02-OCT-2004 13:43:19	Bright	46.000	53	43Bet And	2.0480	3300.0	92	13548	No
196	GOM_NL__2PRFIN20041002_134820_000000412030_00468_13548_4641.N1	02-OCT-2004 13:48:20	Bright	41.000	74	11Bet Cas	2.2680	6600.0	82	13548	No
197	GOM_NL__2PRFIN20041002_134938_000000432030_00468_13548_4642.N1	02-OCT-2004 13:49:38	Bright	43.000	76	27Gam Cas	2.3000	30000.	86	13548	No
198	GOM_NL__2PRFIN20041002_135323_000000502030_00468_13548_4643.N1	02-OCT-2004 13:53:23	Bright	50.000	160	23Gam Per	2.9300	4700.0	100	13548	No
199	GOM_NL__2PRFIN20041002_135624_000000382030_00468_13548_4644.N1	02-OCT-2004 13:56:24	Bright	38.000	49	1Alp UMi	1.9900	6300.0	76	13548	No
200	GOM_NL__2PRFIN20041002_135835_000000362030_00468_13548_4645.N1	02-OCT-2004 13:58:35	Bright	36.000	60	7Bet UMi	2.0810	3950.0	72	13548	No
201	GOM_NL__2PRFIN20041002_140424_000000382030_00468_13548_4646.N1	02-OCT-2004 14:04:24	Bright	38.000	36	50Alp UMa	1.8000	6300.0	76	13548	No
202	GOM_NL__2PRFIN20041002_140553_000000392030_00468_13548_4647.N1	02-OCT-2004 14:05:53	Bright	38.500	82	48Bet UMa	2.3650	10600.	77	13548	No
203	GOM_NL__2PRFIN20041002_140907_000000392030_00468_13548_4648.N1	02-OCT-2004 14:09:07	Bright	39.000	174	52Psi UMa	3.0040	4400.0	78	13548	No
204	GOM_NL__2PRFIN20041002_141122_000000982030_00468_13548_4649.N1	02-OCT-2004 14:11:22	Bright	97.500	107	37The Aur	2.6490	11000.	195	13548	No
205	GOM_NL__2PRFIN20041002_141434_000000602030_00468_13548_4650.N1	02-OCT-2004 14:14:34	Bright	59.500	24	66Alp Gem	1.5800	10200.	119	13548	No
206	GOM_NL__2PRFIN20041002_141940_000001212030_00468_13548_4651.N1	02-OCT-2004 14:19:40	Tw_i_and_stray	120.50	170	27Eps Gem	3.0000	9700.0	241	13548	No
207	GOM_NL__2PRFIN20041002_142550_000000782030_00468_13548_4652.N1	02-OCT-2004 14:25:50	Dark	77.500	8	10Alp CMi	0.40000	6500.0	155	13548	No
208	GOM_NL__2PRFIN20041002_143246_000000492030_00468_13548_4653.N1	02-OCT-2004 14:32:46	Dark	48.500	132	15Rho Pup	2.8030	6900.0	97	13548	No
209	GOM_NL__2PRFIN20041002_143508_000000472030_00468_13548_4654.N1	02-OCT-2004 14:35:08	Dark	47.000	65	Lam Vel	2.2040	4400.0	94	13548	No
210	GOM_NL__2PRFIN20041002_143748_000000512030_00468_13548_4655.N1	02-OCT-2004 14:37:48	Dark	51.000	34	Gam2Vel	1.7930	23000.	102	13548	No
211	GOM_NL__2PRFIN20041002_144139_000000462030_00469_13549_4626.N1	02-OCT-2004 14:41:39	Dark	46.000	161	Tau Pup	2.9310	4500.0	92	13549	No
212	GOM_NL__2PRFIN20041002_144304_000000482030_00469_13549_4627.N1	02-OCT-2004 14:43:04	Dark	47.500	2	Alp Car	-0.73600	7000.0	95	13549	No
213	GOM_NL__2PRFIN20041002_144539_000000642030_00469_13549_4628.N1	02-OCT-2004 14:45:39	Dark	64.000	108	Alp Col	2.6520	15200.	128	13549	No
214	GOM_NL__2PRFIN20041002_145000_000000402030_00469_13549_4629.N1	02-OCT-2004 14:50:00	Dark	39.500	135	Bet Hyi	2.8200	5800.0	79	13549	No
215	GOM_NL__2PRFIN20041002_145215_000000412030_00469_13549_4630.N1	02-OCT-2004 14:52:15	Dark	40.500	143	Alp Hyi	2.8570	7200.0	81	13549	No
216	GOM_NL__2PRFIN20041002_145342_000000482030_00469_13549_4631.N1	02-OCT-2004 14:53:42	Dark	47.500	9	Alp Eri	0.45300	24000.	95	13549	No
217	GOM_NL__2PRFIN20041002_145526_000000532030_00469_13549_4632.N1	02-OCT-2004 14:55:26	Straylight	53.000	157	The1Eri	2.9060	9300.0	106	13549	No
218	GOM_NL__2PRFIN20041002_145858_000000472030_00469_13549_4633.N1	02-OCT-2004 14:58:58	Straylight	46.500	63	Bet Gru	2.1500	2800.0	93	13549	No
219	GOM_NL__2PRFIN20041002_150337_000000422030_00469_13549_4634.N1	02-OCT-2004 15:03:37	Straylight	42.000	18	24Alp PsA	1.1660	9700.0	84	13549	No

220	GOM_NL__2PRFIN20041002_150553_000000512030_00469_13549_4635.N1	02-OCT-2004 15:05:53	Straylight	51.000	52	16Bet Cet	2.0370	4500.0	102	13549	No
221	GOM_NL__2PRFIN20041002_151224_000000402030_00469_13549_4636.N1	02-OCT-2004 15:12:24	Bright	40.000	162	34Alp Aqr	2.9440	5350.0	80	13549	No
222	GOM_NL__2PRFIN20041002_151601_000000382030_00469_13549_4637.N1	02-OCT-2004 15:16:01	Bright	38.000	90	54Alp Peg	2.4870	11000.	76	13549	No
223	GOM_NL__2PRFIN20041002_151938_000000382030_00469_13549_4638.N1	02-OCT-2004 15:19:38	Bright	38.000	93	53Bet Peg	2.5200	3100.0	76	13549	No
224	GOM_NL__2PRFIN20041002_152131_000000622030_00469_13549_4639.N1	02-OCT-2004 15:21:31	Bright	62.000	105	6Bet Ari	2.6450	8900.0	124	13549	No
225	GOM_NL__2PRFIN20041002_152354_000000512030_00469_13549_4640.N1	02-OCT-2004 15:23:54	Bright	51.000	53	43Bet And	2.0480	3300.0	102	13549	No
226	GOM_NL__2PRFIN20041002_152857_000000422030_00469_13549_4641.N1	02-OCT-2004 15:28:57	Bright	42.000	74	11Bet Cas	2.2680	6600.0	84	13549	No
227	GOM_NL__2PRFIN20041002_153014_000000412030_00469_13549_4642.N1	02-OCT-2004 15:30:14	Bright	41.000	76	27Gam Cas	2.3000	30000.	82	13549	No
228	GOM_NL__2PRFIN20041002_153357_000000522030_00469_13549_4643.N1	02-OCT-2004 15:33:57	Bright	52.000	160	23Gam Per	2.9300	4700.0	104	13549	No
229	GOM_NL__2PRFIN20041002_153701_000000382030_00469_13549_4644.N1	02-OCT-2004 15:37:01	Bright	38.000	49	1Alp UMi	1.9900	6300.0	76	13549	No
230	GOM_NL__2PRFIN20041002_153912_000000402030_00469_13549_4645.N1	02-OCT-2004 15:39:12	Bright	39.500	60	7Bet UMi	2.0810	3950.0	79	13549	No
231	GOM_NL__2PRFIN20041002_154501_000000392030_00469_13549_4646.N1	02-OCT-2004 15:45:01	Bright	38.500	36	50Alp UMa	1.8000	6300.0	77	13549	No
232	GOM_NL__2PRFIN20041002_154631_000000522030_00469_13549_4647.N1	02-OCT-2004 15:46:31	Bright	52.000	82	48Bet UMa	2.3650	10600.	104	13549	No
233	GOM_NL__2PRFIN20041002_154945_000000392030_00469_13549_4648.N1	02-OCT-2004 15:49:45	Bright	38.500	174	52Psi UMa	3.0040	4400.0	77	13549	No
234	GOM_NL__2PRFIN20041002_155158_000000992030_00469_13549_4649.N1	02-OCT-2004 15:51:58	Bright	98.500	107	37The Aur	2.6490	11000.	197	13549	No
235	GOM_NL__2PRFIN20041002_155510_000000622030_00469_13549_4650.N1	02-OCT-2004 15:55:10	Bright	61.500	24	66Alp Gem	1.5800	10200.	123	13549	No
236	GOM_NL__2PRFIN20041002_160017_000001162030_00469_13549_4651.N1	02-OCT-2004 16:00:17	Twi_and_stray	116.00	170	27Eps Gem	3.0000	9700.0	232	13549	No
237	GOM_NL__2PRFIN20041002_160628_000000792030_00469_13549_4652.N1	02-OCT-2004 16:06:28	Dark	79.000	8	10Alp CMi	0.40000	6500.0	158	13549	No
238	GOM_NL__2PRFIN20041002_161323_000000512030_00469_13549_4653.N1	02-OCT-2004 16:13:23	Dark	50.500	132	15Rho Pup	2.8030	6900.0	101	13549	No
239	GOM_NL__2PRFIN20041002_161546_000000512030_00469_13549_4654.N1	02-OCT-2004 16:15:46	Dark	51.000	65	Lam Vel	2.2040	4400.0	102	13549	No
240	GOM_NL__2PRFIN20041002_161826_000000422030_00469_13549_4655.N1	02-OCT-2004 16:18:26	Dark	42.000	34	Gam2Vel	1.7930	23000.	84	13549	No
241	GOM_NL__2PRFIN20041002_162217_000000452030_00470_13550_4626.N1	02-OCT-2004 16:22:17	Dark	45.000	161	Tau Pup	2.9310	4500.0	90	13550	No
242	GOM_NL__2PRFIN20041002_162341_000000482030_00470_13550_4627.N1	02-OCT-2004 16:23:41	Dark	48.000	2	Alp Car	-0.73600	7000.0	96	13550	No
243	GOM_NL__2PRFIN20041002_162617_000000632030_00470_13550_4628.N1	02-OCT-2004 16:26:17	Dark	63.000	108	Alp Col	2.6520	15200.	126	13550	No
244	GOM_NL__2PRFIN20041002_163036_000000392030_00470_13550_4629.N1	02-OCT-2004 16:30:36	Dark	39.000	135	Bet Hyi	2.8200	5800.0	78	13550	No
245	GOM_NL__2PRFIN20041002_163252_000000412030_00470_13550_4630.N1	02-OCT-2004 16:32:52	Dark	40.500	143	Alp Hyi	2.8570	7200.0	81	13550	No
246	GOM_NL__2PRFIN20041002_163419_000000442030_00470_13550_4631.N1	02-OCT-2004 16:34:19	Dark	43.500	9	Alp Eri	0.45300	24000.	87	13550	No
247	GOM_NL__2PRFIN20041002_163603_000000542030_00470_13550_4632.N1	02-OCT-2004 16:36:03	Straylight	54.000	157	The1Eri	2.9060	9300.0	108	13550	No
248	GOM_NL__2PRFIN20041002_163938_000000472030_00470_13550_4633.N1	02-OCT-2004 16:39:38	Straylight	46.500	84	Alp Phe	2.3970	4500.0	93	13550	No
249	GOM_NL__2PRFIN20041002_164414_000000462030_00470_13550_4634.N1	02-OCT-2004 16:44:14	Straylight	45.500	18	24Alp PsA	1.1660	9700.0	91	13550	No
250	GOM_NL__2PRFIN20041002_164629_000000532030_00470_13550_4635.N1	02-OCT-2004 16:46:29	Straylight	52.500	52	16Bet Cet	2.0370	4500.0	105	13550	No
251	GOM_NL__2PRFIN20041002_165301_000000402030_00470_13550_4636.N1	02-OCT-2004 16:53:01	Bright	40.000	162	34Alp Aqr	2.9440	5350.0	80	13550	No
252	GOM_NL__2PRFIN20041002_165635_000000422030_00470_13550_4637.N1	02-OCT-2004 16:56:35	Bright	41.500	90	54Alp Peg	2.4870	11000.	83	13550	No
253	GOM_NL__2PRFIN20041002_170015_000000382030_00470_13550_4638.N1	02-OCT-2004 17:00:15	Bright	38.000	93	53Bet Peg	2.5200	3100.0	76	13550	No
254	GOM_NL__2PRFIN20041002_170206_000000622030_00470_13550_4639.N1	02-OCT-2004 17:02:06	Bright	62.000	105	6Bet Ari	2.6450	8900.0	124	13550	No
255	GOM_NL__2PRFIN20041002_170430_000000492030_00470_13550_4640.N1	02-OCT-2004 17:04:30	Bright	49.000	53	43Bet And	2.0480	3300.0	98	13550	No
256	GOM_NL__2PRFIN20041002_170933_000000402030_00470_13550_4641.N1	02-OCT-2004 17:09:33	Bright	40.000	74	11Bet Cas	2.2680	6600.0	80	13550	No
257	GOM_NL__2PRFIN20041002_171049_000000432030_00470_13550_4642.N1	02-OCT-2004 17:10:49	Bright	42.500	76	27Gam Cas	2.3000	30000.	85	13550	No
258	GOM_NL__2PRFIN20041002_171433_000000532030_00470_13550_4643.N1	02-OCT-2004 17:14:33	Bright	53.000	160	23Gam Per	2.9300	4700.0	106	13550	No
259	GOM_NL__2PRFIN20041002_171736_000000392030_00470_13550_4644.N1	02-OCT-2004 17:17:36	Bright	39.000	49	1Alp UMi	1.9900	6300.0	78	13550	No
260	GOM_NL__2PRFIN20041002_171948_000000402030_00470_13550_4645.N1	02-OCT-2004 17:19:48	Bright	39.500	60	7Bet UMi	2.0810	3950.0	79	13550	No
261	GOM_NL__2PRFIN20041002_172537_000000402030_00470_13550_4646.N1	02-OCT-2004 17:25:37	Bright	39.500	36	50Alp UMa	1.8000	6300.0	79	13550	No
262	GOM_NL__2PRFIN20041002_172707_000000522030_00470_13550_4647.N1	02-OCT-2004 17:27:07	Bright	52.000	82	48Bet UMa	2.3650	10600.	104	13550	No
263	GOM_NL__2PRFIN20041002_173019_000000442030_00470_13550_4648.N1	02-OCT-2004 17:30:19	Bright	43.500	174	52Psi UMa	3.0040	4400.0	87	13550	No
264	GOM_NL__2PRFIN20041002_173233_000000972030_00470_13550_4649.N1	02-OCT-2004 17:32:33	Bright	96.500	107	37The Aur	2.6490	11000.	193	13550	No
265	GOM_NL__2PRFIN20041002_173547_000000582030_00470_13550_4650.N1	02-OCT-2004 17:35:47	Bright	58.000	24	66Alp Gem	1.5800	10200.	116	13550	No
266	GOM_NL__2PRFIN20041002_174055_000001272030_00470_13550_4651.N1	02-OCT-2004 17:40:55	Twi_and_stray	127.00	170	27Eps Gem	3.0000	9700.0	254	13550	No
267	GOM_NL__2PRFIN20041002_174705_000000792030_00470_13550_4652.N1	02-OCT-2004 17:47:05	Dark	78.500	8	10Alp CMi	0.40000	6500.0	157	13550	No
268	GOM_NL__2PRFIN20041002_175400_000000482030_00470_13550_4653.N1	02-OCT-2004 17:54:00	Dark	48.000	132	15Rho Pup	2.8030	6900.0	96	13550	No
269	GOM_NL__2PRFIN20041002_175622_000000472030_00470_13550_4654.N1	02-OCT-2004 17:56:22	Dark	46.500	65	Lam Vel	2.2040	4400.0	93	13550	No
270	GOM_NL__2PRFIN20041002_175903_000000452030_00470_13550_4655.N1	02-OCT-2004 17:59:03	Dark	45.000	34	Gam2Vel	1.7930	23000.	90	13550	No
271	GOM_NL__2PRFIN20041002_180254_000000452030_00471_13551_4626.N1	02-OCT-2004 18:02:54	Dark	45.000	161	Tau Pup	2.9310	4500.0	90	13551	No
272	GOM_NL__2PRFIN20041002_180418_000000522030_00471_13551_4627.N1	02-OCT-2004 18:04:18	Dark	52.000	2	Alp Car	-0.73600	7000.0	104	13551	No
273	GOM_NL__2PRFIN20041002_180654_000000632030_00471_13551_4628.N1	02-OCT-2004 18:06:54	Dark	63.000	108	Alp Col	2.6520	15200.	126	13551	No
274	GOM_NL__2PRFIN20041002_181112_000000392030_00471_13551_4629.N1	02-OCT-2004 18:11:12	Dark	38.500	135	Bet Hyi	2.8200	5800.0	77	13551	No
275	GOM_NL__2PRFIN20041002_181328_000000422030_00471_13551_4630.N1	02-OCT-2004 18:13:28	Dark	41.500	143	Alp Hyi	2.8570	7200.0	83	13551	No
276	GOM_NL__2PRFIN20041002_181455_000000522030_00471_13551_4631.N1	02-OCT-2004 18:14:55	Dark	52.000	9	Alp Eri	0.45300	24000.	104	13551	No
277	GOM_NL__2PRFIN20041002_181640_000000552030_00471_13551_4632.N1	02-OCT-2004 18:16:40	Straylight	54.500	157	The1Eri	2.9060	9300.0	109	13551	No
278	GOM_NL__2PRFIN20041002_182014_000000512030_00471_13551_4633.N1	02-OCT-2004 18:20:14	Straylight	51.000	84	Alp Phe	2.3970	4500.0	102	13551	No

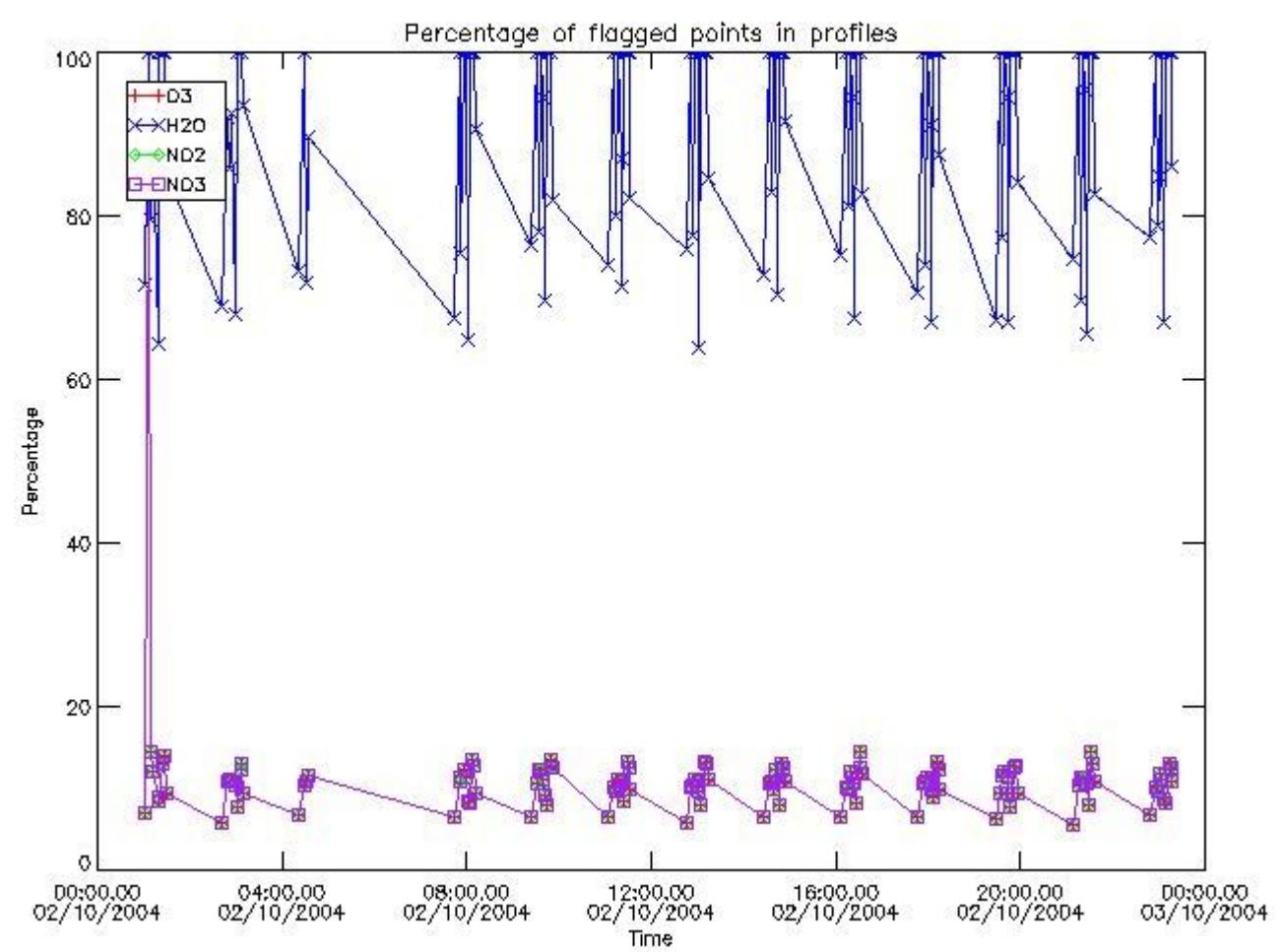
279	GOM_NL__2PRFIN20041002_182451_000000442030_00471_13551_4634.N1	02-OCT-2004 18:24:51	Straylight	43.500	18	24Alp PsA	1.1660	9700.0	87	13551	No
280	GOM_NL__2PRFIN20041002_182706_000000492030_00471_13551_4635.N1	02-OCT-2004 18:27:06	Straylight	49.000	52	16Bet Cet	2.0370	4500.0	98	13551	No
281	GOM_NL__2PRFIN20041002_183337_000000412030_00471_13551_4636.N1	02-OCT-2004 18:33:37	Bright	40.500	162	34Alp Aqr	2.9440	5350.0	81	13551	No
282	GOM_NL__2PRFIN20041002_183714_000000392030_00471_13551_4637.N1	02-OCT-2004 18:37:14	Bright	39.000	90	54Alp Peg	2.4870	11000.	78	13551	No
283	GOM_NL__2PRFIN20041002_184051_000000402030_00471_13551_4638.N1	02-OCT-2004 18:40:51	Bright	39.500	93	53Bet Peg	2.5200	3100.0	79	13551	No
284	GOM_NL__2PRFIN20041002_184241_000000592030_00471_13551_4639.N1	02-OCT-2004 18:42:41	Bright	59.000	105	6Bet Ari	2.6450	8900.0	118	13551	No
285	GOM_NL__2PRFIN20041002_184505_000000462030_00471_13551_4640.N1	02-OCT-2004 18:45:05	Bright	46.000	53	43Bet And	2.0480	3300.0	92	13551	No
286	GOM_NL__2PRFIN20041002_185008_000000402030_00471_13551_4641.N1	02-OCT-2004 18:50:08	Bright	40.000	74	11Bet Cas	2.2680	6600.0	80	13551	No
287	GOM_NL__2PRFIN20041002_185126_000000412030_00471_13551_4642.N1	02-OCT-2004 18:51:26	Bright	41.000	76	27Gam Cas	2.3000	30000.	82	13551	No
288	GOM_NL__2PRFIN20041002_185507_000000492030_00471_13551_4643.N1	02-OCT-2004 18:55:07	Bright	49.000	160	23Gam Per	2.9300	4700.0	98	13551	No
289	GOM_NL__2PRFIN20041002_185813_000000392030_00471_13551_4644.N1	02-OCT-2004 18:58:13	Bright	38.500	49	1Alp UMi	1.9900	6300.0	77	13551	No
290	GOM_NL__2PRFIN20041002_190025_000000402030_00471_13551_4645.N1	02-OCT-2004 19:00:25	Bright	39.500	60	7Bet UMi	2.0810	3950.0	79	13551	No
291	GOM_NL__2PRFIN20041002_190614_000000392030_00471_13551_4646.N1	02-OCT-2004 19:06:14	Bright	38.500	36	50Alp UMa	1.8000	6300.0	77	13551	No
292	GOM_NL__2PRFIN20041002_190744_000000522030_00471_13551_4647.N1	02-OCT-2004 19:07:44	Bright	52.000	82	48Bet UMa	2.3650	10600.	104	13551	No
293	GOM_NL__2PRFIN20041002_191057_000000362030_00471_13551_4648.N1	02-OCT-2004 19:10:57	Bright	35.500	174	52Psi UMa	3.0040	4400.0	71	13551	No
294	GOM_NL__2PRFIN20041002_191309_000001022030_00471_13551_4649.N1	02-OCT-2004 19:13:09	Bright	101.50	107	37The Aur	2.6490	11000.	203	13551	No
295	GOM_NL__2PRFIN20041002_191622_000000642030_00471_13551_4650.N1	02-OCT-2004 19:16:22	Bright	63.500	24	66Alp Gem	1.5800	10200.	127	13551	No
296	GOM_NL__2PRFIN20041002_192131_000001142030_00471_13551_4651.N1	02-OCT-2004 19:21:31	Tw_i_and_stray	114.00	170	27Eps Gem	3.0000	9700.0	228	13551	No
297	GOM_NL__2PRFIN20041002_192741_000000812030_00471_13551_4652.N1	02-OCT-2004 19:27:41	Dark	81.000	8	10Alp CMi	0.40000	6500.0	162	13551	No
298	GOM_NL__2PRFIN20041002_193437_000000542030_00471_13551_4653.N1	02-OCT-2004 19:34:37	Dark	54.000	132	15Rho Pup	2.8030	6900.0	108	13551	No
299	GOM_NL__2PRFIN20041002_193659_000000452030_00471_13551_4654.N1	02-OCT-2004 19:36:59	Dark	44.500	65	Lam Vel	2.2040	4400.0	89	13551	No
300	GOM_NL__2PRFIN20041002_193939_000000432030_00471_13551_4655.N1	02-OCT-2004 19:39:39	Dark	42.500	34	Gam2Vel	1.7930	23000.	85	13551	No
301	GOM_NL__2PRFIN20041002_194330_000000452030_00472_13552_4828.N1	02-OCT-2004 19:43:30	Dark	45.000	161	Tau Pup	2.9310	4500.0	90	13552	No
302	GOM_NL__2PRFIN20041002_194455_000000602030_00472_13552_4829.N1	02-OCT-2004 19:44:55	Dark	59.500	2	Alp Car	-0.73600	7000.0	119	13552	No
303	GOM_NL__2PRFIN20041002_194732_000000662030_00472_13552_4830.N1	02-OCT-2004 19:47:32	Dark	65.500	108	Alp Col	2.6520	15200.	131	13552	No
304	GOM_NL__2PRFIN20041002_195148_000000412030_00472_13552_4831.N1	02-OCT-2004 19:51:48	Dark	40.500	135	Bet Hyi	2.8200	5800.0	81	13552	No
305	GOM_NL__2PRFIN20041002_195405_000000402030_00472_13552_4832.N1	02-OCT-2004 19:54:05	Dark	40.000	143	Alp Hyi	2.8570	7200.0	80	13552	No
306	GOM_NL__2PRFIN20041002_195532_000000542030_00472_13552_4833.N1	02-OCT-2004 19:55:32	Dark	54.000	9	Alp Eri	0.45300	24000.	108	13552	No
307	GOM_NL__2PRFIN20041002_195716_000000532030_00472_13552_4834.N1	02-OCT-2004 19:57:16	Straylight	53.000	157	The1Eri	2.9060	9300.0	106	13552	No
308	GOM_NL__2PRFIN20041002_200050_000000472030_00472_13552_4835.N1	02-OCT-2004 20:00:50	Straylight	47.000	84	Alp Phe	2.3970	4500.0	94	13552	No
309	GOM_NL__2PRFIN20041002_200527_000000412030_00472_13552_4836.N1	02-OCT-2004 20:05:27	Straylight	40.500	18	24Alp PsA	1.1660	9700.0	81	13552	No
310	GOM_NL__2PRFIN20041002_200742_000000492030_00472_13552_4837.N1	02-OCT-2004 20:07:42	Straylight	49.000	52	16Bet Cet	2.0370	4500.0	98	13552	No
311	GOM_NL__2PRFIN20041002_201413_000000402030_00472_13552_4838.N1	02-OCT-2004 20:14:13	Bright	40.000	162	34Alp Aqr	2.9440	5350.0	80	13552	No
312	GOM_NL__2PRFIN20041002_201750_000000392030_00472_13552_4839.N1	02-OCT-2004 20:17:50	Bright	39.000	90	54Alp Peg	2.4870	11000.	78	13552	No
313	GOM_NL__2PRFIN20041002_202127_000000372030_00472_13552_4840.N1	02-OCT-2004 20:21:27	Bright	36.500	93	53Bet Peg	2.5200	3100.0	73	13552	No
314	GOM_NL__2PRFIN20041002_202315_000000632030_00472_13552_4841.N1	02-OCT-2004 20:23:15	Bright	62.500	105	6Bet Ari	2.6450	8900.0	125	13552	No
315	GOM_NL__2PRFIN20041002_202540_000000482030_00472_13552_4842.N1	02-OCT-2004 20:25:40	Bright	48.000	53	43Bet And	2.0480	3300.0	96	13552	No
316	GOM_NL__2PRFIN20041002_203045_000000412030_00472_13552_4843.N1	02-OCT-2004 20:30:45	Bright	40.500	74	11Bet Cas	2.2680	6600.0	81	13552	No
317	GOM_NL__2PRFIN20041002_203200_000000432030_00472_13552_4844.N1	02-OCT-2004 20:32:00	Bright	42.500	76	27Gam Cas	2.3000	30000.	85	13552	No
318	GOM_NL__2PRFIN20041002_203542_000000542030_00472_13552_4845.N1	02-OCT-2004 20:35:42	Bright	53.500	160	23Gam Per	2.9300	4700.0	107	13552	No
319	GOM_NL__2PRFIN20041002_203849_000000372030_00472_13552_4846.N1	02-OCT-2004 20:38:49	Bright	36.500	49	1Alp UMi	1.9900	6300.0	73	13552	No
320	GOM_NL__2PRFIN20041002_204101_000000392030_00472_13552_4847.N1	02-OCT-2004 20:41:01	Bright	39.000	60	7Bet UMi	2.0810	3950.0	78	13552	No
321	GOM_NL__2PRFIN20041002_204650_000000362030_00472_13552_4848.N1	02-OCT-2004 20:46:50	Bright	35.500	36	50Alp UMa	1.8000	6300.0	71	13552	No
322	GOM_NL__2PRFIN20041002_204820_000000522030_00472_13552_4849.N1	02-OCT-2004 20:48:20	Bright	52.000	82	48Bet UMa	2.3650	10600.	104	13552	No
323	GOM_NL__2PRFIN20041002_205134_000000432030_00472_13552_4850.N1	02-OCT-2004 20:51:34	Bright	43.000	174	52Psi UMa	3.0040	4400.0	86	13552	No
324	GOM_NL__2PRFIN20041002_205344_000001022030_00472_13552_4851.N1	02-OCT-2004 20:53:44	Bright	101.50	107	37The Aur	2.6490	11000.	203	13552	No
325	GOM_NL__2PRFIN20041002_205659_000000642030_00472_13552_4852.N1	02-OCT-2004 20:56:59	Bright	63.500	24	66Alp Gem	1.5800	10200.	127	13552	No
326	GOM_NL__2PRFIN20041002_210209_000001202030_00472_13552_4853.N1	02-OCT-2004 21:02:09	Tw_i_and_stray	120.00	170	27Eps Gem	3.0000	9700.0	240	13552	No
327	GOM_NL__2PRFIN20041002_210819_000000912030_00472_13552_4854.N1	02-OCT-2004 21:08:19	Dark	91.000	8	10Alp CMi	0.40000	6500.0	182	13552	No
328	GOM_NL__2PRFIN20041002_211513_000000492030_00472_13552_4855.N1	02-OCT-2004 21:15:13	Dark	49.000	132	15Rho Pup	2.8030	6900.0	98	13552	No
329	GOM_NL__2PRFIN20041002_211735_000000452030_00472_13552_4856.N1	02-OCT-2004 21:17:35	Dark	45.000	65	Lam Vel	2.2040	4400.0	90	13552	No
330	GOM_NL__2PRFIN20041002_212016_000000452030_00472_13552_4857.N1	02-OCT-2004 21:20:16	Dark	45.000	34	Gam2Vel	1.7930	23000.	90	13552	No
331	GOM_NL__2PRFIN20041002_212406_000000452030_00473_13553_4829.N1	02-OCT-2004 21:24:06	Dark	45.000	161	Tau Pup	2.9310	4500.0	90	13553	No
332	GOM_NL__2PRFIN20041002_212531_000000492030_00473_13553_4830.N1	02-OCT-2004 21:25:31	Dark	48.500	2	Alp Car	-0.73600	7000.0	97	13553	No
333	GOM_NL__2PRFIN20041002_212809_000000652030_00473_13553_4831.N1	02-OCT-2004 21:28:09	Dark	65.000	108	Alp Col	2.6520	15200.	130	13553	No
334	GOM_NL__2PRFIN20041002_213224_000000392030_00473_13553_4832.N1	02-OCT-2004 21:32:24	Dark	39.000	135	Bet Hyi	2.8200	5800.0	78	13553	No
335	GOM_NL__2PRFIN20041002_213441_000000402030_00473_13553_4833.N1	02-OCT-2004 21:34:41	Dark	39.500	143	Alp Hyi	2.8570	7200.0	79	13553	No
336	GOM_NL__2PRFIN20041002_213607_000000472030_00473_13553_4834.N1	02-OCT-2004 21:36:07	Dark	46.500	9	Alp Eri	0.45300	24000.	93	13553	No
337	GOM_NL__2PRFIN20041002_213754_000000532030_00473_13553_4835.N1	02-OCT-2004 21:37:54	Straylight	53.000	157	The1Eri	2.9060	9300.0	106	13553	No

338	GOM_NL__2PRFIN20041002_214126_000000432030_00473_13553_4836.N1	02-OCT-2004 21:41:26	Straylight	43.000	84	Alp Phe	2.3970	4500.0	86	13553	No
339	GOM_NL__2PRFIN20041002_214603_000000472030_00473_13553_4837.N1	02-OCT-2004 21:46:03	Straylight	47.000	18	24Alp PsA	1.1660	9700.0	94	13553	No
340	GOM_NL__2PRFIN20041002_214817_000000492030_00473_13553_4838.N1	02-OCT-2004 21:48:17	Straylight	49.000	52	16Bet Cet	2.0370	4500.0	98	13553	No
341	GOM_NL__2PRFIN20041002_215449_000000402030_00473_13553_4839.N1	02-OCT-2004 21:54:49	Bright	40.000	162	34Alp Aqr	2.9440	5350.0	80	13553	No
342	GOM_NL__2PRFIN20041002_215826_000000392030_00473_13553_4840.N1	02-OCT-2004 21:58:26	Bright	38.500	90	54Alp Peg	2.4870	11000.	77	13553	No
343	GOM_NL__2PRFIN20041002_220203_000000402030_00473_13553_4841.N1	02-OCT-2004 22:02:03	Bright	39.500	93	53Bet Peg	2.5200	3100.0	79	13553	No
344	GOM_NL__2PRFIN20041002_220351_000000612030_00473_13553_4842.N1	02-OCT-2004 22:03:51	Bright	60.500	105	6Bet Ari	2.6450	8900.0	121	13553	No
345	GOM_NL__2PRFIN20041002_220615_000000492030_00473_13553_4843.N1	02-OCT-2004 22:06:15	Bright	49.000	53	43Bet And	2.0480	3300.0	98	13553	No
346	GOM_NL__2PRFIN20041002_221120_000000412030_00473_13553_4844.N1	02-OCT-2004 22:11:20	Bright	40.500	74	11Bet Cas	2.2680	6600.0	81	13553	No
347	GOM_NL__2PRFIN20041002_221236_000000442030_00473_13553_4845.N1	02-OCT-2004 22:12:36	Bright	43.500	76	27Gam Cas	2.3000	30000.	87	13553	No
348	GOM_NL__2PRFIN20041002_221617_000000532030_00473_13553_4846.N1	02-OCT-2004 22:16:17	Bright	53.000	160	23Gam Per	2.9300	4700.0	106	13553	No
349	GOM_NL__2PRFIN20041002_221925_000000372030_00473_13553_4847.N1	02-OCT-2004 22:19:25	Bright	36.500	49	1Alp UMi	1.9900	6300.0	73	13553	No
350	GOM_NL__2PRFIN20041002_222137_000000392030_00473_13553_4848.N1	02-OCT-2004 22:21:37	Bright	39.000	60	7Bet UMi	2.0810	3950.0	78	13553	No
351	GOM_NL__2PRFIN20041002_222726_000000382030_00473_13553_4849.N1	02-OCT-2004 22:27:26	Bright	38.000	36	50Alp UMa	1.8000	6300.0	76	13553	No
352	GOM_NL__2PRFIN20041002_222856_000000522030_00473_13553_4850.N1	02-OCT-2004 22:28:56	Bright	52.000	82	48Bet UMa	2.3650	10600.	104	13553	No
353	GOM_NL__2PRFIN20041002_223209_000000362030_00473_13553_4851.N1	02-OCT-2004 22:32:09	Bright	36.000	174	52Psi UMa	3.0040	4400.0	72	13553	No
354	GOM_NL__2PRFIN20041002_223419_000000942030_00473_13553_4852.N1	02-OCT-2004 22:34:19	Bright	94.000	107	37The Aur	2.6490	11000.	188	13553	No
355	GOM_NL__2PRFIN20041002_223734_000000622030_00473_13553_4853.N1	02-OCT-2004 22:37:34	Bright	62.000	24	66Alp Gem	1.5800	10200.	124	13553	No
356	GOM_NL__2PRFIN20041002_224245_000001242030_00473_13553_4854.N1	02-OCT-2004 22:42:45	Tw_i_and_stray	124.00	170	27Eps Gem	3.0000	9700.0	248	13553	No
357	GOM_NL__2PRFIN20041002_224856_000000912030_00473_13553_4855.N1	02-OCT-2004 22:48:56	Dark	90.500	8	10Alp CMi	0.40000	6500.0	181	13553	No
358	GOM_NL__2PRFIN20041002_225549_000000502030_00473_13553_4856.N1	02-OCT-2004 22:55:49	Dark	50.000	132	15Rho Pup	2.8030	6900.0	100	13553	No
359	GOM_NL__2PRFIN20041002_225811_000000532030_00473_13553_4857.N1	02-OCT-2004 22:58:11	Dark	52.500	65	Lam Vel	2.2040	4400.0	105	13553	No
360	GOM_NL__2PRFIN20041002_230052_000000432030_00473_13553_4858.N1	02-OCT-2004 23:00:52	Dark	43.000	34	Gam2Vel	1.7930	23000.	86	13553	No
361	GOM_NL__2PRFIN20041002_230442_000000462030_00474_13554_4830.N1	02-OCT-2004 23:04:42	Dark	46.000	161	Tau Pup	2.9310	4500.0	92	13554	No
362	GOM_NL__2PRFIN20041002_230607_000000602030_00474_13554_4831.N1	02-OCT-2004 23:06:07	Dark	59.500	2	Alp Car	-0.73600	7000.0	119	13554	No
363	GOM_NL__2PRFIN20041002_230846_000000632030_00474_13554_4832.N1	02-OCT-2004 23:08:46	Dark	63.000	108	Alp Col	2.6520	15200.	126	13554	No
364	GOM_NL__2PRFIN20041002_231300_000000402030_00474_13554_4833.N1	02-OCT-2004 23:13:00	Dark	39.500	135	Bet Hyi	2.8200	5800.0	79	13554	No
365	GOM_NL__2PRFIN20041002_231517_000000412030_00474_13554_4834.N1	02-OCT-2004 23:15:17	Dark	40.500	143	Alp Hyi	2.8570	7200.0	81	13554	No
366	GOM_NL__2PRFIN20041002_231643_000000472030_00474_13554_4835.N1	02-OCT-2004 23:16:43	Dark	47.000	9	Alp Eri	0.45300	24000.	94	13554	No
367	GOM_NL__2PRFIN20041002_231830_000000542030_00474_13554_4836.N1	02-OCT-2004 23:18:30	Straylight	54.000	157	The1Eri	2.9060	9300.0	108	13554	No
368	GOM_NL__2PRFIN20041002_232202_000000432030_00474_13554_4837.N1	02-OCT-2004 23:22:02	Straylight	42.500	84	Alp Phe	2.3970	4500.0	85	13554	No
369	GOM_NL__2PRFIN20041002_232639_000000442030_00474_13554_4838.N1	02-OCT-2004 23:26:39	Straylight	44.000	18	24Alp PsA	1.1660	9700.0	88	13554	No
370	GOM_NL__2PRFIN20041002_232853_000000502030_00474_13554_4839.N1	02-OCT-2004 23:28:53	Straylight	49.500	52	16Bet Cet	2.0370	4500.0	99	13554	No
371	GOM_NL__2PRFIN20041002_233525_000000412030_00474_13554_4840.N1	02-OCT-2004 23:35:25	Bright	40.500	162	34Alp Aqr	2.9440	5350.0	81	13554	No
372	GOM_NL__2PRFIN20041002_233901_000000392030_00474_13554_4841.N1	02-OCT-2004 23:39:01	Bright	39.000	90	54Alp Peg	2.4870	11000.	78	13554	No
373	GOM_NL__2PRFIN20041002_234238_000000392030_00474_13554_4842.N1	02-OCT-2004 23:42:38	Bright	39.000	93	53Bet Peg	2.5200	3100.0	78	13554	No
374	GOM_NL__2PRFIN20041002_234425_000000602030_00474_13554_4843.N1	02-OCT-2004 23:44:25	Bright	59.500	105	6Bet Ari	2.6450	8900.0	119	13554	No
375	GOM_NL__2PRFIN20041002_234650_000000482030_00474_13554_4844.N1	02-OCT-2004 23:46:50	Bright	47.500	53	43Bet And	2.0480	3300.0	95	13554	No
376	GOM_NL__2PRFIN20041002_235155_000000402030_00474_13554_4845.N1	02-OCT-2004 23:51:55	Bright	40.000	74	11Bet Cas	2.2680	6600.0	80	13554	No
377	GOM_NL__2PRFIN20041002_235309_000000452030_00474_13554_4846.N1	02-OCT-2004 23:53:09	Bright	44.500	76	27Gam Cas	2.3000	30000.	89	13554	No
378	GOM_NL__2PRFIN20041002_235652_000000532030_00474_13554_4847.N1	02-OCT-2004 23:56:52	Bright	52.500	160	23Gam Per	2.9300	4700.0	105	13554	No

3. Quality information per product

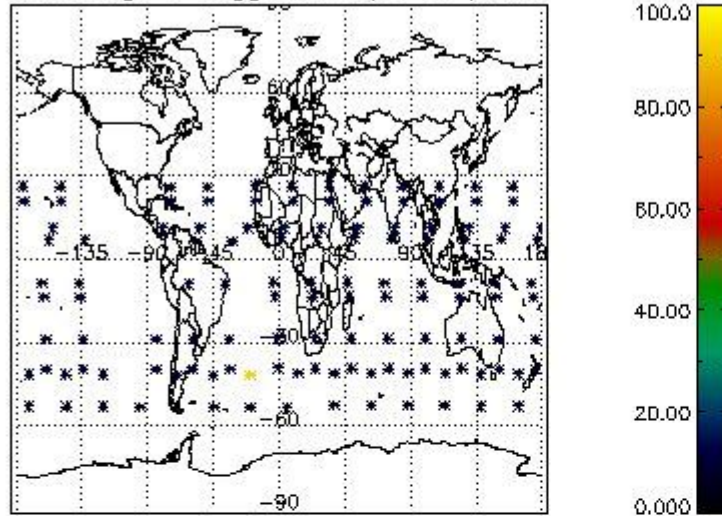
In this section it is plotted some information contained in the Quality Summary data set of the level 2 products. Only products in dark limb conditions and without errors (error flag in the MPH set to "0") are used.

3.1 Plot quality information per product (time dependant)

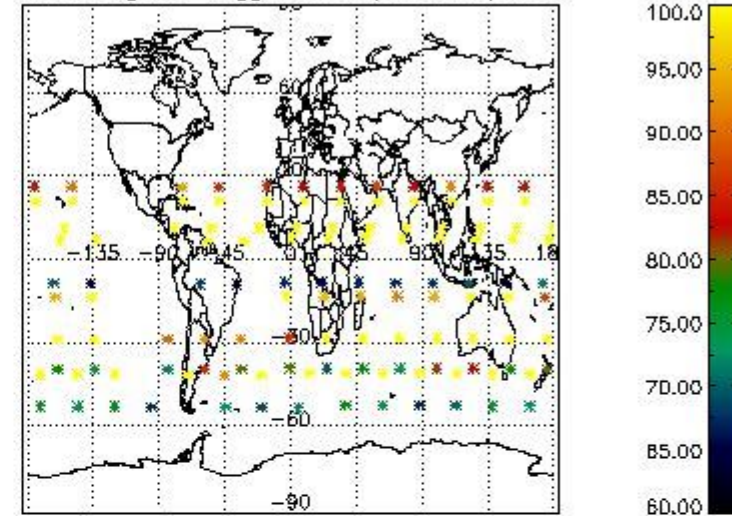


3.2 Plot quality information per product (world map)

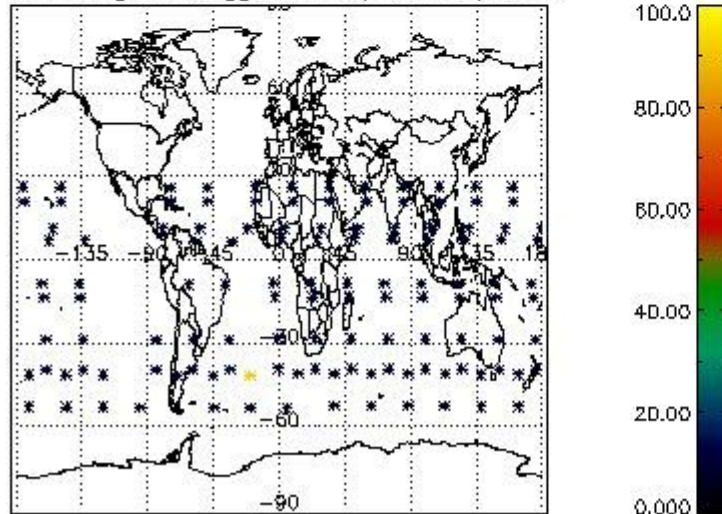
Percentage of flagged data per O3 profile



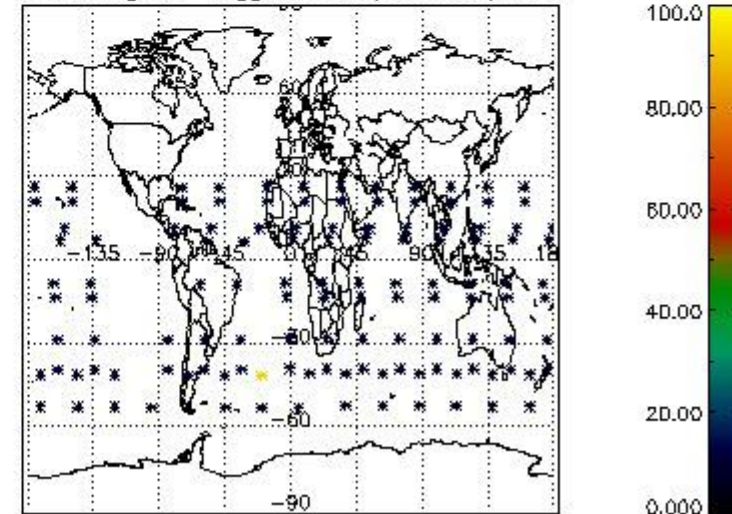
Percentage of flagged data per H2O profile



Percentage of flagged data per NO2 profile



Percentage of flagged data per NO3 profile

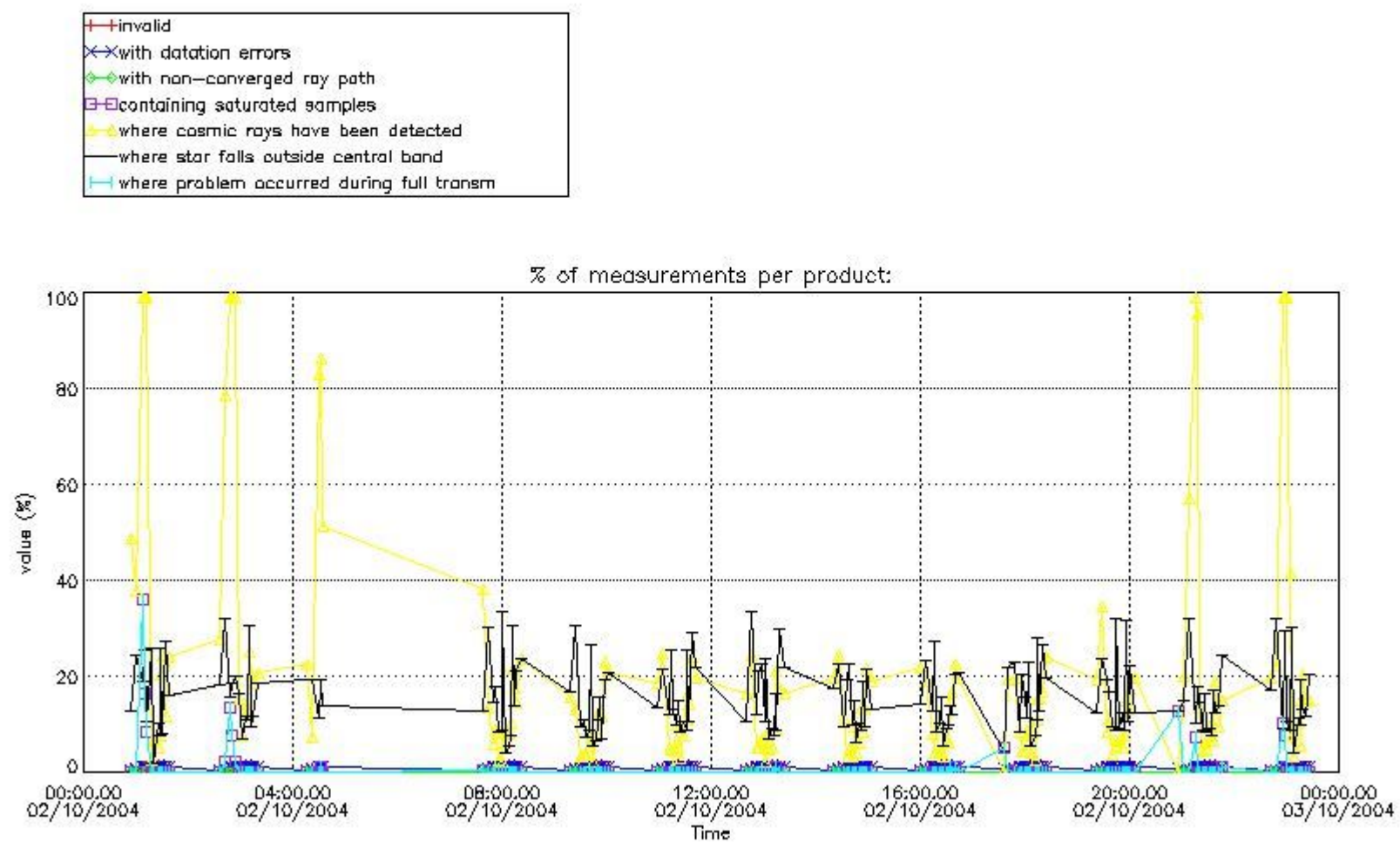


4. Level 1 quality information per product

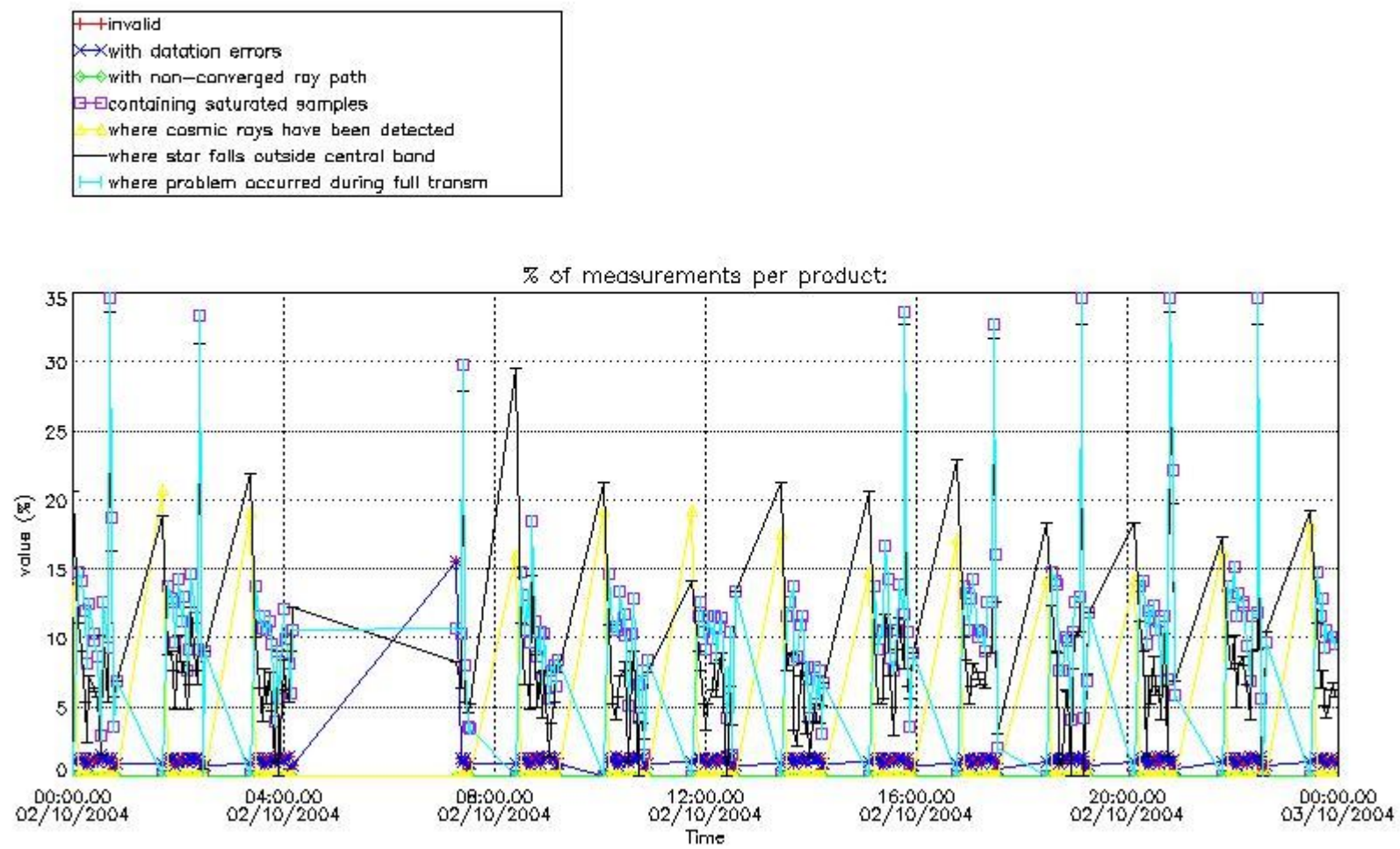
In this section it is plotted some information contained in the Quality Summary data set of the level 2 products that comes from the level 1b processing. Products without errors (error flag in the MPH set to "0") are used.

4.1 Plot quality information per product (time dependant) coming from level 1b processing

4.1.1 Plot level 1 quality information per product (time dependant): ENVISAT ASCENDING passes

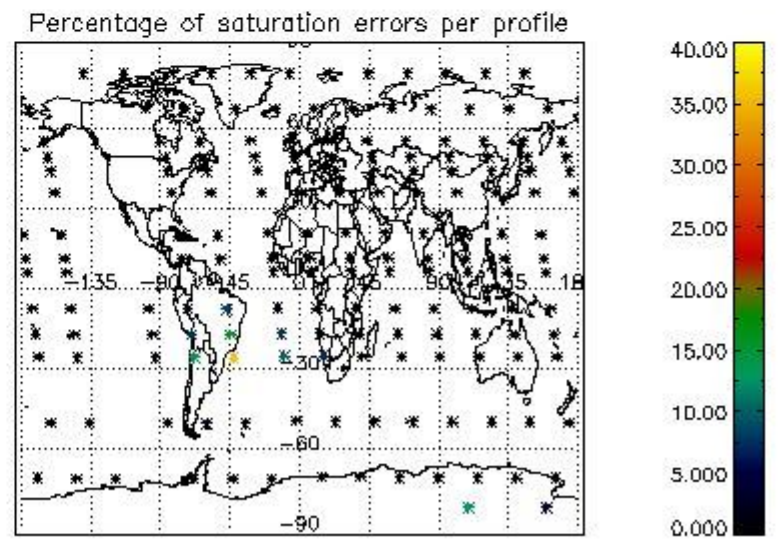
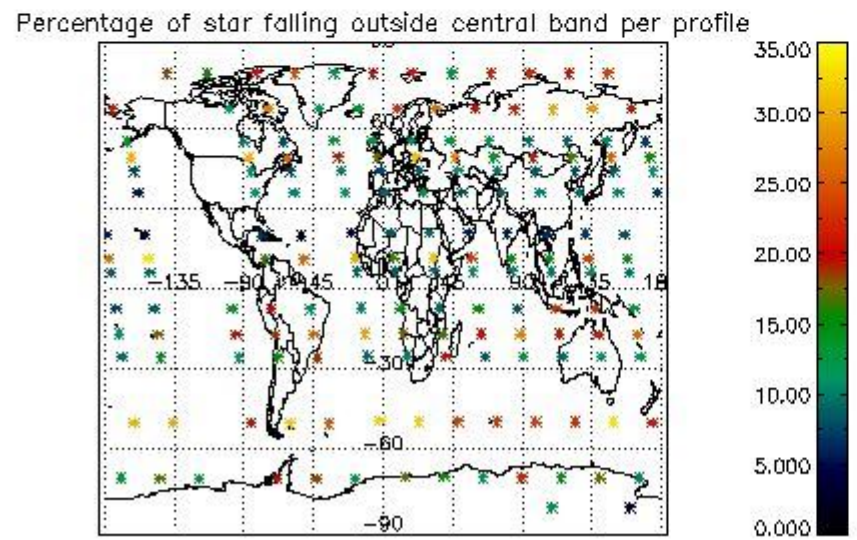
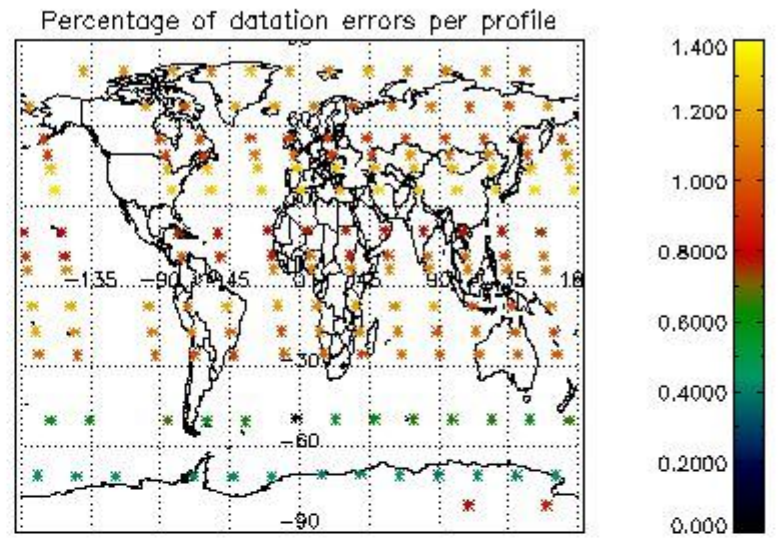
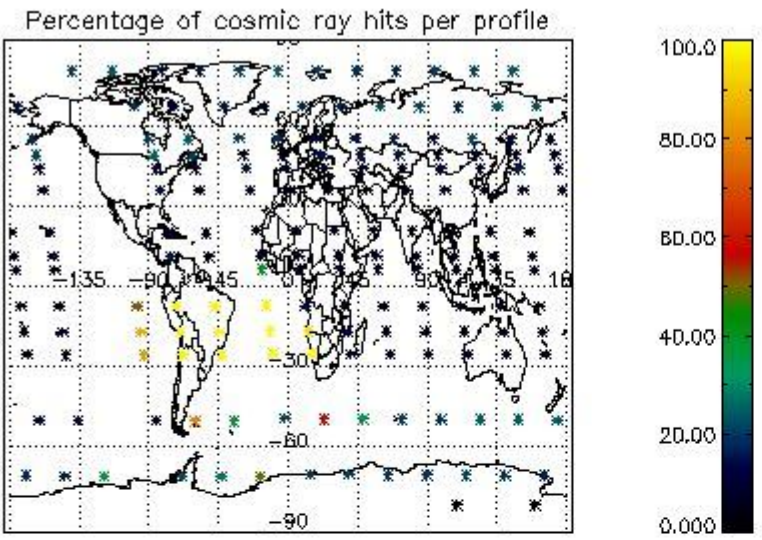


4.1.2 Plot level 1 quality information per product (time dependant): ENVI SAT DESCENDING passes



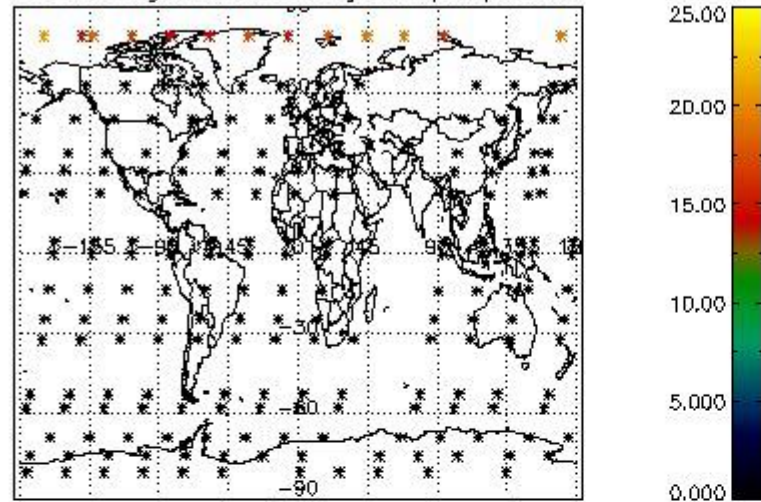
4.2 Plot quality information per product coming from level 1b processing (world map)

4.2.1 Plot level 1 quality information per product (world map): ENVISAT ASCENDING passes

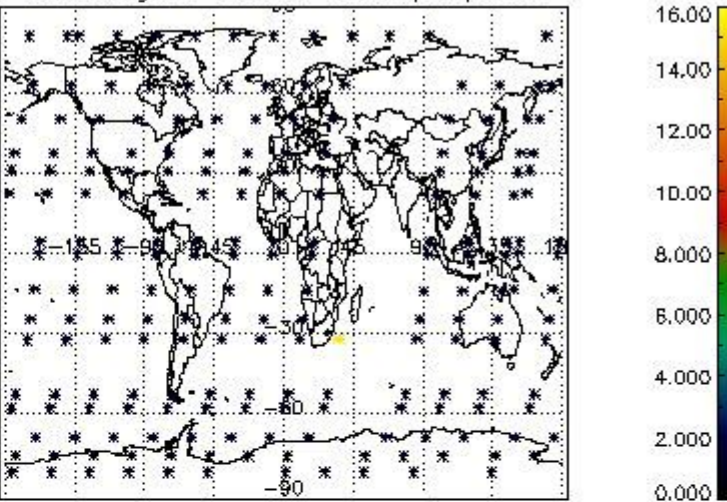


4.2.2 Plot level 1 quality information per product (world map): ENVISAT DESCENDING passes

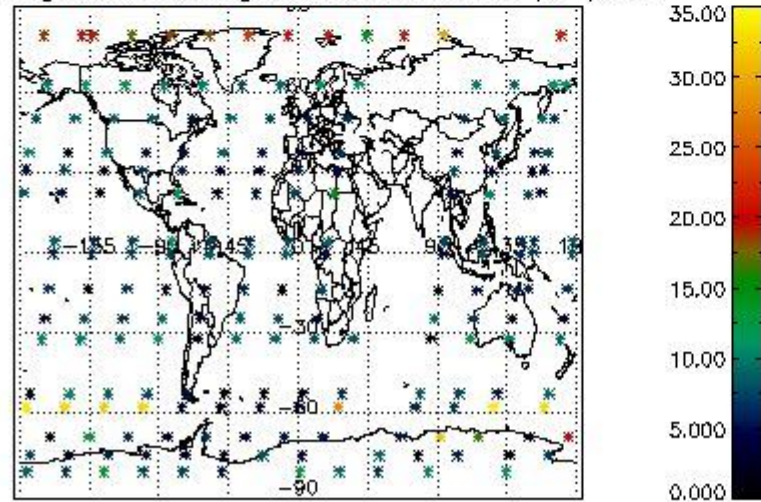
Percentage of cosmic ray hits per profile



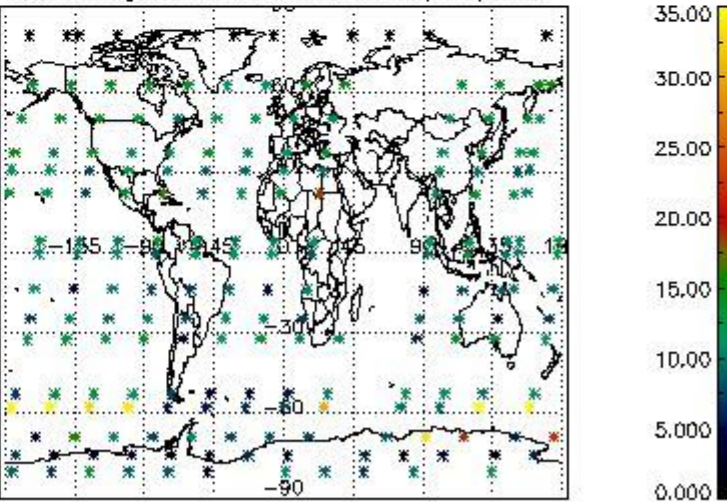
Percentage of datation errors per profile



Percentage of star falling outside central band per profile



Percentage of saturation errors per profile



5. Trace gas profiles

5.1 Ozone statistics based on quality of products

The final quality of the products can be "measured" using the STD (Standard Deviation) attached to every point profile. This information is written to the parameter GOM_NL__2P/NL_LOCAL_SPECIES_DENSITY/o3_std of the level 2 products. The table below shows the statistics for given STD ranges.

The statistics are given with respect to the overall valid production:

- Products without fatal errors: GOM_NL__2P/MPH/PRODUCT_ERR=0
- Valid point profile: GOM_NL__2P/NL_LOCAL_SPECIES_DENSITY/pcd(0)=0

The 'Criteria' is applied to valid points of dark limb products:

- Products in dark limb illumination condition: GOM_NL__2P/NL_SUMMARY_QUALITY/obs_ill_cond=0
- Products without fatal errors: GOM_NL__2P/MPH/PRODUCT_ERR=0
- Valid point profile: GOM_NL__2P/NL_LOCAL_SPECIES_DENSITY/pcd(0)=0

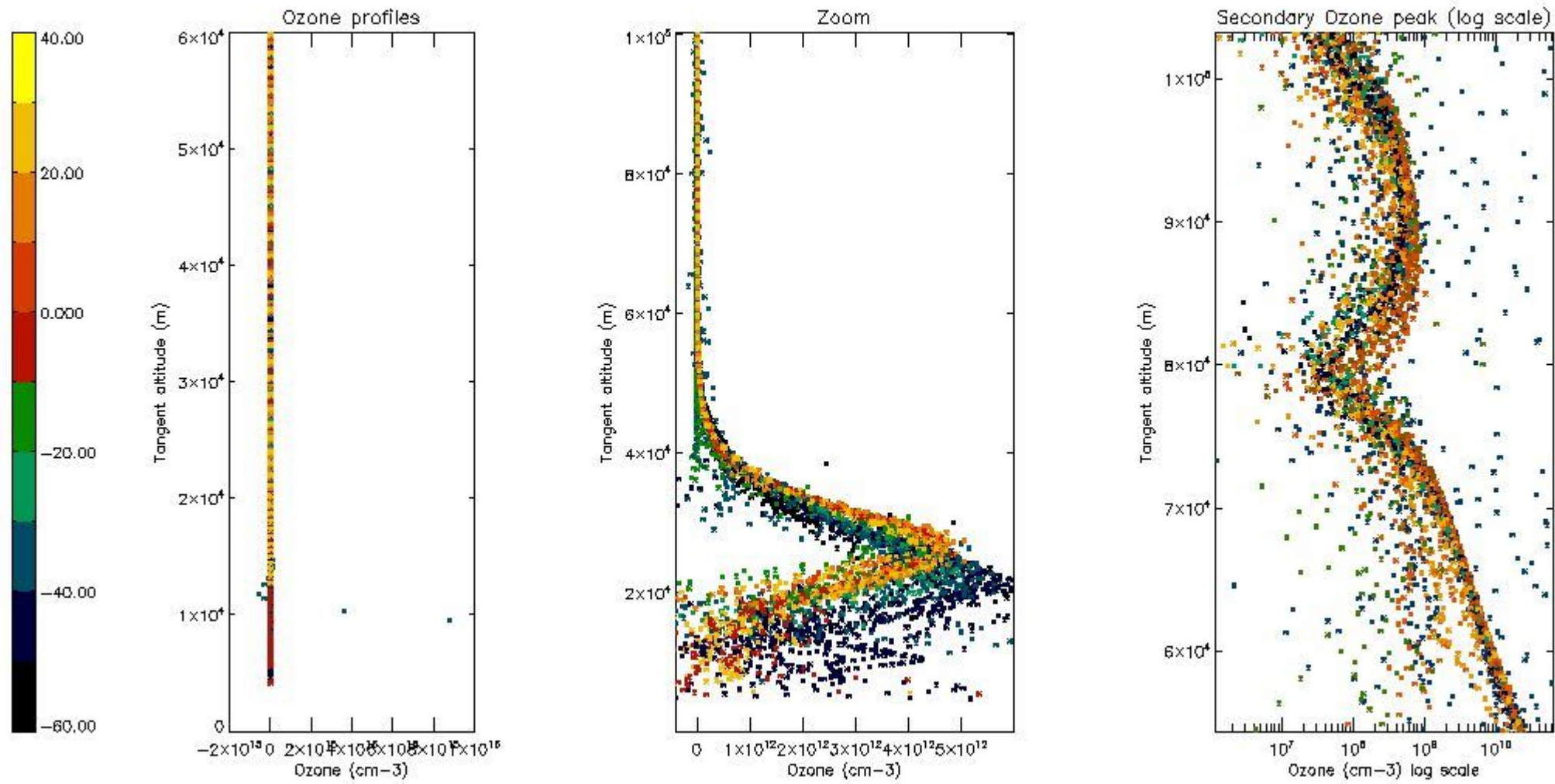
So, the table below shows the percentage of dark limb and valid observations for each criteria with respect to the overall valid daily observations.

Criteria	% of total production
All STD	33
STD < 20	18

STD < 10	15
STD < 5	10

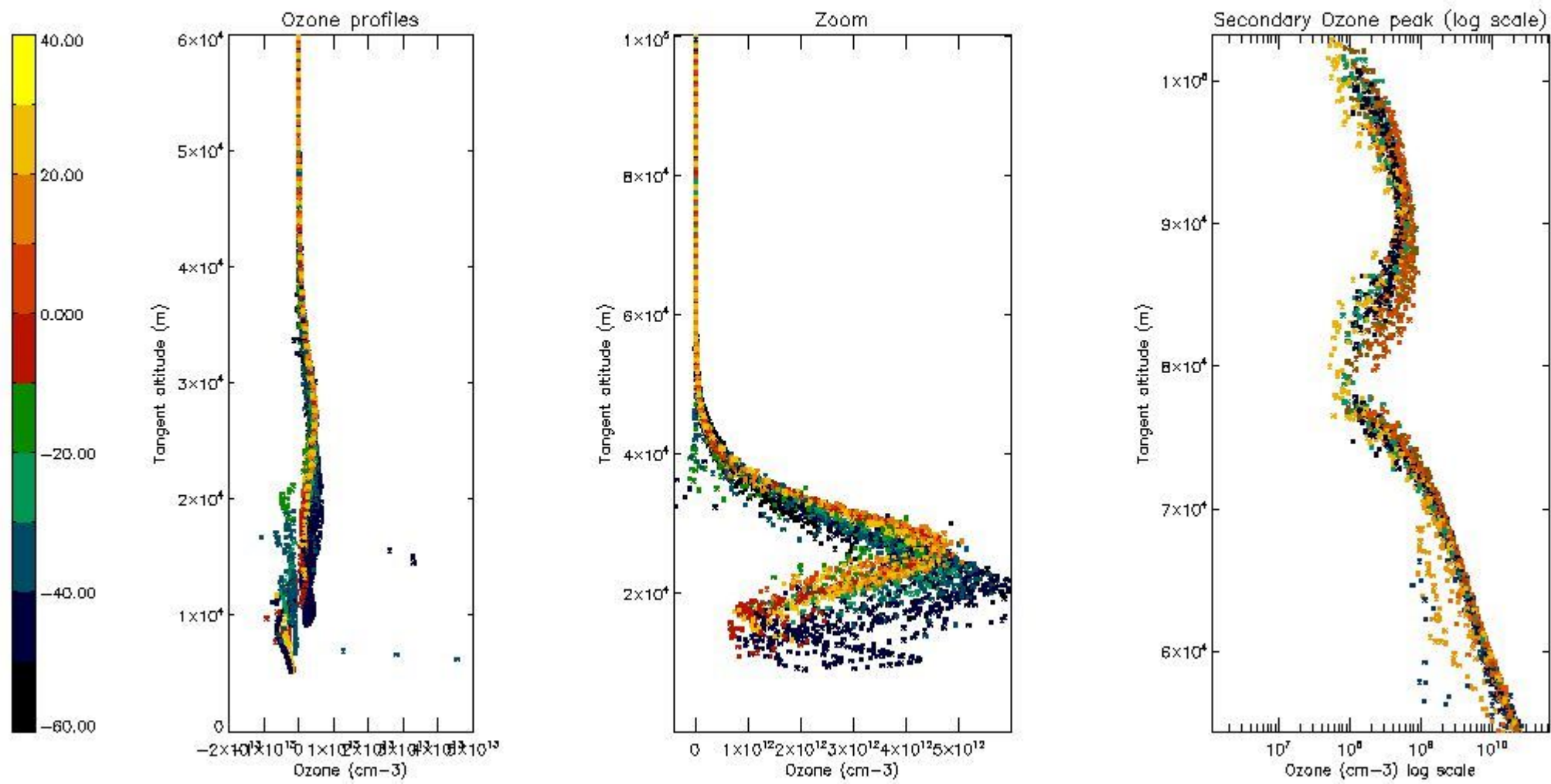
5.2 Plot ozone profiles for all STD (dark without errors)

The colorbar represents the latitude.



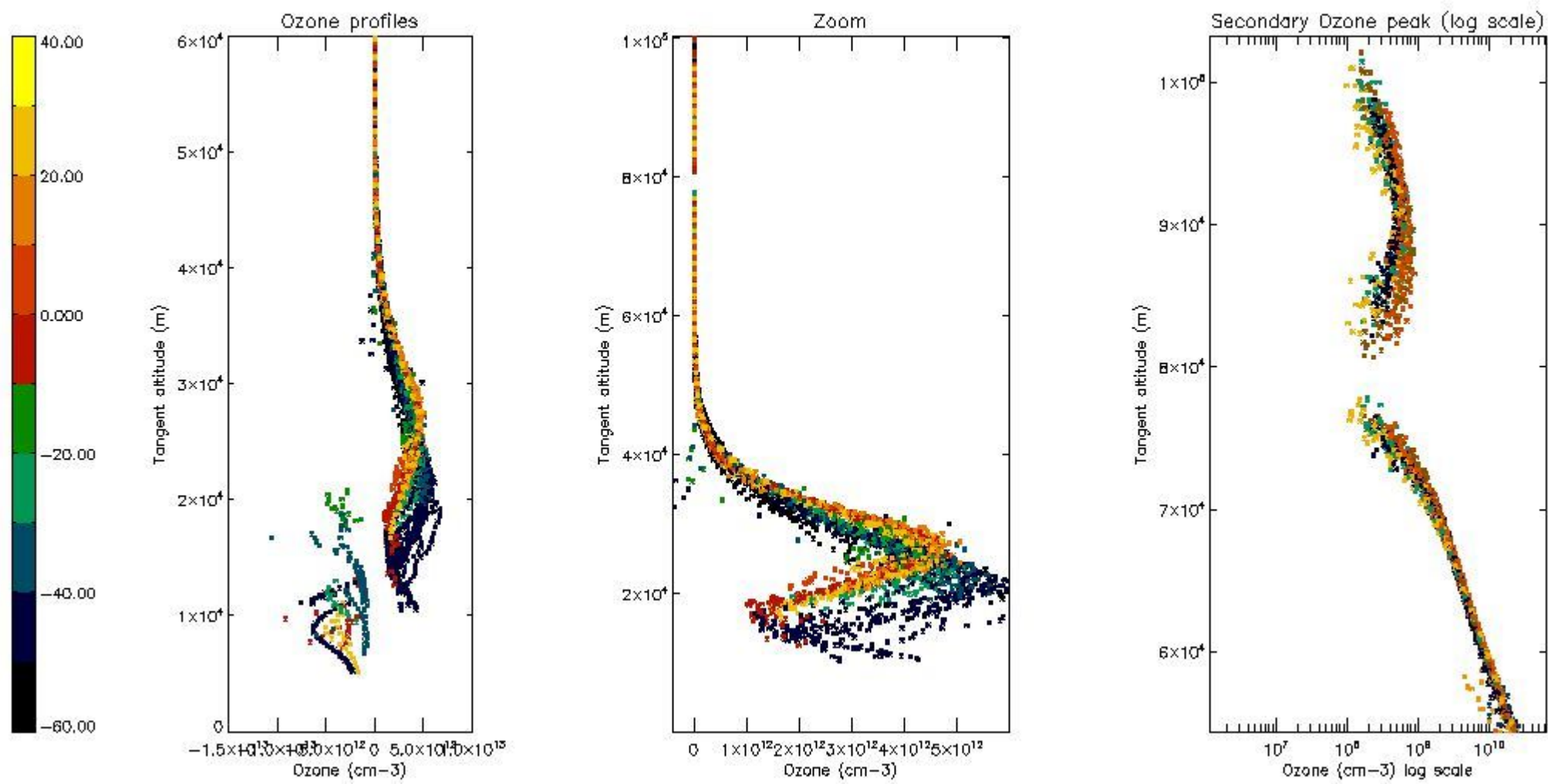
5.3 Plot ozone profiles where STD < 20% (dark without errors)

The colorbar represents the latitude.



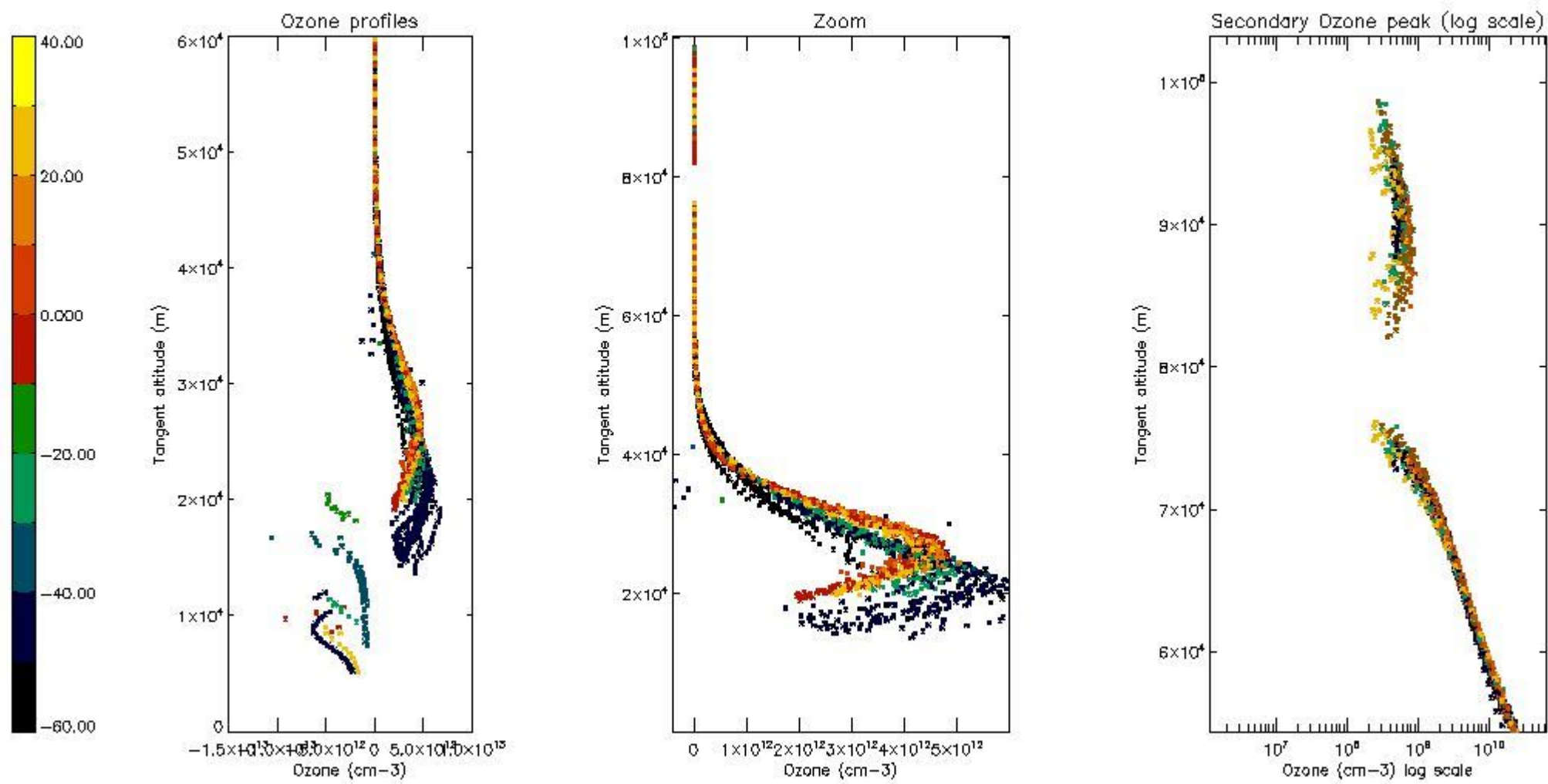
5.4 Plot ozone profiles where $STD < 10\%$ (dark without errors)

The colorbar represents the latitude.



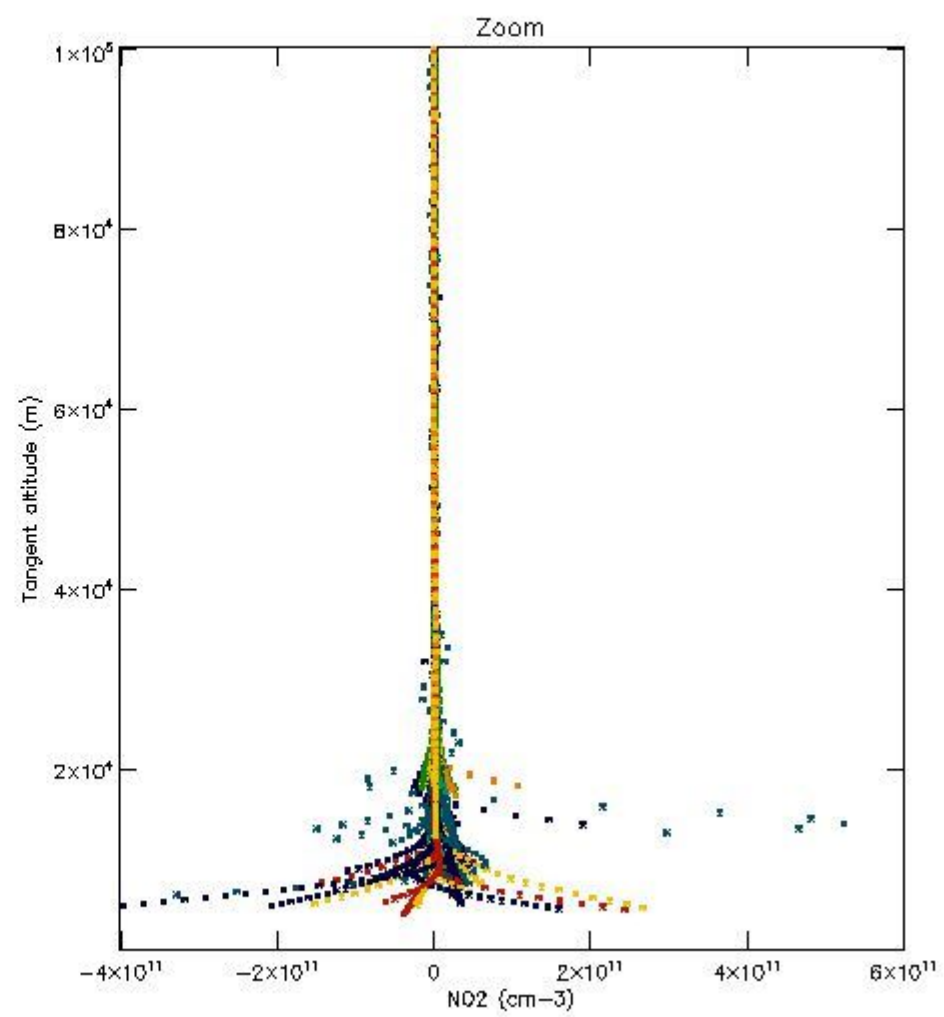
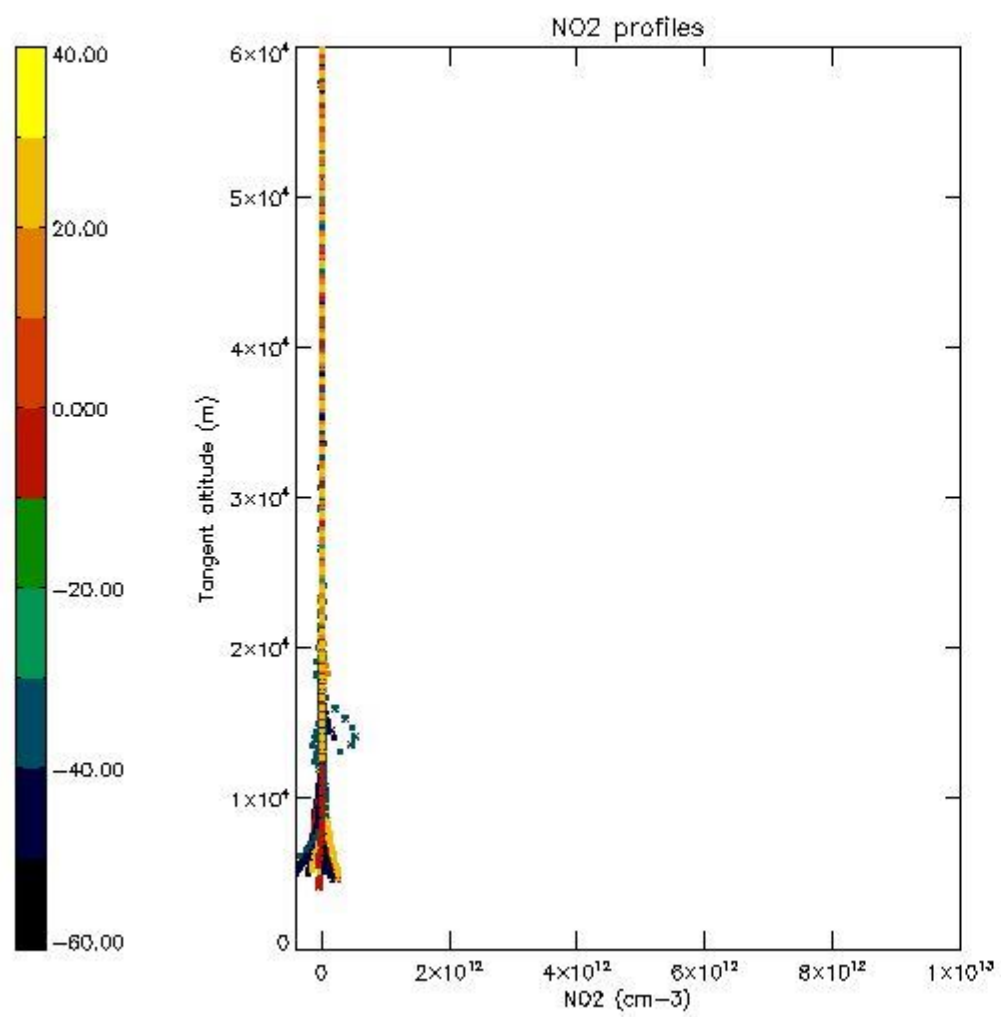
5.5 Plot ozone profiles where STD < 5% (dark without errors)

The colorbar represents the latitude.



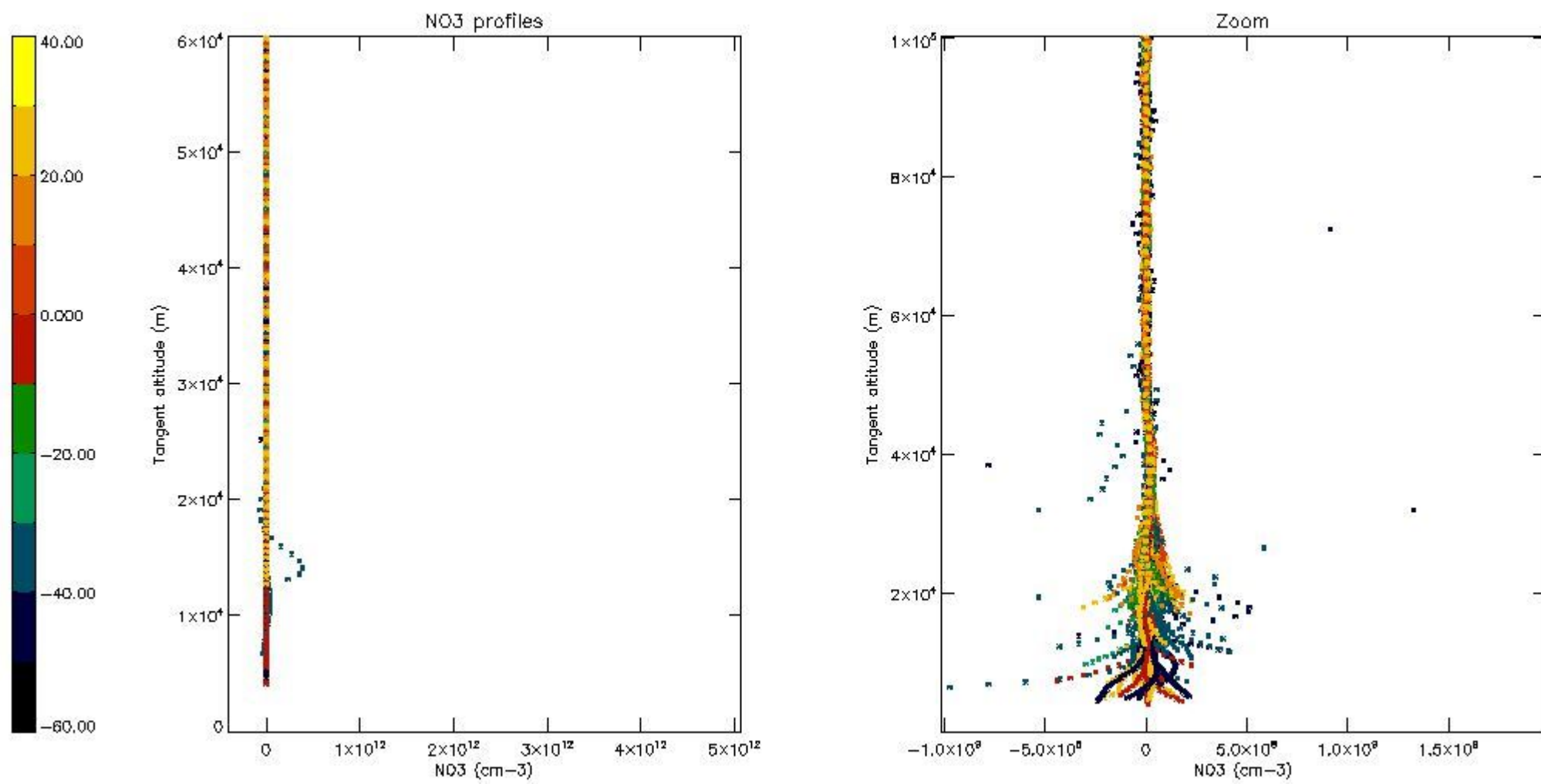
5.6 Plot NO₂ profiles for all STD (dark without errors)

The colorbar represents the latitude.



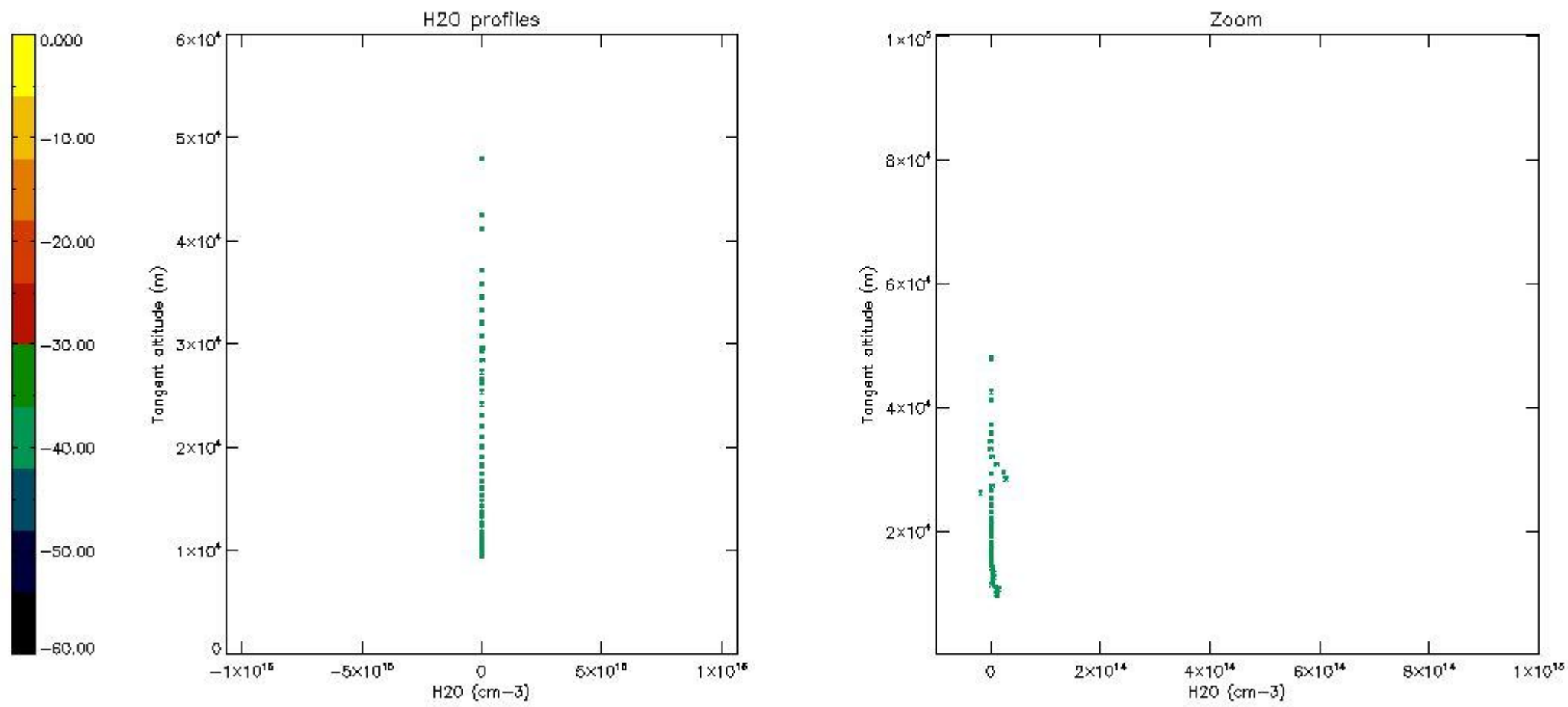
5.7 Plot NO3 profiles for all STD (dark without errors)

The colorbar represents the latitude.



5.8 Plot H2O profiles for all STD (only for occultations of stars 1,2,3,4,13,14,16,26,63 dark without errors)

The colorbar represents the latitude.



6. Auxiliary Data Files used for the production reported in section 2

The number reported in the third column indicates since which file (see list in section 2) the corresponding auxiliary file has been used. The fourth column is the date of those product files.

Type	Auxiliary Filename	Used since product	Used since product date
INST_PHYS_CHARACTERISTICS	GOM_INS_AXVIEC20091111_143220_20030716_120000_20500101_000000	1	02-OCT-2004 00:00:28
LEVEL-2_PROC_CONFIG	GOM_PR2_AXVIEC20091111_152718_20020301_000000_20500101_000000	1	02-OCT-2004 00:00:28
CROSS_SECTIONS_FILE	GOM_CRS_AXVIEC20091111_154832_20020301_000000_20500101_000000	1	02-OCT-2004 00:00:28

GOMOS Level 2 Daily Report

SUMMARY

[1. General Info](#)

[2. Summary of processed GOM_NL_2P products](#)

[3. Level 2 Quality information per product](#)

[3.1 Plot of level 2 quality information per product \(time dependant\)](#)

[3.2 Plot of level 2 quality information per product \(world map\)](#)

[4. Level 1 Quality information per product \(stored on level 2 products\)](#)

[4.1 Plot of level 1 quality information per product \(time dependant\)](#)

[4.1.1 Plot of level 1 quality information per product \(time dependant\): ASCENDING](#)

[4.1.2 Plot of level 1 quality information per product \(time dependant\): DESCENDING](#)

[4.2 Plot of level 1 quality information per product \(world map\)](#)

[4.2.1 Plot of level 1 quality information per product \(world map\): ASCENDING](#)

[4.2.2 Plot of level 1 quality information per product \(world map\): DESCENDING](#)

[5. Ozone profiles based on quality statistics and other trace gas profiles](#)

[5.1 Ozone statistics based on quality of products](#)

[5.2 Plot ozone profiles for all STD \(dark without errors\)](#)

[5.3 Plot ozone profiles where STD < 20% \(dark without errors\)](#)

[5.4. Plot ozone profiles where STD < 10% \(dark without errors\)](#)

[5.5. Plot ozone profiles where STD < 5% \(dark without errors\)](#)

[5.6 Plot NO2 profiles for all STD \(dark without errors\)](#)

[5.7 Plot NO3 profiles for all STD \(dark without errors\)](#)

[5.8 Plot H2O profiles \(only for occultations of stars 1,2,3,4,13,14,16,26,63 dark without errors\) for all STD](#)

[6. Auxiliary Data Files used for the production reported in section 2](#)

This report presents the daily analysis on parameters extracted from GOMOS level 2 data (GOM_NL__2P). It is intended to monitor some important parameters that will impact the quality of these products. A list of level 2 products (and content) that have arrived during the reporting day to the PCF is also given.

Item	Value
Time of report generation	19APR2013 12:18:31
Data source version	GOMOS/6.01
Start time of products	02-10-2004 (02OCT2004 00:00:00)
Stop time of products	03-10-2004 (03OCT2004 00:00:00)
Store outputs in DB	Yes
Nb of level 2 prods	378
Nb of prods with errors	0

2. Summary of processed GOM_NL__2P products.

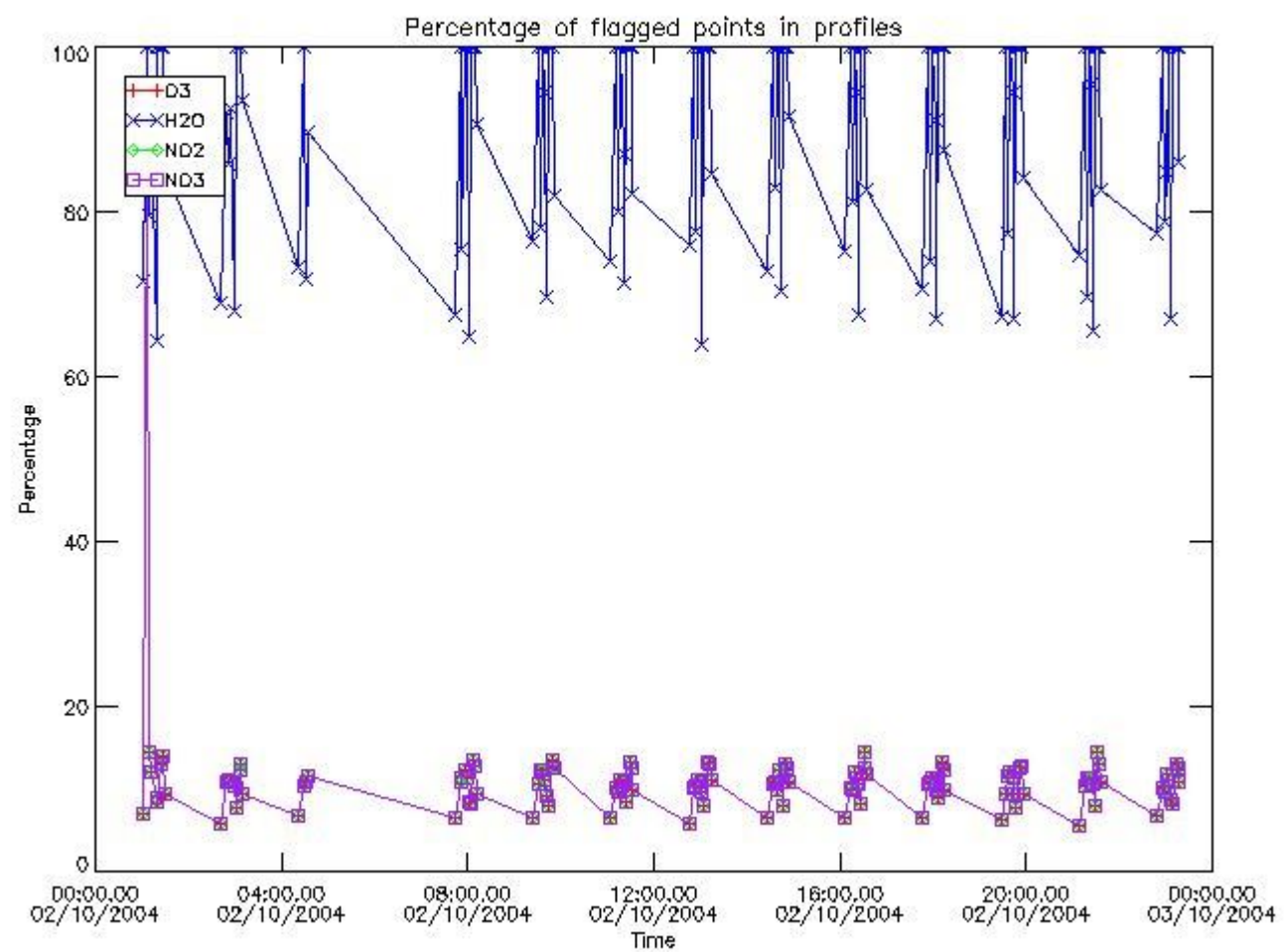
Nr	Filename	UTC Start time	Limb	Duration	Star Id	Star Name	Star Mag	Star Temp	Nb Meas	Orbit	Prod. error
1	GOM_NL__2PRFIN20041002_000028_000000512030_00460_13540_4828.N1	02-OCT-2004 00:00:28	Straylight	51.000	52	16Bet Cet	2.0370	4500.0	102	13540	No
2	GOM_NL__2PRFIN20041002_000658_000000412030_00460_13540_4829.N1	02-OCT-2004 00:06:58	Bright	40.500	162	34Alp Aqr	2.9440	5350.0	81	13540	No
3	GOM_NL__2PRFIN20041002_001038_000000392030_00460_13540_4830.N1	02-OCT-2004 00:10:38	Bright	39.000	90	54Alp Peg	2.4870	11000.	78	13540	No
4	GOM_NL__2PRFIN20041002_001416_000000382030_00460_13540_4831.N1	02-OCT-2004 00:14:16	Bright	37.500	93	53Bet Peg	2.5200	3100.0	75	13540	No
5	GOM_NL__2PRFIN20041002_001617_000000622030_00460_13540_4832.N1	02-OCT-2004 00:16:17	Bright	61.500	105	6Bet Ari	2.6450	8900.0	123	13540	No
6	GOM_NL__2PRFIN20041002_001837_000000482030_00460_13540_4833.N1	02-OCT-2004 00:18:37	Bright	48.000	53	43Bet And	2.0480	3300.0	96	13540	No
7	GOM_NL__2PRFIN20041002_002336_000000392030_00460_13540_4834.N1	02-OCT-2004 00:23:36	Bright	39.000	74	11Bet Cas	2.2680	6600.0	78	13540	No
8	GOM_NL__2PRFIN20041002_002454_000000412030_00460_13540_4835.N1	02-OCT-2004 00:24:54	Bright	41.000	76	27Gam Cas	2.3000	30000.	82	13540	No
9	GOM_NL__2PRFIN20041002_002843_000000522030_00460_13540_4836.N1	02-OCT-2004 00:28:43	Bright	52.000	160	23Gam Per	2.9300	4700.0	104	13540	No
10	GOM_NL__2PRFIN20041002_003138_000000342030_00460_13540_4837.N1	02-OCT-2004 00:31:38	Bright	34.000	49	1Alp UMi	1.9900	6300.0	68	13540	No
11	GOM_NL__2PRFIN20041002_003346_000000402030_00460_13540_4838.N1	02-OCT-2004 00:33:46	Bright	39.500	60	7Bet UMi	2.0810	3950.0	79	13540	No
12	GOM_NL__2PRFIN20041002_003937_000000382030_00460_13540_4839.N1	02-OCT-2004 00:39:37	Bright	37.500	36	50Alp UMa	1.8000	6300.0	75	13540	No
13	GOM_NL__2PRFIN20041002_004107_000000522030_00460_13540_4840.N1	02-OCT-2004 00:41:07	Bright	52.000	82	48Bet UMa	2.3650	10600.	104	13540	No
14	GOM_NL__2PRFIN20041002_004421_000000402030_00460_13540_4841.N1	02-OCT-2004 00:44:21	Bright	40.000	174	52Psi UMa	3.0040	4400.0	80	13540	No
15	GOM_NL__2PRFIN20041002_004637_000000972030_00460_13540_4842.N1	02-OCT-2004 00:46:37	Bright	96.500	107	37The Aur	2.6490	11000.	193	13540	No
16	GOM_NL__2PRFIN20041002_004945_000000592030_00460_13540_4843.N1	02-OCT-2004 00:49:45	Bright	58.500	24	66Alp Gem	1.5800	10200.	117	13540	No
17	GOM_NL__2PRFIN20041002_005445_000001102030_00460_13540_4844.N1	02-OCT-2004 00:54:45	Tw_i_and_stray	109.50	170	27Eps Gem	3.0000	9700.0	219	13540	No
18	GOM_NL__2PRFIN20041002_010053_000000802030_00460_13540_4845.N1	02-OCT-2004 01:00:53	Dark	79.500	8	10Alp CMi	0.40000	6500.0	159	13540	No
19	GOM_NL__2PRFIN20041002_010752_000000532030_00460_13540_4846.N1	02-OCT-2004 01:07:52	Dark	53.000	132	15Rho Pup	2.8030	6900.0	106	13540	No
20	GOM_NL__2PRFIN20041002_011018_000000492030_00460_13540_4847.N1	02-OCT-2004 01:10:18	Dark	49.000	65	Lam Vel	2.2040	4400.0	98	13540	No
21	GOM_NL__2PRFIN20041002_011257_000000422030_00460_13540_4848.N1	02-OCT-2004 01:12:57	Dark	42.000	34	Gam2Vel	1.7930	23000.	84	13540	No
22	GOM_NL__2PRFIN20041002_011809_000000572030_00461_13541_4824.N1	02-OCT-2004 01:18:09	Dark	56.500	2	Alp Car	-0.73600	7000.0	113	13541	No
23	GOM_NL__2PRFIN20041002_012039_000000612030_00461_13541_4825.N1	02-OCT-2004 01:20:39	Dark	61.000	108	Alp Col	2.6520	15200.	122	13541	No
24	GOM_NL__2PRFIN20041002_012512_000000392030_00461_13541_4826.N1	02-OCT-2004 01:25:12	Dark	39.000	135	Bet Hyi	2.8200	5800.0	78	13541	No
25	GOM_NL__2PRFIN20041002_012724_000000402030_00461_13541_4827.N1	02-OCT-2004 01:27:24	Dark	40.000	143	Alp Hyi	2.8570	7200.0	80	13541	No
26	GOM_NL__2PRFIN20041002_012849_000000542030_00461_13541_4828.N1	02-OCT-2004 01:28:49	Dark	54.000	9	Alp Eri	0.45300	24000.	108	13541	No
27	GOM_NL__2PRFIN20041002_013034_000000512030_00461_13541_4829.N1	02-OCT-2004 01:30:34	Straylight	51.000	157	The1Eri	2.9060	9300.0	102	13541	No
28	GOM_NL__2PRFIN20041002_013411_000000512030_00461_13541_4830.N1	02-OCT-2004 01:34:11	Straylight	51.000	84	Alp Phe	2.3970	4500.0	102	13541	No
29	GOM_NL__2PRFIN20041002_013848_000000442030_00461_13541_4831.N1	02-OCT-2004 01:38:48	Straylight	44.000	18	24Alp PsA	1.1660	9700.0	88	13541	No
30	GOM_NL__2PRFIN20041002_014102_000000532030_00461_13541_4832.N1	02-OCT-2004 01:41:02	Straylight	53.000	52	16Bet Cet	2.0370	4500.0	106	13541	No
31	GOM_NL__2PRFIN20041002_014734_000000402030_00461_13541_4833.N1	02-OCT-2004 01:47:34	Bright	40.000	162	34Alp Aqr	2.9440	5350.0	80	13541	No
32	GOM_NL__2PRFIN20041002_015114_000000392030_00461_13541_4834.N1	02-OCT-2004 01:51:14	Bright	39.000	90	54Alp Peg	2.4870	11000.	78	13541	No
33	GOM_NL__2PRFIN20041002_015451_000000402030_00461_13541_4835.N1	02-OCT-2004 01:54:51	Bright	39.500	93	53Bet Peg	2.5200	3100.0	79	13541	No
34	GOM_NL__2PRFIN20041002_015652_000000622030_00461_13541_4836.N1	02-OCT-2004 01:56:52	Bright	62.000	105	6Bet Ari	2.6450	8900.0	124	13541	No
35	GOM_NL__2PRFIN20041002_015913_000000492030_00461_13541_4837.N1	02-OCT-2004 01:59:13	Bright	49.000	53	43Bet And	2.0480	3300.0	98	13541	No
36	GOM_NL__2PRFIN20041002_020412_000000402030_00461_13541_4838.N1	02-OCT-2004 02:04:12	Bright	40.000	74	11Bet Cas	2.2680	6600.0	80	13541	No
37	GOM_NL__2PRFIN20041002_020529_000000432030_00461_13541_4839.N1	02-OCT-2004 02:05:29	Bright	42.500	76	27Gam Cas	2.3000	30000.	85	13541	No
38	GOM_NL__2PRFIN20041002_020917_000000522030_00461_13541_4840.N1	02-OCT-2004 02:09:17	Bright	52.000	160	23Gam Per	2.9300	4700.0	104	13541	No
39	GOM_NL__2PRFIN20041002_021213_000000382030_00461_13541_4841.N1	02-OCT-2004 02:12:13	Bright	38.000	49	1Alp UMi	1.9900	6300.0	76	13541	No
40	GOM_NL__2PRFIN20041002_021422_000000412030_00461_13541_4842.N1	02-OCT-2004 02:14:22	Bright	41.000	60	7Bet UMi	2.0810	3950.0	82	13541	No
41	GOM_NL__2PRFIN20041002_022012_000000402030_00461_13541_4843.N1	02-OCT-2004 02:20:12	Bright	39.500	36	50Alp UMa	1.8000	6300.0	79	13541	No
42	GOM_NL__2PRFIN20041002_022142_000000382030_00461_13541_4844.N1	02-OCT-2004 02:21:42	Bright	38.000	82	48Bet UMa	2.3650	10600.	76	13541	No

338	GOM_NL__2PRFIN20041002_214126_000000432030_00473_13553_4836.N1	02-OCT-2004 21:41:26	Straylight	43.000	84	Alp Phe	2.3970	4500.0	86	13553	No
339	GOM_NL__2PRFIN20041002_214603_000000472030_00473_13553_4837.N1	02-OCT-2004 21:46:03	Straylight	47.000	18	24Alp PsA	1.1660	9700.0	94	13553	No
340	GOM_NL__2PRFIN20041002_214817_000000492030_00473_13553_4838.N1	02-OCT-2004 21:48:17	Straylight	49.000	52	16Bet Cet	2.0370	4500.0	98	13553	No
341	GOM_NL__2PRFIN20041002_215449_000000402030_00473_13553_4839.N1	02-OCT-2004 21:54:49	Bright	40.000	162	34Alp Aqr	2.9440	5350.0	80	13553	No
342	GOM_NL__2PRFIN20041002_215826_000000392030_00473_13553_4840.N1	02-OCT-2004 21:58:26	Bright	38.500	90	54Alp Peg	2.4870	11000.	77	13553	No
343	GOM_NL__2PRFIN20041002_220203_000000402030_00473_13553_4841.N1	02-OCT-2004 22:02:03	Bright	39.500	93	53Bet Peg	2.5200	3100.0	79	13553	No
344	GOM_NL__2PRFIN20041002_220351_000000612030_00473_13553_4842.N1	02-OCT-2004 22:03:51	Bright	60.500	105	6Bet Ari	2.6450	8900.0	121	13553	No
345	GOM_NL__2PRFIN20041002_220615_000000492030_00473_13553_4843.N1	02-OCT-2004 22:06:15	Bright	49.000	53	43Bet And	2.0480	3300.0	98	13553	No
346	GOM_NL__2PRFIN20041002_221120_000000412030_00473_13553_4844.N1	02-OCT-2004 22:11:20	Bright	40.500	74	11Bet Cas	2.2680	6600.0	81	13553	No
347	GOM_NL__2PRFIN20041002_221236_000000442030_00473_13553_4845.N1	02-OCT-2004 22:12:36	Bright	43.500	76	27Gam Cas	2.3000	30000.	87	13553	No
348	GOM_NL__2PRFIN20041002_221617_000000532030_00473_13553_4846.N1	02-OCT-2004 22:16:17	Bright	53.000	160	23Gam Per	2.9300	4700.0	106	13553	No
349	GOM_NL__2PRFIN20041002_221925_000000372030_00473_13553_4847.N1	02-OCT-2004 22:19:25	Bright	36.500	49	1Alp UMi	1.9900	6300.0	73	13553	No
350	GOM_NL__2PRFIN20041002_222137_000000392030_00473_13553_4848.N1	02-OCT-2004 22:21:37	Bright	39.000	60	7Bet UMi	2.0810	3950.0	78	13553	No
351	GOM_NL__2PRFIN20041002_222726_000000382030_00473_13553_4849.N1	02-OCT-2004 22:27:26	Bright	38.000	36	50Alp UMa	1.8000	6300.0	76	13553	No
352	GOM_NL__2PRFIN20041002_222856_000000522030_00473_13553_4850.N1	02-OCT-2004 22:28:56	Bright	52.000	82	48Bet UMa	2.3650	10600.	104	13553	No
353	GOM_NL__2PRFIN20041002_223209_000000362030_00473_13553_4851.N1	02-OCT-2004 22:32:09	Bright	36.000	174	52Psi UMa	3.0040	4400.0	72	13553	No
354	GOM_NL__2PRFIN20041002_223419_000000942030_00473_13553_4852.N1	02-OCT-2004 22:34:19	Bright	94.000	107	37The Aur	2.6490	11000.	188	13553	No
355	GOM_NL__2PRFIN20041002_223734_000000622030_00473_13553_4853.N1	02-OCT-2004 22:37:34	Bright	62.000	24	66Alp Gem	1.5800	10200.	124	13553	No
356	GOM_NL__2PRFIN20041002_224245_000001242030_00473_13553_4854.N1	02-OCT-2004 22:42:45	Tw_i_and_stray	124.00	170	27Eps Gem	3.0000	9700.0	248	13553	No
357	GOM_NL__2PRFIN20041002_224856_000000912030_00473_13553_4855.N1	02-OCT-2004 22:48:56	Dark	90.500	8	10Alp CMi	0.40000	6500.0	181	13553	No
358	GOM_NL__2PRFIN20041002_225549_000000502030_00473_13553_4856.N1	02-OCT-2004 22:55:49	Dark	50.000	132	15Rho Pup	2.8030	6900.0	100	13553	No
359	GOM_NL__2PRFIN20041002_225811_000000532030_00473_13553_4857.N1	02-OCT-2004 22:58:11	Dark	52.500	65	Lam Vel	2.2040	4400.0	105	13553	No
360	GOM_NL__2PRFIN20041002_230052_000000432030_00473_13553_4858.N1	02-OCT-2004 23:00:52	Dark	43.000	34	Gam2Vel	1.7930	23000.	86	13553	No
361	GOM_NL__2PRFIN20041002_230442_000000462030_00474_13554_4830.N1	02-OCT-2004 23:04:42	Dark	46.000	161	Tau Pup	2.9310	4500.0	92	13554	No
362	GOM_NL__2PRFIN20041002_230607_000000602030_00474_13554_4831.N1	02-OCT-2004 23:06:07	Dark	59.500	2	Alp Car	-0.73600	7000.0	119	13554	No
363	GOM_NL__2PRFIN20041002_230846_000000632030_00474_13554_4832.N1	02-OCT-2004 23:08:46	Dark	63.000	108	Alp Col	2.6520	15200.	126	13554	No
364	GOM_NL__2PRFIN20041002_231300_000000402030_00474_13554_4833.N1	02-OCT-2004 23:13:00	Dark	39.500	135	Bet Hyi	2.8200	5800.0	79	13554	No
365	GOM_NL__2PRFIN20041002_231517_000000412030_00474_13554_4834.N1	02-OCT-2004 23:15:17	Dark	40.500	143	Alp Hyi	2.8570	7200.0	81	13554	No
366	GOM_NL__2PRFIN20041002_231643_000000472030_00474_13554_4835.N1	02-OCT-2004 23:16:43	Dark	47.000	9	Alp Eri	0.45300	24000.	94	13554	No
367	GOM_NL__2PRFIN20041002_231830_000000542030_00474_13554_4836.N1	02-OCT-2004 23:18:30	Straylight	54.000	157	The1Eri	2.9060	9300.0	108	13554	No
368	GOM_NL__2PRFIN20041002_232202_000000432030_00474_13554_4837.N1	02-OCT-2004 23:22:02	Straylight	42.500	84	Alp Phe	2.3970	4500.0	85	13554	No
369	GOM_NL__2PRFIN20041002_232639_000000442030_00474_13554_4838.N1	02-OCT-2004 23:26:39	Straylight	44.000	18	24Alp PsA	1.1660	9700.0	88	13554	No
370	GOM_NL__2PRFIN20041002_232853_000000502030_00474_13554_4839.N1	02-OCT-2004 23:28:53	Straylight	49.500	52	16Bet Cet	2.0370	4500.0	99	13554	No
371	GOM_NL__2PRFIN20041002_233525_000000412030_00474_13554_4840.N1	02-OCT-2004 23:35:25	Bright	40.500	162	34Alp Aqr	2.9440	5350.0	81	13554	No
372	GOM_NL__2PRFIN20041002_233901_000000392030_00474_13554_4841.N1	02-OCT-2004 23:39:01	Bright	39.000	90	54Alp Peg	2.4870	11000.	78	13554	No
373	GOM_NL__2PRFIN20041002_234238_000000392030_00474_13554_4842.N1	02-OCT-2004 23:42:38	Bright	39.000	93	53Bet Peg	2.5200	3100.0	78	13554	No
374	GOM_NL__2PRFIN20041002_234425_000000602030_00474_13554_4843.N1	02-OCT-2004 23:44:25	Bright	59.500	105	6Bet Ari	2.6450	8900.0	119	13554	No
375	GOM_NL__2PRFIN20041002_234650_000000482030_00474_13554_4844.N1	02-OCT-2004 23:46:50	Bright	47.500	53	43Bet And	2.0480	3300.0	95	13554	No
376	GOM_NL__2PRFIN20041002_235155_000000402030_00474_13554_4845.N1	02-OCT-2004 23:51:55	Bright	40.000	74	11Bet Cas	2.2680	6600.0	80	13554	No
377	GOM_NL__2PRFIN20041002_235309_000000452030_00474_13554_4846.N1	02-OCT-2004 23:53:09	Bright	44.500	76	27Gam Cas	2.3000	30000.	89	13554	No
378	GOM_NL__2PRFIN20041002_235652_000000532030_00474_13554_4847.N1	02-OCT-2004 23:56:52	Bright	52.500	160	23Gam Per	2.9300	4700.0	105	13554	No

3. Quality information per product

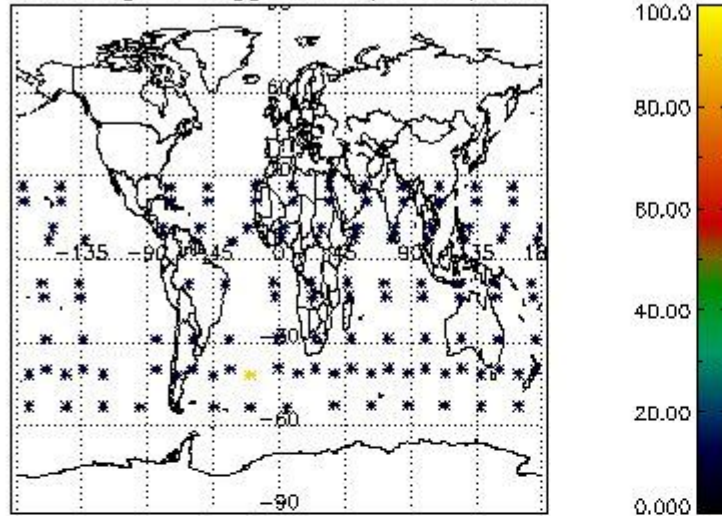
In this section it is plotted some information contained in the Quality Summary data set of the level 2 products. Only products in dark limb conditions and without errors (error flag in the MPH set to "0") are used.

3.1 Plot quality information per product (time dependant)

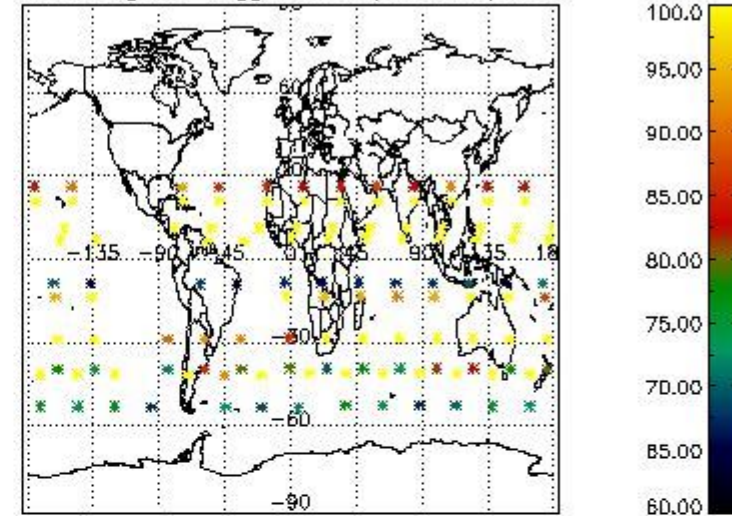


3.2 Plot quality information per product (world map)

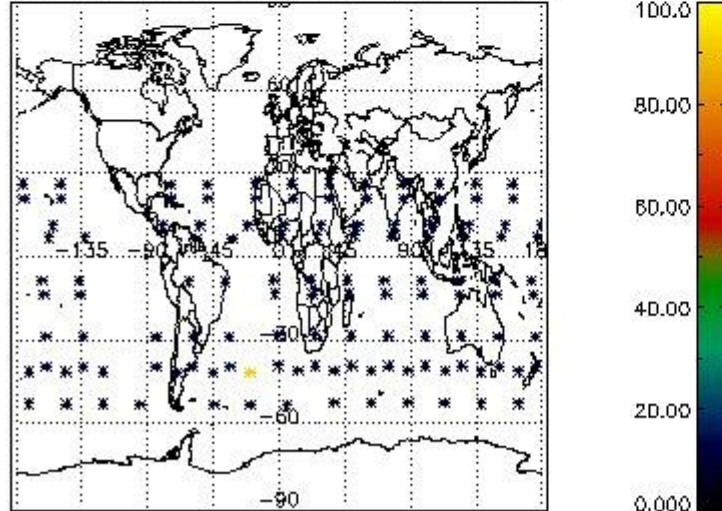
Percentage of flagged data per O3 profile



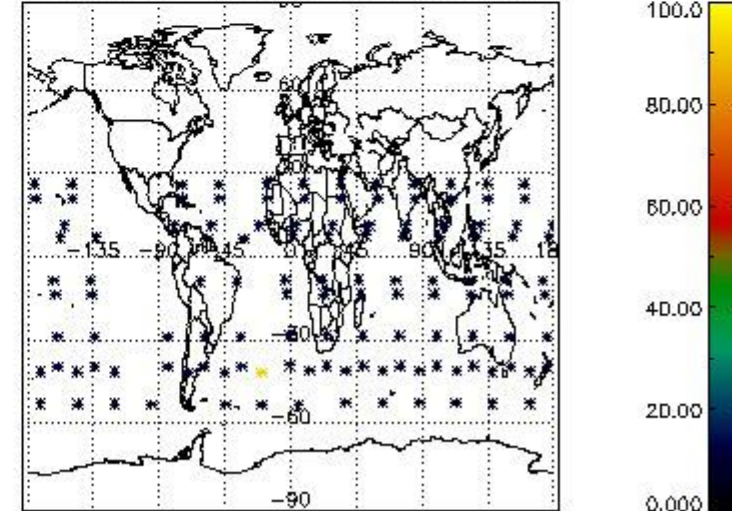
Percentage of flagged data per H2O profile



Percentage of flagged data per NO2 profile



Percentage of flagged data per NO3 profile

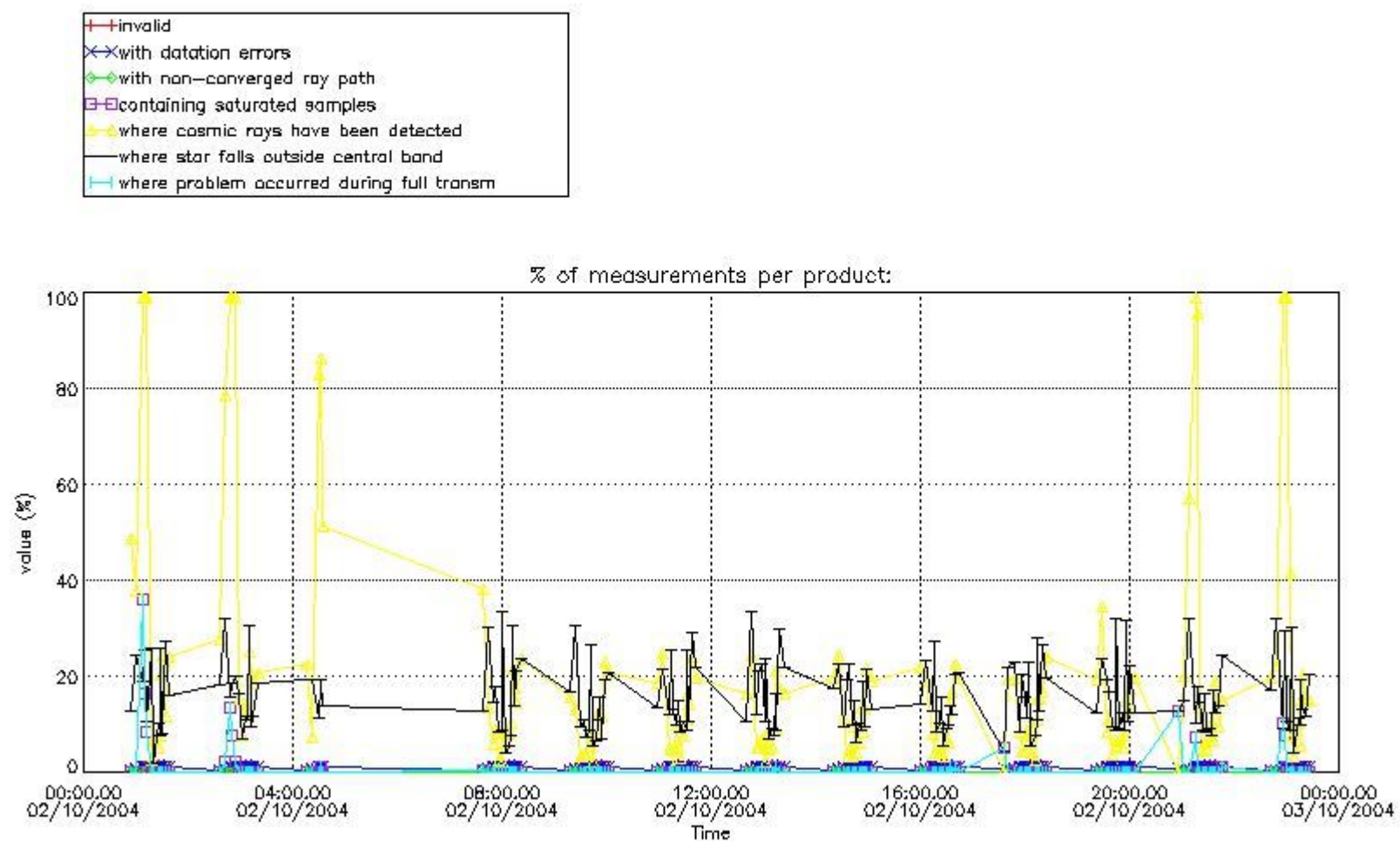


4. Level 1 quality information per product

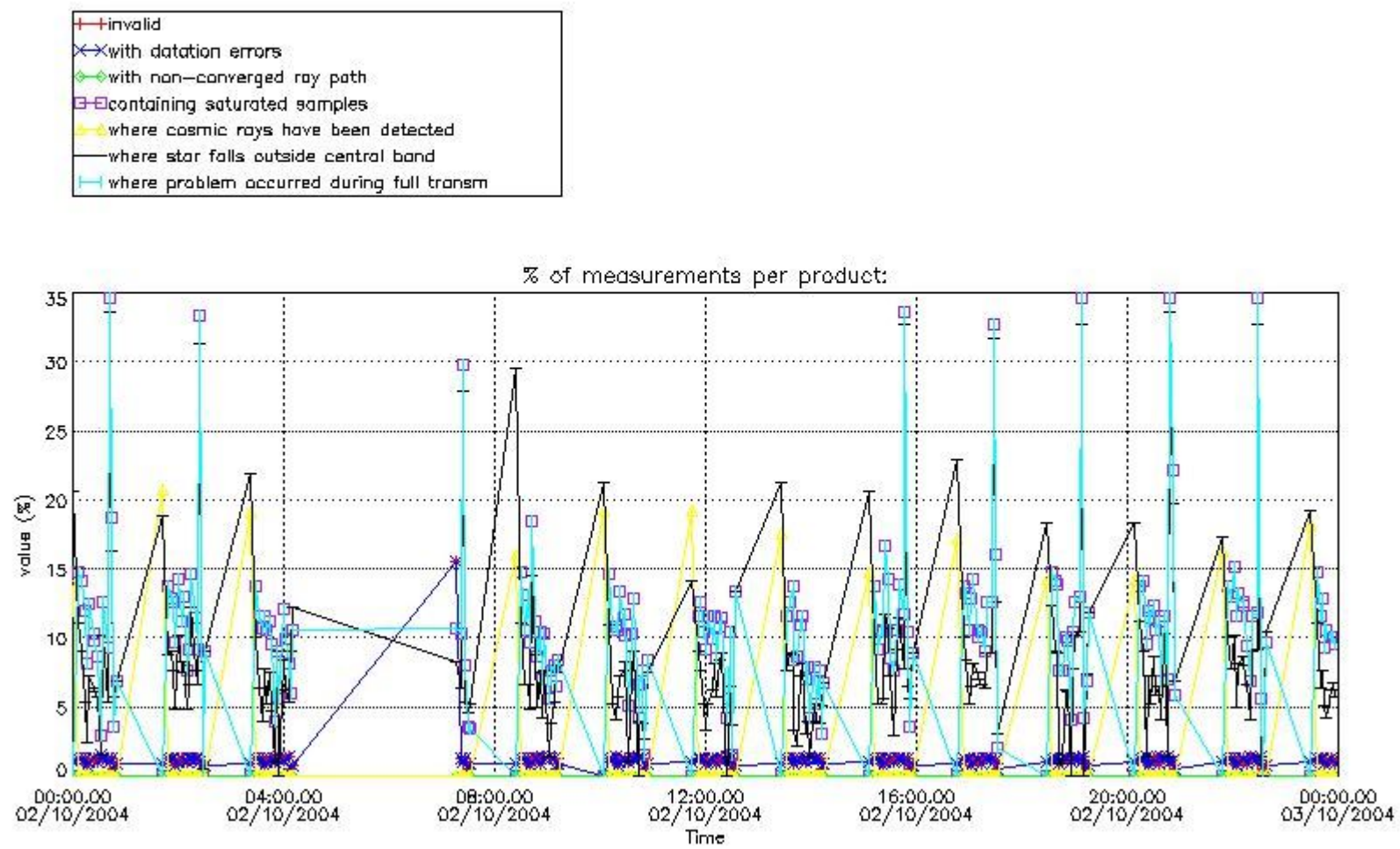
In this section it is plotted some information contained in the Quality Summary data set of the level 2 products that comes from the level 1b processing. Products without errors (error flag in the MPH set to "0") are used.

4.1 Plot quality information per product (time dependant) coming from level 1b processing

4.1.1 Plot level 1 quality information per product (time dependant): ENVISAT ASCENDING passes

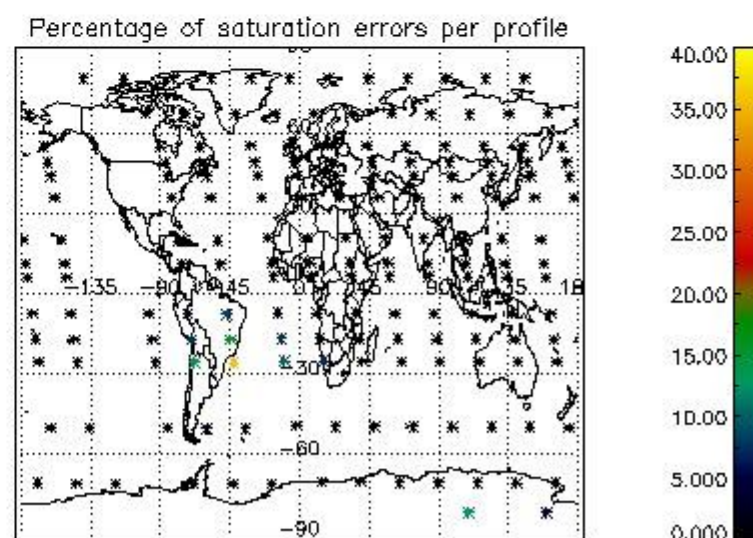
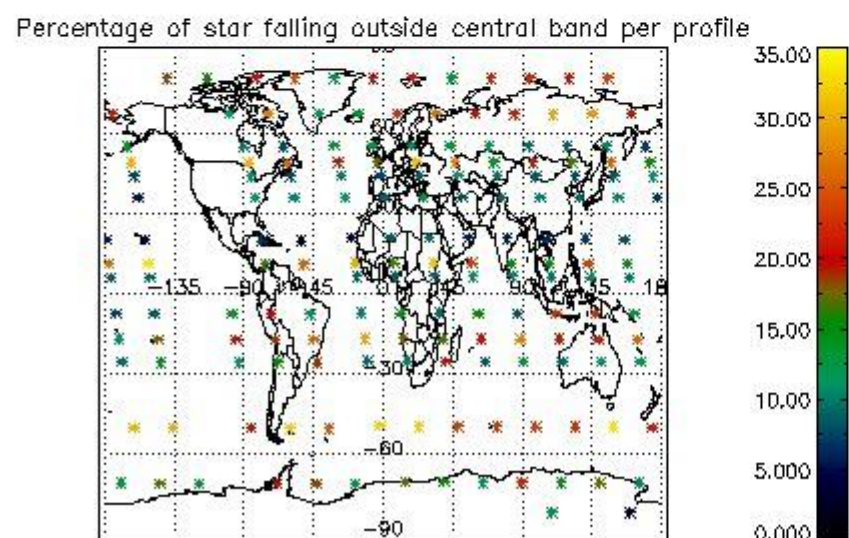
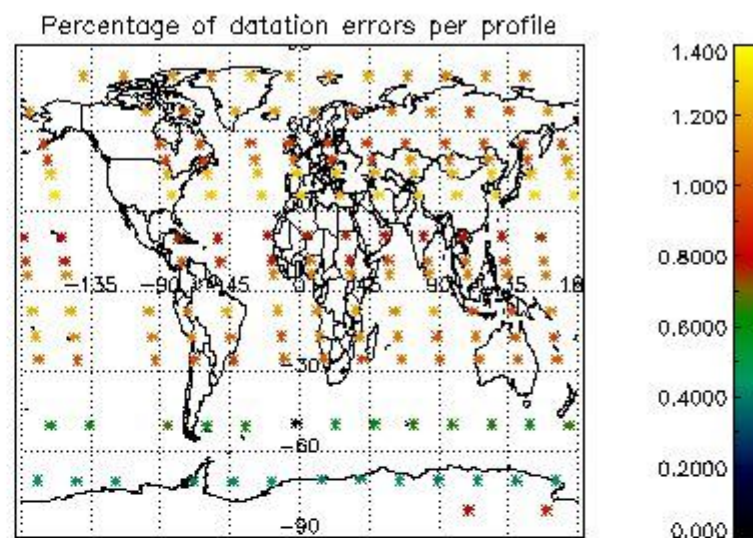
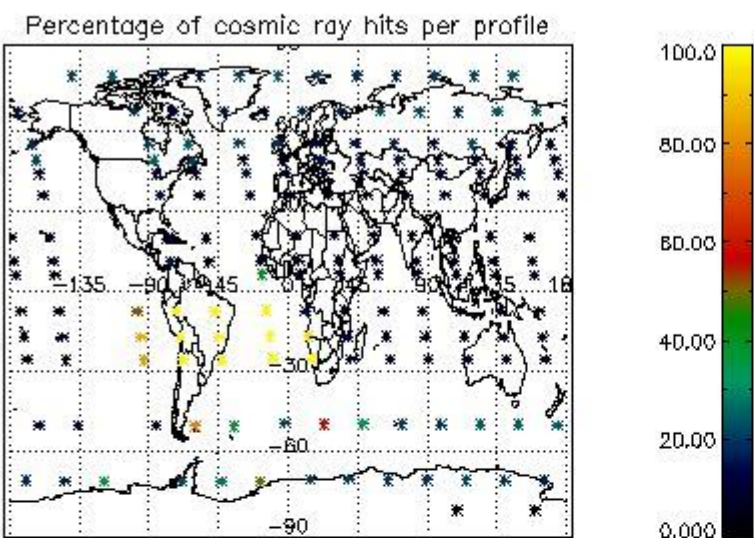


4.1.2 Plot level 1 quality information per product (time dependant): ENVI SAT DESCENDING passes

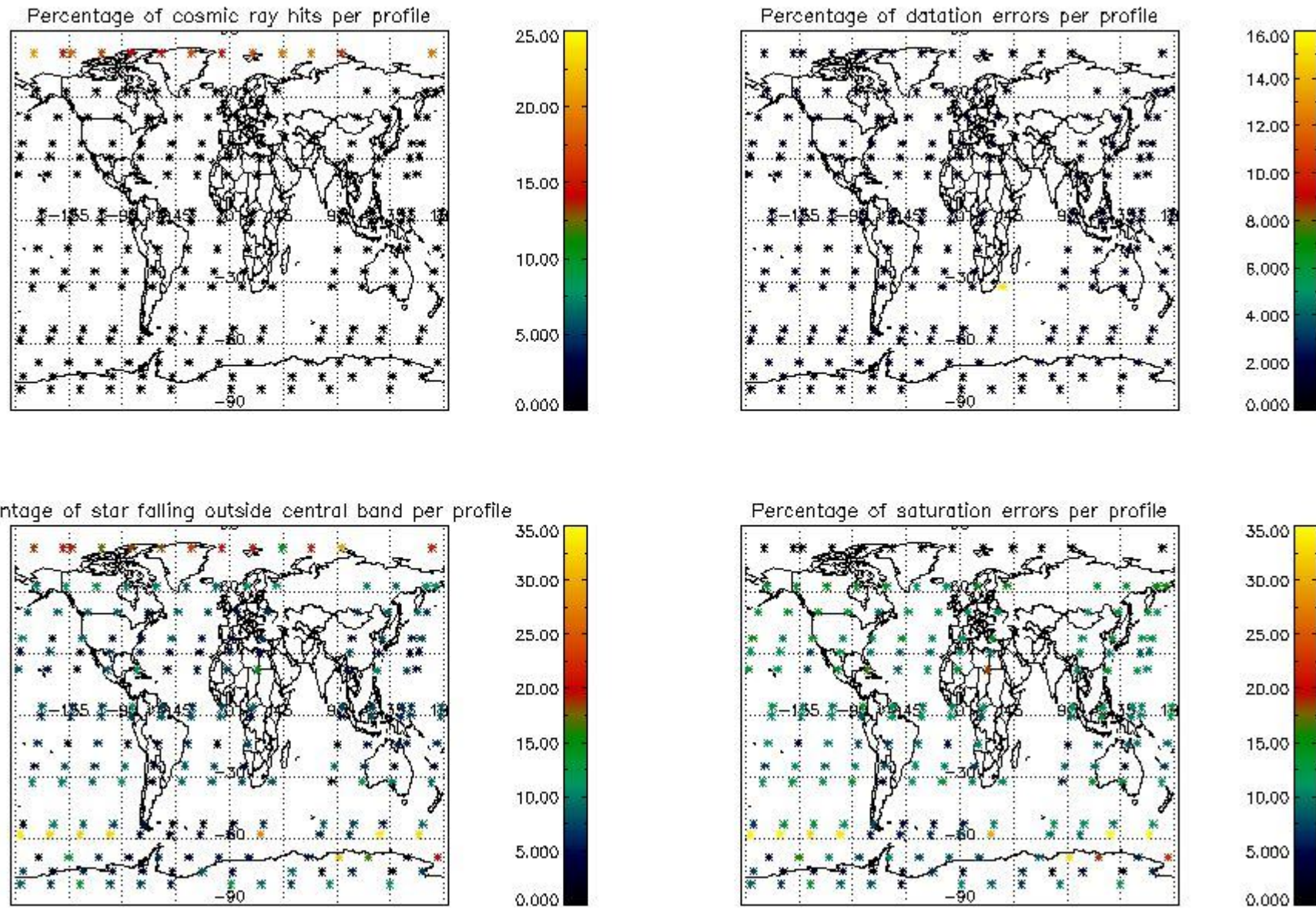


4.2 Plot quality information per product coming from level 1b processing (world map)

4.2.1 Plot level 1 quality information per product (world map): ENVISAT ASCENDING passes



4.2.2 Plot level 1 quality information per product (world map): ENVISAT DESCENDING passes



5. Trace gas profiles

5.1 Ozone statistics based on quality of products

The final quality of the products can be "measured" using the STD (Standard Deviation) attached to every point profile. This information is written to the parameter GOM_NL__2P/NL_LOCAL_SPECIES_DENSITY/o3_std of the level 2 products. The table below shows the statistics for given STD ranges.

The statistics are given with respect to the overall valid production:

- Products without fatal errors: GOM_NL__2P/MPH/PRODUCT_ERR=0
- Valid point profile: GOM_NL__2P/NL_LOCAL_SPECIES_DENSITY/pcd(0)=0

The 'Criteria' is applied to valid points of dark limb products:

- Products in dark limb illumination condition: GOM_NL__2P/NL_SUMMARY_QUALITY/obs_ill_cond=0
- Products without fatal errors: GOM_NL__2P/MPH/PRODUCT_ERR=0
- Valid point profile: GOM_NL__2P/NL_LOCAL_SPECIES_DENSITY/pcd(0)=0

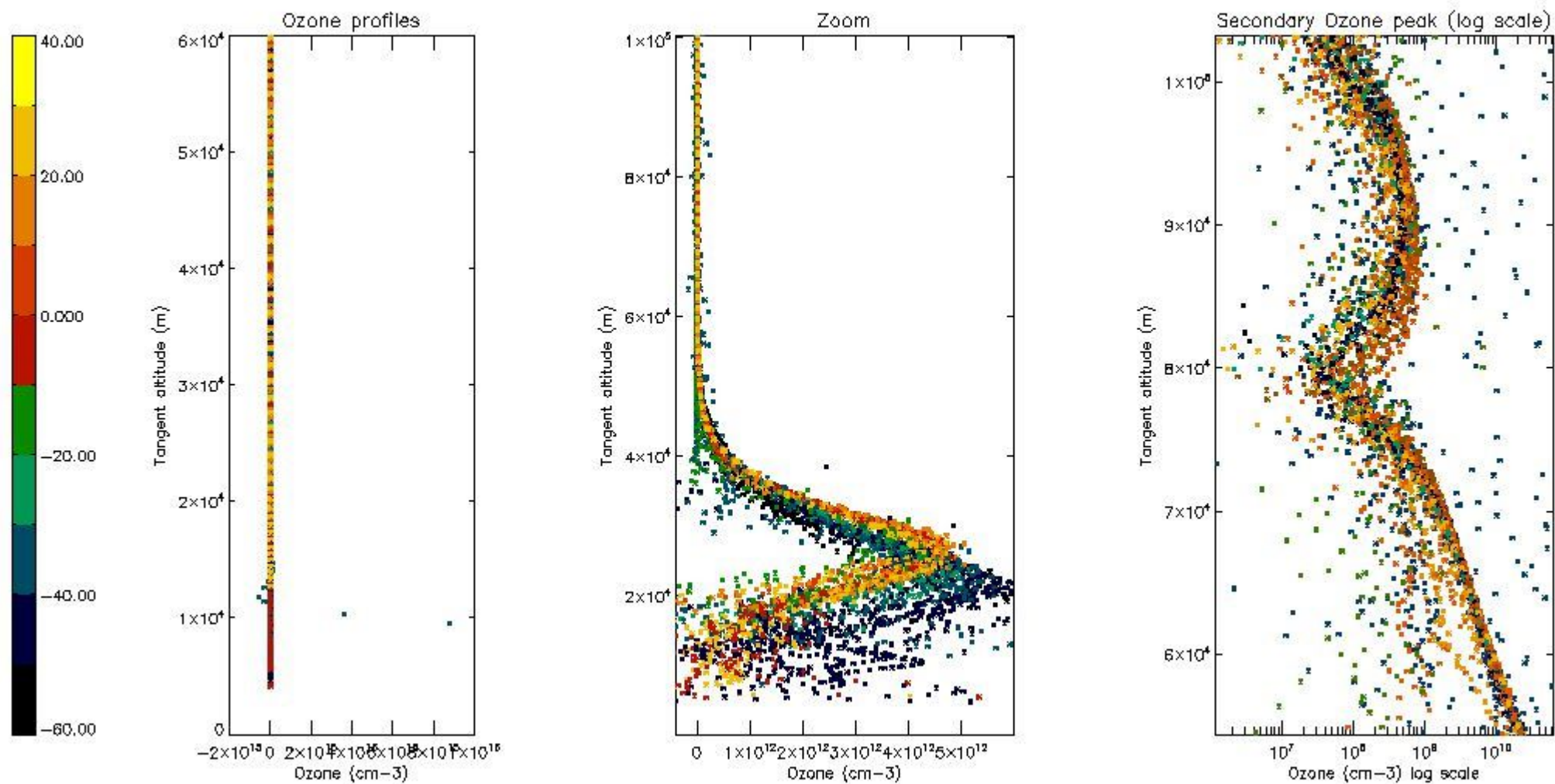
So, the table below shows the percentage of dark limb and valid observations for each criteria with respect to the overall valid daily observations.

Criteria	% of total production
All STD	33
STD < 20	18

STD < 10	15
STD < 5	10

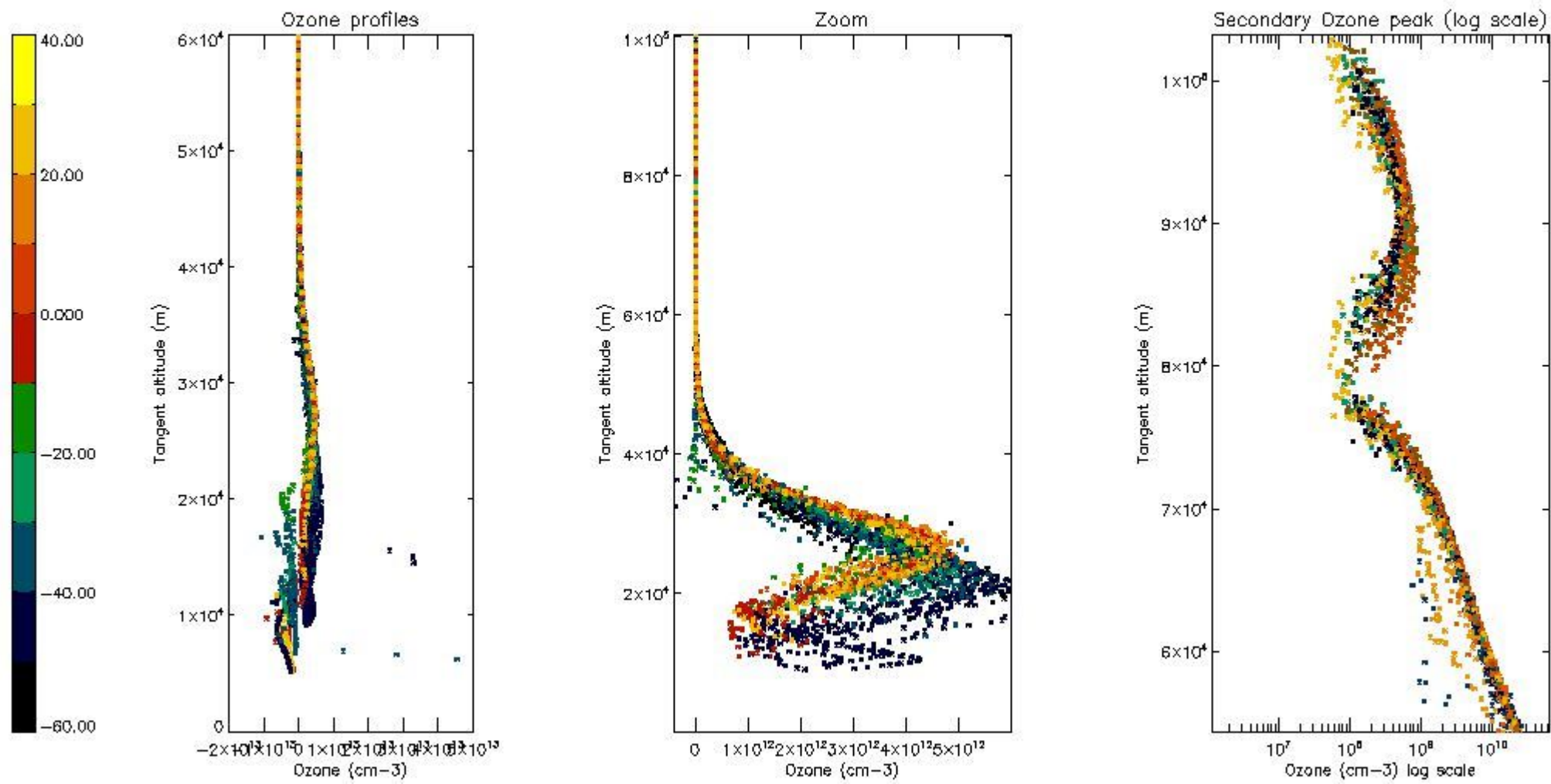
5.2 Plot ozone profiles for all STD (dark without errors)

The colorbar represents the latitude.



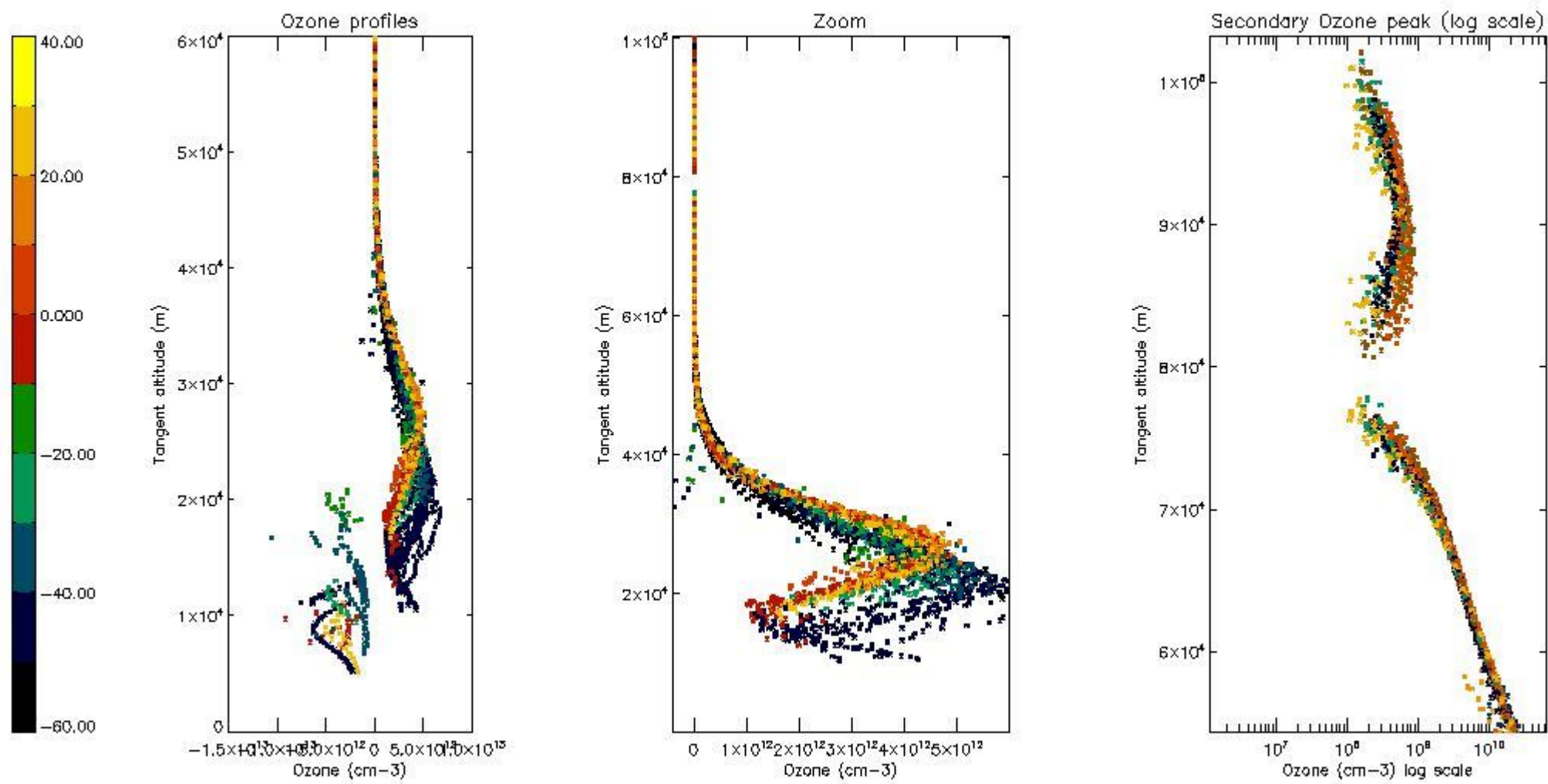
5.3 Plot ozone profiles where STD < 20% (dark without errors)

The colorbar represents the latitude.



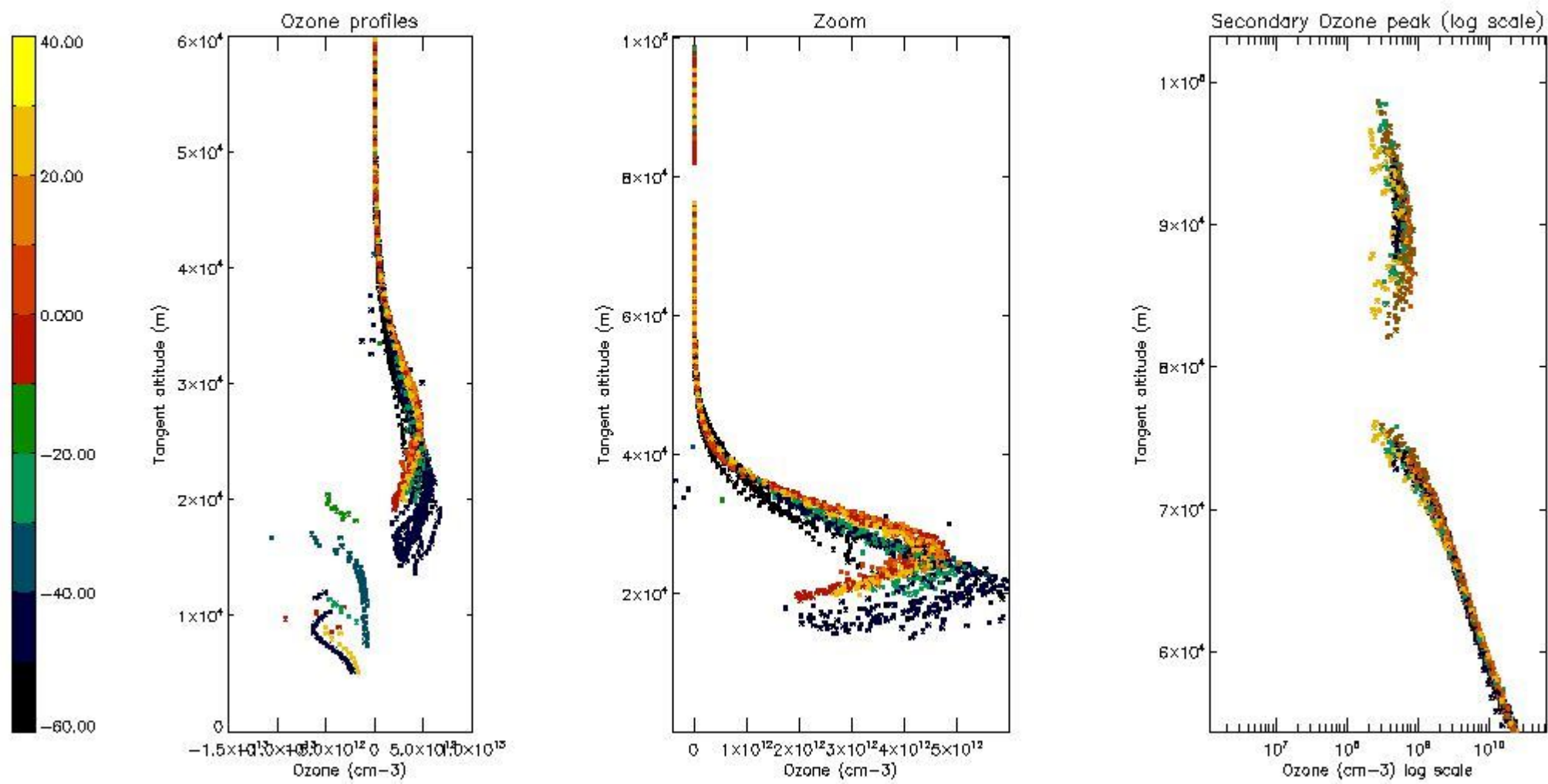
5.4 Plot ozone profiles where $STD < 10\%$ (dark without errors)

The colorbar represents the latitude.



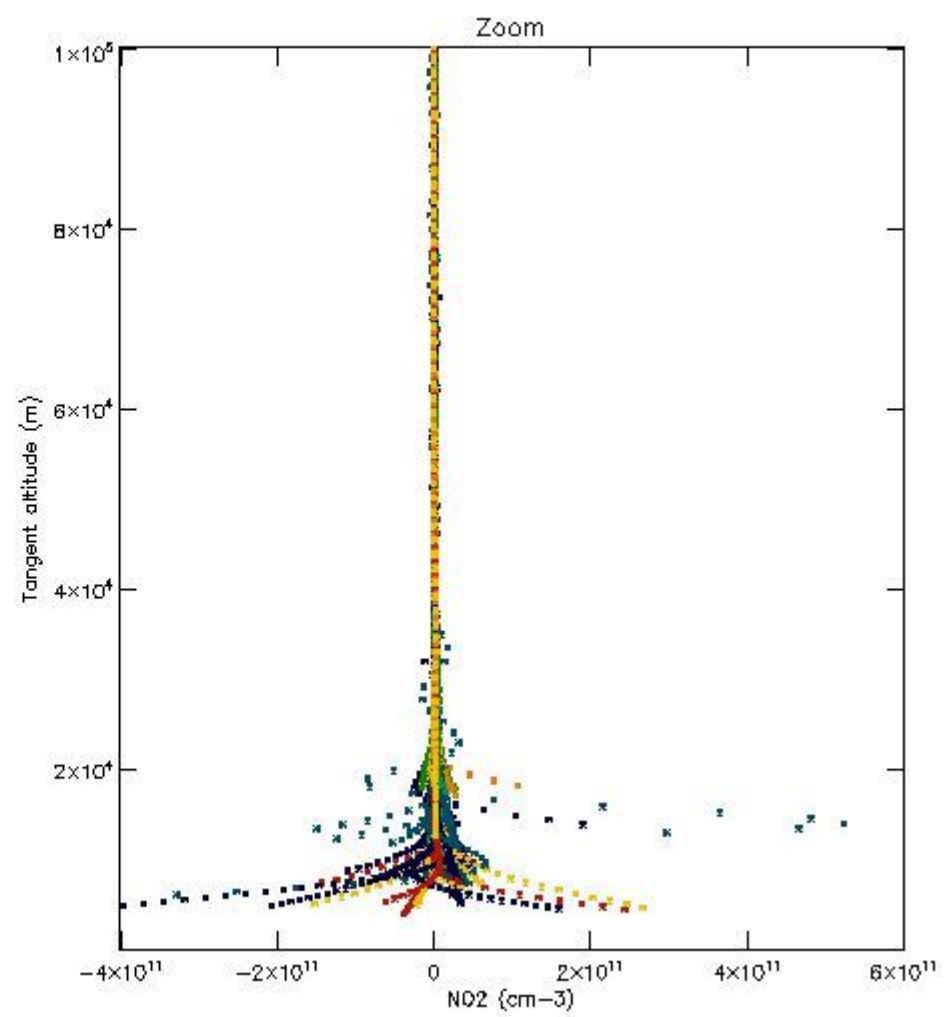
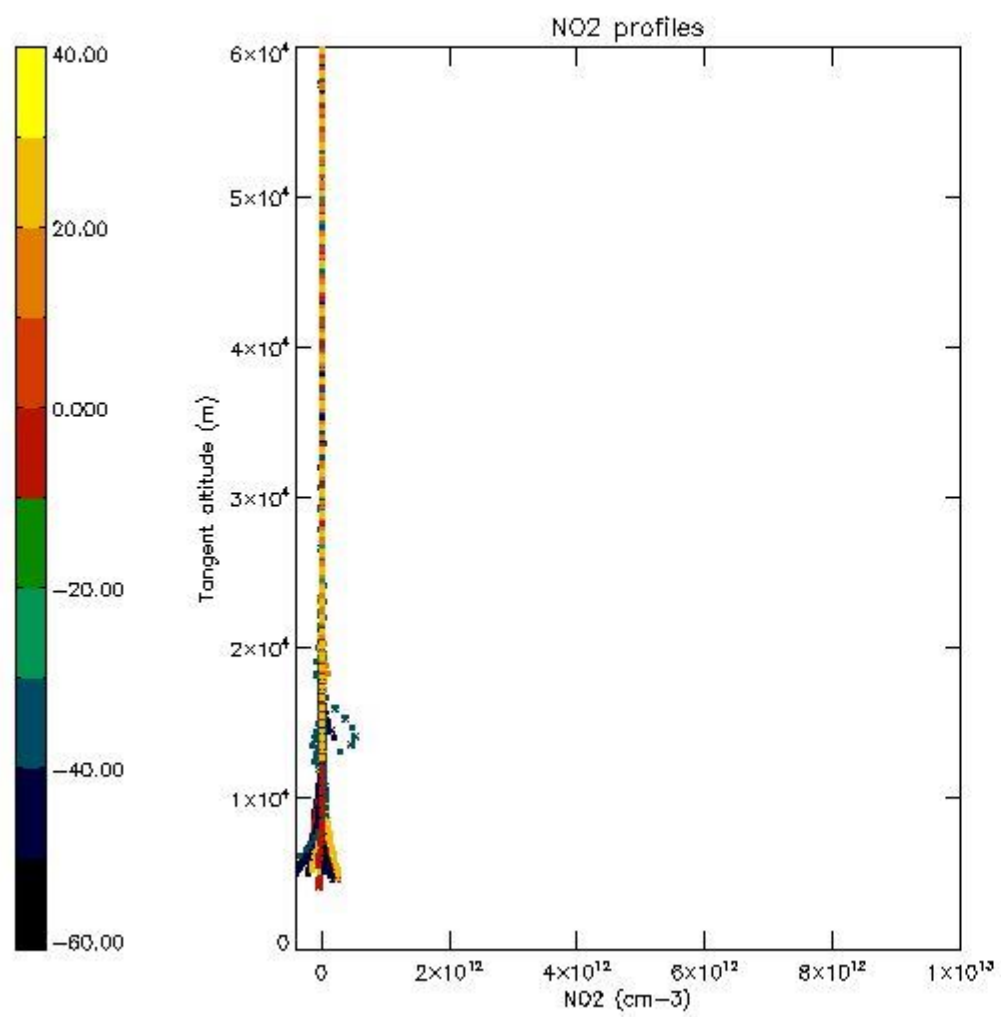
5.5 Plot ozone profiles where STD < 5% (dark without errors)

The colorbar represents the latitude.



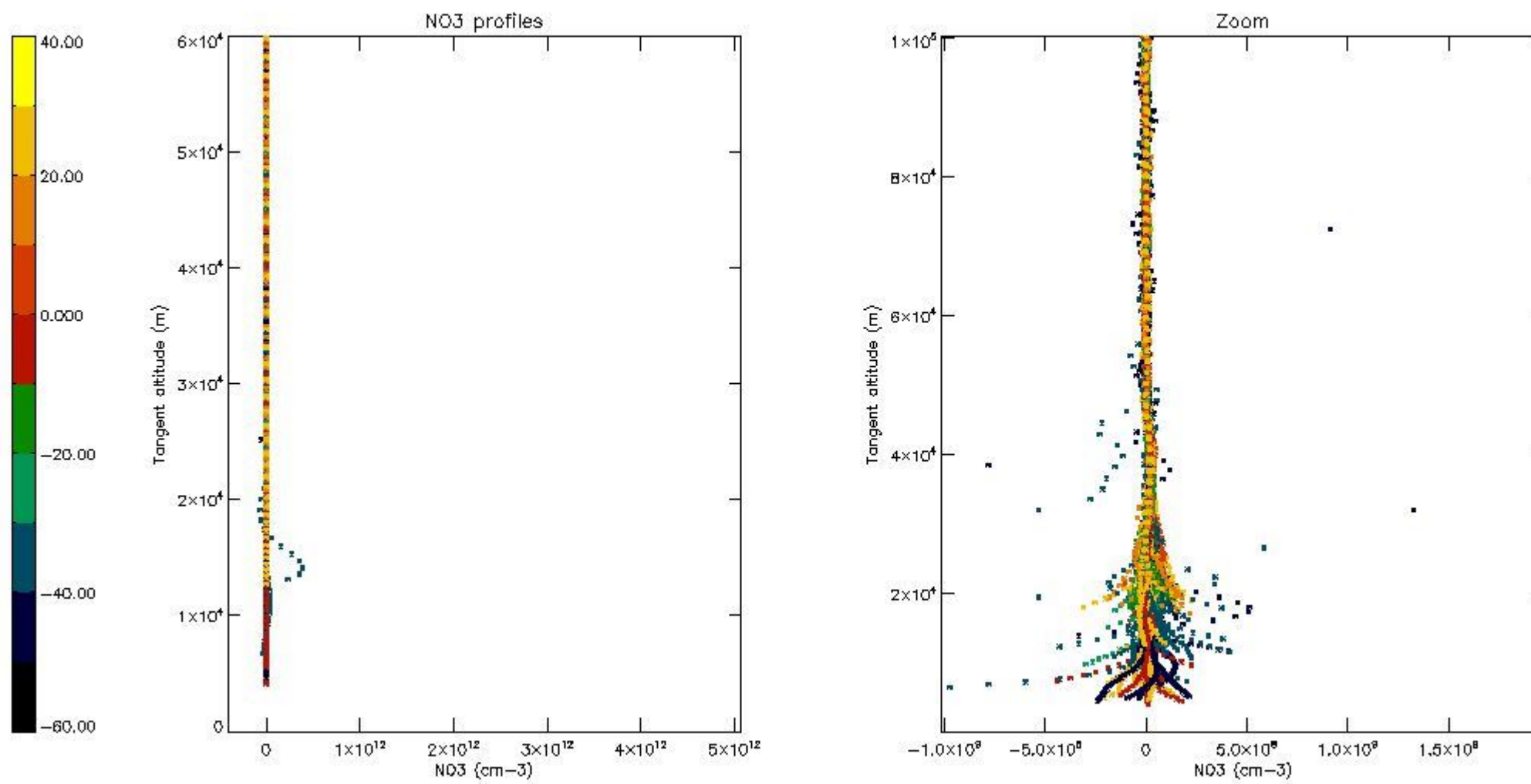
5.6 Plot NO₂ profiles for all STD (dark without errors)

The colorbar represents the latitude.



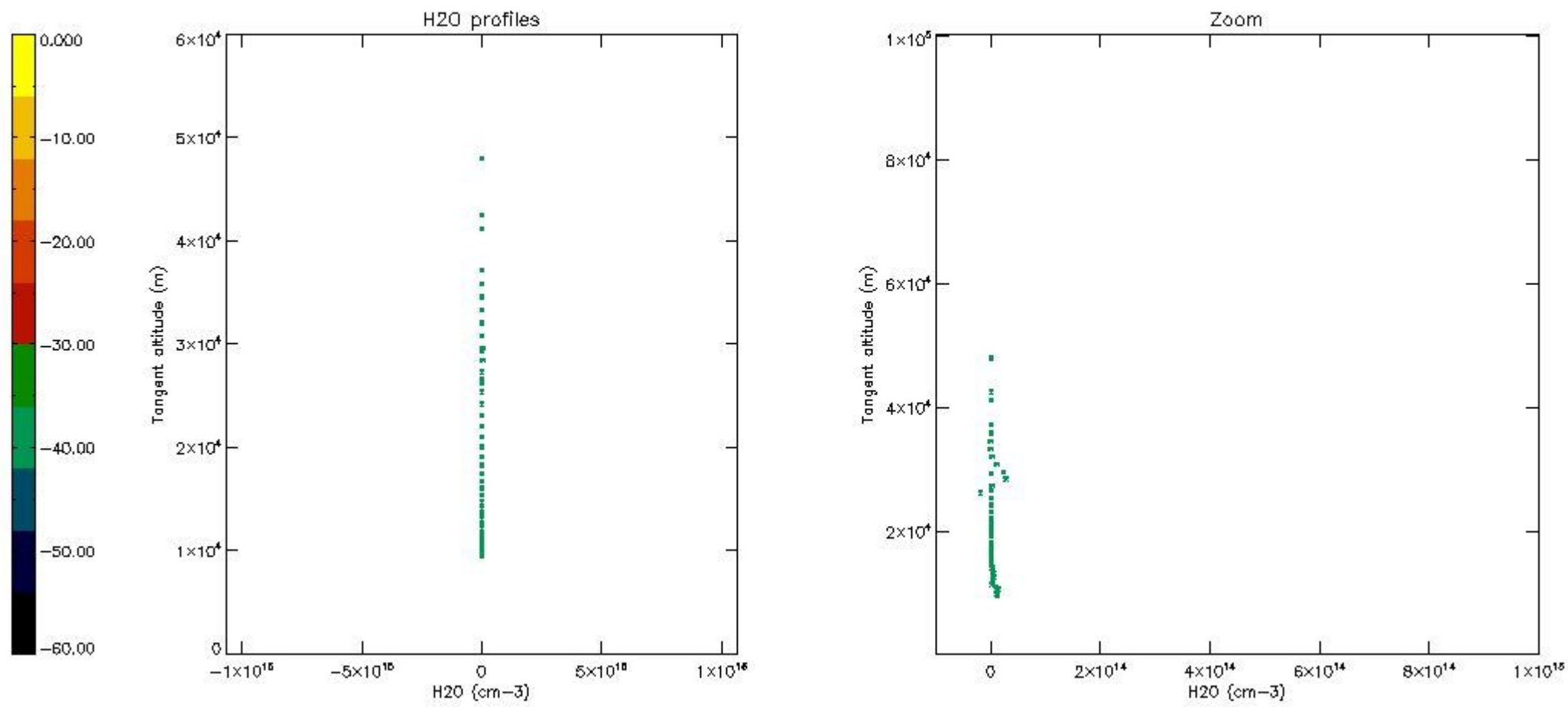
5.7 Plot NO3 profiles for all STD (dark without errors)

The colorbar represents the latitude.



5.8 Plot H2O profiles for all STD (only for occultations of stars 1,2,3,4,13,14,16,26,63 dark without errors)

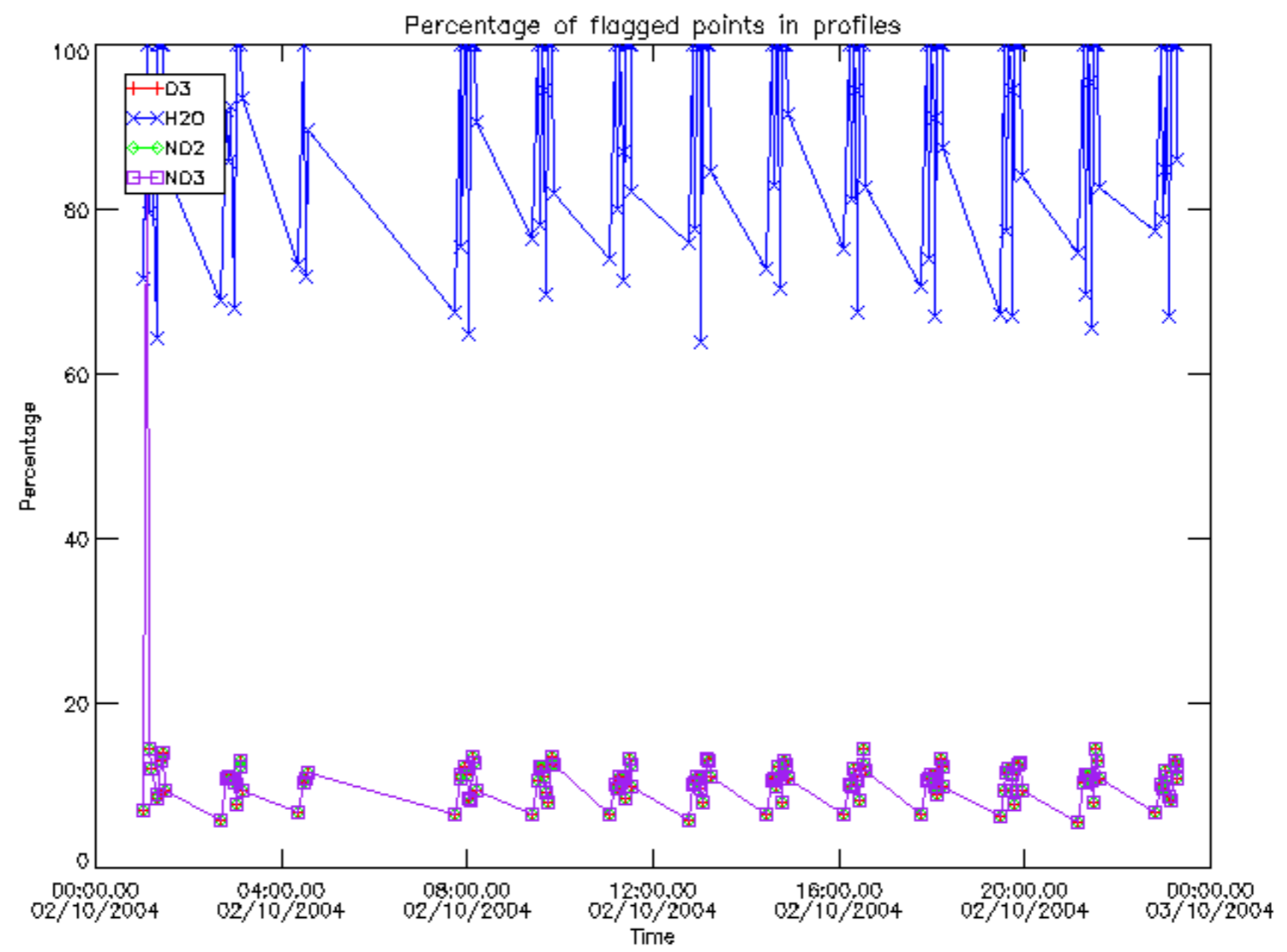
The colorbar represents the latitude.



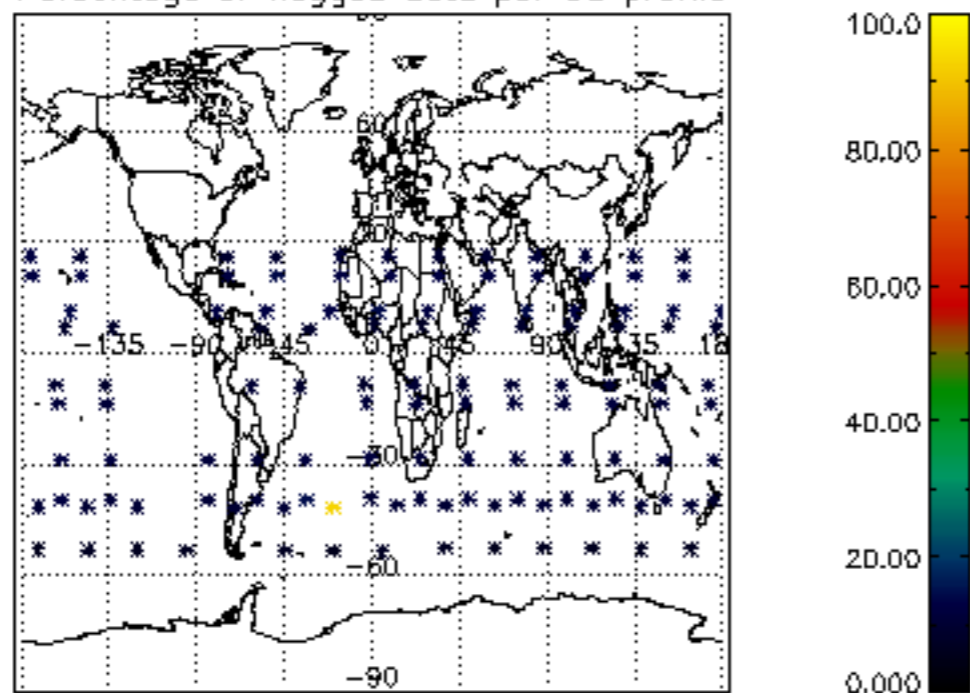
6. Auxiliary Data Files used for the production reported in section 2

The number reported in the third column indicates since which file (see list in section 2) the corresponding auxiliary file has been used. The fourth column is the date of those product files.

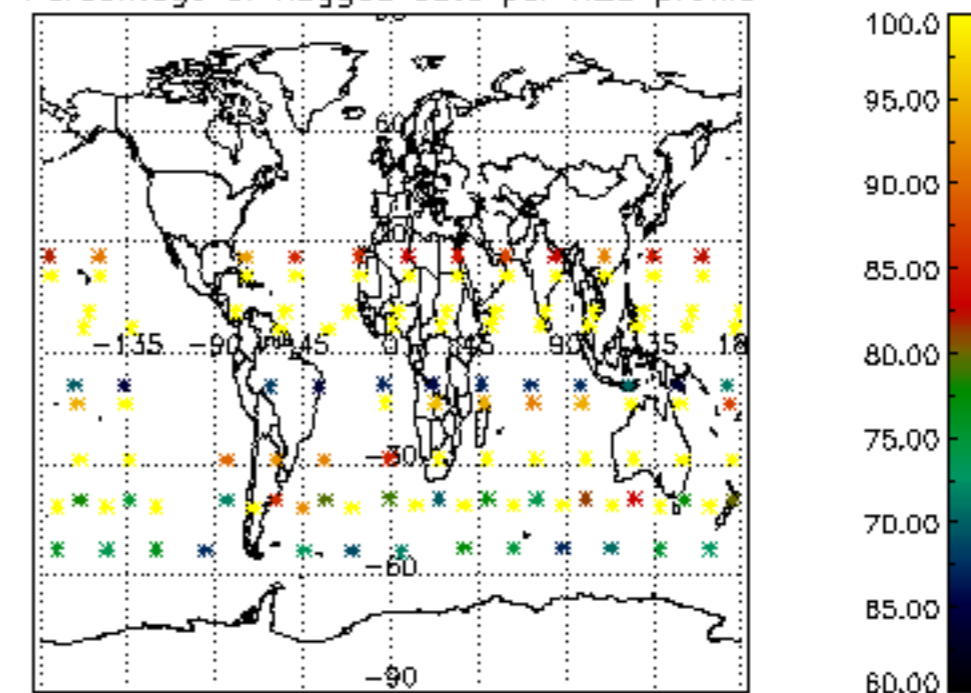
Type	Auxiliary Filename	Used since product	Used since product date
INST_PHYS_CHARACTERISTICS	GOM_INS_AXVIEC20091111_143220_20030716_120000_20500101_000000	1	02-OCT-2004 00:00:28
LEVEL-2_PROC_CONFIG	GOM_PR2_AXVIEC20091111_152718_20020301_000000_20500101_000000	1	02-OCT-2004 00:00:28
CROSS_SECTIONS_FILE	GOM_CRS_AXVIEC20091111_154832_20020301_000000_20500101_000000	1	02-OCT-2004 00:00:28



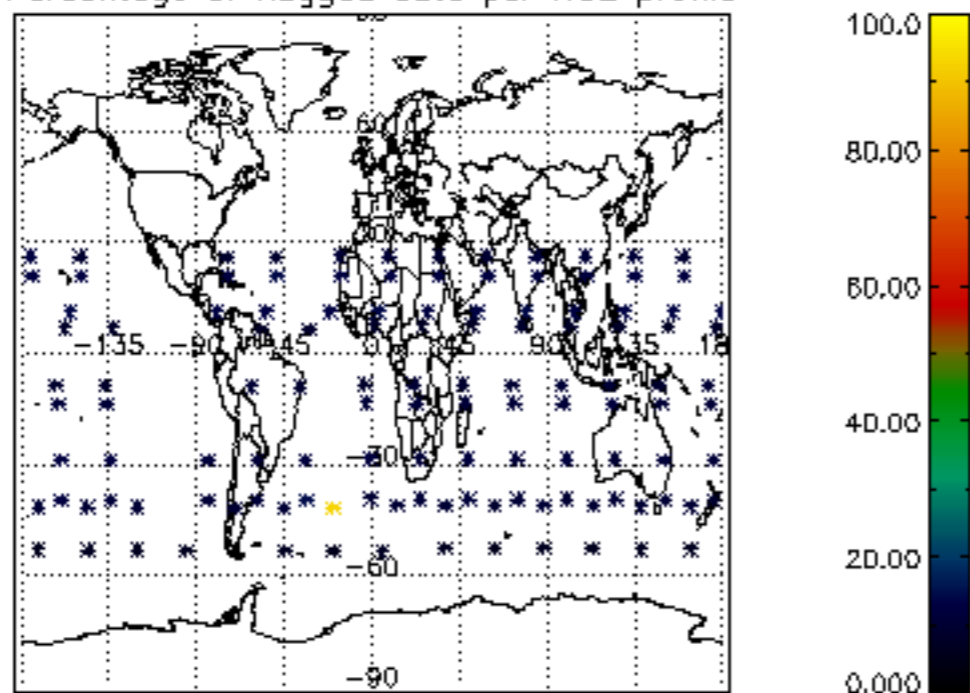
Percentage of flagged data per D3 profile



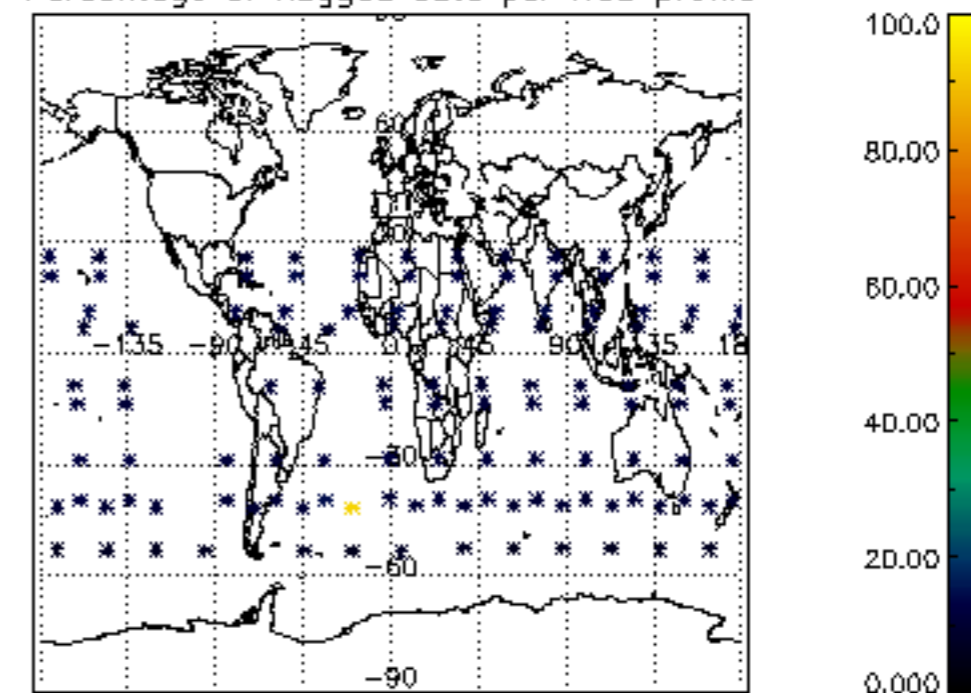
Percentage of flagged data per H2O profile

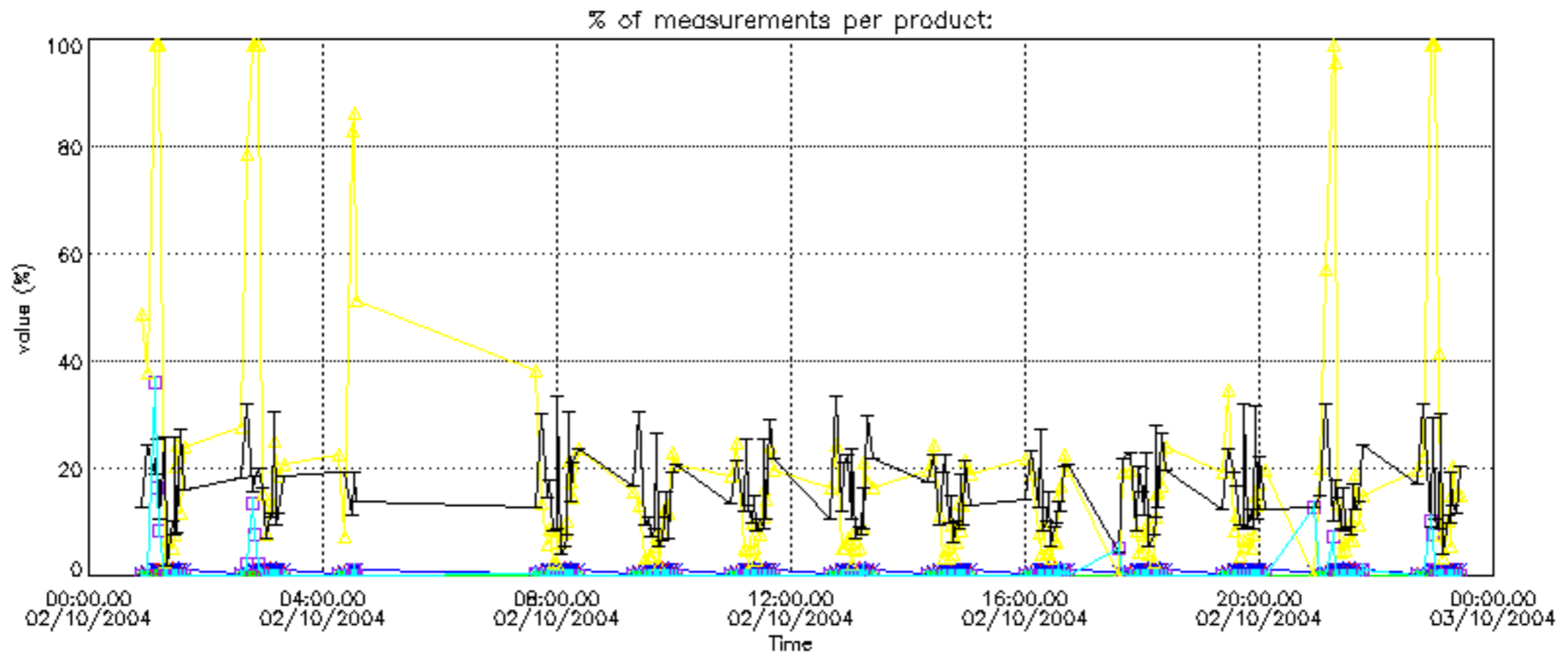
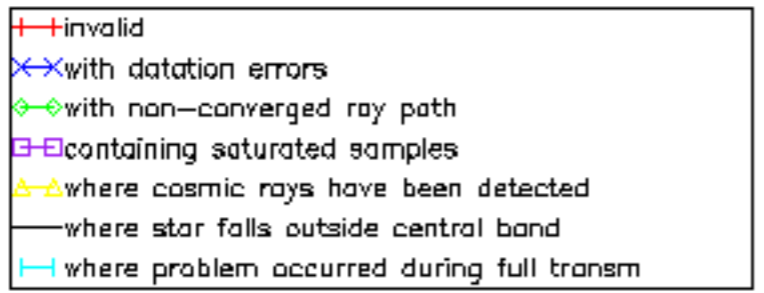


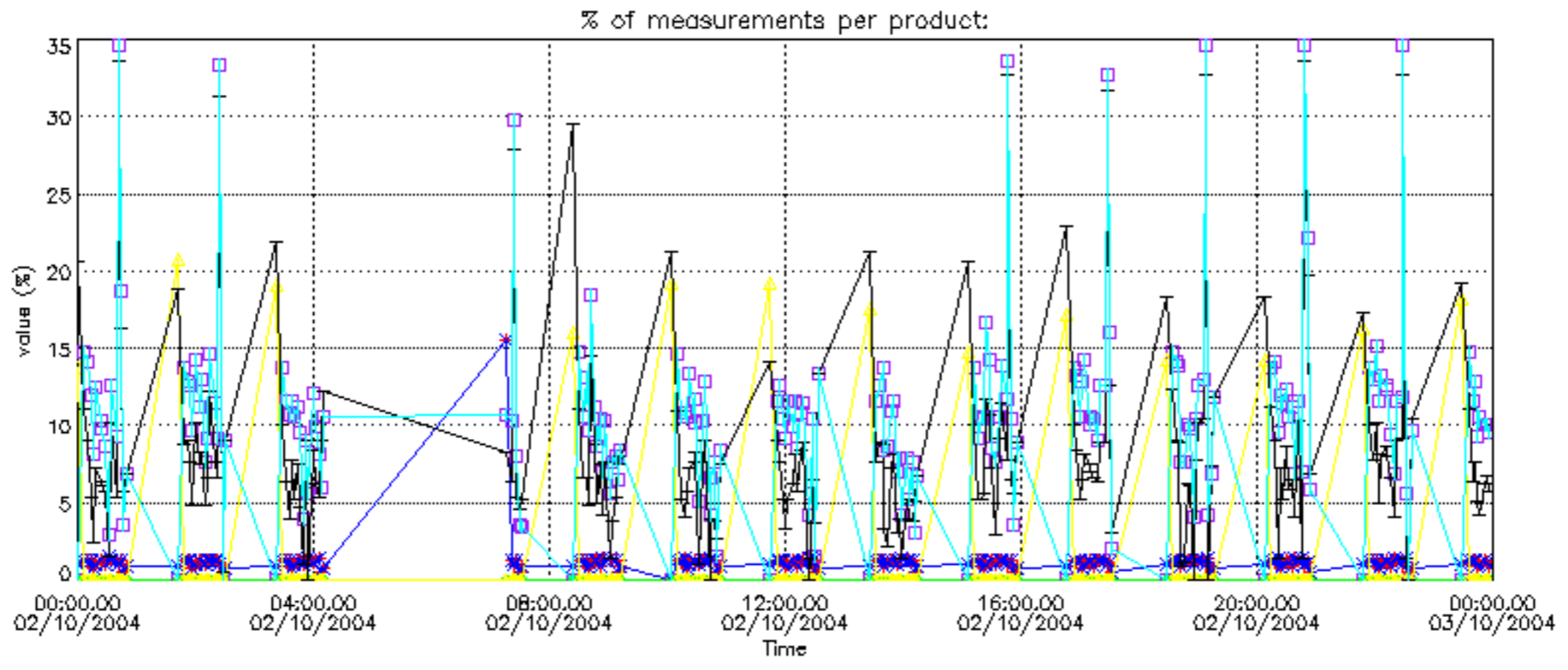
Percentage of flagged data per NO2 profile



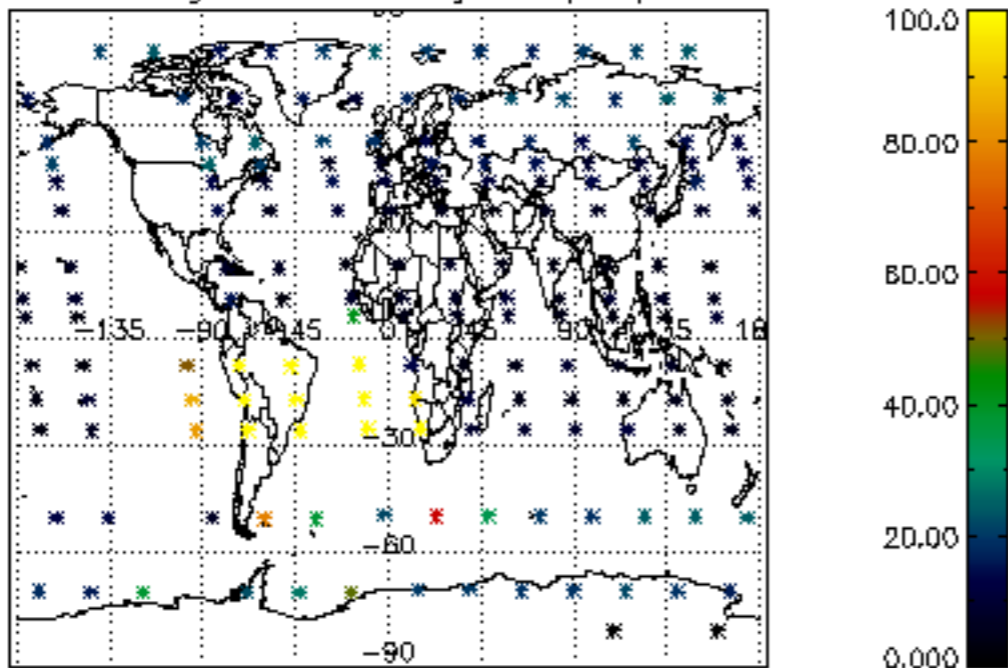
Percentage of flagged data per NO3 profile



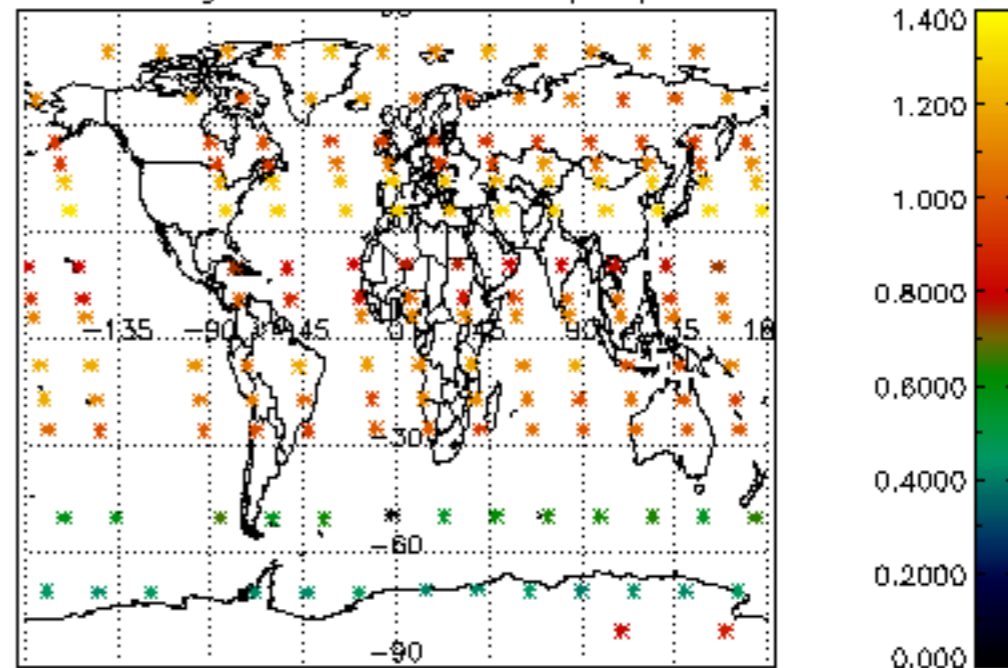




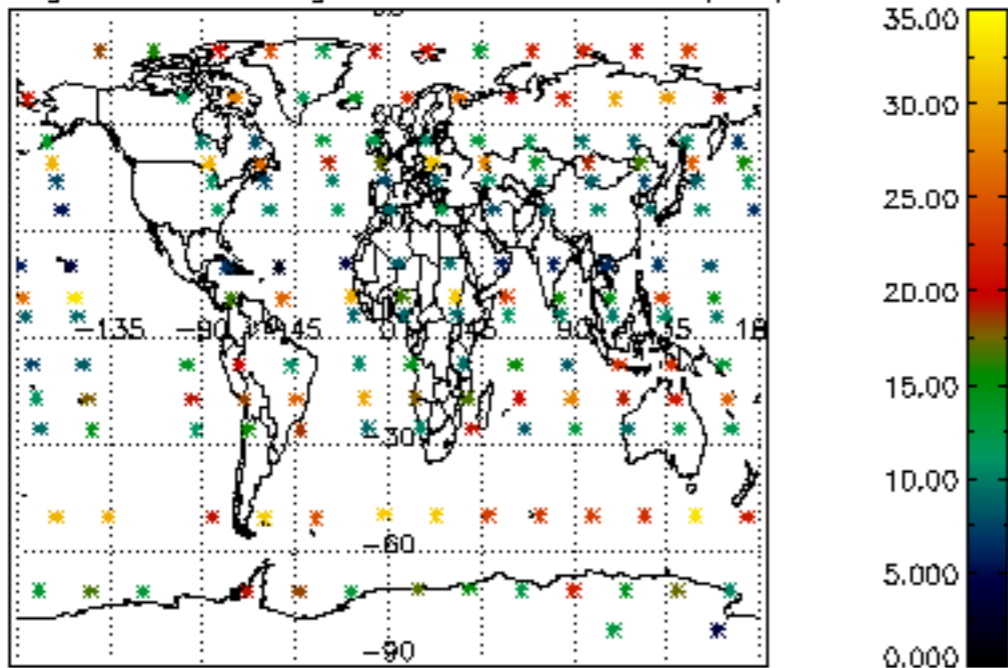
Percentage of cosmic ray hits per profile



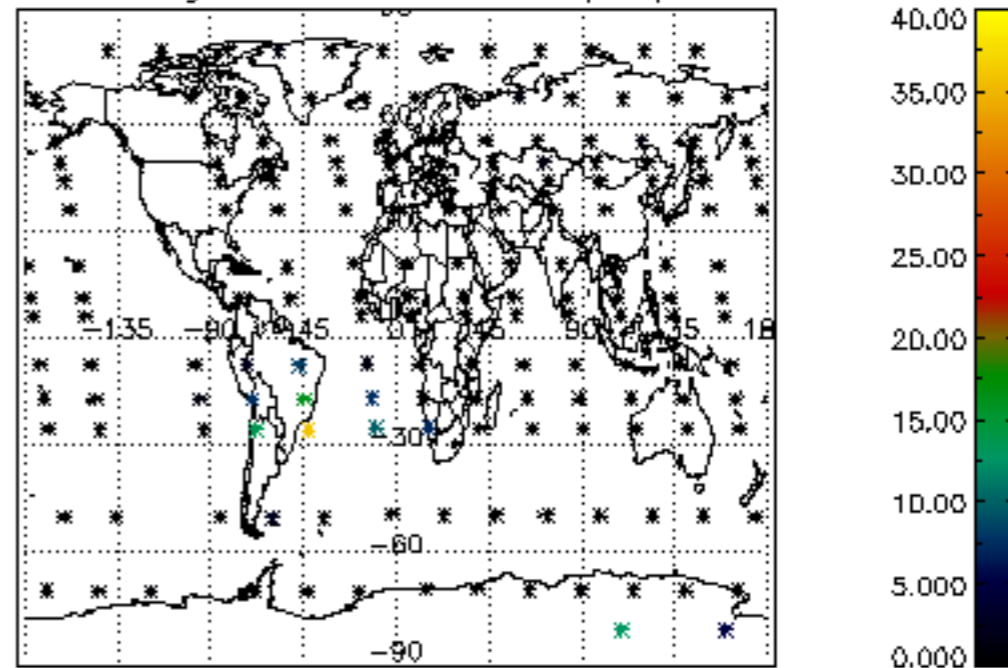
Percentage of datation errors per profile



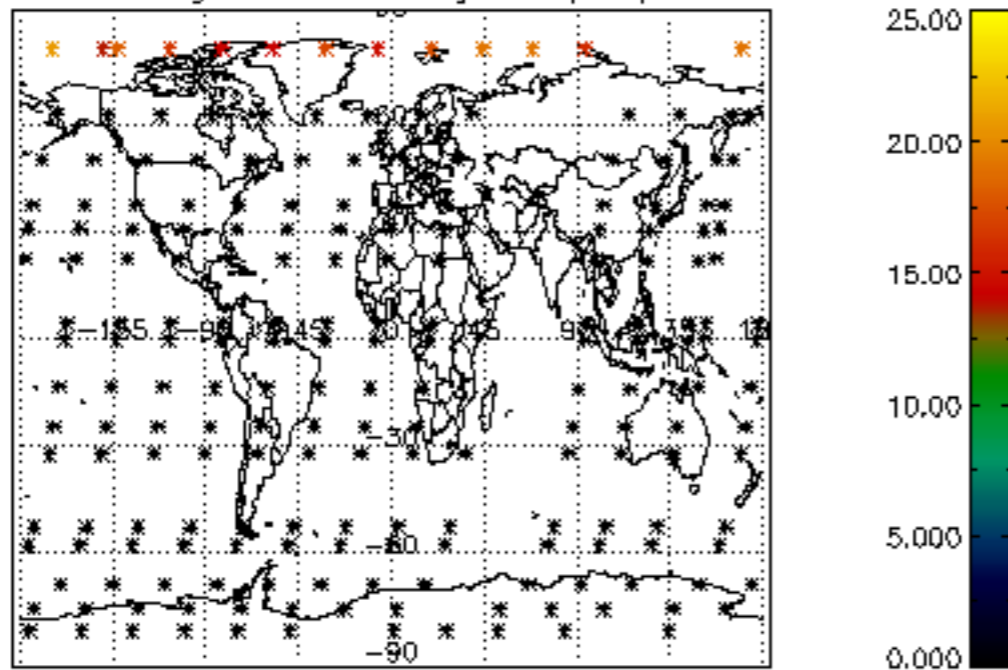
Percentage of star falling outside central band per profile



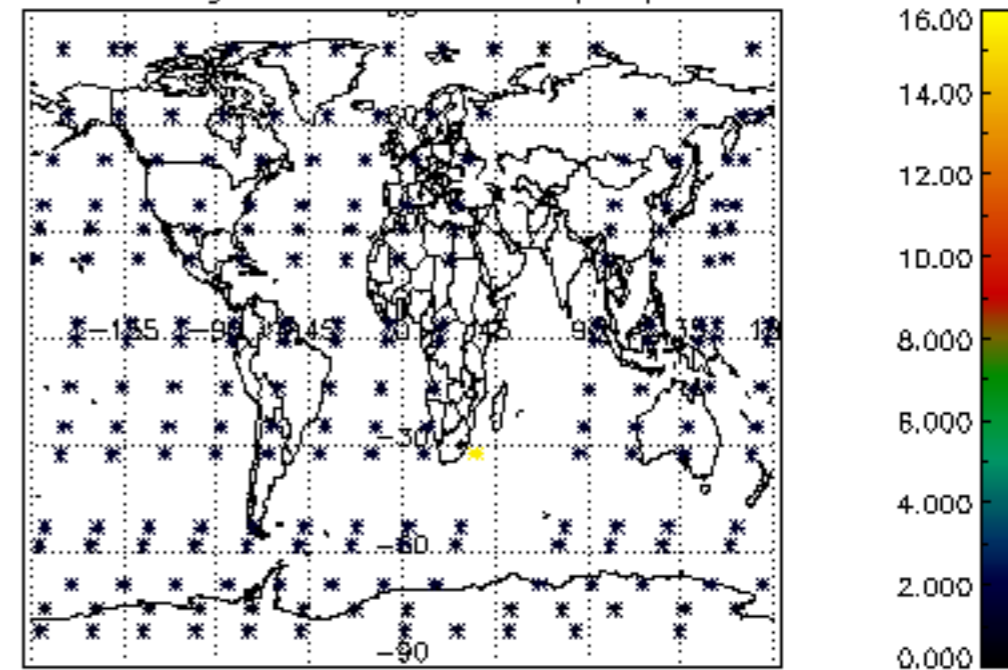
Percentage of saturation errors per profile



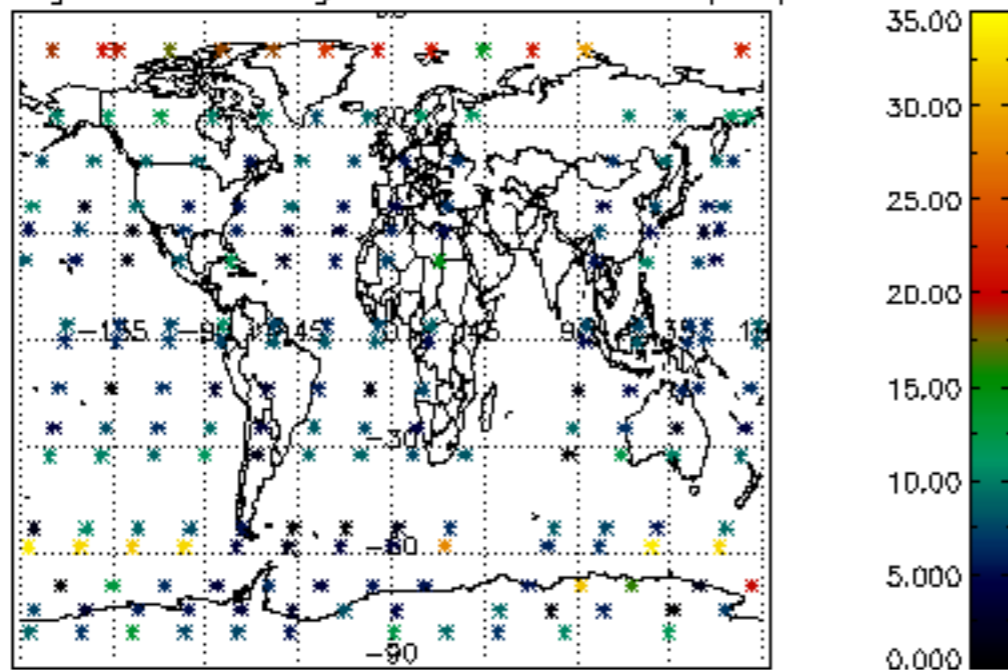
Percentage of cosmic ray hits per profile



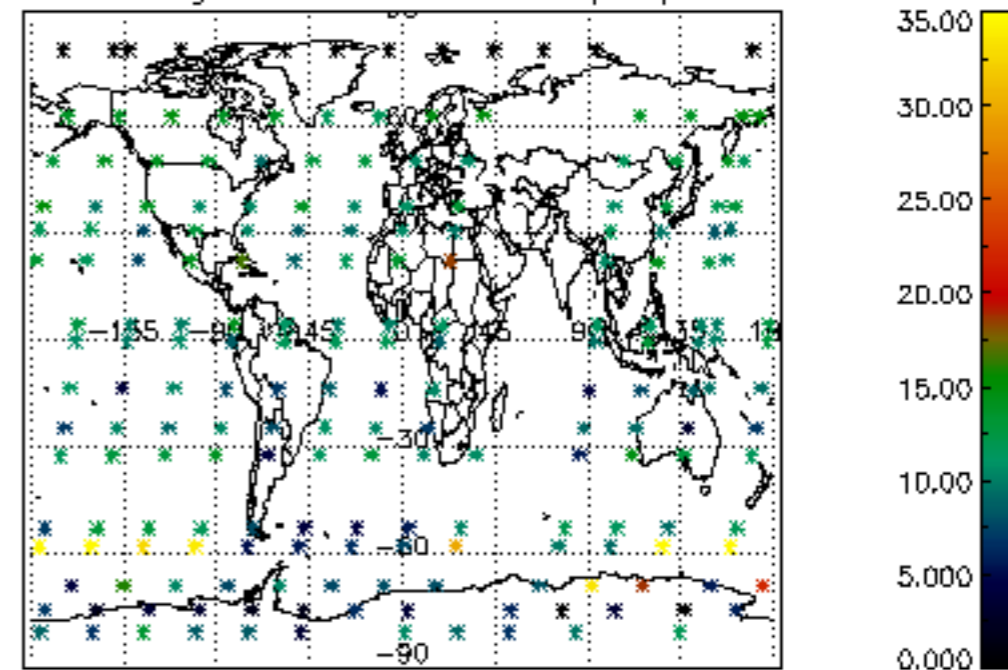
Percentage of datation errors per profile

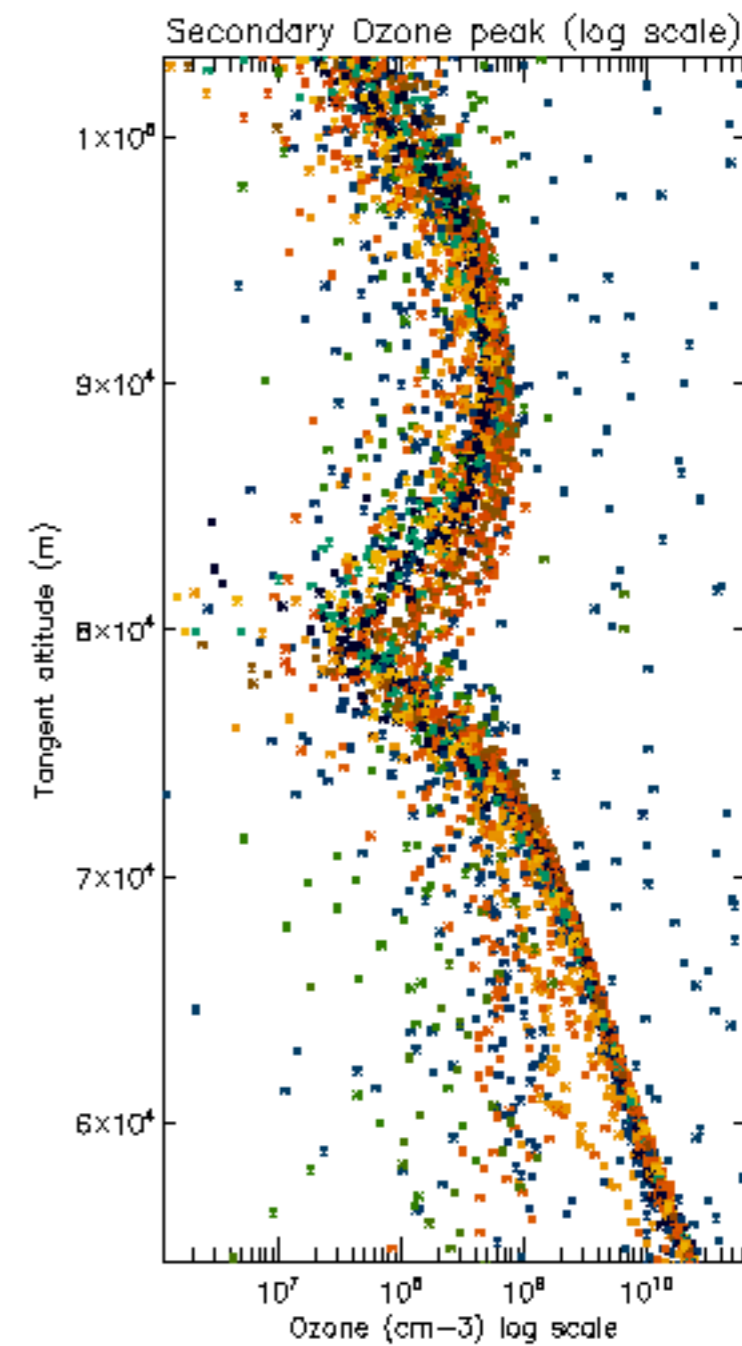
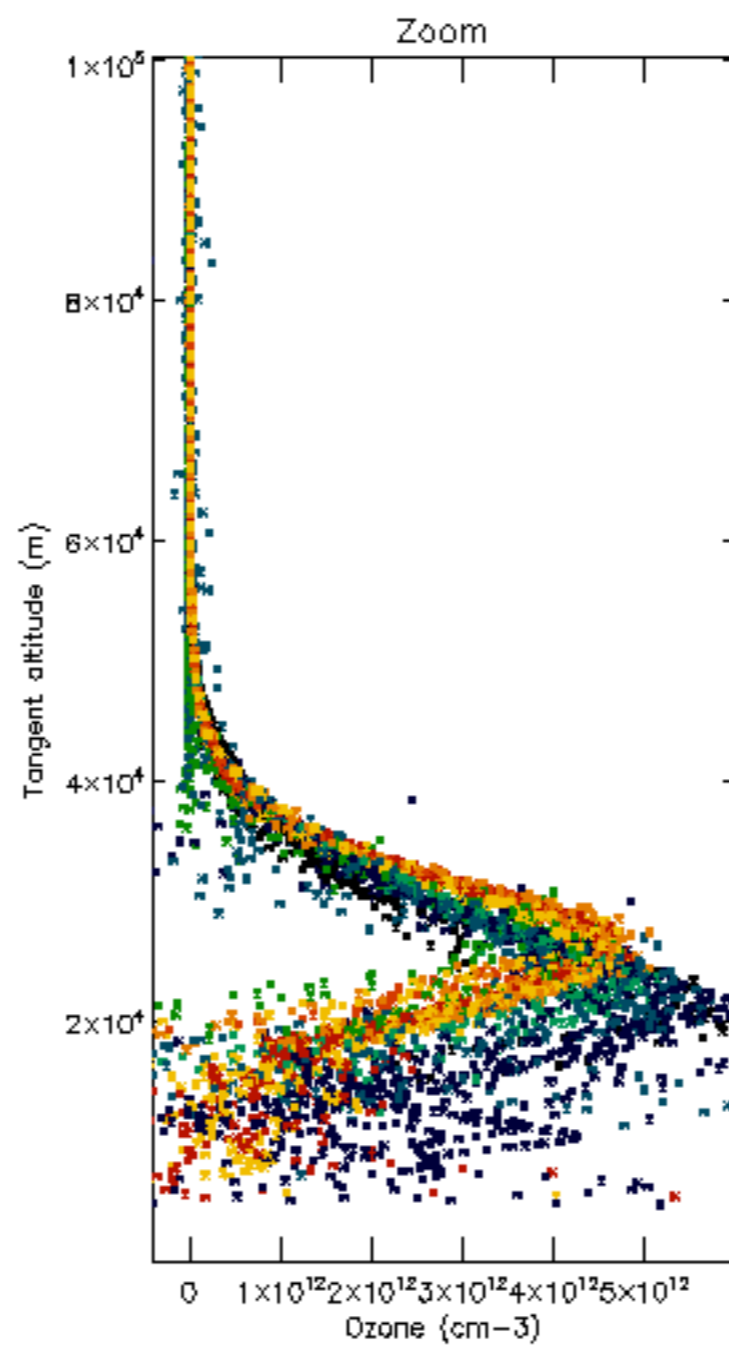
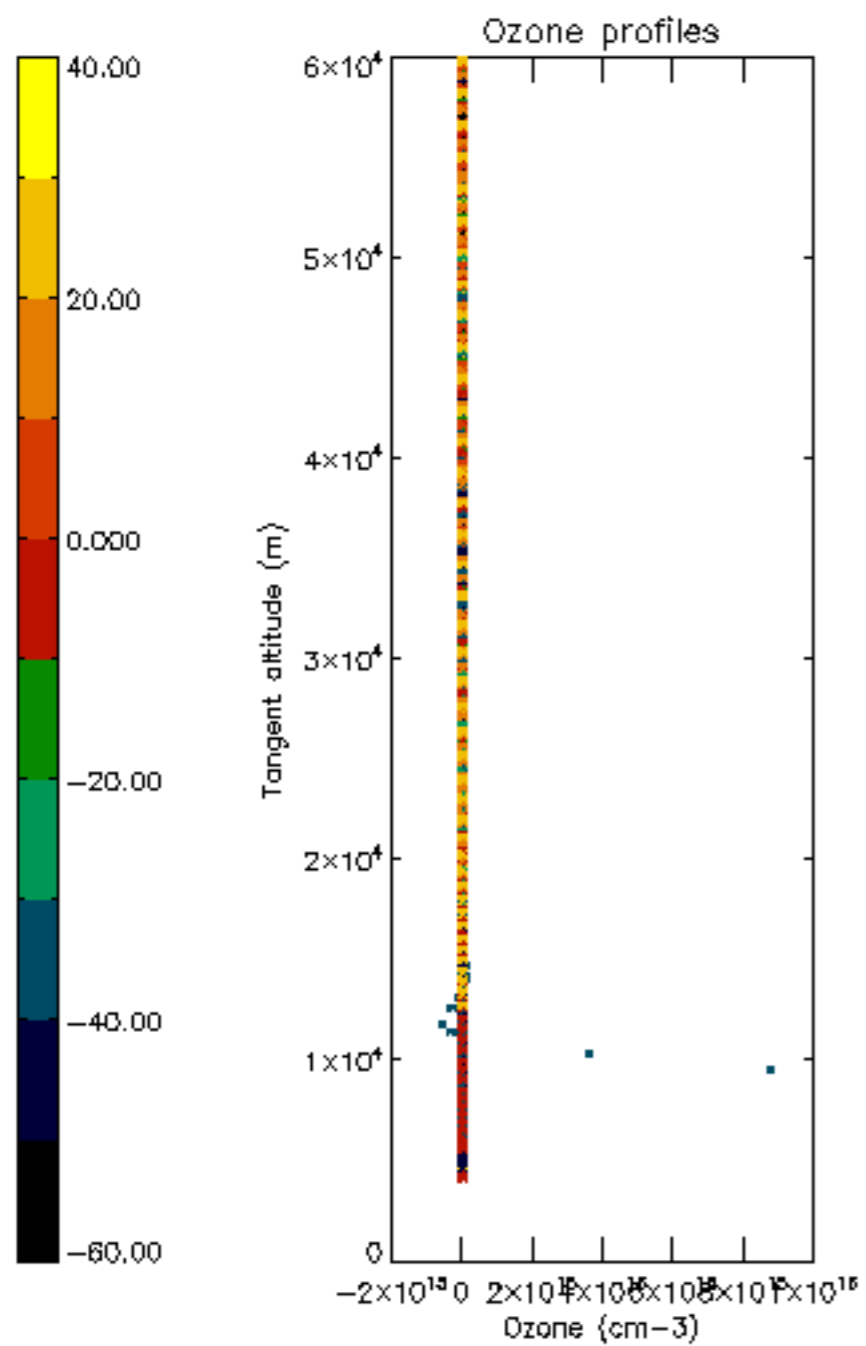


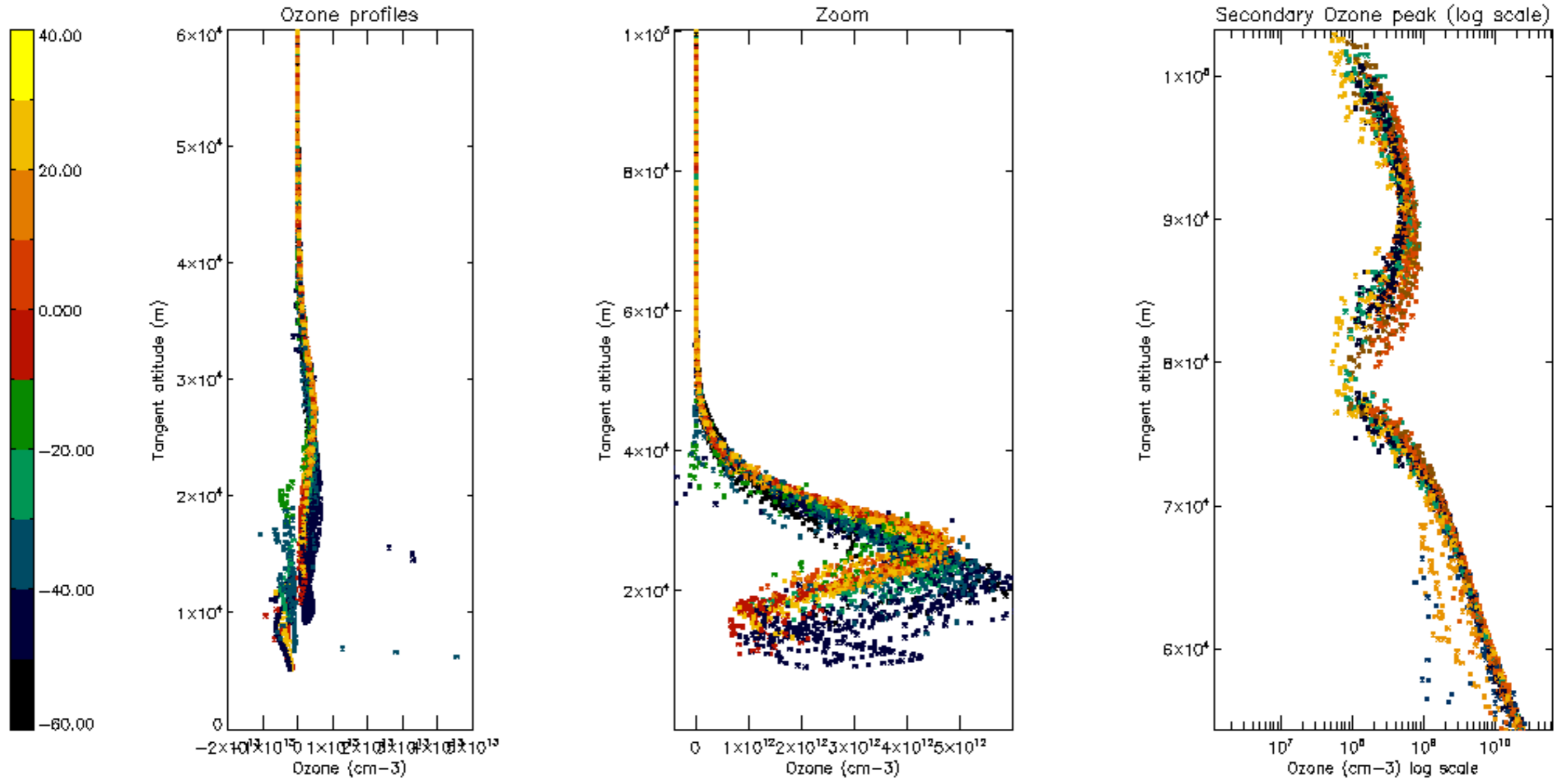
Percentage of star falling outside central band per profile

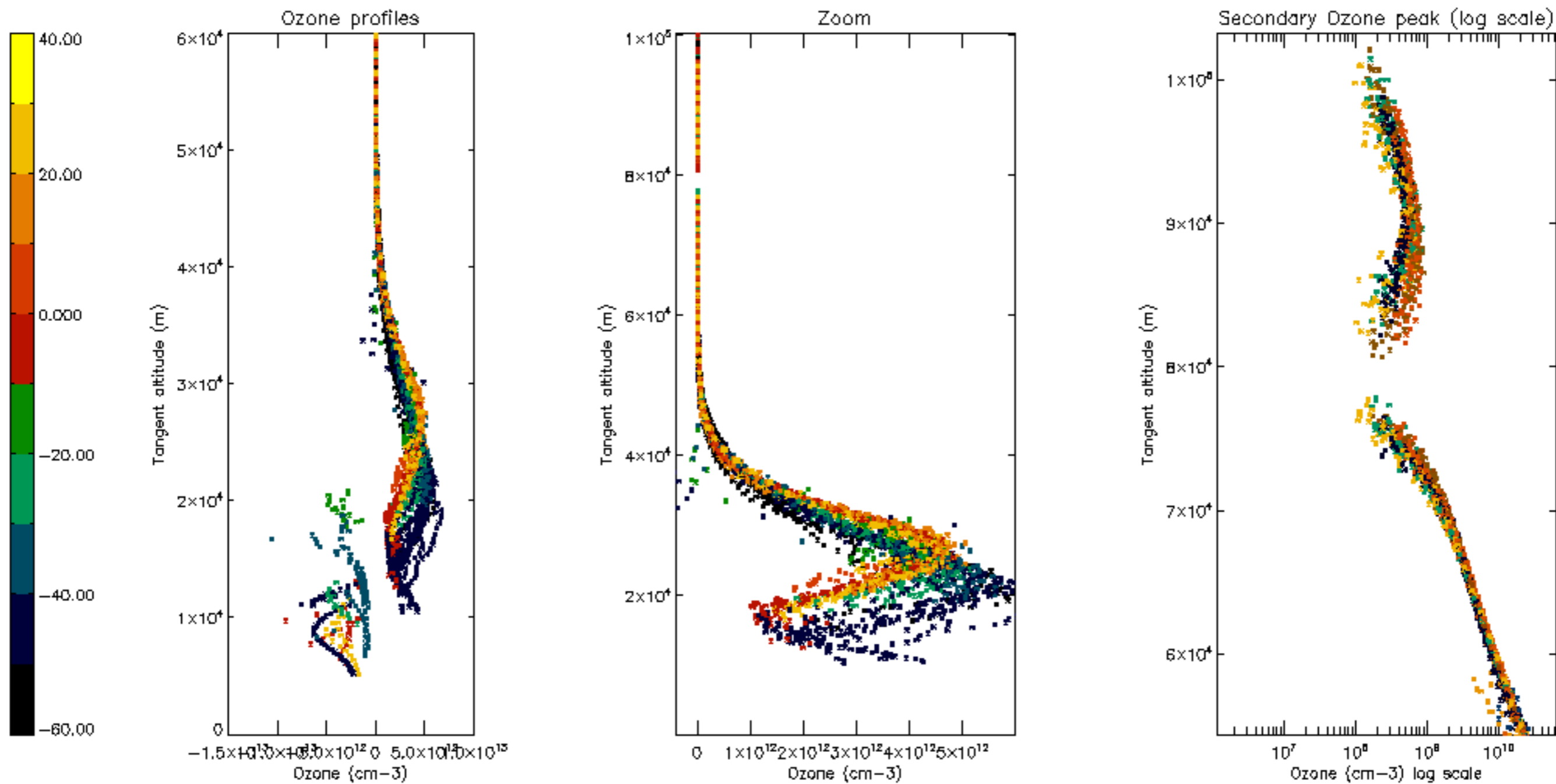


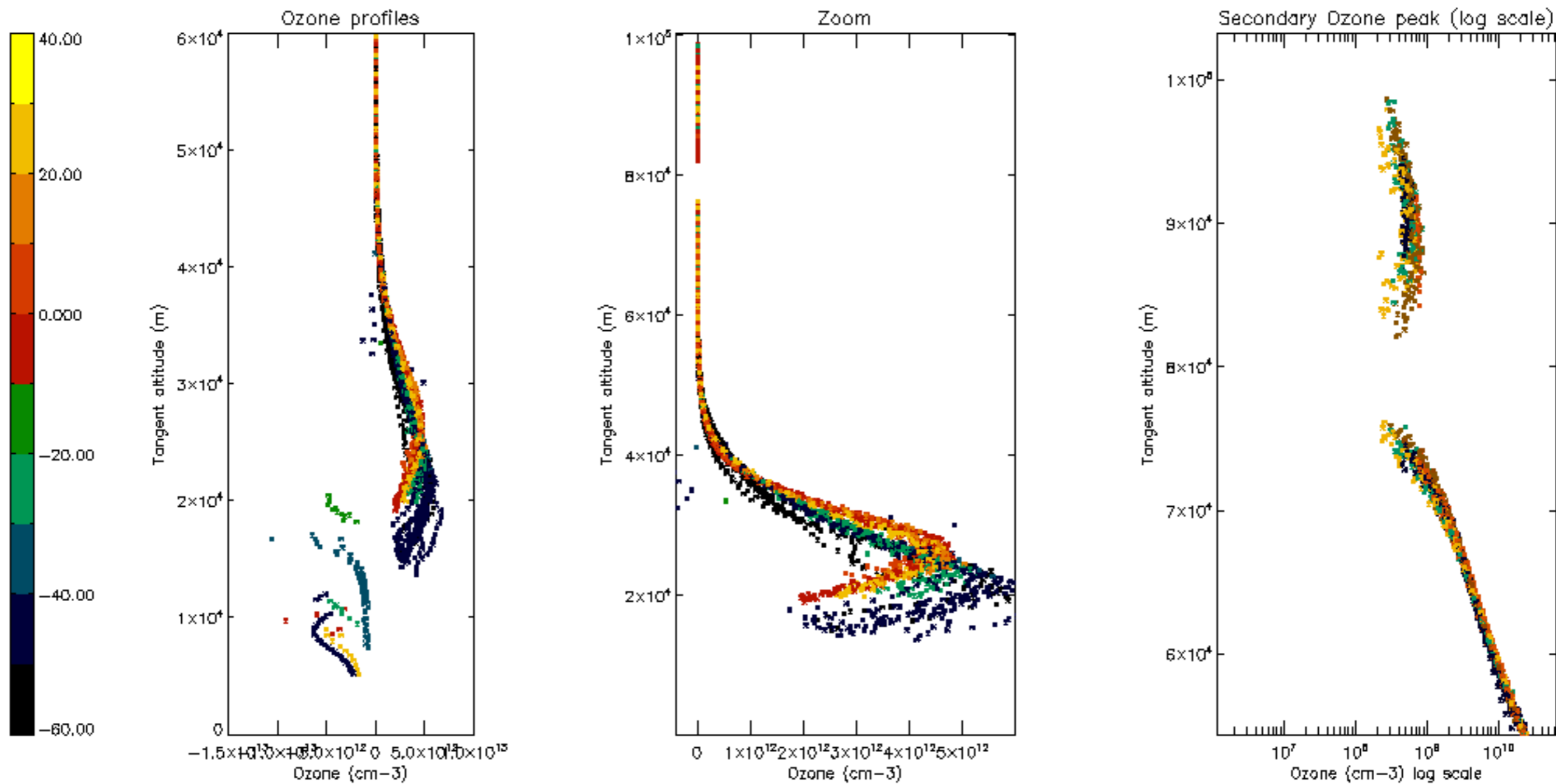
Percentage of saturation errors per profile

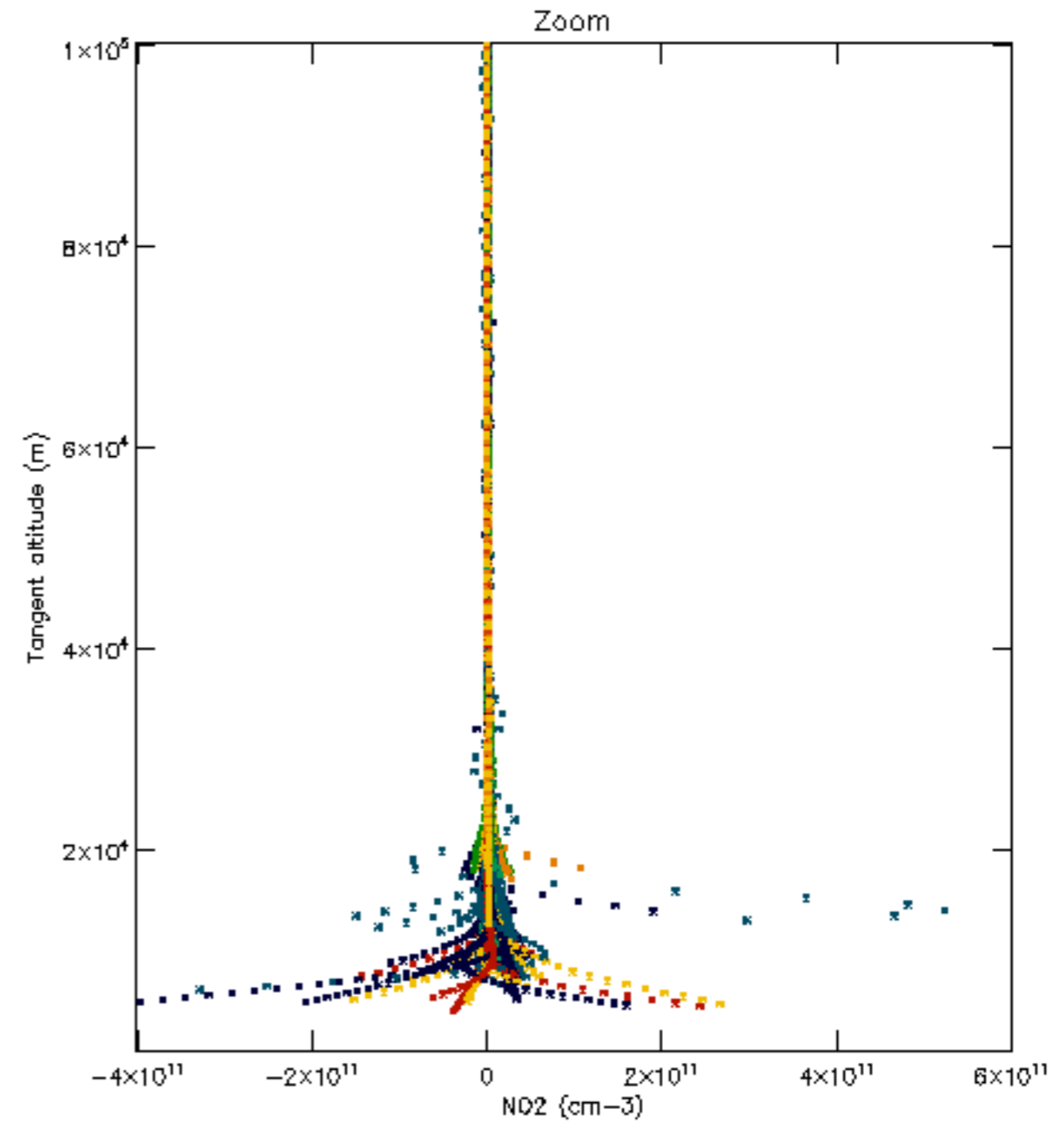
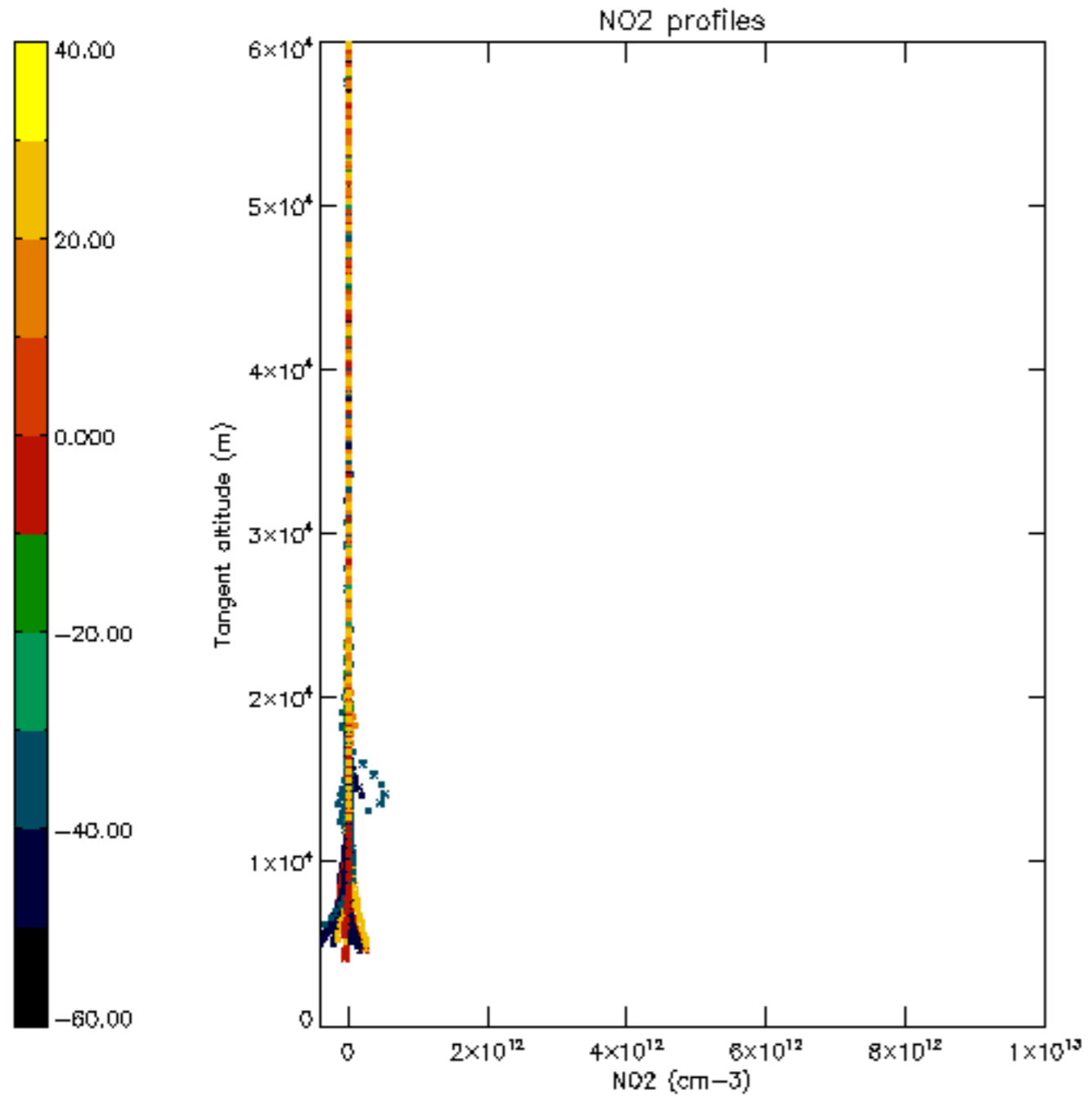


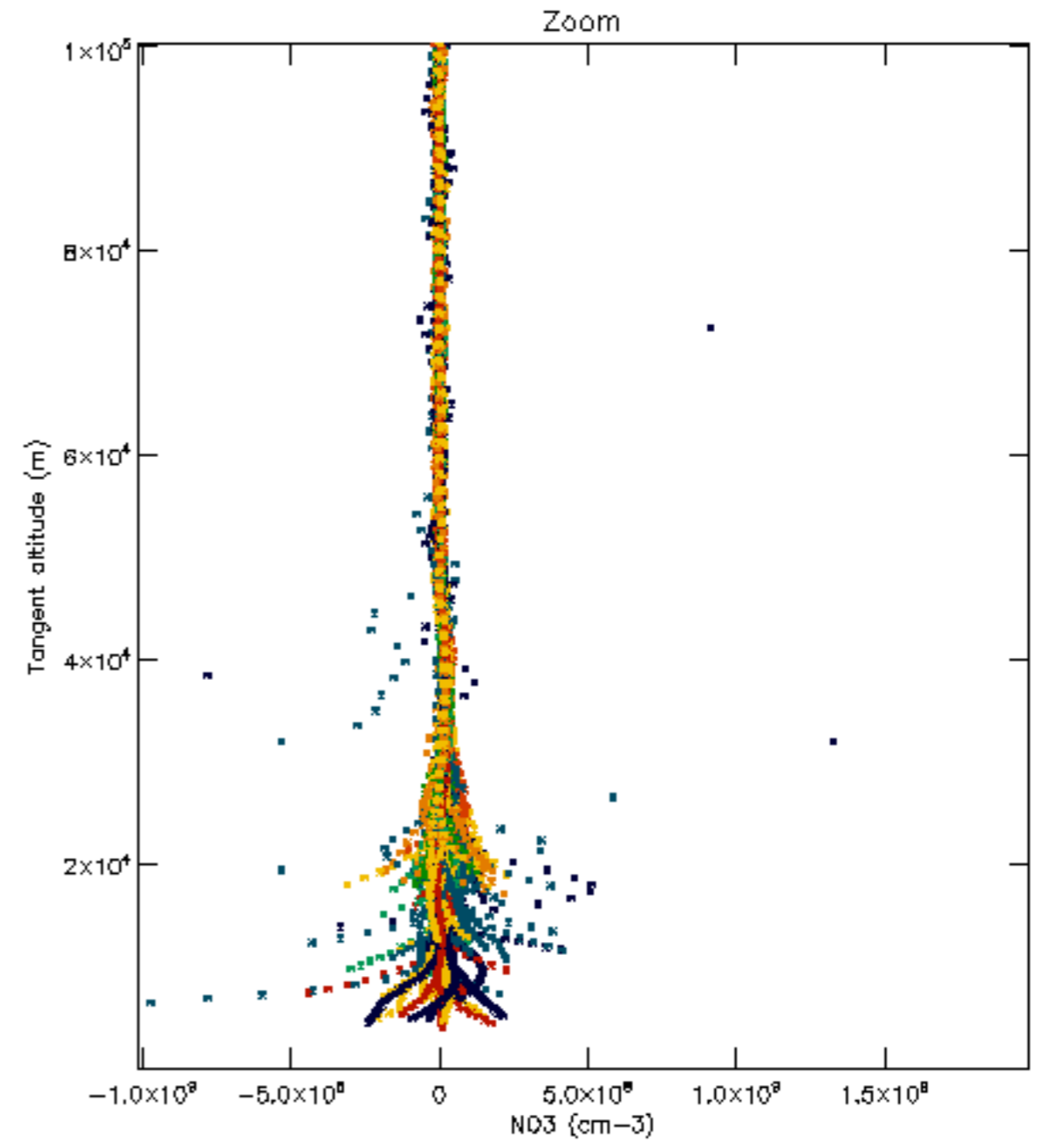
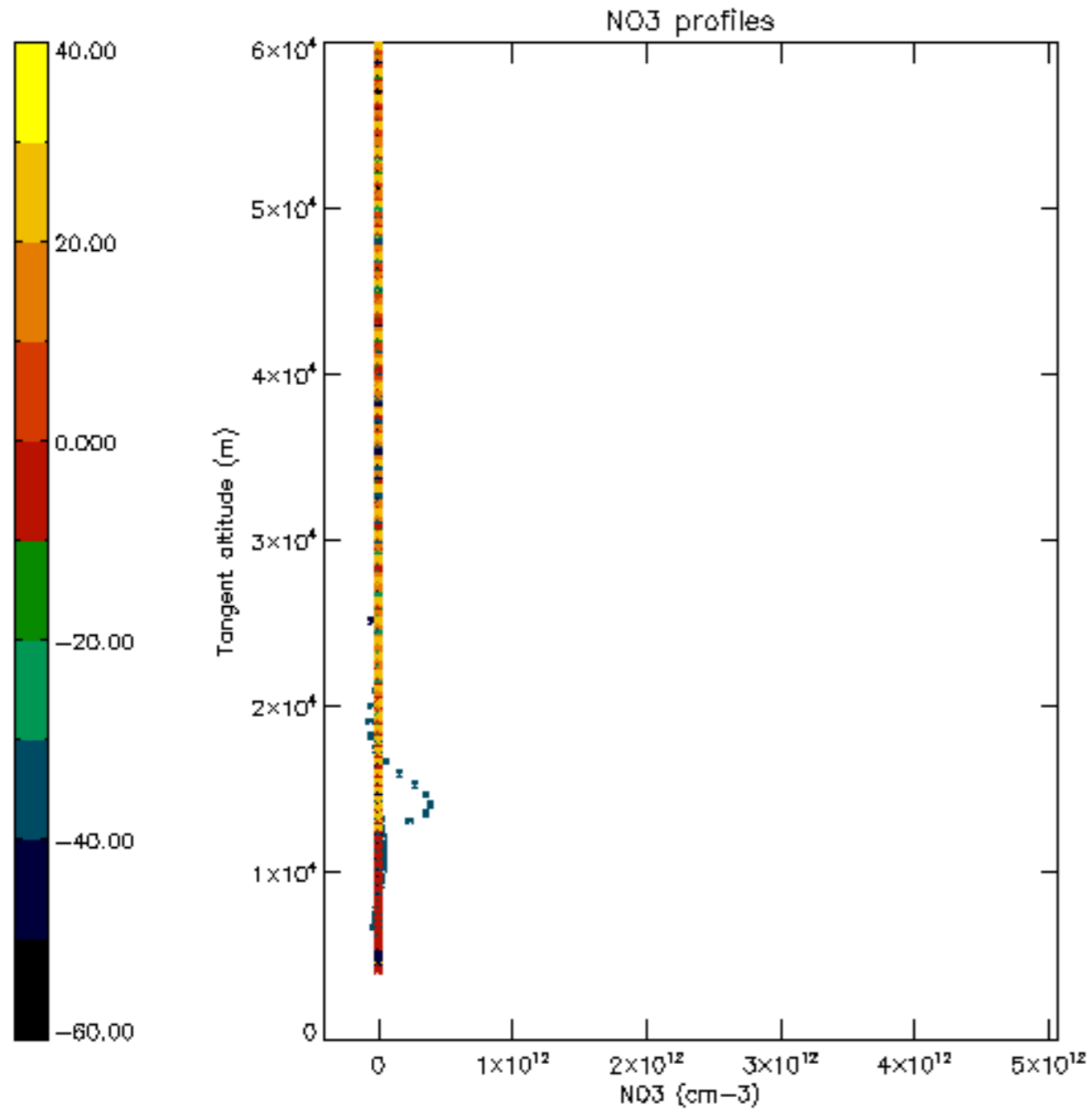


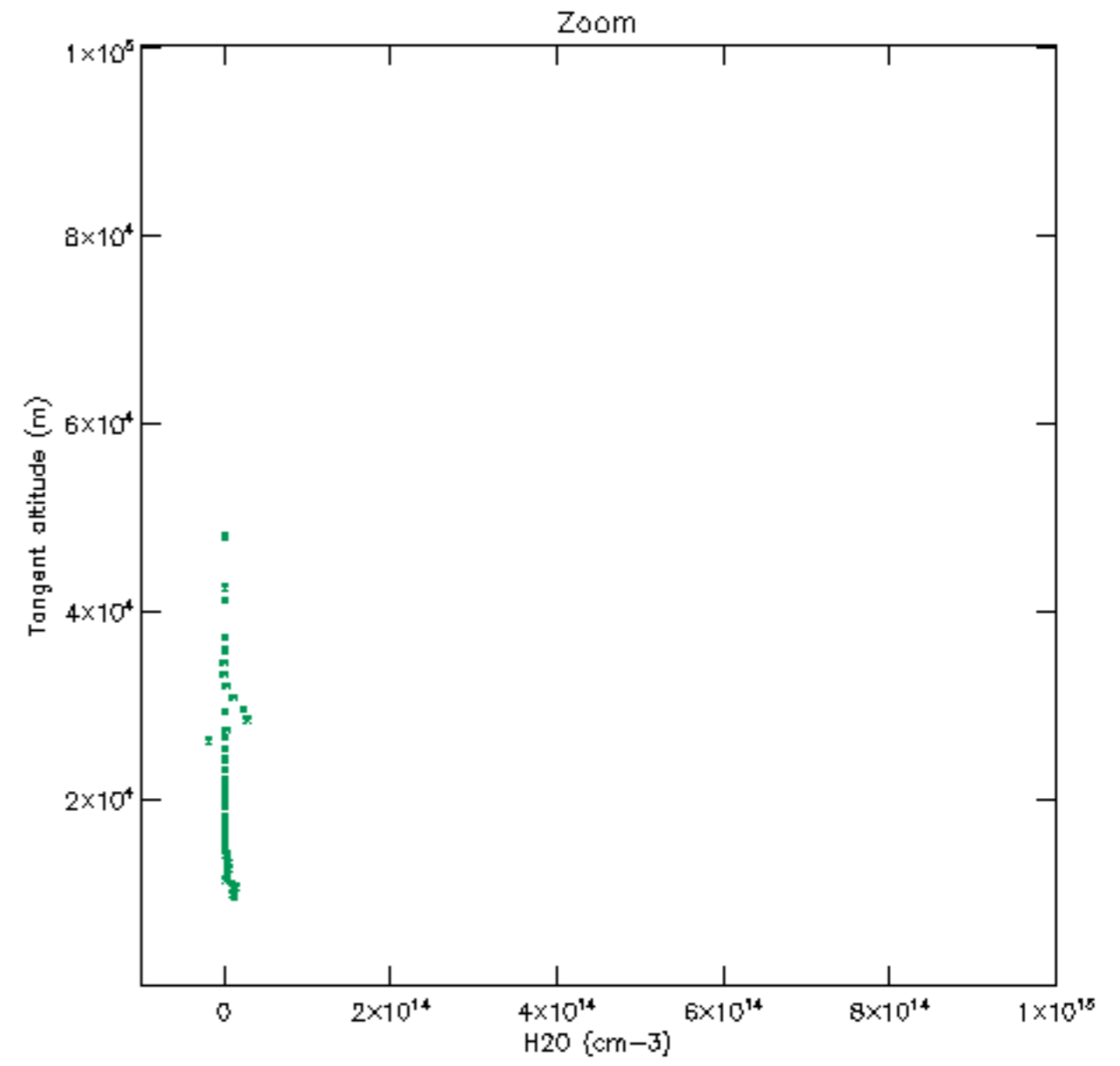
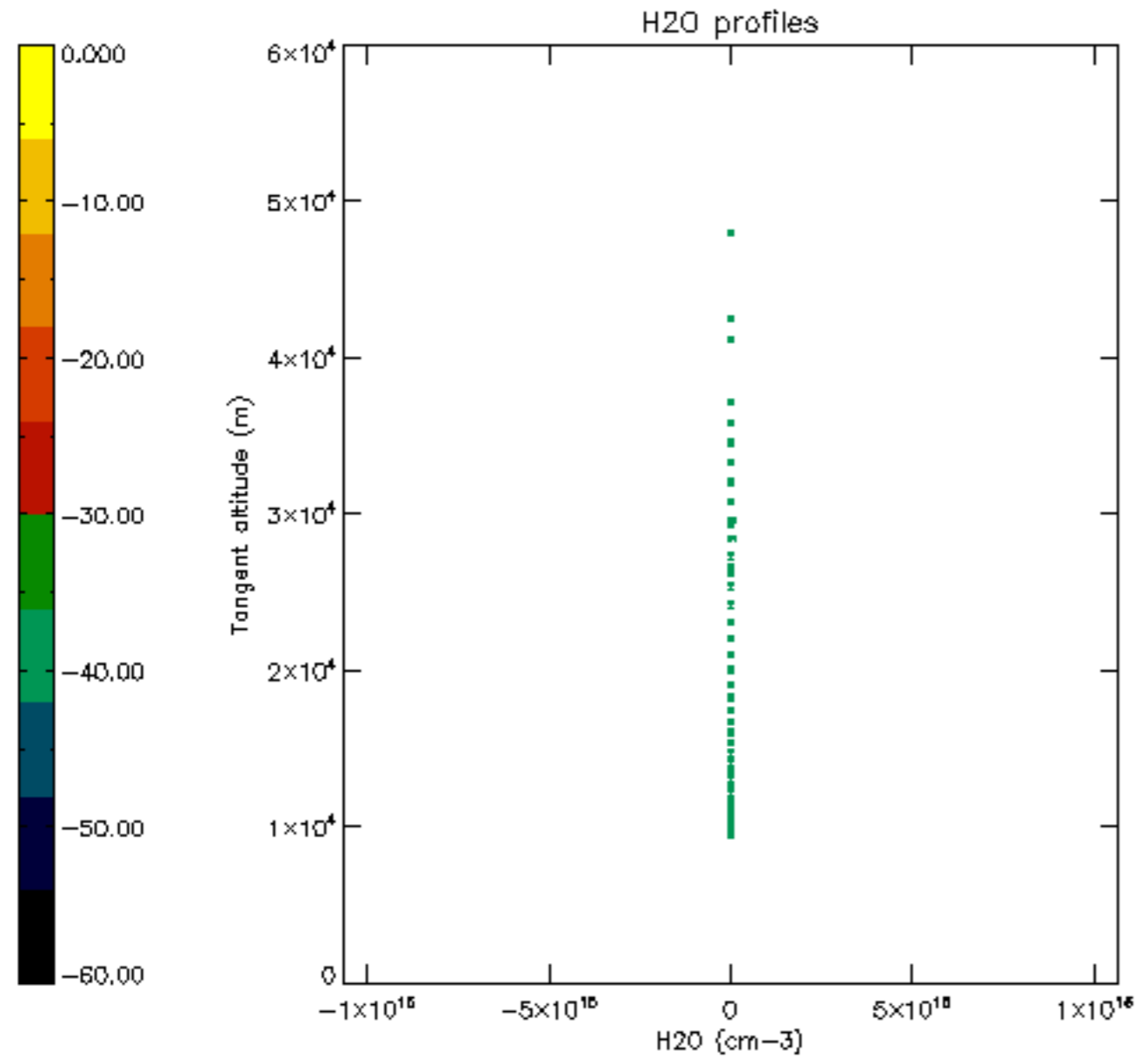


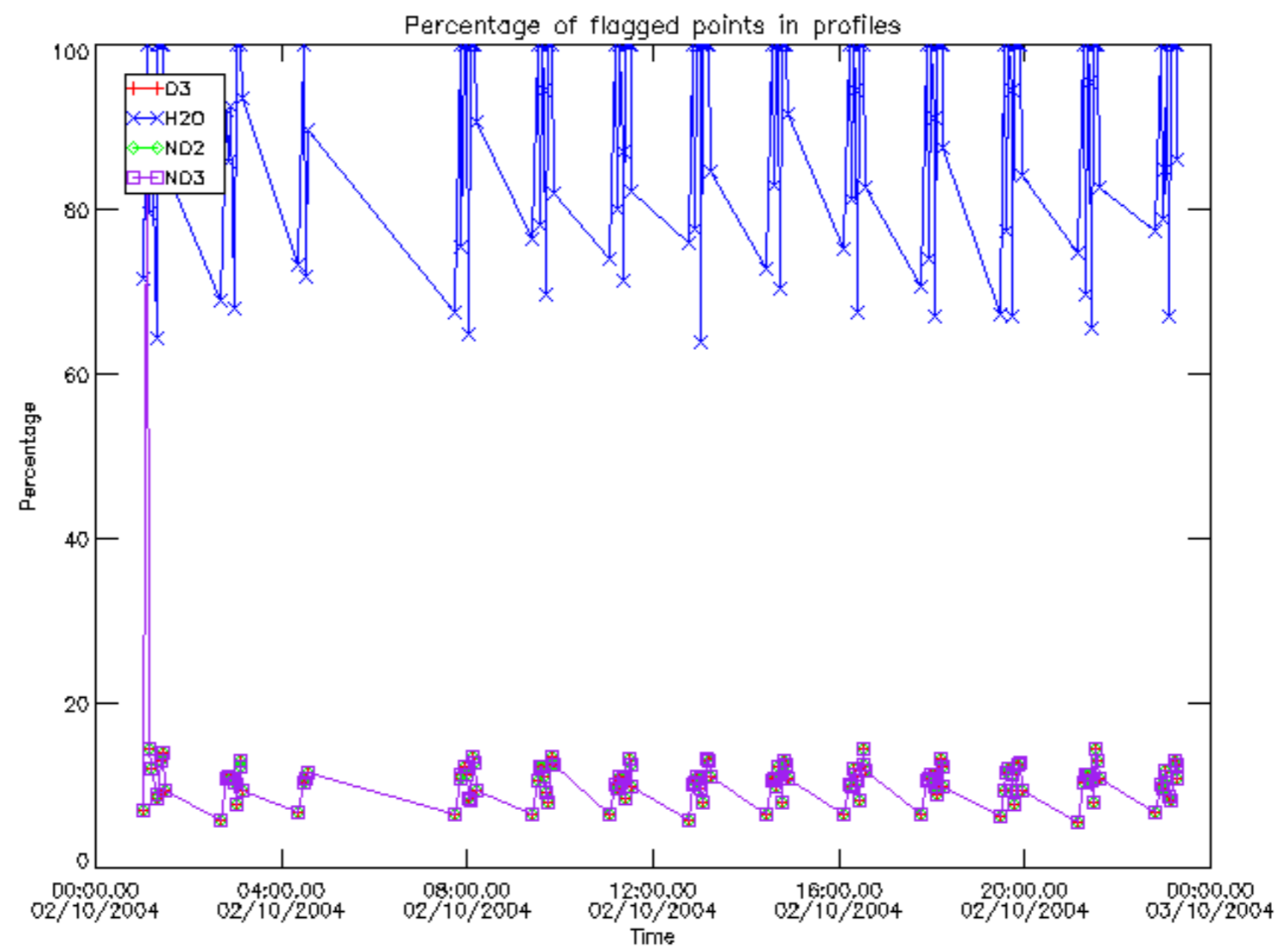




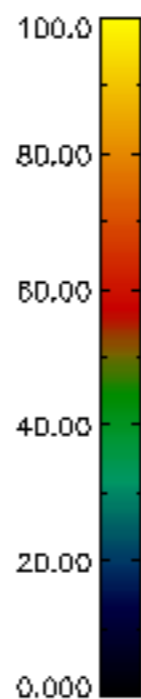
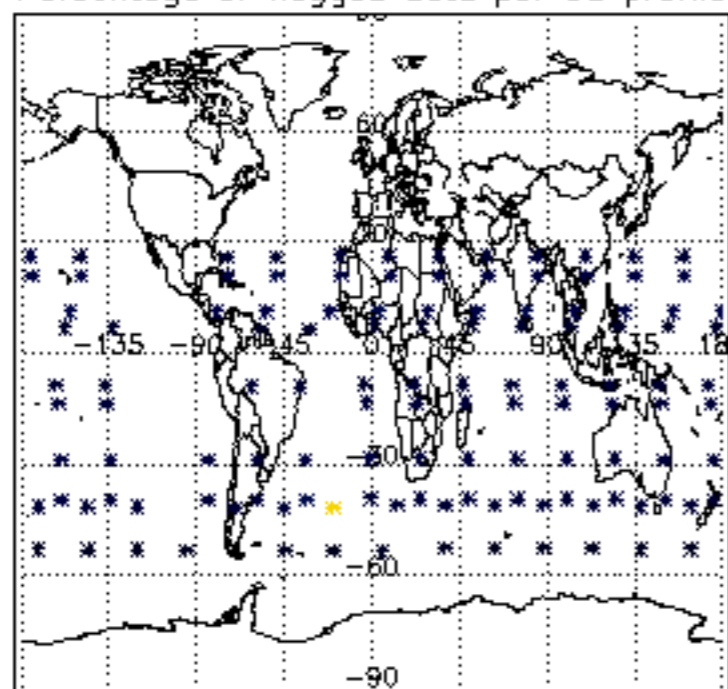




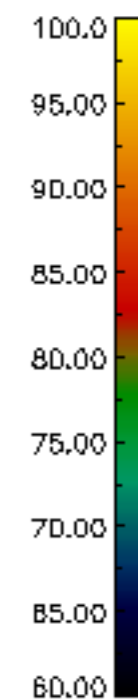
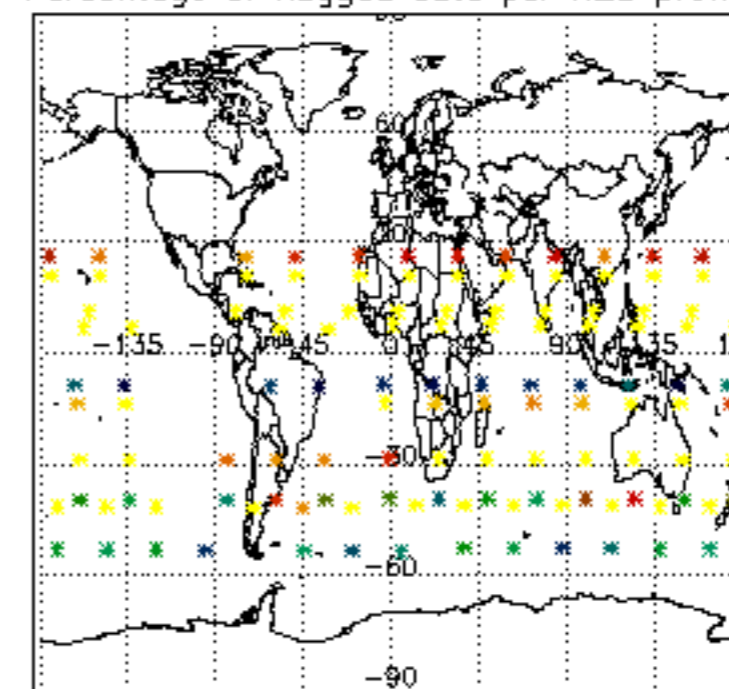




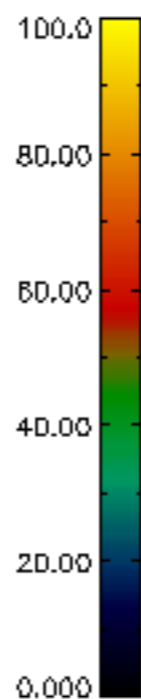
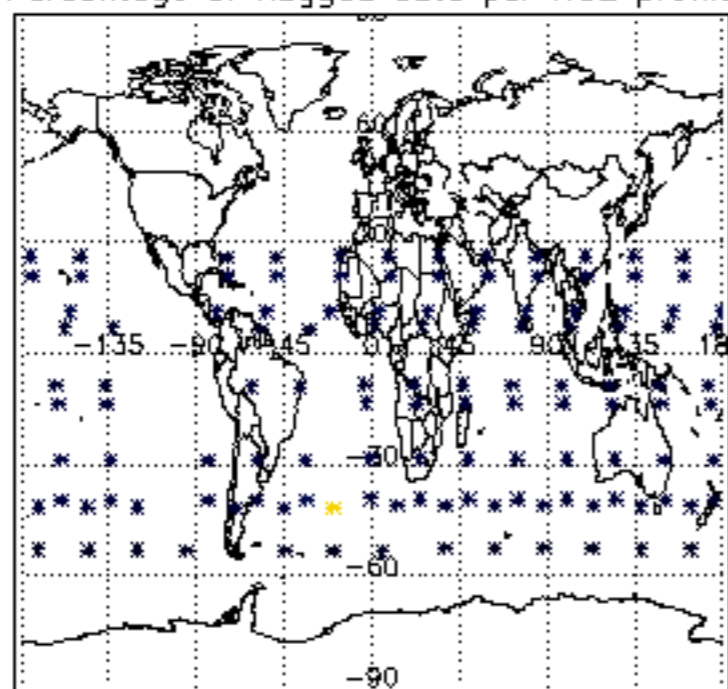
Percentage of flagged data per D3 profile



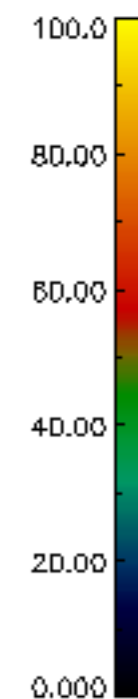
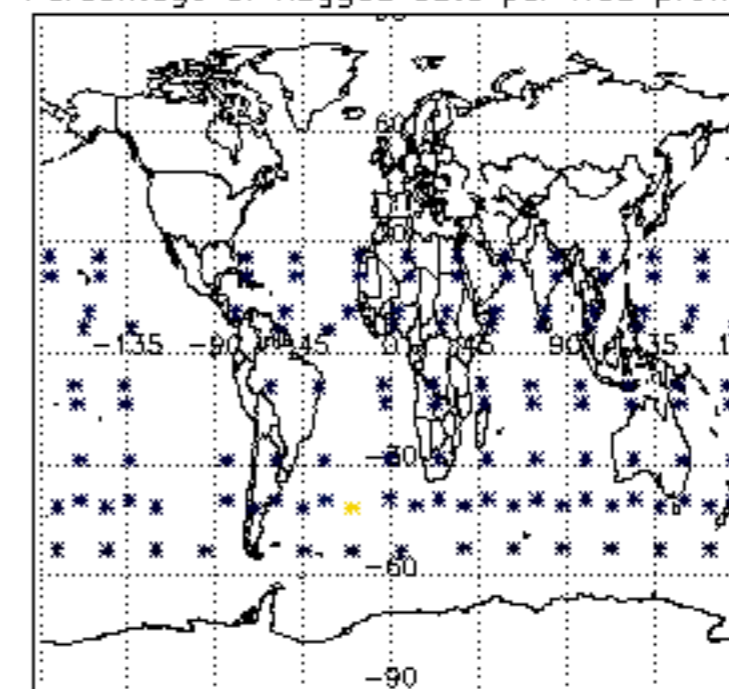
Percentage of flagged data per H2O profile

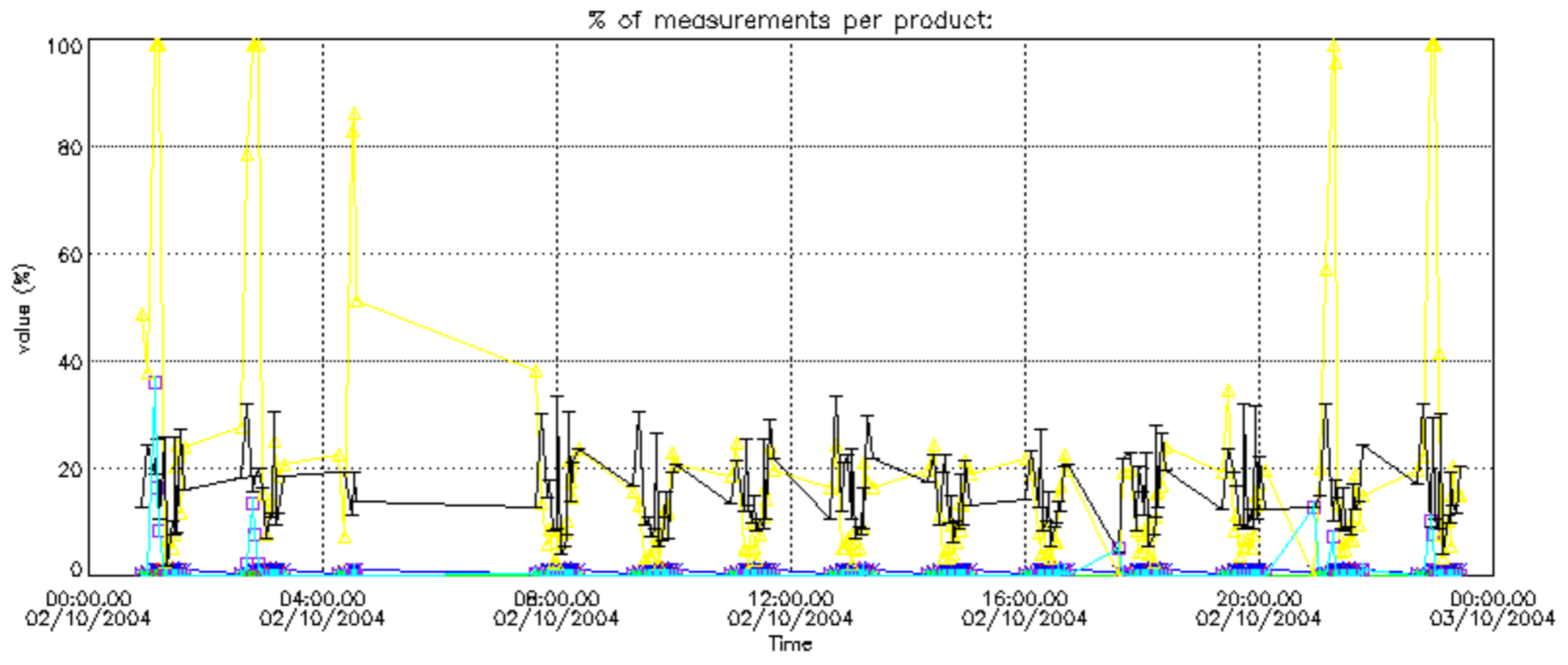


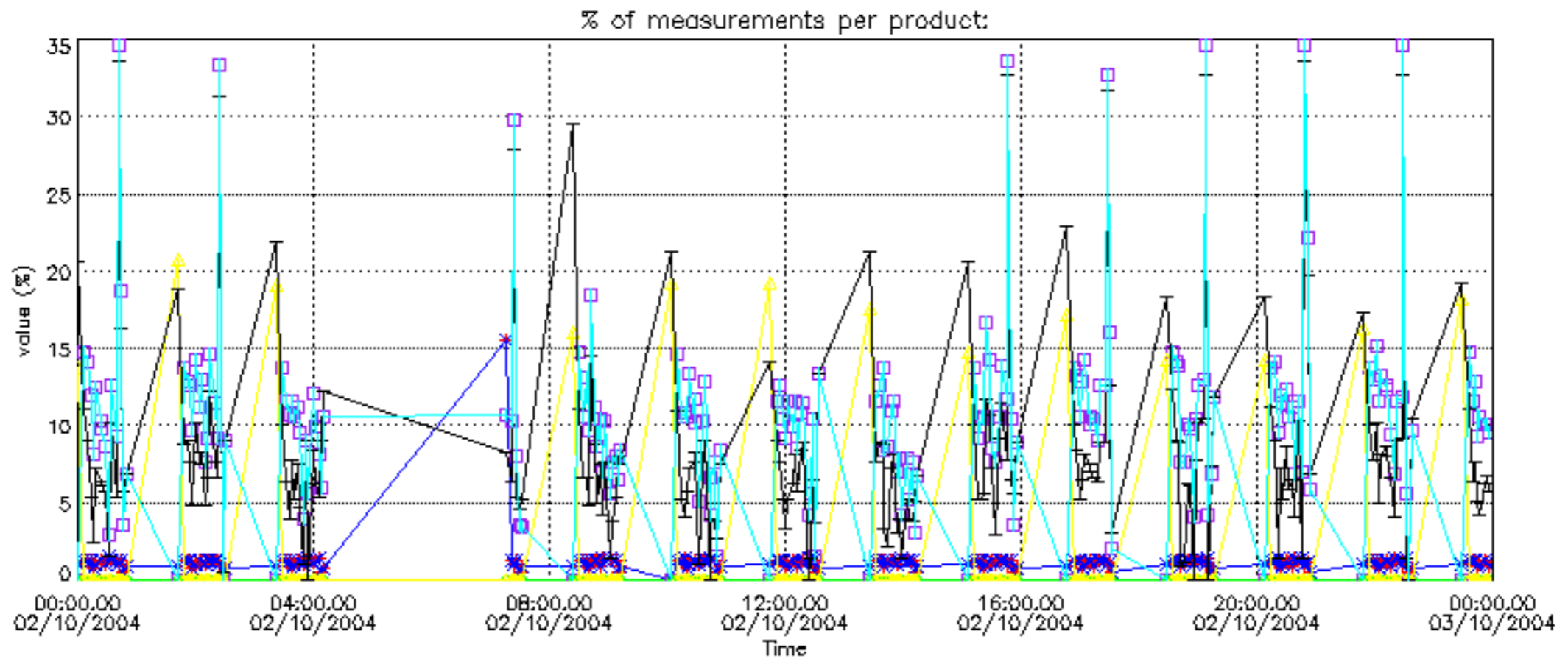
Percentage of flagged data per NO2 profile



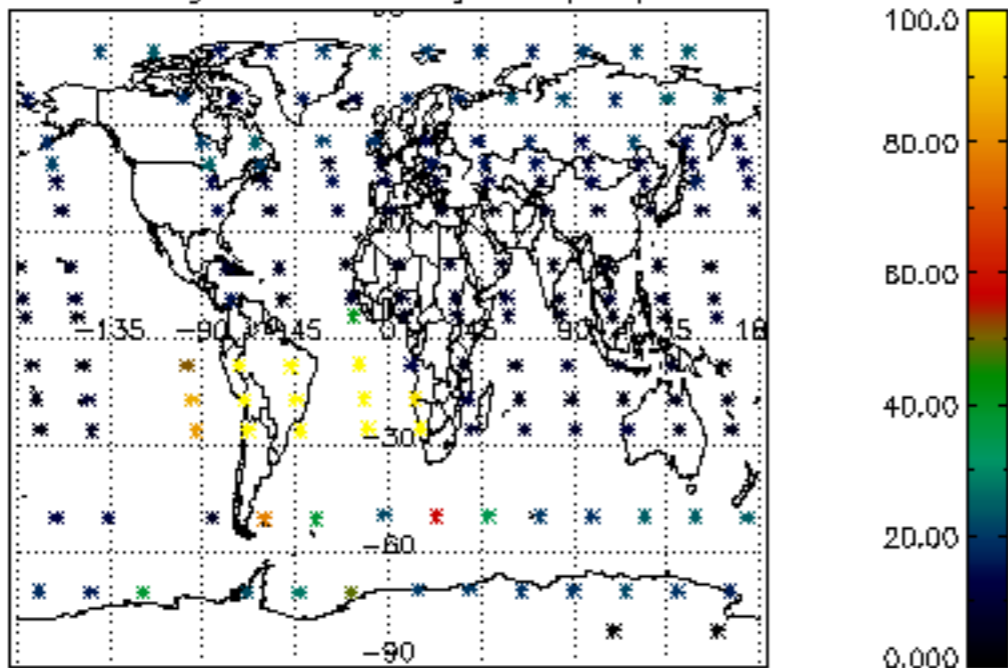
Percentage of flagged data per NO3 profile



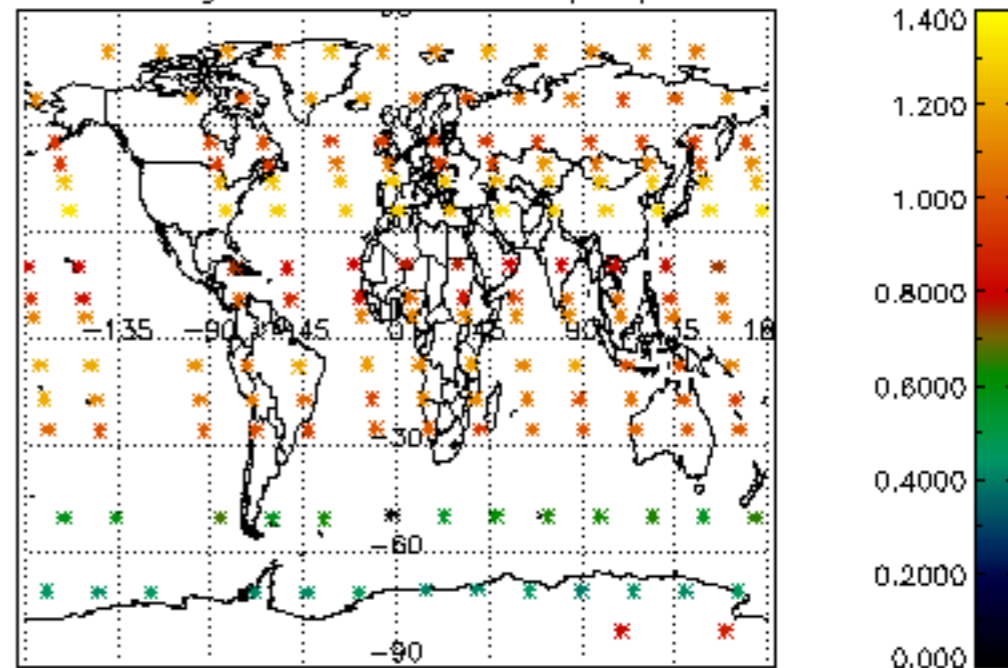




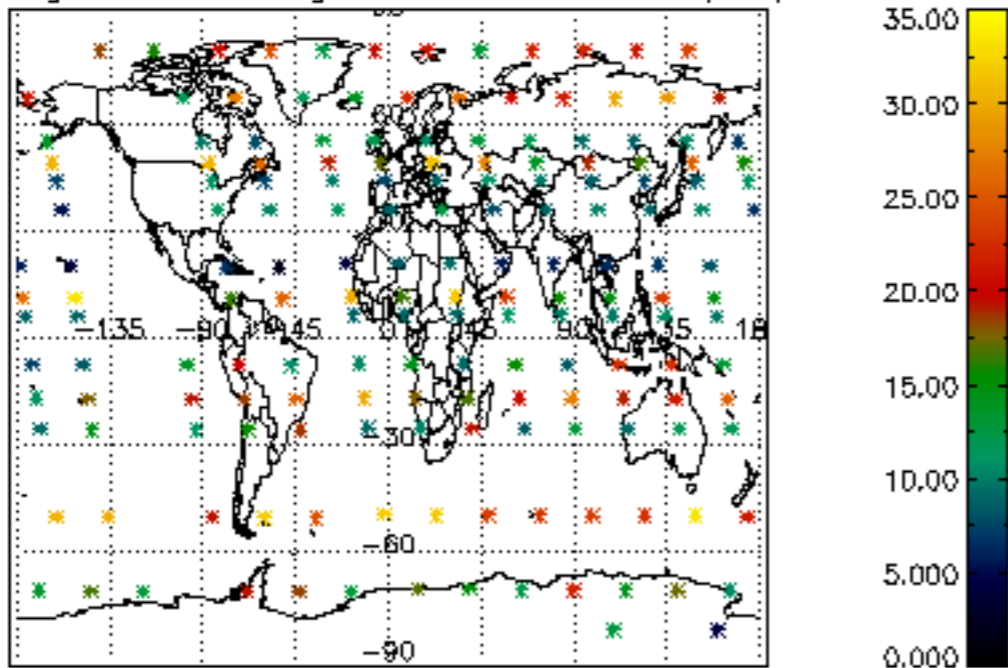
Percentage of cosmic ray hits per profile



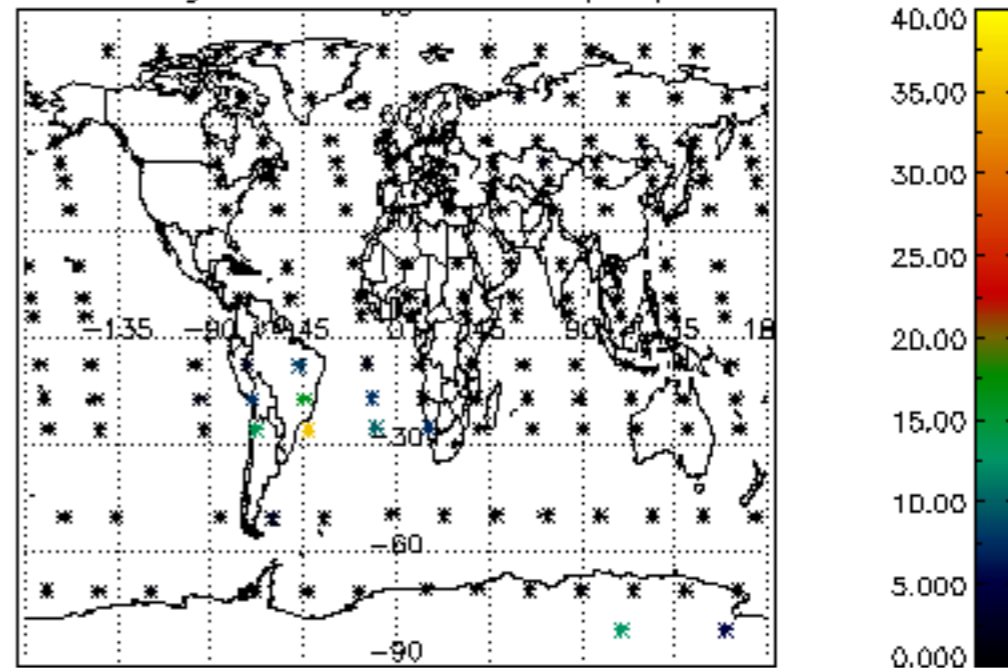
Percentage of datation errors per profile



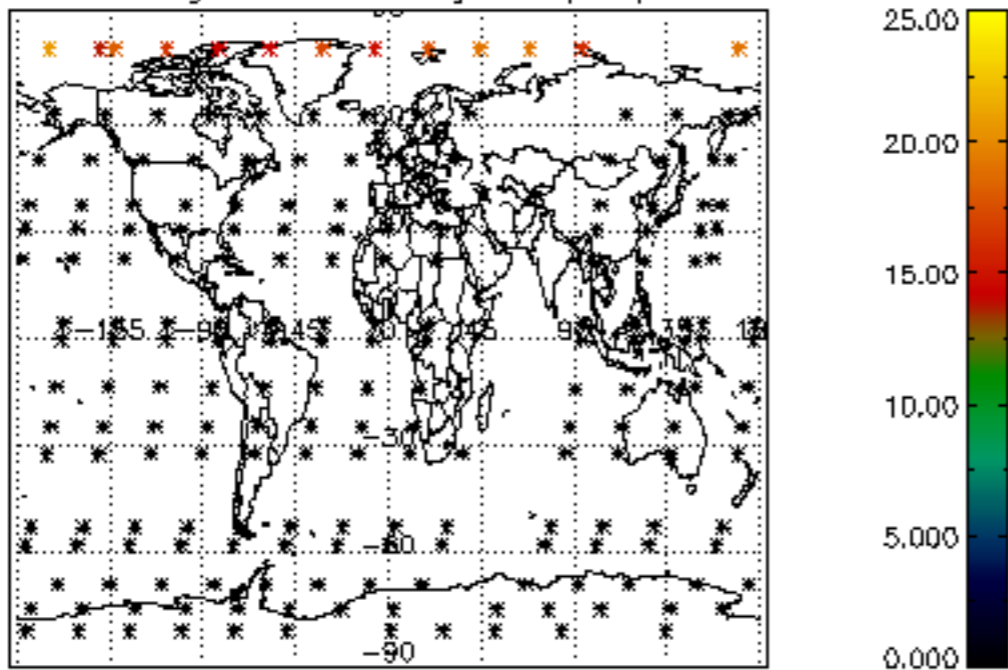
Percentage of star falling outside central band per profile



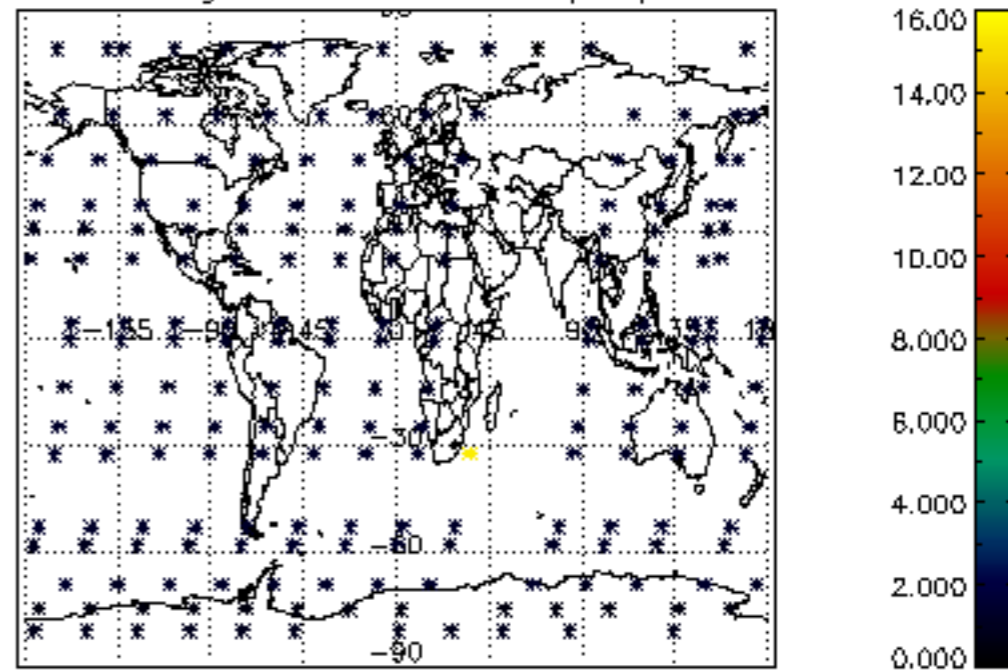
Percentage of saturation errors per profile



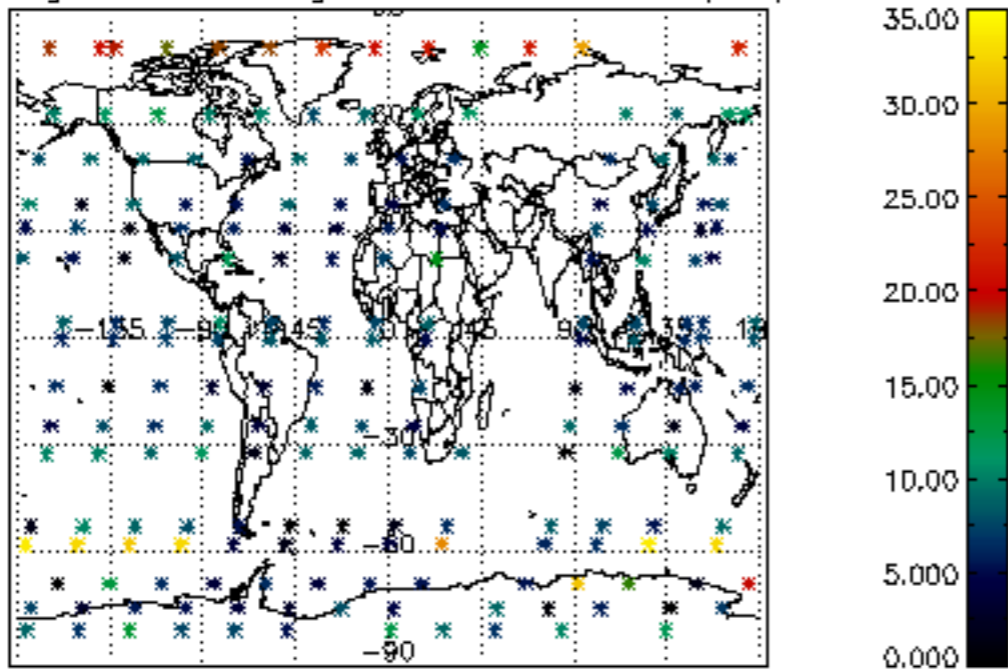
Percentage of cosmic ray hits per profile



Percentage of datation errors per profile



Percentage of star falling outside central band per profile



Percentage of saturation errors per profile

