

# GOMOS Level 2 Daily Report

## SUMMARY

### [1. General Info](#)

### [2. Summary of processed GOM\\_NL\\_2P products](#)

### [3. Level 2 Quality information per product](#)

#### [3.1 Plot of level 2 quality information per product \(time dependant\)](#)

#### [3.2 Plot of level 2 quality information per product \(world map\)](#)

### [4. Level 1 Quality information per product \(stored on level 2 products\)](#)

#### [4.1 Plot of level 1 quality information per product \(time dependant\)](#)

##### [4.1.1 Plot of level 1 quality information per product \(time dependant\): ASCENDING](#)

##### [4.1.2 Plot of level 1 quality information per product \(time dependant\): DESCENDING](#)

#### [4.2 Plot of level 1 quality information per product \(world map\)](#)

##### [4.2.1 Plot of level 1 quality information per product \(world map\): ASCENDING](#)

##### [4.2.2 Plot of level 1 quality information per product \(world map\): DESCENDING](#)

### [5. Ozone profiles based on quality statistics and other trace gas profiles](#)

#### [5.1 Ozone statistics based on quality of products](#)

#### [5.2 Plot ozone profiles for all STD \(dark without errors\)](#)

#### [5.3 Plot ozone profiles where STD < 20% \(dark without errors\)](#)

#### [5.4. Plot ozone profiles where STD < 10% \(dark without errors\)](#)

#### [5.5. Plot ozone profiles where STD < 5% \(dark without errors\)](#)

#### [5.6 Plot NO2 profiles for all STD \(dark without errors\)](#)

#### [5.7 Plot NO3 profiles for all STD \(dark without errors\)](#)

#### [5.8 Plot H2O profiles \(only for occultations of stars 1,2,3,4,13,14,16,26,63 dark without errors\) for all STD](#)

### [6. Auxiliary Data Files used for the production reported in section 2](#)

This report presents the daily analysis on parameters extracted from GOMOS level 2 data (GOM\_NL\_\_2P). It is intended to monitor some important parameters that will impact the quality of these products. A list of level 2 products (and content) that have arrived during the reporting day to the PCF is also given.

Item	Value
Time of report generation	19APR2013 12:05:34
Data source version	GOMOS/6.01
Start time of products	29-09-2004 (29SEP2004 00:00:00)
Stop time of products	30-09-2004 (30SEP2004 00:00:00)
Store outputs in DB	Yes
Nb of level 2 prods	403
Nb of prods with errors	0

## 2. Summary of processed GOM\_NL\_\_2P products.

Nr	Filename	UTC Start time	Limb	Duration	Star Id	Star Name	Star Mag	Star Temp	Nb Meas	Orbit	Prod. error
1	GOM_NL__2PRFIN20040929_000102_000000402030_00417_13497_4654.N1	29-SEP-2004 00:01:02	Bright	39.500	162	34Alp Aqr	2.9440	5350.0	79	13497	No
2	GOM_NL__2PRFIN20040929_000447_000000412030_00417_13497_4655.N1	29-SEP-2004 00:04:47	Bright	40.500	90	54Alp Peg	2.4870	11000.	81	13497	No
3	GOM_NL__2PRFIN20040929_000829_000000382030_00417_13497_4656.N1	29-SEP-2004 00:08:29	Bright	37.500	93	53Bet Peg	2.5200	3100.0	75	13497	No
4	GOM_NL__2PRFIN20040929_001322_000000462030_00417_13497_4657.N1	29-SEP-2004 00:13:22	Bright	46.000	53	43Bet And	2.0480	3300.0	92	13497	No
5	GOM_NL__2PRFIN20040929_001800_000000422030_00417_13497_4658.N1	29-SEP-2004 00:18:00	Bright	41.500	74	11Bet Cas	2.2680	6600.0	83	13497	No
6	GOM_NL__2PRFIN20040929_001925_000000432030_00417_13497_4659.N1	29-SEP-2004 00:19:25	Bright	42.500	76	27Gam Cas	2.3000	30000.	85	13497	No
7	GOM_NL__2PRFIN20040929_002339_000000542030_00417_13497_4660.N1	29-SEP-2004 00:23:39	Bright	54.000	160	23Gam Per	2.9300	4700.0	108	13497	No
8	GOM_NL__2PRFIN20040929_002551_000000382030_00417_13497_4661.N1	29-SEP-2004 00:25:51	Bright	38.000	49	1Alp UMi	1.9900	6300.0	76	13497	No
9	GOM_NL__2PRFIN20040929_002748_000000372030_00417_13497_4662.N1	29-SEP-2004 00:27:48	Bright	37.000	60	7Bet UMi	2.0810	3950.0	74	13497	No
10	GOM_NL__2PRFIN20040929_002956_000001022030_00417_13497_4663.N1	29-SEP-2004 00:29:56	Bright	102.00	149	45Eps Per	2.8880	30000.	204	13497	No
11	GOM_NL__2PRFIN20040929_003343_000000402030_00417_13497_4664.N1	29-SEP-2004 00:33:43	Bright	40.000	36	50Alp UMa	1.8000	6300.0	80	13497	No
12	GOM_NL__2PRFIN20040929_003513_000000402030_00417_13497_4665.N1	29-SEP-2004 00:35:13	Bright	40.000	82	48Bet UMa	2.3650	10600.	80	13497	No
13	GOM_NL__2PRFIN20040929_003827_000000382030_00417_13497_4666.N1	29-SEP-2004 00:38:27	Bright	37.500	174	52Psi UMa	3.0040	4400.0	75	13497	No
14	GOM_NL__2PRFIN20040929_004106_000000902030_00417_13497_4667.N1	29-SEP-2004 00:41:06	Bright	89.500	107	37The Aur	2.6490	11000.	179	13497	No
15	GOM_NL__2PRFIN20040929_004353_000000762030_00417_13497_4668.N1	29-SEP-2004 00:43:53	Bright	76.000	24	66Alp Gem	1.5800	10200.	152	13497	No
16	GOM_NL__2PRFIN20040929_004822_000001002030_00417_13497_4669.N1	29-SEP-2004 00:48:22	Twilight	99.500	170	27Eps Gem	3.0000	9700.0	199	13497	No
17	GOM_NL__2PRFIN20040929_005423_000000732030_00417_13497_4670.N1	29-SEP-2004 00:54:23	Dark	72.500	8	10Alp CMi	0.40000	6500.0	145	13497	No
18	GOM_NL__2PRFIN20040929_010128_000000512030_00417_13497_4671.N1	29-SEP-2004 01:01:28	Dark	50.500	132	15Rho Pup	2.8030	6900.0	101	13497	No
19	GOM_NL__2PRFIN20040929_010537_000000752030_00417_13497_4672.N1	29-SEP-2004 01:05:37	Dark	75.000	1	9Alp CMa	-1.4400	11000.	150	13497	No
20	GOM_NL__2PRFIN20040929_010959_000000602030_00418_13498_4645.N1	29-SEP-2004 01:09:59	Dark	59.500	177	1Zet CMa	3.0220	26000.	119	13498	No
21	GOM_NL__2PRFIN20040929_011346_000000652030_00418_13498_4646.N1	29-SEP-2004 01:13:46	Dark	64.500	108	Alp Col	2.6520	15200.	129	13498	No
22	GOM_NL__2PRFIN20040929_011616_000002282030_00418_13498_4647.N1	29-SEP-2004 01:16:16	Dark	228.00	56	53Kap Ori	2.0650	30000.	456	13498	No
23	GOM_NL__2PRFIN20040929_012122_000000422030_00418_13498_4648.N1	29-SEP-2004 01:21:22	Dark	41.500	143	Alp Hyi	2.8570	7200.0	83	13498	No
24	GOM_NL__2PRFIN20040929_012250_000000452030_00418_13498_4649.N1	29-SEP-2004 01:22:50	Dark	45.000	9	Alp Eri	0.45300	24000.	90	13498	No
25	GOM_NL__2PRFIN20040929_012414_000000542030_00418_13498_4650.N1	29-SEP-2004 01:24:14	Straylight	54.000	157	The1Eri	2.9060	9300.0	108	13498	No
26	GOM_NL__2PRFIN20040929_012813_000000472030_00418_13498_4651.N1	29-SEP-2004 01:28:13	Straylight	46.500	84	Alp Phe	2.3970	4500.0	93	13498	No
27	GOM_NL__2PRFIN20040929_013256_000000422030_00418_13498_4652.N1	29-SEP-2004 01:32:56	Straylight	41.500	18	24Alp PsA	1.1660	9700.0	83	13498	No
28	GOM_NL__2PRFIN20040929_013511_000000582030_00418_13498_4653.N1	29-SEP-2004 01:35:11	Straylight	58.000	52	16Bet Cet	2.0370	4500.0	116	13498	No
29	GOM_NL__2PRFIN20040929_014138_000000392030_00418_13498_4654.N1	29-SEP-2004 01:41:38	Bright	39.000	162	34Alp Aqr	2.9440	5350.0	78	13498	No
30	GOM_NL__2PRFIN20040929_014526_000000392030_00418_13498_4655.N1	29-SEP-2004 01:45:26	Bright	38.500	90	54Alp Peg	2.4870	11000.	77	13498	No
31	GOM_NL__2PRFIN20040929_014905_000000382030_00418_13498_4656.N1	29-SEP-2004 01:49:05	Bright	38.000	93	53Bet Peg	2.5200	3100.0	76	13498	No
32	GOM_NL__2PRFIN20040929_015357_000000492030_00418_13498_4657.N1	29-SEP-2004 01:53:57	Bright	49.000	53	43Bet And	2.0480	3300.0	98	13498	No
33	GOM_NL__2PRFIN20040929_015836_000000412030_00418_13498_4658.N1	29-SEP-2004 01:58:36	Bright	41.000	74	11Bet Cas	2.2680	6600.0	82	13498	No
34	GOM_NL__2PRFIN20040929_020001_000000422030_00418_13498_4659.N1	29-SEP-2004 02:00:01	Bright	42.000	76	27Gam Cas	2.3000	30000.	84	13498	No
35	GOM_NL__2PRFIN20040929_020414_000000532030_00418_13498_4660.N1	29-SEP-2004 02:04:14	Bright	53.000	160	23Gam Per	2.9300	4700.0	106	13498	No
36	GOM_NL__2PRFIN20040929_020627_000000382030_00418_13498_4661.N1	29-SEP-2004 02:06:27	Bright	37.500	49	1Alp UMi	1.9900	6300.0	75	13498	No
37	GOM_NL__2PRFIN20040929_020824_000000412030_00418_13498_4662.N1	29-SEP-2004 02:08:24	Bright	40.500	60	7Bet UMi	2.0810	3950.0	81	13498	No
38	GOM_NL__2PRFIN20040929_021030_000001012030_00418_13498_4663.N1	29-SEP-2004 02:10:30	Bright	101.00	149	45Eps Per	2.8880	30000.	202	13498	No
39	GOM_NL__2PRFIN20040929_021422_000000392030_00418_13498_4664.N1	29-SEP-2004 02:14:22	Bright	39.000	36	50Alp UMa	1.8000	6300.0	78	13498	No
40	GOM_NL__2PRFIN20040929_021549_000000412030_00418_13498_4665.N1	29-SEP-2004 02:15:49	Bright	41.000	82	48Bet UMa	2.3650	10600.	82	13498	No
41	GOM_NL__2PRFIN20040929_021903_000000372030_00418_13498_4666.N1	29-SEP-2004 02:19:03	Bright	37.000	174	52Psi UMa	3.0040	4400.0	74	13498	No
42	GOM_NL__2PRFIN20040929_022142_000000852030_00418_13498_4667.N1	29-SEP-2004 02:21:42	Bright	84.500	107	37The Aur	2.6490	11000.	169	13498	No













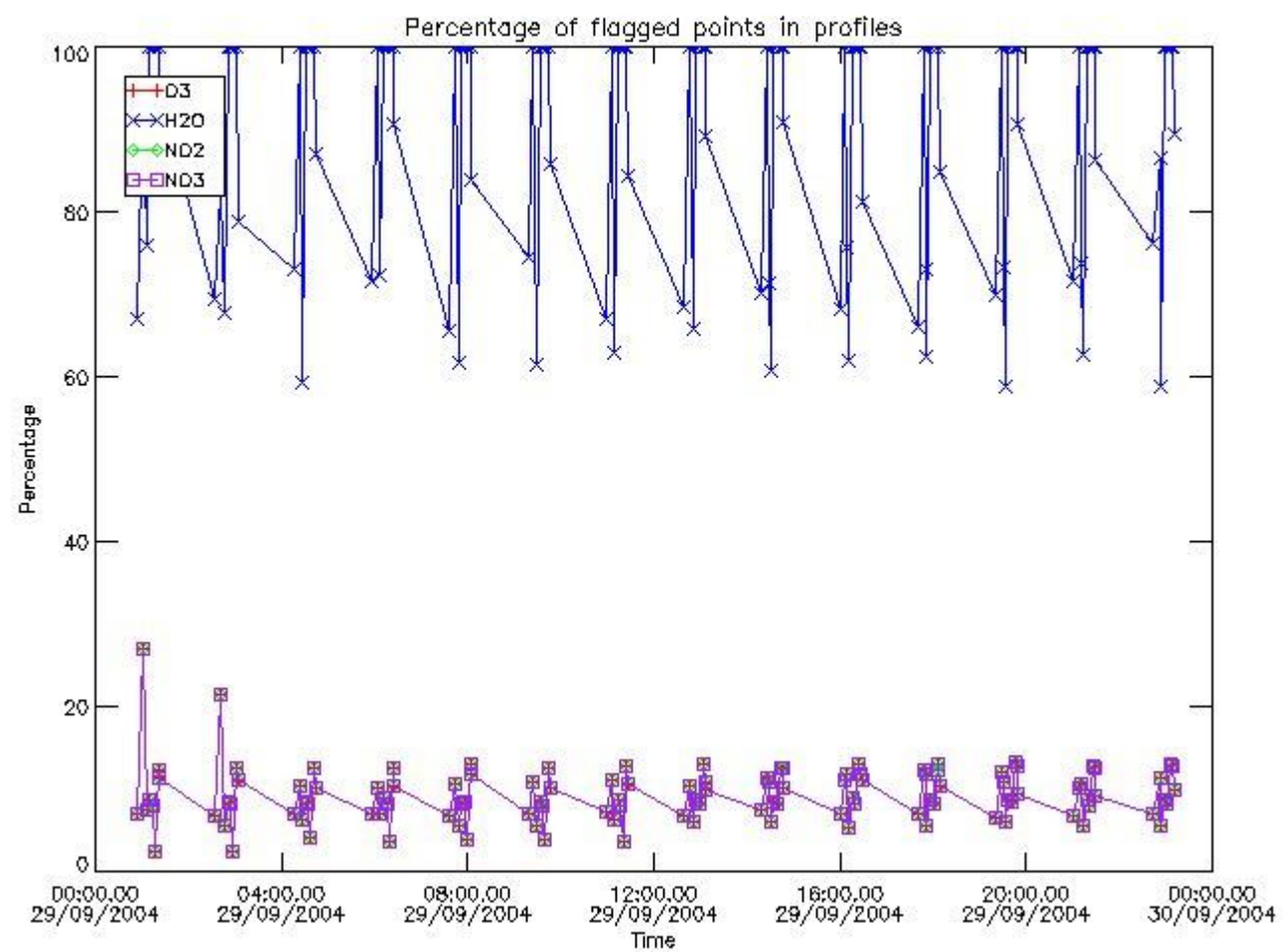


397	GOM_NL__2PRFIN20040929_233313_000000382030_00431_13511_4655.N1	29-SEP-2004 23:33:13	Bright	38.000	90	54Alp Peg	2.4870	11000.	76	13511	No
398	GOM_NL__2PRFIN20040929_233652_000000392030_00431_13511_4656.N1	29-SEP-2004 23:36:52	Bright	38.500	93	53Bet Peg	2.5200	3100.0	77	13511	No
399	GOM_NL__2PRFIN20040929_234620_000000412030_00431_13511_4657.N1	29-SEP-2004 23:46:20	Bright	41.000	74	11Bet Cas	2.2680	6600.0	82	13511	No
400	GOM_NL__2PRFIN20040929_234743_000000422030_00431_13511_4658.N1	29-SEP-2004 23:47:43	Bright	42.000	76	27Gam Cas	2.3000	30000.	84	13511	No
401	GOM_NL__2PRFIN20040929_235148_000000532030_00431_13511_4659.N1	29-SEP-2004 23:51:48	Bright	53.000	160	23Gam Per	2.9300	4700.0	106	13511	No
402	GOM_NL__2PRFIN20040929_235414_000000362030_00431_13511_4660.N1	29-SEP-2004 23:54:14	Bright	36.000	49	1Alp UMi	1.9900	6300.0	72	13511	No
403	GOM_NL__2PRFIN20040929_235615_000000402030_00431_13511_4661.N1	29-SEP-2004 23:56:15	Bright	39.500	60	7Bet UMi	2.0810	3950.0	79	13511	No

### 3. Quality information per product

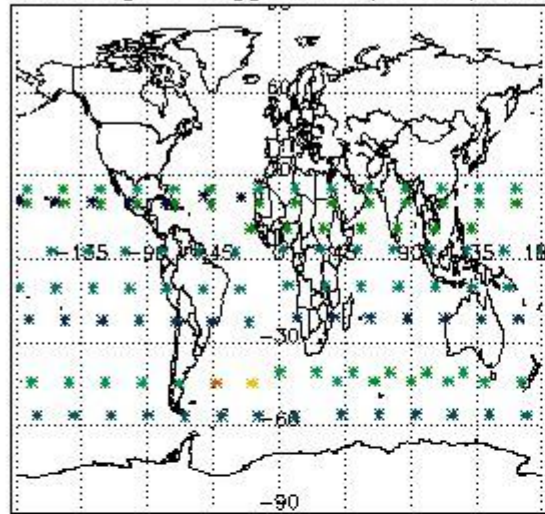
In this section it is plotted some information contained in the Quality Summary data set of the level 2 products. Only products in dark limb conditions and without errors (error flag in the MPH set to "0") are used.

#### 3.1 Plot quality information per product (time dependant)

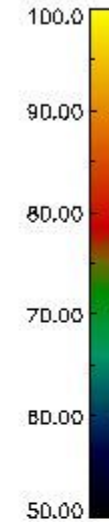
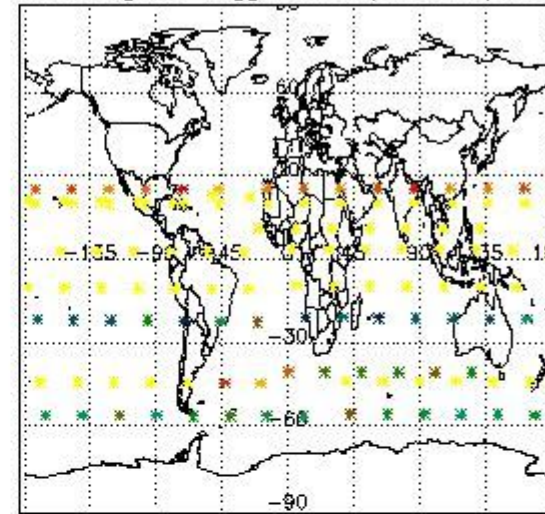


#### 3.2 Plot quality information per product (world map)

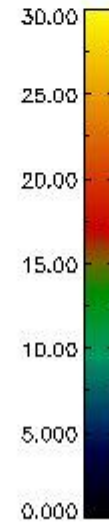
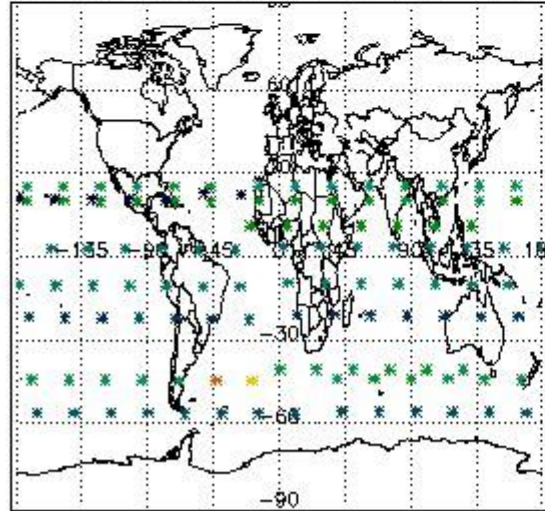
Percentage of flagged data per O3 profile



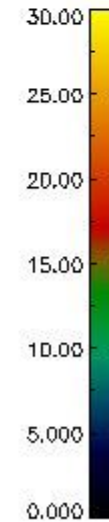
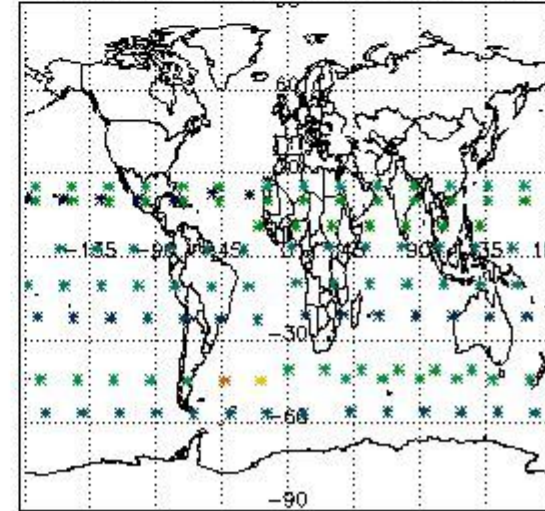
Percentage of flagged data per H2O profile



Percentage of flagged data per NO2 profile



Percentage of flagged data per NO3 profile

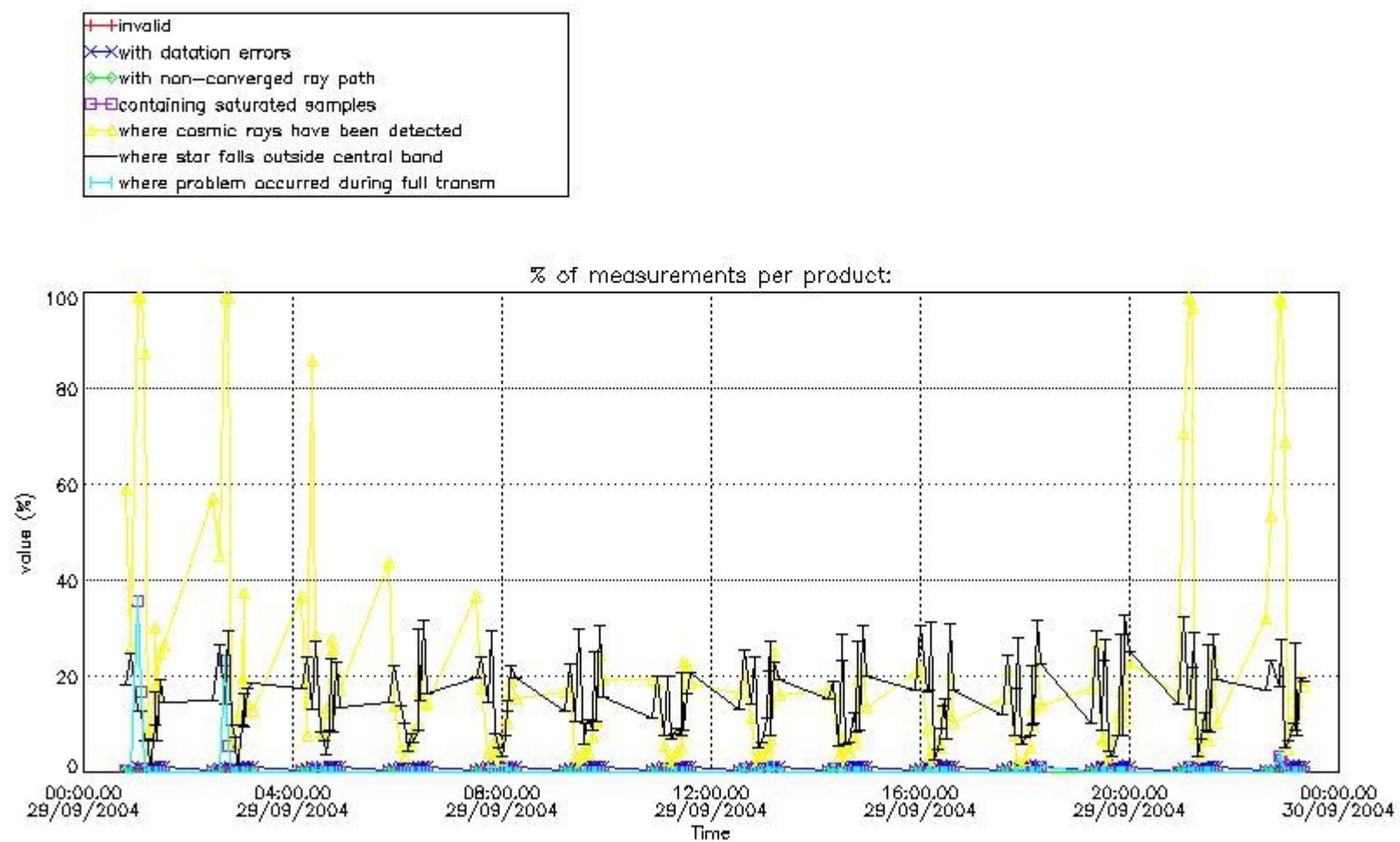


#### 4. Level 1 quality information per product

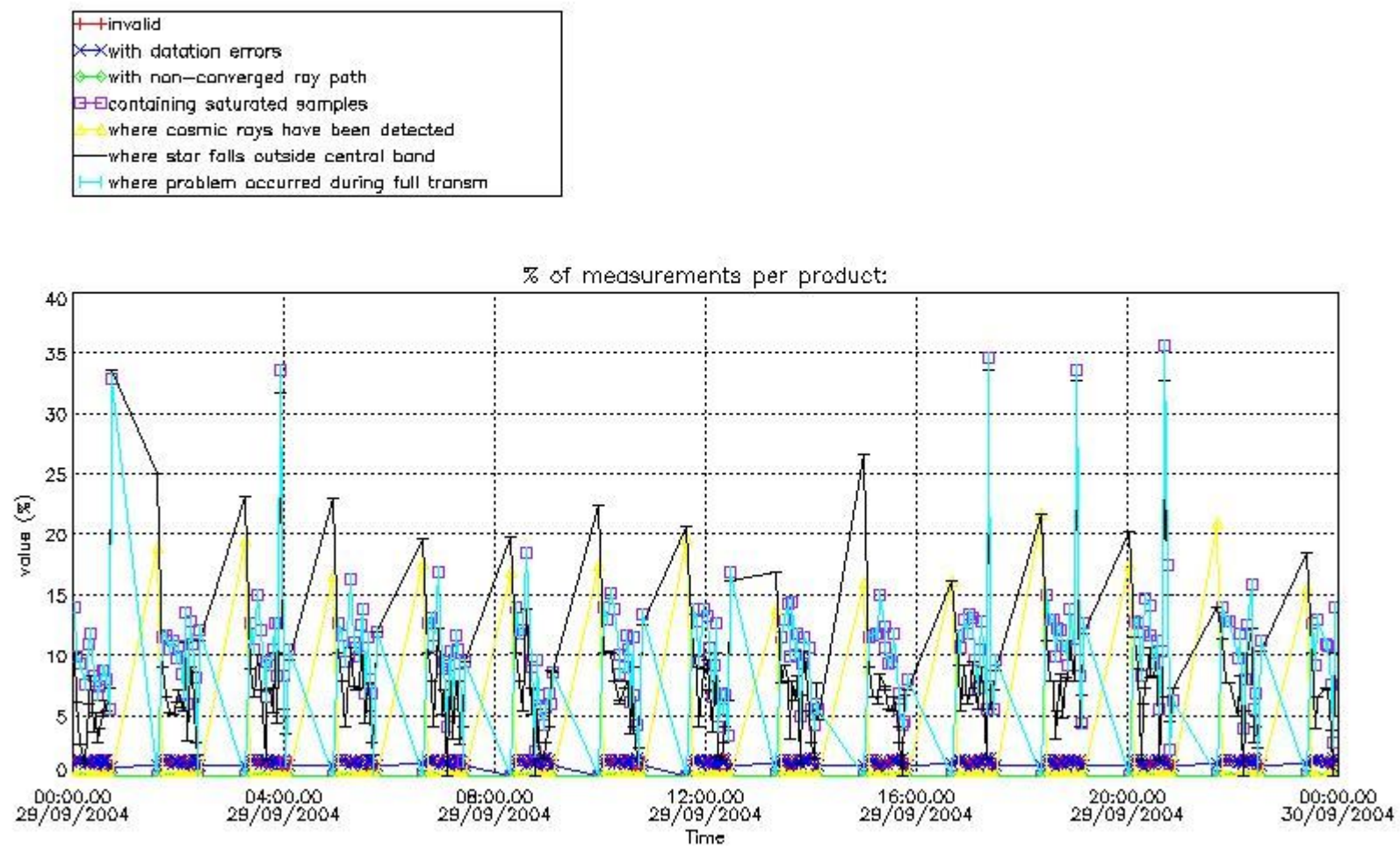
In this section it is plotted some information contained in the Quality Summary data set of the level 2 products that comes from the level 1b processing. Products without errors (error flag in the MPH set to "0") are used.

##### 4.1 Plot quality information per product (time dependant) coming from level 1b processing

###### 4.1.1 Plot level 1 quality information per product (time dependant): ENVISAT ASCENDING passes

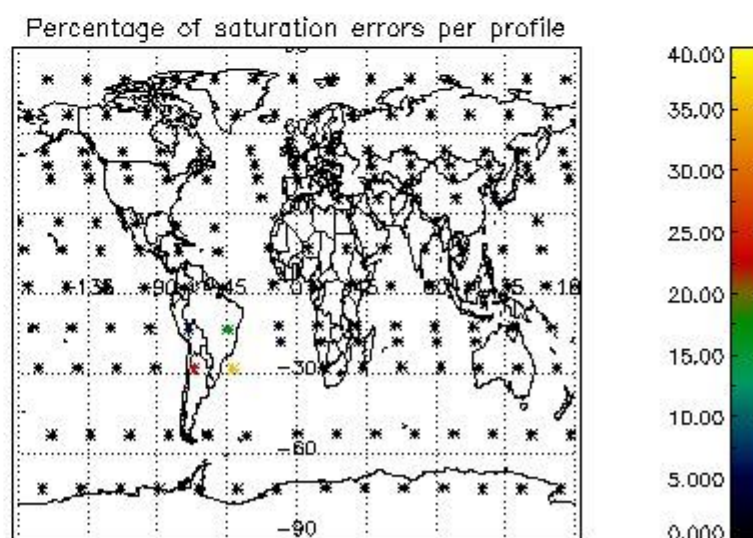
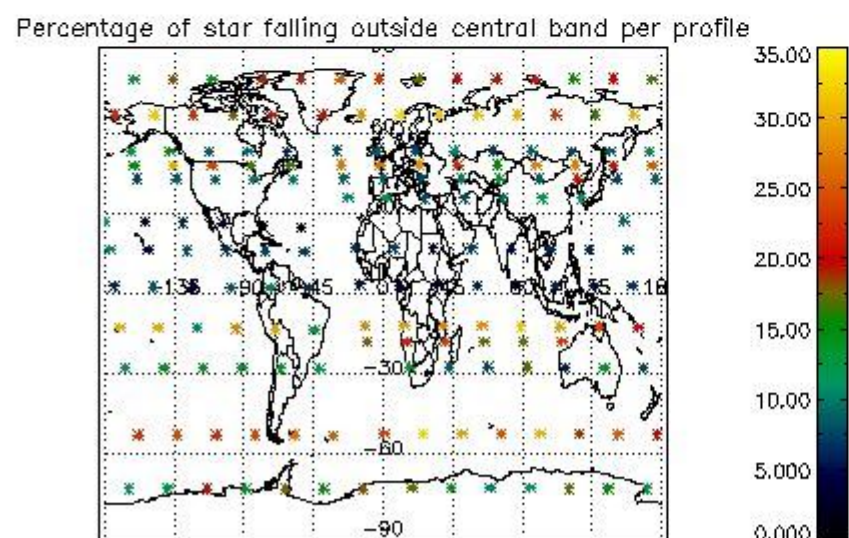
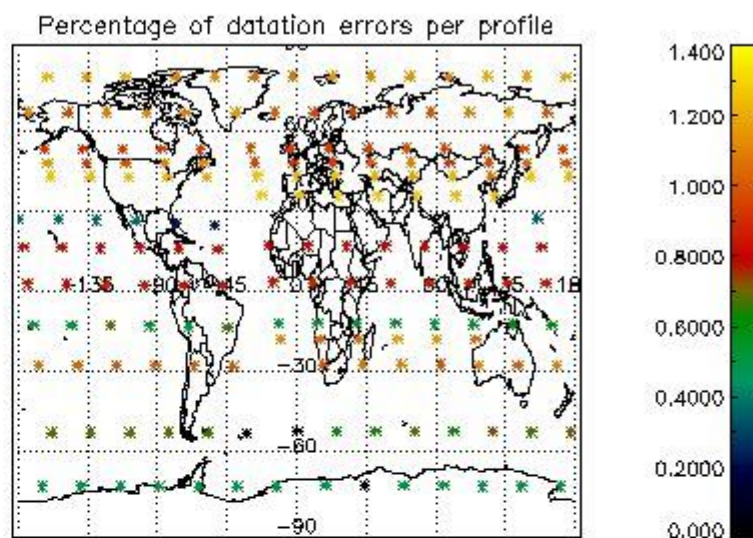
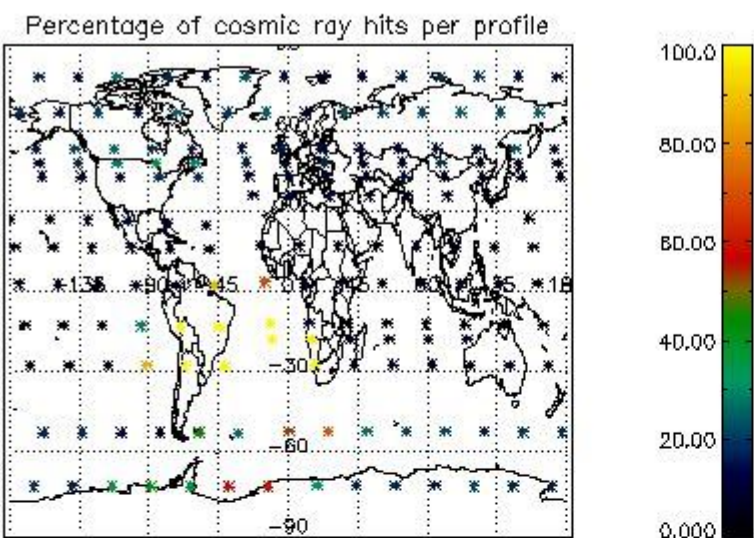


4.1.2 Plot level 1 quality information per product (time dependant): ENVI SAT DESCENDING passes

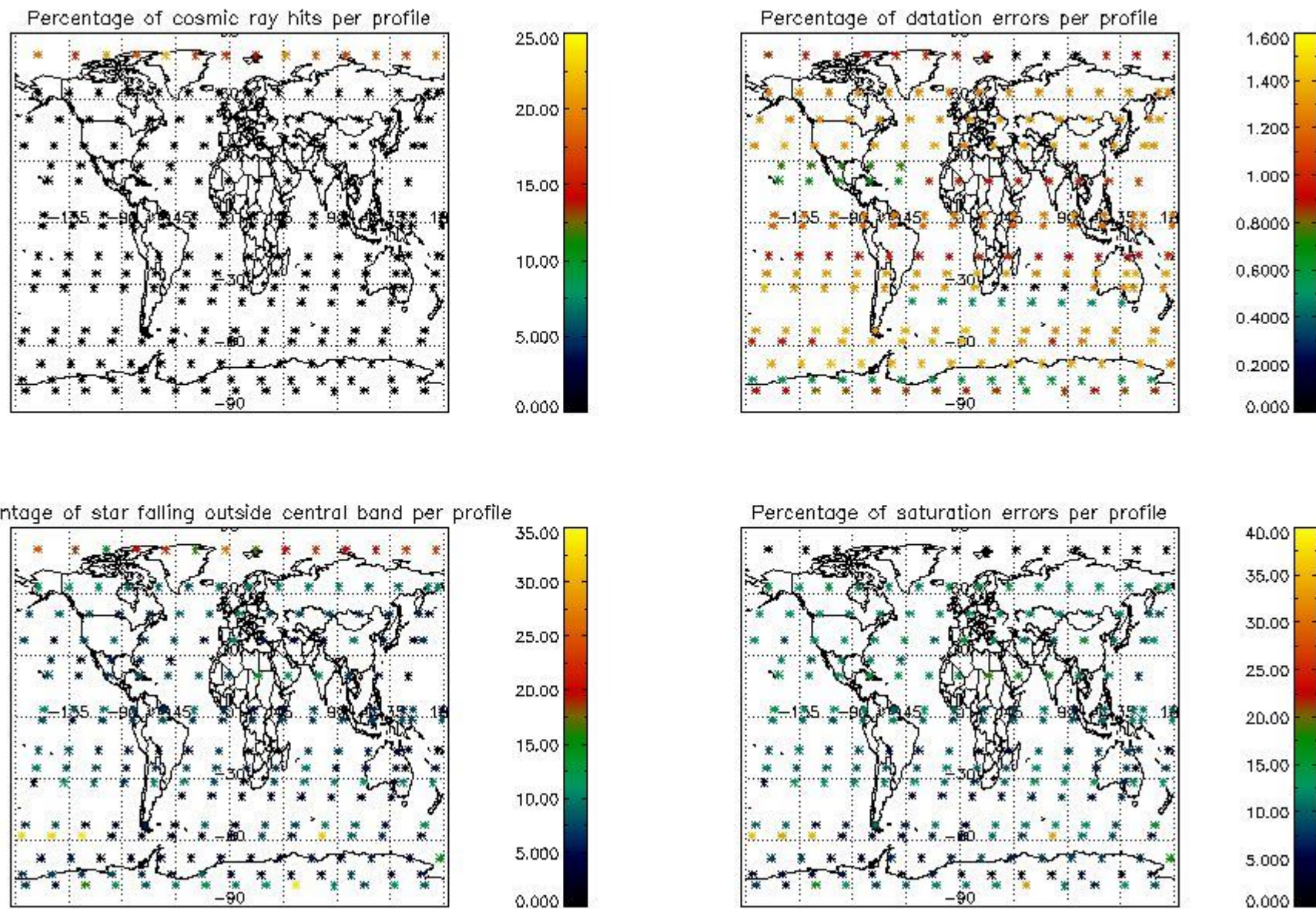


4.2 Plot quality information per product coming from level 1b processing (world map)

4.2.1 Plot level 1 quality information per product (world map): ENVISAT ASCENDING passes



4.2.2 Plot level 1 quality information per product (world map): ENVISAT DESCENDING passes



## 5. Trace gas profiles

### 5.1 Ozone statistics based on quality of products

The final quality of the products can be "measured" using the STD (Standard Deviation) attached to every point profile. This information is written to the parameter GOM\_NL\_\_2P/NL\_LOCAL\_SPECIES\_DENSITY/o3\_std of the level 2 products. The table below shows the statistics for given STD ranges.

The statistics are given with respect to the overall valid production:

- Products without fatal errors: GOM\_NL\_\_2P/MPH/PRODUCT\_ERR=0
- Valid point profile: GOM\_NL\_\_2P/NL\_LOCAL\_SPECIES\_DENSITY/pcd(0)=0

The 'Criteria' is applied to valid points of dark limb products:

- Products in dark limb illumination condition: GOM\_NL\_\_2P/NL\_SUMMARY\_QUALITY/obs\_ill\_cond=0
- Products without fatal errors: GOM\_NL\_\_2P/MPH/PRODUCT\_ERR=0
- Valid point profile: GOM\_NL\_\_2P/NL\_LOCAL\_SPECIES\_DENSITY/pcd(0)=0

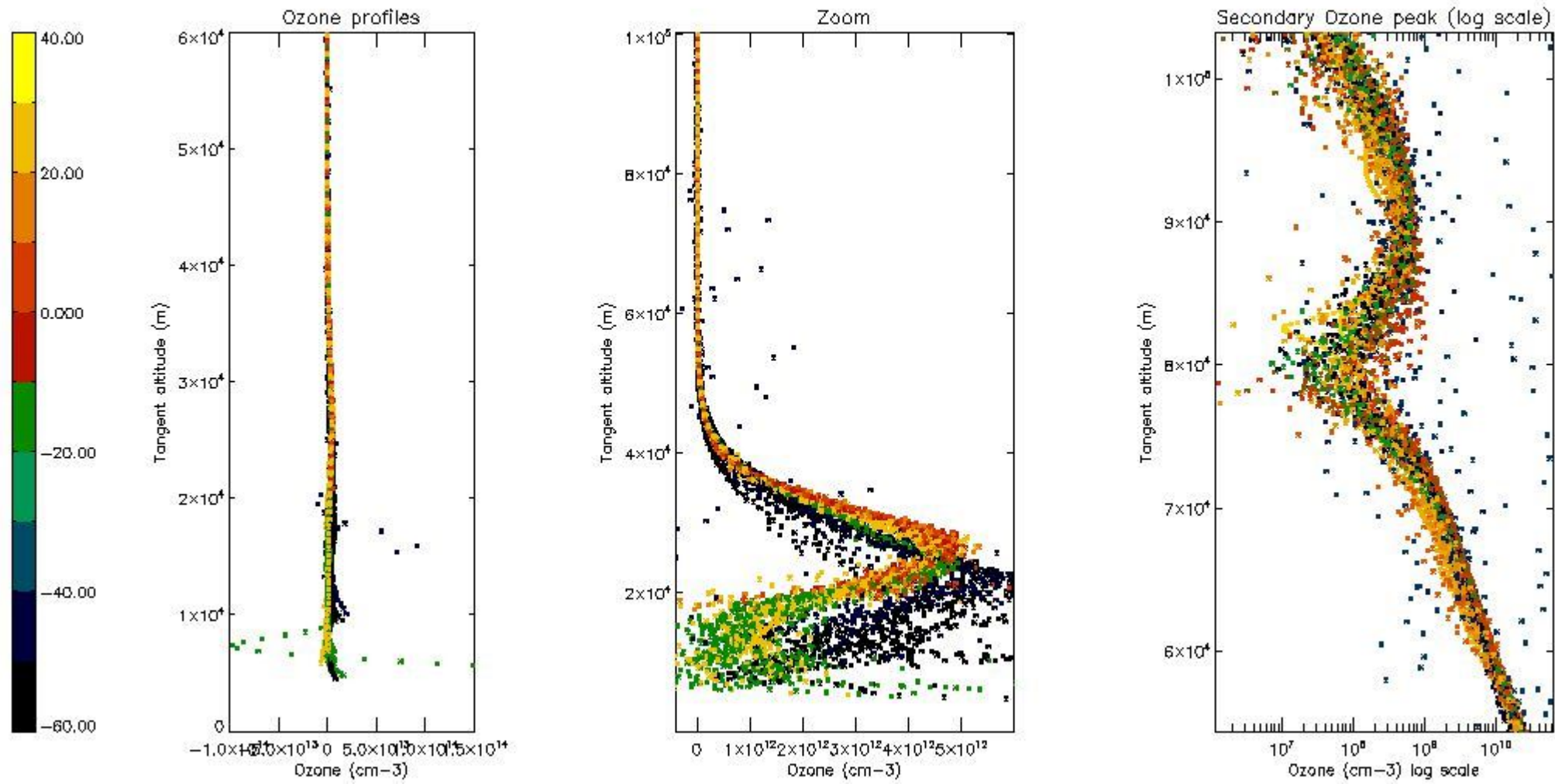
So, the table below shows the percentage of dark limb and valid observations for each criteria with respect to the overall valid daily observations.

Criteria	% of total production
All STD	35
STD < 20	22

STD < 10	19
STD < 5	14

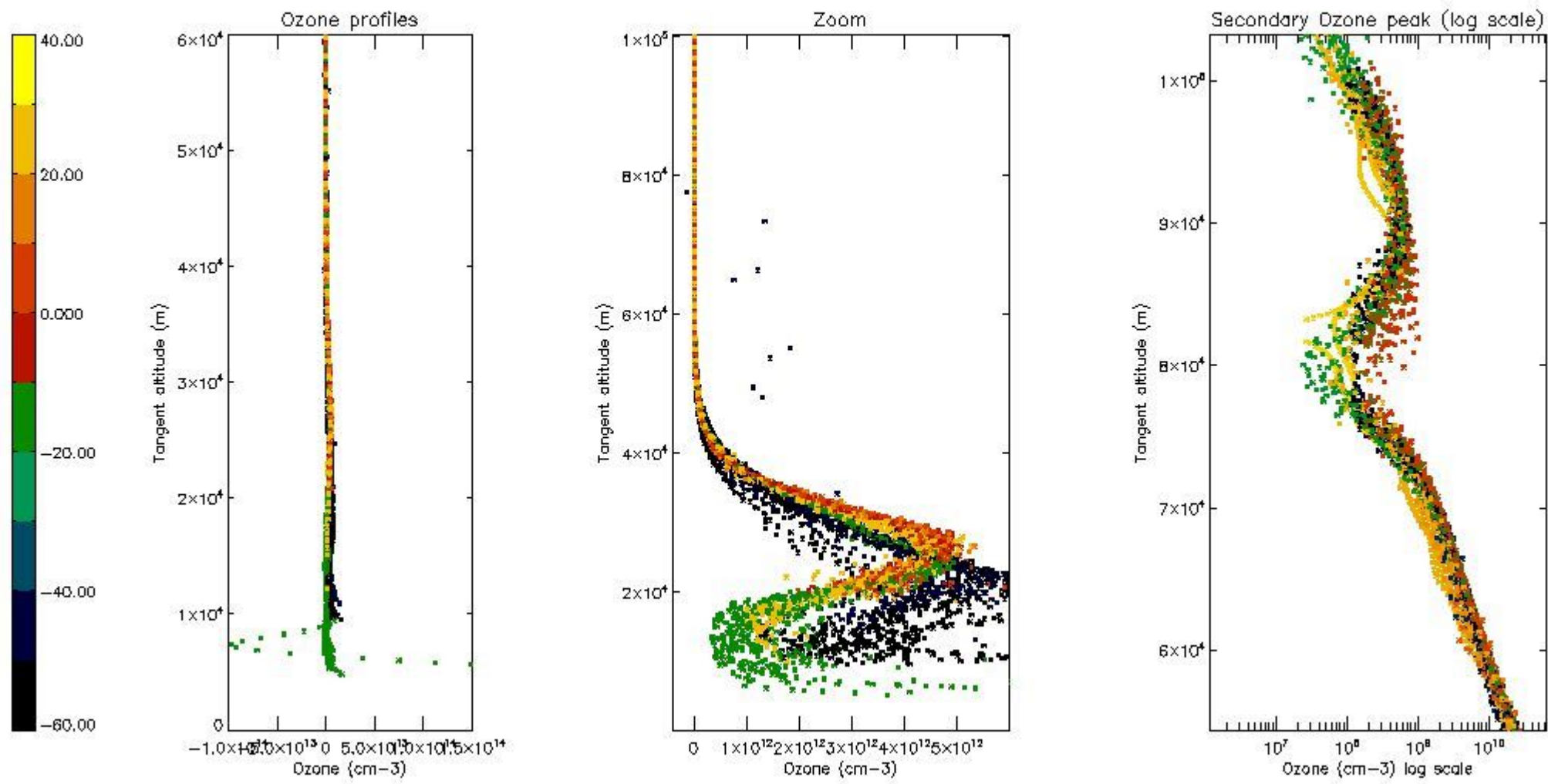
5.2 Plot ozone profiles for all STD (dark without errors)

The colorbar represents the latitude.



5.3 Plot ozone profiles where STD < 20% (dark without errors)

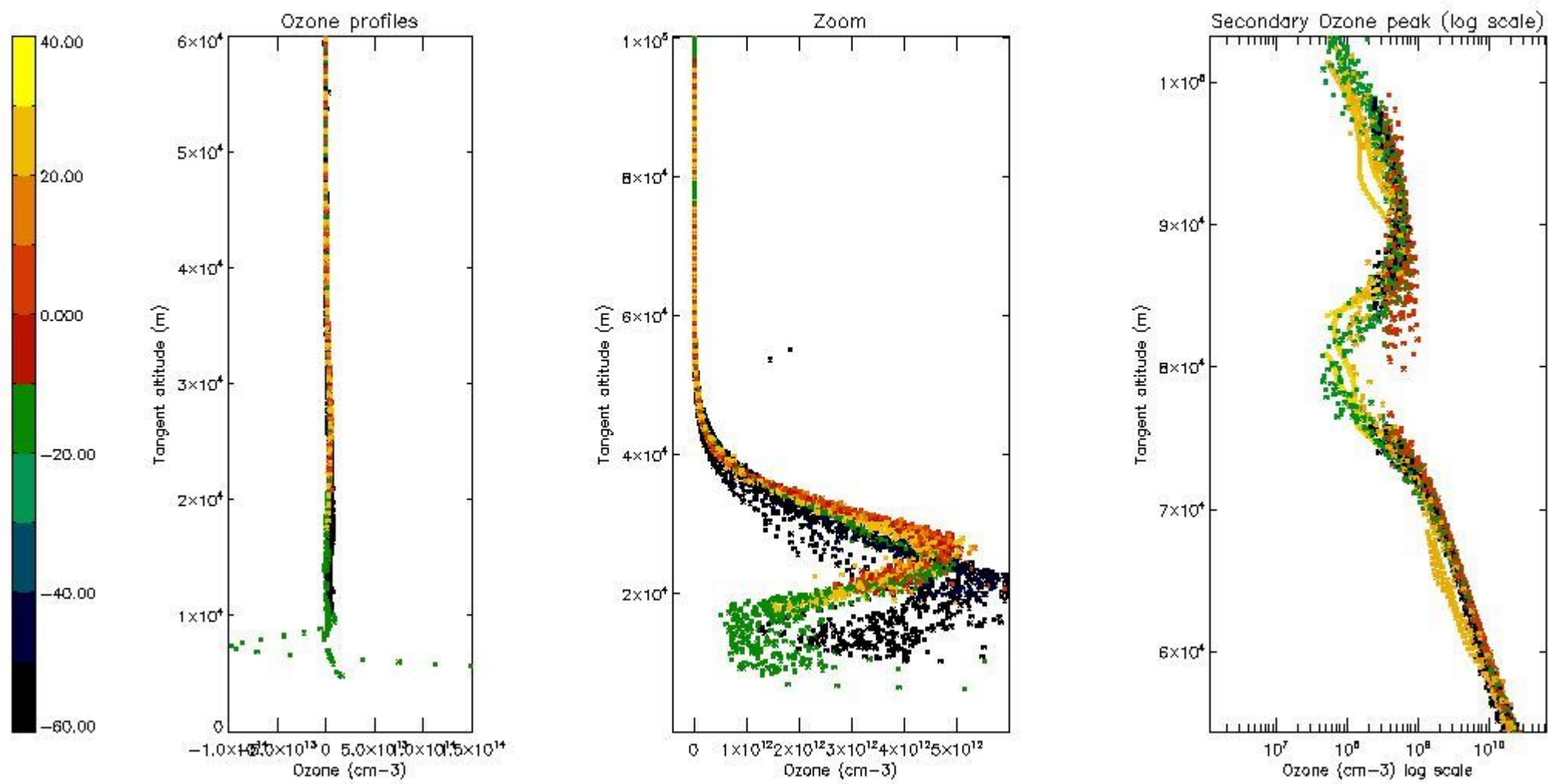
The colorbar represents the latitude.



5.4 Plot ozone profiles where  $STD < 10\%$  (dark without errors)

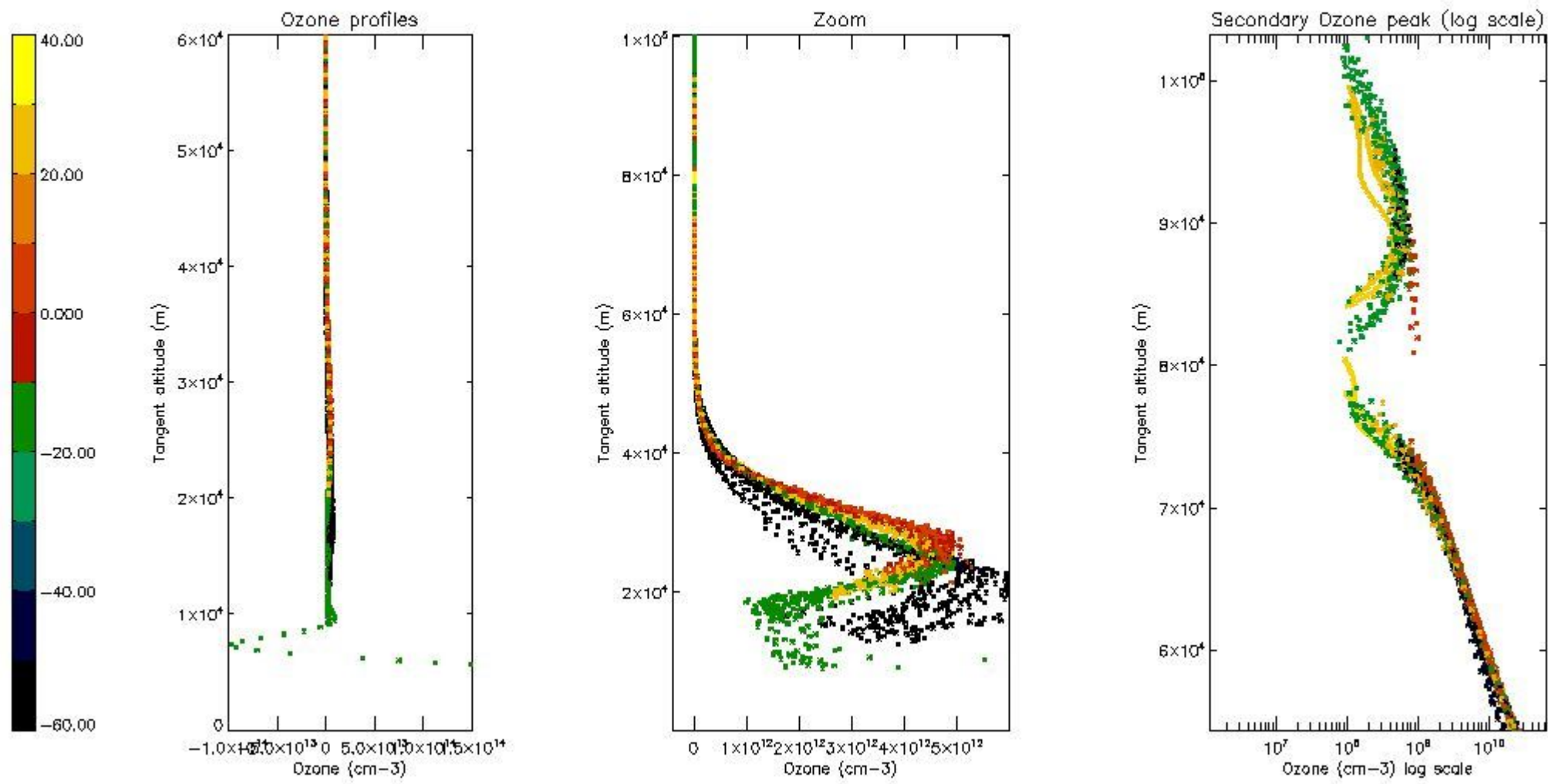
The colorbar represents the latitude.





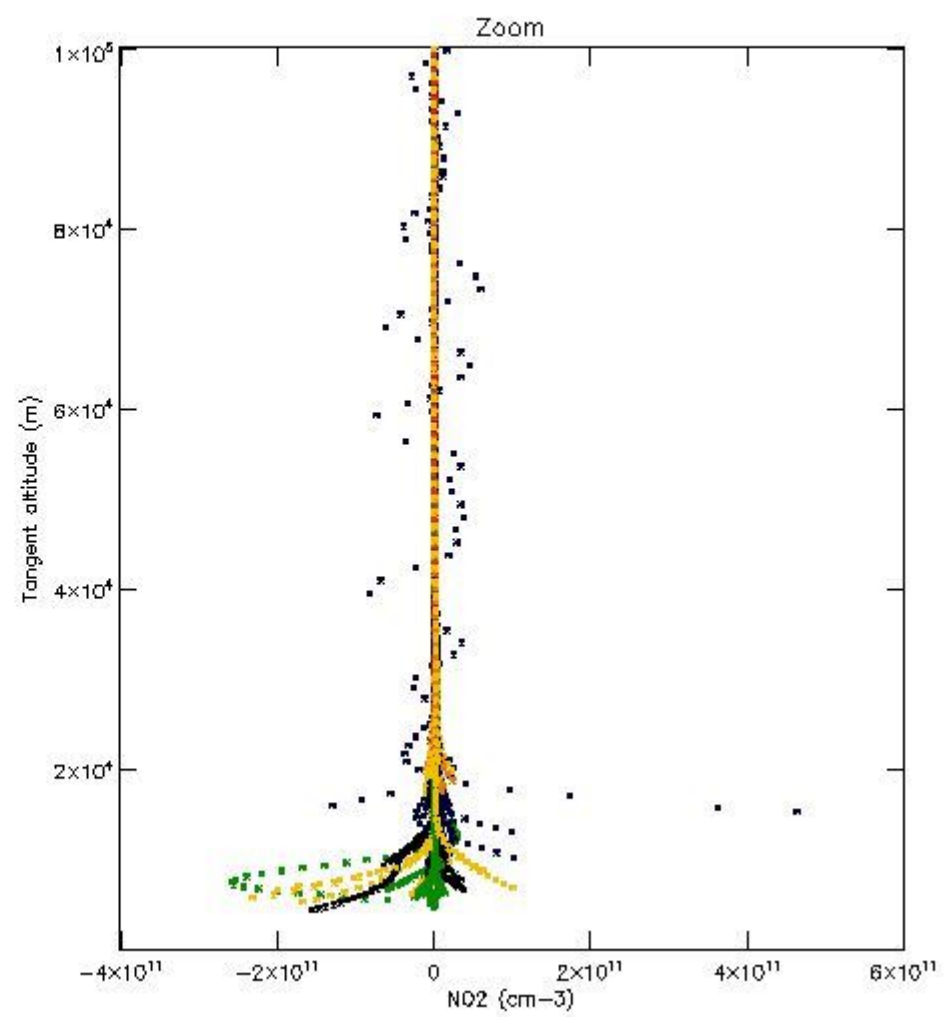
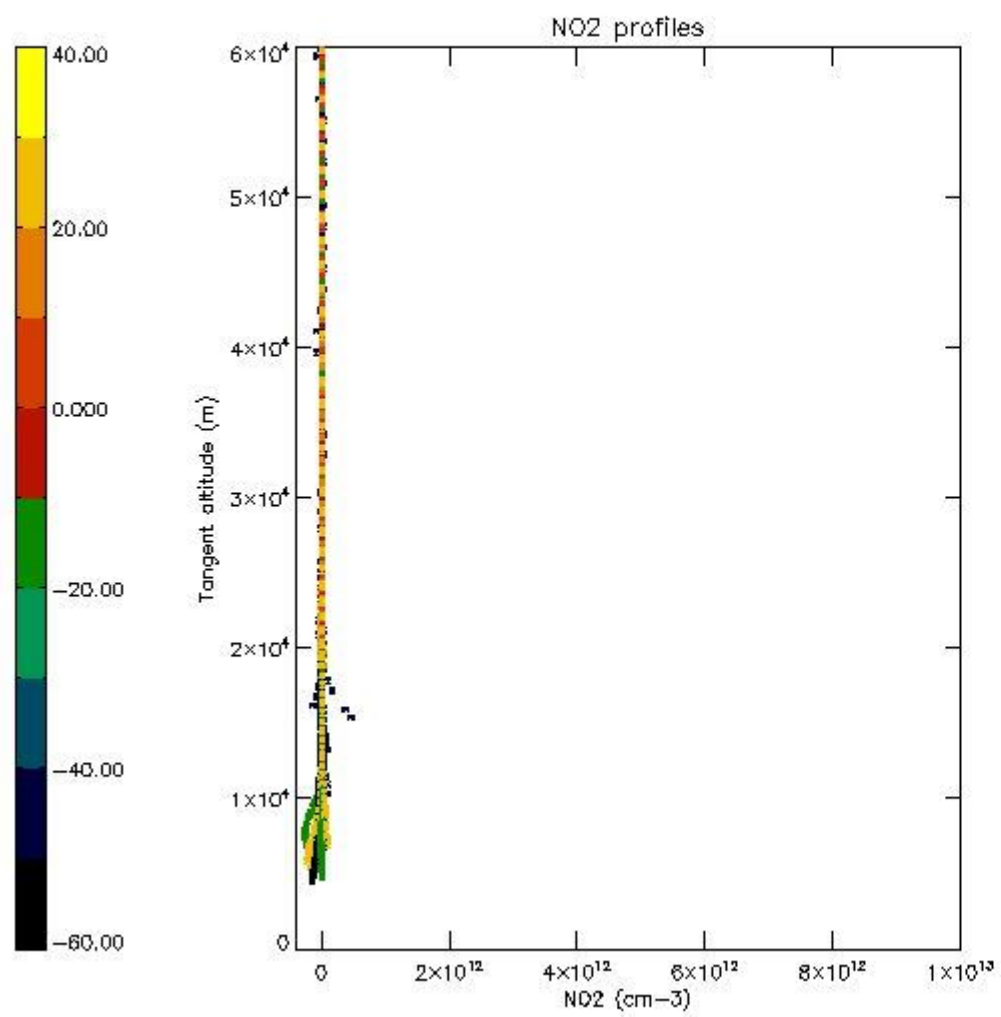
*5.5 Plot ozone profiles where STD < 5% (dark without errors)*

The colorbar represents the latitude.



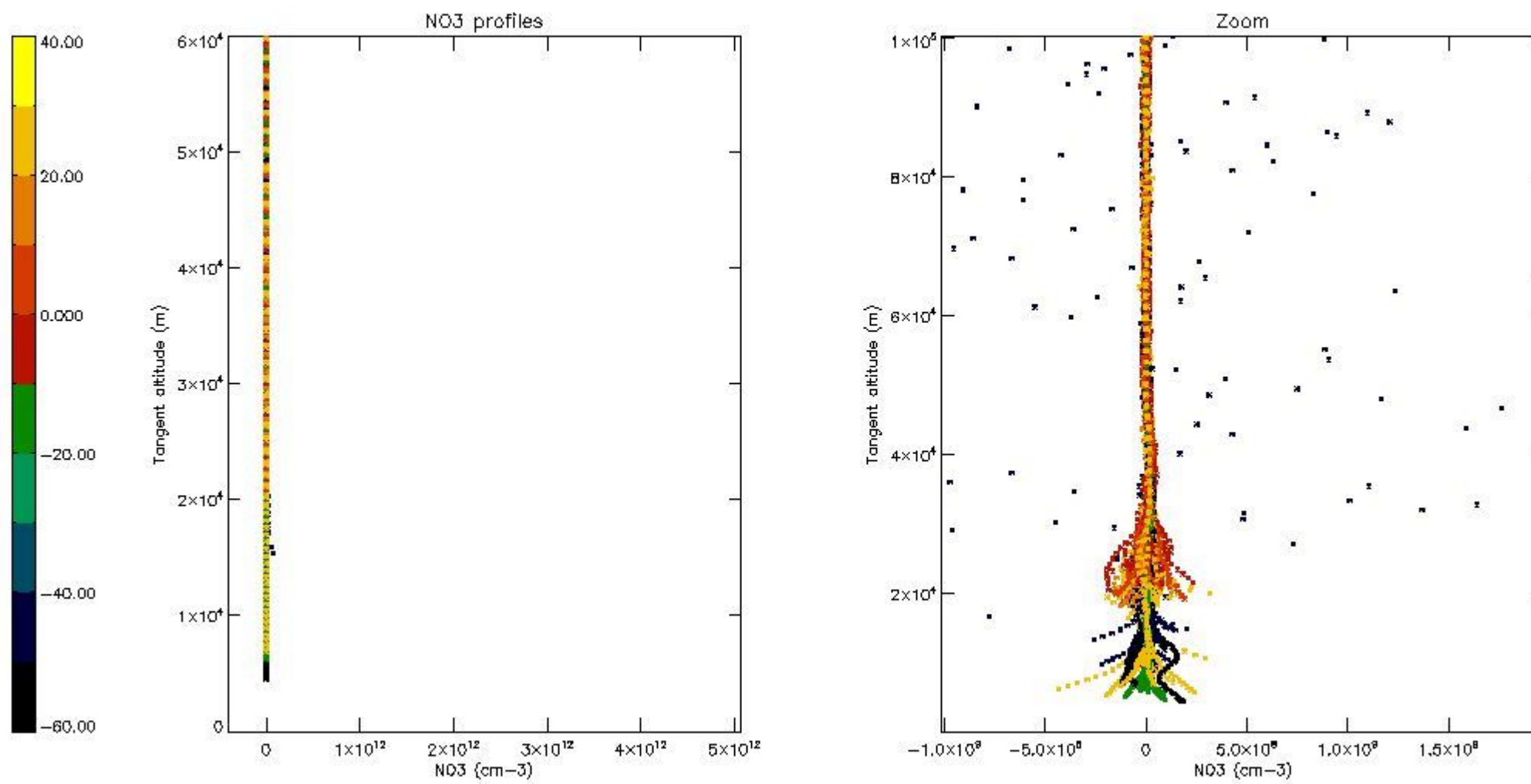
*5.6 Plot NO<sub>2</sub> profiles for all STD (dark without errors)*

The colorbar represents the latitude.



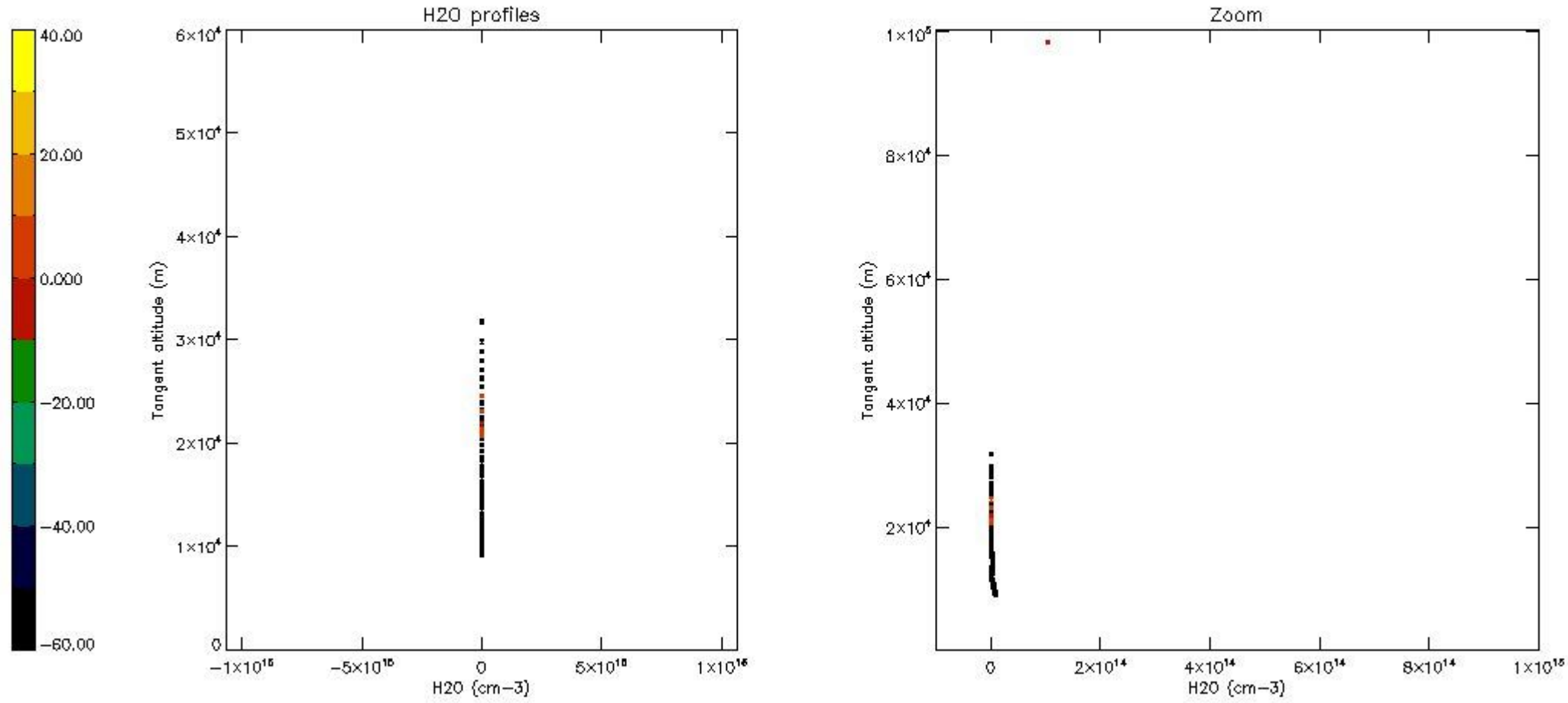
*5.7 Plot NO3 profiles for all STD (dark without errors)*

The colorbar represents the latitude.



*5.8 Plot H2O profiles for all STD (only for occultations of stars 1,2,3,4,13,14,16,26,63 dark without errors)*

The colorbar represents the latitude.



## 6. Auxiliary Data Files used for the production reported in section 2

The number reported in the third column indicates since which file (see list in section 2) the corresponding auxiliary file has been used. The fourth column is the date of those product files.

Type	Auxiliary Filename	Used since product	Used since product date
INST_PHYS_CHARACTERISTICS	GOM_INS_AXVIEC20091111_143220_20030716_120000_20500101_000000	1	29-SEP-2004 00:01:02
LEVEL-2_PROC_CONFIG	GOM_PR2_AXVIEC20091111_152718_20020301_000000_20500101_000000	1	29-SEP-2004 00:01:02
CROSS_SECTIONS_FILE	GOM_CRS_AXVIEC20091111_154832_20020301_000000_20500101_000000	1	29-SEP-2004 00:01:02

# GOMOS Level 2 Daily Report

## SUMMARY

### [1. General Info](#)

### [2. Summary of processed GOM\\_NL\\_2P products](#)

### [3. Level 2 Quality information per product](#)

#### [3.1 Plot of level 2 quality information per product \(time dependant\)](#)

#### [3.2 Plot of level 2 quality information per product \(world map\)](#)

### [4. Level 1 Quality information per product \(stored on level 2 products\)](#)

#### [4.1 Plot of level 1 quality information per product \(time dependant\)](#)

##### [4.1.1 Plot of level 1 quality information per product \(time dependant\): ASCENDING](#)

##### [4.1.2 Plot of level 1 quality information per product \(time dependant\): DESCENDING](#)

#### [4.2 Plot of level 1 quality information per product \(world map\)](#)

##### [4.2.1 Plot of level 1 quality information per product \(world map\): ASCENDING](#)

##### [4.2.2 Plot of level 1 quality information per product \(world map\): DESCENDING](#)

### [5. Ozone profiles based on quality statistics and other trace gas profiles](#)

#### [5.1 Ozone statistics based on quality of products](#)

#### [5.2 Plot ozone profiles for all STD \(dark without errors\)](#)

#### [5.3 Plot ozone profiles where STD < 20% \(dark without errors\)](#)

#### [5.4. Plot ozone profiles where STD < 10% \(dark without errors\)](#)

#### [5.5. Plot ozone profiles where STD < 5% \(dark without errors\)](#)

#### [5.6 Plot NO2 profiles for all STD \(dark without errors\)](#)

#### [5.7 Plot NO3 profiles for all STD \(dark without errors\)](#)

#### [5.8 Plot H2O profiles \(only for occultations of stars 1,2,3,4,13,14,16,26,63 dark without errors\) for all STD](#)

### [6. Auxiliary Data Files used for the production reported in section 2](#)

This report presents the daily analysis on parameters extracted from GOMOS level 2 data (GOM\_NL\_\_2P). It is intended to monitor some important parameters that will impact the quality of these products. A list of level 2 products (and content) that have arrived during the reporting day to the PCF is also given.

Item	Value
Time of report generation	19APR2013 12:05:34
Data source version	GOMOS/6.01
Start time of products	29-09-2004 (29SEP2004 00:00:00)
Stop time of products	30-09-2004 (30SEP2004 00:00:00)
Store outputs in DB	Yes
Nb of level 2 prods	403
Nb of prods with errors	0

## 2. Summary of processed GOM\_NL\_\_2P products.

Nr	Filename	UTC Start time	Limb	Duration	Star Id	Star Name	Star Mag	Star Temp	Nb Meas	Orbit	Prod. error
1	GOM_NL__2PRFIN20040929_000102_000000402030_00417_13497_4654.N1	29-SEP-2004 00:01:02	Bright	39.500	162	34Alp Aqr	2.9440	5350.0	79	13497	No
2	GOM_NL__2PRFIN20040929_000447_000000412030_00417_13497_4655.N1	29-SEP-2004 00:04:47	Bright	40.500	90	54Alp Peg	2.4870	11000.	81	13497	No
3	GOM_NL__2PRFIN20040929_000829_000000382030_00417_13497_4656.N1	29-SEP-2004 00:08:29	Bright	37.500	93	53Bet Peg	2.5200	3100.0	75	13497	No
4	GOM_NL__2PRFIN20040929_001322_000000462030_00417_13497_4657.N1	29-SEP-2004 00:13:22	Bright	46.000	53	43Bet And	2.0480	3300.0	92	13497	No
5	GOM_NL__2PRFIN20040929_001800_000000422030_00417_13497_4658.N1	29-SEP-2004 00:18:00	Bright	41.500	74	11Bet Cas	2.2680	6600.0	83	13497	No
6	GOM_NL__2PRFIN20040929_001925_000000432030_00417_13497_4659.N1	29-SEP-2004 00:19:25	Bright	42.500	76	27Gam Cas	2.3000	30000.	85	13497	No
7	GOM_NL__2PRFIN20040929_002339_000000542030_00417_13497_4660.N1	29-SEP-2004 00:23:39	Bright	54.000	160	23Gam Per	2.9300	4700.0	108	13497	No
8	GOM_NL__2PRFIN20040929_002551_000000382030_00417_13497_4661.N1	29-SEP-2004 00:25:51	Bright	38.000	49	1Alp UMi	1.9900	6300.0	76	13497	No
9	GOM_NL__2PRFIN20040929_002748_000000372030_00417_13497_4662.N1	29-SEP-2004 00:27:48	Bright	37.000	60	7Bet UMi	2.0810	3950.0	74	13497	No
10	GOM_NL__2PRFIN20040929_002956_000001022030_00417_13497_4663.N1	29-SEP-2004 00:29:56	Bright	102.00	149	45Eps Per	2.8880	30000.	204	13497	No
11	GOM_NL__2PRFIN20040929_003343_000000402030_00417_13497_4664.N1	29-SEP-2004 00:33:43	Bright	40.000	36	50Alp UMa	1.8000	6300.0	80	13497	No
12	GOM_NL__2PRFIN20040929_003513_000000402030_00417_13497_4665.N1	29-SEP-2004 00:35:13	Bright	40.000	82	48Bet UMa	2.3650	10600.	80	13497	No
13	GOM_NL__2PRFIN20040929_003827_000000382030_00417_13497_4666.N1	29-SEP-2004 00:38:27	Bright	37.500	174	52Psi UMa	3.0040	4400.0	75	13497	No
14	GOM_NL__2PRFIN20040929_004106_000000902030_00417_13497_4667.N1	29-SEP-2004 00:41:06	Bright	89.500	107	37The Aur	2.6490	11000.	179	13497	No
15	GOM_NL__2PRFIN20040929_004353_000000762030_00417_13497_4668.N1	29-SEP-2004 00:43:53	Bright	76.000	24	66Alp Gem	1.5800	10200.	152	13497	No
16	GOM_NL__2PRFIN20040929_004822_000001002030_00417_13497_4669.N1	29-SEP-2004 00:48:22	Twilight	99.500	170	27Eps Gem	3.0000	9700.0	199	13497	No
17	GOM_NL__2PRFIN20040929_005423_000000732030_00417_13497_4670.N1	29-SEP-2004 00:54:23	Dark	72.500	8	10Alp CMi	0.40000	6500.0	145	13497	No
18	GOM_NL__2PRFIN20040929_010128_000000512030_00417_13497_4671.N1	29-SEP-2004 01:01:28	Dark	50.500	132	15Rho Pup	2.8030	6900.0	101	13497	No
19	GOM_NL__2PRFIN20040929_010537_000000752030_00417_13497_4672.N1	29-SEP-2004 01:05:37	Dark	75.000	1	9Alp CMa	-1.4400	11000.	150	13497	No
20	GOM_NL__2PRFIN20040929_010959_000000602030_00418_13498_4645.N1	29-SEP-2004 01:09:59	Dark	59.500	177	1Zet CMa	3.0220	26000.	119	13498	No
21	GOM_NL__2PRFIN20040929_011346_000000652030_00418_13498_4646.N1	29-SEP-2004 01:13:46	Dark	64.500	108	Alp Col	2.6520	15200.	129	13498	No
22	GOM_NL__2PRFIN20040929_011616_000002282030_00418_13498_4647.N1	29-SEP-2004 01:16:16	Dark	228.00	56	53Kap Ori	2.0650	30000.	456	13498	No
23	GOM_NL__2PRFIN20040929_012122_000000422030_00418_13498_4648.N1	29-SEP-2004 01:21:22	Dark	41.500	143	Alp Hyi	2.8570	7200.0	83	13498	No
24	GOM_NL__2PRFIN20040929_012250_000000452030_00418_13498_4649.N1	29-SEP-2004 01:22:50	Dark	45.000	9	Alp Eri	0.45300	24000.	90	13498	No
25	GOM_NL__2PRFIN20040929_012414_000000542030_00418_13498_4650.N1	29-SEP-2004 01:24:14	Straylight	54.000	157	The1Eri	2.9060	9300.0	108	13498	No
26	GOM_NL__2PRFIN20040929_012813_000000472030_00418_13498_4651.N1	29-SEP-2004 01:28:13	Straylight	46.500	84	Alp Phe	2.3970	4500.0	93	13498	No
27	GOM_NL__2PRFIN20040929_013256_000000422030_00418_13498_4652.N1	29-SEP-2004 01:32:56	Straylight	41.500	18	24Alp PsA	1.1660	9700.0	83	13498	No
28	GOM_NL__2PRFIN20040929_013511_000000582030_00418_13498_4653.N1	29-SEP-2004 01:35:11	Straylight	58.000	52	16Bet Cet	2.0370	4500.0	116	13498	No
29	GOM_NL__2PRFIN20040929_014138_000000392030_00418_13498_4654.N1	29-SEP-2004 01:41:38	Bright	39.000	162	34Alp Aqr	2.9440	5350.0	78	13498	No
30	GOM_NL__2PRFIN20040929_014526_000000392030_00418_13498_4655.N1	29-SEP-2004 01:45:26	Bright	38.500	90	54Alp Peg	2.4870	11000.	77	13498	No
31	GOM_NL__2PRFIN20040929_014905_000000382030_00418_13498_4656.N1	29-SEP-2004 01:49:05	Bright	38.000	93	53Bet Peg	2.5200	3100.0	76	13498	No
32	GOM_NL__2PRFIN20040929_015357_000000492030_00418_13498_4657.N1	29-SEP-2004 01:53:57	Bright	49.000	53	43Bet And	2.0480	3300.0	98	13498	No
33	GOM_NL__2PRFIN20040929_015836_000000412030_00418_13498_4658.N1	29-SEP-2004 01:58:36	Bright	41.000	74	11Bet Cas	2.2680	6600.0	82	13498	No
34	GOM_NL__2PRFIN20040929_020001_000000422030_00418_13498_4659.N1	29-SEP-2004 02:00:01	Bright	42.000	76	27Gam Cas	2.3000	30000.	84	13498	No
35	GOM_NL__2PRFIN20040929_020414_000000532030_00418_13498_4660.N1	29-SEP-2004 02:04:14	Bright	53.000	160	23Gam Per	2.9300	4700.0	106	13498	No
36	GOM_NL__2PRFIN20040929_020627_000000382030_00418_13498_4661.N1	29-SEP-2004 02:06:27	Bright	37.500	49	1Alp UMi	1.9900	6300.0	75	13498	No
37	GOM_NL__2PRFIN20040929_020824_000000412030_00418_13498_4662.N1	29-SEP-2004 02:08:24	Bright	40.500	60	7Bet UMi	2.0810	3950.0	81	13498	No
38	GOM_NL__2PRFIN20040929_021030_000001012030_00418_13498_4663.N1	29-SEP-2004 02:10:30	Bright	101.00	149	45Eps Per	2.8880	30000.	202	13498	No
39	GOM_NL__2PRFIN20040929_021422_000000392030_00418_13498_4664.N1	29-SEP-2004 02:14:22	Bright	39.000	36	50Alp UMa	1.8000	6300.0	78	13498	No
40	GOM_NL__2PRFIN20040929_021549_000000412030_00418_13498_4665.N1	29-SEP-2004 02:15:49	Bright	41.000	82	48Bet UMa	2.3650	10600.	82	13498	No
41	GOM_NL__2PRFIN20040929_021903_000000372030_00418_13498_4666.N1	29-SEP-2004 02:19:03	Bright	37.000	174	52Psi UMa	3.0040	4400.0	74	13498	No
42	GOM_NL__2PRFIN20040929_022142_000000852030_00418_13498_4667.N1	29-SEP-2004 02:21:42	Bright	84.500	107	37The Aur	2.6490	11000.	169	13498	No





102	GOM_NL__2PRFIN20040929_060320_000000512030_00420_13500_4671.N1	29-SEP-2004 06:03:20	Dark	50.500	132	15Rho Pup	2.8030	6900.0	101	13500	No
103	GOM_NL__2PRFIN20040929_060732_000000732030_00420_13500_4672.N1	29-SEP-2004 06:07:32	Dark	72.500	1	9Alp CMa	-1.4400	11000.	145	13500	No
104	GOM_NL__2PRFIN20040929_061151_000000582030_00421_13501_4645.N1	29-SEP-2004 06:11:51	Dark	57.500	177	1Zet CMa	3.0220	26000.	115	13501	No
105	GOM_NL__2PRFIN20040929_061541_000000632030_00421_13501_4646.N1	29-SEP-2004 06:15:41	Dark	62.500	108	Alp Col	2.6520	15200.	125	13501	No
106	GOM_NL__2PRFIN20040929_061837_000001382030_00421_13501_4647.N1	29-SEP-2004 06:18:37	Dark	138.00	101	11Alp Lep	2.5820	7000.0	276	13501	No
107	GOM_NL__2PRFIN20040929_062311_000000412030_00421_13501_4648.N1	29-SEP-2004 06:23:11	Dark	40.500	143	Alp Hyi	2.8570	7200.0	81	13501	No
108	GOM_NL__2PRFIN20040929_062439_000000542030_00421_13501_4649.N1	29-SEP-2004 06:24:39	Dark	53.500	9	Alp Eri	0.45300	24000.	107	13501	No
109	GOM_NL__2PRFIN20040929_062607_000000572030_00421_13501_4650.N1	29-SEP-2004 06:26:07	Straylight	56.500	157	The1Eri	2.9060	9300.0	113	13501	No
110	GOM_NL__2PRFIN20040929_063007_000000522030_00421_13501_4651.N1	29-SEP-2004 06:30:07	Straylight	52.000	63	Bet Gru	2.1500	2800.0	104	13501	No
111	GOM_NL__2PRFIN20040929_063445_000000432030_00421_13501_4652.N1	29-SEP-2004 06:34:45	Straylight	42.500	18	24Alp PsA	1.1660	9700.0	85	13501	No
112	GOM_NL__2PRFIN20040929_063702_000000512030_00421_13501_4653.N1	29-SEP-2004 06:37:02	Straylight	51.000	52	16Bet Cet	2.0370	4500.0	102	13501	No
113	GOM_NL__2PRFIN20040929_064326_000000402030_00421_13501_4654.N1	29-SEP-2004 06:43:26	Bright	39.500	162	34Alp Aqr	2.9440	5350.0	79	13501	No
114	GOM_NL__2PRFIN20040929_064714_000000382030_00421_13501_4655.N1	29-SEP-2004 06:47:14	Bright	38.000	90	54Alp Peg	2.4870	11000.	76	13501	No
115	GOM_NL__2PRFIN20040929_065054_000000372030_00421_13501_4656.N1	29-SEP-2004 06:50:54	Bright	37.000	93	53Bet Peg	2.5200	3100.0	74	13501	No
116	GOM_NL__2PRFIN20040929_065542_000000542030_00421_13501_4657.N1	29-SEP-2004 06:55:42	Bright	53.500	53	43Bet And	2.0480	3300.0	107	13501	No
117	GOM_NL__2PRFIN20040929_070025_000000402030_00421_13501_4658.N1	29-SEP-2004 07:00:25	Bright	39.500	74	11Bet Cas	2.2680	6600.0	79	13501	No
118	GOM_NL__2PRFIN20040929_070147_000000422030_00421_13501_4659.N1	29-SEP-2004 07:01:47	Bright	42.000	76	27Gam Cas	2.3000	30000.	84	13501	No
119	GOM_NL__2PRFIN20040929_070559_000000502030_00421_13501_4660.N1	29-SEP-2004 07:05:59	Bright	50.000	160	23Gam Per	2.9300	4700.0	100	13501	No
120	GOM_NL__2PRFIN20040929_070816_000000382030_00421_13501_4661.N1	29-SEP-2004 07:08:16	Bright	38.000	49	1Alp UMi	1.9900	6300.0	76	13501	No
121	GOM_NL__2PRFIN20040929_071013_000000392030_00421_13501_4662.N1	29-SEP-2004 07:10:13	Bright	38.500	60	7Bet UMi	2.0810	3950.0	77	13501	No
122	GOM_NL__2PRFIN20040929_071211_000001012030_00421_13501_4663.N1	29-SEP-2004 07:12:11	Bright	100.50	149	45Eps Per	2.8880	30000.	201	13501	No
123	GOM_NL__2PRFIN20040929_071610_000000392030_00421_13501_4664.N1	29-SEP-2004 07:16:10	Bright	38.500	36	50Alp UMa	1.8000	6300.0	77	13501	No
124	GOM_NL__2PRFIN20040929_071740_000000382030_00421_13501_4665.N1	29-SEP-2004 07:17:40	Bright	38.000	82	48Bet UMa	2.3650	10600.	76	13501	No
125	GOM_NL__2PRFIN20040929_072051_000000382030_00421_13501_4666.N1	29-SEP-2004 07:20:51	Bright	37.500	174	52Psi UMa	3.0040	4400.0	75	13501	No
126	GOM_NL__2PRFIN20040929_072329_000000872030_00421_13501_4667.N1	29-SEP-2004 07:23:29	Bright	87.000	107	37The Aur	2.6490	11000.	174	13501	No
127	GOM_NL__2PRFIN20040929_072617_000000582030_00421_13501_4668.N1	29-SEP-2004 07:26:17	Bright	58.000	24	66Alp Gem	1.5800	10200.	116	13501	No
128	GOM_NL__2PRFIN20040929_073049_000001032030_00421_13501_4669.N1	29-SEP-2004 07:30:49	Twi_and_stray	102.50	170	27Eps Gem	3.0000	9700.0	205	13501	No
129	GOM_NL__2PRFIN20040929_073650_000000752030_00421_13501_4670.N1	29-SEP-2004 07:36:50	Dark	74.500	8	10Alp CMi	0.40000	6500.0	149	13501	No
130	GOM_NL__2PRFIN20040929_074358_000000492030_00421_13501_4671.N1	29-SEP-2004 07:43:58	Dark	48.500	132	15Rho Pup	2.8030	6900.0	97	13501	No
131	GOM_NL__2PRFIN20040929_074809_000000932030_00421_13501_4672.N1	29-SEP-2004 07:48:09	Dark	93.000	1	9Alp CMa	-1.4400	11000.	186	13501	No
132	GOM_NL__2PRFIN20040929_075227_000000622030_00422_13502_4645.N1	29-SEP-2004 07:52:27	Dark	61.500	177	1Zet CMa	3.0220	26000.	123	13502	No
133	GOM_NL__2PRFIN20040929_075619_000000612030_00422_13502_4646.N1	29-SEP-2004 07:56:19	Dark	61.000	108	Alp Col	2.6520	15200.	122	13502	No
134	GOM_NL__2PRFIN20040929_075916_000001352030_00422_13502_4647.N1	29-SEP-2004 07:59:16	Dark	135.00	101	11Alp Lep	2.5820	7000.0	270	13502	No
135	GOM_NL__2PRFIN20040929_080348_000000402030_00422_13502_4648.N1	29-SEP-2004 08:03:48	Dark	39.500	143	Alp Hyi	2.8570	7200.0	79	13502	No
136	GOM_NL__2PRFIN20040929_080515_000000442030_00422_13502_4649.N1	29-SEP-2004 08:05:15	Dark	43.500	9	Alp Eri	0.45300	24000.	87	13502	No
137	GOM_NL__2PRFIN20040929_080644_000000552030_00422_13502_4650.N1	29-SEP-2004 08:06:44	Straylight	54.500	157	The1Eri	2.9060	9300.0	109	13502	No
138	GOM_NL__2PRFIN20040929_081043_000000452030_00422_13502_4651.N1	29-SEP-2004 08:10:43	Straylight	45.000	63	Bet Gru	2.1500	2800.0	90	13502	No
139	GOM_NL__2PRFIN20040929_081521_000000432030_00422_13502_4652.N1	29-SEP-2004 08:15:21	Straylight	43.000	18	24Alp PsA	1.1660	9700.0	86	13502	No
140	GOM_NL__2PRFIN20040929_081738_000000512030_00422_13502_4653.N1	29-SEP-2004 08:17:38	Straylight	50.500	52	16Bet Cet	2.0370	4500.0	101	13502	No
141	GOM_NL__2PRFIN20040929_082403_000000402030_00422_13502_4654.N1	29-SEP-2004 08:24:03	Bright	39.500	162	34Alp Aqr	2.9440	5350.0	79	13502	No
142	GOM_NL__2PRFIN20040929_082750_000000382030_00422_13502_4655.N1	29-SEP-2004 08:27:50	Bright	38.000	90	54Alp Peg	2.4870	11000.	76	13502	No
143	GOM_NL__2PRFIN20040929_083130_000000382030_00422_13502_4656.N1	29-SEP-2004 08:31:30	Bright	37.500	93	53Bet Peg	2.5200	3100.0	75	13502	No
144	GOM_NL__2PRFIN20040929_083618_000000542030_00422_13502_4657.N1	29-SEP-2004 08:36:18	Bright	54.000	53	43Bet And	2.0480	3300.0	108	13502	No
145	GOM_NL__2PRFIN20040929_084100_000000392030_00422_13502_4658.N1	29-SEP-2004 08:41:00	Bright	39.000	74	11Bet Cas	2.2680	6600.0	78	13502	No
146	GOM_NL__2PRFIN20040929_084223_000000422030_00422_13502_4659.N1	29-SEP-2004 08:42:23	Bright	41.500	76	27Gam Cas	2.3000	30000.	83	13502	No
147	GOM_NL__2PRFIN20040929_084633_000000512030_00422_13502_4660.N1	29-SEP-2004 08:46:33	Bright	50.500	160	23Gam Per	2.9300	4700.0	101	13502	No
148	GOM_NL__2PRFIN20040929_084852_000000372030_00422_13502_4661.N1	29-SEP-2004 08:48:52	Bright	36.500	49	1Alp UMi	1.9900	6300.0	73	13502	No
149	GOM_NL__2PRFIN20040929_085049_000000372030_00422_13502_4662.N1	29-SEP-2004 08:50:49	Bright	37.000	60	7Bet UMi	2.0810	3950.0	74	13502	No
150	GOM_NL__2PRFIN20040929_085245_000001002030_00422_13502_4663.N1	29-SEP-2004 08:52:45	Bright	100.00	149	45Eps Per	2.8880	30000.	200	13502	No
151	GOM_NL__2PRFIN20040929_085646_000000362030_00422_13502_4664.N1	29-SEP-2004 08:56:46	Bright	35.500	36	50Alp UMa	1.8000	6300.0	71	13502	No
152	GOM_NL__2PRFIN20040929_085816_000000362030_00422_13502_4665.N1	29-SEP-2004 08:58:16	Bright	35.500	82	48Bet UMa	2.3650	10600.	71	13502	No
153	GOM_NL__2PRFIN20040929_090128_000000372030_00422_13502_4666.N1	29-SEP-2004 09:01:28	Bright	36.500	174	52Psi UMa	3.0040	4400.0	73	13502	No
154	GOM_NL__2PRFIN20040929_090405_000000922030_00422_13502_4667.N1	29-SEP-2004 09:04:05	Bright	91.500	107	37The Aur	2.6490	11000.	183	13502	No
155	GOM_NL__2PRFIN20040929_090653_000000582030_00422_13502_4668.N1	29-SEP-2004 09:06:53	Bright	58.000	24	66Alp Gem	1.5800	10200.	116	13502	No
156	GOM_NL__2PRFIN20040929_091125_000000962030_00422_13502_4669.N1	29-SEP-2004 09:11:25	Twi_and_stray	95.500	170	27Eps Gem	3.0000	9700.0	191	13502	No
157	GOM_NL__2PRFIN20040929_091727_000000732030_00422_13502_4670.N1	29-SEP-2004 09:17:27	Dark	73.000	8	10Alp CMi	0.40000	6500.0	146	13502	No
158	GOM_NL__2PRFIN20040929_092435_000000482030_00422_13502_4671.N1	29-SEP-2004 09:24:35	Dark	47.500	132	15Rho Pup	2.8030	6900.0	95	13502	No
159	GOM_NL__2PRFIN20040929_092847_000000932030_00422_13502_4672.N1	29-SEP-2004 09:28:47	Dark	92.500	1	9Alp CMa	-1.4400	11000.	185	13502	No
160	GOM_NL__2PRFIN20040929_093305_000000612030_00423_13503_4645.N1	29-SEP-2004 09:33:05	Dark	60.500	177	1Zet CMa	3.0220	26000.	121	13503	No

161	GOM_NL__2PRFIN20040929_093656_000000642030_00423_13503_4646.N1	29-SEP-2004 09:36:56	Dark	64.000	108	Alp Col	2.6520	15200.	128	13503	No
162	GOM_NL__2PRFIN20040929_093956_000001462030_00423_13503_4647.N1	29-SEP-2004 09:39:56	Dark	146.00	101	11Alp Lep	2.5820	7000.0	292	13503	No
163	GOM_NL__2PRFIN20040929_094424_000000412030_00423_13503_4648.N1	29-SEP-2004 09:44:24	Dark	40.500	143	Alp Hyi	2.8570	7200.0	81	13503	No
164	GOM_NL__2PRFIN20040929_094551_000000502030_00423_13503_4649.N1	29-SEP-2004 09:45:51	Dark	50.000	9	Alp Eri	0.45300	24000.	100	13503	No
165	GOM_NL__2PRFIN20040929_094721_000000532030_00423_13503_4650.N1	29-SEP-2004 09:47:21	Straylight	53.000	157	The1Eri	2.9060	9300.0	106	13503	No
166	GOM_NL__2PRFIN20040929_095119_000000512030_00423_13503_4651.N1	29-SEP-2004 09:51:19	Straylight	51.000	63	Bet Gru	2.1500	2800.0	102	13503	No
167	GOM_NL__2PRFIN20040929_095557_000000422030_00423_13503_4652.N1	29-SEP-2004 09:55:57	Straylight	41.500	18	24Alp PsA	1.1660	9700.0	83	13503	No
168	GOM_NL__2PRFIN20040929_095814_000000522030_00423_13503_4653.N1	29-SEP-2004 09:58:14	Straylight	51.500	52	16Bet Cet	2.0370	4500.0	103	13503	No
169	GOM_NL__2PRFIN20040929_100439_000000402030_00423_13503_4654.N1	29-SEP-2004 10:04:39	Bright	39.500	162	34Alp Aqr	2.9440	5350.0	79	13503	No
170	GOM_NL__2PRFIN20040929_100826_000000392030_00423_13503_4655.N1	29-SEP-2004 10:08:26	Bright	38.500	90	54Alp Peg	2.4870	11000.	77	13503	No
171	GOM_NL__2PRFIN20040929_101206_000000402030_00423_13503_4656.N1	29-SEP-2004 10:12:06	Bright	39.500	93	53Bet Peg	2.5200	3100.0	79	13503	No
172	GOM_NL__2PRFIN20040929_101653_000000512030_00423_13503_4657.N1	29-SEP-2004 10:16:53	Bright	50.500	53	43Bet And	2.0480	3300.0	101	13503	No
173	GOM_NL__2PRFIN20040929_102136_000000402030_00423_13503_4658.N1	29-SEP-2004 10:21:36	Bright	40.000	74	11Bet Cas	2.2680	6600.0	80	13503	No
174	GOM_NL__2PRFIN20040929_102258_000000422030_00423_13503_4659.N1	29-SEP-2004 10:22:58	Bright	41.500	76	27Gam Cas	2.3000	30000.	83	13503	No
175	GOM_NL__2PRFIN20040929_102708_000000562030_00423_13503_4660.N1	29-SEP-2004 10:27:08	Bright	55.500	160	23Gam Per	2.9300	4700.0	111	13503	No
176	GOM_NL__2PRFIN20040929_102928_000000392030_00423_13503_4661.N1	29-SEP-2004 10:29:28	Bright	38.500	49	1Alp UMi	1.9900	6300.0	77	13503	No
177	GOM_NL__2PRFIN20040929_103126_000000382030_00423_13503_4662.N1	29-SEP-2004 10:31:26	Bright	38.000	60	7Bet UMi	2.0810	3950.0	76	13503	No
178	GOM_NL__2PRFIN20040929_103320_000000992030_00423_13503_4663.N1	29-SEP-2004 10:33:20	Bright	99.000	149	45Eps Per	2.8880	30000.	198	13503	No
179	GOM_NL__2PRFIN20040929_103722_000000392030_00423_13503_4664.N1	29-SEP-2004 10:37:22	Bright	39.000	36	50Alp UMa	1.8000	6300.0	78	13503	No
180	GOM_NL__2PRFIN20040929_103851_000000372030_00423_13503_4665.N1	29-SEP-2004 10:38:51	Bright	37.000	82	48Bet UMa	2.3650	10600.	74	13503	No
181	GOM_NL__2PRFIN20040929_104203_000000362030_00423_13503_4666.N1	29-SEP-2004 10:42:03	Bright	36.000	174	52Psi UMa	3.0040	4400.0	72	13503	No
182	GOM_NL__2PRFIN20040929_104440_000000872030_00423_13503_4667.N1	29-SEP-2004 10:44:40	Bright	86.500	107	37The Aur	2.6490	11000.	173	13503	No
183	GOM_NL__2PRFIN20040929_104729_000000602030_00423_13503_4668.N1	29-SEP-2004 10:47:29	Bright	60.000	24	66Alp Gem	1.5800	10200.	120	13503	No
184	GOM_NL__2PRFIN20040929_105202_000000942030_00423_13503_4669.N1	29-SEP-2004 10:52:02	Tw_i_and_stray	93.500	170	27Eps Gem	3.0000	9700.0	187	13503	No
185	GOM_NL__2PRFIN20040929_105804_000000702030_00423_13503_4670.N1	29-SEP-2004 10:58:04	Dark	70.000	8	10Alp CMi	0.40000	6500.0	140	13503	No
186	GOM_NL__2PRFIN20040929_110511_000000462030_00423_13503_4671.N1	29-SEP-2004 11:05:11	Dark	46.000	132	15Rho Pup	2.8030	6900.0	92	13503	No
187	GOM_NL__2PRFIN20040929_110925_000000832030_00423_13503_4672.N1	29-SEP-2004 11:09:25	Dark	82.500	1	9Alp CMa	-1.4400	11000.	165	13503	No
188	GOM_NL__2PRFIN20040929_111343_000000592030_00424_13504_4645.N1	29-SEP-2004 11:13:43	Dark	59.000	177	1Zet CMa	3.0220	26000.	118	13504	No
189	GOM_NL__2PRFIN20040929_111733_000000642030_00424_13504_4646.N1	29-SEP-2004 11:17:33	Dark	63.500	108	Alp Col	2.6520	15200.	127	13504	No
190	GOM_NL__2PRFIN20040929_112034_000001452030_00424_13504_4647.N1	29-SEP-2004 11:20:34	Dark	144.50	101	11Alp Lep	2.5820	7000.0	289	13504	No
191	GOM_NL__2PRFIN20040929_112500_000000402030_00424_13504_4648.N1	29-SEP-2004 11:25:00	Dark	40.000	143	Alp Hyi	2.8570	7200.0	80	13504	No
192	GOM_NL__2PRFIN20040929_112627_000000492030_00424_13504_4649.N1	29-SEP-2004 11:26:27	Dark	48.500	9	Alp Eri	0.45300	24000.	97	13504	No
193	GOM_NL__2PRFIN20040929_112757_000000532030_00424_13504_4650.N1	29-SEP-2004 11:27:57	Straylight	52.500	157	The1Eri	2.9060	9300.0	105	13504	No
194	GOM_NL__2PRFIN20040929_113155_000000432030_00424_13504_4651.N1	29-SEP-2004 11:31:55	Straylight	42.500	63	Bet Gru	2.1500	2800.0	85	13504	No
195	GOM_NL__2PRFIN20040929_113633_000000462030_00424_13504_4652.N1	29-SEP-2004 11:36:33	Straylight	45.500	18	24Alp PsA	1.1660	9700.0	91	13504	No
196	GOM_NL__2PRFIN20040929_113850_000000512030_00424_13504_4653.N1	29-SEP-2004 11:38:50	Straylight	51.000	52	16Bet Cet	2.0370	4500.0	102	13504	No
197	GOM_NL__2PRFIN20040929_114515_000000402030_00424_13504_4654.N1	29-SEP-2004 11:45:15	Bright	40.000	162	34Alp Aqr	2.9440	5350.0	80	13504	No
198	GOM_NL__2PRFIN20040929_114902_000000392030_00424_13504_4655.N1	29-SEP-2004 11:49:02	Bright	39.000	90	54Alp Peg	2.4870	11000.	78	13504	No
199	GOM_NL__2PRFIN20040929_115241_000000372030_00424_13504_4656.N1	29-SEP-2004 11:52:41	Bright	37.000	93	53Bet Peg	2.5200	3100.0	74	13504	No
200	GOM_NL__2PRFIN20040929_115728_000000512030_00424_13504_4657.N1	29-SEP-2004 11:57:28	Bright	50.500	53	43Bet And	2.0480	3300.0	101	13504	No
201	GOM_NL__2PRFIN20040929_120211_000000422030_00424_13504_4658.N1	29-SEP-2004 12:02:11	Bright	41.500	74	11Bet Cas	2.2680	6600.0	83	13504	No
202	GOM_NL__2PRFIN20040929_120334_000000432030_00424_13504_4659.N1	29-SEP-2004 12:03:34	Bright	42.500	76	27Gam Cas	2.3000	30000.	85	13504	No
203	GOM_NL__2PRFIN20040929_120743_000000542030_00424_13504_4660.N1	29-SEP-2004 12:07:43	Bright	54.000	160	23Gam Per	2.9300	4700.0	108	13504	No
204	GOM_NL__2PRFIN20040929_121003_000000392030_00424_13504_4661.N1	29-SEP-2004 12:10:03	Bright	38.500	49	1Alp UMi	1.9900	6300.0	77	13504	No
205	GOM_NL__2PRFIN20040929_121202_000000402030_00424_13504_4662.N1	29-SEP-2004 12:12:02	Bright	39.500	60	7Bet UMi	2.0810	3950.0	79	13504	No
206	GOM_NL__2PRFIN20040929_121353_000000982030_00424_13504_4663.N1	29-SEP-2004 12:13:53	Bright	98.000	149	45Eps Per	2.8880	30000.	196	13504	No
207	GOM_NL__2PRFIN20040929_121758_000000372030_00424_13504_4664.N1	29-SEP-2004 12:17:58	Bright	36.500	36	50Alp UMa	1.8000	6300.0	73	13504	No
208	GOM_NL__2PRFIN20040929_121927_000000362030_00424_13504_4665.N1	29-SEP-2004 12:19:27	Bright	36.000	82	48Bet UMa	2.3650	10600.	72	13504	No
209	GOM_NL__2PRFIN20040929_122239_000000372030_00424_13504_4666.N1	29-SEP-2004 12:22:39	Bright	37.000	174	52Psi UMa	3.0040	4400.0	74	13504	No
210	GOM_NL__2PRFIN20040929_122516_000000892030_00424_13504_4667.N1	29-SEP-2004 12:25:16	Bright	88.500	107	37The Aur	2.6490	11000.	177	13504	No
211	GOM_NL__2PRFIN20040929_122806_000000622030_00424_13504_4668.N1	29-SEP-2004 12:28:06	Bright	62.000	24	66Alp Gem	1.5800	10200.	124	13504	No
212	GOM_NL__2PRFIN20040929_123239_000000962030_00424_13504_4669.N1	29-SEP-2004 12:32:39	Tw_i_and_stray	95.500	170	27Eps Gem	3.0000	9700.0	191	13504	No
213	GOM_NL__2PRFIN20040929_123841_000000752030_00424_13504_4670.N1	29-SEP-2004 12:38:41	Dark	75.000	8	10Alp CMi	0.40000	6500.0	150	13504	No
214	GOM_NL__2PRFIN20040929_124548_000000502030_00424_13504_4671.N1	29-SEP-2004 12:45:48	Dark	49.500	132	15Rho Pup	2.8030	6900.0	99	13504	No
215	GOM_NL__2PRFIN20040929_125003_000000852030_00424_13504_4672.N1	29-SEP-2004 12:50:03	Dark	85.000	1	9Alp CMa	-1.4400	11000.	170	13504	No
216	GOM_NL__2PRFIN20040929_125421_000000592030_00425_13505_4645.N1	29-SEP-2004 12:54:21	Dark	59.000	177	1Zet CMa	3.0220	26000.	118	13505	No
217	GOM_NL__2PRFIN20040929_125810_000000632030_00425_13505_4646.N1	29-SEP-2004 12:58:10	Dark	63.000	108	Alp Col	2.6520	15200.	126	13505	No
218	GOM_NL__2PRFIN20040929_130333_000000402030_00425_13505_4647.N1	29-SEP-2004 13:03:33	Dark	39.500	135	Bet Hyi	2.8200	5800.0	79	13505	No
219	GOM_NL__2PRFIN20040929_130536_000000482030_00425_13505_4648.N1	29-SEP-2004 13:05:36	Dark	47.500	143	Alp Hyi	2.8570	7200.0	95	13505	No

220	GOM_NL__2PRFIN20040929_130704_000000522030_00425_13505_4649.N1	29-SEP-2004 13:07:04	Dark	51.500	9	Alp Eri	0.45300	24000.	103	13505	No
221	GOM_NL__2PRFIN20040929_130833_000000522030_00425_13505_4650.N1	29-SEP-2004 13:08:33	Straylight	52.000	157	The1Eri	2.9060	9300.0	104	13505	No
222	GOM_NL__2PRFIN20040929_131231_000000462030_00425_13505_4651.N1	29-SEP-2004 13:12:31	Straylight	46.000	63	Bet Gru	2.1500	2800.0	92	13505	No
223	GOM_NL__2PRFIN20040929_131709_000000442030_00425_13505_4652.N1	29-SEP-2004 13:17:09	Straylight	44.000	18	24Alp PsA	1.1660	9700.0	88	13505	No
224	GOM_NL__2PRFIN20040929_131925_000000512030_00425_13505_4653.N1	29-SEP-2004 13:19:25	Straylight	50.500	52	16Bet Cet	2.0370	4500.0	101	13505	No
225	GOM_NL__2PRFIN20040929_132551_000000392030_00425_13505_4654.N1	29-SEP-2004 13:25:51	Bright	39.000	162	34Alp Aqr	2.9440	5350.0	78	13505	No
226	GOM_NL__2PRFIN20040929_132938_000000392030_00425_13505_4655.N1	29-SEP-2004 13:29:38	Bright	38.500	90	54Alp Peg	2.4870	11000.	77	13505	No
227	GOM_NL__2PRFIN20040929_133317_000000392030_00425_13505_4656.N1	29-SEP-2004 13:33:17	Bright	38.500	93	53Bet Peg	2.5200	3100.0	77	13505	No
228	GOM_NL__2PRFIN20040929_133604_000000662030_00425_13505_4657.N1	29-SEP-2004 13:36:04	Bright	66.000	105	6Bet Ari	2.6450	8900.0	132	13505	No
229	GOM_NL__2PRFIN20040929_133809_000000772030_00425_13505_4658.N1	29-SEP-2004 13:38:09	Bright	76.500	50	13Alp Ari	2.0070	4250.0	153	13505	No
230	GOM_NL__2PRFIN20040929_134247_000000402030_00425_13505_4659.N1	29-SEP-2004 13:42:47	Bright	40.000	74	11Bet Cas	2.2680	6600.0	80	13505	No
231	GOM_NL__2PRFIN20040929_134410_000000432030_00425_13505_4660.N1	29-SEP-2004 13:44:10	Bright	42.500	76	27Gam Cas	2.3000	30000.	85	13505	No
232	GOM_NL__2PRFIN20040929_134819_000000512030_00425_13505_4661.N1	29-SEP-2004 13:48:19	Bright	51.000	160	23Gam Per	2.9300	4700.0	102	13505	No
233	GOM_NL__2PRFIN20040929_135040_000000382030_00425_13505_4662.N1	29-SEP-2004 13:50:40	Bright	37.500	49	1Alp UMi	1.9900	6300.0	75	13505	No
234	GOM_NL__2PRFIN20040929_135238_000000392030_00425_13505_4663.N1	29-SEP-2004 13:52:38	Bright	39.000	60	7Bet UMi	2.0810	3950.0	78	13505	No
235	GOM_NL__2PRFIN20040929_135834_000000382030_00425_13505_4664.N1	29-SEP-2004 13:58:34	Bright	37.500	36	50Alp UMa	1.8000	6300.0	75	13505	No
236	GOM_NL__2PRFIN20040929_140004_000000362030_00425_13505_4665.N1	29-SEP-2004 14:00:04	Bright	36.000	82	48Bet UMa	2.3650	10600.	72	13505	No
237	GOM_NL__2PRFIN20040929_140317_000000352030_00425_13505_4666.N1	29-SEP-2004 14:03:17	Bright	35.000	174	52Psi UMa	3.0040	4400.0	70	13505	No
238	GOM_NL__2PRFIN20040929_140551_000000922030_00425_13505_4667.N1	29-SEP-2004 14:05:51	Bright	91.500	107	37The Aur	2.6490	11000.	183	13505	No
239	GOM_NL__2PRFIN20040929_140842_000000552030_00425_13505_4668.N1	29-SEP-2004 14:08:42	Bright	54.500	24	66Alp Gem	1.5800	10200.	109	13505	No
240	GOM_NL__2PRFIN20040929_141315_000000992030_00425_13505_4669.N1	29-SEP-2004 14:13:15	Tw_i_and_stray	98.500	170	27Eps Gem	3.0000	9700.0	197	13505	No
241	GOM_NL__2PRFIN20040929_141918_000000692030_00425_13505_4670.N1	29-SEP-2004 14:19:18	Dark	69.000	8	10Alp CMi	0.40000	6500.0	138	13505	No
242	GOM_NL__2PRFIN20040929_142625_000000452030_00425_13505_4671.N1	29-SEP-2004 14:26:25	Dark	45.000	132	15Rho Pup	2.8030	6900.0	90	13505	No
243	GOM_NL__2PRFIN20040929_142907_000000482030_00425_13505_4672.N1	29-SEP-2004 14:29:07	Dark	47.500	65	Lam Vel	2.2040	4400.0	95	13505	No
244	GOM_NL__2PRFIN20040929_143041_000000922030_00425_13505_4673.N1	29-SEP-2004 14:30:41	Dark	92.000	1	9Alp CMa	-1.4400	11000.	184	13505	No
245	GOM_NL__2PRFIN20040929_143458_000000602030_00426_13506_4645.N1	29-SEP-2004 14:34:58	Dark	60.000	177	1Zet CMa	3.0220	26000.	120	13506	No
246	GOM_NL__2PRFIN20040929_143848_000000632030_00426_13506_4646.N1	29-SEP-2004 14:38:48	Dark	63.000	108	Alp Col	2.6520	15200.	126	13506	No
247	GOM_NL__2PRFIN20040929_144408_000000412030_00426_13506_4647.N1	29-SEP-2004 14:44:08	Dark	40.500	135	Bet Hyi	2.8200	5800.0	81	13506	No
248	GOM_NL__2PRFIN20040929_144612_000000412030_00426_13506_4648.N1	29-SEP-2004 14:46:12	Dark	41.000	143	Alp Hyi	2.8570	7200.0	82	13506	No
249	GOM_NL__2PRFIN20040929_144738_000000552030_00426_13506_4649.N1	29-SEP-2004 14:47:38	Dark	55.000	9	Alp Eri	0.45300	24000.	110	13506	No
250	GOM_NL__2PRFIN20040929_144910_000000532030_00426_13506_4650.N1	29-SEP-2004 14:49:10	Straylight	52.500	157	The1Eri	2.9060	9300.0	105	13506	No
251	GOM_NL__2PRFIN20040929_145307_000000512030_00426_13506_4651.N1	29-SEP-2004 14:53:07	Straylight	51.000	63	Bet Gru	2.1500	2800.0	102	13506	No
252	GOM_NL__2PRFIN20040929_145745_000000452030_00426_13506_4652.N1	29-SEP-2004 14:57:45	Straylight	45.000	18	24Alp PsA	1.1660	9700.0	90	13506	No
253	GOM_NL__2PRFIN20040929_150002_000000572030_00426_13506_4653.N1	29-SEP-2004 15:00:02	Straylight	56.500	52	16Bet Cet	2.0370	4500.0	113	13506	No
254	GOM_NL__2PRFIN20040929_150627_000000392030_00426_13506_4654.N1	29-SEP-2004 15:06:27	Bright	39.000	162	34Alp Aqr	2.9440	5350.0	78	13506	No
255	GOM_NL__2PRFIN20040929_151014_000000392030_00426_13506_4655.N1	29-SEP-2004 15:10:14	Bright	38.500	90	54Alp Peg	2.4870	11000.	77	13506	No
256	GOM_NL__2PRFIN20040929_151353_000000382030_00426_13506_4656.N1	29-SEP-2004 15:13:53	Bright	38.000	93	53Bet Peg	2.5200	3100.0	76	13506	No
257	GOM_NL__2PRFIN20040929_151639_000000682030_00426_13506_4657.N1	29-SEP-2004 15:16:39	Bright	67.500	105	6Bet Ari	2.6450	8900.0	135	13506	No
258	GOM_NL__2PRFIN20040929_151844_000000772030_00426_13506_4658.N1	29-SEP-2004 15:18:44	Bright	76.500	50	13Alp Ari	2.0070	4250.0	153	13506	No
259	GOM_NL__2PRFIN20040929_152323_000000412030_00426_13506_4659.N1	29-SEP-2004 15:23:23	Bright	40.500	74	11Bet Cas	2.2680	6600.0	81	13506	No
260	GOM_NL__2PRFIN20040929_152445_000000432030_00426_13506_4660.N1	29-SEP-2004 15:24:45	Bright	42.500	76	27Gam Cas	2.3000	30000.	85	13506	No
261	GOM_NL__2PRFIN20040929_152854_000000542030_00426_13506_4661.N1	29-SEP-2004 15:28:54	Bright	54.000	160	23Gam Per	2.9300	4700.0	108	13506	No
262	GOM_NL__2PRFIN20040929_153116_000000372030_00426_13506_4662.N1	29-SEP-2004 15:31:16	Bright	37.000	49	1Alp UMi	1.9900	6300.0	74	13506	No
263	GOM_NL__2PRFIN20040929_153314_000000382030_00426_13506_4663.N1	29-SEP-2004 15:33:14	Bright	38.000	60	7Bet UMi	2.0810	3950.0	76	13506	No
264	GOM_NL__2PRFIN20040929_153910_000000372030_00426_13506_4664.N1	29-SEP-2004 15:39:10	Bright	36.500	36	50Alp UMa	1.8000	6300.0	73	13506	No
265	GOM_NL__2PRFIN20040929_154040_000000372030_00426_13506_4665.N1	29-SEP-2004 15:40:40	Bright	36.500	82	48Bet UMa	2.3650	10600.	73	13506	No
266	GOM_NL__2PRFIN20040929_154353_000000352030_00426_13506_4666.N1	29-SEP-2004 15:43:53	Bright	35.000	174	52Psi UMa	3.0040	4400.0	70	13506	No
267	GOM_NL__2PRFIN20040929_154627_000000902030_00426_13506_4667.N1	29-SEP-2004 15:46:27	Bright	90.000	107	37The Aur	2.6490	11000.	180	13506	No
268	GOM_NL__2PRFIN20040929_154917_000000572030_00426_13506_4668.N1	29-SEP-2004 15:49:17	Bright	56.500	24	66Alp Gem	1.5800	10200.	113	13506	No
269	GOM_NL__2PRFIN20040929_155352_000001012030_00426_13506_4669.N1	29-SEP-2004 15:53:52	Tw_i_and_stray	100.50	170	27Eps Gem	3.0000	9700.0	201	13506	No
270	GOM_NL__2PRFIN20040929_155955_000000812030_00426_13506_4670.N1	29-SEP-2004 15:59:55	Dark	80.500	8	10Alp CMi	0.40000	6500.0	161	13506	No
271	GOM_NL__2PRFIN20040929_160701_000000512030_00426_13506_4671.N1	29-SEP-2004 16:07:01	Dark	50.500	132	15Rho Pup	2.8030	6900.0	101	13506	No
272	GOM_NL__2PRFIN20040929_160944_000000442030_00426_13506_4672.N1	29-SEP-2004 16:09:44	Dark	43.500	65	Lam Vel	2.2040	4400.0	87	13506	No
273	GOM_NL__2PRFIN20040929_161118_000000962030_00426_13506_4673.N1	29-SEP-2004 16:11:18	Dark	96.000	1	9Alp CMa	-1.4400	11000.	192	13506	No
274	GOM_NL__2PRFIN20040929_161536_000000582030_00427_13507_4645.N1	29-SEP-2004 16:15:36	Dark	57.500	177	1Zet CMa	3.0220	26000.	115	13507	No
275	GOM_NL__2PRFIN20040929_161925_000000622030_00427_13507_4646.N1	29-SEP-2004 16:19:25	Dark	62.000	108	Alp Col	2.6520	15200.	124	13507	No
276	GOM_NL__2PRFIN20040929_162444_000000392030_00427_13507_4647.N1	29-SEP-2004 16:24:44	Dark	39.000	135	Bet Hyi	2.8200	5800.0	78	13507	No
277	GOM_NL__2PRFIN20040929_162649_000000432030_00427_13507_4648.N1	29-SEP-2004 16:26:49	Dark	43.000	143	Alp Hyi	2.8570	7200.0	86	13507	No
278	GOM_NL__2PRFIN20040929_162816_000000462030_00427_13507_4649.N1	29-SEP-2004 16:28:16	Dark	45.500	9	Alp Eri	0.45300	24000.	91	13507	No

279	GOM_NL__2PRFIN20040929_162947_000000512030_00427_13507_4650.N1	29-SEP-2004 16:29:47	Straylight	51.000	157	The1Eri	2.9060	9300.0	102	13507	No
280	GOM_NL__2PRFIN20040929_163344_000000522030_00427_13507_4651.N1	29-SEP-2004 16:33:44	Straylight	51.500	63	Bet Gru	2.1500	2800.0	103	13507	No
281	GOM_NL__2PRFIN20040929_163821_000000442030_00427_13507_4652.N1	29-SEP-2004 16:38:21	Straylight	43.500	18	24Alp PsA	1.1660	9700.0	87	13507	No
282	GOM_NL__2PRFIN20040929_164038_000000502030_00427_13507_4653.N1	29-SEP-2004 16:40:38	Straylight	49.500	52	16Bet Cet	2.0370	4500.0	99	13507	No
283	GOM_NL__2PRFIN20040929_164704_000000392030_00427_13507_4654.N1	29-SEP-2004 16:47:04	Bright	38.500	162	34Alp Aqr	2.9440	5350.0	77	13507	No
284	GOM_NL__2PRFIN20040929_165050_000000382030_00427_13507_4655.N1	29-SEP-2004 16:50:50	Bright	37.500	90	54Alp Peg	2.4870	11000.	75	13507	No
285	GOM_NL__2PRFIN20040929_165429_000000392030_00427_13507_4656.N1	29-SEP-2004 16:54:29	Bright	38.500	93	53Bet Peg	2.5200	3100.0	77	13507	No
286	GOM_NL__2PRFIN20040929_165713_000000682030_00427_13507_4657.N1	29-SEP-2004 16:57:13	Bright	67.500	105	6Bet Ari	2.6450	8900.0	135	13507	No
287	GOM_NL__2PRFIN20040929_165917_000000752030_00427_13507_4658.N1	29-SEP-2004 16:59:17	Bright	75.000	50	13Alp Ari	2.0070	4250.0	150	13507	No
288	GOM_NL__2PRFIN20040929_170358_000000422030_00427_13507_4659.N1	29-SEP-2004 17:03:58	Bright	42.000	74	11Bet Cas	2.2680	6600.0	84	13507	No
289	GOM_NL__2PRFIN20040929_170521_000000422030_00427_13507_4660.N1	29-SEP-2004 17:05:21	Bright	41.500	76	27Gam Cas	2.3000	30000.	83	13507	No
290	GOM_NL__2PRFIN20040929_170928_000000552030_00427_13507_4661.N1	29-SEP-2004 17:09:28	Bright	54.500	160	23Gam Per	2.9300	4700.0	109	13507	No
291	GOM_NL__2PRFIN20040929_171152_000000382030_00427_13507_4662.N1	29-SEP-2004 17:11:52	Bright	38.000	49	1Alp UMi	1.9900	6300.0	76	13507	No
292	GOM_NL__2PRFIN20040929_171351_000000392030_00427_13507_4663.N1	29-SEP-2004 17:13:51	Bright	39.000	60	7Bet UMi	2.0810	3950.0	78	13507	No
293	GOM_NL__2PRFIN20040929_171946_000000362030_00427_13507_4664.N1	29-SEP-2004 17:19:46	Bright	36.000	36	50Alp UMa	1.8000	6300.0	72	13507	No
294	GOM_NL__2PRFIN20040929_172116_000000522030_00427_13507_4665.N1	29-SEP-2004 17:21:16	Bright	52.000	82	48Bet UMa	2.3650	10600.	104	13507	No
295	GOM_NL__2PRFIN20040929_172429_000000362030_00427_13507_4666.N1	29-SEP-2004 17:24:29	Bright	36.000	174	52Psi UMa	3.0040	4400.0	72	13507	No
296	GOM_NL__2PRFIN20040929_172703_000000922030_00427_13507_4667.N1	29-SEP-2004 17:27:03	Bright	91.500	107	37The Aur	2.6490	11000.	183	13507	No
297	GOM_NL__2PRFIN20040929_172954_000000582030_00427_13507_4668.N1	29-SEP-2004 17:29:54	Bright	57.500	24	66Alp Gem	1.5800	10200.	115	13507	No
298	GOM_NL__2PRFIN20040929_173429_000000952030_00427_13507_4669.N1	29-SEP-2004 17:34:29	Tw_i_and_stray	95.000	170	27Eps Gem	3.0000	9700.0	190	13507	No
299	GOM_NL__2PRFIN20040929_174032_000000742030_00427_13507_4670.N1	29-SEP-2004 17:40:32	Dark	74.000	8	10Alp CMi	0.40000	6500.0	148	13507	No
300	GOM_NL__2PRFIN20040929_174738_000000462030_00427_13507_4671.N1	29-SEP-2004 17:47:38	Dark	45.500	132	15Rho Pup	2.8030	6900.0	91	13507	No
301	GOM_NL__2PRFIN20040929_175020_000000432030_00427_13507_4672.N1	29-SEP-2004 17:50:20	Dark	43.000	65	Lam Vel	2.2040	4400.0	86	13507	No
302	GOM_NL__2PRFIN20040929_175156_000000912030_00427_13507_4673.N1	29-SEP-2004 17:51:56	Dark	91.000	1	9Alp CMa	-1.4400	11000.	182	13507	No
303	GOM_NL__2PRFIN20040929_175613_000000592030_00428_13508_4645.N1	29-SEP-2004 17:56:13	Dark	59.000	177	1Zet CMa	3.0220	26000.	118	13508	No
304	GOM_NL__2PRFIN20040929_180004_000000622030_00428_13508_4646.N1	29-SEP-2004 18:00:04	Dark	62.000	108	Alp Col	2.6520	15200.	124	13508	No
305	GOM_NL__2PRFIN20040929_180521_000000392030_00428_13508_4647.N1	29-SEP-2004 18:05:21	Dark	39.000	135	Bet Hyi	2.8200	5800.0	78	13508	No
306	GOM_NL__2PRFIN20040929_180725_000000422030_00428_13508_4648.N1	29-SEP-2004 18:07:25	Dark	41.500	143	Alp Hyi	2.8570	7200.0	83	13508	No
307	GOM_NL__2PRFIN20040929_180852_000000502030_00428_13508_4649.N1	29-SEP-2004 18:08:52	Dark	49.500	9	Alp Eri	0.45300	24000.	99	13508	No
308	GOM_NL__2PRFIN20040929_181023_000000542030_00428_13508_4650.N1	29-SEP-2004 18:10:23	Straylight	54.000	157	The1Eri	2.9060	9300.0	108	13508	No
309	GOM_NL__2PRFIN20040929_181420_000000522030_00428_13508_4651.N1	29-SEP-2004 18:14:20	Straylight	52.000	63	Bet Gru	2.1500	2800.0	104	13508	No
310	GOM_NL__2PRFIN20040929_181857_000000472030_00428_13508_4652.N1	29-SEP-2004 18:18:57	Straylight	46.500	18	24Alp PsA	1.1660	9700.0	93	13508	No
311	GOM_NL__2PRFIN20040929_182114_000000532030_00428_13508_4653.N1	29-SEP-2004 18:21:14	Straylight	53.000	52	16Bet Cet	2.0370	4500.0	106	13508	No
312	GOM_NL__2PRFIN20040929_182740_000000402030_00428_13508_4654.N1	29-SEP-2004 18:27:40	Bright	40.000	162	34Alp Aqr	2.9440	5350.0	80	13508	No
313	GOM_NL__2PRFIN20040929_183126_000000392030_00428_13508_4655.N1	29-SEP-2004 18:31:26	Bright	38.500	90	54Alp Peg	2.4870	11000.	77	13508	No
314	GOM_NL__2PRFIN20040929_183505_000000392030_00428_13508_4656.N1	29-SEP-2004 18:35:05	Bright	38.500	93	53Bet Peg	2.5200	3100.0	77	13508	No
315	GOM_NL__2PRFIN20040929_183748_000000662030_00428_13508_4657.N1	29-SEP-2004 18:37:48	Bright	66.000	105	6Bet Ari	2.6450	8900.0	132	13508	No
316	GOM_NL__2PRFIN20040929_183952_000000742030_00428_13508_4658.N1	29-SEP-2004 18:39:52	Bright	74.000	50	13Alp Ari	2.0070	4250.0	148	13508	No
317	GOM_NL__2PRFIN20040929_184433_000000422030_00428_13508_4659.N1	29-SEP-2004 18:44:33	Bright	41.500	74	11Bet Cas	2.2680	6600.0	83	13508	No
318	GOM_NL__2PRFIN20040929_184556_000000422030_00428_13508_4660.N1	29-SEP-2004 18:45:56	Bright	42.000	76	27Gam Cas	2.3000	30000.	84	13508	No
319	GOM_NL__2PRFIN20040929_185003_000000562030_00428_13508_4661.N1	29-SEP-2004 18:50:03	Bright	55.500	160	23Gam Per	2.9300	4700.0	111	13508	No
320	GOM_NL__2PRFIN20040929_185228_000000382030_00428_13508_4662.N1	29-SEP-2004 18:52:28	Bright	38.000	49	1Alp UMi	1.9900	6300.0	76	13508	No
321	GOM_NL__2PRFIN20040929_185427_000000402030_00428_13508_4663.N1	29-SEP-2004 18:54:27	Bright	40.000	60	7Bet UMi	2.0810	3950.0	80	13508	No
322	GOM_NL__2PRFIN20040929_190023_000000382030_00428_13508_4664.N1	29-SEP-2004 19:00:23	Bright	38.000	36	50Alp UMa	1.8000	6300.0	76	13508	No
323	GOM_NL__2PRFIN20040929_190152_000000522030_00428_13508_4665.N1	29-SEP-2004 19:01:52	Bright	52.000	82	48Bet UMa	2.3650	10600.	104	13508	No
324	GOM_NL__2PRFIN20040929_190505_000000372030_00428_13508_4666.N1	29-SEP-2004 19:05:05	Bright	36.500	174	52Psi UMa	3.0040	4400.0	73	13508	No
325	GOM_NL__2PRFIN20040929_190739_000000912030_00428_13508_4667.N1	29-SEP-2004 19:07:39	Bright	90.500	107	37The Aur	2.6490	11000.	181	13508	No
326	GOM_NL__2PRFIN20040929_191030_000000602030_00428_13508_4668.N1	29-SEP-2004 19:10:30	Bright	59.500	24	66Alp Gem	1.5800	10200.	119	13508	No
327	GOM_NL__2PRFIN20040929_191506_000000952030_00428_13508_4669.N1	29-SEP-2004 19:15:06	Tw_i_and_stray	94.500	170	27Eps Gem	3.0000	9700.0	189	13508	No
328	GOM_NL__2PRFIN20040929_192110_000000792030_00428_13508_4670.N1	29-SEP-2004 19:21:10	Dark	78.500	8	10Alp CMi	0.40000	6500.0	157	13508	No
329	GOM_NL__2PRFIN20040929_192815_000000472030_00428_13508_4671.N1	29-SEP-2004 19:28:15	Dark	46.500	132	15Rho Pup	2.8030	6900.0	93	13508	No
330	GOM_NL__2PRFIN20040929_193056_000000472030_00428_13508_4672.N1	29-SEP-2004 19:30:56	Dark	47.000	65	Lam Vel	2.2040	4400.0	94	13508	No
331	GOM_NL__2PRFIN20040929_193233_000000932030_00428_13508_4673.N1	29-SEP-2004 19:32:33	Dark	92.500	1	9Alp CMa	-1.4400	11000.	185	13508	No
332	GOM_NL__2PRFIN20040929_193651_000000592030_00429_13509_4645.N1	29-SEP-2004 19:36:51	Dark	59.000	177	1Zet CMa	3.0220	26000.	118	13509	No
333	GOM_NL__2PRFIN20040929_194041_000000612030_00429_13509_4646.N1	29-SEP-2004 19:40:41	Dark	60.500	108	Alp Col	2.6520	15200.	121	13509	No
334	GOM_NL__2PRFIN20040929_194557_000000392030_00429_13509_4647.N1	29-SEP-2004 19:45:57	Dark	38.500	135	Bet Hyi	2.8200	5800.0	77	13509	No
335	GOM_NL__2PRFIN20040929_194802_000000402030_00429_13509_4648.N1	29-SEP-2004 19:48:02	Dark	40.000	143	Alp Hyi	2.8570	7200.0	80	13509	No
336	GOM_NL__2PRFIN20040929_194929_000000542030_00429_13509_4649.N1	29-SEP-2004 19:49:29	Dark	54.000	9	Alp Eri	0.45300	24000.	108	13509	No
337	GOM_NL__2PRFIN20040929_195100_000000532030_00429_13509_4650.N1	29-SEP-2004 19:51:00	Straylight	52.500	157	The1Eri	2.9060	9300.0	105	13509	No

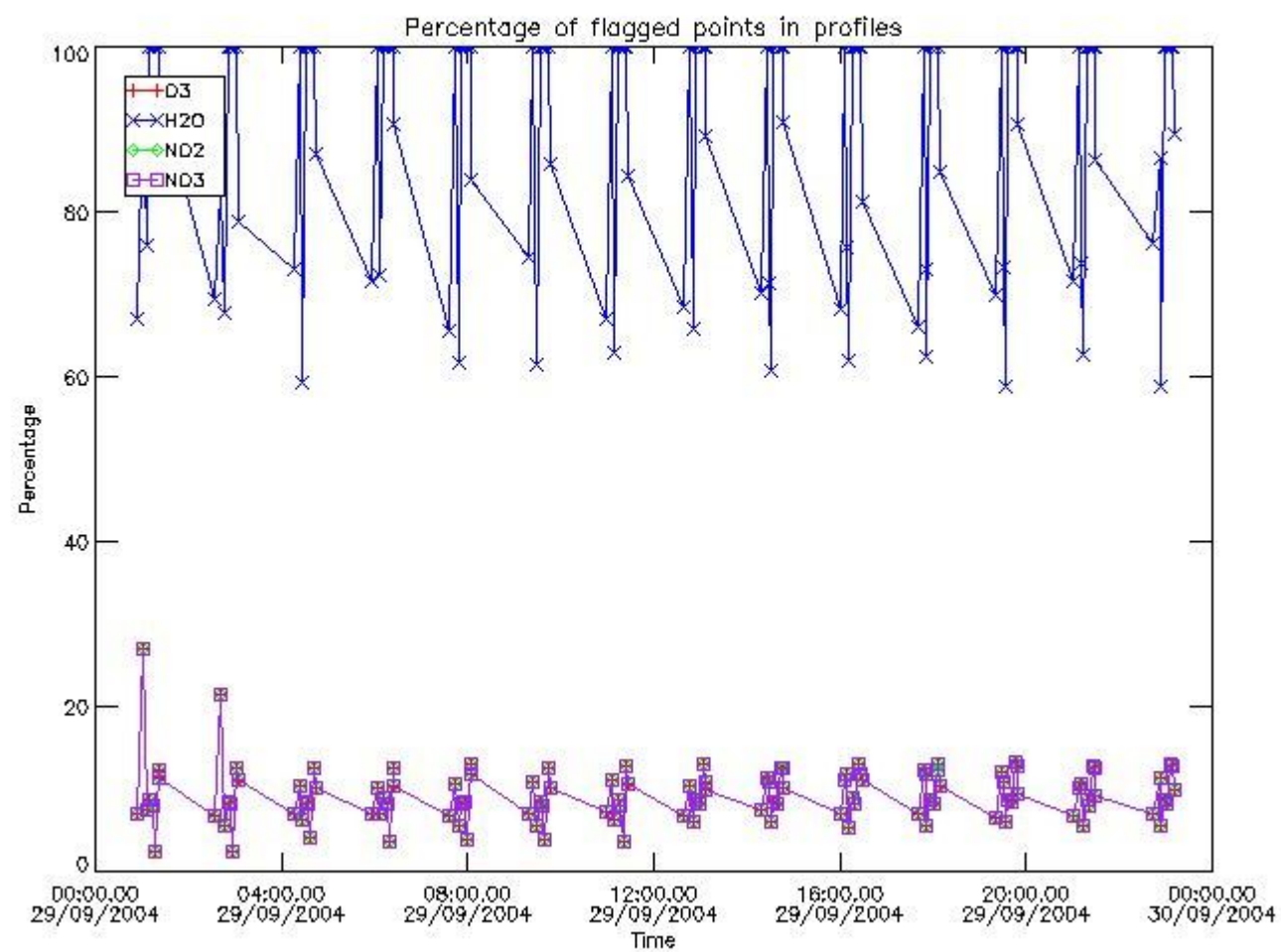
338	GOM_NL__2PRFIN20040929_195456_00000522030_00429_13509_4651.N1	29-SEP-2004 19:54:56	Straylight	52.000	63	Bet Gru	2.1500	2800.0	104	13509	No
339	GOM_NL__2PRFIN20040929_195933_00000482030_00429_13509_4652.N1	29-SEP-2004 19:59:33	Straylight	48.000	18	24Alp PsA	1.1660	9700.0	96	13509	No
340	GOM_NL__2PRFIN20040929_200148_00000552030_00429_13509_4653.N1	29-SEP-2004 20:01:48	Straylight	54.500	52	16Bet Cet	2.0370	4500.0	109	13509	No
341	GOM_NL__2PRFIN20040929_200816_00000392030_00429_13509_4654.N1	29-SEP-2004 20:08:16	Bright	39.000	162	34Alp Aqr	2.9440	5350.0	78	13509	No
342	GOM_NL__2PRFIN20040929_201201_00000402030_00429_13509_4655.N1	29-SEP-2004 20:12:01	Bright	39.500	90	54Alp Peg	2.4870	11000.	79	13509	No
343	GOM_NL__2PRFIN20040929_201541_00000372030_00429_13509_4656.N1	29-SEP-2004 20:15:41	Bright	36.500	93	53Bet Peg	2.5200	3100.0	73	13509	No
344	GOM_NL__2PRFIN20040929_201823_00000672030_00429_13509_4657.N1	29-SEP-2004 20:18:23	Bright	67.000	105	6Bet Ari	2.6450	8900.0	134	13509	No
345	GOM_NL__2PRFIN20040929_202027_00000752030_00429_13509_4658.N1	29-SEP-2004 20:20:27	Bright	75.000	50	13Alp Ari	2.0070	4250.0	150	13509	No
346	GOM_NL__2PRFIN20040929_202509_00000432030_00429_13509_4659.N1	29-SEP-2004 20:25:09	Bright	42.500	74	11Bet Cas	2.2680	6600.0	85	13509	No
347	GOM_NL__2PRFIN20040929_202632_00000432030_00429_13509_4660.N1	29-SEP-2004 20:26:32	Bright	43.000	76	27Gam Cas	2.3000	30000.	86	13509	No
348	GOM_NL__2PRFIN20040929_203039_00000542030_00429_13509_4661.N1	29-SEP-2004 20:30:39	Bright	54.000	160	23Gam Per	2.9300	4700.0	108	13509	No
349	GOM_NL__2PRFIN20040929_203303_00000402030_00429_13509_4662.N1	29-SEP-2004 20:33:03	Bright	40.000	49	1Alp UMi	1.9900	6300.0	80	13509	No
350	GOM_NL__2PRFIN20040929_203503_00000372030_00429_13509_4663.N1	29-SEP-2004 20:35:03	Bright	36.500	60	7Bet UMi	2.0810	3950.0	73	13509	No
351	GOM_NL__2PRFIN20040929_204059_00000392030_00429_13509_4664.N1	29-SEP-2004 20:40:59	Bright	38.500	36	50Alp UMa	1.8000	6300.0	77	13509	No
352	GOM_NL__2PRFIN20040929_204228_00000522030_00429_13509_4665.N1	29-SEP-2004 20:42:28	Bright	52.000	82	48Bet UMa	2.3650	10600.	104	13509	No
353	GOM_NL__2PRFIN20040929_204541_00000402030_00429_13509_4666.N1	29-SEP-2004 20:45:41	Bright	40.000	174	52Psi UMa	3.0040	4400.0	80	13509	No
354	GOM_NL__2PRFIN20040929_204814_00000892030_00429_13509_4667.N1	29-SEP-2004 20:48:14	Bright	89.000	107	37The Aur	2.6490	11000.	178	13509	No
355	GOM_NL__2PRFIN20040929_205106_00000562030_00429_13509_4668.N1	29-SEP-2004 20:51:06	Bright	55.500	24	66Alp Gem	1.5800	10200.	111	13509	No
356	GOM_NL__2PRFIN20040929_205543_00000982030_00429_13509_4669.N1	29-SEP-2004 20:55:43	Twl_and_stray	98.000	170	27Eps Gem	3.0000	9700.0	196	13509	No
357	GOM_NL__2PRFIN20040929_210147_00000832030_00429_13509_4670.N1	29-SEP-2004 21:01:47	Dark	83.000	8	10Alp CMi	0.40000	6500.0	166	13509	No
358	GOM_NL__2PRFIN20040929_210851_00000502030_00429_13509_4671.N1	29-SEP-2004 21:08:51	Dark	50.000	132	15Rho Pup	2.8030	6900.0	100	13509	No
359	GOM_NL__2PRFIN20040929_211131_00000482030_00429_13509_4672.N1	29-SEP-2004 21:11:31	Dark	48.000	65	Lam Vel	2.2040	4400.0	96	13509	No
360	GOM_NL__2PRFIN20040929_211312_00000932030_00429_13509_4673.N1	29-SEP-2004 21:13:12	Dark	93.000	1	9Alp CMa	-1.4400	11000.	186	13509	No
361	GOM_NL__2PRFIN20040929_211728_00000582030_00430_13510_4645.N1	29-SEP-2004 21:17:28	Dark	58.000	177	1Zet CMa	3.0220	26000.	116	13510	No
362	GOM_NL__2PRFIN20040929_212117_00000642030_00430_13510_4646.N1	29-SEP-2004 21:21:17	Dark	63.500	108	Alp Col	2.6520	15200.	127	13510	No
363	GOM_NL__2PRFIN20040929_212633_00000402030_00430_13510_4647.N1	29-SEP-2004 21:26:33	Dark	40.000	135	Bet Hyi	2.8200	5800.0	80	13510	No
364	GOM_NL__2PRFIN20040929_212838_00000412030_00430_13510_4648.N1	29-SEP-2004 21:28:38	Dark	40.500	143	Alp Hyi	2.8570	7200.0	81	13510	No
365	GOM_NL__2PRFIN20040929_213003_00000552030_00430_13510_4649.N1	29-SEP-2004 21:30:03	Dark	55.000	9	Alp Eri	0.45300	24000.	110	13510	No
366	GOM_NL__2PRFIN20040929_213136_00000532030_00430_13510_4650.N1	29-SEP-2004 21:31:36	Straylight	53.000	157	The1Eri	2.9060	9300.0	106	13510	No
367	GOM_NL__2PRFIN20040929_213532_00000492030_00430_13510_4651.N1	29-SEP-2004 21:35:32	Straylight	49.000	63	Bet Gru	2.1500	2800.0	98	13510	No
368	GOM_NL__2PRFIN20040929_214009_00000452030_00430_13510_4652.N1	29-SEP-2004 21:40:09	Straylight	44.500	18	24Alp PsA	1.1660	9700.0	89	13510	No
369	GOM_NL__2PRFIN20040929_214224_00000502030_00430_13510_4653.N1	29-SEP-2004 21:42:24	Straylight	50.000	52	16Bet Cet	2.0370	4500.0	100	13510	No
370	GOM_NL__2PRFIN20040929_214852_00000402030_00430_13510_4654.N1	29-SEP-2004 21:48:52	Bright	39.500	162	34Alp Aqr	2.9440	5350.0	79	13510	No
371	GOM_NL__2PRFIN20040929_215238_00000392030_00430_13510_4655.N1	29-SEP-2004 21:52:38	Bright	39.000	90	54Alp Peg	2.4870	11000.	78	13510	No
372	GOM_NL__2PRFIN20040929_215617_00000392030_00430_13510_4656.N1	29-SEP-2004 21:56:17	Bright	39.000	93	53Bet Peg	2.5200	3100.0	78	13510	No
373	GOM_NL__2PRFIN20040929_220544_00000412030_00430_13510_4657.N1	29-SEP-2004 22:05:44	Bright	41.000	74	11Bet Cas	2.2680	6600.0	82	13510	No
374	GOM_NL__2PRFIN20040929_220707_00000432030_00430_13510_4658.N1	29-SEP-2004 22:07:07	Bright	42.500	76	27Gam Cas	2.3000	30000.	85	13510	No
375	GOM_NL__2PRFIN20040929_221113_00000512030_00430_13510_4659.N1	29-SEP-2004 22:11:13	Bright	50.500	160	23Gam Per	2.9300	4700.0	101	13510	No
376	GOM_NL__2PRFIN20040929_221339_00000382030_00430_13510_4660.N1	29-SEP-2004 22:13:39	Bright	37.500	49	1Alp UMi	1.9900	6300.0	75	13510	No
377	GOM_NL__2PRFIN20040929_221539_00000402030_00430_13510_4661.N1	29-SEP-2004 22:15:39	Bright	40.000	60	7Bet UMi	2.0810	3950.0	80	13510	No
378	GOM_NL__2PRFIN20040929_222134_00000412030_00430_13510_4662.N1	29-SEP-2004 22:21:34	Bright	41.000	36	50Alp UMa	1.8000	6300.0	82	13510	No
379	GOM_NL__2PRFIN20040929_222304_00000362030_00430_13510_4663.N1	29-SEP-2004 22:23:04	Bright	36.000	82	48Bet UMa	2.3650	10600.	72	13510	No
380	GOM_NL__2PRFIN20040929_222617_00000372030_00430_13510_4664.N1	29-SEP-2004 22:26:17	Bright	36.500	174	52Psi UMa	3.0040	4400.0	73	13510	No
381	GOM_NL__2PRFIN20040929_222850_00000872030_00430_13510_4665.N1	29-SEP-2004 22:28:50	Bright	86.500	107	37The Aur	2.6490	11000.	173	13510	No
382	GOM_NL__2PRFIN20040929_223142_00000582030_00430_13510_4666.N1	29-SEP-2004 22:31:42	Bright	58.000	24	66Alp Gem	1.5800	10200.	116	13510	No
383	GOM_NL__2PRFIN20040929_223619_00001022030_00430_13510_4667.N1	29-SEP-2004 22:36:19	Twl_and_stray	102.00	170	27Eps Gem	3.0000	9700.0	204	13510	No
384	GOM_NL__2PRFIN20040929_224224_00000732030_00430_13510_4668.N1	29-SEP-2004 22:42:24	Dark	73.000	8	10Alp CMi	0.40000	6500.0	146	13510	No
385	GOM_NL__2PRFIN20040929_225208_00000452030_00430_13510_4669.N1	29-SEP-2004 22:52:08	Dark	45.000	65	Lam Vel	2.2040	4400.0	90	13510	No
386	GOM_NL__2PRFIN20040929_225350_00000932030_00430_13510_4670.N1	29-SEP-2004 22:53:50	Dark	92.500	1	9Alp CMa	-1.4400	11000.	185	13510	No
387	GOM_NL__2PRFIN20040929_225805_00000602030_00431_13511_4645.N1	29-SEP-2004 22:58:05	Dark	59.500	177	1Zet CMa	3.0220	26000.	119	13511	No
388	GOM_NL__2PRFIN20040929_230155_00000632030_00431_13511_4646.N1	29-SEP-2004 23:01:55	Dark	62.500	108	Alp Col	2.6520	15200.	125	13511	No
389	GOM_NL__2PRFIN20040929_230709_00000392030_00431_13511_4647.N1	29-SEP-2004 23:07:09	Dark	39.000	135	Bet Hyi	2.8200	5800.0	78	13511	No
390	GOM_NL__2PRFIN20040929_230915_00000402030_00431_13511_4648.N1	29-SEP-2004 23:09:15	Dark	40.000	143	Alp Hyi	2.8570	7200.0	80	13511	No
391	GOM_NL__2PRFIN20040929_231042_00000522030_00431_13511_4649.N1	29-SEP-2004 23:10:42	Dark	52.000	9	Alp Eri	0.45300	24000.	104	13511	No
392	GOM_NL__2PRFIN20040929_231214_00000522030_00431_13511_4650.N1	29-SEP-2004 23:12:14	Straylight	51.500	157	The1Eri	2.9060	9300.0	103	13511	No
393	GOM_NL__2PRFIN20040929_231608_00000442030_00431_13511_4651.N1	29-SEP-2004 23:16:08	Straylight	43.500	63	Bet Gru	2.1500	2800.0	87	13511	No
394	GOM_NL__2PRFIN20040929_232045_00000452030_00431_13511_4652.N1	29-SEP-2004 23:20:45	Straylight	45.000	18	24Alp PsA	1.1660	9700.0	90	13511	No
395	GOM_NL__2PRFIN20040929_232302_00000522030_00431_13511_4653.N1	29-SEP-2004 23:23:02	Straylight	51.500	52	16Bet Cet	2.0370	4500.0	103	13511	No
396	GOM_NL__2PRFIN20040929_232928_00000402030_00431_13511_4654.N1	29-SEP-2004 23:29:28	Bright	39.500	162	34Alp Aqr	2.9440	5350.0	79	13511	No

397	GOM_NL__2PRFIN20040929_233313_000000382030_00431_13511_4655.N1	29-SEP-2004 23:33:13	Bright	38.000	90	54Alp Peg	2.4870	11000.	76	13511	No
398	GOM_NL__2PRFIN20040929_233652_000000392030_00431_13511_4656.N1	29-SEP-2004 23:36:52	Bright	38.500	93	53Bet Peg	2.5200	3100.0	77	13511	No
399	GOM_NL__2PRFIN20040929_234620_000000412030_00431_13511_4657.N1	29-SEP-2004 23:46:20	Bright	41.000	74	11Bet Cas	2.2680	6600.0	82	13511	No
400	GOM_NL__2PRFIN20040929_234743_000000422030_00431_13511_4658.N1	29-SEP-2004 23:47:43	Bright	42.000	76	27Gam Cas	2.3000	30000.	84	13511	No
401	GOM_NL__2PRFIN20040929_235148_000000532030_00431_13511_4659.N1	29-SEP-2004 23:51:48	Bright	53.000	160	23Gam Per	2.9300	4700.0	106	13511	No
402	GOM_NL__2PRFIN20040929_235414_000000362030_00431_13511_4660.N1	29-SEP-2004 23:54:14	Bright	36.000	49	1Alp UMi	1.9900	6300.0	72	13511	No
403	GOM_NL__2PRFIN20040929_235615_000000402030_00431_13511_4661.N1	29-SEP-2004 23:56:15	Bright	39.500	60	7Bet UMi	2.0810	3950.0	79	13511	No

### 3. Quality information per product

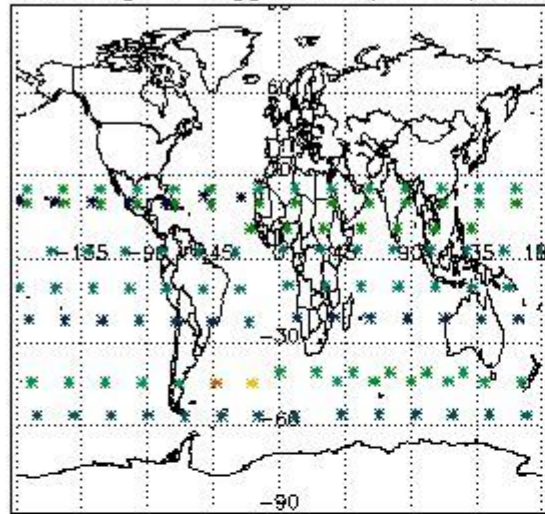
In this section it is plotted some information contained in the Quality Summary data set of the level 2 products. Only products in dark limb conditions and without errors (error flag in the MPH set to "0") are used.

#### 3.1 Plot quality information per product (time dependant)

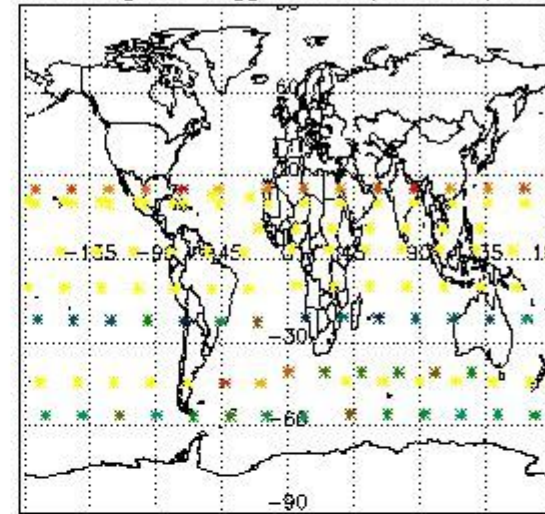


#### 3.2 Plot quality information per product (world map)

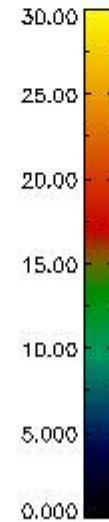
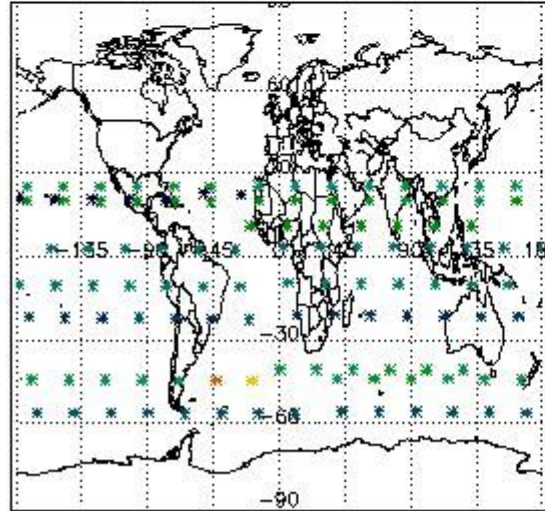
Percentage of flagged data per O3 profile



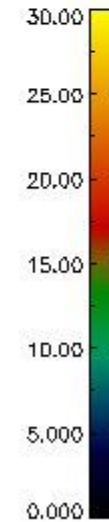
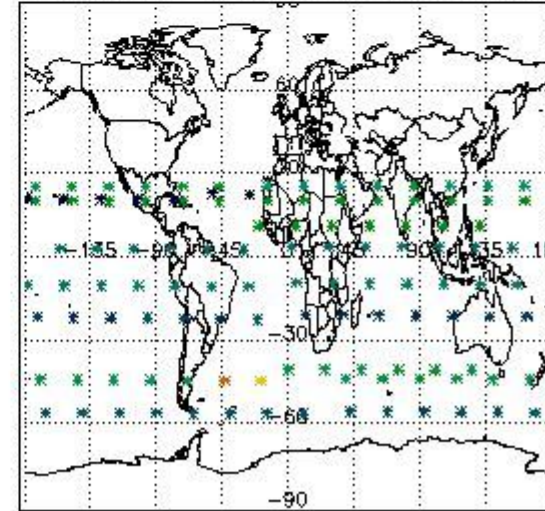
Percentage of flagged data per H2O profile



Percentage of flagged data per NO2 profile



Percentage of flagged data per NO3 profile

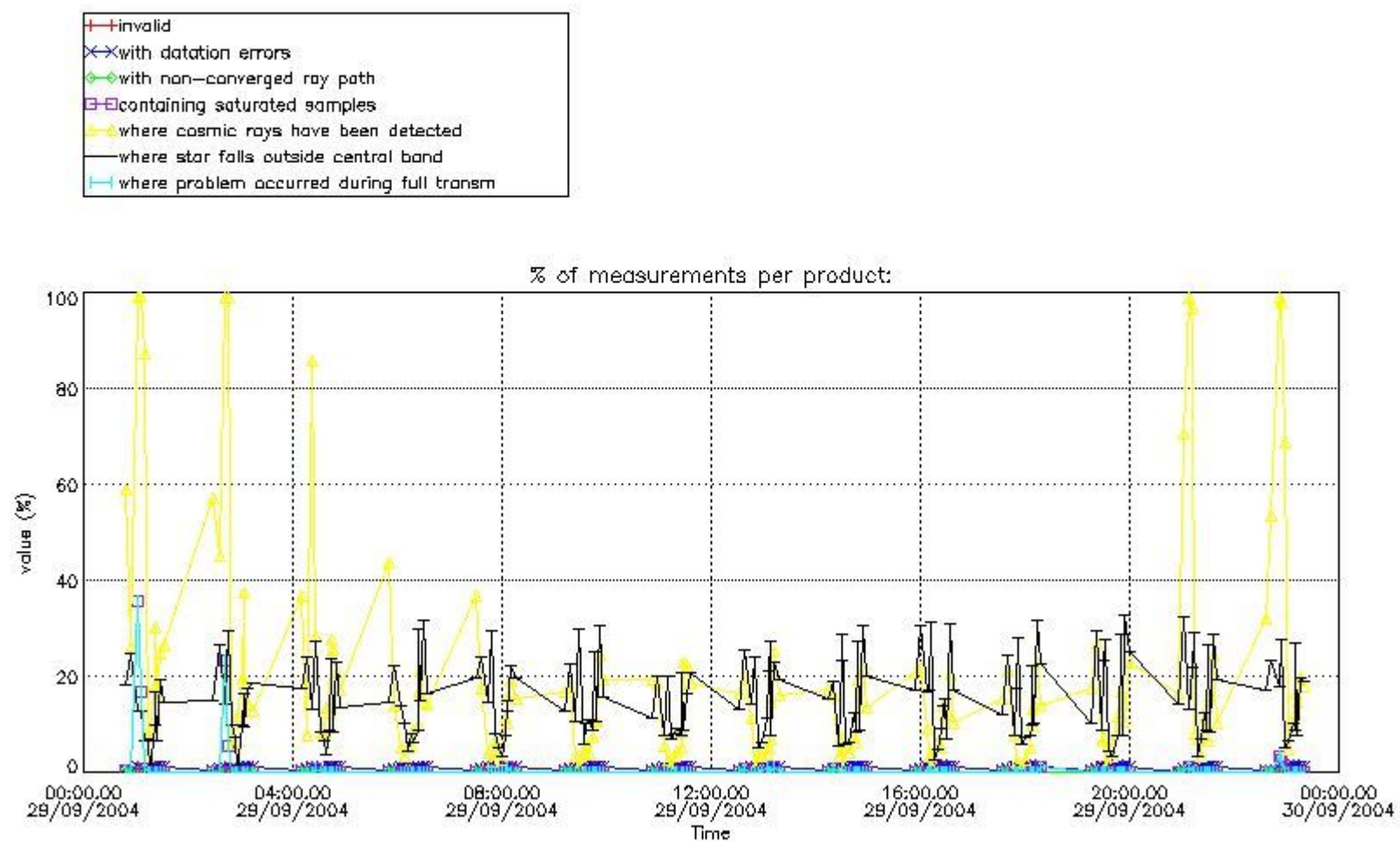


#### 4. Level 1 quality information per product

In this section it is plotted some information contained in the Quality Summary data set of the level 2 products that comes from the level 1b processing. Products without errors (error flag in the MPH set to "0") are used.

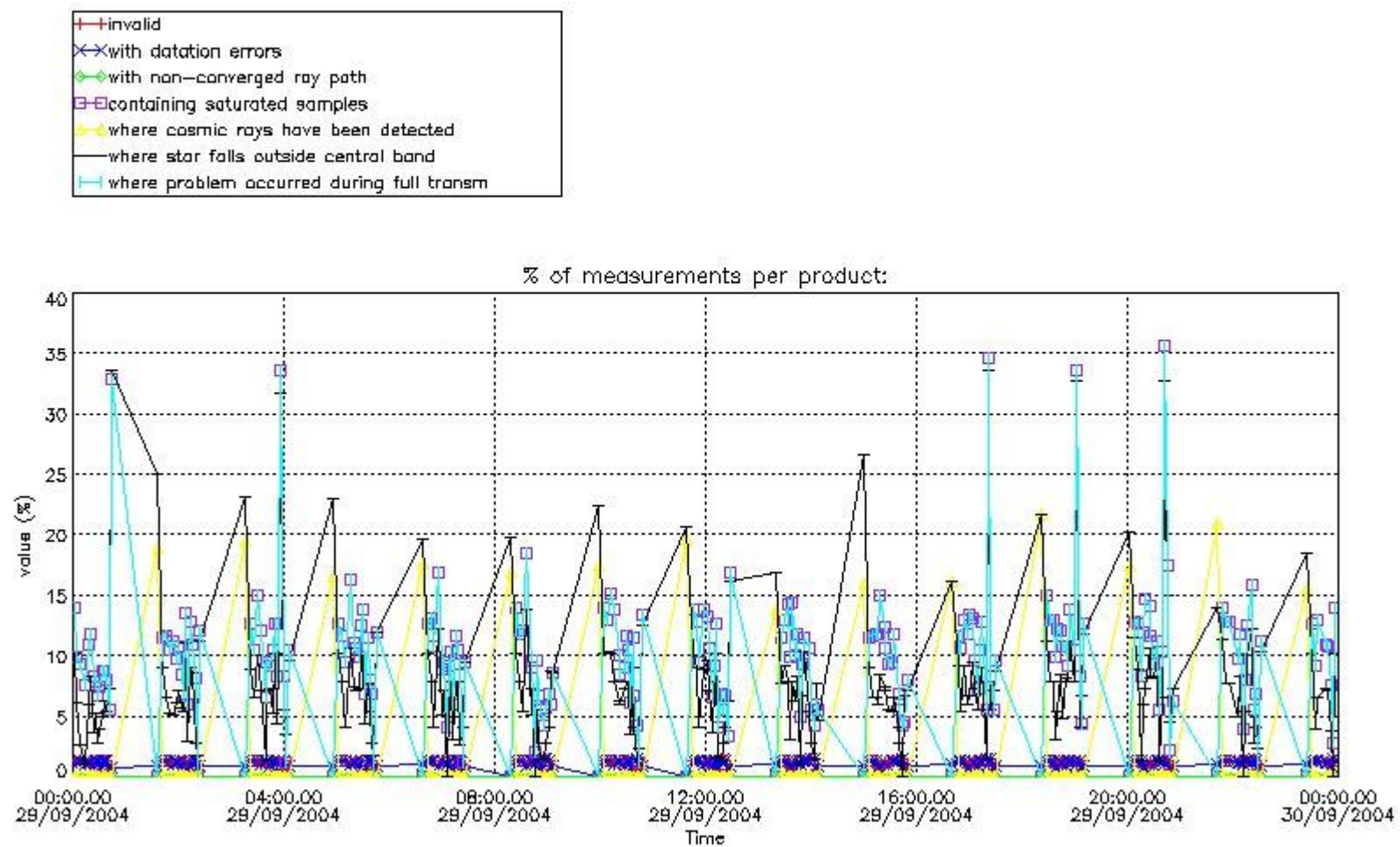
##### 4.1 Plot quality information per product (time dependant) coming from level 1b processing

##### 4.1.1 Plot level 1 quality information per product (time dependant): ENVISAT ASCENDING passes



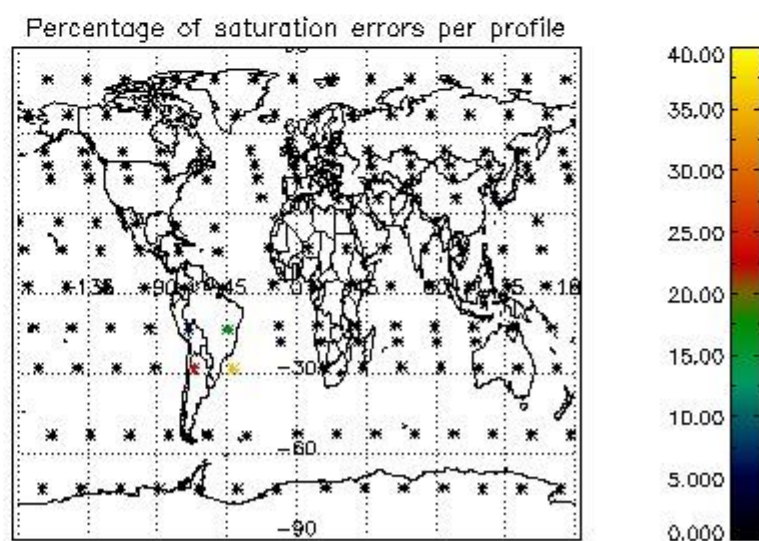
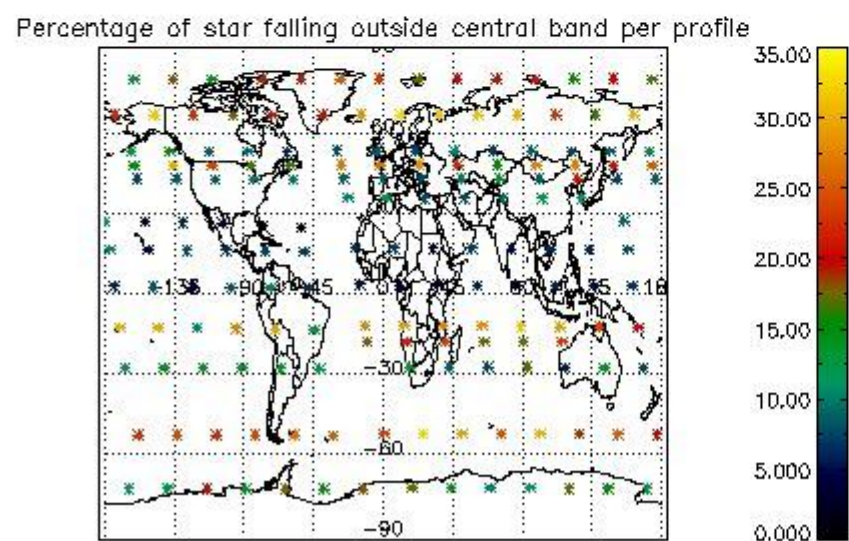
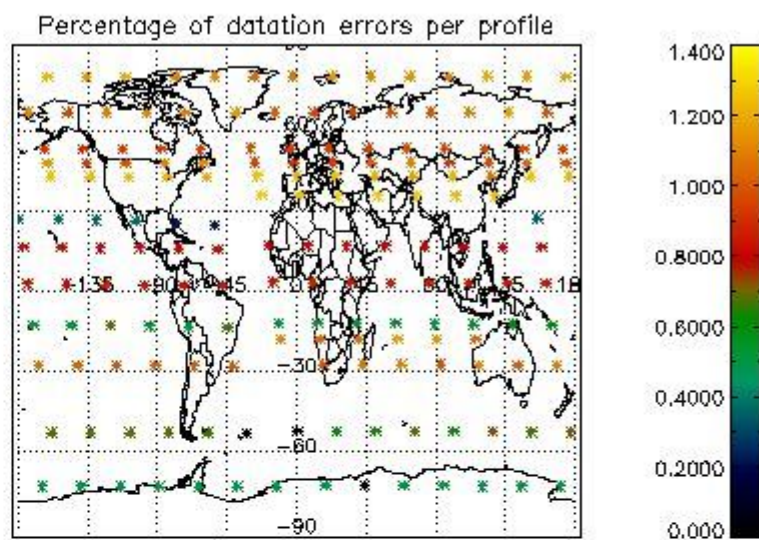
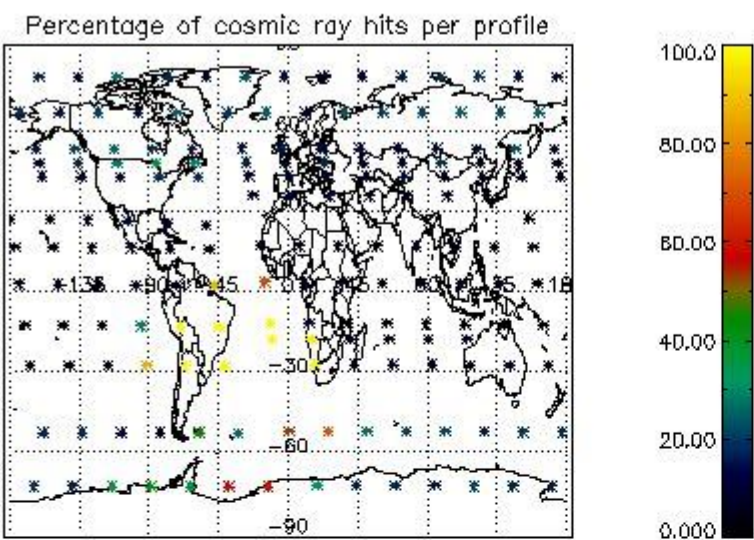
4.1.2 Plot level 1 quality information per product (time dependant): ENVI SAT DESCENDING passes



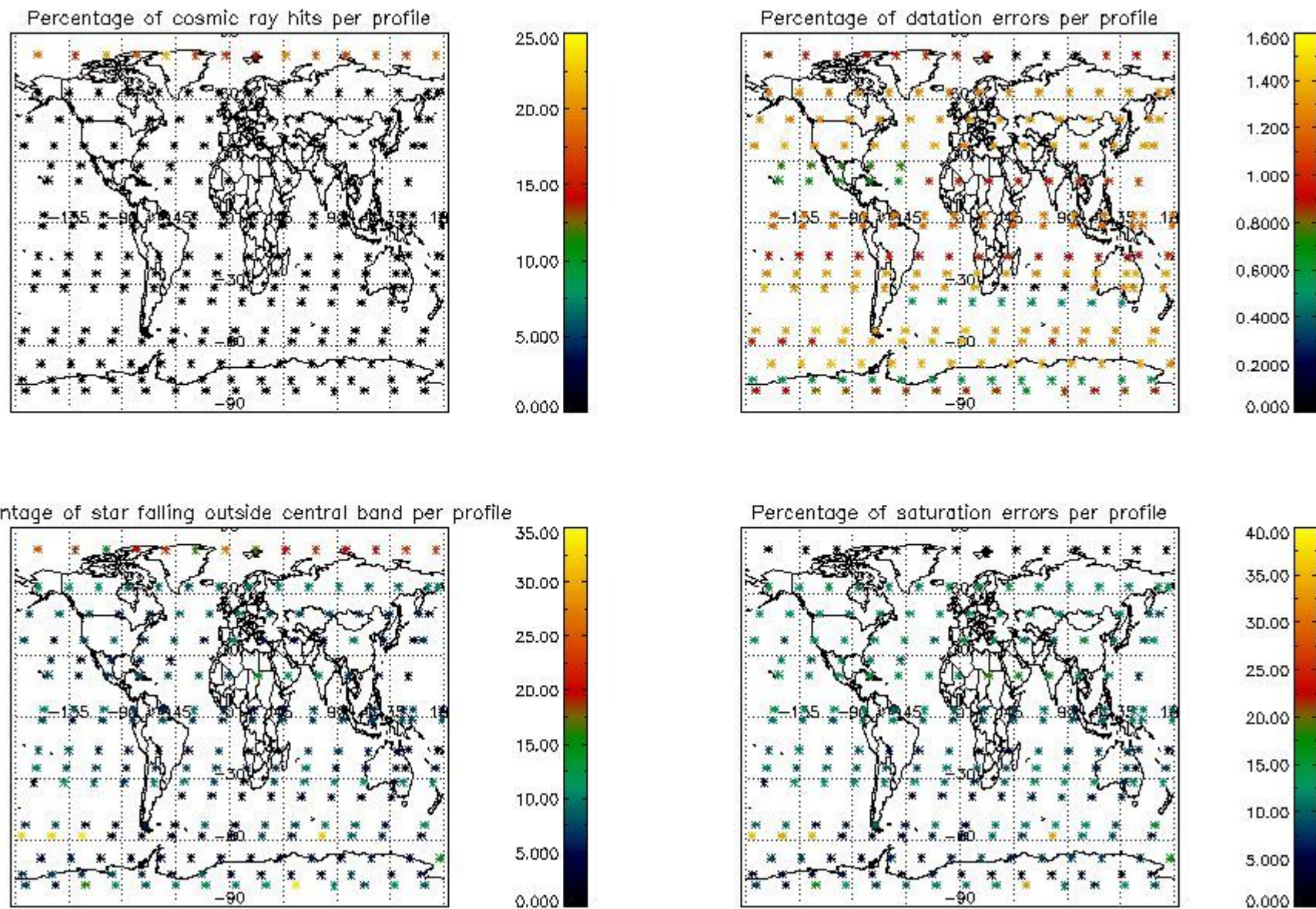


*4.2 Plot quality information per product coming from level 1b processing (world map)*

*4.2.1 Plot level 1 quality information per product (world map): ENVISAT ASCENDING passes*



4.2.2 Plot level 1 quality information per product (world map): ENVISAT DESCENDING passes



## 5. Trace gas profiles

### 5.1 Ozone statistics based on quality of products

The final quality of the products can be "measured" using the STD (Standard Deviation) attached to every point profile. This information is written to the parameter GOM\_NL\_\_2P/NL\_LOCAL\_SPECIES\_DENSITY/o3\_std of the level 2 products. The table below shows the statistics for given STD ranges.

The statistics are given with respect to the overall valid production:

- Products without fatal errors: GOM\_NL\_\_2P/MPH/PRODUCT\_ERR=0
- Valid point profile: GOM\_NL\_\_2P/NL\_LOCAL\_SPECIES\_DENSITY/pcd(0)=0

The 'Criteria' is applied to valid points of dark limb products:

- Products in dark limb illumination condition: GOM\_NL\_\_2P/NL\_SUMMARY\_QUALITY/obs\_ill\_cond=0
- Products without fatal errors: GOM\_NL\_\_2P/MPH/PRODUCT\_ERR=0
- Valid point profile: GOM\_NL\_\_2P/NL\_LOCAL\_SPECIES\_DENSITY/pcd(0)=0

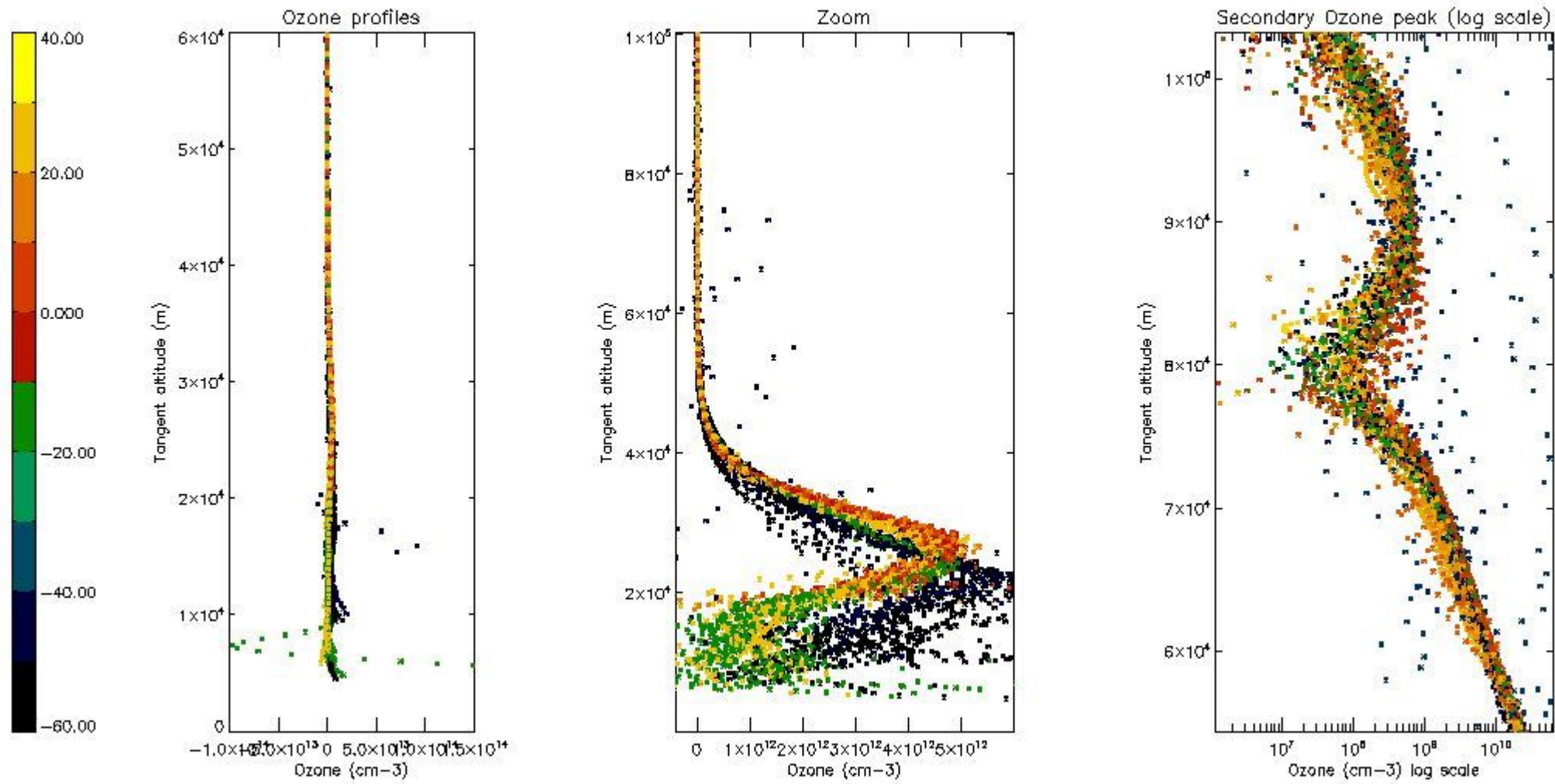
So, the table below shows the percentage of dark limb and valid observations for each criteria with respect to the overall valid daily observations.

Criteria	% of total production
All STD	35
STD < 20	22

STD < 10	19
STD < 5	14

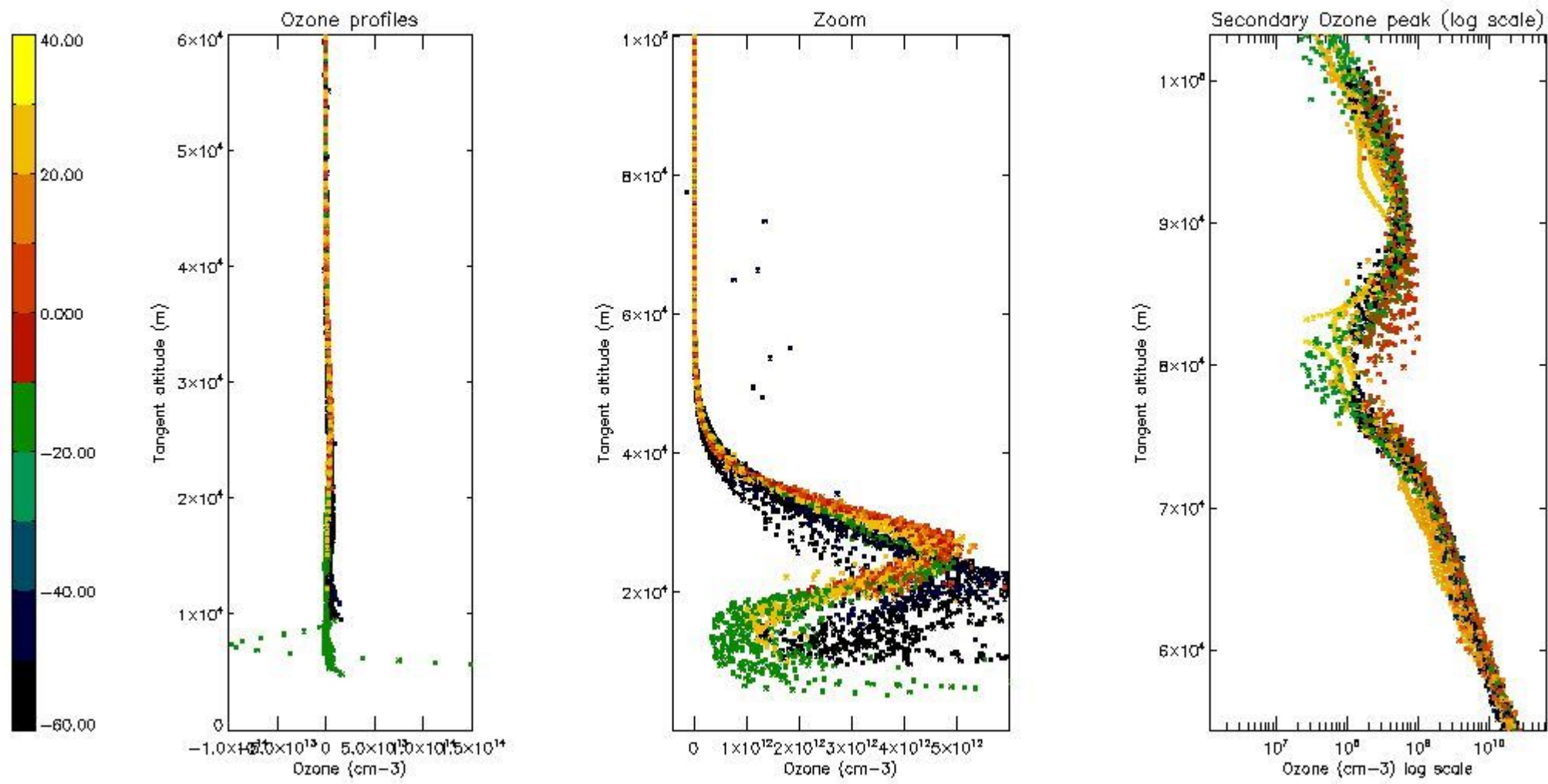
5.2 Plot ozone profiles for all STD (dark without errors)

The colorbar represents the latitude.



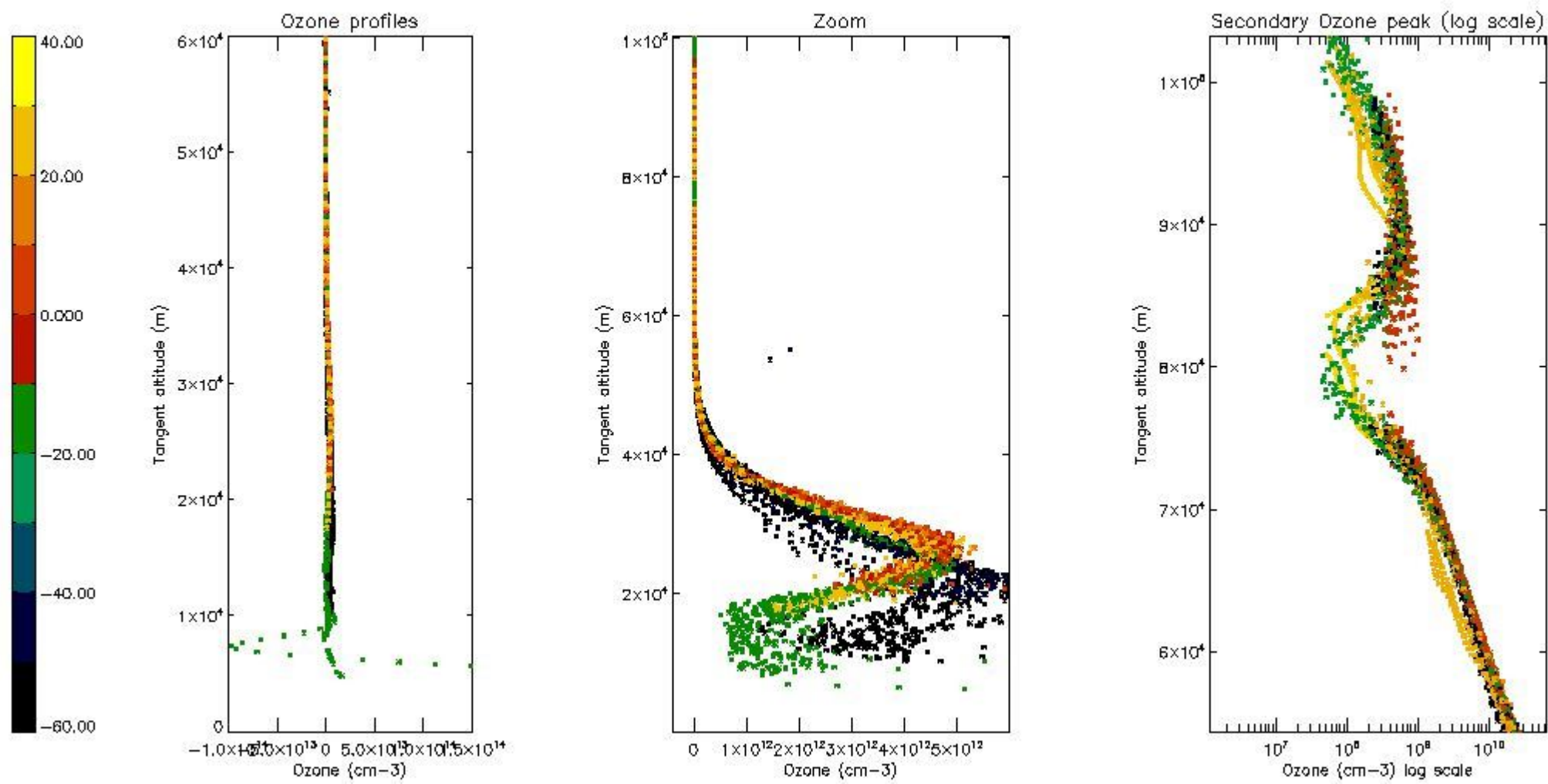
5.3 Plot ozone profiles where STD < 20% (dark without errors)

The colorbar represents the latitude.



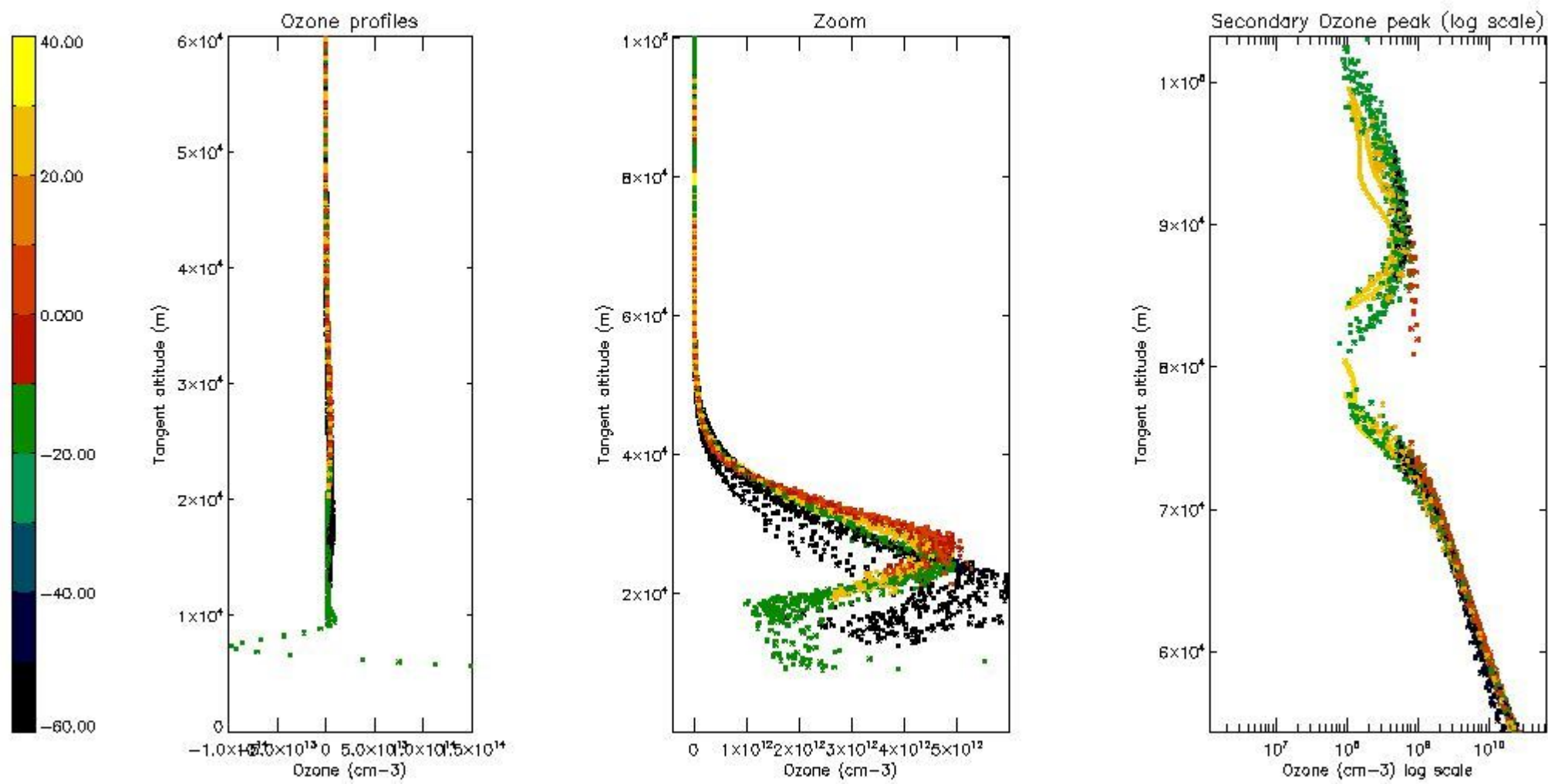
5.4 Plot ozone profiles where  $STD < 10\%$  (dark without errors)

The colorbar represents the latitude.



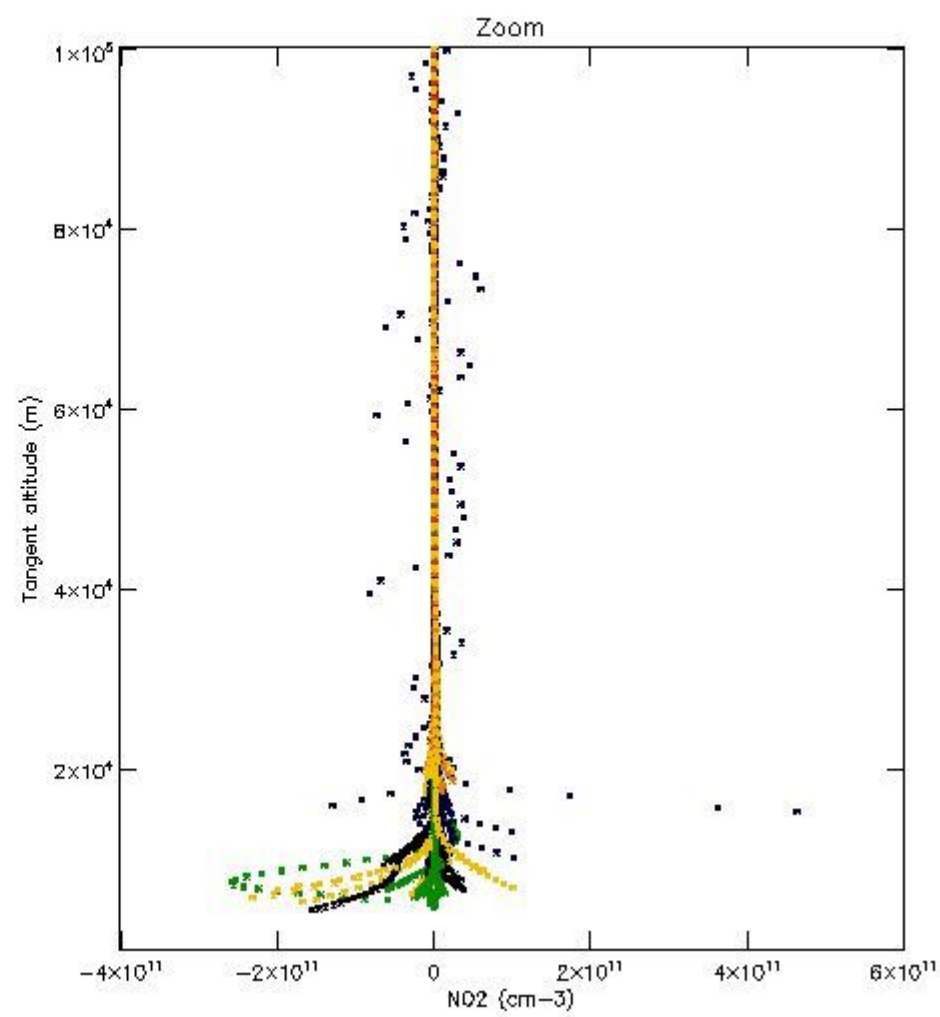
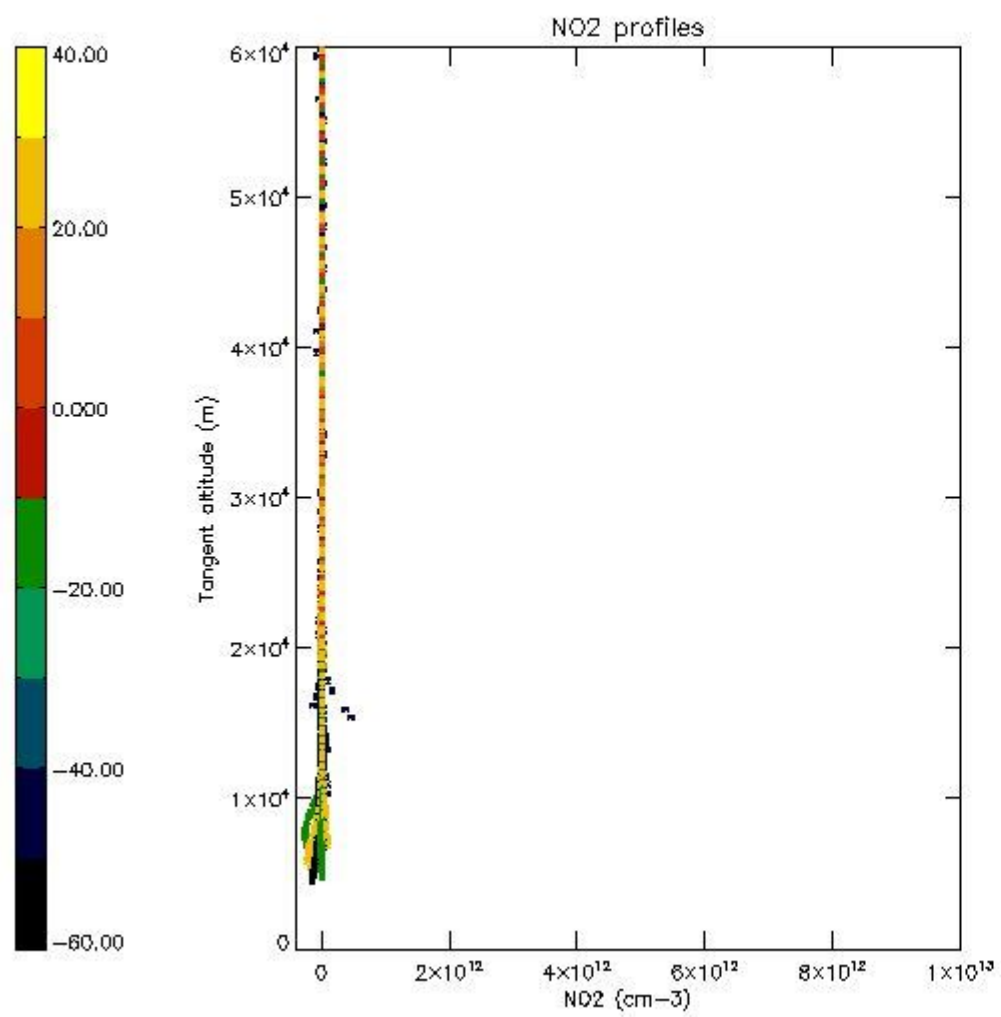
*5.5 Plot ozone profiles where STD < 5% (dark without errors)*

The colorbar represents the latitude.



*5.6 Plot NO<sub>2</sub> profiles for all STD (dark without errors)*

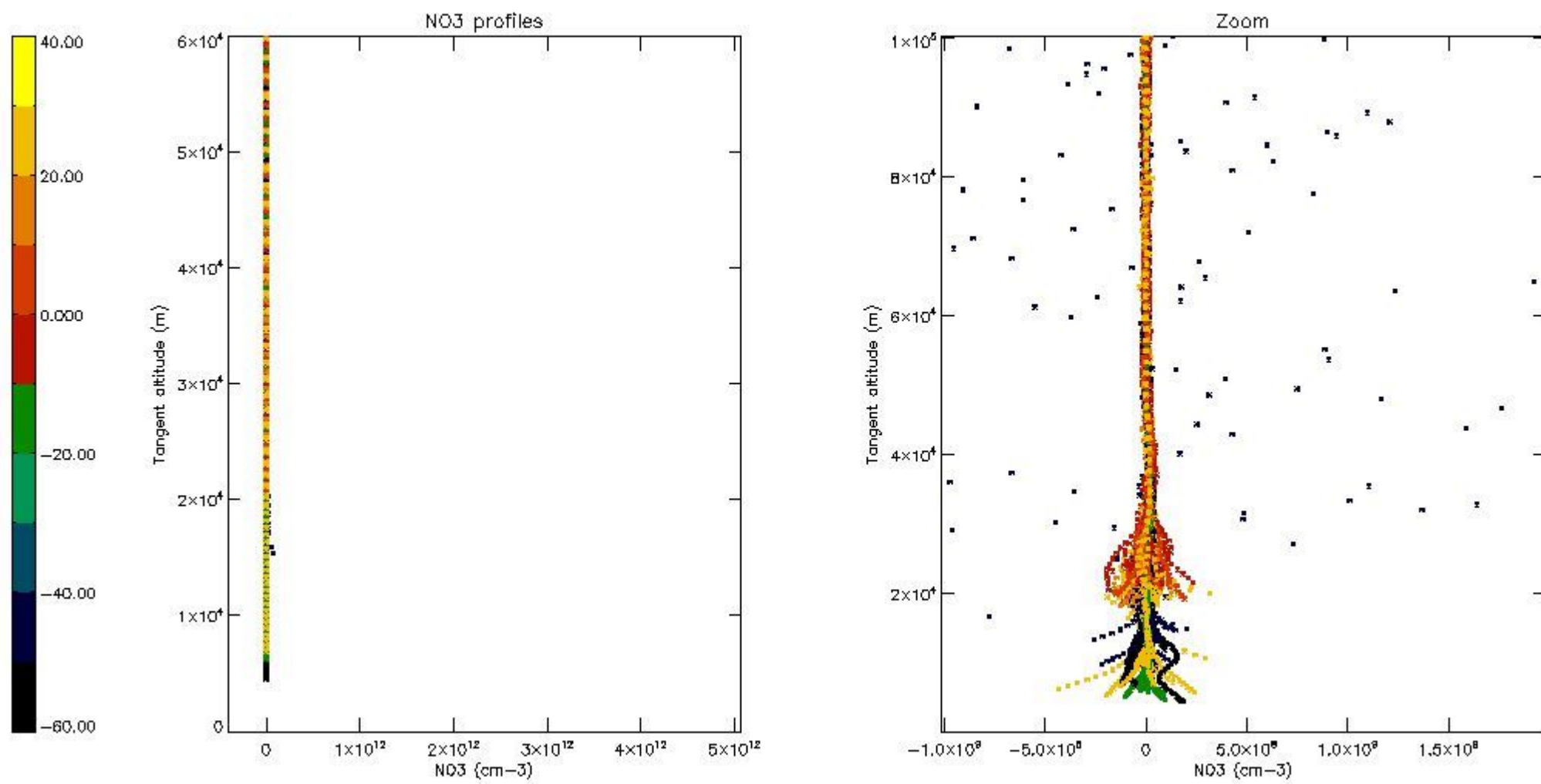
The colorbar represents the latitude.



*5.7 Plot NO3 profiles for all STD (dark without errors)*

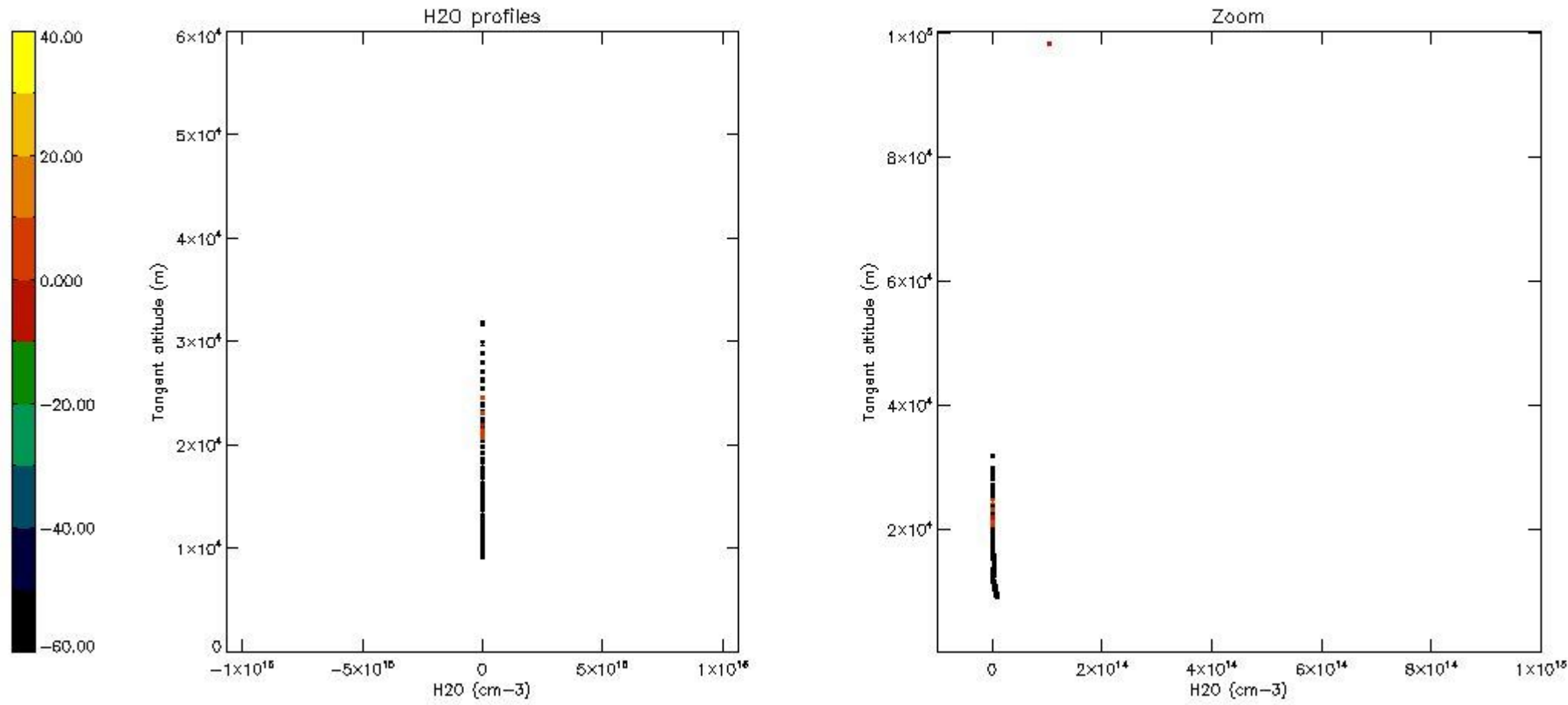
The colorbar represents the latitude.





*5.8 Plot H2O profiles for all STD (only for occultations of stars 1,2,3,4,13,14,16,26,63 dark without errors)*

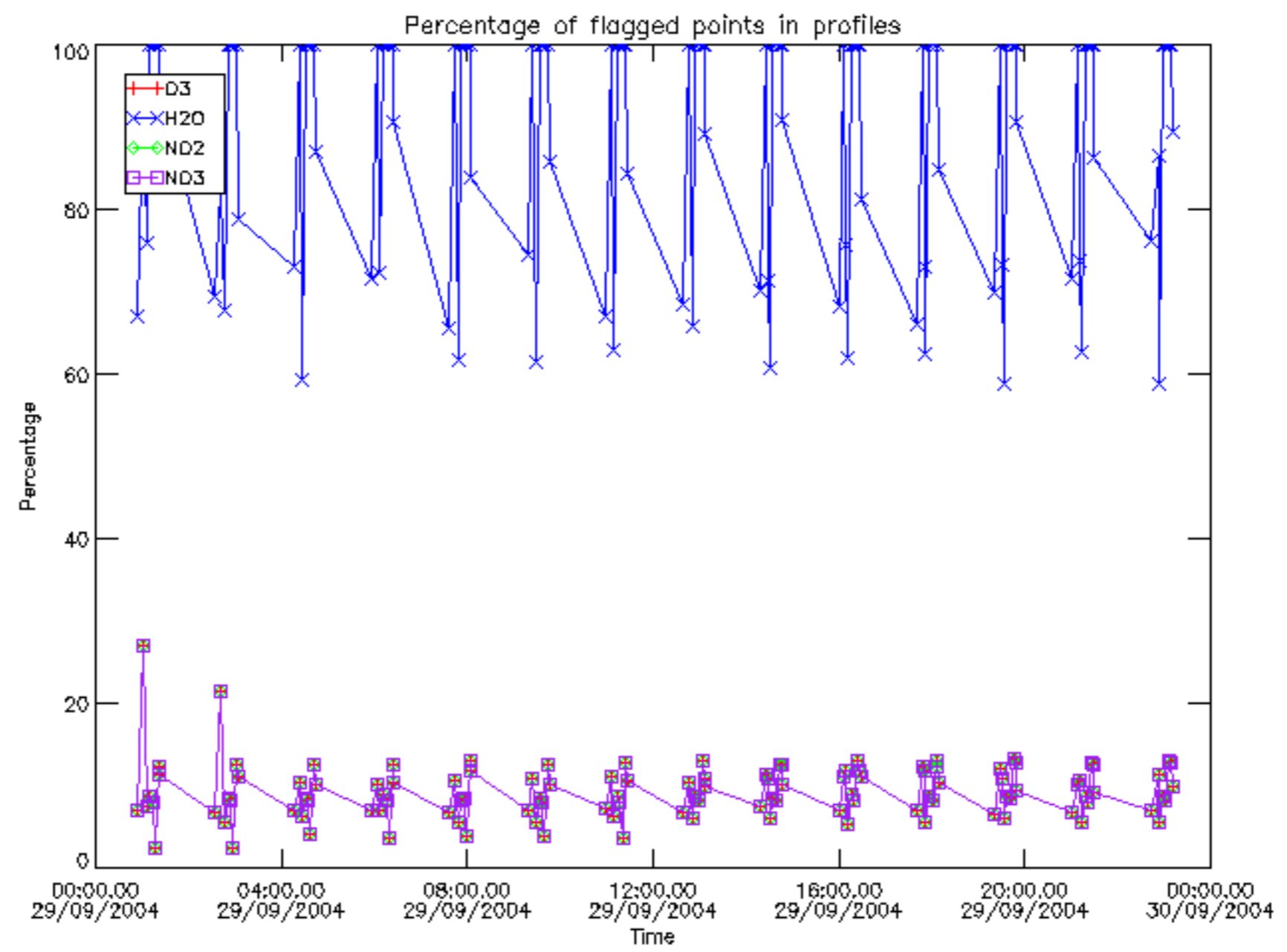
The colorbar represents the latitude.



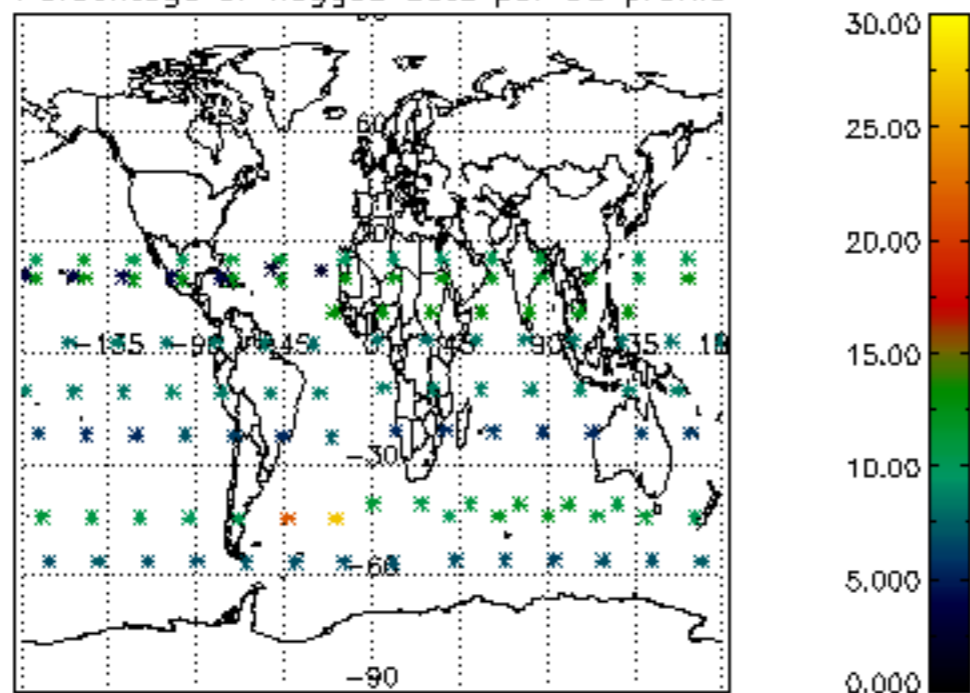
## 6. Auxiliary Data Files used for the production reported in section 2

The number reported in the third column indicates since which file (see list in section 2) the corresponding auxiliary file has been used. The fourth column is the date of those product files.

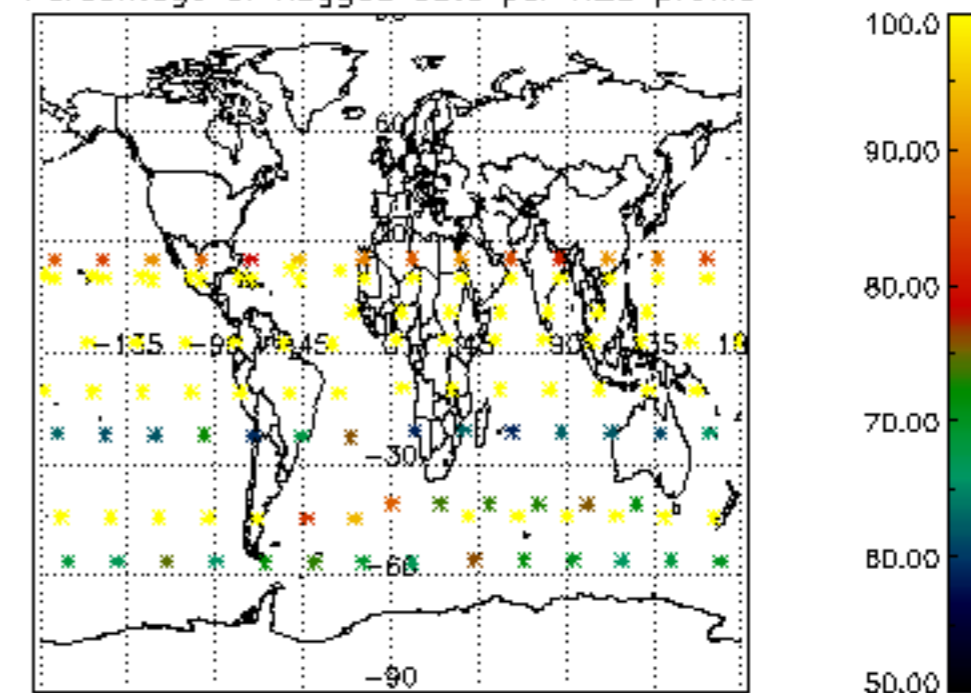
Type	Auxiliary Filename	Used since product	Used since product date
INST_PHYS_CHARACTERISTICS	GOM_INS_AXVIEC20091111_143220_20030716_120000_20500101_000000	1	29-SEP-2004 00:01:02
LEVEL-2_PROC_CONFIG	GOM_PR2_AXVIEC20091111_152718_20020301_000000_20500101_000000	1	29-SEP-2004 00:01:02
CROSS_SECTIONS_FILE	GOM_CRS_AXVIEC20091111_154832_20020301_000000_20500101_000000	1	29-SEP-2004 00:01:02



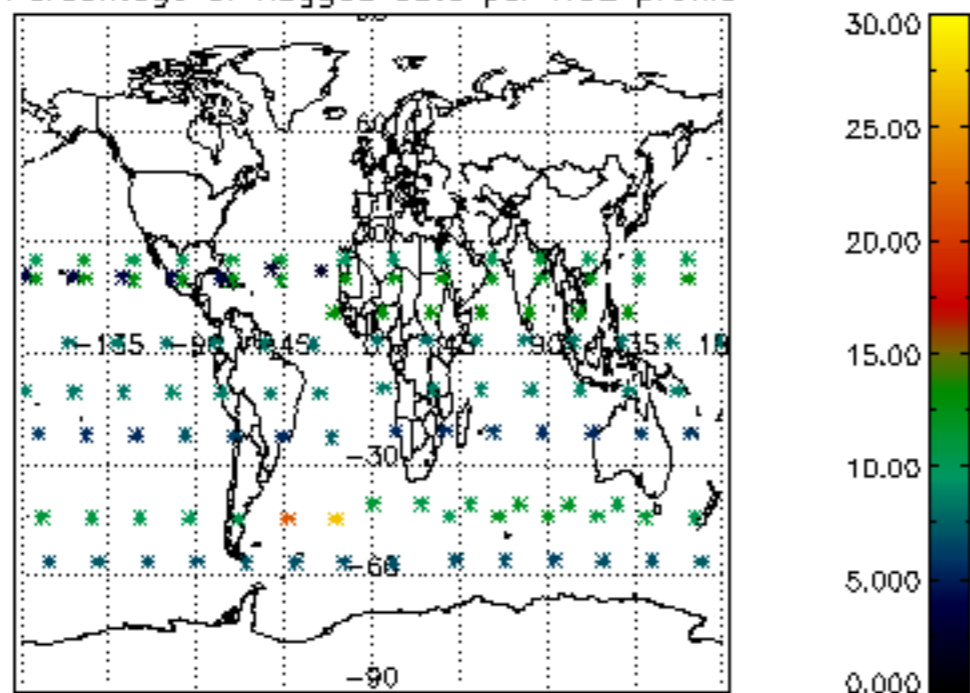
Percentage of flagged data per D3 profile



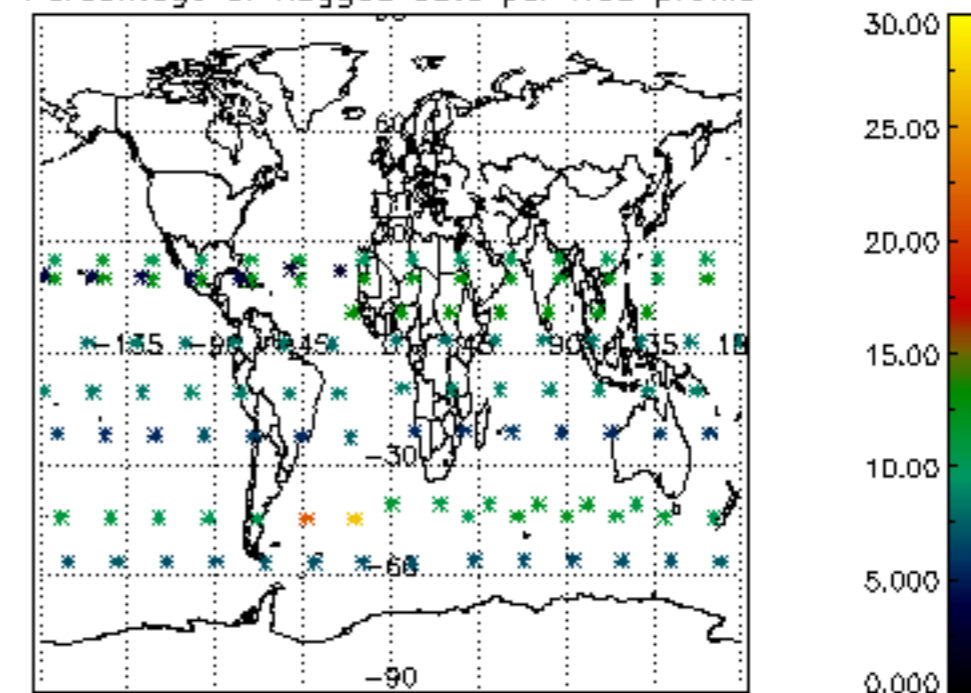
Percentage of flagged data per H2O profile

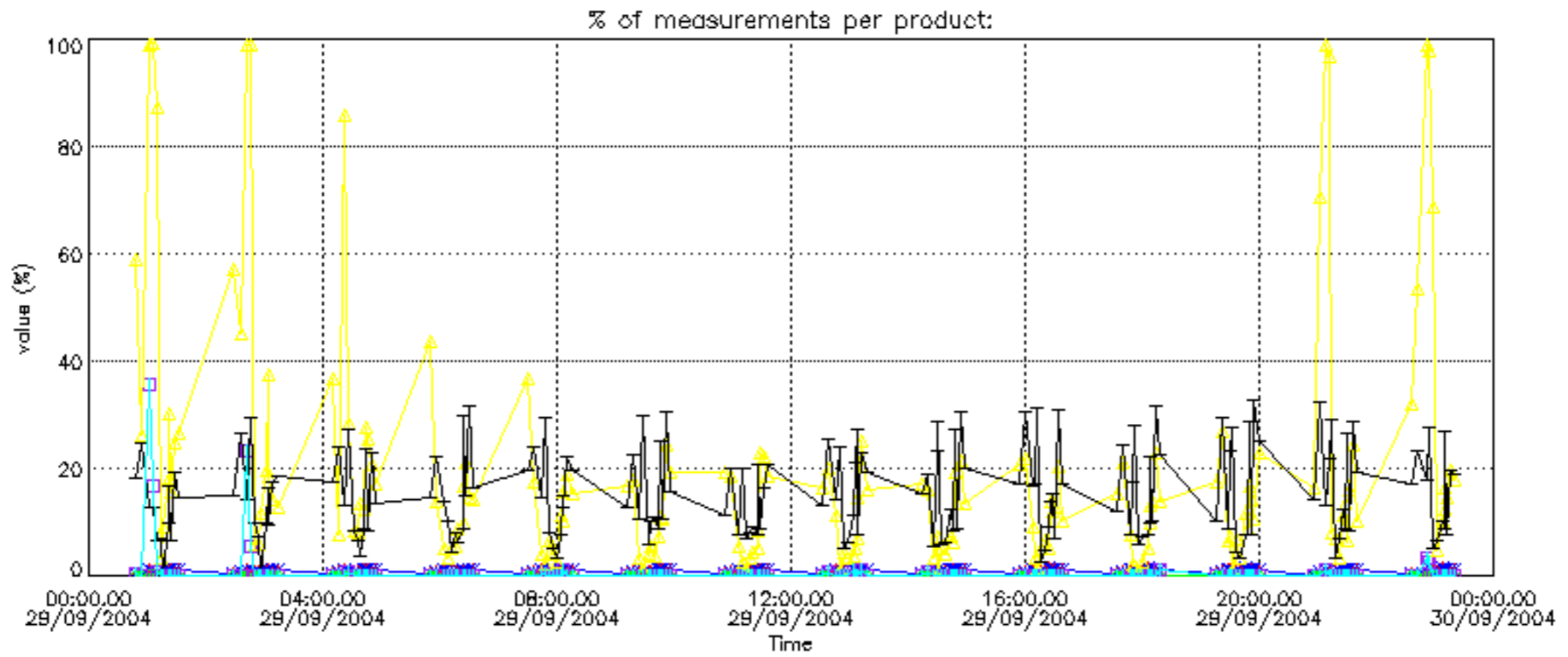


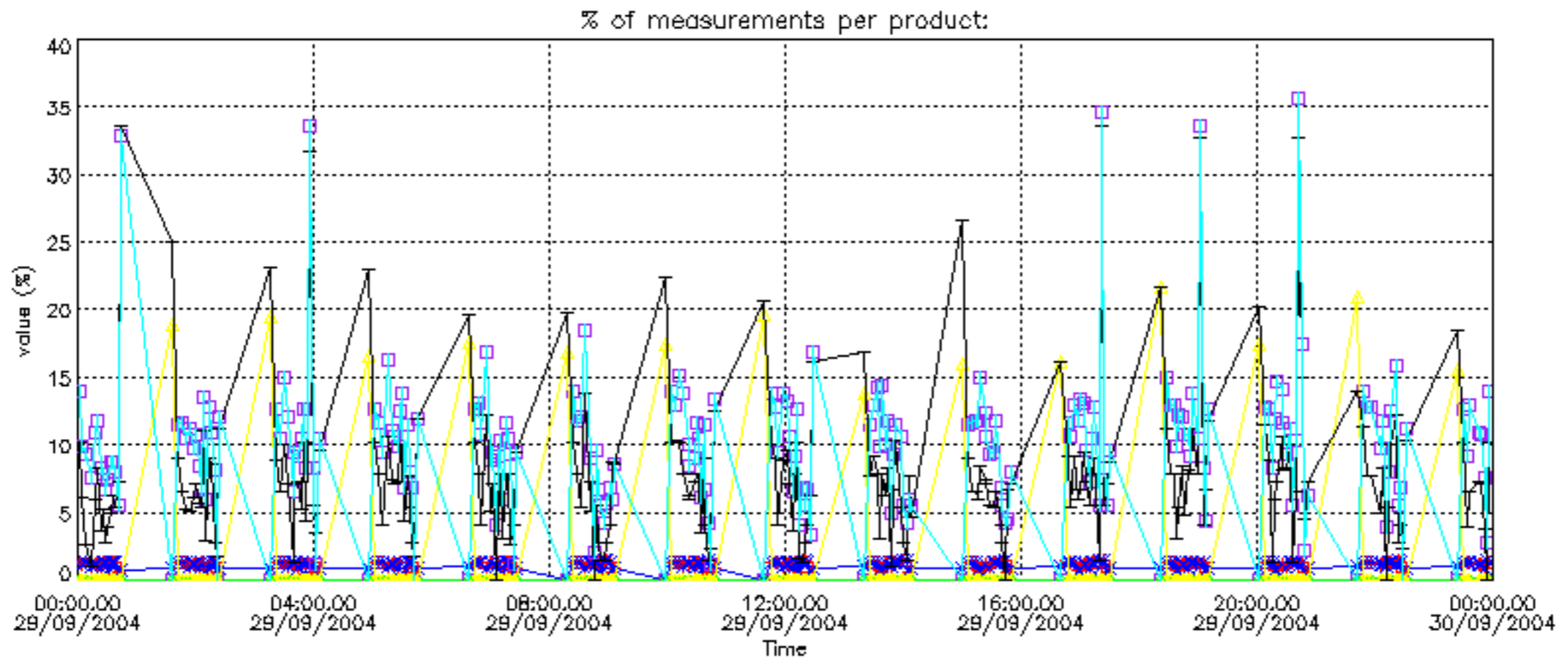
Percentage of flagged data per NO2 profile



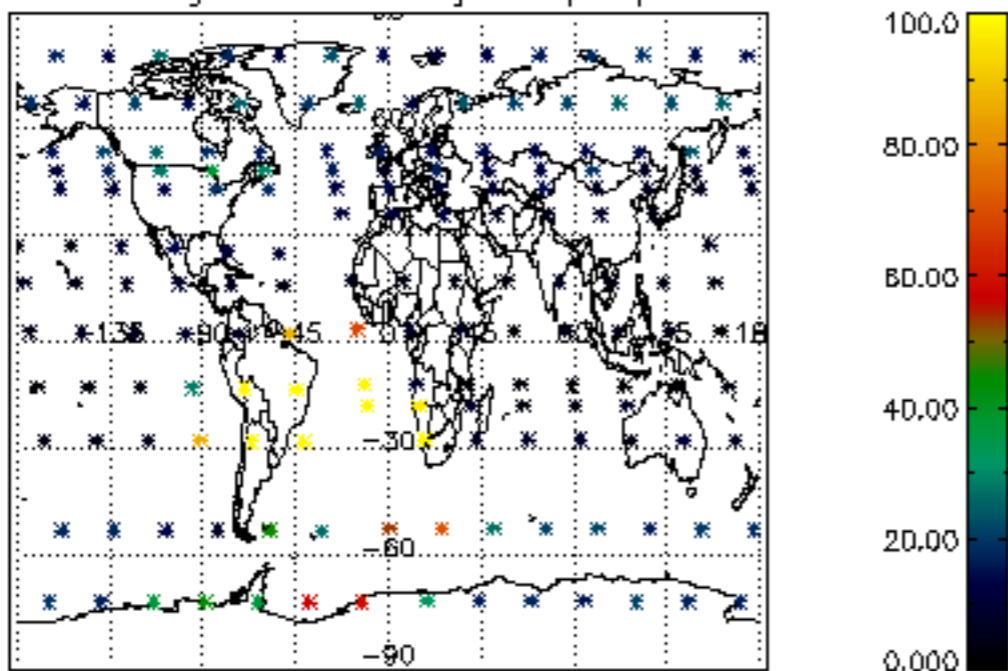
Percentage of flagged data per NO3 profile



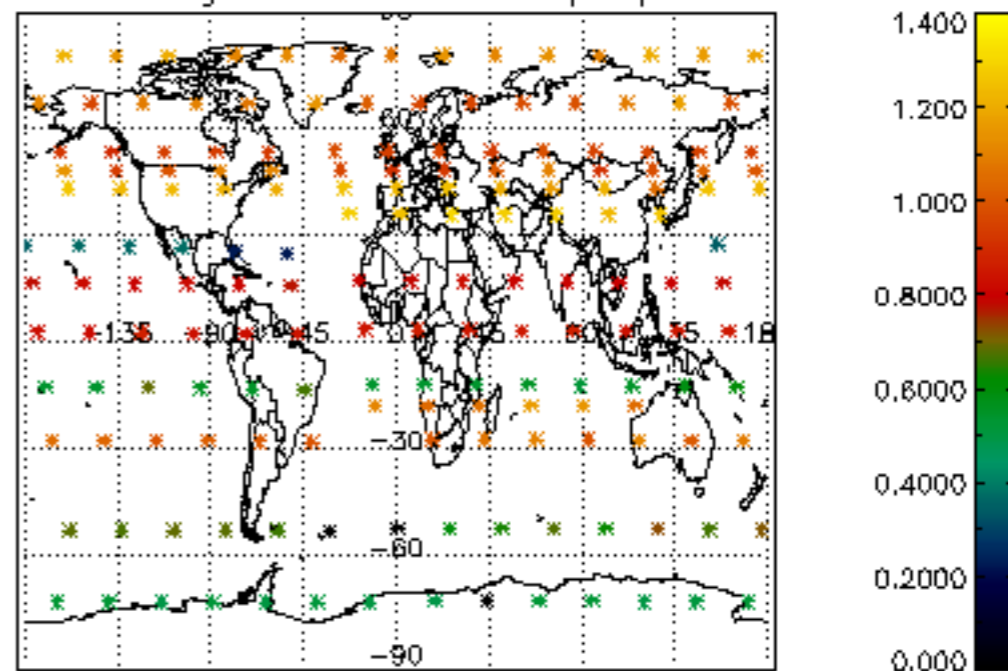




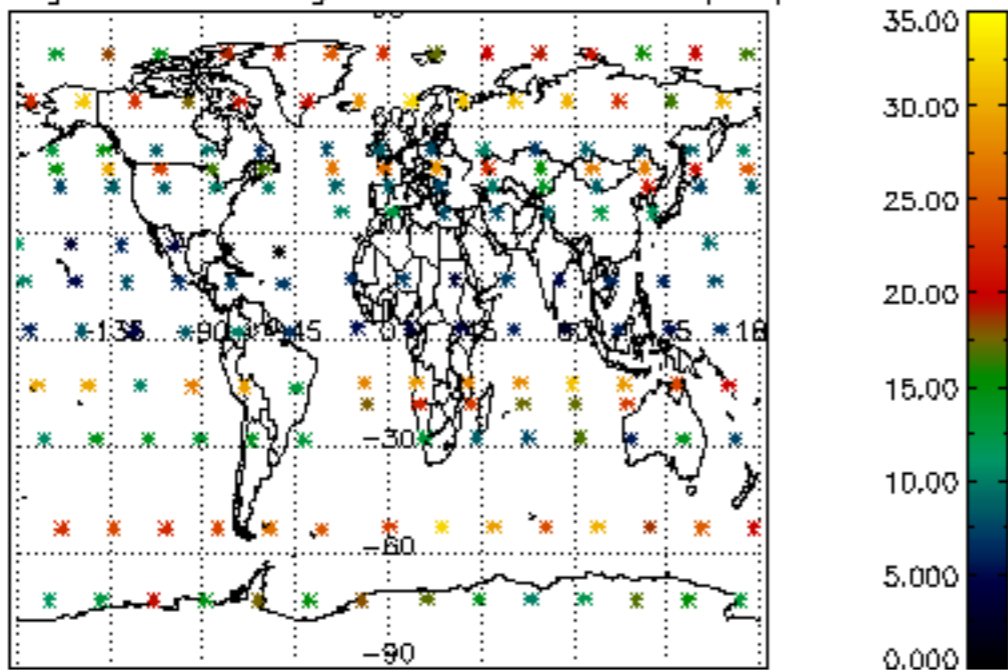
Percentage of cosmic ray hits per profile



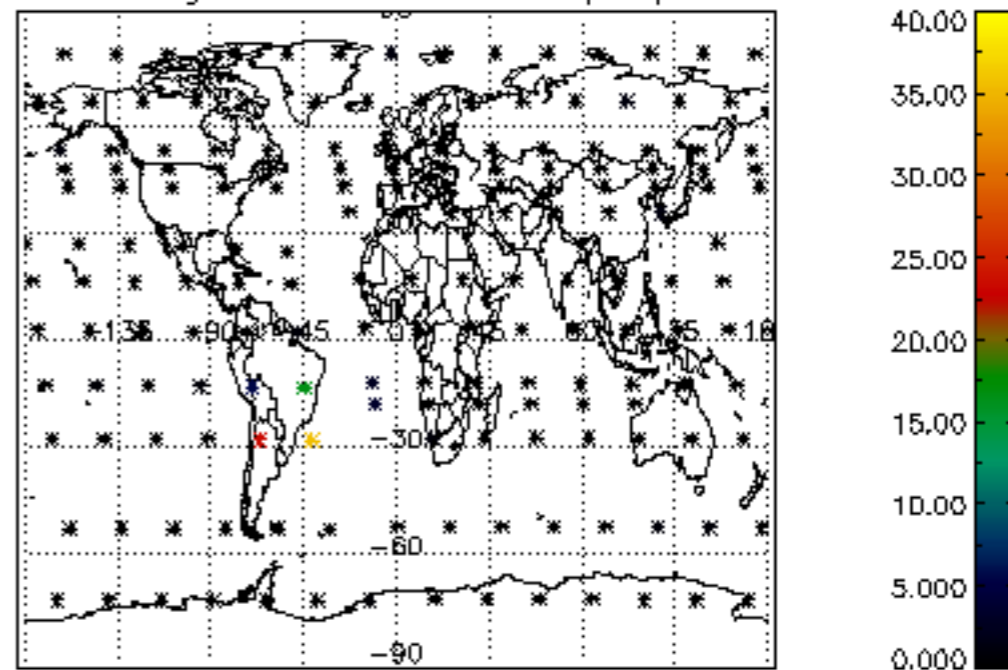
Percentage of datation errors per profile



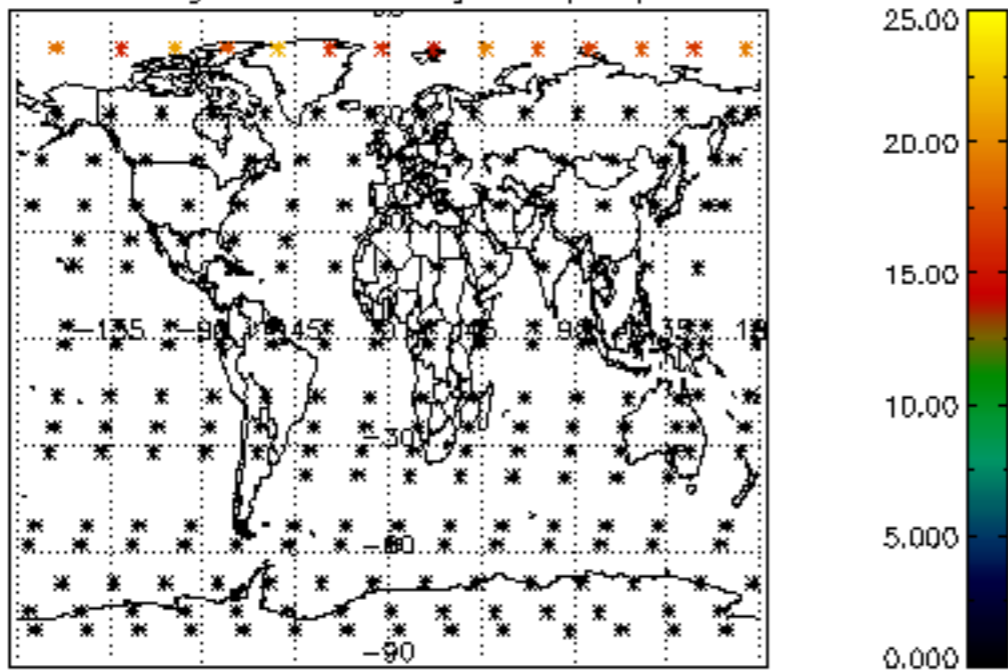
Percentage of star falling outside central band per profile



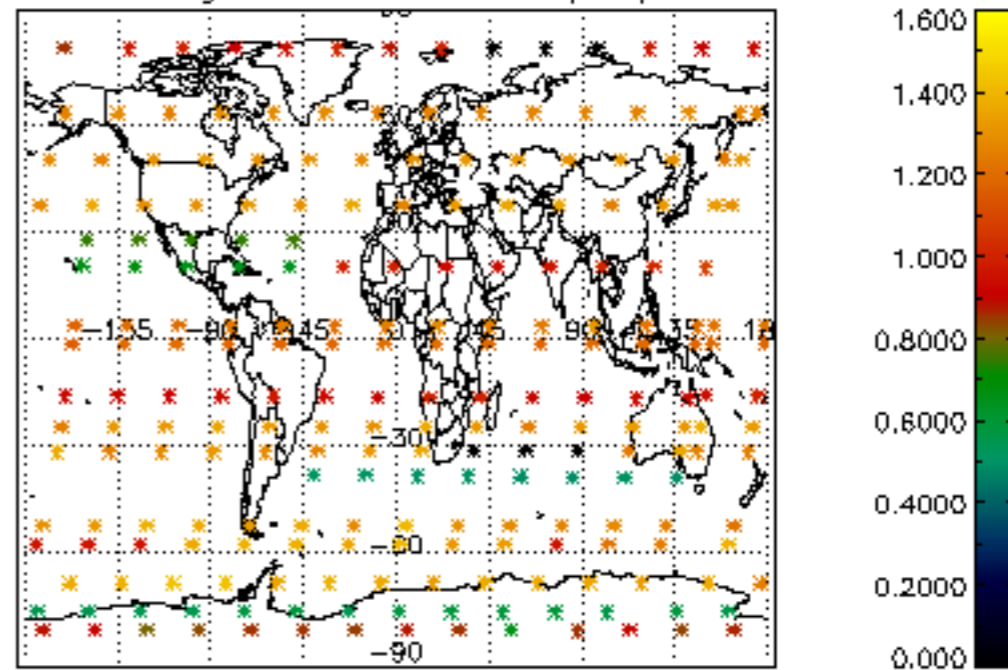
Percentage of saturation errors per profile



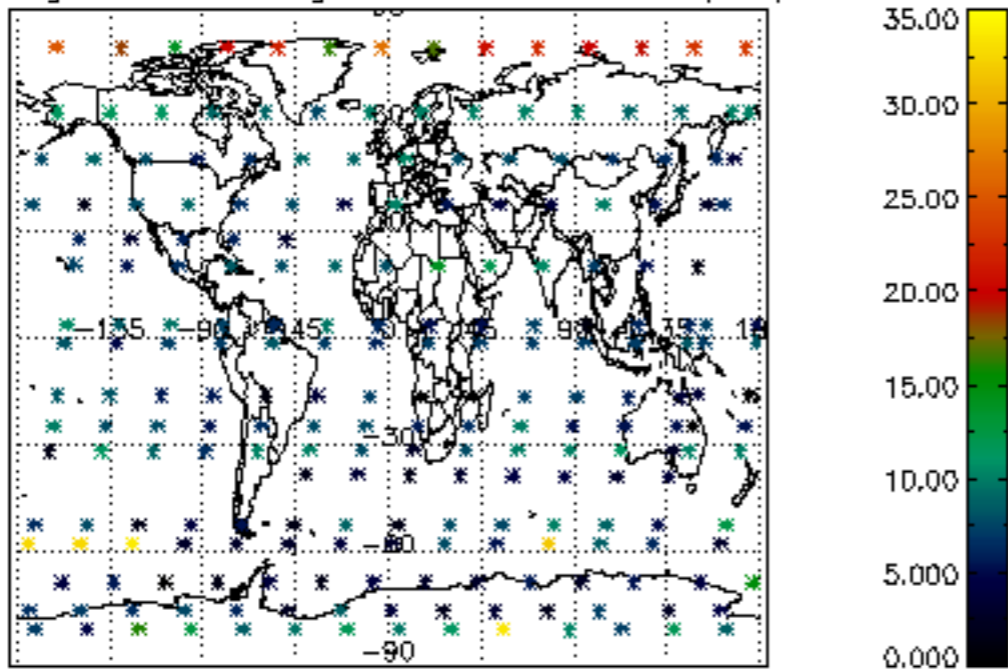
Percentage of cosmic ray hits per profile



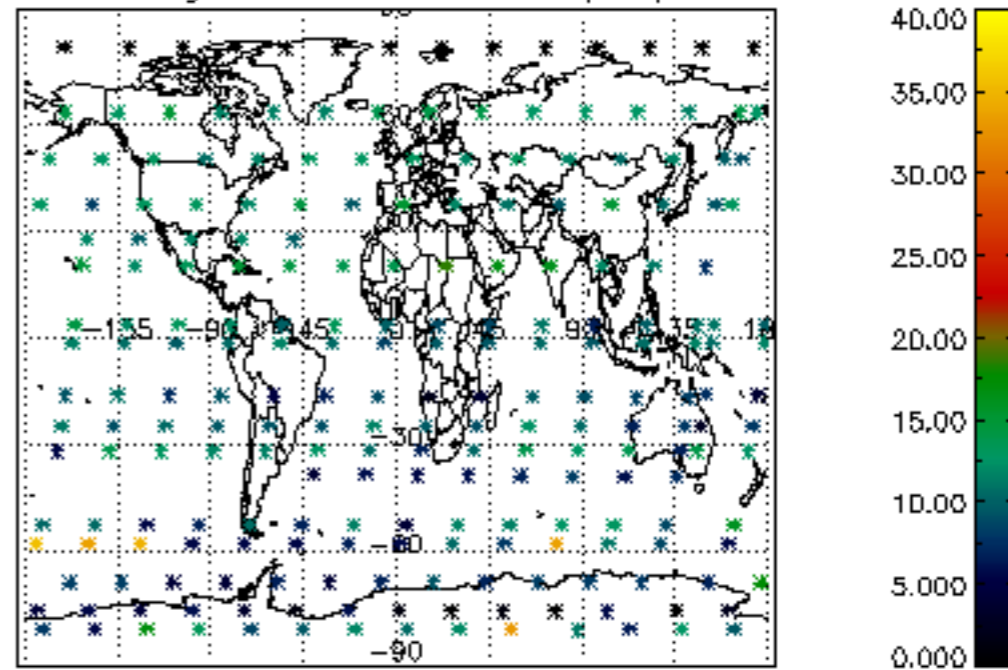
Percentage of datation errors per profile



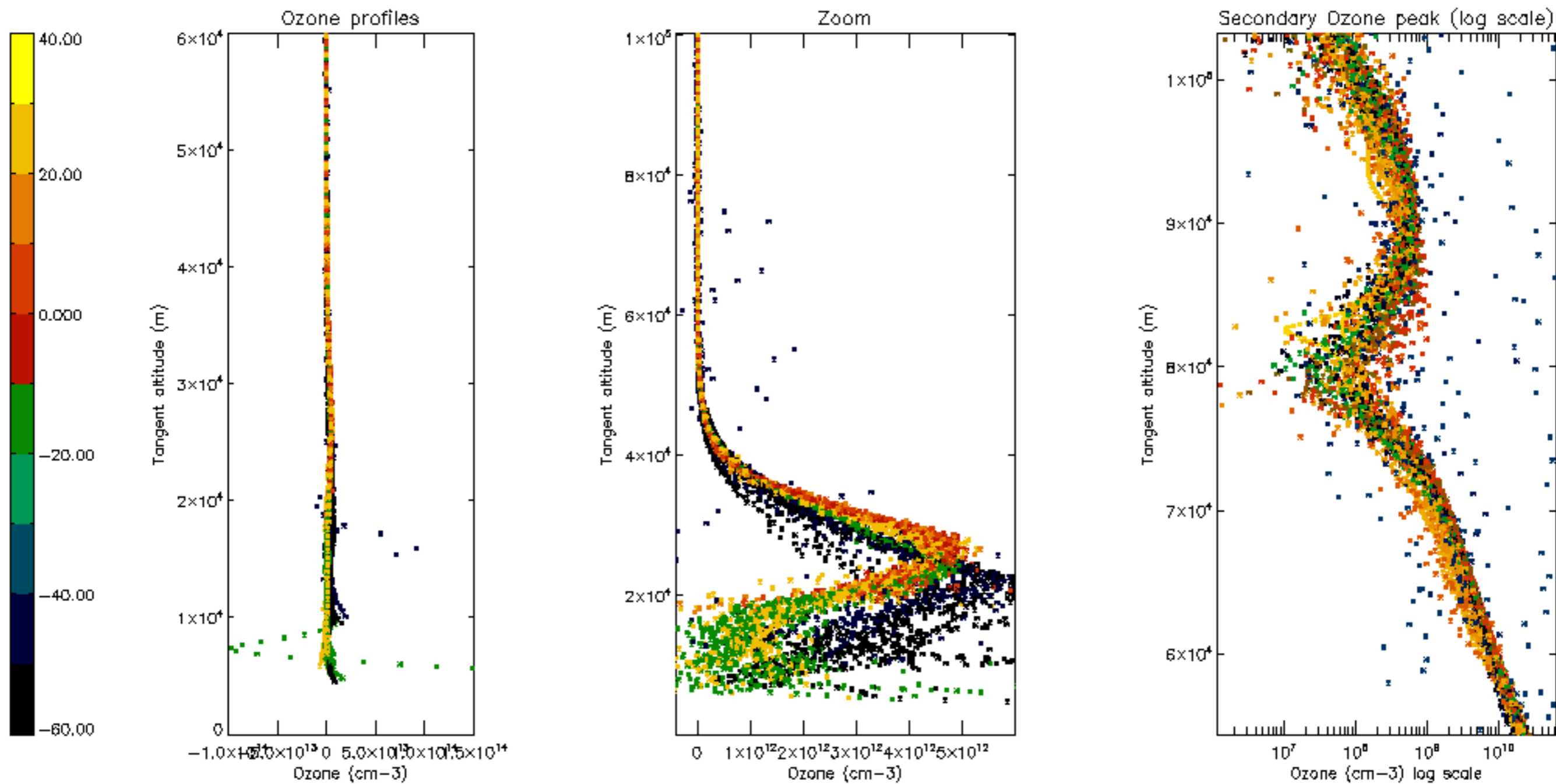
Percentage of star falling outside central band per profile

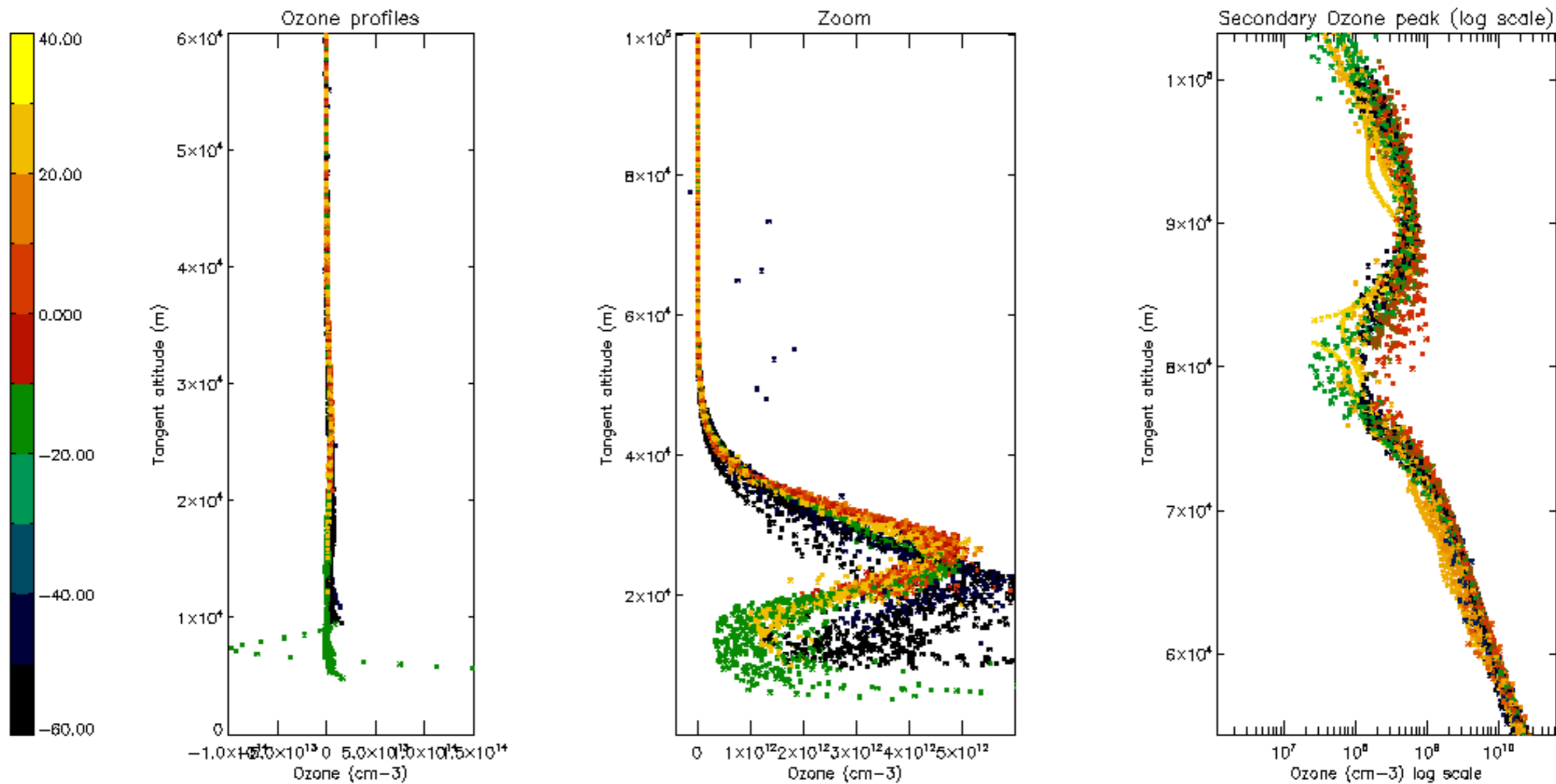


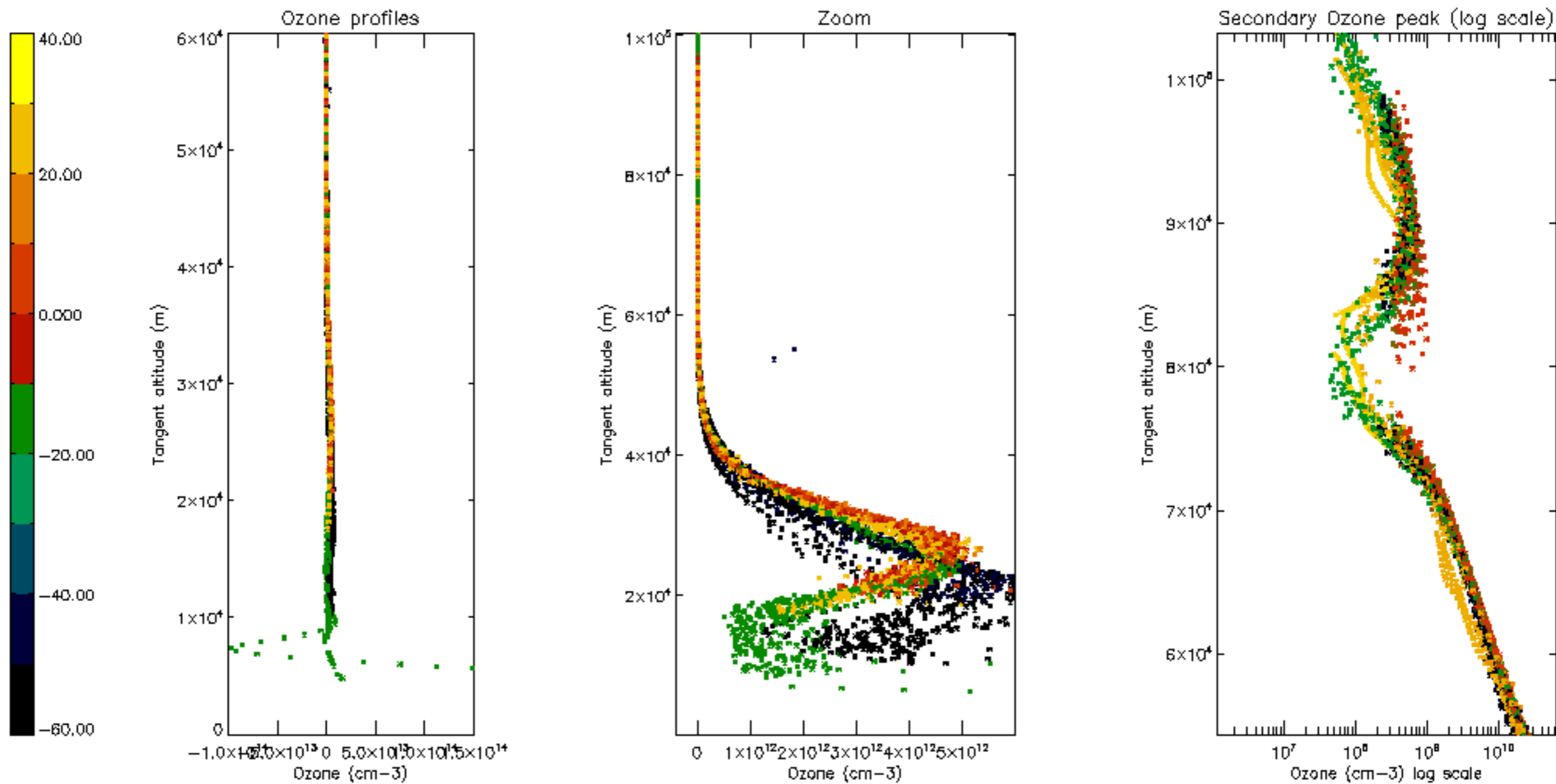
Percentage of saturation errors per profile

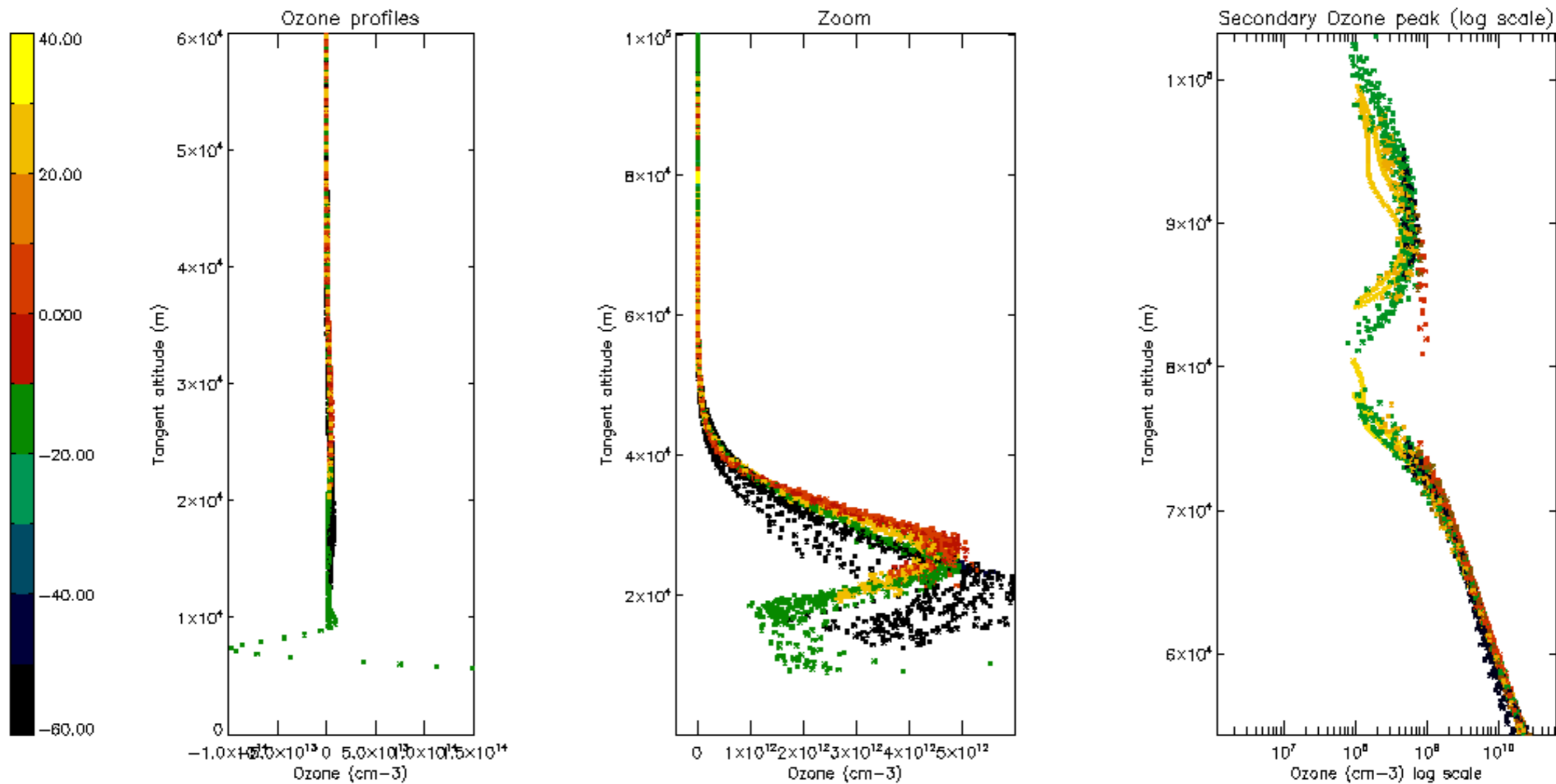


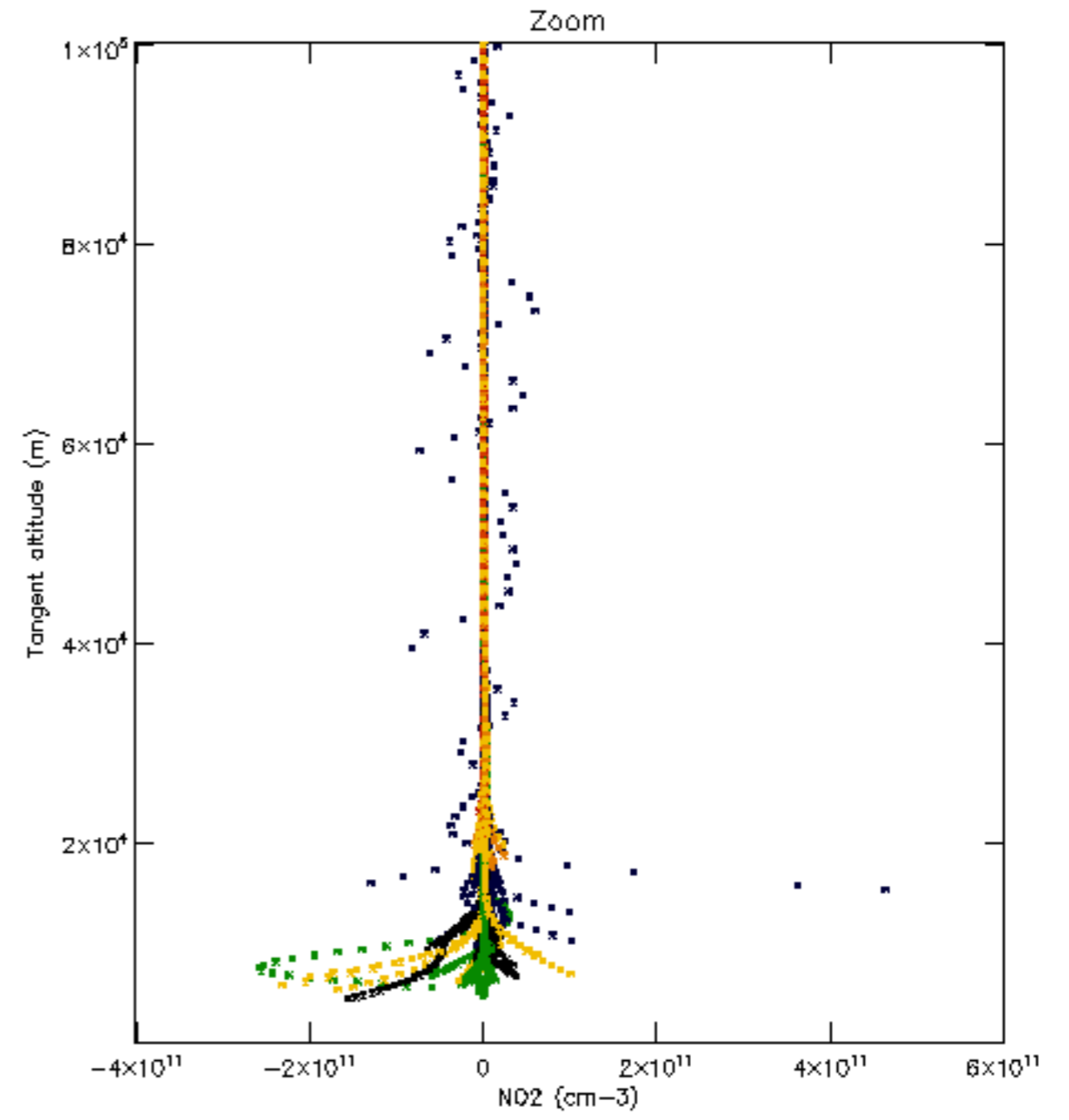
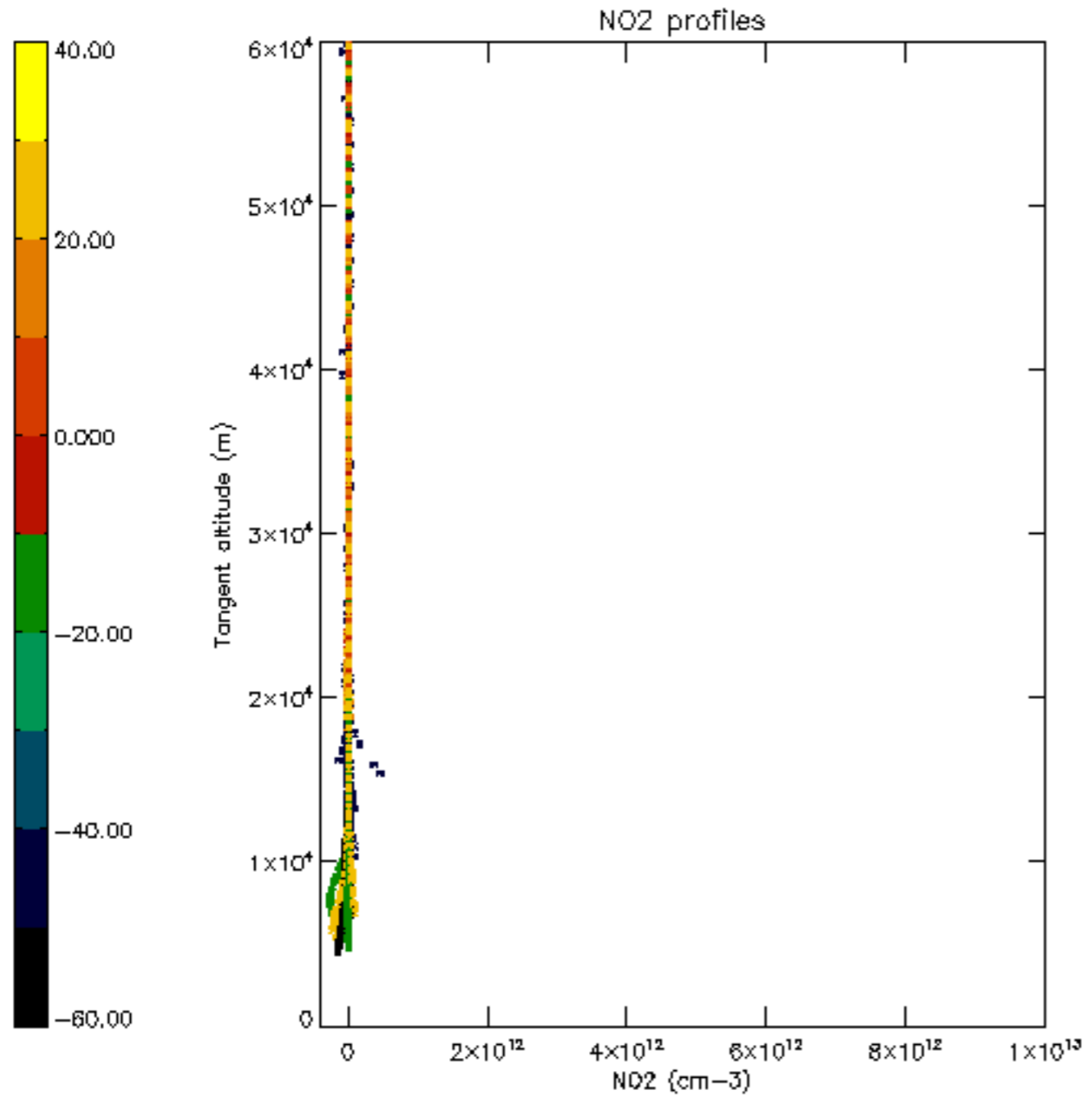


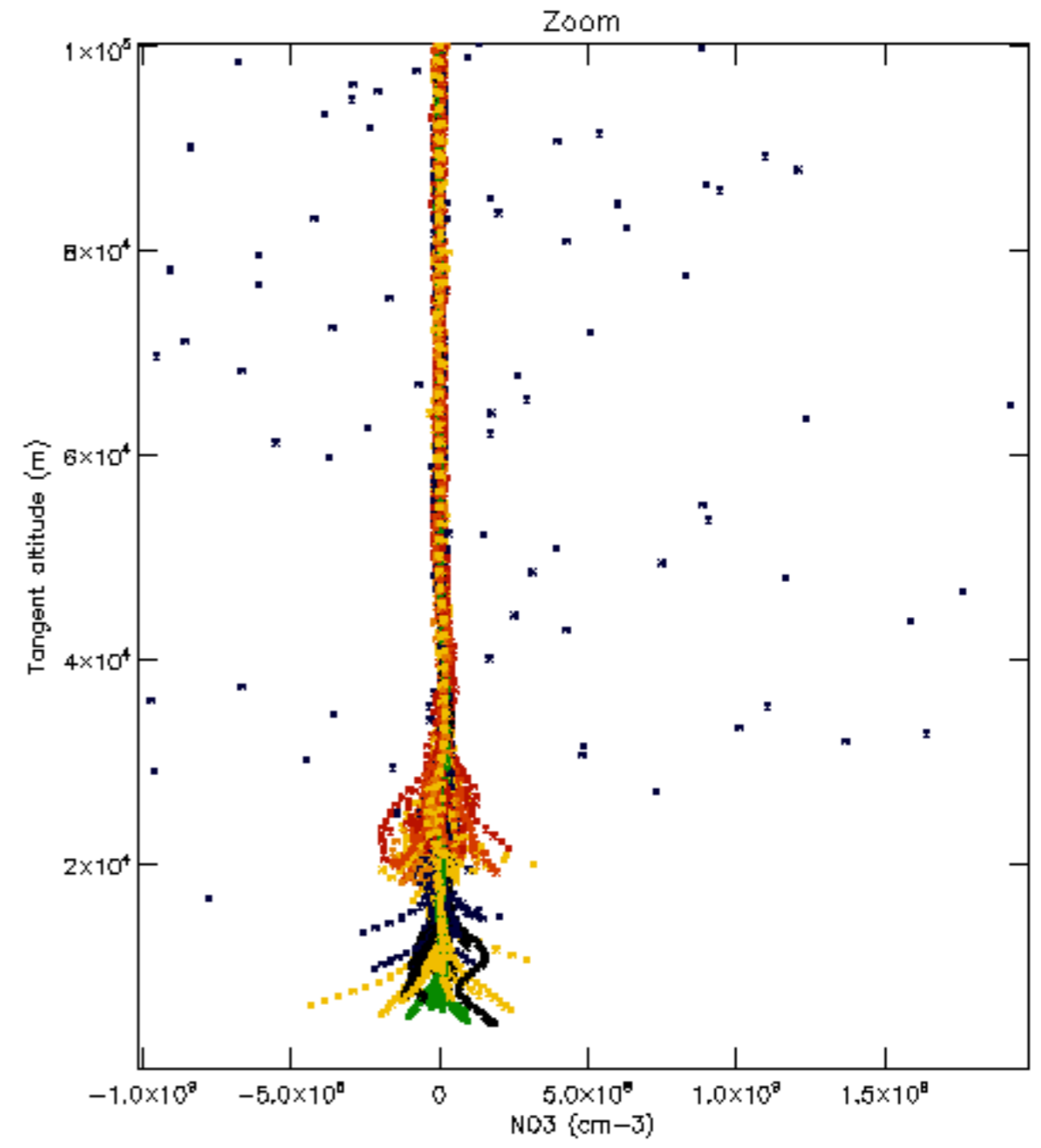
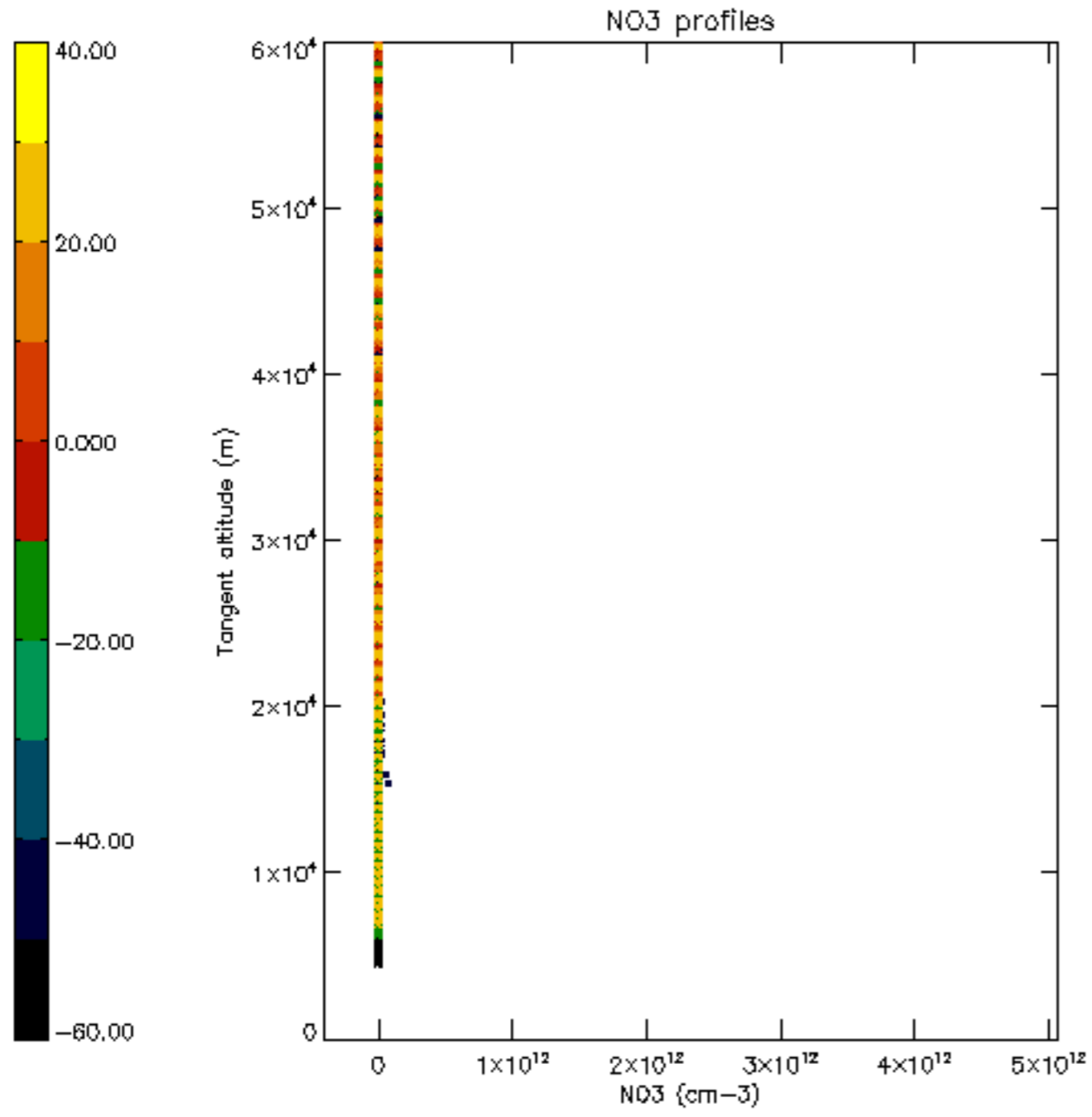


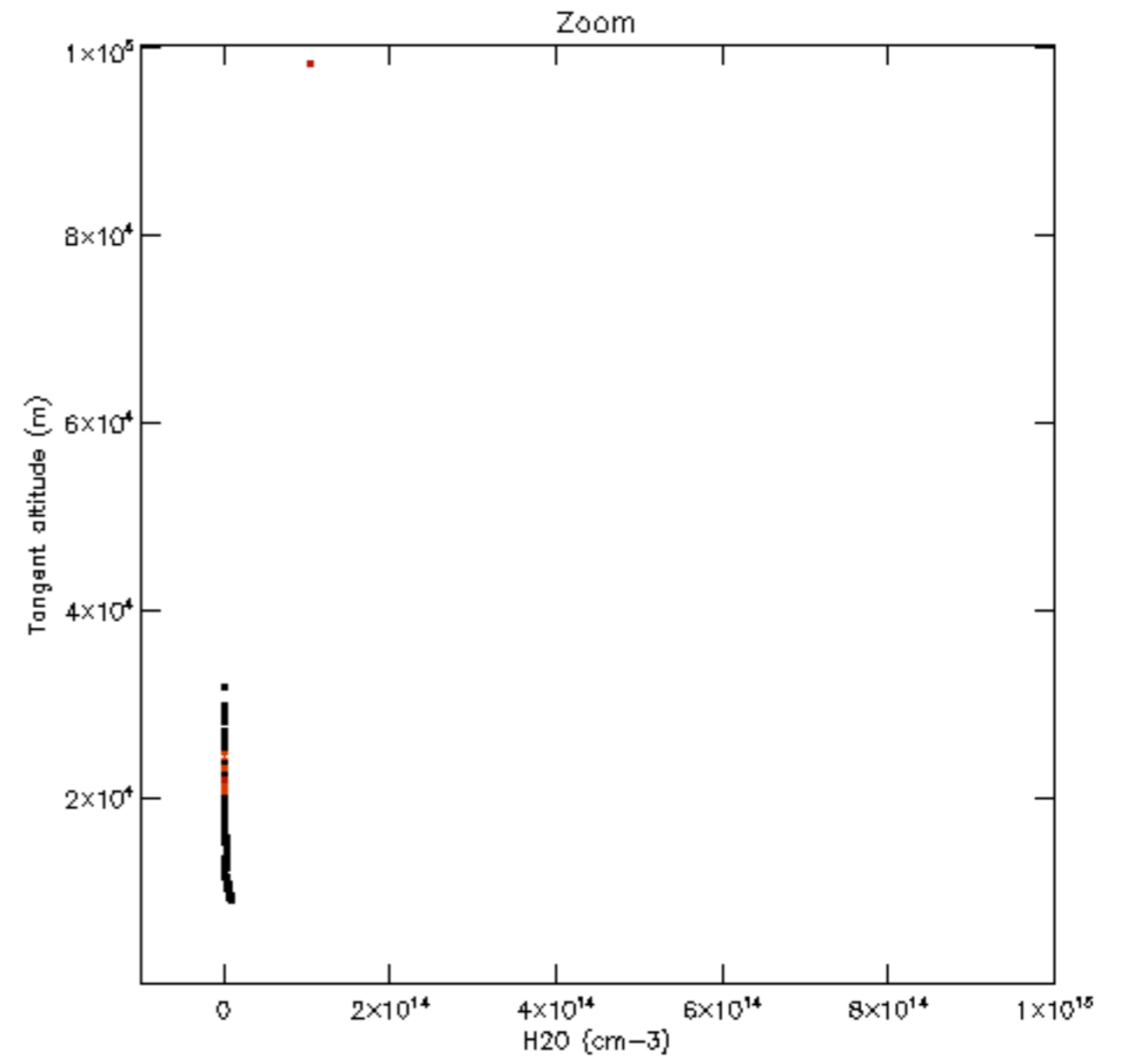
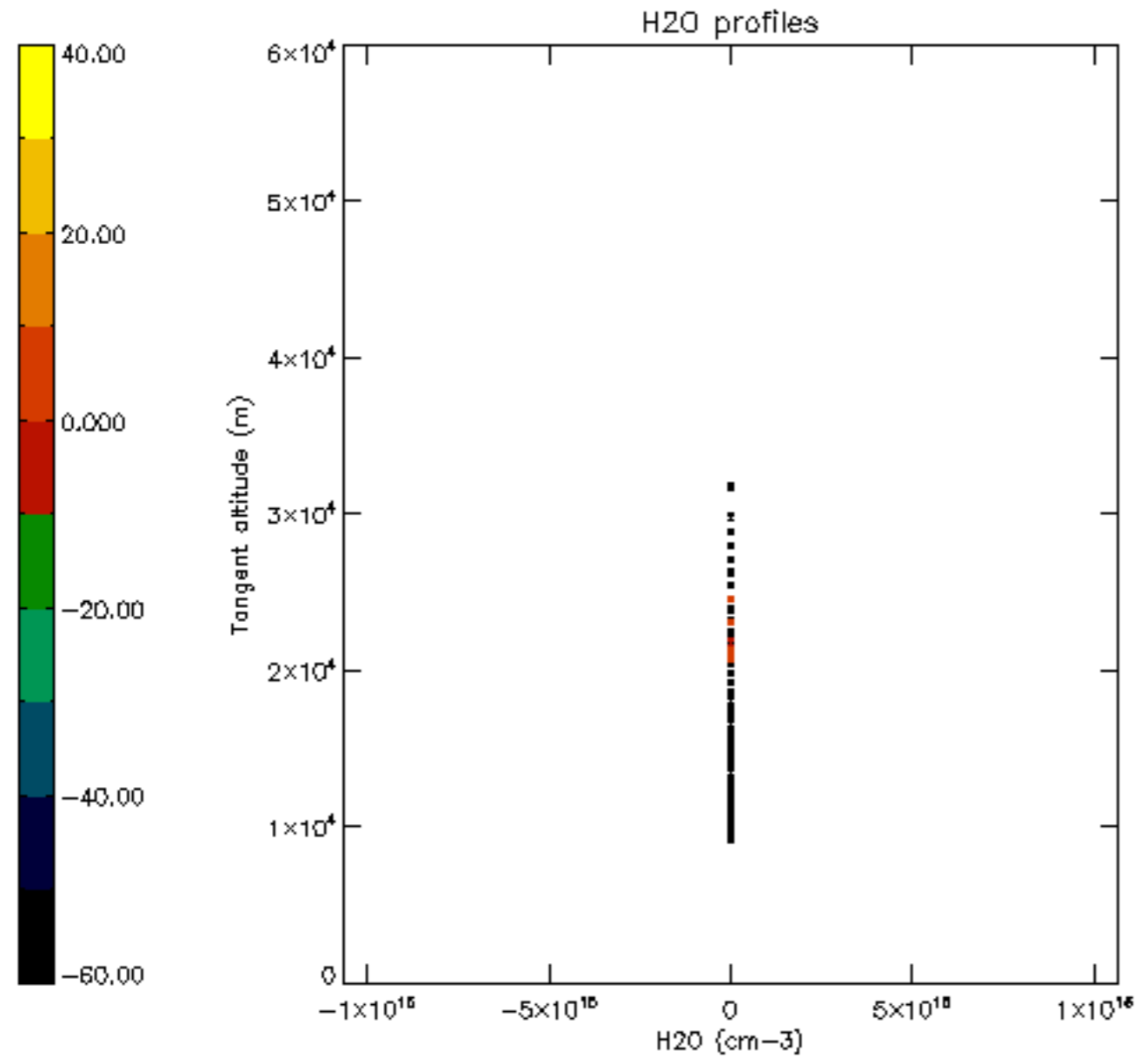


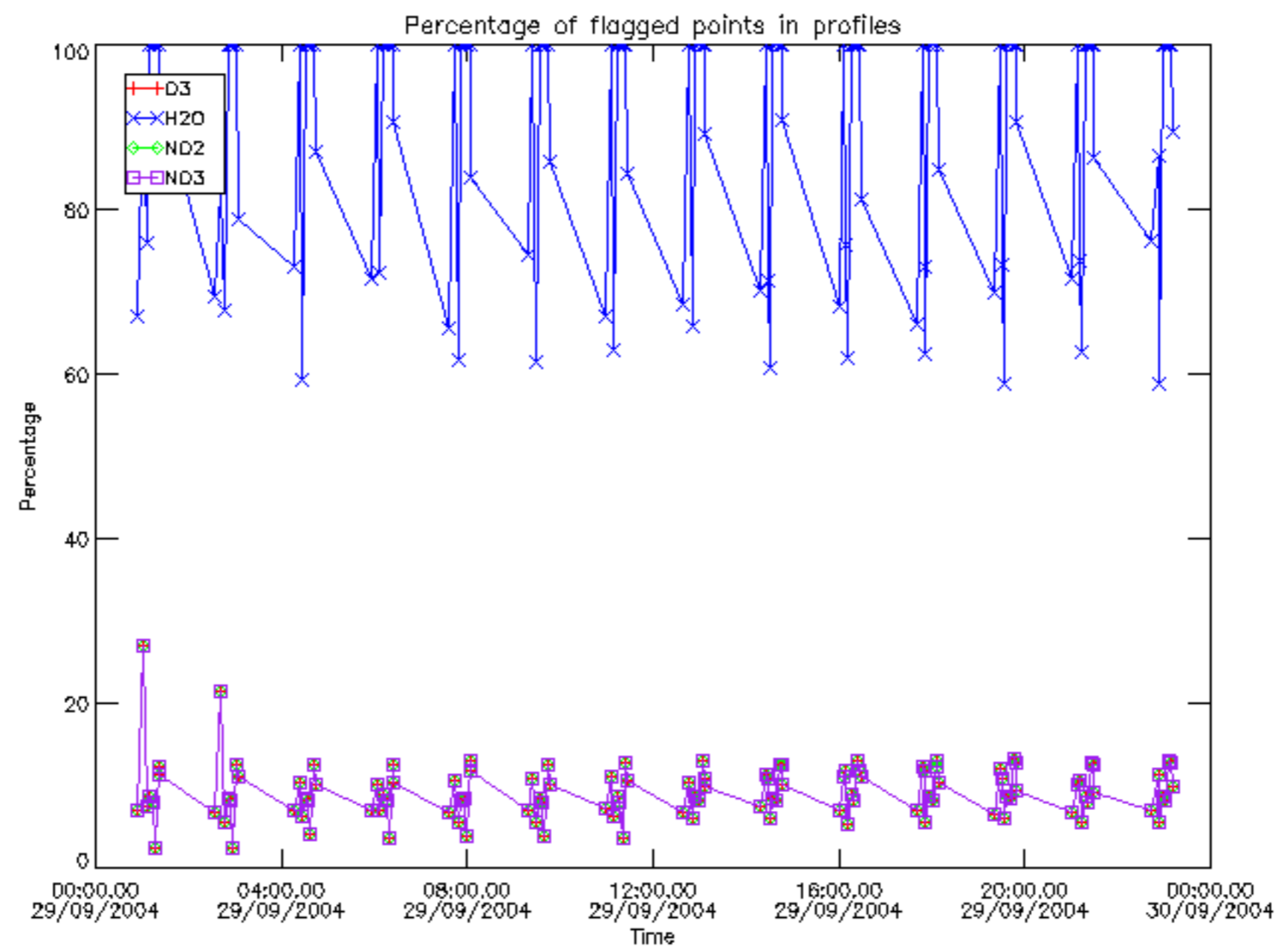






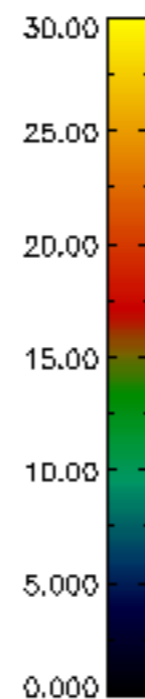
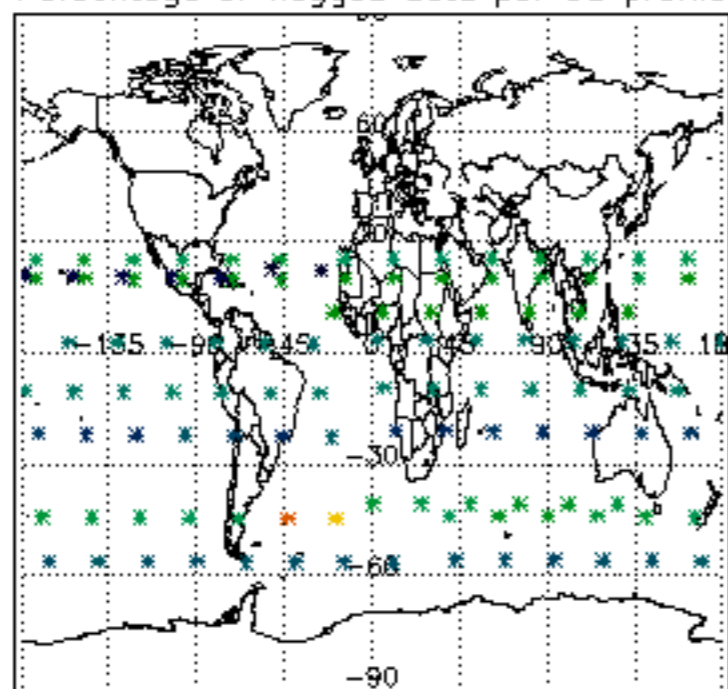




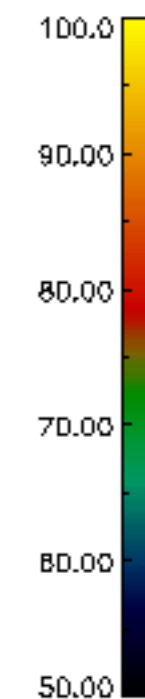
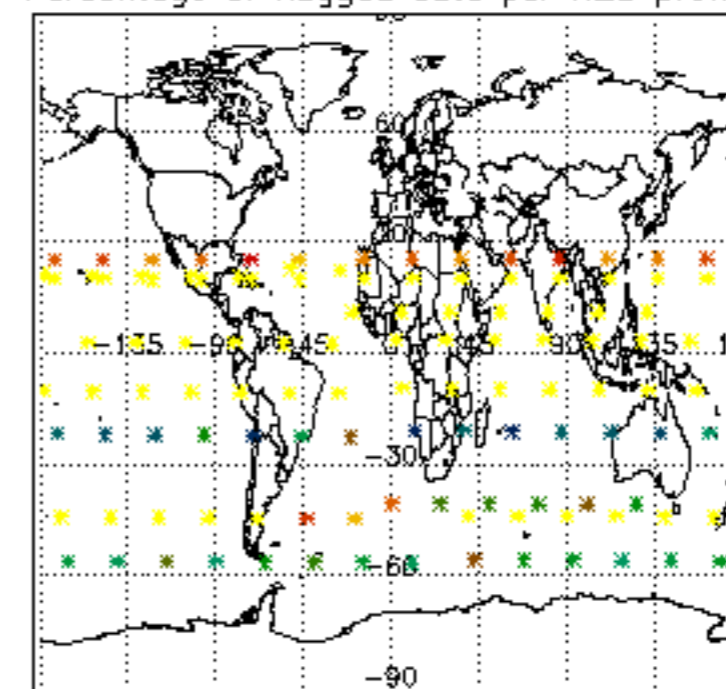




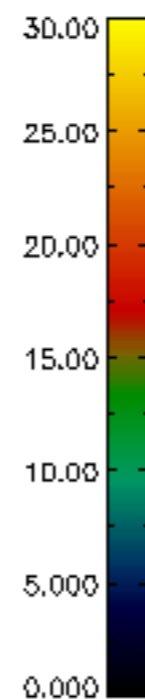
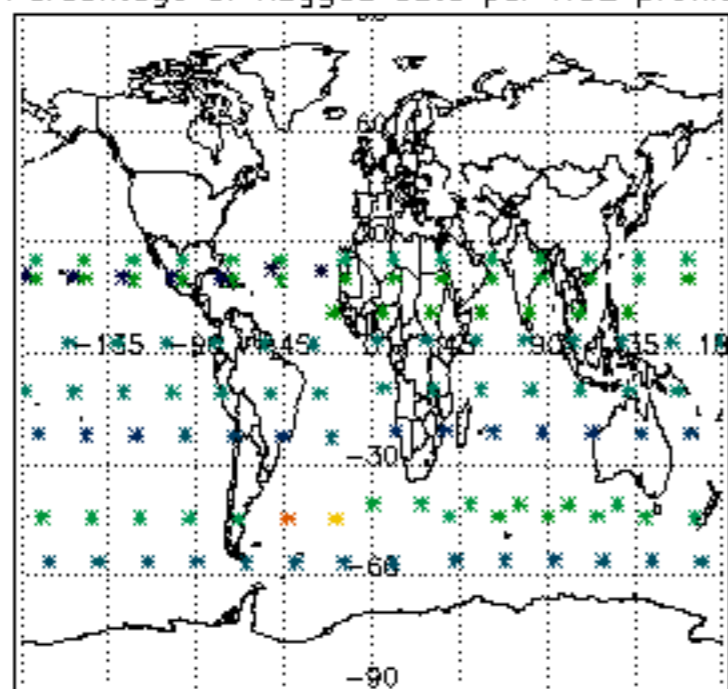
Percentage of flagged data per D3 profile



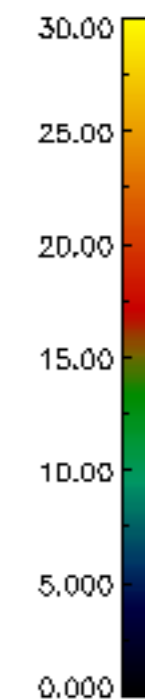
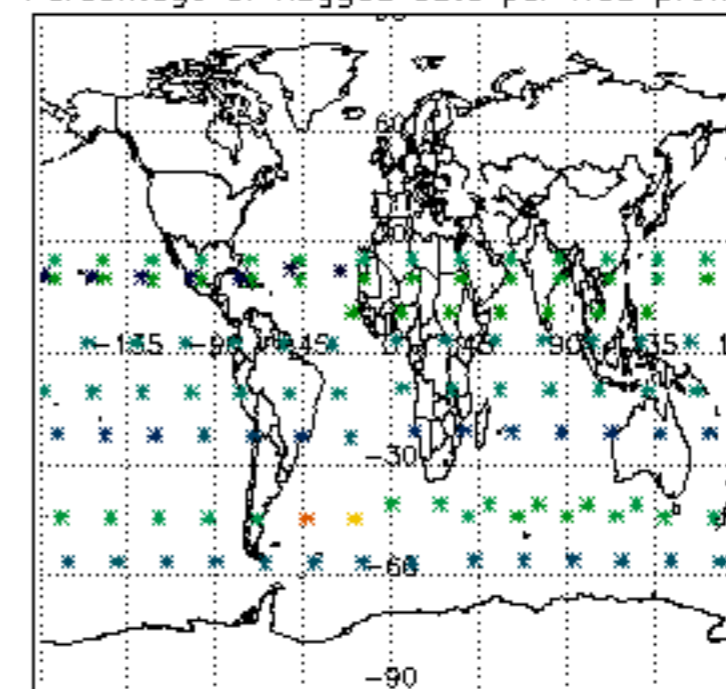
Percentage of flagged data per H2O profile

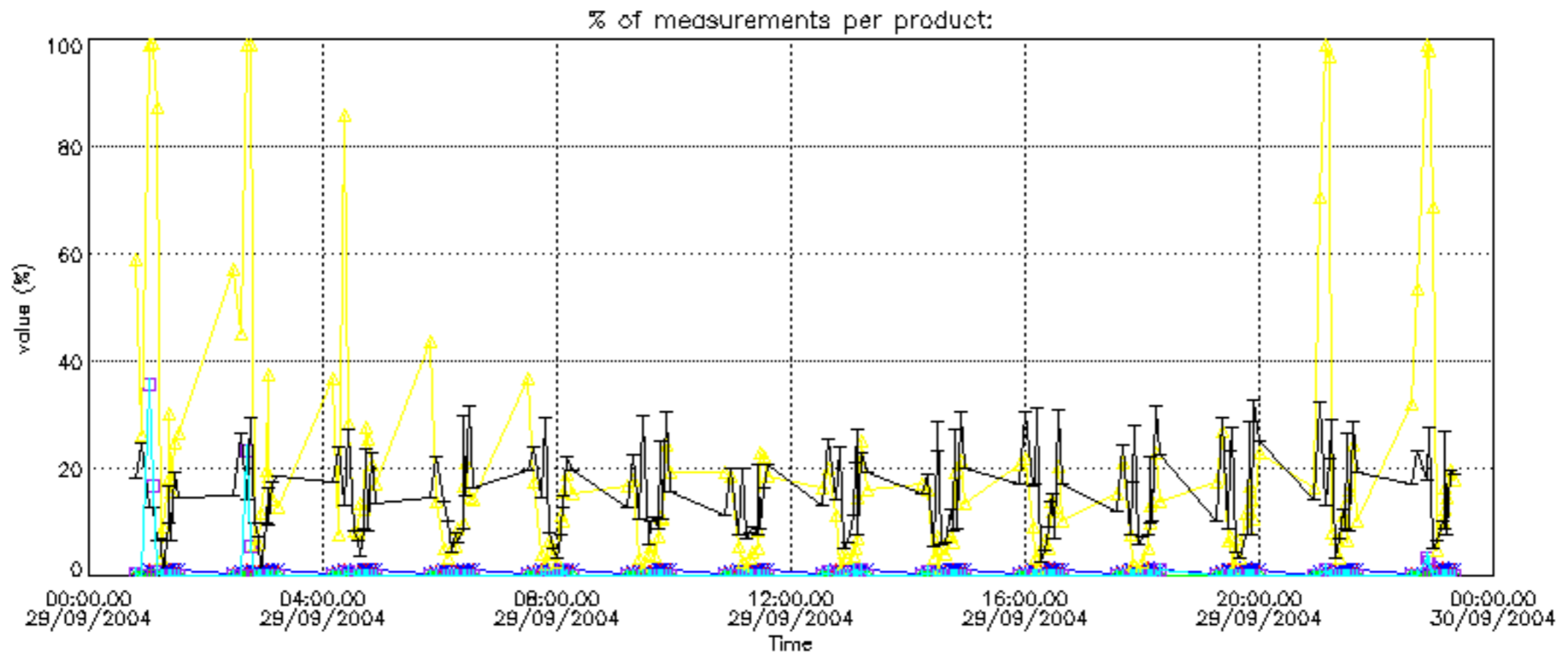


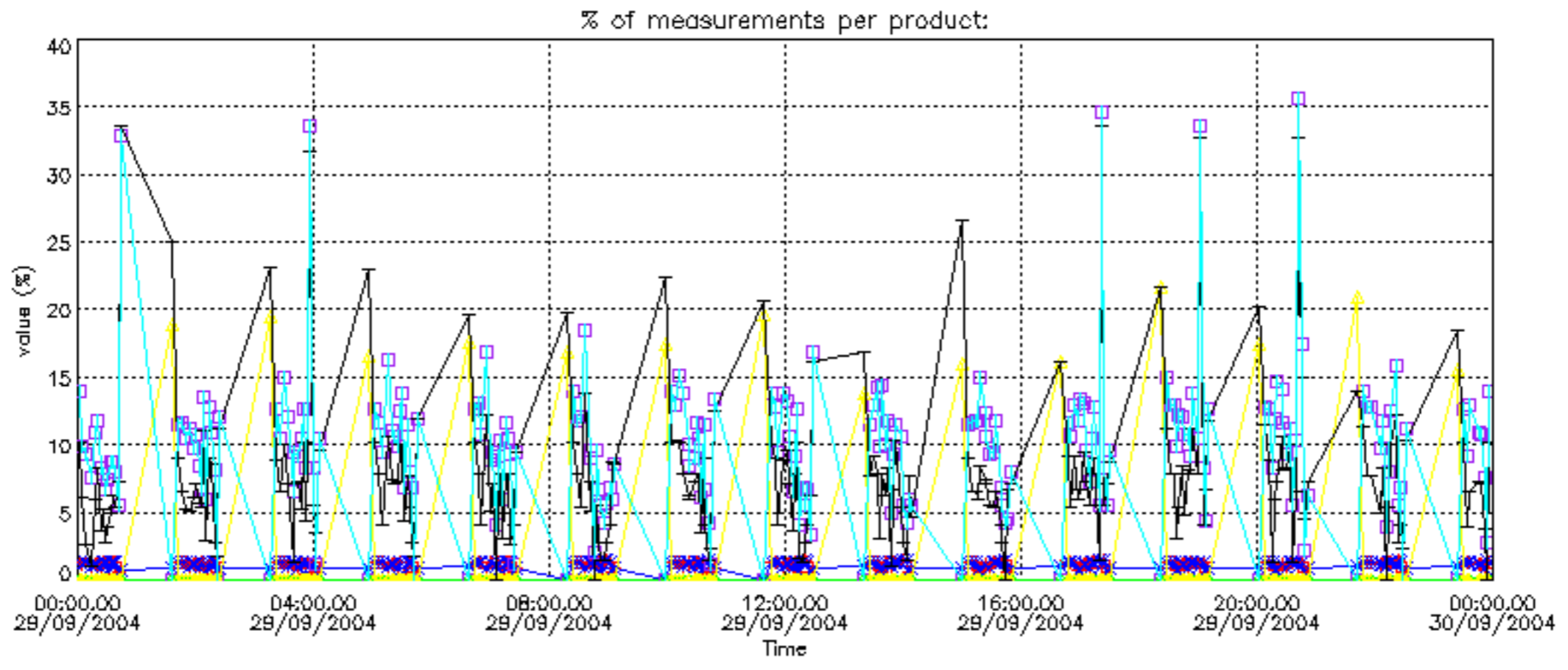
Percentage of flagged data per NO2 profile



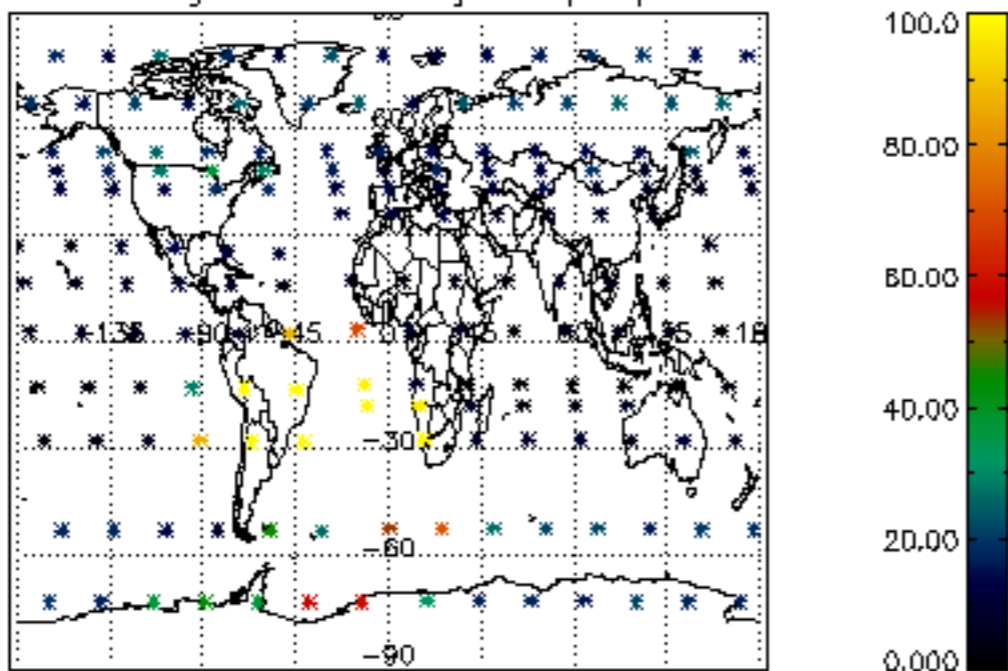
Percentage of flagged data per NO3 profile



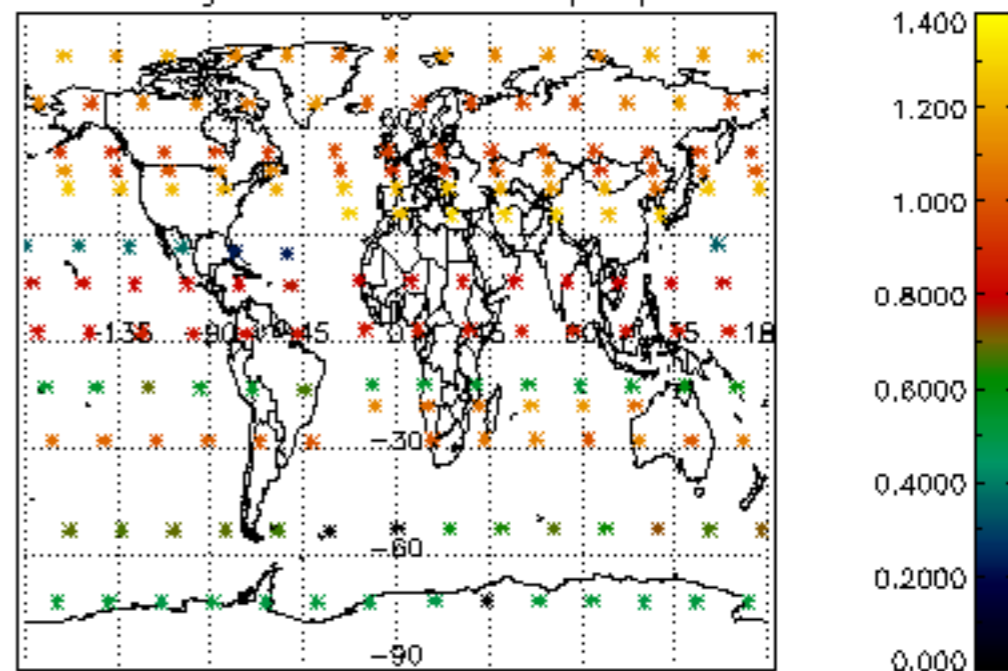




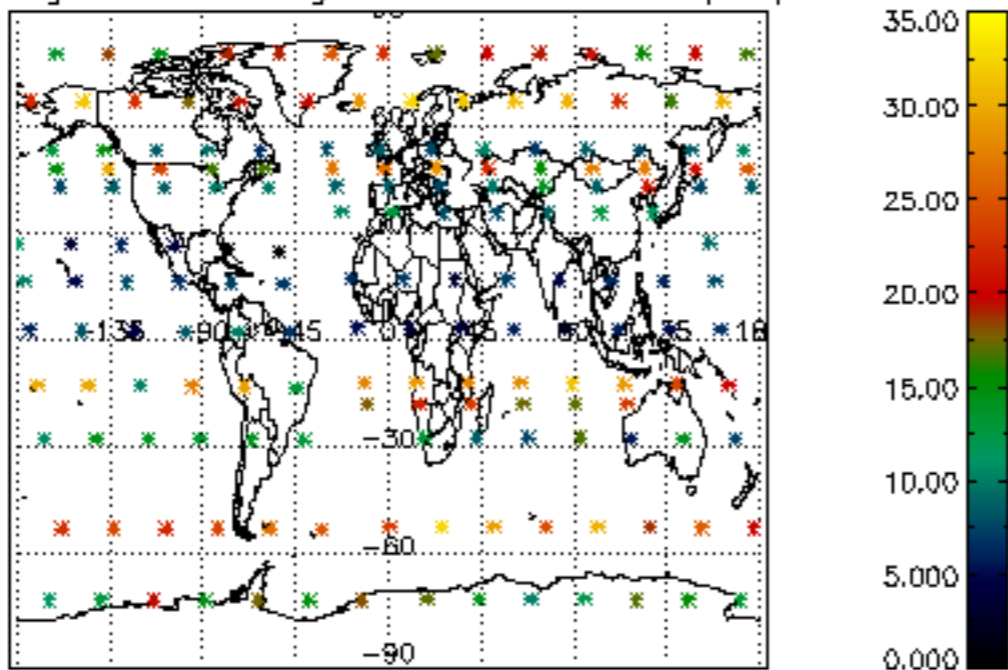
Percentage of cosmic ray hits per profile



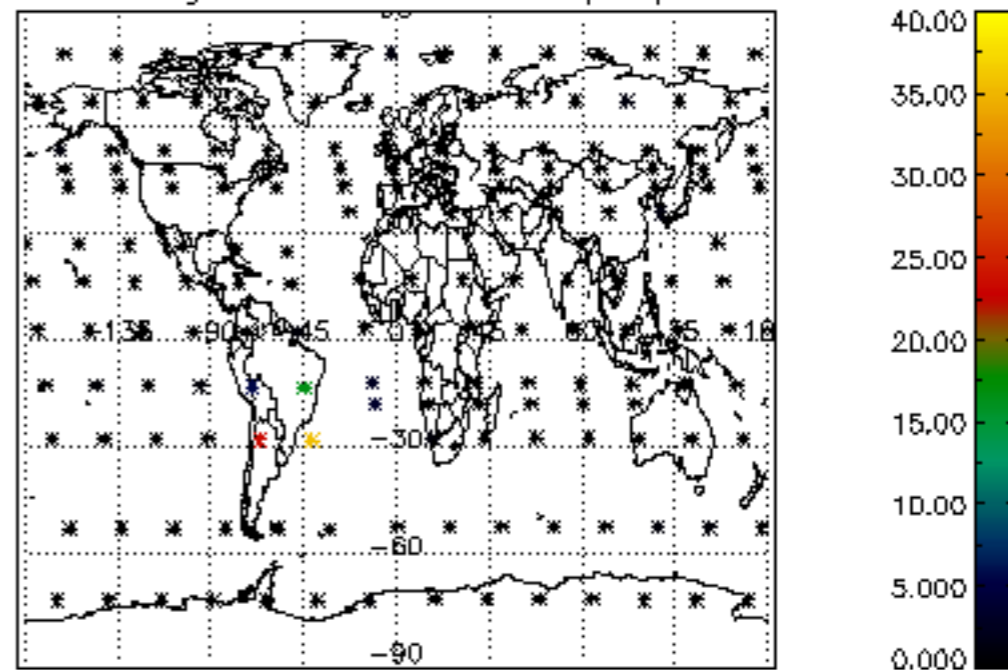
Percentage of datation errors per profile



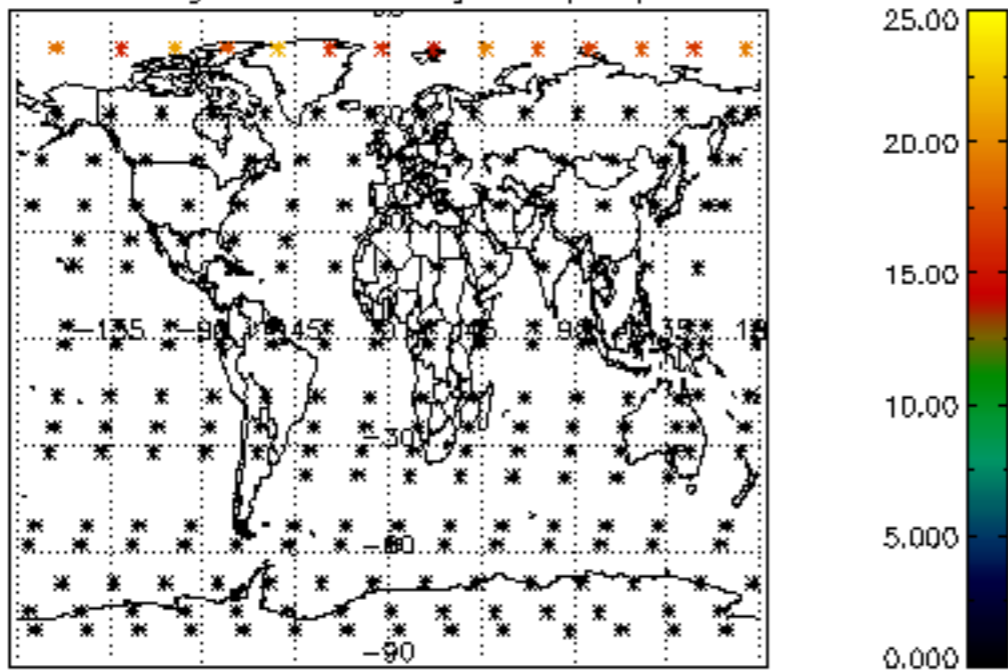
Percentage of star falling outside central band per profile



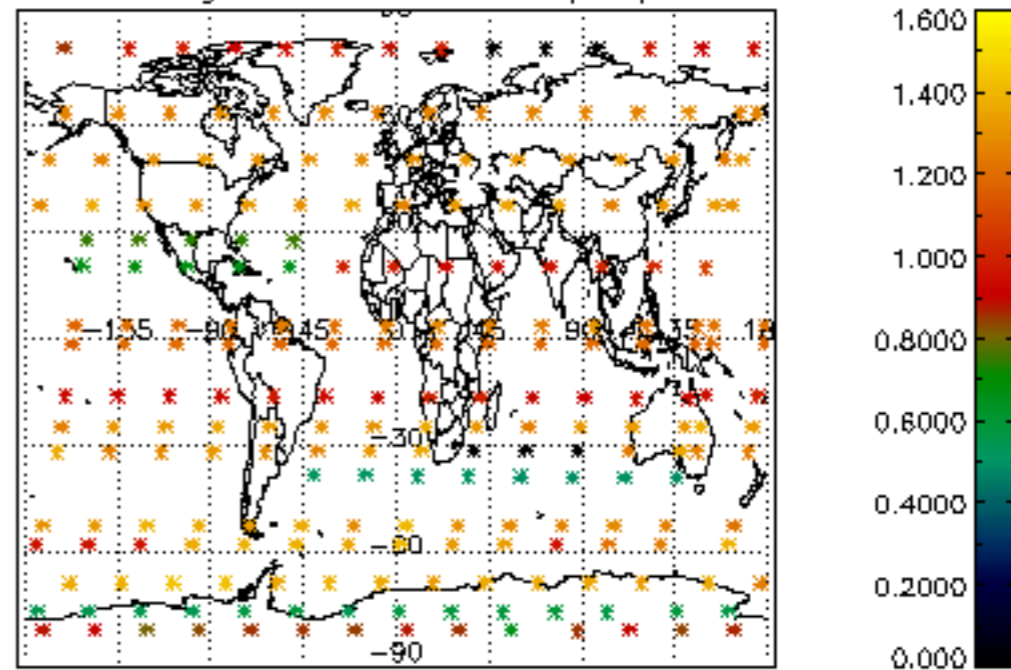
Percentage of saturation errors per profile



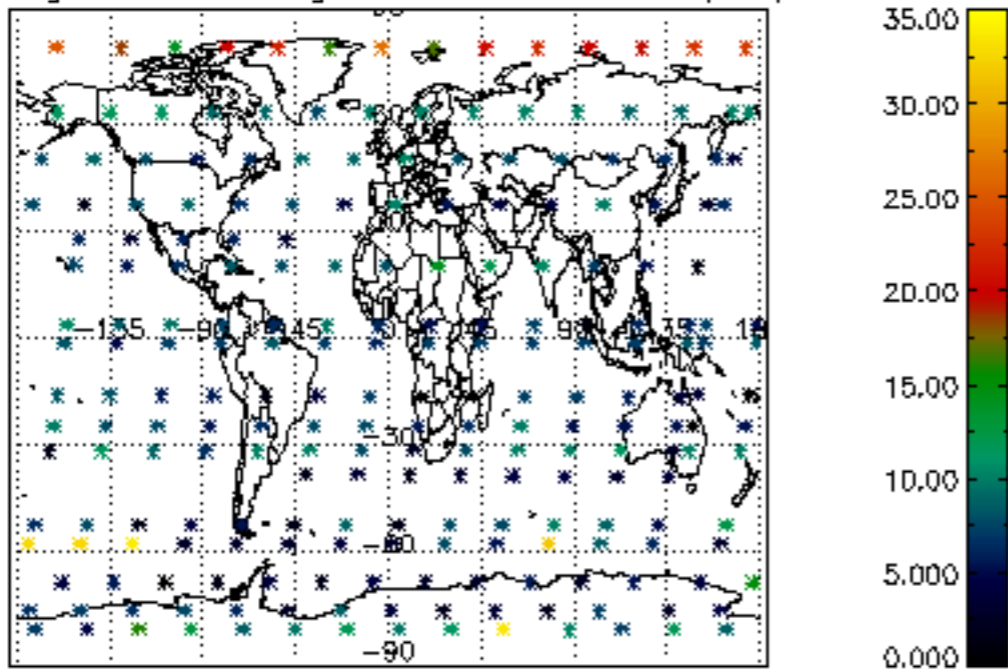
Percentage of cosmic ray hits per profile



Percentage of datation errors per profile



Percentage of star falling outside central band per profile



Percentage of saturation errors per profile

