

GOMOS Level 2 Daily Report

SUMMARY

[1. General Info](#)

[2. Summary of processed GOM_NL_2P products](#)

[3. Level 2 Quality information per product](#)

[3.1 Plot of level 2 quality information per product \(time dependant\)](#)

[3.2 Plot of level 2 quality information per product \(world map\)](#)

[4. Level 1 Quality information per product \(stored on level 2 products\)](#)

[4.1 Plot of level 1 quality information per product \(time dependant\)](#)

[4.1.1 Plot of level 1 quality information per product \(time dependant\): ASCENDING](#)

[4.1.2 Plot of level 1 quality information per product \(time dependant\): DESCENDING](#)

[4.2 Plot of level 1 quality information per product \(world map\)](#)

[4.2.1 Plot of level 1 quality information per product \(world map\): ASCENDING](#)

[4.2.2 Plot of level 1 quality information per product \(world map\): DESCENDING](#)

[5. Ozone profiles based on quality statistics and other trace gas profiles](#)

[5.1 Ozone statistics based on quality of products](#)

[5.2 Plot ozone profiles for all STD \(dark without errors\)](#)

[5.3 Plot ozone profiles where STD < 20% \(dark without errors\)](#)

[5.4. Plot ozone profiles where STD < 10% \(dark without errors\)](#)

[5.5. Plot ozone profiles where STD < 5% \(dark without errors\)](#)

[5.6 Plot NO2 profiles for all STD \(dark without errors\)](#)

[5.7 Plot NO3 profiles for all STD \(dark without errors\)](#)

[5.8 Plot H2O profiles \(only for occultations of stars 1,2,3,4,13,14,16,26,63 dark without errors\) for all STD](#)

[6. Auxiliary Data Files used for the production reported in section 2](#)

This report presents the daily analysis on parameters extracted from GOMOS level 2 data (GOM_NL__2P). It is intended to monitor some important parameters that will impact the quality of these products. A list of level 2 products (and content) that have arrived during the reporting day to the PCF is also given.

Item	Value
Time of report generation	19APR2013 12:01:01
Data source version	GOMOS/6.01
Start time of products	28-09-2004 (28SEP2004 00:00:00)
Stop time of products	29-09-2004 (29SEP2004 00:00:00)
Store outputs in DB	Yes
Nb of level 2 prods	382
Nb of prods with errors	0

2. Summary of processed GOM_NL__2P products.

Nr	Filename	UTC Start time	Limb	Duration	Star Id	Star Name	Star Mag	Star Temp	Nb Meas	Orbit	Prod. error
1	GOM_NL__2PRFIN20040928_000242_000000592030_00403_13483_4644.N1	28-SEP-2004 00:02:42	Dark	59.000	2	Alp Car	-0.73600	7000.0	118	13483	No
2	GOM_NL__2PRFIN20040928_000427_000000622030_00403_13483_4645.N1	28-SEP-2004 00:04:27	Dark	62.000	108	Alp Col	2.6520	15200.	124	13483	No
3	GOM_NL__2PRFIN20040928_000652_000001302030_00403_13483_4646.N1	28-SEP-2004 00:06:52	Dark	130.00	101	11Alp Lep	2.5820	7000.0	260	13483	No
4	GOM_NL__2PRFIN20040928_001216_000000442030_00403_13483_4647.N1	28-SEP-2004 00:12:16	Dark	43.500	143	Alp Hyi	2.8570	7200.0	87	13483	No
5	GOM_NL__2PRFIN20040928_001344_000000522030_00403_13483_4648.N1	28-SEP-2004 00:13:44	Dark	51.500	9	Alp Eri	0.45300	24000.	103	13483	No
6	GOM_NL__2PRFIN20040928_001918_000000482030_00403_13483_4649.N1	28-SEP-2004 00:19:18	Straylight	48.000	63	Bet Gru	2.1500	2800.0	96	13483	No
7	GOM_NL__2PRFIN20040928_002353_000000462030_00403_13483_4650.N1	28-SEP-2004 00:23:53	Straylight	45.500	18	24Alp PsA	1.1660	9700.0	91	13483	No
8	GOM_NL__2PRFIN20040928_002611_000000532030_00403_13483_4651.N1	28-SEP-2004 00:26:11	Straylight	53.000	52	16Bet Cet	2.0370	4500.0	106	13483	No
9	GOM_NL__2PRFIN20040928_003235_000000392030_00403_13483_4652.N1	28-SEP-2004 00:32:35	Bright	39.000	162	34Alp Aqr	2.9440	5350.0	78	13483	No
10	GOM_NL__2PRFIN20040928_003626_000000402030_00403_13483_4653.N1	28-SEP-2004 00:36:26	Bright	40.000	90	54Alp Peg	2.4870	11000.	80	13483	No
11	GOM_NL__2PRFIN20040928_004006_000000382030_00403_13483_4654.N1	28-SEP-2004 00:40:06	Bright	37.500	93	53Bet Peg	2.5200	3100.0	75	13483	No
12	GOM_NL__2PRFIN20040928_004510_000000502030_00403_13483_4655.N1	28-SEP-2004 00:45:10	Bright	49.500	53	43Bet And	2.0480	3300.0	99	13483	No
13	GOM_NL__2PRFIN20040928_004941_000000422030_00403_13483_4656.N1	28-SEP-2004 00:49:41	Bright	41.500	74	11Bet Cas	2.2680	6600.0	83	13483	No
14	GOM_NL__2PRFIN20040928_005107_000000432030_00403_13483_4657.N1	28-SEP-2004 00:51:07	Bright	42.500	76	27Gam Cas	2.3000	30000.	85	13483	No
15	GOM_NL__2PRFIN20040928_005920_000000382030_00403_13483_4658.N1	28-SEP-2004 00:59:20	Bright	37.500	60	7Bet UMi	2.0810	3950.0	75	13483	No
16	GOM_NL__2PRFIN20040928_010520_000000372030_00403_13483_4659.N1	28-SEP-2004 01:05:20	Bright	36.500	36	50Alp UMa	1.8000	6300.0	73	13483	No
17	GOM_NL__2PRFIN20040928_010648_000000412030_00403_13483_4660.N1	28-SEP-2004 01:06:48	Bright	40.500	82	48Bet UMa	2.3650	10600.	81	13483	No
18	GOM_NL__2PRFIN20040928_010831_000000702030_00403_13483_4661.N1	28-SEP-2004 01:08:31	Bright	70.000	42	34Bet Aur	1.9000	10200.	140	13483	No
19	GOM_NL__2PRFIN20040928_011247_000000852030_00403_13483_4662.N1	28-SEP-2004 01:12:47	Bright	84.500	107	37The Aur	2.6490	11000.	169	13483	No
20	GOM_NL__2PRFIN20040928_011527_000000572030_00403_13483_4663.N1	28-SEP-2004 01:15:27	Bright	57.000	24	66Alp Gem	1.5800	10200.	114	13483	No
21	GOM_NL__2PRFIN20040928_011947_000000912030_00403_13483_4664.N1	28-SEP-2004 01:19:47	Twilight	90.500	170	27Eps Gem	3.0000	9700.0	181	13483	No
22	GOM_NL__2PRFIN20040928_012547_000000712030_00403_13483_4665.N1	28-SEP-2004 01:25:47	Dark	70.500	8	10Alp CMi	0.40000	6500.0	141	13483	No
23	GOM_NL__2PRFIN20040928_013650_000000882030_00403_13483_4666.N1	28-SEP-2004 01:36:50	Dark	88.000	1	9Alp CMa	-1.4400	11000.	176	13483	No
24	GOM_NL__2PRFIN20040928_013944_000000392030_00403_13483_4667.N1	28-SEP-2004 01:39:44	Dark	39.000	71	lot Car	2.2460	7700.0	78	13483	No
25	GOM_NL__2PRFIN20040928_014318_000000592030_00404_13484_4644.N1	28-SEP-2004 01:43:18	Dark	59.000	2	Alp Car	-0.73600	7000.0	118	13484	No
26	GOM_NL__2PRFIN20040928_014505_000000632030_00404_13484_4645.N1	28-SEP-2004 01:45:05	Dark	62.500	108	Alp Col	2.6520	15200.	125	13484	No
27	GOM_NL__2PRFIN20040928_014731_000001282030_00404_13484_4646.N1	28-SEP-2004 01:47:31	Dark	127.50	101	11Alp Lep	2.5820	7000.0	255	13484	No
28	GOM_NL__2PRFIN20040928_015252_000000432030_00404_13484_4647.N1	28-SEP-2004 01:52:52	Dark	43.000	143	Alp Hyi	2.8570	7200.0	86	13484	No
29	GOM_NL__2PRFIN20040928_015420_000000482030_00404_13484_4648.N1	28-SEP-2004 01:54:20	Dark	48.000	9	Alp Eri	0.45300	24000.	96	13484	No
30	GOM_NL__2PRFIN20040928_015954_000000442030_00404_13484_4649.N1	28-SEP-2004 01:59:54	Straylight	43.500	63	Bet Gru	2.1500	2800.0	87	13484	No
31	GOM_NL__2PRFIN20040928_020428_000000482030_00404_13484_4650.N1	28-SEP-2004 02:04:28	Straylight	48.000	18	24Alp PsA	1.1660	9700.0	96	13484	No
32	GOM_NL__2PRFIN20040928_020648_000000502030_00404_13484_4651.N1	28-SEP-2004 02:06:48	Straylight	49.500	52	16Bet Cet	2.0370	4500.0	99	13484	No
33	GOM_NL__2PRFIN20040928_021311_000000402030_00404_13484_4652.N1	28-SEP-2004 02:13:11	Bright	40.000	162	34Alp Aqr	2.9440	5350.0	80	13484	No
34	GOM_NL__2PRFIN20040928_021700_000000422030_00404_13484_4653.N1	28-SEP-2004 02:17:00	Bright	41.500	90	54Alp Peg	2.4870	11000.	83	13484	No
35	GOM_NL__2PRFIN20040928_022042_000000392030_00404_13484_4654.N1	28-SEP-2004 02:20:42	Bright	38.500	93	53Bet Peg	2.5200	3100.0	77	13484	No
36	GOM_NL__2PRFIN20040928_022545_000000512030_00404_13484_4655.N1	28-SEP-2004 02:25:45	Bright	50.500	53	43Bet And	2.0480	3300.0	101	13484	No
37	GOM_NL__2PRFIN20040928_023017_000000412030_00404_13484_4656.N1	28-SEP-2004 02:30:17	Bright	40.500	74	11Bet Cas	2.2680	6600.0	81	13484	No
38	GOM_NL__2PRFIN20040928_023143_000000422030_00404_13484_4657.N1	28-SEP-2004 02:31:43	Bright	41.500	76	27Gam Cas	2.3000	30000.	83	13484	No
39	GOM_NL__2PRFIN20040928_023957_000000392030_00404_13484_4658.N1	28-SEP-2004 02:39:57	Bright	39.000	60	7Bet UMi	2.0810	3950.0	78	13484	No
40	GOM_NL__2PRFIN20040928_024556_000000402030_00404_13484_4659.N1	28-SEP-2004 02:45:56	Bright	39.500	36	50Alp UMa	1.8000	6300.0	79	13484	No
41	GOM_NL__2PRFIN20040928_024724_000000522030_00404_13484_4660.N1	28-SEP-2004 02:47:24	Bright	52.000	82	48Bet UMa	2.3650	10600.	104	13484	No
42	GOM_NL__2PRFIN20040928_024907_000000672030_00404_13484_4661.N1	28-SEP-2004 02:49:07	Bright	66.500	42	34Bet Aur	1.9000	10200.	133	13484	No

43	GOM_NL__2PRFIN20040928_025323_000000852030_00404_13484_4662.N1	28-SEP-2004 02:53:23	Bright	84.500	107	37The Aur	2.6490	11000.	169	13484	No
44	GOM_NL__2PRFIN20040928_025603_000000572030_00404_13484_4663.N1	28-SEP-2004 02:56:03	Bright	57.000	24	66Alp Gem	1.5800	10200.	114	13484	No
45	GOM_NL__2PRFIN20040928_030024_000000912030_00404_13484_4664.N1	28-SEP-2004 03:00:24	Twl_and_stray	91.000	170	27Eps Gem	3.0000	9700.0	182	13484	No
46	GOM_NL__2PRFIN20040928_030624_000000752030_00404_13484_4665.N1	28-SEP-2004 03:06:24	Dark	74.500	8	10Alp CMi	0.40000	6500.0	149	13484	No
47	GOM_NL__2PRFIN20040928_031728_000000752030_00404_13484_4666.N1	28-SEP-2004 03:17:28	Dark	75.000	1	9Alp CMA	-1.4400	11000.	150	13484	No
48	GOM_NL__2PRFIN20040928_032021_000000402030_00404_13484_4667.N1	28-SEP-2004 03:20:21	Dark	40.000	71	lot Car	2.2460	7700.0	80	13484	No
49	GOM_NL__2PRFIN20040928_032355_000000492030_00405_13485_4645.N1	28-SEP-2004 03:23:55	Dark	49.000	2	Alp Car	-0.73600	7000.0	98	13485	No
50	GOM_NL__2PRFIN20040928_032542_000000612030_00405_13485_4646.N1	28-SEP-2004 03:25:42	Dark	60.500	108	Alp Col	2.6520	15200.	121	13485	No
51	GOM_NL__2PRFIN20040928_032809_000001262030_00405_13485_4647.N1	28-SEP-2004 03:28:09	Dark	125.50	101	11Alp Lep	2.5820	7000.0	251	13485	No
52	GOM_NL__2PRFIN20040928_033329_000000412030_00405_13485_4648.N1	28-SEP-2004 03:33:29	Dark	41.000	143	Alp Hyi	2.8570	7200.0	82	13485	No
53	GOM_NL__2PRFIN20040928_033618_000000542030_00405_13485_4649.N1	28-SEP-2004 03:36:18	Straylight	54.000	157	The1Eri	2.9060	9300.0	108	13485	No
54	GOM_NL__2PRFIN20040928_034023_000000492030_00405_13485_4650.N1	28-SEP-2004 03:40:23	Straylight	48.500	84	Alp Phe	2.3970	4500.0	97	13485	No
55	GOM_NL__2PRFIN20040928_034506_000000472030_00405_13485_4651.N1	28-SEP-2004 03:45:06	Straylight	47.000	18	24Alp PsA	1.1660	9700.0	94	13485	No
56	GOM_NL__2PRFIN20040928_034724_000000602030_00405_13485_4652.N1	28-SEP-2004 03:47:24	Straylight	59.500	52	16Bet Cet	2.0370	4500.0	119	13485	No
57	GOM_NL__2PRFIN20040928_035348_000000392030_00405_13485_4653.N1	28-SEP-2004 03:53:48	Bright	38.500	162	34Alp Aqr	2.9440	5350.0	77	13485	No
58	GOM_NL__2PRFIN20040928_035738_000000372030_00405_13485_4654.N1	28-SEP-2004 03:57:38	Bright	36.500	90	54Alp Peg	2.4870	11000.	73	13485	No
59	GOM_NL__2PRFIN20040928_040119_000000392030_00405_13485_4655.N1	28-SEP-2004 04:01:19	Bright	39.000	93	53Bet Peg	2.5200	3100.0	78	13485	No
60	GOM_NL__2PRFIN20040928_040620_000000492030_00405_13485_4656.N1	28-SEP-2004 04:06:20	Bright	49.000	53	43Bet And	2.0480	3300.0	98	13485	No
61	GOM_NL__2PRFIN20040928_041053_000000402030_00405_13485_4657.N1	28-SEP-2004 04:10:53	Bright	39.500	74	11Bet Cas	2.2680	6600.0	79	13485	No
62	GOM_NL__2PRFIN20040928_041219_000000412030_00405_13485_4658.N1	28-SEP-2004 04:12:19	Bright	41.000	76	27Gam Cas	2.3000	30000.	82	13485	No
63	GOM_NL__2PRFIN20040928_041639_000000562030_00405_13485_4659.N1	28-SEP-2004 04:16:39	Bright	55.500	160	23Gam Per	2.9300	4700.0	111	13485	No
64	GOM_NL__2PRFIN20040928_041841_000000392030_00405_13485_4660.N1	28-SEP-2004 04:18:41	Bright	38.500	49	1Alp UMi	1.9900	6300.0	77	13485	No
65	GOM_NL__2PRFIN20040928_042033_000000352030_00405_13485_4661.N1	28-SEP-2004 04:20:33	Bright	34.500	60	7Bet UMi	2.0810	3950.0	69	13485	No
66	GOM_NL__2PRFIN20040928_042633_000000402030_00405_13485_4662.N1	28-SEP-2004 04:26:33	Bright	39.500	36	50Alp UMa	1.8000	6300.0	79	13485	No
67	GOM_NL__2PRFIN20040928_042803_000000522030_00405_13485_4663.N1	28-SEP-2004 04:28:03	Bright	52.000	82	48Bet UMa	2.3650	10600.	104	13485	No
68	GOM_NL__2PRFIN20040928_042942_000000672030_00405_13485_4664.N1	28-SEP-2004 04:29:42	Bright	67.000	42	34Bet Aur	1.9000	10200.	134	13485	No
69	GOM_NL__2PRFIN20040928_043358_000000852030_00405_13485_4665.N1	28-SEP-2004 04:33:58	Bright	84.500	107	37The Aur	2.6490	11000.	169	13485	No
70	GOM_NL__2PRFIN20040928_043639_000000562030_00405_13485_4666.N1	28-SEP-2004 04:36:39	Bright	55.500	24	66Alp Gem	1.5800	10200.	111	13485	No
71	GOM_NL__2PRFIN20040928_044101_000001042030_00405_13485_4667.N1	28-SEP-2004 04:41:01	Twl_and_stray	103.50	170	27Eps Gem	3.0000	9700.0	207	13485	No
72	GOM_NL__2PRFIN20040928_044701_000000712030_00405_13485_4668.N1	28-SEP-2004 04:47:01	Dark	71.000	8	10Alp CMi	0.40000	6500.0	142	13485	No
73	GOM_NL__2PRFIN20040928_045411_000000492030_00405_13485_4669.N1	28-SEP-2004 04:54:11	Dark	48.500	132	15Rho Pup	2.8030	6900.0	97	13485	No
74	GOM_NL__2PRFIN20040928_045805_000000902030_00405_13485_4670.N1	28-SEP-2004 04:58:05	Dark	90.000	1	9Alp CMA	-1.4400	11000.	180	13485	No
75	GOM_NL__2PRFIN20040928_050230_000000592030_00406_13486_4645.N1	28-SEP-2004 05:02:30	Dark	59.000	177	1Zet CMA	3.0220	26000.	118	13486	No
76	GOM_NL__2PRFIN20040928_050433_000000592030_00406_13486_4646.N1	28-SEP-2004 05:04:33	Dark	59.000	2	Alp Car	-0.73600	7000.0	118	13486	No
77	GOM_NL__2PRFIN20040928_050620_000000632030_00406_13486_4647.N1	28-SEP-2004 05:06:20	Dark	62.500	108	Alp Col	2.6520	15200.	125	13486	No
78	GOM_NL__2PRFIN20040928_050849_000001302030_00406_13486_4648.N1	28-SEP-2004 05:08:49	Dark	130.00	101	11Alp Lep	2.5820	7000.0	260	13486	No
79	GOM_NL__2PRFIN20040928_051406_000000422030_00406_13486_4649.N1	28-SEP-2004 05:14:06	Dark	41.500	143	Alp Hyi	2.8570	7200.0	83	13486	No
80	GOM_NL__2PRFIN20040928_051656_000000552030_00406_13486_4650.N1	28-SEP-2004 05:16:56	Straylight	55.000	157	The1Eri	2.9060	9300.0	110	13486	No
81	GOM_NL__2PRFIN20040928_052059_000000472030_00406_13486_4651.N1	28-SEP-2004 05:20:59	Straylight	47.000	84	Alp Phe	2.3970	4500.0	94	13486	No
82	GOM_NL__2PRFIN20040928_052543_000000442030_00406_13486_4652.N1	28-SEP-2004 05:25:43	Straylight	43.500	18	24Alp PsA	1.1660	9700.0	87	13486	No
83	GOM_NL__2PRFIN20040928_052801_000000552030_00406_13486_4653.N1	28-SEP-2004 05:28:01	Straylight	55.000	52	16Bet Cet	2.0370	4500.0	110	13486	No
84	GOM_NL__2PRFIN20040928_053424_000000402030_00406_13486_4654.N1	28-SEP-2004 05:34:24	Bright	40.000	162	34Alp Aqr	2.9440	5350.0	80	13486	No
85	GOM_NL__2PRFIN20040928_053815_000000372030_00406_13486_4655.N1	28-SEP-2004 05:38:15	Bright	37.000	90	54Alp Peg	2.4870	11000.	74	13486	No
86	GOM_NL__2PRFIN20040928_054155_000000372030_00406_13486_4656.N1	28-SEP-2004 05:41:55	Bright	37.000	93	53Bet Peg	2.5200	3100.0	74	13486	No
87	GOM_NL__2PRFIN20040928_054655_000000522030_00406_13486_4657.N1	28-SEP-2004 05:46:55	Bright	51.500	53	43Bet And	2.0480	3300.0	103	13486	No
88	GOM_NL__2PRFIN20040928_055130_000000412030_00406_13486_4658.N1	28-SEP-2004 05:51:30	Bright	40.500	74	11Bet Cas	2.2680	6600.0	81	13486	No
89	GOM_NL__2PRFIN20040928_055255_000000422030_00406_13486_4659.N1	28-SEP-2004 05:52:55	Bright	42.000	76	27Gam Cas	2.3000	30000.	84	13486	No
90	GOM_NL__2PRFIN20040928_055715_000000542030_00406_13486_4660.N1	28-SEP-2004 05:57:15	Bright	54.000	160	23Gam Per	2.9300	4700.0	108	13486	No
91	GOM_NL__2PRFIN20040928_055918_000000382030_00406_13486_4661.N1	28-SEP-2004 05:59:18	Bright	37.500	49	1Alp UMi	1.9900	6300.0	75	13486	No
92	GOM_NL__2PRFIN20040928_060110_000000392030_00406_13486_4662.N1	28-SEP-2004 06:01:10	Bright	39.000	60	7Bet UMi	2.0810	3950.0	78	13486	No
93	GOM_NL__2PRFIN20040928_060710_000000362030_00406_13486_4663.N1	28-SEP-2004 06:07:10	Bright	35.500	36	50Alp UMa	1.8000	6300.0	71	13486	No
94	GOM_NL__2PRFIN20040928_060839_000000362030_00406_13486_4664.N1	28-SEP-2004 06:08:39	Bright	35.500	82	48Bet UMa	2.3650	10600.	71	13486	No
95	GOM_NL__2PRFIN20040928_061017_000000692030_00406_13486_4665.N1	28-SEP-2004 06:10:17	Bright	69.000	42	34Bet Aur	1.9000	10200.	138	13486	No
96	GOM_NL__2PRFIN20040928_061434_000000872030_00406_13486_4666.N1	28-SEP-2004 06:14:34	Bright	86.500	107	37The Aur	2.6490	11000.	173	13486	No
97	GOM_NL__2PRFIN20040928_061715_000000562030_00406_13486_4667.N1	28-SEP-2004 06:17:15	Bright	56.000	24	66Alp Gem	1.5800	10200.	112	13486	No
98	GOM_NL__2PRFIN20040928_062137_000000962030_00406_13486_4668.N1	28-SEP-2004 06:21:37	Twl_and_stray	95.500	170	27Eps Gem	3.0000	9700.0	191	13486	No
99	GOM_NL__2PRFIN20040928_062737_000000772030_00406_13486_4669.N1	28-SEP-2004 06:27:37	Dark	77.000	8	10Alp CMi	0.40000	6500.0	154	13486	No
100	GOM_NL__2PRFIN20040928_063448_000000492030_00406_13486_4670.N1	28-SEP-2004 06:34:48	Dark	49.000	132	15Rho Pup	2.8030	6900.0	98	13486	No
101	GOM_NL__2PRFIN20040928_063843_000000932030_00406_13486_4671.N1	28-SEP-2004 06:38:43	Dark	92.500	1	9Alp CMA	-1.4400	11000.	185	13486	No

102	GOM_NL__2PRFIN20040928_064307_000000582030_00407_13487_4645.N1	28-SEP-2004 06:43:07	Dark	57.500	177	1Zet CMa	3.0220	26000.	115	13487	No
103	GOM_NL__2PRFIN20040928_064509_000000592030_00407_13487_4646.N1	28-SEP-2004 06:45:09	Dark	59.000	2	Alp Car	-0.73600	7000.0	118	13487	No
104	GOM_NL__2PRFIN20040928_064658_000000622030_00407_13487_4647.N1	28-SEP-2004 06:46:58	Dark	61.500	108	Alp Col	2.6520	15200.	123	13487	No
105	GOM_NL__2PRFIN20040928_064928_000001312030_00407_13487_4648.N1	28-SEP-2004 06:49:28	Dark	130.50	101	11Alp Lep	2.5820	7000.0	261	13487	No
106	GOM_NL__2PRFIN20040928_065443_000000412030_00407_13487_4649.N1	28-SEP-2004 06:54:43	Dark	40.500	143	Alp Hyi	2.8570	7200.0	81	13487	No
107	GOM_NL__2PRFIN20040928_065733_000000552030_00407_13487_4650.N1	28-SEP-2004 06:57:33	Straylight	55.000	157	The1Eri	2.9060	9300.0	110	13487	No
108	GOM_NL__2PRFIN20040928_070136_000000462030_00407_13487_4651.N1	28-SEP-2004 07:01:36	Straylight	46.000	84	Alp Phe	2.3970	4500.0	92	13487	No
109	GOM_NL__2PRFIN20040928_070619_000000442030_00407_13487_4652.N1	28-SEP-2004 07:06:19	Straylight	44.000	18	24Alp PsA	1.1660	9700.0	88	13487	No
110	GOM_NL__2PRFIN20040928_070837_000000522030_00407_13487_4653.N1	28-SEP-2004 07:08:37	Straylight	51.500	52	16Bet Cet	2.0370	4500.0	103	13487	No
111	GOM_NL__2PRFIN20040928_071500_000000392030_00407_13487_4654.N1	28-SEP-2004 07:15:00	Bright	39.000	162	34Alp Aqr	2.9440	5350.0	78	13487	No
112	GOM_NL__2PRFIN20040928_071851_000000392030_00407_13487_4655.N1	28-SEP-2004 07:18:51	Bright	38.500	90	54Alp Peg	2.4870	11000.	77	13487	No
113	GOM_NL__2PRFIN20040928_072231_000000382030_00407_13487_4656.N1	28-SEP-2004 07:22:31	Bright	37.500	93	53Bet Peg	2.5200	3100.0	75	13487	No
114	GOM_NL__2PRFIN20040928_072730_000000492030_00407_13487_4657.N1	28-SEP-2004 07:27:30	Bright	48.500	53	43Bet And	2.0480	3300.0	97	13487	No
115	GOM_NL__2PRFIN20040928_073205_000000402030_00407_13487_4658.N1	28-SEP-2004 07:32:05	Bright	39.500	74	11Bet Cas	2.2680	6600.0	79	13487	No
116	GOM_NL__2PRFIN20040928_073331_000000422030_00407_13487_4659.N1	28-SEP-2004 07:33:31	Bright	41.500	76	27Gam Cas	2.3000	30000.	83	13487	No
117	GOM_NL__2PRFIN20040928_073749_000000522030_00407_13487_4660.N1	28-SEP-2004 07:37:49	Bright	51.500	160	23Gam Per	2.9300	4700.0	103	13487	No
118	GOM_NL__2PRFIN20040928_073954_000000362030_00407_13487_4661.N1	28-SEP-2004 07:39:54	Bright	35.500	49	1Alp UMi	1.9900	6300.0	71	13487	No
119	GOM_NL__2PRFIN20040928_074146_000000382030_00407_13487_4662.N1	28-SEP-2004 07:41:46	Bright	38.000	60	7Bet UMi	2.0810	3950.0	76	13487	No
120	GOM_NL__2PRFIN20040928_074746_000000382030_00407_13487_4663.N1	28-SEP-2004 07:47:46	Bright	37.500	36	50Alp UMa	1.8000	6300.0	75	13487	No
121	GOM_NL__2PRFIN20040928_074915_000000372030_00407_13487_4664.N1	28-SEP-2004 07:49:15	Bright	36.500	82	48Bet UMa	2.3650	10600.	73	13487	No
122	GOM_NL__2PRFIN20040928_075052_000000662030_00407_13487_4665.N1	28-SEP-2004 07:50:52	Bright	66.000	42	34Bet Aur	1.9000	10200.	132	13487	No
123	GOM_NL__2PRFIN20040928_075509_000000882030_00407_13487_4666.N1	28-SEP-2004 07:55:09	Bright	87.500	107	37The Aur	2.6490	11000.	175	13487	No
124	GOM_NL__2PRFIN20040928_075751_000000592030_00407_13487_4667.N1	28-SEP-2004 07:57:51	Bright	59.000	24	66Alp Gem	1.5800	10200.	118	13487	No
125	GOM_NL__2PRFIN20040928_080214_000000992030_00407_13487_4668.N1	28-SEP-2004 08:02:14	Tw_i_and_stray	99.000	170	27Eps Gem	3.0000	9700.0	198	13487	No
126	GOM_NL__2PRFIN20040928_080814_000000802030_00407_13487_4669.N1	28-SEP-2004 08:08:14	Dark	80.000	8	10Alp CMi	0.40000	6500.0	160	13487	No
127	GOM_NL__2PRFIN20040928_081524_000000482030_00407_13487_4670.N1	28-SEP-2004 08:15:24	Dark	47.500	132	15Rho Pup	2.8030	6900.0	95	13487	No
128	GOM_NL__2PRFIN20040928_081918_000000952030_00407_13487_4671.N1	28-SEP-2004 08:19:18	Dark	95.000	1	9Alp CMa	-1.4400	11000.	190	13487	No
129	GOM_NL__2PRFIN20040928_082345_000000602030_00408_13488_4645.N1	28-SEP-2004 08:23:45	Dark	59.500	177	1Zet CMa	3.0220	26000.	119	13488	No
130	GOM_NL__2PRFIN20040928_082546_000000592030_00408_13488_4646.N1	28-SEP-2004 08:25:46	Dark	59.000	2	Alp Car	-0.73600	7000.0	118	13488	No
131	GOM_NL__2PRFIN20040928_082735_000000602030_00408_13488_4647.N1	28-SEP-2004 08:27:35	Dark	59.500	108	Alp Col	2.6520	15200.	119	13488	No
132	GOM_NL__2PRFIN20040928_083006_000001382030_00408_13488_4648.N1	28-SEP-2004 08:30:06	Dark	137.50	101	11Alp Lep	2.5820	7000.0	275	13488	No
133	GOM_NL__2PRFIN20040928_083519_000000412030_00408_13488_4649.N1	28-SEP-2004 08:35:19	Dark	40.500	143	Alp Hyi	2.8570	7200.0	81	13488	No
134	GOM_NL__2PRFIN20040928_083809_000000532030_00408_13488_4650.N1	28-SEP-2004 08:38:09	Straylight	52.500	157	The1Eri	2.9060	9300.0	105	13488	No
135	GOM_NL__2PRFIN20040928_084212_000000432030_00408_13488_4651.N1	28-SEP-2004 08:42:12	Straylight	42.500	84	Alp Phe	2.3970	4500.0	85	13488	No
136	GOM_NL__2PRFIN20040928_084655_000000422030_00408_13488_4652.N1	28-SEP-2004 08:46:55	Straylight	41.500	18	24Alp PsA	1.1660	9700.0	83	13488	No
137	GOM_NL__2PRFIN20040928_084913_000000502030_00408_13488_4653.N1	28-SEP-2004 08:49:13	Straylight	50.000	52	16Bet Cet	2.0370	4500.0	100	13488	No
138	GOM_NL__2PRFIN20040928_085536_000000392030_00408_13488_4654.N1	28-SEP-2004 08:55:36	Bright	39.000	162	34Alp Aqr	2.9440	5350.0	78	13488	No
139	GOM_NL__2PRFIN20040928_085927_000000382030_00408_13488_4655.N1	28-SEP-2004 08:59:27	Bright	37.500	90	54Alp Peg	2.4870	11000.	75	13488	No
140	GOM_NL__2PRFIN20040928_090307_000000382030_00408_13488_4656.N1	28-SEP-2004 09:03:07	Bright	38.000	93	53Bet Peg	2.5200	3100.0	76	13488	No
141	GOM_NL__2PRFIN20040928_090805_000000542030_00408_13488_4657.N1	28-SEP-2004 09:08:05	Bright	53.500	53	43Bet And	2.0480	3300.0	107	13488	No
142	GOM_NL__2PRFIN20040928_091241_000000412030_00408_13488_4658.N1	28-SEP-2004 09:12:41	Bright	40.500	74	11Bet Cas	2.2680	6600.0	81	13488	No
143	GOM_NL__2PRFIN20040928_091406_000000412030_00408_13488_4659.N1	28-SEP-2004 09:14:06	Bright	41.000	76	27Gam Cas	2.3000	30000.	82	13488	No
144	GOM_NL__2PRFIN20040928_091824_000000542030_00408_13488_4660.N1	28-SEP-2004 09:18:24	Bright	54.000	160	23Gam Per	2.9300	4700.0	108	13488	No
145	GOM_NL__2PRFIN20040928_092029_000000372030_00408_13488_4661.N1	28-SEP-2004 09:20:29	Bright	37.000	49	1Alp UMi	1.9900	6300.0	74	13488	No
146	GOM_NL__2PRFIN20040928_092222_000000362030_00408_13488_4662.N1	28-SEP-2004 09:22:22	Bright	36.000	60	7Bet UMi	2.0810	3950.0	72	13488	No
147	GOM_NL__2PRFIN20040928_092822_000000352030_00408_13488_4663.N1	28-SEP-2004 09:28:22	Bright	35.000	36	50Alp UMa	1.8000	6300.0	70	13488	No
148	GOM_NL__2PRFIN20040928_092951_000000362030_00408_13488_4664.N1	28-SEP-2004 09:29:51	Bright	35.500	82	48Bet UMa	2.3650	10600.	71	13488	No
149	GOM_NL__2PRFIN20040928_093128_000000682030_00408_13488_4665.N1	28-SEP-2004 09:31:28	Bright	67.500	42	34Bet Aur	1.9000	10200.	135	13488	No
150	GOM_NL__2PRFIN20040928_093545_000000872030_00408_13488_4666.N1	28-SEP-2004 09:35:45	Bright	86.500	107	37The Aur	2.6490	11000.	173	13488	No
151	GOM_NL__2PRFIN20040928_093828_000000572030_00408_13488_4667.N1	28-SEP-2004 09:38:28	Bright	56.500	24	66Alp Gem	1.5800	10200.	113	13488	No
152	GOM_NL__2PRFIN20040928_094251_000000992030_00408_13488_4668.N1	28-SEP-2004 09:42:51	Tw_i_and_stray	98.500	170	27Eps Gem	3.0000	9700.0	197	13488	No
153	GOM_NL__2PRFIN20040928_094851_000000732030_00408_13488_4669.N1	28-SEP-2004 09:48:51	Dark	72.500	8	10Alp CMi	0.40000	6500.0	145	13488	No
154	GOM_NL__2PRFIN20040928_095600_000000482030_00408_13488_4670.N1	28-SEP-2004 09:56:00	Dark	47.500	132	15Rho Pup	2.8030	6900.0	95	13488	No
155	GOM_NL__2PRFIN20040928_095956_000000872030_00408_13488_4671.N1	28-SEP-2004 09:59:56	Dark	87.000	1	9Alp CMa	-1.4400	11000.	174	13488	No
156	GOM_NL__2PRFIN20040928_100422_000000592030_00409_13489_4645.N1	28-SEP-2004 10:04:22	Dark	58.500	177	1Zet CMa	3.0220	26000.	117	13489	No
157	GOM_NL__2PRFIN20040928_100623_000000542030_00409_13489_4646.N1	28-SEP-2004 10:06:23	Dark	54.000	2	Alp Car	-0.73600	7000.0	108	13489	No
158	GOM_NL__2PRFIN20040928_100812_000000612030_00409_13489_4647.N1	28-SEP-2004 10:08:12	Dark	61.000	108	Alp Col	2.6520	15200.	122	13489	No
159	GOM_NL__2PRFIN20040928_101046_000001372030_00409_13489_4648.N1	28-SEP-2004 10:10:46	Dark	137.00	101	11Alp Lep	2.5820	7000.0	274	13489	No
160	GOM_NL__2PRFIN20040928_101555_000000412030_00409_13489_4649.N1	28-SEP-2004 10:15:55	Dark	40.500	143	Alp Hyi	2.8570	7200.0	81	13489	No

161	GOM_NL__2PRFIN20040928_101846_000000552030_00409_13489_4650.N1	28-SEP-2004 10:18:46	Straylight	55.000	157	The1Eri	2.9060	9300.0	110	13489	No
162	GOM_NL__2PRFIN20040928_102248_000000472030_00409_13489_4651.N1	28-SEP-2004 10:22:48	Straylight	47.000	84	Alp Phe	2.3970	4500.0	94	13489	No
163	GOM_NL__2PRFIN20040928_102731_000000442030_00409_13489_4652.N1	28-SEP-2004 10:27:31	Straylight	43.500	18	24Alp PsA	1.1660	9700.0	87	13489	No
164	GOM_NL__2PRFIN20040928_102948_000000562030_00409_13489_4653.N1	28-SEP-2004 10:29:48	Straylight	55.500	52	16Bet Cet	2.0370	4500.0	111	13489	No
165	GOM_NL__2PRFIN20040928_103612_000000402030_00409_13489_4654.N1	28-SEP-2004 10:36:12	Bright	40.000	162	34Alp Aqr	2.9440	5350.0	80	13489	No
166	GOM_NL__2PRFIN20040928_104003_000000382030_00409_13489_4655.N1	28-SEP-2004 10:40:03	Bright	37.500	90	54Alp Peg	2.4870	11000.	75	13489	No
167	GOM_NL__2PRFIN20040928_104342_000000392030_00409_13489_4656.N1	28-SEP-2004 10:43:42	Bright	38.500	93	53Bet Peg	2.5200	3100.0	77	13489	No
168	GOM_NL__2PRFIN20040928_104840_000000532030_00409_13489_4657.N1	28-SEP-2004 10:48:40	Bright	52.500	53	43Bet And	2.0480	3300.0	105	13489	No
169	GOM_NL__2PRFIN20040928_105316_000000412030_00409_13489_4658.N1	28-SEP-2004 10:53:16	Bright	41.000	74	11Bet Cas	2.2680	6600.0	82	13489	No
170	GOM_NL__2PRFIN20040928_105441_000000412030_00409_13489_4659.N1	28-SEP-2004 10:54:41	Bright	41.000	76	27Gam Cas	2.3000	30000.	82	13489	No
171	GOM_NL__2PRFIN20040928_105900_000000522030_00409_13489_4660.N1	28-SEP-2004 10:59:00	Bright	51.500	160	23Gam Per	2.9300	4700.0	103	13489	No
172	GOM_NL__2PRFIN20040928_110105_000000392030_00409_13489_4661.N1	28-SEP-2004 11:01:05	Bright	38.500	49	1Alp UMi	1.9900	6300.0	77	13489	No
173	GOM_NL__2PRFIN20040928_110258_000000402030_00409_13489_4662.N1	28-SEP-2004 11:02:58	Bright	40.000	60	7Bet UMi	2.0810	3950.0	80	13489	No
174	GOM_NL__2PRFIN20040928_110857_000000382030_00409_13489_4663.N1	28-SEP-2004 11:08:57	Bright	38.000	36	50Alp UMa	1.8000	6300.0	76	13489	No
175	GOM_NL__2PRFIN20040928_111027_000000362030_00409_13489_4664.N1	28-SEP-2004 11:10:27	Bright	36.000	82	48Bet UMa	2.3650	10600.	72	13489	No
176	GOM_NL__2PRFIN20040928_111204_000000712030_00409_13489_4665.N1	28-SEP-2004 11:12:04	Bright	70.500	42	34Bet Aur	1.9000	10200.	141	13489	No
177	GOM_NL__2PRFIN20040928_111621_000000882030_00409_13489_4666.N1	28-SEP-2004 11:16:21	Bright	87.500	107	37The Aur	2.6490	11000.	175	13489	No
178	GOM_NL__2PRFIN20040928_111904_000000592030_00409_13489_4667.N1	28-SEP-2004 11:19:04	Bright	59.000	24	66Alp Gem	1.5800	10200.	118	13489	No
179	GOM_NL__2PRFIN20040928_112328_000000932030_00409_13489_4668.N1	28-SEP-2004 11:23:28	Tw_i_and_stray	92.500	170	27Eps Gem	3.0000	9700.0	185	13489	No
180	GOM_NL__2PRFIN20040928_112928_000000732030_00409_13489_4669.N1	28-SEP-2004 11:29:28	Dark	73.000	8	10Alp CMi	0.40000	6500.0	146	13489	No
181	GOM_NL__2PRFIN20040928_113637_000000472030_00409_13489_4670.N1	28-SEP-2004 11:36:37	Dark	46.500	132	15Rho Pup	2.8030	6900.0	93	13489	No
182	GOM_NL__2PRFIN20040928_114036_000000922030_00409_13489_4671.N1	28-SEP-2004 11:40:36	Dark	92.000	1	9Alp CMa	-1.4400	11000.	184	13489	No
183	GOM_NL__2PRFIN20040928_114459_000000582030_00410_13490_4645.N1	28-SEP-2004 11:44:59	Dark	58.000	177	1Zet CMa	3.0220	26000.	116	13490	No
184	GOM_NL__2PRFIN20040928_114850_000000632030_00410_13490_4646.N1	28-SEP-2004 11:48:50	Dark	63.000	108	Alp Col	2.6520	15200.	126	13490	No
185	GOM_NL__2PRFIN20040928_115125_000001432030_00410_13490_4647.N1	28-SEP-2004 11:51:25	Dark	142.50	101	11Alp Lep	2.5820	7000.0	285	13490	No
186	GOM_NL__2PRFIN20040928_115632_000000402030_00410_13490_4648.N1	28-SEP-2004 11:56:32	Dark	39.500	143	Alp Hyi	2.8570	7200.0	79	13490	No
187	GOM_NL__2PRFIN20040928_115759_000000532030_00410_13490_4649.N1	28-SEP-2004 11:57:59	Dark	53.000	9	Alp Eri	0.45300	24000.	106	13490	No
188	GOM_NL__2PRFIN20040928_115923_000000532030_00410_13490_4650.N1	28-SEP-2004 11:59:23	Straylight	52.500	157	The1Eri	2.9060	9300.0	105	13490	No
189	GOM_NL__2PRFIN20040928_120330_000000462030_00410_13490_4651.N1	28-SEP-2004 12:03:30	Straylight	46.000	63	Bet Gru	2.1500	2800.0	92	13490	No
190	GOM_NL__2PRFIN20040928_120807_000000452030_00410_13490_4652.N1	28-SEP-2004 12:08:07	Straylight	44.500	18	24Alp PsA	1.1660	9700.0	89	13490	No
191	GOM_NL__2PRFIN20040928_121024_000000542030_00410_13490_4653.N1	28-SEP-2004 12:10:24	Straylight	54.000	52	16Bet Cet	2.0370	4500.0	108	13490	No
192	GOM_NL__2PRFIN20040928_121648_000000392030_00410_13490_4654.N1	28-SEP-2004 12:16:48	Bright	39.000	162	34Alp Aqr	2.9440	5350.0	78	13490	No
193	GOM_NL__2PRFIN20040928_122039_000000382030_00410_13490_4655.N1	28-SEP-2004 12:20:39	Bright	38.000	90	54Alp Peg	2.4870	11000.	76	13490	No
194	GOM_NL__2PRFIN20040928_122418_000000402030_00410_13490_4656.N1	28-SEP-2004 12:24:18	Bright	39.500	93	53Bet Peg	2.5200	3100.0	79	13490	No
195	GOM_NL__2PRFIN20040928_122916_000000522030_00410_13490_4657.N1	28-SEP-2004 12:29:16	Bright	51.500	53	43Bet And	2.0480	3300.0	103	13490	No
196	GOM_NL__2PRFIN20040928_123352_000000372030_00410_13490_4658.N1	28-SEP-2004 12:33:52	Bright	36.500	74	11Bet Cas	2.2680	6600.0	73	13490	No
197	GOM_NL__2PRFIN20040928_123517_000000432030_00410_13490_4659.N1	28-SEP-2004 12:35:17	Bright	42.500	76	27Gam Cas	2.3000	30000.	85	13490	No
198	GOM_NL__2PRFIN20040928_123934_000000562030_00410_13490_4660.N1	28-SEP-2004 12:39:34	Bright	55.500	160	23Gam Per	2.9300	4700.0	111	13490	No
199	GOM_NL__2PRFIN20040928_124141_000000382030_00410_13490_4661.N1	28-SEP-2004 12:41:41	Bright	38.000	49	1Alp UMi	1.9900	6300.0	76	13490	No
200	GOM_NL__2PRFIN20040928_124334_000000402030_00410_13490_4662.N1	28-SEP-2004 12:43:34	Bright	39.500	60	7Bet UMi	2.0810	3950.0	79	13490	No
201	GOM_NL__2PRFIN20040928_124559_000001002030_00410_13490_4663.N1	28-SEP-2004 12:45:59	Bright	100.00	149	45Eps Per	2.8880	30000.	200	13490	No
202	GOM_NL__2PRFIN20040928_124934_000000352030_00410_13490_4664.N1	28-SEP-2004 12:49:34	Bright	34.500	36	50Alp UMa	1.8000	6300.0	69	13490	No
203	GOM_NL__2PRFIN20040928_125103_000000352030_00410_13490_4665.N1	28-SEP-2004 12:51:03	Bright	34.500	82	48Bet UMa	2.3650	10600.	69	13490	No
204	GOM_NL__2PRFIN20040928_125414_000000372030_00410_13490_4666.N1	28-SEP-2004 12:54:14	Bright	36.500	174	52Psi UMa	3.0040	4400.0	73	13490	No
205	GOM_NL__2PRFIN20040928_125657_000000832030_00410_13490_4667.N1	28-SEP-2004 12:56:57	Bright	83.000	107	37The Aur	2.6490	11000.	166	13490	No
206	GOM_NL__2PRFIN20040928_125940_000000582030_00410_13490_4668.N1	28-SEP-2004 12:59:40	Bright	57.500	24	66Alp Gem	1.5800	10200.	115	13490	No
207	GOM_NL__2PRFIN20040928_130404_000000912030_00410_13490_4669.N1	28-SEP-2004 13:04:04	Tw_i_and_stray	90.500	170	27Eps Gem	3.0000	9700.0	181	13490	No
208	GOM_NL__2PRFIN20040928_131005_000000802030_00410_13490_4670.N1	28-SEP-2004 13:10:05	Dark	80.000	8	10Alp CMi	0.40000	6500.0	160	13490	No
209	GOM_NL__2PRFIN20040928_131714_000000462030_00410_13490_4671.N1	28-SEP-2004 13:17:14	Dark	46.000	132	15Rho Pup	2.8030	6900.0	92	13490	No
210	GOM_NL__2PRFIN20040928_132114_000000932030_00410_13490_4672.N1	28-SEP-2004 13:21:14	Dark	92.500	1	9Alp CMa	-1.4400	11000.	185	13490	No
211	GOM_NL__2PRFIN20040928_132927_000000602030_00411_13491_4645.N1	28-SEP-2004 13:29:27	Dark	59.500	108	Alp Col	2.6520	15200.	119	13491	No
212	GOM_NL__2PRFIN20040928_133205_000001322030_00411_13491_4646.N1	28-SEP-2004 13:32:05	Dark	132.00	101	11Alp Lep	2.5820	7000.0	264	13491	No
213	GOM_NL__2PRFIN20040928_133707_000000412030_00411_13491_4647.N1	28-SEP-2004 13:37:07	Dark	40.500	143	Alp Hyi	2.8570	7200.0	81	13491	No
214	GOM_NL__2PRFIN20040928_133835_000000442030_00411_13491_4648.N1	28-SEP-2004 13:38:35	Dark	43.500	9	Alp Eri	0.45300	24000.	87	13491	No
215	GOM_NL__2PRFIN20040928_133959_000000532030_00411_13491_4649.N1	28-SEP-2004 13:39:59	Straylight	52.500	157	The1Eri	2.9060	9300.0	105	13491	No
216	GOM_NL__2PRFIN20040928_134406_000000482030_00411_13491_4650.N1	28-SEP-2004 13:44:06	Straylight	47.500	63	Bet Gru	2.1500	2800.0	95	13491	No
217	GOM_NL__2PRFIN20040928_134842_000000462030_00411_13491_4651.N1	28-SEP-2004 13:48:42	Straylight	46.000	18	24Alp PsA	1.1660	9700.0	92	13491	No
218	GOM_NL__2PRFIN20040928_135100_000000532030_00411_13491_4652.N1	28-SEP-2004 13:51:00	Straylight	53.000	52	16Bet Cet	2.0370	4500.0	106	13491	No
219	GOM_NL__2PRFIN20040928_135724_000000392030_00411_13491_4653.N1	28-SEP-2004 13:57:24	Bright	38.500	162	34Alp Aqr	2.9440	5350.0	77	13491	No

220	GOM_NL__2PRFIN20040928_140114_000000392030_00411_13491_4654.N1	28-SEP-2004 14:01:14	Bright	38.500	90	54Alp Peg	2.4870	11000.	77	13491	No
221	GOM_NL__2PRFIN20040928_140454_000000392030_00411_13491_4655.N1	28-SEP-2004 14:04:54	Bright	38.500	93	53Bet Peg	2.5200	3100.0	77	13491	No
222	GOM_NL__2PRFIN20040928_140951_000000462030_00411_13491_4656.N1	28-SEP-2004 14:09:51	Bright	46.000	53	43Bet And	2.0480	3300.0	92	13491	No
223	GOM_NL__2PRFIN20040928_141427_000000402030_00411_13491_4657.N1	28-SEP-2004 14:14:27	Bright	40.000	74	11Bet Cas	2.2680	6600.0	80	13491	No
224	GOM_NL__2PRFIN20040928_141552_000000432030_00411_13491_4658.N1	28-SEP-2004 14:15:52	Bright	42.500	76	27Gam Cas	2.3000	30000.	85	13491	No
225	GOM_NL__2PRFIN20040928_142009_000000542030_00411_13491_4659.N1	28-SEP-2004 14:20:09	Bright	54.000	160	23Gam Per	2.9300	4700.0	108	13491	No
226	GOM_NL__2PRFIN20040928_142217_000000362030_00411_13491_4660.N1	28-SEP-2004 14:22:17	Bright	35.500	49	1Alp UMi	1.9900	6300.0	71	13491	No
227	GOM_NL__2PRFIN20040928_142411_000000392030_00411_13491_4661.N1	28-SEP-2004 14:24:11	Bright	39.000	60	7Bet UMi	2.0810	3950.0	78	13491	No
228	GOM_NL__2PRFIN20040928_142633_000000942030_00411_13491_4662.N1	28-SEP-2004 14:26:33	Bright	93.500	149	45Eps Per	2.8880	30000.	187	13491	No
229	GOM_NL__2PRFIN20040928_143009_000000382030_00411_13491_4663.N1	28-SEP-2004 14:30:09	Bright	38.000	36	50Alp UMa	1.8000	6300.0	76	13491	No
230	GOM_NL__2PRFIN20040928_143139_000000362030_00411_13491_4664.N1	28-SEP-2004 14:31:39	Bright	36.000	82	48Bet UMa	2.3650	10600.	72	13491	No
231	GOM_NL__2PRFIN20040928_143450_000000362030_00411_13491_4665.N1	28-SEP-2004 14:34:50	Bright	35.500	174	52Psi UMa	3.0040	4400.0	71	13491	No
232	GOM_NL__2PRFIN20040928_143732_000000882030_00411_13491_4666.N1	28-SEP-2004 14:37:32	Bright	87.500	107	37The Aur	2.6490	11000.	175	13491	No
233	GOM_NL__2PRFIN20040928_144016_000000592030_00411_13491_4667.N1	28-SEP-2004 14:40:16	Bright	58.500	24	66Alp Gem	1.5800	10200.	117	13491	No
234	GOM_NL__2PRFIN20040928_144441_000000962030_00411_13491_4668.N1	28-SEP-2004 14:44:41	Tw_i_and_stray	95.500	170	27Eps Gem	3.0000	9700.0	191	13491	No
235	GOM_NL__2PRFIN20040928_145042_000000732030_00411_13491_4669.N1	28-SEP-2004 14:50:42	Dark	73.000	8	10Alp CMi	0.40000	6500.0	146	13491	No
236	GOM_NL__2PRFIN20040928_145751_000000492030_00411_13491_4670.N1	28-SEP-2004 14:57:51	Dark	49.000	132	15Rho Pup	2.8030	6900.0	98	13491	No
237	GOM_NL__2PRFIN20040928_150152_000000892030_00411_13491_4671.N1	28-SEP-2004 15:01:52	Dark	88.500	1	9Alp CMa	-1.4400	11000.	177	13491	No
238	GOM_NL__2PRFIN20040928_151004_000000632030_00412_13492_4645.N1	28-SEP-2004 15:10:04	Dark	62.500	108	Alp Col	2.6520	15200.	125	13492	No
239	GOM_NL__2PRFIN20040928_151245_000001362030_00412_13492_4646.N1	28-SEP-2004 15:12:45	Dark	136.00	101	11Alp Lep	2.5820	7000.0	272	13492	No
240	GOM_NL__2PRFIN20040928_151743_000000422030_00412_13492_4647.N1	28-SEP-2004 15:17:43	Dark	41.500	143	Alp Hyi	2.8570	7200.0	83	13492	No
241	GOM_NL__2PRFIN20040928_151910_000000542030_00412_13492_4648.N1	28-SEP-2004 15:19:10	Dark	54.000	9	Alp Eri	0.45300	24000.	108	13492	No
242	GOM_NL__2PRFIN20040928_152035_000000542030_00412_13492_4649.N1	28-SEP-2004 15:20:35	Straylight	54.000	157	The1Eri	2.9060	9300.0	108	13492	No
243	GOM_NL__2PRFIN20040928_152442_000000452030_00412_13492_4650.N1	28-SEP-2004 15:24:42	Straylight	44.500	63	Bet Gru	2.1500	2800.0	89	13492	No
244	GOM_NL__2PRFIN20040928_152918_000000512030_00412_13492_4651.N1	28-SEP-2004 15:29:18	Straylight	50.500	18	24Alp PsA	1.1660	9700.0	101	13492	No
245	GOM_NL__2PRFIN20040928_153136_000000592030_00412_13492_4652.N1	28-SEP-2004 15:31:36	Straylight	58.500	52	16Bet Cet	2.0370	4500.0	117	13492	No
246	GOM_NL__2PRFIN20040928_153801_000000392030_00412_13492_4653.N1	28-SEP-2004 15:38:01	Bright	38.500	162	34Alp Aqr	2.9440	5350.0	77	13492	No
247	GOM_NL__2PRFIN20040928_154150_000000392030_00412_13492_4654.N1	28-SEP-2004 15:41:50	Bright	38.500	90	54Alp Peg	2.4870	11000.	77	13492	No
248	GOM_NL__2PRFIN20040928_154530_000000382030_00412_13492_4655.N1	28-SEP-2004 15:45:30	Bright	38.000	93	53Bet Peg	2.5200	3100.0	76	13492	No
249	GOM_NL__2PRFIN20040928_155026_000000492030_00412_13492_4656.N1	28-SEP-2004 15:50:26	Bright	48.500	53	43Bet And	2.0480	3300.0	97	13492	No
250	GOM_NL__2PRFIN20040928_155503_000000392030_00412_13492_4657.N1	28-SEP-2004 15:55:03	Bright	38.500	74	11Bet Cas	2.2680	6600.0	77	13492	No
251	GOM_NL__2PRFIN20040928_155627_000000412030_00412_13492_4658.N1	28-SEP-2004 15:56:27	Bright	41.000	76	27Gam Cas	2.3000	30000.	82	13492	No
252	GOM_NL__2PRFIN20040928_160043_000000552030_00412_13492_4659.N1	28-SEP-2004 16:00:43	Bright	55.000	160	23Gam Per	2.9300	4700.0	110	13492	No
253	GOM_NL__2PRFIN20040928_160252_000000382030_00412_13492_4660.N1	28-SEP-2004 16:02:52	Bright	37.500	49	1Alp UMi	1.9900	6300.0	75	13492	No
254	GOM_NL__2PRFIN20040928_160447_000000412030_00412_13492_4661.N1	28-SEP-2004 16:04:47	Bright	40.500	60	7Bet UMi	2.0810	3950.0	81	13492	No
255	GOM_NL__2PRFIN20040928_160707_000001032030_00412_13492_4662.N1	28-SEP-2004 16:07:07	Bright	103.00	149	45Eps Per	2.8880	30000.	206	13492	No
256	GOM_NL__2PRFIN20040928_161045_000000372030_00412_13492_4663.N1	28-SEP-2004 16:10:45	Bright	36.500	36	50Alp UMa	1.8000	6300.0	73	13492	No
257	GOM_NL__2PRFIN20040928_161214_000000522030_00412_13492_4664.N1	28-SEP-2004 16:12:14	Bright	52.000	82	48Bet UMa	2.3650	10600.	104	13492	No
258	GOM_NL__2PRFIN20040928_161524_000000382030_00412_13492_4665.N1	28-SEP-2004 16:15:24	Bright	38.000	174	52Psi UMa	3.0040	4400.0	76	13492	No
259	GOM_NL__2PRFIN20040928_161808_000000872030_00412_13492_4666.N1	28-SEP-2004 16:18:08	Bright	86.500	107	37The Aur	2.6490	11000.	173	13492	No
260	GOM_NL__2PRFIN20040928_162052_000000582030_00412_13492_4667.N1	28-SEP-2004 16:20:52	Bright	57.500	24	66Alp Gem	1.5800	10200.	115	13492	No
261	GOM_NL__2PRFIN20040928_162518_000000922030_00412_13492_4668.N1	28-SEP-2004 16:25:18	Tw_i_and_stray	92.000	170	27Eps Gem	3.0000	9700.0	184	13492	No
262	GOM_NL__2PRFIN20040928_163119_000000802030_00412_13492_4669.N1	28-SEP-2004 16:31:19	Dark	80.000	8	10Alp CMi	0.40000	6500.0	160	13492	No
263	GOM_NL__2PRFIN20040928_163827_000000472030_00412_13492_4670.N1	28-SEP-2004 16:38:27	Dark	47.000	132	15Rho Pup	2.8030	6900.0	94	13492	No
264	GOM_NL__2PRFIN20040928_164229_000000952030_00412_13492_4671.N1	28-SEP-2004 16:42:29	Dark	95.000	1	9Alp CMa	-1.4400	11000.	190	13492	No
265	GOM_NL__2PRFIN20040928_165042_000000612030_00413_13493_4645.N1	28-SEP-2004 16:50:42	Dark	61.000	108	Alp Col	2.6520	15200.	122	13493	No
266	GOM_NL__2PRFIN20040928_165324_000001352030_00413_13493_4646.N1	28-SEP-2004 16:53:24	Dark	134.50	101	11Alp Lep	2.5820	7000.0	269	13493	No
267	GOM_NL__2PRFIN20040928_165820_000000412030_00413_13493_4647.N1	28-SEP-2004 16:58:20	Dark	40.500	143	Alp Hyi	2.8570	7200.0	81	13493	No
268	GOM_NL__2PRFIN20040928_165948_000000472030_00413_13493_4648.N1	28-SEP-2004 16:59:48	Dark	47.000	9	Alp Eri	0.45300	24000.	94	13493	No
269	GOM_NL__2PRFIN20040928_170113_000000512030_00413_13493_4649.N1	28-SEP-2004 17:01:13	Straylight	51.000	157	The1Eri	2.9060	9300.0	102	13493	No
270	GOM_NL__2PRFIN20040928_170518_000000492030_00413_13493_4650.N1	28-SEP-2004 17:05:18	Straylight	49.000	63	Bet Gru	2.1500	2800.0	98	13493	No
271	GOM_NL__2PRFIN20040928_170955_000000432030_00413_13493_4651.N1	28-SEP-2004 17:09:55	Straylight	43.000	18	24Alp PsA	1.1660	9700.0	86	13493	No
272	GOM_NL__2PRFIN20040928_171213_000000512030_00413_13493_4652.N1	28-SEP-2004 17:12:13	Straylight	50.500	52	16Bet Cet	2.0370	4500.0	101	13493	No
273	GOM_NL__2PRFIN20040928_171837_000000392030_00413_13493_4653.N1	28-SEP-2004 17:18:37	Bright	38.500	162	34Alp Aqr	2.9440	5350.0	77	13493	No
274	GOM_NL__2PRFIN20040928_172227_000000392030_00413_13493_4654.N1	28-SEP-2004 17:22:27	Bright	38.500	90	54Alp Peg	2.4870	11000.	77	13493	No
275	GOM_NL__2PRFIN20040928_172606_000000392030_00413_13493_4655.N1	28-SEP-2004 17:26:06	Bright	38.500	93	53Bet Peg	2.5200	3100.0	77	13493	No
276	GOM_NL__2PRFIN20040928_173101_000000492030_00413_13493_4656.N1	28-SEP-2004 17:31:01	Bright	49.000	53	43Bet And	2.0480	3300.0	98	13493	No
277	GOM_NL__2PRFIN20040928_173539_000000412030_00413_13493_4657.N1	28-SEP-2004 17:35:39	Bright	40.500	74	11Bet Cas	2.2680	6600.0	81	13493	No
278	GOM_NL__2PRFIN20040928_173703_000000422030_00413_13493_4658.N1	28-SEP-2004 17:37:03	Bright	41.500	76	27Gam Cas	2.3000	30000.	83	13493	No

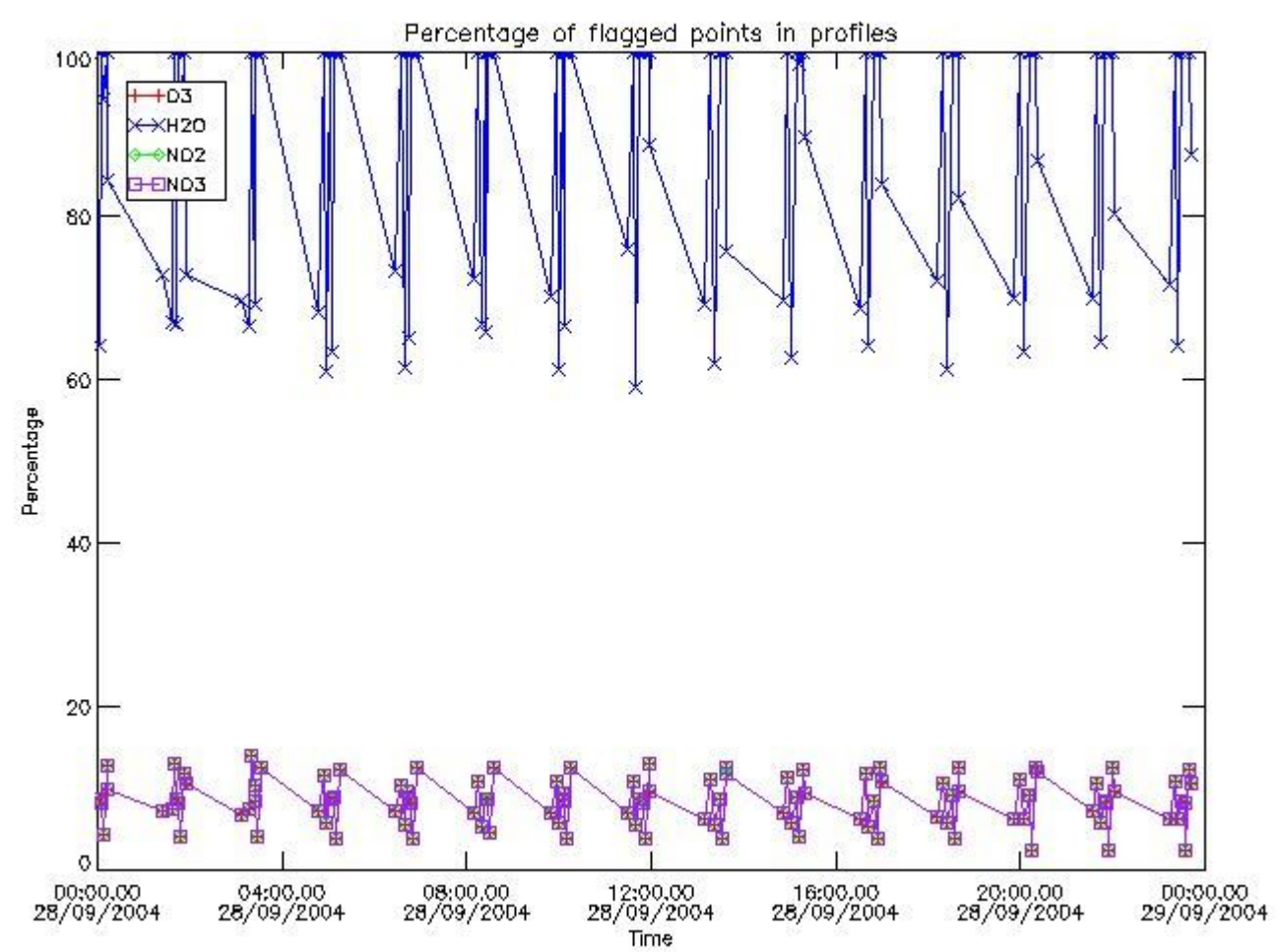
279	GOM_NL__2PRFIN20040928_174119_000000552030_00413_13493_4659.N1	28-SEP-2004 17:41:19	Bright	54.500	160	23Gam Per	2.9300	4700.0	109	13493	No
280	GOM_NL__2PRFIN20040928_174329_000000382030_00413_13493_4660.N1	28-SEP-2004 17:43:29	Bright	37.500	49	1Alp UMi	1.9900	6300.0	75	13493	No
281	GOM_NL__2PRFIN20040928_174523_000000402030_00413_13493_4661.N1	28-SEP-2004 17:45:23	Bright	39.500	60	7Bet UMi	2.0810	3950.0	79	13493	No
282	GOM_NL__2PRFIN20040928_174741_000001012030_00413_13493_4662.N1	28-SEP-2004 17:47:41	Bright	100.50	149	45Eps Per	2.8880	30000.	201	13493	No
283	GOM_NL__2PRFIN20040928_175122_000000362030_00413_13493_4663.N1	28-SEP-2004 17:51:22	Bright	36.000	36	50Alp UMa	1.8000	6300.0	72	13493	No
284	GOM_NL__2PRFIN20040928_175251_000000352030_00413_13493_4664.N1	28-SEP-2004 17:52:51	Bright	35.000	82	48Bet UMa	2.3650	10600.	70	13493	No
285	GOM_NL__2PRFIN20040928_175602_000000422030_00413_13493_4665.N1	28-SEP-2004 17:56:02	Bright	42.000	174	52Psi UMa	3.0040	4400.0	84	13493	No
286	GOM_NL__2PRFIN20040928_175844_000000872030_00413_13493_4666.N1	28-SEP-2004 17:58:44	Bright	87.000	107	37The Aur	2.6490	11000.	174	13493	No
287	GOM_NL__2PRFIN20040928_180127_000000562030_00413_13493_4667.N1	28-SEP-2004 18:01:27	Bright	56.000	24	66Alp Gem	1.5800	10200.	112	13493	No
288	GOM_NL__2PRFIN20040928_180555_000000932030_00413_13493_4668.N1	28-SEP-2004 18:05:55	Tw_i_and_stray	93.000	170	27Eps Gem	3.0000	9700.0	186	13493	No
289	GOM_NL__2PRFIN20040928_181155_000000792030_00413_13493_4669.N1	28-SEP-2004 18:11:55	Dark	79.000	8	10Alp CMi	0.40000	6500.0	158	13493	No
290	GOM_NL__2PRFIN20040928_181904_000000482030_00413_13493_4670.N1	28-SEP-2004 18:19:04	Dark	48.000	132	15Rho Pup	2.8030	6900.0	96	13493	No
291	GOM_NL__2PRFIN20040928_182305_000000882030_00413_13493_4671.N1	28-SEP-2004 18:23:05	Dark	88.000	1	9Alp CMa	-1.4400	11000.	176	13493	No
292	GOM_NL__2PRFIN20040928_183119_000000622030_00414_13494_4645.N1	28-SEP-2004 18:31:19	Dark	61.500	108	Alp Col	2.6520	15200.	123	13494	No
293	GOM_NL__2PRFIN20040928_183402_000001362030_00414_13494_4646.N1	28-SEP-2004 18:34:02	Dark	135.50	101	11Alp Lep	2.5820	7000.0	271	13494	No
294	GOM_NL__2PRFIN20040928_183857_000000412030_00414_13494_4647.N1	28-SEP-2004 18:38:57	Dark	40.500	143	Alp Hyi	2.8570	7200.0	81	13494	No
295	GOM_NL__2PRFIN20040928_184024_000000542030_00414_13494_4648.N1	28-SEP-2004 18:40:24	Dark	53.500	9	Alp Eri	0.45300	24000.	107	13494	No
296	GOM_NL__2PRFIN20040928_184149_000000522030_00414_13494_4649.N1	28-SEP-2004 18:41:49	Straylight	51.500	157	The1Eri	2.9060	9300.0	103	13494	No
297	GOM_NL__2PRFIN20040928_184554_000000502030_00414_13494_4650.N1	28-SEP-2004 18:45:54	Straylight	50.000	63	Bet Gru	2.1500	2800.0	100	13494	No
298	GOM_NL__2PRFIN20040928_185032_000000442030_00414_13494_4651.N1	28-SEP-2004 18:50:32	Straylight	43.500	18	24Alp PsA	1.1660	9700.0	87	13494	No
299	GOM_NL__2PRFIN20040928_185249_000000522030_00414_13494_4652.N1	28-SEP-2004 18:52:49	Straylight	52.000	52	16Bet Cet	2.0370	4500.0	104	13494	No
300	GOM_NL__2PRFIN20040928_185913_000000402030_00414_13494_4653.N1	28-SEP-2004 18:59:13	Bright	40.000	162	34Alp Aqr	2.9440	5350.0	80	13494	No
301	GOM_NL__2PRFIN20040928_190302_000000392030_00414_13494_4654.N1	28-SEP-2004 19:03:02	Bright	39.000	90	54Alp Peg	2.4870	11000.	78	13494	No
302	GOM_NL__2PRFIN20040928_190642_000000402030_00414_13494_4655.N1	28-SEP-2004 19:06:42	Bright	40.000	93	53Bet Peg	2.5200	3100.0	80	13494	No
303	GOM_NL__2PRFIN20040928_191137_000000472030_00414_13494_4656.N1	28-SEP-2004 19:11:37	Bright	47.000	53	43Bet And	2.0480	3300.0	94	13494	No
304	GOM_NL__2PRFIN20040928_191614_000000412030_00414_13494_4657.N1	28-SEP-2004 19:16:14	Bright	41.000	74	11Bet Cas	2.2680	6600.0	82	13494	No
305	GOM_NL__2PRFIN20040928_191738_000000422030_00414_13494_4658.N1	28-SEP-2004 19:17:38	Bright	41.500	76	27Gam Cas	2.3000	30000.	83	13494	No
306	GOM_NL__2PRFIN20040928_192154_000000552030_00414_13494_4659.N1	28-SEP-2004 19:21:54	Bright	55.000	160	23Gam Per	2.9300	4700.0	110	13494	No
307	GOM_NL__2PRFIN20040928_192405_000000382030_00414_13494_4660.N1	28-SEP-2004 19:24:05	Bright	38.000	49	1Alp UMi	1.9900	6300.0	76	13494	No
308	GOM_NL__2PRFIN20040928_192559_000000412030_00414_13494_4661.N1	28-SEP-2004 19:25:59	Bright	41.000	60	7Bet UMi	2.0810	3950.0	82	13494	No
309	GOM_NL__2PRFIN20040928_192814_000001042030_00414_13494_4662.N1	28-SEP-2004 19:28:14	Bright	103.50	149	45Eps Per	2.8880	30000.	207	13494	No
310	GOM_NL__2PRFIN20040928_193158_000000362030_00414_13494_4663.N1	28-SEP-2004 19:31:58	Bright	36.000	36	50Alp UMa	1.8000	6300.0	72	13494	No
311	GOM_NL__2PRFIN20040928_193327_000000522030_00414_13494_4664.N1	28-SEP-2004 19:33:27	Bright	52.000	82	48Bet UMa	2.3650	10600.	104	13494	No
312	GOM_NL__2PRFIN20040928_193639_000000372030_00414_13494_4665.N1	28-SEP-2004 19:36:39	Bright	36.500	174	52Psi UMa	3.0040	4400.0	73	13494	No
313	GOM_NL__2PRFIN20040928_193919_000000882030_00414_13494_4666.N1	28-SEP-2004 19:39:19	Bright	87.500	107	37The Aur	2.6490	11000.	175	13494	No
314	GOM_NL__2PRFIN20040928_194204_000000592030_00414_13494_4667.N1	28-SEP-2004 19:42:04	Bright	58.500	24	66Alp Gem	1.5800	10200.	117	13494	No
315	GOM_NL__2PRFIN20040928_194631_000000902030_00414_13494_4668.N1	28-SEP-2004 19:46:31	Tw_i_and_stray	89.500	170	27Eps Gem	3.0000	9700.0	179	13494	No
316	GOM_NL__2PRFIN20040928_195233_000000802030_00414_13494_4669.N1	28-SEP-2004 19:52:33	Dark	80.000	8	10Alp CMi	0.40000	6500.0	160	13494	No
317	GOM_NL__2PRFIN20040928_195940_000000462030_00414_13494_4670.N1	28-SEP-2004 19:59:40	Dark	45.500	132	15Rho Pup	2.8030	6900.0	91	13494	No
318	GOM_NL__2PRFIN20040928_200344_000000832030_00414_13494_4671.N1	28-SEP-2004 20:03:44	Dark	82.500	1	9Alp CMa	-1.4400	11000.	165	13494	No
319	GOM_NL__2PRFIN20040928_201157_000000622030_00415_13495_4645.N1	28-SEP-2004 20:11:57	Dark	61.500	108	Alp Col	2.6520	15200.	123	13495	No
320	GOM_NL__2PRFIN20040928_201408_000002282030_00415_13495_4646.N1	28-SEP-2004 20:14:08	Dark	228.00	56	53Kap Ori	2.0650	30000.	456	13495	No
321	GOM_NL__2PRFIN20040928_201933_000000412030_00415_13495_4647.N1	28-SEP-2004 20:19:33	Dark	40.500	143	Alp Hyi	2.8570	7200.0	81	13495	No
322	GOM_NL__2PRFIN20040928_202100_000000422030_00415_13495_4648.N1	28-SEP-2004 20:21:00	Dark	42.000	9	Alp Eri	0.45300	24000.	84	13495	No
323	GOM_NL__2PRFIN20040928_202227_000000532030_00415_13495_4649.N1	28-SEP-2004 20:22:27	Straylight	52.500	157	The1Eri	2.9060	9300.0	105	13495	No
324	GOM_NL__2PRFIN20040928_202625_000000452030_00415_13495_4650.N1	28-SEP-2004 20:26:25	Straylight	44.500	84	Alp Phe	2.3970	4500.0	89	13495	No
325	GOM_NL__2PRFIN20040928_203108_000000492030_00415_13495_4651.N1	28-SEP-2004 20:31:08	Straylight	48.500	18	24Alp PsA	1.1660	9700.0	97	13495	No
326	GOM_NL__2PRFIN20040928_203325_000000532030_00415_13495_4652.N1	28-SEP-2004 20:33:25	Straylight	53.000	52	16Bet Cet	2.0370	4500.0	106	13495	No
327	GOM_NL__2PRFIN20040928_203949_000000402030_00415_13495_4653.N1	28-SEP-2004 20:39:49	Bright	39.500	162	34Alp Aqr	2.9440	5350.0	79	13495	No
328	GOM_NL__2PRFIN20040928_204339_000000392030_00415_13495_4654.N1	28-SEP-2004 20:43:39	Bright	38.500	90	54Alp Peg	2.4870	11000.	77	13495	No
329	GOM_NL__2PRFIN20040928_204718_000000402030_00415_13495_4655.N1	28-SEP-2004 20:47:18	Bright	39.500	93	53Bet Peg	2.5200	3100.0	79	13495	No
330	GOM_NL__2PRFIN20040928_205211_000000472030_00415_13495_4656.N1	28-SEP-2004 20:52:11	Bright	47.000	53	43Bet And	2.0480	3300.0	94	13495	No
331	GOM_NL__2PRFIN20040928_205650_000000412030_00415_13495_4657.N1	28-SEP-2004 20:56:50	Bright	41.000	74	11Bet Cas	2.2680	6600.0	82	13495	No
332	GOM_NL__2PRFIN20040928_205814_000000422030_00415_13495_4658.N1	28-SEP-2004 20:58:14	Bright	42.000	76	27Gam Cas	2.3000	30000.	84	13495	No
333	GOM_NL__2PRFIN20040928_210229_000000532030_00415_13495_4659.N1	28-SEP-2004 21:02:29	Bright	52.500	160	23Gam Per	2.9300	4700.0	105	13495	No
334	GOM_NL__2PRFIN20040928_210440_000000372030_00415_13495_4660.N1	28-SEP-2004 21:04:40	Bright	37.000	49	1Alp UMi	1.9900	6300.0	74	13495	No
335	GOM_NL__2PRFIN20040928_210636_000000392030_00415_13495_4661.N1	28-SEP-2004 21:06:36	Bright	38.500	60	7Bet UMi	2.0810	3950.0	77	13495	No
336	GOM_NL__2PRFIN20040928_210848_000001002030_00415_13495_4662.N1	28-SEP-2004 21:08:48	Bright	99.500	149	45Eps Per	2.8880	30000.	199	13495	No
337	GOM_NL__2PRFIN20040928_211234_000000382030_00415_13495_4663.N1	28-SEP-2004 21:12:34	Bright	38.000	36	50Alp UMa	1.8000	6300.0	76	13495	No

338	GOM_NL__2PRFIN20040928_211403_000000382030_00415_13495_4664.N1	28-SEP-2004 21:14:03	Bright	38.000	82	48Bet UMa	2.3650	10600.	76	13495	No
339	GOM_NL__2PRFIN20040928_211715_000000522030_00415_13495_4665.N1	28-SEP-2004 21:17:15	Bright	52.000	174	52Psi UMa	3.0040	4400.0	104	13495	No
340	GOM_NL__2PRFIN20040928_211955_000000872030_00415_13495_4666.N1	28-SEP-2004 21:19:55	Bright	87.000	107	37The Aur	2.6490	11000.	174	13495	No
341	GOM_NL__2PRFIN20040928_212240_000000552030_00415_13495_4667.N1	28-SEP-2004 21:22:40	Bright	55.000	24	66Alp Gem	1.5800	10200.	110	13495	No
342	GOM_NL__2PRFIN20040928_212708_000000942030_00415_13495_4668.N1	28-SEP-2004 21:27:08	Tw_i_and_stray	93.500	170	27Eps Gem	3.0000	9700.0	187	13495	No
343	GOM_NL__2PRFIN20040928_213309_000000702030_00415_13495_4669.N1	28-SEP-2004 21:33:09	Dark	69.500	8	10Alp CMi	0.40000	6500.0	139	13495	No
344	GOM_NL__2PRFIN20040928_214017_000000492030_00415_13495_4670.N1	28-SEP-2004 21:40:17	Dark	48.500	132	15Rho Pup	2.8030	6900.0	97	13495	No
345	GOM_NL__2PRFIN20040928_214422_000000902030_00415_13495_4671.N1	28-SEP-2004 21:44:22	Dark	89.500	1	9Alp CMa	-1.4400	11000.	179	13495	No
346	GOM_NL__2PRFIN20040928_214844_000000602030_00416_13496_4645.N1	28-SEP-2004 21:48:44	Dark	60.000	177	1Zet CMa	3.0220	26000.	120	13496	No
347	GOM_NL__2PRFIN20040928_215233_000000632030_00416_13496_4646.N1	28-SEP-2004 21:52:33	Dark	62.500	108	Alp Col	2.6520	15200.	125	13496	No
348	GOM_NL__2PRFIN20040928_215451_000002282030_00416_13496_4647.N1	28-SEP-2004 21:54:51	Dark	228.00	56	53Kap Ori	2.0650	30000.	456	13496	No
349	GOM_NL__2PRFIN20040928_220009_000000412030_00416_13496_4648.N1	28-SEP-2004 22:00:09	Dark	41.000	143	Alp Hyi	2.8570	7200.0	82	13496	No
350	GOM_NL__2PRFIN20040928_220137_000000542030_00416_13496_4649.N1	28-SEP-2004 22:01:37	Dark	53.500	9	Alp Eri	0.45300	24000.	107	13496	No
351	GOM_NL__2PRFIN20040928_220303_000000532030_00416_13496_4650.N1	28-SEP-2004 22:03:03	Straylight	53.000	157	The1Eri	2.9060	9300.0	106	13496	No
352	GOM_NL__2PRFIN20040928_220701_000000452030_00416_13496_4651.N1	28-SEP-2004 22:07:01	Straylight	45.000	84	Alp Phe	2.3970	4500.0	90	13496	No
353	GOM_NL__2PRFIN20040928_221143_000000422030_00416_13496_4652.N1	28-SEP-2004 22:11:43	Straylight	42.000	18	24Alp PsA	1.1660	9700.0	84	13496	No
354	GOM_NL__2PRFIN20040928_221400_000000512030_00416_13496_4653.N1	28-SEP-2004 22:14:00	Straylight	51.000	52	16Bet Cet	2.0370	4500.0	102	13496	No
355	GOM_NL__2PRFIN20040928_222025_000000402030_00416_13496_4654.N1	28-SEP-2004 22:20:25	Bright	40.000	162	34Alp Aqr	2.9440	5350.0	80	13496	No
356	GOM_NL__2PRFIN20040928_222414_000000392030_00416_13496_4655.N1	28-SEP-2004 22:24:14	Bright	38.500	90	54Alp Peg	2.4870	11000.	77	13496	No
357	GOM_NL__2PRFIN20040928_222754_000000422030_00416_13496_4656.N1	28-SEP-2004 22:27:54	Bright	42.000	93	53Bet Peg	2.5200	3100.0	84	13496	No
358	GOM_NL__2PRFIN20040928_223247_000000482030_00416_13496_4657.N1	28-SEP-2004 22:32:47	Bright	48.000	53	43Bet And	2.0480	3300.0	96	13496	No
359	GOM_NL__2PRFIN20040928_223725_000000412030_00416_13496_4658.N1	28-SEP-2004 22:37:25	Bright	40.500	74	11Bet Cas	2.2680	6600.0	81	13496	No
360	GOM_NL__2PRFIN20040928_223850_000000382030_00416_13496_4659.N1	28-SEP-2004 22:38:50	Bright	38.000	76	27Gam Cas	2.3000	30000.	76	13496	No
361	GOM_NL__2PRFIN20040928_224304_000000522030_00416_13496_4660.N1	28-SEP-2004 22:43:04	Bright	52.000	160	23Gam Per	2.9300	4700.0	104	13496	No
362	GOM_NL__2PRFIN20040928_224516_000000382030_00416_13496_4661.N1	28-SEP-2004 22:45:16	Bright	38.000	49	1Alp UMi	1.9900	6300.0	76	13496	No
363	GOM_NL__2PRFIN20040928_224712_000000352030_00416_13496_4662.N1	28-SEP-2004 22:47:12	Bright	34.500	60	7Bet UMi	2.0810	3950.0	69	13496	No
364	GOM_NL__2PRFIN20040928_224923_000001012030_00416_13496_4663.N1	28-SEP-2004 22:49:23	Bright	100.50	149	45Eps Per	2.8880	30000.	201	13496	No
365	GOM_NL__2PRFIN20040928_225309_000000382030_00416_13496_4664.N1	28-SEP-2004 22:53:09	Bright	38.000	36	50Alp UMa	1.8000	6300.0	76	13496	No
366	GOM_NL__2PRFIN20040928_225439_000000372030_00416_13496_4665.N1	28-SEP-2004 22:54:39	Bright	36.500	82	48Bet UMa	2.3650	10600.	73	13496	No
367	GOM_NL__2PRFIN20040928_225751_000000352030_00416_13496_4666.N1	28-SEP-2004 22:57:51	Bright	35.000	174	52Psi UMa	3.0040	4400.0	70	13496	No
368	GOM_NL__2PRFIN20040928_230030_000000882030_00416_13496_4667.N1	28-SEP-2004 23:00:30	Bright	88.000	107	37The Aur	2.6490	11000.	176	13496	No
369	GOM_NL__2PRFIN20040928_230317_000000762030_00416_13496_4668.N1	28-SEP-2004 23:03:17	Bright	76.000	24	66Alp Gem	1.5800	10200.	152	13496	No
370	GOM_NL__2PRFIN20040928_230745_000000952030_00416_13496_4669.N1	28-SEP-2004 23:07:45	Tw_i_and_stray	94.500	170	27Eps Gem	3.0000	9700.0	189	13496	No
371	GOM_NL__2PRFIN20040928_231346_000000812030_00416_13496_4670.N1	28-SEP-2004 23:13:46	Dark	80.500	8	10Alp CMi	0.40000	6500.0	161	13496	No
372	GOM_NL__2PRFIN20040928_232053_000000472030_00416_13496_4671.N1	28-SEP-2004 23:20:53	Dark	47.000	132	15Rho Pup	2.8030	6900.0	94	13496	No
373	GOM_NL__2PRFIN20040928_232500_000000832030_00416_13496_4672.N1	28-SEP-2004 23:25:00	Dark	82.500	1	9Alp CMa	-1.4400	11000.	165	13496	No
374	GOM_NL__2PRFIN20040928_232921_000000612030_00417_13497_4645.N1	28-SEP-2004 23:29:21	Dark	60.500	177	1Zet CMa	3.0220	26000.	121	13497	No
375	GOM_NL__2PRFIN20040928_233311_000000622030_00417_13497_4646.N1	28-SEP-2004 23:33:11	Dark	62.000	108	Alp Col	2.6520	15200.	124	13497	No
376	GOM_NL__2PRFIN20040928_233533_000002282030_00417_13497_4647.N1	28-SEP-2004 23:35:33	Dark	228.00	56	53Kap Ori	2.0650	30000.	456	13497	No
377	GOM_NL__2PRFIN20040928_234045_000000422030_00417_13497_4648.N1	28-SEP-2004 23:40:45	Dark	41.500	143	Alp Hyi	2.8570	7200.0	83	13497	No
378	GOM_NL__2PRFIN20040928_234213_000000482030_00417_13497_4649.N1	28-SEP-2004 23:42:13	Dark	48.000	9	Alp Eri	0.45300	24000.	96	13497	No
379	GOM_NL__2PRFIN20040928_234339_000000532030_00417_13497_4650.N1	28-SEP-2004 23:43:39	Straylight	53.000	157	The1Eri	2.9060	9300.0	106	13497	No
380	GOM_NL__2PRFIN20040928_234737_000000492030_00417_13497_4651.N1	28-SEP-2004 23:47:37	Straylight	48.500	84	Alp Phe	2.3970	4500.0	97	13497	No
381	GOM_NL__2PRFIN20040928_235220_000000452030_00417_13497_4652.N1	28-SEP-2004 23:52:20	Straylight	45.000	18	24Alp PsA	1.1660	9700.0	90	13497	No
382	GOM_NL__2PRFIN20040928_235437_000000522030_00417_13497_4653.N1	28-SEP-2004 23:54:37	Straylight	52.000	52	16Bet Cet	2.0370	4500.0	104	13497	No

3. Quality information per product

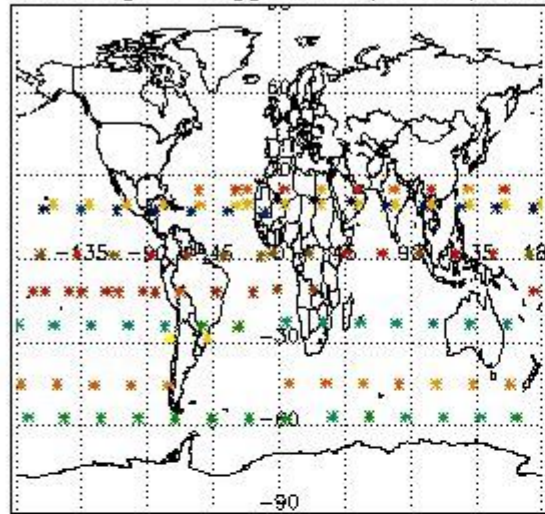
In this section it is plotted some information contained in the Quality Summary data set of the level 2 products. Only products in dark limb conditions and without errors (error flag in the MPH set to "0") are used.

3.1 Plot quality information per product (time dependant)

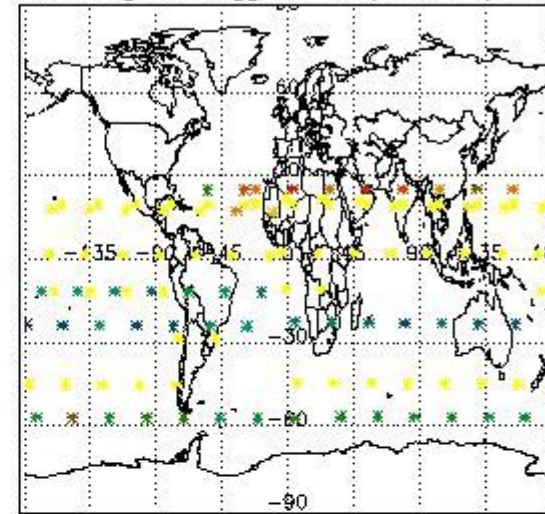


3.2 Plot quality information per product (world map)

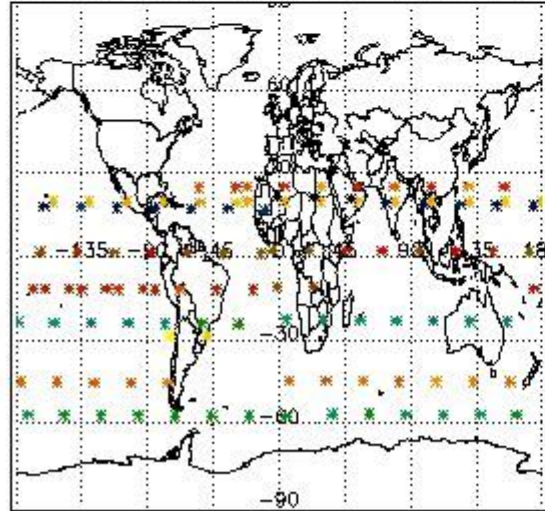
Percentage of flagged data per O3 profile




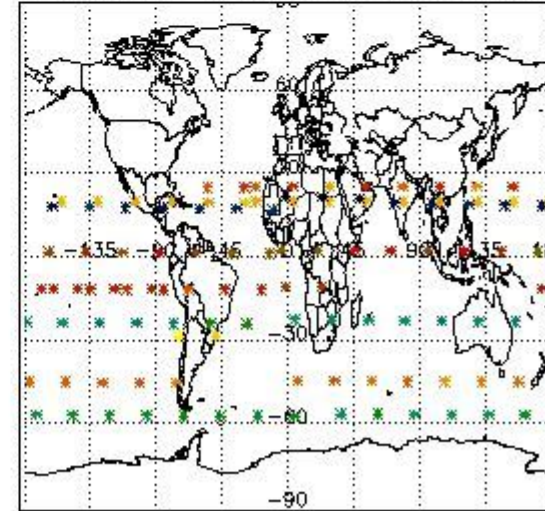
Percentage of flagged data per H2O profile



Percentage of flagged data per NO2 profile



Percentage of flagged data per NO3 profile

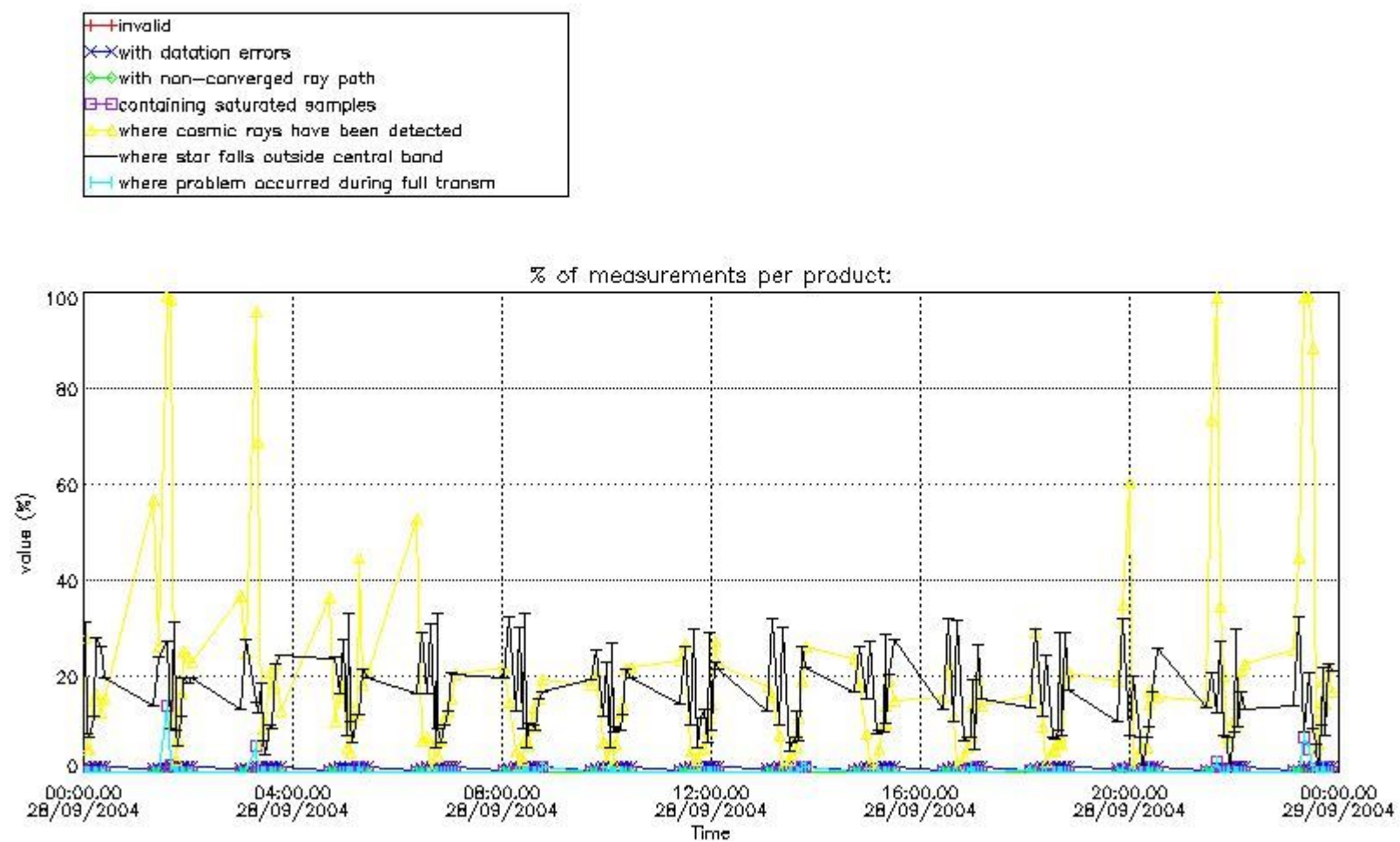


4. Level 1 quality information per product

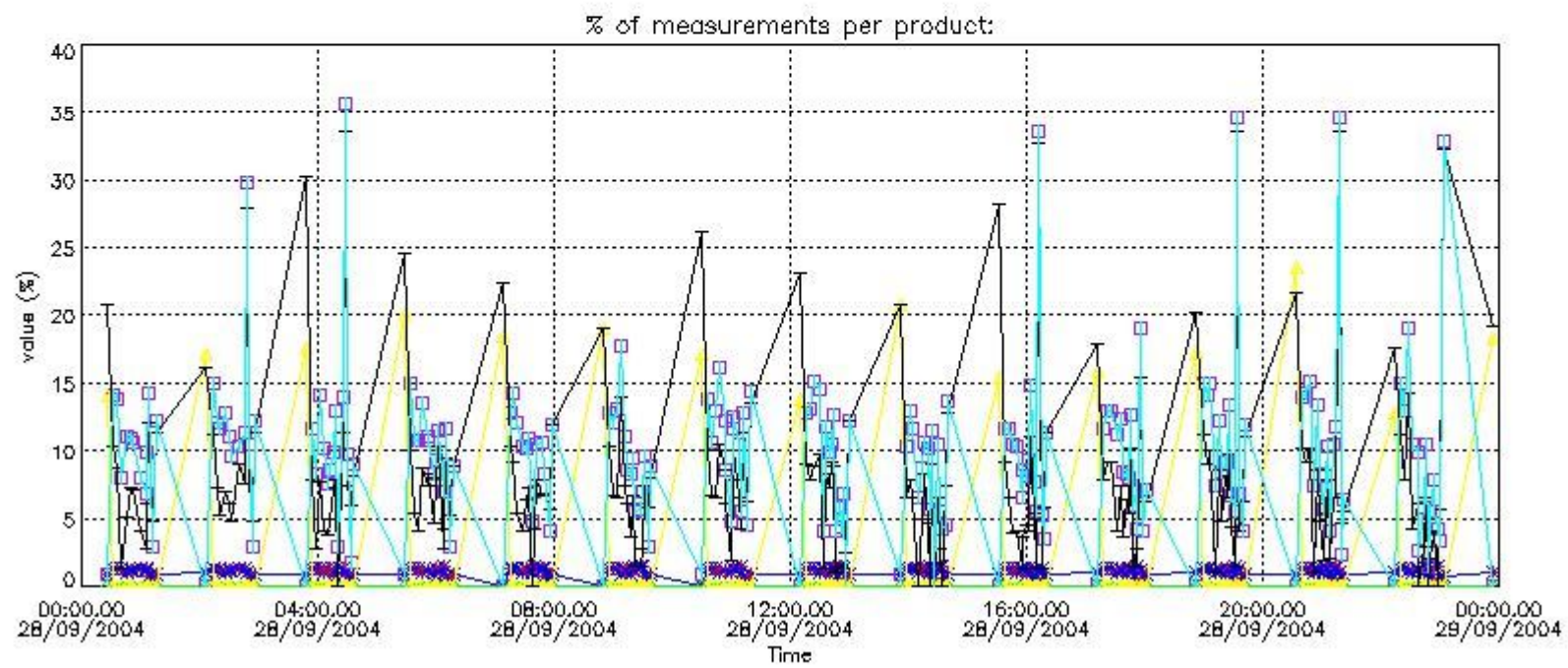
In this section it is plotted some information contained in the Quality Summary data set of the level 2 products that comes from the level 1b processing. Products without errors (error flag in the MPH set to "0") are used.

4.1 Plot quality information per product (time dependant) coming from level 1b processing

4.1.1 Plot level 1 quality information per product (time dependant): ENVISAT ASCENDING passes



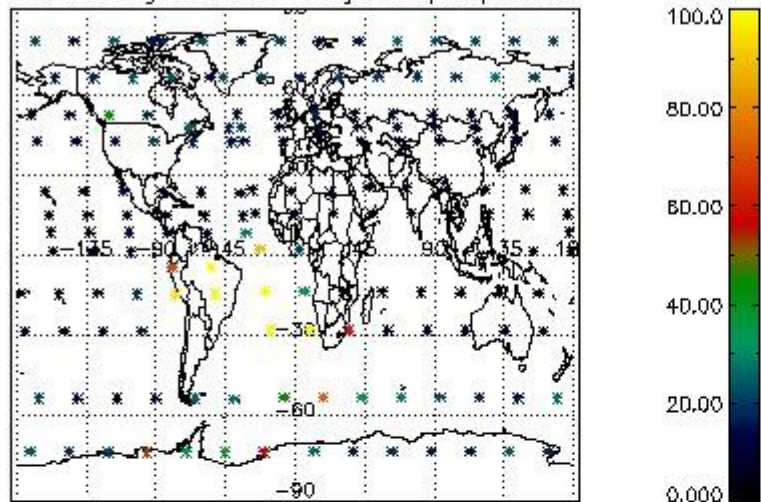
4.1.2 Plot level 1 quality information per product (time dependant): ENVI SAT DESCENDING passes



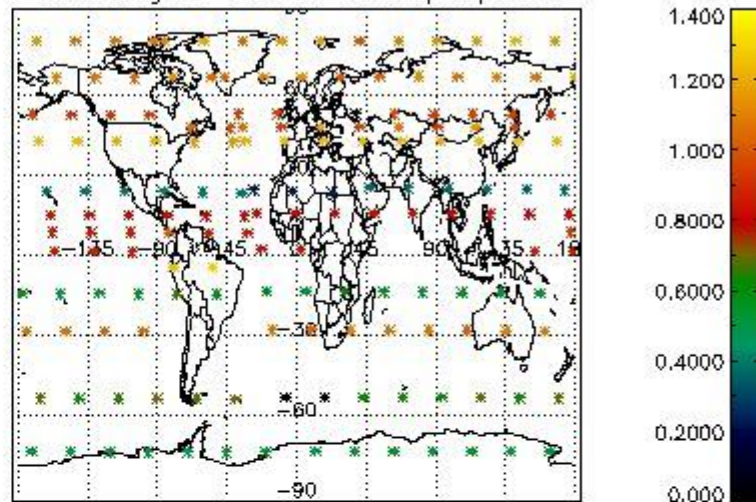
4.2 Plot quality information per product coming from level 1b processing (world map)

4.2.1 Plot level 1 quality information per product (world map): ENVISAT ASCENDING passes

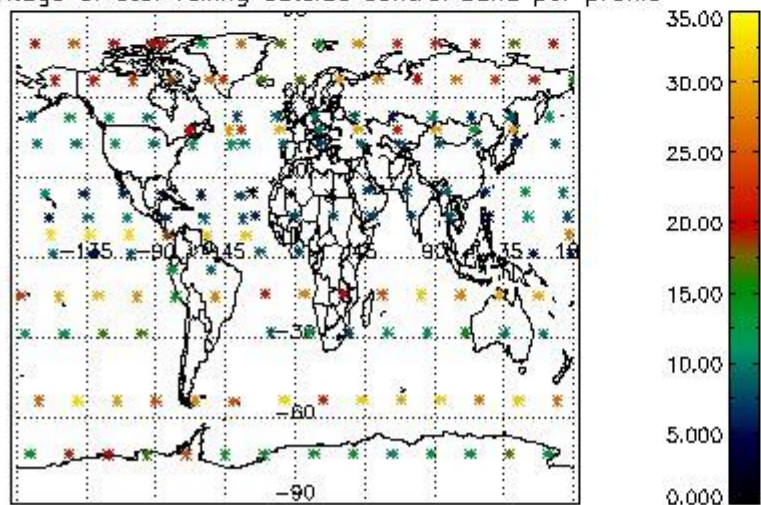
Percentage of cosmic ray hits per profile



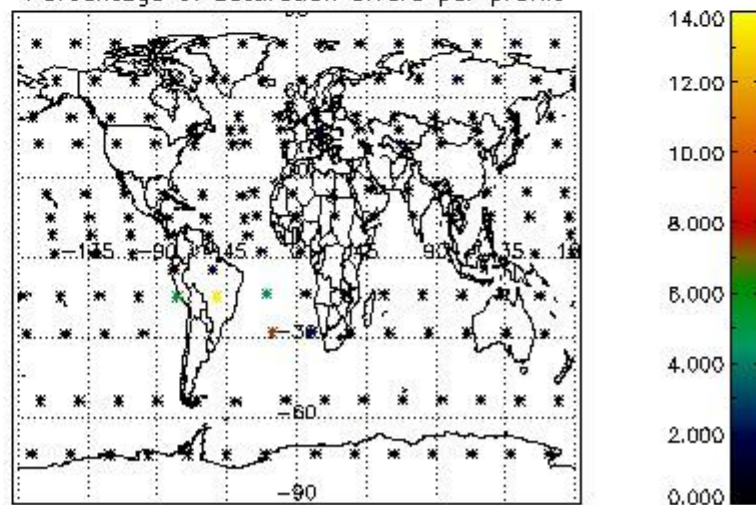
Percentage of datation errors per profile



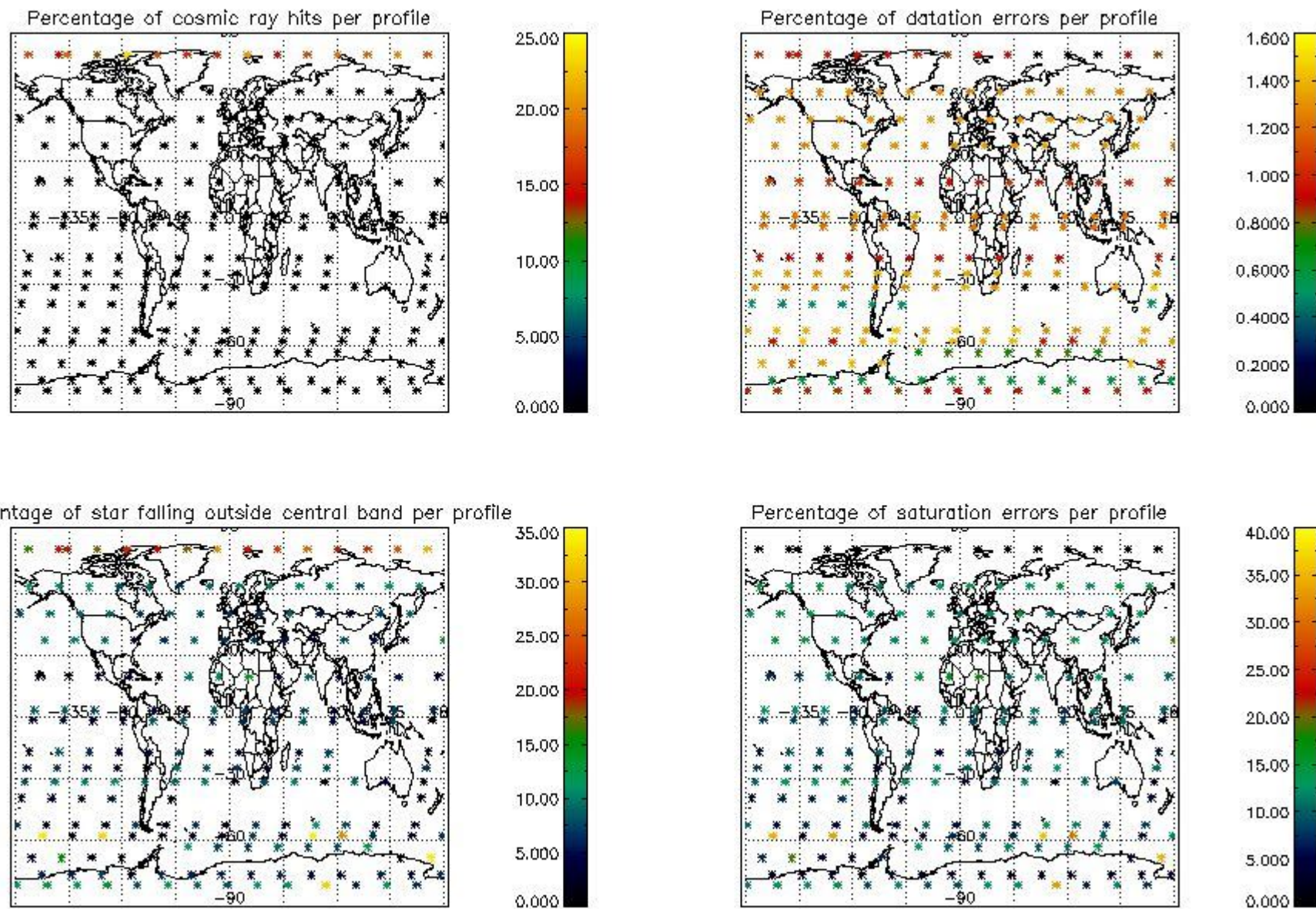
Percentage of star falling outside central band per profile



Percentage of saturation errors per profile



4.2.2 Plot level 1 quality information per product (world map): ENVISAT DESCENDING passes



5. Trace gas profiles

5.1 Ozone statistics based on quality of products

The final quality of the products can be "measured" using the STD (Standard Deviation) attached to every point profile. This information is written to the parameter GOM_NL__2P/NL_LOCAL_SPECIES_DENSITY/o3_std of the level 2 products. The table below shows the statistics for given STD ranges.

The statistics are given with respect to the overall valid production:

- Products without fatal errors: GOM_NL__2P/MPH/PRODUCT_ERR=0
- Valid point profile: GOM_NL__2P/NL_LOCAL_SPECIES_DENSITY/pcd(0)=0

The 'Criteria' is applied to valid points of dark limb products:

- Products in dark limb illumination condition: GOM_NL__2P/NL_SUMMARY_QUALITY/obs_ill_cond=0
- Products without fatal errors: GOM_NL__2P/MPH/PRODUCT_ERR=0
- Valid point profile: GOM_NL__2P/NL_LOCAL_SPECIES_DENSITY/pcd(0)=0

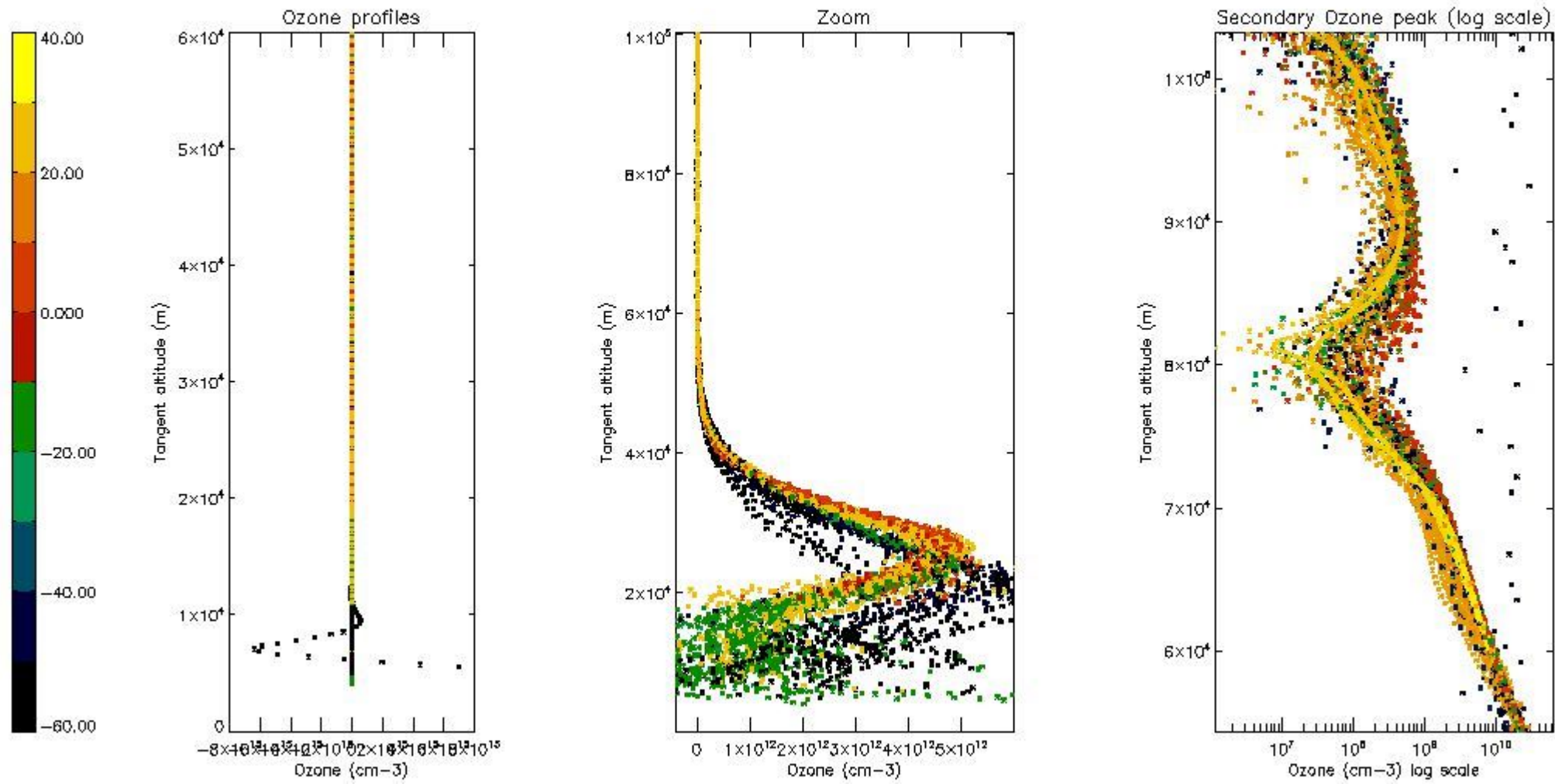
So, the table below shows the percentage of dark limb and valid observations for each criteria with respect to the overall valid daily observations.

Criteria	% of total production
All STD	38
STD < 20	24

STD < 10	21
STD < 5	16

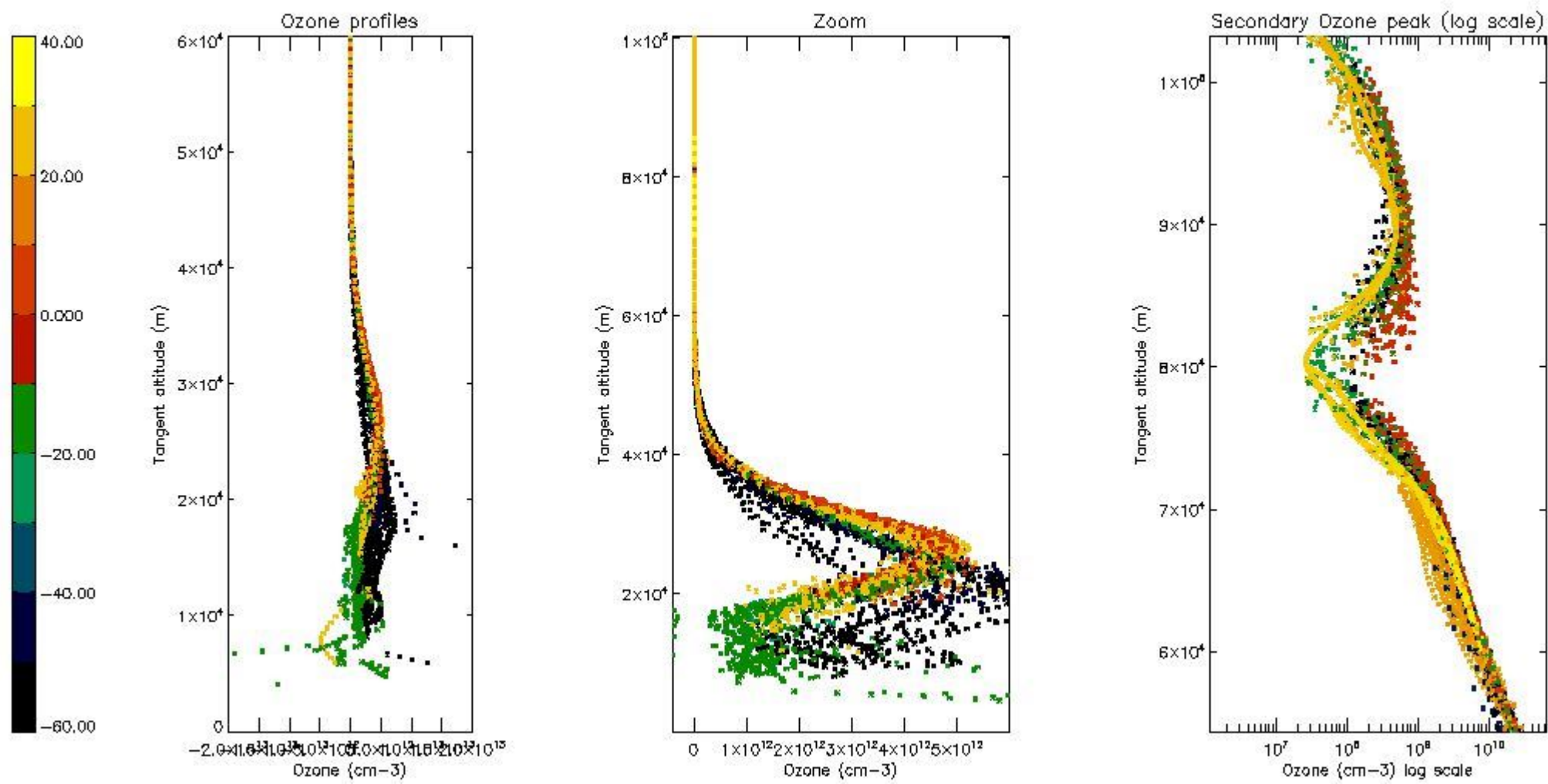
5.2 Plot ozone profiles for all STD (dark without errors)

The colorbar represents the latitude.



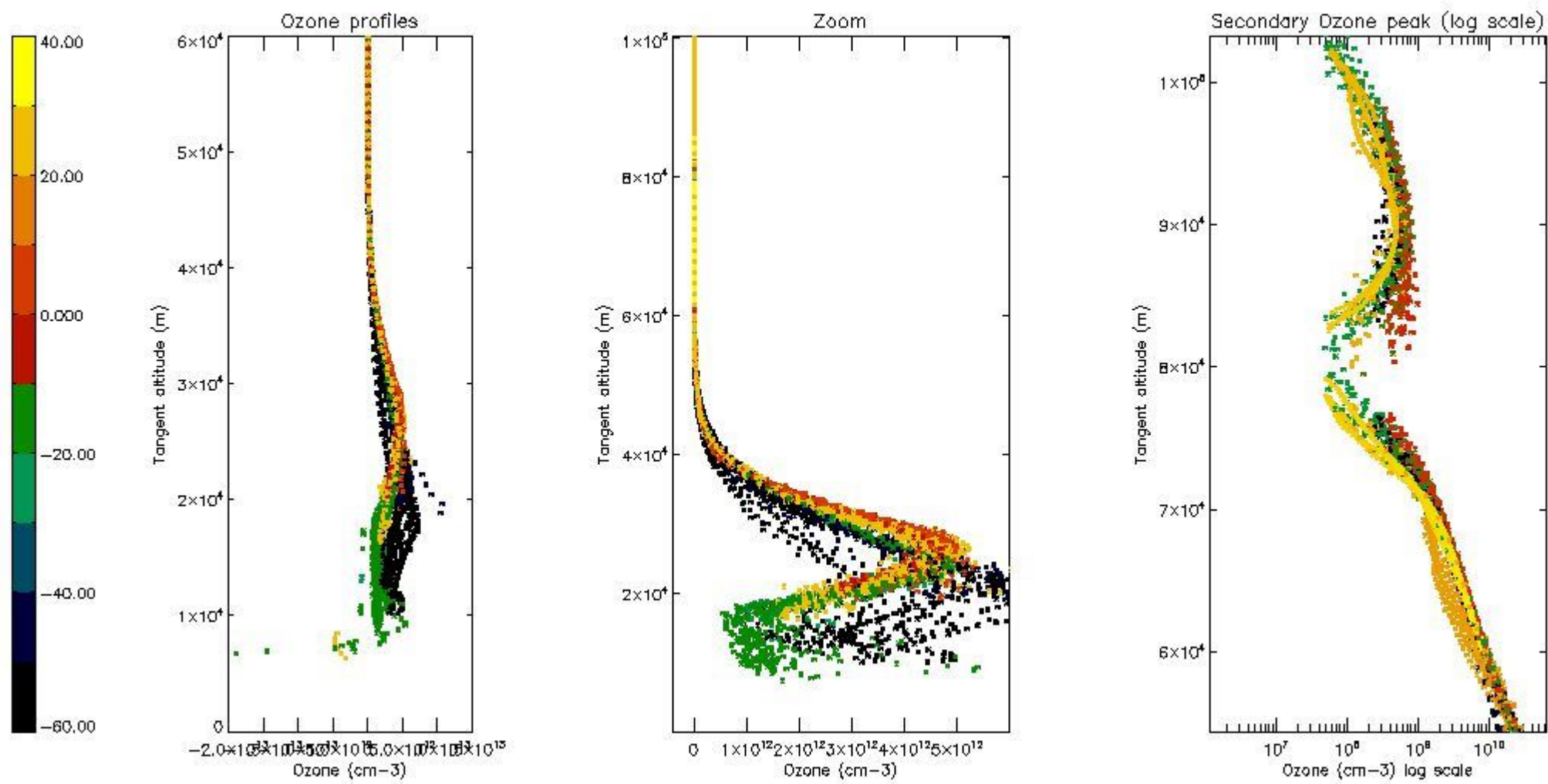
5.3 Plot ozone profiles where STD < 20% (dark without errors)

The colorbar represents the latitude.



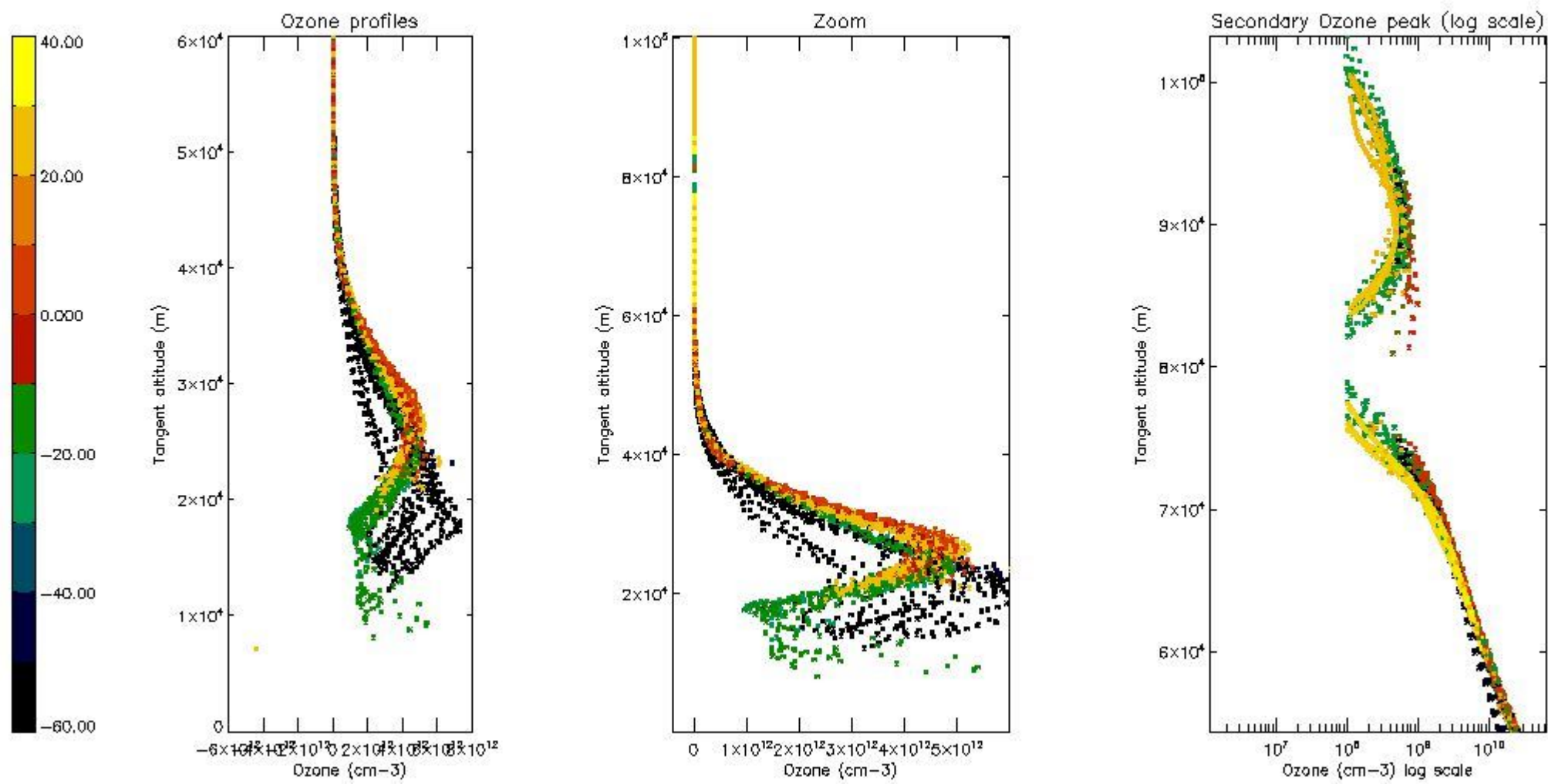
5.4 Plot ozone profiles where STD < 10% (dark without errors)

The colorbar represents the latitude.



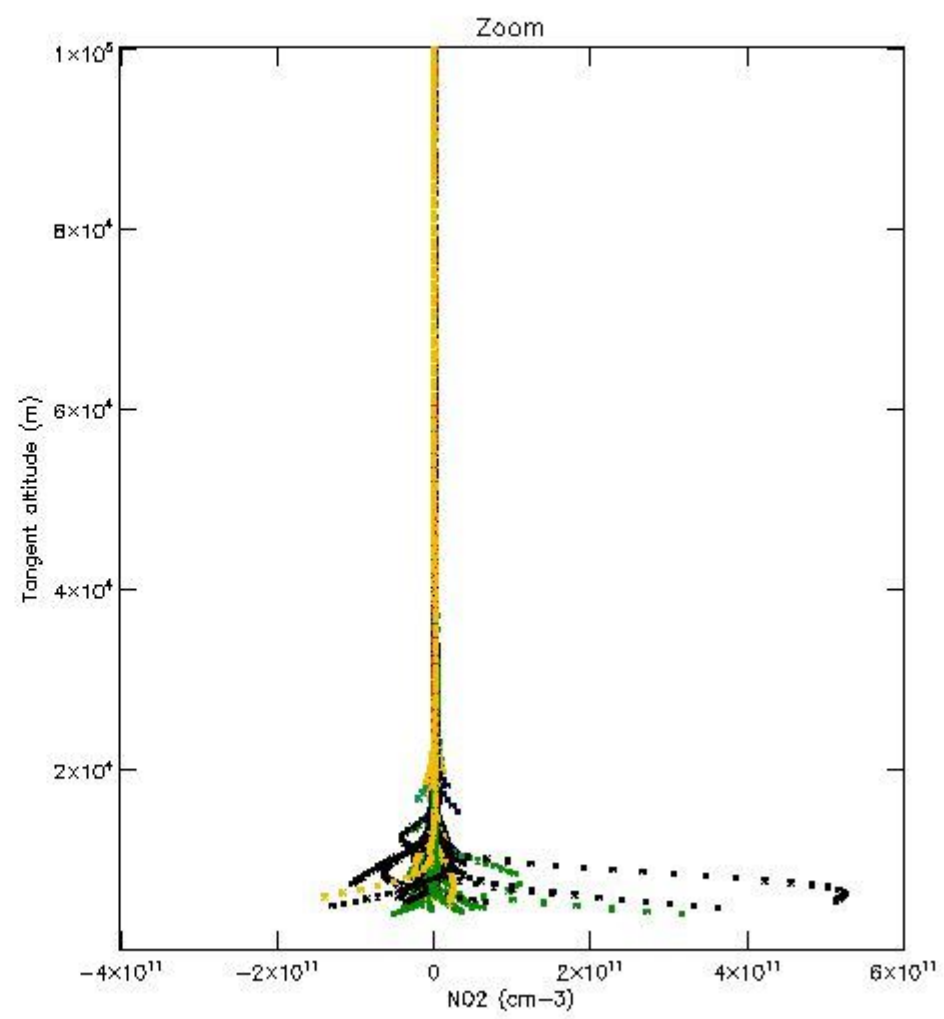
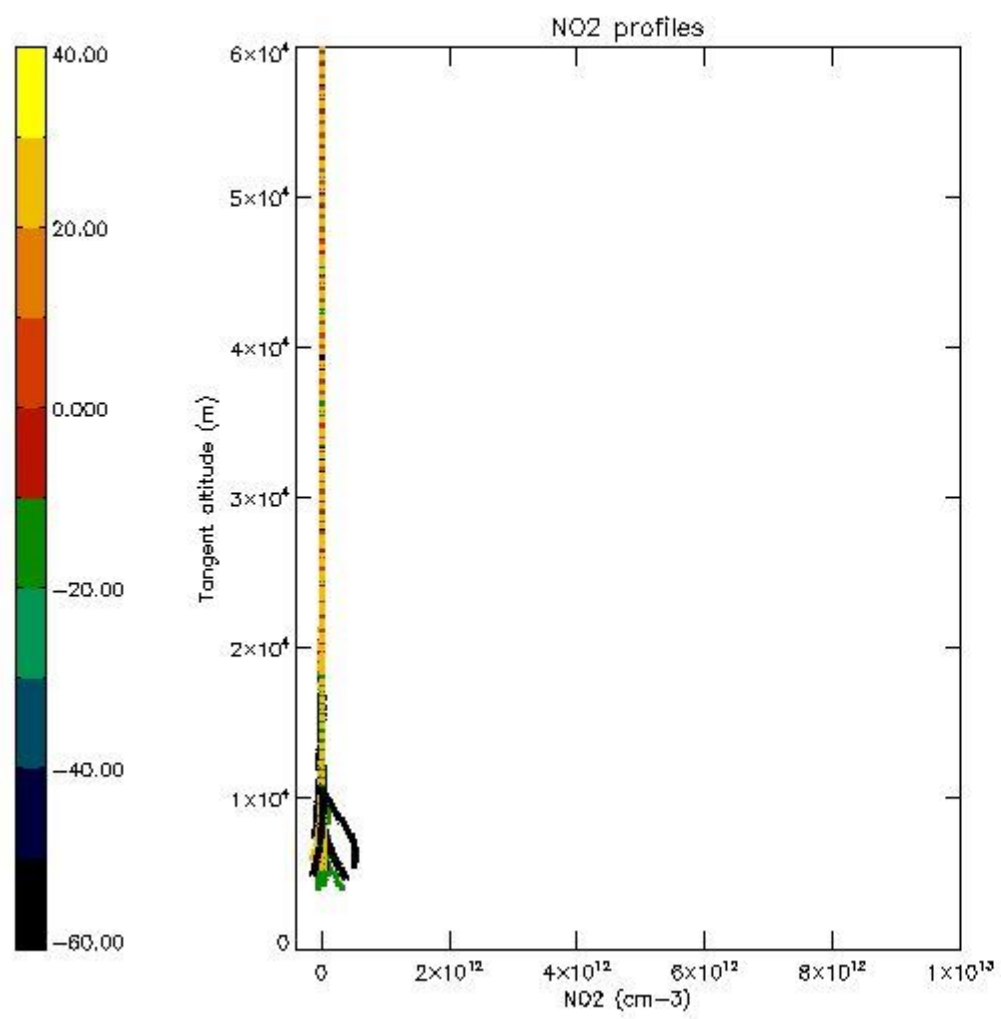
5.5 Plot ozone profiles where $STD < 5\%$ (dark without errors)

The colorbar represents the latitude.



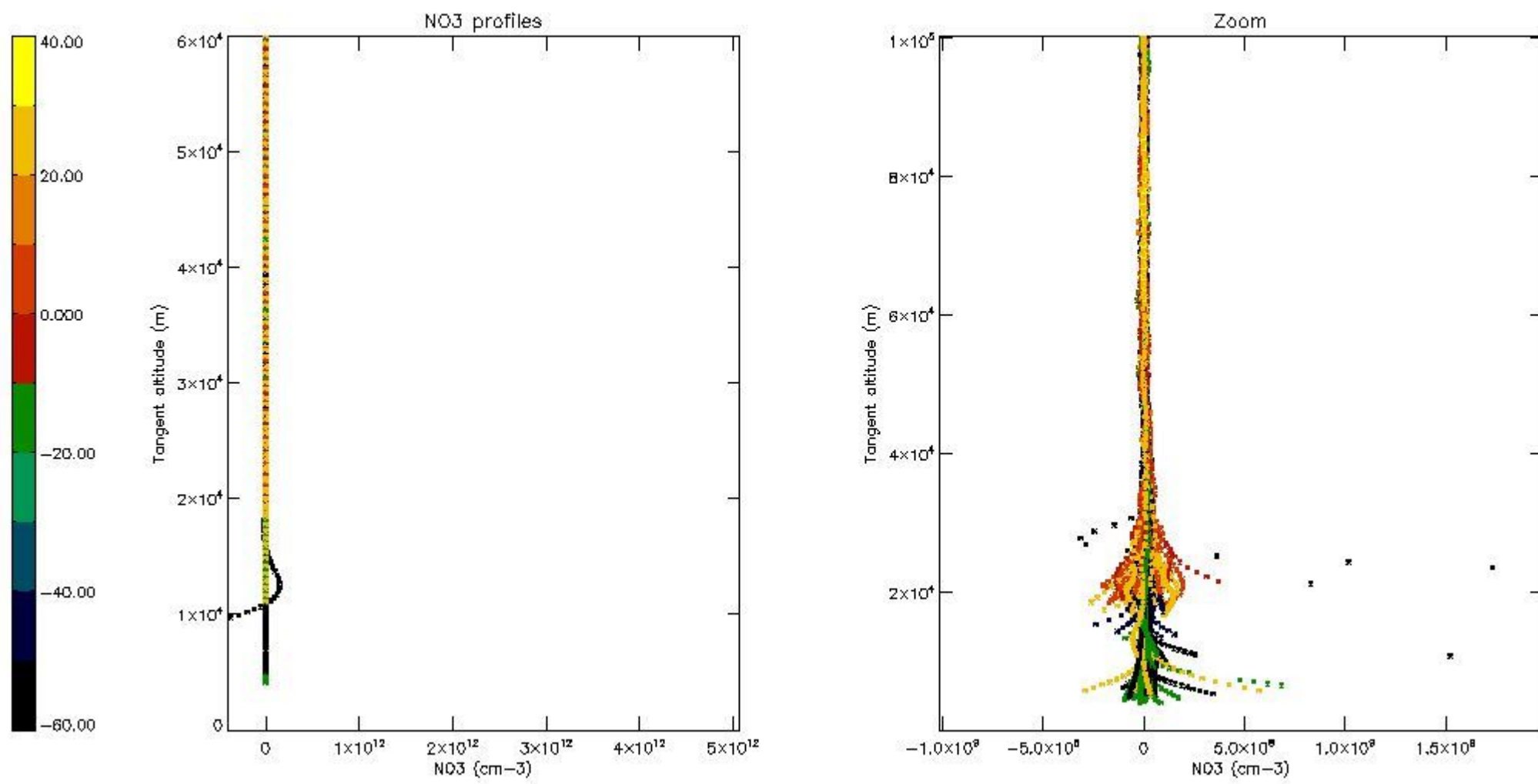
5.6 Plot NO₂ profiles for all STD (dark without errors)

The colorbar represents the latitude.



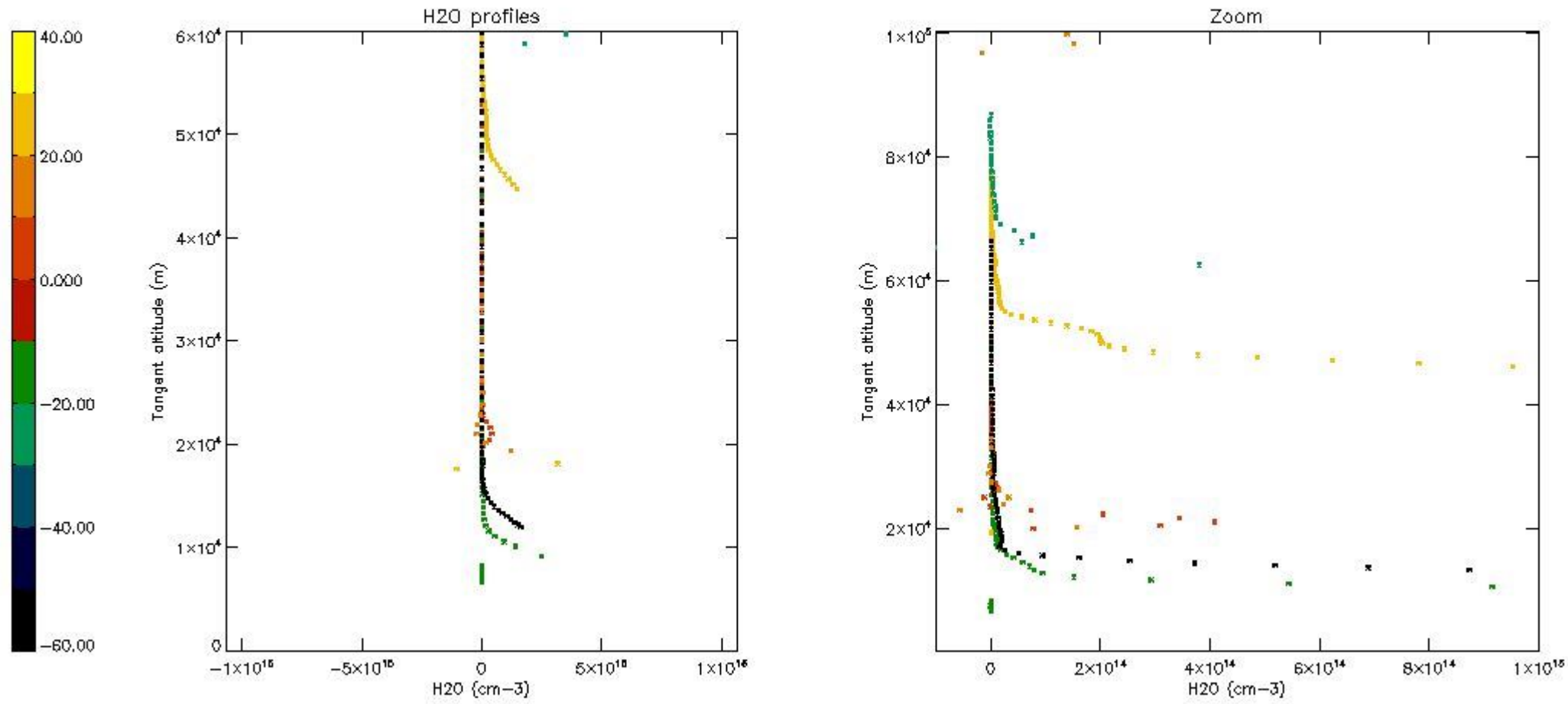
5.7 Plot NO3 profiles for all STD (dark without errors)

The colorbar represents the latitude.



5.8 Plot H₂O profiles for all STD (only for occultations of stars 1,2,3,4,13,14,16,26,63 dark without errors)

The colorbar represents the latitude.



6. Auxiliary Data Files used for the production reported in section 2

The number reported in the third column indicates since which file (see list in section 2) the corresponding auxiliary file has been used. The fourth column is the date of those product files.

Type	Auxiliary Filename	Used since product	Used since product date
INST_PHYS_CHARACTERISTICS	GOM_INS_AXVIEC20091111_143220_20030716_120000_20500101_000000	1	28-SEP-2004 00:02:42
LEVEL-2_PROC_CONFIG	GOM_PR2_AXVIEC20091111_152718_20020301_000000_20500101_000000	1	28-SEP-2004 00:02:42
CROSS_SECTIONS_FILE	GOM_CRS_AXVIEC20091111_154832_20020301_000000_20500101_000000	1	28-SEP-2004 00:02:42

GOMOS Level 2 Daily Report

SUMMARY

[1. General Info](#)

[2. Summary of processed GOM_NL_2P products](#)

[3. Level 2 Quality information per product](#)

[3.1 Plot of level 2 quality information per product \(time dependant\)](#)

[3.2 Plot of level 2 quality information per product \(world map\)](#)

[4. Level 1 Quality information per product \(stored on level 2 products\)](#)

[4.1 Plot of level 1 quality information per product \(time dependant\)](#)

[4.1.1 Plot of level 1 quality information per product \(time dependant\): ASCENDING](#)

[4.1.2 Plot of level 1 quality information per product \(time dependant\): DESCENDING](#)

[4.2 Plot of level 1 quality information per product \(world map\)](#)

[4.2.1 Plot of level 1 quality information per product \(world map\): ASCENDING](#)

[4.2.2 Plot of level 1 quality information per product \(world map\): DESCENDING](#)

[5. Ozone profiles based on quality statistics and other trace gas profiles](#)

[5.1 Ozone statistics based on quality of products](#)

[5.2 Plot ozone profiles for all STD \(dark without errors\)](#)

[5.3 Plot ozone profiles where STD < 20% \(dark without errors\)](#)

[5.4. Plot ozone profiles where STD < 10% \(dark without errors\)](#)

[5.5. Plot ozone profiles where STD < 5% \(dark without errors\)](#)

[5.6 Plot NO2 profiles for all STD \(dark without errors\)](#)

[5.7 Plot NO3 profiles for all STD \(dark without errors\)](#)

[5.8 Plot H2O profiles \(only for occultations of stars 1,2,3,4,13,14,16,26,63 dark without errors\) for all STD](#)

[6. Auxiliary Data Files used for the production reported in section 2](#)

This report presents the daily analysis on parameters extracted from GOMOS level 2 data (GOM_NL__2P). It is intended to monitor some important parameters that will impact the quality of these products. A list of level 2 products (and content) that have arrived during the reporting day to the PCF is also given.

Item	Value
Time of report generation	19APR2013 12:01:01
Data source version	GOMOS/6.01
Start time of products	28-09-2004 (28SEP2004 00:00:00)
Stop time of products	29-09-2004 (29SEP2004 00:00:00)
Store outputs in DB	Yes
Nb of level 2 prods	382
Nb of prods with errors	0

2. Summary of processed GOM_NL__2P products.

Nr	Filename	UTC Start time	Limb	Duration	Star Id	Star Name	Star Mag	Star Temp	Nb Meas	Orbit	Prod. error
1	GOM_NL__2PRFIN20040928_000242_000000592030_00403_13483_4644.N1	28-SEP-2004 00:02:42	Dark	59.000	2	Alp Car	-0.73600	7000.0	118	13483	No
2	GOM_NL__2PRFIN20040928_000427_000000622030_00403_13483_4645.N1	28-SEP-2004 00:04:27	Dark	62.000	108	Alp Col	2.6520	15200.	124	13483	No
3	GOM_NL__2PRFIN20040928_000652_000001302030_00403_13483_4646.N1	28-SEP-2004 00:06:52	Dark	130.00	101	11Alp Lep	2.5820	7000.0	260	13483	No
4	GOM_NL__2PRFIN20040928_001216_000000442030_00403_13483_4647.N1	28-SEP-2004 00:12:16	Dark	43.500	143	Alp Hyi	2.8570	7200.0	87	13483	No
5	GOM_NL__2PRFIN20040928_001344_000000522030_00403_13483_4648.N1	28-SEP-2004 00:13:44	Dark	51.500	9	Alp Eri	0.45300	24000.	103	13483	No
6	GOM_NL__2PRFIN20040928_001918_000000482030_00403_13483_4649.N1	28-SEP-2004 00:19:18	Straylight	48.000	63	Bet Gru	2.1500	2800.0	96	13483	No
7	GOM_NL__2PRFIN20040928_002353_000000462030_00403_13483_4650.N1	28-SEP-2004 00:23:53	Straylight	45.500	18	24Alp PsA	1.1660	9700.0	91	13483	No
8	GOM_NL__2PRFIN20040928_002611_000000532030_00403_13483_4651.N1	28-SEP-2004 00:26:11	Straylight	53.000	52	16Bet Cet	2.0370	4500.0	106	13483	No
9	GOM_NL__2PRFIN20040928_003235_000000392030_00403_13483_4652.N1	28-SEP-2004 00:32:35	Bright	39.000	162	34Alp Aqr	2.9440	5350.0	78	13483	No
10	GOM_NL__2PRFIN20040928_003626_000000402030_00403_13483_4653.N1	28-SEP-2004 00:36:26	Bright	40.000	90	54Alp Peg	2.4870	11000.	80	13483	No
11	GOM_NL__2PRFIN20040928_004006_000000382030_00403_13483_4654.N1	28-SEP-2004 00:40:06	Bright	37.500	93	53Bet Peg	2.5200	3100.0	75	13483	No
12	GOM_NL__2PRFIN20040928_004510_000000502030_00403_13483_4655.N1	28-SEP-2004 00:45:10	Bright	49.500	53	43Bet And	2.0480	3300.0	99	13483	No
13	GOM_NL__2PRFIN20040928_004941_000000422030_00403_13483_4656.N1	28-SEP-2004 00:49:41	Bright	41.500	74	11Bet Cas	2.2680	6600.0	83	13483	No
14	GOM_NL__2PRFIN20040928_005107_000000432030_00403_13483_4657.N1	28-SEP-2004 00:51:07	Bright	42.500	76	27Gam Cas	2.3000	30000.	85	13483	No
15	GOM_NL__2PRFIN20040928_005920_000000382030_00403_13483_4658.N1	28-SEP-2004 00:59:20	Bright	37.500	60	7Bet UMi	2.0810	3950.0	75	13483	No
16	GOM_NL__2PRFIN20040928_010520_000000372030_00403_13483_4659.N1	28-SEP-2004 01:05:20	Bright	36.500	36	50Alp UMa	1.8000	6300.0	73	13483	No
17	GOM_NL__2PRFIN20040928_010648_000000412030_00403_13483_4660.N1	28-SEP-2004 01:06:48	Bright	40.500	82	48Bet UMa	2.3650	10600.	81	13483	No
18	GOM_NL__2PRFIN20040928_010831_000000702030_00403_13483_4661.N1	28-SEP-2004 01:08:31	Bright	70.000	42	34Bet Aur	1.9000	10200.	140	13483	No
19	GOM_NL__2PRFIN20040928_011247_000000852030_00403_13483_4662.N1	28-SEP-2004 01:12:47	Bright	84.500	107	37The Aur	2.6490	11000.	169	13483	No
20	GOM_NL__2PRFIN20040928_011527_000000572030_00403_13483_4663.N1	28-SEP-2004 01:15:27	Bright	57.000	24	66Alp Gem	1.5800	10200.	114	13483	No
21	GOM_NL__2PRFIN20040928_011947_000000912030_00403_13483_4664.N1	28-SEP-2004 01:19:47	Twilight_stray	90.500	170	27Eps Gem	3.0000	9700.0	181	13483	No
22	GOM_NL__2PRFIN20040928_012547_000000712030_00403_13483_4665.N1	28-SEP-2004 01:25:47	Dark	70.500	8	10Alp CMi	0.40000	6500.0	141	13483	No
23	GOM_NL__2PRFIN20040928_013650_000000882030_00403_13483_4666.N1	28-SEP-2004 01:36:50	Dark	88.000	1	9Alp CMa	-1.4400	11000.	176	13483	No
24	GOM_NL__2PRFIN20040928_013944_000000392030_00403_13483_4667.N1	28-SEP-2004 01:39:44	Dark	39.000	71	lot Car	2.2460	7700.0	78	13483	No
25	GOM_NL__2PRFIN20040928_014318_000000592030_00404_13484_4644.N1	28-SEP-2004 01:43:18	Dark	59.000	2	Alp Car	-0.73600	7000.0	118	13484	No
26	GOM_NL__2PRFIN20040928_014505_000000632030_00404_13484_4645.N1	28-SEP-2004 01:45:05	Dark	62.500	108	Alp Col	2.6520	15200.	125	13484	No
27	GOM_NL__2PRFIN20040928_014731_000001282030_00404_13484_4646.N1	28-SEP-2004 01:47:31	Dark	127.50	101	11Alp Lep	2.5820	7000.0	255	13484	No
28	GOM_NL__2PRFIN20040928_015252_000000432030_00404_13484_4647.N1	28-SEP-2004 01:52:52	Dark	43.000	143	Alp Hyi	2.8570	7200.0	86	13484	No
29	GOM_NL__2PRFIN20040928_015420_000000482030_00404_13484_4648.N1	28-SEP-2004 01:54:20	Dark	48.000	9	Alp Eri	0.45300	24000.	96	13484	No
30	GOM_NL__2PRFIN20040928_015954_000000442030_00404_13484_4649.N1	28-SEP-2004 01:59:54	Straylight	43.500	63	Bet Gru	2.1500	2800.0	87	13484	No
31	GOM_NL__2PRFIN20040928_020428_000000482030_00404_13484_4650.N1	28-SEP-2004 02:04:28	Straylight	48.000	18	24Alp PsA	1.1660	9700.0	96	13484	No
32	GOM_NL__2PRFIN20040928_020648_000000502030_00404_13484_4651.N1	28-SEP-2004 02:06:48	Straylight	49.500	52	16Bet Cet	2.0370	4500.0	99	13484	No
33	GOM_NL__2PRFIN20040928_021311_000000402030_00404_13484_4652.N1	28-SEP-2004 02:13:11	Bright	40.000	162	34Alp Aqr	2.9440	5350.0	80	13484	No
34	GOM_NL__2PRFIN20040928_021700_000000422030_00404_13484_4653.N1	28-SEP-2004 02:17:00	Bright	41.500	90	54Alp Peg	2.4870	11000.	83	13484	No
35	GOM_NL__2PRFIN20040928_022042_000000392030_00404_13484_4654.N1	28-SEP-2004 02:20:42	Bright	38.500	93	53Bet Peg	2.5200	3100.0	77	13484	No
36	GOM_NL__2PRFIN20040928_022545_000000512030_00404_13484_4655.N1	28-SEP-2004 02:25:45	Bright	50.500	53	43Bet And	2.0480	3300.0	101	13484	No
37	GOM_NL__2PRFIN20040928_023017_000000412030_00404_13484_4656.N1	28-SEP-2004 02:30:17	Bright	40.500	74	11Bet Cas	2.2680	6600.0	81	13484	No
38	GOM_NL__2PRFIN20040928_023143_000000422030_00404_13484_4657.N1	28-SEP-2004 02:31:43	Bright	41.500	76	27Gam Cas	2.3000	30000.	83	13484	No
39	GOM_NL__2PRFIN20040928_023957_000000392030_00404_13484_4658.N1	28-SEP-2004 02:39:57	Bright	39.000	60	7Bet UMi	2.0810	3950.0	78	13484	No
40	GOM_NL__2PRFIN20040928_024556_000000402030_00404_13484_4659.N1	28-SEP-2004 02:45:56	Bright	39.500	36	50Alp UMa	1.8000	6300.0	79	13484	No
41	GOM_NL__2PRFIN20040928_024724_000000522030_00404_13484_4660.N1	28-SEP-2004 02:47:24	Bright	52.000	82	48Bet UMa	2.3650	10600.	104	13484	No
42	GOM_NL__2PRFIN20040928_024907_000000672030_00404_13484_4661.N1	28-SEP-2004 02:49:07	Bright	66.500	42	34Bet Aur	1.9000	10200.	133	13484	No

43	GOM_NL__2PRFIN20040928_025323_000000852030_00404_13484_4662.N1	28-SEP-2004 02:53:23	Bright	84.500	107	37The Aur	2.6490	11000.	169	13484	No
44	GOM_NL__2PRFIN20040928_025603_000000572030_00404_13484_4663.N1	28-SEP-2004 02:56:03	Bright	57.000	24	66Alp Gem	1.5800	10200.	114	13484	No
45	GOM_NL__2PRFIN20040928_030024_000000912030_00404_13484_4664.N1	28-SEP-2004 03:00:24	Twl_and_stray	91.000	170	27Eps Gem	3.0000	9700.0	182	13484	No
46	GOM_NL__2PRFIN20040928_030624_000000752030_00404_13484_4665.N1	28-SEP-2004 03:06:24	Dark	74.500	8	10Alp CMi	0.40000	6500.0	149	13484	No
47	GOM_NL__2PRFIN20040928_031728_000000752030_00404_13484_4666.N1	28-SEP-2004 03:17:28	Dark	75.000	1	9Alp CMA	-1.4400	11000.	150	13484	No
48	GOM_NL__2PRFIN20040928_032021_000000402030_00404_13484_4667.N1	28-SEP-2004 03:20:21	Dark	40.000	71	lot Car	2.2460	7700.0	80	13484	No
49	GOM_NL__2PRFIN20040928_032355_000000492030_00405_13485_4645.N1	28-SEP-2004 03:23:55	Dark	49.000	2	Alp Car	-0.73600	7000.0	98	13485	No
50	GOM_NL__2PRFIN20040928_032542_000000612030_00405_13485_4646.N1	28-SEP-2004 03:25:42	Dark	60.500	108	Alp Col	2.6520	15200.	121	13485	No
51	GOM_NL__2PRFIN20040928_032809_000001262030_00405_13485_4647.N1	28-SEP-2004 03:28:09	Dark	125.50	101	11Alp Lep	2.5820	7000.0	251	13485	No
52	GOM_NL__2PRFIN20040928_033329_000000412030_00405_13485_4648.N1	28-SEP-2004 03:33:29	Dark	41.000	143	Alp Hyi	2.8570	7200.0	82	13485	No
53	GOM_NL__2PRFIN20040928_033618_000000542030_00405_13485_4649.N1	28-SEP-2004 03:36:18	Straylight	54.000	157	The1Eri	2.9060	9300.0	108	13485	No
54	GOM_NL__2PRFIN20040928_034023_000000492030_00405_13485_4650.N1	28-SEP-2004 03:40:23	Straylight	48.500	84	Alp Phe	2.3970	4500.0	97	13485	No
55	GOM_NL__2PRFIN20040928_034506_000000472030_00405_13485_4651.N1	28-SEP-2004 03:45:06	Straylight	47.000	18	24Alp PsA	1.1660	9700.0	94	13485	No
56	GOM_NL__2PRFIN20040928_034724_000000602030_00405_13485_4652.N1	28-SEP-2004 03:47:24	Straylight	59.500	52	16Bet Cet	2.0370	4500.0	119	13485	No
57	GOM_NL__2PRFIN20040928_035348_000000392030_00405_13485_4653.N1	28-SEP-2004 03:53:48	Bright	38.500	162	34Alp Aqr	2.9440	5350.0	77	13485	No
58	GOM_NL__2PRFIN20040928_035738_000000372030_00405_13485_4654.N1	28-SEP-2004 03:57:38	Bright	36.500	90	54Alp Peg	2.4870	11000.	73	13485	No
59	GOM_NL__2PRFIN20040928_040119_000000392030_00405_13485_4655.N1	28-SEP-2004 04:01:19	Bright	39.000	93	53Bet Peg	2.5200	3100.0	78	13485	No
60	GOM_NL__2PRFIN20040928_040620_000000492030_00405_13485_4656.N1	28-SEP-2004 04:06:20	Bright	49.000	53	43Bet And	2.0480	3300.0	98	13485	No
61	GOM_NL__2PRFIN20040928_041053_000000402030_00405_13485_4657.N1	28-SEP-2004 04:10:53	Bright	39.500	74	11Bet Cas	2.2680	6600.0	79	13485	No
62	GOM_NL__2PRFIN20040928_041219_000000412030_00405_13485_4658.N1	28-SEP-2004 04:12:19	Bright	41.000	76	27Gam Cas	2.3000	30000.	82	13485	No
63	GOM_NL__2PRFIN20040928_041639_000000562030_00405_13485_4659.N1	28-SEP-2004 04:16:39	Bright	55.500	160	23Gam Per	2.9300	4700.0	111	13485	No
64	GOM_NL__2PRFIN20040928_041841_000000392030_00405_13485_4660.N1	28-SEP-2004 04:18:41	Bright	38.500	49	1Alp UMi	1.9900	6300.0	77	13485	No
65	GOM_NL__2PRFIN20040928_042033_000000352030_00405_13485_4661.N1	28-SEP-2004 04:20:33	Bright	34.500	60	7Bet UMi	2.0810	3950.0	69	13485	No
66	GOM_NL__2PRFIN20040928_042633_000000402030_00405_13485_4662.N1	28-SEP-2004 04:26:33	Bright	39.500	36	50Alp UMa	1.8000	6300.0	79	13485	No
67	GOM_NL__2PRFIN20040928_042803_000000522030_00405_13485_4663.N1	28-SEP-2004 04:28:03	Bright	52.000	82	48Bet UMa	2.3650	10600.	104	13485	No
68	GOM_NL__2PRFIN20040928_042942_000000672030_00405_13485_4664.N1	28-SEP-2004 04:29:42	Bright	67.000	42	34Bet Aur	1.9000	10200.	134	13485	No
69	GOM_NL__2PRFIN20040928_043358_000000852030_00405_13485_4665.N1	28-SEP-2004 04:33:58	Bright	84.500	107	37The Aur	2.6490	11000.	169	13485	No
70	GOM_NL__2PRFIN20040928_043639_000000562030_00405_13485_4666.N1	28-SEP-2004 04:36:39	Bright	55.500	24	66Alp Gem	1.5800	10200.	111	13485	No
71	GOM_NL__2PRFIN20040928_044101_000001042030_00405_13485_4667.N1	28-SEP-2004 04:41:01	Twl_and_stray	103.50	170	27Eps Gem	3.0000	9700.0	207	13485	No
72	GOM_NL__2PRFIN20040928_044701_000000712030_00405_13485_4668.N1	28-SEP-2004 04:47:01	Dark	71.000	8	10Alp CMi	0.40000	6500.0	142	13485	No
73	GOM_NL__2PRFIN20040928_045411_000000492030_00405_13485_4669.N1	28-SEP-2004 04:54:11	Dark	48.500	132	15Rho Pup	2.8030	6900.0	97	13485	No
74	GOM_NL__2PRFIN20040928_045805_000000902030_00405_13485_4670.N1	28-SEP-2004 04:58:05	Dark	90.000	1	9Alp CMA	-1.4400	11000.	180	13485	No
75	GOM_NL__2PRFIN20040928_050230_000000592030_00406_13486_4645.N1	28-SEP-2004 05:02:30	Dark	59.000	177	1Zet CMA	3.0220	26000.	118	13486	No
76	GOM_NL__2PRFIN20040928_050433_000000592030_00406_13486_4646.N1	28-SEP-2004 05:04:33	Dark	59.000	2	Alp Car	-0.73600	7000.0	118	13486	No
77	GOM_NL__2PRFIN20040928_050620_000000632030_00406_13486_4647.N1	28-SEP-2004 05:06:20	Dark	62.500	108	Alp Col	2.6520	15200.	125	13486	No
78	GOM_NL__2PRFIN20040928_050849_000001302030_00406_13486_4648.N1	28-SEP-2004 05:08:49	Dark	130.00	101	11Alp Lep	2.5820	7000.0	260	13486	No
79	GOM_NL__2PRFIN20040928_051406_000000422030_00406_13486_4649.N1	28-SEP-2004 05:14:06	Dark	41.500	143	Alp Hyi	2.8570	7200.0	83	13486	No
80	GOM_NL__2PRFIN20040928_051656_000000552030_00406_13486_4650.N1	28-SEP-2004 05:16:56	Straylight	55.000	157	The1Eri	2.9060	9300.0	110	13486	No
81	GOM_NL__2PRFIN20040928_052059_000000472030_00406_13486_4651.N1	28-SEP-2004 05:20:59	Straylight	47.000	84	Alp Phe	2.3970	4500.0	94	13486	No
82	GOM_NL__2PRFIN20040928_052543_000000442030_00406_13486_4652.N1	28-SEP-2004 05:25:43	Straylight	43.500	18	24Alp PsA	1.1660	9700.0	87	13486	No
83	GOM_NL__2PRFIN20040928_052801_000000552030_00406_13486_4653.N1	28-SEP-2004 05:28:01	Straylight	55.000	52	16Bet Cet	2.0370	4500.0	110	13486	No
84	GOM_NL__2PRFIN20040928_053424_000000402030_00406_13486_4654.N1	28-SEP-2004 05:34:24	Bright	40.000	162	34Alp Aqr	2.9440	5350.0	80	13486	No
85	GOM_NL__2PRFIN20040928_053815_000000372030_00406_13486_4655.N1	28-SEP-2004 05:38:15	Bright	37.000	90	54Alp Peg	2.4870	11000.	74	13486	No
86	GOM_NL__2PRFIN20040928_054155_000000372030_00406_13486_4656.N1	28-SEP-2004 05:41:55	Bright	37.000	93	53Bet Peg	2.5200	3100.0	74	13486	No
87	GOM_NL__2PRFIN20040928_054655_000000522030_00406_13486_4657.N1	28-SEP-2004 05:46:55	Bright	51.500	53	43Bet And	2.0480	3300.0	103	13486	No
88	GOM_NL__2PRFIN20040928_055130_000000412030_00406_13486_4658.N1	28-SEP-2004 05:51:30	Bright	40.500	74	11Bet Cas	2.2680	6600.0	81	13486	No
89	GOM_NL__2PRFIN20040928_055255_000000422030_00406_13486_4659.N1	28-SEP-2004 05:52:55	Bright	42.000	76	27Gam Cas	2.3000	30000.	84	13486	No
90	GOM_NL__2PRFIN20040928_055715_000000542030_00406_13486_4660.N1	28-SEP-2004 05:57:15	Bright	54.000	160	23Gam Per	2.9300	4700.0	108	13486	No
91	GOM_NL__2PRFIN20040928_055918_000000382030_00406_13486_4661.N1	28-SEP-2004 05:59:18	Bright	37.500	49	1Alp UMi	1.9900	6300.0	75	13486	No
92	GOM_NL__2PRFIN20040928_060110_000000392030_00406_13486_4662.N1	28-SEP-2004 06:01:10	Bright	39.000	60	7Bet UMi	2.0810	3950.0	78	13486	No
93	GOM_NL__2PRFIN20040928_060710_000000362030_00406_13486_4663.N1	28-SEP-2004 06:07:10	Bright	35.500	36	50Alp UMa	1.8000	6300.0	71	13486	No
94	GOM_NL__2PRFIN20040928_060839_000000362030_00406_13486_4664.N1	28-SEP-2004 06:08:39	Bright	35.500	82	48Bet UMa	2.3650	10600.	71	13486	No
95	GOM_NL__2PRFIN20040928_061017_000000692030_00406_13486_4665.N1	28-SEP-2004 06:10:17	Bright	69.000	42	34Bet Aur	1.9000	10200.	138	13486	No
96	GOM_NL__2PRFIN20040928_061434_000000872030_00406_13486_4666.N1	28-SEP-2004 06:14:34	Bright	86.500	107	37The Aur	2.6490	11000.	173	13486	No
97	GOM_NL__2PRFIN20040928_061715_000000562030_00406_13486_4667.N1	28-SEP-2004 06:17:15	Bright	56.000	24	66Alp Gem	1.5800	10200.	112	13486	No
98	GOM_NL__2PRFIN20040928_062137_000000962030_00406_13486_4668.N1	28-SEP-2004 06:21:37	Twl_and_stray	95.500	170	27Eps Gem	3.0000	9700.0	191	13486	No
99	GOM_NL__2PRFIN20040928_062737_000000772030_00406_13486_4669.N1	28-SEP-2004 06:27:37	Dark	77.000	8	10Alp CMi	0.40000	6500.0	154	13486	No
100	GOM_NL__2PRFIN20040928_063448_000000492030_00406_13486_4670.N1	28-SEP-2004 06:34:48	Dark	49.000	132	15Rho Pup	2.8030	6900.0	98	13486	No
101	GOM_NL__2PRFIN20040928_063843_000000932030_00406_13486_4671.N1	28-SEP-2004 06:38:43	Dark	92.500	1	9Alp CMA	-1.4400	11000.	185	13486	No

102	GOM_NL__2PRFIN20040928_064307_000000582030_00407_13487_4645.N1	28-SEP-2004 06:43:07	Dark	57.500	177	1Zet CMa	3.0220	26000.	115	13487	No
103	GOM_NL__2PRFIN20040928_064509_000000592030_00407_13487_4646.N1	28-SEP-2004 06:45:09	Dark	59.000	2	Alp Car	-0.73600	7000.0	118	13487	No
104	GOM_NL__2PRFIN20040928_064658_000000622030_00407_13487_4647.N1	28-SEP-2004 06:46:58	Dark	61.500	108	Alp Col	2.6520	15200.	123	13487	No
105	GOM_NL__2PRFIN20040928_064928_000001312030_00407_13487_4648.N1	28-SEP-2004 06:49:28	Dark	130.50	101	11Alp Lep	2.5820	7000.0	261	13487	No
106	GOM_NL__2PRFIN20040928_065443_000000412030_00407_13487_4649.N1	28-SEP-2004 06:54:43	Dark	40.500	143	Alp Hyi	2.8570	7200.0	81	13487	No
107	GOM_NL__2PRFIN20040928_065733_000000552030_00407_13487_4650.N1	28-SEP-2004 06:57:33	Straylight	55.000	157	The1Eri	2.9060	9300.0	110	13487	No
108	GOM_NL__2PRFIN20040928_070136_000000462030_00407_13487_4651.N1	28-SEP-2004 07:01:36	Straylight	46.000	84	Alp Phe	2.3970	4500.0	92	13487	No
109	GOM_NL__2PRFIN20040928_070619_000000442030_00407_13487_4652.N1	28-SEP-2004 07:06:19	Straylight	44.000	18	24Alp PsA	1.1660	9700.0	88	13487	No
110	GOM_NL__2PRFIN20040928_070837_000000522030_00407_13487_4653.N1	28-SEP-2004 07:08:37	Straylight	51.500	52	16Bet Cet	2.0370	4500.0	103	13487	No
111	GOM_NL__2PRFIN20040928_071500_000000392030_00407_13487_4654.N1	28-SEP-2004 07:15:00	Bright	39.000	162	34Alp Aqr	2.9440	5350.0	78	13487	No
112	GOM_NL__2PRFIN20040928_071851_000000392030_00407_13487_4655.N1	28-SEP-2004 07:18:51	Bright	38.500	90	54Alp Peg	2.4870	11000.	77	13487	No
113	GOM_NL__2PRFIN20040928_072231_000000382030_00407_13487_4656.N1	28-SEP-2004 07:22:31	Bright	37.500	93	53Bet Peg	2.5200	3100.0	75	13487	No
114	GOM_NL__2PRFIN20040928_072730_000000492030_00407_13487_4657.N1	28-SEP-2004 07:27:30	Bright	48.500	53	43Bet And	2.0480	3300.0	97	13487	No
115	GOM_NL__2PRFIN20040928_073205_000000402030_00407_13487_4658.N1	28-SEP-2004 07:32:05	Bright	39.500	74	11Bet Cas	2.2680	6600.0	79	13487	No
116	GOM_NL__2PRFIN20040928_073331_000000422030_00407_13487_4659.N1	28-SEP-2004 07:33:31	Bright	41.500	76	27Gam Cas	2.3000	30000.	83	13487	No
117	GOM_NL__2PRFIN20040928_073749_000000522030_00407_13487_4660.N1	28-SEP-2004 07:37:49	Bright	51.500	160	23Gam Per	2.9300	4700.0	103	13487	No
118	GOM_NL__2PRFIN20040928_073954_000000362030_00407_13487_4661.N1	28-SEP-2004 07:39:54	Bright	35.500	49	1Alp UMi	1.9900	6300.0	71	13487	No
119	GOM_NL__2PRFIN20040928_074146_000000382030_00407_13487_4662.N1	28-SEP-2004 07:41:46	Bright	38.000	60	7Bet UMi	2.0810	3950.0	76	13487	No
120	GOM_NL__2PRFIN20040928_074746_000000382030_00407_13487_4663.N1	28-SEP-2004 07:47:46	Bright	37.500	36	50Alp UMa	1.8000	6300.0	75	13487	No
121	GOM_NL__2PRFIN20040928_074915_000000372030_00407_13487_4664.N1	28-SEP-2004 07:49:15	Bright	36.500	82	48Bet UMa	2.3650	10600.	73	13487	No
122	GOM_NL__2PRFIN20040928_075052_000000662030_00407_13487_4665.N1	28-SEP-2004 07:50:52	Bright	66.000	42	34Bet Aur	1.9000	10200.	132	13487	No
123	GOM_NL__2PRFIN20040928_075509_000000882030_00407_13487_4666.N1	28-SEP-2004 07:55:09	Bright	87.500	107	37The Aur	2.6490	11000.	175	13487	No
124	GOM_NL__2PRFIN20040928_075751_000000592030_00407_13487_4667.N1	28-SEP-2004 07:57:51	Bright	59.000	24	66Alp Gem	1.5800	10200.	118	13487	No
125	GOM_NL__2PRFIN20040928_080214_000000992030_00407_13487_4668.N1	28-SEP-2004 08:02:14	Tw_i_and_stray	99.000	170	27Eps Gem	3.0000	9700.0	198	13487	No
126	GOM_NL__2PRFIN20040928_080814_000000802030_00407_13487_4669.N1	28-SEP-2004 08:08:14	Dark	80.000	8	10Alp CMi	0.40000	6500.0	160	13487	No
127	GOM_NL__2PRFIN20040928_081524_000000482030_00407_13487_4670.N1	28-SEP-2004 08:15:24	Dark	47.500	132	15Rho Pup	2.8030	6900.0	95	13487	No
128	GOM_NL__2PRFIN20040928_081918_000000952030_00407_13487_4671.N1	28-SEP-2004 08:19:18	Dark	95.000	1	9Alp CMa	-1.4400	11000.	190	13487	No
129	GOM_NL__2PRFIN20040928_082345_000000602030_00408_13488_4645.N1	28-SEP-2004 08:23:45	Dark	59.500	177	1Zet CMa	3.0220	26000.	119	13488	No
130	GOM_NL__2PRFIN20040928_082546_000000592030_00408_13488_4646.N1	28-SEP-2004 08:25:46	Dark	59.000	2	Alp Car	-0.73600	7000.0	118	13488	No
131	GOM_NL__2PRFIN20040928_082735_000000602030_00408_13488_4647.N1	28-SEP-2004 08:27:35	Dark	59.500	108	Alp Col	2.6520	15200.	119	13488	No
132	GOM_NL__2PRFIN20040928_083006_000001382030_00408_13488_4648.N1	28-SEP-2004 08:30:06	Dark	137.50	101	11Alp Lep	2.5820	7000.0	275	13488	No
133	GOM_NL__2PRFIN20040928_083519_000000412030_00408_13488_4649.N1	28-SEP-2004 08:35:19	Dark	40.500	143	Alp Hyi	2.8570	7200.0	81	13488	No
134	GOM_NL__2PRFIN20040928_083809_000000532030_00408_13488_4650.N1	28-SEP-2004 08:38:09	Straylight	52.500	157	The1Eri	2.9060	9300.0	105	13488	No
135	GOM_NL__2PRFIN20040928_084212_000000432030_00408_13488_4651.N1	28-SEP-2004 08:42:12	Straylight	42.500	84	Alp Phe	2.3970	4500.0	85	13488	No
136	GOM_NL__2PRFIN20040928_084655_000000422030_00408_13488_4652.N1	28-SEP-2004 08:46:55	Straylight	41.500	18	24Alp PsA	1.1660	9700.0	83	13488	No
137	GOM_NL__2PRFIN20040928_084913_000000502030_00408_13488_4653.N1	28-SEP-2004 08:49:13	Straylight	50.000	52	16Bet Cet	2.0370	4500.0	100	13488	No
138	GOM_NL__2PRFIN20040928_085536_000000392030_00408_13488_4654.N1	28-SEP-2004 08:55:36	Bright	39.000	162	34Alp Aqr	2.9440	5350.0	78	13488	No
139	GOM_NL__2PRFIN20040928_085927_000000382030_00408_13488_4655.N1	28-SEP-2004 08:59:27	Bright	37.500	90	54Alp Peg	2.4870	11000.	75	13488	No
140	GOM_NL__2PRFIN20040928_090307_000000382030_00408_13488_4656.N1	28-SEP-2004 09:03:07	Bright	38.000	93	53Bet Peg	2.5200	3100.0	76	13488	No
141	GOM_NL__2PRFIN20040928_090805_000000542030_00408_13488_4657.N1	28-SEP-2004 09:08:05	Bright	53.500	53	43Bet And	2.0480	3300.0	107	13488	No
142	GOM_NL__2PRFIN20040928_091241_000000412030_00408_13488_4658.N1	28-SEP-2004 09:12:41	Bright	40.500	74	11Bet Cas	2.2680	6600.0	81	13488	No
143	GOM_NL__2PRFIN20040928_091406_000000412030_00408_13488_4659.N1	28-SEP-2004 09:14:06	Bright	41.000	76	27Gam Cas	2.3000	30000.	82	13488	No
144	GOM_NL__2PRFIN20040928_091824_000000542030_00408_13488_4660.N1	28-SEP-2004 09:18:24	Bright	54.000	160	23Gam Per	2.9300	4700.0	108	13488	No
145	GOM_NL__2PRFIN20040928_092029_000000372030_00408_13488_4661.N1	28-SEP-2004 09:20:29	Bright	37.000	49	1Alp UMi	1.9900	6300.0	74	13488	No
146	GOM_NL__2PRFIN20040928_092222_000000362030_00408_13488_4662.N1	28-SEP-2004 09:22:22	Bright	36.000	60	7Bet UMi	2.0810	3950.0	72	13488	No
147	GOM_NL__2PRFIN20040928_092822_000000352030_00408_13488_4663.N1	28-SEP-2004 09:28:22	Bright	35.000	36	50Alp UMa	1.8000	6300.0	70	13488	No
148	GOM_NL__2PRFIN20040928_092951_000000362030_00408_13488_4664.N1	28-SEP-2004 09:29:51	Bright	35.500	82	48Bet UMa	2.3650	10600.	71	13488	No
149	GOM_NL__2PRFIN20040928_093128_000000682030_00408_13488_4665.N1	28-SEP-2004 09:31:28	Bright	67.500	42	34Bet Aur	1.9000	10200.	135	13488	No
150	GOM_NL__2PRFIN20040928_093545_000000872030_00408_13488_4666.N1	28-SEP-2004 09:35:45	Bright	86.500	107	37The Aur	2.6490	11000.	173	13488	No
151	GOM_NL__2PRFIN20040928_093828_000000572030_00408_13488_4667.N1	28-SEP-2004 09:38:28	Bright	56.500	24	66Alp Gem	1.5800	10200.	113	13488	No
152	GOM_NL__2PRFIN20040928_094251_000000992030_00408_13488_4668.N1	28-SEP-2004 09:42:51	Tw_i_and_stray	98.500	170	27Eps Gem	3.0000	9700.0	197	13488	No
153	GOM_NL__2PRFIN20040928_094851_000000732030_00408_13488_4669.N1	28-SEP-2004 09:48:51	Dark	72.500	8	10Alp CMi	0.40000	6500.0	145	13488	No
154	GOM_NL__2PRFIN20040928_095600_000000482030_00408_13488_4670.N1	28-SEP-2004 09:56:00	Dark	47.500	132	15Rho Pup	2.8030	6900.0	95	13488	No
155	GOM_NL__2PRFIN20040928_095956_000000872030_00408_13488_4671.N1	28-SEP-2004 09:59:56	Dark	87.000	1	9Alp CMa	-1.4400	11000.	174	13488	No
156	GOM_NL__2PRFIN20040928_100422_000000592030_00409_13489_4645.N1	28-SEP-2004 10:04:22	Dark	58.500	177	1Zet CMa	3.0220	26000.	117	13489	No
157	GOM_NL__2PRFIN20040928_100623_000000542030_00409_13489_4646.N1	28-SEP-2004 10:06:23	Dark	54.000	2	Alp Car	-0.73600	7000.0	108	13489	No
158	GOM_NL__2PRFIN20040928_100812_000000612030_00409_13489_4647.N1	28-SEP-2004 10:08:12	Dark	61.000	108	Alp Col	2.6520	15200.	122	13489	No
159	GOM_NL__2PRFIN20040928_101046_000001372030_00409_13489_4648.N1	28-SEP-2004 10:10:46	Dark	137.00	101	11Alp Lep	2.5820	7000.0	274	13489	No
160	GOM_NL__2PRFIN20040928_101555_000000412030_00409_13489_4649.N1	28-SEP-2004 10:15:55	Dark	40.500	143	Alp Hyi	2.8570	7200.0	81	13489	No

161	GOM_NL__2PRFIN20040928_101846_000000552030_00409_13489_4650.N1	28-SEP-2004 10:18:46	Straylight	55.000	157	The1Eri	2.9060	9300.0	110	13489	No
162	GOM_NL__2PRFIN20040928_102248_000000472030_00409_13489_4651.N1	28-SEP-2004 10:22:48	Straylight	47.000	84	Alp Phe	2.3970	4500.0	94	13489	No
163	GOM_NL__2PRFIN20040928_102731_000000442030_00409_13489_4652.N1	28-SEP-2004 10:27:31	Straylight	43.500	18	24Alp PsA	1.1660	9700.0	87	13489	No
164	GOM_NL__2PRFIN20040928_102948_000000562030_00409_13489_4653.N1	28-SEP-2004 10:29:48	Straylight	55.500	52	16Bet Cet	2.0370	4500.0	111	13489	No
165	GOM_NL__2PRFIN20040928_103612_000000402030_00409_13489_4654.N1	28-SEP-2004 10:36:12	Bright	40.000	162	34Alp Aqr	2.9440	5350.0	80	13489	No
166	GOM_NL__2PRFIN20040928_104003_000000382030_00409_13489_4655.N1	28-SEP-2004 10:40:03	Bright	37.500	90	54Alp Peg	2.4870	11000.	75	13489	No
167	GOM_NL__2PRFIN20040928_104342_000000392030_00409_13489_4656.N1	28-SEP-2004 10:43:42	Bright	38.500	93	53Bet Peg	2.5200	3100.0	77	13489	No
168	GOM_NL__2PRFIN20040928_104840_000000532030_00409_13489_4657.N1	28-SEP-2004 10:48:40	Bright	52.500	53	43Bet And	2.0480	3300.0	105	13489	No
169	GOM_NL__2PRFIN20040928_105316_000000412030_00409_13489_4658.N1	28-SEP-2004 10:53:16	Bright	41.000	74	11Bet Cas	2.2680	6600.0	82	13489	No
170	GOM_NL__2PRFIN20040928_105441_000000412030_00409_13489_4659.N1	28-SEP-2004 10:54:41	Bright	41.000	76	27Gam Cas	2.3000	30000.	82	13489	No
171	GOM_NL__2PRFIN20040928_105900_000000522030_00409_13489_4660.N1	28-SEP-2004 10:59:00	Bright	51.500	160	23Gam Per	2.9300	4700.0	103	13489	No
172	GOM_NL__2PRFIN20040928_110105_000000392030_00409_13489_4661.N1	28-SEP-2004 11:01:05	Bright	38.500	49	1Alp UMi	1.9900	6300.0	77	13489	No
173	GOM_NL__2PRFIN20040928_110258_000000402030_00409_13489_4662.N1	28-SEP-2004 11:02:58	Bright	40.000	60	7Bet UMi	2.0810	3950.0	80	13489	No
174	GOM_NL__2PRFIN20040928_110857_000000382030_00409_13489_4663.N1	28-SEP-2004 11:08:57	Bright	38.000	36	50Alp UMa	1.8000	6300.0	76	13489	No
175	GOM_NL__2PRFIN20040928_111027_000000362030_00409_13489_4664.N1	28-SEP-2004 11:10:27	Bright	36.000	82	48Bet UMa	2.3650	10600.	72	13489	No
176	GOM_NL__2PRFIN20040928_111204_000000712030_00409_13489_4665.N1	28-SEP-2004 11:12:04	Bright	70.500	42	34Bet Aur	1.9000	10200.	141	13489	No
177	GOM_NL__2PRFIN20040928_111621_000000882030_00409_13489_4666.N1	28-SEP-2004 11:16:21	Bright	87.500	107	37The Aur	2.6490	11000.	175	13489	No
178	GOM_NL__2PRFIN20040928_111904_000000592030_00409_13489_4667.N1	28-SEP-2004 11:19:04	Bright	59.000	24	66Alp Gem	1.5800	10200.	118	13489	No
179	GOM_NL__2PRFIN20040928_112328_000000932030_00409_13489_4668.N1	28-SEP-2004 11:23:28	Tw_i_and_stray	92.500	170	27Eps Gem	3.0000	9700.0	185	13489	No
180	GOM_NL__2PRFIN20040928_112928_000000732030_00409_13489_4669.N1	28-SEP-2004 11:29:28	Dark	73.000	8	10Alp CMi	0.40000	6500.0	146	13489	No
181	GOM_NL__2PRFIN20040928_113637_000000472030_00409_13489_4670.N1	28-SEP-2004 11:36:37	Dark	46.500	132	15Rho Pup	2.8030	6900.0	93	13489	No
182	GOM_NL__2PRFIN20040928_114036_000000922030_00409_13489_4671.N1	28-SEP-2004 11:40:36	Dark	92.000	1	9Alp CMa	-1.4400	11000.	184	13489	No
183	GOM_NL__2PRFIN20040928_114459_000000582030_00410_13490_4645.N1	28-SEP-2004 11:44:59	Dark	58.000	177	1Zet CMa	3.0220	26000.	116	13490	No
184	GOM_NL__2PRFIN20040928_114850_000000632030_00410_13490_4646.N1	28-SEP-2004 11:48:50	Dark	63.000	108	Alp Col	2.6520	15200.	126	13490	No
185	GOM_NL__2PRFIN20040928_115125_000001432030_00410_13490_4647.N1	28-SEP-2004 11:51:25	Dark	142.50	101	11Alp Lep	2.5820	7000.0	285	13490	No
186	GOM_NL__2PRFIN20040928_115632_000000402030_00410_13490_4648.N1	28-SEP-2004 11:56:32	Dark	39.500	143	Alp Hyi	2.8570	7200.0	79	13490	No
187	GOM_NL__2PRFIN20040928_115759_000000532030_00410_13490_4649.N1	28-SEP-2004 11:57:59	Dark	53.000	9	Alp Eri	0.45300	24000.	106	13490	No
188	GOM_NL__2PRFIN20040928_115923_000000532030_00410_13490_4650.N1	28-SEP-2004 11:59:23	Straylight	52.500	157	The1Eri	2.9060	9300.0	105	13490	No
189	GOM_NL__2PRFIN20040928_120330_000000462030_00410_13490_4651.N1	28-SEP-2004 12:03:30	Straylight	46.000	63	Bet Gru	2.1500	2800.0	92	13490	No
190	GOM_NL__2PRFIN20040928_120807_000000452030_00410_13490_4652.N1	28-SEP-2004 12:08:07	Straylight	44.500	18	24Alp PsA	1.1660	9700.0	89	13490	No
191	GOM_NL__2PRFIN20040928_121024_000000542030_00410_13490_4653.N1	28-SEP-2004 12:10:24	Straylight	54.000	52	16Bet Cet	2.0370	4500.0	108	13490	No
192	GOM_NL__2PRFIN20040928_121648_000000392030_00410_13490_4654.N1	28-SEP-2004 12:16:48	Bright	39.000	162	34Alp Aqr	2.9440	5350.0	78	13490	No
193	GOM_NL__2PRFIN20040928_122039_000000382030_00410_13490_4655.N1	28-SEP-2004 12:20:39	Bright	38.000	90	54Alp Peg	2.4870	11000.	76	13490	No
194	GOM_NL__2PRFIN20040928_122418_000000402030_00410_13490_4656.N1	28-SEP-2004 12:24:18	Bright	39.500	93	53Bet Peg	2.5200	3100.0	79	13490	No
195	GOM_NL__2PRFIN20040928_122916_000000522030_00410_13490_4657.N1	28-SEP-2004 12:29:16	Bright	51.500	53	43Bet And	2.0480	3300.0	103	13490	No
196	GOM_NL__2PRFIN20040928_123352_000000372030_00410_13490_4658.N1	28-SEP-2004 12:33:52	Bright	36.500	74	11Bet Cas	2.2680	6600.0	73	13490	No
197	GOM_NL__2PRFIN20040928_123517_000000432030_00410_13490_4659.N1	28-SEP-2004 12:35:17	Bright	42.500	76	27Gam Cas	2.3000	30000.	85	13490	No
198	GOM_NL__2PRFIN20040928_123934_000000562030_00410_13490_4660.N1	28-SEP-2004 12:39:34	Bright	55.500	160	23Gam Per	2.9300	4700.0	111	13490	No
199	GOM_NL__2PRFIN20040928_124141_000000382030_00410_13490_4661.N1	28-SEP-2004 12:41:41	Bright	38.000	49	1Alp UMi	1.9900	6300.0	76	13490	No
200	GOM_NL__2PRFIN20040928_124334_000000402030_00410_13490_4662.N1	28-SEP-2004 12:43:34	Bright	39.500	60	7Bet UMi	2.0810	3950.0	79	13490	No
201	GOM_NL__2PRFIN20040928_124559_000001002030_00410_13490_4663.N1	28-SEP-2004 12:45:59	Bright	100.00	149	45Eps Per	2.8880	30000.	200	13490	No
202	GOM_NL__2PRFIN20040928_124934_000000352030_00410_13490_4664.N1	28-SEP-2004 12:49:34	Bright	34.500	36	50Alp UMa	1.8000	6300.0	69	13490	No
203	GOM_NL__2PRFIN20040928_125103_000000352030_00410_13490_4665.N1	28-SEP-2004 12:51:03	Bright	34.500	82	48Bet UMa	2.3650	10600.	69	13490	No
204	GOM_NL__2PRFIN20040928_125414_000000372030_00410_13490_4666.N1	28-SEP-2004 12:54:14	Bright	36.500	174	52Psi UMa	3.0040	4400.0	73	13490	No
205	GOM_NL__2PRFIN20040928_125657_000000832030_00410_13490_4667.N1	28-SEP-2004 12:56:57	Bright	83.000	107	37The Aur	2.6490	11000.	166	13490	No
206	GOM_NL__2PRFIN20040928_125940_000000582030_00410_13490_4668.N1	28-SEP-2004 12:59:40	Bright	57.500	24	66Alp Gem	1.5800	10200.	115	13490	No
207	GOM_NL__2PRFIN20040928_130404_000000912030_00410_13490_4669.N1	28-SEP-2004 13:04:04	Tw_i_and_stray	90.500	170	27Eps Gem	3.0000	9700.0	181	13490	No
208	GOM_NL__2PRFIN20040928_131005_000000802030_00410_13490_4670.N1	28-SEP-2004 13:10:05	Dark	80.000	8	10Alp CMi	0.40000	6500.0	160	13490	No
209	GOM_NL__2PRFIN20040928_131714_000000462030_00410_13490_4671.N1	28-SEP-2004 13:17:14	Dark	46.000	132	15Rho Pup	2.8030	6900.0	92	13490	No
210	GOM_NL__2PRFIN20040928_132114_000000932030_00410_13490_4672.N1	28-SEP-2004 13:21:14	Dark	92.500	1	9Alp CMa	-1.4400	11000.	185	13490	No
211	GOM_NL__2PRFIN20040928_132927_000000602030_00411_13491_4645.N1	28-SEP-2004 13:29:27	Dark	59.500	108	Alp Col	2.6520	15200.	119	13491	No
212	GOM_NL__2PRFIN20040928_133205_000001322030_00411_13491_4646.N1	28-SEP-2004 13:32:05	Dark	132.00	101	11Alp Lep	2.5820	7000.0	264	13491	No
213	GOM_NL__2PRFIN20040928_133707_000000412030_00411_13491_4647.N1	28-SEP-2004 13:37:07	Dark	40.500	143	Alp Hyi	2.8570	7200.0	81	13491	No
214	GOM_NL__2PRFIN20040928_133835_000000442030_00411_13491_4648.N1	28-SEP-2004 13:38:35	Dark	43.500	9	Alp Eri	0.45300	24000.	87	13491	No
215	GOM_NL__2PRFIN20040928_133959_000000532030_00411_13491_4649.N1	28-SEP-2004 13:39:59	Straylight	52.500	157	The1Eri	2.9060	9300.0	105	13491	No
216	GOM_NL__2PRFIN20040928_134406_000000482030_00411_13491_4650.N1	28-SEP-2004 13:44:06	Straylight	47.500	63	Bet Gru	2.1500	2800.0	95	13491	No
217	GOM_NL__2PRFIN20040928_134842_000000462030_00411_13491_4651.N1	28-SEP-2004 13:48:42	Straylight	46.000	18	24Alp PsA	1.1660	9700.0	92	13491	No
218	GOM_NL__2PRFIN20040928_135100_000000532030_00411_13491_4652.N1	28-SEP-2004 13:51:00	Straylight	53.000	52	16Bet Cet	2.0370	4500.0	106	13491	No
219	GOM_NL__2PRFIN20040928_135724_000000392030_00411_13491_4653.N1	28-SEP-2004 13:57:24	Bright	38.500	162	34Alp Aqr	2.9440	5350.0	77	13491	No

220	GOM_NL__2PRFIN20040928_140114_000000392030_00411_13491_4654.N1	28-SEP-2004 14:01:14	Bright	38.500	90	54Alp Peg	2.4870	11000.	77	13491	No
221	GOM_NL__2PRFIN20040928_140454_000000392030_00411_13491_4655.N1	28-SEP-2004 14:04:54	Bright	38.500	93	53Bet Peg	2.5200	3100.0	77	13491	No
222	GOM_NL__2PRFIN20040928_140951_000000462030_00411_13491_4656.N1	28-SEP-2004 14:09:51	Bright	46.000	53	43Bet And	2.0480	3300.0	92	13491	No
223	GOM_NL__2PRFIN20040928_141427_000000402030_00411_13491_4657.N1	28-SEP-2004 14:14:27	Bright	40.000	74	11Bet Cas	2.2680	6600.0	80	13491	No
224	GOM_NL__2PRFIN20040928_141552_000000432030_00411_13491_4658.N1	28-SEP-2004 14:15:52	Bright	42.500	76	27Gam Cas	2.3000	30000.	85	13491	No
225	GOM_NL__2PRFIN20040928_142009_000000542030_00411_13491_4659.N1	28-SEP-2004 14:20:09	Bright	54.000	160	23Gam Per	2.9300	4700.0	108	13491	No
226	GOM_NL__2PRFIN20040928_142217_000000362030_00411_13491_4660.N1	28-SEP-2004 14:22:17	Bright	35.500	49	1Alp UMi	1.9900	6300.0	71	13491	No
227	GOM_NL__2PRFIN20040928_142411_000000392030_00411_13491_4661.N1	28-SEP-2004 14:24:11	Bright	39.000	60	7Bet UMi	2.0810	3950.0	78	13491	No
228	GOM_NL__2PRFIN20040928_142633_000000942030_00411_13491_4662.N1	28-SEP-2004 14:26:33	Bright	93.500	149	45Eps Per	2.8880	30000.	187	13491	No
229	GOM_NL__2PRFIN20040928_143009_000000382030_00411_13491_4663.N1	28-SEP-2004 14:30:09	Bright	38.000	36	50Alp UMa	1.8000	6300.0	76	13491	No
230	GOM_NL__2PRFIN20040928_143139_000000362030_00411_13491_4664.N1	28-SEP-2004 14:31:39	Bright	36.000	82	48Bet UMa	2.3650	10600.	72	13491	No
231	GOM_NL__2PRFIN20040928_143450_000000362030_00411_13491_4665.N1	28-SEP-2004 14:34:50	Bright	35.500	174	52Psi UMa	3.0040	4400.0	71	13491	No
232	GOM_NL__2PRFIN20040928_143732_000000882030_00411_13491_4666.N1	28-SEP-2004 14:37:32	Bright	87.500	107	37The Aur	2.6490	11000.	175	13491	No
233	GOM_NL__2PRFIN20040928_144016_000000592030_00411_13491_4667.N1	28-SEP-2004 14:40:16	Bright	58.500	24	66Alp Gem	1.5800	10200.	117	13491	No
234	GOM_NL__2PRFIN20040928_144441_000000962030_00411_13491_4668.N1	28-SEP-2004 14:44:41	Tw_i_and_stray	95.500	170	27Eps Gem	3.0000	9700.0	191	13491	No
235	GOM_NL__2PRFIN20040928_145042_000000732030_00411_13491_4669.N1	28-SEP-2004 14:50:42	Dark	73.000	8	10Alp CMi	0.40000	6500.0	146	13491	No
236	GOM_NL__2PRFIN20040928_145751_000000492030_00411_13491_4670.N1	28-SEP-2004 14:57:51	Dark	49.000	132	15Rho Pup	2.8030	6900.0	98	13491	No
237	GOM_NL__2PRFIN20040928_150152_000000892030_00411_13491_4671.N1	28-SEP-2004 15:01:52	Dark	88.500	1	9Alp CMa	-1.4400	11000.	177	13491	No
238	GOM_NL__2PRFIN20040928_151004_000000632030_00412_13492_4645.N1	28-SEP-2004 15:10:04	Dark	62.500	108	Alp Col	2.6520	15200.	125	13492	No
239	GOM_NL__2PRFIN20040928_151245_000001362030_00412_13492_4646.N1	28-SEP-2004 15:12:45	Dark	136.00	101	11Alp Lep	2.5820	7000.0	272	13492	No
240	GOM_NL__2PRFIN20040928_151743_000000422030_00412_13492_4647.N1	28-SEP-2004 15:17:43	Dark	41.500	143	Alp Hyi	2.8570	7200.0	83	13492	No
241	GOM_NL__2PRFIN20040928_151910_000000542030_00412_13492_4648.N1	28-SEP-2004 15:19:10	Dark	54.000	9	Alp Eri	0.45300	24000.	108	13492	No
242	GOM_NL__2PRFIN20040928_152035_000000542030_00412_13492_4649.N1	28-SEP-2004 15:20:35	Straylight	54.000	157	The1Eri	2.9060	9300.0	108	13492	No
243	GOM_NL__2PRFIN20040928_152442_000000452030_00412_13492_4650.N1	28-SEP-2004 15:24:42	Straylight	44.500	63	Bet Gru	2.1500	2800.0	89	13492	No
244	GOM_NL__2PRFIN20040928_152918_000000512030_00412_13492_4651.N1	28-SEP-2004 15:29:18	Straylight	50.500	18	24Alp PsA	1.1660	9700.0	101	13492	No
245	GOM_NL__2PRFIN20040928_153136_000000592030_00412_13492_4652.N1	28-SEP-2004 15:31:36	Straylight	58.500	52	16Bet Cet	2.0370	4500.0	117	13492	No
246	GOM_NL__2PRFIN20040928_153801_000000392030_00412_13492_4653.N1	28-SEP-2004 15:38:01	Bright	38.500	162	34Alp Aqr	2.9440	5350.0	77	13492	No
247	GOM_NL__2PRFIN20040928_154150_000000392030_00412_13492_4654.N1	28-SEP-2004 15:41:50	Bright	38.500	90	54Alp Peg	2.4870	11000.	77	13492	No
248	GOM_NL__2PRFIN20040928_154530_000000382030_00412_13492_4655.N1	28-SEP-2004 15:45:30	Bright	38.000	93	53Bet Peg	2.5200	3100.0	76	13492	No
249	GOM_NL__2PRFIN20040928_155026_000000492030_00412_13492_4656.N1	28-SEP-2004 15:50:26	Bright	48.500	53	43Bet And	2.0480	3300.0	97	13492	No
250	GOM_NL__2PRFIN20040928_155503_000000392030_00412_13492_4657.N1	28-SEP-2004 15:55:03	Bright	38.500	74	11Bet Cas	2.2680	6600.0	77	13492	No
251	GOM_NL__2PRFIN20040928_155627_000000412030_00412_13492_4658.N1	28-SEP-2004 15:56:27	Bright	41.000	76	27Gam Cas	2.3000	30000.	82	13492	No
252	GOM_NL__2PRFIN20040928_160043_000000552030_00412_13492_4659.N1	28-SEP-2004 16:00:43	Bright	55.000	160	23Gam Per	2.9300	4700.0	110	13492	No
253	GOM_NL__2PRFIN20040928_160252_000000382030_00412_13492_4660.N1	28-SEP-2004 16:02:52	Bright	37.500	49	1Alp UMi	1.9900	6300.0	75	13492	No
254	GOM_NL__2PRFIN20040928_160447_000000412030_00412_13492_4661.N1	28-SEP-2004 16:04:47	Bright	40.500	60	7Bet UMi	2.0810	3950.0	81	13492	No
255	GOM_NL__2PRFIN20040928_160707_000001032030_00412_13492_4662.N1	28-SEP-2004 16:07:07	Bright	103.00	149	45Eps Per	2.8880	30000.	206	13492	No
256	GOM_NL__2PRFIN20040928_161045_000000372030_00412_13492_4663.N1	28-SEP-2004 16:10:45	Bright	36.500	36	50Alp UMa	1.8000	6300.0	73	13492	No
257	GOM_NL__2PRFIN20040928_161214_000000522030_00412_13492_4664.N1	28-SEP-2004 16:12:14	Bright	52.000	82	48Bet UMa	2.3650	10600.	104	13492	No
258	GOM_NL__2PRFIN20040928_161524_000000382030_00412_13492_4665.N1	28-SEP-2004 16:15:24	Bright	38.000	174	52Psi UMa	3.0040	4400.0	76	13492	No
259	GOM_NL__2PRFIN20040928_161808_000000872030_00412_13492_4666.N1	28-SEP-2004 16:18:08	Bright	86.500	107	37The Aur	2.6490	11000.	173	13492	No
260	GOM_NL__2PRFIN20040928_162052_000000582030_00412_13492_4667.N1	28-SEP-2004 16:20:52	Bright	57.500	24	66Alp Gem	1.5800	10200.	115	13492	No
261	GOM_NL__2PRFIN20040928_162518_000000922030_00412_13492_4668.N1	28-SEP-2004 16:25:18	Tw_i_and_stray	92.000	170	27Eps Gem	3.0000	9700.0	184	13492	No
262	GOM_NL__2PRFIN20040928_163119_000000802030_00412_13492_4669.N1	28-SEP-2004 16:31:19	Dark	80.000	8	10Alp CMi	0.40000	6500.0	160	13492	No
263	GOM_NL__2PRFIN20040928_163827_000000472030_00412_13492_4670.N1	28-SEP-2004 16:38:27	Dark	47.000	132	15Rho Pup	2.8030	6900.0	94	13492	No
264	GOM_NL__2PRFIN20040928_164229_000000952030_00412_13492_4671.N1	28-SEP-2004 16:42:29	Dark	95.000	1	9Alp CMa	-1.4400	11000.	190	13492	No
265	GOM_NL__2PRFIN20040928_165042_000000612030_00413_13493_4645.N1	28-SEP-2004 16:50:42	Dark	61.000	108	Alp Col	2.6520	15200.	122	13493	No
266	GOM_NL__2PRFIN20040928_165324_000001352030_00413_13493_4646.N1	28-SEP-2004 16:53:24	Dark	134.50	101	11Alp Lep	2.5820	7000.0	269	13493	No
267	GOM_NL__2PRFIN20040928_165820_000000412030_00413_13493_4647.N1	28-SEP-2004 16:58:20	Dark	40.500	143	Alp Hyi	2.8570	7200.0	81	13493	No
268	GOM_NL__2PRFIN20040928_165948_000000472030_00413_13493_4648.N1	28-SEP-2004 16:59:48	Dark	47.000	9	Alp Eri	0.45300	24000.	94	13493	No
269	GOM_NL__2PRFIN20040928_170113_000000512030_00413_13493_4649.N1	28-SEP-2004 17:01:13	Straylight	51.000	157	The1Eri	2.9060	9300.0	102	13493	No
270	GOM_NL__2PRFIN20040928_170518_000000492030_00413_13493_4650.N1	28-SEP-2004 17:05:18	Straylight	49.000	63	Bet Gru	2.1500	2800.0	98	13493	No
271	GOM_NL__2PRFIN20040928_170955_000000432030_00413_13493_4651.N1	28-SEP-2004 17:09:55	Straylight	43.000	18	24Alp PsA	1.1660	9700.0	86	13493	No
272	GOM_NL__2PRFIN20040928_171213_000000512030_00413_13493_4652.N1	28-SEP-2004 17:12:13	Straylight	50.500	52	16Bet Cet	2.0370	4500.0	101	13493	No
273	GOM_NL__2PRFIN20040928_171837_000000392030_00413_13493_4653.N1	28-SEP-2004 17:18:37	Bright	38.500	162	34Alp Aqr	2.9440	5350.0	77	13493	No
274	GOM_NL__2PRFIN20040928_172227_000000392030_00413_13493_4654.N1	28-SEP-2004 17:22:27	Bright	38.500	90	54Alp Peg	2.4870	11000.	77	13493	No
275	GOM_NL__2PRFIN20040928_172606_000000392030_00413_13493_4655.N1	28-SEP-2004 17:26:06	Bright	38.500	93	53Bet Peg	2.5200	3100.0	77	13493	No
276	GOM_NL__2PRFIN20040928_173101_000000492030_00413_13493_4656.N1	28-SEP-2004 17:31:01	Bright	49.000	53	43Bet And	2.0480	3300.0	98	13493	No
277	GOM_NL__2PRFIN20040928_173539_000000412030_00413_13493_4657.N1	28-SEP-2004 17:35:39	Bright	40.500	74	11Bet Cas	2.2680	6600.0	81	13493	No
278	GOM_NL__2PRFIN20040928_173703_000000422030_00413_13493_4658.N1	28-SEP-2004 17:37:03	Bright	41.500	76	27Gam Cas	2.3000	30000.	83	13493	No

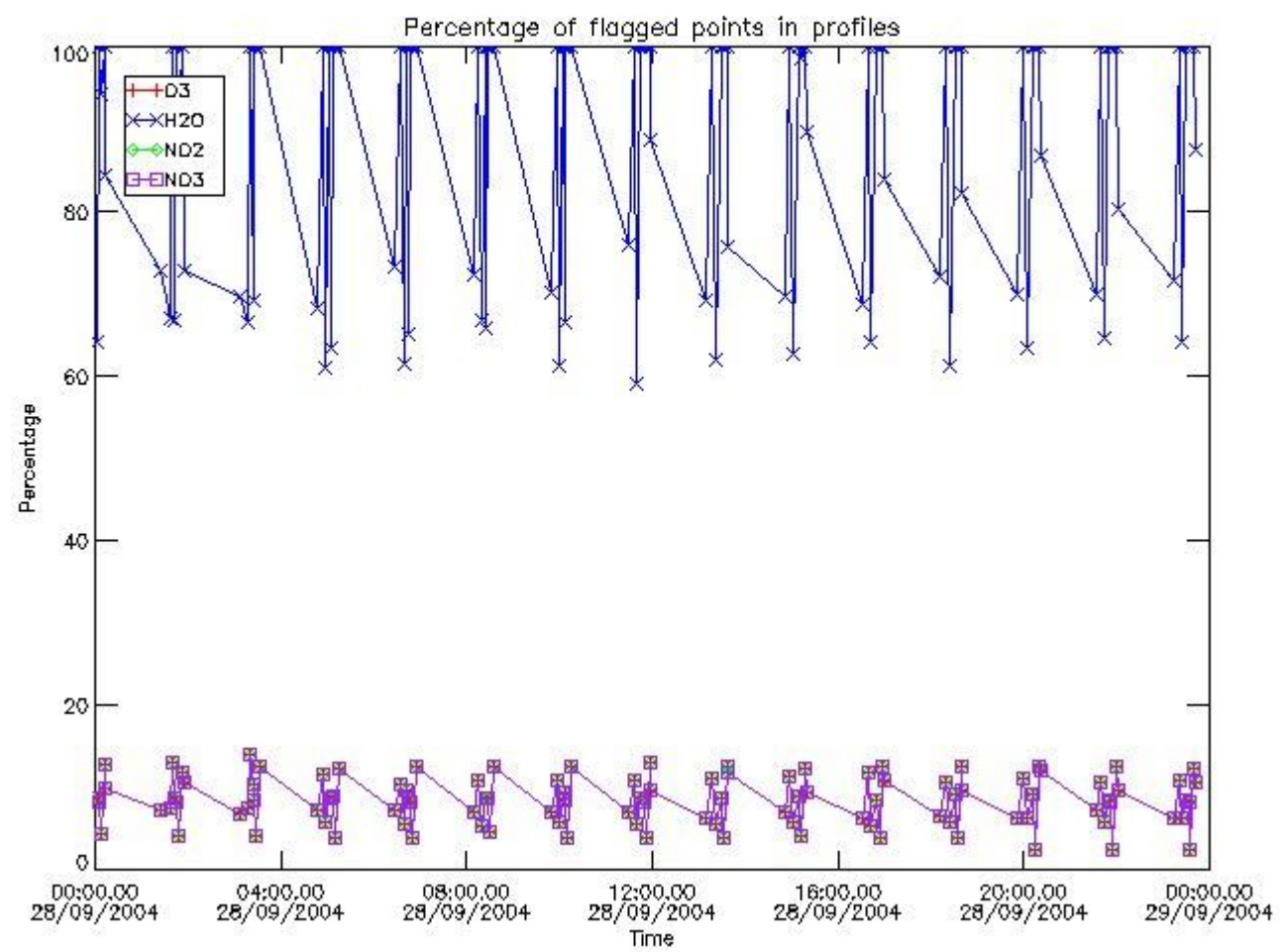
279	GOM_NL__2PRFIN20040928_174119_000000552030_00413_13493_4659.N1	28-SEP-2004 17:41:19	Bright	54.500	160	23Gam Per	2.9300	4700.0	109	13493	No
280	GOM_NL__2PRFIN20040928_174329_000000382030_00413_13493_4660.N1	28-SEP-2004 17:43:29	Bright	37.500	49	1Alp UMi	1.9900	6300.0	75	13493	No
281	GOM_NL__2PRFIN20040928_174523_000000402030_00413_13493_4661.N1	28-SEP-2004 17:45:23	Bright	39.500	60	7Bet UMi	2.0810	3950.0	79	13493	No
282	GOM_NL__2PRFIN20040928_174741_000001012030_00413_13493_4662.N1	28-SEP-2004 17:47:41	Bright	100.50	149	45Eps Per	2.8880	30000.	201	13493	No
283	GOM_NL__2PRFIN20040928_175122_000000362030_00413_13493_4663.N1	28-SEP-2004 17:51:22	Bright	36.000	36	50Alp UMa	1.8000	6300.0	72	13493	No
284	GOM_NL__2PRFIN20040928_175251_000000352030_00413_13493_4664.N1	28-SEP-2004 17:52:51	Bright	35.000	82	48Bet UMa	2.3650	10600.	70	13493	No
285	GOM_NL__2PRFIN20040928_175602_000000422030_00413_13493_4665.N1	28-SEP-2004 17:56:02	Bright	42.000	174	52Psi UMa	3.0040	4400.0	84	13493	No
286	GOM_NL__2PRFIN20040928_175844_000000872030_00413_13493_4666.N1	28-SEP-2004 17:58:44	Bright	87.000	107	37The Aur	2.6490	11000.	174	13493	No
287	GOM_NL__2PRFIN20040928_180127_000000562030_00413_13493_4667.N1	28-SEP-2004 18:01:27	Bright	56.000	24	66Alp Gem	1.5800	10200.	112	13493	No
288	GOM_NL__2PRFIN20040928_180555_000000932030_00413_13493_4668.N1	28-SEP-2004 18:05:55	Tw_i_and_stray	93.000	170	27Eps Gem	3.0000	9700.0	186	13493	No
289	GOM_NL__2PRFIN20040928_181155_000000792030_00413_13493_4669.N1	28-SEP-2004 18:11:55	Dark	79.000	8	10Alp CMi	0.40000	6500.0	158	13493	No
290	GOM_NL__2PRFIN20040928_181904_000000482030_00413_13493_4670.N1	28-SEP-2004 18:19:04	Dark	48.000	132	15Rho Pup	2.8030	6900.0	96	13493	No
291	GOM_NL__2PRFIN20040928_182305_000000882030_00413_13493_4671.N1	28-SEP-2004 18:23:05	Dark	88.000	1	9Alp CMa	-1.4400	11000.	176	13493	No
292	GOM_NL__2PRFIN20040928_183119_000000622030_00414_13494_4645.N1	28-SEP-2004 18:31:19	Dark	61.500	108	Alp Col	2.6520	15200.	123	13494	No
293	GOM_NL__2PRFIN20040928_183402_000001362030_00414_13494_4646.N1	28-SEP-2004 18:34:02	Dark	135.50	101	11Alp Lep	2.5820	7000.0	271	13494	No
294	GOM_NL__2PRFIN20040928_183857_000000412030_00414_13494_4647.N1	28-SEP-2004 18:38:57	Dark	40.500	143	Alp Hyi	2.8570	7200.0	81	13494	No
295	GOM_NL__2PRFIN20040928_184024_000000542030_00414_13494_4648.N1	28-SEP-2004 18:40:24	Dark	53.500	9	Alp Eri	0.45300	24000.	107	13494	No
296	GOM_NL__2PRFIN20040928_184149_000000522030_00414_13494_4649.N1	28-SEP-2004 18:41:49	Straylight	51.500	157	The1Eri	2.9060	9300.0	103	13494	No
297	GOM_NL__2PRFIN20040928_184554_000000502030_00414_13494_4650.N1	28-SEP-2004 18:45:54	Straylight	50.000	63	Bet Gru	2.1500	2800.0	100	13494	No
298	GOM_NL__2PRFIN20040928_185032_000000442030_00414_13494_4651.N1	28-SEP-2004 18:50:32	Straylight	43.500	18	24Alp PsA	1.1660	9700.0	87	13494	No
299	GOM_NL__2PRFIN20040928_185249_000000522030_00414_13494_4652.N1	28-SEP-2004 18:52:49	Straylight	52.000	52	16Bet Cet	2.0370	4500.0	104	13494	No
300	GOM_NL__2PRFIN20040928_185913_000000402030_00414_13494_4653.N1	28-SEP-2004 18:59:13	Bright	40.000	162	34Alp Aqr	2.9440	5350.0	80	13494	No
301	GOM_NL__2PRFIN20040928_190302_000000392030_00414_13494_4654.N1	28-SEP-2004 19:03:02	Bright	39.000	90	54Alp Peg	2.4870	11000.	78	13494	No
302	GOM_NL__2PRFIN20040928_190642_000000402030_00414_13494_4655.N1	28-SEP-2004 19:06:42	Bright	40.000	93	53Bet Peg	2.5200	3100.0	80	13494	No
303	GOM_NL__2PRFIN20040928_191137_000000472030_00414_13494_4656.N1	28-SEP-2004 19:11:37	Bright	47.000	53	43Bet And	2.0480	3300.0	94	13494	No
304	GOM_NL__2PRFIN20040928_191614_000000412030_00414_13494_4657.N1	28-SEP-2004 19:16:14	Bright	41.000	74	11Bet Cas	2.2680	6600.0	82	13494	No
305	GOM_NL__2PRFIN20040928_191738_000000422030_00414_13494_4658.N1	28-SEP-2004 19:17:38	Bright	41.500	76	27Gam Cas	2.3000	30000.	83	13494	No
306	GOM_NL__2PRFIN20040928_192154_000000552030_00414_13494_4659.N1	28-SEP-2004 19:21:54	Bright	55.000	160	23Gam Per	2.9300	4700.0	110	13494	No
307	GOM_NL__2PRFIN20040928_192405_000000382030_00414_13494_4660.N1	28-SEP-2004 19:24:05	Bright	38.000	49	1Alp UMi	1.9900	6300.0	76	13494	No
308	GOM_NL__2PRFIN20040928_192559_000000412030_00414_13494_4661.N1	28-SEP-2004 19:25:59	Bright	41.000	60	7Bet UMi	2.0810	3950.0	82	13494	No
309	GOM_NL__2PRFIN20040928_192814_000001042030_00414_13494_4662.N1	28-SEP-2004 19:28:14	Bright	103.50	149	45Eps Per	2.8880	30000.	207	13494	No
310	GOM_NL__2PRFIN20040928_193158_000000362030_00414_13494_4663.N1	28-SEP-2004 19:31:58	Bright	36.000	36	50Alp UMa	1.8000	6300.0	72	13494	No
311	GOM_NL__2PRFIN20040928_193327_000000522030_00414_13494_4664.N1	28-SEP-2004 19:33:27	Bright	52.000	82	48Bet UMa	2.3650	10600.	104	13494	No
312	GOM_NL__2PRFIN20040928_193639_000000372030_00414_13494_4665.N1	28-SEP-2004 19:36:39	Bright	36.500	174	52Psi UMa	3.0040	4400.0	73	13494	No
313	GOM_NL__2PRFIN20040928_193919_000000882030_00414_13494_4666.N1	28-SEP-2004 19:39:19	Bright	87.500	107	37The Aur	2.6490	11000.	175	13494	No
314	GOM_NL__2PRFIN20040928_194204_000000592030_00414_13494_4667.N1	28-SEP-2004 19:42:04	Bright	58.500	24	66Alp Gem	1.5800	10200.	117	13494	No
315	GOM_NL__2PRFIN20040928_194631_000000902030_00414_13494_4668.N1	28-SEP-2004 19:46:31	Tw_i_and_stray	89.500	170	27Eps Gem	3.0000	9700.0	179	13494	No
316	GOM_NL__2PRFIN20040928_195233_000000802030_00414_13494_4669.N1	28-SEP-2004 19:52:33	Dark	80.000	8	10Alp CMi	0.40000	6500.0	160	13494	No
317	GOM_NL__2PRFIN20040928_195940_000000462030_00414_13494_4670.N1	28-SEP-2004 19:59:40	Dark	45.500	132	15Rho Pup	2.8030	6900.0	91	13494	No
318	GOM_NL__2PRFIN20040928_200344_000000832030_00414_13494_4671.N1	28-SEP-2004 20:03:44	Dark	82.500	1	9Alp CMa	-1.4400	11000.	165	13494	No
319	GOM_NL__2PRFIN20040928_201157_000000622030_00415_13495_4645.N1	28-SEP-2004 20:11:57	Dark	61.500	108	Alp Col	2.6520	15200.	123	13495	No
320	GOM_NL__2PRFIN20040928_201408_000002282030_00415_13495_4646.N1	28-SEP-2004 20:14:08	Dark	228.00	56	53Kap Ori	2.0650	30000.	456	13495	No
321	GOM_NL__2PRFIN20040928_201933_000000412030_00415_13495_4647.N1	28-SEP-2004 20:19:33	Dark	40.500	143	Alp Hyi	2.8570	7200.0	81	13495	No
322	GOM_NL__2PRFIN20040928_202100_000000422030_00415_13495_4648.N1	28-SEP-2004 20:21:00	Dark	42.000	9	Alp Eri	0.45300	24000.	84	13495	No
323	GOM_NL__2PRFIN20040928_202227_000000532030_00415_13495_4649.N1	28-SEP-2004 20:22:27	Straylight	52.500	157	The1Eri	2.9060	9300.0	105	13495	No
324	GOM_NL__2PRFIN20040928_202625_000000452030_00415_13495_4650.N1	28-SEP-2004 20:26:25	Straylight	44.500	84	Alp Phe	2.3970	4500.0	89	13495	No
325	GOM_NL__2PRFIN20040928_203108_000000492030_00415_13495_4651.N1	28-SEP-2004 20:31:08	Straylight	48.500	18	24Alp PsA	1.1660	9700.0	97	13495	No
326	GOM_NL__2PRFIN20040928_203325_000000532030_00415_13495_4652.N1	28-SEP-2004 20:33:25	Straylight	53.000	52	16Bet Cet	2.0370	4500.0	106	13495	No
327	GOM_NL__2PRFIN20040928_203949_000000402030_00415_13495_4653.N1	28-SEP-2004 20:39:49	Bright	39.500	162	34Alp Aqr	2.9440	5350.0	79	13495	No
328	GOM_NL__2PRFIN20040928_204339_000000392030_00415_13495_4654.N1	28-SEP-2004 20:43:39	Bright	38.500	90	54Alp Peg	2.4870	11000.	77	13495	No
329	GOM_NL__2PRFIN20040928_204718_000000402030_00415_13495_4655.N1	28-SEP-2004 20:47:18	Bright	39.500	93	53Bet Peg	2.5200	3100.0	79	13495	No
330	GOM_NL__2PRFIN20040928_205211_000000472030_00415_13495_4656.N1	28-SEP-2004 20:52:11	Bright	47.000	53	43Bet And	2.0480	3300.0	94	13495	No
331	GOM_NL__2PRFIN20040928_205650_000000412030_00415_13495_4657.N1	28-SEP-2004 20:56:50	Bright	41.000	74	11Bet Cas	2.2680	6600.0	82	13495	No
332	GOM_NL__2PRFIN20040928_205814_000000422030_00415_13495_4658.N1	28-SEP-2004 20:58:14	Bright	42.000	76	27Gam Cas	2.3000	30000.	84	13495	No
333	GOM_NL__2PRFIN20040928_210229_000000532030_00415_13495_4659.N1	28-SEP-2004 21:02:29	Bright	52.500	160	23Gam Per	2.9300	4700.0	105	13495	No
334	GOM_NL__2PRFIN20040928_210440_000000372030_00415_13495_4660.N1	28-SEP-2004 21:04:40	Bright	37.000	49	1Alp UMi	1.9900	6300.0	74	13495	No
335	GOM_NL__2PRFIN20040928_210636_000000392030_00415_13495_4661.N1	28-SEP-2004 21:06:36	Bright	38.500	60	7Bet UMi	2.0810	3950.0	77	13495	No
336	GOM_NL__2PRFIN20040928_210848_000001002030_00415_13495_4662.N1	28-SEP-2004 21:08:48	Bright	99.500	149	45Eps Per	2.8880	30000.	199	13495	No
337	GOM_NL__2PRFIN20040928_211234_000000382030_00415_13495_4663.N1	28-SEP-2004 21:12:34	Bright	38.000	36	50Alp UMa	1.8000	6300.0	76	13495	No

338	GOM_NL__2PRFIN20040928_211403_000000382030_00415_13495_4664.N1	28-SEP-2004 21:14:03	Bright	38.000	82	48Bet UMa	2.3650	10600.	76	13495	No
339	GOM_NL__2PRFIN20040928_211715_000000522030_00415_13495_4665.N1	28-SEP-2004 21:17:15	Bright	52.000	174	52Psi UMa	3.0040	4400.0	104	13495	No
340	GOM_NL__2PRFIN20040928_211955_000000872030_00415_13495_4666.N1	28-SEP-2004 21:19:55	Bright	87.000	107	37The Aur	2.6490	11000.	174	13495	No
341	GOM_NL__2PRFIN20040928_212240_000000552030_00415_13495_4667.N1	28-SEP-2004 21:22:40	Bright	55.000	24	66Alp Gem	1.5800	10200.	110	13495	No
342	GOM_NL__2PRFIN20040928_212708_000000942030_00415_13495_4668.N1	28-SEP-2004 21:27:08	Tw_i_and_stray	93.500	170	27Eps Gem	3.0000	9700.0	187	13495	No
343	GOM_NL__2PRFIN20040928_213309_000000702030_00415_13495_4669.N1	28-SEP-2004 21:33:09	Dark	69.500	8	10Alp CMi	0.40000	6500.0	139	13495	No
344	GOM_NL__2PRFIN20040928_214017_000000492030_00415_13495_4670.N1	28-SEP-2004 21:40:17	Dark	48.500	132	15Rho Pup	2.8030	6900.0	97	13495	No
345	GOM_NL__2PRFIN20040928_214422_000000902030_00415_13495_4671.N1	28-SEP-2004 21:44:22	Dark	89.500	1	9Alp CMa	-1.4400	11000.	179	13495	No
346	GOM_NL__2PRFIN20040928_214844_000000602030_00416_13496_4645.N1	28-SEP-2004 21:48:44	Dark	60.000	177	1Zet CMa	3.0220	26000.	120	13496	No
347	GOM_NL__2PRFIN20040928_215233_000000632030_00416_13496_4646.N1	28-SEP-2004 21:52:33	Dark	62.500	108	Alp Col	2.6520	15200.	125	13496	No
348	GOM_NL__2PRFIN20040928_215451_000002282030_00416_13496_4647.N1	28-SEP-2004 21:54:51	Dark	228.00	56	53Kap Ori	2.0650	30000.	456	13496	No
349	GOM_NL__2PRFIN20040928_220009_000000412030_00416_13496_4648.N1	28-SEP-2004 22:00:09	Dark	41.000	143	Alp Hyi	2.8570	7200.0	82	13496	No
350	GOM_NL__2PRFIN20040928_220137_000000542030_00416_13496_4649.N1	28-SEP-2004 22:01:37	Dark	53.500	9	Alp Eri	0.45300	24000.	107	13496	No
351	GOM_NL__2PRFIN20040928_220303_000000532030_00416_13496_4650.N1	28-SEP-2004 22:03:03	Straylight	53.000	157	The1Eri	2.9060	9300.0	106	13496	No
352	GOM_NL__2PRFIN20040928_220701_000000452030_00416_13496_4651.N1	28-SEP-2004 22:07:01	Straylight	45.000	84	Alp Phe	2.3970	4500.0	90	13496	No
353	GOM_NL__2PRFIN20040928_221143_000000422030_00416_13496_4652.N1	28-SEP-2004 22:11:43	Straylight	42.000	18	24Alp PsA	1.1660	9700.0	84	13496	No
354	GOM_NL__2PRFIN20040928_221400_000000512030_00416_13496_4653.N1	28-SEP-2004 22:14:00	Straylight	51.000	52	16Bet Cet	2.0370	4500.0	102	13496	No
355	GOM_NL__2PRFIN20040928_222025_000000402030_00416_13496_4654.N1	28-SEP-2004 22:20:25	Bright	40.000	162	34Alp Aqr	2.9440	5350.0	80	13496	No
356	GOM_NL__2PRFIN20040928_222414_000000392030_00416_13496_4655.N1	28-SEP-2004 22:24:14	Bright	38.500	90	54Alp Peg	2.4870	11000.	77	13496	No
357	GOM_NL__2PRFIN20040928_222754_000000422030_00416_13496_4656.N1	28-SEP-2004 22:27:54	Bright	42.000	93	53Bet Peg	2.5200	3100.0	84	13496	No
358	GOM_NL__2PRFIN20040928_223247_000000482030_00416_13496_4657.N1	28-SEP-2004 22:32:47	Bright	48.000	53	43Bet And	2.0480	3300.0	96	13496	No
359	GOM_NL__2PRFIN20040928_223725_000000412030_00416_13496_4658.N1	28-SEP-2004 22:37:25	Bright	40.500	74	11Bet Cas	2.2680	6600.0	81	13496	No
360	GOM_NL__2PRFIN20040928_223850_000000382030_00416_13496_4659.N1	28-SEP-2004 22:38:50	Bright	38.000	76	27Gam Cas	2.3000	30000.	76	13496	No
361	GOM_NL__2PRFIN20040928_224304_000000522030_00416_13496_4660.N1	28-SEP-2004 22:43:04	Bright	52.000	160	23Gam Per	2.9300	4700.0	104	13496	No
362	GOM_NL__2PRFIN20040928_224516_000000382030_00416_13496_4661.N1	28-SEP-2004 22:45:16	Bright	38.000	49	1Alp UMi	1.9900	6300.0	76	13496	No
363	GOM_NL__2PRFIN20040928_224712_000000352030_00416_13496_4662.N1	28-SEP-2004 22:47:12	Bright	34.500	60	7Bet UMi	2.0810	3950.0	69	13496	No
364	GOM_NL__2PRFIN20040928_224923_000001012030_00416_13496_4663.N1	28-SEP-2004 22:49:23	Bright	100.50	149	45Eps Per	2.8880	30000.	201	13496	No
365	GOM_NL__2PRFIN20040928_225309_000000382030_00416_13496_4664.N1	28-SEP-2004 22:53:09	Bright	38.000	36	50Alp UMa	1.8000	6300.0	76	13496	No
366	GOM_NL__2PRFIN20040928_225439_000000372030_00416_13496_4665.N1	28-SEP-2004 22:54:39	Bright	36.500	82	48Bet UMa	2.3650	10600.	73	13496	No
367	GOM_NL__2PRFIN20040928_225751_000000352030_00416_13496_4666.N1	28-SEP-2004 22:57:51	Bright	35.000	174	52Psi UMa	3.0040	4400.0	70	13496	No
368	GOM_NL__2PRFIN20040928_230030_000000882030_00416_13496_4667.N1	28-SEP-2004 23:00:30	Bright	88.000	107	37The Aur	2.6490	11000.	176	13496	No
369	GOM_NL__2PRFIN20040928_230317_000000762030_00416_13496_4668.N1	28-SEP-2004 23:03:17	Bright	76.000	24	66Alp Gem	1.5800	10200.	152	13496	No
370	GOM_NL__2PRFIN20040928_230745_000000952030_00416_13496_4669.N1	28-SEP-2004 23:07:45	Tw_i_and_stray	94.500	170	27Eps Gem	3.0000	9700.0	189	13496	No
371	GOM_NL__2PRFIN20040928_231346_000000812030_00416_13496_4670.N1	28-SEP-2004 23:13:46	Dark	80.500	8	10Alp CMi	0.40000	6500.0	161	13496	No
372	GOM_NL__2PRFIN20040928_232053_000000472030_00416_13496_4671.N1	28-SEP-2004 23:20:53	Dark	47.000	132	15Rho Pup	2.8030	6900.0	94	13496	No
373	GOM_NL__2PRFIN20040928_232500_000000832030_00416_13496_4672.N1	28-SEP-2004 23:25:00	Dark	82.500	1	9Alp CMa	-1.4400	11000.	165	13496	No
374	GOM_NL__2PRFIN20040928_232921_000000612030_00417_13497_4645.N1	28-SEP-2004 23:29:21	Dark	60.500	177	1Zet CMa	3.0220	26000.	121	13497	No
375	GOM_NL__2PRFIN20040928_233311_000000622030_00417_13497_4646.N1	28-SEP-2004 23:33:11	Dark	62.000	108	Alp Col	2.6520	15200.	124	13497	No
376	GOM_NL__2PRFIN20040928_233533_000002282030_00417_13497_4647.N1	28-SEP-2004 23:35:33	Dark	228.00	56	53Kap Ori	2.0650	30000.	456	13497	No
377	GOM_NL__2PRFIN20040928_234045_000000422030_00417_13497_4648.N1	28-SEP-2004 23:40:45	Dark	41.500	143	Alp Hyi	2.8570	7200.0	83	13497	No
378	GOM_NL__2PRFIN20040928_234213_000000482030_00417_13497_4649.N1	28-SEP-2004 23:42:13	Dark	48.000	9	Alp Eri	0.45300	24000.	96	13497	No
379	GOM_NL__2PRFIN20040928_234339_000000532030_00417_13497_4650.N1	28-SEP-2004 23:43:39	Straylight	53.000	157	The1Eri	2.9060	9300.0	106	13497	No
380	GOM_NL__2PRFIN20040928_234737_000000492030_00417_13497_4651.N1	28-SEP-2004 23:47:37	Straylight	48.500	84	Alp Phe	2.3970	4500.0	97	13497	No
381	GOM_NL__2PRFIN20040928_235220_000000452030_00417_13497_4652.N1	28-SEP-2004 23:52:20	Straylight	45.000	18	24Alp PsA	1.1660	9700.0	90	13497	No
382	GOM_NL__2PRFIN20040928_235437_000000522030_00417_13497_4653.N1	28-SEP-2004 23:54:37	Straylight	52.000	52	16Bet Cet	2.0370	4500.0	104	13497	No

3. Quality information per product

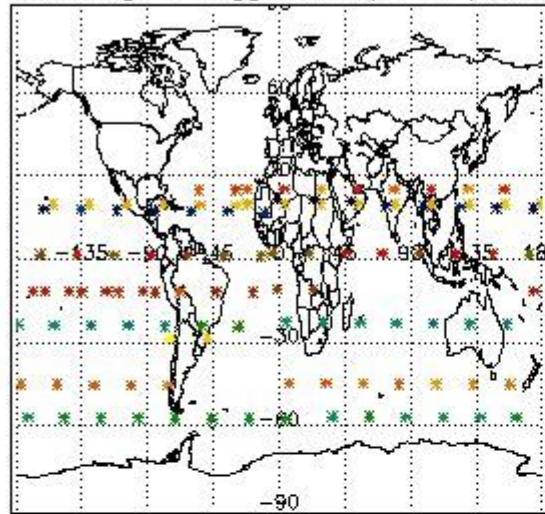
In this section it is plotted some information contained in the Quality Summary data set of the level 2 products. Only products in dark limb conditions and without errors (error flag in the MPH set to "0") are used.

3.1 Plot quality information per product (time dependant)

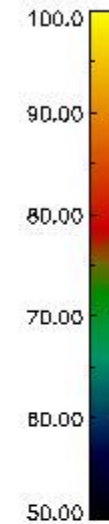
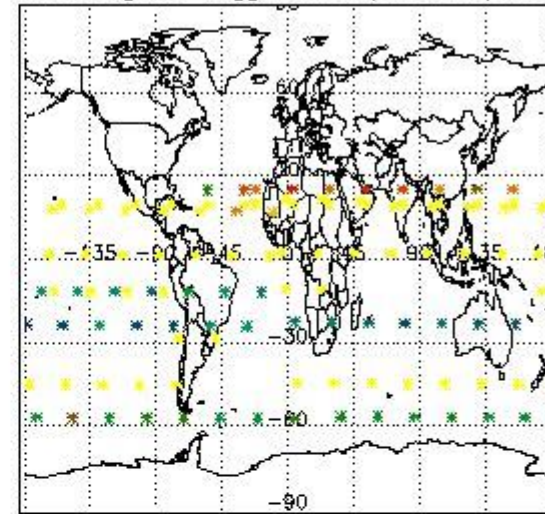


3.2 Plot quality information per product (world map)

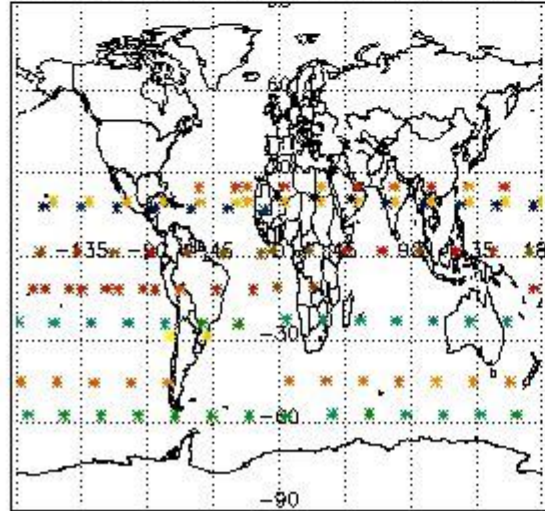
Percentage of flagged data per O3 profile



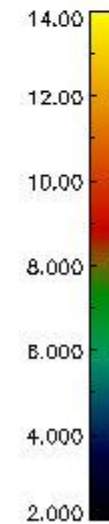
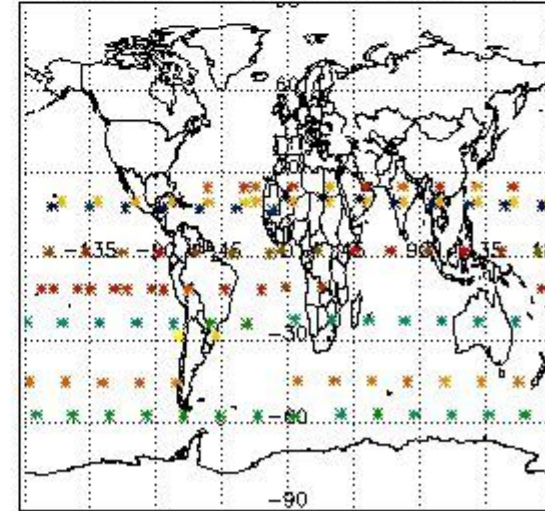
Percentage of flagged data per H2O profile



Percentage of flagged data per NO2 profile



Percentage of flagged data per NO3 profile

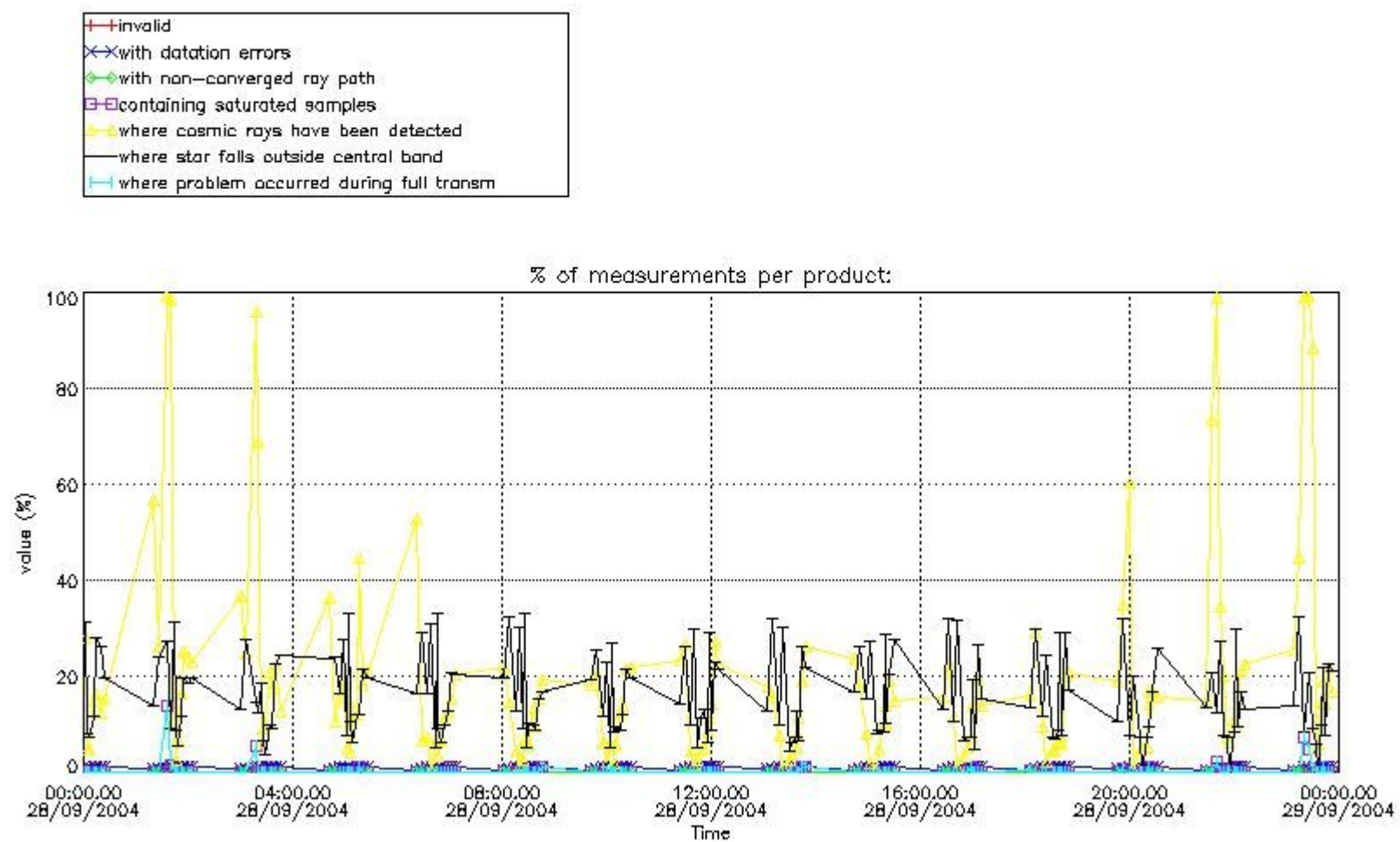


4. Level 1 quality information per product

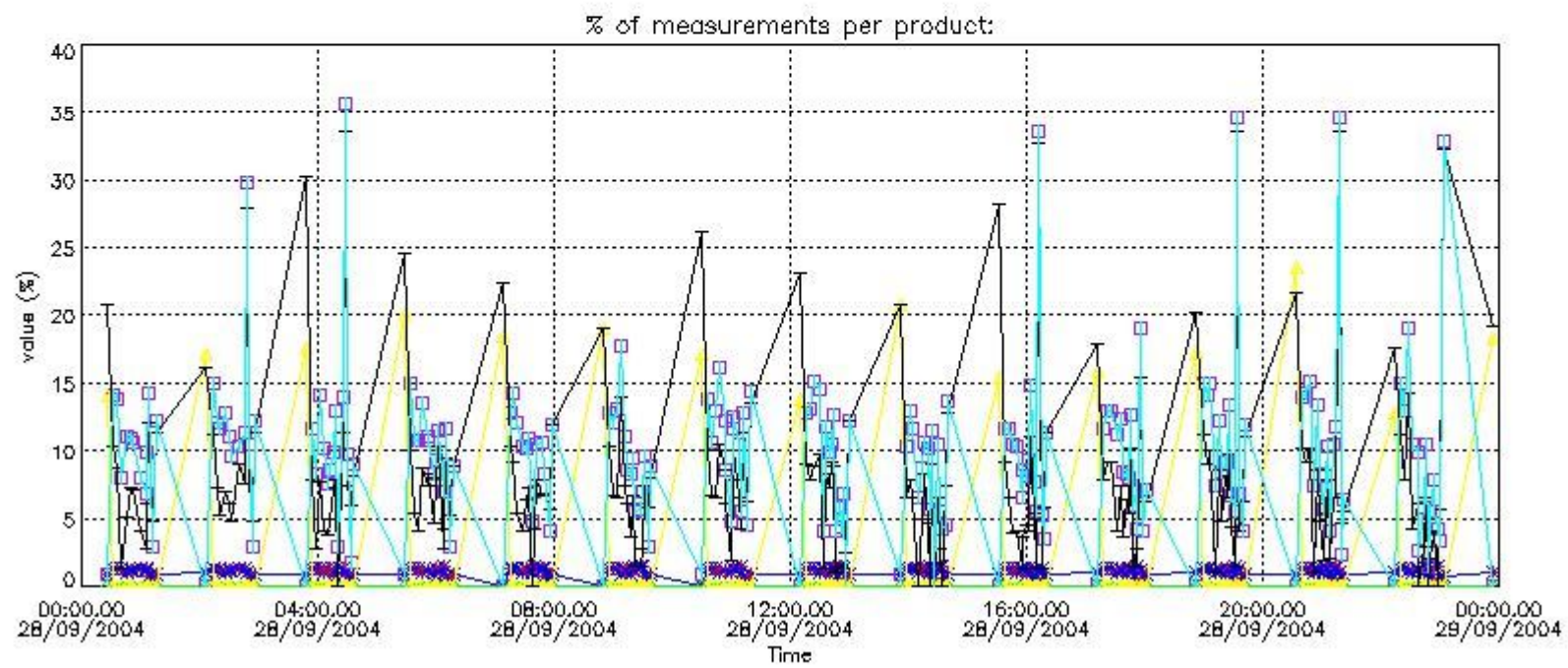
In this section it is plotted some information contained in the Quality Summary data set of the level 2 products that comes from the level 1b processing. Products without errors (error flag in the MPH set to "0") are used.

4.1 Plot quality information per product (time dependant) coming from level 1b processing

4.1.1 Plot level 1 quality information per product (time dependant): ENVISAT ASCENDING passes



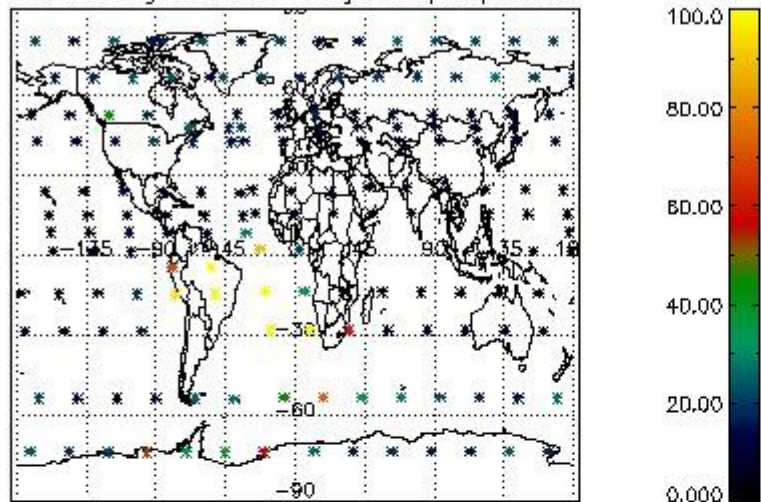
4.1.2 Plot level 1 quality information per product (time dependant): ENVI SAT DESCENDING passes



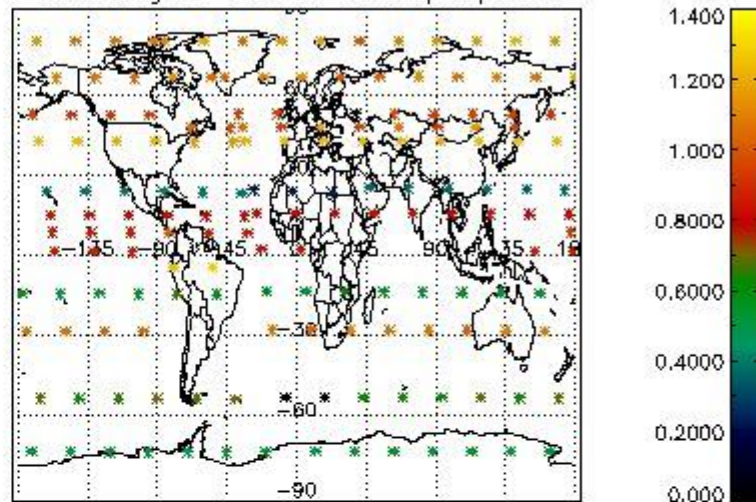
4.2 Plot quality information per product coming from level 1b processing (world map)

4.2.1 Plot level 1 quality information per product (world map): ENVISAT ASCENDING passes

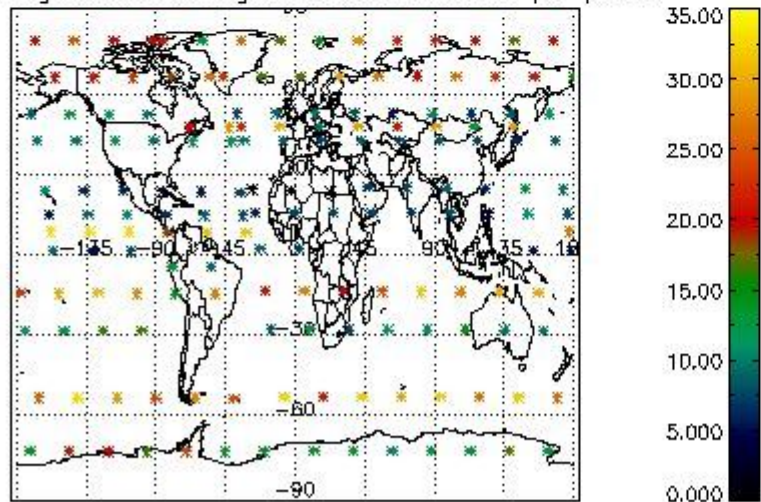
Percentage of cosmic ray hits per profile



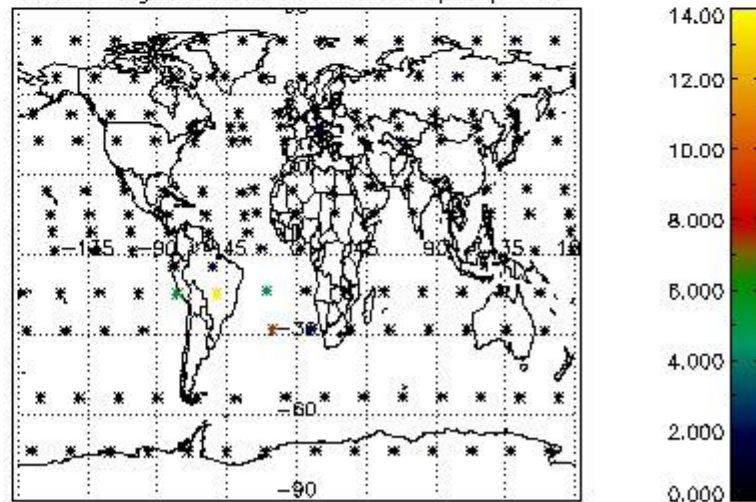
Percentage of datation errors per profile



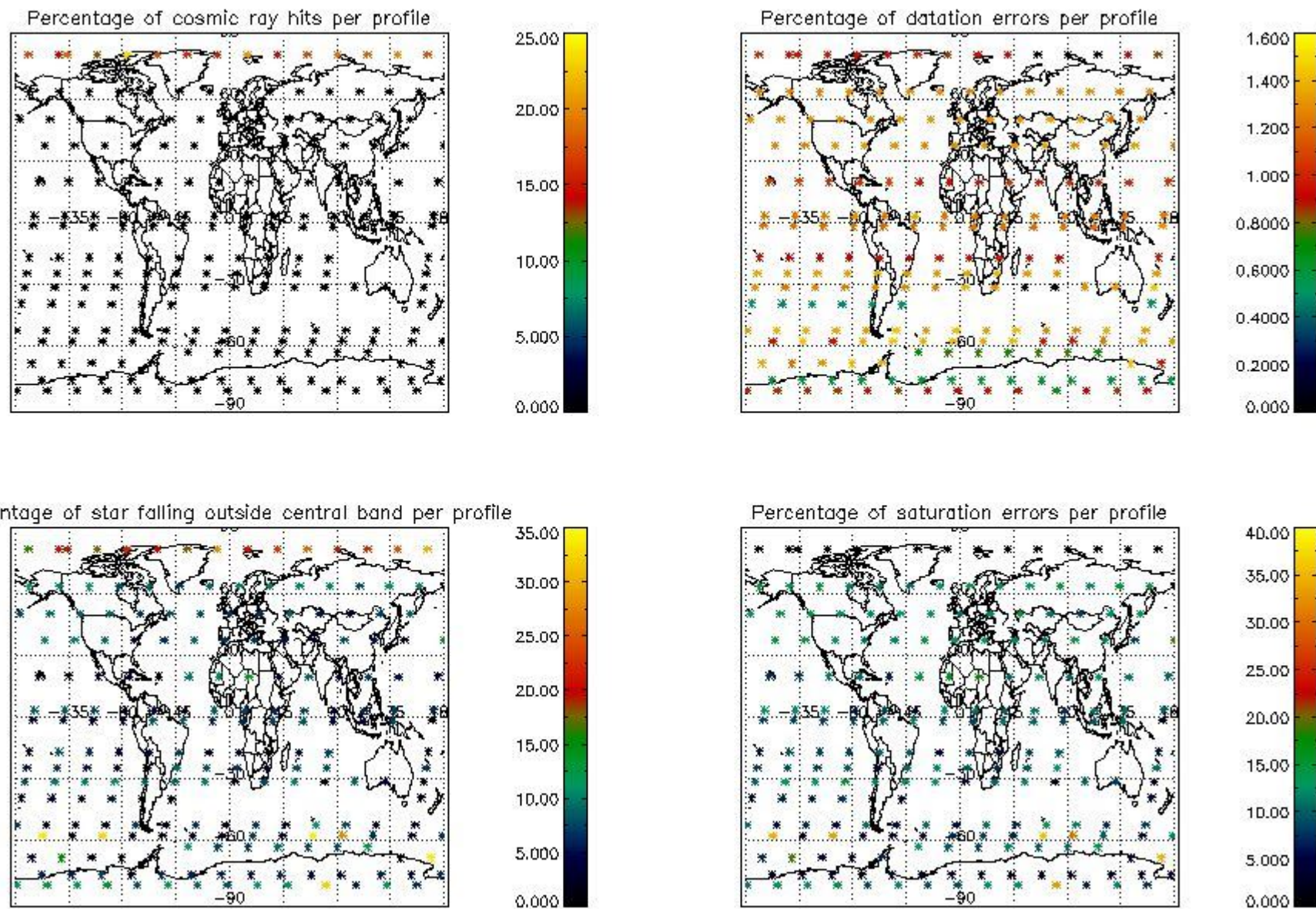
Percentage of star falling outside central band per profile



Percentage of saturation errors per profile



4.2.2 Plot level 1 quality information per product (world map): ENVISAT DESCENDING passes



5. Trace gas profiles

5.1 Ozone statistics based on quality of products

The final quality of the products can be "measured" using the STD (Standard Deviation) attached to every point profile. This information is written to the parameter GOM_NL__2P/NL_LOCAL_SPECIES_DENSITY/o3_std of the level 2 products. The table below shows the statistics for given STD ranges.

The statistics are given with respect to the overall valid production:

- Products without fatal errors: GOM_NL__2P/MPH/PRODUCT_ERR=0
- Valid point profile: GOM_NL__2P/NL_LOCAL_SPECIES_DENSITY/pcd(0)=0

The 'Criteria' is applied to valid points of dark limb products:

- Products in dark limb illumination condition: GOM_NL__2P/NL_SUMMARY_QUALITY/obs_ill_cond=0
- Products without fatal errors: GOM_NL__2P/MPH/PRODUCT_ERR=0
- Valid point profile: GOM_NL__2P/NL_LOCAL_SPECIES_DENSITY/pcd(0)=0

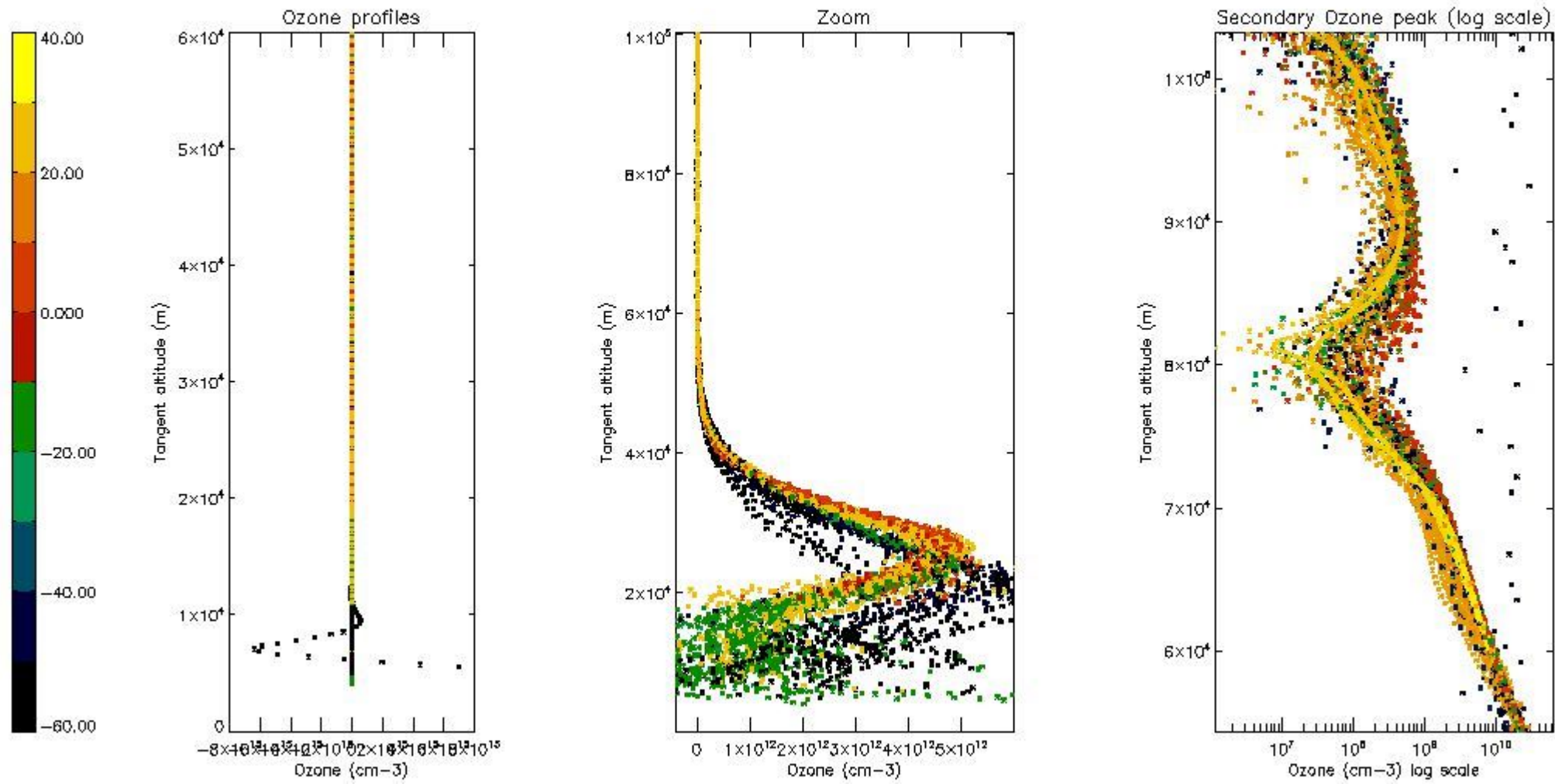
So, the table below shows the percentage of dark limb and valid observations for each criteria with respect to the overall valid daily observations.

Criteria	% of total production
All STD	38
STD < 20	24

STD < 10	21
STD < 5	16

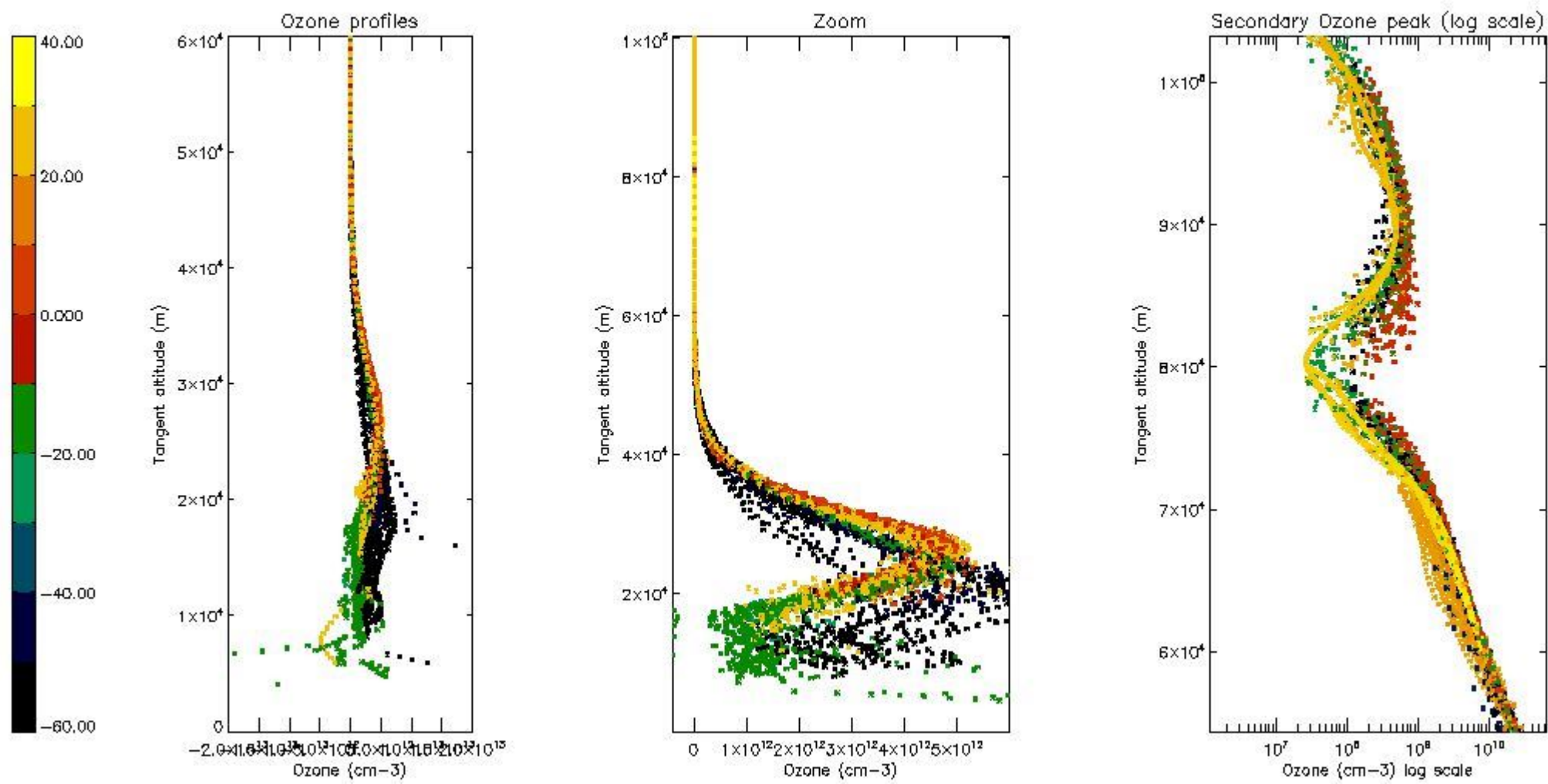
5.2 Plot ozone profiles for all STD (dark without errors)

The colorbar represents the latitude.



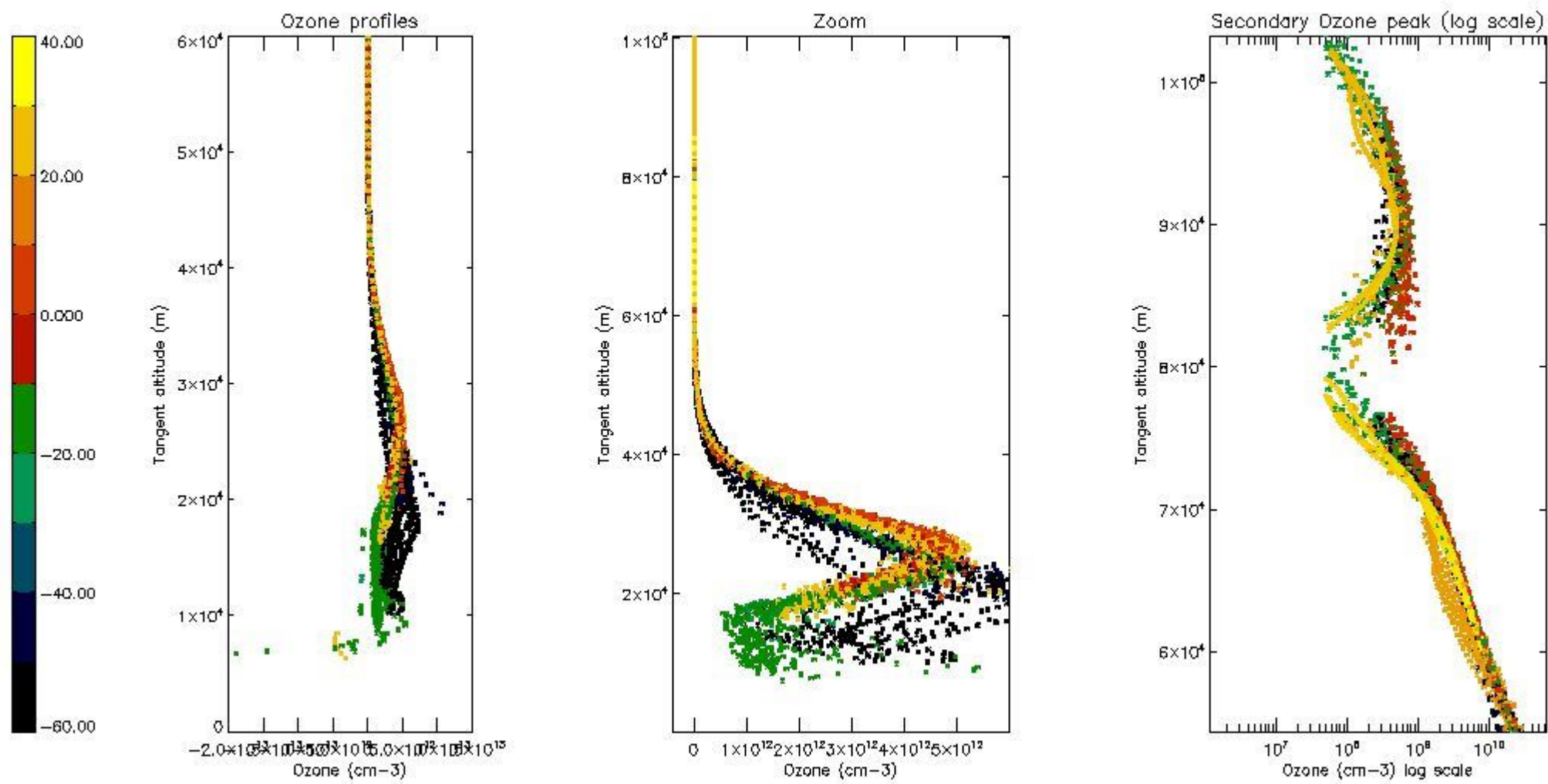
5.3 Plot ozone profiles where STD < 20% (dark without errors)

The colorbar represents the latitude.



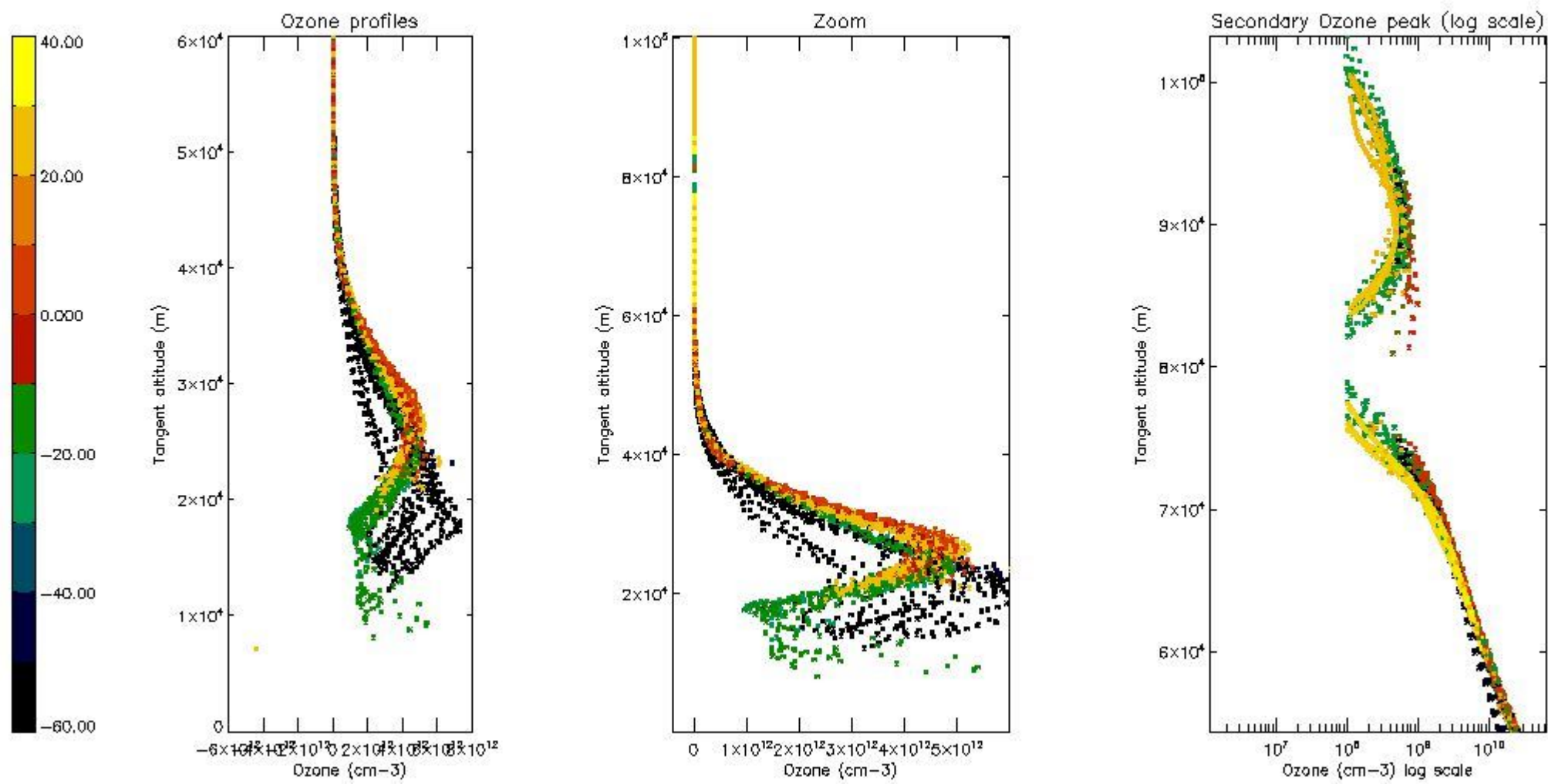
5.4 Plot ozone profiles where STD < 10% (dark without errors)

The colorbar represents the latitude.



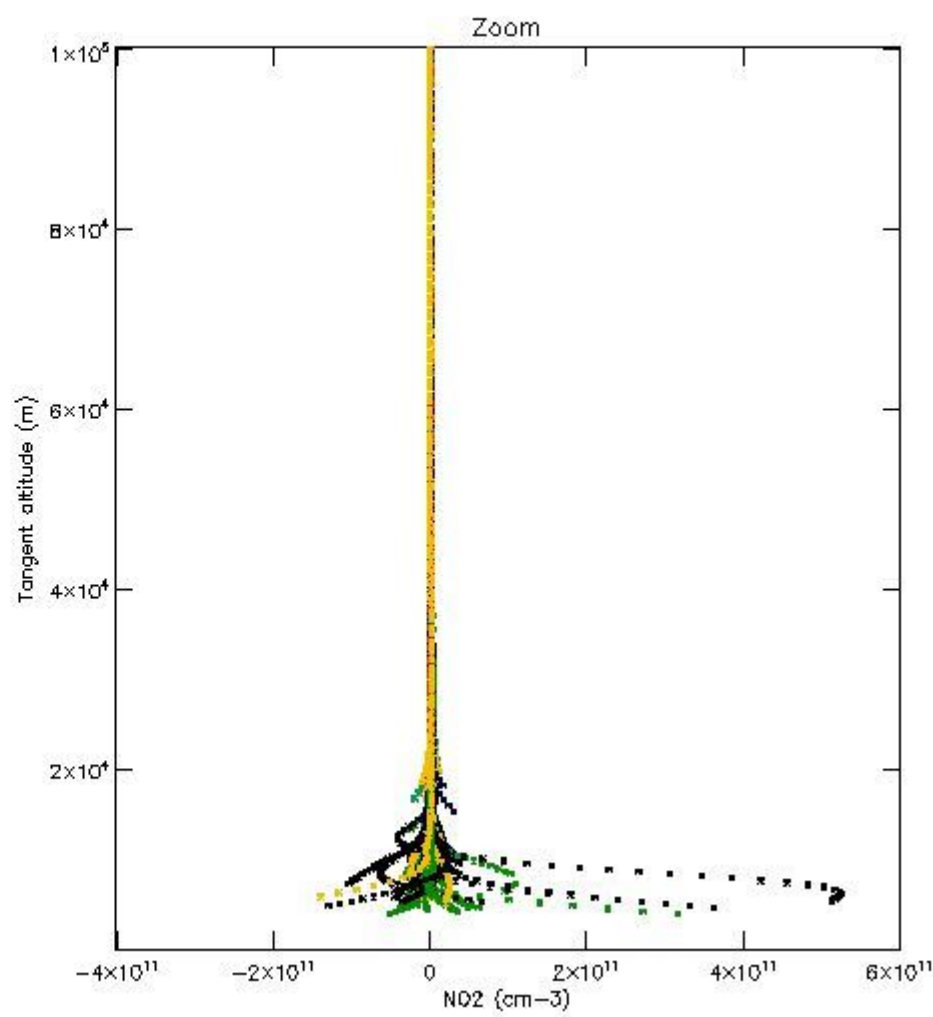
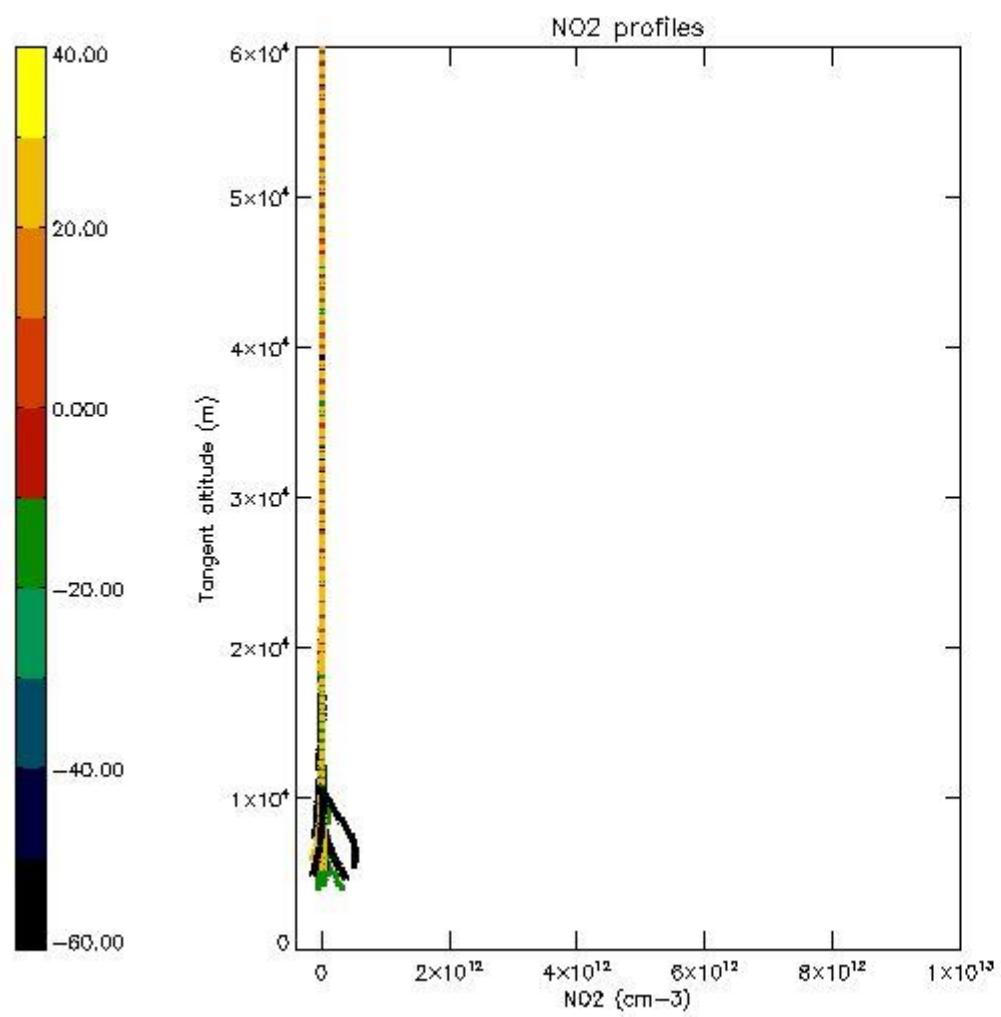
5.5 Plot ozone profiles where $STD < 5\%$ (dark without errors)

The colorbar represents the latitude.



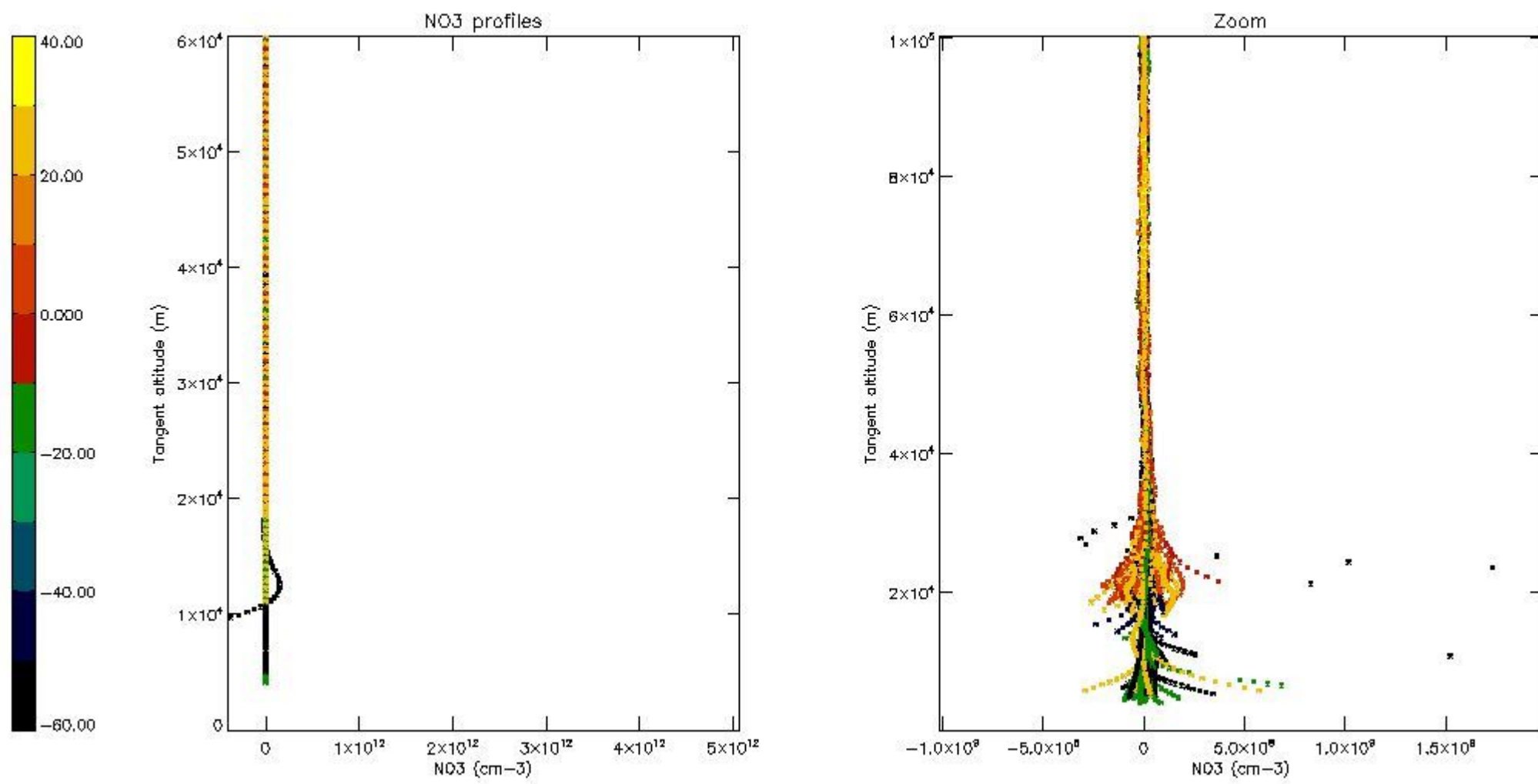
5.6 Plot NO₂ profiles for all STD (dark without errors)

The colorbar represents the latitude.



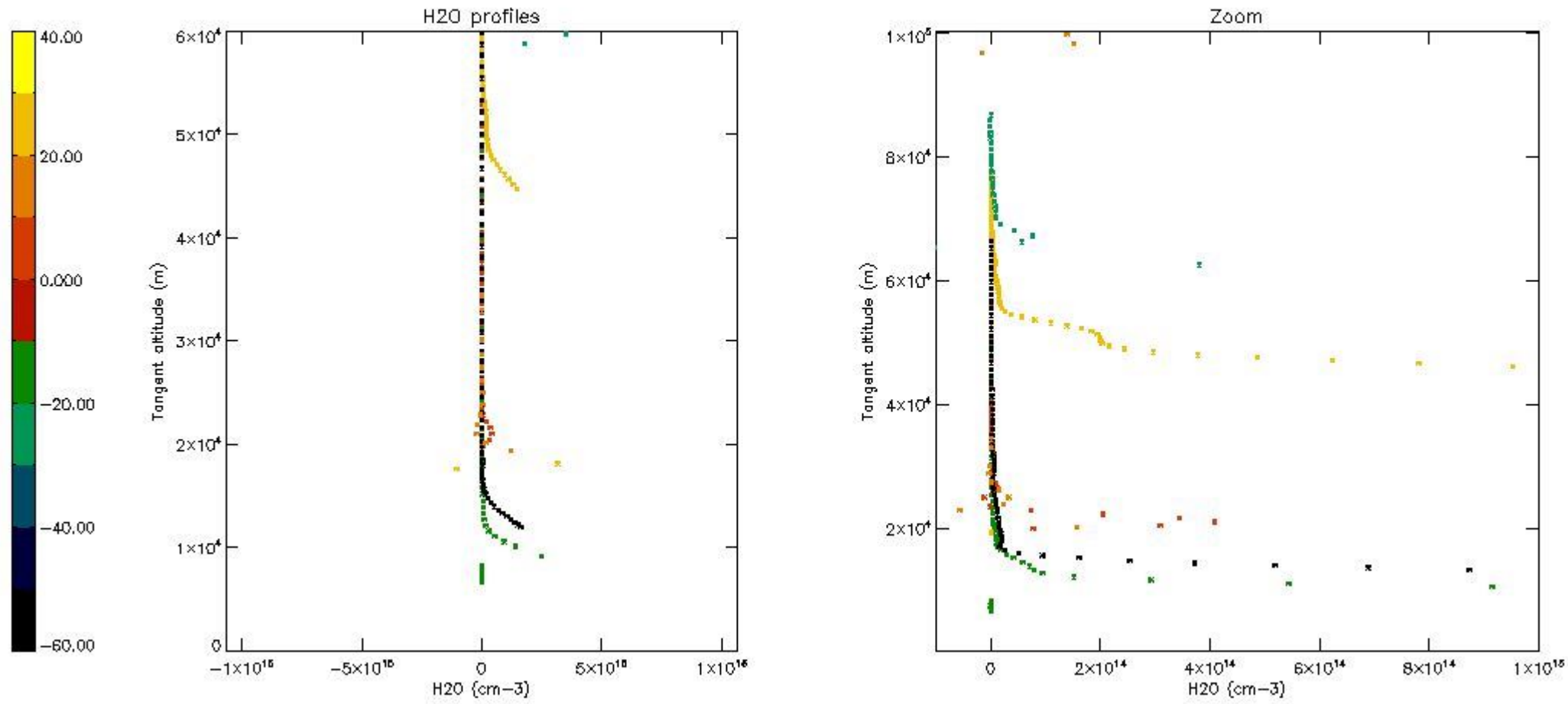
5.7 Plot NO3 profiles for all STD (dark without errors)

The colorbar represents the latitude.



5.8 Plot H₂O profiles for all STD (only for occultations of stars 1,2,3,4,13,14,16,26,63 dark without errors)

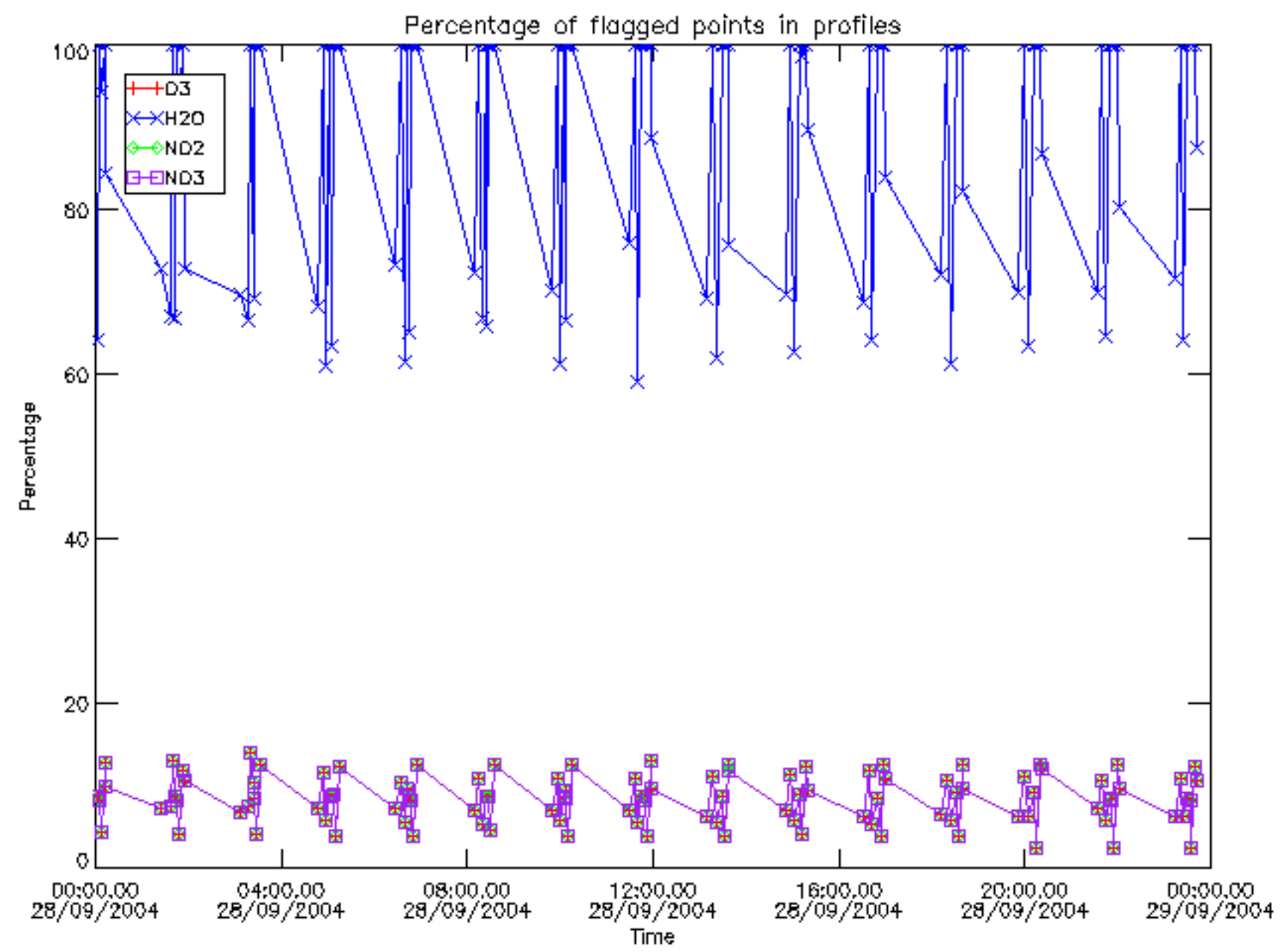
The colorbar represents the latitude.



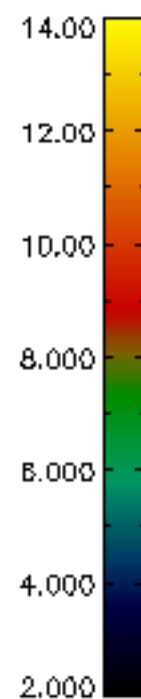
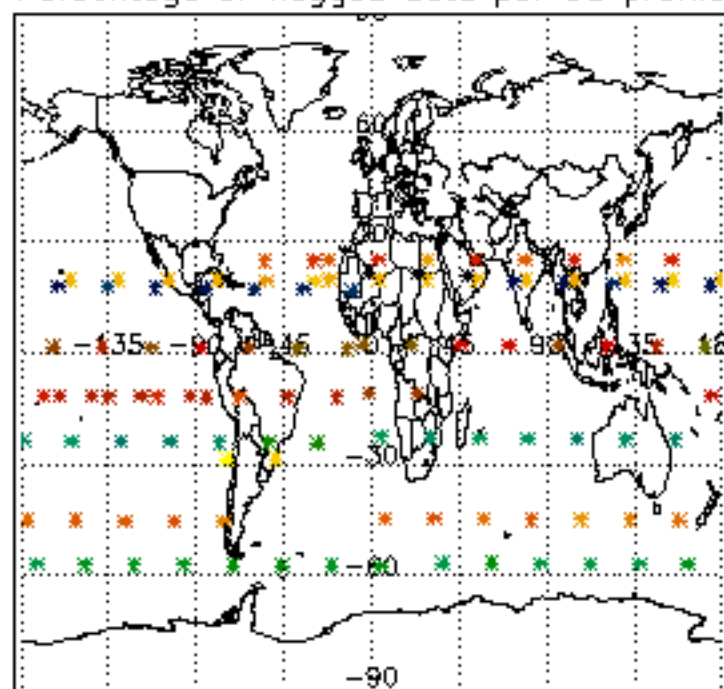
6. Auxiliary Data Files used for the production reported in section 2

The number reported in the third column indicates since which file (see list in section 2) the corresponding auxiliary file has been used. The fourth column is the date of those product files.

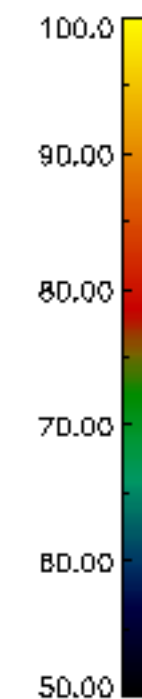
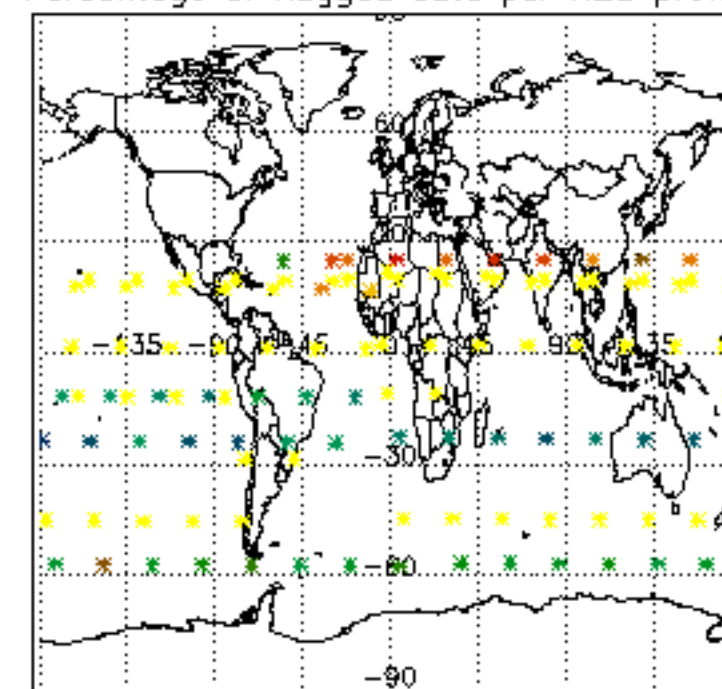
Type	Auxiliary Filename	Used since product	Used since product date
INST_PHYS_CHARACTERISTICS	GOM_INS_AXVIEC20091111_143220_20030716_120000_20500101_000000	1	28-SEP-2004 00:02:42
LEVEL-2_PROC_CONFIG	GOM_PR2_AXVIEC20091111_152718_20020301_000000_20500101_000000	1	28-SEP-2004 00:02:42
CROSS_SECTIONS_FILE	GOM_CRS_AXVIEC20091111_154832_20020301_000000_20500101_000000	1	28-SEP-2004 00:02:42



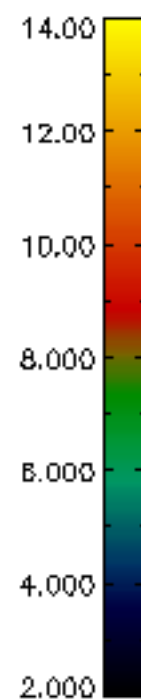
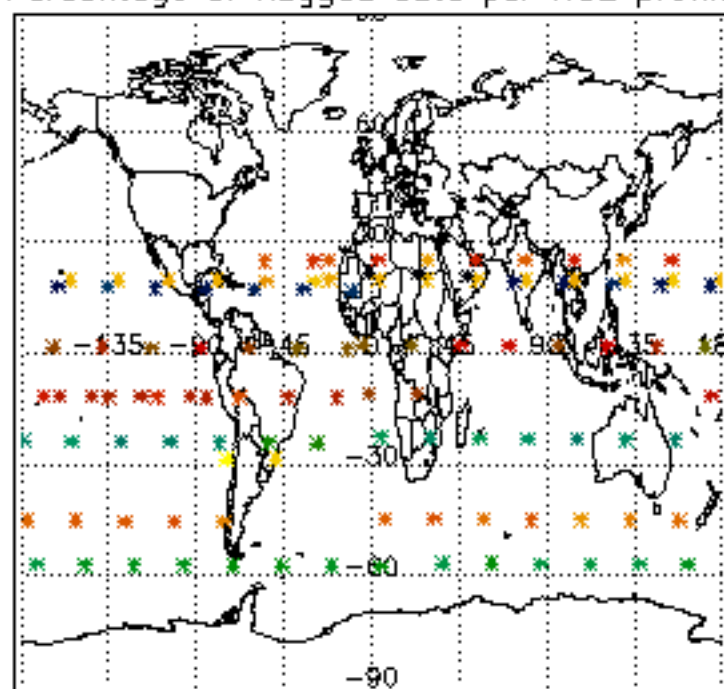
Percentage of flagged data per D3 profile



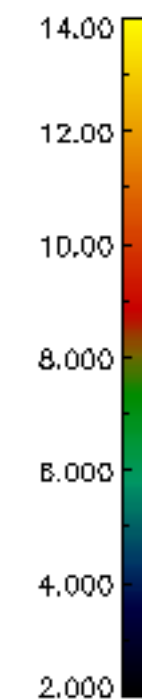
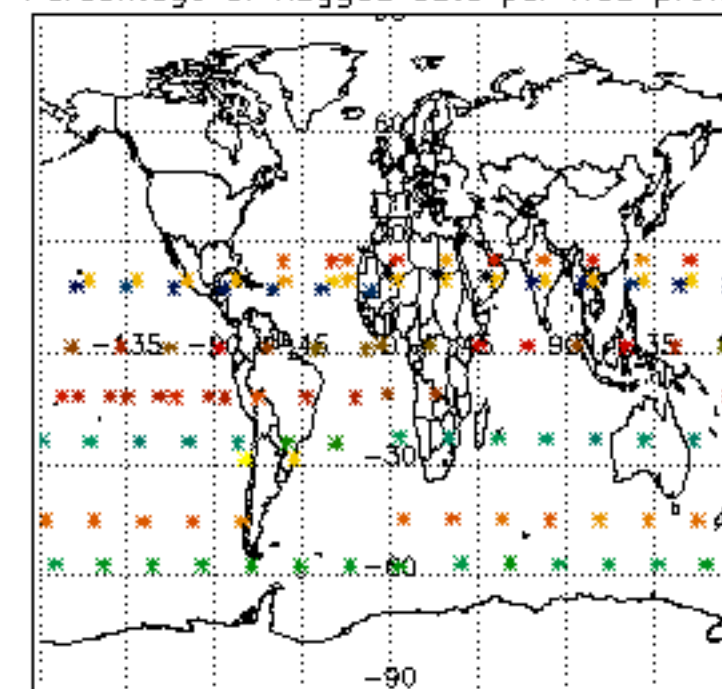
Percentage of flagged data per H2O profile

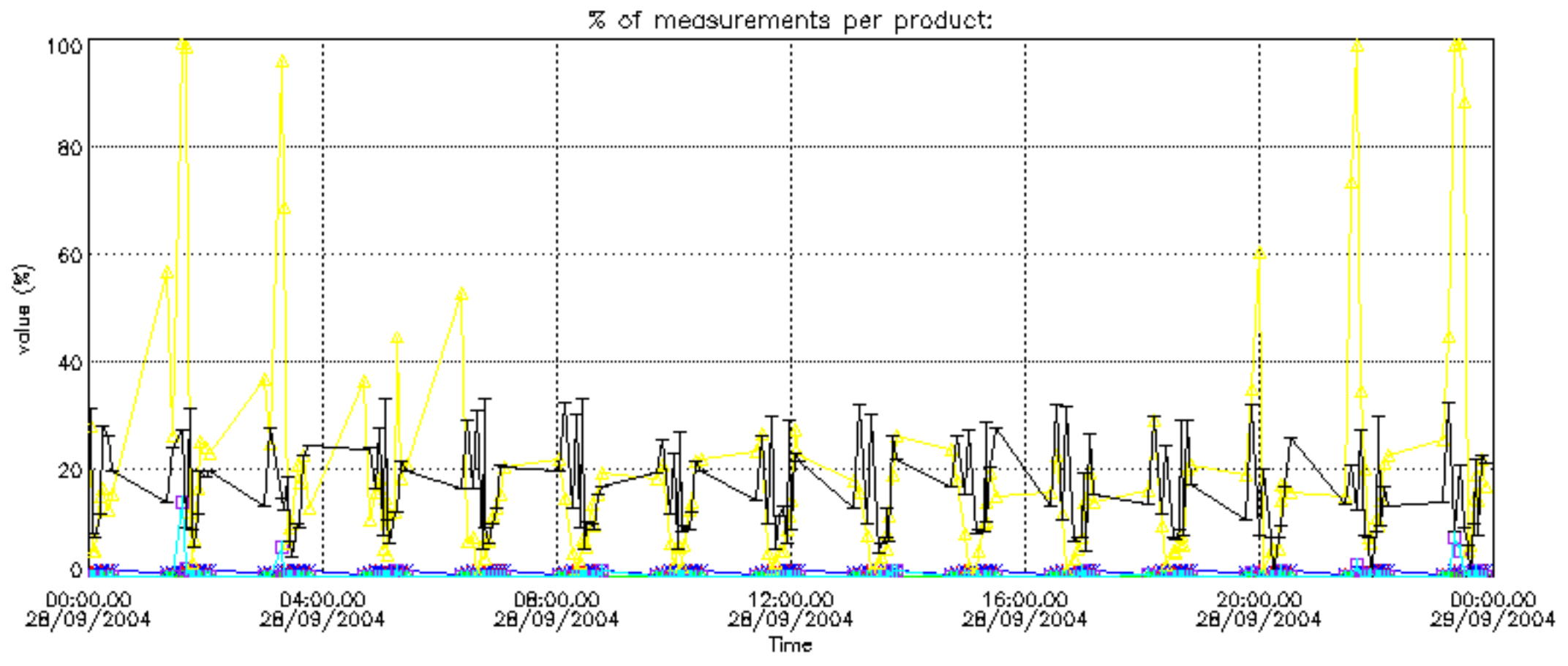


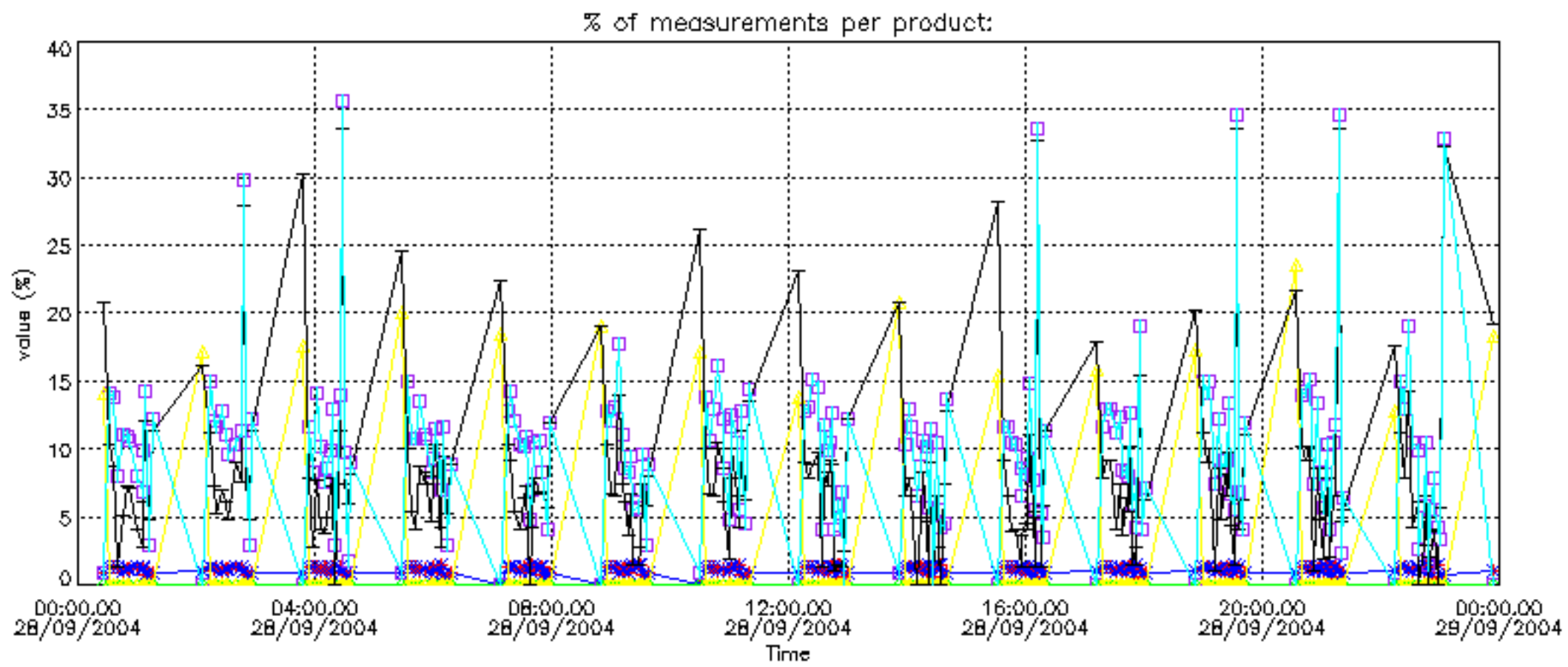
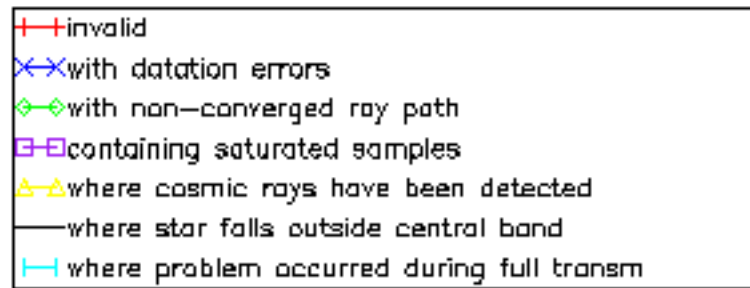
Percentage of flagged data per NO2 profile



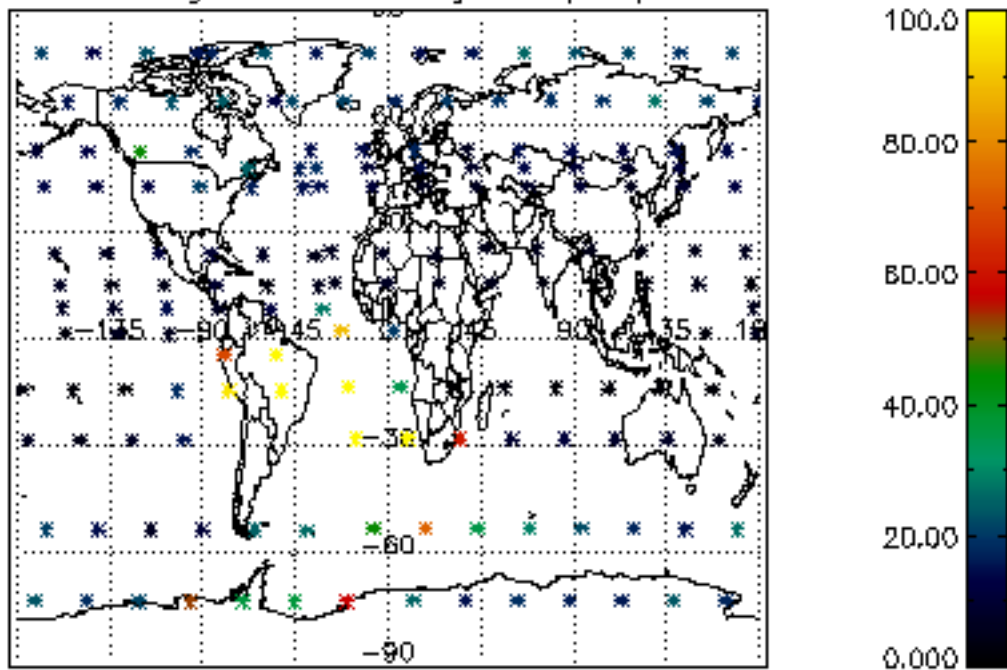
Percentage of flagged data per NO3 profile



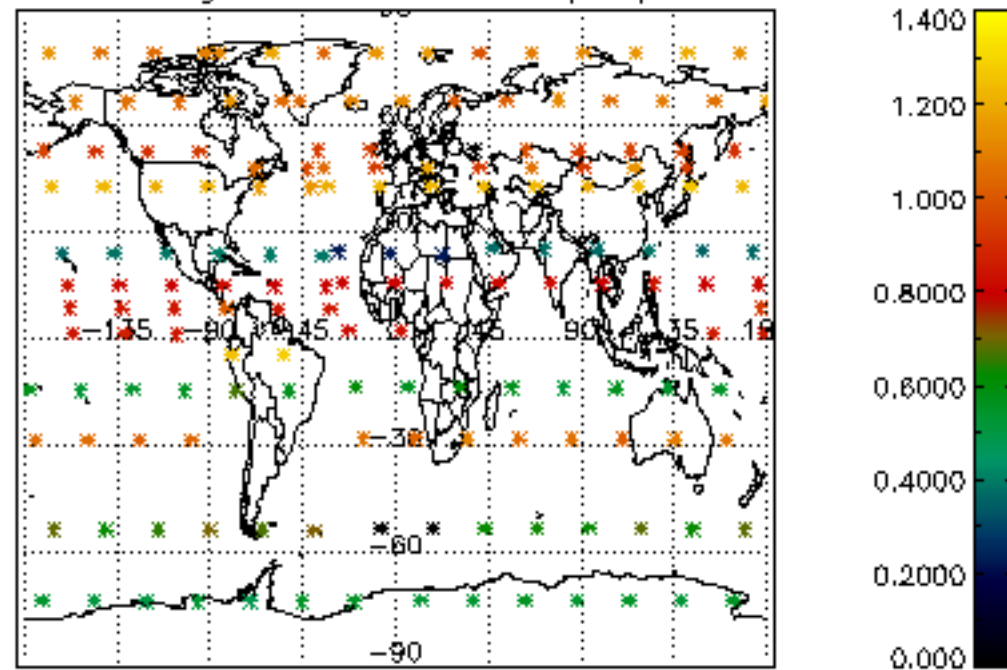




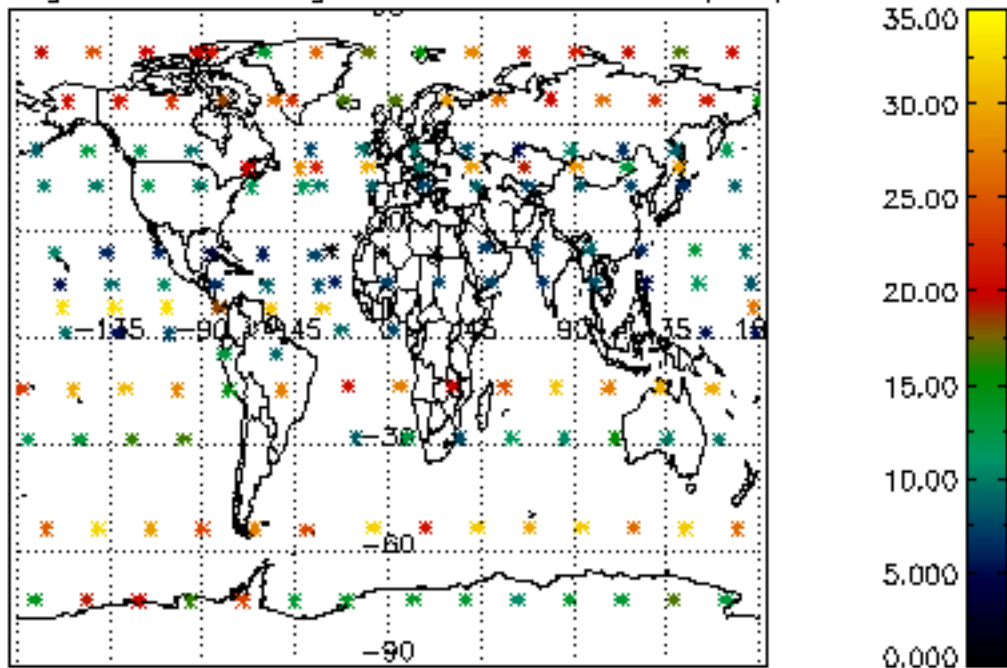
Percentage of cosmic ray hits per profile



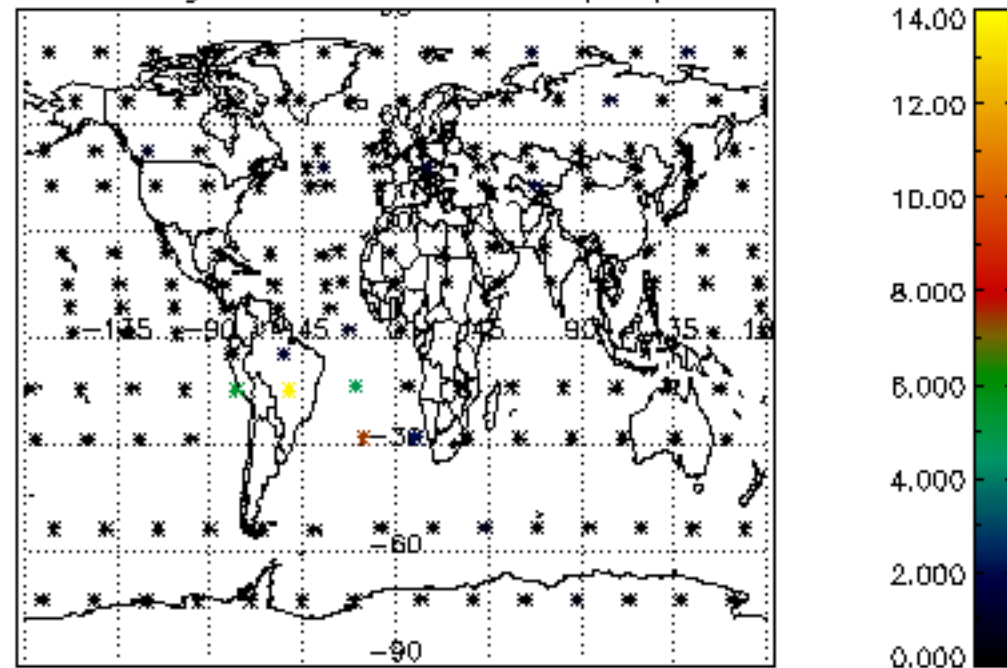
Percentage of datation errors per profile



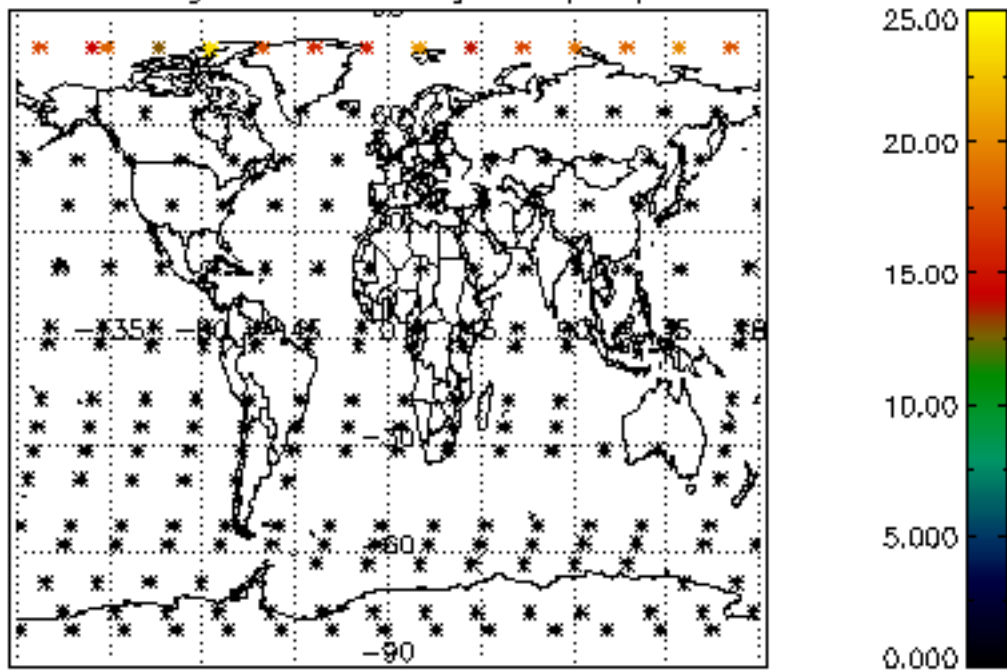
Percentage of star falling outside central band per profile



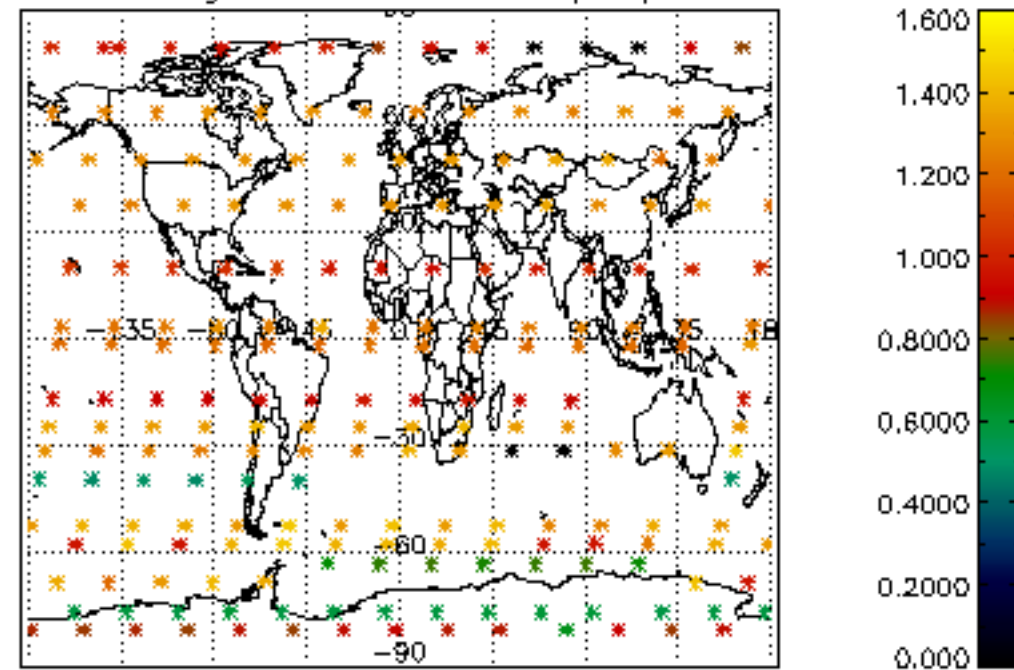
Percentage of saturation errors per profile



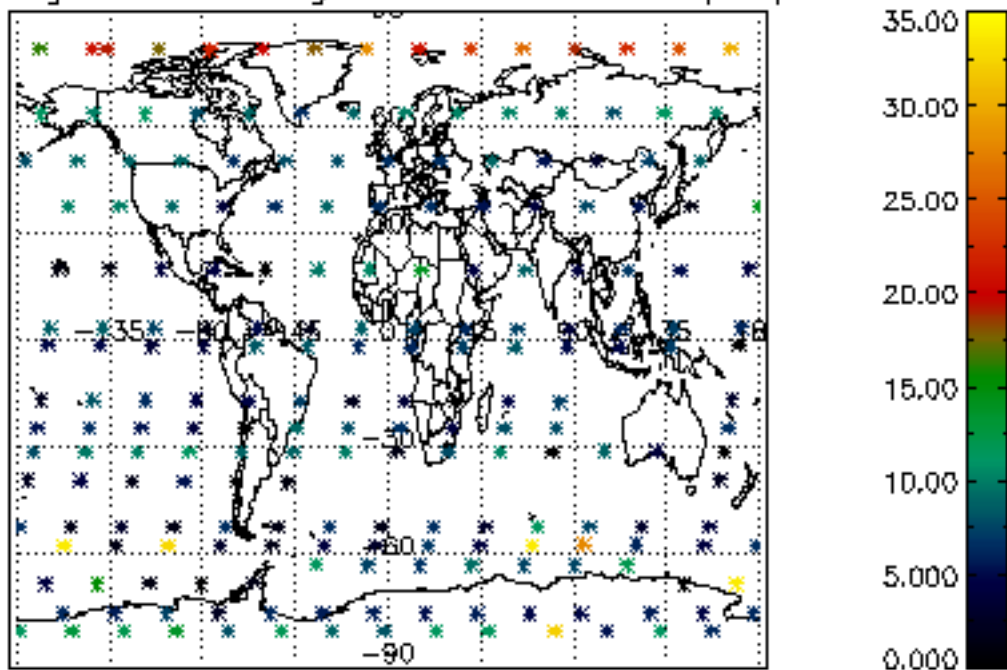
Percentage of cosmic ray hits per profile



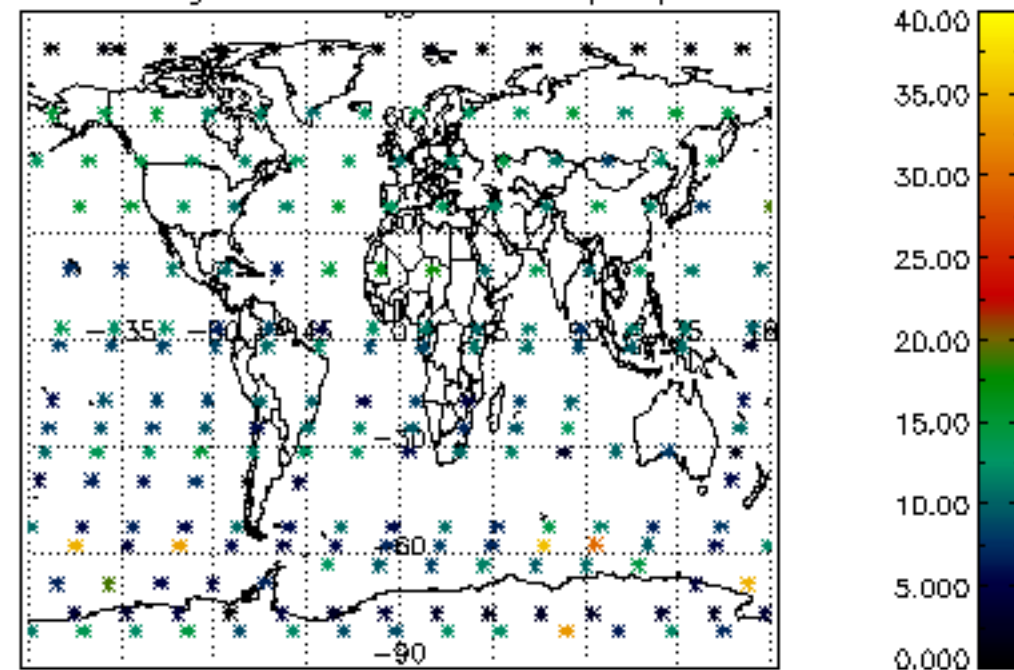
Percentage of datation errors per profile

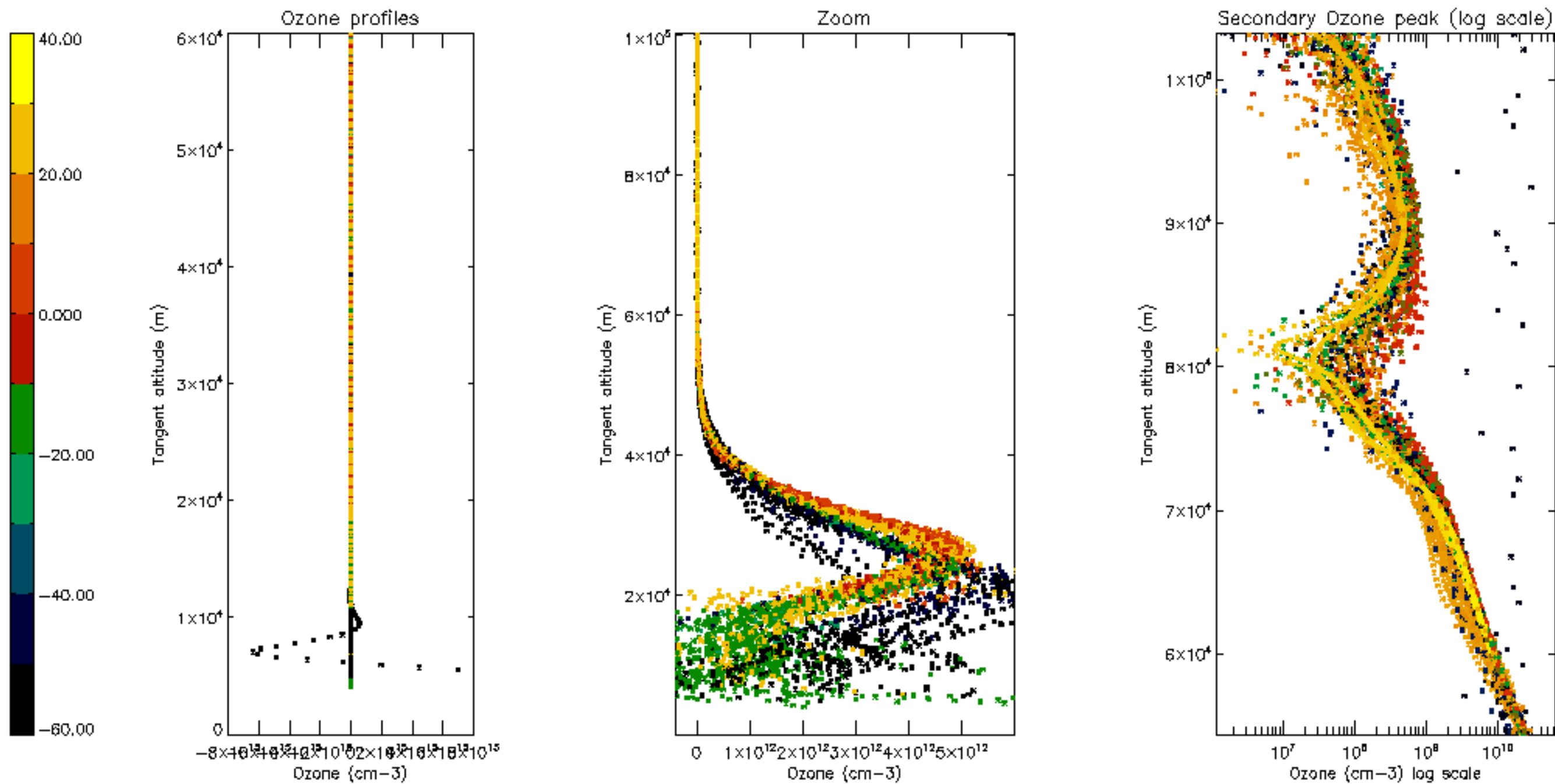


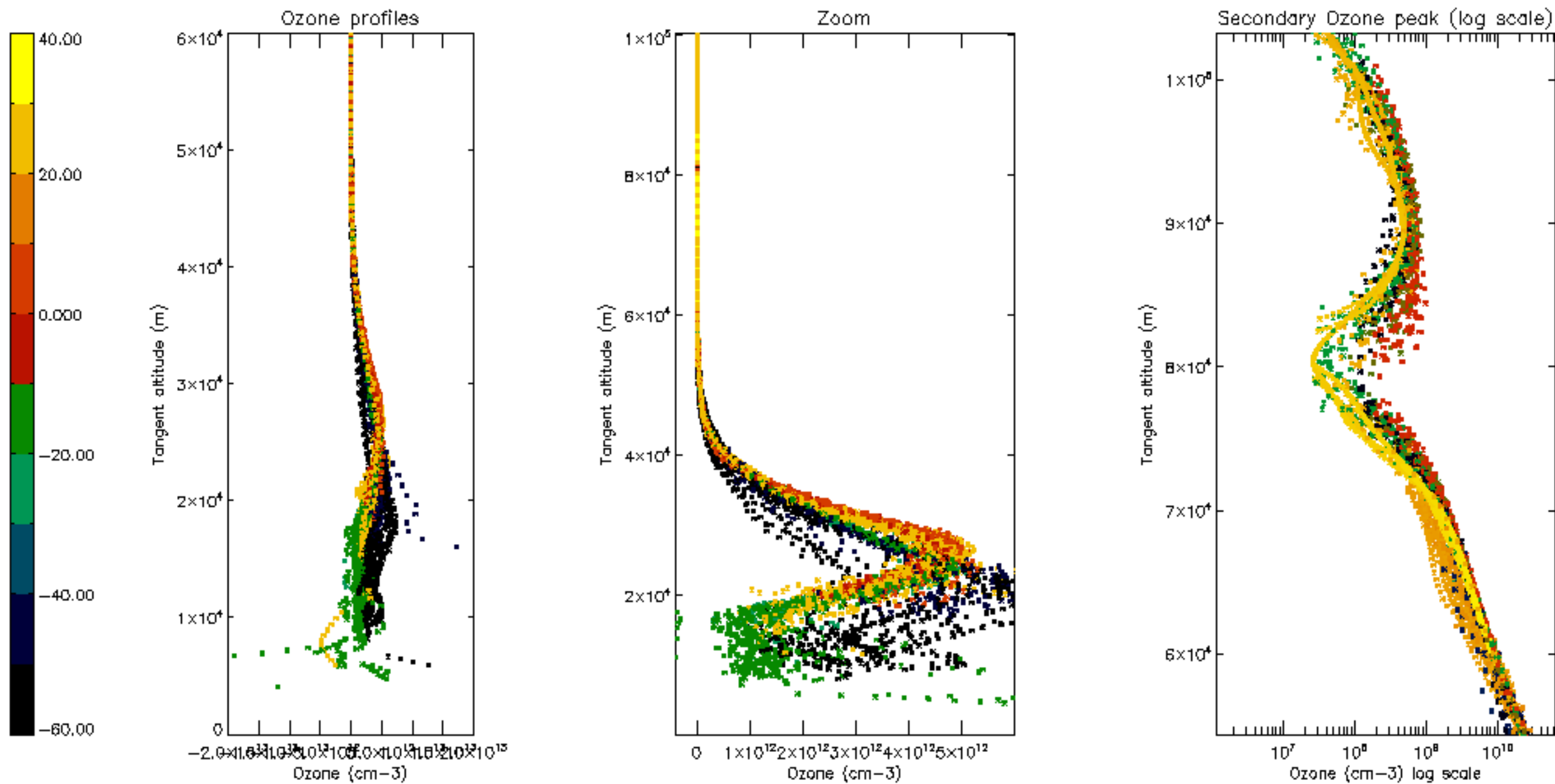
Percentage of star falling outside central band per profile

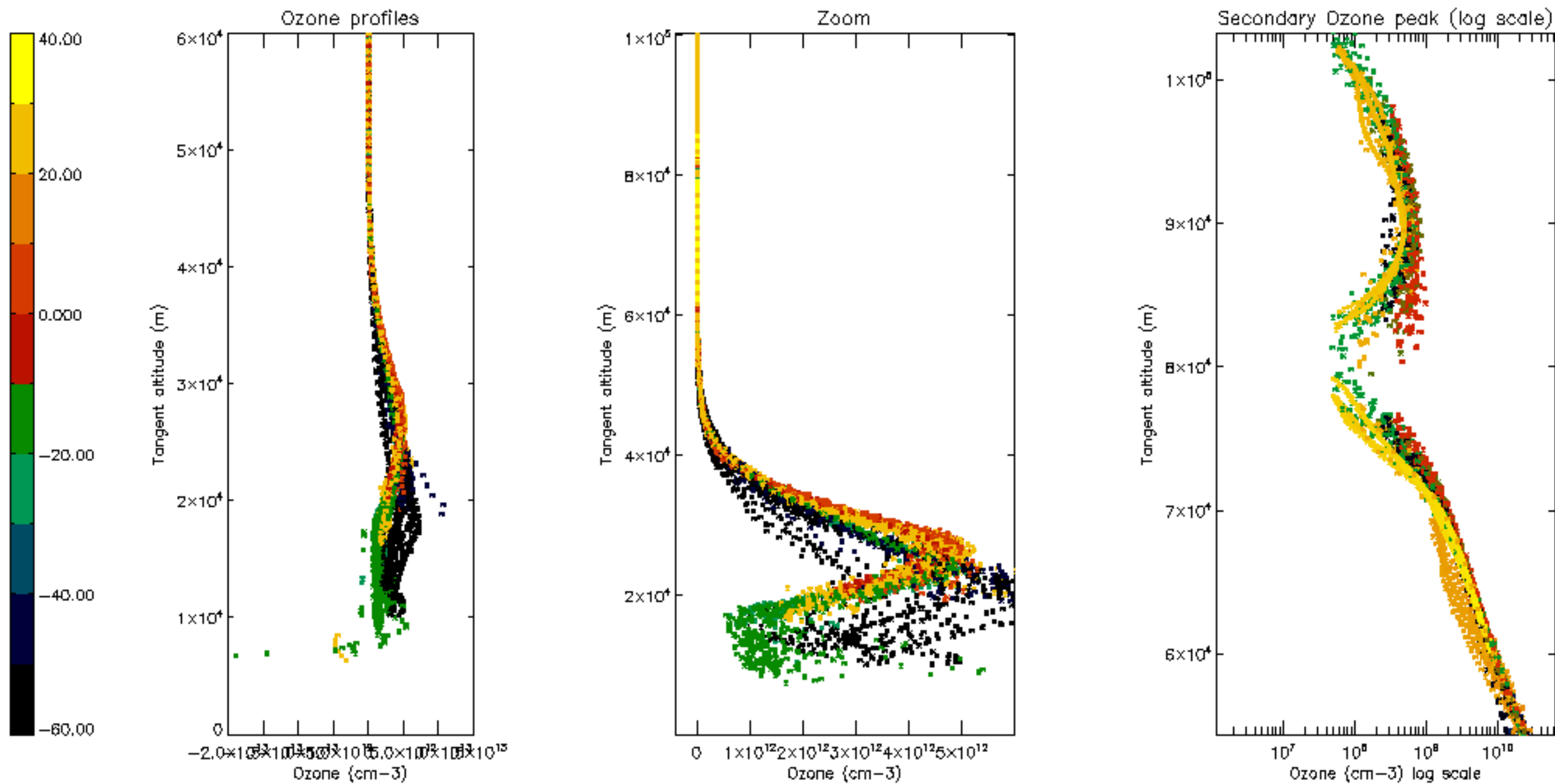


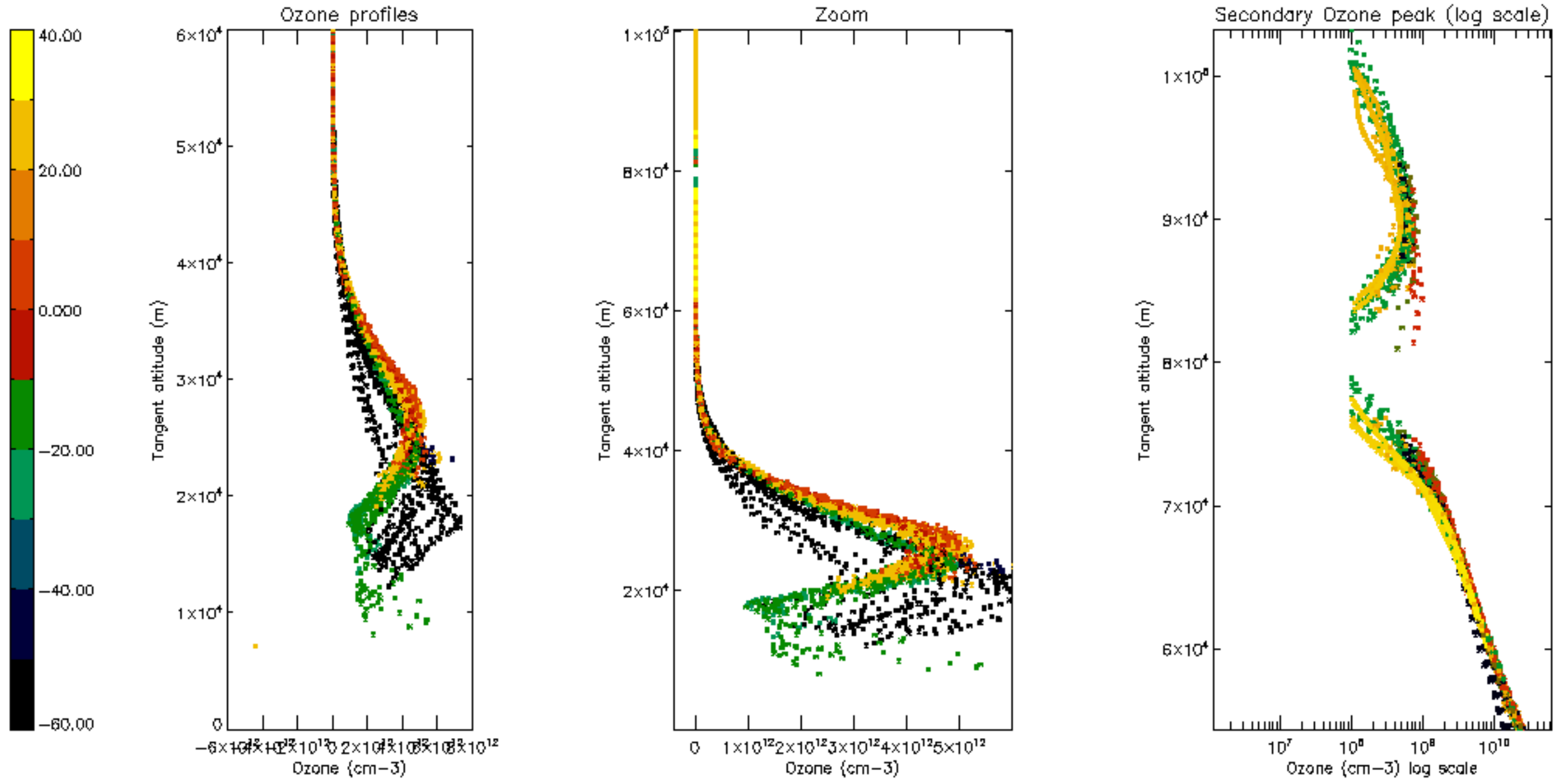
Percentage of saturation errors per profile

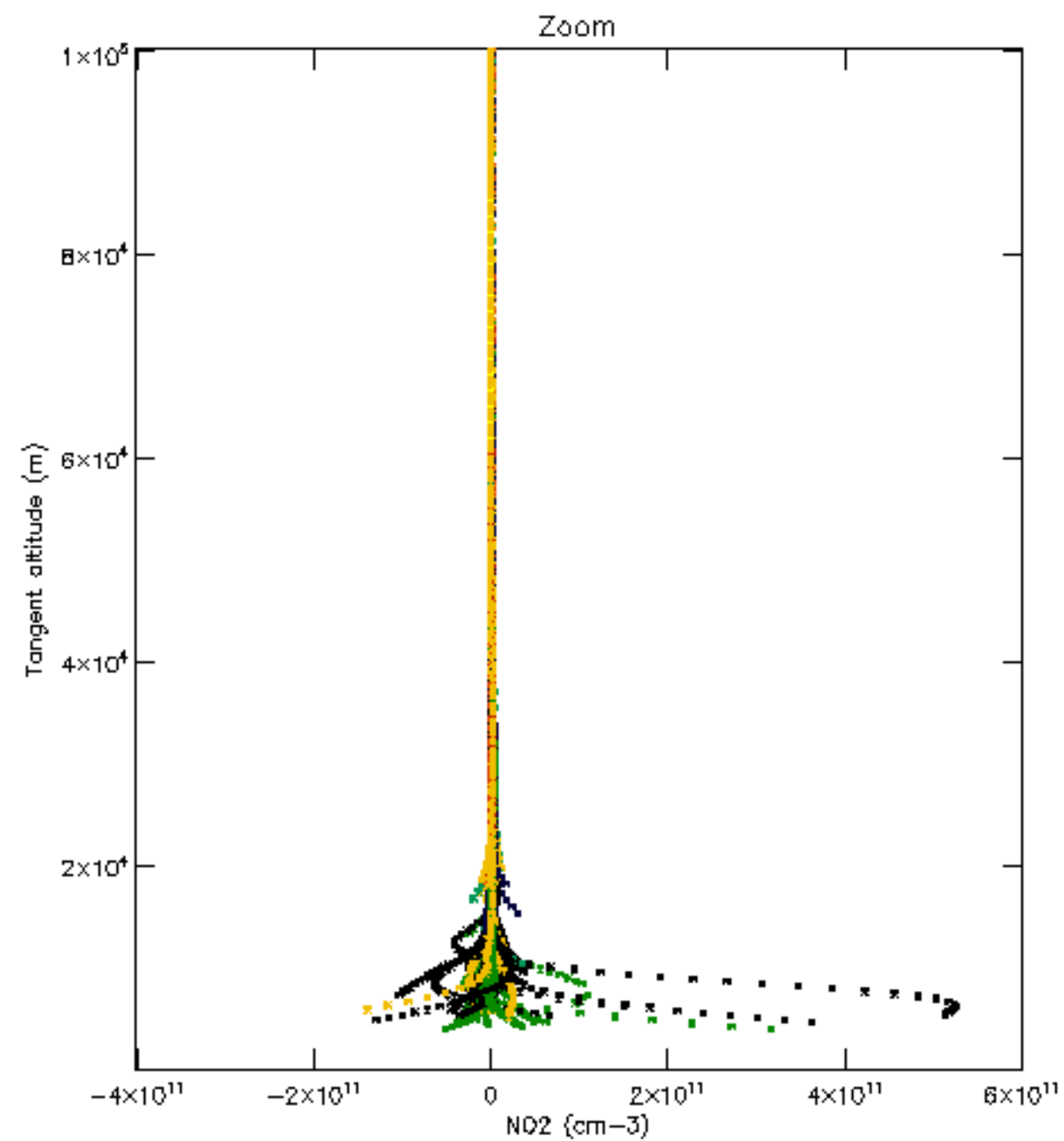
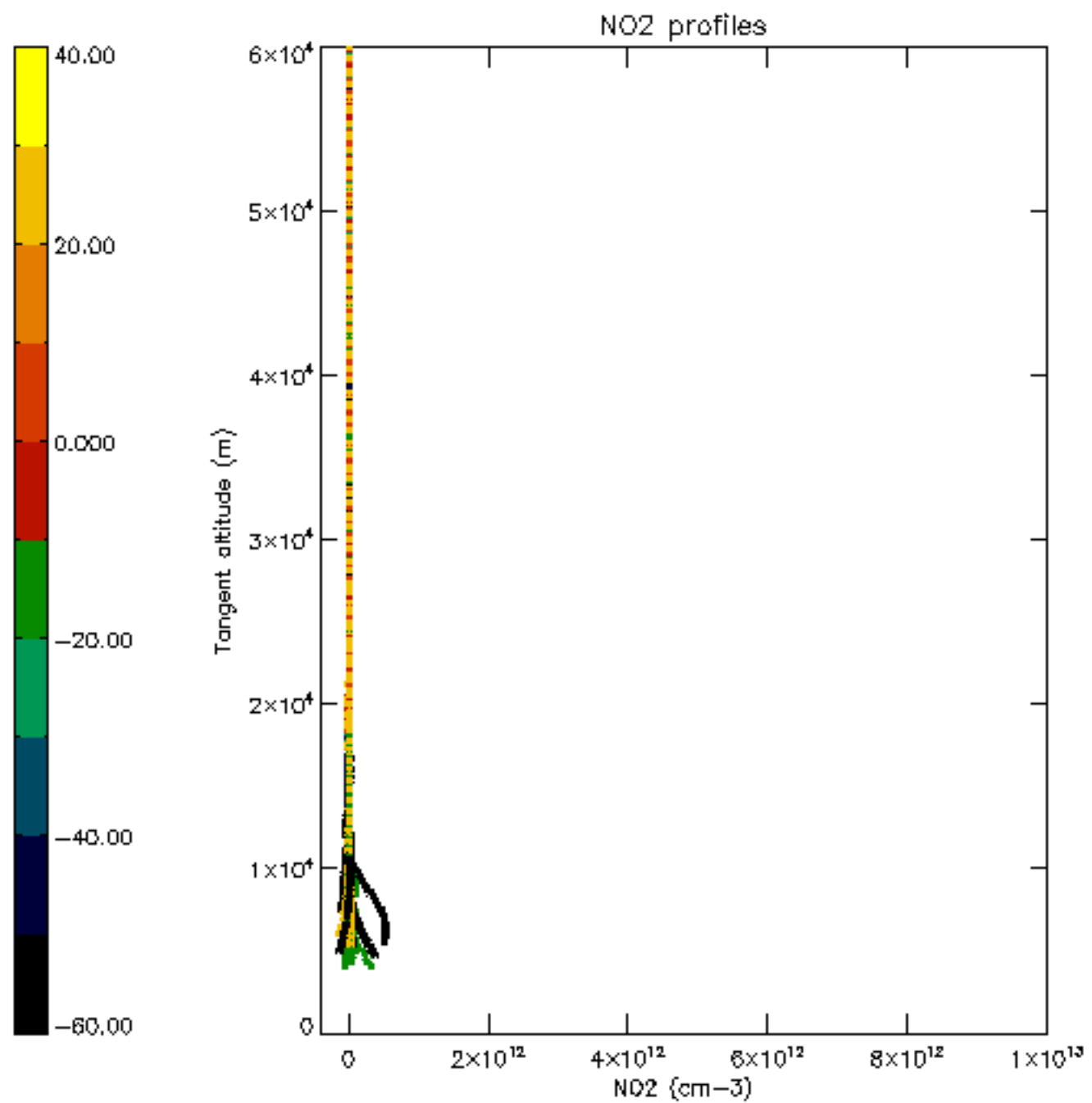


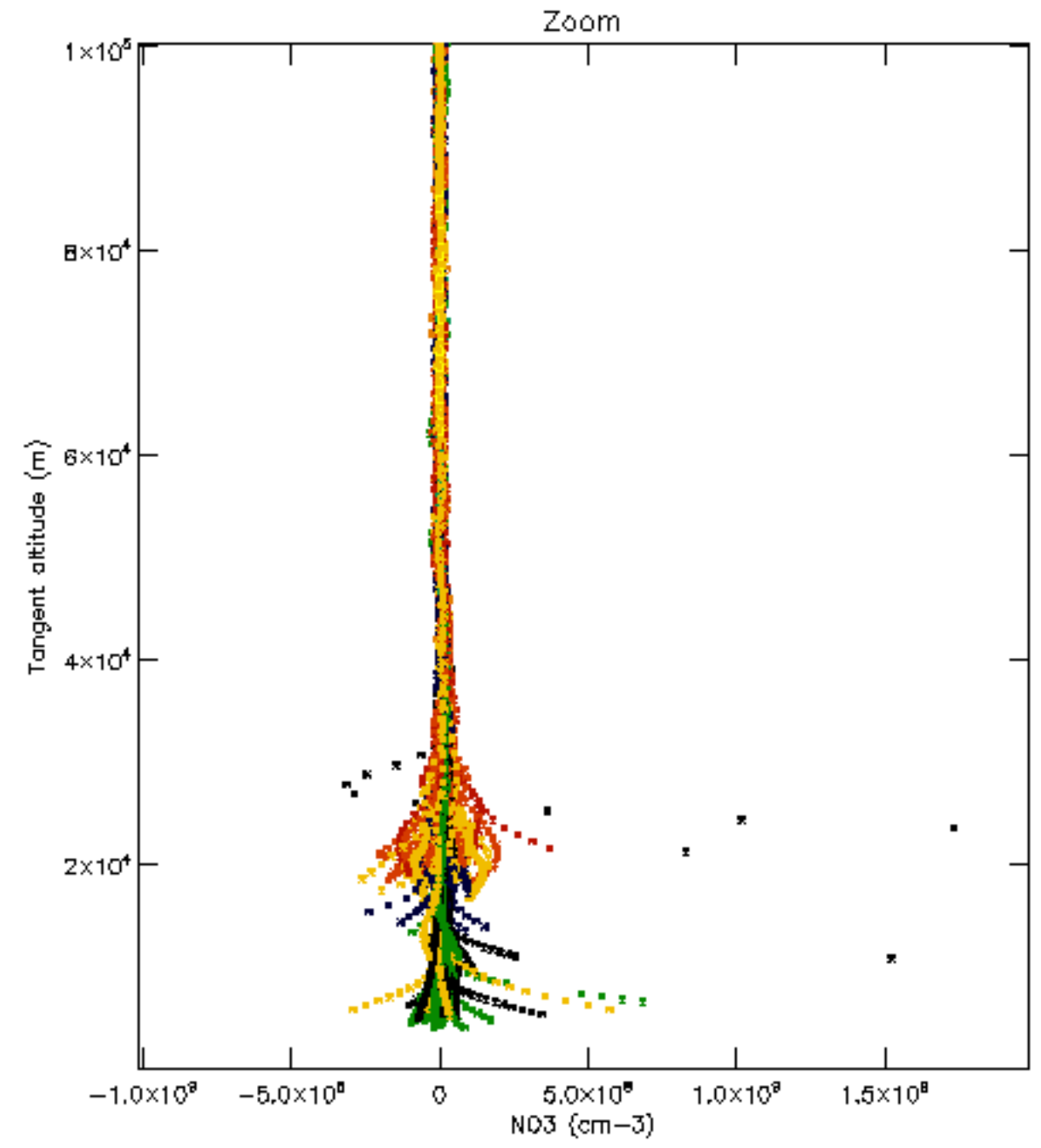
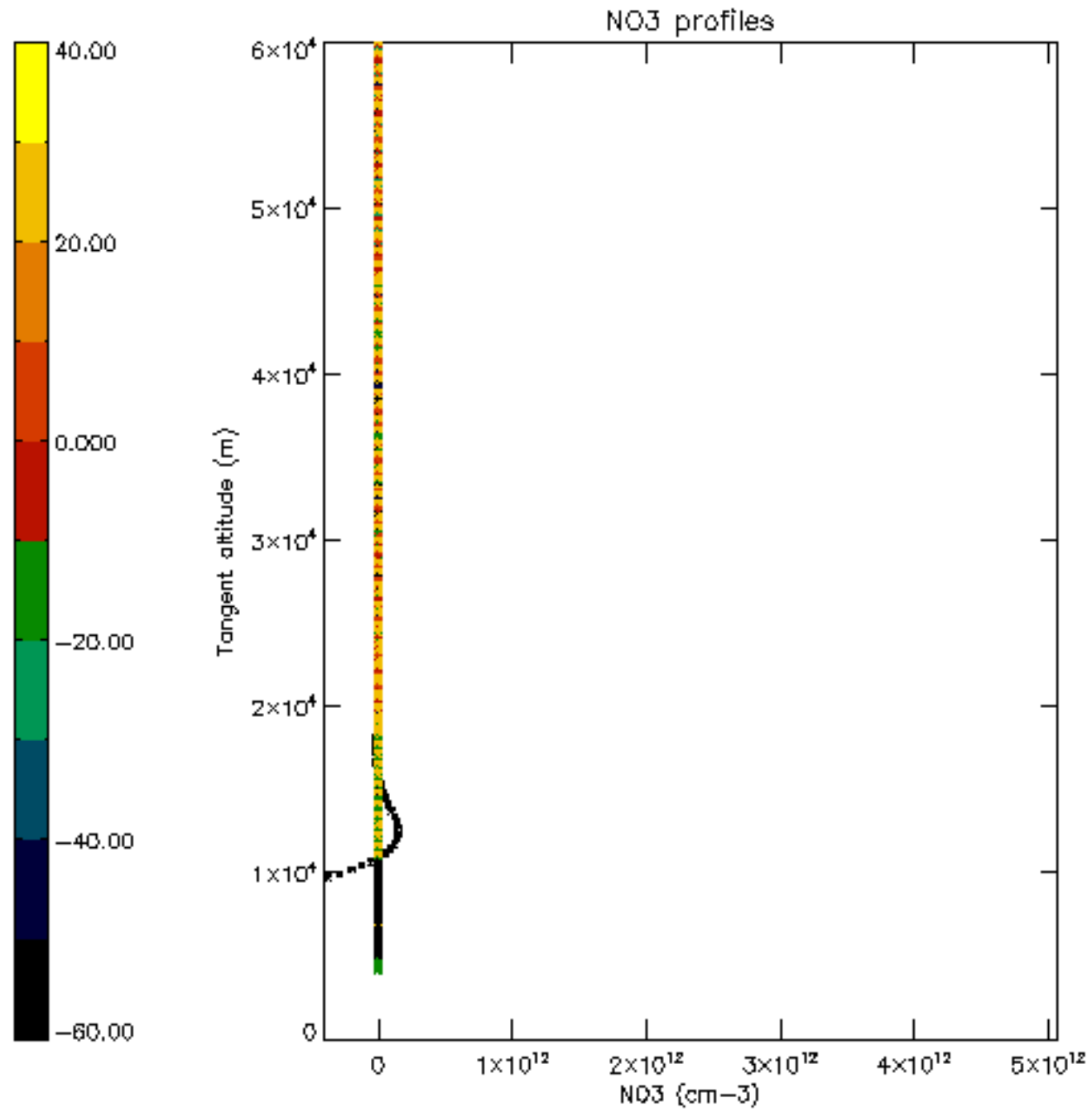


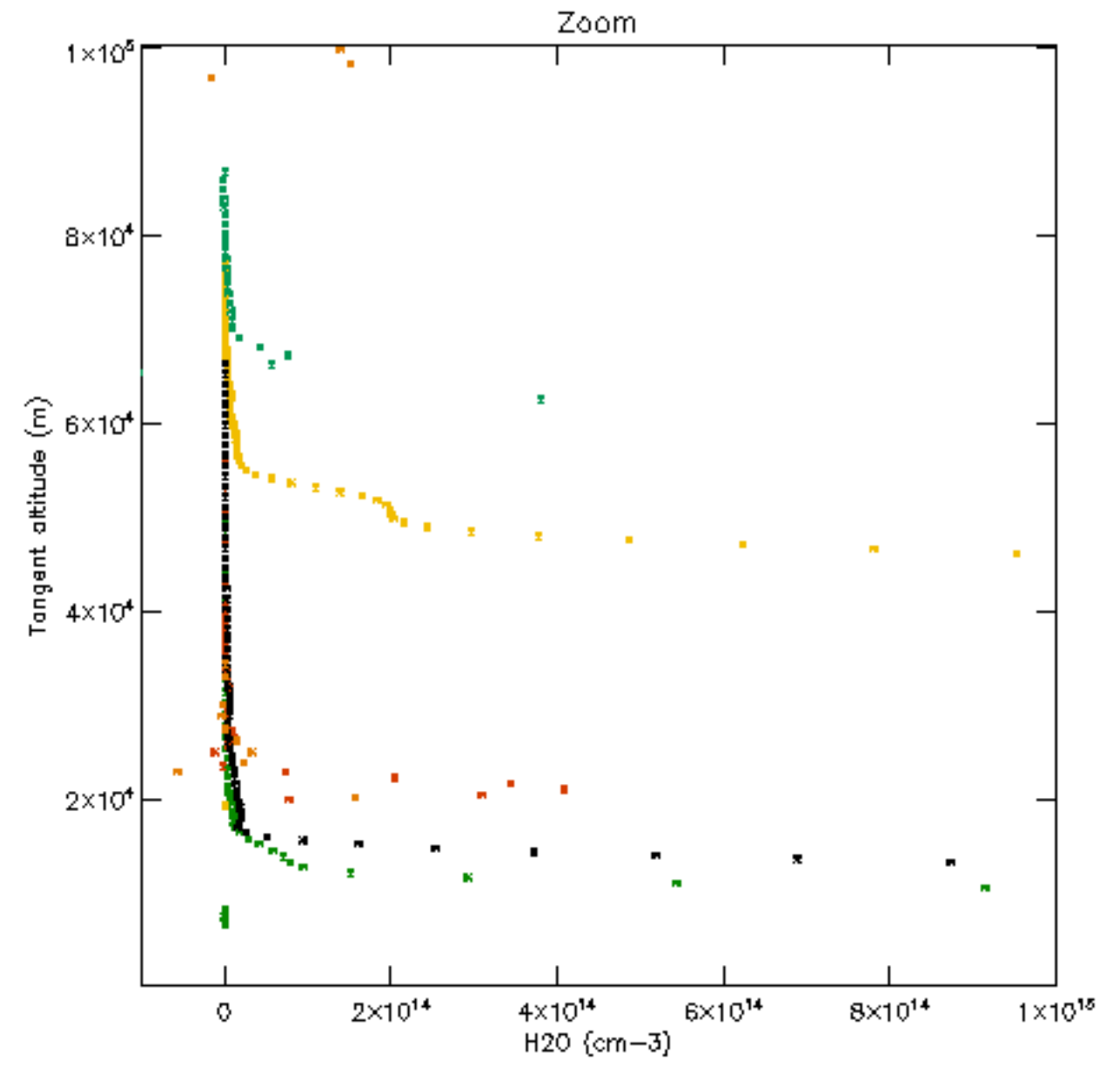
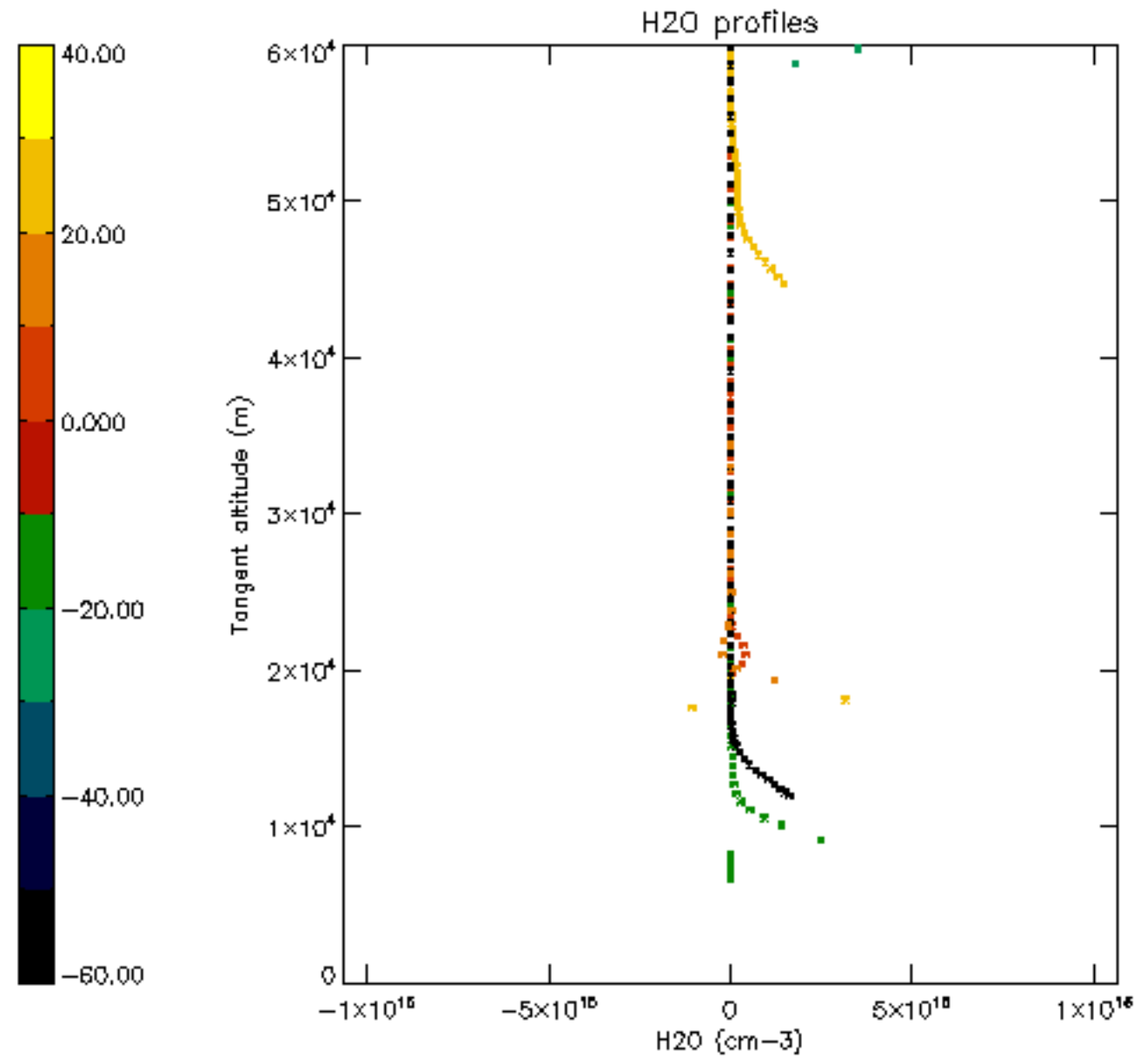


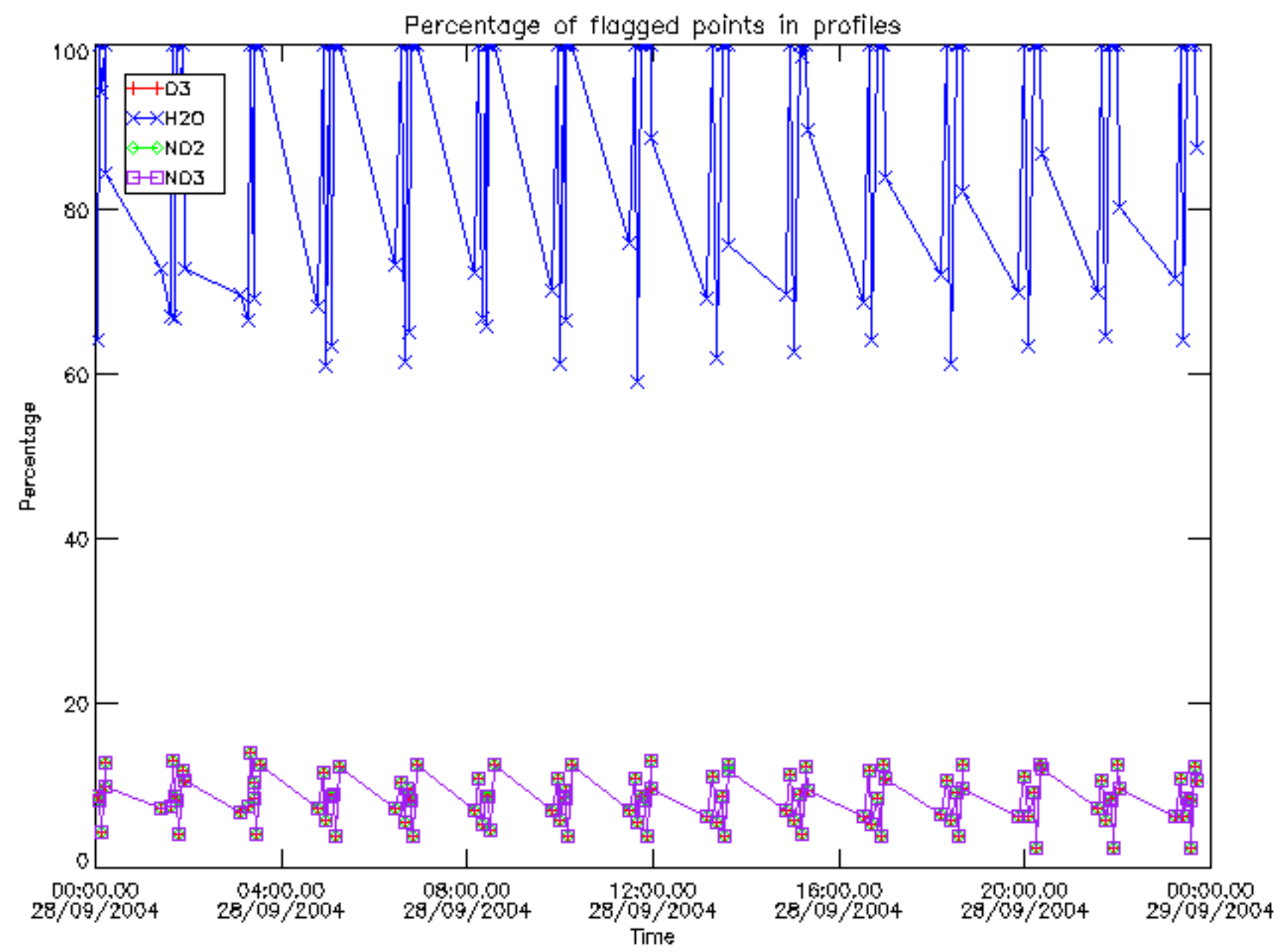




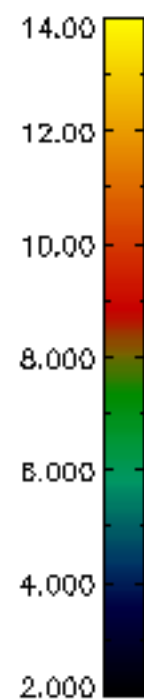
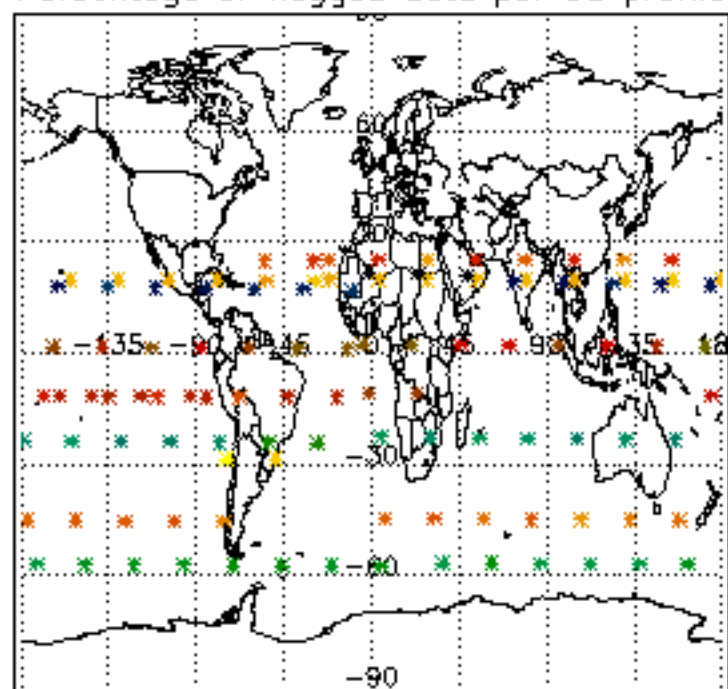




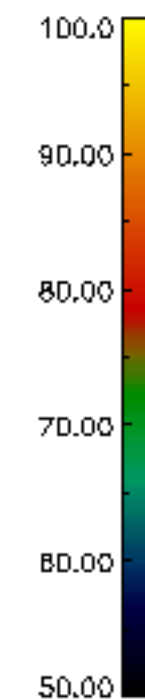
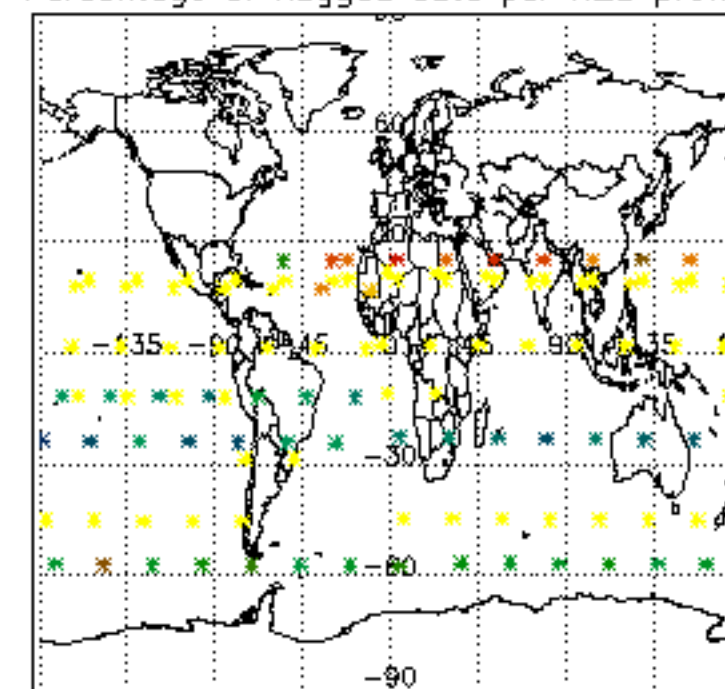




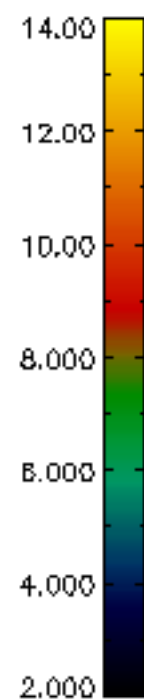
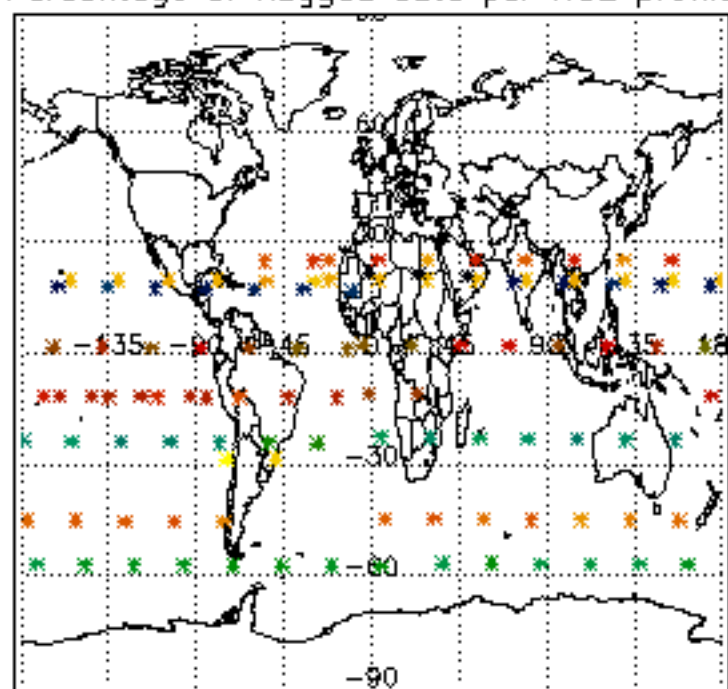
Percentage of flagged data per D3 profile



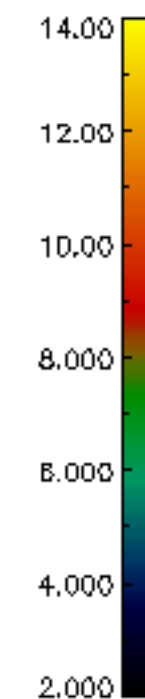
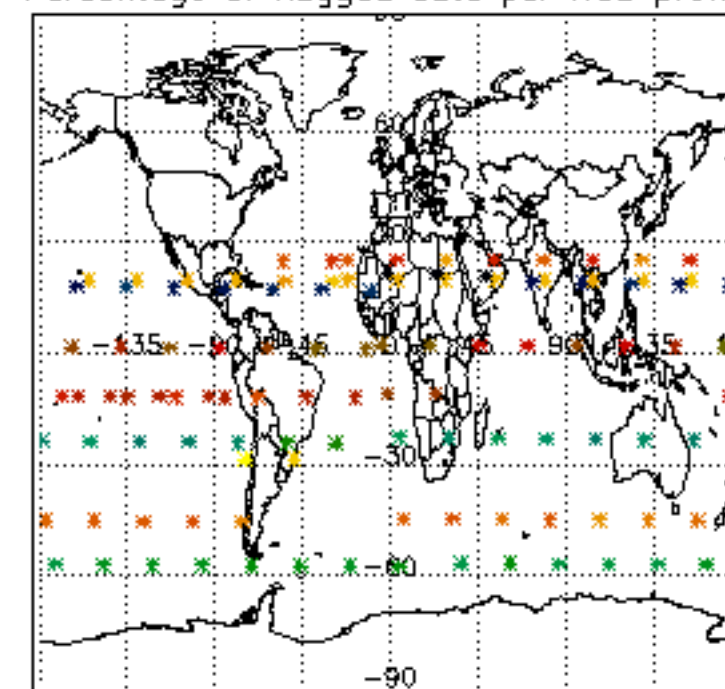
Percentage of flagged data per H2O profile

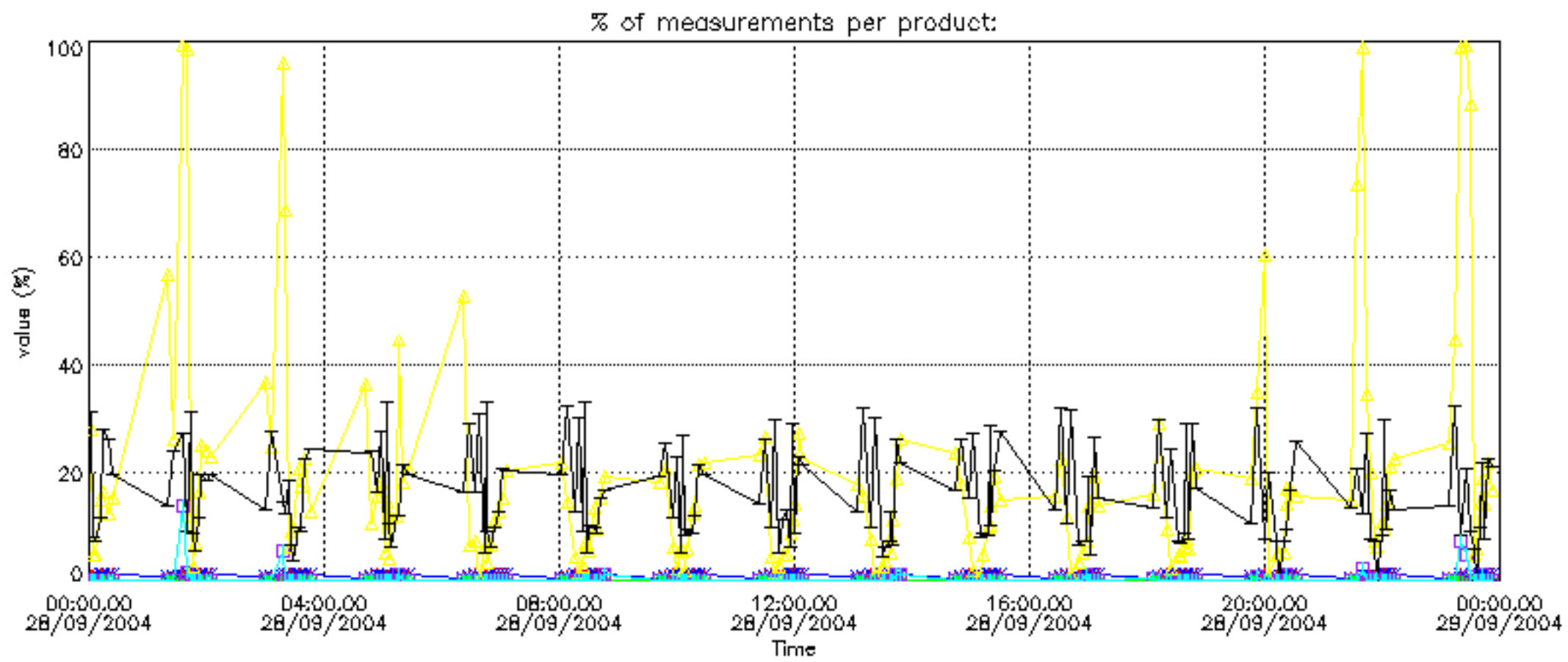


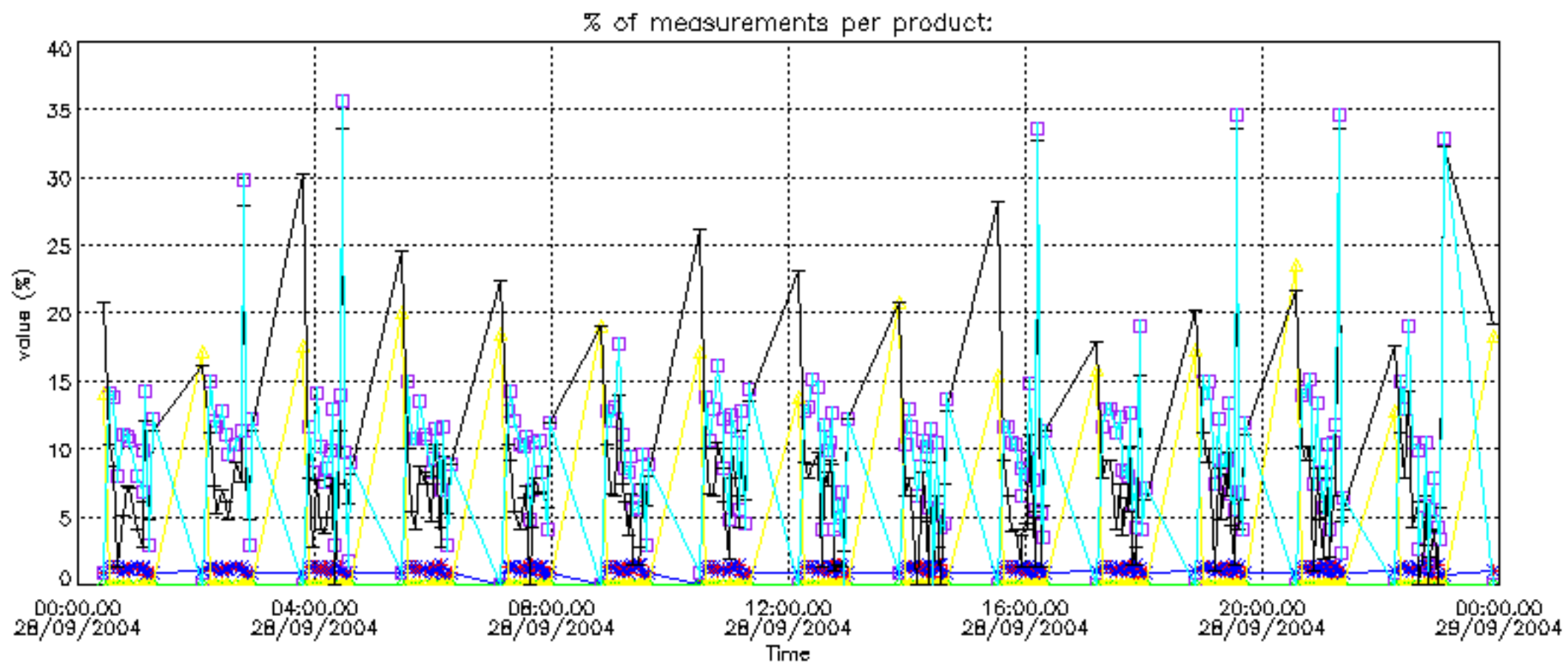
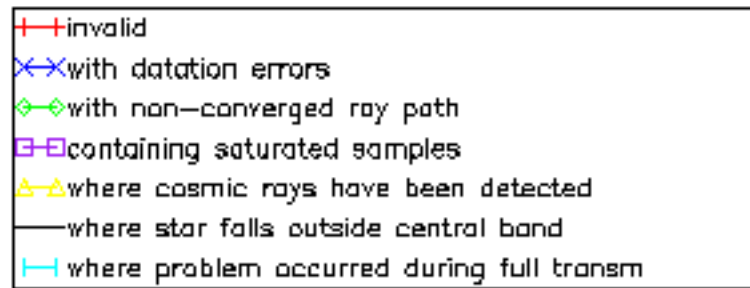
Percentage of flagged data per NO2 profile



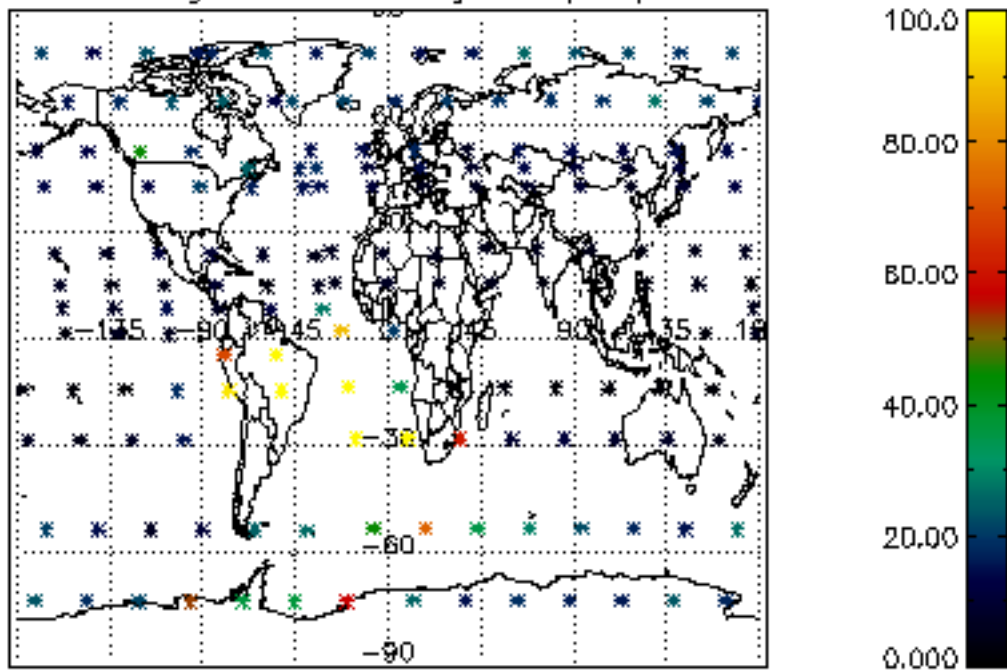
Percentage of flagged data per NO3 profile



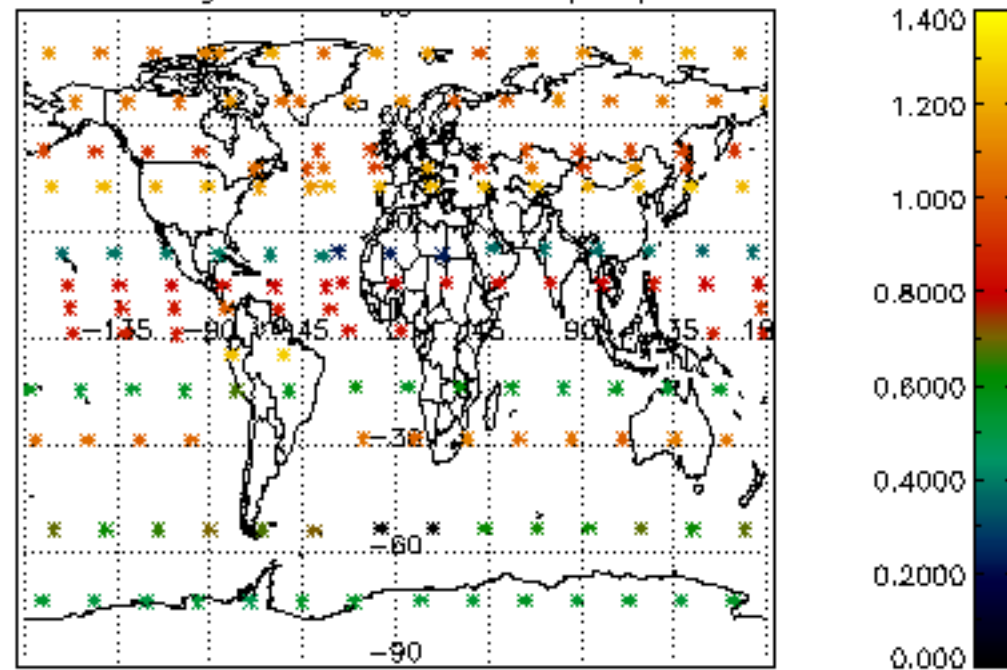




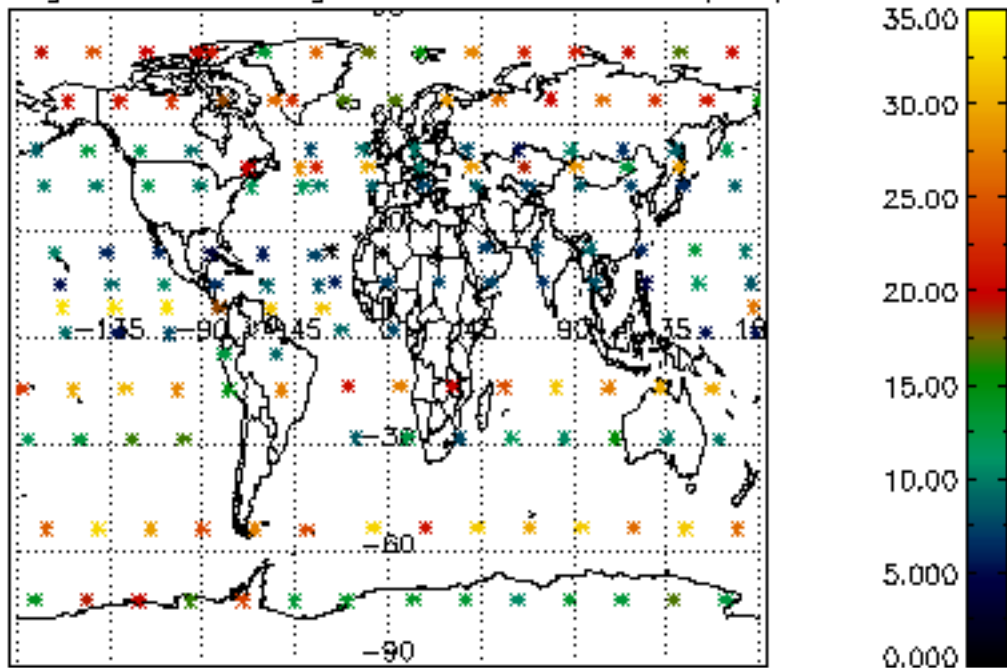
Percentage of cosmic ray hits per profile



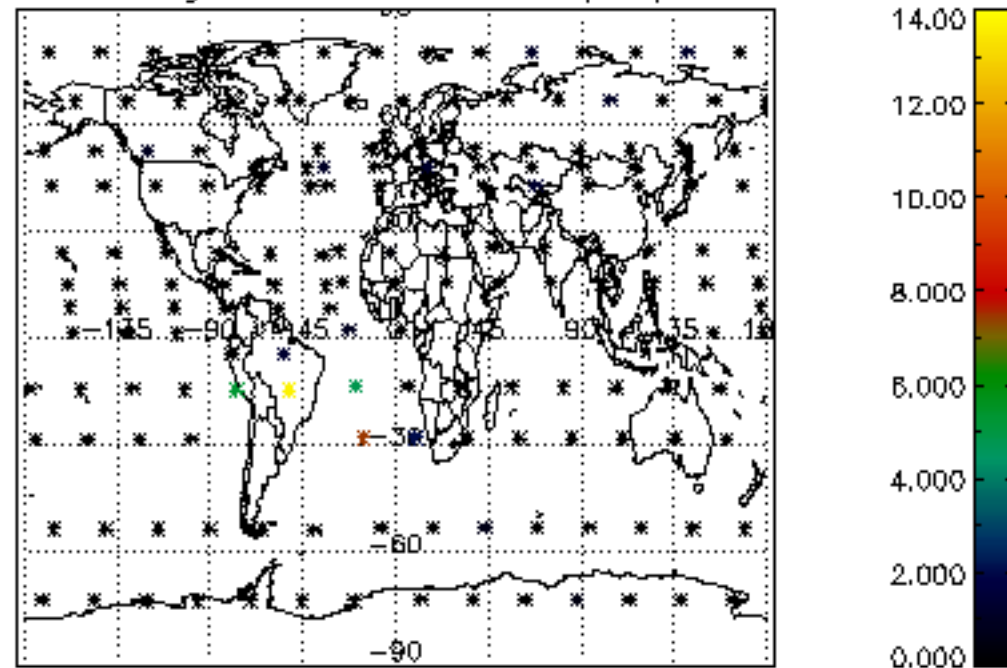
Percentage of datation errors per profile



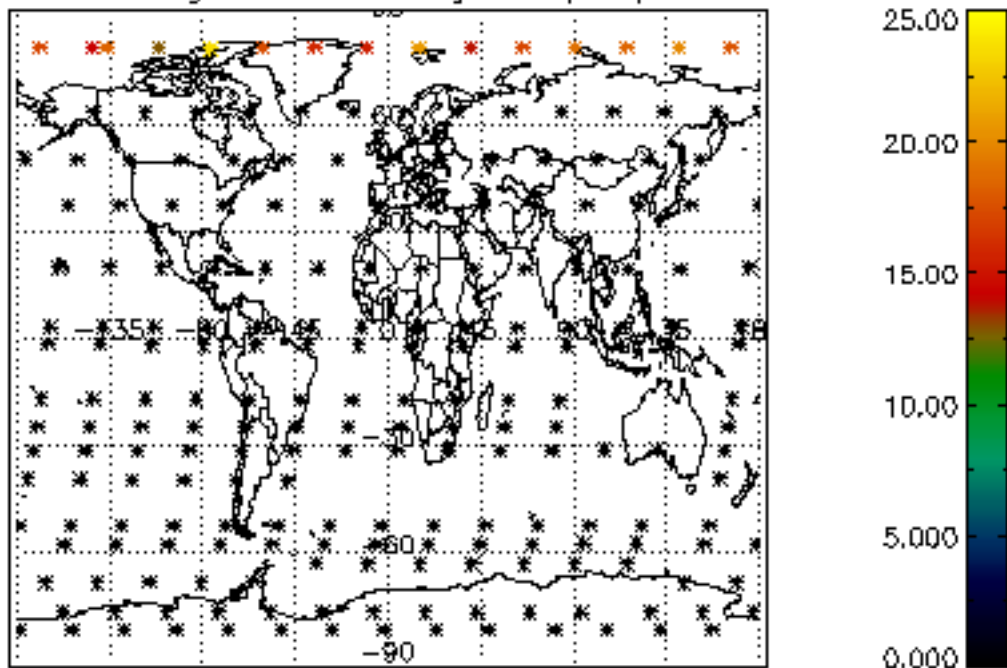
Percentage of star falling outside central band per profile



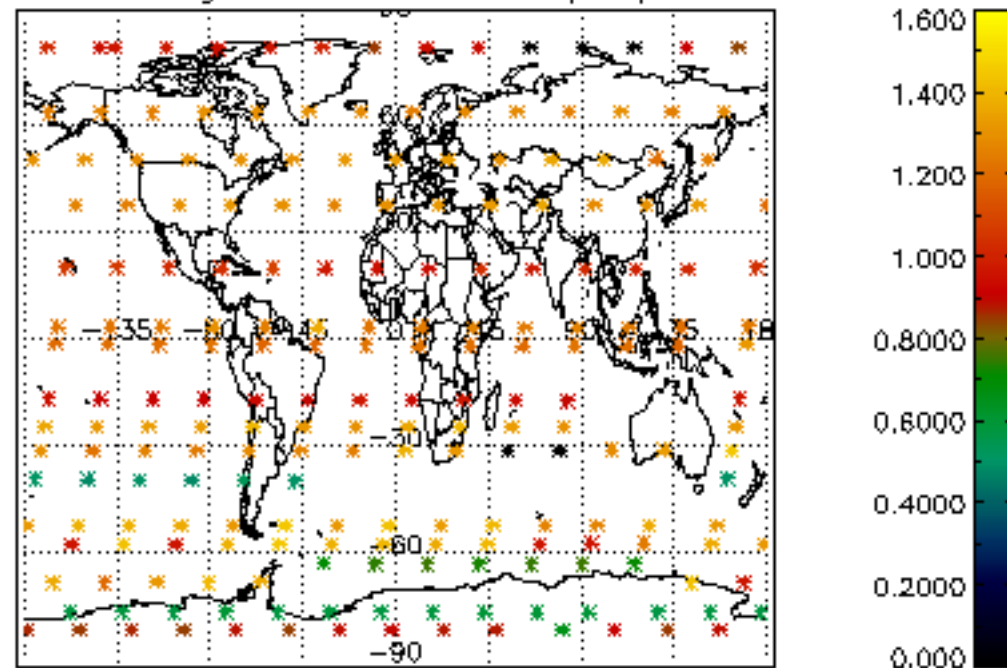
Percentage of saturation errors per profile



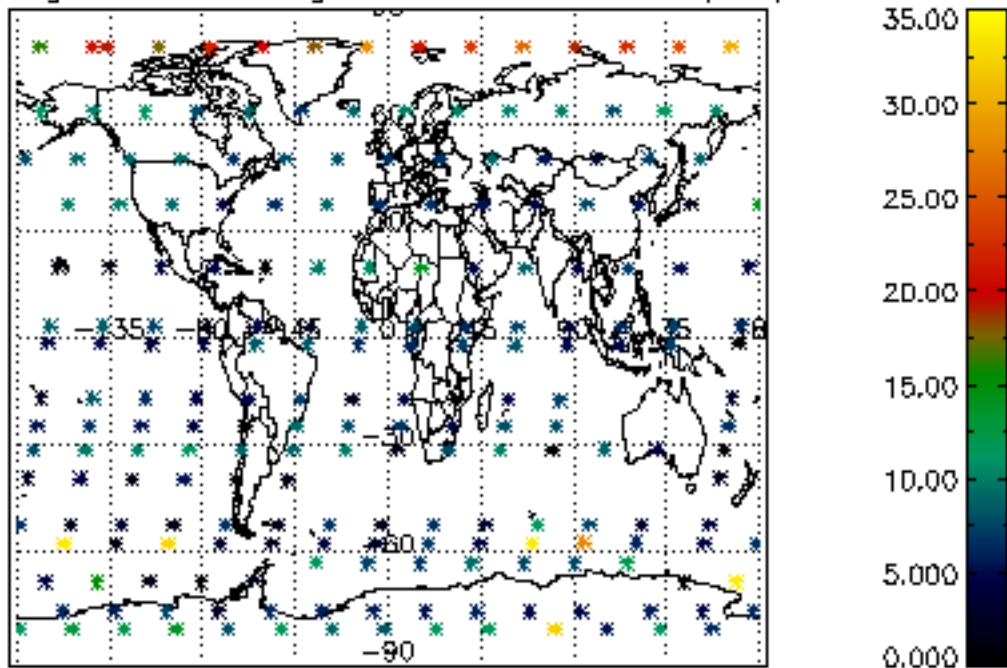
Percentage of cosmic ray hits per profile



Percentage of datation errors per profile



Percentage of star falling outside central band per profile



Percentage of saturation errors per profile

