

GOMOS Level 2 Daily Report

SUMMARY

[1. General Info](#)

[2. Summary of processed GOM_NL_2P products](#)

[3. Level 2 Quality information per product](#)

[3.1 Plot of level 2 quality information per product \(time dependant\)](#)

[3.2 Plot of level 2 quality information per product \(world map\)](#)

[4. Level 1 Quality information per product \(stored on level 2 products\)](#)

[4.1 Plot of level 1 quality information per product \(time dependant\)](#)

[4.1.1 Plot of level 1 quality information per product \(time dependant\): ASCENDING](#)

[4.1.2 Plot of level 1 quality information per product \(time dependant\): DESCENDING](#)

[4.2 Plot of level 1 quality information per product \(world map\)](#)

[4.2.1 Plot of level 1 quality information per product \(world map\): ASCENDING](#)

[4.2.2 Plot of level 1 quality information per product \(world map\): DESCENDING](#)

[5. Ozone profiles based on quality statistics and other trace gas profiles](#)

[5.1 Ozone statistics based on quality of products](#)

[5.2 Plot ozone profiles for all STD \(dark without errors\)](#)

[5.3 Plot ozone profiles where STD < 20% \(dark without errors\)](#)

[5.4. Plot ozone profiles where STD < 10% \(dark without errors\)](#)

[5.5. Plot ozone profiles where STD < 5% \(dark without errors\)](#)

[5.6 Plot NO2 profiles for all STD \(dark without errors\)](#)

[5.7 Plot NO3 profiles for all STD \(dark without errors\)](#)

[5.8 Plot H2O profiles \(only for occultations of stars 1,2,3,4,13,14,16,26,63 dark without errors\) for all STD](#)

[6. Auxiliary Data Files used for the production reported in section 2](#)

This report presents the daily analysis on parameters extracted from GOMOS level 2 data (GOM_NL__2P). It is intended to monitor some important parameters that will impact the quality of these products. A list of level 2 products (and content) that have arrived during the reporting day to the PCF is also given.

| Item | Value |
|---------------------------|---------------------------------|
| Time of report generation | 19APR2013 11:52:31 |
| Data source version | GOMOS/6.01 |
| Start time of products | 26-09-2004 (26SEP2004 00:00:00) |
| Stop time of products | 27-09-2004 (27SEP2004 00:00:00) |
| Store outputs in DB | Yes |
| Nb of level 2 prods | 377 |
| Nb of prods with errors | 0 |

2. Summary of processed GOM_NL__2P products.

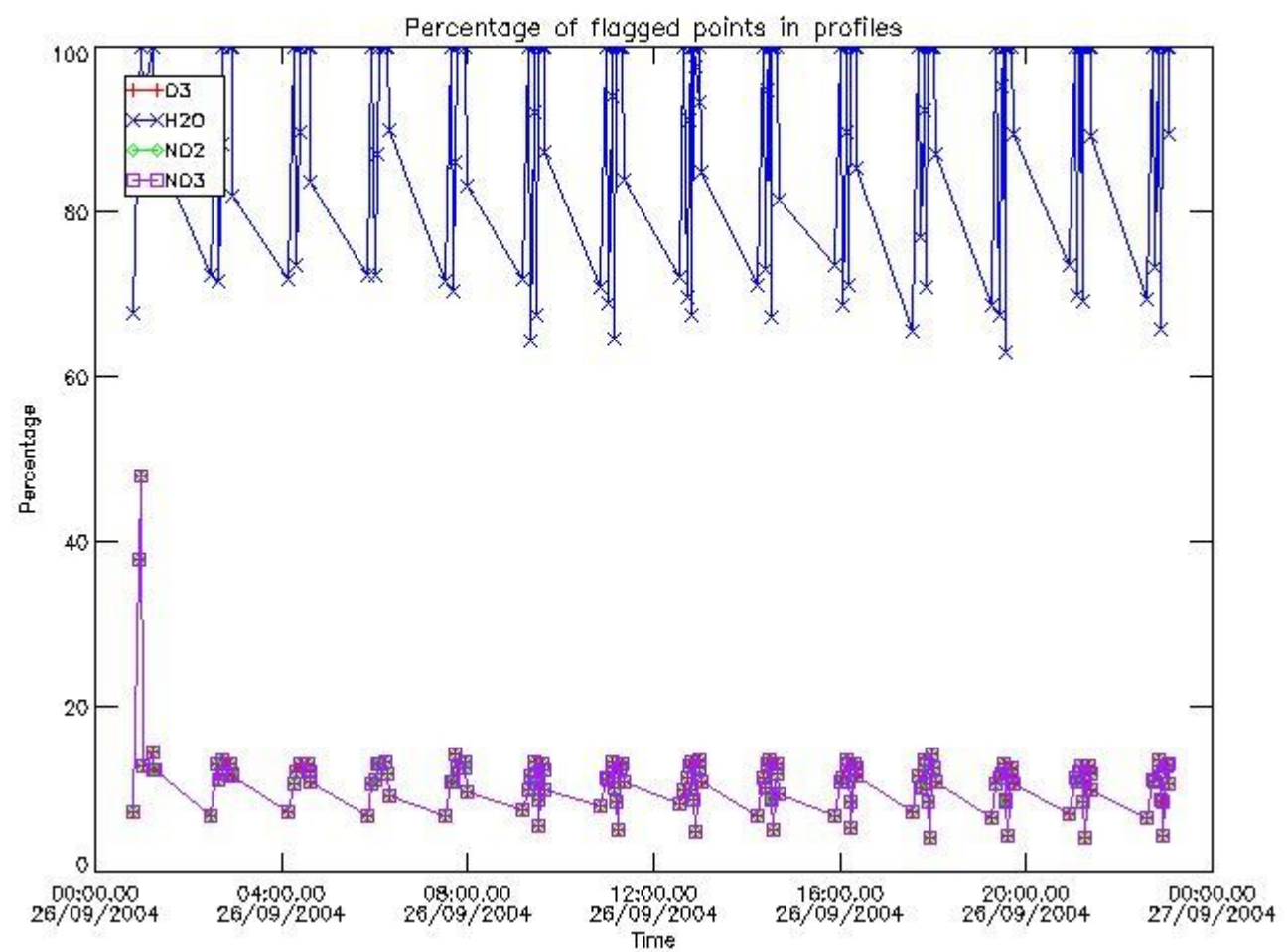
| Nr | Filename | UTC Start time | Limb | Duration | Star Id | Star Name | Star Mag | Star Temp | Nb Meas | Orbit | Prod. error |
|----|--|----------------------|------------|----------|---------|-----------|----------|-----------|---------|-------|-------------|
| 1 | GOM_NL__2PRFIN20040926_000245_000000382030_00374_13454_4651.N1 | 26-SEP-2004 00:02:45 | Bright | 38.000 | 93 | 53Bet Peg | 2.5200 | 3100.0 | 76 | 13454 | No |
| 2 | GOM_NL__2PRFIN20040926_000855_000000412030_00374_13454_4652.N1 | 26-SEP-2004 00:08:55 | Bright | 40.500 | 19 | 50Alp Cyg | 1.2460 | 10500. | 81 | 13454 | No |
| 3 | GOM_NL__2PRFIN20040926_001228_000000412030_00374_13454_4653.N1 | 26-SEP-2004 00:12:28 | Bright | 40.500 | 74 | 11Bet Cas | 2.2680 | 6600.0 | 81 | 13454 | No |
| 4 | GOM_NL__2PRFIN20040926_001358_000000432030_00374_13454_4654.N1 | 26-SEP-2004 00:13:58 | Bright | 42.500 | 76 | 27Gam Cas | 2.3000 | 30000. | 85 | 13454 | No |
| 5 | GOM_NL__2PRFIN20040926_002007_000000342030_00374_13454_4655.N1 | 26-SEP-2004 00:20:07 | Bright | 33.500 | 49 | 1Alp UMi | 1.9900 | 6300.0 | 67 | 13454 | No |
| 6 | GOM_NL__2PRFIN20040926_002150_000000352030_00374_13454_4656.N1 | 26-SEP-2004 00:21:50 | Bright | 35.000 | 60 | 7Bet UMi | 2.0810 | 3950.0 | 70 | 13454 | No |
| 7 | GOM_NL__2PRFIN20040926_002755_000000372030_00374_13454_4657.N1 | 26-SEP-2004 00:27:55 | Bright | 36.500 | 36 | 50Alp UMa | 1.8000 | 6300.0 | 73 | 13454 | No |
| 8 | GOM_NL__2PRFIN20040926_002924_000000442030_00374_13454_4658.N1 | 26-SEP-2004 00:29:24 | Bright | 44.000 | 82 | 48Bet UMa | 2.3650 | 10600. | 88 | 13454 | No |
| 9 | GOM_NL__2PRFIN20040926_003124_000000662030_00374_13454_4659.N1 | 26-SEP-2004 00:31:24 | Bright | 66.000 | 42 | 34Bet Aur | 1.9000 | 10200. | 132 | 13454 | No |
| 10 | GOM_NL__2PRFIN20040926_003531_000000782030_00374_13454_4660.N1 | 26-SEP-2004 00:35:31 | Bright | 78.000 | 107 | 37The Aur | 2.6490 | 11000. | 156 | 13454 | No |
| 11 | GOM_NL__2PRFIN20040926_003910_000002552030_00374_13454_4661.N1 | 26-SEP-2004 00:39:10 | Twilight | 255.00 | 114 | 31ot Aur | 2.6930 | 4600.0 | 510 | 13454 | No |
| 12 | GOM_NL__2PRFIN20040926_004449_000001342030_00374_13454_4662.N1 | 26-SEP-2004 00:44:49 | Straylight | 134.00 | 151 | 13Mu Gem | 2.8900 | 3000.0 | 268 | 13454 | No |
| 13 | GOM_NL__2PRFIN20040926_004758_000000712030_00374_13454_4663.N1 | 26-SEP-2004 00:47:58 | Dark | 71.000 | 8 | 10Alp CMi | 0.40000 | 6500.0 | 142 | 13454 | No |
| 14 | GOM_NL__2PRFIN20040926_005513_000000502030_00374_13454_4664.N1 | 26-SEP-2004 00:55:13 | Dark | 49.500 | 132 | 15Rho Pup | 2.8030 | 6900.0 | 99 | 13454 | No |
| 15 | GOM_NL__2PRFIN20040926_005816_000000502030_00374_13454_4665.N1 | 26-SEP-2004 00:58:16 | Dark | 49.500 | 65 | Lam Vel | 2.2040 | 4400.0 | 99 | 13454 | No |
| 16 | GOM_NL__2PRFIN20040926_010217_000000402030_00374_13454_4666.N1 | 26-SEP-2004 01:02:17 | Dark | 40.000 | 71 | 1ot Car | 2.2460 | 7700.0 | 80 | 13454 | No |
| 17 | GOM_NL__2PRFIN20040926_011328_000000392030_00375_13455_4643.N1 | 26-SEP-2004 01:13:28 | Dark | 39.000 | 135 | Bet Hyi | 2.8200 | 5800.0 | 78 | 13455 | No |
| 18 | GOM_NL__2PRFIN20040926_011518_000000422030_00375_13455_4644.N1 | 26-SEP-2004 01:15:18 | Dark | 41.500 | 143 | Alp Hyi | 2.8570 | 7200.0 | 83 | 13455 | No |
| 19 | GOM_NL__2PRFIN20040926_011645_000000462030_00375_13455_4645.N1 | 26-SEP-2004 01:16:45 | Dark | 46.000 | 9 | Alp Eri | 0.45300 | 24000. | 92 | 13455 | No |
| 20 | GOM_NL__2PRFIN20040926_012227_000000452030_00375_13455_4646.N1 | 26-SEP-2004 01:22:27 | Straylight | 45.000 | 63 | Bet Gru | 2.1500 | 2800.0 | 90 | 13455 | No |
| 21 | GOM_NL__2PRFIN20040926_012703_000000452030_00375_13455_4647.N1 | 26-SEP-2004 01:27:03 | Straylight | 44.500 | 18 | 24Alp PsA | 1.1660 | 9700.0 | 89 | 13455 | No |
| 22 | GOM_NL__2PRFIN20040926_012919_000000582030_00375_13455_4648.N1 | 26-SEP-2004 01:29:19 | Twilight | 58.000 | 52 | 16Bet Cet | 2.0370 | 4500.0 | 116 | 13455 | No |
| 23 | GOM_NL__2PRFIN20040926_013543_000000392030_00375_13455_4649.N1 | 26-SEP-2004 01:35:43 | Bright | 39.000 | 162 | 34Alp Aqr | 2.9440 | 5350.0 | 78 | 13455 | No |
| 24 | GOM_NL__2PRFIN20040926_013939_000000402030_00375_13455_4650.N1 | 26-SEP-2004 01:39:39 | Bright | 40.000 | 90 | 54Alp Peg | 2.4870 | 11000. | 80 | 13455 | No |
| 25 | GOM_NL__2PRFIN20040926_014321_000000402030_00375_13455_4651.N1 | 26-SEP-2004 01:43:21 | Bright | 39.500 | 93 | 53Bet Peg | 2.5200 | 3100.0 | 79 | 13455 | No |
| 26 | GOM_NL__2PRFIN20040926_014931_000000392030_00375_13455_4652.N1 | 26-SEP-2004 01:49:31 | Bright | 38.500 | 19 | 50Alp Cyg | 1.2460 | 10500. | 77 | 13455 | No |
| 27 | GOM_NL__2PRFIN20040926_015304_000000422030_00375_13455_4653.N1 | 26-SEP-2004 01:53:04 | Bright | 41.500 | 74 | 11Bet Cas | 2.2680 | 6600.0 | 83 | 13455 | No |
| 28 | GOM_NL__2PRFIN20040926_015433_000000432030_00375_13455_4654.N1 | 26-SEP-2004 01:54:33 | Bright | 43.000 | 76 | 27Gam Cas | 2.3000 | 30000. | 86 | 13455 | No |
| 29 | GOM_NL__2PRFIN20040926_020042_000000382030_00375_13455_4655.N1 | 26-SEP-2004 02:00:42 | Bright | 37.500 | 49 | 1Alp UMi | 1.9900 | 6300.0 | 75 | 13455 | No |
| 30 | GOM_NL__2PRFIN20040926_020226_000000402030_00375_13455_4656.N1 | 26-SEP-2004 02:02:26 | Bright | 39.500 | 60 | 7Bet UMi | 2.0810 | 3950.0 | 79 | 13455 | No |
| 31 | GOM_NL__2PRFIN20040926_020830_000000382030_00375_13455_4657.N1 | 26-SEP-2004 02:08:30 | Bright | 37.500 | 36 | 50Alp UMa | 1.8000 | 6300.0 | 75 | 13455 | No |
| 32 | GOM_NL__2PRFIN20040926_020959_000000382030_00375_13455_4658.N1 | 26-SEP-2004 02:09:59 | Bright | 38.000 | 82 | 48Bet UMa | 2.3650 | 10600. | 76 | 13455 | No |
| 33 | GOM_NL__2PRFIN20040926_021200_000000652030_00375_13455_4659.N1 | 26-SEP-2004 02:12:00 | Bright | 65.000 | 42 | 34Bet Aur | 1.9000 | 10200. | 130 | 13455 | No |
| 34 | GOM_NL__2PRFIN20040926_021607_000000812030_00375_13455_4660.N1 | 26-SEP-2004 02:16:07 | Bright | 80.500 | 107 | 37The Aur | 2.6490 | 11000. | 161 | 13455 | No |
| 35 | GOM_NL__2PRFIN20040926_021946_000002552030_00375_13455_4661.N1 | 26-SEP-2004 02:19:46 | Twilight | 255.00 | 114 | 31ot Aur | 2.6930 | 4600.0 | 510 | 13455 | No |
| 36 | GOM_NL__2PRFIN20040926_022526_000001262030_00375_13455_4662.N1 | 26-SEP-2004 02:25:26 | Straylight | 126.00 | 151 | 13Mu Gem | 2.8900 | 3000.0 | 252 | 13455 | No |
| 37 | GOM_NL__2PRFIN20040926_022835_000000762030_00375_13455_4663.N1 | 26-SEP-2004 02:28:35 | Dark | 76.000 | 8 | 10Alp CMi | 0.40000 | 6500.0 | 152 | 13455 | No |
| 38 | GOM_NL__2PRFIN20040926_023550_000000472030_00375_13455_4664.N1 | 26-SEP-2004 02:35:50 | Dark | 47.000 | 132 | 15Rho Pup | 2.8030 | 6900.0 | 94 | 13455 | No |
| 39 | GOM_NL__2PRFIN20040926_023852_000000462030_00375_13455_4665.N1 | 26-SEP-2004 02:38:52 | Dark | 46.000 | 65 | Lam Vel | 2.2040 | 4400.0 | 92 | 13455 | No |
| 40 | GOM_NL__2PRFIN20040926_024253_000000432030_00375_13455_4666.N1 | 26-SEP-2004 02:42:53 | Dark | 43.000 | 71 | 1ot Car | 2.2460 | 7700.0 | 86 | 13455 | No |
| 41 | GOM_NL__2PRFIN20040926_024412_000000382030_00376_13456_4643.N1 | 26-SEP-2004 02:44:12 | Dark | 38.000 | 159 | Ups Car | 2.9200 | 7200.0 | 76 | 13456 | No |
| 42 | GOM_NL__2PRFIN20040926_025404_000000392030_00376_13456_4644.N1 | 26-SEP-2004 02:54:04 | Dark | 39.000 | 135 | Bet Hyi | 2.8200 | 5800.0 | 78 | 13456 | No |

| | | | | | | | | | | | |
|-----|--|----------------------|---------------|--------|-----|-----------|----------|--------|-----|-------|----|
| 338 | GOM_NL__2PRFIN20040926_213416_000000522030_00387_13467_4651.N1 | 26-SEP-2004 21:34:16 | Straylight | 51.500 | 18 | 24Alp PsA | 1.1660 | 9700.0 | 103 | 13467 | No |
| 339 | GOM_NL__2PRFIN20040926_213634_000000552030_00387_13467_4652.N1 | 26-SEP-2004 21:36:34 | Twl_and_stray | 55.000 | 52 | 16Bet Cet | 2.0370 | 4500.0 | 110 | 13467 | No |
| 340 | GOM_NL__2PRFIN20040926_214257_000000392030_00387_13467_4653.N1 | 26-SEP-2004 21:42:57 | Bright | 39.000 | 162 | 34Alp Aqr | 2.9440 | 5350.0 | 78 | 13467 | No |
| 341 | GOM_NL__2PRFIN20040926_214650_000000402030_00387_13467_4654.N1 | 26-SEP-2004 21:46:50 | Bright | 40.000 | 90 | 54Alp Peg | 2.4870 | 11000. | 80 | 13467 | No |
| 342 | GOM_NL__2PRFIN20040926_215032_000000392030_00387_13467_4655.N1 | 26-SEP-2004 21:50:32 | Bright | 39.000 | 93 | 53Bet Peg | 2.5200 | 3100.0 | 78 | 13467 | No |
| 343 | GOM_NL__2PRFIN20040926_215646_000000432030_00387_13467_4656.N1 | 26-SEP-2004 21:56:46 | Bright | 42.500 | 19 | 50Alp Cyg | 1.2460 | 10500. | 85 | 13467 | No |
| 344 | GOM_NL__2PRFIN20040926_220011_000000422030_00387_13467_4657.N1 | 26-SEP-2004 22:00:11 | Bright | 41.500 | 74 | 11Bet Cas | 2.2680 | 6600.0 | 83 | 13467 | No |
| 345 | GOM_NL__2PRFIN20040926_220139_000000422030_00387_13467_4658.N1 | 26-SEP-2004 22:01:39 | Bright | 41.500 | 76 | 27Gam Cas | 2.3000 | 30000. | 83 | 13467 | No |
| 346 | GOM_NL__2PRFIN20040926_220754_000000392030_00387_13467_4659.N1 | 26-SEP-2004 22:07:54 | Bright | 38.500 | 49 | 1Alp UMi | 1.9900 | 6300.0 | 77 | 13467 | No |
| 347 | GOM_NL__2PRFIN20040926_220940_000000372030_00387_13467_4660.N1 | 26-SEP-2004 22:09:40 | Bright | 37.000 | 60 | 7Bet UMi | 2.0810 | 3950.0 | 74 | 13467 | No |
| 348 | GOM_NL__2PRFIN20040926_221543_000000402030_00387_13467_4661.N1 | 26-SEP-2004 22:15:43 | Bright | 39.500 | 36 | 50Alp UMa | 1.8000 | 6300.0 | 79 | 13467 | No |
| 349 | GOM_NL__2PRFIN20040926_221712_000000372030_00387_13467_4662.N1 | 26-SEP-2004 22:17:12 | Bright | 37.000 | 82 | 48Bet UMa | 2.3650 | 10600. | 74 | 13467 | No |
| 350 | GOM_NL__2PRFIN20040926_221904_000000672030_00387_13467_4663.N1 | 26-SEP-2004 22:19:04 | Bright | 67.000 | 42 | 34Bet Aur | 1.9000 | 10200. | 134 | 13467 | No |
| 351 | GOM_NL__2PRFIN20040926_222316_000000822030_00387_13467_4664.N1 | 26-SEP-2004 22:23:16 | Bright | 82.000 | 107 | 37The Aur | 2.6490 | 11000. | 164 | 13467 | No |
| 352 | GOM_NL__2PRFIN20040926_222706_000002552030_00387_13467_4665.N1 | 26-SEP-2004 22:27:06 | Straylight | 255.00 | 114 | 3lot Aur | 2.6930 | 4600.0 | 510 | 13467 | No |
| 353 | GOM_NL__2PRFIN20040926_223557_000000772030_00387_13467_4666.N1 | 26-SEP-2004 22:35:57 | Dark | 77.000 | 8 | 10Alp CMi | 0.40000 | 6500.0 | 154 | 13467 | No |
| 354 | GOM_NL__2PRFIN20040926_224310_000000462030_00387_13467_4667.N1 | 26-SEP-2004 22:43:10 | Dark | 46.000 | 132 | 15Rho Pup | 2.8030 | 6900.0 | 92 | 13467 | No |
| 355 | GOM_NL__2PRFIN20040926_224608_000000472030_00387_13467_4668.N1 | 26-SEP-2004 22:46:08 | Dark | 47.000 | 65 | Lam Vel | 2.2040 | 4400.0 | 94 | 13467 | No |
| 356 | GOM_NL__2PRFIN20040926_225006_000000382030_00387_13467_4669.N1 | 26-SEP-2004 22:50:06 | Dark | 38.000 | 71 | lot Car | 2.2460 | 7700.0 | 76 | 13467 | No |
| 357 | GOM_NL__2PRFIN20040926_225124_000000432030_00388_13468_4643.N1 | 26-SEP-2004 22:51:24 | Dark | 42.500 | 159 | Ups Car | 2.9200 | 7200.0 | 85 | 13468 | No |
| 358 | GOM_NL__2PRFIN20040926_225331_000000592030_00388_13468_4644.N1 | 26-SEP-2004 22:53:31 | Dark | 59.000 | 2 | Alp Car | -0.73600 | 7000.0 | 118 | 13468 | No |
| 359 | GOM_NL__2PRFIN20040926_225506_000000602030_00388_13468_4645.N1 | 26-SEP-2004 22:55:06 | Dark | 60.000 | 108 | Alp Col | 2.6520 | 15200. | 120 | 13468 | No |
| 360 | GOM_NL__2PRFIN20040926_225705_000001182030_00388_13468_4646.N1 | 26-SEP-2004 22:57:05 | Dark | 117.50 | 101 | 11Alp Lep | 2.5820 | 7000.0 | 235 | 13468 | No |
| 361 | GOM_NL__2PRFIN20040926_230118_000000402030_00388_13468_4647.N1 | 26-SEP-2004 23:01:18 | Dark | 40.000 | 135 | Bet Hyi | 2.8200 | 5800.0 | 80 | 13468 | No |
| 362 | GOM_NL__2PRFIN20040926_230311_000000402030_00388_13468_4648.N1 | 26-SEP-2004 23:03:11 | Dark | 39.500 | 143 | Alp Hyi | 2.8570 | 7200.0 | 79 | 13468 | No |
| 363 | GOM_NL__2PRFIN20040926_230439_000000482030_00388_13468_4649.N1 | 26-SEP-2004 23:04:39 | Dark | 48.000 | 9 | Alp Eri | 0.45300 | 24000. | 96 | 13468 | No |
| 364 | GOM_NL__2PRFIN20040926_231003_000000452030_00388_13468_4650.N1 | 26-SEP-2004 23:10:03 | Straylight | 45.000 | 84 | Alp Phe | 2.3970 | 4500.0 | 90 | 13468 | No |
| 365 | GOM_NL__2PRFIN20040926_231451_000000482030_00388_13468_4651.N1 | 26-SEP-2004 23:14:51 | Straylight | 48.000 | 18 | 24Alp PsA | 1.1660 | 9700.0 | 96 | 13468 | No |
| 366 | GOM_NL__2PRFIN20040926_231710_000000552030_00388_13468_4652.N1 | 26-SEP-2004 23:17:10 | Twl_and_stray | 54.500 | 52 | 16Bet Cet | 2.0370 | 4500.0 | 109 | 13468 | No |
| 367 | GOM_NL__2PRFIN20040926_232333_000000392030_00388_13468_4653.N1 | 26-SEP-2004 23:23:33 | Bright | 38.500 | 162 | 34Alp Aqr | 2.9440 | 5350.0 | 77 | 13468 | No |
| 368 | GOM_NL__2PRFIN20040926_232724_000000432030_00388_13468_4654.N1 | 26-SEP-2004 23:27:24 | Bright | 42.500 | 90 | 54Alp Peg | 2.4870 | 11000. | 85 | 13468 | No |
| 369 | GOM_NL__2PRFIN20040926_233108_000000392030_00388_13468_4655.N1 | 26-SEP-2004 23:31:08 | Bright | 39.000 | 93 | 53Bet Peg | 2.5200 | 3100.0 | 78 | 13468 | No |
| 370 | GOM_NL__2PRFIN20040926_233724_000000372030_00388_13468_4656.N1 | 26-SEP-2004 23:37:24 | Bright | 36.500 | 19 | 50Alp Cyg | 1.2460 | 10500. | 73 | 13468 | No |
| 371 | GOM_NL__2PRFIN20040926_234046_000000422030_00388_13468_4657.N1 | 26-SEP-2004 23:40:46 | Bright | 41.500 | 74 | 11Bet Cas | 2.2680 | 6600.0 | 83 | 13468 | No |
| 372 | GOM_NL__2PRFIN20040926_234215_000000432030_00388_13468_4658.N1 | 26-SEP-2004 23:42:15 | Bright | 42.500 | 76 | 27Gam Cas | 2.3000 | 30000. | 85 | 13468 | No |
| 373 | GOM_NL__2PRFIN20040926_234830_000000382030_00388_13468_4659.N1 | 26-SEP-2004 23:48:30 | Bright | 38.000 | 49 | 1Alp UMi | 1.9900 | 6300.0 | 76 | 13468 | No |
| 374 | GOM_NL__2PRFIN20040926_235017_000000392030_00388_13468_4660.N1 | 26-SEP-2004 23:50:17 | Bright | 39.000 | 60 | 7Bet UMi | 2.0810 | 3950.0 | 78 | 13468 | No |
| 375 | GOM_NL__2PRFIN20040926_235619_000000392030_00388_13468_4661.N1 | 26-SEP-2004 23:56:19 | Bright | 38.500 | 36 | 50Alp UMa | 1.8000 | 6300.0 | 77 | 13468 | No |
| 376 | GOM_NL__2PRFIN20040926_235748_000000372030_00388_13468_4662.N1 | 26-SEP-2004 23:57:48 | Bright | 36.500 | 82 | 48Bet UMa | 2.3650 | 10600. | 73 | 13468 | No |
| 377 | GOM_NL__2PRFIN20040926_235940_000000672030_00388_13468_4663.N1 | 26-SEP-2004 23:59:40 | Bright | 66.500 | 42 | 34Bet Aur | 1.9000 | 10200. | 133 | 13468 | No |

3. Quality information per product


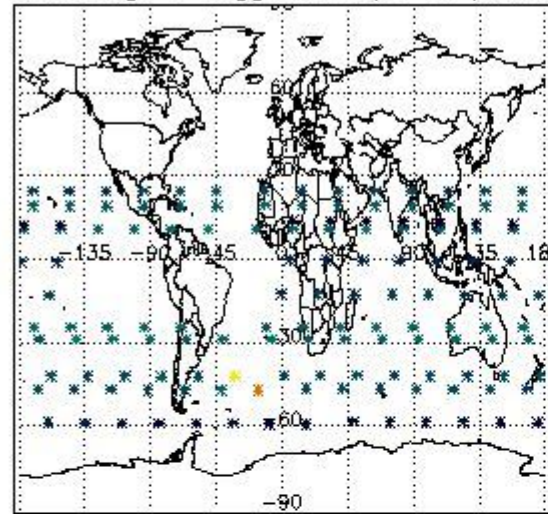
In this section it is plotted some information contained in the Quality Summary data set of the level 2 products. Only products in dark limb conditions and without errors (error flag in the MPH set to "0") are used.

3.1 Plot quality information per product (time dependant)

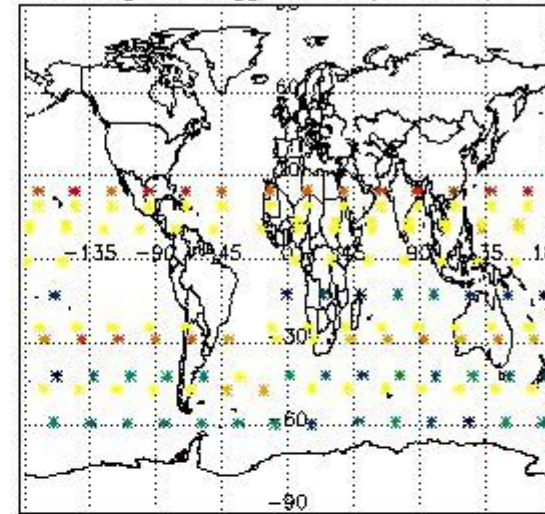


3.2 Plot quality information per product (world map)


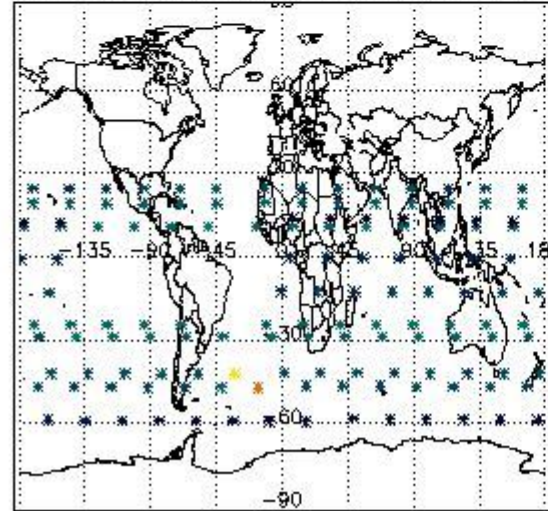
Percentage of flagged data per O3 profile



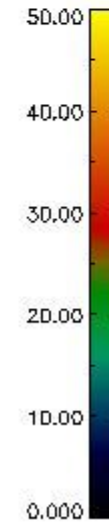
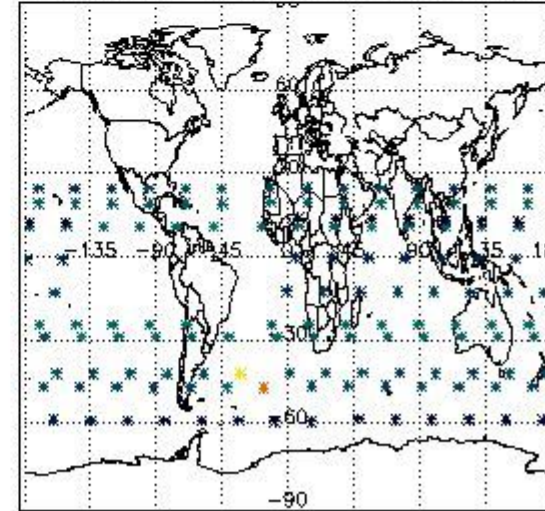
Percentage of flagged data per H2O profile



Percentage of flagged data per NO2 profile



Percentage of flagged data per NO3 profile

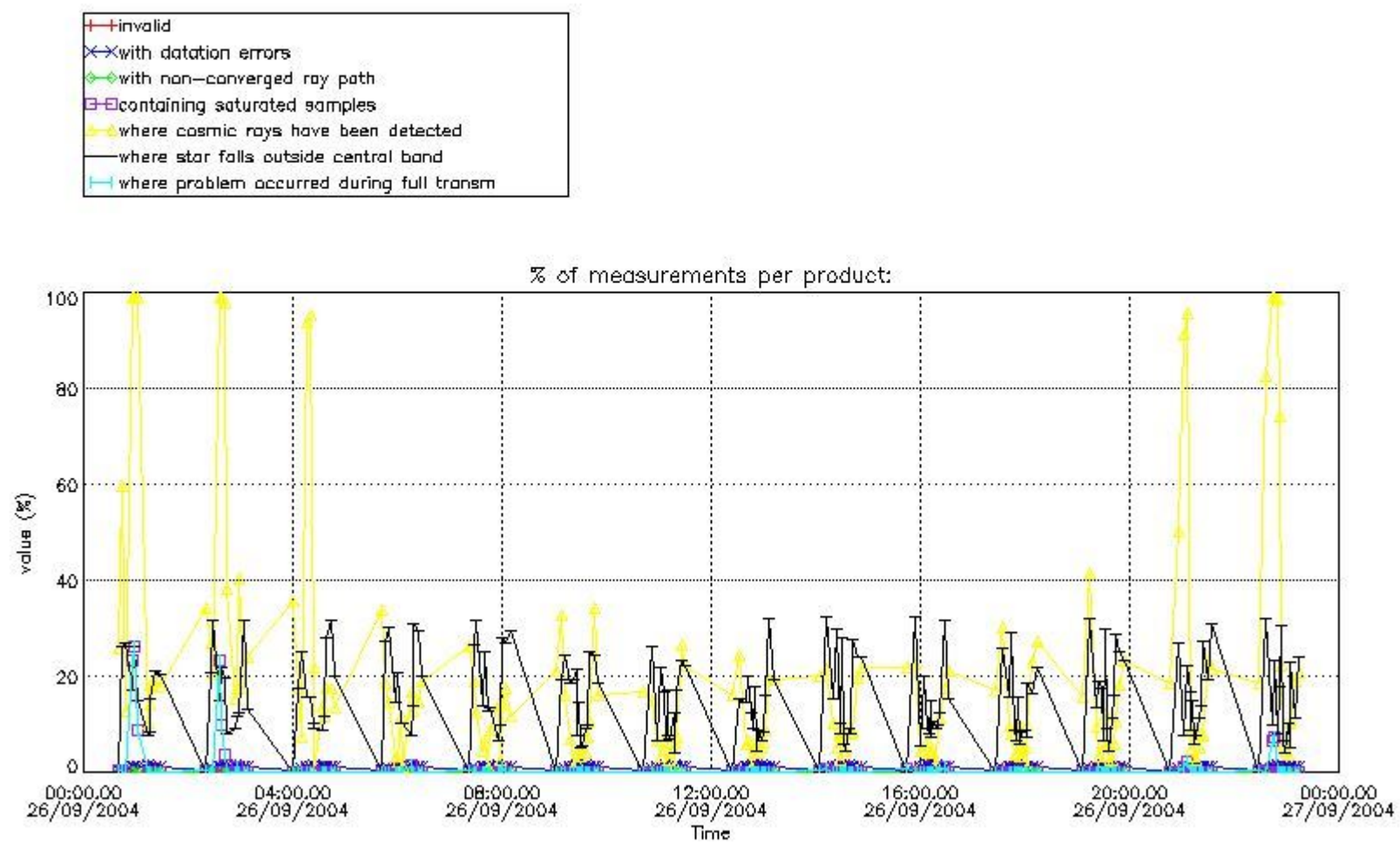


4. Level 1 quality information per product

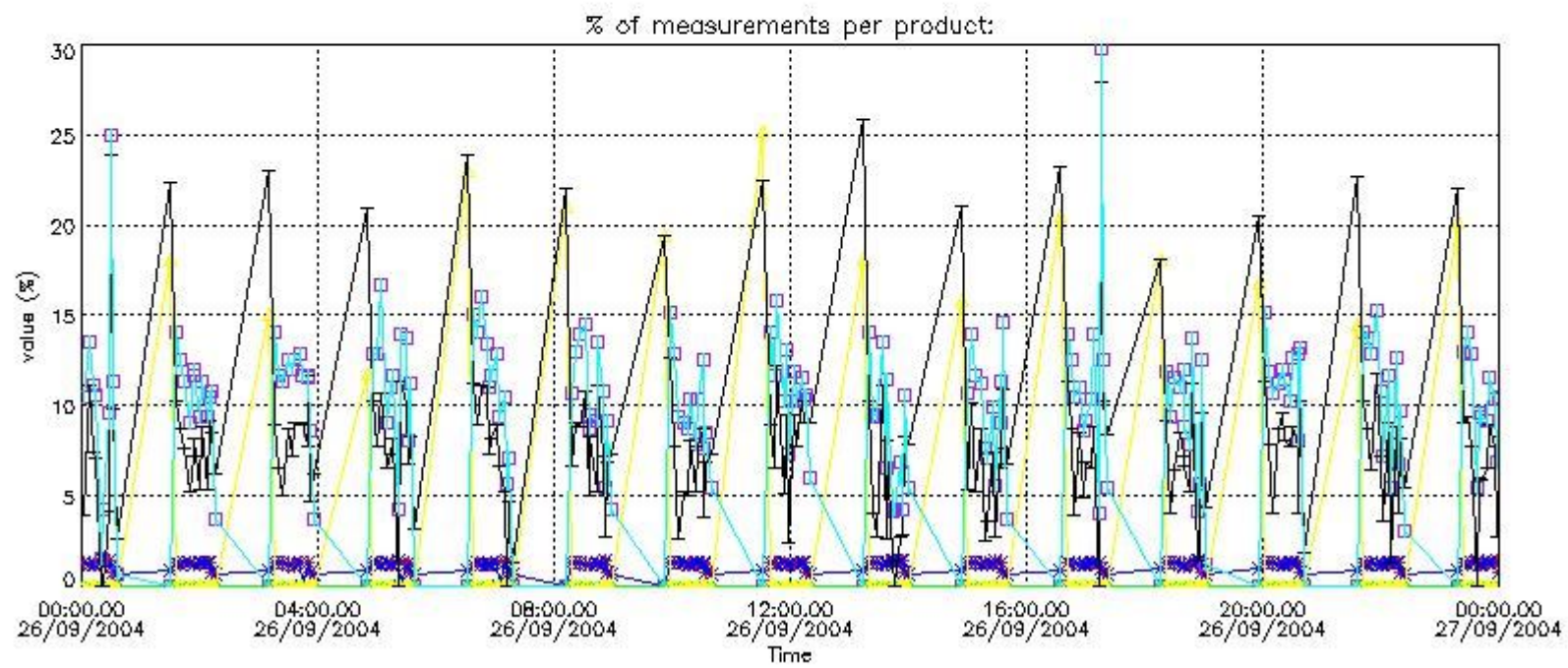
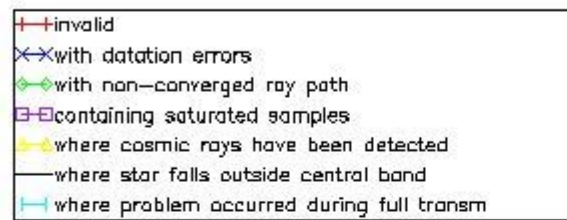
In this section it is plotted some information contained in the Quality Summary data set of the level 2 products that comes from the level 1b processing. Products without errors (error flag in the MPH set to "0") are used.

4.1 Plot quality information per product (time dependant) coming from level 1b processing

4.1.1 Plot level 1 quality information per product (time dependant): ENVISAT ASCENDING passes

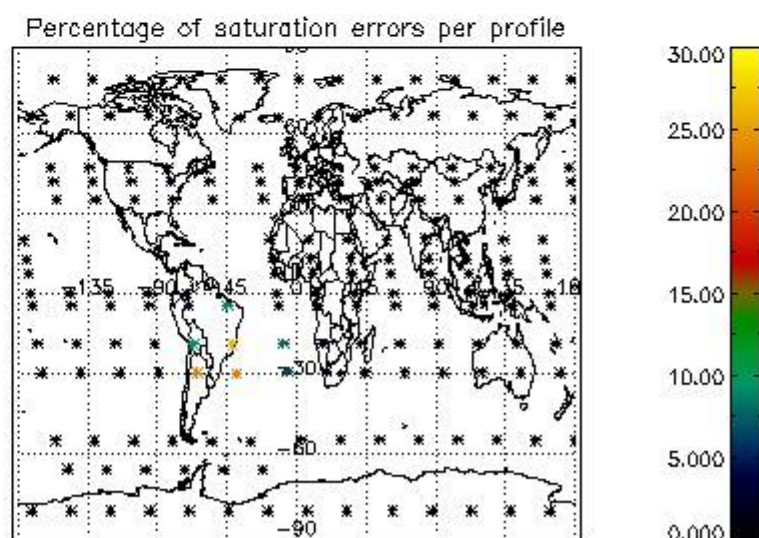
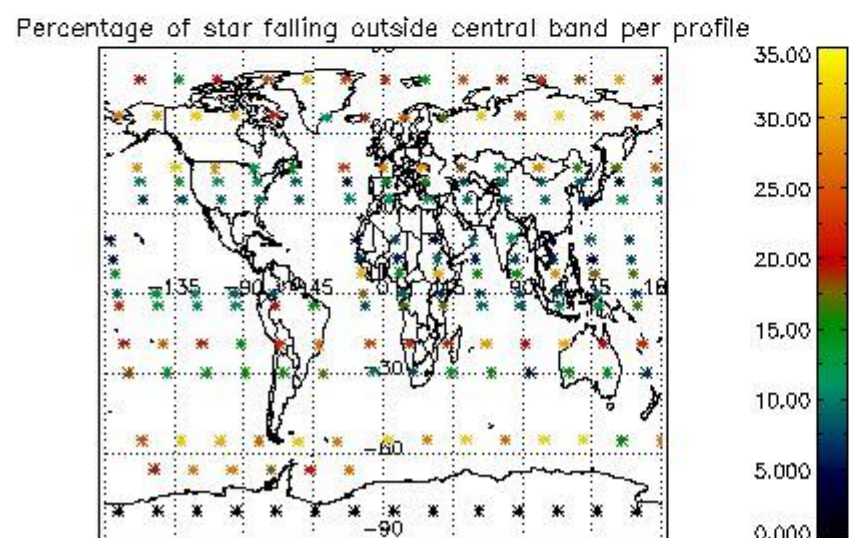
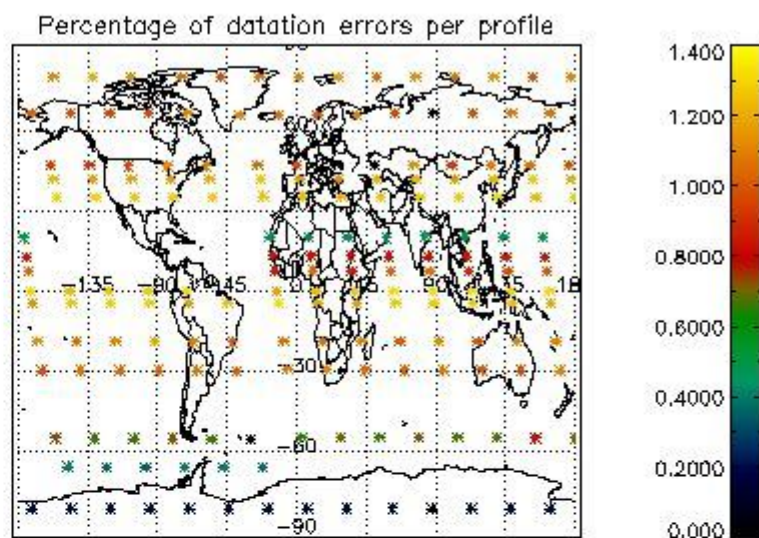
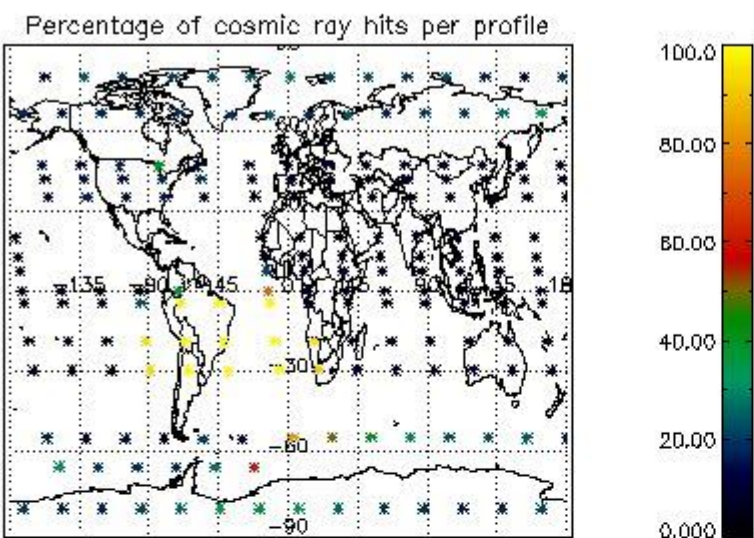


4.1.2 Plot level 1 quality information per product (time dependant): ENVI SAT DESCENDING passes

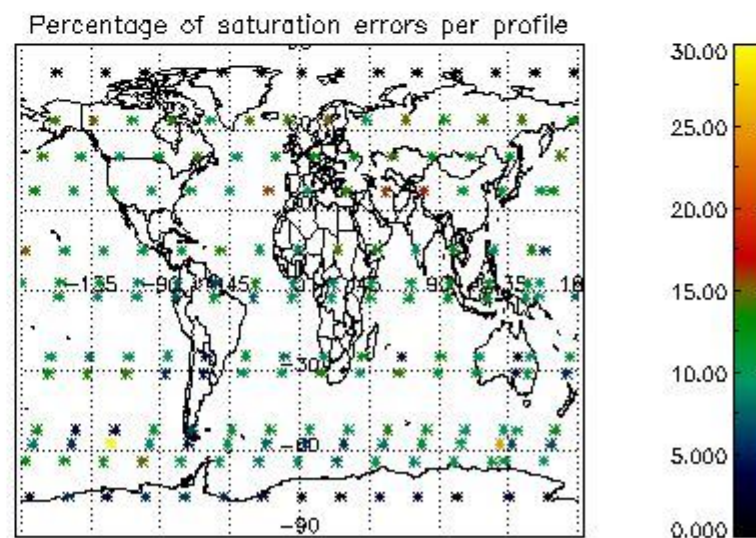
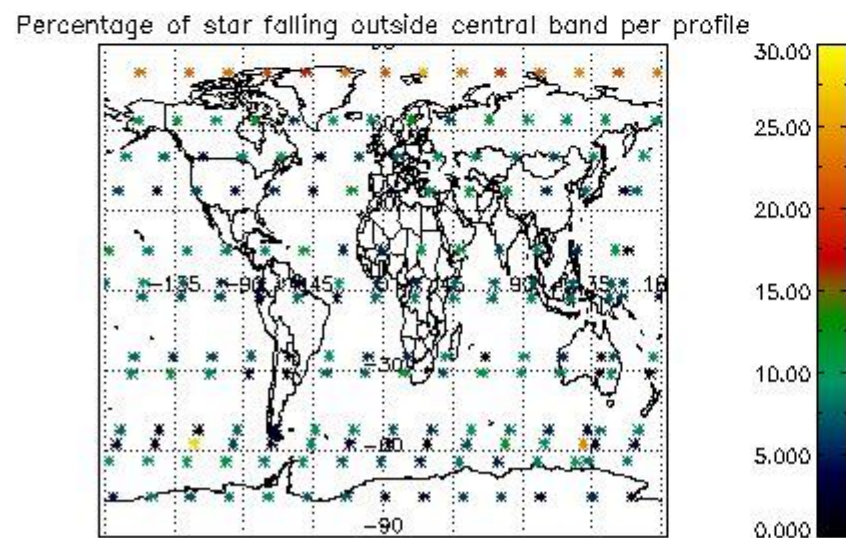
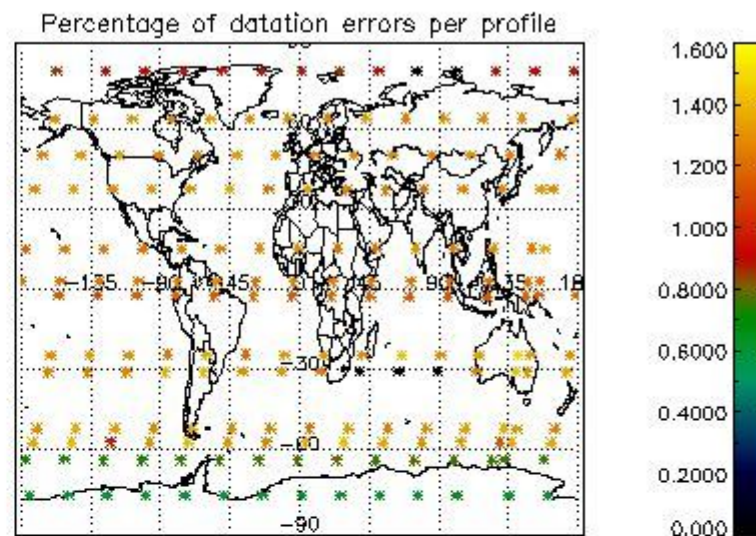
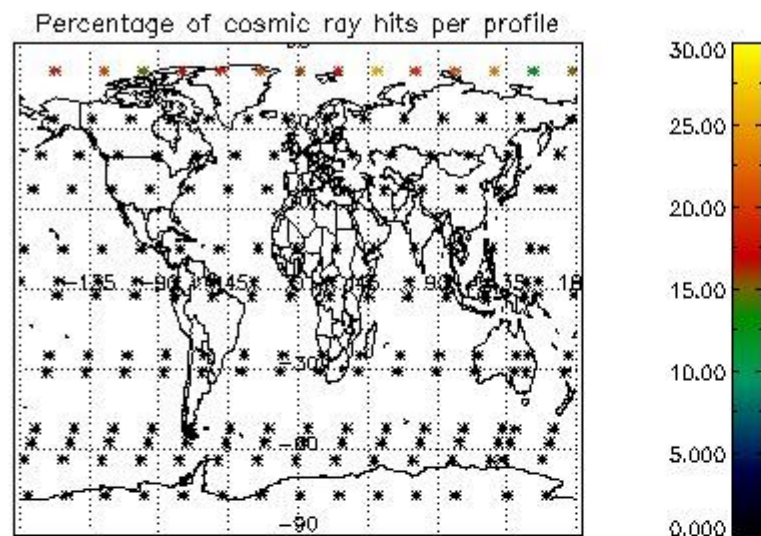


4.2 Plot quality information per product coming from level 1b processing (world map)

4.2.1 Plot level 1 quality information per product (world map): ENVISAT ASCENDING passes



4.2.2 Plot level 1 quality information per product (world map): ENVISAT DESCENDING passes



5. Trace gas profiles

5.1 Ozone statistics based on quality of products

The final quality of the products can be "measured" using the STD (Standard Deviation) attached to every point profile. This information is written to the parameter GOM_NL__2P/NL_LOCAL_SPECIES_DENSITY/o3_std of the level 2 products. The table below shows the statistics for given STD ranges.

The statistics are given with respect to the overall valid production:

- Products without fatal errors: GOM_NL__2P/MPH/PRODUCT_ERR=0
- Valid point profile: GOM_NL__2P/NL_LOCAL_SPECIES_DENSITY/pcd(0)=0

The 'Criteria' is applied to valid points of dark limb products:

- Products in dark limb illumination condition: GOM_NL__2P/NL_SUMMARY_QUALITY/obs_ill_cond=0
- Products without fatal errors: GOM_NL__2P/MPH/PRODUCT_ERR=0
- Valid point profile: GOM_NL__2P/NL_LOCAL_SPECIES_DENSITY/pcd(0)=0

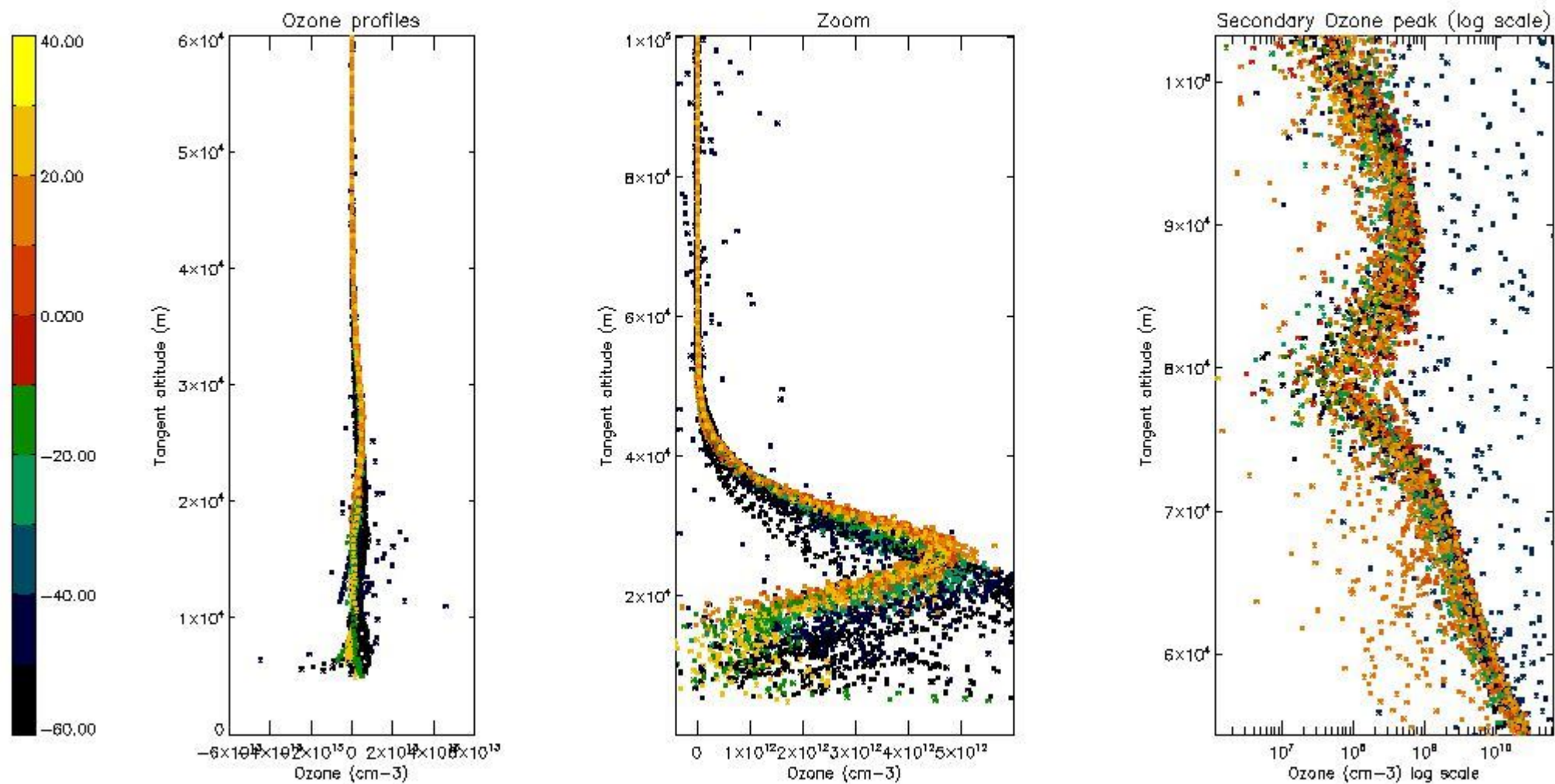
So, the table below shows the percentage of dark limb and valid observations for each criteria with respect to the overall valid daily observations.

| Criteria | % of total production |
|----------|-----------------------|
| All STD | 34 |
| STD < 20 | 18 |

| | |
|----------|----|
| STD < 10 | 14 |
| STD < 5 | 8 |

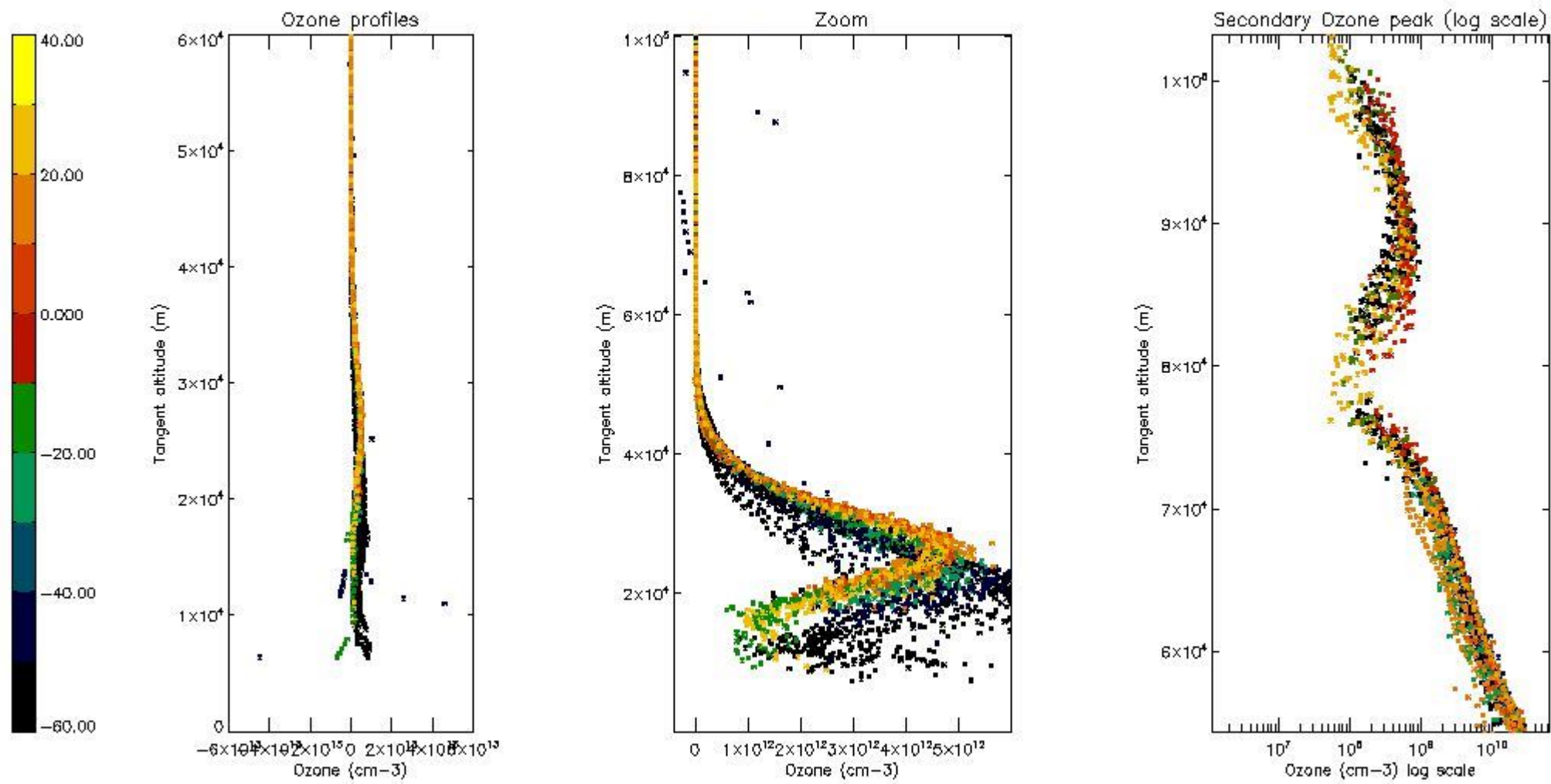
5.2 Plot ozone profiles for all STD (dark without errors)

The colorbar represents the latitude.



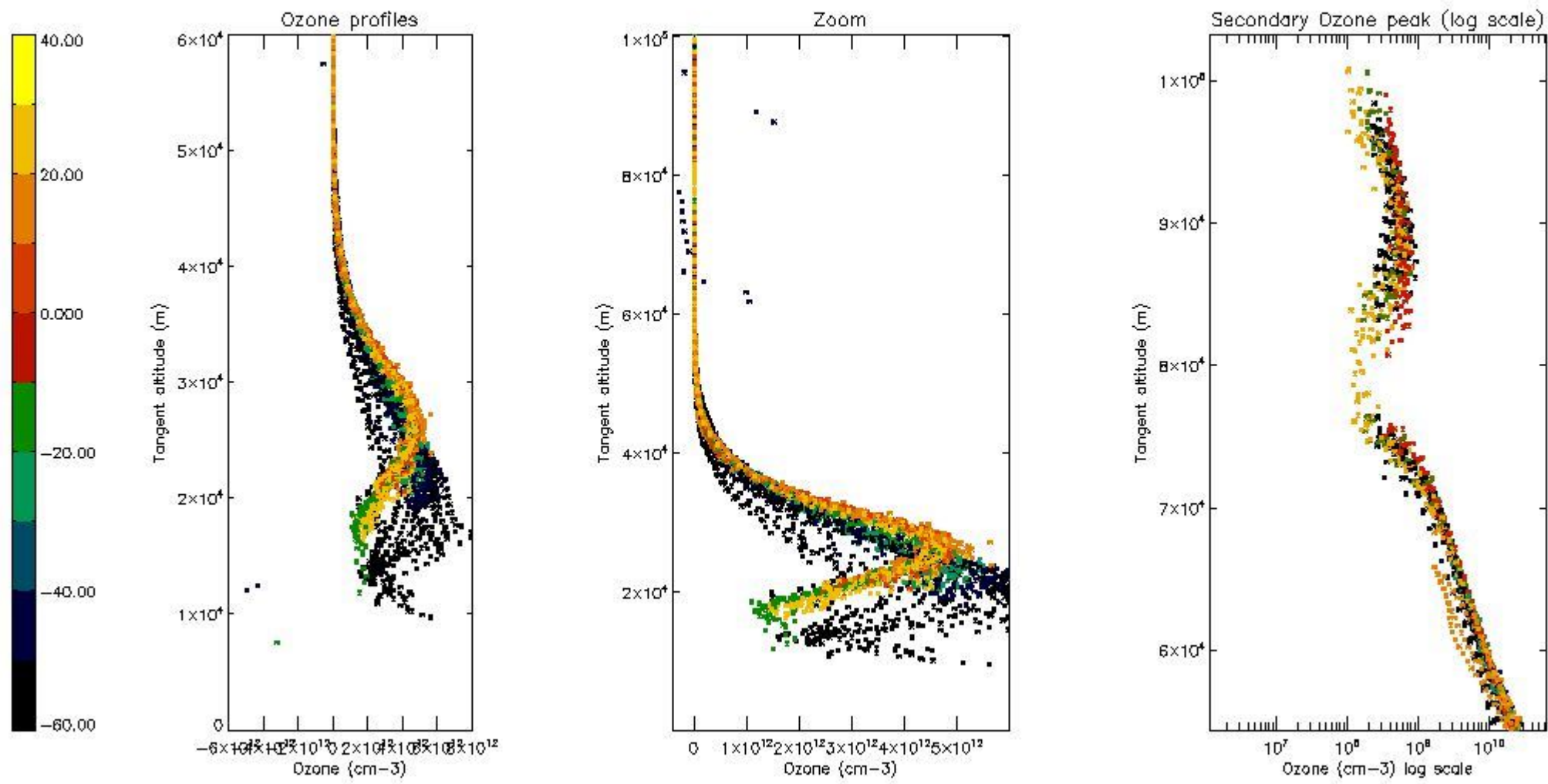
5.3 Plot ozone profiles where STD < 20% (dark without errors)

The colorbar represents the latitude.



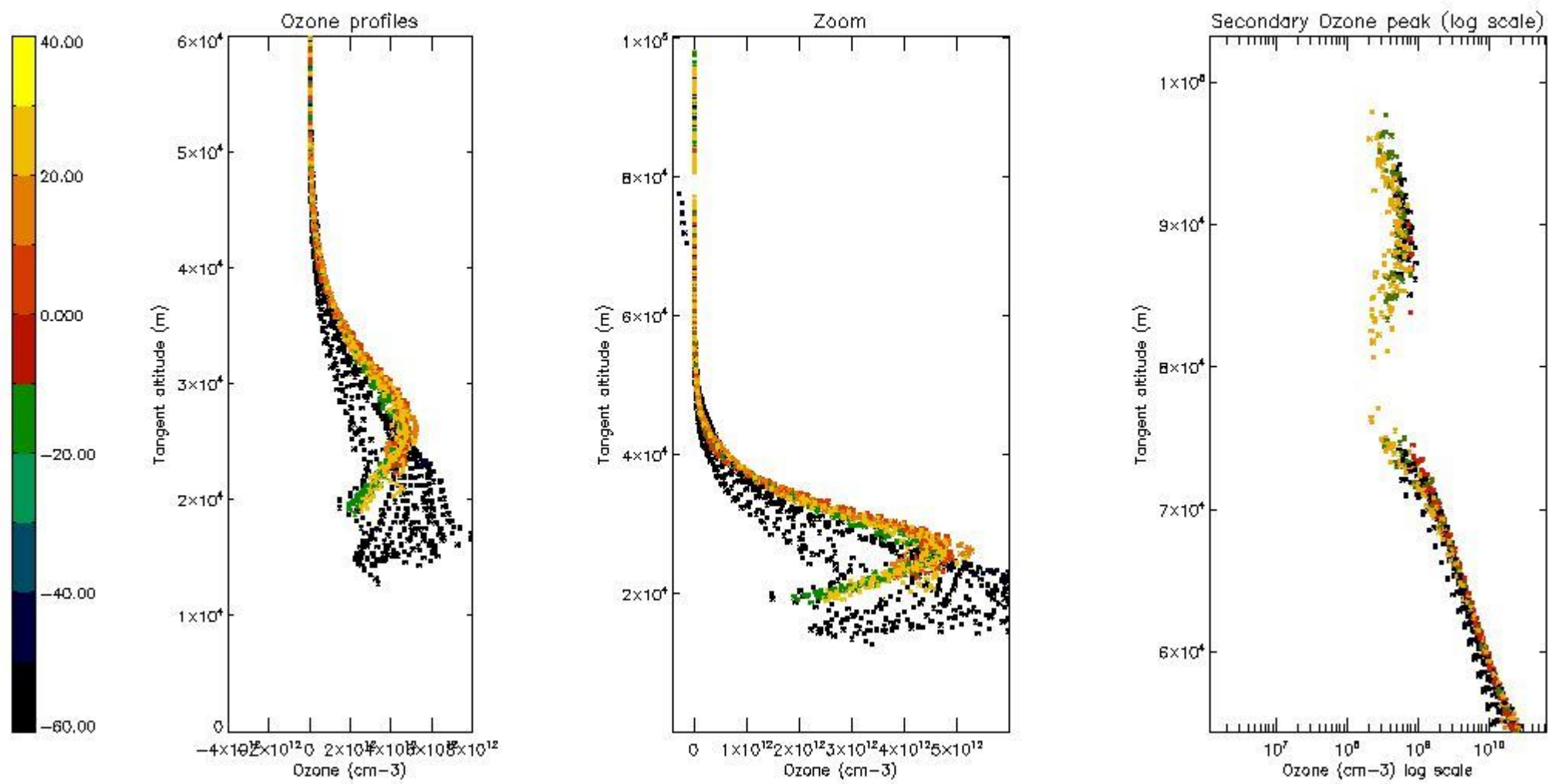
5.4 Plot ozone profiles where $STD < 10\%$ (dark without errors)

The colorbar represents the latitude.



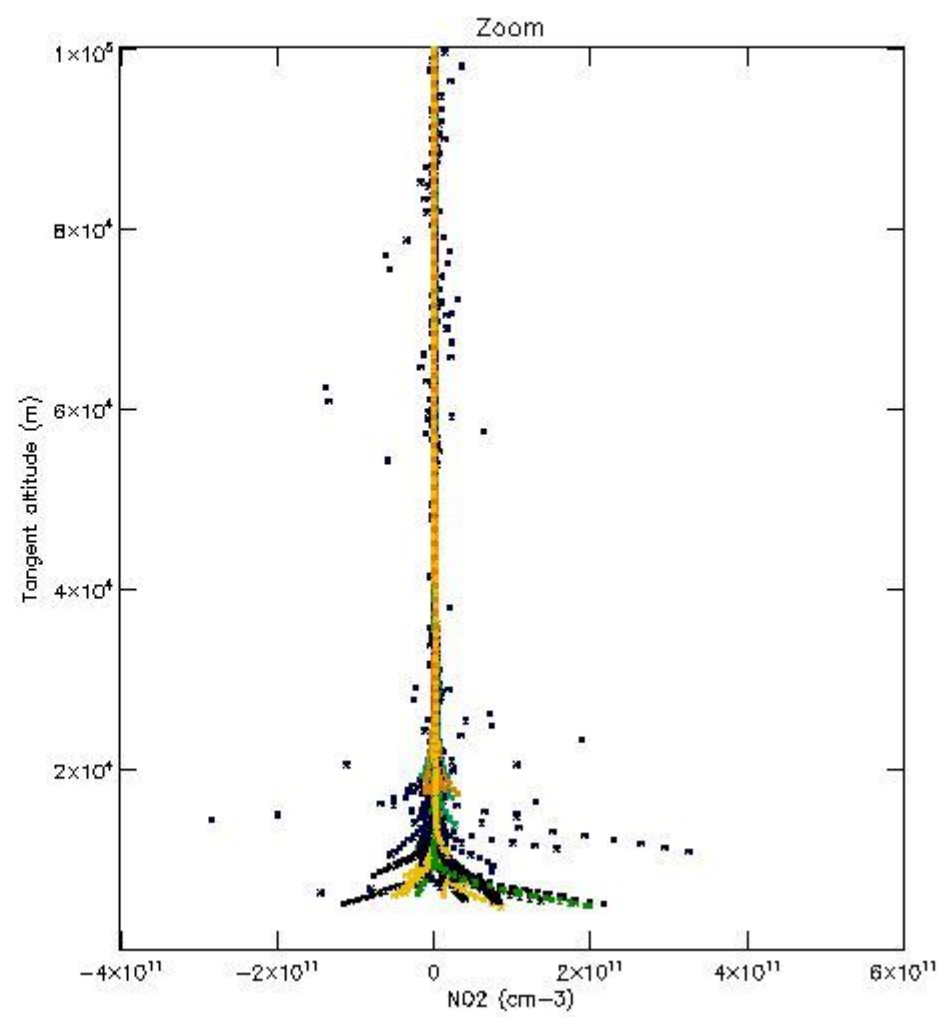
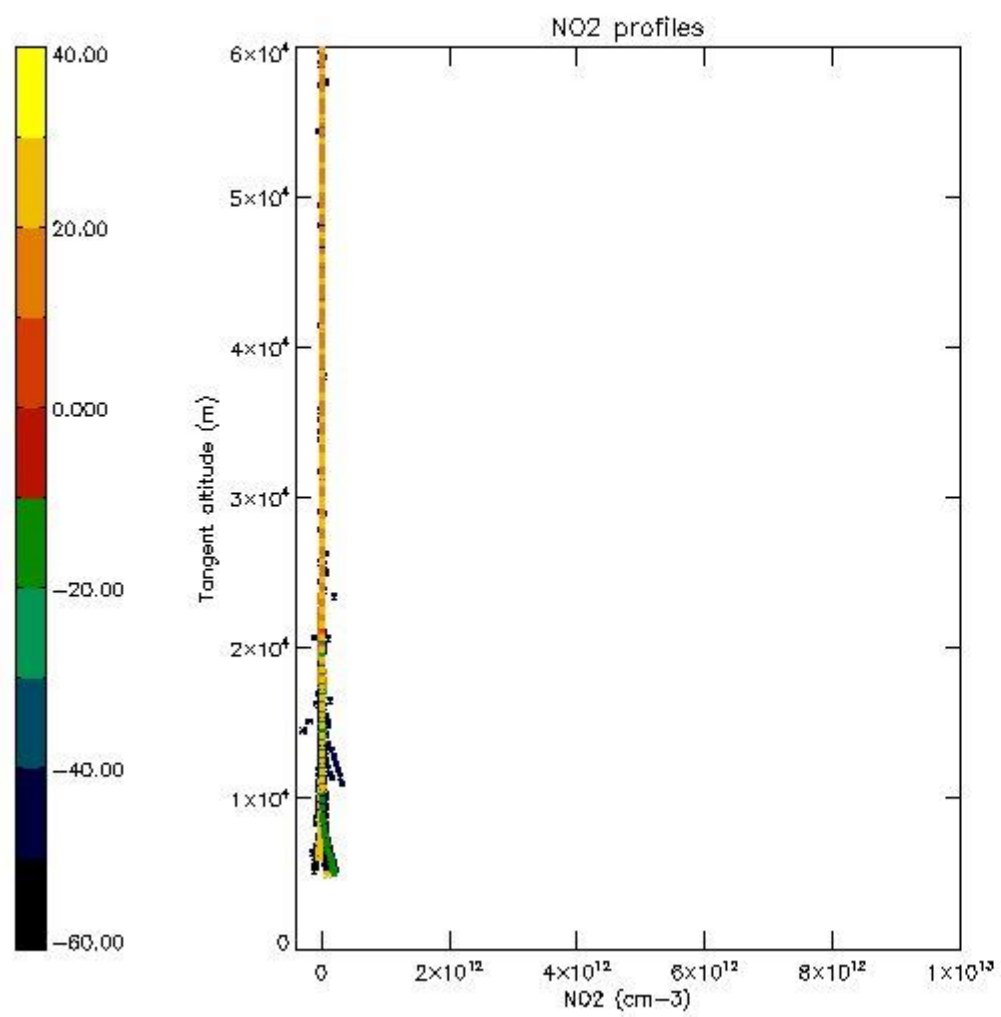
5.5 Plot ozone profiles where STD < 5% (dark without errors)

The colorbar represents the latitude.



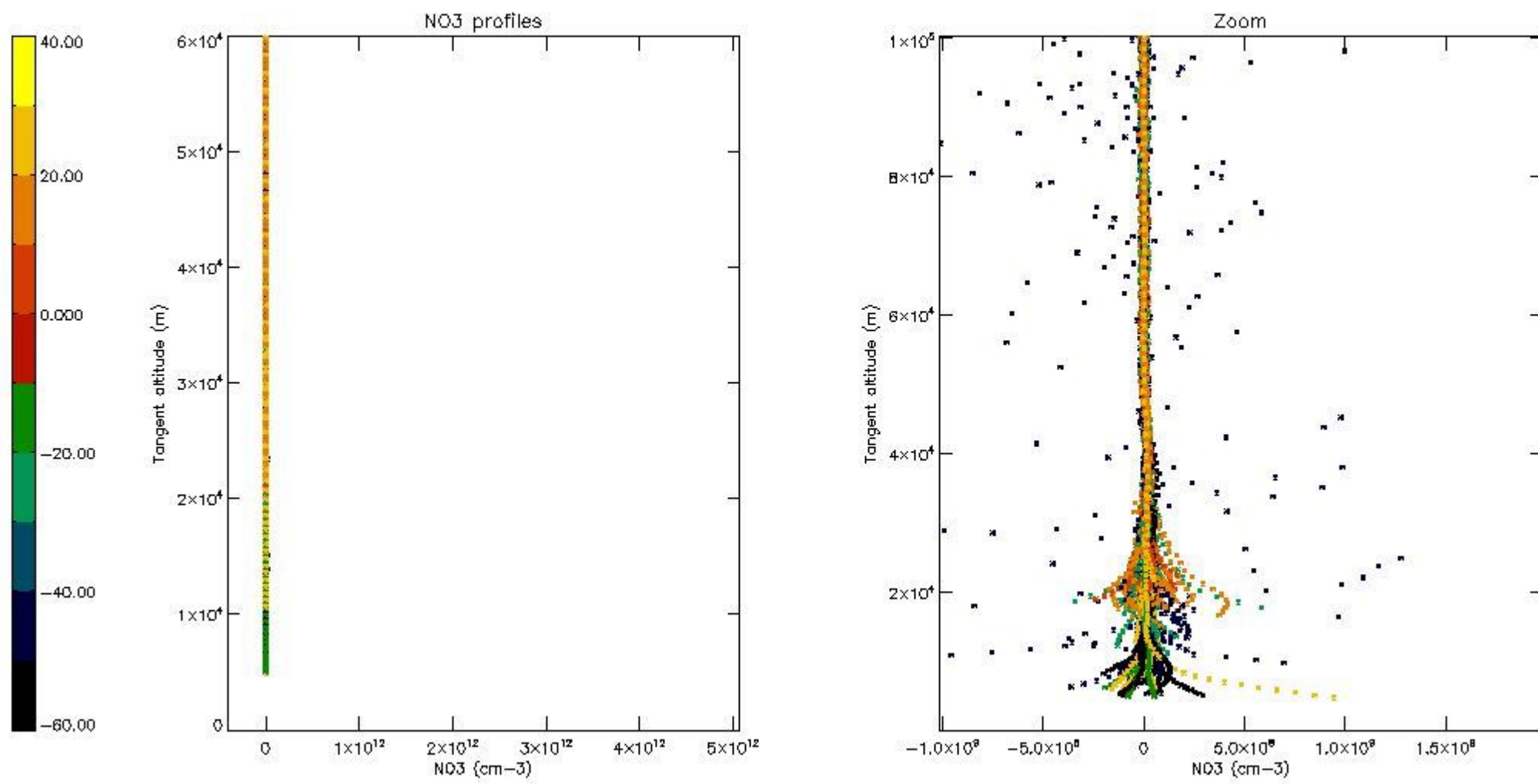
5.6 Plot NO₂ profiles for all STD (dark without errors)

The colorbar represents the latitude.



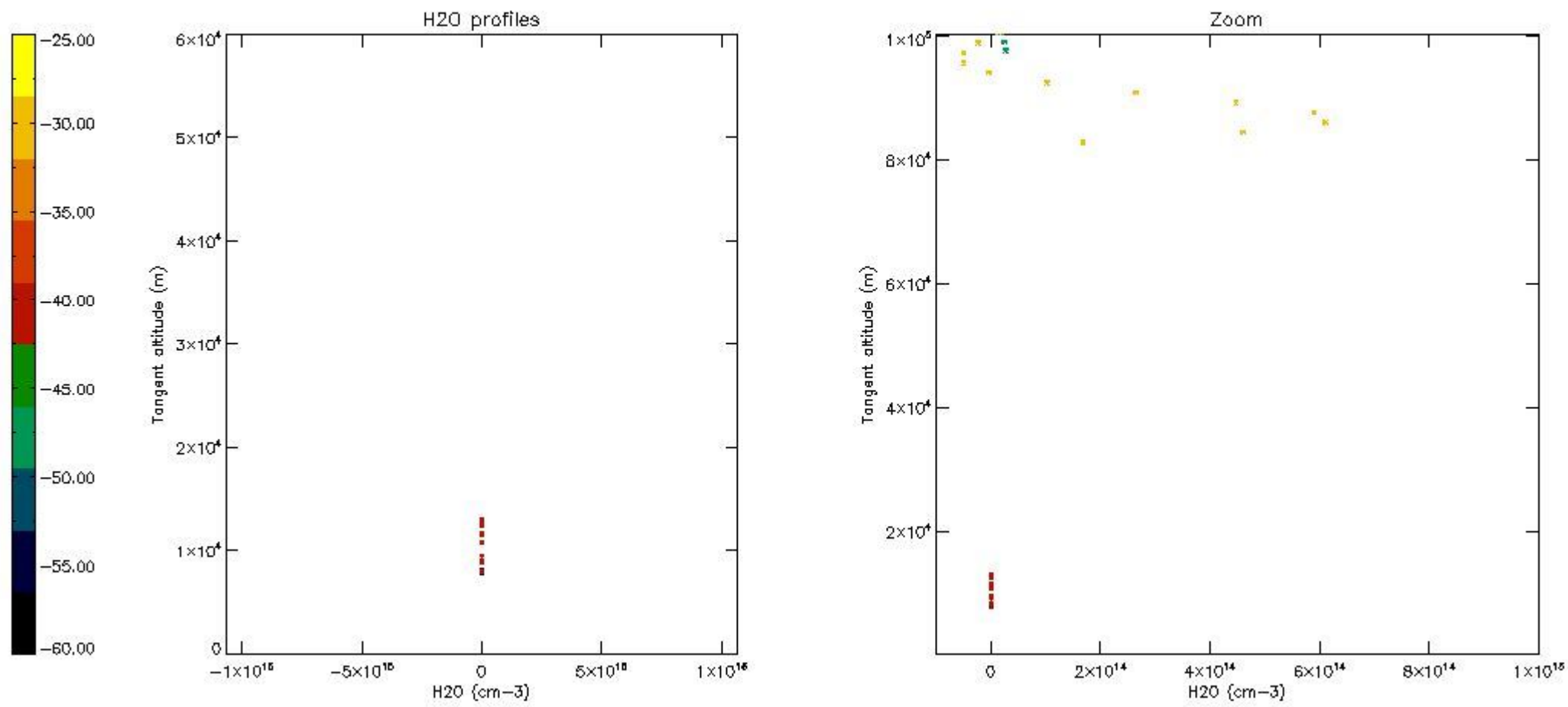
5.7 Plot NO3 profiles for all STD (dark without errors)

The colorbar represents the latitude.



5.8 Plot H2O profiles for all STD (only for occultations of stars 1,2,3,4,13,14,16,26,63 dark without errors)

The colorbar represents the latitude.



6. Auxiliary Data Files used for the production reported in section 2

The number reported in the third column indicates since which file (see list in section 2) the corresponding auxiliary file has been used. The fourth column is the date of those product files.

| Type | Auxiliary Filename | Used since product | Used since product date |
|---------------------------|---|--------------------|-------------------------|
| INST_PHYS_CHARACTERISTICS | GOM_INS_AXVIEC20091111_143220_20030716_120000_20500101_000000 | 1 | 26-SEP-2004 00:02:45 |
| LEVEL-2_PROC_CONFIG | GOM_PR2_AXVIEC20091111_152718_20020301_000000_20500101_000000 | 1 | 26-SEP-2004 00:02:45 |
| CROSS_SECTIONS_FILE | GOM_CRS_AXVIEC20091111_154832_20020301_000000_20500101_000000 | 1 | 26-SEP-2004 00:02:45 |

GOMOS Level 2 Daily Report

SUMMARY

[1. General Info](#)

[2. Summary of processed GOM_NL_2P products](#)

[3. Level 2 Quality information per product](#)

[3.1 Plot of level 2 quality information per product \(time dependant\)](#)

[3.2 Plot of level 2 quality information per product \(world map\)](#)

[4. Level 1 Quality information per product \(stored on level 2 products\)](#)

[4.1 Plot of level 1 quality information per product \(time dependant\)](#)

[4.1.1 Plot of level 1 quality information per product \(time dependant\): ASCENDING](#)

[4.1.2 Plot of level 1 quality information per product \(time dependant\): DESCENDING](#)

[4.2 Plot of level 1 quality information per product \(world map\)](#)

[4.2.1 Plot of level 1 quality information per product \(world map\): ASCENDING](#)

[4.2.2 Plot of level 1 quality information per product \(world map\): DESCENDING](#)

[5. Ozone profiles based on quality statistics and other trace gas profiles](#)

[5.1 Ozone statistics based on quality of products](#)

[5.2 Plot ozone profiles for all STD \(dark without errors\)](#)

[5.3 Plot ozone profiles where STD < 20% \(dark without errors\)](#)

[5.4. Plot ozone profiles where STD < 10% \(dark without errors\)](#)

[5.5. Plot ozone profiles where STD < 5% \(dark without errors\)](#)

[5.6 Plot NO2 profiles for all STD \(dark without errors\)](#)

[5.7 Plot NO3 profiles for all STD \(dark without errors\)](#)

[5.8 Plot H2O profiles \(only for occultations of stars 1,2,3,4,13,14,16,26,63 dark without errors\) for all STD](#)

[6. Auxiliary Data Files used for the production reported in section 2](#)

This report presents the daily analysis on parameters extracted from GOMOS level 2 data (GOM_NL__2P).
It is intended to monitor some important parameters that will impact the quality of these products.
A list of level 2 products (and content) that have arrived during the reporting day to the PCF is also given.

| Item | Value |
|---------------------------|---------------------------------|
| Time of report generation | 19APR2013 11:52:31 |
| Data source version | GOMOS/6.01 |
| Start time of products | 26-09-2004 (26SEP2004 00:00:00) |
| Stop time of products | 27-09-2004 (27SEP2004 00:00:00) |
| Store outputs in DB | Yes |
| Nb of level 2 prods | 377 |
| Nb of prods with errors | 0 |

2. Summary of processed GOM_NL__2P products.

| Nr | Filename | UTC Start time | Limb | Duration | Star Id | Star Name | Star Mag | Star Temp | Nb Meas | Orbit | Prod. error |
|----|--|----------------------|------------|----------|---------|-----------|----------|-----------|---------|-------|-------------|
| 1 | GOM_NL__2PRFIN20040926_000245_000000382030_00374_13454_4651.N1 | 26-SEP-2004 00:02:45 | Bright | 38.000 | 93 | 53Bet Peg | 2.5200 | 3100.0 | 76 | 13454 | No |
| 2 | GOM_NL__2PRFIN20040926_000855_000000412030_00374_13454_4652.N1 | 26-SEP-2004 00:08:55 | Bright | 40.500 | 19 | 50Alp Cyg | 1.2460 | 10500. | 81 | 13454 | No |
| 3 | GOM_NL__2PRFIN20040926_001228_000000412030_00374_13454_4653.N1 | 26-SEP-2004 00:12:28 | Bright | 40.500 | 74 | 11Bet Cas | 2.2680 | 6600.0 | 81 | 13454 | No |
| 4 | GOM_NL__2PRFIN20040926_001358_000000432030_00374_13454_4654.N1 | 26-SEP-2004 00:13:58 | Bright | 42.500 | 76 | 27Gam Cas | 2.3000 | 30000. | 85 | 13454 | No |
| 5 | GOM_NL__2PRFIN20040926_002007_000000342030_00374_13454_4655.N1 | 26-SEP-2004 00:20:07 | Bright | 33.500 | 49 | 1Alp UMi | 1.9900 | 6300.0 | 67 | 13454 | No |
| 6 | GOM_NL__2PRFIN20040926_002150_000000352030_00374_13454_4656.N1 | 26-SEP-2004 00:21:50 | Bright | 35.000 | 60 | 7Bet UMi | 2.0810 | 3950.0 | 70 | 13454 | No |
| 7 | GOM_NL__2PRFIN20040926_002755_000000372030_00374_13454_4657.N1 | 26-SEP-2004 00:27:55 | Bright | 36.500 | 36 | 50Alp UMa | 1.8000 | 6300.0 | 73 | 13454 | No |
| 8 | GOM_NL__2PRFIN20040926_002924_000000442030_00374_13454_4658.N1 | 26-SEP-2004 00:29:24 | Bright | 44.000 | 82 | 48Bet UMa | 2.3650 | 10600. | 88 | 13454 | No |
| 9 | GOM_NL__2PRFIN20040926_003124_000000662030_00374_13454_4659.N1 | 26-SEP-2004 00:31:24 | Bright | 66.000 | 42 | 34Bet Aur | 1.9000 | 10200. | 132 | 13454 | No |
| 10 | GOM_NL__2PRFIN20040926_003531_000000782030_00374_13454_4660.N1 | 26-SEP-2004 00:35:31 | Bright | 78.000 | 107 | 37The Aur | 2.6490 | 11000. | 156 | 13454 | No |
| 11 | GOM_NL__2PRFIN20040926_003910_000002552030_00374_13454_4661.N1 | 26-SEP-2004 00:39:10 | Twilight | 255.00 | 114 | 31ot Aur | 2.6930 | 4600.0 | 510 | 13454 | No |
| 12 | GOM_NL__2PRFIN20040926_004449_000001342030_00374_13454_4662.N1 | 26-SEP-2004 00:44:49 | Straylight | 134.00 | 151 | 13Mu Gem | 2.8900 | 3000.0 | 268 | 13454 | No |
| 13 | GOM_NL__2PRFIN20040926_004758_000000712030_00374_13454_4663.N1 | 26-SEP-2004 00:47:58 | Dark | 71.000 | 8 | 10Alp CMi | 0.40000 | 6500.0 | 142 | 13454 | No |
| 14 | GOM_NL__2PRFIN20040926_005513_000000502030_00374_13454_4664.N1 | 26-SEP-2004 00:55:13 | Dark | 49.500 | 132 | 15Rho Pup | 2.8030 | 6900.0 | 99 | 13454 | No |
| 15 | GOM_NL__2PRFIN20040926_005816_000000502030_00374_13454_4665.N1 | 26-SEP-2004 00:58:16 | Dark | 49.500 | 65 | Lam Vel | 2.2040 | 4400.0 | 99 | 13454 | No |
| 16 | GOM_NL__2PRFIN20040926_010217_000000402030_00374_13454_4666.N1 | 26-SEP-2004 01:02:17 | Dark | 40.000 | 71 | 1ot Car | 2.2460 | 7700.0 | 80 | 13454 | No |
| 17 | GOM_NL__2PRFIN20040926_011328_000000392030_00375_13455_4643.N1 | 26-SEP-2004 01:13:28 | Dark | 39.000 | 135 | Bet Hyi | 2.8200 | 5800.0 | 78 | 13455 | No |
| 18 | GOM_NL__2PRFIN20040926_011518_000000422030_00375_13455_4644.N1 | 26-SEP-2004 01:15:18 | Dark | 41.500 | 143 | Alp Hyi | 2.8570 | 7200.0 | 83 | 13455 | No |
| 19 | GOM_NL__2PRFIN20040926_011645_000000462030_00375_13455_4645.N1 | 26-SEP-2004 01:16:45 | Dark | 46.000 | 9 | Alp Eri | 0.45300 | 24000. | 92 | 13455 | No |
| 20 | GOM_NL__2PRFIN20040926_012227_000000452030_00375_13455_4646.N1 | 26-SEP-2004 01:22:27 | Straylight | 45.000 | 63 | Bet Gru | 2.1500 | 2800.0 | 90 | 13455 | No |
| 21 | GOM_NL__2PRFIN20040926_012703_000000452030_00375_13455_4647.N1 | 26-SEP-2004 01:27:03 | Straylight | 44.500 | 18 | 24Alp PsA | 1.1660 | 9700.0 | 89 | 13455 | No |
| 22 | GOM_NL__2PRFIN20040926_012919_000000582030_00375_13455_4648.N1 | 26-SEP-2004 01:29:19 | Twilight | 58.000 | 52 | 16Bet Cet | 2.0370 | 4500.0 | 116 | 13455 | No |
| 23 | GOM_NL__2PRFIN20040926_013543_000000392030_00375_13455_4649.N1 | 26-SEP-2004 01:35:43 | Bright | 39.000 | 162 | 34Alp Aqr | 2.9440 | 5350.0 | 78 | 13455 | No |
| 24 | GOM_NL__2PRFIN20040926_013939_000000402030_00375_13455_4650.N1 | 26-SEP-2004 01:39:39 | Bright | 40.000 | 90 | 54Alp Peg | 2.4870 | 11000. | 80 | 13455 | No |
| 25 | GOM_NL__2PRFIN20040926_014321_000000402030_00375_13455_4651.N1 | 26-SEP-2004 01:43:21 | Bright | 39.500 | 93 | 53Bet Peg | 2.5200 | 3100.0 | 79 | 13455 | No |
| 26 | GOM_NL__2PRFIN20040926_014931_000000392030_00375_13455_4652.N1 | 26-SEP-2004 01:49:31 | Bright | 38.500 | 19 | 50Alp Cyg | 1.2460 | 10500. | 77 | 13455 | No |
| 27 | GOM_NL__2PRFIN20040926_015304_000000422030_00375_13455_4653.N1 | 26-SEP-2004 01:53:04 | Bright | 41.500 | 74 | 11Bet Cas | 2.2680 | 6600.0 | 83 | 13455 | No |
| 28 | GOM_NL__2PRFIN20040926_015433_000000432030_00375_13455_4654.N1 | 26-SEP-2004 01:54:33 | Bright | 43.000 | 76 | 27Gam Cas | 2.3000 | 30000. | 86 | 13455 | No |
| 29 | GOM_NL__2PRFIN20040926_020042_000000382030_00375_13455_4655.N1 | 26-SEP-2004 02:00:42 | Bright | 37.500 | 49 | 1Alp UMi | 1.9900 | 6300.0 | 75 | 13455 | No |
| 30 | GOM_NL__2PRFIN20040926_020226_000000402030_00375_13455_4656.N1 | 26-SEP-2004 02:02:26 | Bright | 39.500 | 60 | 7Bet UMi | 2.0810 | 3950.0 | 79 | 13455 | No |
| 31 | GOM_NL__2PRFIN20040926_020830_000000382030_00375_13455_4657.N1 | 26-SEP-2004 02:08:30 | Bright | 37.500 | 36 | 50Alp UMa | 1.8000 | 6300.0 | 75 | 13455 | No |
| 32 | GOM_NL__2PRFIN20040926_020959_000000382030_00375_13455_4658.N1 | 26-SEP-2004 02:09:59 | Bright | 38.000 | 82 | 48Bet UMa | 2.3650 | 10600. | 76 | 13455 | No |
| 33 | GOM_NL__2PRFIN20040926_021200_000000652030_00375_13455_4659.N1 | 26-SEP-2004 02:12:00 | Bright | 65.000 | 42 | 34Bet Aur | 1.9000 | 10200. | 130 | 13455 | No |
| 34 | GOM_NL__2PRFIN20040926_021607_000000812030_00375_13455_4660.N1 | 26-SEP-2004 02:16:07 | Bright | 80.500 | 107 | 37The Aur | 2.6490 | 11000. | 161 | 13455 | No |
| 35 | GOM_NL__2PRFIN20040926_021946_000002552030_00375_13455_4661.N1 | 26-SEP-2004 02:19:46 | Twilight | 255.00 | 114 | 31ot Aur | 2.6930 | 4600.0 | 510 | 13455 | No |
| 36 | GOM_NL__2PRFIN20040926_022526_000001262030_00375_13455_4662.N1 | 26-SEP-2004 02:25:26 | Straylight | 126.00 | 151 | 13Mu Gem | 2.8900 | 3000.0 | 252 | 13455 | No |
| 37 | GOM_NL__2PRFIN20040926_022835_000000762030_00375_13455_4663.N1 | 26-SEP-2004 02:28:35 | Dark | 76.000 | 8 | 10Alp CMi | 0.40000 | 6500.0 | 152 | 13455 | No |
| 38 | GOM_NL__2PRFIN20040926_023550_000000472030_00375_13455_4664.N1 | 26-SEP-2004 02:35:50 | Dark | 47.000 | 132 | 15Rho Pup | 2.8030 | 6900.0 | 94 | 13455 | No |
| 39 | GOM_NL__2PRFIN20040926_023852_000000462030_00375_13455_4665.N1 | 26-SEP-2004 02:38:52 | Dark | 46.000 | 65 | Lam Vel | 2.2040 | 4400.0 | 92 | 13455 | No |
| 40 | GOM_NL__2PRFIN20040926_024253_000000432030_00375_13455_4666.N1 | 26-SEP-2004 02:42:53 | Dark | 43.000 | 71 | 1ot Car | 2.2460 | 7700.0 | 86 | 13455 | No |
| 41 | GOM_NL__2PRFIN20040926_024412_000000382030_00376_13456_4643.N1 | 26-SEP-2004 02:44:12 | Dark | 38.000 | 159 | Ups Car | 2.9200 | 7200.0 | 76 | 13456 | No |
| 42 | GOM_NL__2PRFIN20040926_025404_000000392030_00376_13456_4644.N1 | 26-SEP-2004 02:54:04 | Dark | 39.000 | 135 | Bet Hyi | 2.8200 | 5800.0 | 78 | 13456 | No |

| | | | | | | | | | | | |
|-----|--|----------------------|------------|--------|-----|-----------|----------|--------|-----|-------|----|
| 102 | GOM_NL__2PRFIN20040926_065451_000000412030_00378_13458_4654.N1 | 26-SEP-2004 06:54:51 | Bright | 41.000 | 74 | 11Bet Cas | 2.2680 | 6600.0 | 82 | 13458 | No |
| 103 | GOM_NL__2PRFIN20040926_065620_000000432030_00378_13458_4655.N1 | 26-SEP-2004 06:56:20 | Bright | 43.000 | 76 | 27Gam Cas | 2.3000 | 30000. | 86 | 13458 | No |
| 104 | GOM_NL__2PRFIN20040926_070231_000000392030_00378_13458_4656.N1 | 26-SEP-2004 07:02:31 | Bright | 39.000 | 49 | 1Alp UMi | 1.9900 | 6300.0 | 78 | 13458 | No |
| 105 | GOM_NL__2PRFIN20040926_070415_000000382030_00378_13458_4657.N1 | 26-SEP-2004 07:04:15 | Bright | 37.500 | 60 | 7Bet UMi | 2.0810 | 3950.0 | 75 | 13458 | No |
| 106 | GOM_NL__2PRFIN20040926_071019_000000382030_00378_13458_4658.N1 | 26-SEP-2004 07:10:19 | Bright | 38.000 | 36 | 50Alp UMa | 1.8000 | 6300.0 | 76 | 13458 | No |
| 107 | GOM_NL__2PRFIN20040926_071148_000000352030_00378_13458_4659.N1 | 26-SEP-2004 07:11:48 | Bright | 35.000 | 82 | 48Bet UMa | 2.3650 | 10600. | 70 | 13458 | No |
| 108 | GOM_NL__2PRFIN20040926_071346_000000642030_00378_13458_4660.N1 | 26-SEP-2004 07:13:46 | Bright | 63.500 | 42 | 34Bet Aur | 1.9000 | 10200. | 127 | 13458 | No |
| 109 | GOM_NL__2PRFIN20040926_071755_000000782030_00378_13458_4661.N1 | 26-SEP-2004 07:17:55 | Bright | 77.500 | 107 | 37The Aur | 2.6490 | 11000. | 155 | 13458 | No |
| 110 | GOM_NL__2PRFIN20040926_072136_000002552030_00378_13458_4662.N1 | 26-SEP-2004 07:21:36 | Twilight | 255.00 | 114 | 3lot Aur | 2.6930 | 4600.0 | 510 | 13458 | No |
| 111 | GOM_NL__2PRFIN20040926_072718_000001382030_00378_13458_4663.N1 | 26-SEP-2004 07:27:18 | Straylight | 137.50 | 151 | 13Mu Gem | 2.8900 | 3000.0 | 275 | 13458 | No |
| 112 | GOM_NL__2PRFIN20040926_073026_000000762030_00378_13458_4664.N1 | 26-SEP-2004 07:30:26 | Dark | 76.000 | 8 | 10Alp CMi | 0.40000 | 6500.0 | 152 | 13458 | No |
| 113 | GOM_NL__2PRFIN20040926_073740_000000472030_00378_13458_4665.N1 | 26-SEP-2004 07:37:40 | Dark | 47.000 | 132 | 15Rho Pup | 2.8030 | 6900.0 | 94 | 13458 | No |
| 114 | GOM_NL__2PRFIN20040926_074042_000000482030_00378_13458_4666.N1 | 26-SEP-2004 07:40:42 | Dark | 47.500 | 65 | Lam Vel | 2.2040 | 4400.0 | 95 | 13458 | No |
| 115 | GOM_NL__2PRFIN20040926_074441_000000402030_00378_13458_4667.N1 | 26-SEP-2004 07:44:41 | Dark | 39.500 | 71 | lot Car | 2.2460 | 7700.0 | 79 | 13458 | No |
| 116 | GOM_NL__2PRFIN20040926_074600_000000412030_00379_13459_4643.N1 | 26-SEP-2004 07:46:00 | Dark | 40.500 | 159 | Ups Car | 2.9200 | 7200.0 | 81 | 13459 | No |
| 117 | GOM_NL__2PRFIN20040926_075552_000000392030_00379_13459_4644.N1 | 26-SEP-2004 07:55:52 | Dark | 38.500 | 135 | Bet Hyi | 2.8200 | 5800.0 | 77 | 13459 | No |
| 118 | GOM_NL__2PRFIN20040926_075744_000000412030_00379_13459_4645.N1 | 26-SEP-2004 07:57:44 | Dark | 41.000 | 143 | Alp Hyi | 2.8570 | 7200.0 | 82 | 13459 | No |
| 119 | GOM_NL__2PRFIN20040926_075911_000000542030_00379_13459_4646.N1 | 26-SEP-2004 07:59:11 | Dark | 53.500 | 9 | Alp Eri | 0.45300 | 24000. | 107 | 13459 | No |
| 120 | GOM_NL__2PRFIN20040926_080451_000000492030_00379_13459_4647.N1 | 26-SEP-2004 08:04:51 | Straylight | 48.500 | 63 | Bet Gru | 2.1500 | 2800.0 | 97 | 13459 | No |
| 121 | GOM_NL__2PRFIN20040926_080927_000000512030_00379_13459_4648.N1 | 26-SEP-2004 08:09:27 | Straylight | 51.000 | 18 | 24Alp PsA | 1.1660 | 9700.0 | 102 | 13459 | No |
| 122 | GOM_NL__2PRFIN20040926_081145_000000552030_00379_13459_4649.N1 | 26-SEP-2004 08:11:45 | Twilight | 54.500 | 52 | 16Bet Cet | 2.0370 | 4500.0 | 109 | 13459 | No |
| 123 | GOM_NL__2PRFIN20040926_081807_000000382030_00379_13459_4650.N1 | 26-SEP-2004 08:18:07 | Bright | 37.500 | 162 | 34Alp Aqr | 2.9440 | 5350.0 | 75 | 13459 | No |
| 124 | GOM_NL__2PRFIN20040926_082204_000000392030_00379_13459_4651.N1 | 26-SEP-2004 08:22:04 | Bright | 38.500 | 90 | 54Alp Peg | 2.4870 | 11000. | 77 | 13459 | No |
| 125 | GOM_NL__2PRFIN20040926_082545_000000402030_00379_13459_4652.N1 | 26-SEP-2004 08:25:45 | Bright | 39.500 | 93 | 53Bet Peg | 2.5200 | 3100.0 | 79 | 13459 | No |
| 126 | GOM_NL__2PRFIN20040926_083156_000000422030_00379_13459_4653.N1 | 26-SEP-2004 08:31:56 | Bright | 41.500 | 19 | 50Alp Cyg | 1.2460 | 10500. | 83 | 13459 | No |
| 127 | GOM_NL__2PRFIN20040926_083527_000000402030_00379_13459_4654.N1 | 26-SEP-2004 08:35:27 | Bright | 40.000 | 74 | 11Bet Cas | 2.2680 | 6600.0 | 80 | 13459 | No |
| 128 | GOM_NL__2PRFIN20040926_083656_000000422030_00379_13459_4655.N1 | 26-SEP-2004 08:36:56 | Bright | 42.000 | 76 | 27Gam Cas | 2.3000 | 30000. | 84 | 13459 | No |
| 129 | GOM_NL__2PRFIN20040926_084306_000000382030_00379_13459_4656.N1 | 26-SEP-2004 08:43:06 | Bright | 38.000 | 49 | 1Alp UMi | 1.9900 | 6300.0 | 76 | 13459 | No |
| 130 | GOM_NL__2PRFIN20040926_084451_000000412030_00379_13459_4657.N1 | 26-SEP-2004 08:44:51 | Bright | 40.500 | 60 | 7Bet UMi | 2.0810 | 3950.0 | 81 | 13459 | No |
| 131 | GOM_NL__2PRFIN20040926_085052_000000422030_00379_13459_4658.N1 | 26-SEP-2004 08:50:52 | Bright | 41.500 | 36 | 50Alp UMa | 1.8000 | 6300.0 | 83 | 13459 | No |
| 132 | GOM_NL__2PRFIN20040926_085223_000000372030_00379_13459_4659.N1 | 26-SEP-2004 08:52:23 | Bright | 36.500 | 82 | 48Bet UMa | 2.3650 | 10600. | 73 | 13459 | No |
| 133 | GOM_NL__2PRFIN20040926_085422_000000662030_00379_13459_4660.N1 | 26-SEP-2004 08:54:22 | Bright | 65.500 | 42 | 34Bet Aur | 1.9000 | 10200. | 131 | 13459 | No |
| 134 | GOM_NL__2PRFIN20040926_085831_000000832030_00379_13459_4661.N1 | 26-SEP-2004 08:58:31 | Bright | 82.500 | 107 | 37The Aur | 2.6490 | 11000. | 165 | 13459 | No |
| 135 | GOM_NL__2PRFIN20040926_090213_000002552030_00379_13459_4662.N1 | 26-SEP-2004 09:02:13 | Straylight | 255.00 | 114 | 3lot Aur | 2.6930 | 4600.0 | 510 | 13459 | No |
| 136 | GOM_NL__2PRFIN20040926_090755_000001252030_00379_13459_4663.N1 | 26-SEP-2004 09:07:55 | Straylight | 125.00 | 151 | 13Mu Gem | 2.8900 | 3000.0 | 250 | 13459 | No |
| 137 | GOM_NL__2PRFIN20040926_091103_000000682030_00379_13459_4664.N1 | 26-SEP-2004 09:11:03 | Dark | 68.000 | 8 | 10Alp CMi | 0.40000 | 6500.0 | 136 | 13459 | No |
| 138 | GOM_NL__2PRFIN20040926_091816_000000522030_00379_13459_4665.N1 | 26-SEP-2004 09:18:16 | Dark | 51.500 | 132 | 15Rho Pup | 2.8030 | 6900.0 | 103 | 13459 | No |
| 139 | GOM_NL__2PRFIN20040926_092118_000000442030_00379_13459_4666.N1 | 26-SEP-2004 09:21:18 | Dark | 44.000 | 65 | Lam Vel | 2.2040 | 4400.0 | 88 | 13459 | No |
| 140 | GOM_NL__2PRFIN20040926_092517_000000442030_00379_13459_4667.N1 | 26-SEP-2004 09:25:17 | Dark | 44.000 | 71 | lot Car | 2.2460 | 7700.0 | 88 | 13459 | No |
| 141 | GOM_NL__2PRFIN20040926_092636_000000392030_00380_13460_4643.N1 | 26-SEP-2004 09:26:36 | Dark | 38.500 | 159 | Ups Car | 2.9200 | 7200.0 | 77 | 13460 | No |
| 142 | GOM_NL__2PRFIN20040926_092838_000000482030_00380_13460_4644.N1 | 26-SEP-2004 09:28:38 | Dark | 48.000 | 2 | Alp Car | -0.73600 | 7000.0 | 96 | 13460 | No |
| 143 | GOM_NL__2PRFIN20040926_093006_000000602030_00380_13460_4645.N1 | 26-SEP-2004 09:30:06 | Dark | 59.500 | 108 | Alp Col | 2.6520 | 15200. | 119 | 13460 | No |
| 144 | GOM_NL__2PRFIN20040926_093210_000001012030_00380_13460_4646.N1 | 26-SEP-2004 09:32:10 | Dark | 100.50 | 139 | 9Bet Lep | 2.8330 | 5600.0 | 201 | 13460 | No |
| 145 | GOM_NL__2PRFIN20040926_093628_000000392030_00380_13460_4647.N1 | 26-SEP-2004 09:36:28 | Dark | 39.000 | 135 | Bet Hyi | 2.8200 | 5800.0 | 78 | 13460 | No |
| 146 | GOM_NL__2PRFIN20040926_093820_000000422030_00380_13460_4648.N1 | 26-SEP-2004 09:38:20 | Dark | 41.500 | 143 | Alp Hyi | 2.8570 | 7200.0 | 83 | 13460 | No |
| 147 | GOM_NL__2PRFIN20040926_093947_000000522030_00380_13460_4649.N1 | 26-SEP-2004 09:39:47 | Dark | 51.500 | 9 | Alp Eri | 0.45300 | 24000. | 103 | 13460 | No |
| 148 | GOM_NL__2PRFIN20040926_094527_000000472030_00380_13460_4650.N1 | 26-SEP-2004 09:45:27 | Straylight | 47.000 | 63 | Bet Gru | 2.1500 | 2800.0 | 94 | 13460 | No |
| 149 | GOM_NL__2PRFIN20040926_095003_000000442030_00380_13460_4651.N1 | 26-SEP-2004 09:50:03 | Straylight | 43.500 | 18 | 24Alp PsA | 1.1660 | 9700.0 | 87 | 13460 | No |
| 150 | GOM_NL__2PRFIN20040926_095222_000000522030_00380_13460_4652.N1 | 26-SEP-2004 09:52:22 | Twilight | 51.500 | 52 | 16Bet Cet | 2.0370 | 4500.0 | 103 | 13460 | No |
| 151 | GOM_NL__2PRFIN20040926_095844_000000402030_00380_13460_4653.N1 | 26-SEP-2004 09:58:44 | Bright | 39.500 | 162 | 34Alp Aqr | 2.9440 | 5350.0 | 79 | 13460 | No |
| 152 | GOM_NL__2PRFIN20040926_100239_000000392030_00380_13460_4654.N1 | 26-SEP-2004 10:02:39 | Bright | 39.000 | 90 | 54Alp Peg | 2.4870 | 11000. | 78 | 13460 | No |
| 153 | GOM_NL__2PRFIN20040926_100621_000000382030_00380_13460_4655.N1 | 26-SEP-2004 10:06:21 | Bright | 37.500 | 93 | 53Bet Peg | 2.5200 | 3100.0 | 75 | 13460 | No |
| 154 | GOM_NL__2PRFIN20040926_101233_000000392030_00380_13460_4656.N1 | 26-SEP-2004 10:12:33 | Bright | 38.500 | 19 | 50Alp Cyg | 1.2460 | 10500. | 77 | 13460 | No |
| 155 | GOM_NL__2PRFIN20040926_101602_000000402030_00380_13460_4657.N1 | 26-SEP-2004 10:16:02 | Bright | 40.000 | 74 | 11Bet Cas | 2.2680 | 6600.0 | 80 | 13460 | No |
| 156 | GOM_NL__2PRFIN20040926_101730_000000442030_00380_13460_4658.N1 | 26-SEP-2004 10:17:30 | Bright | 43.500 | 76 | 27Gam Cas | 2.3000 | 30000. | 87 | 13460 | No |
| 157 | GOM_NL__2PRFIN20040926_102342_000000382030_00380_13460_4659.N1 | 26-SEP-2004 10:23:42 | Bright | 38.000 | 49 | 1Alp UMi | 1.9900 | 6300.0 | 76 | 13460 | No |
| 158 | GOM_NL__2PRFIN20040926_102527_000000392030_00380_13460_4660.N1 | 26-SEP-2004 10:25:27 | Bright | 38.500 | 60 | 7Bet UMi | 2.0810 | 3950.0 | 77 | 13460 | No |
| 159 | GOM_NL__2PRFIN20040926_103130_000000402030_00380_13460_4661.N1 | 26-SEP-2004 10:31:30 | Bright | 40.000 | 36 | 50Alp UMa | 1.8000 | 6300.0 | 80 | 13460 | No |
| 160 | GOM_NL__2PRFIN20040926_103257_000000402030_00380_13460_4662.N1 | 26-SEP-2004 10:32:57 | Bright | 39.500 | 82 | 48Bet UMa | 2.3650 | 10600. | 79 | 13460 | No |

| | | | | | | | | | | | |
|-----|--|----------------------|----------------|--------|-----|-----------|----------|--------|-----|-------|----|
| 161 | GOM_NL__2PRFIN20040926_103457_000000652030_00380_13460_4663.N1 | 26-SEP-2004 10:34:57 | Bright | 65.000 | 42 | 34Bet Aur | 1.9000 | 10200. | 130 | 13460 | No |
| 162 | GOM_NL__2PRFIN20040926_103906_000000832030_00380_13460_4664.N1 | 26-SEP-2004 10:39:06 | Bright | 82.500 | 107 | 37The Aur | 2.6490 | 11000. | 165 | 13460 | No |
| 163 | GOM_NL__2PRFIN20040926_104250_000002552030_00380_13460_4665.N1 | 26-SEP-2004 10:42:50 | Straylight | 255.00 | 114 | 31ot Aur | 2.6930 | 4600.0 | 510 | 13460 | No |
| 164 | GOM_NL__2PRFIN20040926_105140_000000712030_00380_13460_4666.N1 | 26-SEP-2004 10:51:40 | Dark | 70.500 | 8 | 10Alp CMi | 0.40000 | 6500.0 | 141 | 13460 | No |
| 165 | GOM_NL__2PRFIN20040926_105852_000000452030_00380_13460_4667.N1 | 26-SEP-2004 10:58:52 | Dark | 45.000 | 132 | 15Rho Pup | 2.8030 | 6900.0 | 90 | 13460 | No |
| 166 | GOM_NL__2PRFIN20040926_110154_000000462030_00380_13460_4668.N1 | 26-SEP-2004 11:01:54 | Dark | 45.500 | 65 | Lam Vel | 2.2040 | 4400.0 | 91 | 13460 | No |
| 167 | GOM_NL__2PRFIN20040926_110553_000000422030_00380_13460_4669.N1 | 26-SEP-2004 11:05:53 | Dark | 42.000 | 71 | lot Car | 2.2460 | 7700.0 | 84 | 13460 | No |
| 168 | GOM_NL__2PRFIN20040926_110712_000000392030_00381_13461_4643.N1 | 26-SEP-2004 11:07:12 | Dark | 38.500 | 159 | Ups Car | 2.9200 | 7200.0 | 77 | 13461 | No |
| 169 | GOM_NL__2PRFIN20040926_110914_000000502030_00381_13461_4644.N1 | 26-SEP-2004 11:09:14 | Dark | 50.000 | 2 | Alp Car | -0.73600 | 7000.0 | 100 | 13461 | No |
| 170 | GOM_NL__2PRFIN20040926_111044_000000602030_00381_13461_4645.N1 | 26-SEP-2004 11:10:44 | Dark | 60.000 | 108 | Alp Col | 2.6520 | 15200. | 120 | 13461 | No |
| 171 | GOM_NL__2PRFIN20040926_111248_000001012030_00381_13461_4646.N1 | 26-SEP-2004 11:12:48 | Dark | 101.00 | 139 | 9Bet Lep | 2.8330 | 5600.0 | 202 | 13461 | No |
| 172 | GOM_NL__2PRFIN20040926_111705_000000412030_00381_13461_4647.N1 | 26-SEP-2004 11:17:05 | Dark | 40.500 | 135 | Bet Hyi | 2.8200 | 5800.0 | 81 | 13461 | No |
| 173 | GOM_NL__2PRFIN20040926_111856_000000392030_00381_13461_4648.N1 | 26-SEP-2004 11:18:56 | Dark | 39.000 | 143 | Alp Hyi | 2.8570 | 7200.0 | 78 | 13461 | No |
| 174 | GOM_NL__2PRFIN20040926_112023_000000472030_00381_13461_4649.N1 | 26-SEP-2004 11:20:23 | Dark | 47.000 | 9 | Alp Eri | 0.45300 | 24000. | 94 | 13461 | No |
| 175 | GOM_NL__2PRFIN20040926_112603_000000472030_00381_13461_4650.N1 | 26-SEP-2004 11:26:03 | Straylight | 47.000 | 63 | Bet Gru | 2.1500 | 2800.0 | 94 | 13461 | No |
| 176 | GOM_NL__2PRFIN20040926_113038_000000472030_00381_13461_4651.N1 | 26-SEP-2004 11:30:38 | Straylight | 47.000 | 18 | 24Alp PsA | 1.1660 | 9700.0 | 94 | 13461 | No |
| 177 | GOM_NL__2PRFIN20040926_113257_000000562030_00381_13461_4652.N1 | 26-SEP-2004 11:32:57 | Tw_i_and_stray | 55.500 | 52 | 16Bet Cet | 2.0370 | 4500.0 | 111 | 13461 | No |
| 178 | GOM_NL__2PRFIN20040926_113920_000000392030_00381_13461_4653.N1 | 26-SEP-2004 11:39:20 | Bright | 39.000 | 162 | 34Alp Aqr | 2.9440 | 5350.0 | 78 | 13461 | No |
| 179 | GOM_NL__2PRFIN20040926_114315_000000392030_00381_13461_4654.N1 | 26-SEP-2004 11:43:15 | Bright | 38.500 | 90 | 54Alp Peg | 2.4870 | 11000. | 77 | 13461 | No |
| 180 | GOM_NL__2PRFIN20040926_114657_000000412030_00381_13461_4655.N1 | 26-SEP-2004 11:46:57 | Bright | 41.000 | 93 | 53Bet Peg | 2.5200 | 3100.0 | 82 | 13461 | No |
| 181 | GOM_NL__2PRFIN20040926_115309_000000392030_00381_13461_4656.N1 | 26-SEP-2004 11:53:09 | Bright | 39.000 | 19 | 50Alp Cyg | 1.2460 | 10500. | 78 | 13461 | No |
| 182 | GOM_NL__2PRFIN20040926_115638_000000422030_00381_13461_4657.N1 | 26-SEP-2004 11:56:38 | Bright | 42.000 | 74 | 11Bet Cas | 2.2680 | 6600.0 | 84 | 13461 | No |
| 183 | GOM_NL__2PRFIN20040926_115806_000000412030_00381_13461_4658.N1 | 26-SEP-2004 11:58:06 | Bright | 41.000 | 76 | 27Gam Cas | 2.3000 | 30000. | 82 | 13461 | No |
| 184 | GOM_NL__2PRFIN20040926_120416_000000422030_00381_13461_4659.N1 | 26-SEP-2004 12:04:16 | Bright | 42.000 | 49 | 1Alp UMi | 1.9900 | 6300.0 | 84 | 13461 | No |
| 185 | GOM_NL__2PRFIN20040926_120603_000000392030_00381_13461_4660.N1 | 26-SEP-2004 12:06:03 | Bright | 39.000 | 60 | 7Bet UMi | 2.0810 | 3950.0 | 78 | 13461 | No |
| 186 | GOM_NL__2PRFIN20040926_121207_000000392030_00381_13461_4661.N1 | 26-SEP-2004 12:12:07 | Bright | 39.000 | 36 | 50Alp UMa | 1.8000 | 6300.0 | 78 | 13461 | No |
| 187 | GOM_NL__2PRFIN20040926_121335_000000392030_00381_13461_4662.N1 | 26-SEP-2004 12:13:35 | Bright | 38.500 | 82 | 48Bet UMa | 2.3650 | 10600. | 77 | 13461 | No |
| 188 | GOM_NL__2PRFIN20040926_121533_000000662030_00381_13461_4663.N1 | 26-SEP-2004 12:15:33 | Bright | 66.000 | 42 | 34Bet Aur | 1.9000 | 10200. | 132 | 13461 | No |
| 189 | GOM_NL__2PRFIN20040926_121942_000000832030_00381_13461_4664.N1 | 26-SEP-2004 12:19:42 | Bright | 83.000 | 107 | 37The Aur | 2.6490 | 11000. | 166 | 13461 | No |
| 190 | GOM_NL__2PRFIN20040926_122326_000002552030_00381_13461_4665.N1 | 26-SEP-2004 12:23:26 | Straylight | 255.00 | 114 | 31ot Aur | 2.6930 | 4600.0 | 510 | 13461 | No |
| 191 | GOM_NL__2PRFIN20040926_123217_000000622030_00381_13461_4666.N1 | 26-SEP-2004 12:32:17 | Dark | 61.500 | 8 | 10Alp CMi | 0.40000 | 6500.0 | 123 | 13461 | No |
| 192 | GOM_NL__2PRFIN20040926_123927_000000522030_00381_13461_4667.N1 | 26-SEP-2004 12:39:27 | Dark | 51.500 | 132 | 15Rho Pup | 2.8030 | 6900.0 | 103 | 13461 | No |
| 193 | GOM_NL__2PRFIN20040926_124230_000000452030_00381_13461_4668.N1 | 26-SEP-2004 12:42:30 | Dark | 45.000 | 65 | Lam Vel | 2.2040 | 4400.0 | 90 | 13461 | No |
| 194 | GOM_NL__2PRFIN20040926_124629_000000402030_00381_13461_4669.N1 | 26-SEP-2004 12:46:29 | Dark | 40.000 | 71 | lot Car | 2.2460 | 7700.0 | 80 | 13461 | No |
| 195 | GOM_NL__2PRFIN20040926_124748_000000392030_00382_13462_4643.N1 | 26-SEP-2004 12:47:48 | Dark | 38.500 | 159 | Ups Car | 2.9200 | 7200.0 | 77 | 13462 | No |
| 196 | GOM_NL__2PRFIN20040926_124949_000000512030_00382_13462_4644.N1 | 26-SEP-2004 12:49:49 | Dark | 51.000 | 2 | Alp Car | -0.73600 | 7000.0 | 102 | 13462 | No |
| 197 | GOM_NL__2PRFIN20040926_125121_000000592030_00382_13462_4645.N1 | 26-SEP-2004 12:51:21 | Dark | 58.500 | 108 | Alp Col | 2.6520 | 15200. | 117 | 13462 | No |
| 198 | GOM_NL__2PRFIN20040926_125327_000001042030_00382_13462_4646.N1 | 26-SEP-2004 12:53:27 | Dark | 104.00 | 139 | 9Bet Lep | 2.8330 | 5600.0 | 208 | 13462 | No |
| 199 | GOM_NL__2PRFIN20040926_125741_000000382030_00382_13462_4647.N1 | 26-SEP-2004 12:57:41 | Dark | 38.000 | 135 | Bet Hyi | 2.8200 | 5800.0 | 76 | 13462 | No |
| 200 | GOM_NL__2PRFIN20040926_125932_000000412030_00382_13462_4648.N1 | 26-SEP-2004 12:59:32 | Dark | 41.000 | 143 | Alp Hyi | 2.8570 | 7200.0 | 82 | 13462 | No |
| 201 | GOM_NL__2PRFIN20040926_130100_000000472030_00382_13462_4649.N1 | 26-SEP-2004 13:01:00 | Dark | 46.500 | 9 | Alp Eri | 0.45300 | 24000. | 93 | 13462 | No |
| 202 | GOM_NL__2PRFIN20040926_130640_000000522030_00382_13462_4650.N1 | 26-SEP-2004 13:06:40 | Straylight | 51.500 | 63 | Bet Gru | 2.1500 | 2800.0 | 103 | 13462 | No |
| 203 | GOM_NL__2PRFIN20040926_131115_000000452030_00382_13462_4651.N1 | 26-SEP-2004 13:11:15 | Straylight | 44.500 | 18 | 24Alp PsA | 1.1660 | 9700.0 | 89 | 13462 | No |
| 204 | GOM_NL__2PRFIN20040926_131333_000000582030_00382_13462_4652.N1 | 26-SEP-2004 13:13:33 | Tw_i_and_stray | 58.000 | 52 | 16Bet Cet | 2.0370 | 4500.0 | 116 | 13462 | No |
| 205 | GOM_NL__2PRFIN20040926_131956_000000392030_00382_13462_4653.N1 | 26-SEP-2004 13:19:56 | Bright | 39.000 | 162 | 34Alp Aqr | 2.9440 | 5350.0 | 78 | 13462 | No |
| 206 | GOM_NL__2PRFIN20040926_132351_000000382030_00382_13462_4654.N1 | 26-SEP-2004 13:23:51 | Bright | 37.500 | 90 | 54Alp Peg | 2.4870 | 11000. | 75 | 13462 | No |
| 207 | GOM_NL__2PRFIN20040926_132733_000000372030_00382_13462_4655.N1 | 26-SEP-2004 13:27:33 | Bright | 37.000 | 93 | 53Bet Peg | 2.5200 | 3100.0 | 74 | 13462 | No |
| 208 | GOM_NL__2PRFIN20040926_133346_000000412030_00382_13462_4656.N1 | 26-SEP-2004 13:33:46 | Bright | 40.500 | 19 | 50Alp Cyg | 1.2460 | 10500. | 81 | 13462 | No |
| 209 | GOM_NL__2PRFIN20040926_133714_000000392030_00382_13462_4657.N1 | 26-SEP-2004 13:37:14 | Bright | 38.500 | 74 | 11Bet Cas | 2.2680 | 6600.0 | 77 | 13462 | No |
| 210 | GOM_NL__2PRFIN20040926_133841_000000442030_00382_13462_4658.N1 | 26-SEP-2004 13:38:41 | Bright | 43.500 | 76 | 27Gam Cas | 2.3000 | 30000. | 87 | 13462 | No |
| 211 | GOM_NL__2PRFIN20040926_134453_000000372030_00382_13462_4659.N1 | 26-SEP-2004 13:44:53 | Bright | 36.500 | 49 | 1Alp UMi | 1.9900 | 6300.0 | 73 | 13462 | No |
| 212 | GOM_NL__2PRFIN20040926_134640_000000362030_00382_13462_4660.N1 | 26-SEP-2004 13:46:40 | Bright | 35.500 | 60 | 7Bet UMi | 2.0810 | 3950.0 | 71 | 13462 | No |
| 213 | GOM_NL__2PRFIN20040926_135243_000000372030_00382_13462_4661.N1 | 26-SEP-2004 13:52:43 | Bright | 36.500 | 36 | 50Alp UMa | 1.8000 | 6300.0 | 73 | 13462 | No |
| 214 | GOM_NL__2PRFIN20040926_135412_000000362030_00382_13462_4662.N1 | 26-SEP-2004 13:54:12 | Bright | 35.500 | 82 | 48Bet UMa | 2.3650 | 10600. | 71 | 13462 | No |
| 215 | GOM_NL__2PRFIN20040926_135608_000000662030_00382_13462_4663.N1 | 26-SEP-2004 13:56:08 | Bright | 66.000 | 42 | 34Bet Aur | 1.9000 | 10200. | 132 | 13462 | No |
| 216 | GOM_NL__2PRFIN20040926_140018_000000832030_00382_13462_4664.N1 | 26-SEP-2004 14:00:18 | Bright | 82.500 | 107 | 37The Aur | 2.6490 | 11000. | 165 | 13462 | No |
| 217 | GOM_NL__2PRFIN20040926_140403_000002552030_00382_13462_4665.N1 | 26-SEP-2004 14:04:03 | Straylight | 255.00 | 114 | 31ot Aur | 2.6930 | 4600.0 | 510 | 13462 | No |
| 218 | GOM_NL__2PRFIN20040926_141254_000000752030_00382_13462_4666.N1 | 26-SEP-2004 14:12:54 | Dark | 74.500 | 8 | 10Alp CMi | 0.40000 | 6500.0 | 149 | 13462 | No |
| 219 | GOM_NL__2PRFIN20040926_142006_000000502030_00382_13462_4667.N1 | 26-SEP-2004 14:20:06 | Dark | 49.500 | 132 | 15Rho Pup | 2.8030 | 6900.0 | 99 | 13462 | No |

| | | | | | | | | | | | |
|-----|--|----------------------|----------------|--------|-----|-----------|----------|--------|-----|-------|----|
| 220 | GOM_NL__2PRFIN20040926_142307_000000512030_00382_13462_4668.N1 | 26-SEP-2004 14:23:07 | Dark | 50.500 | 65 | Lam Vel | 2.2040 | 4400.0 | 101 | 13462 | No |
| 221 | GOM_NL__2PRFIN20040926_142706_000000392030_00382_13462_4669.N1 | 26-SEP-2004 14:27:06 | Dark | 39.000 | 71 | lot Car | 2.2460 | 7700.0 | 78 | 13462 | No |
| 222 | GOM_NL__2PRFIN20040926_142824_000000382030_00383_13463_4643.N1 | 26-SEP-2004 14:28:24 | Dark | 38.000 | 159 | Ups Car | 2.9200 | 7200.0 | 76 | 13463 | No |
| 223 | GOM_NL__2PRFIN20040926_143027_000000572030_00383_13463_4644.N1 | 26-SEP-2004 14:30:27 | Dark | 57.000 | 2 | Alp Car | -0.73600 | 7000.0 | 114 | 13463 | No |
| 224 | GOM_NL__2PRFIN20040926_143159_000000592030_00383_13463_4645.N1 | 26-SEP-2004 14:31:59 | Dark | 59.000 | 108 | Alp Col | 2.6520 | 15200. | 118 | 13463 | No |
| 225 | GOM_NL__2PRFIN20040926_143405_000001002030_00383_13463_4646.N1 | 26-SEP-2004 14:34:05 | Dark | 99.500 | 139 | 9Bet Lep | 2.8330 | 5600.0 | 199 | 13463 | No |
| 226 | GOM_NL__2PRFIN20040926_143817_000000392030_00383_13463_4647.N1 | 26-SEP-2004 14:38:17 | Dark | 39.000 | 135 | Bet Hyi | 2.8200 | 5800.0 | 78 | 13463 | No |
| 227 | GOM_NL__2PRFIN20040926_144007_000000442030_00383_13463_4648.N1 | 26-SEP-2004 14:40:07 | Dark | 43.500 | 143 | Alp Hyi | 2.8570 | 7200.0 | 87 | 13463 | No |
| 228 | GOM_NL__2PRFIN20040926_144136_000000542030_00383_13463_4649.N1 | 26-SEP-2004 14:41:36 | Dark | 54.000 | 9 | Alp Eri | 0.45300 | 24000. | 108 | 13463 | No |
| 229 | GOM_NL__2PRFIN20040926_144716_000000462030_00383_13463_4650.N1 | 26-SEP-2004 14:47:16 | Straylight | 45.500 | 63 | Bet Gru | 2.1500 | 2800.0 | 91 | 13463 | No |
| 230 | GOM_NL__2PRFIN20040926_145151_000000482030_00383_13463_4651.N1 | 26-SEP-2004 14:51:51 | Straylight | 48.000 | 18 | 24Alp PsA | 1.1660 | 9700.0 | 96 | 13463 | No |
| 231 | GOM_NL__2PRFIN20040926_145408_000000572030_00383_13463_4652.N1 | 26-SEP-2004 14:54:08 | Twilight_stray | 57.000 | 52 | 16Bet Cet | 2.0370 | 4500.0 | 114 | 13463 | No |
| 232 | GOM_NL__2PRFIN20040926_150032_000000382030_00383_13463_4653.N1 | 26-SEP-2004 15:00:32 | Bright | 37.500 | 162 | 34Alp Aqr | 2.9440 | 5350.0 | 75 | 13463 | No |
| 233 | GOM_NL__2PRFIN20040926_150427_000000402030_00383_13463_4654.N1 | 26-SEP-2004 15:04:27 | Bright | 39.500 | 90 | 54Alp Peg | 2.4870 | 11000. | 79 | 13463 | No |
| 234 | GOM_NL__2PRFIN20040926_150808_000000392030_00383_13463_4655.N1 | 26-SEP-2004 15:08:08 | Bright | 38.500 | 93 | 53Bet Peg | 2.5200 | 3100.0 | 77 | 13463 | No |
| 235 | GOM_NL__2PRFIN20040926_151422_000000402030_00383_13463_4656.N1 | 26-SEP-2004 15:14:22 | Bright | 40.000 | 19 | 50Alp Cyg | 1.2460 | 10500. | 80 | 13463 | No |
| 236 | GOM_NL__2PRFIN20040926_151749_000000402030_00383_13463_4657.N1 | 26-SEP-2004 15:17:49 | Bright | 39.500 | 74 | 11Bet Cas | 2.2680 | 6600.0 | 79 | 13463 | No |
| 237 | GOM_NL__2PRFIN20040926_151916_000000422030_00383_13463_4658.N1 | 26-SEP-2004 15:19:16 | Bright | 42.000 | 76 | 27Gam Cas | 2.3000 | 30000. | 84 | 13463 | No |
| 238 | GOM_NL__2PRFIN20040926_152528_000000412030_00383_13463_4659.N1 | 26-SEP-2004 15:25:28 | Bright | 40.500 | 49 | 1Alp UMi | 1.9900 | 6300.0 | 81 | 13463 | No |
| 239 | GOM_NL__2PRFIN20040926_152716_000000362030_00383_13463_4660.N1 | 26-SEP-2004 15:27:16 | Bright | 36.000 | 60 | 7Bet UMi | 2.0810 | 3950.0 | 72 | 13463 | No |
| 240 | GOM_NL__2PRFIN20040926_153318_000000402030_00383_13463_4661.N1 | 26-SEP-2004 15:33:18 | Bright | 39.500 | 36 | 50Alp UMa | 1.8000 | 6300.0 | 79 | 13463 | No |
| 241 | GOM_NL__2PRFIN20040926_153447_000000392030_00383_13463_4662.N1 | 26-SEP-2004 15:34:47 | Bright | 38.500 | 82 | 48Bet UMa | 2.3650 | 10600. | 77 | 13463 | No |
| 242 | GOM_NL__2PRFIN20040926_153644_000000692030_00383_13463_4663.N1 | 26-SEP-2004 15:36:44 | Bright | 68.500 | 42 | 34Bet Aur | 1.9000 | 10200. | 137 | 13463 | No |
| 243 | GOM_NL__2PRFIN20040926_154053_000000812030_00383_13463_4664.N1 | 26-SEP-2004 15:40:53 | Bright | 81.000 | 107 | 37The Aur | 2.6490 | 11000. | 162 | 13463 | No |
| 244 | GOM_NL__2PRFIN20040926_154440_000002552030_00383_13463_4665.N1 | 26-SEP-2004 15:44:40 | Straylight | 255.00 | 114 | 3lot Aur | 2.6930 | 4600.0 | 510 | 13463 | No |
| 245 | GOM_NL__2PRFIN20040926_155331_000000762030_00383_13463_4666.N1 | 26-SEP-2004 15:53:31 | Dark | 76.000 | 8 | 10Alp CMi | 0.40000 | 6500.0 | 152 | 13463 | No |
| 246 | GOM_NL__2PRFIN20040926_160040_000000472030_00383_13463_4667.N1 | 26-SEP-2004 16:00:40 | Dark | 46.500 | 132 | 15Rho Pup | 2.8030 | 6900.0 | 93 | 13463 | No |
| 247 | GOM_NL__2PRFIN20040926_160343_000000452030_00383_13463_4668.N1 | 26-SEP-2004 16:03:43 | Dark | 45.000 | 65 | Lam Vel | 2.2040 | 4400.0 | 90 | 13463 | No |
| 248 | GOM_NL__2PRFIN20040926_160742_000000392030_00383_13463_4669.N1 | 26-SEP-2004 16:07:42 | Dark | 39.000 | 71 | lot Car | 2.2460 | 7700.0 | 78 | 13463 | No |
| 249 | GOM_NL__2PRFIN20040926_160900_000000382030_00384_13464_4643.N1 | 26-SEP-2004 16:09:00 | Dark | 38.000 | 159 | Ups Car | 2.9200 | 7200.0 | 76 | 13464 | No |
| 250 | GOM_NL__2PRFIN20040926_161105_000000472030_00384_13464_4644.N1 | 26-SEP-2004 16:11:05 | Dark | 47.000 | 2 | Alp Car | -0.73600 | 7000.0 | 94 | 13464 | No |
| 251 | GOM_NL__2PRFIN20040926_161237_000000612030_00384_13464_4645.N1 | 26-SEP-2004 16:12:37 | Dark | 61.000 | 108 | Alp Col | 2.6520 | 15200. | 122 | 13464 | No |
| 252 | GOM_NL__2PRFIN20040926_161444_000001082030_00384_13464_4646.N1 | 26-SEP-2004 16:14:44 | Dark | 108.00 | 139 | 9Bet Lep | 2.8330 | 5600.0 | 216 | 13464 | No |
| 253 | GOM_NL__2PRFIN20040926_161853_000000392030_00384_13464_4647.N1 | 26-SEP-2004 16:18:53 | Dark | 39.000 | 135 | Bet Hyi | 2.8200 | 5800.0 | 78 | 13464 | No |
| 254 | GOM_NL__2PRFIN20040926_162046_000000412030_00384_13464_4648.N1 | 26-SEP-2004 16:20:46 | Dark | 41.000 | 143 | Alp Hyi | 2.8570 | 7200.0 | 82 | 13464 | No |
| 255 | GOM_NL__2PRFIN20040926_162212_000000452030_00384_13464_4649.N1 | 26-SEP-2004 16:22:12 | Dark | 44.500 | 9 | Alp Eri | 0.45300 | 24000. | 89 | 13464 | No |
| 256 | GOM_NL__2PRFIN20040926_162752_000000522030_00384_13464_4650.N1 | 26-SEP-2004 16:27:52 | Straylight | 52.000 | 63 | Bet Gru | 2.1500 | 2800.0 | 104 | 13464 | No |
| 257 | GOM_NL__2PRFIN20040926_163227_000000432030_00384_13464_4651.N1 | 26-SEP-2004 16:32:27 | Straylight | 43.000 | 18 | 24Alp PsA | 1.1660 | 9700.0 | 86 | 13464 | No |
| 258 | GOM_NL__2PRFIN20040926_163446_000000562030_00384_13464_4652.N1 | 26-SEP-2004 16:34:46 | Twilight_stray | 56.000 | 52 | 16Bet Cet | 2.0370 | 4500.0 | 112 | 13464 | No |
| 259 | GOM_NL__2PRFIN20040926_164108_000000402030_00384_13464_4653.N1 | 26-SEP-2004 16:41:08 | Bright | 39.500 | 162 | 34Alp Aqr | 2.9440 | 5350.0 | 79 | 13464 | No |
| 260 | GOM_NL__2PRFIN20040926_164502_000000402030_00384_13464_4654.N1 | 26-SEP-2004 16:45:02 | Bright | 40.000 | 90 | 54Alp Peg | 2.4870 | 11000. | 80 | 13464 | No |
| 261 | GOM_NL__2PRFIN20040926_164845_000000382030_00384_13464_4655.N1 | 26-SEP-2004 16:48:45 | Bright | 38.000 | 93 | 53Bet Peg | 2.5200 | 3100.0 | 76 | 13464 | No |
| 262 | GOM_NL__2PRFIN20040926_165457_000000412030_00384_13464_4656.N1 | 26-SEP-2004 16:54:57 | Bright | 41.000 | 19 | 50Alp Cyg | 1.2460 | 10500. | 82 | 13464 | No |
| 263 | GOM_NL__2PRFIN20040926_165824_000000412030_00384_13464_4657.N1 | 26-SEP-2004 16:58:24 | Bright | 40.500 | 74 | 11Bet Cas | 2.2680 | 6600.0 | 81 | 13464 | No |
| 264 | GOM_NL__2PRFIN20040926_165952_000000442030_00384_13464_4658.N1 | 26-SEP-2004 16:59:52 | Bright | 43.500 | 76 | 27Gam Cas | 2.3000 | 30000. | 87 | 13464 | No |
| 265 | GOM_NL__2PRFIN20040926_170606_000000392030_00384_13464_4659.N1 | 26-SEP-2004 17:06:06 | Bright | 38.500 | 49 | 1Alp UMi | 1.9900 | 6300.0 | 77 | 13464 | No |
| 266 | GOM_NL__2PRFIN20040926_170752_000000402030_00384_13464_4660.N1 | 26-SEP-2004 17:07:52 | Bright | 39.500 | 60 | 7Bet UMi | 2.0810 | 3950.0 | 79 | 13464 | No |
| 267 | GOM_NL__2PRFIN20040926_171353_000000382030_00384_13464_4661.N1 | 26-SEP-2004 17:13:53 | Bright | 37.500 | 36 | 50Alp UMa | 1.8000 | 6300.0 | 75 | 13464 | No |
| 268 | GOM_NL__2PRFIN20040926_171522_000000522030_00384_13464_4662.N1 | 26-SEP-2004 17:15:22 | Bright | 52.000 | 82 | 48Bet UMa | 2.3650 | 10600. | 104 | 13464 | No |
| 269 | GOM_NL__2PRFIN20040926_171719_000000682030_00384_13464_4663.N1 | 26-SEP-2004 17:17:19 | Bright | 68.000 | 42 | 34Bet Aur | 1.9000 | 10200. | 136 | 13464 | No |
| 270 | GOM_NL__2PRFIN20040926_172129_000000832030_00384_13464_4664.N1 | 26-SEP-2004 17:21:29 | Bright | 83.000 | 107 | 37The Aur | 2.6490 | 11000. | 166 | 13464 | No |
| 271 | GOM_NL__2PRFIN20040926_172516_000002552030_00384_13464_4665.N1 | 26-SEP-2004 17:25:16 | Straylight | 255.00 | 114 | 3lot Aur | 2.6930 | 4600.0 | 510 | 13464 | No |
| 272 | GOM_NL__2PRFIN20040926_173407_000000702030_00384_13464_4666.N1 | 26-SEP-2004 17:34:07 | Dark | 70.000 | 8 | 10Alp CMi | 0.40000 | 6500.0 | 140 | 13464 | No |
| 273 | GOM_NL__2PRFIN20040926_174120_000000492030_00384_13464_4667.N1 | 26-SEP-2004 17:41:20 | Dark | 48.500 | 132 | 15Rho Pup | 2.8030 | 6900.0 | 97 | 13464 | No |
| 274 | GOM_NL__2PRFIN20040926_174419_000000502030_00384_13464_4668.N1 | 26-SEP-2004 17:44:19 | Dark | 50.000 | 65 | Lam Vel | 2.2040 | 4400.0 | 100 | 13464 | No |
| 275 | GOM_NL__2PRFIN20040926_174817_000000402030_00384_13464_4669.N1 | 26-SEP-2004 17:48:17 | Dark | 39.500 | 71 | lot Car | 2.2460 | 7700.0 | 79 | 13464 | No |
| 276 | GOM_NL__2PRFIN20040926_174936_000000382030_00385_13465_4643.N1 | 26-SEP-2004 17:49:36 | Dark | 38.000 | 159 | Ups Car | 2.9200 | 7200.0 | 76 | 13465 | No |
| 277 | GOM_NL__2PRFIN20040926_175141_000000492030_00385_13465_4644.N1 | 26-SEP-2004 17:51:41 | Dark | 48.500 | 2 | Alp Car | -0.73600 | 7000.0 | 97 | 13465 | No |
| 278 | GOM_NL__2PRFIN20040926_175314_000000602030_00385_13465_4645.N1 | 26-SEP-2004 17:53:14 | Dark | 60.000 | 108 | Alp Col | 2.6520 | 15200. | 120 | 13465 | No |

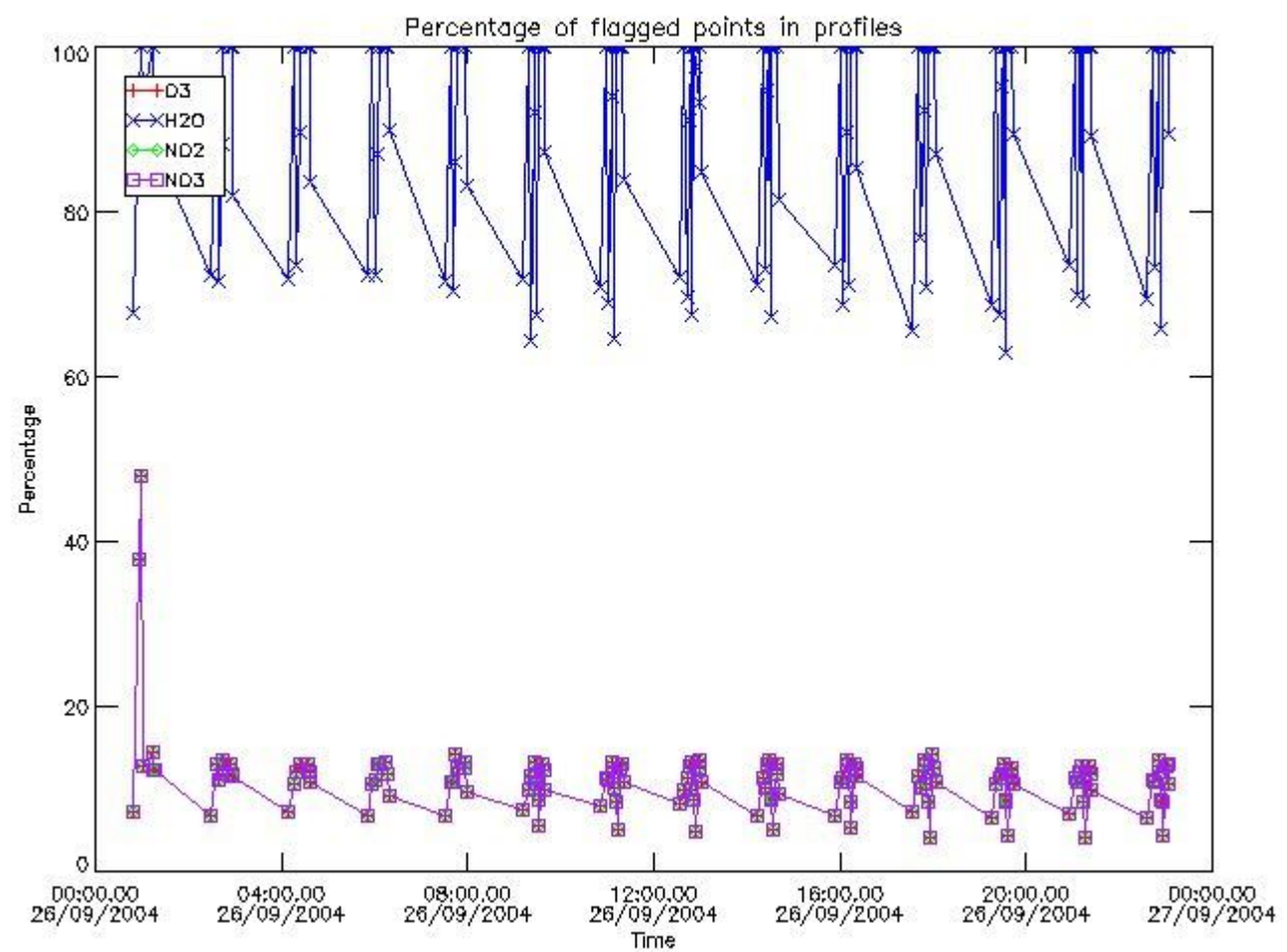
| | | | | | | | | | | | |
|-----|---|----------------------|----------------|--------|-----|-----------|----------|--------|-----|-------|----|
| 279 | GOM_NL_2PRFIN20040926_175508_000001222030_00385_13465_4646.N1 | 26-SEP-2004 17:55:08 | Dark | 122.00 | 101 | 11Alp Lep | 2.5820 | 7000.0 | 244 | 13465 | No |
| 280 | GOM_NL_2PRFIN20040926_175929_000000402030_00385_13465_4647.N1 | 26-SEP-2004 17:59:29 | Dark | 39.500 | 135 | Bet Hyi | 2.8200 | 5800.0 | 79 | 13465 | No |
| 281 | GOM_NL_2PRFIN20040926_180122_000000412030_00385_13465_4648.N1 | 26-SEP-2004 18:01:22 | Dark | 41.000 | 143 | Alp Hyi | 2.8570 | 7200.0 | 82 | 13465 | No |
| 282 | GOM_NL_2PRFIN20040926_180249_000000462030_00385_13465_4649.N1 | 26-SEP-2004 18:02:49 | Dark | 46.000 | 9 | Alp Eri | 0.45300 | 24000. | 92 | 13465 | No |
| 283 | GOM_NL_2PRFIN20040926_180817_000000462030_00385_13465_4650.N1 | 26-SEP-2004 18:08:17 | Straylight | 45.500 | 84 | Alp Phe | 2.3970 | 4500.0 | 91 | 13465 | No |
| 284 | GOM_NL_2PRFIN20040926_181303_000000462030_00385_13465_4651.N1 | 26-SEP-2004 18:13:03 | Straylight | 46.000 | 18 | 24Alp PsA | 1.1660 | 9700.0 | 92 | 13465 | No |
| 285 | GOM_NL_2PRFIN20040926_181522_000000532030_00385_13465_4652.N1 | 26-SEP-2004 18:15:22 | Tw_i_and_stray | 52.500 | 52 | 16Bet Cet | 2.0370 | 4500.0 | 105 | 13465 | No |
| 286 | GOM_NL_2PRFIN20040926_182145_000000382030_00385_13465_4653.N1 | 26-SEP-2004 18:21:45 | Bright | 38.000 | 162 | 34Alp Aqr | 2.9440 | 5350.0 | 76 | 13465 | No |
| 287 | GOM_NL_2PRFIN20040926_182539_000000382030_00385_13465_4654.N1 | 26-SEP-2004 18:25:39 | Bright | 37.500 | 90 | 54Alp Peg | 2.4870 | 11000. | 75 | 13465 | No |
| 288 | GOM_NL_2PRFIN20040926_182920_000000392030_00385_13465_4655.N1 | 26-SEP-2004 18:29:20 | Bright | 39.000 | 93 | 53Bet Peg | 2.5200 | 3100.0 | 78 | 13465 | No |
| 289 | GOM_NL_2PRFIN20040926_183534_000000412030_00385_13465_4656.N1 | 26-SEP-2004 18:35:34 | Bright | 41.000 | 19 | 50Alp Cyg | 1.2460 | 10500. | 82 | 13465 | No |
| 290 | GOM_NL_2PRFIN20040926_183900_000000422030_00385_13465_4657.N1 | 26-SEP-2004 18:39:00 | Bright | 41.500 | 74 | 11Bet Cas | 2.2680 | 6600.0 | 83 | 13465 | No |
| 291 | GOM_NL_2PRFIN20040926_184026_000000452030_00385_13465_4658.N1 | 26-SEP-2004 18:40:26 | Bright | 45.000 | 76 | 27Gam Cas | 2.3000 | 30000. | 90 | 13465 | No |
| 292 | GOM_NL_2PRFIN20040926_184641_000000382030_00385_13465_4659.N1 | 26-SEP-2004 18:46:41 | Bright | 38.000 | 49 | 1Alp UMi | 1.9900 | 6300.0 | 76 | 13465 | No |
| 293 | GOM_NL_2PRFIN20040926_184829_000000402030_00385_13465_4660.N1 | 26-SEP-2004 18:48:29 | Bright | 40.000 | 60 | 7Bet UMi | 2.0810 | 3950.0 | 80 | 13465 | No |
| 294 | GOM_NL_2PRFIN20040926_185431_000000372030_00385_13465_4661.N1 | 26-SEP-2004 18:54:31 | Bright | 36.500 | 36 | 50Alp UMa | 1.8000 | 6300.0 | 73 | 13465 | No |
| 295 | GOM_NL_2PRFIN20040926_185600_000000362030_00385_13465_4662.N1 | 26-SEP-2004 18:56:00 | Bright | 35.500 | 82 | 48Bet UMa | 2.3650 | 10600. | 71 | 13465 | No |
| 296 | GOM_NL_2PRFIN20040926_185754_000000682030_00385_13465_4663.N1 | 26-SEP-2004 18:57:54 | Bright | 68.000 | 42 | 34Bet Aur | 1.9000 | 10200. | 136 | 13465 | No |
| 297 | GOM_NL_2PRFIN20040926_190205_000000802030_00385_13465_4664.N1 | 26-SEP-2004 19:02:05 | Bright | 80.000 | 107 | 37The Aur | 2.6490 | 11000. | 160 | 13465 | No |
| 298 | GOM_NL_2PRFIN20040926_190553_000002552030_00385_13465_4665.N1 | 26-SEP-2004 19:05:53 | Straylight | 255.00 | 114 | 3Iot Aur | 2.6930 | 4600.0 | 510 | 13465 | No |
| 299 | GOM_NL_2PRFIN20040926_191444_000000772030_00385_13465_4666.N1 | 26-SEP-2004 19:14:44 | Dark | 77.000 | 8 | 10Alp CMi | 0.40000 | 6500.0 | 154 | 13465 | No |
| 300 | GOM_NL_2PRFIN20040926_192156_000000492030_00385_13465_4667.N1 | 26-SEP-2004 19:21:56 | Dark | 48.500 | 132 | 15Rho Pup | 2.8030 | 6900.0 | 97 | 13465 | No |
| 301 | GOM_NL_2PRFIN20040926_192455_000000452030_00385_13465_4668.N1 | 26-SEP-2004 19:24:55 | Dark | 45.000 | 65 | Lam Vel | 2.2040 | 4400.0 | 90 | 13465 | No |
| 302 | GOM_NL_2PRFIN20040926_192854_000000432030_00385_13465_4669.N1 | 26-SEP-2004 19:28:54 | Dark | 43.000 | 71 | Iot Car | 2.2460 | 7700.0 | 86 | 13465 | No |
| 303 | GOM_NL_2PRFIN20040926_193011_000000392030_00386_13466_4643.N1 | 26-SEP-2004 19:30:11 | Dark | 39.000 | 159 | Ups Car | 2.9200 | 7200.0 | 78 | 13466 | No |
| 304 | GOM_NL_2PRFIN20040926_193218_000000592030_00386_13466_4644.N1 | 26-SEP-2004 19:32:18 | Dark | 58.500 | 2 | Alp Car | -0.73600 | 7000.0 | 117 | 13466 | No |
| 305 | GOM_NL_2PRFIN20040926_193352_000000612030_00386_13466_4645.N1 | 26-SEP-2004 19:33:52 | Dark | 61.000 | 108 | Alp Col | 2.6520 | 15200. | 122 | 13466 | No |
| 306 | GOM_NL_2PRFIN20040926_193547_000001182030_00386_13466_4646.N1 | 26-SEP-2004 19:35:47 | Dark | 117.50 | 101 | 11Alp Lep | 2.5820 | 7000.0 | 235 | 13466 | No |
| 307 | GOM_NL_2PRFIN20040926_194005_000000412030_00386_13466_4647.N1 | 26-SEP-2004 19:40:05 | Dark | 40.500 | 135 | Bet Hyi | 2.8200 | 5800.0 | 81 | 13466 | No |
| 308 | GOM_NL_2PRFIN20040926_194159_000000442030_00386_13466_4648.N1 | 26-SEP-2004 19:41:59 | Dark | 44.000 | 143 | Alp Hyi | 2.8570 | 7200.0 | 88 | 13466 | No |
| 309 | GOM_NL_2PRFIN20040926_194326_000000522030_00386_13466_4649.N1 | 26-SEP-2004 19:43:26 | Dark | 52.000 | 9 | Alp Eri | 0.45300 | 24000. | 104 | 13466 | No |
| 310 | GOM_NL_2PRFIN20040926_194854_000000502030_00386_13466_4650.N1 | 26-SEP-2004 19:48:54 | Straylight | 50.000 | 84 | Alp Phe | 2.3970 | 4500.0 | 100 | 13466 | No |
| 311 | GOM_NL_2PRFIN20040926_195340_000000472030_00386_13466_4651.N1 | 26-SEP-2004 19:53:40 | Straylight | 47.000 | 18 | 24Alp PsA | 1.1660 | 9700.0 | 94 | 13466 | No |
| 312 | GOM_NL_2PRFIN20040926_195558_000000542030_00386_13466_4652.N1 | 26-SEP-2004 19:55:58 | Tw_i_and_stray | 53.500 | 52 | 16Bet Cet | 2.0370 | 4500.0 | 107 | 13466 | No |
| 313 | GOM_NL_2PRFIN20040926_200221_000000402030_00386_13466_4653.N1 | 26-SEP-2004 20:02:21 | Bright | 39.500 | 162 | 34Alp Aqr | 2.9440 | 5350.0 | 79 | 13466 | No |
| 314 | GOM_NL_2PRFIN20040926_200616_000000382030_00386_13466_4654.N1 | 26-SEP-2004 20:06:16 | Bright | 38.000 | 90 | 54Alp Peg | 2.4870 | 11000. | 76 | 13466 | No |
| 315 | GOM_NL_2PRFIN20040926_200957_000000382030_00386_13466_4655.N1 | 26-SEP-2004 20:09:57 | Bright | 37.500 | 93 | 53Bet Peg | 2.5200 | 3100.0 | 75 | 13466 | No |
| 316 | GOM_NL_2PRFIN20040926_201611_000000402030_00386_13466_4656.N1 | 26-SEP-2004 20:16:11 | Bright | 40.000 | 19 | 50Alp Cyg | 1.2460 | 10500. | 80 | 13466 | No |
| 317 | GOM_NL_2PRFIN20040926_201936_000000422030_00386_13466_4657.N1 | 26-SEP-2004 20:19:36 | Bright | 41.500 | 74 | 11Bet Cas | 2.2680 | 6600.0 | 83 | 13466 | No |
| 318 | GOM_NL_2PRFIN20040926_202104_000000442030_00386_13466_4658.N1 | 26-SEP-2004 20:21:04 | Bright | 43.500 | 76 | 27Gam Cas | 2.3000 | 30000. | 87 | 13466 | No |
| 319 | GOM_NL_2PRFIN20040926_202718_000000392030_00386_13466_4659.N1 | 26-SEP-2004 20:27:18 | Bright | 39.000 | 49 | 1Alp UMi | 1.9900 | 6300.0 | 78 | 13466 | No |
| 320 | GOM_NL_2PRFIN20040926_202905_000000402030_00386_13466_4660.N1 | 26-SEP-2004 20:29:05 | Bright | 39.500 | 60 | 7Bet UMi | 2.0810 | 3950.0 | 79 | 13466 | No |
| 321 | GOM_NL_2PRFIN20040926_203507_000000392030_00386_13466_4661.N1 | 26-SEP-2004 20:35:07 | Bright | 39.000 | 36 | 50Alp UMa | 1.8000 | 6300.0 | 78 | 13466 | No |
| 322 | GOM_NL_2PRFIN20040926_203636_000000372030_00386_13466_4662.N1 | 26-SEP-2004 20:36:36 | Bright | 37.000 | 82 | 48Bet UMa | 2.3650 | 10600. | 74 | 13466 | No |
| 323 | GOM_NL_2PRFIN20040926_203829_000000682030_00386_13466_4663.N1 | 26-SEP-2004 20:38:29 | Bright | 68.000 | 42 | 34Bet Aur | 1.9000 | 10200. | 136 | 13466 | No |
| 324 | GOM_NL_2PRFIN20040926_204240_000000802030_00386_13466_4664.N1 | 26-SEP-2004 20:42:40 | Bright | 79.500 | 107 | 37The Aur | 2.6490 | 11000. | 159 | 13466 | No |
| 325 | GOM_NL_2PRFIN20040926_204630_000002552030_00386_13466_4665.N1 | 26-SEP-2004 20:46:30 | Straylight | 254.50 | 114 | 3Iot Aur | 2.6930 | 4600.0 | 509 | 13466 | No |
| 326 | GOM_NL_2PRFIN20040926_205521_000000722030_00386_13466_4666.N1 | 26-SEP-2004 20:55:21 | Dark | 72.000 | 8 | 10Alp CMi | 0.40000 | 6500.0 | 144 | 13466 | No |
| 327 | GOM_NL_2PRFIN20040926_210233_000000452030_00386_13466_4667.N1 | 26-SEP-2004 21:02:33 | Dark | 45.000 | 132 | 15Rho Pup | 2.8030 | 6900.0 | 90 | 13466 | No |
| 328 | GOM_NL_2PRFIN20040926_210531_000000472030_00386_13466_4668.N1 | 26-SEP-2004 21:05:31 | Dark | 47.000 | 65 | Lam Vel | 2.2040 | 4400.0 | 94 | 13466 | No |
| 329 | GOM_NL_2PRFIN20040926_210930_000000422030_00386_13466_4669.N1 | 26-SEP-2004 21:09:30 | Dark | 42.000 | 71 | Iot Car | 2.2460 | 7700.0 | 84 | 13466 | No |
| 330 | GOM_NL_2PRFIN20040926_211047_000000402030_00387_13467_4643.N1 | 26-SEP-2004 21:10:47 | Dark | 40.000 | 159 | Ups Car | 2.9200 | 7200.0 | 80 | 13467 | No |
| 331 | GOM_NL_2PRFIN20040926_211255_000000482030_00387_13467_4644.N1 | 26-SEP-2004 21:12:55 | Dark | 47.500 | 2 | Alp Car | -0.73600 | 7000.0 | 95 | 13467 | No |
| 332 | GOM_NL_2PRFIN20040926_211429_000000602030_00387_13467_4645.N1 | 26-SEP-2004 21:14:29 | Dark | 60.000 | 108 | Alp Col | 2.6520 | 15200. | 120 | 13467 | No |
| 333 | GOM_NL_2PRFIN20040926_211626_000001232030_00387_13467_4646.N1 | 26-SEP-2004 21:16:26 | Dark | 122.50 | 101 | 11Alp Lep | 2.5820 | 7000.0 | 245 | 13467 | No |
| 334 | GOM_NL_2PRFIN20040926_212041_000000402030_00387_13467_4647.N1 | 26-SEP-2004 21:20:41 | Dark | 40.000 | 135 | Bet Hyi | 2.8200 | 5800.0 | 80 | 13467 | No |
| 335 | GOM_NL_2PRFIN20040926_212235_000000432030_00387_13467_4648.N1 | 26-SEP-2004 21:22:35 | Dark | 43.000 | 143 | Alp Hyi | 2.8570 | 7200.0 | 86 | 13467 | No |
| 336 | GOM_NL_2PRFIN20040926_212402_000000522030_00387_13467_4649.N1 | 26-SEP-2004 21:24:02 | Dark | 51.500 | 9 | Alp Eri | 0.45300 | 24000. | 103 | 13467 | No |
| 337 | GOM_NL_2PRFIN20040926_212929_000000472030_00387_13467_4650.N1 | 26-SEP-2004 21:29:29 | Straylight | 47.000 | 84 | Alp Phe | 2.3970 | 4500.0 | 94 | 13467 | No |

| | | | | | | | | | | | |
|-----|---|----------------------|---------------|--------|-----|-----------|----------|--------|-----|-------|----|
| 338 | GOM_NL_2PRFIN20040926_213416_00000522030_00387_13467_4651.N1 | 26-SEP-2004 21:34:16 | Straylight | 51.500 | 18 | 24Alp PsA | 1.1660 | 9700.0 | 103 | 13467 | No |
| 339 | GOM_NL_2PRFIN20040926_213634_00000552030_00387_13467_4652.N1 | 26-SEP-2004 21:36:34 | Twl_and_stray | 55.000 | 52 | 16Bet Cet | 2.0370 | 4500.0 | 110 | 13467 | No |
| 340 | GOM_NL_2PRFIN20040926_214257_00000392030_00387_13467_4653.N1 | 26-SEP-2004 21:42:57 | Bright | 39.000 | 162 | 34Alp Aqr | 2.9440 | 5350.0 | 78 | 13467 | No |
| 341 | GOM_NL_2PRFIN20040926_214650_00000402030_00387_13467_4654.N1 | 26-SEP-2004 21:46:50 | Bright | 40.000 | 90 | 54Alp Peg | 2.4870 | 11000. | 80 | 13467 | No |
| 342 | GOM_NL_2PRFIN20040926_215032_00000392030_00387_13467_4655.N1 | 26-SEP-2004 21:50:32 | Bright | 39.000 | 93 | 53Bet Peg | 2.5200 | 3100.0 | 78 | 13467 | No |
| 343 | GOM_NL_2PRFIN20040926_215646_00000432030_00387_13467_4656.N1 | 26-SEP-2004 21:56:46 | Bright | 42.500 | 19 | 50Alp Cyg | 1.2460 | 10500. | 85 | 13467 | No |
| 344 | GOM_NL_2PRFIN20040926_220011_00000422030_00387_13467_4657.N1 | 26-SEP-2004 22:00:11 | Bright | 41.500 | 74 | 11Bet Cas | 2.2680 | 6600.0 | 83 | 13467 | No |
| 345 | GOM_NL_2PRFIN20040926_220139_00000422030_00387_13467_4658.N1 | 26-SEP-2004 22:01:39 | Bright | 41.500 | 76 | 27Gam Cas | 2.3000 | 30000. | 83 | 13467 | No |
| 346 | GOM_NL_2PRFIN20040926_220754_00000392030_00387_13467_4659.N1 | 26-SEP-2004 22:07:54 | Bright | 38.500 | 49 | 1Alp UMi | 1.9900 | 6300.0 | 77 | 13467 | No |
| 347 | GOM_NL_2PRFIN20040926_220940_00000372030_00387_13467_4660.N1 | 26-SEP-2004 22:09:40 | Bright | 37.000 | 60 | 7Bet UMi | 2.0810 | 3950.0 | 74 | 13467 | No |
| 348 | GOM_NL_2PRFIN20040926_221543_00000402030_00387_13467_4661.N1 | 26-SEP-2004 22:15:43 | Bright | 39.500 | 36 | 50Alp UMa | 1.8000 | 6300.0 | 79 | 13467 | No |
| 349 | GOM_NL_2PRFIN20040926_221712_00000372030_00387_13467_4662.N1 | 26-SEP-2004 22:17:12 | Bright | 37.000 | 82 | 48Bet UMa | 2.3650 | 10600. | 74 | 13467 | No |
| 350 | GOM_NL_2PRFIN20040926_221904_00000672030_00387_13467_4663.N1 | 26-SEP-2004 22:19:04 | Bright | 67.000 | 42 | 34Bet Aur | 1.9000 | 10200. | 134 | 13467 | No |
| 351 | GOM_NL_2PRFIN20040926_222316_00000822030_00387_13467_4664.N1 | 26-SEP-2004 22:23:16 | Bright | 82.000 | 107 | 37The Aur | 2.6490 | 11000. | 164 | 13467 | No |
| 352 | GOM_NL_2PRFIN20040926_222706_000002552030_00387_13467_4665.N1 | 26-SEP-2004 22:27:06 | Straylight | 255.00 | 114 | 3lot Aur | 2.6930 | 4600.0 | 510 | 13467 | No |
| 353 | GOM_NL_2PRFIN20040926_223557_00000772030_00387_13467_4666.N1 | 26-SEP-2004 22:35:57 | Dark | 77.000 | 8 | 10Alp CMi | 0.40000 | 6500.0 | 154 | 13467 | No |
| 354 | GOM_NL_2PRFIN20040926_224310_00000462030_00387_13467_4667.N1 | 26-SEP-2004 22:43:10 | Dark | 46.000 | 132 | 15Rho Pup | 2.8030 | 6900.0 | 92 | 13467 | No |
| 355 | GOM_NL_2PRFIN20040926_224608_00000472030_00387_13467_4668.N1 | 26-SEP-2004 22:46:08 | Dark | 47.000 | 65 | Lam Vel | 2.2040 | 4400.0 | 94 | 13467 | No |
| 356 | GOM_NL_2PRFIN20040926_225006_00000382030_00387_13467_4669.N1 | 26-SEP-2004 22:50:06 | Dark | 38.000 | 71 | lot Car | 2.2460 | 7700.0 | 76 | 13467 | No |
| 357 | GOM_NL_2PRFIN20040926_225124_00000432030_00388_13468_4643.N1 | 26-SEP-2004 22:51:24 | Dark | 42.500 | 159 | Ups Car | 2.9200 | 7200.0 | 85 | 13468 | No |
| 358 | GOM_NL_2PRFIN20040926_225331_00000592030_00388_13468_4644.N1 | 26-SEP-2004 22:53:31 | Dark | 59.000 | 2 | Alp Car | -0.73600 | 7000.0 | 118 | 13468 | No |
| 359 | GOM_NL_2PRFIN20040926_225506_00000602030_00388_13468_4645.N1 | 26-SEP-2004 22:55:06 | Dark | 60.000 | 108 | Alp Col | 2.6520 | 15200. | 120 | 13468 | No |
| 360 | GOM_NL_2PRFIN20040926_225705_000001182030_00388_13468_4646.N1 | 26-SEP-2004 22:57:05 | Dark | 117.50 | 101 | 11Alp Lep | 2.5820 | 7000.0 | 235 | 13468 | No |
| 361 | GOM_NL_2PRFIN20040926_230118_00000402030_00388_13468_4647.N1 | 26-SEP-2004 23:01:18 | Dark | 40.000 | 135 | Bet Hyi | 2.8200 | 5800.0 | 80 | 13468 | No |
| 362 | GOM_NL_2PRFIN20040926_230311_00000402030_00388_13468_4648.N1 | 26-SEP-2004 23:03:11 | Dark | 39.500 | 143 | Alp Hyi | 2.8570 | 7200.0 | 79 | 13468 | No |
| 363 | GOM_NL_2PRFIN20040926_230439_00000482030_00388_13468_4649.N1 | 26-SEP-2004 23:04:39 | Dark | 48.000 | 9 | Alp Eri | 0.45300 | 24000. | 96 | 13468 | No |
| 364 | GOM_NL_2PRFIN20040926_231003_00000452030_00388_13468_4650.N1 | 26-SEP-2004 23:10:03 | Straylight | 45.000 | 84 | Alp Phe | 2.3970 | 4500.0 | 90 | 13468 | No |
| 365 | GOM_NL_2PRFIN20040926_231451_00000482030_00388_13468_4651.N1 | 26-SEP-2004 23:14:51 | Straylight | 48.000 | 18 | 24Alp PsA | 1.1660 | 9700.0 | 96 | 13468 | No |
| 366 | GOM_NL_2PRFIN20040926_231710_00000552030_00388_13468_4652.N1 | 26-SEP-2004 23:17:10 | Twl_and_stray | 54.500 | 52 | 16Bet Cet | 2.0370 | 4500.0 | 109 | 13468 | No |
| 367 | GOM_NL_2PRFIN20040926_232333_00000392030_00388_13468_4653.N1 | 26-SEP-2004 23:23:33 | Bright | 38.500 | 162 | 34Alp Aqr | 2.9440 | 5350.0 | 77 | 13468 | No |
| 368 | GOM_NL_2PRFIN20040926_232724_00000432030_00388_13468_4654.N1 | 26-SEP-2004 23:27:24 | Bright | 42.500 | 90 | 54Alp Peg | 2.4870 | 11000. | 85 | 13468 | No |
| 369 | GOM_NL_2PRFIN20040926_233108_00000392030_00388_13468_4655.N1 | 26-SEP-2004 23:31:08 | Bright | 39.000 | 93 | 53Bet Peg | 2.5200 | 3100.0 | 78 | 13468 | No |
| 370 | GOM_NL_2PRFIN20040926_233724_00000372030_00388_13468_4656.N1 | 26-SEP-2004 23:37:24 | Bright | 36.500 | 19 | 50Alp Cyg | 1.2460 | 10500. | 73 | 13468 | No |
| 371 | GOM_NL_2PRFIN20040926_234046_00000422030_00388_13468_4657.N1 | 26-SEP-2004 23:40:46 | Bright | 41.500 | 74 | 11Bet Cas | 2.2680 | 6600.0 | 83 | 13468 | No |
| 372 | GOM_NL_2PRFIN20040926_234215_00000432030_00388_13468_4658.N1 | 26-SEP-2004 23:42:15 | Bright | 42.500 | 76 | 27Gam Cas | 2.3000 | 30000. | 85 | 13468 | No |
| 373 | GOM_NL_2PRFIN20040926_234830_00000382030_00388_13468_4659.N1 | 26-SEP-2004 23:48:30 | Bright | 38.000 | 49 | 1Alp UMi | 1.9900 | 6300.0 | 76 | 13468 | No |
| 374 | GOM_NL_2PRFIN20040926_235017_00000392030_00388_13468_4660.N1 | 26-SEP-2004 23:50:17 | Bright | 39.000 | 60 | 7Bet UMi | 2.0810 | 3950.0 | 78 | 13468 | No |
| 375 | GOM_NL_2PRFIN20040926_235619_00000392030_00388_13468_4661.N1 | 26-SEP-2004 23:56:19 | Bright | 38.500 | 36 | 50Alp UMa | 1.8000 | 6300.0 | 77 | 13468 | No |
| 376 | GOM_NL_2PRFIN20040926_235748_00000372030_00388_13468_4662.N1 | 26-SEP-2004 23:57:48 | Bright | 36.500 | 82 | 48Bet UMa | 2.3650 | 10600. | 73 | 13468 | No |
| 377 | GOM_NL_2PRFIN20040926_235940_00000672030_00388_13468_4663.N1 | 26-SEP-2004 23:59:40 | Bright | 66.500 | 42 | 34Bet Aur | 1.9000 | 10200. | 133 | 13468 | No |

3. Quality information per product


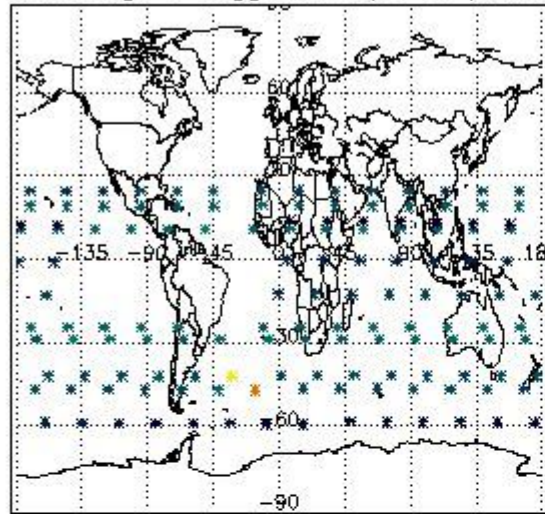
In this section it is plotted some information contained in the Quality Summary data set of the level 2 products. Only products in dark limb conditions and without errors (error flag in the MPH set to "0") are used.

3.1 Plot quality information per product (time dependant)

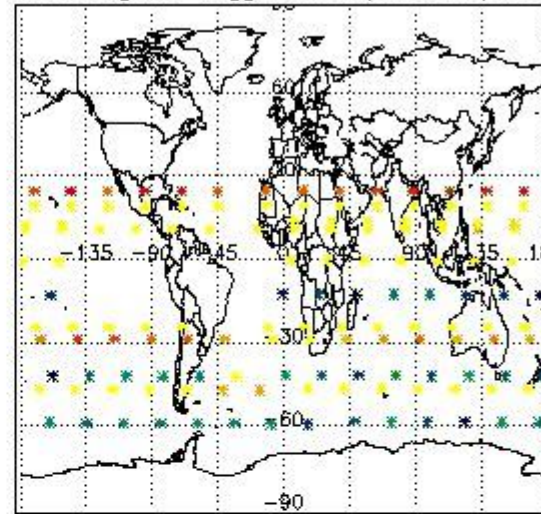


3.2 Plot quality information per product (world map)


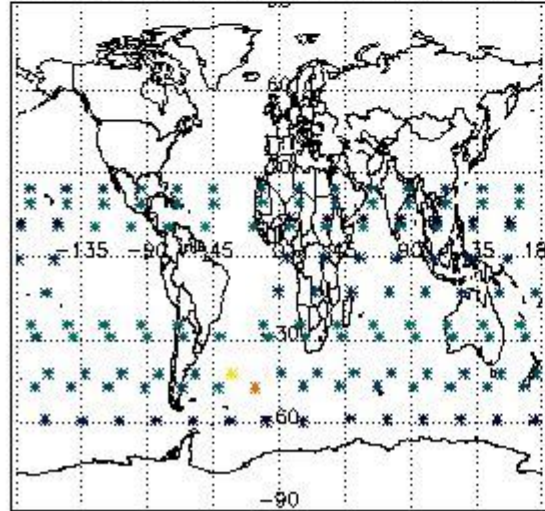
Percentage of flagged data per O3 profile



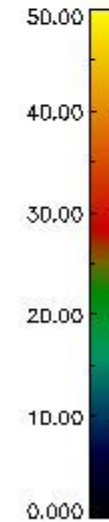
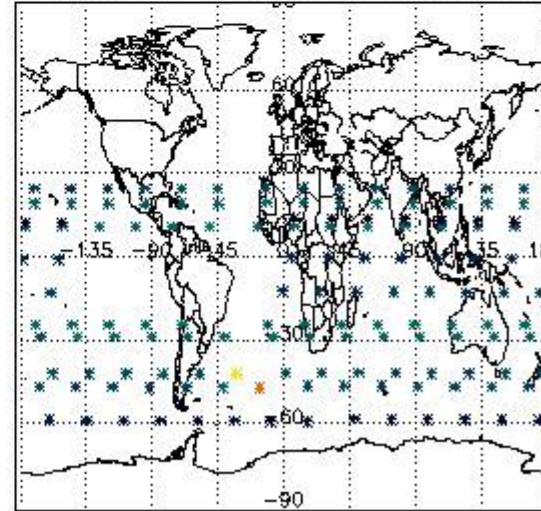
Percentage of flagged data per H2O profile



Percentage of flagged data per NO2 profile



Percentage of flagged data per NO3 profile

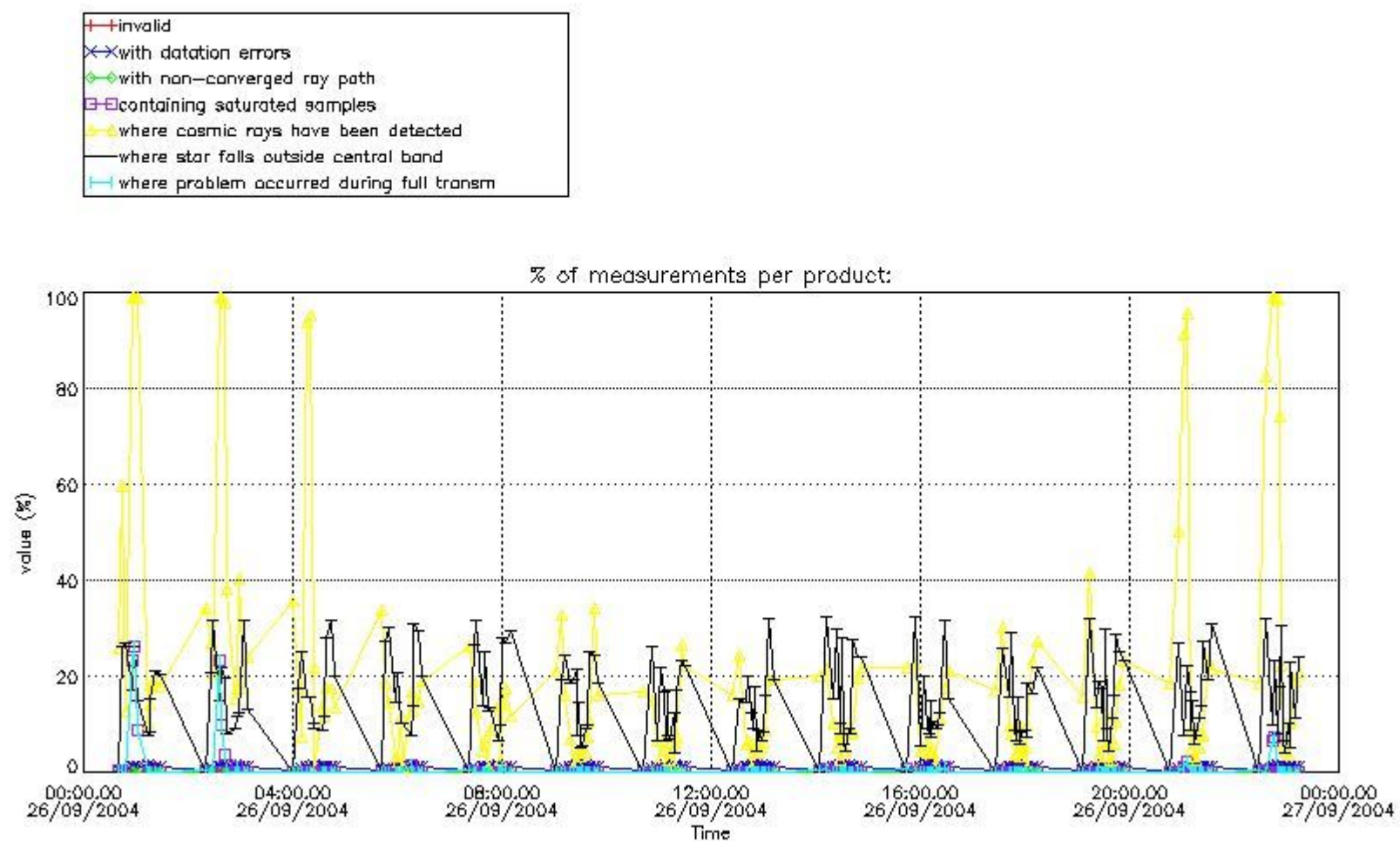


4. Level 1 quality information per product

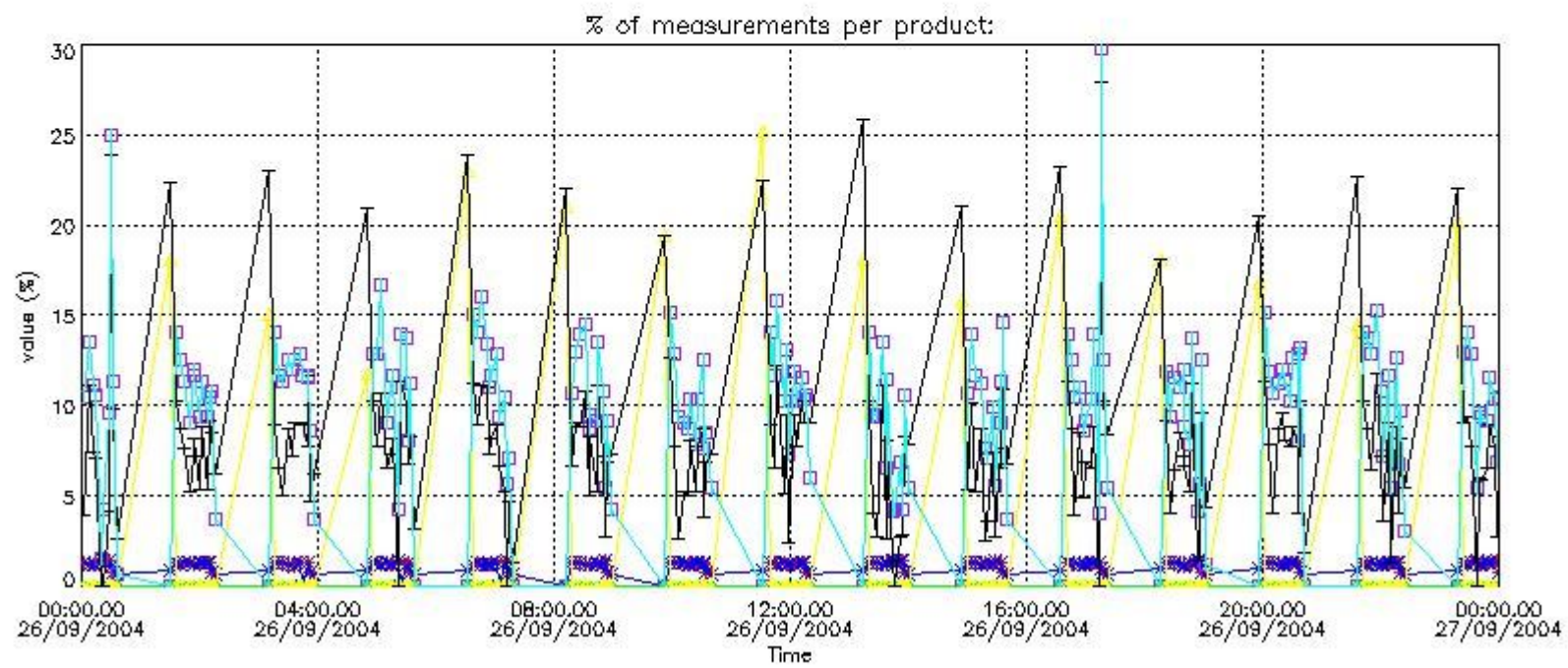
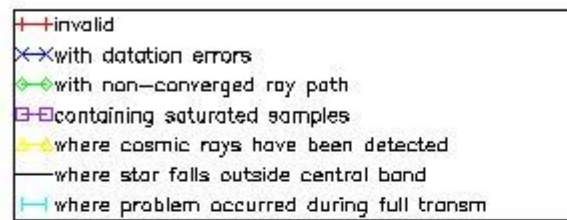
In this section it is plotted some information contained in the Quality Summary data set of the level 2 products that comes from the level 1b processing. Products without errors (error flag in the MPH set to "0") are used.

4.1 Plot quality information per product (time dependant) coming from level 1b processing

4.1.1 Plot level 1 quality information per product (time dependant): ENVISAT ASCENDING passes

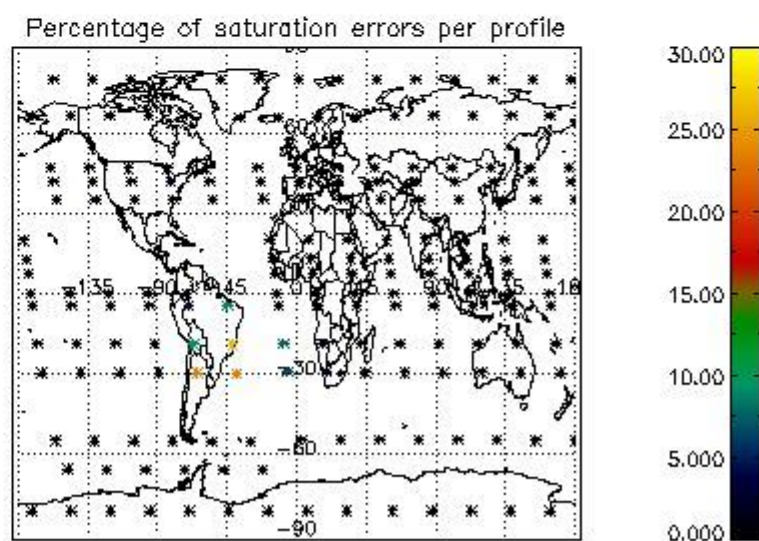
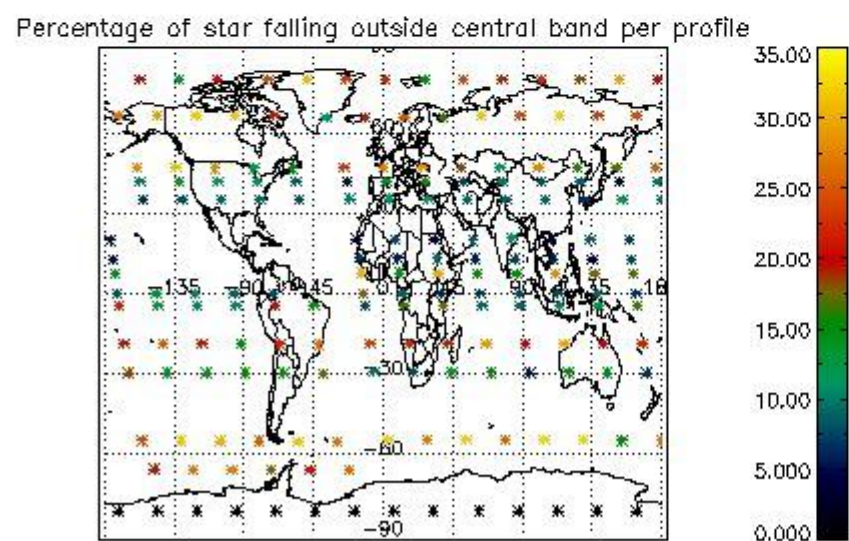
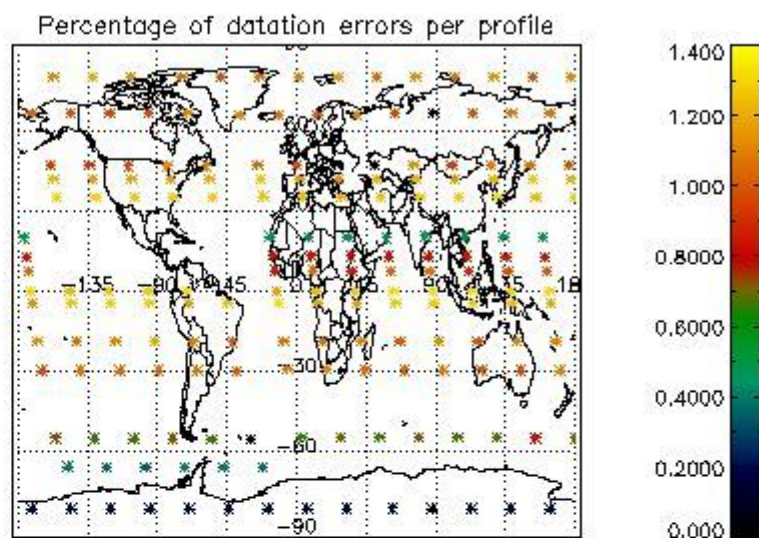
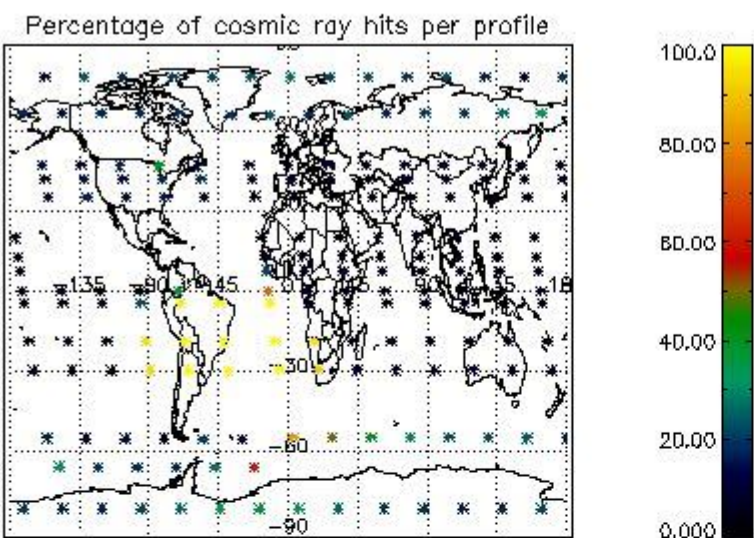


4.1.2 Plot level 1 quality information per product (time dependant): ENVI SAT DESCENDING passes

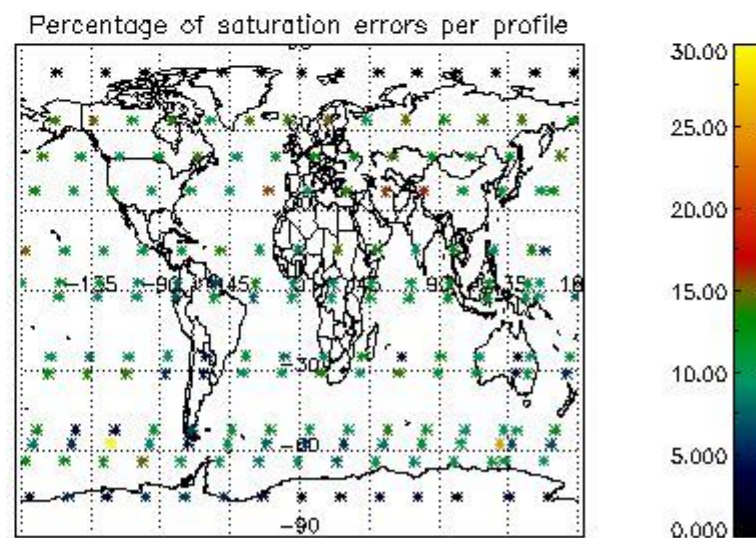
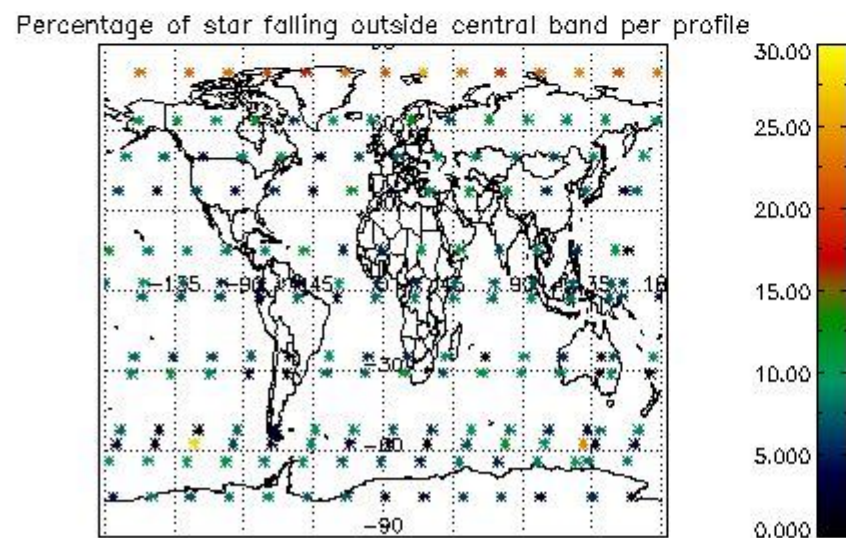
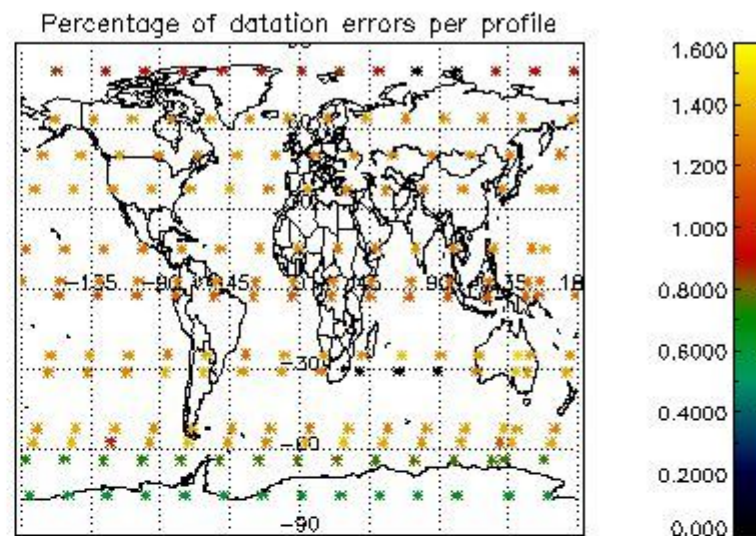
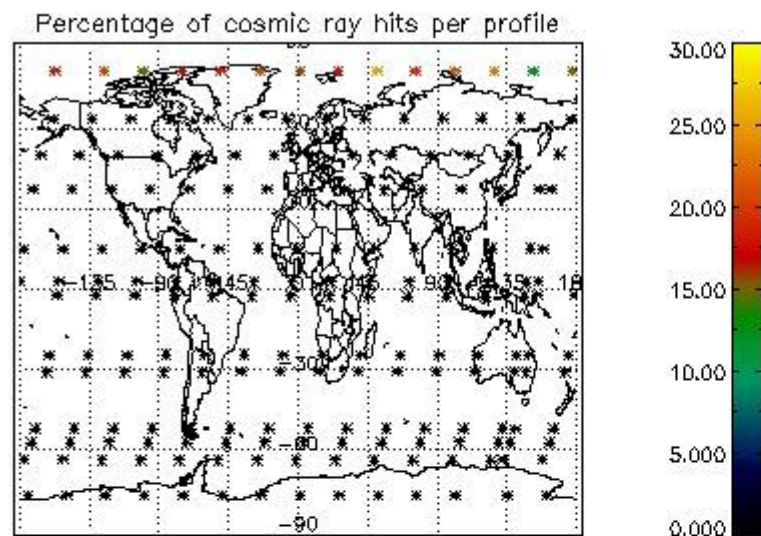


4.2 Plot quality information per product coming from level 1b processing (world map)

4.2.1 Plot level 1 quality information per product (world map): ENVISAT ASCENDING passes



4.2.2 Plot level 1 quality information per product (world map): ENVISAT DESCENDING passes



5. Trace gas profiles

5.1 Ozone statistics based on quality of products

The final quality of the products can be "measured" using the STD (Standard Deviation) attached to every point profile. This information is written to the parameter GOM_NL__2P/NL_LOCAL_SPECIES_DENSITY/o3_std of the level 2 products. The table below shows the statistics for given STD ranges.

The statistics are given with respect to the overall valid production:

- Products without fatal errors: GOM_NL__2P/MPH/PRODUCT_ERR=0
- Valid point profile: GOM_NL__2P/NL_LOCAL_SPECIES_DENSITY/pcd(0)=0

The 'Criteria' is applied to valid points of dark limb products:

- Products in dark limb illumination condition: GOM_NL__2P/NL_SUMMARY_QUALITY/obs_ill_cond=0
- Products without fatal errors: GOM_NL__2P/MPH/PRODUCT_ERR=0
- Valid point profile: GOM_NL__2P/NL_LOCAL_SPECIES_DENSITY/pcd(0)=0

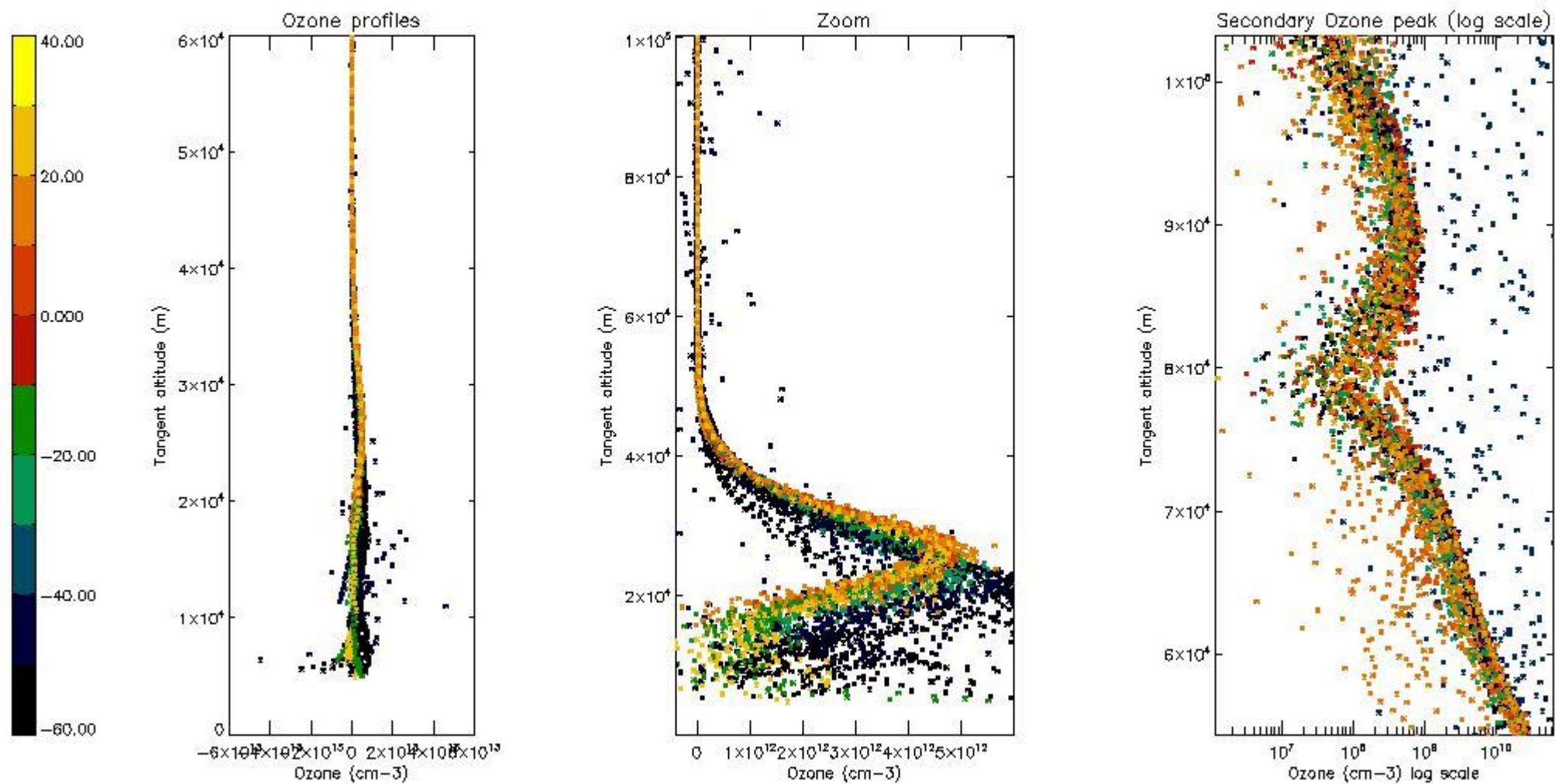
So, the table below shows the percentage of dark limb and valid observations for each criteria with respect to the overall valid daily observations.

| Criteria | % of total production |
|----------|-----------------------|
| All STD | 34 |
| STD < 20 | 18 |

| | |
|----------|----|
| STD < 10 | 14 |
| STD < 5 | 8 |

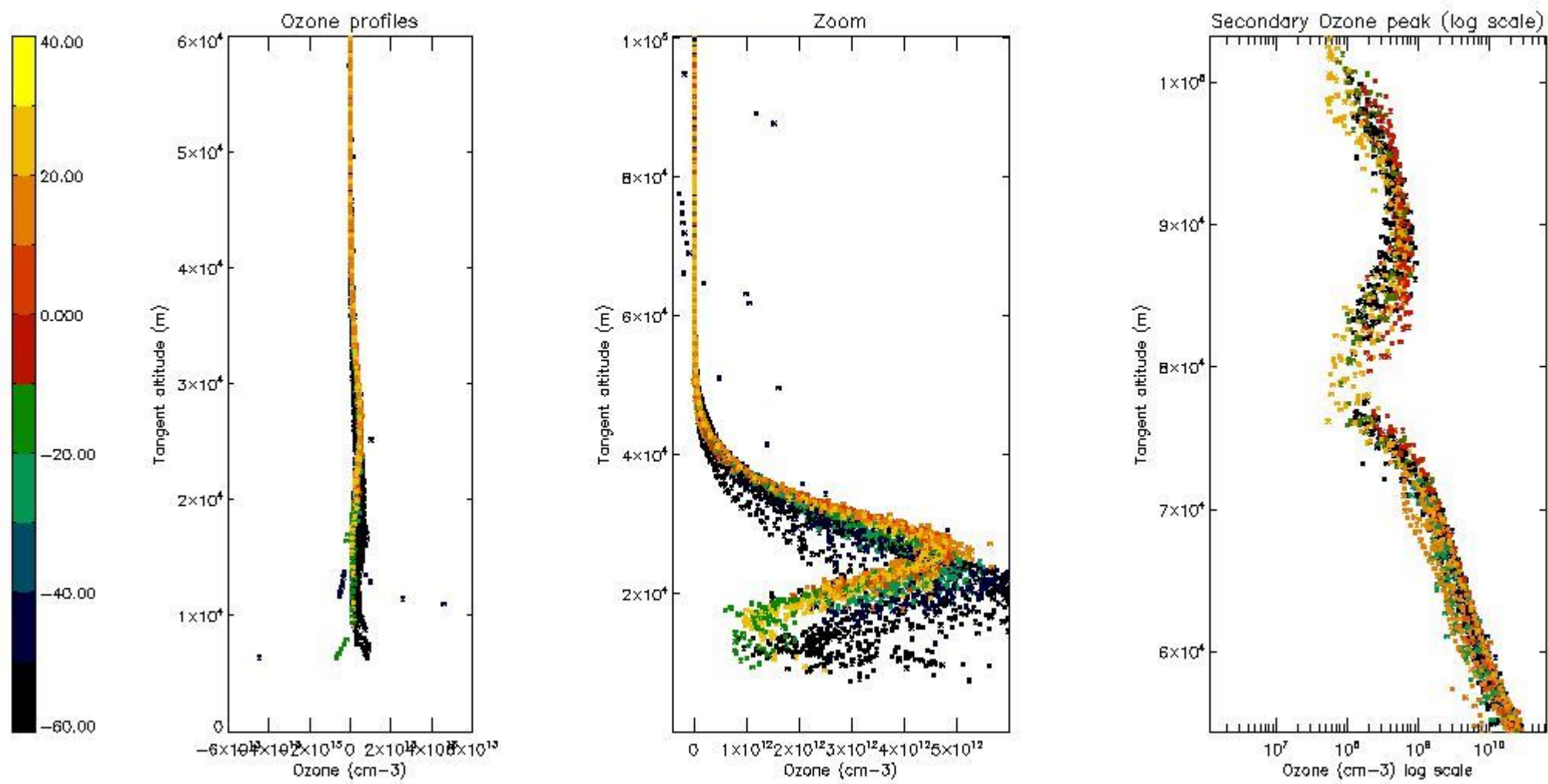
5.2 Plot ozone profiles for all STD (dark without errors)

The colorbar represents the latitude.



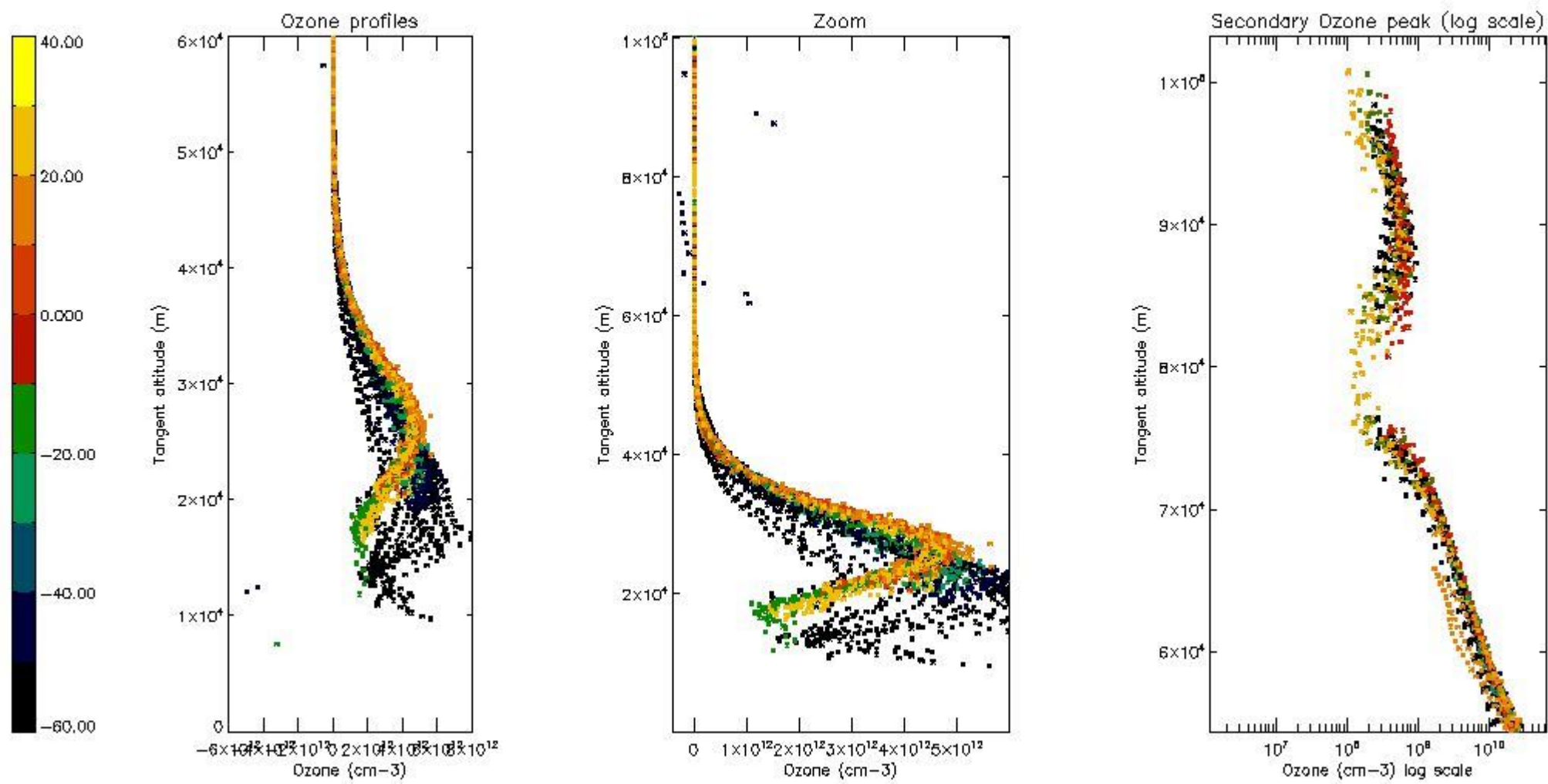
5.3 Plot ozone profiles where STD < 20% (dark without errors)

The colorbar represents the latitude.



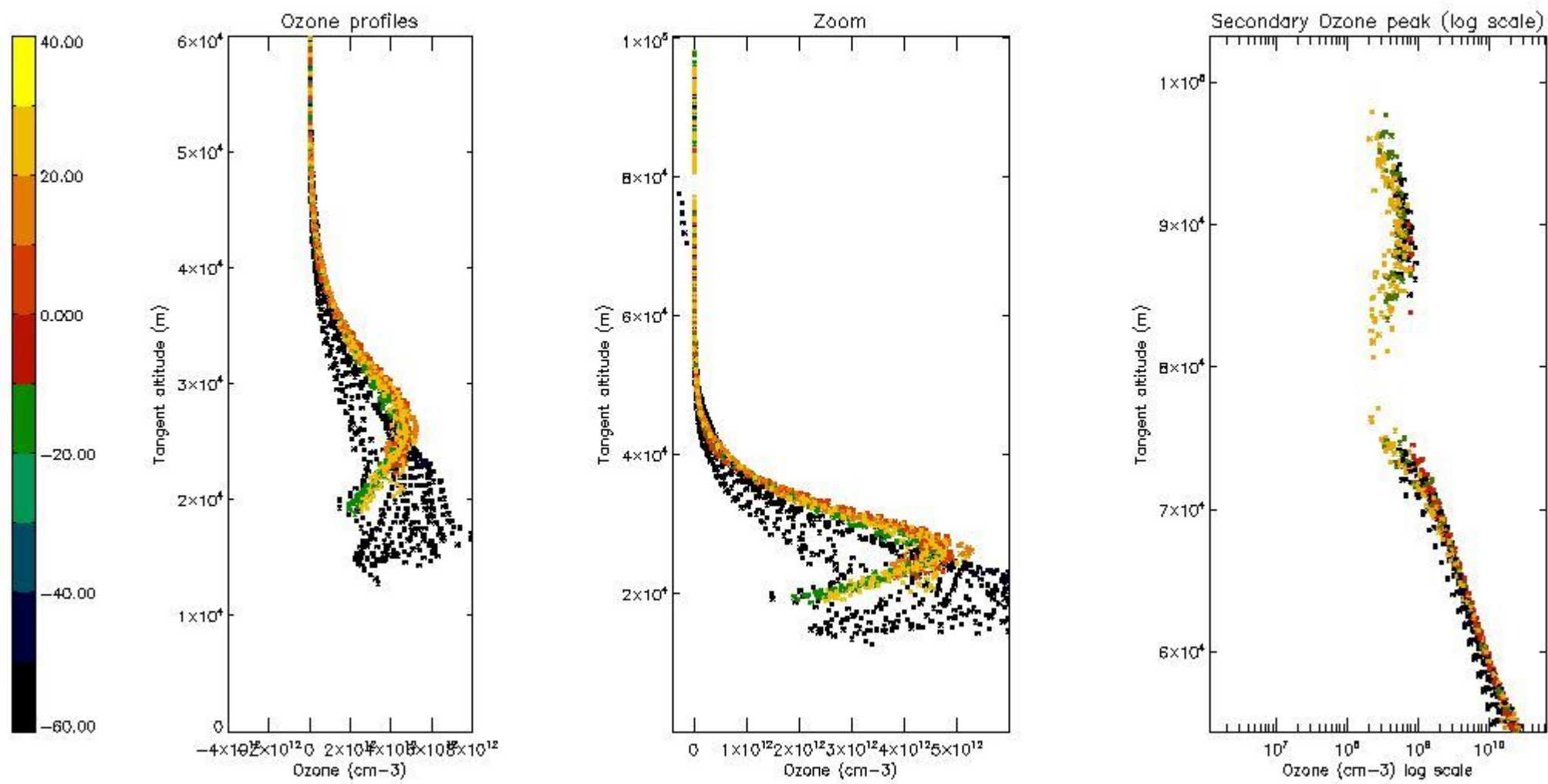
5.4 Plot ozone profiles where STD < 10% (dark without errors)

The colorbar represents the latitude.



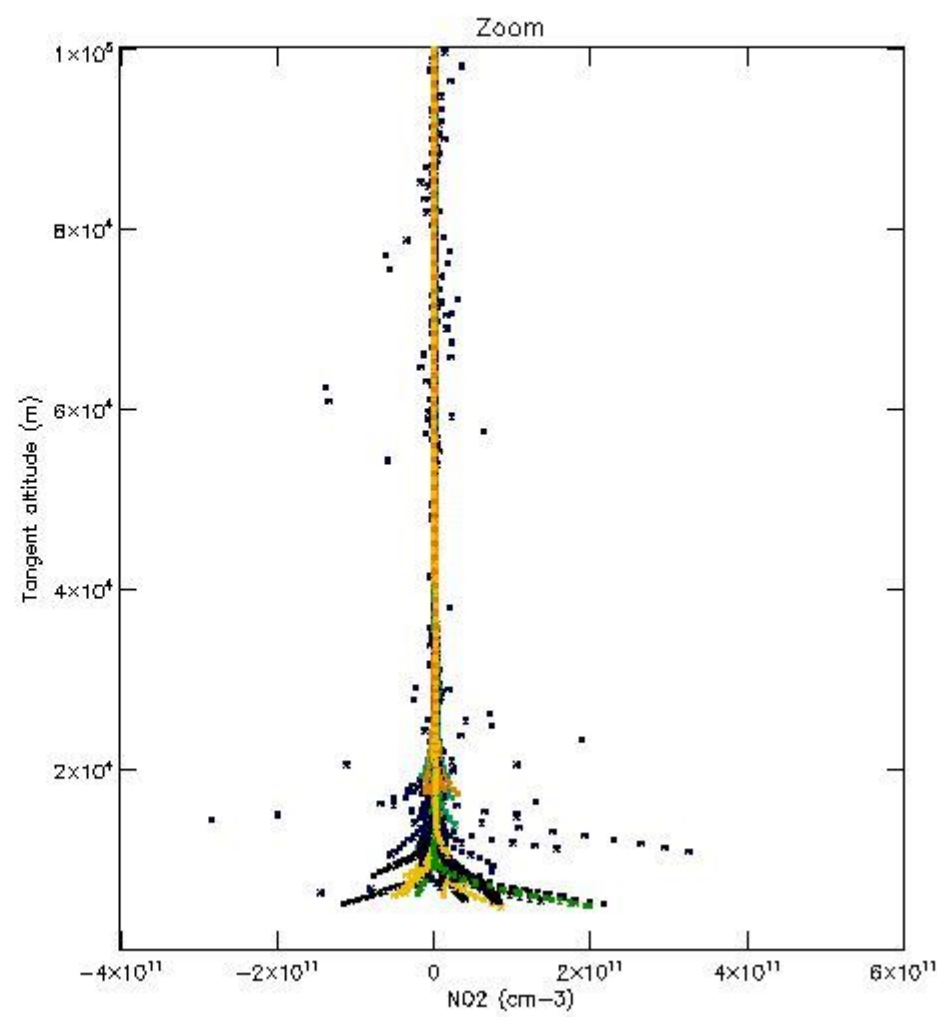
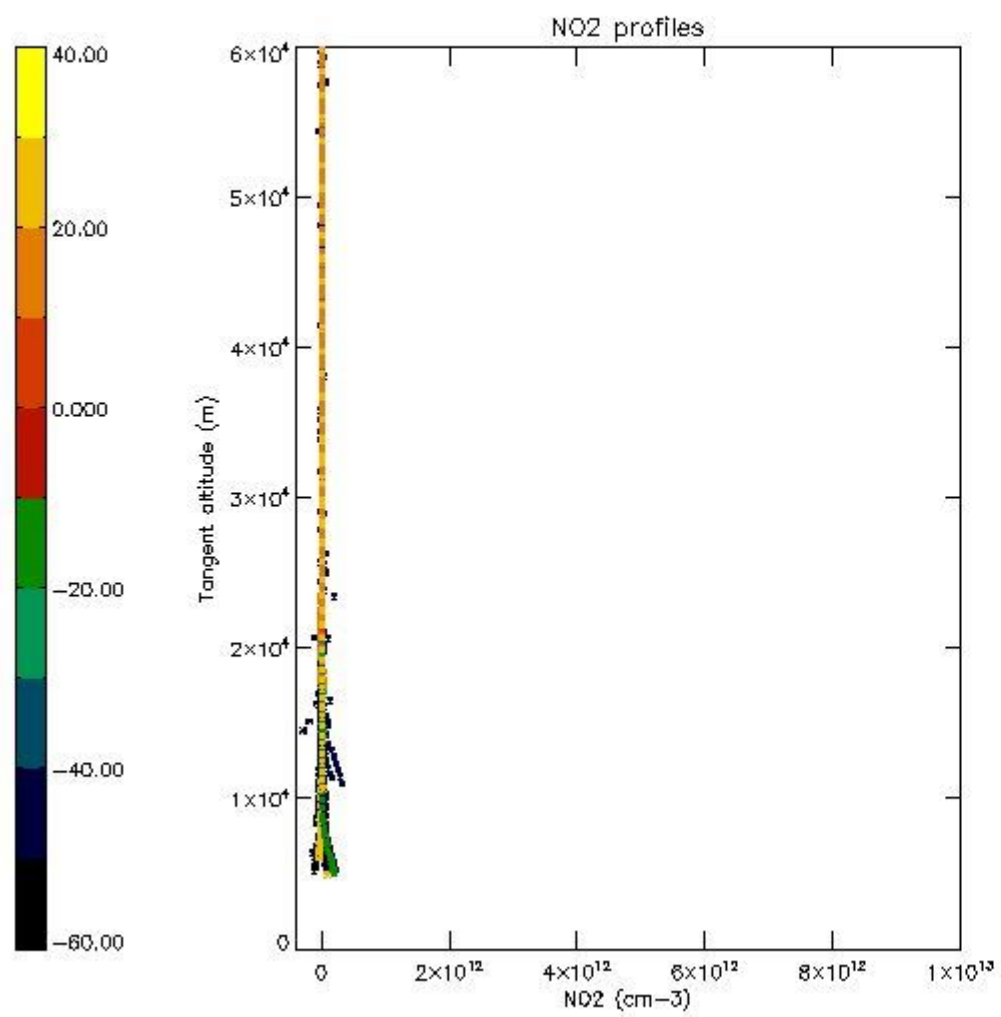
5.5 Plot ozone profiles where STD < 5% (dark without errors)

The colorbar represents the latitude.



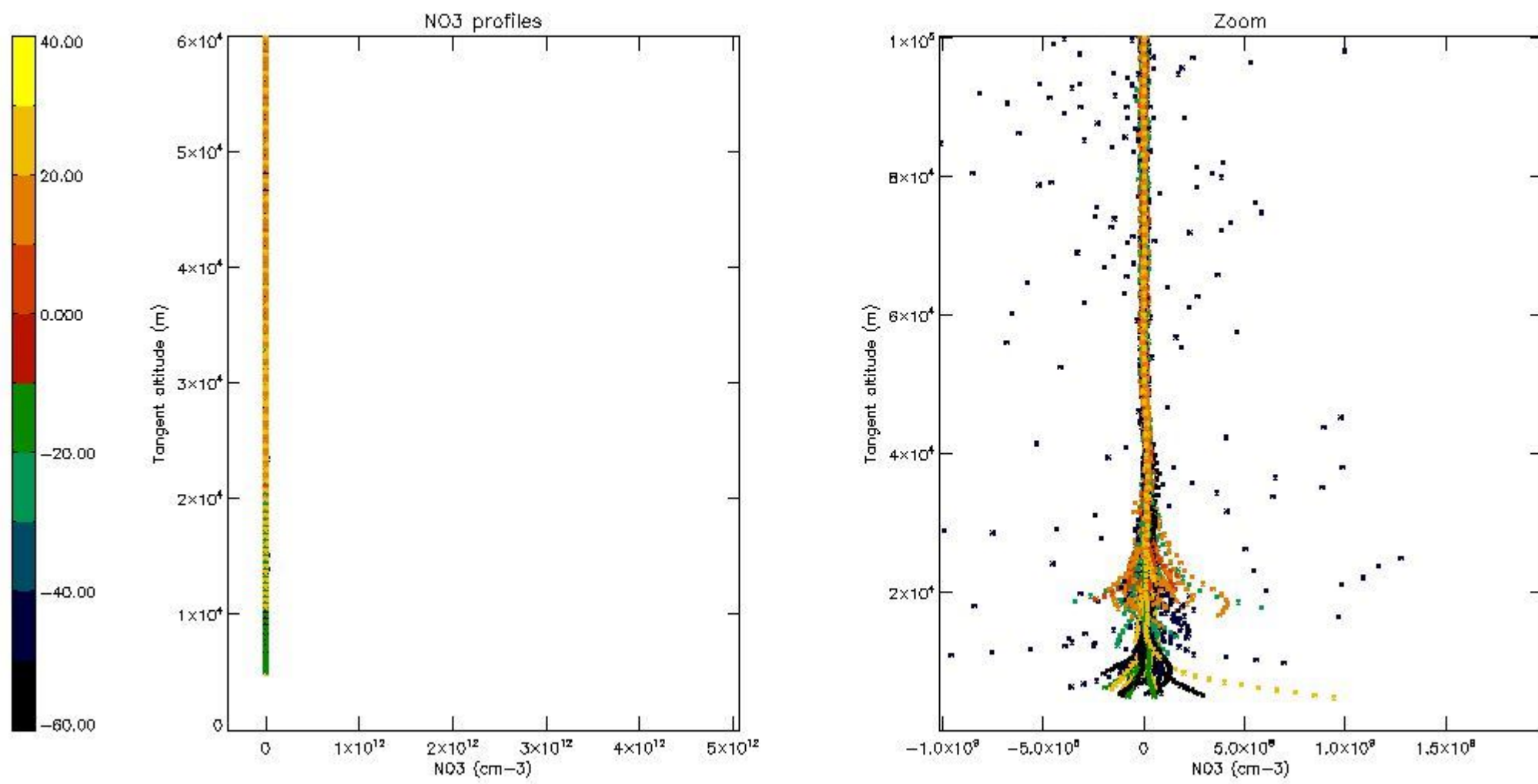
5.6 Plot NO₂ profiles for all STD (dark without errors)

The colorbar represents the latitude.



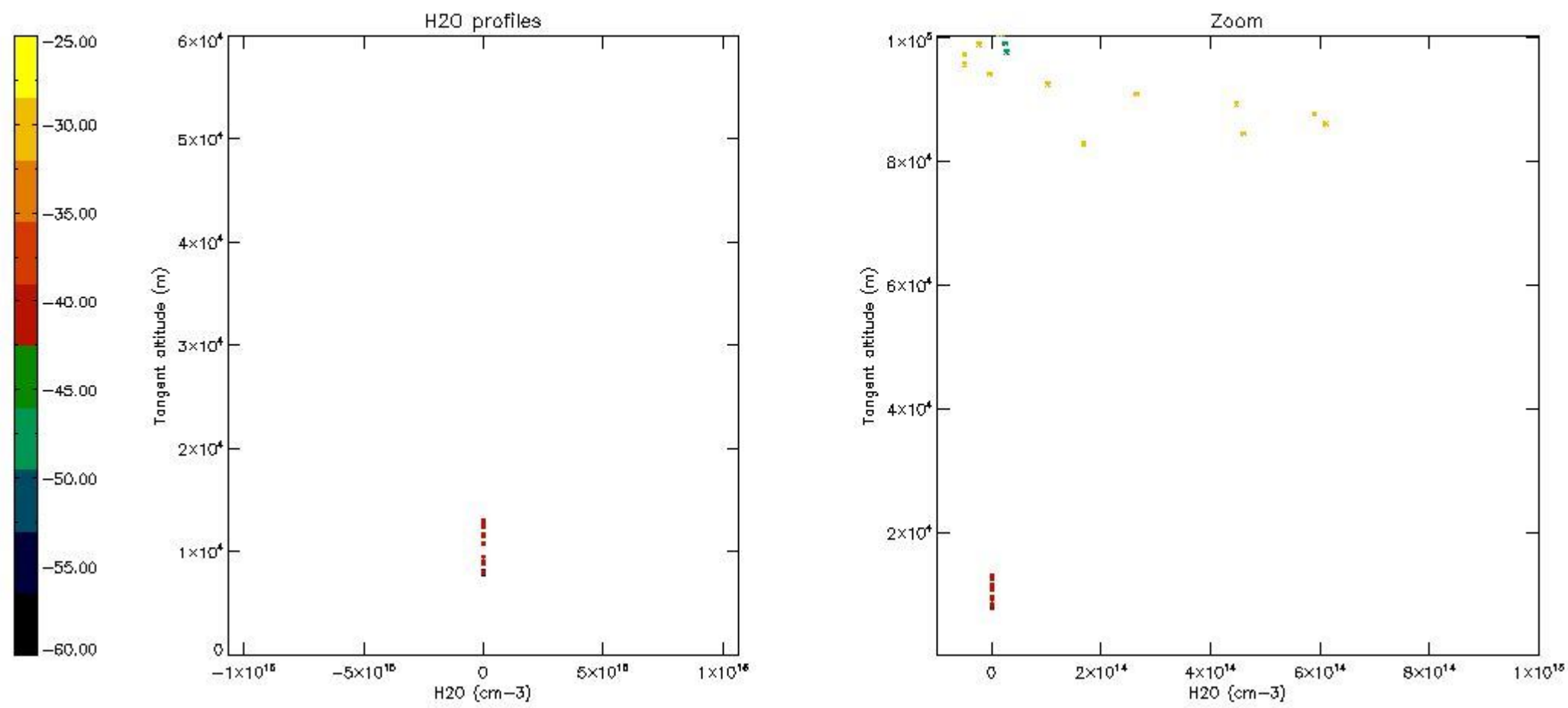
5.7 Plot NO3 profiles for all STD (dark without errors)

The colorbar represents the latitude.



5.8 Plot H2O profiles for all STD (only for occultations of stars 1,2,3,4,13,14,16,26,63 dark without errors)

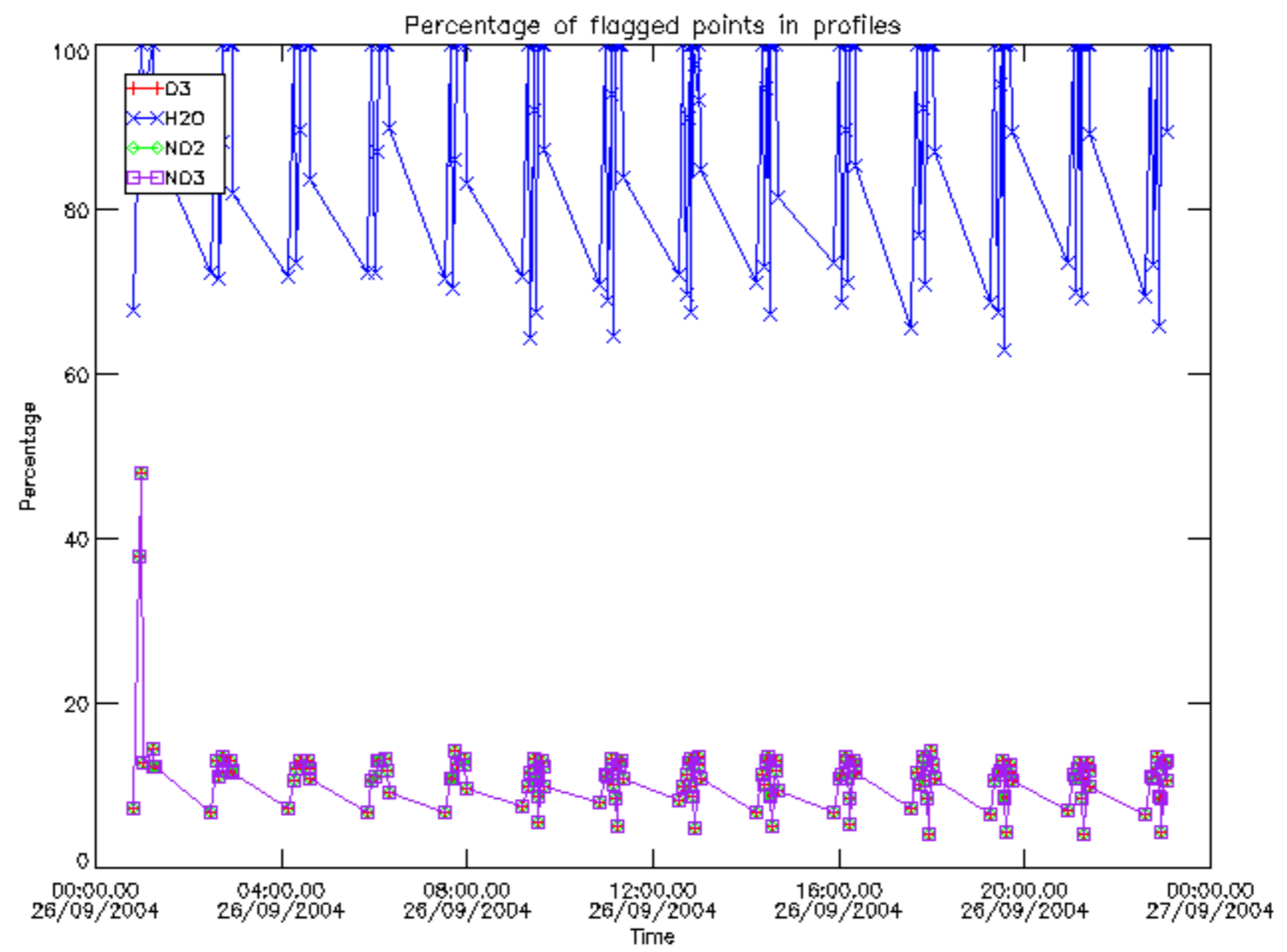
The colorbar represents the latitude.



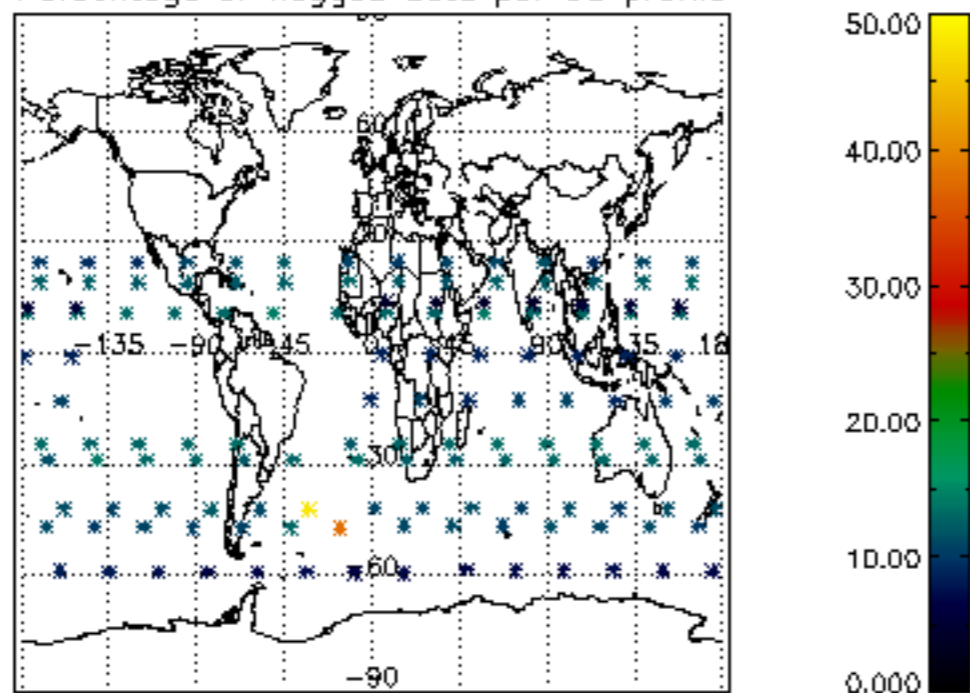
6. Auxiliary Data Files used for the production reported in section 2

The number reported in the third column indicates since which file (see list in section 2) the corresponding auxiliary file has been used. The fourth column is the date of those product files.

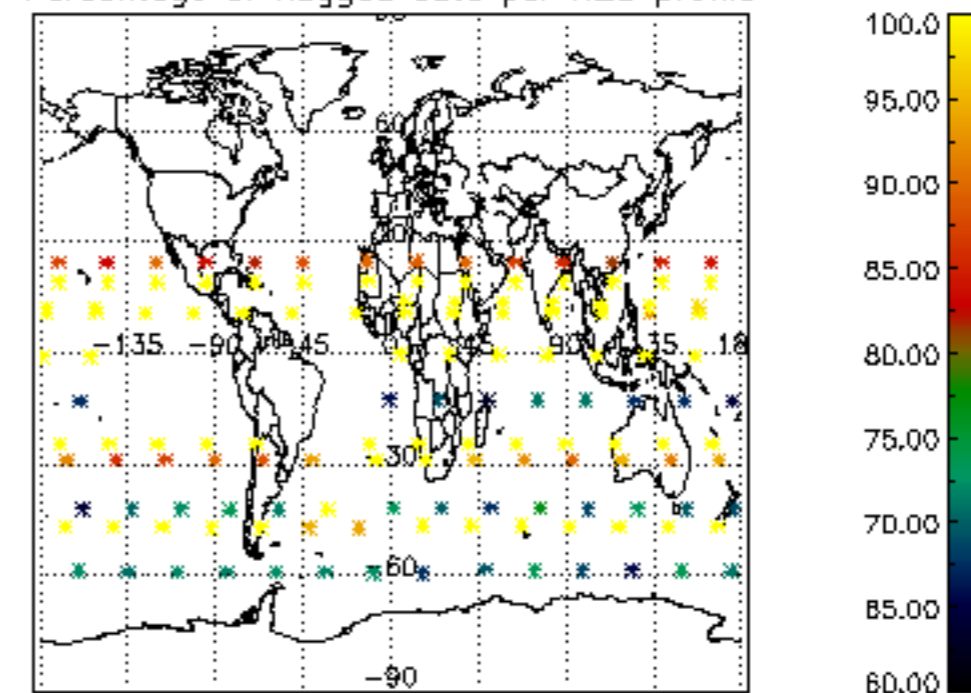
| Type | Auxiliary Filename | Used since product | Used since product date |
|---------------------------|---|--------------------|-------------------------|
| INST_PHYS_CHARACTERISTICS | GOM_INS_AXVIEC20091111_143220_20030716_120000_20500101_000000 | 1 | 26-SEP-2004 00:02:45 |
| LEVEL-2_PROC_CONFIG | GOM_PR2_AXVIEC20091111_152718_20020301_000000_20500101_000000 | 1 | 26-SEP-2004 00:02:45 |
| CROSS_SECTIONS_FILE | GOM_CRS_AXVIEC20091111_154832_20020301_000000_20500101_000000 | 1 | 26-SEP-2004 00:02:45 |



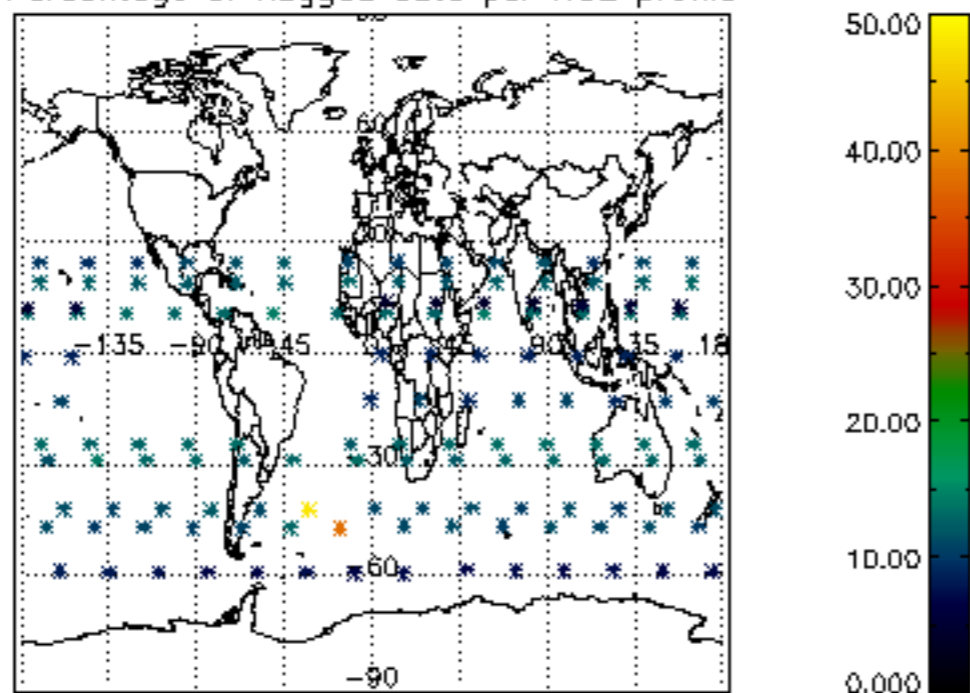
Percentage of flagged data per D3 profile



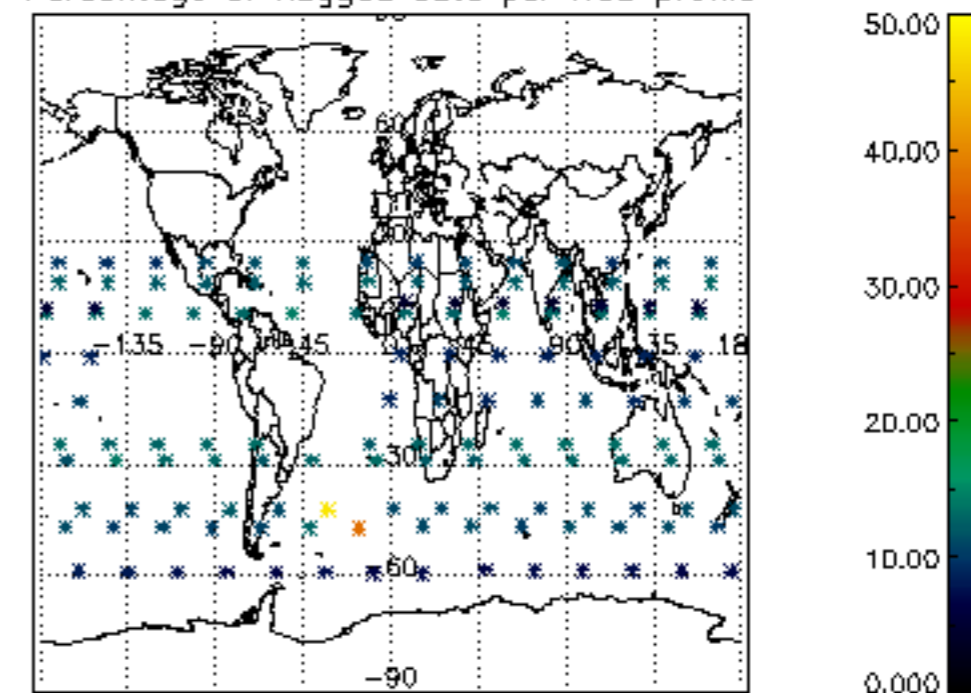
Percentage of flagged data per H2O profile

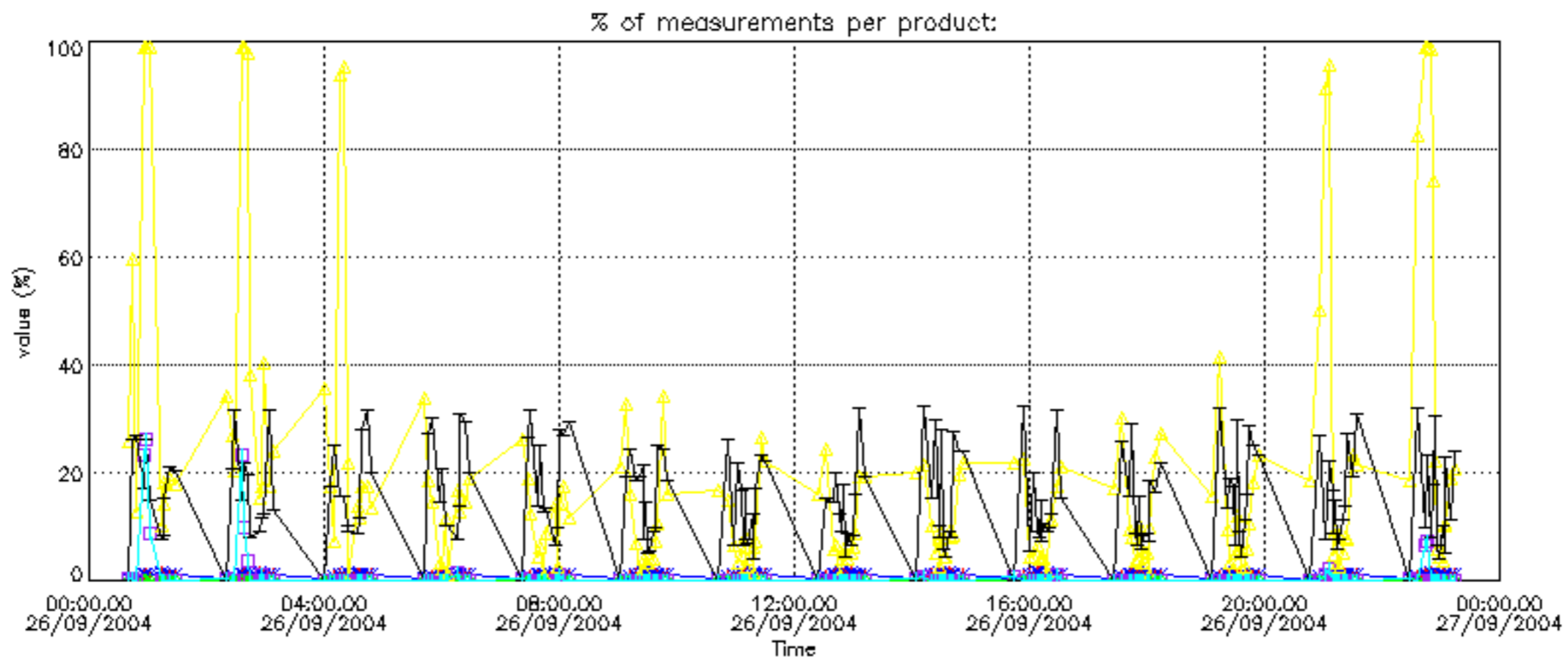


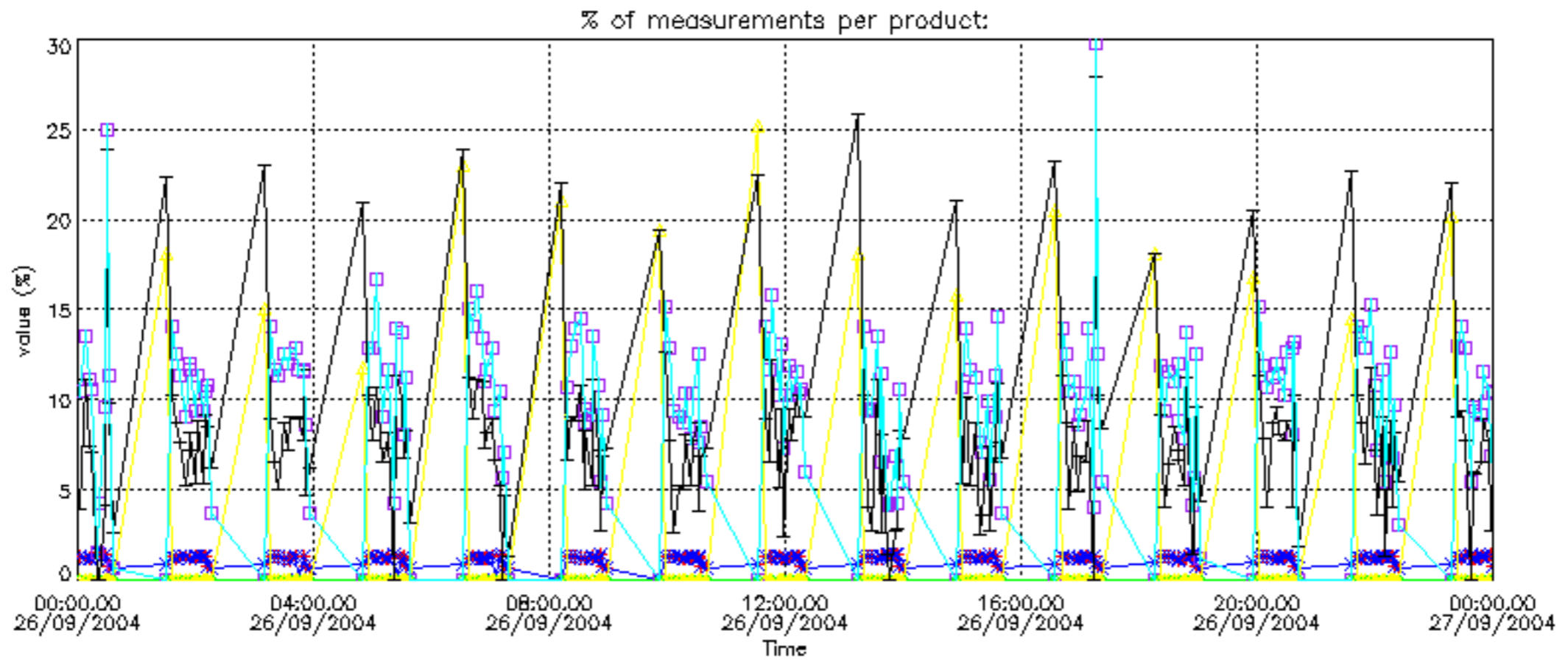
Percentage of flagged data per NO2 profile



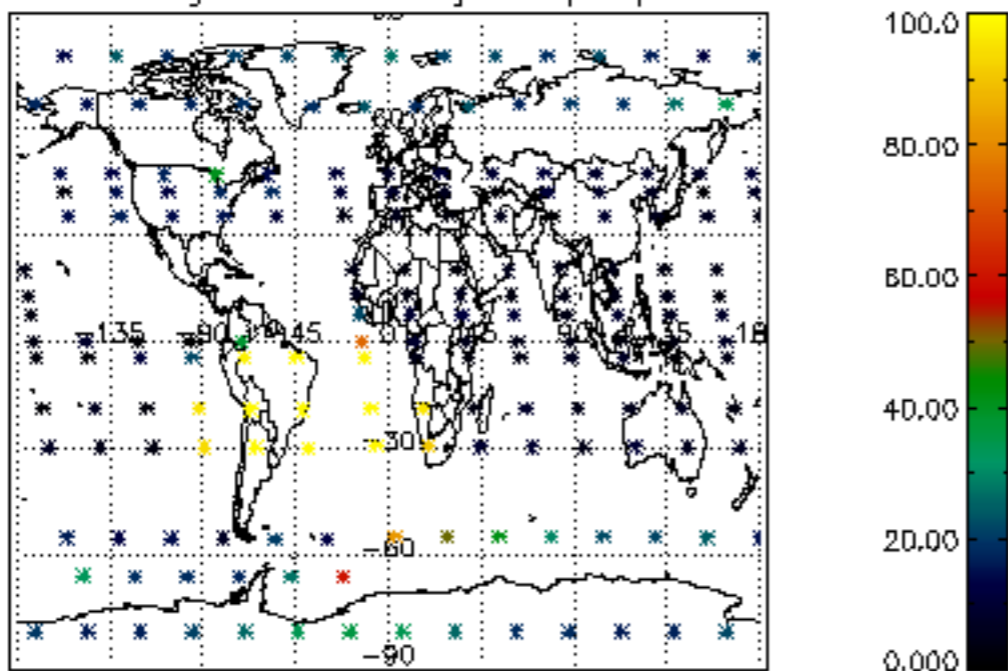
Percentage of flagged data per NO3 profile



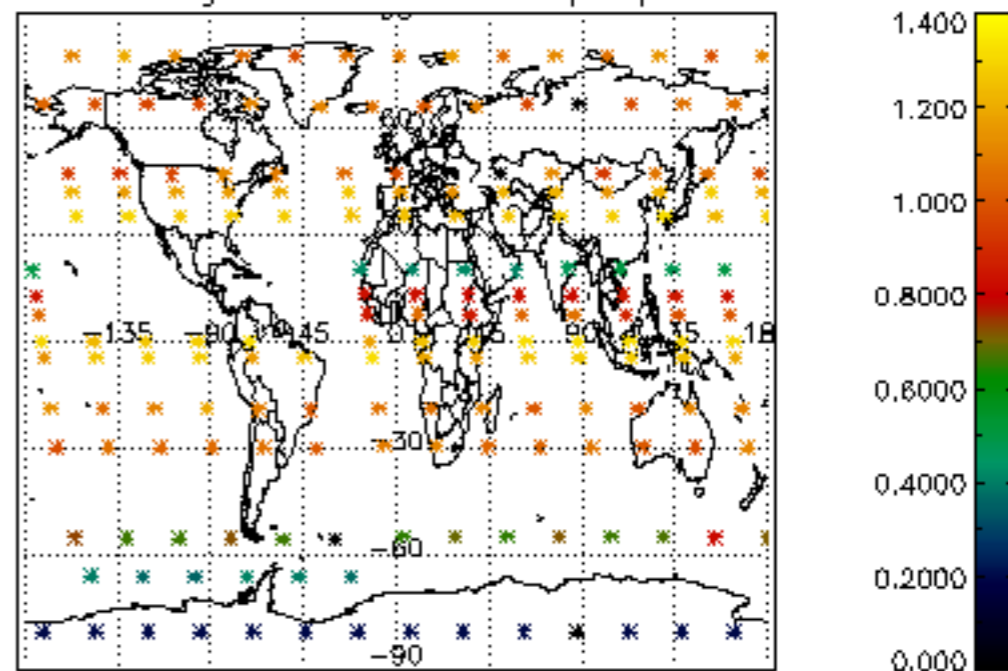




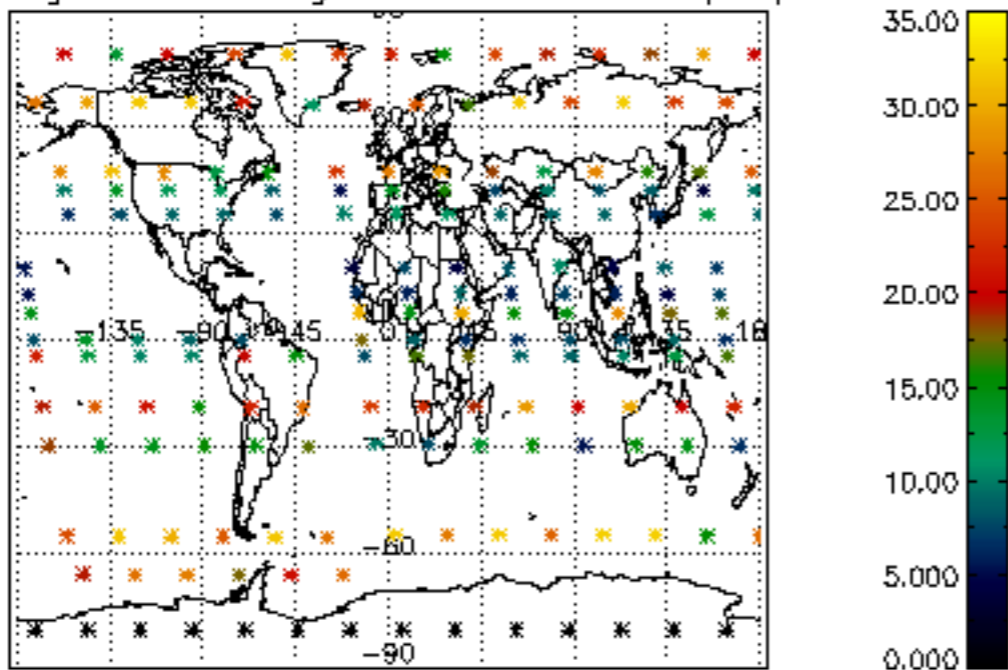
Percentage of cosmic ray hits per profile



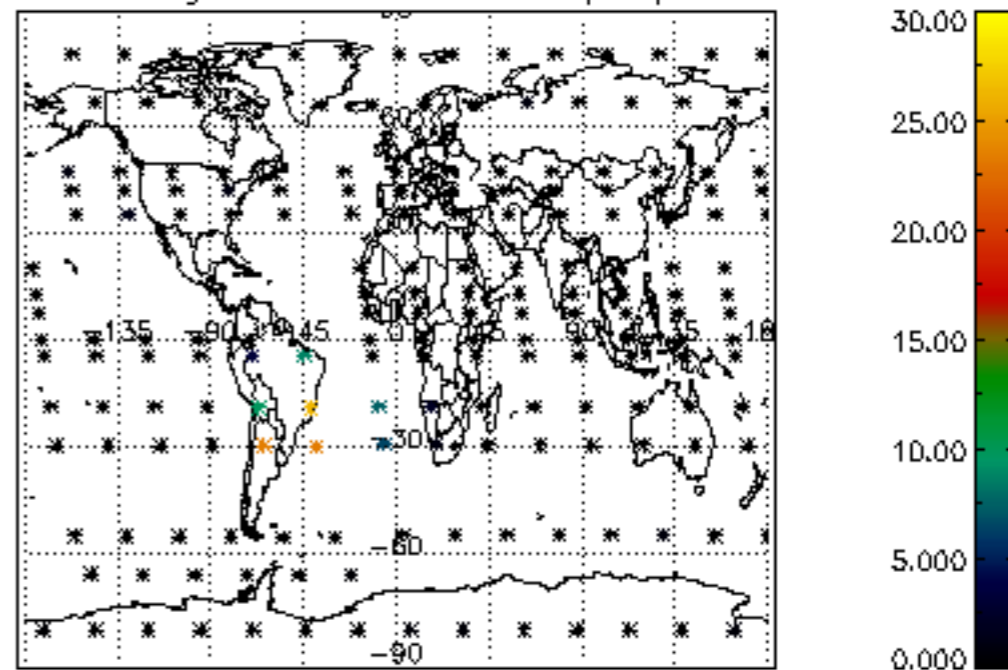
Percentage of datation errors per profile



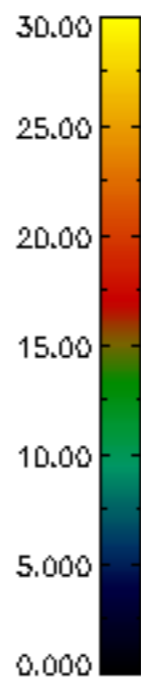
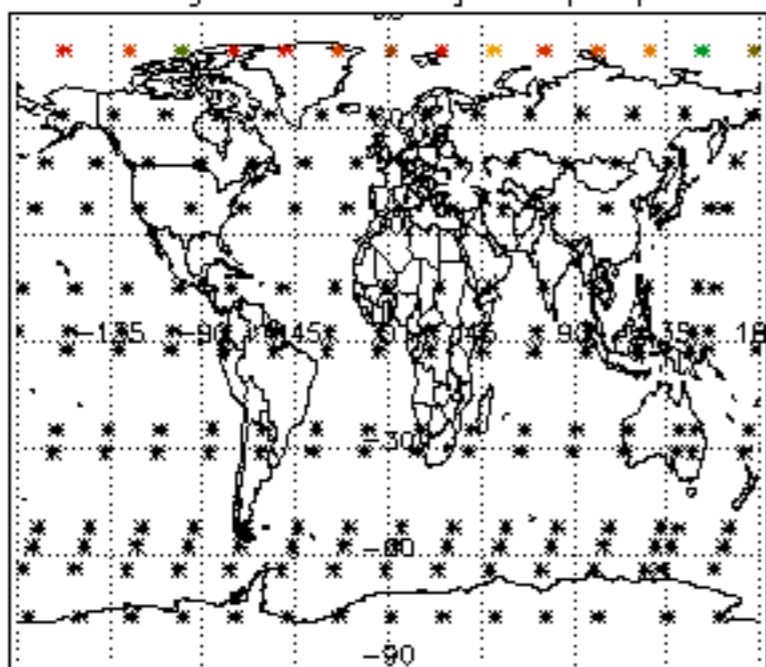
Percentage of star falling outside central band per profile



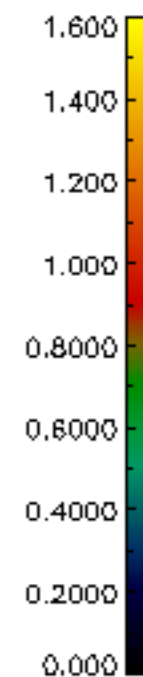
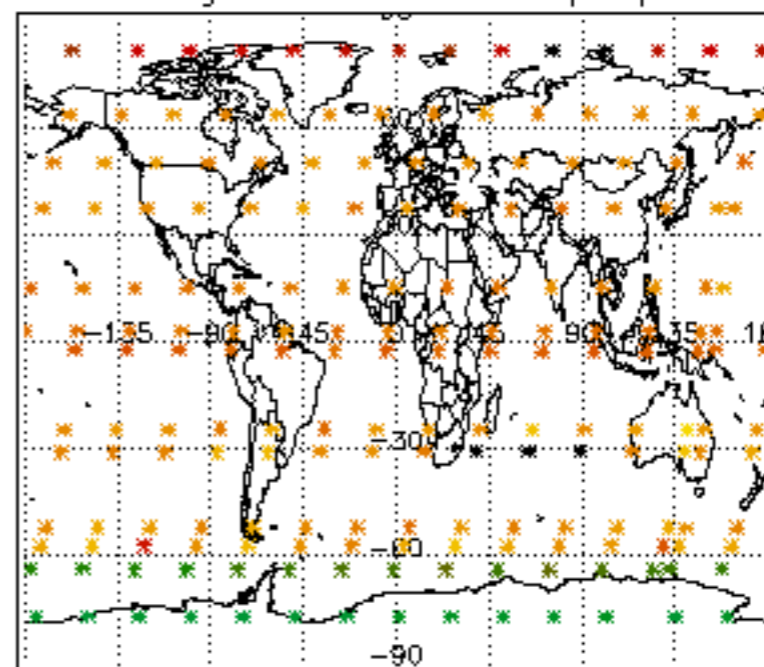
Percentage of saturation errors per profile



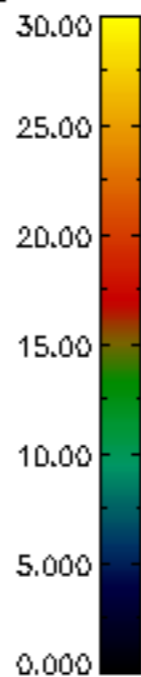
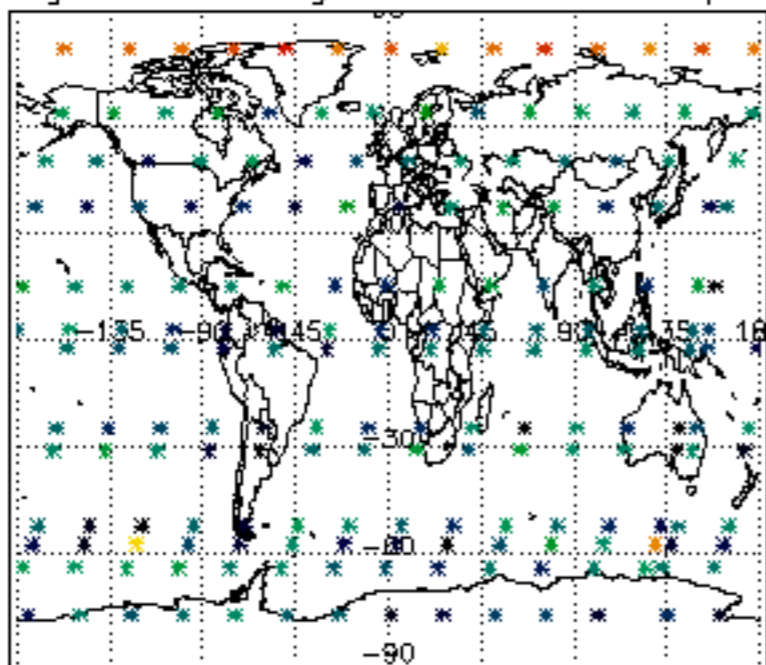
Percentage of cosmic ray hits per profile



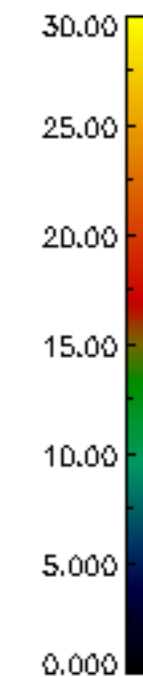
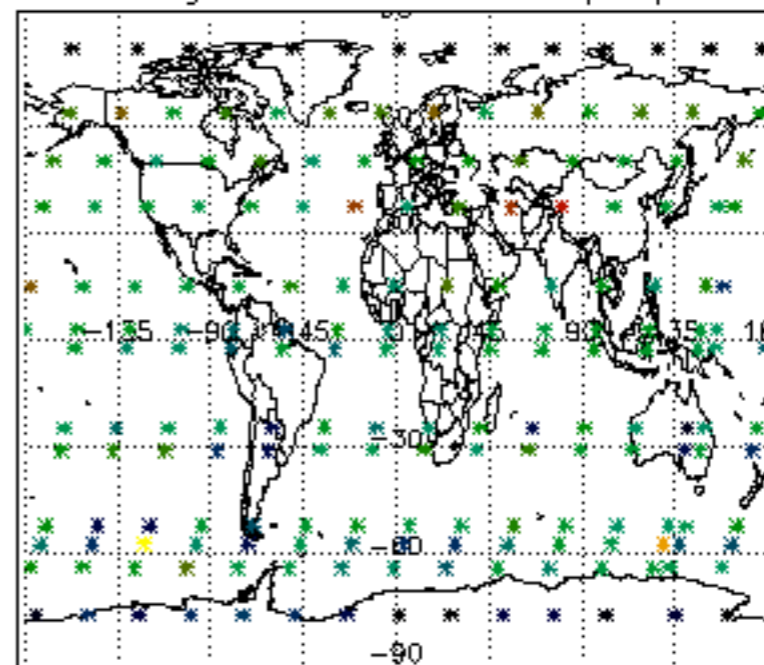
Percentage of datation errors per profile

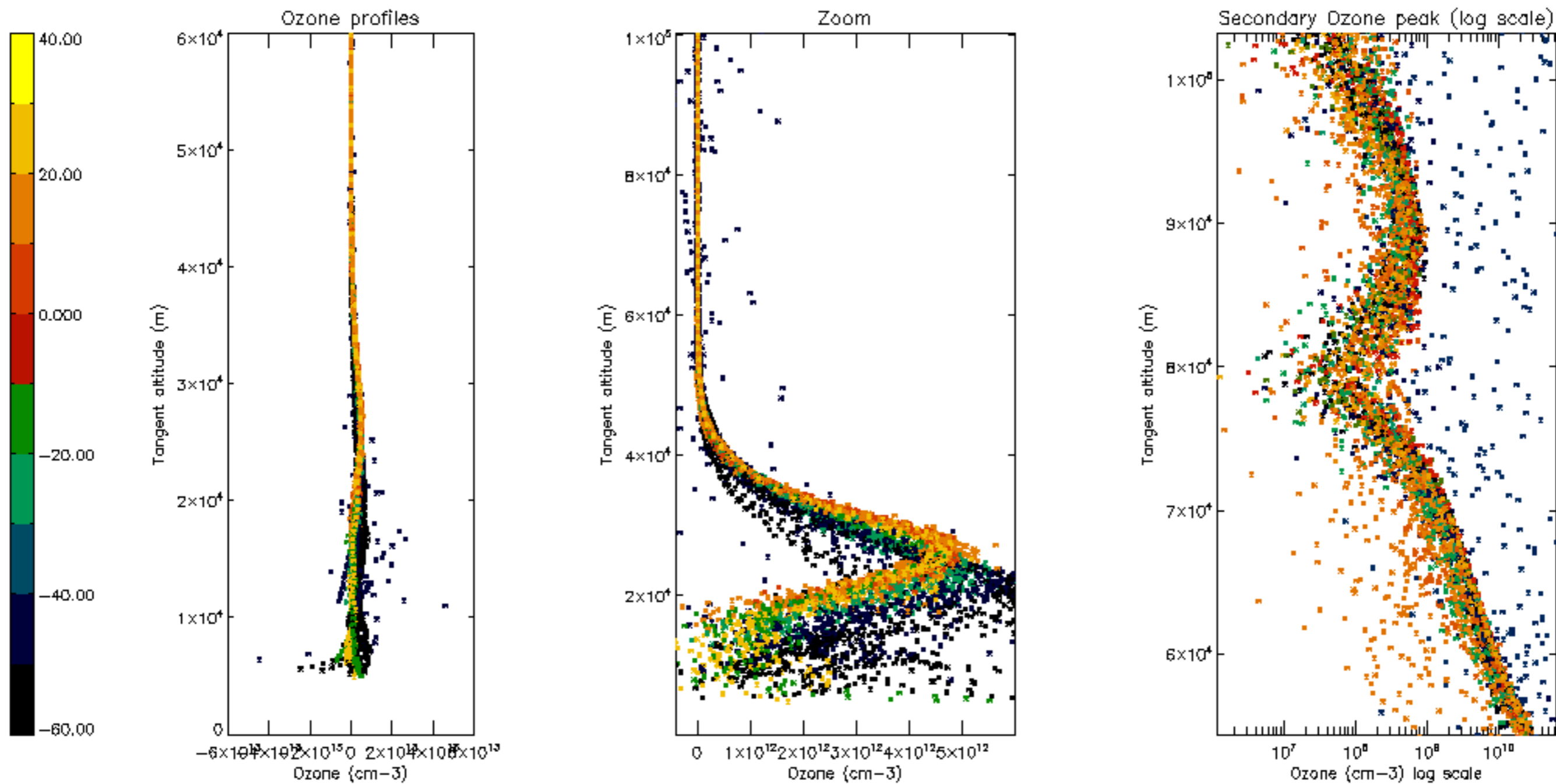


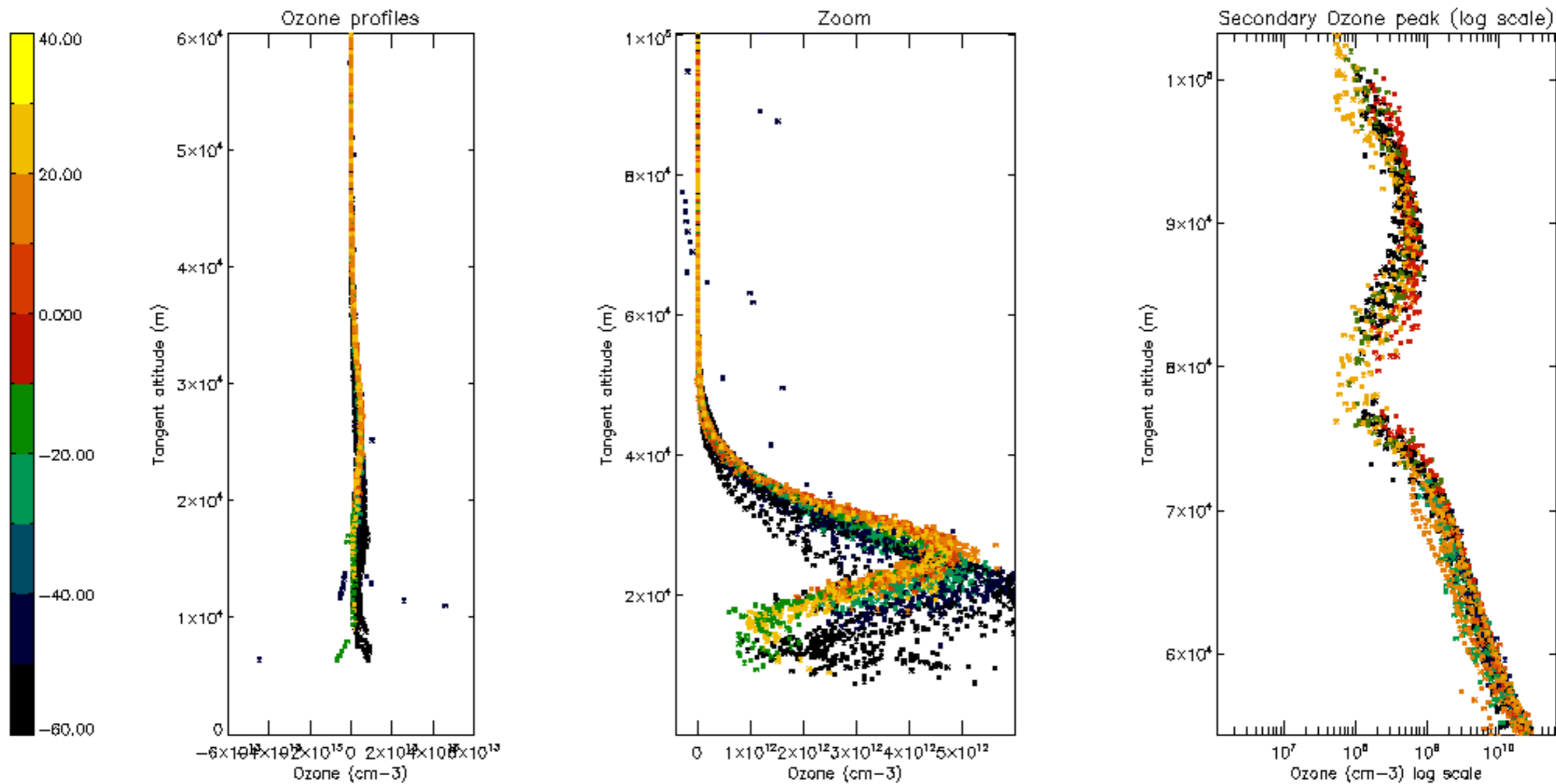
Percentage of star falling outside central band per profile

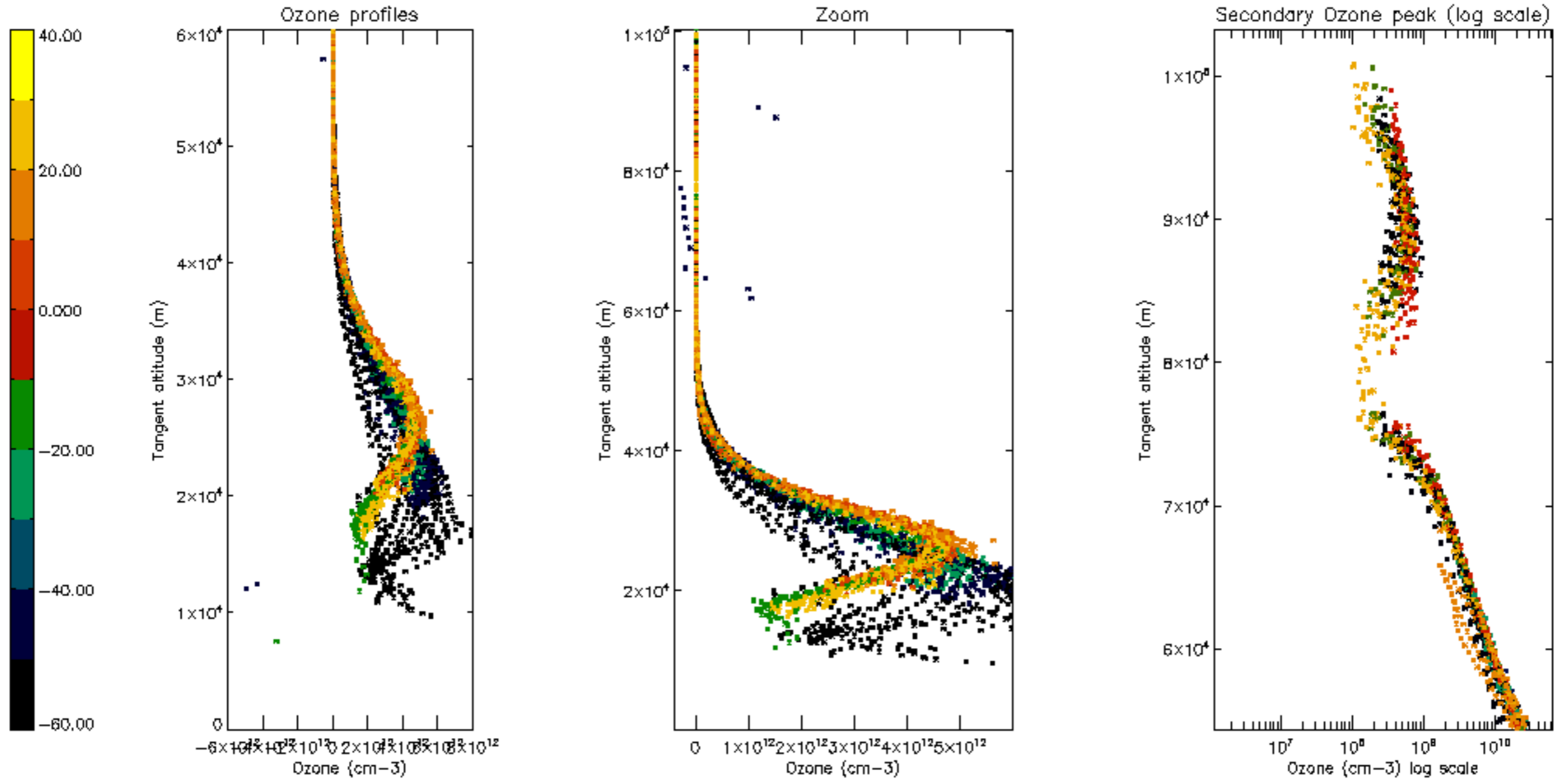


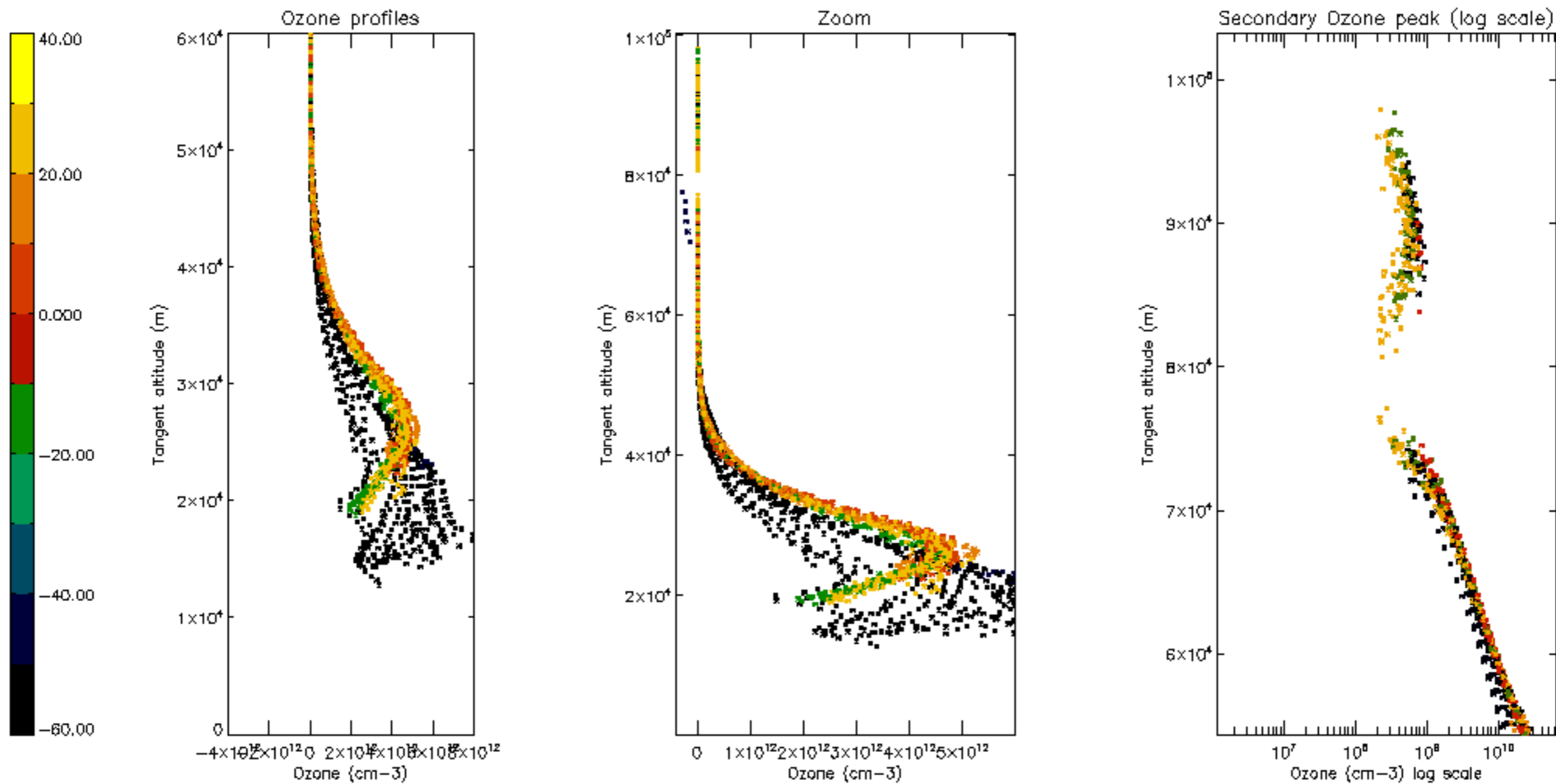
Percentage of saturation errors per profile

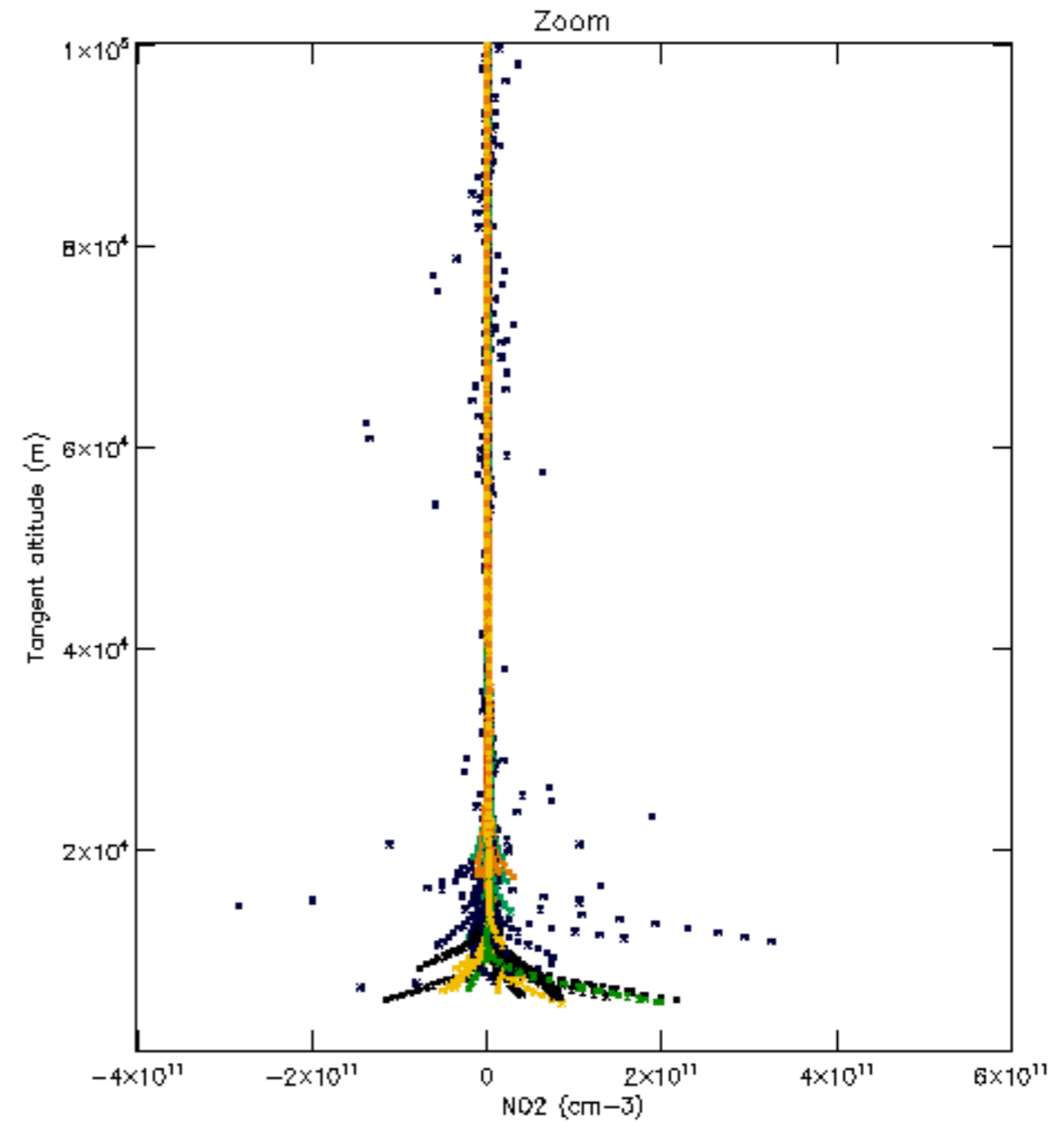
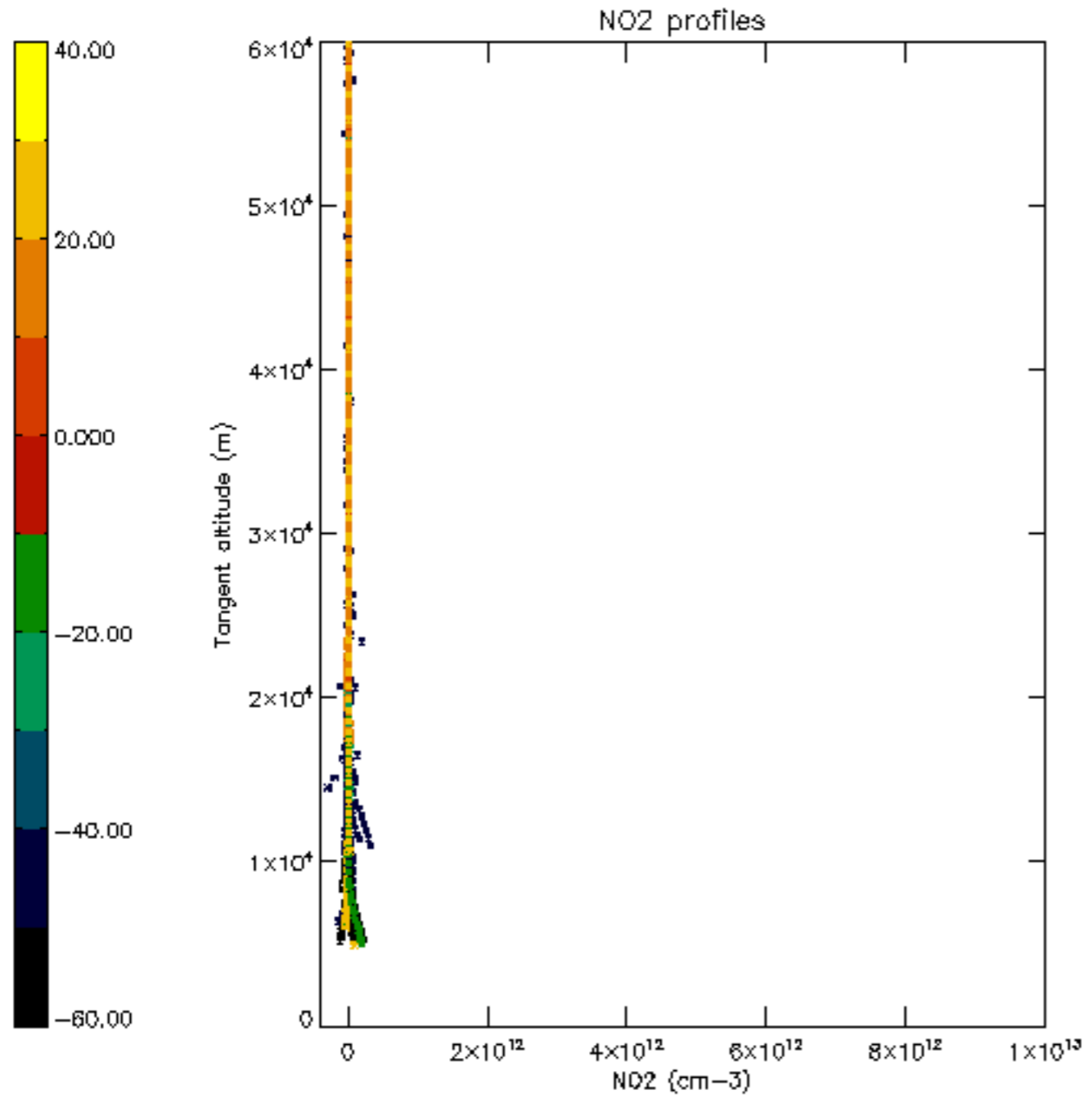


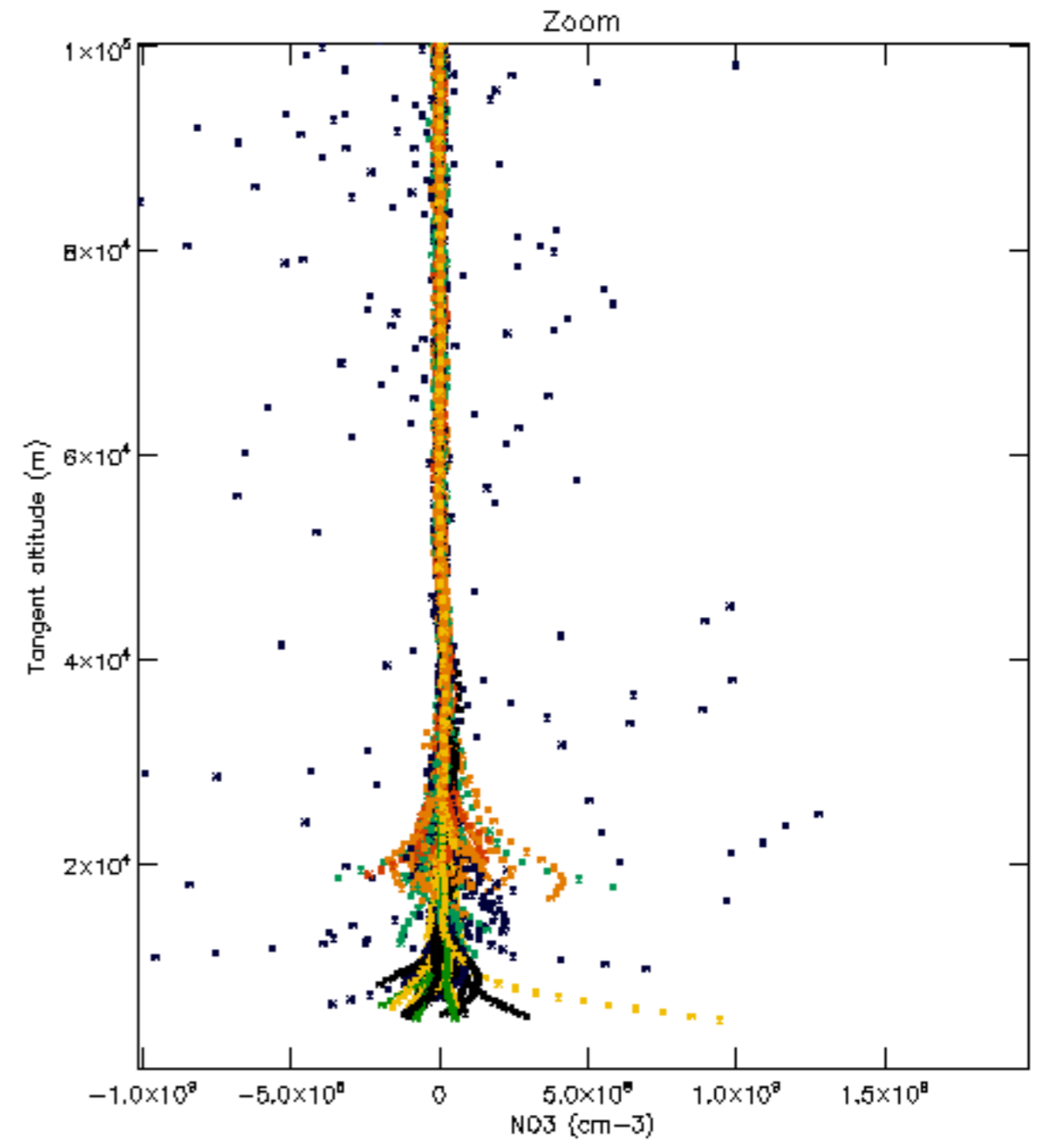
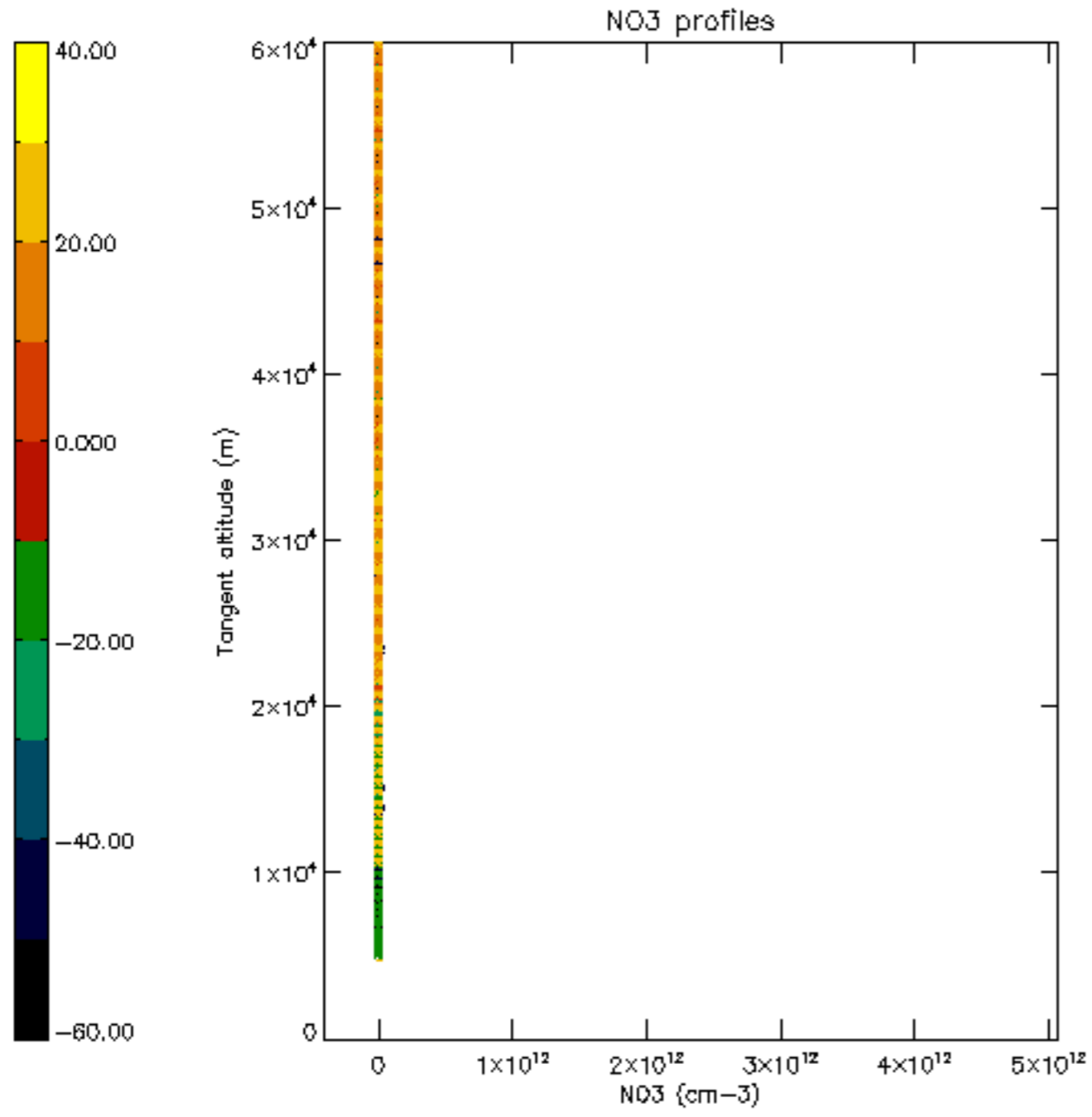


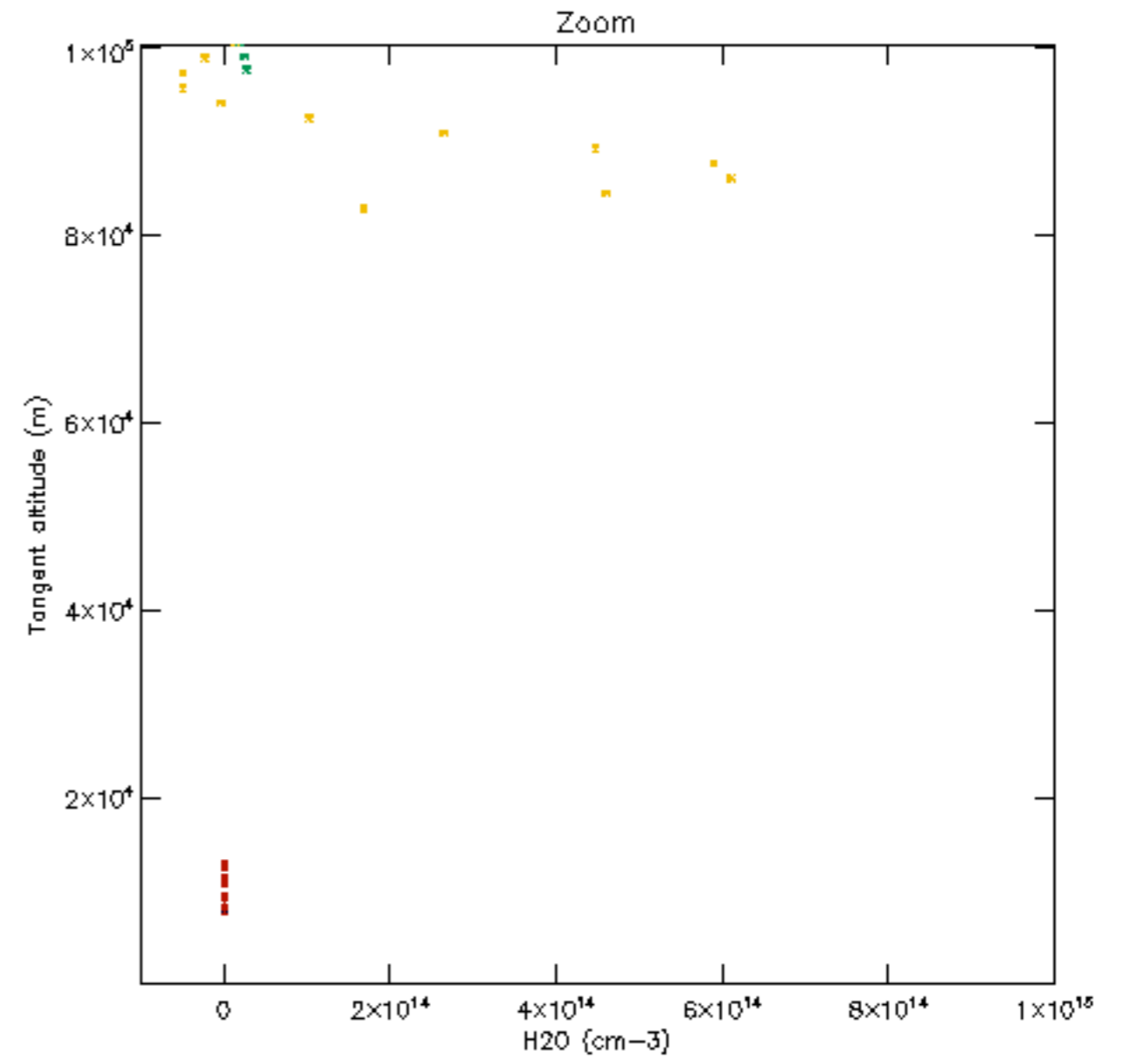
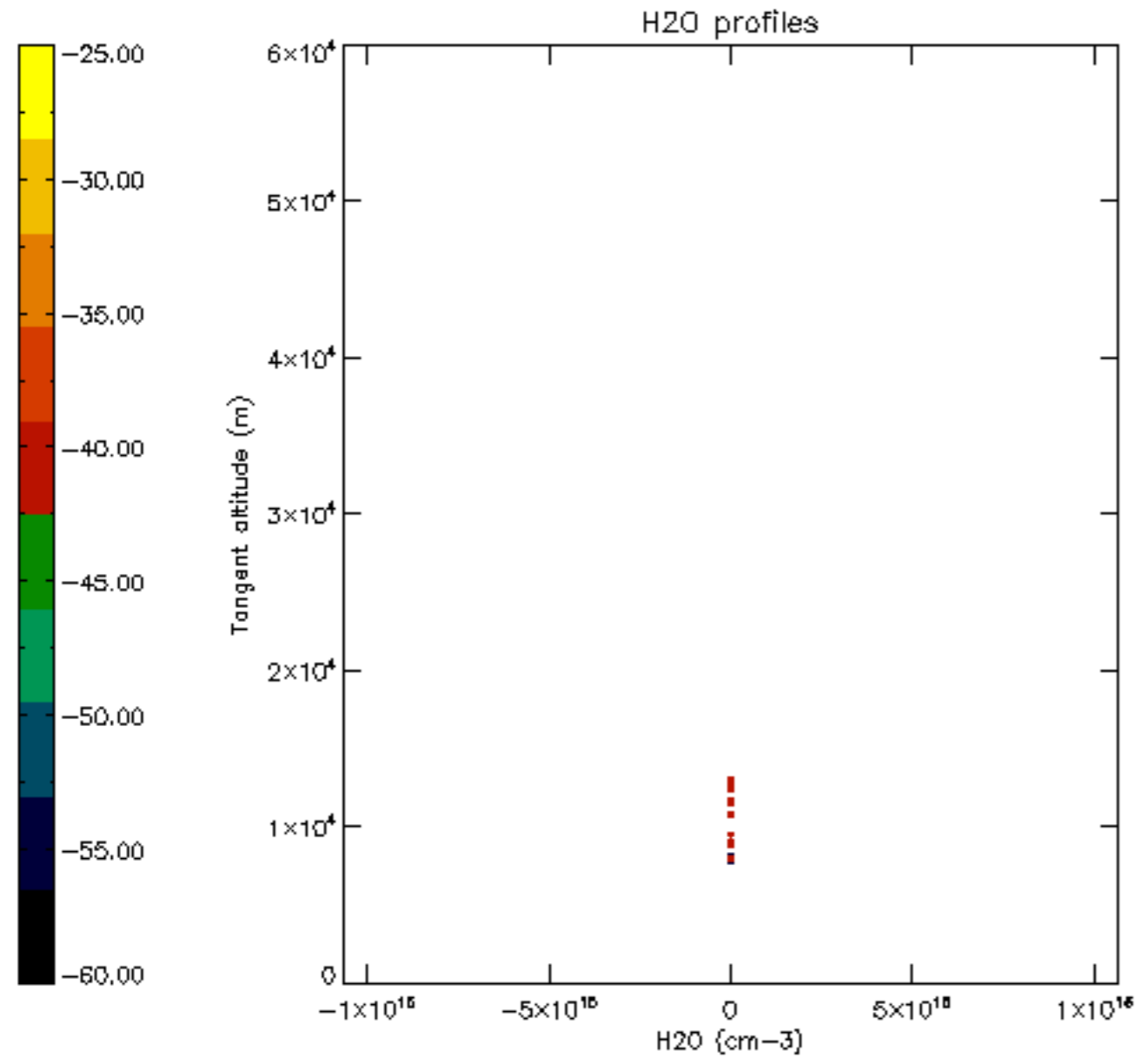


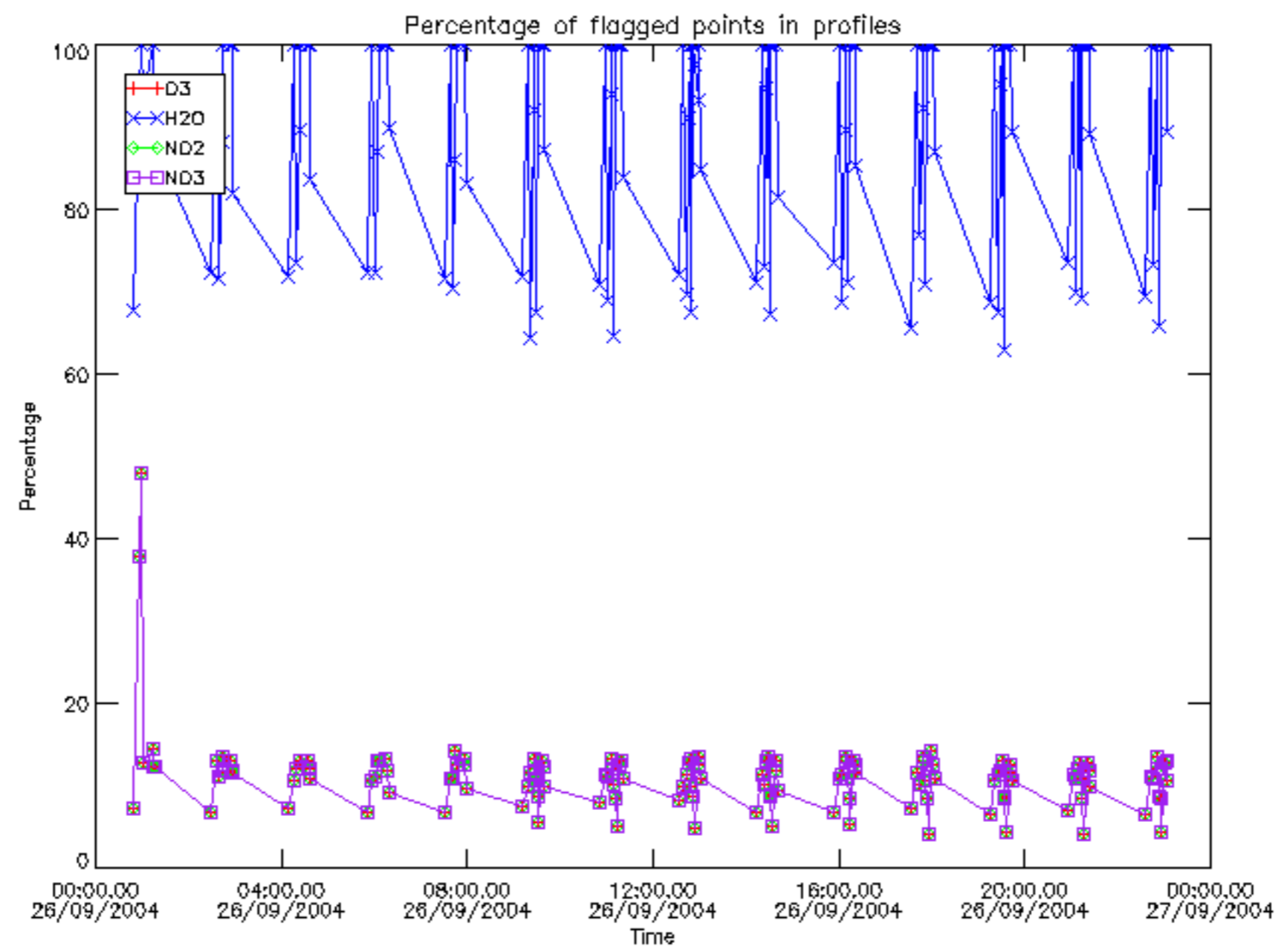




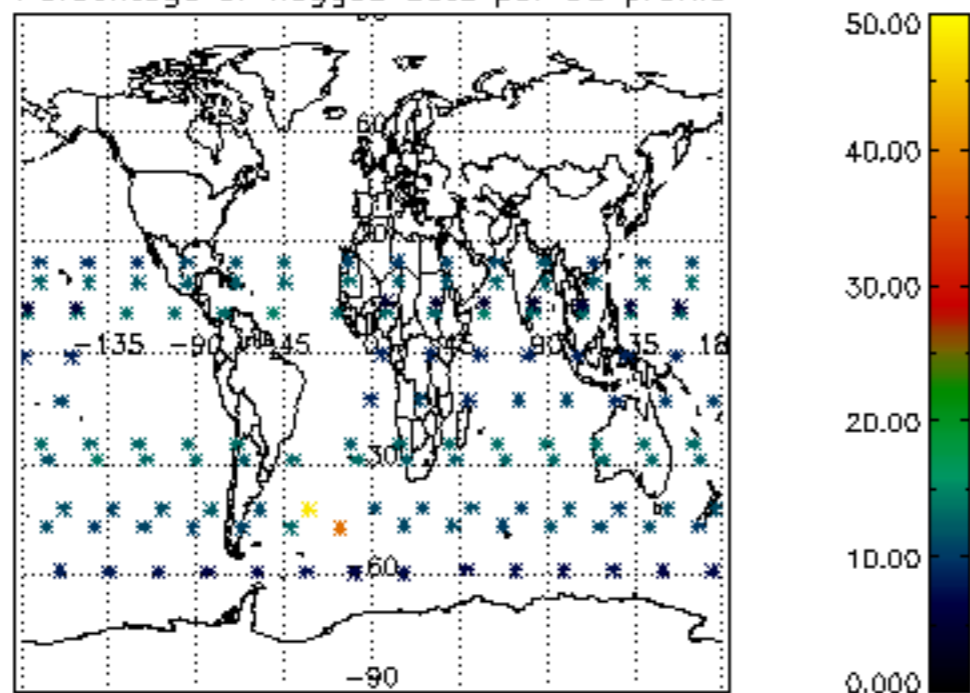




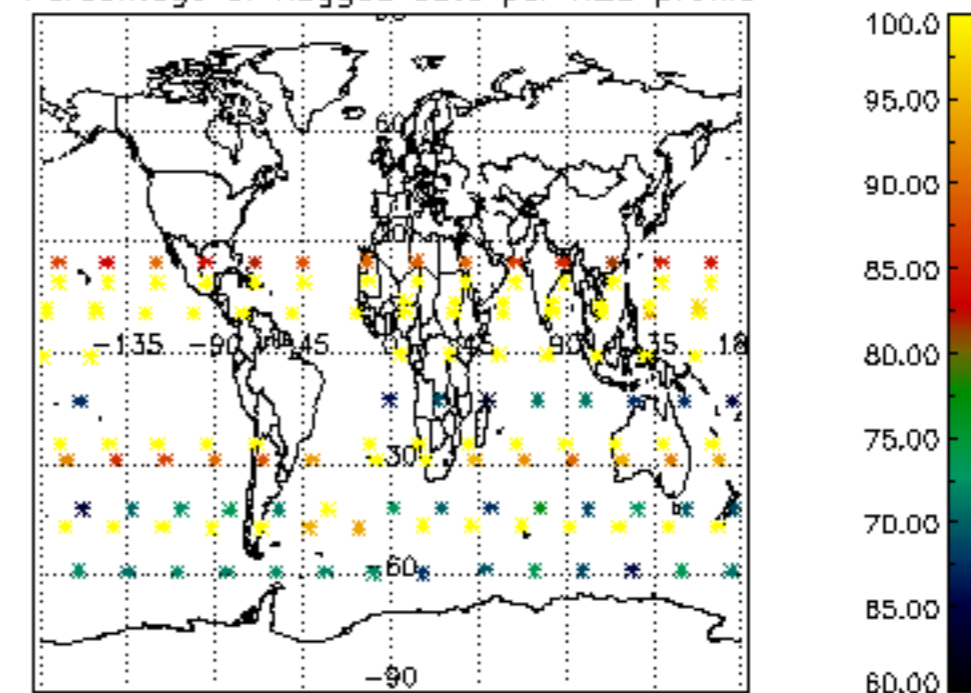




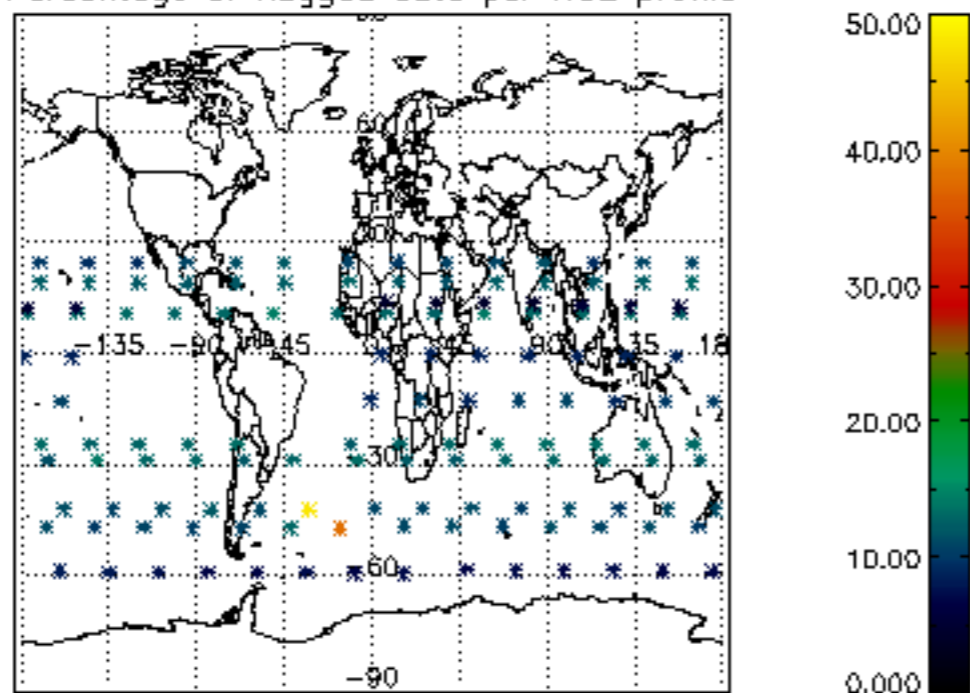
Percentage of flagged data per D3 profile



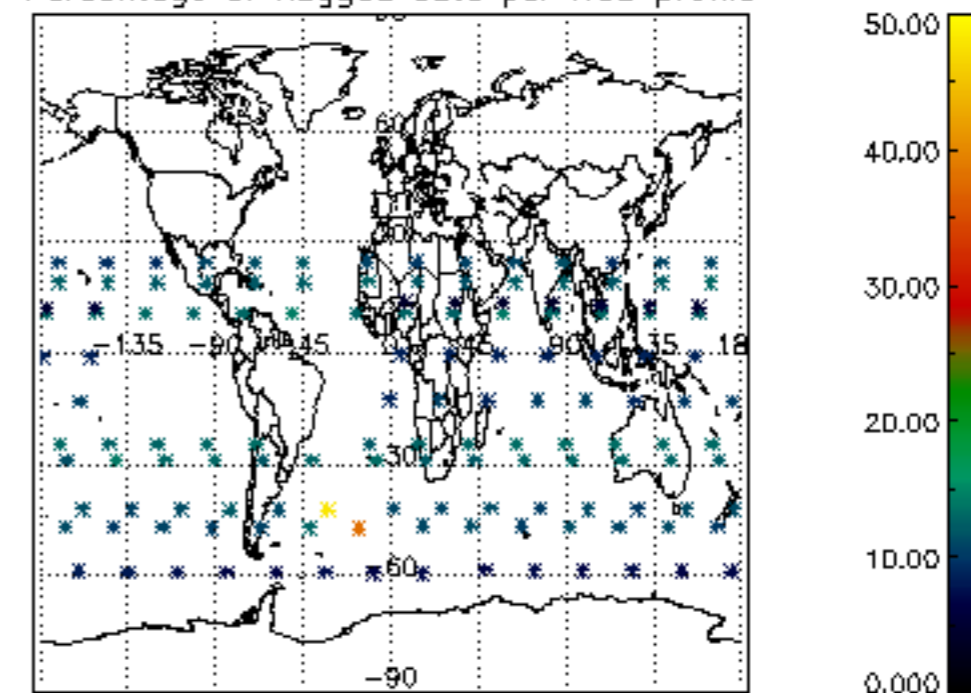
Percentage of flagged data per H2O profile

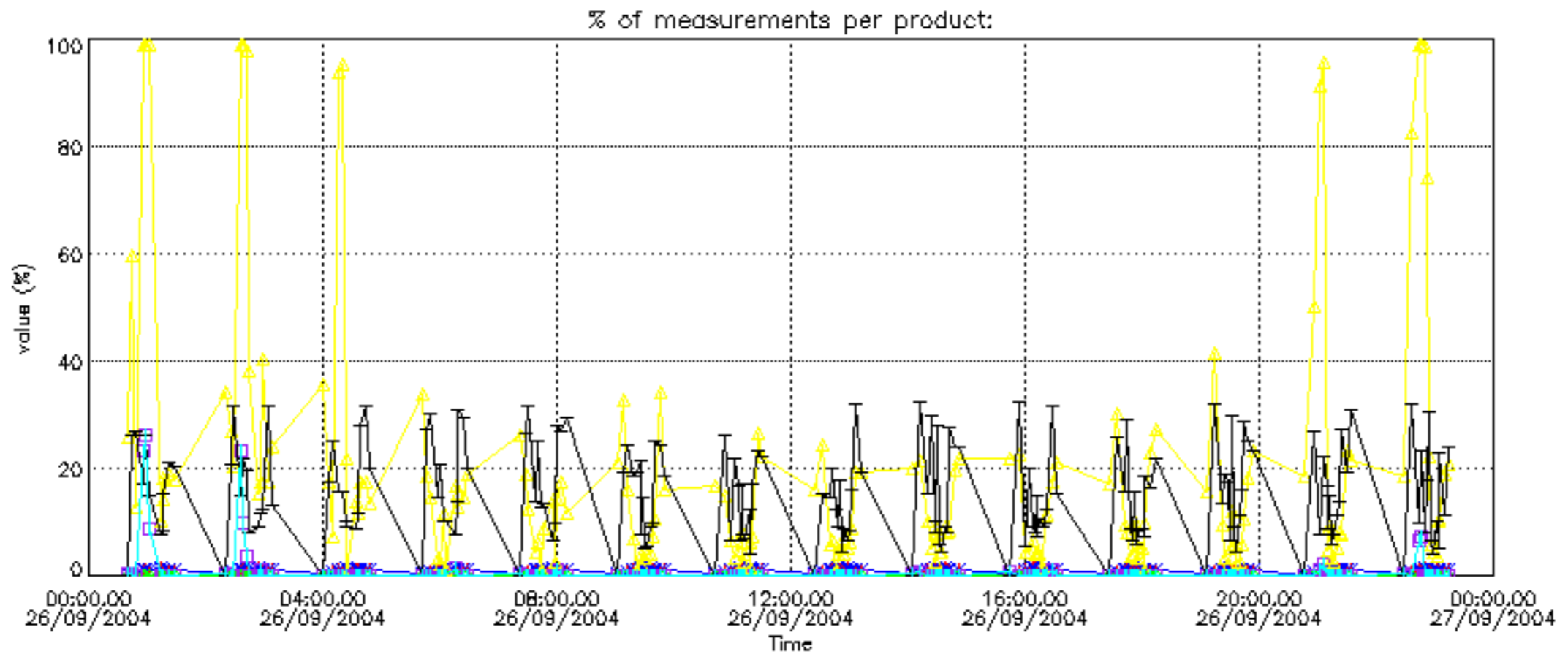


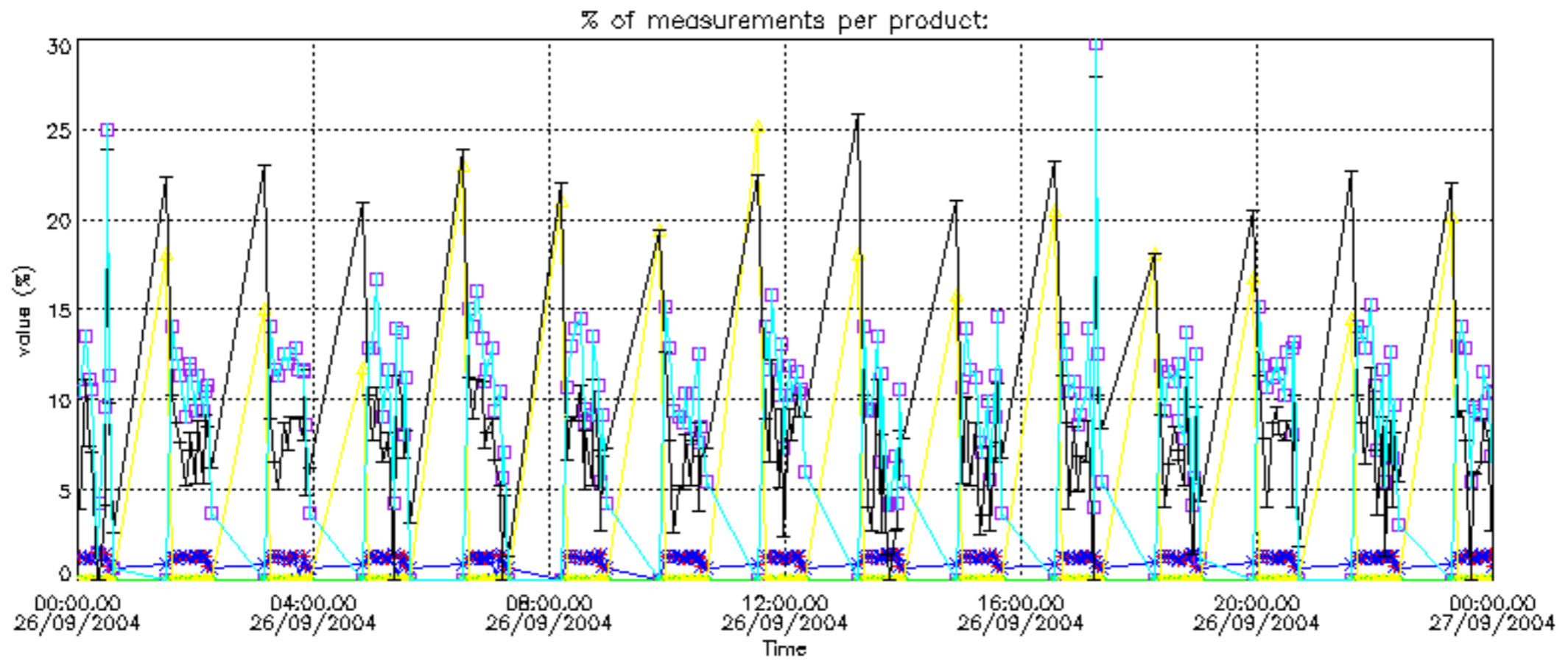
Percentage of flagged data per NO2 profile



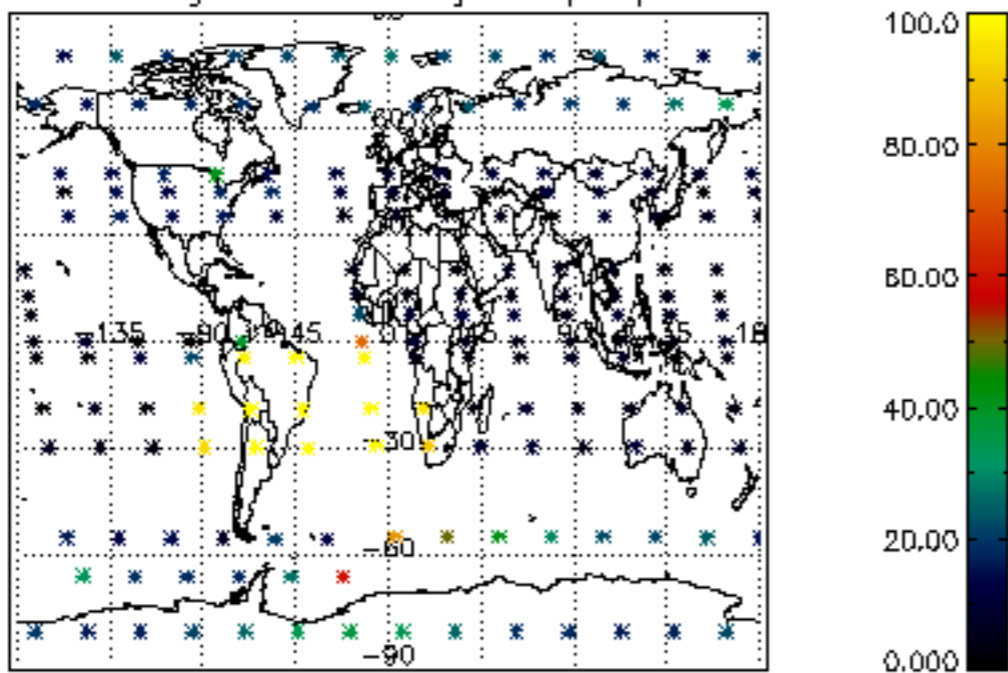
Percentage of flagged data per NO3 profile



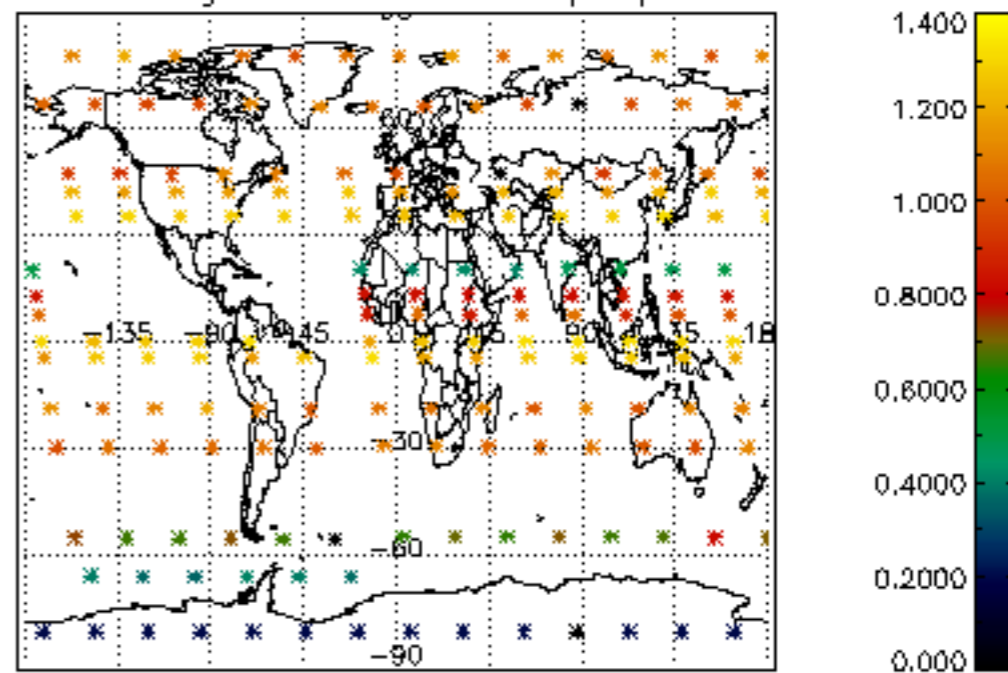




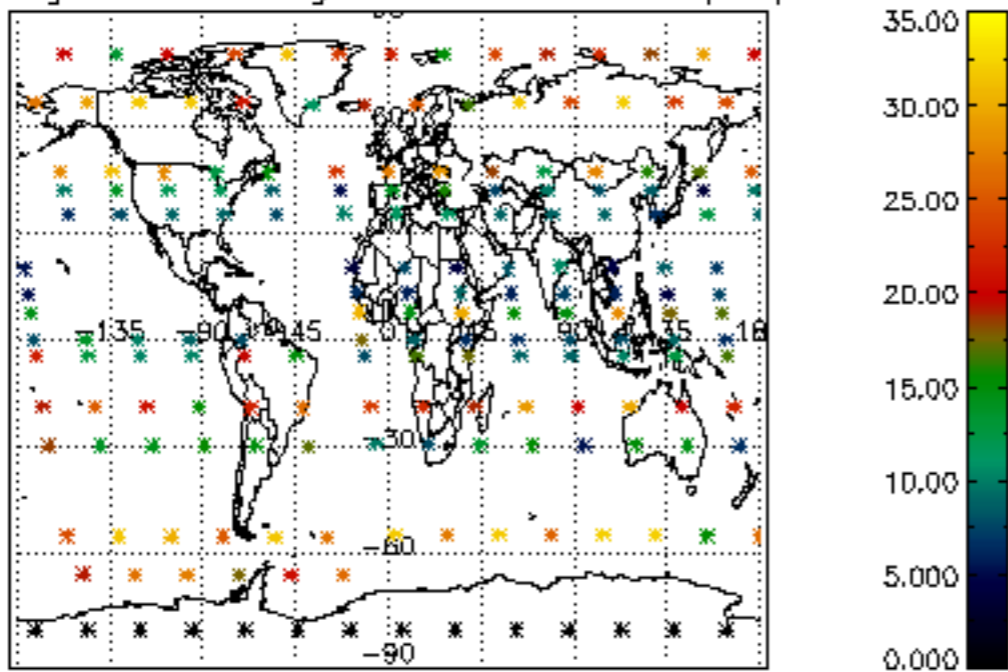
Percentage of cosmic ray hits per profile



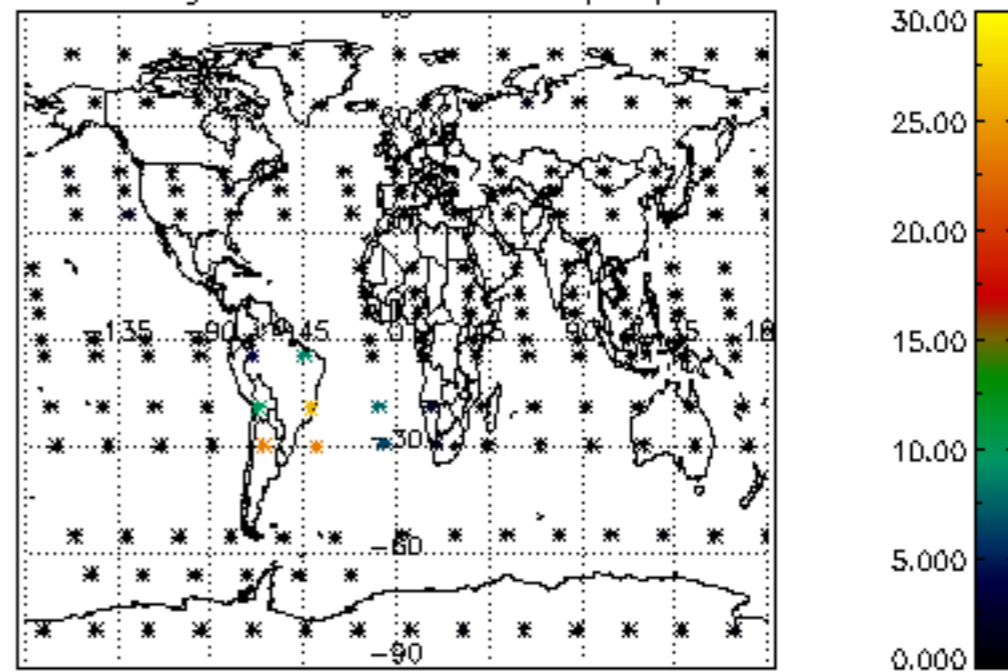
Percentage of datation errors per profile



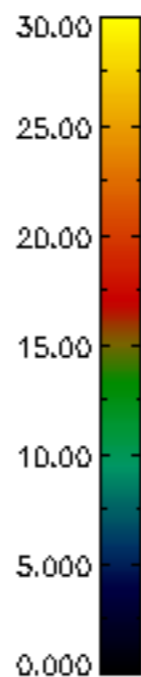
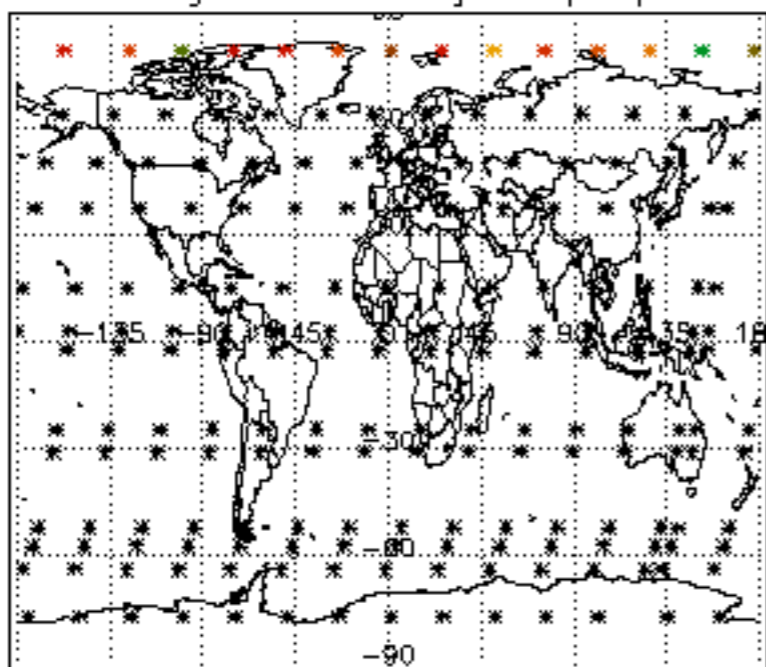
Percentage of star falling outside central band per profile



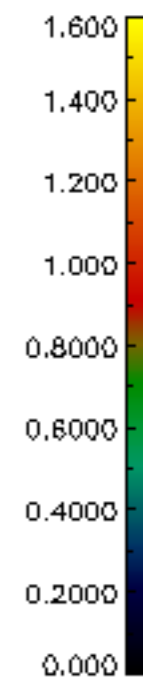
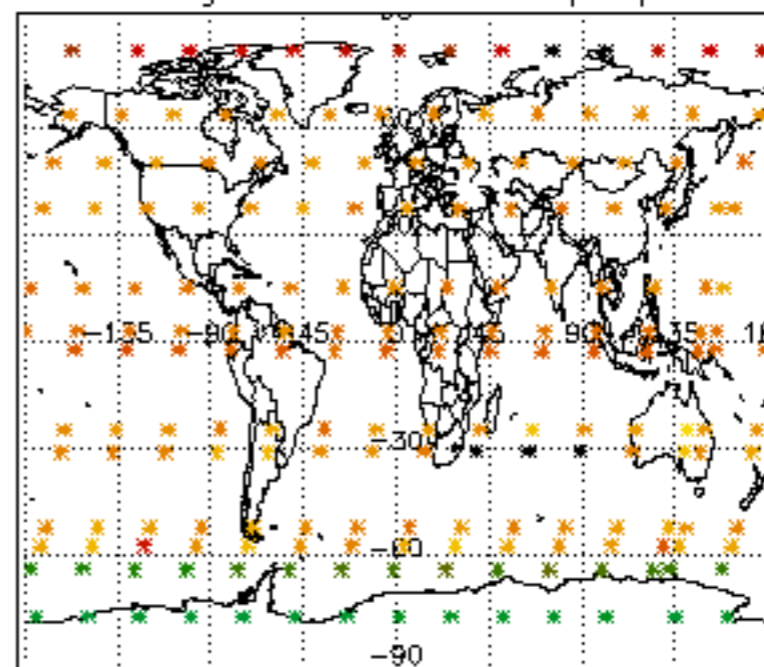
Percentage of saturation errors per profile



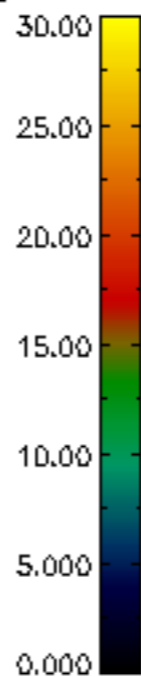
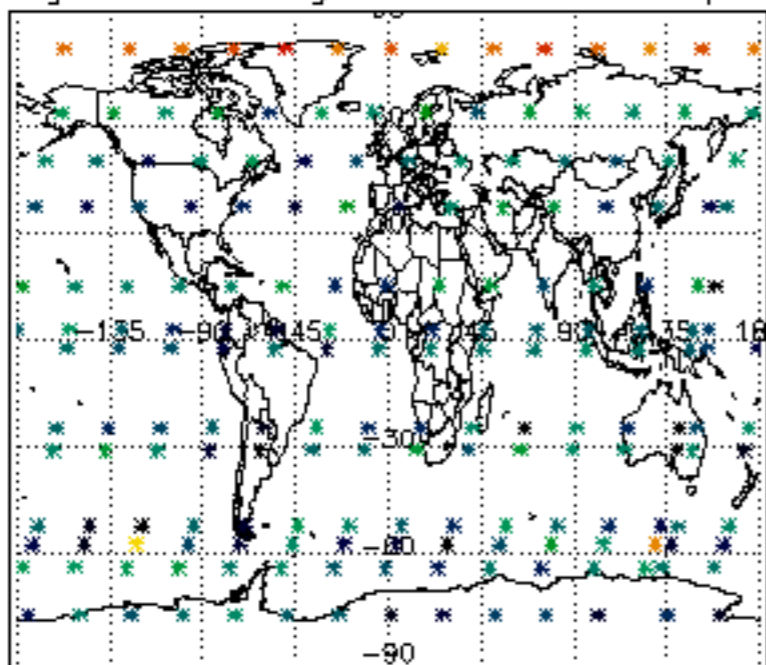
Percentage of cosmic ray hits per profile



Percentage of datation errors per profile



Percentage of star falling outside central band per profile



Percentage of saturation errors per profile

