

GOMOS Level 2 Daily Report

SUMMARY

[1. General Info](#)

[2. Summary of processed GOM_NL_2P products](#)

[3. Level 2 Quality information per product](#)

[3.1 Plot of level 2 quality information per product \(time dependant\)](#)

[3.2 Plot of level 2 quality information per product \(world map\)](#)

[4. Level 1 Quality information per product \(stored on level 2 products\)](#)

[4.1 Plot of level 1 quality information per product \(time dependant\)](#)

[4.1.1 Plot of level 1 quality information per product \(time dependant\): ASCENDING](#)

[4.1.2 Plot of level 1 quality information per product \(time dependant\): DESCENDING](#)

[4.2 Plot of level 1 quality information per product \(world map\)](#)

[4.2.1 Plot of level 1 quality information per product \(world map\): ASCENDING](#)

[4.2.2 Plot of level 1 quality information per product \(world map\): DESCENDING](#)

[5. Ozone profiles based on quality statistics and other trace gas profiles](#)

[5.1 Ozone statistics based on quality of products](#)

[5.2 Plot ozone profiles for all STD \(dark without errors\)](#)

[5.3 Plot ozone profiles where STD < 20% \(dark without errors\)](#)

[5.4. Plot ozone profiles where STD < 10% \(dark without errors\)](#)

[5.5. Plot ozone profiles where STD < 5% \(dark without errors\)](#)

[5.6 Plot NO2 profiles for all STD \(dark without errors\)](#)

[5.7 Plot NO3 profiles for all STD \(dark without errors\)](#)

[5.8 Plot H2O profiles \(only for occultations of stars 1,2,3,4,13,14,16,26,63 dark without errors\) for all STD](#)

[6. Auxiliary Data Files used for the production reported in section 2](#)

This report presents the daily analysis on parameters extracted from GOMOS level 2 data (GOM_NL__2P). It is intended to monitor some important parameters that will impact the quality of these products. A list of level 2 products (and content) that have arrived during the reporting day to the PCF is also given.

Item	Value
Time of report generation	19APR2013 11:43:52
Data source version	GOMOS/6.01
Start time of products	24-09-2004 (24SEP2004 00:00:00)
Stop time of products	25-09-2004 (25SEP2004 00:00:00)
Store outputs in DB	Yes
Nb of level 2 prods	327
Nb of prods with errors	0

2. Summary of processed GOM_NL__2P products.

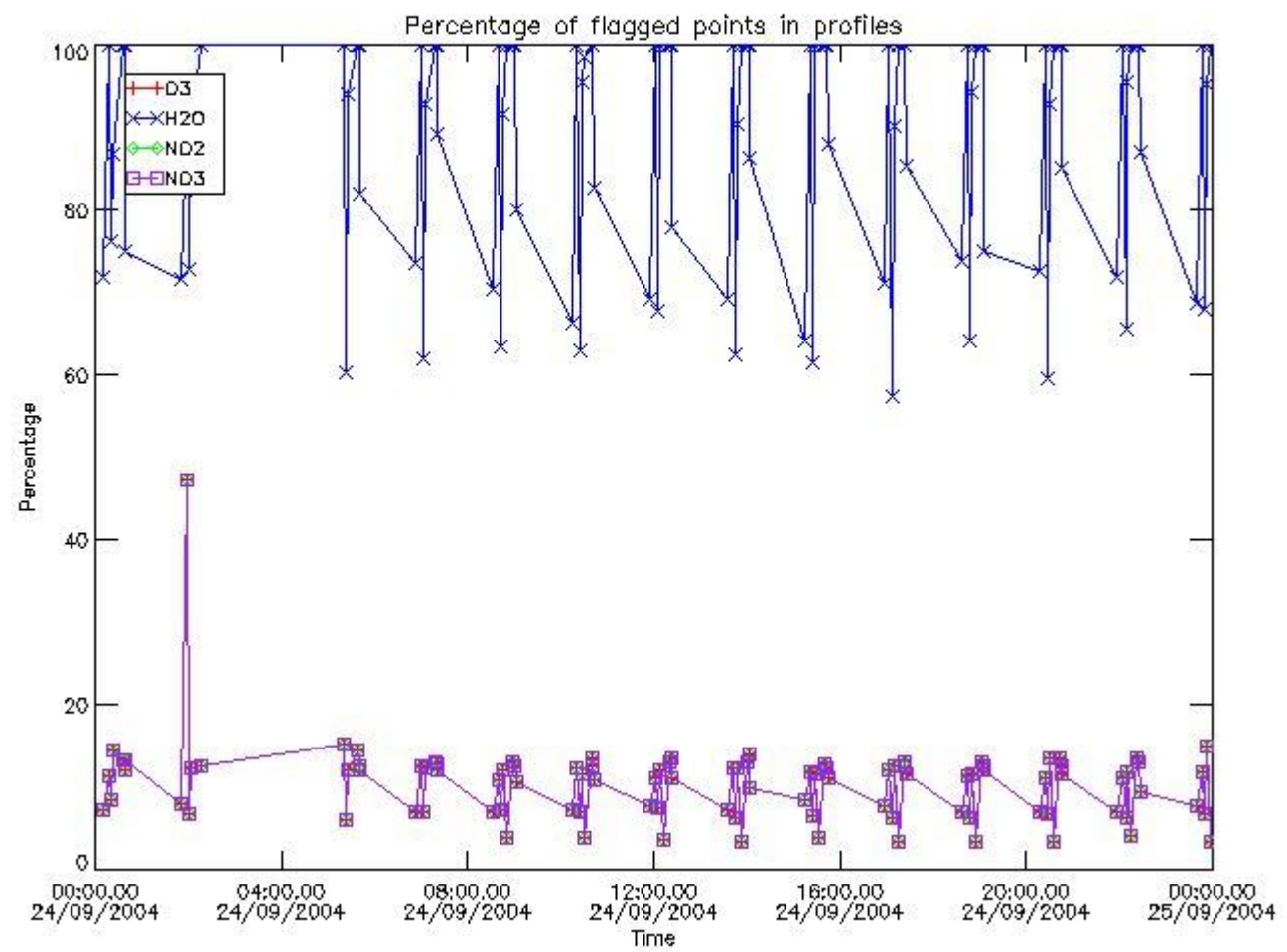
Nr	Filename	UTC Start time	Limb	Duration	Star Id	Star Name	Star Mag	Star Temp	Nb Meas	Orbit	Prod. error
1	GOM_NL__2PRFIN20040924_000133_000002552030_00345_13425_4373.N1	24-SEP-2004 00:01:33	Twilight	255.00	114	3lot Aur	2.6930	4600.0	510	13425	No
2	GOM_NL__2PRFIN20040924_000652_000001082030_00345_13425_4374.N1	24-SEP-2004 00:06:52	Straylight	108.00	151	13Mu Gem	2.8900	3000.0	216	13425	No
3	GOM_NL__2PRFIN20040924_001014_000000692030_00345_13425_4375.N1	24-SEP-2004 00:10:14	Dark	69.000	8	10Alp CMi	0.40000	6500.0	138	13425	No
4	GOM_NL__2PRFIN20040924_001731_000000452030_00345_13425_4376.N1	24-SEP-2004 00:17:31	Dark	45.000	132	15Rho Pup	2.8030	6900.0	90	13425	No
5	GOM_NL__2PRFIN20040924_002033_000000782030_00345_13425_4377.N1	24-SEP-2004 00:20:33	Dark	78.000	1	9Alp CMa	-1.4400	11000.	156	13425	No
6	GOM_NL__2PRFIN20040924_002303_000000422030_00345_13425_4378.N1	24-SEP-2004 00:23:03	Dark	42.000	34	Gam2Vel	1.7930	23000.	84	13425	No
7	GOM_NL__2PRFIN20040924_003601_000000392030_00346_13426_4353.N1	24-SEP-2004 00:36:01	Dark	38.500	135	Bet Hyi	2.8200	5800.0	77	13426	No
8	GOM_NL__2PRFIN20040924_003743_000000422030_00346_13426_4354.N1	24-SEP-2004 00:37:43	Dark	42.000	143	Alp Hyi	2.8570	7200.0	84	13426	No
9	GOM_NL__2PRFIN20040924_003911_000000432030_00346_13426_4355.N1	24-SEP-2004 00:39:11	Dark	42.500	9	Alp Eri	0.45300	24000.	85	13426	No
10	GOM_NL__2PRFIN20040924_004129_000000392030_00346_13426_4356.N1	24-SEP-2004 00:41:29	Straylight	39.000	148	Alp Tuc	2.8780	4100.0	78	13426	No
11	GOM_NL__2PRFIN20040924_004516_000000432030_00346_13426_4357.N1	24-SEP-2004 00:45:16	Straylight	42.500	31	Alp Gru	1.7340	15200.	85	13426	No
12	GOM_NL__2PRFIN20040924_004934_000000452030_00346_13426_4358.N1	24-SEP-2004 00:49:34	Straylight	44.500	18	24Alp PsA	1.1660	9700.0	89	13426	No
13	GOM_NL__2PRFIN20040924_005155_000000502030_00346_13426_4359.N1	24-SEP-2004 00:51:55	Twilight	50.000	52	16Bet Cet	2.0370	4500.0	100	13426	No
14	GOM_NL__2PRFIN20040924_005405_000000422030_00346_13426_4360.N1	24-SEP-2004 00:54:05	Twilight	42.000	142	49Del Cap	2.8500	8900.0	84	13426	No
15	GOM_NL__2PRFIN20040924_005813_000000412030_00346_13426_4361.N1	24-SEP-2004 00:58:13	Bright	41.000	162	34Alp Aqr	2.9440	5350.0	82	13426	No
16	GOM_NL__2PRFIN20040924_010217_000000402030_00346_13426_4362.N1	24-SEP-2004 01:02:17	Bright	40.000	90	54Alp Peg	2.4870	11000.	80	13426	No
17	GOM_NL__2PRFIN20040924_010601_000000432030_00346_13426_4363.N1	24-SEP-2004 01:06:01	Bright	43.000	93	53Bet Peg	2.5200	3100.0	86	13426	No
18	GOM_NL__2PRFIN20040924_011158_000000402030_00346_13426_4364.N1	24-SEP-2004 01:11:58	Bright	39.500	19	50Alp Cyg	1.2460	10500.	79	13426	No
19	GOM_NL__2PRFIN20040924_011553_000000372030_00346_13426_4365.N1	24-SEP-2004 01:15:53	Bright	36.500	89	5Alp Cep	2.4510	8000.0	73	13426	No
20	GOM_NL__2PRFIN20040924_011724_000000422030_00346_13426_4366.N1	24-SEP-2004 01:17:24	Bright	42.000	76	27Gam Cas	2.3000	30000.	84	13426	No
21	GOM_NL__2PRFIN20040924_012320_000000402030_00346_13426_4367.N1	24-SEP-2004 01:23:20	Bright	39.500	49	1Alp UMi	1.9900	6300.0	79	13426	No
22	GOM_NL__2PRFIN20040924_012455_000000412030_00346_13426_4368.N1	24-SEP-2004 01:24:55	Bright	41.000	60	7Bet UMi	2.0810	3950.0	82	13426	No
23	GOM_NL__2PRFIN20040924_013103_000000392030_00346_13426_4369.N1	24-SEP-2004 01:31:03	Bright	38.500	36	50Alp UMa	1.8000	6300.0	77	13426	No
24	GOM_NL__2PRFIN20040924_013232_000000442030_00346_13426_4370.N1	24-SEP-2004 01:32:32	Bright	43.500	82	48Bet UMa	2.3650	10600.	87	13426	No
25	GOM_NL__2PRFIN20040924_013451_000000602030_00346_13426_4371.N1	24-SEP-2004 01:34:51	Bright	60.000	42	34Bet Aur	1.9000	10200.	120	13426	No
26	GOM_NL__2PRFIN20040924_013850_000000772030_00346_13426_4372.N1	24-SEP-2004 01:38:50	Bright	76.500	107	37The Aur	2.6490	11000.	153	13426	No
27	GOM_NL__2PRFIN20040924_014209_000002552030_00346_13426_4373.N1	24-SEP-2004 01:42:09	Twilight	255.00	114	3lot Aur	2.6930	4600.0	510	13426	No
28	GOM_NL__2PRFIN20040924_014729_000001082030_00346_13426_4374.N1	24-SEP-2004 01:47:29	Straylight	107.50	151	13Mu Gem	2.8900	3000.0	215	13426	No
29	GOM_NL__2PRFIN20040924_015050_000000642030_00346_13426_4375.N1	24-SEP-2004 01:50:50	Dark	63.500	8	10Alp CMi	0.40000	6500.0	127	13426	No
30	GOM_NL__2PRFIN20040924_015807_000000452030_00346_13426_4376.N1	24-SEP-2004 01:58:07	Dark	45.000	132	15Rho Pup	2.8030	6900.0	90	13426	No
31	GOM_NL__2PRFIN20040924_020108_000000762030_00346_13426_4377.N1	24-SEP-2004 02:01:08	Dark	75.500	1	9Alp CMa	-1.4400	11000.	151	13426	No
32	GOM_NL__2PRFIN20040924_020339_000000422030_00346_13426_4378.N1	24-SEP-2004 02:03:39	Dark	41.500	34	Gam2Vel	1.7930	23000.	83	13426	No
33	GOM_NL__2PRFIN20040924_021638_000000402030_00347_13427_4353.N1	24-SEP-2004 02:16:38	Dark	40.000	135	Bet Hyi	2.8200	5800.0	80	13427	No
34	GOM_NL__2PRFIN20040924_051921_000000472030_00348_13428_4353.N1	24-SEP-2004 05:19:21	Dark	47.000	132	15Rho Pup	2.8030	6900.0	94	13428	No
35	GOM_NL__2PRFIN20040924_052225_000000852030_00348_13428_4354.N1	24-SEP-2004 05:22:25	Dark	84.500	1	9Alp CMa	-1.4400	11000.	169	13428	No
36	GOM_NL__2PRFIN20040924_052453_000000432030_00348_13428_4355.N1	24-SEP-2004 05:24:53	Dark	42.500	34	Gam2Vel	1.7930	23000.	85	13428	No
37	GOM_NL__2PRFIN20040924_053750_000000392030_00349_13429_4353.N1	24-SEP-2004 05:37:50	Dark	38.500	135	Bet Hyi	2.8200	5800.0	77	13429	No
38	GOM_NL__2PRFIN20040924_053933_000000412030_00349_13429_4354.N1	24-SEP-2004 05:39:33	Dark	40.500	143	Alp Hyi	2.8570	7200.0	81	13429	No
39	GOM_NL__2PRFIN20040924_054100_000000422030_00349_13429_4355.N1	24-SEP-2004 05:41:00	Dark	42.000	9	Alp Eri	0.45300	24000.	84	13429	No
40	GOM_NL__2PRFIN20040924_054317_000000382030_00349_13429_4356.N1	24-SEP-2004 05:43:17	Straylight	38.000	148	Alp Tuc	2.8780	4100.0	76	13429	No
41	GOM_NL__2PRFIN20040924_054704_000000432030_00349_13429_4357.N1	24-SEP-2004 05:47:04	Straylight	43.000	31	Alp Gru	1.7340	15200.	86	13429	No
42	GOM_NL__2PRFIN20040924_055124_000000472030_00349_13429_4358.N1	24-SEP-2004 05:51:24	Straylight	46.500	18	24Alp PsA	1.1660	9700.0	93	13429	No

279	GOM_NL__2PRFIN20040924_205229_000000412030_00358_13438_4424.N1	24-SEP-2004 20:52:29	Straylight	40.500	31	Alp Gru	1.7340	15200.	81	13438	No
280	GOM_NL__2PRFIN20040924_205649_000000442030_00358_13438_4425.N1	24-SEP-2004 20:56:49	Straylight	44.000	18	24Alp PsA	1.1660	9700.0	88	13438	No
281	GOM_NL__2PRFIN20040924_205908_000000542030_00358_13438_4426.N1	24-SEP-2004 20:59:08	Tw_i_and_stray	54.000	52	16Bet Cet	2.0370	4500.0	108	13438	No
282	GOM_NL__2PRFIN20040924_210119_000000422030_00358_13438_4427.N1	24-SEP-2004 21:01:19	Tw_i_and_stray	42.000	142	49Del Cap	2.8500	8900.0	84	13438	No
283	GOM_NL__2PRFIN20040924_210528_000000382030_00358_13438_4428.N1	24-SEP-2004 21:05:28	Bright	38.000	162	34Alp Aqr	2.9440	5350.0	76	13438	No
284	GOM_NL__2PRFIN20040924_210930_000000382030_00358_13438_4429.N1	24-SEP-2004 21:09:30	Bright	38.000	90	54Alp Peg	2.4870	11000.	76	13438	No
285	GOM_NL__2PRFIN20040924_211312_000000392030_00358_13438_4430.N1	24-SEP-2004 21:13:12	Bright	39.000	93	53Bet Peg	2.5200	3100.0	78	13438	No
286	GOM_NL__2PRFIN20040924_211913_000000422030_00358_13438_4431.N1	24-SEP-2004 21:19:13	Bright	41.500	19	50Alp Cyg	1.2460	10500.	83	13438	No
287	GOM_NL__2PRFIN20040924_212308_000000382030_00358_13438_4432.N1	24-SEP-2004 21:23:08	Bright	38.000	89	5Alp Cep	2.4510	8000.0	76	13438	No
288	GOM_NL__2PRFIN20040924_212518_000000432030_00358_13438_4433.N1	24-SEP-2004 21:25:18	Bright	43.000	110	37Del Cas	2.6780	8900.0	86	13438	No
289	GOM_NL__2PRFIN20040924_213032_000000372030_00358_13438_4434.N1	24-SEP-2004 21:30:32	Bright	37.000	49	1Alp UMi	1.9900	6300.0	74	13438	No
290	GOM_NL__2PRFIN20040924_213210_000000412030_00358_13438_4435.N1	24-SEP-2004 21:32:10	Bright	41.000	60	7Bet UMi	2.0810	3950.0	82	13438	No
291	GOM_NL__2PRFIN20040924_213817_000000352030_00358_13438_4436.N1	24-SEP-2004 21:38:17	Bright	35.000	36	50Alp UMa	1.8000	6300.0	70	13438	No
292	GOM_NL__2PRFIN20040924_213946_000000372030_00358_13438_4437.N1	24-SEP-2004 21:39:46	Bright	37.000	82	48Bet UMa	2.3650	10600.	74	13438	No
293	GOM_NL__2PRFIN20040924_214157_000000622030_00358_13438_4438.N1	24-SEP-2004 21:41:57	Bright	62.000	42	34Bet Aur	1.9000	10200.	124	13438	No
294	GOM_NL__2PRFIN20040924_214559_000000792030_00358_13438_4439.N1	24-SEP-2004 21:45:59	Bright	78.500	107	37The Aur	2.6490	11000.	157	13438	No
295	GOM_NL__2PRFIN20040924_214926_000002552030_00358_13438_4440.N1	24-SEP-2004 21:49:26	Tw_i_and_stray	255.00	114	3lot Aur	2.6930	4600.0	510	13438	No
296	GOM_NL__2PRFIN20040924_215454_000001072030_00358_13438_4441.N1	24-SEP-2004 21:54:54	Straylight	107.00	151	13Mu Gem	2.8900	3000.0	214	13438	No
297	GOM_NL__2PRFIN20040924_215811_000000732030_00358_13438_4442.N1	24-SEP-2004 21:58:11	Dark	72.500	8	10Alp CMi	0.40000	6500.0	145	13438	No
298	GOM_NL__2PRFIN20040924_220527_000000462030_00358_13438_4443.N1	24-SEP-2004 22:05:27	Dark	45.500	132	15Rho Pup	2.8030	6900.0	91	13438	No
299	GOM_NL__2PRFIN20040924_220838_000000822030_00358_13438_4444.N1	24-SEP-2004 22:08:38	Dark	81.500	1	9Alp CMa	-1.4400	11000.	163	13438	No
300	GOM_NL__2PRFIN20040924_221057_000000442030_00358_13438_4445.N1	24-SEP-2004 22:10:57	Dark	43.500	34	Gam2Vel	1.7930	23000.	87	13438	No
301	GOM_NL__2PRFIN20040924_221552_000001552030_00359_13439_4420.N1	24-SEP-2004 22:15:52	Dark	154.50	56	53Kap Ori	2.0650	30000.	309	13439	No
302	GOM_NL__2PRFIN20040924_222351_000000382030_00359_13439_4421.N1	24-SEP-2004 22:23:51	Dark	37.500	135	Bet Hyi	2.8200	5800.0	75	13439	No
303	GOM_NL__2PRFIN20040924_222536_000000392030_00359_13439_4422.N1	24-SEP-2004 22:25:36	Dark	39.000	143	Alp Hyi	2.8570	7200.0	78	13439	No
304	GOM_NL__2PRFIN20040924_222704_000000542030_00359_13439_4423.N1	24-SEP-2004 22:27:04	Dark	54.000	9	Alp Eri	0.45300	24000.	108	13439	No
305	GOM_NL__2PRFIN20040924_223305_000000412030_00359_13439_4424.N1	24-SEP-2004 22:33:05	Straylight	41.000	31	Alp Gru	1.7340	15200.	82	13439	No
306	GOM_NL__2PRFIN20040924_223724_000000492030_00359_13439_4425.N1	24-SEP-2004 22:37:24	Straylight	48.500	18	24Alp PsA	1.1660	9700.0	97	13439	No
307	GOM_NL__2PRFIN20040924_223943_000000542030_00359_13439_4426.N1	24-SEP-2004 22:39:43	Tw_i_and_stray	53.500	52	16Bet Cet	2.0370	4500.0	107	13439	No
308	GOM_NL__2PRFIN20040924_224156_000000412030_00359_13439_4427.N1	24-SEP-2004 22:41:56	Tw_i_and_stray	41.000	142	49Del Cap	2.8500	8900.0	82	13439	No
309	GOM_NL__2PRFIN20040924_224604_000000392030_00359_13439_4428.N1	24-SEP-2004 22:46:04	Bright	39.000	162	34Alp Aqr	2.9440	5350.0	78	13439	No
310	GOM_NL__2PRFIN20040924_225005_000000392030_00359_13439_4429.N1	24-SEP-2004 22:50:05	Bright	39.000	90	54Alp Peg	2.4870	11000.	78	13439	No
311	GOM_NL__2PRFIN20040924_225348_000000402030_00359_13439_4430.N1	24-SEP-2004 22:53:48	Bright	39.500	93	53Bet Peg	2.5200	3100.0	79	13439	No
312	GOM_NL__2PRFIN20040924_225949_000000412030_00359_13439_4431.N1	24-SEP-2004 22:59:49	Bright	40.500	19	50Alp Cyg	1.2460	10500.	81	13439	No
313	GOM_NL__2PRFIN20040924_230343_000000392030_00359_13439_4432.N1	24-SEP-2004 23:03:43	Bright	38.500	89	5Alp Cep	2.4510	8000.0	77	13439	No
314	GOM_NL__2PRFIN20040924_230553_000000432030_00359_13439_4433.N1	24-SEP-2004 23:05:53	Bright	42.500	110	37Del Cas	2.6780	8900.0	85	13439	No
315	GOM_NL__2PRFIN20040924_231108_000000392030_00359_13439_4434.N1	24-SEP-2004 23:11:08	Bright	39.000	49	1Alp UMi	1.9900	6300.0	78	13439	No
316	GOM_NL__2PRFIN20040924_231246_000000362030_00359_13439_4435.N1	24-SEP-2004 23:12:46	Bright	35.500	60	7Bet UMi	2.0810	3950.0	71	13439	No
317	GOM_NL__2PRFIN20040924_231852_000000392030_00359_13439_4436.N1	24-SEP-2004 23:18:52	Bright	39.000	36	50Alp UMa	1.8000	6300.0	78	13439	No
318	GOM_NL__2PRFIN20040924_232022_000000372030_00359_13439_4437.N1	24-SEP-2004 23:20:22	Bright	37.000	82	48Bet UMa	2.3650	10600.	74	13439	No
319	GOM_NL__2PRFIN20040924_232233_000000652030_00359_13439_4438.N1	24-SEP-2004 23:22:33	Bright	65.000	42	34Bet Aur	1.9000	10200.	130	13439	No
320	GOM_NL__2PRFIN20040924_232635_000000762030_00359_13439_4439.N1	24-SEP-2004 23:26:35	Bright	75.500	107	37The Aur	2.6490	11000.	151	13439	No
321	GOM_NL__2PRFIN20040924_233003_000002552030_00359_13439_4440.N1	24-SEP-2004 23:30:03	Tw_i_and_stray	255.00	114	3lot Aur	2.6930	4600.0	510	13439	No
322	GOM_NL__2PRFIN20040924_233531_000001092030_00359_13439_4441.N1	24-SEP-2004 23:35:31	Straylight	108.50	151	13Mu Gem	2.8900	3000.0	217	13439	No
323	GOM_NL__2PRFIN20040924_233847_000000662030_00359_13439_4442.N1	24-SEP-2004 23:38:47	Dark	65.500	8	10Alp CMi	0.40000	6500.0	131	13439	No
324	GOM_NL__2PRFIN20040924_234603_000000472030_00359_13439_4443.N1	24-SEP-2004 23:46:03	Dark	47.000	132	15Rho Pup	2.8030	6900.0	94	13439	No
325	GOM_NL__2PRFIN20040924_234917_000000832030_00359_13439_4444.N1	24-SEP-2004 23:49:17	Dark	83.000	1	9Alp CMa	-1.4400	11000.	166	13439	No
326	GOM_NL__2PRFIN20040924_235133_000000412030_00359_13439_4445.N1	24-SEP-2004 23:51:33	Dark	41.000	34	Gam2Vel	1.7930	23000.	82	13439	No
327	GOM_NL__2PRFIN20040924_235633_000001522030_00360_13440_4420.N1	24-SEP-2004 23:56:33	Dark	152.00	56	53Kap Ori	2.0650	30000.	304	13440	No

3. Quality information per product


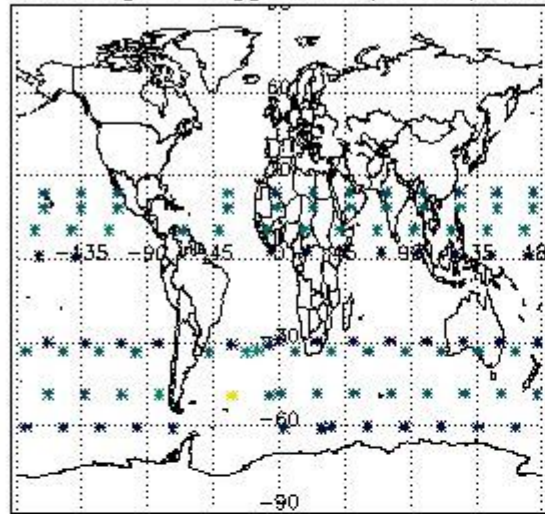
In this section it is plotted some information contained in the Quality Summary data set of the level 2 products. Only products in dark limb conditions and without errors (error flag in the MPH set to "0") are used.

3.1 Plot quality information per product (time dependant)

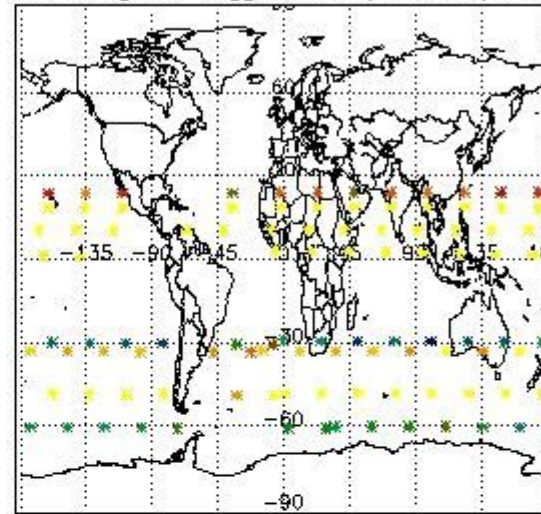


3.2 Plot quality information per product (world map)


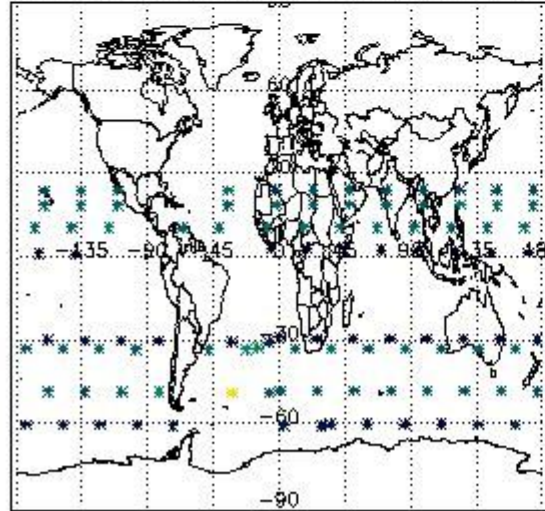
Percentage of flagged data per O3 profile



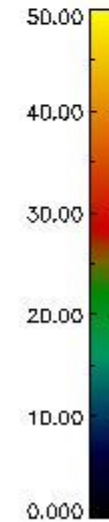
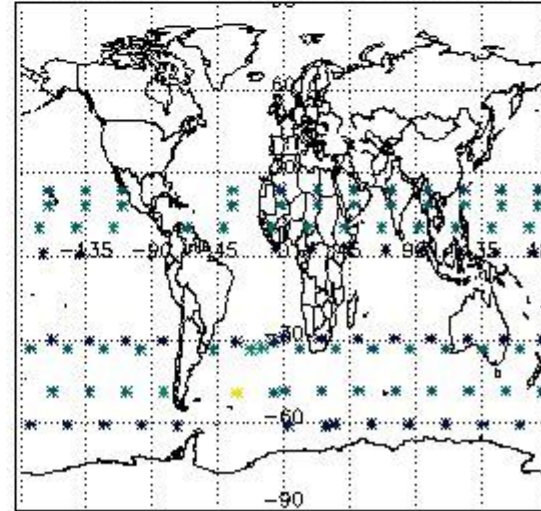
Percentage of flagged data per H2O profile



Percentage of flagged data per NO2 profile



Percentage of flagged data per NO3 profile

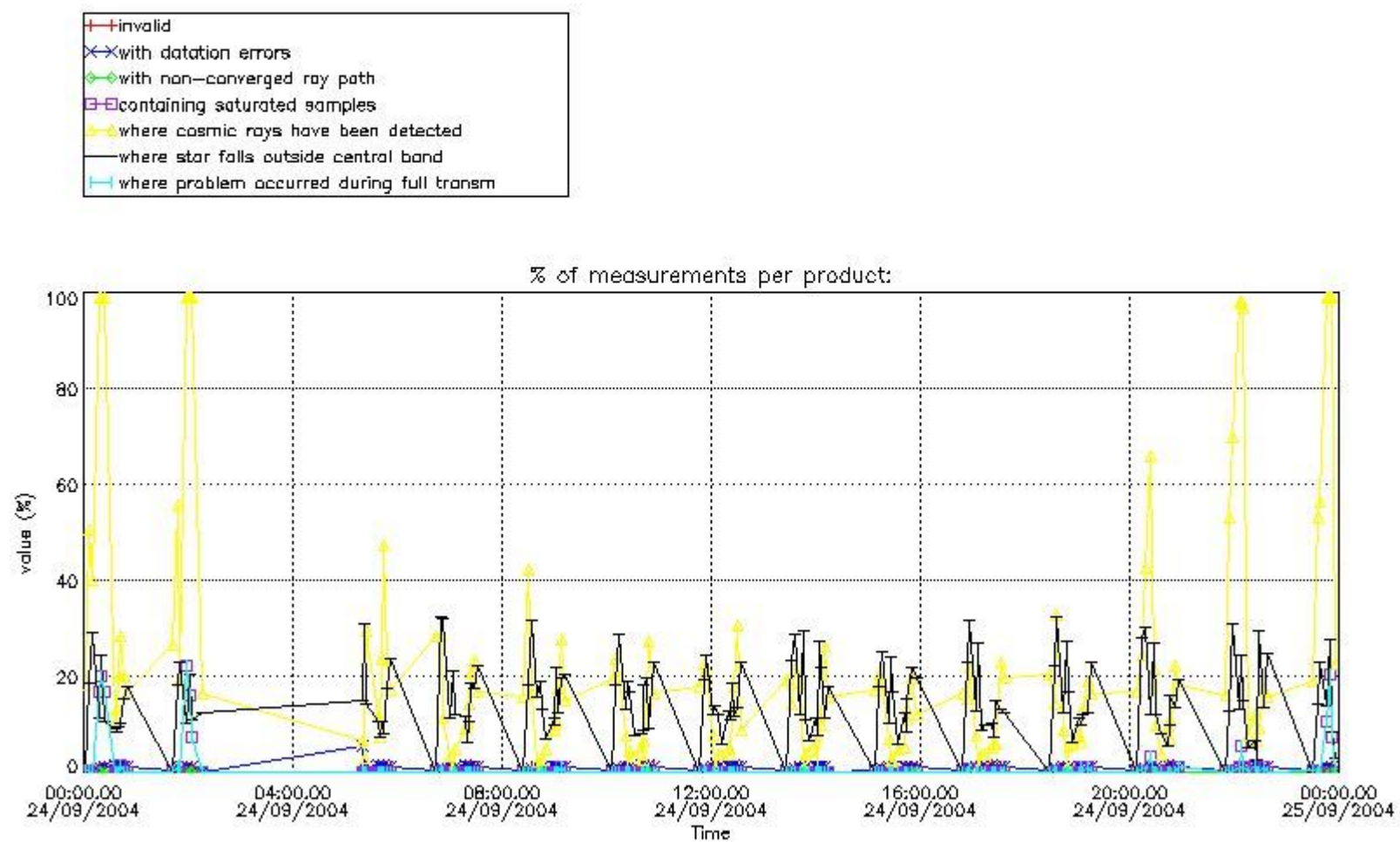


4. Level 1 quality information per product

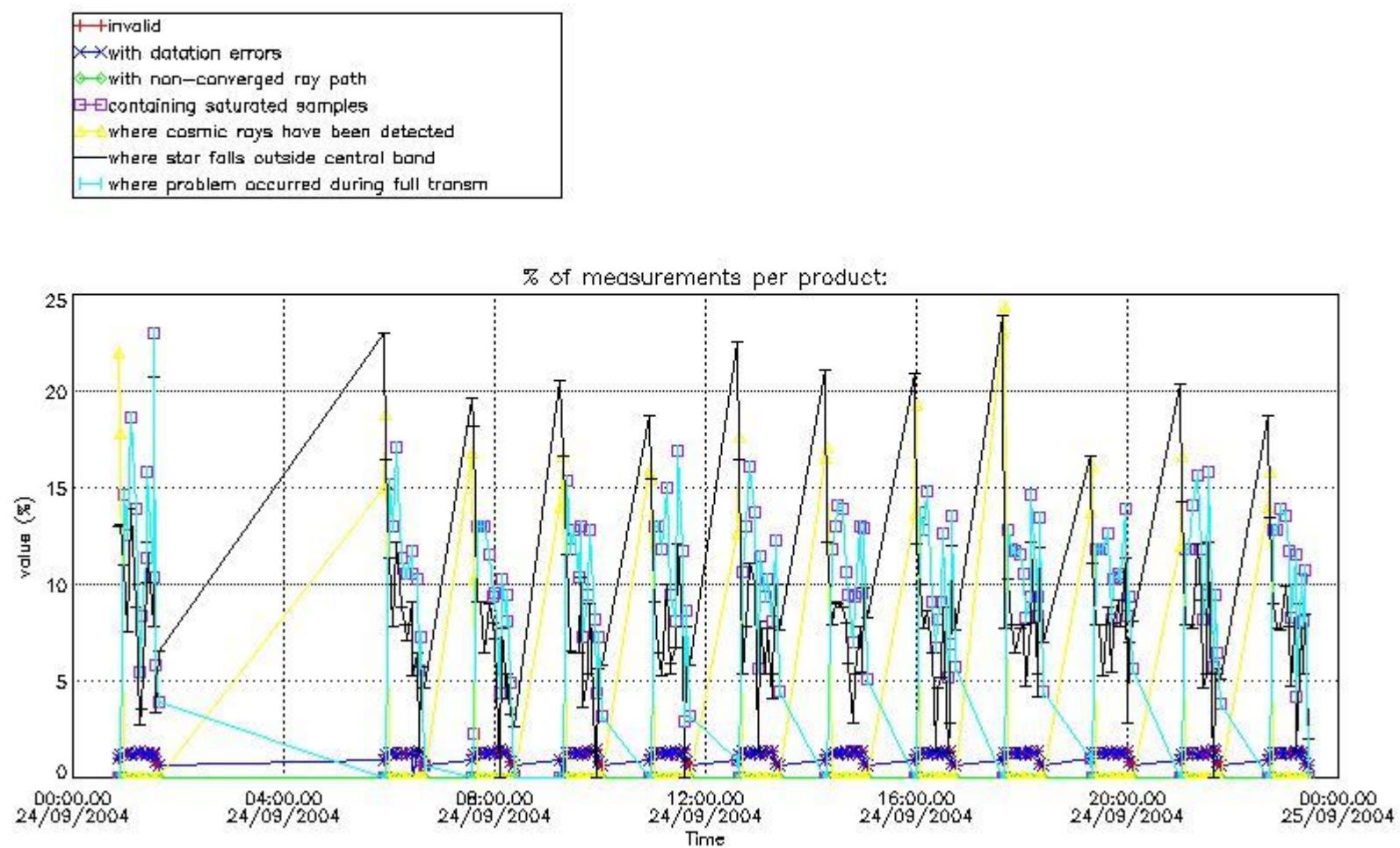
In this section it is plotted some information contained in the Quality Summary data set of the level 2 products that comes from the level 1b processing. Products without errors (error flag in the MPH set to "0") are used.

4.1 Plot quality information per product (time dependant) coming from level 1b processing

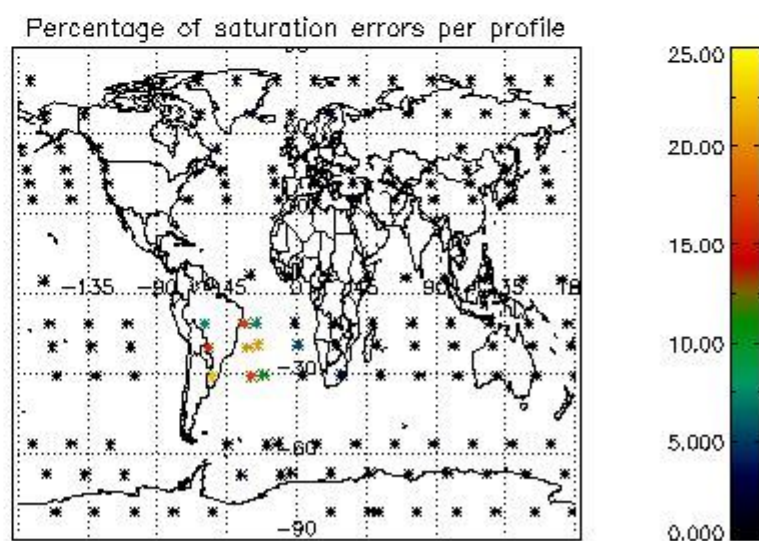
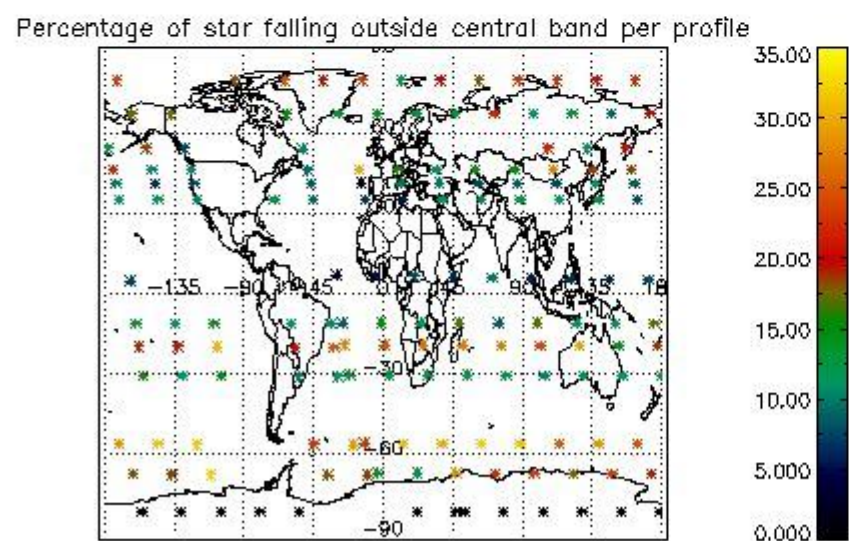
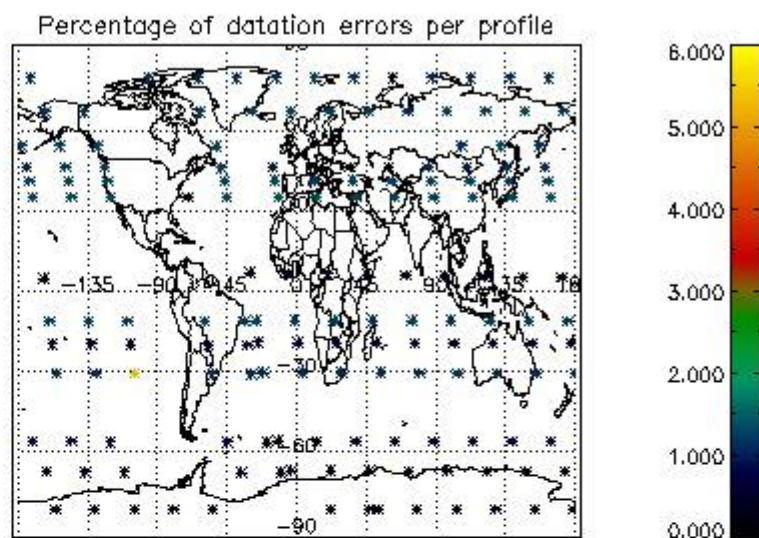
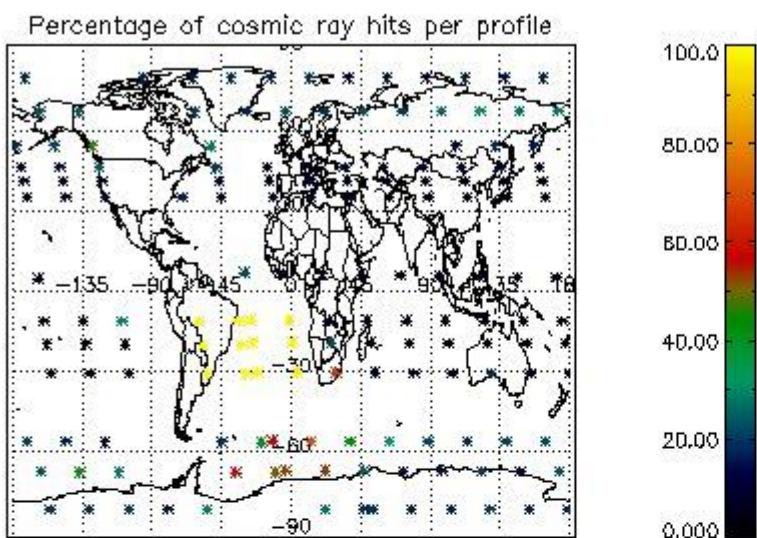
4.1.1 Plot level 1 quality information per product (time dependant): ENVISAT ASCENDING passes



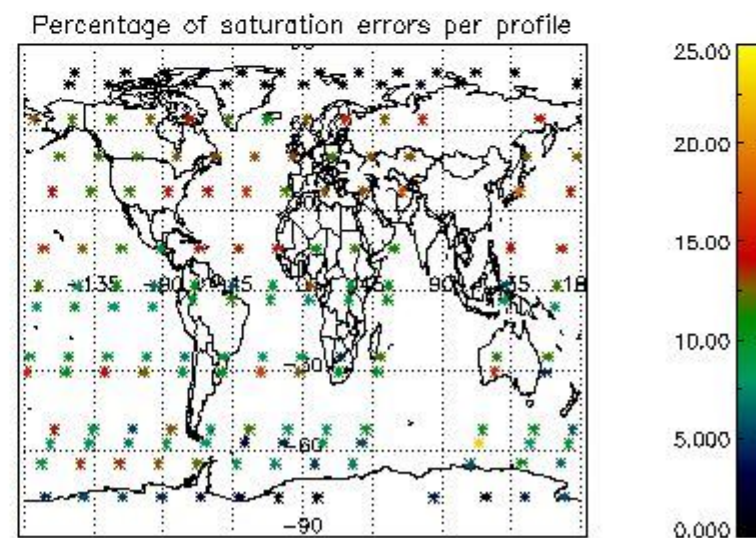
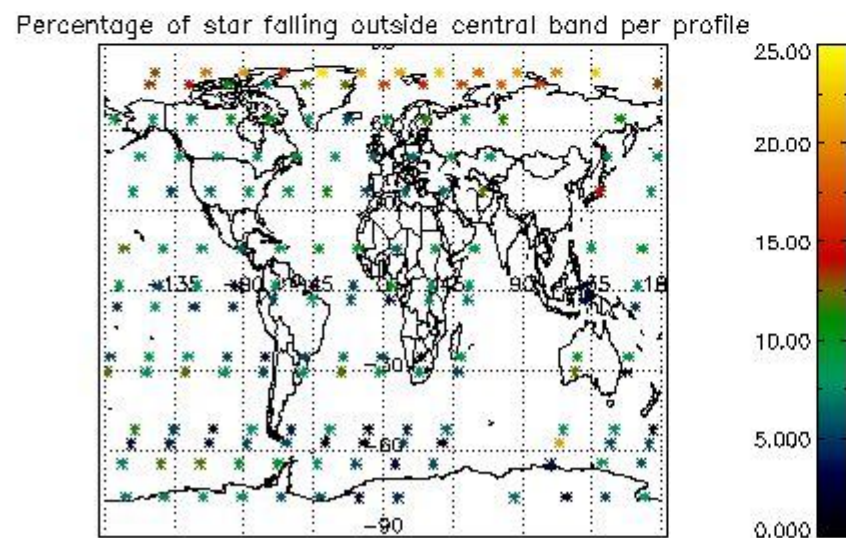
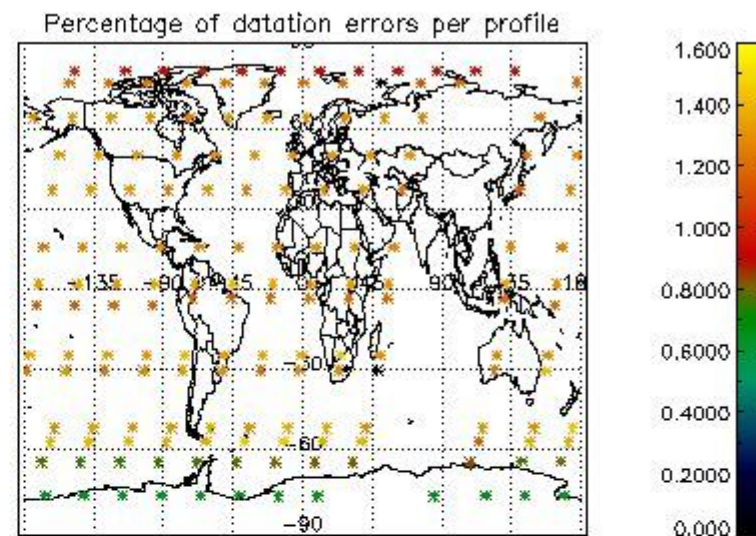
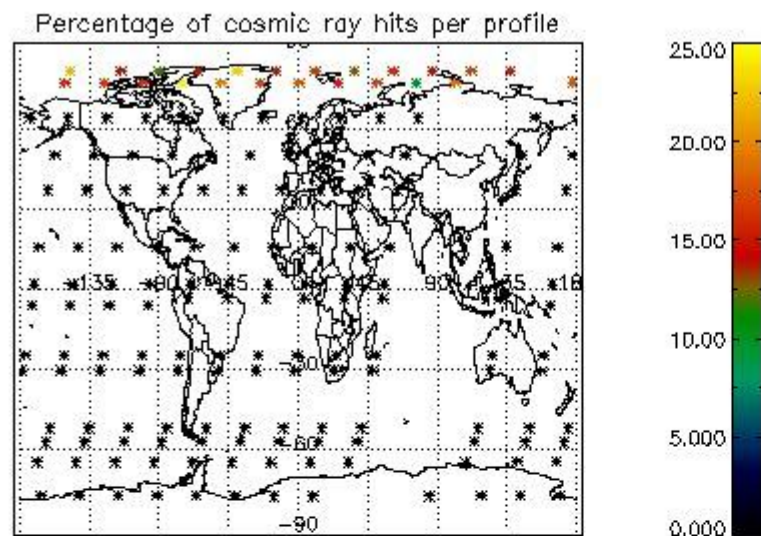
4.1.2 Plot level 1 quality information per product (time dependant): ENVI SAT DESCENDING passes



4.2 Plot quality information per product coming from level 1b processing (world map)
 4.2.1 Plot level 1 quality information per product (world map): ENVISAT ASCENDING passes



4.2.2 Plot level 1 quality information per product (world map): ENVISAT DESCENDING passes



5. Trace gas profiles

5.1 Ozone statistics based on quality of products

The final quality of the products can be "measured" using the STD (Standard Deviation) attached to every point profile. This information is written to the parameter GOM_NL__2P/NL_LOCAL_SPECIES_DENSITY/o3_std of the level 2 products. The table below shows the statistics for given STD ranges.

The statistics are given with respect to the overall valid production:

- Products without fatal errors: GOM_NL__2P/MPH/PRODUCT_ERR=0
- Valid point profile: GOM_NL__2P/NL_LOCAL_SPECIES_DENSITY/pcd(0)=0

The 'Criteria' is applied to valid points of dark limb products:

- Products in dark limb illumination condition: GOM_NL__2P/NL_SUMMARY_QUALITY/obs_ill_cond=0
- Products without fatal errors: GOM_NL__2P/MPH/PRODUCT_ERR=0
- Valid point profile: GOM_NL__2P/NL_LOCAL_SPECIES_DENSITY/pcd(0)=0

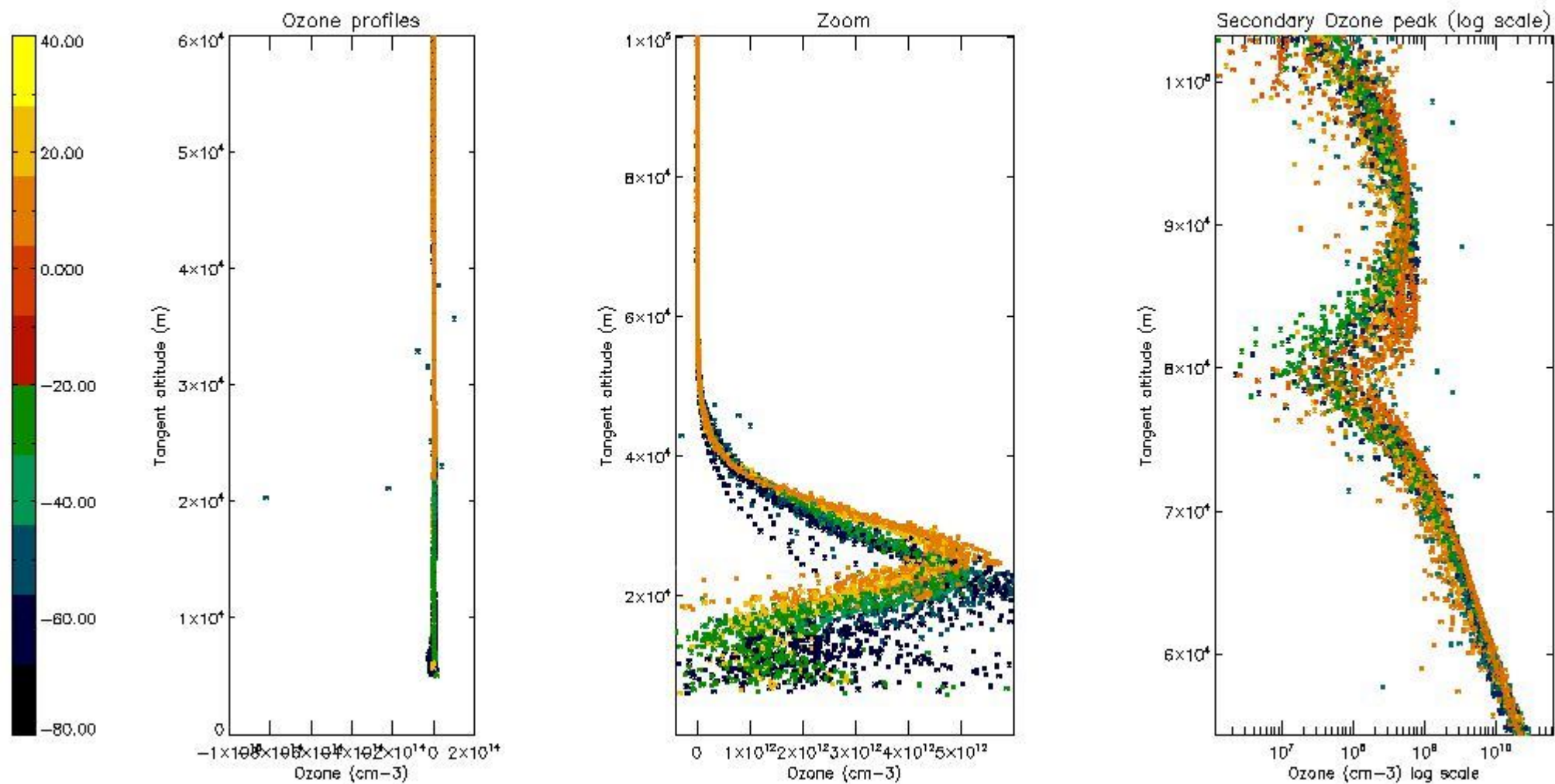
So, the table below shows the percentage of dark limb and valid observations for each criteria with respect to the overall valid daily observations.

Criteria	% of total production
All STD	32
STD < 20	21

STD < 10	19
STD < 5	14

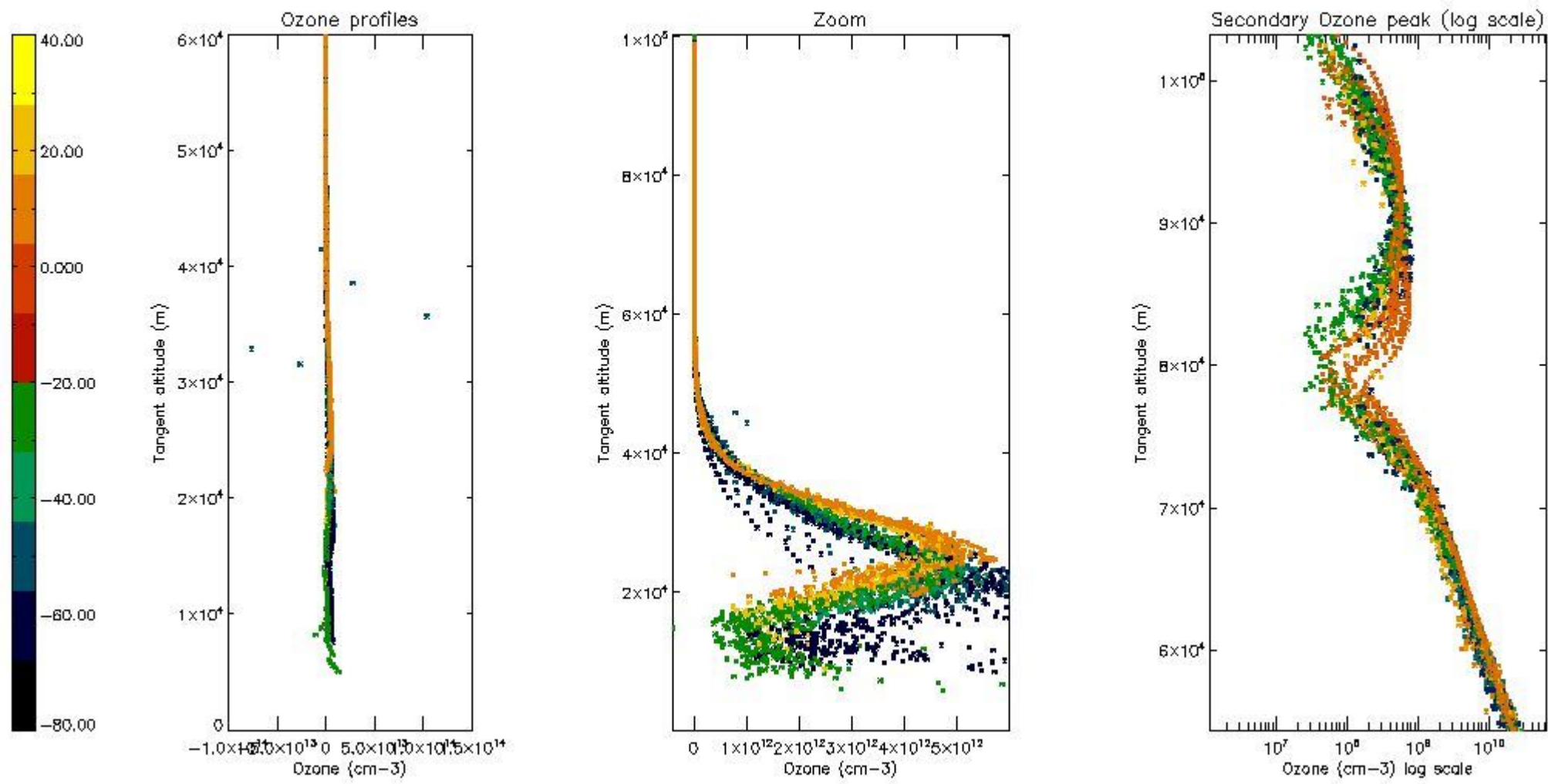
5.2 Plot ozone profiles for all STD (dark without errors)

The colorbar represents the latitude.



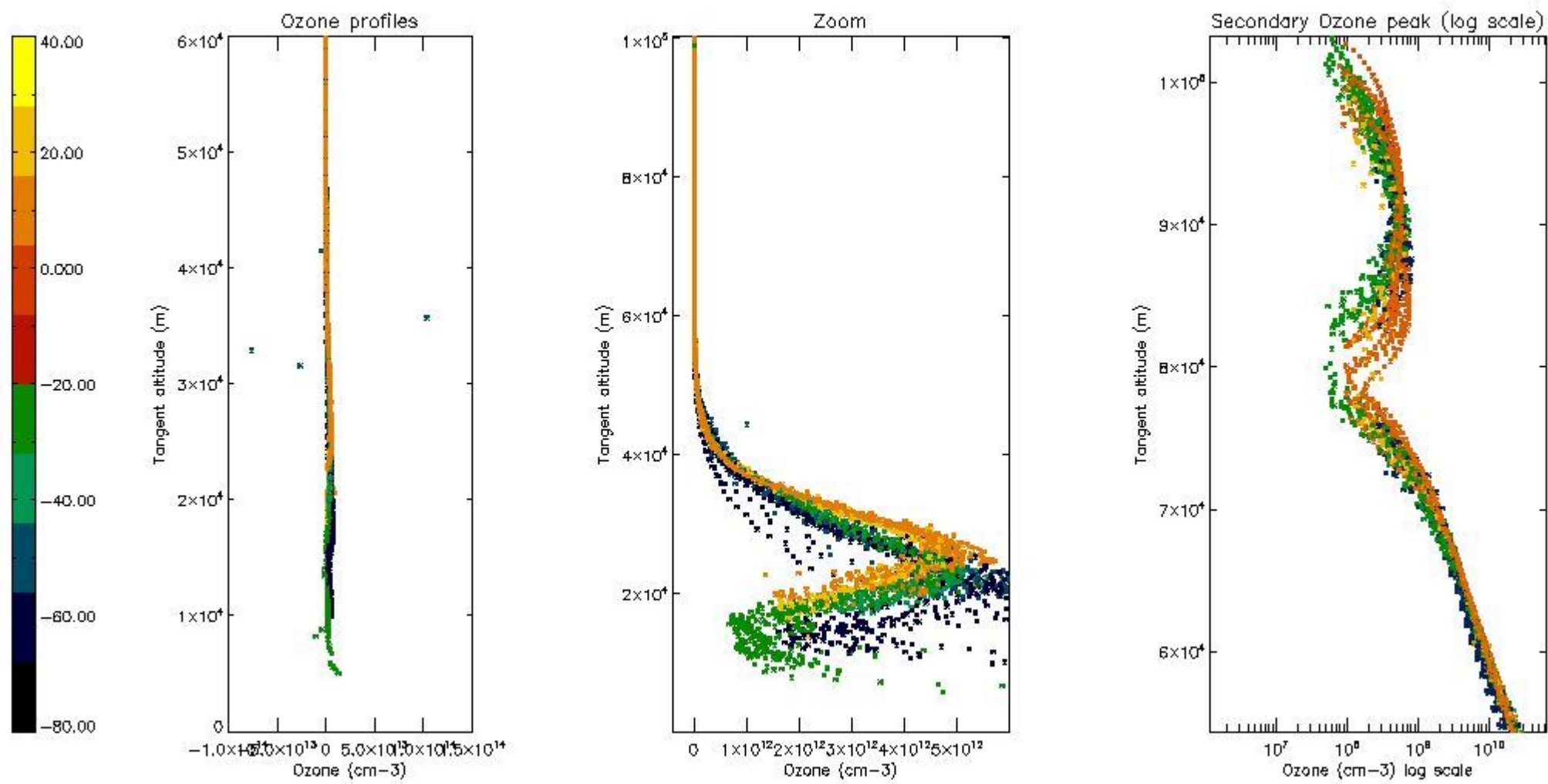
5.3 Plot ozone profiles where STD < 20% (dark without errors)

The colorbar represents the latitude.



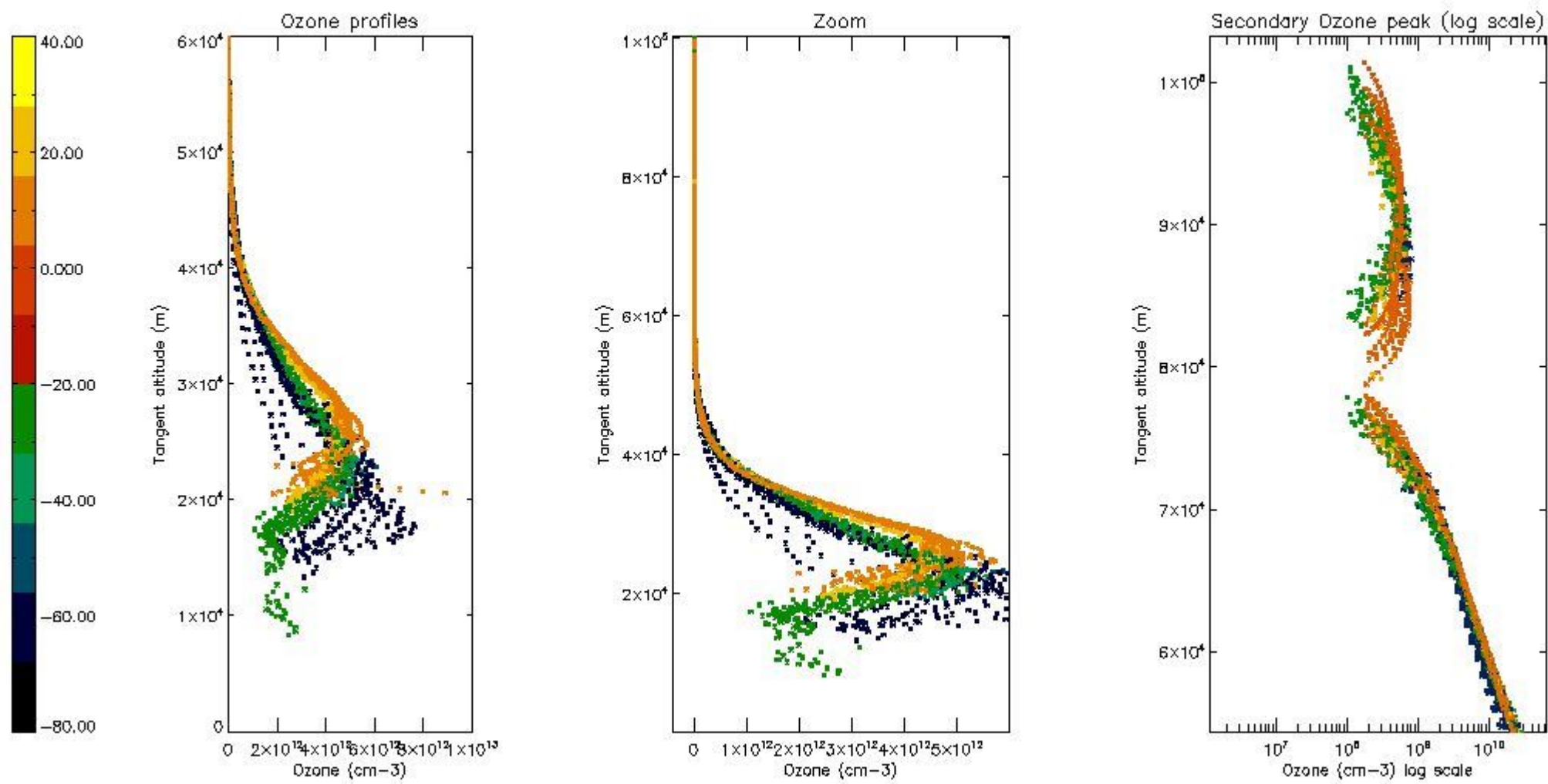
5.4 Plot ozone profiles where $STD < 10\%$ (dark without errors)

The colorbar represents the latitude.



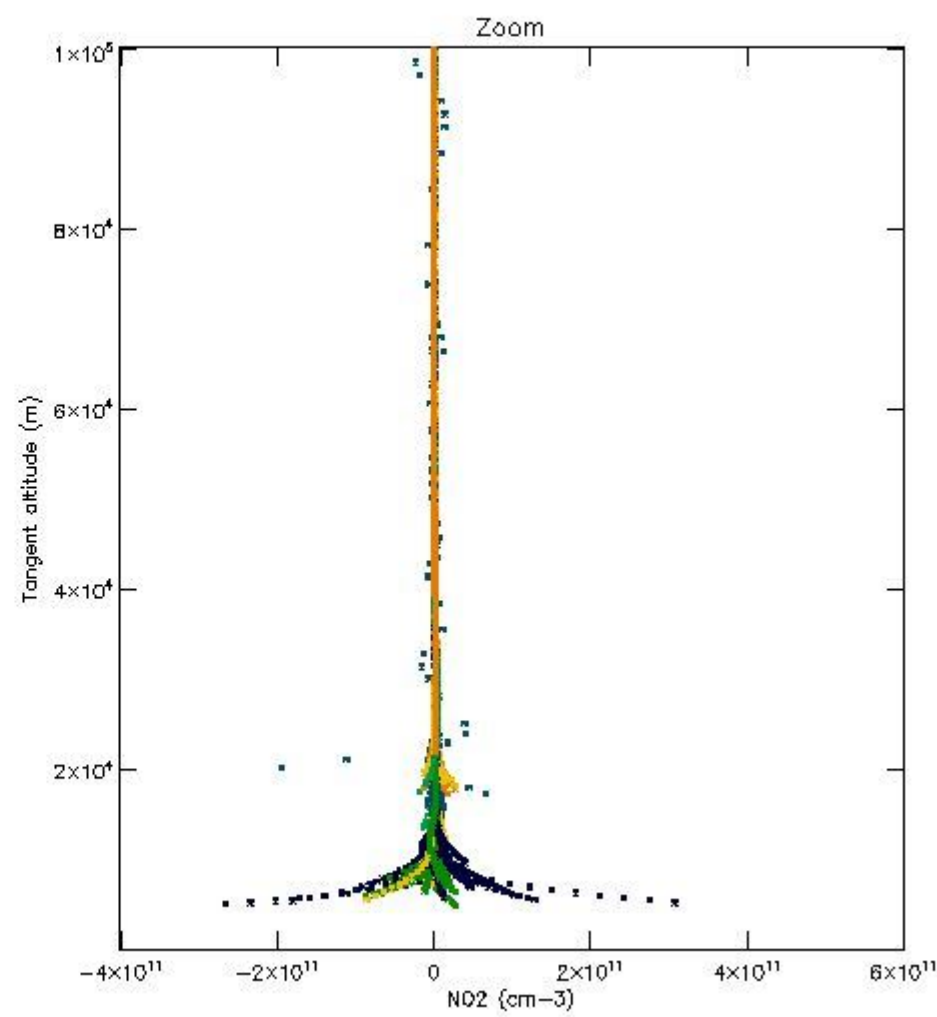
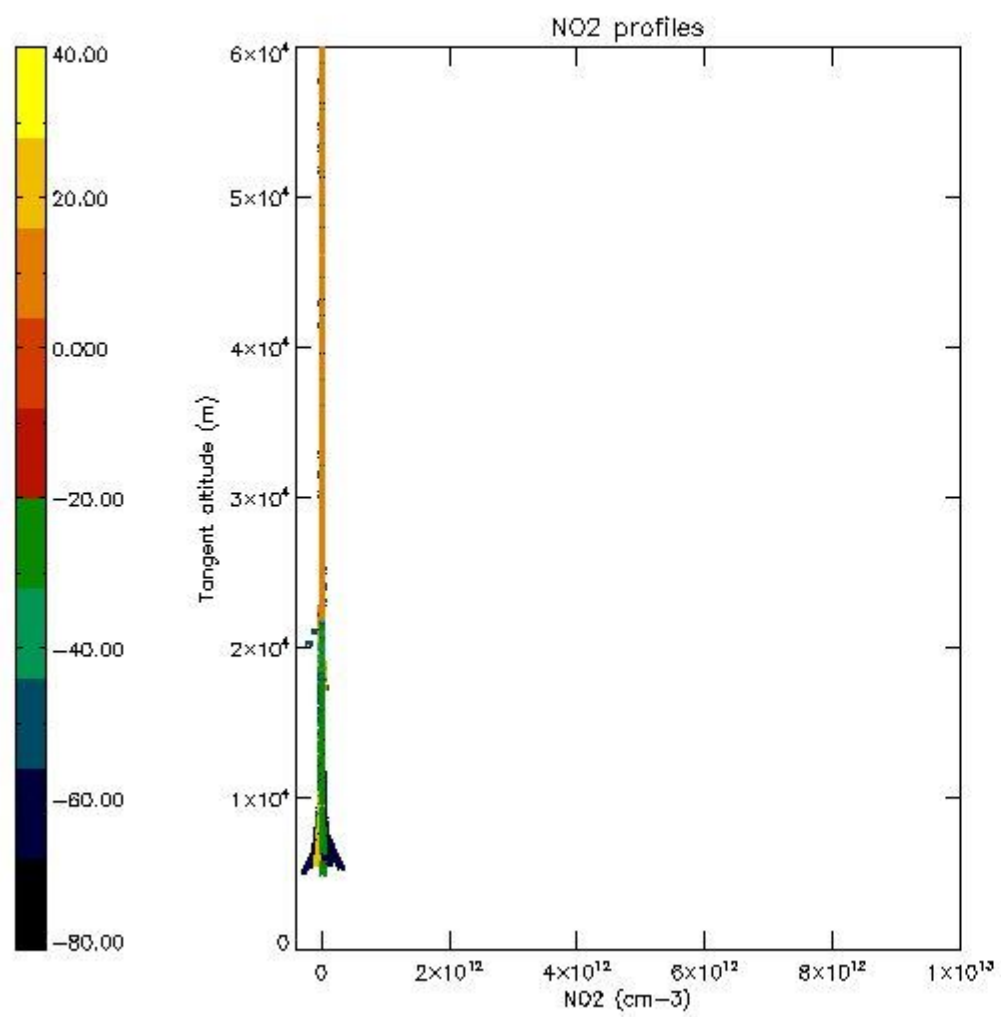
5.5 Plot ozone profiles where STD < 5% (dark without errors)

The colorbar represents the latitude.



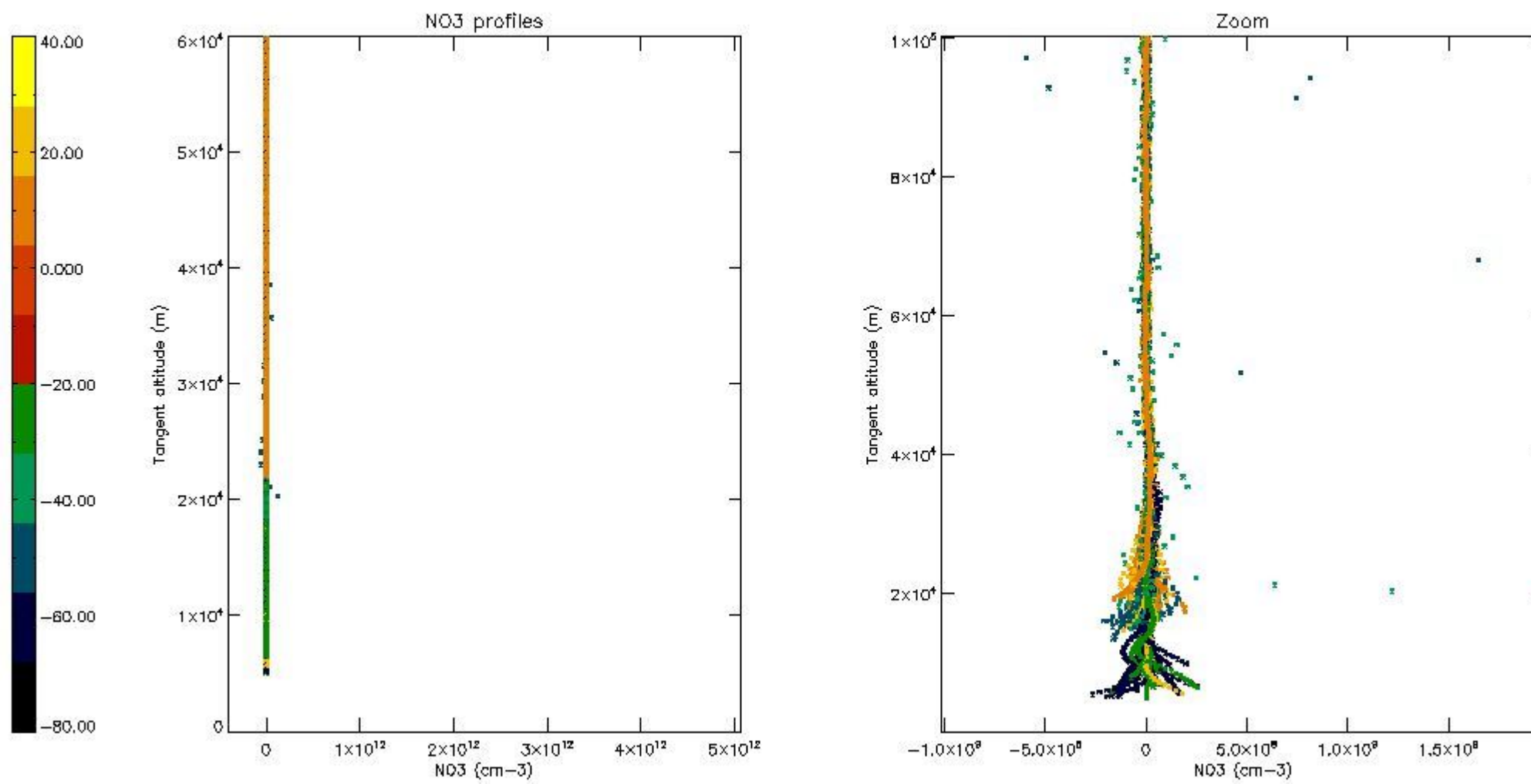
5.6 Plot NO₂ profiles for all STD (dark without errors)

The colorbar represents the latitude.



5.7 Plot NO3 profiles for all STD (dark without errors)

The colorbar represents the latitude.



6. Auxiliary Data Files used for the production reported in section 2

The number reported in the third column indicates since which file (see list in section 2) the corresponding auxiliary file has been used. The fourth column is the date of those product files.

Type	Auxiliary Filename	Used since product	Used since product date
INST_PHYS_CHARACTERISTICS	GOM_INS_AXVIEC20091111_143220_20030716_120000_20500101_000000	1	24-SEP-2004 00:01:33
LEVEL-2_PROC_CONFIG	GOM_PR2_AXVIEC20091111_152718_20020301_000000_20500101_000000	1	24-SEP-2004 00:01:33
CROSS_SECTIONS_FILE	GOM_CRS_AXVIEC20091111_154832_20020301_000000_20500101_000000	1	24-SEP-2004 00:01:33

GOMOS Level 2 Daily Report

SUMMARY

[1. General Info](#)

[2. Summary of processed GOM_NL_2P products](#)

[3. Level 2 Quality information per product](#)

[3.1 Plot of level 2 quality information per product \(time dependant\)](#)

[3.2 Plot of level 2 quality information per product \(world map\)](#)

[4. Level 1 Quality information per product \(stored on level 2 products\)](#)

[4.1 Plot of level 1 quality information per product \(time dependant\)](#)

[4.1.1 Plot of level 1 quality information per product \(time dependant\): ASCENDING](#)

[4.1.2 Plot of level 1 quality information per product \(time dependant\): DESCENDING](#)

[4.2 Plot of level 1 quality information per product \(world map\)](#)

[4.2.1 Plot of level 1 quality information per product \(world map\): ASCENDING](#)

[4.2.2 Plot of level 1 quality information per product \(world map\): DESCENDING](#)

[5. Ozone profiles based on quality statistics and other trace gas profiles](#)

[5.1 Ozone statistics based on quality of products](#)

[5.2 Plot ozone profiles for all STD \(dark without errors\)](#)

[5.3 Plot ozone profiles where STD < 20% \(dark without errors\)](#)

[5.4. Plot ozone profiles where STD < 10% \(dark without errors\)](#)

[5.5. Plot ozone profiles where STD < 5% \(dark without errors\)](#)

[5.6 Plot NO2 profiles for all STD \(dark without errors\)](#)

[5.7 Plot NO3 profiles for all STD \(dark without errors\)](#)

[5.8 Plot H2O profiles \(only for occultations of stars 1,2,3,4,13,14,16,26,63 dark without errors\) for all STD](#)

[6. Auxiliary Data Files used for the production reported in section 2](#)

This report presents the daily analysis on parameters extracted from GOMOS level 2 data (GOM_NL__2P). It is intended to monitor some important parameters that will impact the quality of these products. A list of level 2 products (and content) that have arrived during the reporting day to the PCF is also given.

Item	Value
Time of report generation	19APR2013 11:43:52
Data source version	GOMOS/6.01
Start time of products	24-09-2004 (24SEP2004 00:00:00)
Stop time of products	25-09-2004 (25SEP2004 00:00:00)
Store outputs in DB	Yes
Nb of level 2 prods	327
Nb of prods with errors	0

2. Summary of processed GOM_NL__2P products.

Nr	Filename	UTC Start time	Limb	Duration	Star Id	Star Name	Star Mag	Star Temp	Nb Meas	Orbit	Prod. error
1	GOM_NL__2PRFIN20040924_000133_000002552030_00345_13425_4373.N1	24-SEP-2004 00:01:33	Twilight	255.00	114	3lot Aur	2.6930	4600.0	510	13425	No
2	GOM_NL__2PRFIN20040924_000652_000001082030_00345_13425_4374.N1	24-SEP-2004 00:06:52	Straylight	108.00	151	13Mu Gem	2.8900	3000.0	216	13425	No
3	GOM_NL__2PRFIN20040924_001014_000000692030_00345_13425_4375.N1	24-SEP-2004 00:10:14	Dark	69.000	8	10Alp CMi	0.40000	6500.0	138	13425	No
4	GOM_NL__2PRFIN20040924_001731_000000452030_00345_13425_4376.N1	24-SEP-2004 00:17:31	Dark	45.000	132	15Rho Pup	2.8030	6900.0	90	13425	No
5	GOM_NL__2PRFIN20040924_002033_000000782030_00345_13425_4377.N1	24-SEP-2004 00:20:33	Dark	78.000	1	9Alp CMa	-1.4400	11000.	156	13425	No
6	GOM_NL__2PRFIN20040924_002303_000000422030_00345_13425_4378.N1	24-SEP-2004 00:23:03	Dark	42.000	34	Gam2Vel	1.7930	23000.	84	13425	No
7	GOM_NL__2PRFIN20040924_003601_000000392030_00346_13426_4353.N1	24-SEP-2004 00:36:01	Dark	38.500	135	Bet Hyi	2.8200	5800.0	77	13426	No
8	GOM_NL__2PRFIN20040924_003743_000000422030_00346_13426_4354.N1	24-SEP-2004 00:37:43	Dark	42.000	143	Alp Hyi	2.8570	7200.0	84	13426	No
9	GOM_NL__2PRFIN20040924_003911_000000432030_00346_13426_4355.N1	24-SEP-2004 00:39:11	Dark	42.500	9	Alp Eri	0.45300	24000.	85	13426	No
10	GOM_NL__2PRFIN20040924_004129_000000392030_00346_13426_4356.N1	24-SEP-2004 00:41:29	Straylight	39.000	148	Alp Tuc	2.8780	4100.0	78	13426	No
11	GOM_NL__2PRFIN20040924_004516_000000432030_00346_13426_4357.N1	24-SEP-2004 00:45:16	Straylight	42.500	31	Alp Gru	1.7340	15200.	85	13426	No
12	GOM_NL__2PRFIN20040924_004934_000000452030_00346_13426_4358.N1	24-SEP-2004 00:49:34	Straylight	44.500	18	24Alp PsA	1.1660	9700.0	89	13426	No
13	GOM_NL__2PRFIN20040924_005155_000000502030_00346_13426_4359.N1	24-SEP-2004 00:51:55	Twilight	50.000	52	16Bet Cet	2.0370	4500.0	100	13426	No
14	GOM_NL__2PRFIN20040924_005405_000000422030_00346_13426_4360.N1	24-SEP-2004 00:54:05	Twilight	42.000	142	49Del Cap	2.8500	8900.0	84	13426	No
15	GOM_NL__2PRFIN20040924_005813_000000412030_00346_13426_4361.N1	24-SEP-2004 00:58:13	Bright	41.000	162	34Alp Aqr	2.9440	5350.0	82	13426	No
16	GOM_NL__2PRFIN20040924_010217_000000402030_00346_13426_4362.N1	24-SEP-2004 01:02:17	Bright	40.000	90	54Alp Peg	2.4870	11000.	80	13426	No
17	GOM_NL__2PRFIN20040924_010601_000000432030_00346_13426_4363.N1	24-SEP-2004 01:06:01	Bright	43.000	93	53Bet Peg	2.5200	3100.0	86	13426	No
18	GOM_NL__2PRFIN20040924_011158_000000402030_00346_13426_4364.N1	24-SEP-2004 01:11:58	Bright	39.500	19	50Alp Cyg	1.2460	10500.	79	13426	No
19	GOM_NL__2PRFIN20040924_011553_000000372030_00346_13426_4365.N1	24-SEP-2004 01:15:53	Bright	36.500	89	5Alp Cep	2.4510	8000.0	73	13426	No
20	GOM_NL__2PRFIN20040924_011724_000000422030_00346_13426_4366.N1	24-SEP-2004 01:17:24	Bright	42.000	76	27Gam Cas	2.3000	30000.	84	13426	No
21	GOM_NL__2PRFIN20040924_012320_000000402030_00346_13426_4367.N1	24-SEP-2004 01:23:20	Bright	39.500	49	1Alp UMi	1.9900	6300.0	79	13426	No
22	GOM_NL__2PRFIN20040924_012455_000000412030_00346_13426_4368.N1	24-SEP-2004 01:24:55	Bright	41.000	60	7Bet UMi	2.0810	3950.0	82	13426	No
23	GOM_NL__2PRFIN20040924_013103_000000392030_00346_13426_4369.N1	24-SEP-2004 01:31:03	Bright	38.500	36	50Alp UMa	1.8000	6300.0	77	13426	No
24	GOM_NL__2PRFIN20040924_013232_000000442030_00346_13426_4370.N1	24-SEP-2004 01:32:32	Bright	43.500	82	48Bet UMa	2.3650	10600.	87	13426	No
25	GOM_NL__2PRFIN20040924_013451_000000602030_00346_13426_4371.N1	24-SEP-2004 01:34:51	Bright	60.000	42	34Bet Aur	1.9000	10200.	120	13426	No
26	GOM_NL__2PRFIN20040924_013850_000000772030_00346_13426_4372.N1	24-SEP-2004 01:38:50	Bright	76.500	107	37The Aur	2.6490	11000.	153	13426	No
27	GOM_NL__2PRFIN20040924_014209_000002552030_00346_13426_4373.N1	24-SEP-2004 01:42:09	Twilight	255.00	114	3lot Aur	2.6930	4600.0	510	13426	No
28	GOM_NL__2PRFIN20040924_014729_000001082030_00346_13426_4374.N1	24-SEP-2004 01:47:29	Straylight	107.50	151	13Mu Gem	2.8900	3000.0	215	13426	No
29	GOM_NL__2PRFIN20040924_015050_000000642030_00346_13426_4375.N1	24-SEP-2004 01:50:50	Dark	63.500	8	10Alp CMi	0.40000	6500.0	127	13426	No
30	GOM_NL__2PRFIN20040924_015807_000000452030_00346_13426_4376.N1	24-SEP-2004 01:58:07	Dark	45.000	132	15Rho Pup	2.8030	6900.0	90	13426	No
31	GOM_NL__2PRFIN20040924_020108_000000762030_00346_13426_4377.N1	24-SEP-2004 02:01:08	Dark	75.500	1	9Alp CMa	-1.4400	11000.	151	13426	No
32	GOM_NL__2PRFIN20040924_020339_000000422030_00346_13426_4378.N1	24-SEP-2004 02:03:39	Dark	41.500	34	Gam2Vel	1.7930	23000.	83	13426	No
33	GOM_NL__2PRFIN20040924_021638_000000402030_00347_13427_4353.N1	24-SEP-2004 02:16:38	Dark	40.000	135	Bet Hyi	2.8200	5800.0	80	13427	No
34	GOM_NL__2PRFIN20040924_051921_000000472030_00348_13428_4353.N1	24-SEP-2004 05:19:21	Dark	47.000	132	15Rho Pup	2.8030	6900.0	94	13428	No
35	GOM_NL__2PRFIN20040924_052225_000000852030_00348_13428_4354.N1	24-SEP-2004 05:22:25	Dark	84.500	1	9Alp CMa	-1.4400	11000.	169	13428	No
36	GOM_NL__2PRFIN20040924_052453_000000432030_00348_13428_4355.N1	24-SEP-2004 05:24:53	Dark	42.500	34	Gam2Vel	1.7930	23000.	85	13428	No
37	GOM_NL__2PRFIN20040924_053750_000000392030_00349_13429_4353.N1	24-SEP-2004 05:37:50	Dark	38.500	135	Bet Hyi	2.8200	5800.0	77	13429	No
38	GOM_NL__2PRFIN20040924_053933_000000412030_00349_13429_4354.N1	24-SEP-2004 05:39:33	Dark	40.500	143	Alp Hyi	2.8570	7200.0	81	13429	No
39	GOM_NL__2PRFIN20040924_054100_000000422030_00349_13429_4355.N1	24-SEP-2004 05:41:00	Dark	42.000	9	Alp Eri	0.45300	24000.	84	13429	No
40	GOM_NL__2PRFIN20040924_054317_000000382030_00349_13429_4356.N1	24-SEP-2004 05:43:17	Straylight	38.000	148	Alp Tuc	2.8780	4100.0	76	13429	No
41	GOM_NL__2PRFIN20040924_054704_000000432030_00349_13429_4357.N1	24-SEP-2004 05:47:04	Straylight	43.000	31	Alp Gru	1.7340	15200.	86	13429	No
42	GOM_NL__2PRFIN20040924_055124_000000472030_00349_13429_4358.N1	24-SEP-2004 05:51:24	Straylight	46.500	18	24Alp PsA	1.1660	9700.0	93	13429	No

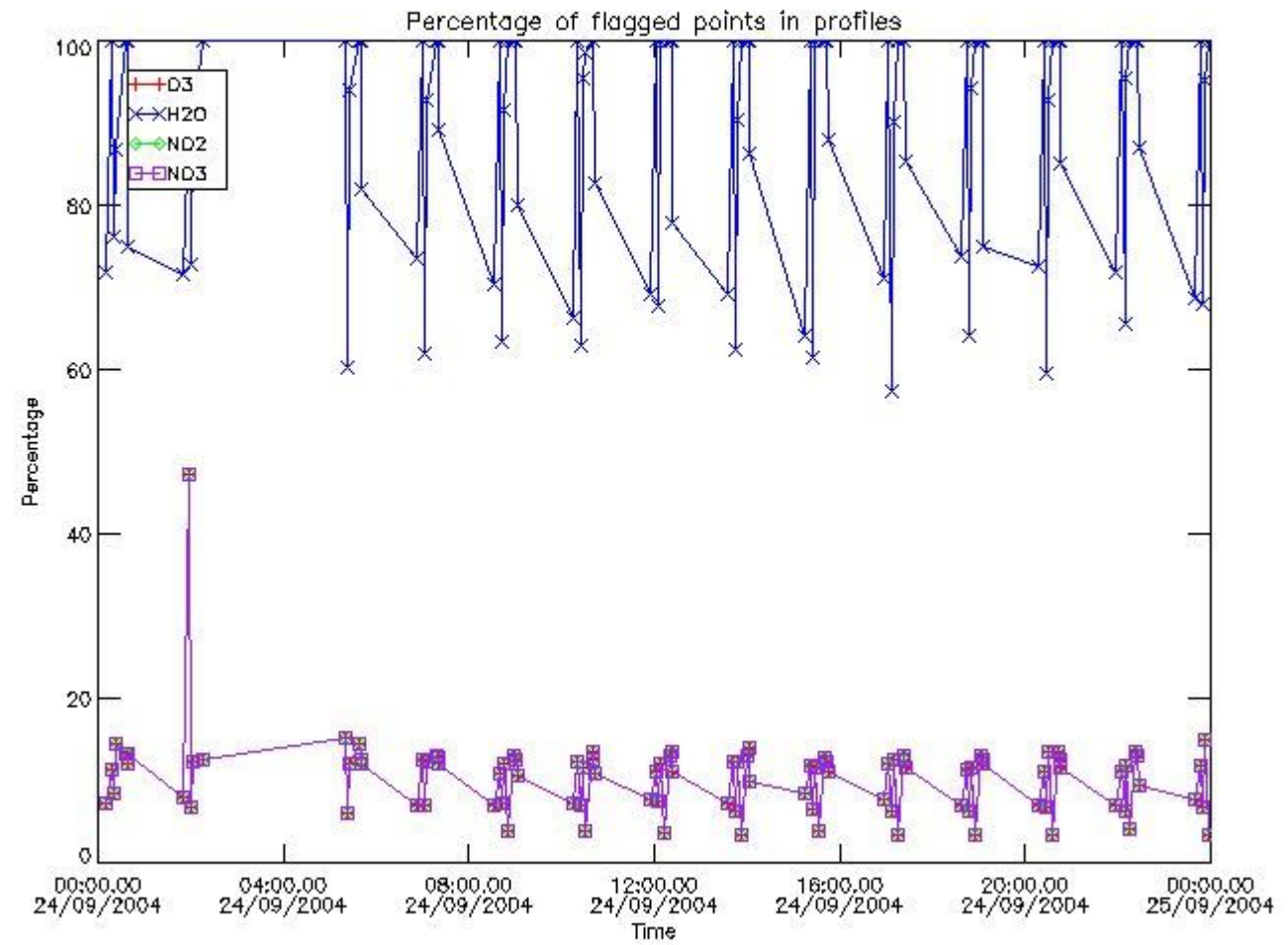
220	GOM_NL__2PRFIN20040924_170337_000000472030_00355_13435_4443.N1	24-SEP-2004 17:03:37	Dark	46.500	132	15Rho Pup	2.8030	6900.0	93	13435	No
221	GOM_NL__2PRFIN20040924_170647_000000822030_00355_13435_4444.N1	24-SEP-2004 17:06:47	Dark	81.500	1	9Alp CMa	-1.4400	11000.	163	13435	No
222	GOM_NL__2PRFIN20040924_170907_000000412030_00355_13435_4445.N1	24-SEP-2004 17:09:07	Dark	40.500	34	Gam2Vel	1.7930	23000.	81	13435	No
223	GOM_NL__2PRFIN20040924_171352_000001582030_00356_13436_4420.N1	24-SEP-2004 17:13:52	Dark	158.00	56	53Kap Ori	2.0650	30000.	316	13436	No
224	GOM_NL__2PRFIN20040924_172203_000000392030_00356_13436_4421.N1	24-SEP-2004 17:22:03	Dark	39.000	135	Bet Hyi	2.8200	5800.0	78	13436	No
225	GOM_NL__2PRFIN20040924_172348_000000412030_00356_13436_4422.N1	24-SEP-2004 17:23:48	Dark	40.500	143	Alp Hyi	2.8570	7200.0	81	13436	No
226	GOM_NL__2PRFIN20040924_172514_000000442030_00356_13436_4423.N1	24-SEP-2004 17:25:14	Dark	44.000	9	Alp Eri	0.45300	24000.	88	13436	No
227	GOM_NL__2PRFIN20040924_173116_000000422030_00356_13436_4424.N1	24-SEP-2004 17:31:16	Straylight	41.500	31	Alp Gru	1.7340	15200.	83	13436	No
228	GOM_NL__2PRFIN20040924_173537_000000412030_00356_13436_4425.N1	24-SEP-2004 17:35:37	Straylight	41.000	18	24Alp PsA	1.1660	9700.0	82	13436	No
229	GOM_NL__2PRFIN20040924_173756_000000572030_00356_13436_4426.N1	24-SEP-2004 17:37:56	Tw_i_and_stray	56.500	52	16Bet Cet	2.0370	4500.0	113	13436	No
230	GOM_NL__2PRFIN20040924_174007_000000392030_00356_13436_4427.N1	24-SEP-2004 17:40:07	Tw_i_and_stray	39.000	142	49Del Cap	2.8500	8900.0	78	13436	No
231	GOM_NL__2PRFIN20040924_174416_000000392030_00356_13436_4428.N1	24-SEP-2004 17:44:16	Bright	39.000	162	34Alp Aqr	2.9440	5350.0	78	13436	No
232	GOM_NL__2PRFIN20040924_174818_000000382030_00356_13436_4429.N1	24-SEP-2004 17:48:18	Bright	38.000	90	54Alp Peg	2.4870	11000.	76	13436	No
233	GOM_NL__2PRFIN20040924_175200_000000392030_00356_13436_4430.N1	24-SEP-2004 17:52:00	Bright	38.500	93	53Bet Peg	2.5200	3100.0	77	13436	No
234	GOM_NL__2PRFIN20040924_175801_000000392030_00356_13436_4431.N1	24-SEP-2004 17:58:01	Bright	39.000	19	50Alp Cyg	1.2460	10500.	78	13436	No
235	GOM_NL__2PRFIN20040924_180156_000000382030_00356_13436_4432.N1	24-SEP-2004 18:01:56	Bright	38.000	89	5Alp Cep	2.4510	8000.0	76	13436	No
236	GOM_NL__2PRFIN20040924_180407_000000432030_00356_13436_4433.N1	24-SEP-2004 18:04:07	Bright	42.500	110	37Del Cas	2.6780	8900.0	85	13436	No
237	GOM_NL__2PRFIN20040924_180920_000000382030_00356_13436_4434.N1	24-SEP-2004 18:09:20	Bright	37.500	49	1Alp UMi	1.9900	6300.0	75	13436	No
238	GOM_NL__2PRFIN20040924_181057_000000412030_00356_13436_4435.N1	24-SEP-2004 18:10:57	Bright	41.000	60	7Bet UMi	2.0810	3950.0	82	13436	No
239	GOM_NL__2PRFIN20040924_181704_000000382030_00356_13436_4436.N1	24-SEP-2004 18:17:04	Bright	37.500	36	50Alp UMa	1.8000	6300.0	75	13436	No
240	GOM_NL__2PRFIN20040924_181834_000000362030_00356_13436_4437.N1	24-SEP-2004 18:18:34	Bright	36.000	82	48Bet UMa	2.3650	10600.	72	13436	No
241	GOM_NL__2PRFIN20040924_182046_000000672030_00356_13436_4438.N1	24-SEP-2004 18:20:46	Bright	67.000	42	34Bet Aur	1.9000	10200.	134	13436	No
242	GOM_NL__2PRFIN20040924_182448_000000792030_00356_13436_4439.N1	24-SEP-2004 18:24:48	Bright	78.500	107	37The Aur	2.6490	11000.	157	13436	No
243	GOM_NL__2PRFIN20040924_182813_000002552030_00356_13436_4440.N1	24-SEP-2004 18:28:13	Tw_i_and_stray	255.00	114	3lot Aur	2.6930	4600.0	510	13436	No
244	GOM_NL__2PRFIN20040924_183339_000001192030_00356_13436_4441.N1	24-SEP-2004 18:33:39	Straylight	119.00	151	13Mu Gem	2.8900	3000.0	238	13436	No
245	GOM_NL__2PRFIN20040924_183658_000000732030_00356_13436_4442.N1	24-SEP-2004 18:36:58	Dark	73.000	8	10Alp CMi	0.40000	6500.0	146	13436	No
246	GOM_NL__2PRFIN20040924_184414_000000452030_00356_13436_4443.N1	24-SEP-2004 18:44:14	Dark	45.000	132	15Rho Pup	2.8030	6900.0	90	13436	No
247	GOM_NL__2PRFIN20040924_184725_000000812030_00356_13436_4444.N1	24-SEP-2004 18:47:25	Dark	81.000	1	9Alp CMa	-1.4400	11000.	162	13436	No
248	GOM_NL__2PRFIN20040924_184944_000000452030_00356_13436_4445.N1	24-SEP-2004 18:49:44	Dark	44.500	34	Gam2Vel	1.7930	23000.	89	13436	No
249	GOM_NL__2PRFIN20040924_185432_000001542030_00357_13437_4420.N1	24-SEP-2004 18:54:32	Dark	153.50	56	53Kap Ori	2.0650	30000.	307	13437	No
250	GOM_NL__2PRFIN20040924_190239_000000402030_00357_13437_4421.N1	24-SEP-2004 19:02:39	Dark	39.500	135	Bet Hyi	2.8200	5800.0	79	13437	No
251	GOM_NL__2PRFIN20040924_190424_000000412030_00357_13437_4422.N1	24-SEP-2004 19:04:24	Dark	41.000	143	Alp Hyi	2.8570	7200.0	82	13437	No
252	GOM_NL__2PRFIN20040924_190552_000000422030_00357_13437_4423.N1	24-SEP-2004 19:05:52	Dark	42.000	9	Alp Eri	0.45300	24000.	84	13437	No
253	GOM_NL__2PRFIN20040924_191153_000000402030_00357_13437_4424.N1	24-SEP-2004 19:11:53	Straylight	40.000	31	Alp Gru	1.7340	15200.	80	13437	No
254	GOM_NL__2PRFIN20040924_191613_000000462030_00357_13437_4425.N1	24-SEP-2004 19:16:13	Straylight	45.500	18	24Alp PsA	1.1660	9700.0	91	13437	No
255	GOM_NL__2PRFIN20040924_191832_000000512030_00357_13437_4426.N1	24-SEP-2004 19:18:32	Tw_i_and_stray	51.000	52	16Bet Cet	2.0370	4500.0	102	13437	No
256	GOM_NL__2PRFIN20040924_192043_000000412030_00357_13437_4427.N1	24-SEP-2004 19:20:43	Tw_i_and_stray	40.500	142	49Del Cap	2.8500	8900.0	81	13437	No
257	GOM_NL__2PRFIN20040924_192452_000000382030_00357_13437_4428.N1	24-SEP-2004 19:24:52	Bright	38.000	162	34Alp Aqr	2.9440	5350.0	76	13437	No
258	GOM_NL__2PRFIN20040924_192854_000000382030_00357_13437_4429.N1	24-SEP-2004 19:28:54	Bright	38.000	90	54Alp Peg	2.4870	11000.	76	13437	No
259	GOM_NL__2PRFIN20040924_193236_000000382030_00357_13437_4430.N1	24-SEP-2004 19:32:36	Bright	38.000	93	53Bet Peg	2.5200	3100.0	76	13437	No
260	GOM_NL__2PRFIN20040924_193837_000000402030_00357_13437_4431.N1	24-SEP-2004 19:38:37	Bright	39.500	19	50Alp Cyg	1.2460	10500.	79	13437	No
261	GOM_NL__2PRFIN20040924_194232_000000372030_00357_13437_4432.N1	24-SEP-2004 19:42:32	Bright	36.500	89	5Alp Cep	2.4510	8000.0	73	13437	No
262	GOM_NL__2PRFIN20040924_194443_000000442030_00357_13437_4433.N1	24-SEP-2004 19:44:43	Bright	44.000	110	37Del Cas	2.6780	8900.0	88	13437	No
263	GOM_NL__2PRFIN20040924_194956_000000382030_00357_13437_4434.N1	24-SEP-2004 19:49:56	Bright	38.000	49	1Alp UMi	1.9900	6300.0	76	13437	No
264	GOM_NL__2PRFIN20040924_195134_000000392030_00357_13437_4435.N1	24-SEP-2004 19:51:34	Bright	38.500	60	7Bet UMi	2.0810	3950.0	77	13437	No
265	GOM_NL__2PRFIN20040924_195741_000000402030_00357_13437_4436.N1	24-SEP-2004 19:57:41	Bright	39.500	36	50Alp UMa	1.8000	6300.0	79	13437	No
266	GOM_NL__2PRFIN20040924_195910_000000362030_00357_13437_4437.N1	24-SEP-2004 19:59:10	Bright	36.000	82	48Bet UMa	2.3650	10600.	72	13437	No
267	GOM_NL__2PRFIN20040924_200122_000000642030_00357_13437_4438.N1	24-SEP-2004 20:01:22	Bright	64.000	42	34Bet Aur	1.9000	10200.	128	13437	No
268	GOM_NL__2PRFIN20040924_200523_000000802030_00357_13437_4439.N1	24-SEP-2004 20:05:23	Bright	80.000	107	37The Aur	2.6490	11000.	160	13437	No
269	GOM_NL__2PRFIN20040924_200850_000002552030_00357_13437_4440.N1	24-SEP-2004 20:08:50	Tw_i_and_stray	255.00	114	3lot Aur	2.6930	4600.0	510	13437	No
270	GOM_NL__2PRFIN20040924_201417_000001292030_00357_13437_4441.N1	24-SEP-2004 20:14:17	Straylight	128.50	151	13Mu Gem	2.8900	3000.0	257	13437	No
271	GOM_NL__2PRFIN20040924_201733_000000732030_00357_13437_4442.N1	24-SEP-2004 20:17:33	Dark	73.000	8	10Alp CMi	0.40000	6500.0	146	13437	No
272	GOM_NL__2PRFIN20040924_202451_000000462030_00357_13437_4443.N1	24-SEP-2004 20:24:51	Dark	45.500	132	15Rho Pup	2.8030	6900.0	91	13437	No
273	GOM_NL__2PRFIN20040924_202802_000000822030_00357_13437_4444.N1	24-SEP-2004 20:28:02	Dark	82.000	1	9Alp CMa	-1.4400	11000.	164	13437	No
274	GOM_NL__2PRFIN20040924_203021_000000422030_00357_13437_4445.N1	24-SEP-2004 20:30:21	Dark	41.500	34	Gam2Vel	1.7930	23000.	83	13437	No
275	GOM_NL__2PRFIN20040924_203512_000001572030_00358_13438_4420.N1	24-SEP-2004 20:35:12	Dark	156.50	56	53Kap Ori	2.0650	30000.	313	13438	No
276	GOM_NL__2PRFIN20040924_204315_000000382030_00358_13438_4421.N1	24-SEP-2004 20:43:15	Dark	37.500	135	Bet Hyi	2.8200	5800.0	75	13438	No
277	GOM_NL__2PRFIN20040924_204500_000000412030_00358_13438_4422.N1	24-SEP-2004 20:45:00	Dark	41.000	143	Alp Hyi	2.8570	7200.0	82	13438	No
278	GOM_NL__2PRFIN20040924_204628_000000442030_00358_13438_4423.N1	24-SEP-2004 20:46:28	Dark	43.500	9	Alp Eri	0.45300	24000.	87	13438	No

279	GOM_NL__2PRFIN20040924_205229_000000412030_00358_13438_4424.N1	24-SEP-2004 20:52:29	Straylight	40.500	31	Alp Gru	1.7340	15200.	81	13438	No
280	GOM_NL__2PRFIN20040924_205649_000000442030_00358_13438_4425.N1	24-SEP-2004 20:56:49	Straylight	44.000	18	24Alp PsA	1.1660	9700.0	88	13438	No
281	GOM_NL__2PRFIN20040924_205908_000000542030_00358_13438_4426.N1	24-SEP-2004 20:59:08	Tw_i_and_stray	54.000	52	16Bet Cet	2.0370	4500.0	108	13438	No
282	GOM_NL__2PRFIN20040924_210119_000000422030_00358_13438_4427.N1	24-SEP-2004 21:01:19	Tw_i_and_stray	42.000	142	49Del Cap	2.8500	8900.0	84	13438	No
283	GOM_NL__2PRFIN20040924_210528_000000382030_00358_13438_4428.N1	24-SEP-2004 21:05:28	Bright	38.000	162	34Alp Aqr	2.9440	5350.0	76	13438	No
284	GOM_NL__2PRFIN20040924_210930_000000382030_00358_13438_4429.N1	24-SEP-2004 21:09:30	Bright	38.000	90	54Alp Peg	2.4870	11000.	76	13438	No
285	GOM_NL__2PRFIN20040924_211312_000000392030_00358_13438_4430.N1	24-SEP-2004 21:13:12	Bright	39.000	93	53Bet Peg	2.5200	3100.0	78	13438	No
286	GOM_NL__2PRFIN20040924_211913_000000422030_00358_13438_4431.N1	24-SEP-2004 21:19:13	Bright	41.500	19	50Alp Cyg	1.2460	10500.	83	13438	No
287	GOM_NL__2PRFIN20040924_212308_000000382030_00358_13438_4432.N1	24-SEP-2004 21:23:08	Bright	38.000	89	5Alp Cep	2.4510	8000.0	76	13438	No
288	GOM_NL__2PRFIN20040924_212518_000000432030_00358_13438_4433.N1	24-SEP-2004 21:25:18	Bright	43.000	110	37Del Cas	2.6780	8900.0	86	13438	No
289	GOM_NL__2PRFIN20040924_213032_000000372030_00358_13438_4434.N1	24-SEP-2004 21:30:32	Bright	37.000	49	1Alp UMi	1.9900	6300.0	74	13438	No
290	GOM_NL__2PRFIN20040924_213210_000000412030_00358_13438_4435.N1	24-SEP-2004 21:32:10	Bright	41.000	60	7Bet UMi	2.0810	3950.0	82	13438	No
291	GOM_NL__2PRFIN20040924_213817_000000352030_00358_13438_4436.N1	24-SEP-2004 21:38:17	Bright	35.000	36	50Alp UMa	1.8000	6300.0	70	13438	No
292	GOM_NL__2PRFIN20040924_213946_000000372030_00358_13438_4437.N1	24-SEP-2004 21:39:46	Bright	37.000	82	48Bet UMa	2.3650	10600.	74	13438	No
293	GOM_NL__2PRFIN20040924_214157_000000622030_00358_13438_4438.N1	24-SEP-2004 21:41:57	Bright	62.000	42	34Bet Aur	1.9000	10200.	124	13438	No
294	GOM_NL__2PRFIN20040924_214559_000000792030_00358_13438_4439.N1	24-SEP-2004 21:45:59	Bright	78.500	107	37The Aur	2.6490	11000.	157	13438	No
295	GOM_NL__2PRFIN20040924_214926_000002552030_00358_13438_4440.N1	24-SEP-2004 21:49:26	Tw_i_and_stray	255.00	114	3lot Aur	2.6930	4600.0	510	13438	No
296	GOM_NL__2PRFIN20040924_215454_000001072030_00358_13438_4441.N1	24-SEP-2004 21:54:54	Straylight	107.00	151	13Mu Gem	2.8900	3000.0	214	13438	No
297	GOM_NL__2PRFIN20040924_215811_000000732030_00358_13438_4442.N1	24-SEP-2004 21:58:11	Dark	72.500	8	10Alp CMi	0.40000	6500.0	145	13438	No
298	GOM_NL__2PRFIN20040924_220527_000000462030_00358_13438_4443.N1	24-SEP-2004 22:05:27	Dark	45.500	132	15Rho Pup	2.8030	6900.0	91	13438	No
299	GOM_NL__2PRFIN20040924_220838_000000822030_00358_13438_4444.N1	24-SEP-2004 22:08:38	Dark	81.500	1	9Alp CMa	-1.4400	11000.	163	13438	No
300	GOM_NL__2PRFIN20040924_221057_000000442030_00358_13438_4445.N1	24-SEP-2004 22:10:57	Dark	43.500	34	Gam2Vel	1.7930	23000.	87	13438	No
301	GOM_NL__2PRFIN20040924_221552_000001552030_00359_13439_4420.N1	24-SEP-2004 22:15:52	Dark	154.50	56	53Kap Ori	2.0650	30000.	309	13439	No
302	GOM_NL__2PRFIN20040924_222351_000000382030_00359_13439_4421.N1	24-SEP-2004 22:23:51	Dark	37.500	135	Bet Hyi	2.8200	5800.0	75	13439	No
303	GOM_NL__2PRFIN20040924_222536_000000392030_00359_13439_4422.N1	24-SEP-2004 22:25:36	Dark	39.000	143	Alp Hyi	2.8570	7200.0	78	13439	No
304	GOM_NL__2PRFIN20040924_222704_000000542030_00359_13439_4423.N1	24-SEP-2004 22:27:04	Dark	54.000	9	Alp Eri	0.45300	24000.	108	13439	No
305	GOM_NL__2PRFIN20040924_223305_000000412030_00359_13439_4424.N1	24-SEP-2004 22:33:05	Straylight	41.000	31	Alp Gru	1.7340	15200.	82	13439	No
306	GOM_NL__2PRFIN20040924_223724_000000492030_00359_13439_4425.N1	24-SEP-2004 22:37:24	Straylight	48.500	18	24Alp PsA	1.1660	9700.0	97	13439	No
307	GOM_NL__2PRFIN20040924_223943_000000542030_00359_13439_4426.N1	24-SEP-2004 22:39:43	Tw_i_and_stray	53.500	52	16Bet Cet	2.0370	4500.0	107	13439	No
308	GOM_NL__2PRFIN20040924_224156_000000412030_00359_13439_4427.N1	24-SEP-2004 22:41:56	Tw_i_and_stray	41.000	142	49Del Cap	2.8500	8900.0	82	13439	No
309	GOM_NL__2PRFIN20040924_224604_000000392030_00359_13439_4428.N1	24-SEP-2004 22:46:04	Bright	39.000	162	34Alp Aqr	2.9440	5350.0	78	13439	No
310	GOM_NL__2PRFIN20040924_225005_000000392030_00359_13439_4429.N1	24-SEP-2004 22:50:05	Bright	39.000	90	54Alp Peg	2.4870	11000.	78	13439	No
311	GOM_NL__2PRFIN20040924_225348_000000402030_00359_13439_4430.N1	24-SEP-2004 22:53:48	Bright	39.500	93	53Bet Peg	2.5200	3100.0	79	13439	No
312	GOM_NL__2PRFIN20040924_225949_000000412030_00359_13439_4431.N1	24-SEP-2004 22:59:49	Bright	40.500	19	50Alp Cyg	1.2460	10500.	81	13439	No
313	GOM_NL__2PRFIN20040924_230343_000000392030_00359_13439_4432.N1	24-SEP-2004 23:03:43	Bright	38.500	89	5Alp Cep	2.4510	8000.0	77	13439	No
314	GOM_NL__2PRFIN20040924_230553_000000432030_00359_13439_4433.N1	24-SEP-2004 23:05:53	Bright	42.500	110	37Del Cas	2.6780	8900.0	85	13439	No
315	GOM_NL__2PRFIN20040924_231108_000000392030_00359_13439_4434.N1	24-SEP-2004 23:11:08	Bright	39.000	49	1Alp UMi	1.9900	6300.0	78	13439	No
316	GOM_NL__2PRFIN20040924_231246_000000362030_00359_13439_4435.N1	24-SEP-2004 23:12:46	Bright	35.500	60	7Bet UMi	2.0810	3950.0	71	13439	No
317	GOM_NL__2PRFIN20040924_231852_000000392030_00359_13439_4436.N1	24-SEP-2004 23:18:52	Bright	39.000	36	50Alp UMa	1.8000	6300.0	78	13439	No
318	GOM_NL__2PRFIN20040924_232022_000000372030_00359_13439_4437.N1	24-SEP-2004 23:20:22	Bright	37.000	82	48Bet UMa	2.3650	10600.	74	13439	No
319	GOM_NL__2PRFIN20040924_232233_000000652030_00359_13439_4438.N1	24-SEP-2004 23:22:33	Bright	65.000	42	34Bet Aur	1.9000	10200.	130	13439	No
320	GOM_NL__2PRFIN20040924_232635_000000762030_00359_13439_4439.N1	24-SEP-2004 23:26:35	Bright	75.500	107	37The Aur	2.6490	11000.	151	13439	No
321	GOM_NL__2PRFIN20040924_233003_000002552030_00359_13439_4440.N1	24-SEP-2004 23:30:03	Tw_i_and_stray	255.00	114	3lot Aur	2.6930	4600.0	510	13439	No
322	GOM_NL__2PRFIN20040924_233531_000001092030_00359_13439_4441.N1	24-SEP-2004 23:35:31	Straylight	108.50	151	13Mu Gem	2.8900	3000.0	217	13439	No
323	GOM_NL__2PRFIN20040924_233847_000000662030_00359_13439_4442.N1	24-SEP-2004 23:38:47	Dark	65.500	8	10Alp CMi	0.40000	6500.0	131	13439	No
324	GOM_NL__2PRFIN20040924_234603_000000472030_00359_13439_4443.N1	24-SEP-2004 23:46:03	Dark	47.000	132	15Rho Pup	2.8030	6900.0	94	13439	No
325	GOM_NL__2PRFIN20040924_234917_000000832030_00359_13439_4444.N1	24-SEP-2004 23:49:17	Dark	83.000	1	9Alp CMa	-1.4400	11000.	166	13439	No
326	GOM_NL__2PRFIN20040924_235133_000000412030_00359_13439_4445.N1	24-SEP-2004 23:51:33	Dark	41.000	34	Gam2Vel	1.7930	23000.	82	13439	No
327	GOM_NL__2PRFIN20040924_235633_000001522030_00360_13440_4420.N1	24-SEP-2004 23:56:33	Dark	152.00	56	53Kap Ori	2.0650	30000.	304	13440	No

3. Quality information per product

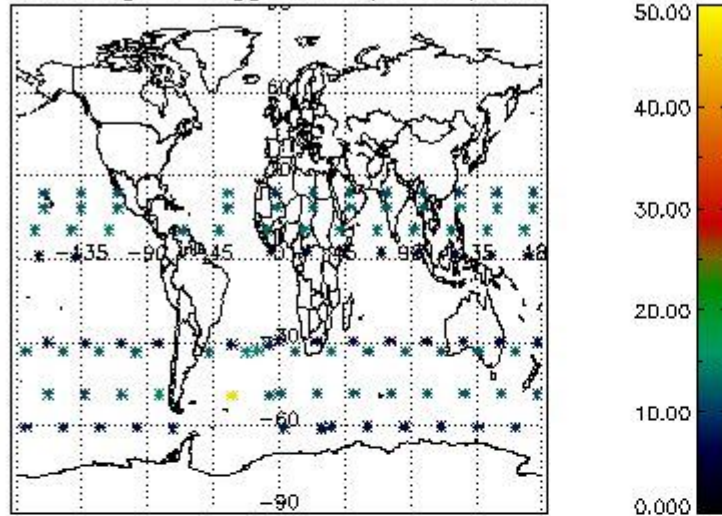
In this section it is plotted some information contained in the Quality Summary data set of the level 2 products. Only products in dark limb conditions and without errors (error flag in the MPH set to "0") are used.

3.1 Plot quality information per product (time dependant)

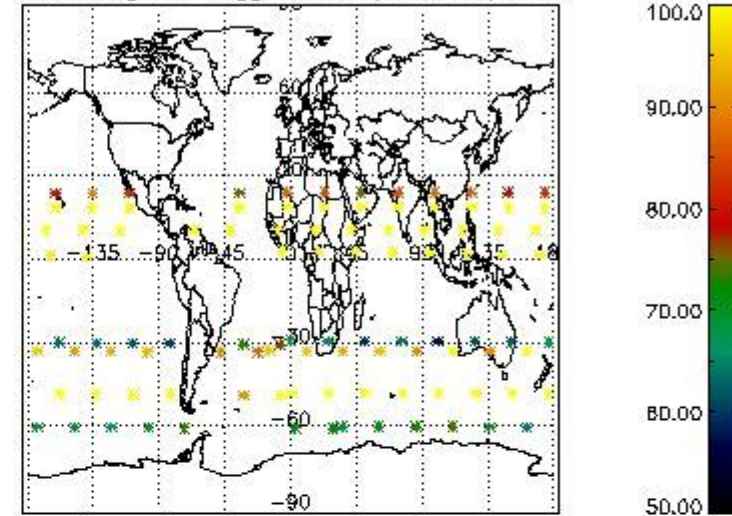


3.2 Plot quality information per product (world map)

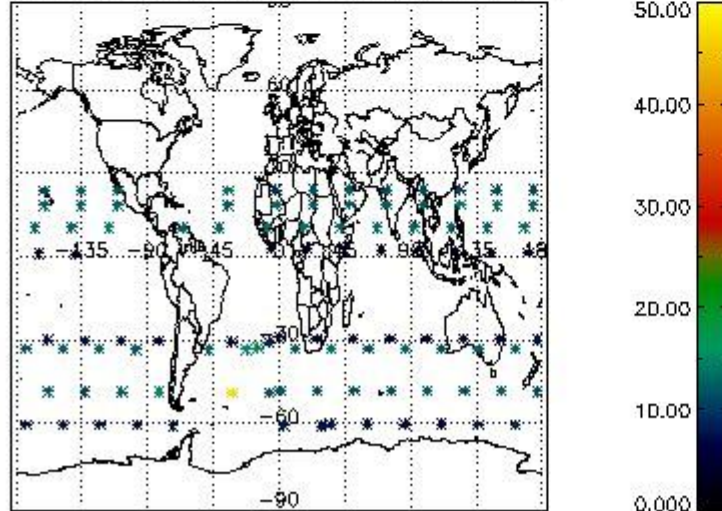
Percentage of flagged data per O3 profile



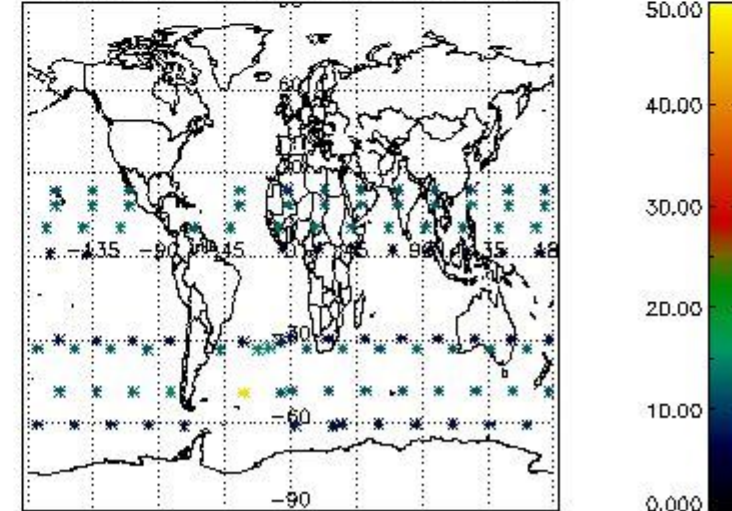
Percentage of flagged data per H2O profile



Percentage of flagged data per NO2 profile



Percentage of flagged data per NO3 profile

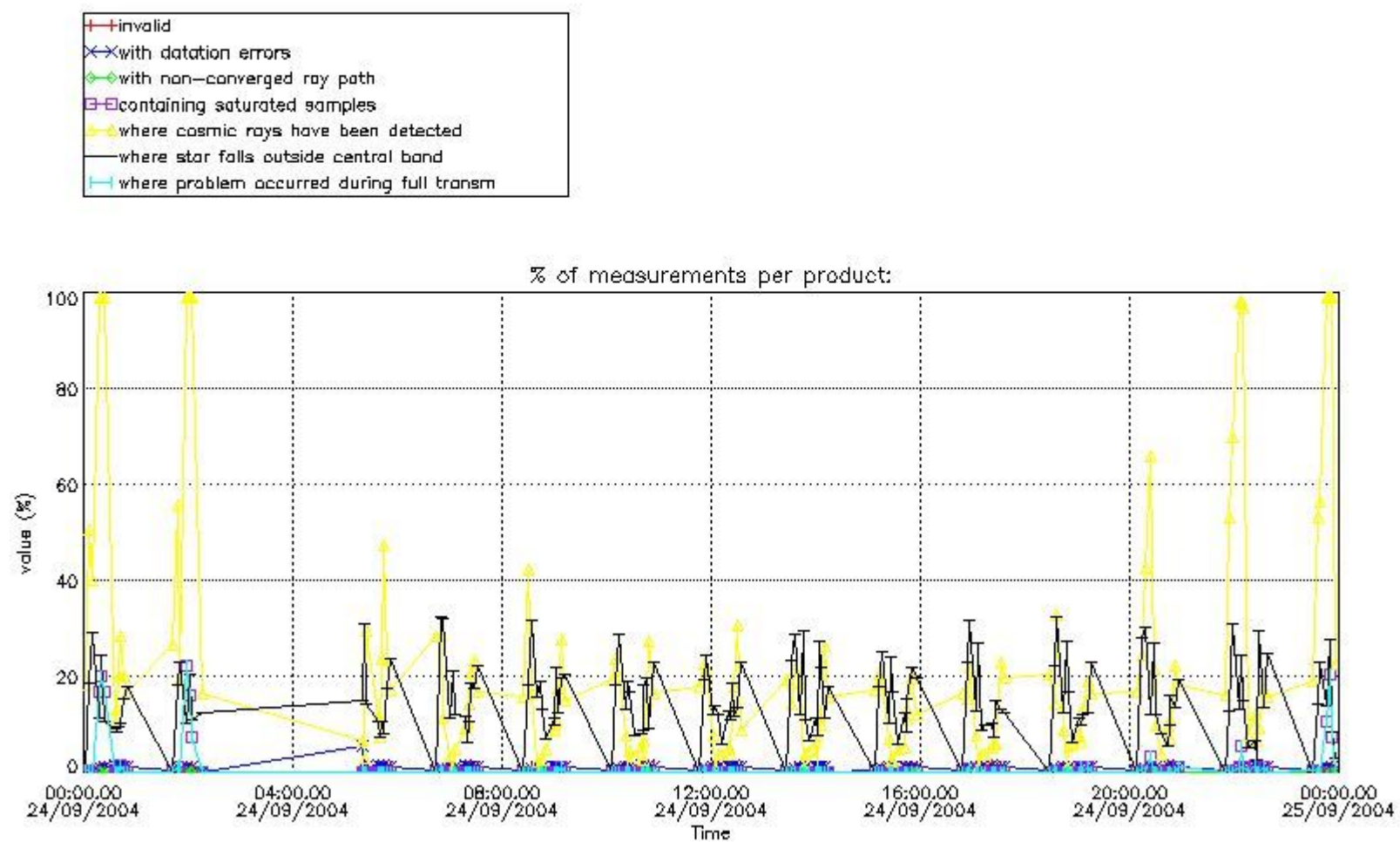


4. Level 1 quality information per product

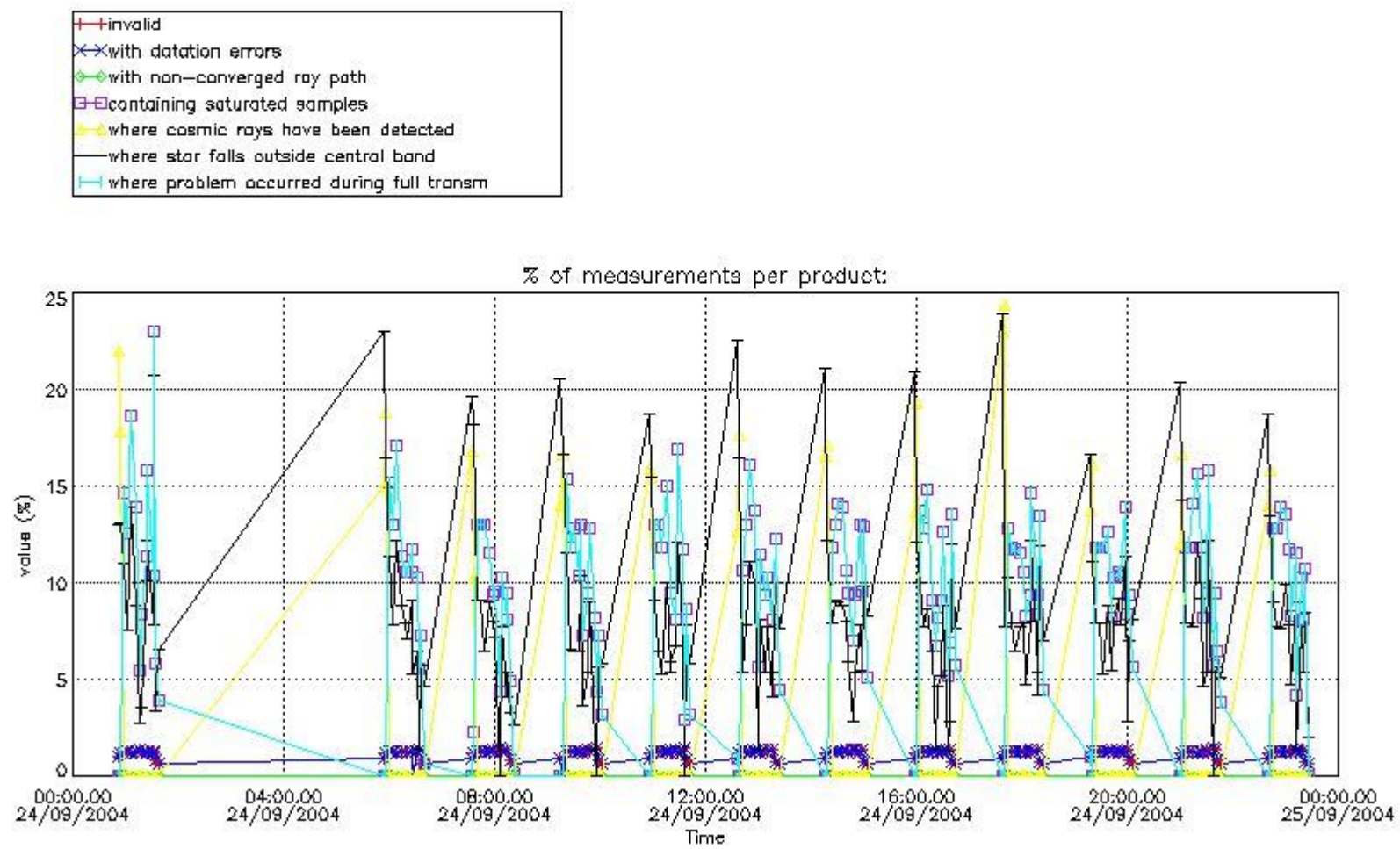
In this section it is plotted some information contained in the Quality Summary data set of the level 2 products that comes from the level 1b processing. Products without errors (error flag in the MPH set to "0") are used.

4.1 Plot quality information per product (time dependant) coming from level 1b processing

4.1.1 Plot level 1 quality information per product (time dependant): ENVISAT ASCENDING passes

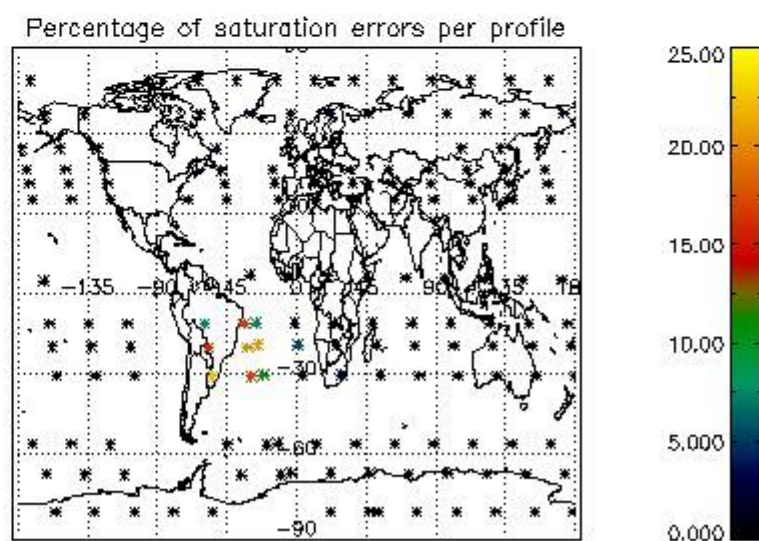
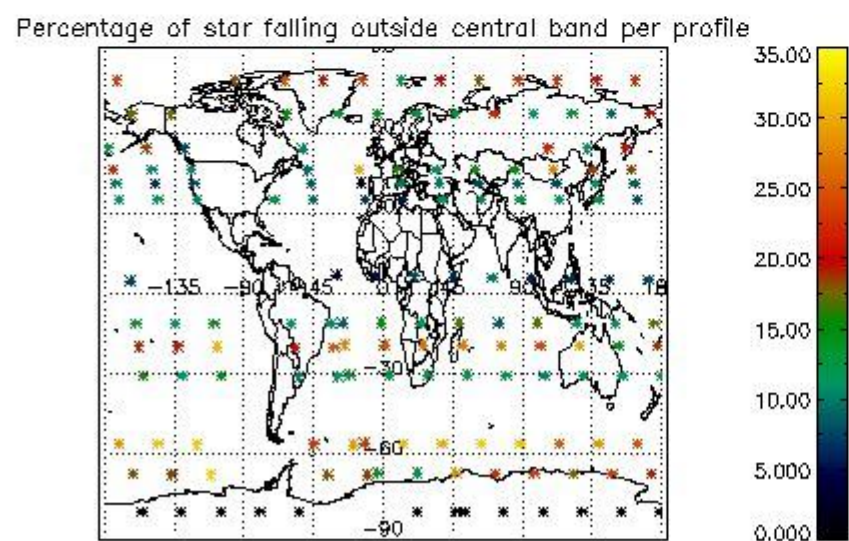
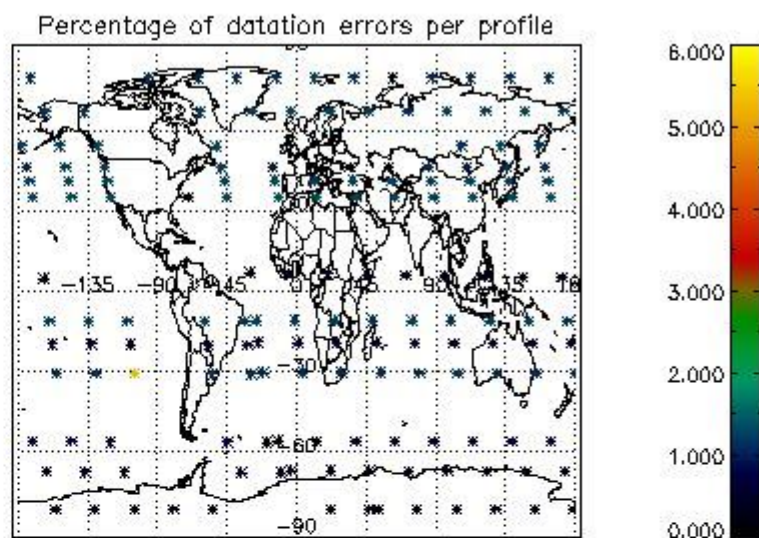
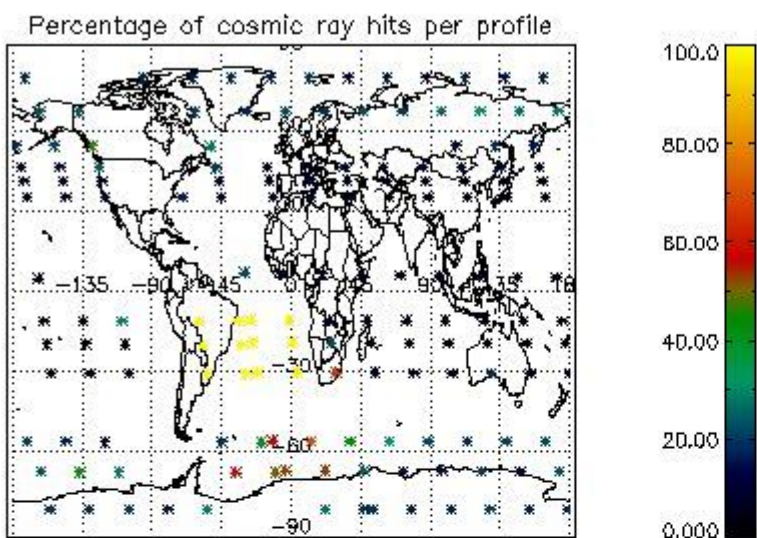


4.1.2 Plot level 1 quality information per product (time dependant): ENVI SAT DESCENDING passes

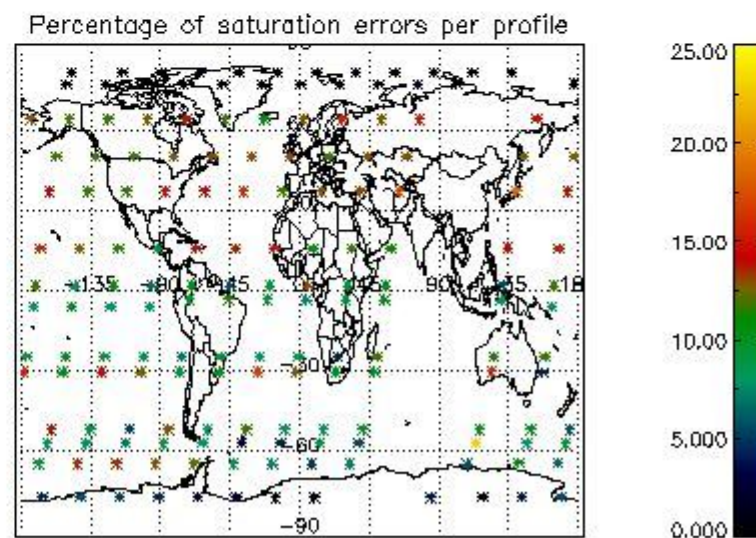
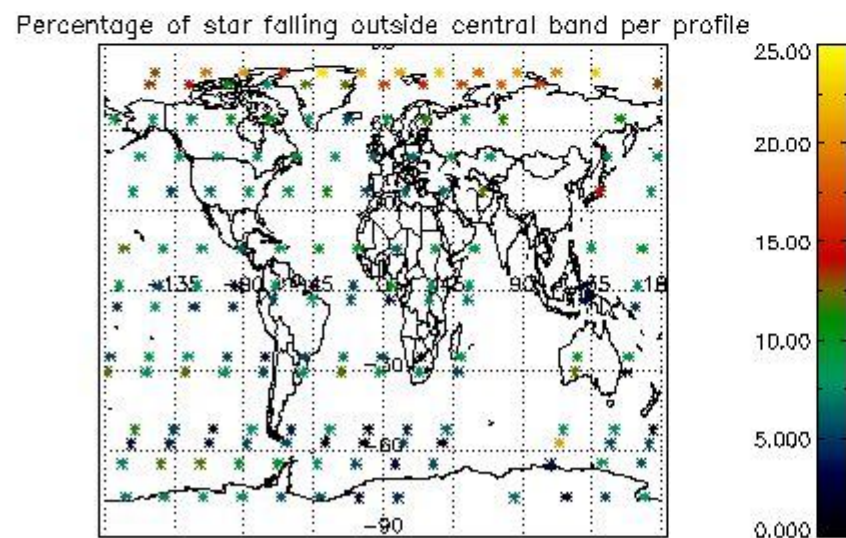
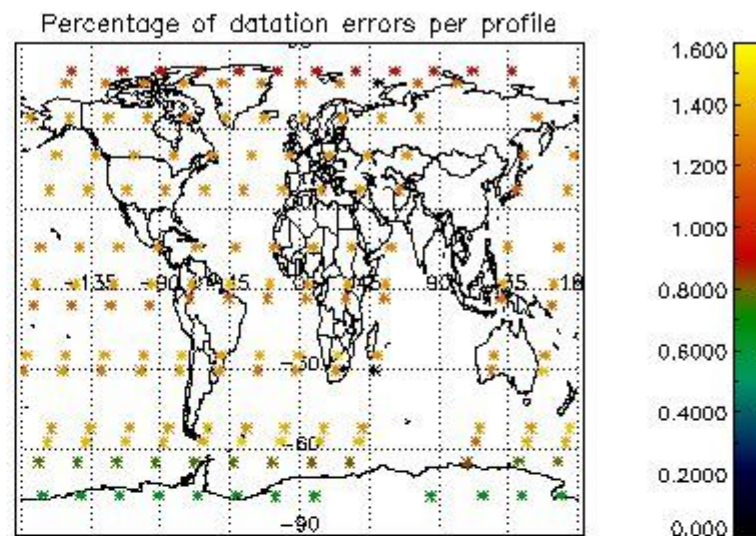
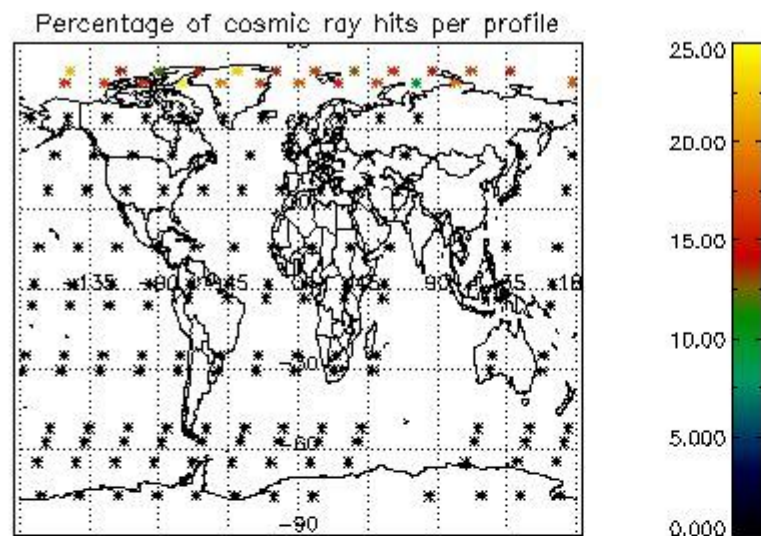


4.2 Plot quality information per product coming from level 1b processing (world map)

4.2.1 Plot level 1 quality information per product (world map): ENVISAT ASCENDING passes



4.2.2 Plot level 1 quality information per product (world map): ENVISAT DESCENDING passes



5. Trace gas profiles

5.1 Ozone statistics based on quality of products

The final quality of the products can be "measured" using the STD (Standard Deviation) attached to every point profile. This information is written to the parameter GOM_NL__2P/NL_LOCAL_SPECIES_DENSITY/o3_std of the level 2 products. The table below shows the statistics for given STD ranges.

The statistics are given with respect to the overall valid production:

- Products without fatal errors: GOM_NL__2P/MPH/PRODUCT_ERR=0
- Valid point profile: GOM_NL__2P/NL_LOCAL_SPECIES_DENSITY/pcd(0)=0

The 'Criteria' is applied to valid points of dark limb products:

- Products in dark limb illumination condition: GOM_NL__2P/NL_SUMMARY_QUALITY/obs_ill_cond=0
- Products without fatal errors: GOM_NL__2P/MPH/PRODUCT_ERR=0
- Valid point profile: GOM_NL__2P/NL_LOCAL_SPECIES_DENSITY/pcd(0)=0

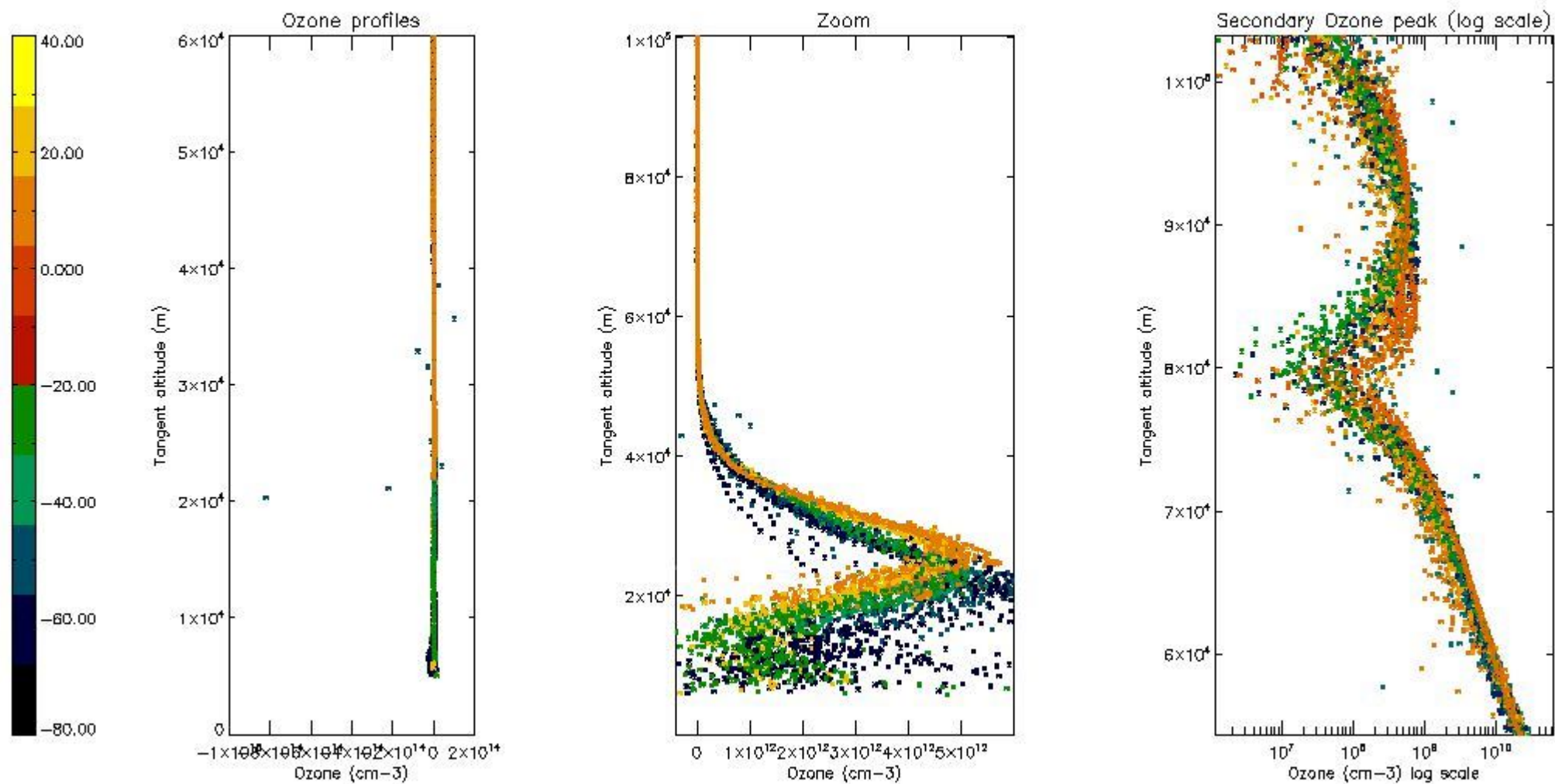
So, the table below shows the percentage of dark limb and valid observations for each criteria with respect to the overall valid daily observations.

Criteria	% of total production
All STD	32
STD < 20	21

STD < 10	19
STD < 5	14

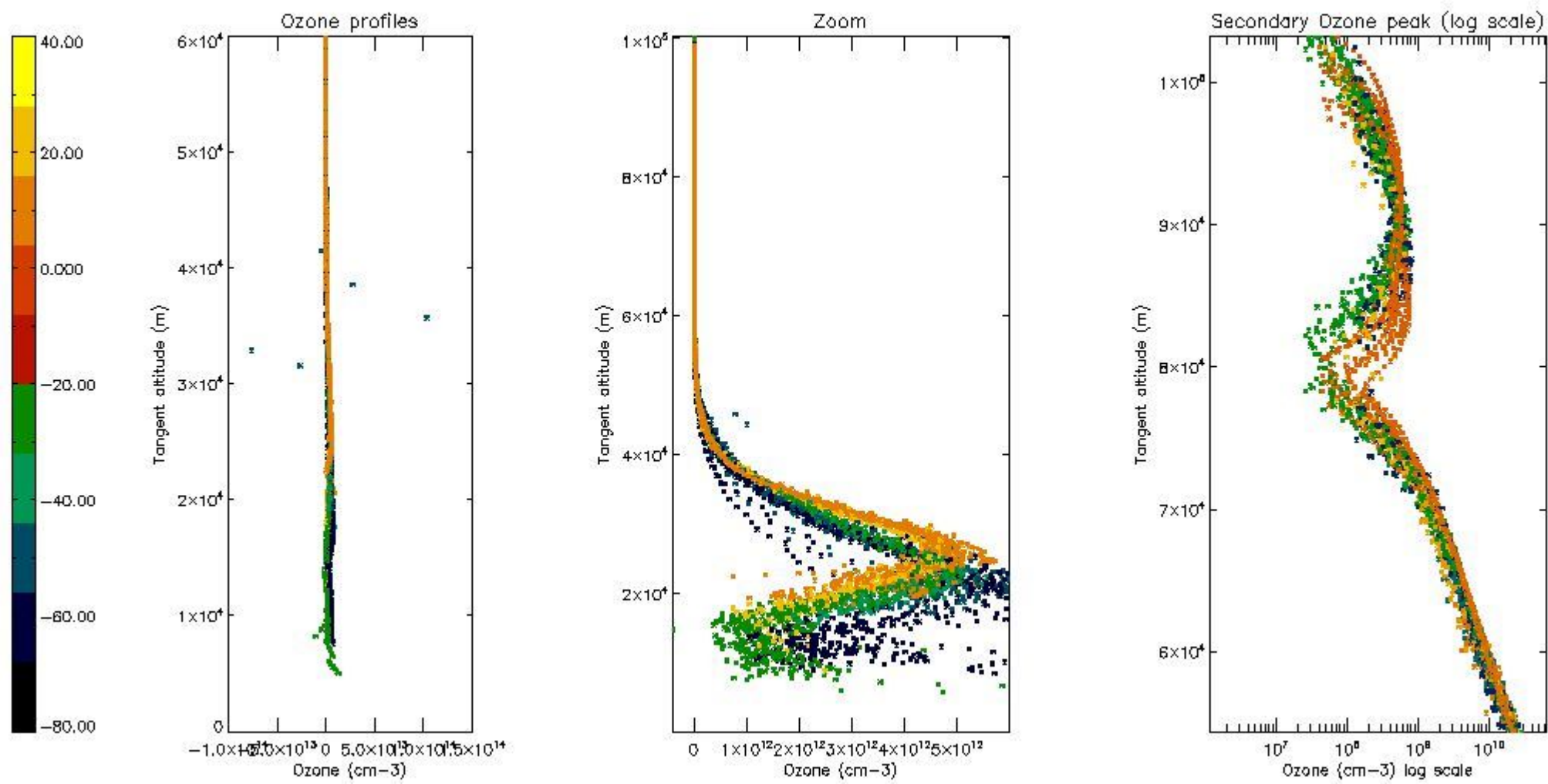
5.2 Plot ozone profiles for all STD (dark without errors)

The colorbar represents the latitude.



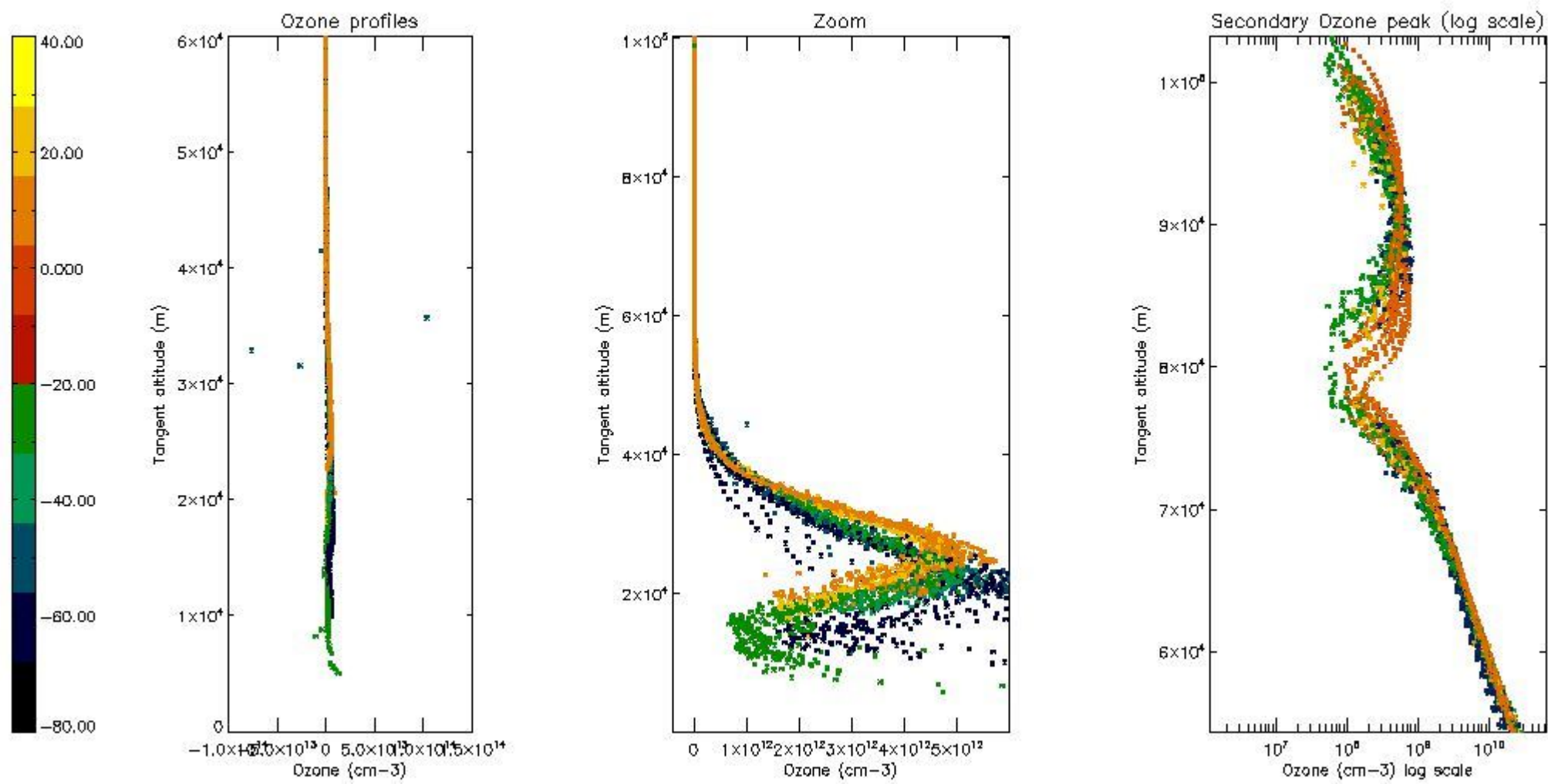
5.3 Plot ozone profiles where STD < 20% (dark without errors)

The colorbar represents the latitude.



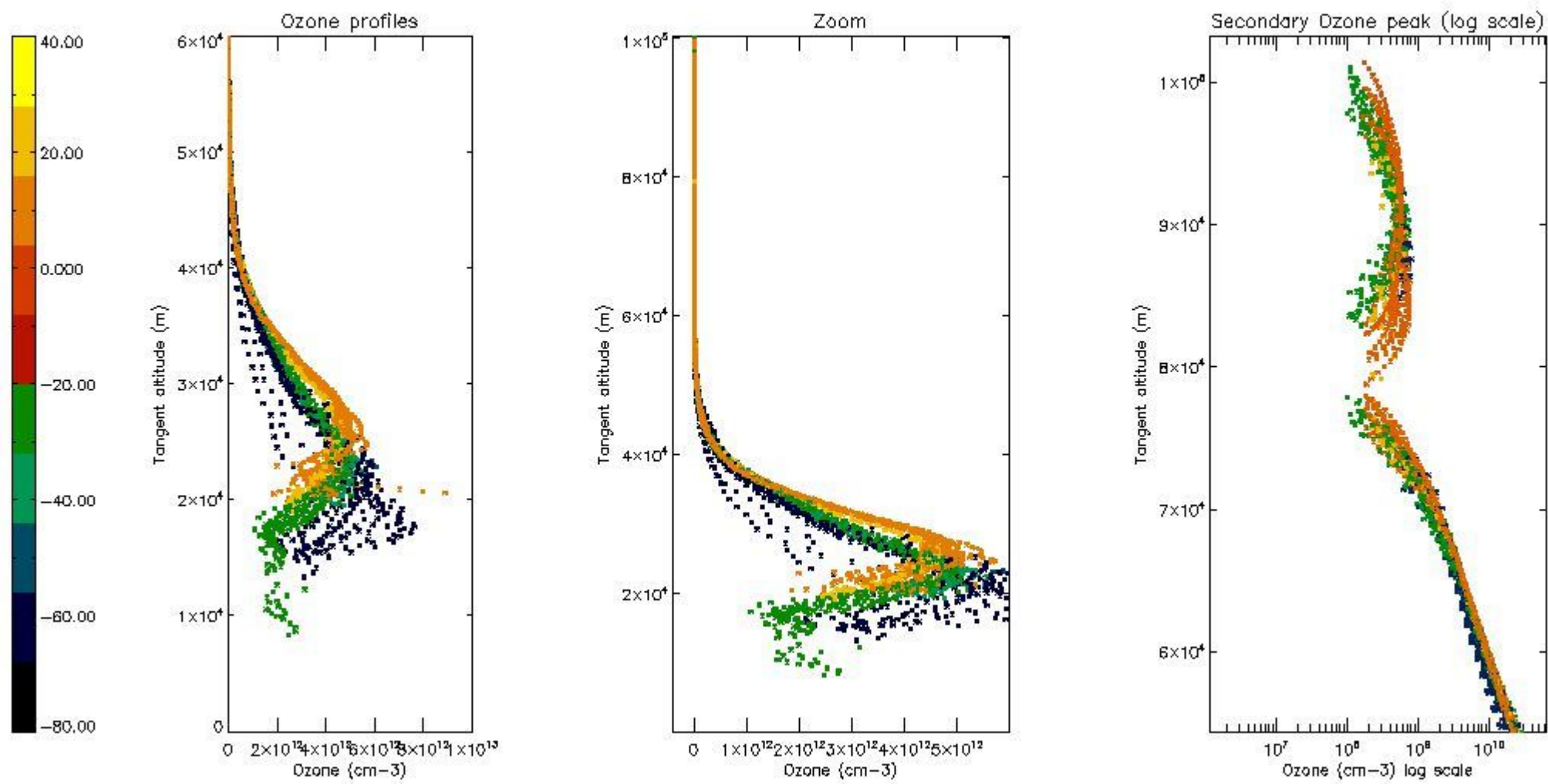
5.4 Plot ozone profiles where $STD < 10\%$ (dark without errors)

The colorbar represents the latitude.



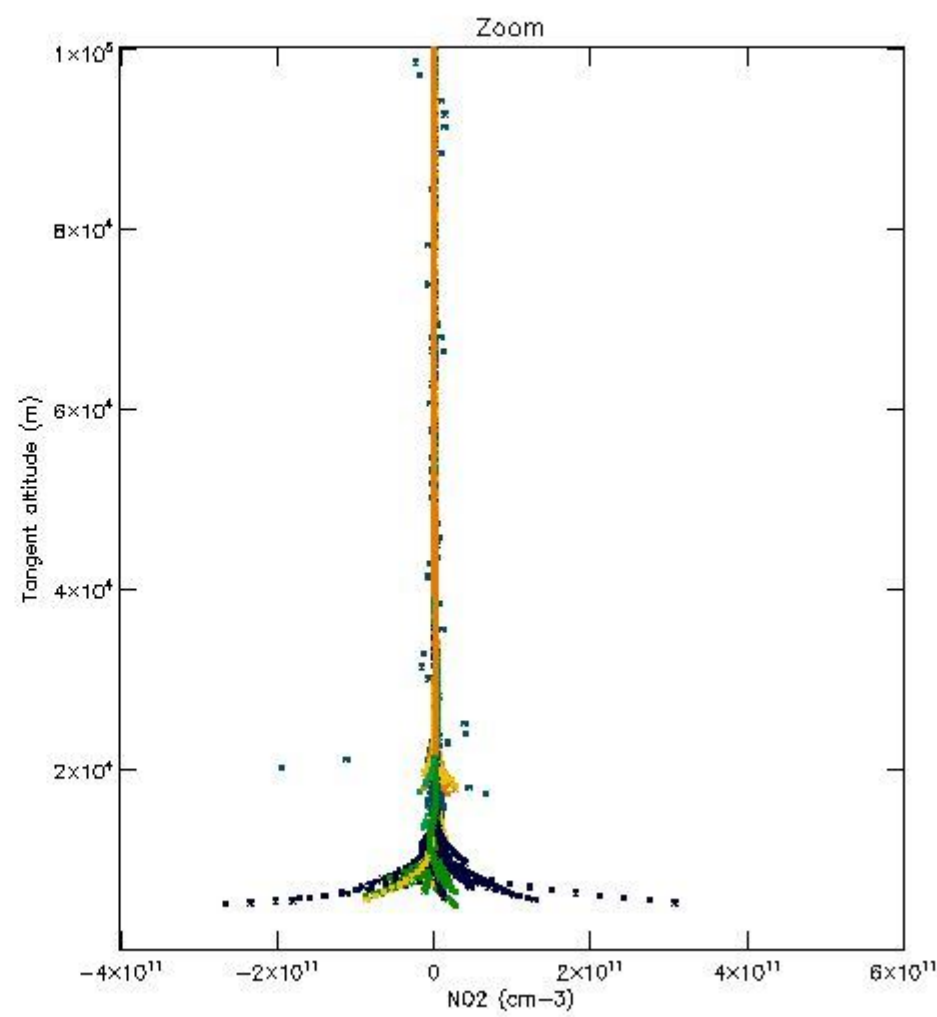
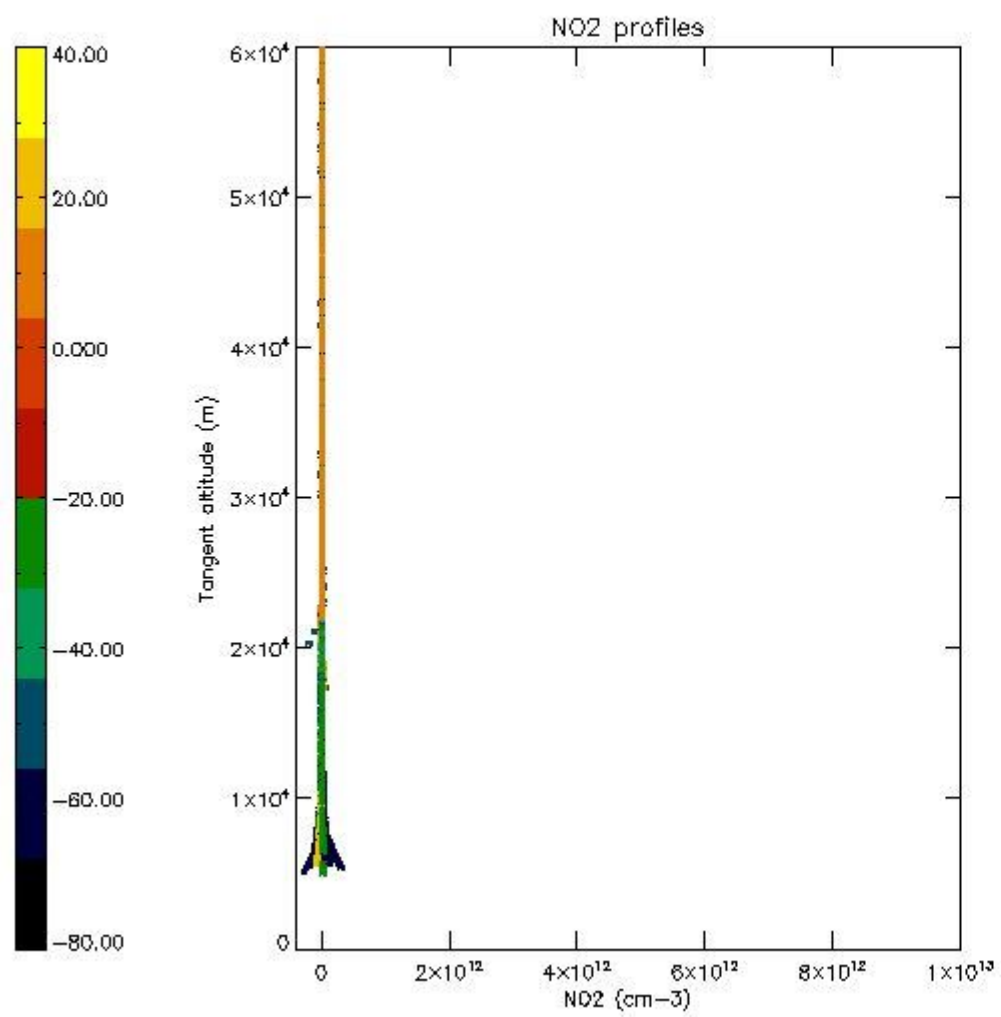
5.5 Plot ozone profiles where STD < 5% (dark without errors)

The colorbar represents the latitude.



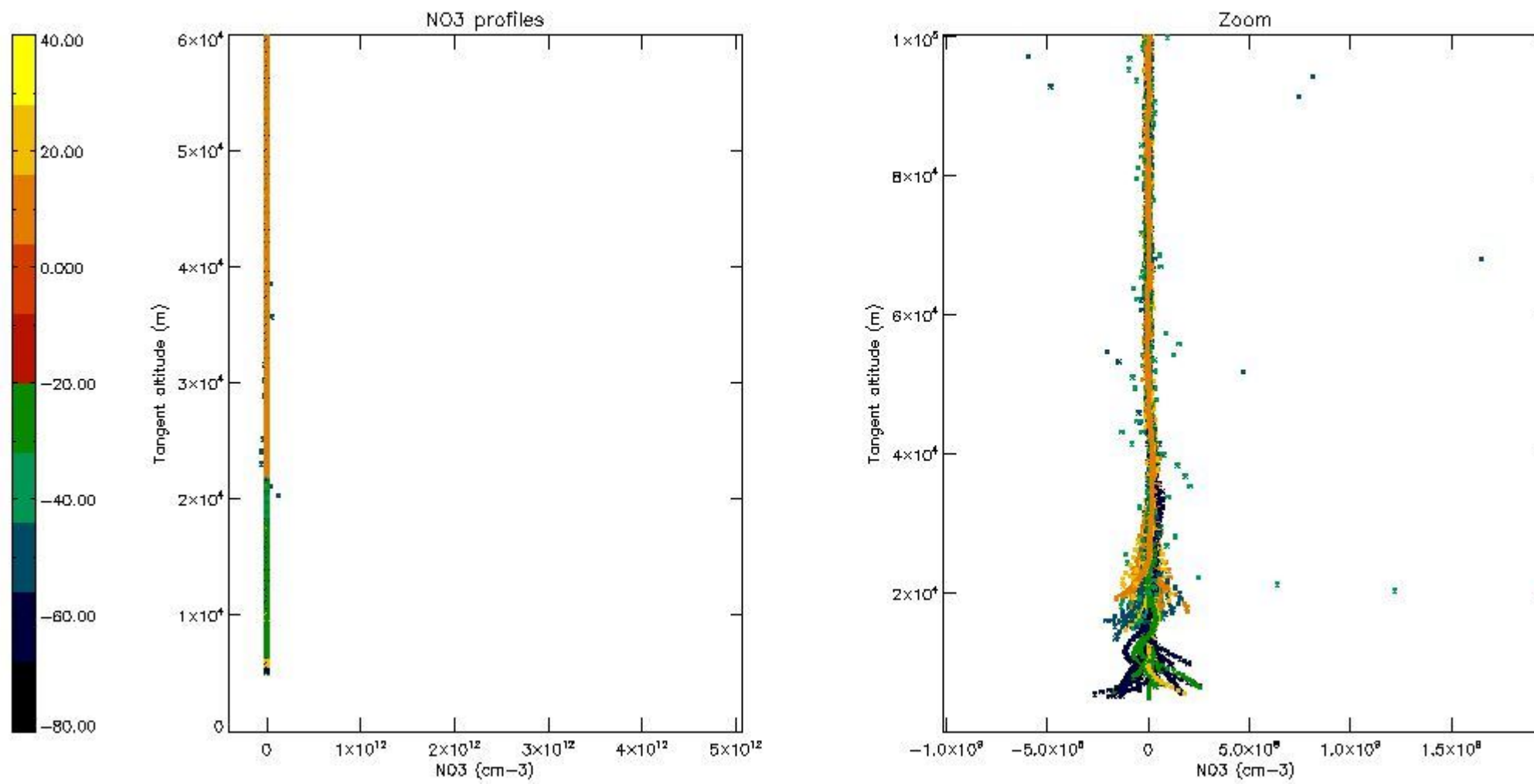
5.6 Plot NO₂ profiles for all STD (dark without errors)

The colorbar represents the latitude.



5.7 Plot NO3 profiles for all STD (dark without errors)

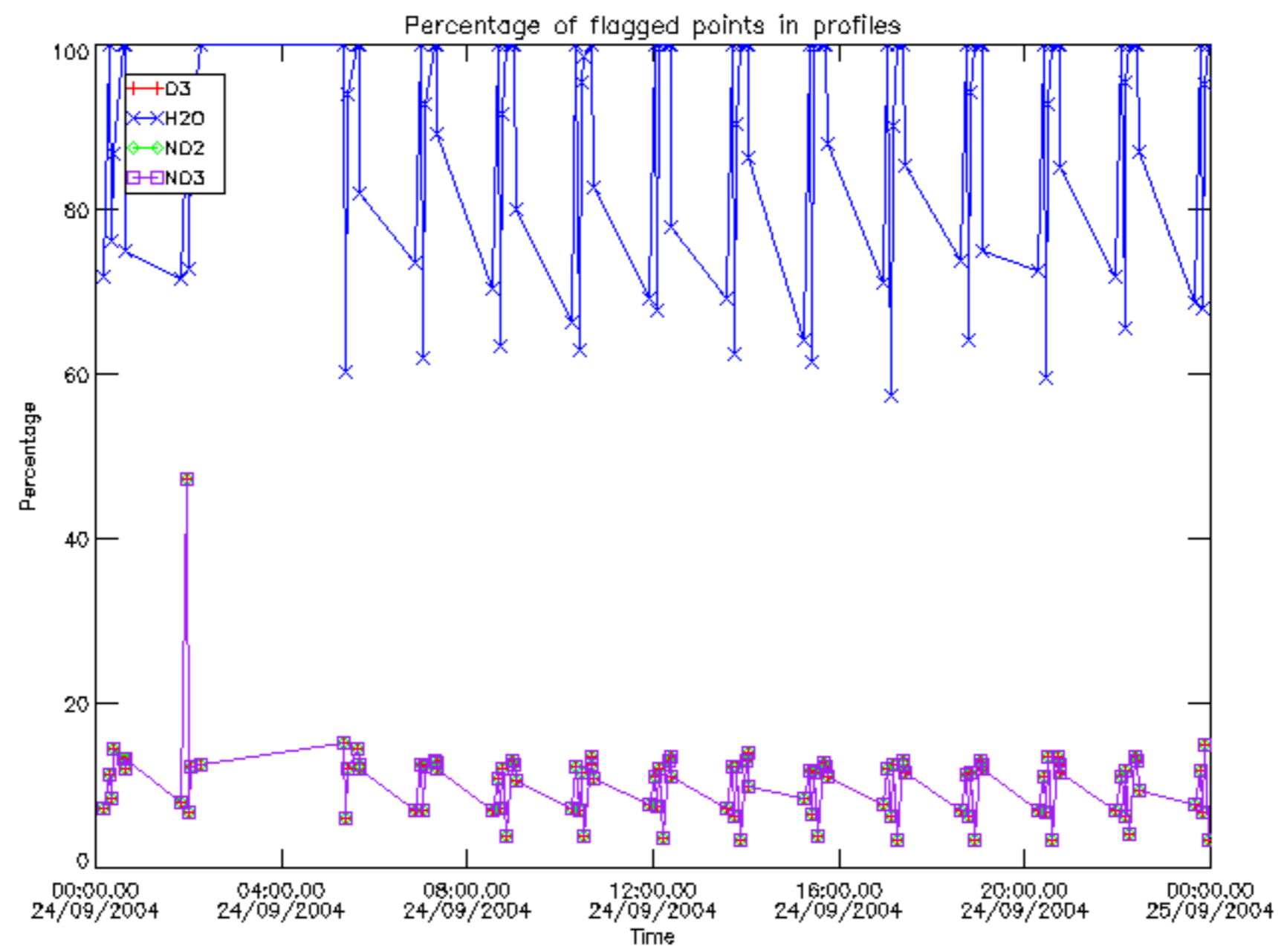
The colorbar represents the latitude.



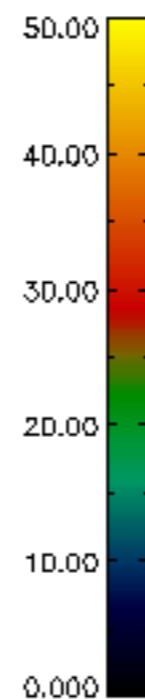
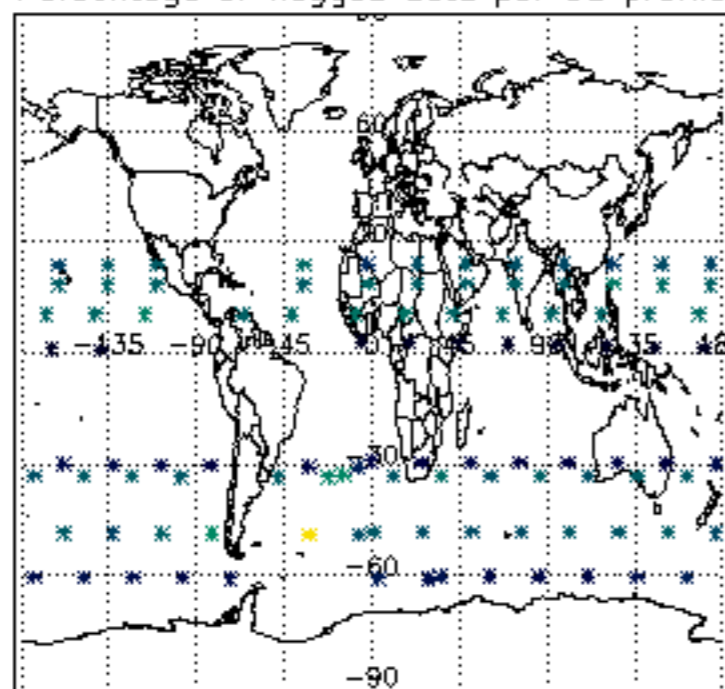
6. Auxiliary Data Files used for the production reported in section 2

The number reported in the third column indicates since which file (see list in section 2) the corresponding auxiliary file has been used. The fourth column is the date of those product files.

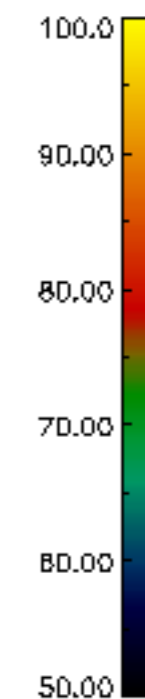
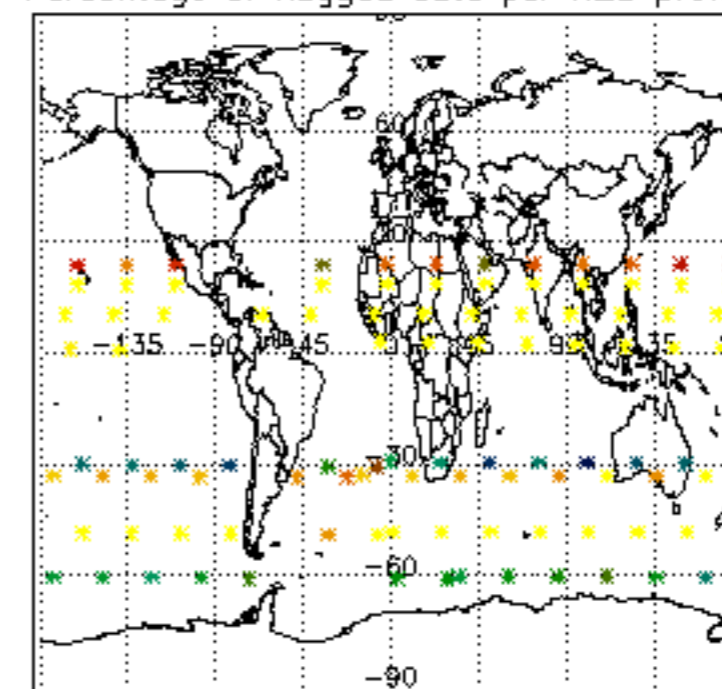
Type	Auxiliary Filename	Used since product	Used since product date
INST_PHYS_CHARACTERISTICS	GOM_INS_AXVIEC20091111_143220_20030716_120000_20500101_000000	1	24-SEP-2004 00:01:33
LEVEL-2_PROC_CONFIG	GOM_PR2_AXVIEC20091111_152718_20020301_000000_20500101_000000	1	24-SEP-2004 00:01:33
CROSS_SECTIONS_FILE	GOM_CRS_AXVIEC20091111_154832_20020301_000000_20500101_000000	1	24-SEP-2004 00:01:33



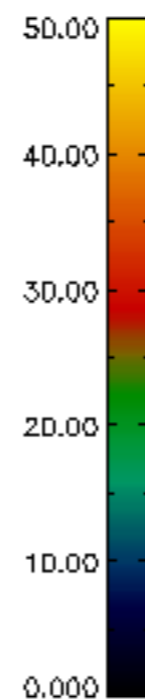
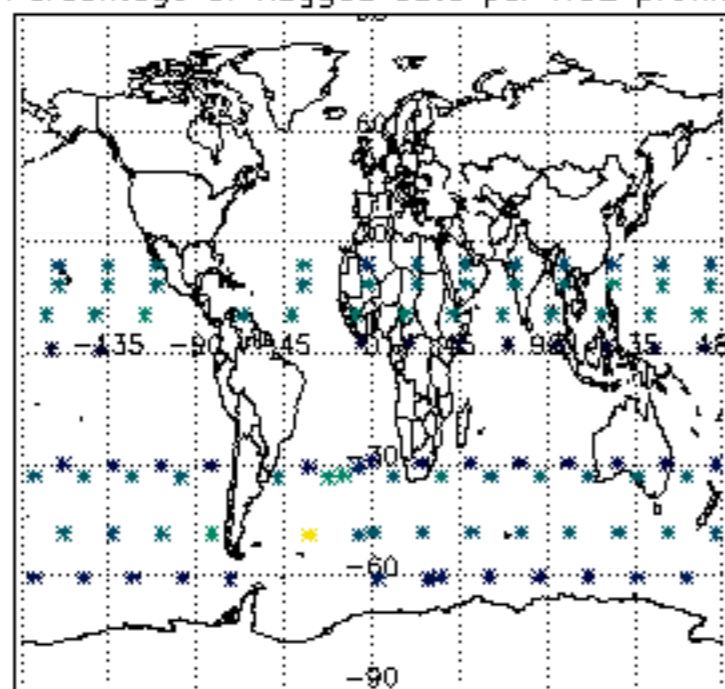
Percentage of flagged data per D3 profile



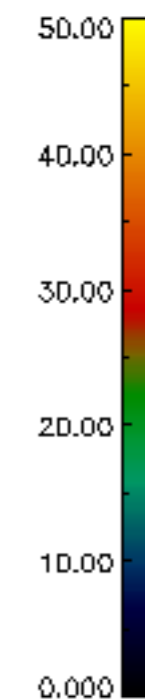
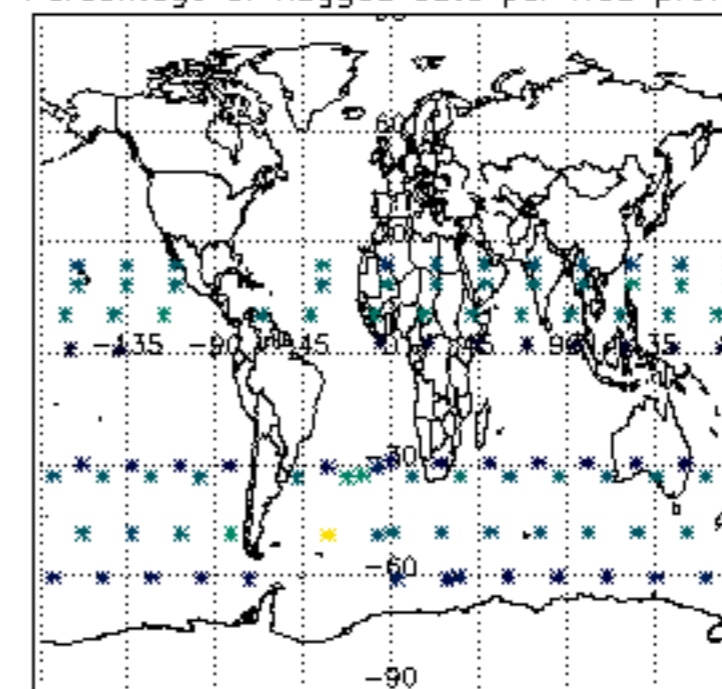
Percentage of flagged data per H2O profile

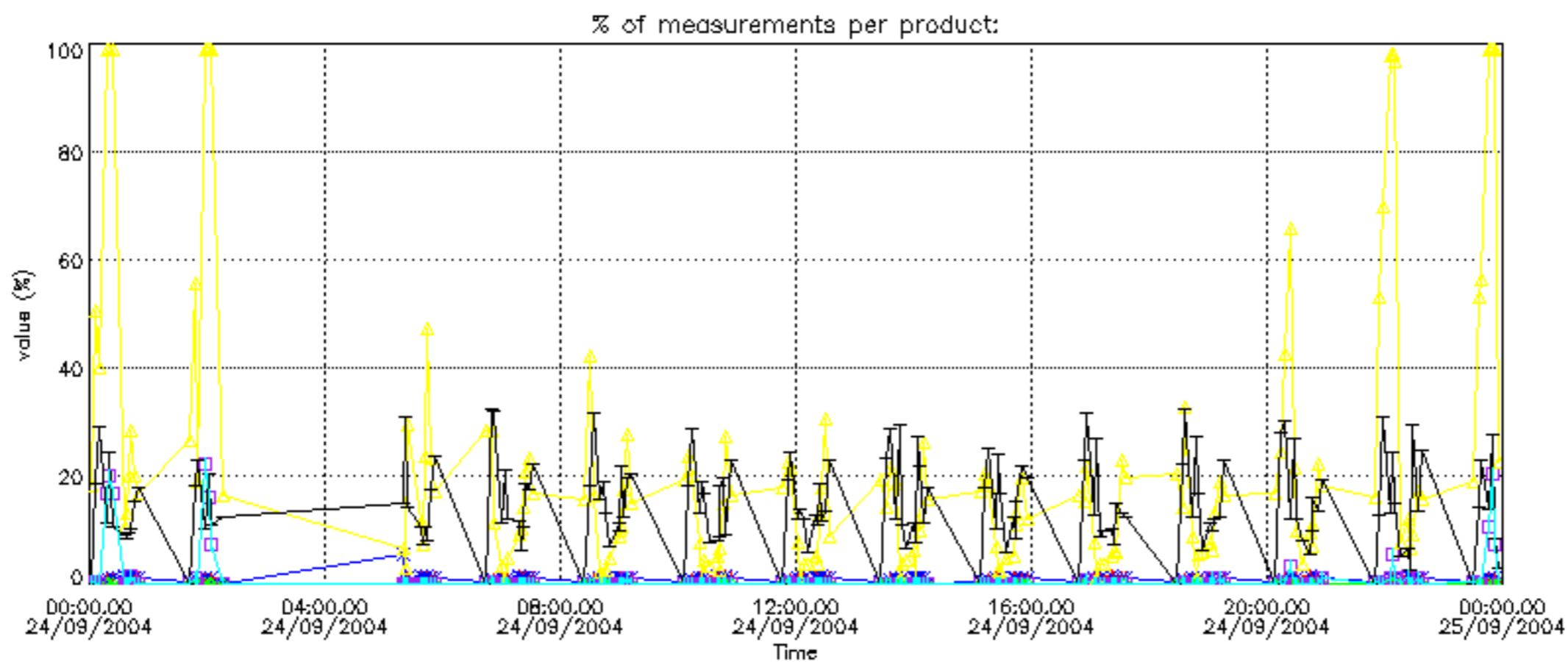


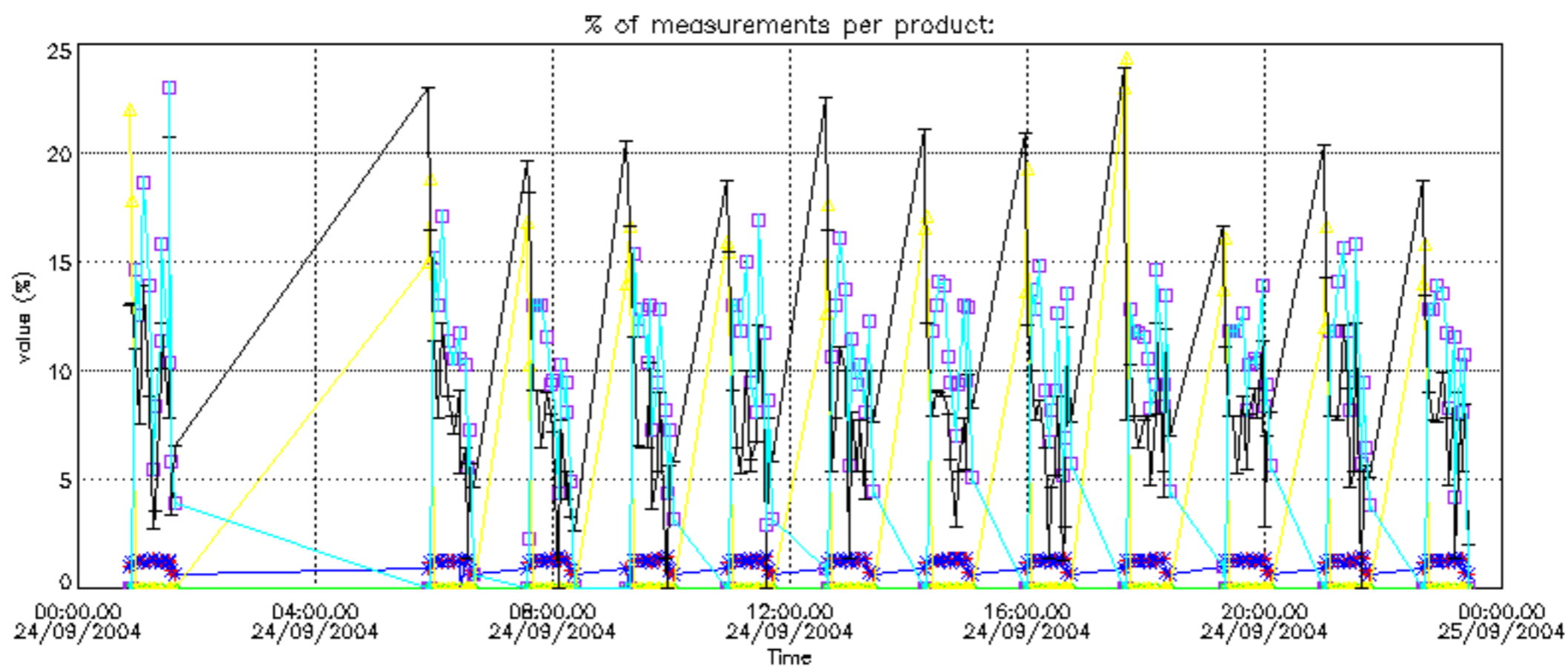
Percentage of flagged data per NO2 profile



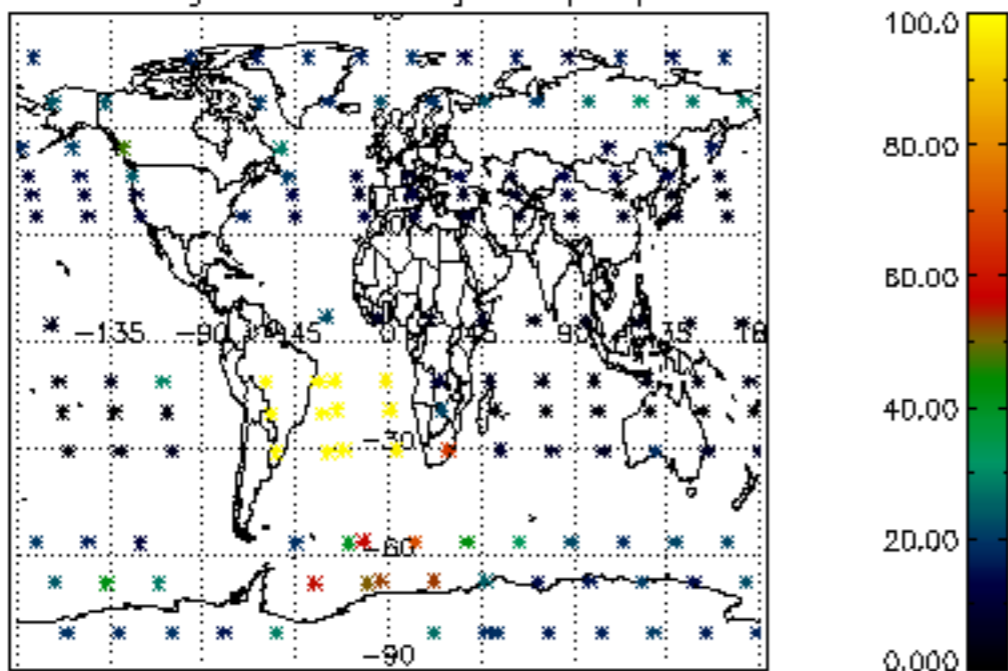
Percentage of flagged data per NO3 profile



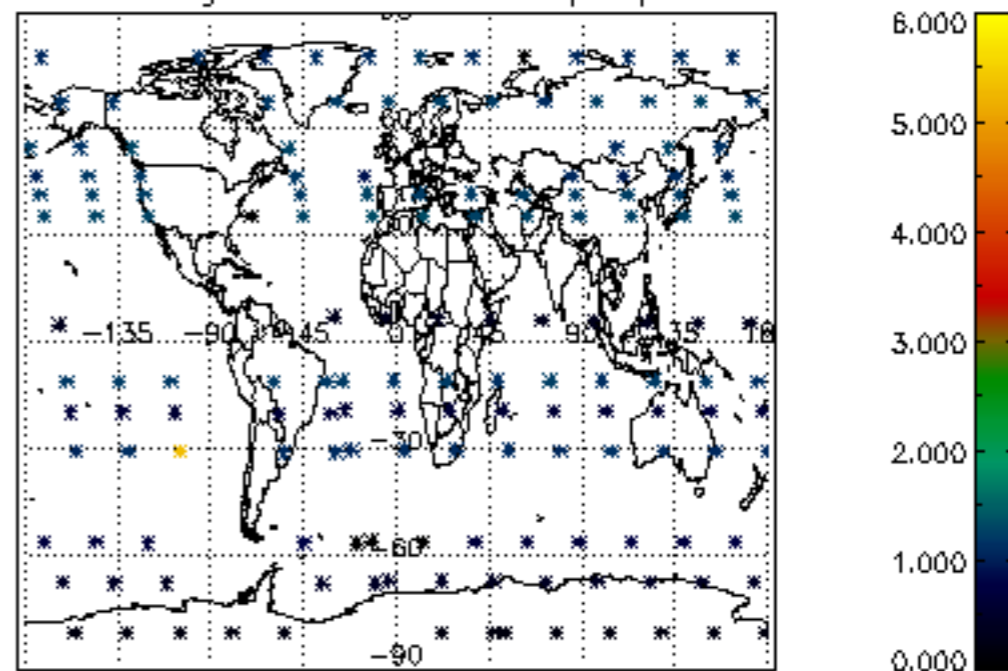




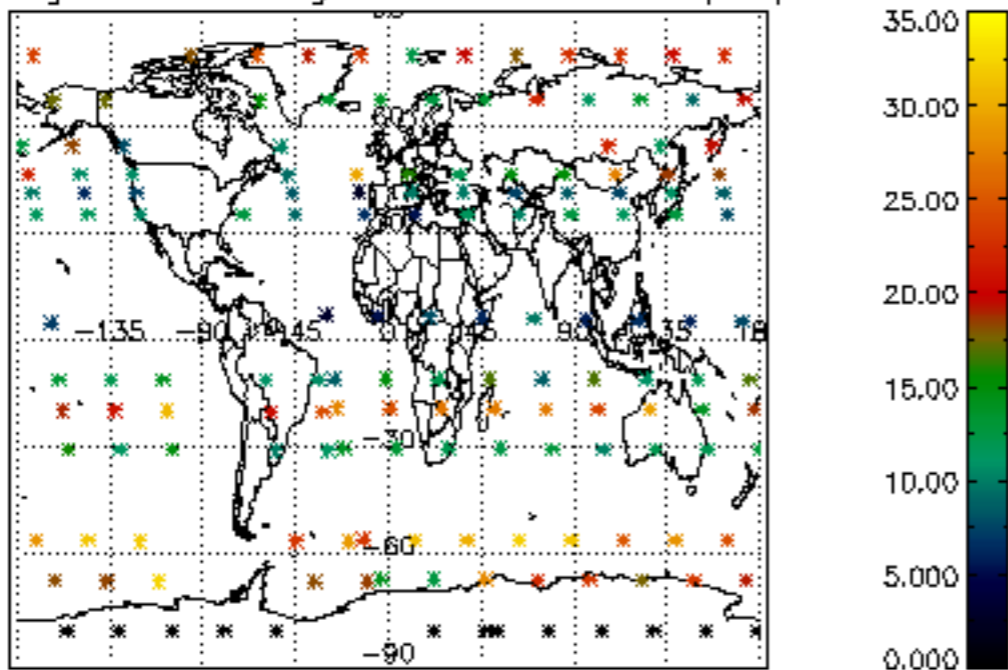
Percentage of cosmic ray hits per profile



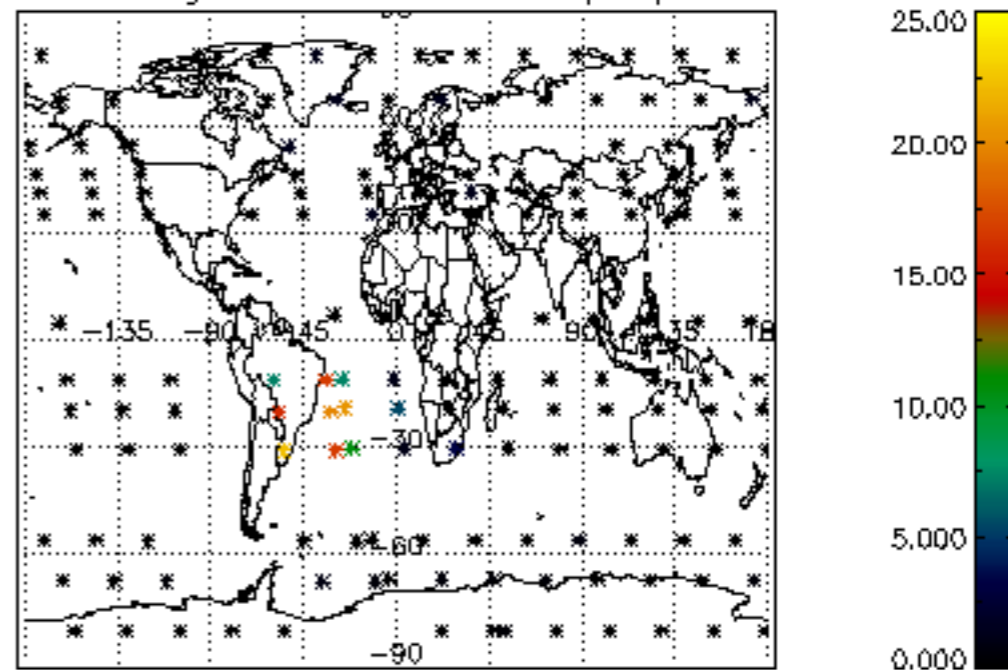
Percentage of datation errors per profile



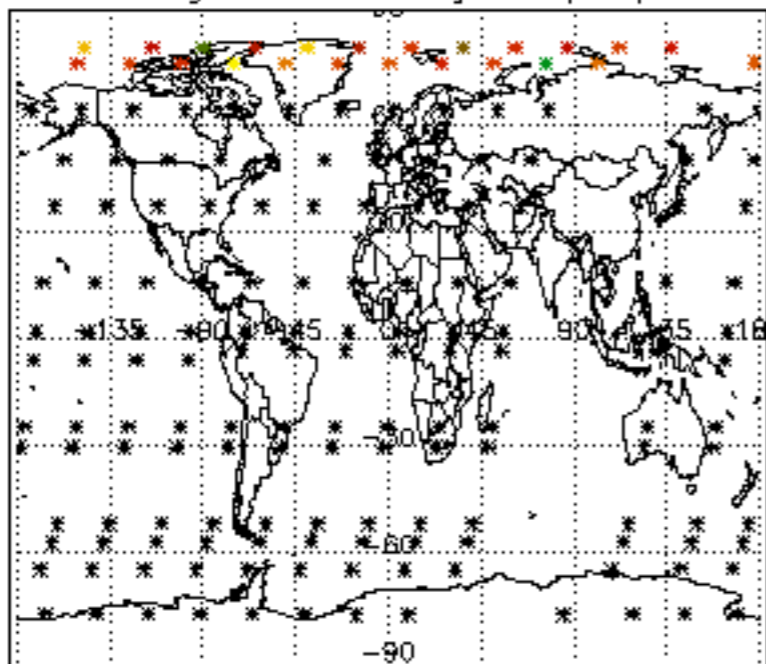
Percentage of star falling outside central band per profile



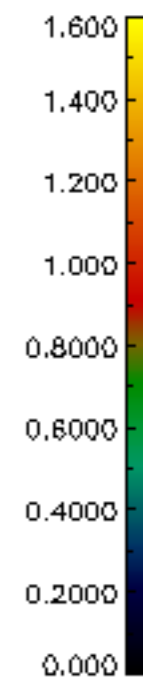
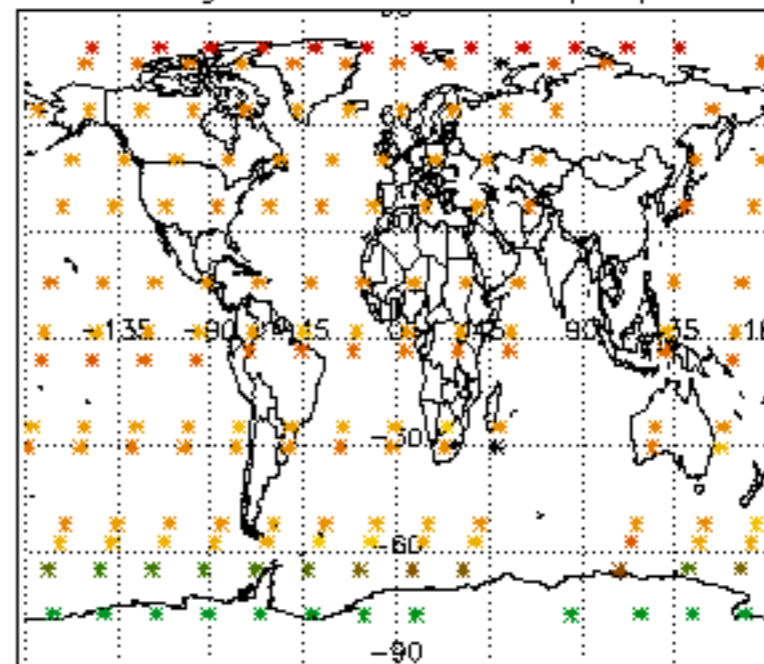
Percentage of saturation errors per profile



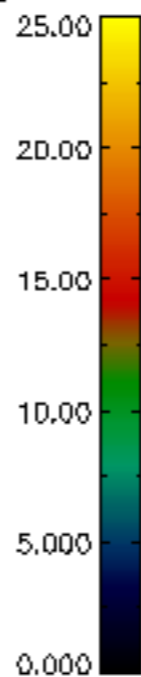
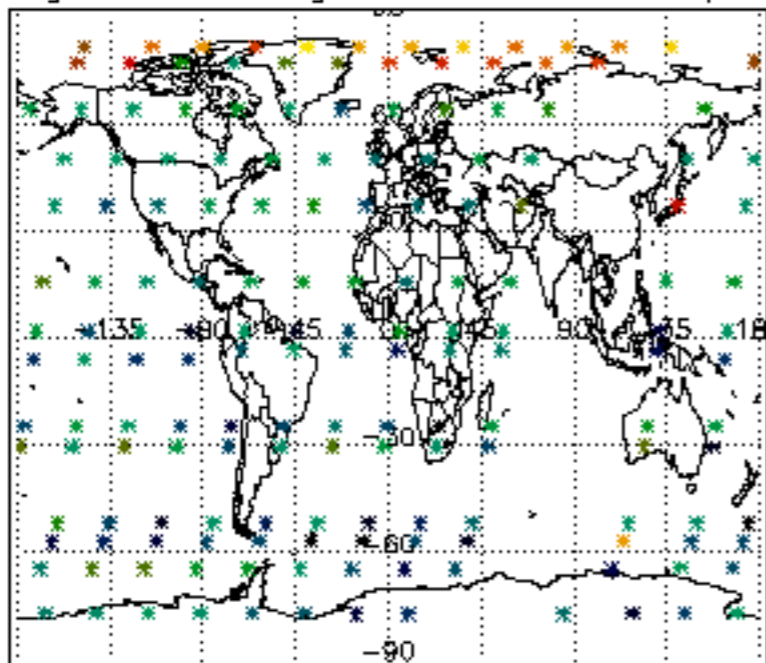
Percentage of cosmic ray hits per profile



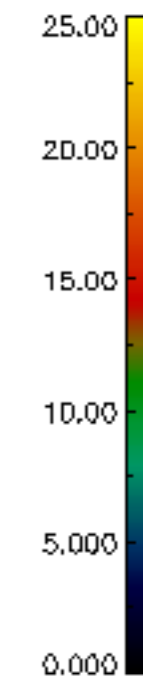
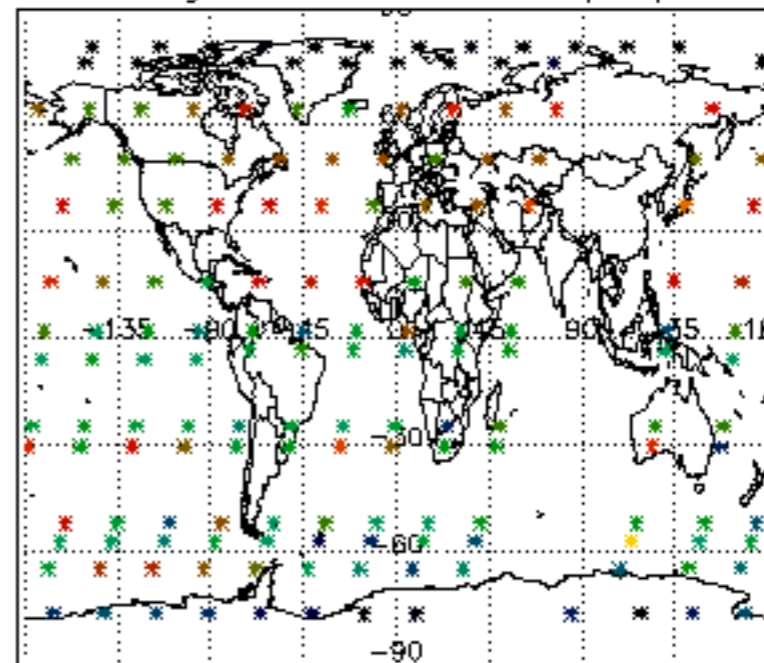
Percentage of datation errors per profile

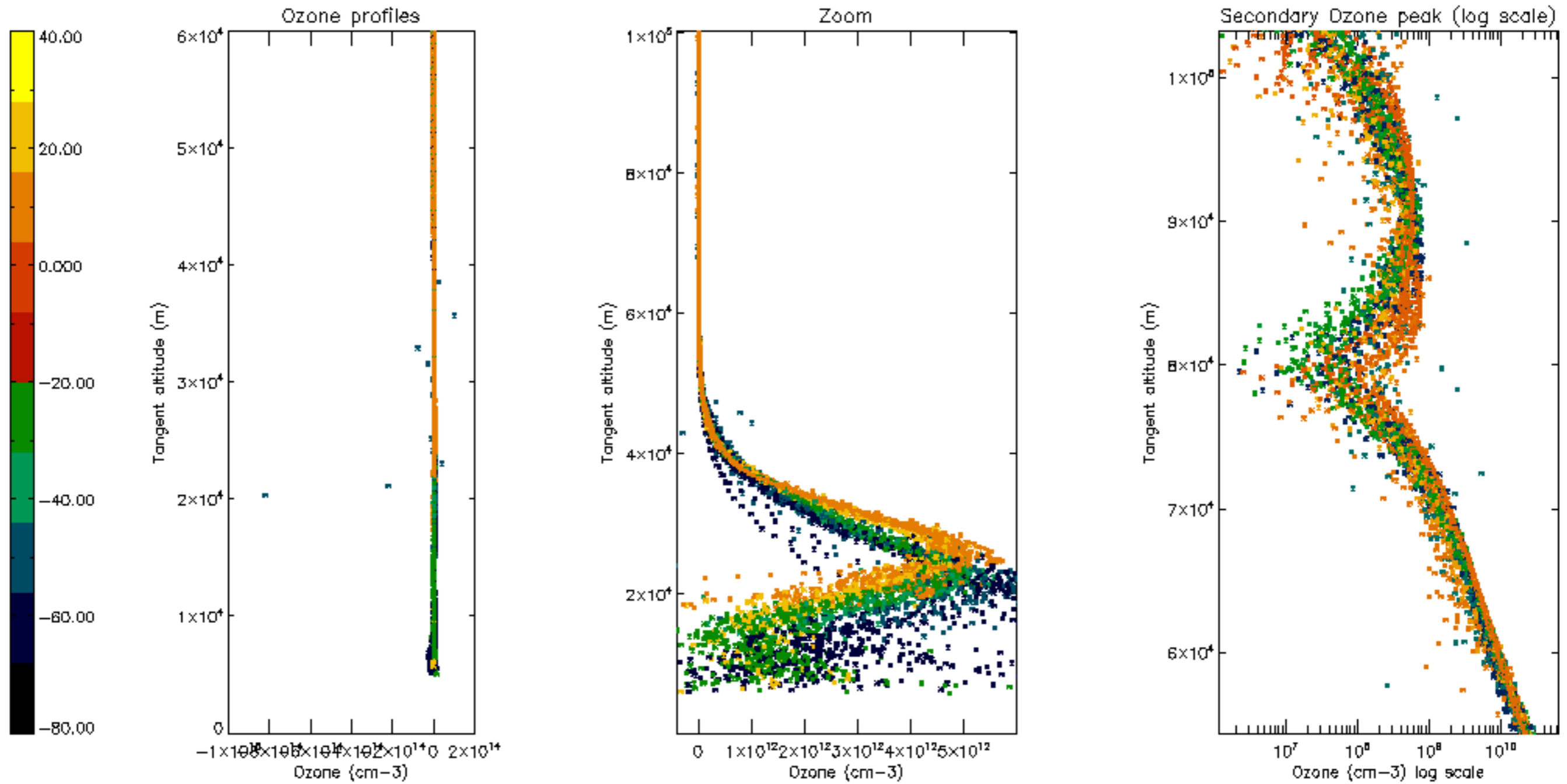


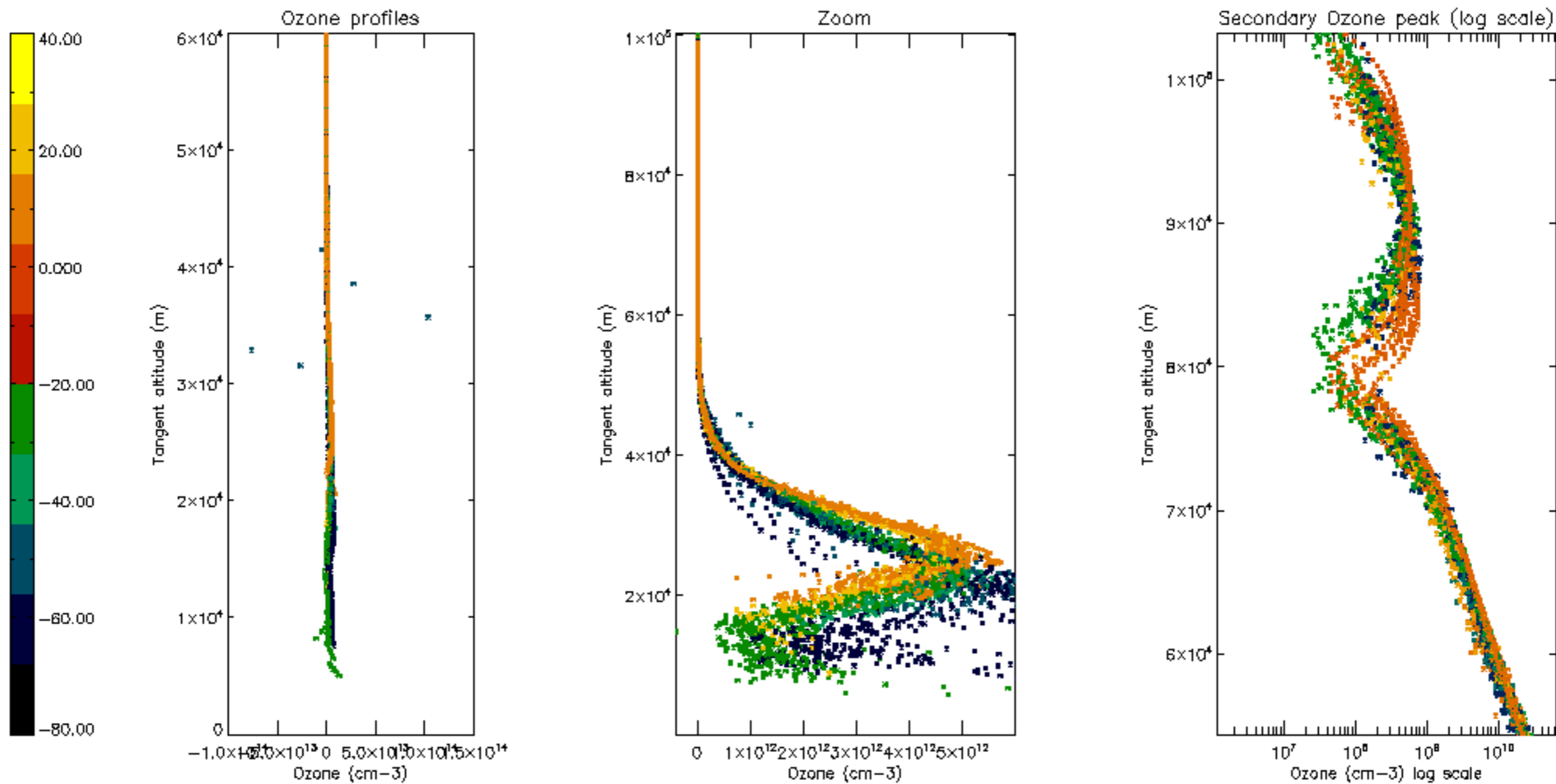
Percentage of star falling outside central band per profile

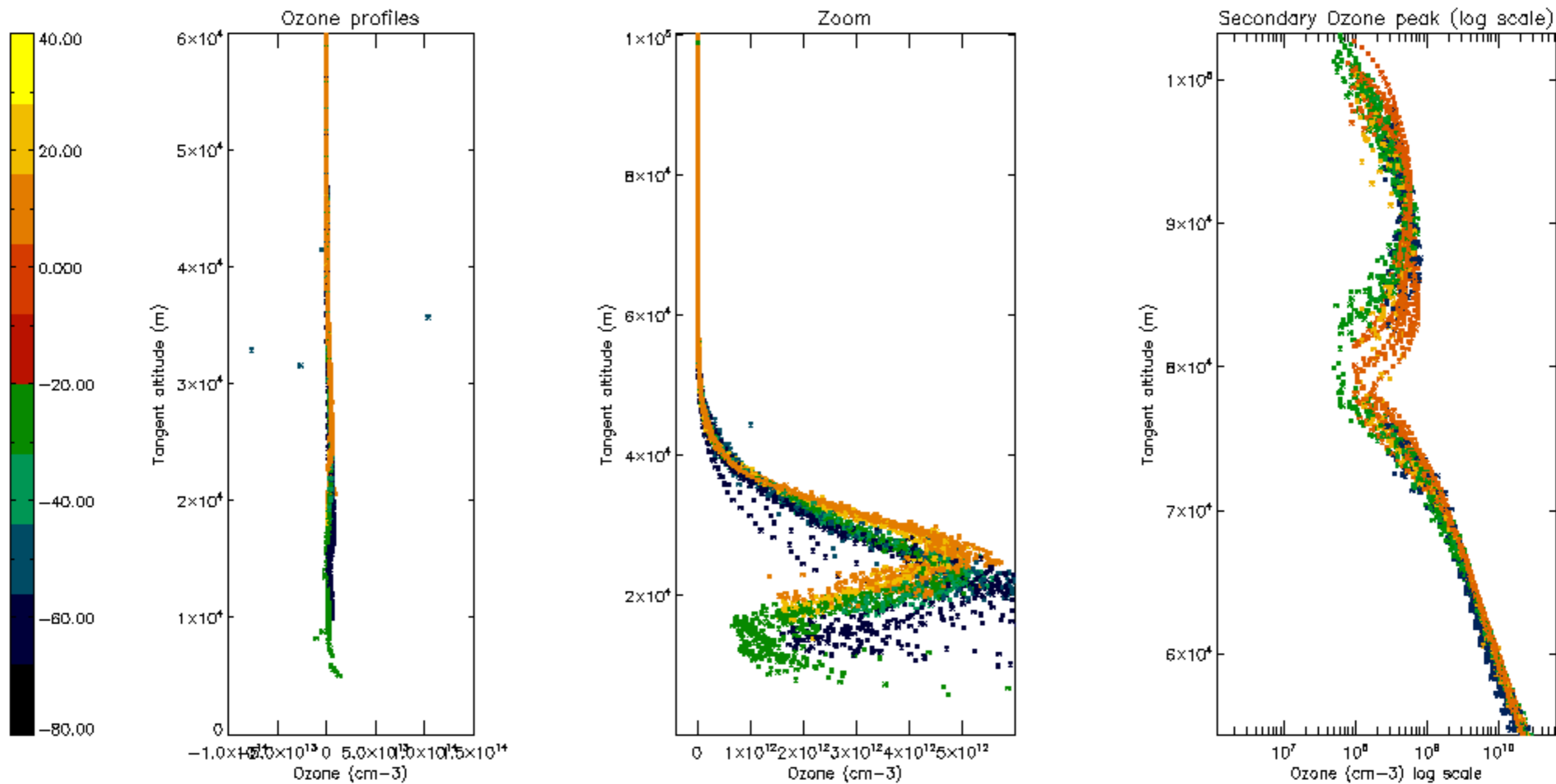


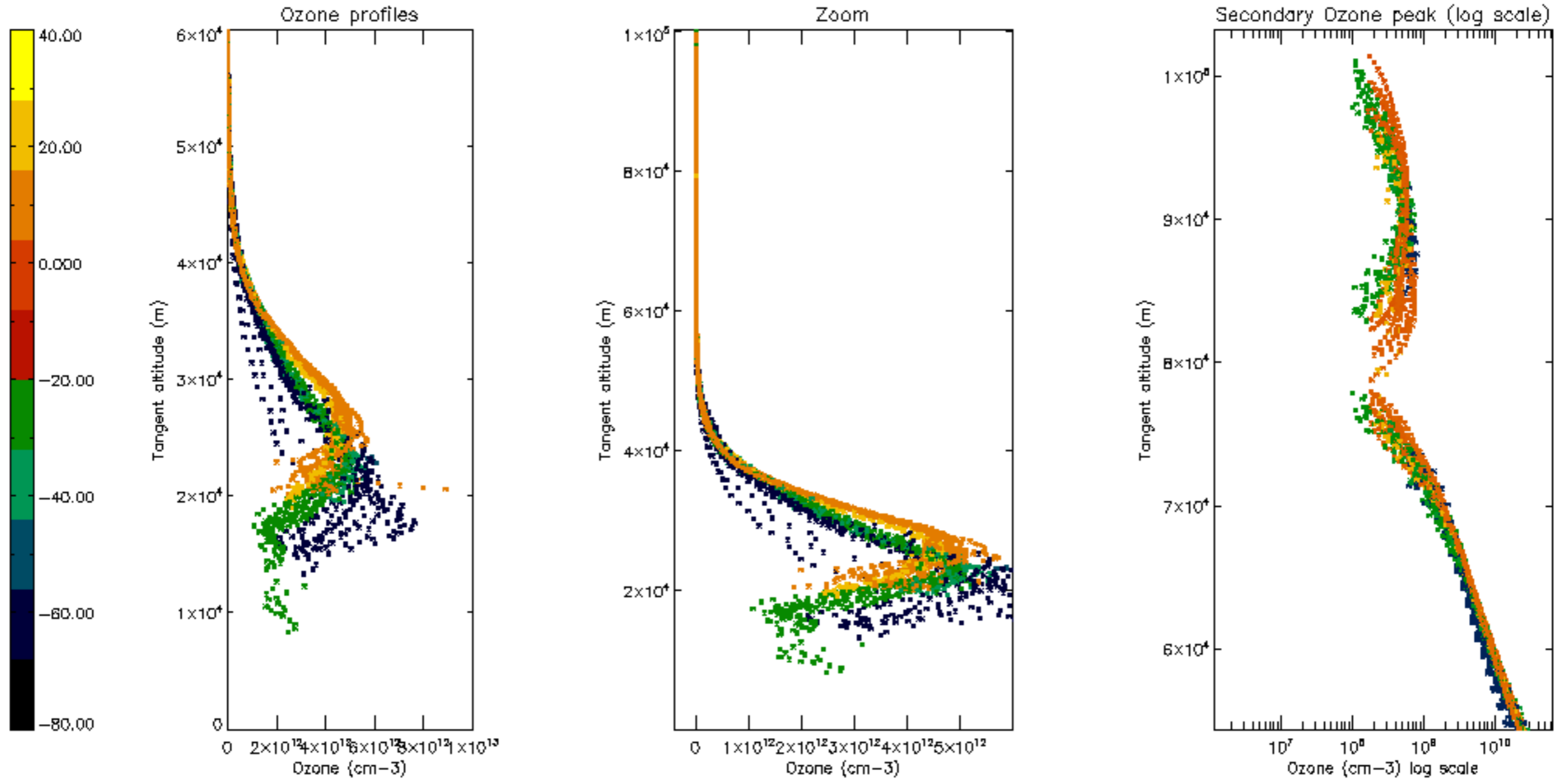
Percentage of saturation errors per profile

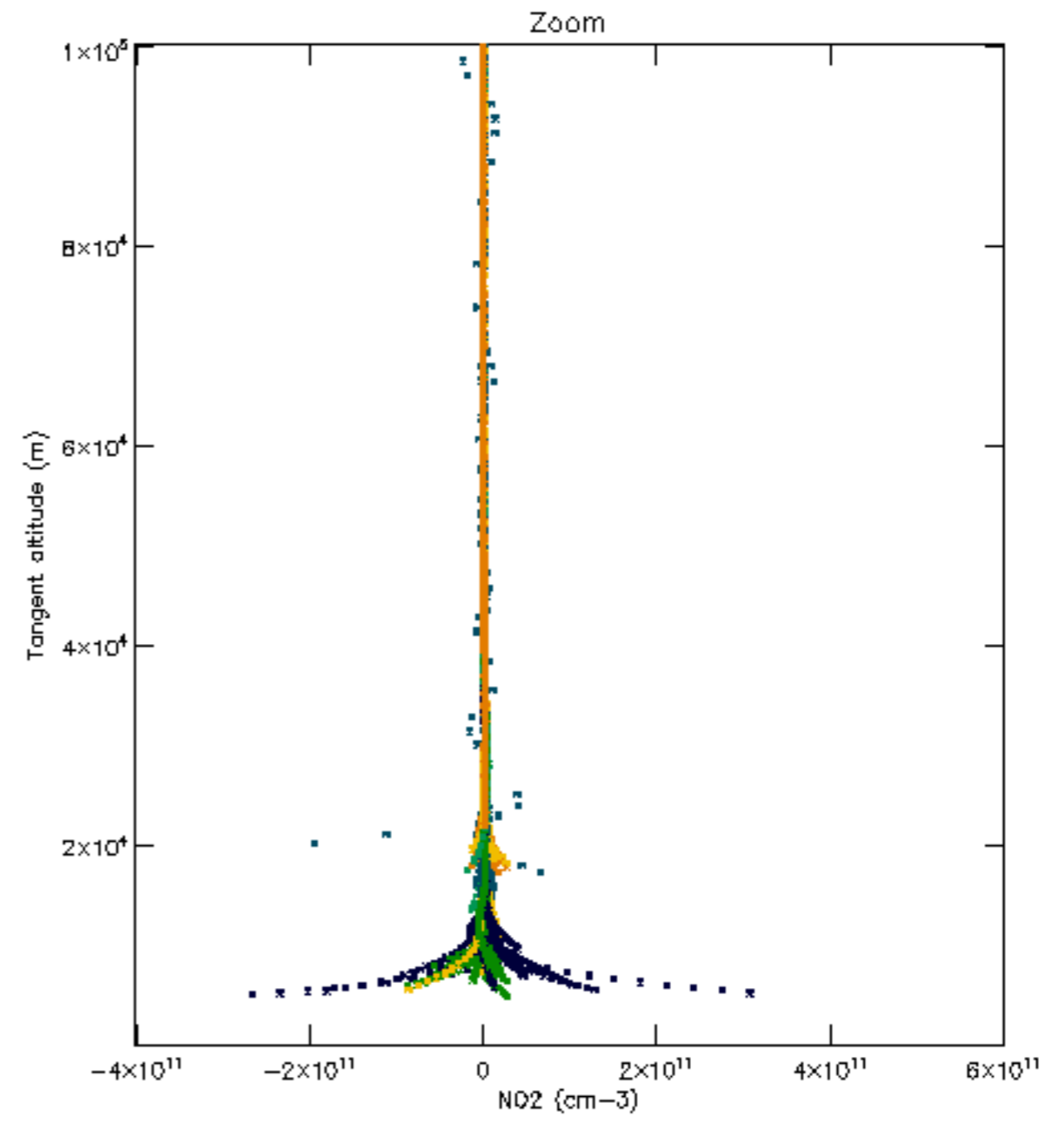
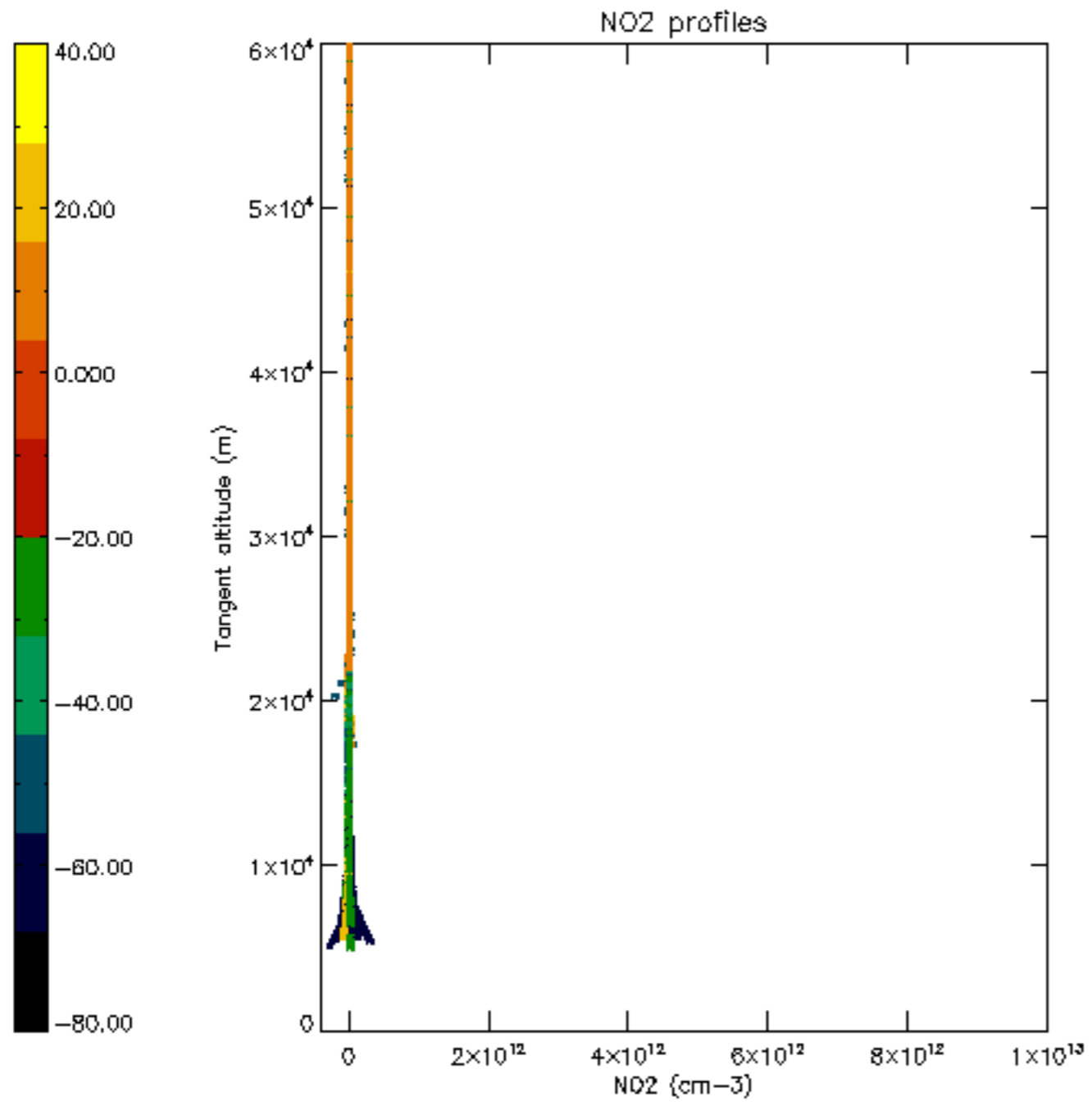


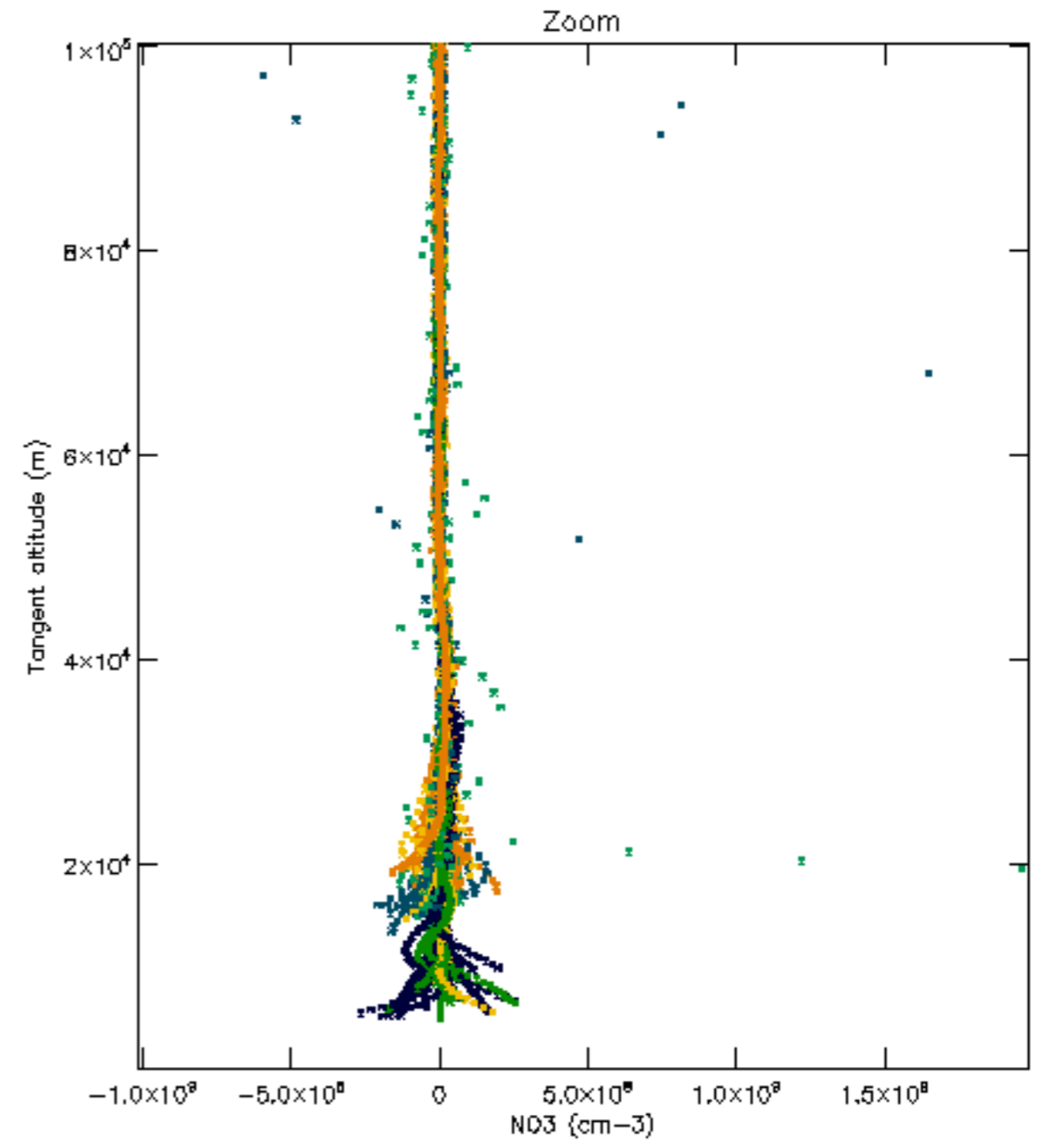
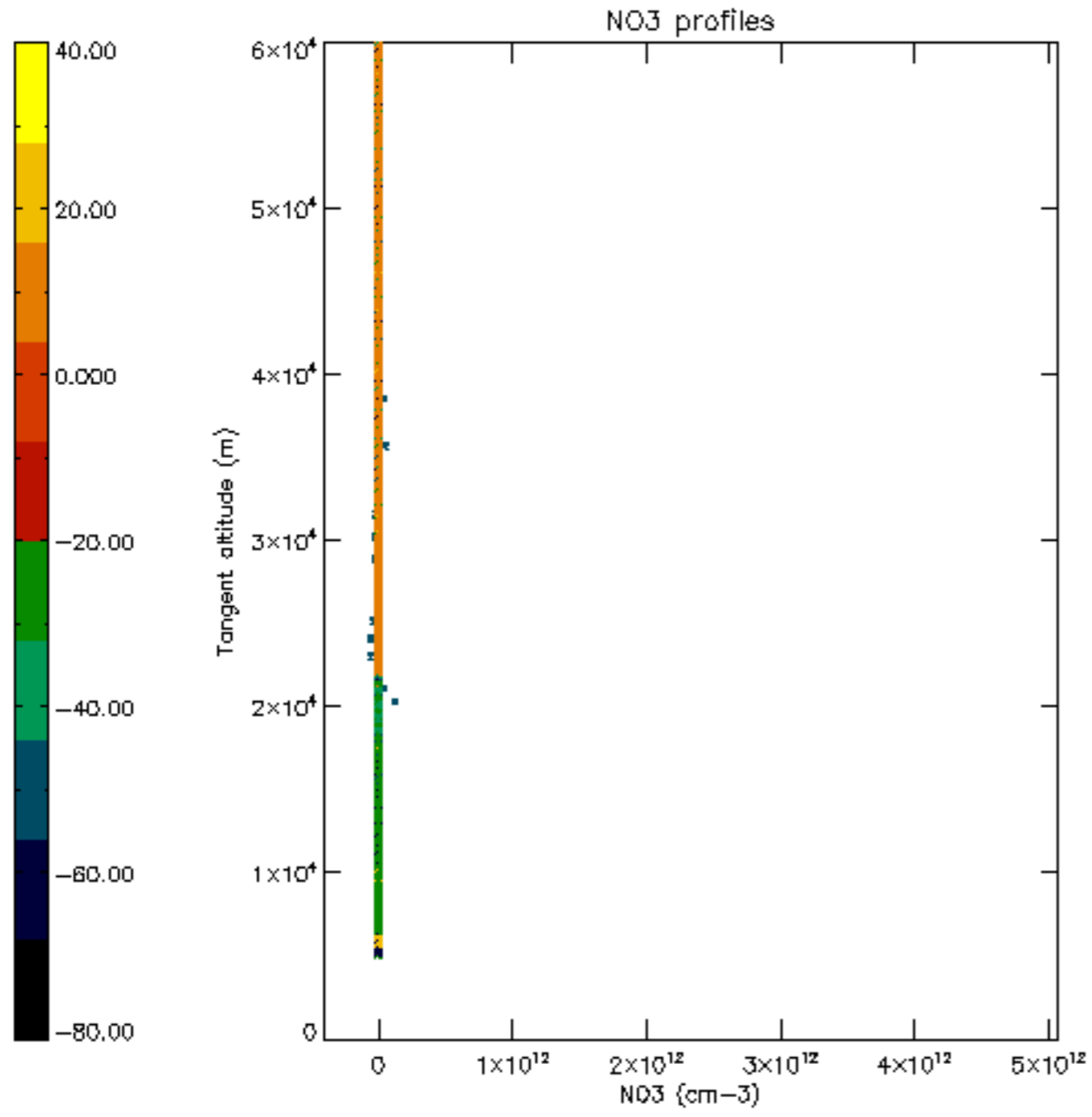


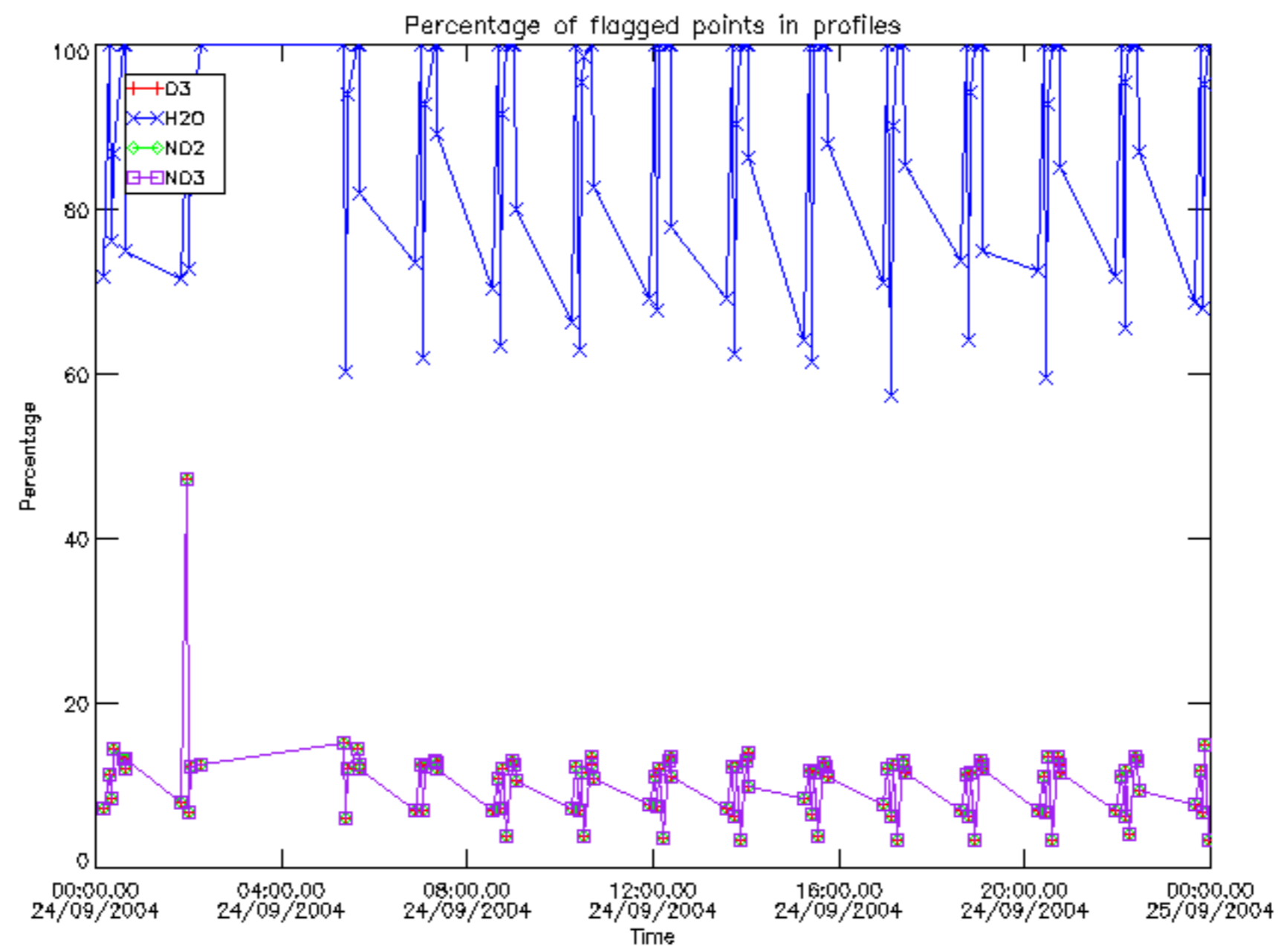




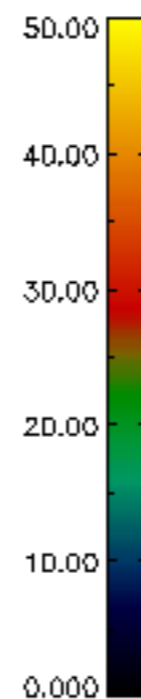
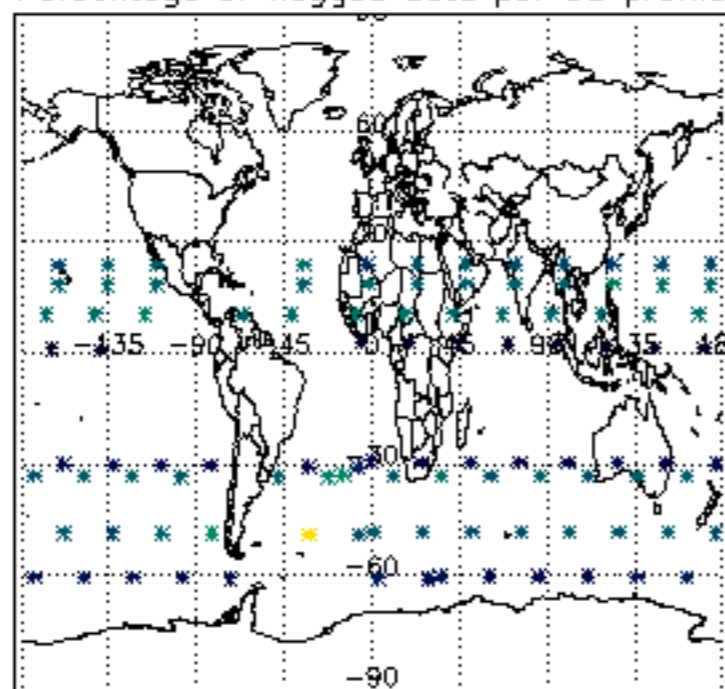




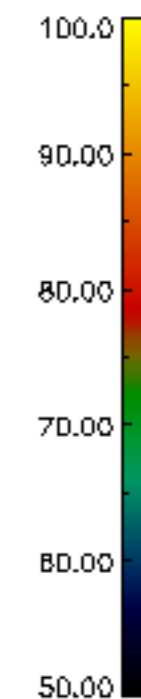
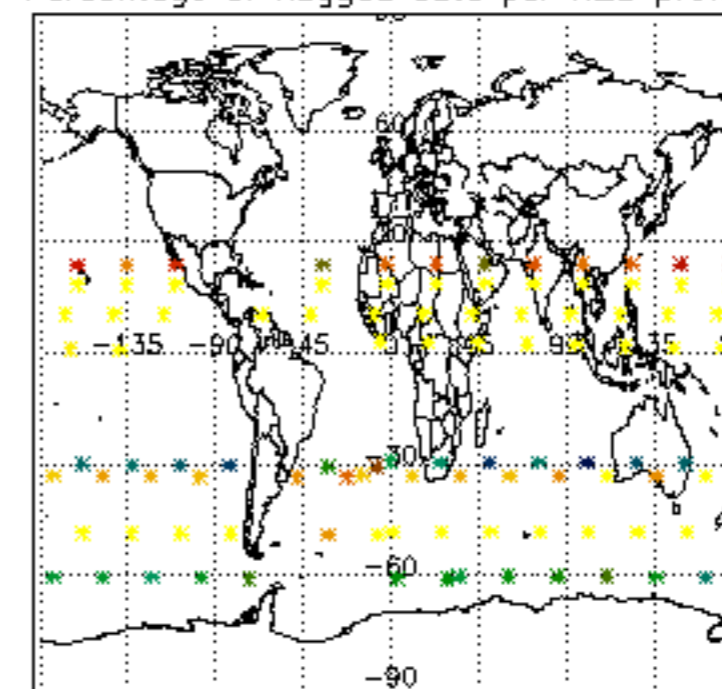




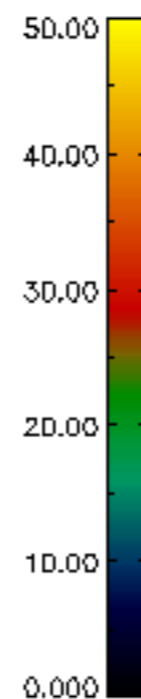
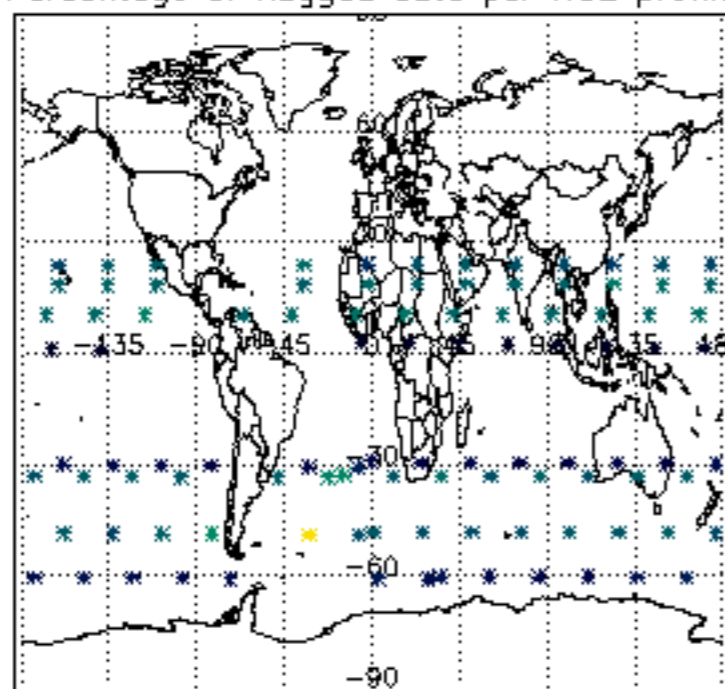
Percentage of flagged data per D3 profile



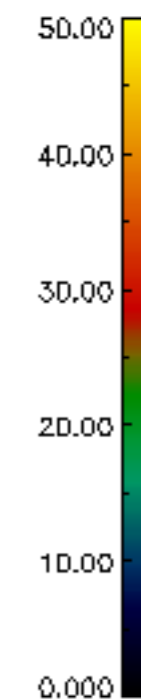
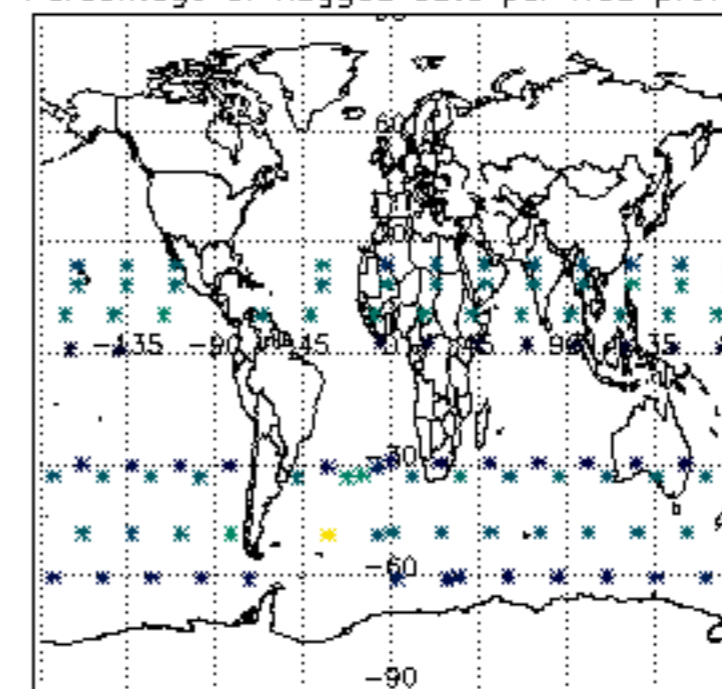
Percentage of flagged data per H2O profile

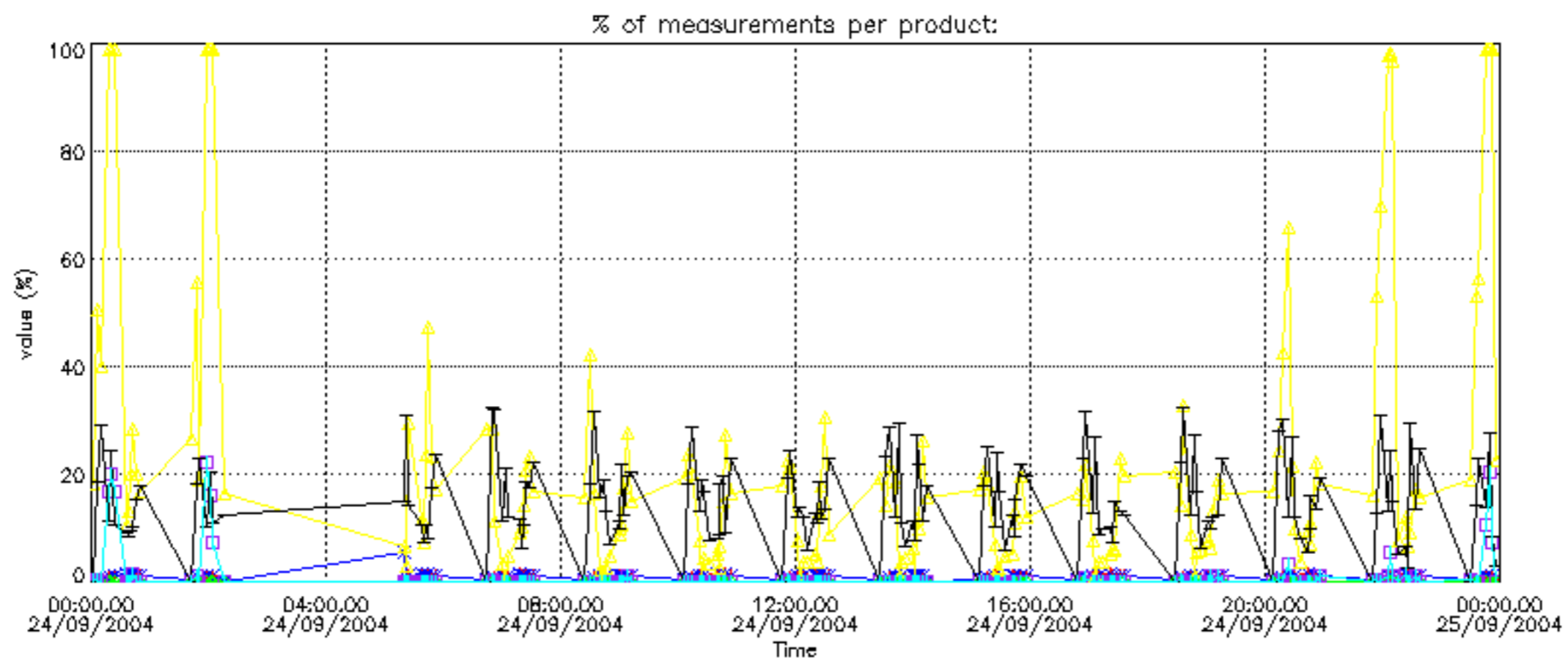
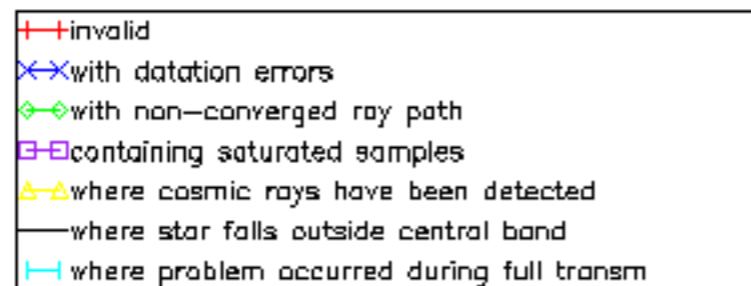


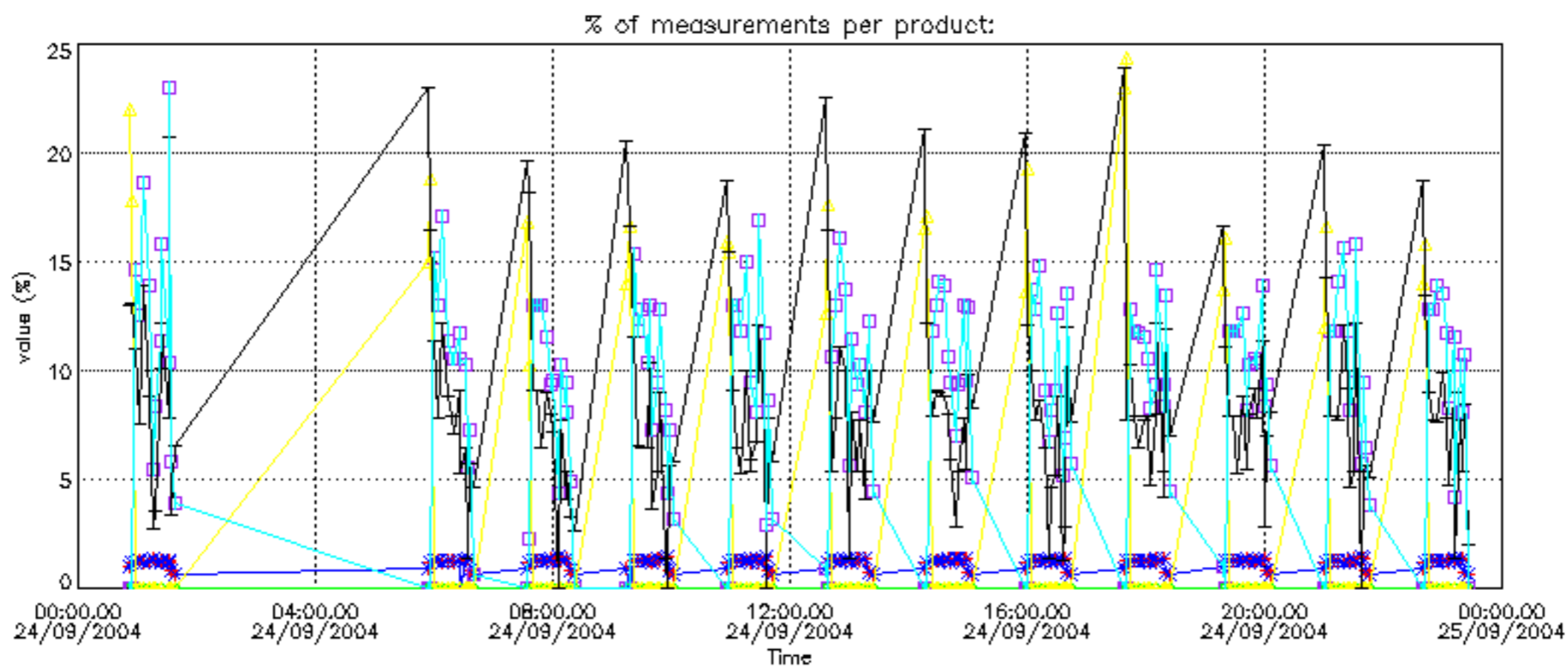
Percentage of flagged data per NO2 profile



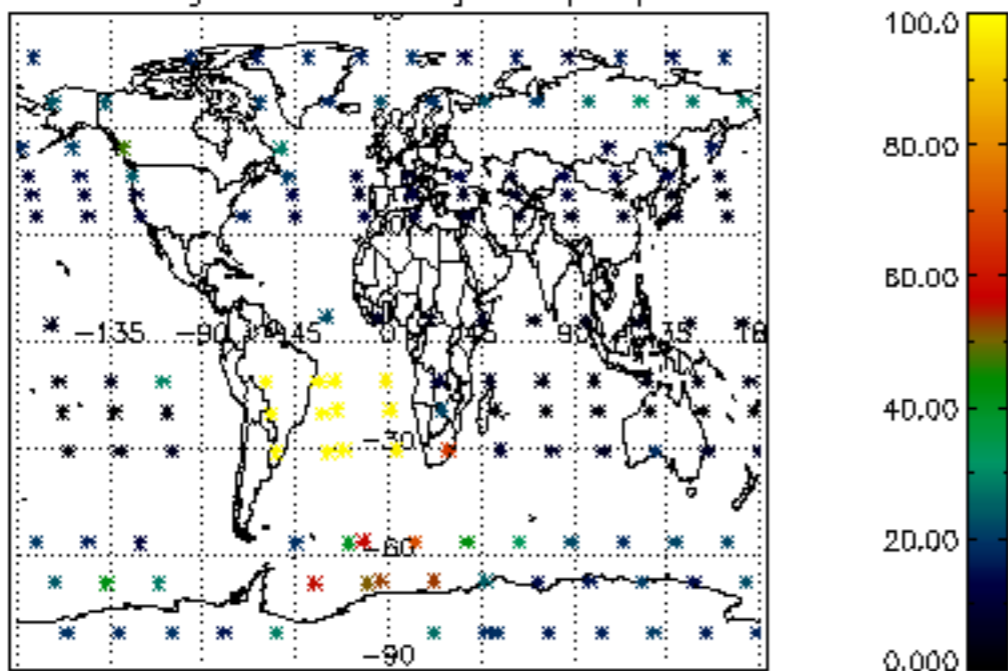
Percentage of flagged data per NO3 profile



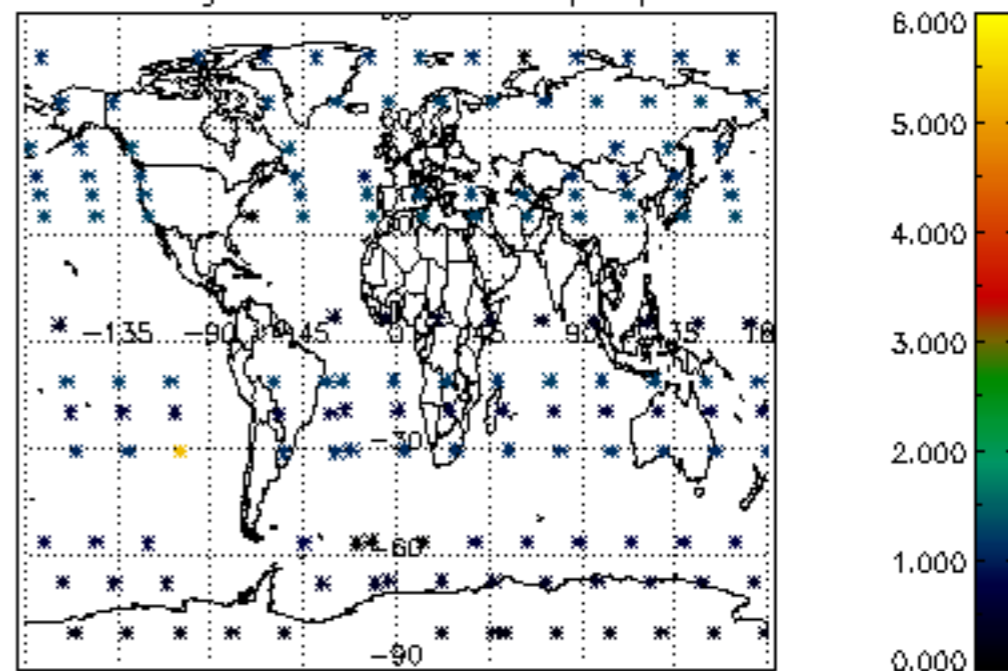




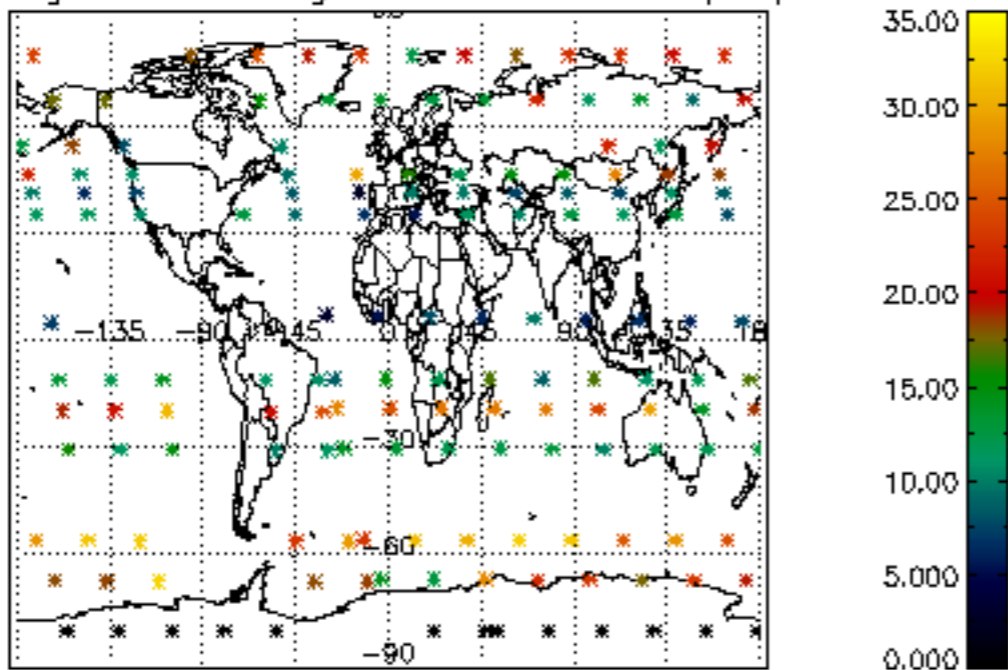
Percentage of cosmic ray hits per profile



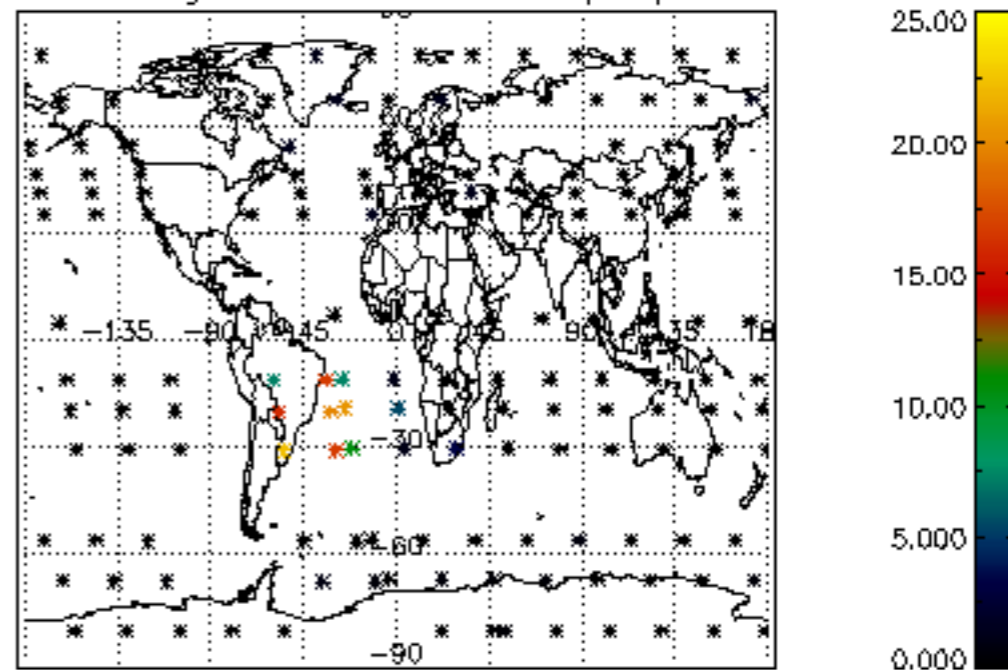
Percentage of datation errors per profile



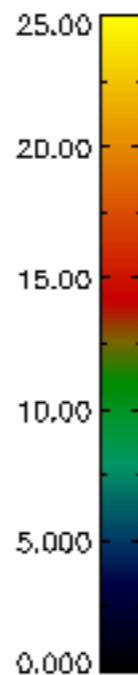
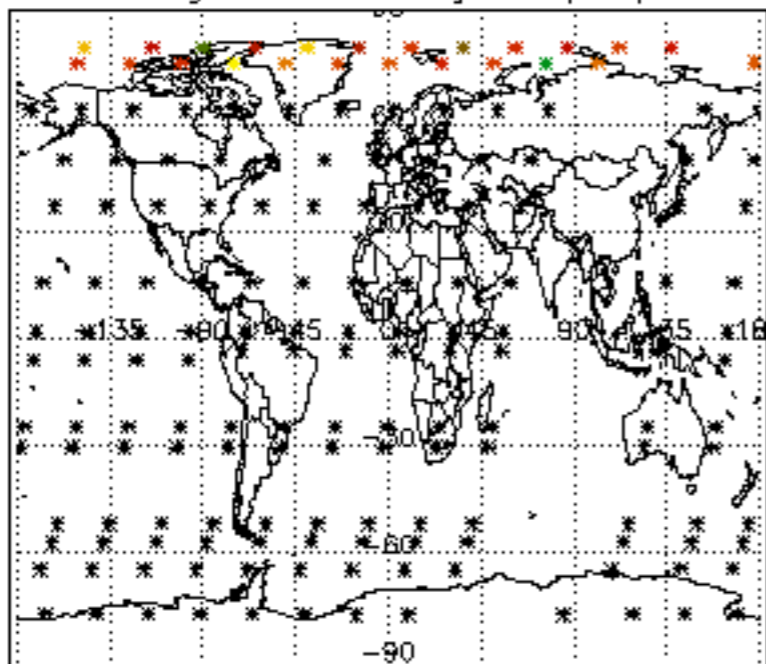
Percentage of star falling outside central band per profile



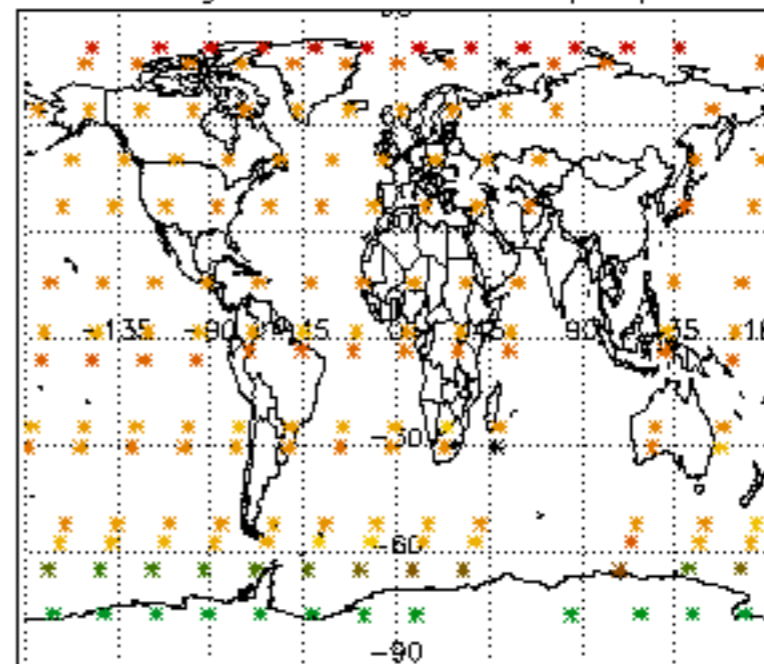
Percentage of saturation errors per profile



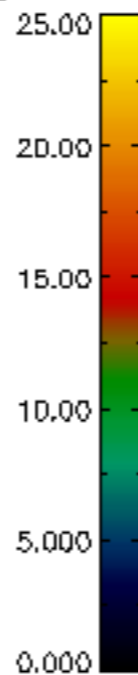
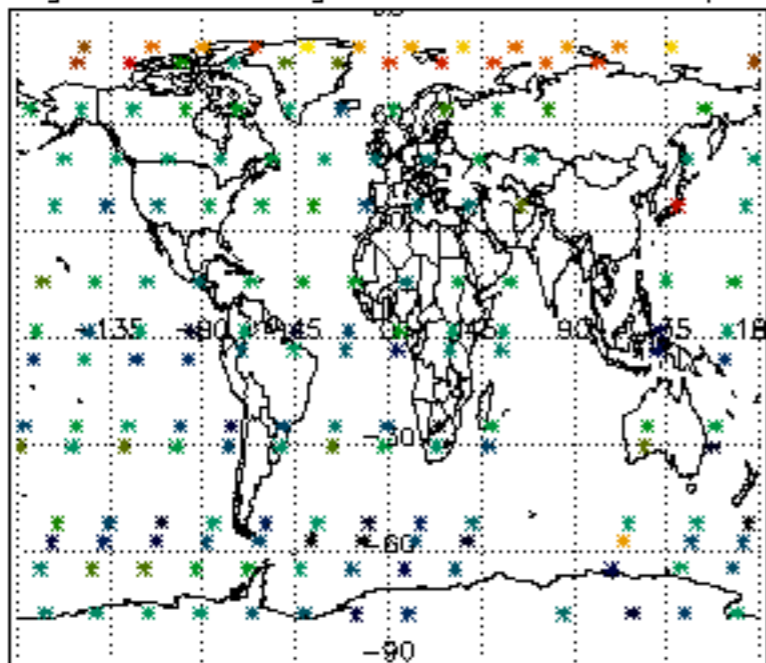
Percentage of cosmic ray hits per profile



Percentage of datation errors per profile



Percentage of star falling outside central band per profile



Percentage of saturation errors per profile

