

# GOMOS Level 2 Daily Report

## SUMMARY

### [1. General Info](#)

### [2. Summary of processed GOM\\_NL\\_2P products](#)

### [3. Level 2 Quality information per product](#)

#### [3.1 Plot of level 2 quality information per product \(time dependant\)](#)

#### [3.2 Plot of level 2 quality information per product \(world map\)](#)

### [4. Level 1 Quality information per product \(stored on level 2 products\)](#)

#### [4.1 Plot of level 1 quality information per product \(time dependant\)](#)

##### [4.1.1 Plot of level 1 quality information per product \(time dependant\): ASCENDING](#)

##### [4.1.2 Plot of level 1 quality information per product \(time dependant\): DESCENDING](#)

#### [4.2 Plot of level 1 quality information per product \(world map\)](#)

##### [4.2.1 Plot of level 1 quality information per product \(world map\): ASCENDING](#)

##### [4.2.2 Plot of level 1 quality information per product \(world map\): DESCENDING](#)

### [5. Ozone profiles based on quality statistics and other trace gas profiles](#)

#### [5.1 Ozone statistics based on quality of products](#)

#### [5.2 Plot ozone profiles for all STD \(dark without errors\)](#)

#### [5.3 Plot ozone profiles where STD < 20% \(dark without errors\)](#)

#### [5.4. Plot ozone profiles where STD < 10% \(dark without errors\)](#)

#### [5.5. Plot ozone profiles where STD < 5% \(dark without errors\)](#)

#### [5.6 Plot NO2 profiles for all STD \(dark without errors\)](#)

#### [5.7 Plot NO3 profiles for all STD \(dark without errors\)](#)

#### [5.8 Plot H2O profiles \(only for occultations of stars 1,2,3,4,13,14,16,26,63 dark without errors\) for all STD](#)

### [6. Auxiliary Data Files used for the production reported in section 2](#)

This report presents the daily analysis on parameters extracted from GOMOS level 2 data (GOM\_NL\_\_2P). It is intended to monitor some important parameters that will impact the quality of these products. A list of level 2 products (and content) that have arrived during the reporting day to the PCF is also given.

Item	Value
Time of report generation	19APR2013 11:39:25
Data source version	GOMOS/6.01
Start time of products	23-09-2004 (23SEP2004 00:00:00)
Stop time of products	24-09-2004 (24SEP2004 00:00:00)
Store outputs in DB	Yes
Nb of level 2 prods	407
Nb of prods with errors	0

## 2. Summary of processed GOM\_NL\_\_2P products.

Nr	Filename	UTC Start time	Limb	Duration	Star Id	Star Name	Star Mag	Star Temp	Nb Meas	Orbit	Prod. error
1	GOM_NL__2PRFIN20040923_000254_000000402030_00331_13411_4325.N1	23-SEP-2004 00:02:54	Bright	39.500	19	50Alp Cyg	1.2460	10500.	79	13411	No
2	GOM_NL__2PRFIN20040923_000655_000000372030_00331_13411_4326.N1	23-SEP-2004 00:06:55	Bright	37.000	89	5Alp Cep	2.4510	8000.0	74	13411	No
3	GOM_NL__2PRFIN20040923_000833_000000382030_00331_13411_4327.N1	23-SEP-2004 00:08:33	Bright	38.000	76	27Gam Cas	2.3000	30000.	76	13411	No
4	GOM_NL__2PRFIN20040923_001423_000000342030_00331_13411_4328.N1	23-SEP-2004 00:14:23	Bright	33.500	49	1Alp UMi	1.9900	6300.0	67	13411	No
5	GOM_NL__2PRFIN20040923_001553_000000342030_00331_13411_4329.N1	23-SEP-2004 00:15:53	Bright	33.500	60	7Bet UMi	2.0810	3950.0	67	13411	No
6	GOM_NL__2PRFIN20040923_002203_000000382030_00331_13411_4330.N1	23-SEP-2004 00:22:03	Bright	38.000	36	50Alp UMa	1.8000	6300.0	76	13411	No
7	GOM_NL__2PRFIN20040923_002332_000000432030_00331_13411_4331.N1	23-SEP-2004 00:23:32	Bright	43.000	82	48Bet UMa	2.3650	10600.	86	13411	No
8	GOM_NL__2PRFIN20040923_002558_000000632030_00331_13411_4332.N1	23-SEP-2004 00:25:58	Bright	62.500	42	34Bet Aur	1.9000	10200.	125	13411	No
9	GOM_NL__2PRFIN20040923_002953_000000752030_00331_13411_4333.N1	23-SEP-2004 00:29:53	Bright	74.500	107	37The Aur	2.6490	11000.	149	13411	No
10	GOM_NL__2PRFIN20040923_003305_000002552030_00331_13411_4334.N1	23-SEP-2004 00:33:05	Twilight	255.00	114	3lot Aur	2.6930	4600.0	510	13411	No
11	GOM_NL__2PRFIN20040923_003815_000000982030_00331_13411_4335.N1	23-SEP-2004 00:38:15	Straylight	98.000	151	13Mu Gem	2.8900	3000.0	196	13411	No
12	GOM_NL__2PRFIN20040923_004141_000000662030_00331_13411_4336.N1	23-SEP-2004 00:41:41	Dark	65.500	8	10Alp CMi	0.40000	6500.0	131	13411	No
13	GOM_NL__2PRFIN20040923_004900_000000422030_00331_13411_4337.N1	23-SEP-2004 00:49:00	Dark	42.000	132	15Rho Pup	2.8030	6900.0	84	13411	No
14	GOM_NL__2PRFIN20040923_005151_000000762030_00331_13411_4338.N1	23-SEP-2004 00:51:51	Dark	75.500	1	9Alp CMa	-1.4400	11000.	151	13411	No
15	GOM_NL__2PRFIN20040923_005538_000000422030_00331_13411_4339.N1	23-SEP-2004 00:55:38	Dark	41.500	46	Del Vel	1.9540	10600.	83	13411	No
16	GOM_NL__2PRFIN20040923_010737_000000382030_00332_13412_4311.N1	23-SEP-2004 01:07:37	Dark	38.000	135	Bet Hyi	2.8200	5800.0	76	13412	No
17	GOM_NL__2PRFIN20040923_010916_000000402030_00332_13412_4312.N1	23-SEP-2004 01:09:16	Dark	40.000	143	Alp Hyi	2.8570	7200.0	80	13412	No
18	GOM_NL__2PRFIN20040923_011043_000000442030_00332_13412_4313.N1	23-SEP-2004 01:10:43	Dark	43.500	9	Alp Eri	0.45300	24000.	87	13412	No
19	GOM_NL__2PRFIN20040923_011305_000000392030_00332_13412_4314.N1	23-SEP-2004 01:13:05	Straylight	39.000	148	Alp Tuc	2.8780	4100.0	78	13412	No
20	GOM_NL__2PRFIN20040923_011635_000000502030_00332_13412_4315.N1	23-SEP-2004 01:16:35	Straylight	49.500	63	Bet Gru	2.1500	2800.0	99	13412	No
21	GOM_NL__2PRFIN20040923_011940_000000392030_00332_13412_4316.N1	23-SEP-2004 01:19:40	Straylight	38.500	172	Gam Gru	3.0030	13100.	77	13412	No
22	GOM_NL__2PRFIN20040923_012110_000000392030_00332_13412_4317.N1	23-SEP-2004 01:21:10	Straylight	38.500	18	24Alp PsA	1.1660	9700.0	77	13412	No
23	GOM_NL__2PRFIN20040923_012331_000000552030_00332_13412_4318.N1	23-SEP-2004 01:23:31	Twilight	54.500	52	16Bet Cet	2.0370	4500.0	109	13412	No
24	GOM_NL__2PRFIN20040923_012540_000000422030_00332_13412_4319.N1	23-SEP-2004 01:25:40	Twilight	42.000	142	49Del Cap	2.8500	8900.0	84	13412	No
25	GOM_NL__2PRFIN20040923_012950_000000382030_00332_13412_4320.N1	23-SEP-2004 01:29:50	Bright	38.000	162	34Alp Aqr	2.9440	5350.0	76	13412	No
26	GOM_NL__2PRFIN20040923_013254_000000392030_00332_13412_4321.N1	23-SEP-2004 01:32:54	Bright	38.500	61	8Eps Peg	2.1000	3900.0	77	13412	No
27	GOM_NL__2PRFIN20040923_013446_000000452030_00332_13412_4322.N1	23-SEP-2004 01:34:46	Bright	44.500	140	88Gam Peg	2.8340	26000.	89	13412	No
28	GOM_NL__2PRFIN20040923_013741_000000422030_00332_13412_4323.N1	23-SEP-2004 01:37:41	Bright	41.500	93	53Bet Peg	2.5200	3100.0	83	13412	No
29	GOM_NL__2PRFIN20040923_013905_000000452030_00332_13412_4324.N1	23-SEP-2004 01:39:05	Bright	44.500	58	21Alp And	2.0730	11000.	89	13412	No
30	GOM_NL__2PRFIN20040923_014330_000000402030_00332_13412_4325.N1	23-SEP-2004 01:43:30	Bright	39.500	19	50Alp Cyg	1.2460	10500.	79	13412	No
31	GOM_NL__2PRFIN20040923_014730_000000372030_00332_13412_4326.N1	23-SEP-2004 01:47:30	Bright	36.500	89	5Alp Cep	2.4510	8000.0	73	13412	No
32	GOM_NL__2PRFIN20040923_014909_000000432030_00332_13412_4327.N1	23-SEP-2004 01:49:09	Bright	42.500	76	27Gam Cas	2.3000	30000.	85	13412	No
33	GOM_NL__2PRFIN20040923_015459_000000372030_00332_13412_4328.N1	23-SEP-2004 01:54:59	Bright	37.000	49	1Alp UMi	1.9900	6300.0	74	13412	No
34	GOM_NL__2PRFIN20040923_015629_000000382030_00332_13412_4329.N1	23-SEP-2004 01:56:29	Bright	38.000	60	7Bet UMi	2.0810	3950.0	76	13412	No
35	GOM_NL__2PRFIN20040923_020239_000000362030_00332_13412_4330.N1	23-SEP-2004 02:02:39	Bright	36.000	36	50Alp UMa	1.8000	6300.0	72	13412	No
36	GOM_NL__2PRFIN20040923_020408_000000522030_00332_13412_4331.N1	23-SEP-2004 02:04:08	Bright	52.000	82	48Bet UMa	2.3650	10600.	104	13412	No
37	GOM_NL__2PRFIN20040923_020634_000000622030_00332_13412_4332.N1	23-SEP-2004 02:06:34	Bright	61.500	42	34Bet Aur	1.9000	10200.	123	13412	No
38	GOM_NL__2PRFIN20040923_021029_000000762030_00332_13412_4333.N1	23-SEP-2004 02:10:29	Bright	76.000	107	37The Aur	2.6490	11000.	152	13412	No
39	GOM_NL__2PRFIN20040923_021341_000002552030_00332_13412_4334.N1	23-SEP-2004 02:13:41	Twilight	255.00	114	3lot Aur	2.6930	4600.0	510	13412	No
40	GOM_NL__2PRFIN20040923_021852_000001182030_00332_13412_4335.N1	23-SEP-2004 02:18:52	Straylight	118.00	151	13Mu Gem	2.8900	3000.0	236	13412	No
41	GOM_NL__2PRFIN20040923_022217_000000662030_00332_13412_4336.N1	23-SEP-2004 02:22:17	Dark	65.500	8	10Alp CMi	0.40000	6500.0	131	13412	No
42	GOM_NL__2PRFIN20040923_022937_000000462030_00332_13412_4337.N1	23-SEP-2004 02:29:37	Dark	45.500	132	15Rho Pup	2.8030	6900.0	91	13412	No

43	GOM_NL__2PRFIN20040923_023229_000000702030_00332_13412_4338.N1	23-SEP-2004 02:32:29	Dark	69.500	1	9Alp CMa	-1.4400	11000.	139	13412	No
44	GOM_NL__2PRFIN20040923_023614_000000392030_00332_13412_4339.N1	23-SEP-2004 02:36:14	Dark	38.500	46	Del Vel	1.9540	10600.	77	13412	No
45	GOM_NL__2PRFIN20040923_024813_000000392030_00333_13413_4312.N1	23-SEP-2004 02:48:13	Dark	38.500	135	Bet Hyi	2.8200	5800.0	77	13413	No
46	GOM_NL__2PRFIN20040923_024952_000000402030_00333_13413_4313.N1	23-SEP-2004 02:49:52	Dark	39.500	143	Alp Hyi	2.8570	7200.0	79	13413	No
47	GOM_NL__2PRFIN20040923_025119_000000442030_00333_13413_4314.N1	23-SEP-2004 02:51:19	Dark	44.000	9	Alp Eri	0.45300	24000.	88	13413	No
48	GOM_NL__2PRFIN20040923_025341_000000412030_00333_13413_4315.N1	23-SEP-2004 02:53:41	Straylight	41.000	148	Alp Tuc	2.8780	4100.0	82	13413	No
49	GOM_NL__2PRFIN20040923_025711_000000472030_00333_13413_4316.N1	23-SEP-2004 02:57:11	Straylight	46.500	63	Bet Gru	2.1500	2800.0	93	13413	No
50	GOM_NL__2PRFIN20040923_030016_000000382030_00333_13413_4317.N1	23-SEP-2004 03:00:16	Straylight	38.000	172	Gam Gru	3.0030	13100.	76	13413	No
51	GOM_NL__2PRFIN20040923_030146_000000502030_00333_13413_4318.N1	23-SEP-2004 03:01:46	Straylight	49.500	18	24Alp PsA	1.1660	9700.0	99	13413	No
52	GOM_NL__2PRFIN20040923_030407_000000542030_00333_13413_4319.N1	23-SEP-2004 03:04:07	Tw_i_and_stray	53.500	52	16Bet Cet	2.0370	4500.0	107	13413	No
53	GOM_NL__2PRFIN20040923_030616_000000422030_00333_13413_4320.N1	23-SEP-2004 03:06:16	Tw_i_and_stray	42.000	142	49Del Cap	2.8500	8900.0	84	13413	No
54	GOM_NL__2PRFIN20040923_031026_000000392030_00333_13413_4321.N1	23-SEP-2004 03:10:26	Bright	39.000	162	34Alp Aqr	2.9440	5350.0	78	13413	No
55	GOM_NL__2PRFIN20040923_031330_000000402030_00333_13413_4322.N1	23-SEP-2004 03:13:30	Bright	39.500	61	8Eps Peg	2.1000	3900.0	79	13413	No
56	GOM_NL__2PRFIN20040923_031522_000000452030_00333_13413_4323.N1	23-SEP-2004 03:15:22	Bright	44.500	140	88Gam Peg	2.8340	26000.	89	13413	No
57	GOM_NL__2PRFIN20040923_031817_000000382030_00333_13413_4324.N1	23-SEP-2004 03:18:17	Bright	38.000	93	53Bet Peg	2.5200	3100.0	76	13413	No
58	GOM_NL__2PRFIN20040923_031940_000000432030_00333_13413_4325.N1	23-SEP-2004 03:19:40	Bright	43.000	58	21Alp And	2.0730	11000.	86	13413	No
59	GOM_NL__2PRFIN20040923_032407_000000402030_00333_13413_4326.N1	23-SEP-2004 03:24:07	Bright	39.500	19	50Alp Cyg	1.2460	10500.	79	13413	No
60	GOM_NL__2PRFIN20040923_032807_000000352030_00333_13413_4327.N1	23-SEP-2004 03:28:07	Bright	34.500	89	5Alp Cep	2.4510	8000.0	69	13413	No
61	GOM_NL__2PRFIN20040923_032944_000000432030_00333_13413_4328.N1	23-SEP-2004 03:29:44	Bright	42.500	76	27Gam Cas	2.3000	30000.	85	13413	No
62	GOM_NL__2PRFIN20040923_033535_000000332030_00333_13413_4329.N1	23-SEP-2004 03:35:35	Bright	33.000	49	1Alp UMi	1.9900	6300.0	66	13413	No
63	GOM_NL__2PRFIN20040923_033705_000000372030_00333_13413_4330.N1	23-SEP-2004 03:37:05	Bright	36.500	60	7Bet UMi	2.0810	3950.0	73	13413	No
64	GOM_NL__2PRFIN20040923_034315_000000372030_00333_13413_4331.N1	23-SEP-2004 03:43:15	Bright	36.500	36	50Alp UMa	1.8000	6300.0	73	13413	No
65	GOM_NL__2PRFIN20040923_034444_000000372030_00333_13413_4332.N1	23-SEP-2004 03:44:44	Bright	37.000	82	48Bet UMa	2.3650	10600.	74	13413	No
66	GOM_NL__2PRFIN20040923_034709_000000622030_00333_13413_4333.N1	23-SEP-2004 03:47:09	Bright	62.000	42	34Bet Aur	1.9000	10200.	124	13413	No
67	GOM_NL__2PRFIN20040923_035105_000000742030_00333_13413_4334.N1	23-SEP-2004 03:51:05	Bright	73.500	107	37The Aur	2.6490	11000.	147	13413	No
68	GOM_NL__2PRFIN20040923_035417_000002552030_00333_13413_4335.N1	23-SEP-2004 03:54:17	Tw_i_and_stray	255.00	114	3lot Aur	2.6930	4600.0	510	13413	No
69	GOM_NL__2PRFIN20040923_035928_000001052030_00333_13413_4336.N1	23-SEP-2004 03:59:28	Straylight	104.50	151	13Mu Gem	2.8900	3000.0	209	13413	No
70	GOM_NL__2PRFIN20040923_040254_000000622030_00333_13413_4337.N1	23-SEP-2004 04:02:54	Dark	62.000	8	10Alp CMi	0.40000	6500.0	124	13413	No
71	GOM_NL__2PRFIN20040923_041013_000000452030_00333_13413_4338.N1	23-SEP-2004 04:10:13	Dark	45.000	132	15Rho Pup	2.8030	6900.0	90	13413	No
72	GOM_NL__2PRFIN20040923_041306_000000792030_00333_13413_4339.N1	23-SEP-2004 04:13:06	Dark	79.000	1	9Alp CMa	-1.4400	11000.	158	13413	No
73	GOM_NL__2PRFIN20040923_041650_000000402030_00333_13413_4340.N1	23-SEP-2004 04:16:50	Dark	39.500	46	Del Vel	1.9540	10600.	79	13413	No
74	GOM_NL__2PRFIN20040923_042850_000000382030_00334_13414_4332.N1	23-SEP-2004 04:28:50	Dark	37.500	135	Bet Hyi	2.8200	5800.0	75	13414	No
75	GOM_NL__2PRFIN20040923_043029_000000422030_00334_13414_4333.N1	23-SEP-2004 04:30:29	Dark	41.500	143	Alp Hyi	2.8570	7200.0	83	13414	No
76	GOM_NL__2PRFIN20040923_043156_000000522030_00334_13414_4334.N1	23-SEP-2004 04:31:56	Dark	52.000	9	Alp Eri	0.45300	24000.	104	13414	No
77	GOM_NL__2PRFIN20040923_043418_000000402030_00334_13414_4335.N1	23-SEP-2004 04:34:18	Straylight	40.000	148	Alp Tuc	2.8780	4100.0	80	13414	No
78	GOM_NL__2PRFIN20040923_043747_000000492030_00334_13414_4336.N1	23-SEP-2004 04:37:47	Straylight	49.000	63	Bet Gru	2.1500	2800.0	98	13414	No
79	GOM_NL__2PRFIN20040923_044052_000000402030_00334_13414_4337.N1	23-SEP-2004 04:40:52	Straylight	39.500	172	Gam Gru	3.0030	13100.	79	13414	No
80	GOM_NL__2PRFIN20040923_044223_000000432030_00334_13414_4338.N1	23-SEP-2004 04:42:23	Straylight	42.500	18	24Alp PsA	1.1660	9700.0	85	13414	No
81	GOM_NL__2PRFIN20040923_044443_000000572030_00334_13414_4339.N1	23-SEP-2004 04:44:43	Tw_i_and_stray	56.500	52	16Bet Cet	2.0370	4500.0	113	13414	No
82	GOM_NL__2PRFIN20040923_044653_000000422030_00334_13414_4340.N1	23-SEP-2004 04:46:53	Tw_i_and_stray	42.000	142	49Del Cap	2.8500	8900.0	84	13414	No
83	GOM_NL__2PRFIN20040923_045102_000000392030_00334_13414_4341.N1	23-SEP-2004 04:51:02	Bright	38.500	162	34Alp Aqr	2.9440	5350.0	77	13414	No
84	GOM_NL__2PRFIN20040923_045406_000000392030_00334_13414_4342.N1	23-SEP-2004 04:54:06	Bright	39.000	61	8Eps Peg	2.1000	3900.0	78	13414	No
85	GOM_NL__2PRFIN20040923_045558_000000432030_00334_13414_4343.N1	23-SEP-2004 04:55:58	Bright	43.000	140	88Gam Peg	2.8340	26000.	86	13414	No
86	GOM_NL__2PRFIN20040923_045853_000000392030_00334_13414_4344.N1	23-SEP-2004 04:58:53	Bright	38.500	93	53Bet Peg	2.5200	3100.0	77	13414	No
87	GOM_NL__2PRFIN20040923_050016_000000452030_00334_13414_4345.N1	23-SEP-2004 05:00:16	Bright	44.500	58	21Alp And	2.0730	11000.	89	13414	No
88	GOM_NL__2PRFIN20040923_050443_000000372030_00334_13414_4346.N1	23-SEP-2004 05:04:43	Bright	36.500	19	50Alp Cyg	1.2460	10500.	73	13414	No
89	GOM_NL__2PRFIN20040923_050843_000000362030_00334_13414_4347.N1	23-SEP-2004 05:08:43	Bright	36.000	89	5Alp Cep	2.4510	8000.0	72	13414	No
90	GOM_NL__2PRFIN20040923_051020_000000422030_00334_13414_4348.N1	23-SEP-2004 05:10:20	Bright	42.000	76	27Gam Cas	2.3000	30000.	84	13414	No
91	GOM_NL__2PRFIN20040923_051611_000000372030_00334_13414_4349.N1	23-SEP-2004 05:16:11	Bright	37.000	49	1Alp UMi	1.9900	6300.0	74	13414	No
92	GOM_NL__2PRFIN20040923_051742_000000332030_00334_13414_4350.N1	23-SEP-2004 05:17:42	Bright	33.000	60	7Bet UMi	2.0810	3950.0	66	13414	No
93	GOM_NL__2PRFIN20040923_052352_000000382030_00334_13414_4351.N1	23-SEP-2004 05:23:52	Bright	38.000	36	50Alp UMa	1.8000	6300.0	76	13414	No
94	GOM_NL__2PRFIN20040923_052520_000000362030_00334_13414_4352.N1	23-SEP-2004 05:25:20	Bright	36.000	82	48Bet UMa	2.3650	10600.	72	13414	No
95	GOM_NL__2PRFIN20040923_052745_000000642030_00334_13414_4353.N1	23-SEP-2004 05:27:45	Bright	64.000	42	34Bet Aur	1.9000	10200.	128	13414	No
96	GOM_NL__2PRFIN20040923_053141_000000732030_00334_13414_4354.N1	23-SEP-2004 05:31:41	Bright	72.500	107	37The Aur	2.6490	11000.	145	13414	No
97	GOM_NL__2PRFIN20040923_053454_000002552030_00334_13414_4355.N1	23-SEP-2004 05:34:54	Tw_i_and_stray	255.00	114	3lot Aur	2.6930	4600.0	510	13414	No
98	GOM_NL__2PRFIN20040923_054005_000001032030_00334_13414_4356.N1	23-SEP-2004 05:40:05	Straylight	102.50	151	13Mu Gem	2.8900	3000.0	205	13414	No
99	GOM_NL__2PRFIN20040923_054331_000000712030_00334_13414_4357.N1	23-SEP-2004 05:43:31	Dark	71.000	8	10Alp CMi	0.40000	6500.0	142	13414	No
100	GOM_NL__2PRFIN20040923_055050_000000472030_00334_13414_4358.N1	23-SEP-2004 05:50:50	Dark	47.000	132	15Rho Pup	2.8030	6900.0	94	13414	No
101	GOM_NL__2PRFIN20040923_055344_000000812030_00334_13414_4359.N1	23-SEP-2004 05:53:44	Dark	81.000	1	9Alp CMa	-1.4400	11000.	162	13414	No

102	GOM_NL__2PRFIN20040923_055727_000000382030_00334_13414_4360.N1	23-SEP-2004 05:57:27	Dark	38.000	46	Del Vel	1.9540	10600.	76	13414	No
103	GOM_NL__2PRFIN20040923_060245_000001032030_00335_13415_4332.N1	23-SEP-2004 06:02:45	Dark	102.50	101	11Alp Lep	2.5820	7000.0	205	13415	No
104	GOM_NL__2PRFIN20040923_060925_000000382030_00335_13415_4333.N1	23-SEP-2004 06:09:25	Dark	38.000	135	Bet Hyi	2.8200	5800.0	76	13415	No
105	GOM_NL__2PRFIN20040923_061104_000000412030_00335_13415_4334.N1	23-SEP-2004 06:11:04	Dark	40.500	143	Alp Hyi	2.8570	7200.0	81	13415	No
106	GOM_NL__2PRFIN20040923_061231_000000432030_00335_13415_4335.N1	23-SEP-2004 06:12:31	Dark	43.000	9	Alp Eri	0.45300	24000.	86	13415	No
107	GOM_NL__2PRFIN20040923_061453_000000482030_00335_13415_4336.N1	23-SEP-2004 06:14:53	Straylight	48.000	148	Alp Tuc	2.8780	4100.0	96	13415	No
108	GOM_NL__2PRFIN20040923_061839_000000412030_00335_13415_4337.N1	23-SEP-2004 06:18:39	Straylight	41.000	31	Alp Gru	1.7340	15200.	82	13415	No
109	GOM_NL__2PRFIN20040923_062257_000000492030_00335_13415_4338.N1	23-SEP-2004 06:22:57	Straylight	49.000	18	24Alp PsA	1.1660	9700.0	98	13415	No
110	GOM_NL__2PRFIN20040923_062518_000000572030_00335_13415_4339.N1	23-SEP-2004 06:25:18	Twi_and_stray	56.500	52	16Bet Cet	2.0370	4500.0	113	13415	No
111	GOM_NL__2PRFIN20040923_062728_000000442030_00335_13415_4340.N1	23-SEP-2004 06:27:28	Twi_and_stray	43.500	142	49Del Cap	2.8500	8900.0	87	13415	No
112	GOM_NL__2PRFIN20040923_063137_000000392030_00335_13415_4341.N1	23-SEP-2004 06:31:37	Bright	39.000	162	34Alp Aqr	2.9440	5350.0	78	13415	No
113	GOM_NL__2PRFIN20040923_063442_000000392030_00335_13415_4342.N1	23-SEP-2004 06:34:42	Bright	38.500	61	8Eps Peg	2.1000	3900.0	77	13415	No
114	GOM_NL__2PRFIN20040923_063632_000000452030_00335_13415_4343.N1	23-SEP-2004 06:36:32	Bright	44.500	140	88Gam Peg	2.8340	26000.	89	13415	No
115	GOM_NL__2PRFIN20040923_063928_000000382030_00335_13415_4344.N1	23-SEP-2004 06:39:28	Bright	37.500	93	53Bet Peg	2.5200	3100.0	75	13415	No
116	GOM_NL__2PRFIN20040923_064050_000000452030_00335_13415_4345.N1	23-SEP-2004 06:40:50	Bright	45.000	58	21Alp And	2.0730	11000.	90	13415	No
117	GOM_NL__2PRFIN20040923_064519_000000402030_00335_13415_4346.N1	23-SEP-2004 06:45:19	Bright	39.500	19	50Alp Cyg	1.2460	10500.	79	13415	No
118	GOM_NL__2PRFIN20040923_064917_000000392030_00335_13415_4347.N1	23-SEP-2004 06:49:17	Bright	38.500	89	5Alp Cep	2.4510	8000.0	77	13415	No
119	GOM_NL__2PRFIN20040923_065054_000000442030_00335_13415_4348.N1	23-SEP-2004 06:50:54	Bright	43.500	76	27Gam Cas	2.3000	30000.	87	13415	No
120	GOM_NL__2PRFIN20040923_065645_000000402030_00335_13415_4349.N1	23-SEP-2004 06:56:45	Bright	39.500	49	1Alp UMi	1.9900	6300.0	79	13415	No
121	GOM_NL__2PRFIN20040923_065818_000000392030_00335_13415_4350.N1	23-SEP-2004 06:58:18	Bright	38.500	60	7Bet UMi	2.0810	3950.0	77	13415	No
122	GOM_NL__2PRFIN20040923_070427_000000392030_00335_13415_4351.N1	23-SEP-2004 07:04:27	Bright	39.000	36	50Alp UMa	1.8000	6300.0	78	13415	No
123	GOM_NL__2PRFIN20040923_070555_000000372030_00335_13415_4352.N1	23-SEP-2004 07:05:55	Bright	37.000	82	48Bet UMa	2.3650	10600.	74	13415	No
124	GOM_NL__2PRFIN20040923_070822_000000632030_00335_13415_4353.N1	23-SEP-2004 07:08:22	Bright	62.500	42	34Bet Aur	1.9000	10200.	125	13415	No
125	GOM_NL__2PRFIN20040923_071217_000000722030_00335_13415_4354.N1	23-SEP-2004 07:12:17	Bright	72.000	107	37The Aur	2.6490	11000.	144	13415	No
126	GOM_NL__2PRFIN20040923_071530_000002552030_00335_13415_4355.N1	23-SEP-2004 07:15:30	Twi_and_stray	255.00	114	3lot Aur	2.6930	4600.0	510	13415	No
127	GOM_NL__2PRFIN20040923_072043_000001022030_00335_13415_4356.N1	23-SEP-2004 07:20:43	Straylight	101.50	151	13Mu Gem	2.8900	3000.0	203	13415	No
128	GOM_NL__2PRFIN20040923_072406_000000632030_00335_13415_4357.N1	23-SEP-2004 07:24:06	Dark	62.500	8	10Alp CMi	0.40000	6500.0	125	13415	No
129	GOM_NL__2PRFIN20040923_073126_000000472030_00335_13415_4358.N1	23-SEP-2004 07:31:26	Dark	46.500	132	15Rho Pup	2.8030	6900.0	93	13415	No
130	GOM_NL__2PRFIN20040923_073419_000000722030_00335_13415_4359.N1	23-SEP-2004 07:34:19	Dark	72.000	1	9Alp CMa	-1.4400	11000.	144	13415	No
131	GOM_NL__2PRFIN20040923_073801_000000452030_00335_13415_4360.N1	23-SEP-2004 07:38:01	Dark	44.500	46	Del Vel	1.9540	10600.	89	13415	No
132	GOM_NL__2PRFIN20040923_074323_000001042030_00336_13416_4332.N1	23-SEP-2004 07:43:23	Dark	103.50	101	11Alp Lep	2.5820	7000.0	207	13416	No
133	GOM_NL__2PRFIN20040923_075001_000000392030_00336_13416_4333.N1	23-SEP-2004 07:50:01	Dark	39.000	135	Bet Hyi	2.8200	5800.0	78	13416	No
134	GOM_NL__2PRFIN20040923_075140_000000412030_00336_13416_4334.N1	23-SEP-2004 07:51:40	Dark	41.000	143	Alp Hyi	2.8570	7200.0	82	13416	No
135	GOM_NL__2PRFIN20040923_075307_000000542030_00336_13416_4335.N1	23-SEP-2004 07:53:07	Dark	54.000	9	Alp Eri	0.45300	24000.	108	13416	No
136	GOM_NL__2PRFIN20040923_075529_000000422030_00336_13416_4336.N1	23-SEP-2004 07:55:29	Straylight	41.500	148	Alp Tuc	2.8780	4100.0	83	13416	No
137	GOM_NL__2PRFIN20040923_075915_000000412030_00336_13416_4337.N1	23-SEP-2004 07:59:15	Straylight	41.000	31	Alp Gru	1.7340	15200.	82	13416	No
138	GOM_NL__2PRFIN20040923_080334_000000462030_00336_13416_4338.N1	23-SEP-2004 08:03:34	Straylight	46.000	18	24Alp PsA	1.1660	9700.0	92	13416	No
139	GOM_NL__2PRFIN20040923_080554_000000592030_00336_13416_4339.N1	23-SEP-2004 08:05:54	Twi_and_stray	59.000	52	16Bet Cet	2.0370	4500.0	118	13416	No
140	GOM_NL__2PRFIN20040923_080804_000000422030_00336_13416_4340.N1	23-SEP-2004 08:08:04	Twi_and_stray	42.000	142	49Del Cap	2.8500	8900.0	84	13416	No
141	GOM_NL__2PRFIN20040923_081214_000000392030_00336_13416_4341.N1	23-SEP-2004 08:12:14	Bright	39.000	162	34Alp Aqr	2.9440	5350.0	78	13416	No
142	GOM_NL__2PRFIN20040923_081518_000000402030_00336_13416_4342.N1	23-SEP-2004 08:15:18	Bright	39.500	61	8Eps Peg	2.1000	3900.0	79	13416	No
143	GOM_NL__2PRFIN20040923_081708_000000462030_00336_13416_4343.N1	23-SEP-2004 08:17:08	Bright	46.000	140	88Gam Peg	2.8340	26000.	92	13416	No
144	GOM_NL__2PRFIN20040923_082004_000000382030_00336_13416_4344.N1	23-SEP-2004 08:20:04	Bright	38.000	93	53Bet Peg	2.5200	3100.0	76	13416	No
145	GOM_NL__2PRFIN20040923_082126_000000452030_00336_13416_4345.N1	23-SEP-2004 08:21:26	Bright	44.500	58	21Alp And	2.0730	11000.	89	13416	No
146	GOM_NL__2PRFIN20040923_082555_000000392030_00336_13416_4346.N1	23-SEP-2004 08:25:55	Bright	39.000	19	50Alp Cyg	1.2460	10500.	78	13416	No
147	GOM_NL__2PRFIN20040923_082954_000000382030_00336_13416_4347.N1	23-SEP-2004 08:29:54	Bright	38.000	89	5Alp Cep	2.4510	8000.0	76	13416	No
148	GOM_NL__2PRFIN20040923_083130_000000432030_00336_13416_4348.N1	23-SEP-2004 08:31:30	Bright	43.000	76	27Gam Cas	2.3000	30000.	86	13416	No
149	GOM_NL__2PRFIN20040923_083722_000000382030_00336_13416_4349.N1	23-SEP-2004 08:37:22	Bright	37.500	49	1Alp UMi	1.9900	6300.0	75	13416	No
150	GOM_NL__2PRFIN20040923_083853_000000402030_00336_13416_4350.N1	23-SEP-2004 08:38:53	Bright	40.000	60	7Bet UMi	2.0810	3950.0	80	13416	No
151	GOM_NL__2PRFIN20040923_084502_000000402030_00336_13416_4351.N1	23-SEP-2004 08:45:02	Bright	39.500	36	50Alp UMa	1.8000	6300.0	79	13416	No
152	GOM_NL__2PRFIN20040923_084631_000000362030_00336_13416_4352.N1	23-SEP-2004 08:46:31	Bright	36.000	82	48Bet UMa	2.3650	10600.	72	13416	No
153	GOM_NL__2PRFIN20040923_084857_000000622030_00336_13416_4353.N1	23-SEP-2004 08:48:57	Bright	61.500	42	34Bet Aur	1.9000	10200.	123	13416	No
154	GOM_NL__2PRFIN20040923_085253_000000732030_00336_13416_4354.N1	23-SEP-2004 08:52:53	Bright	72.500	107	37The Aur	2.6490	11000.	145	13416	No
155	GOM_NL__2PRFIN20040923_085606_000002552030_00336_13416_4355.N1	23-SEP-2004 08:56:06	Twi_and_stray	255.00	114	3lot Aur	2.6930	4600.0	510	13416	No
156	GOM_NL__2PRFIN20040923_090120_000001082030_00336_13416_4356.N1	23-SEP-2004 09:01:20	Straylight	108.00	151	13Mu Gem	2.8900	3000.0	216	13416	No
157	GOM_NL__2PRFIN20040923_090441_000000662030_00336_13416_4357.N1	23-SEP-2004 09:04:41	Dark	65.500	8	10Alp CMi	0.40000	6500.0	131	13416	No
158	GOM_NL__2PRFIN20040923_091202_000000462030_00336_13416_4358.N1	23-SEP-2004 09:12:02	Dark	46.000	132	15Rho Pup	2.8030	6900.0	92	13416	No
159	GOM_NL__2PRFIN20040923_091457_000000732030_00336_13416_4359.N1	23-SEP-2004 09:14:57	Dark	73.000	1	9Alp CMa	-1.4400	11000.	146	13416	No
160	GOM_NL__2PRFIN20040923_091838_000000452030_00336_13416_4360.N1	23-SEP-2004 09:18:38	Dark	44.500	46	Del Vel	1.9540	10600.	89	13416	No



161	GOM_NL__2PRFIN20040923_092402_000001032030_00337_13417_4332.N1	23-SEP-2004 09:24:02	Dark	102.50	101	11Alp Lep	2.5820	7000.0	205	13417	No
162	GOM_NL__2PRFIN20040923_093037_000000392030_00337_13417_4333.N1	23-SEP-2004 09:30:37	Dark	38.500	135	Bet Hyi	2.8200	5800.0	77	13417	No
163	GOM_NL__2PRFIN20040923_093217_000000412030_00337_13417_4334.N1	23-SEP-2004 09:32:17	Dark	40.500	143	Alp Hyi	2.8570	7200.0	81	13417	No
164	GOM_NL__2PRFIN20040923_093344_000000552030_00337_13417_4335.N1	23-SEP-2004 09:33:44	Dark	54.500	9	Alp Eri	0.45300	24000.	109	13417	No
165	GOM_NL__2PRFIN20040923_093605_000000442030_00337_13417_4336.N1	23-SEP-2004 09:36:05	Straylight	43.500	148	Alp Tuc	2.8780	4100.0	87	13417	No
166	GOM_NL__2PRFIN20040923_093951_000000402030_00337_13417_4337.N1	23-SEP-2004 09:39:51	Straylight	40.000	31	Alp Gru	1.7340	15200.	80	13417	No
167	GOM_NL__2PRFIN20040923_094410_000000512030_00337_13417_4338.N1	23-SEP-2004 09:44:10	Straylight	50.500	18	24Alp PsA	1.1660	9700.0	101	13417	No
168	GOM_NL__2PRFIN20040923_094630_000000552030_00337_13417_4339.N1	23-SEP-2004 09:46:30	Twi_and_stray	55.000	52	16Bet Cet	2.0370	4500.0	110	13417	No
169	GOM_NL__2PRFIN20040923_094840_000000422030_00337_13417_4340.N1	23-SEP-2004 09:48:40	Twi_and_stray	41.500	142	49Del Cap	2.8500	8900.0	83	13417	No
170	GOM_NL__2PRFIN20040923_095249_000000402030_00337_13417_4341.N1	23-SEP-2004 09:52:49	Bright	39.500	162	34Alp Aqr	2.9440	5350.0	79	13417	No
171	GOM_NL__2PRFIN20040923_095554_000000402030_00337_13417_4342.N1	23-SEP-2004 09:55:54	Bright	39.500	61	8Eps Peg	2.1000	3900.0	79	13417	No
172	GOM_NL__2PRFIN20040923_095743_000000452030_00337_13417_4343.N1	23-SEP-2004 09:57:43	Bright	44.500	140	88Gam Peg	2.8340	26000.	89	13417	No
173	GOM_NL__2PRFIN20040923_100040_000000412030_00337_13417_4344.N1	23-SEP-2004 10:00:40	Bright	41.000	93	53Bet Peg	2.5200	3100.0	82	13417	No
174	GOM_NL__2PRFIN20040923_100201_000000432030_00337_13417_4345.N1	23-SEP-2004 10:02:01	Bright	42.500	58	21Alp And	2.0730	11000.	85	13417	No
175	GOM_NL__2PRFIN20040923_100631_000000392030_00337_13417_4346.N1	23-SEP-2004 10:06:31	Bright	39.000	19	50Alp Cyg	1.2460	10500.	78	13417	No
176	GOM_NL__2PRFIN20040923_101030_000000382030_00337_13417_4347.N1	23-SEP-2004 10:10:30	Bright	38.000	89	5Alp Cep	2.4510	8000.0	76	13417	No
177	GOM_NL__2PRFIN20040923_101205_000000442030_00337_13417_4348.N1	23-SEP-2004 10:12:05	Bright	43.500	76	27Gam Cas	2.3000	30000.	87	13417	No
178	GOM_NL__2PRFIN20040923_101758_000000372030_00337_13417_4349.N1	23-SEP-2004 10:17:58	Bright	37.000	49	1Alp UMi	1.9900	6300.0	74	13417	No
179	GOM_NL__2PRFIN20040923_101930_000000372030_00337_13417_4350.N1	23-SEP-2004 10:19:30	Bright	37.000	60	7Bet UMi	2.0810	3950.0	74	13417	No
180	GOM_NL__2PRFIN20040923_102538_000000382030_00337_13417_4351.N1	23-SEP-2004 10:25:38	Bright	37.500	36	50Alp UMa	1.8000	6300.0	75	13417	No
181	GOM_NL__2PRFIN20040923_102707_000000362030_00337_13417_4352.N1	23-SEP-2004 10:27:07	Bright	36.000	82	48Bet UMa	2.3650	10600.	72	13417	No
182	GOM_NL__2PRFIN20040923_102933_000000632030_00337_13417_4353.N1	23-SEP-2004 10:29:33	Bright	62.500	42	34Bet Aur	1.9000	10200.	125	13417	No
183	GOM_NL__2PRFIN20040923_103329_000000772030_00337_13417_4354.N1	23-SEP-2004 10:33:29	Bright	76.500	107	37The Aur	2.6490	11000.	153	13417	No
184	GOM_NL__2PRFIN20040923_103643_000002552030_00337_13417_4355.N1	23-SEP-2004 10:36:43	Twi_and_stray	255.00	114	3lot Aur	2.6930	4600.0	510	13417	No
185	GOM_NL__2PRFIN20040923_104157_000001082030_00337_13417_4356.N1	23-SEP-2004 10:41:57	Straylight	108.00	151	13Mu Gem	2.8900	3000.0	216	13417	No
186	GOM_NL__2PRFIN20040923_104519_000000622030_00337_13417_4357.N1	23-SEP-2004 10:45:19	Dark	61.500	8	10Alp CMi	0.40000	6500.0	123	13417	No
187	GOM_NL__2PRFIN20040923_105239_000000442030_00337_13417_4358.N1	23-SEP-2004 10:52:39	Dark	43.500	132	15Rho Pup	2.8030	6900.0	87	13417	No
188	GOM_NL__2PRFIN20040923_105532_000000712030_00337_13417_4359.N1	23-SEP-2004 10:55:32	Dark	71.000	1	9Alp CMa	-1.4400	11000.	142	13417	No
189	GOM_NL__2PRFIN20040923_105914_000000412030_00337_13417_4360.N1	23-SEP-2004 10:59:14	Dark	40.500	46	Del Vel	1.9540	10600.	81	13417	No
190	GOM_NL__2PRFIN20040923_110441_000001002030_00338_13418_4333.N1	23-SEP-2004 11:04:41	Dark	100.00	101	11Alp Lep	2.5820	7000.0	200	13418	No
191	GOM_NL__2PRFIN20040923_111113_000000412030_00338_13418_4334.N1	23-SEP-2004 11:11:13	Dark	41.000	135	Bet Hyi	2.8200	5800.0	82	13418	No
192	GOM_NL__2PRFIN20040923_111253_000000412030_00338_13418_4335.N1	23-SEP-2004 11:12:53	Dark	41.000	143	Alp Hyi	2.8570	7200.0	82	13418	No
193	GOM_NL__2PRFIN20040923_111421_000000522030_00338_13418_4336.N1	23-SEP-2004 11:14:21	Dark	52.000	9	Alp Eri	0.45300	24000.	104	13418	No
194	GOM_NL__2PRFIN20040923_111641_000000412030_00338_13418_4337.N1	23-SEP-2004 11:16:41	Straylight	41.000	148	Alp Tuc	2.8780	4100.0	82	13418	No
195	GOM_NL__2PRFIN20040923_112027_000000472030_00338_13418_4338.N1	23-SEP-2004 11:20:27	Straylight	47.000	31	Alp Gru	1.7340	15200.	94	13418	No
196	GOM_NL__2PRFIN20040923_112445_000000482030_00338_13418_4339.N1	23-SEP-2004 11:24:45	Straylight	47.500	18	24Alp PsA	1.1660	9700.0	95	13418	No
197	GOM_NL__2PRFIN20040923_112706_000000632030_00338_13418_4340.N1	23-SEP-2004 11:27:06	Twi_and_stray	62.500	52	16Bet Cet	2.0370	4500.0	125	13418	No
198	GOM_NL__2PRFIN20040923_112916_000000432030_00338_13418_4341.N1	23-SEP-2004 11:29:16	Twi_and_stray	43.000	142	49Del Cap	2.8500	8900.0	86	13418	No
199	GOM_NL__2PRFIN20040923_113325_000000402030_00338_13418_4342.N1	23-SEP-2004 11:33:25	Bright	39.500	162	34Alp Aqr	2.9440	5350.0	79	13418	No
200	GOM_NL__2PRFIN20040923_113630_000000382030_00338_13418_4343.N1	23-SEP-2004 11:36:30	Bright	38.000	61	8Eps Peg	2.1000	3900.0	76	13418	No
201	GOM_NL__2PRFIN20040923_113819_000000452030_00338_13418_4344.N1	23-SEP-2004 11:38:19	Bright	44.500	140	88Gam Peg	2.8340	26000.	89	13418	No
202	GOM_NL__2PRFIN20040923_114115_000000372030_00338_13418_4345.N1	23-SEP-2004 11:41:15	Bright	36.500	93	53Bet Peg	2.5200	3100.0	73	13418	No
203	GOM_NL__2PRFIN20040923_114236_000000432030_00338_13418_4346.N1	23-SEP-2004 11:42:36	Bright	42.500	58	21Alp And	2.0730	11000.	85	13418	No
204	GOM_NL__2PRFIN20040923_114708_000000392030_00338_13418_4347.N1	23-SEP-2004 11:47:08	Bright	39.000	19	50Alp Cyg	1.2460	10500.	78	13418	No
205	GOM_NL__2PRFIN20040923_115105_000000392030_00338_13418_4348.N1	23-SEP-2004 11:51:05	Bright	39.000	89	5Alp Cep	2.4510	8000.0	78	13418	No
206	GOM_NL__2PRFIN20040923_115241_000000412030_00338_13418_4349.N1	23-SEP-2004 11:52:41	Bright	40.500	76	27Gam Cas	2.3000	30000.	81	13418	No
207	GOM_NL__2PRFIN20040923_115833_000000392030_00338_13418_4350.N1	23-SEP-2004 11:58:33	Bright	38.500	49	1Alp UMi	1.9900	6300.0	77	13418	No
208	GOM_NL__2PRFIN20040923_120006_000000402030_00338_13418_4351.N1	23-SEP-2004 12:00:06	Bright	40.000	60	7Bet UMi	2.0810	3950.0	80	13418	No
209	GOM_NL__2PRFIN20040923_120615_000000372030_00338_13418_4352.N1	23-SEP-2004 12:06:15	Bright	37.000	36	50Alp UMa	1.8000	6300.0	74	13418	No
210	GOM_NL__2PRFIN20040923_120743_000000362030_00338_13418_4353.N1	23-SEP-2004 12:07:43	Bright	36.000	82	48Bet UMa	2.3650	10600.	72	13418	No
211	GOM_NL__2PRFIN20040923_121008_000000642030_00338_13418_4354.N1	23-SEP-2004 12:10:08	Bright	63.500	42	34Bet Aur	1.9000	10200.	127	13418	No
212	GOM_NL__2PRFIN20040923_121404_000000772030_00338_13418_4355.N1	23-SEP-2004 12:14:04	Bright	76.500	107	37The Aur	2.6490	11000.	153	13418	No
213	GOM_NL__2PRFIN20040923_121719_000002552030_00338_13418_4356.N1	23-SEP-2004 12:17:19	Twi_and_stray	255.00	114	3lot Aur	2.6930	4600.0	510	13418	No
214	GOM_NL__2PRFIN20040923_122234_000001112030_00338_13418_4357.N1	23-SEP-2004 12:22:34	Straylight	110.50	151	13Mu Gem	2.8900	3000.0	221	13418	No
215	GOM_NL__2PRFIN20040923_122554_000000652030_00338_13418_4358.N1	23-SEP-2004 12:25:54	Dark	65.000	8	10Alp CMi	0.40000	6500.0	130	13418	No
216	GOM_NL__2PRFIN20040923_123315_000000452030_00338_13418_4359.N1	23-SEP-2004 12:33:15	Dark	45.000	132	15Rho Pup	2.8030	6900.0	90	13418	No
217	GOM_NL__2PRFIN20040923_123612_000000732030_00338_13418_4360.N1	23-SEP-2004 12:36:12	Dark	73.000	1	9Alp CMa	-1.4400	11000.	146	13418	No
218	GOM_NL__2PRFIN20040923_123950_000000412030_00338_13418_4361.N1	23-SEP-2004 12:39:50	Dark	40.500	46	Del Vel	1.9540	10600.	81	13418	No
219	GOM_NL__2PRFIN20040923_124520_000001012030_00339_13419_4333.N1	23-SEP-2004 12:45:20	Dark	100.50	101	11Alp Lep	2.5820	7000.0	201	13419	No

220	GOM_NL__2PRFIN20040923_125149_000000412030_00339_13419_4334.N1	23-SEP-2004 12:51:49	Dark	40.500	135	Bet Hyi	2.8200	5800.0	81	13419	No
221	GOM_NL__2PRFIN20040923_125328_000000442030_00339_13419_4335.N1	23-SEP-2004 12:53:28	Dark	44.000	143	Alp Hyi	2.8570	7200.0	88	13419	No
222	GOM_NL__2PRFIN20040923_125457_000000452030_00339_13419_4336.N1	23-SEP-2004 12:54:57	Dark	44.500	9	Alp Eri	0.45300	24000.	89	13419	No
223	GOM_NL__2PRFIN20040923_125717_000000462030_00339_13419_4337.N1	23-SEP-2004 12:57:17	Straylight	45.500	148	Alp Tuc	2.8780	4100.0	91	13419	No
224	GOM_NL__2PRFIN20040923_130102_000000422030_00339_13419_4338.N1	23-SEP-2004 13:01:02	Straylight	42.000	31	Alp Gru	1.7340	15200.	84	13419	No
225	GOM_NL__2PRFIN20040923_130521_000000462030_00339_13419_4339.N1	23-SEP-2004 13:05:21	Straylight	45.500	18	24Alp PsA	1.1660	9700.0	91	13419	No
226	GOM_NL__2PRFIN20040923_130742_000000562030_00339_13419_4340.N1	23-SEP-2004 13:07:42	Twi_and_stray	55.500	52	16Bet Cet	2.0370	4500.0	111	13419	No
227	GOM_NL__2PRFIN20040923_130952_000000432030_00339_13419_4341.N1	23-SEP-2004 13:09:52	Twi_and_stray	43.000	142	49Del Cap	2.8500	8900.0	86	13419	No
228	GOM_NL__2PRFIN20040923_131401_000000402030_00339_13419_4342.N1	23-SEP-2004 13:14:01	Bright	39.500	162	34Alp Aqr	2.9440	5350.0	79	13419	No
229	GOM_NL__2PRFIN20040923_131706_000000402030_00339_13419_4343.N1	23-SEP-2004 13:17:06	Bright	39.500	61	8Eps Peg	2.1000	3900.0	79	13419	No
230	GOM_NL__2PRFIN20040923_131854_000000442030_00339_13419_4344.N1	23-SEP-2004 13:18:54	Bright	43.500	140	88Gam Peg	2.8340	26000.	87	13419	No
231	GOM_NL__2PRFIN20040923_132151_000000382030_00339_13419_4345.N1	23-SEP-2004 13:21:51	Bright	38.000	93	53Bet Peg	2.5200	3100.0	76	13419	No
232	GOM_NL__2PRFIN20040923_132312_000000442030_00339_13419_4346.N1	23-SEP-2004 13:23:12	Bright	44.000	58	21Alp And	2.0730	11000.	88	13419	No
233	GOM_NL__2PRFIN20040923_132744_000000362030_00339_13419_4347.N1	23-SEP-2004 13:27:44	Bright	35.500	19	50Alp Cyg	1.2460	10500.	71	13419	No
234	GOM_NL__2PRFIN20040923_133141_000000392030_00339_13419_4348.N1	23-SEP-2004 13:31:41	Bright	39.000	89	5Alp Cep	2.4510	8000.0	78	13419	No
235	GOM_NL__2PRFIN20040923_133316_000000432030_00339_13419_4349.N1	23-SEP-2004 13:33:16	Bright	43.000	76	27Gam Cas	2.3000	30000.	86	13419	No
236	GOM_NL__2PRFIN20040923_133909_000000362030_00339_13419_4350.N1	23-SEP-2004 13:39:09	Bright	35.500	49	1Alp UMi	1.9900	6300.0	71	13419	No
237	GOM_NL__2PRFIN20040923_134042_000000372030_00339_13419_4351.N1	23-SEP-2004 13:40:42	Bright	36.500	60	7Bet UMi	2.0810	3950.0	73	13419	No
238	GOM_NL__2PRFIN20040923_134651_000000382030_00339_13419_4352.N1	23-SEP-2004 13:46:51	Bright	38.000	36	50Alp UMa	1.8000	6300.0	76	13419	No
239	GOM_NL__2PRFIN20040923_134819_000000372030_00339_13419_4353.N1	23-SEP-2004 13:48:19	Bright	37.000	82	48Bet UMa	2.3650	10600.	74	13419	No
240	GOM_NL__2PRFIN20040923_135043_000000632030_00339_13419_4354.N1	23-SEP-2004 13:50:43	Bright	63.000	42	34Bet Aur	1.9000	10200.	126	13419	No
241	GOM_NL__2PRFIN20040923_135440_000000792030_00339_13419_4355.N1	23-SEP-2004 13:54:40	Bright	79.000	107	37The Aur	2.6490	11000.	158	13419	No
242	GOM_NL__2PRFIN20040923_135755_000002552030_00339_13419_4356.N1	23-SEP-2004 13:57:55	Twi_and_stray	255.00	114	3lot Aur	2.6930	4600.0	510	13419	No
243	GOM_NL__2PRFIN20040923_140311_000001072030_00339_13419_4357.N1	23-SEP-2004 14:03:11	Straylight	107.00	151	13Mu Gem	2.8900	3000.0	214	13419	No
244	GOM_NL__2PRFIN20040923_140633_000000622030_00339_13419_4358.N1	23-SEP-2004 14:06:33	Dark	62.000	8	10Alp CMi	0.40000	6500.0	124	13419	No
245	GOM_NL__2PRFIN20040923_141352_000000452030_00339_13419_4359.N1	23-SEP-2004 14:13:52	Dark	45.000	132	15Rho Pup	2.8030	6900.0	90	13419	No
246	GOM_NL__2PRFIN20040923_141650_000000752030_00339_13419_4360.N1	23-SEP-2004 14:16:50	Dark	74.500	1	9Alp CMa	-1.4400	11000.	149	13419	No
247	GOM_NL__2PRFIN20040923_142026_000000412030_00339_13419_4361.N1	23-SEP-2004 14:20:26	Dark	41.000	46	Del Vel	1.9540	10600.	82	13419	No
248	GOM_NL__2PRFIN20040923_142558_000001062030_00340_13420_4333.N1	23-SEP-2004 14:25:58	Dark	105.50	101	11Alp Lep	2.5820	7000.0	211	13420	No
249	GOM_NL__2PRFIN20040923_143225_000000402030_00340_13420_4334.N1	23-SEP-2004 14:32:25	Dark	39.500	135	Bet Hyi	2.8200	5800.0	79	13420	No
250	GOM_NL__2PRFIN20040923_143405_000000402030_00340_13420_4335.N1	23-SEP-2004 14:34:05	Dark	40.000	143	Alp Hyi	2.8570	7200.0	80	13420	No
251	GOM_NL__2PRFIN20040923_143532_000000552030_00340_13420_4336.N1	23-SEP-2004 14:35:32	Dark	54.500	9	Alp Eri	0.45300	24000.	109	13420	No
252	GOM_NL__2PRFIN20040923_143753_000000392030_00340_13420_4337.N1	23-SEP-2004 14:37:53	Straylight	39.000	148	Alp Tuc	2.8780	4100.0	78	13420	No
253	GOM_NL__2PRFIN20040923_144123_000000462030_00340_13420_4338.N1	23-SEP-2004 14:41:23	Straylight	45.500	63	Bet Gru	2.1500	2800.0	91	13420	No
254	GOM_NL__2PRFIN20040923_144557_000000442030_00340_13420_4339.N1	23-SEP-2004 14:45:57	Straylight	43.500	18	24Alp PsA	1.1660	9700.0	87	13420	No
255	GOM_NL__2PRFIN20040923_144818_000000592030_00340_13420_4340.N1	23-SEP-2004 14:48:18	Twi_and_stray	58.500	52	16Bet Cet	2.0370	4500.0	117	13420	No
256	GOM_NL__2PRFIN20040923_145028_000000442030_00340_13420_4341.N1	23-SEP-2004 14:50:28	Twi_and_stray	43.500	142	49Del Cap	2.8500	8900.0	87	13420	No
257	GOM_NL__2PRFIN20040923_145436_000000402030_00340_13420_4342.N1	23-SEP-2004 14:54:36	Bright	39.500	162	34Alp Aqr	2.9440	5350.0	79	13420	No
258	GOM_NL__2PRFIN20040923_145842_000000402030_00340_13420_4343.N1	23-SEP-2004 14:58:42	Bright	40.000	90	54Alp Peg	2.4870	11000.	80	13420	No
259	GOM_NL__2PRFIN20040923_150226_000000402030_00340_13420_4344.N1	23-SEP-2004 15:02:26	Bright	39.500	93	53Bet Peg	2.5200	3100.0	79	13420	No
260	GOM_NL__2PRFIN20040923_150347_000000442030_00340_13420_4345.N1	23-SEP-2004 15:03:47	Bright	44.000	58	21Alp And	2.0730	11000.	88	13420	No
261	GOM_NL__2PRFIN20040923_150819_000000412030_00340_13420_4346.N1	23-SEP-2004 15:08:19	Bright	40.500	19	50Alp Cyg	1.2460	10500.	81	13420	No
262	GOM_NL__2PRFIN20040923_151217_000000382030_00340_13420_4347.N1	23-SEP-2004 15:12:17	Bright	38.000	89	5Alp Cep	2.4510	8000.0	76	13420	No
263	GOM_NL__2PRFIN20040923_151352_000000402030_00340_13420_4348.N1	23-SEP-2004 15:13:52	Bright	40.000	76	27Gam Cas	2.3000	30000.	80	13420	No
264	GOM_NL__2PRFIN20040923_151945_000000392030_00340_13420_4349.N1	23-SEP-2004 15:19:45	Bright	39.000	49	1Alp UMi	1.9900	6300.0	78	13420	No
265	GOM_NL__2PRFIN20040923_152117_000000372030_00340_13420_4350.N1	23-SEP-2004 15:21:17	Bright	37.000	60	7Bet UMi	2.0810	3950.0	74	13420	No
266	GOM_NL__2PRFIN20040923_152727_000000372030_00340_13420_4351.N1	23-SEP-2004 15:27:27	Bright	37.000	36	50Alp UMa	1.8000	6300.0	74	13420	No
267	GOM_NL__2PRFIN20040923_152856_000000362030_00340_13420_4352.N1	23-SEP-2004 15:28:56	Bright	35.500	82	48Bet UMa	2.3650	10600.	71	13420	No
268	GOM_NL__2PRFIN20040923_153119_000000642030_00340_13420_4353.N1	23-SEP-2004 15:31:19	Bright	63.500	42	34Bet Aur	1.9000	10200.	127	13420	No
269	GOM_NL__2PRFIN20040923_153516_000000772030_00340_13420_4354.N1	23-SEP-2004 15:35:16	Bright	76.500	107	37The Aur	2.6490	11000.	153	13420	No
270	GOM_NL__2PRFIN20040923_153831_000002552030_00340_13420_4355.N1	23-SEP-2004 15:38:31	Twi_and_stray	255.00	114	3lot Aur	2.6930	4600.0	510	13420	No
271	GOM_NL__2PRFIN20040923_154348_000001112030_00340_13420_4356.N1	23-SEP-2004 15:43:48	Straylight	111.00	151	13Mu Gem	2.8900	3000.0	222	13420	No
272	GOM_NL__2PRFIN20040923_154710_000000622030_00340_13420_4357.N1	23-SEP-2004 15:47:10	Dark	62.000	8	10Alp CMi	0.40000	6500.0	124	13420	No
273	GOM_NL__2PRFIN20040923_155429_000000442030_00340_13420_4358.N1	23-SEP-2004 15:54:29	Dark	43.500	132	15Rho Pup	2.8030	6900.0	87	13420	No
274	GOM_NL__2PRFIN20040923_155727_000000792030_00340_13420_4359.N1	23-SEP-2004 15:57:27	Dark	79.000	1	9Alp CMa	-1.4400	11000.	158	13420	No
275	GOM_NL__2PRFIN20040923_160103_000000402030_00340_13420_4360.N1	23-SEP-2004 16:01:03	Dark	40.000	46	Del Vel	1.9540	10600.	80	13420	No
276	GOM_NL__2PRFIN20040923_160637_000001062030_00341_13421_4333.N1	23-SEP-2004 16:06:37	Dark	106.00	101	11Alp Lep	2.5820	7000.0	212	13421	No
277	GOM_NL__2PRFIN20040923_161301_000000392030_00341_13421_4334.N1	23-SEP-2004 16:13:01	Dark	39.000	135	Bet Hyi	2.8200	5800.0	78	13421	No
278	GOM_NL__2PRFIN20040923_161442_000000422030_00341_13421_4335.N1	23-SEP-2004 16:14:42	Dark	41.500	143	Alp Hyi	2.8570	7200.0	83	13421	No

279	GOM_NL__2PRFIN20040923_161609_000000442030_00341_13421_4336.N1	23-SEP-2004 16:16:09	Dark	44.000	9	Alp Eri	0.45300	24000.	88	13421	No
280	GOM_NL__2PRFIN20040923_161829_000000472030_00341_13421_4337.N1	23-SEP-2004 16:18:29	Straylight	46.500	148	Alp Tuc	2.8780	4100.0	93	13421	No
281	GOM_NL__2PRFIN20040923_162200_000000522030_00341_13421_4338.N1	23-SEP-2004 16:22:00	Straylight	51.500	63	Bet Gru	2.1500	2800.0	103	13421	No
282	GOM_NL__2PRFIN20040923_162634_000000452030_00341_13421_4339.N1	23-SEP-2004 16:26:34	Straylight	44.500	18	24Alp PsA	1.1660	9700.0	89	13421	No
283	GOM_NL__2PRFIN20040923_162855_000000572030_00341_13421_4340.N1	23-SEP-2004 16:28:55	Tw_i_and_stray	56.500	52	16Bet Cet	2.0370	4500.0	113	13421	No
284	GOM_NL__2PRFIN20040923_163105_000000422030_00341_13421_4341.N1	23-SEP-2004 16:31:05	Tw_i_and_stray	41.500	142	49Del Cap	2.8500	8900.0	83	13421	No
285	GOM_NL__2PRFIN20040923_163514_000000402030_00341_13421_4342.N1	23-SEP-2004 16:35:14	Bright	39.500	162	34Alp Aqr	2.9440	5350.0	79	13421	No
286	GOM_NL__2PRFIN20040923_163919_000000402030_00341_13421_4343.N1	23-SEP-2004 16:39:19	Bright	40.000	90	54Alp Peg	2.4870	11000.	80	13421	No
287	GOM_NL__2PRFIN20040923_164303_000000412030_00341_13421_4344.N1	23-SEP-2004 16:43:03	Bright	40.500	93	53Bet Peg	2.5200	3100.0	81	13421	No
288	GOM_NL__2PRFIN20040923_164423_000000462030_00341_13421_4345.N1	23-SEP-2004 16:44:23	Bright	45.500	58	21Alp And	2.0730	11000.	91	13421	No
289	GOM_NL__2PRFIN20040923_164857_000000392030_00341_13421_4346.N1	23-SEP-2004 16:48:57	Bright	38.500	19	50Alp Cyg	1.2460	10500.	77	13421	No
290	GOM_NL__2PRFIN20040923_165254_000000392030_00341_13421_4347.N1	23-SEP-2004 16:52:54	Bright	38.500	89	5Alp Cep	2.4510	8000.0	77	13421	No
291	GOM_NL__2PRFIN20040923_165427_000000442030_00341_13421_4348.N1	23-SEP-2004 16:54:27	Bright	43.500	76	27Gam Cas	2.3000	30000.	87	13421	No
292	GOM_NL__2PRFIN20040923_170022_000000372030_00341_13421_4349.N1	23-SEP-2004 17:00:22	Bright	37.000	49	1Alp UMi	1.9900	6300.0	74	13421	No
293	GOM_NL__2PRFIN20040923_170154_000000402030_00341_13421_4350.N1	23-SEP-2004 17:01:54	Bright	39.500	60	7Bet UMi	2.0810	3950.0	79	13421	No
294	GOM_NL__2PRFIN20040923_170804_000000352030_00341_13421_4351.N1	23-SEP-2004 17:08:04	Bright	35.000	36	50Alp UMa	1.8000	6300.0	70	13421	No
295	GOM_NL__2PRFIN20040923_170932_000000372030_00341_13421_4352.N1	23-SEP-2004 17:09:32	Bright	37.000	82	48Bet UMa	2.3650	10600.	74	13421	No
296	GOM_NL__2PRFIN20040923_171154_000000652030_00341_13421_4353.N1	23-SEP-2004 17:11:54	Bright	65.000	42	34Bet Aur	1.9000	10200.	130	13421	No
297	GOM_NL__2PRFIN20040923_171551_000000792030_00341_13421_4354.N1	23-SEP-2004 17:15:51	Bright	79.000	107	37The Aur	2.6490	11000.	158	13421	No
298	GOM_NL__2PRFIN20040923_171908_000002552030_00341_13421_4355.N1	23-SEP-2004 17:19:08	Tw_i_and_stray	255.00	114	31ot Aur	2.6930	4600.0	510	13421	No
299	GOM_NL__2PRFIN20040923_172425_000001092030_00341_13421_4356.N1	23-SEP-2004 17:24:25	Straylight	109.00	151	13Mu Gem	2.8900	3000.0	218	13421	No
300	GOM_NL__2PRFIN20040923_172747_000000722030_00341_13421_4357.N1	23-SEP-2004 17:27:47	Dark	71.500	8	10Alp CMi	0.40000	6500.0	143	13421	No
301	GOM_NL__2PRFIN20040923_173506_000000482030_00341_13421_4358.N1	23-SEP-2004 17:35:06	Dark	48.000	132	15Rho Pup	2.8030	6900.0	96	13421	No
302	GOM_NL__2PRFIN20040923_173805_000000692030_00341_13421_4359.N1	23-SEP-2004 17:38:05	Dark	69.000	1	9Alp CMa	-1.4400	11000.	138	13421	No
303	GOM_NL__2PRFIN20040923_174139_000000392030_00341_13421_4360.N1	23-SEP-2004 17:41:39	Dark	39.000	46	Del Vel	1.9540	10600.	78	13421	No
304	GOM_NL__2PRFIN20040923_174716_000001042030_00342_13422_4333.N1	23-SEP-2004 17:47:16	Dark	103.50	101	11Alp Lep	2.5820	7000.0	207	13422	No
305	GOM_NL__2PRFIN20040923_175338_000000402030_00342_13422_4334.N1	23-SEP-2004 17:53:38	Dark	40.000	135	Bet Hyi	2.8200	5800.0	80	13422	No
306	GOM_NL__2PRFIN20040923_175518_000000412030_00342_13422_4335.N1	23-SEP-2004 17:55:18	Dark	40.500	143	Alp Hyi	2.8570	7200.0	81	13422	No
307	GOM_NL__2PRFIN20040923_175646_000000512030_00342_13422_4336.N1	23-SEP-2004 17:56:46	Dark	50.500	9	Alp Eri	0.45300	24000.	101	13422	No
308	GOM_NL__2PRFIN20040923_175905_000000392030_00342_13422_4337.N1	23-SEP-2004 17:59:05	Straylight	39.000	148	Alp Tuc	2.8780	4100.0	78	13422	No
309	GOM_NL__2PRFIN20040923_180236_000000522030_00342_13422_4338.N1	23-SEP-2004 18:02:36	Straylight	51.500	63	Bet Gru	2.1500	2800.0	103	13422	No
310	GOM_NL__2PRFIN20040923_180711_000000422030_00342_13422_4339.N1	23-SEP-2004 18:07:11	Straylight	42.000	18	24Alp PsA	1.1660	9700.0	84	13422	No
311	GOM_NL__2PRFIN20040923_180931_000000552030_00342_13422_4340.N1	23-SEP-2004 18:09:31	Tw_i_and_stray	54.500	52	16Bet Cet	2.0370	4500.0	109	13422	No
312	GOM_NL__2PRFIN20040923_181141_000000432030_00342_13422_4341.N1	23-SEP-2004 18:11:41	Tw_i_and_stray	42.500	142	49Del Cap	2.8500	8900.0	85	13422	No
313	GOM_NL__2PRFIN20040923_181550_000000402030_00342_13422_4342.N1	23-SEP-2004 18:15:50	Bright	40.000	162	34Alp Aqr	2.9440	5350.0	80	13422	No
314	GOM_NL__2PRFIN20040923_181955_000000392030_00342_13422_4343.N1	23-SEP-2004 18:19:55	Bright	39.000	90	54Alp Peg	2.4870	11000.	78	13422	No
315	GOM_NL__2PRFIN20040923_182339_000000402030_00342_13422_4344.N1	23-SEP-2004 18:23:39	Bright	40.000	93	53Bet Peg	2.5200	3100.0	80	13422	No
316	GOM_NL__2PRFIN20040923_182459_000000432030_00342_13422_4345.N1	23-SEP-2004 18:24:59	Bright	43.000	58	21Alp And	2.0730	11000.	86	13422	No
317	GOM_NL__2PRFIN20040923_182933_000000412030_00342_13422_4346.N1	23-SEP-2004 18:29:33	Bright	40.500	19	50Alp Cyg	1.2460	10500.	81	13422	No
318	GOM_NL__2PRFIN20040923_183331_000000382030_00342_13422_4347.N1	23-SEP-2004 18:33:31	Bright	37.500	89	5Alp Cep	2.4510	8000.0	75	13422	No
319	GOM_NL__2PRFIN20040923_183503_000000432030_00342_13422_4348.N1	23-SEP-2004 18:35:03	Bright	42.500	76	27Gam Cas	2.3000	30000.	85	13422	No
320	GOM_NL__2PRFIN20040923_184058_000000382030_00342_13422_4349.N1	23-SEP-2004 18:40:58	Bright	37.500	49	1Alp UMi	1.9900	6300.0	75	13422	No
321	GOM_NL__2PRFIN20040923_184231_000000392030_00342_13422_4350.N1	23-SEP-2004 18:42:31	Bright	39.000	60	7Bet UMi	2.0810	3950.0	78	13422	No
322	GOM_NL__2PRFIN20040923_184840_000000342030_00342_13422_4351.N1	23-SEP-2004 18:48:40	Bright	34.000	36	50Alp UMa	1.8000	6300.0	68	13422	No
323	GOM_NL__2PRFIN20040923_185009_000000372030_00342_13422_4352.N1	23-SEP-2004 18:50:09	Bright	36.500	82	48Bet UMa	2.3650	10600.	73	13422	No
324	GOM_NL__2PRFIN20040923_185230_000000642030_00342_13422_4353.N1	23-SEP-2004 18:52:30	Bright	63.500	42	34Bet Aur	1.9000	10200.	127	13422	No
325	GOM_NL__2PRFIN20040923_185627_000000742030_00342_13422_4354.N1	23-SEP-2004 18:56:27	Bright	74.000	107	37The Aur	2.6490	11000.	148	13422	No
326	GOM_NL__2PRFIN20040923_185944_000002552030_00342_13422_4355.N1	23-SEP-2004 18:59:44	Tw_i_and_stray	255.00	114	31ot Aur	2.6930	4600.0	510	13422	No
327	GOM_NL__2PRFIN20040923_190501_000001212030_00342_13422_4356.N1	23-SEP-2004 19:05:01	Straylight	120.50	151	13Mu Gem	2.8900	3000.0	241	13422	No
328	GOM_NL__2PRFIN20040923_190823_000000662030_00342_13422_4357.N1	23-SEP-2004 19:08:23	Dark	65.500	8	10Alp CMi	0.40000	6500.0	131	13422	No
329	GOM_NL__2PRFIN20040923_191542_000000462030_00342_13422_4358.N1	23-SEP-2004 19:15:42	Dark	45.500	132	15Rho Pup	2.8030	6900.0	91	13422	No
330	GOM_NL__2PRFIN20040923_191842_000000812030_00342_13422_4359.N1	23-SEP-2004 19:18:42	Dark	80.500	1	9Alp CMa	-1.4400	11000.	161	13422	No
331	GOM_NL__2PRFIN20040923_192216_000000422030_00342_13422_4360.N1	23-SEP-2004 19:22:16	Dark	42.000	46	Del Vel	1.9540	10600.	84	13422	No
332	GOM_NL__2PRFIN20040923_192755_000001082030_00343_13423_4333.N1	23-SEP-2004 19:27:55	Dark	108.00	101	11Alp Lep	2.5820	7000.0	216	13423	No
333	GOM_NL__2PRFIN20040923_193414_000000392030_00343_13423_4334.N1	23-SEP-2004 19:34:14	Dark	39.000	135	Bet Hyi	2.8200	5800.0	78	13423	No
334	GOM_NL__2PRFIN20040923_193555_000000402030_00343_13423_4335.N1	23-SEP-2004 19:35:55	Dark	40.000	143	Alp Hyi	2.8570	7200.0	80	13423	No
335	GOM_NL__2PRFIN20040923_193722_000000522030_00343_13423_4336.N1	23-SEP-2004 19:37:22	Dark	52.000	9	Alp Eri	0.45300	24000.	104	13423	No
336	GOM_NL__2PRFIN20040923_193941_000000502030_00343_13423_4337.N1	23-SEP-2004 19:39:41	Straylight	50.000	148	Alp Tuc	2.8780	4100.0	100	13423	No
337	GOM_NL__2PRFIN20040923_194311_000000452030_00343_13423_4338.N1	23-SEP-2004 19:43:11	Straylight	44.500	63	Bet Gru	2.1500	2800.0	89	13423	No



338	GOM_NL__2PRFIN20040923_194746_000000472030_00343_13423_4339.N1	23-SEP-2004 19:47:46	Straylight	46.500	18	24Alp PsA	1.1660	9700.0	93	13423	No
339	GOM_NL__2PRFIN20040923_195007_000000532030_00343_13423_4340.N1	23-SEP-2004 19:50:07	Twl_and_stray	53.000	52	16Bet Cet	2.0370	4500.0	106	13423	No
340	GOM_NL__2PRFIN20040923_195217_000000412030_00343_13423_4341.N1	23-SEP-2004 19:52:17	Twl_and_stray	41.000	142	49Del Cap	2.8500	8900.0	82	13423	No
341	GOM_NL__2PRFIN20040923_195626_000000402030_00343_13423_4342.N1	23-SEP-2004 19:56:26	Bright	40.000	162	34Alp Aqr	2.9440	5350.0	80	13423	No
342	GOM_NL__2PRFIN20040923_200030_000000392030_00343_13423_4343.N1	23-SEP-2004 20:00:30	Bright	39.000	90	54Alp Peg	2.4870	11000.	78	13423	No
343	GOM_NL__2PRFIN20040923_200414_000000412030_00343_13423_4344.N1	23-SEP-2004 20:04:14	Bright	40.500	93	53Bet Peg	2.5200	3100.0	81	13423	No
344	GOM_NL__2PRFIN20040923_200534_000000442030_00343_13423_4345.N1	23-SEP-2004 20:05:34	Bright	43.500	58	21Alp And	2.0730	11000.	87	13423	No
345	GOM_NL__2PRFIN20040923_201009_000000412030_00343_13423_4346.N1	23-SEP-2004 20:10:09	Bright	41.000	19	50Alp Cyg	1.2460	10500.	82	13423	No
346	GOM_NL__2PRFIN20040923_201406_000000382030_00343_13423_4347.N1	23-SEP-2004 20:14:06	Bright	37.500	89	5Alp Cep	2.4510	8000.0	75	13423	No
347	GOM_NL__2PRFIN20040923_201538_000000432030_00343_13423_4348.N1	23-SEP-2004 20:15:38	Bright	42.500	76	27Gam Cas	2.3000	30000.	85	13423	No
348	GOM_NL__2PRFIN20040923_202133_000000382030_00343_13423_4349.N1	23-SEP-2004 20:21:33	Bright	38.000	49	1Alp UMi	1.9900	6300.0	76	13423	No
349	GOM_NL__2PRFIN20040923_202307_000000402030_00343_13423_4350.N1	23-SEP-2004 20:23:07	Bright	39.500	60	7Bet UMi	2.0810	3950.0	79	13423	No
350	GOM_NL__2PRFIN20040923_202916_000000362030_00343_13423_4351.N1	23-SEP-2004 20:29:16	Bright	35.500	36	50Alp UMa	1.8000	6300.0	71	13423	No
351	GOM_NL__2PRFIN20040923_203045_000000432030_00343_13423_4352.N1	23-SEP-2004 20:30:45	Bright	43.000	82	48Bet UMa	2.3650	10600.	86	13423	No
352	GOM_NL__2PRFIN20040923_203305_000000642030_00343_13423_4353.N1	23-SEP-2004 20:33:05	Bright	63.500	42	34Bet Aur	1.9000	10200.	127	13423	No
353	GOM_NL__2PRFIN20040923_203703_000000792030_00343_13423_4354.N1	23-SEP-2004 20:37:03	Bright	78.500	107	37The Aur	2.6490	11000.	157	13423	No
354	GOM_NL__2PRFIN20040923_204020_000002552030_00343_13423_4355.N1	23-SEP-2004 20:40:20	Twl_and_stray	255.00	114	3lot Aur	2.6930	4600.0	510	13423	No
355	GOM_NL__2PRFIN20040923_204538_000001252030_00343_13423_4356.N1	23-SEP-2004 20:45:38	Straylight	124.50	151	13Mu Gem	2.8900	3000.0	249	13423	No
356	GOM_NL__2PRFIN20040923_204900_000000712030_00343_13423_4357.N1	23-SEP-2004 20:49:00	Dark	70.500	8	10Alp CMi	0.40000	6500.0	141	13423	No
357	GOM_NL__2PRFIN20040923_205618_000000482030_00343_13423_4358.N1	23-SEP-2004 20:56:18	Dark	47.500	132	15Rho Pup	2.8030	6900.0	95	13423	No
358	GOM_NL__2PRFIN20040923_205918_000000752030_00343_13423_4359.N1	23-SEP-2004 20:59:18	Dark	75.000	1	9Alp CMa	-1.4400	11000.	150	13423	No
359	GOM_NL__2PRFIN20040923_210251_000000402030_00343_13423_4360.N1	23-SEP-2004 21:02:51	Dark	40.000	46	Del Vel	1.9540	10600.	80	13423	No
360	GOM_NL__2PRFIN20040923_210834_000001042030_00344_13424_4353.N1	23-SEP-2004 21:08:34	Dark	104.00	101	11Alp Lep	2.5820	7000.0	208	13424	No
361	GOM_NL__2PRFIN20040923_211450_000000372030_00344_13424_4354.N1	23-SEP-2004 21:14:50	Dark	37.000	135	Bet Hyi	2.8200	5800.0	74	13424	No
362	GOM_NL__2PRFIN20040923_211630_000000422030_00344_13424_4355.N1	23-SEP-2004 21:16:30	Dark	42.000	143	Alp Hyi	2.8570	7200.0	84	13424	No
363	GOM_NL__2PRFIN20040923_211758_000000502030_00344_13424_4356.N1	23-SEP-2004 21:17:58	Dark	49.500	9	Alp Eri	0.45300	24000.	99	13424	No
364	GOM_NL__2PRFIN20040923_212017_000000412030_00344_13424_4357.N1	23-SEP-2004 21:20:17	Straylight	40.500	148	Alp Tuc	2.8780	4100.0	81	13424	No
365	GOM_NL__2PRFIN20040923_212348_000000522030_00344_13424_4358.N1	23-SEP-2004 21:23:48	Straylight	52.000	63	Bet Gru	2.1500	2800.0	104	13424	No
366	GOM_NL__2PRFIN20040923_212820_000000492030_00344_13424_4359.N1	23-SEP-2004 21:28:20	Straylight	48.500	18	24Alp PsA	1.1660	9700.0	97	13424	No
367	GOM_NL__2PRFIN20040923_213042_000000552030_00344_13424_4360.N1	23-SEP-2004 21:30:42	Twl_and_stray	54.500	52	16Bet Cet	2.0370	4500.0	109	13424	No
368	GOM_NL__2PRFIN20040923_213253_000000422030_00344_13424_4361.N1	23-SEP-2004 21:32:53	Twl_and_stray	41.500	142	49Del Cap	2.8500	8900.0	83	13424	No
369	GOM_NL__2PRFIN20040923_213701_000000412030_00344_13424_4362.N1	23-SEP-2004 21:37:01	Bright	40.500	162	34Alp Aqr	2.9440	5350.0	81	13424	No
370	GOM_NL__2PRFIN20040923_214105_000000402030_00344_13424_4363.N1	23-SEP-2004 21:41:05	Bright	39.500	90	54Alp Peg	2.4870	11000.	79	13424	No
371	GOM_NL__2PRFIN20040923_214450_000000402030_00344_13424_4364.N1	23-SEP-2004 21:44:50	Bright	40.000	93	53Bet Peg	2.5200	3100.0	80	13424	No
372	GOM_NL__2PRFIN20040923_214610_000000452030_00344_13424_4365.N1	23-SEP-2004 21:46:10	Bright	44.500	58	21Alp And	2.0730	11000.	89	13424	No
373	GOM_NL__2PRFIN20040923_215045_000000402030_00344_13424_4366.N1	23-SEP-2004 21:50:45	Bright	39.500	19	50Alp Cyg	1.2460	10500.	79	13424	No
374	GOM_NL__2PRFIN20040923_215441_000000402030_00344_13424_4367.N1	23-SEP-2004 21:54:41	Bright	39.500	89	5Alp Cep	2.4510	8000.0	79	13424	No
375	GOM_NL__2PRFIN20040923_215613_000000442030_00344_13424_4368.N1	23-SEP-2004 21:56:13	Bright	43.500	76	27Gam Cas	2.3000	30000.	87	13424	No
376	GOM_NL__2PRFIN20040923_220209_000000382030_00344_13424_4369.N1	23-SEP-2004 22:02:09	Bright	37.500	49	1Alp UMi	1.9900	6300.0	75	13424	No
377	GOM_NL__2PRFIN20040923_220342_000000352030_00344_13424_4370.N1	23-SEP-2004 22:03:42	Bright	35.000	60	7Bet UMi	2.0810	3950.0	70	13424	No
378	GOM_NL__2PRFIN20040923_220951_000000362030_00344_13424_4371.N1	23-SEP-2004 22:09:51	Bright	35.500	36	50Alp UMa	1.8000	6300.0	71	13424	No
379	GOM_NL__2PRFIN20040923_221120_000000362030_00344_13424_4372.N1	23-SEP-2004 22:11:20	Bright	35.500	82	48Bet UMa	2.3650	10600.	71	13424	No
380	GOM_NL__2PRFIN20040923_221341_000000642030_00344_13424_4373.N1	23-SEP-2004 22:13:41	Bright	63.500	42	34Bet Aur	1.9000	10200.	127	13424	No
381	GOM_NL__2PRFIN20040923_221739_000000762030_00344_13424_4374.N1	23-SEP-2004 22:17:39	Bright	76.000	107	37The Aur	2.6490	11000.	152	13424	No
382	GOM_NL__2PRFIN20040923_222057_000002552030_00344_13424_4375.N1	23-SEP-2004 22:20:57	Twl_and_stray	255.00	114	3lot Aur	2.6930	4600.0	510	13424	No
383	GOM_NL__2PRFIN20040923_222616_000001092030_00344_13424_4376.N1	23-SEP-2004 22:26:16	Straylight	108.50	151	13Mu Gem	2.8900	3000.0	217	13424	No
384	GOM_NL__2PRFIN20040923_222937_000000722030_00344_13424_4377.N1	23-SEP-2004 22:29:37	Dark	71.500	8	10Alp CMi	0.40000	6500.0	143	13424	No
385	GOM_NL__2PRFIN20040923_223654_000000452030_00344_13424_4378.N1	23-SEP-2004 22:36:54	Dark	45.000	132	15Rho Pup	2.8030	6900.0	90	13424	No
386	GOM_NL__2PRFIN20040923_223954_000000742030_00344_13424_4379.N1	23-SEP-2004 22:39:54	Dark	73.500	1	9Alp CMa	-1.4400	11000.	147	13424	No
387	GOM_NL__2PRFIN20040923_224327_000000422030_00344_13424_4380.N1	23-SEP-2004 22:43:27	Dark	41.500	46	Del Vel	1.9540	10600.	83	13424	No
388	GOM_NL__2PRFIN20040923_225526_000000392030_00345_13425_4353.N1	23-SEP-2004 22:55:26	Dark	39.000	135	Bet Hyi	2.8200	5800.0	78	13425	No
389	GOM_NL__2PRFIN20040923_225707_000000412030_00345_13425_4354.N1	23-SEP-2004 22:57:07	Dark	40.500	143	Alp Hyi	2.8570	7200.0	81	13425	No
390	GOM_NL__2PRFIN20040923_225834_000000552030_00345_13425_4355.N1	23-SEP-2004 22:58:34	Dark	54.500	9	Alp Eri	0.45300	24000.	109	13425	No
391	GOM_NL__2PRFIN20040923_230053_000000452030_00345_13425_4356.N1	23-SEP-2004 23:00:53	Straylight	44.500	148	Alp Tuc	2.8780	4100.0	89	13425	No
392	GOM_NL__2PRFIN20040923_230440_000000402030_00345_13425_4357.N1	23-SEP-2004 23:04:40	Straylight	40.000	31	Alp Gru	1.7340	15200.	80	13425	No
393	GOM_NL__2PRFIN20040923_230856_000000452030_00345_13425_4358.N1	23-SEP-2004 23:08:56	Straylight	45.000	18	24Alp PsA	1.1660	9700.0	90	13425	No
394	GOM_NL__2PRFIN20040923_231118_000000572030_00345_13425_4359.N1	23-SEP-2004 23:11:18	Twl_and_stray	57.000	52	16Bet Cet	2.0370	4500.0	114	13425	No
395	GOM_NL__2PRFIN20040923_231329_000000392030_00345_13425_4360.N1	23-SEP-2004 23:13:29	Twl_and_stray	39.000	142	49Del Cap	2.8500	8900.0	78	13425	No
396	GOM_NL__2PRFIN20040923_231737_000000412030_00345_13425_4361.N1	23-SEP-2004 23:17:37	Bright	40.500	162	34Alp Aqr	2.9440	5350.0	81	13425	No

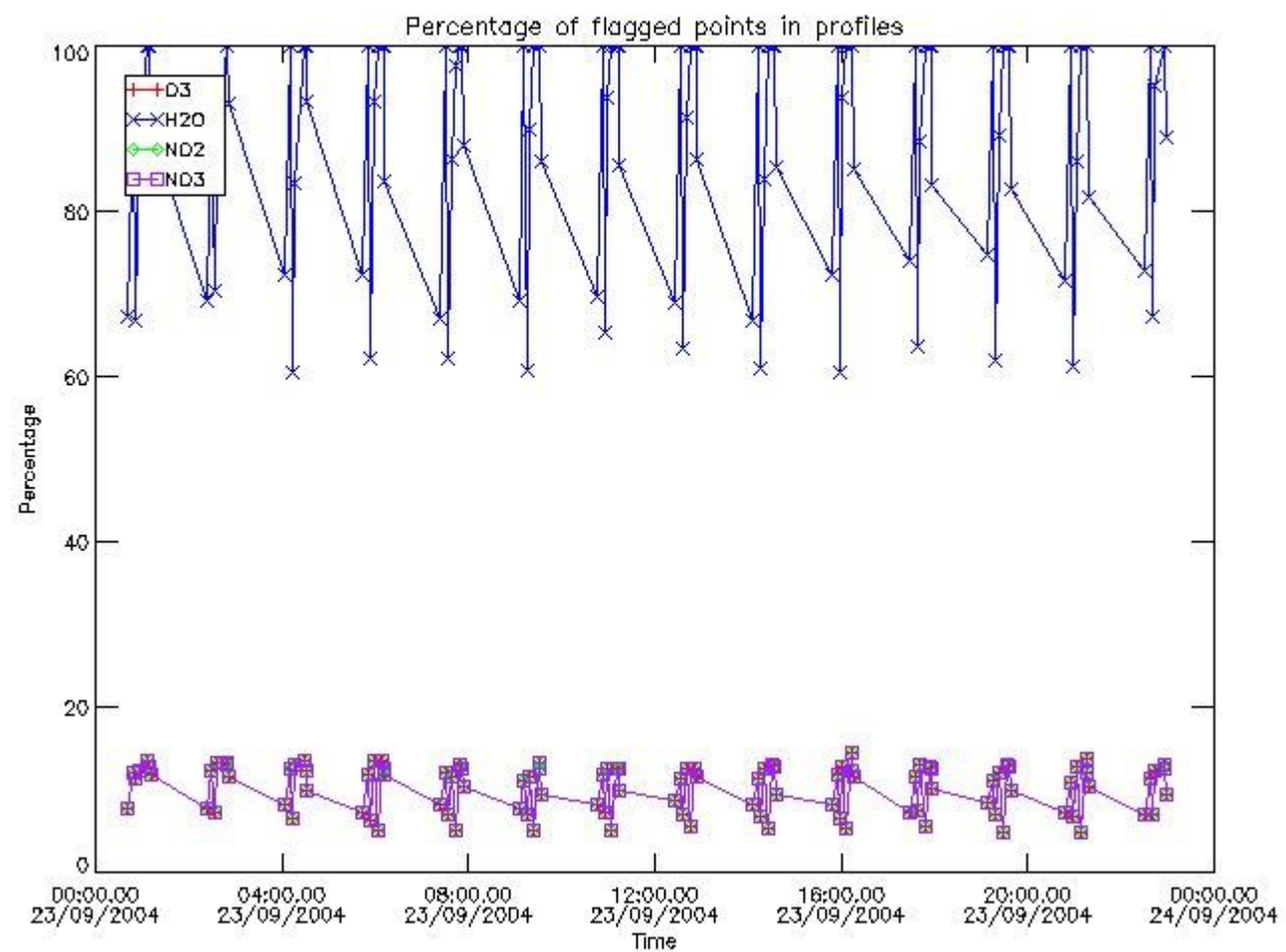


397	GOM_NL__2PRFIN20040923_232141_000000402030_00345_13425_4362.N1	23-SEP-2004 23:21:41	Bright	39.500	90	54Alp Peg	2.4870	11000.	79	13425	No
398	GOM_NL__2PRFIN20040923_232525_000000402030_00345_13425_4363.N1	23-SEP-2004 23:25:25	Bright	40.000	93	53Bet Peg	2.5200	3100.0	80	13425	No
399	GOM_NL__2PRFIN20040923_233121_000000402030_00345_13425_4364.N1	23-SEP-2004 23:31:21	Bright	39.500	19	50Alp Cyg	1.2460	10500.	79	13425	No
400	GOM_NL__2PRFIN20040923_233518_000000392030_00345_13425_4365.N1	23-SEP-2004 23:35:18	Bright	38.500	89	5Alp Cep	2.4510	8000.0	77	13425	No
401	GOM_NL__2PRFIN20040923_233648_000000442030_00345_13425_4366.N1	23-SEP-2004 23:36:48	Bright	43.500	76	27Gam Cas	2.3000	30000.	87	13425	No
402	GOM_NL__2PRFIN20040923_234245_000000382030_00345_13425_4367.N1	23-SEP-2004 23:42:45	Bright	37.500	49	1Alp UMi	1.9900	6300.0	75	13425	No
403	GOM_NL__2PRFIN20040923_234419_000000392030_00345_13425_4368.N1	23-SEP-2004 23:44:19	Bright	39.000	60	7Bet UMi	2.0810	3950.0	78	13425	No
404	GOM_NL__2PRFIN20040923_235027_000000392030_00345_13425_4369.N1	23-SEP-2004 23:50:27	Bright	38.500	36	50Alp UMa	1.8000	6300.0	77	13425	No
405	GOM_NL__2PRFIN20040923_235156_000000522030_00345_13425_4370.N1	23-SEP-2004 23:51:56	Bright	52.000	82	48Bet UMa	2.3650	10600.	104	13425	No
406	GOM_NL__2PRFIN20040923_235416_000000642030_00345_13425_4371.N1	23-SEP-2004 23:54:16	Bright	64.000	42	34Bet Aur	1.9000	10200.	128	13425	No
407	GOM_NL__2PRFIN20040923_235814_000000762030_00345_13425_4372.N1	23-SEP-2004 23:58:14	Bright	76.000	107	37The Aur	2.6490	11000.	152	13425	No

### 3. Quality information per product

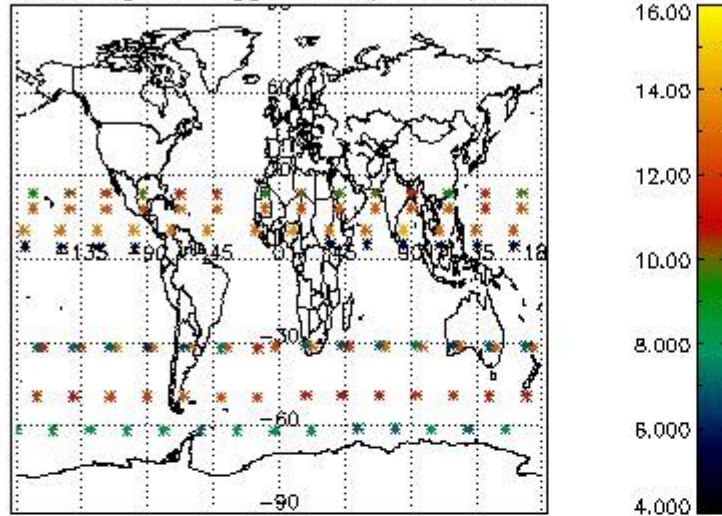
In this section it is plotted some information contained in the Quality Summary data set of the level 2 products. Only products in dark limb conditions and without errors (error flag in the MPH set to "0") are used.

#### 3.1 Plot quality information per product (time dependant)

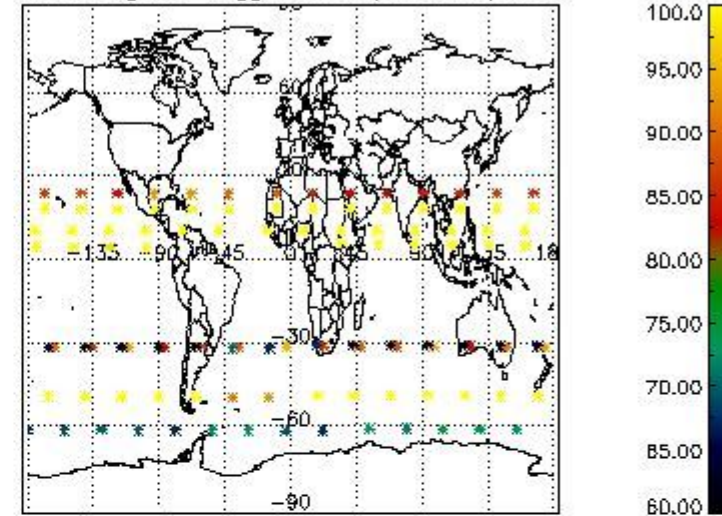


#### 3.2 Plot quality information per product (world map)

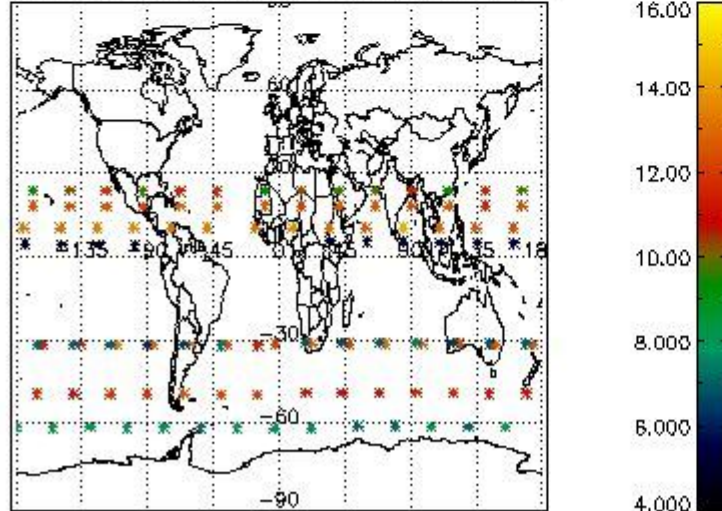
Percentage of flagged data per O3 profile



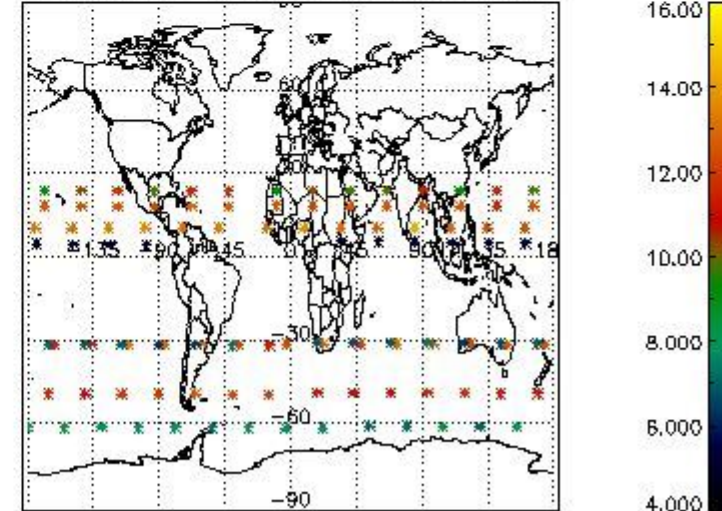
Percentage of flagged data per H2O profile



Percentage of flagged data per NO2 profile



Percentage of flagged data per NO3 profile

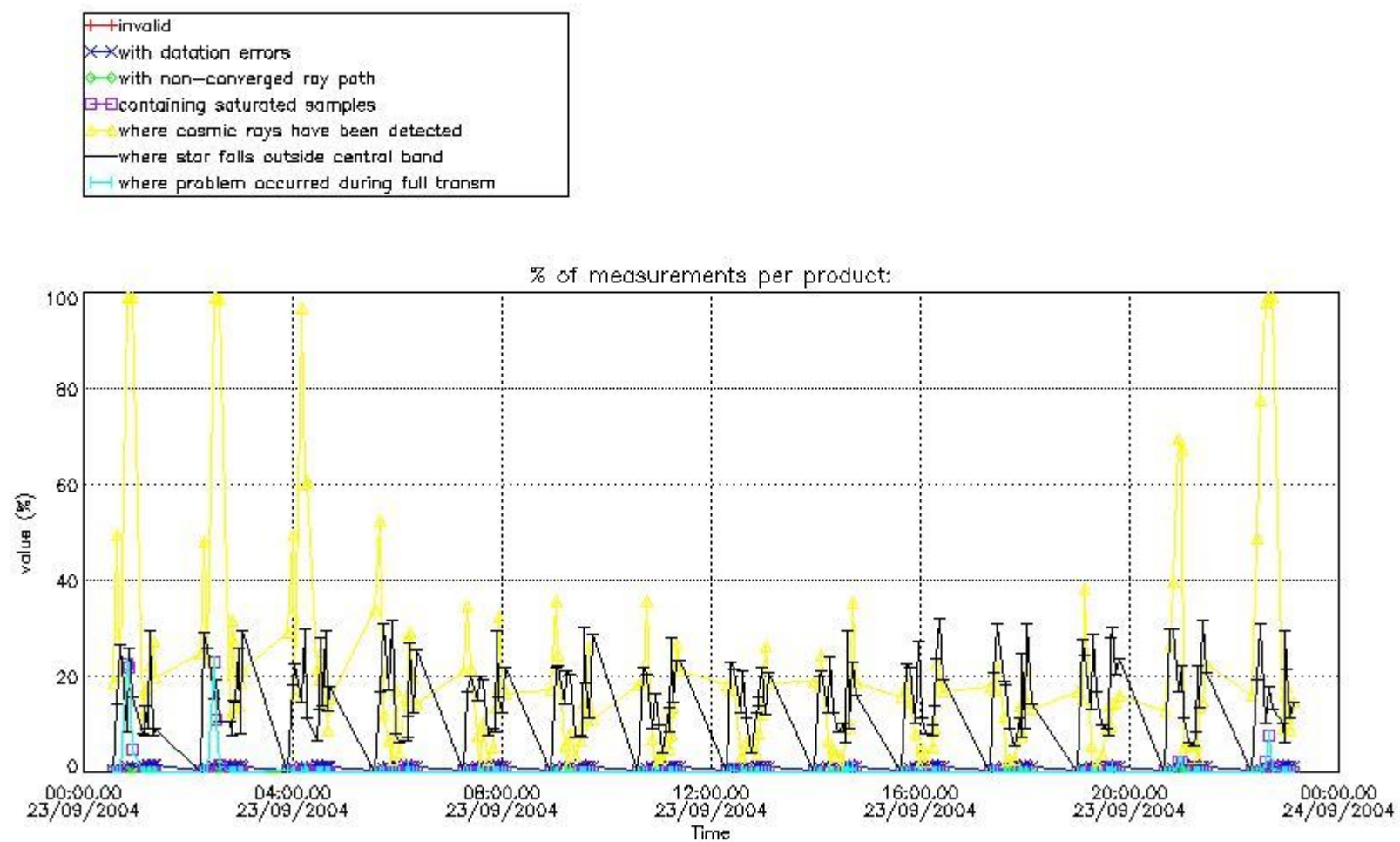


#### 4. Level 1 quality information per product

In this section it is plotted some information contained in the Quality Summary data set of the level 2 products that comes from the level 1b processing. Products without errors (error flag in the MPH set to "0") are used.

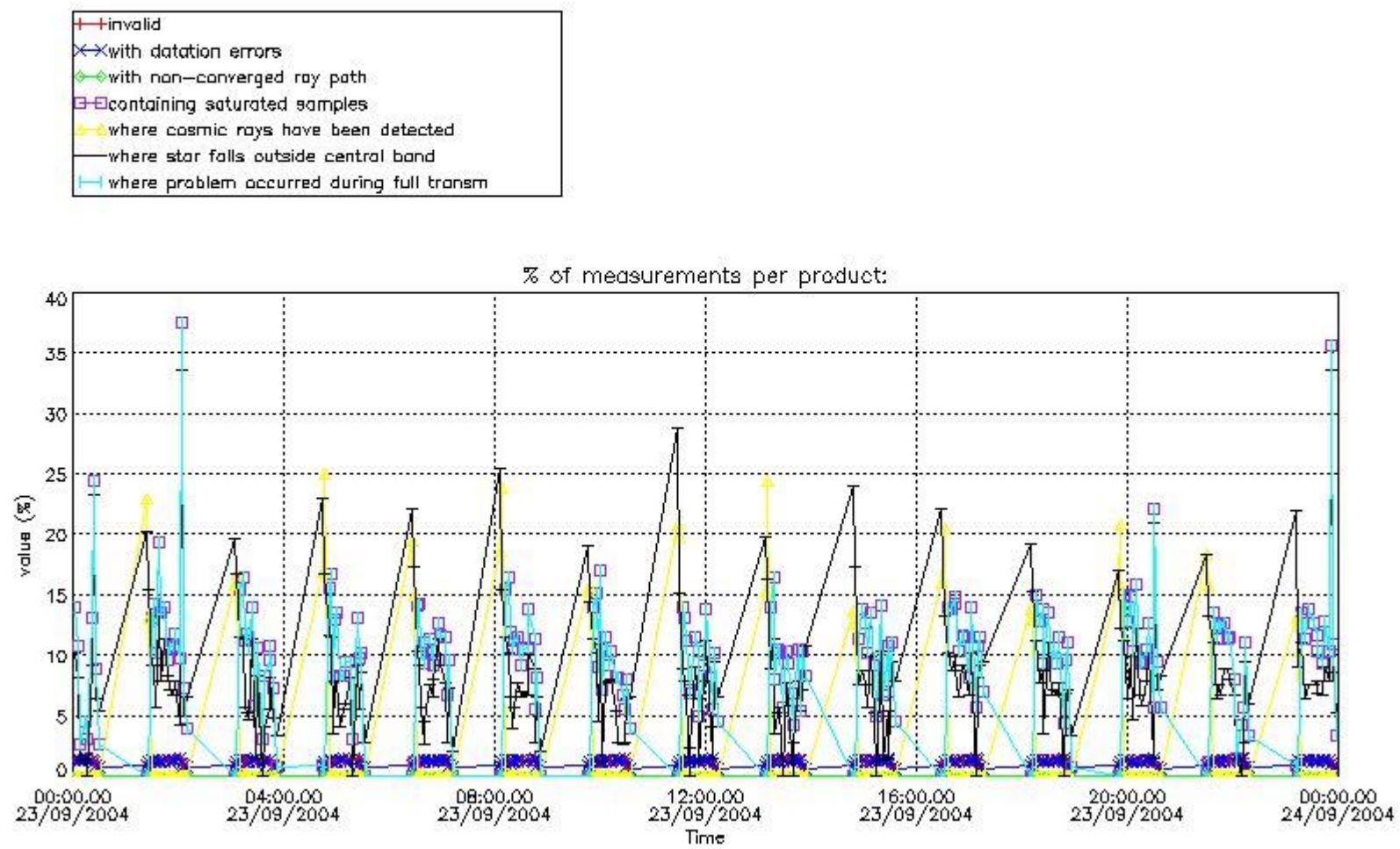
##### 4.1 Plot quality information per product (time dependant) coming from level 1b processing

###### 4.1.1 Plot level 1 quality information per product (time dependant): ENVISAT ASCENDING passes



4.1.2 Plot level 1 quality information per product (time dependant): ENVI SAT DESCENDING passes

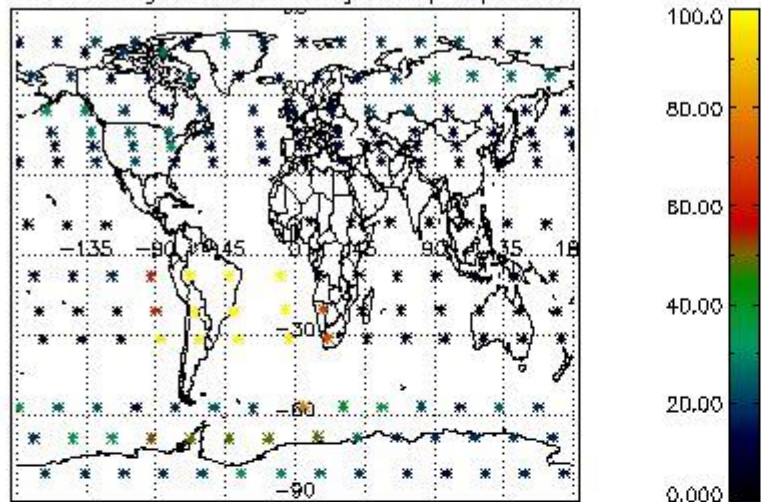




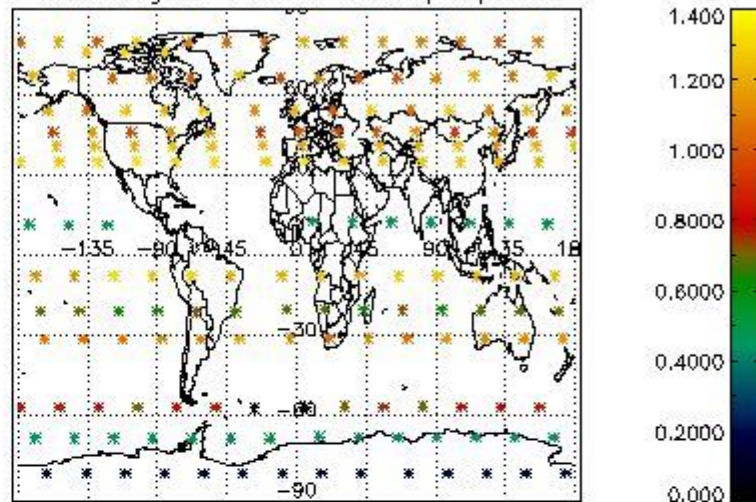
*4.2 Plot quality information per product coming from level 1b processing (world map)*

*4.2.1 Plot level 1 quality information per product (world map): ENVISAT ASCENDING passes*

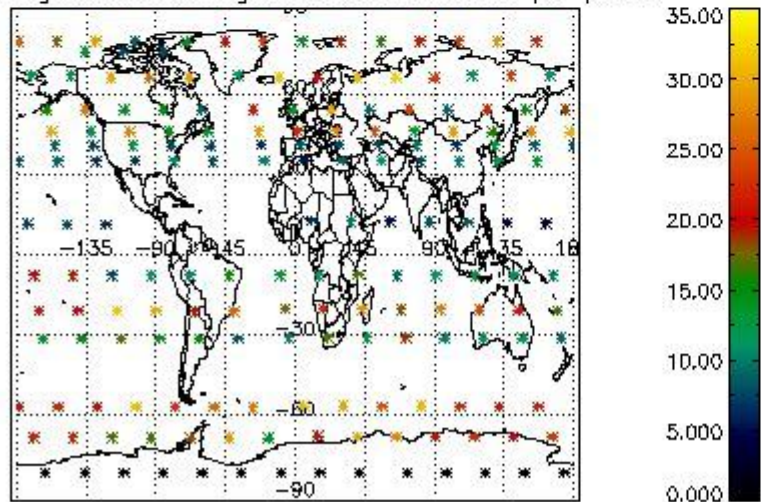
Percentage of cosmic ray hits per profile



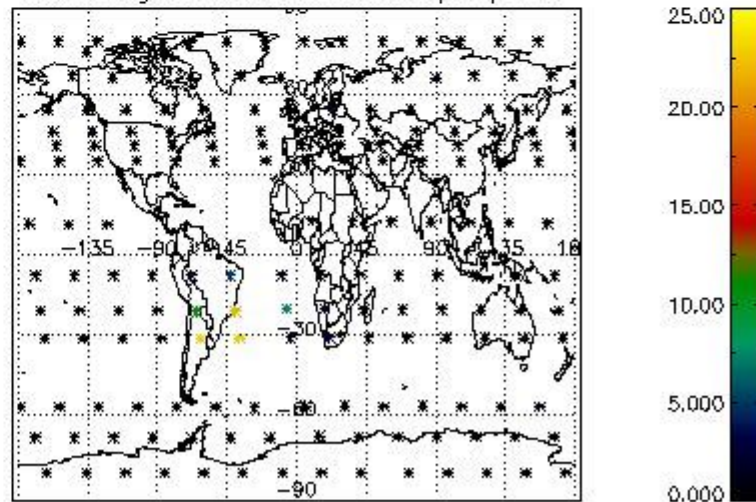
Percentage of datation errors per profile



Percentage of star falling outside central band per profile

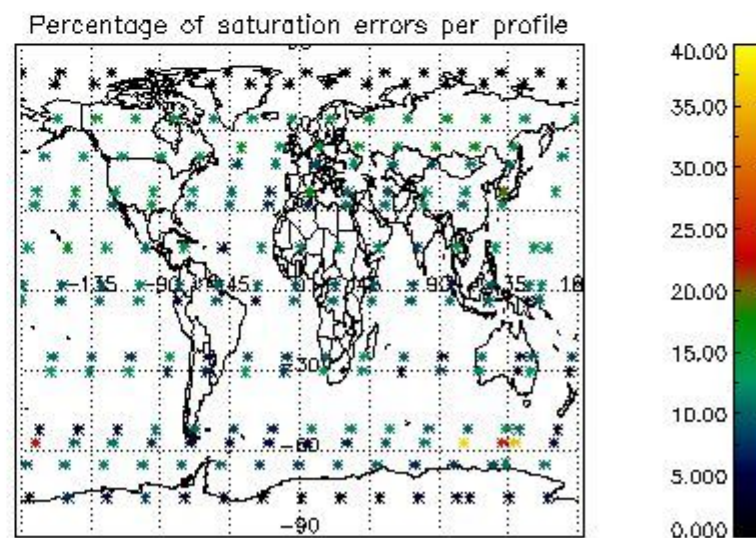
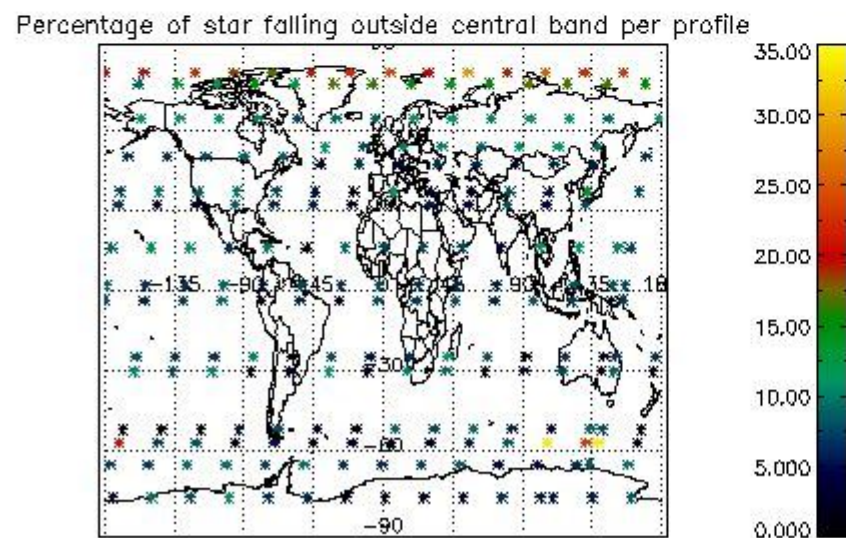
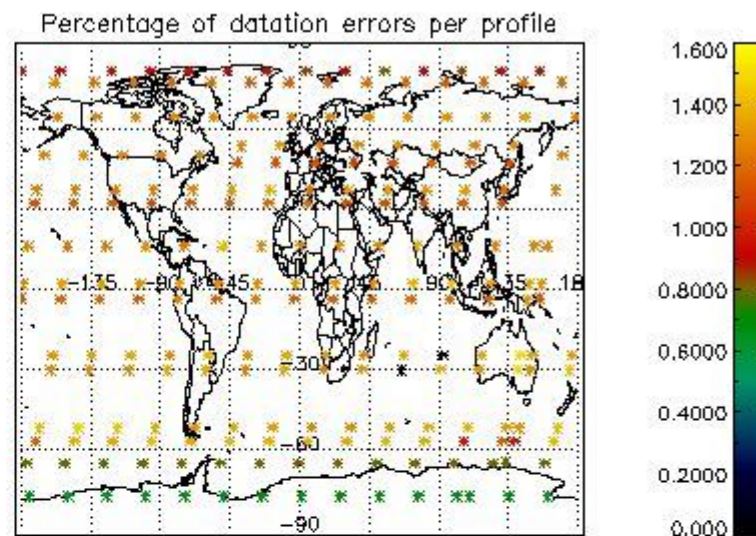
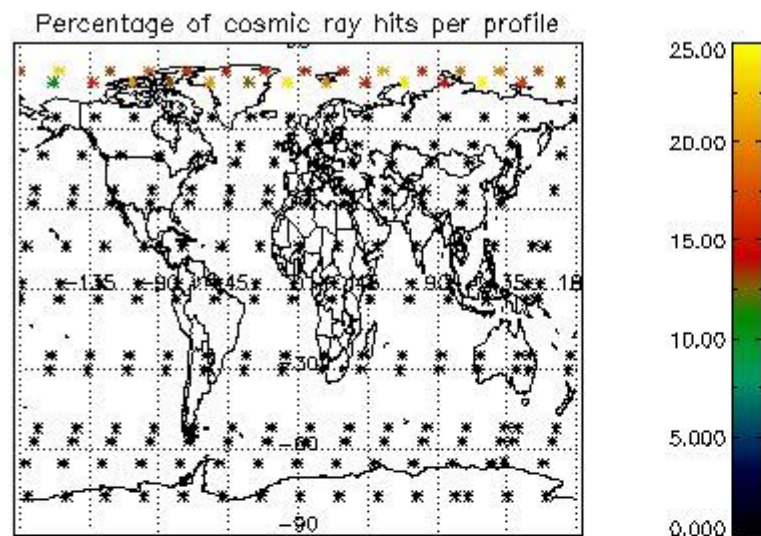


Percentage of saturation errors per profile



4.2.2 Plot level 1 quality information per product (world map): ENVISAT DESCENDING passes





## 5. Trace gas profiles

### 5.1 Ozone statistics based on quality of products

The final quality of the products can be "measured" using the STD (Standard Deviation) attached to every point profile. This information is written to the parameter GOM\_NL\_\_2P/NL\_LOCAL\_SPECIES\_DENSITY/o3\_std of the level 2 products. The table below shows the statistics for given STD ranges.

The statistics are given with respect to the overall valid production:

- Products without fatal errors: GOM\_NL\_\_2P/MPH/PRODUCT\_ERR=0
- Valid point profile: GOM\_NL\_\_2P/NL\_LOCAL\_SPECIES\_DENSITY/pcd(0)=0

The 'Criteria' is applied to valid points of dark limb products:

- Products in dark limb illumination condition: GOM\_NL\_\_2P/NL\_SUMMARY\_QUALITY/obs\_ill\_cond=0
- Products without fatal errors: GOM\_NL\_\_2P/MPH/PRODUCT\_ERR=0
- Valid point profile: GOM\_NL\_\_2P/NL\_LOCAL\_SPECIES\_DENSITY/pcd(0)=0

So, the table below shows the percentage of dark limb and valid observations for each criteria with respect to the overall valid daily observations.

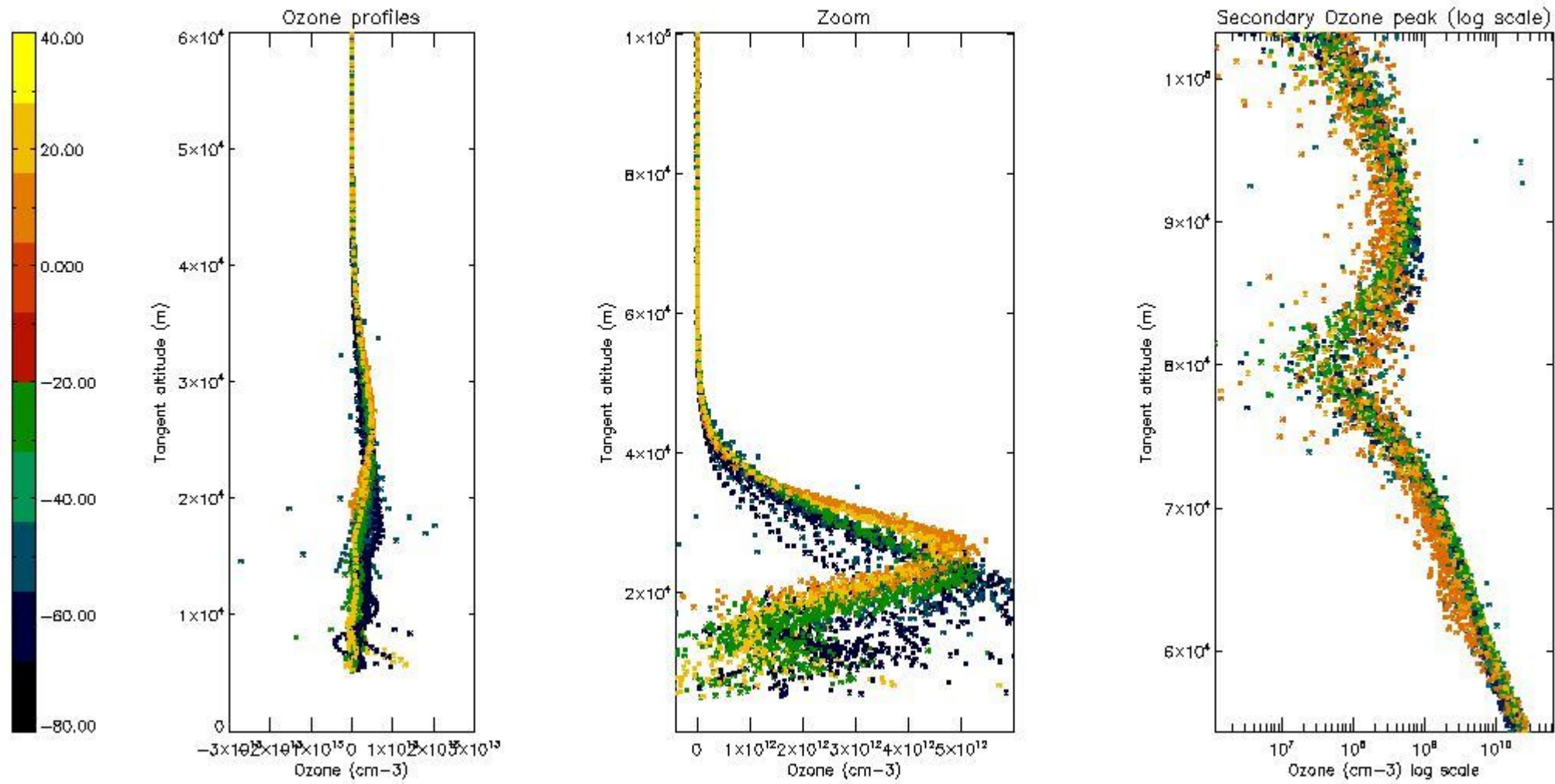
Criteria	% of total production
All STD	26
STD < 20	16



STD < 10	13
STD < 5	9

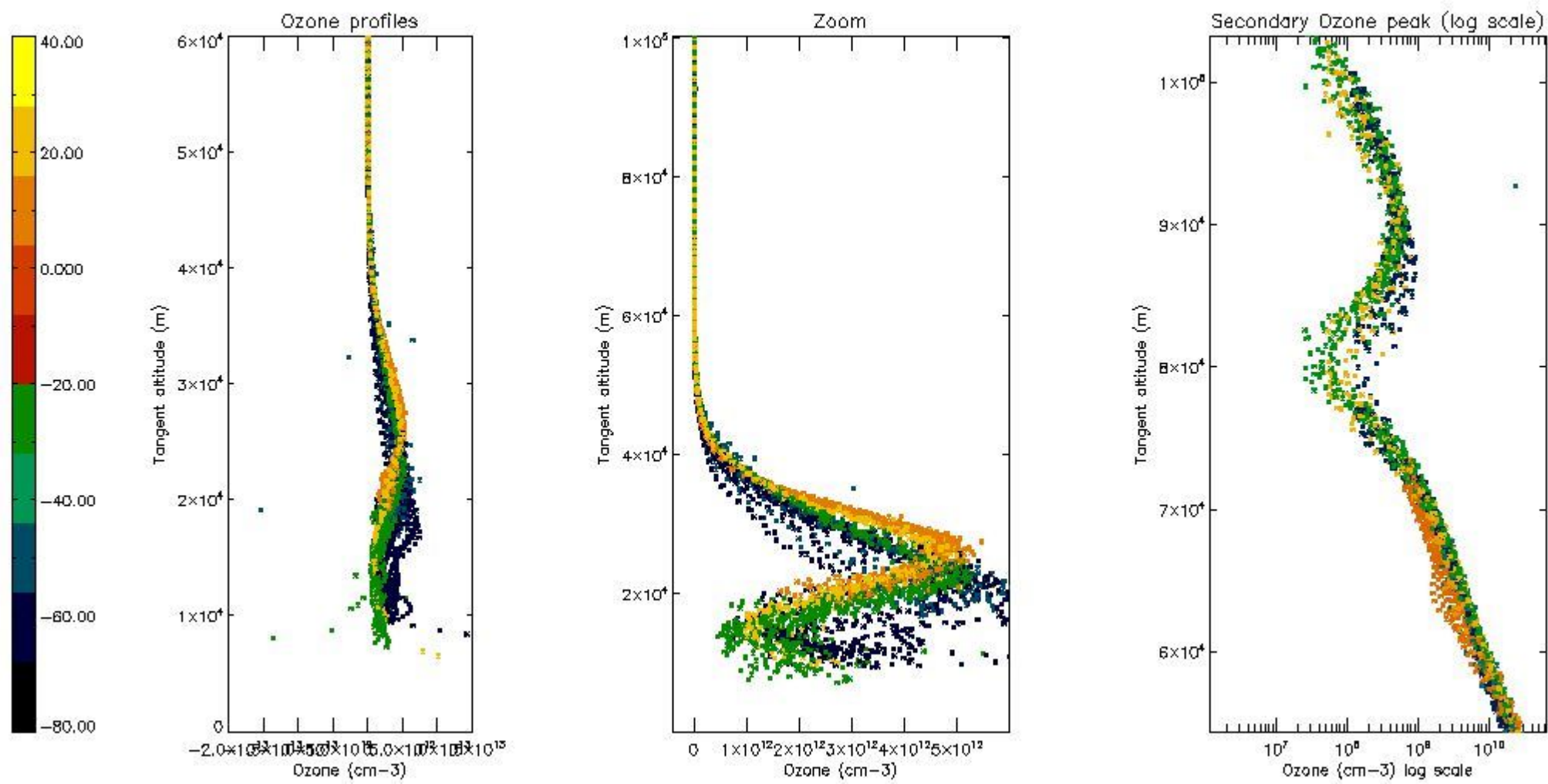
5.2 Plot ozone profiles for all STD (dark without errors)

The colorbar represents the latitude.



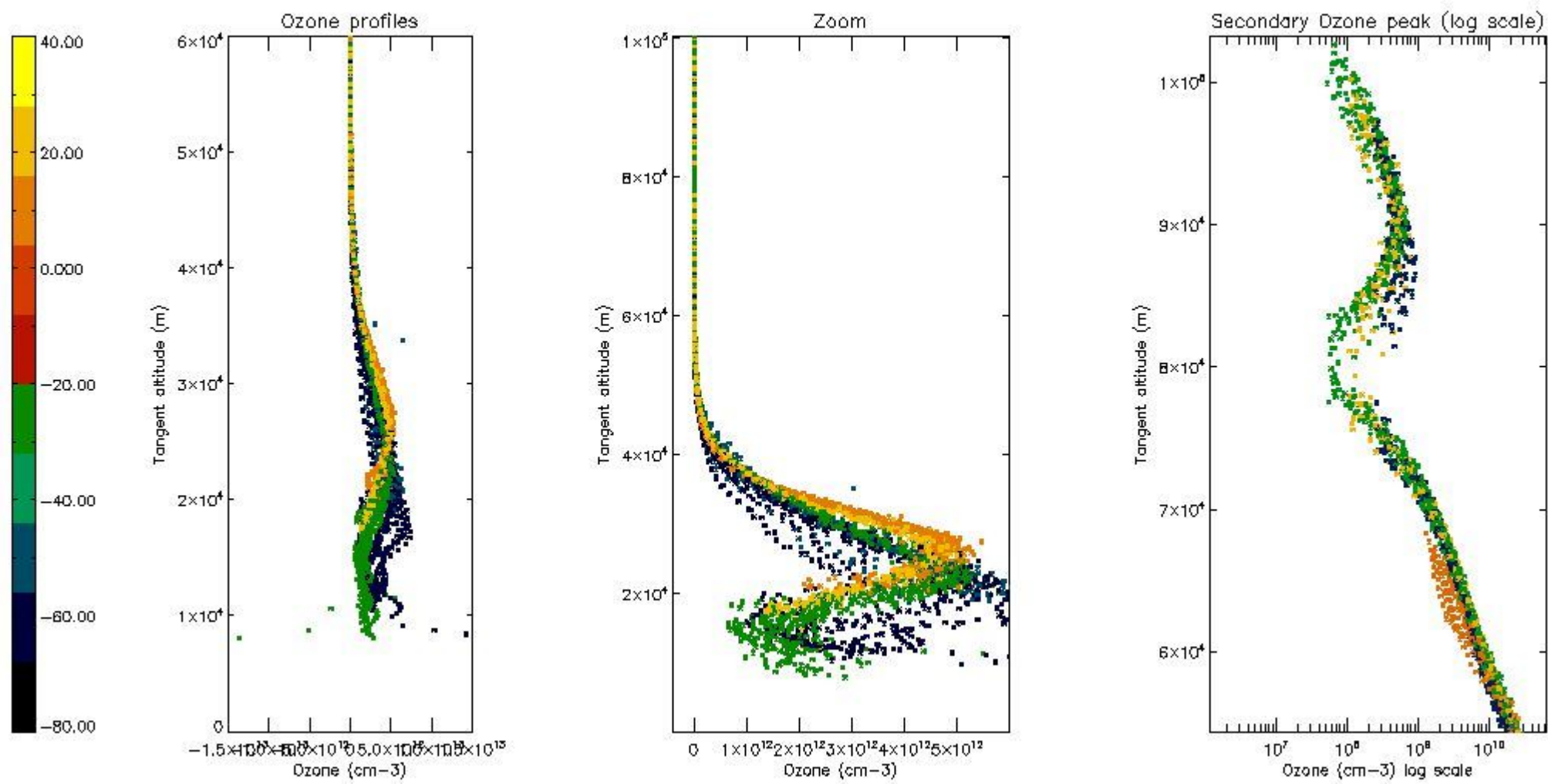
5.3 Plot ozone profiles where STD < 20% (dark without errors)

The colorbar represents the latitude.



*5.4 Plot ozone profiles where STD < 10% (dark without errors)*

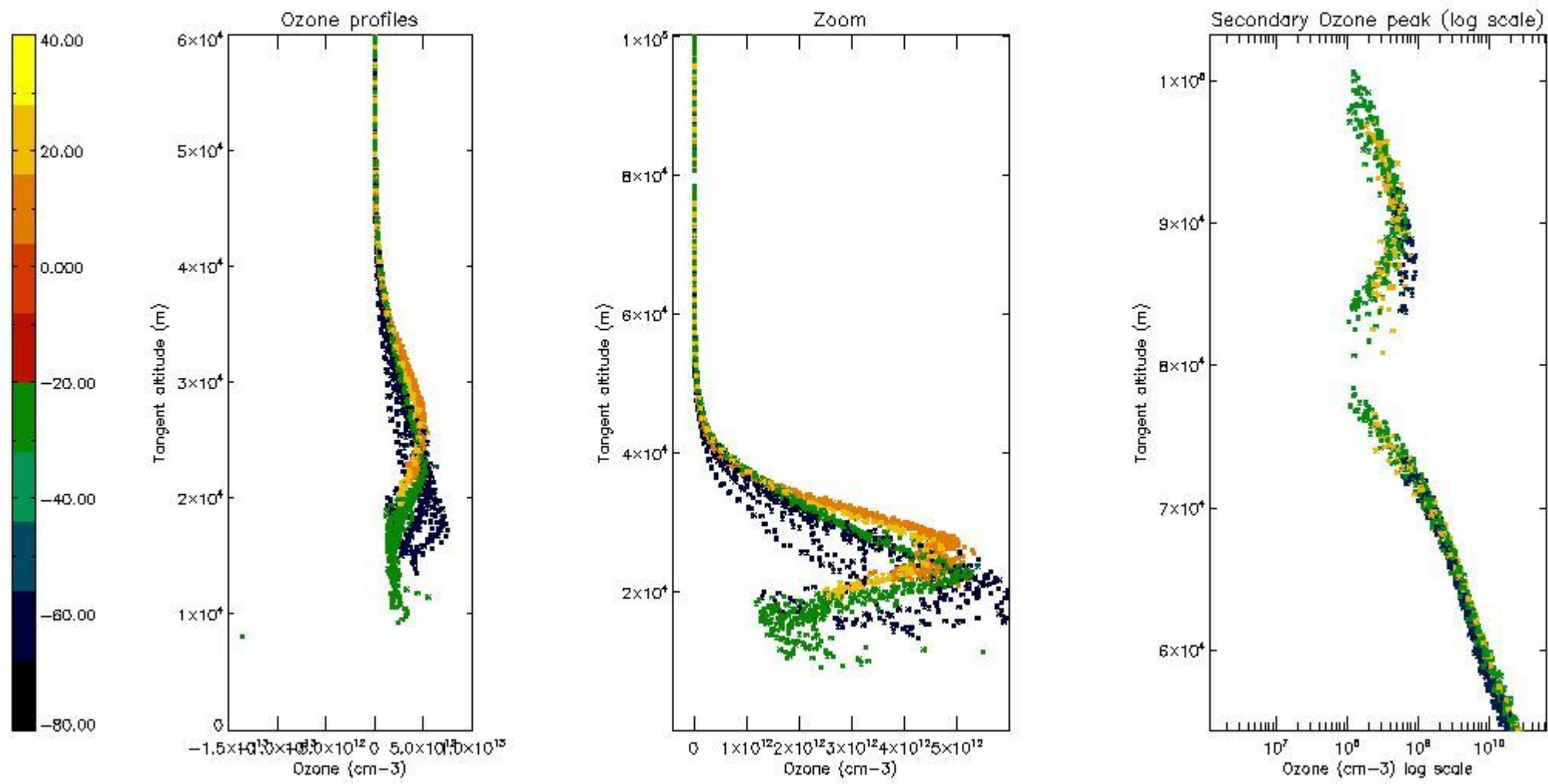
The colorbar represents the latitude.



*5.5 Plot ozone profiles where  $STD < 5\%$  (dark without errors)*

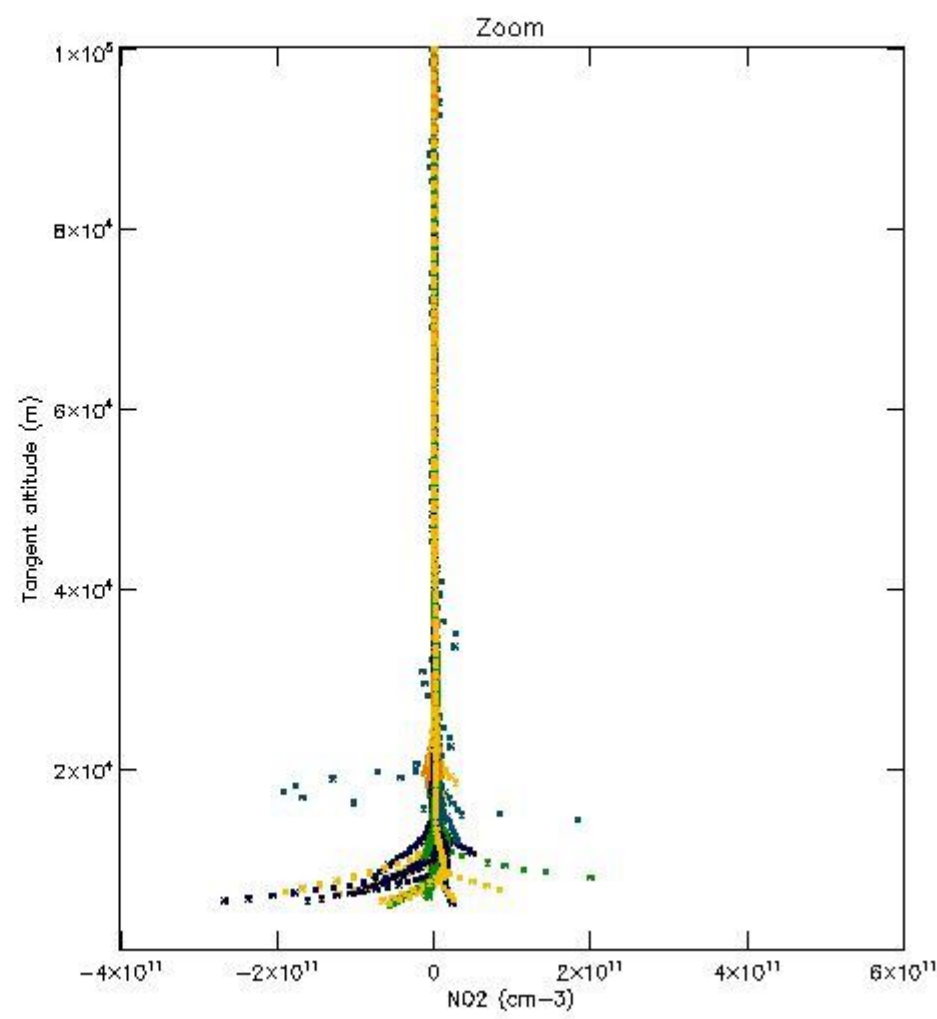
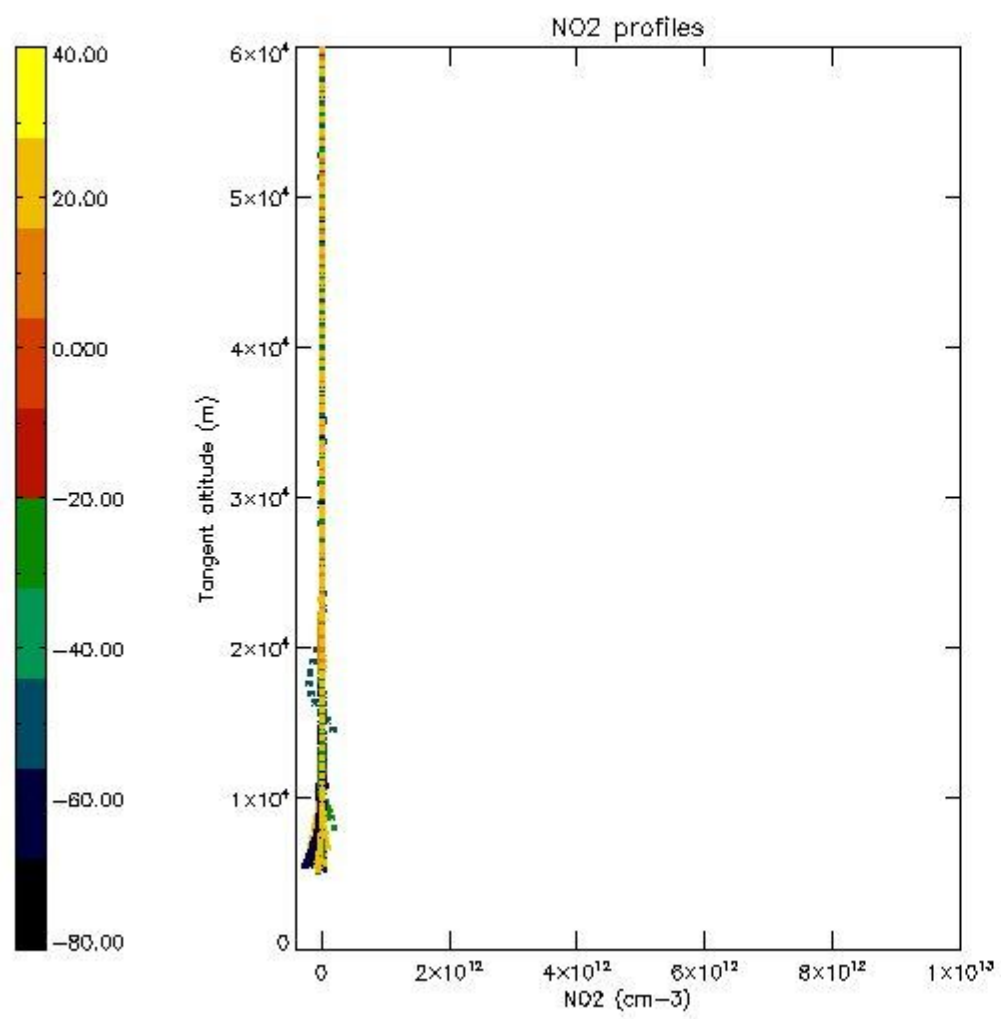
The colorbar represents the latitude.





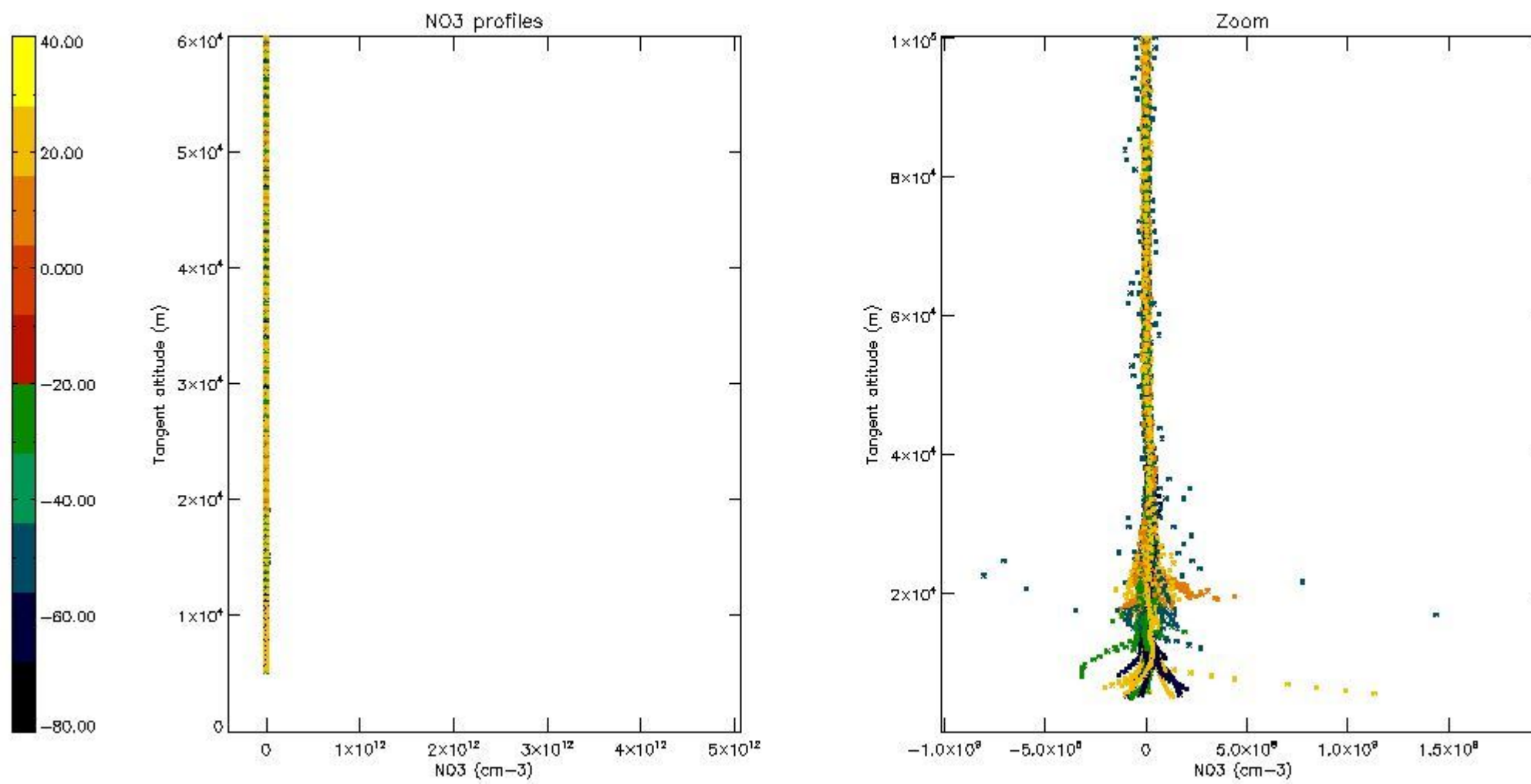
*5.6 Plot NO<sub>2</sub> profiles for all STD (dark without errors)*

The colorbar represents the latitude.



*5.7 Plot NO3 profiles for all STD (dark without errors)*

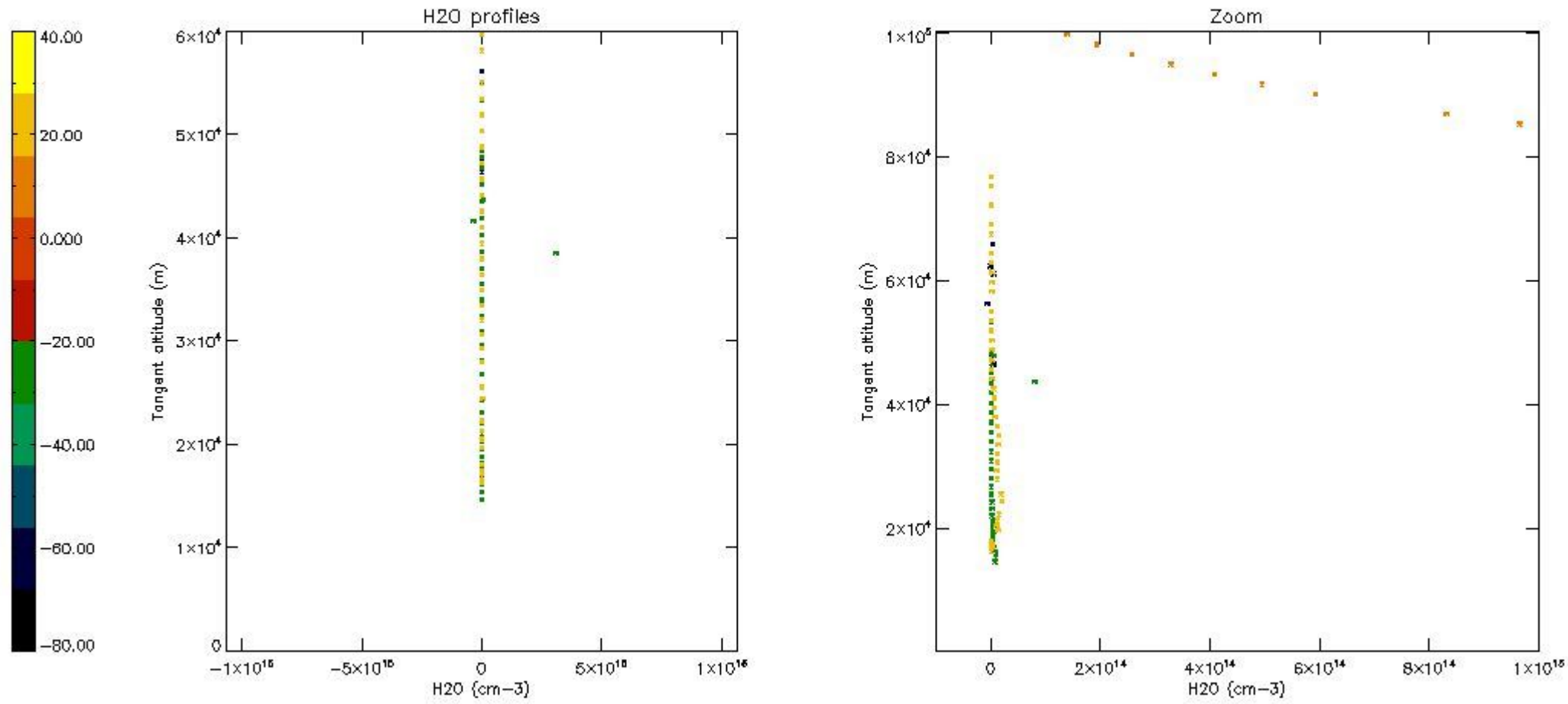
The colorbar represents the latitude.



5.8 Plot H2O profiles for all STD (only for occultations of stars 1,2,3,4,13,14,16,26,63 dark without errors)

The colorbar represents the latitude.





## 6. Auxiliary Data Files used for the production reported in section 2

The number reported in the third column indicates since which file (see list in section 2) the corresponding auxiliary file has been used. The fourth column is the date of those product files.

Type	Auxiliary Filename	Used since product	Used since product date
INST_PHYS_CHARACTERISTICS	GOM_INS_AXVIEC20091111_143220_20030716_120000_20500101_000000	1	23-SEP-2004 00:02:54
LEVEL-2_PROC_CONFIG	GOM_PR2_AXVIEC20091111_152718_20020301_000000_20500101_000000	1	23-SEP-2004 00:02:54
CROSS_SECTIONS_FILE	GOM_CRS_AXVIEC20091111_154832_20020301_000000_20500101_000000	1	23-SEP-2004 00:02:54

# GOMOS Level 2 Daily Report

## SUMMARY

### [1. General Info](#)

### [2. Summary of processed GOM\\_NL\\_2P products](#)

### [3. Level 2 Quality information per product](#)

#### [3.1 Plot of level 2 quality information per product \(time dependant\)](#)

#### [3.2 Plot of level 2 quality information per product \(world map\)](#)

### [4. Level 1 Quality information per product \(stored on level 2 products\)](#)

#### [4.1 Plot of level 1 quality information per product \(time dependant\)](#)

##### [4.1.1 Plot of level 1 quality information per product \(time dependant\): ASCENDING](#)

##### [4.1.2 Plot of level 1 quality information per product \(time dependant\): DESCENDING](#)

#### [4.2 Plot of level 1 quality information per product \(world map\)](#)

##### [4.2.1 Plot of level 1 quality information per product \(world map\): ASCENDING](#)

##### [4.2.2 Plot of level 1 quality information per product \(world map\): DESCENDING](#)

### [5. Ozone profiles based on quality statistics and other trace gas profiles](#)

#### [5.1 Ozone statistics based on quality of products](#)

#### [5.2 Plot ozone profiles for all STD \(dark without errors\)](#)

#### [5.3 Plot ozone profiles where STD < 20% \(dark without errors\)](#)

#### [5.4. Plot ozone profiles where STD < 10% \(dark without errors\)](#)

#### [5.5. Plot ozone profiles where STD < 5% \(dark without errors\)](#)

#### [5.6 Plot NO2 profiles for all STD \(dark without errors\)](#)

#### [5.7 Plot NO3 profiles for all STD \(dark without errors\)](#)

#### [5.8 Plot H2O profiles \(only for occultations of stars 1,2,3,4,13,14,16,26,63 dark without errors\) for all STD](#)

### [6. Auxiliary Data Files used for the production reported in section 2](#)

This report presents the daily analysis on parameters extracted from GOMOS level 2 data (GOM\_NL\_\_2P). It is intended to monitor some important parameters that will impact the quality of these products. A list of level 2 products (and content) that have arrived during the reporting day to the PCF is also given.

Item	Value
Time of report generation	19APR2013 11:39:25
Data source version	GOMOS/6.01
Start time of products	23-09-2004 (23SEP2004 00:00:00)
Stop time of products	24-09-2004 (24SEP2004 00:00:00)
Store outputs in DB	Yes
Nb of level 2 prods	407
Nb of prods with errors	0

## 2. Summary of processed GOM\_NL\_\_2P products.

Nr	Filename	UTC Start time	Limb	Duration	Star Id	Star Name	Star Mag	Star Temp	Nb Meas	Orbit	Prod. error
1	GOM_NL__2PRFIN20040923_000254_000000402030_00331_13411_4325.N1	23-SEP-2004 00:02:54	Bright	39.500	19	50Alp Cyg	1.2460	10500.	79	13411	No
2	GOM_NL__2PRFIN20040923_000655_000000372030_00331_13411_4326.N1	23-SEP-2004 00:06:55	Bright	37.000	89	5Alp Cep	2.4510	8000.0	74	13411	No
3	GOM_NL__2PRFIN20040923_000833_000000382030_00331_13411_4327.N1	23-SEP-2004 00:08:33	Bright	38.000	76	27Gam Cas	2.3000	30000.	76	13411	No
4	GOM_NL__2PRFIN20040923_001423_000000342030_00331_13411_4328.N1	23-SEP-2004 00:14:23	Bright	33.500	49	1Alp UMi	1.9900	6300.0	67	13411	No
5	GOM_NL__2PRFIN20040923_001553_000000342030_00331_13411_4329.N1	23-SEP-2004 00:15:53	Bright	33.500	60	7Bet UMi	2.0810	3950.0	67	13411	No
6	GOM_NL__2PRFIN20040923_002203_000000382030_00331_13411_4330.N1	23-SEP-2004 00:22:03	Bright	38.000	36	50Alp UMa	1.8000	6300.0	76	13411	No
7	GOM_NL__2PRFIN20040923_002332_000000432030_00331_13411_4331.N1	23-SEP-2004 00:23:32	Bright	43.000	82	48Bet UMa	2.3650	10600.	86	13411	No
8	GOM_NL__2PRFIN20040923_002558_000000632030_00331_13411_4332.N1	23-SEP-2004 00:25:58	Bright	62.500	42	34Bet Aur	1.9000	10200.	125	13411	No
9	GOM_NL__2PRFIN20040923_002953_000000752030_00331_13411_4333.N1	23-SEP-2004 00:29:53	Bright	74.500	107	37The Aur	2.6490	11000.	149	13411	No
10	GOM_NL__2PRFIN20040923_003305_000002552030_00331_13411_4334.N1	23-SEP-2004 00:33:05	Twilight	255.00	114	3lot Aur	2.6930	4600.0	510	13411	No
11	GOM_NL__2PRFIN20040923_003815_000000982030_00331_13411_4335.N1	23-SEP-2004 00:38:15	Straylight	98.000	151	13Mu Gem	2.8900	3000.0	196	13411	No
12	GOM_NL__2PRFIN20040923_004141_000000662030_00331_13411_4336.N1	23-SEP-2004 00:41:41	Dark	65.500	8	10Alp CMi	0.40000	6500.0	131	13411	No
13	GOM_NL__2PRFIN20040923_004900_000000422030_00331_13411_4337.N1	23-SEP-2004 00:49:00	Dark	42.000	132	15Rho Pup	2.8030	6900.0	84	13411	No
14	GOM_NL__2PRFIN20040923_005151_000000762030_00331_13411_4338.N1	23-SEP-2004 00:51:51	Dark	75.500	1	9Alp CMa	-1.4400	11000.	151	13411	No
15	GOM_NL__2PRFIN20040923_005538_000000422030_00331_13411_4339.N1	23-SEP-2004 00:55:38	Dark	41.500	46	Del Vel	1.9540	10600.	83	13411	No
16	GOM_NL__2PRFIN20040923_010737_000000382030_00332_13412_4311.N1	23-SEP-2004 01:07:37	Dark	38.000	135	Bet Hyi	2.8200	5800.0	76	13412	No
17	GOM_NL__2PRFIN20040923_010916_000000402030_00332_13412_4312.N1	23-SEP-2004 01:09:16	Dark	40.000	143	Alp Hyi	2.8570	7200.0	80	13412	No
18	GOM_NL__2PRFIN20040923_011043_000000442030_00332_13412_4313.N1	23-SEP-2004 01:10:43	Dark	43.500	9	Alp Eri	0.45300	24000.	87	13412	No
19	GOM_NL__2PRFIN20040923_011305_000000392030_00332_13412_4314.N1	23-SEP-2004 01:13:05	Straylight	39.000	148	Alp Tuc	2.8780	4100.0	78	13412	No
20	GOM_NL__2PRFIN20040923_011635_000000502030_00332_13412_4315.N1	23-SEP-2004 01:16:35	Straylight	49.500	63	Bet Gru	2.1500	2800.0	99	13412	No
21	GOM_NL__2PRFIN20040923_011940_000000392030_00332_13412_4316.N1	23-SEP-2004 01:19:40	Straylight	38.500	172	Gam Gru	3.0030	13100.	77	13412	No
22	GOM_NL__2PRFIN20040923_012110_000000392030_00332_13412_4317.N1	23-SEP-2004 01:21:10	Straylight	38.500	18	24Alp PsA	1.1660	9700.0	77	13412	No
23	GOM_NL__2PRFIN20040923_012331_000000552030_00332_13412_4318.N1	23-SEP-2004 01:23:31	Twilight	54.500	52	16Bet Cet	2.0370	4500.0	109	13412	No
24	GOM_NL__2PRFIN20040923_012540_000000422030_00332_13412_4319.N1	23-SEP-2004 01:25:40	Twilight	42.000	142	49Del Cap	2.8500	8900.0	84	13412	No
25	GOM_NL__2PRFIN20040923_012950_000000382030_00332_13412_4320.N1	23-SEP-2004 01:29:50	Bright	38.000	162	34Alp Aqr	2.9440	5350.0	76	13412	No
26	GOM_NL__2PRFIN20040923_013254_000000392030_00332_13412_4321.N1	23-SEP-2004 01:32:54	Bright	38.500	61	8Eps Peg	2.1000	3900.0	77	13412	No
27	GOM_NL__2PRFIN20040923_013446_000000452030_00332_13412_4322.N1	23-SEP-2004 01:34:46	Bright	44.500	140	88Gam Peg	2.8340	26000.	89	13412	No
28	GOM_NL__2PRFIN20040923_013741_000000422030_00332_13412_4323.N1	23-SEP-2004 01:37:41	Bright	41.500	93	53Bet Peg	2.5200	3100.0	83	13412	No
29	GOM_NL__2PRFIN20040923_013905_000000452030_00332_13412_4324.N1	23-SEP-2004 01:39:05	Bright	44.500	58	21Alp And	2.0730	11000.	89	13412	No
30	GOM_NL__2PRFIN20040923_014330_000000402030_00332_13412_4325.N1	23-SEP-2004 01:43:30	Bright	39.500	19	50Alp Cyg	1.2460	10500.	79	13412	No
31	GOM_NL__2PRFIN20040923_014730_000000372030_00332_13412_4326.N1	23-SEP-2004 01:47:30	Bright	36.500	89	5Alp Cep	2.4510	8000.0	73	13412	No
32	GOM_NL__2PRFIN20040923_014909_000000432030_00332_13412_4327.N1	23-SEP-2004 01:49:09	Bright	42.500	76	27Gam Cas	2.3000	30000.	85	13412	No
33	GOM_NL__2PRFIN20040923_015459_000000372030_00332_13412_4328.N1	23-SEP-2004 01:54:59	Bright	37.000	49	1Alp UMi	1.9900	6300.0	74	13412	No
34	GOM_NL__2PRFIN20040923_015629_000000382030_00332_13412_4329.N1	23-SEP-2004 01:56:29	Bright	38.000	60	7Bet UMi	2.0810	3950.0	76	13412	No
35	GOM_NL__2PRFIN20040923_020239_000000362030_00332_13412_4330.N1	23-SEP-2004 02:02:39	Bright	36.000	36	50Alp UMa	1.8000	6300.0	72	13412	No
36	GOM_NL__2PRFIN20040923_020408_000000522030_00332_13412_4331.N1	23-SEP-2004 02:04:08	Bright	52.000	82	48Bet UMa	2.3650	10600.	104	13412	No
37	GOM_NL__2PRFIN20040923_020634_000000622030_00332_13412_4332.N1	23-SEP-2004 02:06:34	Bright	61.500	42	34Bet Aur	1.9000	10200.	123	13412	No
38	GOM_NL__2PRFIN20040923_021029_000000762030_00332_13412_4333.N1	23-SEP-2004 02:10:29	Bright	76.000	107	37The Aur	2.6490	11000.	152	13412	No
39	GOM_NL__2PRFIN20040923_021341_000002552030_00332_13412_4334.N1	23-SEP-2004 02:13:41	Twilight	255.00	114	3lot Aur	2.6930	4600.0	510	13412	No
40	GOM_NL__2PRFIN20040923_021852_000001182030_00332_13412_4335.N1	23-SEP-2004 02:18:52	Straylight	118.00	151	13Mu Gem	2.8900	3000.0	236	13412	No
41	GOM_NL__2PRFIN20040923_022217_000000662030_00332_13412_4336.N1	23-SEP-2004 02:22:17	Dark	65.500	8	10Alp CMi	0.40000	6500.0	131	13412	No
42	GOM_NL__2PRFIN20040923_022937_000000462030_00332_13412_4337.N1	23-SEP-2004 02:29:37	Dark	45.500	132	15Rho Pup	2.8030	6900.0	91	13412	No

43	GOM_NL__2PRFIN20040923_023229_000000702030_00332_13412_4338.N1	23-SEP-2004 02:32:29	Dark	69.500	1	9Alp CMa	-1.4400	11000.	139	13412	No
44	GOM_NL__2PRFIN20040923_023614_000000392030_00332_13412_4339.N1	23-SEP-2004 02:36:14	Dark	38.500	46	Del Vel	1.9540	10600.	77	13412	No
45	GOM_NL__2PRFIN20040923_024813_000000392030_00333_13413_4312.N1	23-SEP-2004 02:48:13	Dark	38.500	135	Bet Hyi	2.8200	5800.0	77	13413	No
46	GOM_NL__2PRFIN20040923_024952_000000402030_00333_13413_4313.N1	23-SEP-2004 02:49:52	Dark	39.500	143	Alp Hyi	2.8570	7200.0	79	13413	No
47	GOM_NL__2PRFIN20040923_025119_000000442030_00333_13413_4314.N1	23-SEP-2004 02:51:19	Dark	44.000	9	Alp Eri	0.45300	24000.	88	13413	No
48	GOM_NL__2PRFIN20040923_025341_000000412030_00333_13413_4315.N1	23-SEP-2004 02:53:41	Straylight	41.000	148	Alp Tuc	2.8780	4100.0	82	13413	No
49	GOM_NL__2PRFIN20040923_025711_000000472030_00333_13413_4316.N1	23-SEP-2004 02:57:11	Straylight	46.500	63	Bet Gru	2.1500	2800.0	93	13413	No
50	GOM_NL__2PRFIN20040923_030016_000000382030_00333_13413_4317.N1	23-SEP-2004 03:00:16	Straylight	38.000	172	Gam Gru	3.0030	13100.	76	13413	No
51	GOM_NL__2PRFIN20040923_030146_000000502030_00333_13413_4318.N1	23-SEP-2004 03:01:46	Straylight	49.500	18	24Alp PsA	1.1660	9700.0	99	13413	No
52	GOM_NL__2PRFIN20040923_030407_000000542030_00333_13413_4319.N1	23-SEP-2004 03:04:07	Tw_i_and_stray	53.500	52	16Bet Cet	2.0370	4500.0	107	13413	No
53	GOM_NL__2PRFIN20040923_030616_000000422030_00333_13413_4320.N1	23-SEP-2004 03:06:16	Tw_i_and_stray	42.000	142	49Del Cap	2.8500	8900.0	84	13413	No
54	GOM_NL__2PRFIN20040923_031026_000000392030_00333_13413_4321.N1	23-SEP-2004 03:10:26	Bright	39.000	162	34Alp Aqr	2.9440	5350.0	78	13413	No
55	GOM_NL__2PRFIN20040923_031330_000000402030_00333_13413_4322.N1	23-SEP-2004 03:13:30	Bright	39.500	61	8Eps Peg	2.1000	3900.0	79	13413	No
56	GOM_NL__2PRFIN20040923_031522_000000452030_00333_13413_4323.N1	23-SEP-2004 03:15:22	Bright	44.500	140	88Gam Peg	2.8340	26000.	89	13413	No
57	GOM_NL__2PRFIN20040923_031817_000000382030_00333_13413_4324.N1	23-SEP-2004 03:18:17	Bright	38.000	93	53Bet Peg	2.5200	3100.0	76	13413	No
58	GOM_NL__2PRFIN20040923_031940_000000432030_00333_13413_4325.N1	23-SEP-2004 03:19:40	Bright	43.000	58	21Alp And	2.0730	11000.	86	13413	No
59	GOM_NL__2PRFIN20040923_032407_000000402030_00333_13413_4326.N1	23-SEP-2004 03:24:07	Bright	39.500	19	50Alp Cyg	1.2460	10500.	79	13413	No
60	GOM_NL__2PRFIN20040923_032807_000000352030_00333_13413_4327.N1	23-SEP-2004 03:28:07	Bright	34.500	89	5Alp Cep	2.4510	8000.0	69	13413	No
61	GOM_NL__2PRFIN20040923_032944_000000432030_00333_13413_4328.N1	23-SEP-2004 03:29:44	Bright	42.500	76	27Gam Cas	2.3000	30000.	85	13413	No
62	GOM_NL__2PRFIN20040923_033535_000000332030_00333_13413_4329.N1	23-SEP-2004 03:35:35	Bright	33.000	49	1Alp UMi	1.9900	6300.0	66	13413	No
63	GOM_NL__2PRFIN20040923_033705_000000372030_00333_13413_4330.N1	23-SEP-2004 03:37:05	Bright	36.500	60	7Bet UMi	2.0810	3950.0	73	13413	No
64	GOM_NL__2PRFIN20040923_034315_000000372030_00333_13413_4331.N1	23-SEP-2004 03:43:15	Bright	36.500	36	50Alp UMa	1.8000	6300.0	73	13413	No
65	GOM_NL__2PRFIN20040923_034444_000000372030_00333_13413_4332.N1	23-SEP-2004 03:44:44	Bright	37.000	82	48Bet UMa	2.3650	10600.	74	13413	No
66	GOM_NL__2PRFIN20040923_034709_000000622030_00333_13413_4333.N1	23-SEP-2004 03:47:09	Bright	62.000	42	34Bet Aur	1.9000	10200.	124	13413	No
67	GOM_NL__2PRFIN20040923_035105_000000742030_00333_13413_4334.N1	23-SEP-2004 03:51:05	Bright	73.500	107	37The Aur	2.6490	11000.	147	13413	No
68	GOM_NL__2PRFIN20040923_035417_000002552030_00333_13413_4335.N1	23-SEP-2004 03:54:17	Tw_i_and_stray	255.00	114	3lot Aur	2.6930	4600.0	510	13413	No
69	GOM_NL__2PRFIN20040923_035928_000001052030_00333_13413_4336.N1	23-SEP-2004 03:59:28	Straylight	104.50	151	13Mu Gem	2.8900	3000.0	209	13413	No
70	GOM_NL__2PRFIN20040923_040254_000000622030_00333_13413_4337.N1	23-SEP-2004 04:02:54	Dark	62.000	8	10Alp CMi	0.40000	6500.0	124	13413	No
71	GOM_NL__2PRFIN20040923_041013_000000452030_00333_13413_4338.N1	23-SEP-2004 04:10:13	Dark	45.000	132	15Rho Pup	2.8030	6900.0	90	13413	No
72	GOM_NL__2PRFIN20040923_041306_000000792030_00333_13413_4339.N1	23-SEP-2004 04:13:06	Dark	79.000	1	9Alp CMa	-1.4400	11000.	158	13413	No
73	GOM_NL__2PRFIN20040923_041650_000000402030_00333_13413_4340.N1	23-SEP-2004 04:16:50	Dark	39.500	46	Del Vel	1.9540	10600.	79	13413	No
74	GOM_NL__2PRFIN20040923_042850_000000382030_00334_13414_4332.N1	23-SEP-2004 04:28:50	Dark	37.500	135	Bet Hyi	2.8200	5800.0	75	13414	No
75	GOM_NL__2PRFIN20040923_043029_000000422030_00334_13414_4333.N1	23-SEP-2004 04:30:29	Dark	41.500	143	Alp Hyi	2.8570	7200.0	83	13414	No
76	GOM_NL__2PRFIN20040923_043156_000000522030_00334_13414_4334.N1	23-SEP-2004 04:31:56	Dark	52.000	9	Alp Eri	0.45300	24000.	104	13414	No
77	GOM_NL__2PRFIN20040923_043418_000000402030_00334_13414_4335.N1	23-SEP-2004 04:34:18	Straylight	40.000	148	Alp Tuc	2.8780	4100.0	80	13414	No
78	GOM_NL__2PRFIN20040923_043747_000000492030_00334_13414_4336.N1	23-SEP-2004 04:37:47	Straylight	49.000	63	Bet Gru	2.1500	2800.0	98	13414	No
79	GOM_NL__2PRFIN20040923_044052_000000402030_00334_13414_4337.N1	23-SEP-2004 04:40:52	Straylight	39.500	172	Gam Gru	3.0030	13100.	79	13414	No
80	GOM_NL__2PRFIN20040923_044223_000000432030_00334_13414_4338.N1	23-SEP-2004 04:42:23	Straylight	42.500	18	24Alp PsA	1.1660	9700.0	85	13414	No
81	GOM_NL__2PRFIN20040923_044443_000000572030_00334_13414_4339.N1	23-SEP-2004 04:44:43	Tw_i_and_stray	56.500	52	16Bet Cet	2.0370	4500.0	113	13414	No
82	GOM_NL__2PRFIN20040923_044653_000000422030_00334_13414_4340.N1	23-SEP-2004 04:46:53	Tw_i_and_stray	42.000	142	49Del Cap	2.8500	8900.0	84	13414	No
83	GOM_NL__2PRFIN20040923_045102_000000392030_00334_13414_4341.N1	23-SEP-2004 04:51:02	Bright	38.500	162	34Alp Aqr	2.9440	5350.0	77	13414	No
84	GOM_NL__2PRFIN20040923_045406_000000392030_00334_13414_4342.N1	23-SEP-2004 04:54:06	Bright	39.000	61	8Eps Peg	2.1000	3900.0	78	13414	No
85	GOM_NL__2PRFIN20040923_045558_000000432030_00334_13414_4343.N1	23-SEP-2004 04:55:58	Bright	43.000	140	88Gam Peg	2.8340	26000.	86	13414	No
86	GOM_NL__2PRFIN20040923_045853_000000392030_00334_13414_4344.N1	23-SEP-2004 04:58:53	Bright	38.500	93	53Bet Peg	2.5200	3100.0	77	13414	No
87	GOM_NL__2PRFIN20040923_050016_000000452030_00334_13414_4345.N1	23-SEP-2004 05:00:16	Bright	44.500	58	21Alp And	2.0730	11000.	89	13414	No
88	GOM_NL__2PRFIN20040923_050443_000000372030_00334_13414_4346.N1	23-SEP-2004 05:04:43	Bright	36.500	19	50Alp Cyg	1.2460	10500.	73	13414	No
89	GOM_NL__2PRFIN20040923_050843_000000362030_00334_13414_4347.N1	23-SEP-2004 05:08:43	Bright	36.000	89	5Alp Cep	2.4510	8000.0	72	13414	No
90	GOM_NL__2PRFIN20040923_051020_000000422030_00334_13414_4348.N1	23-SEP-2004 05:10:20	Bright	42.000	76	27Gam Cas	2.3000	30000.	84	13414	No
91	GOM_NL__2PRFIN20040923_051611_000000372030_00334_13414_4349.N1	23-SEP-2004 05:16:11	Bright	37.000	49	1Alp UMi	1.9900	6300.0	74	13414	No
92	GOM_NL__2PRFIN20040923_051742_000000332030_00334_13414_4350.N1	23-SEP-2004 05:17:42	Bright	33.000	60	7Bet UMi	2.0810	3950.0	66	13414	No
93	GOM_NL__2PRFIN20040923_052352_000000382030_00334_13414_4351.N1	23-SEP-2004 05:23:52	Bright	38.000	36	50Alp UMa	1.8000	6300.0	76	13414	No
94	GOM_NL__2PRFIN20040923_052520_000000362030_00334_13414_4352.N1	23-SEP-2004 05:25:20	Bright	36.000	82	48Bet UMa	2.3650	10600.	72	13414	No
95	GOM_NL__2PRFIN20040923_052745_000000642030_00334_13414_4353.N1	23-SEP-2004 05:27:45	Bright	64.000	42	34Bet Aur	1.9000	10200.	128	13414	No
96	GOM_NL__2PRFIN20040923_053141_000000732030_00334_13414_4354.N1	23-SEP-2004 05:31:41	Bright	72.500	107	37The Aur	2.6490	11000.	145	13414	No
97	GOM_NL__2PRFIN20040923_053454_000002552030_00334_13414_4355.N1	23-SEP-2004 05:34:54	Tw_i_and_stray	255.00	114	3lot Aur	2.6930	4600.0	510	13414	No
98	GOM_NL__2PRFIN20040923_054005_000001032030_00334_13414_4356.N1	23-SEP-2004 05:40:05	Straylight	102.50	151	13Mu Gem	2.8900	3000.0	205	13414	No
99	GOM_NL__2PRFIN20040923_054331_000000712030_00334_13414_4357.N1	23-SEP-2004 05:43:31	Dark	71.000	8	10Alp CMi	0.40000	6500.0	142	13414	No
100	GOM_NL__2PRFIN20040923_055050_000000472030_00334_13414_4358.N1	23-SEP-2004 05:50:50	Dark	47.000	132	15Rho Pup	2.8030	6900.0	94	13414	No
101	GOM_NL__2PRFIN20040923_055344_000000812030_00334_13414_4359.N1	23-SEP-2004 05:53:44	Dark	81.000	1	9Alp CMa	-1.4400	11000.	162	13414	No



102	GOM_NL__2PRFIN20040923_055727_000000382030_00334_13414_4360.N1	23-SEP-2004 05:57:27	Dark	38.000	46	Del Vel	1.9540	10600.	76	13414	No
103	GOM_NL__2PRFIN20040923_060245_000001032030_00335_13415_4332.N1	23-SEP-2004 06:02:45	Dark	102.50	101	11Alp Lep	2.5820	7000.0	205	13415	No
104	GOM_NL__2PRFIN20040923_060925_000000382030_00335_13415_4333.N1	23-SEP-2004 06:09:25	Dark	38.000	135	Bet Hyi	2.8200	5800.0	76	13415	No
105	GOM_NL__2PRFIN20040923_061104_000000412030_00335_13415_4334.N1	23-SEP-2004 06:11:04	Dark	40.500	143	Alp Hyi	2.8570	7200.0	81	13415	No
106	GOM_NL__2PRFIN20040923_061231_000000432030_00335_13415_4335.N1	23-SEP-2004 06:12:31	Dark	43.000	9	Alp Eri	0.45300	24000.	86	13415	No
107	GOM_NL__2PRFIN20040923_061453_000000482030_00335_13415_4336.N1	23-SEP-2004 06:14:53	Straylight	48.000	148	Alp Tuc	2.8780	4100.0	96	13415	No
108	GOM_NL__2PRFIN20040923_061839_000000412030_00335_13415_4337.N1	23-SEP-2004 06:18:39	Straylight	41.000	31	Alp Gru	1.7340	15200.	82	13415	No
109	GOM_NL__2PRFIN20040923_062257_000000492030_00335_13415_4338.N1	23-SEP-2004 06:22:57	Straylight	49.000	18	24Alp PsA	1.1660	9700.0	98	13415	No
110	GOM_NL__2PRFIN20040923_062518_000000572030_00335_13415_4339.N1	23-SEP-2004 06:25:18	Twi_and_stray	56.500	52	16Bet Cet	2.0370	4500.0	113	13415	No
111	GOM_NL__2PRFIN20040923_062728_000000442030_00335_13415_4340.N1	23-SEP-2004 06:27:28	Twi_and_stray	43.500	142	49Del Cap	2.8500	8900.0	87	13415	No
112	GOM_NL__2PRFIN20040923_063137_000000392030_00335_13415_4341.N1	23-SEP-2004 06:31:37	Bright	39.000	162	34Alp Aqr	2.9440	5350.0	78	13415	No
113	GOM_NL__2PRFIN20040923_063442_000000392030_00335_13415_4342.N1	23-SEP-2004 06:34:42	Bright	38.500	61	8Eps Peg	2.1000	3900.0	77	13415	No
114	GOM_NL__2PRFIN20040923_063632_000000452030_00335_13415_4343.N1	23-SEP-2004 06:36:32	Bright	44.500	140	88Gam Peg	2.8340	26000.	89	13415	No
115	GOM_NL__2PRFIN20040923_063928_000000382030_00335_13415_4344.N1	23-SEP-2004 06:39:28	Bright	37.500	93	53Bet Peg	2.5200	3100.0	75	13415	No
116	GOM_NL__2PRFIN20040923_064050_000000452030_00335_13415_4345.N1	23-SEP-2004 06:40:50	Bright	45.000	58	21Alp And	2.0730	11000.	90	13415	No
117	GOM_NL__2PRFIN20040923_064519_000000402030_00335_13415_4346.N1	23-SEP-2004 06:45:19	Bright	39.500	19	50Alp Cyg	1.2460	10500.	79	13415	No
118	GOM_NL__2PRFIN20040923_064917_000000392030_00335_13415_4347.N1	23-SEP-2004 06:49:17	Bright	38.500	89	5Alp Cep	2.4510	8000.0	77	13415	No
119	GOM_NL__2PRFIN20040923_065054_000000442030_00335_13415_4348.N1	23-SEP-2004 06:50:54	Bright	43.500	76	27Gam Cas	2.3000	30000.	87	13415	No
120	GOM_NL__2PRFIN20040923_065645_000000402030_00335_13415_4349.N1	23-SEP-2004 06:56:45	Bright	39.500	49	1Alp UMi	1.9900	6300.0	79	13415	No
121	GOM_NL__2PRFIN20040923_065818_000000392030_00335_13415_4350.N1	23-SEP-2004 06:58:18	Bright	38.500	60	7Bet UMi	2.0810	3950.0	77	13415	No
122	GOM_NL__2PRFIN20040923_070427_000000392030_00335_13415_4351.N1	23-SEP-2004 07:04:27	Bright	39.000	36	50Alp UMa	1.8000	6300.0	78	13415	No
123	GOM_NL__2PRFIN20040923_070555_000000372030_00335_13415_4352.N1	23-SEP-2004 07:05:55	Bright	37.000	82	48Bet UMa	2.3650	10600.	74	13415	No
124	GOM_NL__2PRFIN20040923_070822_000000632030_00335_13415_4353.N1	23-SEP-2004 07:08:22	Bright	62.500	42	34Bet Aur	1.9000	10200.	125	13415	No
125	GOM_NL__2PRFIN20040923_071217_000000722030_00335_13415_4354.N1	23-SEP-2004 07:12:17	Bright	72.000	107	37The Aur	2.6490	11000.	144	13415	No
126	GOM_NL__2PRFIN20040923_071530_000002552030_00335_13415_4355.N1	23-SEP-2004 07:15:30	Twi_and_stray	255.00	114	3lot Aur	2.6930	4600.0	510	13415	No
127	GOM_NL__2PRFIN20040923_072043_000001022030_00335_13415_4356.N1	23-SEP-2004 07:20:43	Straylight	101.50	151	13Mu Gem	2.8900	3000.0	203	13415	No
128	GOM_NL__2PRFIN20040923_072406_000000632030_00335_13415_4357.N1	23-SEP-2004 07:24:06	Dark	62.500	8	10Alp CMi	0.40000	6500.0	125	13415	No
129	GOM_NL__2PRFIN20040923_073126_000000472030_00335_13415_4358.N1	23-SEP-2004 07:31:26	Dark	46.500	132	15Rho Pup	2.8030	6900.0	93	13415	No
130	GOM_NL__2PRFIN20040923_073419_000000722030_00335_13415_4359.N1	23-SEP-2004 07:34:19	Dark	72.000	1	9Alp CMa	-1.4400	11000.	144	13415	No
131	GOM_NL__2PRFIN20040923_073801_000000452030_00335_13415_4360.N1	23-SEP-2004 07:38:01	Dark	44.500	46	Del Vel	1.9540	10600.	89	13415	No
132	GOM_NL__2PRFIN20040923_074323_000001042030_00336_13416_4332.N1	23-SEP-2004 07:43:23	Dark	103.50	101	11Alp Lep	2.5820	7000.0	207	13416	No
133	GOM_NL__2PRFIN20040923_075001_000000392030_00336_13416_4333.N1	23-SEP-2004 07:50:01	Dark	39.000	135	Bet Hyi	2.8200	5800.0	78	13416	No
134	GOM_NL__2PRFIN20040923_075140_000000412030_00336_13416_4334.N1	23-SEP-2004 07:51:40	Dark	41.000	143	Alp Hyi	2.8570	7200.0	82	13416	No
135	GOM_NL__2PRFIN20040923_075307_000000542030_00336_13416_4335.N1	23-SEP-2004 07:53:07	Dark	54.000	9	Alp Eri	0.45300	24000.	108	13416	No
136	GOM_NL__2PRFIN20040923_075529_000000422030_00336_13416_4336.N1	23-SEP-2004 07:55:29	Straylight	41.500	148	Alp Tuc	2.8780	4100.0	83	13416	No
137	GOM_NL__2PRFIN20040923_075915_000000412030_00336_13416_4337.N1	23-SEP-2004 07:59:15	Straylight	41.000	31	Alp Gru	1.7340	15200.	82	13416	No
138	GOM_NL__2PRFIN20040923_080334_000000462030_00336_13416_4338.N1	23-SEP-2004 08:03:34	Straylight	46.000	18	24Alp PsA	1.1660	9700.0	92	13416	No
139	GOM_NL__2PRFIN20040923_080554_000000592030_00336_13416_4339.N1	23-SEP-2004 08:05:54	Twi_and_stray	59.000	52	16Bet Cet	2.0370	4500.0	118	13416	No
140	GOM_NL__2PRFIN20040923_080804_000000422030_00336_13416_4340.N1	23-SEP-2004 08:08:04	Twi_and_stray	42.000	142	49Del Cap	2.8500	8900.0	84	13416	No
141	GOM_NL__2PRFIN20040923_081214_000000392030_00336_13416_4341.N1	23-SEP-2004 08:12:14	Bright	39.000	162	34Alp Aqr	2.9440	5350.0	78	13416	No
142	GOM_NL__2PRFIN20040923_081518_000000402030_00336_13416_4342.N1	23-SEP-2004 08:15:18	Bright	39.500	61	8Eps Peg	2.1000	3900.0	79	13416	No
143	GOM_NL__2PRFIN20040923_081708_000000462030_00336_13416_4343.N1	23-SEP-2004 08:17:08	Bright	46.000	140	88Gam Peg	2.8340	26000.	92	13416	No
144	GOM_NL__2PRFIN20040923_082004_000000382030_00336_13416_4344.N1	23-SEP-2004 08:20:04	Bright	38.000	93	53Bet Peg	2.5200	3100.0	76	13416	No
145	GOM_NL__2PRFIN20040923_082126_000000452030_00336_13416_4345.N1	23-SEP-2004 08:21:26	Bright	44.500	58	21Alp And	2.0730	11000.	89	13416	No
146	GOM_NL__2PRFIN20040923_082555_000000392030_00336_13416_4346.N1	23-SEP-2004 08:25:55	Bright	39.000	19	50Alp Cyg	1.2460	10500.	78	13416	No
147	GOM_NL__2PRFIN20040923_082954_000000382030_00336_13416_4347.N1	23-SEP-2004 08:29:54	Bright	38.000	89	5Alp Cep	2.4510	8000.0	76	13416	No
148	GOM_NL__2PRFIN20040923_083130_000000432030_00336_13416_4348.N1	23-SEP-2004 08:31:30	Bright	43.000	76	27Gam Cas	2.3000	30000.	86	13416	No
149	GOM_NL__2PRFIN20040923_083722_000000382030_00336_13416_4349.N1	23-SEP-2004 08:37:22	Bright	37.500	49	1Alp UMi	1.9900	6300.0	75	13416	No
150	GOM_NL__2PRFIN20040923_083853_000000402030_00336_13416_4350.N1	23-SEP-2004 08:38:53	Bright	40.000	60	7Bet UMi	2.0810	3950.0	80	13416	No
151	GOM_NL__2PRFIN20040923_084502_000000402030_00336_13416_4351.N1	23-SEP-2004 08:45:02	Bright	39.500	36	50Alp UMa	1.8000	6300.0	79	13416	No
152	GOM_NL__2PRFIN20040923_084631_000000362030_00336_13416_4352.N1	23-SEP-2004 08:46:31	Bright	36.000	82	48Bet UMa	2.3650	10600.	72	13416	No
153	GOM_NL__2PRFIN20040923_084857_000000622030_00336_13416_4353.N1	23-SEP-2004 08:48:57	Bright	61.500	42	34Bet Aur	1.9000	10200.	123	13416	No
154	GOM_NL__2PRFIN20040923_085253_000000732030_00336_13416_4354.N1	23-SEP-2004 08:52:53	Bright	72.500	107	37The Aur	2.6490	11000.	145	13416	No
155	GOM_NL__2PRFIN20040923_085606_000002552030_00336_13416_4355.N1	23-SEP-2004 08:56:06	Twi_and_stray	255.00	114	3lot Aur	2.6930	4600.0	510	13416	No
156	GOM_NL__2PRFIN20040923_090120_000001082030_00336_13416_4356.N1	23-SEP-2004 09:01:20	Straylight	108.00	151	13Mu Gem	2.8900	3000.0	216	13416	No
157	GOM_NL__2PRFIN20040923_090441_000000662030_00336_13416_4357.N1	23-SEP-2004 09:04:41	Dark	65.500	8	10Alp CMi	0.40000	6500.0	131	13416	No
158	GOM_NL__2PRFIN20040923_091202_000000462030_00336_13416_4358.N1	23-SEP-2004 09:12:02	Dark	46.000	132	15Rho Pup	2.8030	6900.0	92	13416	No
159	GOM_NL__2PRFIN20040923_091457_000000732030_00336_13416_4359.N1	23-SEP-2004 09:14:57	Dark	73.000	1	9Alp CMa	-1.4400	11000.	146	13416	No
160	GOM_NL__2PRFIN20040923_091838_000000452030_00336_13416_4360.N1	23-SEP-2004 09:18:38	Dark	44.500	46	Del Vel	1.9540	10600.	89	13416	No

161	GOM_NL__2PRFIN20040923_092402_000001032030_00337_13417_4332.N1	23-SEP-2004 09:24:02	Dark	102.50	101	11Alp Lep	2.5820	7000.0	205	13417	No
162	GOM_NL__2PRFIN20040923_093037_000000392030_00337_13417_4333.N1	23-SEP-2004 09:30:37	Dark	38.500	135	Bet Hyi	2.8200	5800.0	77	13417	No
163	GOM_NL__2PRFIN20040923_093217_000000412030_00337_13417_4334.N1	23-SEP-2004 09:32:17	Dark	40.500	143	Alp Hyi	2.8570	7200.0	81	13417	No
164	GOM_NL__2PRFIN20040923_093344_000000552030_00337_13417_4335.N1	23-SEP-2004 09:33:44	Dark	54.500	9	Alp Eri	0.45300	24000.	109	13417	No
165	GOM_NL__2PRFIN20040923_093605_000000442030_00337_13417_4336.N1	23-SEP-2004 09:36:05	Straylight	43.500	148	Alp Tuc	2.8780	4100.0	87	13417	No
166	GOM_NL__2PRFIN20040923_093951_000000402030_00337_13417_4337.N1	23-SEP-2004 09:39:51	Straylight	40.000	31	Alp Gru	1.7340	15200.	80	13417	No
167	GOM_NL__2PRFIN20040923_094410_000000512030_00337_13417_4338.N1	23-SEP-2004 09:44:10	Straylight	50.500	18	24Alp PsA	1.1660	9700.0	101	13417	No
168	GOM_NL__2PRFIN20040923_094630_000000552030_00337_13417_4339.N1	23-SEP-2004 09:46:30	Twi_and_stray	55.000	52	16Bet Cet	2.0370	4500.0	110	13417	No
169	GOM_NL__2PRFIN20040923_094840_000000422030_00337_13417_4340.N1	23-SEP-2004 09:48:40	Twi_and_stray	41.500	142	49Del Cap	2.8500	8900.0	83	13417	No
170	GOM_NL__2PRFIN20040923_095249_000000402030_00337_13417_4341.N1	23-SEP-2004 09:52:49	Bright	39.500	162	34Alp Aqr	2.9440	5350.0	79	13417	No
171	GOM_NL__2PRFIN20040923_095554_000000402030_00337_13417_4342.N1	23-SEP-2004 09:55:54	Bright	39.500	61	8Eps Peg	2.1000	3900.0	79	13417	No
172	GOM_NL__2PRFIN20040923_095743_000000452030_00337_13417_4343.N1	23-SEP-2004 09:57:43	Bright	44.500	140	88Gam Peg	2.8340	26000.	89	13417	No
173	GOM_NL__2PRFIN20040923_100040_000000412030_00337_13417_4344.N1	23-SEP-2004 10:00:40	Bright	41.000	93	53Bet Peg	2.5200	3100.0	82	13417	No
174	GOM_NL__2PRFIN20040923_100201_000000432030_00337_13417_4345.N1	23-SEP-2004 10:02:01	Bright	42.500	58	21Alp And	2.0730	11000.	85	13417	No
175	GOM_NL__2PRFIN20040923_100631_000000392030_00337_13417_4346.N1	23-SEP-2004 10:06:31	Bright	39.000	19	50Alp Cyg	1.2460	10500.	78	13417	No
176	GOM_NL__2PRFIN20040923_101030_000000382030_00337_13417_4347.N1	23-SEP-2004 10:10:30	Bright	38.000	89	5Alp Cep	2.4510	8000.0	76	13417	No
177	GOM_NL__2PRFIN20040923_101205_000000442030_00337_13417_4348.N1	23-SEP-2004 10:12:05	Bright	43.500	76	27Gam Cas	2.3000	30000.	87	13417	No
178	GOM_NL__2PRFIN20040923_101758_000000372030_00337_13417_4349.N1	23-SEP-2004 10:17:58	Bright	37.000	49	1Alp UMi	1.9900	6300.0	74	13417	No
179	GOM_NL__2PRFIN20040923_101930_000000372030_00337_13417_4350.N1	23-SEP-2004 10:19:30	Bright	37.000	60	7Bet UMi	2.0810	3950.0	74	13417	No
180	GOM_NL__2PRFIN20040923_102538_000000382030_00337_13417_4351.N1	23-SEP-2004 10:25:38	Bright	37.500	36	50Alp UMa	1.8000	6300.0	75	13417	No
181	GOM_NL__2PRFIN20040923_102707_000000362030_00337_13417_4352.N1	23-SEP-2004 10:27:07	Bright	36.000	82	48Bet UMa	2.3650	10600.	72	13417	No
182	GOM_NL__2PRFIN20040923_102933_000000632030_00337_13417_4353.N1	23-SEP-2004 10:29:33	Bright	62.500	42	34Bet Aur	1.9000	10200.	125	13417	No
183	GOM_NL__2PRFIN20040923_103329_000000772030_00337_13417_4354.N1	23-SEP-2004 10:33:29	Bright	76.500	107	37The Aur	2.6490	11000.	153	13417	No
184	GOM_NL__2PRFIN20040923_103643_000002552030_00337_13417_4355.N1	23-SEP-2004 10:36:43	Twi_and_stray	255.00	114	3lot Aur	2.6930	4600.0	510	13417	No
185	GOM_NL__2PRFIN20040923_104157_000001082030_00337_13417_4356.N1	23-SEP-2004 10:41:57	Straylight	108.00	151	13Mu Gem	2.8900	3000.0	216	13417	No
186	GOM_NL__2PRFIN20040923_104519_000000622030_00337_13417_4357.N1	23-SEP-2004 10:45:19	Dark	61.500	8	10Alp CMi	0.40000	6500.0	123	13417	No
187	GOM_NL__2PRFIN20040923_105239_000000442030_00337_13417_4358.N1	23-SEP-2004 10:52:39	Dark	43.500	132	15Rho Pup	2.8030	6900.0	87	13417	No
188	GOM_NL__2PRFIN20040923_105532_000000712030_00337_13417_4359.N1	23-SEP-2004 10:55:32	Dark	71.000	1	9Alp CMa	-1.4400	11000.	142	13417	No
189	GOM_NL__2PRFIN20040923_105914_000000412030_00337_13417_4360.N1	23-SEP-2004 10:59:14	Dark	40.500	46	Del Vel	1.9540	10600.	81	13417	No
190	GOM_NL__2PRFIN20040923_110441_000001002030_00338_13418_4333.N1	23-SEP-2004 11:04:41	Dark	100.00	101	11Alp Lep	2.5820	7000.0	200	13418	No
191	GOM_NL__2PRFIN20040923_111113_000000412030_00338_13418_4334.N1	23-SEP-2004 11:11:13	Dark	41.000	135	Bet Hyi	2.8200	5800.0	82	13418	No
192	GOM_NL__2PRFIN20040923_111253_000000412030_00338_13418_4335.N1	23-SEP-2004 11:12:53	Dark	41.000	143	Alp Hyi	2.8570	7200.0	82	13418	No
193	GOM_NL__2PRFIN20040923_111421_000000522030_00338_13418_4336.N1	23-SEP-2004 11:14:21	Dark	52.000	9	Alp Eri	0.45300	24000.	104	13418	No
194	GOM_NL__2PRFIN20040923_111641_000000412030_00338_13418_4337.N1	23-SEP-2004 11:16:41	Straylight	41.000	148	Alp Tuc	2.8780	4100.0	82	13418	No
195	GOM_NL__2PRFIN20040923_112027_000000472030_00338_13418_4338.N1	23-SEP-2004 11:20:27	Straylight	47.000	31	Alp Gru	1.7340	15200.	94	13418	No
196	GOM_NL__2PRFIN20040923_112445_000000482030_00338_13418_4339.N1	23-SEP-2004 11:24:45	Straylight	47.500	18	24Alp PsA	1.1660	9700.0	95	13418	No
197	GOM_NL__2PRFIN20040923_112706_000000632030_00338_13418_4340.N1	23-SEP-2004 11:27:06	Twi_and_stray	62.500	52	16Bet Cet	2.0370	4500.0	125	13418	No
198	GOM_NL__2PRFIN20040923_112916_000000432030_00338_13418_4341.N1	23-SEP-2004 11:29:16	Twi_and_stray	43.000	142	49Del Cap	2.8500	8900.0	86	13418	No
199	GOM_NL__2PRFIN20040923_113325_000000402030_00338_13418_4342.N1	23-SEP-2004 11:33:25	Bright	39.500	162	34Alp Aqr	2.9440	5350.0	79	13418	No
200	GOM_NL__2PRFIN20040923_113630_000000382030_00338_13418_4343.N1	23-SEP-2004 11:36:30	Bright	38.000	61	8Eps Peg	2.1000	3900.0	76	13418	No
201	GOM_NL__2PRFIN20040923_113819_000000452030_00338_13418_4344.N1	23-SEP-2004 11:38:19	Bright	44.500	140	88Gam Peg	2.8340	26000.	89	13418	No
202	GOM_NL__2PRFIN20040923_114115_000000372030_00338_13418_4345.N1	23-SEP-2004 11:41:15	Bright	36.500	93	53Bet Peg	2.5200	3100.0	73	13418	No
203	GOM_NL__2PRFIN20040923_114236_000000432030_00338_13418_4346.N1	23-SEP-2004 11:42:36	Bright	42.500	58	21Alp And	2.0730	11000.	85	13418	No
204	GOM_NL__2PRFIN20040923_114708_000000392030_00338_13418_4347.N1	23-SEP-2004 11:47:08	Bright	39.000	19	50Alp Cyg	1.2460	10500.	78	13418	No
205	GOM_NL__2PRFIN20040923_115105_000000392030_00338_13418_4348.N1	23-SEP-2004 11:51:05	Bright	39.000	89	5Alp Cep	2.4510	8000.0	78	13418	No
206	GOM_NL__2PRFIN20040923_115241_000000412030_00338_13418_4349.N1	23-SEP-2004 11:52:41	Bright	40.500	76	27Gam Cas	2.3000	30000.	81	13418	No
207	GOM_NL__2PRFIN20040923_115833_000000392030_00338_13418_4350.N1	23-SEP-2004 11:58:33	Bright	38.500	49	1Alp UMi	1.9900	6300.0	77	13418	No
208	GOM_NL__2PRFIN20040923_120006_000000402030_00338_13418_4351.N1	23-SEP-2004 12:00:06	Bright	40.000	60	7Bet UMi	2.0810	3950.0	80	13418	No
209	GOM_NL__2PRFIN20040923_120615_000000372030_00338_13418_4352.N1	23-SEP-2004 12:06:15	Bright	37.000	36	50Alp UMa	1.8000	6300.0	74	13418	No
210	GOM_NL__2PRFIN20040923_120743_000000362030_00338_13418_4353.N1	23-SEP-2004 12:07:43	Bright	36.000	82	48Bet UMa	2.3650	10600.	72	13418	No
211	GOM_NL__2PRFIN20040923_121008_000000642030_00338_13418_4354.N1	23-SEP-2004 12:10:08	Bright	63.500	42	34Bet Aur	1.9000	10200.	127	13418	No
212	GOM_NL__2PRFIN20040923_121404_000000772030_00338_13418_4355.N1	23-SEP-2004 12:14:04	Bright	76.500	107	37The Aur	2.6490	11000.	153	13418	No
213	GOM_NL__2PRFIN20040923_121719_000002552030_00338_13418_4356.N1	23-SEP-2004 12:17:19	Twi_and_stray	255.00	114	3lot Aur	2.6930	4600.0	510	13418	No
214	GOM_NL__2PRFIN20040923_122234_000001112030_00338_13418_4357.N1	23-SEP-2004 12:22:34	Straylight	110.50	151	13Mu Gem	2.8900	3000.0	221	13418	No
215	GOM_NL__2PRFIN20040923_122554_000000652030_00338_13418_4358.N1	23-SEP-2004 12:25:54	Dark	65.000	8	10Alp CMi	0.40000	6500.0	130	13418	No
216	GOM_NL__2PRFIN20040923_123315_000000452030_00338_13418_4359.N1	23-SEP-2004 12:33:15	Dark	45.000	132	15Rho Pup	2.8030	6900.0	90	13418	No
217	GOM_NL__2PRFIN20040923_123612_000000732030_00338_13418_4360.N1	23-SEP-2004 12:36:12	Dark	73.000	1	9Alp CMa	-1.4400	11000.	146	13418	No
218	GOM_NL__2PRFIN20040923_123950_000000412030_00338_13418_4361.N1	23-SEP-2004 12:39:50	Dark	40.500	46	Del Vel	1.9540	10600.	81	13418	No
219	GOM_NL__2PRFIN20040923_124520_000001012030_00339_13419_4333.N1	23-SEP-2004 12:45:20	Dark	100.50	101	11Alp Lep	2.5820	7000.0	201	13419	No

220	GOM_NL__2PRFIN20040923_125149_000000412030_00339_13419_4334.N1	23-SEP-2004 12:51:49	Dark	40.500	135	Bet Hyi	2.8200	5800.0	81	13419	No
221	GOM_NL__2PRFIN20040923_125328_000000442030_00339_13419_4335.N1	23-SEP-2004 12:53:28	Dark	44.000	143	Alp Hyi	2.8570	7200.0	88	13419	No
222	GOM_NL__2PRFIN20040923_125457_000000452030_00339_13419_4336.N1	23-SEP-2004 12:54:57	Dark	44.500	9	Alp Eri	0.45300	24000.	89	13419	No
223	GOM_NL__2PRFIN20040923_125717_000000462030_00339_13419_4337.N1	23-SEP-2004 12:57:17	Straylight	45.500	148	Alp Tuc	2.8780	4100.0	91	13419	No
224	GOM_NL__2PRFIN20040923_130102_000000422030_00339_13419_4338.N1	23-SEP-2004 13:01:02	Straylight	42.000	31	Alp Gru	1.7340	15200.	84	13419	No
225	GOM_NL__2PRFIN20040923_130521_000000462030_00339_13419_4339.N1	23-SEP-2004 13:05:21	Straylight	45.500	18	24Alp PsA	1.1660	9700.0	91	13419	No
226	GOM_NL__2PRFIN20040923_130742_000000562030_00339_13419_4340.N1	23-SEP-2004 13:07:42	Twi_and_stray	55.500	52	16Bet Cet	2.0370	4500.0	111	13419	No
227	GOM_NL__2PRFIN20040923_130952_000000432030_00339_13419_4341.N1	23-SEP-2004 13:09:52	Twi_and_stray	43.000	142	49Del Cap	2.8500	8900.0	86	13419	No
228	GOM_NL__2PRFIN20040923_131401_000000402030_00339_13419_4342.N1	23-SEP-2004 13:14:01	Bright	39.500	162	34Alp Aqr	2.9440	5350.0	79	13419	No
229	GOM_NL__2PRFIN20040923_131706_000000402030_00339_13419_4343.N1	23-SEP-2004 13:17:06	Bright	39.500	61	8Eps Peg	2.1000	3900.0	79	13419	No
230	GOM_NL__2PRFIN20040923_131854_000000442030_00339_13419_4344.N1	23-SEP-2004 13:18:54	Bright	43.500	140	88Gam Peg	2.8340	26000.	87	13419	No
231	GOM_NL__2PRFIN20040923_132151_000000382030_00339_13419_4345.N1	23-SEP-2004 13:21:51	Bright	38.000	93	53Bet Peg	2.5200	3100.0	76	13419	No
232	GOM_NL__2PRFIN20040923_132312_000000442030_00339_13419_4346.N1	23-SEP-2004 13:23:12	Bright	44.000	58	21Alp And	2.0730	11000.	88	13419	No
233	GOM_NL__2PRFIN20040923_132744_000000362030_00339_13419_4347.N1	23-SEP-2004 13:27:44	Bright	35.500	19	50Alp Cyg	1.2460	10500.	71	13419	No
234	GOM_NL__2PRFIN20040923_133141_000000392030_00339_13419_4348.N1	23-SEP-2004 13:31:41	Bright	39.000	89	5Alp Cep	2.4510	8000.0	78	13419	No
235	GOM_NL__2PRFIN20040923_133316_000000432030_00339_13419_4349.N1	23-SEP-2004 13:33:16	Bright	43.000	76	27Gam Cas	2.3000	30000.	86	13419	No
236	GOM_NL__2PRFIN20040923_133909_000000362030_00339_13419_4350.N1	23-SEP-2004 13:39:09	Bright	35.500	49	1Alp UMi	1.9900	6300.0	71	13419	No
237	GOM_NL__2PRFIN20040923_134042_000000372030_00339_13419_4351.N1	23-SEP-2004 13:40:42	Bright	36.500	60	7Bet UMi	2.0810	3950.0	73	13419	No
238	GOM_NL__2PRFIN20040923_134651_000000382030_00339_13419_4352.N1	23-SEP-2004 13:46:51	Bright	38.000	36	50Alp UMa	1.8000	6300.0	76	13419	No
239	GOM_NL__2PRFIN20040923_134819_000000372030_00339_13419_4353.N1	23-SEP-2004 13:48:19	Bright	37.000	82	48Bet UMa	2.3650	10600.	74	13419	No
240	GOM_NL__2PRFIN20040923_135043_000000632030_00339_13419_4354.N1	23-SEP-2004 13:50:43	Bright	63.000	42	34Bet Aur	1.9000	10200.	126	13419	No
241	GOM_NL__2PRFIN20040923_135440_000000792030_00339_13419_4355.N1	23-SEP-2004 13:54:40	Bright	79.000	107	37The Aur	2.6490	11000.	158	13419	No
242	GOM_NL__2PRFIN20040923_135755_000002552030_00339_13419_4356.N1	23-SEP-2004 13:57:55	Twi_and_stray	255.00	114	3lot Aur	2.6930	4600.0	510	13419	No
243	GOM_NL__2PRFIN20040923_140311_000001072030_00339_13419_4357.N1	23-SEP-2004 14:03:11	Straylight	107.00	151	13Mu Gem	2.8900	3000.0	214	13419	No
244	GOM_NL__2PRFIN20040923_140633_000000622030_00339_13419_4358.N1	23-SEP-2004 14:06:33	Dark	62.000	8	10Alp CMi	0.40000	6500.0	124	13419	No
245	GOM_NL__2PRFIN20040923_141352_000000452030_00339_13419_4359.N1	23-SEP-2004 14:13:52	Dark	45.000	132	15Rho Pup	2.8030	6900.0	90	13419	No
246	GOM_NL__2PRFIN20040923_141650_000000752030_00339_13419_4360.N1	23-SEP-2004 14:16:50	Dark	74.500	1	9Alp CMa	-1.4400	11000.	149	13419	No
247	GOM_NL__2PRFIN20040923_142026_000000412030_00339_13419_4361.N1	23-SEP-2004 14:20:26	Dark	41.000	46	Del Vel	1.9540	10600.	82	13419	No
248	GOM_NL__2PRFIN20040923_142558_000001062030_00340_13420_4333.N1	23-SEP-2004 14:25:58	Dark	105.50	101	11Alp Lep	2.5820	7000.0	211	13420	No
249	GOM_NL__2PRFIN20040923_143225_000000402030_00340_13420_4334.N1	23-SEP-2004 14:32:25	Dark	39.500	135	Bet Hyi	2.8200	5800.0	79	13420	No
250	GOM_NL__2PRFIN20040923_143405_000000402030_00340_13420_4335.N1	23-SEP-2004 14:34:05	Dark	40.000	143	Alp Hyi	2.8570	7200.0	80	13420	No
251	GOM_NL__2PRFIN20040923_143532_000000552030_00340_13420_4336.N1	23-SEP-2004 14:35:32	Dark	54.500	9	Alp Eri	0.45300	24000.	109	13420	No
252	GOM_NL__2PRFIN20040923_143753_000000392030_00340_13420_4337.N1	23-SEP-2004 14:37:53	Straylight	39.000	148	Alp Tuc	2.8780	4100.0	78	13420	No
253	GOM_NL__2PRFIN20040923_144123_000000462030_00340_13420_4338.N1	23-SEP-2004 14:41:23	Straylight	45.500	63	Bet Gru	2.1500	2800.0	91	13420	No
254	GOM_NL__2PRFIN20040923_144557_000000442030_00340_13420_4339.N1	23-SEP-2004 14:45:57	Straylight	43.500	18	24Alp PsA	1.1660	9700.0	87	13420	No
255	GOM_NL__2PRFIN20040923_144818_000000592030_00340_13420_4340.N1	23-SEP-2004 14:48:18	Twi_and_stray	58.500	52	16Bet Cet	2.0370	4500.0	117	13420	No
256	GOM_NL__2PRFIN20040923_145028_000000442030_00340_13420_4341.N1	23-SEP-2004 14:50:28	Twi_and_stray	43.500	142	49Del Cap	2.8500	8900.0	87	13420	No
257	GOM_NL__2PRFIN20040923_145436_000000402030_00340_13420_4342.N1	23-SEP-2004 14:54:36	Bright	39.500	162	34Alp Aqr	2.9440	5350.0	79	13420	No
258	GOM_NL__2PRFIN20040923_145842_000000402030_00340_13420_4343.N1	23-SEP-2004 14:58:42	Bright	40.000	90	54Alp Peg	2.4870	11000.	80	13420	No
259	GOM_NL__2PRFIN20040923_150226_000000402030_00340_13420_4344.N1	23-SEP-2004 15:02:26	Bright	39.500	93	53Bet Peg	2.5200	3100.0	79	13420	No
260	GOM_NL__2PRFIN20040923_150347_000000442030_00340_13420_4345.N1	23-SEP-2004 15:03:47	Bright	44.000	58	21Alp And	2.0730	11000.	88	13420	No
261	GOM_NL__2PRFIN20040923_150819_000000412030_00340_13420_4346.N1	23-SEP-2004 15:08:19	Bright	40.500	19	50Alp Cyg	1.2460	10500.	81	13420	No
262	GOM_NL__2PRFIN20040923_151217_000000382030_00340_13420_4347.N1	23-SEP-2004 15:12:17	Bright	38.000	89	5Alp Cep	2.4510	8000.0	76	13420	No
263	GOM_NL__2PRFIN20040923_151352_000000402030_00340_13420_4348.N1	23-SEP-2004 15:13:52	Bright	40.000	76	27Gam Cas	2.3000	30000.	80	13420	No
264	GOM_NL__2PRFIN20040923_151945_000000392030_00340_13420_4349.N1	23-SEP-2004 15:19:45	Bright	39.000	49	1Alp UMi	1.9900	6300.0	78	13420	No
265	GOM_NL__2PRFIN20040923_152117_000000372030_00340_13420_4350.N1	23-SEP-2004 15:21:17	Bright	37.000	60	7Bet UMi	2.0810	3950.0	74	13420	No
266	GOM_NL__2PRFIN20040923_152727_000000372030_00340_13420_4351.N1	23-SEP-2004 15:27:27	Bright	37.000	36	50Alp UMa	1.8000	6300.0	74	13420	No
267	GOM_NL__2PRFIN20040923_152856_000000362030_00340_13420_4352.N1	23-SEP-2004 15:28:56	Bright	35.500	82	48Bet UMa	2.3650	10600.	71	13420	No
268	GOM_NL__2PRFIN20040923_153119_000000642030_00340_13420_4353.N1	23-SEP-2004 15:31:19	Bright	63.500	42	34Bet Aur	1.9000	10200.	127	13420	No
269	GOM_NL__2PRFIN20040923_153516_000000772030_00340_13420_4354.N1	23-SEP-2004 15:35:16	Bright	76.500	107	37The Aur	2.6490	11000.	153	13420	No
270	GOM_NL__2PRFIN20040923_153831_000002552030_00340_13420_4355.N1	23-SEP-2004 15:38:31	Twi_and_stray	255.00	114	3lot Aur	2.6930	4600.0	510	13420	No
271	GOM_NL__2PRFIN20040923_154348_000001112030_00340_13420_4356.N1	23-SEP-2004 15:43:48	Straylight	111.00	151	13Mu Gem	2.8900	3000.0	222	13420	No
272	GOM_NL__2PRFIN20040923_154710_000000622030_00340_13420_4357.N1	23-SEP-2004 15:47:10	Dark	62.000	8	10Alp CMi	0.40000	6500.0	124	13420	No
273	GOM_NL__2PRFIN20040923_155429_000000442030_00340_13420_4358.N1	23-SEP-2004 15:54:29	Dark	43.500	132	15Rho Pup	2.8030	6900.0	87	13420	No
274	GOM_NL__2PRFIN20040923_155727_000000792030_00340_13420_4359.N1	23-SEP-2004 15:57:27	Dark	79.000	1	9Alp CMa	-1.4400	11000.	158	13420	No
275	GOM_NL__2PRFIN20040923_160103_000000402030_00340_13420_4360.N1	23-SEP-2004 16:01:03	Dark	40.000	46	Del Vel	1.9540	10600.	80	13420	No
276	GOM_NL__2PRFIN20040923_160637_000001062030_00341_13421_4333.N1	23-SEP-2004 16:06:37	Dark	106.00	101	11Alp Lep	2.5820	7000.0	212	13421	No
277	GOM_NL__2PRFIN20040923_161301_000000392030_00341_13421_4334.N1	23-SEP-2004 16:13:01	Dark	39.000	135	Bet Hyi	2.8200	5800.0	78	13421	No
278	GOM_NL__2PRFIN20040923_161442_000000422030_00341_13421_4335.N1	23-SEP-2004 16:14:42	Dark	41.500	143	Alp Hyi	2.8570	7200.0	83	13421	No



279	GOM_NL__2PRFIN20040923_161609_000000442030_00341_13421_4336.N1	23-SEP-2004 16:16:09	Dark	44.000	9	Alp Eri	0.45300	24000.	88	13421	No
280	GOM_NL__2PRFIN20040923_161829_000000472030_00341_13421_4337.N1	23-SEP-2004 16:18:29	Straylight	46.500	148	Alp Tuc	2.8780	4100.0	93	13421	No
281	GOM_NL__2PRFIN20040923_162200_000000522030_00341_13421_4338.N1	23-SEP-2004 16:22:00	Straylight	51.500	63	Bet Gru	2.1500	2800.0	103	13421	No
282	GOM_NL__2PRFIN20040923_162634_000000452030_00341_13421_4339.N1	23-SEP-2004 16:26:34	Straylight	44.500	18	24Alp PsA	1.1660	9700.0	89	13421	No
283	GOM_NL__2PRFIN20040923_162855_000000572030_00341_13421_4340.N1	23-SEP-2004 16:28:55	Tw_i_and_stray	56.500	52	16Bet Cet	2.0370	4500.0	113	13421	No
284	GOM_NL__2PRFIN20040923_163105_000000422030_00341_13421_4341.N1	23-SEP-2004 16:31:05	Tw_i_and_stray	41.500	142	49Del Cap	2.8500	8900.0	83	13421	No
285	GOM_NL__2PRFIN20040923_163514_000000402030_00341_13421_4342.N1	23-SEP-2004 16:35:14	Bright	39.500	162	34Alp Aqr	2.9440	5350.0	79	13421	No
286	GOM_NL__2PRFIN20040923_163919_000000402030_00341_13421_4343.N1	23-SEP-2004 16:39:19	Bright	40.000	90	54Alp Peg	2.4870	11000.	80	13421	No
287	GOM_NL__2PRFIN20040923_164303_000000412030_00341_13421_4344.N1	23-SEP-2004 16:43:03	Bright	40.500	93	53Bet Peg	2.5200	3100.0	81	13421	No
288	GOM_NL__2PRFIN20040923_164423_000000462030_00341_13421_4345.N1	23-SEP-2004 16:44:23	Bright	45.500	58	21Alp And	2.0730	11000.	91	13421	No
289	GOM_NL__2PRFIN20040923_164857_000000392030_00341_13421_4346.N1	23-SEP-2004 16:48:57	Bright	38.500	19	50Alp Cyg	1.2460	10500.	77	13421	No
290	GOM_NL__2PRFIN20040923_165254_000000392030_00341_13421_4347.N1	23-SEP-2004 16:52:54	Bright	38.500	89	5Alp Cep	2.4510	8000.0	77	13421	No
291	GOM_NL__2PRFIN20040923_165427_000000442030_00341_13421_4348.N1	23-SEP-2004 16:54:27	Bright	43.500	76	27Gam Cas	2.3000	30000.	87	13421	No
292	GOM_NL__2PRFIN20040923_170022_000000372030_00341_13421_4349.N1	23-SEP-2004 17:00:22	Bright	37.000	49	1Alp UMi	1.9900	6300.0	74	13421	No
293	GOM_NL__2PRFIN20040923_170154_000000402030_00341_13421_4350.N1	23-SEP-2004 17:01:54	Bright	39.500	60	7Bet UMi	2.0810	3950.0	79	13421	No
294	GOM_NL__2PRFIN20040923_170804_000000352030_00341_13421_4351.N1	23-SEP-2004 17:08:04	Bright	35.000	36	50Alp UMa	1.8000	6300.0	70	13421	No
295	GOM_NL__2PRFIN20040923_170932_000000372030_00341_13421_4352.N1	23-SEP-2004 17:09:32	Bright	37.000	82	48Bet UMa	2.3650	10600.	74	13421	No
296	GOM_NL__2PRFIN20040923_171154_000000652030_00341_13421_4353.N1	23-SEP-2004 17:11:54	Bright	65.000	42	34Bet Aur	1.9000	10200.	130	13421	No
297	GOM_NL__2PRFIN20040923_171551_000000792030_00341_13421_4354.N1	23-SEP-2004 17:15:51	Bright	79.000	107	37The Aur	2.6490	11000.	158	13421	No
298	GOM_NL__2PRFIN20040923_171908_000002552030_00341_13421_4355.N1	23-SEP-2004 17:19:08	Tw_i_and_stray	255.00	114	31ot Aur	2.6930	4600.0	510	13421	No
299	GOM_NL__2PRFIN20040923_172425_000001092030_00341_13421_4356.N1	23-SEP-2004 17:24:25	Straylight	109.00	151	13Mu Gem	2.8900	3000.0	218	13421	No
300	GOM_NL__2PRFIN20040923_172747_000000722030_00341_13421_4357.N1	23-SEP-2004 17:27:47	Dark	71.500	8	10Alp CMi	0.40000	6500.0	143	13421	No
301	GOM_NL__2PRFIN20040923_173506_000000482030_00341_13421_4358.N1	23-SEP-2004 17:35:06	Dark	48.000	132	15Rho Pup	2.8030	6900.0	96	13421	No
302	GOM_NL__2PRFIN20040923_173805_000000692030_00341_13421_4359.N1	23-SEP-2004 17:38:05	Dark	69.000	1	9Alp CMa	-1.4400	11000.	138	13421	No
303	GOM_NL__2PRFIN20040923_174139_000000392030_00341_13421_4360.N1	23-SEP-2004 17:41:39	Dark	39.000	46	Del Vel	1.9540	10600.	78	13421	No
304	GOM_NL__2PRFIN20040923_174716_000001042030_00342_13422_4333.N1	23-SEP-2004 17:47:16	Dark	103.50	101	11Alp Lep	2.5820	7000.0	207	13422	No
305	GOM_NL__2PRFIN20040923_175338_000000402030_00342_13422_4334.N1	23-SEP-2004 17:53:38	Dark	40.000	135	Bet Hyi	2.8200	5800.0	80	13422	No
306	GOM_NL__2PRFIN20040923_175518_000000412030_00342_13422_4335.N1	23-SEP-2004 17:55:18	Dark	40.500	143	Alp Hyi	2.8570	7200.0	81	13422	No
307	GOM_NL__2PRFIN20040923_175646_000000512030_00342_13422_4336.N1	23-SEP-2004 17:56:46	Dark	50.500	9	Alp Eri	0.45300	24000.	101	13422	No
308	GOM_NL__2PRFIN20040923_175905_000000392030_00342_13422_4337.N1	23-SEP-2004 17:59:05	Straylight	39.000	148	Alp Tuc	2.8780	4100.0	78	13422	No
309	GOM_NL__2PRFIN20040923_180236_000000522030_00342_13422_4338.N1	23-SEP-2004 18:02:36	Straylight	51.500	63	Bet Gru	2.1500	2800.0	103	13422	No
310	GOM_NL__2PRFIN20040923_180711_000000422030_00342_13422_4339.N1	23-SEP-2004 18:07:11	Straylight	42.000	18	24Alp PsA	1.1660	9700.0	84	13422	No
311	GOM_NL__2PRFIN20040923_180931_000000552030_00342_13422_4340.N1	23-SEP-2004 18:09:31	Tw_i_and_stray	54.500	52	16Bet Cet	2.0370	4500.0	109	13422	No
312	GOM_NL__2PRFIN20040923_181141_000000432030_00342_13422_4341.N1	23-SEP-2004 18:11:41	Tw_i_and_stray	42.500	142	49Del Cap	2.8500	8900.0	85	13422	No
313	GOM_NL__2PRFIN20040923_181550_000000402030_00342_13422_4342.N1	23-SEP-2004 18:15:50	Bright	40.000	162	34Alp Aqr	2.9440	5350.0	80	13422	No
314	GOM_NL__2PRFIN20040923_181955_000000392030_00342_13422_4343.N1	23-SEP-2004 18:19:55	Bright	39.000	90	54Alp Peg	2.4870	11000.	78	13422	No
315	GOM_NL__2PRFIN20040923_182339_000000402030_00342_13422_4344.N1	23-SEP-2004 18:23:39	Bright	40.000	93	53Bet Peg	2.5200	3100.0	80	13422	No
316	GOM_NL__2PRFIN20040923_182459_000000432030_00342_13422_4345.N1	23-SEP-2004 18:24:59	Bright	43.000	58	21Alp And	2.0730	11000.	86	13422	No
317	GOM_NL__2PRFIN20040923_182933_000000412030_00342_13422_4346.N1	23-SEP-2004 18:29:33	Bright	40.500	19	50Alp Cyg	1.2460	10500.	81	13422	No
318	GOM_NL__2PRFIN20040923_183331_000000382030_00342_13422_4347.N1	23-SEP-2004 18:33:31	Bright	37.500	89	5Alp Cep	2.4510	8000.0	75	13422	No
319	GOM_NL__2PRFIN20040923_183503_000000432030_00342_13422_4348.N1	23-SEP-2004 18:35:03	Bright	42.500	76	27Gam Cas	2.3000	30000.	85	13422	No
320	GOM_NL__2PRFIN20040923_184058_000000382030_00342_13422_4349.N1	23-SEP-2004 18:40:58	Bright	37.500	49	1Alp UMi	1.9900	6300.0	75	13422	No
321	GOM_NL__2PRFIN20040923_184231_000000392030_00342_13422_4350.N1	23-SEP-2004 18:42:31	Bright	39.000	60	7Bet UMi	2.0810	3950.0	78	13422	No
322	GOM_NL__2PRFIN20040923_184840_000000342030_00342_13422_4351.N1	23-SEP-2004 18:48:40	Bright	34.000	36	50Alp UMa	1.8000	6300.0	68	13422	No
323	GOM_NL__2PRFIN20040923_185009_000000372030_00342_13422_4352.N1	23-SEP-2004 18:50:09	Bright	36.500	82	48Bet UMa	2.3650	10600.	73	13422	No
324	GOM_NL__2PRFIN20040923_185230_000000642030_00342_13422_4353.N1	23-SEP-2004 18:52:30	Bright	63.500	42	34Bet Aur	1.9000	10200.	127	13422	No
325	GOM_NL__2PRFIN20040923_185627_000000742030_00342_13422_4354.N1	23-SEP-2004 18:56:27	Bright	74.000	107	37The Aur	2.6490	11000.	148	13422	No
326	GOM_NL__2PRFIN20040923_185944_000002552030_00342_13422_4355.N1	23-SEP-2004 18:59:44	Tw_i_and_stray	255.00	114	31ot Aur	2.6930	4600.0	510	13422	No
327	GOM_NL__2PRFIN20040923_190501_000001212030_00342_13422_4356.N1	23-SEP-2004 19:05:01	Straylight	120.50	151	13Mu Gem	2.8900	3000.0	241	13422	No
328	GOM_NL__2PRFIN20040923_190823_000000662030_00342_13422_4357.N1	23-SEP-2004 19:08:23	Dark	65.500	8	10Alp CMi	0.40000	6500.0	131	13422	No
329	GOM_NL__2PRFIN20040923_191542_000000462030_00342_13422_4358.N1	23-SEP-2004 19:15:42	Dark	45.500	132	15Rho Pup	2.8030	6900.0	91	13422	No
330	GOM_NL__2PRFIN20040923_191842_000000812030_00342_13422_4359.N1	23-SEP-2004 19:18:42	Dark	80.500	1	9Alp CMa	-1.4400	11000.	161	13422	No
331	GOM_NL__2PRFIN20040923_192216_000000422030_00342_13422_4360.N1	23-SEP-2004 19:22:16	Dark	42.000	46	Del Vel	1.9540	10600.	84	13422	No
332	GOM_NL__2PRFIN20040923_192755_000001082030_00343_13423_4333.N1	23-SEP-2004 19:27:55	Dark	108.00	101	11Alp Lep	2.5820	7000.0	216	13423	No
333	GOM_NL__2PRFIN20040923_193414_000000392030_00343_13423_4334.N1	23-SEP-2004 19:34:14	Dark	39.000	135	Bet Hyi	2.8200	5800.0	78	13423	No
334	GOM_NL__2PRFIN20040923_193555_000000402030_00343_13423_4335.N1	23-SEP-2004 19:35:55	Dark	40.000	143	Alp Hyi	2.8570	7200.0	80	13423	No
335	GOM_NL__2PRFIN20040923_193722_000000522030_00343_13423_4336.N1	23-SEP-2004 19:37:22	Dark	52.000	9	Alp Eri	0.45300	24000.	104	13423	No
336	GOM_NL__2PRFIN20040923_193941_000000502030_00343_13423_4337.N1	23-SEP-2004 19:39:41	Straylight	50.000	148	Alp Tuc	2.8780	4100.0	100	13423	No
337	GOM_NL__2PRFIN20040923_194311_000000452030_00343_13423_4338.N1	23-SEP-2004 19:43:11	Straylight	44.500	63	Bet Gru	2.1500	2800.0	89	13423	No



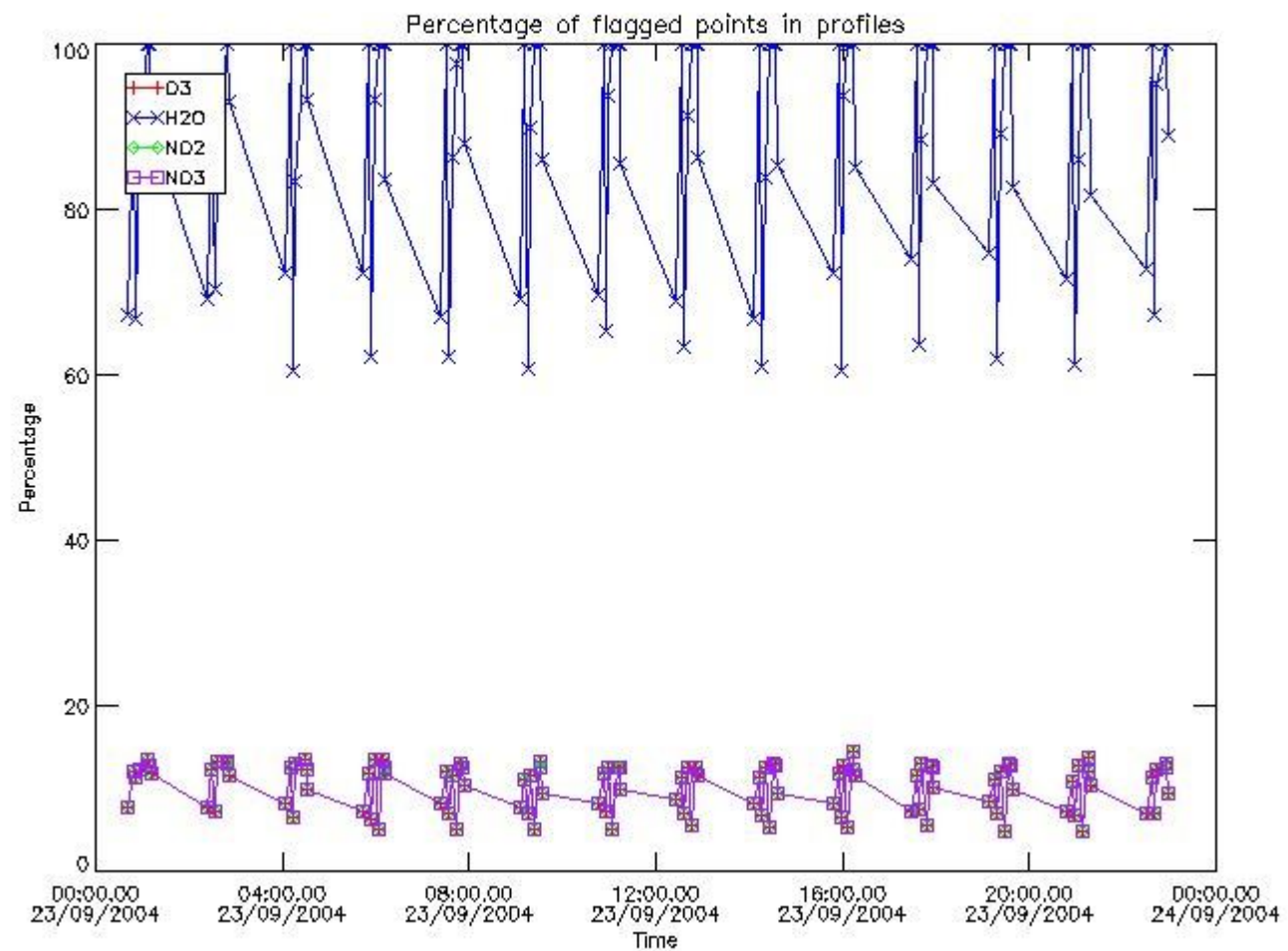
338	GOM_NL__2PRFIN20040923_194746_000000472030_00343_13423_4339.N1	23-SEP-2004 19:47:46	Straylight	46.500	18	24Alp PsA	1.1660	9700.0	93	13423	No
339	GOM_NL__2PRFIN20040923_195007_000000532030_00343_13423_4340.N1	23-SEP-2004 19:50:07	Twl_and_stray	53.000	52	16Bet Cet	2.0370	4500.0	106	13423	No
340	GOM_NL__2PRFIN20040923_195217_000000412030_00343_13423_4341.N1	23-SEP-2004 19:52:17	Twl_and_stray	41.000	142	49Del Cap	2.8500	8900.0	82	13423	No
341	GOM_NL__2PRFIN20040923_195626_000000402030_00343_13423_4342.N1	23-SEP-2004 19:56:26	Bright	40.000	162	34Alp Aqr	2.9440	5350.0	80	13423	No
342	GOM_NL__2PRFIN20040923_200030_000000392030_00343_13423_4343.N1	23-SEP-2004 20:00:30	Bright	39.000	90	54Alp Peg	2.4870	11000.	78	13423	No
343	GOM_NL__2PRFIN20040923_200414_000000412030_00343_13423_4344.N1	23-SEP-2004 20:04:14	Bright	40.500	93	53Bet Peg	2.5200	3100.0	81	13423	No
344	GOM_NL__2PRFIN20040923_200534_000000442030_00343_13423_4345.N1	23-SEP-2004 20:05:34	Bright	43.500	58	21Alp And	2.0730	11000.	87	13423	No
345	GOM_NL__2PRFIN20040923_201009_000000412030_00343_13423_4346.N1	23-SEP-2004 20:10:09	Bright	41.000	19	50Alp Cyg	1.2460	10500.	82	13423	No
346	GOM_NL__2PRFIN20040923_201406_000000382030_00343_13423_4347.N1	23-SEP-2004 20:14:06	Bright	37.500	89	5Alp Cep	2.4510	8000.0	75	13423	No
347	GOM_NL__2PRFIN20040923_201538_000000432030_00343_13423_4348.N1	23-SEP-2004 20:15:38	Bright	42.500	76	27Gam Cas	2.3000	30000.	85	13423	No
348	GOM_NL__2PRFIN20040923_202133_000000382030_00343_13423_4349.N1	23-SEP-2004 20:21:33	Bright	38.000	49	1Alp UMi	1.9900	6300.0	76	13423	No
349	GOM_NL__2PRFIN20040923_202307_000000402030_00343_13423_4350.N1	23-SEP-2004 20:23:07	Bright	39.500	60	7Bet UMi	2.0810	3950.0	79	13423	No
350	GOM_NL__2PRFIN20040923_202916_000000362030_00343_13423_4351.N1	23-SEP-2004 20:29:16	Bright	35.500	36	50Alp UMa	1.8000	6300.0	71	13423	No
351	GOM_NL__2PRFIN20040923_203045_000000432030_00343_13423_4352.N1	23-SEP-2004 20:30:45	Bright	43.000	82	48Bet UMa	2.3650	10600.	86	13423	No
352	GOM_NL__2PRFIN20040923_203305_000000642030_00343_13423_4353.N1	23-SEP-2004 20:33:05	Bright	63.500	42	34Bet Aur	1.9000	10200.	127	13423	No
353	GOM_NL__2PRFIN20040923_203703_000000792030_00343_13423_4354.N1	23-SEP-2004 20:37:03	Bright	78.500	107	37The Aur	2.6490	11000.	157	13423	No
354	GOM_NL__2PRFIN20040923_204020_000002552030_00343_13423_4355.N1	23-SEP-2004 20:40:20	Twl_and_stray	255.00	114	3lot Aur	2.6930	4600.0	510	13423	No
355	GOM_NL__2PRFIN20040923_204538_000001252030_00343_13423_4356.N1	23-SEP-2004 20:45:38	Straylight	124.50	151	13Mu Gem	2.8900	3000.0	249	13423	No
356	GOM_NL__2PRFIN20040923_204900_000000712030_00343_13423_4357.N1	23-SEP-2004 20:49:00	Dark	70.500	8	10Alp CMi	0.40000	6500.0	141	13423	No
357	GOM_NL__2PRFIN20040923_205618_000000482030_00343_13423_4358.N1	23-SEP-2004 20:56:18	Dark	47.500	132	15Rho Pup	2.8030	6900.0	95	13423	No
358	GOM_NL__2PRFIN20040923_205918_000000752030_00343_13423_4359.N1	23-SEP-2004 20:59:18	Dark	75.000	1	9Alp CMa	-1.4400	11000.	150	13423	No
359	GOM_NL__2PRFIN20040923_210251_000000402030_00343_13423_4360.N1	23-SEP-2004 21:02:51	Dark	40.000	46	Del Vel	1.9540	10600.	80	13423	No
360	GOM_NL__2PRFIN20040923_210834_000001042030_00344_13424_4353.N1	23-SEP-2004 21:08:34	Dark	104.00	101	11Alp Lep	2.5820	7000.0	208	13424	No
361	GOM_NL__2PRFIN20040923_211450_000000372030_00344_13424_4354.N1	23-SEP-2004 21:14:50	Dark	37.000	135	Bet Hyi	2.8200	5800.0	74	13424	No
362	GOM_NL__2PRFIN20040923_211630_000000422030_00344_13424_4355.N1	23-SEP-2004 21:16:30	Dark	42.000	143	Alp Hyi	2.8570	7200.0	84	13424	No
363	GOM_NL__2PRFIN20040923_211758_000000502030_00344_13424_4356.N1	23-SEP-2004 21:17:58	Dark	49.500	9	Alp Eri	0.45300	24000.	99	13424	No
364	GOM_NL__2PRFIN20040923_212017_000000412030_00344_13424_4357.N1	23-SEP-2004 21:20:17	Straylight	40.500	148	Alp Tuc	2.8780	4100.0	81	13424	No
365	GOM_NL__2PRFIN20040923_212348_000000522030_00344_13424_4358.N1	23-SEP-2004 21:23:48	Straylight	52.000	63	Bet Gru	2.1500	2800.0	104	13424	No
366	GOM_NL__2PRFIN20040923_212820_000000492030_00344_13424_4359.N1	23-SEP-2004 21:28:20	Straylight	48.500	18	24Alp PsA	1.1660	9700.0	97	13424	No
367	GOM_NL__2PRFIN20040923_213042_000000552030_00344_13424_4360.N1	23-SEP-2004 21:30:42	Twl_and_stray	54.500	52	16Bet Cet	2.0370	4500.0	109	13424	No
368	GOM_NL__2PRFIN20040923_213253_000000422030_00344_13424_4361.N1	23-SEP-2004 21:32:53	Twl_and_stray	41.500	142	49Del Cap	2.8500	8900.0	83	13424	No
369	GOM_NL__2PRFIN20040923_213701_000000412030_00344_13424_4362.N1	23-SEP-2004 21:37:01	Bright	40.500	162	34Alp Aqr	2.9440	5350.0	81	13424	No
370	GOM_NL__2PRFIN20040923_214105_000000402030_00344_13424_4363.N1	23-SEP-2004 21:41:05	Bright	39.500	90	54Alp Peg	2.4870	11000.	79	13424	No
371	GOM_NL__2PRFIN20040923_214450_000000402030_00344_13424_4364.N1	23-SEP-2004 21:44:50	Bright	40.000	93	53Bet Peg	2.5200	3100.0	80	13424	No
372	GOM_NL__2PRFIN20040923_214610_000000452030_00344_13424_4365.N1	23-SEP-2004 21:46:10	Bright	44.500	58	21Alp And	2.0730	11000.	89	13424	No
373	GOM_NL__2PRFIN20040923_215045_000000402030_00344_13424_4366.N1	23-SEP-2004 21:50:45	Bright	39.500	19	50Alp Cyg	1.2460	10500.	79	13424	No
374	GOM_NL__2PRFIN20040923_215441_000000402030_00344_13424_4367.N1	23-SEP-2004 21:54:41	Bright	39.500	89	5Alp Cep	2.4510	8000.0	79	13424	No
375	GOM_NL__2PRFIN20040923_215613_000000442030_00344_13424_4368.N1	23-SEP-2004 21:56:13	Bright	43.500	76	27Gam Cas	2.3000	30000.	87	13424	No
376	GOM_NL__2PRFIN20040923_220209_000000382030_00344_13424_4369.N1	23-SEP-2004 22:02:09	Bright	37.500	49	1Alp UMi	1.9900	6300.0	75	13424	No
377	GOM_NL__2PRFIN20040923_220342_000000352030_00344_13424_4370.N1	23-SEP-2004 22:03:42	Bright	35.000	60	7Bet UMi	2.0810	3950.0	70	13424	No
378	GOM_NL__2PRFIN20040923_220951_000000362030_00344_13424_4371.N1	23-SEP-2004 22:09:51	Bright	35.500	36	50Alp UMa	1.8000	6300.0	71	13424	No
379	GOM_NL__2PRFIN20040923_221120_000000362030_00344_13424_4372.N1	23-SEP-2004 22:11:20	Bright	35.500	82	48Bet UMa	2.3650	10600.	71	13424	No
380	GOM_NL__2PRFIN20040923_221341_000000642030_00344_13424_4373.N1	23-SEP-2004 22:13:41	Bright	63.500	42	34Bet Aur	1.9000	10200.	127	13424	No
381	GOM_NL__2PRFIN20040923_221739_000000762030_00344_13424_4374.N1	23-SEP-2004 22:17:39	Bright	76.000	107	37The Aur	2.6490	11000.	152	13424	No
382	GOM_NL__2PRFIN20040923_222057_000002552030_00344_13424_4375.N1	23-SEP-2004 22:20:57	Twl_and_stray	255.00	114	3lot Aur	2.6930	4600.0	510	13424	No
383	GOM_NL__2PRFIN20040923_222616_000001092030_00344_13424_4376.N1	23-SEP-2004 22:26:16	Straylight	108.50	151	13Mu Gem	2.8900	3000.0	217	13424	No
384	GOM_NL__2PRFIN20040923_222937_000000722030_00344_13424_4377.N1	23-SEP-2004 22:29:37	Dark	71.500	8	10Alp CMi	0.40000	6500.0	143	13424	No
385	GOM_NL__2PRFIN20040923_223654_000000452030_00344_13424_4378.N1	23-SEP-2004 22:36:54	Dark	45.000	132	15Rho Pup	2.8030	6900.0	90	13424	No
386	GOM_NL__2PRFIN20040923_223954_000000742030_00344_13424_4379.N1	23-SEP-2004 22:39:54	Dark	73.500	1	9Alp CMa	-1.4400	11000.	147	13424	No
387	GOM_NL__2PRFIN20040923_224327_000000422030_00344_13424_4380.N1	23-SEP-2004 22:43:27	Dark	41.500	46	Del Vel	1.9540	10600.	83	13424	No
388	GOM_NL__2PRFIN20040923_225526_000000392030_00345_13425_4353.N1	23-SEP-2004 22:55:26	Dark	39.000	135	Bet Hyi	2.8200	5800.0	78	13425	No
389	GOM_NL__2PRFIN20040923_225707_000000412030_00345_13425_4354.N1	23-SEP-2004 22:57:07	Dark	40.500	143	Alp Hyi	2.8570	7200.0	81	13425	No
390	GOM_NL__2PRFIN20040923_225834_000000552030_00345_13425_4355.N1	23-SEP-2004 22:58:34	Dark	54.500	9	Alp Eri	0.45300	24000.	109	13425	No
391	GOM_NL__2PRFIN20040923_230053_000000452030_00345_13425_4356.N1	23-SEP-2004 23:00:53	Straylight	44.500	148	Alp Tuc	2.8780	4100.0	89	13425	No
392	GOM_NL__2PRFIN20040923_230440_000000402030_00345_13425_4357.N1	23-SEP-2004 23:04:40	Straylight	40.000	31	Alp Gru	1.7340	15200.	80	13425	No
393	GOM_NL__2PRFIN20040923_230856_000000452030_00345_13425_4358.N1	23-SEP-2004 23:08:56	Straylight	45.000	18	24Alp PsA	1.1660	9700.0	90	13425	No
394	GOM_NL__2PRFIN20040923_231118_000000572030_00345_13425_4359.N1	23-SEP-2004 23:11:18	Twl_and_stray	57.000	52	16Bet Cet	2.0370	4500.0	114	13425	No
395	GOM_NL__2PRFIN20040923_231329_000000392030_00345_13425_4360.N1	23-SEP-2004 23:13:29	Twl_and_stray	39.000	142	49Del Cap	2.8500	8900.0	78	13425	No
396	GOM_NL__2PRFIN20040923_231737_000000412030_00345_13425_4361.N1	23-SEP-2004 23:17:37	Bright	40.500	162	34Alp Aqr	2.9440	5350.0	81	13425	No

397	GOM_NL__2PRFIN20040923_232141_000000402030_00345_13425_4362.N1	23-SEP-2004 23:21:41	Bright	39.500	90	54Alp Peg	2.4870	11000.	79	13425	No
398	GOM_NL__2PRFIN20040923_232525_000000402030_00345_13425_4363.N1	23-SEP-2004 23:25:25	Bright	40.000	93	53Bet Peg	2.5200	3100.0	80	13425	No
399	GOM_NL__2PRFIN20040923_233121_000000402030_00345_13425_4364.N1	23-SEP-2004 23:31:21	Bright	39.500	19	50Alp Cyg	1.2460	10500.	79	13425	No
400	GOM_NL__2PRFIN20040923_233518_000000392030_00345_13425_4365.N1	23-SEP-2004 23:35:18	Bright	38.500	89	5Alp Cep	2.4510	8000.0	77	13425	No
401	GOM_NL__2PRFIN20040923_233648_000000442030_00345_13425_4366.N1	23-SEP-2004 23:36:48	Bright	43.500	76	27Gam Cas	2.3000	30000.	87	13425	No
402	GOM_NL__2PRFIN20040923_234245_000000382030_00345_13425_4367.N1	23-SEP-2004 23:42:45	Bright	37.500	49	1Alp UMi	1.9900	6300.0	75	13425	No
403	GOM_NL__2PRFIN20040923_234419_000000392030_00345_13425_4368.N1	23-SEP-2004 23:44:19	Bright	39.000	60	7Bet UMi	2.0810	3950.0	78	13425	No
404	GOM_NL__2PRFIN20040923_235027_000000392030_00345_13425_4369.N1	23-SEP-2004 23:50:27	Bright	38.500	36	50Alp UMa	1.8000	6300.0	77	13425	No
405	GOM_NL__2PRFIN20040923_235156_000000522030_00345_13425_4370.N1	23-SEP-2004 23:51:56	Bright	52.000	82	48Bet UMa	2.3650	10600.	104	13425	No
406	GOM_NL__2PRFIN20040923_235416_000000642030_00345_13425_4371.N1	23-SEP-2004 23:54:16	Bright	64.000	42	34Bet Aur	1.9000	10200.	128	13425	No
407	GOM_NL__2PRFIN20040923_235814_000000762030_00345_13425_4372.N1	23-SEP-2004 23:58:14	Bright	76.000	107	37The Aur	2.6490	11000.	152	13425	No

### 3. Quality information per product

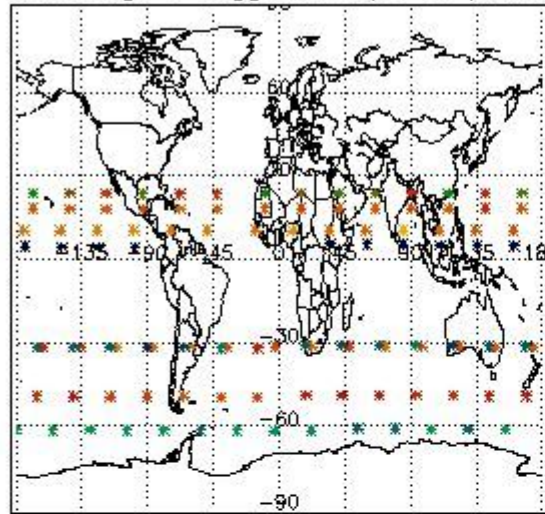
In this section it is plotted some information contained in the Quality Summary data set of the level 2 products. Only products in dark limb conditions and without errors (error flag in the MPH set to "0") are used.

#### 3.1 Plot quality information per product (time dependant)

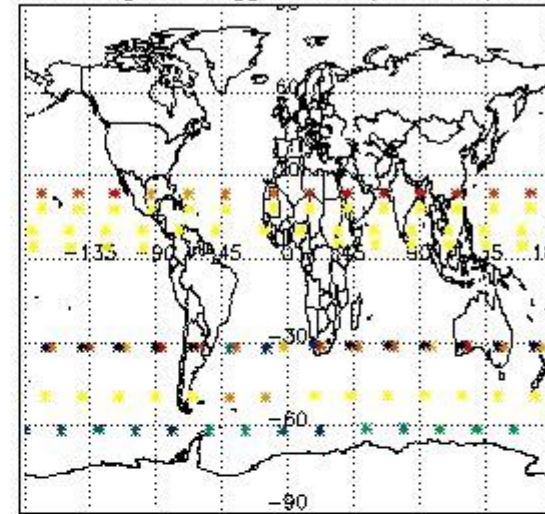


#### 3.2 Plot quality information per product (world map)

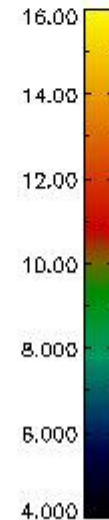
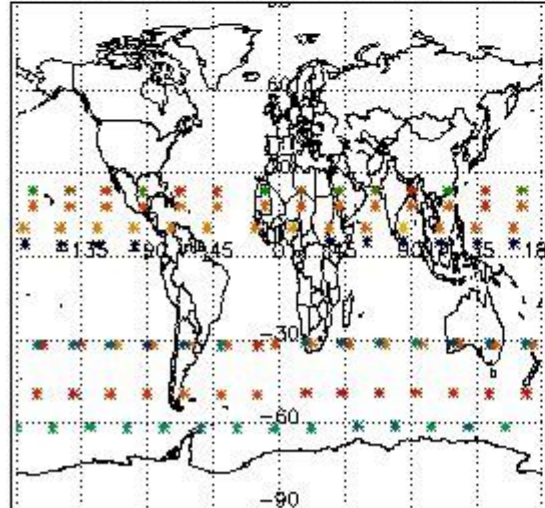
Percentage of flagged data per O3 profile



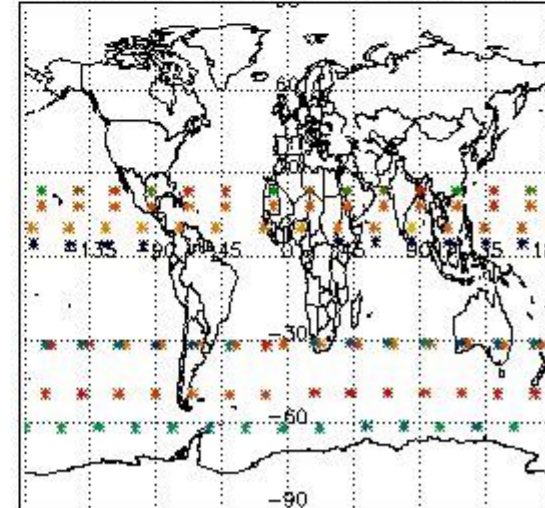
Percentage of flagged data per H2O profile



Percentage of flagged data per NO2 profile



Percentage of flagged data per NO3 profile



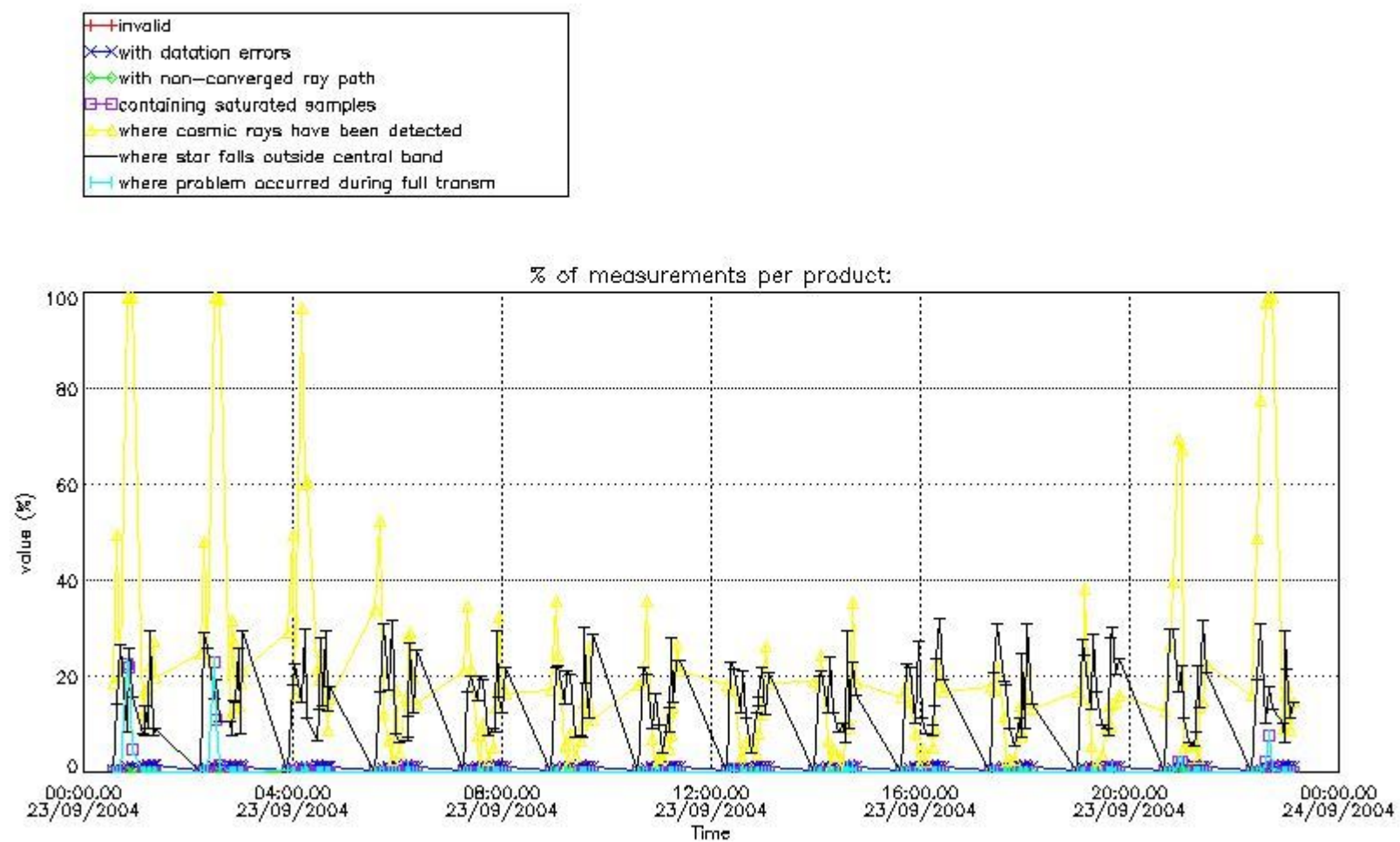
#### 4. Level 1 quality information per product

In this section it is plotted some information contained in the Quality Summary data set of the level 2 products that comes from the level 1b processing. Products without errors (error flag in the MPH set to "0") are used.

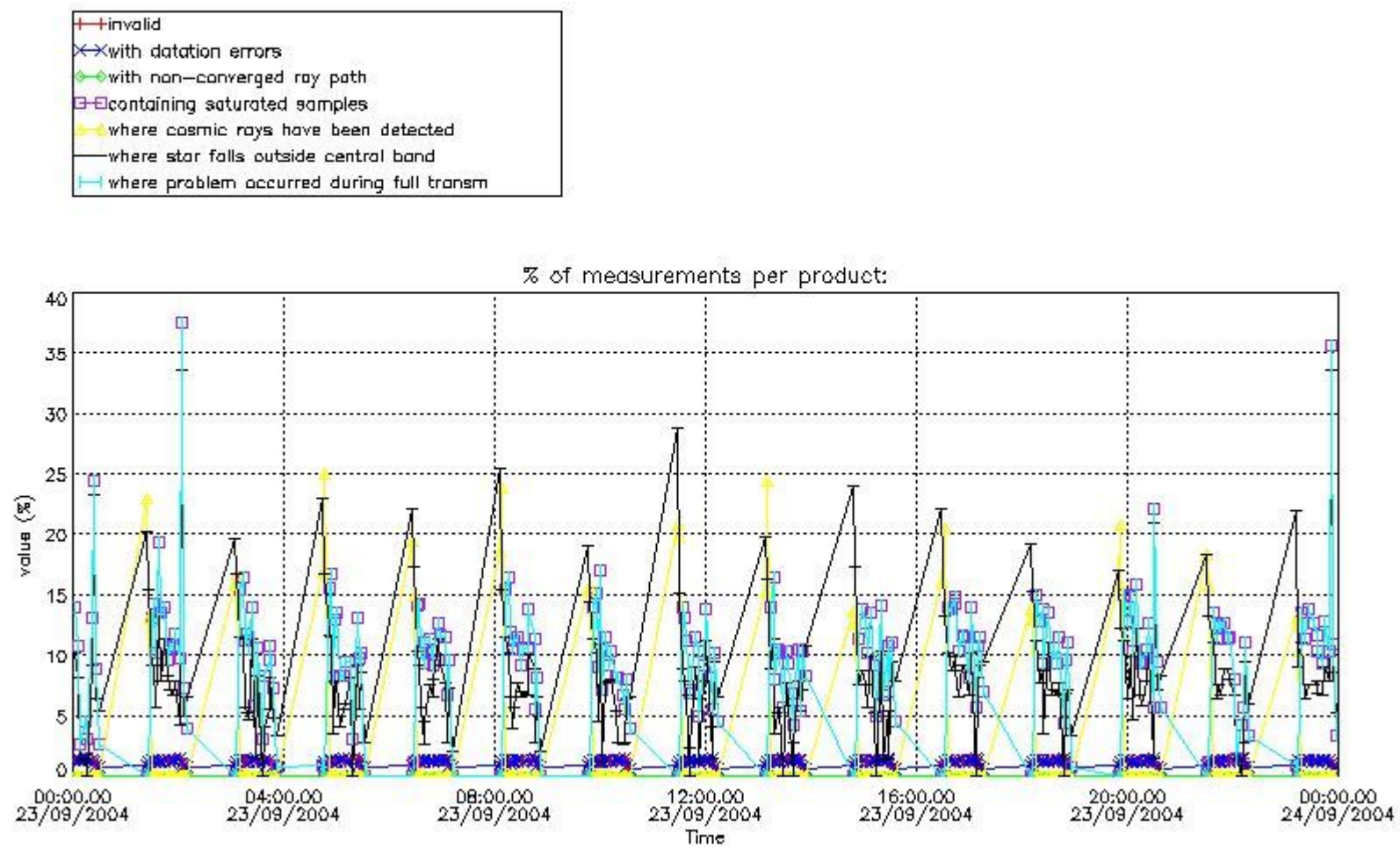
##### 4.1 Plot quality information per product (time dependant) coming from level 1b processing

###### 4.1.1 Plot level 1 quality information per product (time dependant): ENVISAT ASCENDING passes



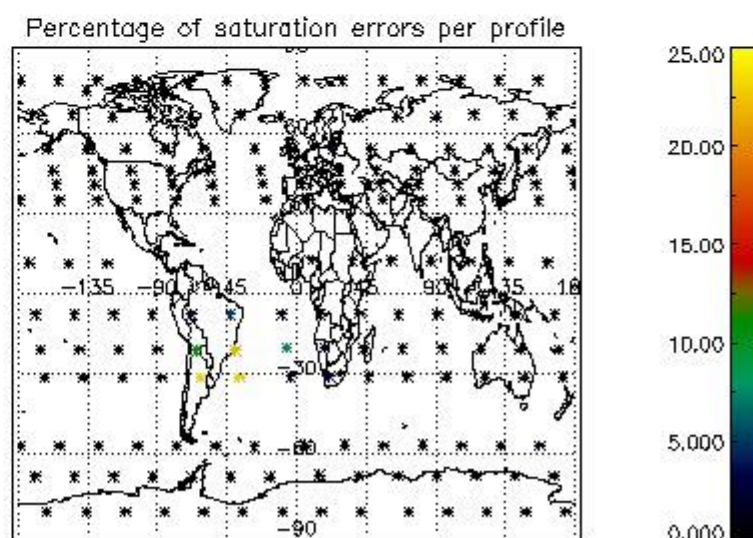
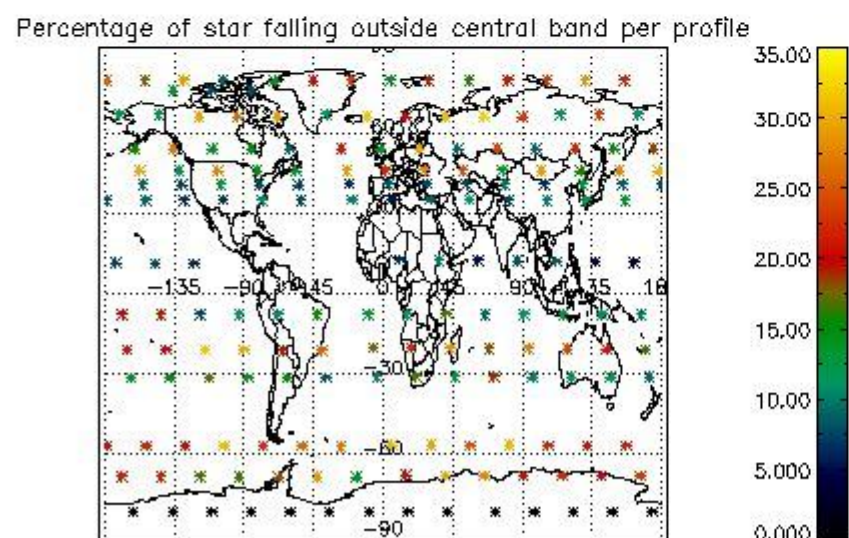
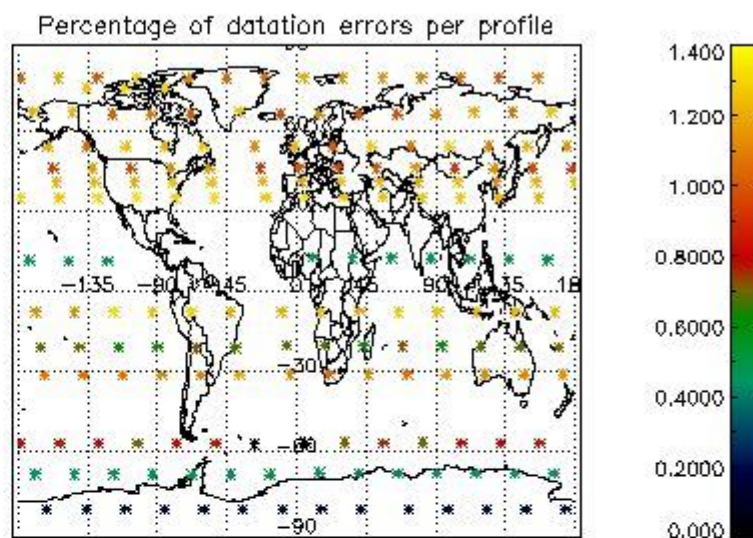
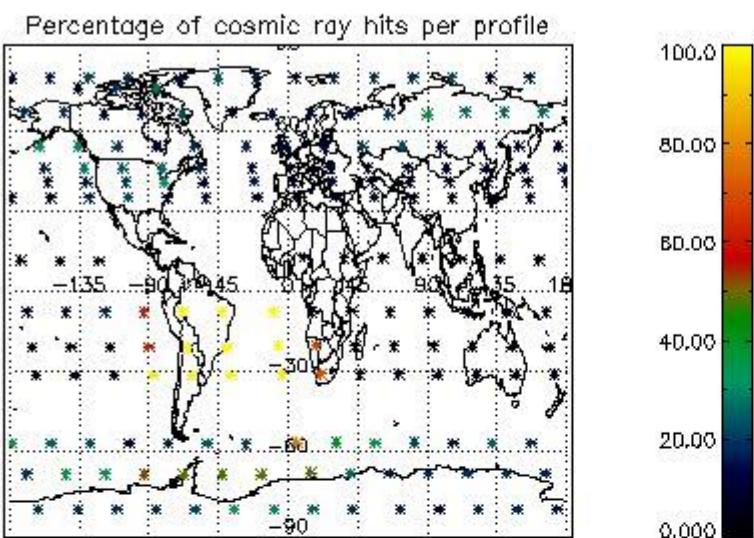


4.1.2 Plot level 1 quality information per product (time dependant): ENVI SAT DESCENDING passes



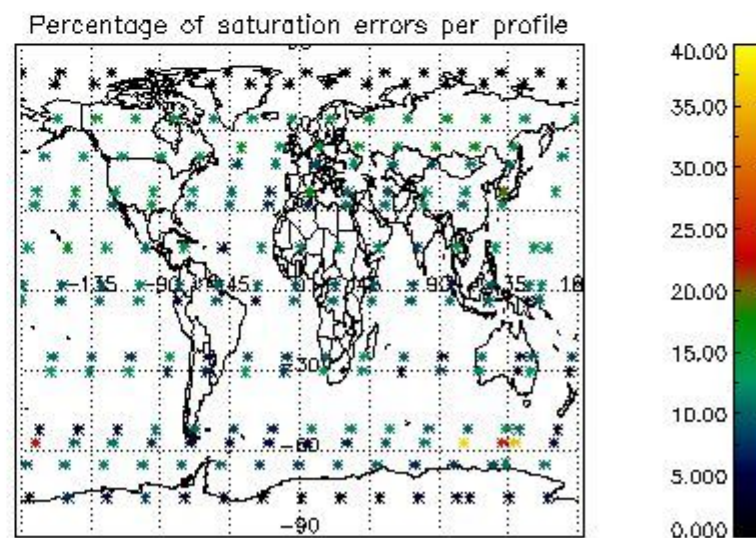
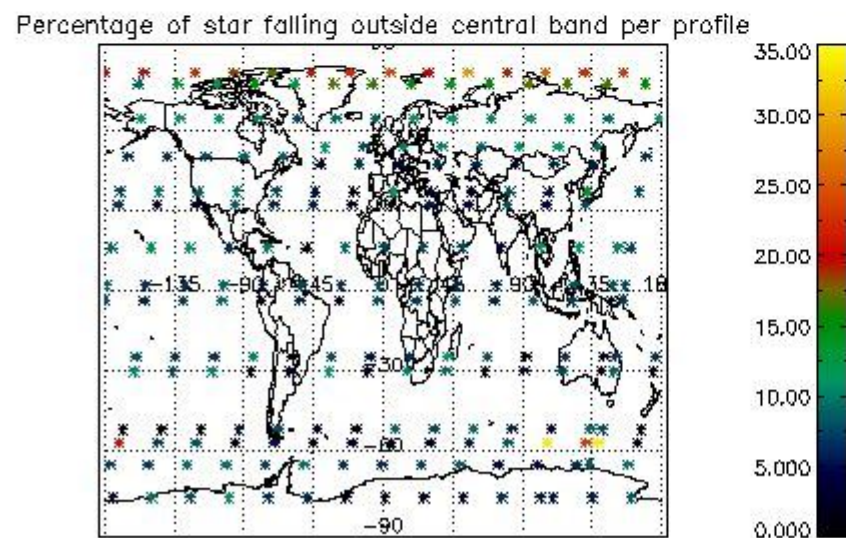
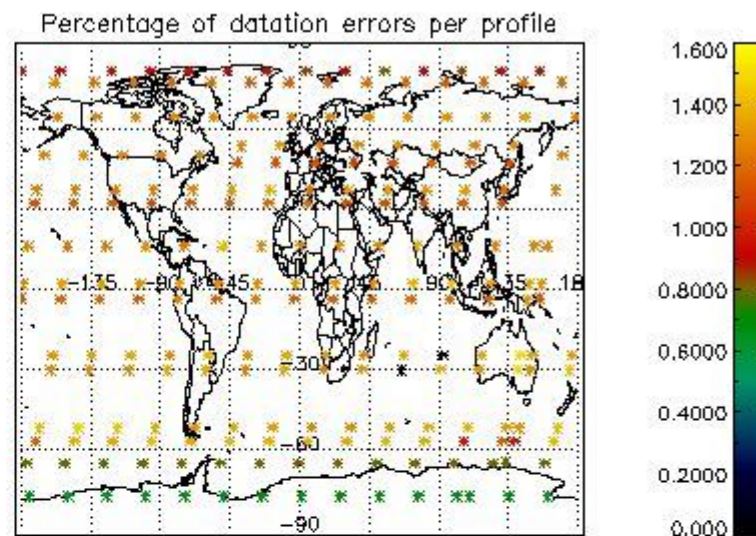
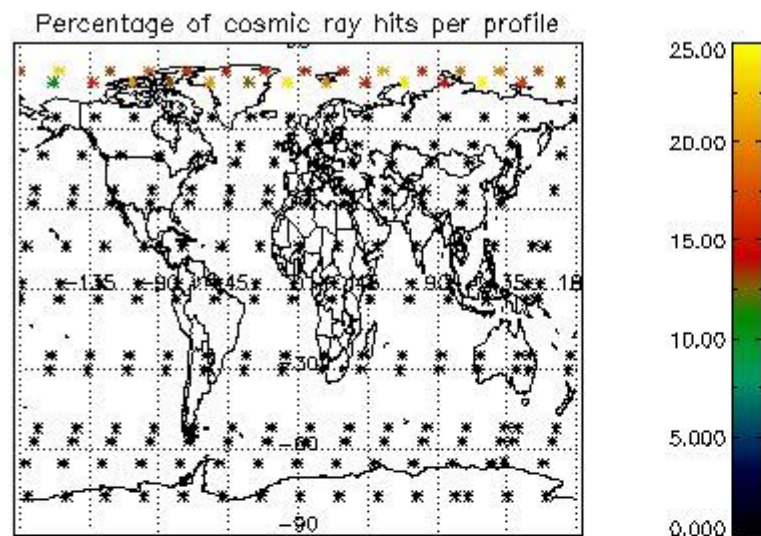
#### 4.2 Plot quality information per product coming from level 1b processing (world map)

##### 4.2.1 Plot level 1 quality information per product (world map): ENVISAT ASCENDING passes



4.2.2 Plot level 1 quality information per product (world map): ENVISAT DESCENDING passes





## 5. Trace gas profiles

### 5.1 Ozone statistics based on quality of products

The final quality of the products can be "measured" using the STD (Standard Deviation) attached to every point profile. This information is written to the parameter GOM\_NL\_\_2P/NL\_LOCAL\_SPECIES\_DENSITY/o3\_std of the level 2 products. The table below shows the statistics for given STD ranges.

The statistics are given with respect to the overall valid production:

- Products without fatal errors: GOM\_NL\_\_2P/MPH/PRODUCT\_ERR=0
- Valid point profile: GOM\_NL\_\_2P/NL\_LOCAL\_SPECIES\_DENSITY/pcd(0)=0

The 'Criteria' is applied to valid points of dark limb products:

- Products in dark limb illumination condition: GOM\_NL\_\_2P/NL\_SUMMARY\_QUALITY/obs\_ill\_cond=0
- Products without fatal errors: GOM\_NL\_\_2P/MPH/PRODUCT\_ERR=0
- Valid point profile: GOM\_NL\_\_2P/NL\_LOCAL\_SPECIES\_DENSITY/pcd(0)=0

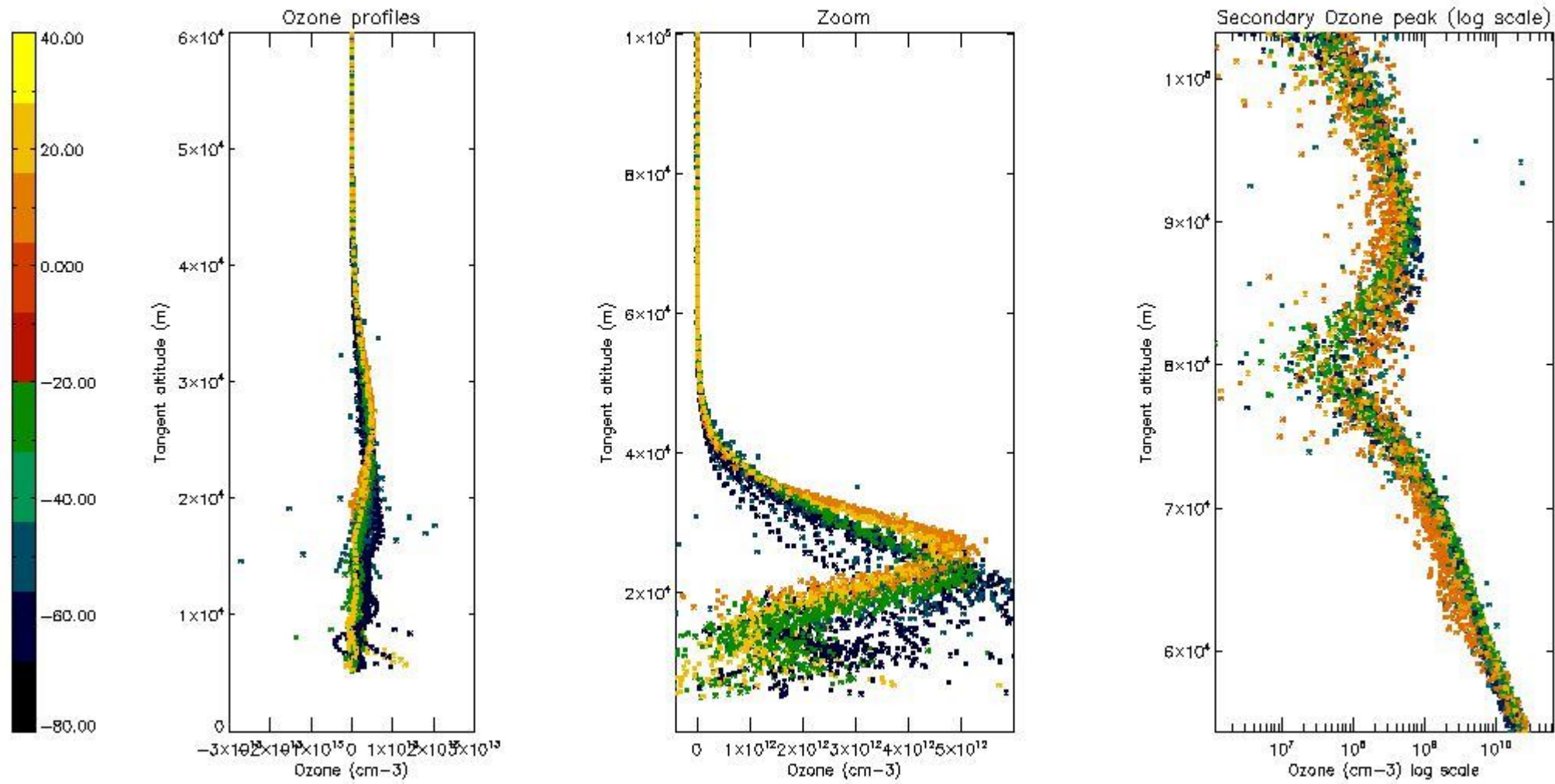
So, the table below shows the percentage of dark limb and valid observations for each criteria with respect to the overall valid daily observations.

Criteria	% of total production
All STD	26
STD < 20	16

STD < 10	13
STD < 5	9

5.2 Plot ozone profiles for all STD (dark without errors)

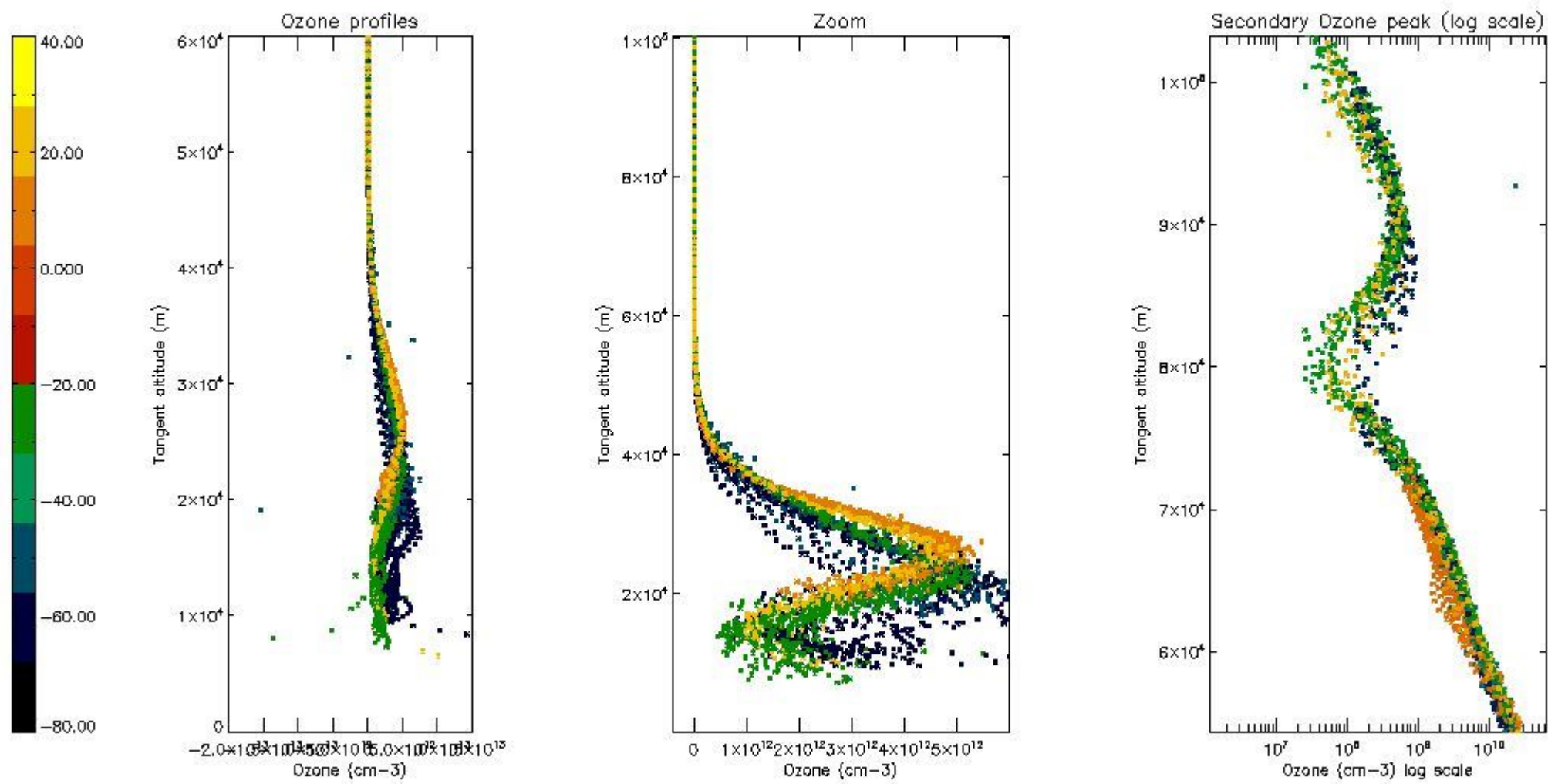
The colorbar represents the latitude.



5.3 Plot ozone profiles where STD < 20% (dark without errors)

The colorbar represents the latitude.

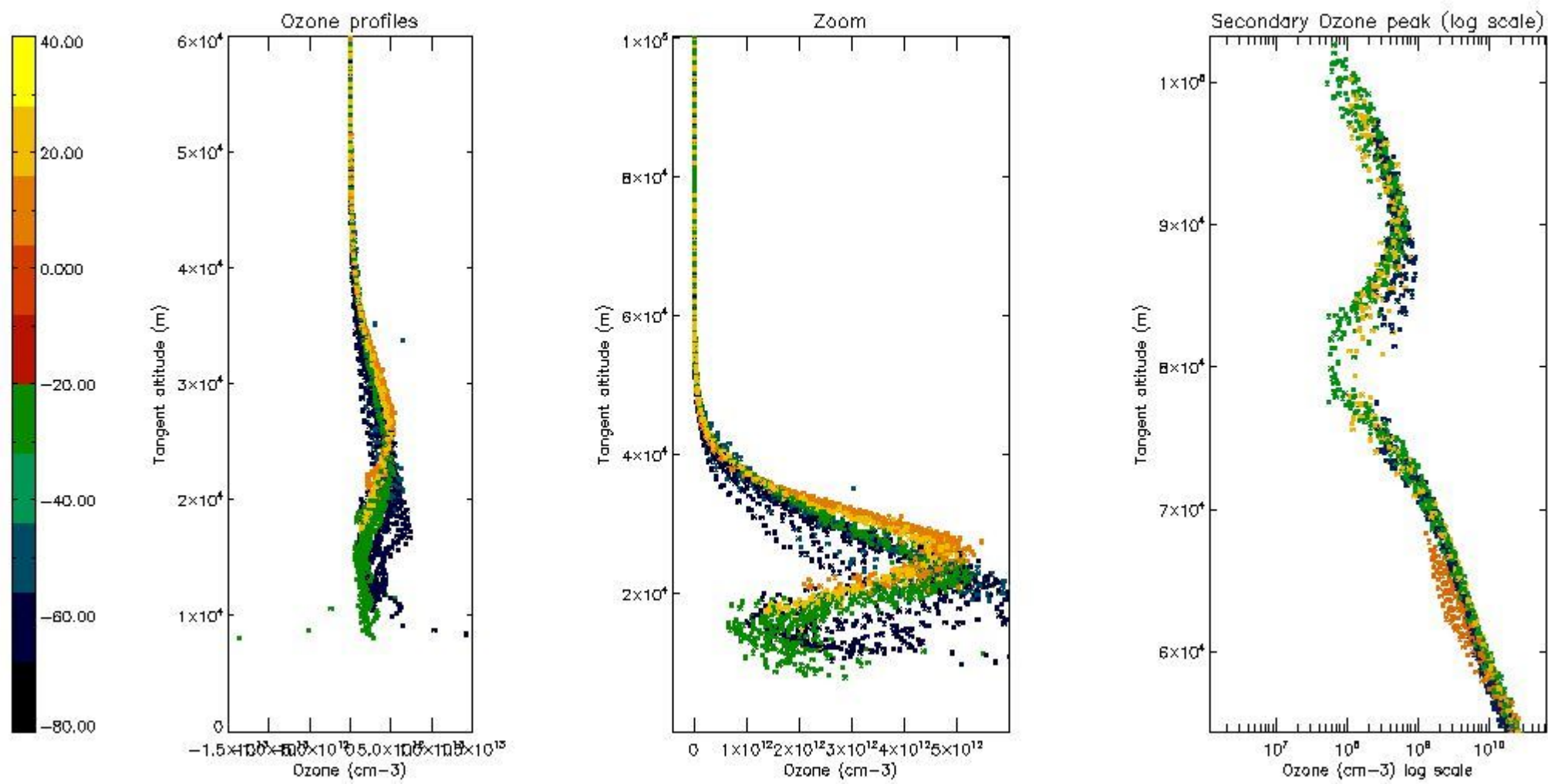




*5.4 Plot ozone profiles where STD < 10% (dark without errors)*

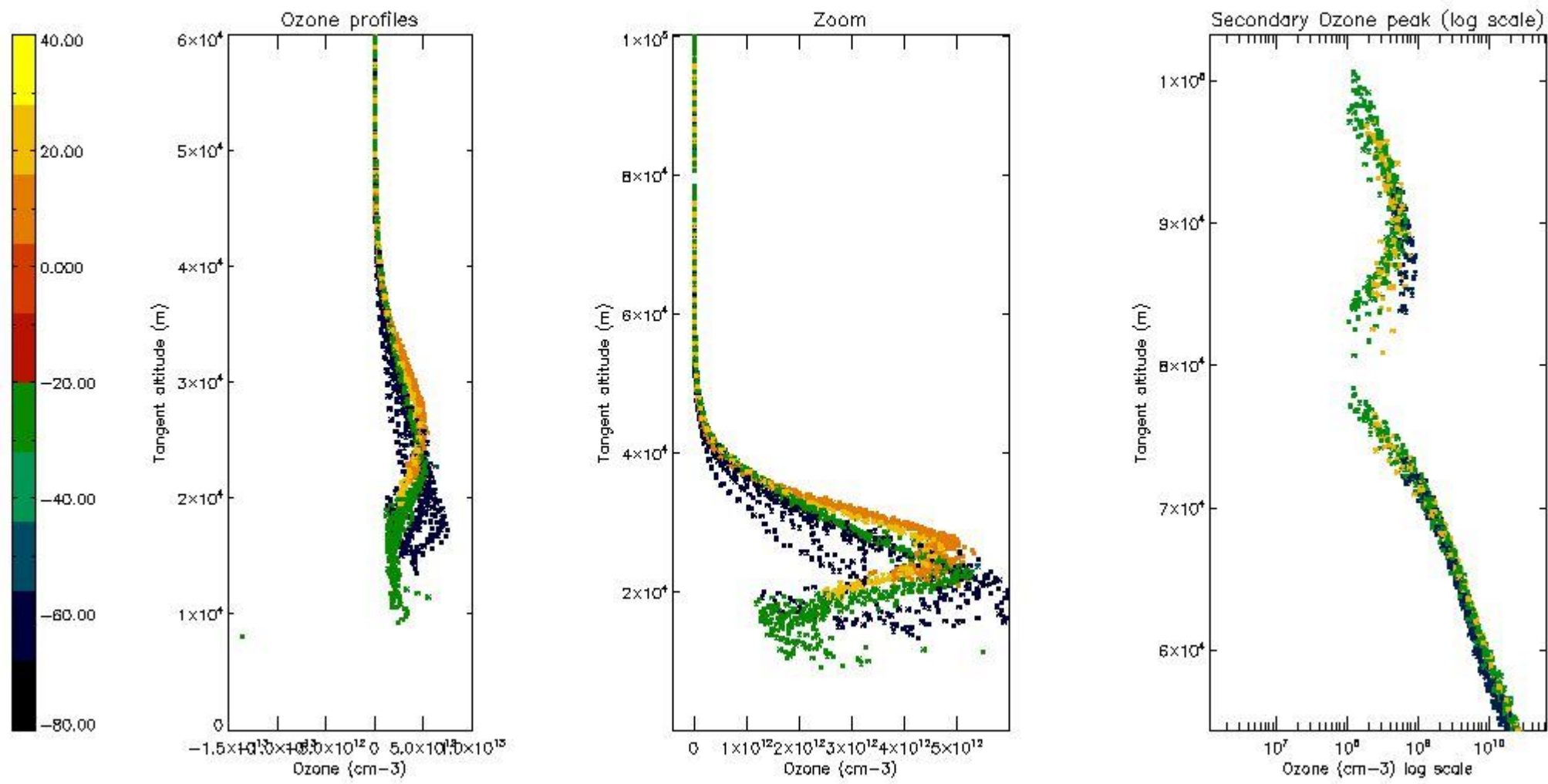
The colorbar represents the latitude.





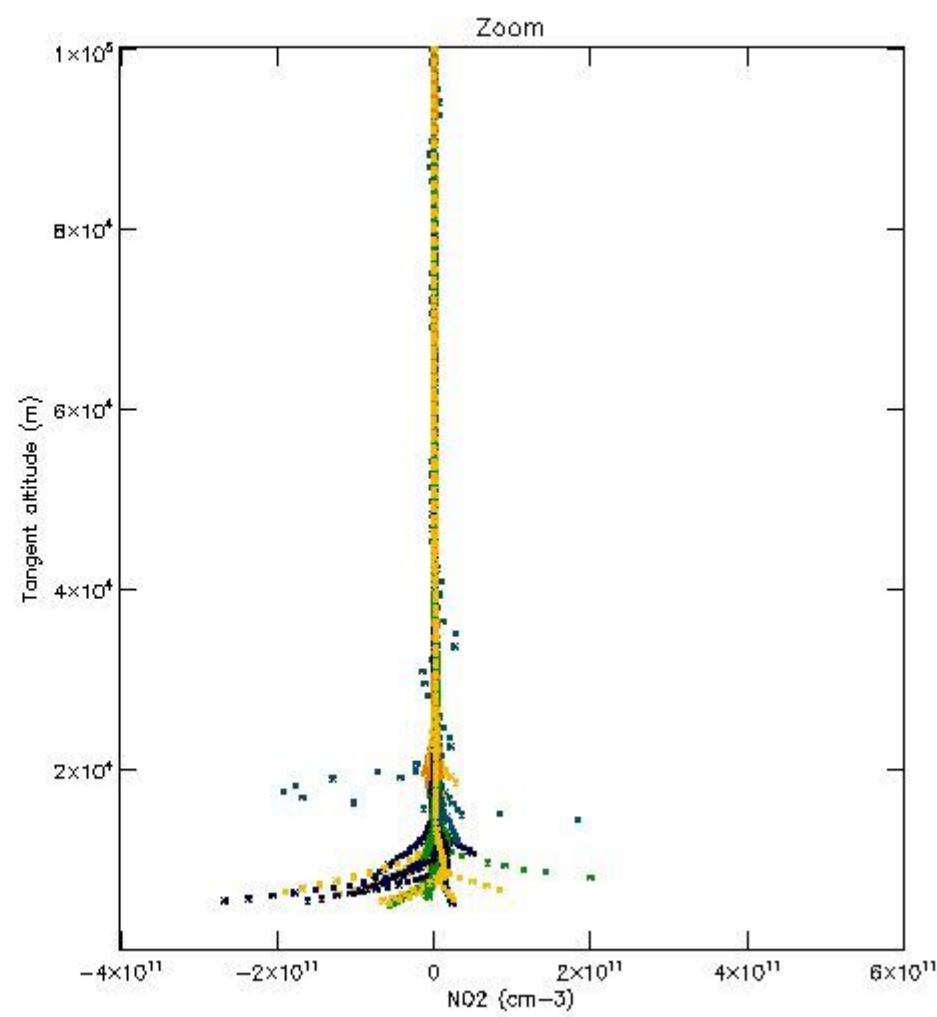
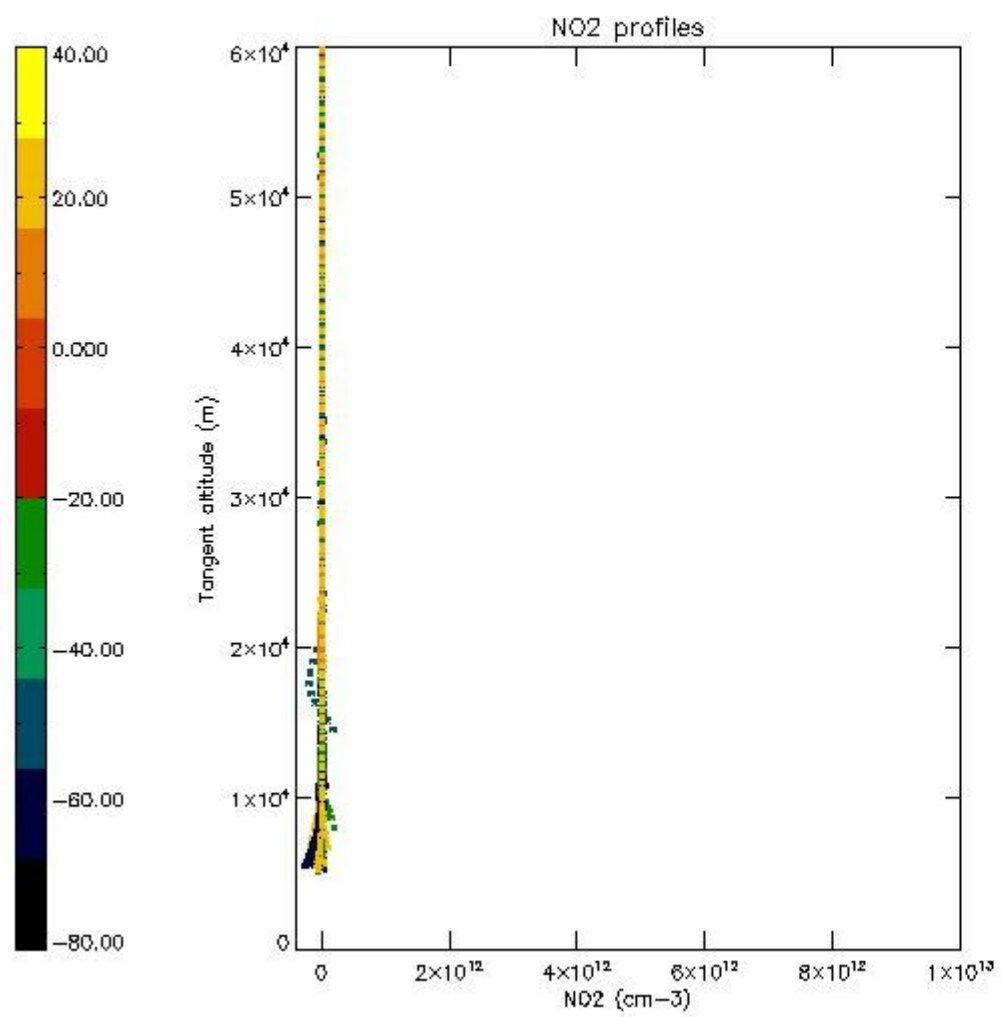
*5.5 Plot ozone profiles where  $STD < 5\%$  (dark without errors)*

The colorbar represents the latitude.



*5.6 Plot NO<sub>2</sub> profiles for all STD (dark without errors)*

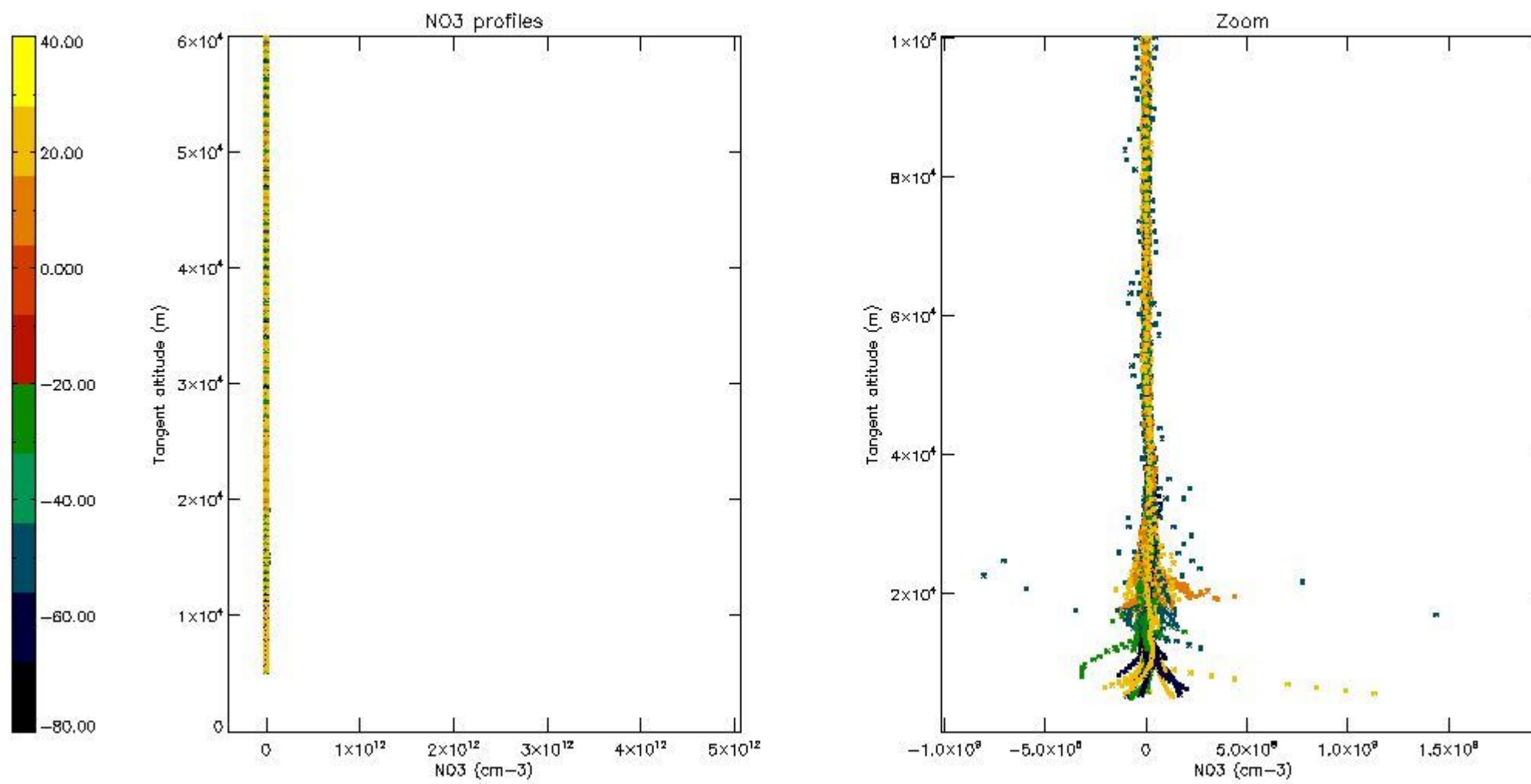
The colorbar represents the latitude.



*5.7 Plot NO3 profiles for all STD (dark without errors)*

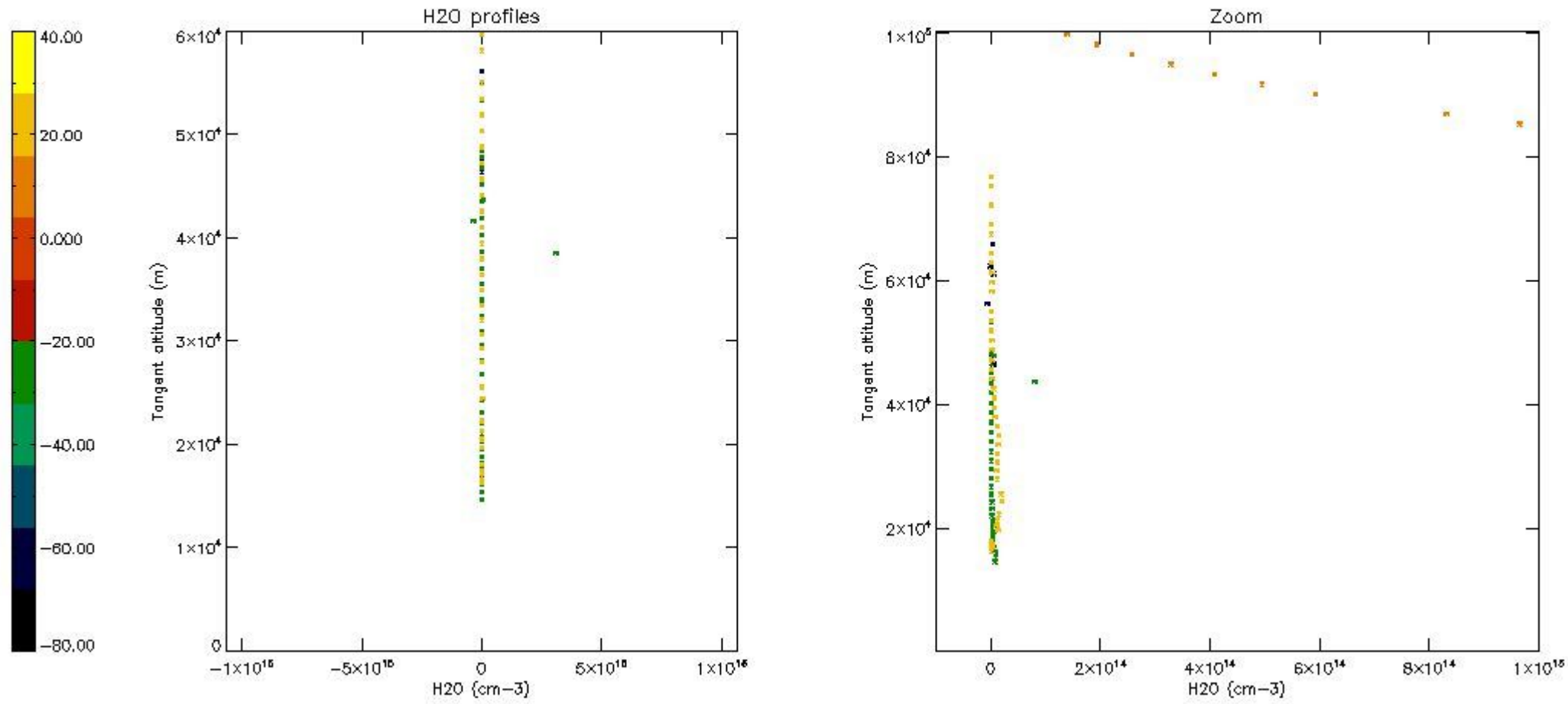
The colorbar represents the latitude.





5.8 Plot H<sub>2</sub>O profiles for all STD (only for occultations of stars 1,2,3,4,13,14,16,26,63 dark without errors)

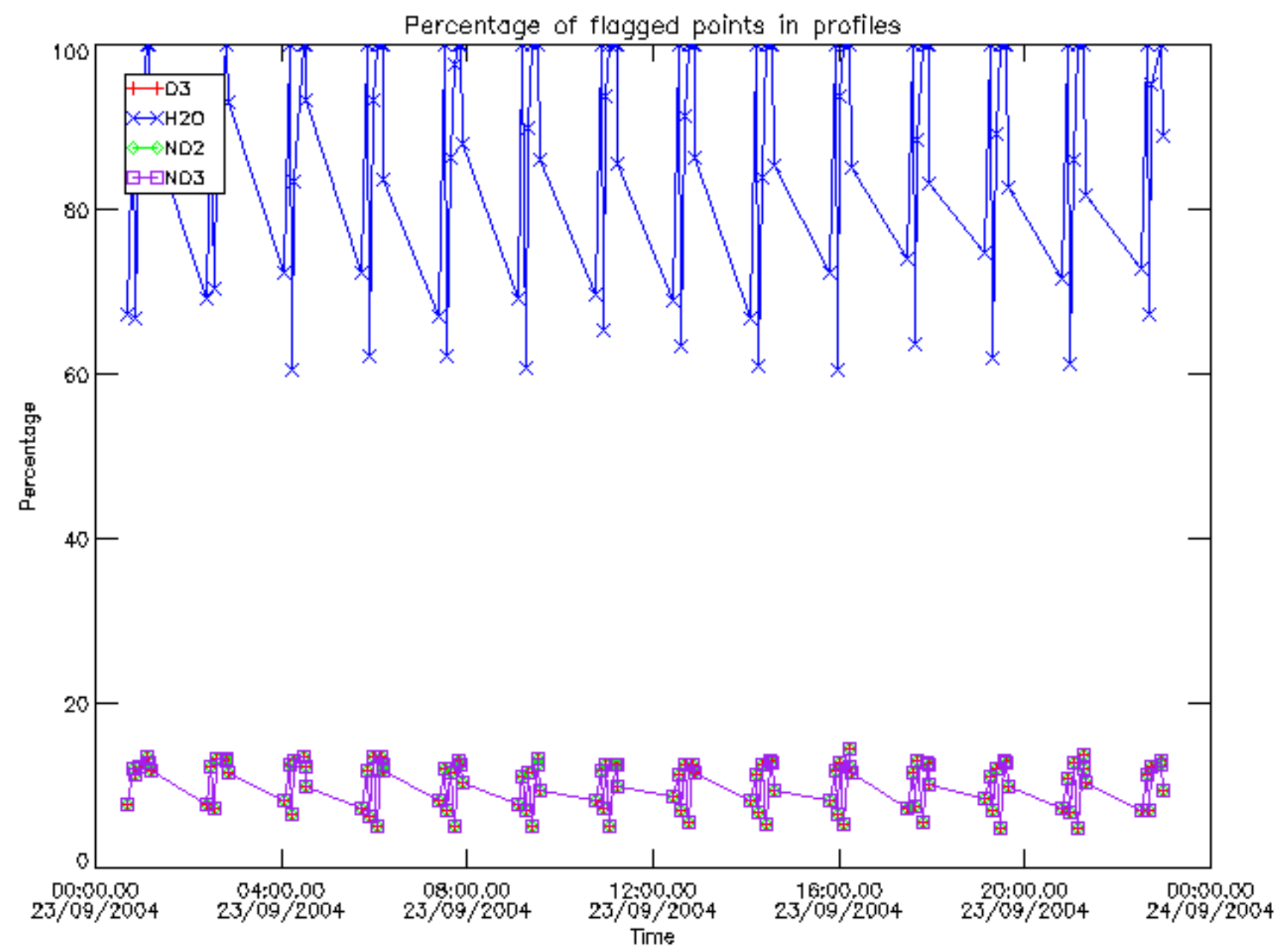
The colorbar represents the latitude.



## 6. Auxiliary Data Files used for the production reported in section 2

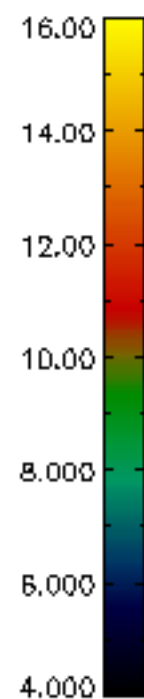
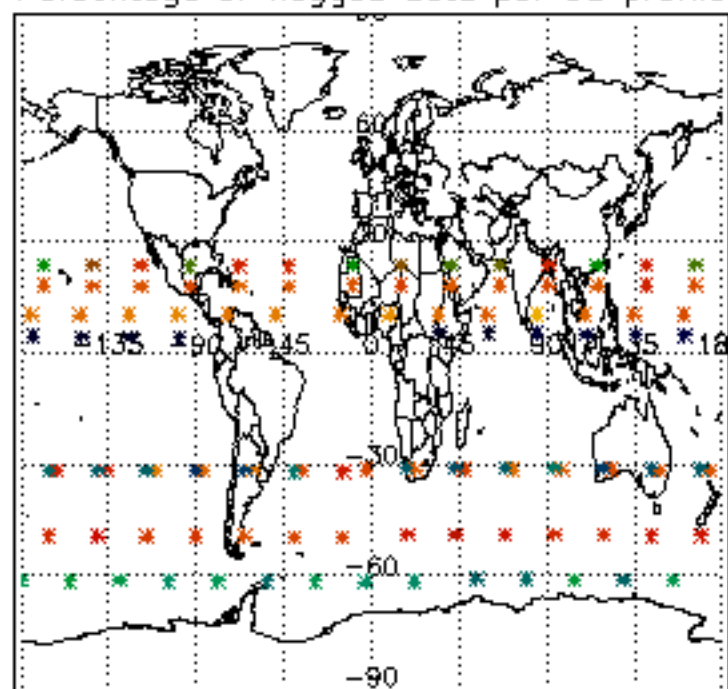
The number reported in the third column indicates since which file (see list in section 2) the corresponding auxiliary file has been used. The fourth column is the date of those product files.

Type	Auxiliary Filename	Used since product	Used since product date
INST_PHYS_CHARACTERISTICS	GOM_INS_AXVIEC20091111_143220_20030716_120000_20500101_000000	1	23-SEP-2004 00:02:54
LEVEL-2_PROC_CONFIG	GOM_PR2_AXVIEC20091111_152718_20020301_000000_20500101_000000	1	23-SEP-2004 00:02:54
CROSS_SECTIONS_FILE	GOM_CRS_AXVIEC20091111_154832_20020301_000000_20500101_000000	1	23-SEP-2004 00:02:54

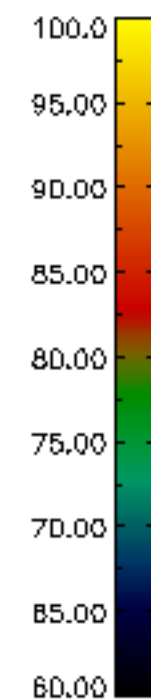
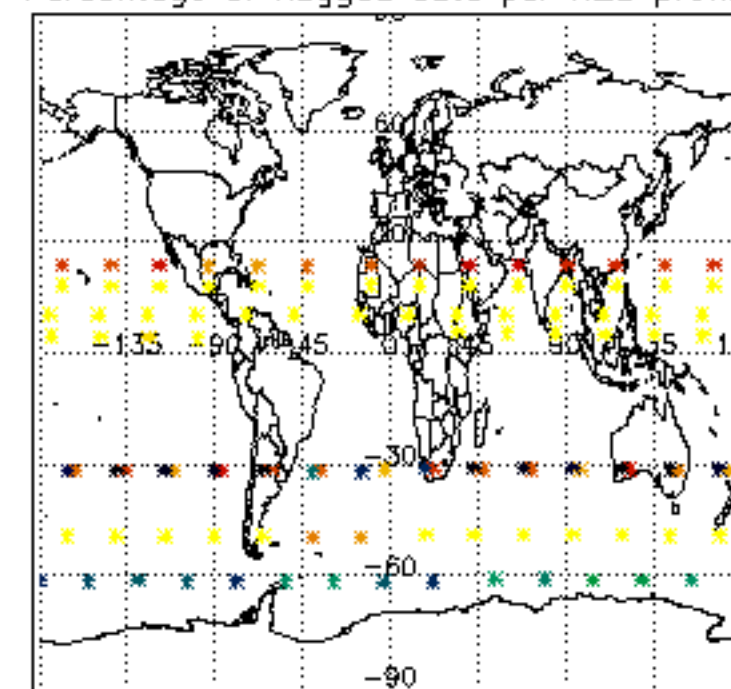




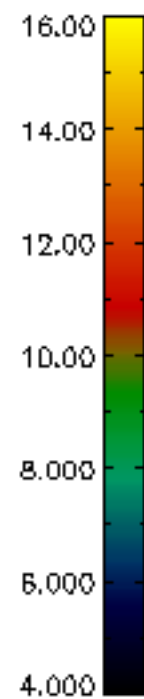
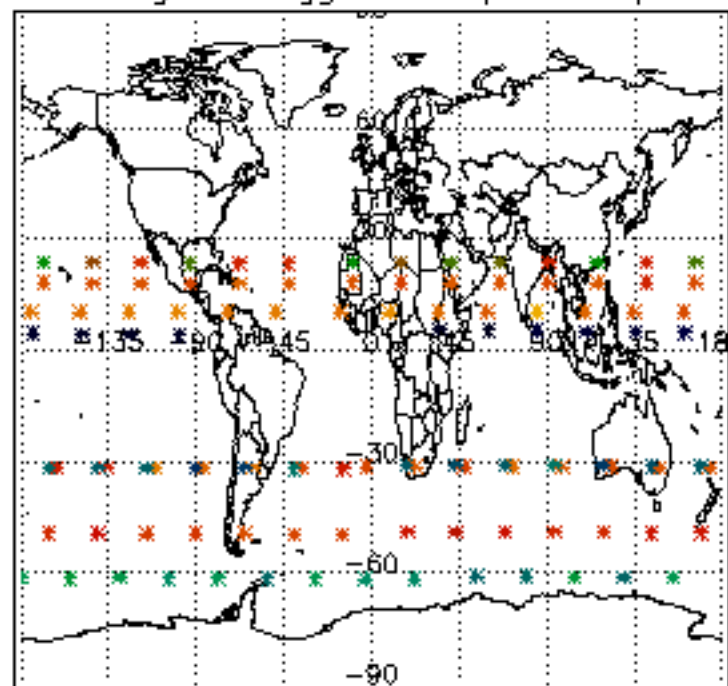
Percentage of flagged data per D3 profile



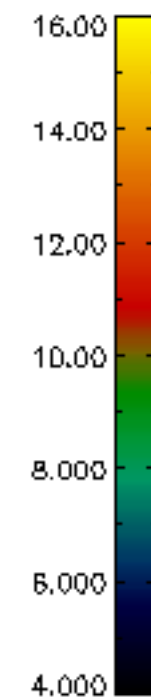
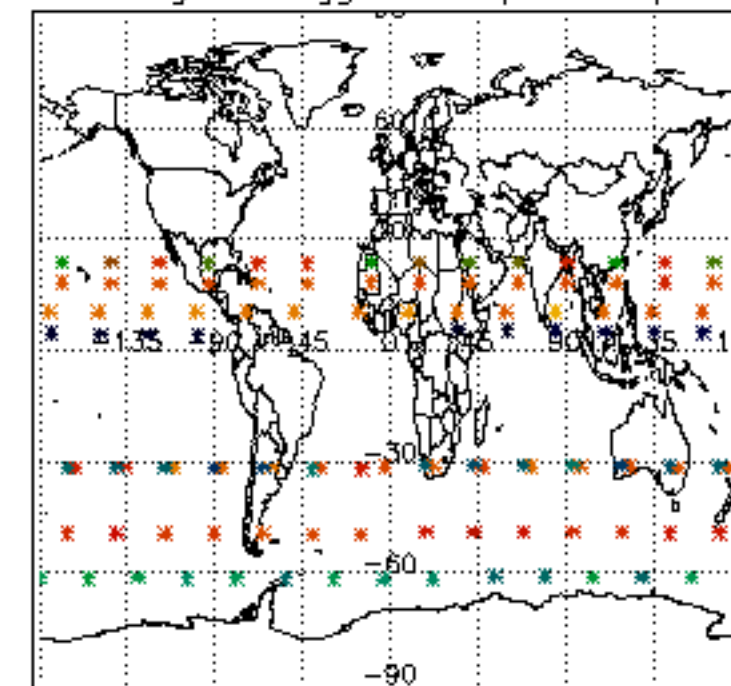
Percentage of flagged data per H2O profile

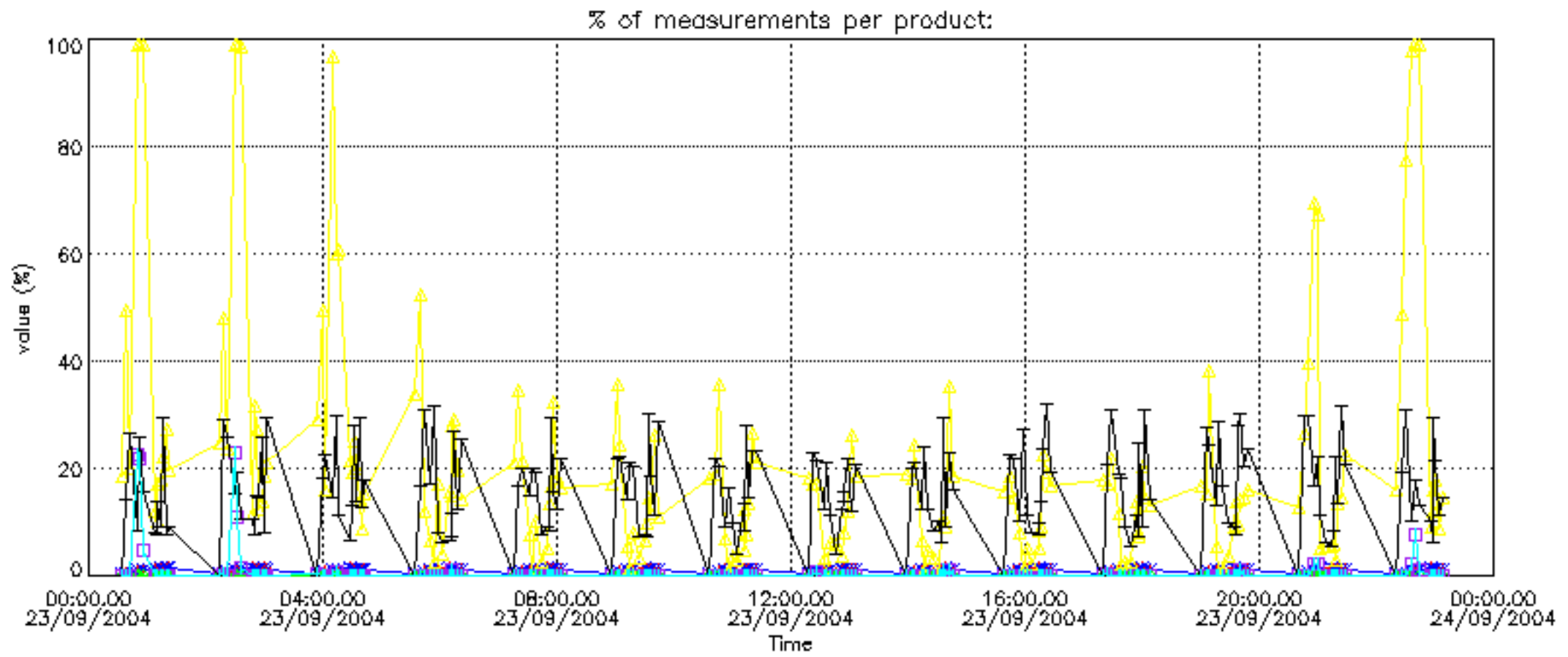


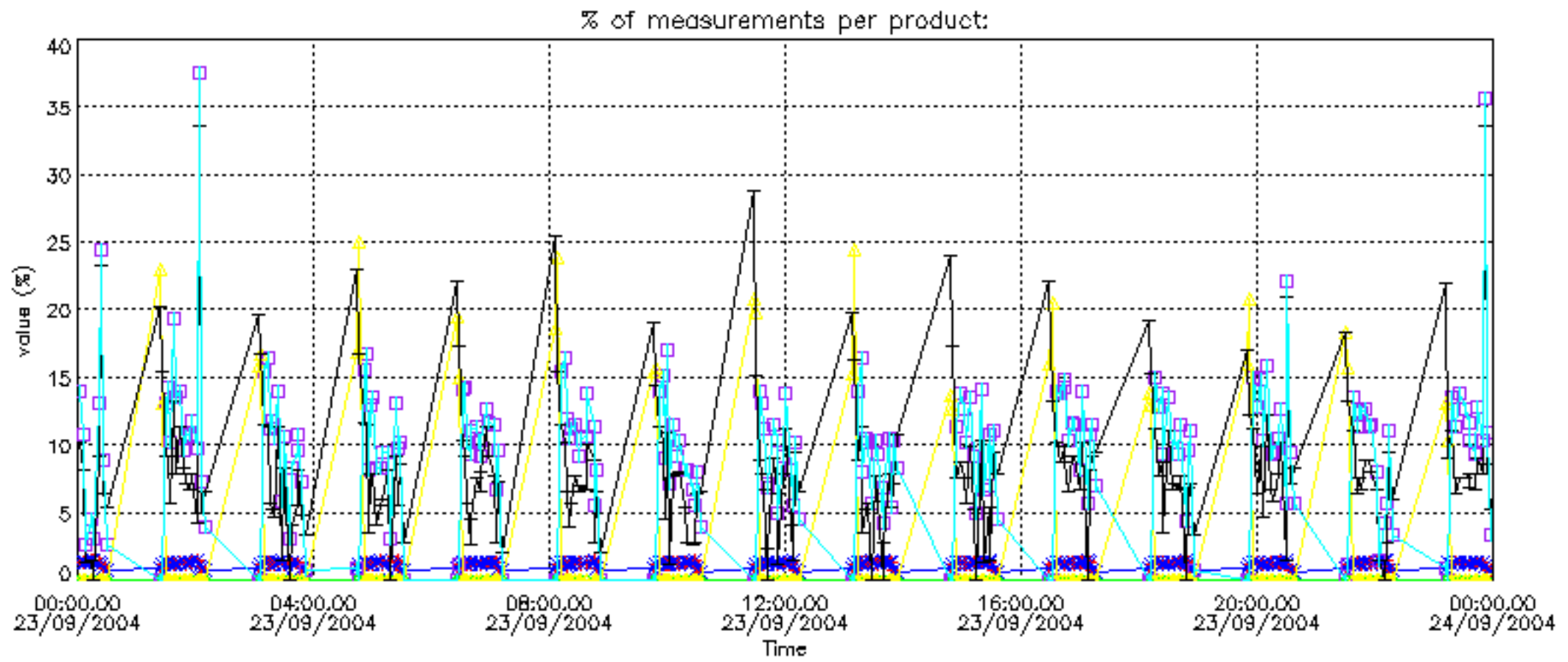
Percentage of flagged data per NO2 profile



Percentage of flagged data per NO3 profile

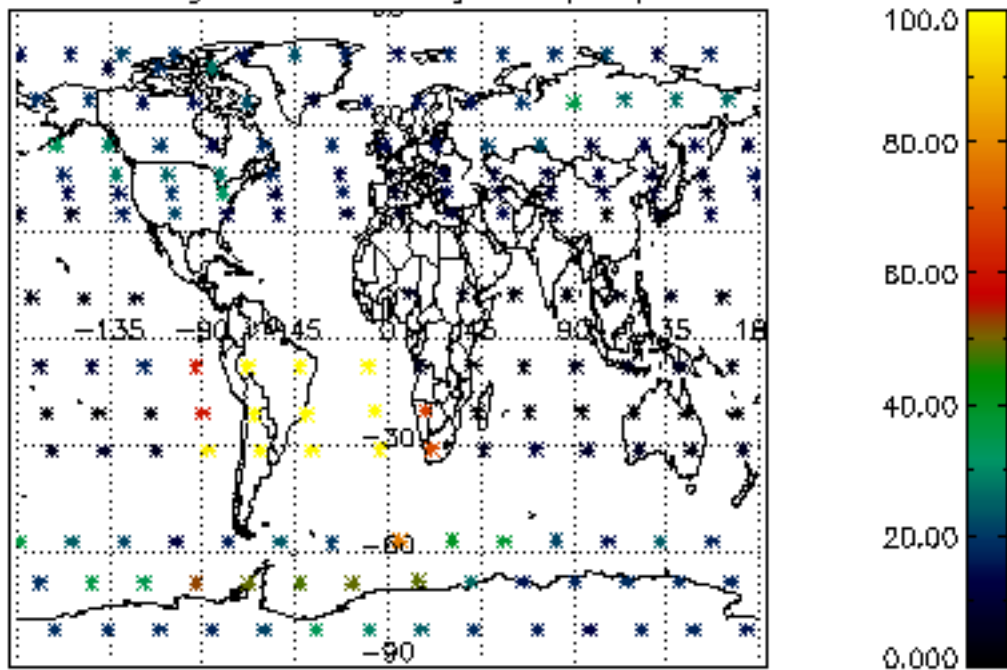




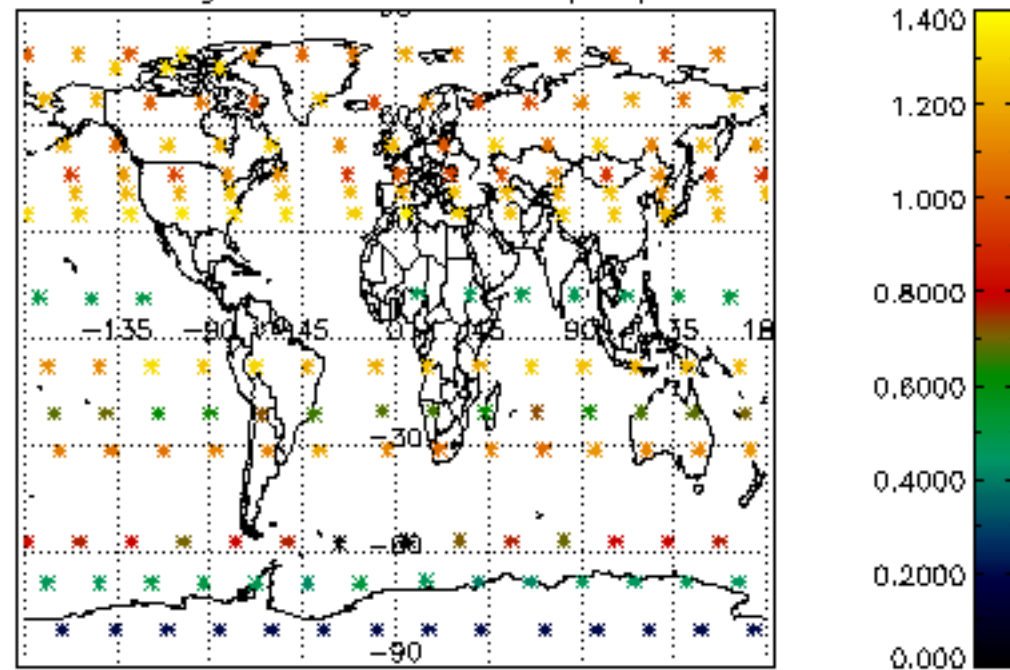




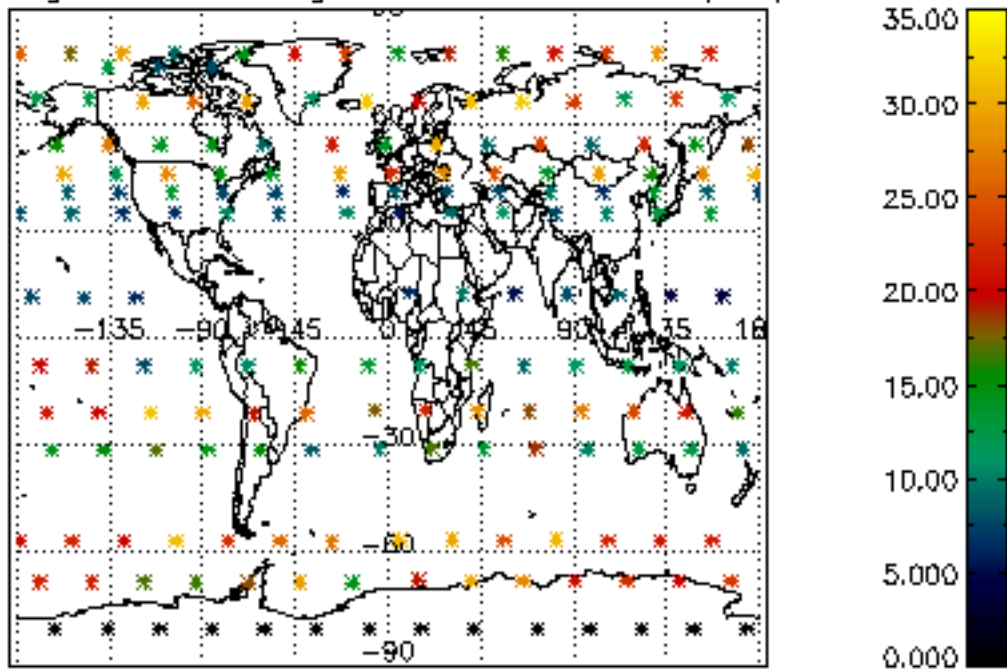
Percentage of cosmic ray hits per profile



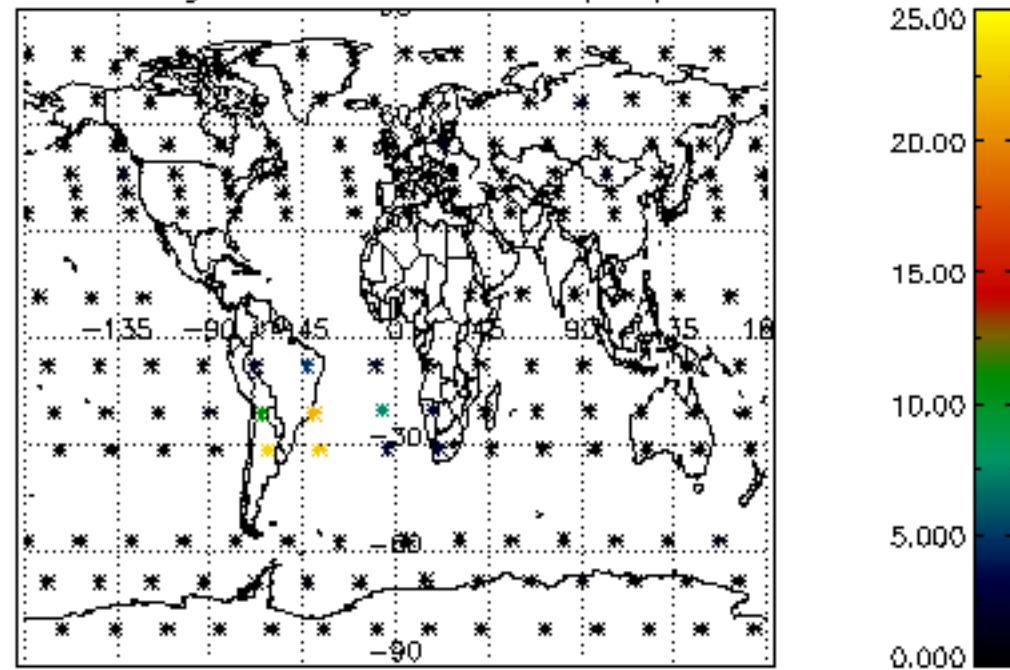
Percentage of datation errors per profile



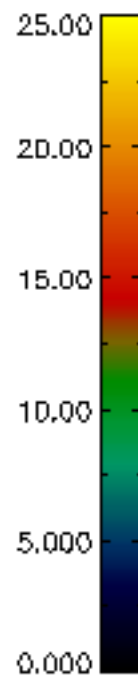
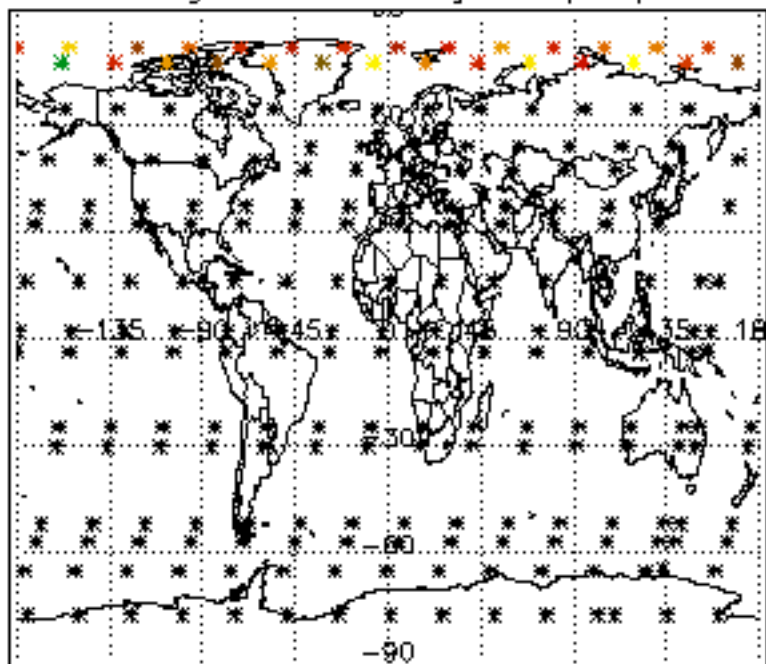
Percentage of star falling outside central band per profile



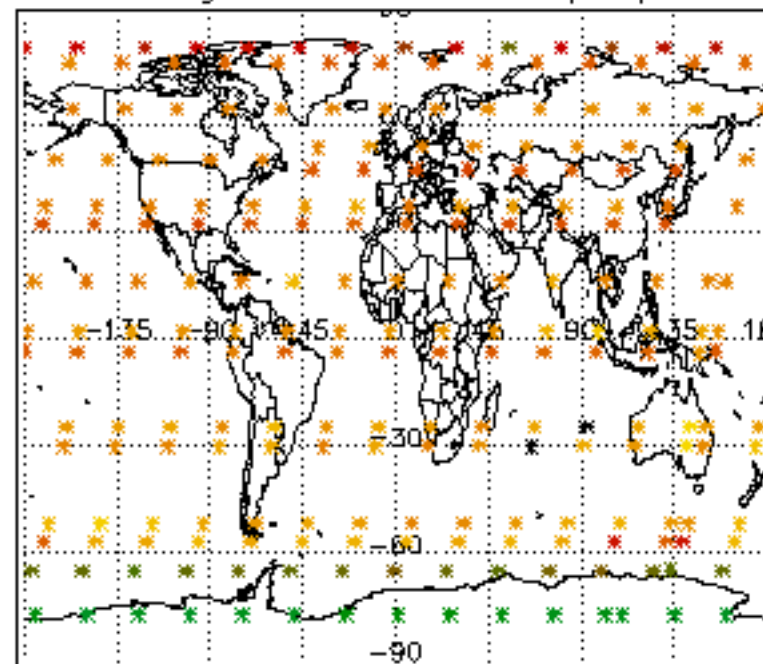
Percentage of saturation errors per profile



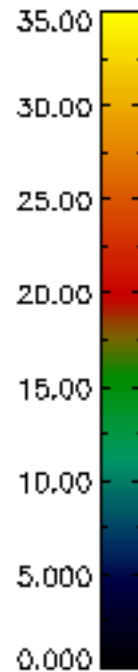
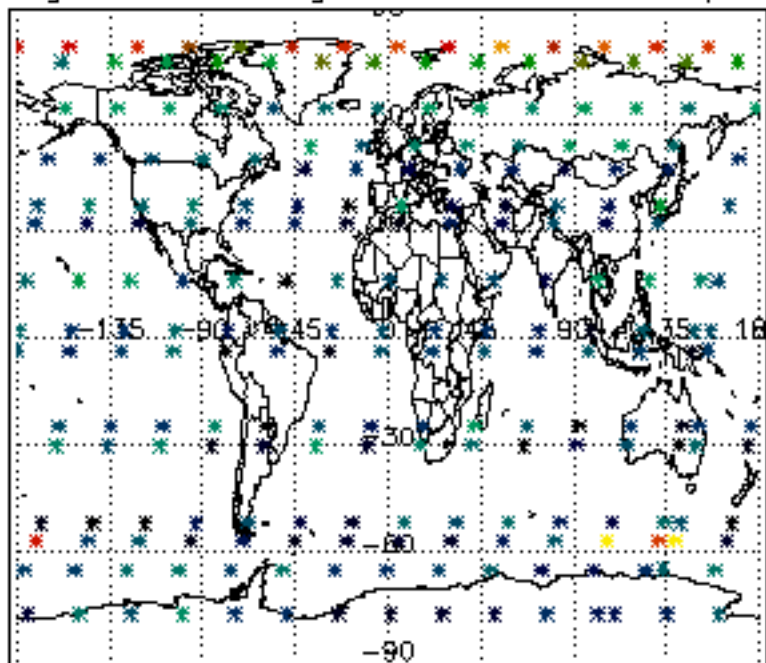
Percentage of cosmic ray hits per profile



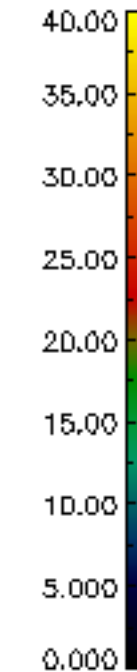
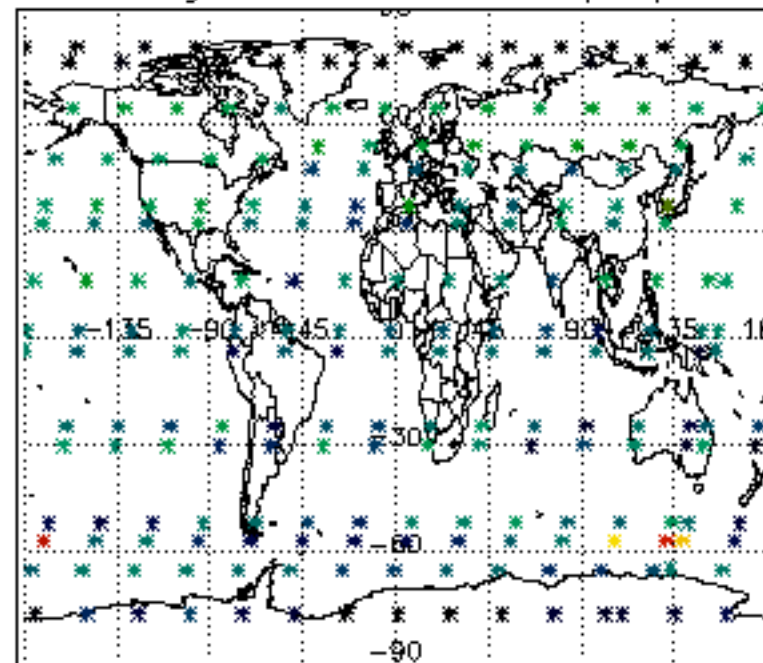
Percentage of datation errors per profile

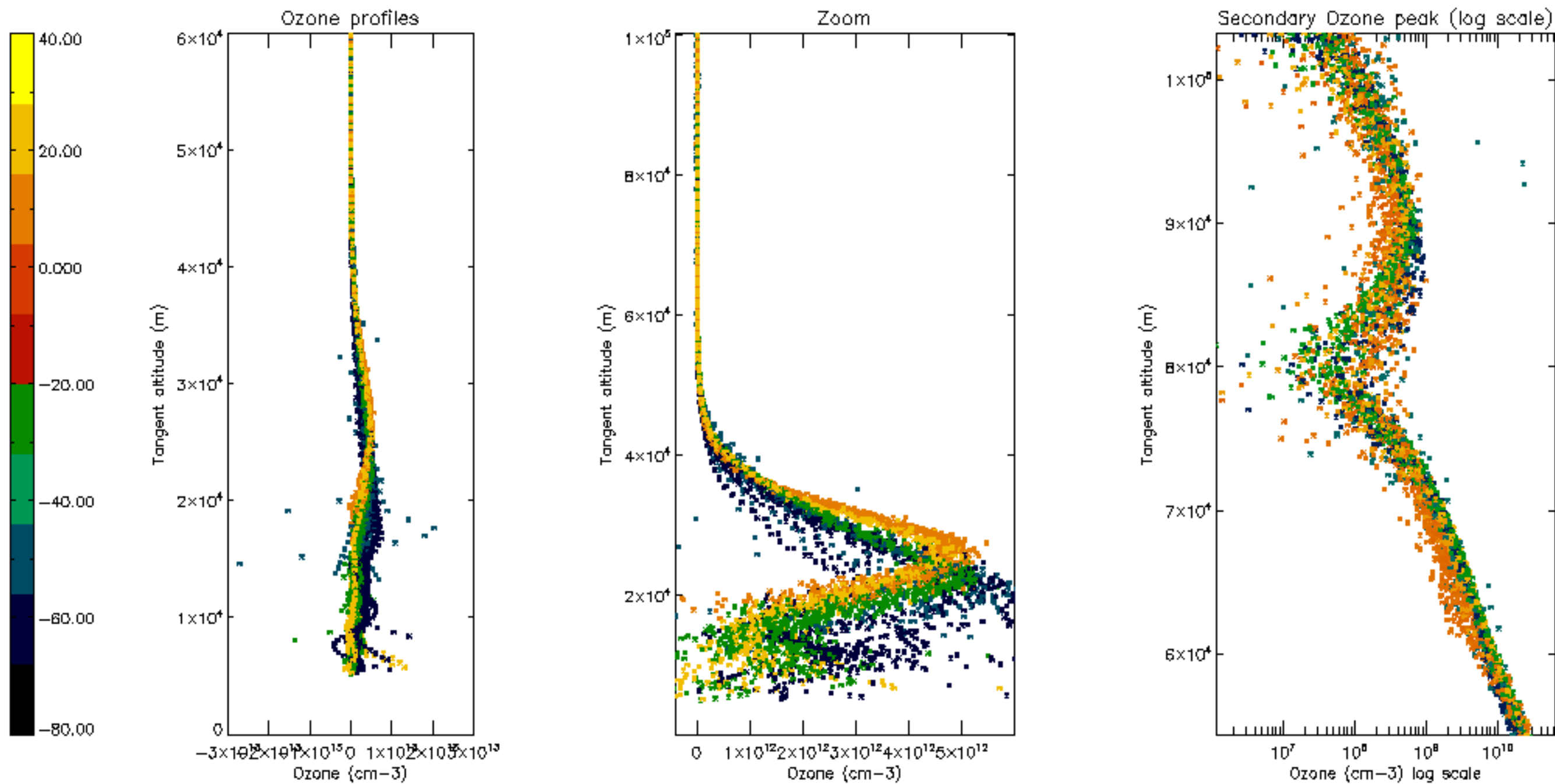


Percentage of star falling outside central band per profile

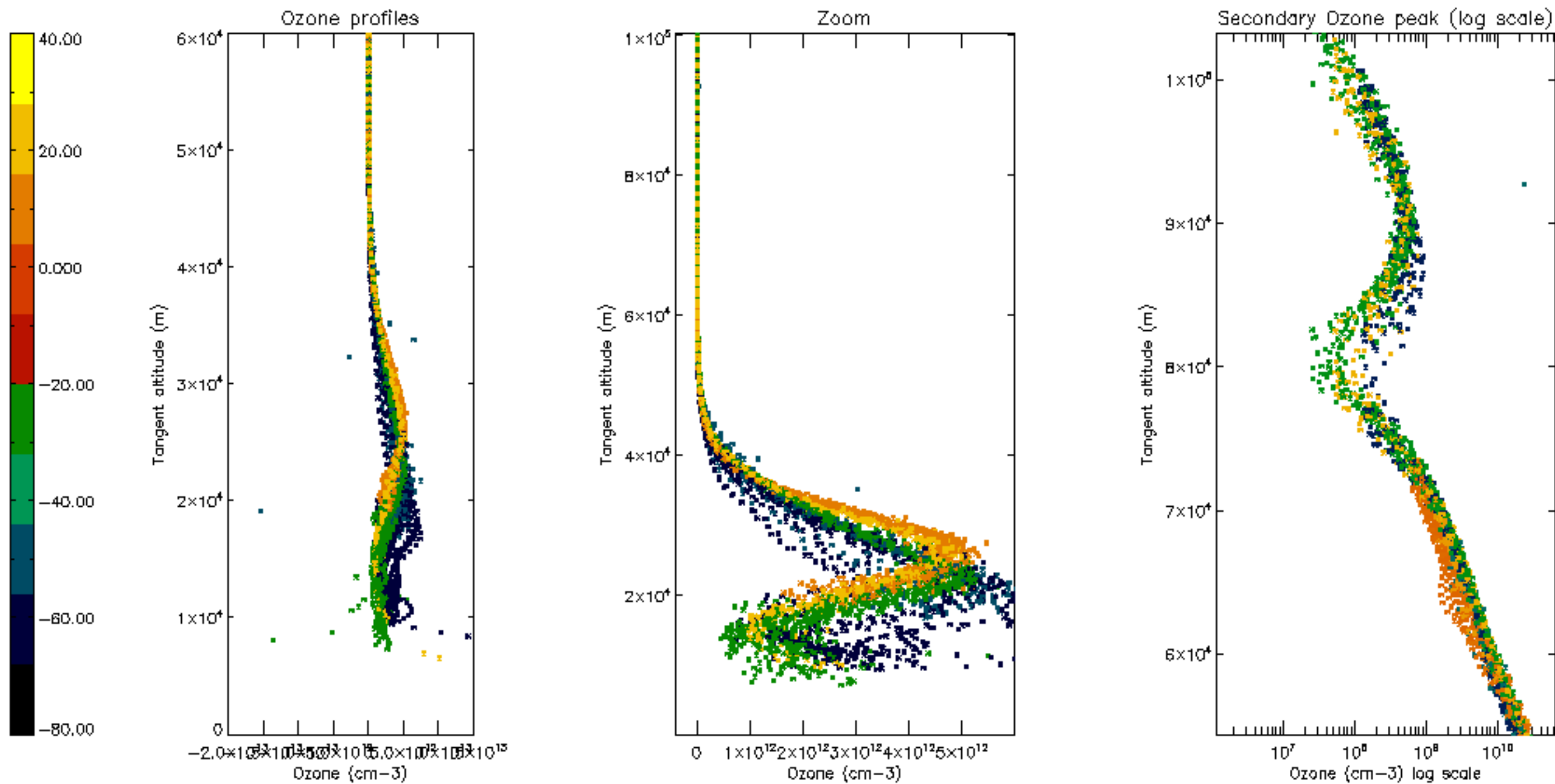


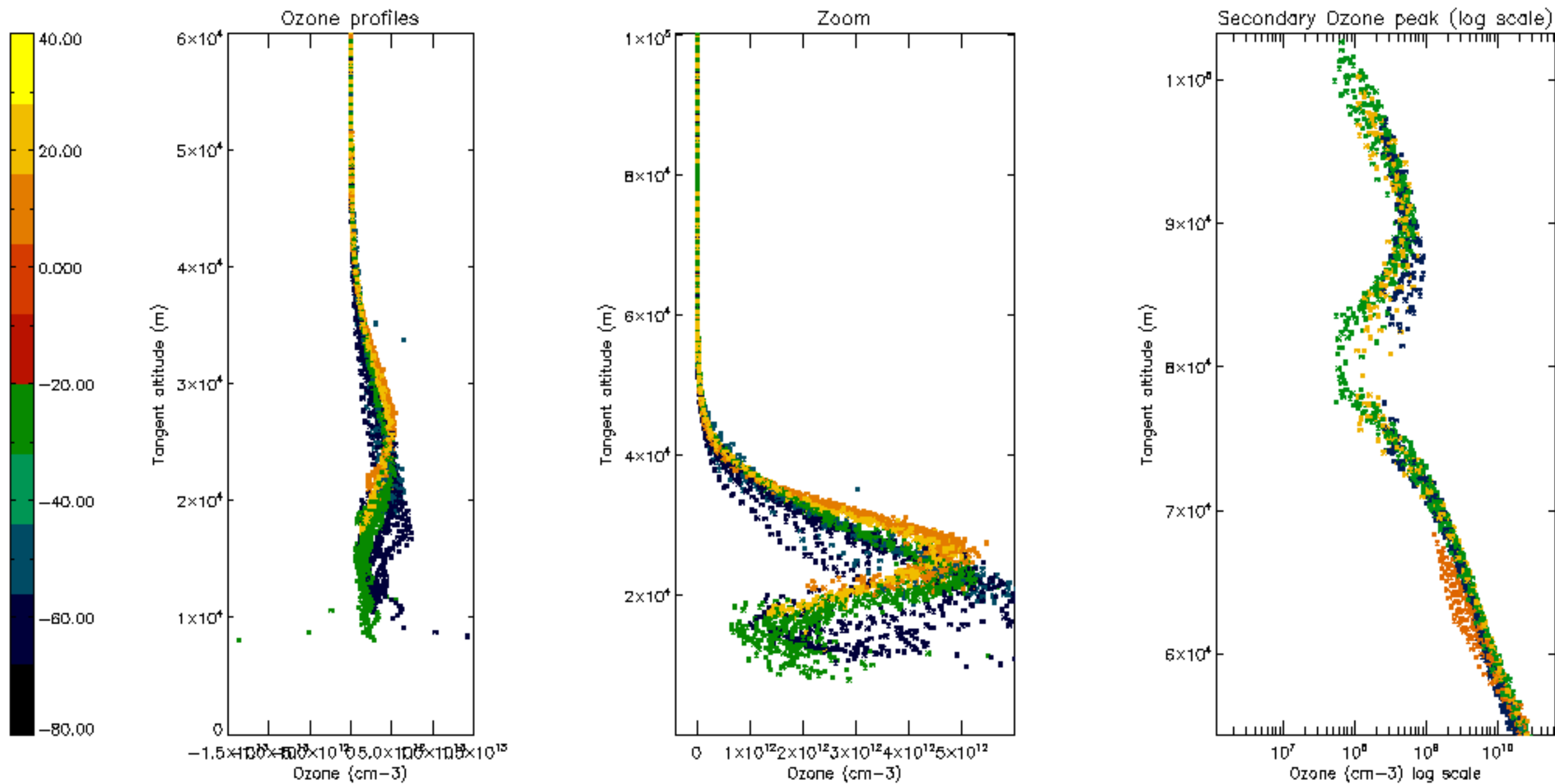
Percentage of saturation errors per profile

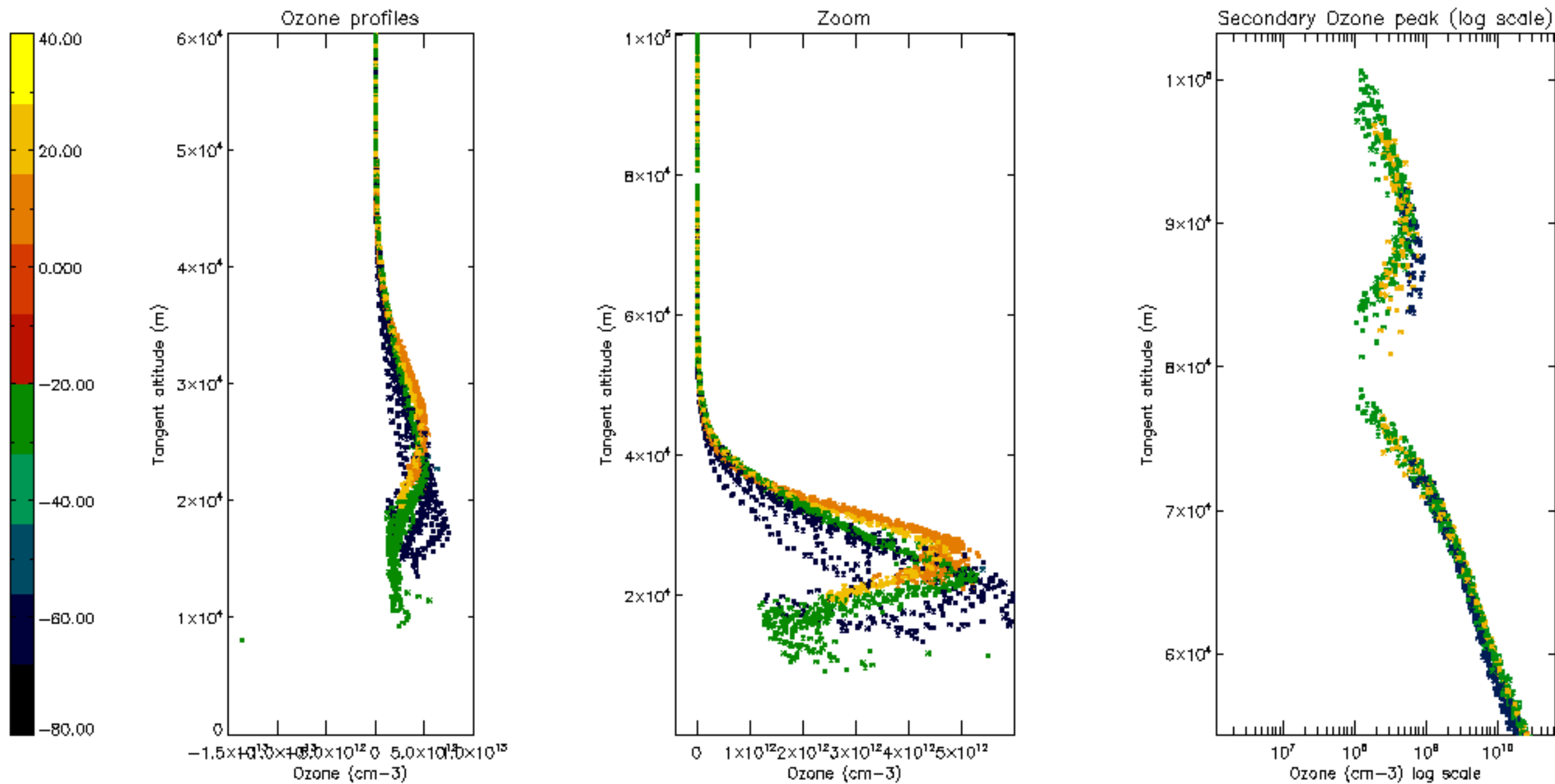




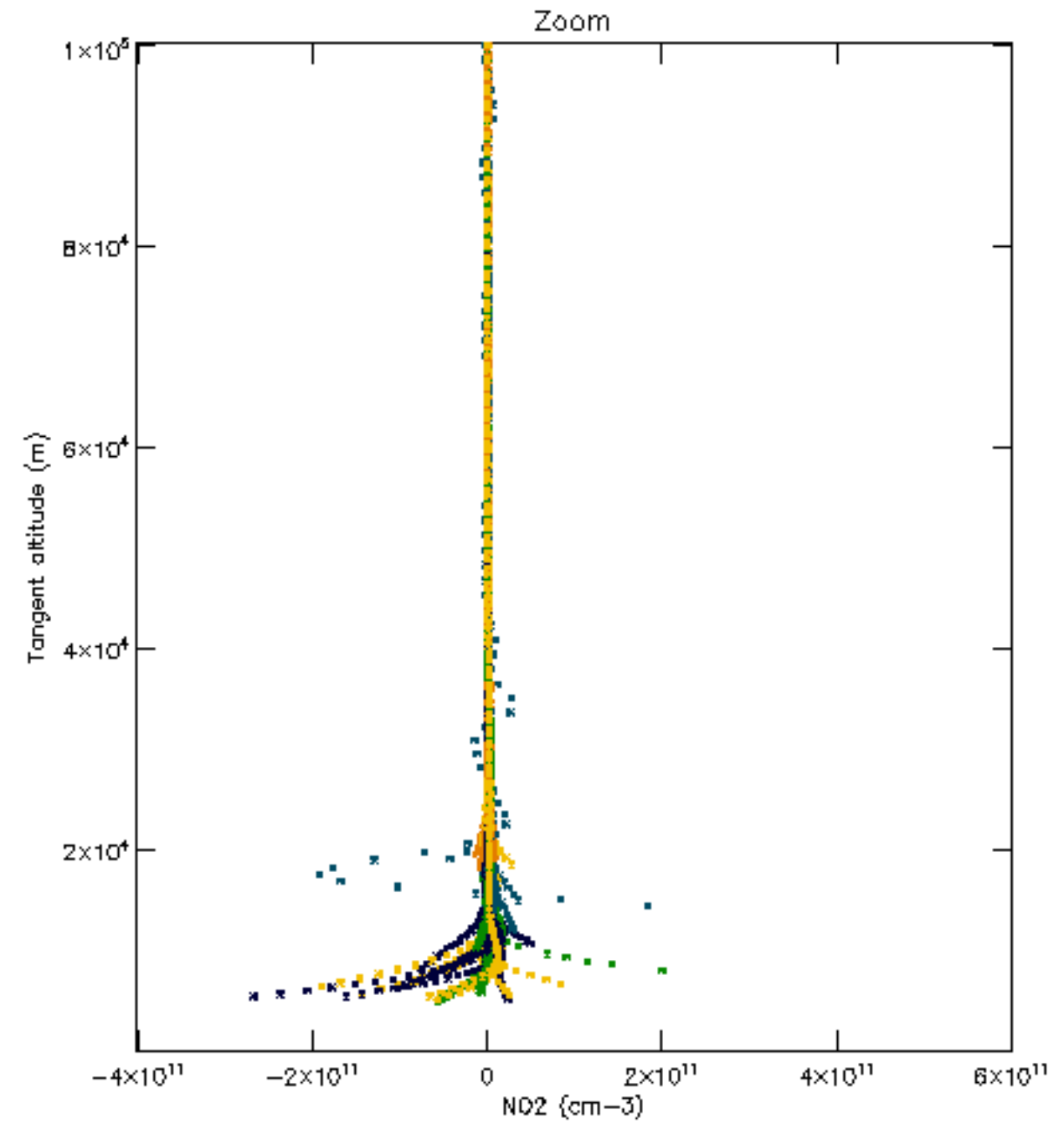
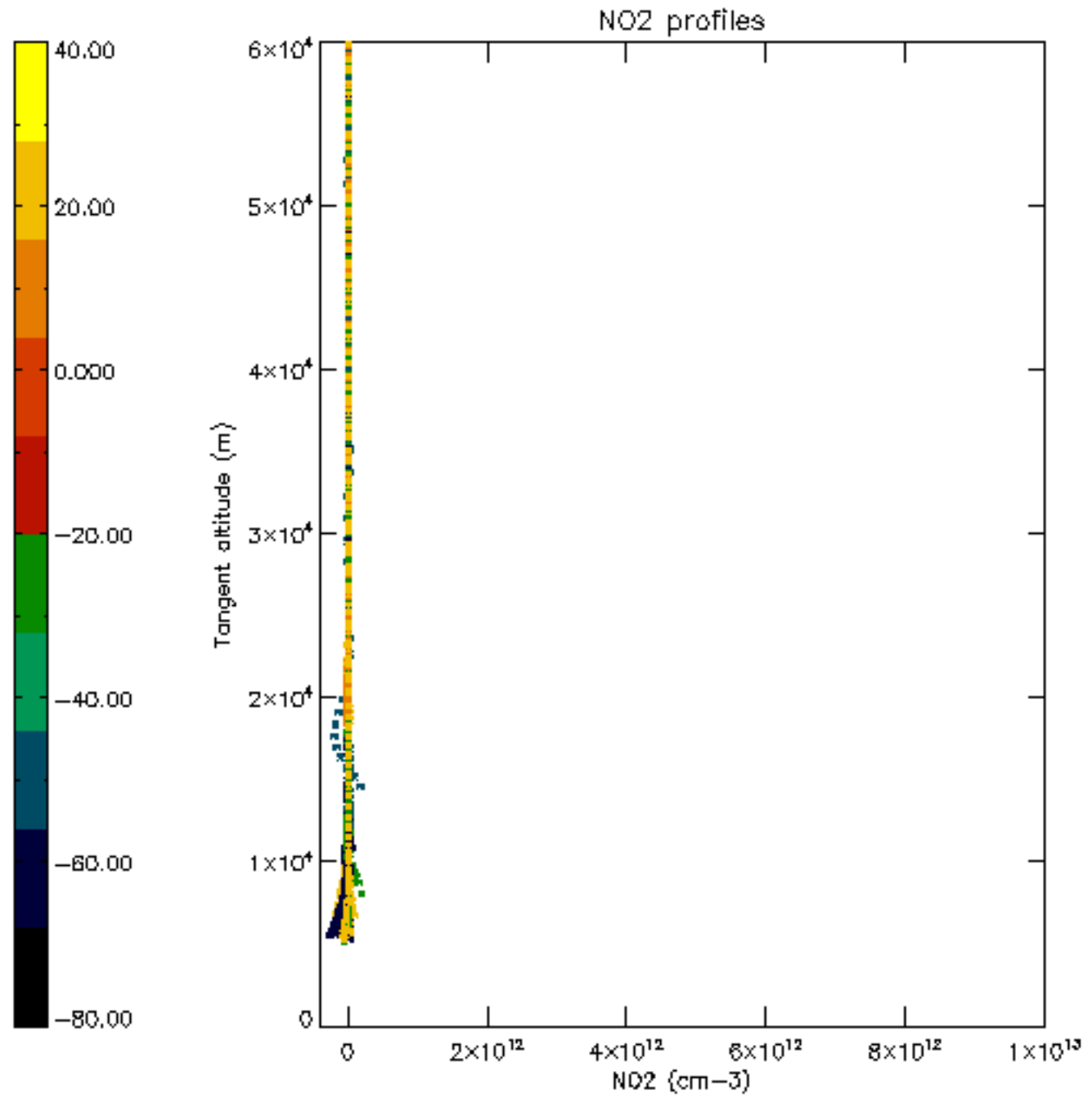


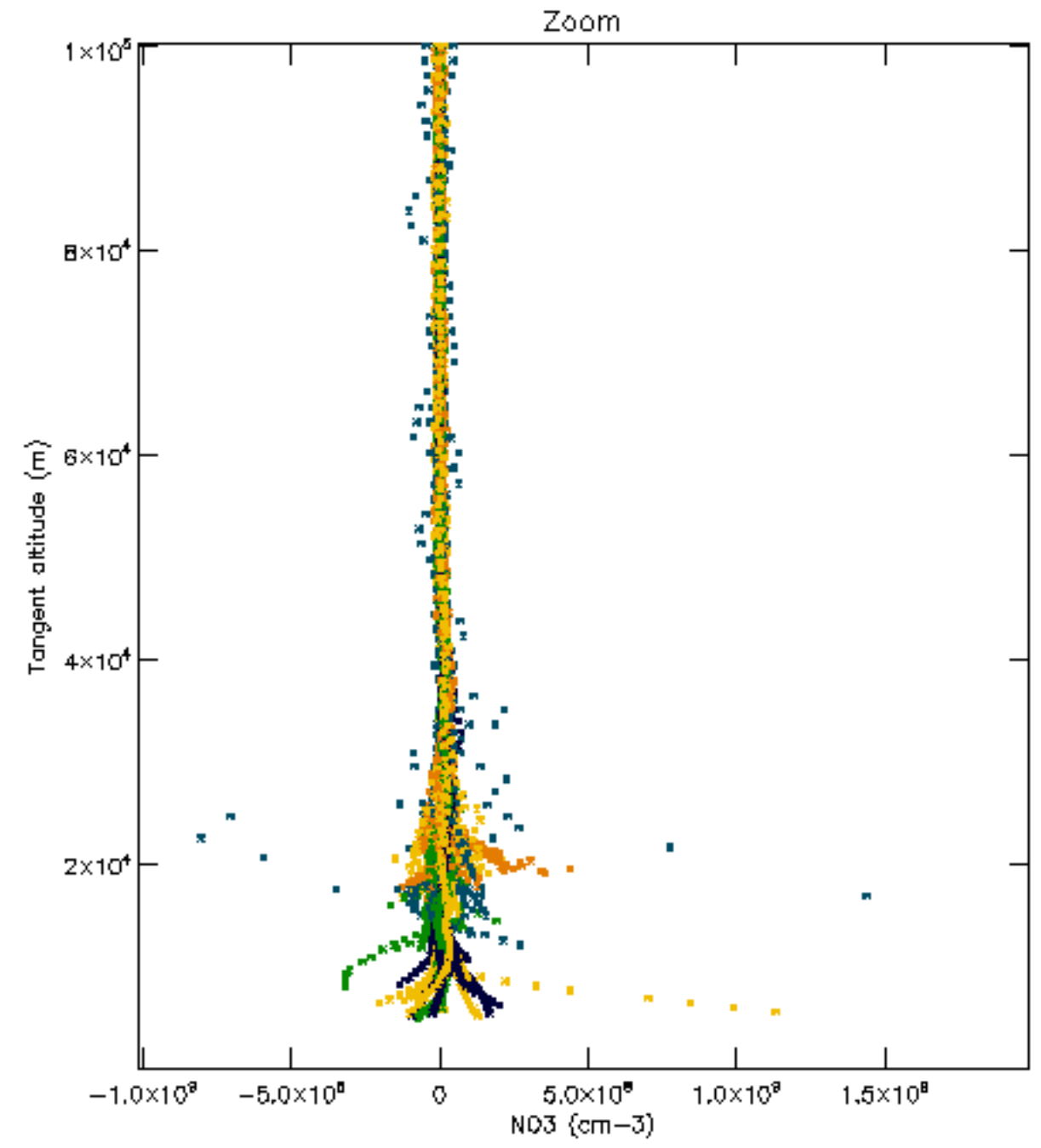
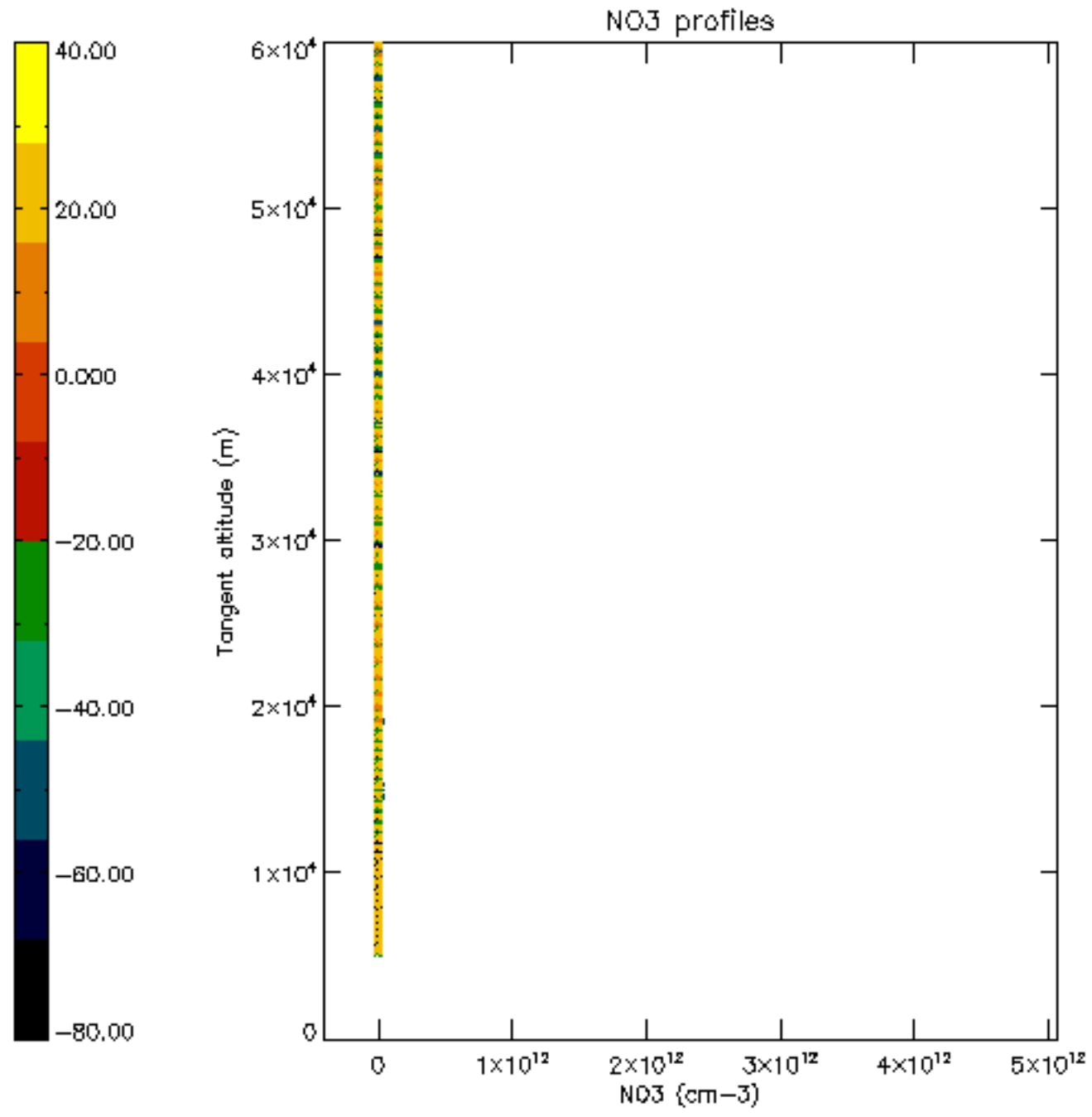


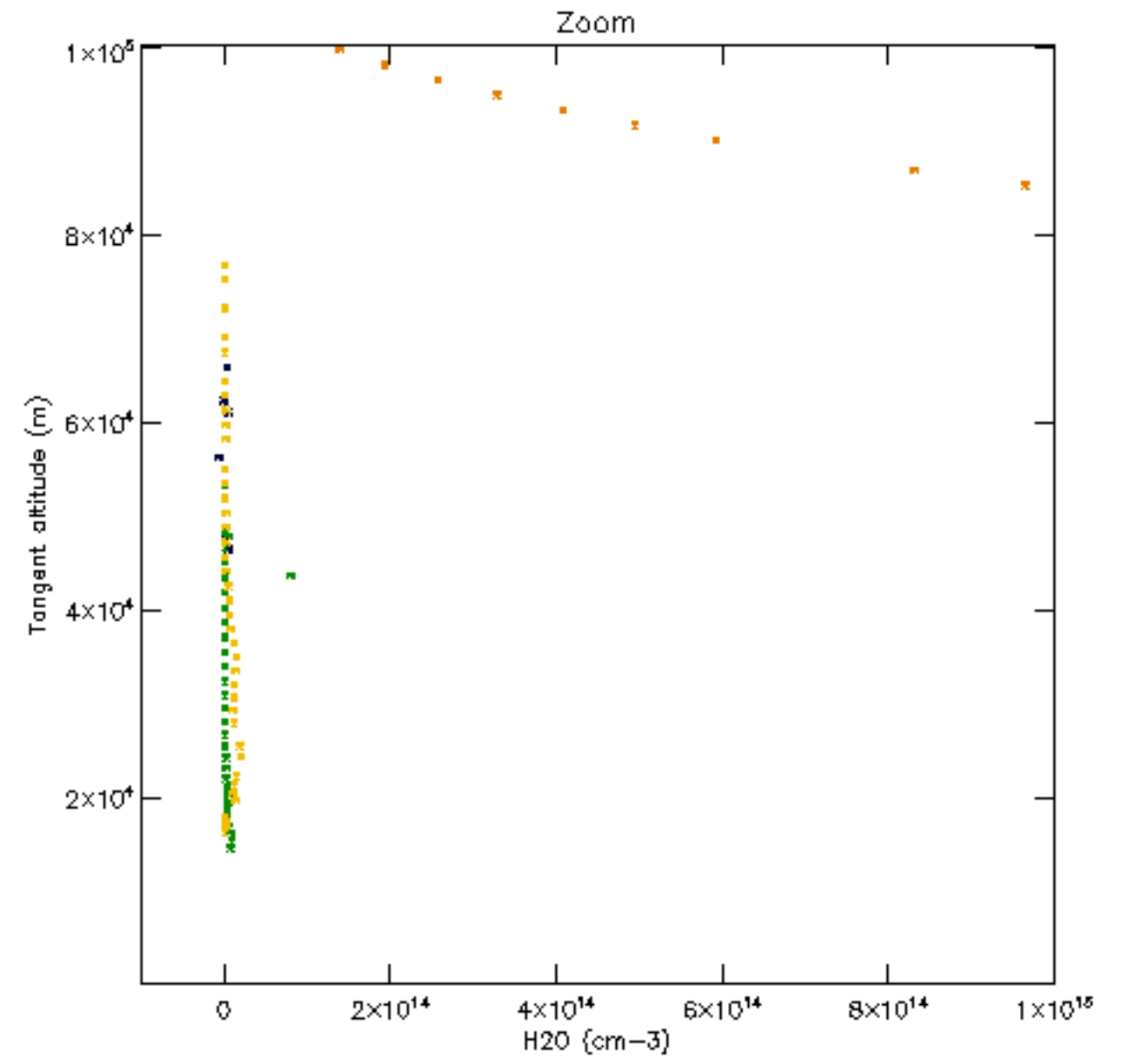
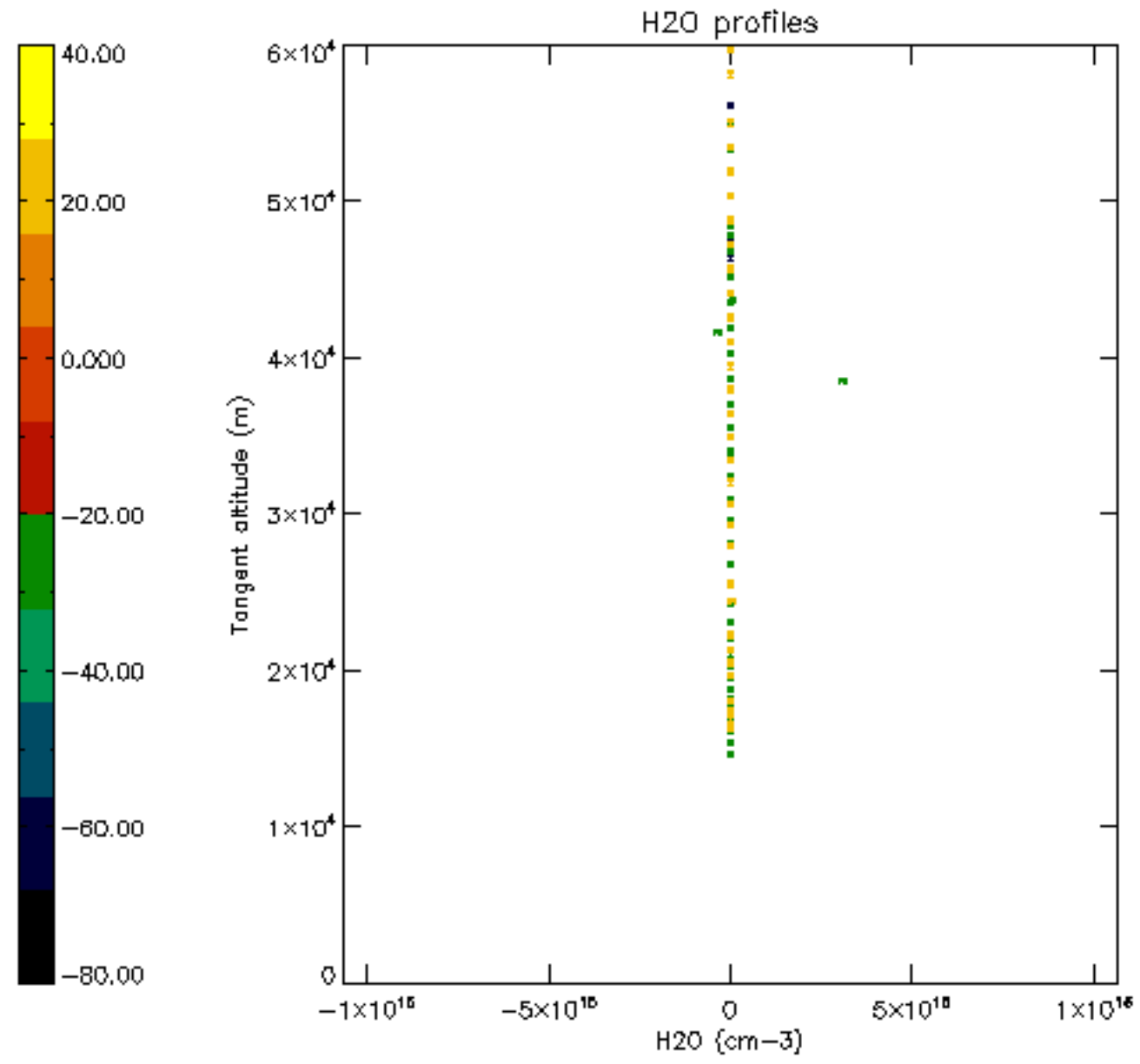




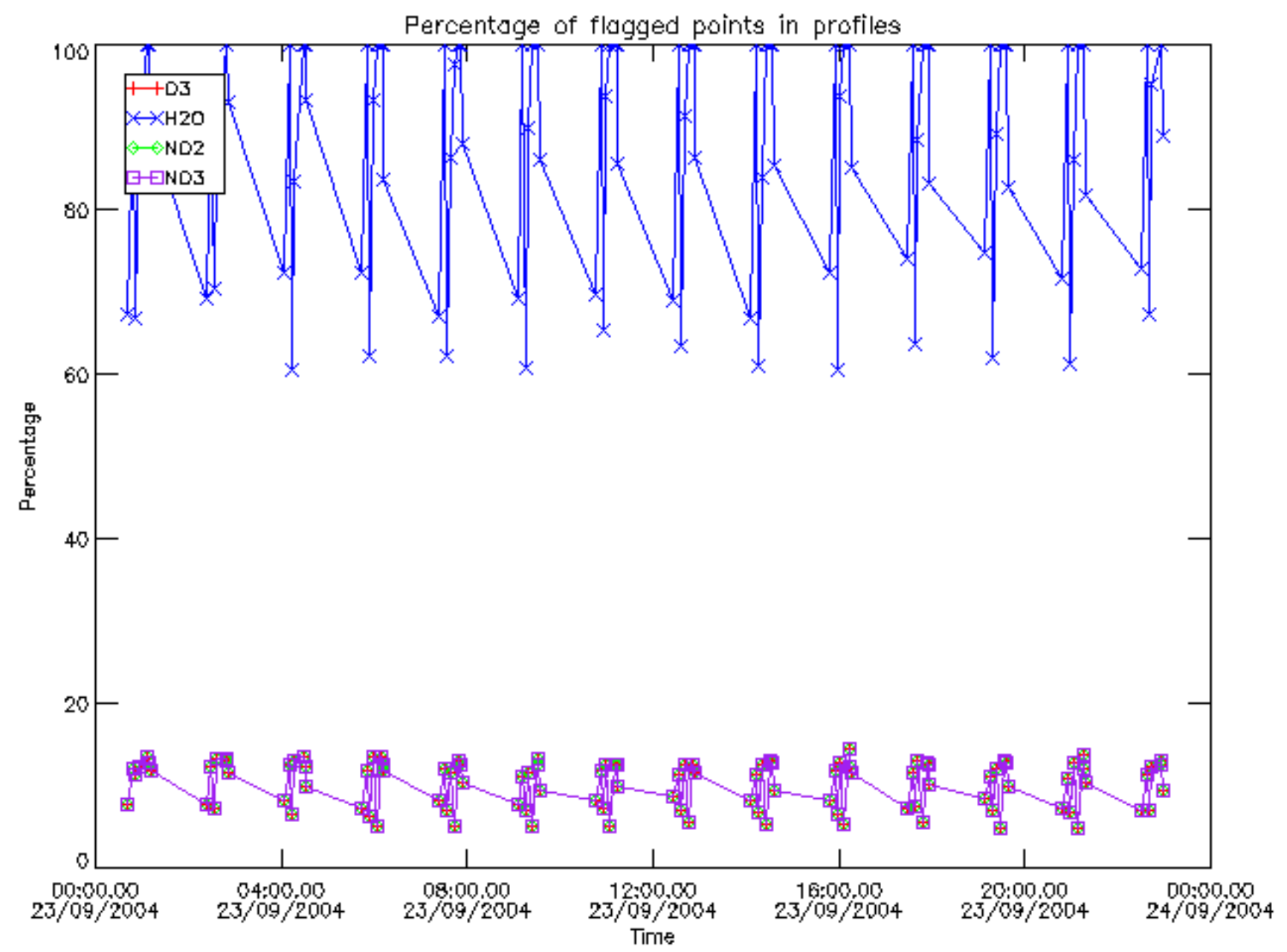




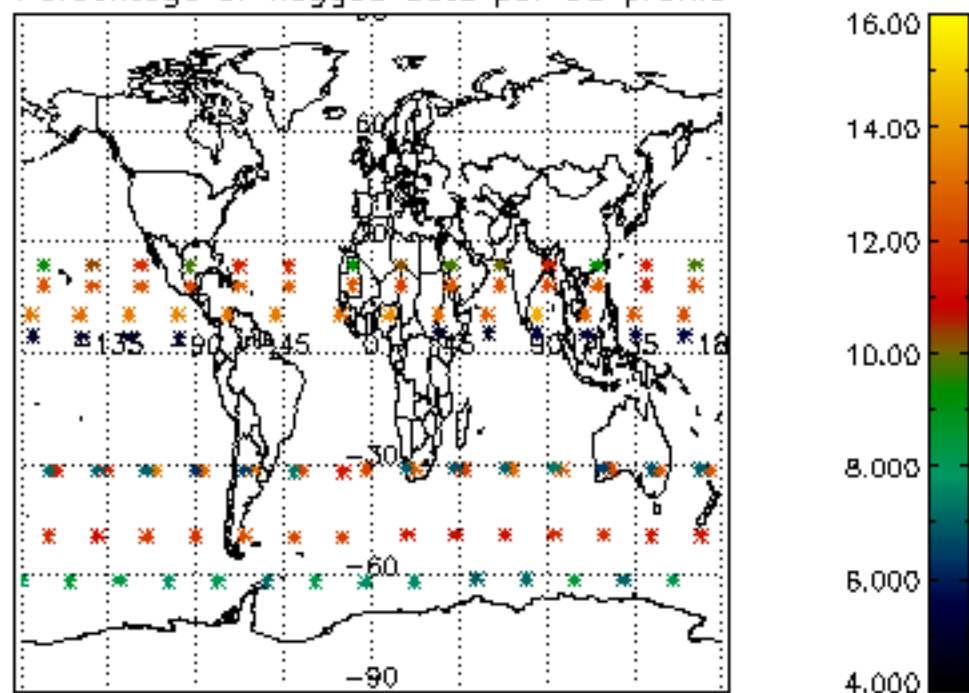




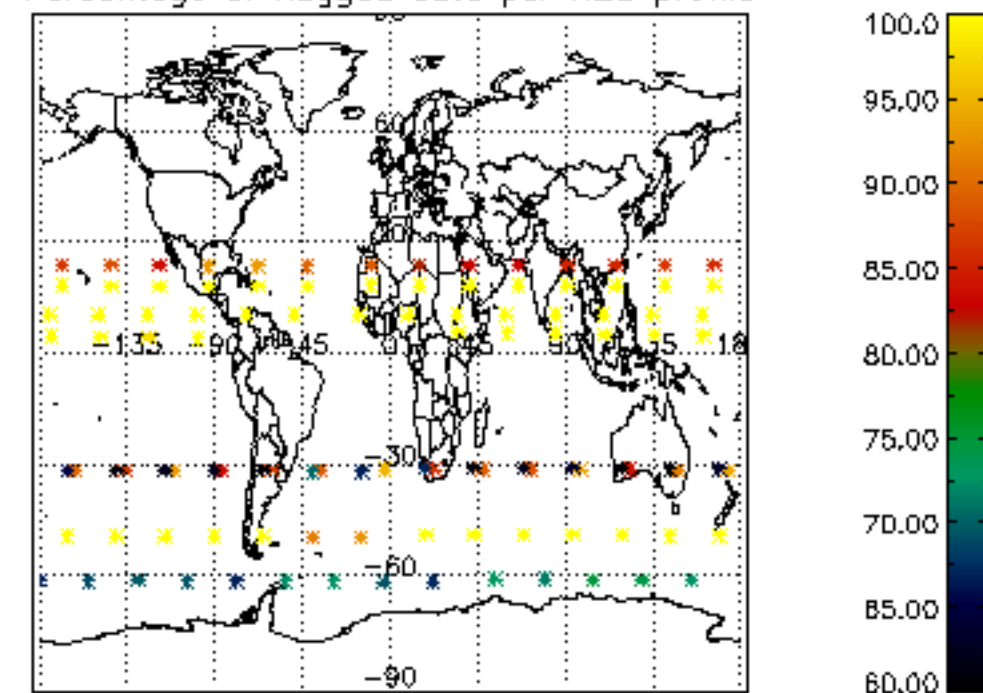




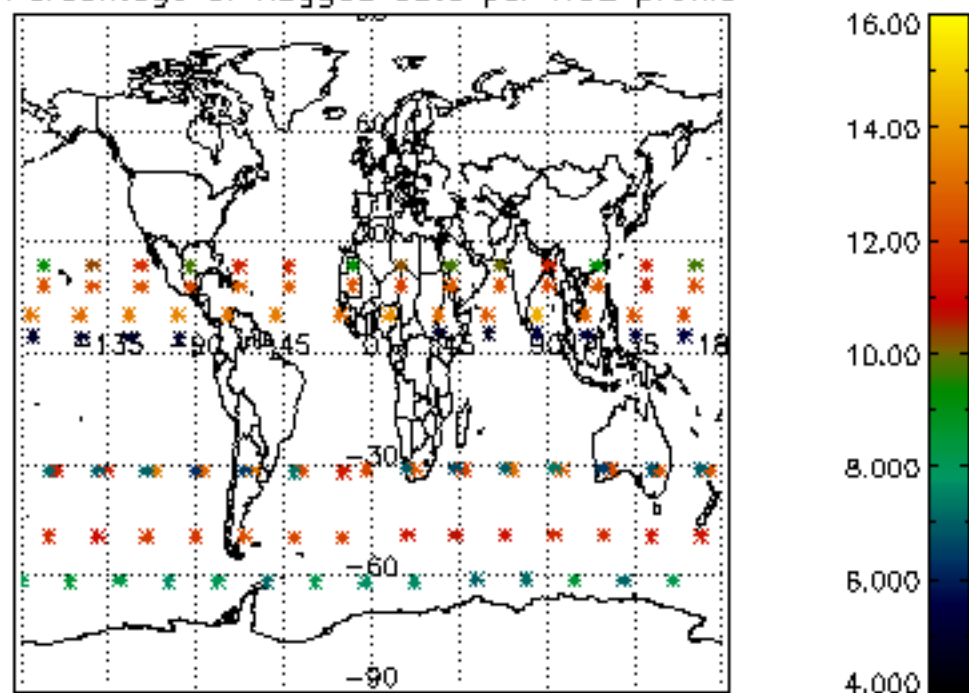
Percentage of flagged data per D3 profile



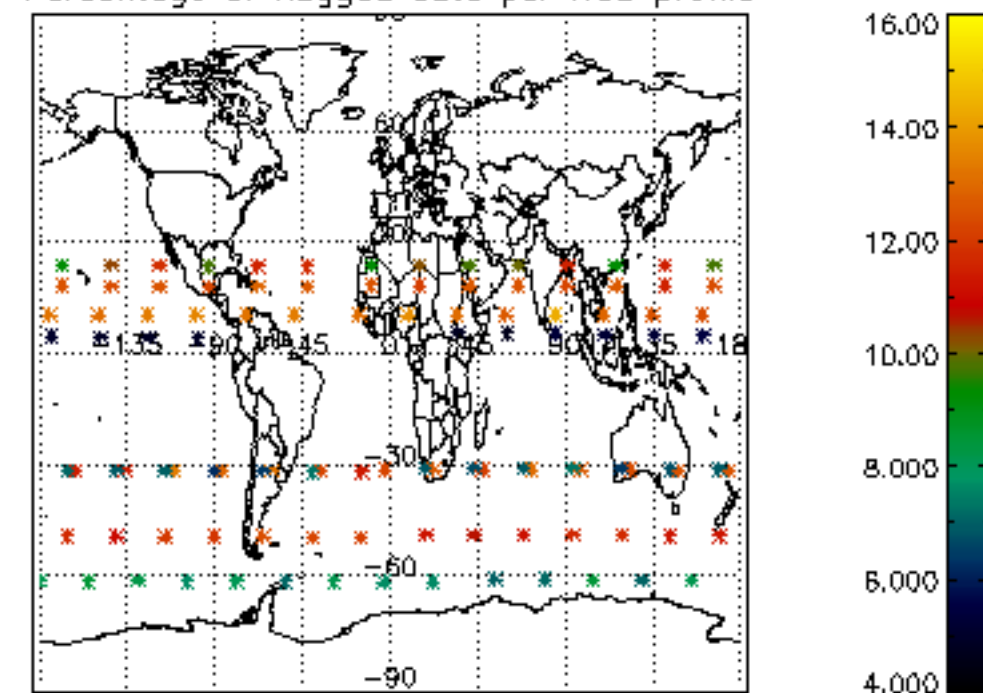
Percentage of flagged data per H2O profile

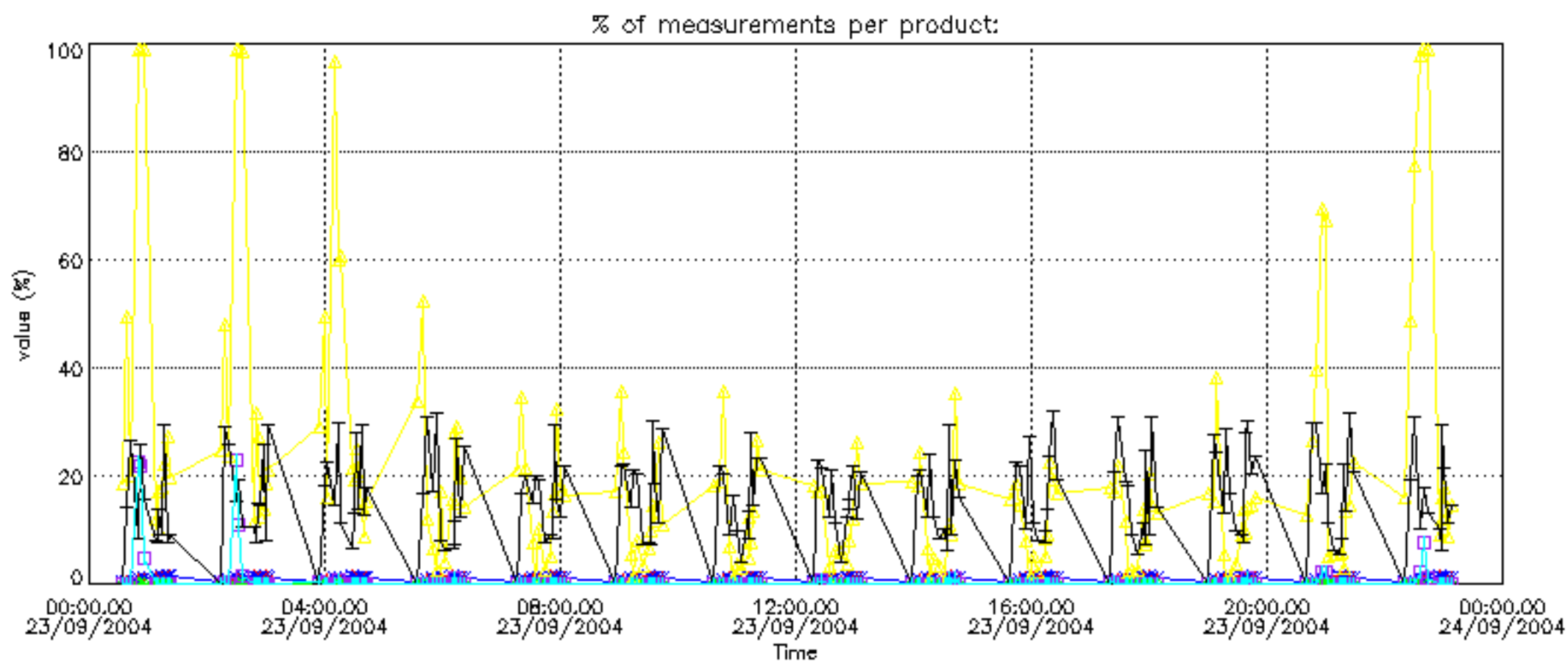


Percentage of flagged data per NO2 profile

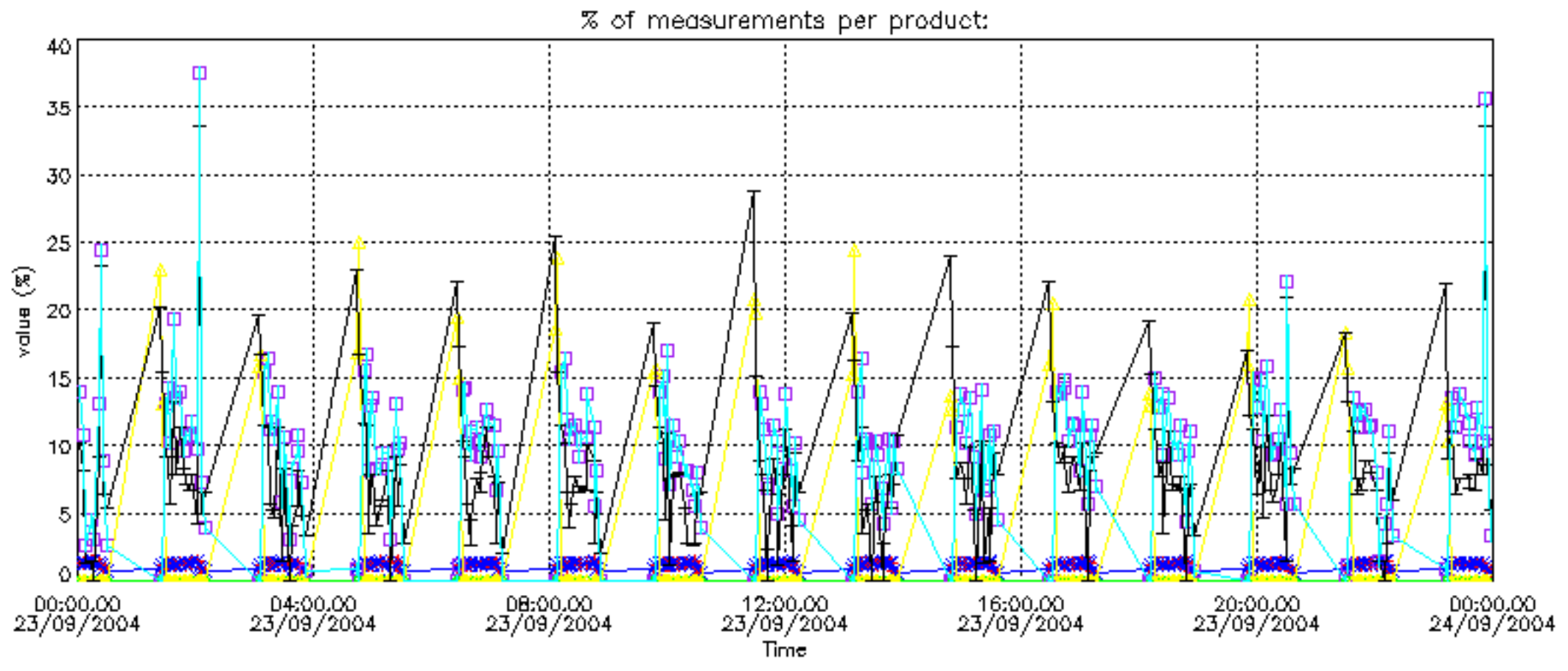


Percentage of flagged data per NO3 profile

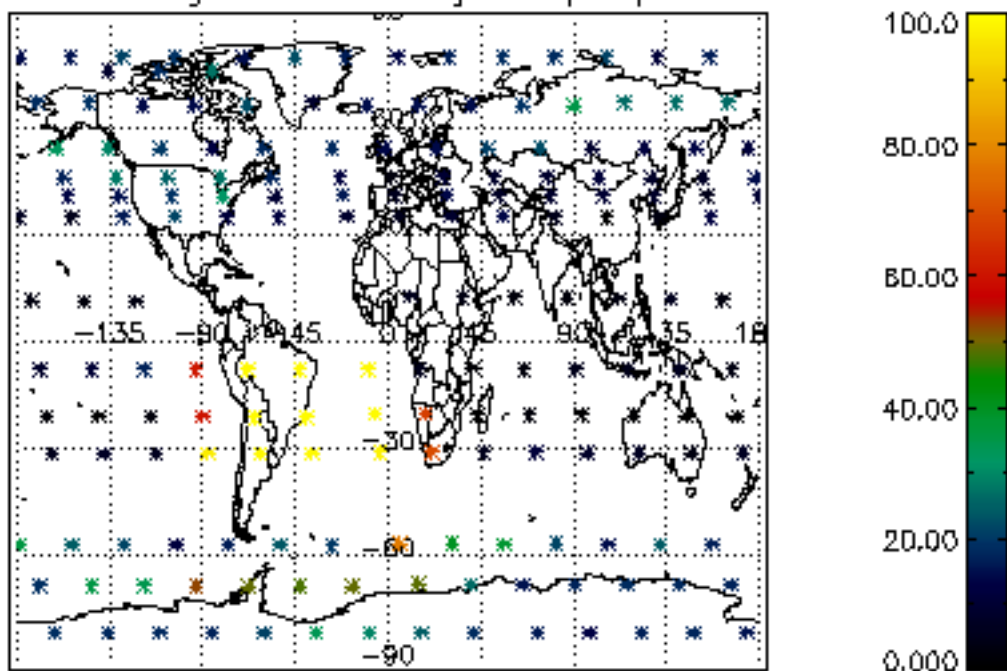




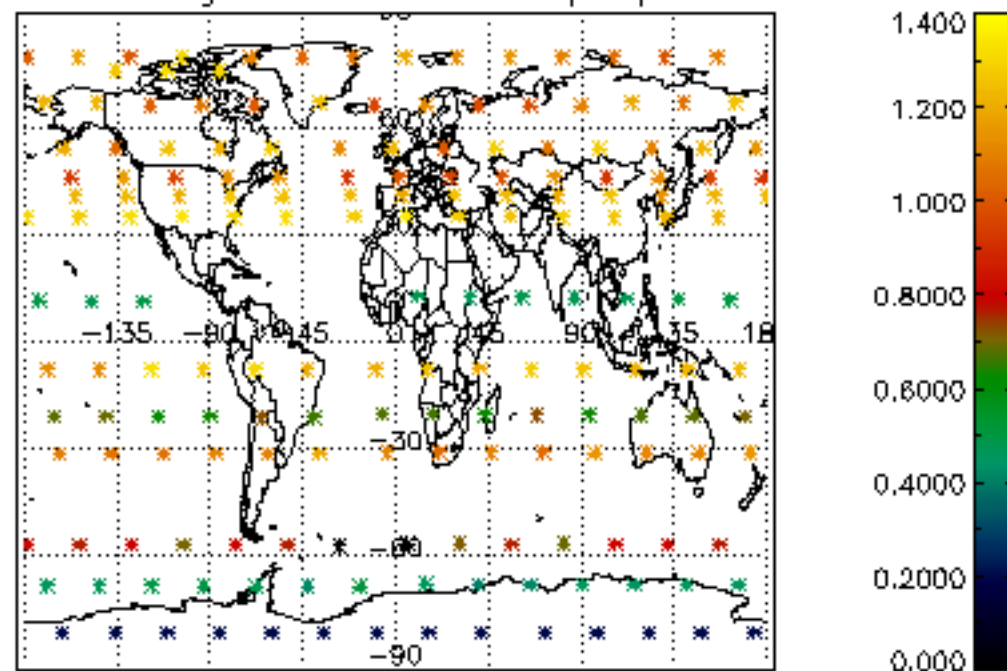




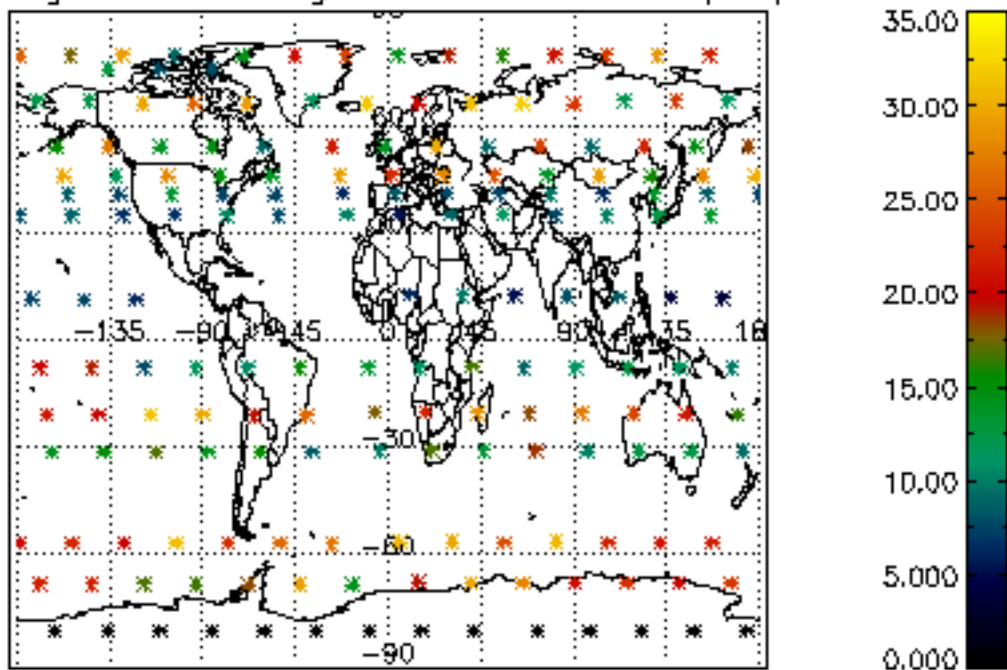
Percentage of cosmic ray hits per profile



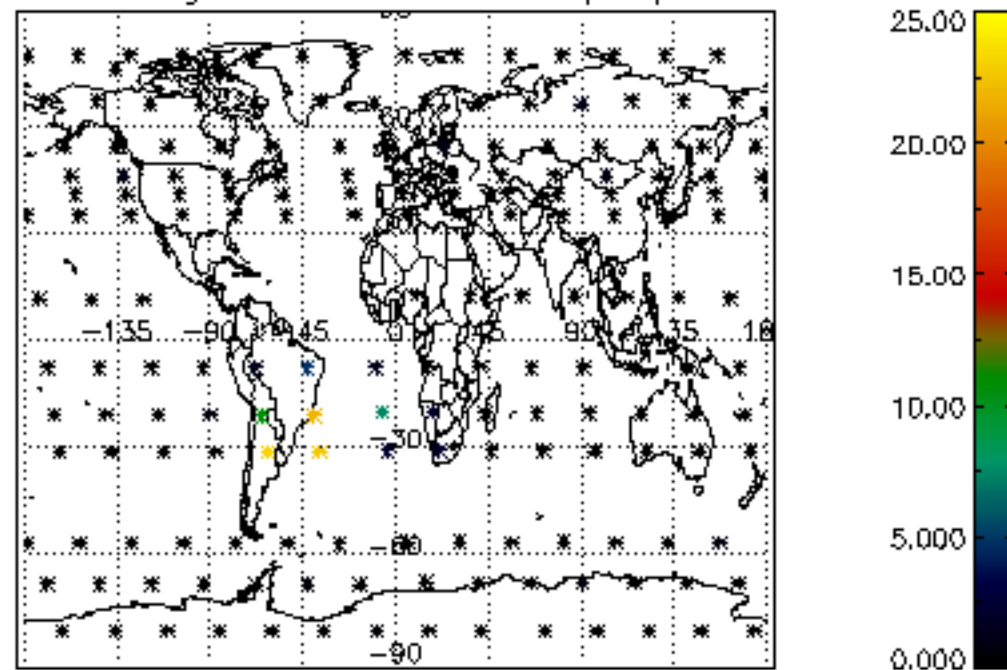
Percentage of datation errors per profile



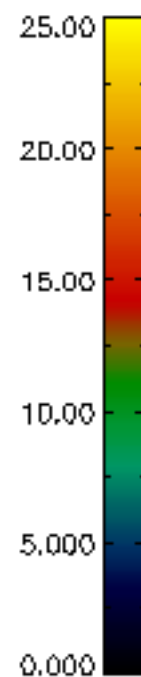
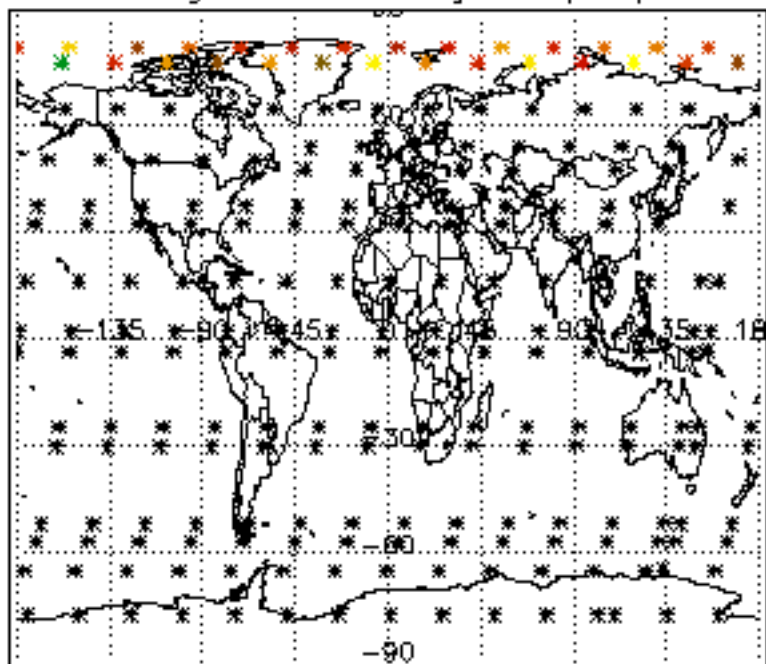
Percentage of star falling outside central band per profile



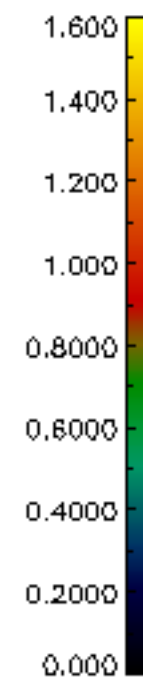
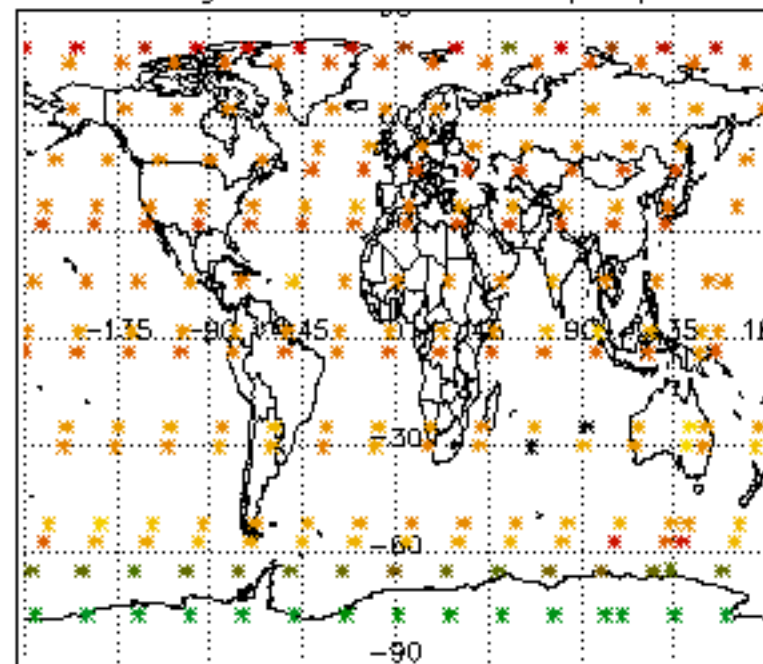
Percentage of saturation errors per profile



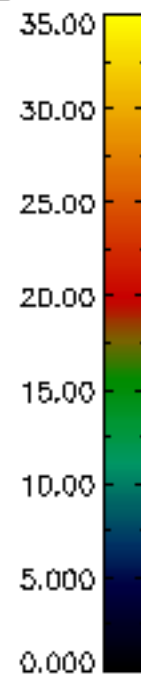
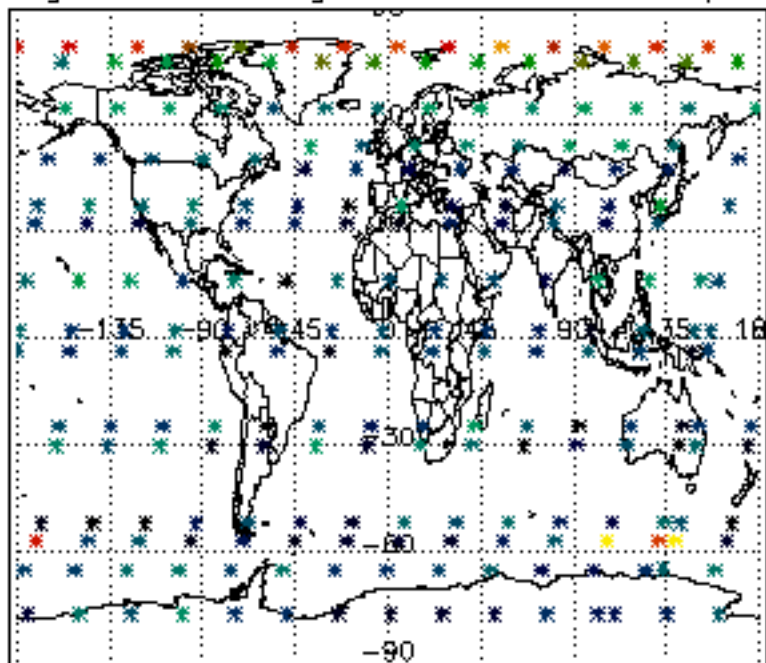
Percentage of cosmic ray hits per profile



Percentage of datation errors per profile



Percentage of star falling outside central band per profile



Percentage of saturation errors per profile

