

GOMOS Level 2 Daily Report

SUMMARY

[1. General Info](#)

[2. Summary of processed GOM_NL_2P products](#)

[3. Level 2 Quality information per product](#)

[3.1 Plot of level 2 quality information per product \(time dependant\)](#)

[3.2 Plot of level 2 quality information per product \(world map\)](#)

[4. Level 1 Quality information per product \(stored on level 2 products\)](#)

[4.1 Plot of level 1 quality information per product \(time dependant\)](#)

[4.1.1 Plot of level 1 quality information per product \(time dependant\): ASCENDING](#)

[4.1.2 Plot of level 1 quality information per product \(time dependant\): DESCENDING](#)

[4.2 Plot of level 1 quality information per product \(world map\)](#)

[4.2.1 Plot of level 1 quality information per product \(world map\): ASCENDING](#)

[4.2.2 Plot of level 1 quality information per product \(world map\): DESCENDING](#)

[5. Ozone profiles based on quality statistics and other trace gas profiles](#)

[5.1 Ozone statistics based on quality of products](#)

[5.2 Plot ozone profiles for all STD \(dark without errors\)](#)

[5.3 Plot ozone profiles where STD < 20% \(dark without errors\)](#)

[5.4. Plot ozone profiles where STD < 10% \(dark without errors\)](#)

[5.5. Plot ozone profiles where STD < 5% \(dark without errors\)](#)

[5.6 Plot NO2 profiles for all STD \(dark without errors\)](#)

[5.7 Plot NO3 profiles for all STD \(dark without errors\)](#)

[5.8 Plot H2O profiles \(only for occultations of stars 1,2,3,4,13,14,16,26,63 dark without errors\) for all STD](#)

[6. Auxiliary Data Files used for the production reported in section 2](#)

This report presents the daily analysis on parameters extracted from GOMOS level 2 data (GOM_NL__2P). It is intended to monitor some important parameters that will impact the quality of these products. A list of level 2 products (and content) that have arrived during the reporting day to the PCF is also given.

Item	Value
Time of report generation	19APR2013 11:29:02
Data source version	GOMOS/6.01
Start time of products	20-09-2004 (20SEP2004 00:00:00)
Stop time of products	21-09-2004 (21SEP2004 00:00:00)
Store outputs in DB	Yes
Nb of level 2 prods	442
Nb of prods with errors	0

2. Summary of processed GOM_NL__2P products.

Nr	Filename	UTC Start time	Limb	Duration	Star Id	Star Name	Star Mag	Star Temp	Nb Meas	Orbit	Prod. error
1	GOM_NL__2PRFIN20040920_000104_000000392030_00288_13368_4184.N1	20-SEP-2004 00:01:04	Bright	39.000	89	5Alp Cep	2.4510	8000.0	78	13368	No
2	GOM_NL__2PRFIN20040920_000310_000000462030_00288_13368_4185.N1	20-SEP-2004 00:03:10	Bright	45.500	76	27Gam Cas	2.3000	30000.	91	13368	No
3	GOM_NL__2PRFIN20040920_000838_000000352030_00288_13368_4186.N1	20-SEP-2004 00:08:38	Bright	34.500	49	1Alp UMi	1.9900	6300.0	69	13368	No
4	GOM_NL__2PRFIN20040920_001023_000000672030_00288_13368_4187.N1	20-SEP-2004 00:10:23	Bright	67.000	35	33Alp Per	1.7950	6250.0	134	13368	No
5	GOM_NL__2PRFIN20040920_001215_000000702030_00288_13368_4188.N1	20-SEP-2004 00:12:15	Bright	69.500	175	39Del Per	3.0100	19400.	139	13368	No
6	GOM_NL__2PRFIN20040920_001611_000000392030_00288_13368_4189.N1	20-SEP-2004 00:16:11	Bright	38.500	36	50Alp UMa	1.8000	6300.0	77	13368	No
7	GOM_NL__2PRFIN20040920_001739_000000522030_00288_13368_4190.N1	20-SEP-2004 00:17:39	Bright	52.000	82	48Bet UMa	2.3650	10600.	104	13368	No
8	GOM_NL__2PRFIN20040920_002033_000000592030_00288_13368_4191.N1	20-SEP-2004 00:20:33	Bright	59.000	42	34Bet Aur	1.9000	10200.	118	13368	No
9	GOM_NL__2PRFIN20040920_002618_000000492030_00288_13368_4192.N1	20-SEP-2004 00:26:18	Bright	48.500	24	66Alp Gem	1.5800	10200.	97	13368	No
10	GOM_NL__2PRFIN20040920_002950_000000742030_00288_13368_4193.N1	20-SEP-2004 00:29:50	Twilight	74.000	170	27Eps Gem	3.0000	9700.0	148	13368	No
11	GOM_NL__2PRFIN20040920_003153_000000952030_00288_13368_4194.N1	20-SEP-2004 00:31:53	Straylight	95.000	151	13Mu Gem	2.8900	3000.0	190	13368	No
12	GOM_NL__2PRFIN20040920_003527_000000672030_00288_13368_4195.N1	20-SEP-2004 00:35:27	Dark	66.500	8	10Alp CMi	0.40000	6500.0	133	13368	No
13	GOM_NL__2PRFIN20040920_004249_000000452030_00288_13368_4196.N1	20-SEP-2004 00:42:49	Dark	45.000	132	15Rho Pup	2.8030	6900.0	90	13368	No
14	GOM_NL__2PRFIN20040920_004507_000000782030_00288_13368_4197.N1	20-SEP-2004 00:45:07	Dark	78.000	1	9Alp CMa	-1.4400	11000.	156	13368	No
15	GOM_NL__2PRFIN20040920_004942_000000392030_00288_13368_4198.N1	20-SEP-2004 00:49:42	Dark	39.000	46	Del Vel	1.9540	10600.	78	13368	No
16	GOM_NL__2PRFIN20040920_005115_000000492030_00288_13368_4199.N1	20-SEP-2004 00:51:15	Dark	48.500	41	Eps Car	1.8600	4100.0	97	13368	No
17	GOM_NL__2PRFIN20040920_005313_000000892030_00289_13369_4332.N1	20-SEP-2004 00:53:13	Dark	88.500	101	11Alp Lep	2.5820	7000.0	177	13369	No
18	GOM_NL__2PRFIN20040920_010146_000000402030_00289_13369_4333.N1	20-SEP-2004 01:01:46	Dark	40.000	135	Bet Hyi	2.8200	5800.0	80	13369	No
19	GOM_NL__2PRFIN20040920_010311_000000422030_00289_13369_4334.N1	20-SEP-2004 01:03:11	Dark	41.500	143	Alp Hyi	2.8570	7200.0	83	13369	No
20	GOM_NL__2PRFIN20040920_010437_000000462030_00289_13369_4335.N1	20-SEP-2004 01:04:37	Dark	46.000	9	Alp Eri	0.45300	24000.	92	13369	No
21	GOM_NL__2PRFIN20040920_010716_000000442030_00289_13369_4336.N1	20-SEP-2004 01:07:16	Straylight	43.500	148	Alp Tuc	2.8780	4100.0	87	13369	No
22	GOM_NL__2PRFIN20040920_011042_000000472030_00289_13369_4337.N1	20-SEP-2004 01:10:42	Straylight	47.000	63	Bet Gru	2.1500	2800.0	94	13369	No
23	GOM_NL__2PRFIN20040920_011349_000000392030_00289_13369_4338.N1	20-SEP-2004 01:13:49	Straylight	39.000	172	Gam Gru	3.0030	13100.	78	13369	No
24	GOM_NL__2PRFIN20040920_011514_000000482030_00289_13369_4339.N1	20-SEP-2004 01:15:14	Straylight	47.500	18	24Alp PsA	1.1660	9700.0	95	13369	No
25	GOM_NL__2PRFIN20040920_011739_000000592030_00289_13369_4340.N1	20-SEP-2004 01:17:39	Twilight	58.500	52	16Bet Cet	2.0370	4500.0	117	13369	No
26	GOM_NL__2PRFIN20040920_011947_000000402030_00289_13369_4341.N1	20-SEP-2004 01:19:47	Twilight	40.000	142	49Del Cap	2.8500	8900.0	80	13369	No
27	GOM_NL__2PRFIN20040920_012358_000000392030_00289_13369_4342.N1	20-SEP-2004 01:23:58	Bright	39.000	162	34Alp Aqr	2.9440	5350.0	78	13369	No
28	GOM_NL__2PRFIN20040920_012700_000000402030_00289_13369_4343.N1	20-SEP-2004 01:27:00	Bright	39.500	61	8Eps Peg	2.1000	3900.0	79	13369	No
29	GOM_NL__2PRFIN20040920_012919_000000482030_00289_13369_4344.N1	20-SEP-2004 01:29:19	Bright	47.500	140	88Gam Peg	2.8340	26000.	95	13369	No
30	GOM_NL__2PRFIN20040920_013201_000000412030_00289_13369_4345.N1	20-SEP-2004 01:32:01	Bright	40.500	93	53Bet Peg	2.5200	3100.0	81	13369	No
31	GOM_NL__2PRFIN20040920_013341_000000482030_00289_13369_4346.N1	20-SEP-2004 01:33:41	Bright	47.500	58	21Alp And	2.0730	11000.	95	13369	No
32	GOM_NL__2PRFIN20040920_013640_000000382030_00289_13369_4347.N1	20-SEP-2004 01:36:40	Bright	37.500	66	37Gam Cyg	2.2080	5900.0	75	13369	No
33	GOM_NL__2PRFIN20040920_013840_000000542030_00289_13369_4348.N1	20-SEP-2004 01:38:40	Bright	53.500	53	43Bet And	2.0480	3300.0	107	13369	No
34	GOM_NL__2PRFIN20040920_014140_000000392030_00289_13369_4349.N1	20-SEP-2004 01:41:40	Bright	38.500	89	5Alp Cep	2.4510	8000.0	77	13369	No
35	GOM_NL__2PRFIN20040920_014345_000000442030_00289_13369_4350.N1	20-SEP-2004 01:43:45	Bright	43.500	76	27Gam Cas	2.3000	30000.	87	13369	No
36	GOM_NL__2PRFIN20040920_014914_000000382030_00289_13369_4351.N1	20-SEP-2004 01:49:14	Bright	37.500	49	1Alp UMi	1.9900	6300.0	75	13369	No
37	GOM_NL__2PRFIN20040920_015057_000000682030_00289_13369_4352.N1	20-SEP-2004 01:50:57	Bright	68.000	35	33Alp Per	1.7950	6250.0	136	13369	No
38	GOM_NL__2PRFIN20040920_015249_000000692030_00289_13369_4353.N1	20-SEP-2004 01:52:49	Bright	68.500	175	39Del Per	3.0100	19400.	137	13369	No
39	GOM_NL__2PRFIN20040920_015647_000000392030_00289_13369_4354.N1	20-SEP-2004 01:56:47	Bright	38.500	36	50Alp UMa	1.8000	6300.0	77	13369	No
40	GOM_NL__2PRFIN20040920_015815_000000372030_00289_13369_4355.N1	20-SEP-2004 01:58:15	Bright	36.500	82	48Bet UMa	2.3650	10600.	73	13369	No
41	GOM_NL__2PRFIN20040920_020109_000000602030_00289_13369_4356.N1	20-SEP-2004 02:01:09	Bright	59.500	42	34Bet Aur	1.9000	10200.	119	13369	No
42	GOM_NL__2PRFIN20040920_020654_000000492030_00289_13369_4357.N1	20-SEP-2004 02:06:54	Bright	49.000	24	66Alp Gem	1.5800	10200.	98	13369	No

43	GOM_NL__2PRFIN20040920_021026_000000692030_00289_13369_4358.N1	20-SEP-2004 02:10:26	Twilight	69.000	170	27Eps Gem	3.0000	9700.0	138	13369	No
44	GOM_NL__2PRFIN20040920_021230_000000812030_00289_13369_4359.N1	20-SEP-2004 02:12:30	Straylight	81.000	151	13Mu Gem	2.8900	3000.0	162	13369	No
45	GOM_NL__2PRFIN20040920_021604_000000602030_00289_13369_4360.N1	20-SEP-2004 02:16:04	Dark	60.000	8	10Alp CMi	0.40000	6500.0	120	13369	No
46	GOM_NL__2PRFIN20040920_022326_000000422030_00289_13369_4361.N1	20-SEP-2004 02:23:26	Dark	42.000	132	15Rho Pup	2.8030	6900.0	84	13369	No
47	GOM_NL__2PRFIN20040920_022544_000000682030_00289_13369_4362.N1	20-SEP-2004 02:25:44	Dark	67.500	1	9Alp CMa	-1.4400	11000.	135	13369	No
48	GOM_NL__2PRFIN20040920_023018_000000392030_00289_13369_4363.N1	20-SEP-2004 02:30:18	Dark	38.500	46	Del Vel	1.9540	10600.	77	13369	No
49	GOM_NL__2PRFIN20040920_023151_000000452030_00289_13369_4364.N1	20-SEP-2004 02:31:51	Dark	45.000	41	Eps Car	1.8600	4100.0	90	13369	No
50	GOM_NL__2PRFIN20040920_023351_000000892030_00290_13370_4259.N1	20-SEP-2004 02:33:51	Dark	88.500	101	11Alp Lep	2.5820	7000.0	177	13370	No
51	GOM_NL__2PRFIN20040920_024222_000000392030_00290_13370_4260.N1	20-SEP-2004 02:42:22	Dark	38.500	135	Bet Hyi	2.8200	5800.0	77	13370	No
52	GOM_NL__2PRFIN20040920_024347_000000432030_00290_13370_4261.N1	20-SEP-2004 02:43:47	Dark	43.000	143	Alp Hyi	2.8570	7200.0	86	13370	No
53	GOM_NL__2PRFIN20040920_024513_000000462030_00290_13370_4262.N1	20-SEP-2004 02:45:13	Dark	45.500	9	Alp Eri	0.45300	24000.	91	13370	No
54	GOM_NL__2PRFIN20040920_024753_000000442030_00290_13370_4263.N1	20-SEP-2004 02:47:53	Straylight	43.500	148	Alp Tuc	2.8780	4100.0	87	13370	No
55	GOM_NL__2PRFIN20040920_025138_000000412030_00290_13370_4264.N1	20-SEP-2004 02:51:38	Straylight	40.500	31	Alp Gru	1.7340	15200.	81	13370	No
56	GOM_NL__2PRFIN20040920_025425_000000392030_00290_13370_4265.N1	20-SEP-2004 02:54:25	Straylight	38.500	172	Gam Gru	3.0030	13100.	77	13370	No
57	GOM_NL__2PRFIN20040920_025550_000000472030_00290_13370_4266.N1	20-SEP-2004 02:55:50	Straylight	47.000	18	24Alp PsA	1.1660	9700.0	94	13370	No
58	GOM_NL__2PRFIN20040920_025813_000000622030_00290_13370_4267.N1	20-SEP-2004 02:58:13	Twilight	61.500	52	16Bet Cet	2.0370	4500.0	123	13370	No
59	GOM_NL__2PRFIN20040920_030023_000000432030_00290_13370_4268.N1	20-SEP-2004 03:00:23	Twilight	42.500	142	49Del Cap	2.8500	8900.0	85	13370	No
60	GOM_NL__2PRFIN20040920_030434_000000402030_00290_13370_4269.N1	20-SEP-2004 03:04:34	Bright	40.000	162	34Alp Aqr	2.9440	5350.0	80	13370	No
61	GOM_NL__2PRFIN20040920_030735_000000412030_00290_13370_4270.N1	20-SEP-2004 03:07:35	Bright	41.000	61	8Eps Peg	2.1000	3900.0	82	13370	No
62	GOM_NL__2PRFIN20040920_030955_000000472030_00290_13370_4271.N1	20-SEP-2004 03:09:55	Bright	46.500	140	88Gam Peg	2.8340	26000.	93	13370	No
63	GOM_NL__2PRFIN20040920_031238_000000422030_00290_13370_4272.N1	20-SEP-2004 03:12:38	Bright	42.000	93	53Bet Peg	2.5200	3100.0	84	13370	No
64	GOM_NL__2PRFIN20040920_031417_000000472030_00290_13370_4273.N1	20-SEP-2004 03:14:17	Bright	47.000	58	21Alp And	2.0730	11000.	94	13370	No
65	GOM_NL__2PRFIN20040920_031716_000000392030_00290_13370_4274.N1	20-SEP-2004 03:17:16	Bright	38.500	66	37Gam Cyg	2.2080	5900.0	77	13370	No
66	GOM_NL__2PRFIN20040920_031915_000000592030_00290_13370_4275.N1	20-SEP-2004 03:19:15	Bright	58.500	53	43Bet And	2.0480	3300.0	117	13370	No
67	GOM_NL__2PRFIN20040920_032216_000000372030_00290_13370_4276.N1	20-SEP-2004 03:22:16	Bright	37.000	89	5Alp Cep	2.4510	8000.0	74	13370	No
68	GOM_NL__2PRFIN20040920_032421_000000432030_00290_13370_4277.N1	20-SEP-2004 03:24:21	Bright	42.500	76	27Gam Cas	2.3000	30000.	85	13370	No
69	GOM_NL__2PRFIN20040920_032949_000000382030_00290_13370_4278.N1	20-SEP-2004 03:29:49	Bright	38.000	49	1Alp UMi	1.9900	6300.0	76	13370	No
70	GOM_NL__2PRFIN20040920_033132_000000682030_00290_13370_4279.N1	20-SEP-2004 03:31:32	Bright	68.000	35	33Alp Per	1.7950	6250.0	136	13370	No
71	GOM_NL__2PRFIN20040920_033324_000000712030_00290_13370_4280.N1	20-SEP-2004 03:33:24	Bright	70.500	175	39Del Per	3.0100	19400.	141	13370	No
72	GOM_NL__2PRFIN20040920_033723_000000392030_00290_13370_4281.N1	20-SEP-2004 03:37:23	Bright	38.500	36	50Alp UMa	1.8000	6300.0	77	13370	No
73	GOM_NL__2PRFIN20040920_033850_000000382030_00290_13370_4282.N1	20-SEP-2004 03:38:50	Bright	38.000	82	48Bet UMa	2.3650	10600.	76	13370	No
74	GOM_NL__2PRFIN20040920_034144_000000602030_00290_13370_4283.N1	20-SEP-2004 03:41:44	Bright	59.500	42	34Bet Aur	1.9000	10200.	119	13370	No
75	GOM_NL__2PRFIN20040920_034528_000000672030_00290_13370_4284.N1	20-SEP-2004 03:45:28	Bright	67.000	107	37The Aur	2.6490	11000.	134	13370	No
76	GOM_NL__2PRFIN20040920_034846_000000502030_00290_13370_4285.N1	20-SEP-2004 03:48:46	Bright	50.000	17	78Bet Gem	1.1610	4500.0	100	13370	No
77	GOM_NL__2PRFIN20040920_035102_000000742030_00290_13370_4286.N1	20-SEP-2004 03:51:02	Twilight	73.500	170	27Eps Gem	3.0000	9700.0	147	13370	No
78	GOM_NL__2PRFIN20040920_035307_000000852030_00290_13370_4287.N1	20-SEP-2004 03:53:07	Straylight	84.500	151	13Mu Gem	2.8900	3000.0	169	13370	No
79	GOM_NL__2PRFIN20040920_035640_000000642030_00290_13370_4288.N1	20-SEP-2004 03:56:40	Dark	63.500	8	10Alp CMi	0.40000	6500.0	127	13370	No
80	GOM_NL__2PRFIN20040920_040402_000000452030_00290_13370_4289.N1	20-SEP-2004 04:04:02	Dark	45.000	132	15Rho Pup	2.8030	6900.0	90	13370	No
81	GOM_NL__2PRFIN20040920_040621_000000702030_00290_13370_4290.N1	20-SEP-2004 04:06:21	Dark	69.500	1	9Alp CMa	-1.4400	11000.	139	13370	No
82	GOM_NL__2PRFIN20040920_041053_000000452030_00290_13370_4291.N1	20-SEP-2004 04:10:53	Dark	44.500	46	Del Vel	1.9540	10600.	89	13370	No
83	GOM_NL__2PRFIN20040920_041227_000000512030_00290_13370_4292.N1	20-SEP-2004 04:12:27	Dark	51.000	41	Eps Car	1.8600	4100.0	102	13370	No
84	GOM_NL__2PRFIN20040920_041430_000000902030_00291_13371_4259.N1	20-SEP-2004 04:14:30	Dark	89.500	101	11Alp Lep	2.5820	7000.0	179	13371	No
85	GOM_NL__2PRFIN20040920_042258_000000402030_00291_13371_4260.N1	20-SEP-2004 04:22:58	Dark	40.000	135	Bet Hyi	2.8200	5800.0	80	13371	No
86	GOM_NL__2PRFIN20040920_042424_000000402030_00291_13371_4261.N1	20-SEP-2004 04:24:24	Dark	40.000	143	Alp Hyi	2.8570	7200.0	80	13371	No
87	GOM_NL__2PRFIN20040920_042550_000000492030_00291_13371_4262.N1	20-SEP-2004 04:25:50	Dark	48.500	9	Alp Eri	0.45300	24000.	97	13371	No
88	GOM_NL__2PRFIN20040920_042828_000000402030_00291_13371_4263.N1	20-SEP-2004 04:28:28	Straylight	39.500	148	Alp Tuc	2.8780	4100.0	79	13371	No
89	GOM_NL__2PRFIN20040920_043214_000000382030_00291_13371_4264.N1	20-SEP-2004 04:32:14	Straylight	37.500	31	Alp Gru	1.7340	15200.	75	13371	No
90	GOM_NL__2PRFIN20040920_043501_000000402030_00291_13371_4265.N1	20-SEP-2004 04:35:01	Straylight	40.000	172	Gam Gru	3.0030	13100.	80	13371	No
91	GOM_NL__2PRFIN20040920_043629_000000452030_00291_13371_4266.N1	20-SEP-2004 04:36:29	Straylight	44.500	18	24Alp PsA	1.1660	9700.0	89	13371	No
92	GOM_NL__2PRFIN20040920_043849_000000612030_00291_13371_4267.N1	20-SEP-2004 04:38:49	Twilight	60.500	52	16Bet Cet	2.0370	4500.0	121	13371	No
93	GOM_NL__2PRFIN20040920_044100_000000422030_00291_13371_4268.N1	20-SEP-2004 04:41:00	Twilight	41.500	142	49Del Cap	2.8500	8900.0	83	13371	No
94	GOM_NL__2PRFIN20040920_044509_000000402030_00291_13371_4269.N1	20-SEP-2004 04:45:09	Bright	39.500	162	34Alp Aqr	2.9440	5350.0	79	13371	No
95	GOM_NL__2PRFIN20040920_044812_000000392030_00291_13371_4270.N1	20-SEP-2004 04:48:12	Bright	39.000	61	8Eps Peg	2.1000	3900.0	78	13371	No
96	GOM_NL__2PRFIN20040920_045030_000000482030_00291_13371_4271.N1	20-SEP-2004 04:50:30	Bright	48.000	140	88Gam Peg	2.8340	26000.	96	13371	No
97	GOM_NL__2PRFIN20040920_045313_000000412030_00291_13371_4272.N1	20-SEP-2004 04:53:13	Bright	40.500	93	53Bet Peg	2.5200	3100.0	81	13371	No
98	GOM_NL__2PRFIN20040920_045452_000000462030_00291_13371_4273.N1	20-SEP-2004 04:54:52	Bright	46.000	58	21Alp And	2.0730	11000.	92	13371	No
99	GOM_NL__2PRFIN20040920_045753_000000382030_00291_13371_4274.N1	20-SEP-2004 04:57:53	Bright	37.500	66	37Gam Cyg	2.2080	5900.0	75	13371	No
100	GOM_NL__2PRFIN20040920_045949_000000602030_00291_13371_4275.N1	20-SEP-2004 04:59:49	Bright	60.000	53	43Bet And	2.0480	3300.0	120	13371	No
101	GOM_NL__2PRFIN20040920_050252_000000392030_00291_13371_4276.N1	20-SEP-2004 05:02:52	Bright	38.500	89	5Alp Cep	2.4510	8000.0	77	13371	No

102	GOM_NL__2PRFIN20040920_050456_000000452030_00291_13371_4277.N1	20-SEP-2004 05:04:56	Bright	44.500	76	27Gam Cas	2.3000	30000.	89	13371	No
103	GOM_NL__2PRFIN20040920_051026_000000372030_00291_13371_4278.N1	20-SEP-2004 05:10:26	Bright	37.000	49	1Alp UMi	1.9900	6300.0	74	13371	No
104	GOM_NL__2PRFIN20040920_051206_000000672030_00291_13371_4279.N1	20-SEP-2004 05:12:06	Bright	66.500	35	33Alp Per	1.7950	6250.0	133	13371	No
105	GOM_NL__2PRFIN20040920_051359_000000692030_00291_13371_4280.N1	20-SEP-2004 05:13:59	Bright	68.500	175	39Del Per	3.0100	19400.	137	13371	No
106	GOM_NL__2PRFIN20040920_051759_000000392030_00291_13371_4281.N1	20-SEP-2004 05:17:59	Bright	39.000	36	50Alp UMa	1.8000	6300.0	78	13371	No
107	GOM_NL__2PRFIN20040920_051927_000000362030_00291_13371_4282.N1	20-SEP-2004 05:19:27	Bright	36.000	82	48Bet UMa	2.3650	10600.	72	13371	No
108	GOM_NL__2PRFIN20040920_052220_000000612030_00291_13371_4283.N1	20-SEP-2004 05:22:20	Bright	61.000	42	34Bet Aur	1.9000	10200.	122	13371	No
109	GOM_NL__2PRFIN20040920_052603_000000712030_00291_13371_4284.N1	20-SEP-2004 05:26:03	Bright	71.000	107	37The Aur	2.6490	11000.	142	13371	No
110	GOM_NL__2PRFIN20040920_052922_000000502030_00291_13371_4285.N1	20-SEP-2004 05:29:22	Bright	50.000	17	78Bet Gem	1.1610	4500.0	100	13371	No
111	GOM_NL__2PRFIN20040920_053139_000000732030_00291_13371_4286.N1	20-SEP-2004 05:31:39	Tw_i_and_stray	73.000	170	27Eps Gem	3.0000	9700.0	146	13371	No
112	GOM_NL__2PRFIN20040920_053343_000000982030_00291_13371_4287.N1	20-SEP-2004 05:33:43	Straylight	97.500	151	13Mu Gem	2.8900	3000.0	195	13371	No
113	GOM_NL__2PRFIN20040920_053717_000000612030_00291_13371_4288.N1	20-SEP-2004 05:37:17	Dark	60.500	8	10Alp CMi	0.40000	6500.0	121	13371	No
114	GOM_NL__2PRFIN20040920_054439_000000472030_00291_13371_4289.N1	20-SEP-2004 05:44:39	Dark	46.500	132	15Rho Pup	2.8030	6900.0	93	13371	No
115	GOM_NL__2PRFIN20040920_054700_000000742030_00291_13371_4290.N1	20-SEP-2004 05:47:00	Dark	73.500	1	9Alp CMa	-1.4400	11000.	147	13371	No
116	GOM_NL__2PRFIN20040920_055130_000000402030_00291_13371_4291.N1	20-SEP-2004 05:51:30	Dark	40.000	46	Del Vel	1.9540	10600.	80	13371	No
117	GOM_NL__2PRFIN20040920_055304_000000432030_00291_13371_4292.N1	20-SEP-2004 05:53:04	Dark	43.000	41	Eps Car	1.8600	4100.0	86	13371	No
118	GOM_NL__2PRFIN20040920_055508_000000912030_00292_13372_4259.N1	20-SEP-2004 05:55:08	Dark	91.000	101	11Alp Lep	2.5820	7000.0	182	13372	No
119	GOM_NL__2PRFIN20040920_060334_000000392030_00292_13372_4260.N1	20-SEP-2004 06:03:34	Dark	39.000	135	Bet Hyi	2.8200	5800.0	78	13372	No
120	GOM_NL__2PRFIN20040920_060501_000000402030_00292_13372_4261.N1	20-SEP-2004 06:05:01	Dark	39.500	143	Alp Hyi	2.8570	7200.0	79	13372	No
121	GOM_NL__2PRFIN20040920_060627_000000432030_00292_13372_4262.N1	20-SEP-2004 06:06:27	Dark	43.000	9	Alp Eri	0.45300	24000.	86	13372	No
122	GOM_NL__2PRFIN20040920_060904_000000402030_00292_13372_4263.N1	20-SEP-2004 06:09:04	Straylight	39.500	148	Alp Tuc	2.8780	4100.0	79	13372	No
123	GOM_NL__2PRFIN20040920_061250_000000422030_00292_13372_4264.N1	20-SEP-2004 06:12:50	Straylight	41.500	31	Alp Gru	1.7340	15200.	83	13372	No
124	GOM_NL__2PRFIN20040920_061537_000000392030_00292_13372_4265.N1	20-SEP-2004 06:15:37	Straylight	38.500	172	Gam Gru	3.0030	13100.	77	13372	No
125	GOM_NL__2PRFIN20040920_061706_000000442030_00292_13372_4266.N1	20-SEP-2004 06:17:06	Straylight	44.000	18	24Alp PsA	1.1660	9700.0	88	13372	No
126	GOM_NL__2PRFIN20040920_061928_000000592030_00292_13372_4267.N1	20-SEP-2004 06:19:28	Tw_i_and_stray	58.500	52	16Bet Cet	2.0370	4500.0	117	13372	No
127	GOM_NL__2PRFIN20040920_062136_000000432030_00292_13372_4268.N1	20-SEP-2004 06:21:36	Tw_i_and_stray	42.500	142	49Del Cap	2.8500	8900.0	85	13372	No
128	GOM_NL__2PRFIN20040920_062546_000000392030_00292_13372_4269.N1	20-SEP-2004 06:25:46	Bright	38.500	162	34Alp Aqr	2.9440	5350.0	77	13372	No
129	GOM_NL__2PRFIN20040920_062848_000000392030_00292_13372_4270.N1	20-SEP-2004 06:28:48	Bright	39.000	61	8Eps Peg	2.1000	3900.0	78	13372	No
130	GOM_NL__2PRFIN20040920_063106_000000482030_00292_13372_4271.N1	20-SEP-2004 06:31:06	Bright	48.000	140	88Gam Peg	2.8340	26000.	96	13372	No
131	GOM_NL__2PRFIN20040920_063350_000000382030_00292_13372_4272.N1	20-SEP-2004 06:33:50	Bright	38.000	93	53Bet Peg	2.5200	3100.0	76	13372	No
132	GOM_NL__2PRFIN20040920_063528_000000472030_00292_13372_4273.N1	20-SEP-2004 06:35:28	Bright	47.000	58	21Alp And	2.0730	11000.	94	13372	No
133	GOM_NL__2PRFIN20040920_063829_000000402030_00292_13372_4274.N1	20-SEP-2004 06:38:29	Bright	40.000	66	37Gam Cyg	2.2080	5900.0	80	13372	No
134	GOM_NL__2PRFIN20040920_064024_000000592030_00292_13372_4275.N1	20-SEP-2004 06:40:24	Bright	59.000	53	43Bet And	2.0480	3300.0	118	13372	No
135	GOM_NL__2PRFIN20040920_064329_000000382030_00292_13372_4276.N1	20-SEP-2004 06:43:29	Bright	37.500	89	5Alp Cep	2.4510	8000.0	75	13372	No
136	GOM_NL__2PRFIN20040920_064531_000000442030_00292_13372_4277.N1	20-SEP-2004 06:45:31	Bright	43.500	76	27Gam Cas	2.3000	30000.	87	13372	No
137	GOM_NL__2PRFIN20040920_065102_000000392030_00292_13372_4278.N1	20-SEP-2004 06:51:02	Bright	39.000	49	1Alp UMi	1.9900	6300.0	78	13372	No
138	GOM_NL__2PRFIN20040920_065241_000000672030_00292_13372_4279.N1	20-SEP-2004 06:52:41	Bright	66.500	35	33Alp Per	1.7950	6250.0	133	13372	No
139	GOM_NL__2PRFIN20040920_065433_000000712030_00292_13372_4280.N1	20-SEP-2004 06:54:33	Bright	70.500	175	39Del Per	3.0100	19400.	141	13372	No
140	GOM_NL__2PRFIN20040920_065835_000000362030_00292_13372_4281.N1	20-SEP-2004 06:58:35	Bright	36.000	36	50Alp UMa	1.8000	6300.0	72	13372	No
141	GOM_NL__2PRFIN20040920_070004_000000382030_00292_13372_4282.N1	20-SEP-2004 07:00:04	Bright	37.500	82	48Bet UMa	2.3650	10600.	75	13372	No
142	GOM_NL__2PRFIN20040920_070255_000000622030_00292_13372_4283.N1	20-SEP-2004 07:02:55	Bright	62.000	42	34Bet Aur	1.9000	10200.	124	13372	No
143	GOM_NL__2PRFIN20040920_070639_000000702030_00292_13372_4284.N1	20-SEP-2004 07:06:39	Bright	69.500	107	37The Aur	2.6490	11000.	139	13372	No
144	GOM_NL__2PRFIN20040920_070958_000000512030_00292_13372_4285.N1	20-SEP-2004 07:09:58	Bright	51.000	17	78Bet Gem	1.1610	4500.0	102	13372	No
145	GOM_NL__2PRFIN20040920_071215_000000722030_00292_13372_4286.N1	20-SEP-2004 07:12:15	Tw_i_and_stray	72.000	170	27Eps Gem	3.0000	9700.0	144	13372	No
146	GOM_NL__2PRFIN20040920_071420_000000942030_00292_13372_4287.N1	20-SEP-2004 07:14:20	Straylight	94.000	151	13Mu Gem	2.8900	3000.0	188	13372	No
147	GOM_NL__2PRFIN20040920_071753_000000602030_00292_13372_4288.N1	20-SEP-2004 07:17:53	Dark	60.000	8	10Alp CMi	0.40000	6500.0	120	13372	No
148	GOM_NL__2PRFIN20040920_072516_000000432030_00292_13372_4289.N1	20-SEP-2004 07:25:16	Dark	42.500	132	15Rho Pup	2.8030	6900.0	85	13372	No
149	GOM_NL__2PRFIN20040920_072738_000000682030_00292_13372_4290.N1	20-SEP-2004 07:27:38	Dark	67.500	1	9Alp CMa	-1.4400	11000.	135	13372	No
150	GOM_NL__2PRFIN20040920_073206_000000422030_00292_13372_4291.N1	20-SEP-2004 07:32:06	Dark	42.000	46	Del Vel	1.9540	10600.	84	13372	No
151	GOM_NL__2PRFIN20040920_073340_000000512030_00292_13372_4292.N1	20-SEP-2004 07:33:40	Dark	51.000	41	Eps Car	1.8600	4100.0	102	13372	No
152	GOM_NL__2PRFIN20040920_073546_000000912030_00293_13373_4259.N1	20-SEP-2004 07:35:46	Dark	90.500	101	11Alp Lep	2.5820	7000.0	181	13373	No
153	GOM_NL__2PRFIN20040920_074411_000000382030_00293_13373_4260.N1	20-SEP-2004 07:44:11	Dark	38.000	135	Bet Hyi	2.8200	5800.0	76	13373	No
154	GOM_NL__2PRFIN20040920_074537_000000412030_00293_13373_4261.N1	20-SEP-2004 07:45:37	Dark	40.500	143	Alp Hyi	2.8570	7200.0	81	13373	No
155	GOM_NL__2PRFIN20040920_074704_000000562030_00293_13373_4262.N1	20-SEP-2004 07:47:04	Dark	55.500	9	Alp Eri	0.45300	24000.	111	13373	No
156	GOM_NL__2PRFIN20040920_074941_000000462030_00293_13373_4263.N1	20-SEP-2004 07:49:41	Straylight	45.500	148	Alp Tuc	2.8780	4100.0	91	13373	No
157	GOM_NL__2PRFIN20040920_075326_000000422030_00293_13373_4264.N1	20-SEP-2004 07:53:26	Straylight	41.500	31	Alp Gru	1.7340	15200.	83	13373	No
158	GOM_NL__2PRFIN20040920_075613_000000402030_00293_13373_4265.N1	20-SEP-2004 07:56:13	Straylight	40.000	172	Gam Gru	3.0030	13100.	80	13373	No
159	GOM_NL__2PRFIN20040920_075742_000000462030_00293_13373_4266.N1	20-SEP-2004 07:57:42	Straylight	45.500	18	24Alp PsA	1.1660	9700.0	91	13373	No
160	GOM_NL__2PRFIN20040920_080004_000000592030_00293_13373_4267.N1	20-SEP-2004 08:00:04	Tw_i_and_stray	59.000	52	16Bet Cet	2.0370	4500.0	118	13373	No

161	GOM_NL__2PRFIN20040920_080212_000000412030_00293_13373_4268.N1	20-SEP-2004 08:02:12	Twl_and_stray	41.000	142	49Del Cap	2.8500	8900.0	82	13373	No
162	GOM_NL__2PRFIN20040920_080622_000000402030_00293_13373_4269.N1	20-SEP-2004 08:06:22	Bright	39.500	162	34Alp Aqr	2.9440	5350.0	79	13373	No
163	GOM_NL__2PRFIN20040920_080924_000000392030_00293_13373_4270.N1	20-SEP-2004 08:09:24	Bright	39.000	61	8Eps Peg	2.1000	3900.0	78	13373	No
164	GOM_NL__2PRFIN20040920_081142_000000472030_00293_13373_4271.N1	20-SEP-2004 08:11:42	Bright	46.500	140	88Gam Peg	2.8340	26000.	93	13373	No
165	GOM_NL__2PRFIN20040920_081425_000000422030_00293_13373_4272.N1	20-SEP-2004 08:14:25	Bright	42.000	93	53Bet Peg	2.5200	3100.0	84	13373	No
166	GOM_NL__2PRFIN20040920_081603_000000462030_00293_13373_4273.N1	20-SEP-2004 08:16:03	Bright	45.500	58	21Alp And	2.0730	11000.	91	13373	No
167	GOM_NL__2PRFIN20040920_081905_000000402030_00293_13373_4274.N1	20-SEP-2004 08:19:05	Bright	39.500	66	37Gam Cyg	2.2080	5900.0	79	13373	No
168	GOM_NL__2PRFIN20040920_082059_000000592030_00293_13373_4275.N1	20-SEP-2004 08:20:59	Bright	58.500	53	43Bet And	2.0480	3300.0	117	13373	No
169	GOM_NL__2PRFIN20040920_082405_000000382030_00293_13373_4276.N1	20-SEP-2004 08:24:05	Bright	37.500	89	5Alp Cep	2.4510	8000.0	75	13373	No
170	GOM_NL__2PRFIN20040920_082607_000000432030_00293_13373_4277.N1	20-SEP-2004 08:26:07	Bright	42.500	76	27Gam Cas	2.3000	30000.	85	13373	No
171	GOM_NL__2PRFIN20040920_083138_000000362030_00293_13373_4278.N1	20-SEP-2004 08:31:38	Bright	36.000	49	1Alp UMi	1.9900	6300.0	72	13373	No
172	GOM_NL__2PRFIN20040920_083316_000000682030_00293_13373_4279.N1	20-SEP-2004 08:33:16	Bright	67.500	35	33Alp Per	1.7950	6250.0	135	13373	No
173	GOM_NL__2PRFIN20040920_083508_000000692030_00293_13373_4280.N1	20-SEP-2004 08:35:08	Bright	68.500	175	39Del Per	3.0100	19400.	137	13373	No
174	GOM_NL__2PRFIN20040920_083911_000000392030_00293_13373_4281.N1	20-SEP-2004 08:39:11	Bright	39.000	36	50Alp UMa	1.8000	6300.0	78	13373	No
175	GOM_NL__2PRFIN20040920_084039_000000392030_00293_13373_4282.N1	20-SEP-2004 08:40:39	Bright	38.500	82	48Bet UMa	2.3650	10600.	77	13373	No
176	GOM_NL__2PRFIN20040920_084331_000000592030_00293_13373_4283.N1	20-SEP-2004 08:43:31	Bright	58.500	42	34Bet Aur	1.9000	10200.	117	13373	No
177	GOM_NL__2PRFIN20040920_084715_000000702030_00293_13373_4284.N1	20-SEP-2004 08:47:15	Bright	69.500	107	37The Aur	2.6490	11000.	139	13373	No
178	GOM_NL__2PRFIN20040920_085035_000000502030_00293_13373_4285.N1	20-SEP-2004 08:50:35	Bright	49.500	17	78Bet Gem	1.1610	4500.0	99	13373	No
179	GOM_NL__2PRFIN20040920_085252_000000702030_00293_13373_4286.N1	20-SEP-2004 08:52:52	Twl_and_stray	70.000	170	27Eps Gem	3.0000	9700.0	140	13373	No
180	GOM_NL__2PRFIN20040920_085457_000000952030_00293_13373_4287.N1	20-SEP-2004 08:54:57	Straylight	95.000	151	13Mu Gem	2.8900	3000.0	190	13373	No
181	GOM_NL__2PRFIN20040920_085830_000000642030_00293_13373_4288.N1	20-SEP-2004 08:58:30	Dark	63.500	8	10Alp CMi	0.40000	6500.0	127	13373	No
182	GOM_NL__2PRFIN20040920_090552_000000452030_00293_13373_4289.N1	20-SEP-2004 09:05:52	Dark	44.500	132	15Rho Pup	2.8030	6900.0	89	13373	No
183	GOM_NL__2PRFIN20040920_090813_000000752030_00293_13373_4290.N1	20-SEP-2004 09:08:13	Dark	75.000	1	9Alp CMa	-1.4400	11000.	150	13373	No
184	GOM_NL__2PRFIN20040920_091242_000000422030_00293_13373_4291.N1	20-SEP-2004 09:12:42	Dark	41.500	46	Del Vel	1.9540	10600.	83	13373	No
185	GOM_NL__2PRFIN20040920_091416_000000482030_00293_13373_4292.N1	20-SEP-2004 09:14:16	Dark	48.000	41	Eps Car	1.8600	4100.0	96	13373	No
186	GOM_NL__2PRFIN20040920_091625_000000932030_00294_13374_4259.N1	20-SEP-2004 09:16:25	Dark	92.500	101	11Alp Lep	2.5820	7000.0	185	13374	No
187	GOM_NL__2PRFIN20040920_092447_000000382030_00294_13374_4260.N1	20-SEP-2004 09:24:47	Dark	38.000	135	Bet Hyi	2.8200	5800.0	76	13374	No
188	GOM_NL__2PRFIN20040920_092613_000000432030_00294_13374_4261.N1	20-SEP-2004 09:26:13	Dark	42.500	143	Alp Hyi	2.8570	7200.0	85	13374	No
189	GOM_NL__2PRFIN20040920_092740_000000562030_00294_13374_4262.N1	20-SEP-2004 09:27:40	Dark	56.000	9	Alp Eri	0.45300	24000.	112	13374	No
190	GOM_NL__2PRFIN20040920_093016_000000432030_00294_13374_4263.N1	20-SEP-2004 09:30:16	Straylight	42.500	148	Alp Tuc	2.8780	4100.0	85	13374	No
191	GOM_NL__2PRFIN20040920_093402_000000412030_00294_13374_4264.N1	20-SEP-2004 09:34:02	Straylight	41.000	31	Alp Gru	1.7340	15200.	82	13374	No
192	GOM_NL__2PRFIN20040920_093649_000000402030_00294_13374_4265.N1	20-SEP-2004 09:36:49	Straylight	39.500	172	Gam Gru	3.0030	13100.	79	13374	No
193	GOM_NL__2PRFIN20040920_093817_000000462030_00294_13374_4266.N1	20-SEP-2004 09:38:17	Straylight	46.000	18	24Alp PsA	1.1660	9700.0	92	13374	No
194	GOM_NL__2PRFIN20040920_094038_000000622030_00294_13374_4267.N1	20-SEP-2004 09:40:38	Twl_and_stray	62.000	52	16Bet Cet	2.0370	4500.0	124	13374	No
195	GOM_NL__2PRFIN20040920_094247_000000422030_00294_13374_4268.N1	20-SEP-2004 09:42:47	Twl_and_stray	41.500	142	49Del Cap	2.8500	8900.0	83	13374	No
196	GOM_NL__2PRFIN20040920_094658_000000392030_00294_13374_4269.N1	20-SEP-2004 09:46:58	Bright	38.500	162	34Alp Aqr	2.9440	5350.0	77	13374	No
197	GOM_NL__2PRFIN20040920_095000_000000522030_00294_13374_4270.N1	20-SEP-2004 09:50:00	Bright	52.000	61	8Eps Peg	2.1000	3900.0	104	13374	No
198	GOM_NL__2PRFIN20040920_095217_000000482030_00294_13374_4271.N1	20-SEP-2004 09:52:17	Bright	47.500	140	88Gam Peg	2.8340	26000.	95	13374	No
199	GOM_NL__2PRFIN20040920_095501_000000412030_00294_13374_4272.N1	20-SEP-2004 09:55:01	Bright	40.500	93	53Bet Peg	2.5200	3100.0	81	13374	No
200	GOM_NL__2PRFIN20040920_095638_000000462030_00294_13374_4273.N1	20-SEP-2004 09:56:38	Bright	45.500	58	21Alp And	2.0730	11000.	91	13374	No
201	GOM_NL__2PRFIN20040920_095942_000000402030_00294_13374_4274.N1	20-SEP-2004 09:59:42	Bright	40.000	66	37Gam Cyg	2.2080	5900.0	80	13374	No
202	GOM_NL__2PRFIN20040920_100134_000000612030_00294_13374_4275.N1	20-SEP-2004 10:01:34	Bright	60.500	53	43Bet And	2.0480	3300.0	121	13374	No
203	GOM_NL__2PRFIN20040920_100440_000000392030_00294_13374_4276.N1	20-SEP-2004 10:04:40	Bright	38.500	89	5Alp Cep	2.4510	8000.0	77	13374	No
204	GOM_NL__2PRFIN20040920_100643_000000422030_00294_13374_4277.N1	20-SEP-2004 10:06:43	Bright	42.000	76	27Gam Cas	2.3000	30000.	84	13374	No
205	GOM_NL__2PRFIN20040920_101214_000000382030_00294_13374_4278.N1	20-SEP-2004 10:12:14	Bright	38.000	49	1Alp UMi	1.9900	6300.0	76	13374	No
206	GOM_NL__2PRFIN20040920_101351_000000672030_00294_13374_4279.N1	20-SEP-2004 10:13:51	Bright	66.500	35	33Alp Per	1.7950	6250.0	133	13374	No
207	GOM_NL__2PRFIN20040920_101543_000000682030_00294_13374_4280.N1	20-SEP-2004 10:15:43	Bright	67.500	175	39Del Per	3.0100	19400.	135	13374	No
208	GOM_NL__2PRFIN20040920_101947_000000392030_00294_13374_4281.N1	20-SEP-2004 10:19:47	Bright	39.000	36	50Alp UMa	1.8000	6300.0	78	13374	No
209	GOM_NL__2PRFIN20040920_102115_000000382030_00294_13374_4282.N1	20-SEP-2004 10:21:15	Bright	37.500	82	48Bet UMa	2.3650	10600.	75	13374	No
210	GOM_NL__2PRFIN20040920_102407_000000582030_00294_13374_4283.N1	20-SEP-2004 10:24:07	Bright	57.500	42	34Bet Aur	1.9000	10200.	115	13374	No
211	GOM_NL__2PRFIN20040920_102751_000000702030_00294_13374_4284.N1	20-SEP-2004 10:27:51	Bright	69.500	107	37The Aur	2.6490	11000.	139	13374	No
212	GOM_NL__2PRFIN20040920_103111_000000592030_00294_13374_4285.N1	20-SEP-2004 10:31:11	Bright	59.000	17	78Bet Gem	1.1610	4500.0	118	13374	No
213	GOM_NL__2PRFIN20040920_103328_000000712030_00294_13374_4286.N1	20-SEP-2004 10:33:28	Twl_and_stray	71.000	170	27Eps Gem	3.0000	9700.0	142	13374	No
214	GOM_NL__2PRFIN20040920_103534_000001082030_00294_13374_4287.N1	20-SEP-2004 10:35:34	Straylight	107.50	151	13Mu Gem	2.8900	3000.0	215	13374	No
215	GOM_NL__2PRFIN20040920_103907_000000592030_00294_13374_4288.N1	20-SEP-2004 10:39:07	Dark	59.000	8	10Alp CMi	0.40000	6500.0	118	13374	No
216	GOM_NL__2PRFIN20040920_104628_000000462030_00294_13374_4289.N1	20-SEP-2004 10:46:28	Dark	45.500	132	15Rho Pup	2.8030	6900.0	91	13374	No
217	GOM_NL__2PRFIN20040920_104852_000000792030_00294_13374_4290.N1	20-SEP-2004 10:48:52	Dark	79.000	1	9Alp CMa	-1.4400	11000.	158	13374	No
218	GOM_NL__2PRFIN20040920_105317_000000432030_00294_13374_4291.N1	20-SEP-2004 10:53:17	Dark	42.500	46	Del Vel	1.9540	10600.	85	13374	No
219	GOM_NL__2PRFIN20040920_105452_000000522030_00294_13374_4292.N1	20-SEP-2004 10:54:52	Dark	51.500	41	Eps Car	1.8600	4100.0	103	13374	No

220	GOM_NL__2PRFIN20040920_105703_000000902030_00295_13375_4259.N1	20-SEP-2004 10:57:03	Dark	90.000	101	11Alp Lep	2.5820	7000.0	180	13375	No
221	GOM_NL__2PRFIN20040920_110522_000000382030_00295_13375_4260.N1	20-SEP-2004 11:05:22	Dark	37.500	135	Bet Hyi	2.8200	5800.0	75	13375	No
222	GOM_NL__2PRFIN20040920_110649_000000422030_00295_13375_4261.N1	20-SEP-2004 11:06:49	Dark	42.000	143	Alp Hyi	2.8570	7200.0	84	13375	No
223	GOM_NL__2PRFIN20040920_110815_000000462030_00295_13375_4262.N1	20-SEP-2004 11:08:15	Dark	46.000	9	Alp Eri	0.45300	24000.	92	13375	No
224	GOM_NL__2PRFIN20040920_111052_000000432030_00295_13375_4263.N1	20-SEP-2004 11:10:52	Straylight	42.500	148	Alp Tuc	2.8780	4100.0	85	13375	No
225	GOM_NL__2PRFIN20040920_111419_000000422030_00295_13375_4264.N1	20-SEP-2004 11:14:19	Straylight	42.000	63	Bet Gru	2.1500	2800.0	84	13375	No
226	GOM_NL__2PRFIN20040920_111725_000000382030_00295_13375_4265.N1	20-SEP-2004 11:17:25	Straylight	37.500	172	Gam Gru	3.0030	13100.	75	13375	No
227	GOM_NL__2PRFIN20040920_111853_000000472030_00295_13375_4266.N1	20-SEP-2004 11:18:53	Straylight	46.500	18	24Alp PsA	1.1660	9700.0	93	13375	No
228	GOM_NL__2PRFIN20040920_112115_000000602030_00295_13375_4267.N1	20-SEP-2004 11:21:15	Twi_and_stray	59.500	52	16Bet Cet	2.0370	4500.0	119	13375	No
229	GOM_NL__2PRFIN20040920_112323_000000432030_00295_13375_4268.N1	20-SEP-2004 11:23:23	Twi_and_stray	43.000	142	49Del Cap	2.8500	8900.0	86	13375	No
230	GOM_NL__2PRFIN20040920_112734_000000392030_00295_13375_4269.N1	20-SEP-2004 11:27:34	Bright	39.000	162	34Alp Aqr	2.9440	5350.0	78	13375	No
231	GOM_NL__2PRFIN20040920_113035_000000412030_00295_13375_4270.N1	20-SEP-2004 11:30:35	Bright	41.000	61	8Eps Peg	2.1000	3900.0	82	13375	No
232	GOM_NL__2PRFIN20040920_113252_000000472030_00295_13375_4271.N1	20-SEP-2004 11:32:52	Bright	47.000	140	88Gam Peg	2.8340	26000.	94	13375	No
233	GOM_NL__2PRFIN20040920_113536_000000422030_00295_13375_4272.N1	20-SEP-2004 11:35:36	Bright	41.500	93	53Bet Peg	2.5200	3100.0	83	13375	No
234	GOM_NL__2PRFIN20040920_113714_000000442030_00295_13375_4273.N1	20-SEP-2004 11:37:14	Bright	44.000	58	21Alp And	2.0730	11000.	88	13375	No
235	GOM_NL__2PRFIN20040920_114108_000000392030_00295_13375_4274.N1	20-SEP-2004 11:41:08	Bright	39.000	19	50Alp Cyg	1.2460	10500.	78	13375	No
236	GOM_NL__2PRFIN20040920_114514_000000402030_00295_13375_4275.N1	20-SEP-2004 11:45:14	Bright	40.000	89	5Alp Cep	2.4510	8000.0	80	13375	No
237	GOM_NL__2PRFIN20040920_114718_000000432030_00295_13375_4276.N1	20-SEP-2004 11:47:18	Bright	42.500	76	27Gam Cas	2.3000	30000.	85	13375	No
238	GOM_NL__2PRFIN20040920_115249_000000382030_00295_13375_4277.N1	20-SEP-2004 11:52:49	Bright	37.500	49	1Alp UMi	1.9900	6300.0	75	13375	No
239	GOM_NL__2PRFIN20040920_115408_000000402030_00295_13375_4278.N1	20-SEP-2004 11:54:08	Bright	40.000	60	7Bet UMi	2.0810	3950.0	80	13375	No
240	GOM_NL__2PRFIN20040920_115618_000000672030_00295_13375_4279.N1	20-SEP-2004 11:56:18	Bright	66.500	175	39Del Per	3.0100	19400.	133	13375	No
241	GOM_NL__2PRFIN20040920_120023_000000392030_00295_13375_4280.N1	20-SEP-2004 12:00:23	Bright	38.500	36	50Alp UMa	1.8000	6300.0	77	13375	No
242	GOM_NL__2PRFIN20040920_120151_000000362030_00295_13375_4281.N1	20-SEP-2004 12:01:51	Bright	36.000	82	48Bet UMa	2.3650	10600.	72	13375	No
243	GOM_NL__2PRFIN20040920_120442_000000582030_00295_13375_4282.N1	20-SEP-2004 12:04:42	Bright	57.500	42	34Bet Aur	1.9000	10200.	115	13375	No
244	GOM_NL__2PRFIN20040920_120827_000000702030_00295_13375_4283.N1	20-SEP-2004 12:08:27	Bright	70.000	107	37The Aur	2.6490	11000.	140	13375	No
245	GOM_NL__2PRFIN20040920_121121_000002322030_00295_13375_4284.N1	20-SEP-2004 12:11:21	Twi_and_stray	231.50	114	3lot Aur	2.6930	4600.0	463	13375	No
246	GOM_NL__2PRFIN20040920_121610_000000882030_00295_13375_4285.N1	20-SEP-2004 12:16:10	Straylight	88.000	151	13Mu Gem	2.8900	3000.0	176	13375	No
247	GOM_NL__2PRFIN20040920_121943_000000592030_00295_13375_4286.N1	20-SEP-2004 12:19:43	Dark	59.000	8	10Alp CMi	0.40000	6500.0	118	13375	No
248	GOM_NL__2PRFIN20040920_122142_000002552030_00295_13375_4287.N1	20-SEP-2004 12:21:42	Dark	255.00	176	23Zet Tau	3.0200	22000.	510	13375	No
249	GOM_NL__2PRFIN20040920_122705_000000442030_00295_13375_4288.N1	20-SEP-2004 12:27:05	Dark	44.000	132	15Rho Pup	2.8030	6900.0	88	13375	No
250	GOM_NL__2PRFIN20040920_122927_000000732030_00295_13375_4289.N1	20-SEP-2004 12:29:27	Dark	72.500	1	9Alp CMa	-1.4400	11000.	145	13375	No
251	GOM_NL__2PRFIN20040920_123354_000000442030_00295_13375_4290.N1	20-SEP-2004 12:33:54	Dark	44.000	46	Del Vel	1.9540	10600.	88	13375	No
252	GOM_NL__2PRFIN20040920_123528_000000512030_00295_13375_4291.N1	20-SEP-2004 12:35:28	Dark	51.000	41	Eps Car	1.8600	4100.0	102	13375	No
253	GOM_NL__2PRFIN20040920_123742_000000932030_00296_13376_4259.N1	20-SEP-2004 12:37:42	Dark	93.000	101	11Alp Lep	2.5820	7000.0	186	13376	No
254	GOM_NL__2PRFIN20040920_124559_000000392030_00296_13376_4260.N1	20-SEP-2004 12:45:59	Dark	39.000	135	Bet Hyi	2.8200	5800.0	78	13376	No
255	GOM_NL__2PRFIN20040920_124725_000000432030_00296_13376_4261.N1	20-SEP-2004 12:47:25	Dark	42.500	143	Alp Hyi	2.8570	7200.0	85	13376	No
256	GOM_NL__2PRFIN20040920_124852_000000542030_00296_13376_4262.N1	20-SEP-2004 12:48:52	Dark	53.500	9	Alp Eri	0.45300	24000.	107	13376	No
257	GOM_NL__2PRFIN20040920_125129_000000472030_00296_13376_4263.N1	20-SEP-2004 12:51:29	Straylight	47.000	148	Alp Tuc	2.8780	4100.0	94	13376	No
258	GOM_NL__2PRFIN20040920_125454_000000502030_00296_13376_4264.N1	20-SEP-2004 12:54:54	Straylight	50.000	63	Bet Gru	2.1500	2800.0	100	13376	No
259	GOM_NL__2PRFIN20040920_125801_000000402030_00296_13376_4265.N1	20-SEP-2004 12:58:01	Straylight	40.000	172	Gam Gru	3.0030	13100.	80	13376	No
260	GOM_NL__2PRFIN20040920_125927_000000462030_00296_13376_4266.N1	20-SEP-2004 12:59:27	Straylight	46.000	18	24Alp PsA	1.1660	9700.0	92	13376	No
261	GOM_NL__2PRFIN20040920_130150_000000602030_00296_13376_4267.N1	20-SEP-2004 13:01:50	Twi_and_stray	59.500	52	16Bet Cet	2.0370	4500.0	119	13376	No
262	GOM_NL__2PRFIN20040920_130359_000000412030_00296_13376_4268.N1	20-SEP-2004 13:03:59	Twi_and_stray	41.000	142	49Del Cap	2.8500	8900.0	82	13376	No
263	GOM_NL__2PRFIN20040920_130809_000000412030_00296_13376_4269.N1	20-SEP-2004 13:08:09	Bright	40.500	162	34Alp Aqr	2.9440	5350.0	81	13376	No
264	GOM_NL__2PRFIN20040920_131112_000000402030_00296_13376_4270.N1	20-SEP-2004 13:11:12	Bright	40.000	61	8Eps Peg	2.1000	3900.0	80	13376	No
265	GOM_NL__2PRFIN20040920_131328_000000472030_00296_13376_4271.N1	20-SEP-2004 13:13:28	Bright	47.000	140	88Gam Peg	2.8340	26000.	94	13376	No
266	GOM_NL__2PRFIN20040920_131612_000000412030_00296_13376_4272.N1	20-SEP-2004 13:16:12	Bright	41.000	93	53Bet Peg	2.5200	3100.0	82	13376	No
267	GOM_NL__2PRFIN20040920_131749_000000482030_00296_13376_4273.N1	20-SEP-2004 13:17:49	Bright	47.500	58	21Alp And	2.0730	11000.	95	13376	No
268	GOM_NL__2PRFIN20040920_132144_000000402030_00296_13376_4274.N1	20-SEP-2004 13:21:44	Bright	39.500	19	50Alp Cyg	1.2460	10500.	79	13376	No
269	GOM_NL__2PRFIN20040920_132552_000000392030_00296_13376_4275.N1	20-SEP-2004 13:25:52	Bright	38.500	89	5Alp Cep	2.4510	8000.0	77	13376	No
270	GOM_NL__2PRFIN20040920_132753_000000432030_00296_13376_4276.N1	20-SEP-2004 13:27:53	Bright	42.500	76	27Gam Cas	2.3000	30000.	85	13376	No
271	GOM_NL__2PRFIN20040920_133325_000000392030_00296_13376_4277.N1	20-SEP-2004 13:33:25	Bright	39.000	49	1Alp UMi	1.9900	6300.0	78	13376	No
272	GOM_NL__2PRFIN20040920_133445_000000372030_00296_13376_4278.N1	20-SEP-2004 13:34:45	Bright	37.000	60	7Bet UMi	2.0810	3950.0	74	13376	No
273	GOM_NL__2PRFIN20040920_133652_000000722030_00296_13376_4279.N1	20-SEP-2004 13:36:52	Bright	72.000	175	39Del Per	3.0100	19400.	144	13376	No
274	GOM_NL__2PRFIN20040920_134100_000000372030_00296_13376_4280.N1	20-SEP-2004 13:41:00	Bright	37.000	36	50Alp UMa	1.8000	6300.0	74	13376	No
275	GOM_NL__2PRFIN20040920_134227_000000462030_00296_13376_4281.N1	20-SEP-2004 13:42:27	Bright	46.000	82	48Bet UMa	2.3650	10600.	92	13376	No
276	GOM_NL__2PRFIN20040920_134517_000000602030_00296_13376_4282.N1	20-SEP-2004 13:45:17	Bright	60.000	42	34Bet Aur	1.9000	10200.	120	13376	No
277	GOM_NL__2PRFIN20040920_134903_000000692030_00296_13376_4283.N1	20-SEP-2004 13:49:03	Bright	69.000	107	37The Aur	2.6490	11000.	138	13376	No
278	GOM_NL__2PRFIN20040920_135158_000002472030_00296_13376_4284.N1	20-SEP-2004 13:51:58	Twi_and_stray	246.50	114	3lot Aur	2.6930	4600.0	493	13376	No

279	GOM_NL__2PRFIN20040920_135647_000000942030_00296_13376_4285.N1	20-SEP-2004 13:56:47	Straylight	94.000	151	13Mu Gem	2.8900	3000.0	188	13376	No
280	GOM_NL__2PRFIN20040920_140020_000000682030_00296_13376_4286.N1	20-SEP-2004 14:00:20	Dark	68.000	8	10Alp CMi	0.40000	6500.0	136	13376	No
281	GOM_NL__2PRFIN20040920_140222_000002552030_00296_13376_4287.N1	20-SEP-2004 14:02:22	Dark	255.00	176	23Zet Tau	3.0200	22000.	510	13376	No
282	GOM_NL__2PRFIN20040920_140741_000000442030_00296_13376_4288.N1	20-SEP-2004 14:07:41	Dark	44.000	132	15Rho Pup	2.8030	6900.0	88	13376	No
283	GOM_NL__2PRFIN20040920_141007_000000782030_00296_13376_4289.N1	20-SEP-2004 14:10:07	Dark	77.500	1	9Alp CMa	-1.4400	11000.	155	13376	No
284	GOM_NL__2PRFIN20040920_141430_000000402030_00296_13376_4290.N1	20-SEP-2004 14:14:30	Dark	39.500	46	Del Vel	1.9540	10600.	79	13376	No
285	GOM_NL__2PRFIN20040920_141601_000000432030_00296_13376_4291.N1	20-SEP-2004 14:16:01	Dark	43.000	41	Eps Car	1.8600	4100.0	86	13376	No
286	GOM_NL__2PRFIN20040920_141821_000000902030_00297_13377_4259.N1	20-SEP-2004 14:18:21	Dark	89.500	101	11Alp Lep	2.5820	7000.0	179	13377	No
287	GOM_NL__2PRFIN20040920_142634_000000402030_00297_13377_4260.N1	20-SEP-2004 14:26:34	Dark	39.500	135	Bet Hyi	2.8200	5800.0	79	13377	No
288	GOM_NL__2PRFIN20040920_142801_000000432030_00297_13377_4261.N1	20-SEP-2004 14:28:01	Dark	42.500	143	Alp Hyi	2.8570	7200.0	85	13377	No
289	GOM_NL__2PRFIN20040920_142929_000000532030_00297_13377_4262.N1	20-SEP-2004 14:29:29	Dark	52.500	9	Alp Eri	0.45300	24000.	105	13377	No
290	GOM_NL__2PRFIN20040920_143204_000000462030_00297_13377_4263.N1	20-SEP-2004 14:32:04	Straylight	45.500	148	Alp Tuc	2.8780	4100.0	91	13377	No
291	GOM_NL__2PRFIN20040920_143531_000000522030_00297_13377_4264.N1	20-SEP-2004 14:35:31	Straylight	52.000	63	Bet Gru	2.1500	2800.0	104	13377	No
292	GOM_NL__2PRFIN20040920_143837_000000402030_00297_13377_4265.N1	20-SEP-2004 14:38:37	Straylight	40.000	172	Gam Gru	3.0030	13100.	80	13377	No
293	GOM_NL__2PRFIN20040920_144003_000000482030_00297_13377_4266.N1	20-SEP-2004 14:40:03	Straylight	48.000	18	24Alp PsA	1.1660	9700.0	96	13377	No
294	GOM_NL__2PRFIN20040920_144226_000000602030_00297_13377_4267.N1	20-SEP-2004 14:42:26	Tw_i_and_stray	60.000	52	16Bet Cet	2.0370	4500.0	120	13377	No
295	GOM_NL__2PRFIN20040920_144435_000000432030_00297_13377_4268.N1	20-SEP-2004 14:44:35	Tw_i_and_stray	42.500	142	49Del Cap	2.8500	8900.0	85	13377	No
296	GOM_NL__2PRFIN20040920_144846_000000392030_00297_13377_4269.N1	20-SEP-2004 14:48:46	Bright	39.000	162	34Alp Aqr	2.9440	5350.0	78	13377	No
297	GOM_NL__2PRFIN20040920_145147_000000402030_00297_13377_4270.N1	20-SEP-2004 14:51:47	Bright	39.500	61	8Eps Peg	2.1000	3900.0	79	13377	No
298	GOM_NL__2PRFIN20040920_145403_000000472030_00297_13377_4271.N1	20-SEP-2004 14:54:03	Bright	46.500	140	88Gam Peg	2.8340	26000.	93	13377	No
299	GOM_NL__2PRFIN20040920_145647_000000432030_00297_13377_4272.N1	20-SEP-2004 14:56:47	Bright	42.500	93	53Bet Peg	2.5200	3100.0	85	13377	No
300	GOM_NL__2PRFIN20040920_145824_000000452030_00297_13377_4273.N1	20-SEP-2004 14:58:24	Bright	44.500	58	21Alp And	2.0730	11000.	89	13377	No
301	GOM_NL__2PRFIN20040920_150221_000000392030_00297_13377_4274.N1	20-SEP-2004 15:02:21	Bright	39.000	19	50Alp Cyg	1.2460	10500.	78	13377	No
302	GOM_NL__2PRFIN20040920_150626_000000402030_00297_13377_4275.N1	20-SEP-2004 15:06:26	Bright	40.000	89	5Alp Cep	2.4510	8000.0	80	13377	No
303	GOM_NL__2PRFIN20040920_150829_000000432030_00297_13377_4276.N1	20-SEP-2004 15:08:29	Bright	43.000	76	27Gam Cas	2.3000	30000.	86	13377	No
304	GOM_NL__2PRFIN20040920_151401_000000392030_00297_13377_4277.N1	20-SEP-2004 15:14:01	Bright	38.500	49	1Alp UMi	1.9900	6300.0	77	13377	No
305	GOM_NL__2PRFIN20040920_151521_000000372030_00297_13377_4278.N1	20-SEP-2004 15:15:21	Bright	37.000	60	7Bet UMi	2.0810	3950.0	74	13377	No
306	GOM_NL__2PRFIN20040920_151727_000000682030_00297_13377_4279.N1	20-SEP-2004 15:17:27	Bright	68.000	175	39Del Per	3.0100	19400.	136	13377	No
307	GOM_NL__2PRFIN20040920_152136_000000392030_00297_13377_4280.N1	20-SEP-2004 15:21:36	Bright	38.500	36	50Alp UMa	1.8000	6300.0	77	13377	No
308	GOM_NL__2PRFIN20040920_152303_000000392030_00297_13377_4281.N1	20-SEP-2004 15:23:03	Bright	39.000	82	48Bet UMa	2.3650	10600.	78	13377	No
309	GOM_NL__2PRFIN20040920_152553_000000592030_00297_13377_4282.N1	20-SEP-2004 15:25:53	Bright	58.500	42	34Bet Aur	1.9000	10200.	117	13377	No
310	GOM_NL__2PRFIN20040920_152939_000000712030_00297_13377_4283.N1	20-SEP-2004 15:29:39	Bright	70.500	107	37The Aur	2.6490	11000.	141	13377	No
311	GOM_NL__2PRFIN20040920_153234_000002252030_00297_13377_4284.N1	20-SEP-2004 15:32:34	Tw_i_and_stray	224.50	114	3lot Aur	2.6930	4600.0	449	13377	No
312	GOM_NL__2PRFIN20040920_153724_000001042030_00297_13377_4285.N1	20-SEP-2004 15:37:24	Straylight	104.00	151	13Mu Gem	2.8900	3000.0	208	13377	No
313	GOM_NL__2PRFIN20040920_154056_000000652030_00297_13377_4286.N1	20-SEP-2004 15:40:56	Dark	64.500	8	10Alp CMi	0.40000	6500.0	129	13377	No
314	GOM_NL__2PRFIN20040920_154301_000002552030_00297_13377_4287.N1	20-SEP-2004 15:43:01	Dark	255.00	176	23Zet Tau	3.0200	22000.	510	13377	No
315	GOM_NL__2PRFIN20040920_154818_000000442030_00297_13377_4288.N1	20-SEP-2004 15:48:18	Dark	43.500	132	15Rho Pup	2.8030	6900.0	87	13377	No
316	GOM_NL__2PRFIN20040920_155043_000000782030_00297_13377_4289.N1	20-SEP-2004 15:50:43	Dark	77.500	1	9Alp CMa	-1.4400	11000.	155	13377	No
317	GOM_NL__2PRFIN20040920_155506_000000412030_00297_13377_4290.N1	20-SEP-2004 15:55:06	Dark	40.500	46	Del Vel	1.9540	10600.	81	13377	No
318	GOM_NL__2PRFIN20040920_155640_000000492030_00297_13377_4291.N1	20-SEP-2004 15:56:40	Dark	49.000	41	Eps Car	1.8600	4100.0	98	13377	No
319	GOM_NL__2PRFIN20040920_155859_000000892030_00298_13378_4259.N1	20-SEP-2004 15:58:59	Dark	88.500	101	11Alp Lep	2.5820	7000.0	177	13378	No
320	GOM_NL__2PRFIN20040920_160711_000000402030_00298_13378_4260.N1	20-SEP-2004 16:07:11	Dark	40.000	135	Bet Hyi	2.8200	5800.0	80	13378	No
321	GOM_NL__2PRFIN20040920_160838_000000412030_00298_13378_4261.N1	20-SEP-2004 16:08:38	Dark	41.000	143	Alp Hyi	2.8570	7200.0	82	13378	No
322	GOM_NL__2PRFIN20040920_161005_000000462030_00298_13378_4262.N1	20-SEP-2004 16:10:05	Dark	46.000	9	Alp Eri	0.45300	24000.	92	13378	No
323	GOM_NL__2PRFIN20040920_161241_000000412030_00298_13378_4263.N1	20-SEP-2004 16:12:41	Straylight	41.000	148	Alp Tuc	2.8780	4100.0	82	13378	No
324	GOM_NL__2PRFIN20040920_161607_000000472030_00298_13378_4264.N1	20-SEP-2004 16:16:07	Straylight	47.000	63	Bet Gru	2.1500	2800.0	94	13378	No
325	GOM_NL__2PRFIN20040920_161913_000000412030_00298_13378_4265.N1	20-SEP-2004 16:19:13	Straylight	40.500	172	Gam Gru	3.0030	13100.	81	13378	No
326	GOM_NL__2PRFIN20040920_162041_000000482030_00298_13378_4266.N1	20-SEP-2004 16:20:41	Straylight	47.500	18	24Alp PsA	1.1660	9700.0	95	13378	No
327	GOM_NL__2PRFIN20040920_162304_000000602030_00298_13378_4267.N1	20-SEP-2004 16:23:04	Tw_i_and_stray	60.000	52	16Bet Cet	2.0370	4500.0	120	13378	No
328	GOM_NL__2PRFIN20040920_162512_000000402030_00298_13378_4268.N1	20-SEP-2004 16:25:12	Tw_i_and_stray	40.000	142	49Del Cap	2.8500	8900.0	80	13378	No
329	GOM_NL__2PRFIN20040920_162922_000000392030_00298_13378_4269.N1	20-SEP-2004 16:29:22	Bright	39.000	162	34Alp Aqr	2.9440	5350.0	78	13378	No
330	GOM_NL__2PRFIN20040920_163224_000000402030_00298_13378_4270.N1	20-SEP-2004 16:32:24	Bright	39.500	61	8Eps Peg	2.1000	3900.0	79	13378	No
331	GOM_NL__2PRFIN20040920_163438_000000482030_00298_13378_4271.N1	20-SEP-2004 16:34:38	Bright	47.500	140	88Gam Peg	2.8340	26000.	95	13378	No
332	GOM_NL__2PRFIN20040920_163723_000000392030_00298_13378_4272.N1	20-SEP-2004 16:37:23	Bright	39.000	93	53Bet Peg	2.5200	3100.0	78	13378	No
333	GOM_NL__2PRFIN20040920_163900_000000462030_00298_13378_4273.N1	20-SEP-2004 16:39:00	Bright	46.000	58	21Alp And	2.0730	11000.	92	13378	No
334	GOM_NL__2PRFIN20040920_164257_000000422030_00298_13378_4274.N1	20-SEP-2004 16:42:57	Bright	41.500	19	50Alp Cyg	1.2460	10500.	83	13378	No
335	GOM_NL__2PRFIN20040920_164702_000000412030_00298_13378_4275.N1	20-SEP-2004 16:47:02	Bright	40.500	89	5Alp Cep	2.4510	8000.0	81	13378	No
336	GOM_NL__2PRFIN20040920_164904_000000432030_00298_13378_4276.N1	20-SEP-2004 16:49:04	Bright	42.500	76	27Gam Cas	2.3000	30000.	85	13378	No
337	GOM_NL__2PRFIN20040920_165437_000000372030_00298_13378_4277.N1	20-SEP-2004 16:54:37	Bright	37.000	49	1Alp UMi	1.9900	6300.0	74	13378	No

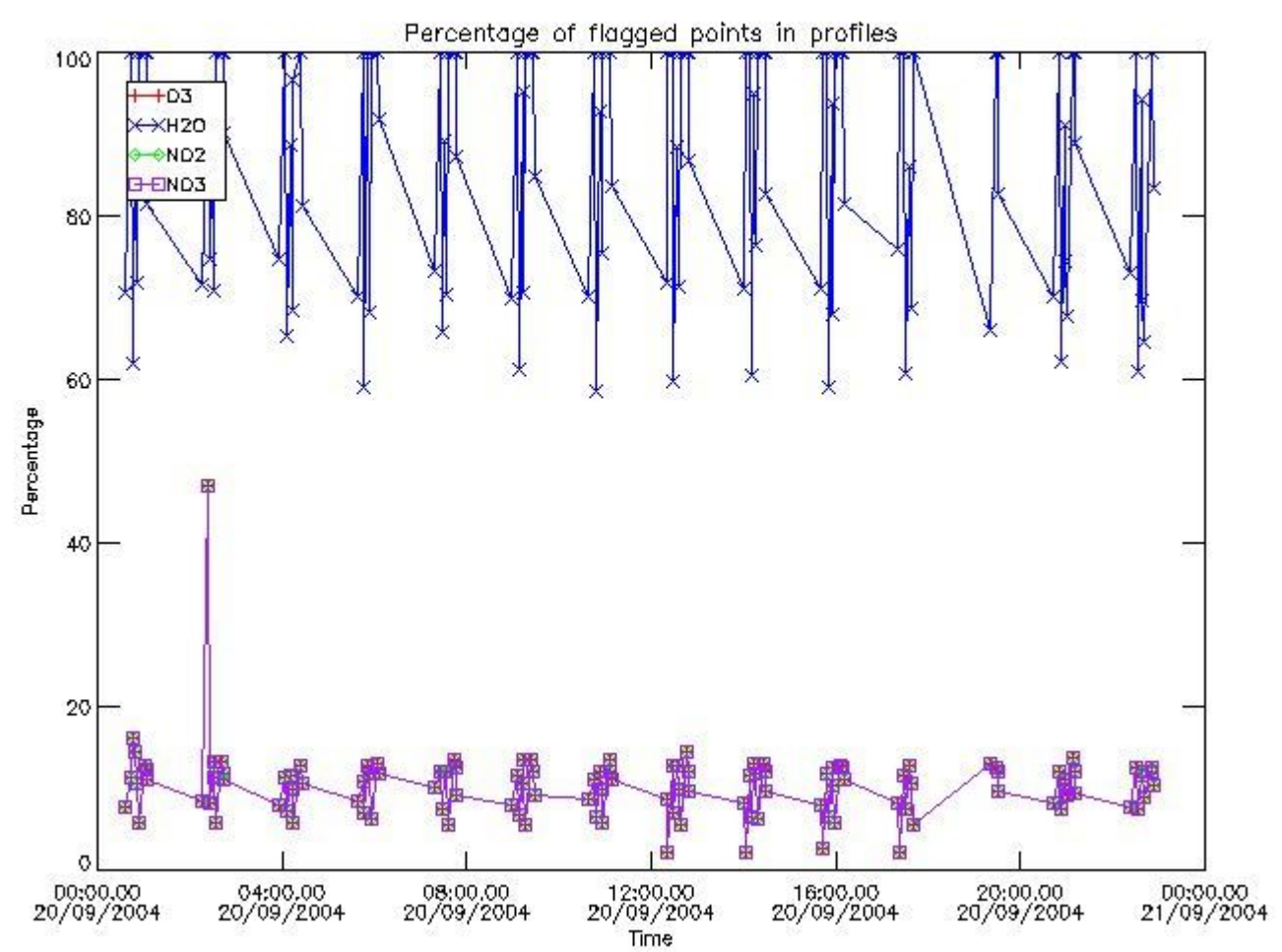
338	GOM_NL__2PRFIN20040920_165556_000000412030_00298_13378_4278.N1	20-SEP-2004 16:55:56	Bright	40.500	60	7Bet UMi	2.0810	3950.0	81	13378	No
339	GOM_NL__2PRFIN20040920_165801_000000702030_00298_13378_4279.N1	20-SEP-2004 16:58:01	Bright	69.500	175	39Del Per	3.0100	19400.	139	13378	No
340	GOM_NL__2PRFIN20040920_170212_000000352030_00298_13378_4280.N1	20-SEP-2004 17:02:12	Bright	35.000	36	50Alp UMa	1.8000	6300.0	70	13378	No
341	GOM_NL__2PRFIN20040920_170337_000000382030_00298_13378_4281.N1	20-SEP-2004 17:03:37	Bright	37.500	82	48Bet UMa	2.3650	10600.	75	13378	No
342	GOM_NL__2PRFIN20040920_170629_000000612030_00298_13378_4282.N1	20-SEP-2004 17:06:29	Bright	60.500	42	34Bet Aur	1.9000	10200.	121	13378	No
343	GOM_NL__2PRFIN20040920_171014_000000712030_00298_13378_4283.N1	20-SEP-2004 17:10:14	Bright	70.500	107	37The Aur	2.6490	11000.	141	13378	No
344	GOM_NL__2PRFIN20040920_171310_000002192030_00298_13378_4284.N1	20-SEP-2004 17:13:10	Twi_and_stray	218.50	114	3lot Aur	2.6930	4600.0	437	13378	No
345	GOM_NL__2PRFIN20040920_171800_000001002030_00298_13378_4285.N1	20-SEP-2004 17:18:00	Straylight	100.00	151	13Mu Gem	2.8900	3000.0	200	13378	No
346	GOM_NL__2PRFIN20040920_172133_000000632030_00298_13378_4286.N1	20-SEP-2004 17:21:33	Dark	62.500	8	10Alp CMi	0.40000	6500.0	125	13378	No
347	GOM_NL__2PRFIN20040920_172341_000002552030_00298_13378_4287.N1	20-SEP-2004 17:23:41	Dark	255.00	176	23Zet Tau	3.0200	22000.	510	13378	No
348	GOM_NL__2PRFIN20040920_172854_000000452030_00298_13378_4288.N1	20-SEP-2004 17:28:54	Dark	44.500	132	15Rho Pup	2.8030	6900.0	89	13378	No
349	GOM_NL__2PRFIN20040920_173121_000000682030_00298_13378_4289.N1	20-SEP-2004 17:31:21	Dark	68.000	1	9Alp CMa	-1.4400	11000.	136	13378	No
350	GOM_NL__2PRFIN20040920_173542_000000402030_00298_13378_4290.N1	20-SEP-2004 17:35:42	Dark	40.000	46	Del Vel	1.9540	10600.	80	13378	No
351	GOM_NL__2PRFIN20040920_173717_000000492030_00298_13378_4291.N1	20-SEP-2004 17:37:17	Dark	48.500	41	Eps Car	1.8600	4100.0	97	13378	No
352	GOM_NL__2PRFIN20040920_173937_000000942030_00299_13379_4279.N1	20-SEP-2004 17:39:37	Dark	93.500	101	11Alp Lep	2.5820	7000.0	187	13379	No
353	GOM_NL__2PRFIN20040920_191949_000000582030_00300_13380_4279.N1	20-SEP-2004 19:19:49	Dark	58.000	2	Alp Car	-0.73600	7000.0	116	13380	No
354	GOM_NL__2PRFIN20040920_192823_000000412030_00300_13380_4280.N1	20-SEP-2004 19:28:23	Dark	41.000	135	Bet Hyi	2.8200	5800.0	82	13380	No
355	GOM_NL__2PRFIN20040920_192951_000000432030_00300_13380_4281.N1	20-SEP-2004 19:29:51	Dark	42.500	143	Alp Hyi	2.8570	7200.0	85	13380	No
356	GOM_NL__2PRFIN20040920_193117_000000532030_00300_13380_4282.N1	20-SEP-2004 19:31:17	Dark	52.500	9	Alp Eri	0.45300	24000.	105	13380	No
357	GOM_NL__2PRFIN20040920_193352_000000462030_00300_13380_4283.N1	20-SEP-2004 19:33:52	Straylight	46.000	148	Alp Tuc	2.8780	4100.0	92	13380	No
358	GOM_NL__2PRFIN20040920_193738_000000442030_00300_13380_4284.N1	20-SEP-2004 19:37:38	Straylight	43.500	31	Alp Gru	1.7340	15200.	87	13380	No
359	GOM_NL__2PRFIN20040920_194025_000000402030_00300_13380_4285.N1	20-SEP-2004 19:40:25	Straylight	39.500	172	Gam Gru	3.0030	13100.	79	13380	No
360	GOM_NL__2PRFIN20040920_194153_000000472030_00300_13380_4286.N1	20-SEP-2004 19:41:53	Straylight	46.500	18	24Alp PsA	1.1660	9700.0	93	13380	No
361	GOM_NL__2PRFIN20040920_194416_000000582030_00300_13380_4287.N1	20-SEP-2004 19:44:16	Twi_and_stray	57.500	52	16Bet Cet	2.0370	4500.0	115	13380	No
362	GOM_NL__2PRFIN20040920_194624_000000432030_00300_13380_4288.N1	20-SEP-2004 19:46:24	Twi_and_stray	42.500	142	49Del Cap	2.8500	8900.0	85	13380	No
363	GOM_NL__2PRFIN20040920_195033_000000402030_00300_13380_4289.N1	20-SEP-2004 19:50:33	Bright	39.500	162	34Alp Aqr	2.9440	5350.0	79	13380	No
364	GOM_NL__2PRFIN20040920_195337_000000402030_00300_13380_4290.N1	20-SEP-2004 19:53:37	Bright	40.000	61	8Eps Peg	2.1000	3900.0	80	13380	No
365	GOM_NL__2PRFIN20040920_195549_000000472030_00300_13380_4291.N1	20-SEP-2004 19:55:49	Bright	47.000	140	88Gam Peg	2.8340	26000.	94	13380	No
366	GOM_NL__2PRFIN20040920_195835_000000392030_00300_13380_4292.N1	20-SEP-2004 19:58:35	Bright	39.000	93	53Bet Peg	2.5200	3100.0	78	13380	No
367	GOM_NL__2PRFIN20040920_200010_000000472030_00300_13380_4293.N1	20-SEP-2004 20:00:10	Bright	47.000	58	21Alp And	2.0730	11000.	94	13380	No
368	GOM_NL__2PRFIN20040920_200410_000000402030_00300_13380_4294.N1	20-SEP-2004 20:04:10	Bright	39.500	19	50Alp Cyg	1.2460	10500.	79	13380	No
369	GOM_NL__2PRFIN20040920_200816_000000392030_00300_13380_4295.N1	20-SEP-2004 20:08:16	Bright	38.500	89	5Alp Cep	2.4510	8000.0	77	13380	No
370	GOM_NL__2PRFIN20040920_201015_000000442030_00300_13380_4296.N1	20-SEP-2004 20:10:15	Bright	43.500	76	27Gam Cas	2.3000	30000.	87	13380	No
371	GOM_NL__2PRFIN20040920_201548_000000402030_00300_13380_4297.N1	20-SEP-2004 20:15:48	Bright	39.500	49	1Alp UMi	1.9900	6300.0	79	13380	No
372	GOM_NL__2PRFIN20040920_201710_000000392030_00300_13380_4298.N1	20-SEP-2004 20:17:10	Bright	38.500	60	7Bet UMi	2.0810	3950.0	77	13380	No
373	GOM_NL__2PRFIN20040920_201910_000000692030_00300_13380_4299.N1	20-SEP-2004 20:19:10	Bright	68.500	175	39Del Per	3.0100	19400.	137	13380	No
374	GOM_NL__2PRFIN20040920_202323_000000402030_00300_13380_4300.N1	20-SEP-2004 20:23:23	Bright	39.500	36	50Alp UMa	1.8000	6300.0	79	13380	No
375	GOM_NL__2PRFIN20040920_202451_000000522030_00300_13380_4301.N1	20-SEP-2004 20:24:51	Bright	52.000	82	48Bet UMa	2.3650	10600.	104	13380	No
376	GOM_NL__2PRFIN20040920_202740_000000582030_00300_13380_4302.N1	20-SEP-2004 20:27:40	Bright	58.000	42	34Bet Aur	1.9000	10200.	116	13380	No
377	GOM_NL__2PRFIN20040920_203126_000000682030_00300_13380_4303.N1	20-SEP-2004 20:31:26	Bright	68.000	107	37The Aur	2.6490	11000.	136	13380	No
378	GOM_NL__2PRFIN20040920_203422_000002332030_00300_13380_4304.N1	20-SEP-2004 20:34:22	Twi_and_stray	233.00	114	3lot Aur	2.6930	4600.0	466	13380	No
379	GOM_NL__2PRFIN20040920_203914_000000942030_00300_13380_4305.N1	20-SEP-2004 20:39:14	Straylight	94.000	151	13Mu Gem	2.8900	3000.0	188	13380	No
380	GOM_NL__2PRFIN20040920_204246_000000622030_00300_13380_4306.N1	20-SEP-2004 20:42:46	Dark	62.000	8	10Alp CMi	0.40000	6500.0	124	13380	No
381	GOM_NL__2PRFIN20040920_205007_000000472030_00300_13380_4307.N1	20-SEP-2004 20:50:07	Dark	46.500	132	15Rho Pup	2.8030	6900.0	93	13380	No
382	GOM_NL__2PRFIN20040920_205236_000000682030_00300_13380_4308.N1	20-SEP-2004 20:52:36	Dark	68.000	1	9Alp CMa	-1.4400	11000.	136	13380	No
383	GOM_NL__2PRFIN20040920_205655_000000462030_00300_13380_4309.N1	20-SEP-2004 20:56:55	Dark	45.500	46	Del Vel	1.9540	10600.	91	13380	No
384	GOM_NL__2PRFIN20040920_205828_000000522030_00300_13380_4310.N1	20-SEP-2004 20:58:28	Dark	51.500	41	Eps Car	1.8600	4100.0	103	13380	No
385	GOM_NL__2PRFIN20040920_210025_000000562030_00301_13381_4279.N1	20-SEP-2004 21:00:25	Dark	56.000	2	Alp Car	-0.73600	7000.0	112	13381	No
386	GOM_NL__2PRFIN20040920_210859_000000372030_00301_13381_4280.N1	20-SEP-2004 21:08:59	Dark	37.000	135	Bet Hyi	2.8200	5800.0	74	13381	No
387	GOM_NL__2PRFIN20040920_211027_000000422030_00301_13381_4281.N1	20-SEP-2004 21:10:27	Dark	42.000	143	Alp Hyi	2.8570	7200.0	84	13381	No
388	GOM_NL__2PRFIN20040920_211154_000000542030_00301_13381_4282.N1	20-SEP-2004 21:11:54	Dark	54.000	9	Alp Eri	0.45300	24000.	108	13381	No
389	GOM_NL__2PRFIN20040920_211429_000000412030_00301_13381_4283.N1	20-SEP-2004 21:14:29	Straylight	41.000	148	Alp Tuc	2.8780	4100.0	82	13381	No
390	GOM_NL__2PRFIN20040920_211814_000000392030_00301_13381_4284.N1	20-SEP-2004 21:18:14	Straylight	39.000	31	Alp Gru	1.7340	15200.	78	13381	No
391	GOM_NL__2PRFIN20040920_212101_000000382030_00301_13381_4285.N1	20-SEP-2004 21:21:01	Straylight	38.000	172	Gam Gru	3.0030	13100.	76	13381	No
392	GOM_NL__2PRFIN20040920_212230_000000462030_00301_13381_4286.N1	20-SEP-2004 21:22:30	Straylight	46.000	18	24Alp PsA	1.1660	9700.0	92	13381	No
393	GOM_NL__2PRFIN20040920_212452_000000592030_00301_13381_4287.N1	20-SEP-2004 21:24:52	Twi_and_stray	58.500	52	16Bet Cet	2.0370	4500.0	117	13381	No
394	GOM_NL__2PRFIN20040920_212700_000000432030_00301_13381_4288.N1	20-SEP-2004 21:27:00	Twi_and_stray	43.000	142	49Del Cap	2.8500	8900.0	86	13381	No
395	GOM_NL__2PRFIN20040920_213109_000000402030_00301_13381_4289.N1	20-SEP-2004 21:31:09	Bright	40.000	162	34Alp Aqr	2.9440	5350.0	80	13381	No
396	GOM_NL__2PRFIN20040920_213412_000000402030_00301_13381_4290.N1	20-SEP-2004 21:34:12	Bright	39.500	61	8Eps Peg	2.1000	3900.0	79	13381	No

397	GOM_NL__2PRFIN20040920_213625_000000462030_00301_13381_4291.N1	20-SEP-2004 21:36:25	Bright	46.000	140	88Gam Peg	2.8340	26000.	92	13381	No
398	GOM_NL__2PRFIN20040920_213911_000000392030_00301_13381_4292.N1	20-SEP-2004 21:39:11	Bright	38.500	93	53Bet Peg	2.5200	3100.0	77	13381	No
399	GOM_NL__2PRFIN20040920_214046_000000452030_00301_13381_4293.N1	20-SEP-2004 21:40:46	Bright	44.500	58	21Alp And	2.0730	11000.	89	13381	No
400	GOM_NL__2PRFIN20040920_214445_000000372030_00301_13381_4294.N1	20-SEP-2004 21:44:45	Bright	37.000	19	50Alp Cyg	1.2460	10500.	74	13381	No
401	GOM_NL__2PRFIN20040920_214853_000000382030_00301_13381_4295.N1	20-SEP-2004 21:48:53	Bright	37.500	89	5Alp Cep	2.4510	8000.0	75	13381	No
402	GOM_NL__2PRFIN20040920_215050_000000452030_00301_13381_4296.N1	20-SEP-2004 21:50:50	Bright	44.500	76	27Gam Cas	2.3000	30000.	89	13381	No
403	GOM_NL__2PRFIN20040920_215625_000000392030_00301_13381_4297.N1	20-SEP-2004 21:56:25	Bright	38.500	49	1Alp UMi	1.9900	6300.0	77	13381	No
404	GOM_NL__2PRFIN20040920_215745_000000372030_00301_13381_4298.N1	20-SEP-2004 21:57:45	Bright	37.000	60	7Bet UMi	2.0810	3950.0	74	13381	No
405	GOM_NL__2PRFIN20040920_215945_000000712030_00301_13381_4299.N1	20-SEP-2004 21:59:45	Bright	70.500	175	39Del Per	3.0100	19400.	141	13381	No
406	GOM_NL__2PRFIN20040920_220358_000000412030_00301_13381_4300.N1	20-SEP-2004 22:03:58	Bright	40.500	36	50Alp UMa	1.8000	6300.0	81	13381	No
407	GOM_NL__2PRFIN20040920_220527_000000462030_00301_13381_4301.N1	20-SEP-2004 22:05:27	Bright	45.500	82	48Bet UMa	2.3650	10600.	91	13381	No
408	GOM_NL__2PRFIN20040920_220815_000000602030_00301_13381_4302.N1	20-SEP-2004 22:08:15	Bright	60.000	42	34Bet Aur	1.9000	10200.	120	13381	No
409	GOM_NL__2PRFIN20040920_221201_000000702030_00301_13381_4303.N1	20-SEP-2004 22:12:01	Bright	69.500	107	37The Aur	2.6490	11000.	139	13381	No
410	GOM_NL__2PRFIN20040920_221459_000002322030_00301_13381_4304.N1	20-SEP-2004 22:14:59	Tw_i_and_stray	231.50	114	31ot Aur	2.6930	4600.0	463	13381	No
411	GOM_NL__2PRFIN20040920_221950_000000892030_00301_13381_4305.N1	20-SEP-2004 22:19:50	Straylight	89.000	151	13Mu Gem	2.8900	3000.0	178	13381	No
412	GOM_NL__2PRFIN20040920_222323_000000672030_00301_13381_4306.N1	20-SEP-2004 22:23:23	Dark	66.500	8	10Alp CMi	0.40000	6500.0	133	13381	No
413	GOM_NL__2PRFIN20040920_223044_000000452030_00301_13381_4307.N1	20-SEP-2004 22:30:44	Dark	44.500	132	15Rho Pup	2.8030	6900.0	89	13381	No
414	GOM_NL__2PRFIN20040920_223311_000000752030_00301_13381_4308.N1	20-SEP-2004 22:33:11	Dark	74.500	1	9Alp CMa	-1.4400	11000.	149	13381	No
415	GOM_NL__2PRFIN20040920_223730_000000452030_00301_13381_4309.N1	20-SEP-2004 22:37:30	Dark	44.500	46	Del Vel	1.9540	10600.	89	13381	No
416	GOM_NL__2PRFIN20040920_223904_000000472030_00301_13381_4310.N1	20-SEP-2004 22:39:04	Dark	46.500	41	Eps Car	1.8600	4100.0	93	13381	No
417	GOM_NL__2PRFIN20040920_224102_000000572030_00302_13382_4279.N1	20-SEP-2004 22:41:02	Dark	57.000	2	Alp Car	-0.73600	7000.0	114	13382	No
418	GOM_NL__2PRFIN20040920_224935_000000412030_00302_13382_4280.N1	20-SEP-2004 22:49:35	Dark	40.500	135	Bet Hyi	2.8200	5800.0	81	13382	No
419	GOM_NL__2PRFIN20040920_225104_000000432030_00302_13382_4281.N1	20-SEP-2004 22:51:04	Dark	42.500	143	Alp Hyi	2.8570	7200.0	85	13382	No
420	GOM_NL__2PRFIN20040920_225231_000000552030_00302_13382_4282.N1	20-SEP-2004 22:52:31	Dark	54.500	9	Alp Eri	0.45300	24000.	109	13382	No
421	GOM_NL__2PRFIN20040920_225504_000000422030_00302_13382_4283.N1	20-SEP-2004 22:55:04	Straylight	41.500	148	Alp Tuc	2.8780	4100.0	83	13382	No
422	GOM_NL__2PRFIN20040920_225850_000000392030_00302_13382_4284.N1	20-SEP-2004 22:58:50	Straylight	38.500	31	Alp Gru	1.7340	15200.	77	13382	No
423	GOM_NL__2PRFIN20040920_230138_000000392030_00302_13382_4285.N1	20-SEP-2004 23:01:38	Straylight	39.000	172	Gam Gru	3.0030	13100.	78	13382	No
424	GOM_NL__2PRFIN20040920_230305_000000462030_00302_13382_4286.N1	20-SEP-2004 23:03:05	Straylight	45.500	18	24Alp PsA	1.1660	9700.0	91	13382	No
425	GOM_NL__2PRFIN20040920_230526_000000602030_00302_13382_4287.N1	20-SEP-2004 23:05:26	Tw_i_and_stray	60.000	52	16Bet Cet	2.0370	4500.0	120	13382	No
426	GOM_NL__2PRFIN20040920_230736_000000422030_00302_13382_4288.N1	20-SEP-2004 23:07:36	Tw_i_and_stray	41.500	142	49Del Cap	2.8500	8900.0	83	13382	No
427	GOM_NL__2PRFIN20040920_231146_000000392030_00302_13382_4289.N1	20-SEP-2004 23:11:46	Bright	39.000	162	34Alp Aqr	2.9440	5350.0	78	13382	No
428	GOM_NL__2PRFIN20040920_231449_000000402030_00302_13382_4290.N1	20-SEP-2004 23:14:49	Bright	39.500	61	8Eps Peg	2.1000	3900.0	79	13382	No
429	GOM_NL__2PRFIN20040920_231658_000000502030_00302_13382_4291.N1	20-SEP-2004 23:16:58	Bright	49.500	140	88Gam Peg	2.8340	26000.	99	13382	No
430	GOM_NL__2PRFIN20040920_231947_000000412030_00302_13382_4292.N1	20-SEP-2004 23:19:47	Bright	40.500	93	53Bet Peg	2.5200	3100.0	81	13382	No
431	GOM_NL__2PRFIN20040920_232121_000000472030_00302_13382_4293.N1	20-SEP-2004 23:21:21	Bright	46.500	58	21Alp And	2.0730	11000.	93	13382	No
432	GOM_NL__2PRFIN20040920_232522_000000412030_00302_13382_4294.N1	20-SEP-2004 23:25:22	Bright	40.500	19	50Alp Cyg	1.2460	10500.	81	13382	No
433	GOM_NL__2PRFIN20040920_232928_000000372030_00302_13382_4295.N1	20-SEP-2004 23:29:28	Bright	37.000	89	5Alp Cep	2.4510	8000.0	74	13382	No
434	GOM_NL__2PRFIN20040920_233126_000000402030_00302_13382_4296.N1	20-SEP-2004 23:31:26	Bright	39.500	76	27Gam Cas	2.3000	30000.	79	13382	No
435	GOM_NL__2PRFIN20040920_233700_000000392030_00302_13382_4297.N1	20-SEP-2004 23:37:00	Bright	38.500	49	1Alp UMi	1.9900	6300.0	77	13382	No
436	GOM_NL__2PRFIN20040920_233822_000000362030_00302_13382_4298.N1	20-SEP-2004 23:38:22	Bright	36.000	60	7Bet UMi	2.0810	3950.0	72	13382	No
437	GOM_NL__2PRFIN20040920_234019_000000692030_00302_13382_4299.N1	20-SEP-2004 23:40:19	Bright	68.500	175	39Del Per	3.0100	19400.	137	13382	No
438	GOM_NL__2PRFIN20040920_234436_000000392030_00302_13382_4300.N1	20-SEP-2004 23:44:36	Bright	38.500	36	50Alp UMa	1.8000	6300.0	77	13382	No
439	GOM_NL__2PRFIN20040920_234603_000000392030_00302_13382_4301.N1	20-SEP-2004 23:46:03	Bright	38.500	82	48Bet UMa	2.3650	10600.	77	13382	No
440	GOM_NL__2PRFIN20040920_234851_000000612030_00302_13382_4302.N1	20-SEP-2004 23:48:51	Bright	60.500	42	34Bet Aur	1.9000	10200.	121	13382	No
441	GOM_NL__2PRFIN20040920_235238_000000692030_00302_13382_4303.N1	20-SEP-2004 23:52:38	Bright	69.000	107	37The Aur	2.6490	11000.	138	13382	No
442	GOM_NL__2PRFIN20040920_235535_000002482030_00302_13382_4304.N1	20-SEP-2004 23:55:35	Tw_i_and_stray	247.50	114	31ot Aur	2.6930	4600.0	495	13382	No

3. Quality information per product


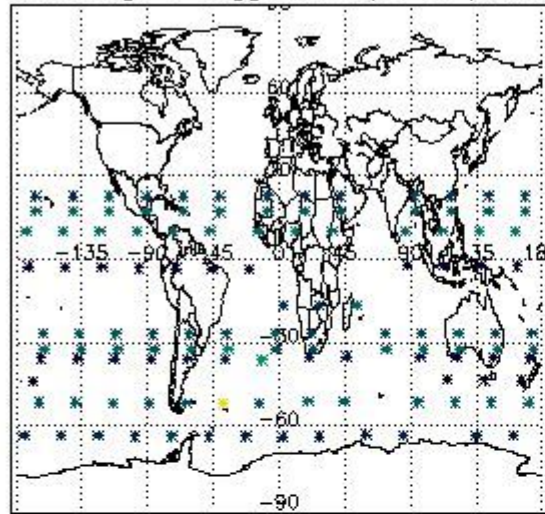
In this section it is plotted some information contained in the Quality Summary data set of the level 2 products. Only products in dark limb conditions and without errors (error flag in the MPH set to "0") are used.

3.1 Plot quality information per product (time dependant)

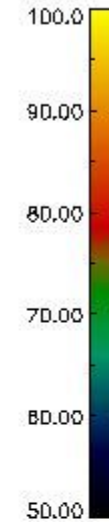
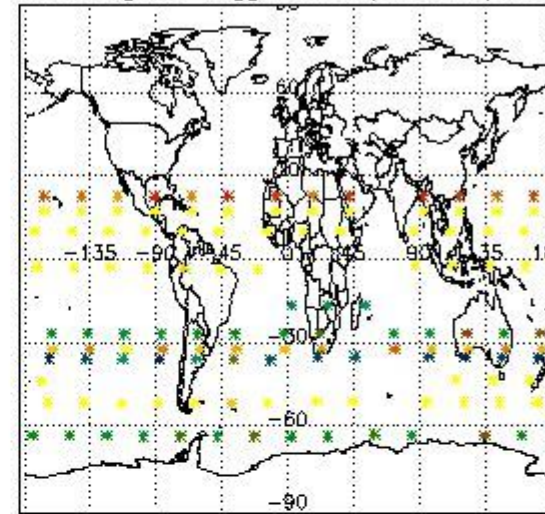


3.2 Plot quality information per product (world map)

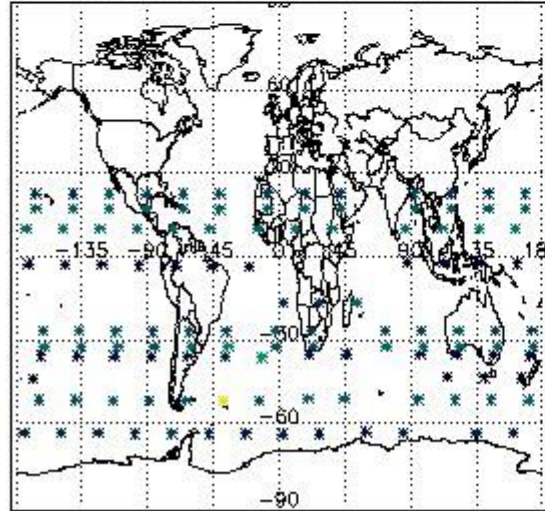
Percentage of flagged data per O3 profile



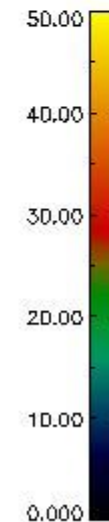
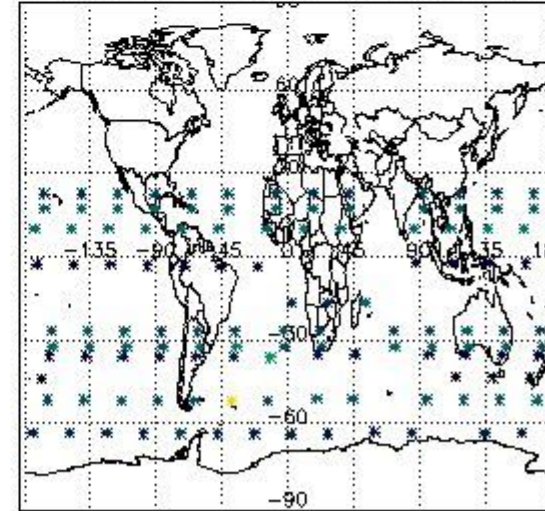
Percentage of flagged data per H2O profile



Percentage of flagged data per NO2 profile



Percentage of flagged data per NO3 profile

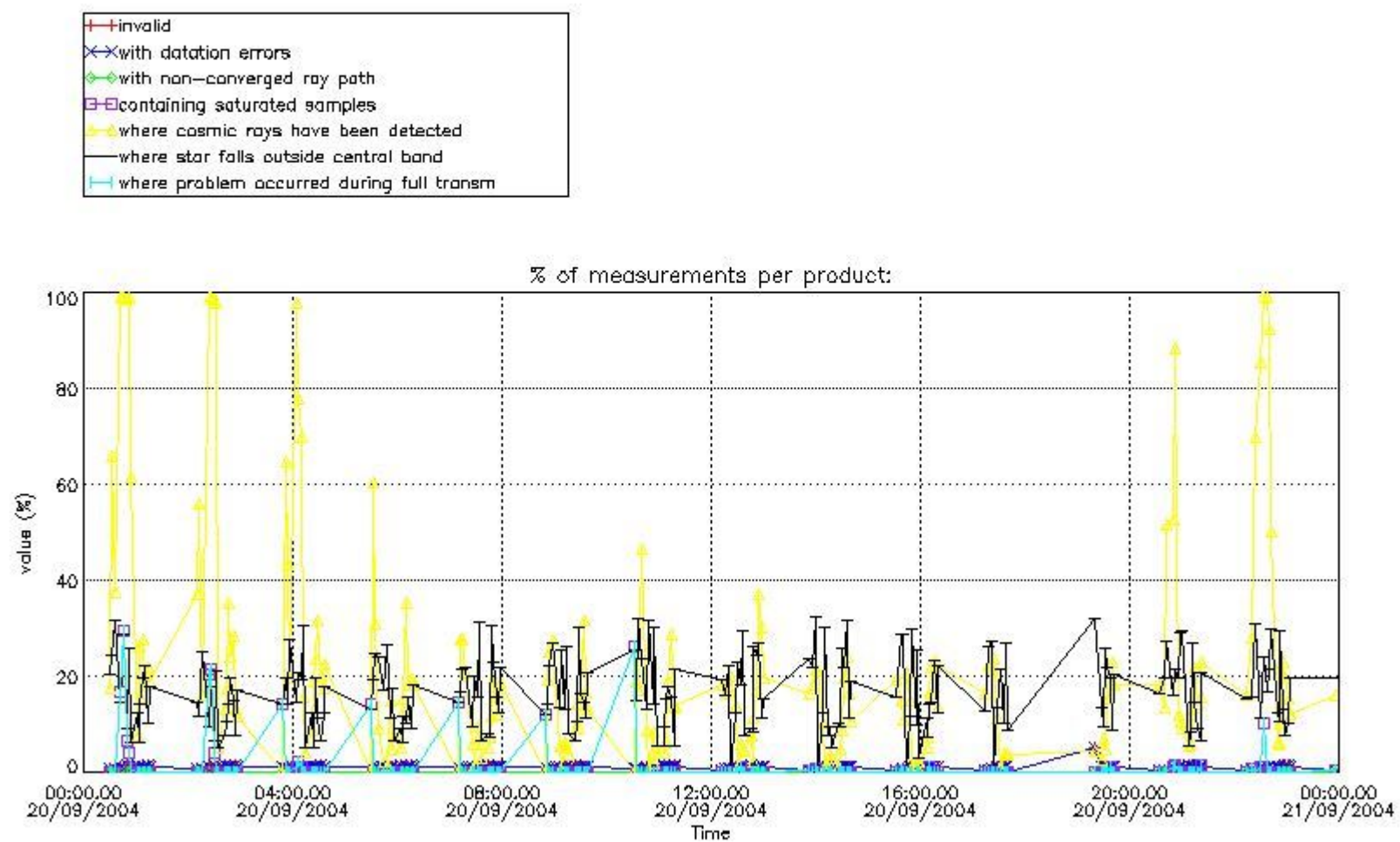


4. Level 1 quality information per product

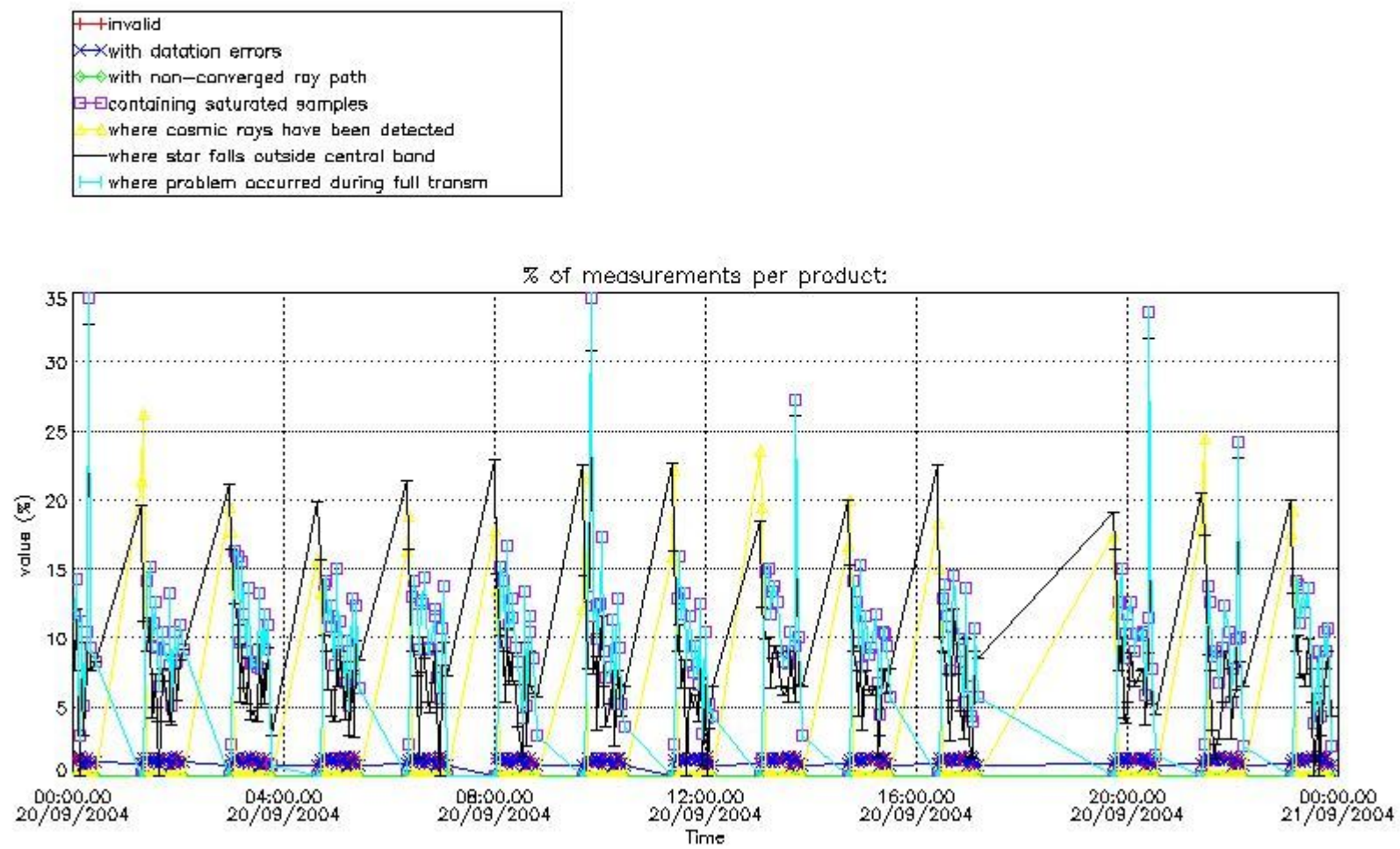
In this section it is plotted some information contained in the Quality Summary data set of the level 2 products that comes from the level 1b processing. Products without errors (error flag in the MPH set to "0") are used.

4.1 Plot quality information per product (time dependant) coming from level 1b processing

4.1.1 Plot level 1 quality information per product (time dependant): ENVISAT ASCENDING passes

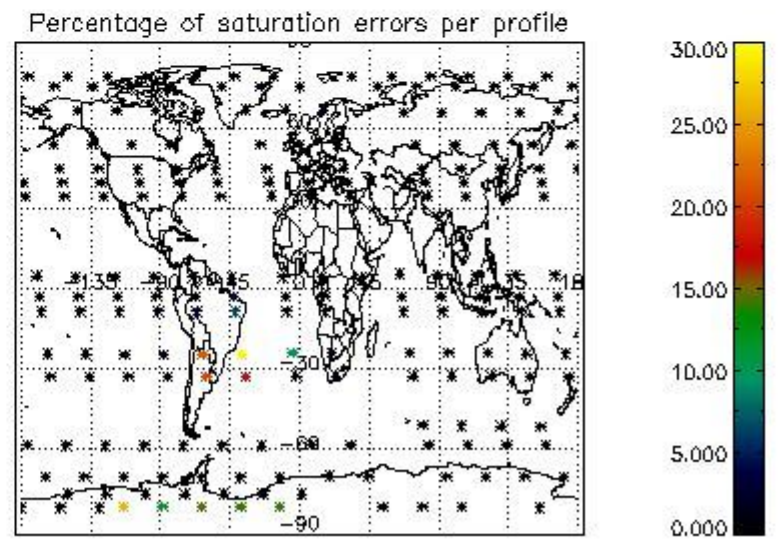
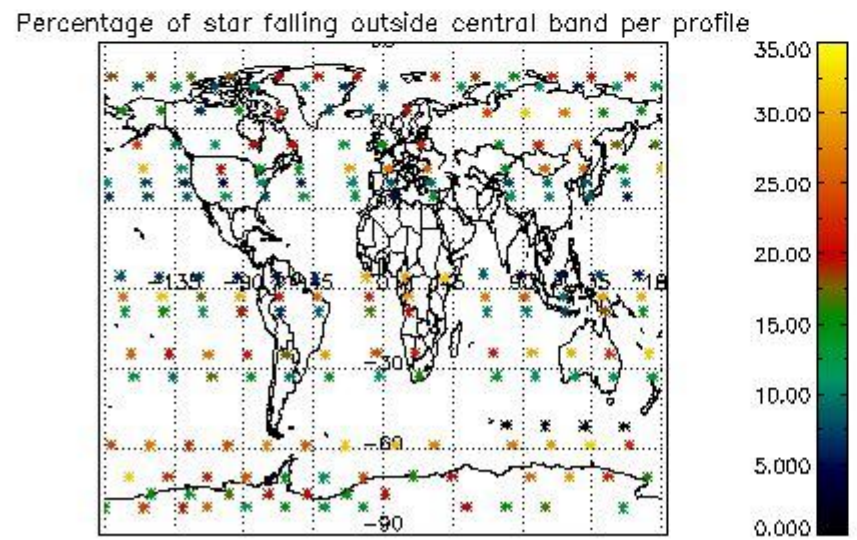
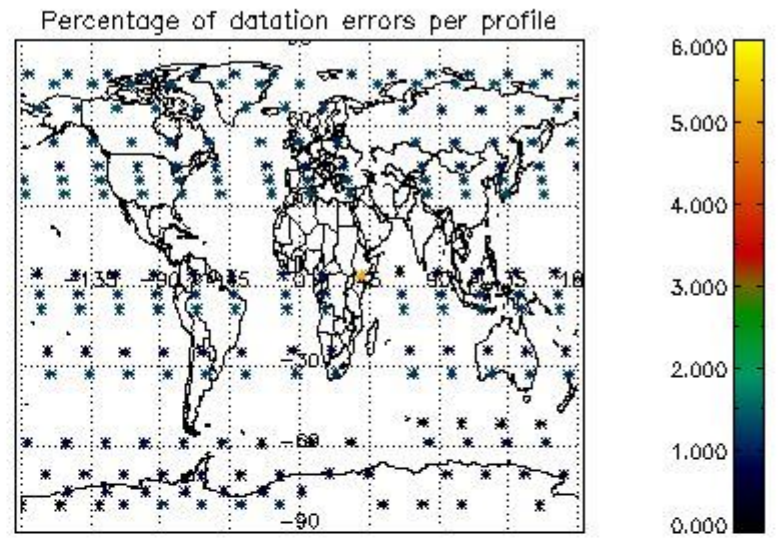
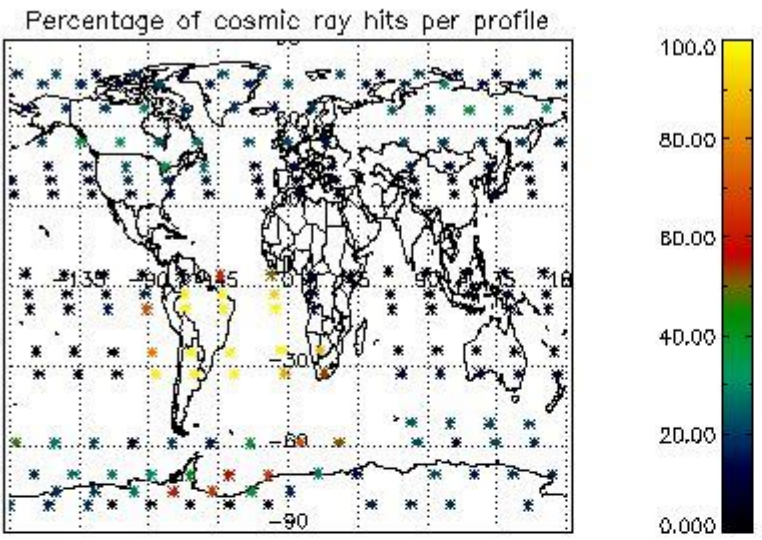


4.1.2 Plot level 1 quality information per product (time dependant): ENVI SAT DESCENDING passes

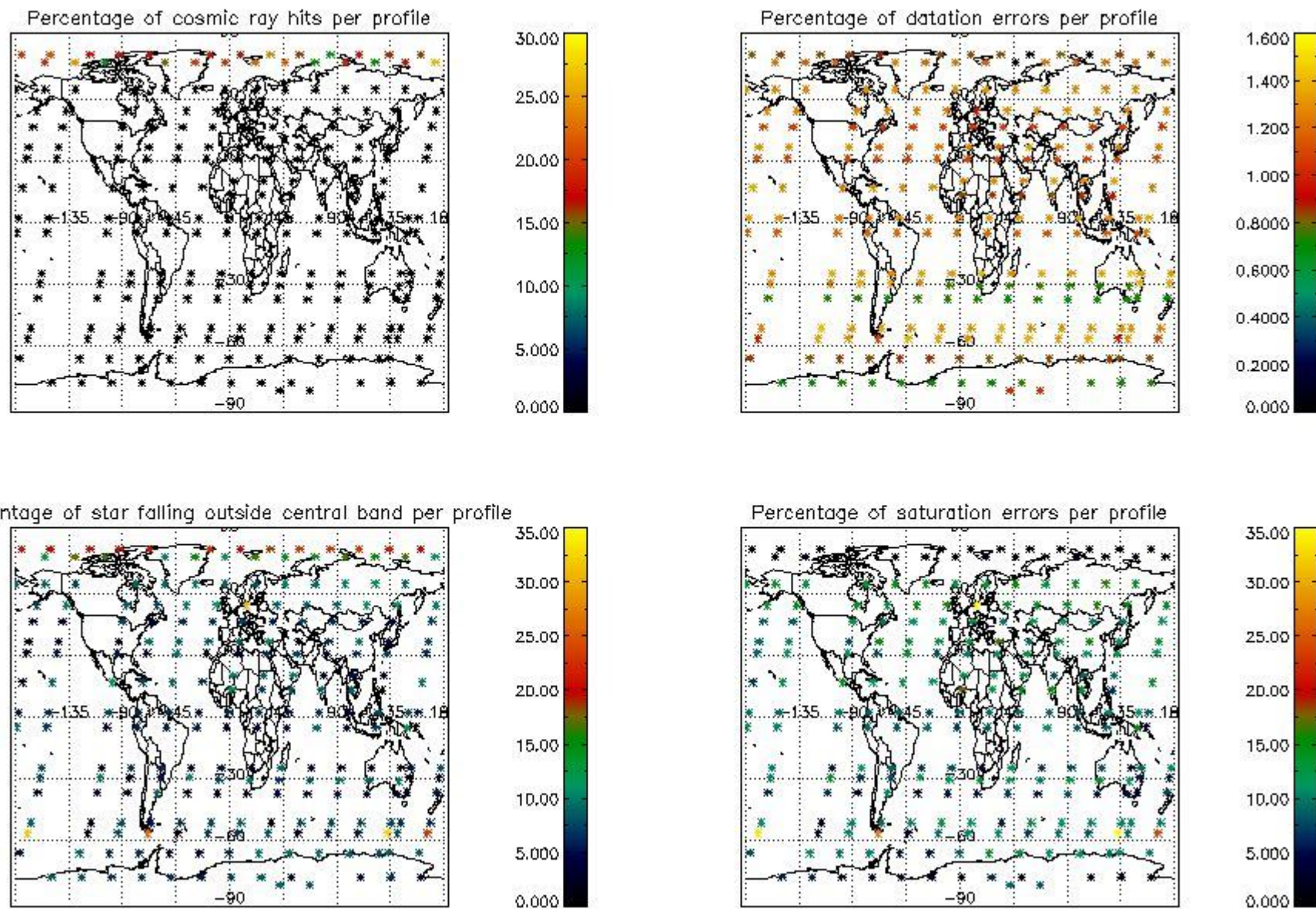


4.2 Plot quality information per product coming from level 1b processing (world map)

4.2.1 Plot level 1 quality information per product (world map): ENVISAT ASCENDING passes



4.2.2 Plot level 1 quality information per product (world map): ENVISAT DESCENDING passes



5. Trace gas profiles

5.1 Ozone statistics based on quality of products

The final quality of the products can be "measured" using the STD (Standard Deviation) attached to every point profile. This information is written to the parameter GOM_NL__2P/NL_LOCAL_SPECIES_DENSITY/o3_std of the level 2 products. The table below shows the statistics for given STD ranges.

The statistics are given with respect to the overall valid production:

- Products without fatal errors: GOM_NL__2P/MPH/PRODUCT_ERR=0
- Valid point profile: GOM_NL__2P/NL_LOCAL_SPECIES_DENSITY/pcd(0)=0

The 'Criteria' is applied to valid points of dark limb products:

- Products in dark limb illumination condition: GOM_NL__2P/NL_SUMMARY_QUALITY/obs_ill_cond=0
- Products without fatal errors: GOM_NL__2P/MPH/PRODUCT_ERR=0
- Valid point profile: GOM_NL__2P/NL_LOCAL_SPECIES_DENSITY/pcd(0)=0

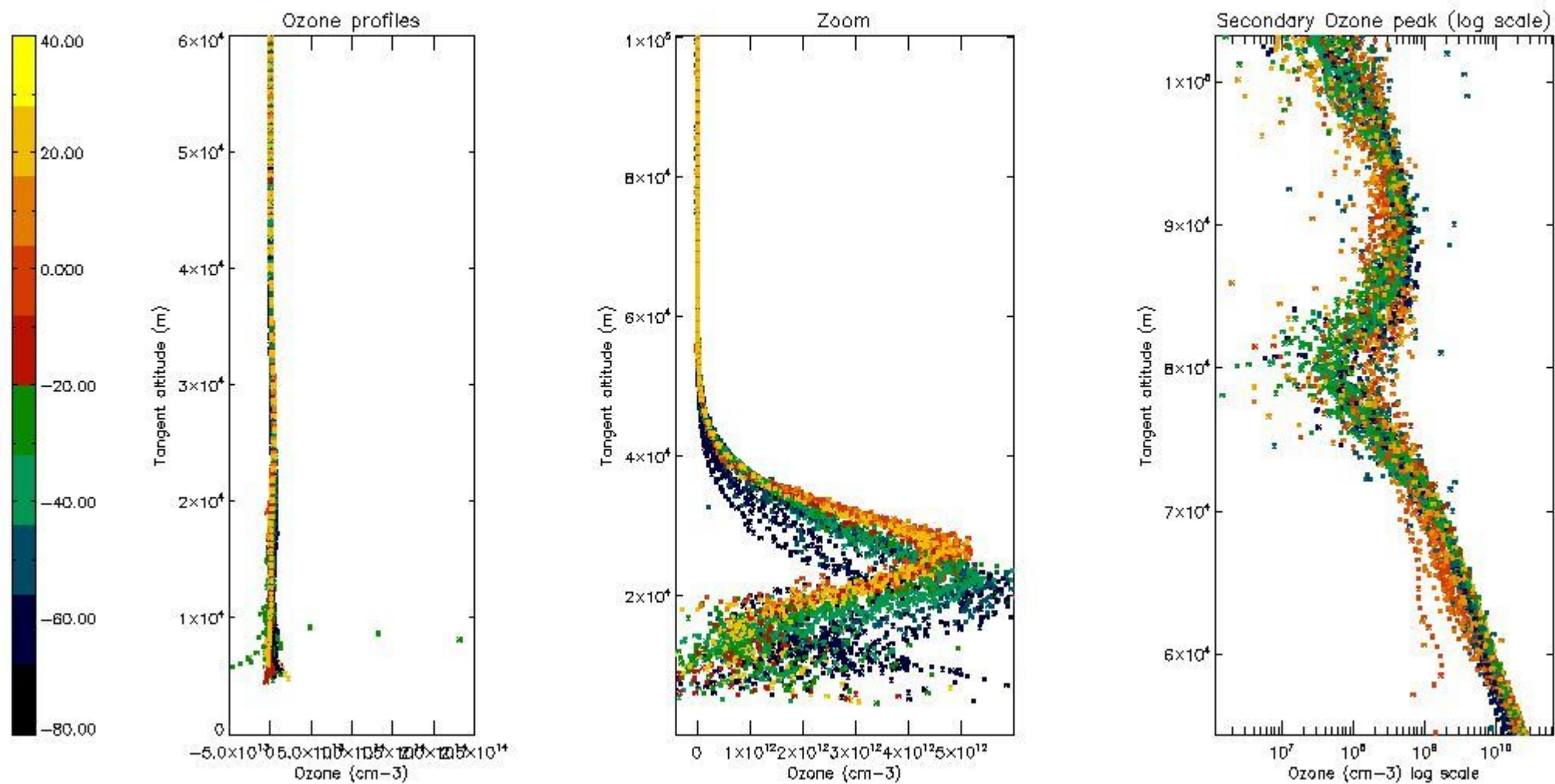
So, the table below shows the percentage of dark limb and valid observations for each criteria with respect to the overall valid daily observations.

Criteria	% of total production
All STD	31
STD < 20	19

STD < 10	16
STD < 5	12

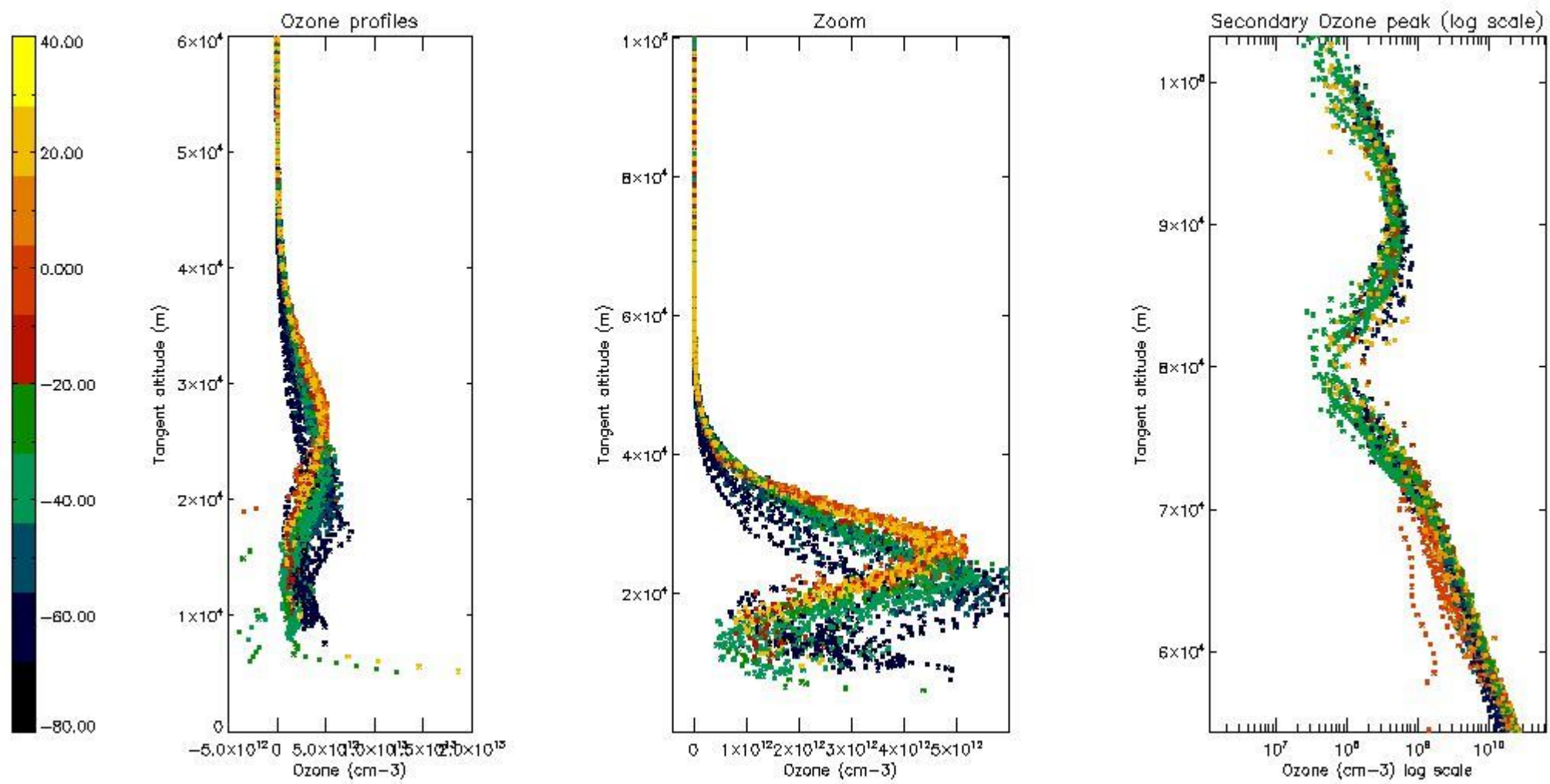
5.2 Plot ozone profiles for all STD (dark without errors)

The colorbar represents the latitude.



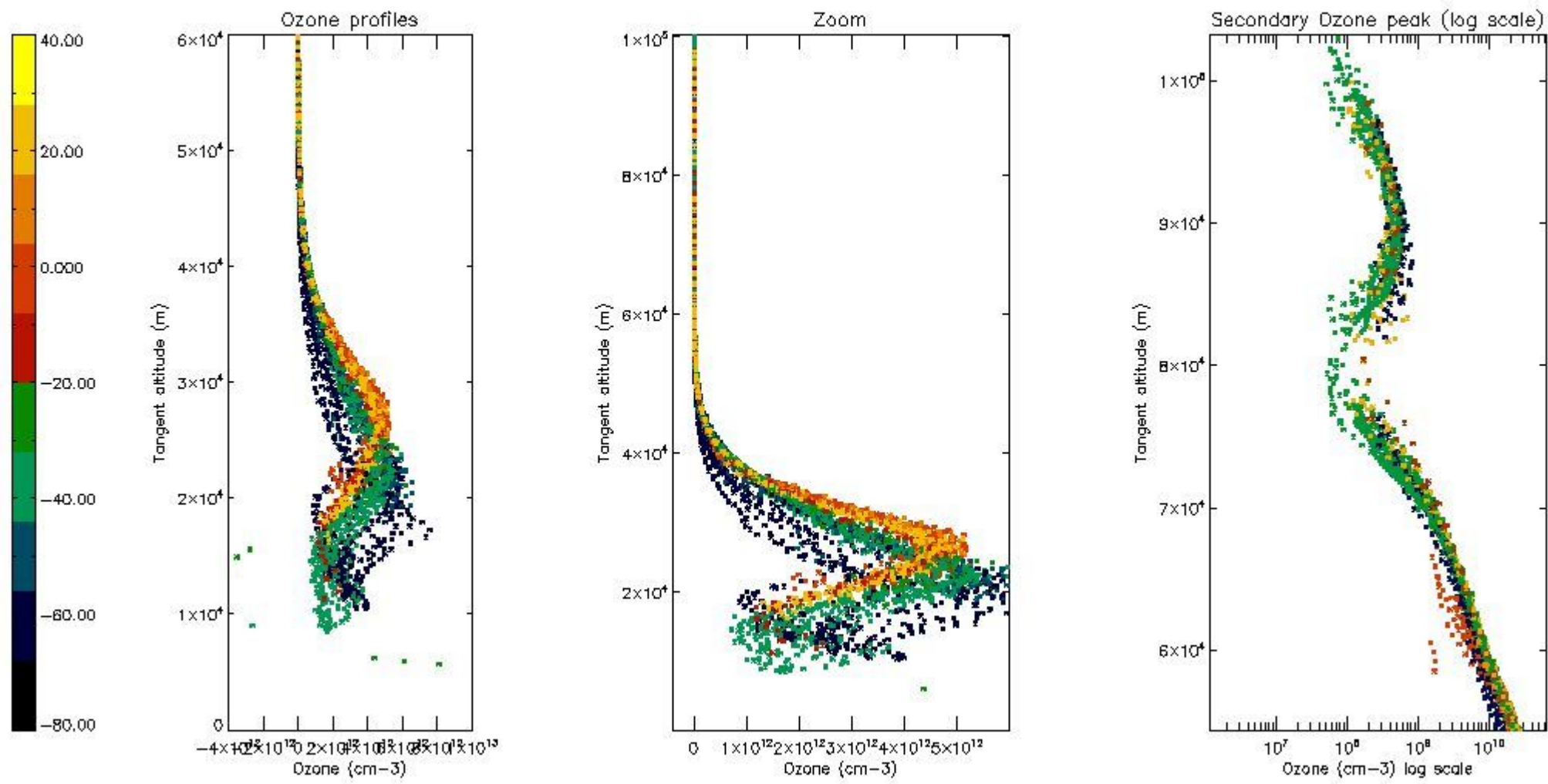
5.3 Plot ozone profiles where STD < 20% (dark without errors)

The colorbar represents the latitude.



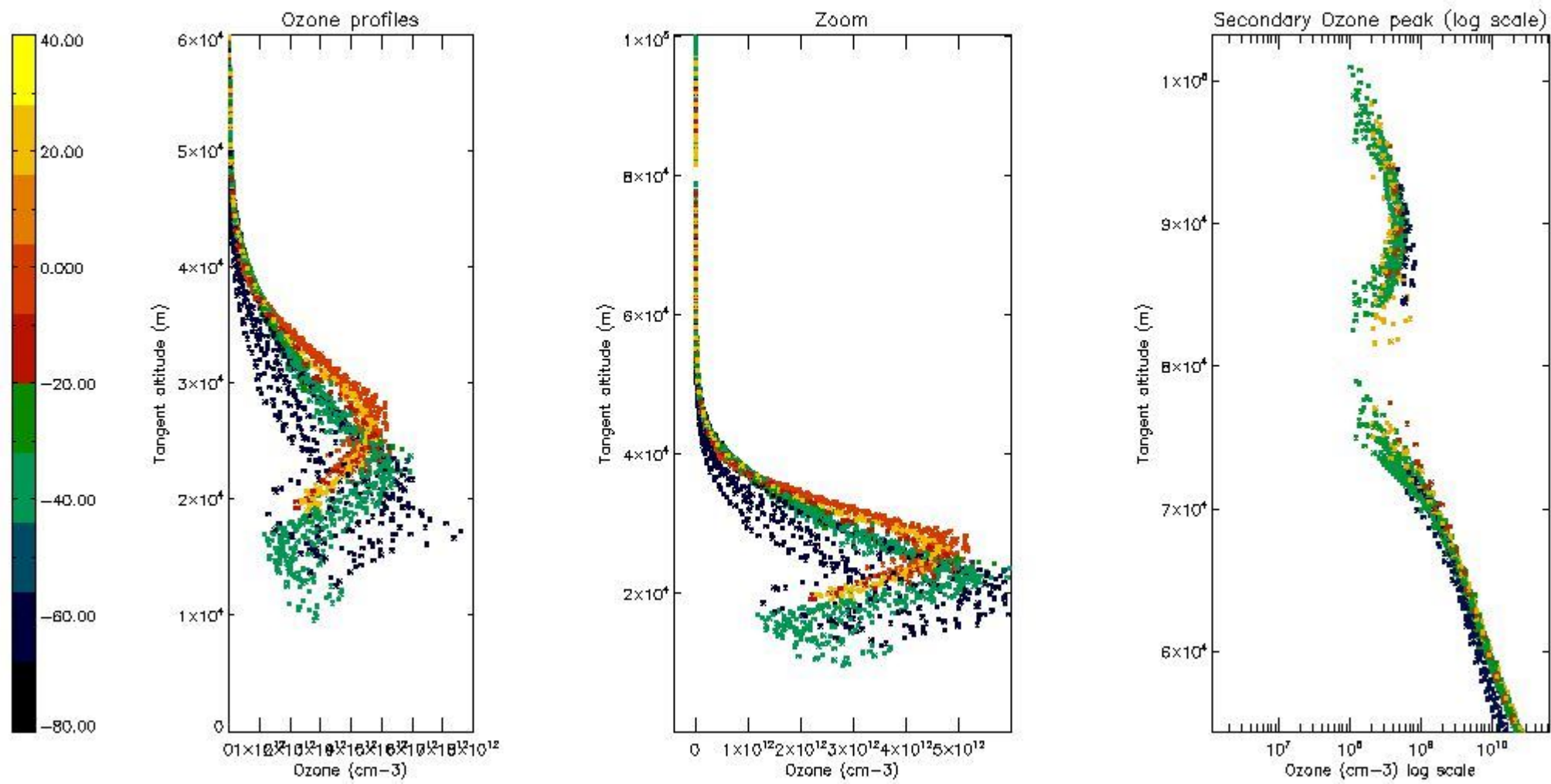
5.4 Plot ozone profiles where STD < 10% (dark without errors)

The colorbar represents the latitude.



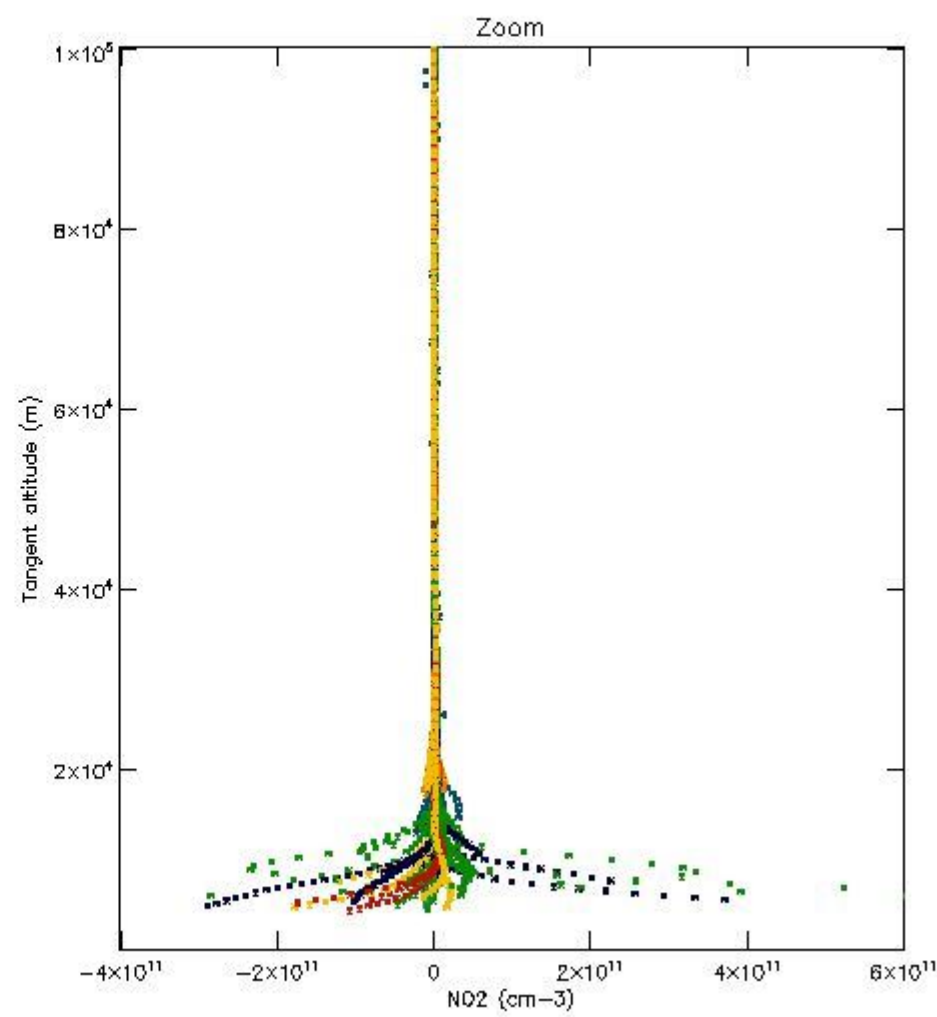
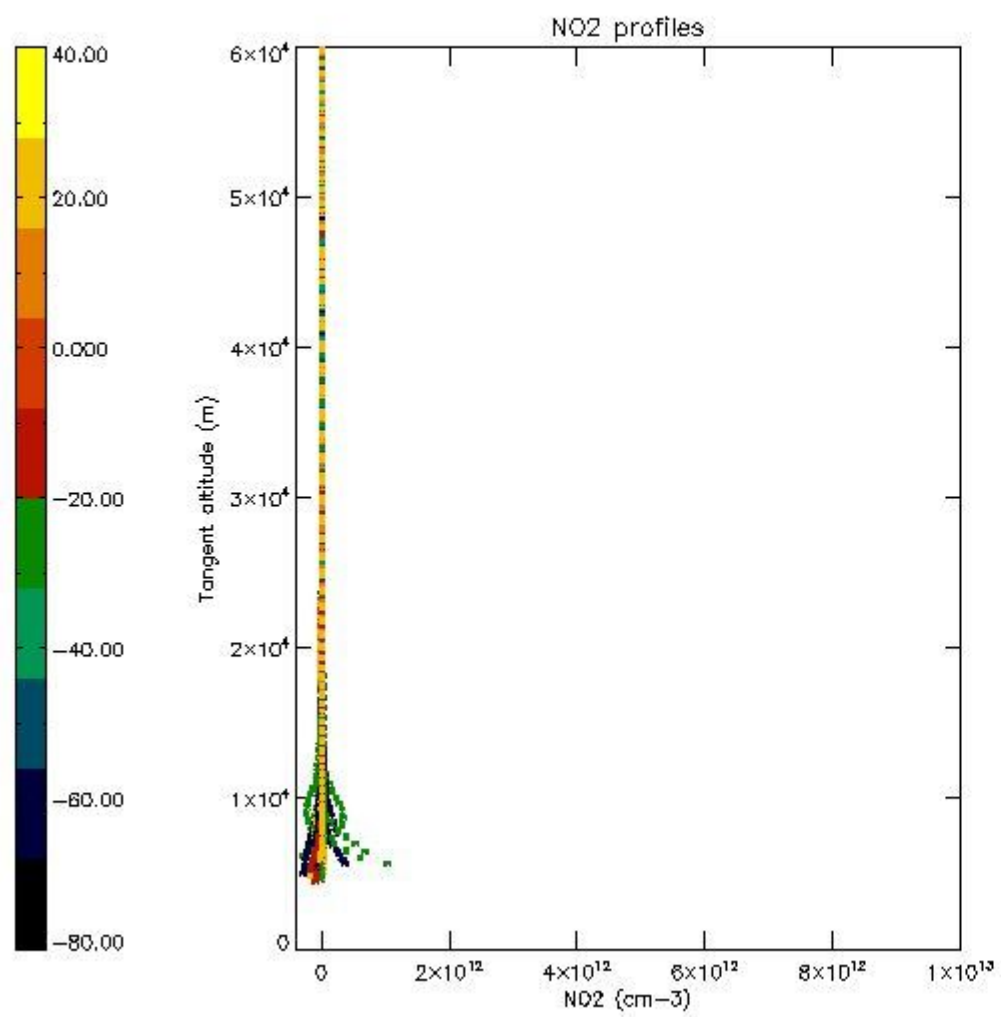
5.5 Plot ozone profiles where STD < 5% (dark without errors)

The colorbar represents the latitude.



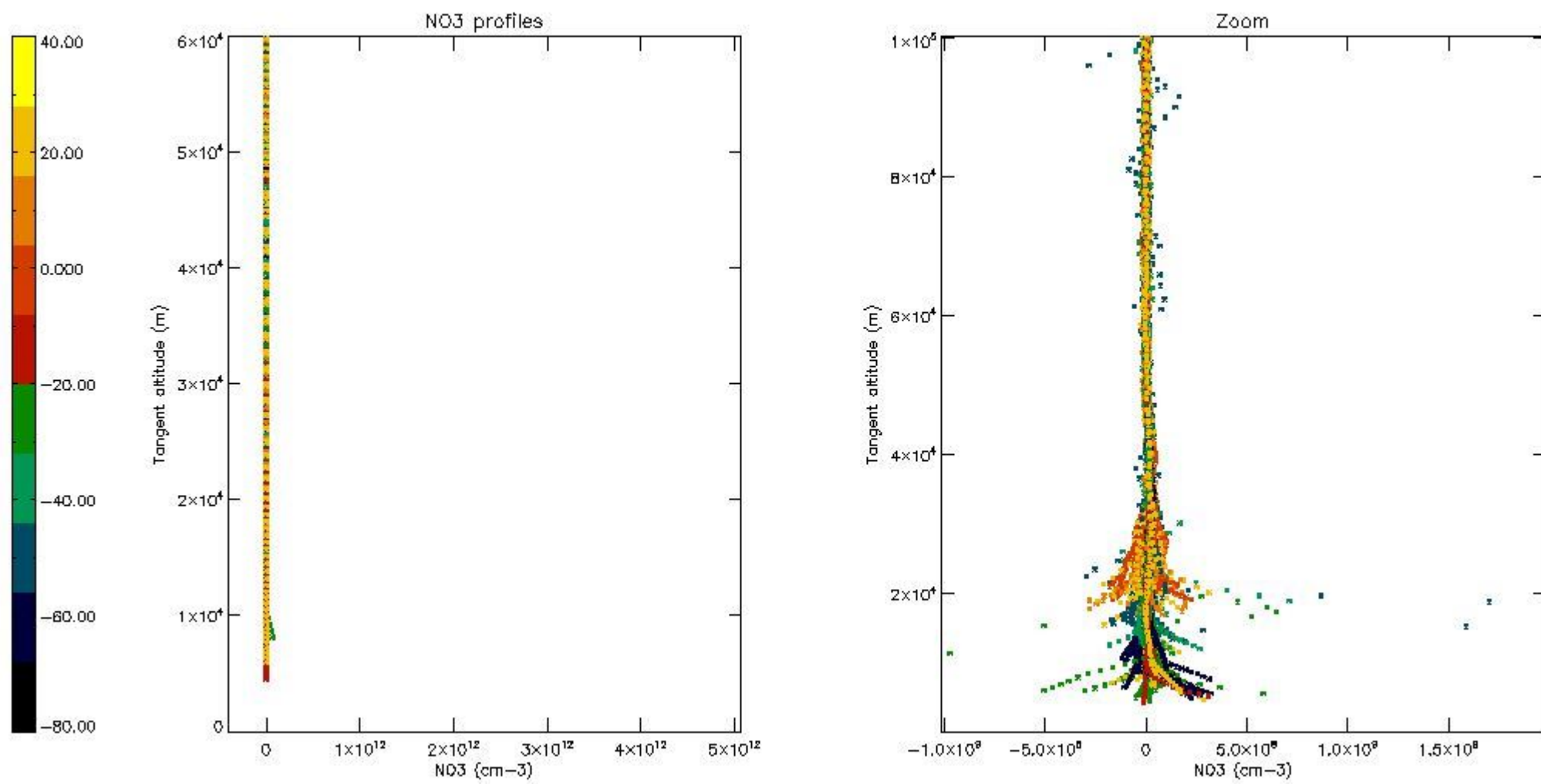
5.6 Plot NO₂ profiles for all STD (dark without errors)

The colorbar represents the latitude.



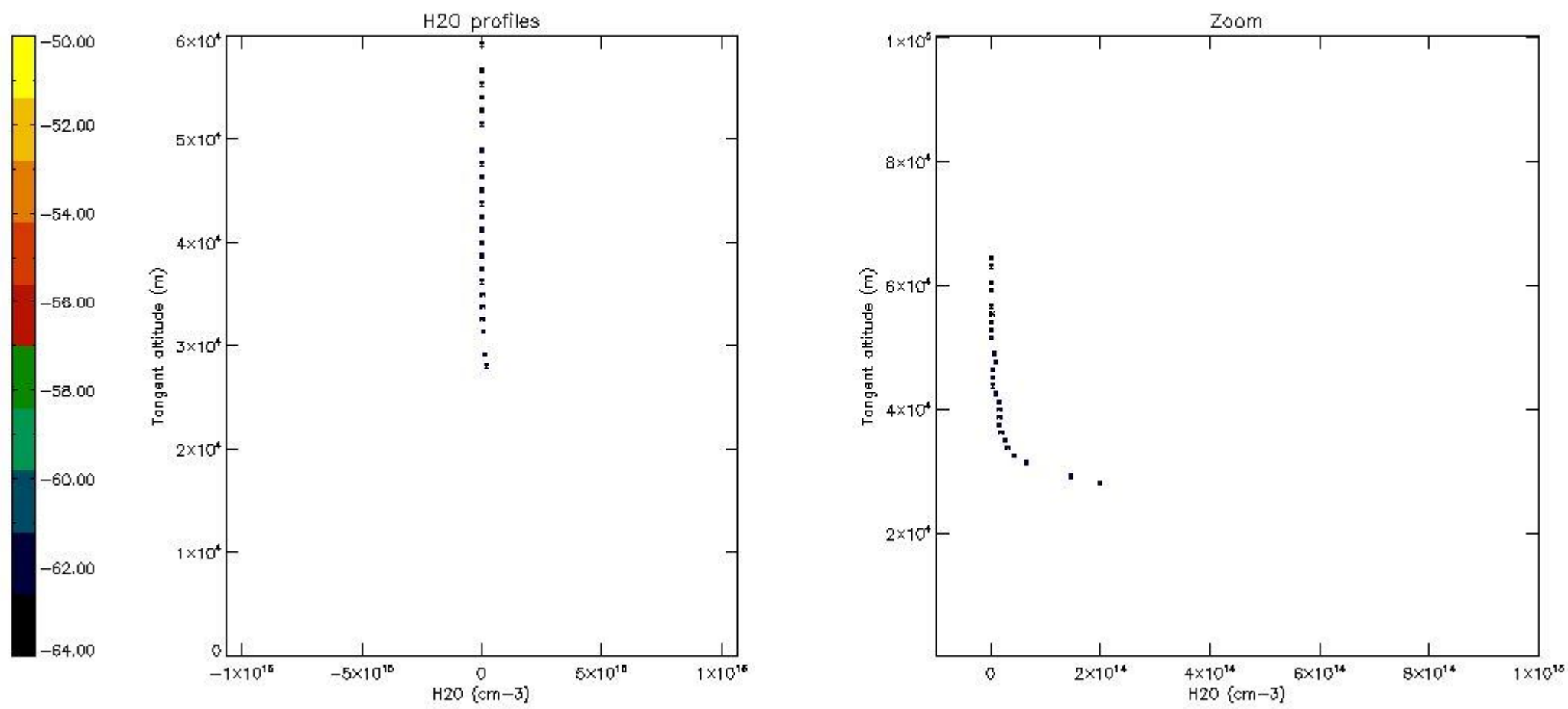
5.7 Plot NO3 profiles for all STD (dark without errors)

The colorbar represents the latitude.



5.8 Plot H2O profiles for all STD (only for occultations of stars 1,2,3,4,13,14,16,26,63 dark without errors)

The colorbar represents the latitude.



6. Auxiliary Data Files used for the production reported in section 2

The number reported in the third column indicates since which file (see list in section 2) the corresponding auxiliary file has been used. The fourth column is the date of those product files.

Type	Auxiliary Filename	Used since product	Used since product date
INST_PHYS_CHARACTERISTICS	GOM_INS_AXVIEC20091111_143220_20030716_120000_20500101_000000	1	20-SEP-2004 00:01:04
LEVEL-2_PROC_CONFIG	GOM_PR2_AXVIEC20091111_152718_20020301_000000_20500101_000000	1	20-SEP-2004 00:01:04
CROSS_SECTIONS_FILE	GOM_CRS_AXVIEC20091111_154832_20020301_000000_20500101_000000	1	20-SEP-2004 00:01:04

GOMOS Level 2 Daily Report

SUMMARY

[1. General Info](#)

[2. Summary of processed GOM_NL_2P products](#)

[3. Level 2 Quality information per product](#)

[3.1 Plot of level 2 quality information per product \(time dependant\)](#)

[3.2 Plot of level 2 quality information per product \(world map\)](#)

[4. Level 1 Quality information per product \(stored on level 2 products\)](#)

[4.1 Plot of level 1 quality information per product \(time dependant\)](#)

[4.1.1 Plot of level 1 quality information per product \(time dependant\): ASCENDING](#)

[4.1.2 Plot of level 1 quality information per product \(time dependant\): DESCENDING](#)

[4.2 Plot of level 1 quality information per product \(world map\)](#)

[4.2.1 Plot of level 1 quality information per product \(world map\): ASCENDING](#)

[4.2.2 Plot of level 1 quality information per product \(world map\): DESCENDING](#)

[5. Ozone profiles based on quality statistics and other trace gas profiles](#)

[5.1 Ozone statistics based on quality of products](#)

[5.2 Plot ozone profiles for all STD \(dark without errors\)](#)

[5.3 Plot ozone profiles where STD < 20% \(dark without errors\)](#)

[5.4. Plot ozone profiles where STD < 10% \(dark without errors\)](#)

[5.5. Plot ozone profiles where STD < 5% \(dark without errors\)](#)

[5.6 Plot NO2 profiles for all STD \(dark without errors\)](#)

[5.7 Plot NO3 profiles for all STD \(dark without errors\)](#)

[5.8 Plot H2O profiles \(only for occultations of stars 1,2,3,4,13,14,16,26,63 dark without errors\) for all STD](#)

[6. Auxiliary Data Files used for the production reported in section 2](#)

This report presents the daily analysis on parameters extracted from GOMOS level 2 data (GOM_NL__2P). It is intended to monitor some important parameters that will impact the quality of these products. A list of level 2 products (and content) that have arrived during the reporting day to the PCF is also given.

Item	Value
Time of report generation	19APR2013 11:29:02
Data source version	GOMOS/6.01
Start time of products	20-09-2004 (20SEP2004 00:00:00)
Stop time of products	21-09-2004 (21SEP2004 00:00:00)
Store outputs in DB	Yes
Nb of level 2 prods	442
Nb of prods with errors	0

2. Summary of processed GOM_NL__2P products.

Nr	Filename	UTC Start time	Limb	Duration	Star Id	Star Name	Star Mag	Star Temp	Nb Meas	Orbit	Prod. error
1	GOM_NL__2PRFIN20040920_000104_000000392030_00288_13368_4184.N1	20-SEP-2004 00:01:04	Bright	39.000	89	5Alp Cep	2.4510	8000.0	78	13368	No
2	GOM_NL__2PRFIN20040920_000310_000000462030_00288_13368_4185.N1	20-SEP-2004 00:03:10	Bright	45.500	76	27Gam Cas	2.3000	30000.	91	13368	No
3	GOM_NL__2PRFIN20040920_000838_000000352030_00288_13368_4186.N1	20-SEP-2004 00:08:38	Bright	34.500	49	1Alp UMi	1.9900	6300.0	69	13368	No
4	GOM_NL__2PRFIN20040920_001023_000000672030_00288_13368_4187.N1	20-SEP-2004 00:10:23	Bright	67.000	35	33Alp Per	1.7950	6250.0	134	13368	No
5	GOM_NL__2PRFIN20040920_001215_000000702030_00288_13368_4188.N1	20-SEP-2004 00:12:15	Bright	69.500	175	39Del Per	3.0100	19400.	139	13368	No
6	GOM_NL__2PRFIN20040920_001611_000000392030_00288_13368_4189.N1	20-SEP-2004 00:16:11	Bright	38.500	36	50Alp UMa	1.8000	6300.0	77	13368	No
7	GOM_NL__2PRFIN20040920_001739_000000522030_00288_13368_4190.N1	20-SEP-2004 00:17:39	Bright	52.000	82	48Bet UMa	2.3650	10600.	104	13368	No
8	GOM_NL__2PRFIN20040920_002033_000000592030_00288_13368_4191.N1	20-SEP-2004 00:20:33	Bright	59.000	42	34Bet Aur	1.9000	10200.	118	13368	No
9	GOM_NL__2PRFIN20040920_002618_000000492030_00288_13368_4192.N1	20-SEP-2004 00:26:18	Bright	48.500	24	66Alp Gem	1.5800	10200.	97	13368	No
10	GOM_NL__2PRFIN20040920_002950_000000742030_00288_13368_4193.N1	20-SEP-2004 00:29:50	Twilight	74.000	170	27Eps Gem	3.0000	9700.0	148	13368	No
11	GOM_NL__2PRFIN20040920_003153_000000952030_00288_13368_4194.N1	20-SEP-2004 00:31:53	Straylight	95.000	151	13Mu Gem	2.8900	3000.0	190	13368	No
12	GOM_NL__2PRFIN20040920_003527_000000672030_00288_13368_4195.N1	20-SEP-2004 00:35:27	Dark	66.500	8	10Alp CMi	0.40000	6500.0	133	13368	No
13	GOM_NL__2PRFIN20040920_004249_000000452030_00288_13368_4196.N1	20-SEP-2004 00:42:49	Dark	45.000	132	15Rho Pup	2.8030	6900.0	90	13368	No
14	GOM_NL__2PRFIN20040920_004507_000000782030_00288_13368_4197.N1	20-SEP-2004 00:45:07	Dark	78.000	1	9Alp CMa	-1.4400	11000.	156	13368	No
15	GOM_NL__2PRFIN20040920_004942_000000392030_00288_13368_4198.N1	20-SEP-2004 00:49:42	Dark	39.000	46	Del Vel	1.9540	10600.	78	13368	No
16	GOM_NL__2PRFIN20040920_005115_000000492030_00288_13368_4199.N1	20-SEP-2004 00:51:15	Dark	48.500	41	Eps Car	1.8600	4100.0	97	13368	No
17	GOM_NL__2PRFIN20040920_005313_000000892030_00289_13369_4332.N1	20-SEP-2004 00:53:13	Dark	88.500	101	11Alp Lep	2.5820	7000.0	177	13369	No
18	GOM_NL__2PRFIN20040920_010146_000000402030_00289_13369_4333.N1	20-SEP-2004 01:01:46	Dark	40.000	135	Bet Hyi	2.8200	5800.0	80	13369	No
19	GOM_NL__2PRFIN20040920_010311_000000422030_00289_13369_4334.N1	20-SEP-2004 01:03:11	Dark	41.500	143	Alp Hyi	2.8570	7200.0	83	13369	No
20	GOM_NL__2PRFIN20040920_010437_000000462030_00289_13369_4335.N1	20-SEP-2004 01:04:37	Dark	46.000	9	Alp Eri	0.45300	24000.	92	13369	No
21	GOM_NL__2PRFIN20040920_010716_000000442030_00289_13369_4336.N1	20-SEP-2004 01:07:16	Straylight	43.500	148	Alp Tuc	2.8780	4100.0	87	13369	No
22	GOM_NL__2PRFIN20040920_011042_000000472030_00289_13369_4337.N1	20-SEP-2004 01:10:42	Straylight	47.000	63	Bet Gru	2.1500	2800.0	94	13369	No
23	GOM_NL__2PRFIN20040920_011349_000000392030_00289_13369_4338.N1	20-SEP-2004 01:13:49	Straylight	39.000	172	Gam Gru	3.0030	13100.	78	13369	No
24	GOM_NL__2PRFIN20040920_011514_000000482030_00289_13369_4339.N1	20-SEP-2004 01:15:14	Straylight	47.500	18	24Alp PsA	1.1660	9700.0	95	13369	No
25	GOM_NL__2PRFIN20040920_011739_000000592030_00289_13369_4340.N1	20-SEP-2004 01:17:39	Twilight	58.500	52	16Bet Cet	2.0370	4500.0	117	13369	No
26	GOM_NL__2PRFIN20040920_011947_000000402030_00289_13369_4341.N1	20-SEP-2004 01:19:47	Twilight	40.000	142	49Del Cap	2.8500	8900.0	80	13369	No
27	GOM_NL__2PRFIN20040920_012358_000000392030_00289_13369_4342.N1	20-SEP-2004 01:23:58	Bright	39.000	162	34Alp Aqr	2.9440	5350.0	78	13369	No
28	GOM_NL__2PRFIN20040920_012700_000000402030_00289_13369_4343.N1	20-SEP-2004 01:27:00	Bright	39.500	61	8Eps Peg	2.1000	3900.0	79	13369	No
29	GOM_NL__2PRFIN20040920_012919_000000482030_00289_13369_4344.N1	20-SEP-2004 01:29:19	Bright	47.500	140	88Gam Peg	2.8340	26000.	95	13369	No
30	GOM_NL__2PRFIN20040920_013201_000000412030_00289_13369_4345.N1	20-SEP-2004 01:32:01	Bright	40.500	93	53Bet Peg	2.5200	3100.0	81	13369	No
31	GOM_NL__2PRFIN20040920_013341_000000482030_00289_13369_4346.N1	20-SEP-2004 01:33:41	Bright	47.500	58	21Alp And	2.0730	11000.	95	13369	No
32	GOM_NL__2PRFIN20040920_013640_000000382030_00289_13369_4347.N1	20-SEP-2004 01:36:40	Bright	37.500	66	37Gam Cyg	2.2080	5900.0	75	13369	No
33	GOM_NL__2PRFIN20040920_013840_000000542030_00289_13369_4348.N1	20-SEP-2004 01:38:40	Bright	53.500	53	43Bet And	2.0480	3300.0	107	13369	No
34	GOM_NL__2PRFIN20040920_014140_000000392030_00289_13369_4349.N1	20-SEP-2004 01:41:40	Bright	38.500	89	5Alp Cep	2.4510	8000.0	77	13369	No
35	GOM_NL__2PRFIN20040920_014345_000000442030_00289_13369_4350.N1	20-SEP-2004 01:43:45	Bright	43.500	76	27Gam Cas	2.3000	30000.	87	13369	No
36	GOM_NL__2PRFIN20040920_014914_000000382030_00289_13369_4351.N1	20-SEP-2004 01:49:14	Bright	37.500	49	1Alp UMi	1.9900	6300.0	75	13369	No
37	GOM_NL__2PRFIN20040920_015057_000000682030_00289_13369_4352.N1	20-SEP-2004 01:50:57	Bright	68.000	35	33Alp Per	1.7950	6250.0	136	13369	No
38	GOM_NL__2PRFIN20040920_015249_000000692030_00289_13369_4353.N1	20-SEP-2004 01:52:49	Bright	68.500	175	39Del Per	3.0100	19400.	137	13369	No
39	GOM_NL__2PRFIN20040920_015647_000000392030_00289_13369_4354.N1	20-SEP-2004 01:56:47	Bright	38.500	36	50Alp UMa	1.8000	6300.0	77	13369	No
40	GOM_NL__2PRFIN20040920_015815_000000372030_00289_13369_4355.N1	20-SEP-2004 01:58:15	Bright	36.500	82	48Bet UMa	2.3650	10600.	73	13369	No
41	GOM_NL__2PRFIN20040920_020109_000000602030_00289_13369_4356.N1	20-SEP-2004 02:01:09	Bright	59.500	42	34Bet Aur	1.9000	10200.	119	13369	No
42	GOM_NL__2PRFIN20040920_020654_000000492030_00289_13369_4357.N1	20-SEP-2004 02:06:54	Bright	49.000	24	66Alp Gem	1.5800	10200.	98	13369	No

43	GOM_NL__2PRFIN20040920_021026_000000692030_00289_13369_4358.N1	20-SEP-2004 02:10:26	Twilight	69.000	170	27Eps Gem	3.0000	9700.0	138	13369	No
44	GOM_NL__2PRFIN20040920_021230_000000812030_00289_13369_4359.N1	20-SEP-2004 02:12:30	Straylight	81.000	151	13Mu Gem	2.8900	3000.0	162	13369	No
45	GOM_NL__2PRFIN20040920_021604_000000602030_00289_13369_4360.N1	20-SEP-2004 02:16:04	Dark	60.000	8	10Alp CMi	0.40000	6500.0	120	13369	No
46	GOM_NL__2PRFIN20040920_022326_000000422030_00289_13369_4361.N1	20-SEP-2004 02:23:26	Dark	42.000	132	15Rho Pup	2.8030	6900.0	84	13369	No
47	GOM_NL__2PRFIN20040920_022544_000000682030_00289_13369_4362.N1	20-SEP-2004 02:25:44	Dark	67.500	1	9Alp CMA	-1.4400	11000.	135	13369	No
48	GOM_NL__2PRFIN20040920_023018_000000392030_00289_13369_4363.N1	20-SEP-2004 02:30:18	Dark	38.500	46	Del Vel	1.9540	10600.	77	13369	No
49	GOM_NL__2PRFIN20040920_023151_000000452030_00289_13369_4364.N1	20-SEP-2004 02:31:51	Dark	45.000	41	Eps Car	1.8600	4100.0	90	13369	No
50	GOM_NL__2PRFIN20040920_023351_000000892030_00290_13370_4259.N1	20-SEP-2004 02:33:51	Dark	88.500	101	11Alp Lep	2.5820	7000.0	177	13370	No
51	GOM_NL__2PRFIN20040920_024222_000000392030_00290_13370_4260.N1	20-SEP-2004 02:42:22	Dark	38.500	135	Bet Hyi	2.8200	5800.0	77	13370	No
52	GOM_NL__2PRFIN20040920_024347_000000432030_00290_13370_4261.N1	20-SEP-2004 02:43:47	Dark	43.000	143	Alp Hyi	2.8570	7200.0	86	13370	No
53	GOM_NL__2PRFIN20040920_024513_000000462030_00290_13370_4262.N1	20-SEP-2004 02:45:13	Dark	45.500	9	Alp Eri	0.45300	24000.	91	13370	No
54	GOM_NL__2PRFIN20040920_024753_000000442030_00290_13370_4263.N1	20-SEP-2004 02:47:53	Straylight	43.500	148	Alp Tuc	2.8780	4100.0	87	13370	No
55	GOM_NL__2PRFIN20040920_025138_000000412030_00290_13370_4264.N1	20-SEP-2004 02:51:38	Straylight	40.500	31	Alp Gru	1.7340	15200.	81	13370	No
56	GOM_NL__2PRFIN20040920_025425_000000392030_00290_13370_4265.N1	20-SEP-2004 02:54:25	Straylight	38.500	172	Gam Gru	3.0030	13100.	77	13370	No
57	GOM_NL__2PRFIN20040920_025550_000000472030_00290_13370_4266.N1	20-SEP-2004 02:55:50	Straylight	47.000	18	24Alp PsA	1.1660	9700.0	94	13370	No
58	GOM_NL__2PRFIN20040920_025813_000000622030_00290_13370_4267.N1	20-SEP-2004 02:58:13	Twilight	61.500	52	16Bet Cet	2.0370	4500.0	123	13370	No
59	GOM_NL__2PRFIN20040920_030023_000000432030_00290_13370_4268.N1	20-SEP-2004 03:00:23	Twilight	42.500	142	49Del Cap	2.8500	8900.0	85	13370	No
60	GOM_NL__2PRFIN20040920_030434_000000402030_00290_13370_4269.N1	20-SEP-2004 03:04:34	Bright	40.000	162	34Alp Aqr	2.9440	5350.0	80	13370	No
61	GOM_NL__2PRFIN20040920_030735_000000412030_00290_13370_4270.N1	20-SEP-2004 03:07:35	Bright	41.000	61	8Eps Peg	2.1000	3900.0	82	13370	No
62	GOM_NL__2PRFIN20040920_030955_000000472030_00290_13370_4271.N1	20-SEP-2004 03:09:55	Bright	46.500	140	88Gam Peg	2.8340	26000.	93	13370	No
63	GOM_NL__2PRFIN20040920_031238_000000422030_00290_13370_4272.N1	20-SEP-2004 03:12:38	Bright	42.000	93	53Bet Peg	2.5200	3100.0	84	13370	No
64	GOM_NL__2PRFIN20040920_031417_000000472030_00290_13370_4273.N1	20-SEP-2004 03:14:17	Bright	47.000	58	21Alp And	2.0730	11000.	94	13370	No
65	GOM_NL__2PRFIN20040920_031716_000000392030_00290_13370_4274.N1	20-SEP-2004 03:17:16	Bright	38.500	66	37Gam Cyg	2.2080	5900.0	77	13370	No
66	GOM_NL__2PRFIN20040920_031915_000000592030_00290_13370_4275.N1	20-SEP-2004 03:19:15	Bright	58.500	53	43Bet And	2.0480	3300.0	117	13370	No
67	GOM_NL__2PRFIN20040920_032216_000000372030_00290_13370_4276.N1	20-SEP-2004 03:22:16	Bright	37.000	89	5Alp Cep	2.4510	8000.0	74	13370	No
68	GOM_NL__2PRFIN20040920_032421_000000432030_00290_13370_4277.N1	20-SEP-2004 03:24:21	Bright	42.500	76	27Gam Cas	2.3000	30000.	85	13370	No
69	GOM_NL__2PRFIN20040920_032949_000000382030_00290_13370_4278.N1	20-SEP-2004 03:29:49	Bright	38.000	49	1Alp UMi	1.9900	6300.0	76	13370	No
70	GOM_NL__2PRFIN20040920_033132_000000682030_00290_13370_4279.N1	20-SEP-2004 03:31:32	Bright	68.000	35	33Alp Per	1.7950	6250.0	136	13370	No
71	GOM_NL__2PRFIN20040920_033324_000000712030_00290_13370_4280.N1	20-SEP-2004 03:33:24	Bright	70.500	175	39Del Per	3.0100	19400.	141	13370	No
72	GOM_NL__2PRFIN20040920_033723_000000392030_00290_13370_4281.N1	20-SEP-2004 03:37:23	Bright	38.500	36	50Alp UMa	1.8000	6300.0	77	13370	No
73	GOM_NL__2PRFIN20040920_033850_000000382030_00290_13370_4282.N1	20-SEP-2004 03:38:50	Bright	38.000	82	48Bet UMa	2.3650	10600.	76	13370	No
74	GOM_NL__2PRFIN20040920_034144_000000602030_00290_13370_4283.N1	20-SEP-2004 03:41:44	Bright	59.500	42	34Bet Aur	1.9000	10200.	119	13370	No
75	GOM_NL__2PRFIN20040920_034528_000000672030_00290_13370_4284.N1	20-SEP-2004 03:45:28	Bright	67.000	107	37The Aur	2.6490	11000.	134	13370	No
76	GOM_NL__2PRFIN20040920_034846_000000502030_00290_13370_4285.N1	20-SEP-2004 03:48:46	Bright	50.000	17	78Bet Gem	1.1610	4500.0	100	13370	No
77	GOM_NL__2PRFIN20040920_035102_000000742030_00290_13370_4286.N1	20-SEP-2004 03:51:02	Twilight	73.500	170	27Eps Gem	3.0000	9700.0	147	13370	No
78	GOM_NL__2PRFIN20040920_035307_000000852030_00290_13370_4287.N1	20-SEP-2004 03:53:07	Straylight	84.500	151	13Mu Gem	2.8900	3000.0	169	13370	No
79	GOM_NL__2PRFIN20040920_035640_000000642030_00290_13370_4288.N1	20-SEP-2004 03:56:40	Dark	63.500	8	10Alp CMi	0.40000	6500.0	127	13370	No
80	GOM_NL__2PRFIN20040920_040402_000000452030_00290_13370_4289.N1	20-SEP-2004 04:04:02	Dark	45.000	132	15Rho Pup	2.8030	6900.0	90	13370	No
81	GOM_NL__2PRFIN20040920_040621_000000702030_00290_13370_4290.N1	20-SEP-2004 04:06:21	Dark	69.500	1	9Alp CMA	-1.4400	11000.	139	13370	No
82	GOM_NL__2PRFIN20040920_041053_000000452030_00290_13370_4291.N1	20-SEP-2004 04:10:53	Dark	44.500	46	Del Vel	1.9540	10600.	89	13370	No
83	GOM_NL__2PRFIN20040920_041227_000000512030_00290_13370_4292.N1	20-SEP-2004 04:12:27	Dark	51.000	41	Eps Car	1.8600	4100.0	102	13370	No
84	GOM_NL__2PRFIN20040920_041430_000000902030_00291_13371_4259.N1	20-SEP-2004 04:14:30	Dark	89.500	101	11Alp Lep	2.5820	7000.0	179	13371	No
85	GOM_NL__2PRFIN20040920_042258_000000402030_00291_13371_4260.N1	20-SEP-2004 04:22:58	Dark	40.000	135	Bet Hyi	2.8200	5800.0	80	13371	No
86	GOM_NL__2PRFIN20040920_042424_000000402030_00291_13371_4261.N1	20-SEP-2004 04:24:24	Dark	40.000	143	Alp Hyi	2.8570	7200.0	80	13371	No
87	GOM_NL__2PRFIN20040920_042550_000000492030_00291_13371_4262.N1	20-SEP-2004 04:25:50	Dark	48.500	9	Alp Eri	0.45300	24000.	97	13371	No
88	GOM_NL__2PRFIN20040920_042828_000000402030_00291_13371_4263.N1	20-SEP-2004 04:28:28	Straylight	39.500	148	Alp Tuc	2.8780	4100.0	79	13371	No
89	GOM_NL__2PRFIN20040920_043214_000000382030_00291_13371_4264.N1	20-SEP-2004 04:32:14	Straylight	37.500	31	Alp Gru	1.7340	15200.	75	13371	No
90	GOM_NL__2PRFIN20040920_043501_000000402030_00291_13371_4265.N1	20-SEP-2004 04:35:01	Straylight	40.000	172	Gam Gru	3.0030	13100.	80	13371	No
91	GOM_NL__2PRFIN20040920_043629_000000452030_00291_13371_4266.N1	20-SEP-2004 04:36:29	Straylight	44.500	18	24Alp PsA	1.1660	9700.0	89	13371	No
92	GOM_NL__2PRFIN20040920_043849_000000612030_00291_13371_4267.N1	20-SEP-2004 04:38:49	Twilight	60.500	52	16Bet Cet	2.0370	4500.0	121	13371	No
93	GOM_NL__2PRFIN20040920_044100_000000422030_00291_13371_4268.N1	20-SEP-2004 04:41:00	Twilight	41.500	142	49Del Cap	2.8500	8900.0	83	13371	No
94	GOM_NL__2PRFIN20040920_044509_000000402030_00291_13371_4269.N1	20-SEP-2004 04:45:09	Bright	39.500	162	34Alp Aqr	2.9440	5350.0	79	13371	No
95	GOM_NL__2PRFIN20040920_044812_000000392030_00291_13371_4270.N1	20-SEP-2004 04:48:12	Bright	39.000	61	8Eps Peg	2.1000	3900.0	78	13371	No
96	GOM_NL__2PRFIN20040920_045030_000000482030_00291_13371_4271.N1	20-SEP-2004 04:50:30	Bright	48.000	140	88Gam Peg	2.8340	26000.	96	13371	No
97	GOM_NL__2PRFIN20040920_045313_000000412030_00291_13371_4272.N1	20-SEP-2004 04:53:13	Bright	40.500	93	53Bet Peg	2.5200	3100.0	81	13371	No
98	GOM_NL__2PRFIN20040920_045452_000000462030_00291_13371_4273.N1	20-SEP-2004 04:54:52	Bright	46.000	58	21Alp And	2.0730	11000.	92	13371	No
99	GOM_NL__2PRFIN20040920_045753_000000382030_00291_13371_4274.N1	20-SEP-2004 04:57:53	Bright	37.500	66	37Gam Cyg	2.2080	5900.0	75	13371	No
100	GOM_NL__2PRFIN20040920_045949_000000602030_00291_13371_4275.N1	20-SEP-2004 04:59:49	Bright	60.000	53	43Bet And	2.0480	3300.0	120	13371	No
101	GOM_NL__2PRFIN20040920_050252_000000392030_00291_13371_4276.N1	20-SEP-2004 05:02:52	Bright	38.500	89	5Alp Cep	2.4510	8000.0	77	13371	No

102	GOM_NL__2PRFIN20040920_050456_000000452030_00291_13371_4277.N1	20-SEP-2004 05:04:56	Bright	44.500	76	27Gam Cas	2.3000	30000.	89	13371	No
103	GOM_NL__2PRFIN20040920_051026_000000372030_00291_13371_4278.N1	20-SEP-2004 05:10:26	Bright	37.000	49	1Alp UMi	1.9900	6300.0	74	13371	No
104	GOM_NL__2PRFIN20040920_051206_000000672030_00291_13371_4279.N1	20-SEP-2004 05:12:06	Bright	66.500	35	33Alp Per	1.7950	6250.0	133	13371	No
105	GOM_NL__2PRFIN20040920_051359_000000692030_00291_13371_4280.N1	20-SEP-2004 05:13:59	Bright	68.500	175	39Del Per	3.0100	19400.	137	13371	No
106	GOM_NL__2PRFIN20040920_051759_000000392030_00291_13371_4281.N1	20-SEP-2004 05:17:59	Bright	39.000	36	50Alp UMa	1.8000	6300.0	78	13371	No
107	GOM_NL__2PRFIN20040920_051927_000000362030_00291_13371_4282.N1	20-SEP-2004 05:19:27	Bright	36.000	82	48Bet UMa	2.3650	10600.	72	13371	No
108	GOM_NL__2PRFIN20040920_052220_000000612030_00291_13371_4283.N1	20-SEP-2004 05:22:20	Bright	61.000	42	34Bet Aur	1.9000	10200.	122	13371	No
109	GOM_NL__2PRFIN20040920_052603_000000712030_00291_13371_4284.N1	20-SEP-2004 05:26:03	Bright	71.000	107	37The Aur	2.6490	11000.	142	13371	No
110	GOM_NL__2PRFIN20040920_052922_000000502030_00291_13371_4285.N1	20-SEP-2004 05:29:22	Bright	50.000	17	78Bet Gem	1.1610	4500.0	100	13371	No
111	GOM_NL__2PRFIN20040920_053139_000000732030_00291_13371_4286.N1	20-SEP-2004 05:31:39	Twilight	73.000	170	27Eps Gem	3.0000	9700.0	146	13371	No
112	GOM_NL__2PRFIN20040920_053343_000000982030_00291_13371_4287.N1	20-SEP-2004 05:33:43	Straylight	97.500	151	13Mu Gem	2.8900	3000.0	195	13371	No
113	GOM_NL__2PRFIN20040920_053717_000000612030_00291_13371_4288.N1	20-SEP-2004 05:37:17	Dark	60.500	8	10Alp CMi	0.40000	6500.0	121	13371	No
114	GOM_NL__2PRFIN20040920_054439_000000472030_00291_13371_4289.N1	20-SEP-2004 05:44:39	Dark	46.500	132	15Rho Pup	2.8030	6900.0	93	13371	No
115	GOM_NL__2PRFIN20040920_054700_000000742030_00291_13371_4290.N1	20-SEP-2004 05:47:00	Dark	73.500	1	9Alp CMa	-1.4400	11000.	147	13371	No
116	GOM_NL__2PRFIN20040920_055130_000000402030_00291_13371_4291.N1	20-SEP-2004 05:51:30	Dark	40.000	46	Del Vel	1.9540	10600.	80	13371	No
117	GOM_NL__2PRFIN20040920_055304_000000432030_00291_13371_4292.N1	20-SEP-2004 05:53:04	Dark	43.000	41	Eps Car	1.8600	4100.0	86	13371	No
118	GOM_NL__2PRFIN20040920_055508_000000912030_00292_13372_4259.N1	20-SEP-2004 05:55:08	Dark	91.000	101	11Alp Lep	2.5820	7000.0	182	13372	No
119	GOM_NL__2PRFIN20040920_060334_000000392030_00292_13372_4260.N1	20-SEP-2004 06:03:34	Dark	39.000	135	Bet Hyi	2.8200	5800.0	78	13372	No
120	GOM_NL__2PRFIN20040920_060501_000000402030_00292_13372_4261.N1	20-SEP-2004 06:05:01	Dark	39.500	143	Alp Hyi	2.8570	7200.0	79	13372	No
121	GOM_NL__2PRFIN20040920_060627_000000432030_00292_13372_4262.N1	20-SEP-2004 06:06:27	Dark	43.000	9	Alp Eri	0.45300	24000.	86	13372	No
122	GOM_NL__2PRFIN20040920_060904_000000402030_00292_13372_4263.N1	20-SEP-2004 06:09:04	Straylight	39.500	148	Alp Tuc	2.8780	4100.0	79	13372	No
123	GOM_NL__2PRFIN20040920_061250_000000422030_00292_13372_4264.N1	20-SEP-2004 06:12:50	Straylight	41.500	31	Alp Gru	1.7340	15200.	83	13372	No
124	GOM_NL__2PRFIN20040920_061537_000000392030_00292_13372_4265.N1	20-SEP-2004 06:15:37	Straylight	38.500	172	Gam Gru	3.0030	13100.	77	13372	No
125	GOM_NL__2PRFIN20040920_061706_000000442030_00292_13372_4266.N1	20-SEP-2004 06:17:06	Straylight	44.000	18	24Alp PsA	1.1660	9700.0	88	13372	No
126	GOM_NL__2PRFIN20040920_061928_000000592030_00292_13372_4267.N1	20-SEP-2004 06:19:28	Twilight	58.500	52	16Bet Cet	2.0370	4500.0	117	13372	No
127	GOM_NL__2PRFIN20040920_062136_000000432030_00292_13372_4268.N1	20-SEP-2004 06:21:36	Twilight	42.500	142	49Del Cap	2.8500	8900.0	85	13372	No
128	GOM_NL__2PRFIN20040920_062546_000000392030_00292_13372_4269.N1	20-SEP-2004 06:25:46	Bright	38.500	162	34Alp Aqr	2.9440	5350.0	77	13372	No
129	GOM_NL__2PRFIN20040920_062848_000000392030_00292_13372_4270.N1	20-SEP-2004 06:28:48	Bright	39.000	61	8Eps Peg	2.1000	3900.0	78	13372	No
130	GOM_NL__2PRFIN20040920_063106_000000482030_00292_13372_4271.N1	20-SEP-2004 06:31:06	Bright	48.000	140	88Gam Peg	2.8340	26000.	96	13372	No
131	GOM_NL__2PRFIN20040920_063350_000000382030_00292_13372_4272.N1	20-SEP-2004 06:33:50	Bright	38.000	93	53Bet Peg	2.5200	3100.0	76	13372	No
132	GOM_NL__2PRFIN20040920_063528_000000472030_00292_13372_4273.N1	20-SEP-2004 06:35:28	Bright	47.000	58	21Alp And	2.0730	11000.	94	13372	No
133	GOM_NL__2PRFIN20040920_063829_000000402030_00292_13372_4274.N1	20-SEP-2004 06:38:29	Bright	40.000	66	37Gam Cyg	2.2080	5900.0	80	13372	No
134	GOM_NL__2PRFIN20040920_064024_000000592030_00292_13372_4275.N1	20-SEP-2004 06:40:24	Bright	59.000	53	43Bet And	2.0480	3300.0	118	13372	No
135	GOM_NL__2PRFIN20040920_064329_000000382030_00292_13372_4276.N1	20-SEP-2004 06:43:29	Bright	37.500	89	5Alp Cep	2.4510	8000.0	75	13372	No
136	GOM_NL__2PRFIN20040920_064531_000000442030_00292_13372_4277.N1	20-SEP-2004 06:45:31	Bright	43.500	76	27Gam Cas	2.3000	30000.	87	13372	No
137	GOM_NL__2PRFIN20040920_065102_000000392030_00292_13372_4278.N1	20-SEP-2004 06:51:02	Bright	39.000	49	1Alp UMi	1.9900	6300.0	78	13372	No
138	GOM_NL__2PRFIN20040920_065241_000000672030_00292_13372_4279.N1	20-SEP-2004 06:52:41	Bright	66.500	35	33Alp Per	1.7950	6250.0	133	13372	No
139	GOM_NL__2PRFIN20040920_065433_000000712030_00292_13372_4280.N1	20-SEP-2004 06:54:33	Bright	70.500	175	39Del Per	3.0100	19400.	141	13372	No
140	GOM_NL__2PRFIN20040920_065835_000000362030_00292_13372_4281.N1	20-SEP-2004 06:58:35	Bright	36.000	36	50Alp UMa	1.8000	6300.0	72	13372	No
141	GOM_NL__2PRFIN20040920_070004_000000382030_00292_13372_4282.N1	20-SEP-2004 07:00:04	Bright	37.500	82	48Bet UMa	2.3650	10600.	75	13372	No
142	GOM_NL__2PRFIN20040920_070255_000000622030_00292_13372_4283.N1	20-SEP-2004 07:02:55	Bright	62.000	42	34Bet Aur	1.9000	10200.	124	13372	No
143	GOM_NL__2PRFIN20040920_070639_000000702030_00292_13372_4284.N1	20-SEP-2004 07:06:39	Bright	69.500	107	37The Aur	2.6490	11000.	139	13372	No
144	GOM_NL__2PRFIN20040920_070958_000000512030_00292_13372_4285.N1	20-SEP-2004 07:09:58	Bright	51.000	17	78Bet Gem	1.1610	4500.0	102	13372	No
145	GOM_NL__2PRFIN20040920_071215_000000722030_00292_13372_4286.N1	20-SEP-2004 07:12:15	Twilight	72.000	170	27Eps Gem	3.0000	9700.0	144	13372	No
146	GOM_NL__2PRFIN20040920_071420_000000942030_00292_13372_4287.N1	20-SEP-2004 07:14:20	Straylight	94.000	151	13Mu Gem	2.8900	3000.0	188	13372	No
147	GOM_NL__2PRFIN20040920_071753_000000602030_00292_13372_4288.N1	20-SEP-2004 07:17:53	Dark	60.000	8	10Alp CMi	0.40000	6500.0	120	13372	No
148	GOM_NL__2PRFIN20040920_072516_000000432030_00292_13372_4289.N1	20-SEP-2004 07:25:16	Dark	42.500	132	15Rho Pup	2.8030	6900.0	85	13372	No
149	GOM_NL__2PRFIN20040920_072738_000000682030_00292_13372_4290.N1	20-SEP-2004 07:27:38	Dark	67.500	1	9Alp CMa	-1.4400	11000.	135	13372	No
150	GOM_NL__2PRFIN20040920_073206_000000422030_00292_13372_4291.N1	20-SEP-2004 07:32:06	Dark	42.000	46	Del Vel	1.9540	10600.	84	13372	No
151	GOM_NL__2PRFIN20040920_073340_000000512030_00292_13372_4292.N1	20-SEP-2004 07:33:40	Dark	51.000	41	Eps Car	1.8600	4100.0	102	13372	No
152	GOM_NL__2PRFIN20040920_073546_000000912030_00293_13373_4259.N1	20-SEP-2004 07:35:46	Dark	90.500	101	11Alp Lep	2.5820	7000.0	181	13373	No
153	GOM_NL__2PRFIN20040920_074411_000000382030_00293_13373_4260.N1	20-SEP-2004 07:44:11	Dark	38.000	135	Bet Hyi	2.8200	5800.0	76	13373	No
154	GOM_NL__2PRFIN20040920_074537_000000412030_00293_13373_4261.N1	20-SEP-2004 07:45:37	Dark	40.500	143	Alp Hyi	2.8570	7200.0	81	13373	No
155	GOM_NL__2PRFIN20040920_074704_000000562030_00293_13373_4262.N1	20-SEP-2004 07:47:04	Dark	55.500	9	Alp Eri	0.45300	24000.	111	13373	No
156	GOM_NL__2PRFIN20040920_074941_000000462030_00293_13373_4263.N1	20-SEP-2004 07:49:41	Straylight	45.500	148	Alp Tuc	2.8780	4100.0	91	13373	No
157	GOM_NL__2PRFIN20040920_075326_000000422030_00293_13373_4264.N1	20-SEP-2004 07:53:26	Straylight	41.500	31	Alp Gru	1.7340	15200.	83	13373	No
158	GOM_NL__2PRFIN20040920_075613_000000402030_00293_13373_4265.N1	20-SEP-2004 07:56:13	Straylight	40.000	172	Gam Gru	3.0030	13100.	80	13373	No
159	GOM_NL__2PRFIN20040920_075742_000000462030_00293_13373_4266.N1	20-SEP-2004 07:57:42	Straylight	45.500	18	24Alp PsA	1.1660	9700.0	91	13373	No
160	GOM_NL__2PRFIN20040920_080004_000000592030_00293_13373_4267.N1	20-SEP-2004 08:00:04	Twilight	59.000	52	16Bet Cet	2.0370	4500.0	118	13373	No

161	GOM_NL__2PRFIN20040920_080212_000000412030_00293_13373_4268.N1	20-SEP-2004 08:02:12	Twl_and_stray	41.000	142	49Del Cap	2.8500	8900.0	82	13373	No
162	GOM_NL__2PRFIN20040920_080622_000000402030_00293_13373_4269.N1	20-SEP-2004 08:06:22	Bright	39.500	162	34Alp Aqr	2.9440	5350.0	79	13373	No
163	GOM_NL__2PRFIN20040920_080924_000000392030_00293_13373_4270.N1	20-SEP-2004 08:09:24	Bright	39.000	61	8Eps Peg	2.1000	3900.0	78	13373	No
164	GOM_NL__2PRFIN20040920_081142_000000472030_00293_13373_4271.N1	20-SEP-2004 08:11:42	Bright	46.500	140	88Gam Peg	2.8340	26000.	93	13373	No
165	GOM_NL__2PRFIN20040920_081425_000000422030_00293_13373_4272.N1	20-SEP-2004 08:14:25	Bright	42.000	93	53Bet Peg	2.5200	3100.0	84	13373	No
166	GOM_NL__2PRFIN20040920_081603_000000462030_00293_13373_4273.N1	20-SEP-2004 08:16:03	Bright	45.500	58	21Alp And	2.0730	11000.	91	13373	No
167	GOM_NL__2PRFIN20040920_081905_000000402030_00293_13373_4274.N1	20-SEP-2004 08:19:05	Bright	39.500	66	37Gam Cyg	2.2080	5900.0	79	13373	No
168	GOM_NL__2PRFIN20040920_082059_000000592030_00293_13373_4275.N1	20-SEP-2004 08:20:59	Bright	58.500	53	43Bet And	2.0480	3300.0	117	13373	No
169	GOM_NL__2PRFIN20040920_082405_000000382030_00293_13373_4276.N1	20-SEP-2004 08:24:05	Bright	37.500	89	5Alp Cep	2.4510	8000.0	75	13373	No
170	GOM_NL__2PRFIN20040920_082607_000000432030_00293_13373_4277.N1	20-SEP-2004 08:26:07	Bright	42.500	76	27Gam Cas	2.3000	30000.	85	13373	No
171	GOM_NL__2PRFIN20040920_083138_000000362030_00293_13373_4278.N1	20-SEP-2004 08:31:38	Bright	36.000	49	1Alp UMi	1.9900	6300.0	72	13373	No
172	GOM_NL__2PRFIN20040920_083316_000000682030_00293_13373_4279.N1	20-SEP-2004 08:33:16	Bright	67.500	35	33Alp Per	1.7950	6250.0	135	13373	No
173	GOM_NL__2PRFIN20040920_083508_000000692030_00293_13373_4280.N1	20-SEP-2004 08:35:08	Bright	68.500	175	39Del Per	3.0100	19400.	137	13373	No
174	GOM_NL__2PRFIN20040920_083911_000000392030_00293_13373_4281.N1	20-SEP-2004 08:39:11	Bright	39.000	36	50Alp UMa	1.8000	6300.0	78	13373	No
175	GOM_NL__2PRFIN20040920_084039_000000392030_00293_13373_4282.N1	20-SEP-2004 08:40:39	Bright	38.500	82	48Bet UMa	2.3650	10600.	77	13373	No
176	GOM_NL__2PRFIN20040920_084331_000000592030_00293_13373_4283.N1	20-SEP-2004 08:43:31	Bright	58.500	42	34Bet Aur	1.9000	10200.	117	13373	No
177	GOM_NL__2PRFIN20040920_084715_000000702030_00293_13373_4284.N1	20-SEP-2004 08:47:15	Bright	69.500	107	37The Aur	2.6490	11000.	139	13373	No
178	GOM_NL__2PRFIN20040920_085035_000000502030_00293_13373_4285.N1	20-SEP-2004 08:50:35	Bright	49.500	17	78Bet Gem	1.1610	4500.0	99	13373	No
179	GOM_NL__2PRFIN20040920_085252_000000702030_00293_13373_4286.N1	20-SEP-2004 08:52:52	Twl_and_stray	70.000	170	27Eps Gem	3.0000	9700.0	140	13373	No
180	GOM_NL__2PRFIN20040920_085457_000000952030_00293_13373_4287.N1	20-SEP-2004 08:54:57	Straylight	95.000	151	13Mu Gem	2.8900	3000.0	190	13373	No
181	GOM_NL__2PRFIN20040920_085830_000000642030_00293_13373_4288.N1	20-SEP-2004 08:58:30	Dark	63.500	8	10Alp CMi	0.40000	6500.0	127	13373	No
182	GOM_NL__2PRFIN20040920_090552_000000452030_00293_13373_4289.N1	20-SEP-2004 09:05:52	Dark	44.500	132	15Rho Pup	2.8030	6900.0	89	13373	No
183	GOM_NL__2PRFIN20040920_090813_000000752030_00293_13373_4290.N1	20-SEP-2004 09:08:13	Dark	75.000	1	9Alp CMa	-1.4400	11000.	150	13373	No
184	GOM_NL__2PRFIN20040920_091242_000000422030_00293_13373_4291.N1	20-SEP-2004 09:12:42	Dark	41.500	46	Del Vel	1.9540	10600.	83	13373	No
185	GOM_NL__2PRFIN20040920_091416_000000482030_00293_13373_4292.N1	20-SEP-2004 09:14:16	Dark	48.000	41	Eps Car	1.8600	4100.0	96	13373	No
186	GOM_NL__2PRFIN20040920_091625_000000932030_00294_13374_4259.N1	20-SEP-2004 09:16:25	Dark	92.500	101	11Alp Lep	2.5820	7000.0	185	13374	No
187	GOM_NL__2PRFIN20040920_092447_000000382030_00294_13374_4260.N1	20-SEP-2004 09:24:47	Dark	38.000	135	Bet Hyi	2.8200	5800.0	76	13374	No
188	GOM_NL__2PRFIN20040920_092613_000000432030_00294_13374_4261.N1	20-SEP-2004 09:26:13	Dark	42.500	143	Alp Hyi	2.8570	7200.0	85	13374	No
189	GOM_NL__2PRFIN20040920_092740_000000562030_00294_13374_4262.N1	20-SEP-2004 09:27:40	Dark	56.000	9	Alp Eri	0.45300	24000.	112	13374	No
190	GOM_NL__2PRFIN20040920_093016_000000432030_00294_13374_4263.N1	20-SEP-2004 09:30:16	Straylight	42.500	148	Alp Tuc	2.8780	4100.0	85	13374	No
191	GOM_NL__2PRFIN20040920_093402_000000412030_00294_13374_4264.N1	20-SEP-2004 09:34:02	Straylight	41.000	31	Alp Gru	1.7340	15200.	82	13374	No
192	GOM_NL__2PRFIN20040920_093649_000000402030_00294_13374_4265.N1	20-SEP-2004 09:36:49	Straylight	39.500	172	Gam Gru	3.0030	13100.	79	13374	No
193	GOM_NL__2PRFIN20040920_093817_000000462030_00294_13374_4266.N1	20-SEP-2004 09:38:17	Straylight	46.000	18	24Alp PsA	1.1660	9700.0	92	13374	No
194	GOM_NL__2PRFIN20040920_094038_000000622030_00294_13374_4267.N1	20-SEP-2004 09:40:38	Twl_and_stray	62.000	52	16Bet Cet	2.0370	4500.0	124	13374	No
195	GOM_NL__2PRFIN20040920_094247_000000422030_00294_13374_4268.N1	20-SEP-2004 09:42:47	Twl_and_stray	41.500	142	49Del Cap	2.8500	8900.0	83	13374	No
196	GOM_NL__2PRFIN20040920_094658_000000392030_00294_13374_4269.N1	20-SEP-2004 09:46:58	Bright	38.500	162	34Alp Aqr	2.9440	5350.0	77	13374	No
197	GOM_NL__2PRFIN20040920_095000_000000522030_00294_13374_4270.N1	20-SEP-2004 09:50:00	Bright	52.000	61	8Eps Peg	2.1000	3900.0	104	13374	No
198	GOM_NL__2PRFIN20040920_095217_000000482030_00294_13374_4271.N1	20-SEP-2004 09:52:17	Bright	47.500	140	88Gam Peg	2.8340	26000.	95	13374	No
199	GOM_NL__2PRFIN20040920_095501_000000412030_00294_13374_4272.N1	20-SEP-2004 09:55:01	Bright	40.500	93	53Bet Peg	2.5200	3100.0	81	13374	No
200	GOM_NL__2PRFIN20040920_095638_000000462030_00294_13374_4273.N1	20-SEP-2004 09:56:38	Bright	45.500	58	21Alp And	2.0730	11000.	91	13374	No
201	GOM_NL__2PRFIN20040920_095942_000000402030_00294_13374_4274.N1	20-SEP-2004 09:59:42	Bright	40.000	66	37Gam Cyg	2.2080	5900.0	80	13374	No
202	GOM_NL__2PRFIN20040920_100134_000000612030_00294_13374_4275.N1	20-SEP-2004 10:01:34	Bright	60.500	53	43Bet And	2.0480	3300.0	121	13374	No
203	GOM_NL__2PRFIN20040920_100440_000000392030_00294_13374_4276.N1	20-SEP-2004 10:04:40	Bright	38.500	89	5Alp Cep	2.4510	8000.0	77	13374	No
204	GOM_NL__2PRFIN20040920_100643_000000422030_00294_13374_4277.N1	20-SEP-2004 10:06:43	Bright	42.000	76	27Gam Cas	2.3000	30000.	84	13374	No
205	GOM_NL__2PRFIN20040920_101214_000000382030_00294_13374_4278.N1	20-SEP-2004 10:12:14	Bright	38.000	49	1Alp UMi	1.9900	6300.0	76	13374	No
206	GOM_NL__2PRFIN20040920_101351_000000672030_00294_13374_4279.N1	20-SEP-2004 10:13:51	Bright	66.500	35	33Alp Per	1.7950	6250.0	133	13374	No
207	GOM_NL__2PRFIN20040920_101543_000000682030_00294_13374_4280.N1	20-SEP-2004 10:15:43	Bright	67.500	175	39Del Per	3.0100	19400.	135	13374	No
208	GOM_NL__2PRFIN20040920_101947_000000392030_00294_13374_4281.N1	20-SEP-2004 10:19:47	Bright	39.000	36	50Alp UMa	1.8000	6300.0	78	13374	No
209	GOM_NL__2PRFIN20040920_102115_000000382030_00294_13374_4282.N1	20-SEP-2004 10:21:15	Bright	37.500	82	48Bet UMa	2.3650	10600.	75	13374	No
210	GOM_NL__2PRFIN20040920_102407_000000582030_00294_13374_4283.N1	20-SEP-2004 10:24:07	Bright	57.500	42	34Bet Aur	1.9000	10200.	115	13374	No
211	GOM_NL__2PRFIN20040920_102751_000000702030_00294_13374_4284.N1	20-SEP-2004 10:27:51	Bright	69.500	107	37The Aur	2.6490	11000.	139	13374	No
212	GOM_NL__2PRFIN20040920_103111_000000592030_00294_13374_4285.N1	20-SEP-2004 10:31:11	Bright	59.000	17	78Bet Gem	1.1610	4500.0	118	13374	No
213	GOM_NL__2PRFIN20040920_103328_000000712030_00294_13374_4286.N1	20-SEP-2004 10:33:28	Twl_and_stray	71.000	170	27Eps Gem	3.0000	9700.0	142	13374	No
214	GOM_NL__2PRFIN20040920_103534_000001082030_00294_13374_4287.N1	20-SEP-2004 10:35:34	Straylight	107.50	151	13Mu Gem	2.8900	3000.0	215	13374	No
215	GOM_NL__2PRFIN20040920_103907_000000592030_00294_13374_4288.N1	20-SEP-2004 10:39:07	Dark	59.000	8	10Alp CMi	0.40000	6500.0	118	13374	No
216	GOM_NL__2PRFIN20040920_104628_000000462030_00294_13374_4289.N1	20-SEP-2004 10:46:28	Dark	45.500	132	15Rho Pup	2.8030	6900.0	91	13374	No
217	GOM_NL__2PRFIN20040920_104852_000000792030_00294_13374_4290.N1	20-SEP-2004 10:48:52	Dark	79.000	1	9Alp CMa	-1.4400	11000.	158	13374	No
218	GOM_NL__2PRFIN20040920_105317_000000432030_00294_13374_4291.N1	20-SEP-2004 10:53:17	Dark	42.500	46	Del Vel	1.9540	10600.	85	13374	No
219	GOM_NL__2PRFIN20040920_105452_000000522030_00294_13374_4292.N1	20-SEP-2004 10:54:52	Dark	51.500	41	Eps Car	1.8600	4100.0	103	13374	No

220	GOM_NL__2PRFIN20040920_105703_000000902030_00295_13375_4259.N1	20-SEP-2004 10:57:03	Dark	90.000	101	11Alp Lep	2.5820	7000.0	180	13375	No
221	GOM_NL__2PRFIN20040920_110522_000000382030_00295_13375_4260.N1	20-SEP-2004 11:05:22	Dark	37.500	135	Bet Hyi	2.8200	5800.0	75	13375	No
222	GOM_NL__2PRFIN20040920_110649_000000422030_00295_13375_4261.N1	20-SEP-2004 11:06:49	Dark	42.000	143	Alp Hyi	2.8570	7200.0	84	13375	No
223	GOM_NL__2PRFIN20040920_110815_000000462030_00295_13375_4262.N1	20-SEP-2004 11:08:15	Dark	46.000	9	Alp Eri	0.45300	24000.	92	13375	No
224	GOM_NL__2PRFIN20040920_111052_000000432030_00295_13375_4263.N1	20-SEP-2004 11:10:52	Straylight	42.500	148	Alp Tuc	2.8780	4100.0	85	13375	No
225	GOM_NL__2PRFIN20040920_111419_000000422030_00295_13375_4264.N1	20-SEP-2004 11:14:19	Straylight	42.000	63	Bet Gru	2.1500	2800.0	84	13375	No
226	GOM_NL__2PRFIN20040920_111725_000000382030_00295_13375_4265.N1	20-SEP-2004 11:17:25	Straylight	37.500	172	Gam Gru	3.0030	13100.	75	13375	No
227	GOM_NL__2PRFIN20040920_111853_000000472030_00295_13375_4266.N1	20-SEP-2004 11:18:53	Straylight	46.500	18	24Alp PsA	1.1660	9700.0	93	13375	No
228	GOM_NL__2PRFIN20040920_112115_000000602030_00295_13375_4267.N1	20-SEP-2004 11:21:15	Twi_and_stray	59.500	52	16Bet Cet	2.0370	4500.0	119	13375	No
229	GOM_NL__2PRFIN20040920_112323_000000432030_00295_13375_4268.N1	20-SEP-2004 11:23:23	Twi_and_stray	43.000	142	49Del Cap	2.8500	8900.0	86	13375	No
230	GOM_NL__2PRFIN20040920_112734_000000392030_00295_13375_4269.N1	20-SEP-2004 11:27:34	Bright	39.000	162	34Alp Aqr	2.9440	5350.0	78	13375	No
231	GOM_NL__2PRFIN20040920_113035_000000412030_00295_13375_4270.N1	20-SEP-2004 11:30:35	Bright	41.000	61	8Eps Peg	2.1000	3900.0	82	13375	No
232	GOM_NL__2PRFIN20040920_113252_000000472030_00295_13375_4271.N1	20-SEP-2004 11:32:52	Bright	47.000	140	88Gam Peg	2.8340	26000.	94	13375	No
233	GOM_NL__2PRFIN20040920_113536_000000422030_00295_13375_4272.N1	20-SEP-2004 11:35:36	Bright	41.500	93	53Bet Peg	2.5200	3100.0	83	13375	No
234	GOM_NL__2PRFIN20040920_113714_000000442030_00295_13375_4273.N1	20-SEP-2004 11:37:14	Bright	44.000	58	21Alp And	2.0730	11000.	88	13375	No
235	GOM_NL__2PRFIN20040920_114108_000000392030_00295_13375_4274.N1	20-SEP-2004 11:41:08	Bright	39.000	19	50Alp Cyg	1.2460	10500.	78	13375	No
236	GOM_NL__2PRFIN20040920_114514_000000402030_00295_13375_4275.N1	20-SEP-2004 11:45:14	Bright	40.000	89	5Alp Cep	2.4510	8000.0	80	13375	No
237	GOM_NL__2PRFIN20040920_114718_000000432030_00295_13375_4276.N1	20-SEP-2004 11:47:18	Bright	42.500	76	27Gam Cas	2.3000	30000.	85	13375	No
238	GOM_NL__2PRFIN20040920_115249_000000382030_00295_13375_4277.N1	20-SEP-2004 11:52:49	Bright	37.500	49	1Alp UMi	1.9900	6300.0	75	13375	No
239	GOM_NL__2PRFIN20040920_115408_000000402030_00295_13375_4278.N1	20-SEP-2004 11:54:08	Bright	40.000	60	7Bet UMi	2.0810	3950.0	80	13375	No
240	GOM_NL__2PRFIN20040920_115618_000000672030_00295_13375_4279.N1	20-SEP-2004 11:56:18	Bright	66.500	175	39Del Per	3.0100	19400.	133	13375	No
241	GOM_NL__2PRFIN20040920_120023_000000392030_00295_13375_4280.N1	20-SEP-2004 12:00:23	Bright	38.500	36	50Alp UMa	1.8000	6300.0	77	13375	No
242	GOM_NL__2PRFIN20040920_120151_000000362030_00295_13375_4281.N1	20-SEP-2004 12:01:51	Bright	36.000	82	48Bet UMa	2.3650	10600.	72	13375	No
243	GOM_NL__2PRFIN20040920_120442_000000582030_00295_13375_4282.N1	20-SEP-2004 12:04:42	Bright	57.500	42	34Bet Aur	1.9000	10200.	115	13375	No
244	GOM_NL__2PRFIN20040920_120827_000000702030_00295_13375_4283.N1	20-SEP-2004 12:08:27	Bright	70.000	107	37The Aur	2.6490	11000.	140	13375	No
245	GOM_NL__2PRFIN20040920_121121_000002322030_00295_13375_4284.N1	20-SEP-2004 12:11:21	Twi_and_stray	231.50	114	3lot Aur	2.6930	4600.0	463	13375	No
246	GOM_NL__2PRFIN20040920_121610_000000882030_00295_13375_4285.N1	20-SEP-2004 12:16:10	Straylight	88.000	151	13Mu Gem	2.8900	3000.0	176	13375	No
247	GOM_NL__2PRFIN20040920_121943_000000592030_00295_13375_4286.N1	20-SEP-2004 12:19:43	Dark	59.000	8	10Alp CMi	0.40000	6500.0	118	13375	No
248	GOM_NL__2PRFIN20040920_122142_000002552030_00295_13375_4287.N1	20-SEP-2004 12:21:42	Dark	255.00	176	23Zet Tau	3.0200	22000.	510	13375	No
249	GOM_NL__2PRFIN20040920_122705_000000442030_00295_13375_4288.N1	20-SEP-2004 12:27:05	Dark	44.000	132	15Rho Pup	2.8030	6900.0	88	13375	No
250	GOM_NL__2PRFIN20040920_122927_000000732030_00295_13375_4289.N1	20-SEP-2004 12:29:27	Dark	72.500	1	9Alp CMa	-1.4400	11000.	145	13375	No
251	GOM_NL__2PRFIN20040920_123354_000000442030_00295_13375_4290.N1	20-SEP-2004 12:33:54	Dark	44.000	46	Del Vel	1.9540	10600.	88	13375	No
252	GOM_NL__2PRFIN20040920_123528_000000512030_00295_13375_4291.N1	20-SEP-2004 12:35:28	Dark	51.000	41	Eps Car	1.8600	4100.0	102	13375	No
253	GOM_NL__2PRFIN20040920_123742_000000932030_00296_13376_4259.N1	20-SEP-2004 12:37:42	Dark	93.000	101	11Alp Lep	2.5820	7000.0	186	13376	No
254	GOM_NL__2PRFIN20040920_124559_000000392030_00296_13376_4260.N1	20-SEP-2004 12:45:59	Dark	39.000	135	Bet Hyi	2.8200	5800.0	78	13376	No
255	GOM_NL__2PRFIN20040920_124725_000000432030_00296_13376_4261.N1	20-SEP-2004 12:47:25	Dark	42.500	143	Alp Hyi	2.8570	7200.0	85	13376	No
256	GOM_NL__2PRFIN20040920_124852_000000542030_00296_13376_4262.N1	20-SEP-2004 12:48:52	Dark	53.500	9	Alp Eri	0.45300	24000.	107	13376	No
257	GOM_NL__2PRFIN20040920_125129_000000472030_00296_13376_4263.N1	20-SEP-2004 12:51:29	Straylight	47.000	148	Alp Tuc	2.8780	4100.0	94	13376	No
258	GOM_NL__2PRFIN20040920_125454_000000502030_00296_13376_4264.N1	20-SEP-2004 12:54:54	Straylight	50.000	63	Bet Gru	2.1500	2800.0	100	13376	No
259	GOM_NL__2PRFIN20040920_125801_000000402030_00296_13376_4265.N1	20-SEP-2004 12:58:01	Straylight	40.000	172	Gam Gru	3.0030	13100.	80	13376	No
260	GOM_NL__2PRFIN20040920_125927_000000462030_00296_13376_4266.N1	20-SEP-2004 12:59:27	Straylight	46.000	18	24Alp PsA	1.1660	9700.0	92	13376	No
261	GOM_NL__2PRFIN20040920_130150_000000602030_00296_13376_4267.N1	20-SEP-2004 13:01:50	Twi_and_stray	59.500	52	16Bet Cet	2.0370	4500.0	119	13376	No
262	GOM_NL__2PRFIN20040920_130359_000000412030_00296_13376_4268.N1	20-SEP-2004 13:03:59	Twi_and_stray	41.000	142	49Del Cap	2.8500	8900.0	82	13376	No
263	GOM_NL__2PRFIN20040920_130809_000000412030_00296_13376_4269.N1	20-SEP-2004 13:08:09	Bright	40.500	162	34Alp Aqr	2.9440	5350.0	81	13376	No
264	GOM_NL__2PRFIN20040920_131112_000000402030_00296_13376_4270.N1	20-SEP-2004 13:11:12	Bright	40.000	61	8Eps Peg	2.1000	3900.0	80	13376	No
265	GOM_NL__2PRFIN20040920_131328_000000472030_00296_13376_4271.N1	20-SEP-2004 13:13:28	Bright	47.000	140	88Gam Peg	2.8340	26000.	94	13376	No
266	GOM_NL__2PRFIN20040920_131612_000000412030_00296_13376_4272.N1	20-SEP-2004 13:16:12	Bright	41.000	93	53Bet Peg	2.5200	3100.0	82	13376	No
267	GOM_NL__2PRFIN20040920_131749_000000482030_00296_13376_4273.N1	20-SEP-2004 13:17:49	Bright	47.500	58	21Alp And	2.0730	11000.	95	13376	No
268	GOM_NL__2PRFIN20040920_132144_000000402030_00296_13376_4274.N1	20-SEP-2004 13:21:44	Bright	39.500	19	50Alp Cyg	1.2460	10500.	79	13376	No
269	GOM_NL__2PRFIN20040920_132552_000000392030_00296_13376_4275.N1	20-SEP-2004 13:25:52	Bright	38.500	89	5Alp Cep	2.4510	8000.0	77	13376	No
270	GOM_NL__2PRFIN20040920_132753_000000432030_00296_13376_4276.N1	20-SEP-2004 13:27:53	Bright	42.500	76	27Gam Cas	2.3000	30000.	85	13376	No
271	GOM_NL__2PRFIN20040920_133325_000000392030_00296_13376_4277.N1	20-SEP-2004 13:33:25	Bright	39.000	49	1Alp UMi	1.9900	6300.0	78	13376	No
272	GOM_NL__2PRFIN20040920_133445_000000372030_00296_13376_4278.N1	20-SEP-2004 13:34:45	Bright	37.000	60	7Bet UMi	2.0810	3950.0	74	13376	No
273	GOM_NL__2PRFIN20040920_133652_000000722030_00296_13376_4279.N1	20-SEP-2004 13:36:52	Bright	72.000	175	39Del Per	3.0100	19400.	144	13376	No
274	GOM_NL__2PRFIN20040920_134100_000000372030_00296_13376_4280.N1	20-SEP-2004 13:41:00	Bright	37.000	36	50Alp UMa	1.8000	6300.0	74	13376	No
275	GOM_NL__2PRFIN20040920_134227_000000462030_00296_13376_4281.N1	20-SEP-2004 13:42:27	Bright	46.000	82	48Bet UMa	2.3650	10600.	92	13376	No
276	GOM_NL__2PRFIN20040920_134517_000000602030_00296_13376_4282.N1	20-SEP-2004 13:45:17	Bright	60.000	42	34Bet Aur	1.9000	10200.	120	13376	No
277	GOM_NL__2PRFIN20040920_134903_000000692030_00296_13376_4283.N1	20-SEP-2004 13:49:03	Bright	69.000	107	37The Aur	2.6490	11000.	138	13376	No
278	GOM_NL__2PRFIN20040920_135158_000002472030_00296_13376_4284.N1	20-SEP-2004 13:51:58	Twi_and_stray	246.50	114	3lot Aur	2.6930	4600.0	493	13376	No

279	GOM_NL__2PRFIN20040920_135647_000000942030_00296_13376_4285.N1	20-SEP-2004 13:56:47	Straylight	94.000	151	13Mu Gem	2.8900	3000.0	188	13376	No
280	GOM_NL__2PRFIN20040920_140020_000000682030_00296_13376_4286.N1	20-SEP-2004 14:00:20	Dark	68.000	8	10Alp CMi	0.40000	6500.0	136	13376	No
281	GOM_NL__2PRFIN20040920_140222_000002552030_00296_13376_4287.N1	20-SEP-2004 14:02:22	Dark	255.00	176	23Zet Tau	3.0200	22000.	510	13376	No
282	GOM_NL__2PRFIN20040920_140741_000000442030_00296_13376_4288.N1	20-SEP-2004 14:07:41	Dark	44.000	132	15Rho Pup	2.8030	6900.0	88	13376	No
283	GOM_NL__2PRFIN20040920_141007_000000782030_00296_13376_4289.N1	20-SEP-2004 14:10:07	Dark	77.500	1	9Alp CMa	-1.4400	11000.	155	13376	No
284	GOM_NL__2PRFIN20040920_141430_000000402030_00296_13376_4290.N1	20-SEP-2004 14:14:30	Dark	39.500	46	Del Vel	1.9540	10600.	79	13376	No
285	GOM_NL__2PRFIN20040920_141601_000000432030_00296_13376_4291.N1	20-SEP-2004 14:16:01	Dark	43.000	41	Eps Car	1.8600	4100.0	86	13376	No
286	GOM_NL__2PRFIN20040920_141821_000000902030_00297_13377_4259.N1	20-SEP-2004 14:18:21	Dark	89.500	101	11Alp Lep	2.5820	7000.0	179	13377	No
287	GOM_NL__2PRFIN20040920_142634_000000402030_00297_13377_4260.N1	20-SEP-2004 14:26:34	Dark	39.500	135	Bet Hyi	2.8200	5800.0	79	13377	No
288	GOM_NL__2PRFIN20040920_142801_000000432030_00297_13377_4261.N1	20-SEP-2004 14:28:01	Dark	42.500	143	Alp Hyi	2.8570	7200.0	85	13377	No
289	GOM_NL__2PRFIN20040920_142929_000000532030_00297_13377_4262.N1	20-SEP-2004 14:29:29	Dark	52.500	9	Alp Eri	0.45300	24000.	105	13377	No
290	GOM_NL__2PRFIN20040920_143204_000000462030_00297_13377_4263.N1	20-SEP-2004 14:32:04	Straylight	45.500	148	Alp Tuc	2.8780	4100.0	91	13377	No
291	GOM_NL__2PRFIN20040920_143531_000000522030_00297_13377_4264.N1	20-SEP-2004 14:35:31	Straylight	52.000	63	Bet Gru	2.1500	2800.0	104	13377	No
292	GOM_NL__2PRFIN20040920_143837_000000402030_00297_13377_4265.N1	20-SEP-2004 14:38:37	Straylight	40.000	172	Gam Gru	3.0030	13100.	80	13377	No
293	GOM_NL__2PRFIN20040920_144003_000000482030_00297_13377_4266.N1	20-SEP-2004 14:40:03	Straylight	48.000	18	24Alp PsA	1.1660	9700.0	96	13377	No
294	GOM_NL__2PRFIN20040920_144226_000000602030_00297_13377_4267.N1	20-SEP-2004 14:42:26	Tw_i_and_stray	60.000	52	16Bet Cet	2.0370	4500.0	120	13377	No
295	GOM_NL__2PRFIN20040920_144435_000000432030_00297_13377_4268.N1	20-SEP-2004 14:44:35	Tw_i_and_stray	42.500	142	49Del Cap	2.8500	8900.0	85	13377	No
296	GOM_NL__2PRFIN20040920_144846_000000392030_00297_13377_4269.N1	20-SEP-2004 14:48:46	Bright	39.000	162	34Alp Aqr	2.9440	5350.0	78	13377	No
297	GOM_NL__2PRFIN20040920_145147_000000402030_00297_13377_4270.N1	20-SEP-2004 14:51:47	Bright	39.500	61	8Eps Peg	2.1000	3900.0	79	13377	No
298	GOM_NL__2PRFIN20040920_145403_000000472030_00297_13377_4271.N1	20-SEP-2004 14:54:03	Bright	46.500	140	88Gam Peg	2.8340	26000.	93	13377	No
299	GOM_NL__2PRFIN20040920_145647_000000432030_00297_13377_4272.N1	20-SEP-2004 14:56:47	Bright	42.500	93	53Bet Peg	2.5200	3100.0	85	13377	No
300	GOM_NL__2PRFIN20040920_145824_000000452030_00297_13377_4273.N1	20-SEP-2004 14:58:24	Bright	44.500	58	21Alp And	2.0730	11000.	89	13377	No
301	GOM_NL__2PRFIN20040920_150221_000000392030_00297_13377_4274.N1	20-SEP-2004 15:02:21	Bright	39.000	19	50Alp Cyg	1.2460	10500.	78	13377	No
302	GOM_NL__2PRFIN20040920_150626_000000402030_00297_13377_4275.N1	20-SEP-2004 15:06:26	Bright	40.000	89	5Alp Cep	2.4510	8000.0	80	13377	No
303	GOM_NL__2PRFIN20040920_150829_000000432030_00297_13377_4276.N1	20-SEP-2004 15:08:29	Bright	43.000	76	27Gam Cas	2.3000	30000.	86	13377	No
304	GOM_NL__2PRFIN20040920_151401_000000392030_00297_13377_4277.N1	20-SEP-2004 15:14:01	Bright	38.500	49	1Alp UMi	1.9900	6300.0	77	13377	No
305	GOM_NL__2PRFIN20040920_151521_000000372030_00297_13377_4278.N1	20-SEP-2004 15:15:21	Bright	37.000	60	7Bet UMi	2.0810	3950.0	74	13377	No
306	GOM_NL__2PRFIN20040920_151727_000000682030_00297_13377_4279.N1	20-SEP-2004 15:17:27	Bright	68.000	175	39Del Per	3.0100	19400.	136	13377	No
307	GOM_NL__2PRFIN20040920_152136_000000392030_00297_13377_4280.N1	20-SEP-2004 15:21:36	Bright	38.500	36	50Alp UMa	1.8000	6300.0	77	13377	No
308	GOM_NL__2PRFIN20040920_152303_000000392030_00297_13377_4281.N1	20-SEP-2004 15:23:03	Bright	39.000	82	48Bet UMa	2.3650	10600.	78	13377	No
309	GOM_NL__2PRFIN20040920_152553_000000592030_00297_13377_4282.N1	20-SEP-2004 15:25:53	Bright	58.500	42	34Bet Aur	1.9000	10200.	117	13377	No
310	GOM_NL__2PRFIN20040920_152939_000000712030_00297_13377_4283.N1	20-SEP-2004 15:29:39	Bright	70.500	107	37The Aur	2.6490	11000.	141	13377	No
311	GOM_NL__2PRFIN20040920_153234_000002252030_00297_13377_4284.N1	20-SEP-2004 15:32:34	Tw_i_and_stray	224.50	114	3lot Aur	2.6930	4600.0	449	13377	No
312	GOM_NL__2PRFIN20040920_153724_000001042030_00297_13377_4285.N1	20-SEP-2004 15:37:24	Straylight	104.00	151	13Mu Gem	2.8900	3000.0	208	13377	No
313	GOM_NL__2PRFIN20040920_154056_000000652030_00297_13377_4286.N1	20-SEP-2004 15:40:56	Dark	64.500	8	10Alp CMi	0.40000	6500.0	129	13377	No
314	GOM_NL__2PRFIN20040920_154301_000002552030_00297_13377_4287.N1	20-SEP-2004 15:43:01	Dark	255.00	176	23Zet Tau	3.0200	22000.	510	13377	No
315	GOM_NL__2PRFIN20040920_154818_000000442030_00297_13377_4288.N1	20-SEP-2004 15:48:18	Dark	43.500	132	15Rho Pup	2.8030	6900.0	87	13377	No
316	GOM_NL__2PRFIN20040920_155043_000000782030_00297_13377_4289.N1	20-SEP-2004 15:50:43	Dark	77.500	1	9Alp CMa	-1.4400	11000.	155	13377	No
317	GOM_NL__2PRFIN20040920_155506_000000412030_00297_13377_4290.N1	20-SEP-2004 15:55:06	Dark	40.500	46	Del Vel	1.9540	10600.	81	13377	No
318	GOM_NL__2PRFIN20040920_155640_000000492030_00297_13377_4291.N1	20-SEP-2004 15:56:40	Dark	49.000	41	Eps Car	1.8600	4100.0	98	13377	No
319	GOM_NL__2PRFIN20040920_155859_000000892030_00298_13378_4259.N1	20-SEP-2004 15:58:59	Dark	88.500	101	11Alp Lep	2.5820	7000.0	177	13378	No
320	GOM_NL__2PRFIN20040920_160711_000000402030_00298_13378_4260.N1	20-SEP-2004 16:07:11	Dark	40.000	135	Bet Hyi	2.8200	5800.0	80	13378	No
321	GOM_NL__2PRFIN20040920_160838_000000412030_00298_13378_4261.N1	20-SEP-2004 16:08:38	Dark	41.000	143	Alp Hyi	2.8570	7200.0	82	13378	No
322	GOM_NL__2PRFIN20040920_161005_000000462030_00298_13378_4262.N1	20-SEP-2004 16:10:05	Dark	46.000	9	Alp Eri	0.45300	24000.	92	13378	No
323	GOM_NL__2PRFIN20040920_161241_000000412030_00298_13378_4263.N1	20-SEP-2004 16:12:41	Straylight	41.000	148	Alp Tuc	2.8780	4100.0	82	13378	No
324	GOM_NL__2PRFIN20040920_161607_000000472030_00298_13378_4264.N1	20-SEP-2004 16:16:07	Straylight	47.000	63	Bet Gru	2.1500	2800.0	94	13378	No
325	GOM_NL__2PRFIN20040920_161913_000000412030_00298_13378_4265.N1	20-SEP-2004 16:19:13	Straylight	40.500	172	Gam Gru	3.0030	13100.	81	13378	No
326	GOM_NL__2PRFIN20040920_162041_000000482030_00298_13378_4266.N1	20-SEP-2004 16:20:41	Straylight	47.500	18	24Alp PsA	1.1660	9700.0	95	13378	No
327	GOM_NL__2PRFIN20040920_162304_000000602030_00298_13378_4267.N1	20-SEP-2004 16:23:04	Tw_i_and_stray	60.000	52	16Bet Cet	2.0370	4500.0	120	13378	No
328	GOM_NL__2PRFIN20040920_162512_000000402030_00298_13378_4268.N1	20-SEP-2004 16:25:12	Tw_i_and_stray	40.000	142	49Del Cap	2.8500	8900.0	80	13378	No
329	GOM_NL__2PRFIN20040920_162922_000000392030_00298_13378_4269.N1	20-SEP-2004 16:29:22	Bright	39.000	162	34Alp Aqr	2.9440	5350.0	78	13378	No
330	GOM_NL__2PRFIN20040920_163224_000000402030_00298_13378_4270.N1	20-SEP-2004 16:32:24	Bright	39.500	61	8Eps Peg	2.1000	3900.0	79	13378	No
331	GOM_NL__2PRFIN20040920_163438_000000482030_00298_13378_4271.N1	20-SEP-2004 16:34:38	Bright	47.500	140	88Gam Peg	2.8340	26000.	95	13378	No
332	GOM_NL__2PRFIN20040920_163723_000000392030_00298_13378_4272.N1	20-SEP-2004 16:37:23	Bright	39.000	93	53Bet Peg	2.5200	3100.0	78	13378	No
333	GOM_NL__2PRFIN20040920_163900_000000462030_00298_13378_4273.N1	20-SEP-2004 16:39:00	Bright	46.000	58	21Alp And	2.0730	11000.	92	13378	No
334	GOM_NL__2PRFIN20040920_164257_000000422030_00298_13378_4274.N1	20-SEP-2004 16:42:57	Bright	41.500	19	50Alp Cyg	1.2460	10500.	83	13378	No
335	GOM_NL__2PRFIN20040920_164702_000000412030_00298_13378_4275.N1	20-SEP-2004 16:47:02	Bright	40.500	89	5Alp Cep	2.4510	8000.0	81	13378	No
336	GOM_NL__2PRFIN20040920_164904_000000432030_00298_13378_4276.N1	20-SEP-2004 16:49:04	Bright	42.500	76	27Gam Cas	2.3000	30000.	85	13378	No
337	GOM_NL__2PRFIN20040920_165437_000000372030_00298_13378_4277.N1	20-SEP-2004 16:54:37	Bright	37.000	49	1Alp UMi	1.9900	6300.0	74	13378	No

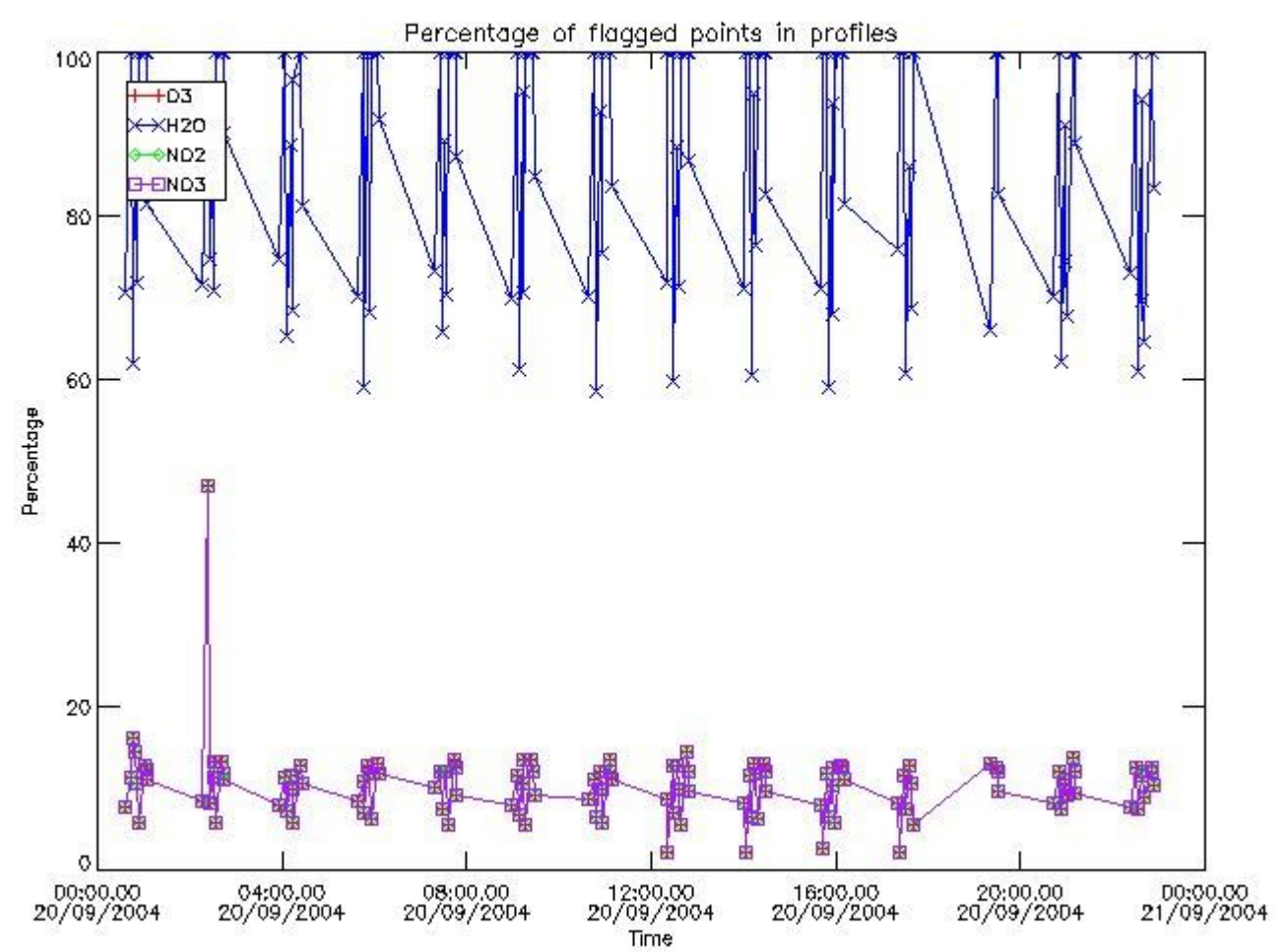
338	GOM_NL__2PRFIN20040920_165556_000000412030_00298_13378_4278.N1	20-SEP-2004 16:55:56	Bright	40.500	60	7Bet UMi	2.0810	3950.0	81	13378	No
339	GOM_NL__2PRFIN20040920_165801_000000702030_00298_13378_4279.N1	20-SEP-2004 16:58:01	Bright	69.500	175	39Del Per	3.0100	19400.	139	13378	No
340	GOM_NL__2PRFIN20040920_170212_000000352030_00298_13378_4280.N1	20-SEP-2004 17:02:12	Bright	35.000	36	50Alp UMa	1.8000	6300.0	70	13378	No
341	GOM_NL__2PRFIN20040920_170337_000000382030_00298_13378_4281.N1	20-SEP-2004 17:03:37	Bright	37.500	82	48Bet UMa	2.3650	10600.	75	13378	No
342	GOM_NL__2PRFIN20040920_170629_000000612030_00298_13378_4282.N1	20-SEP-2004 17:06:29	Bright	60.500	42	34Bet Aur	1.9000	10200.	121	13378	No
343	GOM_NL__2PRFIN20040920_171014_000000712030_00298_13378_4283.N1	20-SEP-2004 17:10:14	Bright	70.500	107	37The Aur	2.6490	11000.	141	13378	No
344	GOM_NL__2PRFIN20040920_171310_000002192030_00298_13378_4284.N1	20-SEP-2004 17:13:10	Twi_and_stray	218.50	114	3lot Aur	2.6930	4600.0	437	13378	No
345	GOM_NL__2PRFIN20040920_171800_000001002030_00298_13378_4285.N1	20-SEP-2004 17:18:00	Straylight	100.00	151	13Mu Gem	2.8900	3000.0	200	13378	No
346	GOM_NL__2PRFIN20040920_172133_000000632030_00298_13378_4286.N1	20-SEP-2004 17:21:33	Dark	62.500	8	10Alp CMi	0.40000	6500.0	125	13378	No
347	GOM_NL__2PRFIN20040920_172341_000002552030_00298_13378_4287.N1	20-SEP-2004 17:23:41	Dark	255.00	176	23Zet Tau	3.0200	22000.	510	13378	No
348	GOM_NL__2PRFIN20040920_172854_000000452030_00298_13378_4288.N1	20-SEP-2004 17:28:54	Dark	44.500	132	15Rho Pup	2.8030	6900.0	89	13378	No
349	GOM_NL__2PRFIN20040920_173121_000000682030_00298_13378_4289.N1	20-SEP-2004 17:31:21	Dark	68.000	1	9Alp CMa	-1.4400	11000.	136	13378	No
350	GOM_NL__2PRFIN20040920_173542_000000402030_00298_13378_4290.N1	20-SEP-2004 17:35:42	Dark	40.000	46	Del Vel	1.9540	10600.	80	13378	No
351	GOM_NL__2PRFIN20040920_173717_000000492030_00298_13378_4291.N1	20-SEP-2004 17:37:17	Dark	48.500	41	Eps Car	1.8600	4100.0	97	13378	No
352	GOM_NL__2PRFIN20040920_173937_000000942030_00299_13379_4279.N1	20-SEP-2004 17:39:37	Dark	93.500	101	11Alp Lep	2.5820	7000.0	187	13379	No
353	GOM_NL__2PRFIN20040920_191949_000000582030_00300_13380_4279.N1	20-SEP-2004 19:19:49	Dark	58.000	2	Alp Car	-0.73600	7000.0	116	13380	No
354	GOM_NL__2PRFIN20040920_192823_000000412030_00300_13380_4280.N1	20-SEP-2004 19:28:23	Dark	41.000	135	Bet Hyi	2.8200	5800.0	82	13380	No
355	GOM_NL__2PRFIN20040920_192951_000000432030_00300_13380_4281.N1	20-SEP-2004 19:29:51	Dark	42.500	143	Alp Hyi	2.8570	7200.0	85	13380	No
356	GOM_NL__2PRFIN20040920_193117_000000532030_00300_13380_4282.N1	20-SEP-2004 19:31:17	Dark	52.500	9	Alp Eri	0.45300	24000.	105	13380	No
357	GOM_NL__2PRFIN20040920_193352_000000462030_00300_13380_4283.N1	20-SEP-2004 19:33:52	Straylight	46.000	148	Alp Tuc	2.8780	4100.0	92	13380	No
358	GOM_NL__2PRFIN20040920_193738_000000442030_00300_13380_4284.N1	20-SEP-2004 19:37:38	Straylight	43.500	31	Alp Gru	1.7340	15200.	87	13380	No
359	GOM_NL__2PRFIN20040920_194025_000000402030_00300_13380_4285.N1	20-SEP-2004 19:40:25	Straylight	39.500	172	Gam Gru	3.0030	13100.	79	13380	No
360	GOM_NL__2PRFIN20040920_194153_000000472030_00300_13380_4286.N1	20-SEP-2004 19:41:53	Straylight	46.500	18	24Alp PsA	1.1660	9700.0	93	13380	No
361	GOM_NL__2PRFIN20040920_194416_000000582030_00300_13380_4287.N1	20-SEP-2004 19:44:16	Twi_and_stray	57.500	52	16Bet Cet	2.0370	4500.0	115	13380	No
362	GOM_NL__2PRFIN20040920_194624_000000432030_00300_13380_4288.N1	20-SEP-2004 19:46:24	Twi_and_stray	42.500	142	49Del Cap	2.8500	8900.0	85	13380	No
363	GOM_NL__2PRFIN20040920_195033_000000402030_00300_13380_4289.N1	20-SEP-2004 19:50:33	Bright	39.500	162	34Alp Aqr	2.9440	5350.0	79	13380	No
364	GOM_NL__2PRFIN20040920_195337_000000402030_00300_13380_4290.N1	20-SEP-2004 19:53:37	Bright	40.000	61	8Eps Peg	2.1000	3900.0	80	13380	No
365	GOM_NL__2PRFIN20040920_195549_000000472030_00300_13380_4291.N1	20-SEP-2004 19:55:49	Bright	47.000	140	88Gam Peg	2.8340	26000.	94	13380	No
366	GOM_NL__2PRFIN20040920_195835_000000392030_00300_13380_4292.N1	20-SEP-2004 19:58:35	Bright	39.000	93	53Bet Peg	2.5200	3100.0	78	13380	No
367	GOM_NL__2PRFIN20040920_200010_000000472030_00300_13380_4293.N1	20-SEP-2004 20:00:10	Bright	47.000	58	21Alp And	2.0730	11000.	94	13380	No
368	GOM_NL__2PRFIN20040920_200410_000000402030_00300_13380_4294.N1	20-SEP-2004 20:04:10	Bright	39.500	19	50Alp Cyg	1.2460	10500.	79	13380	No
369	GOM_NL__2PRFIN20040920_200816_000000392030_00300_13380_4295.N1	20-SEP-2004 20:08:16	Bright	38.500	89	5Alp Cep	2.4510	8000.0	77	13380	No
370	GOM_NL__2PRFIN20040920_201015_000000442030_00300_13380_4296.N1	20-SEP-2004 20:10:15	Bright	43.500	76	27Gam Cas	2.3000	30000.	87	13380	No
371	GOM_NL__2PRFIN20040920_201548_000000402030_00300_13380_4297.N1	20-SEP-2004 20:15:48	Bright	39.500	49	1Alp UMi	1.9900	6300.0	79	13380	No
372	GOM_NL__2PRFIN20040920_201710_000000392030_00300_13380_4298.N1	20-SEP-2004 20:17:10	Bright	38.500	60	7Bet UMi	2.0810	3950.0	77	13380	No
373	GOM_NL__2PRFIN20040920_201910_000000692030_00300_13380_4299.N1	20-SEP-2004 20:19:10	Bright	68.500	175	39Del Per	3.0100	19400.	137	13380	No
374	GOM_NL__2PRFIN20040920_202323_000000402030_00300_13380_4300.N1	20-SEP-2004 20:23:23	Bright	39.500	36	50Alp UMa	1.8000	6300.0	79	13380	No
375	GOM_NL__2PRFIN20040920_202451_000000522030_00300_13380_4301.N1	20-SEP-2004 20:24:51	Bright	52.000	82	48Bet UMa	2.3650	10600.	104	13380	No
376	GOM_NL__2PRFIN20040920_202740_000000582030_00300_13380_4302.N1	20-SEP-2004 20:27:40	Bright	58.000	42	34Bet Aur	1.9000	10200.	116	13380	No
377	GOM_NL__2PRFIN20040920_203126_000000682030_00300_13380_4303.N1	20-SEP-2004 20:31:26	Bright	68.000	107	37The Aur	2.6490	11000.	136	13380	No
378	GOM_NL__2PRFIN20040920_203422_000002332030_00300_13380_4304.N1	20-SEP-2004 20:34:22	Twi_and_stray	233.00	114	3lot Aur	2.6930	4600.0	466	13380	No
379	GOM_NL__2PRFIN20040920_203914_000000942030_00300_13380_4305.N1	20-SEP-2004 20:39:14	Straylight	94.000	151	13Mu Gem	2.8900	3000.0	188	13380	No
380	GOM_NL__2PRFIN20040920_204246_000000622030_00300_13380_4306.N1	20-SEP-2004 20:42:46	Dark	62.000	8	10Alp CMi	0.40000	6500.0	124	13380	No
381	GOM_NL__2PRFIN20040920_205007_000000472030_00300_13380_4307.N1	20-SEP-2004 20:50:07	Dark	46.500	132	15Rho Pup	2.8030	6900.0	93	13380	No
382	GOM_NL__2PRFIN20040920_205236_000000682030_00300_13380_4308.N1	20-SEP-2004 20:52:36	Dark	68.000	1	9Alp CMa	-1.4400	11000.	136	13380	No
383	GOM_NL__2PRFIN20040920_205655_000000462030_00300_13380_4309.N1	20-SEP-2004 20:56:55	Dark	45.500	46	Del Vel	1.9540	10600.	91	13380	No
384	GOM_NL__2PRFIN20040920_205828_000000522030_00300_13380_4310.N1	20-SEP-2004 20:58:28	Dark	51.500	41	Eps Car	1.8600	4100.0	103	13380	No
385	GOM_NL__2PRFIN20040920_210025_000000562030_00301_13381_4279.N1	20-SEP-2004 21:00:25	Dark	56.000	2	Alp Car	-0.73600	7000.0	112	13381	No
386	GOM_NL__2PRFIN20040920_210859_000000372030_00301_13381_4280.N1	20-SEP-2004 21:08:59	Dark	37.000	135	Bet Hyi	2.8200	5800.0	74	13381	No
387	GOM_NL__2PRFIN20040920_211027_000000422030_00301_13381_4281.N1	20-SEP-2004 21:10:27	Dark	42.000	143	Alp Hyi	2.8570	7200.0	84	13381	No
388	GOM_NL__2PRFIN20040920_211154_000000542030_00301_13381_4282.N1	20-SEP-2004 21:11:54	Dark	54.000	9	Alp Eri	0.45300	24000.	108	13381	No
389	GOM_NL__2PRFIN20040920_211429_000000412030_00301_13381_4283.N1	20-SEP-2004 21:14:29	Straylight	41.000	148	Alp Tuc	2.8780	4100.0	82	13381	No
390	GOM_NL__2PRFIN20040920_211814_000000392030_00301_13381_4284.N1	20-SEP-2004 21:18:14	Straylight	39.000	31	Alp Gru	1.7340	15200.	78	13381	No
391	GOM_NL__2PRFIN20040920_212101_000000382030_00301_13381_4285.N1	20-SEP-2004 21:21:01	Straylight	38.000	172	Gam Gru	3.0030	13100.	76	13381	No
392	GOM_NL__2PRFIN20040920_212230_000000462030_00301_13381_4286.N1	20-SEP-2004 21:22:30	Straylight	46.000	18	24Alp PsA	1.1660	9700.0	92	13381	No
393	GOM_NL__2PRFIN20040920_212452_000000592030_00301_13381_4287.N1	20-SEP-2004 21:24:52	Twi_and_stray	58.500	52	16Bet Cet	2.0370	4500.0	117	13381	No
394	GOM_NL__2PRFIN20040920_212700_000000432030_00301_13381_4288.N1	20-SEP-2004 21:27:00	Twi_and_stray	43.000	142	49Del Cap	2.8500	8900.0	86	13381	No
395	GOM_NL__2PRFIN20040920_213109_000000402030_00301_13381_4289.N1	20-SEP-2004 21:31:09	Bright	40.000	162	34Alp Aqr	2.9440	5350.0	80	13381	No
396	GOM_NL__2PRFIN20040920_213412_000000402030_00301_13381_4290.N1	20-SEP-2004 21:34:12	Bright	39.500	61	8Eps Peg	2.1000	3900.0	79	13381	No

397	GOM_NL__2PRFIN20040920_213625_000000462030_00301_13381_4291.N1	20-SEP-2004 21:36:25	Bright	46.000	140	88Gam Peg	2.8340	26000.	92	13381	No
398	GOM_NL__2PRFIN20040920_213911_000000392030_00301_13381_4292.N1	20-SEP-2004 21:39:11	Bright	38.500	93	53Bet Peg	2.5200	3100.0	77	13381	No
399	GOM_NL__2PRFIN20040920_214046_000000452030_00301_13381_4293.N1	20-SEP-2004 21:40:46	Bright	44.500	58	21Alp And	2.0730	11000.	89	13381	No
400	GOM_NL__2PRFIN20040920_214445_000000372030_00301_13381_4294.N1	20-SEP-2004 21:44:45	Bright	37.000	19	50Alp Cyg	1.2460	10500.	74	13381	No
401	GOM_NL__2PRFIN20040920_214853_000000382030_00301_13381_4295.N1	20-SEP-2004 21:48:53	Bright	37.500	89	5Alp Cep	2.4510	8000.0	75	13381	No
402	GOM_NL__2PRFIN20040920_215050_000000452030_00301_13381_4296.N1	20-SEP-2004 21:50:50	Bright	44.500	76	27Gam Cas	2.3000	30000.	89	13381	No
403	GOM_NL__2PRFIN20040920_215625_000000392030_00301_13381_4297.N1	20-SEP-2004 21:56:25	Bright	38.500	49	1Alp UMi	1.9900	6300.0	77	13381	No
404	GOM_NL__2PRFIN20040920_215745_000000372030_00301_13381_4298.N1	20-SEP-2004 21:57:45	Bright	37.000	60	7Bet UMi	2.0810	3950.0	74	13381	No
405	GOM_NL__2PRFIN20040920_215945_000000712030_00301_13381_4299.N1	20-SEP-2004 21:59:45	Bright	70.500	175	39Del Per	3.0100	19400.	141	13381	No
406	GOM_NL__2PRFIN20040920_220358_000000412030_00301_13381_4300.N1	20-SEP-2004 22:03:58	Bright	40.500	36	50Alp UMa	1.8000	6300.0	81	13381	No
407	GOM_NL__2PRFIN20040920_220527_000000462030_00301_13381_4301.N1	20-SEP-2004 22:05:27	Bright	45.500	82	48Bet UMa	2.3650	10600.	91	13381	No
408	GOM_NL__2PRFIN20040920_220815_000000602030_00301_13381_4302.N1	20-SEP-2004 22:08:15	Bright	60.000	42	34Bet Aur	1.9000	10200.	120	13381	No
409	GOM_NL__2PRFIN20040920_221201_000000702030_00301_13381_4303.N1	20-SEP-2004 22:12:01	Bright	69.500	107	37The Aur	2.6490	11000.	139	13381	No
410	GOM_NL__2PRFIN20040920_221459_000002322030_00301_13381_4304.N1	20-SEP-2004 22:14:59	Tw_i_and_stray	231.50	114	31ot Aur	2.6930	4600.0	463	13381	No
411	GOM_NL__2PRFIN20040920_221950_000000892030_00301_13381_4305.N1	20-SEP-2004 22:19:50	Straylight	89.000	151	13Mu Gem	2.8900	3000.0	178	13381	No
412	GOM_NL__2PRFIN20040920_222323_000000672030_00301_13381_4306.N1	20-SEP-2004 22:23:23	Dark	66.500	8	10Alp CMi	0.40000	6500.0	133	13381	No
413	GOM_NL__2PRFIN20040920_223044_000000452030_00301_13381_4307.N1	20-SEP-2004 22:30:44	Dark	44.500	132	15Rho Pup	2.8030	6900.0	89	13381	No
414	GOM_NL__2PRFIN20040920_223311_000000752030_00301_13381_4308.N1	20-SEP-2004 22:33:11	Dark	74.500	1	9Alp CMa	-1.4400	11000.	149	13381	No
415	GOM_NL__2PRFIN20040920_223730_000000452030_00301_13381_4309.N1	20-SEP-2004 22:37:30	Dark	44.500	46	Del Vel	1.9540	10600.	89	13381	No
416	GOM_NL__2PRFIN20040920_223904_000000472030_00301_13381_4310.N1	20-SEP-2004 22:39:04	Dark	46.500	41	Eps Car	1.8600	4100.0	93	13381	No
417	GOM_NL__2PRFIN20040920_224102_000000572030_00302_13382_4279.N1	20-SEP-2004 22:41:02	Dark	57.000	2	Alp Car	-0.73600	7000.0	114	13382	No
418	GOM_NL__2PRFIN20040920_224935_000000412030_00302_13382_4280.N1	20-SEP-2004 22:49:35	Dark	40.500	135	Bet Hyi	2.8200	5800.0	81	13382	No
419	GOM_NL__2PRFIN20040920_225104_000000432030_00302_13382_4281.N1	20-SEP-2004 22:51:04	Dark	42.500	143	Alp Hyi	2.8570	7200.0	85	13382	No
420	GOM_NL__2PRFIN20040920_225231_000000552030_00302_13382_4282.N1	20-SEP-2004 22:52:31	Dark	54.500	9	Alp Eri	0.45300	24000.	109	13382	No
421	GOM_NL__2PRFIN20040920_225504_000000422030_00302_13382_4283.N1	20-SEP-2004 22:55:04	Straylight	41.500	148	Alp Tuc	2.8780	4100.0	83	13382	No
422	GOM_NL__2PRFIN20040920_225850_000000392030_00302_13382_4284.N1	20-SEP-2004 22:58:50	Straylight	38.500	31	Alp Gru	1.7340	15200.	77	13382	No
423	GOM_NL__2PRFIN20040920_230138_000000392030_00302_13382_4285.N1	20-SEP-2004 23:01:38	Straylight	39.000	172	Gam Gru	3.0030	13100.	78	13382	No
424	GOM_NL__2PRFIN20040920_230305_000000462030_00302_13382_4286.N1	20-SEP-2004 23:03:05	Straylight	45.500	18	24Alp PsA	1.1660	9700.0	91	13382	No
425	GOM_NL__2PRFIN20040920_230526_000000602030_00302_13382_4287.N1	20-SEP-2004 23:05:26	Tw_i_and_stray	60.000	52	16Bet Cet	2.0370	4500.0	120	13382	No
426	GOM_NL__2PRFIN20040920_230736_000000422030_00302_13382_4288.N1	20-SEP-2004 23:07:36	Tw_i_and_stray	41.500	142	49Del Cap	2.8500	8900.0	83	13382	No
427	GOM_NL__2PRFIN20040920_231146_000000392030_00302_13382_4289.N1	20-SEP-2004 23:11:46	Bright	39.000	162	34Alp Aqr	2.9440	5350.0	78	13382	No
428	GOM_NL__2PRFIN20040920_231449_000000402030_00302_13382_4290.N1	20-SEP-2004 23:14:49	Bright	39.500	61	8Eps Peg	2.1000	3900.0	79	13382	No
429	GOM_NL__2PRFIN20040920_231658_000000502030_00302_13382_4291.N1	20-SEP-2004 23:16:58	Bright	49.500	140	88Gam Peg	2.8340	26000.	99	13382	No
430	GOM_NL__2PRFIN20040920_231947_000000412030_00302_13382_4292.N1	20-SEP-2004 23:19:47	Bright	40.500	93	53Bet Peg	2.5200	3100.0	81	13382	No
431	GOM_NL__2PRFIN20040920_232121_000000472030_00302_13382_4293.N1	20-SEP-2004 23:21:21	Bright	46.500	58	21Alp And	2.0730	11000.	93	13382	No
432	GOM_NL__2PRFIN20040920_232522_000000412030_00302_13382_4294.N1	20-SEP-2004 23:25:22	Bright	40.500	19	50Alp Cyg	1.2460	10500.	81	13382	No
433	GOM_NL__2PRFIN20040920_232928_000000372030_00302_13382_4295.N1	20-SEP-2004 23:29:28	Bright	37.000	89	5Alp Cep	2.4510	8000.0	74	13382	No
434	GOM_NL__2PRFIN20040920_233126_000000402030_00302_13382_4296.N1	20-SEP-2004 23:31:26	Bright	39.500	76	27Gam Cas	2.3000	30000.	79	13382	No
435	GOM_NL__2PRFIN20040920_233700_000000392030_00302_13382_4297.N1	20-SEP-2004 23:37:00	Bright	38.500	49	1Alp UMi	1.9900	6300.0	77	13382	No
436	GOM_NL__2PRFIN20040920_233822_000000362030_00302_13382_4298.N1	20-SEP-2004 23:38:22	Bright	36.000	60	7Bet UMi	2.0810	3950.0	72	13382	No
437	GOM_NL__2PRFIN20040920_234019_000000692030_00302_13382_4299.N1	20-SEP-2004 23:40:19	Bright	68.500	175	39Del Per	3.0100	19400.	137	13382	No
438	GOM_NL__2PRFIN20040920_234436_000000392030_00302_13382_4300.N1	20-SEP-2004 23:44:36	Bright	38.500	36	50Alp UMa	1.8000	6300.0	77	13382	No
439	GOM_NL__2PRFIN20040920_234603_000000392030_00302_13382_4301.N1	20-SEP-2004 23:46:03	Bright	38.500	82	48Bet UMa	2.3650	10600.	77	13382	No
440	GOM_NL__2PRFIN20040920_234851_000000612030_00302_13382_4302.N1	20-SEP-2004 23:48:51	Bright	60.500	42	34Bet Aur	1.9000	10200.	121	13382	No
441	GOM_NL__2PRFIN20040920_235238_000000692030_00302_13382_4303.N1	20-SEP-2004 23:52:38	Bright	69.000	107	37The Aur	2.6490	11000.	138	13382	No
442	GOM_NL__2PRFIN20040920_235535_000002482030_00302_13382_4304.N1	20-SEP-2004 23:55:35	Tw_i_and_stray	247.50	114	31ot Aur	2.6930	4600.0	495	13382	No

3. Quality information per product


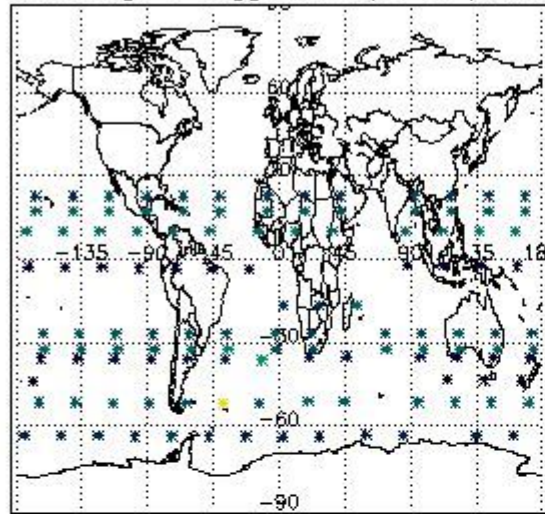
In this section it is plotted some information contained in the Quality Summary data set of the level 2 products. Only products in dark limb conditions and without errors (error flag in the MPH set to "0") are used.

3.1 Plot quality information per product (time dependant)

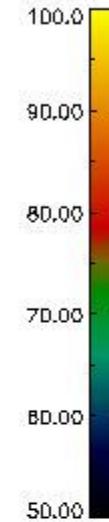
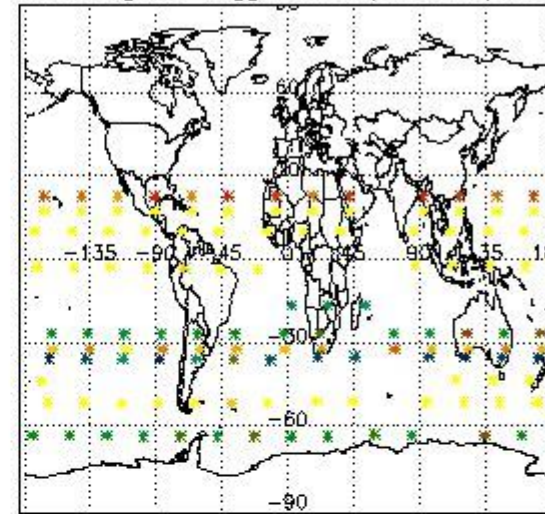


3.2 Plot quality information per product (world map)


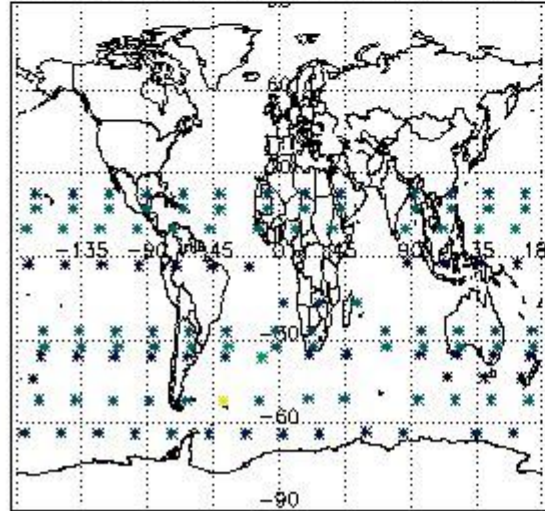
Percentage of flagged data per O3 profile



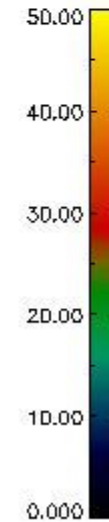
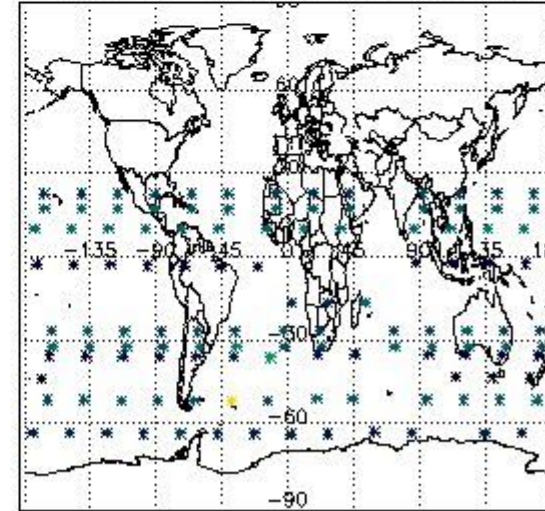
Percentage of flagged data per H2O profile



Percentage of flagged data per NO2 profile



Percentage of flagged data per NO3 profile

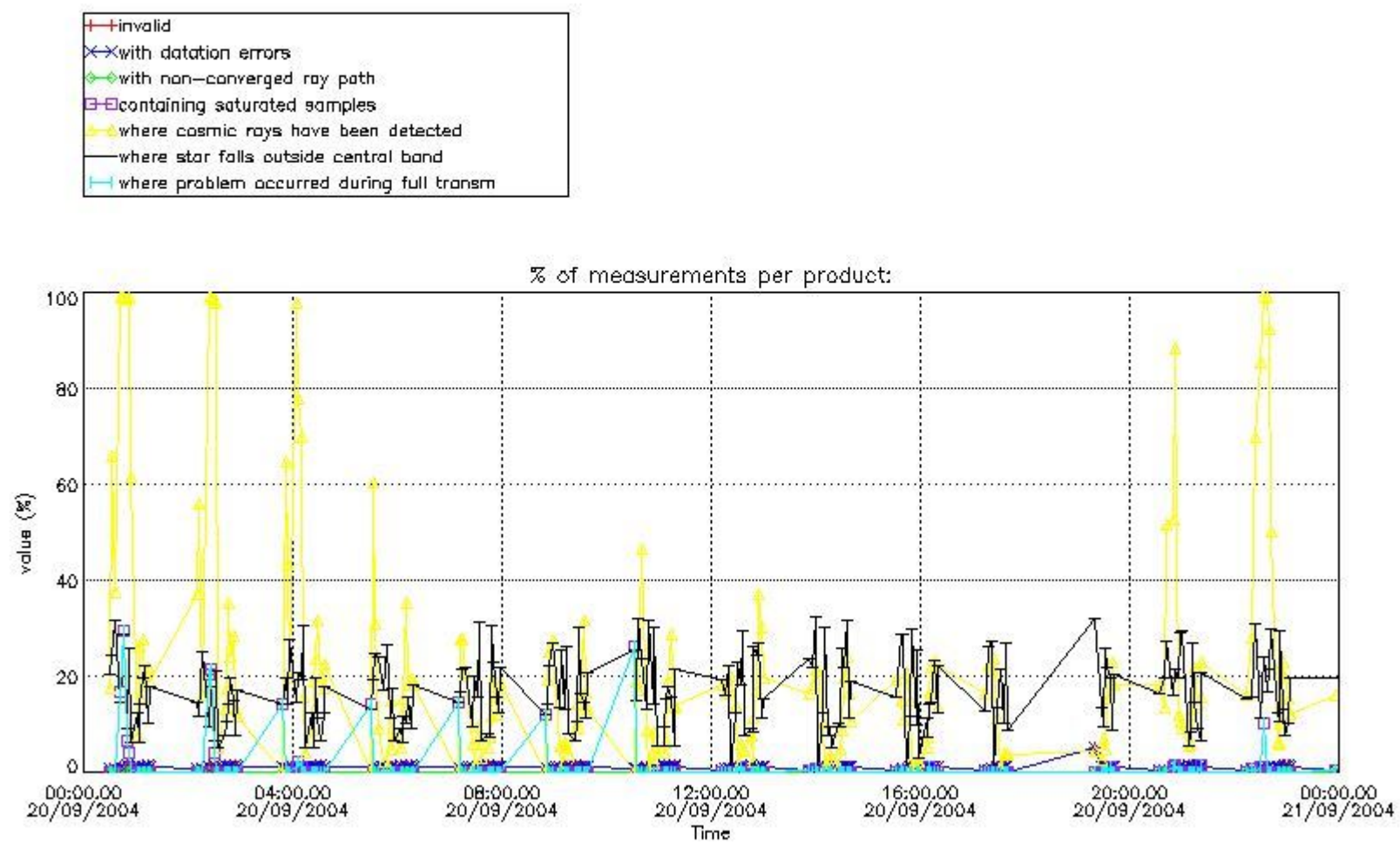


4. Level 1 quality information per product

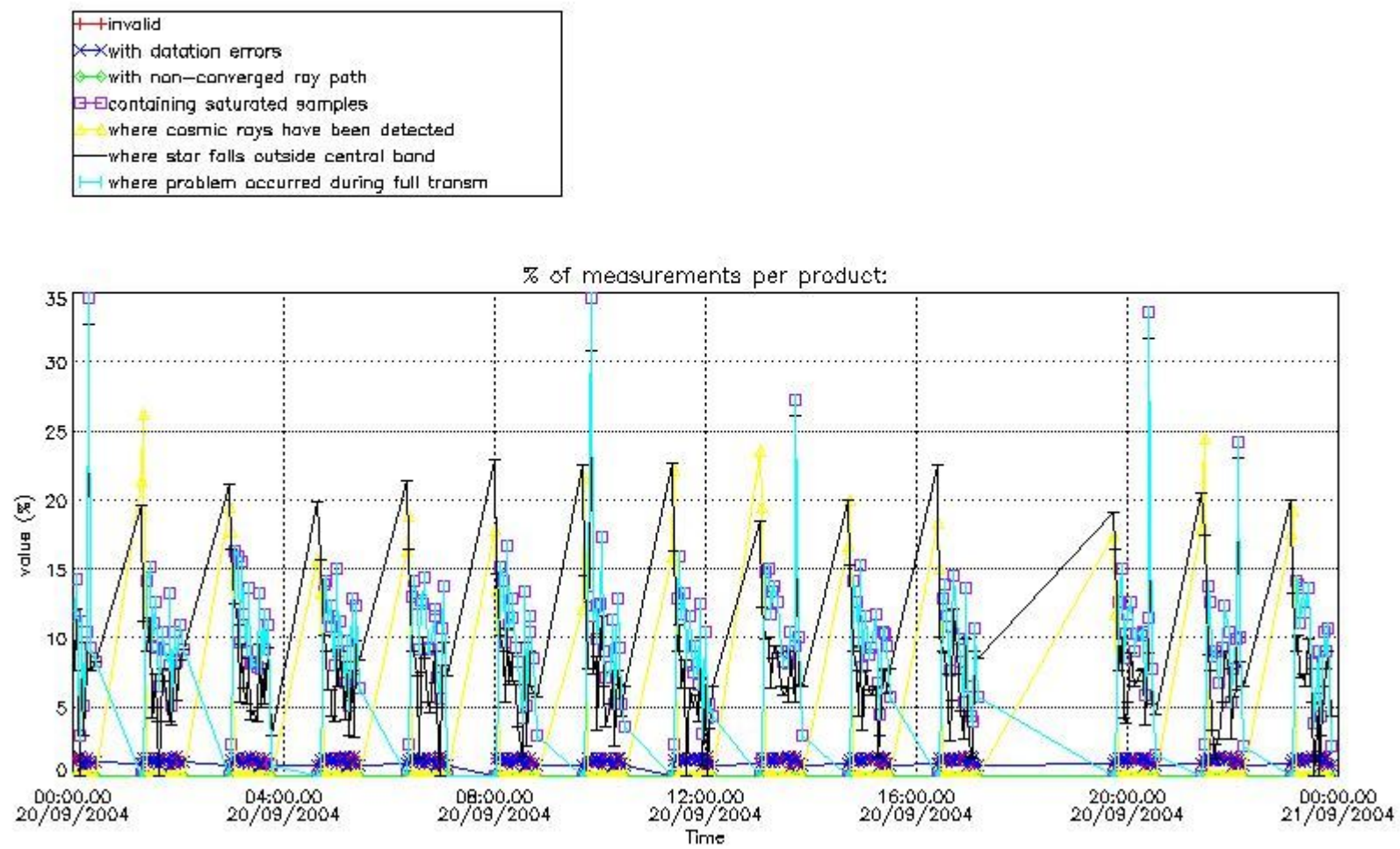
In this section it is plotted some information contained in the Quality Summary data set of the level 2 products that comes from the level 1b processing. Products without errors (error flag in the MPH set to "0") are used.

4.1 Plot quality information per product (time dependant) coming from level 1b processing

4.1.1 Plot level 1 quality information per product (time dependant): ENVISAT ASCENDING passes

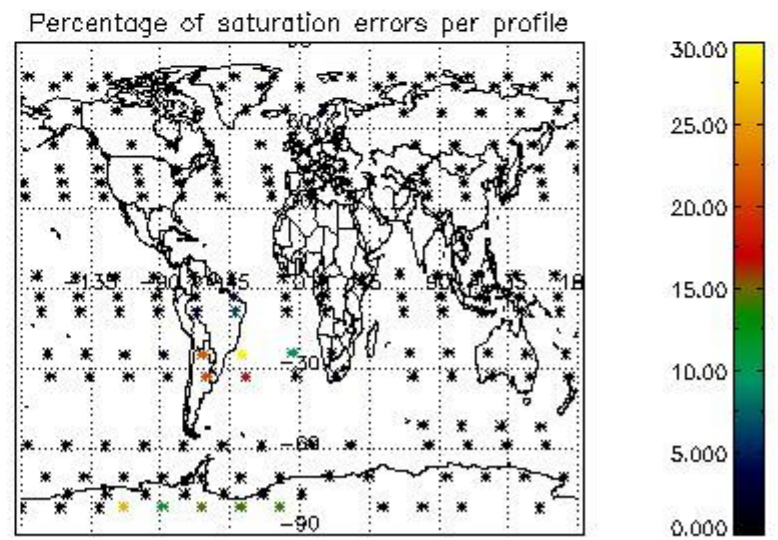
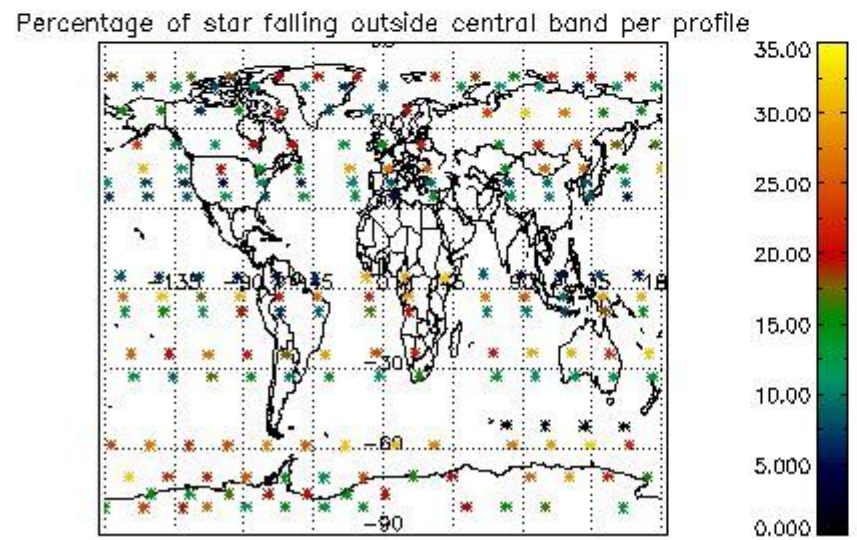
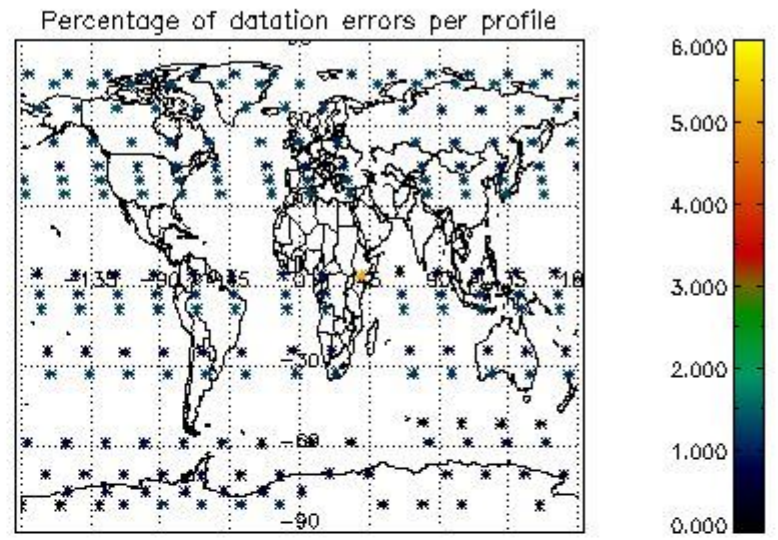
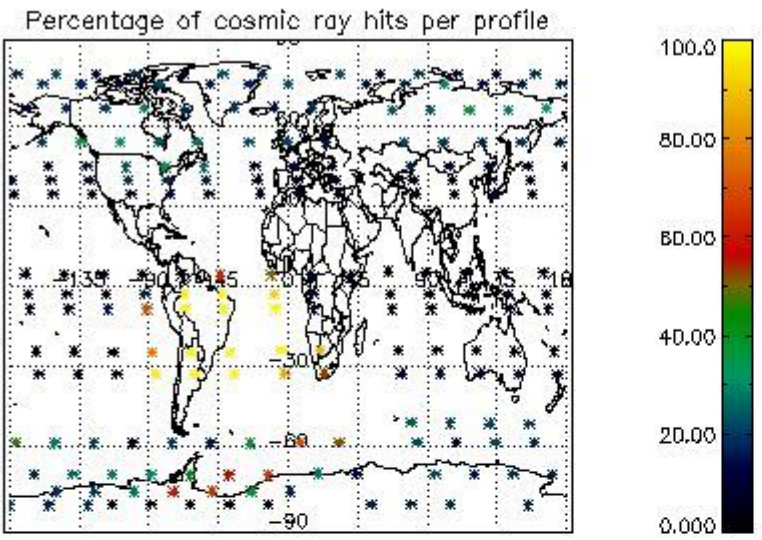


4.1.2 Plot level 1 quality information per product (time dependant): ENVI SAT DESCENDING passes

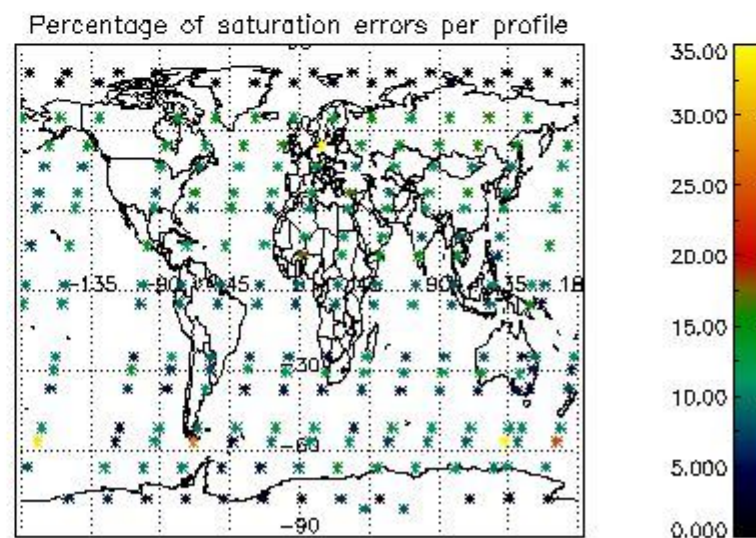
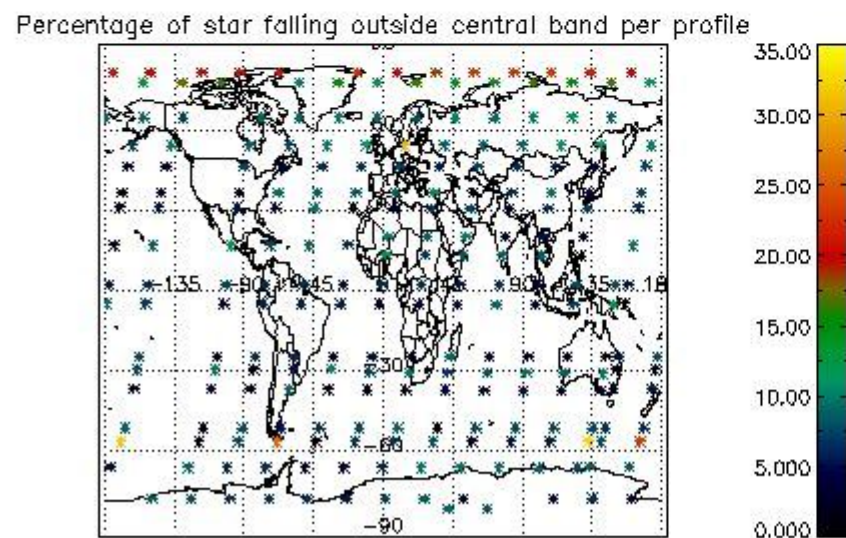
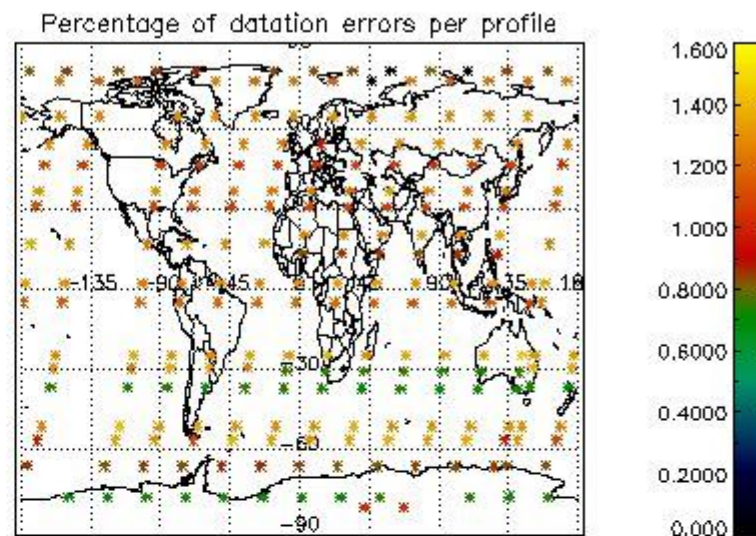
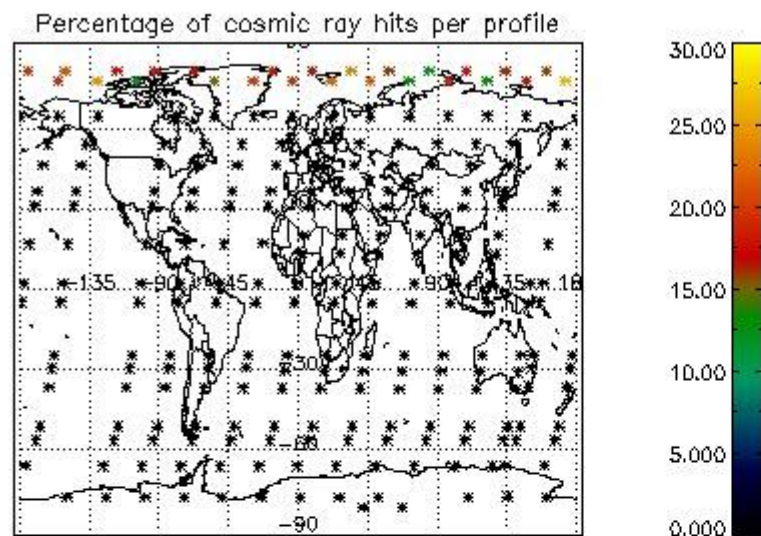


4.2 Plot quality information per product coming from level 1b processing (world map)

4.2.1 Plot level 1 quality information per product (world map): ENVISAT ASCENDING passes



4.2.2 Plot level 1 quality information per product (world map): ENVISAT DESCENDING passes



5. Trace gas profiles

5.1 Ozone statistics based on quality of products

The final quality of the products can be "measured" using the STD (Standard Deviation) attached to every point profile. This information is written to the parameter GOM_NL__2P/NL_LOCAL_SPECIES_DENSITY/o3_std of the level 2 products. The table below shows the statistics for given STD ranges.

The statistics are given with respect to the overall valid production:

- Products without fatal errors: GOM_NL__2P/MPH/PRODUCT_ERR=0
- Valid point profile: GOM_NL__2P/NL_LOCAL_SPECIES_DENSITY/pcd(0)=0

The 'Criteria' is applied to valid points of dark limb products:

- Products in dark limb illumination condition: GOM_NL__2P/NL_SUMMARY_QUALITY/obs_ill_cond=0
- Products without fatal errors: GOM_NL__2P/MPH/PRODUCT_ERR=0
- Valid point profile: GOM_NL__2P/NL_LOCAL_SPECIES_DENSITY/pcd(0)=0

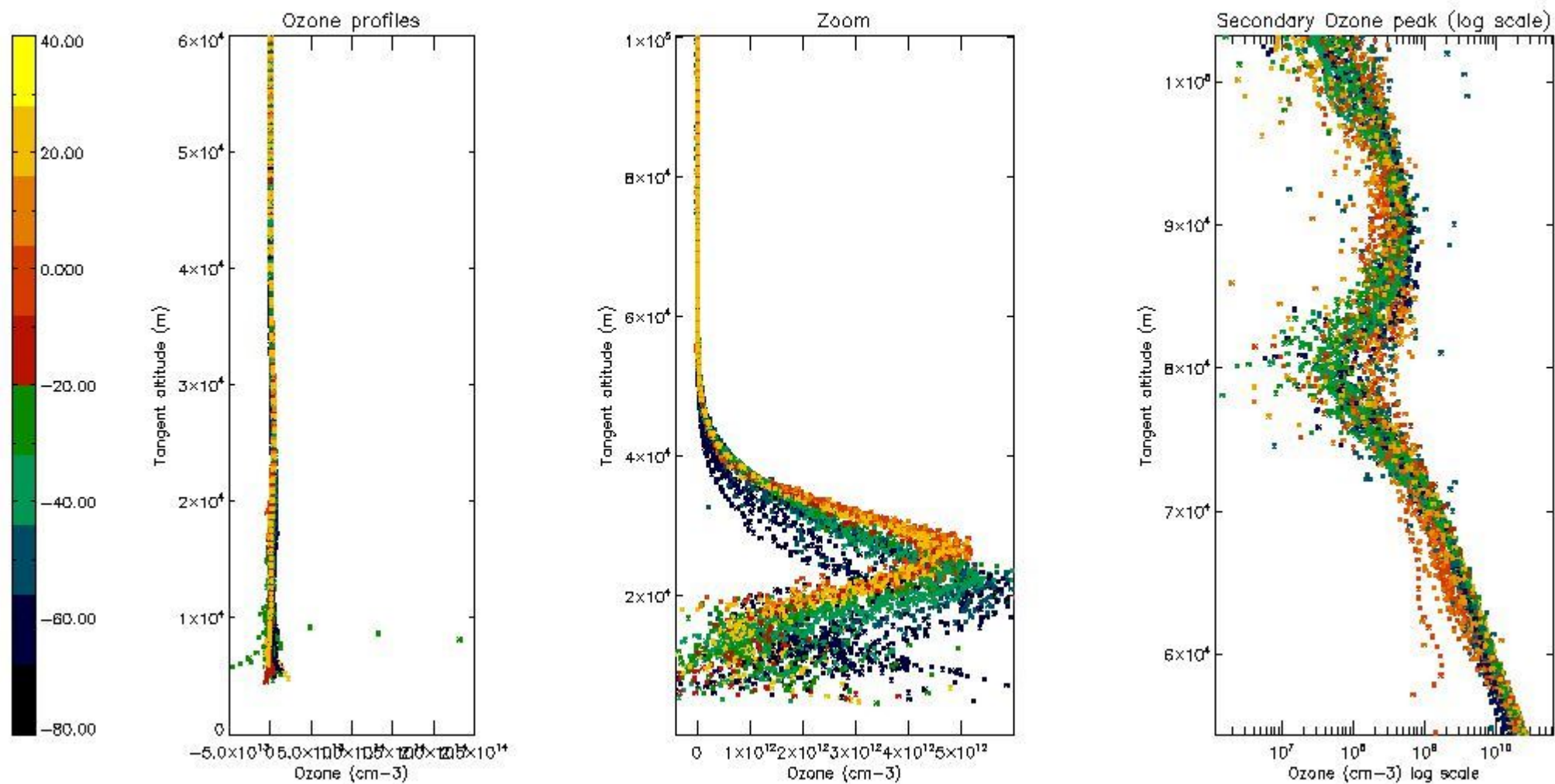
So, the table below shows the percentage of dark limb and valid observations for each criteria with respect to the overall valid daily observations.

Criteria	% of total production
All STD	31
STD < 20	19

STD < 10	16
STD < 5	12

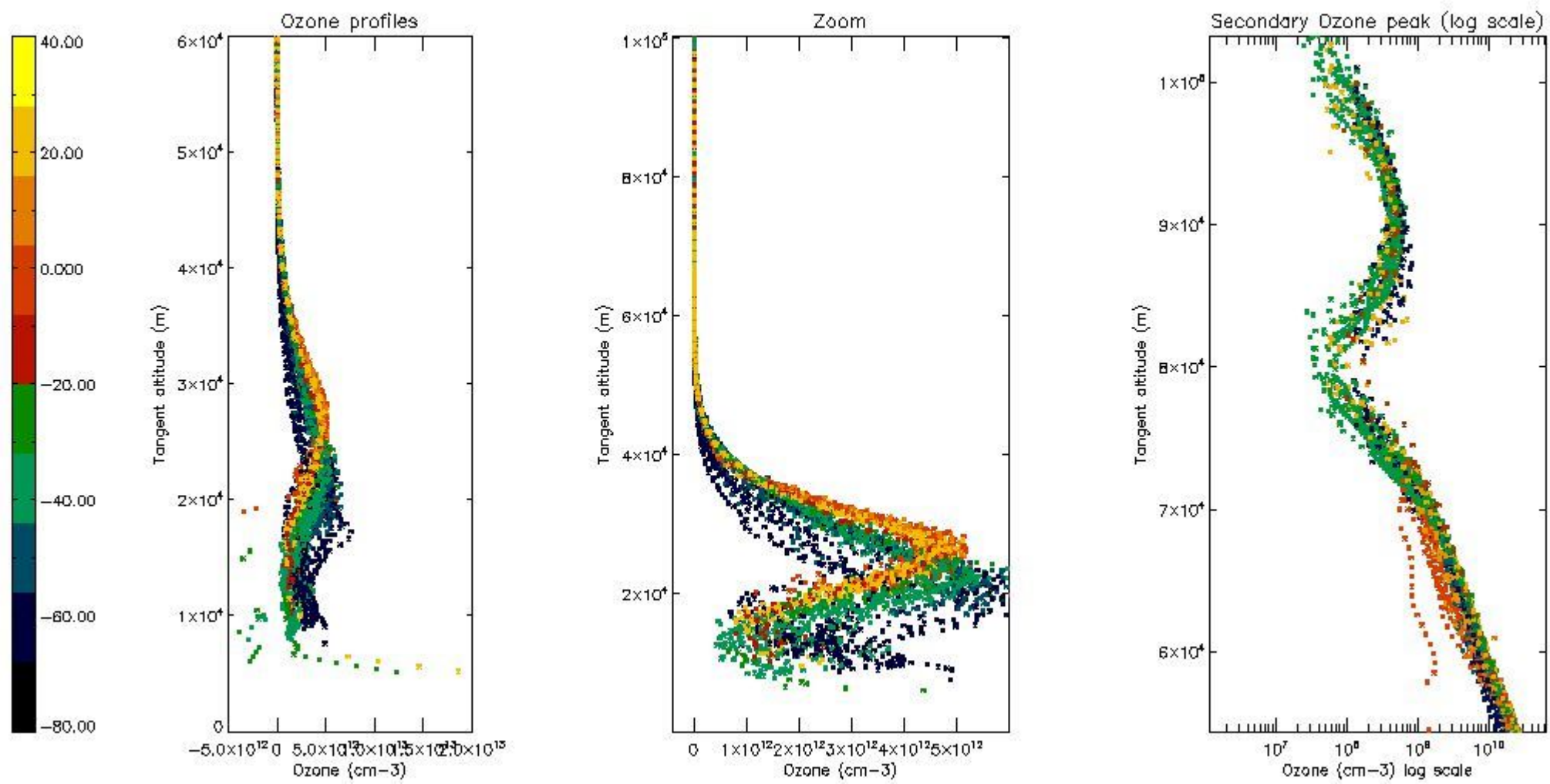
5.2 Plot ozone profiles for all STD (dark without errors)

The colorbar represents the latitude.



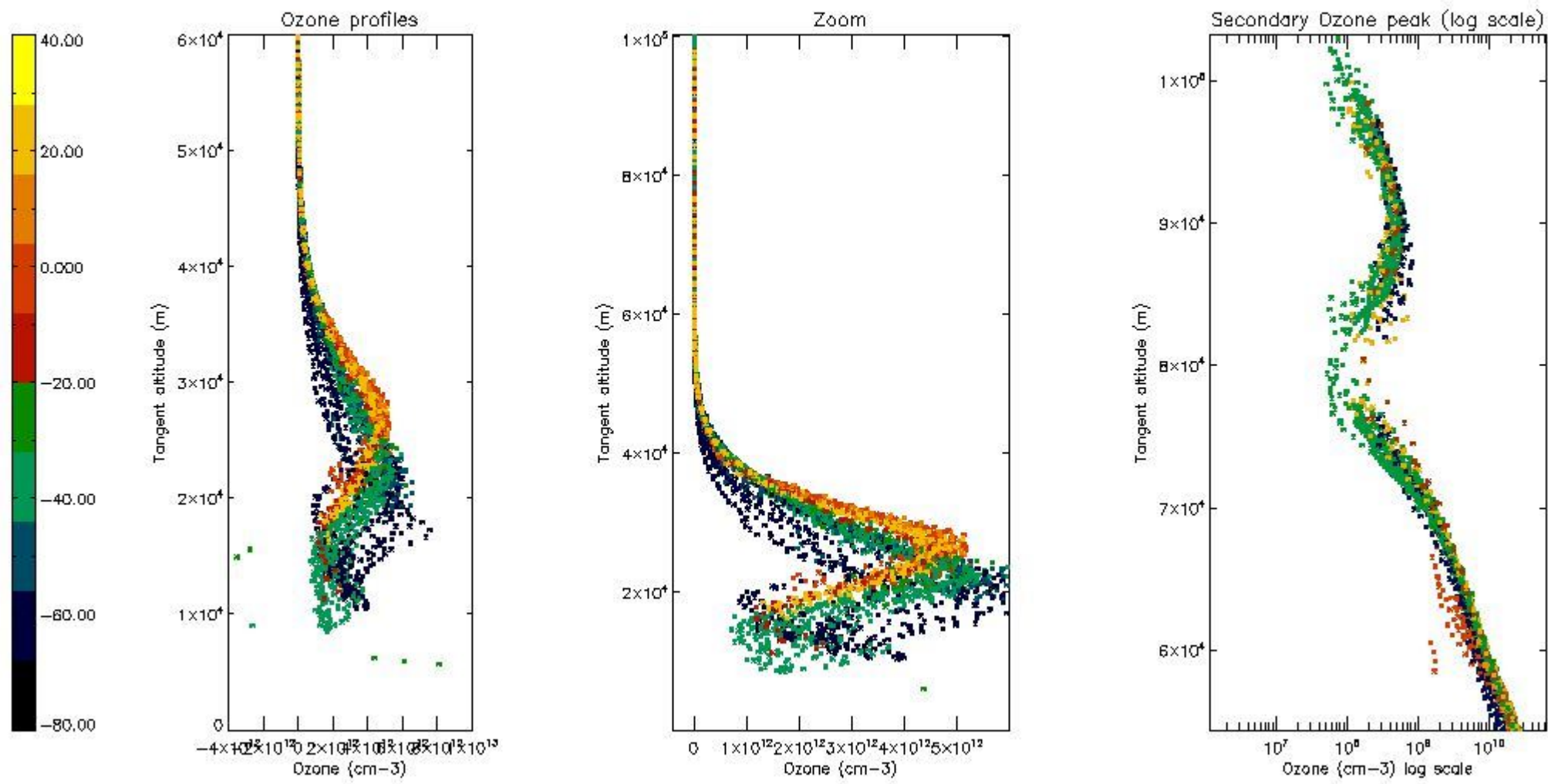
5.3 Plot ozone profiles where STD < 20% (dark without errors)

The colorbar represents the latitude.



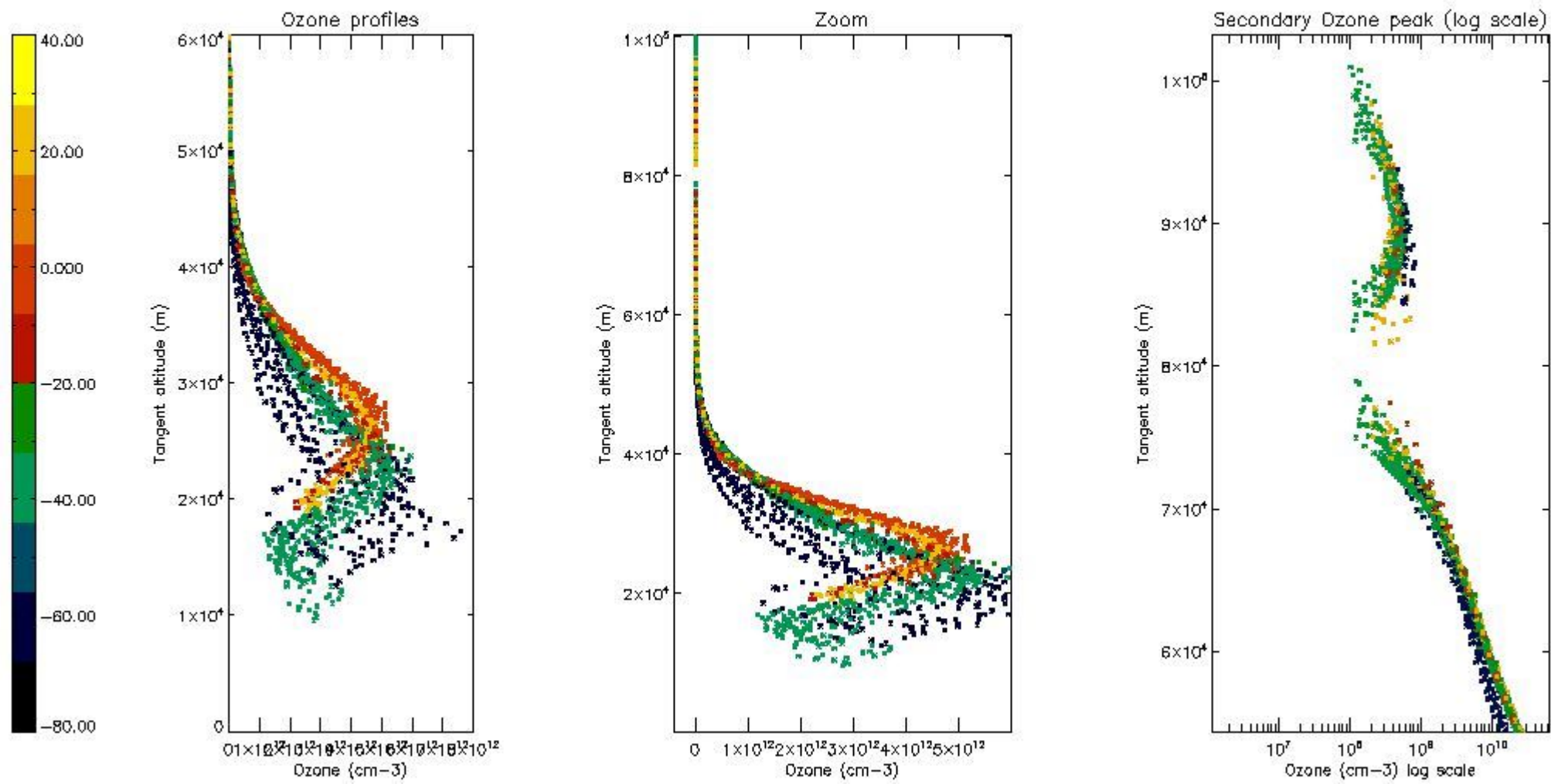
5.4 Plot ozone profiles where STD < 10% (dark without errors)

The colorbar represents the latitude.



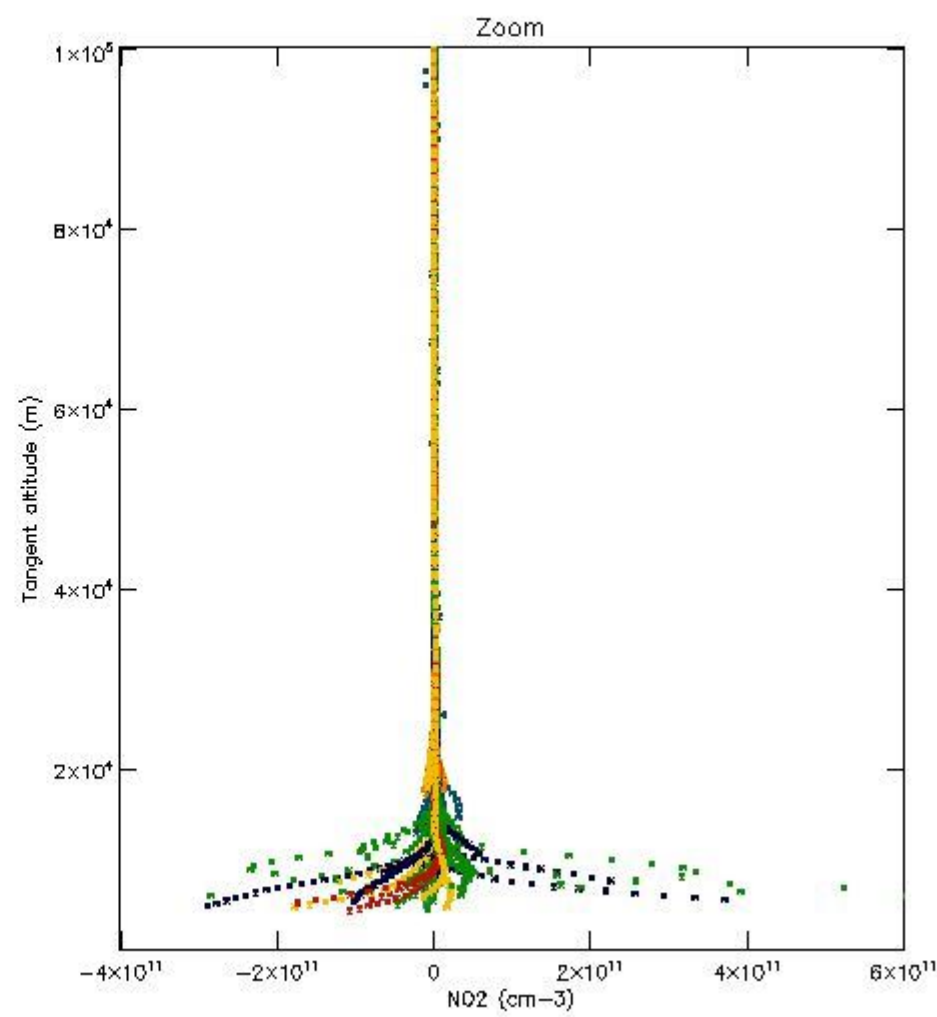
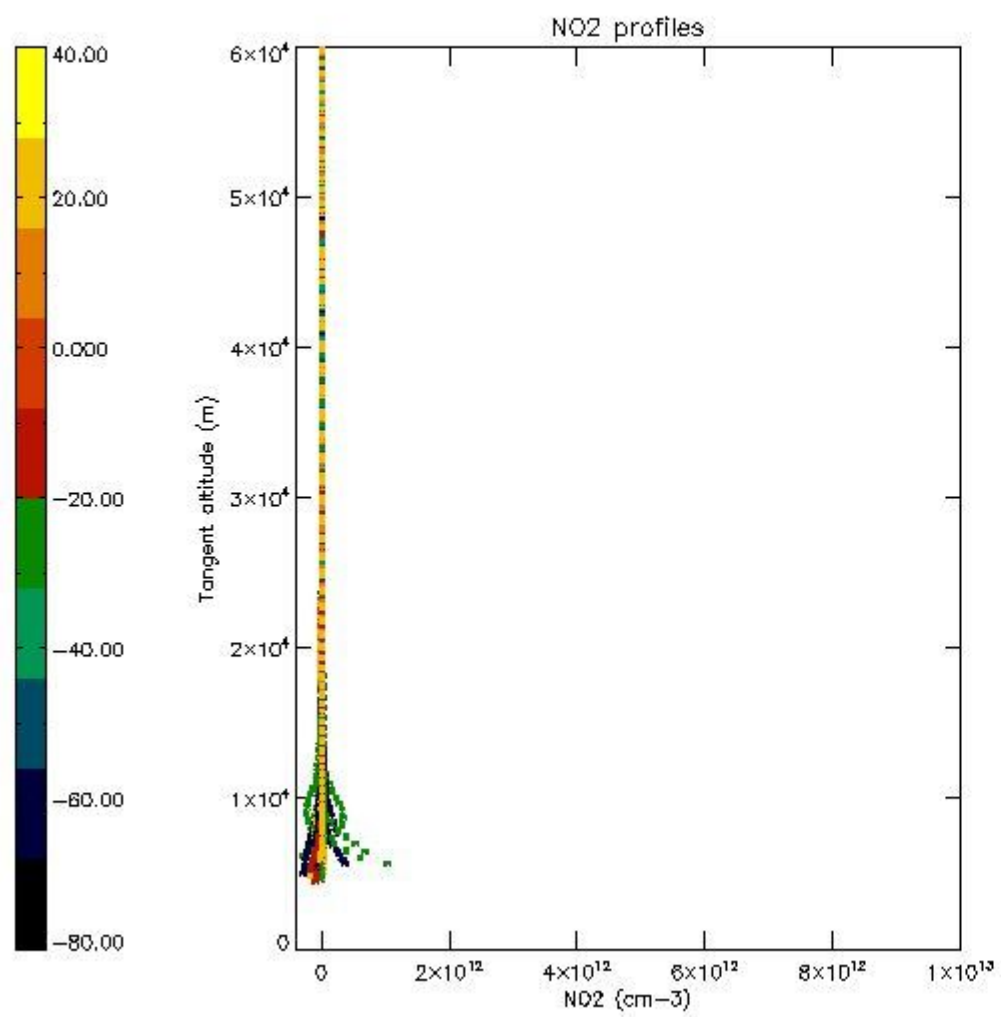
5.5 Plot ozone profiles where STD < 5% (dark without errors)

The colorbar represents the latitude.



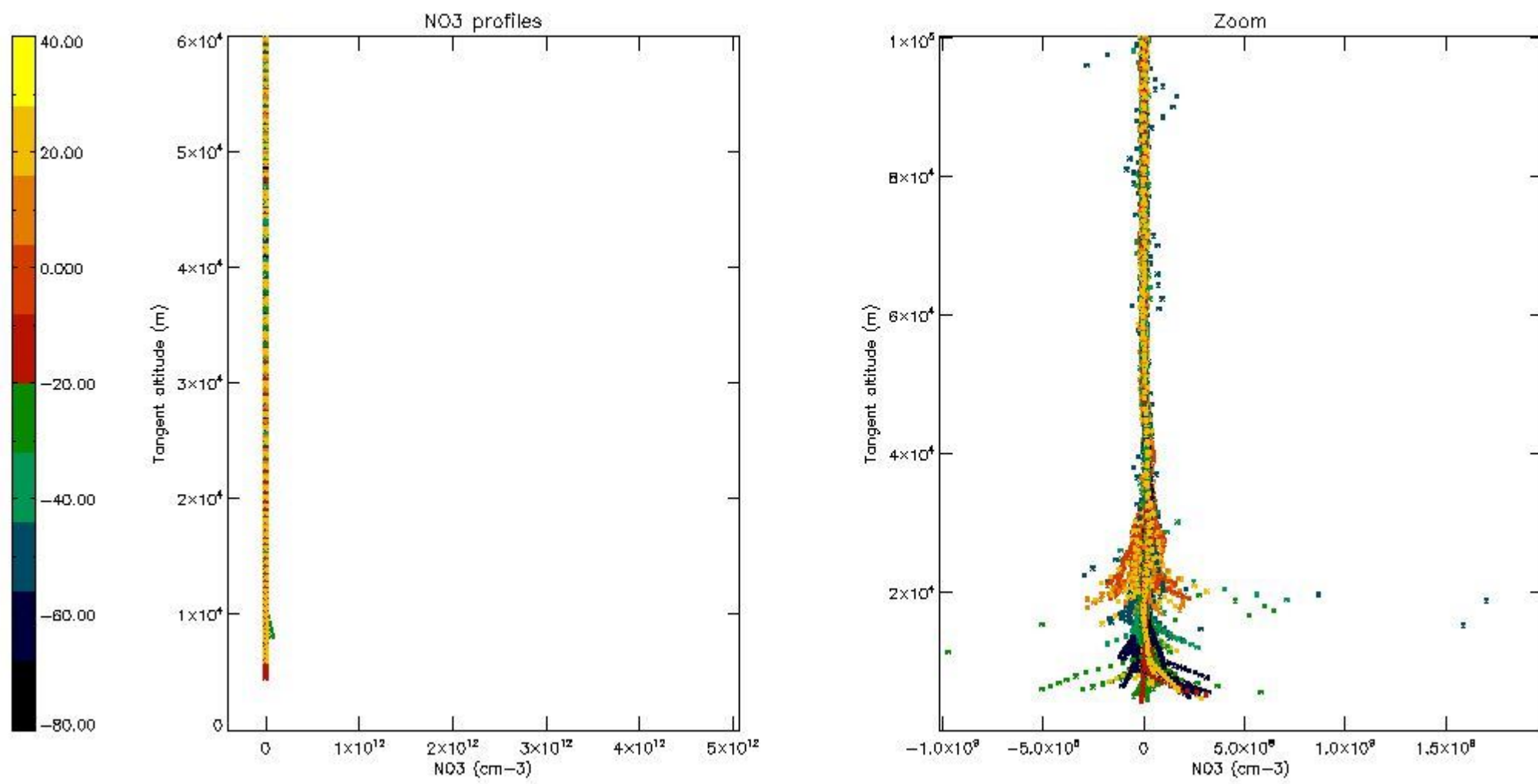
5.6 Plot NO₂ profiles for all STD (dark without errors)

The colorbar represents the latitude.



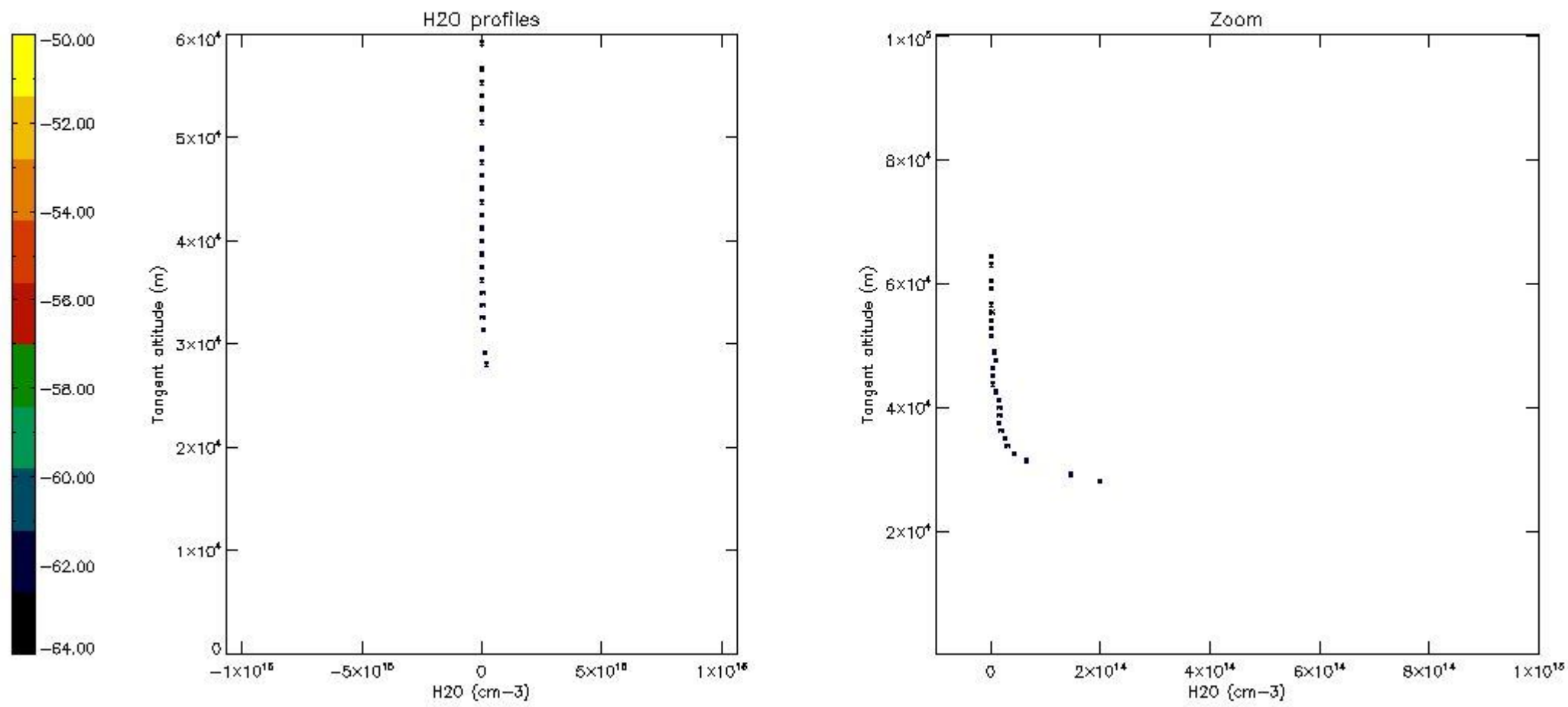
5.7 Plot NO3 profiles for all STD (dark without errors)

The colorbar represents the latitude.



5.8 Plot H₂O profiles for all STD (only for occultations of stars 1,2,3,4,13,14,16,26,63 dark without errors)

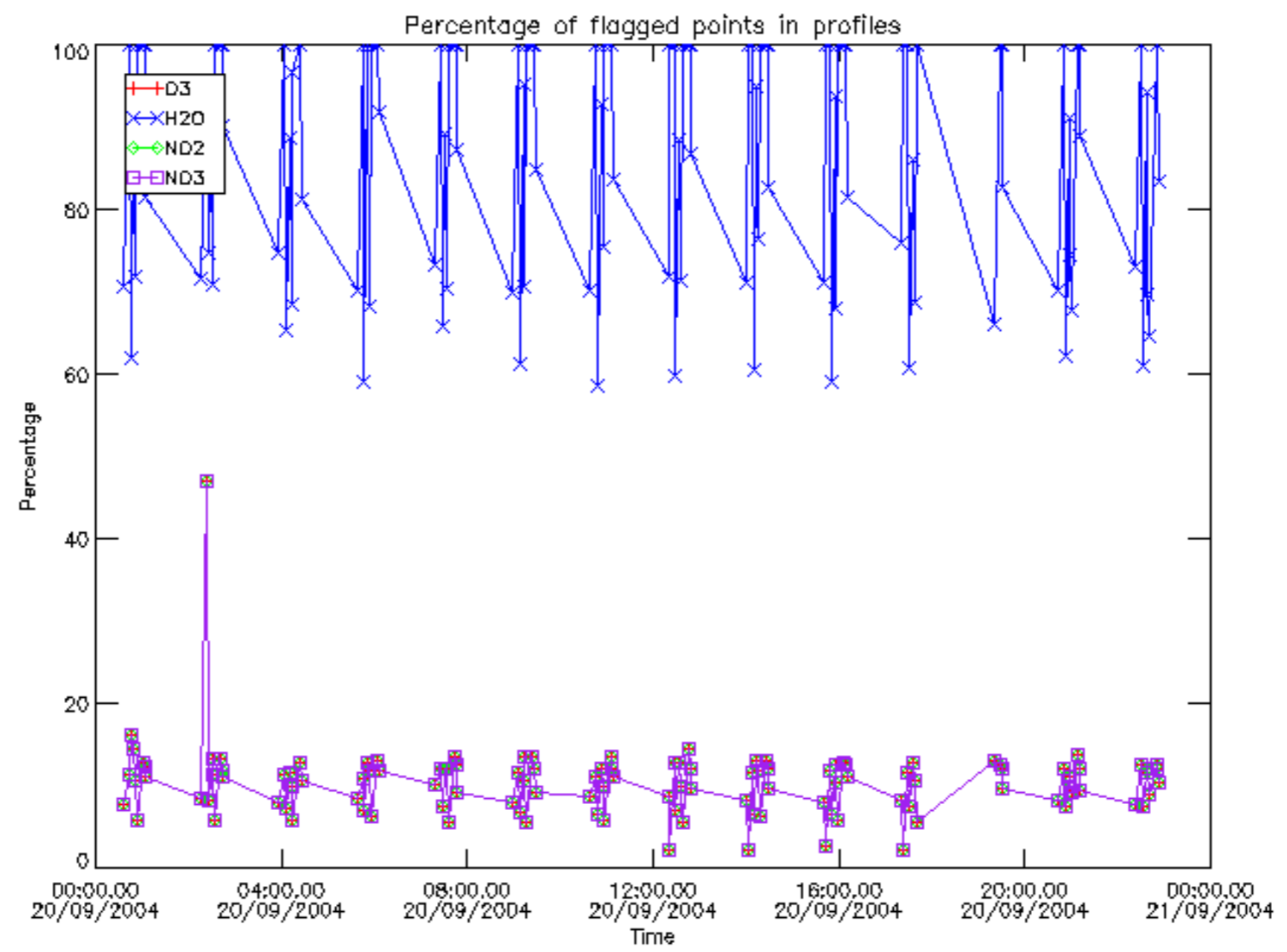
The colorbar represents the latitude.



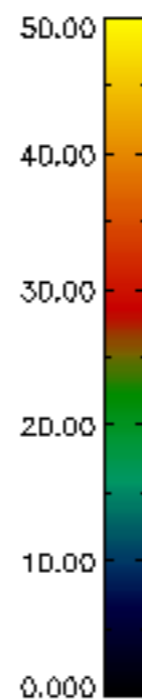
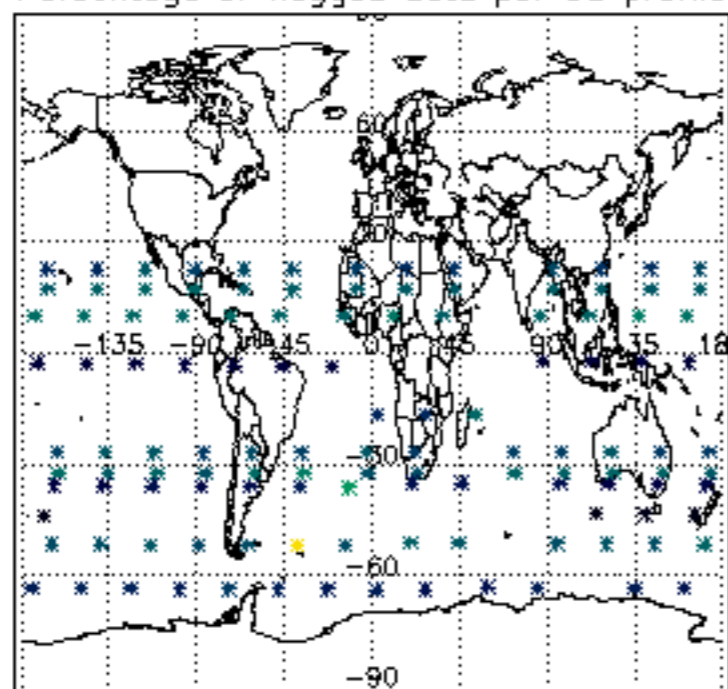
6. Auxiliary Data Files used for the production reported in section 2

The number reported in the third column indicates since which file (see list in section 2) the corresponding auxiliary file has been used. The fourth column is the date of those product files.

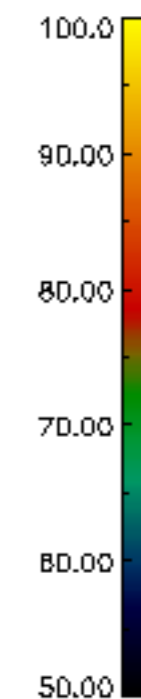
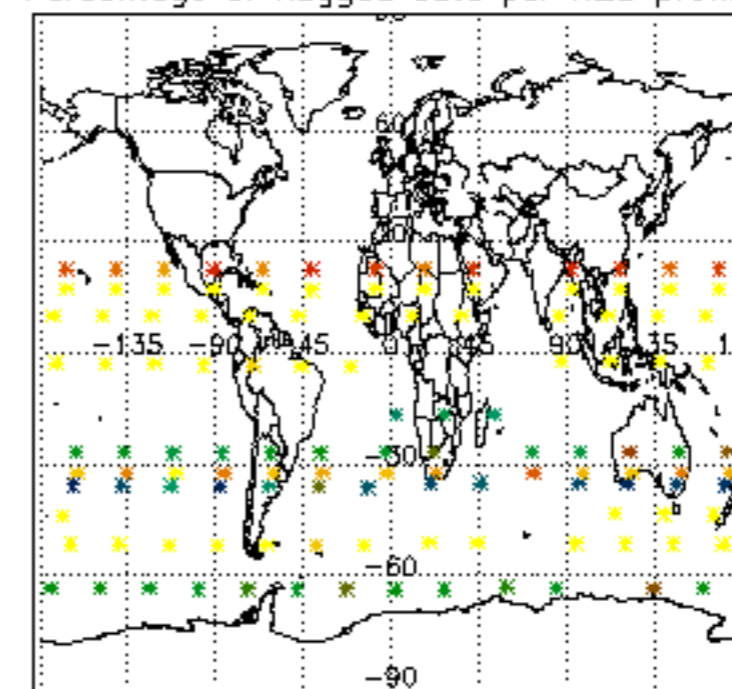
Type	Auxiliary Filename	Used since product	Used since product date
INST_PHYS_CHARACTERISTICS	GOM_INS_AXVIEC20091111_143220_20030716_120000_20500101_000000	1	20-SEP-2004 00:01:04
LEVEL-2_PROC_CONFIG	GOM_PR2_AXVIEC20091111_152718_20020301_000000_20500101_000000	1	20-SEP-2004 00:01:04
CROSS_SECTIONS_FILE	GOM_CRS_AXVIEC20091111_154832_20020301_000000_20500101_000000	1	20-SEP-2004 00:01:04



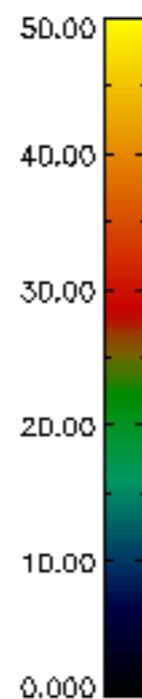
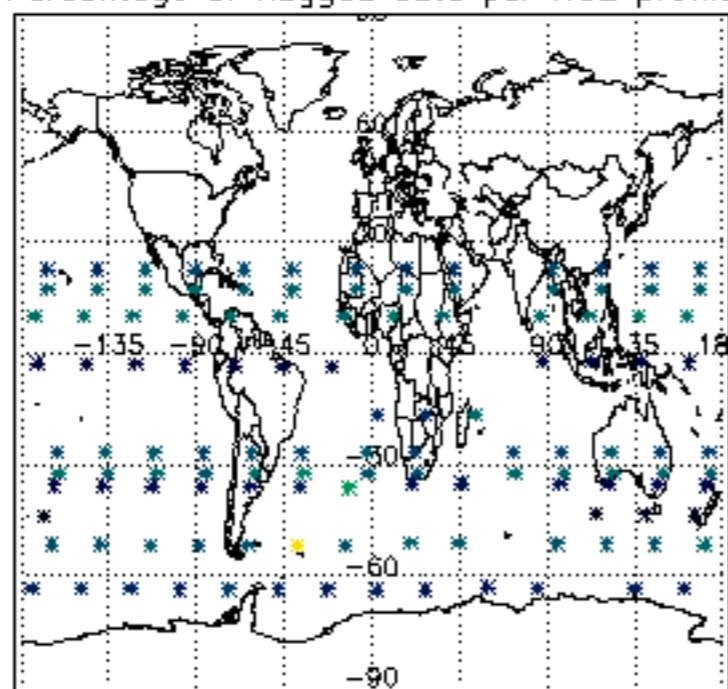
Percentage of flagged data per D3 profile



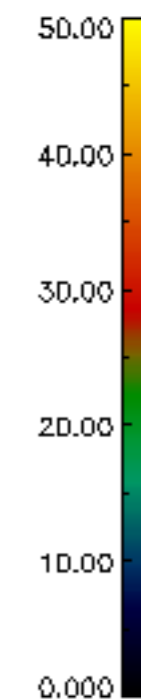
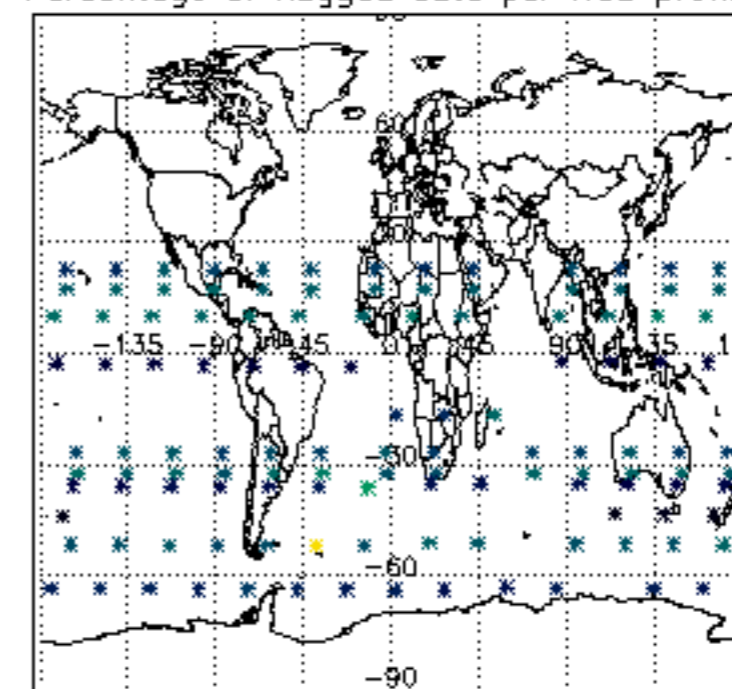
Percentage of flagged data per H2O profile

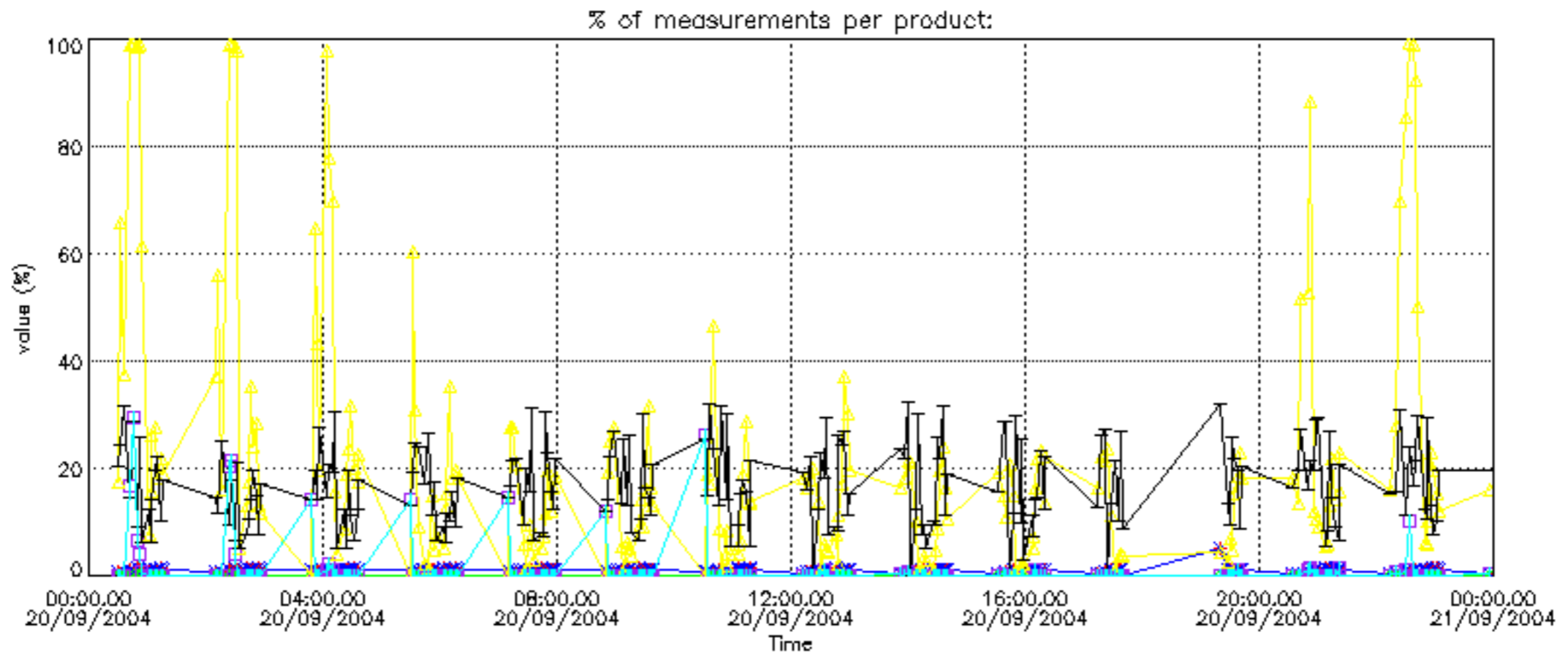


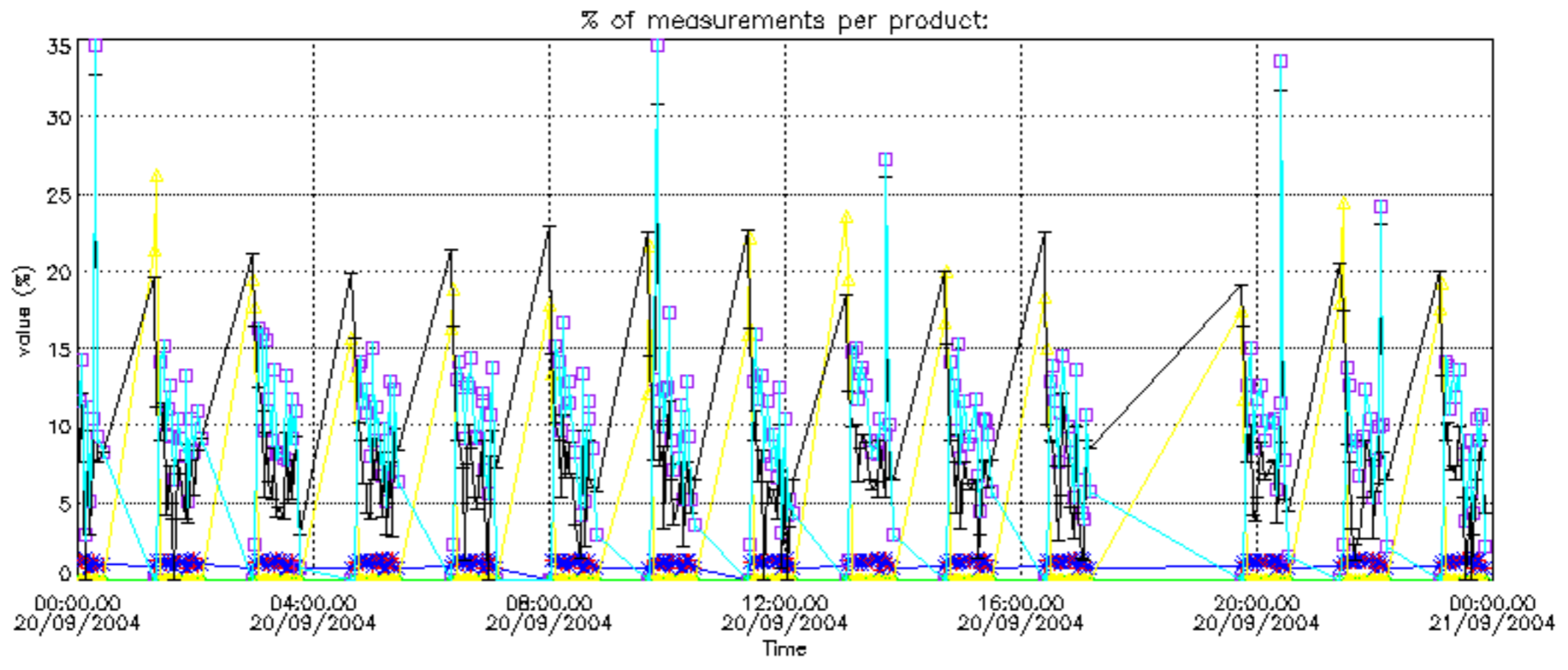
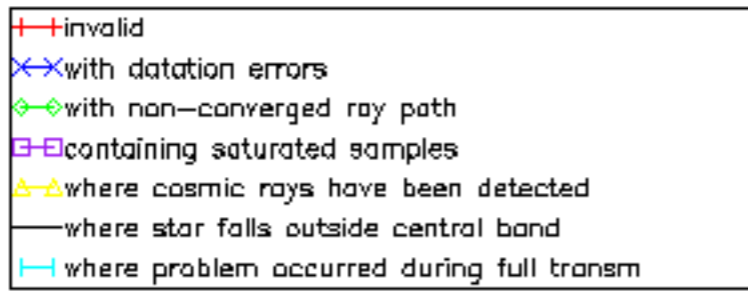
Percentage of flagged data per NO2 profile



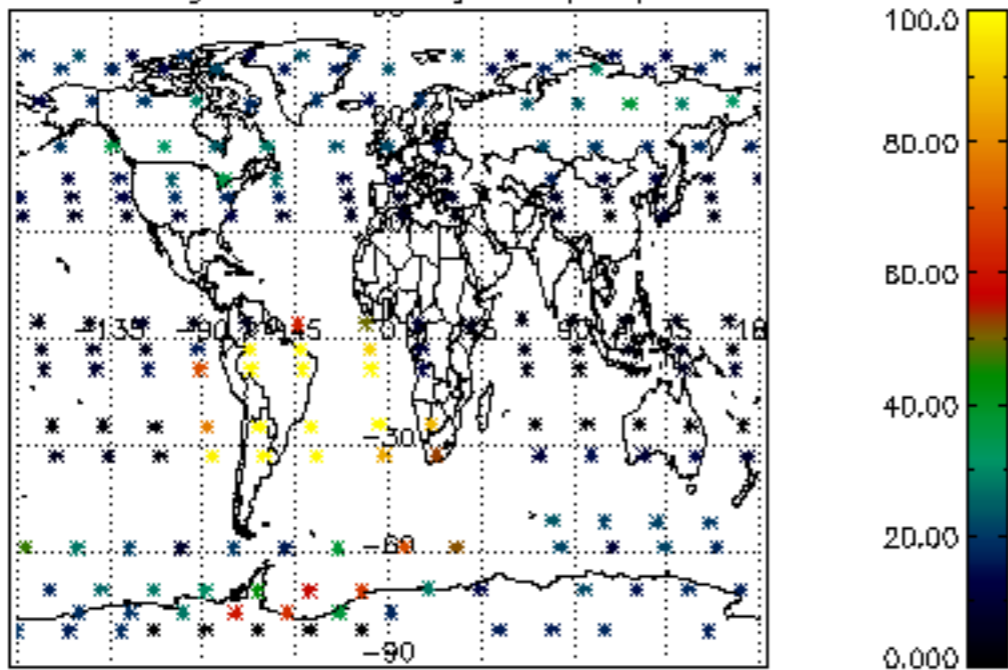
Percentage of flagged data per NO3 profile



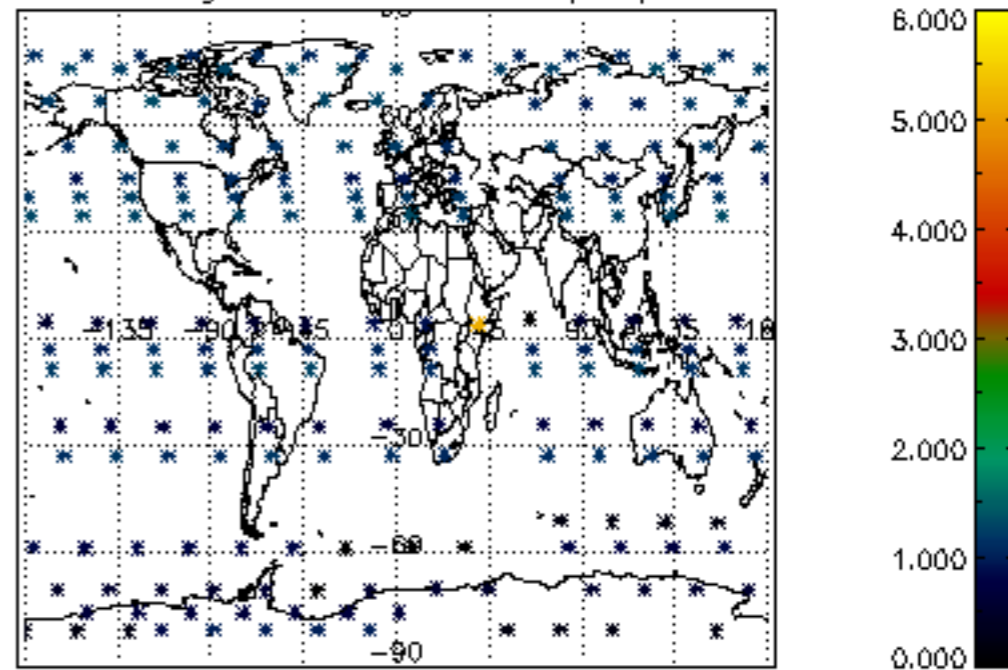




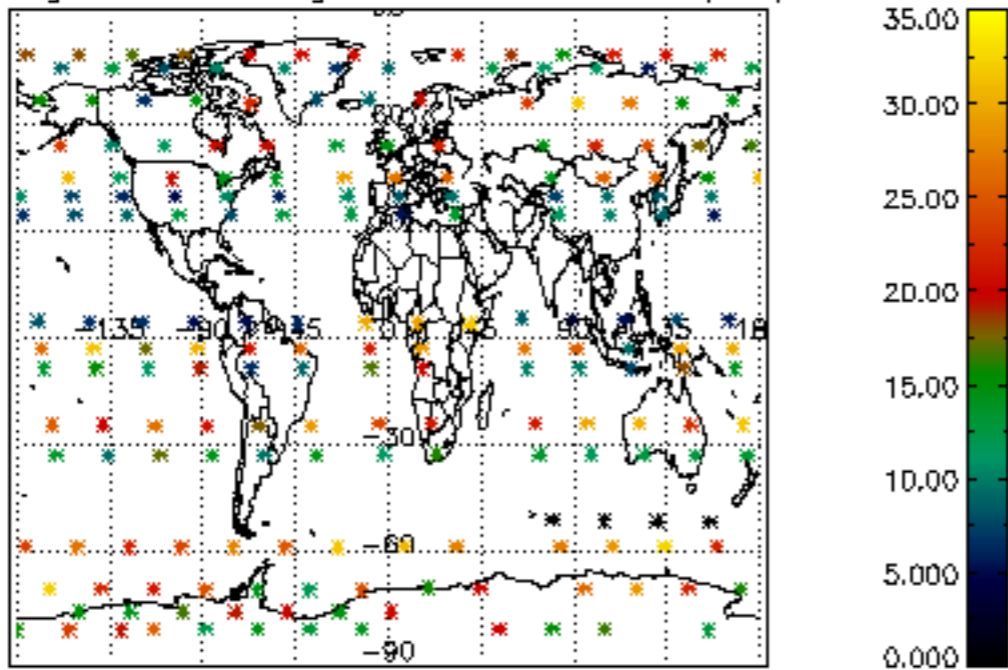
Percentage of cosmic ray hits per profile



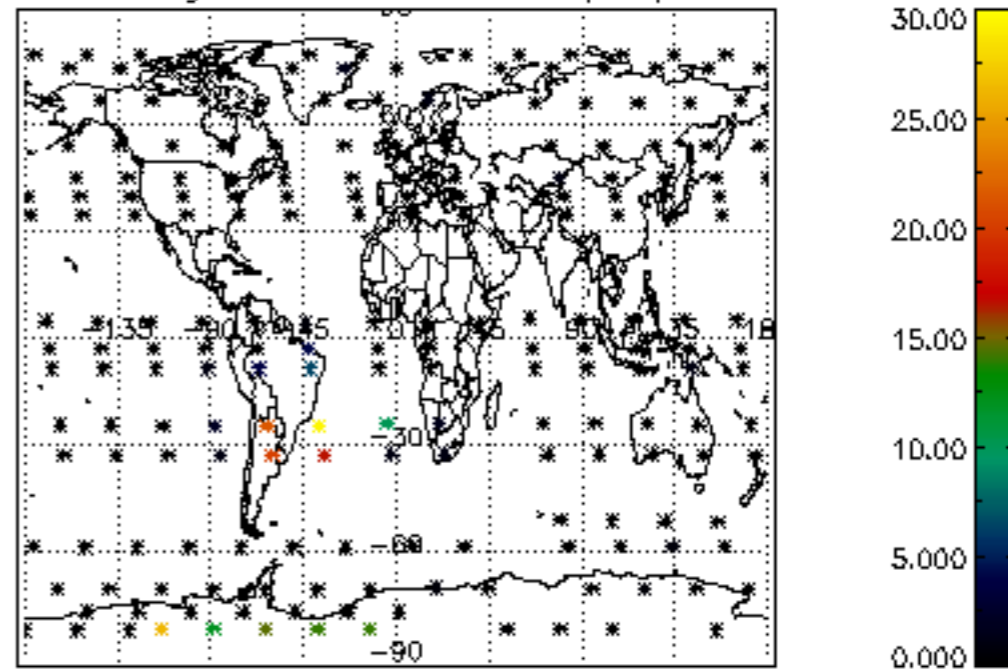
Percentage of datation errors per profile



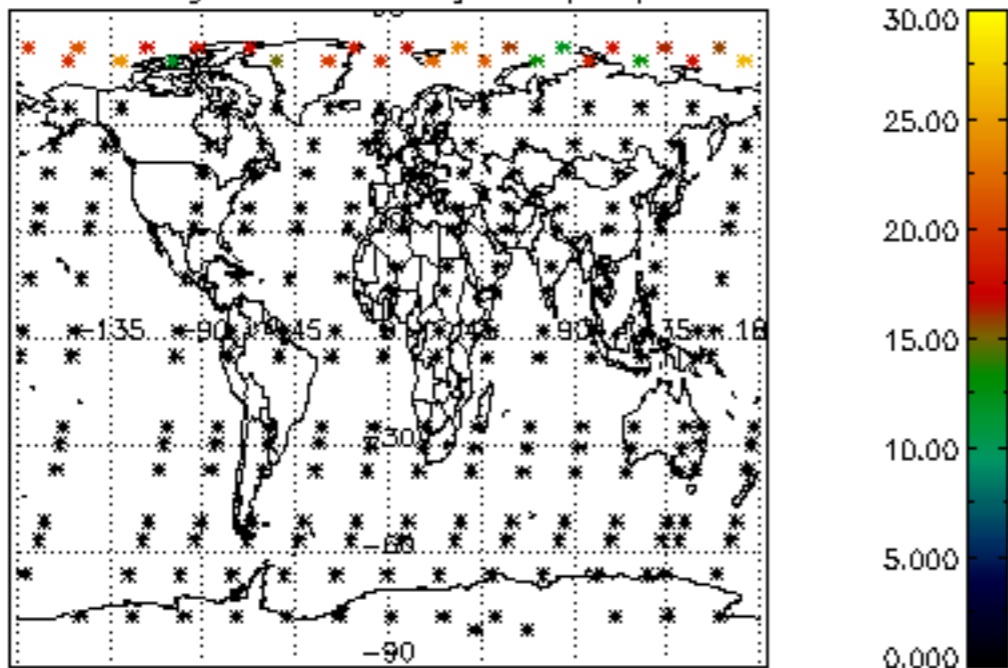
Percentage of star falling outside central band per profile



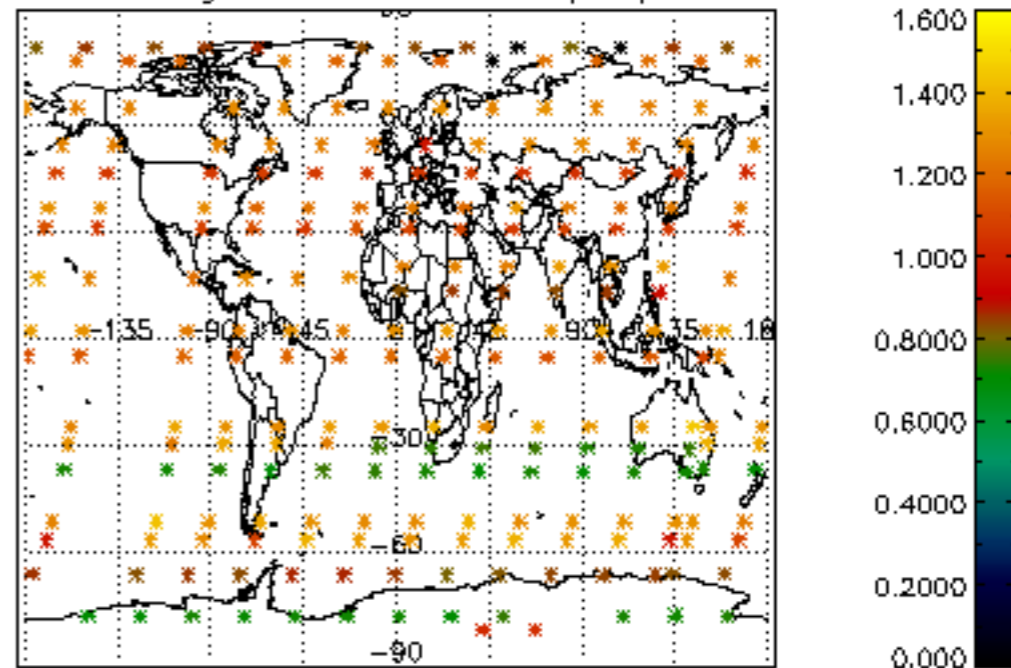
Percentage of saturation errors per profile



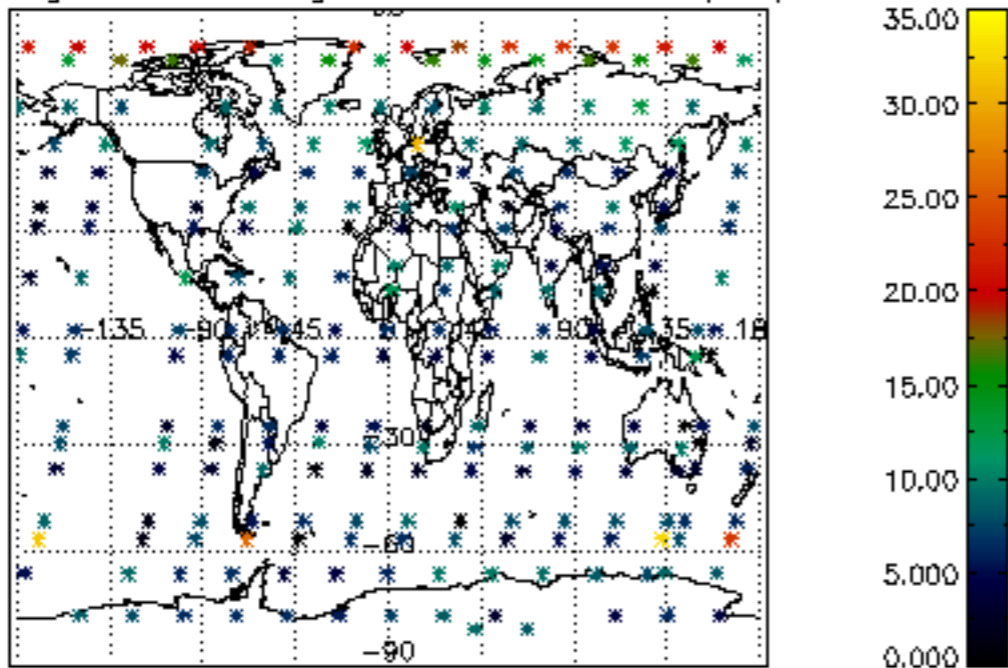
Percentage of cosmic ray hits per profile



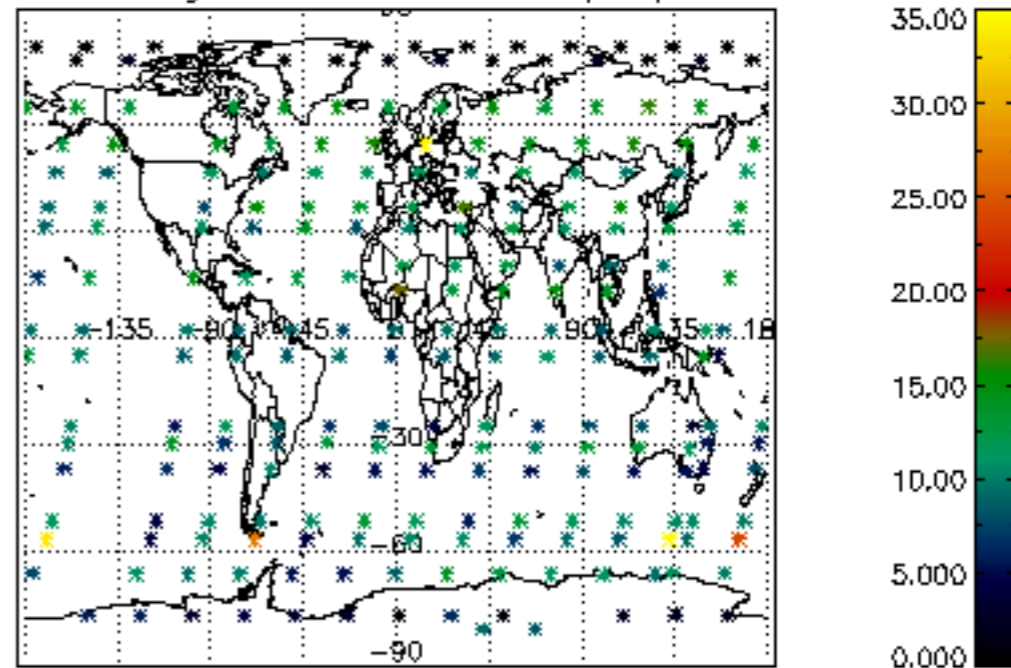
Percentage of datation errors per profile

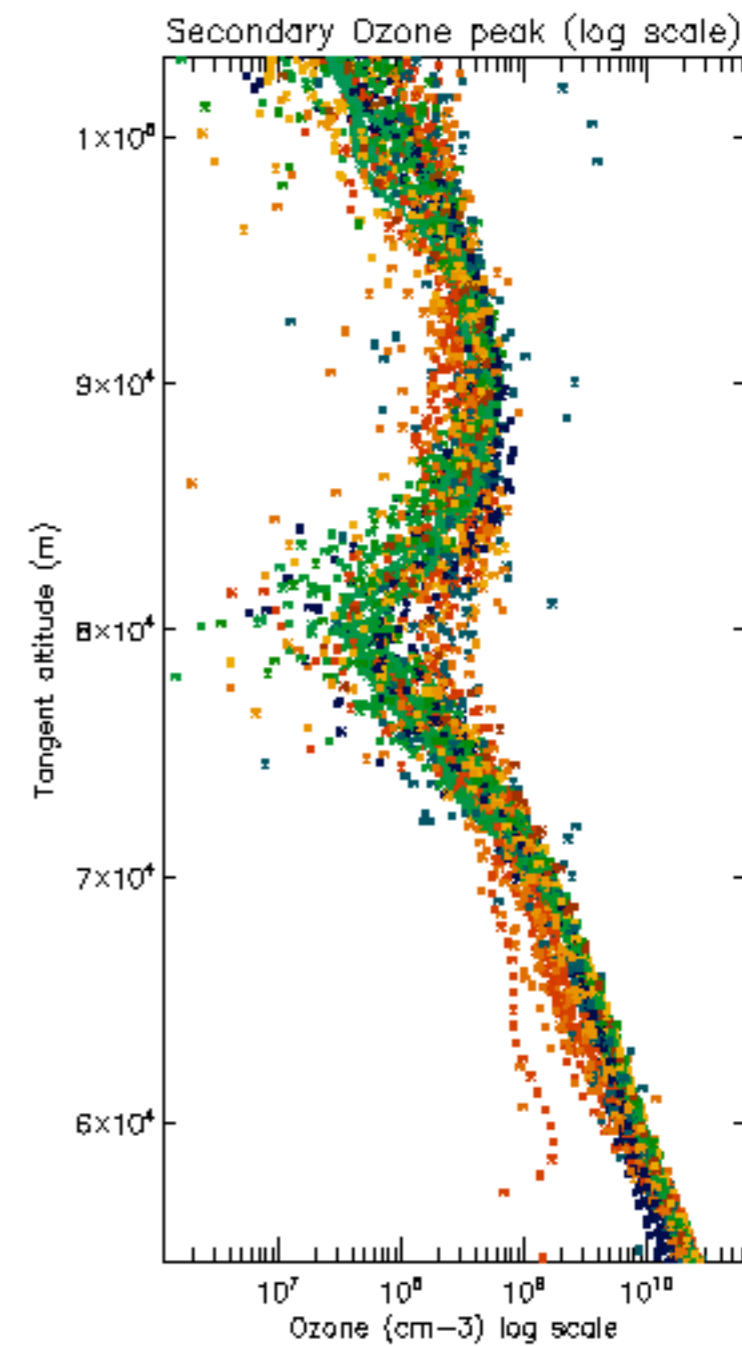
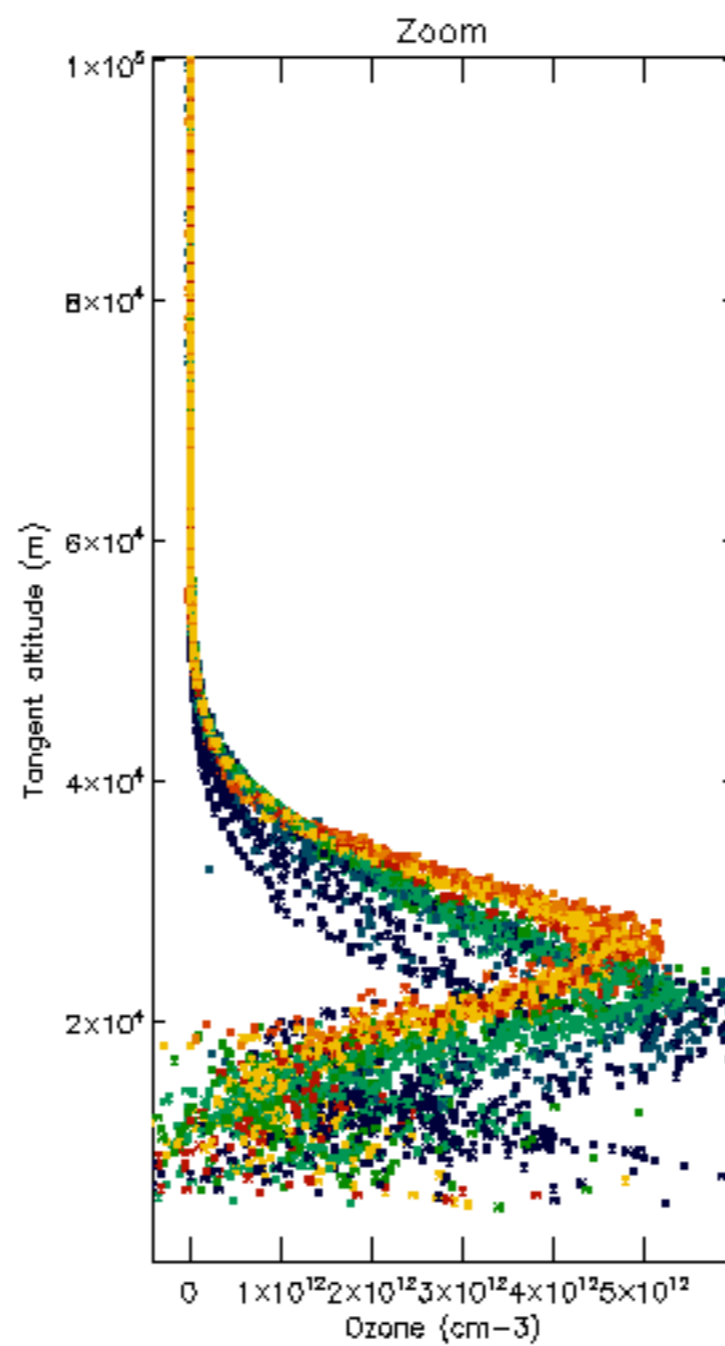
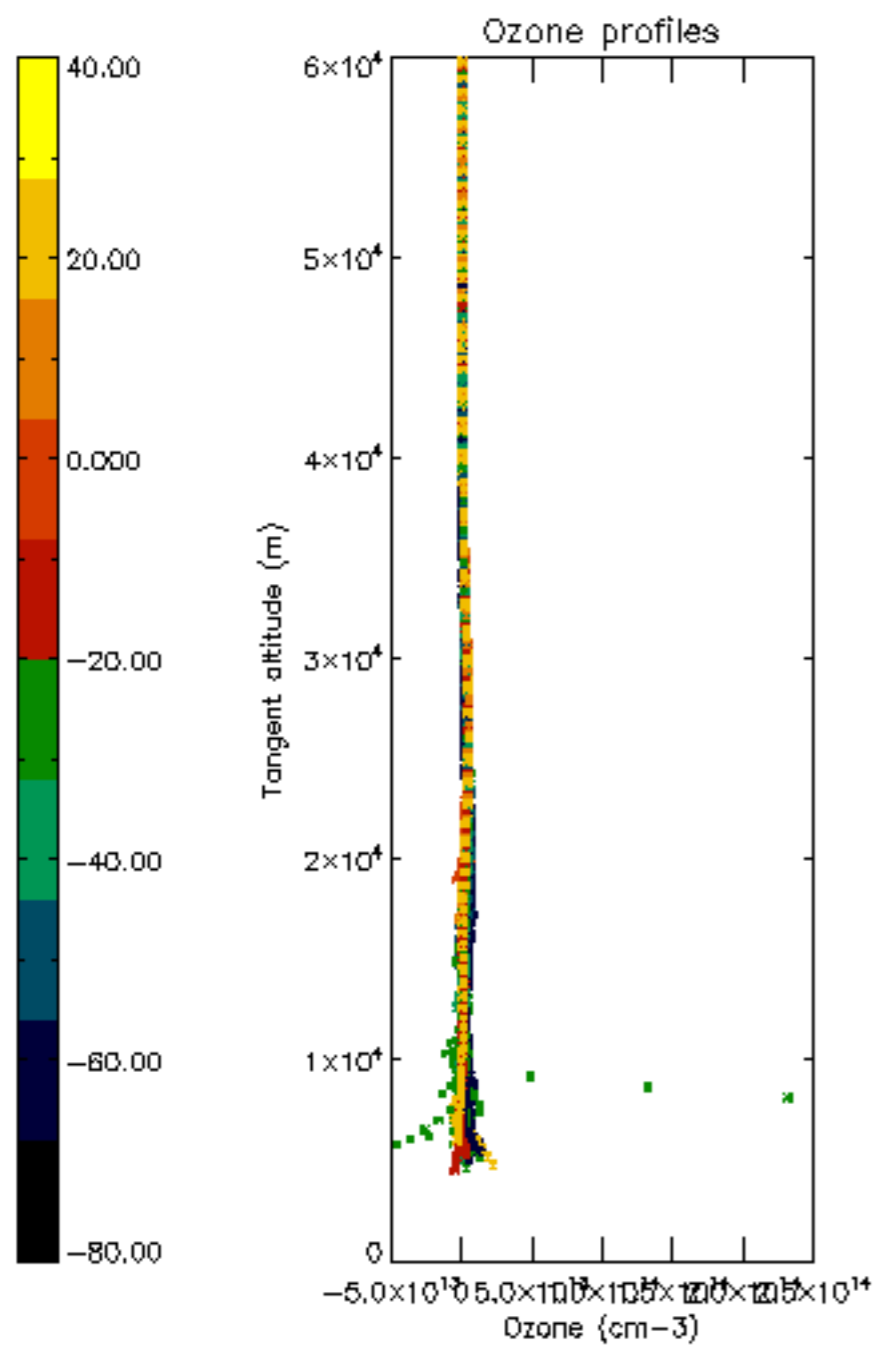


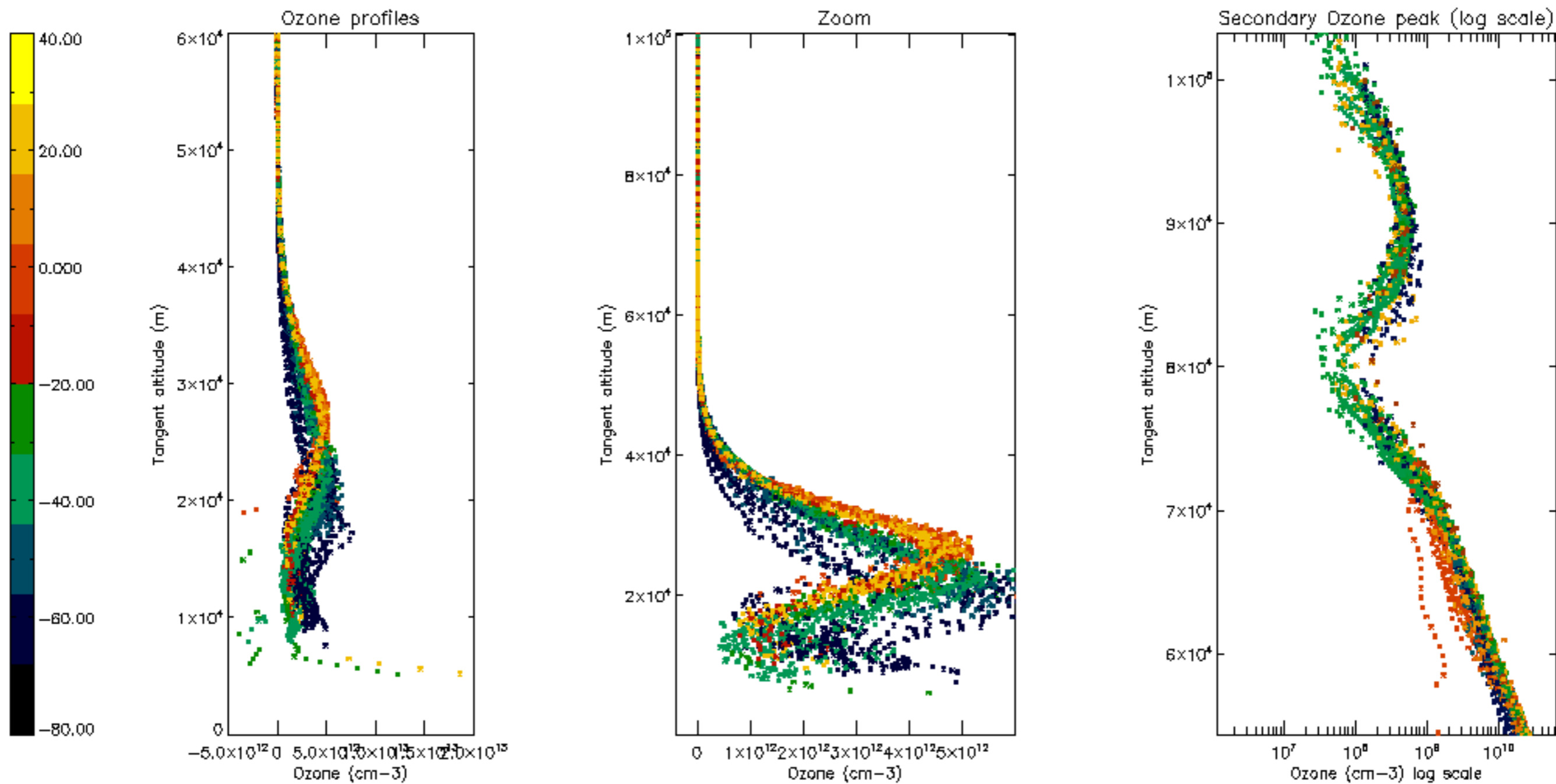
Percentage of star falling outside central band per profile

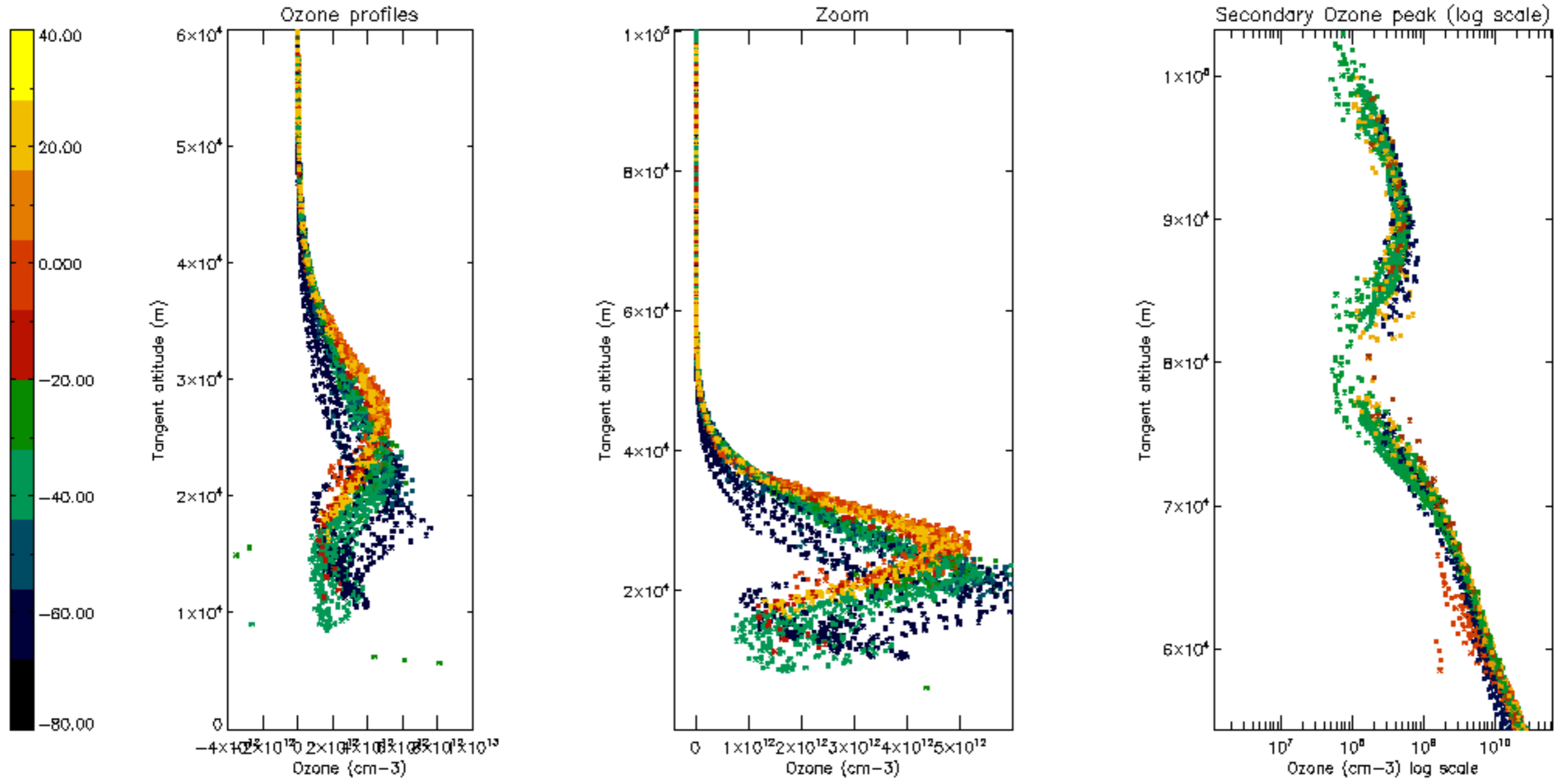


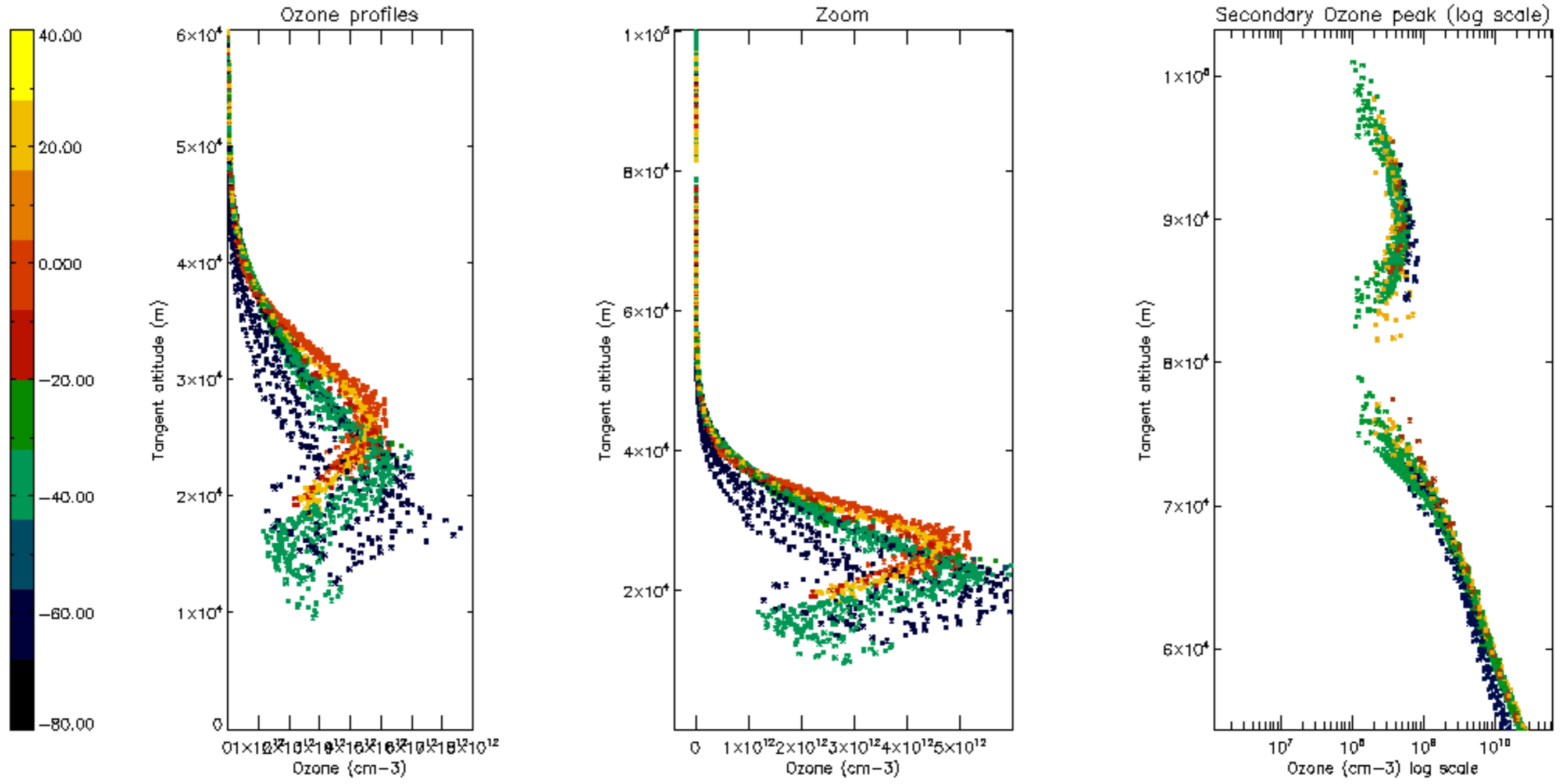
Percentage of saturation errors per profile

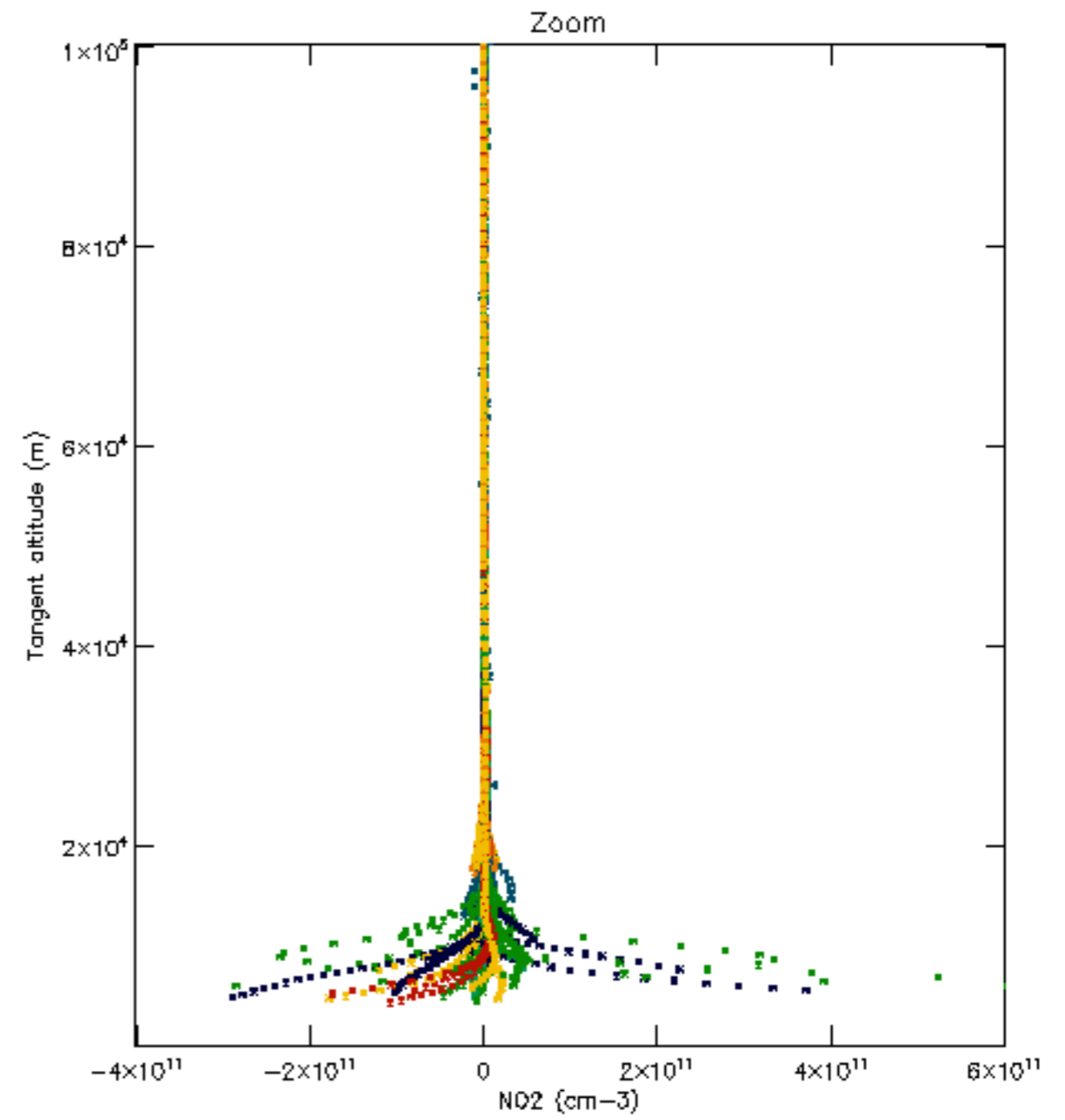
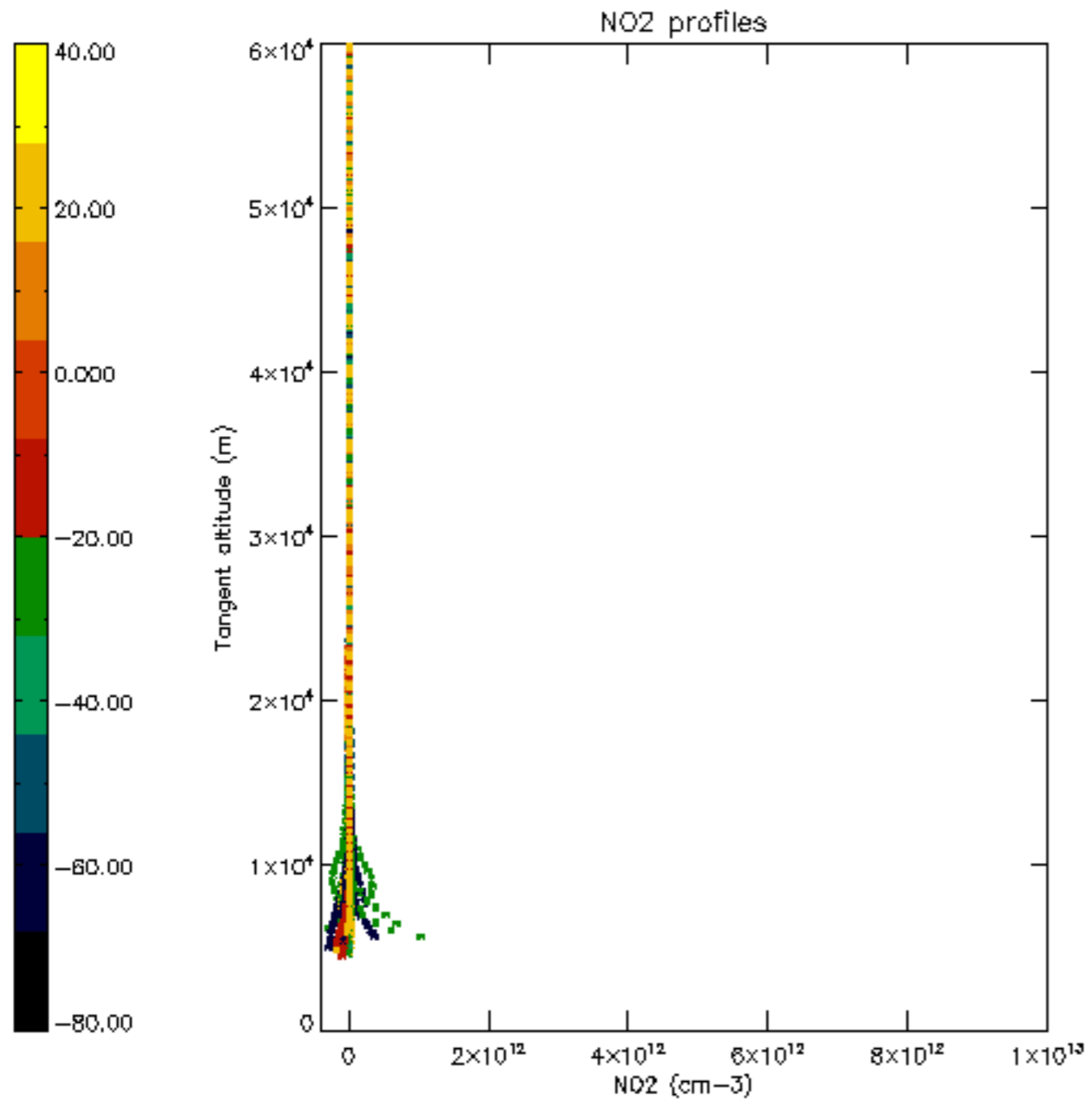


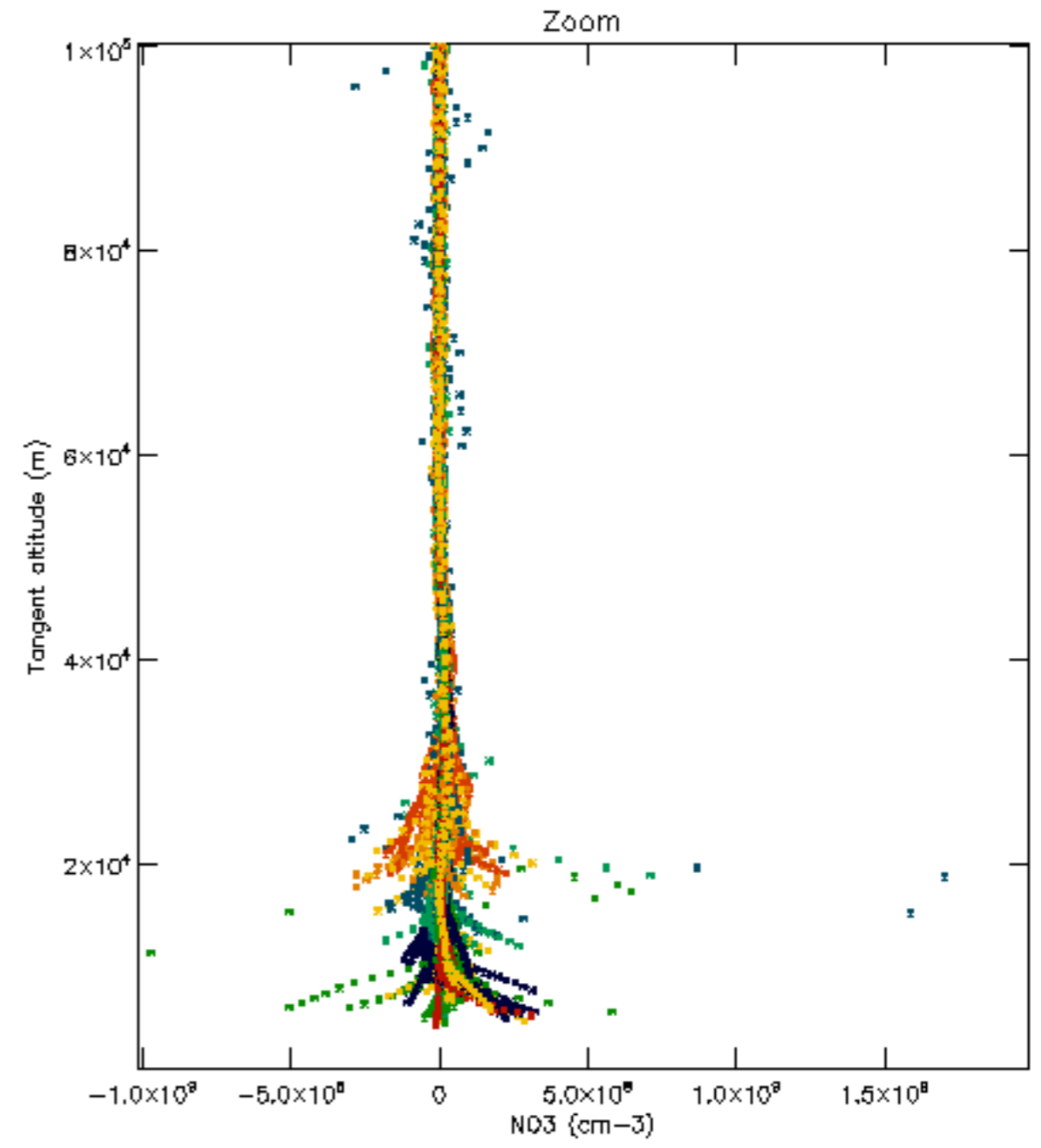
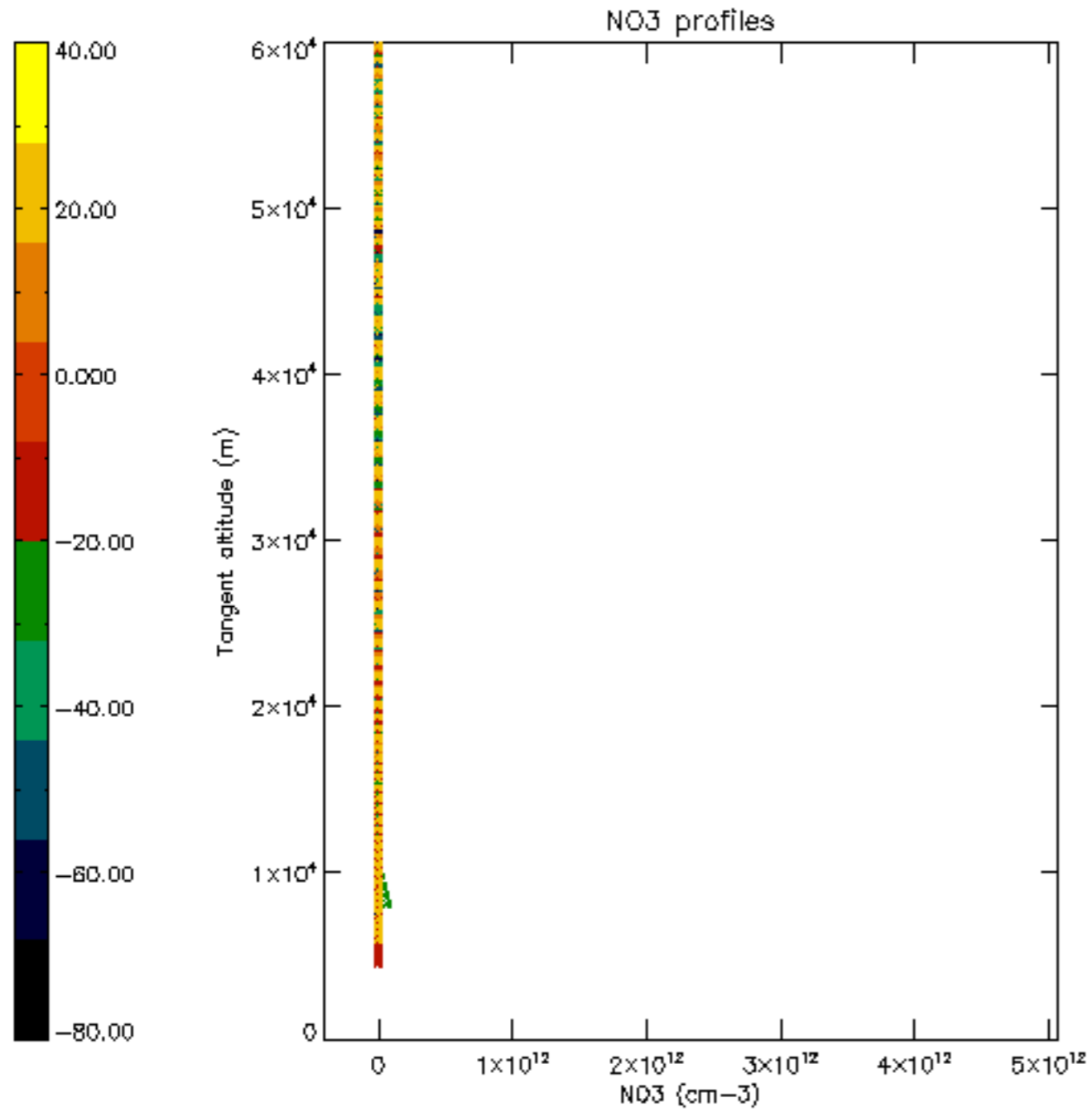


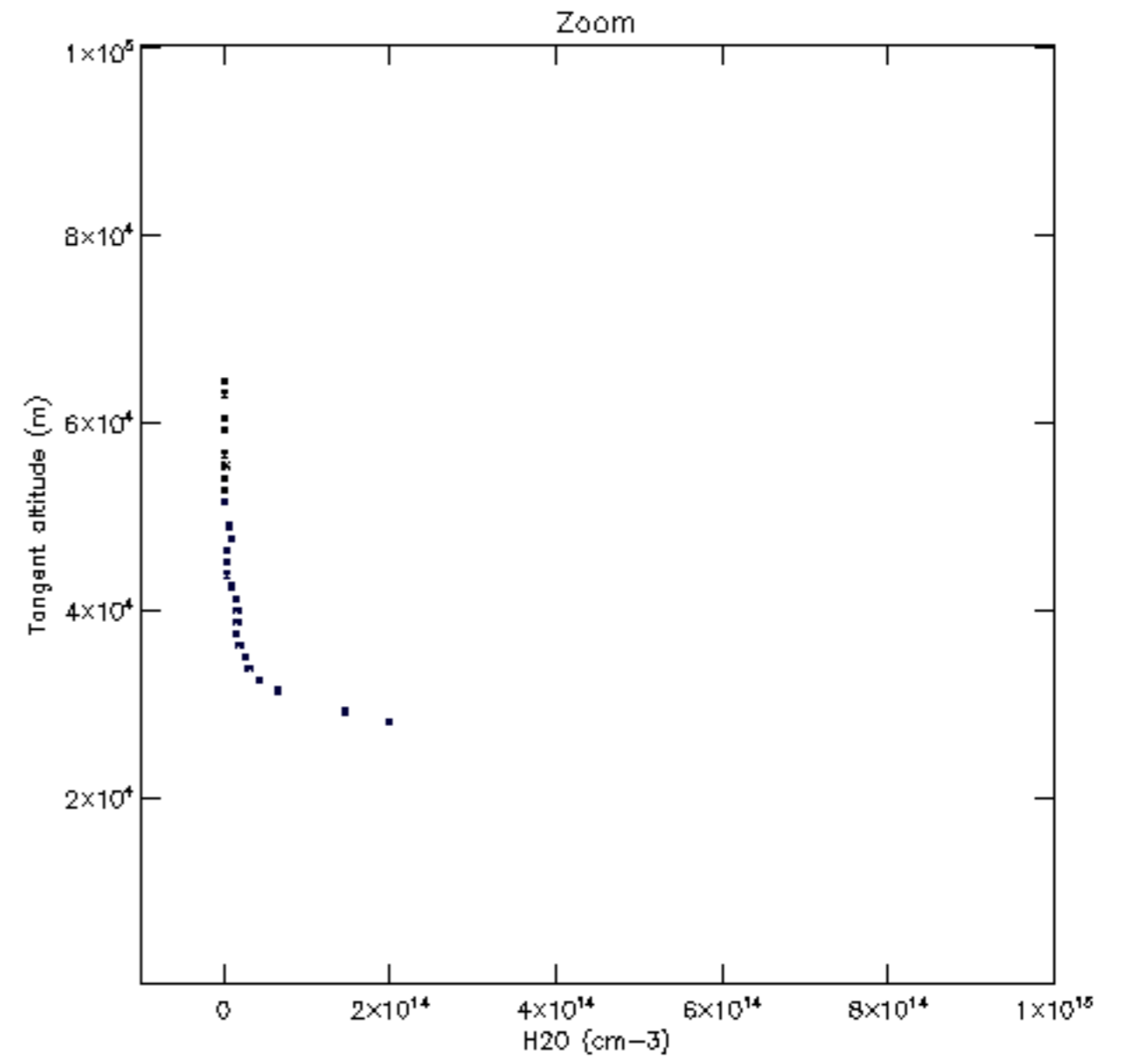
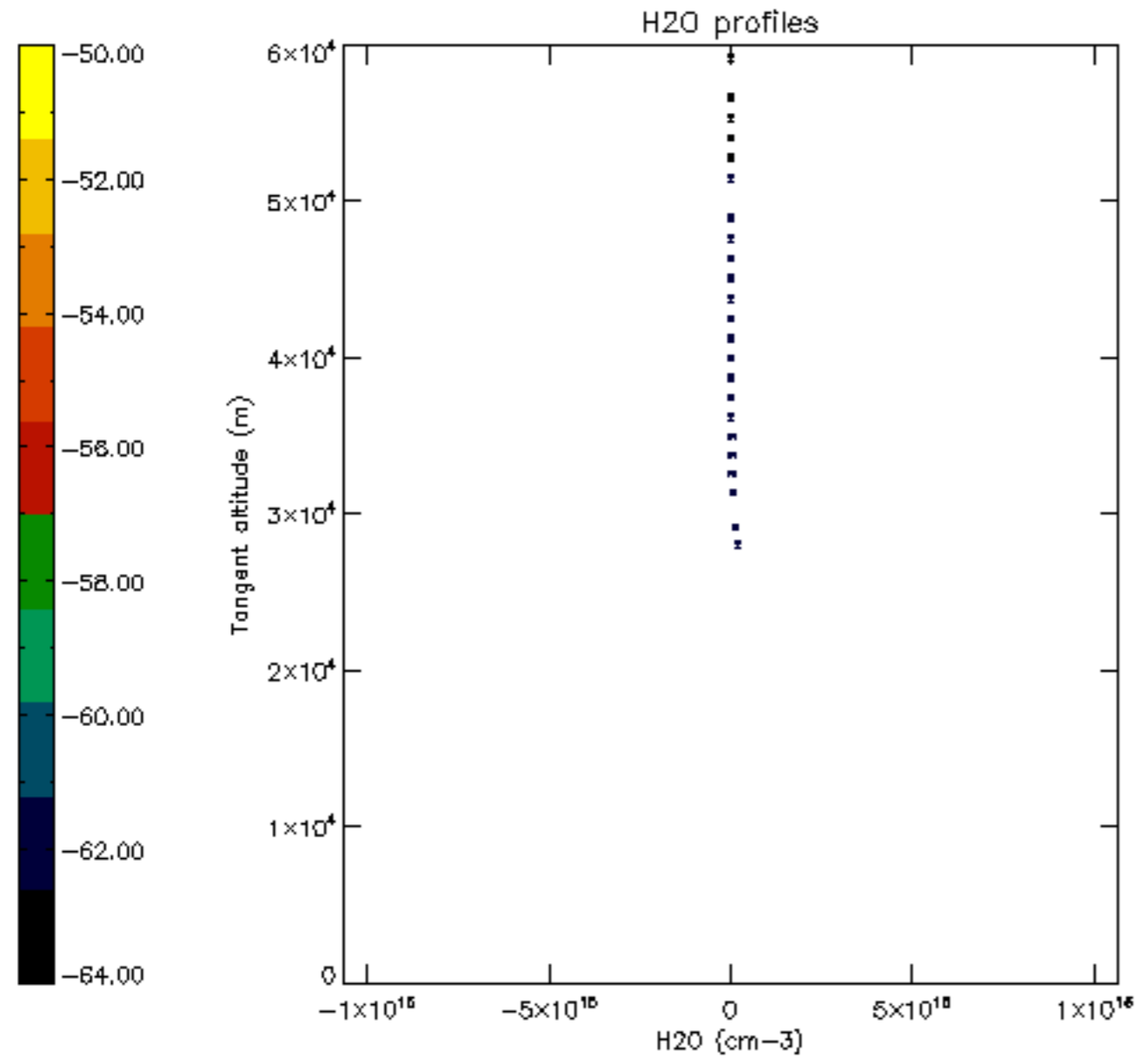


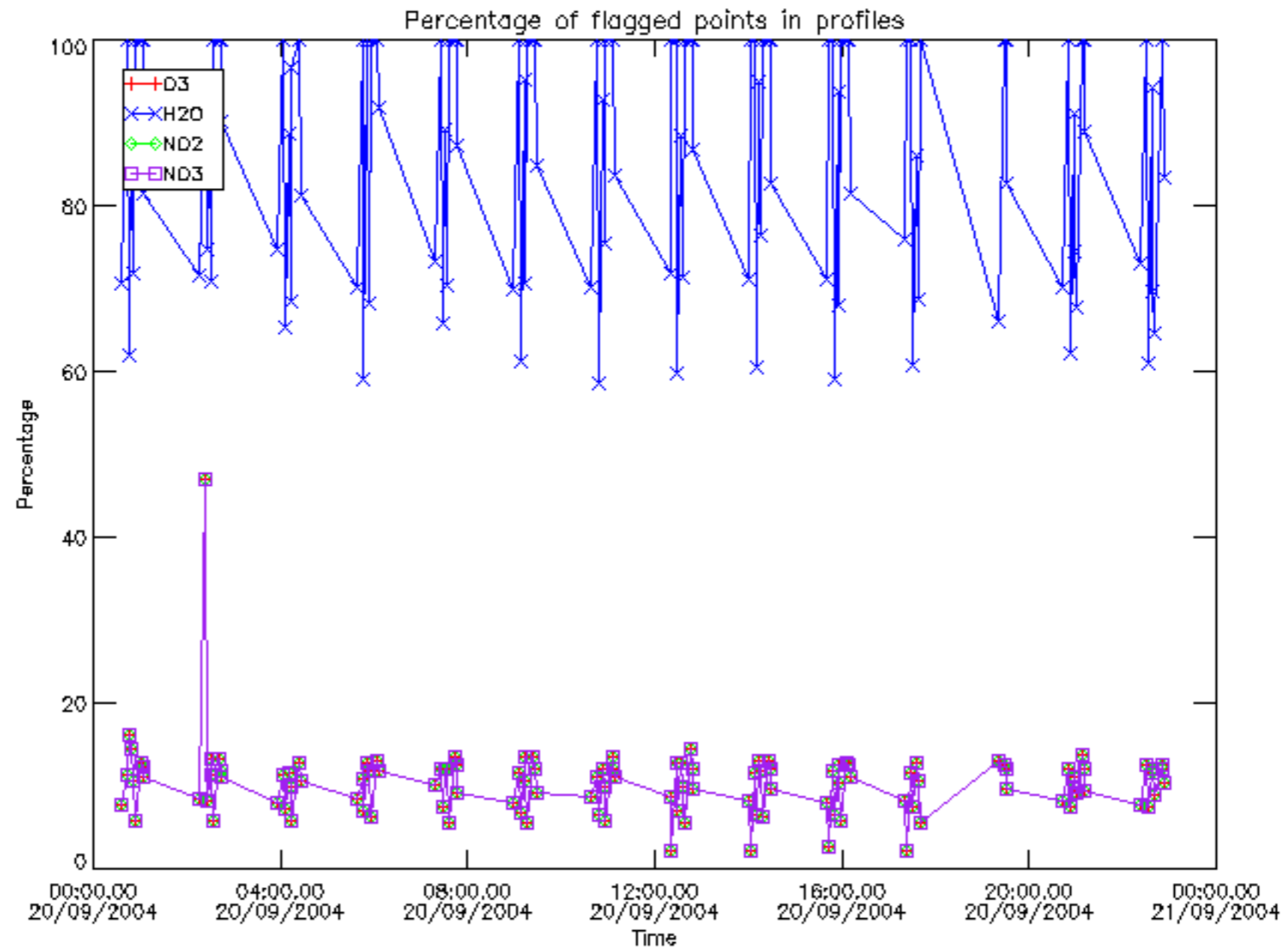




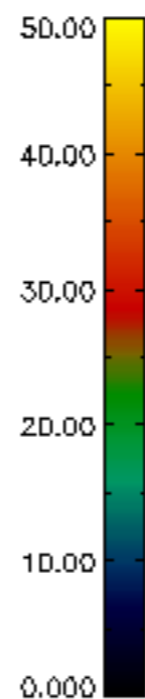
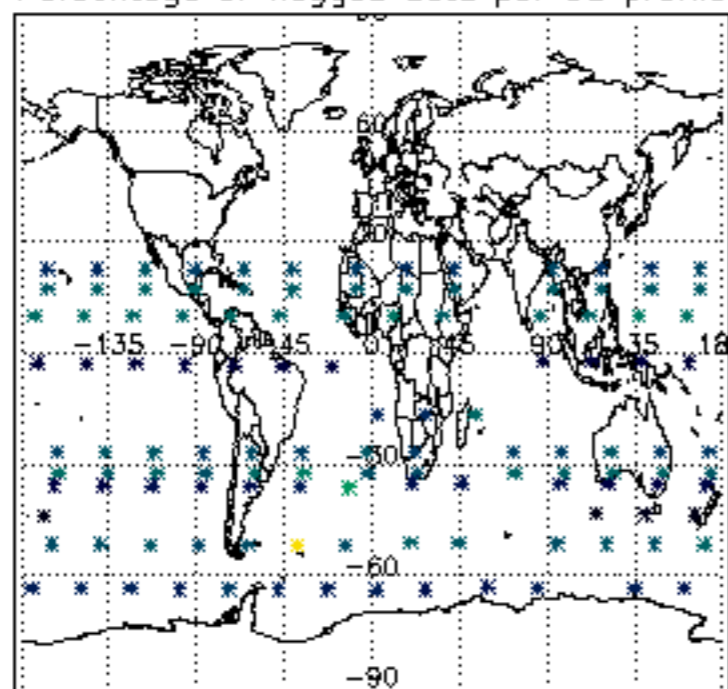




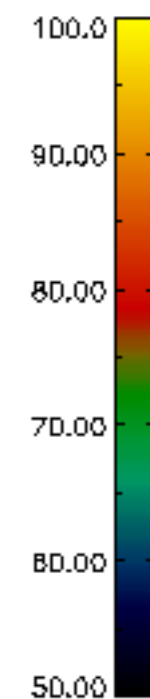
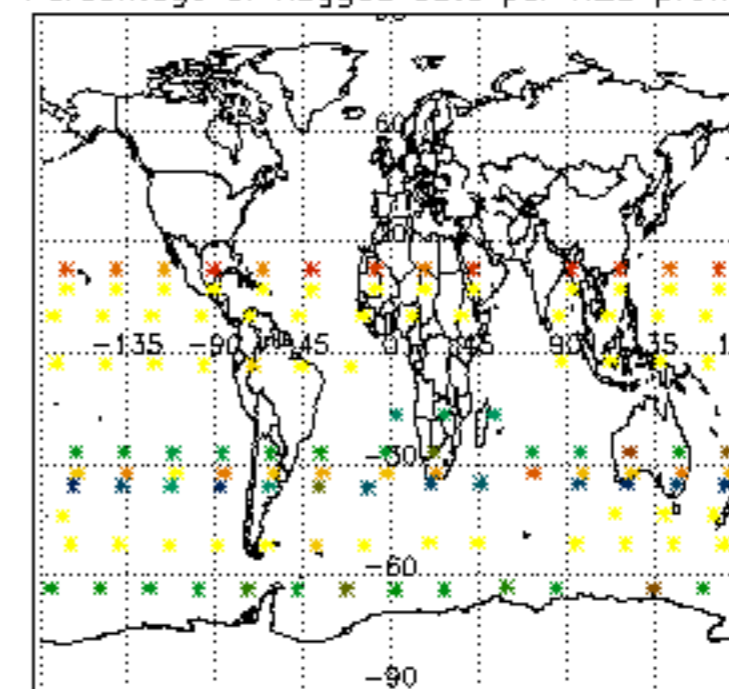




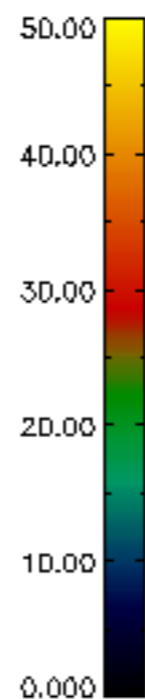
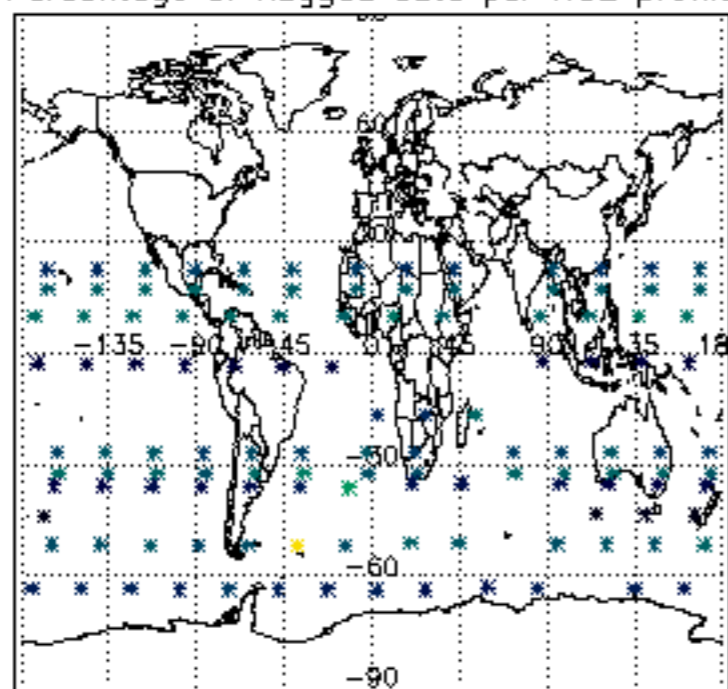
Percentage of flagged data per D3 profile



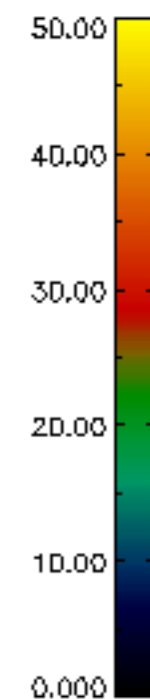
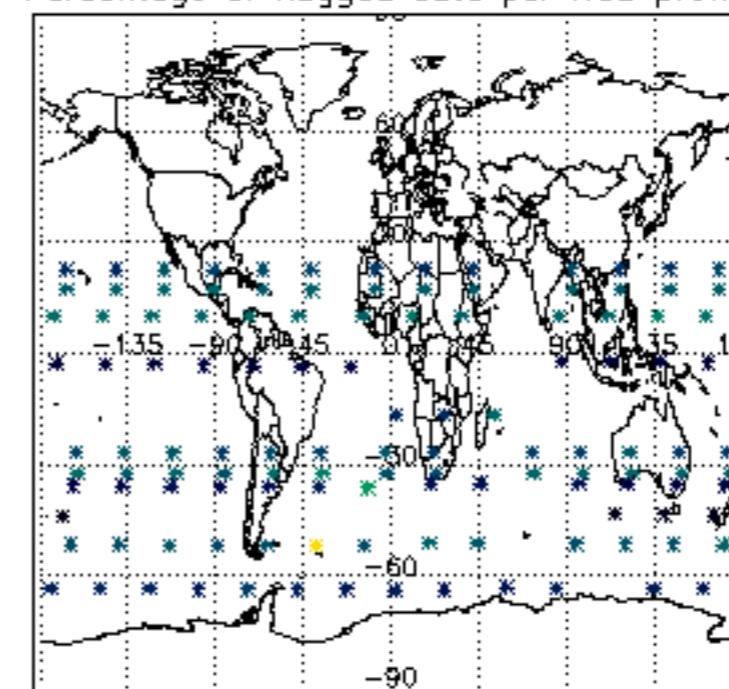
Percentage of flagged data per H2O profile

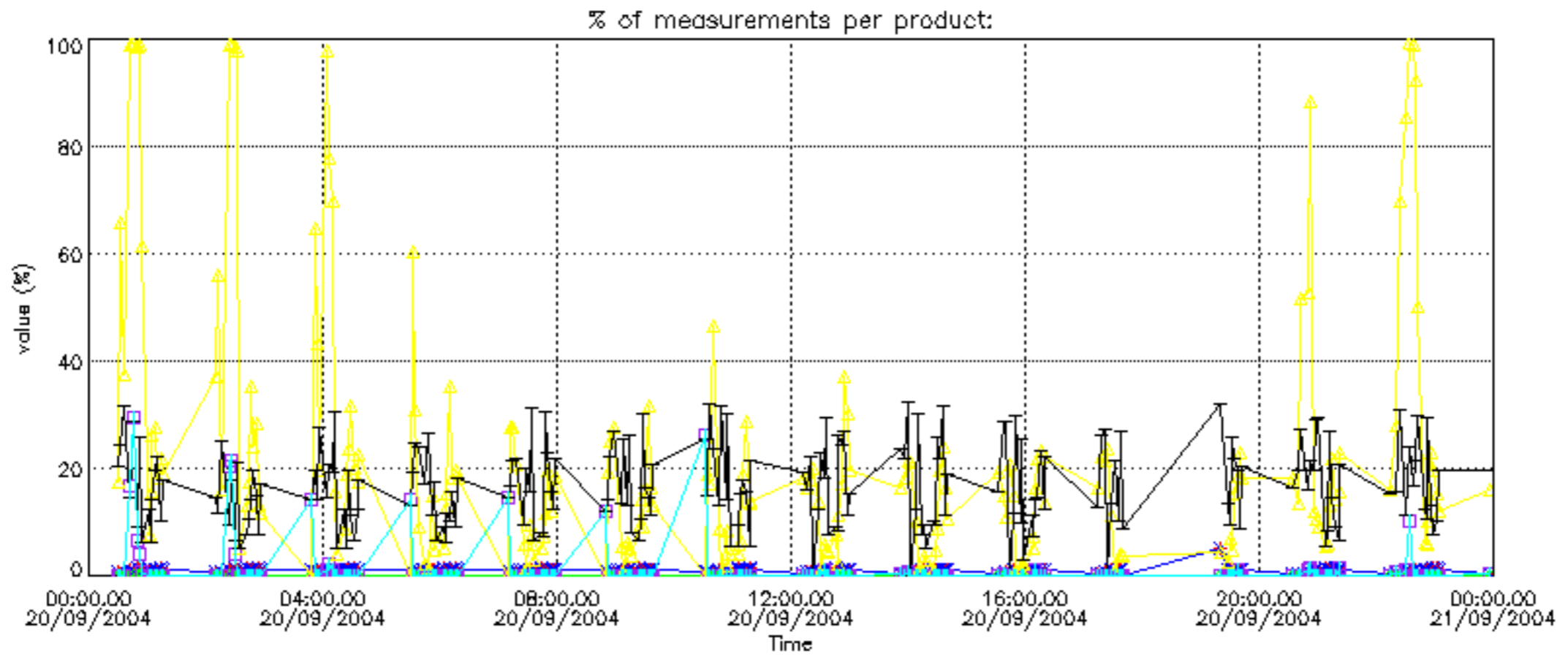


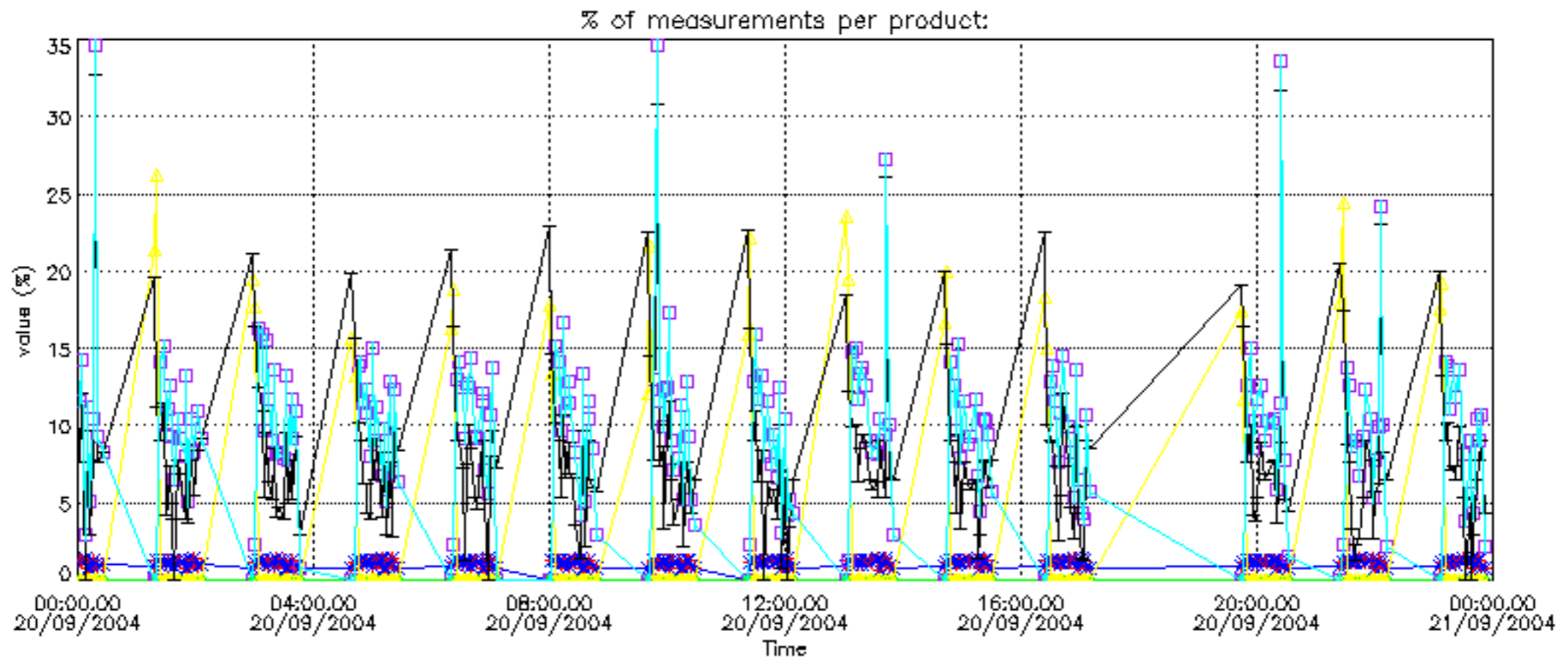
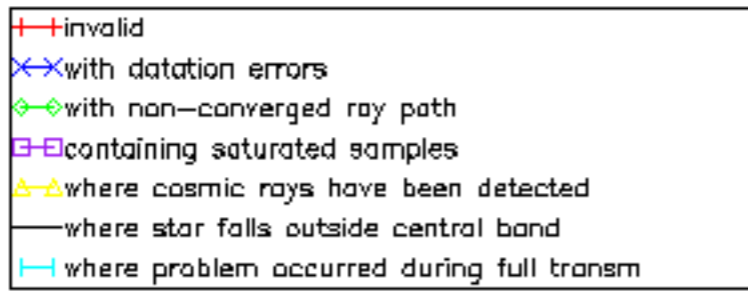
Percentage of flagged data per NO2 profile



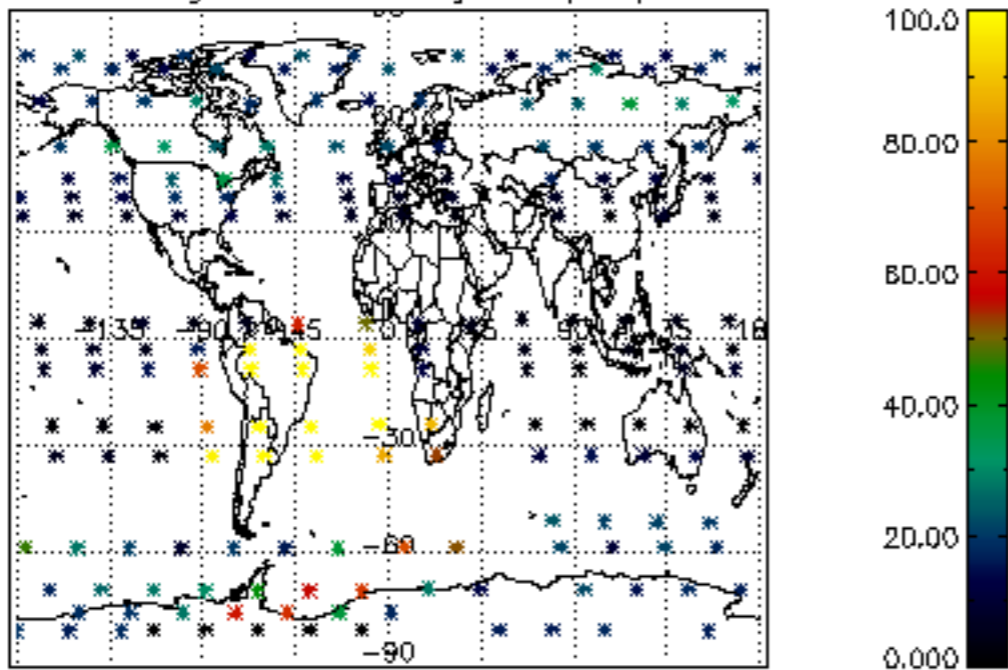
Percentage of flagged data per NO3 profile



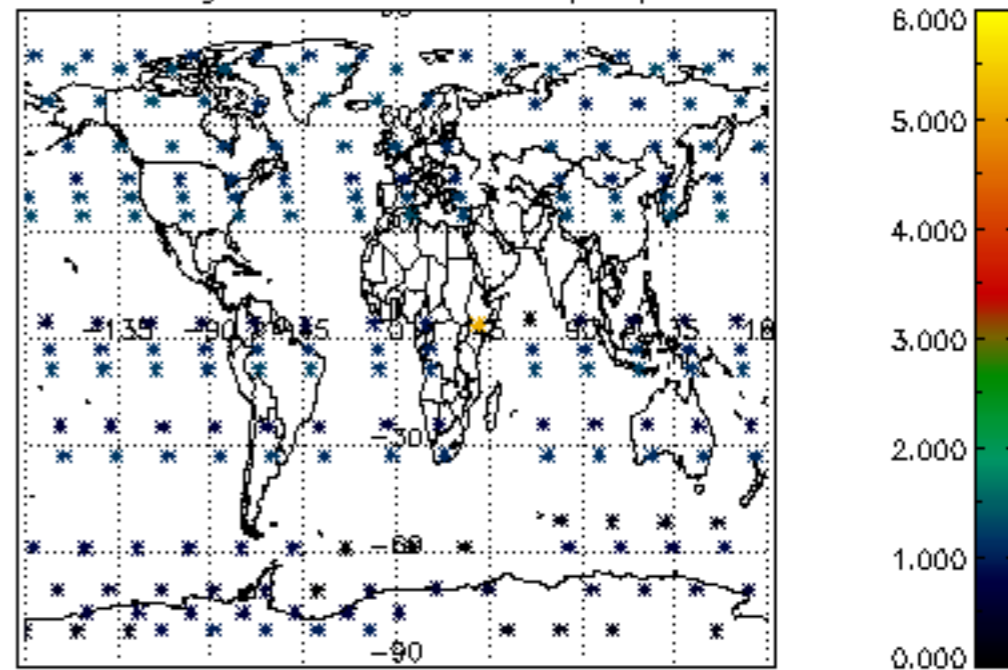




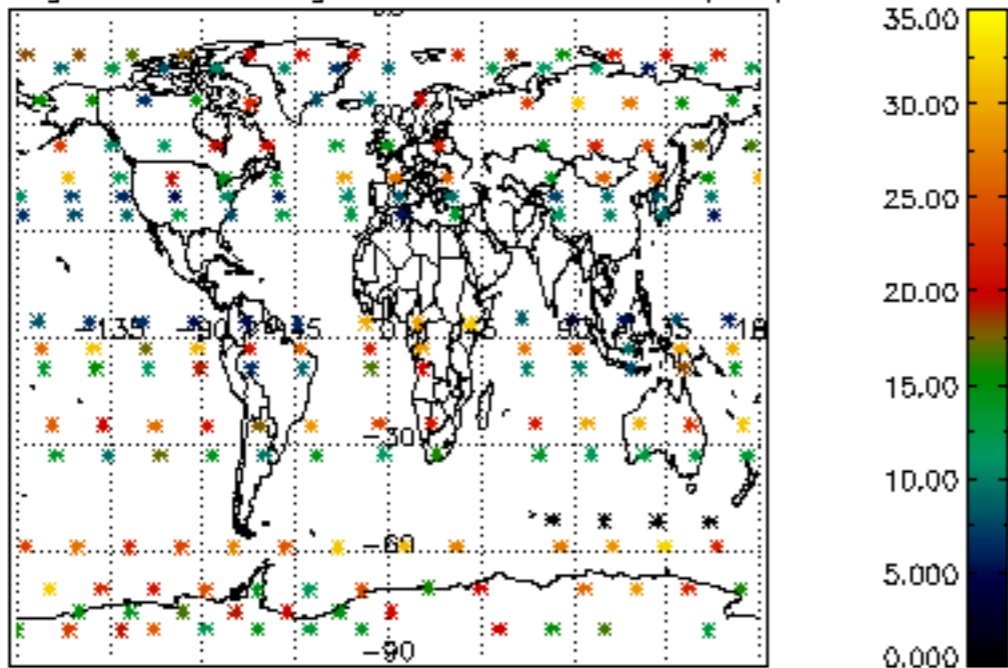
Percentage of cosmic ray hits per profile



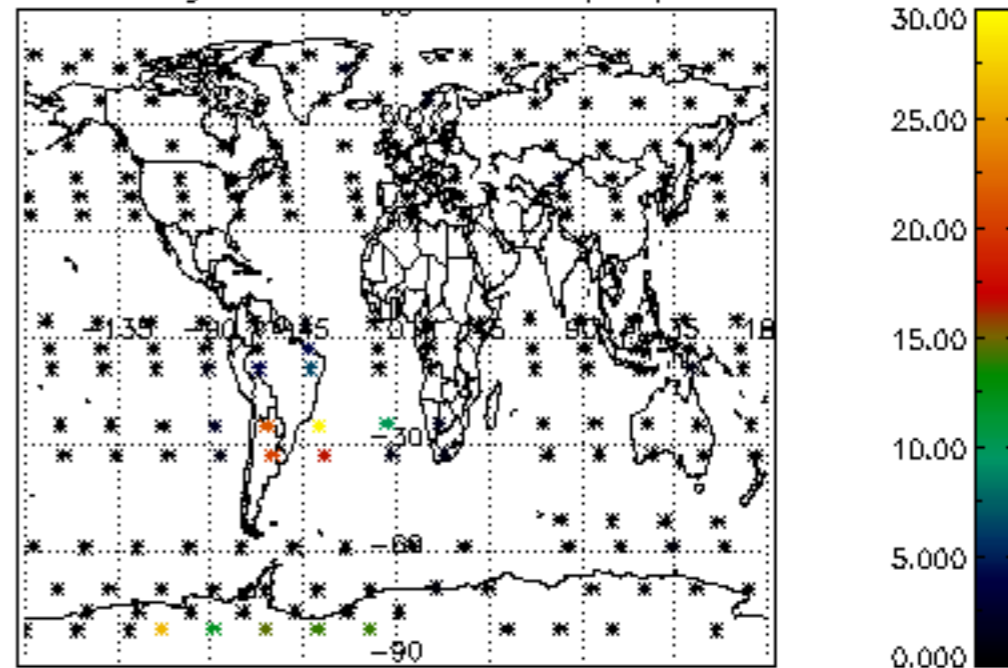
Percentage of datation errors per profile



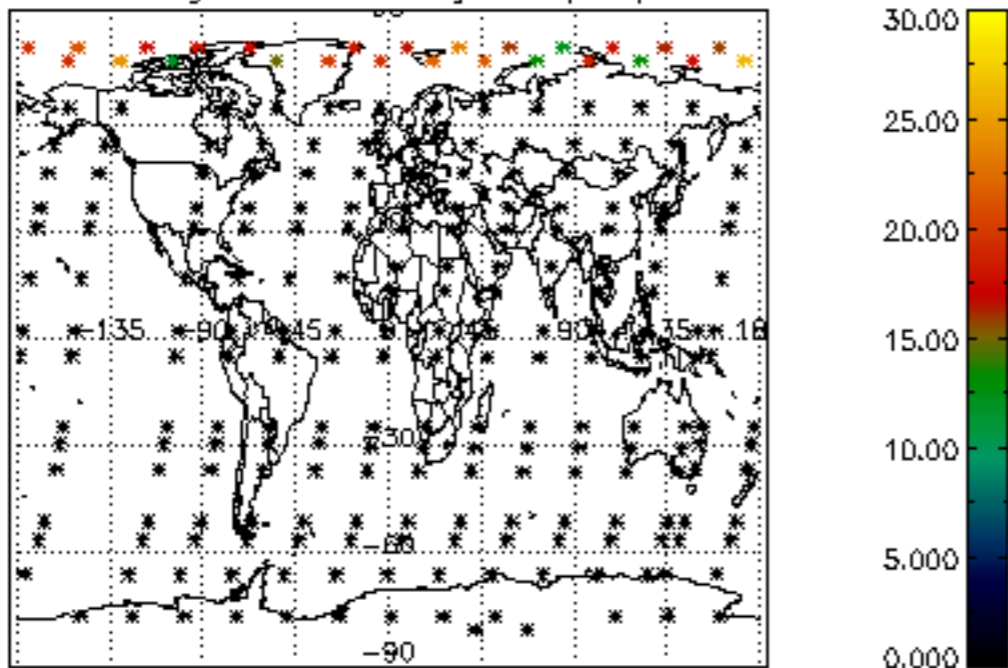
Percentage of star falling outside central band per profile



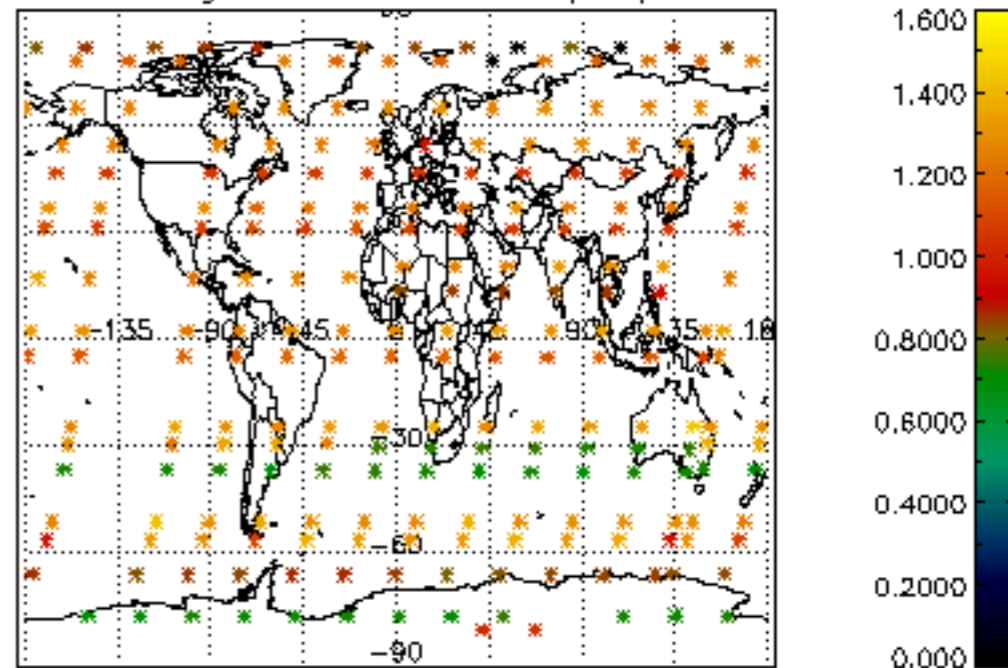
Percentage of saturation errors per profile



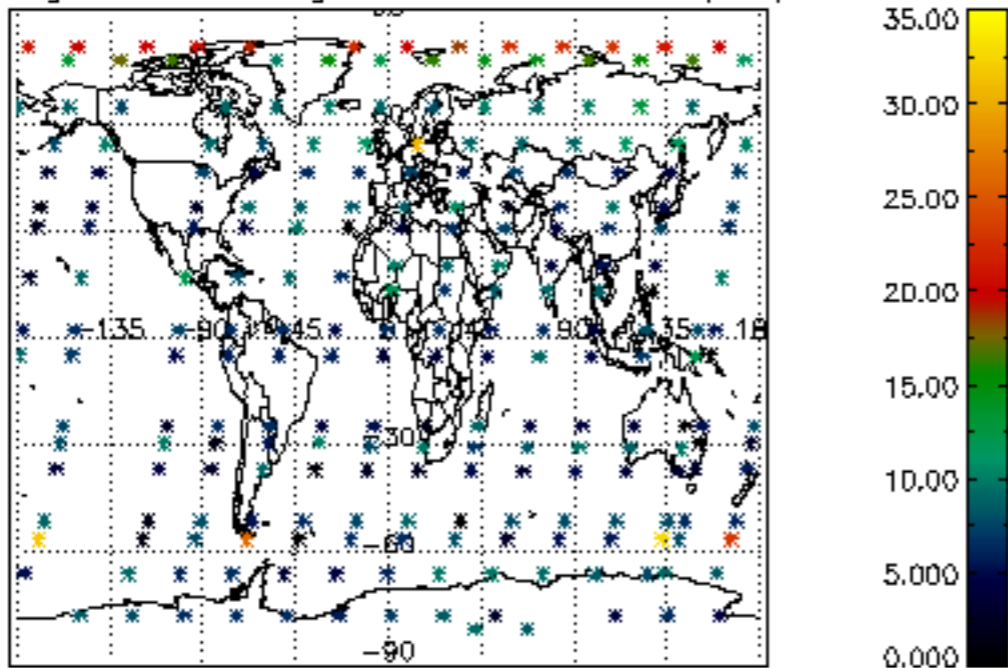
Percentage of cosmic ray hits per profile



Percentage of datation errors per profile



Percentage of star falling outside central band per profile



Percentage of saturation errors per profile

