

# GOMOS Level 2 Daily Report

## SUMMARY

### [1. General Info](#)

### [2. Summary of processed GOM\\_NL\\_2P products](#)

### [3. Level 2 Quality information per product](#)

#### [3.1 Plot of level 2 quality information per product \(time dependant\)](#)

#### [3.2 Plot of level 2 quality information per product \(world map\)](#)

### [4. Level 1 Quality information per product \(stored on level 2 products\)](#)

#### [4.1 Plot of level 1 quality information per product \(time dependant\)](#)

##### [4.1.1 Plot of level 1 quality information per product \(time dependant\): ASCENDING](#)

##### [4.1.2 Plot of level 1 quality information per product \(time dependant\): DESCENDING](#)

#### [4.2 Plot of level 1 quality information per product \(world map\)](#)

##### [4.2.1 Plot of level 1 quality information per product \(world map\): ASCENDING](#)

##### [4.2.2 Plot of level 1 quality information per product \(world map\): DESCENDING](#)

### [5. Ozone profiles based on quality statistics and other trace gas profiles](#)

#### [5.1 Ozone statistics based on quality of products](#)

#### [5.2 Plot ozone profiles for all STD \(dark without errors\)](#)

#### [5.3 Plot ozone profiles where STD < 20% \(dark without errors\)](#)

#### [5.4. Plot ozone profiles where STD < 10% \(dark without errors\)](#)

#### [5.5. Plot ozone profiles where STD < 5% \(dark without errors\)](#)

#### [5.6 Plot NO2 profiles for all STD \(dark without errors\)](#)

#### [5.7 Plot NO3 profiles for all STD \(dark without errors\)](#)

#### [5.8 Plot H2O profiles \(only for occultations of stars 1,2,3,4,13,14,16,26,63 dark without errors\) for all STD](#)

### [6. Auxiliary Data Files used for the production reported in section 2](#)

This report presents the daily analysis on parameters extracted from GOMOS level 2 data (GOM\_NL\_\_2P). It is intended to monitor some important parameters that will impact the quality of these products. A list of level 2 products (and content) that have arrived during the reporting day to the PCF is also given.

Item	Value
Time of report generation	19APR2013 11:18:16
Data source version	GOMOS/6.01
Start time of products	18-09-2004 (18SEP2004 00:00:00)
Stop time of products	19-09-2004 (19SEP2004 00:00:00)
Store outputs in DB	Yes
Nb of level 2 prods	433
Nb of prods with errors	0

## 2. Summary of processed GOM\_NL\_\_2P products.

Nr	Filename	UTC Start time	Limb	Duration	Star Id	Star Name	Star Mag	Star Temp	Nb Meas	Orbit	Prod. error
1	GOM_NL__2PRFIN20040918_000512_000000462030_00259_13339_4111.N1	18-SEP-2004 00:05:12	Dark	45.500	132	15Rho Pup	2.8030	6900.0	91	13339	No
2	GOM_NL__2PRFIN20040918_000713_000000632030_00259_13339_4112.N1	18-SEP-2004 00:07:13	Dark	62.500	1	9Alp CMa	-1.4400	11000.	125	13339	No
3	GOM_NL__2PRFIN20040918_001213_000000442030_00259_13339_4113.N1	18-SEP-2004 00:12:13	Dark	44.000	46	Del Vel	1.9540	10600.	88	13339	No
4	GOM_NL__2PRFIN20040918_001346_000000452030_00259_13339_4114.N1	18-SEP-2004 00:13:46	Dark	44.500	41	Eps Car	1.8600	4100.0	89	13339	No
5	GOM_NL__2PRFIN20040918_001526_000000572030_00260_13340_4253.N1	18-SEP-2004 00:15:26	Dark	57.000	2	Alp Car	-0.73600	7000.0	114	13340	No
6	GOM_NL__2PRFIN20040918_001831_000002312030_00260_13340_4254.N1	18-SEP-2004 00:18:31	Dark	231.00	7	19Bet Ori	0.10000	14000.	462	13340	No
7	GOM_NL__2PRFIN20040918_002421_000000382030_00260_13340_4255.N1	18-SEP-2004 00:24:21	Dark	38.000	135	Bet Hyi	2.8200	5800.0	76	13340	No
8	GOM_NL__2PRFIN20040918_002700_000000452030_00260_13340_4256.N1	18-SEP-2004 00:27:00	Dark	45.000	9	Alp Eri	0.45300	24000.	90	13340	No
9	GOM_NL__2PRFIN20040918_002952_000000422030_00260_13340_4257.N1	18-SEP-2004 00:29:52	Straylight	41.500	148	Alp Tuc	2.8780	4100.0	83	13340	No
10	GOM_NL__2PRFIN20040918_003315_000000462030_00260_13340_4258.N1	18-SEP-2004 00:33:15	Straylight	45.500	63	Bet Gru	2.1500	2800.0	91	13340	No
11	GOM_NL__2PRFIN20040918_003623_000000392030_00260_13340_4259.N1	18-SEP-2004 00:36:23	Straylight	38.500	172	Gam Gru	3.0030	13100.	77	13340	No
12	GOM_NL__2PRFIN20040918_003750_000000442030_00260_13340_4260.N1	18-SEP-2004 00:37:50	Straylight	44.000	18	24Alp PsA	1.1660	9700.0	88	13340	No
13	GOM_NL__2PRFIN20040918_004014_000000572030_00260_13340_4261.N1	18-SEP-2004 00:40:14	Twilight_stray	57.000	52	16Bet Cet	2.0370	4500.0	114	13340	No
14	GOM_NL__2PRFIN20040918_004220_000000402030_00260_13340_4262.N1	18-SEP-2004 00:42:20	Twilight_stray	40.000	142	49Del Cap	2.8500	8900.0	80	13340	No
15	GOM_NL__2PRFIN20040918_004631_000000402030_00260_13340_4263.N1	18-SEP-2004 00:46:31	Bright	39.500	162	34Alp Aqr	2.9440	5350.0	79	13340	No
16	GOM_NL__2PRFIN20040918_004932_000000412030_00260_13340_4264.N1	18-SEP-2004 00:49:32	Bright	41.000	61	8Eps Peg	2.1000	3900.0	82	13340	No
17	GOM_NL__2PRFIN20040918_005056_000000422030_00260_13340_4265.N1	18-SEP-2004 00:50:56	Bright	42.000	90	54Alp Peg	2.4870	11000.	84	13340	No
18	GOM_NL__2PRFIN20040918_005446_000000402030_00260_13340_4266.N1	18-SEP-2004 00:54:46	Bright	39.500	93	53Bet Peg	2.5200	3100.0	79	13340	No
19	GOM_NL__2PRFIN20040918_005657_000000382030_00260_13340_4267.N1	18-SEP-2004 00:56:57	Bright	37.500	92	53Eps Cyg	2.5000	4500.0	75	13340	No
20	GOM_NL__2PRFIN20040918_005906_000000392030_00260_13340_4268.N1	18-SEP-2004 00:59:06	Bright	38.500	66	37Gam Cyg	2.2080	5900.0	77	13340	No
21	GOM_NL__2PRFIN20040918_010152_000000612030_00260_13340_4269.N1	18-SEP-2004 01:01:52	Bright	60.500	53	43Bet And	2.0480	3300.0	121	13340	No
22	GOM_NL__2PRFIN20040918_010416_000000392030_00260_13340_4270.N1	18-SEP-2004 01:04:16	Bright	38.500	89	5Alp Cep	2.4510	8000.0	77	13340	No
23	GOM_NL__2PRFIN20040918_010639_000000432030_00260_13340_4271.N1	18-SEP-2004 01:06:39	Bright	43.000	76	27Gam Cas	2.3000	30000.	86	13340	No
24	GOM_NL__2PRFIN20040918_011153_000000352030_00260_13340_4272.N1	18-SEP-2004 01:11:53	Bright	35.000	49	1Alp UMi	1.9900	6300.0	70	13340	No
25	GOM_NL__2PRFIN20040918_011412_000000672030_00260_13340_4273.N1	18-SEP-2004 01:14:12	Bright	67.000	35	33Alp Per	1.7950	6250.0	134	13340	No
26	GOM_NL__2PRFIN20040918_011606_000000692030_00260_13340_4274.N1	18-SEP-2004 01:16:06	Bright	68.500	175	39Del Per	3.0100	19400.	137	13340	No
27	GOM_NL__2PRFIN20040918_011920_000000392030_00260_13340_4275.N1	18-SEP-2004 01:19:20	Bright	38.500	36	50Alp UMa	1.8000	6300.0	77	13340	No
28	GOM_NL__2PRFIN20040918_012048_000000522030_00260_13340_4276.N1	18-SEP-2004 01:20:48	Bright	52.000	82	48Bet UMa	2.3650	10600.	104	13340	No
29	GOM_NL__2PRFIN20040918_012353_000000372030_00260_13340_4277.N1	18-SEP-2004 01:23:53	Bright	36.500	174	52Psi UMa	3.0040	4400.0	73	13340	No
30	GOM_NL__2PRFIN20040918_012734_000000662030_00260_13340_4278.N1	18-SEP-2004 01:27:34	Bright	65.500	107	37The Aur	2.6490	11000.	131	13340	No
31	GOM_NL__2PRFIN20040918_013043_000000492030_00260_13340_4279.N1	18-SEP-2004 01:30:43	Bright	49.000	17	78Bet Gem	1.1610	4500.0	98	13340	No
32	GOM_NL__2PRFIN20040918_013336_000001432030_00260_13340_4280.N1	18-SEP-2004 01:33:36	Straylight	143.00	28	12Bet Tau	1.6500	15200.	286	13340	No
33	GOM_NL__2PRFIN20040918_013825_000000632030_00260_13340_4281.N1	18-SEP-2004 01:38:25	Dark	63.000	8	10Alp CMi	0.40000	6500.0	126	13340	No
34	GOM_NL__2PRFIN20040918_014548_000000432030_00260_13340_4282.N1	18-SEP-2004 01:45:48	Dark	43.000	132	15Rho Pup	2.8030	6900.0	86	13340	No
35	GOM_NL__2PRFIN20040918_014750_000000652030_00260_13340_4283.N1	18-SEP-2004 01:47:50	Dark	65.000	1	9Alp CMa	-1.4400	11000.	130	13340	No
36	GOM_NL__2PRFIN20040918_015422_000000522030_00260_13340_4284.N1	18-SEP-2004 01:54:22	Dark	52.000	41	Eps Car	1.8600	4100.0	104	13340	No
37	GOM_NL__2PRFIN20040918_015603_000000522030_00261_13341_4084.N1	18-SEP-2004 01:56:03	Dark	52.000	2	Alp Car	-0.73600	7000.0	104	13341	No
38	GOM_NL__2PRFIN20040918_015913_000002312030_00261_13341_4085.N1	18-SEP-2004 01:59:13	Dark	231.00	7	19Bet Ori	0.10000	14000.	462	13341	No
39	GOM_NL__2PRFIN20040918_020457_000000382030_00261_13341_4086.N1	18-SEP-2004 02:04:57	Dark	37.500	135	Bet Hyi	2.8200	5800.0	75	13341	No
40	GOM_NL__2PRFIN20040918_020737_000000492030_00261_13341_4087.N1	18-SEP-2004 02:07:37	Dark	48.500	9	Alp Eri	0.45300	24000.	97	13341	No
41	GOM_NL__2PRFIN20040918_021028_000000442030_00261_13341_4088.N1	18-SEP-2004 02:10:28	Straylight	44.000	148	Alp Tuc	2.8780	4100.0	88	13341	No
42	GOM_NL__2PRFIN20040918_021351_000000452030_00261_13341_4089.N1	18-SEP-2004 02:13:51	Straylight	44.500	63	Bet Gru	2.1500	2800.0	89	13341	No

43	GOM_NL__2PRFIN20040918_021659_000000412030_00261_13341_4090.N1	18-SEP-2004 02:16:59	Straylight	40.500	172	Gam Gru	3.0030	13100.	81	13341	No
44	GOM_NL__2PRFIN20040918_021825_000000482030_00261_13341_4091.N1	18-SEP-2004 02:18:25	Straylight	47.500	18	24Alp PsA	1.1660	9700.0	95	13341	No
45	GOM_NL__2PRFIN20040918_022051_000000582030_00261_13341_4092.N1	18-SEP-2004 02:20:51	Tw_i_and_stray	57.500	52	16Bet Cet	2.0370	4500.0	115	13341	No
46	GOM_NL__2PRFIN20040918_022257_000000412030_00261_13341_4093.N1	18-SEP-2004 02:22:57	Tw_i_and_stray	41.000	142	49Del Cap	2.8500	8900.0	82	13341	No
47	GOM_NL__2PRFIN20040918_022707_000000402030_00261_13341_4094.N1	18-SEP-2004 02:27:07	Bright	40.000	162	34Alp Aqr	2.9440	5350.0	80	13341	No
48	GOM_NL__2PRFIN20040918_023008_000000402030_00261_13341_4095.N1	18-SEP-2004 02:30:08	Bright	39.500	61	8Eps Peg	2.1000	3900.0	79	13341	No
49	GOM_NL__2PRFIN20040918_023130_000000432030_00261_13341_4096.N1	18-SEP-2004 02:31:30	Bright	43.000	90	54Alp Peg	2.4870	11000.	86	13341	No
50	GOM_NL__2PRFIN20040918_023519_000000432030_00261_13341_4097.N1	18-SEP-2004 02:35:19	Bright	42.500	93	53Bet Peg	2.5200	3100.0	85	13341	No
51	GOM_NL__2PRFIN20040918_023733_000000382030_00261_13341_4098.N1	18-SEP-2004 02:37:33	Bright	38.000	92	53Eps Cyg	2.5000	4500.0	76	13341	No
52	GOM_NL__2PRFIN20040918_023943_000000402030_00261_13341_4099.N1	18-SEP-2004 02:39:43	Bright	39.500	66	37Gam Cyg	2.2080	5900.0	79	13341	No
53	GOM_NL__2PRFIN20040918_024227_000000582030_00261_13341_4100.N1	18-SEP-2004 02:42:27	Bright	57.500	53	43Bet And	2.0480	3300.0	115	13341	No
54	GOM_NL__2PRFIN20040918_024452_000000402030_00261_13341_4101.N1	18-SEP-2004 02:44:52	Bright	39.500	89	5Alp Cep	2.4510	8000.0	79	13341	No
55	GOM_NL__2PRFIN20040918_024714_000000412030_00261_13341_4102.N1	18-SEP-2004 02:47:14	Bright	40.500	76	27Gam Cas	2.3000	30000.	81	13341	No
56	GOM_NL__2PRFIN20040918_025228_000000362030_00261_13341_4103.N1	18-SEP-2004 02:52:28	Bright	36.000	49	1Alp UMi	1.9900	6300.0	72	13341	No
57	GOM_NL__2PRFIN20040918_025446_000000672030_00261_13341_4104.N1	18-SEP-2004 02:54:46	Bright	66.500	35	33Alp Per	1.7950	6250.0	133	13341	No
58	GOM_NL__2PRFIN20040918_025641_000000702030_00261_13341_4105.N1	18-SEP-2004 02:56:41	Bright	70.000	175	39Del Per	3.0100	19400.	140	13341	No
59	GOM_NL__2PRFIN20040918_025956_000000402030_00261_13341_4106.N1	18-SEP-2004 02:59:56	Bright	40.000	36	50Alp UMa	1.8000	6300.0	80	13341	No
60	GOM_NL__2PRFIN20040918_030124_000000372030_00261_13341_4107.N1	18-SEP-2004 03:01:24	Bright	37.000	82	48Bet UMa	2.3650	10600.	74	13341	No
61	GOM_NL__2PRFIN20040918_030427_000000522030_00261_13341_4108.N1	18-SEP-2004 03:04:27	Bright	52.000	174	52Psi UMa	3.0040	4400.0	104	13341	No
62	GOM_NL__2PRFIN20040918_030810_000000662030_00261_13341_4109.N1	18-SEP-2004 03:08:10	Bright	65.500	107	37The Aur	2.6490	11000.	131	13341	No
63	GOM_NL__2PRFIN20040918_031119_000000482030_00261_13341_4110.N1	18-SEP-2004 03:11:19	Bright	48.000	17	78Bet Gem	1.1610	4500.0	96	13341	No
64	GOM_NL__2PRFIN20040918_031413_000001382030_00261_13341_4111.N1	18-SEP-2004 03:14:13	Straylight	137.50	28	12Bet Tau	1.6500	15200.	275	13341	No
65	GOM_NL__2PRFIN20040918_031901_000000562030_00261_13341_4112.N1	18-SEP-2004 03:19:01	Dark	56.000	8	10Alp CMi	0.40000	6500.0	112	13341	No
66	GOM_NL__2PRFIN20040918_032624_000000432030_00261_13341_4113.N1	18-SEP-2004 03:26:24	Dark	42.500	132	15Rho Pup	2.8030	6900.0	85	13341	No
67	GOM_NL__2PRFIN20040918_032827_000000622030_00261_13341_4114.N1	18-SEP-2004 03:28:27	Dark	62.000	1	9Alp CMa	-1.4400	11000.	124	13341	No
68	GOM_NL__2PRFIN20040918_033325_000000402030_00261_13341_4115.N1	18-SEP-2004 03:33:25	Dark	40.000	46	Del Vel	1.9540	10600.	80	13341	No
69	GOM_NL__2PRFIN20040918_033458_000000402030_00261_13341_4116.N1	18-SEP-2004 03:34:58	Dark	40.000	41	Eps Car	1.8600	4100.0	80	13341	No
70	GOM_NL__2PRFIN20040918_033640_000000552030_00262_13342_4086.N1	18-SEP-2004 03:36:40	Dark	55.000	2	Alp Car	-0.73600	7000.0	110	13342	No
71	GOM_NL__2PRFIN20040918_033954_000002312030_00262_13342_4087.N1	18-SEP-2004 03:39:54	Dark	231.00	7	19Bet Ori	0.10000	14000.	462	13342	No
72	GOM_NL__2PRFIN20040918_034533_000000402030_00262_13342_4088.N1	18-SEP-2004 03:45:33	Dark	39.500	135	Bet Hyi	2.8200	5800.0	79	13342	No
73	GOM_NL__2PRFIN20040918_034815_000000462030_00262_13342_4089.N1	18-SEP-2004 03:48:15	Dark	46.000	9	Alp Eri	0.45300	24000.	92	13342	No
74	GOM_NL__2PRFIN20040918_035104_000000462030_00262_13342_4090.N1	18-SEP-2004 03:51:04	Straylight	45.500	148	Alp Tuc	2.8780	4100.0	91	13342	No
75	GOM_NL__2PRFIN20040918_035427_000000462030_00262_13342_4091.N1	18-SEP-2004 03:54:27	Straylight	46.000	63	Bet Gru	2.1500	2800.0	92	13342	No
76	GOM_NL__2PRFIN20040918_035736_000000392030_00262_13342_4092.N1	18-SEP-2004 03:57:36	Straylight	38.500	172	Gam Gru	3.0030	13100.	77	13342	No
77	GOM_NL__2PRFIN20040918_035902_000000472030_00262_13342_4093.N1	18-SEP-2004 03:59:02	Straylight	46.500	18	24Alp PsA	1.1660	9700.0	93	13342	No
78	GOM_NL__2PRFIN20040918_040124_000000632030_00262_13342_4094.N1	18-SEP-2004 04:01:24	Tw_i_and_stray	62.500	52	16Bet Cet	2.0370	4500.0	125	13342	No
79	GOM_NL__2PRFIN20040918_040333_000000432030_00262_13342_4095.N1	18-SEP-2004 04:03:33	Tw_i_and_stray	42.500	142	49Del Cap	2.8500	8900.0	85	13342	No
80	GOM_NL__2PRFIN20040918_040743_000000402030_00262_13342_4096.N1	18-SEP-2004 04:07:43	Bright	40.000	162	34Alp Aqr	2.9440	5350.0	80	13342	No
81	GOM_NL__2PRFIN20040918_041045_000000412030_00262_13342_4097.N1	18-SEP-2004 04:10:45	Bright	40.500	61	8Eps Peg	2.1000	3900.0	81	13342	No
82	GOM_NL__2PRFIN20040918_041208_000000422030_00262_13342_4098.N1	18-SEP-2004 04:12:08	Bright	41.500	90	54Alp Peg	2.4870	11000.	83	13342	No
83	GOM_NL__2PRFIN20040918_041558_000000442030_00262_13342_4099.N1	18-SEP-2004 04:15:58	Bright	44.000	93	53Bet Peg	2.5200	3100.0	88	13342	No
84	GOM_NL__2PRFIN20040918_041810_000000392030_00262_13342_4100.N1	18-SEP-2004 04:18:10	Bright	38.500	92	53Eps Cyg	2.5000	4500.0	77	13342	No
85	GOM_NL__2PRFIN20040918_042019_000000392030_00262_13342_4101.N1	18-SEP-2004 04:20:19	Bright	39.000	66	37Gam Cyg	2.2080	5900.0	78	13342	No
86	GOM_NL__2PRFIN20040918_042300_000000662030_00262_13342_4102.N1	18-SEP-2004 04:23:00	Bright	65.500	53	43Bet And	2.0480	3300.0	131	13342	No
87	GOM_NL__2PRFIN20040918_042528_000000372030_00262_13342_4103.N1	18-SEP-2004 04:25:28	Bright	37.000	89	5Alp Cep	2.4510	8000.0	74	13342	No
88	GOM_NL__2PRFIN20040918_042750_000000452030_00262_13342_4104.N1	18-SEP-2004 04:27:50	Bright	44.500	76	27Gam Cas	2.3000	30000.	89	13342	No
89	GOM_NL__2PRFIN20040918_043305_000000392030_00262_13342_4105.N1	18-SEP-2004 04:33:05	Bright	38.500	49	1Alp UMi	1.9900	6300.0	77	13342	No
90	GOM_NL__2PRFIN20040918_043521_000000672030_00262_13342_4106.N1	18-SEP-2004 04:35:21	Bright	67.000	35	33Alp Per	1.7950	6250.0	134	13342	No
91	GOM_NL__2PRFIN20040918_043715_000000712030_00262_13342_4107.N1	18-SEP-2004 04:37:15	Bright	70.500	175	39Del Per	3.0100	19400.	141	13342	No
92	GOM_NL__2PRFIN20040918_044033_000000382030_00262_13342_4108.N1	18-SEP-2004 04:40:33	Bright	38.000	36	50Alp UMa	1.8000	6300.0	76	13342	No
93	GOM_NL__2PRFIN20040918_044200_000000372030_00262_13342_4109.N1	18-SEP-2004 04:42:00	Bright	37.000	82	48Bet UMa	2.3650	10600.	74	13342	No
94	GOM_NL__2PRFIN20040918_044506_000000382030_00262_13342_4110.N1	18-SEP-2004 04:45:06	Bright	37.500	174	52Psi UMa	3.0040	4400.0	75	13342	No
95	GOM_NL__2PRFIN20040918_044846_000000682030_00262_13342_4111.N1	18-SEP-2004 04:48:46	Bright	67.500	107	37The Aur	2.6490	11000.	135	13342	No
96	GOM_NL__2PRFIN20040918_045155_000000632030_00262_13342_4112.N1	18-SEP-2004 04:51:55	Bright	63.000	17	78Bet Gem	1.1610	4500.0	126	13342	No
97	GOM_NL__2PRFIN20040918_045450_000001452030_00262_13342_4113.N1	18-SEP-2004 04:54:50	Straylight	144.50	28	12Bet Tau	1.6500	15200.	289	13342	No
98	GOM_NL__2PRFIN20040918_045938_000000572030_00262_13342_4114.N1	18-SEP-2004 04:59:38	Dark	57.000	8	10Alp CMi	0.40000	6500.0	114	13342	No
99	GOM_NL__2PRFIN20040918_050701_000000462030_00262_13342_4115.N1	18-SEP-2004 05:07:01	Dark	45.500	132	15Rho Pup	2.8030	6900.0	91	13342	No
100	GOM_NL__2PRFIN20040918_050904_000000732030_00262_13342_4116.N1	18-SEP-2004 05:09:04	Dark	73.000	1	9Alp CMa	-1.4400	11000.	146	13342	No
101	GOM_NL__2PRFIN20040918_051402_000000422030_00262_13342_4117.N1	18-SEP-2004 05:14:02	Dark	41.500	46	Del Vel	1.9540	10600.	83	13342	No

102	GOM_NL__2PRFIN20040918_051535_000000482030_00262_13342_4118.N1	18-SEP-2004 05:15:35	Dark	47.500	41	Eps Car	1.8600	4100.0	95	13342	No
103	GOM_NL__2PRFIN20040918_051717_000000572030_00263_13343_4087.N1	18-SEP-2004 05:17:17	Dark	57.000	2	Alp Car	-0.73600	7000.0	114	13343	No
104	GOM_NL__2PRFIN20040918_052035_000002312030_00263_13343_4088.N1	18-SEP-2004 05:20:35	Dark	231.00	7	19Bet Ori	0.10000	14000.	462	13343	No
105	GOM_NL__2PRFIN20040918_052609_000000372030_00263_13343_4089.N1	18-SEP-2004 05:26:09	Dark	37.000	135	Bet Hyi	2.8200	5800.0	74	13343	No
106	GOM_NL__2PRFIN20040918_052852_000000432030_00263_13343_4090.N1	18-SEP-2004 05:28:52	Dark	42.500	9	Alp Eri	0.45300	24000.	85	13343	No
107	GOM_NL__2PRFIN20040918_053140_000000452030_00263_13343_4091.N1	18-SEP-2004 05:31:40	Straylight	44.500	148	Alp Tuc	2.8780	4100.0	89	13343	No
108	GOM_NL__2PRFIN20040918_053503_000000472030_00263_13343_4092.N1	18-SEP-2004 05:35:03	Straylight	46.500	63	Bet Gru	2.1500	2800.0	93	13343	No
109	GOM_NL__2PRFIN20040918_053812_000000392030_00263_13343_4093.N1	18-SEP-2004 05:38:12	Straylight	39.000	172	Gam Gru	3.0030	13100.	78	13343	No
110	GOM_NL__2PRFIN20040918_053938_000000472030_00263_13343_4094.N1	18-SEP-2004 05:39:38	Straylight	46.500	18	24Alp PsA	1.1660	9700.0	93	13343	No
111	GOM_NL__2PRFIN20040918_054203_000000602030_00263_13343_4095.N1	18-SEP-2004 05:42:03	Tw_i_and_stray	59.500	52	16Bet Cet	2.0370	4500.0	119	13343	No
112	GOM_NL__2PRFIN20040918_054409_000000412030_00263_13343_4096.N1	18-SEP-2004 05:44:09	Tw_i_and_stray	41.000	142	49Del Cap	2.8500	8900.0	82	13343	No
113	GOM_NL__2PRFIN20040918_054820_000000402030_00263_13343_4097.N1	18-SEP-2004 05:48:20	Bright	40.000	162	34Alp Aqr	2.9440	5350.0	80	13343	No
114	GOM_NL__2PRFIN20040918_055122_000000382030_00263_13343_4098.N1	18-SEP-2004 05:51:22	Bright	38.000	61	8Eps Peg	2.1000	3900.0	76	13343	No
115	GOM_NL__2PRFIN20040918_055244_000000402030_00263_13343_4099.N1	18-SEP-2004 05:52:44	Bright	39.500	90	54Alp Peg	2.4870	11000.	79	13343	No
116	GOM_NL__2PRFIN20040918_055634_000000402030_00263_13343_4100.N1	18-SEP-2004 05:56:34	Bright	40.000	93	53Bet Peg	2.5200	3100.0	80	13343	No
117	GOM_NL__2PRFIN20040918_055845_000000412030_00263_13343_4101.N1	18-SEP-2004 05:58:45	Bright	40.500	92	53Eps Cyg	2.5000	4500.0	81	13343	No
118	GOM_NL__2PRFIN20040918_060055_000000402030_00263_13343_4102.N1	18-SEP-2004 06:00:55	Bright	40.000	66	37Gam Cyg	2.2080	5900.0	80	13343	No
119	GOM_NL__2PRFIN20040918_060335_000000642030_00263_13343_4103.N1	18-SEP-2004 06:03:35	Bright	64.000	53	43Bet And	2.0480	3300.0	128	13343	No
120	GOM_NL__2PRFIN20040918_060605_000000382030_00263_13343_4104.N1	18-SEP-2004 06:06:05	Bright	38.000	89	5Alp Cep	2.4510	8000.0	76	13343	No
121	GOM_NL__2PRFIN20040918_060825_000000452030_00263_13343_4105.N1	18-SEP-2004 06:08:25	Bright	44.500	76	27Gam Cas	2.3000	30000.	89	13343	No
122	GOM_NL__2PRFIN20040918_061341_000000372030_00263_13343_4106.N1	18-SEP-2004 06:13:41	Bright	37.000	49	1Alp UMi	1.9900	6300.0	74	13343	No
123	GOM_NL__2PRFIN20040918_061556_000000662030_00263_13343_4107.N1	18-SEP-2004 06:15:56	Bright	66.000	35	33Alp Per	1.7950	6250.0	132	13343	No
124	GOM_NL__2PRFIN20040918_061749_000000712030_00263_13343_4108.N1	18-SEP-2004 06:17:49	Bright	71.000	175	39Del Per	3.0100	19400.	142	13343	No
125	GOM_NL__2PRFIN20040918_062109_000000382030_00263_13343_4109.N1	18-SEP-2004 06:21:09	Bright	37.500	36	50Alp UMa	1.8000	6300.0	75	13343	No
126	GOM_NL__2PRFIN20040918_062236_000000362030_00263_13343_4110.N1	18-SEP-2004 06:22:36	Bright	35.500	82	48Bet UMa	2.3650	10600.	71	13343	No
127	GOM_NL__2PRFIN20040918_062540_000000392030_00263_13343_4111.N1	18-SEP-2004 06:25:40	Bright	39.000	174	52Psi UMa	3.0040	4400.0	78	13343	No
128	GOM_NL__2PRFIN20040918_062922_000000652030_00263_13343_4112.N1	18-SEP-2004 06:29:22	Bright	64.500	107	37The Aur	2.6490	11000.	129	13343	No
129	GOM_NL__2PRFIN20040918_063231_000000482030_00263_13343_4113.N1	18-SEP-2004 06:32:31	Bright	48.000	17	78Bet Gem	1.1610	4500.0	96	13343	No
130	GOM_NL__2PRFIN20040918_063527_000001542030_00263_13343_4114.N1	18-SEP-2004 06:35:27	Straylight	153.50	28	12Bet Tau	1.6500	15200.	307	13343	No
131	GOM_NL__2PRFIN20040918_064014_000000602030_00263_13343_4115.N1	18-SEP-2004 06:40:14	Dark	59.500	8	10Alp CMi	0.40000	6500.0	119	13343	No
132	GOM_NL__2PRFIN20040918_064738_000000452030_00263_13343_4116.N1	18-SEP-2004 06:47:38	Dark	44.500	132	15Rho Pup	2.8030	6900.0	89	13343	No
133	GOM_NL__2PRFIN20040918_064941_000000652030_00263_13343_4117.N1	18-SEP-2004 06:49:41	Dark	65.000	1	9Alp CMa	-1.4400	11000.	130	13343	No
134	GOM_NL__2PRFIN20040918_065438_000000422030_00263_13343_4118.N1	18-SEP-2004 06:54:38	Dark	41.500	46	Del Vel	1.9540	10600.	83	13343	No
135	GOM_NL__2PRFIN20040918_065611_000000442030_00263_13343_4119.N1	18-SEP-2004 06:56:11	Dark	43.500	41	Eps Car	1.8600	4100.0	87	13343	No
136	GOM_NL__2PRFIN20040918_065753_000000532030_00264_13344_4180.N1	18-SEP-2004 06:57:53	Dark	53.000	2	Alp Car	-0.73600	7000.0	106	13344	No
137	GOM_NL__2PRFIN20040918_070117_000002312030_00264_13344_4181.N1	18-SEP-2004 07:01:17	Dark	231.00	7	19Bet Ori	0.10000	14000.	462	13344	No
138	GOM_NL__2PRFIN20040918_070645_000000392030_00264_13344_4182.N1	18-SEP-2004 07:06:45	Dark	39.000	135	Bet Hyi	2.8200	5800.0	78	13344	No
139	GOM_NL__2PRFIN20040918_070929_000000552030_00264_13344_4183.N1	18-SEP-2004 07:09:29	Dark	55.000	9	Alp Eri	0.45300	24000.	110	13344	No
140	GOM_NL__2PRFIN20040918_071216_000000422030_00264_13344_4184.N1	18-SEP-2004 07:12:16	Straylight	42.000	148	Alp Tuc	2.8780	4100.0	84	13344	No
141	GOM_NL__2PRFIN20040918_071540_000000522030_00264_13344_4185.N1	18-SEP-2004 07:15:40	Straylight	51.500	63	Bet Gru	2.1500	2800.0	103	13344	No
142	GOM_NL__2PRFIN20040918_071848_000000392030_00264_13344_4186.N1	18-SEP-2004 07:18:48	Straylight	39.000	172	Gam Gru	3.0030	13100.	78	13344	No
143	GOM_NL__2PRFIN20040918_072015_000000452030_00264_13344_4187.N1	18-SEP-2004 07:20:15	Straylight	45.000	18	24Alp PsA	1.1660	9700.0	90	13344	No
144	GOM_NL__2PRFIN20040918_072239_000000582030_00264_13344_4188.N1	18-SEP-2004 07:22:39	Tw_i_and_stray	58.000	52	16Bet Cet	2.0370	4500.0	116	13344	No
145	GOM_NL__2PRFIN20040918_072445_000000412030_00264_13344_4189.N1	18-SEP-2004 07:24:45	Tw_i_and_stray	41.000	142	49Del Cap	2.8500	8900.0	82	13344	No
146	GOM_NL__2PRFIN20040918_072857_000000392030_00264_13344_4190.N1	18-SEP-2004 07:28:57	Bright	38.500	162	34Alp Aqr	2.9440	5350.0	77	13344	No
147	GOM_NL__2PRFIN20040918_073158_000000382030_00264_13344_4191.N1	18-SEP-2004 07:31:58	Bright	38.000	61	8Eps Peg	2.1000	3900.0	76	13344	No
148	GOM_NL__2PRFIN20040918_073320_000000412030_00264_13344_4192.N1	18-SEP-2004 07:33:20	Bright	40.500	90	54Alp Peg	2.4870	11000.	81	13344	No
149	GOM_NL__2PRFIN20040918_073710_000000402030_00264_13344_4193.N1	18-SEP-2004 07:37:10	Bright	40.000	93	53Bet Peg	2.5200	3100.0	80	13344	No
150	GOM_NL__2PRFIN20040918_073922_000000412030_00264_13344_4194.N1	18-SEP-2004 07:39:22	Bright	40.500	92	53Eps Cyg	2.5000	4500.0	81	13344	No
151	GOM_NL__2PRFIN20040918_074131_000000402030_00264_13344_4195.N1	18-SEP-2004 07:41:31	Bright	39.500	66	37Gam Cyg	2.2080	5900.0	79	13344	No
152	GOM_NL__2PRFIN20040918_074411_000000612030_00264_13344_4196.N1	18-SEP-2004 07:44:11	Bright	61.000	53	43Bet And	2.0480	3300.0	122	13344	No
153	GOM_NL__2PRFIN20040918_074641_000000372030_00264_13344_4197.N1	18-SEP-2004 07:46:41	Bright	37.000	89	5Alp Cep	2.4510	8000.0	74	13344	No
154	GOM_NL__2PRFIN20040918_074901_000000422030_00264_13344_4198.N1	18-SEP-2004 07:49:01	Bright	42.000	76	27Gam Cas	2.3000	30000.	84	13344	No
155	GOM_NL__2PRFIN20040918_075417_000000372030_00264_13344_4199.N1	18-SEP-2004 07:54:17	Bright	37.000	49	1Alp UMi	1.9900	6300.0	74	13344	No
156	GOM_NL__2PRFIN20040918_075631_000000682030_00264_13344_4200.N1	18-SEP-2004 07:56:31	Bright	67.500	35	33Alp Per	1.7950	6250.0	135	13344	No
157	GOM_NL__2PRFIN20040918_075824_000000762030_00264_13344_4201.N1	18-SEP-2004 07:58:24	Bright	76.000	175	39Del Per	3.0100	19400.	152	13344	No
158	GOM_NL__2PRFIN20040918_080144_000000382030_00264_13344_4202.N1	18-SEP-2004 08:01:44	Bright	38.000	36	50Alp UMa	1.8000	6300.0	76	13344	No
159	GOM_NL__2PRFIN20040918_080313_000000362030_00264_13344_4203.N1	18-SEP-2004 08:03:13	Bright	35.500	82	48Bet UMa	2.3650	10600.	71	13344	No
160	GOM_NL__2PRFIN20040918_080616_000000392030_00264_13344_4204.N1	18-SEP-2004 08:06:16	Bright	39.000	174	52Psi UMa	3.0040	4400.0	78	13344	No

161	GOM_NL__2PRFIN20040918_080958_000000672030_00264_13344_4205.N1	18-SEP-2004 08:09:58	Bright	66.500	107	37The Aur	2.6490	11000.	133	13344	No
162	GOM_NL__2PRFIN20040918_081307_000000482030_00264_13344_4206.N1	18-SEP-2004 08:13:07	Bright	48.000	17	78Bet Gem	1.1610	4500.0	96	13344	No
163	GOM_NL__2PRFIN20040918_081604_000001462030_00264_13344_4207.N1	18-SEP-2004 08:16:04	Straylight	146.00	28	12Bet Tau	1.6500	15200.	292	13344	No
164	GOM_NL__2PRFIN20040918_082051_000000622030_00264_13344_4208.N1	18-SEP-2004 08:20:51	Dark	61.500	8	10Alp CMi	0.40000	6500.0	123	13344	No
165	GOM_NL__2PRFIN20040918_082814_000000432030_00264_13344_4209.N1	18-SEP-2004 08:28:14	Dark	43.000	132	15Rho Pup	2.8030	6900.0	86	13344	No
166	GOM_NL__2PRFIN20040918_083018_000000672030_00264_13344_4210.N1	18-SEP-2004 08:30:18	Dark	66.500	1	9Alp CMa	-1.4400	11000.	133	13344	No
167	GOM_NL__2PRFIN20040918_083514_000000412030_00264_13344_4211.N1	18-SEP-2004 08:35:14	Dark	40.500	46	Del Vel	1.9540	10600.	81	13344	No
168	GOM_NL__2PRFIN20040918_083647_000000472030_00264_13344_4212.N1	18-SEP-2004 08:36:47	Dark	46.500	41	Eps Car	1.8600	4100.0	93	13344	No
169	GOM_NL__2PRFIN20040918_083830_000000572030_00265_13345_4090.N1	18-SEP-2004 08:38:30	Dark	57.000	2	Alp Car	-0.73600	7000.0	114	13345	No
170	GOM_NL__2PRFIN20040918_102240_000002312030_00266_13346_4091.N1	18-SEP-2004 10:22:40	Dark	231.00	7	19Bet Ori	0.10000	14000.	462	13346	No
171	GOM_NL__2PRFIN20040918_102916_000000402030_00266_13346_4092.N1	18-SEP-2004 10:29:16	Dark	40.000	143	Alp Hyi	2.8570	7200.0	80	13346	No
172	GOM_NL__2PRFIN20040918_103041_000000552030_00266_13346_4093.N1	18-SEP-2004 10:30:41	Dark	54.500	9	Alp Eri	0.45300	24000.	109	13346	No
173	GOM_NL__2PRFIN20040918_103328_000000412030_00266_13346_4094.N1	18-SEP-2004 10:33:28	Straylight	41.000	148	Alp Tuc	2.8780	4100.0	82	13346	No
174	GOM_NL__2PRFIN20040918_103652_000000472030_00266_13346_4095.N1	18-SEP-2004 10:36:52	Straylight	46.500	63	Bet Gru	2.1500	2800.0	93	13346	No
175	GOM_NL__2PRFIN20040918_103959_000000382030_00266_13346_4096.N1	18-SEP-2004 10:39:59	Straylight	38.000	172	Gam Gru	3.0030	13100.	76	13346	No
176	GOM_NL__2PRFIN20040918_104127_000000492030_00266_13346_4097.N1	18-SEP-2004 10:41:27	Straylight	48.500	18	24Alp PsA	1.1660	9700.0	97	13346	No
177	GOM_NL__2PRFIN20040918_104351_000000622030_00266_13346_4098.N1	18-SEP-2004 10:43:51	Tw_i_and_stray	62.000	52	16Bet Cet	2.0370	4500.0	124	13346	No
178	GOM_NL__2PRFIN20040918_104557_000000422030_00266_13346_4099.N1	18-SEP-2004 10:45:57	Tw_i_and_stray	41.500	142	49Del Cap	2.8500	8900.0	83	13346	No
179	GOM_NL__2PRFIN20040918_105008_000000392030_00266_13346_4100.N1	18-SEP-2004 10:50:08	Bright	39.000	162	34Alp Aqr	2.9440	5350.0	78	13346	No
180	GOM_NL__2PRFIN20040918_105310_000000392030_00266_13346_4101.N1	18-SEP-2004 10:53:10	Bright	38.500	61	8Eps Peg	2.1000	3900.0	77	13346	No
181	GOM_NL__2PRFIN20040918_105432_000000412030_00266_13346_4102.N1	18-SEP-2004 10:54:32	Bright	41.000	90	54Alp Peg	2.4870	11000.	82	13346	No
182	GOM_NL__2PRFIN20040918_105821_000000422030_00266_13346_4103.N1	18-SEP-2004 10:58:21	Bright	42.000	93	53Bet Peg	2.5200	3100.0	84	13346	No
183	GOM_NL__2PRFIN20040918_110034_000000392030_00266_13346_4104.N1	18-SEP-2004 11:00:34	Bright	38.500	92	53Eps Cyg	2.5000	4500.0	77	13346	No
184	GOM_NL__2PRFIN20040918_110244_000000392030_00266_13346_4105.N1	18-SEP-2004 11:02:44	Bright	39.000	66	37Gam Cyg	2.2080	5900.0	78	13346	No
185	GOM_NL__2PRFIN20040918_110520_000000632030_00266_13346_4106.N1	18-SEP-2004 11:05:20	Bright	63.000	53	43Bet And	2.0480	3300.0	126	13346	No
186	GOM_NL__2PRFIN20040918_110753_000000382030_00266_13346_4107.N1	18-SEP-2004 11:07:53	Bright	37.500	89	5Alp Cep	2.4510	8000.0	75	13346	No
187	GOM_NL__2PRFIN20040918_111012_000000412030_00266_13346_4108.N1	18-SEP-2004 11:10:12	Bright	41.000	76	27Gam Cas	2.3000	30000.	82	13346	No
188	GOM_NL__2PRFIN20040918_111529_000000382030_00266_13346_4109.N1	18-SEP-2004 11:15:29	Bright	38.000	49	1Alp UMi	1.9900	6300.0	76	13346	No
189	GOM_NL__2PRFIN20040918_111740_000000642030_00266_13346_4110.N1	18-SEP-2004 11:17:40	Bright	64.000	35	33Alp Per	1.7950	6250.0	128	13346	No
190	GOM_NL__2PRFIN20040918_111934_000000672030_00266_13346_4111.N1	18-SEP-2004 11:19:34	Bright	66.500	175	39Del Per	3.0100	19400.	133	13346	No
191	GOM_NL__2PRFIN20040918_112257_000000362030_00266_13346_4112.N1	18-SEP-2004 11:22:57	Bright	36.000	36	50Alp UMa	1.8000	6300.0	72	13346	No
192	GOM_NL__2PRFIN20040918_112425_000000372030_00266_13346_4113.N1	18-SEP-2004 11:24:25	Bright	36.500	82	48Bet UMa	2.3650	10600.	73	13346	No
193	GOM_NL__2PRFIN20040918_112728_000000392030_00266_13346_4114.N1	18-SEP-2004 11:27:28	Bright	39.000	174	52Psi UMa	3.0040	4400.0	78	13346	No
194	GOM_NL__2PRFIN20040918_113109_000000682030_00266_13346_4115.N1	18-SEP-2004 11:31:09	Bright	68.000	107	37The Aur	2.6490	11000.	136	13346	No
195	GOM_NL__2PRFIN20040918_113420_000000632030_00266_13346_4116.N1	18-SEP-2004 11:34:20	Bright	63.000	17	78Bet Gem	1.1610	4500.0	126	13346	No
196	GOM_NL__2PRFIN20040918_113718_000001432030_00266_13346_4117.N1	18-SEP-2004 11:37:18	Straylight	142.50	28	12Bet Tau	1.6500	15200.	285	13346	No
197	GOM_NL__2PRFIN20040918_114204_000000582030_00266_13346_4118.N1	18-SEP-2004 11:42:04	Dark	57.500	8	10Alp CMi	0.40000	6500.0	115	13346	No
198	GOM_NL__2PRFIN20040918_114927_000000452030_00266_13346_4119.N1	18-SEP-2004 11:49:27	Dark	44.500	132	15Rho Pup	2.8030	6900.0	89	13346	No
199	GOM_NL__2PRFIN20040918_115133_000000672030_00266_13346_4120.N1	18-SEP-2004 11:51:33	Dark	66.500	1	9Alp CMa	-1.4400	11000.	133	13346	No
200	GOM_NL__2PRFIN20040918_115626_000000442030_00266_13346_4121.N1	18-SEP-2004 11:56:26	Dark	43.500	46	Del Vel	1.9540	10600.	87	13346	No
201	GOM_NL__2PRFIN20040918_115759_000000512030_00266_13346_4122.N1	18-SEP-2004 11:57:59	Dark	50.500	41	Eps Car	1.8600	4100.0	101	13346	No
202	GOM_NL__2PRFIN20040918_115943_000000572030_00267_13347_4093.N1	18-SEP-2004 11:59:43	Dark	57.000	2	Alp Car	-0.73600	7000.0	114	13347	No
203	GOM_NL__2PRFIN20040918_120322_000002312030_00267_13347_4094.N1	18-SEP-2004 12:03:22	Dark	231.00	7	19Bet Ori	0.10000	14000.	462	13347	No
204	GOM_NL__2PRFIN20040918_120952_000000402030_00267_13347_4095.N1	18-SEP-2004 12:09:52	Dark	40.000	143	Alp Hyi	2.8570	7200.0	80	13347	No
205	GOM_NL__2PRFIN20040918_121117_000000492030_00267_13347_4096.N1	18-SEP-2004 12:11:17	Dark	48.500	9	Alp Eri	0.45300	24000.	97	13347	No
206	GOM_NL__2PRFIN20040918_121404_000000482030_00267_13347_4097.N1	18-SEP-2004 12:14:04	Straylight	47.500	148	Alp Tuc	2.8780	4100.0	95	13347	No
207	GOM_NL__2PRFIN20040918_121726_000000472030_00267_13347_4098.N1	18-SEP-2004 12:17:26	Straylight	46.500	63	Bet Gru	2.1500	2800.0	93	13347	No
208	GOM_NL__2PRFIN20040918_122036_000000392030_00267_13347_4099.N1	18-SEP-2004 12:20:36	Straylight	39.000	172	Gam Gru	3.0030	13100.	78	13347	No
209	GOM_NL__2PRFIN20040918_122203_000000432030_00267_13347_4100.N1	18-SEP-2004 12:22:03	Straylight	43.000	18	24Alp PsA	1.1660	9700.0	86	13347	No
210	GOM_NL__2PRFIN20040918_122426_000000682030_00267_13347_4101.N1	18-SEP-2004 12:24:26	Tw_i_and_stray	67.500	52	16Bet Cet	2.0370	4500.0	135	13347	No
211	GOM_NL__2PRFIN20040918_122633_000000422030_00267_13347_4102.N1	18-SEP-2004 12:26:33	Tw_i_and_stray	41.500	142	49Del Cap	2.8500	8900.0	83	13347	No
212	GOM_NL__2PRFIN20040918_123044_000000402030_00267_13347_4103.N1	18-SEP-2004 12:30:44	Bright	39.500	162	34Alp Aqr	2.9440	5350.0	79	13347	No
213	GOM_NL__2PRFIN20040918_123346_000000402030_00267_13347_4104.N1	18-SEP-2004 12:33:46	Bright	39.500	61	8Eps Peg	2.1000	3900.0	79	13347	No
214	GOM_NL__2PRFIN20040918_123506_000000412030_00267_13347_4105.N1	18-SEP-2004 12:35:06	Bright	41.000	90	54Alp Peg	2.4870	11000.	82	13347	No
215	GOM_NL__2PRFIN20040918_123856_000000402030_00267_13347_4106.N1	18-SEP-2004 12:38:56	Bright	39.500	93	53Bet Peg	2.5200	3100.0	79	13347	No
216	GOM_NL__2PRFIN20040918_124111_000000392030_00267_13347_4107.N1	18-SEP-2004 12:41:11	Bright	39.000	92	53Eps Cyg	2.5000	4500.0	78	13347	No
217	GOM_NL__2PRFIN20040918_124320_000000392030_00267_13347_4108.N1	18-SEP-2004 12:43:20	Bright	39.000	66	37Gam Cyg	2.2080	5900.0	78	13347	No
218	GOM_NL__2PRFIN20040918_124555_000000592030_00267_13347_4109.N1	18-SEP-2004 12:45:55	Bright	58.500	53	43Bet And	2.0480	3300.0	117	13347	No
219	GOM_NL__2PRFIN20040918_124828_000000392030_00267_13347_4110.N1	18-SEP-2004 12:48:28	Bright	38.500	89	5Alp Cep	2.4510	8000.0	77	13347	No

220	GOM_NL__2PRFIN20040918_125047_000000422030_00267_13347_4111.N1	18-SEP-2004 12:50:47	Bright	42.000	76	27Gam Cas	2.3000	30000.	84	13347	No
221	GOM_NL__2PRFIN20040918_125604_000000392030_00267_13347_4112.N1	18-SEP-2004 12:56:04	Bright	38.500	49	1Alp UMi	1.9900	6300.0	77	13347	No
222	GOM_NL__2PRFIN20040918_125815_000000652030_00267_13347_4113.N1	18-SEP-2004 12:58:15	Bright	64.500	35	33Alp Per	1.7950	6250.0	129	13347	No
223	GOM_NL__2PRFIN20040918_130009_000000692030_00267_13347_4114.N1	18-SEP-2004 13:00:09	Bright	68.500	175	39Del Per	3.0100	19400.	137	13347	No
224	GOM_NL__2PRFIN20040918_130334_000000362030_00267_13347_4115.N1	18-SEP-2004 13:03:34	Bright	35.500	36	50Alp UMa	1.8000	6300.0	71	13347	No
225	GOM_NL__2PRFIN20040918_130500_000000372030_00267_13347_4116.N1	18-SEP-2004 13:05:00	Bright	37.000	82	48Bet UMa	2.3650	10600.	74	13347	No
226	GOM_NL__2PRFIN20040918_130806_000000362030_00267_13347_4117.N1	18-SEP-2004 13:08:06	Bright	36.000	174	52Psi UMa	3.0040	4400.0	72	13347	No
227	GOM_NL__2PRFIN20040918_131145_000000702030_00267_13347_4118.N1	18-SEP-2004 13:11:45	Bright	69.500	107	37The Aur	2.6490	11000.	139	13347	No
228	GOM_NL__2PRFIN20040918_131455_000000462030_00267_13347_4119.N1	18-SEP-2004 13:14:55	Bright	46.000	17	78Bet Gem	1.1610	4500.0	92	13347	No
229	GOM_NL__2PRFIN20040918_131755_000001602030_00267_13347_4120.N1	18-SEP-2004 13:17:55	Straylight	159.50	28	12Bet Tau	1.6500	15200.	319	13347	No
230	GOM_NL__2PRFIN20040918_132241_000000582030_00267_13347_4121.N1	18-SEP-2004 13:22:41	Dark	58.000	8	10Alp CMi	0.40000	6500.0	116	13347	No
231	GOM_NL__2PRFIN20040918_133003_000000472030_00267_13347_4122.N1	18-SEP-2004 13:30:03	Dark	46.500	132	15Rho Pup	2.8030	6900.0	93	13347	No
232	GOM_NL__2PRFIN20040918_133210_000000632030_00267_13347_4123.N1	18-SEP-2004 13:32:10	Dark	63.000	1	9Alp CMa	-1.4400	11000.	126	13347	No
233	GOM_NL__2PRFIN20040918_133702_000000412030_00267_13347_4124.N1	18-SEP-2004 13:37:02	Dark	41.000	46	Del Vel	1.9540	10600.	82	13347	No
234	GOM_NL__2PRFIN20040918_133835_000000522030_00267_13347_4125.N1	18-SEP-2004 13:38:35	Dark	52.000	41	Eps Car	1.8600	4100.0	104	13347	No
235	GOM_NL__2PRFIN20040918_134019_000000572030_00268_13348_4113.N1	18-SEP-2004 13:40:19	Dark	56.500	2	Alp Car	-0.73600	7000.0	113	13348	No
236	GOM_NL__2PRFIN20040918_134404_000002312030_00268_13348_4114.N1	18-SEP-2004 13:44:04	Dark	231.00	7	19Bet Ori	0.10000	14000.	462	13348	No
237	GOM_NL__2PRFIN20040918_135028_000000432030_00268_13348_4115.N1	18-SEP-2004 13:50:28	Dark	42.500	143	Alp Hyi	2.8570	7200.0	85	13348	No
238	GOM_NL__2PRFIN20040918_135154_000000562030_00268_13348_4116.N1	18-SEP-2004 13:51:54	Dark	55.500	9	Alp Eri	0.45300	24000.	111	13348	No
239	GOM_NL__2PRFIN20040918_135440_000000442030_00268_13348_4117.N1	18-SEP-2004 13:54:40	Straylight	43.500	148	Alp Tuc	2.8780	4100.0	87	13348	No
240	GOM_NL__2PRFIN20040918_135804_000000492030_00268_13348_4118.N1	18-SEP-2004 13:58:04	Straylight	49.000	63	Bet Gru	2.1500	2800.0	98	13348	No
241	GOM_NL__2PRFIN20040918_140112_000000382030_00268_13348_4119.N1	18-SEP-2004 14:01:12	Straylight	38.000	172	Gam Gru	3.0030	13100.	76	13348	No
242	GOM_NL__2PRFIN20040918_140236_000000492030_00268_13348_4120.N1	18-SEP-2004 14:02:36	Straylight	49.000	18	24Alp PsA	1.1660	9700.0	98	13348	No
243	GOM_NL__2PRFIN20040918_140502_000000612030_00268_13348_4121.N1	18-SEP-2004 14:05:02	Tw_i_and_stray	60.500	52	16Bet Cet	2.0370	4500.0	121	13348	No
244	GOM_NL__2PRFIN20040918_140710_000000432030_00268_13348_4122.N1	18-SEP-2004 14:07:10	Tw_i_and_stray	42.500	142	49Del Cap	2.8500	8900.0	85	13348	No
245	GOM_NL__2PRFIN20040918_141120_000000402030_00268_13348_4123.N1	18-SEP-2004 14:11:20	Bright	39.500	162	34Alp Aqr	2.9440	5350.0	79	13348	No
246	GOM_NL__2PRFIN20040918_141422_000000392030_00268_13348_4124.N1	18-SEP-2004 14:14:22	Bright	39.000	61	8Eps Peg	2.1000	3900.0	78	13348	No
247	GOM_NL__2PRFIN20040918_141542_000000422030_00268_13348_4125.N1	18-SEP-2004 14:15:42	Bright	41.500	90	54Alp Peg	2.4870	11000.	83	13348	No
248	GOM_NL__2PRFIN20040918_141932_000000412030_00268_13348_4126.N1	18-SEP-2004 14:19:32	Bright	40.500	93	53Bet Peg	2.5200	3100.0	81	13348	No
249	GOM_NL__2PRFIN20040918_142147_000000362030_00268_13348_4127.N1	18-SEP-2004 14:21:47	Bright	36.000	92	53Eps Cyg	2.5000	4500.0	72	13348	No
250	GOM_NL__2PRFIN20040918_142356_000000412030_00268_13348_4128.N1	18-SEP-2004 14:23:56	Bright	40.500	66	37Gam Cyg	2.2080	5900.0	81	13348	No
251	GOM_NL__2PRFIN20040918_142629_000000632030_00268_13348_4129.N1	18-SEP-2004 14:26:29	Bright	63.000	53	43Bet And	2.0480	3300.0	126	13348	No
252	GOM_NL__2PRFIN20040918_142904_000000382030_00268_13348_4130.N1	18-SEP-2004 14:29:04	Bright	38.000	89	5Alp Cep	2.4510	8000.0	76	13348	No
253	GOM_NL__2PRFIN20040918_143122_000000432030_00268_13348_4131.N1	18-SEP-2004 14:31:22	Bright	43.000	76	27Gam Cas	2.3000	30000.	86	13348	No
254	GOM_NL__2PRFIN20040918_143640_000000362030_00268_13348_4132.N1	18-SEP-2004 14:36:40	Bright	35.500	49	1Alp UMi	1.9900	6300.0	71	13348	No
255	GOM_NL__2PRFIN20040918_143849_000000662030_00268_13348_4133.N1	18-SEP-2004 14:38:49	Bright	66.000	35	33Alp Per	1.7950	6250.0	132	13348	No
256	GOM_NL__2PRFIN20040918_144043_000000682030_00268_13348_4134.N1	18-SEP-2004 14:40:43	Bright	68.000	175	39Del Per	3.0100	19400.	136	13348	No
257	GOM_NL__2PRFIN20040918_144409_000000382030_00268_13348_4135.N1	18-SEP-2004 14:44:09	Bright	38.000	36	50Alp UMa	1.8000	6300.0	76	13348	No
258	GOM_NL__2PRFIN20040918_144537_000000362030_00268_13348_4136.N1	18-SEP-2004 14:45:37	Bright	36.000	82	48Bet UMa	2.3650	10600.	72	13348	No
259	GOM_NL__2PRFIN20040918_144842_000000382030_00268_13348_4137.N1	18-SEP-2004 14:48:42	Bright	37.500	174	52Psi UMa	3.0040	4400.0	75	13348	No
260	GOM_NL__2PRFIN20040918_145221_000000692030_00268_13348_4138.N1	18-SEP-2004 14:52:21	Bright	69.000	107	37The Aur	2.6490	11000.	138	13348	No
261	GOM_NL__2PRFIN20040918_145532_000000502030_00268_13348_4139.N1	18-SEP-2004 14:55:32	Bright	50.000	17	78Bet Gem	1.1610	4500.0	100	13348	No
262	GOM_NL__2PRFIN20040918_145831_000001502030_00268_13348_4140.N1	18-SEP-2004 14:58:31	Straylight	149.50	28	12Bet Tau	1.6500	15200.	299	13348	No
263	GOM_NL__2PRFIN20040918_150317_000000652030_00268_13348_4141.N1	18-SEP-2004 15:03:17	Dark	64.500	8	10Alp CMi	0.40000	6500.0	129	13348	No
264	GOM_NL__2PRFIN20040918_151040_000000442030_00268_13348_4142.N1	18-SEP-2004 15:10:40	Dark	44.000	132	15Rho Pup	2.8030	6900.0	88	13348	No
265	GOM_NL__2PRFIN20040918_151248_000000712030_00268_13348_4143.N1	18-SEP-2004 15:12:48	Dark	71.000	1	9Alp CMa	-1.4400	11000.	142	13348	No
266	GOM_NL__2PRFIN20040918_151736_000000462030_00268_13348_4144.N1	18-SEP-2004 15:17:36	Dark	45.500	46	Del Vel	1.9540	10600.	91	13348	No
267	GOM_NL__2PRFIN20040918_151911_000000512030_00268_13348_4145.N1	18-SEP-2004 15:19:11	Dark	51.000	41	Eps Car	1.8600	4100.0	102	13348	No
268	GOM_NL__2PRFIN20040918_152055_000000572030_00269_13349_4113.N1	18-SEP-2004 15:20:55	Dark	57.000	2	Alp Car	-0.73600	7000.0	114	13349	No
269	GOM_NL__2PRFIN20040918_152445_000002312030_00269_13349_4114.N1	18-SEP-2004 15:24:45	Dark	231.00	7	19Bet Ori	0.10000	14000.	462	13349	No
270	GOM_NL__2PRFIN20040918_153104_000000412030_00269_13349_4115.N1	18-SEP-2004 15:31:04	Dark	41.000	143	Alp Hyi	2.8570	7200.0	82	13349	No
271	GOM_NL__2PRFIN20040918_153230_000000462030_00269_13349_4116.N1	18-SEP-2004 15:32:30	Dark	46.000	9	Alp Eri	0.45300	24000.	92	13349	No
272	GOM_NL__2PRFIN20040918_153516_000000442030_00269_13349_4117.N1	18-SEP-2004 15:35:16	Straylight	43.500	148	Alp Tuc	2.8780	4100.0	87	13349	No
273	GOM_NL__2PRFIN20040918_153838_000000502030_00269_13349_4118.N1	18-SEP-2004 15:38:38	Straylight	50.000	63	Bet Gru	2.1500	2800.0	100	13349	No
274	GOM_NL__2PRFIN20040918_154148_000000402030_00269_13349_4119.N1	18-SEP-2004 15:41:48	Straylight	39.500	172	Gam Gru	3.0030	13100.	79	13349	No
275	GOM_NL__2PRFIN20040918_154312_000000462030_00269_13349_4120.N1	18-SEP-2004 15:43:12	Straylight	46.000	18	24Alp PsA	1.1660	9700.0	92	13349	No
276	GOM_NL__2PRFIN20040918_154539_000000592030_00269_13349_4121.N1	18-SEP-2004 15:45:39	Tw_i_and_stray	59.000	52	16Bet Cet	2.0370	4500.0	118	13349	No
277	GOM_NL__2PRFIN20040918_154746_000000432030_00269_13349_4122.N1	18-SEP-2004 15:47:46	Tw_i_and_stray	43.000	142	49Del Cap	2.8500	8900.0	86	13349	No
278	GOM_NL__2PRFIN20040918_155156_000000402030_00269_13349_4123.N1	18-SEP-2004 15:51:56	Bright	40.000	162	34Alp Aqr	2.9440	5350.0	80	13349	No

279	GOM_NL__2PRFIN20040918_155458_000000392030_00269_13349_4124.N1	18-SEP-2004 15:54:58	Bright	38.500	61	8Eps Peg	2.1000	3900.0	77	13349	No
280	GOM_NL__2PRFIN20040918_155619_000000412030_00269_13349_4125.N1	18-SEP-2004 15:56:19	Bright	40.500	90	54Alp Peg	2.4870	11000.	81	13349	No
281	GOM_NL__2PRFIN20040918_160008_000000402030_00269_13349_4126.N1	18-SEP-2004 16:00:08	Bright	40.000	93	53Bet Peg	2.5200	3100.0	80	13349	No
282	GOM_NL__2PRFIN20040918_160223_000000402030_00269_13349_4127.N1	18-SEP-2004 16:02:23	Bright	39.500	92	53Eps Cyg	2.5000	4500.0	79	13349	No
283	GOM_NL__2PRFIN20040918_160432_000000382030_00269_13349_4128.N1	18-SEP-2004 16:04:32	Bright	38.000	66	37Gam Cyg	2.2080	5900.0	76	13349	No
284	GOM_NL__2PRFIN20040918_160704_000000612030_00269_13349_4129.N1	18-SEP-2004 16:07:04	Bright	61.000	53	43Bet And	2.0480	3300.0	122	13349	No
285	GOM_NL__2PRFIN20040918_160941_000000372030_00269_13349_4130.N1	18-SEP-2004 16:09:41	Bright	37.000	89	5Alp Cep	2.4510	8000.0	74	13349	No
286	GOM_NL__2PRFIN20040918_161158_000000402030_00269_13349_4131.N1	18-SEP-2004 16:11:58	Bright	40.000	76	27Gam Cas	2.3000	30000.	80	13349	No
287	GOM_NL__2PRFIN20040918_161716_000000392030_00269_13349_4132.N1	18-SEP-2004 16:17:16	Bright	38.500	49	1Alp UMi	1.9900	6300.0	77	13349	No
288	GOM_NL__2PRFIN20040918_161924_000000662030_00269_13349_4133.N1	18-SEP-2004 16:19:24	Bright	65.500	35	33Alp Per	1.7950	6250.0	131	13349	No
289	GOM_NL__2PRFIN20040918_162118_000000692030_00269_13349_4134.N1	18-SEP-2004 16:21:18	Bright	69.000	175	39Del Per	3.0100	19400.	138	13349	No
290	GOM_NL__2PRFIN20040918_162446_000000382030_00269_13349_4135.N1	18-SEP-2004 16:24:46	Bright	38.000	36	50Alp UMa	1.8000	6300.0	76	13349	No
291	GOM_NL__2PRFIN20040918_162613_000000372030_00269_13349_4136.N1	18-SEP-2004 16:26:13	Bright	37.000	82	48Bet UMa	2.3650	10600.	74	13349	No
292	GOM_NL__2PRFIN20040918_162918_000000482030_00269_13349_4137.N1	18-SEP-2004 16:29:18	Bright	47.500	174	52Psi UMa	3.0040	4400.0	95	13349	No
293	GOM_NL__2PRFIN20040918_163256_000000652030_00269_13349_4138.N1	18-SEP-2004 16:32:56	Bright	64.500	107	37The Aur	2.6490	11000.	129	13349	No
294	GOM_NL__2PRFIN20040918_163608_000000492030_00269_13349_4139.N1	18-SEP-2004 16:36:08	Bright	49.000	17	78Bet Gem	1.1610	4500.0	98	13349	No
295	GOM_NL__2PRFIN20040918_163908_000001572030_00269_13349_4140.N1	18-SEP-2004 16:39:08	Straylight	157.00	28	12Bet Tau	1.6500	15200.	314	13349	No
296	GOM_NL__2PRFIN20040918_164354_000000582030_00269_13349_4141.N1	18-SEP-2004 16:43:54	Dark	57.500	8	10Alp CMi	0.40000	6500.0	115	13349	No
297	GOM_NL__2PRFIN20040918_165117_000000462030_00269_13349_4142.N1	18-SEP-2004 16:51:17	Dark	46.000	132	15Rho Pup	2.8030	6900.0	92	13349	No
298	GOM_NL__2PRFIN20040918_165324_000000732030_00269_13349_4143.N1	18-SEP-2004 16:53:24	Dark	73.000	1	9Alp CMa	-1.4400	11000.	146	13349	No
299	GOM_NL__2PRFIN20040918_165815_000000432030_00269_13349_4144.N1	18-SEP-2004 16:58:15	Dark	43.000	46	Del Vel	1.9540	10600.	86	13349	No
300	GOM_NL__2PRFIN20040918_165948_000000472030_00269_13349_4145.N1	18-SEP-2004 16:59:48	Dark	46.500	41	Eps Car	1.8600	4100.0	93	13349	No
301	GOM_NL__2PRFIN20040918_170132_000000572030_00270_13350_4113.N1	18-SEP-2004 17:01:32	Dark	57.000	2	Alp Car	-0.73600	7000.0	114	13350	No
302	GOM_NL__2PRFIN20040918_170528_000002302030_00270_13350_4114.N1	18-SEP-2004 17:05:28	Dark	230.00	7	19Bet Ori	0.10000	14000.	460	13350	No
303	GOM_NL__2PRFIN20040918_171141_000000412030_00270_13350_4115.N1	18-SEP-2004 17:11:41	Dark	41.000	143	Alp Hyi	2.8570	7200.0	82	13350	No
304	GOM_NL__2PRFIN20040918_171307_000000532030_00270_13350_4116.N1	18-SEP-2004 17:13:07	Dark	52.500	9	Alp Eri	0.45300	24000.	105	13350	No
305	GOM_NL__2PRFIN20040918_171552_000000462030_00270_13350_4117.N1	18-SEP-2004 17:15:52	Straylight	45.500	148	Alp Tuc	2.8780	4100.0	91	13350	No
306	GOM_NL__2PRFIN20040918_171935_000000462030_00270_13350_4118.N1	18-SEP-2004 17:19:35	Straylight	45.500	31	Alp Gru	1.7340	15200.	91	13350	No
307	GOM_NL__2PRFIN20040918_172224_000000392030_00270_13350_4119.N1	18-SEP-2004 17:22:24	Straylight	39.000	172	Gam Gru	3.0030	13100.	78	13350	No
308	GOM_NL__2PRFIN20040918_172350_000000462030_00270_13350_4120.N1	18-SEP-2004 17:23:50	Straylight	45.500	18	24Alp PsA	1.1660	9700.0	91	13350	No
309	GOM_NL__2PRFIN20040918_172615_000000612030_00270_13350_4121.N1	18-SEP-2004 17:26:15	Tw_i_and_stray	60.500	52	16Bet Cet	2.0370	4500.0	121	13350	No
310	GOM_NL__2PRFIN20040918_172822_000000422030_00270_13350_4122.N1	18-SEP-2004 17:28:22	Tw_i_and_stray	41.500	142	49Del Cap	2.8500	8900.0	83	13350	No
311	GOM_NL__2PRFIN20040918_173232_000000392030_00270_13350_4123.N1	18-SEP-2004 17:32:32	Bright	39.000	162	34Alp Aqr	2.9440	5350.0	78	13350	No
312	GOM_NL__2PRFIN20040918_173531_000000422030_00270_13350_4124.N1	18-SEP-2004 17:35:31	Bright	42.000	61	8Eps Peg	2.1000	3900.0	84	13350	No
313	GOM_NL__2PRFIN20040918_173807_000000472030_00270_13350_4125.N1	18-SEP-2004 17:38:07	Bright	46.500	140	88Gam Peg	2.8340	26000.	93	13350	No
314	GOM_NL__2PRFIN20040918_174043_000000402030_00270_13350_4126.N1	18-SEP-2004 17:40:43	Bright	39.500	93	53Bet Peg	2.5200	3100.0	79	13350	No
315	GOM_NL__2PRFIN20040918_174259_000000382030_00270_13350_4127.N1	18-SEP-2004 17:42:59	Bright	38.000	92	53Eps Cyg	2.5000	4500.0	76	13350	No
316	GOM_NL__2PRFIN20040918_174510_000000402030_00270_13350_4128.N1	18-SEP-2004 17:45:10	Bright	39.500	66	37Gam Cyg	2.2080	5900.0	79	13350	No
317	GOM_NL__2PRFIN20040918_174739_000000602030_00270_13350_4129.N1	18-SEP-2004 17:47:39	Bright	60.000	53	43Bet And	2.0480	3300.0	120	13350	No
318	GOM_NL__2PRFIN20040918_175016_000000392030_00270_13350_4130.N1	18-SEP-2004 17:50:16	Bright	38.500	89	5Alp Cep	2.4510	8000.0	77	13350	No
319	GOM_NL__2PRFIN20040918_175233_000000442030_00270_13350_4131.N1	18-SEP-2004 17:52:33	Bright	44.000	76	27Gam Cas	2.3000	30000.	88	13350	No
320	GOM_NL__2PRFIN20040918_175752_000000402030_00270_13350_4132.N1	18-SEP-2004 17:57:52	Bright	40.000	49	1Alp UMi	1.9900	6300.0	80	13350	No
321	GOM_NL__2PRFIN20040918_175959_000000672030_00270_13350_4133.N1	18-SEP-2004 17:59:59	Bright	66.500	35	33Alp Per	1.7950	6250.0	133	13350	No
322	GOM_NL__2PRFIN20040918_180152_000000702030_00270_13350_4134.N1	18-SEP-2004 18:01:52	Bright	69.500	175	39Del Per	3.0100	19400.	139	13350	No
323	GOM_NL__2PRFIN20040918_180522_000000352030_00270_13350_4135.N1	18-SEP-2004 18:05:22	Bright	34.500	36	50Alp UMa	1.8000	6300.0	69	13350	No
324	GOM_NL__2PRFIN20040918_180648_000000362030_00270_13350_4136.N1	18-SEP-2004 18:06:48	Bright	35.500	82	48Bet UMa	2.3650	10600.	71	13350	No
325	GOM_NL__2PRFIN20040918_180955_000000362030_00270_13350_4137.N1	18-SEP-2004 18:09:55	Bright	36.000	174	52Psi UMa	3.0040	4400.0	72	13350	No
326	GOM_NL__2PRFIN20040918_181332_000000642030_00270_13350_4138.N1	18-SEP-2004 18:13:32	Bright	63.500	107	37The Aur	2.6490	11000.	127	13350	No
327	GOM_NL__2PRFIN20040918_181644_000000512030_00270_13350_4139.N1	18-SEP-2004 18:16:44	Bright	50.500	17	78Bet Gem	1.1610	4500.0	101	13350	No
328	GOM_NL__2PRFIN20040918_181945_000001422030_00270_13350_4140.N1	18-SEP-2004 18:19:45	Straylight	141.50	28	12Bet Tau	1.6500	15200.	283	13350	No
329	GOM_NL__2PRFIN20040918_182430_000000662030_00270_13350_4141.N1	18-SEP-2004 18:24:30	Dark	66.000	8	10Alp CMi	0.40000	6500.0	132	13350	No
330	GOM_NL__2PRFIN20040918_183153_000000452030_00270_13350_4142.N1	18-SEP-2004 18:31:53	Dark	45.000	132	15Rho Pup	2.8030	6900.0	90	13350	No
331	GOM_NL__2PRFIN20040918_183401_000000752030_00270_13350_4143.N1	18-SEP-2004 18:34:01	Dark	75.000	1	9Alp CMa	-1.4400	11000.	150	13350	No
332	GOM_NL__2PRFIN20040918_183851_000000412030_00270_13350_4144.N1	18-SEP-2004 18:38:51	Dark	41.000	46	Del Vel	1.9540	10600.	82	13350	No
333	GOM_NL__2PRFIN20040918_184024_000000492030_00270_13350_4145.N1	18-SEP-2004 18:40:24	Dark	49.000	41	Eps Car	1.8600	4100.0	98	13350	No
334	GOM_NL__2PRFIN20040918_184610_000002302030_00271_13351_4113.N1	18-SEP-2004 18:46:10	Dark	230.00	7	19Bet Ori	0.10000	14000.	460	13351	No
335	GOM_NL__2PRFIN20040918_185218_000000422030_00271_13351_4114.N1	18-SEP-2004 18:52:18	Dark	41.500	143	Alp Hyi	2.8570	7200.0	83	13351	No
336	GOM_NL__2PRFIN20040918_185344_000000532030_00271_13351_4115.N1	18-SEP-2004 18:53:44	Dark	52.500	9	Alp Eri	0.45300	24000.	105	13351	No
337	GOM_NL__2PRFIN20040918_185628_000000472030_00271_13351_4116.N1	18-SEP-2004 18:56:28	Straylight	46.500	148	Alp Tuc	2.8780	4100.0	93	13351	No

338	GOM_NL__2PRFIN20040918_190013_000000432030_00271_13351_4117.N1	18-SEP-2004 19:00:13	Straylight	43.000	31	Alp Gru	1.7340	15200.	86	13351	No
339	GOM_NL__2PRFIN20040918_190300_000000402030_00271_13351_4118.N1	18-SEP-2004 19:03:00	Straylight	40.000	172	Gam Gru	3.0030	13100.	80	13351	No
340	GOM_NL__2PRFIN20040918_190427_000000472030_00271_13351_4119.N1	18-SEP-2004 19:04:27	Straylight	46.500	18	24Alp PsA	1.1660	9700.0	93	13351	No
341	GOM_NL__2PRFIN20040918_190651_000000582030_00271_13351_4120.N1	18-SEP-2004 19:06:51	Tw_i_and_stray	57.500	52	16Bet Cet	2.0370	4500.0	115	13351	No
342	GOM_NL__2PRFIN20040918_190858_000000412030_00271_13351_4121.N1	18-SEP-2004 19:08:58	Tw_i_and_stray	41.000	142	49Del Cap	2.8500	8900.0	82	13351	No
343	GOM_NL__2PRFIN20040918_191309_000000402030_00271_13351_4122.N1	18-SEP-2004 19:13:09	Bright	39.500	162	34Alp Aqr	2.9440	5350.0	79	13351	No
344	GOM_NL__2PRFIN20040918_191610_000000392030_00271_13351_4123.N1	18-SEP-2004 19:16:10	Bright	39.000	61	8Eps Peg	2.1000	3900.0	78	13351	No
345	GOM_NL__2PRFIN20040918_191842_000000492030_00271_13351_4124.N1	18-SEP-2004 19:18:42	Bright	48.500	140	88Gam Peg	2.8340	26000.	97	13351	No
346	GOM_NL__2PRFIN20040918_192120_000000412030_00271_13351_4125.N1	18-SEP-2004 19:21:20	Bright	40.500	93	53Bet Peg	2.5200	3100.0	81	13351	No
347	GOM_NL__2PRFIN20040918_192336_000000382030_00271_13351_4126.N1	18-SEP-2004 19:23:36	Bright	37.500	92	53Eps Cyg	2.5000	4500.0	75	13351	No
348	GOM_NL__2PRFIN20040918_192546_000000412030_00271_13351_4127.N1	18-SEP-2004 19:25:46	Bright	40.500	66	37Gam Cyg	2.2080	5900.0	81	13351	No
349	GOM_NL__2PRFIN20040918_192811_000000652030_00271_13351_4128.N1	18-SEP-2004 19:28:11	Bright	65.000	53	43Bet And	2.0480	3300.0	130	13351	No
350	GOM_NL__2PRFIN20040918_193053_000000382030_00271_13351_4129.N1	18-SEP-2004 19:30:53	Bright	37.500	89	5Alp Cep	2.4510	8000.0	75	13351	No
351	GOM_NL__2PRFIN20040918_193309_000000432030_00271_13351_4130.N1	18-SEP-2004 19:33:09	Bright	43.000	76	27Gam Cas	2.3000	30000.	86	13351	No
352	GOM_NL__2PRFIN20040918_193829_000000392030_00271_13351_4131.N1	18-SEP-2004 19:38:29	Bright	38.500	49	1Alp UMi	1.9900	6300.0	77	13351	No
353	GOM_NL__2PRFIN20040918_194033_000000652030_00271_13351_4132.N1	18-SEP-2004 19:40:33	Bright	64.500	35	33Alp Per	1.7950	6250.0	129	13351	No
354	GOM_NL__2PRFIN20040918_194226_000000692030_00271_13351_4133.N1	18-SEP-2004 19:42:26	Bright	68.500	175	39Del Per	3.0100	19400.	137	13351	No
355	GOM_NL__2PRFIN20040918_194558_000000362030_00271_13351_4134.N1	18-SEP-2004 19:45:58	Bright	36.000	36	50Alp UMa	1.8000	6300.0	72	13351	No
356	GOM_NL__2PRFIN20040918_194725_000000522030_00271_13351_4135.N1	18-SEP-2004 19:47:25	Bright	52.000	82	48Bet UMa	2.3650	10600.	104	13351	No
357	GOM_NL__2PRFIN20040918_195031_000000402030_00271_13351_4136.N1	18-SEP-2004 19:50:31	Bright	39.500	174	52Psi UMa	3.0040	4400.0	79	13351	No
358	GOM_NL__2PRFIN20040918_195408_000000672030_00271_13351_4137.N1	18-SEP-2004 19:54:08	Bright	67.000	107	37The Aur	2.6490	11000.	134	13351	No
359	GOM_NL__2PRFIN20040918_195719_000000492030_00271_13351_4138.N1	18-SEP-2004 19:57:19	Bright	48.500	17	78Bet Gem	1.1610	4500.0	97	13351	No
360	GOM_NL__2PRFIN20040918_200022_000001502030_00271_13351_4139.N1	18-SEP-2004 20:00:22	Straylight	150.00	28	12Bet Tau	1.6500	15200.	300	13351	No
361	GOM_NL__2PRFIN20040918_200506_000000632030_00271_13351_4140.N1	18-SEP-2004 20:05:06	Dark	62.500	8	10Alp CMi	0.40000	6500.0	125	13351	No
362	GOM_NL__2PRFIN20040918_201230_000000452030_00271_13351_4141.N1	18-SEP-2004 20:12:30	Dark	44.500	132	15Rho Pup	2.8030	6900.0	89	13351	No
363	GOM_NL__2PRFIN20040918_201438_000000752030_00271_13351_4142.N1	18-SEP-2004 20:14:38	Dark	75.000	1	9Alp CMa	-1.4400	11000.	150	13351	No
364	GOM_NL__2PRFIN20040918_201927_000000412030_00271_13351_4143.N1	18-SEP-2004 20:19:27	Dark	41.000	46	Del Vel	1.9540	10600.	82	13351	No
365	GOM_NL__2PRFIN20040918_202101_000000472030_00271_13351_4144.N1	18-SEP-2004 20:21:01	Dark	47.000	41	Eps Car	1.8600	4100.0	94	13351	No
366	GOM_NL__2PRFIN20040918_202653_000002302030_00272_13352_4113.N1	18-SEP-2004 20:26:53	Dark	230.00	7	19Bet Ori	0.10000	14000.	460	13352	No
367	GOM_NL__2PRFIN20040918_203254_000000422030_00272_13352_4114.N1	18-SEP-2004 20:32:54	Dark	41.500	143	Alp Hyi	2.8570	7200.0	83	13352	No
368	GOM_NL__2PRFIN20040918_203420_000000562030_00272_13352_4115.N1	18-SEP-2004 20:34:20	Dark	56.000	9	Alp Eri	0.45300	24000.	112	13352	No
369	GOM_NL__2PRFIN20040918_203704_000000442030_00272_13352_4116.N1	18-SEP-2004 20:37:04	Straylight	43.500	148	Alp Tuc	2.8780	4100.0	87	13352	No
370	GOM_NL__2PRFIN20040918_204049_000000412030_00272_13352_4117.N1	18-SEP-2004 20:40:49	Straylight	41.000	31	Alp Gru	1.7340	15200.	82	13352	No
371	GOM_NL__2PRFIN20040918_204336_000000402030_00272_13352_4118.N1	18-SEP-2004 20:43:36	Straylight	39.500	172	Gam Gru	3.0030	13100.	79	13352	No
372	GOM_NL__2PRFIN20040918_204503_000000452030_00272_13352_4119.N1	18-SEP-2004 20:45:03	Straylight	44.500	18	24Alp PsA	1.1660	9700.0	89	13352	No
373	GOM_NL__2PRFIN20040918_204727_000000622030_00272_13352_4120.N1	18-SEP-2004 20:47:27	Tw_i_and_stray	61.500	52	16Bet Cet	2.0370	4500.0	123	13352	No
374	GOM_NL__2PRFIN20040918_204934_000000402030_00272_13352_4121.N1	18-SEP-2004 20:49:34	Tw_i_and_stray	40.000	142	49Del Cap	2.8500	8900.0	80	13352	No
375	GOM_NL__2PRFIN20040918_205345_000000392030_00272_13352_4122.N1	18-SEP-2004 20:53:45	Bright	39.000	162	34Alp Aqr	2.9440	5350.0	78	13352	No
376	GOM_NL__2PRFIN20040918_205646_000000392030_00272_13352_4123.N1	18-SEP-2004 20:56:46	Bright	38.500	61	8Eps Peg	2.1000	3900.0	77	13352	No
377	GOM_NL__2PRFIN20040918_205918_000000492030_00272_13352_4124.N1	18-SEP-2004 20:59:18	Bright	48.500	140	88Gam Peg	2.8340	26000.	97	13352	No
378	GOM_NL__2PRFIN20040918_210156_000000392030_00272_13352_4125.N1	18-SEP-2004 21:01:56	Bright	39.000	93	53Bet Peg	2.5200	3100.0	78	13352	No
379	GOM_NL__2PRFIN20040918_210412_000000382030_00272_13352_4126.N1	18-SEP-2004 21:04:12	Bright	37.500	92	53Eps Cyg	2.5000	4500.0	75	13352	No
380	GOM_NL__2PRFIN20040918_210622_000000402030_00272_13352_4127.N1	18-SEP-2004 21:06:22	Bright	40.000	66	37Gam Cyg	2.2080	5900.0	80	13352	No
381	GOM_NL__2PRFIN20040918_210848_000000592030_00272_13352_4128.N1	18-SEP-2004 21:08:48	Bright	58.500	53	43Bet And	2.0480	3300.0	117	13352	No
382	GOM_NL__2PRFIN20040918_211129_000000392030_00272_13352_4129.N1	18-SEP-2004 21:11:29	Bright	38.500	89	5Alp Cep	2.4510	8000.0	77	13352	No
383	GOM_NL__2PRFIN20040918_211344_000000422030_00272_13352_4130.N1	18-SEP-2004 21:13:44	Bright	41.500	76	27Gam Cas	2.3000	30000.	83	13352	No
384	GOM_NL__2PRFIN20040918_211905_000000392030_00272_13352_4131.N1	18-SEP-2004 21:19:05	Bright	38.500	49	1Alp UMi	1.9900	6300.0	77	13352	No
385	GOM_NL__2PRFIN20040918_212107_000000682030_00272_13352_4132.N1	18-SEP-2004 21:21:07	Bright	67.500	35	33Alp Per	1.7950	6250.0	135	13352	No
386	GOM_NL__2PRFIN20040918_212301_000000702030_00272_13352_4133.N1	18-SEP-2004 21:23:01	Bright	70.000	175	39Del Per	3.0100	19400.	140	13352	No
387	GOM_NL__2PRFIN20040918_212634_000000392030_00272_13352_4134.N1	18-SEP-2004 21:26:34	Bright	38.500	36	50Alp UMa	1.8000	6300.0	77	13352	No
388	GOM_NL__2PRFIN20040918_212801_000000382030_00272_13352_4135.N1	18-SEP-2004 21:28:01	Bright	37.500	82	48Bet UMa	2.3650	10600.	75	13352	No
389	GOM_NL__2PRFIN20040918_213107_000000372030_00272_13352_4136.N1	18-SEP-2004 21:31:07	Bright	37.000	174	52Psi UMa	3.0040	4400.0	74	13352	No
390	GOM_NL__2PRFIN20040918_213443_000000662030_00272_13352_4137.N1	18-SEP-2004 21:34:43	Bright	66.000	107	37The Aur	2.6490	11000.	132	13352	No
391	GOM_NL__2PRFIN20040918_213755_000000492030_00272_13352_4138.N1	18-SEP-2004 21:37:55	Bright	49.000	17	78Bet Gem	1.1610	4500.0	98	13352	No
392	GOM_NL__2PRFIN20040918_214059_000001472030_00272_13352_4139.N1	18-SEP-2004 21:40:59	Straylight	146.50	28	12Bet Tau	1.6500	15200.	293	13352	No
393	GOM_NL__2PRFIN20040918_214542_000000632030_00272_13352_4140.N1	18-SEP-2004 21:45:42	Dark	63.000	8	10Alp CMi	0.40000	6500.0	126	13352	No
394	GOM_NL__2PRFIN20040918_215306_000000452030_00272_13352_4141.N1	18-SEP-2004 21:53:06	Dark	44.500	132	15Rho Pup	2.8030	6900.0	89	13352	No
395	GOM_NL__2PRFIN20040918_215515_000000692030_00272_13352_4142.N1	18-SEP-2004 21:55:15	Dark	68.500	1	9Alp CMa	-1.4400	11000.	137	13352	No
396	GOM_NL__2PRFIN20040918_220003_000000412030_00272_13352_4143.N1	18-SEP-2004 22:00:03	Dark	40.500	46	Del Vel	1.9540	10600.	81	13352	No

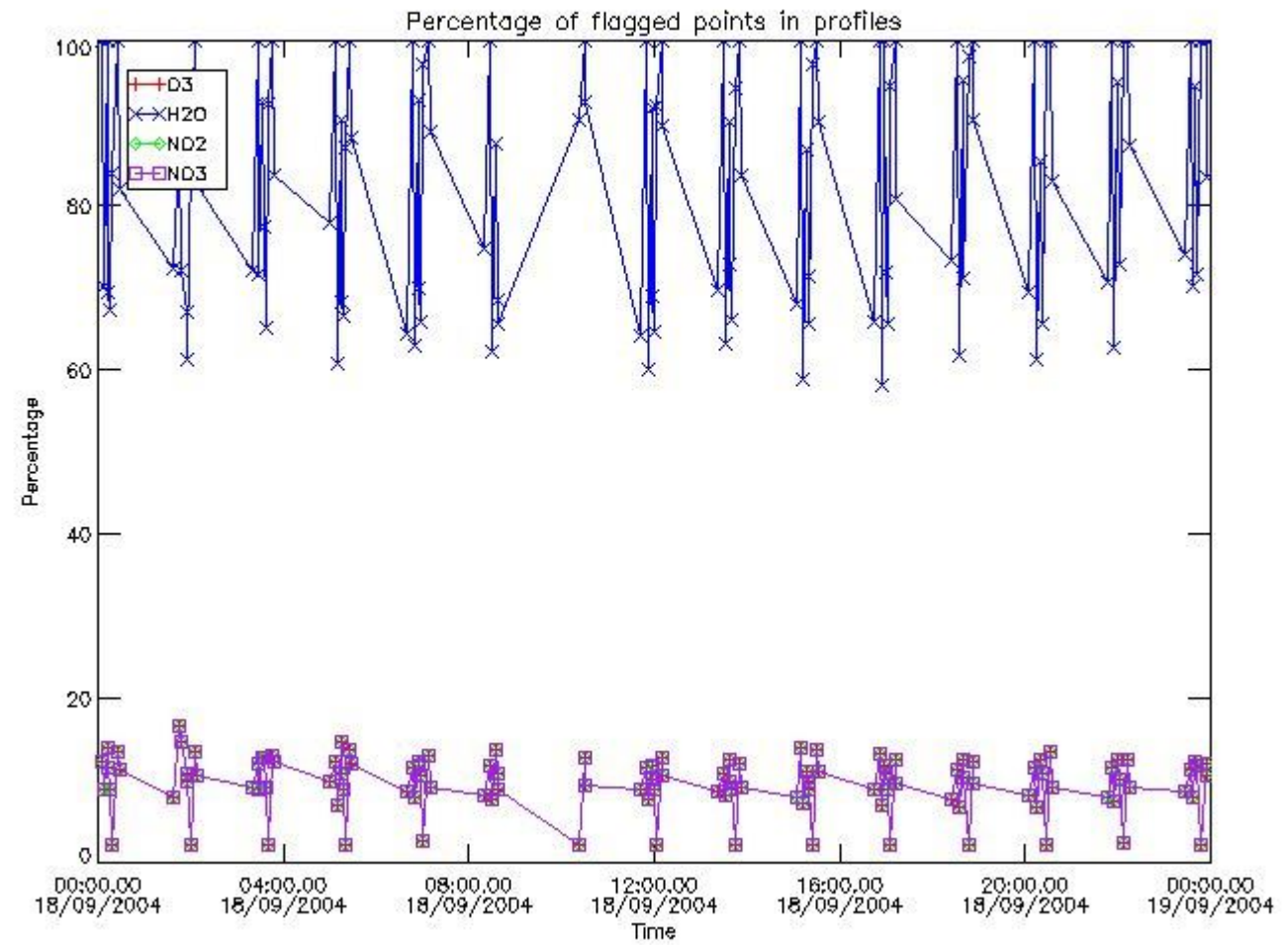


397	GOM_NL__2PRFIN20040918_220137_000000502030_00272_13352_4144.N1	18-SEP-2004 22:01:37	Dark	50.000	41	Eps Car	1.8600	4100.0	100	13352	No
398	GOM_NL__2PRFIN20040918_220735_000002302030_00273_13353_4113.N1	18-SEP-2004 22:07:35	Dark	230.00	7	19Bet Ori	0.10000	14000.	460	13353	No
399	GOM_NL__2PRFIN20040918_221330_000000412030_00273_13353_4114.N1	18-SEP-2004 22:13:30	Dark	41.000	143	Alp Hyi	2.8570	7200.0	82	13353	No
400	GOM_NL__2PRFIN20040918_221456_000000562030_00273_13353_4115.N1	18-SEP-2004 22:14:56	Dark	55.500	9	Alp Eri	0.45300	24000.	111	13353	No
401	GOM_NL__2PRFIN20040918_221741_000000402030_00273_13353_4116.N1	18-SEP-2004 22:17:41	Straylight	39.500	148	Alp Tuc	2.8780	4100.0	79	13353	No
402	GOM_NL__2PRFIN20040918_222124_000000422030_00273_13353_4117.N1	18-SEP-2004 22:21:24	Straylight	42.000	31	Alp Gru	1.7340	15200.	84	13353	No
403	GOM_NL__2PRFIN20040918_222413_000000392030_00273_13353_4118.N1	18-SEP-2004 22:24:13	Straylight	38.500	172	Gam Gru	3.0030	13100.	77	13353	No
404	GOM_NL__2PRFIN20040918_222539_000000472030_00273_13353_4119.N1	18-SEP-2004 22:25:39	Straylight	46.500	18	24Alp PsA	1.1660	9700.0	93	13353	No
405	GOM_NL__2PRFIN20040918_222803_000000602030_00273_13353_4120.N1	18-SEP-2004 22:28:03	Tw_i_and_stray	59.500	52	16Bet Cet	2.0370	4500.0	119	13353	No
406	GOM_NL__2PRFIN20040918_223010_000000382030_00273_13353_4121.N1	18-SEP-2004 22:30:10	Tw_i_and_stray	37.500	142	49Del Cap	2.8500	8900.0	75	13353	No
407	GOM_NL__2PRFIN20040918_223421_000000392030_00273_13353_4122.N1	18-SEP-2004 22:34:21	Bright	39.000	162	34Alp Aqr	2.9440	5350.0	78	13353	No
408	GOM_NL__2PRFIN20040918_223722_000000392030_00273_13353_4123.N1	18-SEP-2004 22:37:22	Bright	38.500	61	8Eps Peg	2.1000	3900.0	77	13353	No
409	GOM_NL__2PRFIN20040918_223953_000000492030_00273_13353_4124.N1	18-SEP-2004 22:39:53	Bright	48.500	140	88Gam Peg	2.8340	26000.	97	13353	No
410	GOM_NL__2PRFIN20040918_224231_000000422030_00273_13353_4125.N1	18-SEP-2004 22:42:31	Bright	41.500	93	53Bet Peg	2.5200	3100.0	83	13353	No
411	GOM_NL__2PRFIN20040918_224448_000000372030_00273_13353_4126.N1	18-SEP-2004 22:44:48	Bright	36.500	92	53Eps Cyg	2.5000	4500.0	73	13353	No
412	GOM_NL__2PRFIN20040918_224658_000000382030_00273_13353_4127.N1	18-SEP-2004 22:46:58	Bright	38.000	66	37Gam Cyg	2.2080	5900.0	76	13353	No
413	GOM_NL__2PRFIN20040918_224922_000000622030_00273_13353_4128.N1	18-SEP-2004 22:49:22	Bright	62.000	53	43Bet And	2.0480	3300.0	124	13353	No
414	GOM_NL__2PRFIN20040918_225205_000000382030_00273_13353_4129.N1	18-SEP-2004 22:52:05	Bright	37.500	89	5Alp Cep	2.4510	8000.0	75	13353	No
415	GOM_NL__2PRFIN20040918_225419_000000402030_00273_13353_4130.N1	18-SEP-2004 22:54:19	Bright	39.500	76	27Gam Cas	2.3000	30000.	79	13353	No
416	GOM_NL__2PRFIN20040918_225940_000000352030_00273_13353_4131.N1	18-SEP-2004 22:59:40	Bright	35.000	49	1Alp UMi	1.9900	6300.0	70	13353	No
417	GOM_NL__2PRFIN20040918_230143_000000682030_00273_13353_4132.N1	18-SEP-2004 23:01:43	Bright	67.500	35	33Alp Per	1.7950	6250.0	135	13353	No
418	GOM_NL__2PRFIN20040918_230336_000000692030_00273_13353_4133.N1	18-SEP-2004 23:03:36	Bright	69.000	175	39Del Per	3.0100	19400.	138	13353	No
419	GOM_NL__2PRFIN20040918_230710_000000392030_00273_13353_4134.N1	18-SEP-2004 23:07:10	Bright	38.500	36	50Alp UMa	1.8000	6300.0	77	13353	No
420	GOM_NL__2PRFIN20040918_230837_000000522030_00273_13353_4135.N1	18-SEP-2004 23:08:37	Bright	52.000	82	48Bet UMa	2.3650	10600.	104	13353	No
421	GOM_NL__2PRFIN20040918_231144_000000362030_00273_13353_4136.N1	18-SEP-2004 23:11:44	Bright	36.000	174	52Psi UMa	3.0040	4400.0	72	13353	No
422	GOM_NL__2PRFIN20040918_231519_000000662030_00273_13353_4137.N1	18-SEP-2004 23:15:19	Bright	66.000	107	37The Aur	2.6490	11000.	132	13353	No
423	GOM_NL__2PRFIN20040918_231832_000000502030_00273_13353_4138.N1	18-SEP-2004 23:18:32	Bright	50.000	17	78Bet Gem	1.1610	4500.0	100	13353	No
424	GOM_NL__2PRFIN20040918_232136_000001552030_00273_13353_4139.N1	18-SEP-2004 23:21:36	Straylight	155.00	28	12Bet Tau	1.6500	15200.	310	13353	No
425	GOM_NL__2PRFIN20040918_232619_000000582030_00273_13353_4140.N1	18-SEP-2004 23:26:19	Dark	57.500	8	10Alp CMi	0.40000	6500.0	115	13353	No
426	GOM_NL__2PRFIN20040918_233342_000000452030_00273_13353_4141.N1	18-SEP-2004 23:33:42	Dark	45.000	132	15Rho Pup	2.8030	6900.0	90	13353	No
427	GOM_NL__2PRFIN20040918_233552_000000642030_00273_13353_4142.N1	18-SEP-2004 23:35:52	Dark	64.000	1	9Alp CMa	-1.4400	11000.	128	13353	No
428	GOM_NL__2PRFIN20040918_234039_000000462030_00273_13353_4143.N1	18-SEP-2004 23:40:39	Dark	45.500	46	Del Vel	1.9540	10600.	91	13353	No
429	GOM_NL__2PRFIN20040918_234212_000000522030_00273_13353_4144.N1	18-SEP-2004 23:42:12	Dark	51.500	41	Eps Car	1.8600	4100.0	103	13353	No
430	GOM_NL__2PRFIN20040918_234817_000002302030_00274_13354_4114.N1	18-SEP-2004 23:48:17	Dark	230.00	7	19Bet Ori	0.10000	14000.	460	13354	No
431	GOM_NL__2PRFIN20040918_235406_000000432030_00274_13354_4115.N1	18-SEP-2004 23:54:06	Dark	42.500	143	Alp Hyi	2.8570	7200.0	85	13354	No
432	GOM_NL__2PRFIN20040918_235531_000000492030_00274_13354_4116.N1	18-SEP-2004 23:55:31	Dark	48.500	9	Alp Eri	0.45300	24000.	97	13354	No
433	GOM_NL__2PRFIN20040918_235816_000000402030_00274_13354_4117.N1	18-SEP-2004 23:58:16	Straylight	39.500	148	Alp Tuc	2.8780	4100.0	79	13354	No

### 3. Quality information per product

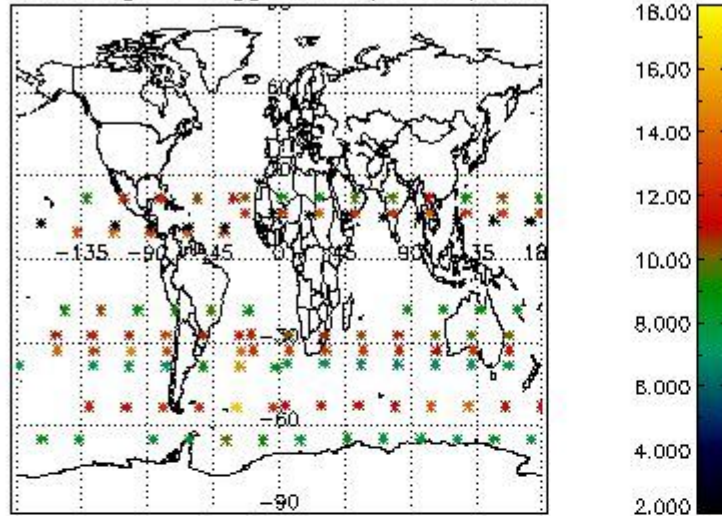
In this section it is plotted some information contained in the Quality Summary data set of the level 2 products. Only products in dark limb conditions and without errors (error flag in the MPH set to "0") are used.

#### 3.1 Plot quality information per product (time dependant)

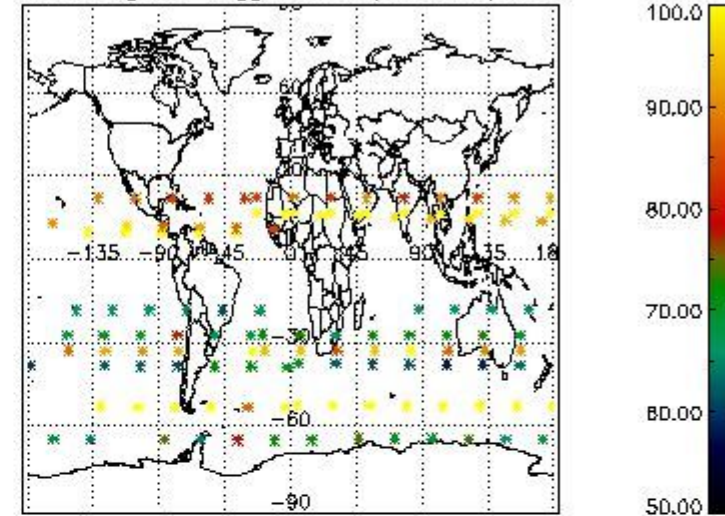


3.2 Plot quality information per product (world map)

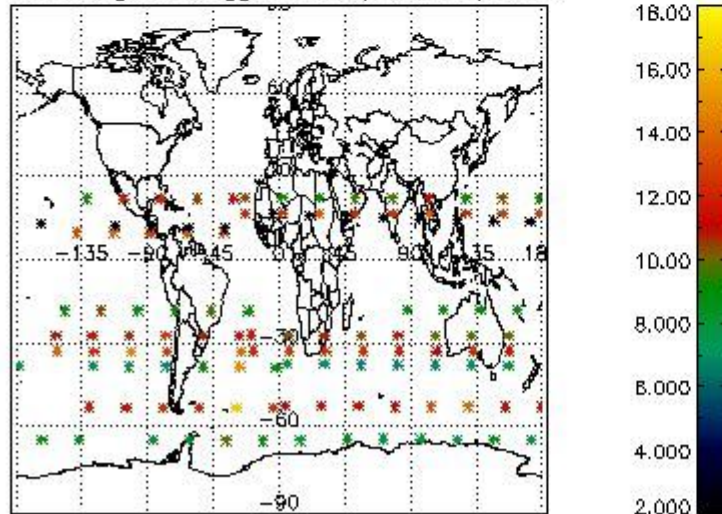
Percentage of flagged data per O3 profile



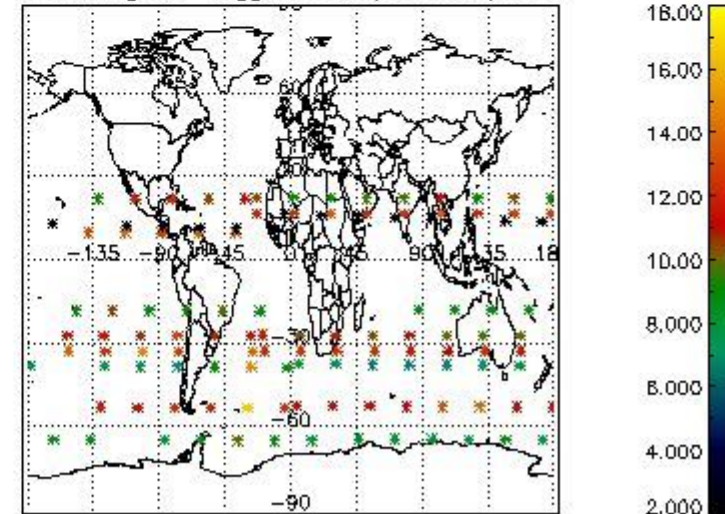
Percentage of flagged data per H2O profile



Percentage of flagged data per NO2 profile



Percentage of flagged data per NO3 profile

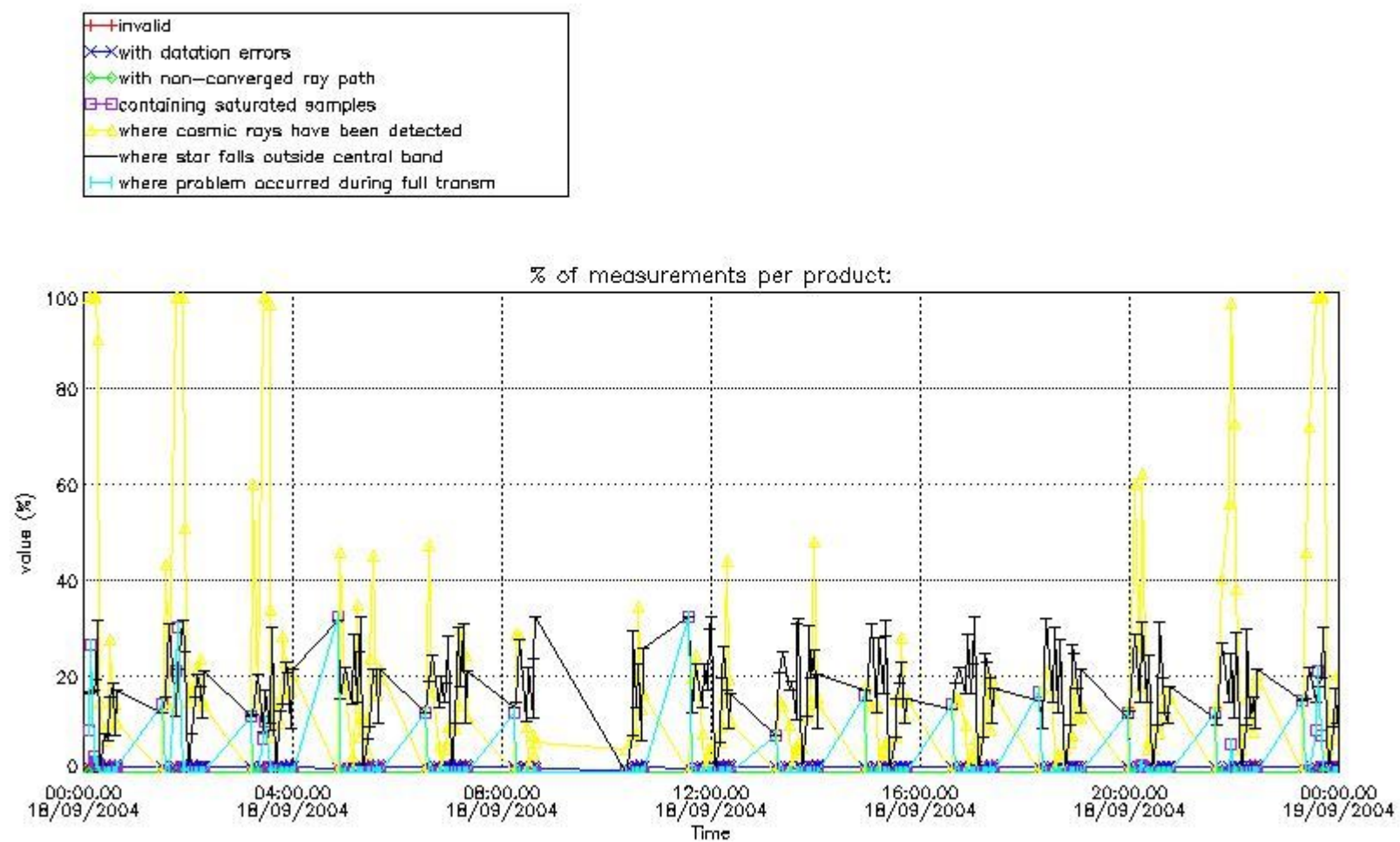


#### 4. Level 1 quality information per product

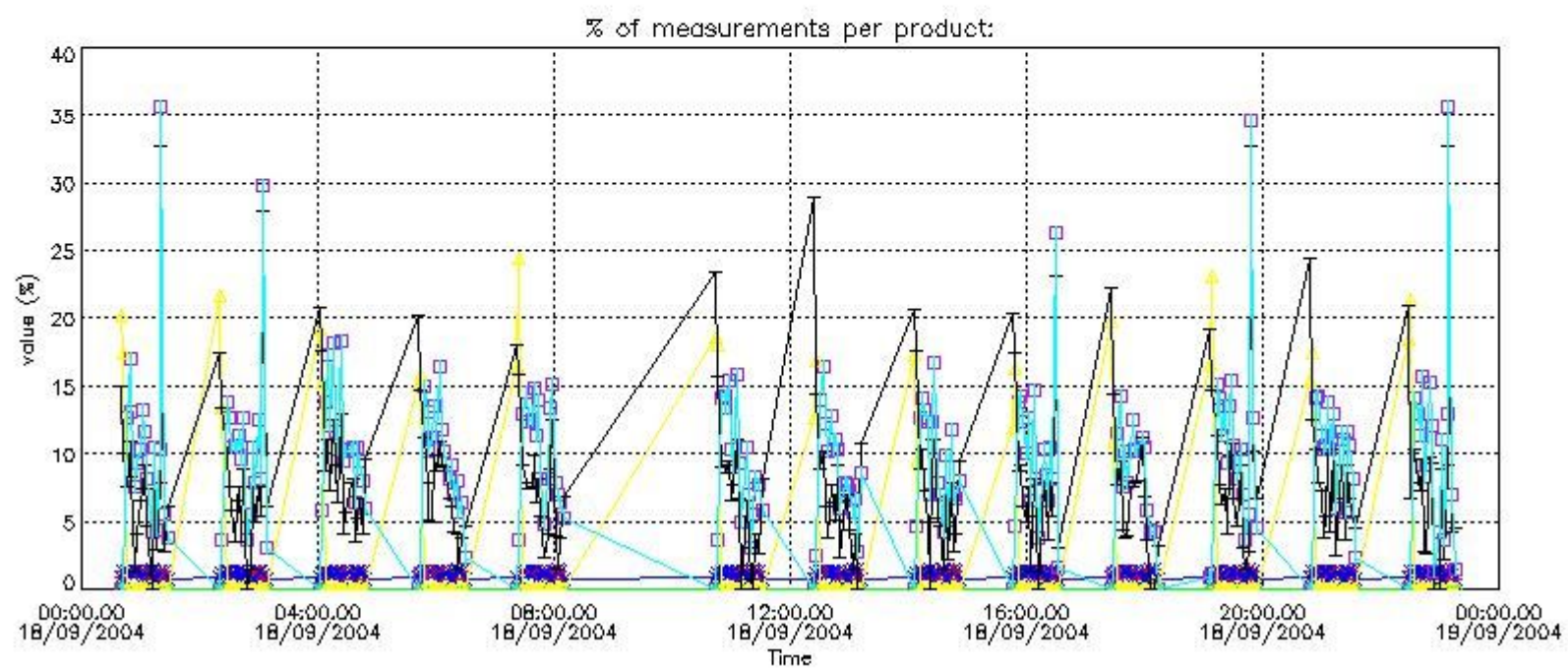
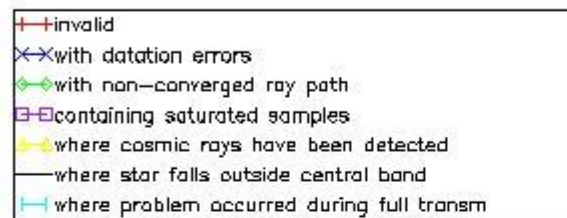
In this section it is plotted some information contained in the Quality Summary data set of the level 2 products that comes from the level 1b processing. Products without errors (error flag in the MPH set to "0") are used.

##### 4.1 Plot quality information per product (time dependant) coming from level 1b processing

###### 4.1.1 Plot level 1 quality information per product (time dependant): ENVISAT ASCENDING passes



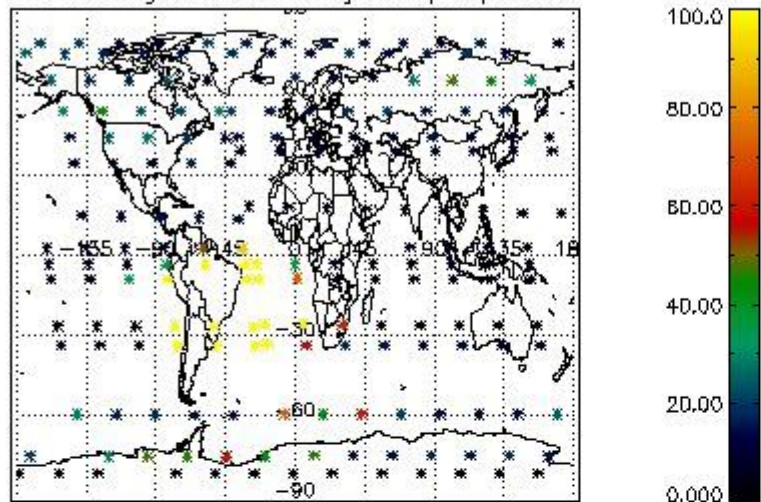
4.1.2 Plot level 1 quality information per product (time dependant): ENVI SAT DESCENDING passes



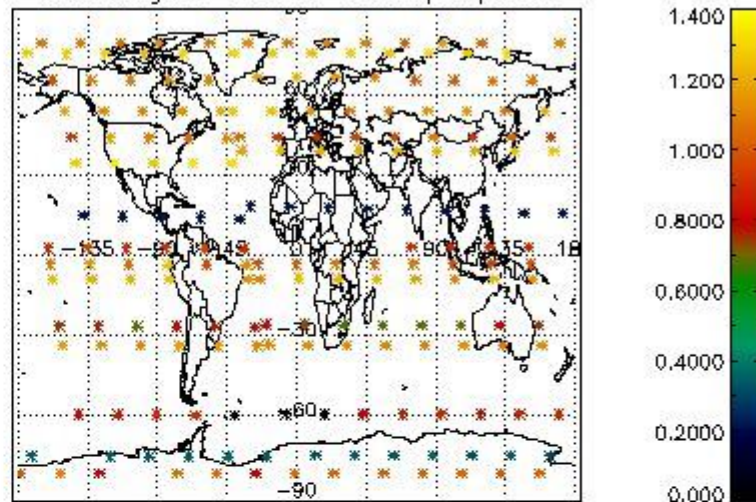
*4.2 Plot quality information per product coming from level 1b processing (world map)*

*4.2.1 Plot level 1 quality information per product (world map): ENVISAT ASCENDING passes*

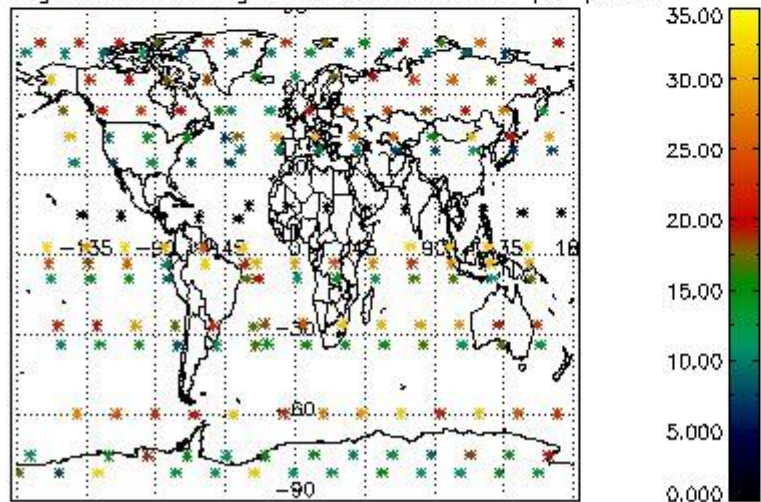
Percentage of cosmic ray hits per profile



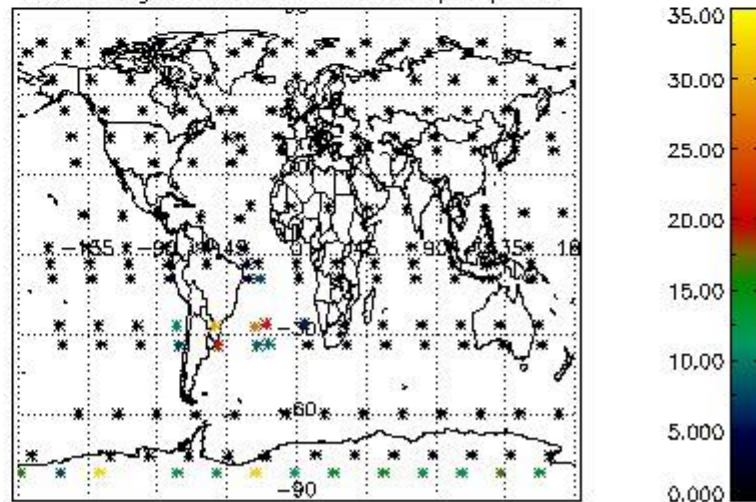
Percentage of datation errors per profile



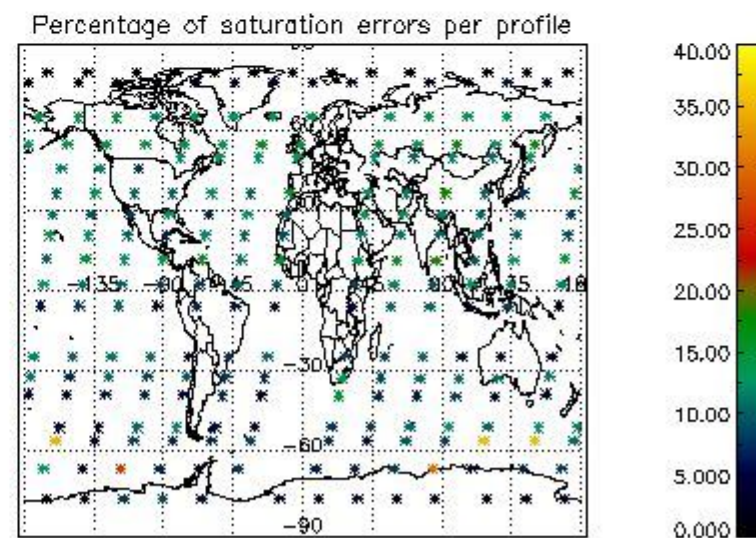
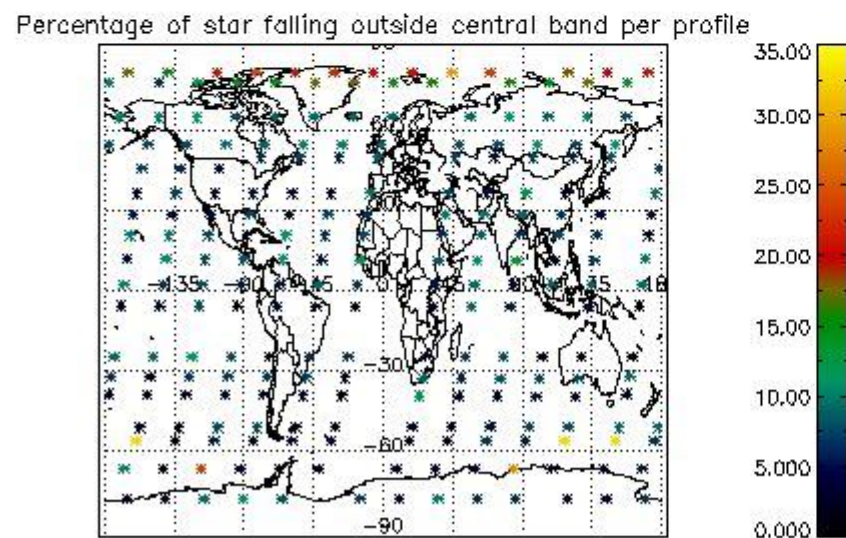
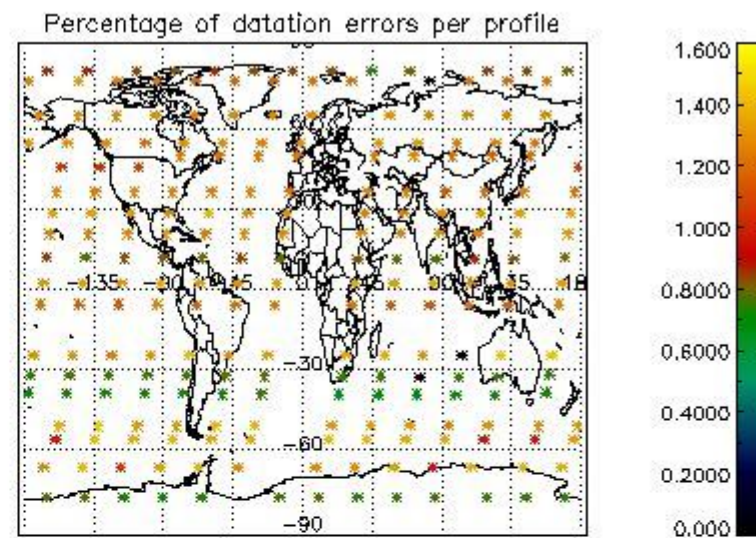
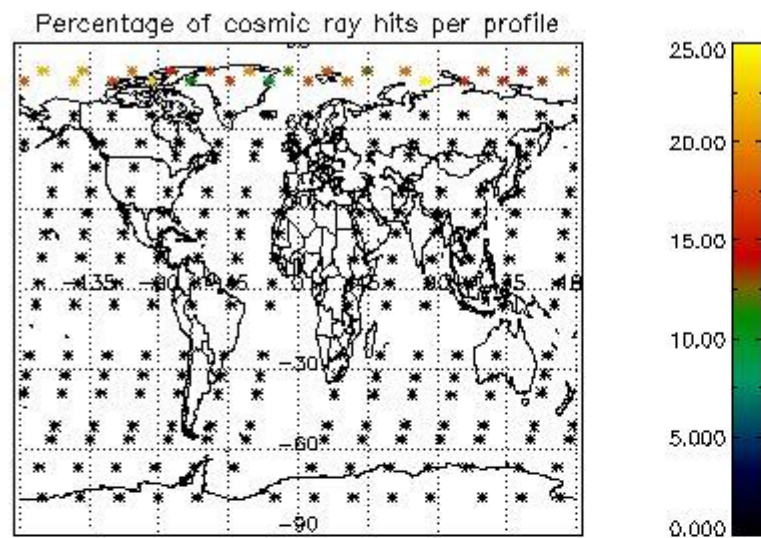
Percentage of star falling outside central band per profile



Percentage of saturation errors per profile



4.2.2 Plot level 1 quality information per product (world map): ENVISAT DESCENDING passes



## 5. Trace gas profiles

### 5.1 Ozone statistics based on quality of products

The final quality of the products can be "measured" using the STD (Standard Deviation) attached to every point profile. This information is written to the parameter GOM\_NL\_\_2P/NL\_LOCAL\_SPECIES\_DENSITY/o3\_std of the level 2 products. The table below shows the statistics for given STD ranges.

The statistics are given with respect to the overall valid production:

- Products without fatal errors: GOM\_NL\_\_2P/MPH/PRODUCT\_ERR=0
- Valid point profile: GOM\_NL\_\_2P/NL\_LOCAL\_SPECIES\_DENSITY/pcd(0)=0

The 'Criteria' is applied to valid points of dark limb products:

- Products in dark limb illumination condition: GOM\_NL\_\_2P/NL\_SUMMARY\_QUALITY/obs\_ill\_cond=0
- Products without fatal errors: GOM\_NL\_\_2P/MPH/PRODUCT\_ERR=0
- Valid point profile: GOM\_NL\_\_2P/NL\_LOCAL\_SPECIES\_DENSITY/pcd(0)=0

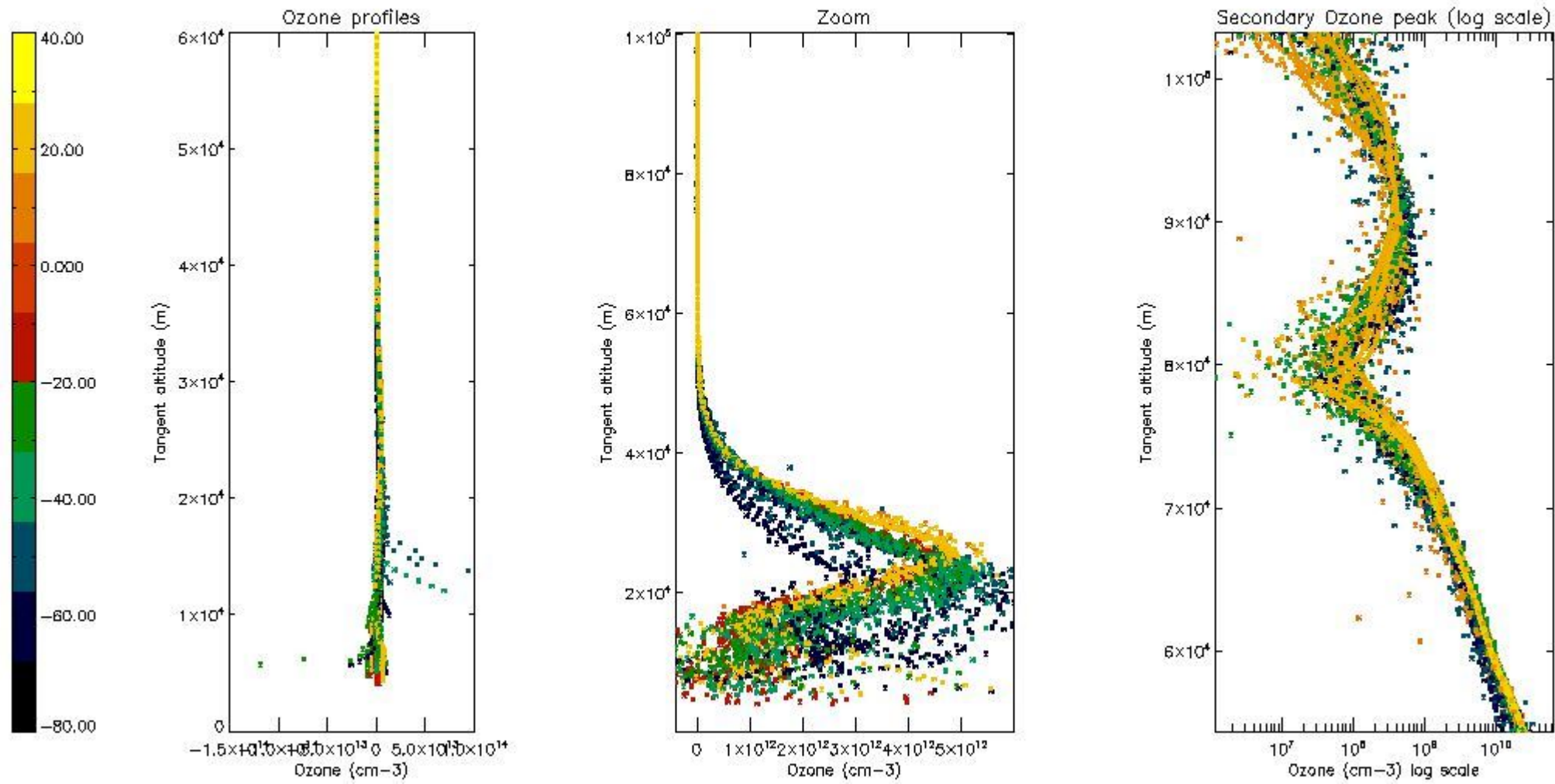
So, the table below shows the percentage of dark limb and valid observations for each criteria with respect to the overall valid daily observations.

Criteria	% of total production
All STD	37
STD < 20	25

STD < 10	22
STD < 5	18

5.2 Plot ozone profiles for all STD (dark without errors)

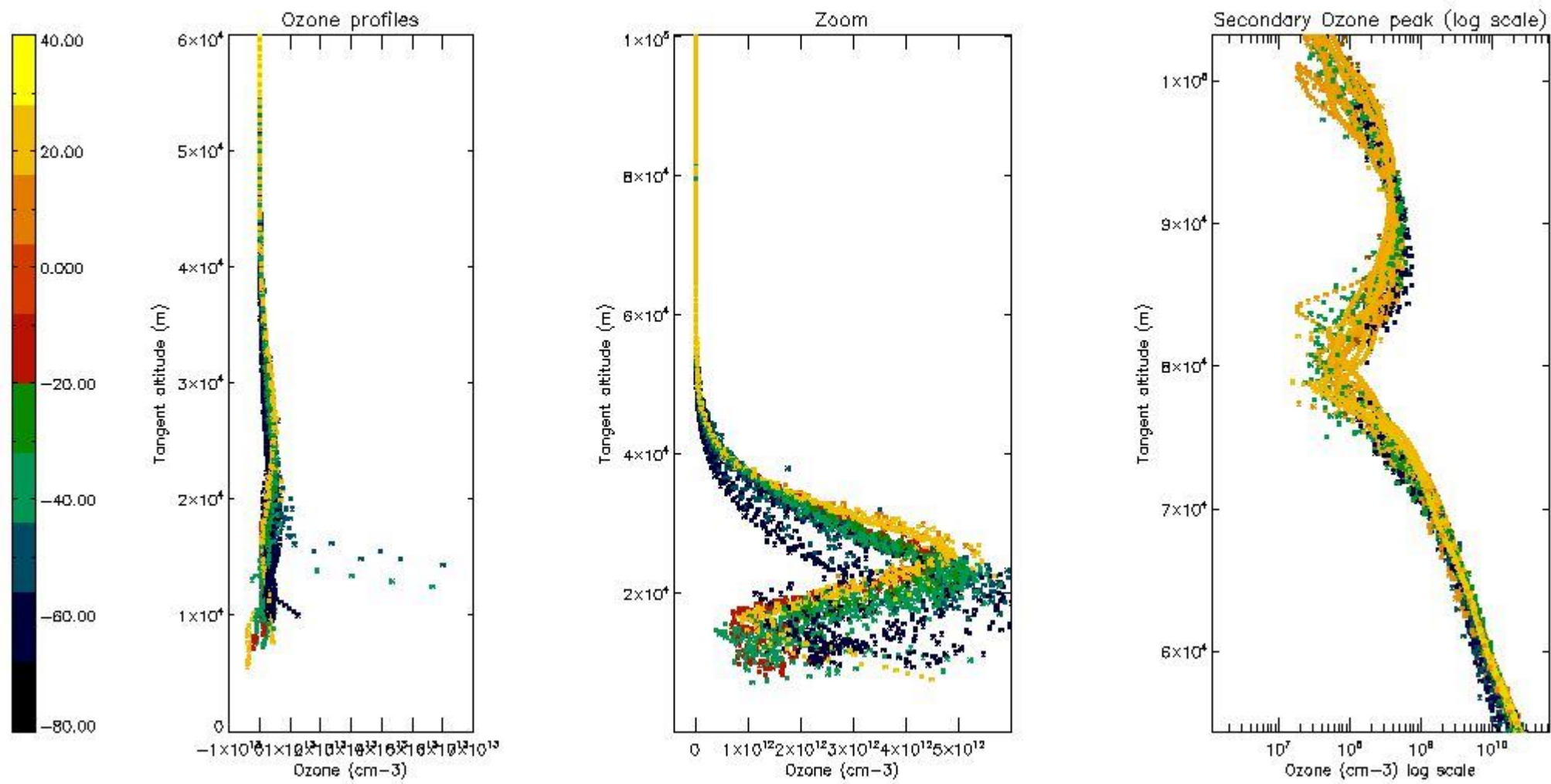
The colorbar represents the latitude.



5.3 Plot ozone profiles where STD < 20% (dark without errors)

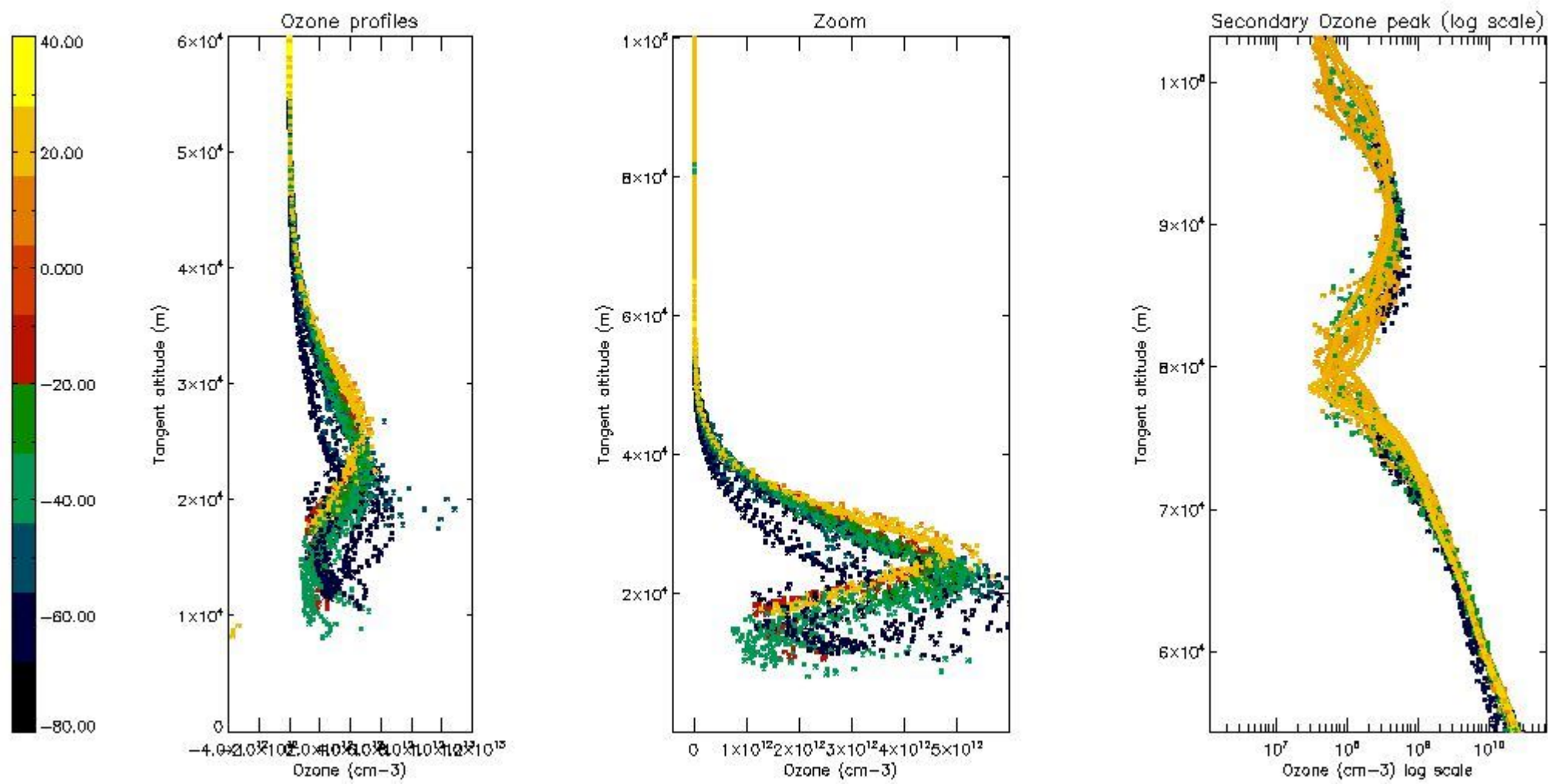
The colorbar represents the latitude.





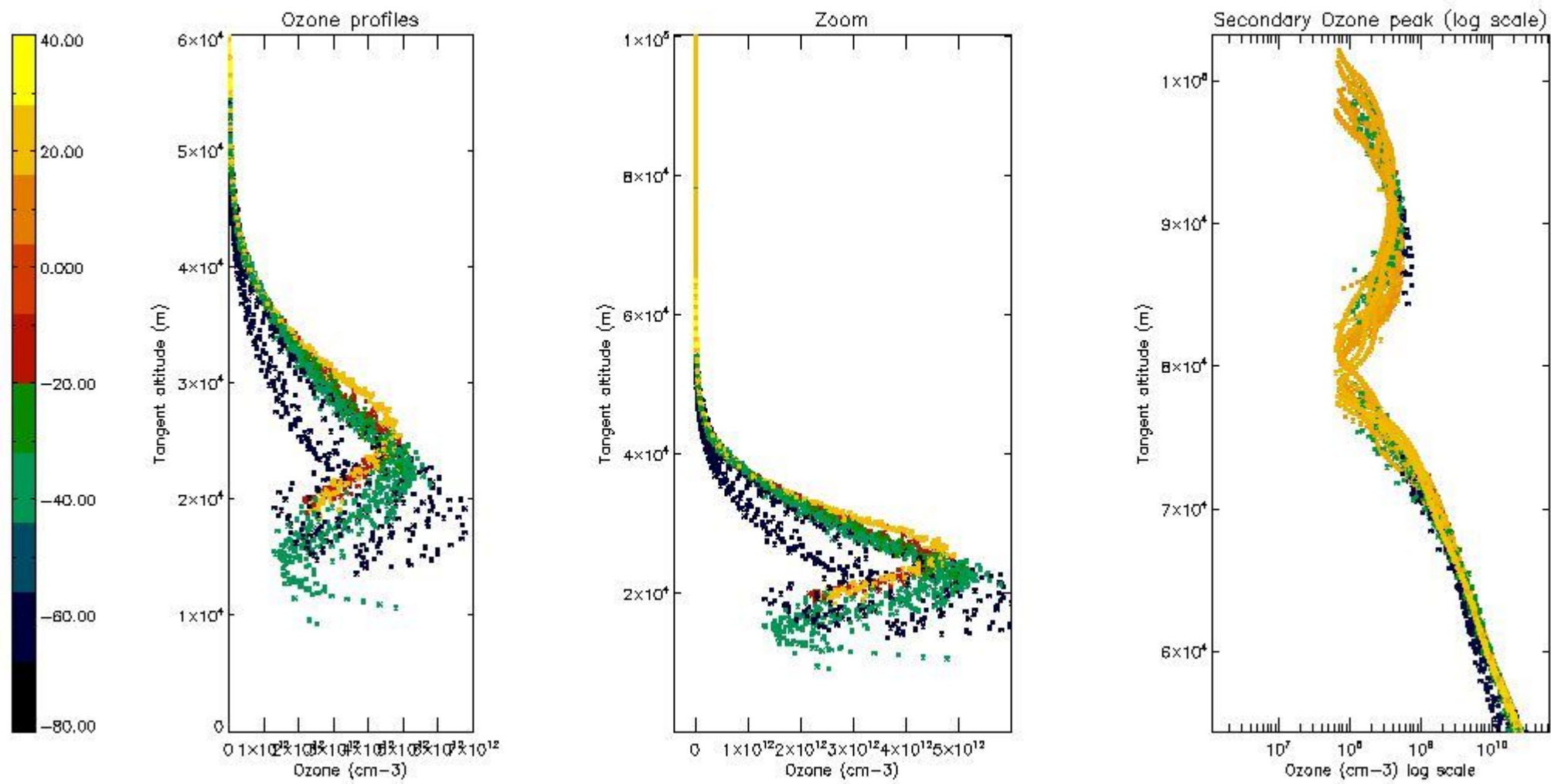
*5.4 Plot ozone profiles where STD < 10% (dark without errors)*

The colorbar represents the latitude.



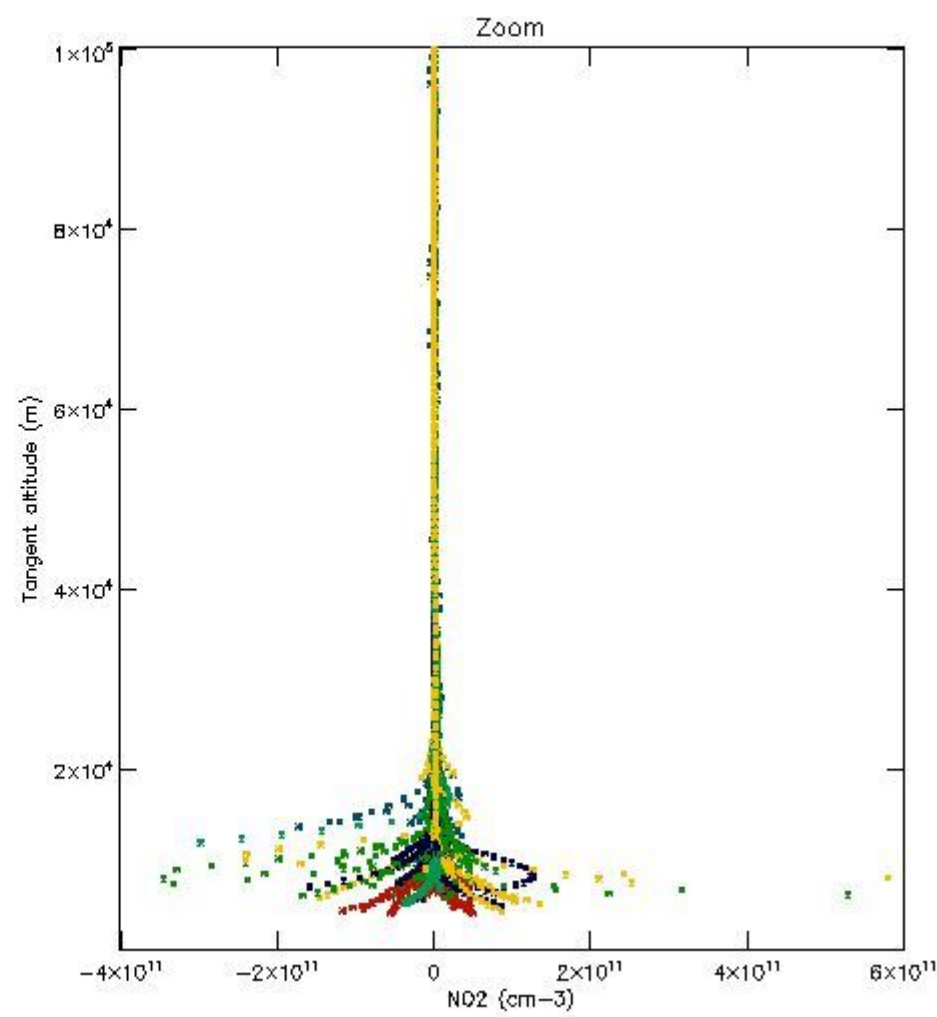
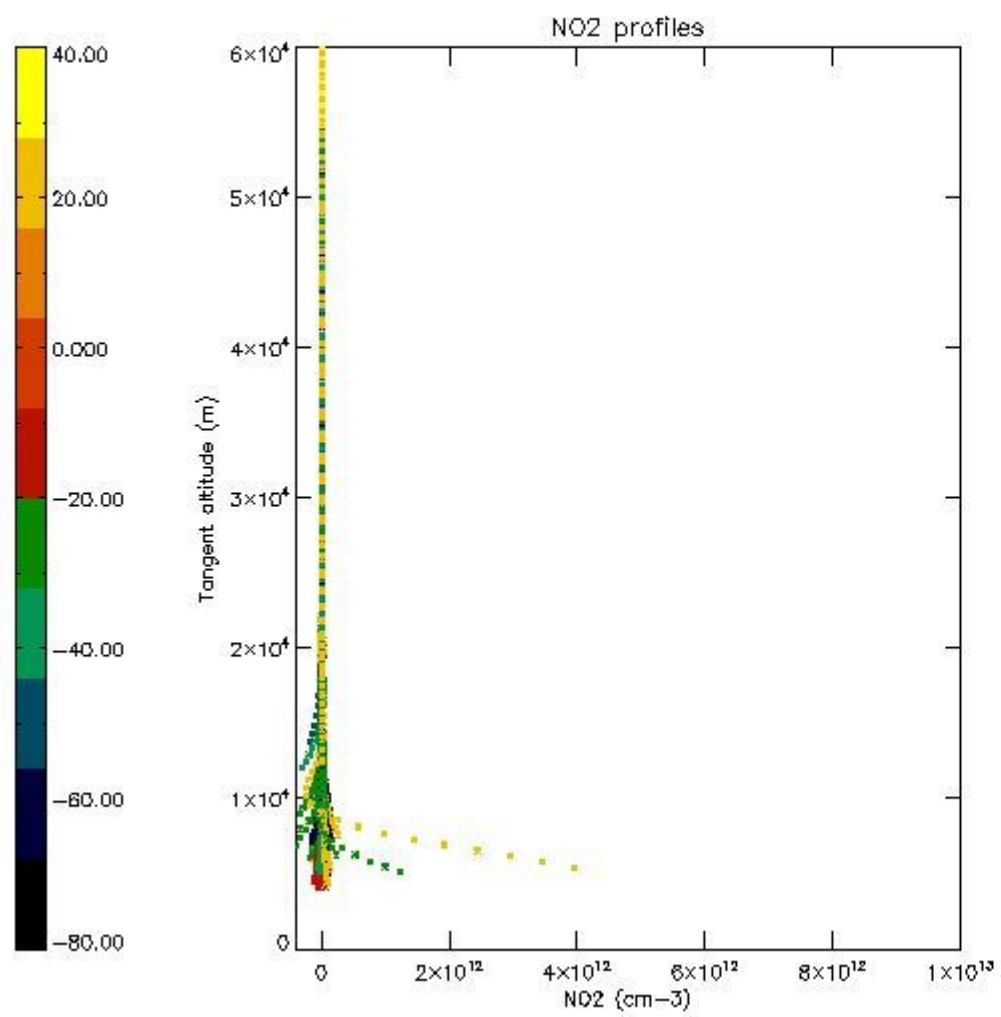
*5.5 Plot ozone profiles where STD < 5% (dark without errors)*

The colorbar represents the latitude.



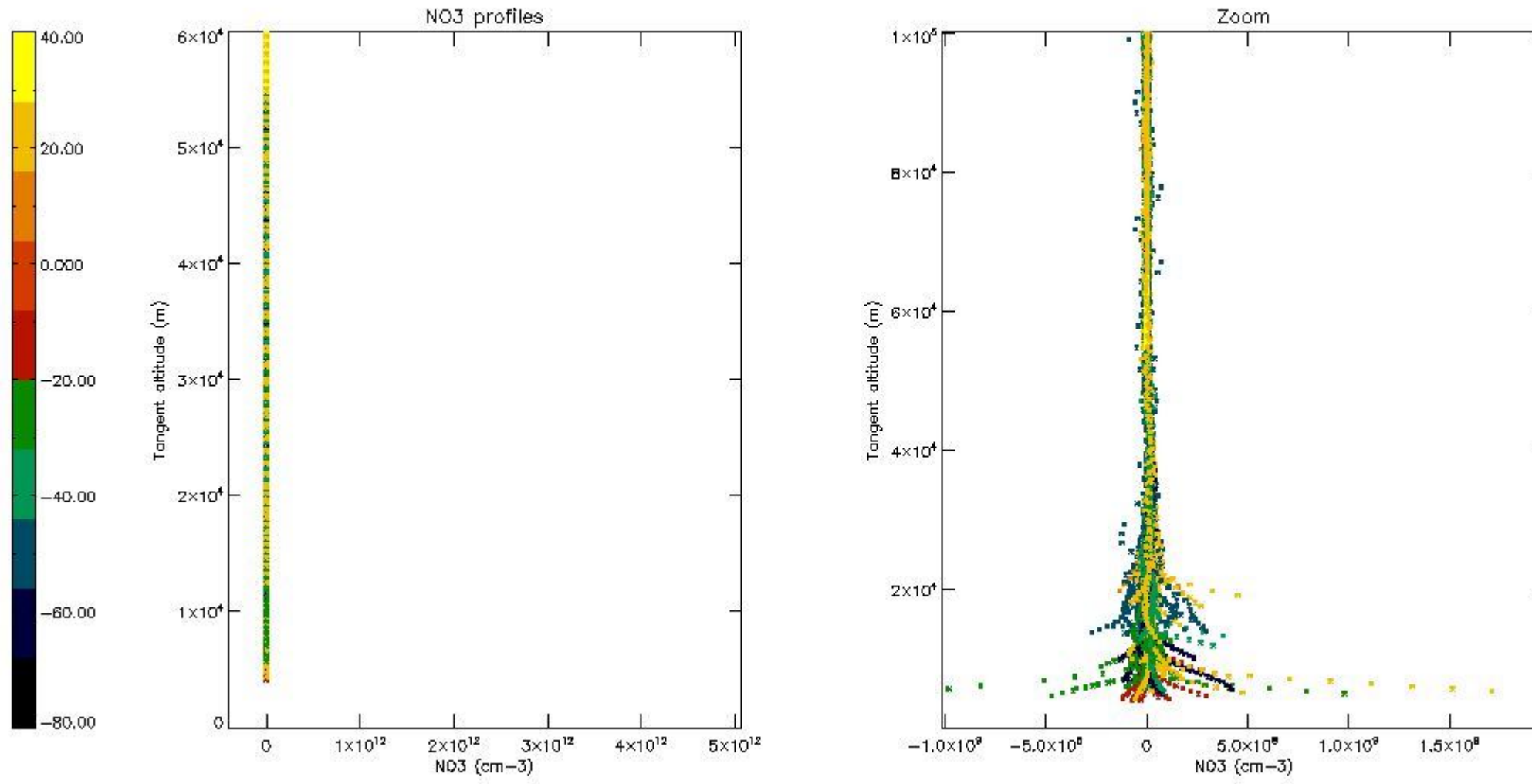
*5.6 Plot NO<sub>2</sub> profiles for all STD (dark without errors)*

The colorbar represents the latitude.



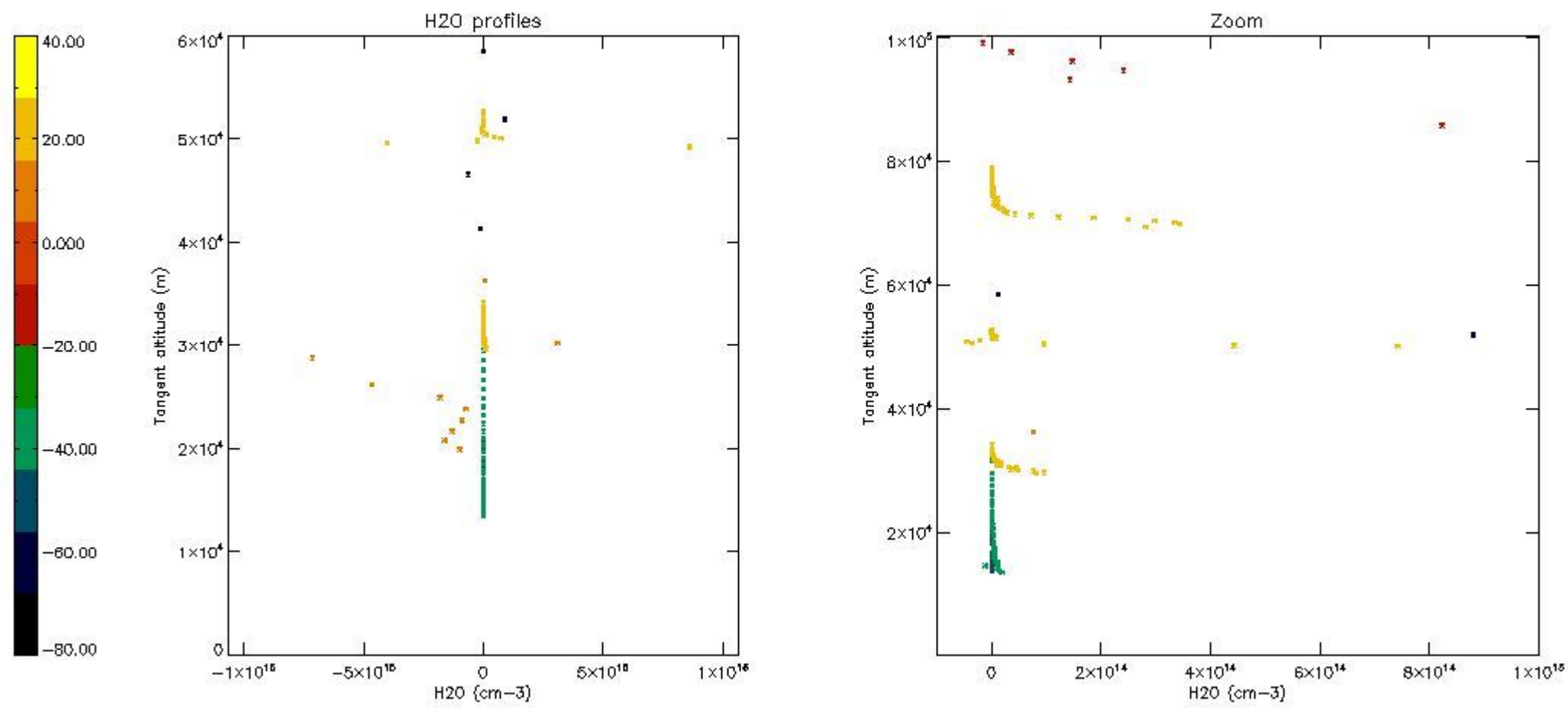
*5.7 Plot NO3 profiles for all STD (dark without errors)*

The colorbar represents the latitude.



5.8 Plot H<sub>2</sub>O profiles for all STD (only for occultations of stars 1,2,3,4,13,14,16,26,63 dark without errors)

The colorbar represents the latitude.



## 6. Auxiliary Data Files used for the production reported in section 2

The number reported in the third column indicates since which file (see list in section 2) the corresponding auxiliary file has been used. The fourth column is the date of those product files.

Type	Auxiliary Filename	Used since product	Used since product date
INST_PHYS_CHARACTERISTICS	GOM_INS_AXVIEC20091111_143220_20030716_120000_20500101_000000	1	18-SEP-2004 00:05:12
LEVEL-2_PROC_CONFIG	GOM_PR2_AXVIEC20091111_152718_20020301_000000_20500101_000000	1	18-SEP-2004 00:05:12
CROSS_SECTIONS_FILE	GOM_CRS_AXVIEC20091111_154832_20020301_000000_20500101_000000	1	18-SEP-2004 00:05:12

# GOMOS Level 2 Daily Report

## SUMMARY

### [1. General Info](#)

### [2. Summary of processed GOM\\_NL\\_2P products](#)

### [3. Level 2 Quality information per product](#)

#### [3.1 Plot of level 2 quality information per product \(time dependant\)](#)

#### [3.2 Plot of level 2 quality information per product \(world map\)](#)

### [4. Level 1 Quality information per product \(stored on level 2 products\)](#)

#### [4.1 Plot of level 1 quality information per product \(time dependant\)](#)

##### [4.1.1 Plot of level 1 quality information per product \(time dependant\): ASCENDING](#)

##### [4.1.2 Plot of level 1 quality information per product \(time dependant\): DESCENDING](#)

#### [4.2 Plot of level 1 quality information per product \(world map\)](#)

##### [4.2.1 Plot of level 1 quality information per product \(world map\): ASCENDING](#)

##### [4.2.2 Plot of level 1 quality information per product \(world map\): DESCENDING](#)

### [5. Ozone profiles based on quality statistics and other trace gas profiles](#)

#### [5.1 Ozone statistics based on quality of products](#)

#### [5.2 Plot ozone profiles for all STD \(dark without errors\)](#)

#### [5.3 Plot ozone profiles where STD < 20% \(dark without errors\)](#)

#### [5.4. Plot ozone profiles where STD < 10% \(dark without errors\)](#)

#### [5.5. Plot ozone profiles where STD < 5% \(dark without errors\)](#)

#### [5.6 Plot NO2 profiles for all STD \(dark without errors\)](#)

#### [5.7 Plot NO3 profiles for all STD \(dark without errors\)](#)

#### [5.8 Plot H2O profiles \(only for occultations of stars 1,2,3,4,13,14,16,26,63 dark without errors\) for all STD](#)

### [6. Auxiliary Data Files used for the production reported in section 2](#)

This report presents the daily analysis on parameters extracted from GOMOS level 2 data (GOM\_NL\_\_2P). It is intended to monitor some important parameters that will impact the quality of these products. A list of level 2 products (and content) that have arrived during the reporting day to the PCF is also given.

Item	Value
Time of report generation	19APR2013 11:18:16
Data source version	GOMOS/6.01
Start time of products	18-09-2004 (18SEP2004 00:00:00)
Stop time of products	19-09-2004 (19SEP2004 00:00:00)
Store outputs in DB	Yes
Nb of level 2 prods	433
Nb of prods with errors	0

## 2. Summary of processed GOM\_NL\_\_2P products.

Nr	Filename	UTC Start time	Limb	Duration	Star Id	Star Name	Star Mag	Star Temp	Nb Meas	Orbit	Prod. error
1	GOM_NL__2PRFIN20040918_000512_000000462030_00259_13339_4111.N1	18-SEP-2004 00:05:12	Dark	45.500	132	15Rho Pup	2.8030	6900.0	91	13339	No
2	GOM_NL__2PRFIN20040918_000713_000000632030_00259_13339_4112.N1	18-SEP-2004 00:07:13	Dark	62.500	1	9Alp CMa	-1.4400	11000.	125	13339	No
3	GOM_NL__2PRFIN20040918_001213_000000442030_00259_13339_4113.N1	18-SEP-2004 00:12:13	Dark	44.000	46	Del Vel	1.9540	10600.	88	13339	No
4	GOM_NL__2PRFIN20040918_001346_000000452030_00259_13339_4114.N1	18-SEP-2004 00:13:46	Dark	44.500	41	Eps Car	1.8600	4100.0	89	13339	No
5	GOM_NL__2PRFIN20040918_001526_000000572030_00260_13340_4253.N1	18-SEP-2004 00:15:26	Dark	57.000	2	Alp Car	-0.73600	7000.0	114	13340	No
6	GOM_NL__2PRFIN20040918_001831_000002312030_00260_13340_4254.N1	18-SEP-2004 00:18:31	Dark	231.00	7	19Bet Ori	0.10000	14000.	462	13340	No
7	GOM_NL__2PRFIN20040918_002421_000000382030_00260_13340_4255.N1	18-SEP-2004 00:24:21	Dark	38.000	135	Bet Hyi	2.8200	5800.0	76	13340	No
8	GOM_NL__2PRFIN20040918_002700_000000452030_00260_13340_4256.N1	18-SEP-2004 00:27:00	Dark	45.000	9	Alp Eri	0.45300	24000.	90	13340	No
9	GOM_NL__2PRFIN20040918_002952_000000422030_00260_13340_4257.N1	18-SEP-2004 00:29:52	Straylight	41.500	148	Alp Tuc	2.8780	4100.0	83	13340	No
10	GOM_NL__2PRFIN20040918_003315_000000462030_00260_13340_4258.N1	18-SEP-2004 00:33:15	Straylight	45.500	63	Bet Gru	2.1500	2800.0	91	13340	No
11	GOM_NL__2PRFIN20040918_003623_000000392030_00260_13340_4259.N1	18-SEP-2004 00:36:23	Straylight	38.500	172	Gam Gru	3.0030	13100.	77	13340	No
12	GOM_NL__2PRFIN20040918_003750_000000442030_00260_13340_4260.N1	18-SEP-2004 00:37:50	Straylight	44.000	18	24Alp PsA	1.1660	9700.0	88	13340	No
13	GOM_NL__2PRFIN20040918_004014_000000572030_00260_13340_4261.N1	18-SEP-2004 00:40:14	Twilight_stray	57.000	52	16Bet Cet	2.0370	4500.0	114	13340	No
14	GOM_NL__2PRFIN20040918_004220_000000402030_00260_13340_4262.N1	18-SEP-2004 00:42:20	Twilight_stray	40.000	142	49Del Cap	2.8500	8900.0	80	13340	No
15	GOM_NL__2PRFIN20040918_004631_000000402030_00260_13340_4263.N1	18-SEP-2004 00:46:31	Bright	39.500	162	34Alp Aqr	2.9440	5350.0	79	13340	No
16	GOM_NL__2PRFIN20040918_004932_000000412030_00260_13340_4264.N1	18-SEP-2004 00:49:32	Bright	41.000	61	8Eps Peg	2.1000	3900.0	82	13340	No
17	GOM_NL__2PRFIN20040918_005056_000000422030_00260_13340_4265.N1	18-SEP-2004 00:50:56	Bright	42.000	90	54Alp Peg	2.4870	11000.	84	13340	No
18	GOM_NL__2PRFIN20040918_005446_000000402030_00260_13340_4266.N1	18-SEP-2004 00:54:46	Bright	39.500	93	53Bet Peg	2.5200	3100.0	79	13340	No
19	GOM_NL__2PRFIN20040918_005657_000000382030_00260_13340_4267.N1	18-SEP-2004 00:56:57	Bright	37.500	92	53Eps Cyg	2.5000	4500.0	75	13340	No
20	GOM_NL__2PRFIN20040918_005906_000000392030_00260_13340_4268.N1	18-SEP-2004 00:59:06	Bright	38.500	66	37Gam Cyg	2.2080	5900.0	77	13340	No
21	GOM_NL__2PRFIN20040918_010152_000000612030_00260_13340_4269.N1	18-SEP-2004 01:01:52	Bright	60.500	53	43Bet And	2.0480	3300.0	121	13340	No
22	GOM_NL__2PRFIN20040918_010416_000000392030_00260_13340_4270.N1	18-SEP-2004 01:04:16	Bright	38.500	89	5Alp Cep	2.4510	8000.0	77	13340	No
23	GOM_NL__2PRFIN20040918_010639_000000432030_00260_13340_4271.N1	18-SEP-2004 01:06:39	Bright	43.000	76	27Gam Cas	2.3000	30000.	86	13340	No
24	GOM_NL__2PRFIN20040918_011153_000000352030_00260_13340_4272.N1	18-SEP-2004 01:11:53	Bright	35.000	49	1Alp UMi	1.9900	6300.0	70	13340	No
25	GOM_NL__2PRFIN20040918_011412_000000672030_00260_13340_4273.N1	18-SEP-2004 01:14:12	Bright	67.000	35	33Alp Per	1.7950	6250.0	134	13340	No
26	GOM_NL__2PRFIN20040918_011606_000000692030_00260_13340_4274.N1	18-SEP-2004 01:16:06	Bright	68.500	175	39Del Per	3.0100	19400.	137	13340	No
27	GOM_NL__2PRFIN20040918_011920_000000392030_00260_13340_4275.N1	18-SEP-2004 01:19:20	Bright	38.500	36	50Alp UMa	1.8000	6300.0	77	13340	No
28	GOM_NL__2PRFIN20040918_012048_000000522030_00260_13340_4276.N1	18-SEP-2004 01:20:48	Bright	52.000	82	48Bet UMa	2.3650	10600.	104	13340	No
29	GOM_NL__2PRFIN20040918_012353_000000372030_00260_13340_4277.N1	18-SEP-2004 01:23:53	Bright	36.500	174	52Psi UMa	3.0040	4400.0	73	13340	No
30	GOM_NL__2PRFIN20040918_012734_000000662030_00260_13340_4278.N1	18-SEP-2004 01:27:34	Bright	65.500	107	37The Aur	2.6490	11000.	131	13340	No
31	GOM_NL__2PRFIN20040918_013043_000000492030_00260_13340_4279.N1	18-SEP-2004 01:30:43	Bright	49.000	17	78Bet Gem	1.1610	4500.0	98	13340	No
32	GOM_NL__2PRFIN20040918_013336_000001432030_00260_13340_4280.N1	18-SEP-2004 01:33:36	Straylight	143.00	28	12Bet Tau	1.6500	15200.	286	13340	No
33	GOM_NL__2PRFIN20040918_013825_000000632030_00260_13340_4281.N1	18-SEP-2004 01:38:25	Dark	63.000	8	10Alp CMi	0.40000	6500.0	126	13340	No
34	GOM_NL__2PRFIN20040918_014548_000000432030_00260_13340_4282.N1	18-SEP-2004 01:45:48	Dark	43.000	132	15Rho Pup	2.8030	6900.0	86	13340	No
35	GOM_NL__2PRFIN20040918_014750_000000652030_00260_13340_4283.N1	18-SEP-2004 01:47:50	Dark	65.000	1	9Alp CMa	-1.4400	11000.	130	13340	No
36	GOM_NL__2PRFIN20040918_015422_000000522030_00260_13340_4284.N1	18-SEP-2004 01:54:22	Dark	52.000	41	Eps Car	1.8600	4100.0	104	13340	No
37	GOM_NL__2PRFIN20040918_015603_000000522030_00261_13341_4084.N1	18-SEP-2004 01:56:03	Dark	52.000	2	Alp Car	-0.73600	7000.0	104	13341	No
38	GOM_NL__2PRFIN20040918_015913_000002312030_00261_13341_4085.N1	18-SEP-2004 01:59:13	Dark	231.00	7	19Bet Ori	0.10000	14000.	462	13341	No
39	GOM_NL__2PRFIN20040918_020457_000000382030_00261_13341_4086.N1	18-SEP-2004 02:04:57	Dark	37.500	135	Bet Hyi	2.8200	5800.0	75	13341	No
40	GOM_NL__2PRFIN20040918_020737_000000492030_00261_13341_4087.N1	18-SEP-2004 02:07:37	Dark	48.500	9	Alp Eri	0.45300	24000.	97	13341	No
41	GOM_NL__2PRFIN20040918_021028_000000442030_00261_13341_4088.N1	18-SEP-2004 02:10:28	Straylight	44.000	148	Alp Tuc	2.8780	4100.0	88	13341	No
42	GOM_NL__2PRFIN20040918_021351_000000452030_00261_13341_4089.N1	18-SEP-2004 02:13:51	Straylight	44.500	63	Bet Gru	2.1500	2800.0	89	13341	No



43	GOM_NL__2PRFIN20040918_021659_000000412030_00261_13341_4090.N1	18-SEP-2004 02:16:59	Straylight	40.500	172	Gam Gru	3.0030	13100.	81	13341	No
44	GOM_NL__2PRFIN20040918_021825_000000482030_00261_13341_4091.N1	18-SEP-2004 02:18:25	Straylight	47.500	18	24Alp PsA	1.1660	9700.0	95	13341	No
45	GOM_NL__2PRFIN20040918_022051_000000582030_00261_13341_4092.N1	18-SEP-2004 02:20:51	Tw_i_and_stray	57.500	52	16Bet Cet	2.0370	4500.0	115	13341	No
46	GOM_NL__2PRFIN20040918_022257_000000412030_00261_13341_4093.N1	18-SEP-2004 02:22:57	Tw_i_and_stray	41.000	142	49Del Cap	2.8500	8900.0	82	13341	No
47	GOM_NL__2PRFIN20040918_022707_000000402030_00261_13341_4094.N1	18-SEP-2004 02:27:07	Bright	40.000	162	34Alp Aqr	2.9440	5350.0	80	13341	No
48	GOM_NL__2PRFIN20040918_023008_000000402030_00261_13341_4095.N1	18-SEP-2004 02:30:08	Bright	39.500	61	8Eps Peg	2.1000	3900.0	79	13341	No
49	GOM_NL__2PRFIN20040918_023130_000000432030_00261_13341_4096.N1	18-SEP-2004 02:31:30	Bright	43.000	90	54Alp Peg	2.4870	11000.	86	13341	No
50	GOM_NL__2PRFIN20040918_023519_000000432030_00261_13341_4097.N1	18-SEP-2004 02:35:19	Bright	42.500	93	53Bet Peg	2.5200	3100.0	85	13341	No
51	GOM_NL__2PRFIN20040918_023733_000000382030_00261_13341_4098.N1	18-SEP-2004 02:37:33	Bright	38.000	92	53Eps Cyg	2.5000	4500.0	76	13341	No
52	GOM_NL__2PRFIN20040918_023943_000000402030_00261_13341_4099.N1	18-SEP-2004 02:39:43	Bright	39.500	66	37Gam Cyg	2.2080	5900.0	79	13341	No
53	GOM_NL__2PRFIN20040918_024227_000000582030_00261_13341_4100.N1	18-SEP-2004 02:42:27	Bright	57.500	53	43Bet And	2.0480	3300.0	115	13341	No
54	GOM_NL__2PRFIN20040918_024452_000000402030_00261_13341_4101.N1	18-SEP-2004 02:44:52	Bright	39.500	89	5Alp Cep	2.4510	8000.0	79	13341	No
55	GOM_NL__2PRFIN20040918_024714_000000412030_00261_13341_4102.N1	18-SEP-2004 02:47:14	Bright	40.500	76	27Gam Cas	2.3000	30000.	81	13341	No
56	GOM_NL__2PRFIN20040918_025228_000000362030_00261_13341_4103.N1	18-SEP-2004 02:52:28	Bright	36.000	49	1Alp UMi	1.9900	6300.0	72	13341	No
57	GOM_NL__2PRFIN20040918_025446_000000672030_00261_13341_4104.N1	18-SEP-2004 02:54:46	Bright	66.500	35	33Alp Per	1.7950	6250.0	133	13341	No
58	GOM_NL__2PRFIN20040918_025641_000000702030_00261_13341_4105.N1	18-SEP-2004 02:56:41	Bright	70.000	175	39Del Per	3.0100	19400.	140	13341	No
59	GOM_NL__2PRFIN20040918_025956_000000402030_00261_13341_4106.N1	18-SEP-2004 02:59:56	Bright	40.000	36	50Alp UMa	1.8000	6300.0	80	13341	No
60	GOM_NL__2PRFIN20040918_030124_000000372030_00261_13341_4107.N1	18-SEP-2004 03:01:24	Bright	37.000	82	48Bet UMa	2.3650	10600.	74	13341	No
61	GOM_NL__2PRFIN20040918_030427_000000522030_00261_13341_4108.N1	18-SEP-2004 03:04:27	Bright	52.000	174	52Psi UMa	3.0040	4400.0	104	13341	No
62	GOM_NL__2PRFIN20040918_030810_000000662030_00261_13341_4109.N1	18-SEP-2004 03:08:10	Bright	65.500	107	37The Aur	2.6490	11000.	131	13341	No
63	GOM_NL__2PRFIN20040918_031119_000000482030_00261_13341_4110.N1	18-SEP-2004 03:11:19	Bright	48.000	17	78Bet Gem	1.1610	4500.0	96	13341	No
64	GOM_NL__2PRFIN20040918_031413_000001382030_00261_13341_4111.N1	18-SEP-2004 03:14:13	Straylight	137.50	28	12Bet Tau	1.6500	15200.	275	13341	No
65	GOM_NL__2PRFIN20040918_031901_000000562030_00261_13341_4112.N1	18-SEP-2004 03:19:01	Dark	56.000	8	10Alp CMi	0.40000	6500.0	112	13341	No
66	GOM_NL__2PRFIN20040918_032624_000000432030_00261_13341_4113.N1	18-SEP-2004 03:26:24	Dark	42.500	132	15Rho Pup	2.8030	6900.0	85	13341	No
67	GOM_NL__2PRFIN20040918_032827_000000622030_00261_13341_4114.N1	18-SEP-2004 03:28:27	Dark	62.000	1	9Alp CMa	-1.4400	11000.	124	13341	No
68	GOM_NL__2PRFIN20040918_033325_000000402030_00261_13341_4115.N1	18-SEP-2004 03:33:25	Dark	40.000	46	Del Vel	1.9540	10600.	80	13341	No
69	GOM_NL__2PRFIN20040918_033458_000000402030_00261_13341_4116.N1	18-SEP-2004 03:34:58	Dark	40.000	41	Eps Car	1.8600	4100.0	80	13341	No
70	GOM_NL__2PRFIN20040918_033640_000000552030_00262_13342_4086.N1	18-SEP-2004 03:36:40	Dark	55.000	2	Alp Car	-0.73600	7000.0	110	13342	No
71	GOM_NL__2PRFIN20040918_033954_000002312030_00262_13342_4087.N1	18-SEP-2004 03:39:54	Dark	231.00	7	19Bet Ori	0.10000	14000.	462	13342	No
72	GOM_NL__2PRFIN20040918_034533_000000402030_00262_13342_4088.N1	18-SEP-2004 03:45:33	Dark	39.500	135	Bet Hyi	2.8200	5800.0	79	13342	No
73	GOM_NL__2PRFIN20040918_034815_000000462030_00262_13342_4089.N1	18-SEP-2004 03:48:15	Dark	46.000	9	Alp Eri	0.45300	24000.	92	13342	No
74	GOM_NL__2PRFIN20040918_035104_000000462030_00262_13342_4090.N1	18-SEP-2004 03:51:04	Straylight	45.500	148	Alp Tuc	2.8780	4100.0	91	13342	No
75	GOM_NL__2PRFIN20040918_035427_000000462030_00262_13342_4091.N1	18-SEP-2004 03:54:27	Straylight	46.000	63	Bet Gru	2.1500	2800.0	92	13342	No
76	GOM_NL__2PRFIN20040918_035736_000000392030_00262_13342_4092.N1	18-SEP-2004 03:57:36	Straylight	38.500	172	Gam Gru	3.0030	13100.	77	13342	No
77	GOM_NL__2PRFIN20040918_035902_000000472030_00262_13342_4093.N1	18-SEP-2004 03:59:02	Straylight	46.500	18	24Alp PsA	1.1660	9700.0	93	13342	No
78	GOM_NL__2PRFIN20040918_040124_000000632030_00262_13342_4094.N1	18-SEP-2004 04:01:24	Tw_i_and_stray	62.500	52	16Bet Cet	2.0370	4500.0	125	13342	No
79	GOM_NL__2PRFIN20040918_040333_000000432030_00262_13342_4095.N1	18-SEP-2004 04:03:33	Tw_i_and_stray	42.500	142	49Del Cap	2.8500	8900.0	85	13342	No
80	GOM_NL__2PRFIN20040918_040743_000000402030_00262_13342_4096.N1	18-SEP-2004 04:07:43	Bright	40.000	162	34Alp Aqr	2.9440	5350.0	80	13342	No
81	GOM_NL__2PRFIN20040918_041045_000000412030_00262_13342_4097.N1	18-SEP-2004 04:10:45	Bright	40.500	61	8Eps Peg	2.1000	3900.0	81	13342	No
82	GOM_NL__2PRFIN20040918_041208_000000422030_00262_13342_4098.N1	18-SEP-2004 04:12:08	Bright	41.500	90	54Alp Peg	2.4870	11000.	83	13342	No
83	GOM_NL__2PRFIN20040918_041558_000000442030_00262_13342_4099.N1	18-SEP-2004 04:15:58	Bright	44.000	93	53Bet Peg	2.5200	3100.0	88	13342	No
84	GOM_NL__2PRFIN20040918_041810_000000392030_00262_13342_4100.N1	18-SEP-2004 04:18:10	Bright	38.500	92	53Eps Cyg	2.5000	4500.0	77	13342	No
85	GOM_NL__2PRFIN20040918_042019_000000392030_00262_13342_4101.N1	18-SEP-2004 04:20:19	Bright	39.000	66	37Gam Cyg	2.2080	5900.0	78	13342	No
86	GOM_NL__2PRFIN20040918_042300_000000662030_00262_13342_4102.N1	18-SEP-2004 04:23:00	Bright	65.500	53	43Bet And	2.0480	3300.0	131	13342	No
87	GOM_NL__2PRFIN20040918_042528_000000372030_00262_13342_4103.N1	18-SEP-2004 04:25:28	Bright	37.000	89	5Alp Cep	2.4510	8000.0	74	13342	No
88	GOM_NL__2PRFIN20040918_042750_000000452030_00262_13342_4104.N1	18-SEP-2004 04:27:50	Bright	44.500	76	27Gam Cas	2.3000	30000.	89	13342	No
89	GOM_NL__2PRFIN20040918_043305_000000392030_00262_13342_4105.N1	18-SEP-2004 04:33:05	Bright	38.500	49	1Alp UMi	1.9900	6300.0	77	13342	No
90	GOM_NL__2PRFIN20040918_043521_000000672030_00262_13342_4106.N1	18-SEP-2004 04:35:21	Bright	67.000	35	33Alp Per	1.7950	6250.0	134	13342	No
91	GOM_NL__2PRFIN20040918_043715_000000712030_00262_13342_4107.N1	18-SEP-2004 04:37:15	Bright	70.500	175	39Del Per	3.0100	19400.	141	13342	No
92	GOM_NL__2PRFIN20040918_044033_000000382030_00262_13342_4108.N1	18-SEP-2004 04:40:33	Bright	38.000	36	50Alp UMa	1.8000	6300.0	76	13342	No
93	GOM_NL__2PRFIN20040918_044200_000000372030_00262_13342_4109.N1	18-SEP-2004 04:42:00	Bright	37.000	82	48Bet UMa	2.3650	10600.	74	13342	No
94	GOM_NL__2PRFIN20040918_044506_000000382030_00262_13342_4110.N1	18-SEP-2004 04:45:06	Bright	37.500	174	52Psi UMa	3.0040	4400.0	75	13342	No
95	GOM_NL__2PRFIN20040918_044846_000000682030_00262_13342_4111.N1	18-SEP-2004 04:48:46	Bright	67.500	107	37The Aur	2.6490	11000.	135	13342	No
96	GOM_NL__2PRFIN20040918_045155_000000632030_00262_13342_4112.N1	18-SEP-2004 04:51:55	Bright	63.000	17	78Bet Gem	1.1610	4500.0	126	13342	No
97	GOM_NL__2PRFIN20040918_045450_000001452030_00262_13342_4113.N1	18-SEP-2004 04:54:50	Straylight	144.50	28	12Bet Tau	1.6500	15200.	289	13342	No
98	GOM_NL__2PRFIN20040918_045938_000000572030_00262_13342_4114.N1	18-SEP-2004 04:59:38	Dark	57.000	8	10Alp CMi	0.40000	6500.0	114	13342	No
99	GOM_NL__2PRFIN20040918_050701_000000462030_00262_13342_4115.N1	18-SEP-2004 05:07:01	Dark	45.500	132	15Rho Pup	2.8030	6900.0	91	13342	No
100	GOM_NL__2PRFIN20040918_050904_000000732030_00262_13342_4116.N1	18-SEP-2004 05:09:04	Dark	73.000	1	9Alp CMa	-1.4400	11000.	146	13342	No
101	GOM_NL__2PRFIN20040918_051402_000000422030_00262_13342_4117.N1	18-SEP-2004 05:14:02	Dark	41.500	46	Del Vel	1.9540	10600.	83	13342	No

102	GOM_NL__2PRFIN20040918_051535_000000482030_00262_13342_4118.N1	18-SEP-2004 05:15:35	Dark	47.500	41	Eps Car	1.8600	4100.0	95	13342	No
103	GOM_NL__2PRFIN20040918_051717_000000572030_00263_13343_4087.N1	18-SEP-2004 05:17:17	Dark	57.000	2	Alp Car	-0.73600	7000.0	114	13343	No
104	GOM_NL__2PRFIN20040918_052035_000002312030_00263_13343_4088.N1	18-SEP-2004 05:20:35	Dark	231.00	7	19Bet Ori	0.10000	14000.	462	13343	No
105	GOM_NL__2PRFIN20040918_052609_000000372030_00263_13343_4089.N1	18-SEP-2004 05:26:09	Dark	37.000	135	Bet Hyi	2.8200	5800.0	74	13343	No
106	GOM_NL__2PRFIN20040918_052852_000000432030_00263_13343_4090.N1	18-SEP-2004 05:28:52	Dark	42.500	9	Alp Eri	0.45300	24000.	85	13343	No
107	GOM_NL__2PRFIN20040918_053140_000000452030_00263_13343_4091.N1	18-SEP-2004 05:31:40	Straylight	44.500	148	Alp Tuc	2.8780	4100.0	89	13343	No
108	GOM_NL__2PRFIN20040918_053503_000000472030_00263_13343_4092.N1	18-SEP-2004 05:35:03	Straylight	46.500	63	Bet Gru	2.1500	2800.0	93	13343	No
109	GOM_NL__2PRFIN20040918_053812_000000392030_00263_13343_4093.N1	18-SEP-2004 05:38:12	Straylight	39.000	172	Gam Gru	3.0030	13100.	78	13343	No
110	GOM_NL__2PRFIN20040918_053938_000000472030_00263_13343_4094.N1	18-SEP-2004 05:39:38	Straylight	46.500	18	24Alp PsA	1.1660	9700.0	93	13343	No
111	GOM_NL__2PRFIN20040918_054203_000000602030_00263_13343_4095.N1	18-SEP-2004 05:42:03	Tw_i_and_stray	59.500	52	16Bet Cet	2.0370	4500.0	119	13343	No
112	GOM_NL__2PRFIN20040918_054409_000000412030_00263_13343_4096.N1	18-SEP-2004 05:44:09	Tw_i_and_stray	41.000	142	49Del Cap	2.8500	8900.0	82	13343	No
113	GOM_NL__2PRFIN20040918_054820_000000402030_00263_13343_4097.N1	18-SEP-2004 05:48:20	Bright	40.000	162	34Alp Aqr	2.9440	5350.0	80	13343	No
114	GOM_NL__2PRFIN20040918_055122_000000382030_00263_13343_4098.N1	18-SEP-2004 05:51:22	Bright	38.000	61	8Eps Peg	2.1000	3900.0	76	13343	No
115	GOM_NL__2PRFIN20040918_055244_000000402030_00263_13343_4099.N1	18-SEP-2004 05:52:44	Bright	39.500	90	54Alp Peg	2.4870	11000.	79	13343	No
116	GOM_NL__2PRFIN20040918_055634_000000402030_00263_13343_4100.N1	18-SEP-2004 05:56:34	Bright	40.000	93	53Bet Peg	2.5200	3100.0	80	13343	No
117	GOM_NL__2PRFIN20040918_055845_000000412030_00263_13343_4101.N1	18-SEP-2004 05:58:45	Bright	40.500	92	53Eps Cyg	2.5000	4500.0	81	13343	No
118	GOM_NL__2PRFIN20040918_060055_000000402030_00263_13343_4102.N1	18-SEP-2004 06:00:55	Bright	40.000	66	37Gam Cyg	2.2080	5900.0	80	13343	No
119	GOM_NL__2PRFIN20040918_060335_000000642030_00263_13343_4103.N1	18-SEP-2004 06:03:35	Bright	64.000	53	43Bet And	2.0480	3300.0	128	13343	No
120	GOM_NL__2PRFIN20040918_060605_000000382030_00263_13343_4104.N1	18-SEP-2004 06:06:05	Bright	38.000	89	5Alp Cep	2.4510	8000.0	76	13343	No
121	GOM_NL__2PRFIN20040918_060825_000000452030_00263_13343_4105.N1	18-SEP-2004 06:08:25	Bright	44.500	76	27Gam Cas	2.3000	30000.	89	13343	No
122	GOM_NL__2PRFIN20040918_061341_000000372030_00263_13343_4106.N1	18-SEP-2004 06:13:41	Bright	37.000	49	1Alp UMi	1.9900	6300.0	74	13343	No
123	GOM_NL__2PRFIN20040918_061556_000000662030_00263_13343_4107.N1	18-SEP-2004 06:15:56	Bright	66.000	35	33Alp Per	1.7950	6250.0	132	13343	No
124	GOM_NL__2PRFIN20040918_061749_000000712030_00263_13343_4108.N1	18-SEP-2004 06:17:49	Bright	71.000	175	39Del Per	3.0100	19400.	142	13343	No
125	GOM_NL__2PRFIN20040918_062109_000000382030_00263_13343_4109.N1	18-SEP-2004 06:21:09	Bright	37.500	36	50Alp UMa	1.8000	6300.0	75	13343	No
126	GOM_NL__2PRFIN20040918_062236_000000362030_00263_13343_4110.N1	18-SEP-2004 06:22:36	Bright	35.500	82	48Bet UMa	2.3650	10600.	71	13343	No
127	GOM_NL__2PRFIN20040918_062540_000000392030_00263_13343_4111.N1	18-SEP-2004 06:25:40	Bright	39.000	174	52Psi UMa	3.0040	4400.0	78	13343	No
128	GOM_NL__2PRFIN20040918_062922_000000652030_00263_13343_4112.N1	18-SEP-2004 06:29:22	Bright	64.500	107	37The Aur	2.6490	11000.	129	13343	No
129	GOM_NL__2PRFIN20040918_063231_000000482030_00263_13343_4113.N1	18-SEP-2004 06:32:31	Bright	48.000	17	78Bet Gem	1.1610	4500.0	96	13343	No
130	GOM_NL__2PRFIN20040918_063527_000001542030_00263_13343_4114.N1	18-SEP-2004 06:35:27	Straylight	153.50	28	12Bet Tau	1.6500	15200.	307	13343	No
131	GOM_NL__2PRFIN20040918_064014_000000602030_00263_13343_4115.N1	18-SEP-2004 06:40:14	Dark	59.500	8	10Alp CMi	0.40000	6500.0	119	13343	No
132	GOM_NL__2PRFIN20040918_064738_000000452030_00263_13343_4116.N1	18-SEP-2004 06:47:38	Dark	44.500	132	15Rho Pup	2.8030	6900.0	89	13343	No
133	GOM_NL__2PRFIN20040918_064941_000000652030_00263_13343_4117.N1	18-SEP-2004 06:49:41	Dark	65.000	1	9Alp CMa	-1.4400	11000.	130	13343	No
134	GOM_NL__2PRFIN20040918_065438_000000422030_00263_13343_4118.N1	18-SEP-2004 06:54:38	Dark	41.500	46	Del Vel	1.9540	10600.	83	13343	No
135	GOM_NL__2PRFIN20040918_065611_000000442030_00263_13343_4119.N1	18-SEP-2004 06:56:11	Dark	43.500	41	Eps Car	1.8600	4100.0	87	13343	No
136	GOM_NL__2PRFIN20040918_065753_000000532030_00264_13344_4180.N1	18-SEP-2004 06:57:53	Dark	53.000	2	Alp Car	-0.73600	7000.0	106	13344	No
137	GOM_NL__2PRFIN20040918_070117_000002312030_00264_13344_4181.N1	18-SEP-2004 07:01:17	Dark	231.00	7	19Bet Ori	0.10000	14000.	462	13344	No
138	GOM_NL__2PRFIN20040918_070645_000000392030_00264_13344_4182.N1	18-SEP-2004 07:06:45	Dark	39.000	135	Bet Hyi	2.8200	5800.0	78	13344	No
139	GOM_NL__2PRFIN20040918_070929_000000552030_00264_13344_4183.N1	18-SEP-2004 07:09:29	Dark	55.000	9	Alp Eri	0.45300	24000.	110	13344	No
140	GOM_NL__2PRFIN20040918_071216_000000422030_00264_13344_4184.N1	18-SEP-2004 07:12:16	Straylight	42.000	148	Alp Tuc	2.8780	4100.0	84	13344	No
141	GOM_NL__2PRFIN20040918_071540_000000522030_00264_13344_4185.N1	18-SEP-2004 07:15:40	Straylight	51.500	63	Bet Gru	2.1500	2800.0	103	13344	No
142	GOM_NL__2PRFIN20040918_071848_000000392030_00264_13344_4186.N1	18-SEP-2004 07:18:48	Straylight	39.000	172	Gam Gru	3.0030	13100.	78	13344	No
143	GOM_NL__2PRFIN20040918_072015_000000452030_00264_13344_4187.N1	18-SEP-2004 07:20:15	Straylight	45.000	18	24Alp PsA	1.1660	9700.0	90	13344	No
144	GOM_NL__2PRFIN20040918_072239_000000582030_00264_13344_4188.N1	18-SEP-2004 07:22:39	Tw_i_and_stray	58.000	52	16Bet Cet	2.0370	4500.0	116	13344	No
145	GOM_NL__2PRFIN20040918_072445_000000412030_00264_13344_4189.N1	18-SEP-2004 07:24:45	Tw_i_and_stray	41.000	142	49Del Cap	2.8500	8900.0	82	13344	No
146	GOM_NL__2PRFIN20040918_072857_000000392030_00264_13344_4190.N1	18-SEP-2004 07:28:57	Bright	38.500	162	34Alp Aqr	2.9440	5350.0	77	13344	No
147	GOM_NL__2PRFIN20040918_073158_000000382030_00264_13344_4191.N1	18-SEP-2004 07:31:58	Bright	38.000	61	8Eps Peg	2.1000	3900.0	76	13344	No
148	GOM_NL__2PRFIN20040918_073320_000000412030_00264_13344_4192.N1	18-SEP-2004 07:33:20	Bright	40.500	90	54Alp Peg	2.4870	11000.	81	13344	No
149	GOM_NL__2PRFIN20040918_073710_000000402030_00264_13344_4193.N1	18-SEP-2004 07:37:10	Bright	40.000	93	53Bet Peg	2.5200	3100.0	80	13344	No
150	GOM_NL__2PRFIN20040918_073922_000000412030_00264_13344_4194.N1	18-SEP-2004 07:39:22	Bright	40.500	92	53Eps Cyg	2.5000	4500.0	81	13344	No
151	GOM_NL__2PRFIN20040918_074131_000000402030_00264_13344_4195.N1	18-SEP-2004 07:41:31	Bright	39.500	66	37Gam Cyg	2.2080	5900.0	79	13344	No
152	GOM_NL__2PRFIN20040918_074411_000000612030_00264_13344_4196.N1	18-SEP-2004 07:44:11	Bright	61.000	53	43Bet And	2.0480	3300.0	122	13344	No
153	GOM_NL__2PRFIN20040918_074641_000000372030_00264_13344_4197.N1	18-SEP-2004 07:46:41	Bright	37.000	89	5Alp Cep	2.4510	8000.0	74	13344	No
154	GOM_NL__2PRFIN20040918_074901_000000422030_00264_13344_4198.N1	18-SEP-2004 07:49:01	Bright	42.000	76	27Gam Cas	2.3000	30000.	84	13344	No
155	GOM_NL__2PRFIN20040918_075417_000000372030_00264_13344_4199.N1	18-SEP-2004 07:54:17	Bright	37.000	49	1Alp UMi	1.9900	6300.0	74	13344	No
156	GOM_NL__2PRFIN20040918_075631_000000682030_00264_13344_4200.N1	18-SEP-2004 07:56:31	Bright	67.500	35	33Alp Per	1.7950	6250.0	135	13344	No
157	GOM_NL__2PRFIN20040918_075824_000000762030_00264_13344_4201.N1	18-SEP-2004 07:58:24	Bright	76.000	175	39Del Per	3.0100	19400.	152	13344	No
158	GOM_NL__2PRFIN20040918_080144_000000382030_00264_13344_4202.N1	18-SEP-2004 08:01:44	Bright	38.000	36	50Alp UMa	1.8000	6300.0	76	13344	No
159	GOM_NL__2PRFIN20040918_080313_000000362030_00264_13344_4203.N1	18-SEP-2004 08:03:13	Bright	35.500	82	48Bet UMa	2.3650	10600.	71	13344	No
160	GOM_NL__2PRFIN20040918_080616_000000392030_00264_13344_4204.N1	18-SEP-2004 08:06:16	Bright	39.000	174	52Psi UMa	3.0040	4400.0	78	13344	No

161	GOM_NL__2PRFIN20040918_080958_000000672030_00264_13344_4205.N1	18-SEP-2004 08:09:58	Bright	66.500	107	37The Aur	2.6490	11000.	133	13344	No
162	GOM_NL__2PRFIN20040918_081307_000000482030_00264_13344_4206.N1	18-SEP-2004 08:13:07	Bright	48.000	17	78Bet Gem	1.1610	4500.0	96	13344	No
163	GOM_NL__2PRFIN20040918_081604_000001462030_00264_13344_4207.N1	18-SEP-2004 08:16:04	Straylight	146.00	28	12Bet Tau	1.6500	15200.	292	13344	No
164	GOM_NL__2PRFIN20040918_082051_000000622030_00264_13344_4208.N1	18-SEP-2004 08:20:51	Dark	61.500	8	10Alp CMi	0.40000	6500.0	123	13344	No
165	GOM_NL__2PRFIN20040918_082814_000000432030_00264_13344_4209.N1	18-SEP-2004 08:28:14	Dark	43.000	132	15Rho Pup	2.8030	6900.0	86	13344	No
166	GOM_NL__2PRFIN20040918_083018_000000672030_00264_13344_4210.N1	18-SEP-2004 08:30:18	Dark	66.500	1	9Alp CMa	-1.4400	11000.	133	13344	No
167	GOM_NL__2PRFIN20040918_083514_000000412030_00264_13344_4211.N1	18-SEP-2004 08:35:14	Dark	40.500	46	Del Vel	1.9540	10600.	81	13344	No
168	GOM_NL__2PRFIN20040918_083647_000000472030_00264_13344_4212.N1	18-SEP-2004 08:36:47	Dark	46.500	41	Eps Car	1.8600	4100.0	93	13344	No
169	GOM_NL__2PRFIN20040918_083830_000000572030_00265_13345_4090.N1	18-SEP-2004 08:38:30	Dark	57.000	2	Alp Car	-0.73600	7000.0	114	13345	No
170	GOM_NL__2PRFIN20040918_102240_000002312030_00266_13346_4091.N1	18-SEP-2004 10:22:40	Dark	231.00	7	19Bet Ori	0.10000	14000.	462	13346	No
171	GOM_NL__2PRFIN20040918_102916_000000402030_00266_13346_4092.N1	18-SEP-2004 10:29:16	Dark	40.000	143	Alp Hyi	2.8570	7200.0	80	13346	No
172	GOM_NL__2PRFIN20040918_103041_000000552030_00266_13346_4093.N1	18-SEP-2004 10:30:41	Dark	54.500	9	Alp Eri	0.45300	24000.	109	13346	No
173	GOM_NL__2PRFIN20040918_103328_000000412030_00266_13346_4094.N1	18-SEP-2004 10:33:28	Straylight	41.000	148	Alp Tuc	2.8780	4100.0	82	13346	No
174	GOM_NL__2PRFIN20040918_103652_000000472030_00266_13346_4095.N1	18-SEP-2004 10:36:52	Straylight	46.500	63	Bet Gru	2.1500	2800.0	93	13346	No
175	GOM_NL__2PRFIN20040918_103959_000000382030_00266_13346_4096.N1	18-SEP-2004 10:39:59	Straylight	38.000	172	Gam Gru	3.0030	13100.	76	13346	No
176	GOM_NL__2PRFIN20040918_104127_000000492030_00266_13346_4097.N1	18-SEP-2004 10:41:27	Straylight	48.500	18	24Alp PsA	1.1660	9700.0	97	13346	No
177	GOM_NL__2PRFIN20040918_104351_000000622030_00266_13346_4098.N1	18-SEP-2004 10:43:51	Tw_i_and_stray	62.000	52	16Bet Cet	2.0370	4500.0	124	13346	No
178	GOM_NL__2PRFIN20040918_104557_000000422030_00266_13346_4099.N1	18-SEP-2004 10:45:57	Tw_i_and_stray	41.500	142	49Del Cap	2.8500	8900.0	83	13346	No
179	GOM_NL__2PRFIN20040918_105008_000000392030_00266_13346_4100.N1	18-SEP-2004 10:50:08	Bright	39.000	162	34Alp Aqr	2.9440	5350.0	78	13346	No
180	GOM_NL__2PRFIN20040918_105310_000000392030_00266_13346_4101.N1	18-SEP-2004 10:53:10	Bright	38.500	61	8Eps Peg	2.1000	3900.0	77	13346	No
181	GOM_NL__2PRFIN20040918_105432_000000412030_00266_13346_4102.N1	18-SEP-2004 10:54:32	Bright	41.000	90	54Alp Peg	2.4870	11000.	82	13346	No
182	GOM_NL__2PRFIN20040918_105821_000000422030_00266_13346_4103.N1	18-SEP-2004 10:58:21	Bright	42.000	93	53Bet Peg	2.5200	3100.0	84	13346	No
183	GOM_NL__2PRFIN20040918_110034_000000392030_00266_13346_4104.N1	18-SEP-2004 11:00:34	Bright	38.500	92	53Eps Cyg	2.5000	4500.0	77	13346	No
184	GOM_NL__2PRFIN20040918_110244_000000392030_00266_13346_4105.N1	18-SEP-2004 11:02:44	Bright	39.000	66	37Gam Cyg	2.2080	5900.0	78	13346	No
185	GOM_NL__2PRFIN20040918_110520_000000632030_00266_13346_4106.N1	18-SEP-2004 11:05:20	Bright	63.000	53	43Bet And	2.0480	3300.0	126	13346	No
186	GOM_NL__2PRFIN20040918_110753_000000382030_00266_13346_4107.N1	18-SEP-2004 11:07:53	Bright	37.500	89	5Alp Cep	2.4510	8000.0	75	13346	No
187	GOM_NL__2PRFIN20040918_111012_000000412030_00266_13346_4108.N1	18-SEP-2004 11:10:12	Bright	41.000	76	27Gam Cas	2.3000	30000.	82	13346	No
188	GOM_NL__2PRFIN20040918_111529_000000382030_00266_13346_4109.N1	18-SEP-2004 11:15:29	Bright	38.000	49	1Alp UMi	1.9900	6300.0	76	13346	No
189	GOM_NL__2PRFIN20040918_111740_000000642030_00266_13346_4110.N1	18-SEP-2004 11:17:40	Bright	64.000	35	33Alp Per	1.7950	6250.0	128	13346	No
190	GOM_NL__2PRFIN20040918_111934_000000672030_00266_13346_4111.N1	18-SEP-2004 11:19:34	Bright	66.500	175	39Del Per	3.0100	19400.	133	13346	No
191	GOM_NL__2PRFIN20040918_112257_000000362030_00266_13346_4112.N1	18-SEP-2004 11:22:57	Bright	36.000	36	50Alp UMa	1.8000	6300.0	72	13346	No
192	GOM_NL__2PRFIN20040918_112425_000000372030_00266_13346_4113.N1	18-SEP-2004 11:24:25	Bright	36.500	82	48Bet UMa	2.3650	10600.	73	13346	No
193	GOM_NL__2PRFIN20040918_112728_000000392030_00266_13346_4114.N1	18-SEP-2004 11:27:28	Bright	39.000	174	52Psi UMa	3.0040	4400.0	78	13346	No
194	GOM_NL__2PRFIN20040918_113109_000000682030_00266_13346_4115.N1	18-SEP-2004 11:31:09	Bright	68.000	107	37The Aur	2.6490	11000.	136	13346	No
195	GOM_NL__2PRFIN20040918_113420_000000632030_00266_13346_4116.N1	18-SEP-2004 11:34:20	Bright	63.000	17	78Bet Gem	1.1610	4500.0	126	13346	No
196	GOM_NL__2PRFIN20040918_113718_000001432030_00266_13346_4117.N1	18-SEP-2004 11:37:18	Straylight	142.50	28	12Bet Tau	1.6500	15200.	285	13346	No
197	GOM_NL__2PRFIN20040918_114204_000000582030_00266_13346_4118.N1	18-SEP-2004 11:42:04	Dark	57.500	8	10Alp CMi	0.40000	6500.0	115	13346	No
198	GOM_NL__2PRFIN20040918_114927_000000452030_00266_13346_4119.N1	18-SEP-2004 11:49:27	Dark	44.500	132	15Rho Pup	2.8030	6900.0	89	13346	No
199	GOM_NL__2PRFIN20040918_115133_000000672030_00266_13346_4120.N1	18-SEP-2004 11:51:33	Dark	66.500	1	9Alp CMa	-1.4400	11000.	133	13346	No
200	GOM_NL__2PRFIN20040918_115626_000000442030_00266_13346_4121.N1	18-SEP-2004 11:56:26	Dark	43.500	46	Del Vel	1.9540	10600.	87	13346	No
201	GOM_NL__2PRFIN20040918_115759_000000512030_00266_13346_4122.N1	18-SEP-2004 11:57:59	Dark	50.500	41	Eps Car	1.8600	4100.0	101	13346	No
202	GOM_NL__2PRFIN20040918_115943_000000572030_00267_13347_4093.N1	18-SEP-2004 11:59:43	Dark	57.000	2	Alp Car	-0.73600	7000.0	114	13347	No
203	GOM_NL__2PRFIN20040918_120322_000002312030_00267_13347_4094.N1	18-SEP-2004 12:03:22	Dark	231.00	7	19Bet Ori	0.10000	14000.	462	13347	No
204	GOM_NL__2PRFIN20040918_120952_000000402030_00267_13347_4095.N1	18-SEP-2004 12:09:52	Dark	40.000	143	Alp Hyi	2.8570	7200.0	80	13347	No
205	GOM_NL__2PRFIN20040918_121117_000000492030_00267_13347_4096.N1	18-SEP-2004 12:11:17	Dark	48.500	9	Alp Eri	0.45300	24000.	97	13347	No
206	GOM_NL__2PRFIN20040918_121404_000000482030_00267_13347_4097.N1	18-SEP-2004 12:14:04	Straylight	47.500	148	Alp Tuc	2.8780	4100.0	95	13347	No
207	GOM_NL__2PRFIN20040918_121726_000000472030_00267_13347_4098.N1	18-SEP-2004 12:17:26	Straylight	46.500	63	Bet Gru	2.1500	2800.0	93	13347	No
208	GOM_NL__2PRFIN20040918_122036_000000392030_00267_13347_4099.N1	18-SEP-2004 12:20:36	Straylight	39.000	172	Gam Gru	3.0030	13100.	78	13347	No
209	GOM_NL__2PRFIN20040918_122203_000000432030_00267_13347_4100.N1	18-SEP-2004 12:22:03	Straylight	43.000	18	24Alp PsA	1.1660	9700.0	86	13347	No
210	GOM_NL__2PRFIN20040918_122426_000000682030_00267_13347_4101.N1	18-SEP-2004 12:24:26	Tw_i_and_stray	67.500	52	16Bet Cet	2.0370	4500.0	135	13347	No
211	GOM_NL__2PRFIN20040918_122633_000000422030_00267_13347_4102.N1	18-SEP-2004 12:26:33	Tw_i_and_stray	41.500	142	49Del Cap	2.8500	8900.0	83	13347	No
212	GOM_NL__2PRFIN20040918_123044_000000402030_00267_13347_4103.N1	18-SEP-2004 12:30:44	Bright	39.500	162	34Alp Aqr	2.9440	5350.0	79	13347	No
213	GOM_NL__2PRFIN20040918_123346_000000402030_00267_13347_4104.N1	18-SEP-2004 12:33:46	Bright	39.500	61	8Eps Peg	2.1000	3900.0	79	13347	No
214	GOM_NL__2PRFIN20040918_123506_000000412030_00267_13347_4105.N1	18-SEP-2004 12:35:06	Bright	41.000	90	54Alp Peg	2.4870	11000.	82	13347	No
215	GOM_NL__2PRFIN20040918_123856_000000402030_00267_13347_4106.N1	18-SEP-2004 12:38:56	Bright	39.500	93	53Bet Peg	2.5200	3100.0	79	13347	No
216	GOM_NL__2PRFIN20040918_124111_000000392030_00267_13347_4107.N1	18-SEP-2004 12:41:11	Bright	39.000	92	53Eps Cyg	2.5000	4500.0	78	13347	No
217	GOM_NL__2PRFIN20040918_124320_000000392030_00267_13347_4108.N1	18-SEP-2004 12:43:20	Bright	39.000	66	37Gam Cyg	2.2080	5900.0	78	13347	No
218	GOM_NL__2PRFIN20040918_124555_000000592030_00267_13347_4109.N1	18-SEP-2004 12:45:55	Bright	58.500	53	43Bet And	2.0480	3300.0	117	13347	No
219	GOM_NL__2PRFIN20040918_124828_000000392030_00267_13347_4110.N1	18-SEP-2004 12:48:28	Bright	38.500	89	5Alp Cep	2.4510	8000.0	77	13347	No

220	GOM_NL__2PRFIN20040918_125047_000000422030_00267_13347_4111.N1	18-SEP-2004 12:50:47	Bright	42.000	76	27Gam Cas	2.3000	30000.	84	13347	No
221	GOM_NL__2PRFIN20040918_125604_000000392030_00267_13347_4112.N1	18-SEP-2004 12:56:04	Bright	38.500	49	1Alp UMi	1.9900	6300.0	77	13347	No
222	GOM_NL__2PRFIN20040918_125815_000000652030_00267_13347_4113.N1	18-SEP-2004 12:58:15	Bright	64.500	35	33Alp Per	1.7950	6250.0	129	13347	No
223	GOM_NL__2PRFIN20040918_130009_000000692030_00267_13347_4114.N1	18-SEP-2004 13:00:09	Bright	68.500	175	39Del Per	3.0100	19400.	137	13347	No
224	GOM_NL__2PRFIN20040918_130334_000000362030_00267_13347_4115.N1	18-SEP-2004 13:03:34	Bright	35.500	36	50Alp UMa	1.8000	6300.0	71	13347	No
225	GOM_NL__2PRFIN20040918_130500_000000372030_00267_13347_4116.N1	18-SEP-2004 13:05:00	Bright	37.000	82	48Bet UMa	2.3650	10600.	74	13347	No
226	GOM_NL__2PRFIN20040918_130806_000000362030_00267_13347_4117.N1	18-SEP-2004 13:08:06	Bright	36.000	174	52Psi UMa	3.0040	4400.0	72	13347	No
227	GOM_NL__2PRFIN20040918_131145_000000702030_00267_13347_4118.N1	18-SEP-2004 13:11:45	Bright	69.500	107	37The Aur	2.6490	11000.	139	13347	No
228	GOM_NL__2PRFIN20040918_131455_000000462030_00267_13347_4119.N1	18-SEP-2004 13:14:55	Bright	46.000	17	78Bet Gem	1.1610	4500.0	92	13347	No
229	GOM_NL__2PRFIN20040918_131755_000001602030_00267_13347_4120.N1	18-SEP-2004 13:17:55	Straylight	159.50	28	12Bet Tau	1.6500	15200.	319	13347	No
230	GOM_NL__2PRFIN20040918_132241_000000582030_00267_13347_4121.N1	18-SEP-2004 13:22:41	Dark	58.000	8	10Alp CMi	0.40000	6500.0	116	13347	No
231	GOM_NL__2PRFIN20040918_133003_000000472030_00267_13347_4122.N1	18-SEP-2004 13:30:03	Dark	46.500	132	15Rho Pup	2.8030	6900.0	93	13347	No
232	GOM_NL__2PRFIN20040918_133210_000000632030_00267_13347_4123.N1	18-SEP-2004 13:32:10	Dark	63.000	1	9Alp CMa	-1.4400	11000.	126	13347	No
233	GOM_NL__2PRFIN20040918_133702_000000412030_00267_13347_4124.N1	18-SEP-2004 13:37:02	Dark	41.000	46	Del Vel	1.9540	10600.	82	13347	No
234	GOM_NL__2PRFIN20040918_133835_000000522030_00267_13347_4125.N1	18-SEP-2004 13:38:35	Dark	52.000	41	Eps Car	1.8600	4100.0	104	13347	No
235	GOM_NL__2PRFIN20040918_134019_000000572030_00268_13348_4113.N1	18-SEP-2004 13:40:19	Dark	56.500	2	Alp Car	-0.73600	7000.0	113	13348	No
236	GOM_NL__2PRFIN20040918_134404_000002312030_00268_13348_4114.N1	18-SEP-2004 13:44:04	Dark	231.00	7	19Bet Ori	0.10000	14000.	462	13348	No
237	GOM_NL__2PRFIN20040918_135028_000000432030_00268_13348_4115.N1	18-SEP-2004 13:50:28	Dark	42.500	143	Alp Hyi	2.8570	7200.0	85	13348	No
238	GOM_NL__2PRFIN20040918_135154_000000562030_00268_13348_4116.N1	18-SEP-2004 13:51:54	Dark	55.500	9	Alp Eri	0.45300	24000.	111	13348	No
239	GOM_NL__2PRFIN20040918_135440_000000442030_00268_13348_4117.N1	18-SEP-2004 13:54:40	Straylight	43.500	148	Alp Tuc	2.8780	4100.0	87	13348	No
240	GOM_NL__2PRFIN20040918_135804_000000492030_00268_13348_4118.N1	18-SEP-2004 13:58:04	Straylight	49.000	63	Bet Gru	2.1500	2800.0	98	13348	No
241	GOM_NL__2PRFIN20040918_140112_000000382030_00268_13348_4119.N1	18-SEP-2004 14:01:12	Straylight	38.000	172	Gam Gru	3.0030	13100.	76	13348	No
242	GOM_NL__2PRFIN20040918_140236_000000492030_00268_13348_4120.N1	18-SEP-2004 14:02:36	Straylight	49.000	18	24Alp PsA	1.1660	9700.0	98	13348	No
243	GOM_NL__2PRFIN20040918_140502_000000612030_00268_13348_4121.N1	18-SEP-2004 14:05:02	Tw_i_and_stray	60.500	52	16Bet Cet	2.0370	4500.0	121	13348	No
244	GOM_NL__2PRFIN20040918_140710_000000432030_00268_13348_4122.N1	18-SEP-2004 14:07:10	Tw_i_and_stray	42.500	142	49Del Cap	2.8500	8900.0	85	13348	No
245	GOM_NL__2PRFIN20040918_141120_000000402030_00268_13348_4123.N1	18-SEP-2004 14:11:20	Bright	39.500	162	34Alp Aqr	2.9440	5350.0	79	13348	No
246	GOM_NL__2PRFIN20040918_141422_000000392030_00268_13348_4124.N1	18-SEP-2004 14:14:22	Bright	39.000	61	8Eps Peg	2.1000	3900.0	78	13348	No
247	GOM_NL__2PRFIN20040918_141542_000000422030_00268_13348_4125.N1	18-SEP-2004 14:15:42	Bright	41.500	90	54Alp Peg	2.4870	11000.	83	13348	No
248	GOM_NL__2PRFIN20040918_141932_000000412030_00268_13348_4126.N1	18-SEP-2004 14:19:32	Bright	40.500	93	53Bet Peg	2.5200	3100.0	81	13348	No
249	GOM_NL__2PRFIN20040918_142147_000000362030_00268_13348_4127.N1	18-SEP-2004 14:21:47	Bright	36.000	92	53Eps Cyg	2.5000	4500.0	72	13348	No
250	GOM_NL__2PRFIN20040918_142356_000000412030_00268_13348_4128.N1	18-SEP-2004 14:23:56	Bright	40.500	66	37Gam Cyg	2.2080	5900.0	81	13348	No
251	GOM_NL__2PRFIN20040918_142629_000000632030_00268_13348_4129.N1	18-SEP-2004 14:26:29	Bright	63.000	53	43Bet And	2.0480	3300.0	126	13348	No
252	GOM_NL__2PRFIN20040918_142904_000000382030_00268_13348_4130.N1	18-SEP-2004 14:29:04	Bright	38.000	89	5Alp Cep	2.4510	8000.0	76	13348	No
253	GOM_NL__2PRFIN20040918_143122_000000432030_00268_13348_4131.N1	18-SEP-2004 14:31:22	Bright	43.000	76	27Gam Cas	2.3000	30000.	86	13348	No
254	GOM_NL__2PRFIN20040918_143640_000000362030_00268_13348_4132.N1	18-SEP-2004 14:36:40	Bright	35.500	49	1Alp UMi	1.9900	6300.0	71	13348	No
255	GOM_NL__2PRFIN20040918_143849_000000662030_00268_13348_4133.N1	18-SEP-2004 14:38:49	Bright	66.000	35	33Alp Per	1.7950	6250.0	132	13348	No
256	GOM_NL__2PRFIN20040918_144043_000000682030_00268_13348_4134.N1	18-SEP-2004 14:40:43	Bright	68.000	175	39Del Per	3.0100	19400.	136	13348	No
257	GOM_NL__2PRFIN20040918_144409_000000382030_00268_13348_4135.N1	18-SEP-2004 14:44:09	Bright	38.000	36	50Alp UMa	1.8000	6300.0	76	13348	No
258	GOM_NL__2PRFIN20040918_144537_000000362030_00268_13348_4136.N1	18-SEP-2004 14:45:37	Bright	36.000	82	48Bet UMa	2.3650	10600.	72	13348	No
259	GOM_NL__2PRFIN20040918_144842_000000382030_00268_13348_4137.N1	18-SEP-2004 14:48:42	Bright	37.500	174	52Psi UMa	3.0040	4400.0	75	13348	No
260	GOM_NL__2PRFIN20040918_145221_000000692030_00268_13348_4138.N1	18-SEP-2004 14:52:21	Bright	69.000	107	37The Aur	2.6490	11000.	138	13348	No
261	GOM_NL__2PRFIN20040918_145532_000000502030_00268_13348_4139.N1	18-SEP-2004 14:55:32	Bright	50.000	17	78Bet Gem	1.1610	4500.0	100	13348	No
262	GOM_NL__2PRFIN20040918_145831_000001502030_00268_13348_4140.N1	18-SEP-2004 14:58:31	Straylight	149.50	28	12Bet Tau	1.6500	15200.	299	13348	No
263	GOM_NL__2PRFIN20040918_150317_000000652030_00268_13348_4141.N1	18-SEP-2004 15:03:17	Dark	64.500	8	10Alp CMi	0.40000	6500.0	129	13348	No
264	GOM_NL__2PRFIN20040918_151040_000000442030_00268_13348_4142.N1	18-SEP-2004 15:10:40	Dark	44.000	132	15Rho Pup	2.8030	6900.0	88	13348	No
265	GOM_NL__2PRFIN20040918_151248_000000712030_00268_13348_4143.N1	18-SEP-2004 15:12:48	Dark	71.000	1	9Alp CMa	-1.4400	11000.	142	13348	No
266	GOM_NL__2PRFIN20040918_151736_000000462030_00268_13348_4144.N1	18-SEP-2004 15:17:36	Dark	45.500	46	Del Vel	1.9540	10600.	91	13348	No
267	GOM_NL__2PRFIN20040918_151911_000000512030_00268_13348_4145.N1	18-SEP-2004 15:19:11	Dark	51.000	41	Eps Car	1.8600	4100.0	102	13348	No
268	GOM_NL__2PRFIN20040918_152055_000000572030_00269_13349_4113.N1	18-SEP-2004 15:20:55	Dark	57.000	2	Alp Car	-0.73600	7000.0	114	13349	No
269	GOM_NL__2PRFIN20040918_152445_000002312030_00269_13349_4114.N1	18-SEP-2004 15:24:45	Dark	231.00	7	19Bet Ori	0.10000	14000.	462	13349	No
270	GOM_NL__2PRFIN20040918_153104_000000412030_00269_13349_4115.N1	18-SEP-2004 15:31:04	Dark	41.000	143	Alp Hyi	2.8570	7200.0	82	13349	No
271	GOM_NL__2PRFIN20040918_153230_000000462030_00269_13349_4116.N1	18-SEP-2004 15:32:30	Dark	46.000	9	Alp Eri	0.45300	24000.	92	13349	No
272	GOM_NL__2PRFIN20040918_153516_000000442030_00269_13349_4117.N1	18-SEP-2004 15:35:16	Straylight	43.500	148	Alp Tuc	2.8780	4100.0	87	13349	No
273	GOM_NL__2PRFIN20040918_153838_000000502030_00269_13349_4118.N1	18-SEP-2004 15:38:38	Straylight	50.000	63	Bet Gru	2.1500	2800.0	100	13349	No
274	GOM_NL__2PRFIN20040918_154148_000000402030_00269_13349_4119.N1	18-SEP-2004 15:41:48	Straylight	39.500	172	Gam Gru	3.0030	13100.	79	13349	No
275	GOM_NL__2PRFIN20040918_154312_000000462030_00269_13349_4120.N1	18-SEP-2004 15:43:12	Straylight	46.000	18	24Alp PsA	1.1660	9700.0	92	13349	No
276	GOM_NL__2PRFIN20040918_154539_000000592030_00269_13349_4121.N1	18-SEP-2004 15:45:39	Tw_i_and_stray	59.000	52	16Bet Cet	2.0370	4500.0	118	13349	No
277	GOM_NL__2PRFIN20040918_154746_000000432030_00269_13349_4122.N1	18-SEP-2004 15:47:46	Tw_i_and_stray	43.000	142	49Del Cap	2.8500	8900.0	86	13349	No
278	GOM_NL__2PRFIN20040918_155156_000000402030_00269_13349_4123.N1	18-SEP-2004 15:51:56	Bright	40.000	162	34Alp Aqr	2.9440	5350.0	80	13349	No

279	GOM_NL__2PRFIN20040918_155458_000000392030_00269_13349_4124.N1	18-SEP-2004 15:54:58	Bright	38.500	61	8Eps Peg	2.1000	3900.0	77	13349	No
280	GOM_NL__2PRFIN20040918_155619_000000412030_00269_13349_4125.N1	18-SEP-2004 15:56:19	Bright	40.500	90	54Alp Peg	2.4870	11000.	81	13349	No
281	GOM_NL__2PRFIN20040918_160008_000000402030_00269_13349_4126.N1	18-SEP-2004 16:00:08	Bright	40.000	93	53Bet Peg	2.5200	3100.0	80	13349	No
282	GOM_NL__2PRFIN20040918_160223_000000402030_00269_13349_4127.N1	18-SEP-2004 16:02:23	Bright	39.500	92	53Eps Cyg	2.5000	4500.0	79	13349	No
283	GOM_NL__2PRFIN20040918_160432_000000382030_00269_13349_4128.N1	18-SEP-2004 16:04:32	Bright	38.000	66	37Gam Cyg	2.2080	5900.0	76	13349	No
284	GOM_NL__2PRFIN20040918_160704_000000612030_00269_13349_4129.N1	18-SEP-2004 16:07:04	Bright	61.000	53	43Bet And	2.0480	3300.0	122	13349	No
285	GOM_NL__2PRFIN20040918_160941_000000372030_00269_13349_4130.N1	18-SEP-2004 16:09:41	Bright	37.000	89	5Alp Cep	2.4510	8000.0	74	13349	No
286	GOM_NL__2PRFIN20040918_161158_000000402030_00269_13349_4131.N1	18-SEP-2004 16:11:58	Bright	40.000	76	27Gam Cas	2.3000	30000.	80	13349	No
287	GOM_NL__2PRFIN20040918_161716_000000392030_00269_13349_4132.N1	18-SEP-2004 16:17:16	Bright	38.500	49	1Alp UMi	1.9900	6300.0	77	13349	No
288	GOM_NL__2PRFIN20040918_161924_000000662030_00269_13349_4133.N1	18-SEP-2004 16:19:24	Bright	65.500	35	33Alp Per	1.7950	6250.0	131	13349	No
289	GOM_NL__2PRFIN20040918_162118_000000692030_00269_13349_4134.N1	18-SEP-2004 16:21:18	Bright	69.000	175	39Del Per	3.0100	19400.	138	13349	No
290	GOM_NL__2PRFIN20040918_162446_000000382030_00269_13349_4135.N1	18-SEP-2004 16:24:46	Bright	38.000	36	50Alp UMa	1.8000	6300.0	76	13349	No
291	GOM_NL__2PRFIN20040918_162613_000000372030_00269_13349_4136.N1	18-SEP-2004 16:26:13	Bright	37.000	82	48Bet UMa	2.3650	10600.	74	13349	No
292	GOM_NL__2PRFIN20040918_162918_000000482030_00269_13349_4137.N1	18-SEP-2004 16:29:18	Bright	47.500	174	52Psi UMa	3.0040	4400.0	95	13349	No
293	GOM_NL__2PRFIN20040918_163256_000000652030_00269_13349_4138.N1	18-SEP-2004 16:32:56	Bright	64.500	107	37The Aur	2.6490	11000.	129	13349	No
294	GOM_NL__2PRFIN20040918_163608_000000492030_00269_13349_4139.N1	18-SEP-2004 16:36:08	Bright	49.000	17	78Bet Gem	1.1610	4500.0	98	13349	No
295	GOM_NL__2PRFIN20040918_163908_000001572030_00269_13349_4140.N1	18-SEP-2004 16:39:08	Straylight	157.00	28	12Bet Tau	1.6500	15200.	314	13349	No
296	GOM_NL__2PRFIN20040918_164354_000000582030_00269_13349_4141.N1	18-SEP-2004 16:43:54	Dark	57.500	8	10Alp CMi	0.40000	6500.0	115	13349	No
297	GOM_NL__2PRFIN20040918_165117_000000462030_00269_13349_4142.N1	18-SEP-2004 16:51:17	Dark	46.000	132	15Rho Pup	2.8030	6900.0	92	13349	No
298	GOM_NL__2PRFIN20040918_165324_000000732030_00269_13349_4143.N1	18-SEP-2004 16:53:24	Dark	73.000	1	9Alp CMa	-1.4400	11000.	146	13349	No
299	GOM_NL__2PRFIN20040918_165815_000000432030_00269_13349_4144.N1	18-SEP-2004 16:58:15	Dark	43.000	46	Del Vel	1.9540	10600.	86	13349	No
300	GOM_NL__2PRFIN20040918_165948_000000472030_00269_13349_4145.N1	18-SEP-2004 16:59:48	Dark	46.500	41	Eps Car	1.8600	4100.0	93	13349	No
301	GOM_NL__2PRFIN20040918_170132_000000572030_00270_13350_4113.N1	18-SEP-2004 17:01:32	Dark	57.000	2	Alp Car	-0.73600	7000.0	114	13350	No
302	GOM_NL__2PRFIN20040918_170528_000002302030_00270_13350_4114.N1	18-SEP-2004 17:05:28	Dark	230.00	7	19Bet Ori	0.10000	14000.	460	13350	No
303	GOM_NL__2PRFIN20040918_171141_000000412030_00270_13350_4115.N1	18-SEP-2004 17:11:41	Dark	41.000	143	Alp Hyi	2.8570	7200.0	82	13350	No
304	GOM_NL__2PRFIN20040918_171307_000000532030_00270_13350_4116.N1	18-SEP-2004 17:13:07	Dark	52.500	9	Alp Eri	0.45300	24000.	105	13350	No
305	GOM_NL__2PRFIN20040918_171552_000000462030_00270_13350_4117.N1	18-SEP-2004 17:15:52	Straylight	45.500	148	Alp Tuc	2.8780	4100.0	91	13350	No
306	GOM_NL__2PRFIN20040918_171935_000000462030_00270_13350_4118.N1	18-SEP-2004 17:19:35	Straylight	45.500	31	Alp Gru	1.7340	15200.	91	13350	No
307	GOM_NL__2PRFIN20040918_172224_000000392030_00270_13350_4119.N1	18-SEP-2004 17:22:24	Straylight	39.000	172	Gam Gru	3.0030	13100.	78	13350	No
308	GOM_NL__2PRFIN20040918_172350_000000462030_00270_13350_4120.N1	18-SEP-2004 17:23:50	Straylight	45.500	18	24Alp PsA	1.1660	9700.0	91	13350	No
309	GOM_NL__2PRFIN20040918_172615_000000612030_00270_13350_4121.N1	18-SEP-2004 17:26:15	Tw_i_and_stray	60.500	52	16Bet Cet	2.0370	4500.0	121	13350	No
310	GOM_NL__2PRFIN20040918_172822_000000422030_00270_13350_4122.N1	18-SEP-2004 17:28:22	Tw_i_and_stray	41.500	142	49Del Cap	2.8500	8900.0	83	13350	No
311	GOM_NL__2PRFIN20040918_173232_000000392030_00270_13350_4123.N1	18-SEP-2004 17:32:32	Bright	39.000	162	34Alp Aqr	2.9440	5350.0	78	13350	No
312	GOM_NL__2PRFIN20040918_173531_000000422030_00270_13350_4124.N1	18-SEP-2004 17:35:31	Bright	42.000	61	8Eps Peg	2.1000	3900.0	84	13350	No
313	GOM_NL__2PRFIN20040918_173807_000000472030_00270_13350_4125.N1	18-SEP-2004 17:38:07	Bright	46.500	140	88Gam Peg	2.8340	26000.	93	13350	No
314	GOM_NL__2PRFIN20040918_174043_000000402030_00270_13350_4126.N1	18-SEP-2004 17:40:43	Bright	39.500	93	53Bet Peg	2.5200	3100.0	79	13350	No
315	GOM_NL__2PRFIN20040918_174259_000000382030_00270_13350_4127.N1	18-SEP-2004 17:42:59	Bright	38.000	92	53Eps Cyg	2.5000	4500.0	76	13350	No
316	GOM_NL__2PRFIN20040918_174510_000000402030_00270_13350_4128.N1	18-SEP-2004 17:45:10	Bright	39.500	66	37Gam Cyg	2.2080	5900.0	79	13350	No
317	GOM_NL__2PRFIN20040918_174739_000000602030_00270_13350_4129.N1	18-SEP-2004 17:47:39	Bright	60.000	53	43Bet And	2.0480	3300.0	120	13350	No
318	GOM_NL__2PRFIN20040918_175016_000000392030_00270_13350_4130.N1	18-SEP-2004 17:50:16	Bright	38.500	89	5Alp Cep	2.4510	8000.0	77	13350	No
319	GOM_NL__2PRFIN20040918_175233_000000442030_00270_13350_4131.N1	18-SEP-2004 17:52:33	Bright	44.000	76	27Gam Cas	2.3000	30000.	88	13350	No
320	GOM_NL__2PRFIN20040918_175752_000000402030_00270_13350_4132.N1	18-SEP-2004 17:57:52	Bright	40.000	49	1Alp UMi	1.9900	6300.0	80	13350	No
321	GOM_NL__2PRFIN20040918_175959_000000672030_00270_13350_4133.N1	18-SEP-2004 17:59:59	Bright	66.500	35	33Alp Per	1.7950	6250.0	133	13350	No
322	GOM_NL__2PRFIN20040918_180152_000000702030_00270_13350_4134.N1	18-SEP-2004 18:01:52	Bright	69.500	175	39Del Per	3.0100	19400.	139	13350	No
323	GOM_NL__2PRFIN20040918_180522_000000352030_00270_13350_4135.N1	18-SEP-2004 18:05:22	Bright	34.500	36	50Alp UMa	1.8000	6300.0	69	13350	No
324	GOM_NL__2PRFIN20040918_180648_000000362030_00270_13350_4136.N1	18-SEP-2004 18:06:48	Bright	35.500	82	48Bet UMa	2.3650	10600.	71	13350	No
325	GOM_NL__2PRFIN20040918_180955_000000362030_00270_13350_4137.N1	18-SEP-2004 18:09:55	Bright	36.000	174	52Psi UMa	3.0040	4400.0	72	13350	No
326	GOM_NL__2PRFIN20040918_181332_000000642030_00270_13350_4138.N1	18-SEP-2004 18:13:32	Bright	63.500	107	37The Aur	2.6490	11000.	127	13350	No
327	GOM_NL__2PRFIN20040918_181644_000000512030_00270_13350_4139.N1	18-SEP-2004 18:16:44	Bright	50.500	17	78Bet Gem	1.1610	4500.0	101	13350	No
328	GOM_NL__2PRFIN20040918_181945_000001422030_00270_13350_4140.N1	18-SEP-2004 18:19:45	Straylight	141.50	28	12Bet Tau	1.6500	15200.	283	13350	No
329	GOM_NL__2PRFIN20040918_182430_000000662030_00270_13350_4141.N1	18-SEP-2004 18:24:30	Dark	66.000	8	10Alp CMi	0.40000	6500.0	132	13350	No
330	GOM_NL__2PRFIN20040918_183153_000000452030_00270_13350_4142.N1	18-SEP-2004 18:31:53	Dark	45.000	132	15Rho Pup	2.8030	6900.0	90	13350	No
331	GOM_NL__2PRFIN20040918_183401_000000752030_00270_13350_4143.N1	18-SEP-2004 18:34:01	Dark	75.000	1	9Alp CMa	-1.4400	11000.	150	13350	No
332	GOM_NL__2PRFIN20040918_183851_000000412030_00270_13350_4144.N1	18-SEP-2004 18:38:51	Dark	41.000	46	Del Vel	1.9540	10600.	82	13350	No
333	GOM_NL__2PRFIN20040918_184024_000000492030_00270_13350_4145.N1	18-SEP-2004 18:40:24	Dark	49.000	41	Eps Car	1.8600	4100.0	98	13350	No
334	GOM_NL__2PRFIN20040918_184610_000002302030_00271_13351_4113.N1	18-SEP-2004 18:46:10	Dark	230.00	7	19Bet Ori	0.10000	14000.	460	13351	No
335	GOM_NL__2PRFIN20040918_185218_000000422030_00271_13351_4114.N1	18-SEP-2004 18:52:18	Dark	41.500	143	Alp Hyi	2.8570	7200.0	83	13351	No
336	GOM_NL__2PRFIN20040918_185344_000000532030_00271_13351_4115.N1	18-SEP-2004 18:53:44	Dark	52.500	9	Alp Eri	0.45300	24000.	105	13351	No
337	GOM_NL__2PRFIN20040918_185628_000000472030_00271_13351_4116.N1	18-SEP-2004 18:56:28	Straylight	46.500	148	Alp Tuc	2.8780	4100.0	93	13351	No

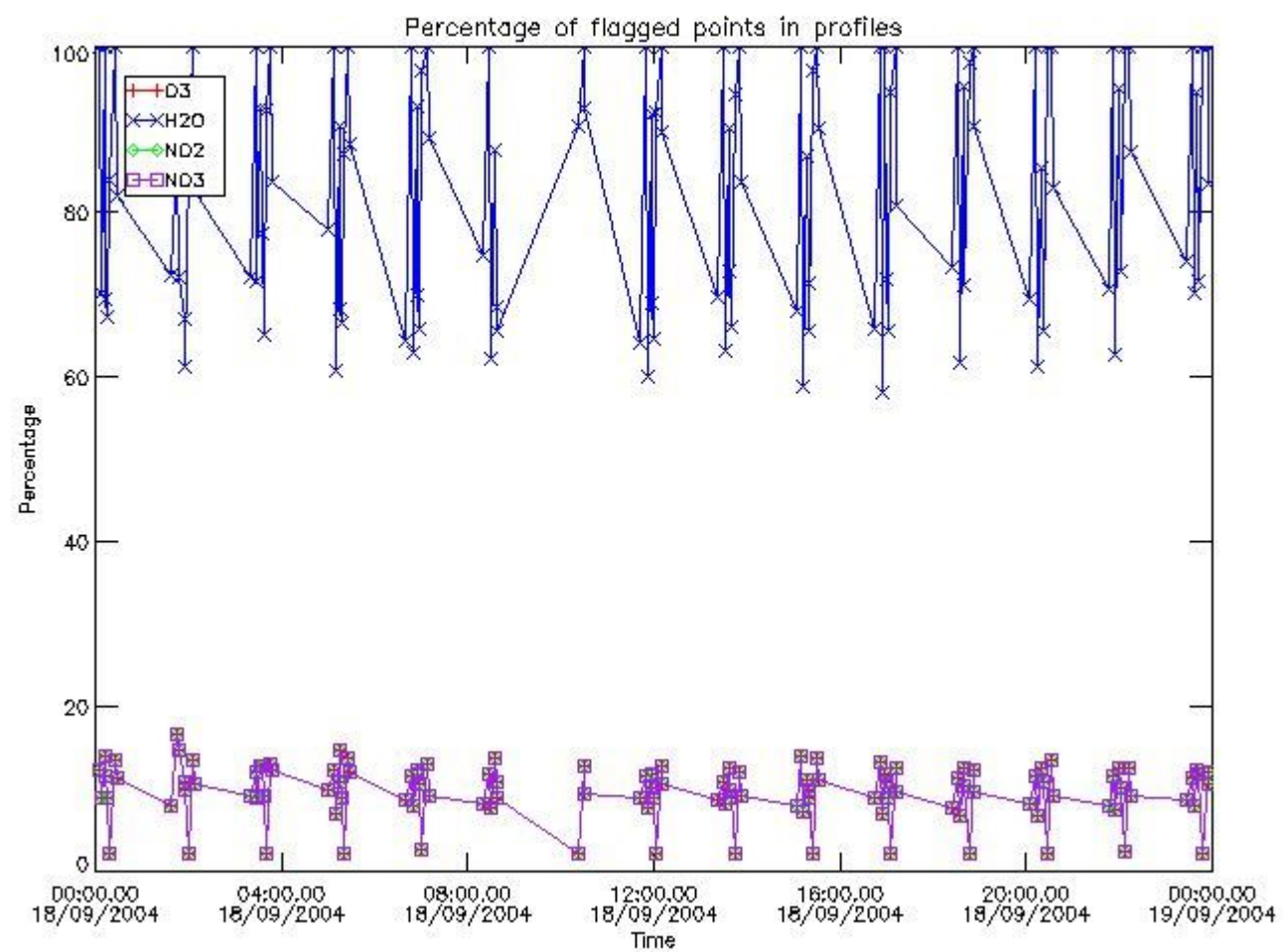
338	GOM_NL__2PRFIN20040918_190013_000000432030_00271_13351_4117.N1	18-SEP-2004 19:00:13	Straylight	43.000	31	Alp Gru	1.7340	15200.	86	13351	No
339	GOM_NL__2PRFIN20040918_190300_000000402030_00271_13351_4118.N1	18-SEP-2004 19:03:00	Straylight	40.000	172	Gam Gru	3.0030	13100.	80	13351	No
340	GOM_NL__2PRFIN20040918_190427_000000472030_00271_13351_4119.N1	18-SEP-2004 19:04:27	Straylight	46.500	18	24Alp PsA	1.1660	9700.0	93	13351	No
341	GOM_NL__2PRFIN20040918_190651_000000582030_00271_13351_4120.N1	18-SEP-2004 19:06:51	Tw_i_and_stray	57.500	52	16Bet Cet	2.0370	4500.0	115	13351	No
342	GOM_NL__2PRFIN20040918_190858_000000412030_00271_13351_4121.N1	18-SEP-2004 19:08:58	Tw_i_and_stray	41.000	142	49Del Cap	2.8500	8900.0	82	13351	No
343	GOM_NL__2PRFIN20040918_191309_000000402030_00271_13351_4122.N1	18-SEP-2004 19:13:09	Bright	39.500	162	34Alp Aqr	2.9440	5350.0	79	13351	No
344	GOM_NL__2PRFIN20040918_191610_000000392030_00271_13351_4123.N1	18-SEP-2004 19:16:10	Bright	39.000	61	8Eps Peg	2.1000	3900.0	78	13351	No
345	GOM_NL__2PRFIN20040918_191842_000000492030_00271_13351_4124.N1	18-SEP-2004 19:18:42	Bright	48.500	140	88Gam Peg	2.8340	26000.	97	13351	No
346	GOM_NL__2PRFIN20040918_192120_000000412030_00271_13351_4125.N1	18-SEP-2004 19:21:20	Bright	40.500	93	53Bet Peg	2.5200	3100.0	81	13351	No
347	GOM_NL__2PRFIN20040918_192336_000000382030_00271_13351_4126.N1	18-SEP-2004 19:23:36	Bright	37.500	92	53Eps Cyg	2.5000	4500.0	75	13351	No
348	GOM_NL__2PRFIN20040918_192546_000000412030_00271_13351_4127.N1	18-SEP-2004 19:25:46	Bright	40.500	66	37Gam Cyg	2.2080	5900.0	81	13351	No
349	GOM_NL__2PRFIN20040918_192811_000000652030_00271_13351_4128.N1	18-SEP-2004 19:28:11	Bright	65.000	53	43Bet And	2.0480	3300.0	130	13351	No
350	GOM_NL__2PRFIN20040918_193053_000000382030_00271_13351_4129.N1	18-SEP-2004 19:30:53	Bright	37.500	89	5Alp Cep	2.4510	8000.0	75	13351	No
351	GOM_NL__2PRFIN20040918_193309_000000432030_00271_13351_4130.N1	18-SEP-2004 19:33:09	Bright	43.000	76	27Gam Cas	2.3000	30000.	86	13351	No
352	GOM_NL__2PRFIN20040918_193829_000000392030_00271_13351_4131.N1	18-SEP-2004 19:38:29	Bright	38.500	49	1Alp UMi	1.9900	6300.0	77	13351	No
353	GOM_NL__2PRFIN20040918_194033_000000652030_00271_13351_4132.N1	18-SEP-2004 19:40:33	Bright	64.500	35	33Alp Per	1.7950	6250.0	129	13351	No
354	GOM_NL__2PRFIN20040918_194226_000000692030_00271_13351_4133.N1	18-SEP-2004 19:42:26	Bright	68.500	175	39Del Per	3.0100	19400.	137	13351	No
355	GOM_NL__2PRFIN20040918_194558_000000362030_00271_13351_4134.N1	18-SEP-2004 19:45:58	Bright	36.000	36	50Alp UMa	1.8000	6300.0	72	13351	No
356	GOM_NL__2PRFIN20040918_194725_000000522030_00271_13351_4135.N1	18-SEP-2004 19:47:25	Bright	52.000	82	48Bet UMa	2.3650	10600.	104	13351	No
357	GOM_NL__2PRFIN20040918_195031_000000402030_00271_13351_4136.N1	18-SEP-2004 19:50:31	Bright	39.500	174	52Psi UMa	3.0040	4400.0	79	13351	No
358	GOM_NL__2PRFIN20040918_195408_000000672030_00271_13351_4137.N1	18-SEP-2004 19:54:08	Bright	67.000	107	37The Aur	2.6490	11000.	134	13351	No
359	GOM_NL__2PRFIN20040918_195719_000000492030_00271_13351_4138.N1	18-SEP-2004 19:57:19	Bright	48.500	17	78Bet Gem	1.1610	4500.0	97	13351	No
360	GOM_NL__2PRFIN20040918_200022_000001502030_00271_13351_4139.N1	18-SEP-2004 20:00:22	Straylight	150.00	28	12Bet Tau	1.6500	15200.	300	13351	No
361	GOM_NL__2PRFIN20040918_200506_000000632030_00271_13351_4140.N1	18-SEP-2004 20:05:06	Dark	62.500	8	10Alp CMi	0.40000	6500.0	125	13351	No
362	GOM_NL__2PRFIN20040918_201230_000000452030_00271_13351_4141.N1	18-SEP-2004 20:12:30	Dark	44.500	132	15Rho Pup	2.8030	6900.0	89	13351	No
363	GOM_NL__2PRFIN20040918_201438_000000752030_00271_13351_4142.N1	18-SEP-2004 20:14:38	Dark	75.000	1	9Alp CMa	-1.4400	11000.	150	13351	No
364	GOM_NL__2PRFIN20040918_201927_000000412030_00271_13351_4143.N1	18-SEP-2004 20:19:27	Dark	41.000	46	Del Vel	1.9540	10600.	82	13351	No
365	GOM_NL__2PRFIN20040918_202101_000000472030_00271_13351_4144.N1	18-SEP-2004 20:21:01	Dark	47.000	41	Eps Car	1.8600	4100.0	94	13351	No
366	GOM_NL__2PRFIN20040918_202653_000002302030_00272_13352_4113.N1	18-SEP-2004 20:26:53	Dark	230.00	7	19Bet Ori	0.10000	14000.	460	13352	No
367	GOM_NL__2PRFIN20040918_203254_000000422030_00272_13352_4114.N1	18-SEP-2004 20:32:54	Dark	41.500	143	Alp Hyi	2.8570	7200.0	83	13352	No
368	GOM_NL__2PRFIN20040918_203420_000000562030_00272_13352_4115.N1	18-SEP-2004 20:34:20	Dark	56.000	9	Alp Eri	0.45300	24000.	112	13352	No
369	GOM_NL__2PRFIN20040918_203704_000000442030_00272_13352_4116.N1	18-SEP-2004 20:37:04	Straylight	43.500	148	Alp Tuc	2.8780	4100.0	87	13352	No
370	GOM_NL__2PRFIN20040918_204049_000000412030_00272_13352_4117.N1	18-SEP-2004 20:40:49	Straylight	41.000	31	Alp Gru	1.7340	15200.	82	13352	No
371	GOM_NL__2PRFIN20040918_204336_000000402030_00272_13352_4118.N1	18-SEP-2004 20:43:36	Straylight	39.500	172	Gam Gru	3.0030	13100.	79	13352	No
372	GOM_NL__2PRFIN20040918_204503_000000452030_00272_13352_4119.N1	18-SEP-2004 20:45:03	Straylight	44.500	18	24Alp PsA	1.1660	9700.0	89	13352	No
373	GOM_NL__2PRFIN20040918_204727_000000622030_00272_13352_4120.N1	18-SEP-2004 20:47:27	Tw_i_and_stray	61.500	52	16Bet Cet	2.0370	4500.0	123	13352	No
374	GOM_NL__2PRFIN20040918_204934_000000402030_00272_13352_4121.N1	18-SEP-2004 20:49:34	Tw_i_and_stray	40.000	142	49Del Cap	2.8500	8900.0	80	13352	No
375	GOM_NL__2PRFIN20040918_205345_000000392030_00272_13352_4122.N1	18-SEP-2004 20:53:45	Bright	39.000	162	34Alp Aqr	2.9440	5350.0	78	13352	No
376	GOM_NL__2PRFIN20040918_205646_000000392030_00272_13352_4123.N1	18-SEP-2004 20:56:46	Bright	38.500	61	8Eps Peg	2.1000	3900.0	77	13352	No
377	GOM_NL__2PRFIN20040918_205918_000000492030_00272_13352_4124.N1	18-SEP-2004 20:59:18	Bright	48.500	140	88Gam Peg	2.8340	26000.	97	13352	No
378	GOM_NL__2PRFIN20040918_210156_000000392030_00272_13352_4125.N1	18-SEP-2004 21:01:56	Bright	39.000	93	53Bet Peg	2.5200	3100.0	78	13352	No
379	GOM_NL__2PRFIN20040918_210412_000000382030_00272_13352_4126.N1	18-SEP-2004 21:04:12	Bright	37.500	92	53Eps Cyg	2.5000	4500.0	75	13352	No
380	GOM_NL__2PRFIN20040918_210622_000000402030_00272_13352_4127.N1	18-SEP-2004 21:06:22	Bright	40.000	66	37Gam Cyg	2.2080	5900.0	80	13352	No
381	GOM_NL__2PRFIN20040918_210848_000000592030_00272_13352_4128.N1	18-SEP-2004 21:08:48	Bright	58.500	53	43Bet And	2.0480	3300.0	117	13352	No
382	GOM_NL__2PRFIN20040918_211129_000000392030_00272_13352_4129.N1	18-SEP-2004 21:11:29	Bright	38.500	89	5Alp Cep	2.4510	8000.0	77	13352	No
383	GOM_NL__2PRFIN20040918_211344_000000422030_00272_13352_4130.N1	18-SEP-2004 21:13:44	Bright	41.500	76	27Gam Cas	2.3000	30000.	83	13352	No
384	GOM_NL__2PRFIN20040918_211905_000000392030_00272_13352_4131.N1	18-SEP-2004 21:19:05	Bright	38.500	49	1Alp UMi	1.9900	6300.0	77	13352	No
385	GOM_NL__2PRFIN20040918_212107_000000682030_00272_13352_4132.N1	18-SEP-2004 21:21:07	Bright	67.500	35	33Alp Per	1.7950	6250.0	135	13352	No
386	GOM_NL__2PRFIN20040918_212301_000000702030_00272_13352_4133.N1	18-SEP-2004 21:23:01	Bright	70.000	175	39Del Per	3.0100	19400.	140	13352	No
387	GOM_NL__2PRFIN20040918_212634_000000392030_00272_13352_4134.N1	18-SEP-2004 21:26:34	Bright	38.500	36	50Alp UMa	1.8000	6300.0	77	13352	No
388	GOM_NL__2PRFIN20040918_212801_000000382030_00272_13352_4135.N1	18-SEP-2004 21:28:01	Bright	37.500	82	48Bet UMa	2.3650	10600.	75	13352	No
389	GOM_NL__2PRFIN20040918_213107_000000372030_00272_13352_4136.N1	18-SEP-2004 21:31:07	Bright	37.000	174	52Psi UMa	3.0040	4400.0	74	13352	No
390	GOM_NL__2PRFIN20040918_213443_000000662030_00272_13352_4137.N1	18-SEP-2004 21:34:43	Bright	66.000	107	37The Aur	2.6490	11000.	132	13352	No
391	GOM_NL__2PRFIN20040918_213755_000000492030_00272_13352_4138.N1	18-SEP-2004 21:37:55	Bright	49.000	17	78Bet Gem	1.1610	4500.0	98	13352	No
392	GOM_NL__2PRFIN20040918_214059_000001472030_00272_13352_4139.N1	18-SEP-2004 21:40:59	Straylight	146.50	28	12Bet Tau	1.6500	15200.	293	13352	No
393	GOM_NL__2PRFIN20040918_214542_000000632030_00272_13352_4140.N1	18-SEP-2004 21:45:42	Dark	63.000	8	10Alp CMi	0.40000	6500.0	126	13352	No
394	GOM_NL__2PRFIN20040918_215306_000000452030_00272_13352_4141.N1	18-SEP-2004 21:53:06	Dark	44.500	132	15Rho Pup	2.8030	6900.0	89	13352	No
395	GOM_NL__2PRFIN20040918_215515_000000692030_00272_13352_4142.N1	18-SEP-2004 21:55:15	Dark	68.500	1	9Alp CMa	-1.4400	11000.	137	13352	No
396	GOM_NL__2PRFIN20040918_220003_000000412030_00272_13352_4143.N1	18-SEP-2004 22:00:03	Dark	40.500	46	Del Vel	1.9540	10600.	81	13352	No

397	GOM_NL__2PRFIN20040918_220137_000000502030_00272_13352_4144.N1	18-SEP-2004 22:01:37	Dark	50.000	41	Eps Car	1.8600	4100.0	100	13352	No
398	GOM_NL__2PRFIN20040918_220735_000002302030_00273_13353_4113.N1	18-SEP-2004 22:07:35	Dark	230.00	7	19Bet Ori	0.10000	14000.	460	13353	No
399	GOM_NL__2PRFIN20040918_221330_000000412030_00273_13353_4114.N1	18-SEP-2004 22:13:30	Dark	41.000	143	Alp Hyi	2.8570	7200.0	82	13353	No
400	GOM_NL__2PRFIN20040918_221456_000000562030_00273_13353_4115.N1	18-SEP-2004 22:14:56	Dark	55.500	9	Alp Eri	0.45300	24000.	111	13353	No
401	GOM_NL__2PRFIN20040918_221741_000000402030_00273_13353_4116.N1	18-SEP-2004 22:17:41	Straylight	39.500	148	Alp Tuc	2.8780	4100.0	79	13353	No
402	GOM_NL__2PRFIN20040918_222124_000000422030_00273_13353_4117.N1	18-SEP-2004 22:21:24	Straylight	42.000	31	Alp Gru	1.7340	15200.	84	13353	No
403	GOM_NL__2PRFIN20040918_222413_000000392030_00273_13353_4118.N1	18-SEP-2004 22:24:13	Straylight	38.500	172	Gam Gru	3.0030	13100.	77	13353	No
404	GOM_NL__2PRFIN20040918_222539_000000472030_00273_13353_4119.N1	18-SEP-2004 22:25:39	Straylight	46.500	18	24Alp PsA	1.1660	9700.0	93	13353	No
405	GOM_NL__2PRFIN20040918_222803_000000602030_00273_13353_4120.N1	18-SEP-2004 22:28:03	Twilight_and_stray	59.500	52	16Bet Cet	2.0370	4500.0	119	13353	No
406	GOM_NL__2PRFIN20040918_223010_000000382030_00273_13353_4121.N1	18-SEP-2004 22:30:10	Twilight_and_stray	37.500	142	49Del Cap	2.8500	8900.0	75	13353	No
407	GOM_NL__2PRFIN20040918_223421_000000392030_00273_13353_4122.N1	18-SEP-2004 22:34:21	Bright	39.000	162	34Alp Aqr	2.9440	5350.0	78	13353	No
408	GOM_NL__2PRFIN20040918_223722_000000392030_00273_13353_4123.N1	18-SEP-2004 22:37:22	Bright	38.500	61	8Eps Peg	2.1000	3900.0	77	13353	No
409	GOM_NL__2PRFIN20040918_223953_000000492030_00273_13353_4124.N1	18-SEP-2004 22:39:53	Bright	48.500	140	88Gam Peg	2.8340	26000.	97	13353	No
410	GOM_NL__2PRFIN20040918_224231_000000422030_00273_13353_4125.N1	18-SEP-2004 22:42:31	Bright	41.500	93	53Bet Peg	2.5200	3100.0	83	13353	No
411	GOM_NL__2PRFIN20040918_224448_000000372030_00273_13353_4126.N1	18-SEP-2004 22:44:48	Bright	36.500	92	53Eps Cyg	2.5000	4500.0	73	13353	No
412	GOM_NL__2PRFIN20040918_224658_000000382030_00273_13353_4127.N1	18-SEP-2004 22:46:58	Bright	38.000	66	37Gam Cyg	2.2080	5900.0	76	13353	No
413	GOM_NL__2PRFIN20040918_224922_000000622030_00273_13353_4128.N1	18-SEP-2004 22:49:22	Bright	62.000	53	43Bet And	2.0480	3300.0	124	13353	No
414	GOM_NL__2PRFIN20040918_225205_000000382030_00273_13353_4129.N1	18-SEP-2004 22:52:05	Bright	37.500	89	5Alp Cep	2.4510	8000.0	75	13353	No
415	GOM_NL__2PRFIN20040918_225419_000000402030_00273_13353_4130.N1	18-SEP-2004 22:54:19	Bright	39.500	76	27Gam Cas	2.3000	30000.	79	13353	No
416	GOM_NL__2PRFIN20040918_225940_000000352030_00273_13353_4131.N1	18-SEP-2004 22:59:40	Bright	35.000	49	1Alp UMi	1.9900	6300.0	70	13353	No
417	GOM_NL__2PRFIN20040918_230143_000000682030_00273_13353_4132.N1	18-SEP-2004 23:01:43	Bright	67.500	35	33Alp Per	1.7950	6250.0	135	13353	No
418	GOM_NL__2PRFIN20040918_230336_000000692030_00273_13353_4133.N1	18-SEP-2004 23:03:36	Bright	69.000	175	39Del Per	3.0100	19400.	138	13353	No
419	GOM_NL__2PRFIN20040918_230710_000000392030_00273_13353_4134.N1	18-SEP-2004 23:07:10	Bright	38.500	36	50Alp UMa	1.8000	6300.0	77	13353	No
420	GOM_NL__2PRFIN20040918_230837_000000522030_00273_13353_4135.N1	18-SEP-2004 23:08:37	Bright	52.000	82	48Bet UMa	2.3650	10600.	104	13353	No
421	GOM_NL__2PRFIN20040918_231144_000000362030_00273_13353_4136.N1	18-SEP-2004 23:11:44	Bright	36.000	174	52Psi UMa	3.0040	4400.0	72	13353	No
422	GOM_NL__2PRFIN20040918_231519_000000662030_00273_13353_4137.N1	18-SEP-2004 23:15:19	Bright	66.000	107	37The Aur	2.6490	11000.	132	13353	No
423	GOM_NL__2PRFIN20040918_231832_000000502030_00273_13353_4138.N1	18-SEP-2004 23:18:32	Bright	50.000	17	78Bet Gem	1.1610	4500.0	100	13353	No
424	GOM_NL__2PRFIN20040918_232136_000001552030_00273_13353_4139.N1	18-SEP-2004 23:21:36	Straylight	155.00	28	12Bet Tau	1.6500	15200.	310	13353	No
425	GOM_NL__2PRFIN20040918_232619_000000582030_00273_13353_4140.N1	18-SEP-2004 23:26:19	Dark	57.500	8	10Alp CMi	0.40000	6500.0	115	13353	No
426	GOM_NL__2PRFIN20040918_233342_000000452030_00273_13353_4141.N1	18-SEP-2004 23:33:42	Dark	45.000	132	15Rho Pup	2.8030	6900.0	90	13353	No
427	GOM_NL__2PRFIN20040918_233552_000000642030_00273_13353_4142.N1	18-SEP-2004 23:35:52	Dark	64.000	1	9Alp CMa	-1.4400	11000.	128	13353	No
428	GOM_NL__2PRFIN20040918_234039_000000462030_00273_13353_4143.N1	18-SEP-2004 23:40:39	Dark	45.500	46	Del Vel	1.9540	10600.	91	13353	No
429	GOM_NL__2PRFIN20040918_234212_000000522030_00273_13353_4144.N1	18-SEP-2004 23:42:12	Dark	51.500	41	Eps Car	1.8600	4100.0	103	13353	No
430	GOM_NL__2PRFIN20040918_234817_000002302030_00274_13354_4114.N1	18-SEP-2004 23:48:17	Dark	230.00	7	19Bet Ori	0.10000	14000.	460	13354	No
431	GOM_NL__2PRFIN20040918_235406_000000432030_00274_13354_4115.N1	18-SEP-2004 23:54:06	Dark	42.500	143	Alp Hyi	2.8570	7200.0	85	13354	No
432	GOM_NL__2PRFIN20040918_235531_000000492030_00274_13354_4116.N1	18-SEP-2004 23:55:31	Dark	48.500	9	Alp Eri	0.45300	24000.	97	13354	No
433	GOM_NL__2PRFIN20040918_235816_000000402030_00274_13354_4117.N1	18-SEP-2004 23:58:16	Straylight	39.500	148	Alp Tuc	2.8780	4100.0	79	13354	No

### 3. Quality information per product

In this section it is plotted some information contained in the Quality Summary data set of the level 2 products. Only products in dark limb conditions and without errors (error flag in the MPH set to "0") are used.


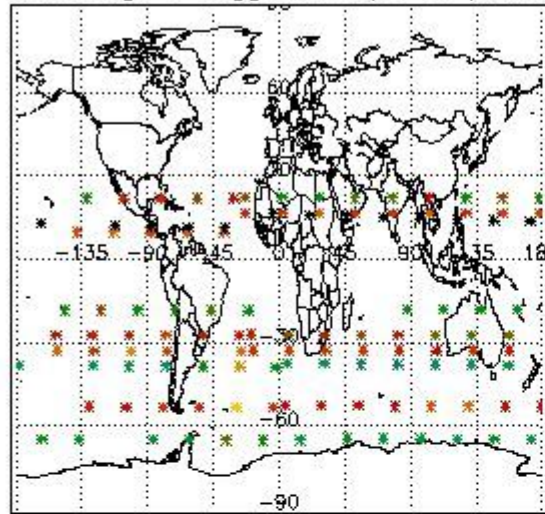
#### 3.1 Plot quality information per product (time dependant)



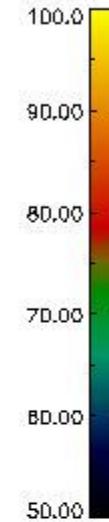
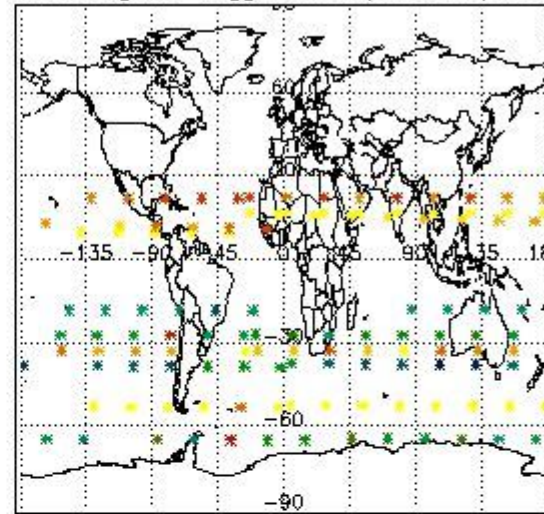
*3.2 Plot quality information per product (world map)*



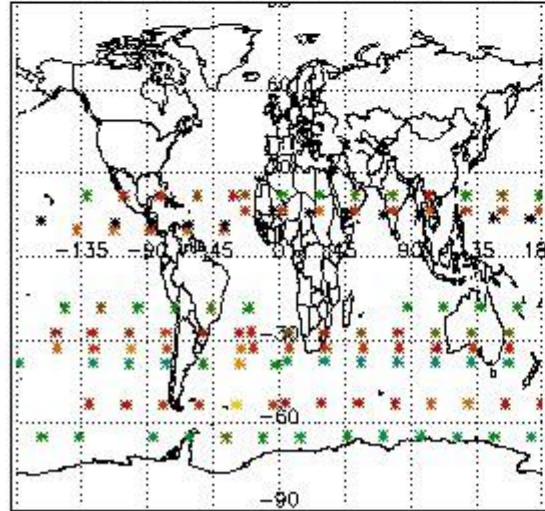
Percentage of flagged data per O3 profile



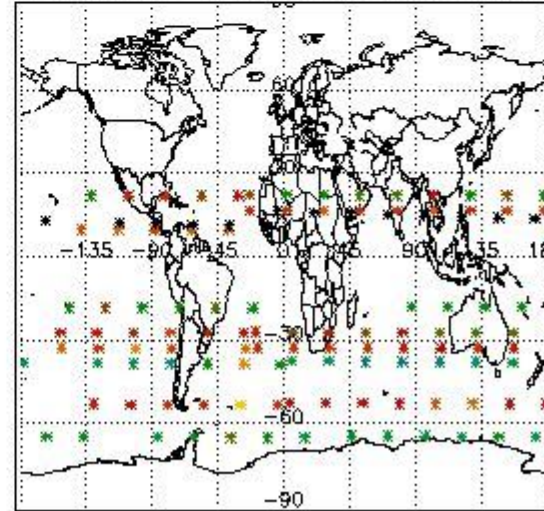
Percentage of flagged data per H2O profile



Percentage of flagged data per NO2 profile



Percentage of flagged data per NO3 profile

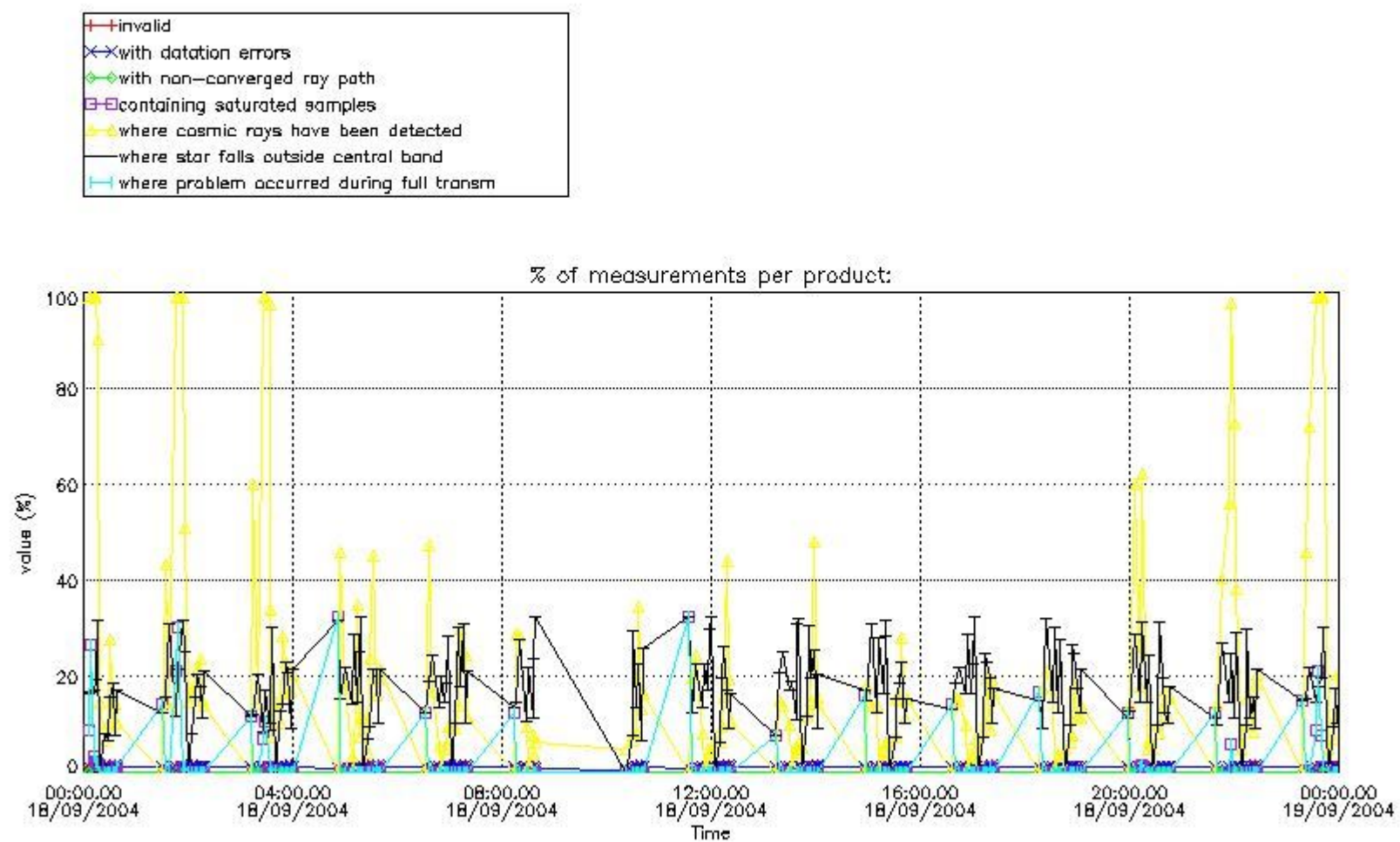


#### 4. Level 1 quality information per product

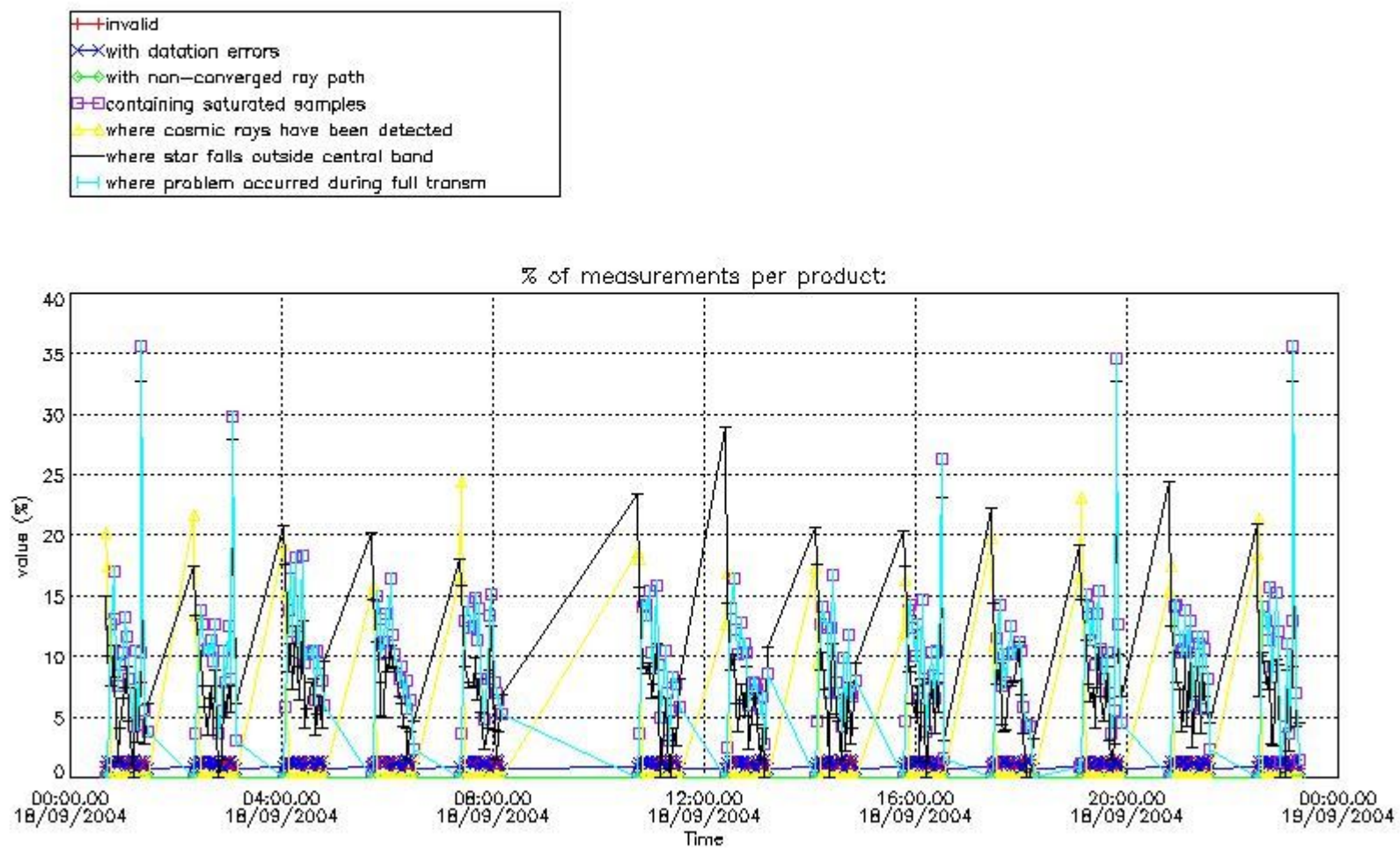
In this section it is plotted some information contained in the Quality Summary data set of the level 2 products that comes from the level 1b processing. Products without errors (error flag in the MPH set to "0") are used.

##### 4.1 Plot quality information per product (time dependant) coming from level 1b processing

###### 4.1.1 Plot level 1 quality information per product (time dependant): ENVISAT ASCENDING passes



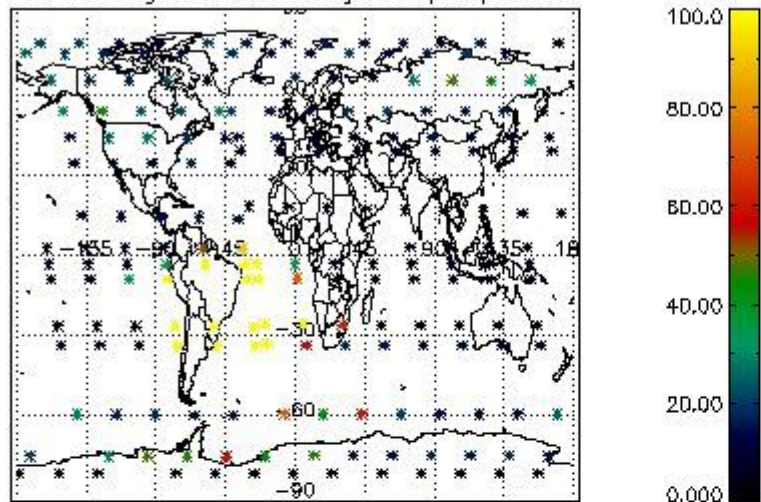
4.1.2 Plot level 1 quality information per product (time dependant): ENVI SAT DESCENDING passes



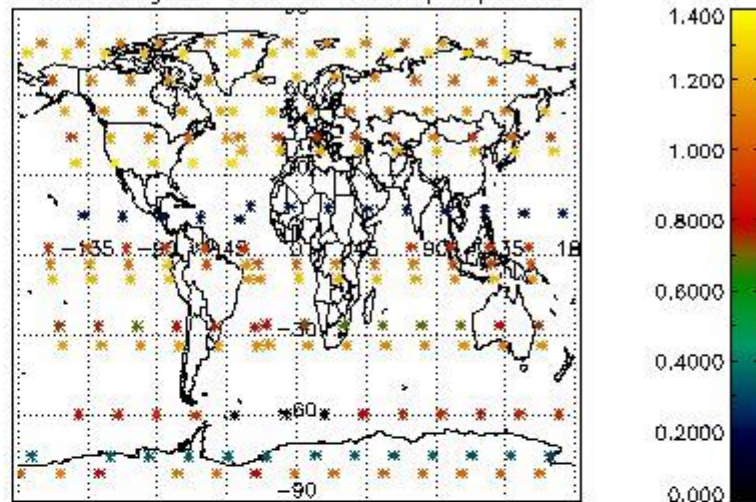
4.2 Plot quality information per product coming from level 1b processing (world map)

4.2.1 Plot level 1 quality information per product (world map): ENVISAT ASCENDING passes

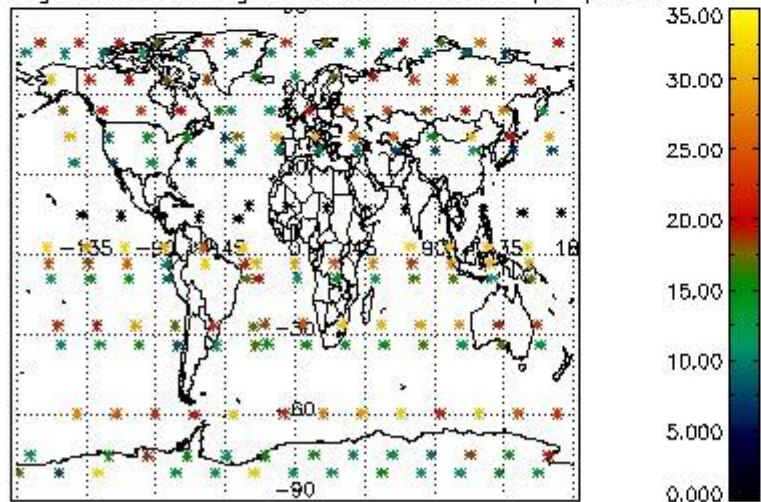
Percentage of cosmic ray hits per profile



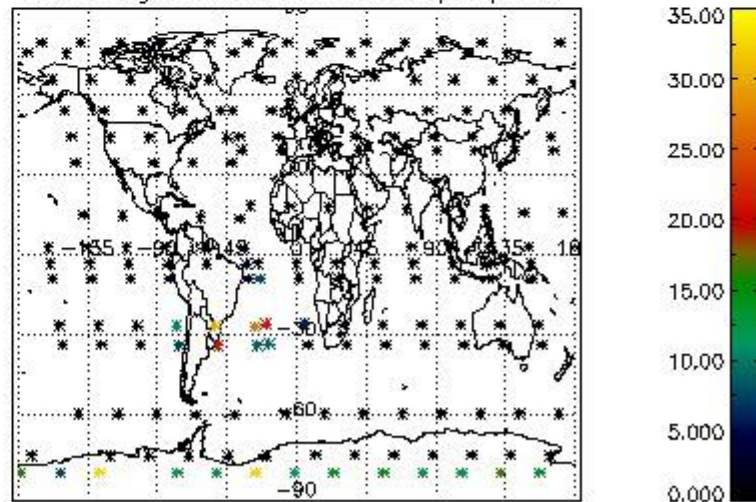
Percentage of datation errors per profile



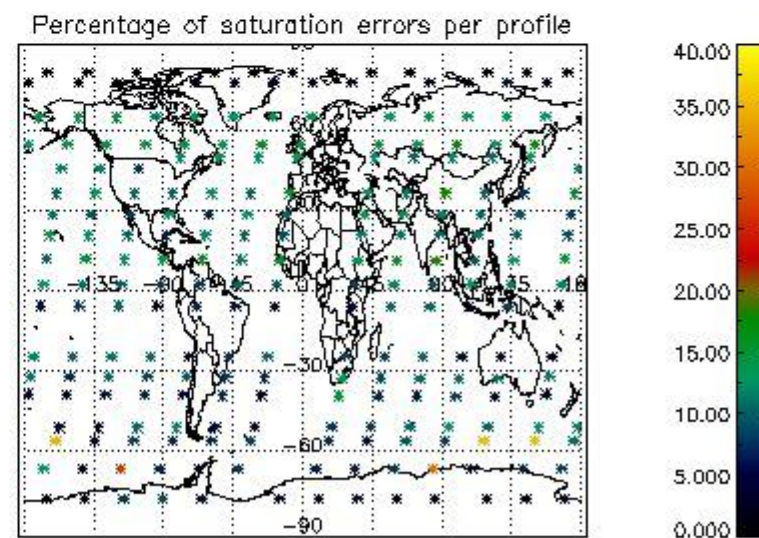
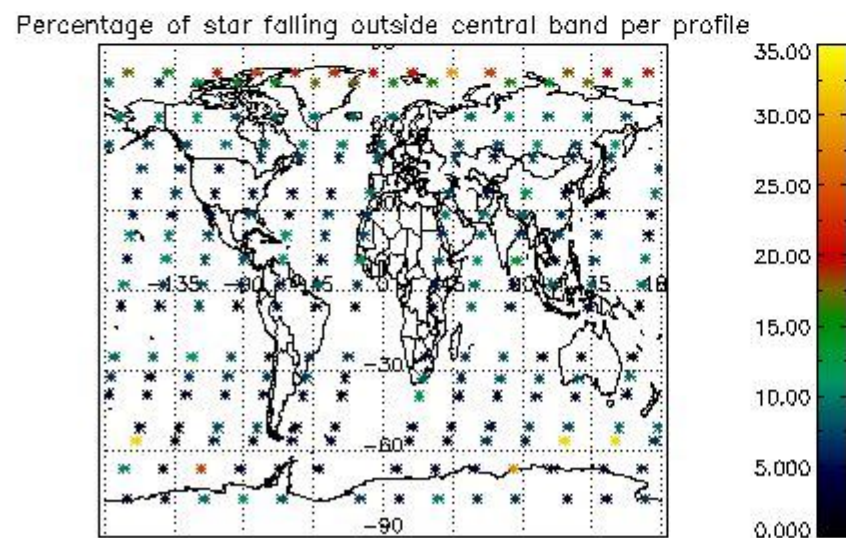
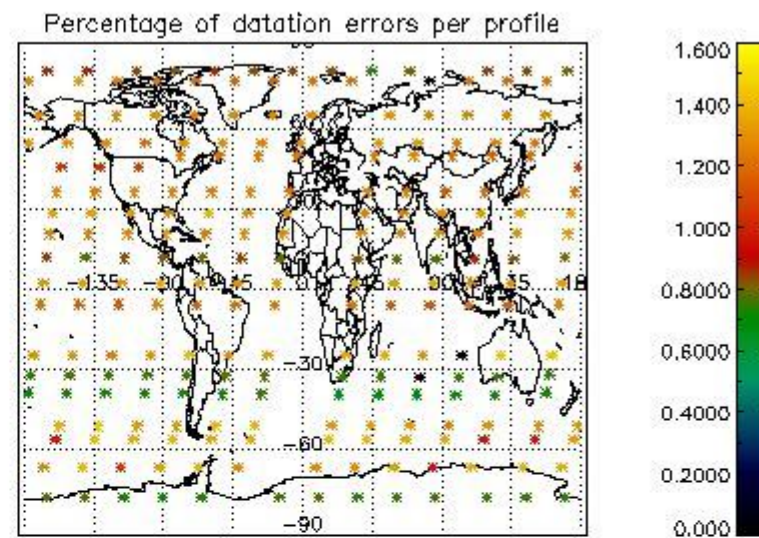
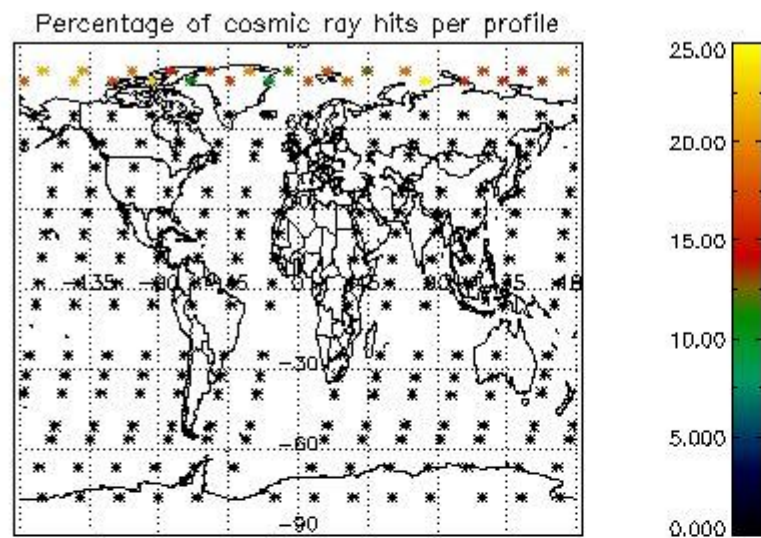
Percentage of star falling outside central band per profile



Percentage of saturation errors per profile



4.2.2 Plot level 1 quality information per product (world map): ENVISAT DESCENDING passes



## 5. Trace gas profiles

### 5.1 Ozone statistics based on quality of products

The final quality of the products can be "measured" using the STD (Standard Deviation) attached to every point profile. This information is written to the parameter GOM\_NL\_\_2P/NL\_LOCAL\_SPECIES\_DENSITY/o3\_std of the level 2 products. The table below shows the statistics for given STD ranges.

The statistics are given with respect to the overall valid production:

- Products without fatal errors: GOM\_NL\_\_2P/MPH/PRODUCT\_ERR=0
- Valid point profile: GOM\_NL\_\_2P/NL\_LOCAL\_SPECIES\_DENSITY/pcd(0)=0

The 'Criteria' is applied to valid points of dark limb products:

- Products in dark limb illumination condition: GOM\_NL\_\_2P/NL\_SUMMARY\_QUALITY/obs\_ill\_cond=0
- Products without fatal errors: GOM\_NL\_\_2P/MPH/PRODUCT\_ERR=0
- Valid point profile: GOM\_NL\_\_2P/NL\_LOCAL\_SPECIES\_DENSITY/pcd(0)=0

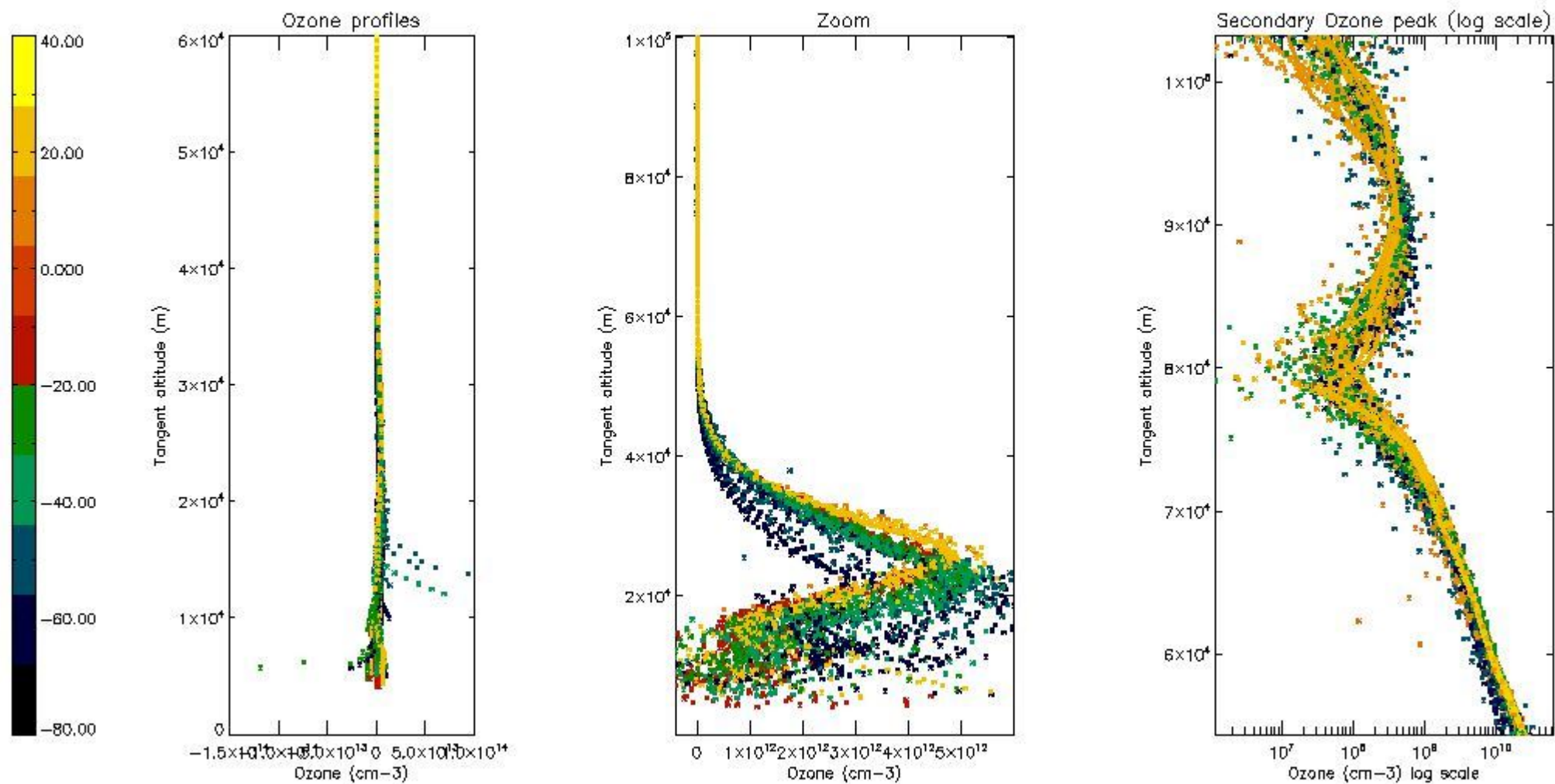
So, the table below shows the percentage of dark limb and valid observations for each criteria with respect to the overall valid daily observations.

Criteria	% of total production
All STD	37
STD < 20	25

STD < 10	22
STD < 5	18

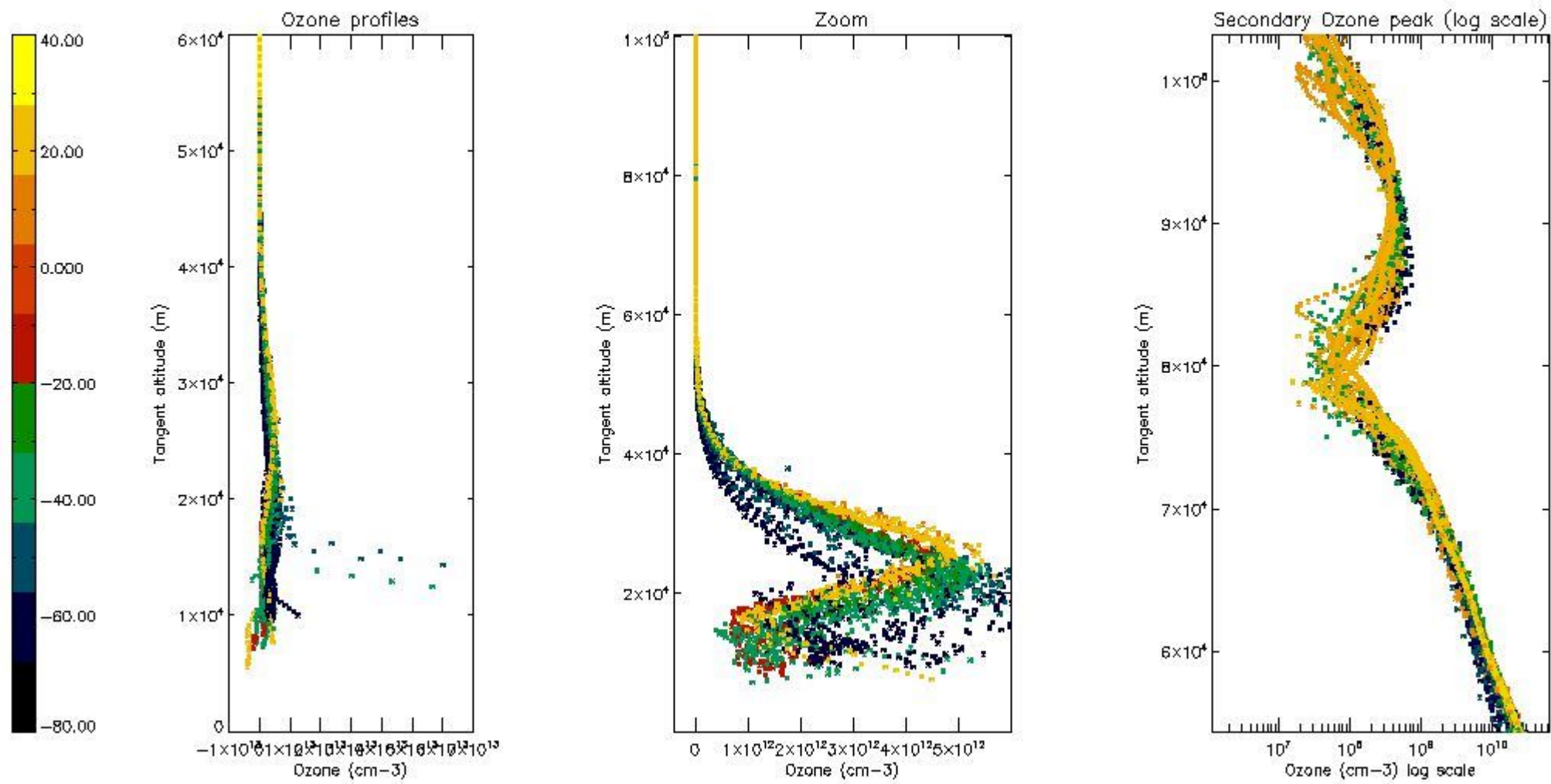
5.2 Plot ozone profiles for all STD (dark without errors)

The colorbar represents the latitude.



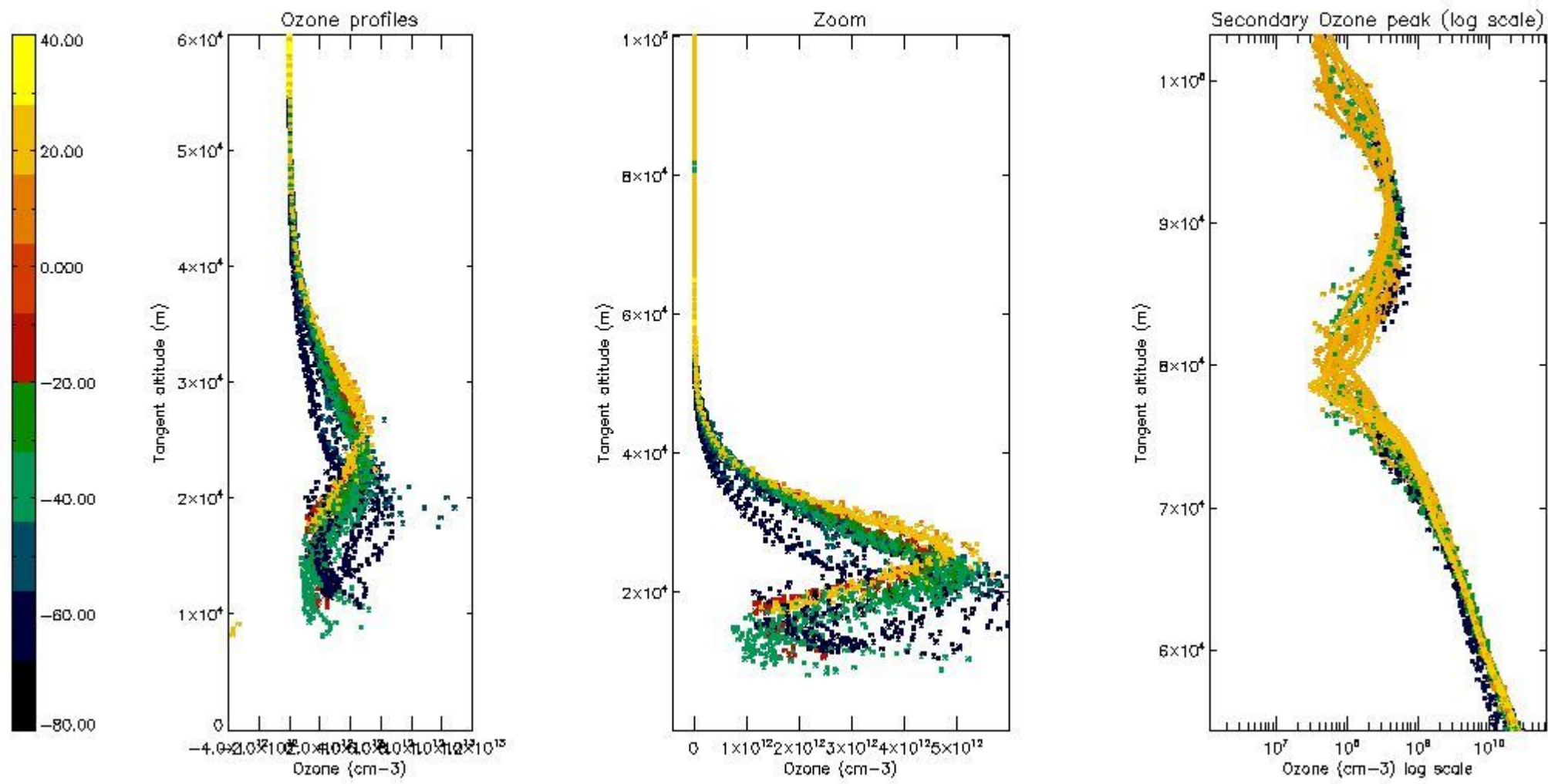
5.3 Plot ozone profiles where STD < 20% (dark without errors)

The colorbar represents the latitude.



*5.4 Plot ozone profiles where STD < 10% (dark without errors)*

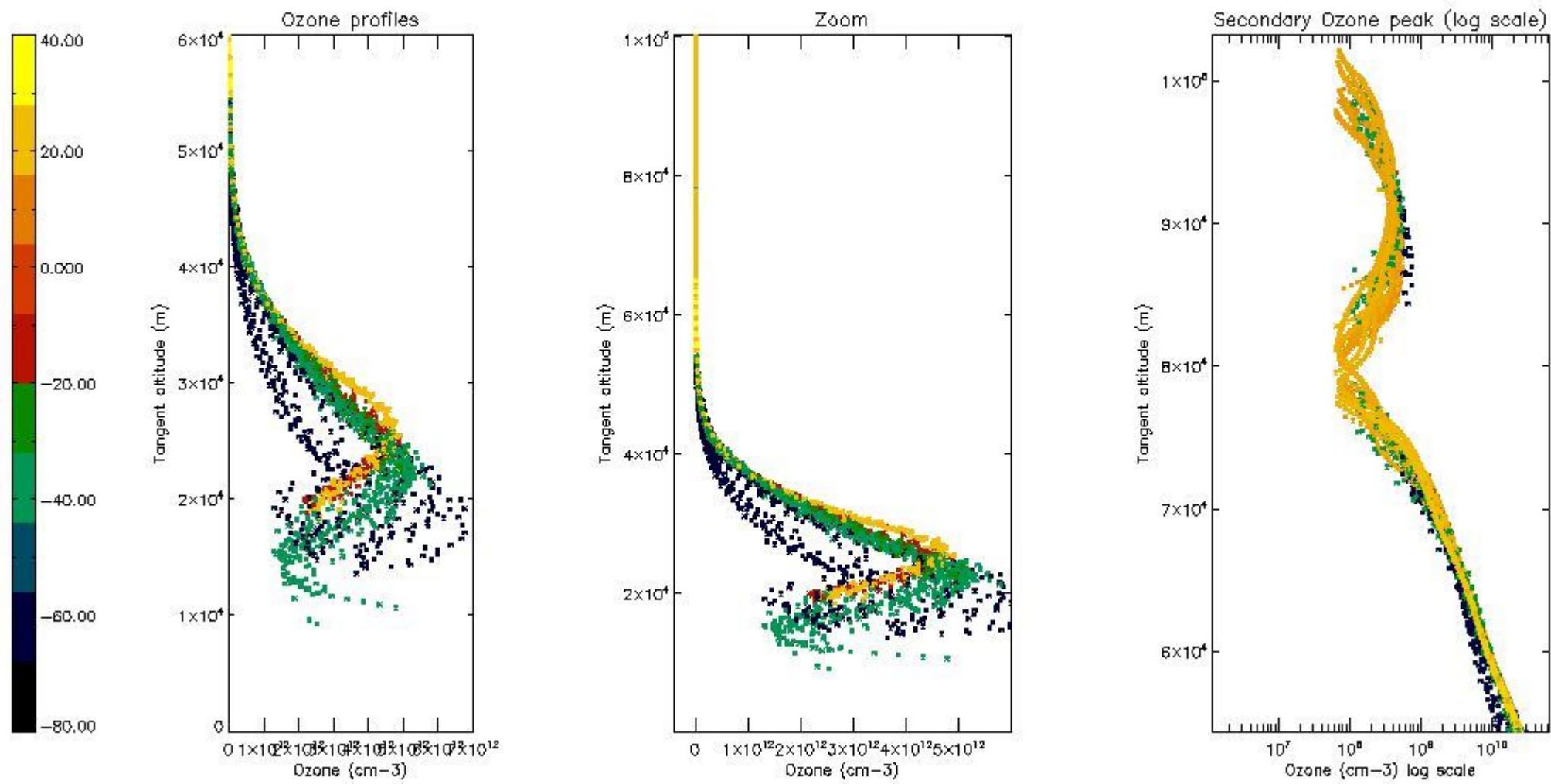
The colorbar represents the latitude.



*5.5 Plot ozone profiles where STD < 5% (dark without errors)*

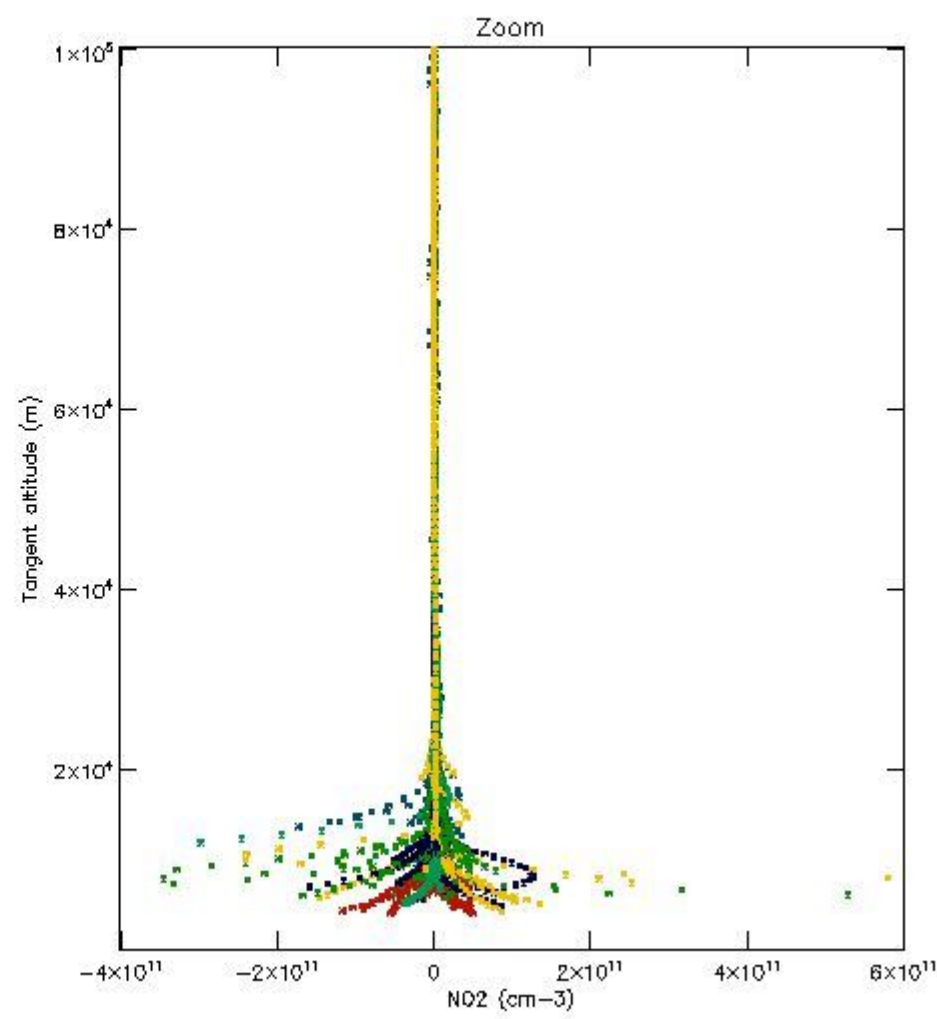
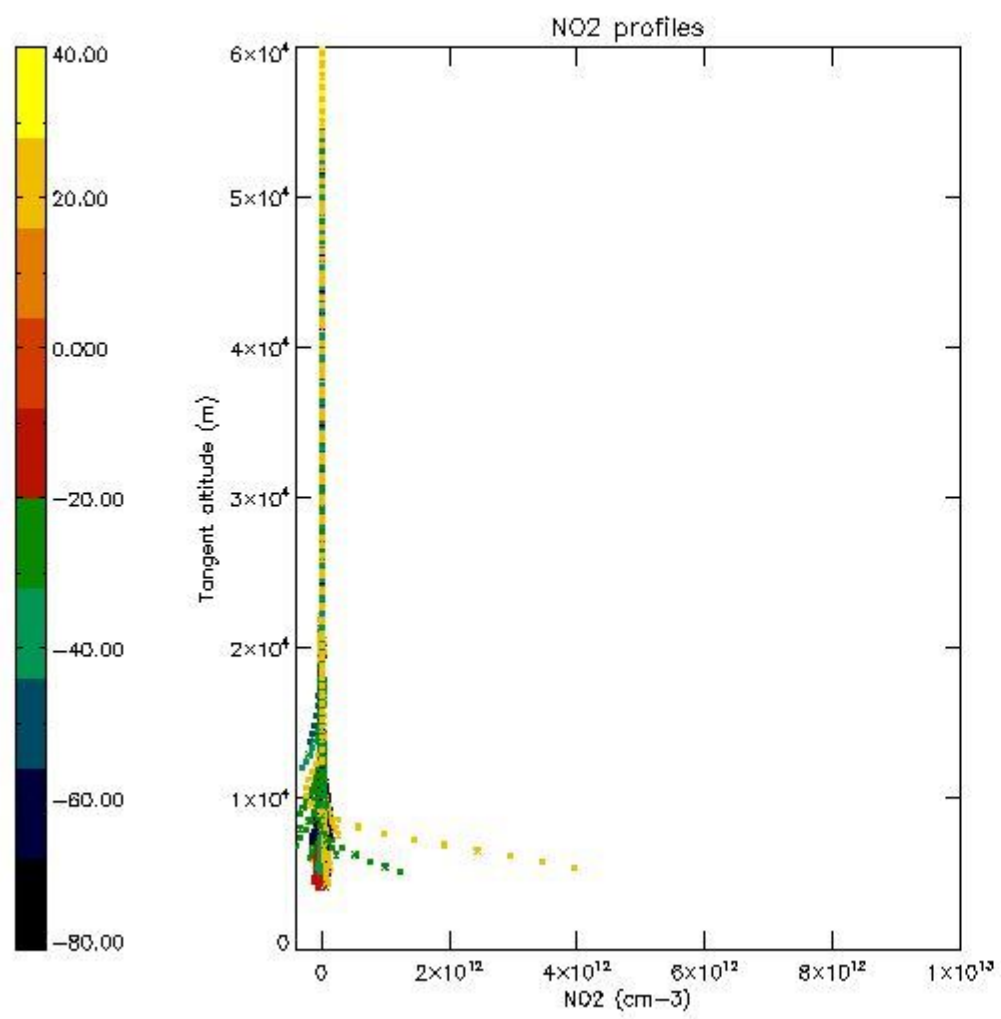
The colorbar represents the latitude.





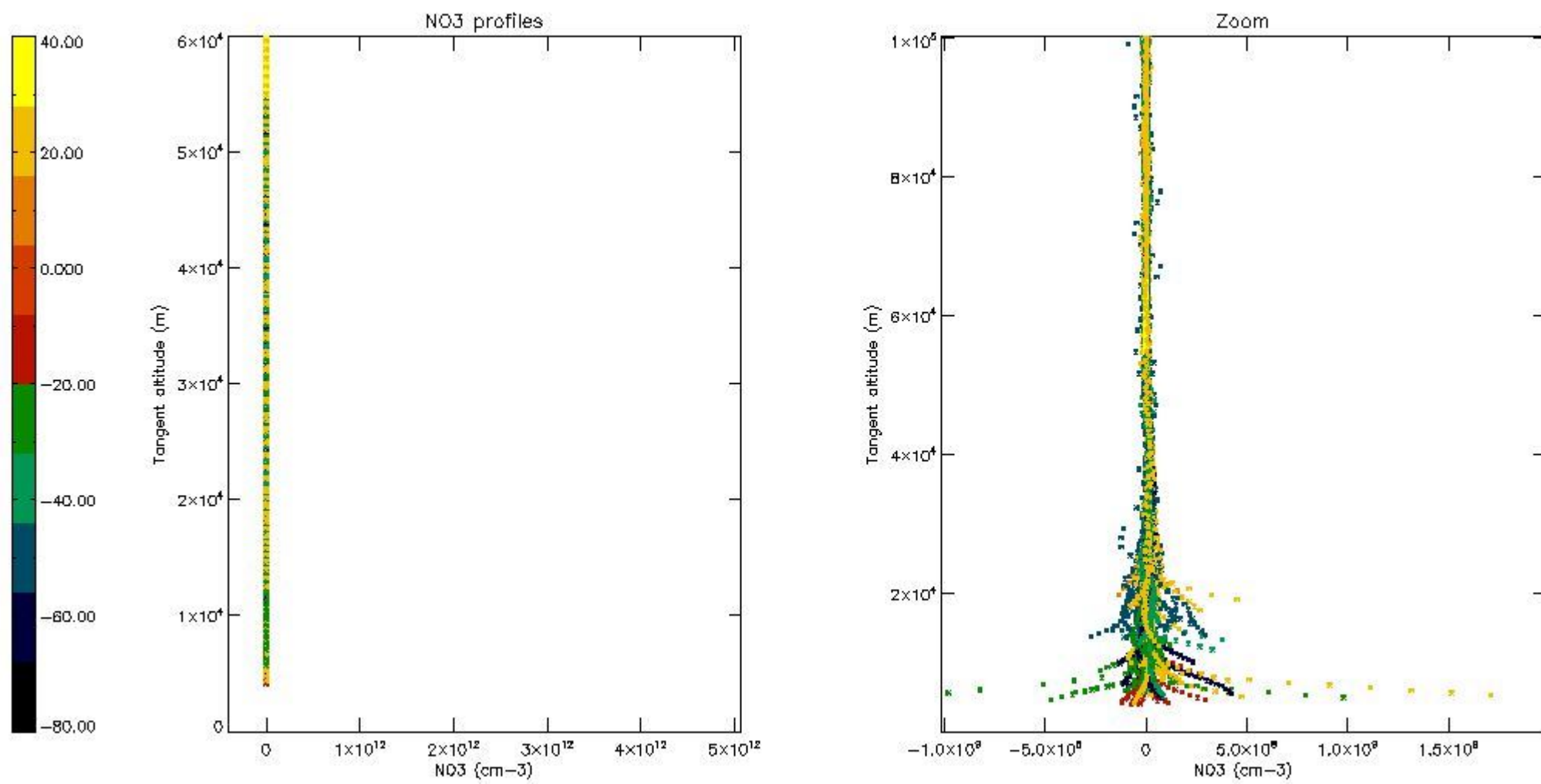
*5.6 Plot NO<sub>2</sub> profiles for all STD (dark without errors)*

The colorbar represents the latitude.



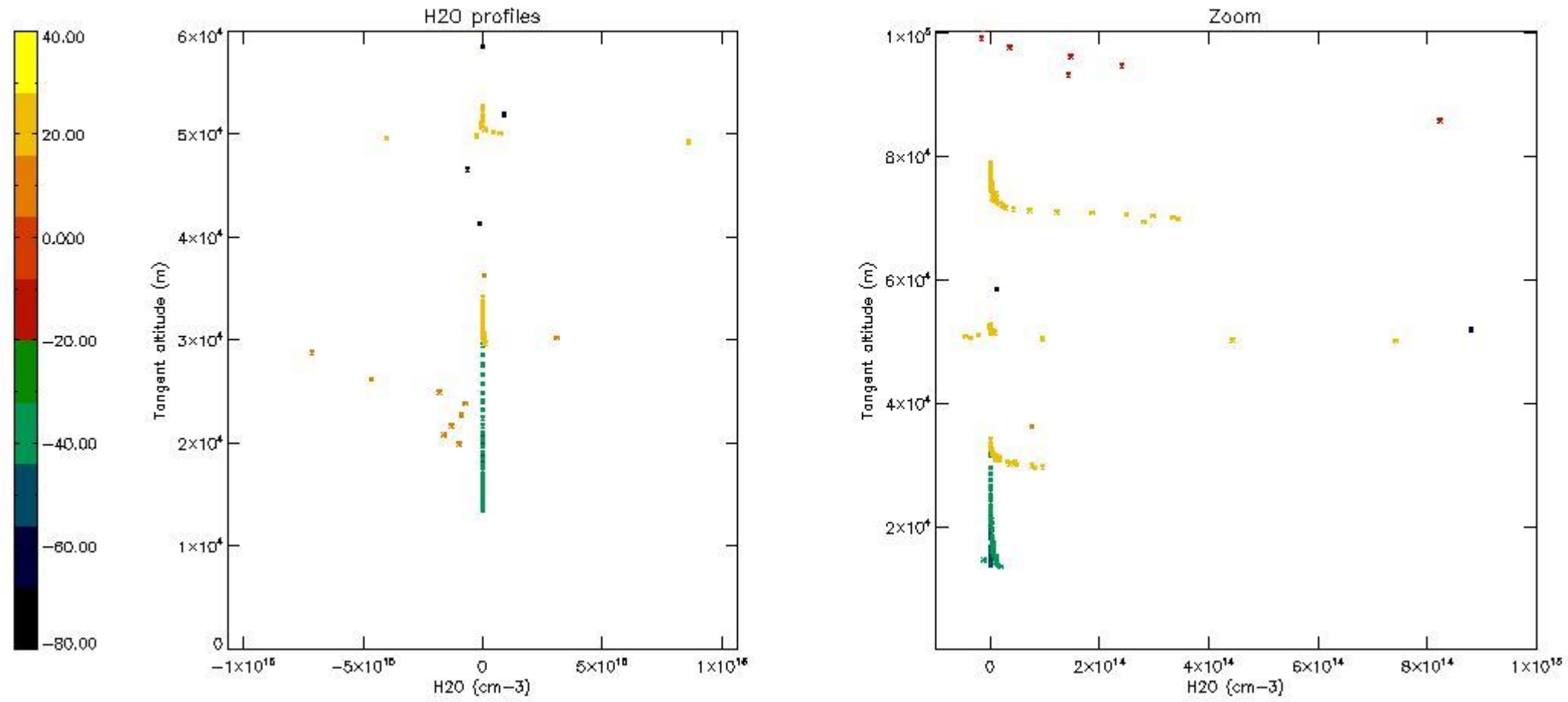
*5.7 Plot NO3 profiles for all STD (dark without errors)*

The colorbar represents the latitude.



5.8 Plot H<sub>2</sub>O profiles for all STD (only for occultations of stars 1,2,3,4,13,14,16,26,63 dark without errors)

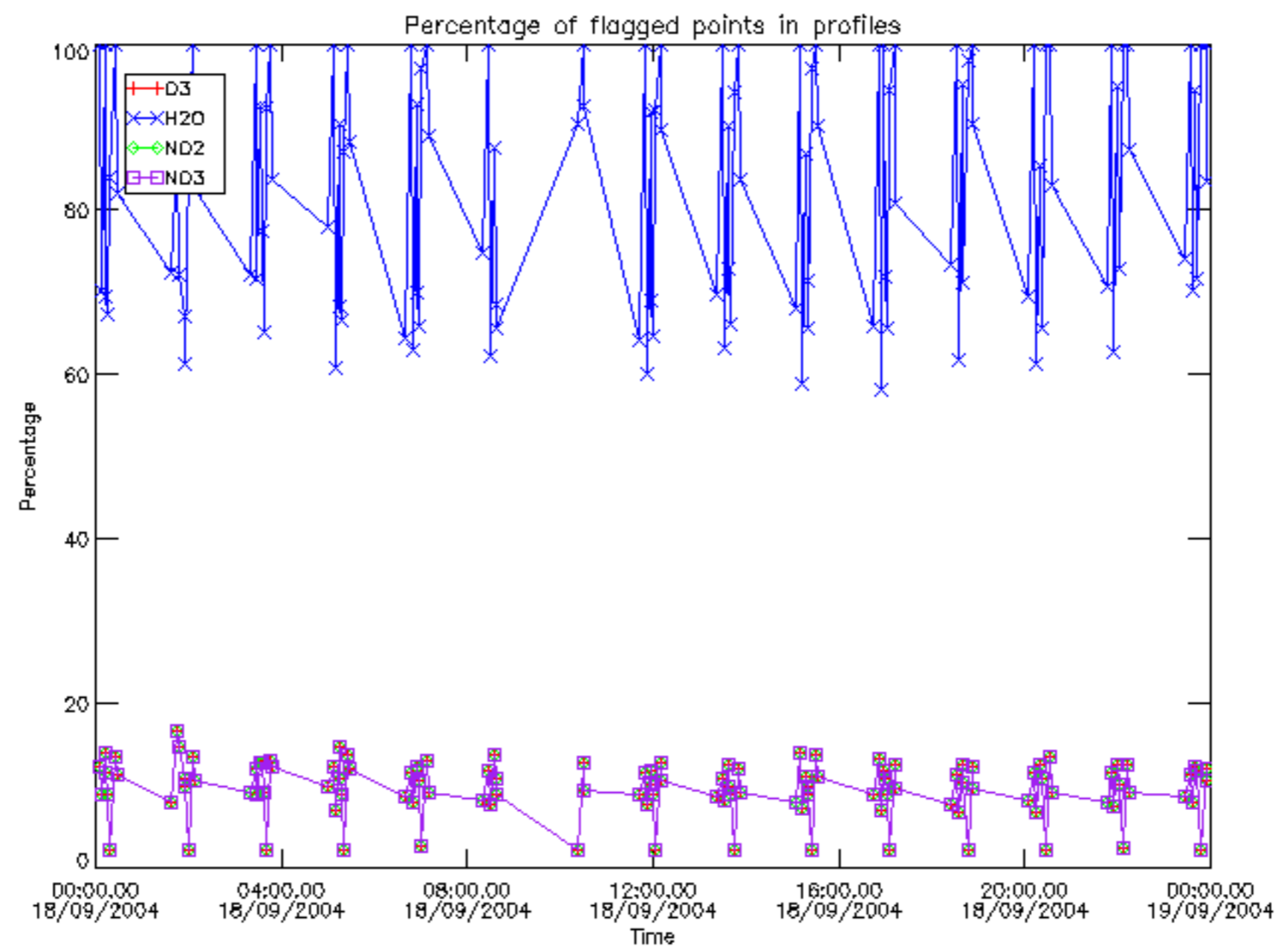
The colorbar represents the latitude.



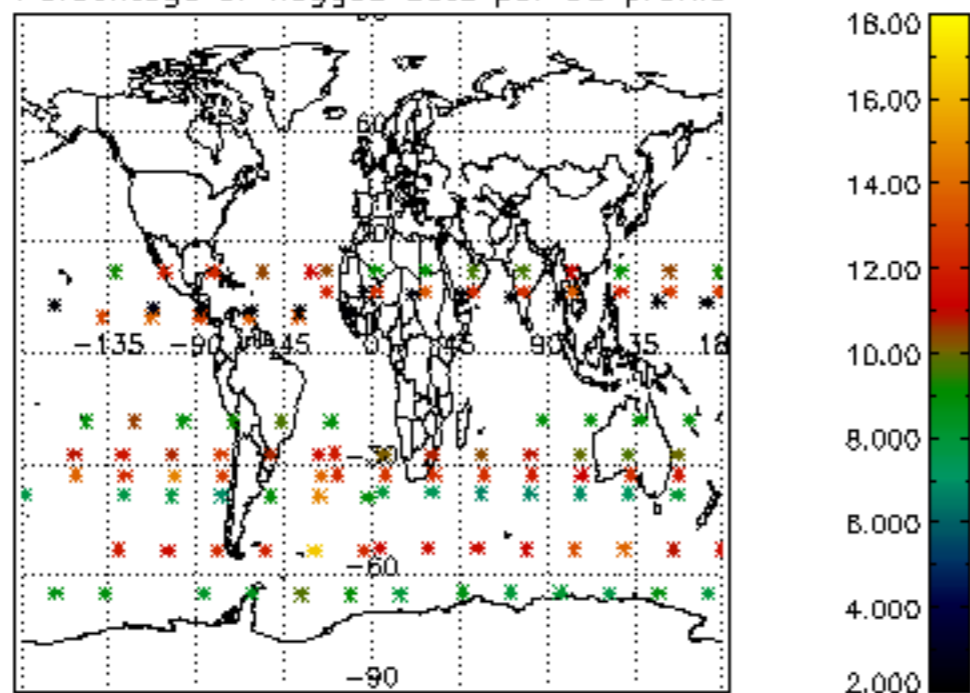
## 6. Auxiliary Data Files used for the production reported in section 2

The number reported in the third column indicates since which file (see list in section 2) the corresponding auxiliary file has been used. The fourth column is the date of those product files.

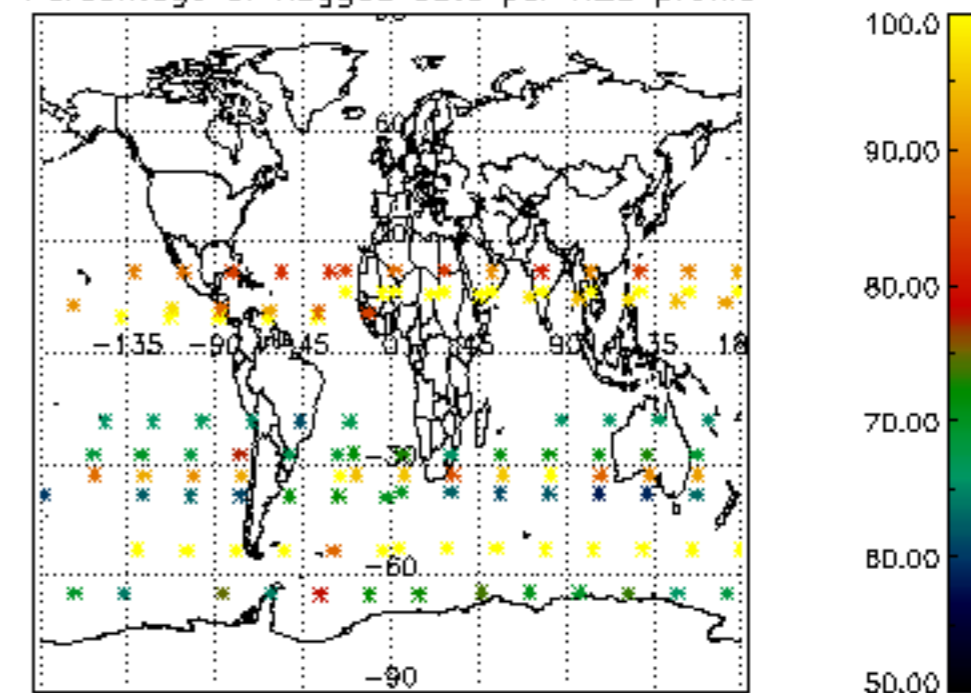
Type	Auxiliary Filename	Used since product	Used since product date
INST_PHYS_CHARACTERISTICS	GOM_INS_AXVIEC20091111_143220_20030716_120000_20500101_000000	1	18-SEP-2004 00:05:12
LEVEL-2_PROC_CONFIG	GOM_PR2_AXVIEC20091111_152718_20020301_000000_20500101_000000	1	18-SEP-2004 00:05:12
CROSS_SECTIONS_FILE	GOM_CRS_AXVIEC20091111_154832_20020301_000000_20500101_000000	1	18-SEP-2004 00:05:12



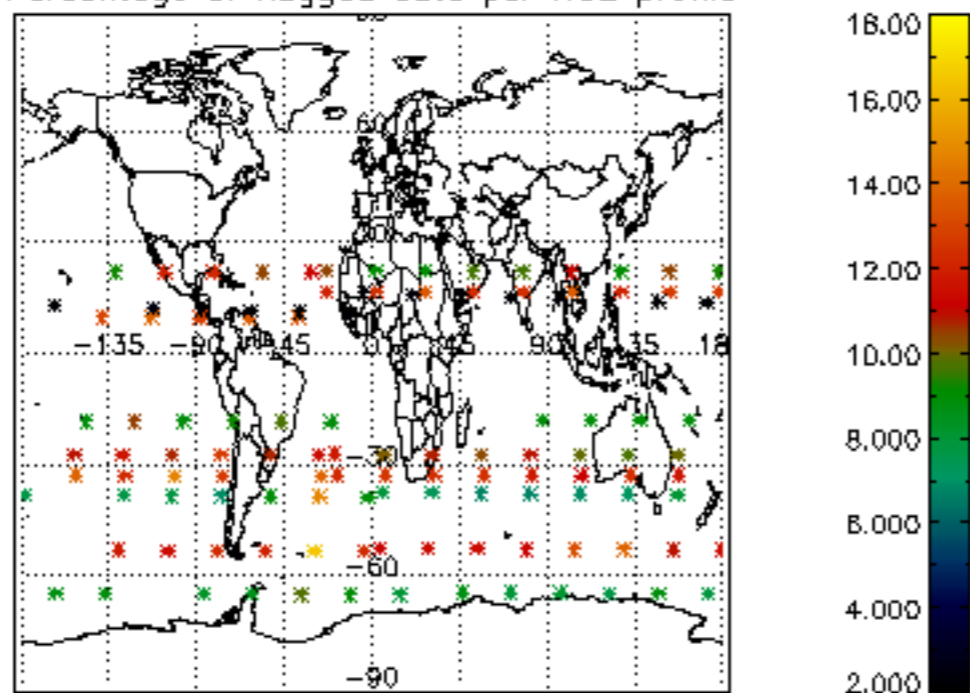
Percentage of flagged data per D3 profile



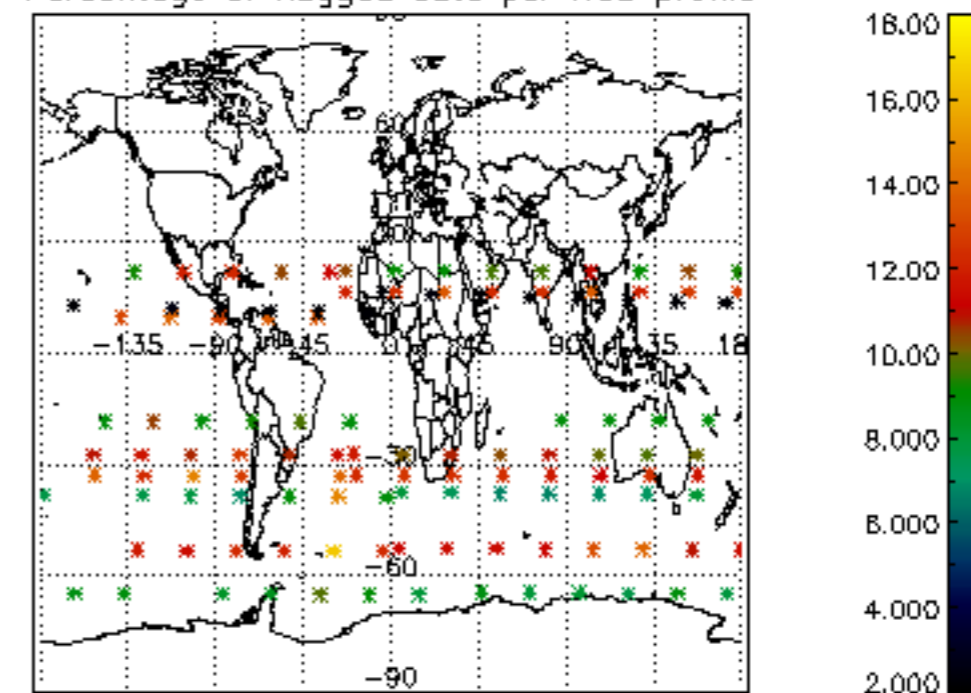
Percentage of flagged data per H2O profile

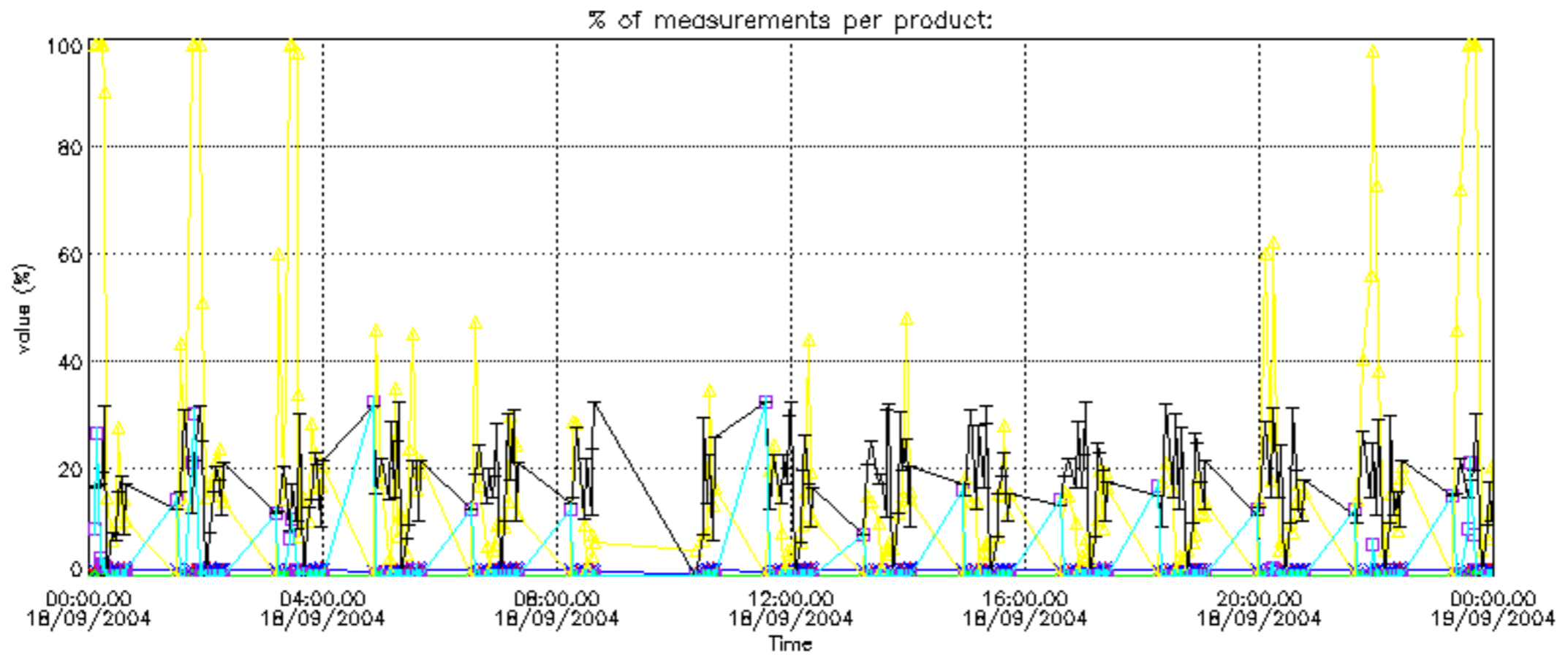


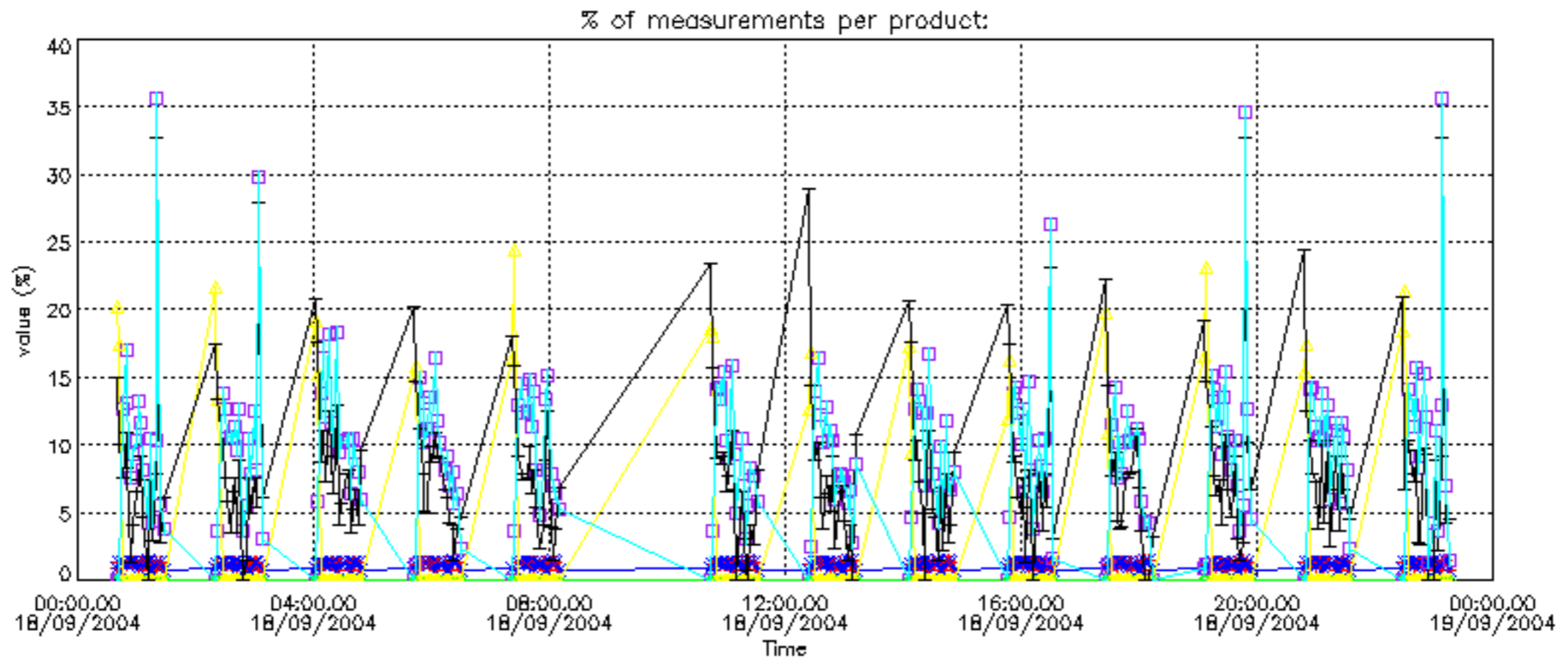
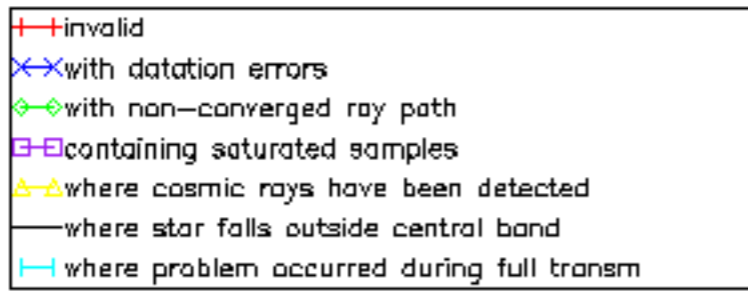
Percentage of flagged data per NO2 profile



Percentage of flagged data per NO3 profile

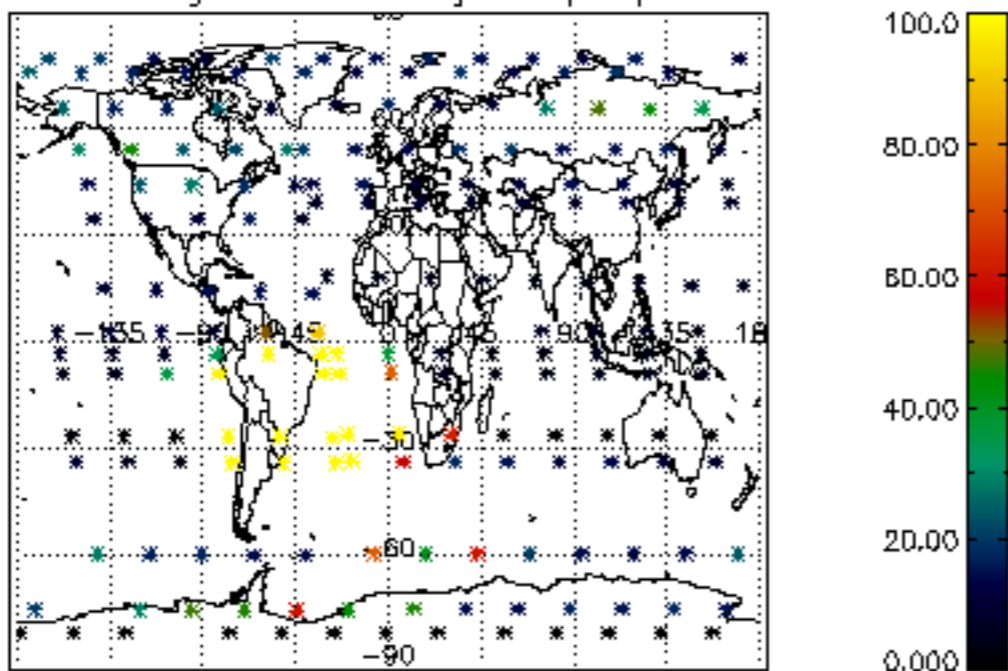




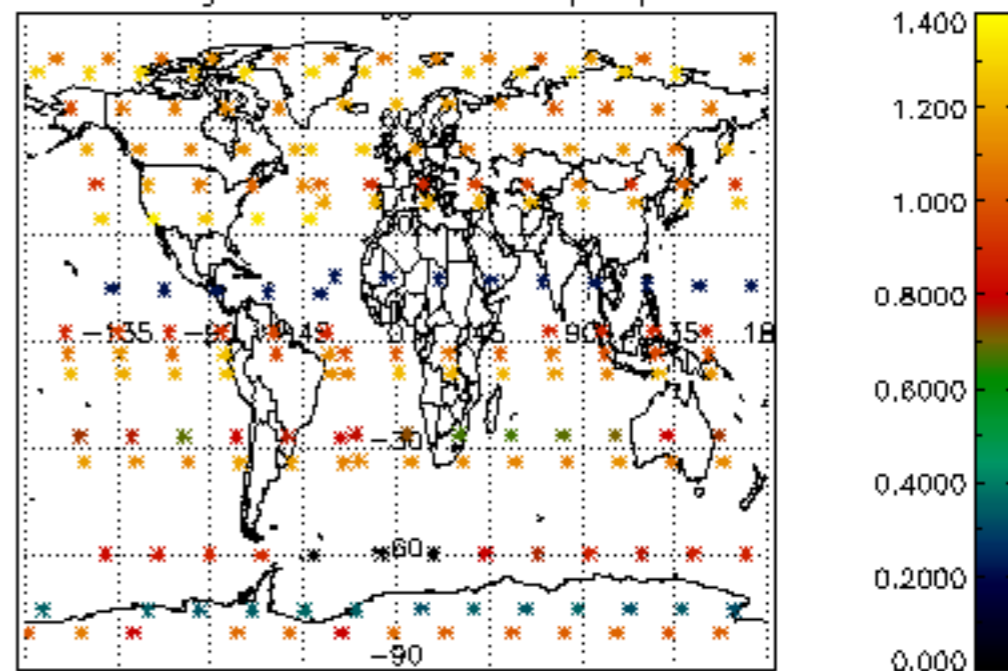




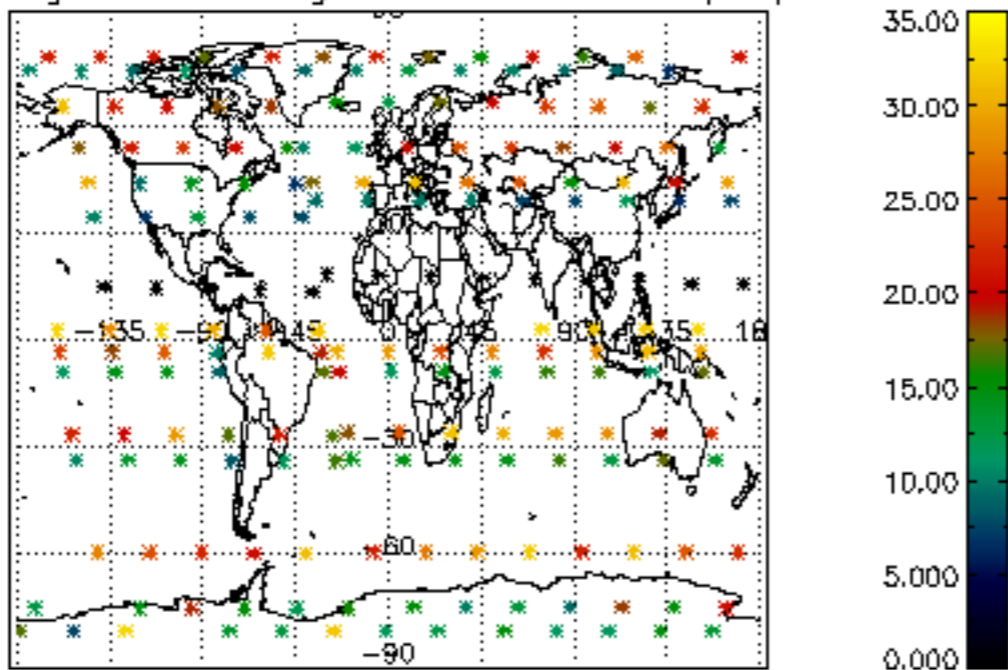
Percentage of cosmic ray hits per profile



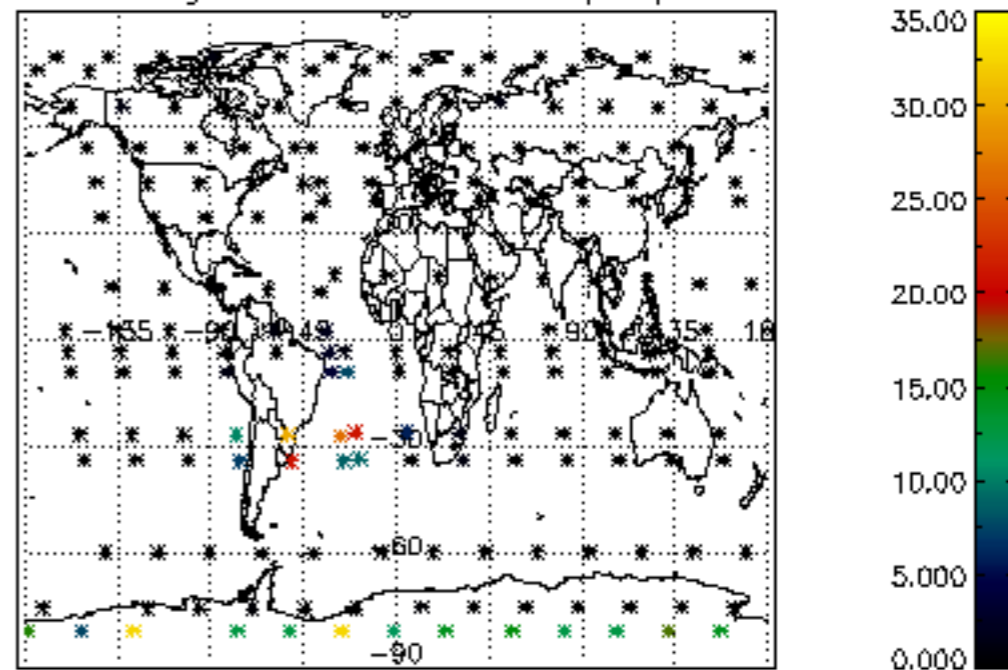
Percentage of datation errors per profile



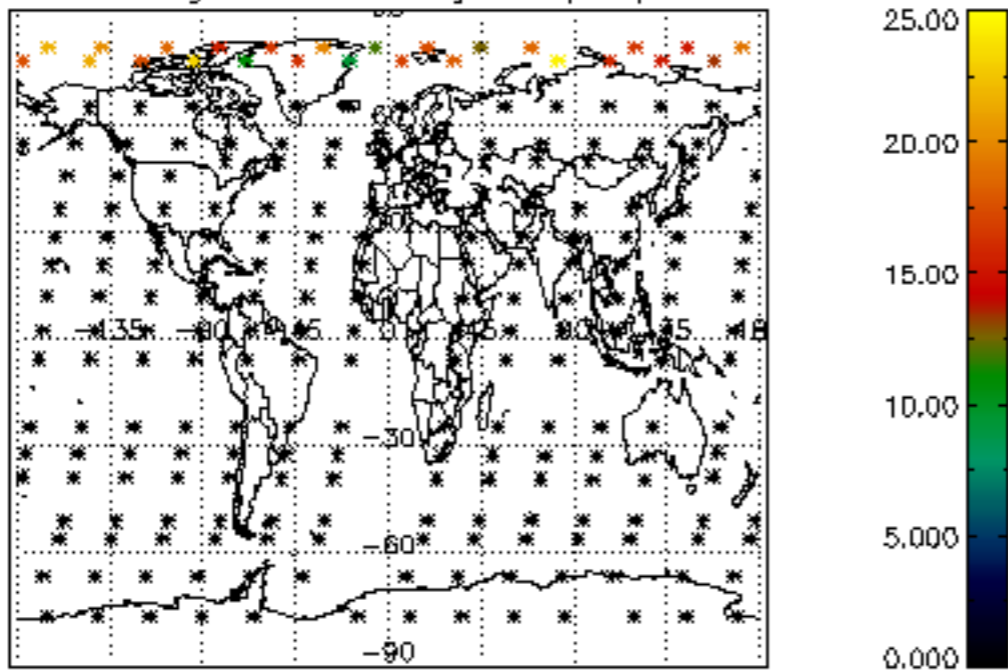
Percentage of star falling outside central band per profile



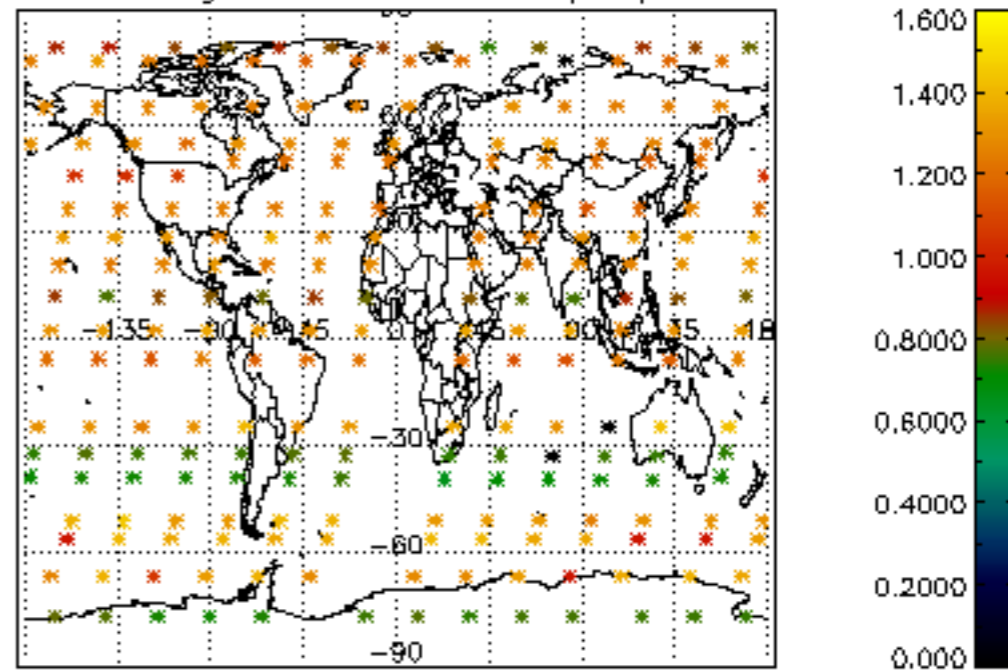
Percentage of saturation errors per profile



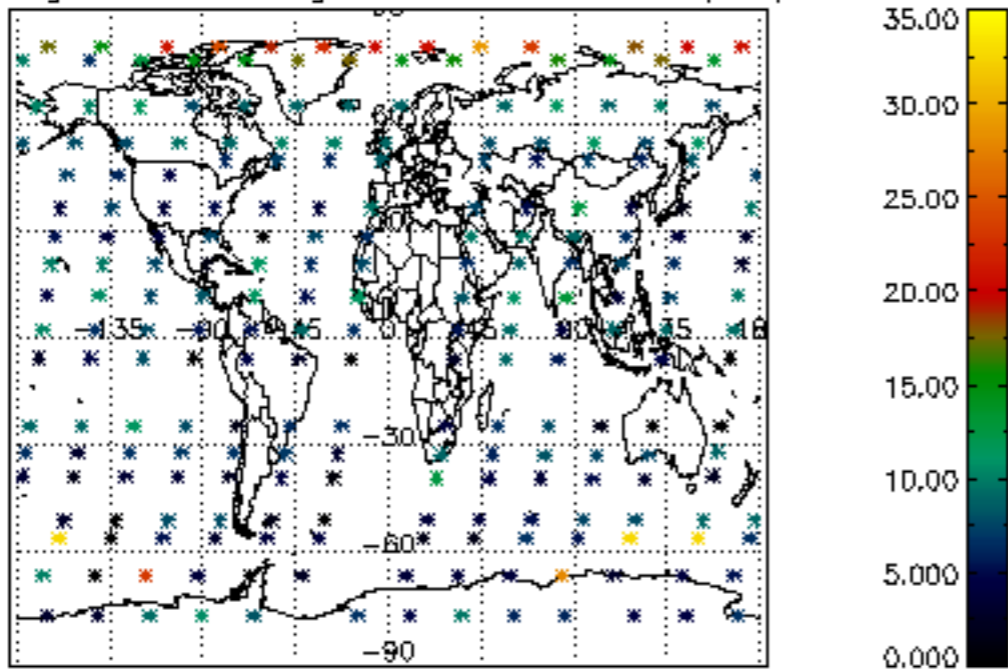
Percentage of cosmic ray hits per profile



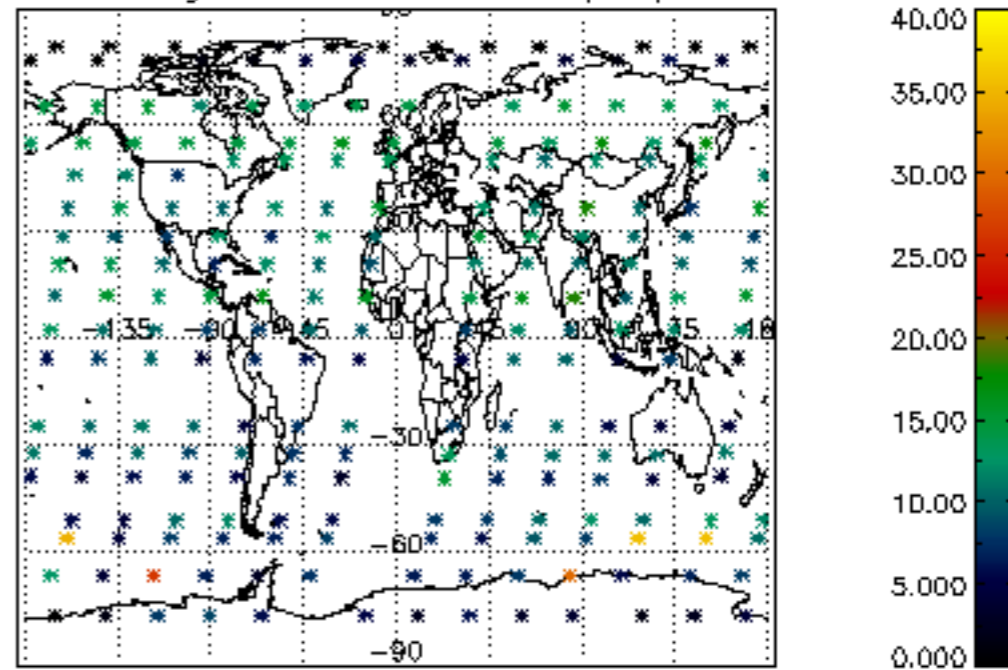
Percentage of datation errors per profile

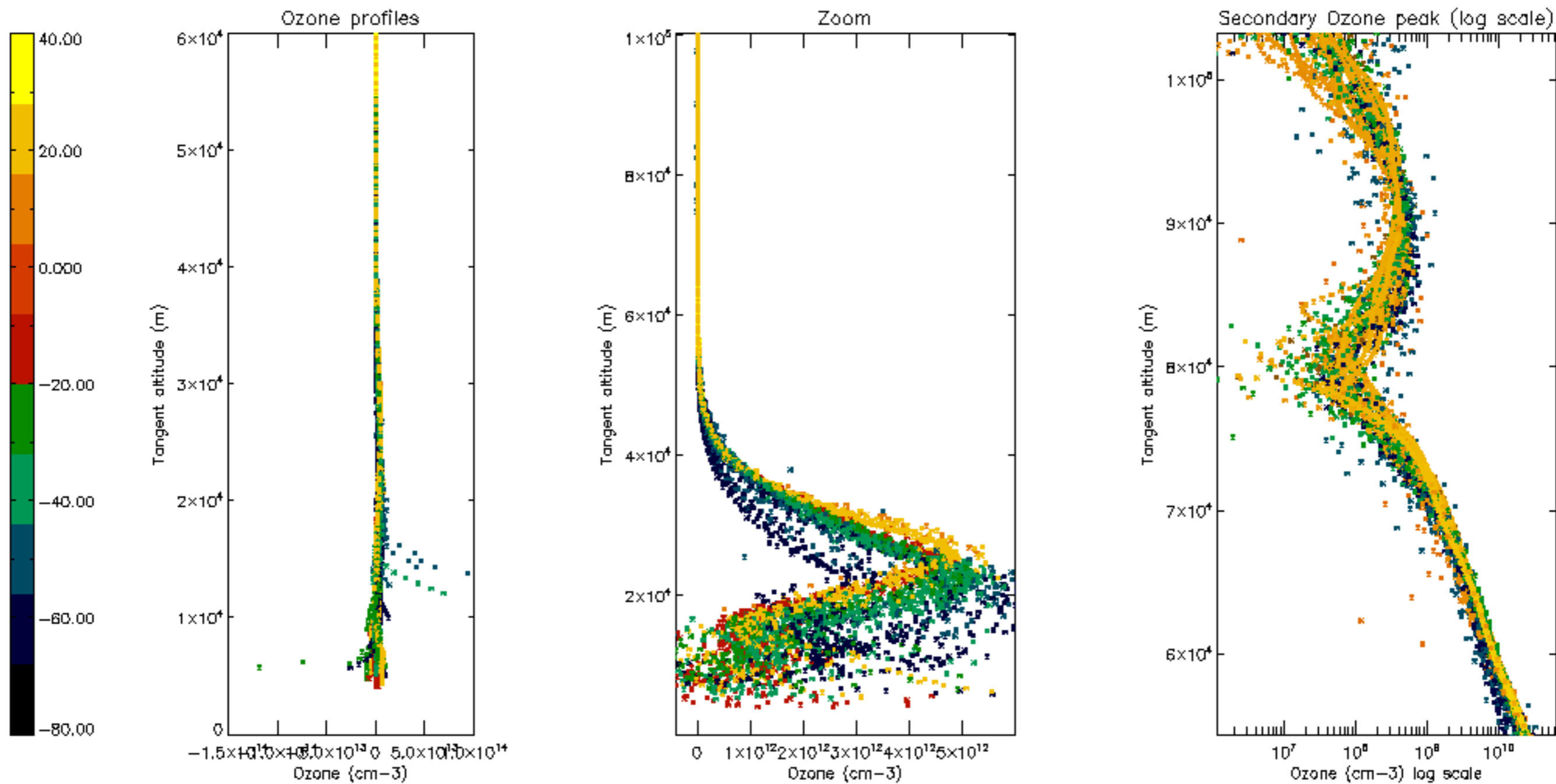


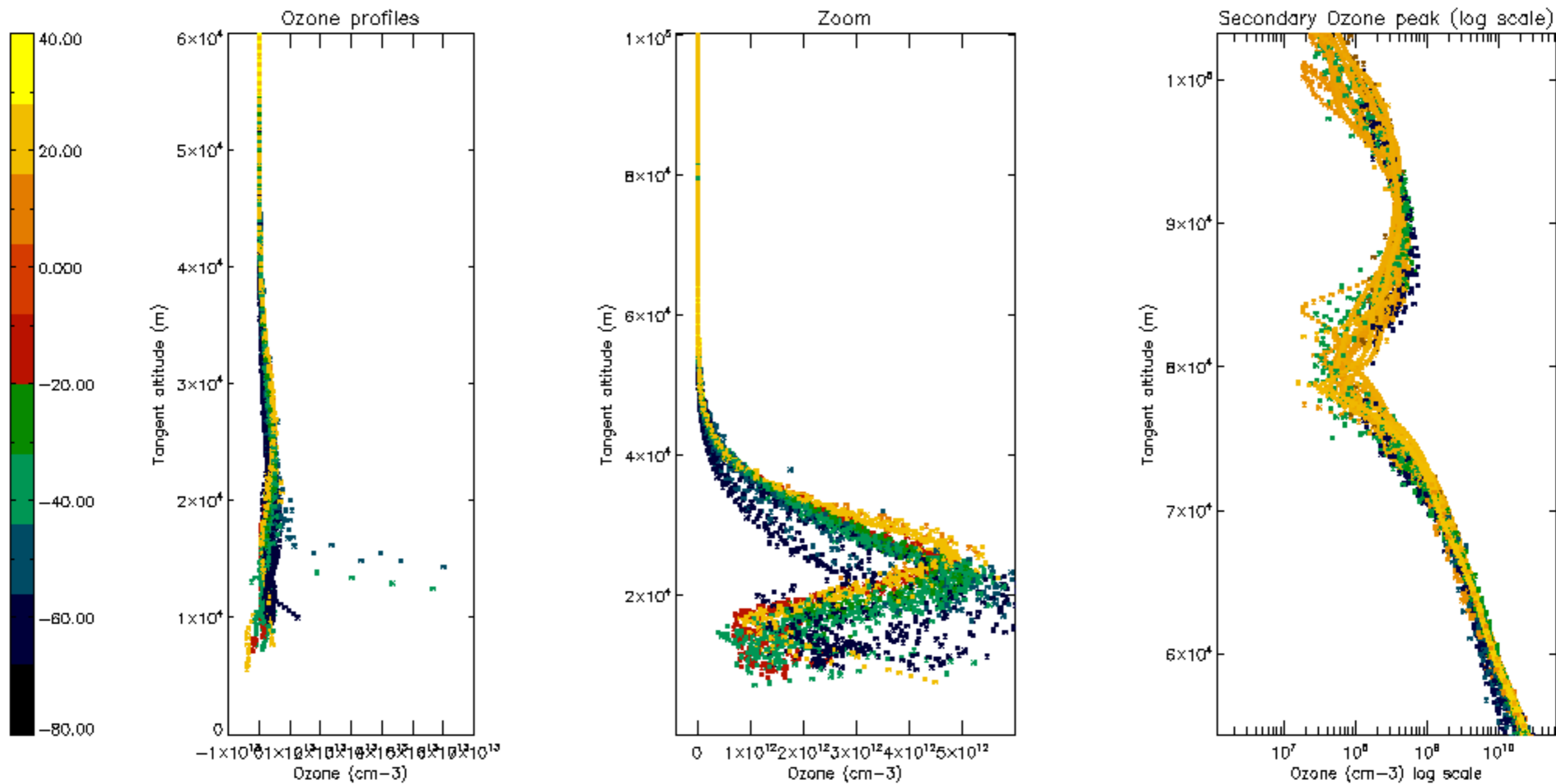
Percentage of star falling outside central band per profile

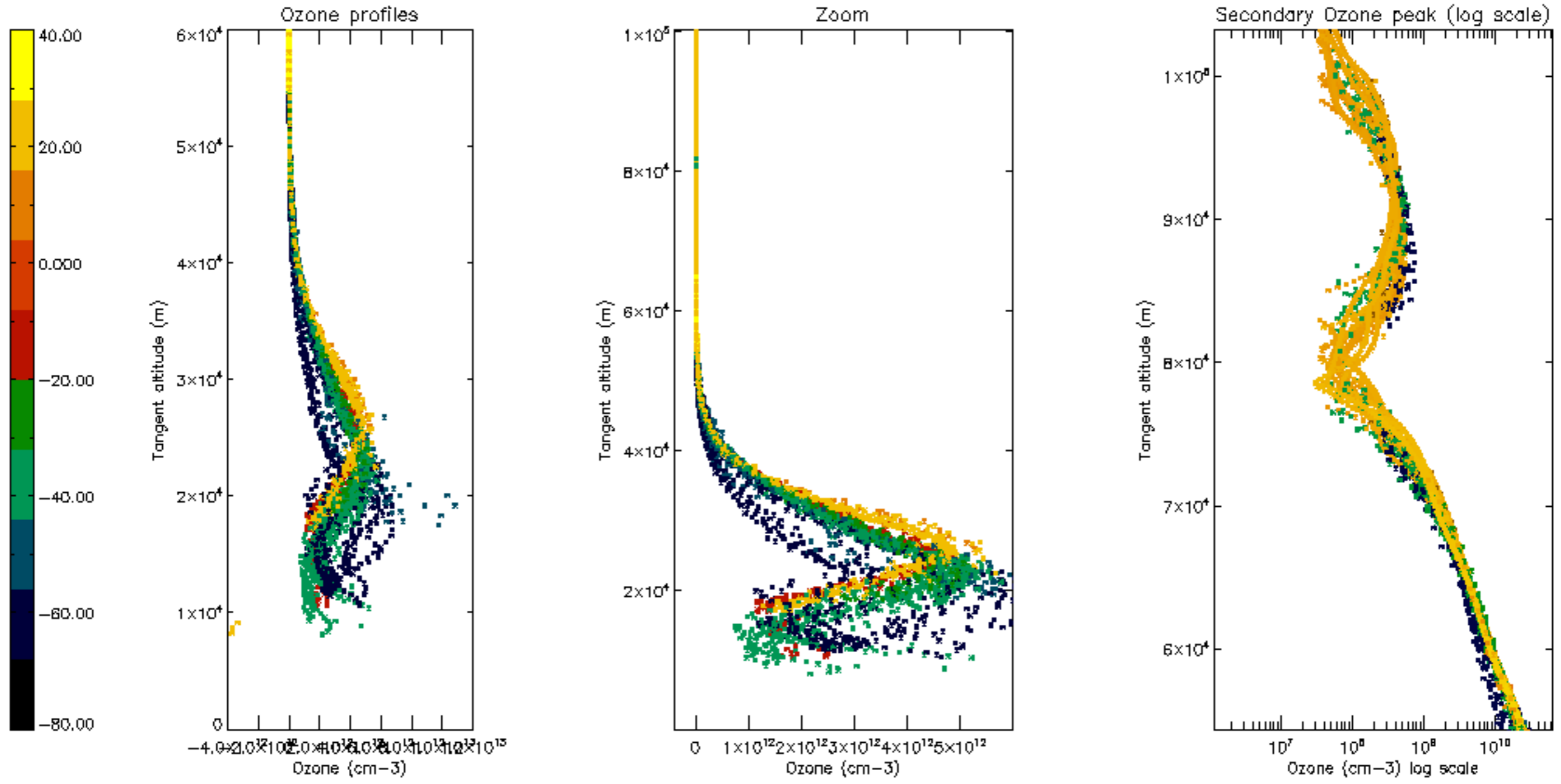


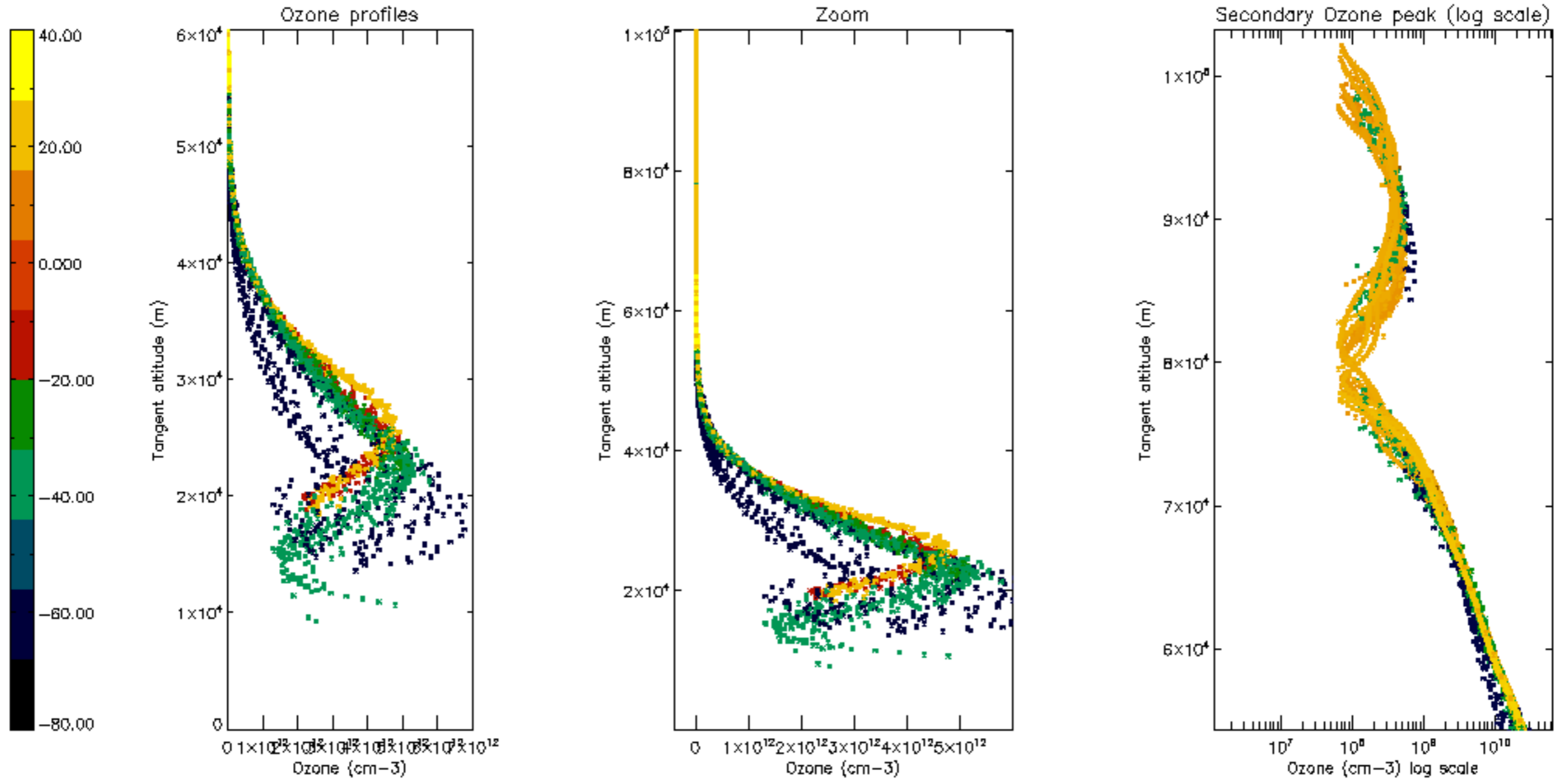
Percentage of saturation errors per profile

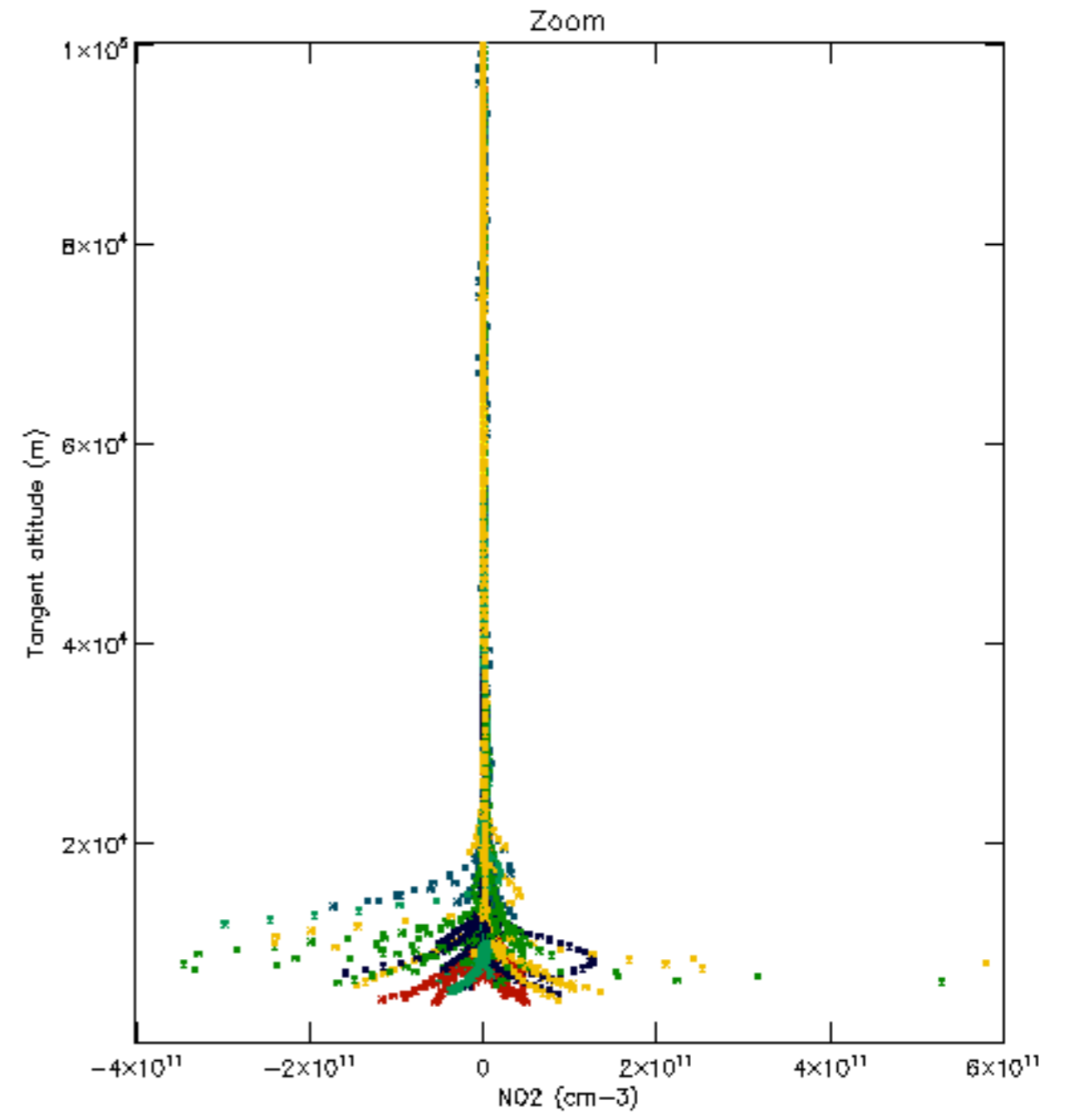
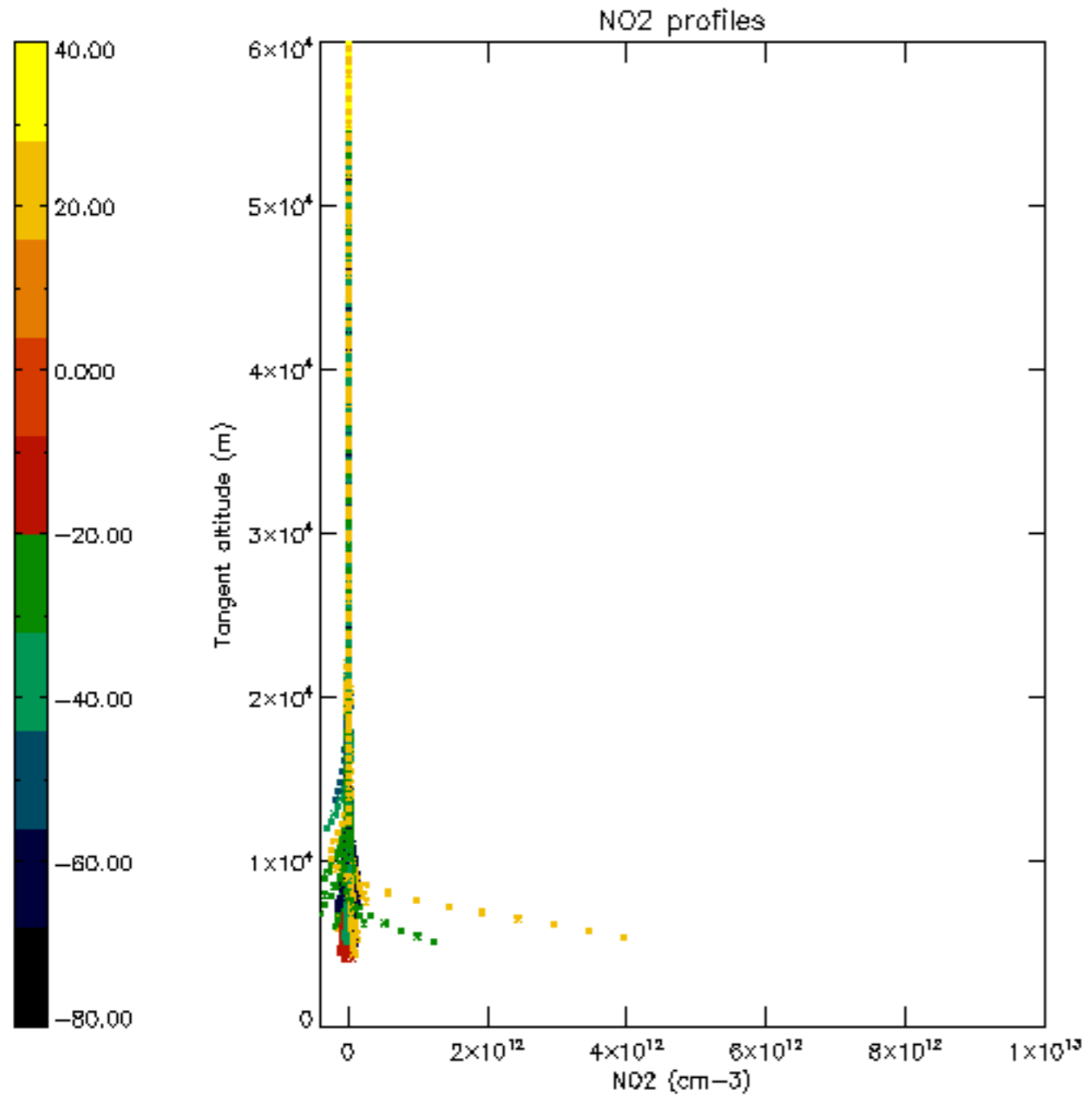


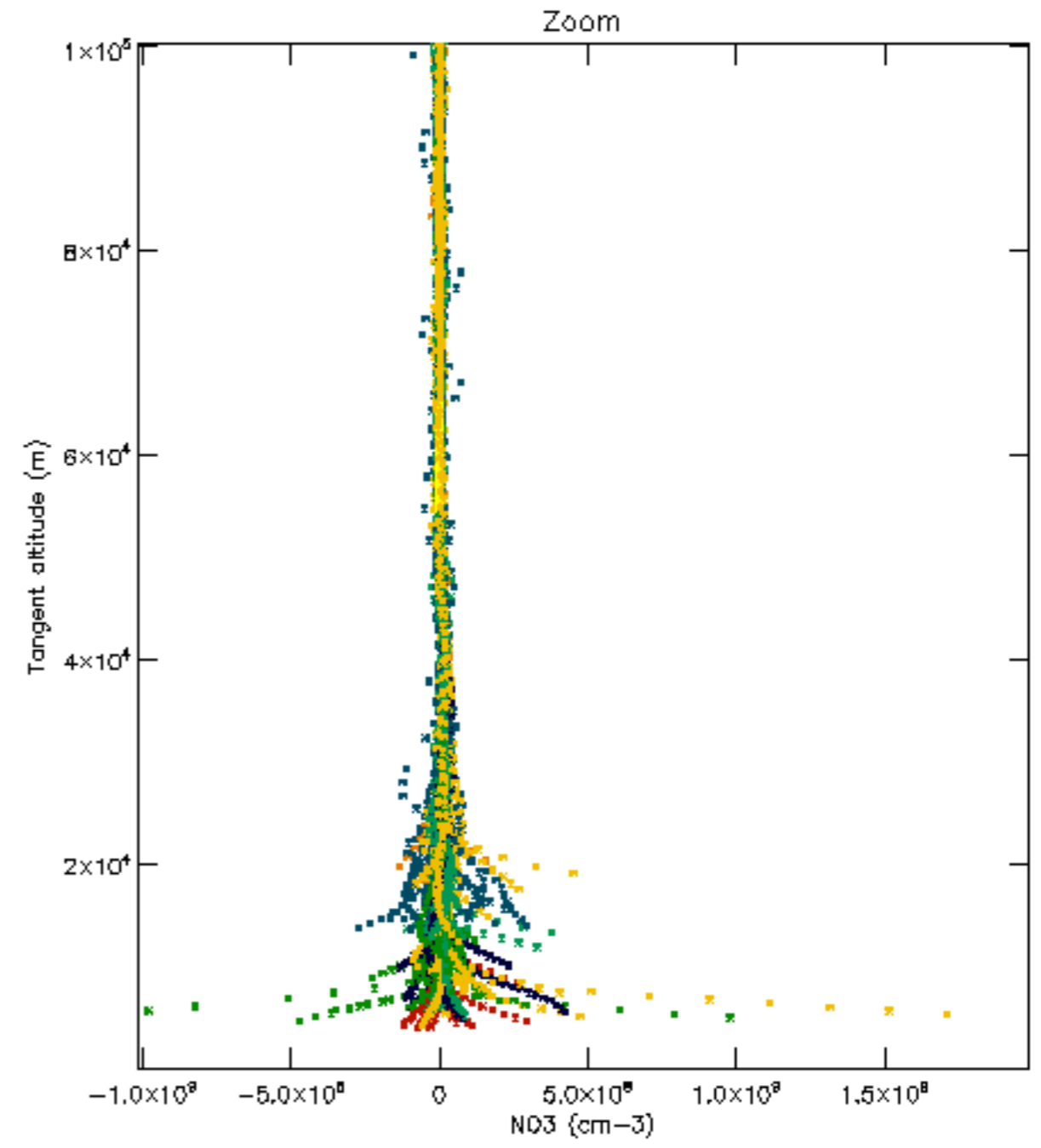
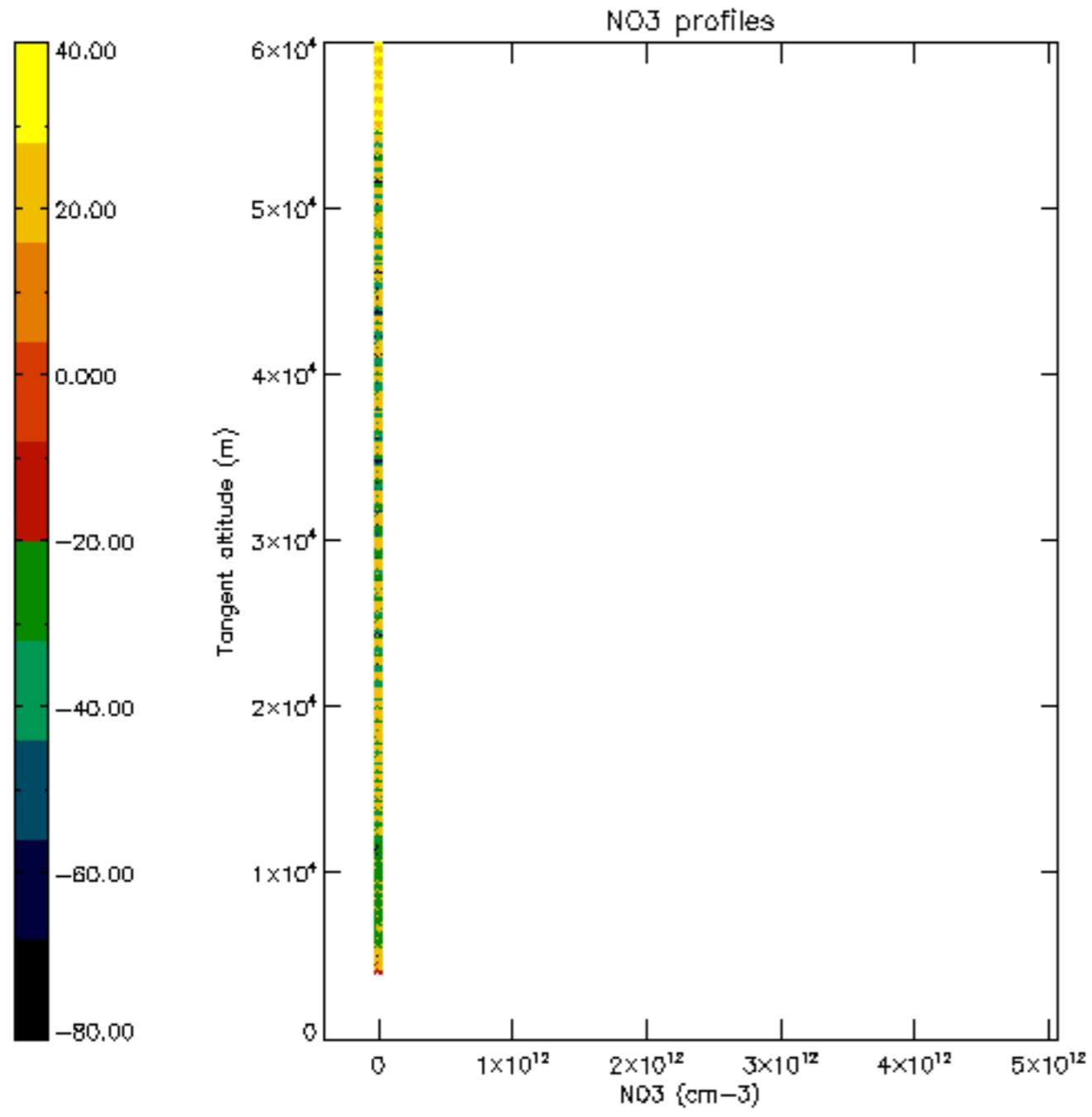




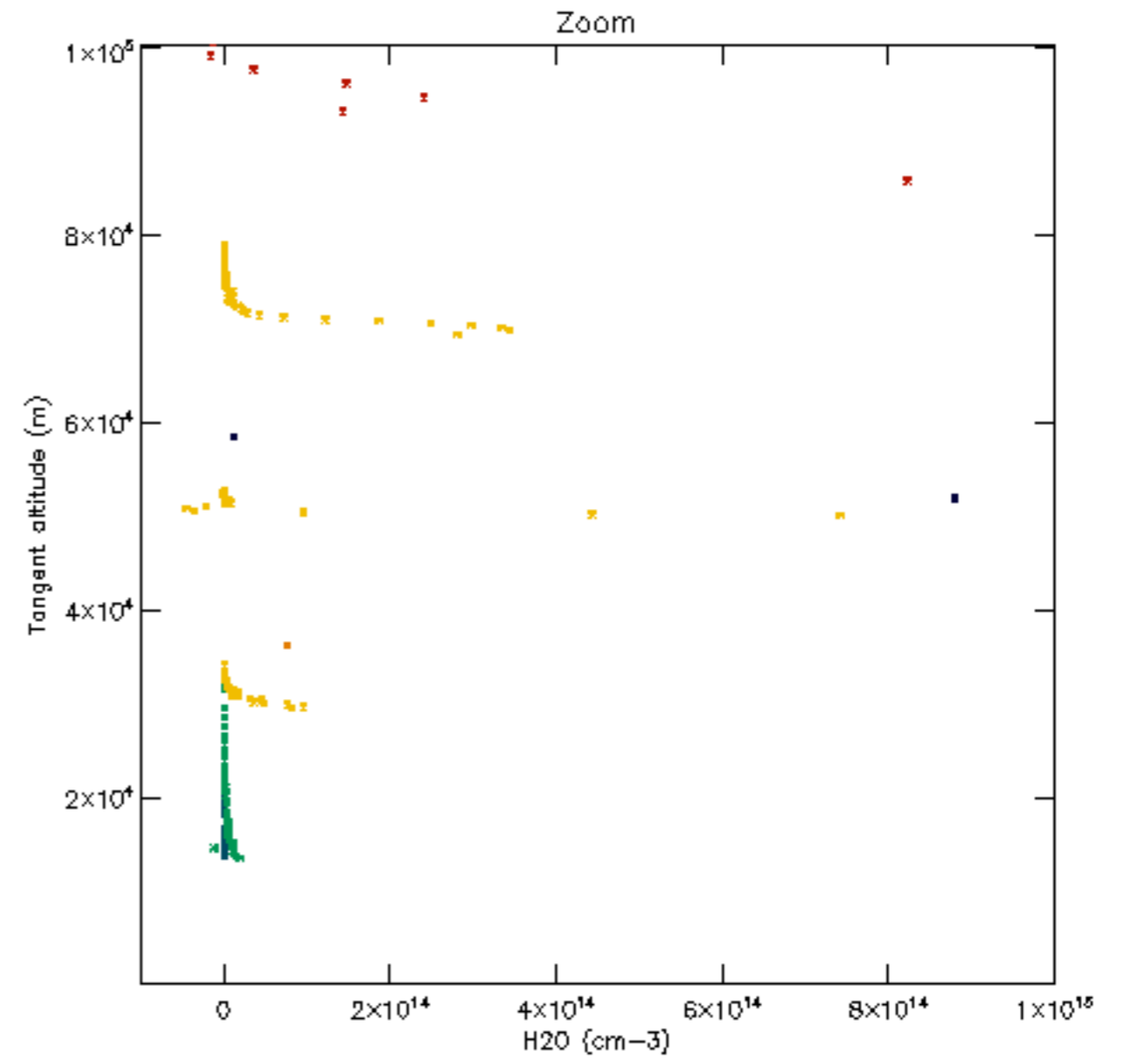
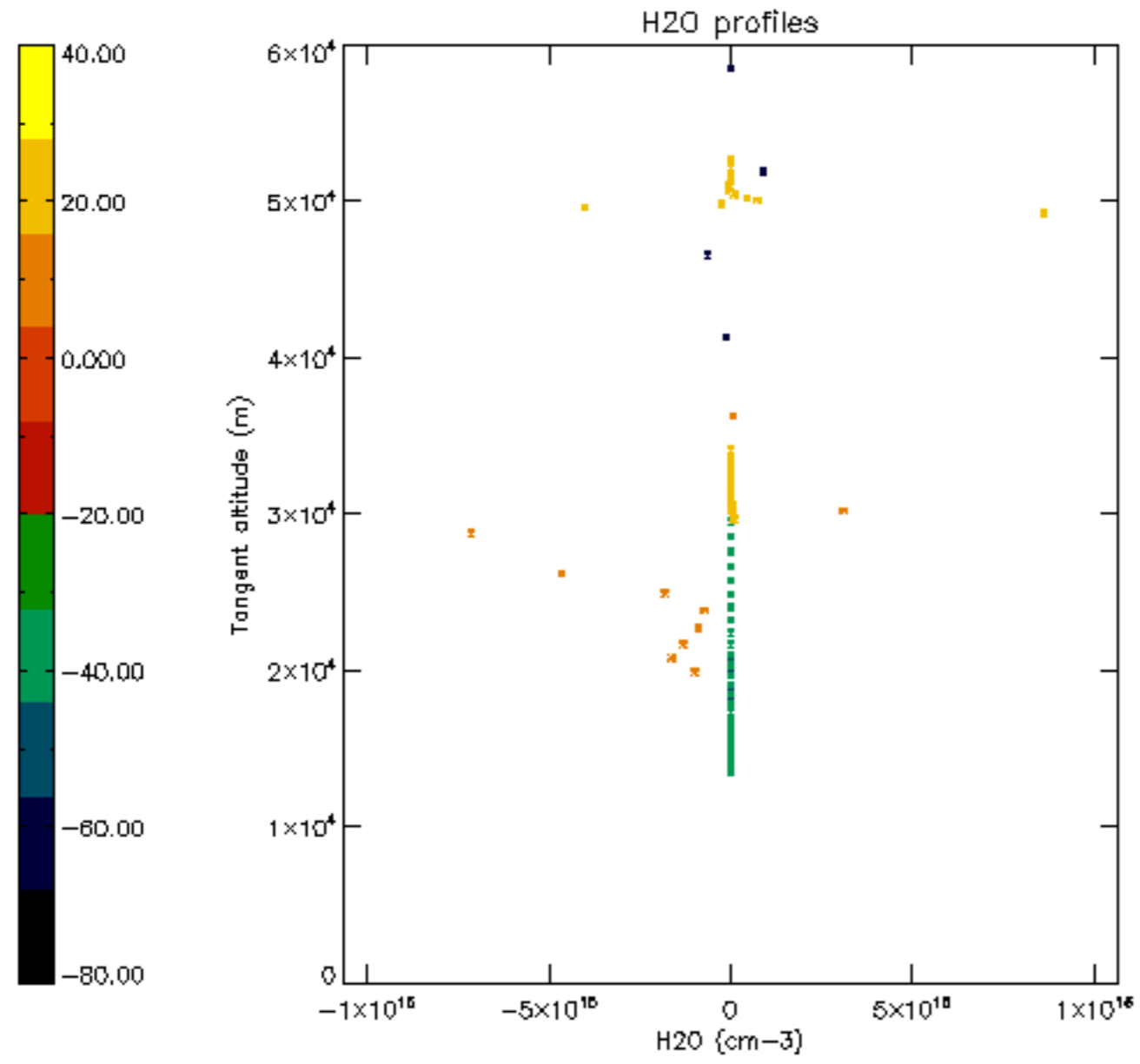


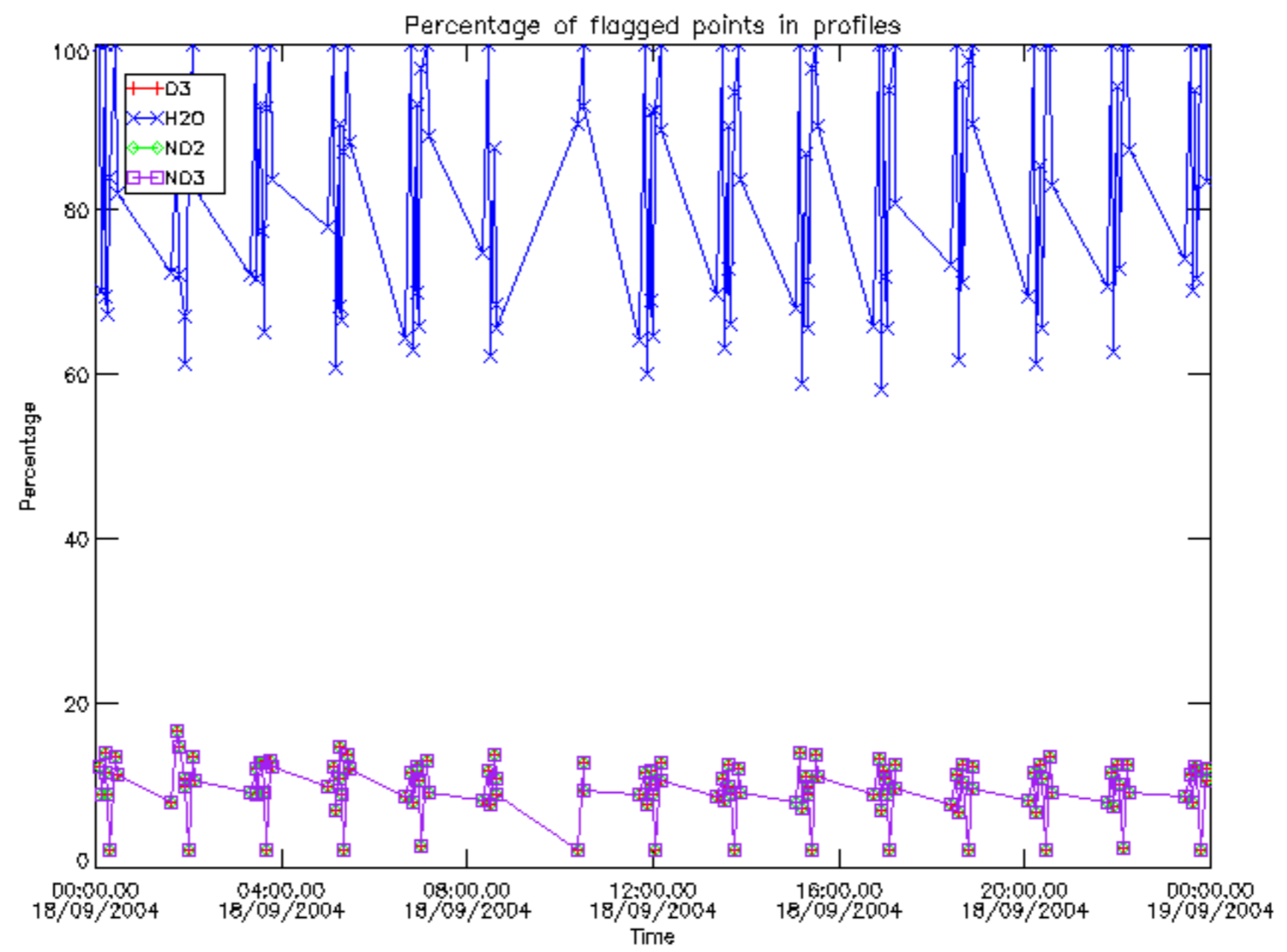




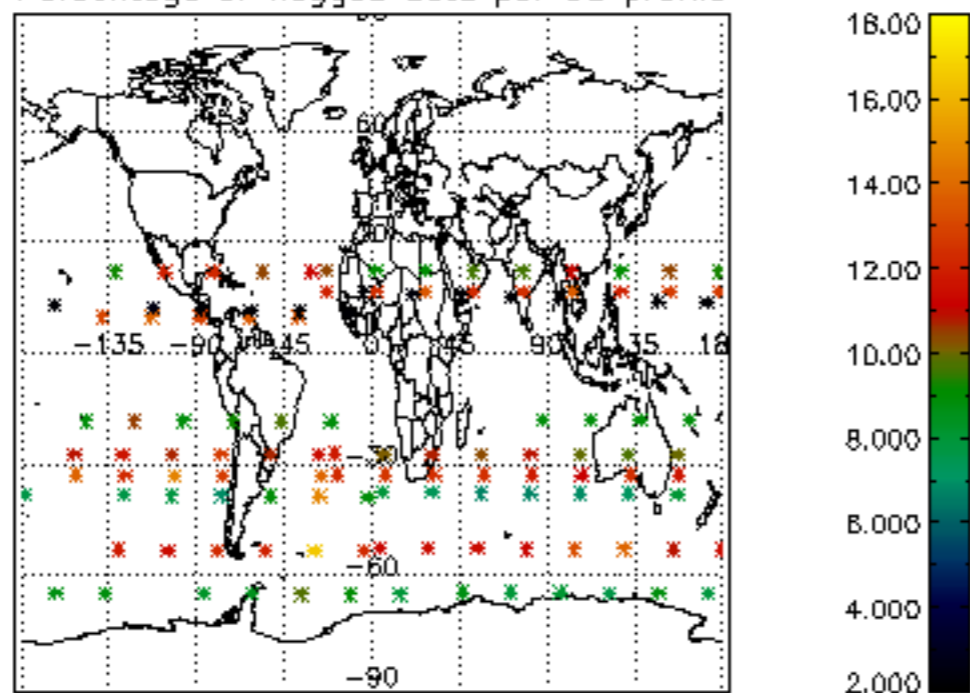




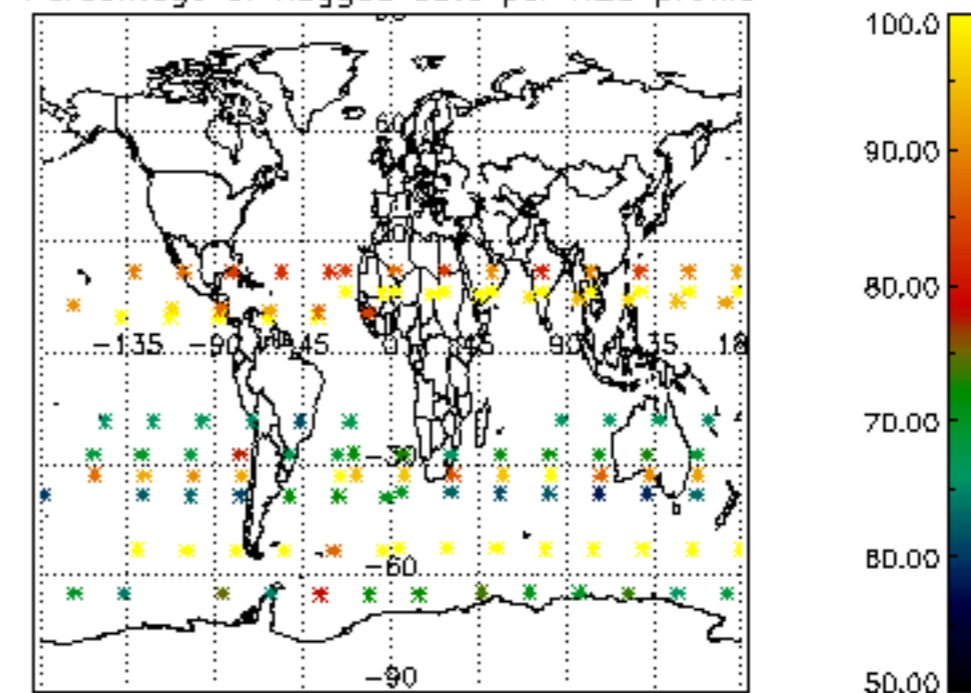




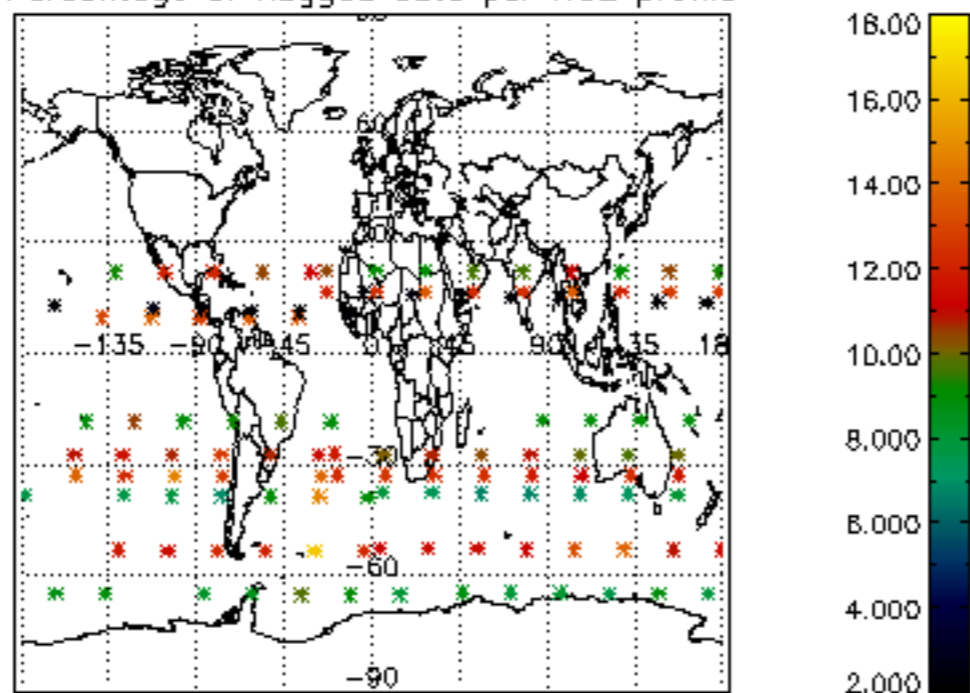
Percentage of flagged data per D3 profile



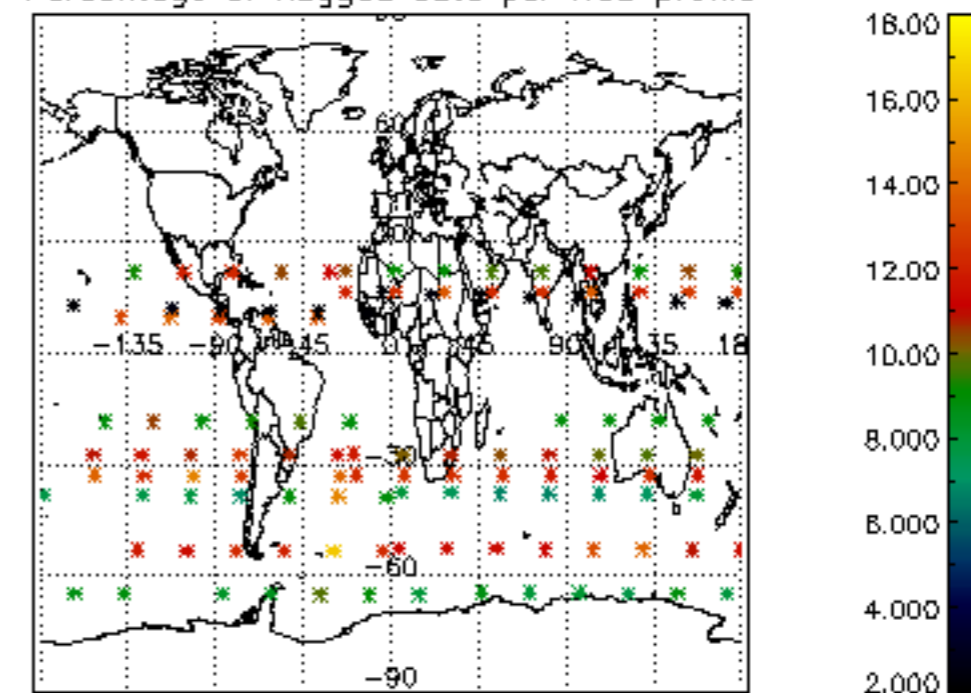
Percentage of flagged data per H2O profile

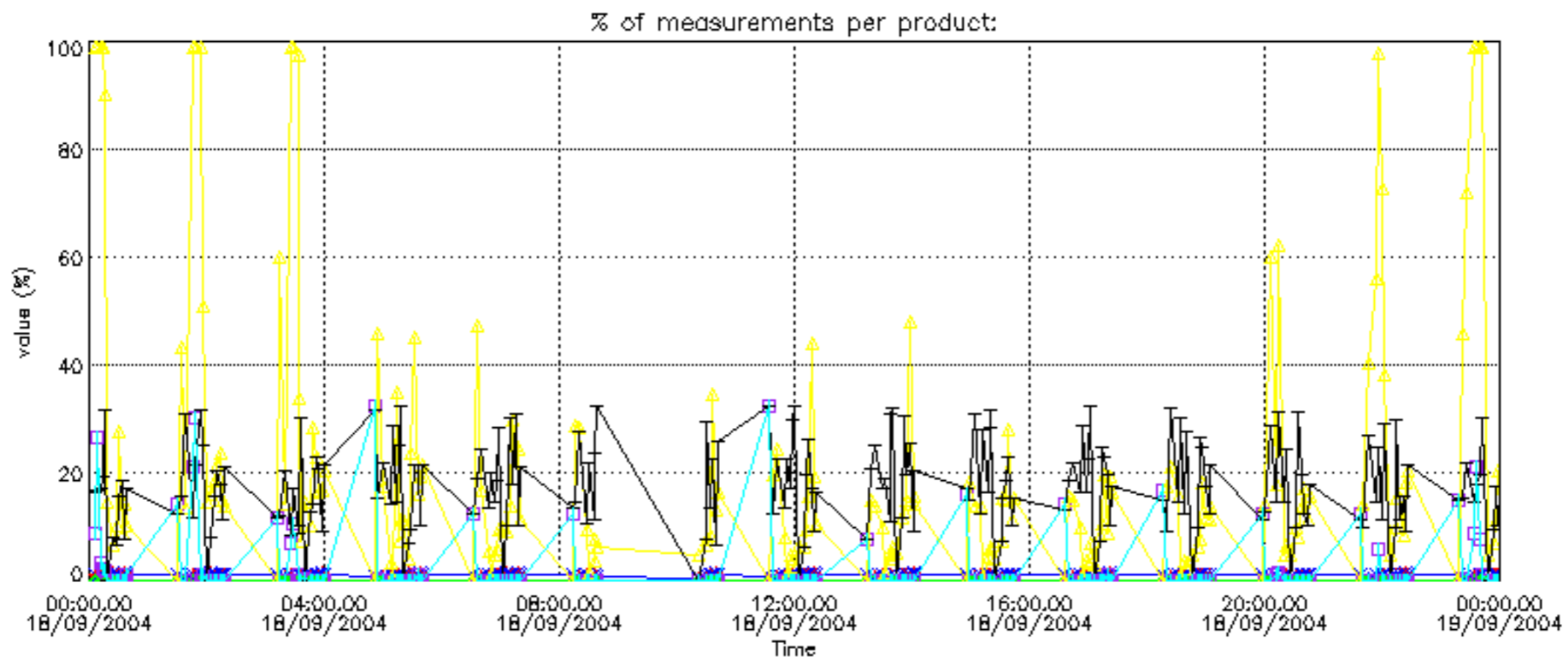
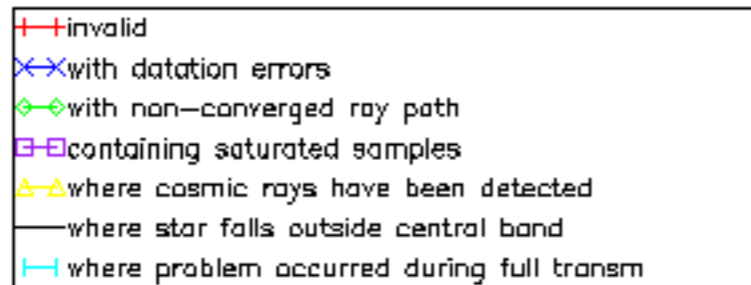


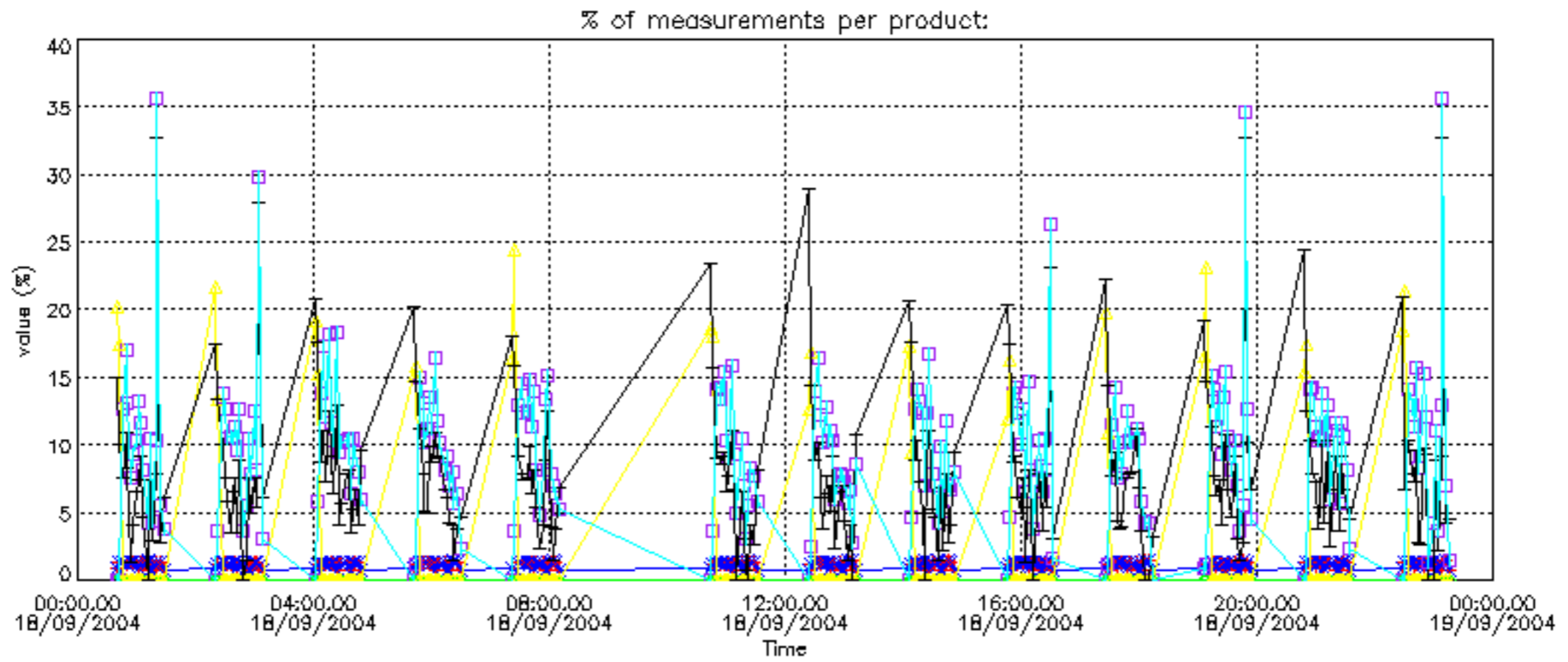
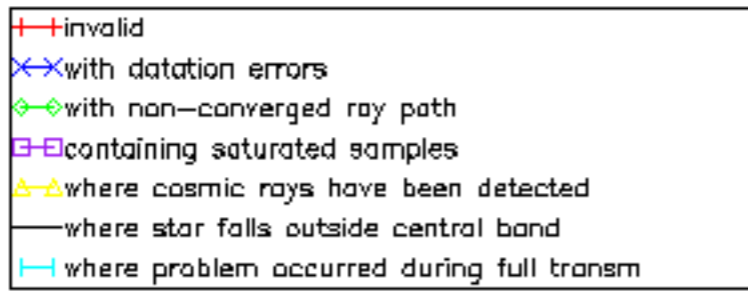
Percentage of flagged data per NO2 profile



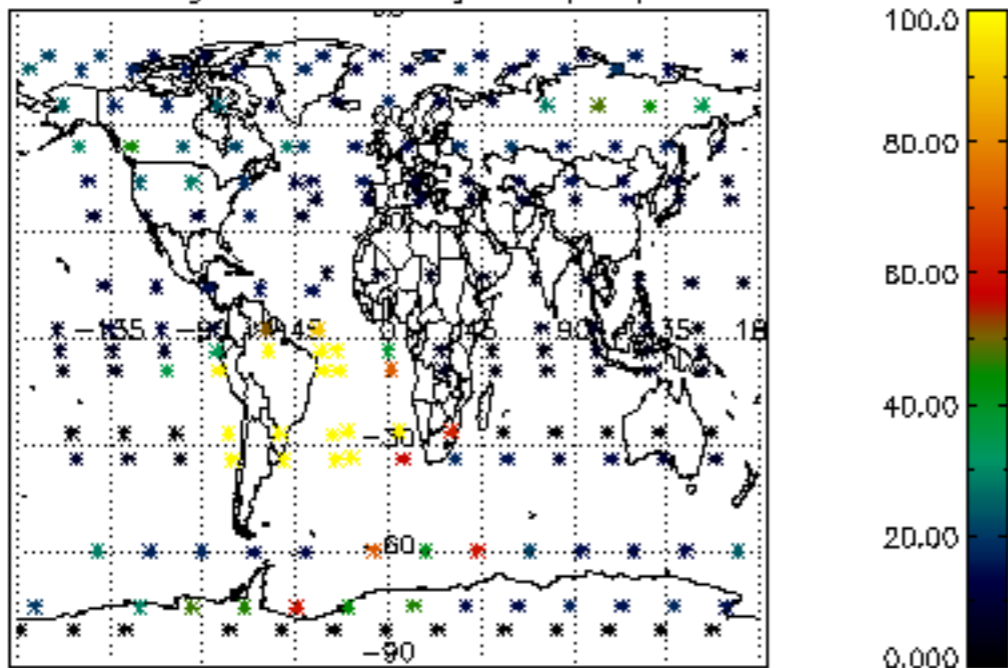
Percentage of flagged data per NO3 profile



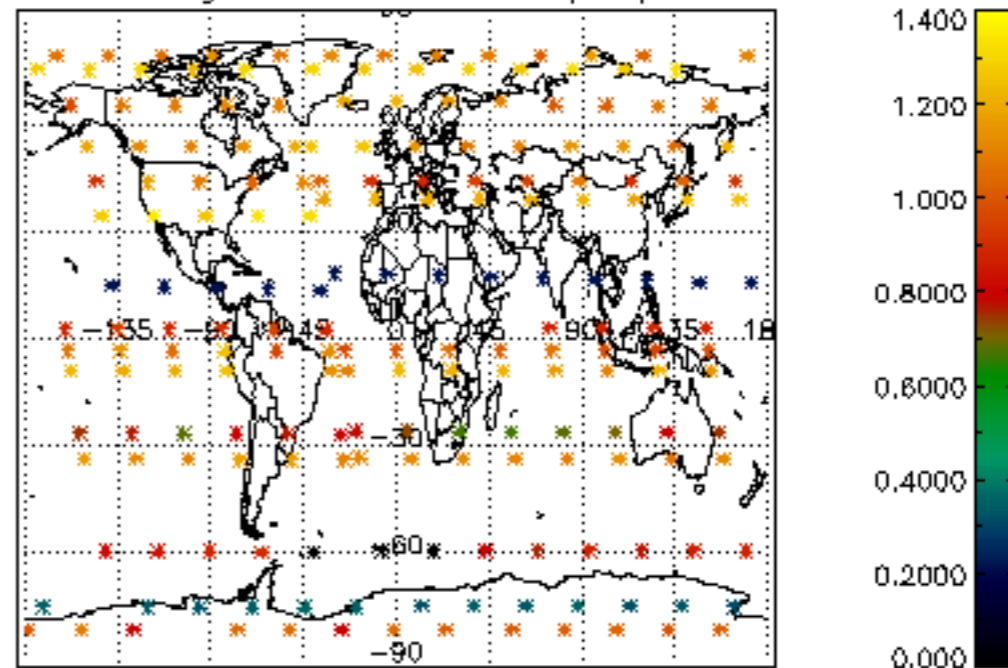




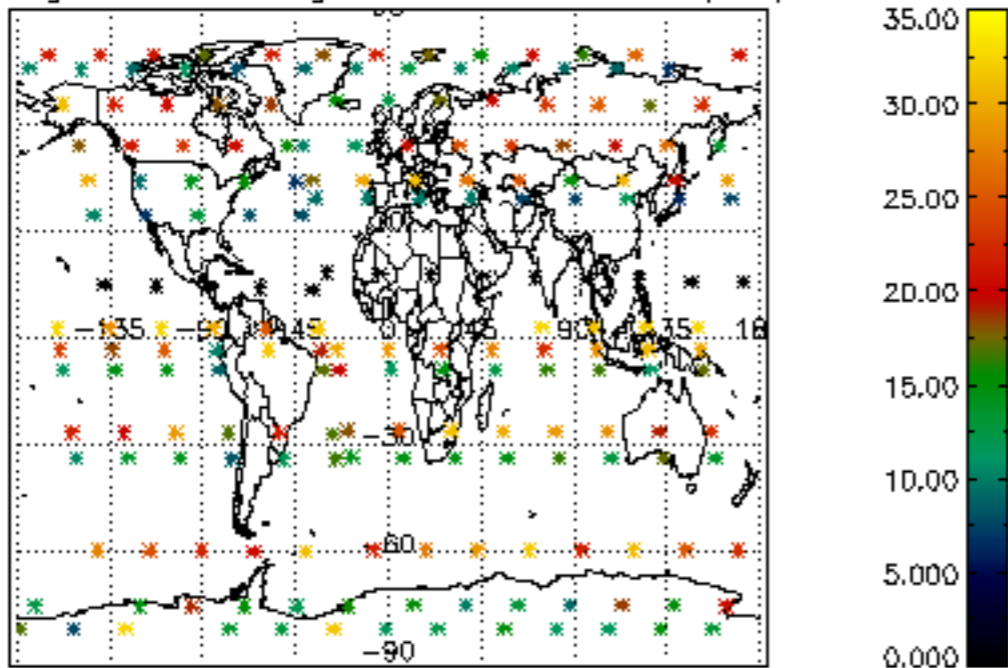
Percentage of cosmic ray hits per profile



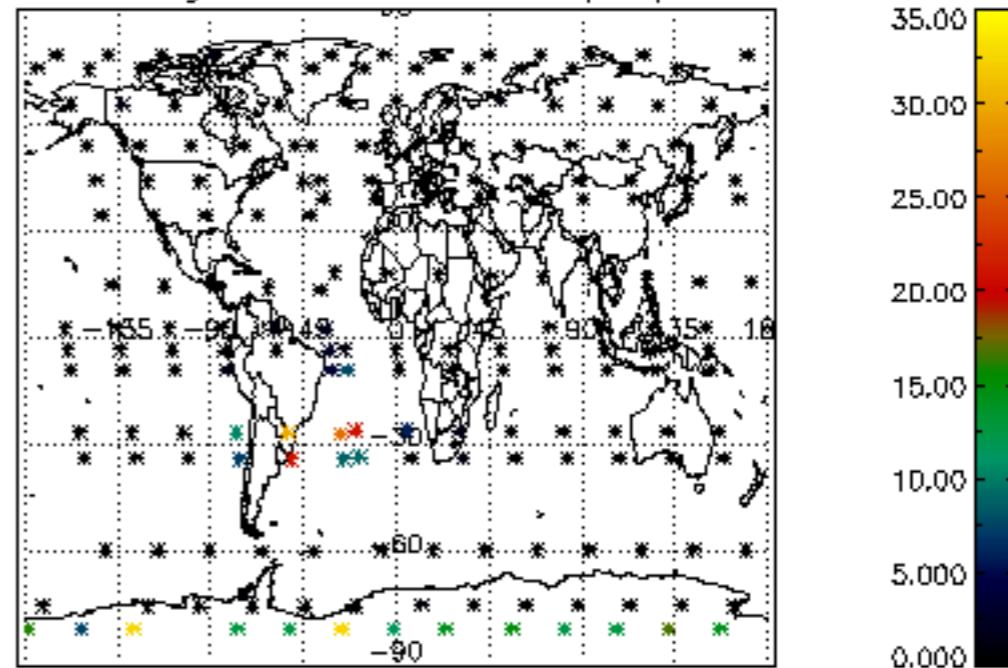
Percentage of datation errors per profile



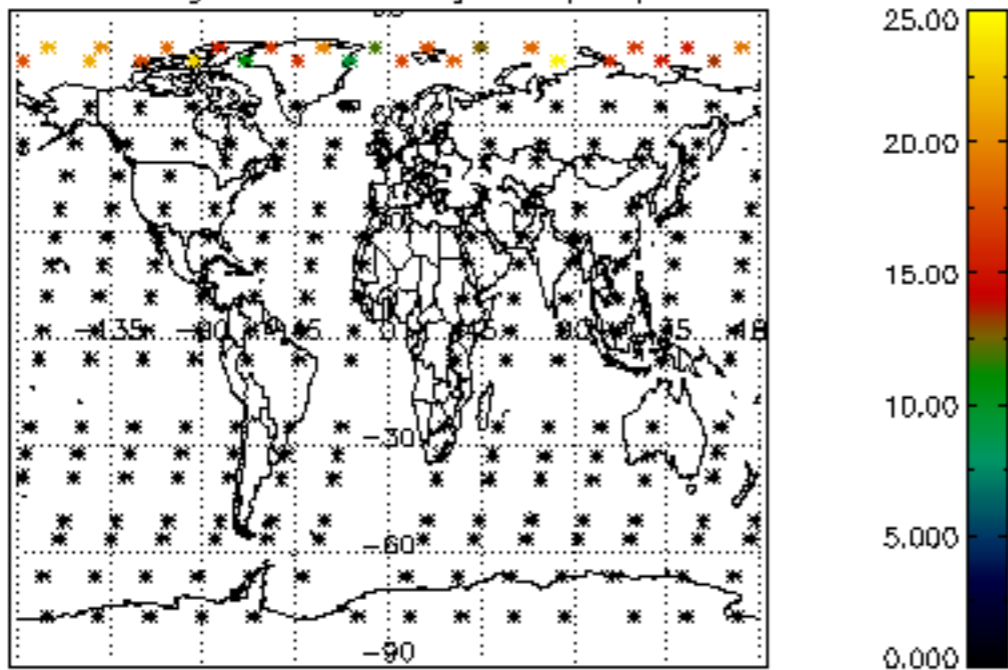
Percentage of star falling outside central band per profile



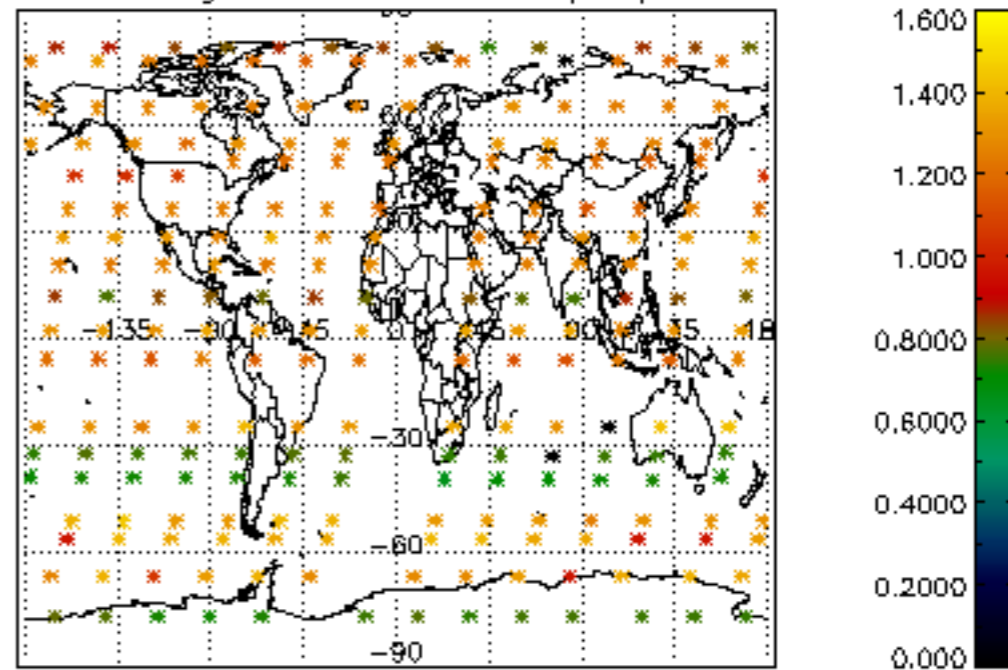
Percentage of saturation errors per profile



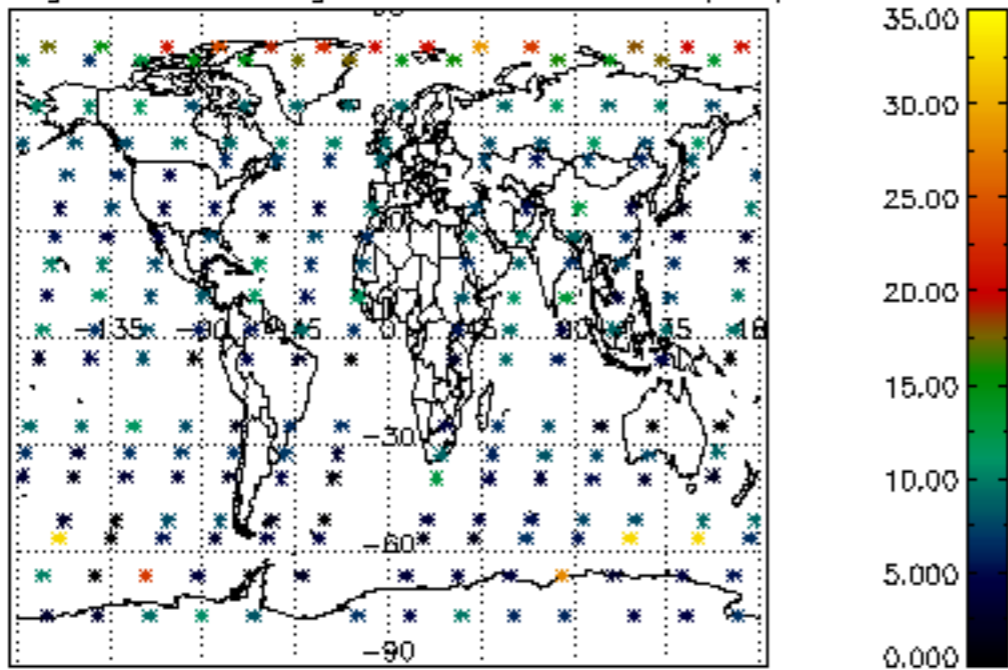
Percentage of cosmic ray hits per profile



Percentage of datation errors per profile



Percentage of star falling outside central band per profile



Percentage of saturation errors per profile

