

# GOMOS Level 2 Daily Report

## SUMMARY

### [1. General Info](#)

### [2. Summary of processed GOM\\_NL\\_2P products](#)

### [3. Level 2 Quality information per product](#)

#### [3.1 Plot of level 2 quality information per product \(time dependant\)](#)

#### [3.2 Plot of level 2 quality information per product \(world map\)](#)

### [4. Level 1 Quality information per product \(stored on level 2 products\)](#)

#### [4.1 Plot of level 1 quality information per product \(time dependant\)](#)

##### [4.1.1 Plot of level 1 quality information per product \(time dependant\): ASCENDING](#)

##### [4.1.2 Plot of level 1 quality information per product \(time dependant\): DESCENDING](#)

#### [4.2 Plot of level 1 quality information per product \(world map\)](#)

##### [4.2.1 Plot of level 1 quality information per product \(world map\): ASCENDING](#)

##### [4.2.2 Plot of level 1 quality information per product \(world map\): DESCENDING](#)

### [5. Ozone profiles based on quality statistics and other trace gas profiles](#)

#### [5.1 Ozone statistics based on quality of products](#)

#### [5.2 Plot ozone profiles for all STD \(dark without errors\)](#)

#### [5.3 Plot ozone profiles where STD < 20% \(dark without errors\)](#)

#### [5.4. Plot ozone profiles where STD < 10% \(dark without errors\)](#)

#### [5.5. Plot ozone profiles where STD < 5% \(dark without errors\)](#)

#### [5.6 Plot NO2 profiles for all STD \(dark without errors\)](#)

#### [5.7 Plot NO3 profiles for all STD \(dark without errors\)](#)

#### [5.8 Plot H2O profiles \(only for occultations of stars 1,2,3,4,13,14,16,26,63 dark without errors\) for all STD](#)

### [6. Auxiliary Data Files used for the production reported in section 2](#)

This report presents the daily analysis on parameters extracted from GOMOS level 2 data (GOM\_NL\_\_2P). It is intended to monitor some important parameters that will impact the quality of these products. A list of level 2 products (and content) that have arrived during the reporting day to the PCF is also given.

Item	Value
Time of report generation	19APR2013 11:13:38
Data source version	GOMOS/6.01
Start time of products	17-09-2004 (17SEP2004 00:00:00)
Stop time of products	18-09-2004 (18SEP2004 00:00:00)
Store outputs in DB	Yes
Nb of level 2 prods	438
Nb of prods with errors	0

## 2. Summary of processed GOM\_NL\_\_2P products.

Nr	Filename	UTC Start time	Limb	Duration	Star Id	Star Name	Star Mag	Star Temp	Nb Meas	Orbit	Prod. error
1	GOM_NL__2PRFIN20040917_000254_000000362030_00245_13325_4050.N1	17-SEP-2004 00:02:54	Bright	36.000	49	1Alp UMi	1.9900	6300.0	72	13325	No
2	GOM_NL__2PRFIN20040917_000532_000000672030_00245_13325_4051.N1	17-SEP-2004 00:05:32	Bright	66.500	35	33Alp Per	1.7950	6250.0	133	13325	No
3	GOM_NL__2PRFIN20040917_000727_000000692030_00245_13325_4052.N1	17-SEP-2004 00:07:27	Bright	69.000	175	39Del Per	3.0100	19400.	138	13325	No
4	GOM_NL__2PRFIN20040917_001016_000000412030_00245_13325_4053.N1	17-SEP-2004 00:10:16	Bright	41.000	36	50Alp UMa	1.8000	6300.0	82	13325	No
5	GOM_NL__2PRFIN20040917_001837_000000632030_00245_13325_4054.N1	17-SEP-2004 00:18:37	Bright	63.000	107	37The Aur	2.6490	11000.	126	13325	No
6	GOM_NL__2PRFIN20040917_002141_000000482030_00245_13325_4055.N1	17-SEP-2004 00:21:41	Bright	47.500	17	78Bet Gem	1.1610	4500.0	95	13325	No
7	GOM_NL__2PRFIN20040917_002425_000001312030_00245_13325_4056.N1	17-SEP-2004 00:24:25	Straylight	130.50	28	12Bet Tau	1.6500	15200.	261	13325	No
8	GOM_NL__2PRFIN20040917_002917_000000642030_00245_13325_4057.N1	17-SEP-2004 00:29:17	Dark	63.500	8	10Alp CMi	0.40000	6500.0	127	13325	No
9	GOM_NL__2PRFIN20040917_003642_000000442030_00245_13325_4058.N1	17-SEP-2004 00:36:42	Dark	44.000	132	15Rho Pup	2.8030	6900.0	88	13325	No
10	GOM_NL__2PRFIN20040917_003834_000000652030_00245_13325_4059.N1	17-SEP-2004 00:38:34	Dark	64.500	1	9Alp CMa	-1.4400	11000.	129	13325	No
11	GOM_NL__2PRFIN20040917_004348_000000412030_00245_13325_4060.N1	17-SEP-2004 00:43:48	Dark	41.000	46	Del Vel	1.9540	10600.	82	13325	No
12	GOM_NL__2PRFIN20040917_004519_000000452030_00245_13325_4061.N1	17-SEP-2004 00:45:19	Dark	44.500	41	Eps Car	1.8600	4100.0	89	13325	No
13	GOM_NL__2PRFIN20040917_005556_000000392030_00246_13326_4033.N1	17-SEP-2004 00:55:56	Dark	39.000	135	Bet Hyi	2.8200	5800.0	78	13326	No
14	GOM_NL__2PRFIN20040917_005832_000000562030_00246_13326_4034.N1	17-SEP-2004 00:58:32	Dark	56.000	9	Alp Eri	0.45300	24000.	112	13326	No
15	GOM_NL__2PRFIN20040917_010127_000000442030_00246_13326_4035.N1	17-SEP-2004 01:01:27	Straylight	43.500	148	Alp Tuc	2.8780	4100.0	87	13326	No
16	GOM_NL__2PRFIN20040917_010511_000000412030_00246_13326_4036.N1	17-SEP-2004 01:05:11	Straylight	41.000	31	Alp Gru	1.7340	15200.	82	13326	No
17	GOM_NL__2PRFIN20040917_010759_000000392030_00246_13326_4037.N1	17-SEP-2004 01:07:59	Straylight	38.500	172	Gam Gru	3.0030	13100.	77	13326	No
18	GOM_NL__2PRFIN20040917_010925_000000432030_00246_13326_4038.N1	17-SEP-2004 01:09:25	Straylight	42.500	18	24Alp PsA	1.1660	9700.0	85	13326	No
19	GOM_NL__2PRFIN20040917_011149_000000602030_00246_13326_4039.N1	17-SEP-2004 01:11:49	Twilight_stray	59.500	52	16Bet Cet	2.0370	4500.0	119	13326	No
20	GOM_NL__2PRFIN20040917_011355_000000412030_00246_13326_4040.N1	17-SEP-2004 01:13:55	Twilight_stray	41.000	142	49Del Cap	2.8500	8900.0	82	13326	No
21	GOM_NL__2PRFIN20040917_011807_000000402030_00246_13326_4041.N1	17-SEP-2004 01:18:07	Bright	39.500	162	34Alp Aqr	2.9440	5350.0	79	13326	No
22	GOM_NL__2PRFIN20040917_012108_000000392030_00246_13326_4042.N1	17-SEP-2004 01:21:08	Bright	39.000	61	8Eps Peg	2.1000	3900.0	78	13326	No
23	GOM_NL__2PRFIN20040917_012235_000000422030_00246_13326_4043.N1	17-SEP-2004 01:22:35	Bright	41.500	90	54Alp Peg	2.4870	11000.	83	13326	No
24	GOM_NL__2PRFIN20040917_012626_000000402030_00246_13326_4044.N1	17-SEP-2004 01:26:26	Bright	39.500	93	53Bet Peg	2.5200	3100.0	79	13326	No
25	GOM_NL__2PRFIN20040917_012830_000000372030_00246_13326_4045.N1	17-SEP-2004 01:28:30	Bright	37.000	92	53Eps Cyg	2.5000	4500.0	74	13326	No
26	GOM_NL__2PRFIN20040917_013039_000000372030_00246_13326_4046.N1	17-SEP-2004 01:30:39	Bright	37.000	66	37Gam Cyg	2.2080	5900.0	74	13326	No
27	GOM_NL__2PRFIN20040917_013552_000000402030_00246_13326_4047.N1	17-SEP-2004 01:35:52	Bright	39.500	89	5Alp Cep	2.4510	8000.0	79	13326	No
28	GOM_NL__2PRFIN20040917_013824_000000412030_00246_13326_4048.N1	17-SEP-2004 01:38:24	Bright	41.000	76	27Gam Cas	2.3000	30000.	82	13326	No
29	GOM_NL__2PRFIN20040917_014330_000000392030_00246_13326_4049.N1	17-SEP-2004 01:43:30	Bright	39.000	49	1Alp UMi	1.9900	6300.0	78	13326	No
30	GOM_NL__2PRFIN20040917_014607_000000672030_00246_13326_4050.N1	17-SEP-2004 01:46:07	Bright	66.500	35	33Alp Per	1.7950	6250.0	133	13326	No
31	GOM_NL__2PRFIN20040917_014802_000000692030_00246_13326_4051.N1	17-SEP-2004 01:48:02	Bright	68.500	175	39Del Per	3.0100	19400.	137	13326	No
32	GOM_NL__2PRFIN20040917_015055_000000402030_00246_13326_4052.N1	17-SEP-2004 01:50:55	Bright	40.000	36	50Alp UMa	1.8000	6300.0	80	13326	No
33	GOM_NL__2PRFIN20040917_015913_000000652030_00246_13326_4053.N1	17-SEP-2004 01:59:13	Bright	64.500	107	37The Aur	2.6490	11000.	129	13326	No
34	GOM_NL__2PRFIN20040917_020217_000000622030_00246_13326_4054.N1	17-SEP-2004 02:02:17	Bright	62.000	17	78Bet Gem	1.1610	4500.0	124	13326	No
35	GOM_NL__2PRFIN20040917_020502_000001362030_00246_13326_4055.N1	17-SEP-2004 02:05:02	Straylight	135.50	28	12Bet Tau	1.6500	15200.	271	13326	No
36	GOM_NL__2PRFIN20040917_020954_000000582030_00246_13326_4056.N1	17-SEP-2004 02:09:54	Dark	57.500	8	10Alp CMi	0.40000	6500.0	115	13326	No
37	GOM_NL__2PRFIN20040917_021719_000000452030_00246_13326_4057.N1	17-SEP-2004 02:17:19	Dark	44.500	132	15Rho Pup	2.8030	6900.0	89	13326	No
38	GOM_NL__2PRFIN20040917_021909_000000662030_00246_13326_4058.N1	17-SEP-2004 02:19:09	Dark	65.500	1	9Alp CMa	-1.4400	11000.	131	13326	No
39	GOM_NL__2PRFIN20040917_022424_000000442030_00246_13326_4059.N1	17-SEP-2004 02:24:24	Dark	43.500	46	Del Vel	1.9540	10600.	87	13326	No
40	GOM_NL__2PRFIN20040917_022556_000000472030_00246_13326_4060.N1	17-SEP-2004 02:25:56	Dark	47.000	41	Eps Car	1.8600	4100.0	94	13326	No
41	GOM_NL__2PRFIN20040917_023632_000000412030_00247_13327_4034.N1	17-SEP-2004 02:36:32	Dark	40.500	135	Bet Hyi	2.8200	5800.0	81	13327	No
42	GOM_NL__2PRFIN20040917_023909_000000462030_00247_13327_4035.N1	17-SEP-2004 02:39:09	Dark	46.000	9	Alp Eri	0.45300	24000.	92	13327	No

43	GOM_NL__2PRFIN20040917_024204_000000412030_00247_13327_4036.N1	17-SEP-2004 02:42:04	Straylight	40.500	148	Alp Tuc	2.8780	4100.0	81	13327	No
44	GOM_NL__2PRFIN20040917_024547_000000422030_00247_13327_4037.N1	17-SEP-2004 02:45:47	Straylight	42.000	31	Alp Gru	1.7340	15200.	84	13327	No
45	GOM_NL__2PRFIN20040917_024835_000000392030_00247_13327_4038.N1	17-SEP-2004 02:48:35	Straylight	38.500	172	Gam Gru	3.0030	13100.	77	13327	No
46	GOM_NL__2PRFIN20040917_025000_000000442030_00247_13327_4039.N1	17-SEP-2004 02:50:00	Straylight	43.500	18	24Alp PsA	1.1660	9700.0	87	13327	No
47	GOM_NL__2PRFIN20040917_025226_000000622030_00247_13327_4040.N1	17-SEP-2004 02:52:26	Tw_i_and_stray	62.000	52	16Bet Cet	2.0370	4500.0	124	13327	No
48	GOM_NL__2PRFIN20040917_025431_000000412030_00247_13327_4041.N1	17-SEP-2004 02:54:31	Tw_i_and_stray	41.000	142	49Del Cap	2.8500	8900.0	82	13327	No
49	GOM_NL__2PRFIN20040917_025844_000000402030_00247_13327_4042.N1	17-SEP-2004 02:58:44	Bright	39.500	162	34Alp Aqr	2.9440	5350.0	79	13327	No
50	GOM_NL__2PRFIN20040917_030144_000000392030_00247_13327_4043.N1	17-SEP-2004 03:01:44	Bright	39.000	61	8Eps Peg	2.1000	3900.0	78	13327	No
51	GOM_NL__2PRFIN20040917_030311_000000422030_00247_13327_4044.N1	17-SEP-2004 03:03:11	Bright	41.500	90	54Alp Peg	2.4870	11000.	83	13327	No
52	GOM_NL__2PRFIN20040917_030700_000000432030_00247_13327_4045.N1	17-SEP-2004 03:07:00	Bright	42.500	93	53Bet Peg	2.5200	3100.0	85	13327	No
53	GOM_NL__2PRFIN20040917_030906_000000382030_00247_13327_4046.N1	17-SEP-2004 03:09:06	Bright	37.500	92	53Eps Cyg	2.5000	4500.0	75	13327	No
54	GOM_NL__2PRFIN20040917_031115_000000382030_00247_13327_4047.N1	17-SEP-2004 03:11:15	Bright	38.000	66	37Gam Cyg	2.2080	5900.0	76	13327	No
55	GOM_NL__2PRFIN20040917_031628_000000392030_00247_13327_4048.N1	17-SEP-2004 03:16:28	Bright	38.500	89	5Alp Cep	2.4510	8000.0	77	13327	No
56	GOM_NL__2PRFIN20040917_031859_000000432030_00247_13327_4049.N1	17-SEP-2004 03:18:59	Bright	43.000	76	27Gam Cas	2.3000	30000.	86	13327	No
57	GOM_NL__2PRFIN20040917_032406_000000402030_00247_13327_4050.N1	17-SEP-2004 03:24:06	Bright	40.000	49	1Alp UMi	1.9900	6300.0	80	13327	No
58	GOM_NL__2PRFIN20040917_032641_000000662030_00247_13327_4051.N1	17-SEP-2004 03:26:41	Bright	66.000	35	33Alp Per	1.7950	6250.0	132	13327	No
59	GOM_NL__2PRFIN20040917_032836_000000712030_00247_13327_4052.N1	17-SEP-2004 03:28:36	Bright	70.500	175	39Del Per	3.0100	19400.	141	13327	No
60	GOM_NL__2PRFIN20040917_033131_000000392030_00247_13327_4053.N1	17-SEP-2004 03:31:31	Bright	38.500	36	50Alp UMa	1.8000	6300.0	77	13327	No
61	GOM_NL__2PRFIN20040917_033949_000000642030_00247_13327_4054.N1	17-SEP-2004 03:39:49	Bright	64.000	107	37The Aur	2.6490	11000.	128	13327	No
62	GOM_NL__2PRFIN20040917_034253_000000482030_00247_13327_4055.N1	17-SEP-2004 03:42:53	Bright	47.500	17	78Bet Gem	1.1610	4500.0	95	13327	No
63	GOM_NL__2PRFIN20040917_034538_000001292030_00247_13327_4056.N1	17-SEP-2004 03:45:38	Straylight	129.00	28	12Bet Tau	1.6500	15200.	258	13327	No
64	GOM_NL__2PRFIN20040917_035030_000000572030_00247_13327_4057.N1	17-SEP-2004 03:50:30	Dark	57.000	8	10Alp CMi	0.40000	6500.0	114	13327	No
65	GOM_NL__2PRFIN20040917_035755_000000432030_00247_13327_4058.N1	17-SEP-2004 03:57:55	Dark	43.000	132	15Rho Pup	2.8030	6900.0	86	13327	No
66	GOM_NL__2PRFIN20040917_035949_000000692030_00247_13327_4059.N1	17-SEP-2004 03:59:49	Dark	68.500	1	9Alp CMa	-1.4400	11000.	137	13327	No
67	GOM_NL__2PRFIN20040917_040459_000000422030_00247_13327_4060.N1	17-SEP-2004 04:04:59	Dark	41.500	46	Del Vel	1.9540	10600.	83	13327	No
68	GOM_NL__2PRFIN20040917_040632_000000502030_00247_13327_4061.N1	17-SEP-2004 04:06:32	Dark	49.500	41	Eps Car	1.8600	4100.0	99	13327	No
69	GOM_NL__2PRFIN20040917_041707_000000402030_00248_13328_4056.N1	17-SEP-2004 04:17:07	Dark	39.500	135	Bet Hyi	2.8200	5800.0	79	13328	No
70	GOM_NL__2PRFIN20040917_041945_000000452030_00248_13328_4057.N1	17-SEP-2004 04:19:45	Dark	45.000	9	Alp Eri	0.45300	24000.	90	13328	No
71	GOM_NL__2PRFIN20040917_042239_000000432030_00248_13328_4058.N1	17-SEP-2004 04:22:39	Straylight	43.000	148	Alp Tuc	2.8780	4100.0	86	13328	No
72	GOM_NL__2PRFIN20040917_042624_000000412030_00248_13328_4059.N1	17-SEP-2004 04:26:24	Straylight	41.000	31	Alp Gru	1.7340	15200.	82	13328	No
73	GOM_NL__2PRFIN20040917_042910_000000392030_00248_13328_4060.N1	17-SEP-2004 04:29:10	Straylight	38.500	172	Gam Gru	3.0030	13100.	77	13328	No
74	GOM_NL__2PRFIN20040917_043037_000000452030_00248_13328_4061.N1	17-SEP-2004 04:30:37	Straylight	45.000	18	24Alp PsA	1.1660	9700.0	90	13328	No
75	GOM_NL__2PRFIN20040917_043259_000000642030_00248_13328_4062.N1	17-SEP-2004 04:32:59	Tw_i_and_stray	64.000	52	16Bet Cet	2.0370	4500.0	128	13328	No
76	GOM_NL__2PRFIN20040917_043507_000000432030_00248_13328_4063.N1	17-SEP-2004 04:35:07	Tw_i_and_stray	43.000	142	49Del Cap	2.8500	8900.0	86	13328	No
77	GOM_NL__2PRFIN20040917_043919_000000382030_00248_13328_4064.N1	17-SEP-2004 04:39:19	Bright	38.000	162	34Alp Aqr	2.9440	5350.0	76	13328	No
78	GOM_NL__2PRFIN20040917_044221_000000392030_00248_13328_4065.N1	17-SEP-2004 04:42:21	Bright	39.000	61	8Eps Peg	2.1000	3900.0	78	13328	No
79	GOM_NL__2PRFIN20040917_044347_000000412030_00248_13328_4066.N1	17-SEP-2004 04:43:47	Bright	40.500	90	54Alp Peg	2.4870	11000.	81	13328	No
80	GOM_NL__2PRFIN20040917_044738_000000422030_00248_13328_4067.N1	17-SEP-2004 04:47:38	Bright	42.000	93	53Bet Peg	2.5200	3100.0	84	13328	No
81	GOM_NL__2PRFIN20040917_044942_000000402030_00248_13328_4068.N1	17-SEP-2004 04:49:42	Bright	40.000	92	53Eps Cyg	2.5000	4500.0	80	13328	No
82	GOM_NL__2PRFIN20040917_045151_000000382030_00248_13328_4069.N1	17-SEP-2004 04:51:51	Bright	37.500	66	37Gam Cyg	2.2080	5900.0	75	13328	No
83	GOM_NL__2PRFIN20040917_045704_000000392030_00248_13328_4070.N1	17-SEP-2004 04:57:04	Bright	38.500	89	5Alp Cep	2.4510	8000.0	77	13328	No
84	GOM_NL__2PRFIN20040917_045935_000000442030_00248_13328_4071.N1	17-SEP-2004 04:59:35	Bright	43.500	76	27Gam Cas	2.3000	30000.	87	13328	No
85	GOM_NL__2PRFIN20040917_050442_000000392030_00248_13328_4072.N1	17-SEP-2004 05:04:42	Bright	39.000	49	1Alp UMi	1.9900	6300.0	78	13328	No
86	GOM_NL__2PRFIN20040917_050716_000000692030_00248_13328_4073.N1	17-SEP-2004 05:07:16	Bright	69.000	35	33Alp Per	1.7950	6250.0	138	13328	No
87	GOM_NL__2PRFIN20040917_050911_000000692030_00248_13328_4074.N1	17-SEP-2004 05:09:11	Bright	68.500	175	39Del Per	3.0100	19400.	137	13328	No
88	GOM_NL__2PRFIN20040917_051205_000000402030_00248_13328_4075.N1	17-SEP-2004 05:12:05	Bright	40.000	36	50Alp UMa	1.8000	6300.0	80	13328	No
89	GOM_NL__2PRFIN20040917_052025_000000652030_00248_13328_4076.N1	17-SEP-2004 05:20:25	Bright	65.000	107	37The Aur	2.6490	11000.	130	13328	No
90	GOM_NL__2PRFIN20040917_052329_000000492030_00248_13328_4077.N1	17-SEP-2004 05:23:29	Bright	48.500	17	78Bet Gem	1.1610	4500.0	97	13328	No
91	GOM_NL__2PRFIN20040917_052615_000001362030_00248_13328_4078.N1	17-SEP-2004 05:26:15	Straylight	136.00	28	12Bet Tau	1.6500	15200.	272	13328	No
92	GOM_NL__2PRFIN20040917_053107_000000572030_00248_13328_4079.N1	17-SEP-2004 05:31:07	Dark	57.000	8	10Alp CMi	0.40000	6500.0	114	13328	No
93	GOM_NL__2PRFIN20040917_053831_000000462030_00248_13328_4080.N1	17-SEP-2004 05:38:31	Dark	46.000	132	15Rho Pup	2.8030	6900.0	92	13328	No
94	GOM_NL__2PRFIN20040917_054023_000000732030_00248_13328_4081.N1	17-SEP-2004 05:40:23	Dark	72.500	1	9Alp CMa	-1.4400	11000.	145	13328	No
95	GOM_NL__2PRFIN20040917_054536_000000432030_00248_13328_4082.N1	17-SEP-2004 05:45:36	Dark	42.500	46	Del Vel	1.9540	10600.	85	13328	No
96	GOM_NL__2PRFIN20040917_054708_000000462030_00248_13328_4083.N1	17-SEP-2004 05:47:08	Dark	45.500	41	Eps Car	1.8600	4100.0	91	13328	No
97	GOM_NL__2PRFIN20040917_055744_000000402030_00249_13329_4058.N1	17-SEP-2004 05:57:44	Dark	39.500	135	Bet Hyi	2.8200	5800.0	79	13329	No
98	GOM_NL__2PRFIN20040917_060023_000000452030_00249_13329_4059.N1	17-SEP-2004 06:00:23	Dark	44.500	9	Alp Eri	0.45300	24000.	89	13329	No
99	GOM_NL__2PRFIN20040917_060316_000000402030_00249_13329_4060.N1	17-SEP-2004 06:03:16	Straylight	40.000	148	Alp Tuc	2.8780	4100.0	80	13329	No
100	GOM_NL__2PRFIN20040917_060700_000000412030_00249_13329_4061.N1	17-SEP-2004 06:07:00	Straylight	41.000	31	Alp Gru	1.7340	15200.	82	13329	No
101	GOM_NL__2PRFIN20040917_060947_000000422030_00249_13329_4062.N1	17-SEP-2004 06:09:47	Straylight	41.500	172	Gam Gru	3.0030	13100.	83	13329	No

102	GOM_NL__2PRFIN20040917_061113_000000462030_00249_13329_4063.N1	17-SEP-2004 06:11:13	Straylight	46.000	18	24Alp PsA	1.1660	9700.0	92	13329	No
103	GOM_NL__2PRFIN20040917_061338_000000592030_00249_13329_4064.N1	17-SEP-2004 06:13:38	Twl_and_stray	58.500	52	16Bet Cet	2.0370	4500.0	117	13329	No
104	GOM_NL__2PRFIN20040917_061543_000000442030_00249_13329_4065.N1	17-SEP-2004 06:15:43	Twl_and_stray	44.000	142	49Del Cap	2.8500	8900.0	88	13329	No
105	GOM_NL__2PRFIN20040917_061956_000000392030_00249_13329_4066.N1	17-SEP-2004 06:19:56	Bright	38.500	162	34Alp Aqr	2.9440	5350.0	77	13329	No
106	GOM_NL__2PRFIN20040917_062256_000000402030_00249_13329_4067.N1	17-SEP-2004 06:22:56	Bright	40.000	61	8Eps Peg	2.1000	3900.0	80	13329	No
107	GOM_NL__2PRFIN20040917_062424_000000412030_00249_13329_4068.N1	17-SEP-2004 06:24:24	Bright	40.500	90	54Alp Peg	2.4870	11000.	81	13329	No
108	GOM_NL__2PRFIN20040917_062815_000000392030_00249_13329_4069.N1	17-SEP-2004 06:28:15	Bright	38.500	93	53Bet Peg	2.5200	3100.0	77	13329	No
109	GOM_NL__2PRFIN20040917_063019_000000412030_00249_13329_4070.N1	17-SEP-2004 06:30:19	Bright	40.500	92	53Eps Cyg	2.5000	4500.0	81	13329	No
110	GOM_NL__2PRFIN20040917_063227_000000402030_00249_13329_4071.N1	17-SEP-2004 06:32:27	Bright	40.000	66	37Gam Cyg	2.2080	5900.0	80	13329	No
111	GOM_NL__2PRFIN20040917_063741_000000382030_00249_13329_4072.N1	17-SEP-2004 06:37:41	Bright	37.500	89	5Alp Cep	2.4510	8000.0	75	13329	No
112	GOM_NL__2PRFIN20040917_064010_000000432030_00249_13329_4073.N1	17-SEP-2004 06:40:10	Bright	43.000	76	27Gam Cas	2.3000	30000.	86	13329	No
113	GOM_NL__2PRFIN20040917_064518_000000382030_00249_13329_4074.N1	17-SEP-2004 06:45:18	Bright	38.000	49	1Alp UMi	1.9900	6300.0	76	13329	No
114	GOM_NL__2PRFIN20040917_064750_000000682030_00249_13329_4075.N1	17-SEP-2004 06:47:50	Bright	67.500	35	33Alp Per	1.7950	6250.0	135	13329	No
115	GOM_NL__2PRFIN20040917_064946_000000682030_00249_13329_4076.N1	17-SEP-2004 06:49:46	Bright	67.500	175	39Del Per	3.0100	19400.	135	13329	No
116	GOM_NL__2PRFIN20040917_065241_000000422030_00249_13329_4077.N1	17-SEP-2004 06:52:41	Bright	41.500	36	50Alp UMa	1.8000	6300.0	83	13329	No
117	GOM_NL__2PRFIN20040917_070100_000000622030_00249_13329_4078.N1	17-SEP-2004 07:01:00	Bright	61.500	107	37The Aur	2.6490	11000.	123	13329	No
118	GOM_NL__2PRFIN20040917_070406_000000622030_00249_13329_4079.N1	17-SEP-2004 07:04:06	Bright	62.000	17	78Bet Gem	1.1610	4500.0	124	13329	No
119	GOM_NL__2PRFIN20040917_070652_000001392030_00249_13329_4080.N1	17-SEP-2004 07:06:52	Straylight	138.50	28	12Bet Tau	1.6500	15200.	277	13329	No
120	GOM_NL__2PRFIN20040917_071144_000000572030_00249_13329_4081.N1	17-SEP-2004 07:11:44	Dark	57.000	8	10Alp CMi	0.40000	6500.0	114	13329	No
121	GOM_NL__2PRFIN20040917_071907_000000442030_00249_13329_4082.N1	17-SEP-2004 07:19:07	Dark	43.500	132	15Rho Pup	2.8030	6900.0	87	13329	No
122	GOM_NL__2PRFIN20040917_072102_000000742030_00249_13329_4083.N1	17-SEP-2004 07:21:02	Dark	74.000	1	9Alp CMa	-1.4400	11000.	148	13329	No
123	GOM_NL__2PRFIN20040917_072612_000000432030_00249_13329_4084.N1	17-SEP-2004 07:26:12	Dark	43.000	46	Del Vel	1.9540	10600.	86	13329	No
124	GOM_NL__2PRFIN20040917_072745_000000462030_00249_13329_4085.N1	17-SEP-2004 07:27:45	Dark	45.500	41	Eps Car	1.8600	4100.0	91	13329	No
125	GOM_NL__2PRFIN20040917_073819_000000402030_00250_13330_4058.N1	17-SEP-2004 07:38:19	Dark	40.000	135	Bet Hyi	2.8200	5800.0	80	13330	No
126	GOM_NL__2PRFIN20040917_074059_000000552030_00250_13330_4059.N1	17-SEP-2004 07:40:59	Dark	54.500	9	Alp Eri	0.45300	24000.	109	13330	No
127	GOM_NL__2PRFIN20040917_074352_000000442030_00250_13330_4060.N1	17-SEP-2004 07:43:52	Straylight	43.500	148	Alp Tuc	2.8780	4100.0	87	13330	No
128	GOM_NL__2PRFIN20040917_074714_000000512030_00250_13330_4061.N1	17-SEP-2004 07:47:14	Straylight	51.000	63	Bet Gru	2.1500	2800.0	102	13330	No
129	GOM_NL__2PRFIN20040917_075149_000000442030_00250_13330_4062.N1	17-SEP-2004 07:51:49	Straylight	43.500	18	24Alp PsA	1.1660	9700.0	87	13330	No
130	GOM_NL__2PRFIN20040917_075414_000000612030_00250_13330_4063.N1	17-SEP-2004 07:54:14	Twl_and_stray	60.500	52	16Bet Cet	2.0370	4500.0	121	13330	No
131	GOM_NL__2PRFIN20040917_075620_000000422030_00250_13330_4064.N1	17-SEP-2004 07:56:20	Twl_and_stray	41.500	142	49Del Cap	2.8500	8900.0	83	13330	No
132	GOM_NL__2PRFIN20040917_080032_000000392030_00250_13330_4065.N1	17-SEP-2004 08:00:32	Bright	38.500	162	34Alp Aqr	2.9440	5350.0	77	13330	No
133	GOM_NL__2PRFIN20040917_080333_000000392030_00250_13330_4066.N1	17-SEP-2004 08:03:33	Bright	39.000	61	8Eps Peg	2.1000	3900.0	78	13330	No
134	GOM_NL__2PRFIN20040917_080500_000000402030_00250_13330_4067.N1	17-SEP-2004 08:05:00	Bright	40.000	90	54Alp Peg	2.4870	11000.	80	13330	No
135	GOM_NL__2PRFIN20040917_080850_000000422030_00250_13330_4068.N1	17-SEP-2004 08:08:50	Bright	42.000	93	53Bet Peg	2.5200	3100.0	84	13330	No
136	GOM_NL__2PRFIN20040917_081055_000000402030_00250_13330_4069.N1	17-SEP-2004 08:10:55	Bright	39.500	92	53Eps Cyg	2.5000	4500.0	79	13330	No
137	GOM_NL__2PRFIN20040917_081304_000000402030_00250_13330_4070.N1	17-SEP-2004 08:13:04	Bright	39.500	66	37Gam Cyg	2.2080	5900.0	79	13330	No
138	GOM_NL__2PRFIN20040917_081604_000000632030_00250_13330_4071.N1	17-SEP-2004 08:16:04	Bright	62.500	53	43Bet And	2.0480	3300.0	125	13330	No
139	GOM_NL__2PRFIN20040917_081817_000000382030_00250_13330_4072.N1	17-SEP-2004 08:18:17	Bright	37.500	89	5Alp Cep	2.4510	8000.0	75	13330	No
140	GOM_NL__2PRFIN20040917_082045_000000452030_00250_13330_4073.N1	17-SEP-2004 08:20:45	Bright	45.000	76	27Gam Cas	2.3000	30000.	90	13330	No
141	GOM_NL__2PRFIN20040917_082554_000000362030_00250_13330_4074.N1	17-SEP-2004 08:25:54	Bright	35.500	49	1Alp UMi	1.9900	6300.0	71	13330	No
142	GOM_NL__2PRFIN20040917_082825_000000682030_00250_13330_4075.N1	17-SEP-2004 08:28:25	Bright	68.000	35	33Alp Per	1.7950	6250.0	136	13330	No
143	GOM_NL__2PRFIN20040917_083020_000000682030_00250_13330_4076.N1	17-SEP-2004 08:30:20	Bright	67.500	175	39Del Per	3.0100	19400.	135	13330	No
144	GOM_NL__2PRFIN20040917_083317_000000522030_00250_13330_4077.N1	17-SEP-2004 08:33:17	Bright	52.000	36	50Alp UMa	1.8000	6300.0	104	13330	No
145	GOM_NL__2PRFIN20040917_083447_000000362030_00250_13330_4078.N1	17-SEP-2004 08:34:47	Bright	36.000	82	48Bet UMa	2.3650	10600.	72	13330	No
146	GOM_NL__2PRFIN20040917_083750_000000392030_00250_13330_4079.N1	17-SEP-2004 08:37:50	Bright	39.000	174	52Psi UMa	3.0040	4400.0	78	13330	No
147	GOM_NL__2PRFIN20040917_084136_000000652030_00250_13330_4080.N1	17-SEP-2004 08:41:36	Bright	65.000	107	37The Aur	2.6490	11000.	130	13330	No
148	GOM_NL__2PRFIN20040917_084442_000000502030_00250_13330_4081.N1	17-SEP-2004 08:44:42	Bright	50.000	17	78Bet Gem	1.1610	4500.0	100	13330	No
149	GOM_NL__2PRFIN20040917_084729_000001332030_00250_13330_4082.N1	17-SEP-2004 08:47:29	Straylight	132.50	28	12Bet Tau	1.6500	15200.	265	13330	No
150	GOM_NL__2PRFIN20040917_085220_000000642030_00250_13330_4083.N1	17-SEP-2004 08:52:20	Dark	64.000	8	10Alp CMi	0.40000	6500.0	128	13330	No
151	GOM_NL__2PRFIN20040917_085944_000000452030_00250_13330_4084.N1	17-SEP-2004 08:59:44	Dark	45.000	132	15Rho Pup	2.8030	6900.0	90	13330	No
152	GOM_NL__2PRFIN20040917_090137_000000672030_00250_13330_4085.N1	17-SEP-2004 09:01:37	Dark	67.000	1	9Alp CMa	-1.4400	11000.	134	13330	No
153	GOM_NL__2PRFIN20040917_090648_000000402030_00250_13330_4086.N1	17-SEP-2004 09:06:48	Dark	40.000	46	Del Vel	1.9540	10600.	80	13330	No
154	GOM_NL__2PRFIN20040917_090821_000000472030_00250_13330_4087.N1	17-SEP-2004 09:08:21	Dark	47.000	41	Eps Car	1.8600	4100.0	94	13330	No
155	GOM_NL__2PRFIN20040917_090958_000000542030_00251_13331_4059.N1	17-SEP-2004 09:09:58	Dark	53.500	2	Alp Car	-0.73600	7000.0	107	13331	No
156	GOM_NL__2PRFIN20040917_091220_000002322030_00251_13331_4060.N1	17-SEP-2004 09:12:20	Dark	232.00	7	19Bet Ori	0.10000	14000.	464	13331	No
157	GOM_NL__2PRFIN20040917_091856_000000392030_00251_13331_4061.N1	17-SEP-2004 09:18:56	Dark	39.000	135	Bet Hyi	2.8200	5800.0	78	13331	No
158	GOM_NL__2PRFIN20040917_092136_000000492030_00251_13331_4062.N1	17-SEP-2004 09:21:36	Dark	49.000	9	Alp Eri	0.45300	24000.	98	13331	No
159	GOM_NL__2PRFIN20040917_092428_000000422030_00251_13331_4063.N1	17-SEP-2004 09:24:28	Straylight	41.500	148	Alp Tuc	2.8780	4100.0	83	13331	No
160	GOM_NL__2PRFIN20040917_092751_000000422030_00251_13331_4064.N1	17-SEP-2004 09:27:51	Straylight	42.000	63	Bet Gru	2.1500	2800.0	84	13331	No



161	GOM_NL__2PRFIN20040917_093225_000000472030_00251_13331_4065.N1	17-SEP-2004 09:32:25	Straylight	47.000	18	24Alp PsA	1.1660	9700.0	94	13331	No
162	GOM_NL__2PRFIN20040917_093449_000000612030_00251_13331_4066.N1	17-SEP-2004 09:34:49	Twl_and_stray	61.000	52	16Bet Cet	2.0370	4500.0	122	13331	No
163	GOM_NL__2PRFIN20040917_093656_000000382030_00251_13331_4067.N1	17-SEP-2004 09:36:56	Twl_and_stray	37.500	142	49Del Cap	2.8500	8900.0	75	13331	No
164	GOM_NL__2PRFIN20040917_094108_000000392030_00251_13331_4068.N1	17-SEP-2004 09:41:08	Bright	39.000	162	34Alp Aqr	2.9440	5350.0	78	13331	No
165	GOM_NL__2PRFIN20040917_094408_000000402030_00251_13331_4069.N1	17-SEP-2004 09:44:08	Bright	39.500	61	8Eps Peg	2.1000	3900.0	79	13331	No
166	GOM_NL__2PRFIN20040917_094535_000000412030_00251_13331_4070.N1	17-SEP-2004 09:45:35	Bright	40.500	90	54Alp Peg	2.4870	11000.	81	13331	No
167	GOM_NL__2PRFIN20040917_094926_000000422030_00251_13331_4071.N1	17-SEP-2004 09:49:26	Bright	41.500	93	53Bet Peg	2.5200	3100.0	83	13331	No
168	GOM_NL__2PRFIN20040917_095131_000000412030_00251_13331_4072.N1	17-SEP-2004 09:51:31	Bright	40.500	92	53Eps Cyg	2.5000	4500.0	81	13331	No
169	GOM_NL__2PRFIN20040917_095340_000000372030_00251_13331_4073.N1	17-SEP-2004 09:53:40	Bright	36.500	66	37Gam Cyg	2.2080	5900.0	73	13331	No
170	GOM_NL__2PRFIN20040917_095639_000000632030_00251_13331_4074.N1	17-SEP-2004 09:56:39	Bright	62.500	53	43Bet And	2.0480	3300.0	125	13331	No
171	GOM_NL__2PRFIN20040917_095853_000000372030_00251_13331_4075.N1	17-SEP-2004 09:58:53	Bright	37.000	89	5Alp Cep	2.4510	8000.0	74	13331	No
172	GOM_NL__2PRFIN20040917_100121_000000442030_00251_13331_4076.N1	17-SEP-2004 10:01:21	Bright	43.500	76	27Gam Cas	2.3000	30000.	87	13331	No
173	GOM_NL__2PRFIN20040917_100630_000000372030_00251_13331_4077.N1	17-SEP-2004 10:06:30	Bright	37.000	49	1Alp UMi	1.9900	6300.0	74	13331	No
174	GOM_NL__2PRFIN20040917_100900_000000682030_00251_13331_4078.N1	17-SEP-2004 10:09:00	Bright	68.000	35	33Alp Per	1.7950	6250.0	136	13331	No
175	GOM_NL__2PRFIN20040917_101055_000000692030_00251_13331_4079.N1	17-SEP-2004 10:10:55	Bright	68.500	175	39Del Per	3.0100	19400.	137	13331	No
176	GOM_NL__2PRFIN20040917_101353_000000422030_00251_13331_4080.N1	17-SEP-2004 10:13:53	Bright	41.500	36	50Alp UMa	1.8000	6300.0	83	13331	No
177	GOM_NL__2PRFIN20040917_101523_000000372030_00251_13331_4081.N1	17-SEP-2004 10:15:23	Bright	37.000	82	48Bet UMa	2.3650	10600.	74	13331	No
178	GOM_NL__2PRFIN20040917_101826_000000382030_00251_13331_4082.N1	17-SEP-2004 10:18:26	Bright	38.000	174	52Psi UMa	3.0040	4400.0	76	13331	No
179	GOM_NL__2PRFIN20040917_102212_000000652030_00251_13331_4083.N1	17-SEP-2004 10:22:12	Bright	64.500	107	37The Aur	2.6490	11000.	129	13331	No
180	GOM_NL__2PRFIN20040917_102518_000000462030_00251_13331_4084.N1	17-SEP-2004 10:25:18	Bright	45.500	17	78Bet Gem	1.1610	4500.0	91	13331	No
181	GOM_NL__2PRFIN20040917_102805_000001292030_00251_13331_4085.N1	17-SEP-2004 10:28:05	Straylight	128.50	28	12Bet Tau	1.6500	15200.	257	13331	No
182	GOM_NL__2PRFIN20040917_103257_000000542030_00251_13331_4086.N1	17-SEP-2004 10:32:57	Dark	53.500	8	10Alp CMi	0.40000	6500.0	107	13331	No
183	GOM_NL__2PRFIN20040917_104021_000000462030_00251_13331_4087.N1	17-SEP-2004 10:40:21	Dark	45.500	132	15Rho Pup	2.8030	6900.0	91	13331	No
184	GOM_NL__2PRFIN20040917_104216_000000682030_00251_13331_4088.N1	17-SEP-2004 10:42:16	Dark	68.000	1	9Alp CMa	-1.4400	11000.	136	13331	No
185	GOM_NL__2PRFIN20040917_104724_000000442030_00251_13331_4089.N1	17-SEP-2004 10:47:24	Dark	44.000	46	Del Vel	1.9540	10600.	88	13331	No
186	GOM_NL__2PRFIN20040917_104857_000000482030_00251_13331_4090.N1	17-SEP-2004 10:48:57	Dark	47.500	41	Eps Car	1.8600	4100.0	95	13331	No
187	GOM_NL__2PRFIN20040917_105034_000000482030_00252_13332_4060.N1	17-SEP-2004 10:50:34	Dark	48.000	2	Alp Car	-0.73600	7000.0	96	13332	No
188	GOM_NL__2PRFIN20040917_105302_000002322030_00252_13332_4061.N1	17-SEP-2004 10:53:02	Dark	232.00	7	19Bet Ori	0.10000	14000.	464	13332	No
189	GOM_NL__2PRFIN20040917_105932_000000372030_00252_13332_4062.N1	17-SEP-2004 10:59:32	Dark	37.000	135	Bet Hyi	2.8200	5800.0	74	13332	No
190	GOM_NL__2PRFIN20040917_110212_000000482030_00252_13332_4063.N1	17-SEP-2004 11:02:12	Dark	48.000	9	Alp Eri	0.45300	24000.	96	13332	No
191	GOM_NL__2PRFIN20040917_110504_000000412030_00252_13332_4064.N1	17-SEP-2004 11:05:04	Straylight	40.500	148	Alp Tuc	2.8780	4100.0	81	13332	No
192	GOM_NL__2PRFIN20040917_110826_000000522030_00252_13332_4065.N1	17-SEP-2004 11:08:26	Straylight	52.000	63	Bet Gru	2.1500	2800.0	104	13332	No
193	GOM_NL__2PRFIN20040917_111301_000000442030_00252_13332_4066.N1	17-SEP-2004 11:13:01	Straylight	43.500	18	24Alp PsA	1.1660	9700.0	87	13332	No
194	GOM_NL__2PRFIN20040917_111524_000000642030_00252_13332_4067.N1	17-SEP-2004 11:15:24	Twl_and_stray	64.000	52	16Bet Cet	2.0370	4500.0	128	13332	No
195	GOM_NL__2PRFIN20040917_111731_000000402030_00252_13332_4068.N1	17-SEP-2004 11:17:31	Twl_and_stray	40.000	142	49Del Cap	2.8500	8900.0	80	13332	No
196	GOM_NL__2PRFIN20040917_112144_000000402030_00252_13332_4069.N1	17-SEP-2004 11:21:44	Bright	40.000	162	34Alp Aqr	2.9440	5350.0	80	13332	No
197	GOM_NL__2PRFIN20040917_112444_000000402030_00252_13332_4070.N1	17-SEP-2004 11:24:44	Bright	39.500	61	8Eps Peg	2.1000	3900.0	79	13332	No
198	GOM_NL__2PRFIN20040917_112611_000000412030_00252_13332_4071.N1	17-SEP-2004 11:26:11	Bright	40.500	90	54Alp Peg	2.4870	11000.	81	13332	No
199	GOM_NL__2PRFIN20040917_113000_000000422030_00252_13332_4072.N1	17-SEP-2004 11:30:00	Bright	41.500	93	53Bet Peg	2.5200	3100.0	83	13332	No
200	GOM_NL__2PRFIN20040917_113206_000000392030_00252_13332_4073.N1	17-SEP-2004 11:32:06	Bright	39.000	92	53Eps Cyg	2.5000	4500.0	78	13332	No
201	GOM_NL__2PRFIN20040917_113416_000000392030_00252_13332_4074.N1	17-SEP-2004 11:34:16	Bright	39.000	66	37Gam Cyg	2.2080	5900.0	78	13332	No
202	GOM_NL__2PRFIN20040917_113714_000000642030_00252_13332_4075.N1	17-SEP-2004 11:37:14	Bright	64.000	53	43Bet And	2.0480	3300.0	128	13332	No
203	GOM_NL__2PRFIN20040917_113928_000000392030_00252_13332_4076.N1	17-SEP-2004 11:39:28	Bright	39.000	89	5Alp Cep	2.4510	8000.0	78	13332	No
204	GOM_NL__2PRFIN20040917_114157_000000422030_00252_13332_4077.N1	17-SEP-2004 11:41:57	Bright	41.500	76	27Gam Cas	2.3000	30000.	83	13332	No
205	GOM_NL__2PRFIN20040917_114705_000000392030_00252_13332_4078.N1	17-SEP-2004 11:47:05	Bright	39.000	49	1Alp UMi	1.9900	6300.0	78	13332	No
206	GOM_NL__2PRFIN20040917_114934_000000642030_00252_13332_4079.N1	17-SEP-2004 11:49:34	Bright	63.500	35	33Alp Per	1.7950	6250.0	127	13332	No
207	GOM_NL__2PRFIN20040917_115129_000000692030_00252_13332_4080.N1	17-SEP-2004 11:51:29	Bright	69.000	175	39Del Per	3.0100	19400.	138	13332	No
208	GOM_NL__2PRFIN20040917_115431_000000362030_00252_13332_4081.N1	17-SEP-2004 11:54:31	Bright	36.000	36	50Alp UMa	1.8000	6300.0	72	13332	No
209	GOM_NL__2PRFIN20040917_115559_000000382030_00252_13332_4082.N1	17-SEP-2004 11:55:59	Bright	37.500	82	48Bet UMa	2.3650	10600.	75	13332	No
210	GOM_NL__2PRFIN20040917_115902_000000392030_00252_13332_4083.N1	17-SEP-2004 11:59:02	Bright	38.500	174	52Psi UMa	3.0040	4400.0	77	13332	No
211	GOM_NL__2PRFIN20040917_120248_000000672030_00252_13332_4084.N1	17-SEP-2004 12:02:48	Bright	67.000	107	37The Aur	2.6490	11000.	134	13332	No
212	GOM_NL__2PRFIN20040917_120554_000000622030_00252_13332_4085.N1	17-SEP-2004 12:05:54	Bright	62.000	17	78Bet Gem	1.1610	4500.0	124	13332	No
213	GOM_NL__2PRFIN20040917_120842_000001302030_00252_13332_4086.N1	17-SEP-2004 12:08:42	Straylight	129.50	28	12Bet Tau	1.6500	15200.	259	13332	No
214	GOM_NL__2PRFIN20040917_121333_000000562030_00252_13332_4087.N1	17-SEP-2004 12:13:33	Dark	55.500	8	10Alp CMi	0.40000	6500.0	111	13332	No
215	GOM_NL__2PRFIN20040917_122057_000000432030_00252_13332_4088.N1	17-SEP-2004 12:20:57	Dark	43.000	132	15Rho Pup	2.8030	6900.0	86	13332	No
216	GOM_NL__2PRFIN20040917_122253_000000662030_00252_13332_4089.N1	17-SEP-2004 12:22:53	Dark	66.000	1	9Alp CMa	-1.4400	11000.	132	13332	No
217	GOM_NL__2PRFIN20040917_122801_000000432030_00252_13332_4090.N1	17-SEP-2004 12:28:01	Dark	42.500	46	Del Vel	1.9540	10600.	85	13332	No
218	GOM_NL__2PRFIN20040917_122933_000000512030_00252_13332_4091.N1	17-SEP-2004 12:29:33	Dark	50.500	41	Eps Car	1.8600	4100.0	101	13332	No
219	GOM_NL__2PRFIN20040917_123110_000000552030_00253_13333_4060.N1	17-SEP-2004 12:31:10	Dark	54.500	2	Alp Car	-0.73600	7000.0	109	13333	No

220	GOM_NL__2PRFIN20040917_123343_000002322030_00253_13333_4061.N1	17-SEP-2004 12:33:43	Dark	232.00	7	19Bet Ori	0.10000	14000.	464	13333	No
221	GOM_NL__2PRFIN20040917_124008_000000392030_00253_13333_4062.N1	17-SEP-2004 12:40:08	Dark	38.500	135	Bet Hyi	2.8200	5800.0	77	13333	No
222	GOM_NL__2PRFIN20040917_124248_000000542030_00253_13333_4063.N1	17-SEP-2004 12:42:48	Dark	53.500	9	Alp Eri	0.45300	24000.	107	13333	No
223	GOM_NL__2PRFIN20040917_124539_000000472030_00253_13333_4064.N1	17-SEP-2004 12:45:39	Straylight	46.500	148	Alp Tuc	2.8780	4100.0	93	13333	No
224	GOM_NL__2PRFIN20040917_124900_000000482030_00253_13333_4065.N1	17-SEP-2004 12:49:00	Straylight	48.000	63	Bet Gru	2.1500	2800.0	96	13333	No
225	GOM_NL__2PRFIN20040917_125337_000000452030_00253_13333_4066.N1	17-SEP-2004 12:53:37	Straylight	44.500	18	24Alp PsA	1.1660	9700.0	89	13333	No
226	GOM_NL__2PRFIN20040917_125601_000000622030_00253_13333_4067.N1	17-SEP-2004 12:56:01	Twi_and_stray	61.500	52	16Bet Cet	2.0370	4500.0	123	13333	No
227	GOM_NL__2PRFIN20040917_125807_000000432030_00253_13333_4068.N1	17-SEP-2004 12:58:07	Twi_and_stray	43.000	142	49Del Cap	2.8500	8900.0	86	13333	No
228	GOM_NL__2PRFIN20040917_130220_000000402030_00253_13333_4069.N1	17-SEP-2004 13:02:20	Bright	39.500	162	34Alp Aqr	2.9440	5350.0	79	13333	No
229	GOM_NL__2PRFIN20040917_130520_000000412030_00253_13333_4070.N1	17-SEP-2004 13:05:20	Bright	40.500	61	8Eps Peg	2.1000	3900.0	81	13333	No
230	GOM_NL__2PRFIN20040917_130646_000000412030_00253_13333_4071.N1	17-SEP-2004 13:06:46	Bright	41.000	90	54Alp Peg	2.4870	11000.	82	13333	No
231	GOM_NL__2PRFIN20040917_131034_000000432030_00253_13333_4072.N1	17-SEP-2004 13:10:34	Bright	42.500	93	53Bet Peg	2.5200	3100.0	85	13333	No
232	GOM_NL__2PRFIN20040917_131243_000000402030_00253_13333_4073.N1	17-SEP-2004 13:12:43	Bright	40.000	92	53Eps Cyg	2.5000	4500.0	80	13333	No
233	GOM_NL__2PRFIN20040917_131453_000000392030_00253_13333_4074.N1	17-SEP-2004 13:14:53	Bright	38.500	66	37Gam Cyg	2.2080	5900.0	77	13333	No
234	GOM_NL__2PRFIN20040917_131748_000000642030_00253_13333_4075.N1	17-SEP-2004 13:17:48	Bright	63.500	53	43Bet And	2.0480	3300.0	127	13333	No
235	GOM_NL__2PRFIN20040917_132004_000000392030_00253_13333_4076.N1	17-SEP-2004 13:20:04	Bright	38.500	89	5Alp Cep	2.4510	8000.0	77	13333	No
236	GOM_NL__2PRFIN20040917_132232_000000452030_00253_13333_4077.N1	17-SEP-2004 13:22:32	Bright	44.500	76	27Gam Cas	2.3000	30000.	89	13333	No
237	GOM_NL__2PRFIN20040917_132742_000000362030_00253_13333_4078.N1	17-SEP-2004 13:27:42	Bright	36.000	49	1Alp UMi	1.9900	6300.0	72	13333	No
238	GOM_NL__2PRFIN20040917_133009_000000662030_00253_13333_4079.N1	17-SEP-2004 13:30:09	Bright	65.500	35	33Alp Per	1.7950	6250.0	131	13333	No
239	GOM_NL__2PRFIN20040917_133507_000000392030_00253_13333_4080.N1	17-SEP-2004 13:35:07	Bright	38.500	36	50Alp UMa	1.8000	6300.0	77	13333	No
240	GOM_NL__2PRFIN20040917_133635_000000372030_00253_13333_4081.N1	17-SEP-2004 13:36:35	Bright	37.000	82	48Bet UMa	2.3650	10600.	74	13333	No
241	GOM_NL__2PRFIN20040917_133940_000000362030_00253_13333_4082.N1	17-SEP-2004 13:39:40	Bright	36.000	174	52Psi UMa	3.0040	4400.0	72	13333	No
242	GOM_NL__2PRFIN20040917_134324_000000672030_00253_13333_4083.N1	17-SEP-2004 13:43:24	Bright	66.500	107	37The Aur	2.6490	11000.	133	13333	No
243	GOM_NL__2PRFIN20040917_134630_000000462030_00253_13333_4084.N1	17-SEP-2004 13:46:30	Bright	45.500	17	78Bet Gem	1.1610	4500.0	91	13333	No
244	GOM_NL__2PRFIN20040917_134919_000001302030_00253_13333_4085.N1	17-SEP-2004 13:49:19	Straylight	129.50	28	12Bet Tau	1.6500	15200.	259	13333	No
245	GOM_NL__2PRFIN20040917_135410_000000582030_00253_13333_4086.N1	17-SEP-2004 13:54:10	Dark	58.000	8	10Alp CMi	0.40000	6500.0	116	13333	No
246	GOM_NL__2PRFIN20040917_140134_000000462030_00253_13333_4087.N1	17-SEP-2004 14:01:34	Dark	45.500	132	15Rho Pup	2.8030	6900.0	91	13333	No
247	GOM_NL__2PRFIN20040917_140328_000000662030_00253_13333_4088.N1	17-SEP-2004 14:03:28	Dark	65.500	1	9Alp CMa	-1.4400	11000.	131	13333	No
248	GOM_NL__2PRFIN20040917_140837_000000432030_00253_13333_4089.N1	17-SEP-2004 14:08:37	Dark	43.000	46	Del Vel	1.9540	10600.	86	13333	No
249	GOM_NL__2PRFIN20040917_141009_000000442030_00253_13333_4090.N1	17-SEP-2004 14:10:09	Dark	44.000	41	Eps Car	1.8600	4100.0	88	13333	No
250	GOM_NL__2PRFIN20040917_141147_000000572030_00254_13334_4060.N1	17-SEP-2004 14:11:47	Dark	57.000	2	Alp Car	-0.73600	7000.0	114	13334	No
251	GOM_NL__2PRFIN20040917_141424_000002322030_00254_13334_4061.N1	17-SEP-2004 14:14:24	Dark	232.00	7	19Bet Ori	0.10000	14000.	464	13334	No
252	GOM_NL__2PRFIN20040917_142044_000000382030_00254_13334_4062.N1	17-SEP-2004 14:20:44	Dark	38.000	135	Bet Hyi	2.8200	5800.0	76	13334	No
253	GOM_NL__2PRFIN20040917_142325_000000512030_00254_13334_4063.N1	17-SEP-2004 14:23:25	Dark	51.000	9	Alp Eri	0.45300	24000.	102	13334	No
254	GOM_NL__2PRFIN20040917_142615_000000392030_00254_13334_4064.N1	17-SEP-2004 14:26:15	Straylight	39.000	148	Alp Tuc	2.8780	4100.0	78	13334	No
255	GOM_NL__2PRFIN20040917_142938_000000522030_00254_13334_4065.N1	17-SEP-2004 14:29:38	Straylight	52.000	63	Bet Gru	2.1500	2800.0	104	13334	No
256	GOM_NL__2PRFIN20040917_143413_000000442030_00254_13334_4066.N1	17-SEP-2004 14:34:13	Straylight	44.000	18	24Alp PsA	1.1660	9700.0	88	13334	No
257	GOM_NL__2PRFIN20040917_143638_000000632030_00254_13334_4067.N1	17-SEP-2004 14:36:38	Twi_and_stray	63.000	52	16Bet Cet	2.0370	4500.0	126	13334	No
258	GOM_NL__2PRFIN20040917_143844_000000422030_00254_13334_4068.N1	17-SEP-2004 14:38:44	Twi_and_stray	41.500	142	49Del Cap	2.8500	8900.0	83	13334	No
259	GOM_NL__2PRFIN20040917_144256_000000402030_00254_13334_4069.N1	17-SEP-2004 14:42:56	Bright	39.500	162	34Alp Aqr	2.9440	5350.0	79	13334	No
260	GOM_NL__2PRFIN20040917_144557_000000382030_00254_13334_4070.N1	17-SEP-2004 14:45:57	Bright	38.000	61	8Eps Peg	2.1000	3900.0	76	13334	No
261	GOM_NL__2PRFIN20040917_144722_000000402030_00254_13334_4071.N1	17-SEP-2004 14:47:22	Bright	40.000	90	54Alp Peg	2.4870	11000.	80	13334	No
262	GOM_NL__2PRFIN20040917_145112_000000442030_00254_13334_4072.N1	17-SEP-2004 14:51:12	Bright	44.000	93	53Bet Peg	2.5200	3100.0	88	13334	No
263	GOM_NL__2PRFIN20040917_145319_000000382030_00254_13334_4073.N1	17-SEP-2004 14:53:19	Bright	38.000	92	53Eps Cyg	2.5000	4500.0	76	13334	No
264	GOM_NL__2PRFIN20040917_145529_000000392030_00254_13334_4074.N1	17-SEP-2004 14:55:29	Bright	39.000	66	37Gam Cyg	2.2080	5900.0	78	13334	No
265	GOM_NL__2PRFIN20040917_145823_000000612030_00254_13334_4075.N1	17-SEP-2004 14:58:23	Bright	61.000	53	43Bet And	2.0480	3300.0	122	13334	No
266	GOM_NL__2PRFIN20040917_150041_000000392030_00254_13334_4076.N1	17-SEP-2004 15:00:41	Bright	39.000	89	5Alp Cep	2.4510	8000.0	78	13334	No
267	GOM_NL__2PRFIN20040917_150307_000000432030_00254_13334_4077.N1	17-SEP-2004 15:03:07	Bright	43.000	76	27Gam Cas	2.3000	30000.	86	13334	No
268	GOM_NL__2PRFIN20040917_150818_000000382030_00254_13334_4078.N1	17-SEP-2004 15:08:18	Bright	37.500	49	1Alp UMi	1.9900	6300.0	75	13334	No
269	GOM_NL__2PRFIN20040917_151044_000000692030_00254_13334_4079.N1	17-SEP-2004 15:10:44	Bright	68.500	35	33Alp Per	1.7950	6250.0	137	13334	No
270	GOM_NL__2PRFIN20040917_151238_000000712030_00254_13334_4080.N1	17-SEP-2004 15:12:38	Bright	71.000	175	39Del Per	3.0100	19400.	142	13334	No
271	GOM_NL__2PRFIN20040917_151544_000000382030_00254_13334_4081.N1	17-SEP-2004 15:15:44	Bright	38.000	36	50Alp UMa	1.8000	6300.0	76	13334	No
272	GOM_NL__2PRFIN20040917_151711_000000522030_00254_13334_4082.N1	17-SEP-2004 15:17:11	Bright	52.000	82	48Bet UMa	2.3650	10600.	104	13334	No
273	GOM_NL__2PRFIN20040917_152017_000000382030_00254_13334_4083.N1	17-SEP-2004 15:20:17	Bright	38.000	174	52Psi UMa	3.0040	4400.0	76	13334	No
274	GOM_NL__2PRFIN20040917_152359_000000642030_00254_13334_4084.N1	17-SEP-2004 15:23:59	Bright	63.500	107	37The Aur	2.6490	11000.	127	13334	No
275	GOM_NL__2PRFIN20040917_152706_000000472030_00254_13334_4085.N1	17-SEP-2004 15:27:06	Bright	47.000	17	78Bet Gem	1.1610	4500.0	94	13334	No
276	GOM_NL__2PRFIN20040917_152956_000001382030_00254_13334_4086.N1	17-SEP-2004 15:29:56	Straylight	138.00	28	12Bet Tau	1.6500	15200.	276	13334	No
277	GOM_NL__2PRFIN20040917_153446_000000642030_00254_13334_4087.N1	17-SEP-2004 15:34:46	Dark	63.500	8	10Alp CMi	0.40000	6500.0	127	13334	No
278	GOM_NL__2PRFIN20040917_154210_000000422030_00254_13334_4088.N1	17-SEP-2004 15:42:10	Dark	41.500	132	15Rho Pup	2.8030	6900.0	83	13334	No

279	GOM_NL__2PRFIN20040917_154407_000000672030_00254_13334_4089.N1	17-SEP-2004 15:44:07	Dark	66.500	1	9Alp CMa	-1.4400	11000.	133	13334	No
280	GOM_NL__2PRFIN20040917_154912_000000402030_00254_13334_4090.N1	17-SEP-2004 15:49:12	Dark	40.000	46	Del Vel	1.9540	10600.	80	13334	No
281	GOM_NL__2PRFIN20040917_155045_000000522030_00254_13334_4091.N1	17-SEP-2004 15:50:45	Dark	52.000	41	Eps Car	1.8600	4100.0	104	13334	No
282	GOM_NL__2PRFIN20040917_155224_000000572030_00255_13335_4061.N1	17-SEP-2004 15:52:24	Dark	57.000	2	Alp Car	-0.73600	7000.0	114	13335	No
283	GOM_NL__2PRFIN20040917_155505_000002322030_00255_13335_4062.N1	17-SEP-2004 15:55:05	Dark	232.00	7	19Bet Ori	0.10000	14000.	464	13335	No
284	GOM_NL__2PRFIN20040917_160120_000000402030_00255_13335_4063.N1	17-SEP-2004 16:01:20	Dark	39.500	135	Bet Hyi	2.8200	5800.0	79	13335	No
285	GOM_NL__2PRFIN20040917_160401_000000472030_00255_13335_4064.N1	17-SEP-2004 16:04:01	Dark	47.000	9	Alp Eri	0.45300	24000.	94	13335	No
286	GOM_NL__2PRFIN20040917_160652_000000442030_00255_13335_4065.N1	17-SEP-2004 16:06:52	Straylight	44.000	148	Alp Tuc	2.8780	4100.0	88	13335	No
287	GOM_NL__2PRFIN20040917_161036_000000462030_00255_13335_4066.N1	17-SEP-2004 16:10:36	Straylight	45.500	31	Alp Gru	1.7340	15200.	91	13335	No
288	GOM_NL__2PRFIN20040917_161323_000000382030_00255_13335_4067.N1	17-SEP-2004 16:13:23	Straylight	38.000	172	Gam Gru	3.0030	13100.	76	13335	No
289	GOM_NL__2PRFIN20040917_161450_000000442030_00255_13335_4068.N1	17-SEP-2004 16:14:50	Straylight	43.500	18	24Alp PsA	1.1660	9700.0	87	13335	No
290	GOM_NL__2PRFIN20040917_161714_000000622030_00255_13335_4069.N1	17-SEP-2004 16:17:14	Twl_and_stray	62.000	52	16Bet Cet	2.0370	4500.0	124	13335	No
291	GOM_NL__2PRFIN20040917_161920_000000432030_00255_13335_4070.N1	17-SEP-2004 16:19:20	Twl_and_stray	42.500	142	49Del Cap	2.8500	8900.0	85	13335	No
292	GOM_NL__2PRFIN20040917_162331_000000402030_00255_13335_4071.N1	17-SEP-2004 16:23:31	Bright	40.000	162	34Alp Aqr	2.9440	5350.0	80	13335	No
293	GOM_NL__2PRFIN20040917_162630_000000432030_00255_13335_4072.N1	17-SEP-2004 16:26:30	Bright	42.500	61	8Eps Peg	2.1000	3900.0	85	13335	No
294	GOM_NL__2PRFIN20040917_162758_000000402030_00255_13335_4073.N1	17-SEP-2004 16:27:58	Bright	40.000	90	54Alp Peg	2.4870	11000.	80	13335	No
295	GOM_NL__2PRFIN20040917_163145_000000432030_00255_13335_4074.N1	17-SEP-2004 16:31:45	Bright	42.500	93	53Bet Peg	2.5200	3100.0	85	13335	No
296	GOM_NL__2PRFIN20040917_163356_000000392030_00255_13335_4075.N1	17-SEP-2004 16:33:56	Bright	38.500	92	53Eps Cyg	2.5000	4500.0	77	13335	No
297	GOM_NL__2PRFIN20040917_163605_000000382030_00255_13335_4076.N1	17-SEP-2004 16:36:05	Bright	38.000	66	37Gam Cyg	2.2080	5900.0	76	13335	No
298	GOM_NL__2PRFIN20040917_163858_000000612030_00255_13335_4077.N1	17-SEP-2004 16:38:58	Bright	60.500	53	43Bet And	2.0480	3300.0	121	13335	No
299	GOM_NL__2PRFIN20040917_164116_000000392030_00255_13335_4078.N1	17-SEP-2004 16:41:16	Bright	39.000	89	5Alp Cep	2.4510	8000.0	78	13335	No
300	GOM_NL__2PRFIN20040917_164342_000000432030_00255_13335_4079.N1	17-SEP-2004 16:43:42	Bright	43.000	76	27Gam Cas	2.3000	30000.	86	13335	No
301	GOM_NL__2PRFIN20040917_164853_000000392030_00255_13335_4080.N1	17-SEP-2004 16:48:53	Bright	39.000	49	1Alp UMi	1.9900	6300.0	78	13335	No
302	GOM_NL__2PRFIN20040917_165119_000000692030_00255_13335_4081.N1	17-SEP-2004 16:51:19	Bright	68.500	35	33Alp Per	1.7950	6250.0	137	13335	No
303	GOM_NL__2PRFIN20040917_165313_000000682030_00255_13335_4082.N1	17-SEP-2004 16:53:13	Bright	68.000	175	39Del Per	3.0100	19400.	136	13335	No
304	GOM_NL__2PRFIN20040917_165619_000000382030_00255_13335_4083.N1	17-SEP-2004 16:56:19	Bright	37.500	36	50Alp UMa	1.8000	6300.0	75	13335	No
305	GOM_NL__2PRFIN20040917_165748_000000362030_00255_13335_4084.N1	17-SEP-2004 16:57:48	Bright	35.500	82	48Bet UMa	2.3650	10600.	71	13335	No
306	GOM_NL__2PRFIN20040917_170051_000000402030_00255_13335_4085.N1	17-SEP-2004 17:00:51	Bright	39.500	174	52Psi UMa	3.0040	4400.0	79	13335	No
307	GOM_NL__2PRFIN20040917_170435_000000662030_00255_13335_4086.N1	17-SEP-2004 17:04:35	Bright	66.000	107	37The Aur	2.6490	11000.	132	13335	No
308	GOM_NL__2PRFIN20040917_170742_000000462030_00255_13335_4087.N1	17-SEP-2004 17:07:42	Bright	46.000	17	78Bet Gem	1.1610	4500.0	92	13335	No
309	GOM_NL__2PRFIN20040917_171033_000001302030_00255_13335_4088.N1	17-SEP-2004 17:10:33	Straylight	130.00	28	12Bet Tau	1.6500	15200.	260	13335	No
310	GOM_NL__2PRFIN20040917_171523_000000582030_00255_13335_4089.N1	17-SEP-2004 17:15:23	Dark	58.000	8	10Alp CMi	0.40000	6500.0	116	13335	No
311	GOM_NL__2PRFIN20040917_172246_000000442030_00255_13335_4090.N1	17-SEP-2004 17:22:46	Dark	43.500	132	15Rho Pup	2.8030	6900.0	87	13335	No
312	GOM_NL__2PRFIN20040917_172444_000000692030_00255_13335_4091.N1	17-SEP-2004 17:24:44	Dark	69.000	1	9Alp CMa	-1.4400	11000.	138	13335	No
313	GOM_NL__2PRFIN20040917_172949_000000432030_00255_13335_4092.N1	17-SEP-2004 17:29:49	Dark	43.000	46	Del Vel	1.9540	10600.	86	13335	No
314	GOM_NL__2PRFIN20040917_173121_000000442030_00255_13335_4093.N1	17-SEP-2004 17:31:21	Dark	43.500	41	Eps Car	1.8600	4100.0	87	13335	No
315	GOM_NL__2PRFIN20040917_173301_000000572030_00256_13336_4062.N1	17-SEP-2004 17:33:01	Dark	57.000	2	Alp Car	-0.73600	7000.0	114	13336	No
316	GOM_NL__2PRFIN20040917_174156_000000382030_00256_13336_4063.N1	17-SEP-2004 17:41:56	Dark	38.000	135	Bet Hyi	2.8200	5800.0	76	13336	No
317	GOM_NL__2PRFIN20040917_174437_000000472030_00256_13336_4064.N1	17-SEP-2004 17:44:37	Dark	47.000	9	Alp Eri	0.45300	24000.	94	13336	No
318	GOM_NL__2PRFIN20040917_174728_000000462030_00256_13336_4065.N1	17-SEP-2004 17:47:28	Straylight	45.500	148	Alp Tuc	2.8780	4100.0	91	13336	No
319	GOM_NL__2PRFIN20040917_175112_000000432030_00256_13336_4066.N1	17-SEP-2004 17:51:12	Straylight	43.000	31	Alp Gru	1.7340	15200.	86	13336	No
320	GOM_NL__2PRFIN20040917_175359_000000402030_00256_13336_4067.N1	17-SEP-2004 17:53:59	Straylight	39.500	172	Gam Gru	3.0030	13100.	79	13336	No
321	GOM_NL__2PRFIN20040917_175526_000000442030_00256_13336_4068.N1	17-SEP-2004 17:55:26	Straylight	44.000	18	24Alp PsA	1.1660	9700.0	88	13336	No
322	GOM_NL__2PRFIN20040917_175751_000000632030_00256_13336_4069.N1	17-SEP-2004 17:57:51	Twl_and_stray	63.000	52	16Bet Cet	2.0370	4500.0	126	13336	No
323	GOM_NL__2PRFIN20040917_175957_000000412030_00256_13336_4070.N1	17-SEP-2004 17:59:57	Twl_and_stray	40.500	142	49Del Cap	2.8500	8900.0	81	13336	No
324	GOM_NL__2PRFIN20040917_180408_000000382030_00256_13336_4071.N1	17-SEP-2004 18:04:08	Bright	38.000	162	34Alp Aqr	2.9440	5350.0	76	13336	No
325	GOM_NL__2PRFIN20040917_180709_000000402030_00256_13336_4072.N1	17-SEP-2004 18:07:09	Bright	39.500	61	8Eps Peg	2.1000	3900.0	79	13336	No
326	GOM_NL__2PRFIN20040917_180834_000000402030_00256_13336_4073.N1	17-SEP-2004 18:08:34	Bright	39.500	90	54Alp Peg	2.4870	11000.	79	13336	No
327	GOM_NL__2PRFIN20040917_181224_000000402030_00256_13336_4074.N1	17-SEP-2004 18:12:24	Bright	40.000	93	53Bet Peg	2.5200	3100.0	80	13336	No
328	GOM_NL__2PRFIN20040917_181432_000000392030_00256_13336_4075.N1	17-SEP-2004 18:14:32	Bright	39.000	92	53Eps Cyg	2.5000	4500.0	78	13336	No
329	GOM_NL__2PRFIN20040917_181642_000000392030_00256_13336_4076.N1	17-SEP-2004 18:16:42	Bright	39.000	66	37Gam Cyg	2.2080	5900.0	78	13336	No
330	GOM_NL__2PRFIN20040917_181933_000000622030_00256_13336_4077.N1	17-SEP-2004 18:19:33	Bright	61.500	53	43Bet And	2.0480	3300.0	123	13336	No
331	GOM_NL__2PRFIN20040917_182153_000000392030_00256_13336_4078.N1	17-SEP-2004 18:21:53	Bright	39.000	89	5Alp Cep	2.4510	8000.0	78	13336	No
332	GOM_NL__2PRFIN20040917_182417_000000432030_00256_13336_4079.N1	17-SEP-2004 18:24:17	Bright	43.000	76	27Gam Cas	2.3000	30000.	86	13336	No
333	GOM_NL__2PRFIN20040917_182930_000000392030_00256_13336_4080.N1	17-SEP-2004 18:29:30	Bright	38.500	49	1Alp UMi	1.9900	6300.0	77	13336	No
334	GOM_NL__2PRFIN20040917_183153_000000702030_00256_13336_4081.N1	17-SEP-2004 18:31:53	Bright	69.500	35	33Alp Per	1.7950	6250.0	139	13336	No
335	GOM_NL__2PRFIN20040917_183347_000000692030_00256_13336_4082.N1	17-SEP-2004 18:33:47	Bright	68.500	175	39Del Per	3.0100	19400.	137	13336	No
336	GOM_NL__2PRFIN20040917_183657_000000352030_00256_13336_4083.N1	17-SEP-2004 18:36:57	Bright	35.000	36	50Alp UMa	1.8000	6300.0	70	13336	No
337	GOM_NL__2PRFIN20040917_183824_000000352030_00256_13336_4084.N1	17-SEP-2004 18:38:24	Bright	34.500	82	48Bet UMa	2.3650	10600.	69	13336	No



338	GOM_NL__2PRFIN20040917_184129_000000362030_00256_13336_4085.N1	17-SEP-2004 18:41:29	Bright	35.500	174	52Psi UMa	3.0040	4400.0	71	13336	No
339	GOM_NL__2PRFIN20040917_184511_000000652030_00256_13336_4086.N1	17-SEP-2004 18:45:11	Bright	64.500	107	37The Aur	2.6490	11000.	129	13336	No
340	GOM_NL__2PRFIN20040917_184818_000000502030_00256_13336_4087.N1	17-SEP-2004 18:48:18	Bright	50.000	17	78Bet Gem	1.1610	4500.0	100	13336	No
341	GOM_NL__2PRFIN20040917_185109_000001312030_00256_13336_4088.N1	17-SEP-2004 18:51:09	Straylight	131.00	28	12Bet Tau	1.6500	15200.	262	13336	No
342	GOM_NL__2PRFIN20040917_185559_000000582030_00256_13336_4089.N1	17-SEP-2004 18:55:59	Dark	57.500	8	10Alp CMi	0.40000	6500.0	115	13336	No
343	GOM_NL__2PRFIN20040917_190323_000000462030_00256_13336_4090.N1	17-SEP-2004 19:03:23	Dark	45.500	132	15Rho Pup	2.8030	6900.0	91	13336	No
344	GOM_NL__2PRFIN20040917_190523_000000702030_00256_13336_4091.N1	17-SEP-2004 19:05:23	Dark	69.500	1	9Alp CMA	-1.4400	11000.	139	13336	No
345	GOM_NL__2PRFIN20040917_191025_000000412030_00256_13336_4092.N1	17-SEP-2004 19:10:25	Dark	41.000	46	Del Vel	1.9540	10600.	82	13336	No
346	GOM_NL__2PRFIN20040917_191158_000000452030_00256_13336_4093.N1	17-SEP-2004 19:11:58	Dark	45.000	41	Eps Car	1.8600	4100.0	90	13336	No
347	GOM_NL__2PRFIN20040917_191337_000000572030_00257_13337_4063.N1	17-SEP-2004 19:13:37	Dark	57.000	2	Alp Car	-0.73600	7000.0	114	13337	No
348	GOM_NL__2PRFIN20040917_192233_000000382030_00257_13337_4064.N1	17-SEP-2004 19:22:33	Dark	37.500	135	Bet Hyi	2.8200	5800.0	75	13337	No
349	GOM_NL__2PRFIN20040917_192514_000000542030_00257_13337_4065.N1	17-SEP-2004 19:25:14	Dark	53.500	9	Alp Eri	0.45300	24000.	107	13337	No
350	GOM_NL__2PRFIN20040917_192804_000000482030_00257_13337_4066.N1	17-SEP-2004 19:28:04	Straylight	47.500	148	Alp Tuc	2.8780	4100.0	95	13337	No
351	GOM_NL__2PRFIN20040917_193148_000000402030_00257_13337_4067.N1	17-SEP-2004 19:31:48	Straylight	39.500	31	Alp Gru	1.7340	15200.	79	13337	No
352	GOM_NL__2PRFIN20040917_193435_000000402030_00257_13337_4068.N1	17-SEP-2004 19:34:35	Straylight	40.000	172	Gam Gru	3.0030	13100.	80	13337	No
353	GOM_NL__2PRFIN20040917_193602_000000432030_00257_13337_4069.N1	17-SEP-2004 19:36:02	Straylight	42.500	18	24Alp PsA	1.1660	9700.0	85	13337	No
354	GOM_NL__2PRFIN20040917_193827_000000622030_00257_13337_4070.N1	17-SEP-2004 19:38:27	Tw_i_and_stray	62.000	52	16Bet Cet	2.0370	4500.0	124	13337	No
355	GOM_NL__2PRFIN20040917_194032_000000412030_00257_13337_4071.N1	17-SEP-2004 19:40:32	Tw_i_and_stray	41.000	142	49Del Cap	2.8500	8900.0	82	13337	No
356	GOM_NL__2PRFIN20040917_194445_000000392030_00257_13337_4072.N1	17-SEP-2004 19:44:45	Bright	39.000	162	34Alp Aqr	2.9440	5350.0	78	13337	No
357	GOM_NL__2PRFIN20040917_194745_000000392030_00257_13337_4073.N1	17-SEP-2004 19:47:45	Bright	38.500	61	8Eps Peg	2.1000	3900.0	77	13337	No
358	GOM_NL__2PRFIN20040917_194910_000000412030_00257_13337_4074.N1	17-SEP-2004 19:49:10	Bright	40.500	90	54Alp Peg	2.4870	11000.	81	13337	No
359	GOM_NL__2PRFIN20040917_195300_000000422030_00257_13337_4075.N1	17-SEP-2004 19:53:00	Bright	42.000	93	53Bet Peg	2.5200	3100.0	84	13337	No
360	GOM_NL__2PRFIN20040917_195509_000000402030_00257_13337_4076.N1	17-SEP-2004 19:55:09	Bright	39.500	92	53Eps Cyg	2.5000	4500.0	79	13337	No
361	GOM_NL__2PRFIN20040917_195718_000000412030_00257_13337_4077.N1	17-SEP-2004 19:57:18	Bright	41.000	66	37Gam Cyg	2.2080	5900.0	82	13337	No
362	GOM_NL__2PRFIN20040917_200007_000000652030_00257_13337_4078.N1	17-SEP-2004 20:00:07	Bright	65.000	53	43Bet And	2.0480	3300.0	130	13337	No
363	GOM_NL__2PRFIN20040917_200229_000000372030_00257_13337_4079.N1	17-SEP-2004 20:02:29	Bright	36.500	89	5Alp Cep	2.4510	8000.0	73	13337	No
364	GOM_NL__2PRFIN20040917_200453_000000432030_00257_13337_4080.N1	17-SEP-2004 20:04:53	Bright	43.000	76	27Gam Cas	2.3000	30000.	86	13337	No
365	GOM_NL__2PRFIN20040917_201006_000000352030_00257_13337_4081.N1	17-SEP-2004 20:10:06	Bright	35.000	49	1Alp UMi	1.9900	6300.0	70	13337	No
366	GOM_NL__2PRFIN20040917_201228_000000682030_00257_13337_4082.N1	17-SEP-2004 20:12:28	Bright	67.500	35	33Alp Per	1.7950	6250.0	135	13337	No
367	GOM_NL__2PRFIN20040917_201422_000000712030_00257_13337_4083.N1	17-SEP-2004 20:14:22	Bright	70.500	175	39Del Per	3.0100	19400.	141	13337	No
368	GOM_NL__2PRFIN20040917_201733_000000372030_00257_13337_4084.N1	17-SEP-2004 20:17:33	Bright	36.500	36	50Alp UMa	1.8000	6300.0	73	13337	No
369	GOM_NL__2PRFIN20040917_201859_000000382030_00257_13337_4085.N1	17-SEP-2004 20:18:59	Bright	38.000	82	48Bet UMa	2.3650	10600.	76	13337	No
370	GOM_NL__2PRFIN20040917_202206_000000502030_00257_13337_4086.N1	17-SEP-2004 20:22:06	Bright	50.000	174	52Psi UMa	3.0040	4400.0	100	13337	No
371	GOM_NL__2PRFIN20040917_202546_000000642030_00257_13337_4087.N1	17-SEP-2004 20:25:46	Bright	64.000	107	37The Aur	2.6490	11000.	128	13337	No
372	GOM_NL__2PRFIN20040917_202854_000000482030_00257_13337_4088.N1	17-SEP-2004 20:28:54	Bright	47.500	17	78Bet Gem	1.1610	4500.0	95	13337	No
373	GOM_NL__2PRFIN20040917_203146_000001472030_00257_13337_4089.N1	17-SEP-2004 20:31:46	Straylight	147.00	28	12Bet Tau	1.6500	15200.	294	13337	No
374	GOM_NL__2PRFIN20040917_203635_000000622030_00257_13337_4090.N1	17-SEP-2004 20:36:35	Dark	61.500	8	10Alp CMi	0.40000	6500.0	123	13337	No
375	GOM_NL__2PRFIN20040917_204400_000000452030_00257_13337_4091.N1	17-SEP-2004 20:44:00	Dark	45.000	132	15Rho Pup	2.8030	6900.0	90	13337	No
376	GOM_NL__2PRFIN20040917_204559_000000642030_00257_13337_4092.N1	17-SEP-2004 20:45:59	Dark	64.000	1	9Alp CMA	-1.4400	11000.	128	13337	No
377	GOM_NL__2PRFIN20040917_205101_000000402030_00257_13337_4093.N1	17-SEP-2004 20:51:01	Dark	40.000	46	Del Vel	1.9540	10600.	80	13337	No
378	GOM_NL__2PRFIN20040917_205234_000000502030_00257_13337_4094.N1	17-SEP-2004 20:52:34	Dark	50.000	41	Eps Car	1.8600	4100.0	100	13337	No
379	GOM_NL__2PRFIN20040917_205414_000000542030_00258_13338_4083.N1	17-SEP-2004 20:54:14	Dark	53.500	2	Alp Car	-0.73600	7000.0	107	13338	No
380	GOM_NL__2PRFIN20040917_210309_000000402030_00258_13338_4084.N1	17-SEP-2004 21:03:09	Dark	40.000	135	Bet Hyi	2.8200	5800.0	80	13338	No
381	GOM_NL__2PRFIN20040917_210550_000000542030_00258_13338_4085.N1	17-SEP-2004 21:05:50	Dark	54.000	9	Alp Eri	0.45300	24000.	108	13338	No
382	GOM_NL__2PRFIN20040917_210840_000000412030_00258_13338_4086.N1	17-SEP-2004 21:08:40	Straylight	40.500	148	Alp Tuc	2.8780	4100.0	81	13338	No
383	GOM_NL__2PRFIN20040917_211224_000000432030_00258_13338_4087.N1	17-SEP-2004 21:12:24	Straylight	42.500	31	Alp Gru	1.7340	15200.	85	13338	No
384	GOM_NL__2PRFIN20040917_211511_000000402030_00258_13338_4088.N1	17-SEP-2004 21:15:11	Straylight	39.500	172	Gam Gru	3.0030	13100.	79	13338	No
385	GOM_NL__2PRFIN20040917_211638_000000452030_00258_13338_4089.N1	17-SEP-2004 21:16:38	Straylight	44.500	18	24Alp PsA	1.1660	9700.0	89	13338	No
386	GOM_NL__2PRFIN20040917_211902_000000622030_00258_13338_4090.N1	17-SEP-2004 21:19:02	Tw_i_and_stray	62.000	52	16Bet Cet	2.0370	4500.0	124	13338	No
387	GOM_NL__2PRFIN20040917_212109_000000422030_00258_13338_4091.N1	17-SEP-2004 21:21:09	Tw_i_and_stray	42.000	142	49Del Cap	2.8500	8900.0	84	13338	No
388	GOM_NL__2PRFIN20040917_212520_000000402030_00258_13338_4092.N1	17-SEP-2004 21:25:20	Bright	39.500	162	34Alp Aqr	2.9440	5350.0	79	13338	No
389	GOM_NL__2PRFIN20040917_212821_000000392030_00258_13338_4093.N1	17-SEP-2004 21:28:21	Bright	38.500	61	8Eps Peg	2.1000	3900.0	77	13338	No
390	GOM_NL__2PRFIN20040917_212946_000000412030_00258_13338_4094.N1	17-SEP-2004 21:29:46	Bright	40.500	90	54Alp Peg	2.4870	11000.	81	13338	No
391	GOM_NL__2PRFIN20040917_213335_000000422030_00258_13338_4095.N1	17-SEP-2004 21:33:35	Bright	41.500	93	53Bet Peg	2.5200	3100.0	83	13338	No
392	GOM_NL__2PRFIN20040917_213544_000000362030_00258_13338_4096.N1	17-SEP-2004 21:35:44	Bright	36.000	92	53Eps Cyg	2.5000	4500.0	72	13338	No
393	GOM_NL__2PRFIN20040917_213754_000000402030_00258_13338_4097.N1	17-SEP-2004 21:37:54	Bright	40.000	66	37Gam Cyg	2.2080	5900.0	80	13338	No
394	GOM_NL__2PRFIN20040917_214042_000000612030_00258_13338_4098.N1	17-SEP-2004 21:40:42	Bright	60.500	53	43Bet And	2.0480	3300.0	121	13338	No
395	GOM_NL__2PRFIN20040917_214305_000000382030_00258_13338_4099.N1	17-SEP-2004 21:43:05	Bright	38.000	89	5Alp Cep	2.4510	8000.0	76	13338	No
396	GOM_NL__2PRFIN20040917_214528_000000432030_00258_13338_4100.N1	17-SEP-2004 21:45:28	Bright	43.000	76	27Gam Cas	2.3000	30000.	86	13338	No

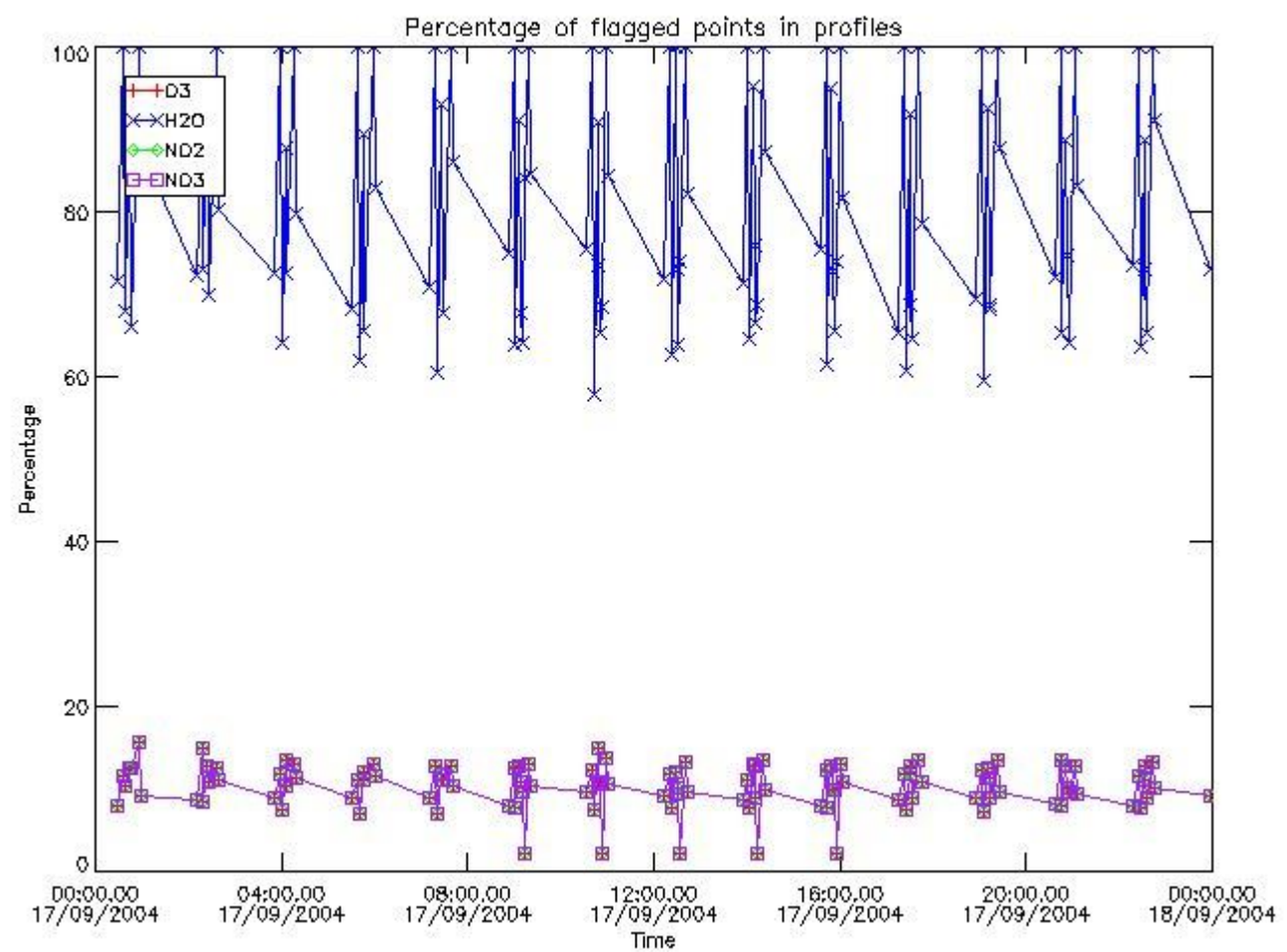


397	GOM_NL__2PRFIN20040917_215042_000000392030_00258_13338_4101.N1	17-SEP-2004 21:50:42	Bright	38.500	49	1Alp UMi	1.9900	6300.0	77	13338	No
398	GOM_NL__2PRFIN20040917_215303_000000672030_00258_13338_4102.N1	17-SEP-2004 21:53:03	Bright	67.000	35	33Alp Per	1.7950	6250.0	134	13338	No
399	GOM_NL__2PRFIN20040917_215456_000000712030_00258_13338_4103.N1	17-SEP-2004 21:54:56	Bright	71.000	175	39Del Per	3.0100	19400.	142	13338	No
400	GOM_NL__2PRFIN20040917_215809_000000392030_00258_13338_4104.N1	17-SEP-2004 21:58:09	Bright	38.500	36	50Alp UMa	1.8000	6300.0	77	13338	No
401	GOM_NL__2PRFIN20040917_215936_000000382030_00258_13338_4105.N1	17-SEP-2004 21:59:36	Bright	38.000	82	48Bet UMa	2.3650	10600.	76	13338	No
402	GOM_NL__2PRFIN20040917_220241_000000372030_00258_13338_4106.N1	17-SEP-2004 22:02:41	Bright	37.000	174	52Psi UMa	3.0040	4400.0	74	13338	No
403	GOM_NL__2PRFIN20040917_220623_000000642030_00258_13338_4107.N1	17-SEP-2004 22:06:23	Bright	64.000	107	37The Aur	2.6490	11000.	128	13338	No
404	GOM_NL__2PRFIN20040917_220931_000000542030_00258_13338_4108.N1	17-SEP-2004 22:09:31	Bright	54.000	17	78Bet Gem	1.1610	4500.0	108	13338	No
405	GOM_NL__2PRFIN20040917_221223_000001402030_00258_13338_4109.N1	17-SEP-2004 22:12:23	Straylight	139.50	28	12Bet Tau	1.6500	15200.	279	13338	No
406	GOM_NL__2PRFIN20040917_221712_000000642030_00258_13338_4110.N1	17-SEP-2004 22:17:12	Dark	64.000	8	10Alp CMi	0.40000	6500.0	128	13338	No
407	GOM_NL__2PRFIN20040917_222436_000000442030_00258_13338_4111.N1	17-SEP-2004 22:24:36	Dark	44.000	132	15Rho Pup	2.8030	6900.0	88	13338	No
408	GOM_NL__2PRFIN20040917_222636_000000672030_00258_13338_4112.N1	17-SEP-2004 22:26:36	Dark	66.500	1	9Alp CMa	-1.4400	11000.	133	13338	No
409	GOM_NL__2PRFIN20040917_223137_000000402030_00258_13338_4113.N1	17-SEP-2004 22:31:37	Dark	40.000	46	Del Vel	1.9540	10600.	80	13338	No
410	GOM_NL__2PRFIN20040917_223310_000000512030_00258_13338_4114.N1	17-SEP-2004 22:33:10	Dark	50.500	41	Eps Car	1.8600	4100.0	101	13338	No
411	GOM_NL__2PRFIN20040917_223450_000000572030_00259_13339_4083.N1	17-SEP-2004 22:34:50	Dark	56.500	2	Alp Car	-0.73600	7000.0	113	13339	No
412	GOM_NL__2PRFIN20040917_224344_000000392030_00259_13339_4084.N1	17-SEP-2004 22:43:44	Dark	38.500	135	Bet Hyi	2.8200	5800.0	77	13339	No
413	GOM_NL__2PRFIN20040917_224624_000000512030_00259_13339_4085.N1	17-SEP-2004 22:46:24	Dark	50.500	9	Alp Eri	0.45300	24000.	101	13339	No
414	GOM_NL__2PRFIN20040917_224916_000000422030_00259_13339_4086.N1	17-SEP-2004 22:49:16	Straylight	41.500	148	Alp Tuc	2.8780	4100.0	83	13339	No
415	GOM_NL__2PRFIN20040917_225300_000000422030_00259_13339_4087.N1	17-SEP-2004 22:53:00	Straylight	41.500	31	Alp Gru	1.7340	15200.	83	13339	No
416	GOM_NL__2PRFIN20040917_225547_000000382030_00259_13339_4088.N1	17-SEP-2004 22:55:47	Straylight	38.000	172	Gam Gru	3.0030	13100.	76	13339	No
417	GOM_NL__2PRFIN20040917_225714_000000472030_00259_13339_4089.N1	17-SEP-2004 22:57:14	Straylight	47.000	18	24Alp PsA	1.1660	9700.0	94	13339	No
418	GOM_NL__2PRFIN20040917_225938_000000622030_00259_13339_4090.N1	17-SEP-2004 22:59:38	Tw_i_and_stray	61.500	52	16Bet Cet	2.0370	4500.0	123	13339	No
419	GOM_NL__2PRFIN20040917_230144_000000412030_00259_13339_4091.N1	17-SEP-2004 23:01:44	Tw_i_and_stray	40.500	142	49Del Cap	2.8500	8900.0	81	13339	No
420	GOM_NL__2PRFIN20040917_230556_000000402030_00259_13339_4092.N1	17-SEP-2004 23:05:56	Bright	40.000	162	34Alp Aqr	2.9440	5350.0	80	13339	No
421	GOM_NL__2PRFIN20040917_230854_000000422030_00259_13339_4093.N1	17-SEP-2004 23:08:54	Bright	41.500	61	8Eps Peg	2.1000	3900.0	83	13339	No
422	GOM_NL__2PRFIN20040917_231021_000000412030_00259_13339_4094.N1	17-SEP-2004 23:10:21	Bright	40.500	90	54Alp Peg	2.4870	11000.	81	13339	No
423	GOM_NL__2PRFIN20040917_231410_000000412030_00259_13339_4095.N1	17-SEP-2004 23:14:10	Bright	41.000	93	53Bet Peg	2.5200	3100.0	82	13339	No
424	GOM_NL__2PRFIN20040917_231620_000000412030_00259_13339_4096.N1	17-SEP-2004 23:16:20	Bright	41.000	92	53Eps Cyg	2.5000	4500.0	82	13339	No
425	GOM_NL__2PRFIN20040917_231830_000000422030_00259_13339_4097.N1	17-SEP-2004 23:18:30	Bright	41.500	66	37Gam Cyg	2.2080	5900.0	83	13339	No
426	GOM_NL__2PRFIN20040917_232117_000000622030_00259_13339_4098.N1	17-SEP-2004 23:21:17	Bright	61.500	53	43Bet And	2.0480	3300.0	123	13339	No
427	GOM_NL__2PRFIN20040917_232341_000000392030_00259_13339_4099.N1	17-SEP-2004 23:23:41	Bright	39.000	89	5Alp Cep	2.4510	8000.0	78	13339	No
428	GOM_NL__2PRFIN20040917_232603_000000442030_00259_13339_4100.N1	17-SEP-2004 23:26:03	Bright	44.000	76	27Gam Cas	2.3000	30000.	88	13339	No
429	GOM_NL__2PRFIN20040917_233117_000000362030_00259_13339_4101.N1	17-SEP-2004 23:31:17	Bright	36.000	49	1Alp UMi	1.9900	6300.0	72	13339	No
430	GOM_NL__2PRFIN20040917_233337_000000682030_00259_13339_4102.N1	17-SEP-2004 23:33:37	Bright	67.500	35	33Alp Per	1.7950	6250.0	135	13339	No
431	GOM_NL__2PRFIN20040917_233531_000000732030_00259_13339_4103.N1	17-SEP-2004 23:35:31	Bright	72.500	175	39Del Per	3.0100	19400.	145	13339	No
432	GOM_NL__2PRFIN20040917_233844_000000422030_00259_13339_4104.N1	17-SEP-2004 23:38:44	Bright	41.500	36	50Alp UMa	1.8000	6300.0	83	13339	No
433	GOM_NL__2PRFIN20040917_234012_000000522030_00259_13339_4105.N1	17-SEP-2004 23:40:12	Bright	52.000	82	48Bet UMa	2.3650	10600.	104	13339	No
434	GOM_NL__2PRFIN20040917_234317_000000382030_00259_13339_4106.N1	17-SEP-2004 23:43:17	Bright	37.500	174	52Psi UMa	3.0040	4400.0	75	13339	No
435	GOM_NL__2PRFIN20040917_234658_000000682030_00259_13339_4107.N1	17-SEP-2004 23:46:58	Bright	68.000	107	37The Aur	2.6490	11000.	136	13339	No
436	GOM_NL__2PRFIN20040917_235007_000000492030_00259_13339_4108.N1	17-SEP-2004 23:50:07	Bright	48.500	17	78Bet Gem	1.1610	4500.0	97	13339	No
437	GOM_NL__2PRFIN20040917_235300_000001352030_00259_13339_4109.N1	17-SEP-2004 23:53:00	Straylight	134.50	28	12Bet Tau	1.6500	15200.	269	13339	No
438	GOM_NL__2PRFIN20040917_235749_000000562030_00259_13339_4110.N1	17-SEP-2004 23:57:49	Dark	55.500	8	10Alp CMi	0.40000	6500.0	111	13339	No

### 3. Quality information per product

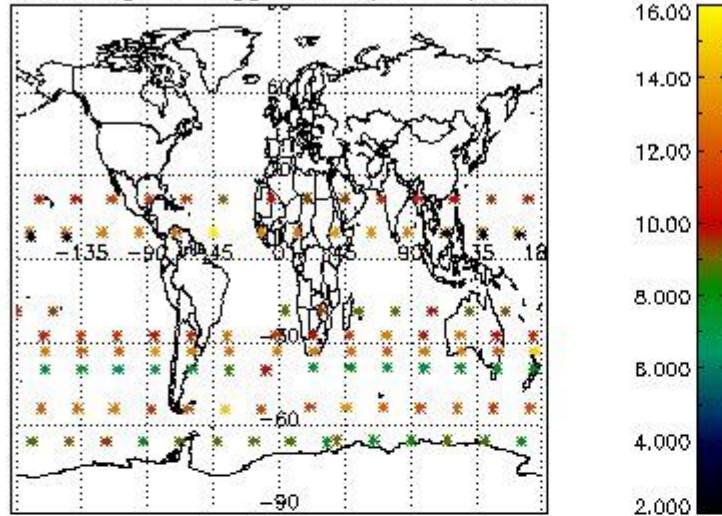
In this section it is plotted some information contained in the Quality Summary data set of the level 2 products. Only products in dark limb conditions and without errors (error flag in the MPH set to "0") are used.

#### 3.1 Plot quality information per product (time dependant)

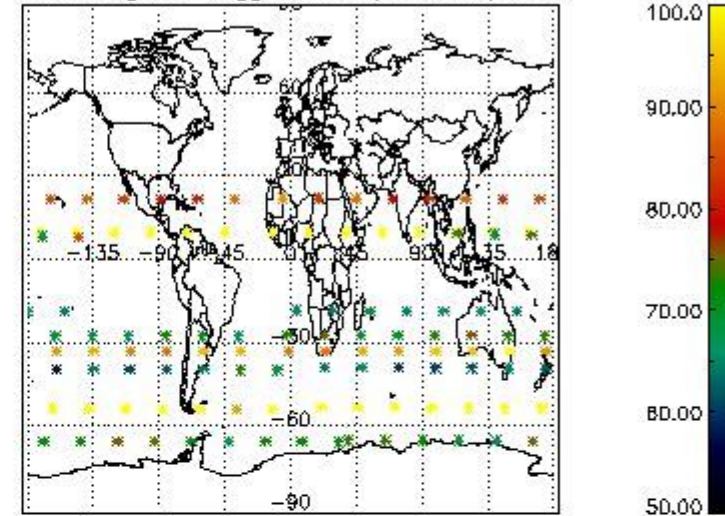


*3.2 Plot quality information per product (world map)*

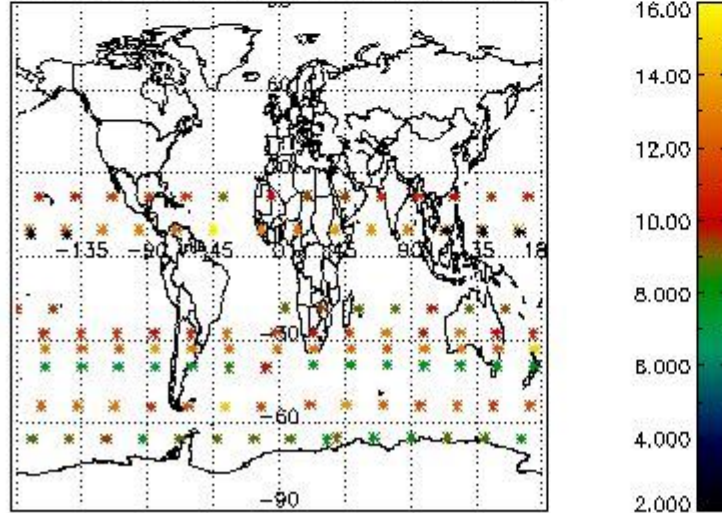
Percentage of flagged data per O3 profile



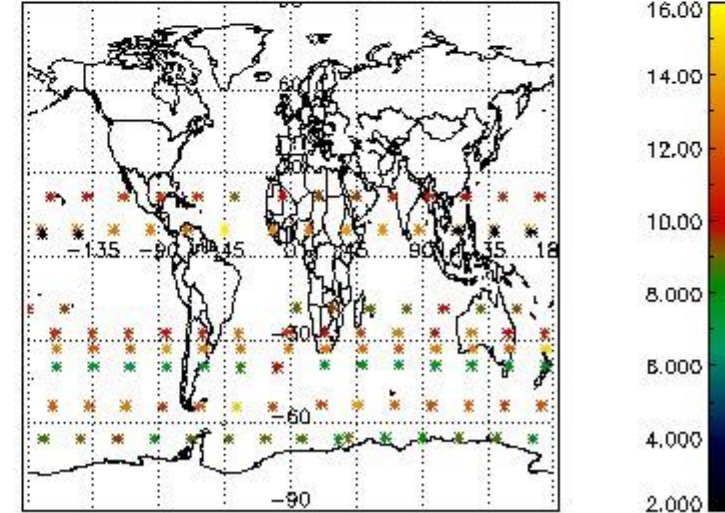
Percentage of flagged data per H2O profile



Percentage of flagged data per NO2 profile



Percentage of flagged data per NO3 profile



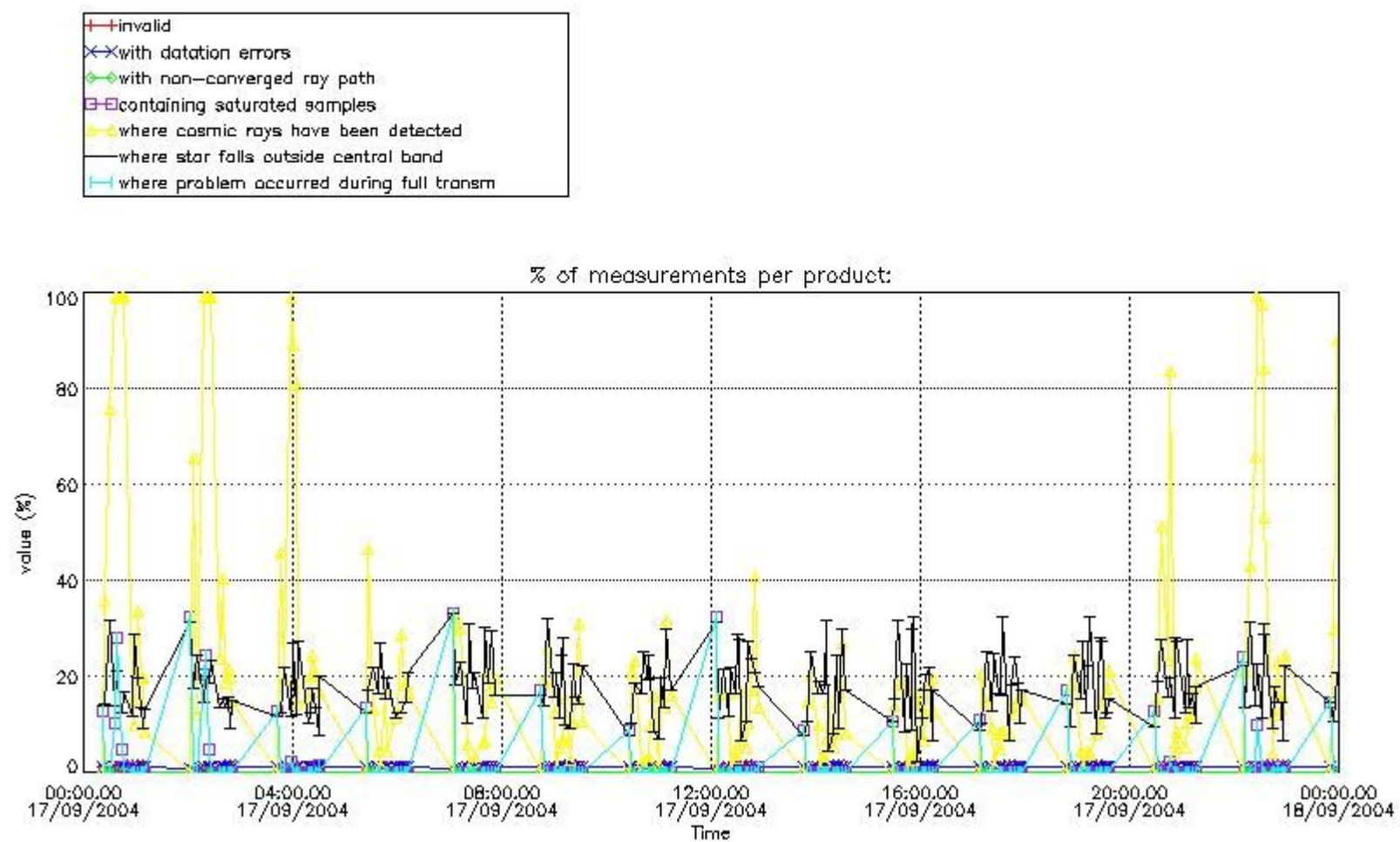
#### 4. Level 1 quality information per product

In this section it is plotted some information contained in the Quality Summary data set of the level 2 products that comes from the level 1b processing. Products without errors (error flag in the MPH set to "0") are used.

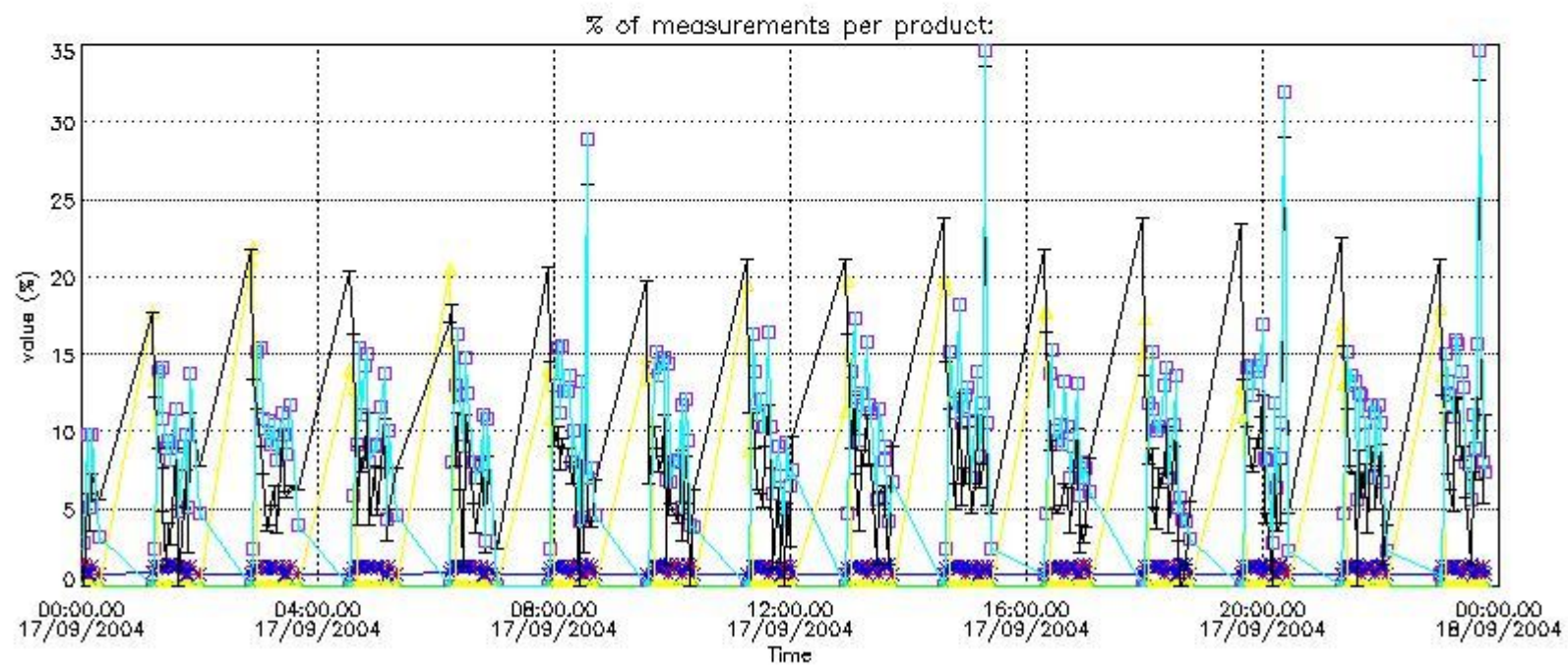
##### 4.1 Plot quality information per product (time dependant) coming from level 1b processing

###### 4.1.1 Plot level 1 quality information per product (time dependant): ENVISAT ASCENDING passes





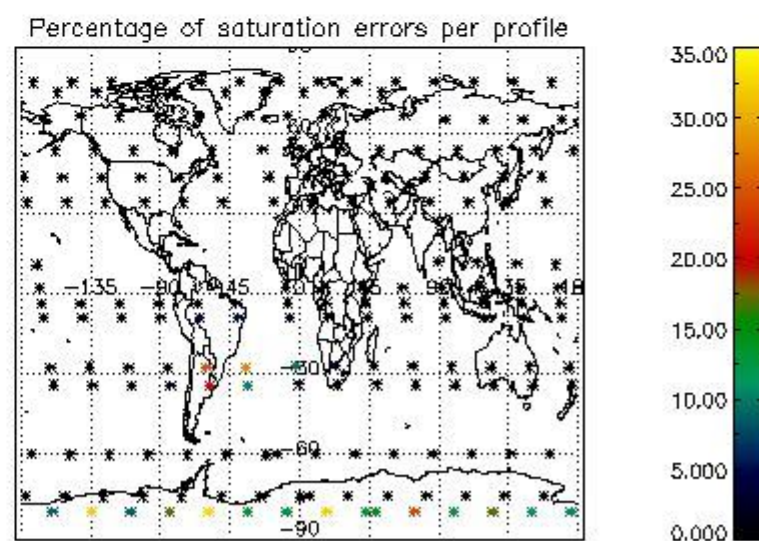
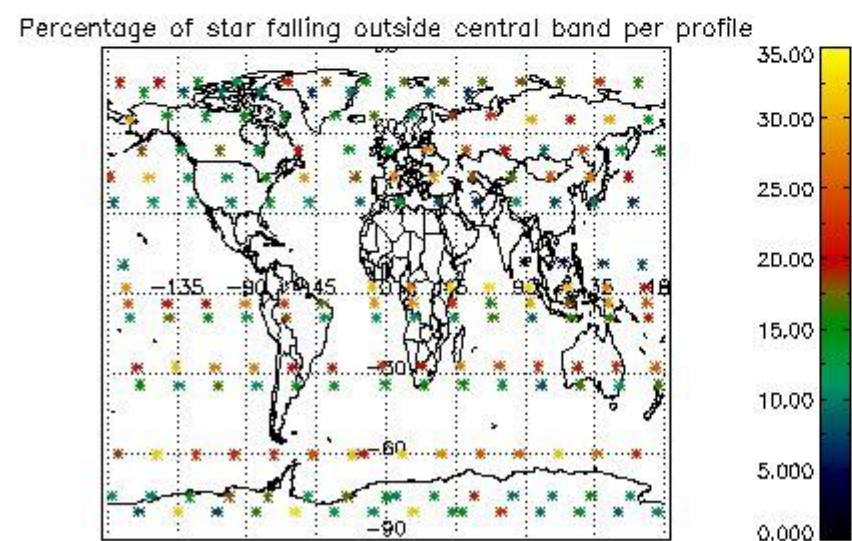
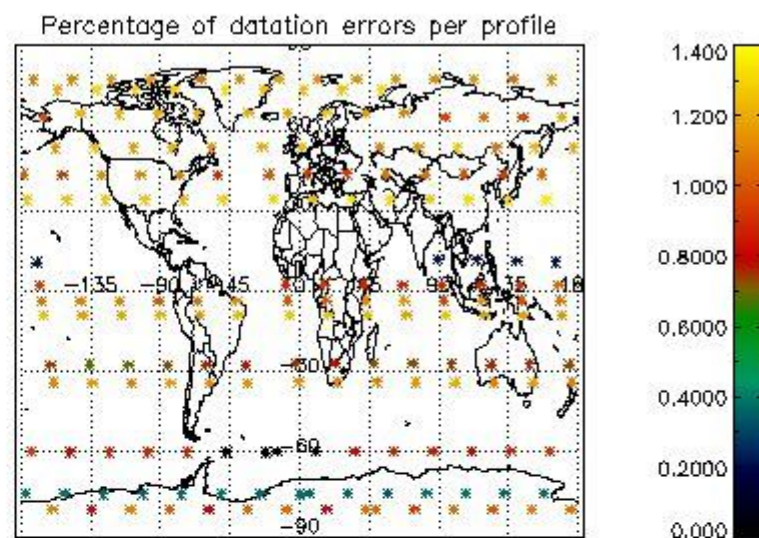
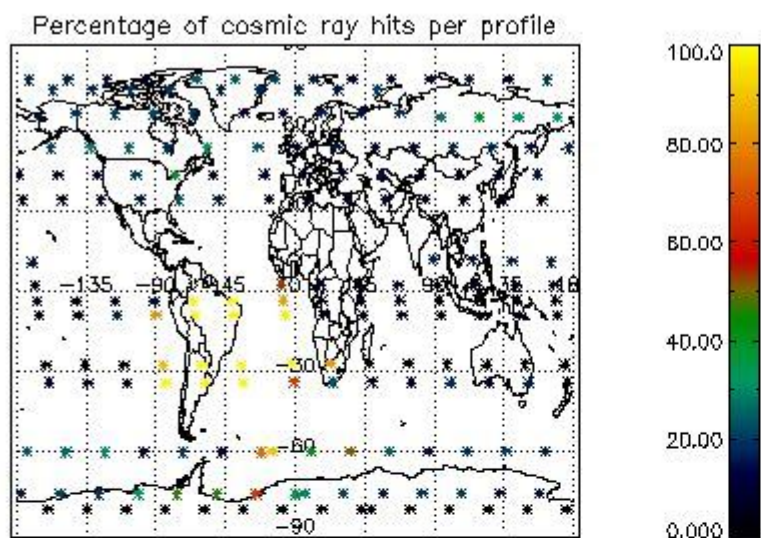
4.1.2 Plot level 1 quality information per product (time dependant): ENVI SAT DESCENDING passes



*4.2 Plot quality information per product coming from level 1b processing (world map)*

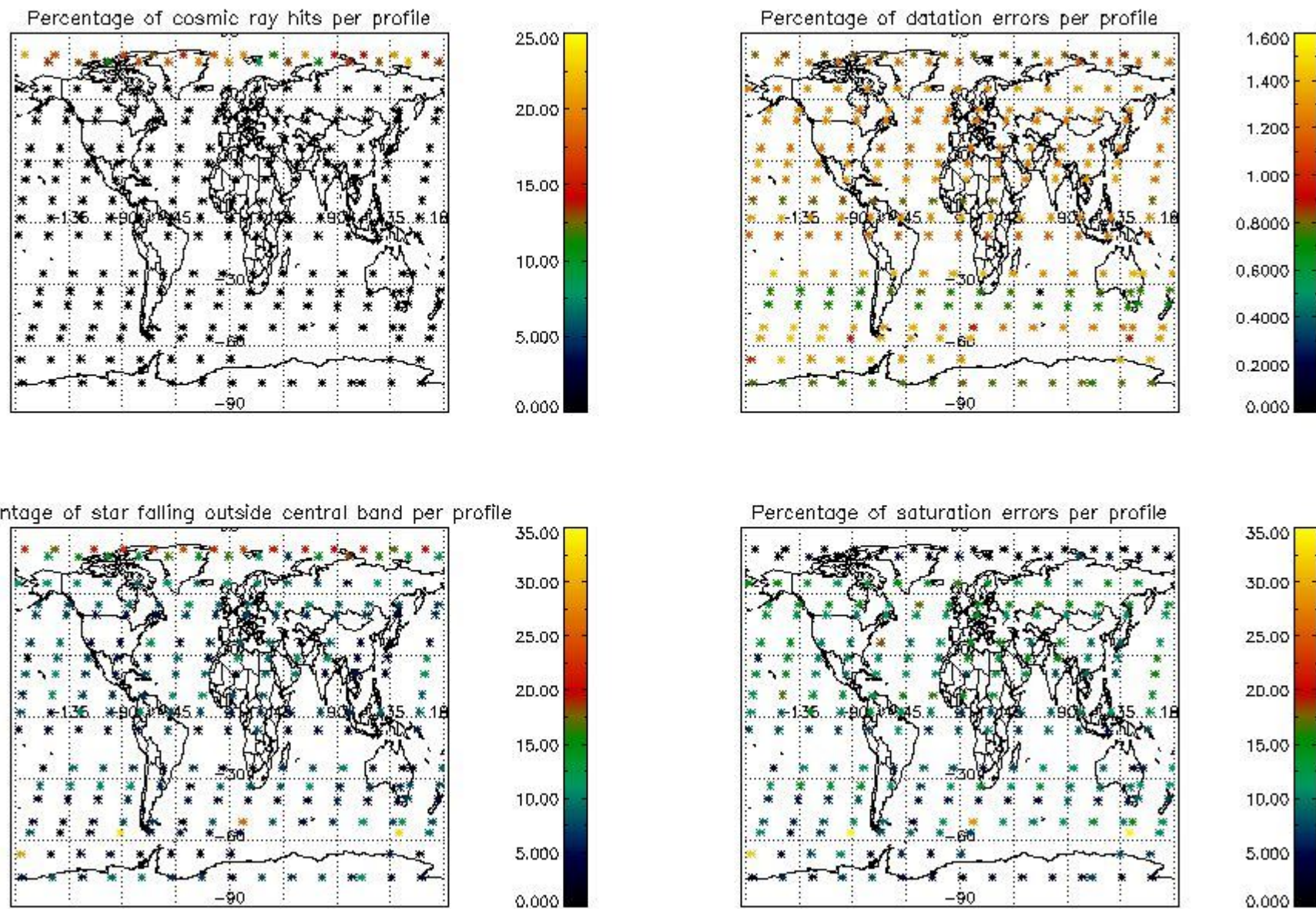
*4.2.1 Plot level 1 quality information per product (world map): ENVISAT ASCENDING passes*





4.2.2 Plot level 1 quality information per product (world map): ENVISAT DESCENDING passes





## 5. Trace gas profiles

### 5.1 Ozone statistics based on quality of products

The final quality of the products can be "measured" using the STD (Standard Deviation) attached to every point profile. This information is written to the parameter GOM\_NL\_\_2P/NL\_LOCAL\_SPECIES\_DENSITY/o3\_std of the level 2 products. The table below shows the statistics for given STD ranges.

The statistics are given with respect to the overall valid production:

- Products without fatal errors: GOM\_NL\_\_2P/MPH/PRODUCT\_ERR=0
- Valid point profile: GOM\_NL\_\_2P/NL\_LOCAL\_SPECIES\_DENSITY/pcd(0)=0

The 'Criteria' is applied to valid points of dark limb products:

- Products in dark limb illumination condition: GOM\_NL\_\_2P/NL\_SUMMARY\_QUALITY/obs\_ill\_cond=0
- Products without fatal errors: GOM\_NL\_\_2P/MPH/PRODUCT\_ERR=0
- Valid point profile: GOM\_NL\_\_2P/NL\_LOCAL\_SPECIES\_DENSITY/pcd(0)=0

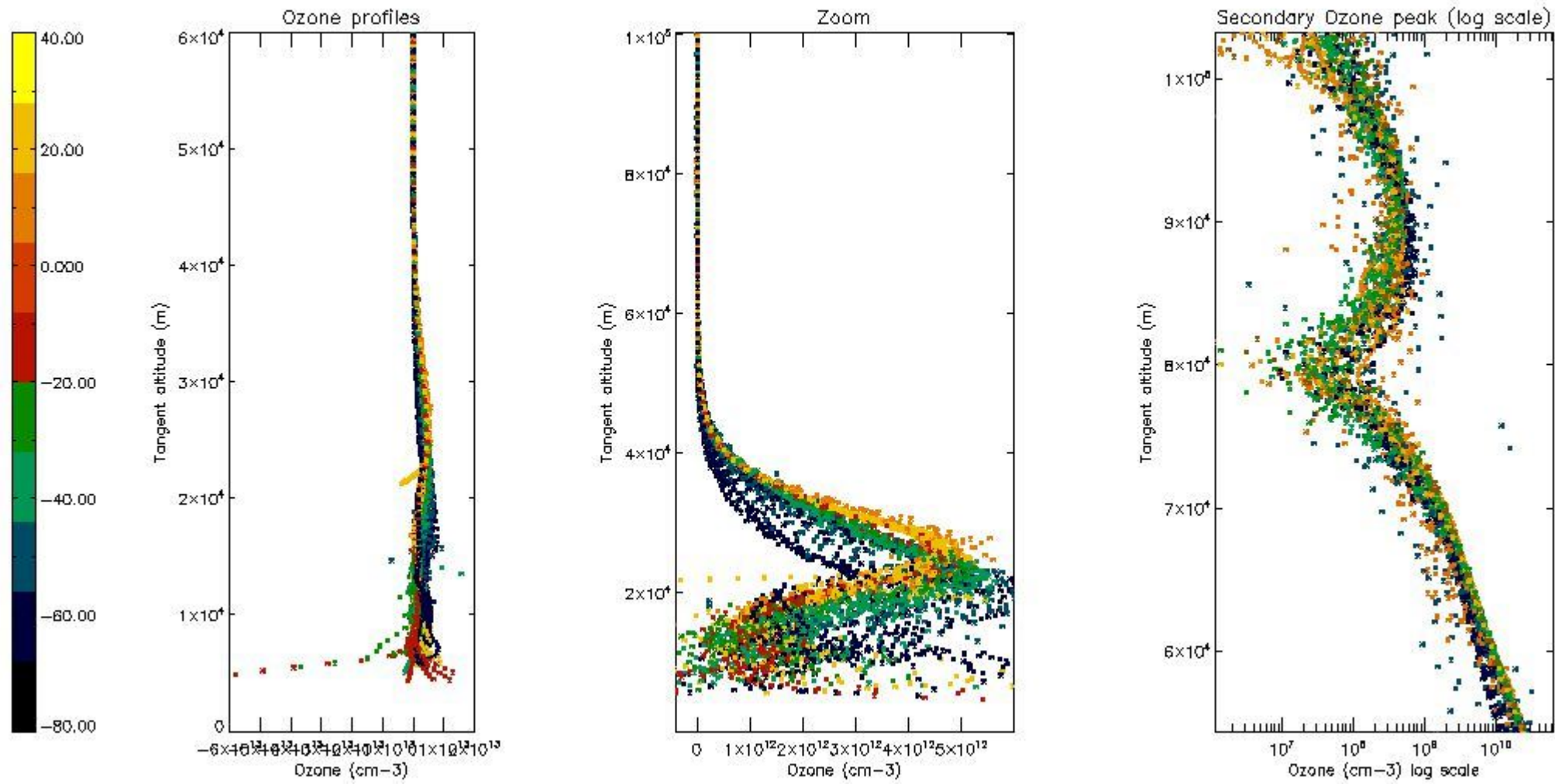
So, the table below shows the percentage of dark limb and valid observations for each criteria with respect to the overall valid daily observations.

Criteria	% of total production
All STD	29
STD < 20	19

STD < 10	17
STD < 5	13

5.2 Plot ozone profiles for all STD (dark without errors)

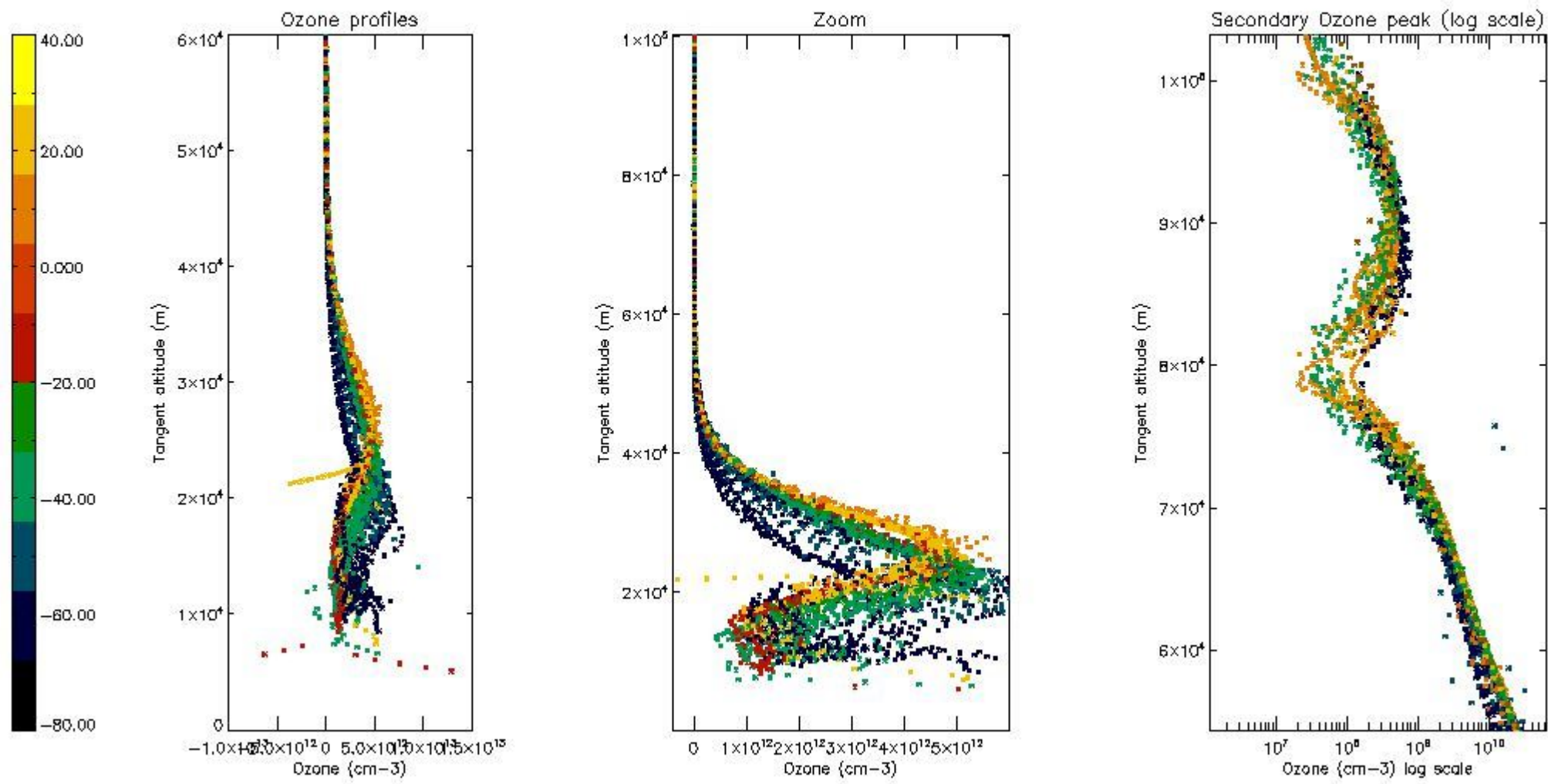
The colorbar represents the latitude.



5.3 Plot ozone profiles where STD < 20% (dark without errors)

The colorbar represents the latitude.

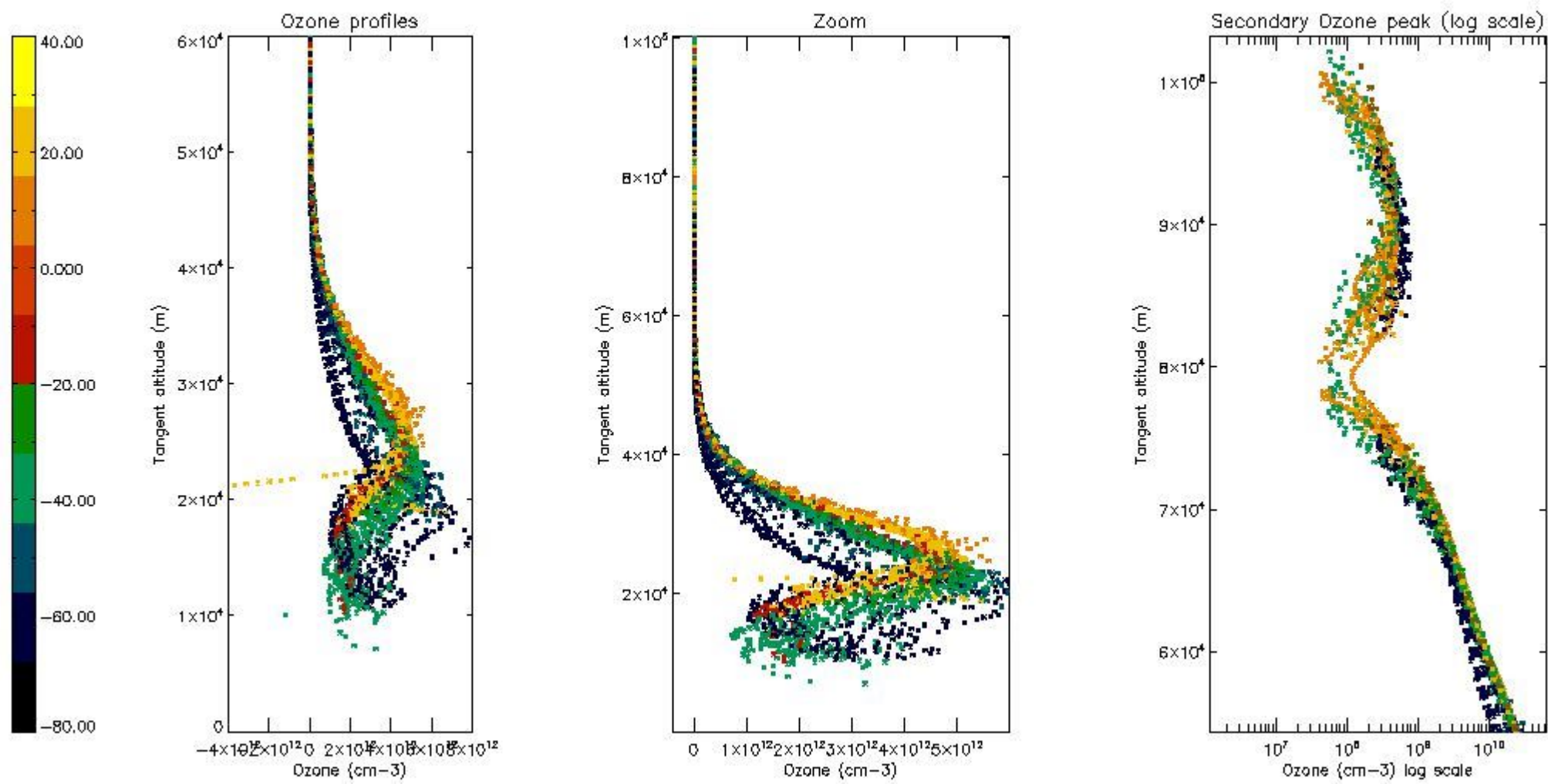




5.4 Plot ozone profiles where  $STD < 10\%$  (dark without errors)

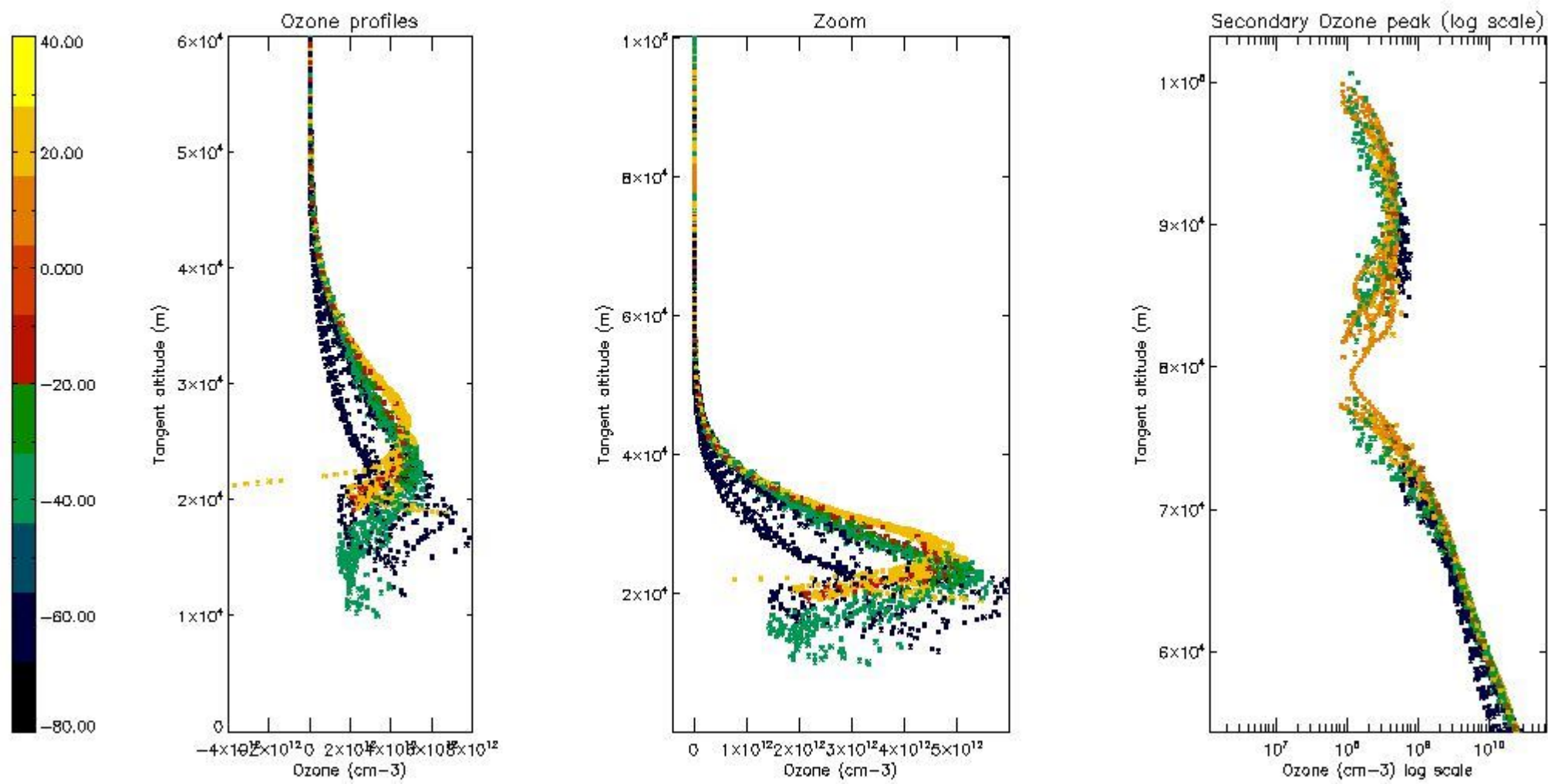
The colorbar represents the latitude.





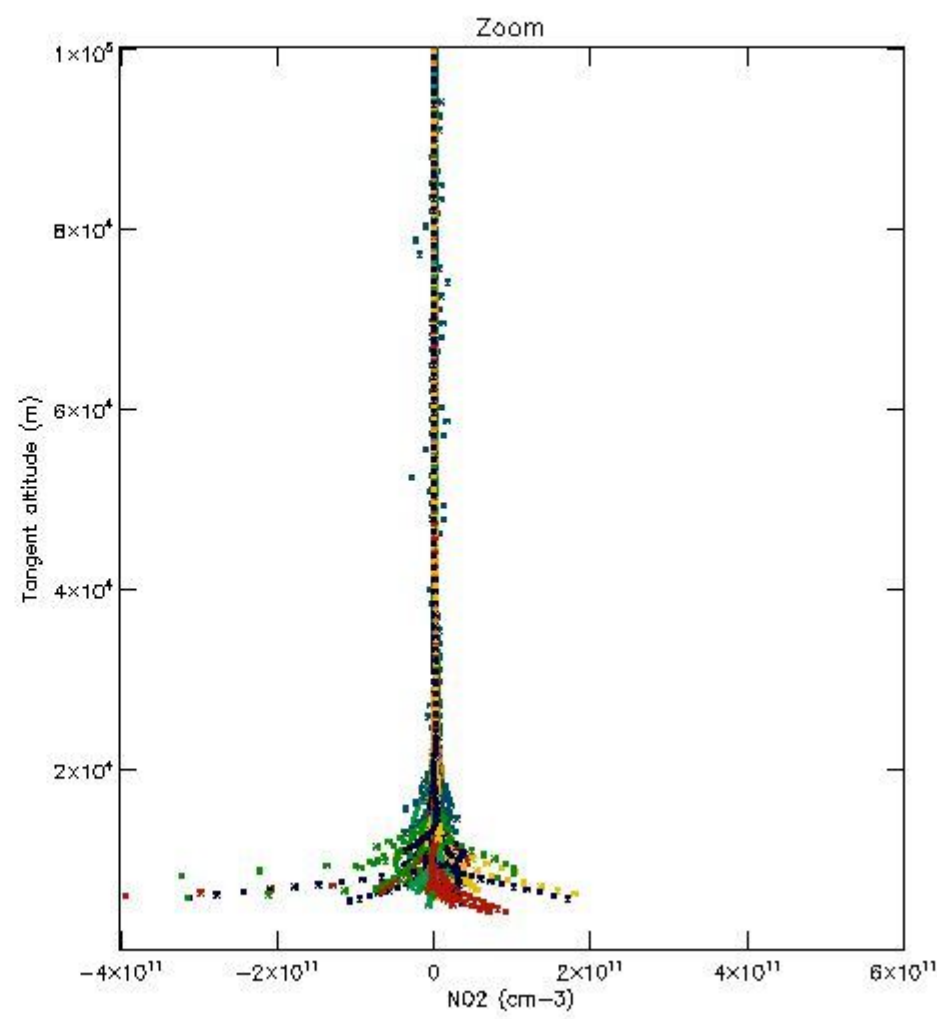
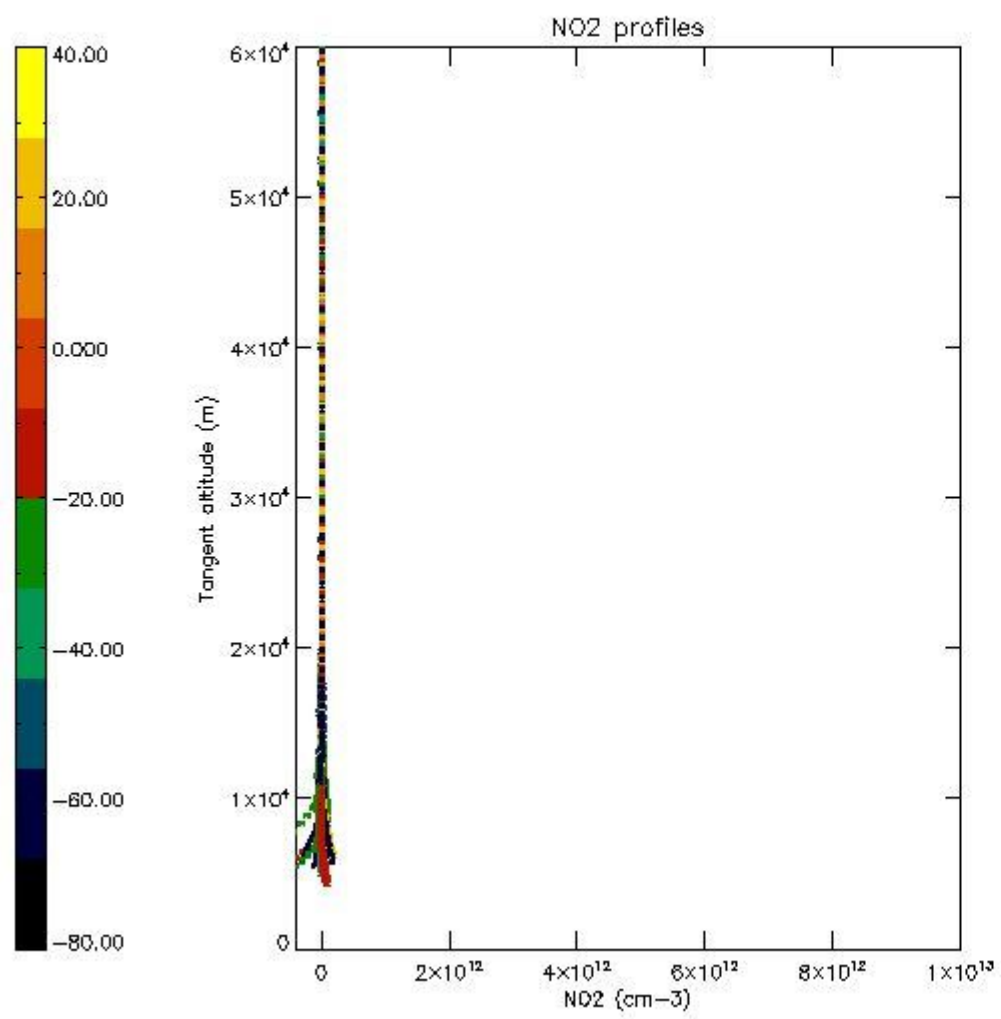
*5.5 Plot ozone profiles where  $STD < 5\%$  (dark without errors)*

The colorbar represents the latitude.



*5.6 Plot NO<sub>2</sub> profiles for all STD (dark without errors)*

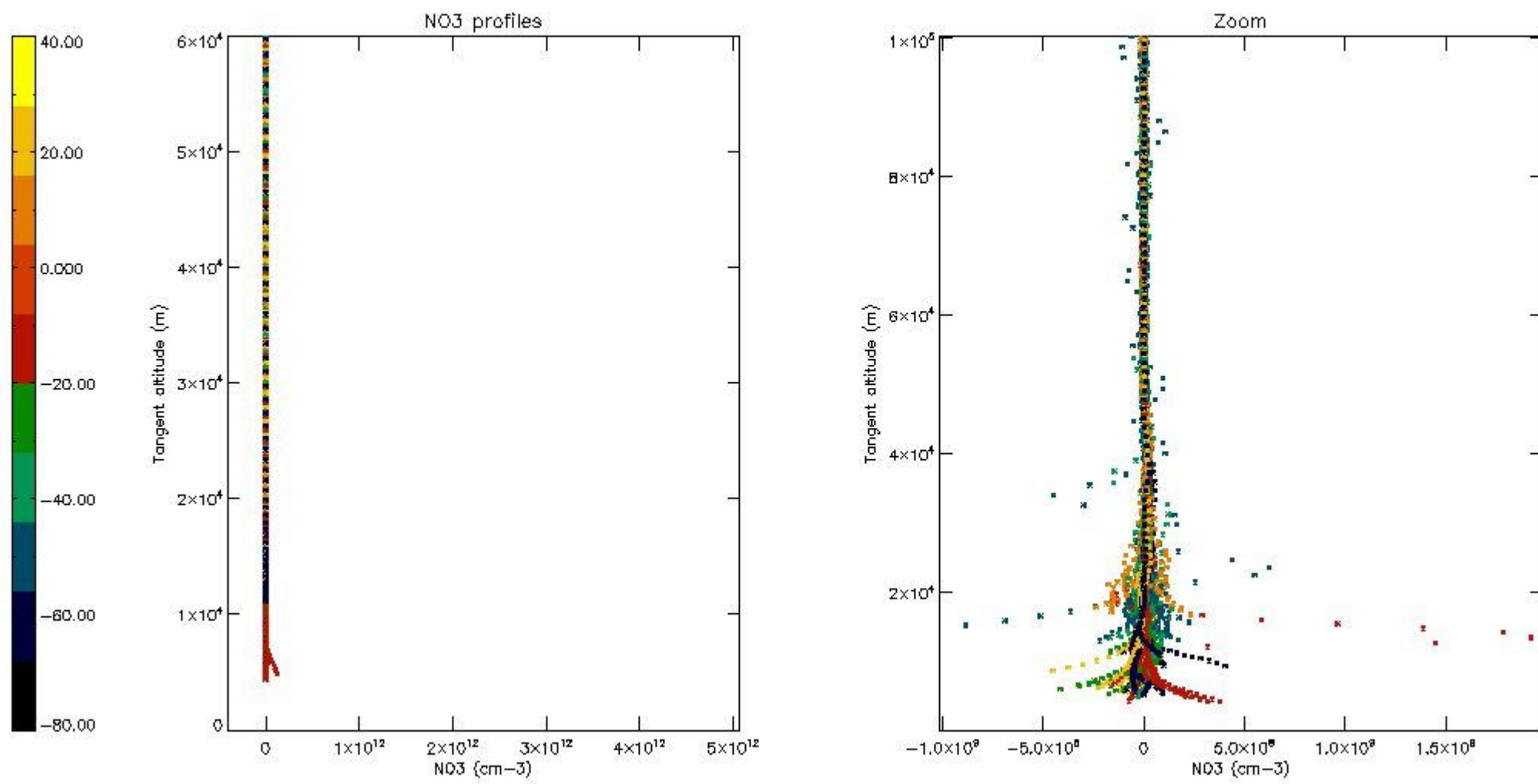
The colorbar represents the latitude.



*5.7 Plot NO<sub>3</sub> profiles for all STD (dark without errors)*

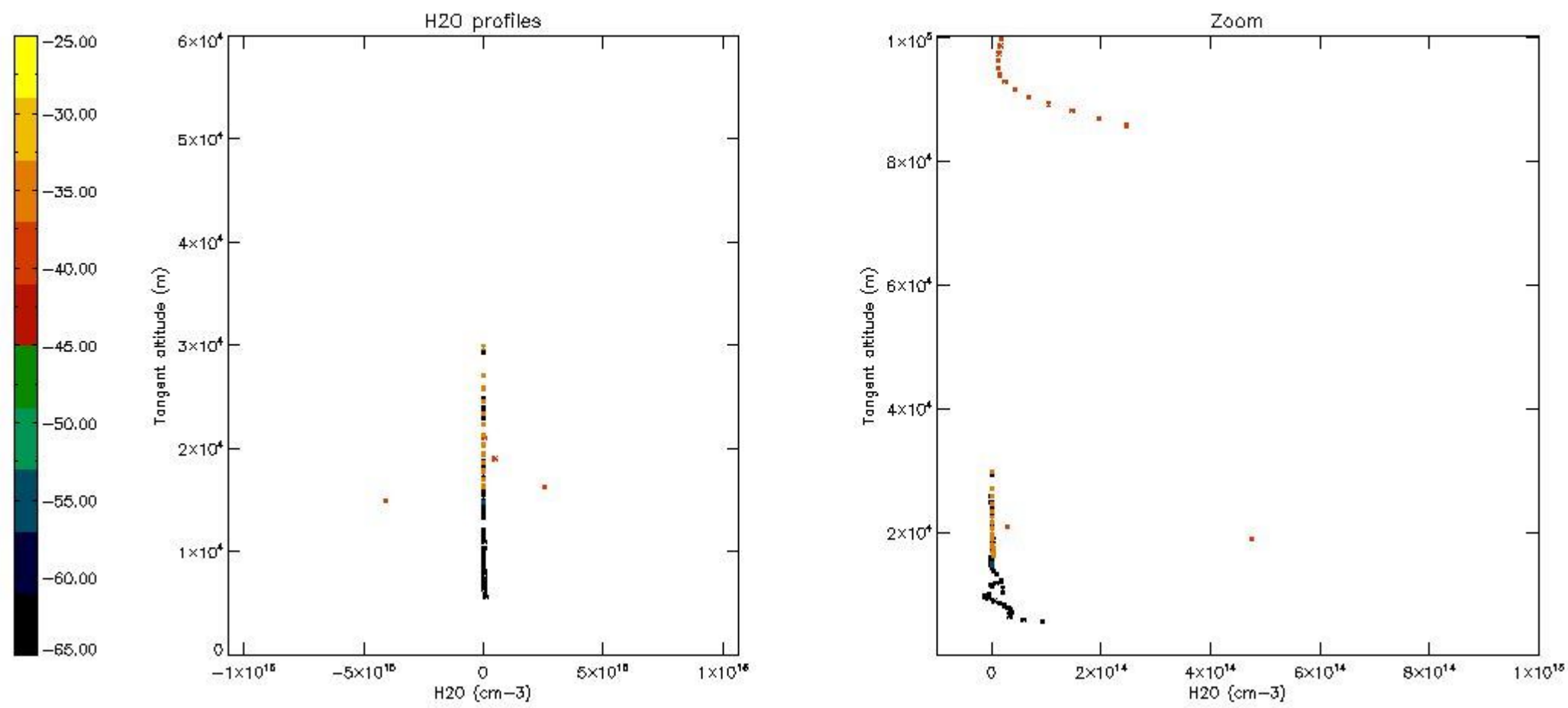
The colorbar represents the latitude.





*5.8 Plot H2O profiles for all STD (only for occultations of stars 1,2,3,4,13,14,16,26,63 dark without errors)*

The colorbar represents the latitude.



## 6. Auxiliary Data Files used for the production reported in section 2

The number reported in the third column indicates since which file (see list in section 2) the corresponding auxiliary file has been used. The fourth column is the date of those product files.

Type	Auxiliary Filename	Used since product	Used since product date
INST_PHYS_CHARACTERISTICS	GOM_INS_AXVIEC20091111_143220_20030716_120000_20500101_000000	1	17-SEP-2004 00:02:54
LEVEL-2_PROC_CONFIG	GOM_PR2_AXVIEC20091111_152718_20020301_000000_20500101_000000	1	17-SEP-2004 00:02:54
CROSS_SECTIONS_FILE	GOM_CRS_AXVIEC20091111_154832_20020301_000000_20500101_000000	1	17-SEP-2004 00:02:54

# GOMOS Level 2 Daily Report

## SUMMARY

### [1. General Info](#)

### [2. Summary of processed GOM\\_NL\\_2P products](#)

### [3. Level 2 Quality information per product](#)

#### [3.1 Plot of level 2 quality information per product \(time dependant\)](#)

#### [3.2 Plot of level 2 quality information per product \(world map\)](#)

### [4. Level 1 Quality information per product \(stored on level 2 products\)](#)

#### [4.1 Plot of level 1 quality information per product \(time dependant\)](#)

##### [4.1.1 Plot of level 1 quality information per product \(time dependant\): ASCENDING](#)

##### [4.1.2 Plot of level 1 quality information per product \(time dependant\): DESCENDING](#)

#### [4.2 Plot of level 1 quality information per product \(world map\)](#)

##### [4.2.1 Plot of level 1 quality information per product \(world map\): ASCENDING](#)

##### [4.2.2 Plot of level 1 quality information per product \(world map\): DESCENDING](#)

### [5. Ozone profiles based on quality statistics and other trace gas profiles](#)

#### [5.1 Ozone statistics based on quality of products](#)

#### [5.2 Plot ozone profiles for all STD \(dark without errors\)](#)

#### [5.3 Plot ozone profiles where STD < 20% \(dark without errors\)](#)

#### [5.4. Plot ozone profiles where STD < 10% \(dark without errors\)](#)

#### [5.5. Plot ozone profiles where STD < 5% \(dark without errors\)](#)

#### [5.6 Plot NO2 profiles for all STD \(dark without errors\)](#)

#### [5.7 Plot NO3 profiles for all STD \(dark without errors\)](#)

#### [5.8 Plot H2O profiles \(only for occultations of stars 1,2,3,4,13,14,16,26,63 dark without errors\) for all STD](#)

### [6. Auxiliary Data Files used for the production reported in section 2](#)



This report presents the daily analysis on parameters extracted from GOMOS level 2 data (GOM\_NL\_\_2P). It is intended to monitor some important parameters that will impact the quality of these products. A list of level 2 products (and content) that have arrived during the reporting day to the PCF is also given.

Item	Value
Time of report generation	19APR2013 11:13:38
Data source version	GOMOS/6.01
Start time of products	17-09-2004 (17SEP2004 00:00:00)
Stop time of products	18-09-2004 (18SEP2004 00:00:00)
Store outputs in DB	Yes
Nb of level 2 prods	438
Nb of prods with errors	0

## 2. Summary of processed GOM\_NL\_\_2P products.

Nr	Filename	UTC Start time	Limb	Duration	Star Id	Star Name	Star Mag	Star Temp	Nb Meas	Orbit	Prod. error
1	GOM_NL__2PRFIN20040917_000254_000000362030_00245_13325_4050.N1	17-SEP-2004 00:02:54	Bright	36.000	49	1Alp UMi	1.9900	6300.0	72	13325	No
2	GOM_NL__2PRFIN20040917_000532_000000672030_00245_13325_4051.N1	17-SEP-2004 00:05:32	Bright	66.500	35	33Alp Per	1.7950	6250.0	133	13325	No
3	GOM_NL__2PRFIN20040917_000727_000000692030_00245_13325_4052.N1	17-SEP-2004 00:07:27	Bright	69.000	175	39Del Per	3.0100	19400.	138	13325	No
4	GOM_NL__2PRFIN20040917_001016_000000412030_00245_13325_4053.N1	17-SEP-2004 00:10:16	Bright	41.000	36	50Alp UMa	1.8000	6300.0	82	13325	No
5	GOM_NL__2PRFIN20040917_001837_000000632030_00245_13325_4054.N1	17-SEP-2004 00:18:37	Bright	63.000	107	37The Aur	2.6490	11000.	126	13325	No
6	GOM_NL__2PRFIN20040917_002141_000000482030_00245_13325_4055.N1	17-SEP-2004 00:21:41	Bright	47.500	17	78Bet Gem	1.1610	4500.0	95	13325	No
7	GOM_NL__2PRFIN20040917_002425_000001312030_00245_13325_4056.N1	17-SEP-2004 00:24:25	Straylight	130.50	28	12Bet Tau	1.6500	15200.	261	13325	No
8	GOM_NL__2PRFIN20040917_002917_000000642030_00245_13325_4057.N1	17-SEP-2004 00:29:17	Dark	63.500	8	10Alp CMi	0.40000	6500.0	127	13325	No
9	GOM_NL__2PRFIN20040917_003642_000000442030_00245_13325_4058.N1	17-SEP-2004 00:36:42	Dark	44.000	132	15Rho Pup	2.8030	6900.0	88	13325	No
10	GOM_NL__2PRFIN20040917_003834_000000652030_00245_13325_4059.N1	17-SEP-2004 00:38:34	Dark	64.500	1	9Alp CMa	-1.4400	11000.	129	13325	No
11	GOM_NL__2PRFIN20040917_004348_000000412030_00245_13325_4060.N1	17-SEP-2004 00:43:48	Dark	41.000	46	Del Vel	1.9540	10600.	82	13325	No
12	GOM_NL__2PRFIN20040917_004519_000000452030_00245_13325_4061.N1	17-SEP-2004 00:45:19	Dark	44.500	41	Eps Car	1.8600	4100.0	89	13325	No
13	GOM_NL__2PRFIN20040917_005556_000000392030_00246_13326_4033.N1	17-SEP-2004 00:55:56	Dark	39.000	135	Bet Hyi	2.8200	5800.0	78	13326	No
14	GOM_NL__2PRFIN20040917_005832_000000562030_00246_13326_4034.N1	17-SEP-2004 00:58:32	Dark	56.000	9	Alp Eri	0.45300	24000.	112	13326	No
15	GOM_NL__2PRFIN20040917_010127_000000442030_00246_13326_4035.N1	17-SEP-2004 01:01:27	Straylight	43.500	148	Alp Tuc	2.8780	4100.0	87	13326	No
16	GOM_NL__2PRFIN20040917_010511_000000412030_00246_13326_4036.N1	17-SEP-2004 01:05:11	Straylight	41.000	31	Alp Gru	1.7340	15200.	82	13326	No
17	GOM_NL__2PRFIN20040917_010759_000000392030_00246_13326_4037.N1	17-SEP-2004 01:07:59	Straylight	38.500	172	Gam Gru	3.0030	13100.	77	13326	No
18	GOM_NL__2PRFIN20040917_010925_000000432030_00246_13326_4038.N1	17-SEP-2004 01:09:25	Straylight	42.500	18	24Alp PsA	1.1660	9700.0	85	13326	No
19	GOM_NL__2PRFIN20040917_011149_000000602030_00246_13326_4039.N1	17-SEP-2004 01:11:49	Twilight_stray	59.500	52	16Bet Cet	2.0370	4500.0	119	13326	No
20	GOM_NL__2PRFIN20040917_011355_000000412030_00246_13326_4040.N1	17-SEP-2004 01:13:55	Twilight_stray	41.000	142	49Del Cap	2.8500	8900.0	82	13326	No
21	GOM_NL__2PRFIN20040917_011807_000000402030_00246_13326_4041.N1	17-SEP-2004 01:18:07	Bright	39.500	162	34Alp Aqr	2.9440	5350.0	79	13326	No
22	GOM_NL__2PRFIN20040917_012108_000000392030_00246_13326_4042.N1	17-SEP-2004 01:21:08	Bright	39.000	61	8Eps Peg	2.1000	3900.0	78	13326	No
23	GOM_NL__2PRFIN20040917_012235_000000422030_00246_13326_4043.N1	17-SEP-2004 01:22:35	Bright	41.500	90	54Alp Peg	2.4870	11000.	83	13326	No
24	GOM_NL__2PRFIN20040917_012626_000000402030_00246_13326_4044.N1	17-SEP-2004 01:26:26	Bright	39.500	93	53Bet Peg	2.5200	3100.0	79	13326	No
25	GOM_NL__2PRFIN20040917_012830_000000372030_00246_13326_4045.N1	17-SEP-2004 01:28:30	Bright	37.000	92	53Eps Cyg	2.5000	4500.0	74	13326	No
26	GOM_NL__2PRFIN20040917_013039_000000372030_00246_13326_4046.N1	17-SEP-2004 01:30:39	Bright	37.000	66	37Gam Cyg	2.2080	5900.0	74	13326	No
27	GOM_NL__2PRFIN20040917_013552_000000402030_00246_13326_4047.N1	17-SEP-2004 01:35:52	Bright	39.500	89	5Alp Cep	2.4510	8000.0	79	13326	No
28	GOM_NL__2PRFIN20040917_013824_000000412030_00246_13326_4048.N1	17-SEP-2004 01:38:24	Bright	41.000	76	27Gam Cas	2.3000	30000.	82	13326	No
29	GOM_NL__2PRFIN20040917_014330_000000392030_00246_13326_4049.N1	17-SEP-2004 01:43:30	Bright	39.000	49	1Alp UMi	1.9900	6300.0	78	13326	No
30	GOM_NL__2PRFIN20040917_014607_000000672030_00246_13326_4050.N1	17-SEP-2004 01:46:07	Bright	66.500	35	33Alp Per	1.7950	6250.0	133	13326	No
31	GOM_NL__2PRFIN20040917_014802_000000692030_00246_13326_4051.N1	17-SEP-2004 01:48:02	Bright	68.500	175	39Del Per	3.0100	19400.	137	13326	No
32	GOM_NL__2PRFIN20040917_015055_000000402030_00246_13326_4052.N1	17-SEP-2004 01:50:55	Bright	40.000	36	50Alp UMa	1.8000	6300.0	80	13326	No
33	GOM_NL__2PRFIN20040917_015913_000000652030_00246_13326_4053.N1	17-SEP-2004 01:59:13	Bright	64.500	107	37The Aur	2.6490	11000.	129	13326	No
34	GOM_NL__2PRFIN20040917_020217_000000622030_00246_13326_4054.N1	17-SEP-2004 02:02:17	Bright	62.000	17	78Bet Gem	1.1610	4500.0	124	13326	No
35	GOM_NL__2PRFIN20040917_020502_000001362030_00246_13326_4055.N1	17-SEP-2004 02:05:02	Straylight	135.50	28	12Bet Tau	1.6500	15200.	271	13326	No
36	GOM_NL__2PRFIN20040917_020954_000000582030_00246_13326_4056.N1	17-SEP-2004 02:09:54	Dark	57.500	8	10Alp CMi	0.40000	6500.0	115	13326	No
37	GOM_NL__2PRFIN20040917_021719_000000452030_00246_13326_4057.N1	17-SEP-2004 02:17:19	Dark	44.500	132	15Rho Pup	2.8030	6900.0	89	13326	No
38	GOM_NL__2PRFIN20040917_021909_000000662030_00246_13326_4058.N1	17-SEP-2004 02:19:09	Dark	65.500	1	9Alp CMa	-1.4400	11000.	131	13326	No
39	GOM_NL__2PRFIN20040917_022424_000000442030_00246_13326_4059.N1	17-SEP-2004 02:24:24	Dark	43.500	46	Del Vel	1.9540	10600.	87	13326	No
40	GOM_NL__2PRFIN20040917_022556_000000472030_00246_13326_4060.N1	17-SEP-2004 02:25:56	Dark	47.000	41	Eps Car	1.8600	4100.0	94	13326	No
41	GOM_NL__2PRFIN20040917_023632_000000412030_00247_13327_4034.N1	17-SEP-2004 02:36:32	Dark	40.500	135	Bet Hyi	2.8200	5800.0	81	13327	No
42	GOM_NL__2PRFIN20040917_023909_000000462030_00247_13327_4035.N1	17-SEP-2004 02:39:09	Dark	46.000	9	Alp Eri	0.45300	24000.	92	13327	No

43	GOM_NL__2PRFIN20040917_024204_000000412030_00247_13327_4036.N1	17-SEP-2004 02:42:04	Straylight	40.500	148	Alp Tuc	2.8780	4100.0	81	13327	No
44	GOM_NL__2PRFIN20040917_024547_000000422030_00247_13327_4037.N1	17-SEP-2004 02:45:47	Straylight	42.000	31	Alp Gru	1.7340	15200.	84	13327	No
45	GOM_NL__2PRFIN20040917_024835_000000392030_00247_13327_4038.N1	17-SEP-2004 02:48:35	Straylight	38.500	172	Gam Gru	3.0030	13100.	77	13327	No
46	GOM_NL__2PRFIN20040917_025000_000000442030_00247_13327_4039.N1	17-SEP-2004 02:50:00	Straylight	43.500	18	24Alp PsA	1.1660	9700.0	87	13327	No
47	GOM_NL__2PRFIN20040917_025226_000000622030_00247_13327_4040.N1	17-SEP-2004 02:52:26	Tw_i_and_stray	62.000	52	16Bet Cet	2.0370	4500.0	124	13327	No
48	GOM_NL__2PRFIN20040917_025431_000000412030_00247_13327_4041.N1	17-SEP-2004 02:54:31	Tw_i_and_stray	41.000	142	49Del Cap	2.8500	8900.0	82	13327	No
49	GOM_NL__2PRFIN20040917_025844_000000402030_00247_13327_4042.N1	17-SEP-2004 02:58:44	Bright	39.500	162	34Alp Aqr	2.9440	5350.0	79	13327	No
50	GOM_NL__2PRFIN20040917_030144_000000392030_00247_13327_4043.N1	17-SEP-2004 03:01:44	Bright	39.000	61	8Eps Peg	2.1000	3900.0	78	13327	No
51	GOM_NL__2PRFIN20040917_030311_000000422030_00247_13327_4044.N1	17-SEP-2004 03:03:11	Bright	41.500	90	54Alp Peg	2.4870	11000.	83	13327	No
52	GOM_NL__2PRFIN20040917_030700_000000432030_00247_13327_4045.N1	17-SEP-2004 03:07:00	Bright	42.500	93	53Bet Peg	2.5200	3100.0	85	13327	No
53	GOM_NL__2PRFIN20040917_030906_000000382030_00247_13327_4046.N1	17-SEP-2004 03:09:06	Bright	37.500	92	53Eps Cyg	2.5000	4500.0	75	13327	No
54	GOM_NL__2PRFIN20040917_031115_000000382030_00247_13327_4047.N1	17-SEP-2004 03:11:15	Bright	38.000	66	37Gam Cyg	2.2080	5900.0	76	13327	No
55	GOM_NL__2PRFIN20040917_031628_000000392030_00247_13327_4048.N1	17-SEP-2004 03:16:28	Bright	38.500	89	5Alp Cep	2.4510	8000.0	77	13327	No
56	GOM_NL__2PRFIN20040917_031859_000000432030_00247_13327_4049.N1	17-SEP-2004 03:18:59	Bright	43.000	76	27Gam Cas	2.3000	30000.	86	13327	No
57	GOM_NL__2PRFIN20040917_032406_000000402030_00247_13327_4050.N1	17-SEP-2004 03:24:06	Bright	40.000	49	1Alp UMi	1.9900	6300.0	80	13327	No
58	GOM_NL__2PRFIN20040917_032641_000000662030_00247_13327_4051.N1	17-SEP-2004 03:26:41	Bright	66.000	35	33Alp Per	1.7950	6250.0	132	13327	No
59	GOM_NL__2PRFIN20040917_032836_000000712030_00247_13327_4052.N1	17-SEP-2004 03:28:36	Bright	70.500	175	39Del Per	3.0100	19400.	141	13327	No
60	GOM_NL__2PRFIN20040917_033131_000000392030_00247_13327_4053.N1	17-SEP-2004 03:31:31	Bright	38.500	36	50Alp UMa	1.8000	6300.0	77	13327	No
61	GOM_NL__2PRFIN20040917_033949_000000642030_00247_13327_4054.N1	17-SEP-2004 03:39:49	Bright	64.000	107	37The Aur	2.6490	11000.	128	13327	No
62	GOM_NL__2PRFIN20040917_034253_000000482030_00247_13327_4055.N1	17-SEP-2004 03:42:53	Bright	47.500	17	78Bet Gem	1.1610	4500.0	95	13327	No
63	GOM_NL__2PRFIN20040917_034538_000001292030_00247_13327_4056.N1	17-SEP-2004 03:45:38	Straylight	129.00	28	12Bet Tau	1.6500	15200.	258	13327	No
64	GOM_NL__2PRFIN20040917_035030_000000572030_00247_13327_4057.N1	17-SEP-2004 03:50:30	Dark	57.000	8	10Alp CMi	0.40000	6500.0	114	13327	No
65	GOM_NL__2PRFIN20040917_035755_000000432030_00247_13327_4058.N1	17-SEP-2004 03:57:55	Dark	43.000	132	15Rho Pup	2.8030	6900.0	86	13327	No
66	GOM_NL__2PRFIN20040917_035949_000000692030_00247_13327_4059.N1	17-SEP-2004 03:59:49	Dark	68.500	1	9Alp CMa	-1.4400	11000.	137	13327	No
67	GOM_NL__2PRFIN20040917_040459_000000422030_00247_13327_4060.N1	17-SEP-2004 04:04:59	Dark	41.500	46	Del Vel	1.9540	10600.	83	13327	No
68	GOM_NL__2PRFIN20040917_040632_000000502030_00247_13327_4061.N1	17-SEP-2004 04:06:32	Dark	49.500	41	Eps Car	1.8600	4100.0	99	13327	No
69	GOM_NL__2PRFIN20040917_041707_000000402030_00248_13328_4056.N1	17-SEP-2004 04:17:07	Dark	39.500	135	Bet Hyi	2.8200	5800.0	79	13328	No
70	GOM_NL__2PRFIN20040917_041945_000000452030_00248_13328_4057.N1	17-SEP-2004 04:19:45	Dark	45.000	9	Alp Eri	0.45300	24000.	90	13328	No
71	GOM_NL__2PRFIN20040917_042239_000000432030_00248_13328_4058.N1	17-SEP-2004 04:22:39	Straylight	43.000	148	Alp Tuc	2.8780	4100.0	86	13328	No
72	GOM_NL__2PRFIN20040917_042624_000000412030_00248_13328_4059.N1	17-SEP-2004 04:26:24	Straylight	41.000	31	Alp Gru	1.7340	15200.	82	13328	No
73	GOM_NL__2PRFIN20040917_042910_000000392030_00248_13328_4060.N1	17-SEP-2004 04:29:10	Straylight	38.500	172	Gam Gru	3.0030	13100.	77	13328	No
74	GOM_NL__2PRFIN20040917_043037_000000452030_00248_13328_4061.N1	17-SEP-2004 04:30:37	Straylight	45.000	18	24Alp PsA	1.1660	9700.0	90	13328	No
75	GOM_NL__2PRFIN20040917_043259_000000642030_00248_13328_4062.N1	17-SEP-2004 04:32:59	Tw_i_and_stray	64.000	52	16Bet Cet	2.0370	4500.0	128	13328	No
76	GOM_NL__2PRFIN20040917_043507_000000432030_00248_13328_4063.N1	17-SEP-2004 04:35:07	Tw_i_and_stray	43.000	142	49Del Cap	2.8500	8900.0	86	13328	No
77	GOM_NL__2PRFIN20040917_043919_000000382030_00248_13328_4064.N1	17-SEP-2004 04:39:19	Bright	38.000	162	34Alp Aqr	2.9440	5350.0	76	13328	No
78	GOM_NL__2PRFIN20040917_044221_000000392030_00248_13328_4065.N1	17-SEP-2004 04:42:21	Bright	39.000	61	8Eps Peg	2.1000	3900.0	78	13328	No
79	GOM_NL__2PRFIN20040917_044347_000000412030_00248_13328_4066.N1	17-SEP-2004 04:43:47	Bright	40.500	90	54Alp Peg	2.4870	11000.	81	13328	No
80	GOM_NL__2PRFIN20040917_044738_000000422030_00248_13328_4067.N1	17-SEP-2004 04:47:38	Bright	42.000	93	53Bet Peg	2.5200	3100.0	84	13328	No
81	GOM_NL__2PRFIN20040917_044942_000000402030_00248_13328_4068.N1	17-SEP-2004 04:49:42	Bright	40.000	92	53Eps Cyg	2.5000	4500.0	80	13328	No
82	GOM_NL__2PRFIN20040917_045151_000000382030_00248_13328_4069.N1	17-SEP-2004 04:51:51	Bright	37.500	66	37Gam Cyg	2.2080	5900.0	75	13328	No
83	GOM_NL__2PRFIN20040917_045704_000000392030_00248_13328_4070.N1	17-SEP-2004 04:57:04	Bright	38.500	89	5Alp Cep	2.4510	8000.0	77	13328	No
84	GOM_NL__2PRFIN20040917_045935_000000442030_00248_13328_4071.N1	17-SEP-2004 04:59:35	Bright	43.500	76	27Gam Cas	2.3000	30000.	87	13328	No
85	GOM_NL__2PRFIN20040917_050442_000000392030_00248_13328_4072.N1	17-SEP-2004 05:04:42	Bright	39.000	49	1Alp UMi	1.9900	6300.0	78	13328	No
86	GOM_NL__2PRFIN20040917_050716_000000692030_00248_13328_4073.N1	17-SEP-2004 05:07:16	Bright	69.000	35	33Alp Per	1.7950	6250.0	138	13328	No
87	GOM_NL__2PRFIN20040917_050911_000000692030_00248_13328_4074.N1	17-SEP-2004 05:09:11	Bright	68.500	175	39Del Per	3.0100	19400.	137	13328	No
88	GOM_NL__2PRFIN20040917_051205_000000402030_00248_13328_4075.N1	17-SEP-2004 05:12:05	Bright	40.000	36	50Alp UMa	1.8000	6300.0	80	13328	No
89	GOM_NL__2PRFIN20040917_052025_000000652030_00248_13328_4076.N1	17-SEP-2004 05:20:25	Bright	65.000	107	37The Aur	2.6490	11000.	130	13328	No
90	GOM_NL__2PRFIN20040917_052329_000000492030_00248_13328_4077.N1	17-SEP-2004 05:23:29	Bright	48.500	17	78Bet Gem	1.1610	4500.0	97	13328	No
91	GOM_NL__2PRFIN20040917_052615_000001362030_00248_13328_4078.N1	17-SEP-2004 05:26:15	Straylight	136.00	28	12Bet Tau	1.6500	15200.	272	13328	No
92	GOM_NL__2PRFIN20040917_053107_000000572030_00248_13328_4079.N1	17-SEP-2004 05:31:07	Dark	57.000	8	10Alp CMi	0.40000	6500.0	114	13328	No
93	GOM_NL__2PRFIN20040917_053831_000000462030_00248_13328_4080.N1	17-SEP-2004 05:38:31	Dark	46.000	132	15Rho Pup	2.8030	6900.0	92	13328	No
94	GOM_NL__2PRFIN20040917_054023_000000732030_00248_13328_4081.N1	17-SEP-2004 05:40:23	Dark	72.500	1	9Alp CMa	-1.4400	11000.	145	13328	No
95	GOM_NL__2PRFIN20040917_054536_000000432030_00248_13328_4082.N1	17-SEP-2004 05:45:36	Dark	42.500	46	Del Vel	1.9540	10600.	85	13328	No
96	GOM_NL__2PRFIN20040917_054708_000000462030_00248_13328_4083.N1	17-SEP-2004 05:47:08	Dark	45.500	41	Eps Car	1.8600	4100.0	91	13328	No
97	GOM_NL__2PRFIN20040917_055744_000000402030_00249_13329_4058.N1	17-SEP-2004 05:57:44	Dark	39.500	135	Bet Hyi	2.8200	5800.0	79	13329	No
98	GOM_NL__2PRFIN20040917_060023_000000452030_00249_13329_4059.N1	17-SEP-2004 06:00:23	Dark	44.500	9	Alp Eri	0.45300	24000.	89	13329	No
99	GOM_NL__2PRFIN20040917_060316_000000402030_00249_13329_4060.N1	17-SEP-2004 06:03:16	Straylight	40.000	148	Alp Tuc	2.8780	4100.0	80	13329	No
100	GOM_NL__2PRFIN20040917_060700_000000412030_00249_13329_4061.N1	17-SEP-2004 06:07:00	Straylight	41.000	31	Alp Gru	1.7340	15200.	82	13329	No
101	GOM_NL__2PRFIN20040917_060947_000000422030_00249_13329_4062.N1	17-SEP-2004 06:09:47	Straylight	41.500	172	Gam Gru	3.0030	13100.	83	13329	No

102	GOM_NL__2PRFIN20040917_061113_000000462030_00249_13329_4063.N1	17-SEP-2004 06:11:13	Straylight	46.000	18	24Alp PsA	1.1660	9700.0	92	13329	No
103	GOM_NL__2PRFIN20040917_061338_000000592030_00249_13329_4064.N1	17-SEP-2004 06:13:38	Twl_and_stray	58.500	52	16Bet Cet	2.0370	4500.0	117	13329	No
104	GOM_NL__2PRFIN20040917_061543_000000442030_00249_13329_4065.N1	17-SEP-2004 06:15:43	Twl_and_stray	44.000	142	49Del Cap	2.8500	8900.0	88	13329	No
105	GOM_NL__2PRFIN20040917_061956_000000392030_00249_13329_4066.N1	17-SEP-2004 06:19:56	Bright	38.500	162	34Alp Aqr	2.9440	5350.0	77	13329	No
106	GOM_NL__2PRFIN20040917_062256_000000402030_00249_13329_4067.N1	17-SEP-2004 06:22:56	Bright	40.000	61	8Eps Peg	2.1000	3900.0	80	13329	No
107	GOM_NL__2PRFIN20040917_062424_000000412030_00249_13329_4068.N1	17-SEP-2004 06:24:24	Bright	40.500	90	54Alp Peg	2.4870	11000.	81	13329	No
108	GOM_NL__2PRFIN20040917_062815_000000392030_00249_13329_4069.N1	17-SEP-2004 06:28:15	Bright	38.500	93	53Bet Peg	2.5200	3100.0	77	13329	No
109	GOM_NL__2PRFIN20040917_063019_000000412030_00249_13329_4070.N1	17-SEP-2004 06:30:19	Bright	40.500	92	53Eps Cyg	2.5000	4500.0	81	13329	No
110	GOM_NL__2PRFIN20040917_063227_000000402030_00249_13329_4071.N1	17-SEP-2004 06:32:27	Bright	40.000	66	37Gam Cyg	2.2080	5900.0	80	13329	No
111	GOM_NL__2PRFIN20040917_063741_000000382030_00249_13329_4072.N1	17-SEP-2004 06:37:41	Bright	37.500	89	5Alp Cep	2.4510	8000.0	75	13329	No
112	GOM_NL__2PRFIN20040917_064010_000000432030_00249_13329_4073.N1	17-SEP-2004 06:40:10	Bright	43.000	76	27Gam Cas	2.3000	30000.	86	13329	No
113	GOM_NL__2PRFIN20040917_064518_000000382030_00249_13329_4074.N1	17-SEP-2004 06:45:18	Bright	38.000	49	1Alp UMi	1.9900	6300.0	76	13329	No
114	GOM_NL__2PRFIN20040917_064750_000000682030_00249_13329_4075.N1	17-SEP-2004 06:47:50	Bright	67.500	35	33Alp Per	1.7950	6250.0	135	13329	No
115	GOM_NL__2PRFIN20040917_064946_000000682030_00249_13329_4076.N1	17-SEP-2004 06:49:46	Bright	67.500	175	39Del Per	3.0100	19400.	135	13329	No
116	GOM_NL__2PRFIN20040917_065241_000000422030_00249_13329_4077.N1	17-SEP-2004 06:52:41	Bright	41.500	36	50Alp UMa	1.8000	6300.0	83	13329	No
117	GOM_NL__2PRFIN20040917_070100_000000622030_00249_13329_4078.N1	17-SEP-2004 07:01:00	Bright	61.500	107	37The Aur	2.6490	11000.	123	13329	No
118	GOM_NL__2PRFIN20040917_070406_000000622030_00249_13329_4079.N1	17-SEP-2004 07:04:06	Bright	62.000	17	78Bet Gem	1.1610	4500.0	124	13329	No
119	GOM_NL__2PRFIN20040917_070652_000001392030_00249_13329_4080.N1	17-SEP-2004 07:06:52	Straylight	138.50	28	12Bet Tau	1.6500	15200.	277	13329	No
120	GOM_NL__2PRFIN20040917_071144_000000572030_00249_13329_4081.N1	17-SEP-2004 07:11:44	Dark	57.000	8	10Alp CMi	0.40000	6500.0	114	13329	No
121	GOM_NL__2PRFIN20040917_071907_000000442030_00249_13329_4082.N1	17-SEP-2004 07:19:07	Dark	43.500	132	15Rho Pup	2.8030	6900.0	87	13329	No
122	GOM_NL__2PRFIN20040917_072102_000000742030_00249_13329_4083.N1	17-SEP-2004 07:21:02	Dark	74.000	1	9Alp CMa	-1.4400	11000.	148	13329	No
123	GOM_NL__2PRFIN20040917_072612_000000432030_00249_13329_4084.N1	17-SEP-2004 07:26:12	Dark	43.000	46	Del Vel	1.9540	10600.	86	13329	No
124	GOM_NL__2PRFIN20040917_072745_000000462030_00249_13329_4085.N1	17-SEP-2004 07:27:45	Dark	45.500	41	Eps Car	1.8600	4100.0	91	13329	No
125	GOM_NL__2PRFIN20040917_073819_000000402030_00250_13330_4058.N1	17-SEP-2004 07:38:19	Dark	40.000	135	Bet Hyi	2.8200	5800.0	80	13330	No
126	GOM_NL__2PRFIN20040917_074059_000000552030_00250_13330_4059.N1	17-SEP-2004 07:40:59	Dark	54.500	9	Alp Eri	0.45300	24000.	109	13330	No
127	GOM_NL__2PRFIN20040917_074352_000000442030_00250_13330_4060.N1	17-SEP-2004 07:43:52	Straylight	43.500	148	Alp Tuc	2.8780	4100.0	87	13330	No
128	GOM_NL__2PRFIN20040917_074714_000000512030_00250_13330_4061.N1	17-SEP-2004 07:47:14	Straylight	51.000	63	Bet Gru	2.1500	2800.0	102	13330	No
129	GOM_NL__2PRFIN20040917_075149_000000442030_00250_13330_4062.N1	17-SEP-2004 07:51:49	Straylight	43.500	18	24Alp PsA	1.1660	9700.0	87	13330	No
130	GOM_NL__2PRFIN20040917_075414_000000612030_00250_13330_4063.N1	17-SEP-2004 07:54:14	Twl_and_stray	60.500	52	16Bet Cet	2.0370	4500.0	121	13330	No
131	GOM_NL__2PRFIN20040917_075620_000000422030_00250_13330_4064.N1	17-SEP-2004 07:56:20	Twl_and_stray	41.500	142	49Del Cap	2.8500	8900.0	83	13330	No
132	GOM_NL__2PRFIN20040917_080032_000000392030_00250_13330_4065.N1	17-SEP-2004 08:00:32	Bright	38.500	162	34Alp Aqr	2.9440	5350.0	77	13330	No
133	GOM_NL__2PRFIN20040917_080333_000000392030_00250_13330_4066.N1	17-SEP-2004 08:03:33	Bright	39.000	61	8Eps Peg	2.1000	3900.0	78	13330	No
134	GOM_NL__2PRFIN20040917_080500_000000402030_00250_13330_4067.N1	17-SEP-2004 08:05:00	Bright	40.000	90	54Alp Peg	2.4870	11000.	80	13330	No
135	GOM_NL__2PRFIN20040917_080850_000000422030_00250_13330_4068.N1	17-SEP-2004 08:08:50	Bright	42.000	93	53Bet Peg	2.5200	3100.0	84	13330	No
136	GOM_NL__2PRFIN20040917_081055_000000402030_00250_13330_4069.N1	17-SEP-2004 08:10:55	Bright	39.500	92	53Eps Cyg	2.5000	4500.0	79	13330	No
137	GOM_NL__2PRFIN20040917_081304_000000402030_00250_13330_4070.N1	17-SEP-2004 08:13:04	Bright	39.500	66	37Gam Cyg	2.2080	5900.0	79	13330	No
138	GOM_NL__2PRFIN20040917_081604_000000632030_00250_13330_4071.N1	17-SEP-2004 08:16:04	Bright	62.500	53	43Bet And	2.0480	3300.0	125	13330	No
139	GOM_NL__2PRFIN20040917_081817_000000382030_00250_13330_4072.N1	17-SEP-2004 08:18:17	Bright	37.500	89	5Alp Cep	2.4510	8000.0	75	13330	No
140	GOM_NL__2PRFIN20040917_082045_000000452030_00250_13330_4073.N1	17-SEP-2004 08:20:45	Bright	45.000	76	27Gam Cas	2.3000	30000.	90	13330	No
141	GOM_NL__2PRFIN20040917_082554_000000362030_00250_13330_4074.N1	17-SEP-2004 08:25:54	Bright	35.500	49	1Alp UMi	1.9900	6300.0	71	13330	No
142	GOM_NL__2PRFIN20040917_082825_000000682030_00250_13330_4075.N1	17-SEP-2004 08:28:25	Bright	68.000	35	33Alp Per	1.7950	6250.0	136	13330	No
143	GOM_NL__2PRFIN20040917_083020_000000682030_00250_13330_4076.N1	17-SEP-2004 08:30:20	Bright	67.500	175	39Del Per	3.0100	19400.	135	13330	No
144	GOM_NL__2PRFIN20040917_083317_000000522030_00250_13330_4077.N1	17-SEP-2004 08:33:17	Bright	52.000	36	50Alp UMa	1.8000	6300.0	104	13330	No
145	GOM_NL__2PRFIN20040917_083447_000000362030_00250_13330_4078.N1	17-SEP-2004 08:34:47	Bright	36.000	82	48Bet UMa	2.3650	10600.	72	13330	No
146	GOM_NL__2PRFIN20040917_083750_000000392030_00250_13330_4079.N1	17-SEP-2004 08:37:50	Bright	39.000	174	52Psi UMa	3.0040	4400.0	78	13330	No
147	GOM_NL__2PRFIN20040917_084136_000000652030_00250_13330_4080.N1	17-SEP-2004 08:41:36	Bright	65.000	107	37The Aur	2.6490	11000.	130	13330	No
148	GOM_NL__2PRFIN20040917_084442_000000502030_00250_13330_4081.N1	17-SEP-2004 08:44:42	Bright	50.000	17	78Bet Gem	1.1610	4500.0	100	13330	No
149	GOM_NL__2PRFIN20040917_084729_000001332030_00250_13330_4082.N1	17-SEP-2004 08:47:29	Straylight	132.50	28	12Bet Tau	1.6500	15200.	265	13330	No
150	GOM_NL__2PRFIN20040917_085220_000000642030_00250_13330_4083.N1	17-SEP-2004 08:52:20	Dark	64.000	8	10Alp CMi	0.40000	6500.0	128	13330	No
151	GOM_NL__2PRFIN20040917_085944_000000452030_00250_13330_4084.N1	17-SEP-2004 08:59:44	Dark	45.000	132	15Rho Pup	2.8030	6900.0	90	13330	No
152	GOM_NL__2PRFIN20040917_090137_000000672030_00250_13330_4085.N1	17-SEP-2004 09:01:37	Dark	67.000	1	9Alp CMa	-1.4400	11000.	134	13330	No
153	GOM_NL__2PRFIN20040917_090648_000000402030_00250_13330_4086.N1	17-SEP-2004 09:06:48	Dark	40.000	46	Del Vel	1.9540	10600.	80	13330	No
154	GOM_NL__2PRFIN20040917_090821_000000472030_00250_13330_4087.N1	17-SEP-2004 09:08:21	Dark	47.000	41	Eps Car	1.8600	4100.0	94	13330	No
155	GOM_NL__2PRFIN20040917_090958_000000542030_00251_13331_4059.N1	17-SEP-2004 09:09:58	Dark	53.500	2	Alp Car	-0.73600	7000.0	107	13331	No
156	GOM_NL__2PRFIN20040917_091220_000002322030_00251_13331_4060.N1	17-SEP-2004 09:12:20	Dark	232.00	7	19Bet Ori	0.10000	14000.	464	13331	No
157	GOM_NL__2PRFIN20040917_091856_000000392030_00251_13331_4061.N1	17-SEP-2004 09:18:56	Dark	39.000	135	Bet Hyi	2.8200	5800.0	78	13331	No
158	GOM_NL__2PRFIN20040917_092136_000000492030_00251_13331_4062.N1	17-SEP-2004 09:21:36	Dark	49.000	9	Alp Eri	0.45300	24000.	98	13331	No
159	GOM_NL__2PRFIN20040917_092428_000000422030_00251_13331_4063.N1	17-SEP-2004 09:24:28	Straylight	41.500	148	Alp Tuc	2.8780	4100.0	83	13331	No
160	GOM_NL__2PRFIN20040917_092751_000000422030_00251_13331_4064.N1	17-SEP-2004 09:27:51	Straylight	42.000	63	Bet Gru	2.1500	2800.0	84	13331	No



161	GOM_NL__2PRFIN20040917_093225_000000472030_00251_13331_4065.N1	17-SEP-2004 09:32:25	Straylight	47.000	18	24Alp PsA	1.1660	9700.0	94	13331	No
162	GOM_NL__2PRFIN20040917_093449_000000612030_00251_13331_4066.N1	17-SEP-2004 09:34:49	TwI_and_stray	61.000	52	16Bet Cet	2.0370	4500.0	122	13331	No
163	GOM_NL__2PRFIN20040917_093656_000000382030_00251_13331_4067.N1	17-SEP-2004 09:36:56	TwI_and_stray	37.500	142	49Del Cap	2.8500	8900.0	75	13331	No
164	GOM_NL__2PRFIN20040917_094108_000000392030_00251_13331_4068.N1	17-SEP-2004 09:41:08	Bright	39.000	162	34Alp Aqr	2.9440	5350.0	78	13331	No
165	GOM_NL__2PRFIN20040917_094408_000000402030_00251_13331_4069.N1	17-SEP-2004 09:44:08	Bright	39.500	61	8Eps Peg	2.1000	3900.0	79	13331	No
166	GOM_NL__2PRFIN20040917_094535_000000412030_00251_13331_4070.N1	17-SEP-2004 09:45:35	Bright	40.500	90	54Alp Peg	2.4870	11000.	81	13331	No
167	GOM_NL__2PRFIN20040917_094926_000000422030_00251_13331_4071.N1	17-SEP-2004 09:49:26	Bright	41.500	93	53Bet Peg	2.5200	3100.0	83	13331	No
168	GOM_NL__2PRFIN20040917_095131_000000412030_00251_13331_4072.N1	17-SEP-2004 09:51:31	Bright	40.500	92	53Eps Cyg	2.5000	4500.0	81	13331	No
169	GOM_NL__2PRFIN20040917_095340_000000372030_00251_13331_4073.N1	17-SEP-2004 09:53:40	Bright	36.500	66	37Gam Cyg	2.2080	5900.0	73	13331	No
170	GOM_NL__2PRFIN20040917_095639_000000632030_00251_13331_4074.N1	17-SEP-2004 09:56:39	Bright	62.500	53	43Bet And	2.0480	3300.0	125	13331	No
171	GOM_NL__2PRFIN20040917_095853_000000372030_00251_13331_4075.N1	17-SEP-2004 09:58:53	Bright	37.000	89	5Alp Cep	2.4510	8000.0	74	13331	No
172	GOM_NL__2PRFIN20040917_100121_000000442030_00251_13331_4076.N1	17-SEP-2004 10:01:21	Bright	43.500	76	27Gam Cas	2.3000	30000.	87	13331	No
173	GOM_NL__2PRFIN20040917_100630_000000372030_00251_13331_4077.N1	17-SEP-2004 10:06:30	Bright	37.000	49	1Alp UMi	1.9900	6300.0	74	13331	No
174	GOM_NL__2PRFIN20040917_100900_000000682030_00251_13331_4078.N1	17-SEP-2004 10:09:00	Bright	68.000	35	33Alp Per	1.7950	6250.0	136	13331	No
175	GOM_NL__2PRFIN20040917_101055_000000692030_00251_13331_4079.N1	17-SEP-2004 10:10:55	Bright	68.500	175	39Del Per	3.0100	19400.	137	13331	No
176	GOM_NL__2PRFIN20040917_101353_000000422030_00251_13331_4080.N1	17-SEP-2004 10:13:53	Bright	41.500	36	50Alp UMa	1.8000	6300.0	83	13331	No
177	GOM_NL__2PRFIN20040917_101523_000000372030_00251_13331_4081.N1	17-SEP-2004 10:15:23	Bright	37.000	82	48Bet UMa	2.3650	10600.	74	13331	No
178	GOM_NL__2PRFIN20040917_101826_000000382030_00251_13331_4082.N1	17-SEP-2004 10:18:26	Bright	38.000	174	52Psi UMa	3.0040	4400.0	76	13331	No
179	GOM_NL__2PRFIN20040917_102212_000000652030_00251_13331_4083.N1	17-SEP-2004 10:22:12	Bright	64.500	107	37The Aur	2.6490	11000.	129	13331	No
180	GOM_NL__2PRFIN20040917_102518_000000462030_00251_13331_4084.N1	17-SEP-2004 10:25:18	Bright	45.500	17	78Bet Gem	1.1610	4500.0	91	13331	No
181	GOM_NL__2PRFIN20040917_102805_000001292030_00251_13331_4085.N1	17-SEP-2004 10:28:05	Straylight	128.50	28	12Bet Tau	1.6500	15200.	257	13331	No
182	GOM_NL__2PRFIN20040917_103257_000000542030_00251_13331_4086.N1	17-SEP-2004 10:32:57	Dark	53.500	8	10Alp CMi	0.40000	6500.0	107	13331	No
183	GOM_NL__2PRFIN20040917_104021_000000462030_00251_13331_4087.N1	17-SEP-2004 10:40:21	Dark	45.500	132	15Rho Pup	2.8030	6900.0	91	13331	No
184	GOM_NL__2PRFIN20040917_104216_000000682030_00251_13331_4088.N1	17-SEP-2004 10:42:16	Dark	68.000	1	9Alp CMa	-1.4400	11000.	136	13331	No
185	GOM_NL__2PRFIN20040917_104724_000000442030_00251_13331_4089.N1	17-SEP-2004 10:47:24	Dark	44.000	46	Del Vel	1.9540	10600.	88	13331	No
186	GOM_NL__2PRFIN20040917_104857_000000482030_00251_13331_4090.N1	17-SEP-2004 10:48:57	Dark	47.500	41	Eps Car	1.8600	4100.0	95	13331	No
187	GOM_NL__2PRFIN20040917_105034_000000482030_00252_13332_4060.N1	17-SEP-2004 10:50:34	Dark	48.000	2	Alp Car	-0.73600	7000.0	96	13332	No
188	GOM_NL__2PRFIN20040917_105302_000002322030_00252_13332_4061.N1	17-SEP-2004 10:53:02	Dark	232.00	7	19Bet Ori	0.10000	14000.	464	13332	No
189	GOM_NL__2PRFIN20040917_105932_000000372030_00252_13332_4062.N1	17-SEP-2004 10:59:32	Dark	37.000	135	Bet Hyi	2.8200	5800.0	74	13332	No
190	GOM_NL__2PRFIN20040917_110212_000000482030_00252_13332_4063.N1	17-SEP-2004 11:02:12	Dark	48.000	9	Alp Eri	0.45300	24000.	96	13332	No
191	GOM_NL__2PRFIN20040917_110504_000000412030_00252_13332_4064.N1	17-SEP-2004 11:05:04	Straylight	40.500	148	Alp Tuc	2.8780	4100.0	81	13332	No
192	GOM_NL__2PRFIN20040917_110826_000000522030_00252_13332_4065.N1	17-SEP-2004 11:08:26	Straylight	52.000	63	Bet Gru	2.1500	2800.0	104	13332	No
193	GOM_NL__2PRFIN20040917_111301_000000442030_00252_13332_4066.N1	17-SEP-2004 11:13:01	Straylight	43.500	18	24Alp PsA	1.1660	9700.0	87	13332	No
194	GOM_NL__2PRFIN20040917_111524_000000642030_00252_13332_4067.N1	17-SEP-2004 11:15:24	TwI_and_stray	64.000	52	16Bet Cet	2.0370	4500.0	128	13332	No
195	GOM_NL__2PRFIN20040917_111731_000000402030_00252_13332_4068.N1	17-SEP-2004 11:17:31	TwI_and_stray	40.000	142	49Del Cap	2.8500	8900.0	80	13332	No
196	GOM_NL__2PRFIN20040917_112144_000000402030_00252_13332_4069.N1	17-SEP-2004 11:21:44	Bright	40.000	162	34Alp Aqr	2.9440	5350.0	80	13332	No
197	GOM_NL__2PRFIN20040917_112444_000000402030_00252_13332_4070.N1	17-SEP-2004 11:24:44	Bright	39.500	61	8Eps Peg	2.1000	3900.0	79	13332	No
198	GOM_NL__2PRFIN20040917_112611_000000412030_00252_13332_4071.N1	17-SEP-2004 11:26:11	Bright	40.500	90	54Alp Peg	2.4870	11000.	81	13332	No
199	GOM_NL__2PRFIN20040917_113000_000000422030_00252_13332_4072.N1	17-SEP-2004 11:30:00	Bright	41.500	93	53Bet Peg	2.5200	3100.0	83	13332	No
200	GOM_NL__2PRFIN20040917_113206_000000392030_00252_13332_4073.N1	17-SEP-2004 11:32:06	Bright	39.000	92	53Eps Cyg	2.5000	4500.0	78	13332	No
201	GOM_NL__2PRFIN20040917_113416_000000392030_00252_13332_4074.N1	17-SEP-2004 11:34:16	Bright	39.000	66	37Gam Cyg	2.2080	5900.0	78	13332	No
202	GOM_NL__2PRFIN20040917_113714_000000642030_00252_13332_4075.N1	17-SEP-2004 11:37:14	Bright	64.000	53	43Bet And	2.0480	3300.0	128	13332	No
203	GOM_NL__2PRFIN20040917_113928_000000392030_00252_13332_4076.N1	17-SEP-2004 11:39:28	Bright	39.000	89	5Alp Cep	2.4510	8000.0	78	13332	No
204	GOM_NL__2PRFIN20040917_114157_000000422030_00252_13332_4077.N1	17-SEP-2004 11:41:57	Bright	41.500	76	27Gam Cas	2.3000	30000.	83	13332	No
205	GOM_NL__2PRFIN20040917_114705_000000392030_00252_13332_4078.N1	17-SEP-2004 11:47:05	Bright	39.000	49	1Alp UMi	1.9900	6300.0	78	13332	No
206	GOM_NL__2PRFIN20040917_114934_000000642030_00252_13332_4079.N1	17-SEP-2004 11:49:34	Bright	63.500	35	33Alp Per	1.7950	6250.0	127	13332	No
207	GOM_NL__2PRFIN20040917_115129_000000692030_00252_13332_4080.N1	17-SEP-2004 11:51:29	Bright	69.000	175	39Del Per	3.0100	19400.	138	13332	No
208	GOM_NL__2PRFIN20040917_115431_000000362030_00252_13332_4081.N1	17-SEP-2004 11:54:31	Bright	36.000	36	50Alp UMa	1.8000	6300.0	72	13332	No
209	GOM_NL__2PRFIN20040917_115559_000000382030_00252_13332_4082.N1	17-SEP-2004 11:55:59	Bright	37.500	82	48Bet UMa	2.3650	10600.	75	13332	No
210	GOM_NL__2PRFIN20040917_115902_000000392030_00252_13332_4083.N1	17-SEP-2004 11:59:02	Bright	38.500	174	52Psi UMa	3.0040	4400.0	77	13332	No
211	GOM_NL__2PRFIN20040917_120248_000000672030_00252_13332_4084.N1	17-SEP-2004 12:02:48	Bright	67.000	107	37The Aur	2.6490	11000.	134	13332	No
212	GOM_NL__2PRFIN20040917_120554_000000622030_00252_13332_4085.N1	17-SEP-2004 12:05:54	Bright	62.000	17	78Bet Gem	1.1610	4500.0	124	13332	No
213	GOM_NL__2PRFIN20040917_120842_000001302030_00252_13332_4086.N1	17-SEP-2004 12:08:42	Straylight	129.50	28	12Bet Tau	1.6500	15200.	259	13332	No
214	GOM_NL__2PRFIN20040917_121333_000000562030_00252_13332_4087.N1	17-SEP-2004 12:13:33	Dark	55.500	8	10Alp CMi	0.40000	6500.0	111	13332	No
215	GOM_NL__2PRFIN20040917_122057_000000432030_00252_13332_4088.N1	17-SEP-2004 12:20:57	Dark	43.000	132	15Rho Pup	2.8030	6900.0	86	13332	No
216	GOM_NL__2PRFIN20040917_122253_000000662030_00252_13332_4089.N1	17-SEP-2004 12:22:53	Dark	66.000	1	9Alp CMa	-1.4400	11000.	132	13332	No
217	GOM_NL__2PRFIN20040917_122801_000000432030_00252_13332_4090.N1	17-SEP-2004 12:28:01	Dark	42.500	46	Del Vel	1.9540	10600.	85	13332	No
218	GOM_NL__2PRFIN20040917_122933_000000512030_00252_13332_4091.N1	17-SEP-2004 12:29:33	Dark	50.500	41	Eps Car	1.8600	4100.0	101	13332	No
219	GOM_NL__2PRFIN20040917_123110_000000552030_00253_13333_4060.N1	17-SEP-2004 12:31:10	Dark	54.500	2	Alp Car	-0.73600	7000.0	109	13333	No







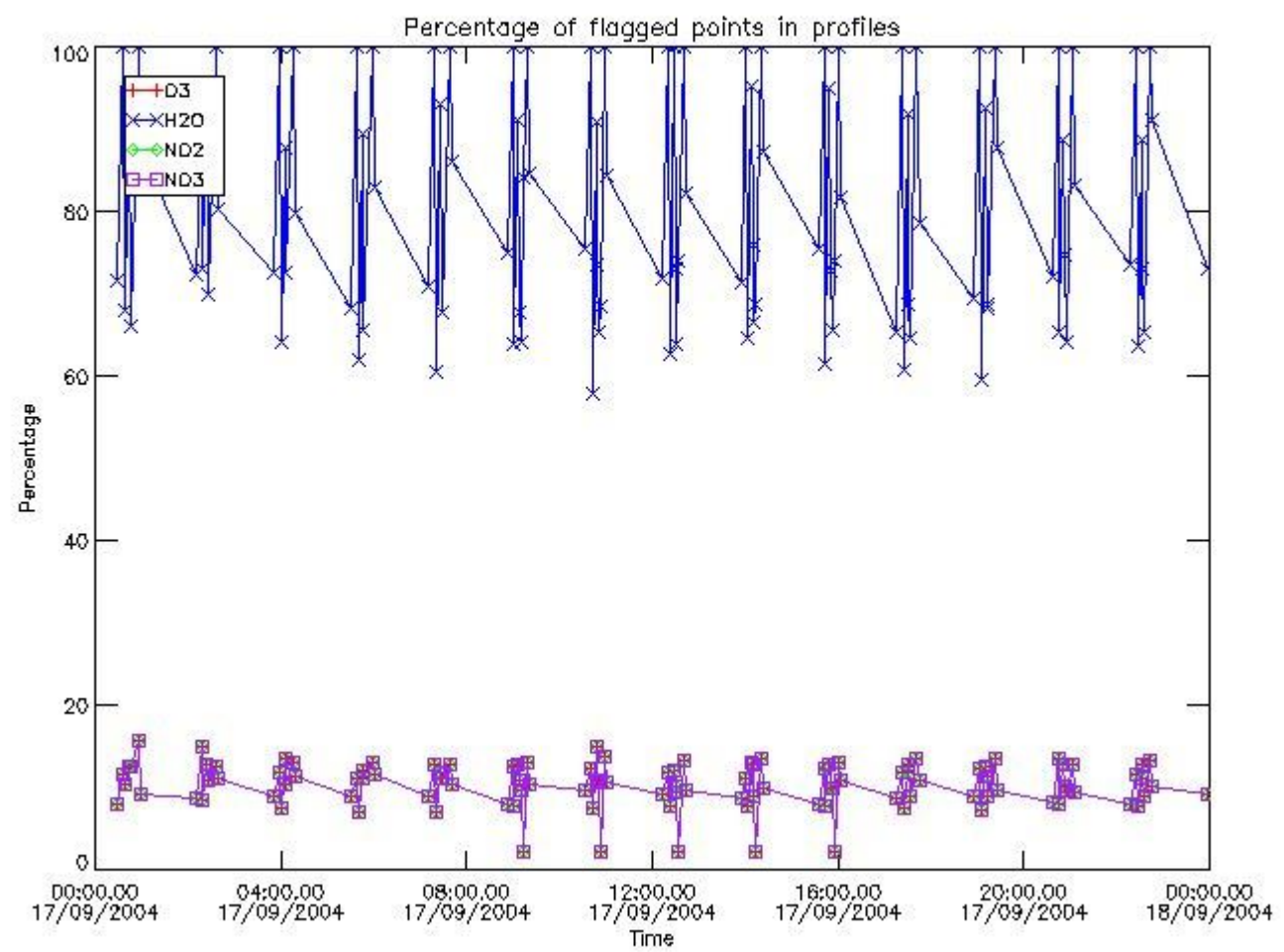


397	GOM_NL__2PRFIN20040917_215042_000000392030_00258_13338_4101.N1	17-SEP-2004 21:50:42	Bright	38.500	49	1Alp UMi	1.9900	6300.0	77	13338	No
398	GOM_NL__2PRFIN20040917_215303_000000672030_00258_13338_4102.N1	17-SEP-2004 21:53:03	Bright	67.000	35	33Alp Per	1.7950	6250.0	134	13338	No
399	GOM_NL__2PRFIN20040917_215456_000000712030_00258_13338_4103.N1	17-SEP-2004 21:54:56	Bright	71.000	175	39Del Per	3.0100	19400.	142	13338	No
400	GOM_NL__2PRFIN20040917_215809_000000392030_00258_13338_4104.N1	17-SEP-2004 21:58:09	Bright	38.500	36	50Alp UMa	1.8000	6300.0	77	13338	No
401	GOM_NL__2PRFIN20040917_215936_000000382030_00258_13338_4105.N1	17-SEP-2004 21:59:36	Bright	38.000	82	48Bet UMa	2.3650	10600.	76	13338	No
402	GOM_NL__2PRFIN20040917_220241_000000372030_00258_13338_4106.N1	17-SEP-2004 22:02:41	Bright	37.000	174	52Psi UMa	3.0040	4400.0	74	13338	No
403	GOM_NL__2PRFIN20040917_220623_000000642030_00258_13338_4107.N1	17-SEP-2004 22:06:23	Bright	64.000	107	37The Aur	2.6490	11000.	128	13338	No
404	GOM_NL__2PRFIN20040917_220931_000000542030_00258_13338_4108.N1	17-SEP-2004 22:09:31	Bright	54.000	17	78Bet Gem	1.1610	4500.0	108	13338	No
405	GOM_NL__2PRFIN20040917_221223_000001402030_00258_13338_4109.N1	17-SEP-2004 22:12:23	Straylight	139.50	28	12Bet Tau	1.6500	15200.	279	13338	No
406	GOM_NL__2PRFIN20040917_221712_000000642030_00258_13338_4110.N1	17-SEP-2004 22:17:12	Dark	64.000	8	10Alp CMi	0.40000	6500.0	128	13338	No
407	GOM_NL__2PRFIN20040917_222436_000000442030_00258_13338_4111.N1	17-SEP-2004 22:24:36	Dark	44.000	132	15Rho Pup	2.8030	6900.0	88	13338	No
408	GOM_NL__2PRFIN20040917_222636_000000672030_00258_13338_4112.N1	17-SEP-2004 22:26:36	Dark	66.500	1	9Alp CMa	-1.4400	11000.	133	13338	No
409	GOM_NL__2PRFIN20040917_223137_000000402030_00258_13338_4113.N1	17-SEP-2004 22:31:37	Dark	40.000	46	Del Vel	1.9540	10600.	80	13338	No
410	GOM_NL__2PRFIN20040917_223310_000000512030_00258_13338_4114.N1	17-SEP-2004 22:33:10	Dark	50.500	41	Eps Car	1.8600	4100.0	101	13338	No
411	GOM_NL__2PRFIN20040917_223450_000000572030_00259_13339_4083.N1	17-SEP-2004 22:34:50	Dark	56.500	2	Alp Car	-0.73600	7000.0	113	13339	No
412	GOM_NL__2PRFIN20040917_224344_000000392030_00259_13339_4084.N1	17-SEP-2004 22:43:44	Dark	38.500	135	Bet Hyi	2.8200	5800.0	77	13339	No
413	GOM_NL__2PRFIN20040917_224624_000000512030_00259_13339_4085.N1	17-SEP-2004 22:46:24	Dark	50.500	9	Alp Eri	0.45300	24000.	101	13339	No
414	GOM_NL__2PRFIN20040917_224916_000000422030_00259_13339_4086.N1	17-SEP-2004 22:49:16	Straylight	41.500	148	Alp Tuc	2.8780	4100.0	83	13339	No
415	GOM_NL__2PRFIN20040917_225300_000000422030_00259_13339_4087.N1	17-SEP-2004 22:53:00	Straylight	41.500	31	Alp Gru	1.7340	15200.	83	13339	No
416	GOM_NL__2PRFIN20040917_225547_000000382030_00259_13339_4088.N1	17-SEP-2004 22:55:47	Straylight	38.000	172	Gam Gru	3.0030	13100.	76	13339	No
417	GOM_NL__2PRFIN20040917_225714_000000472030_00259_13339_4089.N1	17-SEP-2004 22:57:14	Straylight	47.000	18	24Alp PsA	1.1660	9700.0	94	13339	No
418	GOM_NL__2PRFIN20040917_225938_000000622030_00259_13339_4090.N1	17-SEP-2004 22:59:38	Tw_i_and_stray	61.500	52	16Bet Cet	2.0370	4500.0	123	13339	No
419	GOM_NL__2PRFIN20040917_230144_000000412030_00259_13339_4091.N1	17-SEP-2004 23:01:44	Tw_i_and_stray	40.500	142	49Del Cap	2.8500	8900.0	81	13339	No
420	GOM_NL__2PRFIN20040917_230556_000000402030_00259_13339_4092.N1	17-SEP-2004 23:05:56	Bright	40.000	162	34Alp Aqr	2.9440	5350.0	80	13339	No
421	GOM_NL__2PRFIN20040917_230854_000000422030_00259_13339_4093.N1	17-SEP-2004 23:08:54	Bright	41.500	61	8Eps Peg	2.1000	3900.0	83	13339	No
422	GOM_NL__2PRFIN20040917_231021_000000412030_00259_13339_4094.N1	17-SEP-2004 23:10:21	Bright	40.500	90	54Alp Peg	2.4870	11000.	81	13339	No
423	GOM_NL__2PRFIN20040917_231410_000000412030_00259_13339_4095.N1	17-SEP-2004 23:14:10	Bright	41.000	93	53Bet Peg	2.5200	3100.0	82	13339	No
424	GOM_NL__2PRFIN20040917_231620_000000412030_00259_13339_4096.N1	17-SEP-2004 23:16:20	Bright	41.000	92	53Eps Cyg	2.5000	4500.0	82	13339	No
425	GOM_NL__2PRFIN20040917_231830_000000422030_00259_13339_4097.N1	17-SEP-2004 23:18:30	Bright	41.500	66	37Gam Cyg	2.2080	5900.0	83	13339	No
426	GOM_NL__2PRFIN20040917_232117_000000622030_00259_13339_4098.N1	17-SEP-2004 23:21:17	Bright	61.500	53	43Bet And	2.0480	3300.0	123	13339	No
427	GOM_NL__2PRFIN20040917_232341_000000392030_00259_13339_4099.N1	17-SEP-2004 23:23:41	Bright	39.000	89	5Alp Cep	2.4510	8000.0	78	13339	No
428	GOM_NL__2PRFIN20040917_232603_000000442030_00259_13339_4100.N1	17-SEP-2004 23:26:03	Bright	44.000	76	27Gam Cas	2.3000	30000.	88	13339	No
429	GOM_NL__2PRFIN20040917_233117_000000362030_00259_13339_4101.N1	17-SEP-2004 23:31:17	Bright	36.000	49	1Alp UMi	1.9900	6300.0	72	13339	No
430	GOM_NL__2PRFIN20040917_233337_000000682030_00259_13339_4102.N1	17-SEP-2004 23:33:37	Bright	67.500	35	33Alp Per	1.7950	6250.0	135	13339	No
431	GOM_NL__2PRFIN20040917_233531_000000732030_00259_13339_4103.N1	17-SEP-2004 23:35:31	Bright	72.500	175	39Del Per	3.0100	19400.	145	13339	No
432	GOM_NL__2PRFIN20040917_233844_000000422030_00259_13339_4104.N1	17-SEP-2004 23:38:44	Bright	41.500	36	50Alp UMa	1.8000	6300.0	83	13339	No
433	GOM_NL__2PRFIN20040917_234012_000000522030_00259_13339_4105.N1	17-SEP-2004 23:40:12	Bright	52.000	82	48Bet UMa	2.3650	10600.	104	13339	No
434	GOM_NL__2PRFIN20040917_234317_000000382030_00259_13339_4106.N1	17-SEP-2004 23:43:17	Bright	37.500	174	52Psi UMa	3.0040	4400.0	75	13339	No
435	GOM_NL__2PRFIN20040917_234658_000000682030_00259_13339_4107.N1	17-SEP-2004 23:46:58	Bright	68.000	107	37The Aur	2.6490	11000.	136	13339	No
436	GOM_NL__2PRFIN20040917_235007_000000492030_00259_13339_4108.N1	17-SEP-2004 23:50:07	Bright	48.500	17	78Bet Gem	1.1610	4500.0	97	13339	No
437	GOM_NL__2PRFIN20040917_235300_000001352030_00259_13339_4109.N1	17-SEP-2004 23:53:00	Straylight	134.50	28	12Bet Tau	1.6500	15200.	269	13339	No
438	GOM_NL__2PRFIN20040917_235749_000000562030_00259_13339_4110.N1	17-SEP-2004 23:57:49	Dark	55.500	8	10Alp CMi	0.40000	6500.0	111	13339	No

### 3. Quality information per product

In this section it is plotted some information contained in the Quality Summary data set of the level 2 products. Only products in dark limb conditions and without errors (error flag in the MPH set to "0") are used.

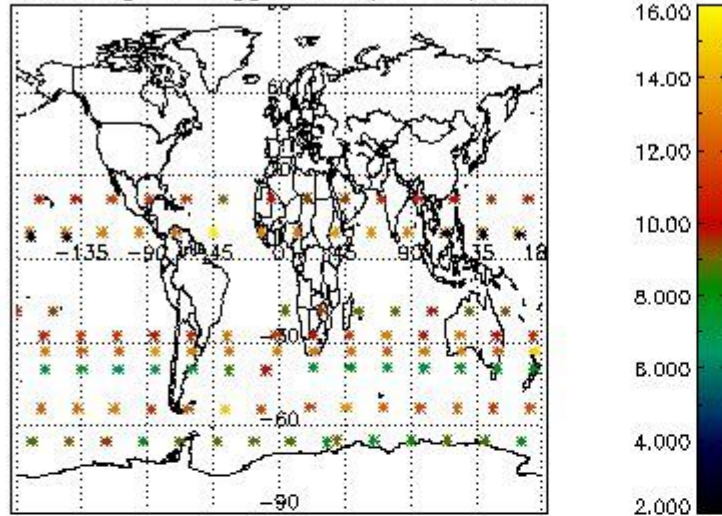
#### 3.1 Plot quality information per product (time dependant)



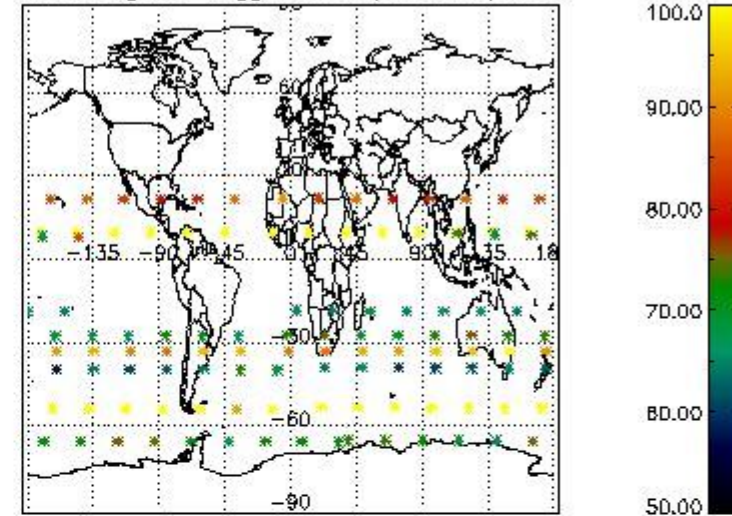
*3.2 Plot quality information per product (world map)*



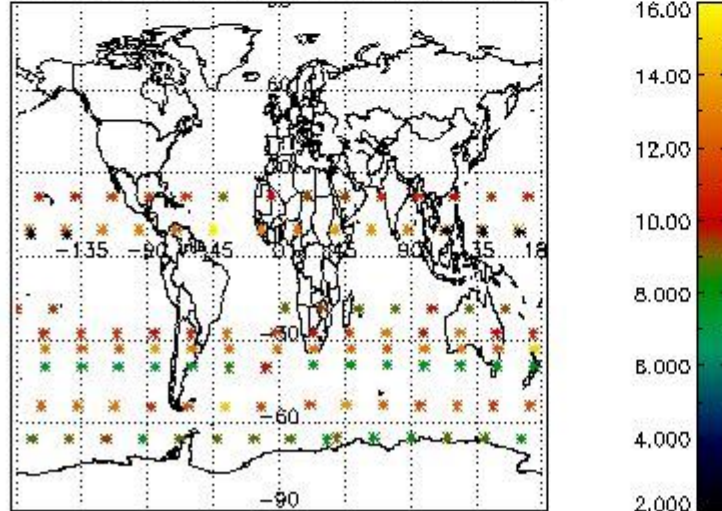
Percentage of flagged data per O3 profile



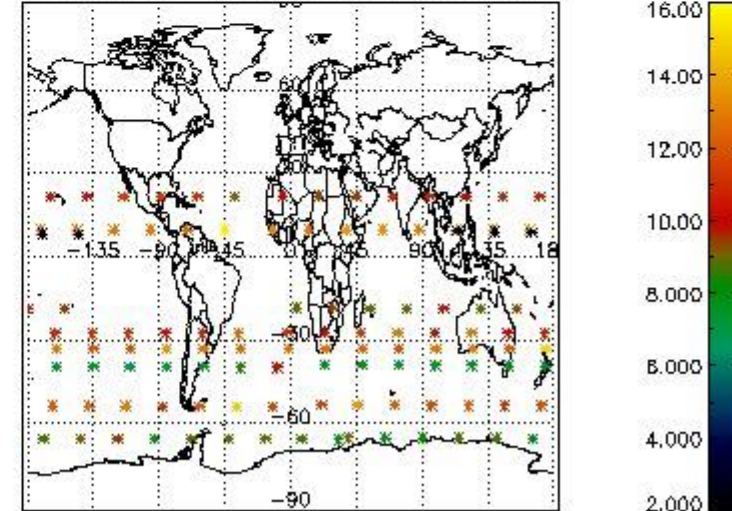
Percentage of flagged data per H2O profile



Percentage of flagged data per NO2 profile



Percentage of flagged data per NO3 profile

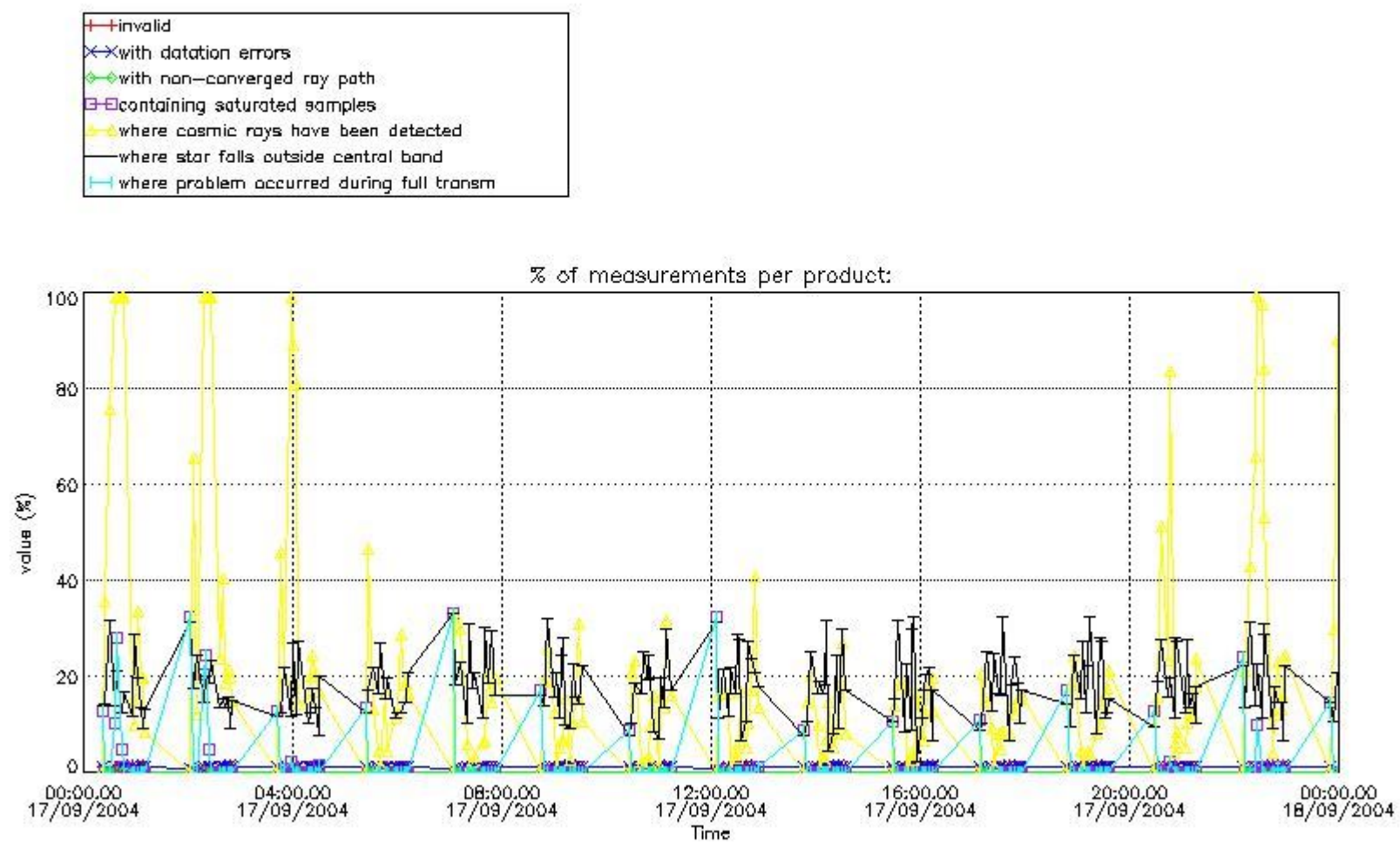


#### 4. Level 1 quality information per product

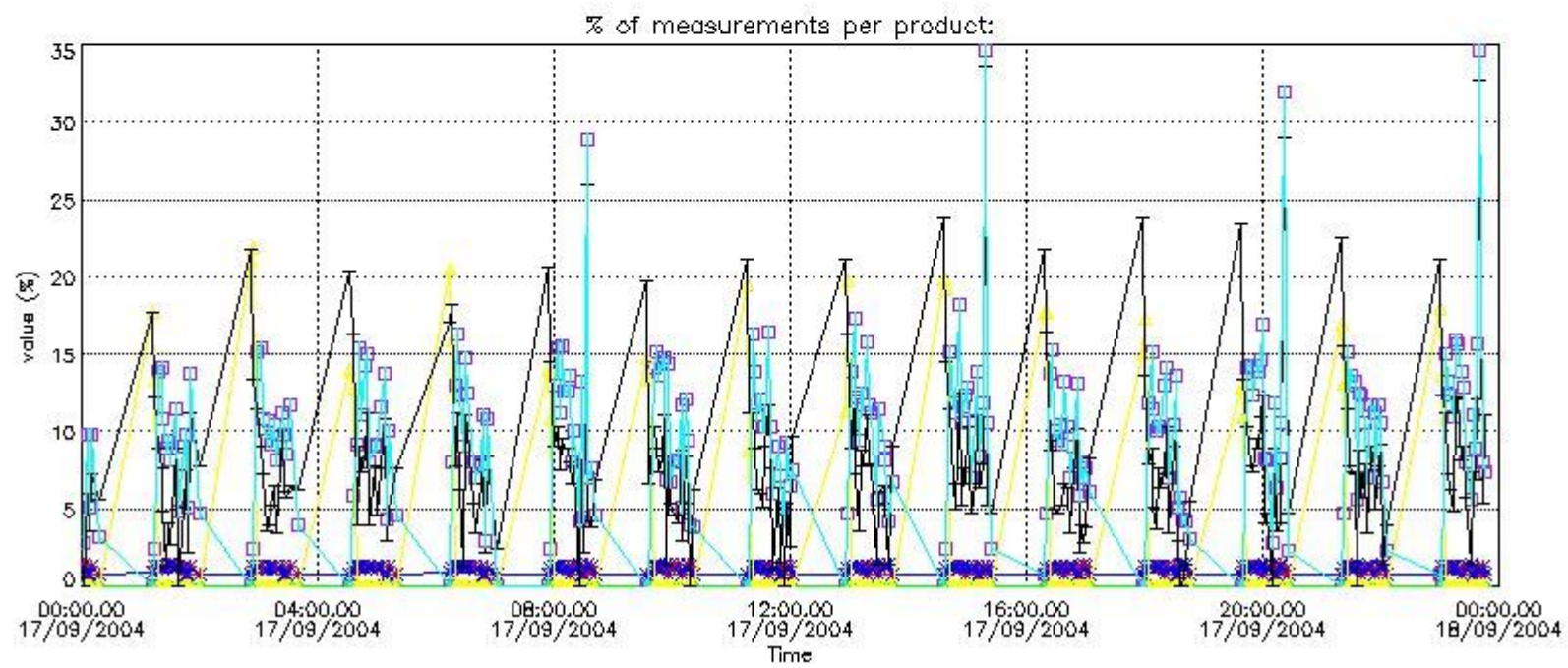
In this section it is plotted some information contained in the Quality Summary data set of the level 2 products that comes from the level 1b processing. Products without errors (error flag in the MPH set to "0") are used.

##### 4.1 Plot quality information per product (time dependant) coming from level 1b processing

###### 4.1.1 Plot level 1 quality information per product (time dependant): ENVISAT ASCENDING passes



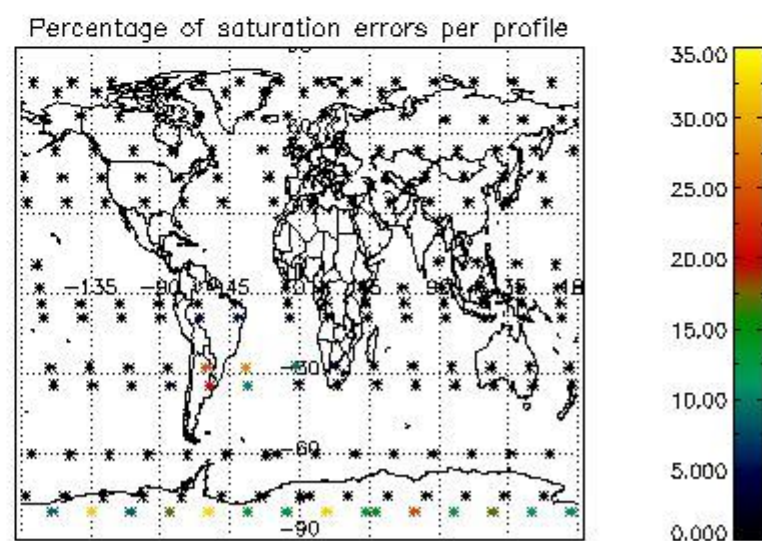
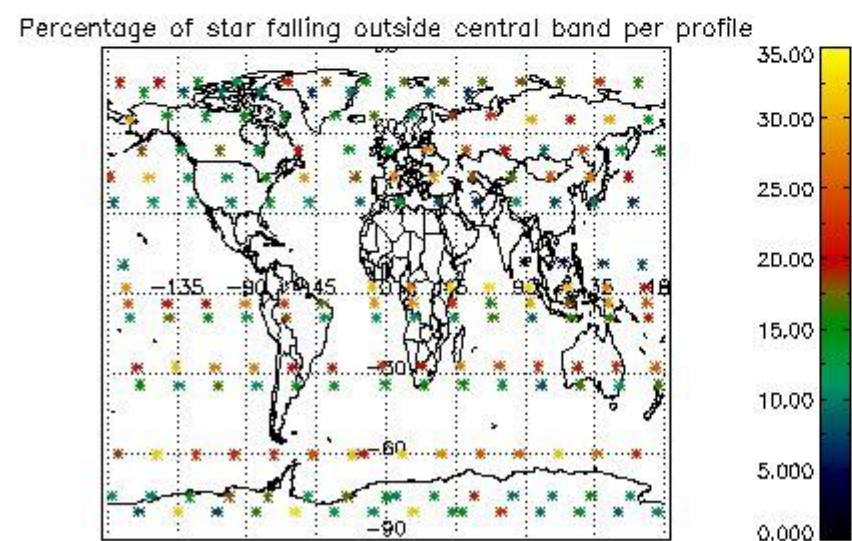
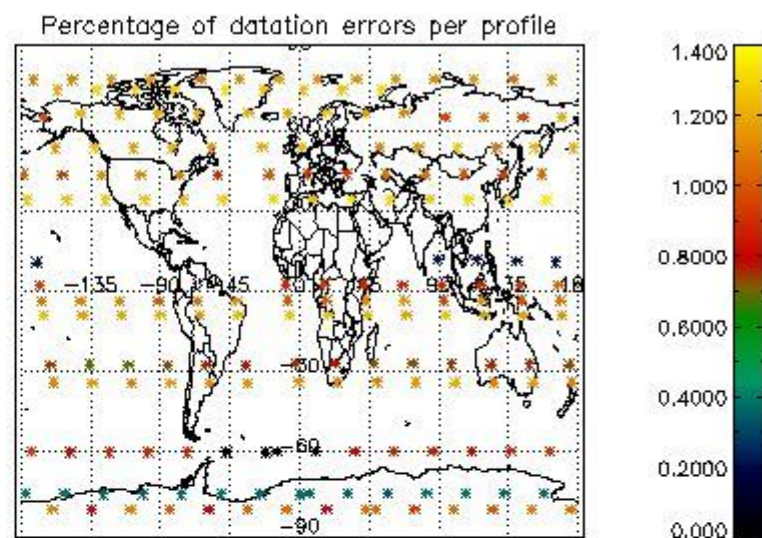
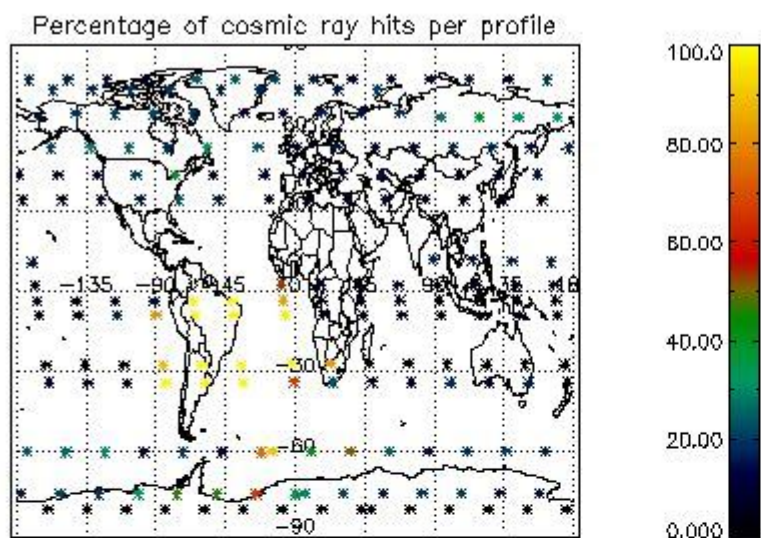
4.1.2 Plot level 1 quality information per product (time dependant): ENVI SAT DESCENDING passes



*4.2 Plot quality information per product coming from level 1b processing (world map)*

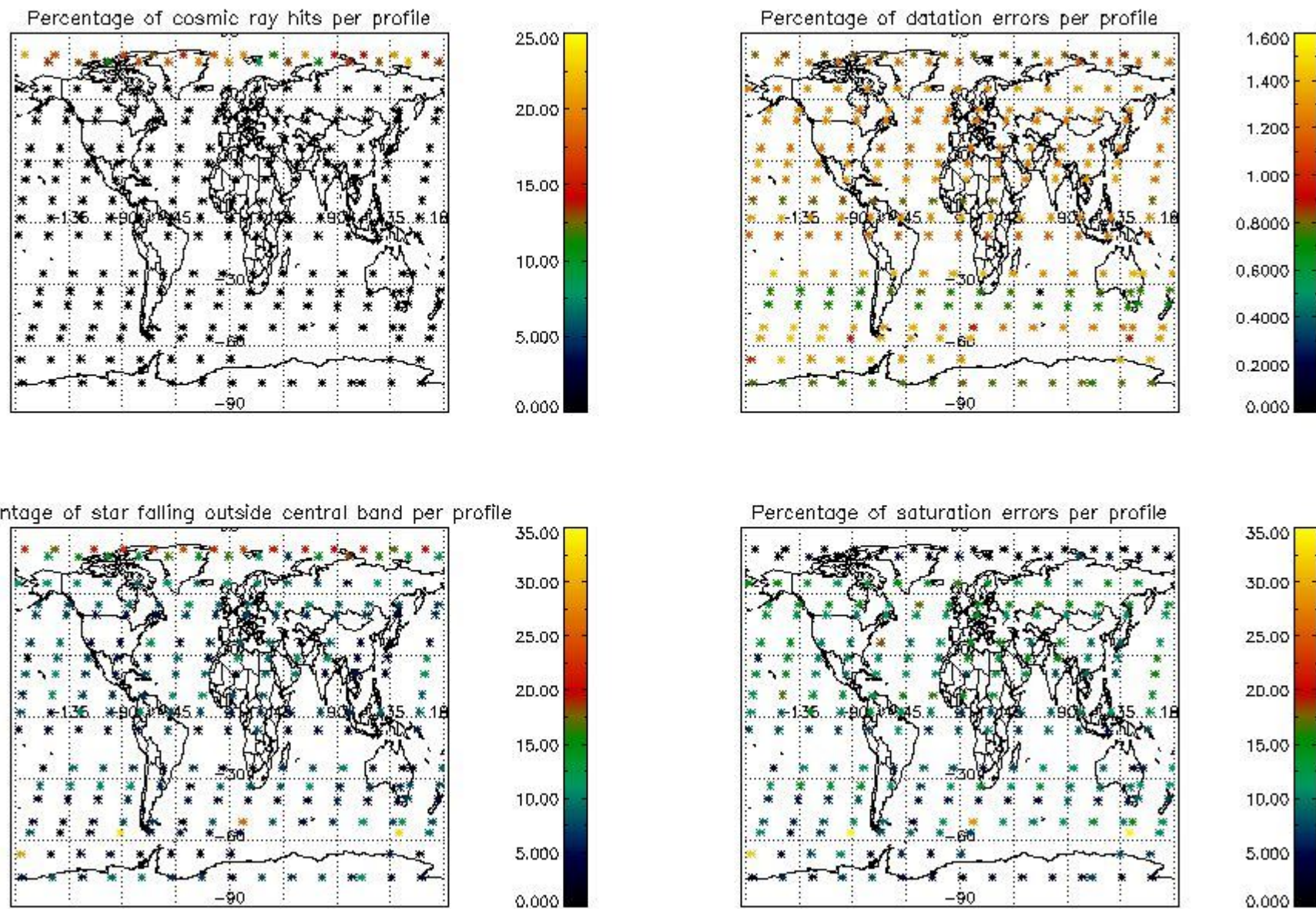
*4.2.1 Plot level 1 quality information per product (world map): ENVISAT ASCENDING passes*





4.2.2 Plot level 1 quality information per product (world map): ENVISAT DESCENDING passes





## 5. Trace gas profiles

### 5.1 Ozone statistics based on quality of products

The final quality of the products can be "measured" using the STD (Standard Deviation) attached to every point profile. This information is written to the parameter GOM\_NL\_\_2P/NL\_LOCAL\_SPECIES\_DENSITY/o3\_std of the level 2 products. The table below shows the statistics for given STD ranges.

The statistics are given with respect to the overall valid production:

- Products without fatal errors: GOM\_NL\_\_2P/MPH/PRODUCT\_ERR=0
- Valid point profile: GOM\_NL\_\_2P/NL\_LOCAL\_SPECIES\_DENSITY/pcd(0)=0

The 'Criteria' is applied to valid points of dark limb products:

- Products in dark limb illumination condition: GOM\_NL\_\_2P/NL\_SUMMARY\_QUALITY/obs\_ill\_cond=0
- Products without fatal errors: GOM\_NL\_\_2P/MPH/PRODUCT\_ERR=0
- Valid point profile: GOM\_NL\_\_2P/NL\_LOCAL\_SPECIES\_DENSITY/pcd(0)=0

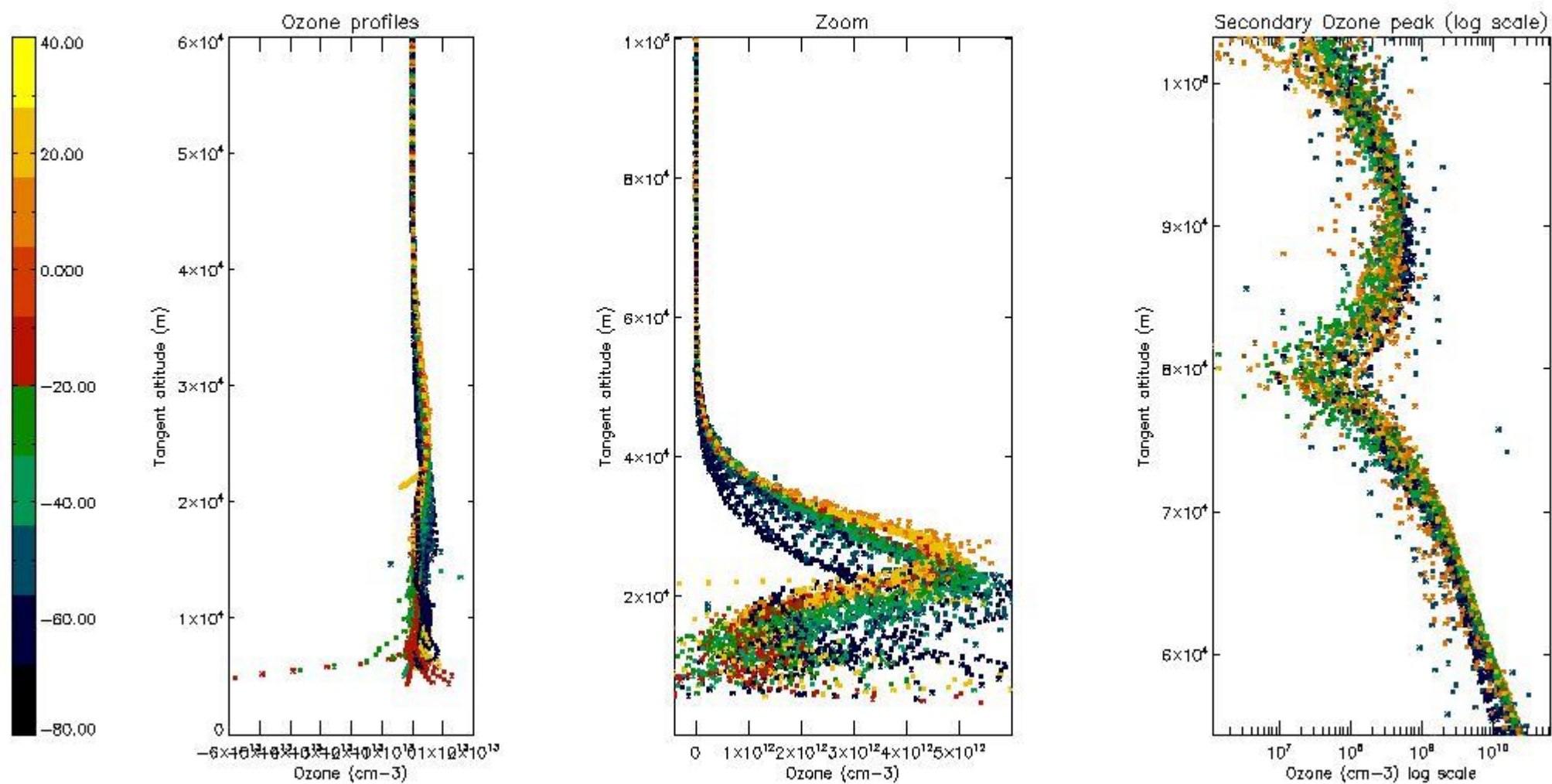
So, the table below shows the percentage of dark limb and valid observations for each criteria with respect to the overall valid daily observations.

Criteria	% of total production
All STD	29
STD < 20	19

STD < 10	17
STD < 5	13

5.2 Plot ozone profiles for all STD (dark without errors)

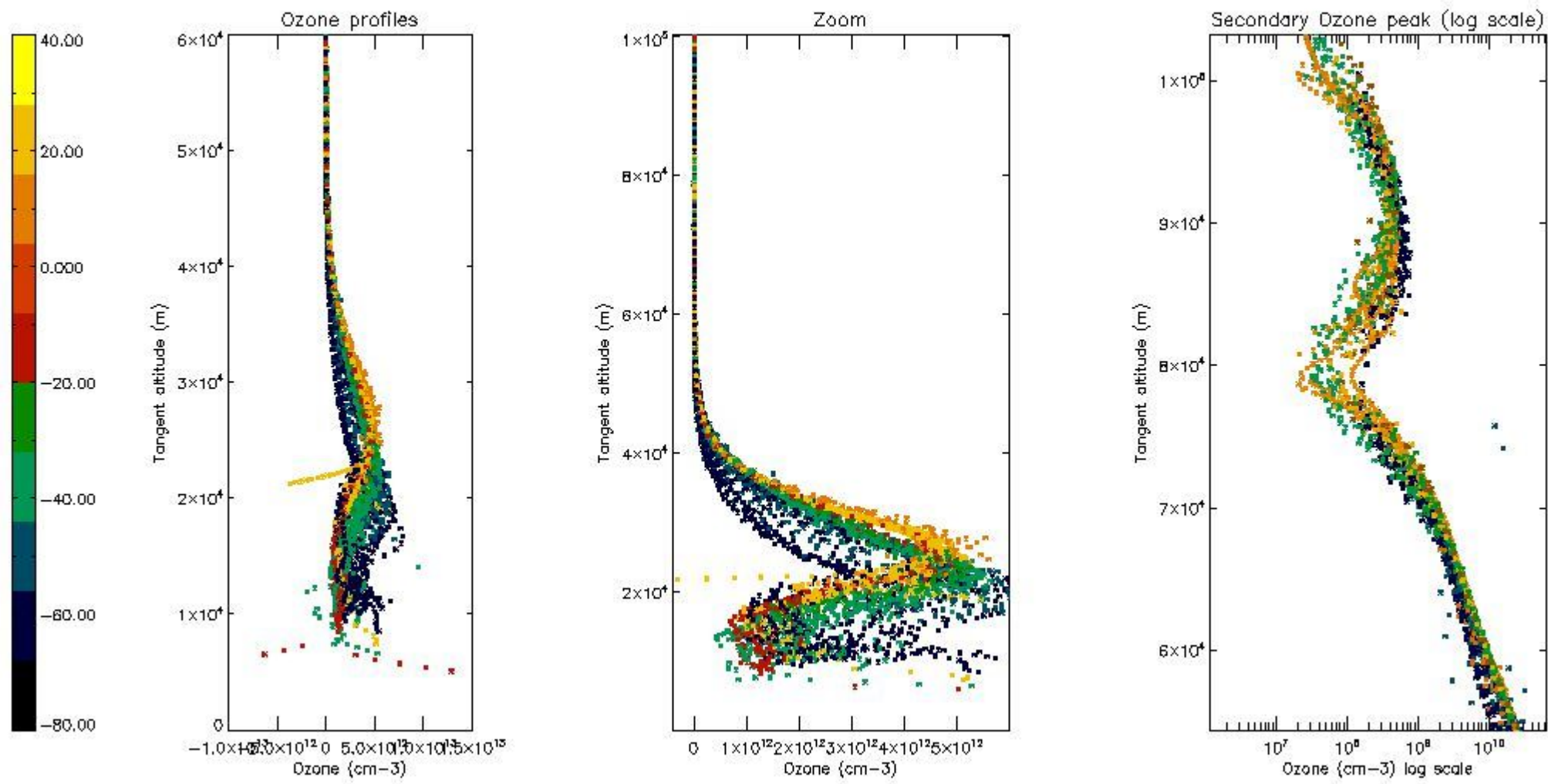
The colorbar represents the latitude.



5.3 Plot ozone profiles where STD < 20% (dark without errors)

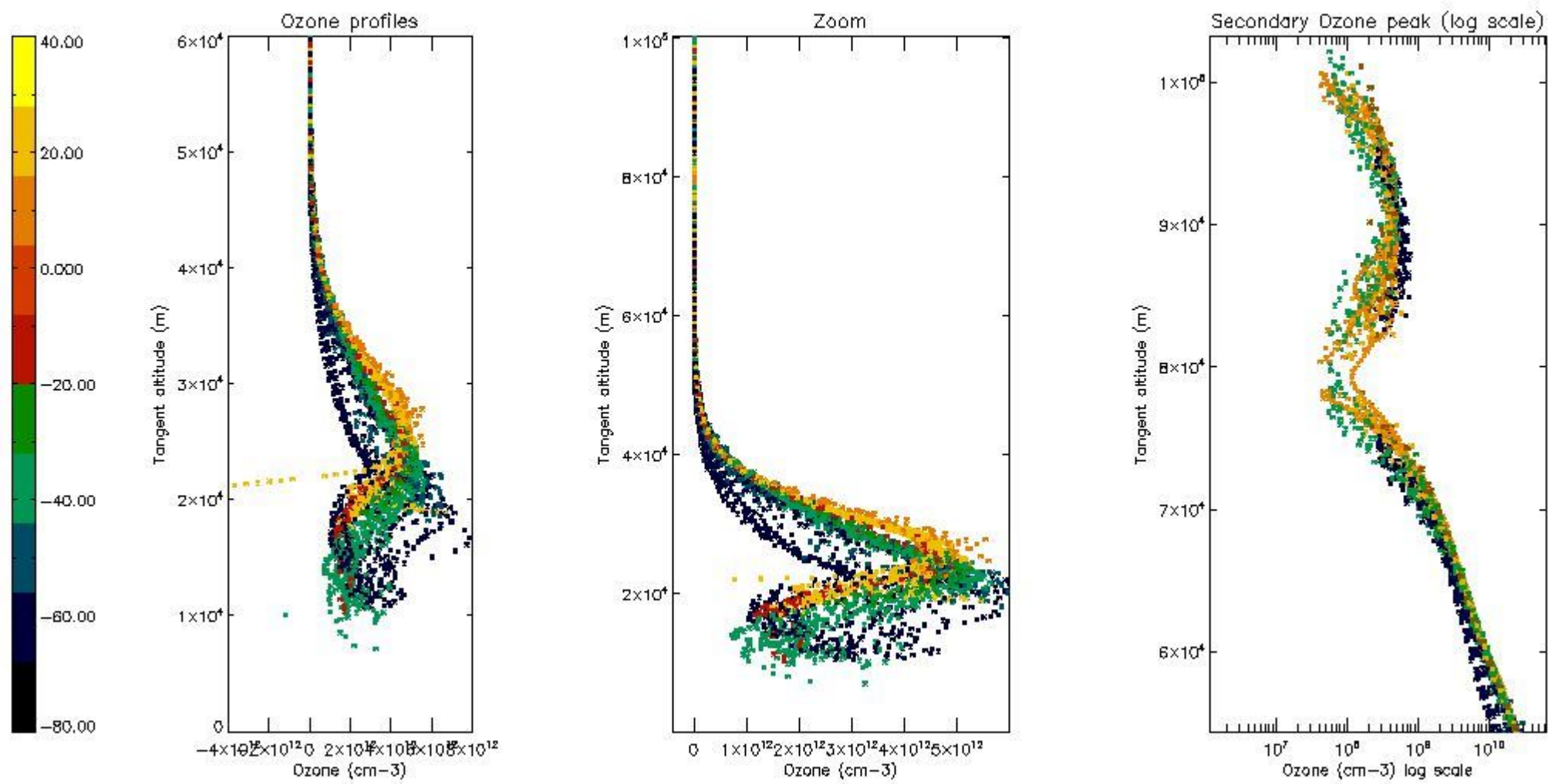
The colorbar represents the latitude.





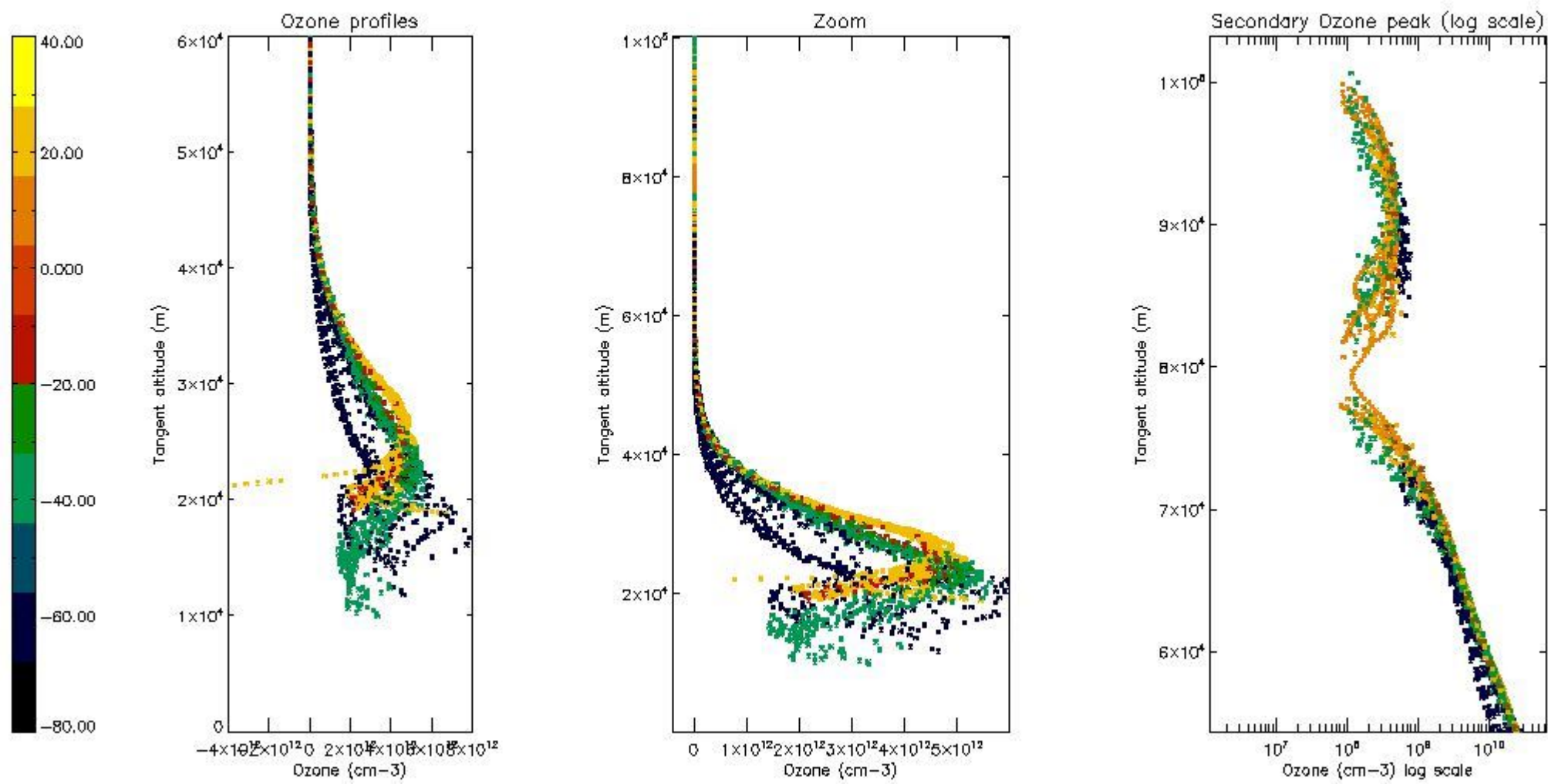
*5.4 Plot ozone profiles where STD < 10% (dark without errors)*

The colorbar represents the latitude.



*5.5 Plot ozone profiles where STD < 5% (dark without errors)*

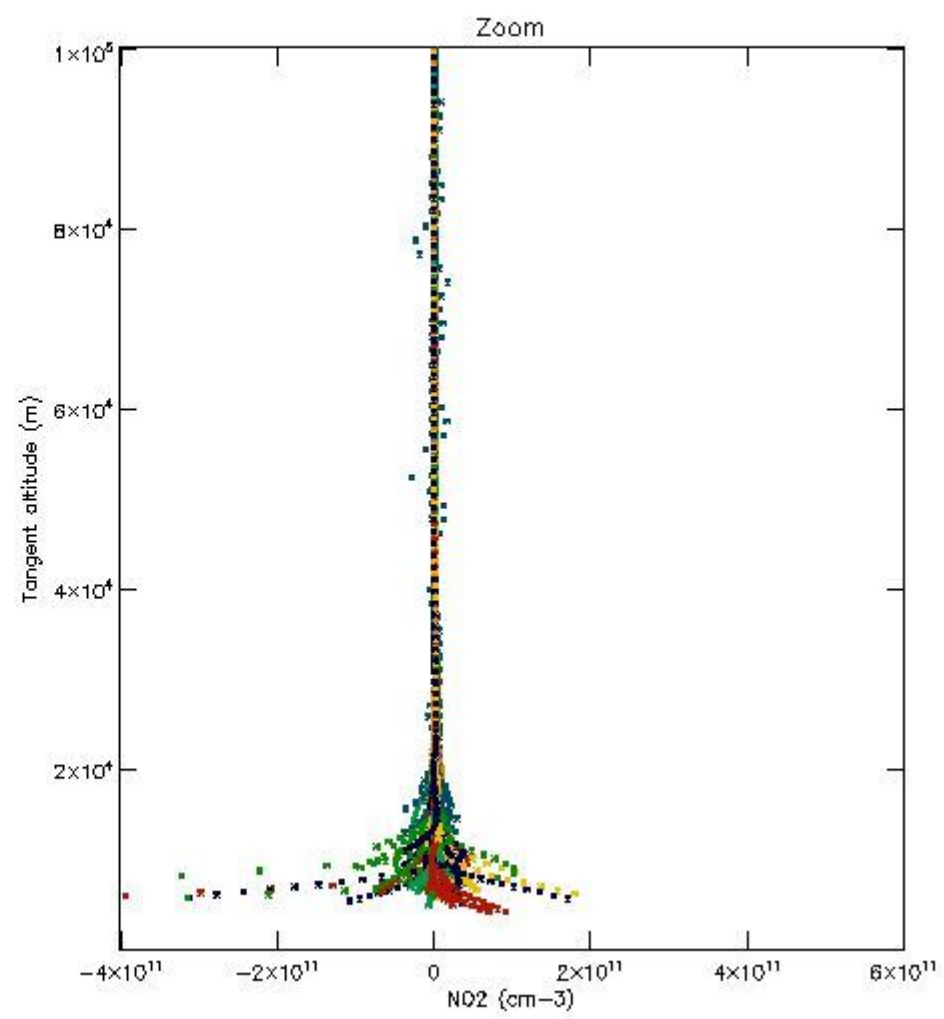
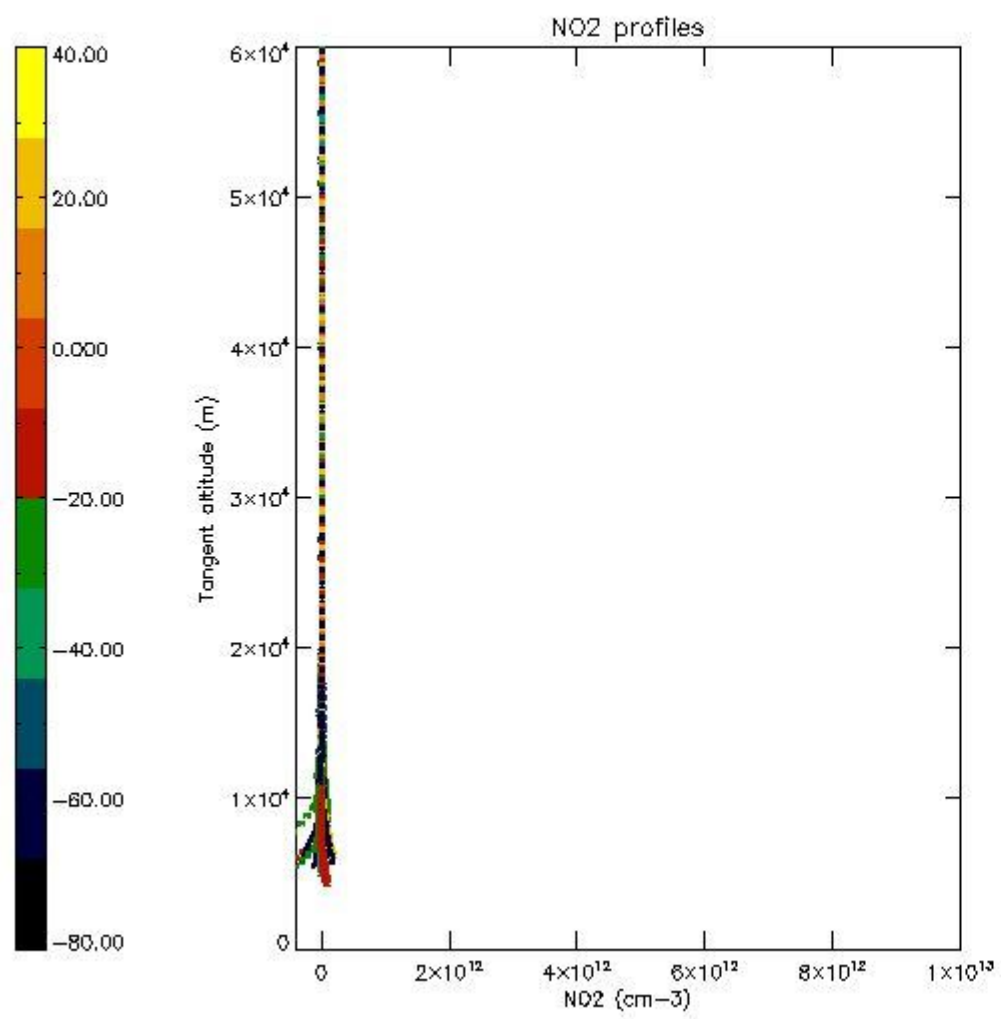
The colorbar represents the latitude.



*5.6 Plot NO<sub>2</sub> profiles for all STD (dark without errors)*

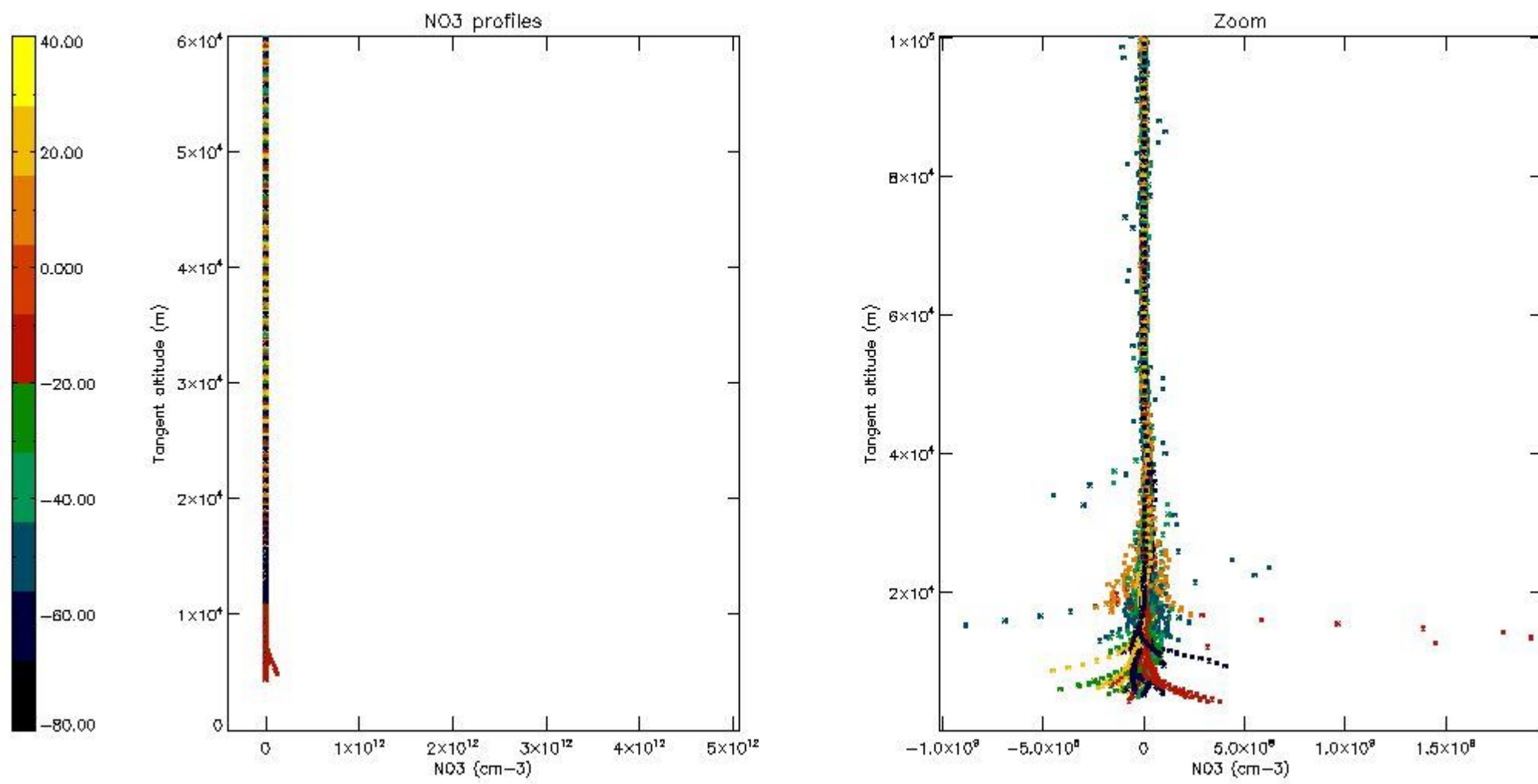
The colorbar represents the latitude.





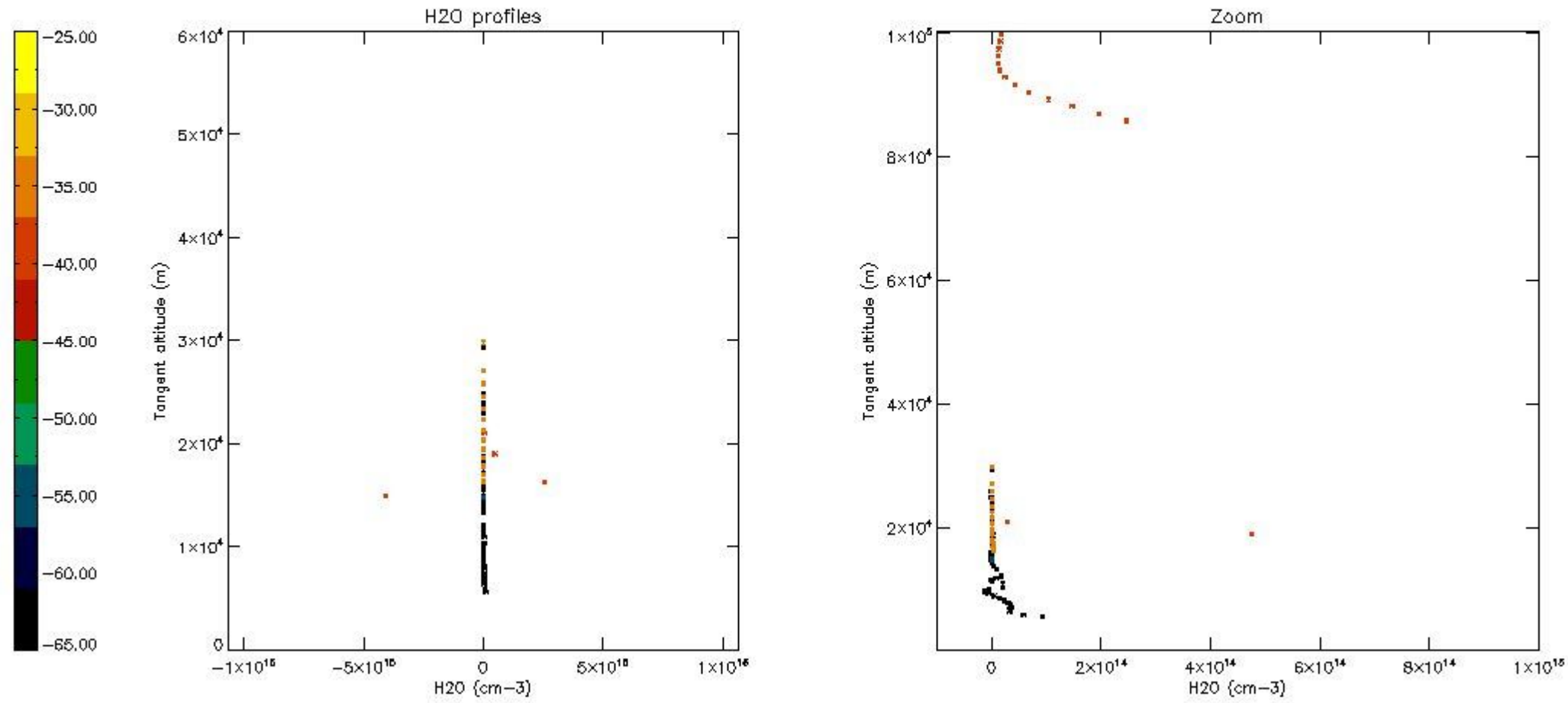
*5.7 Plot NO3 profiles for all STD (dark without errors)*

The colorbar represents the latitude.



*5.8 Plot H2O profiles for all STD (only for occultations of stars 1,2,3,4,13,14,16,26,63 dark without errors)*

The colorbar represents the latitude.

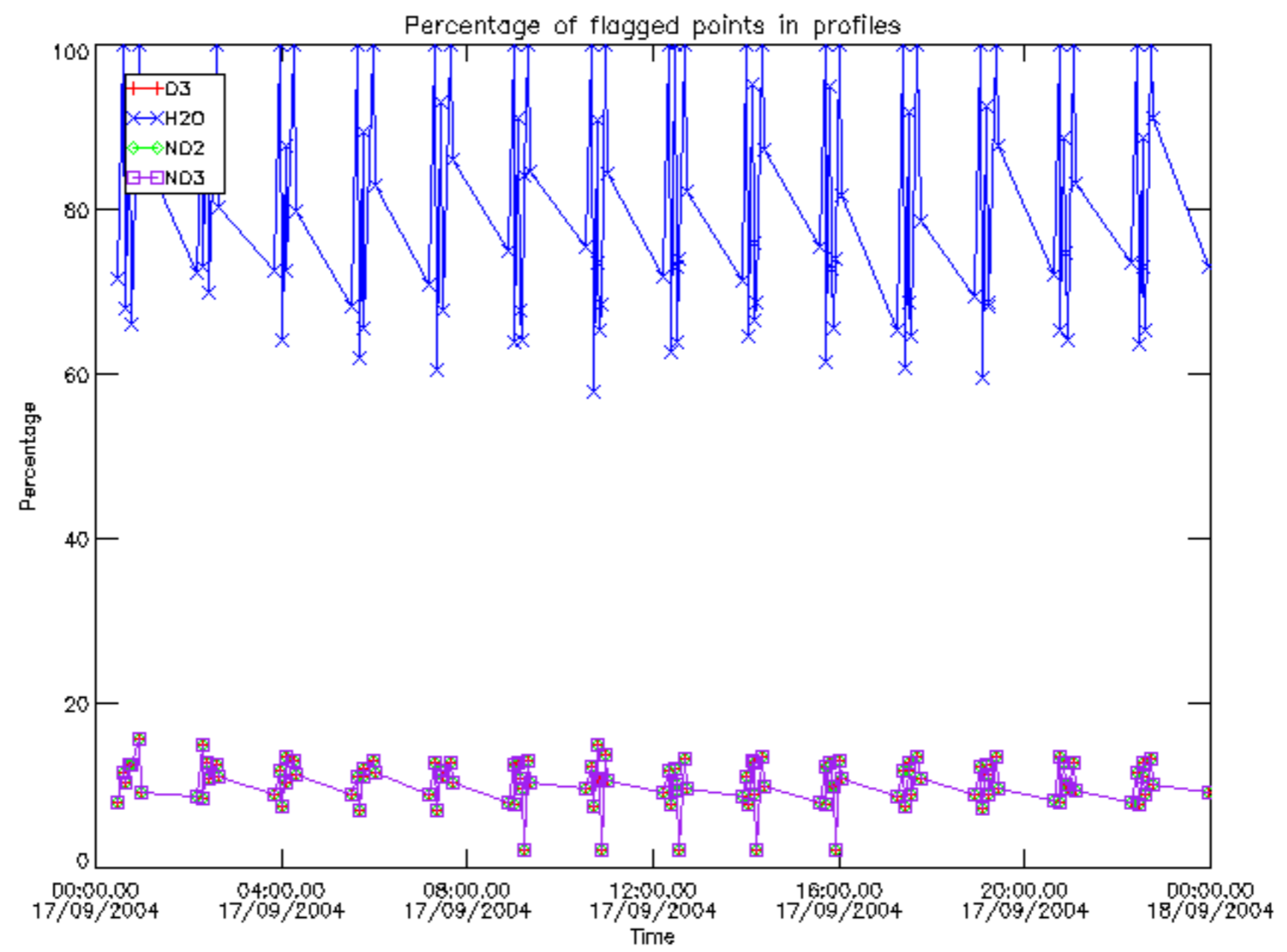


## 6. Auxiliary Data Files used for the production reported in section 2

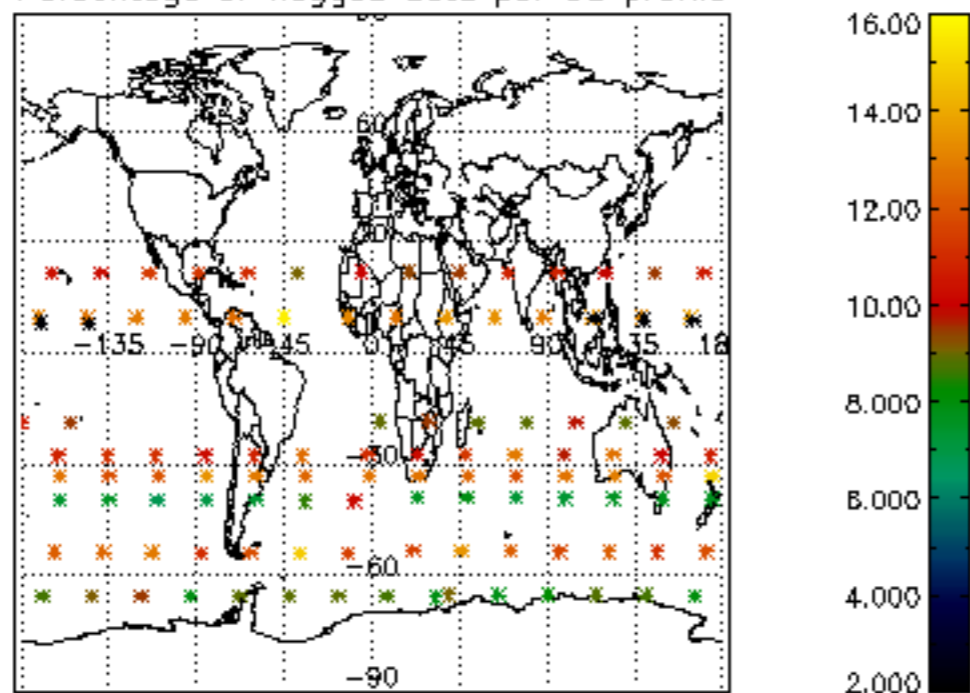
The number reported in the third column indicates since which file (see list in section 2) the corresponding auxiliary file has been used. The fourth column is the date of those product files.

Type	Auxiliary Filename	Used since product	Used since product date
INST_PHYS_CHARACTERISTICS	GOM_INS_AXVIEC20091111_143220_20030716_120000_20500101_000000	1	17-SEP-2004 00:02:54
LEVEL-2_PROC_CONFIG	GOM_PR2_AXVIEC20091111_152718_20020301_000000_20500101_000000	1	17-SEP-2004 00:02:54
CROSS_SECTIONS_FILE	GOM_CRS_AXVIEC20091111_154832_20020301_000000_20500101_000000	1	17-SEP-2004 00:02:54

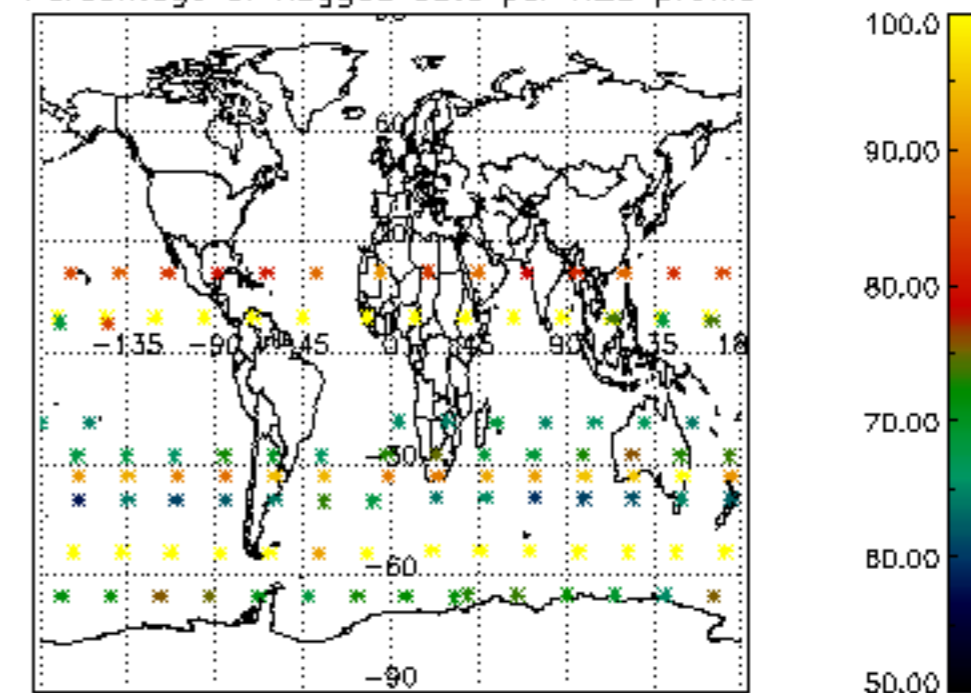




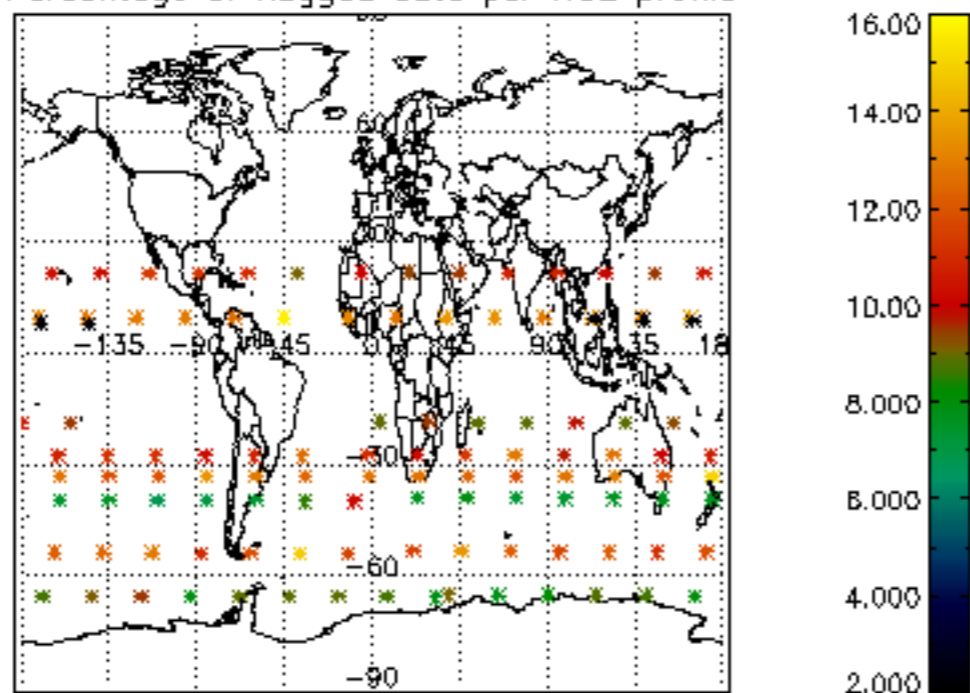
Percentage of flagged data per D3 profile



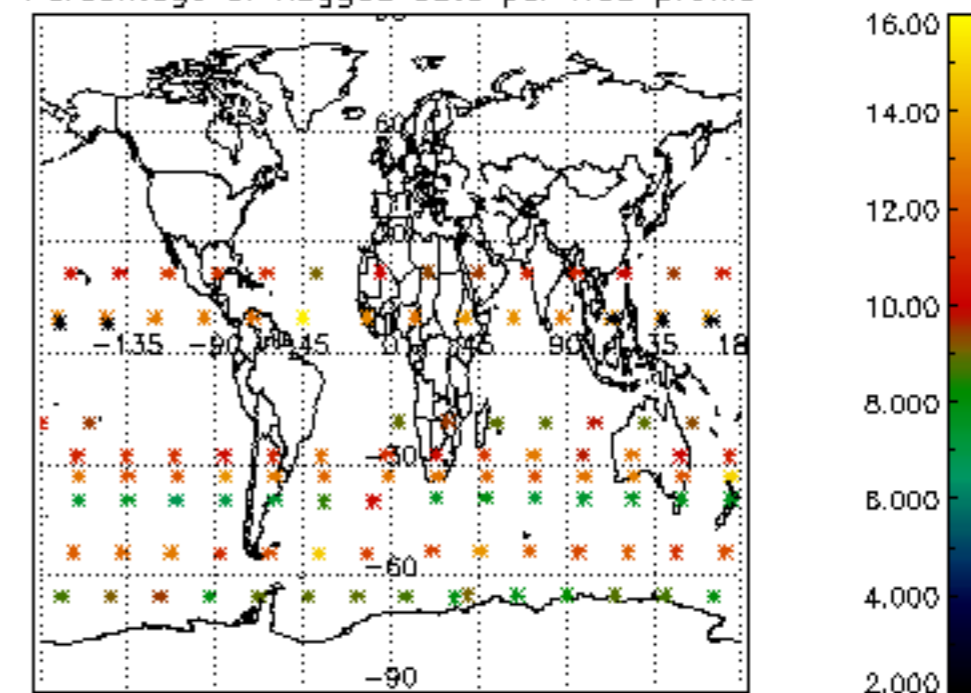
Percentage of flagged data per H2O profile

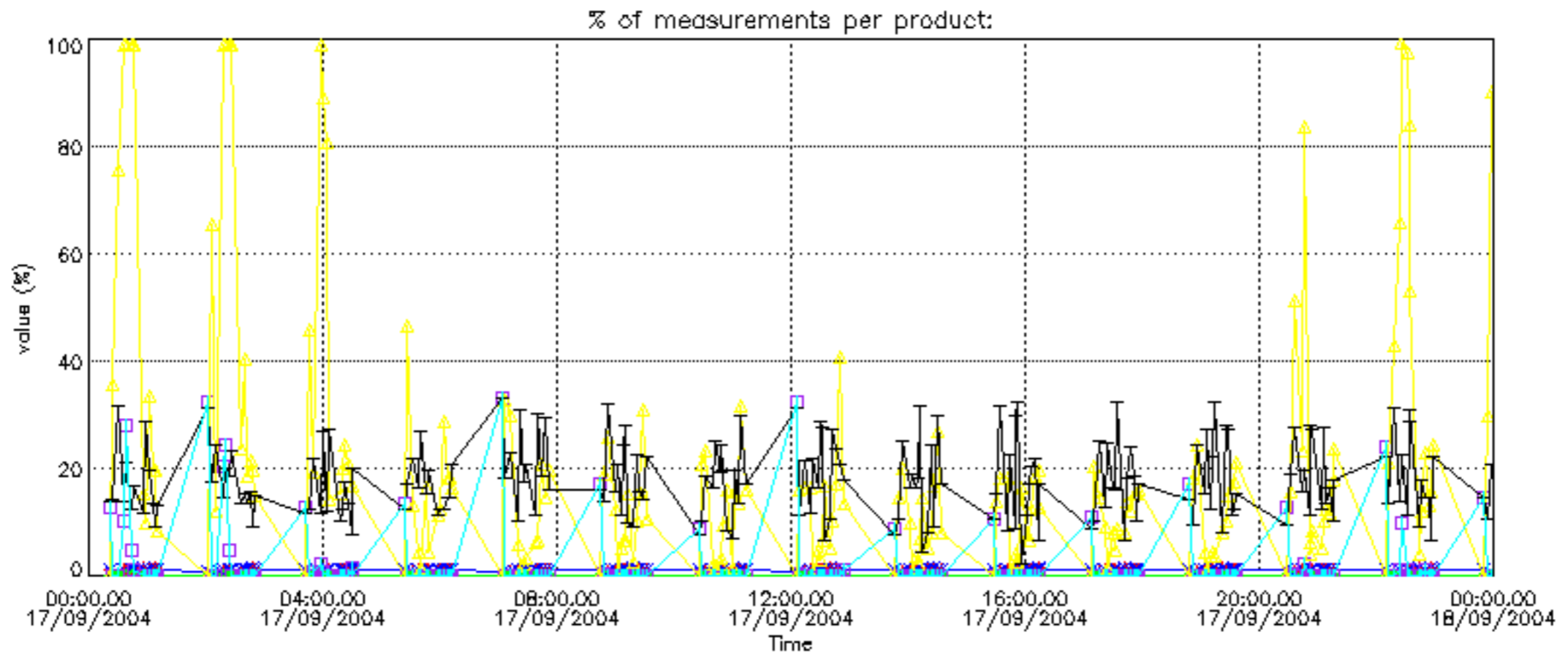


Percentage of flagged data per NO2 profile

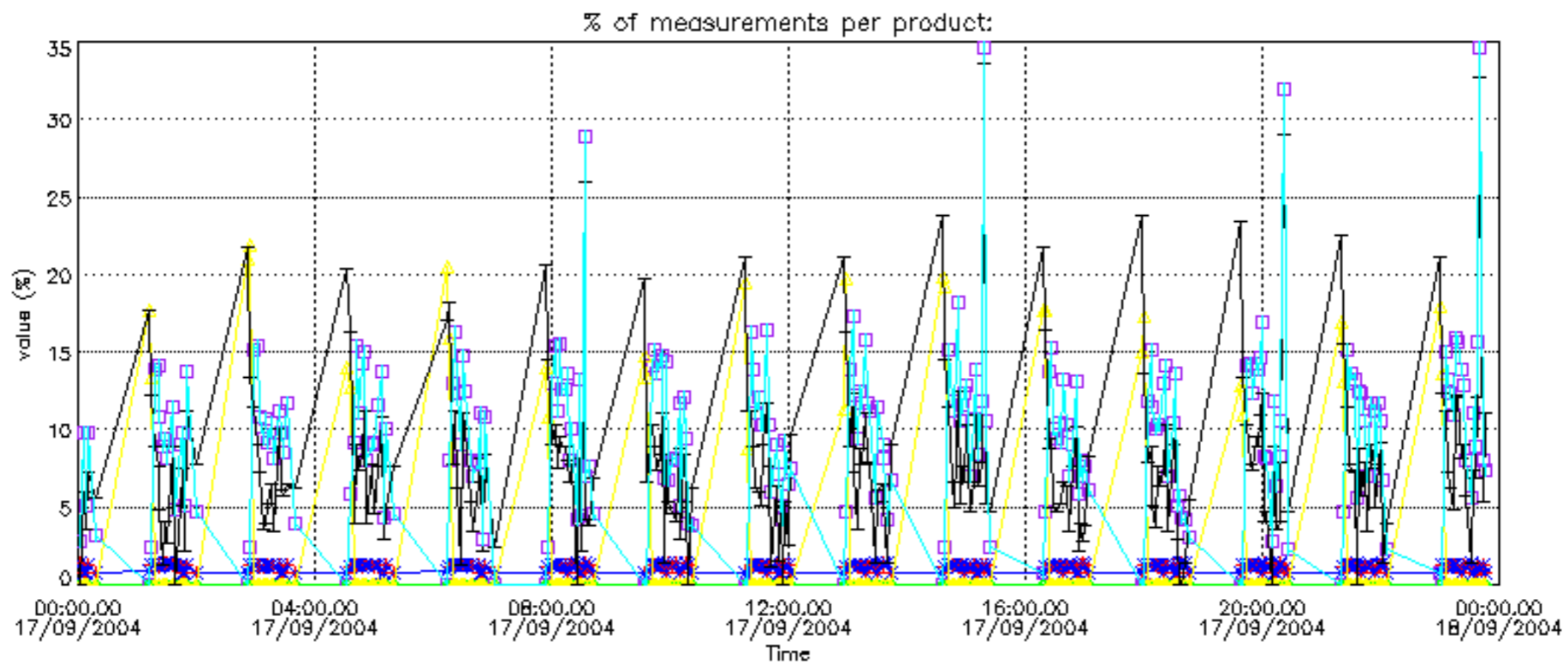


Percentage of flagged data per NO3 profile

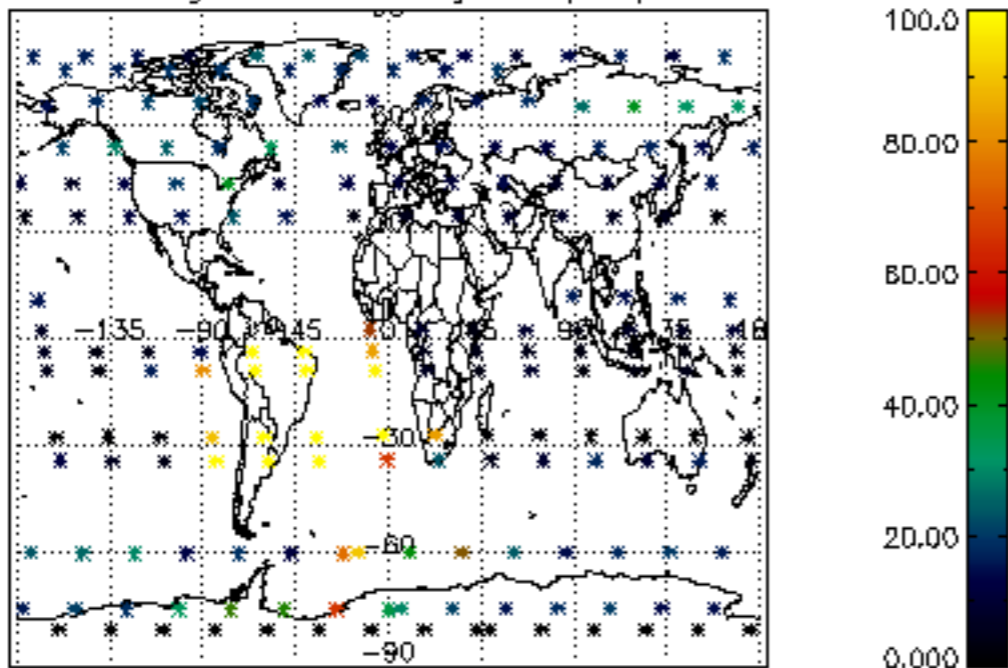




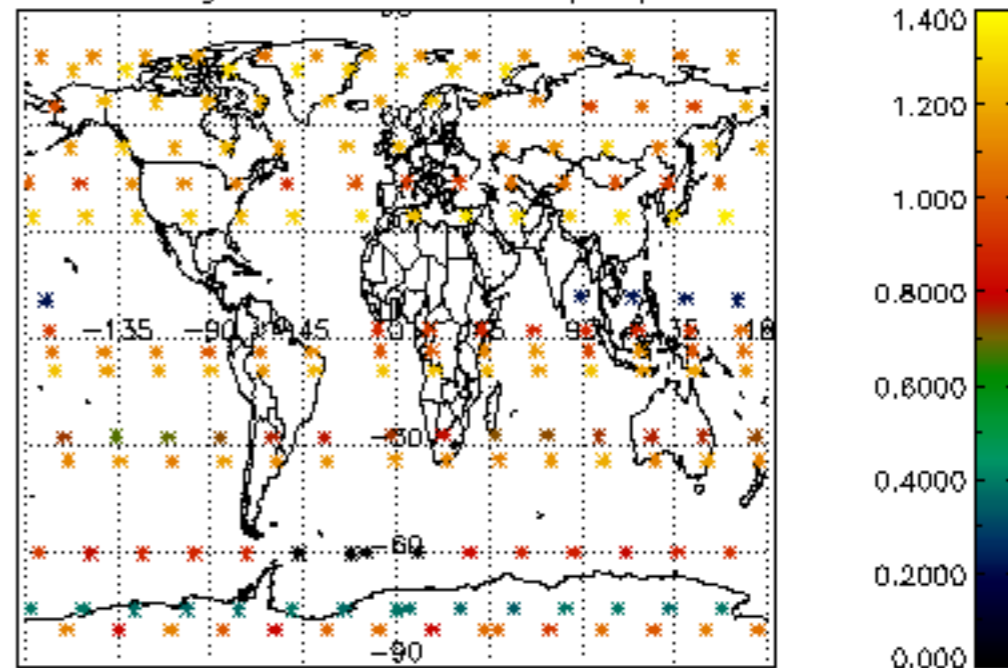




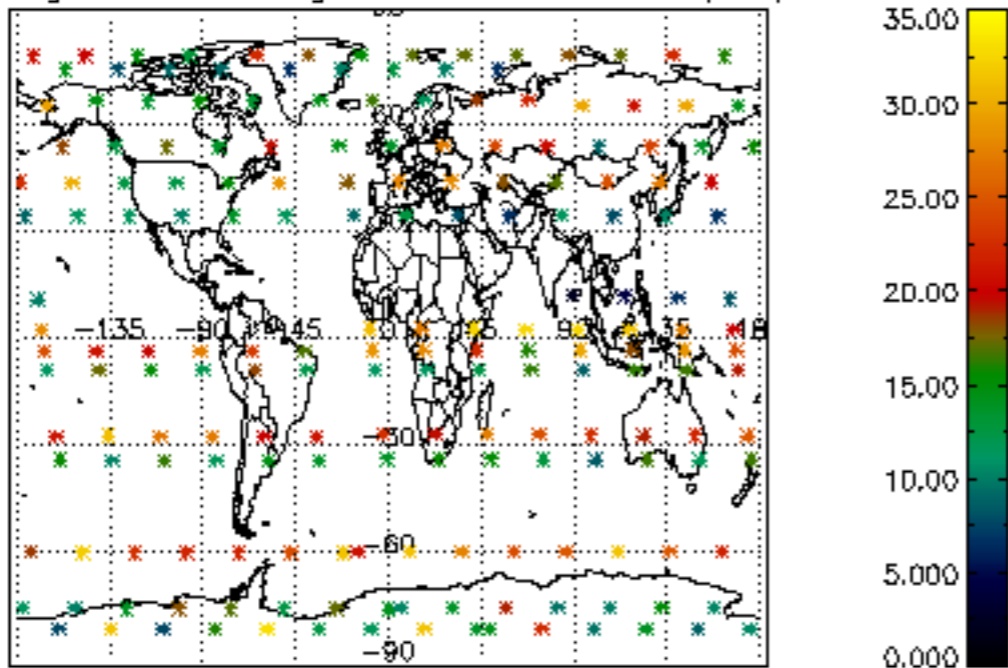
Percentage of cosmic ray hits per profile



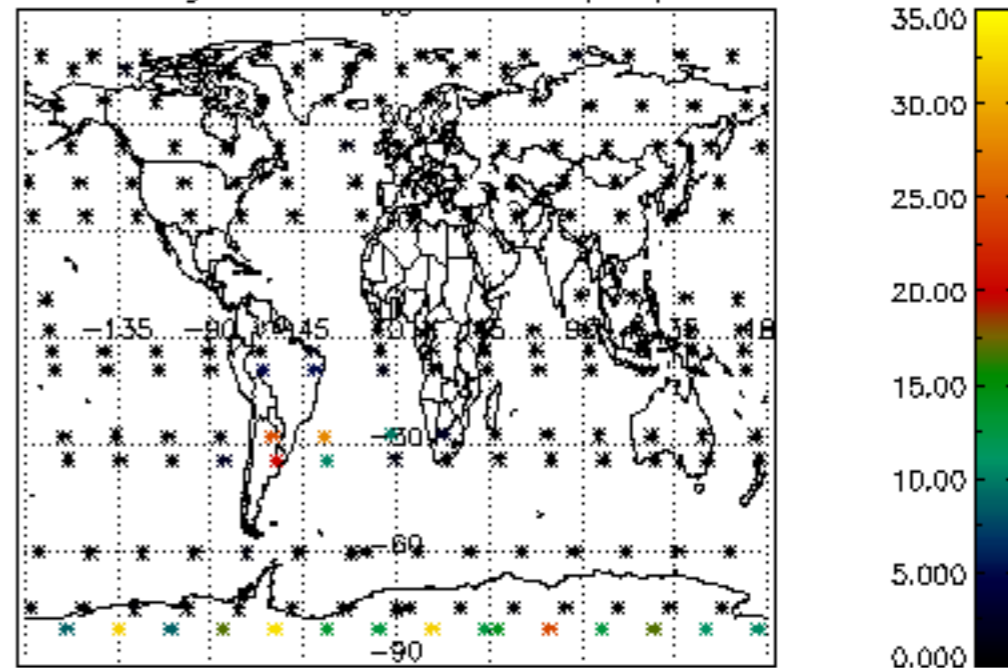
Percentage of datation errors per profile



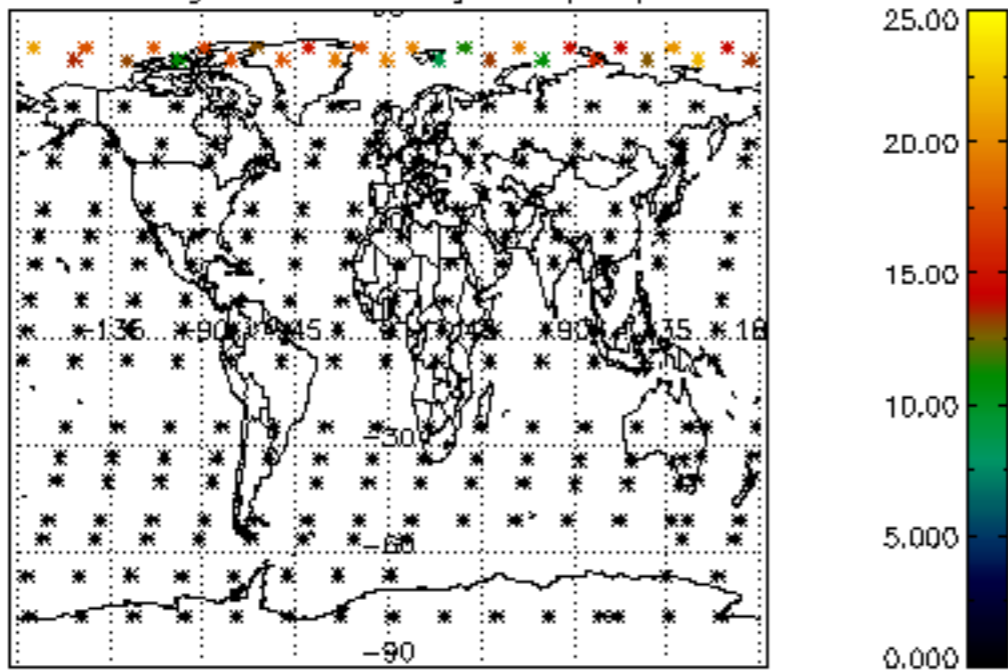
Percentage of star falling outside central band per profile



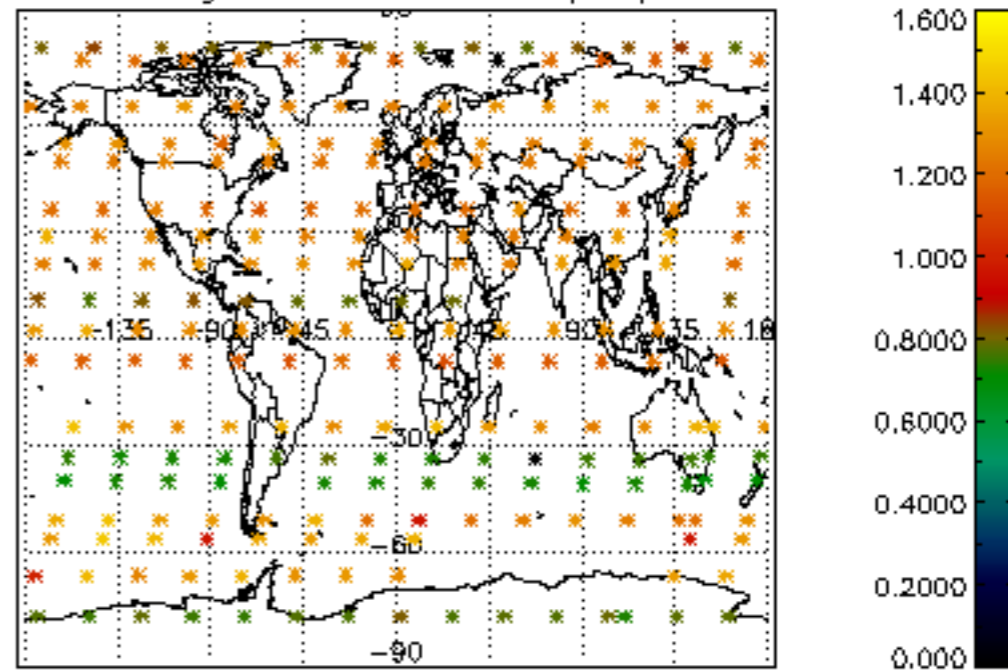
Percentage of saturation errors per profile



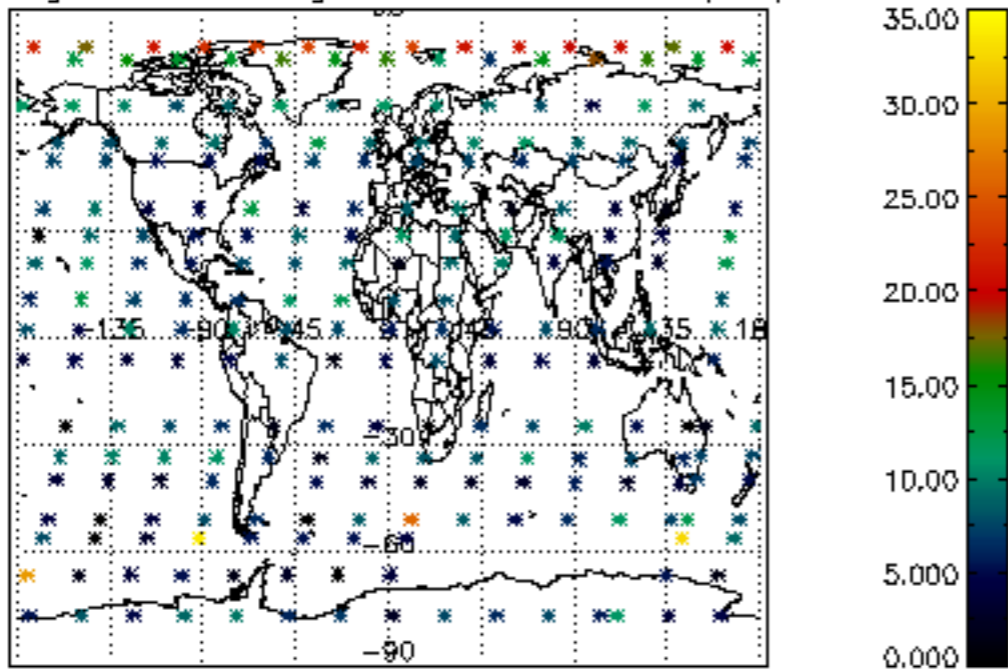
Percentage of cosmic ray hits per profile



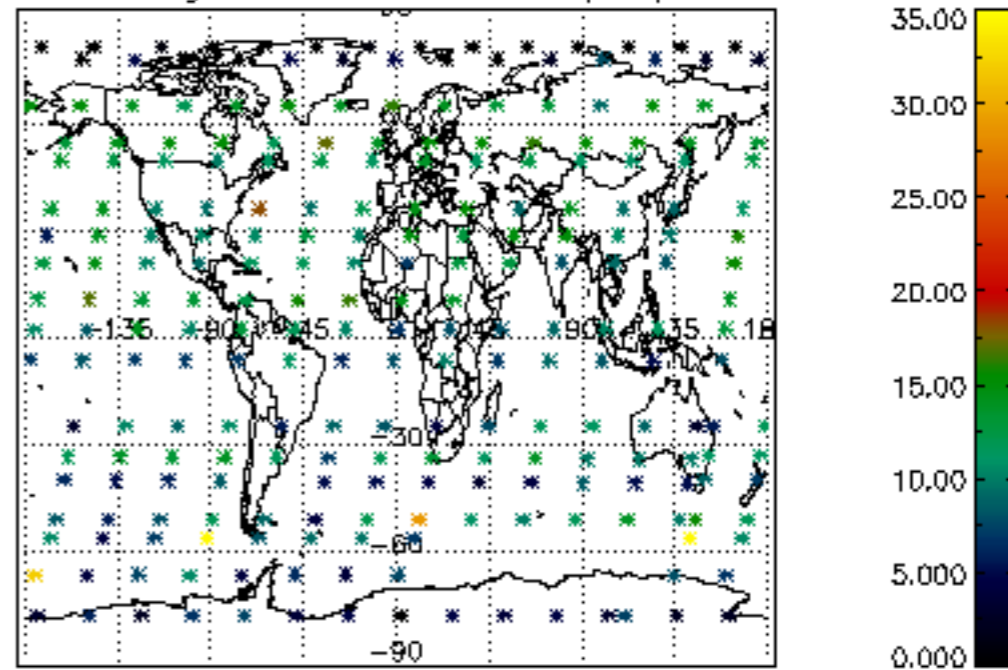
Percentage of datation errors per profile



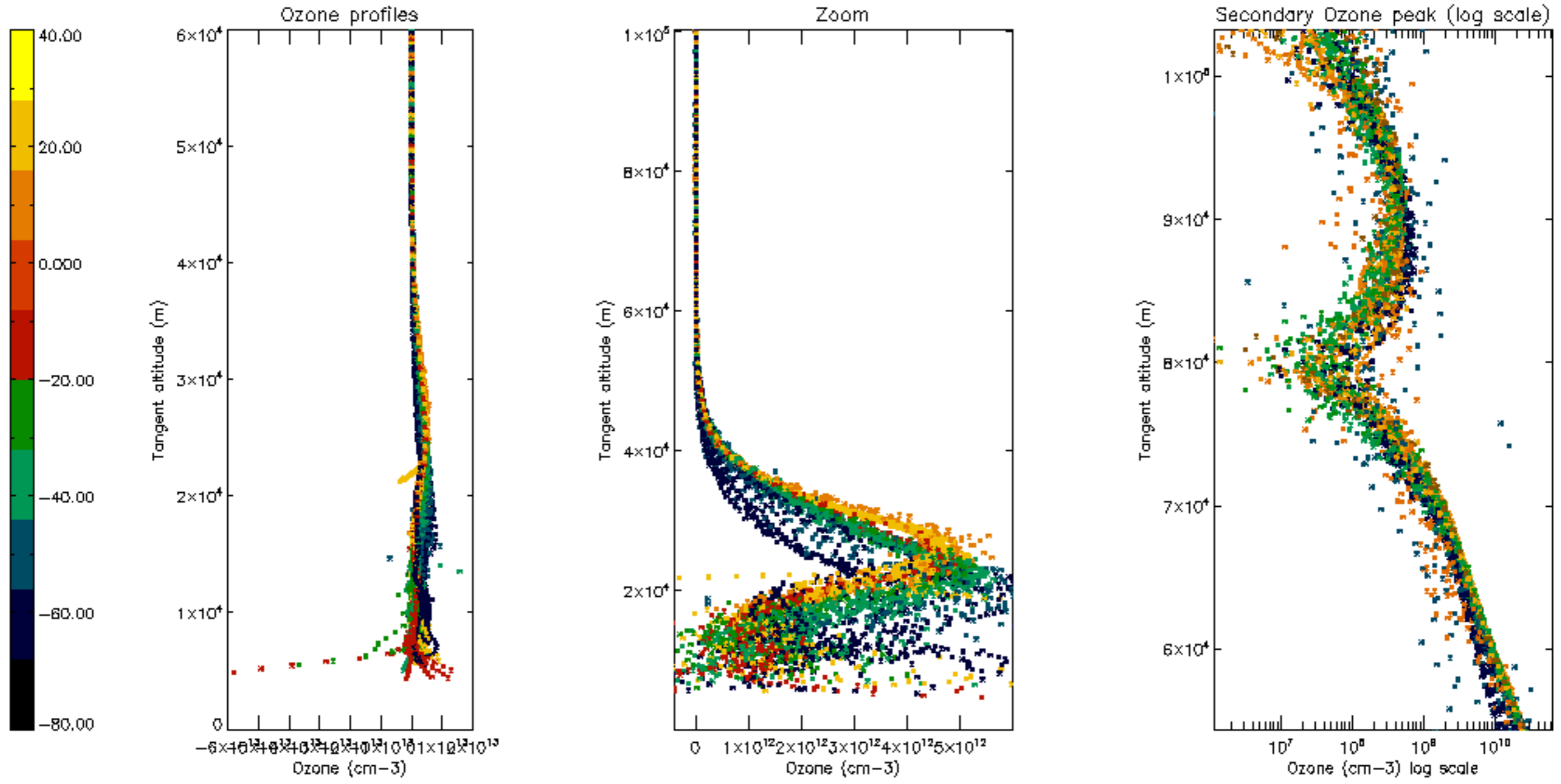
Percentage of star falling outside central band per profile

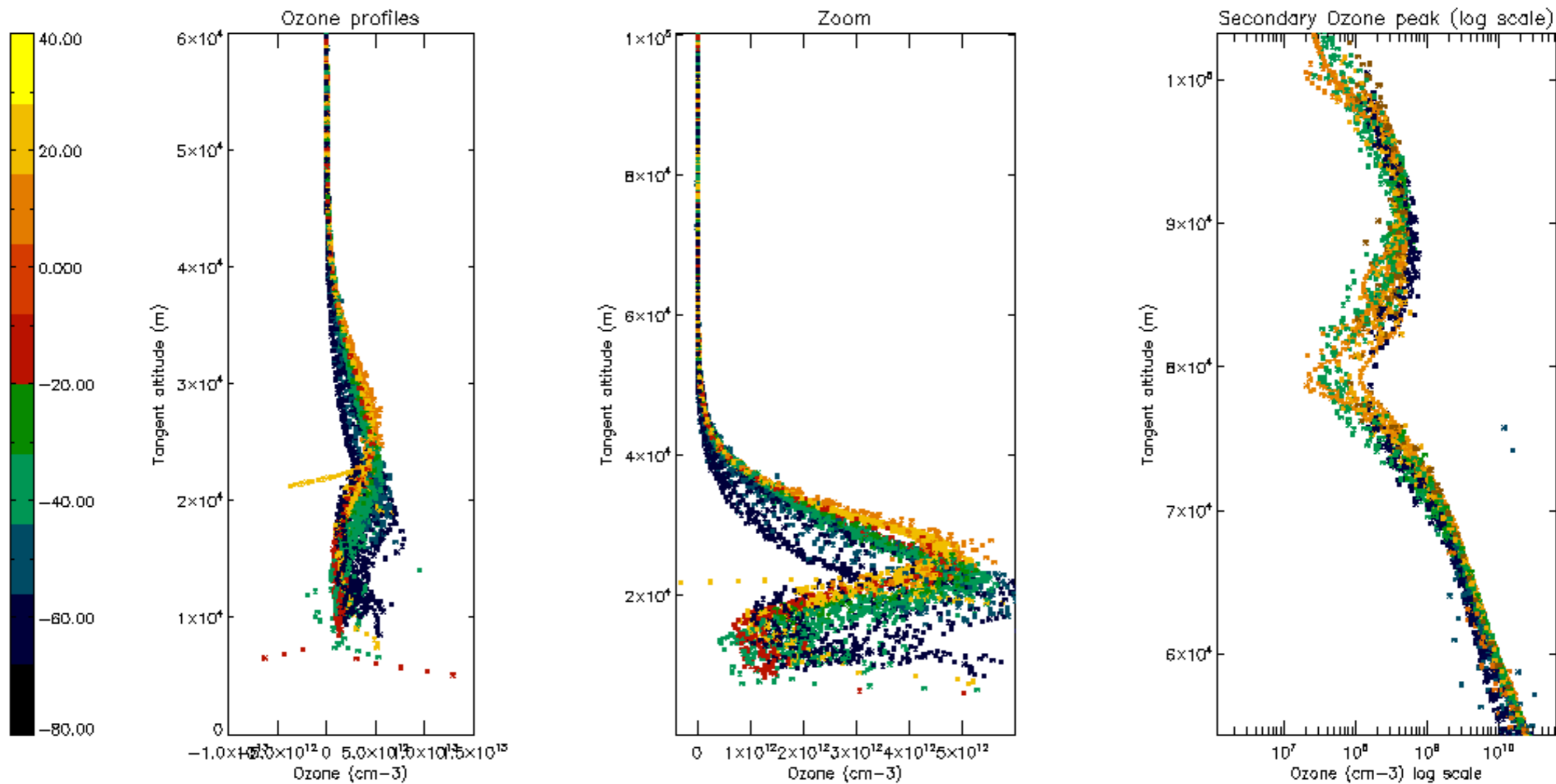


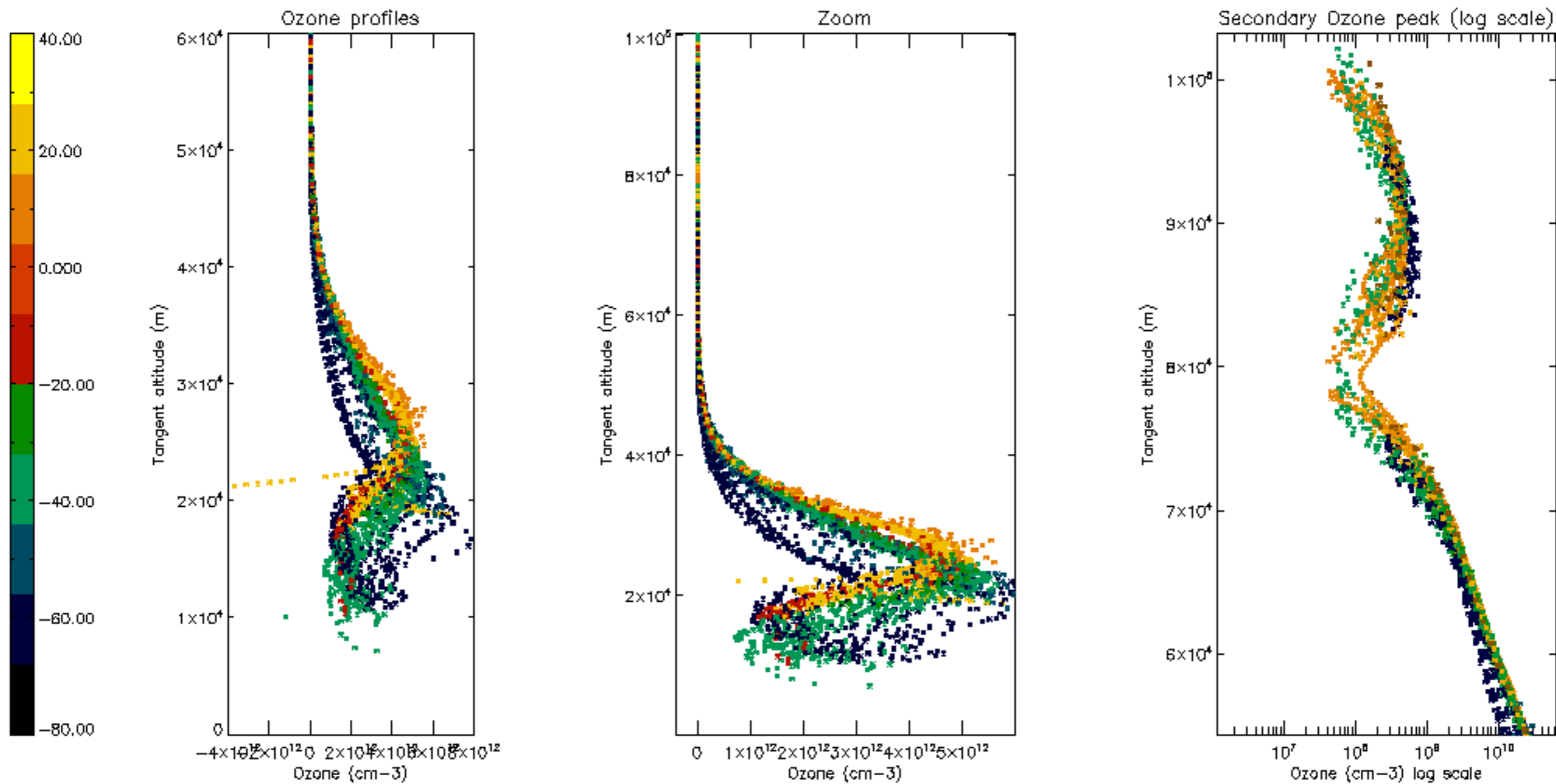
Percentage of saturation errors per profile



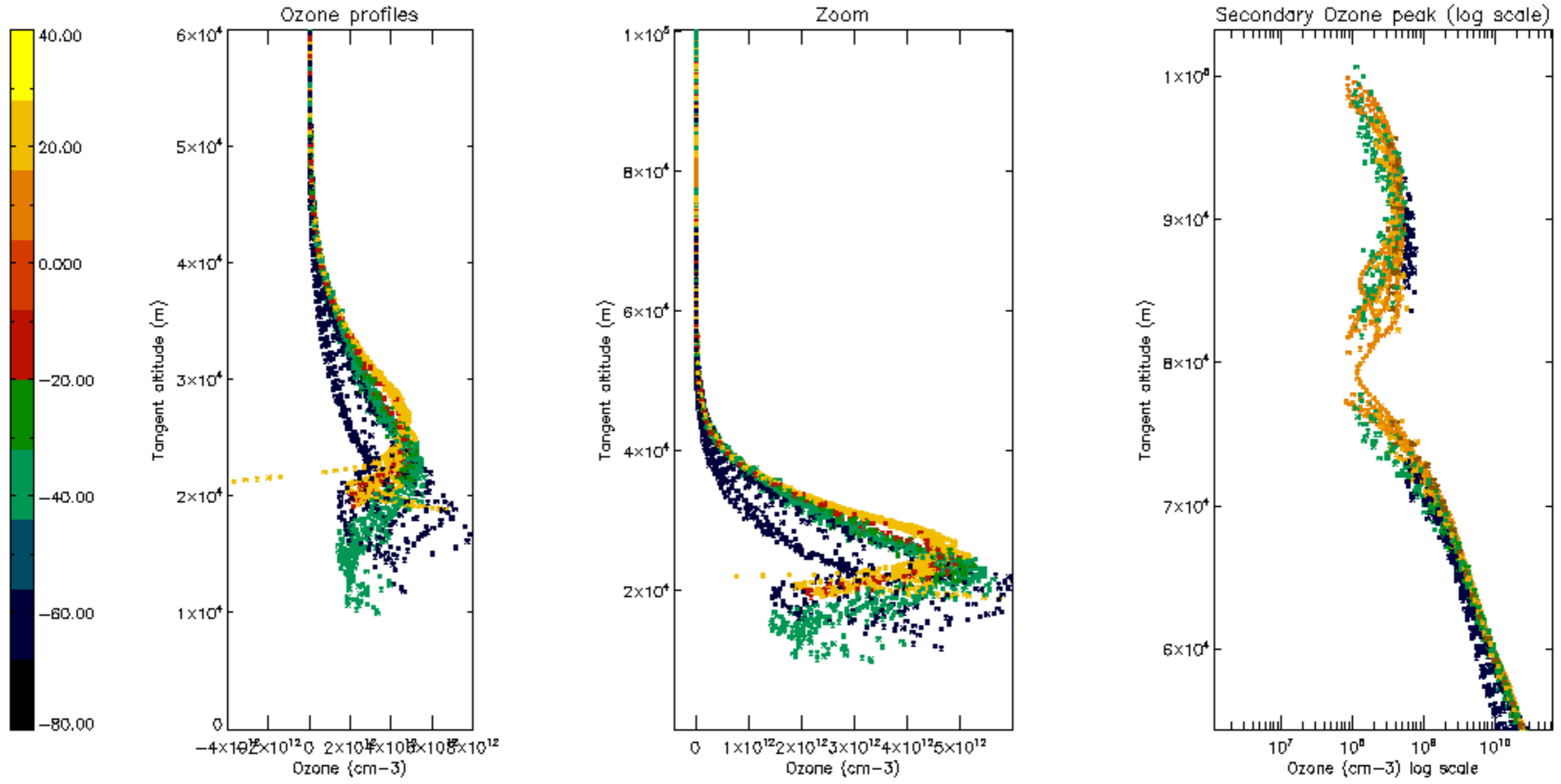


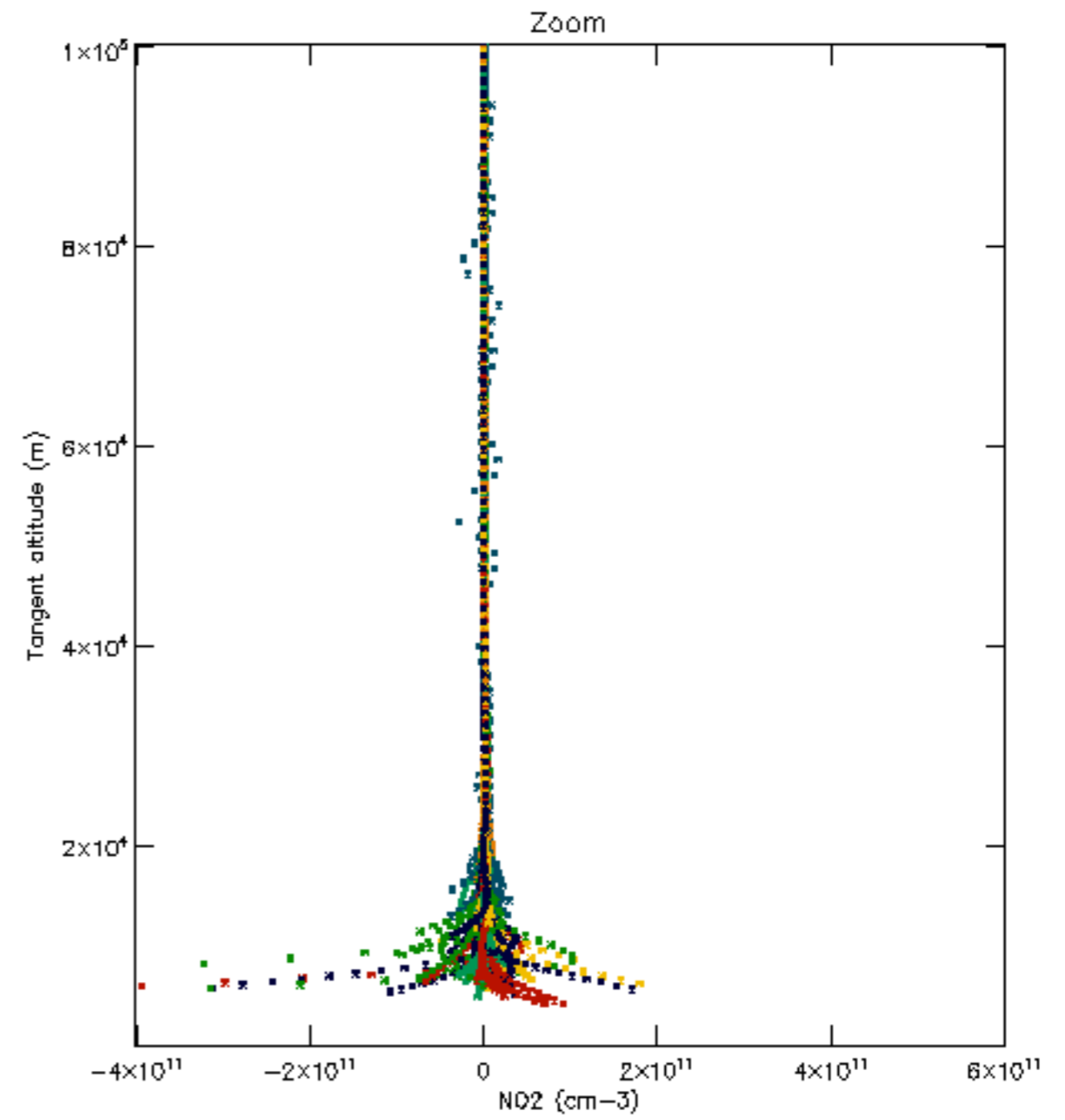
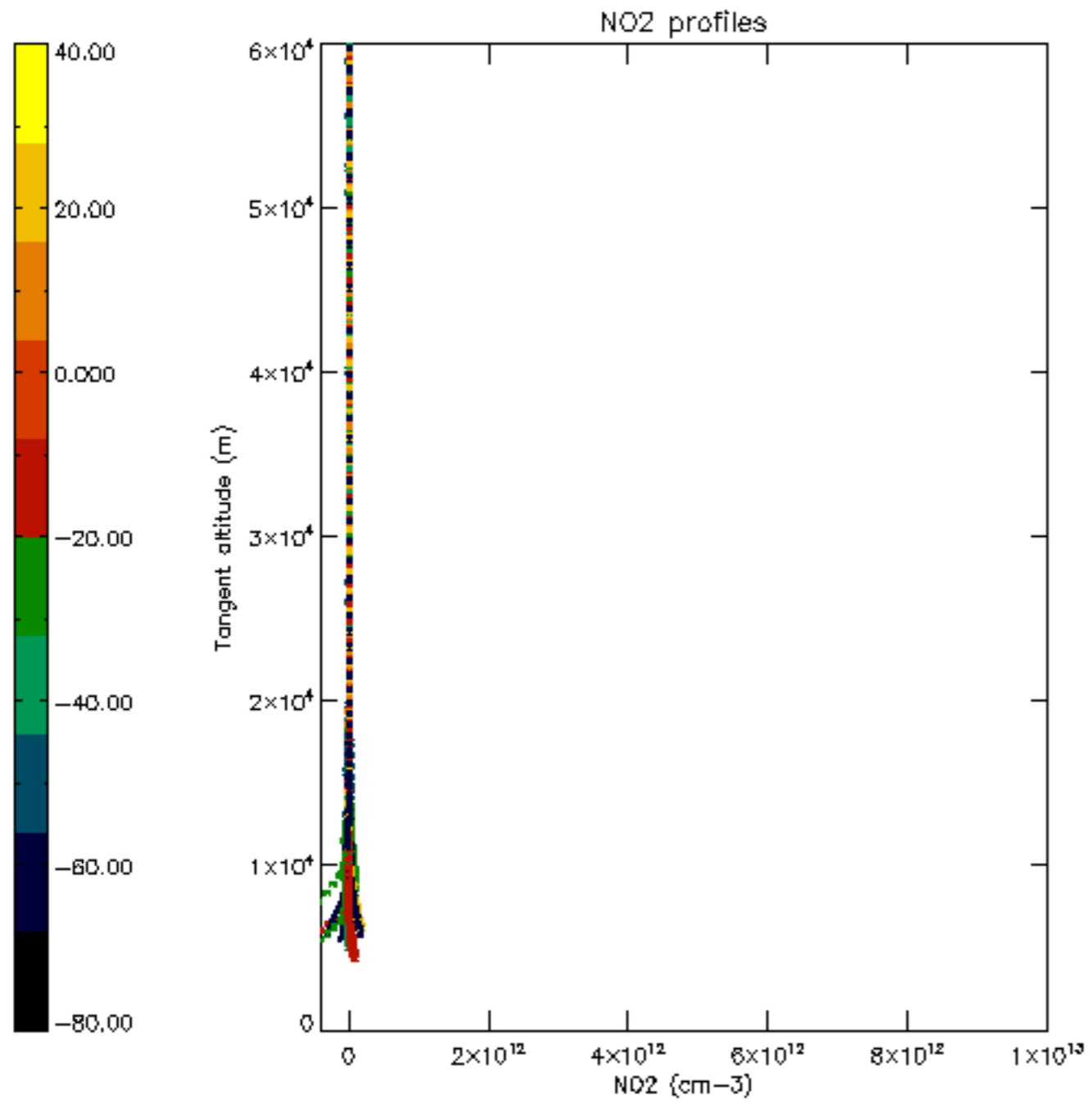


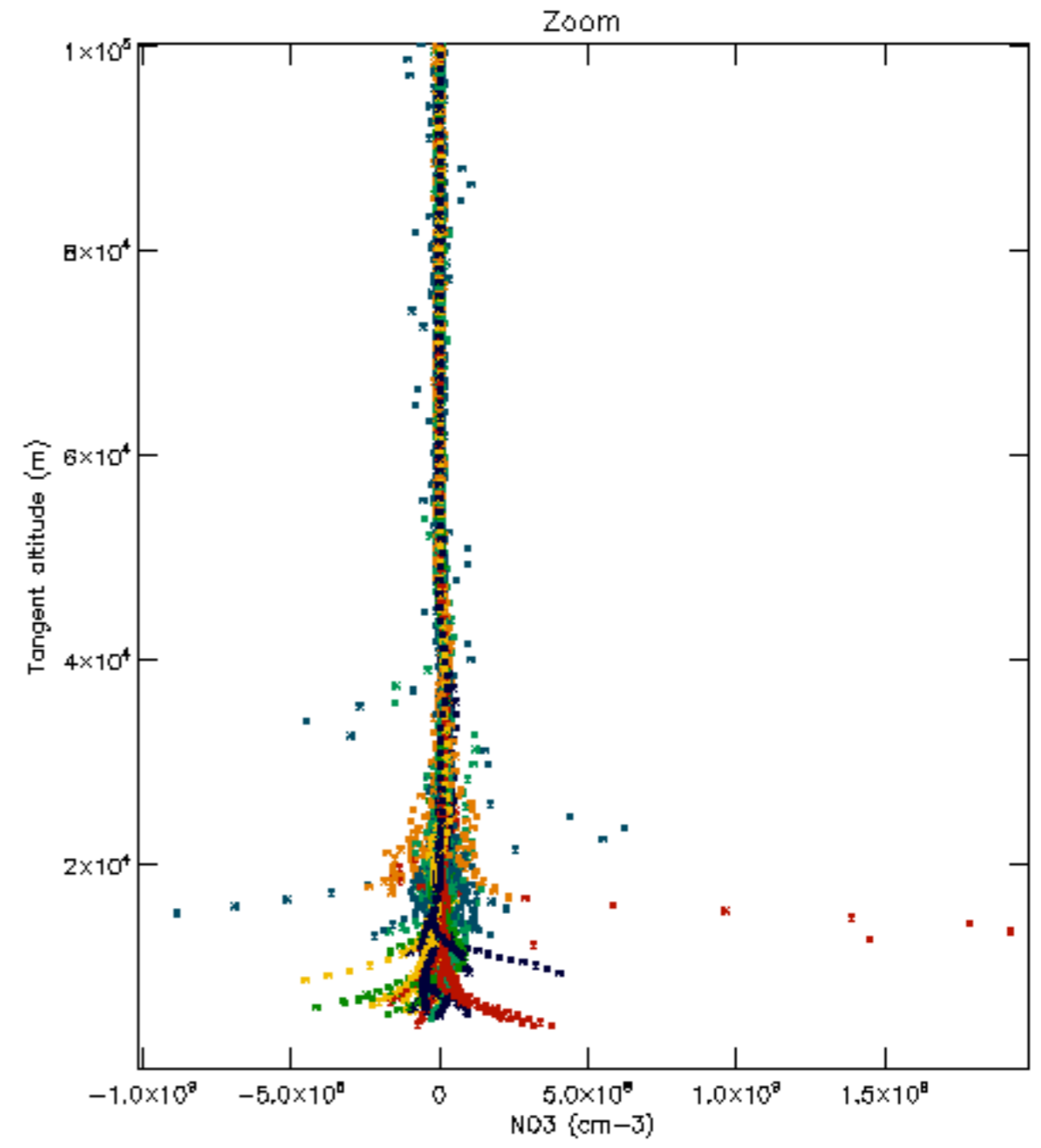
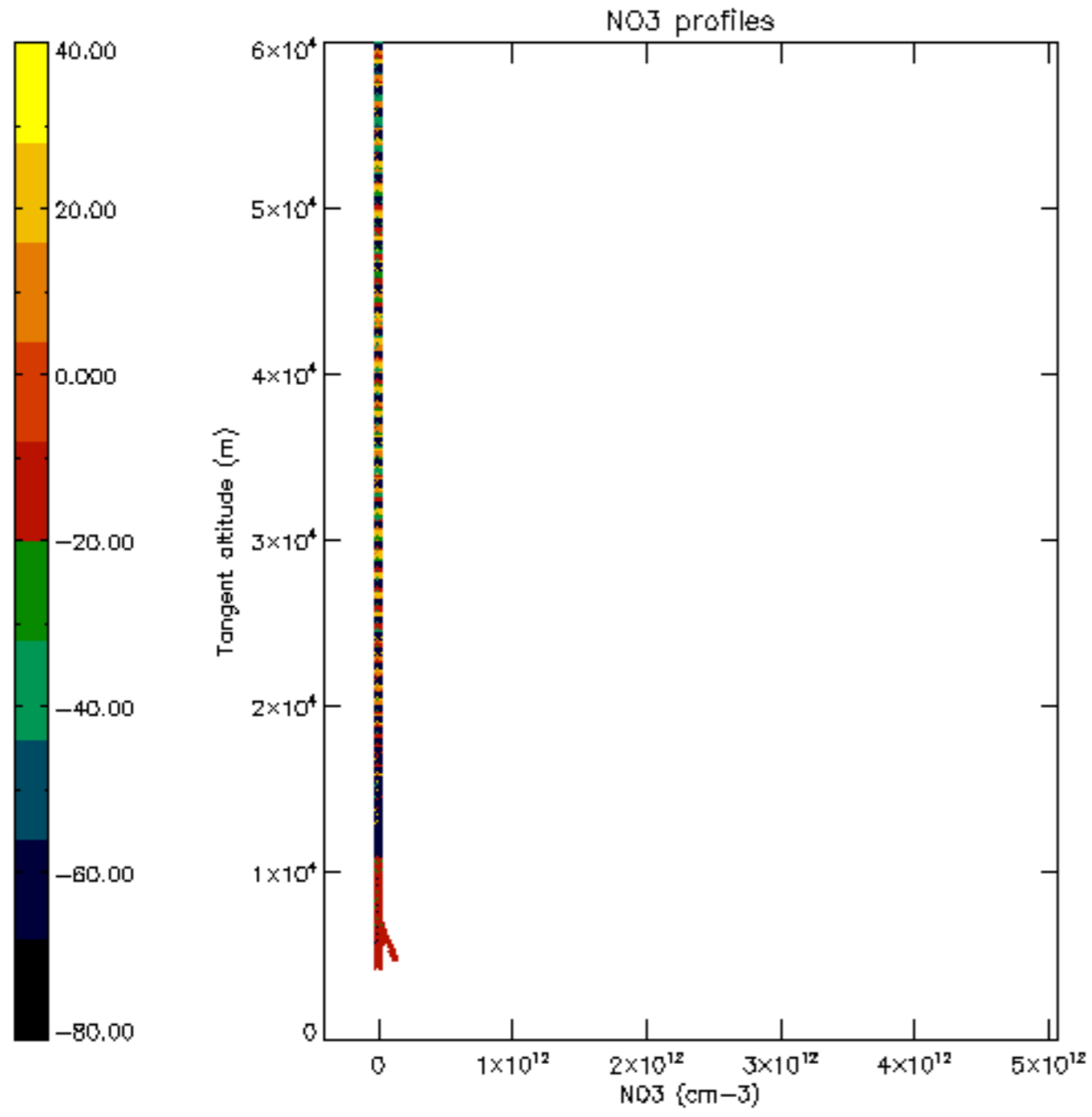




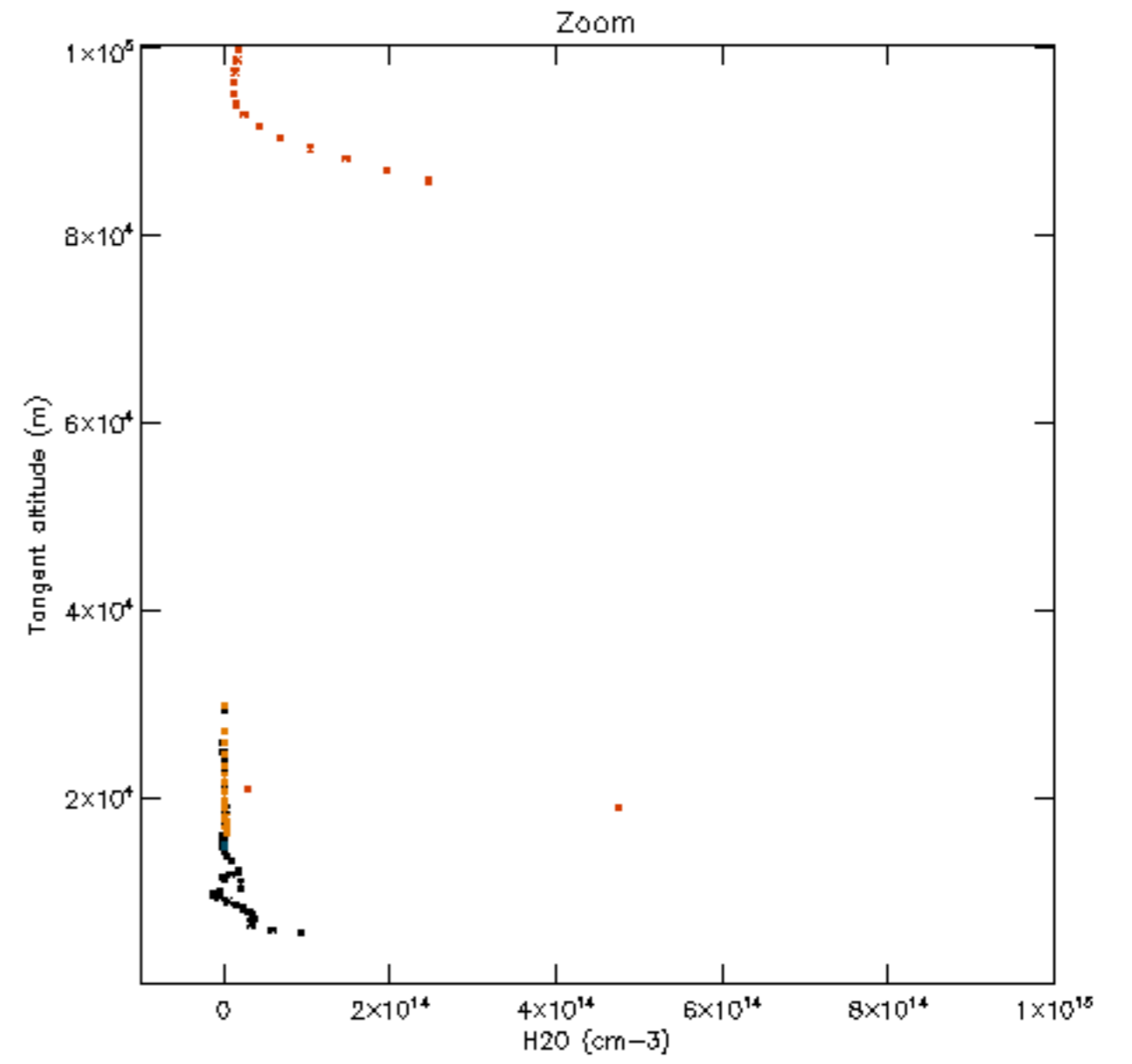
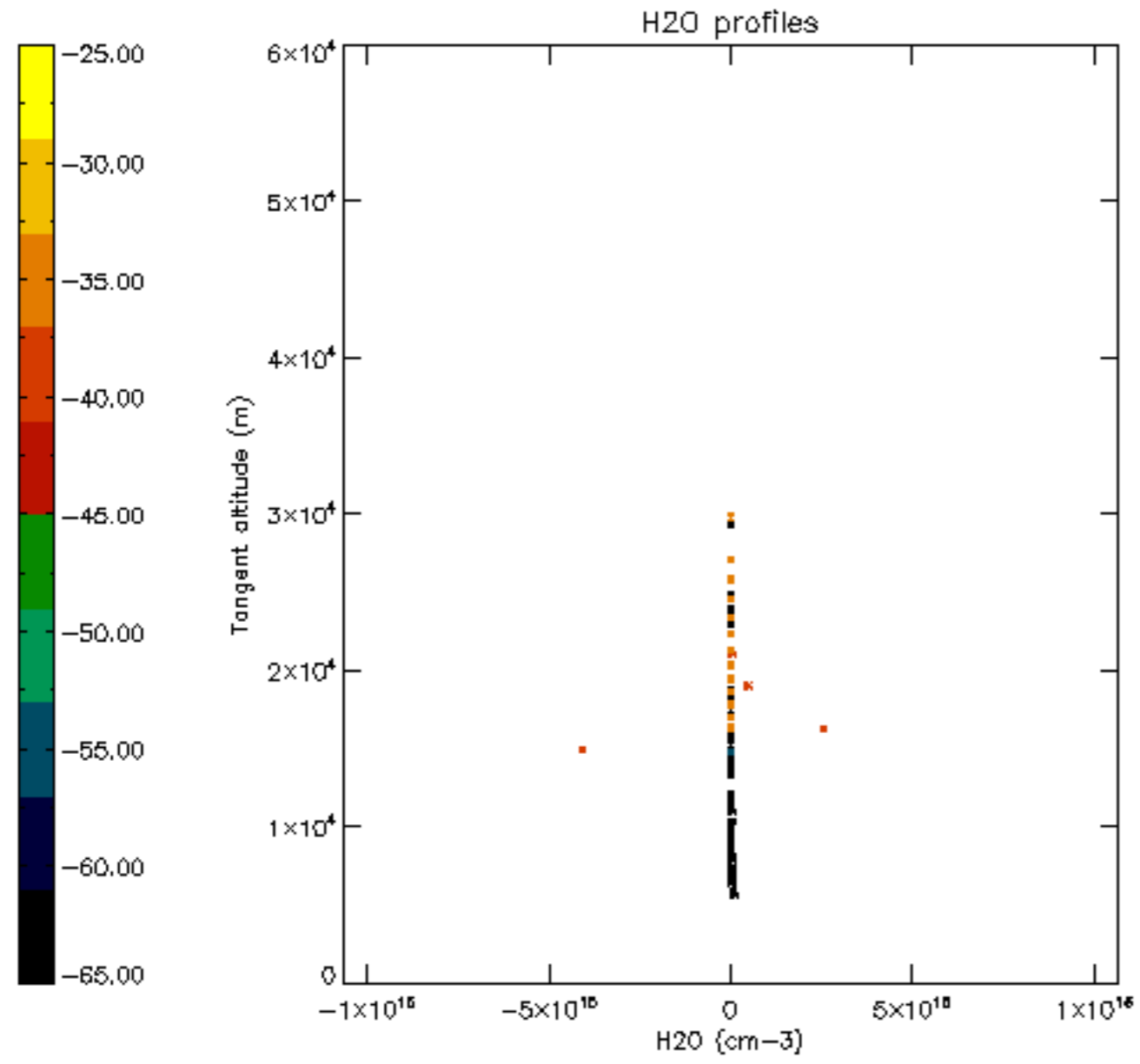


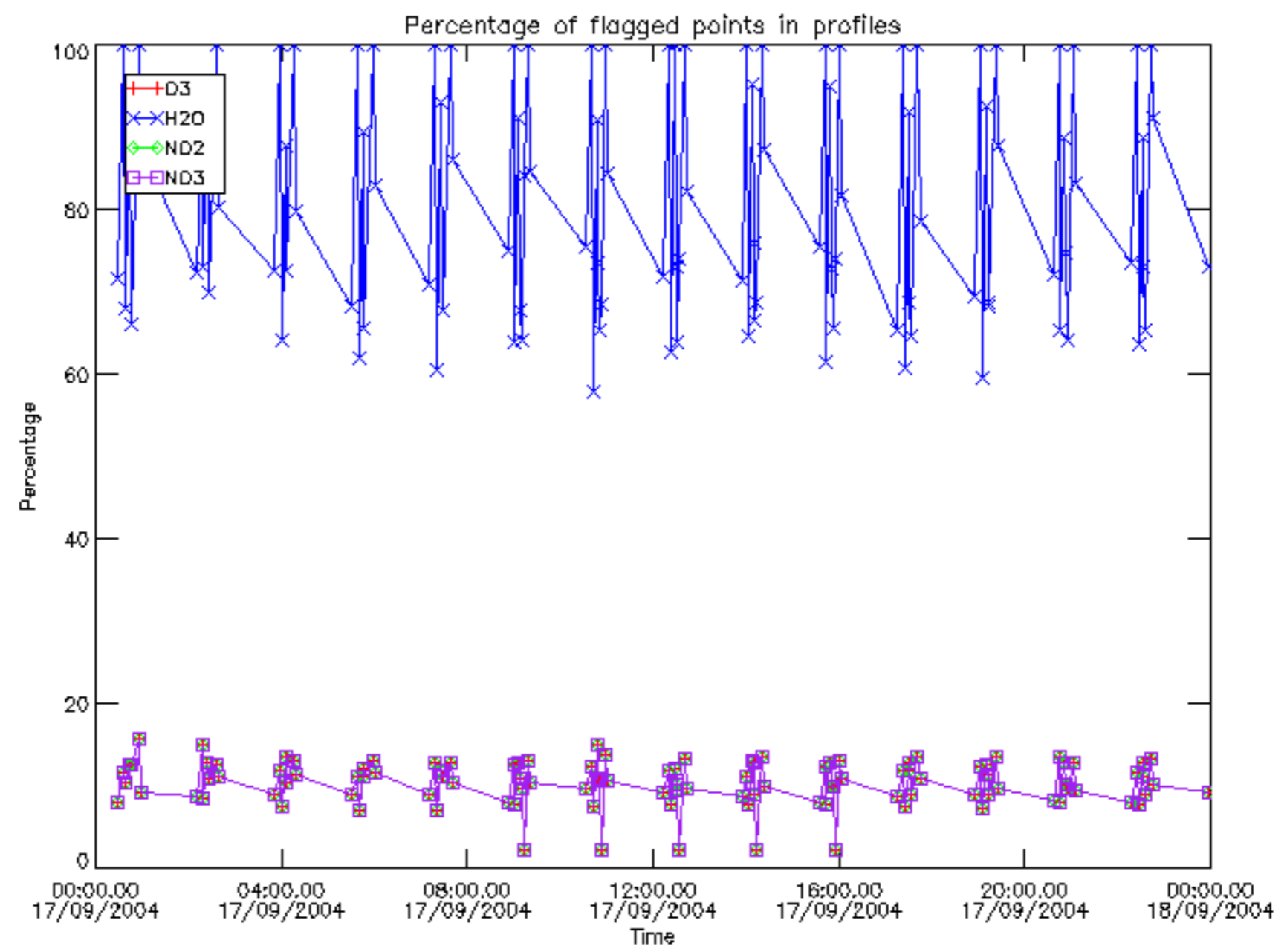




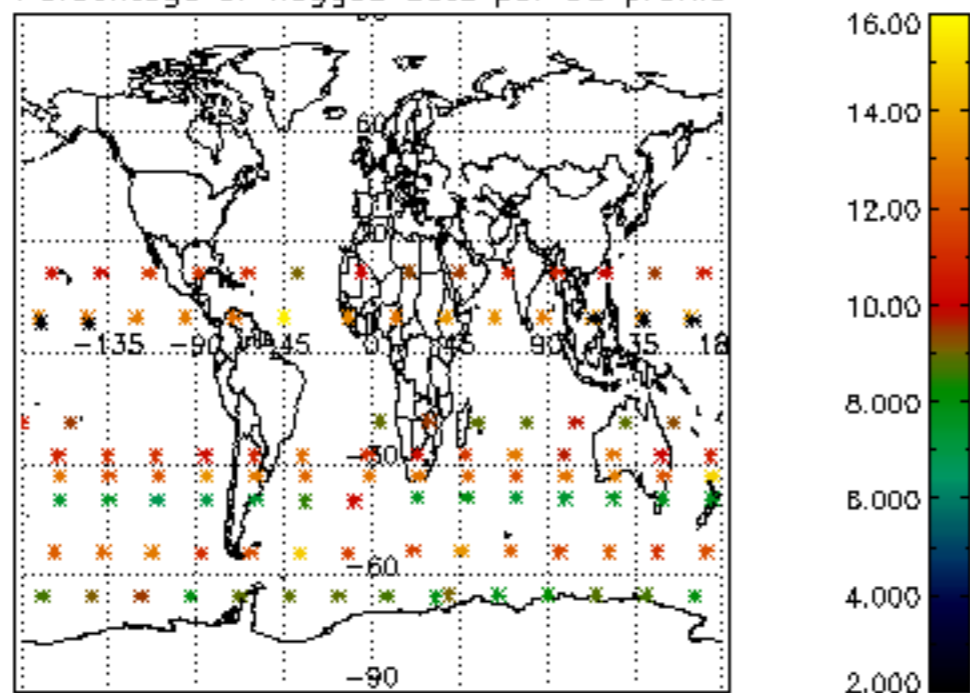




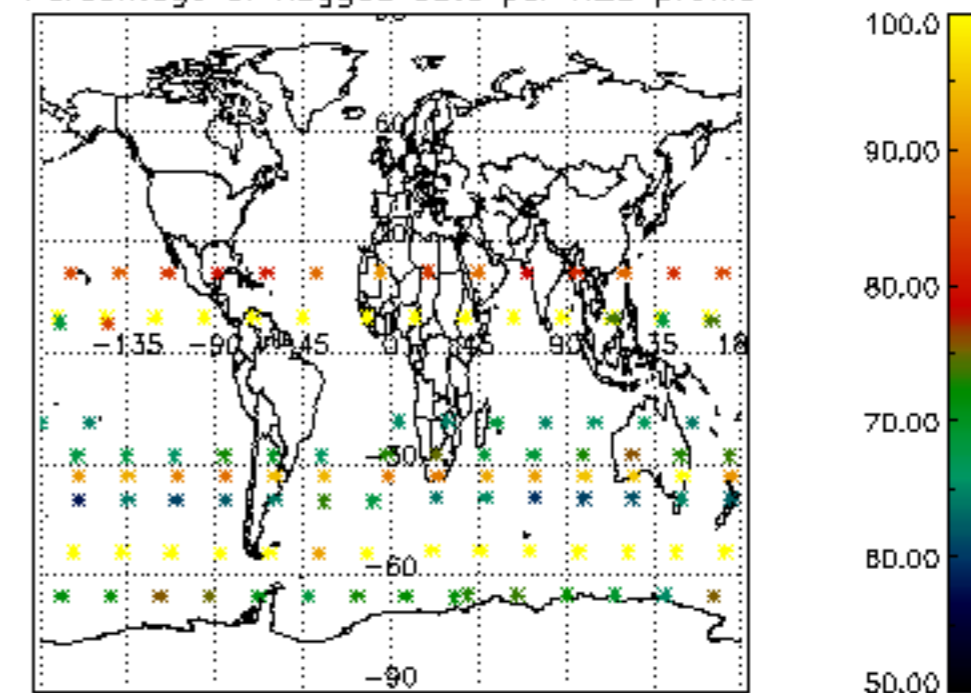




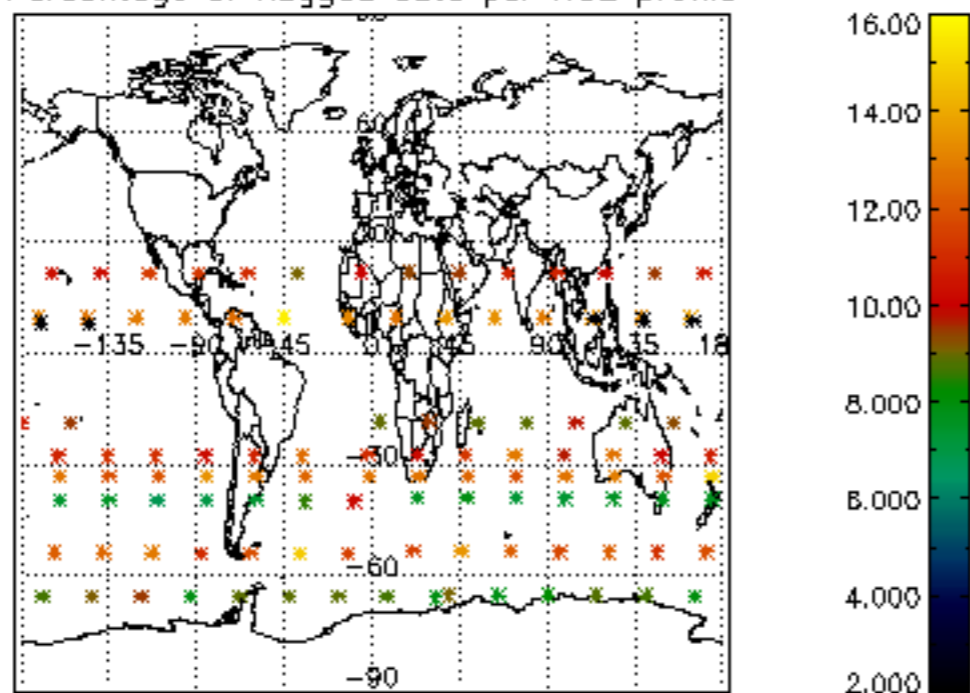
Percentage of flagged data per D3 profile



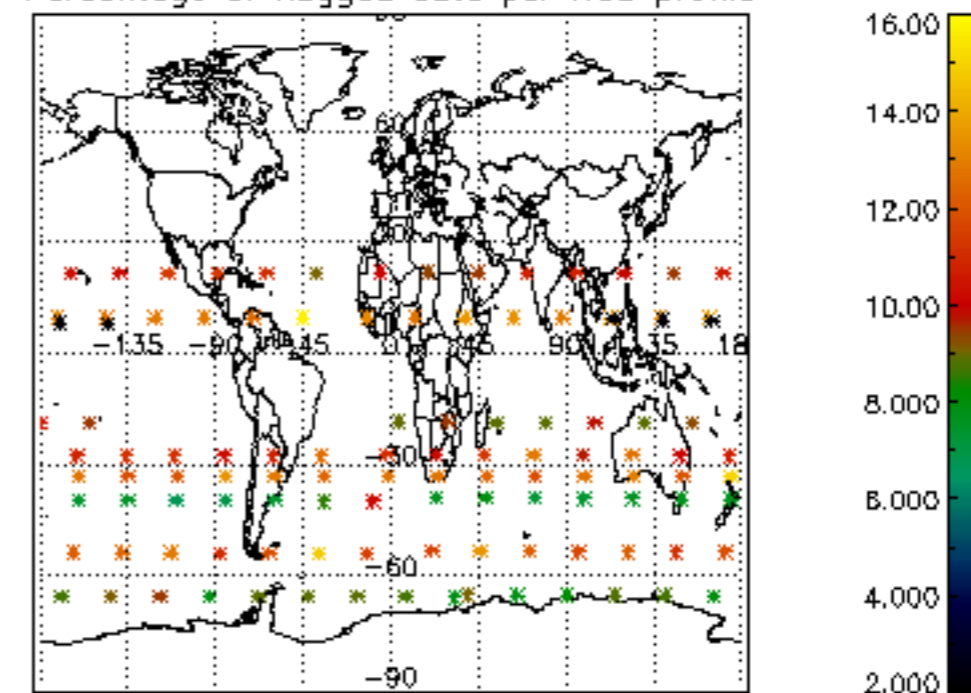
Percentage of flagged data per H2O profile



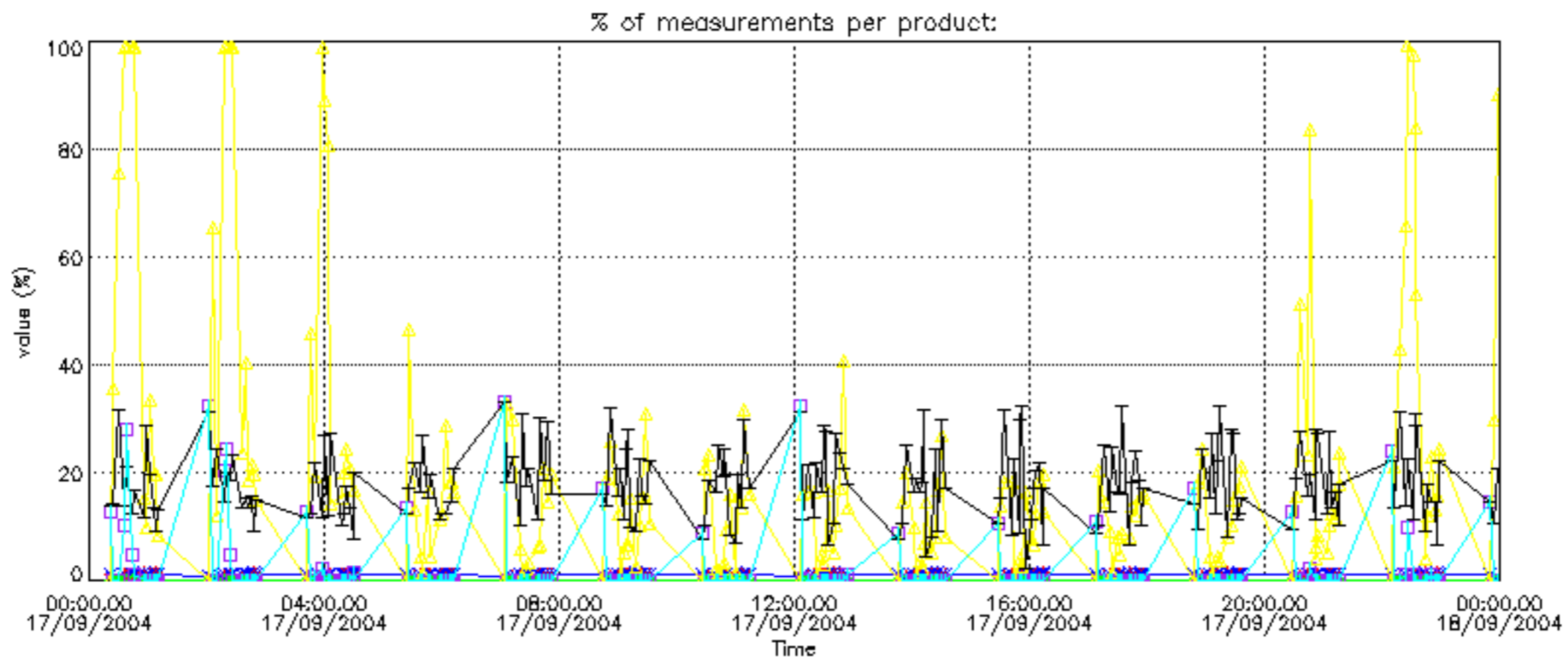
Percentage of flagged data per NO2 profile

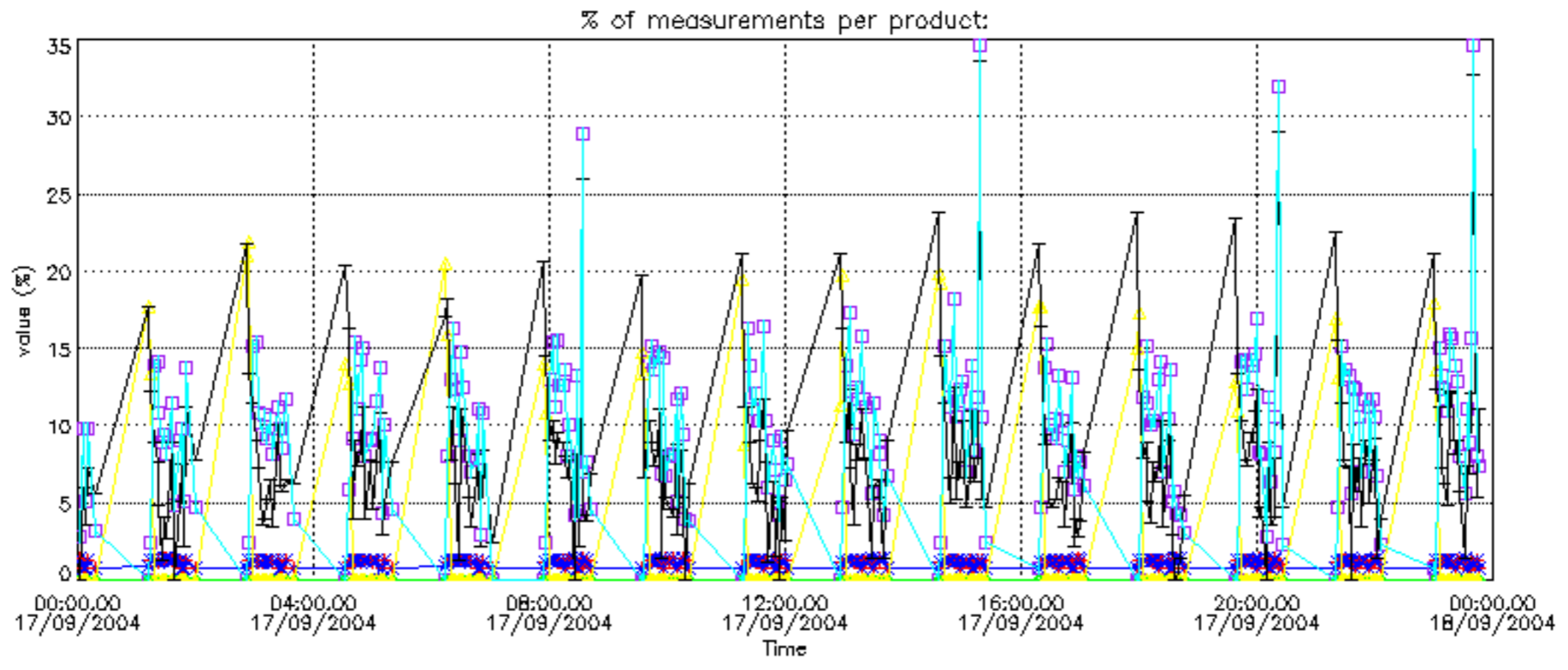


Percentage of flagged data per NO3 profile

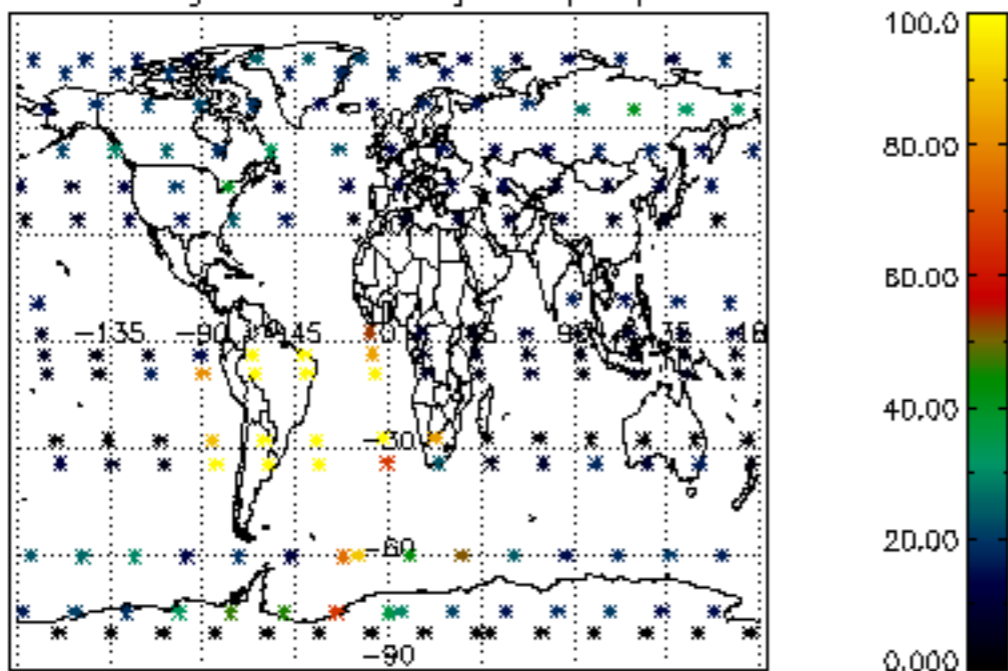




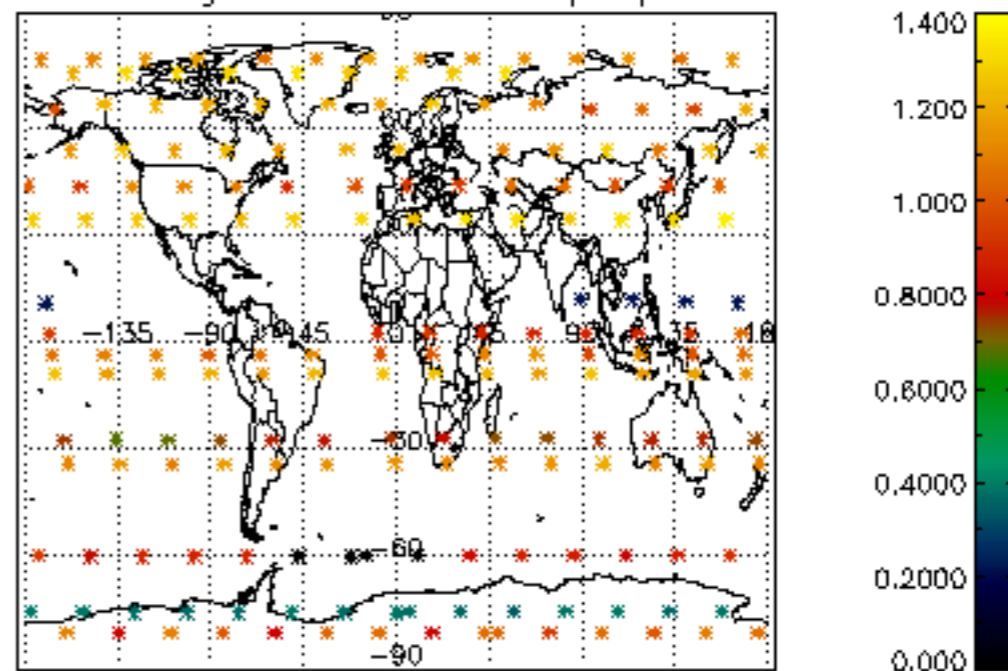




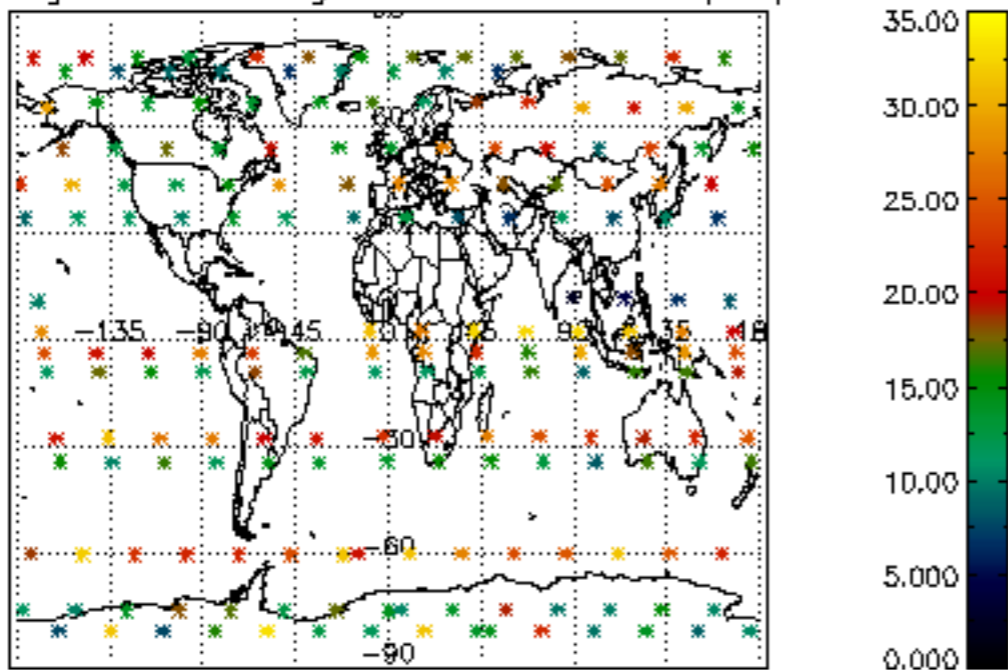
Percentage of cosmic ray hits per profile



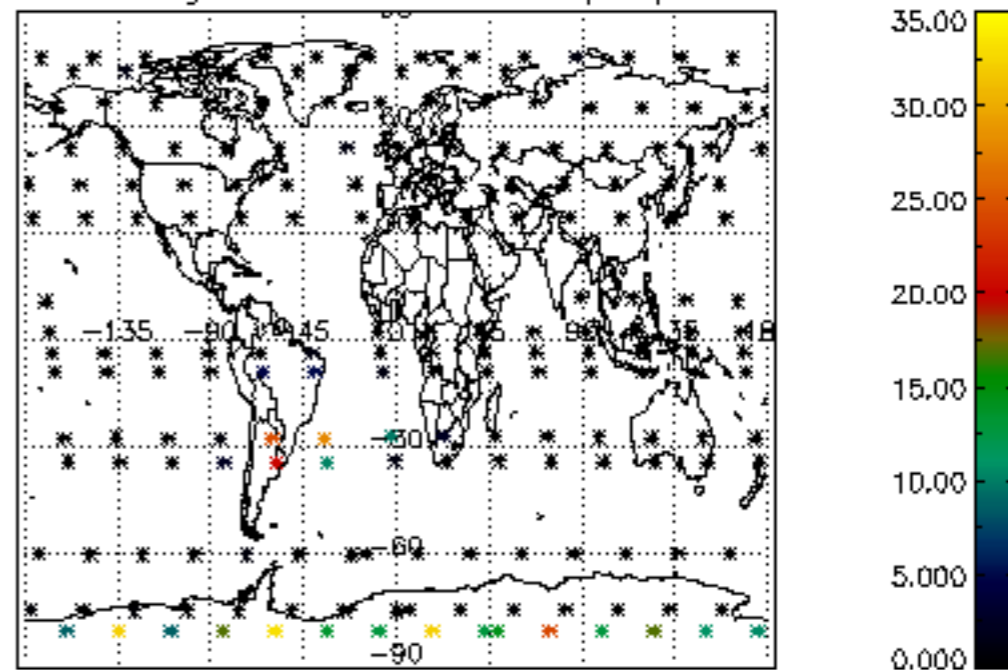
Percentage of datation errors per profile



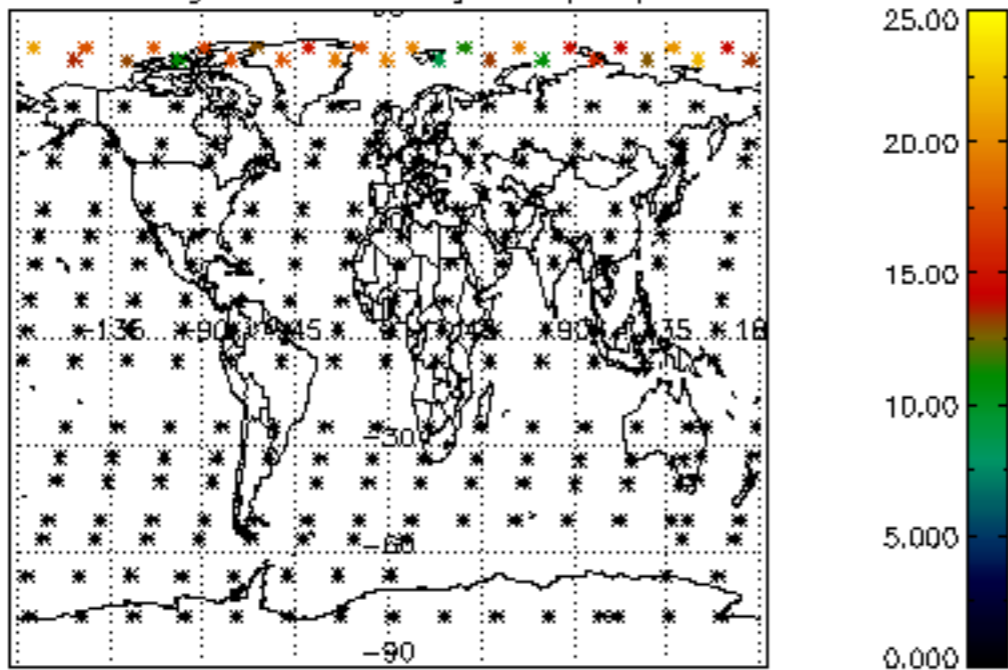
Percentage of star falling outside central band per profile



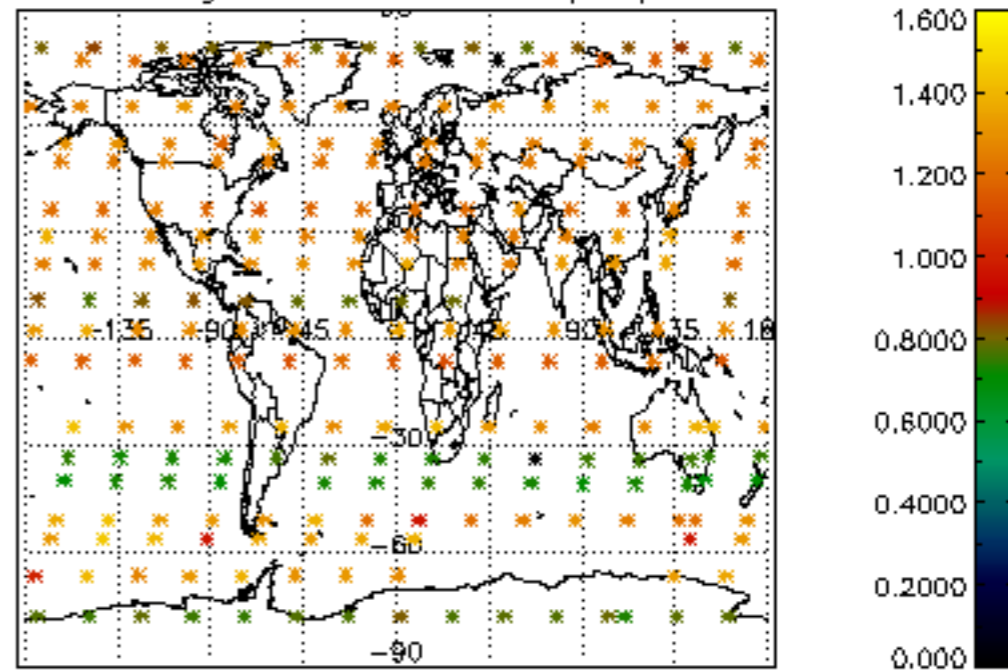
Percentage of saturation errors per profile



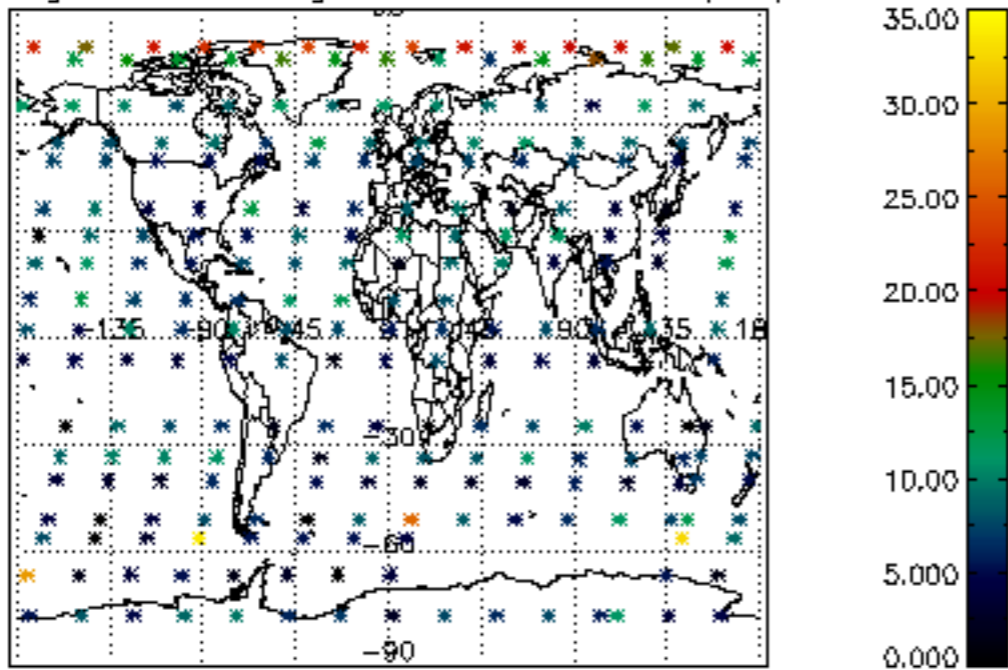
Percentage of cosmic ray hits per profile



Percentage of datation errors per profile



Percentage of star falling outside central band per profile



Percentage of saturation errors per profile

