

GOMOS Level 2 Daily Report

SUMMARY

[1. General Info](#)

[2. Summary of processed GOM_NL_2P products](#)

[3. Level 2 Quality information per product](#)

[3.1 Plot of level 2 quality information per product \(time dependant\)](#)

[3.2 Plot of level 2 quality information per product \(world map\)](#)

[4. Level 1 Quality information per product \(stored on level 2 products\)](#)

[4.1 Plot of level 1 quality information per product \(time dependant\)](#)

[4.1.1 Plot of level 1 quality information per product \(time dependant\): ASCENDING](#)

[4.1.2 Plot of level 1 quality information per product \(time dependant\): DESCENDING](#)

[4.2 Plot of level 1 quality information per product \(world map\)](#)

[4.2.1 Plot of level 1 quality information per product \(world map\): ASCENDING](#)

[4.2.2 Plot of level 1 quality information per product \(world map\): DESCENDING](#)

[5. Ozone profiles based on quality statistics and other trace gas profiles](#)

[5.1 Ozone statistics based on quality of products](#)

[5.2 Plot ozone profiles for all STD \(dark without errors\)](#)

[5.3 Plot ozone profiles where STD < 20% \(dark without errors\)](#)

[5.4. Plot ozone profiles where STD < 10% \(dark without errors\)](#)

[5.5. Plot ozone profiles where STD < 5% \(dark without errors\)](#)

[5.6 Plot NO2 profiles for all STD \(dark without errors\)](#)

[5.7 Plot NO3 profiles for all STD \(dark without errors\)](#)

[5.8 Plot H2O profiles \(only for occultations of stars 1,2,3,4,13,14,16,26,63 dark without errors\) for all STD](#)

[6. Auxiliary Data Files used for the production reported in section 2](#)

This report presents the daily analysis on parameters extracted from GOMOS level 2 data (GOM_NL__2P). It is intended to monitor some important parameters that will impact the quality of these products. A list of level 2 products (and content) that have arrived during the reporting day to the PCF is also given.

Item	Value
Time of report generation	19APR2013 11:08:57
Data source version	GOMOS/6.01
Start time of products	16-09-2004 (16SEP2004 00:00:00)
Stop time of products	17-09-2004 (17SEP2004 00:00:00)
Store outputs in DB	Yes
Nb of level 2 prods	458
Nb of prods with errors	0

2. Summary of processed GOM_NL__2P products.

Nr	Filename	UTC Start time	Limb	Duration	Star Id	Star Name	Star Mag	Star Temp	Nb Meas	Orbit	Prod. error
1	GOM_NL__2PRFIN20040916_000022_000000492030_00231_13311_4009.N1	16-SEP-2004 00:00:22	Straylight	48.500	18	24Alp PsA	1.1660	9700.0	97	13311	No
2	GOM_NL__2PRFIN20040916_000247_000000662030_00231_13311_4010.N1	16-SEP-2004 00:02:47	Twilight	66.000	52	16Bet Cet	2.0370	4500.0	132	13311	No
3	GOM_NL__2PRFIN20040916_000453_000000412030_00231_13311_4011.N1	16-SEP-2004 00:04:53	Twilight	40.500	142	49Del Cap	2.8500	8900.0	81	13311	No
4	GOM_NL__2PRFIN20040916_000905_000000422030_00231_13311_4012.N1	16-SEP-2004 00:09:05	Bright	41.500	162	34Alp Aqr	2.9440	5350.0	83	13311	No
5	GOM_NL__2PRFIN20040916_001207_000000392030_00231_13311_4013.N1	16-SEP-2004 00:12:07	Bright	39.000	61	8Eps Peg	2.1000	3900.0	78	13311	No
6	GOM_NL__2PRFIN20040916_001339_000000422030_00231_13311_4014.N1	16-SEP-2004 00:13:39	Bright	41.500	90	54Alp Peg	2.4870	11000.	83	13311	No
7	GOM_NL__2PRFIN20040916_001507_000000502030_00231_13311_4015.N1	16-SEP-2004 00:15:07	Bright	50.000	140	88Gam Peg	2.8340	26000.	100	13311	No
8	GOM_NL__2PRFIN20040916_001732_000000402030_00231_13311_4016.N1	16-SEP-2004 00:17:32	Bright	40.000	93	53Bet Peg	2.5200	3100.0	80	13311	No
9	GOM_NL__2PRFIN20040916_001927_000000392030_00231_13311_4017.N1	16-SEP-2004 00:19:27	Bright	39.000	92	53Eps Cyg	2.5000	4500.0	78	13311	No
10	GOM_NL__2PRFIN20040916_002134_000000402030_00231_13311_4018.N1	16-SEP-2004 00:21:34	Bright	39.500	66	37Gam Cyg	2.2080	5900.0	79	13311	No
11	GOM_NL__2PRFIN20040916_002653_000000382030_00231_13311_4019.N1	16-SEP-2004 00:26:53	Bright	38.000	89	5Alp Cep	2.4510	8000.0	76	13311	No
12	GOM_NL__2PRFIN20040916_002934_000000452030_00231_13311_4020.N1	16-SEP-2004 00:29:34	Bright	44.500	76	27Gam Cas	2.3000	30000.	89	13311	No
13	GOM_NL__2PRFIN20040916_003430_000000382030_00231_13311_4021.N1	16-SEP-2004 00:34:30	Bright	37.500	49	1Alp UMi	1.9900	6300.0	75	13311	No
14	GOM_NL__2PRFIN20040916_003726_000000682030_00231_13311_4022.N1	16-SEP-2004 00:37:26	Bright	67.500	35	33Alp Per	1.7950	6250.0	135	13311	No
15	GOM_NL__2PRFIN20040916_004318_000000392030_00231_13311_4023.N1	16-SEP-2004 00:43:18	Bright	39.000	82	48Bet UMa	2.3650	10600.	78	13311	No
16	GOM_NL__2PRFIN20040916_004513_000000732030_00231_13311_4024.N1	16-SEP-2004 00:45:13	Bright	72.500	6	13Alp Aur	0.080000	3400.0	145	13311	No
17	GOM_NL__2PRFIN20040916_005015_000000632030_00231_13311_4025.N1	16-SEP-2004 00:50:15	Bright	63.000	107	37The Aur	2.6490	11000.	126	13311	No
18	GOM_NL__2PRFIN20040916_005314_000000612030_00231_13311_4026.N1	16-SEP-2004 00:53:14	Bright	61.000	17	78Bet Gem	1.1610	4500.0	122	13311	No
19	GOM_NL__2PRFIN20040916_005551_000001222030_00231_13311_4027.N1	16-SEP-2004 00:55:51	Straylight	121.50	28	12Bet Tau	1.6500	15200.	243	13311	No
20	GOM_NL__2PRFIN20040916_010046_000000632030_00231_13311_4028.N1	16-SEP-2004 01:00:46	Twilight	62.500	8	10Alp CMi	0.40000	6500.0	125	13311	No
21	GOM_NL__2PRFIN20040916_011822_000000522030_00232_13312_4121.N1	16-SEP-2004 01:18:22	Dark	52.000	2	Alp Car	-0.73600	7000.0	104	13312	No
22	GOM_NL__2PRFIN20040916_012731_000000392030_00232_13312_4122.N1	16-SEP-2004 01:27:31	Dark	38.500	135	Bet Hyi	2.8200	5800.0	77	13312	No
23	GOM_NL__2PRFIN20040916_013003_000000452030_00232_13312_4123.N1	16-SEP-2004 01:30:03	Dark	45.000	9	Alp Eri	0.45300	24000.	90	13312	No
24	GOM_NL__2PRFIN20040916_013303_000000442030_00232_13312_4124.N1	16-SEP-2004 01:33:03	Straylight	44.000	148	Alp Tuc	2.8780	4100.0	88	13312	No
25	GOM_NL__2PRFIN20040916_013624_000000512030_00232_13312_4125.N1	16-SEP-2004 01:36:24	Straylight	51.000	63	Bet Gru	2.1500	2800.0	102	13312	No
26	GOM_NL__2PRFIN20040916_013934_000000392030_00232_13312_4126.N1	16-SEP-2004 01:39:34	Straylight	39.000	172	Gam Gru	3.0030	13100.	78	13312	No
27	GOM_NL__2PRFIN20040916_014058_000000482030_00232_13312_4127.N1	16-SEP-2004 01:40:58	Straylight	48.000	18	24Alp PsA	1.1660	9700.0	96	13312	No
28	GOM_NL__2PRFIN20040916_014325_000000722030_00232_13312_4128.N1	16-SEP-2004 01:43:25	Twilight	71.500	52	16Bet Cet	2.0370	4500.0	143	13312	No
29	GOM_NL__2PRFIN20040916_014530_000000422030_00232_13312_4129.N1	16-SEP-2004 01:45:30	Twilight	41.500	142	49Del Cap	2.8500	8900.0	83	13312	No
30	GOM_NL__2PRFIN20040916_014942_000000402030_00232_13312_4130.N1	16-SEP-2004 01:49:42	Bright	40.000	162	34Alp Aqr	2.9440	5350.0	80	13312	No
31	GOM_NL__2PRFIN20040916_015244_000000392030_00232_13312_4131.N1	16-SEP-2004 01:52:44	Bright	38.500	61	8Eps Peg	2.1000	3900.0	77	13312	No
32	GOM_NL__2PRFIN20040916_015415_000000422030_00232_13312_4132.N1	16-SEP-2004 01:54:15	Bright	42.000	90	54Alp Peg	2.4870	11000.	84	13312	No
33	GOM_NL__2PRFIN20040916_015543_000000512030_00232_13312_4133.N1	16-SEP-2004 01:55:43	Bright	51.000	140	88Gam Peg	2.8340	26000.	102	13312	No
34	GOM_NL__2PRFIN20040916_015807_000000402030_00232_13312_4134.N1	16-SEP-2004 01:58:07	Bright	39.500	93	53Bet Peg	2.5200	3100.0	79	13312	No
35	GOM_NL__2PRFIN20040916_020003_000000372030_00232_13312_4135.N1	16-SEP-2004 02:00:03	Bright	37.000	92	53Eps Cyg	2.5000	4500.0	74	13312	No
36	GOM_NL__2PRFIN20040916_020211_000000392030_00232_13312_4136.N1	16-SEP-2004 02:02:11	Bright	39.000	66	37Gam Cyg	2.2080	5900.0	78	13312	No
37	GOM_NL__2PRFIN20040916_020729_000000352030_00232_13312_4137.N1	16-SEP-2004 02:07:29	Bright	35.000	89	5Alp Cep	2.4510	8000.0	70	13312	No
38	GOM_NL__2PRFIN20040916_021009_000000412030_00232_13312_4138.N1	16-SEP-2004 02:10:09	Bright	40.500	76	27Gam Cas	2.3000	30000.	81	13312	No
39	GOM_NL__2PRFIN20040916_021506_000000402030_00232_13312_4139.N1	16-SEP-2004 02:15:06	Bright	40.000	49	1Alp UMi	1.9900	6300.0	80	13312	No
40	GOM_NL__2PRFIN20040916_021801_000000672030_00232_13312_4140.N1	16-SEP-2004 02:18:01	Bright	67.000	35	33Alp Per	1.7950	6250.0	134	13312	No
41	GOM_NL__2PRFIN20040916_022356_000000372030_00232_13312_4141.N1	16-SEP-2004 02:23:56	Bright	36.500	82	48Bet UMa	2.3650	10600.	73	13312	No
42	GOM_NL__2PRFIN20040916_022549_000000672030_00232_13312_4142.N1	16-SEP-2004 02:25:49	Bright	66.500	6	13Alp Aur	0.080000	3400.0	133	13312	No

43	GOM_NL__2PRFIN20040916_023051_000000632030_00232_13312_4143.N1	16-SEP-2004 02:30:51	Bright	62.500	107	37The Aur	2.6490	11000.	125	13312	No
44	GOM_NL__2PRFIN20040916_023351_000000462030_00232_13312_4144.N1	16-SEP-2004 02:33:51	Bright	46.000	17	78Bet Gem	1.1610	4500.0	92	13312	No
45	GOM_NL__2PRFIN20040916_023628_000001302030_00232_13312_4145.N1	16-SEP-2004 02:36:28	Straylight	129.50	28	12Bet Tau	1.6500	15200.	259	13312	No
46	GOM_NL__2PRFIN20040916_024123_000000552030_00232_13312_4146.N1	16-SEP-2004 02:41:23	Twilight	54.500	8	10Alp CMi	0.40000	6500.0	109	13312	No
47	GOM_NL__2PRFIN20040916_024721_000001252030_00232_13312_4147.N1	16-SEP-2004 02:47:21	Dark	124.50	14	58Alp Ori	0.87000	3000.0	249	13312	No
48	GOM_NL__2PRFIN20040916_025033_000000622030_00232_13312_4148.N1	16-SEP-2004 02:50:33	Dark	61.500	1	9Alp CMa	-1.4400	11000.	123	13312	No
49	GOM_NL__2PRFIN20040916_025242_000000432030_00232_13312_4149.N1	16-SEP-2004 02:52:42	Dark	42.500	65	Lam Vel	2.2040	4400.0	85	13312	No
50	GOM_NL__2PRFIN20040916_025559_000000402030_00232_13312_4150.N1	16-SEP-2004 02:55:59	Dark	40.000	46	Del Vel	1.9540	10600.	80	13312	No
51	GOM_NL__2PRFIN20040916_025730_000000512030_00232_13312_4151.N1	16-SEP-2004 02:57:30	Dark	50.500	41	Eps Car	1.8600	4100.0	101	13312	No
52	GOM_NL__2PRFIN20040916_025859_000000502030_00233_13313_4003.N1	16-SEP-2004 02:58:59	Dark	49.500	2	Alp Car	-0.73600	7000.0	99	13313	No
53	GOM_NL__2PRFIN20040916_030806_000000402030_00233_13313_4004.N1	16-SEP-2004 03:08:06	Dark	39.500	135	Bet Hyi	2.8200	5800.0	79	13313	No
54	GOM_NL__2PRFIN20040916_031039_000000472030_00233_13313_4005.N1	16-SEP-2004 03:10:39	Dark	46.500	9	Alp Eri	0.45300	24000.	93	13313	No
55	GOM_NL__2PRFIN20040916_031339_000000402030_00233_13313_4006.N1	16-SEP-2004 03:13:39	Straylight	39.500	148	Alp Tuc	2.8780	4100.0	79	13313	No
56	GOM_NL__2PRFIN20040916_031700_000000472030_00233_13313_4007.N1	16-SEP-2004 03:17:00	Straylight	46.500	63	Bet Gru	2.1500	2800.0	93	13313	No
57	GOM_NL__2PRFIN20040916_032010_000000392030_00233_13313_4008.N1	16-SEP-2004 03:20:10	Straylight	39.000	172	Gam Gru	3.0030	13100.	78	13313	No
58	GOM_NL__2PRFIN20040916_032134_000000422030_00233_13313_4009.N1	16-SEP-2004 03:21:34	Straylight	42.000	18	24Alp PsA	1.1660	9700.0	84	13313	No
59	GOM_NL__2PRFIN20040916_032359_000000652030_00233_13313_4010.N1	16-SEP-2004 03:23:59	Tw_i_and_stray	64.500	52	16Bet Cet	2.0370	4500.0	129	13313	No
60	GOM_NL__2PRFIN20040916_032603_000000452030_00233_13313_4011.N1	16-SEP-2004 03:26:03	Tw_i_and_stray	44.500	142	49Del Cap	2.8500	8900.0	89	13313	No
61	GOM_NL__2PRFIN20040916_033018_000000412030_00233_13313_4012.N1	16-SEP-2004 03:30:18	Bright	40.500	162	34Alp Aqr	2.9440	5350.0	81	13313	No
62	GOM_NL__2PRFIN20040916_033319_000000392030_00233_13313_4013.N1	16-SEP-2004 03:33:19	Bright	38.500	61	8Eps Peg	2.1000	3900.0	77	13313	No
63	GOM_NL__2PRFIN20040916_033449_000000442030_00233_13313_4014.N1	16-SEP-2004 03:34:49	Bright	43.500	90	54Alp Peg	2.4870	11000.	87	13313	No
64	GOM_NL__2PRFIN20040916_033618_000000502030_00233_13313_4015.N1	16-SEP-2004 03:36:18	Bright	49.500	140	88Gam Peg	2.8340	26000.	99	13313	No
65	GOM_NL__2PRFIN20040916_033843_000000412030_00233_13313_4016.N1	16-SEP-2004 03:38:43	Bright	41.000	93	53Bet Peg	2.5200	3100.0	82	13313	No
66	GOM_NL__2PRFIN20040916_034039_000000372030_00233_13313_4017.N1	16-SEP-2004 03:40:39	Bright	36.500	92	53Eps Cyg	2.5000	4500.0	73	13313	No
67	GOM_NL__2PRFIN20040916_034247_000000382030_00233_13313_4018.N1	16-SEP-2004 03:42:47	Bright	38.000	66	37Gam Cyg	2.2080	5900.0	76	13313	No
68	GOM_NL__2PRFIN20040916_034804_000000392030_00233_13313_4019.N1	16-SEP-2004 03:48:04	Bright	38.500	89	5Alp Cep	2.4510	8000.0	77	13313	No
69	GOM_NL__2PRFIN20040916_035044_000000442030_00233_13313_4020.N1	16-SEP-2004 03:50:44	Bright	43.500	76	27Gam Cas	2.3000	30000.	87	13313	No
70	GOM_NL__2PRFIN20040916_035543_000000392030_00233_13313_4021.N1	16-SEP-2004 03:55:43	Bright	38.500	49	1Alp UMi	1.9900	6300.0	77	13313	No
71	GOM_NL__2PRFIN20040916_035836_000000672030_00233_13313_4022.N1	16-SEP-2004 03:58:36	Bright	67.000	35	33Alp Per	1.7950	6250.0	134	13313	No
72	GOM_NL__2PRFIN20040916_040432_000000392030_00233_13313_4023.N1	16-SEP-2004 04:04:32	Bright	39.000	82	48Bet UMa	2.3650	10600.	78	13313	No
73	GOM_NL__2PRFIN20040916_040624_000000722030_00233_13313_4024.N1	16-SEP-2004 04:06:24	Bright	72.000	6	13Alp Aur	0.080000	3400.0	144	13313	No
74	GOM_NL__2PRFIN20040916_041127_000000612030_00233_13313_4025.N1	16-SEP-2004 04:11:27	Bright	60.500	107	37The Aur	2.6490	11000.	121	13313	No
75	GOM_NL__2PRFIN20040916_041427_000000482030_00233_13313_4026.N1	16-SEP-2004 04:14:27	Bright	47.500	17	78Bet Gem	1.1610	4500.0	95	13313	No
76	GOM_NL__2PRFIN20040916_041704_000001282030_00233_13313_4027.N1	16-SEP-2004 04:17:04	Straylight	127.50	28	12Bet Tau	1.6500	15200.	255	13313	No
77	GOM_NL__2PRFIN20040916_042157_000000622030_00233_13313_4028.N1	16-SEP-2004 04:21:57	Dark	61.500	8	10Alp CMi	0.40000	6500.0	123	13313	No
78	GOM_NL__2PRFIN20040916_042759_000001482030_00233_13313_4029.N1	16-SEP-2004 04:27:59	Dark	148.00	14	58Alp Ori	0.87000	3000.0	296	13313	No
79	GOM_NL__2PRFIN20040916_043108_000000662030_00233_13313_4030.N1	16-SEP-2004 04:31:08	Dark	66.000	1	9Alp CMa	-1.4400	11000.	132	13313	No
80	GOM_NL__2PRFIN20040916_043318_000000442030_00233_13313_4031.N1	16-SEP-2004 04:33:18	Dark	44.000	65	Lam Vel	2.2040	4400.0	88	13313	No
81	GOM_NL__2PRFIN20040916_043635_000000402030_00233_13313_4032.N1	16-SEP-2004 04:36:35	Dark	39.500	46	Del Vel	1.9540	10600.	79	13313	No
82	GOM_NL__2PRFIN20040916_043807_000000452030_00233_13313_4033.N1	16-SEP-2004 04:38:07	Dark	45.000	41	Eps Car	1.8600	4100.0	90	13313	No
83	GOM_NL__2PRFIN20040916_043936_000000572030_00234_13314_4004.N1	16-SEP-2004 04:39:36	Dark	56.500	2	Alp Car	-0.73600	7000.0	113	13314	No
84	GOM_NL__2PRFIN20040916_044843_000000402030_00234_13314_4005.N1	16-SEP-2004 04:48:43	Dark	40.000	135	Bet Hyi	2.8200	5800.0	80	13314	No
85	GOM_NL__2PRFIN20040916_045116_000000452030_00234_13314_4006.N1	16-SEP-2004 04:51:16	Dark	45.000	9	Alp Eri	0.45300	24000.	90	13314	No
86	GOM_NL__2PRFIN20040916_045415_000000382030_00234_13314_4007.N1	16-SEP-2004 04:54:15	Straylight	38.000	148	Alp Tuc	2.8780	4100.0	76	13314	No
87	GOM_NL__2PRFIN20040916_045734_000000502030_00234_13314_4008.N1	16-SEP-2004 04:57:34	Straylight	49.500	63	Bet Gru	2.1500	2800.0	99	13314	No
88	GOM_NL__2PRFIN20040916_050046_000000402030_00234_13314_4009.N1	16-SEP-2004 05:00:46	Straylight	39.500	172	Gam Gru	3.0030	13100.	79	13314	No
89	GOM_NL__2PRFIN20040916_050210_000000452030_00234_13314_4010.N1	16-SEP-2004 05:02:10	Straylight	44.500	18	24Alp PsA	1.1660	9700.0	89	13314	No
90	GOM_NL__2PRFIN20040916_050435_000000672030_00234_13314_4011.N1	16-SEP-2004 05:04:35	Tw_i_and_stray	66.500	52	16Bet Cet	2.0370	4500.0	133	13314	No
91	GOM_NL__2PRFIN20040916_050641_000000422030_00234_13314_4012.N1	16-SEP-2004 05:06:41	Tw_i_and_stray	41.500	142	49Del Cap	2.8500	8900.0	83	13314	No
92	GOM_NL__2PRFIN20040916_051055_000000392030_00234_13314_4013.N1	16-SEP-2004 05:10:55	Bright	39.000	162	34Alp Aqr	2.9440	5350.0	78	13314	No
93	GOM_NL__2PRFIN20040916_051356_000000402030_00234_13314_4014.N1	16-SEP-2004 05:13:56	Bright	39.500	61	8Eps Peg	2.1000	3900.0	79	13314	No
94	GOM_NL__2PRFIN20040916_051527_000000432030_00234_13314_4015.N1	16-SEP-2004 05:15:27	Bright	42.500	90	54Alp Peg	2.4870	11000.	85	13314	No
95	GOM_NL__2PRFIN20040916_051653_000000512030_00234_13314_4016.N1	16-SEP-2004 05:16:53	Bright	51.000	140	88Gam Peg	2.8340	26000.	102	13314	No
96	GOM_NL__2PRFIN20040916_051919_000000412030_00234_13314_4017.N1	16-SEP-2004 05:19:19	Bright	41.000	93	53Bet Peg	2.5200	3100.0	82	13314	No
97	GOM_NL__2PRFIN20040916_052116_000000402030_00234_13314_4018.N1	16-SEP-2004 05:21:16	Bright	39.500	92	53Eps Cyg	2.5000	4500.0	79	13314	No
98	GOM_NL__2PRFIN20040916_052323_000000382030_00234_13314_4019.N1	16-SEP-2004 05:23:23	Bright	37.500	66	37Gam Cyg	2.2080	5900.0	75	13314	No
99	GOM_NL__2PRFIN20040916_052841_000000382030_00234_13314_4020.N1	16-SEP-2004 05:28:41	Bright	38.000	89	5Alp Cep	2.4510	8000.0	76	13314	No
100	GOM_NL__2PRFIN20040916_053120_000000452030_00234_13314_4021.N1	16-SEP-2004 05:31:20	Bright	45.000	76	27Gam Cas	2.3000	30000.	90	13314	No
101	GOM_NL__2PRFIN20040916_053620_000000382030_00234_13314_4022.N1	16-SEP-2004 05:36:20	Bright	38.000	49	1Alp UMi	1.9900	6300.0	76	13314	No

102	GOM_NL__2PRFIN20040916_053910_000000682030_00234_13314_4023.N1	16-SEP-2004 05:39:10	Bright	68.000	35	33Alp Per	1.7950	6250.0	136	13314	No
103	GOM_NL__2PRFIN20040916_054509_000000372030_00234_13314_4024.N1	16-SEP-2004 05:45:09	Bright	37.000	82	48Bet UMa	2.3650	10600.	74	13314	No
104	GOM_NL__2PRFIN20040916_054659_000000742030_00234_13314_4025.N1	16-SEP-2004 05:46:59	Bright	73.500	6	13Alp Aur	0.080000	3400.0	147	13314	No
105	GOM_NL__2PRFIN20040916_055203_000000632030_00234_13314_4026.N1	16-SEP-2004 05:52:03	Bright	63.000	107	37The Aur	2.6490	11000.	126	13314	No
106	GOM_NL__2PRFIN20040916_055504_000000462030_00234_13314_4027.N1	16-SEP-2004 05:55:04	Bright	46.000	17	78Bet Gem	1.1610	4500.0	92	13314	No
107	GOM_NL__2PRFIN20040916_055741_000001252030_00234_13314_4028.N1	16-SEP-2004 05:57:41	Straylight	125.00	28	12Bet Tau	1.6500	15200.	250	13314	No
108	GOM_NL__2PRFIN20040916_060236_000000602030_00234_13314_4029.N1	16-SEP-2004 06:02:36	Dark	60.000	8	10Alp CMi	0.40000	6500.0	120	13314	No
109	GOM_NL__2PRFIN20040916_060837_000001222030_00234_13314_4030.N1	16-SEP-2004 06:08:37	Dark	122.00	14	58Alp Ori	0.87000	3000.0	244	13314	No
110	GOM_NL__2PRFIN20040916_061147_000000642030_00234_13314_4031.N1	16-SEP-2004 06:11:47	Dark	64.000	1	9Alp CMa	-1.4400	11000.	128	13314	No
111	GOM_NL__2PRFIN20040916_061354_000000422030_00234_13314_4032.N1	16-SEP-2004 06:13:54	Dark	42.000	65	Lam Vel	2.2040	4400.0	84	13314	No
112	GOM_NL__2PRFIN20040916_061711_000000422030_00234_13314_4033.N1	16-SEP-2004 06:17:11	Dark	41.500	46	Del Vel	1.9540	10600.	83	13314	No
113	GOM_NL__2PRFIN20040916_061843_000000472030_00234_13314_4034.N1	16-SEP-2004 06:18:43	Dark	46.500	41	Eps Car	1.8600	4100.0	93	13314	No
114	GOM_NL__2PRFIN20040916_062013_000000572030_00235_13315_4005.N1	16-SEP-2004 06:20:13	Dark	57.000	2	Alp Car	-0.73600	7000.0	114	13315	No
115	GOM_NL__2PRFIN20040916_062919_000000392030_00235_13315_4006.N1	16-SEP-2004 06:29:19	Dark	38.500	135	Bet Hyi	2.8200	5800.0	77	13315	No
116	GOM_NL__2PRFIN20040916_063152_000000532030_00235_13315_4007.N1	16-SEP-2004 06:31:52	Dark	52.500	9	Alp Eri	0.45300	24000.	105	13315	No
117	GOM_NL__2PRFIN20040916_063450_000000482030_00235_13315_4008.N1	16-SEP-2004 06:34:50	Straylight	48.000	148	Alp Tuc	2.8780	4100.0	96	13315	No
118	GOM_NL__2PRFIN20040916_063812_000000482030_00235_13315_4009.N1	16-SEP-2004 06:38:12	Straylight	47.500	63	Bet Gru	2.1500	2800.0	95	13315	No
119	GOM_NL__2PRFIN20040916_064122_000000422030_00235_13315_4010.N1	16-SEP-2004 06:41:22	Straylight	41.500	172	Gam Gru	3.0030	13100.	83	13315	No
120	GOM_NL__2PRFIN20040916_064247_000000462030_00235_13315_4011.N1	16-SEP-2004 06:42:47	Straylight	45.500	18	24Alp PsA	1.1660	9700.0	91	13315	No
121	GOM_NL__2PRFIN20040916_064512_000000632030_00235_13315_4012.N1	16-SEP-2004 06:45:12	Tw_i_and_stray	62.500	52	16Bet Cet	2.0370	4500.0	125	13315	No
122	GOM_NL__2PRFIN20040916_064718_000000422030_00235_13315_4013.N1	16-SEP-2004 06:47:18	Tw_i_and_stray	42.000	142	49Del Cap	2.8500	8900.0	84	13315	No
123	GOM_NL__2PRFIN20040916_065132_000000392030_00235_13315_4014.N1	16-SEP-2004 06:51:32	Bright	38.500	162	34Alp Aqr	2.9440	5350.0	77	13315	No
124	GOM_NL__2PRFIN20040916_065432_000000402030_00235_13315_4015.N1	16-SEP-2004 06:54:32	Bright	39.500	61	8Eps Peg	2.1000	3900.0	79	13315	No
125	GOM_NL__2PRFIN20040916_065604_000000412030_00235_13315_4016.N1	16-SEP-2004 06:56:04	Bright	41.000	90	54Alp Peg	2.4870	11000.	82	13315	No
126	GOM_NL__2PRFIN20040916_065729_000000502030_00235_13315_4017.N1	16-SEP-2004 06:57:29	Bright	49.500	140	88Gam Peg	2.8340	26000.	99	13315	No
127	GOM_NL__2PRFIN20040916_065955_000000402030_00235_13315_4018.N1	16-SEP-2004 06:59:55	Bright	39.500	93	53Bet Peg	2.5200	3100.0	79	13315	No
128	GOM_NL__2PRFIN20040916_070152_000000392030_00235_13315_4019.N1	16-SEP-2004 07:01:52	Bright	39.000	92	53Eps Cyg	2.5000	4500.0	78	13315	No
129	GOM_NL__2PRFIN20040916_070400_000000402030_00235_13315_4020.N1	16-SEP-2004 07:04:00	Bright	40.000	66	37Gam Cyg	2.2080	5900.0	80	13315	No
130	GOM_NL__2PRFIN20040916_070918_000000382030_00235_13315_4021.N1	16-SEP-2004 07:09:18	Bright	37.500	89	5Alp Cep	2.4510	8000.0	75	13315	No
131	GOM_NL__2PRFIN20040916_071155_000000462030_00235_13315_4022.N1	16-SEP-2004 07:11:55	Bright	45.500	76	27Gam Cas	2.3000	30000.	91	13315	No
132	GOM_NL__2PRFIN20040916_071342_000000872030_00235_13315_4023.N1	16-SEP-2004 07:13:42	Bright	87.000	173	4Bet Tri	3.0040	8900.0	174	13315	No
133	GOM_NL__2PRFIN20040916_071655_000000402030_00235_13315_4024.N1	16-SEP-2004 07:16:55	Bright	39.500	49	1Alp UMi	1.9900	6300.0	79	13315	No
134	GOM_NL__2PRFIN20040916_071944_000000672030_00235_13315_4025.N1	16-SEP-2004 07:19:44	Bright	66.500	35	33Alp Per	1.7950	6250.0	133	13315	No
135	GOM_NL__2PRFIN20040916_072140_000000692030_00235_13315_4026.N1	16-SEP-2004 07:21:40	Bright	68.500	175	39Del Per	3.0100	19400.	137	13315	No
136	GOM_NL__2PRFIN20040916_072417_000000402030_00235_13315_4027.N1	16-SEP-2004 07:24:17	Bright	39.500	36	50Alp UMa	1.8000	6300.0	79	13315	No
137	GOM_NL__2PRFIN20040916_072544_000000392030_00235_13315_4028.N1	16-SEP-2004 07:25:44	Bright	39.000	82	48Bet UMa	2.3650	10600.	78	13315	No
138	GOM_NL__2PRFIN20040916_072734_000000742030_00235_13315_4029.N1	16-SEP-2004 07:27:34	Bright	74.000	6	13Alp Aur	0.080000	3400.0	148	13315	No
139	GOM_NL__2PRFIN20040916_073239_000000652030_00235_13315_4030.N1	16-SEP-2004 07:32:39	Bright	64.500	107	37The Aur	2.6490	11000.	129	13315	No
140	GOM_NL__2PRFIN20040916_073540_000000612030_00235_13315_4031.N1	16-SEP-2004 07:35:40	Bright	61.000	17	78Bet Gem	1.1610	4500.0	122	13315	No
141	GOM_NL__2PRFIN20040916_073818_000001252030_00235_13315_4032.N1	16-SEP-2004 07:38:18	Straylight	124.50	28	12Bet Tau	1.6500	15200.	249	13315	No
142	GOM_NL__2PRFIN20040916_074310_000000632030_00235_13315_4033.N1	16-SEP-2004 07:43:10	Dark	63.000	8	10Alp CMi	0.40000	6500.0	126	13315	No
143	GOM_NL__2PRFIN20040916_074915_000001522030_00235_13315_4034.N1	16-SEP-2004 07:49:15	Dark	152.00	14	58Alp Ori	0.87000	3000.0	304	13315	No
144	GOM_NL__2PRFIN20040916_075222_000000732030_00235_13315_4035.N1	16-SEP-2004 07:52:22	Dark	73.000	1	9Alp CMa	-1.4400	11000.	146	13315	No
145	GOM_NL__2PRFIN20040916_075431_000000432030_00235_13315_4036.N1	16-SEP-2004 07:54:31	Dark	43.000	65	Lam Vel	2.2040	4400.0	86	13315	No
146	GOM_NL__2PRFIN20040916_075747_000000412030_00235_13315_4037.N1	16-SEP-2004 07:57:47	Dark	40.500	46	Del Vel	1.9540	10600.	81	13315	No
147	GOM_NL__2PRFIN20040916_075918_000000442030_00235_13315_4038.N1	16-SEP-2004 07:59:18	Dark	43.500	41	Eps Car	1.8600	4100.0	87	13315	No
148	GOM_NL__2PRFIN20040916_080050_000000562030_00236_13316_4006.N1	16-SEP-2004 08:00:50	Dark	56.000	2	Alp Car	-0.73600	7000.0	112	13316	No
149	GOM_NL__2PRFIN20040916_080955_000000382030_00236_13316_4007.N1	16-SEP-2004 08:09:55	Dark	38.000	135	Bet Hyi	2.8200	5800.0	76	13316	No
150	GOM_NL__2PRFIN20040916_081230_000000572030_00236_13316_4008.N1	16-SEP-2004 08:12:30	Dark	56.500	9	Alp Eri	0.45300	24000.	113	13316	No
151	GOM_NL__2PRFIN20040916_081527_000000402030_00236_13316_4009.N1	16-SEP-2004 08:15:27	Straylight	40.000	148	Alp Tuc	2.8780	4100.0	80	13316	No
152	GOM_NL__2PRFIN20040916_081849_000000472030_00236_13316_4010.N1	16-SEP-2004 08:18:49	Straylight	46.500	63	Bet Gru	2.1500	2800.0	93	13316	No
153	GOM_NL__2PRFIN20040916_082158_000000392030_00236_13316_4011.N1	16-SEP-2004 08:21:58	Straylight	39.000	172	Gam Gru	3.0030	13100.	78	13316	No
154	GOM_NL__2PRFIN20040916_082324_000000472030_00236_13316_4012.N1	16-SEP-2004 08:23:24	Straylight	47.000	18	24Alp PsA	1.1660	9700.0	94	13316	No
155	GOM_NL__2PRFIN20040916_082549_000000602030_00236_13316_4013.N1	16-SEP-2004 08:25:49	Tw_i_and_stray	60.000	52	16Bet Cet	2.0370	4500.0	120	13316	No
156	GOM_NL__2PRFIN20040916_082755_000000412030_00236_13316_4014.N1	16-SEP-2004 08:27:55	Tw_i_and_stray	40.500	142	49Del Cap	2.8500	8900.0	81	13316	No
157	GOM_NL__2PRFIN20040916_083208_000000392030_00236_13316_4015.N1	16-SEP-2004 08:32:08	Bright	38.500	162	34Alp Aqr	2.9440	5350.0	77	13316	No
158	GOM_NL__2PRFIN20040916_083508_000000402030_00236_13316_4016.N1	16-SEP-2004 08:35:08	Bright	39.500	61	8Eps Peg	2.1000	3900.0	79	13316	No
159	GOM_NL__2PRFIN20040916_083639_000000412030_00236_13316_4017.N1	16-SEP-2004 08:36:39	Bright	40.500	90	54Alp Peg	2.4870	11000.	81	13316	No
160	GOM_NL__2PRFIN20040916_083805_000000502030_00236_13316_4018.N1	16-SEP-2004 08:38:05	Bright	50.000	140	88Gam Peg	2.8340	26000.	100	13316	No

161	GOM_NL__2PRFIN20040916_084030_000000442030_00236_13316_4019.N1	16-SEP-2004 08:40:30	Bright	44.000	93	53Bet Peg	2.5200	3100.0	88	13316	No
162	GOM_NL__2PRFIN20040916_084228_000000412030_00236_13316_4020.N1	16-SEP-2004 08:42:28	Bright	40.500	92	53Eps Cyg	2.5000	4500.0	81	13316	No
163	GOM_NL__2PRFIN20040916_084436_000000412030_00236_13316_4021.N1	16-SEP-2004 08:44:36	Bright	40.500	66	37Gam Cyg	2.2080	5900.0	81	13316	No
164	GOM_NL__2PRFIN20040916_084954_000000372030_00236_13316_4022.N1	16-SEP-2004 08:49:54	Bright	37.000	89	5Alp Cep	2.4510	8000.0	74	13316	No
165	GOM_NL__2PRFIN20040916_085231_000000442030_00236_13316_4023.N1	16-SEP-2004 08:52:31	Bright	44.000	76	27Gam Cas	2.3000	30000.	88	13316	No
166	GOM_NL__2PRFIN20040916_085416_000000842030_00236_13316_4024.N1	16-SEP-2004 08:54:16	Bright	84.000	173	4Bet Tri	3.0040	8900.0	168	13316	No
167	GOM_NL__2PRFIN20040916_085732_000000372030_00236_13316_4025.N1	16-SEP-2004 08:57:32	Bright	36.500	49	1Alp UMi	1.9900	6300.0	73	13316	No
168	GOM_NL__2PRFIN20040916_090019_000000692030_00236_13316_4026.N1	16-SEP-2004 09:00:19	Bright	68.500	35	33Alp Per	1.7950	6250.0	137	13316	No
169	GOM_NL__2PRFIN20040916_090215_000000672030_00236_13316_4027.N1	16-SEP-2004 09:02:15	Bright	67.000	175	39Del Per	3.0100	19400.	134	13316	No
170	GOM_NL__2PRFIN20040916_090454_000000392030_00236_13316_4028.N1	16-SEP-2004 09:04:54	Bright	38.500	36	50Alp UMa	1.8000	6300.0	77	13316	No
171	GOM_NL__2PRFIN20040916_090620_000000372030_00236_13316_4029.N1	16-SEP-2004 09:06:20	Bright	37.000	82	48Bet UMa	2.3650	10600.	74	13316	No
172	GOM_NL__2PRFIN20040916_090809_000000712030_00236_13316_4030.N1	16-SEP-2004 09:08:09	Bright	71.000	6	13Alp Aur	0.080000	3400.0	142	13316	No
173	GOM_NL__2PRFIN20040916_091315_000000642030_00236_13316_4031.N1	16-SEP-2004 09:13:15	Bright	63.500	107	37The Aur	2.6490	11000.	127	13316	No
174	GOM_NL__2PRFIN20040916_091615_000000482030_00236_13316_4032.N1	16-SEP-2004 09:16:15	Bright	48.000	17	78Bet Gem	1.1610	4500.0	96	13316	No
175	GOM_NL__2PRFIN20040916_091854_000001312030_00236_13316_4033.N1	16-SEP-2004 09:18:54	Straylight	131.00	28	12Bet Tau	1.6500	15200.	262	13316	No
176	GOM_NL__2PRFIN20040916_092347_000000632030_00236_13316_4034.N1	16-SEP-2004 09:23:47	Dark	63.000	8	10Alp CMI	0.40000	6500.0	126	13316	No
177	GOM_NL__2PRFIN20040916_092953_000001272030_00236_13316_4035.N1	16-SEP-2004 09:29:53	Dark	127.00	14	58Alp Ori	0.87000	3000.0	254	13316	No
178	GOM_NL__2PRFIN20040916_093301_000000672030_00236_13316_4036.N1	16-SEP-2004 09:33:01	Dark	67.000	1	9Alp CMa	-1.4400	11000.	134	13316	No
179	GOM_NL__2PRFIN20040916_093507_000000462030_00236_13316_4037.N1	16-SEP-2004 09:35:07	Dark	46.000	65	Lam Vel	2.2040	4400.0	92	13316	No
180	GOM_NL__2PRFIN20040916_093823_000000442030_00236_13316_4038.N1	16-SEP-2004 09:38:23	Dark	44.000	46	Del Vel	1.9540	10600.	88	13316	No
181	GOM_NL__2PRFIN20040916_093954_000000422030_00236_13316_4039.N1	16-SEP-2004 09:39:54	Dark	41.500	41	Eps Car	1.8600	4100.0	83	13316	No
182	GOM_NL__2PRFIN20040916_094126_000000482030_00237_13317_4008.N1	16-SEP-2004 09:41:26	Dark	47.500	2	Alp Car	-0.73600	7000.0	95	13317	No
183	GOM_NL__2PRFIN20040916_095031_000000402030_00237_13317_4009.N1	16-SEP-2004 09:50:31	Dark	39.500	135	Bet Hyi	2.8200	5800.0	79	13317	No
184	GOM_NL__2PRFIN20040916_095305_000000482030_00237_13317_4010.N1	16-SEP-2004 09:53:05	Dark	48.000	9	Alp Eri	0.45300	24000.	96	13317	No
185	GOM_NL__2PRFIN20040916_095603_000000422030_00237_13317_4011.N1	16-SEP-2004 09:56:03	Straylight	42.000	148	Alp Tuc	2.8780	4100.0	84	13317	No
186	GOM_NL__2PRFIN20040916_095925_000000452030_00237_13317_4012.N1	16-SEP-2004 09:59:25	Straylight	44.500	63	Bet Gru	2.1500	2800.0	89	13317	No
187	GOM_NL__2PRFIN20040916_100234_000000392030_00237_13317_4013.N1	16-SEP-2004 10:02:34	Straylight	39.000	172	Gam Gru	3.0030	13100.	78	13317	No
188	GOM_NL__2PRFIN20040916_100400_000000442030_00237_13317_4014.N1	16-SEP-2004 10:04:00	Straylight	43.500	18	24Alp PsA	1.1660	9700.0	87	13317	No
189	GOM_NL__2PRFIN20040916_100625_000000632030_00237_13317_4015.N1	16-SEP-2004 10:06:25	Tw_i_and_stray	63.000	52	16Bet Cet	2.0370	4500.0	126	13317	No
190	GOM_NL__2PRFIN20040916_100831_000000402030_00237_13317_4016.N1	16-SEP-2004 10:08:31	Tw_i_and_stray	39.500	142	49Del Cap	2.8500	8900.0	79	13317	No
191	GOM_NL__2PRFIN20040916_101244_000000392030_00237_13317_4017.N1	16-SEP-2004 10:12:44	Bright	39.000	162	34Alp Aqr	2.9440	5350.0	78	13317	No
192	GOM_NL__2PRFIN20040916_101544_000000402030_00237_13317_4018.N1	16-SEP-2004 10:15:44	Bright	39.500	61	8Eps Peg	2.1000	3900.0	79	13317	No
193	GOM_NL__2PRFIN20040916_101714_000000412030_00237_13317_4019.N1	16-SEP-2004 10:17:14	Bright	40.500	90	54Alp Peg	2.4870	11000.	81	13317	No
194	GOM_NL__2PRFIN20040916_101840_000000502030_00237_13317_4020.N1	16-SEP-2004 10:18:40	Bright	50.000	140	88Gam Peg	2.8340	26000.	100	13317	No
195	GOM_NL__2PRFIN20040916_102106_000000412030_00237_13317_4021.N1	16-SEP-2004 10:21:06	Bright	40.500	93	53Bet Peg	2.5200	3100.0	81	13317	No
196	GOM_NL__2PRFIN20040916_102304_000000392030_00237_13317_4022.N1	16-SEP-2004 10:23:04	Bright	38.500	92	53Eps Cyg	2.5000	4500.0	77	13317	No
197	GOM_NL__2PRFIN20040916_102512_000000412030_00237_13317_4023.N1	16-SEP-2004 10:25:12	Bright	40.500	66	37Gam Cyg	2.2080	5900.0	81	13317	No
198	GOM_NL__2PRFIN20040916_103030_000000372030_00237_13317_4024.N1	16-SEP-2004 10:30:30	Bright	37.000	89	5Alp Cep	2.4510	8000.0	74	13317	No
199	GOM_NL__2PRFIN20040916_103306_000000452030_00237_13317_4025.N1	16-SEP-2004 10:33:06	Bright	45.000	76	27Gam Cas	2.3000	30000.	90	13317	No
200	GOM_NL__2PRFIN20040916_103449_000000922030_00237_13317_4026.N1	16-SEP-2004 10:34:49	Bright	92.000	173	4Bet Tri	3.0040	8900.0	184	13317	No
201	GOM_NL__2PRFIN20040916_103808_000000392030_00237_13317_4027.N1	16-SEP-2004 10:38:08	Bright	39.000	49	1Alp UMi	1.9900	6300.0	78	13317	No
202	GOM_NL__2PRFIN20040916_104054_000000682030_00237_13317_4028.N1	16-SEP-2004 10:40:54	Bright	67.500	35	33Alp Per	1.7950	6250.0	135	13317	No
203	GOM_NL__2PRFIN20040916_104249_000000692030_00237_13317_4029.N1	16-SEP-2004 10:42:49	Bright	68.500	175	39Del Per	3.0100	19400.	137	13317	No
204	GOM_NL__2PRFIN20040916_104530_000000392030_00237_13317_4030.N1	16-SEP-2004 10:45:30	Bright	38.500	36	50Alp UMa	1.8000	6300.0	77	13317	No
205	GOM_NL__2PRFIN20040916_104657_000000382030_00237_13317_4031.N1	16-SEP-2004 10:46:57	Bright	37.500	82	48Bet UMa	2.3650	10600.	75	13317	No
206	GOM_NL__2PRFIN20040916_104845_000000712030_00237_13317_4032.N1	16-SEP-2004 10:48:45	Bright	70.500	6	13Alp Aur	0.080000	3400.0	141	13317	No
207	GOM_NL__2PRFIN20040916_105350_000000642030_00237_13317_4033.N1	16-SEP-2004 10:53:50	Bright	64.000	107	37The Aur	2.6490	11000.	128	13317	No
208	GOM_NL__2PRFIN20040916_105651_000000472030_00237_13317_4034.N1	16-SEP-2004 10:56:51	Bright	47.000	17	78Bet Gem	1.1610	4500.0	94	13317	No
209	GOM_NL__2PRFIN20040916_105931_000001322030_00237_13317_4035.N1	16-SEP-2004 10:59:31	Straylight	132.00	28	12Bet Tau	1.6500	15200.	264	13317	No
210	GOM_NL__2PRFIN20040916_110425_000000602030_00237_13317_4036.N1	16-SEP-2004 11:04:25	Dark	60.000	8	10Alp CMI	0.40000	6500.0	120	13317	No
211	GOM_NL__2PRFIN20040916_111032_000001242030_00237_13317_4037.N1	16-SEP-2004 11:10:32	Dark	124.00	14	58Alp Ori	0.87000	3000.0	248	13317	No
212	GOM_NL__2PRFIN20040916_111338_000000682030_00237_13317_4038.N1	16-SEP-2004 11:13:38	Dark	67.500	1	9Alp CMa	-1.4400	11000.	135	13317	No
213	GOM_NL__2PRFIN20040916_111542_000000452030_00237_13317_4039.N1	16-SEP-2004 11:15:42	Dark	45.000	65	Lam Vel	2.2040	4400.0	90	13317	No
214	GOM_NL__2PRFIN20040916_111859_000000432030_00237_13317_4040.N1	16-SEP-2004 11:18:59	Dark	43.000	46	Del Vel	1.9540	10600.	86	13317	No
215	GOM_NL__2PRFIN20040916_112031_000000462030_00237_13317_4041.N1	16-SEP-2004 11:20:31	Dark	45.500	41	Eps Car	1.8600	4100.0	91	13317	No
216	GOM_NL__2PRFIN20040916_112203_000000572030_00238_13318_4030.N1	16-SEP-2004 11:22:03	Dark	57.000	2	Alp Car	-0.73600	7000.0	114	13318	No
217	GOM_NL__2PRFIN20040916_113107_000000402030_00238_13318_4031.N1	16-SEP-2004 11:31:07	Dark	39.500	135	Bet Hyi	2.8200	5800.0	79	13318	No
218	GOM_NL__2PRFIN20040916_113342_000000452030_00238_13318_4032.N1	16-SEP-2004 11:33:42	Dark	44.500	9	Alp Eri	0.45300	24000.	89	13318	No
219	GOM_NL__2PRFIN20040916_113639_000000392030_00238_13318_4033.N1	16-SEP-2004 11:36:39	Straylight	39.000	148	Alp Tuc	2.8780	4100.0	78	13318	No

220	GOM_NL__2PRFIN20040916_114000_000000502030_00238_13318_4034.N1	16-SEP-2004 11:40:00	Straylight	49.500	63	Bet Gru	2.1500	2800.0	99	13318	No
221	GOM_NL__2PRFIN20040916_114310_000000392030_00238_13318_4035.N1	16-SEP-2004 11:43:10	Straylight	39.000	172	Gam Gru	3.0030	13100.	78	13318	No
222	GOM_NL__2PRFIN20040916_114436_000000442030_00238_13318_4036.N1	16-SEP-2004 11:44:36	Straylight	44.000	18	24Alp PsA	1.1660	9700.0	88	13318	No
223	GOM_NL__2PRFIN20040916_114701_000000622030_00238_13318_4037.N1	16-SEP-2004 11:47:01	Tw_i_and_stray	61.500	52	16Bet Cet	2.0370	4500.0	123	13318	No
224	GOM_NL__2PRFIN20040916_114906_000000442030_00238_13318_4038.N1	16-SEP-2004 11:49:06	Tw_i_and_stray	44.000	142	49Del Cap	2.8500	8900.0	88	13318	No
225	GOM_NL__2PRFIN20040916_115320_000000402030_00238_13318_4039.N1	16-SEP-2004 11:53:20	Bright	39.500	162	34Alp Aqr	2.9440	5350.0	79	13318	No
226	GOM_NL__2PRFIN20040916_115620_000000392030_00238_13318_4040.N1	16-SEP-2004 11:56:20	Bright	38.500	61	8Eps Peg	2.1000	3900.0	77	13318	No
227	GOM_NL__2PRFIN20040916_115750_000000412030_00238_13318_4041.N1	16-SEP-2004 11:57:50	Bright	40.500	90	54Alp Peg	2.4870	11000.	81	13318	No
228	GOM_NL__2PRFIN20040916_115915_000000512030_00238_13318_4042.N1	16-SEP-2004 11:59:15	Bright	51.000	140	88Gam Peg	2.8340	26000.	102	13318	No
229	GOM_NL__2PRFIN20040916_120142_000000412030_00238_13318_4043.N1	16-SEP-2004 12:01:42	Bright	40.500	93	53Bet Peg	2.5200	3100.0	81	13318	No
230	GOM_NL__2PRFIN20040916_120340_000000402030_00238_13318_4044.N1	16-SEP-2004 12:03:40	Bright	39.500	92	53Eps Cyg	2.5000	4500.0	79	13318	No
231	GOM_NL__2PRFIN20040916_120549_000000382030_00238_13318_4045.N1	16-SEP-2004 12:05:49	Bright	38.000	66	37Gam Cyg	2.2080	5900.0	76	13318	No
232	GOM_NL__2PRFIN20040916_121105_000000382030_00238_13318_4046.N1	16-SEP-2004 12:11:05	Bright	37.500	89	5Alp Cep	2.4510	8000.0	75	13318	No
233	GOM_NL__2PRFIN20040916_121341_000000442030_00238_13318_4047.N1	16-SEP-2004 12:13:41	Bright	44.000	76	27Gam Cas	2.3000	30000.	88	13318	No
234	GOM_NL__2PRFIN20040916_121522_000000892030_00238_13318_4048.N1	16-SEP-2004 12:15:22	Bright	88.500	173	4Bet Tri	3.0040	8900.0	177	13318	No
235	GOM_NL__2PRFIN20040916_121844_000000392030_00238_13318_4049.N1	16-SEP-2004 12:18:44	Bright	38.500	49	1Alp UMi	1.9900	6300.0	77	13318	No
236	GOM_NL__2PRFIN20040916_122129_000000652030_00238_13318_4050.N1	16-SEP-2004 12:21:29	Bright	65.000	35	33Alp Per	1.7950	6250.0	130	13318	No
237	GOM_NL__2PRFIN20040916_122324_000000692030_00238_13318_4051.N1	16-SEP-2004 12:23:24	Bright	69.000	175	39Del Per	3.0100	19400.	138	13318	No
238	GOM_NL__2PRFIN20040916_122606_000000392030_00238_13318_4052.N1	16-SEP-2004 12:26:06	Bright	39.000	36	50Alp UMa	1.8000	6300.0	78	13318	No
239	GOM_NL__2PRFIN20040916_122733_000000382030_00238_13318_4053.N1	16-SEP-2004 12:27:33	Bright	37.500	82	48Bet UMa	2.3650	10600.	75	13318	No
240	GOM_NL__2PRFIN20040916_122920_000000692030_00238_13318_4054.N1	16-SEP-2004 12:29:20	Bright	68.500	6	13Alp Aur	0.080000	3400.0	137	13318	No
241	GOM_NL__2PRFIN20040916_123426_000000612030_00238_13318_4055.N1	16-SEP-2004 12:34:26	Bright	60.500	107	37The Aur	2.6490	11000.	121	13318	No
242	GOM_NL__2PRFIN20040916_123728_000000612030_00238_13318_4056.N1	16-SEP-2004 12:37:28	Bright	61.000	17	78Bet Gem	1.1610	4500.0	122	13318	No
243	GOM_NL__2PRFIN20040916_124008_000001252030_00238_13318_4057.N1	16-SEP-2004 12:40:08	Straylight	124.50	28	12Bet Tau	1.6500	15200.	249	13318	No
244	GOM_NL__2PRFIN20040916_124502_000000562030_00238_13318_4058.N1	16-SEP-2004 12:45:02	Dark	55.500	8	10Alp CMi	0.40000	6500.0	111	13318	No
245	GOM_NL__2PRFIN20040916_125110_000001372030_00238_13318_4059.N1	16-SEP-2004 12:51:10	Dark	136.50	14	58Alp Ori	0.87000	3000.0	273	13318	No
246	GOM_NL__2PRFIN20040916_125415_000000662030_00238_13318_4060.N1	16-SEP-2004 12:54:15	Dark	65.500	1	9Alp CMa	-1.4400	11000.	131	13318	No
247	GOM_NL__2PRFIN20040916_125618_000000442030_00238_13318_4061.N1	16-SEP-2004 12:56:18	Dark	43.500	65	Lam Vel	2.2040	4400.0	87	13318	No
248	GOM_NL__2PRFIN20040916_125935_000000392030_00238_13318_4062.N1	16-SEP-2004 12:59:35	Dark	39.000	46	Del Vel	1.9540	10600.	78	13318	No
249	GOM_NL__2PRFIN20040916_130107_000000422030_00238_13318_4063.N1	16-SEP-2004 13:01:07	Dark	41.500	41	Eps Car	1.8600	4100.0	83	13318	No
250	GOM_NL__2PRFIN20040916_130239_000000572030_00239_13319_4030.N1	16-SEP-2004 13:02:39	Dark	57.000	2	Alp Car	-0.73600	7000.0	114	13319	No
251	GOM_NL__2PRFIN20040916_131142_000000392030_00239_13319_4031.N1	16-SEP-2004 13:11:42	Dark	39.000	135	Bet Hyi	2.8200	5800.0	78	13319	No
252	GOM_NL__2PRFIN20040916_131419_000000552030_00239_13319_4032.N1	16-SEP-2004 13:14:19	Dark	55.000	9	Alp Eri	0.45300	24000.	110	13319	No
253	GOM_NL__2PRFIN20040916_131715_000000402030_00239_13319_4033.N1	16-SEP-2004 13:17:15	Straylight	40.000	148	Alp Tuc	2.8780	4100.0	80	13319	No
254	GOM_NL__2PRFIN20040916_132036_000000482030_00239_13319_4034.N1	16-SEP-2004 13:20:36	Straylight	47.500	63	Bet Gru	2.1500	2800.0	95	13319	No
255	GOM_NL__2PRFIN20040916_132346_000000392030_00239_13319_4035.N1	16-SEP-2004 13:23:46	Straylight	38.500	172	Gam Gru	3.0030	13100.	77	13319	No
256	GOM_NL__2PRFIN20040916_132511_000000472030_00239_13319_4036.N1	16-SEP-2004 13:25:11	Straylight	47.000	18	24Alp PsA	1.1660	9700.0	94	13319	No
257	GOM_NL__2PRFIN20040916_132737_000000622030_00239_13319_4037.N1	16-SEP-2004 13:27:37	Tw_i_and_stray	61.500	52	16Bet Cet	2.0370	4500.0	123	13319	No
258	GOM_NL__2PRFIN20040916_132942_000000422030_00239_13319_4038.N1	16-SEP-2004 13:29:42	Tw_i_and_stray	41.500	142	49Del Cap	2.8500	8900.0	83	13319	No
259	GOM_NL__2PRFIN20040916_133356_000000392030_00239_13319_4039.N1	16-SEP-2004 13:33:56	Bright	39.000	162	34Alp Aqr	2.9440	5350.0	78	13319	No
260	GOM_NL__2PRFIN20040916_133656_000000402030_00239_13319_4040.N1	16-SEP-2004 13:36:56	Bright	40.000	61	8Eps Peg	2.1000	3900.0	80	13319	No
261	GOM_NL__2PRFIN20040916_133826_000000412030_00239_13319_4041.N1	16-SEP-2004 13:38:26	Bright	41.000	90	54Alp Peg	2.4870	11000.	82	13319	No
262	GOM_NL__2PRFIN20040916_133950_000000502030_00239_13319_4042.N1	16-SEP-2004 13:39:50	Bright	49.500	140	88Gam Peg	2.8340	26000.	99	13319	No
263	GOM_NL__2PRFIN20040916_134217_000000422030_00239_13319_4043.N1	16-SEP-2004 13:42:17	Bright	41.500	93	53Bet Peg	2.5200	3100.0	83	13319	No
264	GOM_NL__2PRFIN20040916_134416_000000382030_00239_13319_4044.N1	16-SEP-2004 13:44:16	Bright	37.500	92	53Eps Cyg	2.5000	4500.0	75	13319	No
265	GOM_NL__2PRFIN20040916_134625_000000392030_00239_13319_4045.N1	16-SEP-2004 13:46:25	Bright	38.500	66	37Gam Cyg	2.2080	5900.0	77	13319	No
266	GOM_NL__2PRFIN20040916_135141_000000372030_00239_13319_4046.N1	16-SEP-2004 13:51:41	Bright	36.500	89	5Alp Cep	2.4510	8000.0	73	13319	No
267	GOM_NL__2PRFIN20040916_135417_000000442030_00239_13319_4047.N1	16-SEP-2004 13:54:17	Bright	43.500	76	27Gam Cas	2.3000	30000.	87	13319	No
268	GOM_NL__2PRFIN20040916_135919_000000382030_00239_13319_4048.N1	16-SEP-2004 13:59:19	Bright	37.500	49	1Alp UMi	1.9900	6300.0	75	13319	No
269	GOM_NL__2PRFIN20040916_140203_000000662030_00239_13319_4049.N1	16-SEP-2004 14:02:03	Bright	65.500	35	33Alp Per	1.7950	6250.0	131	13319	No
270	GOM_NL__2PRFIN20040916_140642_000000382030_00239_13319_4050.N1	16-SEP-2004 14:06:42	Bright	38.000	36	50Alp UMa	1.8000	6300.0	76	13319	No
271	GOM_NL__2PRFIN20040916_140810_000000372030_00239_13319_4051.N1	16-SEP-2004 14:08:10	Bright	36.500	82	48Bet UMa	2.3650	10600.	73	13319	No
272	GOM_NL__2PRFIN20040916_140955_000000752030_00239_13319_4052.N1	16-SEP-2004 14:09:55	Bright	75.000	6	13Alp Aur	0.080000	3400.0	150	13319	No
273	GOM_NL__2PRFIN20040916_141502_000000632030_00239_13319_4053.N1	16-SEP-2004 14:15:02	Bright	62.500	107	37The Aur	2.6490	11000.	125	13319	No
274	GOM_NL__2PRFIN20040916_141803_000000482030_00239_13319_4054.N1	16-SEP-2004 14:18:03	Bright	47.500	17	78Bet Gem	1.1610	4500.0	95	13319	No
275	GOM_NL__2PRFIN20040916_142044_000001292030_00239_13319_4055.N1	16-SEP-2004 14:20:44	Straylight	128.50	28	12Bet Tau	1.6500	15200.	257	13319	No
276	GOM_NL__2PRFIN20040916_142538_000000592030_00239_13319_4056.N1	16-SEP-2004 14:25:38	Dark	58.500	8	10Alp CMi	0.40000	6500.0	117	13319	No
277	GOM_NL__2PRFIN20040916_143148_000001522030_00239_13319_4057.N1	16-SEP-2004 14:31:48	Dark	152.00	14	58Alp Ori	0.87000	3000.0	304	13319	No
278	GOM_NL__2PRFIN20040916_143452_000000632030_00239_13319_4058.N1	16-SEP-2004 14:34:52	Dark	62.500	1	9Alp CMa	-1.4400	11000.	125	13319	No

279	GOM_NL__2PRFIN20040916_143654_000000462030_00239_13319_4059.N1	16-SEP-2004 14:36:54	Dark	46.000	65	Lam Vel	2.2040	4400.0	92	13319	No
280	GOM_NL__2PRFIN20040916_144010_000000442030_00239_13319_4060.N1	16-SEP-2004 14:40:10	Dark	43.500	46	Del Vel	1.9540	10600.	87	13319	No
281	GOM_NL__2PRFIN20040916_144143_000000402030_00239_13319_4061.N1	16-SEP-2004 14:41:43	Dark	39.500	41	Eps Car	1.8600	4100.0	79	13319	No
282	GOM_NL__2PRFIN20040916_144316_000000572030_00240_13320_4030.N1	16-SEP-2004 14:43:16	Dark	57.000	2	Alp Car	-0.73600	7000.0	114	13320	No
283	GOM_NL__2PRFIN20040916_145219_000000392030_00240_13320_4031.N1	16-SEP-2004 14:52:19	Dark	38.500	135	Bet Hyi	2.8200	5800.0	77	13320	No
284	GOM_NL__2PRFIN20040916_145455_000000542030_00240_13320_4032.N1	16-SEP-2004 14:54:55	Dark	54.000	9	Alp Eri	0.45300	24000.	108	13320	No
285	GOM_NL__2PRFIN20040916_145751_000000402030_00240_13320_4033.N1	16-SEP-2004 14:57:51	Straylight	40.000	148	Alp Tuc	2.8780	4100.0	80	13320	No
286	GOM_NL__2PRFIN20040916_150111_000000522030_00240_13320_4034.N1	16-SEP-2004 15:01:11	Straylight	52.000	63	Bet Gru	2.1500	2800.0	104	13320	No
287	GOM_NL__2PRFIN20040916_150422_000000382030_00240_13320_4035.N1	16-SEP-2004 15:04:22	Straylight	38.000	172	Gam Gru	3.0030	13100.	76	13320	No
288	GOM_NL__2PRFIN20040916_150547_000000462030_00240_13320_4036.N1	16-SEP-2004 15:05:47	Straylight	46.000	18	24Alp PsA	1.1660	9700.0	92	13320	No
289	GOM_NL__2PRFIN20040916_150813_000000672030_00240_13320_4037.N1	16-SEP-2004 15:08:13	Tw_i_and_stray	67.000	52	16Bet Cet	2.0370	4500.0	134	13320	No
290	GOM_NL__2PRFIN20040916_151018_000000442030_00240_13320_4038.N1	16-SEP-2004 15:10:18	Tw_i_and_stray	44.000	142	49Del Cap	2.8500	8900.0	88	13320	No
291	GOM_NL__2PRFIN20040916_151432_000000402030_00240_13320_4039.N1	16-SEP-2004 15:14:32	Bright	39.500	162	34Alp Aqr	2.9440	5350.0	79	13320	No
292	GOM_NL__2PRFIN20040916_151732_000000382030_00240_13320_4040.N1	16-SEP-2004 15:17:32	Bright	38.000	61	8Eps Peg	2.1000	3900.0	76	13320	No
293	GOM_NL__2PRFIN20040916_151901_000000412030_00240_13320_4041.N1	16-SEP-2004 15:19:01	Bright	41.000	90	54Alp Peg	2.4870	11000.	82	13320	No
294	GOM_NL__2PRFIN20040916_152253_000000402030_00240_13320_4042.N1	16-SEP-2004 15:22:53	Bright	40.000	93	53Bet Peg	2.5200	3100.0	80	13320	No
295	GOM_NL__2PRFIN20040916_152453_000000382030_00240_13320_4043.N1	16-SEP-2004 15:24:53	Bright	37.500	92	53Eps Cyg	2.5000	4500.0	75	13320	No
296	GOM_NL__2PRFIN20040916_152701_000000372030_00240_13320_4044.N1	16-SEP-2004 15:27:01	Bright	36.500	66	37Gam Cyg	2.2080	5900.0	73	13320	No
297	GOM_NL__2PRFIN20040916_153217_000000372030_00240_13320_4045.N1	16-SEP-2004 15:32:17	Bright	37.000	89	5Alp Cep	2.4510	8000.0	74	13320	No
298	GOM_NL__2PRFIN20040916_153452_000000402030_00240_13320_4046.N1	16-SEP-2004 15:34:52	Bright	39.500	76	27Gam Cas	2.3000	30000.	79	13320	No
299	GOM_NL__2PRFIN20040916_153956_000000392030_00240_13320_4047.N1	16-SEP-2004 15:39:56	Bright	38.500	49	1Alp UMi	1.9900	6300.0	77	13320	No
300	GOM_NL__2PRFIN20040916_154238_000000672030_00240_13320_4048.N1	16-SEP-2004 15:42:38	Bright	66.500	35	33Alp Per	1.7950	6250.0	133	13320	No
301	GOM_NL__2PRFIN20040916_154433_000000682030_00240_13320_4049.N1	16-SEP-2004 15:44:33	Bright	68.000	175	39Del Per	3.0100	19400.	136	13320	No
302	GOM_NL__2PRFIN20040916_154718_000000402030_00240_13320_4050.N1	16-SEP-2004 15:47:18	Bright	39.500	36	50Alp UMa	1.8000	6300.0	79	13320	No
303	GOM_NL__2PRFIN20040916_154845_000000362030_00240_13320_4051.N1	16-SEP-2004 15:48:45	Bright	36.000	82	48Bet UMa	2.3650	10600.	72	13320	No
304	GOM_NL__2PRFIN20040916_155031_000000752030_00240_13320_4052.N1	16-SEP-2004 15:50:31	Bright	74.500	6	13Alp Aur	0.080000	3400.0	149	13320	No
305	GOM_NL__2PRFIN20040916_155538_000000622030_00240_13320_4053.N1	16-SEP-2004 15:55:38	Bright	61.500	107	37The Aur	2.6490	11000.	123	13320	No
306	GOM_NL__2PRFIN20040916_155840_000000622030_00240_13320_4054.N1	16-SEP-2004 15:58:40	Bright	62.000	17	78Bet Gem	1.1610	4500.0	124	13320	No
307	GOM_NL__2PRFIN20040916_160121_000001342030_00240_13320_4055.N1	16-SEP-2004 16:01:21	Straylight	134.00	28	12Bet Tau	1.6500	15200.	268	13320	No
308	GOM_NL__2PRFIN20040916_160615_000000612030_00240_13320_4056.N1	16-SEP-2004 16:06:15	Dark	60.500	8	10Alp CMi	0.40000	6500.0	121	13320	No
309	GOM_NL__2PRFIN20040916_161340_000000432030_00240_13320_4057.N1	16-SEP-2004 16:13:40	Dark	42.500	132	15Rho Pup	2.8030	6900.0	85	13320	No
310	GOM_NL__2PRFIN20040916_161529_000000642030_00240_13320_4058.N1	16-SEP-2004 16:15:29	Dark	63.500	1	9Alp CMa	-1.4400	11000.	127	13320	No
311	GOM_NL__2PRFIN20040916_161730_000000472030_00240_13320_4059.N1	16-SEP-2004 16:17:30	Dark	46.500	65	Lam Vel	2.2040	4400.0	93	13320	No
312	GOM_NL__2PRFIN20040916_162048_000000402030_00240_13320_4060.N1	16-SEP-2004 16:20:48	Dark	39.500	46	Del Vel	1.9540	10600.	79	13320	No
313	GOM_NL__2PRFIN20040916_162219_000000522030_00240_13320_4061.N1	16-SEP-2004 16:22:19	Dark	51.500	41	Eps Car	1.8600	4100.0	103	13320	No
314	GOM_NL__2PRFIN20040916_162352_000000552030_00241_13321_4031.N1	16-SEP-2004 16:23:52	Dark	55.000	2	Alp Car	-0.73600	7000.0	110	13321	No
315	GOM_NL__2PRFIN20040916_163255_000000392030_00241_13321_4032.N1	16-SEP-2004 16:32:55	Dark	38.500	135	Bet Hyi	2.8200	5800.0	77	13321	No
316	GOM_NL__2PRFIN20040916_163532_000000452030_00241_13321_4033.N1	16-SEP-2004 16:35:32	Dark	45.000	9	Alp Eri	0.45300	24000.	90	13321	No
317	GOM_NL__2PRFIN20040916_163827_000000482030_00241_13321_4034.N1	16-SEP-2004 16:38:27	Straylight	47.500	148	Alp Tuc	2.8780	4100.0	95	13321	No
318	GOM_NL__2PRFIN20040916_164149_000000522030_00241_13321_4035.N1	16-SEP-2004 16:41:49	Straylight	51.500	63	Bet Gru	2.1500	2800.0	103	13321	No
319	GOM_NL__2PRFIN20040916_164458_000000402030_00241_13321_4036.N1	16-SEP-2004 16:44:58	Straylight	39.500	172	Gam Gru	3.0030	13100.	79	13321	No
320	GOM_NL__2PRFIN20040916_164624_000000462030_00241_13321_4037.N1	16-SEP-2004 16:46:24	Straylight	46.000	18	24Alp PsA	1.1660	9700.0	92	13321	No
321	GOM_NL__2PRFIN20040916_164850_000000622030_00241_13321_4038.N1	16-SEP-2004 16:48:50	Tw_i_and_stray	61.500	52	16Bet Cet	2.0370	4500.0	123	13321	No
322	GOM_NL__2PRFIN20040916_165054_000000422030_00241_13321_4039.N1	16-SEP-2004 16:50:54	Tw_i_and_stray	42.000	142	49Del Cap	2.8500	8900.0	84	13321	No
323	GOM_NL__2PRFIN20040916_165508_000000392030_00241_13321_4040.N1	16-SEP-2004 16:55:08	Bright	38.500	162	34Alp Aqr	2.9440	5350.0	77	13321	No
324	GOM_NL__2PRFIN20040916_165808_000000392030_00241_13321_4041.N1	16-SEP-2004 16:58:08	Bright	39.000	61	8Eps Peg	2.1000	3900.0	78	13321	No
325	GOM_NL__2PRFIN20040916_165938_000000412030_00241_13321_4042.N1	16-SEP-2004 16:59:38	Bright	40.500	90	54Alp Peg	2.4870	11000.	81	13321	No
326	GOM_NL__2PRFIN20040916_170329_000000412030_00241_13321_4043.N1	16-SEP-2004 17:03:29	Bright	40.500	93	53Bet Peg	2.5200	3100.0	81	13321	No
327	GOM_NL__2PRFIN20040916_170529_000000372030_00241_13321_4044.N1	16-SEP-2004 17:05:29	Bright	36.500	92	53Eps Cyg	2.5000	4500.0	73	13321	No
328	GOM_NL__2PRFIN20040916_170738_000000392030_00241_13321_4045.N1	16-SEP-2004 17:07:38	Bright	39.000	66	37Gam Cyg	2.2080	5900.0	78	13321	No
329	GOM_NL__2PRFIN20040916_171254_000000382030_00241_13321_4046.N1	16-SEP-2004 17:12:54	Bright	38.000	89	5Alp Cep	2.4510	8000.0	76	13321	No
330	GOM_NL__2PRFIN20040916_171528_000000442030_00241_13321_4047.N1	16-SEP-2004 17:15:28	Bright	44.000	76	27Gam Cas	2.3000	30000.	88	13321	No
331	GOM_NL__2PRFIN20040916_172032_000000382030_00241_13321_4048.N1	16-SEP-2004 17:20:32	Bright	38.000	49	1Alp UMi	1.9900	6300.0	76	13321	No
332	GOM_NL__2PRFIN20040916_172313_000000682030_00241_13321_4049.N1	16-SEP-2004 17:23:13	Bright	68.000	35	33Alp Per	1.7950	6250.0	136	13321	No
333	GOM_NL__2PRFIN20040916_172508_000000682030_00241_13321_4050.N1	16-SEP-2004 17:25:08	Bright	67.500	175	39Del Per	3.0100	19400.	135	13321	No
334	GOM_NL__2PRFIN20040916_172755_000000392030_00241_13321_4051.N1	16-SEP-2004 17:27:55	Bright	38.500	36	50Alp UMa	1.8000	6300.0	77	13321	No
335	GOM_NL__2PRFIN20040916_172922_000000362030_00241_13321_4052.N1	16-SEP-2004 17:29:22	Bright	36.000	82	48Bet UMa	2.3650	10600.	72	13321	No
336	GOM_NL__2PRFIN20040916_173106_000000742030_00241_13321_4053.N1	16-SEP-2004 17:31:06	Bright	73.500	6	13Alp Aur	0.080000	3400.0	147	13321	No
337	GOM_NL__2PRFIN20040916_173614_000000632030_00241_13321_4054.N1	16-SEP-2004 17:36:14	Bright	63.000	107	37The Aur	2.6490	11000.	126	13321	No

338	GOM_NL__2PRFIN20040916_173916_000000482030_00241_13321_4055.N1	16-SEP-2004 17:39:16	Bright	48.000	17	78Bet Gem	1.1610	4500.0	96	13321	No
339	GOM_NL__2PRFIN20040916_174157_000001272030_00241_13321_4056.N1	16-SEP-2004 17:41:57	Straylight	127.00	28	12Bet Tau	1.6500	15200.	254	13321	No
340	GOM_NL__2PRFIN20040916_174652_000000592030_00241_13321_4057.N1	16-SEP-2004 17:46:52	Dark	59.000	8	10Alp CMi	0.40000	6500.0	118	13321	No
341	GOM_NL__2PRFIN20040916_175417_000000442030_00241_13321_4058.N1	16-SEP-2004 17:54:17	Dark	44.000	132	15Rho Pup	2.8030	6900.0	88	13321	No
342	GOM_NL__2PRFIN20040916_175607_000000712030_00241_13321_4059.N1	16-SEP-2004 17:56:07	Dark	71.000	1	9Alp CMa	-1.4400	11000.	142	13321	No
343	GOM_NL__2PRFIN20040916_175807_000000462030_00241_13321_4060.N1	16-SEP-2004 17:58:07	Dark	46.000	65	Lam Vel	2.2040	4400.0	92	13321	No
344	GOM_NL__2PRFIN20040916_180123_000000422030_00241_13321_4061.N1	16-SEP-2004 18:01:23	Dark	41.500	46	Del Vel	1.9540	10600.	83	13321	No
345	GOM_NL__2PRFIN20040916_180256_000000512030_00241_13321_4062.N1	16-SEP-2004 18:02:56	Dark	50.500	41	Eps Car	1.8600	4100.0	101	13321	No
346	GOM_NL__2PRFIN20040916_180429_000000562030_00242_13322_4032.N1	16-SEP-2004 18:04:29	Dark	56.000	2	Alp Car	-0.73600	7000.0	112	13322	No
347	GOM_NL__2PRFIN20040916_181331_000000402030_00242_13322_4033.N1	16-SEP-2004 18:13:31	Dark	39.500	135	Bet Hyi	2.8200	5800.0	79	13322	No
348	GOM_NL__2PRFIN20040916_181608_000000522030_00242_13322_4034.N1	16-SEP-2004 18:16:08	Dark	52.000	9	Alp Eri	0.45300	24000.	104	13322	No
349	GOM_NL__2PRFIN20040916_181903_000000452030_00242_13322_4035.N1	16-SEP-2004 18:19:03	Straylight	44.500	148	Alp Tuc	2.8780	4100.0	89	13322	No
350	GOM_NL__2PRFIN20040916_182225_000000522030_00242_13322_4036.N1	16-SEP-2004 18:22:25	Straylight	52.000	63	Bet Gru	2.1500	2800.0	104	13322	No
351	GOM_NL__2PRFIN20040916_182535_000000392030_00242_13322_4037.N1	16-SEP-2004 18:25:35	Straylight	38.500	172	Gam Gru	3.0030	13100.	77	13322	No
352	GOM_NL__2PRFIN20040916_182700_000000462030_00242_13322_4038.N1	16-SEP-2004 18:27:00	Straylight	46.000	18	24Alp PsA	1.1660	9700.0	92	13322	No
353	GOM_NL__2PRFIN20040916_182926_000000602030_00242_13322_4039.N1	16-SEP-2004 18:29:26	Tw_i_and_stray	59.500	52	16Bet Cet	2.0370	4500.0	119	13322	No
354	GOM_NL__2PRFIN20040916_183131_000000412030_00242_13322_4040.N1	16-SEP-2004 18:31:31	Tw_i_and_stray	41.000	142	49Del Cap	2.8500	8900.0	82	13322	No
355	GOM_NL__2PRFIN20040916_183544_000000402030_00242_13322_4041.N1	16-SEP-2004 18:35:44	Bright	39.500	162	34Alp Aqr	2.9440	5350.0	79	13322	No
356	GOM_NL__2PRFIN20040916_183844_000000402030_00242_13322_4042.N1	16-SEP-2004 18:38:44	Bright	39.500	61	8Eps Peg	2.1000	3900.0	79	13322	No
357	GOM_NL__2PRFIN20040916_184013_000000412030_00242_13322_4043.N1	16-SEP-2004 18:40:13	Bright	40.500	90	54Alp Peg	2.4870	11000.	81	13322	No
358	GOM_NL__2PRFIN20040916_184405_000000432030_00242_13322_4044.N1	16-SEP-2004 18:44:05	Bright	43.000	93	53Bet Peg	2.5200	3100.0	86	13322	No
359	GOM_NL__2PRFIN20040916_184605_000000372030_00242_13322_4045.N1	16-SEP-2004 18:46:05	Bright	36.500	92	53Eps Cyg	2.5000	4500.0	73	13322	No
360	GOM_NL__2PRFIN20040916_184814_000000392030_00242_13322_4046.N1	16-SEP-2004 18:48:14	Bright	39.000	66	37Gam Cyg	2.2080	5900.0	78	13322	No
361	GOM_NL__2PRFIN20040916_185330_000000362030_00242_13322_4047.N1	16-SEP-2004 18:53:30	Bright	36.000	89	5Alp Cep	2.4510	8000.0	72	13322	No
362	GOM_NL__2PRFIN20040916_185603_000000442030_00242_13322_4048.N1	16-SEP-2004 18:56:03	Bright	43.500	76	27Gam Cas	2.3000	30000.	87	13322	No
363	GOM_NL__2PRFIN20040916_190108_000000382030_00242_13322_4049.N1	16-SEP-2004 19:01:08	Bright	38.000	49	1Alp UMi	1.9900	6300.0	76	13322	No
364	GOM_NL__2PRFIN20040916_190347_000000702030_00242_13322_4050.N1	16-SEP-2004 19:03:47	Bright	69.500	35	33Alp Per	1.7950	6250.0	139	13322	No
365	GOM_NL__2PRFIN20040916_190542_000000682030_00242_13322_4051.N1	16-SEP-2004 19:05:42	Bright	68.000	175	39Del Per	3.0100	19400.	136	13322	No
366	GOM_NL__2PRFIN20040916_190831_000000362030_00242_13322_4052.N1	16-SEP-2004 19:08:31	Bright	35.500	36	50Alp UMa	1.8000	6300.0	71	13322	No
367	GOM_NL__2PRFIN20040916_190958_000000352030_00242_13322_4053.N1	16-SEP-2004 19:09:58	Bright	34.500	82	48Bet UMa	2.3650	10600.	69	13322	No
368	GOM_NL__2PRFIN20040916_191142_000000712030_00242_13322_4054.N1	16-SEP-2004 19:11:42	Bright	70.500	6	13Alp Aur	0.080000	3400.0	141	13322	No
369	GOM_NL__2PRFIN20040916_191649_000000632030_00242_13322_4055.N1	16-SEP-2004 19:16:49	Bright	62.500	107	37The Aur	2.6490	11000.	125	13322	No
370	GOM_NL__2PRFIN20040916_191952_000000502030_00242_13322_4056.N1	16-SEP-2004 19:19:52	Bright	49.500	17	78Bet Gem	1.1610	4500.0	99	13322	No
371	GOM_NL__2PRFIN20040916_192234_000001302030_00242_13322_4057.N1	16-SEP-2004 19:22:34	Straylight	130.00	28	12Bet Tau	1.6500	15200.	260	13322	No
372	GOM_NL__2PRFIN20040916_192728_000000622030_00242_13322_4058.N1	16-SEP-2004 19:27:28	Dark	62.000	8	10Alp CMi	0.40000	6500.0	124	13322	No
373	GOM_NL__2PRFIN20040916_193453_000000452030_00242_13322_4059.N1	16-SEP-2004 19:34:53	Dark	45.000	132	15Rho Pup	2.8030	6900.0	90	13322	No
374	GOM_NL__2PRFIN20040916_193644_000000702030_00242_13322_4060.N1	16-SEP-2004 19:36:44	Dark	69.500	1	9Alp CMa	-1.4400	11000.	139	13322	No
375	GOM_NL__2PRFIN20040916_193842_000000442030_00242_13322_4061.N1	16-SEP-2004 19:38:42	Dark	44.000	65	Lam Vel	2.2040	4400.0	88	13322	No
376	GOM_NL__2PRFIN20040916_194200_000000422030_00242_13322_4062.N1	16-SEP-2004 19:42:00	Dark	42.000	46	Del Vel	1.9540	10600.	84	13322	No
377	GOM_NL__2PRFIN20040916_194332_000000512030_00242_13322_4063.N1	16-SEP-2004 19:43:32	Dark	50.500	41	Eps Car	1.8600	4100.0	101	13322	No
378	GOM_NL__2PRFIN20040916_194506_000000562030_00243_13323_4033.N1	16-SEP-2004 19:45:06	Dark	56.000	2	Alp Car	-0.73600	7000.0	112	13323	No
379	GOM_NL__2PRFIN20040916_195407_000000392030_00243_13323_4034.N1	16-SEP-2004 19:54:07	Dark	38.500	135	Bet Hyi	2.8200	5800.0	77	13323	No
380	GOM_NL__2PRFIN20040916_195644_000000492030_00243_13323_4035.N1	16-SEP-2004 19:56:44	Dark	49.000	9	Alp Eri	0.45300	24000.	98	13323	No
381	GOM_NL__2PRFIN20040916_195939_000000382030_00243_13323_4036.N1	16-SEP-2004 19:59:39	Straylight	38.000	148	Alp Tuc	2.8780	4100.0	76	13323	No
382	GOM_NL__2PRFIN20040916_200301_000000522030_00243_13323_4037.N1	16-SEP-2004 20:03:01	Straylight	51.500	63	Bet Gru	2.1500	2800.0	103	13323	No
383	GOM_NL__2PRFIN20040916_200611_000000402030_00243_13323_4038.N1	16-SEP-2004 20:06:11	Straylight	39.500	172	Gam Gru	3.0030	13100.	79	13323	No
384	GOM_NL__2PRFIN20040916_200736_000000472030_00243_13323_4039.N1	16-SEP-2004 20:07:36	Straylight	47.000	18	24Alp PsA	1.1660	9700.0	94	13323	No
385	GOM_NL__2PRFIN20040916_201001_000000632030_00243_13323_4040.N1	16-SEP-2004 20:10:01	Tw_i_and_stray	62.500	52	16Bet Cet	2.0370	4500.0	125	13323	No
386	GOM_NL__2PRFIN20040916_201206_000000422030_00243_13323_4041.N1	16-SEP-2004 20:12:06	Tw_i_and_stray	42.000	142	49Del Cap	2.8500	8900.0	84	13323	No
387	GOM_NL__2PRFIN20040916_201620_000000392030_00243_13323_4042.N1	16-SEP-2004 20:16:20	Bright	39.000	162	34Alp Aqr	2.9440	5350.0	78	13323	No
388	GOM_NL__2PRFIN20040916_201920_000000392030_00243_13323_4043.N1	16-SEP-2004 20:19:20	Bright	38.500	61	8Eps Peg	2.1000	3900.0	77	13323	No
389	GOM_NL__2PRFIN20040916_202049_000000422030_00243_13323_4044.N1	16-SEP-2004 20:20:49	Bright	41.500	90	54Alp Peg	2.4870	11000.	83	13323	No
390	GOM_NL__2PRFIN20040916_202440_000000432030_00243_13323_4045.N1	16-SEP-2004 20:24:40	Bright	42.500	93	53Bet Peg	2.5200	3100.0	85	13323	No
391	GOM_NL__2PRFIN20040916_202641_000000382030_00243_13323_4046.N1	16-SEP-2004 20:26:41	Bright	38.000	92	53Eps Cyg	2.5000	4500.0	76	13323	No
392	GOM_NL__2PRFIN20040916_202850_000000392030_00243_13323_4047.N1	16-SEP-2004 20:28:50	Bright	39.000	66	37Gam Cyg	2.2080	5900.0	78	13323	No
393	GOM_NL__2PRFIN20040916_203405_000000382030_00243_13323_4048.N1	16-SEP-2004 20:34:05	Bright	37.500	89	5Alp Cep	2.4510	8000.0	75	13323	No
394	GOM_NL__2PRFIN20040916_203638_000000442030_00243_13323_4049.N1	16-SEP-2004 20:36:38	Bright	44.000	76	27Gam Cas	2.3000	30000.	88	13323	No
395	GOM_NL__2PRFIN20040916_204144_000000402030_00243_13323_4050.N1	16-SEP-2004 20:41:44	Bright	39.500	49	1Alp UMi	1.9900	6300.0	79	13323	No
396	GOM_NL__2PRFIN20040916_204422_000000692030_00243_13323_4051.N1	16-SEP-2004 20:44:22	Bright	69.000	35	33Alp Per	1.7950	6250.0	138	13323	No

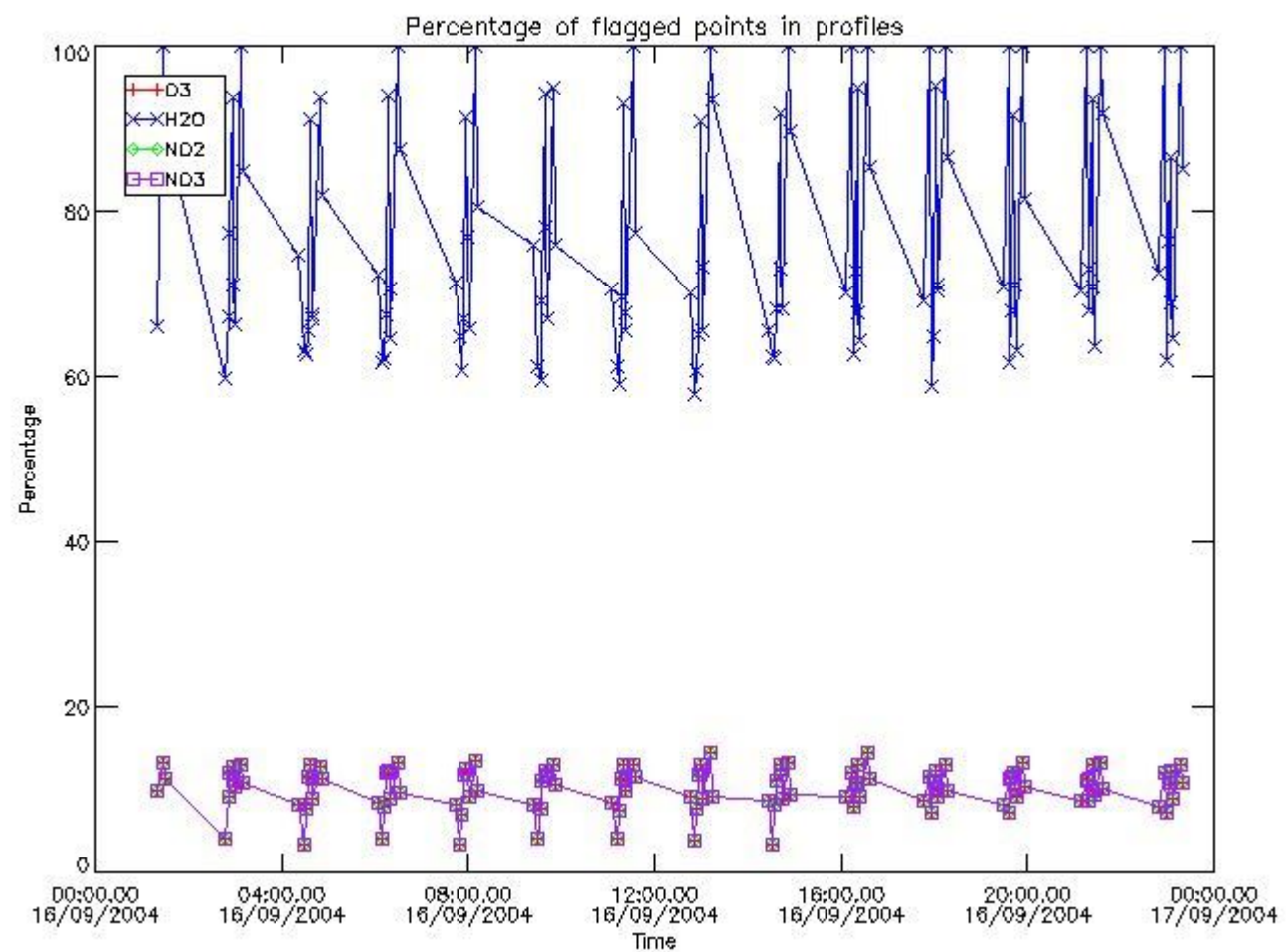
397	GOM_NL__2PRFIN20040916_204617_000000702030_00243_13323_4052.N1	16-SEP-2004 20:46:17	Bright	69.500	175	39Del Per	3.0100	19400.	139	13323	No
398	GOM_NL__2PRFIN20040916_204907_000000372030_00243_13323_4053.N1	16-SEP-2004 20:49:07	Bright	36.500	36	50Alp UMa	1.8000	6300.0	73	13323	No
399	GOM_NL__2PRFIN20040916_205034_000000362030_00243_13323_4054.N1	16-SEP-2004 20:50:34	Bright	36.000	82	48Bet UMa	2.3650	10600.	72	13323	No
400	GOM_NL__2PRFIN20040916_205217_000000752030_00243_13323_4055.N1	16-SEP-2004 20:52:17	Bright	74.500	6	13Alp Aur	0.080000	3400.0	149	13323	No
401	GOM_NL__2PRFIN20040916_205726_000000622030_00243_13323_4056.N1	16-SEP-2004 20:57:26	Bright	62.000	107	37The Aur	2.6490	11000.	124	13323	No
402	GOM_NL__2PRFIN20040916_210029_000000502030_00243_13323_4057.N1	16-SEP-2004 21:00:29	Bright	49.500	17	78Bet Gem	1.1610	4500.0	99	13323	No
403	GOM_NL__2PRFIN20040916_210311_000001342030_00243_13323_4058.N1	16-SEP-2004 21:03:11	Straylight	134.00	28	12Bet Tau	1.6500	15200.	268	13323	No
404	GOM_NL__2PRFIN20040916_210804_000000582030_00243_13323_4059.N1	16-SEP-2004 21:08:04	Dark	58.000	8	10Alp CMi	0.40000	6500.0	116	13323	No
405	GOM_NL__2PRFIN20040916_211529_000000462030_00243_13323_4060.N1	16-SEP-2004 21:15:29	Dark	45.500	132	15Rho Pup	2.8030	6900.0	91	13323	No
406	GOM_NL__2PRFIN20040916_211721_000000582030_00243_13323_4061.N1	16-SEP-2004 21:17:21	Dark	58.000	1	9Alp CMa	-1.4400	11000.	116	13323	No
407	GOM_NL__2PRFIN20040916_211919_000000452030_00243_13323_4062.N1	16-SEP-2004 21:19:19	Dark	45.000	65	Lam Vel	2.2040	4400.0	90	13323	No
408	GOM_NL__2PRFIN20040916_212236_000000392030_00243_13323_4063.N1	16-SEP-2004 21:22:36	Dark	39.000	46	Del Vel	1.9540	10600.	78	13323	No
409	GOM_NL__2PRFIN20040916_212407_000000522030_00243_13323_4064.N1	16-SEP-2004 21:24:07	Dark	52.000	41	Eps Car	1.8600	4100.0	104	13323	No
410	GOM_NL__2PRFIN20040916_212542_000000542030_00244_13324_4033.N1	16-SEP-2004 21:25:42	Dark	54.000	2	Alp Car	-0.73600	7000.0	108	13324	No
411	GOM_NL__2PRFIN20040916_213443_000000392030_00244_13324_4034.N1	16-SEP-2004 21:34:43	Dark	38.500	135	Bet Hyi	2.8200	5800.0	77	13324	No
412	GOM_NL__2PRFIN20040916_213720_000000562030_00244_13324_4035.N1	16-SEP-2004 21:37:20	Dark	55.500	9	Alp Eri	0.45300	24000.	111	13324	No
413	GOM_NL__2PRFIN20040916_214015_000000382030_00244_13324_4036.N1	16-SEP-2004 21:40:15	Straylight	38.000	148	Alp Tuc	2.8780	4100.0	76	13324	No
414	GOM_NL__2PRFIN20040916_214338_000000522030_00244_13324_4037.N1	16-SEP-2004 21:43:38	Straylight	52.000	63	Bet Gru	2.1500	2800.0	104	13324	No
415	GOM_NL__2PRFIN20040916_214647_000000392030_00244_13324_4038.N1	16-SEP-2004 21:46:47	Straylight	39.000	172	Gam Gru	3.0030	13100.	78	13324	No
416	GOM_NL__2PRFIN20040916_214811_000000472030_00244_13324_4039.N1	16-SEP-2004 21:48:11	Straylight	47.000	18	24Alp PsA	1.1660	9700.0	94	13324	No
417	GOM_NL__2PRFIN20040916_215035_000000642030_00244_13324_4040.N1	16-SEP-2004 21:50:35	Tw_i_and_stray	64.000	52	16Bet Cet	2.0370	4500.0	128	13324	No
418	GOM_NL__2PRFIN20040916_215242_000000422030_00244_13324_4041.N1	16-SEP-2004 21:52:42	Tw_i_and_stray	42.000	142	49Del Cap	2.8500	8900.0	84	13324	No
419	GOM_NL__2PRFIN20040916_215655_000000402030_00244_13324_4042.N1	16-SEP-2004 21:56:55	Bright	40.000	162	34Alp Aqr	2.9440	5350.0	80	13324	No
420	GOM_NL__2PRFIN20040916_215956_000000392030_00244_13324_4043.N1	16-SEP-2004 21:59:56	Bright	39.000	61	8Eps Peg	2.1000	3900.0	78	13324	No
421	GOM_NL__2PRFIN20040916_220122_000000442030_00244_13324_4044.N1	16-SEP-2004 22:01:22	Bright	44.000	90	54Alp Peg	2.4870	11000.	88	13324	No
422	GOM_NL__2PRFIN20040916_220515_000000402030_00244_13324_4045.N1	16-SEP-2004 22:05:15	Bright	40.000	93	53Bet Peg	2.5200	3100.0	80	13324	No
423	GOM_NL__2PRFIN20040916_220717_000000372030_00244_13324_4046.N1	16-SEP-2004 22:07:17	Bright	37.000	92	53Eps Cyg	2.5000	4500.0	74	13324	No
424	GOM_NL__2PRFIN20040916_220926_000000402030_00244_13324_4047.N1	16-SEP-2004 22:09:26	Bright	39.500	66	37Gam Cyg	2.2080	5900.0	79	13324	No
425	GOM_NL__2PRFIN20040916_221441_000000382030_00244_13324_4048.N1	16-SEP-2004 22:14:41	Bright	38.000	89	5Alp Cep	2.4510	8000.0	76	13324	No
426	GOM_NL__2PRFIN20040916_221713_000000432030_00244_13324_4049.N1	16-SEP-2004 22:17:13	Bright	43.000	76	27Gam Cas	2.3000	30000.	86	13324	No
427	GOM_NL__2PRFIN20040916_222218_000000352030_00244_13324_4050.N1	16-SEP-2004 22:22:18	Bright	34.500	49	1Alp UMi	1.9900	6300.0	69	13324	No
428	GOM_NL__2PRFIN20040916_222457_000000642030_00244_13324_4051.N1	16-SEP-2004 22:24:57	Bright	64.000	35	33Alp Per	1.7950	6250.0	128	13324	No
429	GOM_NL__2PRFIN20040916_222652_000000682030_00244_13324_4052.N1	16-SEP-2004 22:26:52	Bright	67.500	175	39Del Per	3.0100	19400.	135	13324	No
430	GOM_NL__2PRFIN20040916_222940_000000422030_00244_13324_4053.N1	16-SEP-2004 22:29:40	Bright	41.500	36	50Alp UMa	1.8000	6300.0	83	13324	No
431	GOM_NL__2PRFIN20040916_223110_000000372030_00244_13324_4054.N1	16-SEP-2004 22:31:10	Bright	36.500	82	48Bet UMa	2.3650	10600.	73	13324	No
432	GOM_NL__2PRFIN20040916_223253_000000722030_00244_13324_4055.N1	16-SEP-2004 22:32:53	Bright	72.000	6	13Alp Aur	0.080000	3400.0	144	13324	No
433	GOM_NL__2PRFIN20040916_223801_000000622030_00244_13324_4056.N1	16-SEP-2004 22:38:01	Bright	61.500	107	37The Aur	2.6490	11000.	123	13324	No
434	GOM_NL__2PRFIN20040916_224105_000000462030_00244_13324_4057.N1	16-SEP-2004 22:41:05	Bright	46.000	17	78Bet Gem	1.1610	4500.0	92	13324	No
435	GOM_NL__2PRFIN20040916_224348_000001232030_00244_13324_4058.N1	16-SEP-2004 22:43:48	Straylight	123.00	28	12Bet Tau	1.6500	15200.	246	13324	No
436	GOM_NL__2PRFIN20040916_224841_000000642030_00244_13324_4059.N1	16-SEP-2004 22:48:41	Dark	63.500	8	10Alp CMi	0.40000	6500.0	127	13324	No
437	GOM_NL__2PRFIN20040916_225606_000000422030_00244_13324_4060.N1	16-SEP-2004 22:56:06	Dark	42.000	132	15Rho Pup	2.8030	6900.0	84	13324	No
438	GOM_NL__2PRFIN20040916_225757_000000702030_00244_13324_4061.N1	16-SEP-2004 22:57:57	Dark	70.000	1	9Alp CMa	-1.4400	11000.	140	13324	No
439	GOM_NL__2PRFIN20040916_225955_000000452030_00244_13324_4062.N1	16-SEP-2004 22:59:55	Dark	45.000	65	Lam Vel	2.2040	4400.0	90	13324	No
440	GOM_NL__2PRFIN20040916_230312_000000422030_00244_13324_4063.N1	16-SEP-2004 23:03:12	Dark	41.500	46	Del Vel	1.9540	10600.	83	13324	No
441	GOM_NL__2PRFIN20040916_230443_000000522030_00244_13324_4064.N1	16-SEP-2004 23:04:43	Dark	52.000	41	Eps Car	1.8600	4100.0	104	13324	No
442	GOM_NL__2PRFIN20040916_230617_000000572030_00245_13325_4033.N1	16-SEP-2004 23:06:17	Dark	57.000	2	Alp Car	-0.73600	7000.0	114	13325	No
443	GOM_NL__2PRFIN20040916_231519_000000402030_00245_13325_4034.N1	16-SEP-2004 23:15:19	Dark	39.500	135	Bet Hyi	2.8200	5800.0	79	13325	No
444	GOM_NL__2PRFIN20040916_231754_000000472030_00245_13325_4035.N1	16-SEP-2004 23:17:54	Dark	47.000	9	Alp Eri	0.45300	24000.	94	13325	No
445	GOM_NL__2PRFIN20040916_232051_000000412030_00245_13325_4036.N1	16-SEP-2004 23:20:51	Straylight	40.500	148	Alp Tuc	2.8780	4100.0	81	13325	No
446	GOM_NL__2PRFIN20040916_232436_000000432030_00245_13325_4037.N1	16-SEP-2004 23:24:36	Straylight	42.500	31	Alp Gru	1.7340	15200.	85	13325	No
447	GOM_NL__2PRFIN20040916_232722_000000392030_00245_13325_4038.N1	16-SEP-2004 23:27:22	Straylight	38.500	172	Gam Gru	3.0030	13100.	77	13325	No
448	GOM_NL__2PRFIN20040916_232848_000000472030_00245_13325_4039.N1	16-SEP-2004 23:28:48	Straylight	47.000	18	24Alp PsA	1.1660	9700.0	94	13325	No
449	GOM_NL__2PRFIN20040916_233111_000000652030_00245_13325_4040.N1	16-SEP-2004 23:31:11	Tw_i_and_stray	64.500	52	16Bet Cet	2.0370	4500.0	129	13325	No
450	GOM_NL__2PRFIN20040916_233319_000000402030_00245_13325_4041.N1	16-SEP-2004 23:33:19	Tw_i_and_stray	40.000	142	49Del Cap	2.8500	8900.0	80	13325	No
451	GOM_NL__2PRFIN20040916_233732_000000402030_00245_13325_4042.N1	16-SEP-2004 23:37:32	Bright	39.500	162	34Alp Aqr	2.9440	5350.0	79	13325	No
452	GOM_NL__2PRFIN20040916_234032_000000392030_00245_13325_4043.N1	16-SEP-2004 23:40:32	Bright	39.000	61	8Eps Peg	2.1000	3900.0	78	13325	No
453	GOM_NL__2PRFIN20040916_234158_000000442030_00245_13325_4044.N1	16-SEP-2004 23:41:58	Bright	44.000	90	54Alp Peg	2.4870	11000.	88	13325	No
454	GOM_NL__2PRFIN20040916_234550_000000422030_00245_13325_4045.N1	16-SEP-2004 23:45:50	Bright	41.500	93	53Bet Peg	2.5200	3100.0	83	13325	No
455	GOM_NL__2PRFIN20040916_234754_000000382030_00245_13325_4046.N1	16-SEP-2004 23:47:54	Bright	38.000	92	53Eps Cyg	2.5000	4500.0	76	13325	No

456	GOM_NL__2PRFIN20040916_235003_000000402030_00245_13325_4047.N1	16-SEP-2004 23:50:03	Bright	39.500	66	37Gam Cyg	2.2080	5900.0	79	13325	No
457	GOM_NL__2PRFIN20040916_235517_000000392030_00245_13325_4048.N1	16-SEP-2004 23:55:17	Bright	38.500	89	5Alp Cep	2.4510	8000.0	77	13325	No
458	GOM_NL__2PRFIN20040916_235749_000000442030_00245_13325_4049.N1	16-SEP-2004 23:57:49	Bright	44.000	76	27Gam Cas	2.3000	30000.	88	13325	No

3. Quality information per product

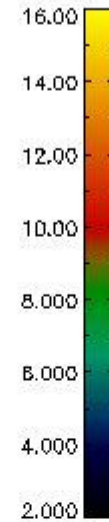
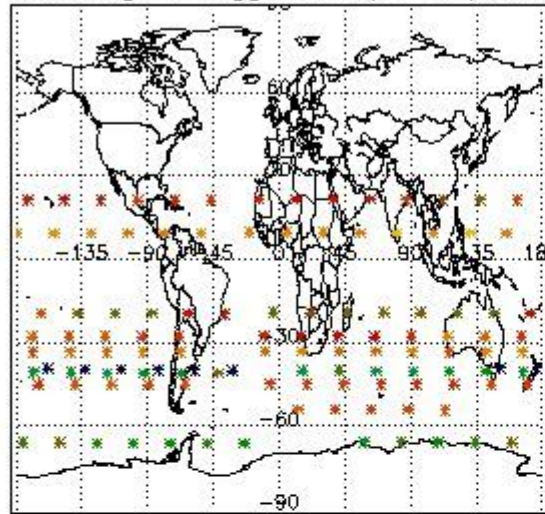
In this section it is plotted some information contained in the Quality Summary data set of the level 2 products. Only products in dark limb conditions and without errors (error flag in the MPH set to "0") are used.

3.1 Plot quality information per product (time dependant)

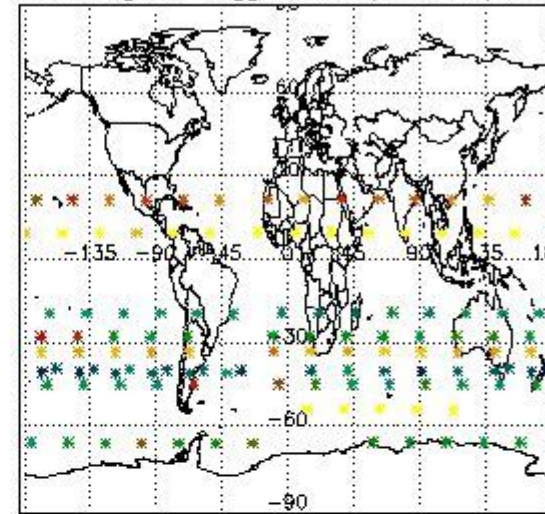


3.2 Plot quality information per product (world map)

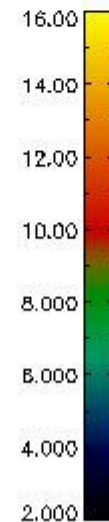
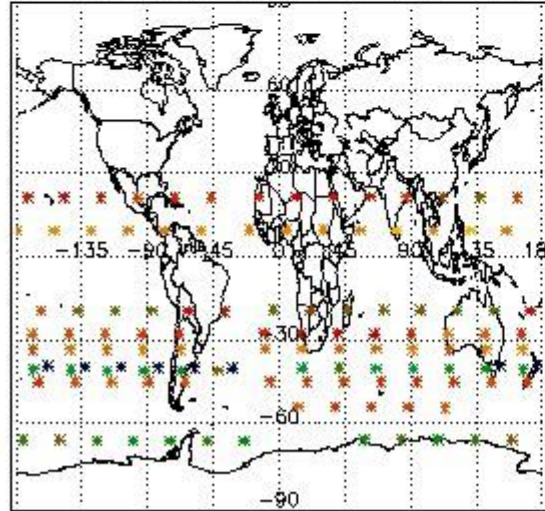
Percentage of flagged data per O3 profile



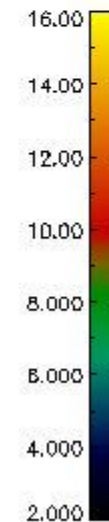
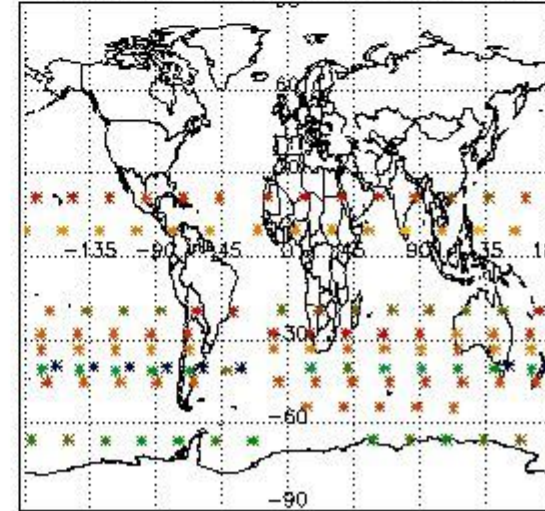
Percentage of flagged data per H2O profile



Percentage of flagged data per NO2 profile



Percentage of flagged data per NO3 profile

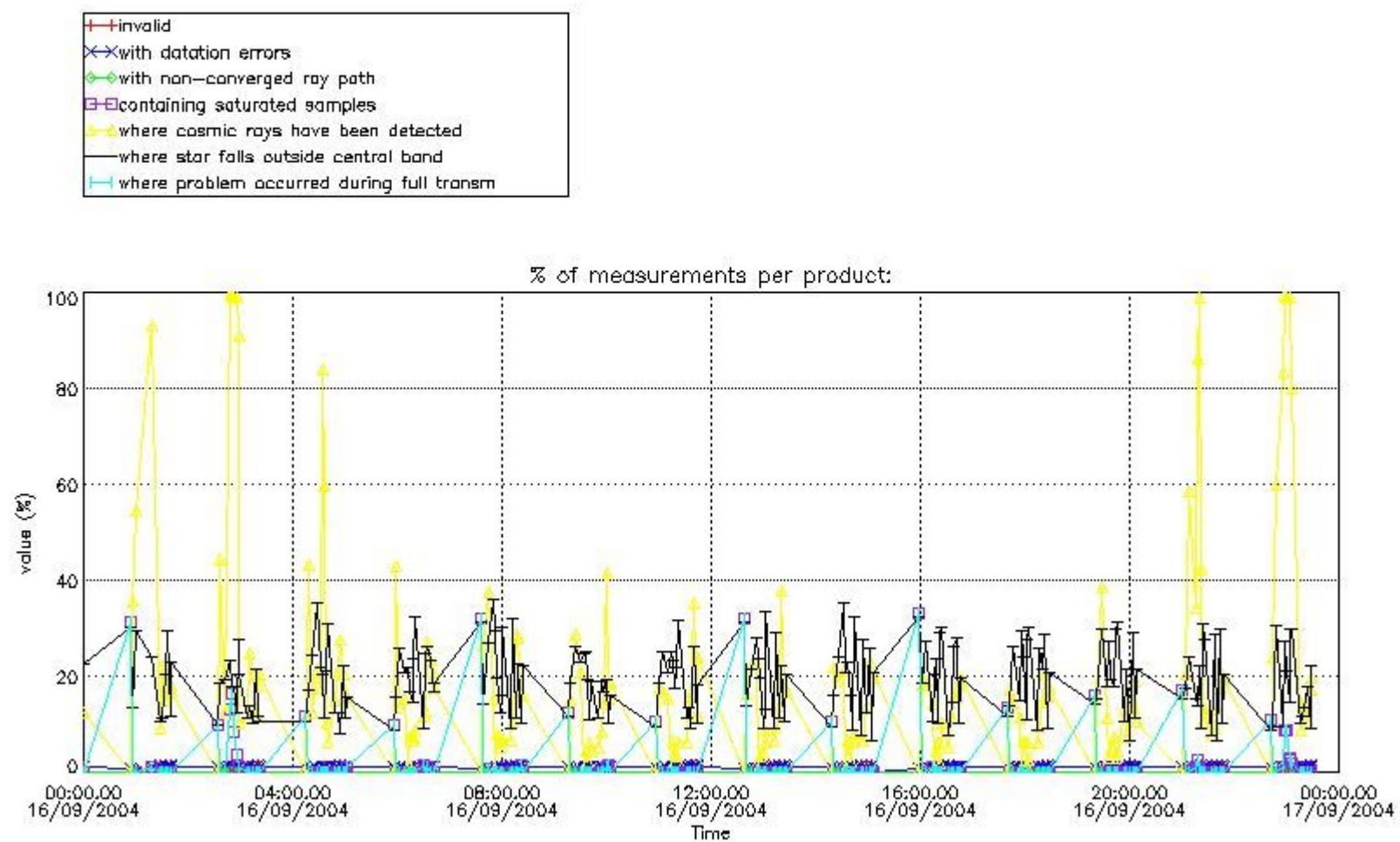


4. Level 1 quality information per product

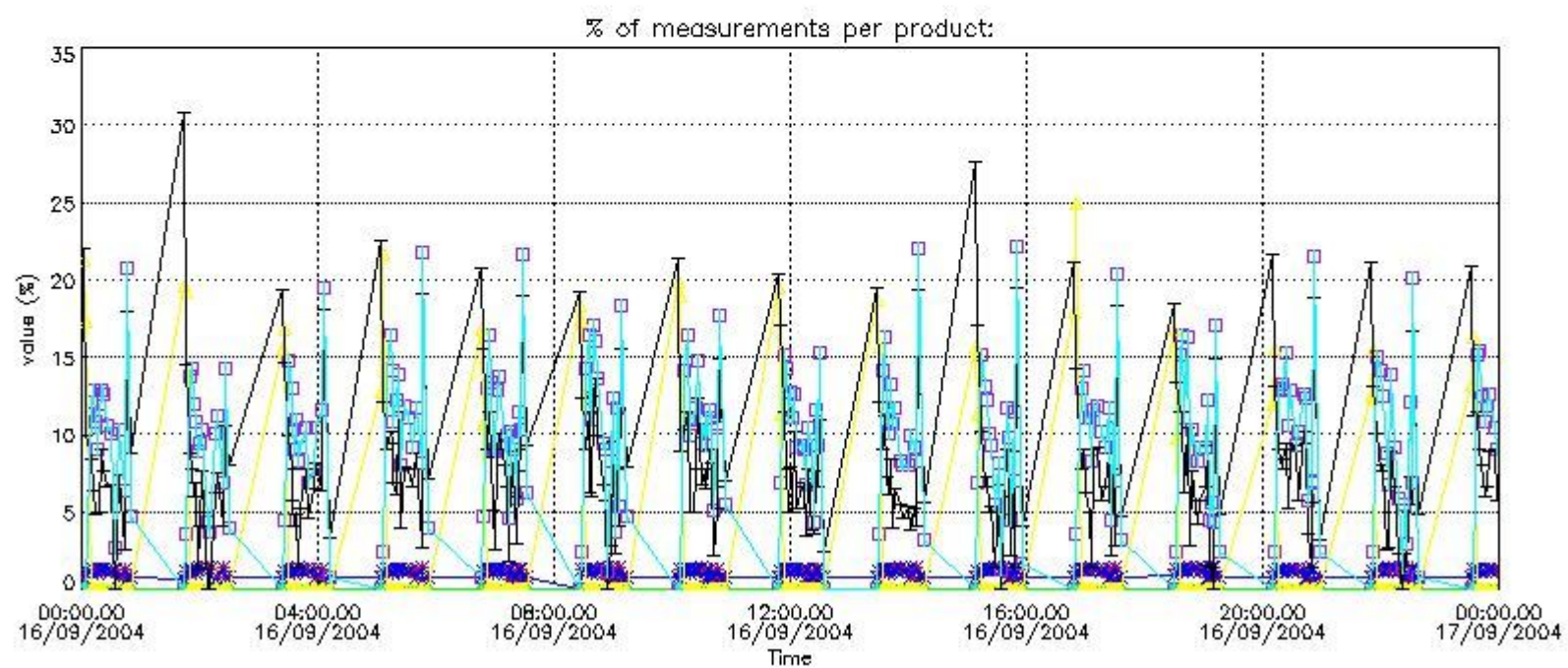
In this section it is plotted some information contained in the Quality Summary data set of the level 2 products that comes from the level 1b processing. Products without errors (error flag in the MPH set to "0") are used.

4.1 Plot quality information per product (time dependant) coming from level 1b processing

4.1.1 Plot level 1 quality information per product (time dependant): ENVISAT ASCENDING passes



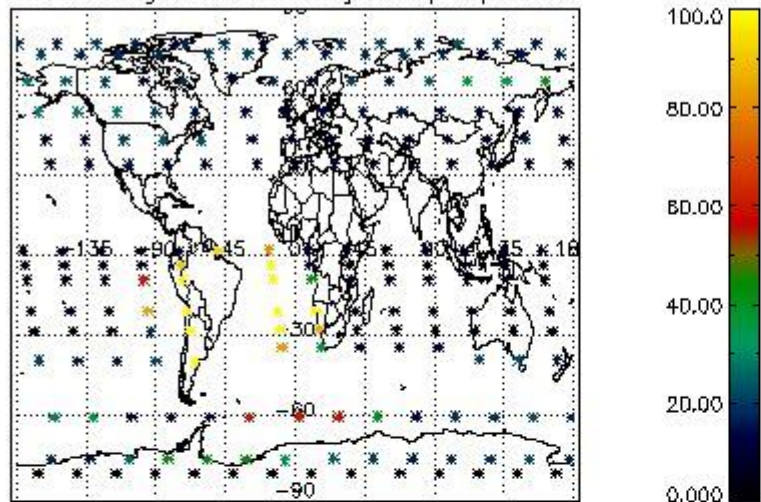
4.1.2 Plot level 1 quality information per product (time dependant): ENVI SAT DESCENDING passes



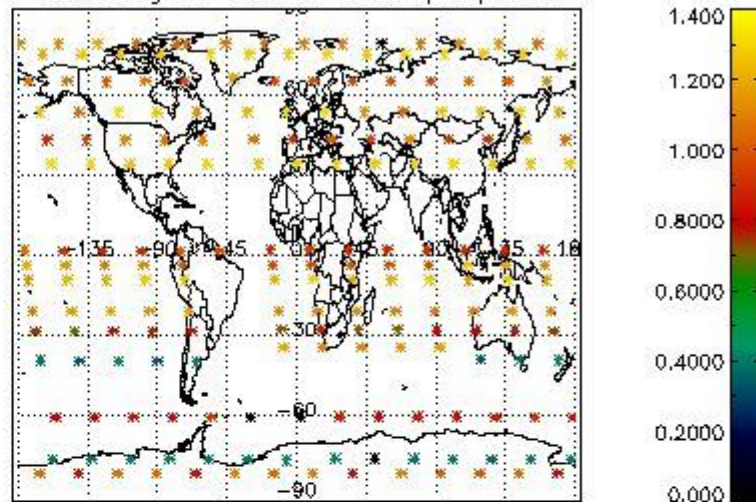
4.2 Plot quality information per product coming from level 1b processing (world map)

4.2.1 Plot level 1 quality information per product (world map): ENVISAT ASCENDING passes

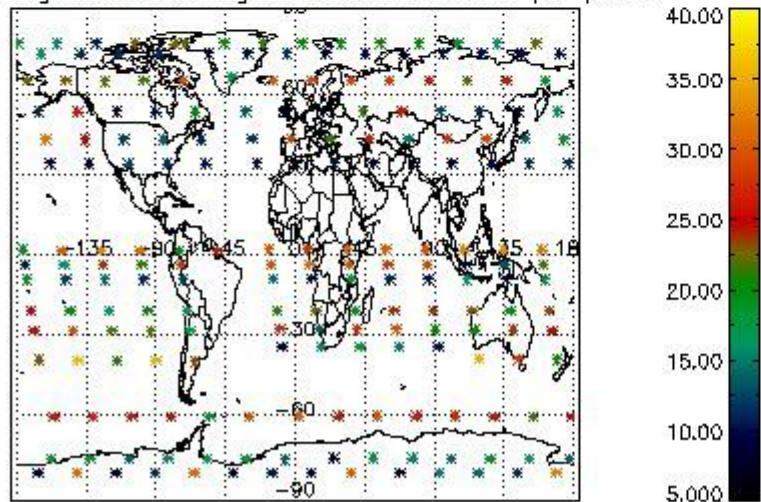
Percentage of cosmic ray hits per profile



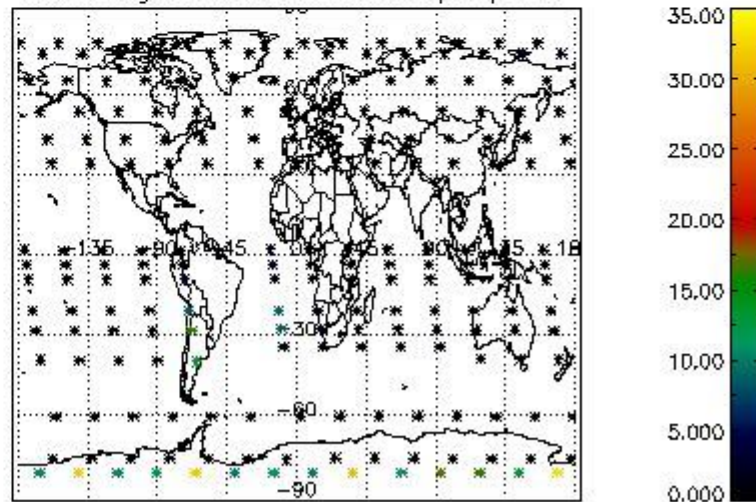
Percentage of datation errors per profile



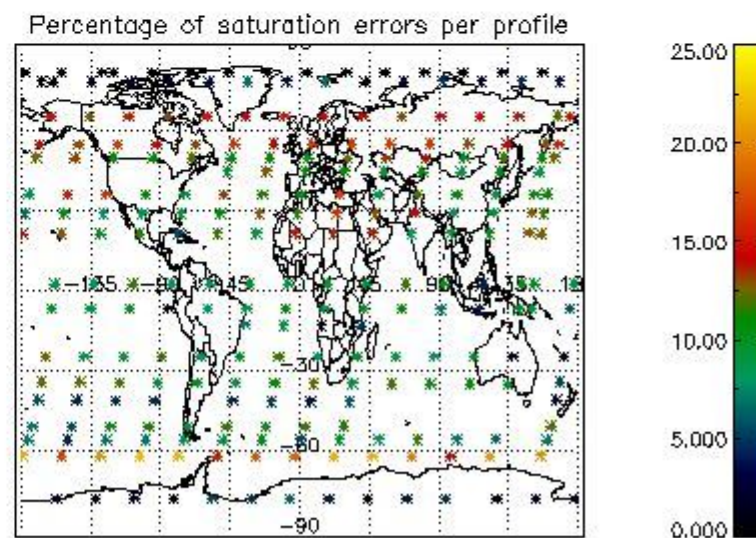
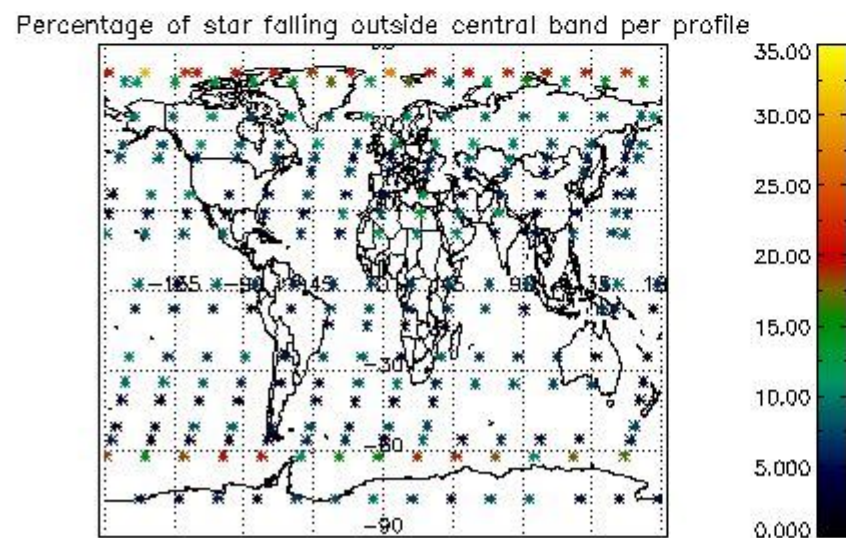
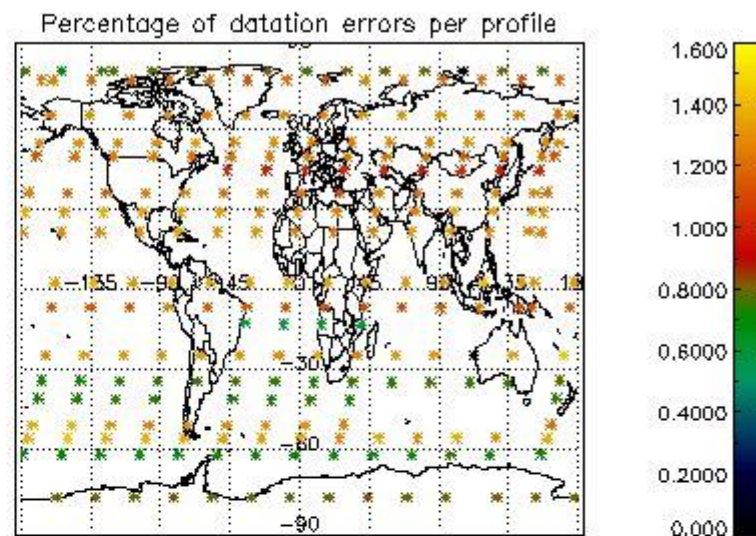
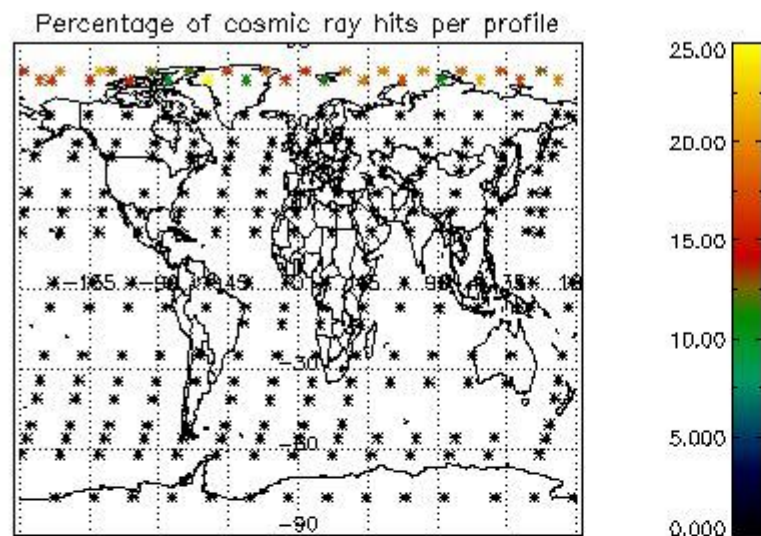
Percentage of star falling outside central band per profile



Percentage of saturation errors per profile



4.2.2 Plot level 1 quality information per product (world map): ENVISAT DESCENDING passes



5. Trace gas profiles

5.1 Ozone statistics based on quality of products

The final quality of the products can be "measured" using the STD (Standard Deviation) attached to every point profile. This information is written to the parameter GOM_NL__2P/NL_LOCAL_SPECIES_DENSITY/o3_std of the level 2 products. The table below shows the statistics for given STD ranges.

The statistics are given with respect to the overall valid production:

- Products without fatal errors: GOM_NL__2P/MPH/PRODUCT_ERR=0
- Valid point profile: GOM_NL__2P/NL_LOCAL_SPECIES_DENSITY/pcd(0)=0

The 'Criteria' is applied to valid points of dark limb products:

- Products in dark limb illumination condition: GOM_NL__2P/NL_SUMMARY_QUALITY/obs_ill_cond=0
- Products without fatal errors: GOM_NL__2P/MPH/PRODUCT_ERR=0
- Valid point profile: GOM_NL__2P/NL_LOCAL_SPECIES_DENSITY/pcd(0)=0

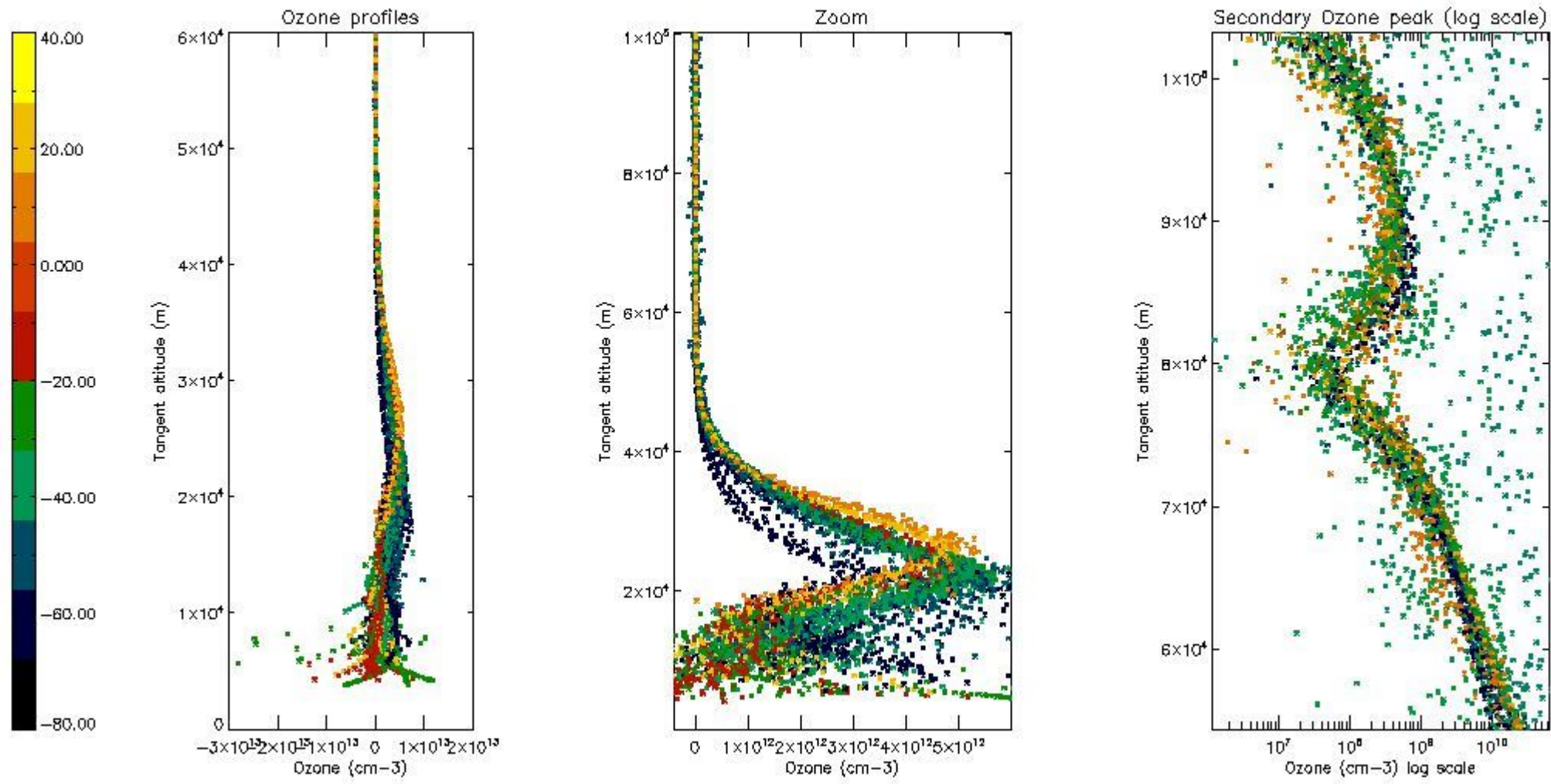
So, the table below shows the percentage of dark limb and valid observations for each criteria with respect to the overall valid daily observations.

Criteria	% of total production
All STD	28
STD < 20	16

STD < 10	13
STD < 5	10

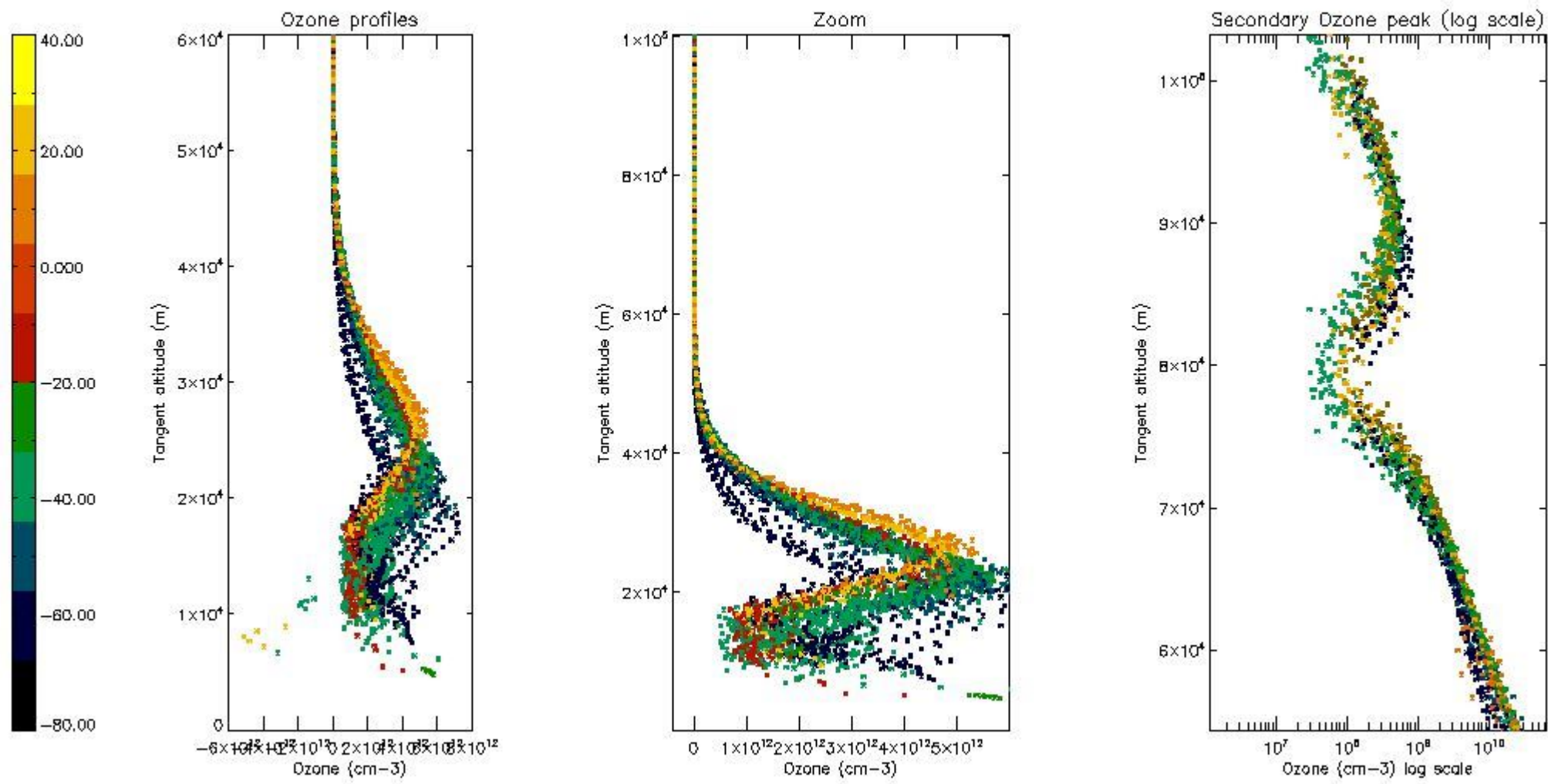
5.2 Plot ozone profiles for all STD (dark without errors)

The colorbar represents the latitude.



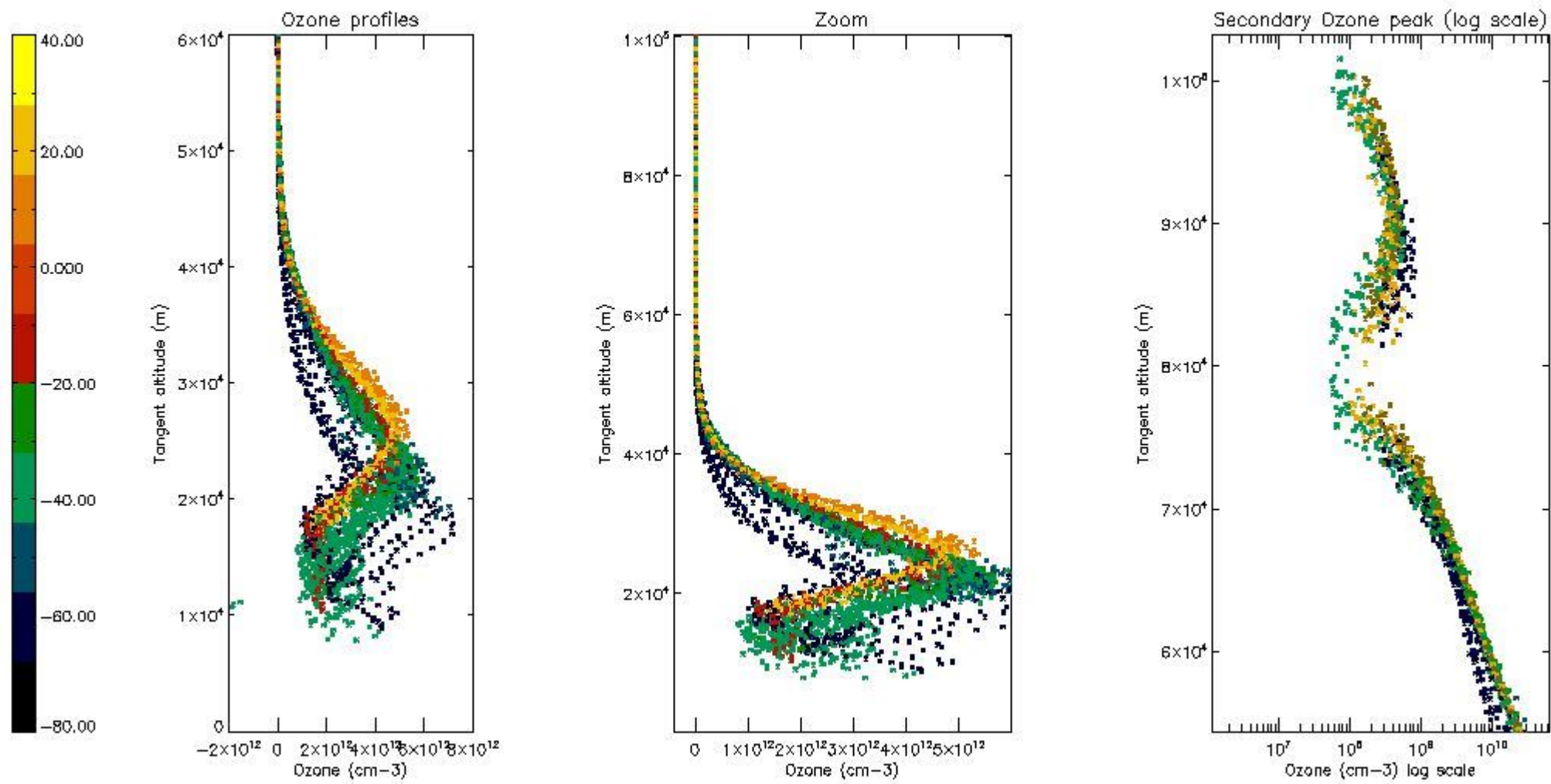
5.3 Plot ozone profiles where STD < 20% (dark without errors)

The colorbar represents the latitude.



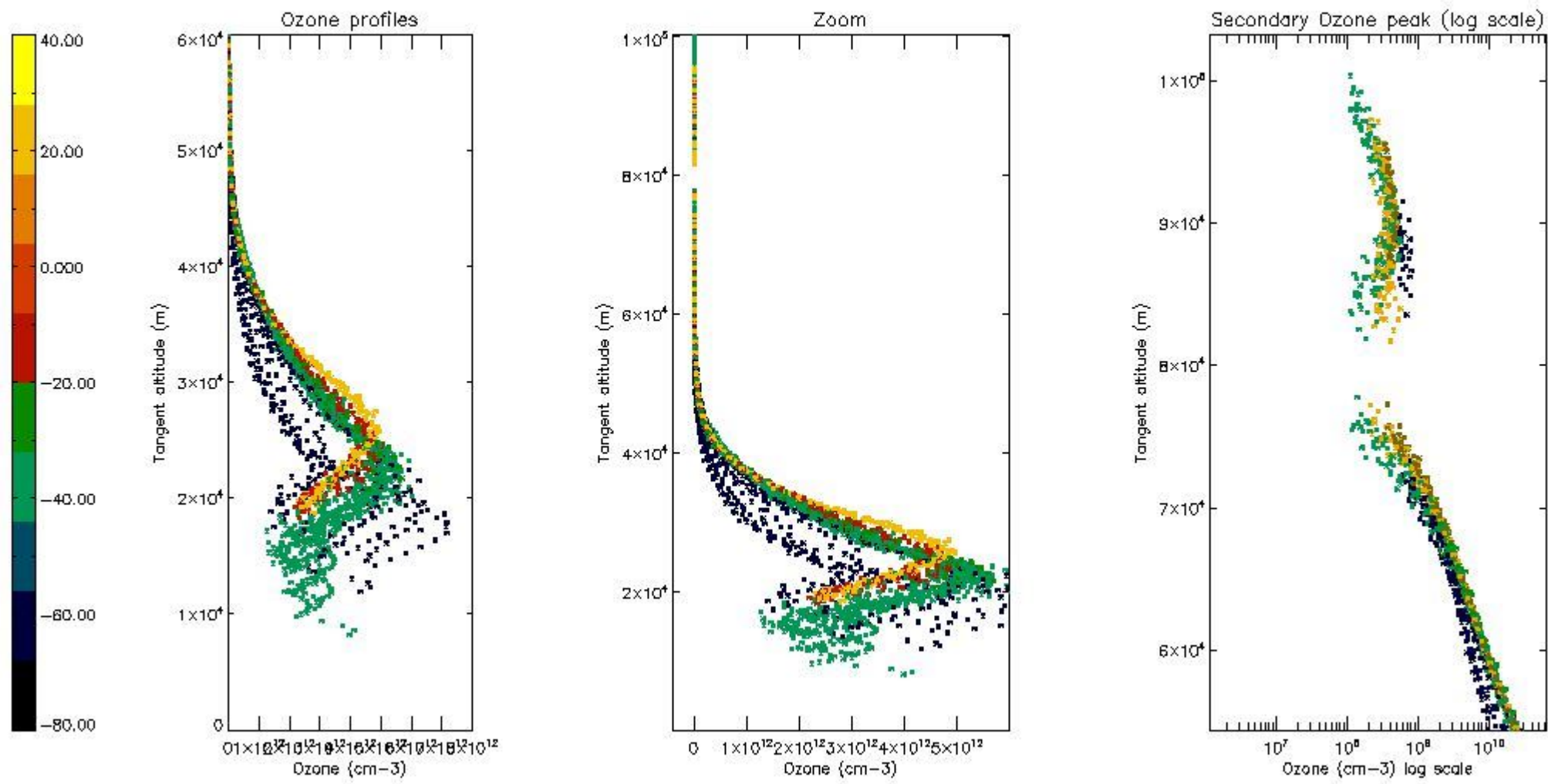
5.4 Plot ozone profiles where STD < 10% (dark without errors)

The colorbar represents the latitude.



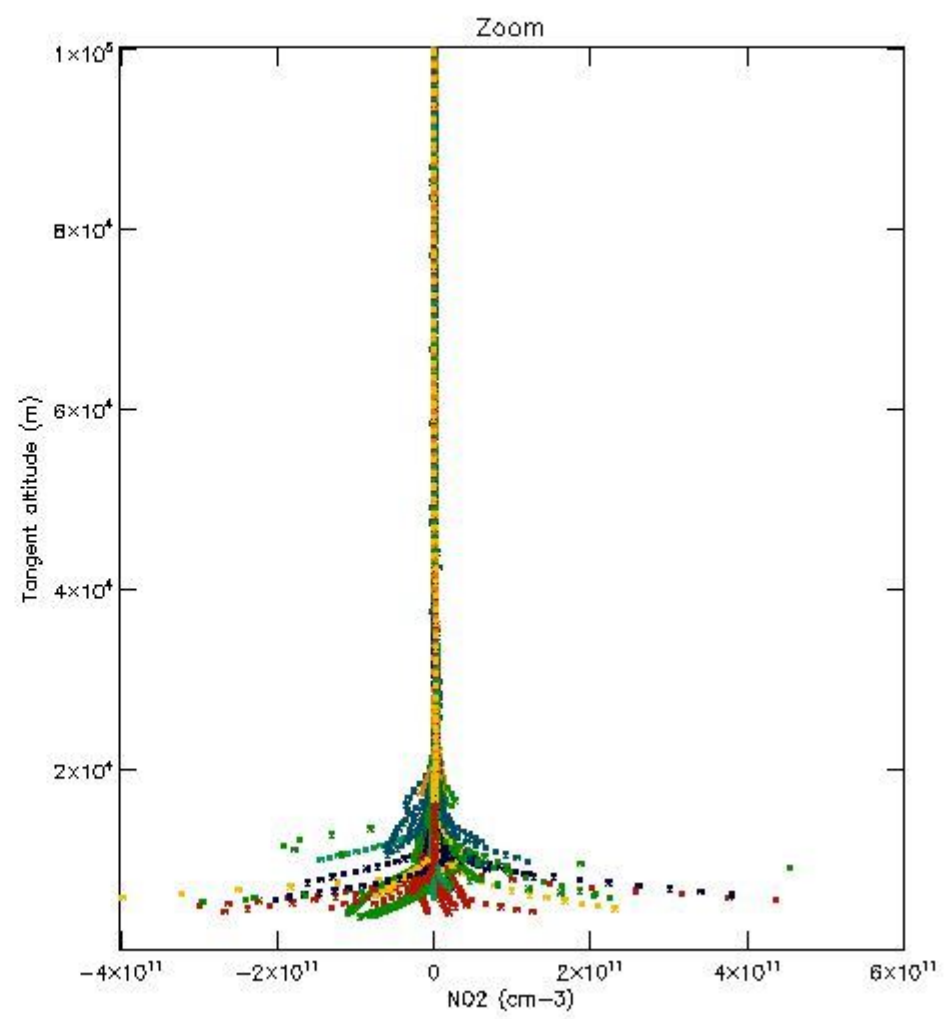
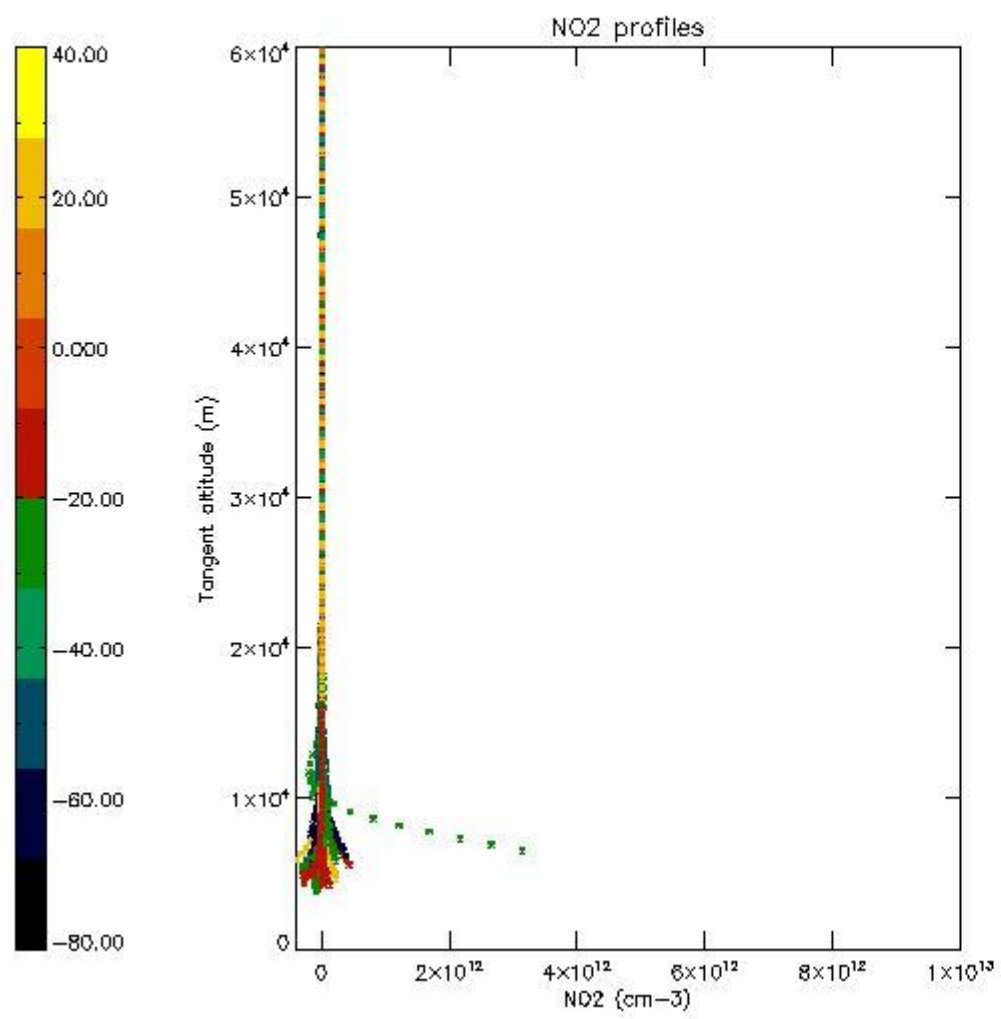
5.5 Plot ozone profiles where STD < 5% (dark without errors)

The colorbar represents the latitude.



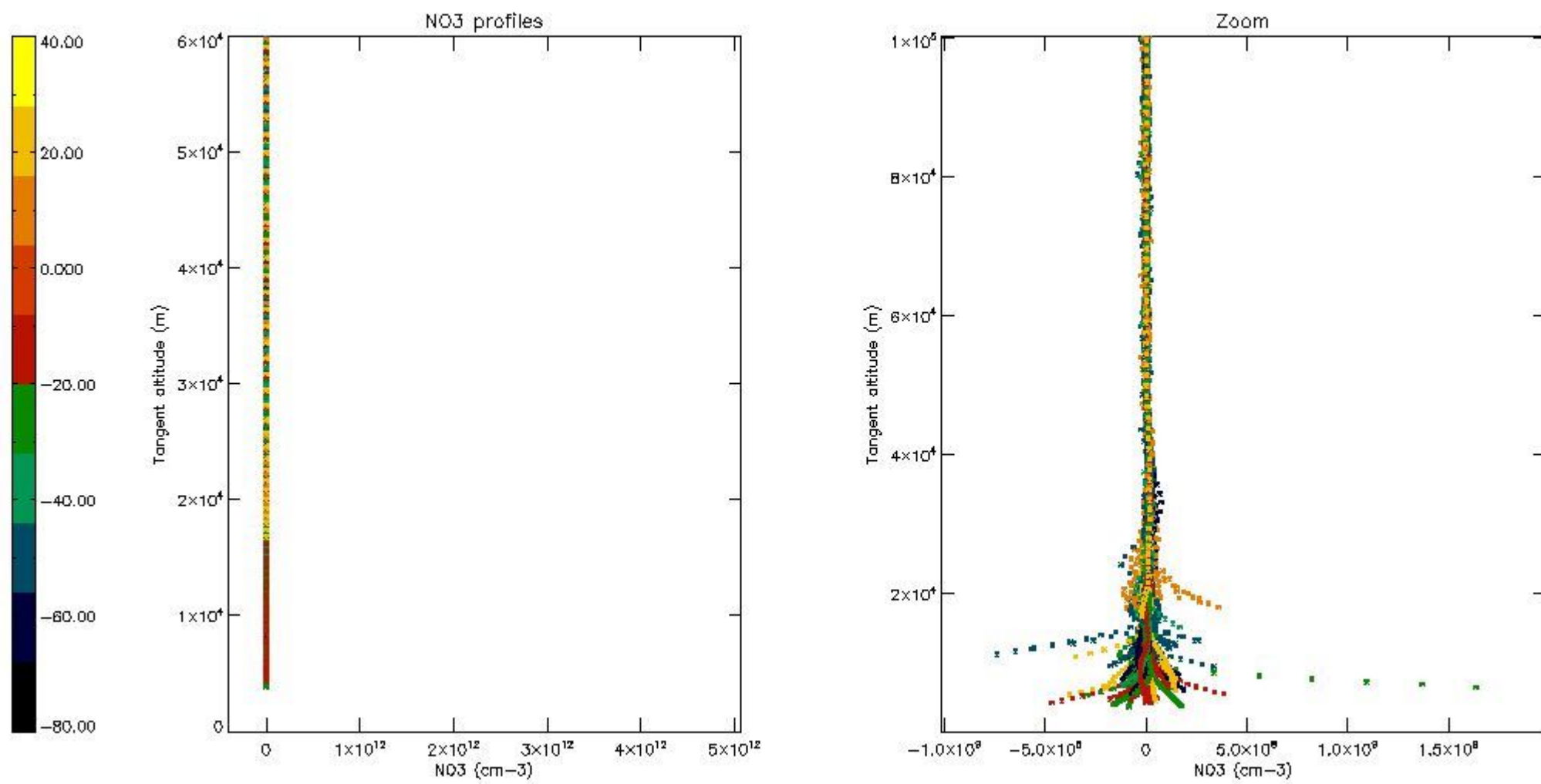
5.6 Plot NO₂ profiles for all STD (dark without errors)

The colorbar represents the latitude.



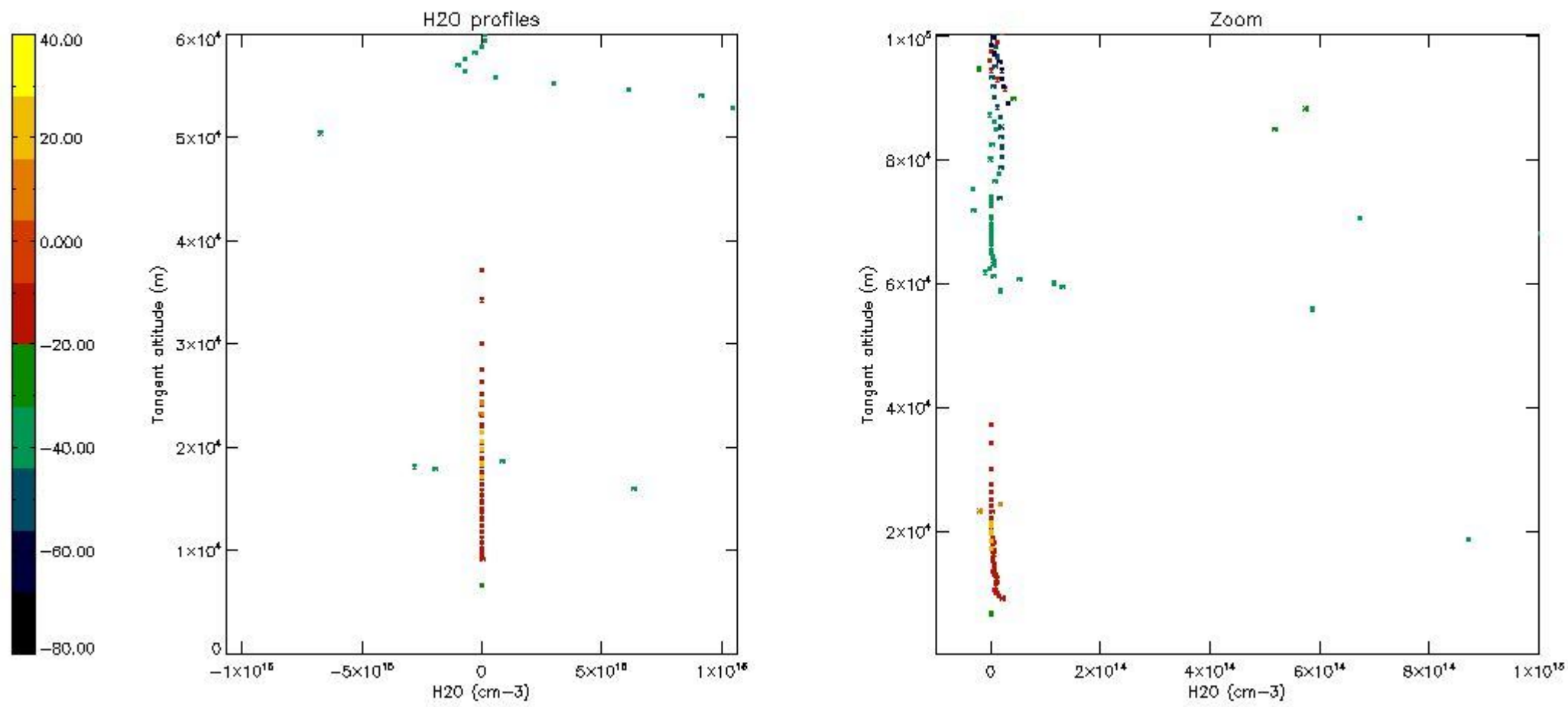
5.7 Plot NO3 profiles for all STD (dark without errors)

The colorbar represents the latitude.



5.8 Plot H₂O profiles for all STD (only for occultations of stars 1,2,3,4,13,14,16,26,63 dark without errors)

The colorbar represents the latitude.



6. Auxiliary Data Files used for the production reported in section 2

The number reported in the third column indicates since which file (see list in section 2) the corresponding auxiliary file has been used. The fourth column is the date of those product files.

Type	Auxiliary Filename	Used since product	Used since product date
INST_PHYS_CHARACTERISTICS	GOM_INS_AXVIEC20091111_143220_20030716_120000_20500101_000000	1	16-SEP-2004 00:00:22
LEVEL-2_PROC_CONFIG	GOM_PR2_AXVIEC20091111_152718_20020301_000000_20500101_000000	1	16-SEP-2004 00:00:22
CROSS_SECTIONS_FILE	GOM_CRS_AXVIEC20091111_154832_20020301_000000_20500101_000000	1	16-SEP-2004 00:00:22

GOMOS Level 2 Daily Report

SUMMARY

[1. General Info](#)

[2. Summary of processed GOM_NL_2P products](#)

[3. Level 2 Quality information per product](#)

[3.1 Plot of level 2 quality information per product \(time dependant\)](#)

[3.2 Plot of level 2 quality information per product \(world map\)](#)

[4. Level 1 Quality information per product \(stored on level 2 products\)](#)

[4.1 Plot of level 1 quality information per product \(time dependant\)](#)

[4.1.1 Plot of level 1 quality information per product \(time dependant\): ASCENDING](#)

[4.1.2 Plot of level 1 quality information per product \(time dependant\): DESCENDING](#)

[4.2 Plot of level 1 quality information per product \(world map\)](#)

[4.2.1 Plot of level 1 quality information per product \(world map\): ASCENDING](#)

[4.2.2 Plot of level 1 quality information per product \(world map\): DESCENDING](#)

[5. Ozone profiles based on quality statistics and other trace gas profiles](#)

[5.1 Ozone statistics based on quality of products](#)

[5.2 Plot ozone profiles for all STD \(dark without errors\)](#)

[5.3 Plot ozone profiles where STD < 20% \(dark without errors\)](#)

[5.4. Plot ozone profiles where STD < 10% \(dark without errors\)](#)

[5.5. Plot ozone profiles where STD < 5% \(dark without errors\)](#)

[5.6 Plot NO2 profiles for all STD \(dark without errors\)](#)

[5.7 Plot NO3 profiles for all STD \(dark without errors\)](#)

[5.8 Plot H2O profiles \(only for occultations of stars 1,2,3,4,13,14,16,26,63 dark without errors\) for all STD](#)

[6. Auxiliary Data Files used for the production reported in section 2](#)

This report presents the daily analysis on parameters extracted from GOMOS level 2 data (GOM_NL__2P). It is intended to monitor some important parameters that will impact the quality of these products. A list of level 2 products (and content) that have arrived during the reporting day to the PCF is also given.

Item	Value
Time of report generation	19APR2013 11:08:57
Data source version	GOMOS/6.01
Start time of products	16-09-2004 (16SEP2004 00:00:00)
Stop time of products	17-09-2004 (17SEP2004 00:00:00)
Store outputs in DB	Yes
Nb of level 2 prods	458
Nb of prods with errors	0

2. Summary of processed GOM_NL__2P products.

Nr	Filename	UTC Start time	Limb	Duration	Star Id	Star Name	Star Mag	Star Temp	Nb Meas	Orbit	Prod. error
1	GOM_NL__2PRFIN20040916_000022_000000492030_00231_13311_4009.N1	16-SEP-2004 00:00:22	Straylight	48.500	18	24Alp PsA	1.1660	9700.0	97	13311	No
2	GOM_NL__2PRFIN20040916_000247_000000662030_00231_13311_4010.N1	16-SEP-2004 00:02:47	Twilight	66.000	52	16Bet Cet	2.0370	4500.0	132	13311	No
3	GOM_NL__2PRFIN20040916_000453_000000412030_00231_13311_4011.N1	16-SEP-2004 00:04:53	Twilight	40.500	142	49Del Cap	2.8500	8900.0	81	13311	No
4	GOM_NL__2PRFIN20040916_000905_000000422030_00231_13311_4012.N1	16-SEP-2004 00:09:05	Bright	41.500	162	34Alp Aqr	2.9440	5350.0	83	13311	No
5	GOM_NL__2PRFIN20040916_001207_000000392030_00231_13311_4013.N1	16-SEP-2004 00:12:07	Bright	39.000	61	8Eps Peg	2.1000	3900.0	78	13311	No
6	GOM_NL__2PRFIN20040916_001339_000000422030_00231_13311_4014.N1	16-SEP-2004 00:13:39	Bright	41.500	90	54Alp Peg	2.4870	11000.	83	13311	No
7	GOM_NL__2PRFIN20040916_001507_000000502030_00231_13311_4015.N1	16-SEP-2004 00:15:07	Bright	50.000	140	88Gam Peg	2.8340	26000.	100	13311	No
8	GOM_NL__2PRFIN20040916_001732_000000402030_00231_13311_4016.N1	16-SEP-2004 00:17:32	Bright	40.000	93	53Bet Peg	2.5200	3100.0	80	13311	No
9	GOM_NL__2PRFIN20040916_001927_000000392030_00231_13311_4017.N1	16-SEP-2004 00:19:27	Bright	39.000	92	53Eps Cyg	2.5000	4500.0	78	13311	No
10	GOM_NL__2PRFIN20040916_002134_000000402030_00231_13311_4018.N1	16-SEP-2004 00:21:34	Bright	39.500	66	37Gam Cyg	2.2080	5900.0	79	13311	No
11	GOM_NL__2PRFIN20040916_002653_000000382030_00231_13311_4019.N1	16-SEP-2004 00:26:53	Bright	38.000	89	5Alp Cep	2.4510	8000.0	76	13311	No
12	GOM_NL__2PRFIN20040916_002934_000000452030_00231_13311_4020.N1	16-SEP-2004 00:29:34	Bright	44.500	76	27Gam Cas	2.3000	30000.	89	13311	No
13	GOM_NL__2PRFIN20040916_003430_000000382030_00231_13311_4021.N1	16-SEP-2004 00:34:30	Bright	37.500	49	1Alp UMi	1.9900	6300.0	75	13311	No
14	GOM_NL__2PRFIN20040916_003726_000000682030_00231_13311_4022.N1	16-SEP-2004 00:37:26	Bright	67.500	35	33Alp Per	1.7950	6250.0	135	13311	No
15	GOM_NL__2PRFIN20040916_004318_000000392030_00231_13311_4023.N1	16-SEP-2004 00:43:18	Bright	39.000	82	48Bet UMa	2.3650	10600.	78	13311	No
16	GOM_NL__2PRFIN20040916_004513_000000732030_00231_13311_4024.N1	16-SEP-2004 00:45:13	Bright	72.500	6	13Alp Aur	0.080000	3400.0	145	13311	No
17	GOM_NL__2PRFIN20040916_005015_000000632030_00231_13311_4025.N1	16-SEP-2004 00:50:15	Bright	63.000	107	37The Aur	2.6490	11000.	126	13311	No
18	GOM_NL__2PRFIN20040916_005314_000000612030_00231_13311_4026.N1	16-SEP-2004 00:53:14	Bright	61.000	17	78Bet Gem	1.1610	4500.0	122	13311	No
19	GOM_NL__2PRFIN20040916_005551_000001222030_00231_13311_4027.N1	16-SEP-2004 00:55:51	Straylight	121.50	28	12Bet Tau	1.6500	15200.	243	13311	No
20	GOM_NL__2PRFIN20040916_010046_000000632030_00231_13311_4028.N1	16-SEP-2004 01:00:46	Twilight	62.500	8	10Alp CMi	0.40000	6500.0	125	13311	No
21	GOM_NL__2PRFIN20040916_011822_000000522030_00232_13312_4121.N1	16-SEP-2004 01:18:22	Dark	52.000	2	Alp Car	-0.73600	7000.0	104	13312	No
22	GOM_NL__2PRFIN20040916_012731_000000392030_00232_13312_4122.N1	16-SEP-2004 01:27:31	Dark	38.500	135	Bet Hyi	2.8200	5800.0	77	13312	No
23	GOM_NL__2PRFIN20040916_013003_000000452030_00232_13312_4123.N1	16-SEP-2004 01:30:03	Dark	45.000	9	Alp Eri	0.45300	24000.	90	13312	No
24	GOM_NL__2PRFIN20040916_013303_000000442030_00232_13312_4124.N1	16-SEP-2004 01:33:03	Straylight	44.000	148	Alp Tuc	2.8780	4100.0	88	13312	No
25	GOM_NL__2PRFIN20040916_013624_000000512030_00232_13312_4125.N1	16-SEP-2004 01:36:24	Straylight	51.000	63	Bet Gru	2.1500	2800.0	102	13312	No
26	GOM_NL__2PRFIN20040916_013934_000000392030_00232_13312_4126.N1	16-SEP-2004 01:39:34	Straylight	39.000	172	Gam Gru	3.0030	13100.	78	13312	No
27	GOM_NL__2PRFIN20040916_014058_000000482030_00232_13312_4127.N1	16-SEP-2004 01:40:58	Straylight	48.000	18	24Alp PsA	1.1660	9700.0	96	13312	No
28	GOM_NL__2PRFIN20040916_014325_000000722030_00232_13312_4128.N1	16-SEP-2004 01:43:25	Twilight	71.500	52	16Bet Cet	2.0370	4500.0	143	13312	No
29	GOM_NL__2PRFIN20040916_014530_000000422030_00232_13312_4129.N1	16-SEP-2004 01:45:30	Twilight	41.500	142	49Del Cap	2.8500	8900.0	83	13312	No
30	GOM_NL__2PRFIN20040916_014942_000000402030_00232_13312_4130.N1	16-SEP-2004 01:49:42	Bright	40.000	162	34Alp Aqr	2.9440	5350.0	80	13312	No
31	GOM_NL__2PRFIN20040916_015244_000000392030_00232_13312_4131.N1	16-SEP-2004 01:52:44	Bright	38.500	61	8Eps Peg	2.1000	3900.0	77	13312	No
32	GOM_NL__2PRFIN20040916_015415_000000422030_00232_13312_4132.N1	16-SEP-2004 01:54:15	Bright	42.000	90	54Alp Peg	2.4870	11000.	84	13312	No
33	GOM_NL__2PRFIN20040916_015543_000000512030_00232_13312_4133.N1	16-SEP-2004 01:55:43	Bright	51.000	140	88Gam Peg	2.8340	26000.	102	13312	No
34	GOM_NL__2PRFIN20040916_015807_000000402030_00232_13312_4134.N1	16-SEP-2004 01:58:07	Bright	39.500	93	53Bet Peg	2.5200	3100.0	79	13312	No
35	GOM_NL__2PRFIN20040916_020003_000000372030_00232_13312_4135.N1	16-SEP-2004 02:00:03	Bright	37.000	92	53Eps Cyg	2.5000	4500.0	74	13312	No
36	GOM_NL__2PRFIN20040916_020211_000000392030_00232_13312_4136.N1	16-SEP-2004 02:02:11	Bright	39.000	66	37Gam Cyg	2.2080	5900.0	78	13312	No
37	GOM_NL__2PRFIN20040916_020729_000000352030_00232_13312_4137.N1	16-SEP-2004 02:07:29	Bright	35.000	89	5Alp Cep	2.4510	8000.0	70	13312	No
38	GOM_NL__2PRFIN20040916_021009_000000412030_00232_13312_4138.N1	16-SEP-2004 02:10:09	Bright	40.500	76	27Gam Cas	2.3000	30000.	81	13312	No
39	GOM_NL__2PRFIN20040916_021506_000000402030_00232_13312_4139.N1	16-SEP-2004 02:15:06	Bright	40.000	49	1Alp UMi	1.9900	6300.0	80	13312	No
40	GOM_NL__2PRFIN20040916_021801_000000672030_00232_13312_4140.N1	16-SEP-2004 02:18:01	Bright	67.000	35	33Alp Per	1.7950	6250.0	134	13312	No
41	GOM_NL__2PRFIN20040916_022356_000000372030_00232_13312_4141.N1	16-SEP-2004 02:23:56	Bright	36.500	82	48Bet UMa	2.3650	10600.	73	13312	No
42	GOM_NL__2PRFIN20040916_022549_000000672030_00232_13312_4142.N1	16-SEP-2004 02:25:49	Bright	66.500	6	13Alp Aur	0.080000	3400.0	133	13312	No

43	GOM_NL__2PRFIN20040916_023051_000000632030_00232_13312_4143.N1	16-SEP-2004 02:30:51	Bright	62.500	107	37The Aur	2.6490	11000.	125	13312	No
44	GOM_NL__2PRFIN20040916_023351_000000462030_00232_13312_4144.N1	16-SEP-2004 02:33:51	Bright	46.000	17	78Bet Gem	1.1610	4500.0	92	13312	No
45	GOM_NL__2PRFIN20040916_023628_000001302030_00232_13312_4145.N1	16-SEP-2004 02:36:28	Straylight	129.50	28	12Bet Tau	1.6500	15200.	259	13312	No
46	GOM_NL__2PRFIN20040916_024123_000000552030_00232_13312_4146.N1	16-SEP-2004 02:41:23	Twilight	54.500	8	10Alp CMi	0.40000	6500.0	109	13312	No
47	GOM_NL__2PRFIN20040916_024721_000001252030_00232_13312_4147.N1	16-SEP-2004 02:47:21	Dark	124.50	14	58Alp Ori	0.87000	3000.0	249	13312	No
48	GOM_NL__2PRFIN20040916_025033_000000622030_00232_13312_4148.N1	16-SEP-2004 02:50:33	Dark	61.500	1	9Alp CMa	-1.4400	11000.	123	13312	No
49	GOM_NL__2PRFIN20040916_025242_000000432030_00232_13312_4149.N1	16-SEP-2004 02:52:42	Dark	42.500	65	Lam Vel	2.2040	4400.0	85	13312	No
50	GOM_NL__2PRFIN20040916_025559_000000402030_00232_13312_4150.N1	16-SEP-2004 02:55:59	Dark	40.000	46	Del Vel	1.9540	10600.	80	13312	No
51	GOM_NL__2PRFIN20040916_025730_000000512030_00232_13312_4151.N1	16-SEP-2004 02:57:30	Dark	50.500	41	Eps Car	1.8600	4100.0	101	13312	No
52	GOM_NL__2PRFIN20040916_025859_000000502030_00233_13313_4003.N1	16-SEP-2004 02:58:59	Dark	49.500	2	Alp Car	-0.73600	7000.0	99	13313	No
53	GOM_NL__2PRFIN20040916_030806_000000402030_00233_13313_4004.N1	16-SEP-2004 03:08:06	Dark	39.500	135	Bet Hyi	2.8200	5800.0	79	13313	No
54	GOM_NL__2PRFIN20040916_031039_000000472030_00233_13313_4005.N1	16-SEP-2004 03:10:39	Dark	46.500	9	Alp Eri	0.45300	24000.	93	13313	No
55	GOM_NL__2PRFIN20040916_031339_000000402030_00233_13313_4006.N1	16-SEP-2004 03:13:39	Straylight	39.500	148	Alp Tuc	2.8780	4100.0	79	13313	No
56	GOM_NL__2PRFIN20040916_031700_000000472030_00233_13313_4007.N1	16-SEP-2004 03:17:00	Straylight	46.500	63	Bet Gru	2.1500	2800.0	93	13313	No
57	GOM_NL__2PRFIN20040916_032010_000000392030_00233_13313_4008.N1	16-SEP-2004 03:20:10	Straylight	39.000	172	Gam Gru	3.0030	13100.	78	13313	No
58	GOM_NL__2PRFIN20040916_032134_000000422030_00233_13313_4009.N1	16-SEP-2004 03:21:34	Straylight	42.000	18	24Alp PsA	1.1660	9700.0	84	13313	No
59	GOM_NL__2PRFIN20040916_032359_000000652030_00233_13313_4010.N1	16-SEP-2004 03:23:59	Tw_i_and_stray	64.500	52	16Bet Cet	2.0370	4500.0	129	13313	No
60	GOM_NL__2PRFIN20040916_032603_000000452030_00233_13313_4011.N1	16-SEP-2004 03:26:03	Tw_i_and_stray	44.500	142	49Del Cap	2.8500	8900.0	89	13313	No
61	GOM_NL__2PRFIN20040916_033018_000000412030_00233_13313_4012.N1	16-SEP-2004 03:30:18	Bright	40.500	162	34Alp Aqr	2.9440	5350.0	81	13313	No
62	GOM_NL__2PRFIN20040916_033319_000000392030_00233_13313_4013.N1	16-SEP-2004 03:33:19	Bright	38.500	61	8Eps Peg	2.1000	3900.0	77	13313	No
63	GOM_NL__2PRFIN20040916_033449_000000442030_00233_13313_4014.N1	16-SEP-2004 03:34:49	Bright	43.500	90	54Alp Peg	2.4870	11000.	87	13313	No
64	GOM_NL__2PRFIN20040916_033618_000000502030_00233_13313_4015.N1	16-SEP-2004 03:36:18	Bright	49.500	140	88Gam Peg	2.8340	26000.	99	13313	No
65	GOM_NL__2PRFIN20040916_033843_000000412030_00233_13313_4016.N1	16-SEP-2004 03:38:43	Bright	41.000	93	53Bet Peg	2.5200	3100.0	82	13313	No
66	GOM_NL__2PRFIN20040916_034039_000000372030_00233_13313_4017.N1	16-SEP-2004 03:40:39	Bright	36.500	92	53Eps Cyg	2.5000	4500.0	73	13313	No
67	GOM_NL__2PRFIN20040916_034247_000000382030_00233_13313_4018.N1	16-SEP-2004 03:42:47	Bright	38.000	66	37Gam Cyg	2.2080	5900.0	76	13313	No
68	GOM_NL__2PRFIN20040916_034804_000000392030_00233_13313_4019.N1	16-SEP-2004 03:48:04	Bright	38.500	89	5Alp Cep	2.4510	8000.0	77	13313	No
69	GOM_NL__2PRFIN20040916_035044_000000442030_00233_13313_4020.N1	16-SEP-2004 03:50:44	Bright	43.500	76	27Gam Cas	2.3000	30000.	87	13313	No
70	GOM_NL__2PRFIN20040916_035543_000000392030_00233_13313_4021.N1	16-SEP-2004 03:55:43	Bright	38.500	49	1Alp UMi	1.9900	6300.0	77	13313	No
71	GOM_NL__2PRFIN20040916_035836_000000672030_00233_13313_4022.N1	16-SEP-2004 03:58:36	Bright	67.000	35	33Alp Per	1.7950	6250.0	134	13313	No
72	GOM_NL__2PRFIN20040916_040432_000000392030_00233_13313_4023.N1	16-SEP-2004 04:04:32	Bright	39.000	82	48Bet UMa	2.3650	10600.	78	13313	No
73	GOM_NL__2PRFIN20040916_040624_000000722030_00233_13313_4024.N1	16-SEP-2004 04:06:24	Bright	72.000	6	13Alp Aur	0.080000	3400.0	144	13313	No
74	GOM_NL__2PRFIN20040916_041127_000000612030_00233_13313_4025.N1	16-SEP-2004 04:11:27	Bright	60.500	107	37The Aur	2.6490	11000.	121	13313	No
75	GOM_NL__2PRFIN20040916_041427_000000482030_00233_13313_4026.N1	16-SEP-2004 04:14:27	Bright	47.500	17	78Bet Gem	1.1610	4500.0	95	13313	No
76	GOM_NL__2PRFIN20040916_041704_000001282030_00233_13313_4027.N1	16-SEP-2004 04:17:04	Straylight	127.50	28	12Bet Tau	1.6500	15200.	255	13313	No
77	GOM_NL__2PRFIN20040916_042157_000000622030_00233_13313_4028.N1	16-SEP-2004 04:21:57	Dark	61.500	8	10Alp CMi	0.40000	6500.0	123	13313	No
78	GOM_NL__2PRFIN20040916_042759_000001482030_00233_13313_4029.N1	16-SEP-2004 04:27:59	Dark	148.00	14	58Alp Ori	0.87000	3000.0	296	13313	No
79	GOM_NL__2PRFIN20040916_043108_000000662030_00233_13313_4030.N1	16-SEP-2004 04:31:08	Dark	66.000	1	9Alp CMa	-1.4400	11000.	132	13313	No
80	GOM_NL__2PRFIN20040916_043318_000000442030_00233_13313_4031.N1	16-SEP-2004 04:33:18	Dark	44.000	65	Lam Vel	2.2040	4400.0	88	13313	No
81	GOM_NL__2PRFIN20040916_043635_000000402030_00233_13313_4032.N1	16-SEP-2004 04:36:35	Dark	39.500	46	Del Vel	1.9540	10600.	79	13313	No
82	GOM_NL__2PRFIN20040916_043807_000000452030_00233_13313_4033.N1	16-SEP-2004 04:38:07	Dark	45.000	41	Eps Car	1.8600	4100.0	90	13313	No
83	GOM_NL__2PRFIN20040916_043936_000000572030_00234_13314_4004.N1	16-SEP-2004 04:39:36	Dark	56.500	2	Alp Car	-0.73600	7000.0	113	13314	No
84	GOM_NL__2PRFIN20040916_044843_000000402030_00234_13314_4005.N1	16-SEP-2004 04:48:43	Dark	40.000	135	Bet Hyi	2.8200	5800.0	80	13314	No
85	GOM_NL__2PRFIN20040916_045116_000000452030_00234_13314_4006.N1	16-SEP-2004 04:51:16	Dark	45.000	9	Alp Eri	0.45300	24000.	90	13314	No
86	GOM_NL__2PRFIN20040916_045415_000000382030_00234_13314_4007.N1	16-SEP-2004 04:54:15	Straylight	38.000	148	Alp Tuc	2.8780	4100.0	76	13314	No
87	GOM_NL__2PRFIN20040916_045734_000000502030_00234_13314_4008.N1	16-SEP-2004 04:57:34	Straylight	49.500	63	Bet Gru	2.1500	2800.0	99	13314	No
88	GOM_NL__2PRFIN20040916_050046_000000402030_00234_13314_4009.N1	16-SEP-2004 05:00:46	Straylight	39.500	172	Gam Gru	3.0030	13100.	79	13314	No
89	GOM_NL__2PRFIN20040916_050210_000000452030_00234_13314_4010.N1	16-SEP-2004 05:02:10	Straylight	44.500	18	24Alp PsA	1.1660	9700.0	89	13314	No
90	GOM_NL__2PRFIN20040916_050435_000000672030_00234_13314_4011.N1	16-SEP-2004 05:04:35	Tw_i_and_stray	66.500	52	16Bet Cet	2.0370	4500.0	133	13314	No
91	GOM_NL__2PRFIN20040916_050641_000000422030_00234_13314_4012.N1	16-SEP-2004 05:06:41	Tw_i_and_stray	41.500	142	49Del Cap	2.8500	8900.0	83	13314	No
92	GOM_NL__2PRFIN20040916_051055_000000392030_00234_13314_4013.N1	16-SEP-2004 05:10:55	Bright	39.000	162	34Alp Aqr	2.9440	5350.0	78	13314	No
93	GOM_NL__2PRFIN20040916_051356_000000402030_00234_13314_4014.N1	16-SEP-2004 05:13:56	Bright	39.500	61	8Eps Peg	2.1000	3900.0	79	13314	No
94	GOM_NL__2PRFIN20040916_051527_000000432030_00234_13314_4015.N1	16-SEP-2004 05:15:27	Bright	42.500	90	54Alp Peg	2.4870	11000.	85	13314	No
95	GOM_NL__2PRFIN20040916_051653_000000512030_00234_13314_4016.N1	16-SEP-2004 05:16:53	Bright	51.000	140	88Gam Peg	2.8340	26000.	102	13314	No
96	GOM_NL__2PRFIN20040916_051919_000000412030_00234_13314_4017.N1	16-SEP-2004 05:19:19	Bright	41.000	93	53Bet Peg	2.5200	3100.0	82	13314	No
97	GOM_NL__2PRFIN20040916_052116_000000402030_00234_13314_4018.N1	16-SEP-2004 05:21:16	Bright	39.500	92	53Eps Cyg	2.5000	4500.0	79	13314	No
98	GOM_NL__2PRFIN20040916_052323_000000382030_00234_13314_4019.N1	16-SEP-2004 05:23:23	Bright	37.500	66	37Gam Cyg	2.2080	5900.0	75	13314	No
99	GOM_NL__2PRFIN20040916_052841_000000382030_00234_13314_4020.N1	16-SEP-2004 05:28:41	Bright	38.000	89	5Alp Cep	2.4510	8000.0	76	13314	No
100	GOM_NL__2PRFIN20040916_053120_000000452030_00234_13314_4021.N1	16-SEP-2004 05:31:20	Bright	45.000	76	27Gam Cas	2.3000	30000.	90	13314	No
101	GOM_NL__2PRFIN20040916_053620_000000382030_00234_13314_4022.N1	16-SEP-2004 05:36:20	Bright	38.000	49	1Alp UMi	1.9900	6300.0	76	13314	No

102	GOM_NL__2PRFIN20040916_053910_000000682030_00234_13314_4023.N1	16-SEP-2004 05:39:10	Bright	68.000	35	33Alp Per	1.7950	6250.0	136	13314	No
103	GOM_NL__2PRFIN20040916_054509_000000372030_00234_13314_4024.N1	16-SEP-2004 05:45:09	Bright	37.000	82	48Bet UMa	2.3650	10600.	74	13314	No
104	GOM_NL__2PRFIN20040916_054659_000000742030_00234_13314_4025.N1	16-SEP-2004 05:46:59	Bright	73.500	6	13Alp Aur	0.080000	3400.0	147	13314	No
105	GOM_NL__2PRFIN20040916_055203_000000632030_00234_13314_4026.N1	16-SEP-2004 05:52:03	Bright	63.000	107	37The Aur	2.6490	11000.	126	13314	No
106	GOM_NL__2PRFIN20040916_055504_000000462030_00234_13314_4027.N1	16-SEP-2004 05:55:04	Bright	46.000	17	78Bet Gem	1.1610	4500.0	92	13314	No
107	GOM_NL__2PRFIN20040916_055741_000001252030_00234_13314_4028.N1	16-SEP-2004 05:57:41	Straylight	125.00	28	12Bet Tau	1.6500	15200.	250	13314	No
108	GOM_NL__2PRFIN20040916_060236_000000602030_00234_13314_4029.N1	16-SEP-2004 06:02:36	Dark	60.000	8	10Alp CMi	0.40000	6500.0	120	13314	No
109	GOM_NL__2PRFIN20040916_060837_000001222030_00234_13314_4030.N1	16-SEP-2004 06:08:37	Dark	122.00	14	58Alp Ori	0.87000	3000.0	244	13314	No
110	GOM_NL__2PRFIN20040916_061147_000000642030_00234_13314_4031.N1	16-SEP-2004 06:11:47	Dark	64.000	1	9Alp CMa	-1.4400	11000.	128	13314	No
111	GOM_NL__2PRFIN20040916_061354_000000422030_00234_13314_4032.N1	16-SEP-2004 06:13:54	Dark	42.000	65	Lam Vel	2.2040	4400.0	84	13314	No
112	GOM_NL__2PRFIN20040916_061711_000000422030_00234_13314_4033.N1	16-SEP-2004 06:17:11	Dark	41.500	46	Del Vel	1.9540	10600.	83	13314	No
113	GOM_NL__2PRFIN20040916_061843_000000472030_00234_13314_4034.N1	16-SEP-2004 06:18:43	Dark	46.500	41	Eps Car	1.8600	4100.0	93	13314	No
114	GOM_NL__2PRFIN20040916_062013_000000572030_00235_13315_4005.N1	16-SEP-2004 06:20:13	Dark	57.000	2	Alp Car	-0.73600	7000.0	114	13315	No
115	GOM_NL__2PRFIN20040916_062919_000000392030_00235_13315_4006.N1	16-SEP-2004 06:29:19	Dark	38.500	135	Bet Hyi	2.8200	5800.0	77	13315	No
116	GOM_NL__2PRFIN20040916_063152_000000532030_00235_13315_4007.N1	16-SEP-2004 06:31:52	Dark	52.500	9	Alp Eri	0.45300	24000.	105	13315	No
117	GOM_NL__2PRFIN20040916_063450_000000482030_00235_13315_4008.N1	16-SEP-2004 06:34:50	Straylight	48.000	148	Alp Tuc	2.8780	4100.0	96	13315	No
118	GOM_NL__2PRFIN20040916_063812_000000482030_00235_13315_4009.N1	16-SEP-2004 06:38:12	Straylight	47.500	63	Bet Gru	2.1500	2800.0	95	13315	No
119	GOM_NL__2PRFIN20040916_064122_000000422030_00235_13315_4010.N1	16-SEP-2004 06:41:22	Straylight	41.500	172	Gam Gru	3.0030	13100.	83	13315	No
120	GOM_NL__2PRFIN20040916_064247_000000462030_00235_13315_4011.N1	16-SEP-2004 06:42:47	Straylight	45.500	18	24Alp PsA	1.1660	9700.0	91	13315	No
121	GOM_NL__2PRFIN20040916_064512_000000632030_00235_13315_4012.N1	16-SEP-2004 06:45:12	Tw_i_and_stray	62.500	52	16Bet Cet	2.0370	4500.0	125	13315	No
122	GOM_NL__2PRFIN20040916_064718_000000422030_00235_13315_4013.N1	16-SEP-2004 06:47:18	Tw_i_and_stray	42.000	142	49Del Cap	2.8500	8900.0	84	13315	No
123	GOM_NL__2PRFIN20040916_065132_000000392030_00235_13315_4014.N1	16-SEP-2004 06:51:32	Bright	38.500	162	34Alp Aqr	2.9440	5350.0	77	13315	No
124	GOM_NL__2PRFIN20040916_065432_000000402030_00235_13315_4015.N1	16-SEP-2004 06:54:32	Bright	39.500	61	8Eps Peg	2.1000	3900.0	79	13315	No
125	GOM_NL__2PRFIN20040916_065604_000000412030_00235_13315_4016.N1	16-SEP-2004 06:56:04	Bright	41.000	90	54Alp Peg	2.4870	11000.	82	13315	No
126	GOM_NL__2PRFIN20040916_065729_000000502030_00235_13315_4017.N1	16-SEP-2004 06:57:29	Bright	49.500	140	88Gam Peg	2.8340	26000.	99	13315	No
127	GOM_NL__2PRFIN20040916_065955_000000402030_00235_13315_4018.N1	16-SEP-2004 06:59:55	Bright	39.500	93	53Bet Peg	2.5200	3100.0	79	13315	No
128	GOM_NL__2PRFIN20040916_070152_000000392030_00235_13315_4019.N1	16-SEP-2004 07:01:52	Bright	39.000	92	53Eps Cyg	2.5000	4500.0	78	13315	No
129	GOM_NL__2PRFIN20040916_070400_000000402030_00235_13315_4020.N1	16-SEP-2004 07:04:00	Bright	40.000	66	37Gam Cyg	2.2080	5900.0	80	13315	No
130	GOM_NL__2PRFIN20040916_070918_000000382030_00235_13315_4021.N1	16-SEP-2004 07:09:18	Bright	37.500	89	5Alp Cep	2.4510	8000.0	75	13315	No
131	GOM_NL__2PRFIN20040916_071155_000000462030_00235_13315_4022.N1	16-SEP-2004 07:11:55	Bright	45.500	76	27Gam Cas	2.3000	30000.	91	13315	No
132	GOM_NL__2PRFIN20040916_071342_000000872030_00235_13315_4023.N1	16-SEP-2004 07:13:42	Bright	87.000	173	4Bet Tri	3.0040	8900.0	174	13315	No
133	GOM_NL__2PRFIN20040916_071655_000000402030_00235_13315_4024.N1	16-SEP-2004 07:16:55	Bright	39.500	49	1Alp UMi	1.9900	6300.0	79	13315	No
134	GOM_NL__2PRFIN20040916_071944_000000672030_00235_13315_4025.N1	16-SEP-2004 07:19:44	Bright	66.500	35	33Alp Per	1.7950	6250.0	133	13315	No
135	GOM_NL__2PRFIN20040916_072140_000000692030_00235_13315_4026.N1	16-SEP-2004 07:21:40	Bright	68.500	175	39Del Per	3.0100	19400.	137	13315	No
136	GOM_NL__2PRFIN20040916_072417_000000402030_00235_13315_4027.N1	16-SEP-2004 07:24:17	Bright	39.500	36	50Alp UMa	1.8000	6300.0	79	13315	No
137	GOM_NL__2PRFIN20040916_072544_000000392030_00235_13315_4028.N1	16-SEP-2004 07:25:44	Bright	39.000	82	48Bet UMa	2.3650	10600.	78	13315	No
138	GOM_NL__2PRFIN20040916_072734_000000742030_00235_13315_4029.N1	16-SEP-2004 07:27:34	Bright	74.000	6	13Alp Aur	0.080000	3400.0	148	13315	No
139	GOM_NL__2PRFIN20040916_073239_000000652030_00235_13315_4030.N1	16-SEP-2004 07:32:39	Bright	64.500	107	37The Aur	2.6490	11000.	129	13315	No
140	GOM_NL__2PRFIN20040916_073540_000000612030_00235_13315_4031.N1	16-SEP-2004 07:35:40	Bright	61.000	17	78Bet Gem	1.1610	4500.0	122	13315	No
141	GOM_NL__2PRFIN20040916_073818_000001252030_00235_13315_4032.N1	16-SEP-2004 07:38:18	Straylight	124.50	28	12Bet Tau	1.6500	15200.	249	13315	No
142	GOM_NL__2PRFIN20040916_074310_000000632030_00235_13315_4033.N1	16-SEP-2004 07:43:10	Dark	63.000	8	10Alp CMi	0.40000	6500.0	126	13315	No
143	GOM_NL__2PRFIN20040916_074915_000001522030_00235_13315_4034.N1	16-SEP-2004 07:49:15	Dark	152.00	14	58Alp Ori	0.87000	3000.0	304	13315	No
144	GOM_NL__2PRFIN20040916_075222_000000732030_00235_13315_4035.N1	16-SEP-2004 07:52:22	Dark	73.000	1	9Alp CMa	-1.4400	11000.	146	13315	No
145	GOM_NL__2PRFIN20040916_075431_000000432030_00235_13315_4036.N1	16-SEP-2004 07:54:31	Dark	43.000	65	Lam Vel	2.2040	4400.0	86	13315	No
146	GOM_NL__2PRFIN20040916_075747_000000412030_00235_13315_4037.N1	16-SEP-2004 07:57:47	Dark	40.500	46	Del Vel	1.9540	10600.	81	13315	No
147	GOM_NL__2PRFIN20040916_075918_000000442030_00235_13315_4038.N1	16-SEP-2004 07:59:18	Dark	43.500	41	Eps Car	1.8600	4100.0	87	13315	No
148	GOM_NL__2PRFIN20040916_080050_000000562030_00236_13316_4006.N1	16-SEP-2004 08:00:50	Dark	56.000	2	Alp Car	-0.73600	7000.0	112	13316	No
149	GOM_NL__2PRFIN20040916_080955_000000382030_00236_13316_4007.N1	16-SEP-2004 08:09:55	Dark	38.000	135	Bet Hyi	2.8200	5800.0	76	13316	No
150	GOM_NL__2PRFIN20040916_081230_000000572030_00236_13316_4008.N1	16-SEP-2004 08:12:30	Dark	56.500	9	Alp Eri	0.45300	24000.	113	13316	No
151	GOM_NL__2PRFIN20040916_081527_000000402030_00236_13316_4009.N1	16-SEP-2004 08:15:27	Straylight	40.000	148	Alp Tuc	2.8780	4100.0	80	13316	No
152	GOM_NL__2PRFIN20040916_081849_000000472030_00236_13316_4010.N1	16-SEP-2004 08:18:49	Straylight	46.500	63	Bet Gru	2.1500	2800.0	93	13316	No
153	GOM_NL__2PRFIN20040916_082158_000000392030_00236_13316_4011.N1	16-SEP-2004 08:21:58	Straylight	39.000	172	Gam Gru	3.0030	13100.	78	13316	No
154	GOM_NL__2PRFIN20040916_082324_000000472030_00236_13316_4012.N1	16-SEP-2004 08:23:24	Straylight	47.000	18	24Alp PsA	1.1660	9700.0	94	13316	No
155	GOM_NL__2PRFIN20040916_082549_000000602030_00236_13316_4013.N1	16-SEP-2004 08:25:49	Tw_i_and_stray	60.000	52	16Bet Cet	2.0370	4500.0	120	13316	No
156	GOM_NL__2PRFIN20040916_082755_000000412030_00236_13316_4014.N1	16-SEP-2004 08:27:55	Tw_i_and_stray	40.500	142	49Del Cap	2.8500	8900.0	81	13316	No
157	GOM_NL__2PRFIN20040916_083208_000000392030_00236_13316_4015.N1	16-SEP-2004 08:32:08	Bright	38.500	162	34Alp Aqr	2.9440	5350.0	77	13316	No
158	GOM_NL__2PRFIN20040916_083508_000000402030_00236_13316_4016.N1	16-SEP-2004 08:35:08	Bright	39.500	61	8Eps Peg	2.1000	3900.0	79	13316	No
159	GOM_NL__2PRFIN20040916_083639_000000412030_00236_13316_4017.N1	16-SEP-2004 08:36:39	Bright	40.500	90	54Alp Peg	2.4870	11000.	81	13316	No
160	GOM_NL__2PRFIN20040916_083805_000000502030_00236_13316_4018.N1	16-SEP-2004 08:38:05	Bright	50.000	140	88Gam Peg	2.8340	26000.	100	13316	No

161	GOM_NL__2PRFIN20040916_084030_000000442030_00236_13316_4019.N1	16-SEP-2004 08:40:30	Bright	44.000	93	53Bet Peg	2.5200	3100.0	88	13316	No
162	GOM_NL__2PRFIN20040916_084228_000000412030_00236_13316_4020.N1	16-SEP-2004 08:42:28	Bright	40.500	92	53Eps Cyg	2.5000	4500.0	81	13316	No
163	GOM_NL__2PRFIN20040916_084436_000000412030_00236_13316_4021.N1	16-SEP-2004 08:44:36	Bright	40.500	66	37Gam Cyg	2.2080	5900.0	81	13316	No
164	GOM_NL__2PRFIN20040916_084954_000000372030_00236_13316_4022.N1	16-SEP-2004 08:49:54	Bright	37.000	89	5Alp Cep	2.4510	8000.0	74	13316	No
165	GOM_NL__2PRFIN20040916_085231_000000442030_00236_13316_4023.N1	16-SEP-2004 08:52:31	Bright	44.000	76	27Gam Cas	2.3000	30000.	88	13316	No
166	GOM_NL__2PRFIN20040916_085416_000000842030_00236_13316_4024.N1	16-SEP-2004 08:54:16	Bright	84.000	173	4Bet Tri	3.0040	8900.0	168	13316	No
167	GOM_NL__2PRFIN20040916_085732_000000372030_00236_13316_4025.N1	16-SEP-2004 08:57:32	Bright	36.500	49	1Alp UMi	1.9900	6300.0	73	13316	No
168	GOM_NL__2PRFIN20040916_090019_000000692030_00236_13316_4026.N1	16-SEP-2004 09:00:19	Bright	68.500	35	33Alp Per	1.7950	6250.0	137	13316	No
169	GOM_NL__2PRFIN20040916_090215_000000672030_00236_13316_4027.N1	16-SEP-2004 09:02:15	Bright	67.000	175	39Del Per	3.0100	19400.	134	13316	No
170	GOM_NL__2PRFIN20040916_090454_000000392030_00236_13316_4028.N1	16-SEP-2004 09:04:54	Bright	38.500	36	50Alp UMa	1.8000	6300.0	77	13316	No
171	GOM_NL__2PRFIN20040916_090620_000000372030_00236_13316_4029.N1	16-SEP-2004 09:06:20	Bright	37.000	82	48Bet UMa	2.3650	10600.	74	13316	No
172	GOM_NL__2PRFIN20040916_090809_000000712030_00236_13316_4030.N1	16-SEP-2004 09:08:09	Bright	71.000	6	13Alp Aur	0.080000	3400.0	142	13316	No
173	GOM_NL__2PRFIN20040916_091315_000000642030_00236_13316_4031.N1	16-SEP-2004 09:13:15	Bright	63.500	107	37The Aur	2.6490	11000.	127	13316	No
174	GOM_NL__2PRFIN20040916_091615_000000482030_00236_13316_4032.N1	16-SEP-2004 09:16:15	Bright	48.000	17	78Bet Gem	1.1610	4500.0	96	13316	No
175	GOM_NL__2PRFIN20040916_091854_000001312030_00236_13316_4033.N1	16-SEP-2004 09:18:54	Straylight	131.00	28	12Bet Tau	1.6500	15200.	262	13316	No
176	GOM_NL__2PRFIN20040916_092347_000000632030_00236_13316_4034.N1	16-SEP-2004 09:23:47	Dark	63.000	8	10Alp CMI	0.40000	6500.0	126	13316	No
177	GOM_NL__2PRFIN20040916_092953_000001272030_00236_13316_4035.N1	16-SEP-2004 09:29:53	Dark	127.00	14	58Alp Ori	0.87000	3000.0	254	13316	No
178	GOM_NL__2PRFIN20040916_093301_000000672030_00236_13316_4036.N1	16-SEP-2004 09:33:01	Dark	67.000	1	9Alp CMa	-1.4400	11000.	134	13316	No
179	GOM_NL__2PRFIN20040916_093507_000000462030_00236_13316_4037.N1	16-SEP-2004 09:35:07	Dark	46.000	65	Lam Vel	2.2040	4400.0	92	13316	No
180	GOM_NL__2PRFIN20040916_093823_000000442030_00236_13316_4038.N1	16-SEP-2004 09:38:23	Dark	44.000	46	Del Vel	1.9540	10600.	88	13316	No
181	GOM_NL__2PRFIN20040916_093954_000000422030_00236_13316_4039.N1	16-SEP-2004 09:39:54	Dark	41.500	41	Eps Car	1.8600	4100.0	83	13316	No
182	GOM_NL__2PRFIN20040916_094126_000000482030_00237_13317_4008.N1	16-SEP-2004 09:41:26	Dark	47.500	2	Alp Car	-0.73600	7000.0	95	13317	No
183	GOM_NL__2PRFIN20040916_095031_000000402030_00237_13317_4009.N1	16-SEP-2004 09:50:31	Dark	39.500	135	Bet Hyi	2.8200	5800.0	79	13317	No
184	GOM_NL__2PRFIN20040916_095305_000000482030_00237_13317_4010.N1	16-SEP-2004 09:53:05	Dark	48.000	9	Alp Eri	0.45300	24000.	96	13317	No
185	GOM_NL__2PRFIN20040916_095603_000000422030_00237_13317_4011.N1	16-SEP-2004 09:56:03	Straylight	42.000	148	Alp Tuc	2.8780	4100.0	84	13317	No
186	GOM_NL__2PRFIN20040916_095925_000000452030_00237_13317_4012.N1	16-SEP-2004 09:59:25	Straylight	44.500	63	Bet Gru	2.1500	2800.0	89	13317	No
187	GOM_NL__2PRFIN20040916_100234_000000392030_00237_13317_4013.N1	16-SEP-2004 10:02:34	Straylight	39.000	172	Gam Gru	3.0030	13100.	78	13317	No
188	GOM_NL__2PRFIN20040916_100400_000000442030_00237_13317_4014.N1	16-SEP-2004 10:04:00	Straylight	43.500	18	24Alp PsA	1.1660	9700.0	87	13317	No
189	GOM_NL__2PRFIN20040916_100625_000000632030_00237_13317_4015.N1	16-SEP-2004 10:06:25	Tw_i_and_stray	63.000	52	16Bet Cet	2.0370	4500.0	126	13317	No
190	GOM_NL__2PRFIN20040916_100831_000000402030_00237_13317_4016.N1	16-SEP-2004 10:08:31	Tw_i_and_stray	39.500	142	49Del Cap	2.8500	8900.0	79	13317	No
191	GOM_NL__2PRFIN20040916_101244_000000392030_00237_13317_4017.N1	16-SEP-2004 10:12:44	Bright	39.000	162	34Alp Aqr	2.9440	5350.0	78	13317	No
192	GOM_NL__2PRFIN20040916_101544_000000402030_00237_13317_4018.N1	16-SEP-2004 10:15:44	Bright	39.500	61	8Eps Peg	2.1000	3900.0	79	13317	No
193	GOM_NL__2PRFIN20040916_101714_000000412030_00237_13317_4019.N1	16-SEP-2004 10:17:14	Bright	40.500	90	54Alp Peg	2.4870	11000.	81	13317	No
194	GOM_NL__2PRFIN20040916_101840_000000502030_00237_13317_4020.N1	16-SEP-2004 10:18:40	Bright	50.000	140	88Gam Peg	2.8340	26000.	100	13317	No
195	GOM_NL__2PRFIN20040916_102106_000000412030_00237_13317_4021.N1	16-SEP-2004 10:21:06	Bright	40.500	93	53Bet Peg	2.5200	3100.0	81	13317	No
196	GOM_NL__2PRFIN20040916_102304_000000392030_00237_13317_4022.N1	16-SEP-2004 10:23:04	Bright	38.500	92	53Eps Cyg	2.5000	4500.0	77	13317	No
197	GOM_NL__2PRFIN20040916_102512_000000412030_00237_13317_4023.N1	16-SEP-2004 10:25:12	Bright	40.500	66	37Gam Cyg	2.2080	5900.0	81	13317	No
198	GOM_NL__2PRFIN20040916_103030_000000372030_00237_13317_4024.N1	16-SEP-2004 10:30:30	Bright	37.000	89	5Alp Cep	2.4510	8000.0	74	13317	No
199	GOM_NL__2PRFIN20040916_103306_000000452030_00237_13317_4025.N1	16-SEP-2004 10:33:06	Bright	45.000	76	27Gam Cas	2.3000	30000.	90	13317	No
200	GOM_NL__2PRFIN20040916_103449_000000922030_00237_13317_4026.N1	16-SEP-2004 10:34:49	Bright	92.000	173	4Bet Tri	3.0040	8900.0	184	13317	No
201	GOM_NL__2PRFIN20040916_103808_000000392030_00237_13317_4027.N1	16-SEP-2004 10:38:08	Bright	39.000	49	1Alp UMi	1.9900	6300.0	78	13317	No
202	GOM_NL__2PRFIN20040916_104054_000000682030_00237_13317_4028.N1	16-SEP-2004 10:40:54	Bright	67.500	35	33Alp Per	1.7950	6250.0	135	13317	No
203	GOM_NL__2PRFIN20040916_104249_000000692030_00237_13317_4029.N1	16-SEP-2004 10:42:49	Bright	68.500	175	39Del Per	3.0100	19400.	137	13317	No
204	GOM_NL__2PRFIN20040916_104530_000000392030_00237_13317_4030.N1	16-SEP-2004 10:45:30	Bright	38.500	36	50Alp UMa	1.8000	6300.0	77	13317	No
205	GOM_NL__2PRFIN20040916_104657_000000382030_00237_13317_4031.N1	16-SEP-2004 10:46:57	Bright	37.500	82	48Bet UMa	2.3650	10600.	75	13317	No
206	GOM_NL__2PRFIN20040916_104845_000000712030_00237_13317_4032.N1	16-SEP-2004 10:48:45	Bright	70.500	6	13Alp Aur	0.080000	3400.0	141	13317	No
207	GOM_NL__2PRFIN20040916_105350_000000642030_00237_13317_4033.N1	16-SEP-2004 10:53:50	Bright	64.000	107	37The Aur	2.6490	11000.	128	13317	No
208	GOM_NL__2PRFIN20040916_105651_000000472030_00237_13317_4034.N1	16-SEP-2004 10:56:51	Bright	47.000	17	78Bet Gem	1.1610	4500.0	94	13317	No
209	GOM_NL__2PRFIN20040916_105931_000001322030_00237_13317_4035.N1	16-SEP-2004 10:59:31	Straylight	132.00	28	12Bet Tau	1.6500	15200.	264	13317	No
210	GOM_NL__2PRFIN20040916_110425_000000602030_00237_13317_4036.N1	16-SEP-2004 11:04:25	Dark	60.000	8	10Alp CMI	0.40000	6500.0	120	13317	No
211	GOM_NL__2PRFIN20040916_111032_000001242030_00237_13317_4037.N1	16-SEP-2004 11:10:32	Dark	124.00	14	58Alp Ori	0.87000	3000.0	248	13317	No
212	GOM_NL__2PRFIN20040916_111338_000000682030_00237_13317_4038.N1	16-SEP-2004 11:13:38	Dark	67.500	1	9Alp CMa	-1.4400	11000.	135	13317	No
213	GOM_NL__2PRFIN20040916_111542_000000452030_00237_13317_4039.N1	16-SEP-2004 11:15:42	Dark	45.000	65	Lam Vel	2.2040	4400.0	90	13317	No
214	GOM_NL__2PRFIN20040916_111859_000000432030_00237_13317_4040.N1	16-SEP-2004 11:18:59	Dark	43.000	46	Del Vel	1.9540	10600.	86	13317	No
215	GOM_NL__2PRFIN20040916_112031_000000462030_00237_13317_4041.N1	16-SEP-2004 11:20:31	Dark	45.500	41	Eps Car	1.8600	4100.0	91	13317	No
216	GOM_NL__2PRFIN20040916_112203_000000572030_00238_13318_4030.N1	16-SEP-2004 11:22:03	Dark	57.000	2	Alp Car	-0.73600	7000.0	114	13318	No
217	GOM_NL__2PRFIN20040916_113107_000000402030_00238_13318_4031.N1	16-SEP-2004 11:31:07	Dark	39.500	135	Bet Hyi	2.8200	5800.0	79	13318	No
218	GOM_NL__2PRFIN20040916_113342_000000452030_00238_13318_4032.N1	16-SEP-2004 11:33:42	Dark	44.500	9	Alp Eri	0.45300	24000.	89	13318	No
219	GOM_NL__2PRFIN20040916_113639_000000392030_00238_13318_4033.N1	16-SEP-2004 11:36:39	Straylight	39.000	148	Alp Tuc	2.8780	4100.0	78	13318	No

220	GOM_NL__2PRFIN20040916_114000_000000502030_00238_13318_4034.N1	16-SEP-2004 11:40:00	Straylight	49.500	63	Bet Gru	2.1500	2800.0	99	13318	No
221	GOM_NL__2PRFIN20040916_114310_000000392030_00238_13318_4035.N1	16-SEP-2004 11:43:10	Straylight	39.000	172	Gam Gru	3.0030	13100.	78	13318	No
222	GOM_NL__2PRFIN20040916_114436_000000442030_00238_13318_4036.N1	16-SEP-2004 11:44:36	Straylight	44.000	18	24Alp PsA	1.1660	9700.0	88	13318	No
223	GOM_NL__2PRFIN20040916_114701_000000622030_00238_13318_4037.N1	16-SEP-2004 11:47:01	Tw_i_and_stray	61.500	52	16Bet Cet	2.0370	4500.0	123	13318	No
224	GOM_NL__2PRFIN20040916_114906_000000442030_00238_13318_4038.N1	16-SEP-2004 11:49:06	Tw_i_and_stray	44.000	142	49Del Cap	2.8500	8900.0	88	13318	No
225	GOM_NL__2PRFIN20040916_115320_000000402030_00238_13318_4039.N1	16-SEP-2004 11:53:20	Bright	39.500	162	34Alp Aqr	2.9440	5350.0	79	13318	No
226	GOM_NL__2PRFIN20040916_115620_000000392030_00238_13318_4040.N1	16-SEP-2004 11:56:20	Bright	38.500	61	8Eps Peg	2.1000	3900.0	77	13318	No
227	GOM_NL__2PRFIN20040916_115750_000000412030_00238_13318_4041.N1	16-SEP-2004 11:57:50	Bright	40.500	90	54Alp Peg	2.4870	11000.	81	13318	No
228	GOM_NL__2PRFIN20040916_115915_000000512030_00238_13318_4042.N1	16-SEP-2004 11:59:15	Bright	51.000	140	88Gam Peg	2.8340	26000.	102	13318	No
229	GOM_NL__2PRFIN20040916_120142_000000412030_00238_13318_4043.N1	16-SEP-2004 12:01:42	Bright	40.500	93	53Bet Peg	2.5200	3100.0	81	13318	No
230	GOM_NL__2PRFIN20040916_120340_000000402030_00238_13318_4044.N1	16-SEP-2004 12:03:40	Bright	39.500	92	53Eps Cyg	2.5000	4500.0	79	13318	No
231	GOM_NL__2PRFIN20040916_120549_000000382030_00238_13318_4045.N1	16-SEP-2004 12:05:49	Bright	38.000	66	37Gam Cyg	2.2080	5900.0	76	13318	No
232	GOM_NL__2PRFIN20040916_121105_000000382030_00238_13318_4046.N1	16-SEP-2004 12:11:05	Bright	37.500	89	5Alp Cep	2.4510	8000.0	75	13318	No
233	GOM_NL__2PRFIN20040916_121341_000000442030_00238_13318_4047.N1	16-SEP-2004 12:13:41	Bright	44.000	76	27Gam Cas	2.3000	30000.	88	13318	No
234	GOM_NL__2PRFIN20040916_121522_000000892030_00238_13318_4048.N1	16-SEP-2004 12:15:22	Bright	88.500	173	4Bet Tri	3.0040	8900.0	177	13318	No
235	GOM_NL__2PRFIN20040916_121844_000000392030_00238_13318_4049.N1	16-SEP-2004 12:18:44	Bright	38.500	49	1Alp UMi	1.9900	6300.0	77	13318	No
236	GOM_NL__2PRFIN20040916_122129_000000652030_00238_13318_4050.N1	16-SEP-2004 12:21:29	Bright	65.000	35	33Alp Per	1.7950	6250.0	130	13318	No
237	GOM_NL__2PRFIN20040916_122324_000000692030_00238_13318_4051.N1	16-SEP-2004 12:23:24	Bright	69.000	175	39Del Per	3.0100	19400.	138	13318	No
238	GOM_NL__2PRFIN20040916_122606_000000392030_00238_13318_4052.N1	16-SEP-2004 12:26:06	Bright	39.000	36	50Alp UMa	1.8000	6300.0	78	13318	No
239	GOM_NL__2PRFIN20040916_122733_000000382030_00238_13318_4053.N1	16-SEP-2004 12:27:33	Bright	37.500	82	48Bet UMa	2.3650	10600.	75	13318	No
240	GOM_NL__2PRFIN20040916_122920_000000692030_00238_13318_4054.N1	16-SEP-2004 12:29:20	Bright	68.500	6	13Alp Aur	0.080000	3400.0	137	13318	No
241	GOM_NL__2PRFIN20040916_123426_000000612030_00238_13318_4055.N1	16-SEP-2004 12:34:26	Bright	60.500	107	37The Aur	2.6490	11000.	121	13318	No
242	GOM_NL__2PRFIN20040916_123728_000000612030_00238_13318_4056.N1	16-SEP-2004 12:37:28	Bright	61.000	17	78Bet Gem	1.1610	4500.0	122	13318	No
243	GOM_NL__2PRFIN20040916_124008_000001252030_00238_13318_4057.N1	16-SEP-2004 12:40:08	Straylight	124.50	28	12Bet Tau	1.6500	15200.	249	13318	No
244	GOM_NL__2PRFIN20040916_124502_000000562030_00238_13318_4058.N1	16-SEP-2004 12:45:02	Dark	55.500	8	10Alp CMi	0.40000	6500.0	111	13318	No
245	GOM_NL__2PRFIN20040916_125110_000001372030_00238_13318_4059.N1	16-SEP-2004 12:51:10	Dark	136.50	14	58Alp Ori	0.87000	3000.0	273	13318	No
246	GOM_NL__2PRFIN20040916_125415_000000662030_00238_13318_4060.N1	16-SEP-2004 12:54:15	Dark	65.500	1	9Alp CMa	-1.4400	11000.	131	13318	No
247	GOM_NL__2PRFIN20040916_125618_000000442030_00238_13318_4061.N1	16-SEP-2004 12:56:18	Dark	43.500	65	Lam Vel	2.2040	4400.0	87	13318	No
248	GOM_NL__2PRFIN20040916_125935_000000392030_00238_13318_4062.N1	16-SEP-2004 12:59:35	Dark	39.000	46	Del Vel	1.9540	10600.	78	13318	No
249	GOM_NL__2PRFIN20040916_130107_000000422030_00238_13318_4063.N1	16-SEP-2004 13:01:07	Dark	41.500	41	Eps Car	1.8600	4100.0	83	13318	No
250	GOM_NL__2PRFIN20040916_130239_000000572030_00239_13319_4030.N1	16-SEP-2004 13:02:39	Dark	57.000	2	Alp Car	-0.73600	7000.0	114	13319	No
251	GOM_NL__2PRFIN20040916_131142_000000392030_00239_13319_4031.N1	16-SEP-2004 13:11:42	Dark	39.000	135	Bet Hyi	2.8200	5800.0	78	13319	No
252	GOM_NL__2PRFIN20040916_131419_000000552030_00239_13319_4032.N1	16-SEP-2004 13:14:19	Dark	55.000	9	Alp Eri	0.45300	24000.	110	13319	No
253	GOM_NL__2PRFIN20040916_131715_000000402030_00239_13319_4033.N1	16-SEP-2004 13:17:15	Straylight	40.000	148	Alp Tuc	2.8780	4100.0	80	13319	No
254	GOM_NL__2PRFIN20040916_132036_000000482030_00239_13319_4034.N1	16-SEP-2004 13:20:36	Straylight	47.500	63	Bet Gru	2.1500	2800.0	95	13319	No
255	GOM_NL__2PRFIN20040916_132346_000000392030_00239_13319_4035.N1	16-SEP-2004 13:23:46	Straylight	38.500	172	Gam Gru	3.0030	13100.	77	13319	No
256	GOM_NL__2PRFIN20040916_132511_000000472030_00239_13319_4036.N1	16-SEP-2004 13:25:11	Straylight	47.000	18	24Alp PsA	1.1660	9700.0	94	13319	No
257	GOM_NL__2PRFIN20040916_132737_000000622030_00239_13319_4037.N1	16-SEP-2004 13:27:37	Tw_i_and_stray	61.500	52	16Bet Cet	2.0370	4500.0	123	13319	No
258	GOM_NL__2PRFIN20040916_132942_000000422030_00239_13319_4038.N1	16-SEP-2004 13:29:42	Tw_i_and_stray	41.500	142	49Del Cap	2.8500	8900.0	83	13319	No
259	GOM_NL__2PRFIN20040916_133356_000000392030_00239_13319_4039.N1	16-SEP-2004 13:33:56	Bright	39.000	162	34Alp Aqr	2.9440	5350.0	78	13319	No
260	GOM_NL__2PRFIN20040916_133656_000000402030_00239_13319_4040.N1	16-SEP-2004 13:36:56	Bright	40.000	61	8Eps Peg	2.1000	3900.0	80	13319	No
261	GOM_NL__2PRFIN20040916_133826_000000412030_00239_13319_4041.N1	16-SEP-2004 13:38:26	Bright	41.000	90	54Alp Peg	2.4870	11000.	82	13319	No
262	GOM_NL__2PRFIN20040916_133950_000000502030_00239_13319_4042.N1	16-SEP-2004 13:39:50	Bright	49.500	140	88Gam Peg	2.8340	26000.	99	13319	No
263	GOM_NL__2PRFIN20040916_134217_000000422030_00239_13319_4043.N1	16-SEP-2004 13:42:17	Bright	41.500	93	53Bet Peg	2.5200	3100.0	83	13319	No
264	GOM_NL__2PRFIN20040916_134416_000000382030_00239_13319_4044.N1	16-SEP-2004 13:44:16	Bright	37.500	92	53Eps Cyg	2.5000	4500.0	75	13319	No
265	GOM_NL__2PRFIN20040916_134625_000000392030_00239_13319_4045.N1	16-SEP-2004 13:46:25	Bright	38.500	66	37Gam Cyg	2.2080	5900.0	77	13319	No
266	GOM_NL__2PRFIN20040916_135141_000000372030_00239_13319_4046.N1	16-SEP-2004 13:51:41	Bright	36.500	89	5Alp Cep	2.4510	8000.0	73	13319	No
267	GOM_NL__2PRFIN20040916_135417_000000442030_00239_13319_4047.N1	16-SEP-2004 13:54:17	Bright	43.500	76	27Gam Cas	2.3000	30000.	87	13319	No
268	GOM_NL__2PRFIN20040916_135919_000000382030_00239_13319_4048.N1	16-SEP-2004 13:59:19	Bright	37.500	49	1Alp UMi	1.9900	6300.0	75	13319	No
269	GOM_NL__2PRFIN20040916_140203_000000662030_00239_13319_4049.N1	16-SEP-2004 14:02:03	Bright	65.500	35	33Alp Per	1.7950	6250.0	131	13319	No
270	GOM_NL__2PRFIN20040916_140642_000000382030_00239_13319_4050.N1	16-SEP-2004 14:06:42	Bright	38.000	36	50Alp UMa	1.8000	6300.0	76	13319	No
271	GOM_NL__2PRFIN20040916_140810_000000372030_00239_13319_4051.N1	16-SEP-2004 14:08:10	Bright	36.500	82	48Bet UMa	2.3650	10600.	73	13319	No
272	GOM_NL__2PRFIN20040916_140955_000000752030_00239_13319_4052.N1	16-SEP-2004 14:09:55	Bright	75.000	6	13Alp Aur	0.080000	3400.0	150	13319	No
273	GOM_NL__2PRFIN20040916_141502_000000632030_00239_13319_4053.N1	16-SEP-2004 14:15:02	Bright	62.500	107	37The Aur	2.6490	11000.	125	13319	No
274	GOM_NL__2PRFIN20040916_141803_000000482030_00239_13319_4054.N1	16-SEP-2004 14:18:03	Bright	47.500	17	78Bet Gem	1.1610	4500.0	95	13319	No
275	GOM_NL__2PRFIN20040916_142044_000001292030_00239_13319_4055.N1	16-SEP-2004 14:20:44	Straylight	128.50	28	12Bet Tau	1.6500	15200.	257	13319	No
276	GOM_NL__2PRFIN20040916_142538_000000592030_00239_13319_4056.N1	16-SEP-2004 14:25:38	Dark	58.500	8	10Alp CMi	0.40000	6500.0	117	13319	No
277	GOM_NL__2PRFIN20040916_143148_000001522030_00239_13319_4057.N1	16-SEP-2004 14:31:48	Dark	152.00	14	58Alp Ori	0.87000	3000.0	304	13319	No
278	GOM_NL__2PRFIN20040916_143452_000000632030_00239_13319_4058.N1	16-SEP-2004 14:34:52	Dark	62.500	1	9Alp CMa	-1.4400	11000.	125	13319	No

279	GOM_NL__2PRFIN20040916_143654_000000462030_00239_13319_4059.N1	16-SEP-2004 14:36:54	Dark	46.000	65	Lam Vel	2.2040	4400.0	92	13319	No
280	GOM_NL__2PRFIN20040916_144010_000000442030_00239_13319_4060.N1	16-SEP-2004 14:40:10	Dark	43.500	46	Del Vel	1.9540	10600.	87	13319	No
281	GOM_NL__2PRFIN20040916_144143_000000402030_00239_13319_4061.N1	16-SEP-2004 14:41:43	Dark	39.500	41	Eps Car	1.8600	4100.0	79	13319	No
282	GOM_NL__2PRFIN20040916_144316_000000572030_00240_13320_4030.N1	16-SEP-2004 14:43:16	Dark	57.000	2	Alp Car	-0.73600	7000.0	114	13320	No
283	GOM_NL__2PRFIN20040916_145219_000000392030_00240_13320_4031.N1	16-SEP-2004 14:52:19	Dark	38.500	135	Bet Hyi	2.8200	5800.0	77	13320	No
284	GOM_NL__2PRFIN20040916_145455_000000542030_00240_13320_4032.N1	16-SEP-2004 14:54:55	Dark	54.000	9	Alp Eri	0.45300	24000.	108	13320	No
285	GOM_NL__2PRFIN20040916_145751_000000402030_00240_13320_4033.N1	16-SEP-2004 14:57:51	Straylight	40.000	148	Alp Tuc	2.8780	4100.0	80	13320	No
286	GOM_NL__2PRFIN20040916_150111_000000522030_00240_13320_4034.N1	16-SEP-2004 15:01:11	Straylight	52.000	63	Bet Gru	2.1500	2800.0	104	13320	No
287	GOM_NL__2PRFIN20040916_150422_000000382030_00240_13320_4035.N1	16-SEP-2004 15:04:22	Straylight	38.000	172	Gam Gru	3.0030	13100.	76	13320	No
288	GOM_NL__2PRFIN20040916_150547_000000462030_00240_13320_4036.N1	16-SEP-2004 15:05:47	Straylight	46.000	18	24Alp PsA	1.1660	9700.0	92	13320	No
289	GOM_NL__2PRFIN20040916_150813_000000672030_00240_13320_4037.N1	16-SEP-2004 15:08:13	Tw_i_and_stray	67.000	52	16Bet Cet	2.0370	4500.0	134	13320	No
290	GOM_NL__2PRFIN20040916_151018_000000442030_00240_13320_4038.N1	16-SEP-2004 15:10:18	Tw_i_and_stray	44.000	142	49Del Cap	2.8500	8900.0	88	13320	No
291	GOM_NL__2PRFIN20040916_151432_000000402030_00240_13320_4039.N1	16-SEP-2004 15:14:32	Bright	39.500	162	34Alp Aqr	2.9440	5350.0	79	13320	No
292	GOM_NL__2PRFIN20040916_151732_000000382030_00240_13320_4040.N1	16-SEP-2004 15:17:32	Bright	38.000	61	8Eps Peg	2.1000	3900.0	76	13320	No
293	GOM_NL__2PRFIN20040916_151901_000000412030_00240_13320_4041.N1	16-SEP-2004 15:19:01	Bright	41.000	90	54Alp Peg	2.4870	11000.	82	13320	No
294	GOM_NL__2PRFIN20040916_152253_000000402030_00240_13320_4042.N1	16-SEP-2004 15:22:53	Bright	40.000	93	53Bet Peg	2.5200	3100.0	80	13320	No
295	GOM_NL__2PRFIN20040916_152453_000000382030_00240_13320_4043.N1	16-SEP-2004 15:24:53	Bright	37.500	92	53Eps Cyg	2.5000	4500.0	75	13320	No
296	GOM_NL__2PRFIN20040916_152701_000000372030_00240_13320_4044.N1	16-SEP-2004 15:27:01	Bright	36.500	66	37Gam Cyg	2.2080	5900.0	73	13320	No
297	GOM_NL__2PRFIN20040916_153217_000000372030_00240_13320_4045.N1	16-SEP-2004 15:32:17	Bright	37.000	89	5Alp Cep	2.4510	8000.0	74	13320	No
298	GOM_NL__2PRFIN20040916_153452_000000402030_00240_13320_4046.N1	16-SEP-2004 15:34:52	Bright	39.500	76	27Gam Cas	2.3000	30000.	79	13320	No
299	GOM_NL__2PRFIN20040916_153956_000000392030_00240_13320_4047.N1	16-SEP-2004 15:39:56	Bright	38.500	49	1Alp UMi	1.9900	6300.0	77	13320	No
300	GOM_NL__2PRFIN20040916_154238_000000672030_00240_13320_4048.N1	16-SEP-2004 15:42:38	Bright	66.500	35	33Alp Per	1.7950	6250.0	133	13320	No
301	GOM_NL__2PRFIN20040916_154433_000000682030_00240_13320_4049.N1	16-SEP-2004 15:44:33	Bright	68.000	175	39Del Per	3.0100	19400.	136	13320	No
302	GOM_NL__2PRFIN20040916_154718_000000402030_00240_13320_4050.N1	16-SEP-2004 15:47:18	Bright	39.500	36	50Alp UMa	1.8000	6300.0	79	13320	No
303	GOM_NL__2PRFIN20040916_154845_000000362030_00240_13320_4051.N1	16-SEP-2004 15:48:45	Bright	36.000	82	48Bet UMa	2.3650	10600.	72	13320	No
304	GOM_NL__2PRFIN20040916_155031_000000752030_00240_13320_4052.N1	16-SEP-2004 15:50:31	Bright	74.500	6	13Alp Aur	0.080000	3400.0	149	13320	No
305	GOM_NL__2PRFIN20040916_155538_000000622030_00240_13320_4053.N1	16-SEP-2004 15:55:38	Bright	61.500	107	37The Aur	2.6490	11000.	123	13320	No
306	GOM_NL__2PRFIN20040916_155840_000000622030_00240_13320_4054.N1	16-SEP-2004 15:58:40	Bright	62.000	17	78Bet Gem	1.1610	4500.0	124	13320	No
307	GOM_NL__2PRFIN20040916_160121_000001342030_00240_13320_4055.N1	16-SEP-2004 16:01:21	Straylight	134.00	28	12Bet Tau	1.6500	15200.	268	13320	No
308	GOM_NL__2PRFIN20040916_160615_000000612030_00240_13320_4056.N1	16-SEP-2004 16:06:15	Dark	60.500	8	10Alp CMi	0.40000	6500.0	121	13320	No
309	GOM_NL__2PRFIN20040916_161340_000000432030_00240_13320_4057.N1	16-SEP-2004 16:13:40	Dark	42.500	132	15Rho Pup	2.8030	6900.0	85	13320	No
310	GOM_NL__2PRFIN20040916_161529_000000642030_00240_13320_4058.N1	16-SEP-2004 16:15:29	Dark	63.500	1	9Alp CMa	-1.4400	11000.	127	13320	No
311	GOM_NL__2PRFIN20040916_161730_000000472030_00240_13320_4059.N1	16-SEP-2004 16:17:30	Dark	46.500	65	Lam Vel	2.2040	4400.0	93	13320	No
312	GOM_NL__2PRFIN20040916_162048_000000402030_00240_13320_4060.N1	16-SEP-2004 16:20:48	Dark	39.500	46	Del Vel	1.9540	10600.	79	13320	No
313	GOM_NL__2PRFIN20040916_162219_000000522030_00240_13320_4061.N1	16-SEP-2004 16:22:19	Dark	51.500	41	Eps Car	1.8600	4100.0	103	13320	No
314	GOM_NL__2PRFIN20040916_162352_000000552030_00241_13321_4031.N1	16-SEP-2004 16:23:52	Dark	55.000	2	Alp Car	-0.73600	7000.0	110	13321	No
315	GOM_NL__2PRFIN20040916_163255_000000392030_00241_13321_4032.N1	16-SEP-2004 16:32:55	Dark	38.500	135	Bet Hyi	2.8200	5800.0	77	13321	No
316	GOM_NL__2PRFIN20040916_163532_000000452030_00241_13321_4033.N1	16-SEP-2004 16:35:32	Dark	45.000	9	Alp Eri	0.45300	24000.	90	13321	No
317	GOM_NL__2PRFIN20040916_163827_000000482030_00241_13321_4034.N1	16-SEP-2004 16:38:27	Straylight	47.500	148	Alp Tuc	2.8780	4100.0	95	13321	No
318	GOM_NL__2PRFIN20040916_164149_000000522030_00241_13321_4035.N1	16-SEP-2004 16:41:49	Straylight	51.500	63	Bet Gru	2.1500	2800.0	103	13321	No
319	GOM_NL__2PRFIN20040916_164458_000000402030_00241_13321_4036.N1	16-SEP-2004 16:44:58	Straylight	39.500	172	Gam Gru	3.0030	13100.	79	13321	No
320	GOM_NL__2PRFIN20040916_164624_000000462030_00241_13321_4037.N1	16-SEP-2004 16:46:24	Straylight	46.000	18	24Alp PsA	1.1660	9700.0	92	13321	No
321	GOM_NL__2PRFIN20040916_164850_000000622030_00241_13321_4038.N1	16-SEP-2004 16:48:50	Tw_i_and_stray	61.500	52	16Bet Cet	2.0370	4500.0	123	13321	No
322	GOM_NL__2PRFIN20040916_165054_000000422030_00241_13321_4039.N1	16-SEP-2004 16:50:54	Tw_i_and_stray	42.000	142	49Del Cap	2.8500	8900.0	84	13321	No
323	GOM_NL__2PRFIN20040916_165508_000000392030_00241_13321_4040.N1	16-SEP-2004 16:55:08	Bright	38.500	162	34Alp Aqr	2.9440	5350.0	77	13321	No
324	GOM_NL__2PRFIN20040916_165808_000000392030_00241_13321_4041.N1	16-SEP-2004 16:58:08	Bright	39.000	61	8Eps Peg	2.1000	3900.0	78	13321	No
325	GOM_NL__2PRFIN20040916_165938_000000412030_00241_13321_4042.N1	16-SEP-2004 16:59:38	Bright	40.500	90	54Alp Peg	2.4870	11000.	81	13321	No
326	GOM_NL__2PRFIN20040916_170329_000000412030_00241_13321_4043.N1	16-SEP-2004 17:03:29	Bright	40.500	93	53Bet Peg	2.5200	3100.0	81	13321	No
327	GOM_NL__2PRFIN20040916_170529_000000372030_00241_13321_4044.N1	16-SEP-2004 17:05:29	Bright	36.500	92	53Eps Cyg	2.5000	4500.0	73	13321	No
328	GOM_NL__2PRFIN20040916_170738_000000392030_00241_13321_4045.N1	16-SEP-2004 17:07:38	Bright	39.000	66	37Gam Cyg	2.2080	5900.0	78	13321	No
329	GOM_NL__2PRFIN20040916_171254_000000382030_00241_13321_4046.N1	16-SEP-2004 17:12:54	Bright	38.000	89	5Alp Cep	2.4510	8000.0	76	13321	No
330	GOM_NL__2PRFIN20040916_171528_000000442030_00241_13321_4047.N1	16-SEP-2004 17:15:28	Bright	44.000	76	27Gam Cas	2.3000	30000.	88	13321	No
331	GOM_NL__2PRFIN20040916_172032_000000382030_00241_13321_4048.N1	16-SEP-2004 17:20:32	Bright	38.000	49	1Alp UMi	1.9900	6300.0	76	13321	No
332	GOM_NL__2PRFIN20040916_172313_000000682030_00241_13321_4049.N1	16-SEP-2004 17:23:13	Bright	68.000	35	33Alp Per	1.7950	6250.0	136	13321	No
333	GOM_NL__2PRFIN20040916_172508_000000682030_00241_13321_4050.N1	16-SEP-2004 17:25:08	Bright	67.500	175	39Del Per	3.0100	19400.	135	13321	No
334	GOM_NL__2PRFIN20040916_172755_000000392030_00241_13321_4051.N1	16-SEP-2004 17:27:55	Bright	38.500	36	50Alp UMa	1.8000	6300.0	77	13321	No
335	GOM_NL__2PRFIN20040916_172922_000000362030_00241_13321_4052.N1	16-SEP-2004 17:29:22	Bright	36.000	82	48Bet UMa	2.3650	10600.	72	13321	No
336	GOM_NL__2PRFIN20040916_173106_000000742030_00241_13321_4053.N1	16-SEP-2004 17:31:06	Bright	73.500	6	13Alp Aur	0.080000	3400.0	147	13321	No
337	GOM_NL__2PRFIN20040916_173614_000000632030_00241_13321_4054.N1	16-SEP-2004 17:36:14	Bright	63.000	107	37The Aur	2.6490	11000.	126	13321	No

338	GOM_NL__2PRFIN20040916_173916_000000482030_00241_13321_4055.N1	16-SEP-2004 17:39:16	Bright	48.000	17	78Bet Gem	1.1610	4500.0	96	13321	No
339	GOM_NL__2PRFIN20040916_174157_000001272030_00241_13321_4056.N1	16-SEP-2004 17:41:57	Straylight	127.00	28	12Bet Tau	1.6500	15200.	254	13321	No
340	GOM_NL__2PRFIN20040916_174652_000000592030_00241_13321_4057.N1	16-SEP-2004 17:46:52	Dark	59.000	8	10Alp CMi	0.40000	6500.0	118	13321	No
341	GOM_NL__2PRFIN20040916_175417_000000442030_00241_13321_4058.N1	16-SEP-2004 17:54:17	Dark	44.000	132	15Rho Pup	2.8030	6900.0	88	13321	No
342	GOM_NL__2PRFIN20040916_175607_000000712030_00241_13321_4059.N1	16-SEP-2004 17:56:07	Dark	71.000	1	9Alp CMa	-1.4400	11000.	142	13321	No
343	GOM_NL__2PRFIN20040916_175807_000000462030_00241_13321_4060.N1	16-SEP-2004 17:58:07	Dark	46.000	65	Lam Vel	2.2040	4400.0	92	13321	No
344	GOM_NL__2PRFIN20040916_180123_000000422030_00241_13321_4061.N1	16-SEP-2004 18:01:23	Dark	41.500	46	Del Vel	1.9540	10600.	83	13321	No
345	GOM_NL__2PRFIN20040916_180256_000000512030_00241_13321_4062.N1	16-SEP-2004 18:02:56	Dark	50.500	41	Eps Car	1.8600	4100.0	101	13321	No
346	GOM_NL__2PRFIN20040916_180429_000000562030_00242_13322_4032.N1	16-SEP-2004 18:04:29	Dark	56.000	2	Alp Car	-0.73600	7000.0	112	13322	No
347	GOM_NL__2PRFIN20040916_181331_000000402030_00242_13322_4033.N1	16-SEP-2004 18:13:31	Dark	39.500	135	Bet Hyi	2.8200	5800.0	79	13322	No
348	GOM_NL__2PRFIN20040916_181608_000000522030_00242_13322_4034.N1	16-SEP-2004 18:16:08	Dark	52.000	9	Alp Eri	0.45300	24000.	104	13322	No
349	GOM_NL__2PRFIN20040916_181903_000000452030_00242_13322_4035.N1	16-SEP-2004 18:19:03	Straylight	44.500	148	Alp Tuc	2.8780	4100.0	89	13322	No
350	GOM_NL__2PRFIN20040916_182225_000000522030_00242_13322_4036.N1	16-SEP-2004 18:22:25	Straylight	52.000	63	Bet Gru	2.1500	2800.0	104	13322	No
351	GOM_NL__2PRFIN20040916_182535_000000392030_00242_13322_4037.N1	16-SEP-2004 18:25:35	Straylight	38.500	172	Gam Gru	3.0030	13100.	77	13322	No
352	GOM_NL__2PRFIN20040916_182700_000000462030_00242_13322_4038.N1	16-SEP-2004 18:27:00	Straylight	46.000	18	24Alp PsA	1.1660	9700.0	92	13322	No
353	GOM_NL__2PRFIN20040916_182926_000000602030_00242_13322_4039.N1	16-SEP-2004 18:29:26	Tw_i_and_stray	59.500	52	16Bet Cet	2.0370	4500.0	119	13322	No
354	GOM_NL__2PRFIN20040916_183131_000000412030_00242_13322_4040.N1	16-SEP-2004 18:31:31	Tw_i_and_stray	41.000	142	49Del Cap	2.8500	8900.0	82	13322	No
355	GOM_NL__2PRFIN20040916_183544_000000402030_00242_13322_4041.N1	16-SEP-2004 18:35:44	Bright	39.500	162	34Alp Aqr	2.9440	5350.0	79	13322	No
356	GOM_NL__2PRFIN20040916_183844_000000402030_00242_13322_4042.N1	16-SEP-2004 18:38:44	Bright	39.500	61	8Eps Peg	2.1000	3900.0	79	13322	No
357	GOM_NL__2PRFIN20040916_184013_000000412030_00242_13322_4043.N1	16-SEP-2004 18:40:13	Bright	40.500	90	54Alp Peg	2.4870	11000.	81	13322	No
358	GOM_NL__2PRFIN20040916_184405_000000432030_00242_13322_4044.N1	16-SEP-2004 18:44:05	Bright	43.000	93	53Bet Peg	2.5200	3100.0	86	13322	No
359	GOM_NL__2PRFIN20040916_184605_000000372030_00242_13322_4045.N1	16-SEP-2004 18:46:05	Bright	36.500	92	53Eps Cyg	2.5000	4500.0	73	13322	No
360	GOM_NL__2PRFIN20040916_184814_000000392030_00242_13322_4046.N1	16-SEP-2004 18:48:14	Bright	39.000	66	37Gam Cyg	2.2080	5900.0	78	13322	No
361	GOM_NL__2PRFIN20040916_185330_000000362030_00242_13322_4047.N1	16-SEP-2004 18:53:30	Bright	36.000	89	5Alp Cep	2.4510	8000.0	72	13322	No
362	GOM_NL__2PRFIN20040916_185603_000000442030_00242_13322_4048.N1	16-SEP-2004 18:56:03	Bright	43.500	76	27Gam Cas	2.3000	30000.	87	13322	No
363	GOM_NL__2PRFIN20040916_190108_000000382030_00242_13322_4049.N1	16-SEP-2004 19:01:08	Bright	38.000	49	1Alp UMi	1.9900	6300.0	76	13322	No
364	GOM_NL__2PRFIN20040916_190347_000000702030_00242_13322_4050.N1	16-SEP-2004 19:03:47	Bright	69.500	35	33Alp Per	1.7950	6250.0	139	13322	No
365	GOM_NL__2PRFIN20040916_190542_000000682030_00242_13322_4051.N1	16-SEP-2004 19:05:42	Bright	68.000	175	39Del Per	3.0100	19400.	136	13322	No
366	GOM_NL__2PRFIN20040916_190831_000000362030_00242_13322_4052.N1	16-SEP-2004 19:08:31	Bright	35.500	36	50Alp UMa	1.8000	6300.0	71	13322	No
367	GOM_NL__2PRFIN20040916_190958_000000352030_00242_13322_4053.N1	16-SEP-2004 19:09:58	Bright	34.500	82	48Bet UMa	2.3650	10600.	69	13322	No
368	GOM_NL__2PRFIN20040916_191142_000000712030_00242_13322_4054.N1	16-SEP-2004 19:11:42	Bright	70.500	6	13Alp Aur	0.080000	3400.0	141	13322	No
369	GOM_NL__2PRFIN20040916_191649_000000632030_00242_13322_4055.N1	16-SEP-2004 19:16:49	Bright	62.500	107	37The Aur	2.6490	11000.	125	13322	No
370	GOM_NL__2PRFIN20040916_191952_000000502030_00242_13322_4056.N1	16-SEP-2004 19:19:52	Bright	49.500	17	78Bet Gem	1.1610	4500.0	99	13322	No
371	GOM_NL__2PRFIN20040916_192234_000001302030_00242_13322_4057.N1	16-SEP-2004 19:22:34	Straylight	130.00	28	12Bet Tau	1.6500	15200.	260	13322	No
372	GOM_NL__2PRFIN20040916_192728_000000622030_00242_13322_4058.N1	16-SEP-2004 19:27:28	Dark	62.000	8	10Alp CMi	0.40000	6500.0	124	13322	No
373	GOM_NL__2PRFIN20040916_193453_000000452030_00242_13322_4059.N1	16-SEP-2004 19:34:53	Dark	45.000	132	15Rho Pup	2.8030	6900.0	90	13322	No
374	GOM_NL__2PRFIN20040916_193644_000000702030_00242_13322_4060.N1	16-SEP-2004 19:36:44	Dark	69.500	1	9Alp CMa	-1.4400	11000.	139	13322	No
375	GOM_NL__2PRFIN20040916_193842_000000442030_00242_13322_4061.N1	16-SEP-2004 19:38:42	Dark	44.000	65	Lam Vel	2.2040	4400.0	88	13322	No
376	GOM_NL__2PRFIN20040916_194200_000000422030_00242_13322_4062.N1	16-SEP-2004 19:42:00	Dark	42.000	46	Del Vel	1.9540	10600.	84	13322	No
377	GOM_NL__2PRFIN20040916_194332_000000512030_00242_13322_4063.N1	16-SEP-2004 19:43:32	Dark	50.500	41	Eps Car	1.8600	4100.0	101	13322	No
378	GOM_NL__2PRFIN20040916_194506_000000562030_00243_13323_4033.N1	16-SEP-2004 19:45:06	Dark	56.000	2	Alp Car	-0.73600	7000.0	112	13323	No
379	GOM_NL__2PRFIN20040916_195407_000000392030_00243_13323_4034.N1	16-SEP-2004 19:54:07	Dark	38.500	135	Bet Hyi	2.8200	5800.0	77	13323	No
380	GOM_NL__2PRFIN20040916_195644_000000492030_00243_13323_4035.N1	16-SEP-2004 19:56:44	Dark	49.000	9	Alp Eri	0.45300	24000.	98	13323	No
381	GOM_NL__2PRFIN20040916_195939_000000382030_00243_13323_4036.N1	16-SEP-2004 19:59:39	Straylight	38.000	148	Alp Tuc	2.8780	4100.0	76	13323	No
382	GOM_NL__2PRFIN20040916_200301_000000522030_00243_13323_4037.N1	16-SEP-2004 20:03:01	Straylight	51.500	63	Bet Gru	2.1500	2800.0	103	13323	No
383	GOM_NL__2PRFIN20040916_200611_000000402030_00243_13323_4038.N1	16-SEP-2004 20:06:11	Straylight	39.500	172	Gam Gru	3.0030	13100.	79	13323	No
384	GOM_NL__2PRFIN20040916_200736_000000472030_00243_13323_4039.N1	16-SEP-2004 20:07:36	Straylight	47.000	18	24Alp PsA	1.1660	9700.0	94	13323	No
385	GOM_NL__2PRFIN20040916_201001_000000632030_00243_13323_4040.N1	16-SEP-2004 20:10:01	Tw_i_and_stray	62.500	52	16Bet Cet	2.0370	4500.0	125	13323	No
386	GOM_NL__2PRFIN20040916_201206_000000422030_00243_13323_4041.N1	16-SEP-2004 20:12:06	Tw_i_and_stray	42.000	142	49Del Cap	2.8500	8900.0	84	13323	No
387	GOM_NL__2PRFIN20040916_201620_000000392030_00243_13323_4042.N1	16-SEP-2004 20:16:20	Bright	39.000	162	34Alp Aqr	2.9440	5350.0	78	13323	No
388	GOM_NL__2PRFIN20040916_201920_000000392030_00243_13323_4043.N1	16-SEP-2004 20:19:20	Bright	38.500	61	8Eps Peg	2.1000	3900.0	77	13323	No
389	GOM_NL__2PRFIN20040916_202049_000000422030_00243_13323_4044.N1	16-SEP-2004 20:20:49	Bright	41.500	90	54Alp Peg	2.4870	11000.	83	13323	No
390	GOM_NL__2PRFIN20040916_202440_000000432030_00243_13323_4045.N1	16-SEP-2004 20:24:40	Bright	42.500	93	53Bet Peg	2.5200	3100.0	85	13323	No
391	GOM_NL__2PRFIN20040916_202641_000000382030_00243_13323_4046.N1	16-SEP-2004 20:26:41	Bright	38.000	92	53Eps Cyg	2.5000	4500.0	76	13323	No
392	GOM_NL__2PRFIN20040916_202850_000000392030_00243_13323_4047.N1	16-SEP-2004 20:28:50	Bright	39.000	66	37Gam Cyg	2.2080	5900.0	78	13323	No
393	GOM_NL__2PRFIN20040916_203405_000000382030_00243_13323_4048.N1	16-SEP-2004 20:34:05	Bright	37.500	89	5Alp Cep	2.4510	8000.0	75	13323	No
394	GOM_NL__2PRFIN20040916_203638_000000442030_00243_13323_4049.N1	16-SEP-2004 20:36:38	Bright	44.000	76	27Gam Cas	2.3000	30000.	88	13323	No
395	GOM_NL__2PRFIN20040916_204144_000000402030_00243_13323_4050.N1	16-SEP-2004 20:41:44	Bright	39.500	49	1Alp UMi	1.9900	6300.0	79	13323	No
396	GOM_NL__2PRFIN20040916_204422_000000692030_00243_13323_4051.N1	16-SEP-2004 20:44:22	Bright	69.000	35	33Alp Per	1.7950	6250.0	138	13323	No

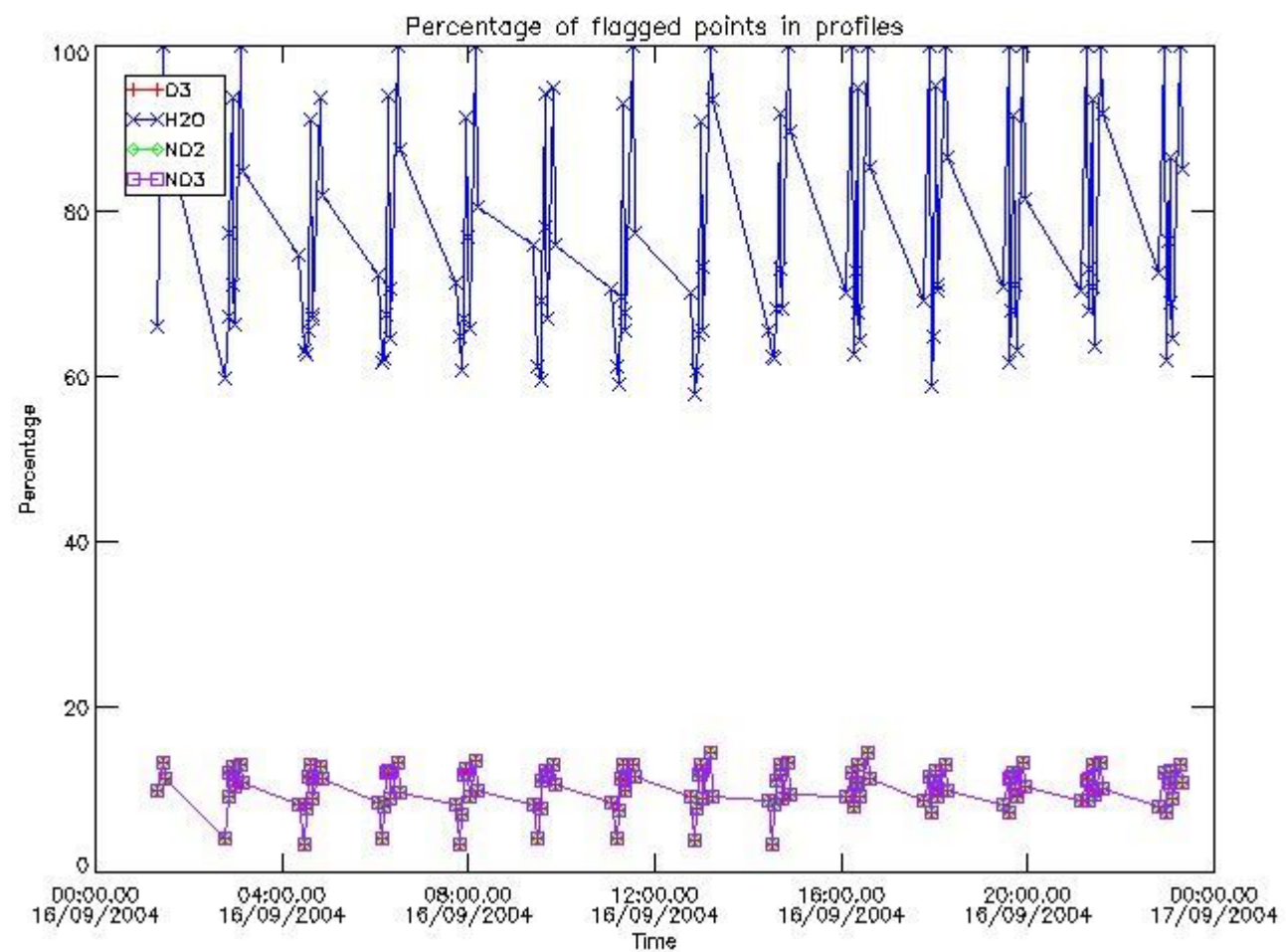
397	GOM_NL__2PRFIN20040916_204617_000000702030_00243_13323_4052.N1	16-SEP-2004 20:46:17	Bright	69.500	175	39Del Per	3.0100	19400.	139	13323	No
398	GOM_NL__2PRFIN20040916_204907_000000372030_00243_13323_4053.N1	16-SEP-2004 20:49:07	Bright	36.500	36	50Alp UMa	1.8000	6300.0	73	13323	No
399	GOM_NL__2PRFIN20040916_205034_000000362030_00243_13323_4054.N1	16-SEP-2004 20:50:34	Bright	36.000	82	48Bet UMa	2.3650	10600.	72	13323	No
400	GOM_NL__2PRFIN20040916_205217_000000752030_00243_13323_4055.N1	16-SEP-2004 20:52:17	Bright	74.500	6	13Alp Aur	0.080000	3400.0	149	13323	No
401	GOM_NL__2PRFIN20040916_205726_000000622030_00243_13323_4056.N1	16-SEP-2004 20:57:26	Bright	62.000	107	37The Aur	2.6490	11000.	124	13323	No
402	GOM_NL__2PRFIN20040916_210029_000000502030_00243_13323_4057.N1	16-SEP-2004 21:00:29	Bright	49.500	17	78Bet Gem	1.1610	4500.0	99	13323	No
403	GOM_NL__2PRFIN20040916_210311_000001342030_00243_13323_4058.N1	16-SEP-2004 21:03:11	Straylight	134.00	28	12Bet Tau	1.6500	15200.	268	13323	No
404	GOM_NL__2PRFIN20040916_210804_000000582030_00243_13323_4059.N1	16-SEP-2004 21:08:04	Dark	58.000	8	10Alp CMi	0.40000	6500.0	116	13323	No
405	GOM_NL__2PRFIN20040916_211529_000000462030_00243_13323_4060.N1	16-SEP-2004 21:15:29	Dark	45.500	132	15Rho Pup	2.8030	6900.0	91	13323	No
406	GOM_NL__2PRFIN20040916_211721_000000582030_00243_13323_4061.N1	16-SEP-2004 21:17:21	Dark	58.000	1	9Alp CMa	-1.4400	11000.	116	13323	No
407	GOM_NL__2PRFIN20040916_211919_000000452030_00243_13323_4062.N1	16-SEP-2004 21:19:19	Dark	45.000	65	Lam Vel	2.2040	4400.0	90	13323	No
408	GOM_NL__2PRFIN20040916_212236_000000392030_00243_13323_4063.N1	16-SEP-2004 21:22:36	Dark	39.000	46	Del Vel	1.9540	10600.	78	13323	No
409	GOM_NL__2PRFIN20040916_212407_000000522030_00243_13323_4064.N1	16-SEP-2004 21:24:07	Dark	52.000	41	Eps Car	1.8600	4100.0	104	13323	No
410	GOM_NL__2PRFIN20040916_212542_000000542030_00244_13324_4033.N1	16-SEP-2004 21:25:42	Dark	54.000	2	Alp Car	-0.73600	7000.0	108	13324	No
411	GOM_NL__2PRFIN20040916_213443_000000392030_00244_13324_4034.N1	16-SEP-2004 21:34:43	Dark	38.500	135	Bet Hyi	2.8200	5800.0	77	13324	No
412	GOM_NL__2PRFIN20040916_213720_000000562030_00244_13324_4035.N1	16-SEP-2004 21:37:20	Dark	55.500	9	Alp Eri	0.45300	24000.	111	13324	No
413	GOM_NL__2PRFIN20040916_214015_000000382030_00244_13324_4036.N1	16-SEP-2004 21:40:15	Straylight	38.000	148	Alp Tuc	2.8780	4100.0	76	13324	No
414	GOM_NL__2PRFIN20040916_214338_000000522030_00244_13324_4037.N1	16-SEP-2004 21:43:38	Straylight	52.000	63	Bet Gru	2.1500	2800.0	104	13324	No
415	GOM_NL__2PRFIN20040916_214647_000000392030_00244_13324_4038.N1	16-SEP-2004 21:46:47	Straylight	39.000	172	Gam Gru	3.0030	13100.	78	13324	No
416	GOM_NL__2PRFIN20040916_214811_000000472030_00244_13324_4039.N1	16-SEP-2004 21:48:11	Straylight	47.000	18	24Alp PsA	1.1660	9700.0	94	13324	No
417	GOM_NL__2PRFIN20040916_215035_000000642030_00244_13324_4040.N1	16-SEP-2004 21:50:35	Tw_i_and_stray	64.000	52	16Bet Cet	2.0370	4500.0	128	13324	No
418	GOM_NL__2PRFIN20040916_215242_000000422030_00244_13324_4041.N1	16-SEP-2004 21:52:42	Tw_i_and_stray	42.000	142	49Del Cap	2.8500	8900.0	84	13324	No
419	GOM_NL__2PRFIN20040916_215655_000000402030_00244_13324_4042.N1	16-SEP-2004 21:56:55	Bright	40.000	162	34Alp Aqr	2.9440	5350.0	80	13324	No
420	GOM_NL__2PRFIN20040916_215956_000000392030_00244_13324_4043.N1	16-SEP-2004 21:59:56	Bright	39.000	61	8Eps Peg	2.1000	3900.0	78	13324	No
421	GOM_NL__2PRFIN20040916_220122_000000442030_00244_13324_4044.N1	16-SEP-2004 22:01:22	Bright	44.000	90	54Alp Peg	2.4870	11000.	88	13324	No
422	GOM_NL__2PRFIN20040916_220515_000000402030_00244_13324_4045.N1	16-SEP-2004 22:05:15	Bright	40.000	93	53Bet Peg	2.5200	3100.0	80	13324	No
423	GOM_NL__2PRFIN20040916_220717_000000372030_00244_13324_4046.N1	16-SEP-2004 22:07:17	Bright	37.000	92	53Eps Cyg	2.5000	4500.0	74	13324	No
424	GOM_NL__2PRFIN20040916_220926_000000402030_00244_13324_4047.N1	16-SEP-2004 22:09:26	Bright	39.500	66	37Gam Cyg	2.2080	5900.0	79	13324	No
425	GOM_NL__2PRFIN20040916_221441_000000382030_00244_13324_4048.N1	16-SEP-2004 22:14:41	Bright	38.000	89	5Alp Cep	2.4510	8000.0	76	13324	No
426	GOM_NL__2PRFIN20040916_221713_000000432030_00244_13324_4049.N1	16-SEP-2004 22:17:13	Bright	43.000	76	27Gam Cas	2.3000	30000.	86	13324	No
427	GOM_NL__2PRFIN20040916_222218_000000352030_00244_13324_4050.N1	16-SEP-2004 22:22:18	Bright	34.500	49	1Alp UMi	1.9900	6300.0	69	13324	No
428	GOM_NL__2PRFIN20040916_222457_000000642030_00244_13324_4051.N1	16-SEP-2004 22:24:57	Bright	64.000	35	33Alp Per	1.7950	6250.0	128	13324	No
429	GOM_NL__2PRFIN20040916_222652_000000682030_00244_13324_4052.N1	16-SEP-2004 22:26:52	Bright	67.500	175	39Del Per	3.0100	19400.	135	13324	No
430	GOM_NL__2PRFIN20040916_222940_000000422030_00244_13324_4053.N1	16-SEP-2004 22:29:40	Bright	41.500	36	50Alp UMa	1.8000	6300.0	83	13324	No
431	GOM_NL__2PRFIN20040916_223110_000000372030_00244_13324_4054.N1	16-SEP-2004 22:31:10	Bright	36.500	82	48Bet UMa	2.3650	10600.	73	13324	No
432	GOM_NL__2PRFIN20040916_223253_000000722030_00244_13324_4055.N1	16-SEP-2004 22:32:53	Bright	72.000	6	13Alp Aur	0.080000	3400.0	144	13324	No
433	GOM_NL__2PRFIN20040916_223801_000000622030_00244_13324_4056.N1	16-SEP-2004 22:38:01	Bright	61.500	107	37The Aur	2.6490	11000.	123	13324	No
434	GOM_NL__2PRFIN20040916_224105_000000462030_00244_13324_4057.N1	16-SEP-2004 22:41:05	Bright	46.000	17	78Bet Gem	1.1610	4500.0	92	13324	No
435	GOM_NL__2PRFIN20040916_224348_000001232030_00244_13324_4058.N1	16-SEP-2004 22:43:48	Straylight	123.00	28	12Bet Tau	1.6500	15200.	246	13324	No
436	GOM_NL__2PRFIN20040916_224841_000000642030_00244_13324_4059.N1	16-SEP-2004 22:48:41	Dark	63.500	8	10Alp CMi	0.40000	6500.0	127	13324	No
437	GOM_NL__2PRFIN20040916_225606_000000422030_00244_13324_4060.N1	16-SEP-2004 22:56:06	Dark	42.000	132	15Rho Pup	2.8030	6900.0	84	13324	No
438	GOM_NL__2PRFIN20040916_225757_000000702030_00244_13324_4061.N1	16-SEP-2004 22:57:57	Dark	70.000	1	9Alp CMa	-1.4400	11000.	140	13324	No
439	GOM_NL__2PRFIN20040916_225955_000000452030_00244_13324_4062.N1	16-SEP-2004 22:59:55	Dark	45.000	65	Lam Vel	2.2040	4400.0	90	13324	No
440	GOM_NL__2PRFIN20040916_230312_000000422030_00244_13324_4063.N1	16-SEP-2004 23:03:12	Dark	41.500	46	Del Vel	1.9540	10600.	83	13324	No
441	GOM_NL__2PRFIN20040916_230443_000000522030_00244_13324_4064.N1	16-SEP-2004 23:04:43	Dark	52.000	41	Eps Car	1.8600	4100.0	104	13324	No
442	GOM_NL__2PRFIN20040916_230617_000000572030_00245_13325_4033.N1	16-SEP-2004 23:06:17	Dark	57.000	2	Alp Car	-0.73600	7000.0	114	13325	No
443	GOM_NL__2PRFIN20040916_231519_000000402030_00245_13325_4034.N1	16-SEP-2004 23:15:19	Dark	39.500	135	Bet Hyi	2.8200	5800.0	79	13325	No
444	GOM_NL__2PRFIN20040916_231754_000000472030_00245_13325_4035.N1	16-SEP-2004 23:17:54	Dark	47.000	9	Alp Eri	0.45300	24000.	94	13325	No
445	GOM_NL__2PRFIN20040916_232051_000000412030_00245_13325_4036.N1	16-SEP-2004 23:20:51	Straylight	40.500	148	Alp Tuc	2.8780	4100.0	81	13325	No
446	GOM_NL__2PRFIN20040916_232436_000000432030_00245_13325_4037.N1	16-SEP-2004 23:24:36	Straylight	42.500	31	Alp Gru	1.7340	15200.	85	13325	No
447	GOM_NL__2PRFIN20040916_232722_000000392030_00245_13325_4038.N1	16-SEP-2004 23:27:22	Straylight	38.500	172	Gam Gru	3.0030	13100.	77	13325	No
448	GOM_NL__2PRFIN20040916_232848_000000472030_00245_13325_4039.N1	16-SEP-2004 23:28:48	Straylight	47.000	18	24Alp PsA	1.1660	9700.0	94	13325	No
449	GOM_NL__2PRFIN20040916_233111_000000652030_00245_13325_4040.N1	16-SEP-2004 23:31:11	Tw_i_and_stray	64.500	52	16Bet Cet	2.0370	4500.0	129	13325	No
450	GOM_NL__2PRFIN20040916_233319_000000402030_00245_13325_4041.N1	16-SEP-2004 23:33:19	Tw_i_and_stray	40.000	142	49Del Cap	2.8500	8900.0	80	13325	No
451	GOM_NL__2PRFIN20040916_233732_000000402030_00245_13325_4042.N1	16-SEP-2004 23:37:32	Bright	39.500	162	34Alp Aqr	2.9440	5350.0	79	13325	No
452	GOM_NL__2PRFIN20040916_234032_000000392030_00245_13325_4043.N1	16-SEP-2004 23:40:32	Bright	39.000	61	8Eps Peg	2.1000	3900.0	78	13325	No
453	GOM_NL__2PRFIN20040916_234158_000000442030_00245_13325_4044.N1	16-SEP-2004 23:41:58	Bright	44.000	90	54Alp Peg	2.4870	11000.	88	13325	No
454	GOM_NL__2PRFIN20040916_234550_000000422030_00245_13325_4045.N1	16-SEP-2004 23:45:50	Bright	41.500	93	53Bet Peg	2.5200	3100.0	83	13325	No
455	GOM_NL__2PRFIN20040916_234754_000000382030_00245_13325_4046.N1	16-SEP-2004 23:47:54	Bright	38.000	92	53Eps Cyg	2.5000	4500.0	76	13325	No

456	GOM_NL__2PRFIN20040916_235003_000000402030_00245_13325_4047.N1	16-SEP-2004 23:50:03	Bright	39.500	66	37Gam Cyg	2.2080	5900.0	79	13325	No
457	GOM_NL__2PRFIN20040916_235517_000000392030_00245_13325_4048.N1	16-SEP-2004 23:55:17	Bright	38.500	89	5Alp Cep	2.4510	8000.0	77	13325	No
458	GOM_NL__2PRFIN20040916_235749_000000442030_00245_13325_4049.N1	16-SEP-2004 23:57:49	Bright	44.000	76	27Gam Cas	2.3000	30000.	88	13325	No

3. Quality information per product

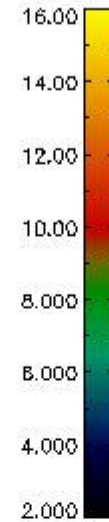
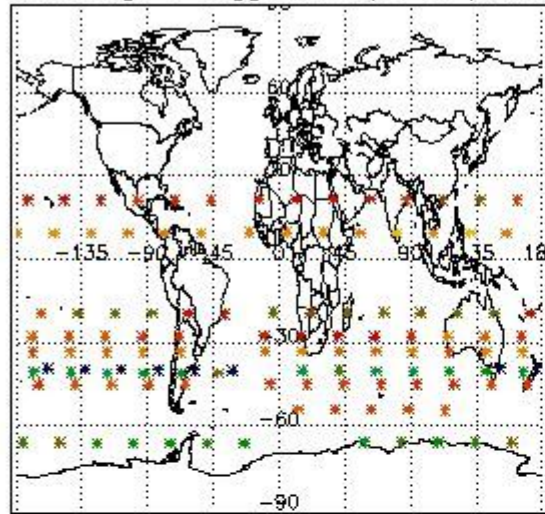
In this section it is plotted some information contained in the Quality Summary data set of the level 2 products. Only products in dark limb conditions and without errors (error flag in the MPH set to "0") are used.

3.1 Plot quality information per product (time dependant)

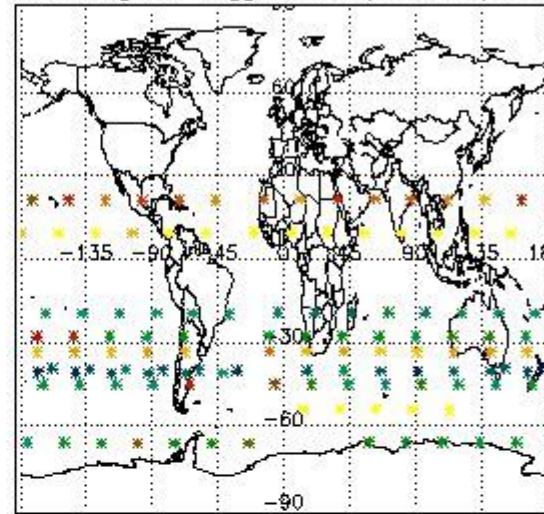


3.2 Plot quality information per product (world map)

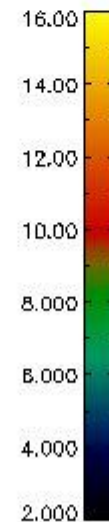
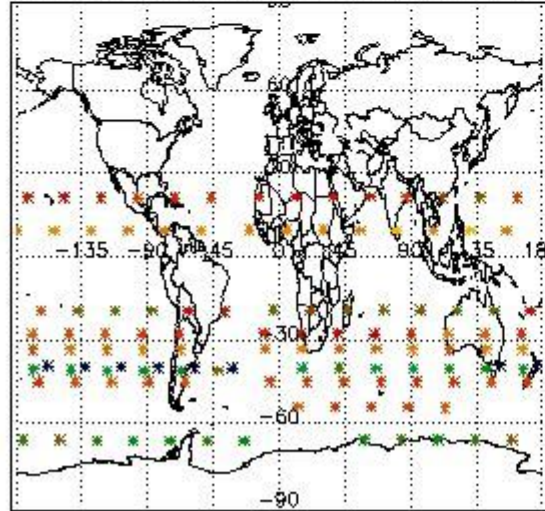
Percentage of flagged data per O3 profile



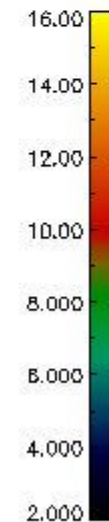
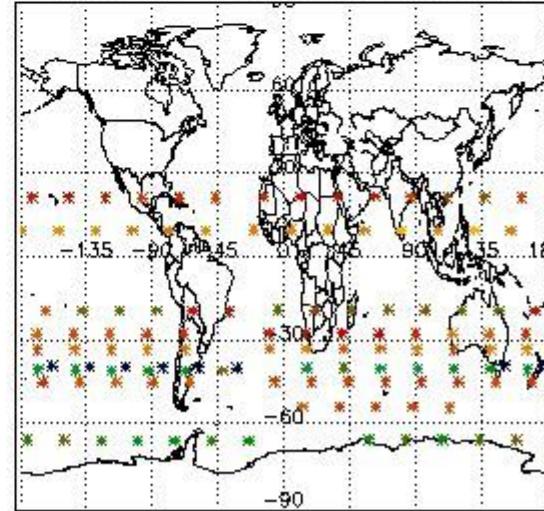
Percentage of flagged data per H2O profile



Percentage of flagged data per NO2 profile



Percentage of flagged data per NO3 profile

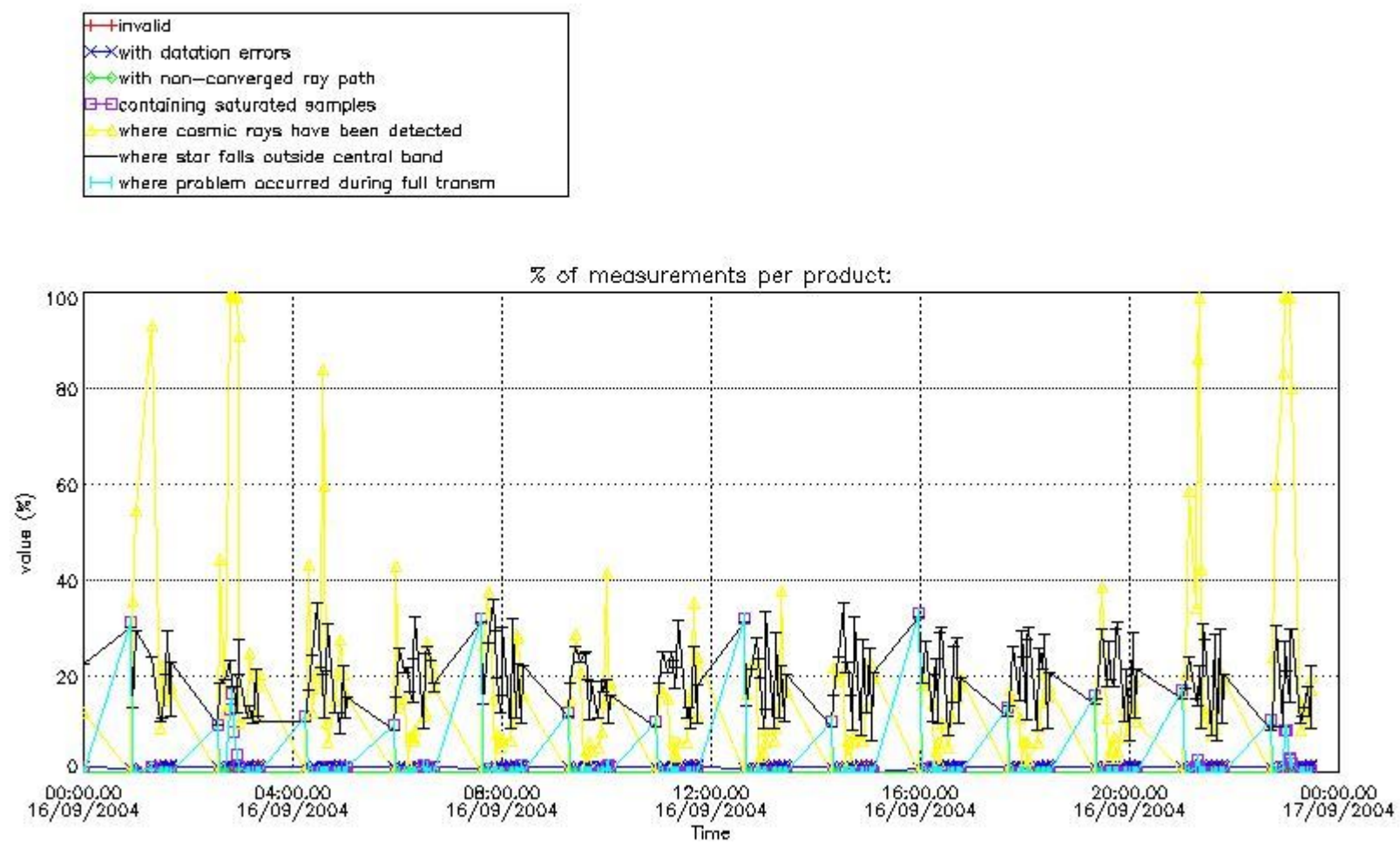


4. Level 1 quality information per product

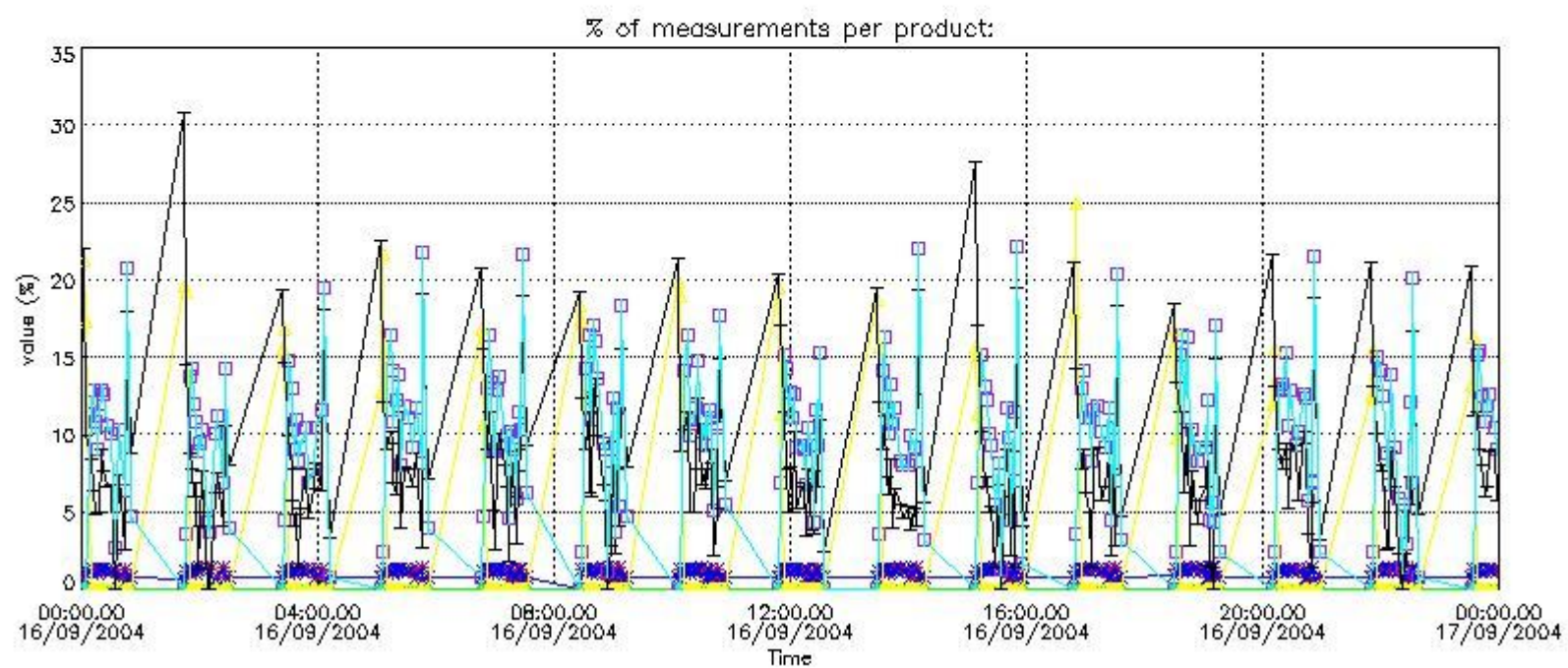
In this section it is plotted some information contained in the Quality Summary data set of the level 2 products that comes from the level 1b processing. Products without errors (error flag in the MPH set to "0") are used.

4.1 Plot quality information per product (time dependant) coming from level 1b processing

4.1.1 Plot level 1 quality information per product (time dependant): ENVISAT ASCENDING passes



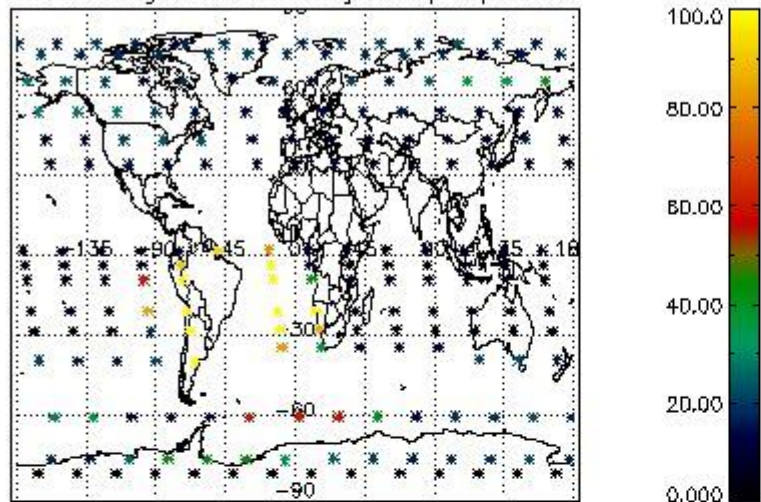
4.1.2 Plot level 1 quality information per product (time dependant): ENVI SAT DESCENDING passes



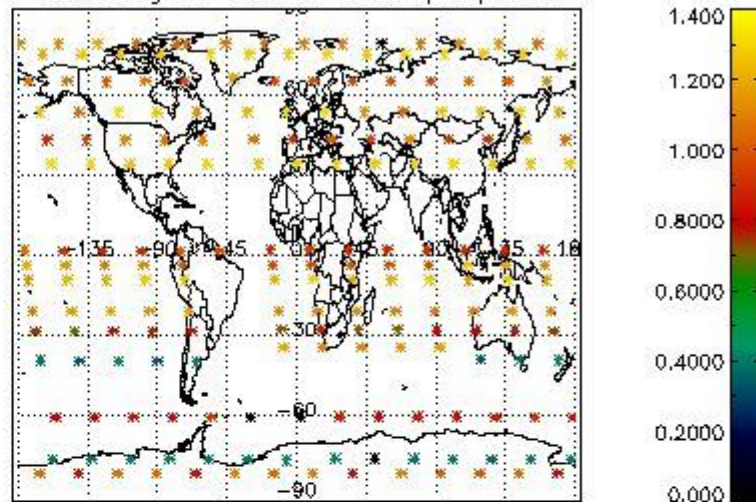
4.2 Plot quality information per product coming from level 1b processing (world map)

4.2.1 Plot level 1 quality information per product (world map): ENVISAT ASCENDING passes

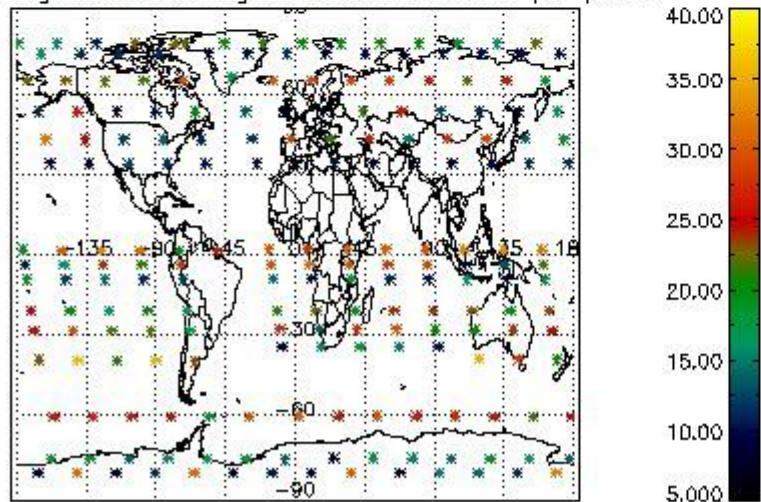
Percentage of cosmic ray hits per profile



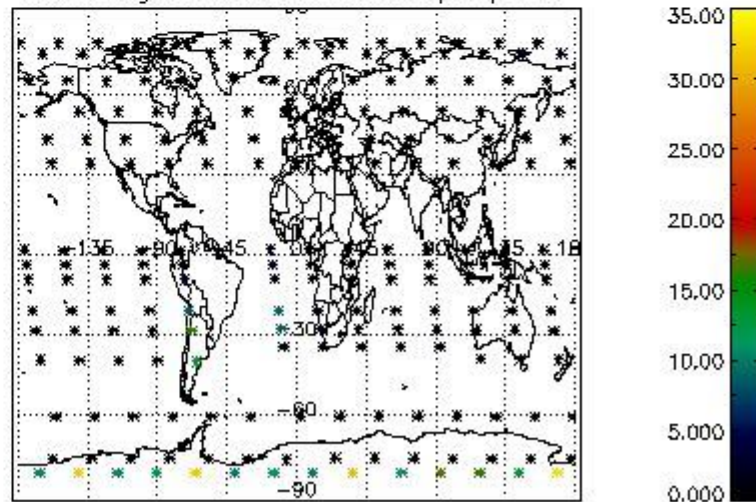
Percentage of datation errors per profile



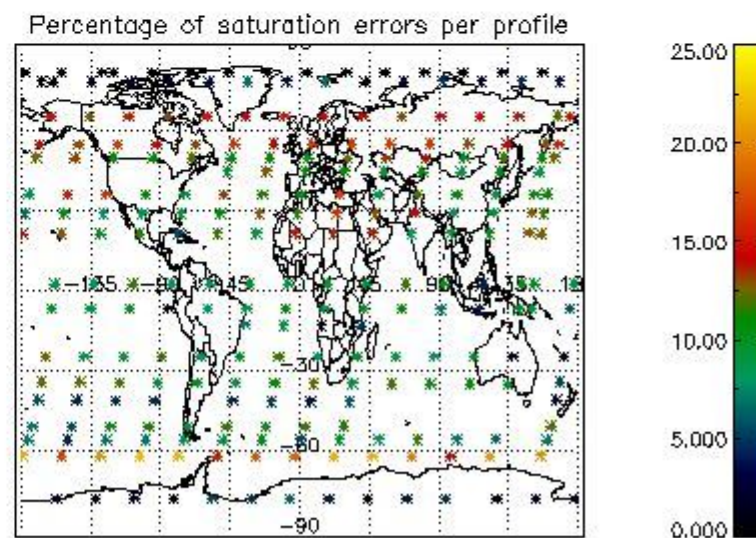
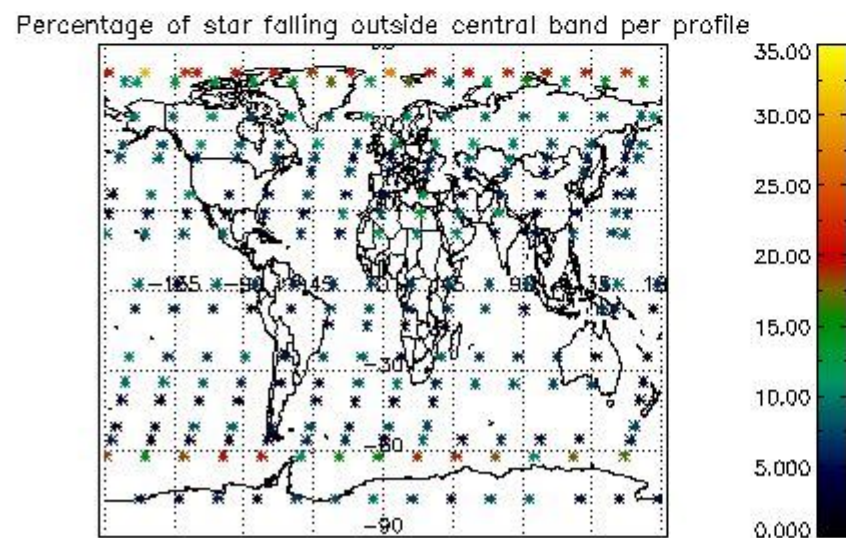
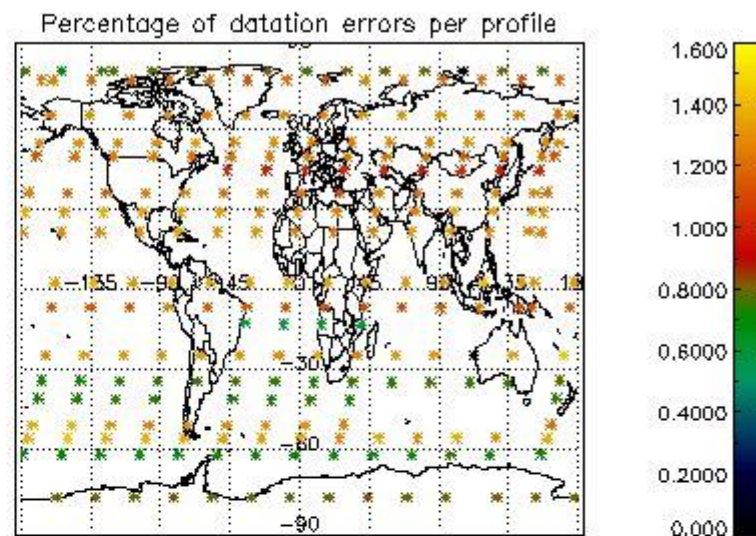
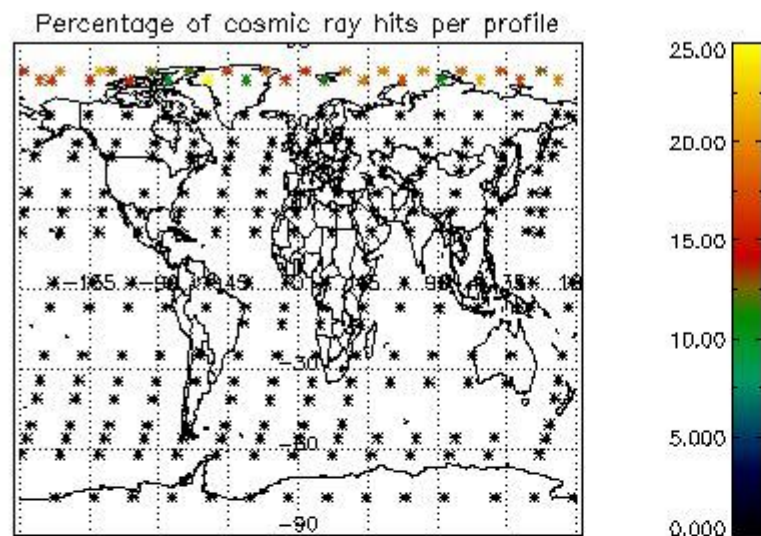
Percentage of star falling outside central band per profile



Percentage of saturation errors per profile



4.2.2 Plot level 1 quality information per product (world map): ENVISAT DESCENDING passes



5. Trace gas profiles

5.1 Ozone statistics based on quality of products

The final quality of the products can be "measured" using the STD (Standard Deviation) attached to every point profile. This information is written to the parameter GOM_NL__2P/NL_LOCAL_SPECIES_DENSITY/o3_std of the level 2 products. The table below shows the statistics for given STD ranges.

The statistics are given with respect to the overall valid production:

- Products without fatal errors: GOM_NL__2P/MPH/PRODUCT_ERR=0
- Valid point profile: GOM_NL__2P/NL_LOCAL_SPECIES_DENSITY/pcd(0)=0

The 'Criteria' is applied to valid points of dark limb products:

- Products in dark limb illumination condition: GOM_NL__2P/NL_SUMMARY_QUALITY/obs_ill_cond=0
- Products without fatal errors: GOM_NL__2P/MPH/PRODUCT_ERR=0
- Valid point profile: GOM_NL__2P/NL_LOCAL_SPECIES_DENSITY/pcd(0)=0

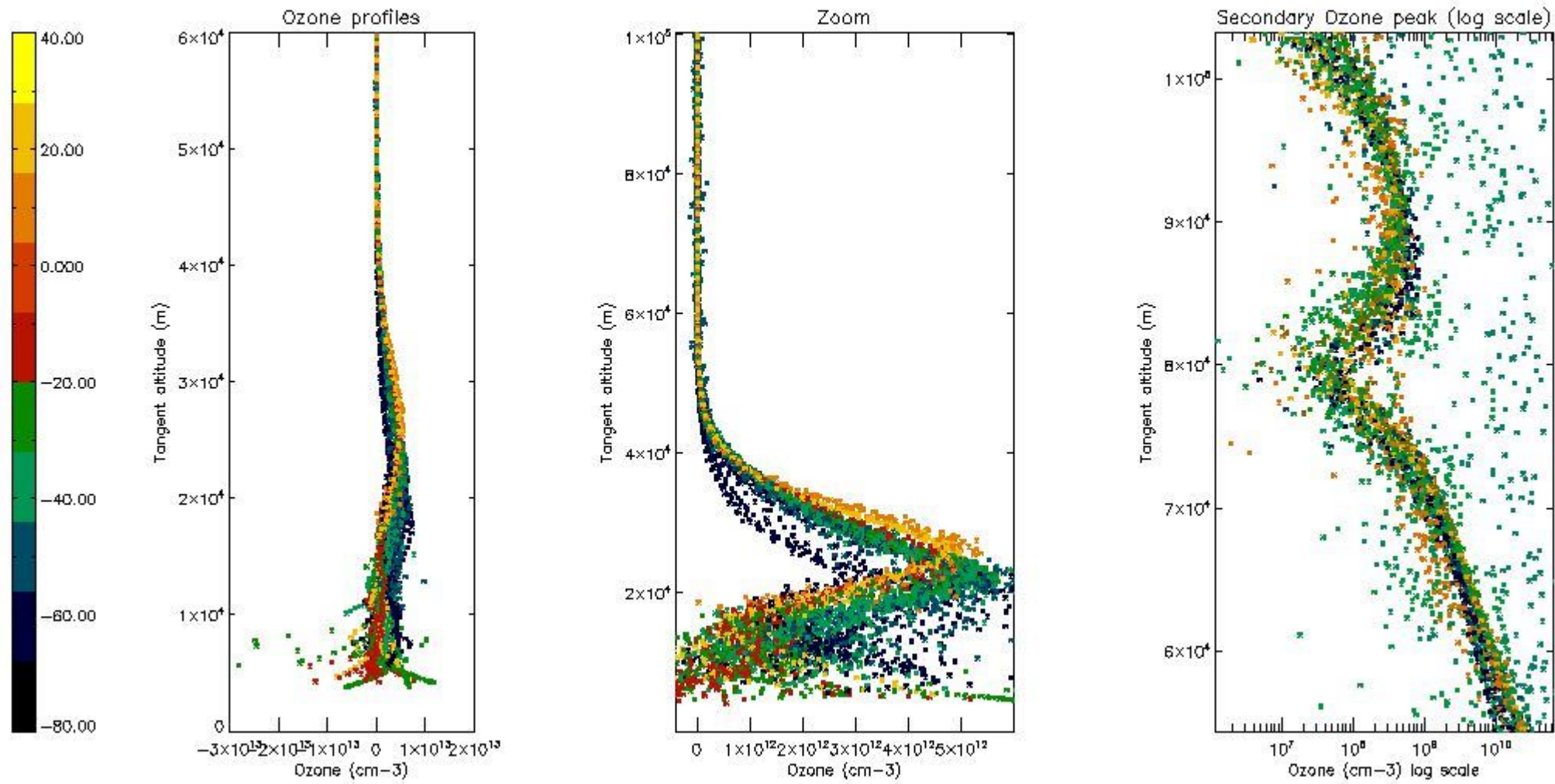
So, the table below shows the percentage of dark limb and valid observations for each criteria with respect to the overall valid daily observations.

Criteria	% of total production
All STD	28
STD < 20	16

STD < 10	13
STD < 5	10

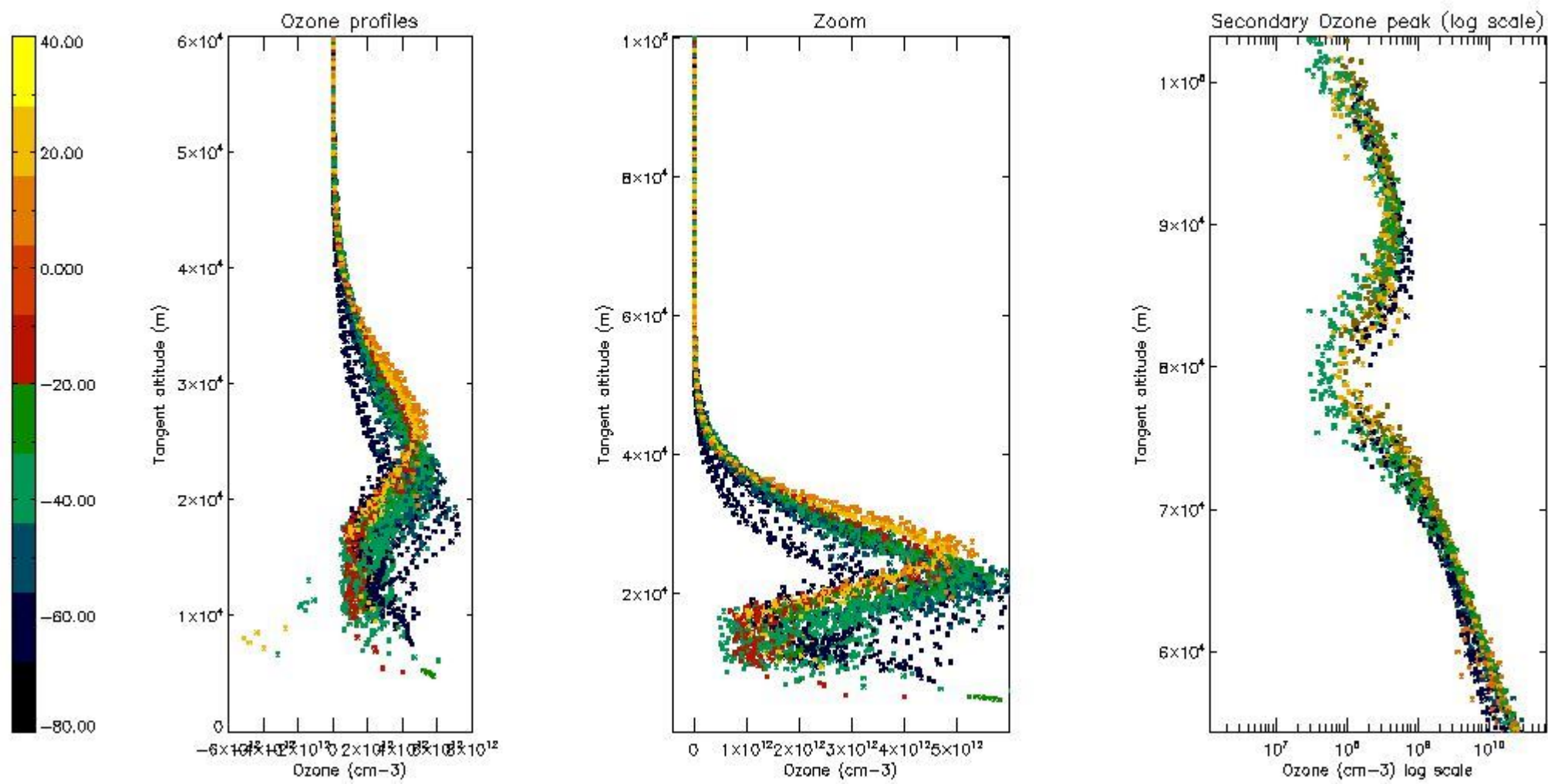
5.2 Plot ozone profiles for all STD (dark without errors)

The colorbar represents the latitude.



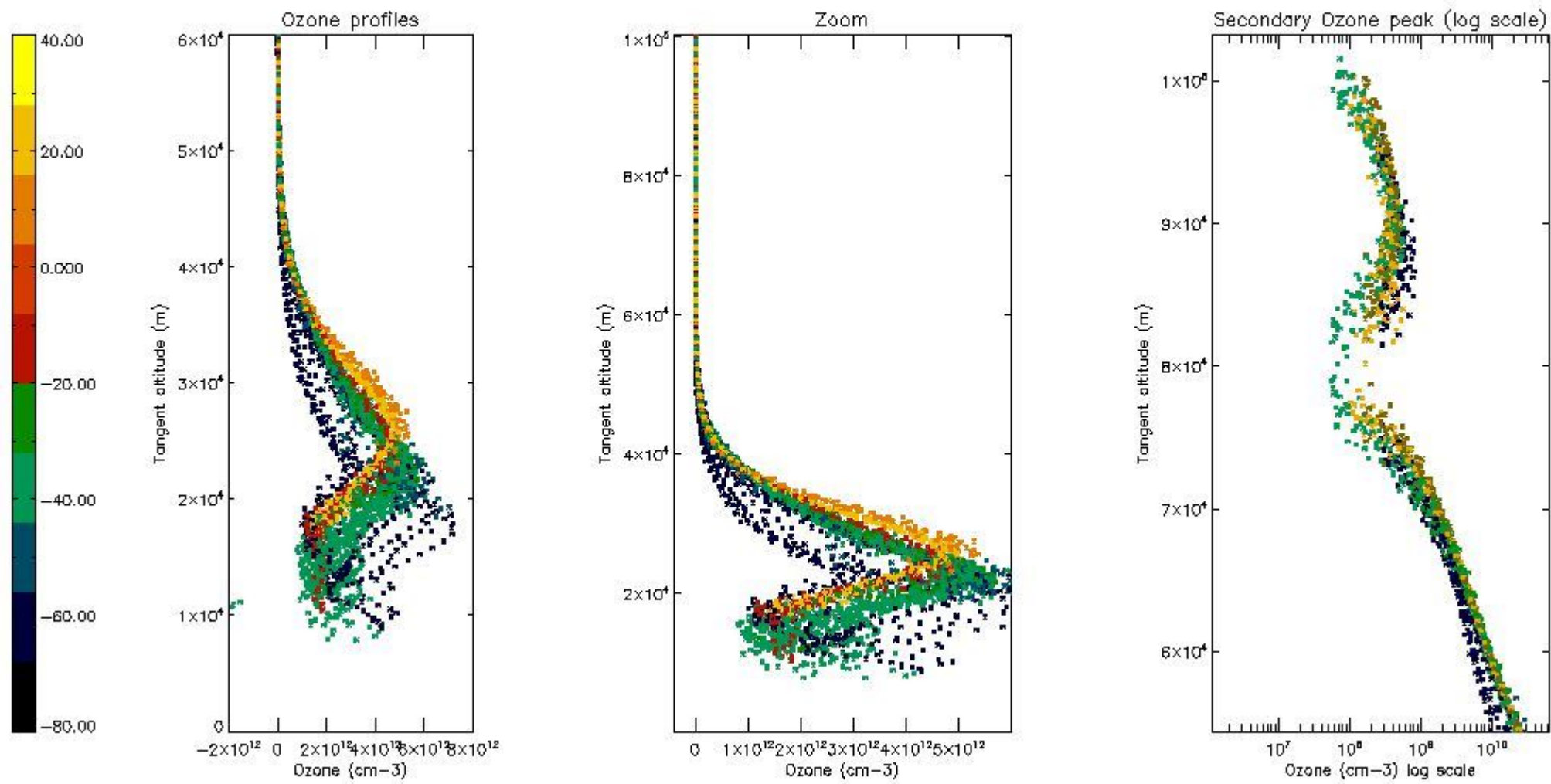
5.3 Plot ozone profiles where STD < 20% (dark without errors)

The colorbar represents the latitude.



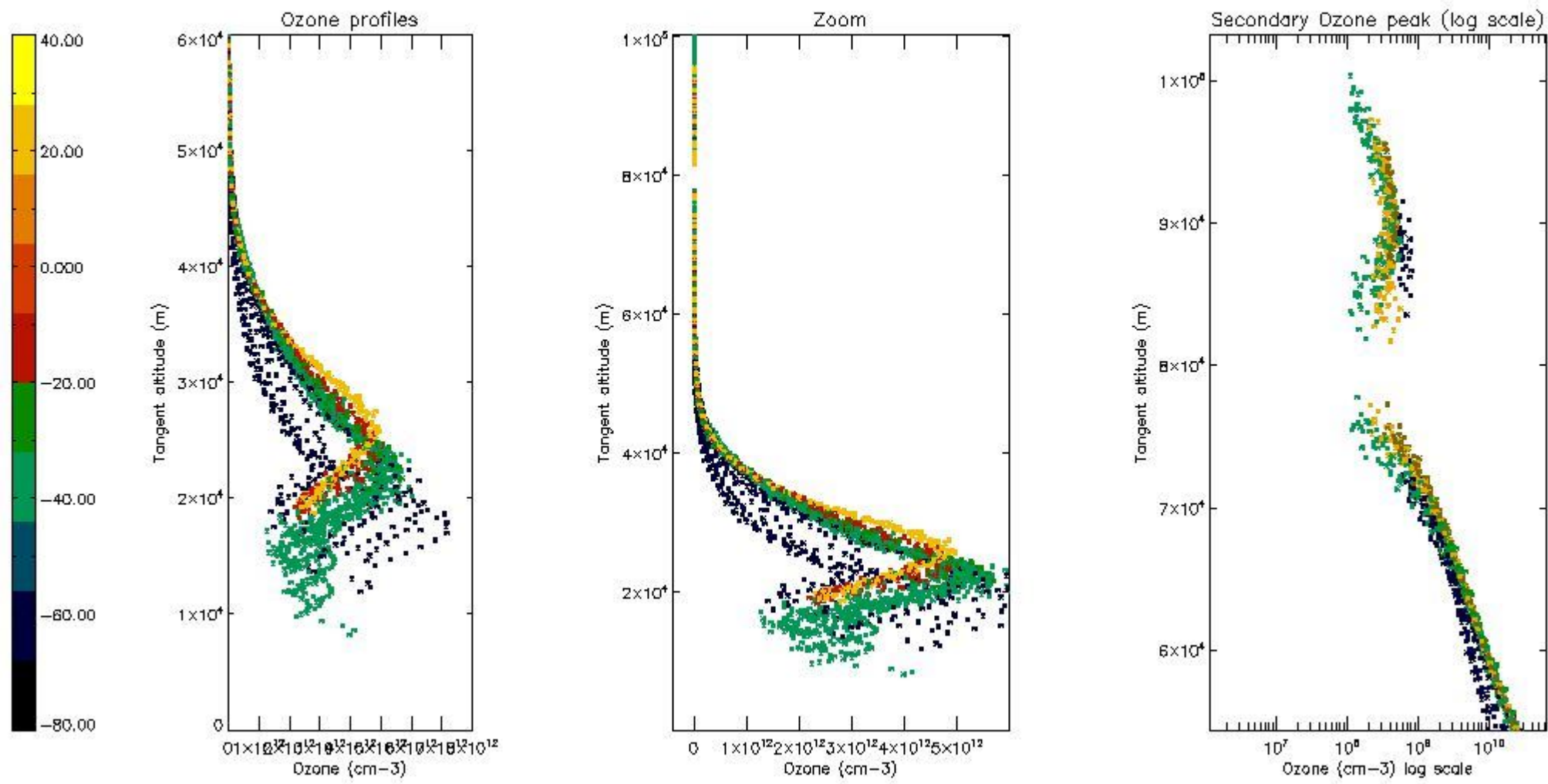
5.4 Plot ozone profiles where STD < 10% (dark without errors)

The colorbar represents the latitude.



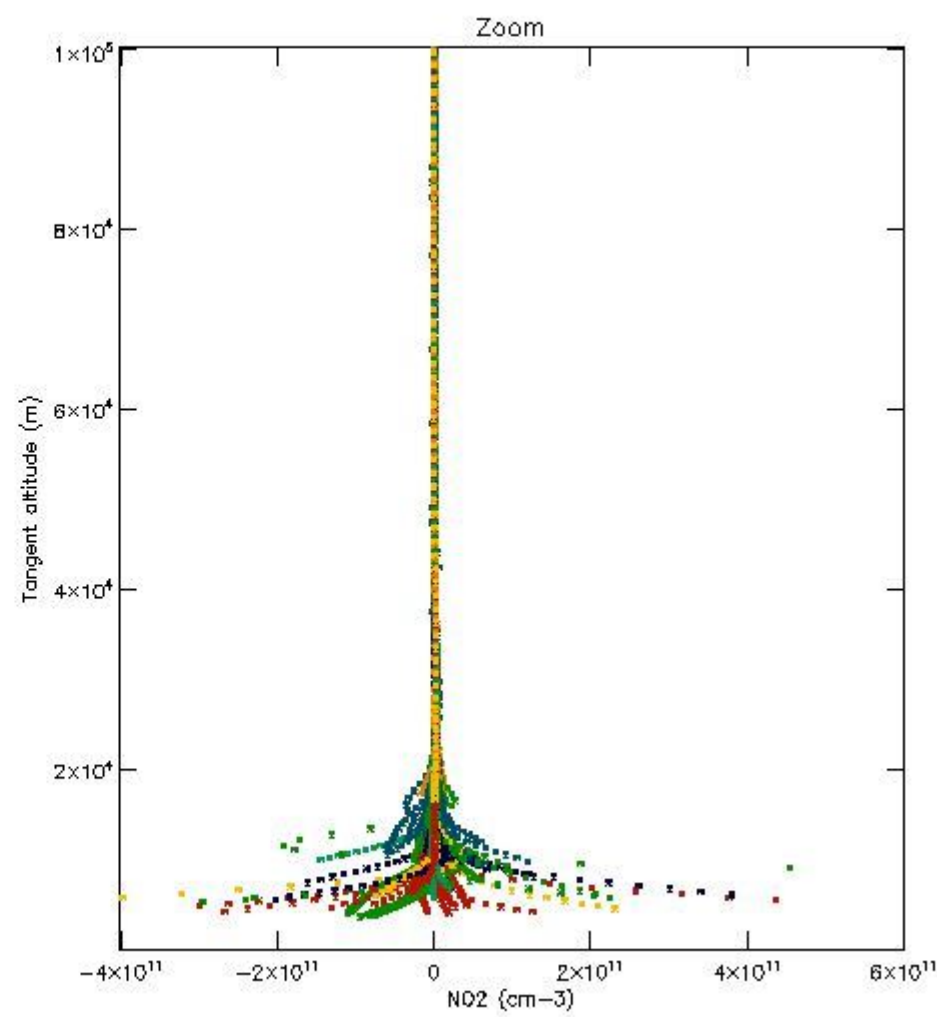
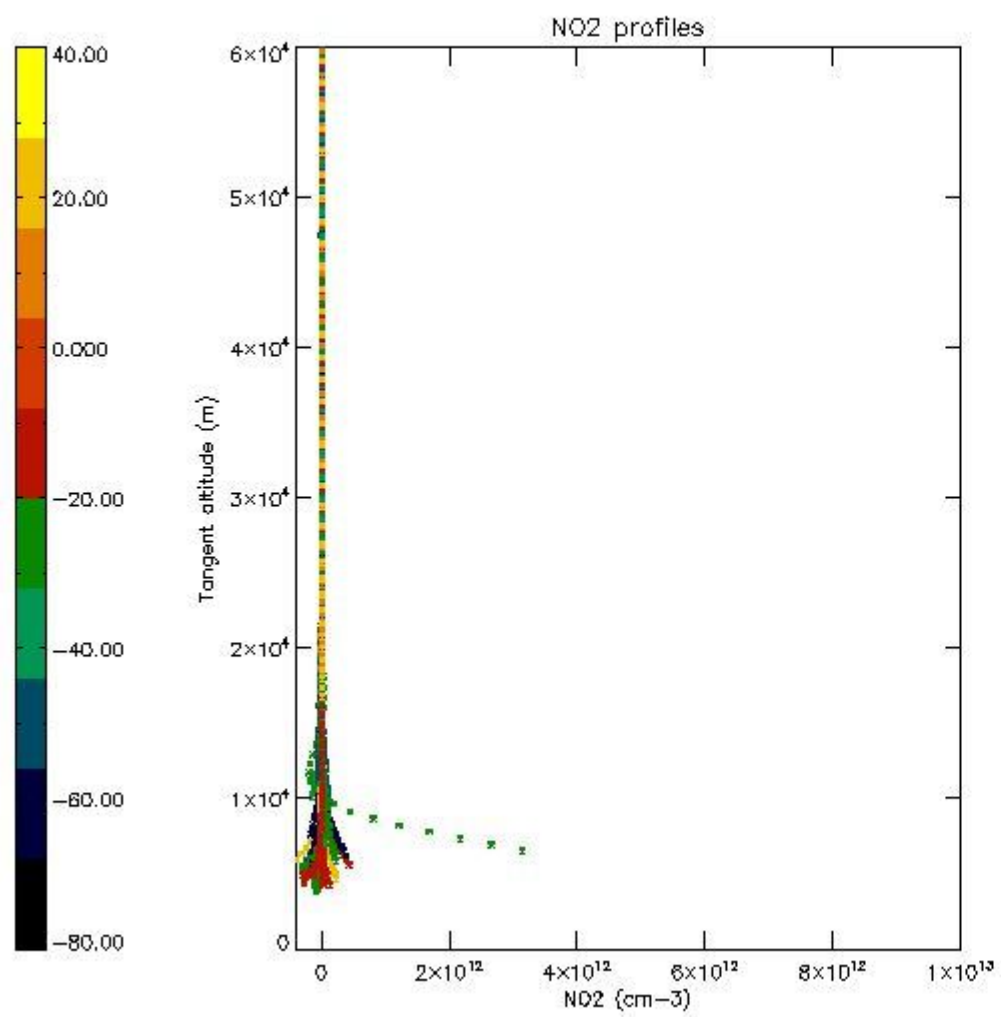
5.5 Plot ozone profiles where STD < 5% (dark without errors)

The colorbar represents the latitude.



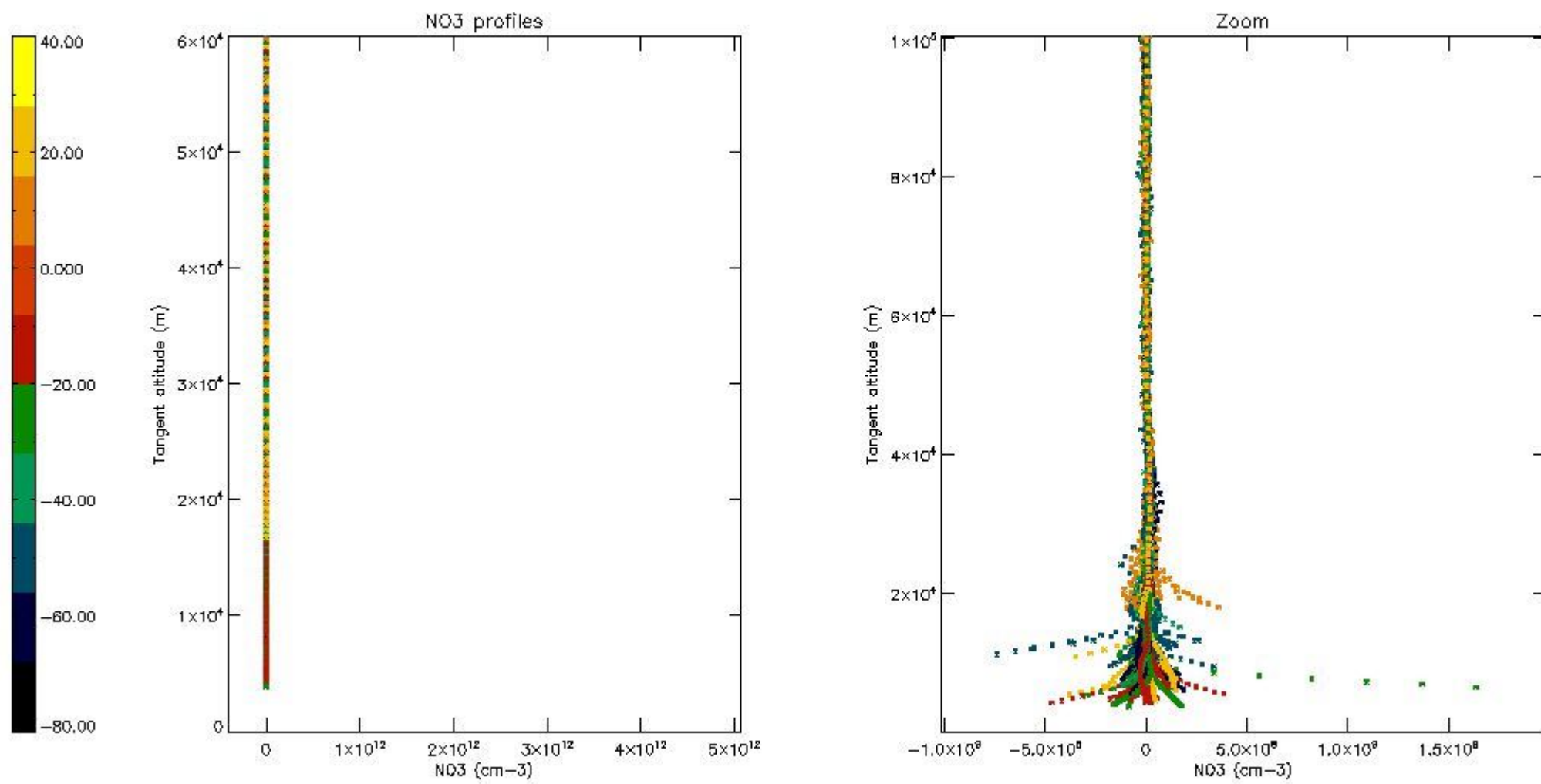
5.6 Plot NO₂ profiles for all STD (dark without errors)

The colorbar represents the latitude.



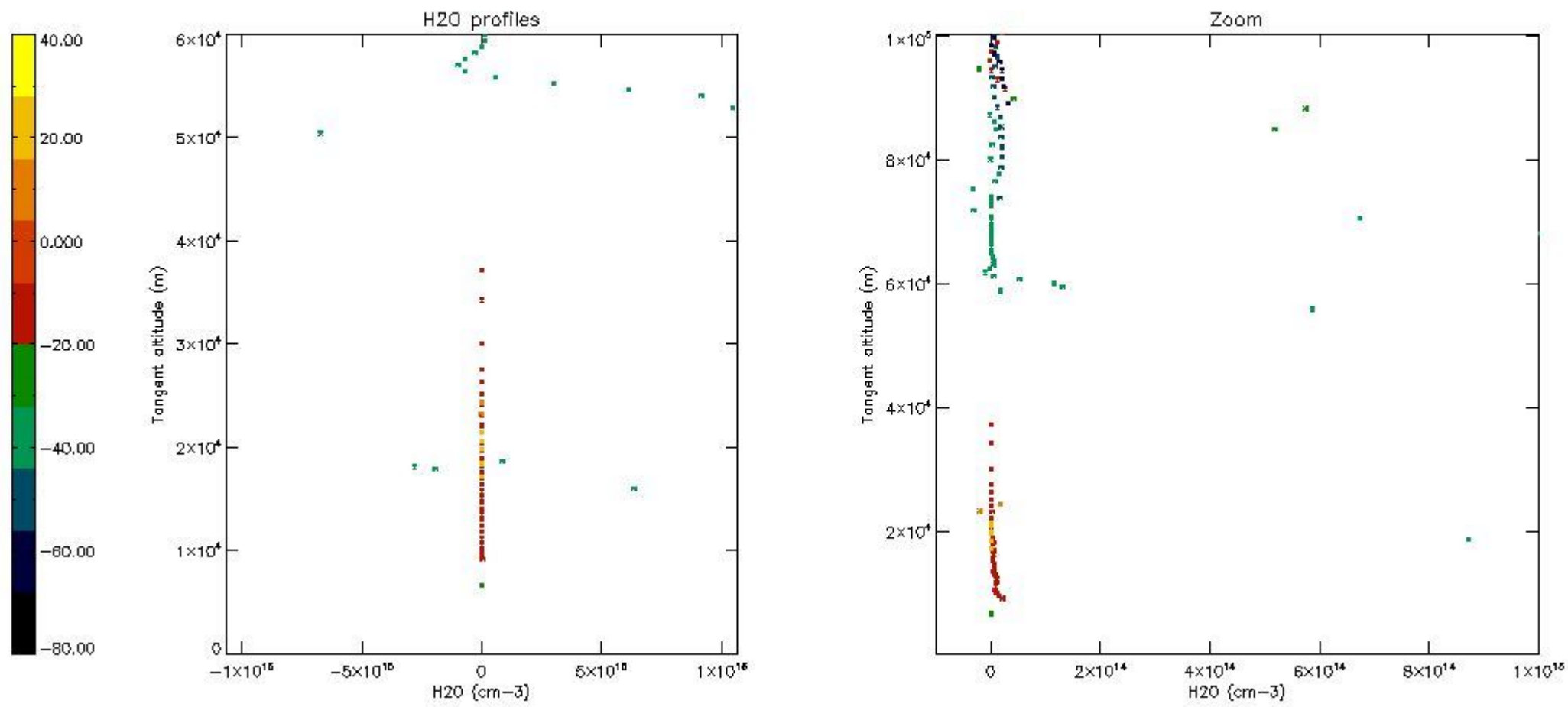
5.7 Plot NO₃ profiles for all STD (dark without errors)

The colorbar represents the latitude.



5.8 Plot H2O profiles for all STD (only for occultations of stars 1,2,3,4,13,14,16,26,63 dark without errors)

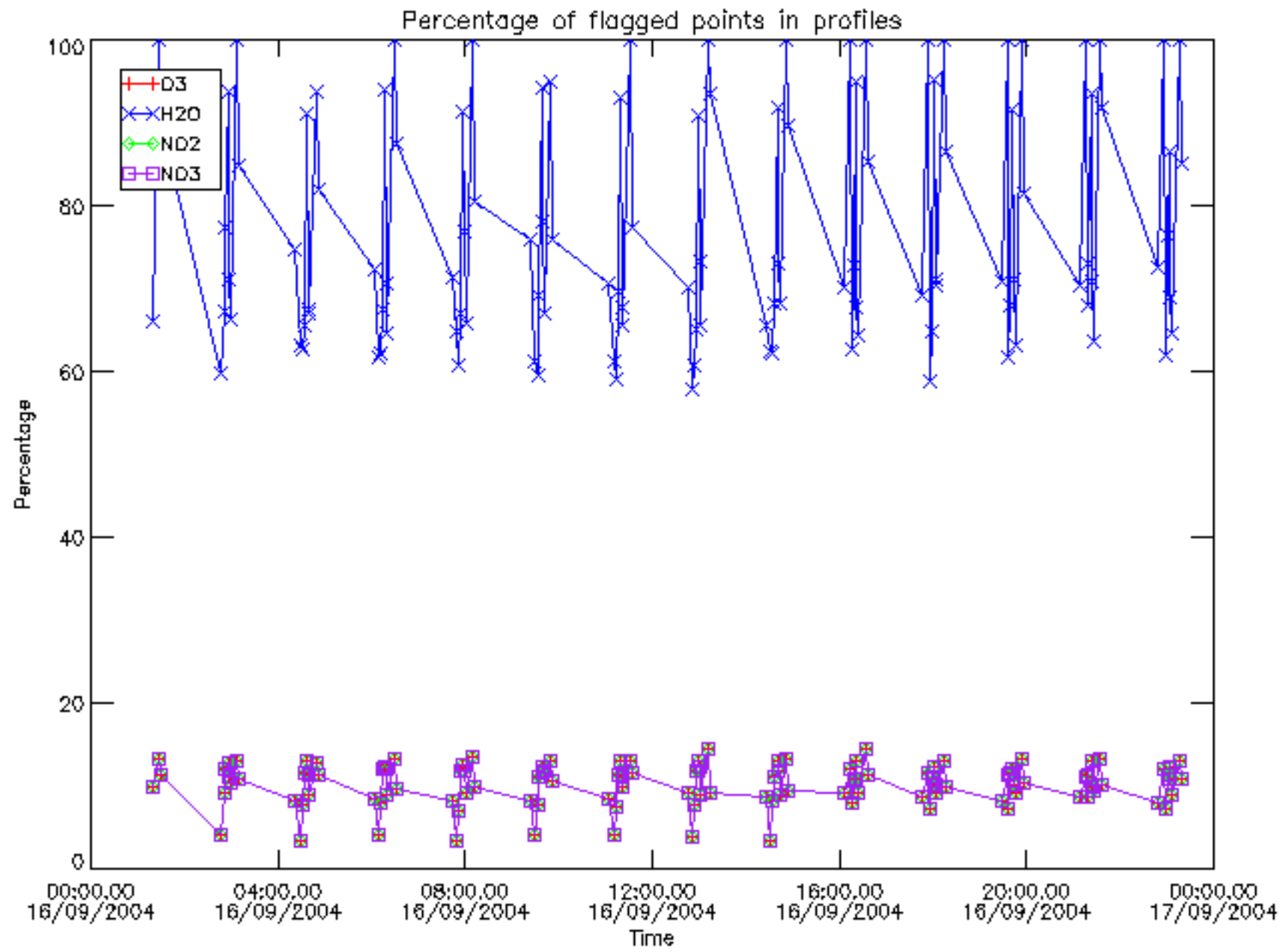
The colorbar represents the latitude.



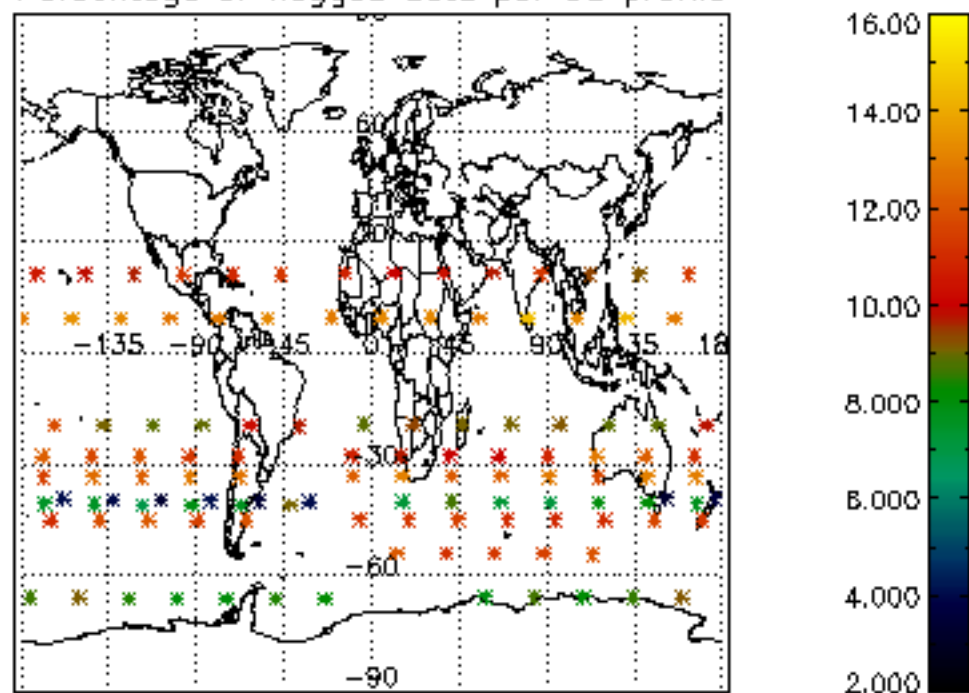
6. Auxiliary Data Files used for the production reported in section 2

The number reported in the third column indicates since which file (see list in section 2) the corresponding auxiliary file has been used. The fourth column is the date of those product files.

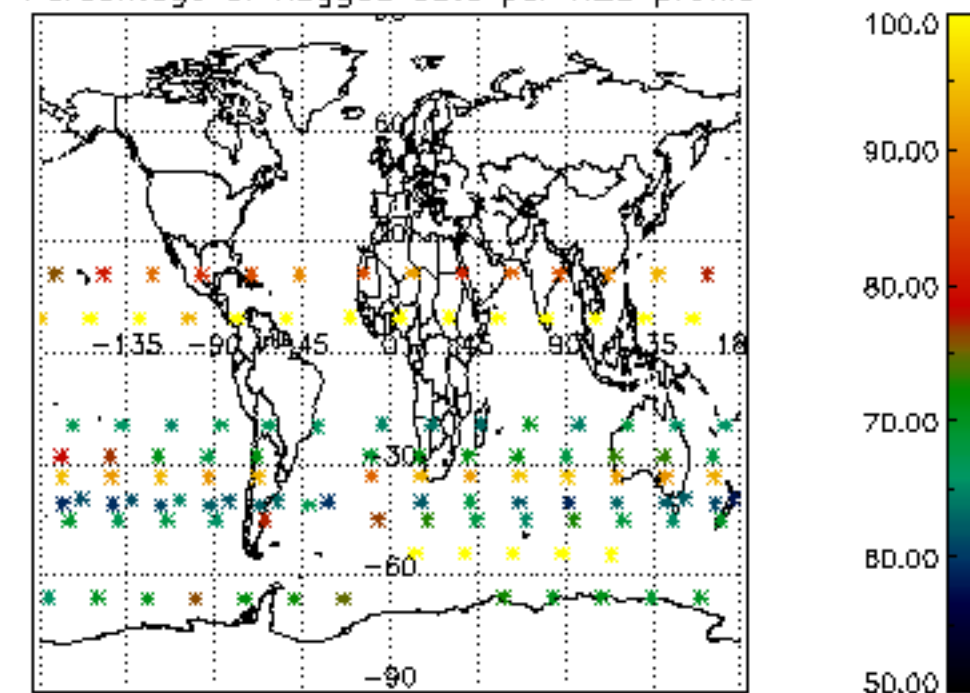
Type	Auxiliary Filename	Used since product	Used since product date
INST_PHYS_CHARACTERISTICS	GOM_INS_AXVIEC20091111_143220_20030716_120000_20500101_000000	1	16-SEP-2004 00:00:22
LEVEL-2_PROC_CONFIG	GOM_PR2_AXVIEC20091111_152718_20020301_000000_20500101_000000	1	16-SEP-2004 00:00:22
CROSS_SECTIONS_FILE	GOM_CRS_AXVIEC20091111_154832_20020301_000000_20500101_000000	1	16-SEP-2004 00:00:22



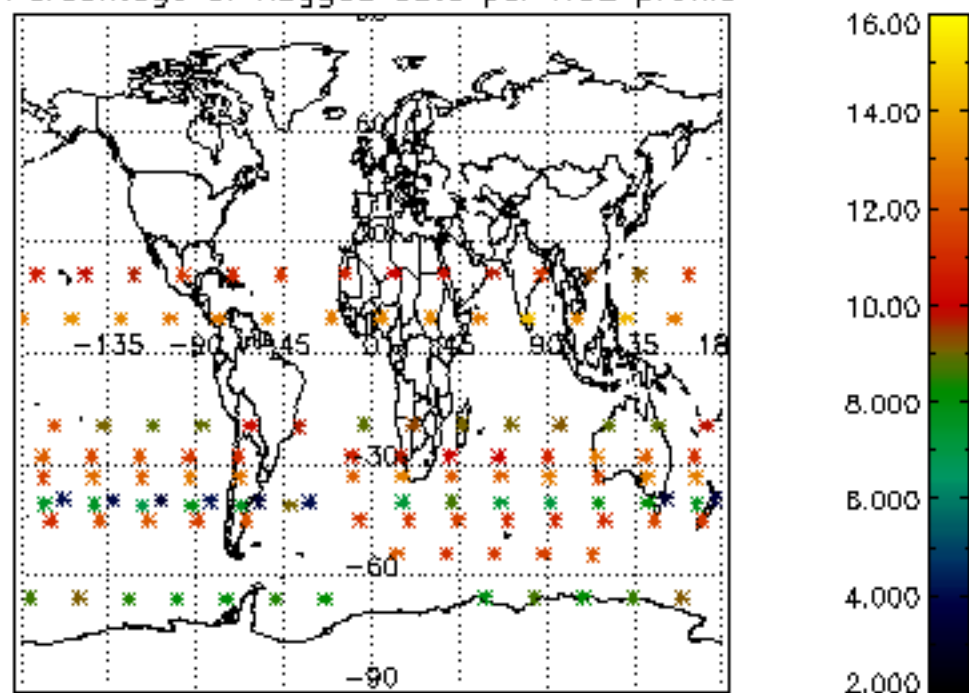
Percentage of flagged data per D3 profile



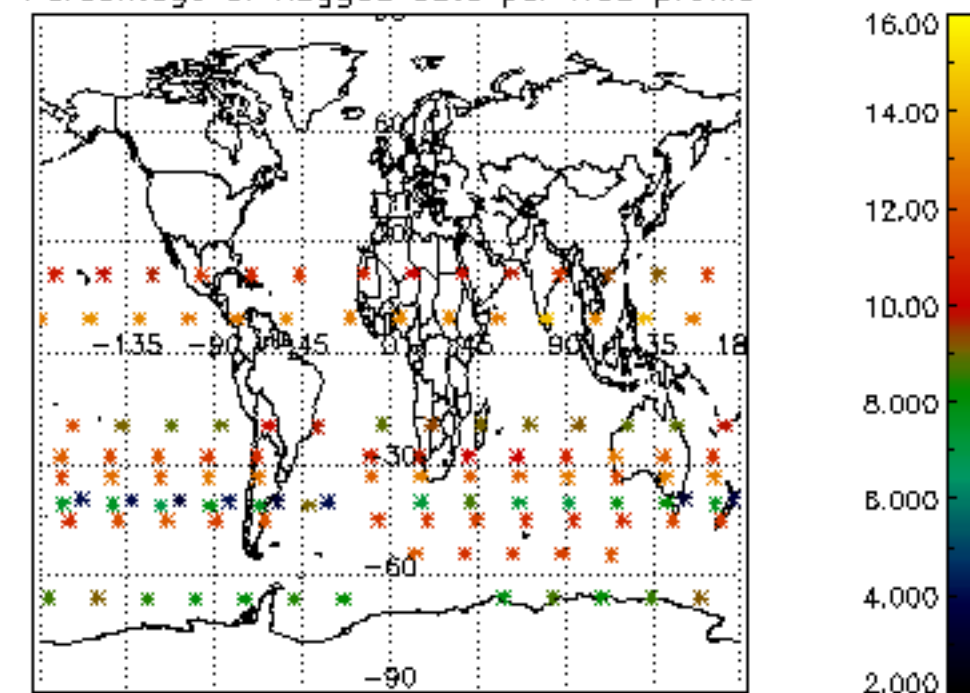
Percentage of flagged data per H2O profile

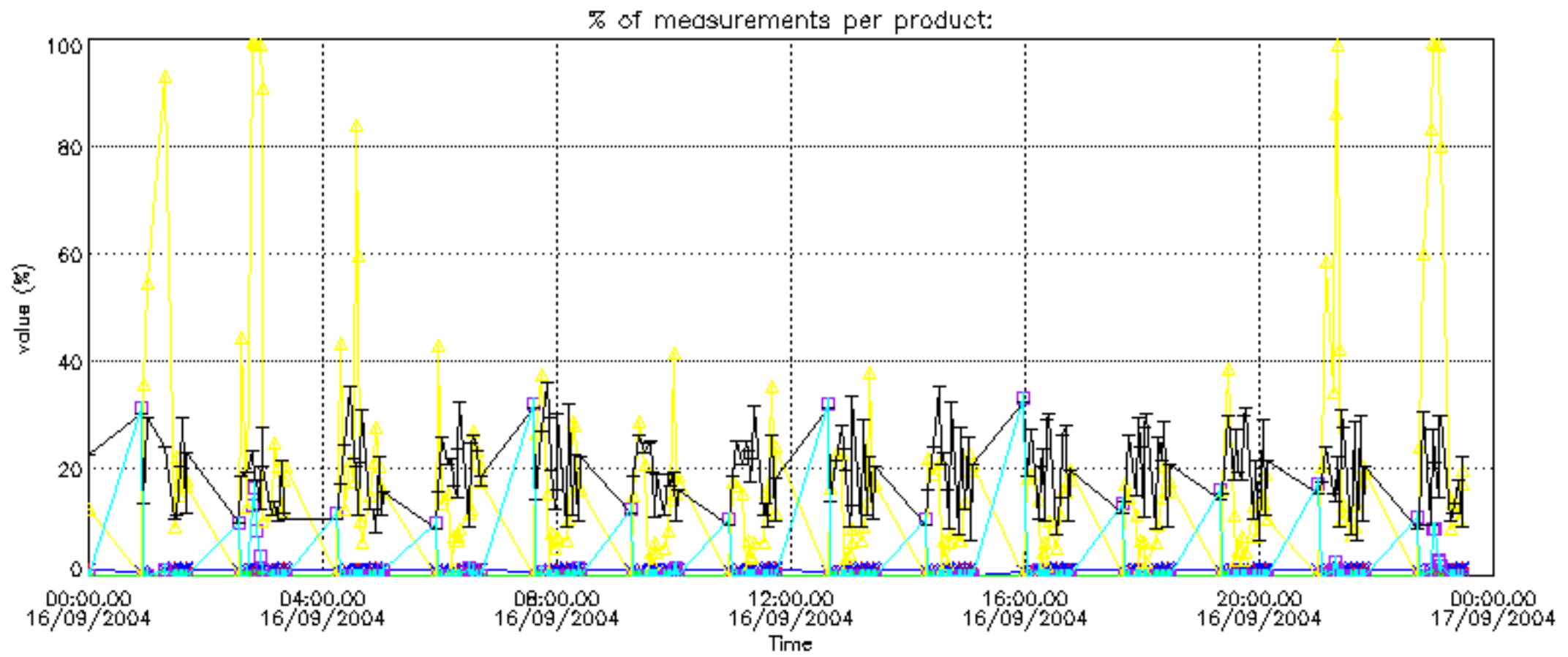


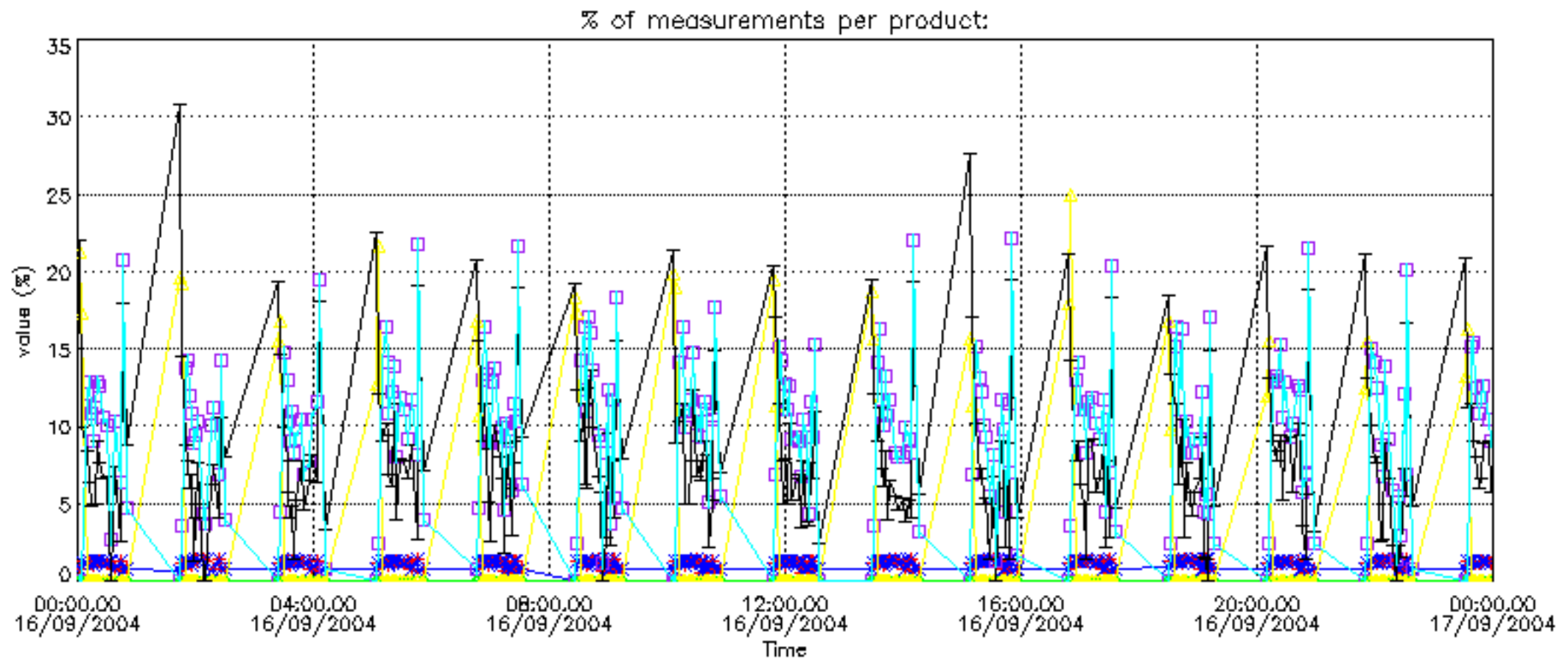
Percentage of flagged data per NO2 profile



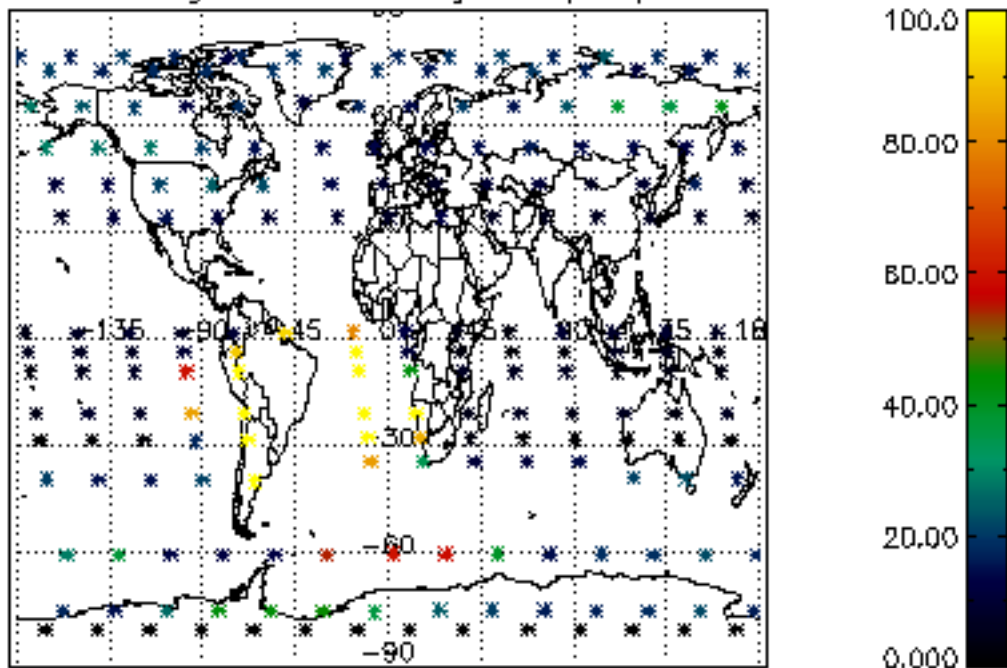
Percentage of flagged data per NO3 profile



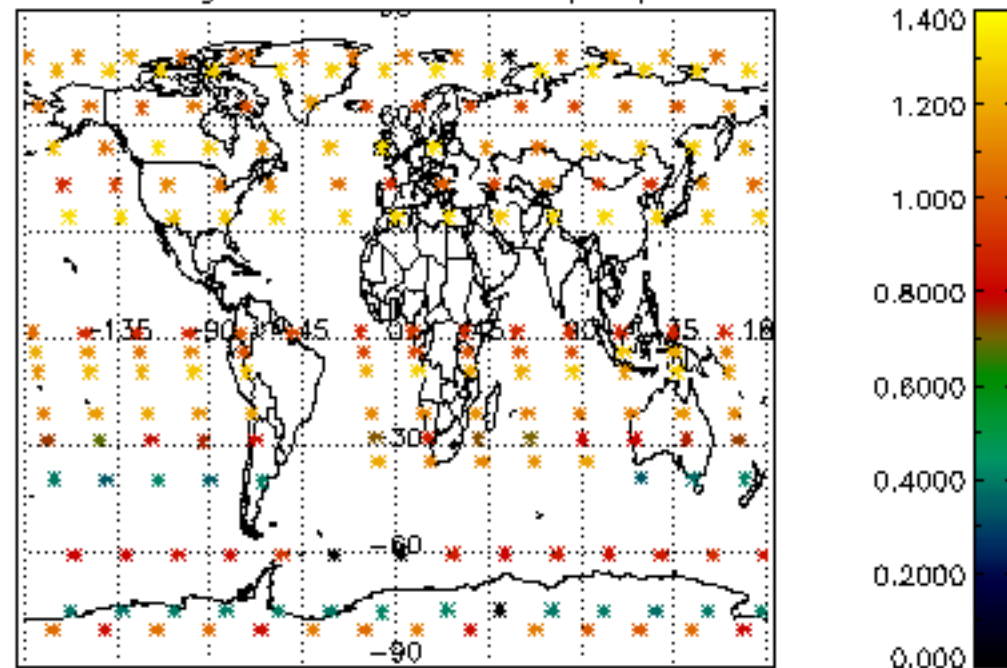




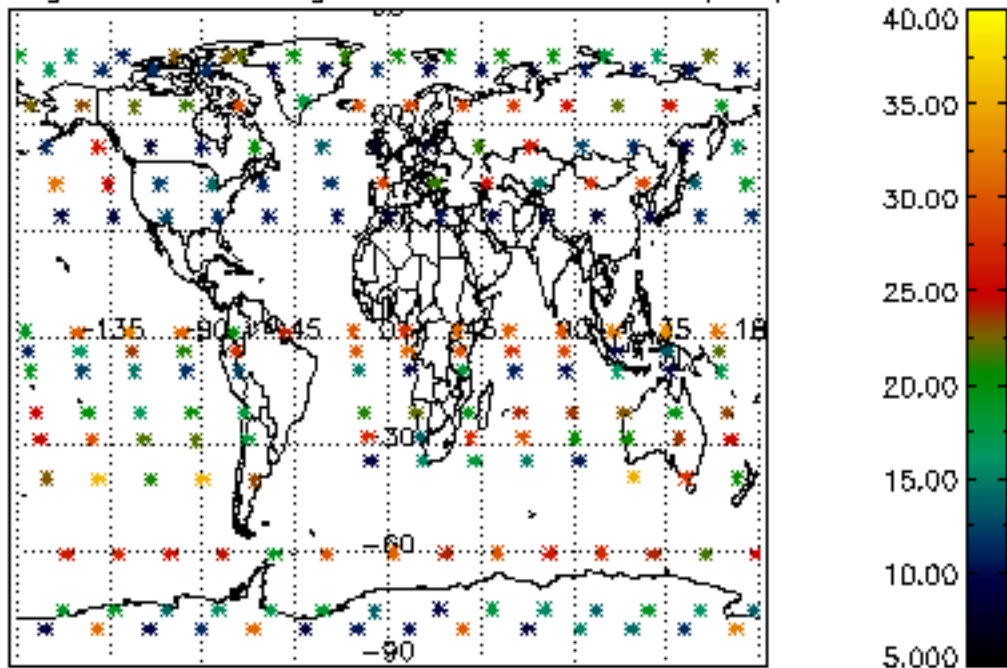
Percentage of cosmic ray hits per profile



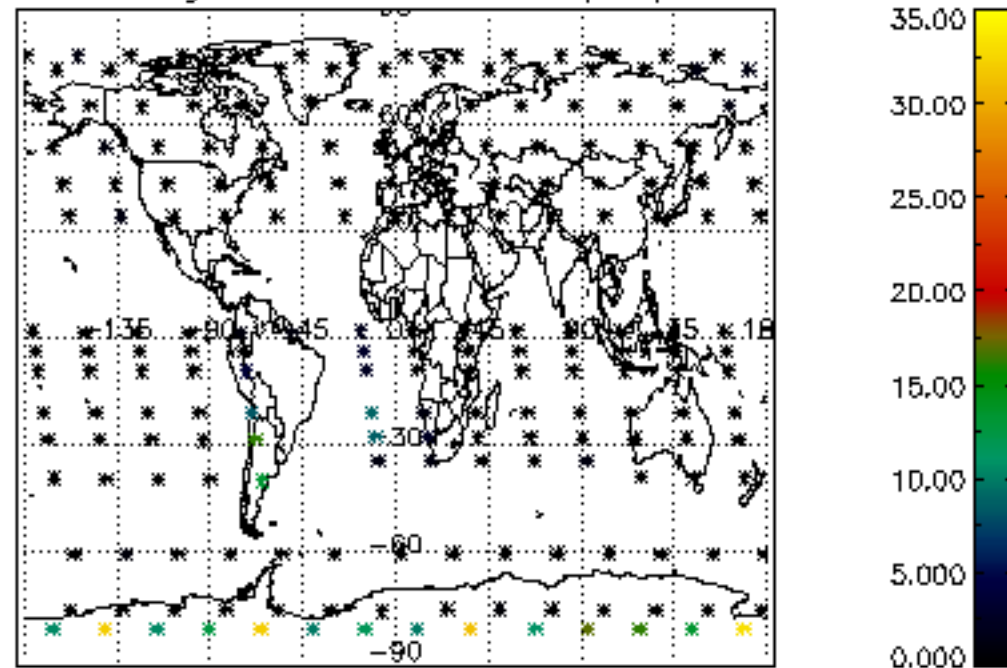
Percentage of datation errors per profile



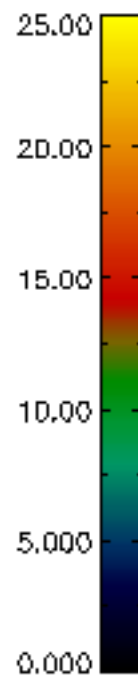
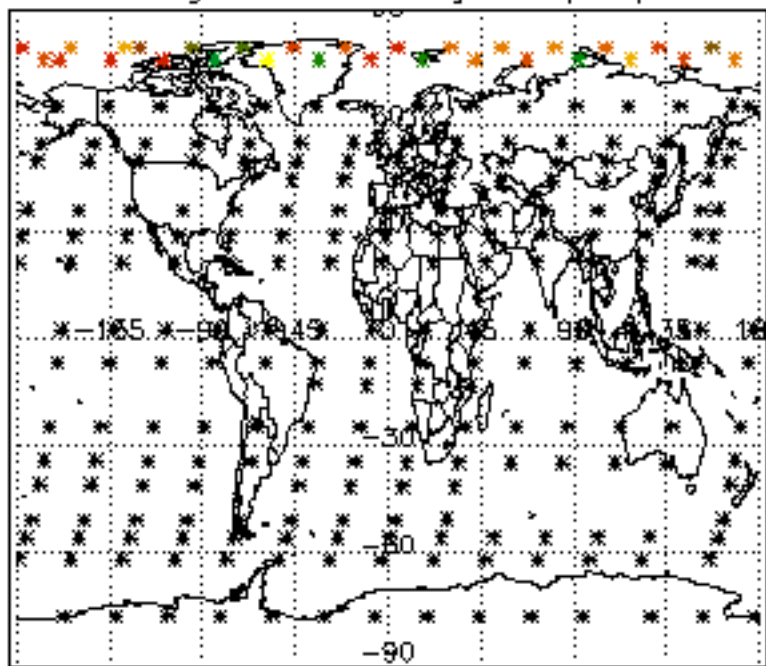
Percentage of star falling outside central band per profile



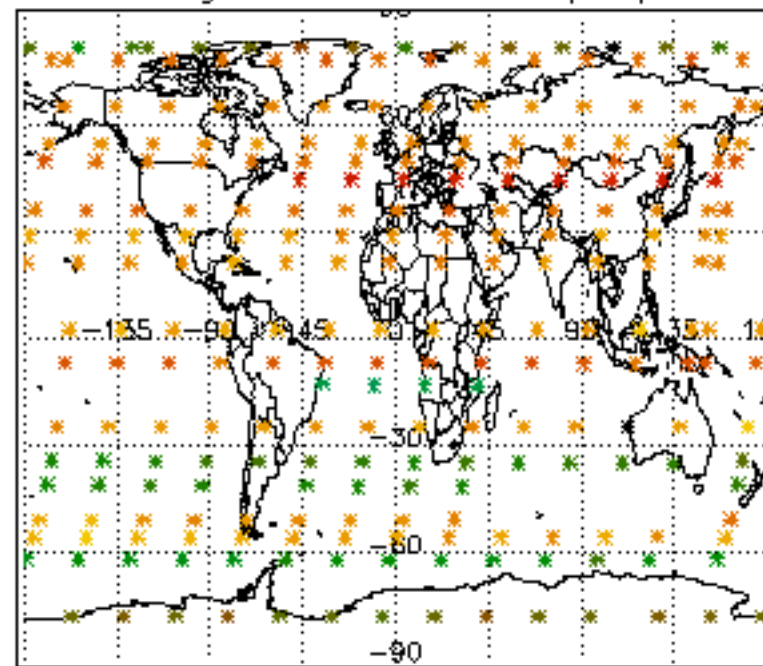
Percentage of saturation errors per profile



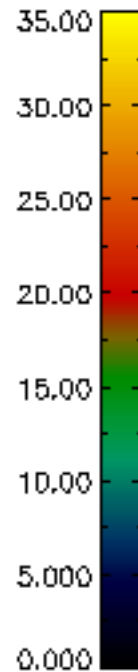
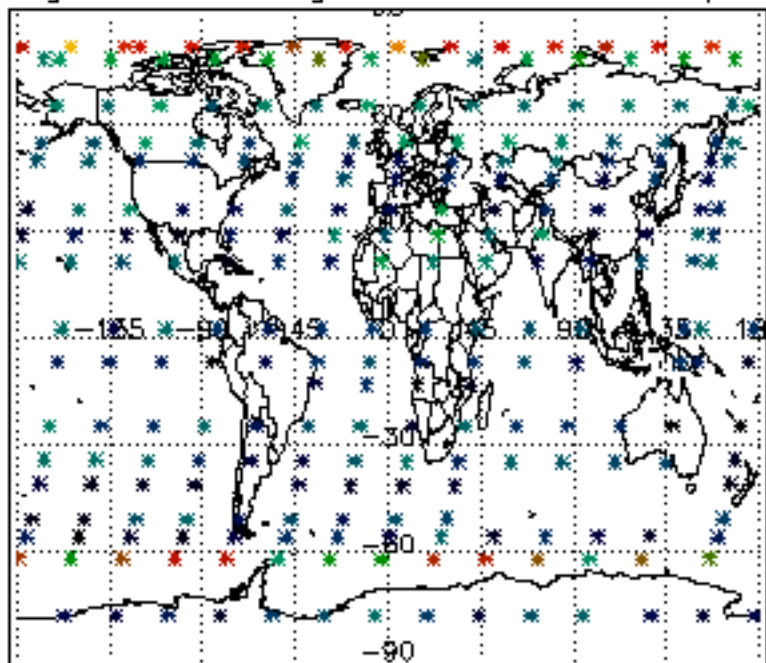
Percentage of cosmic ray hits per profile



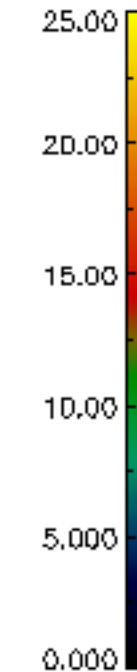
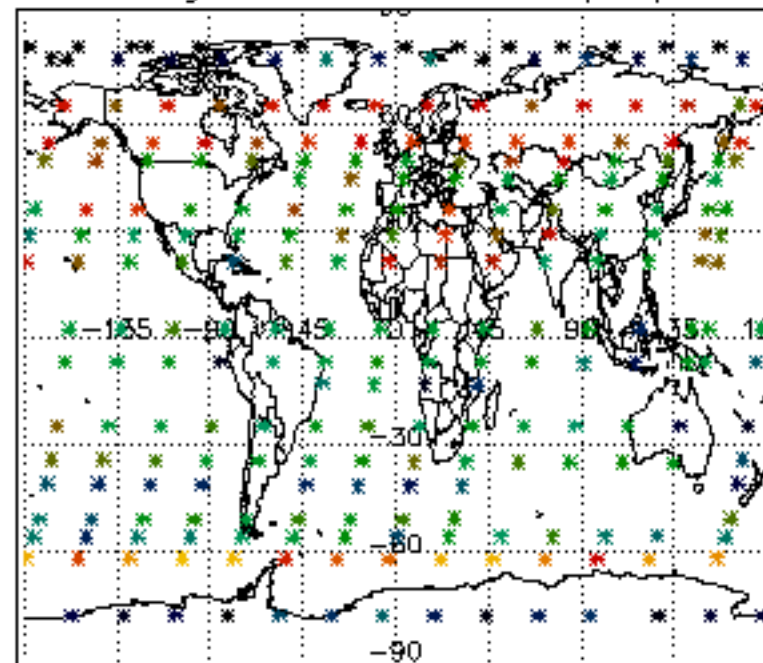
Percentage of datation errors per profile

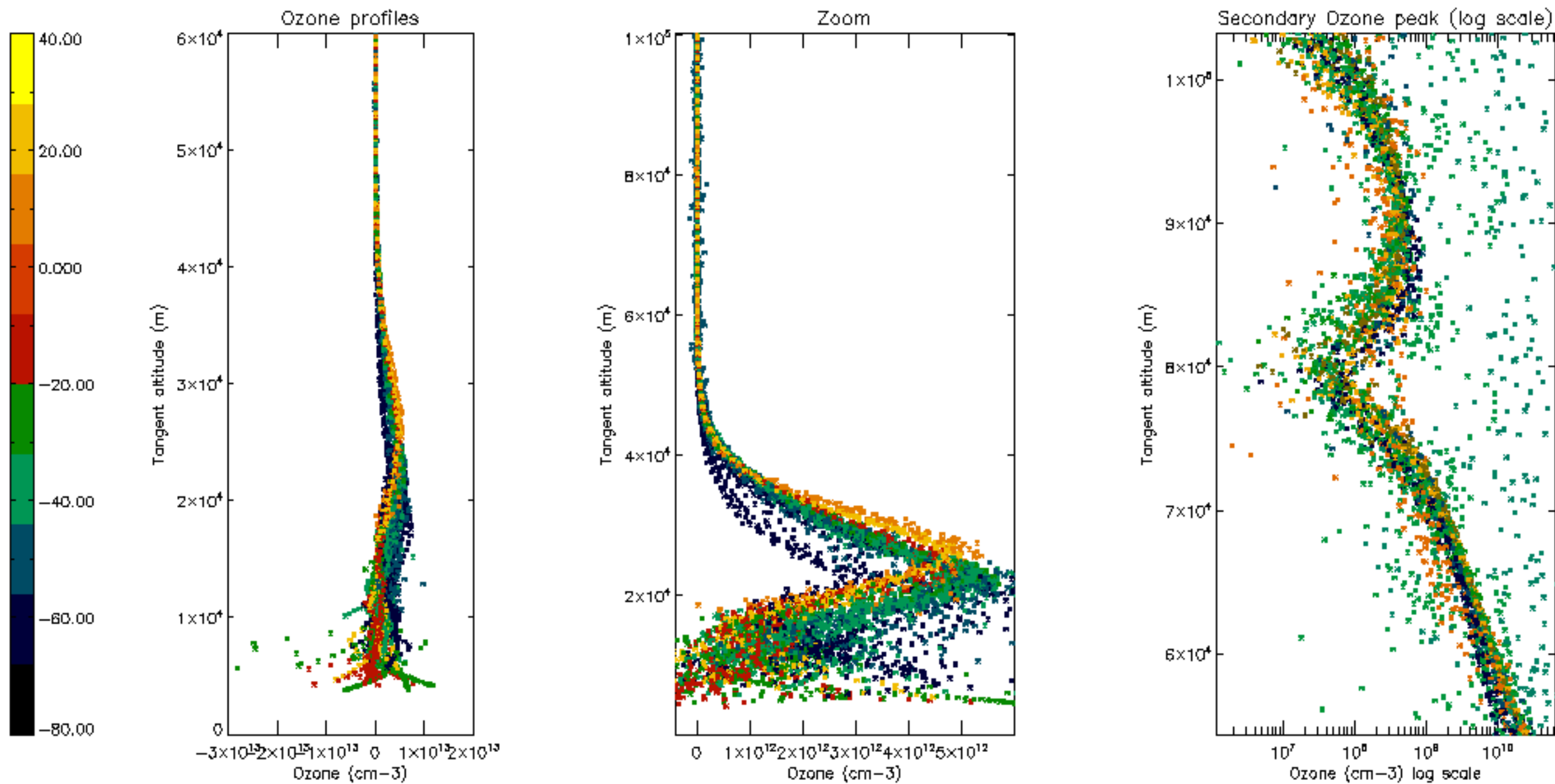


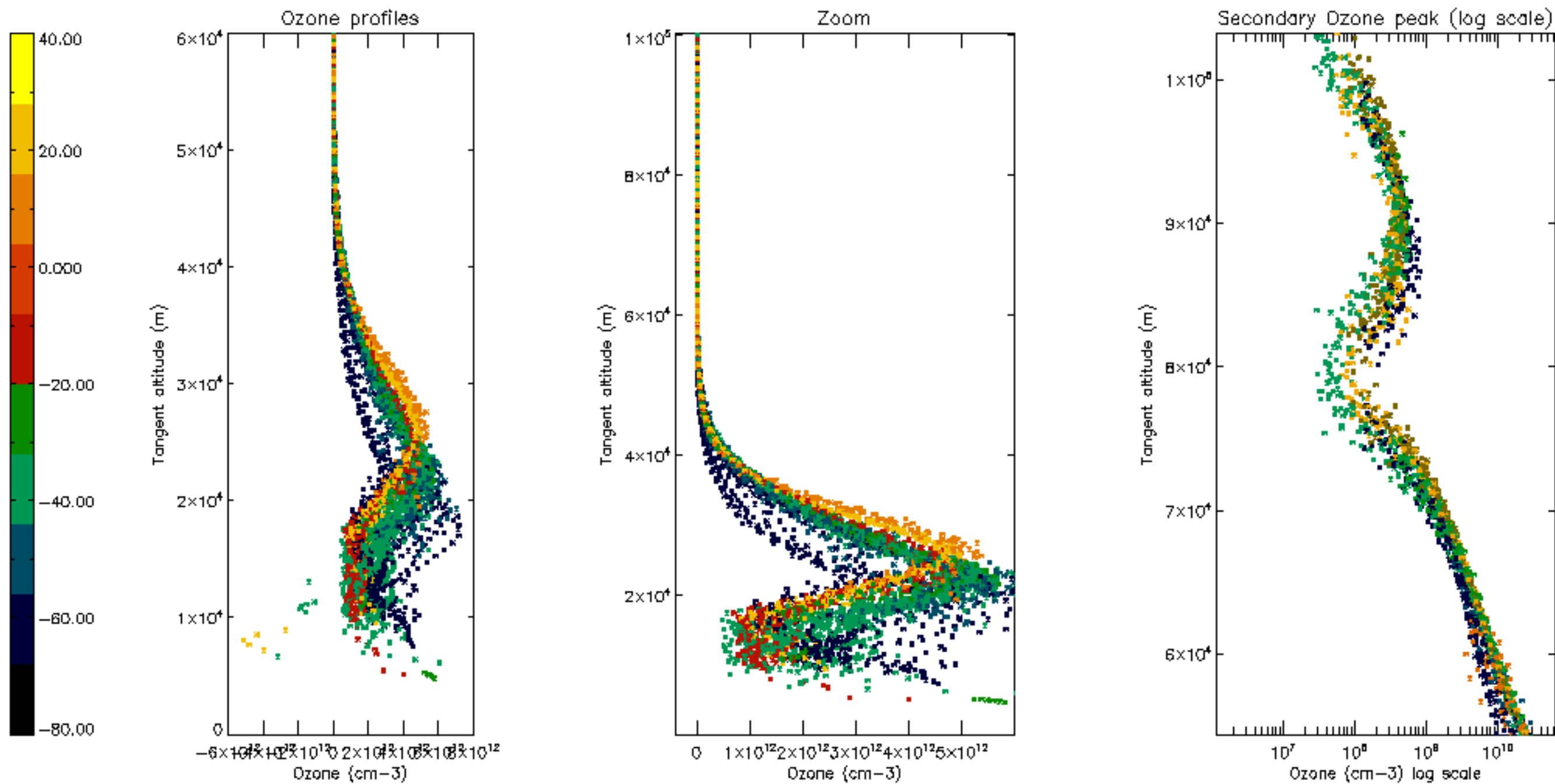
Percentage of star falling outside central band per profile

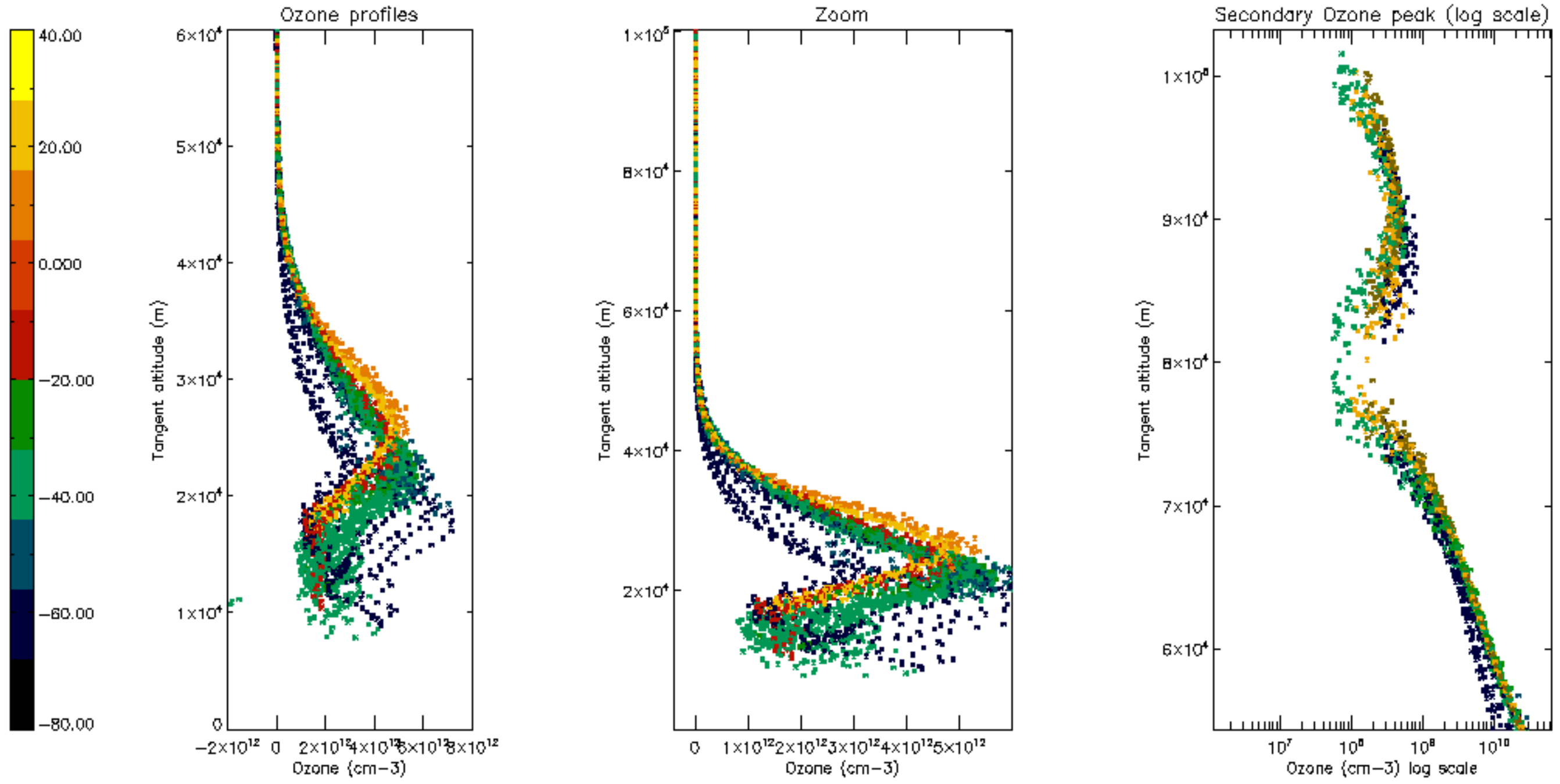


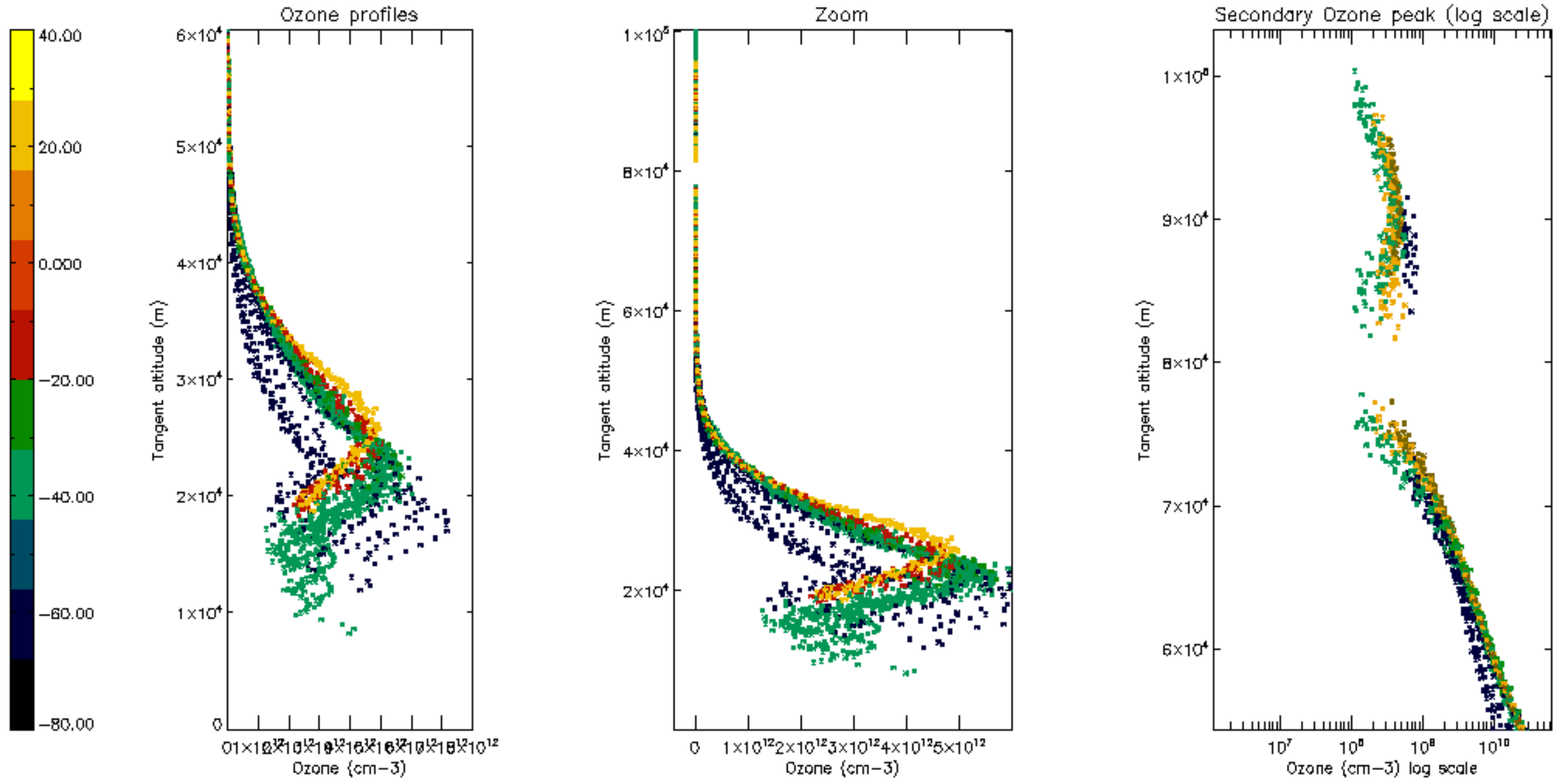
Percentage of saturation errors per profile

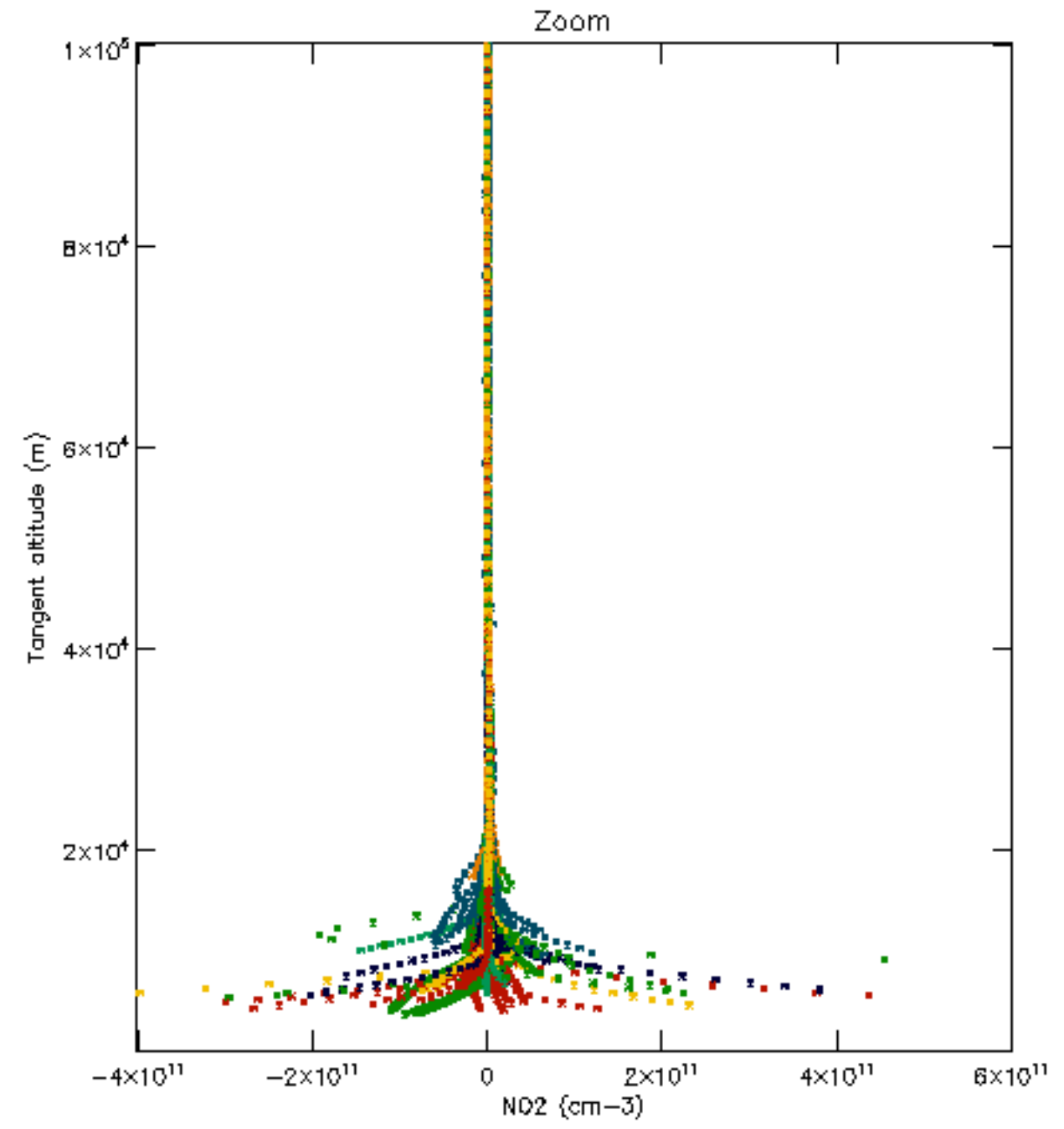
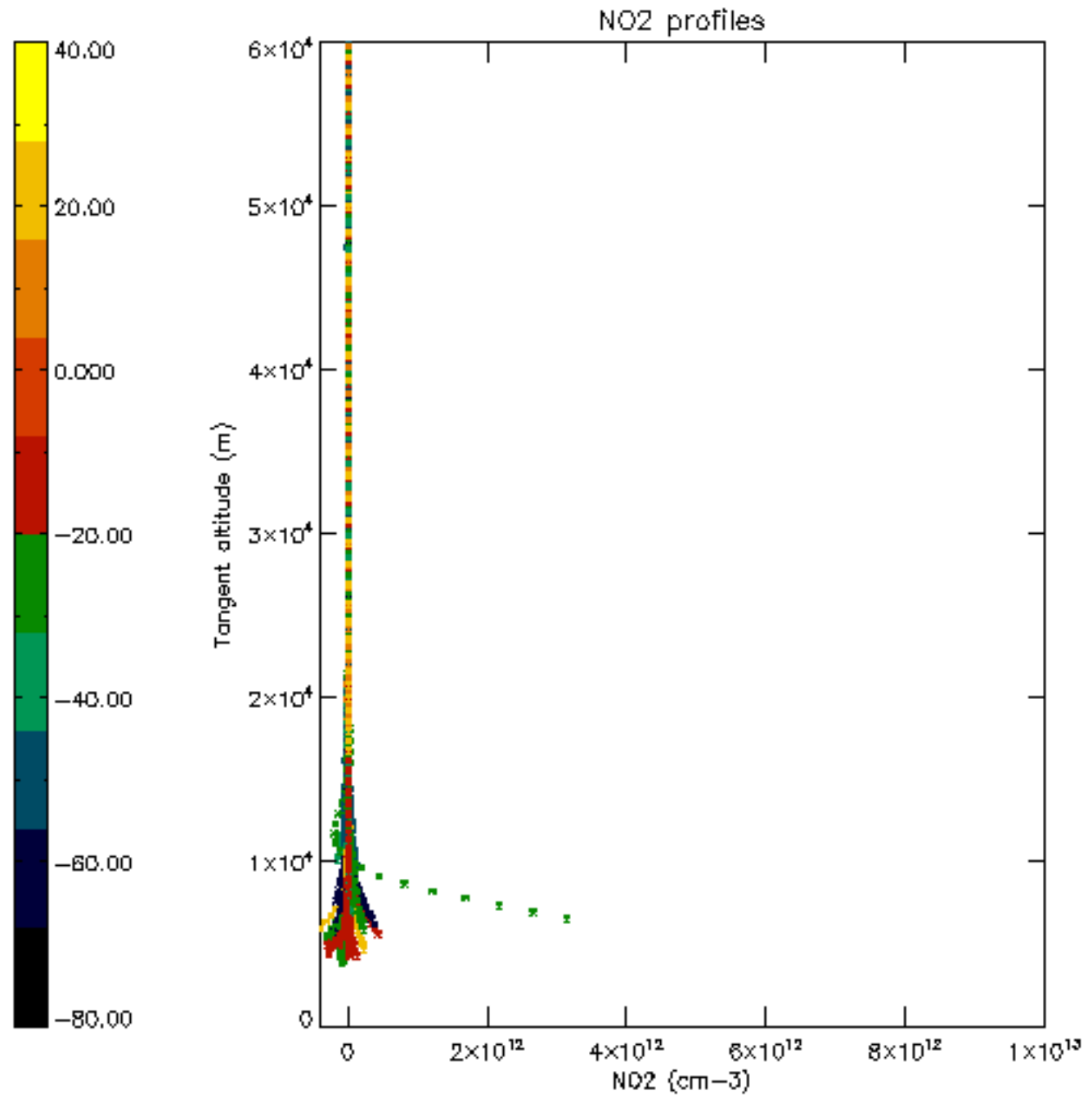


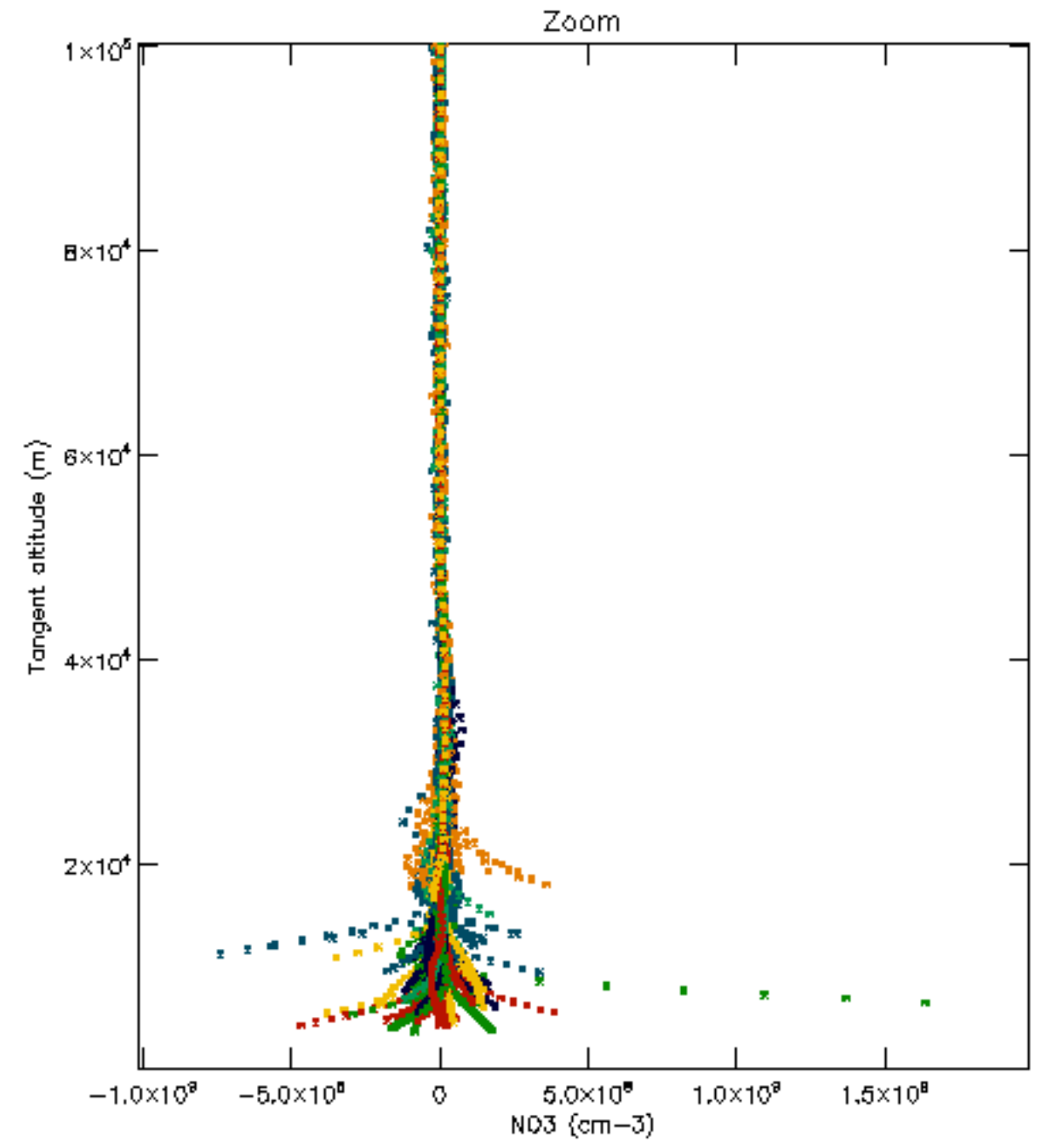
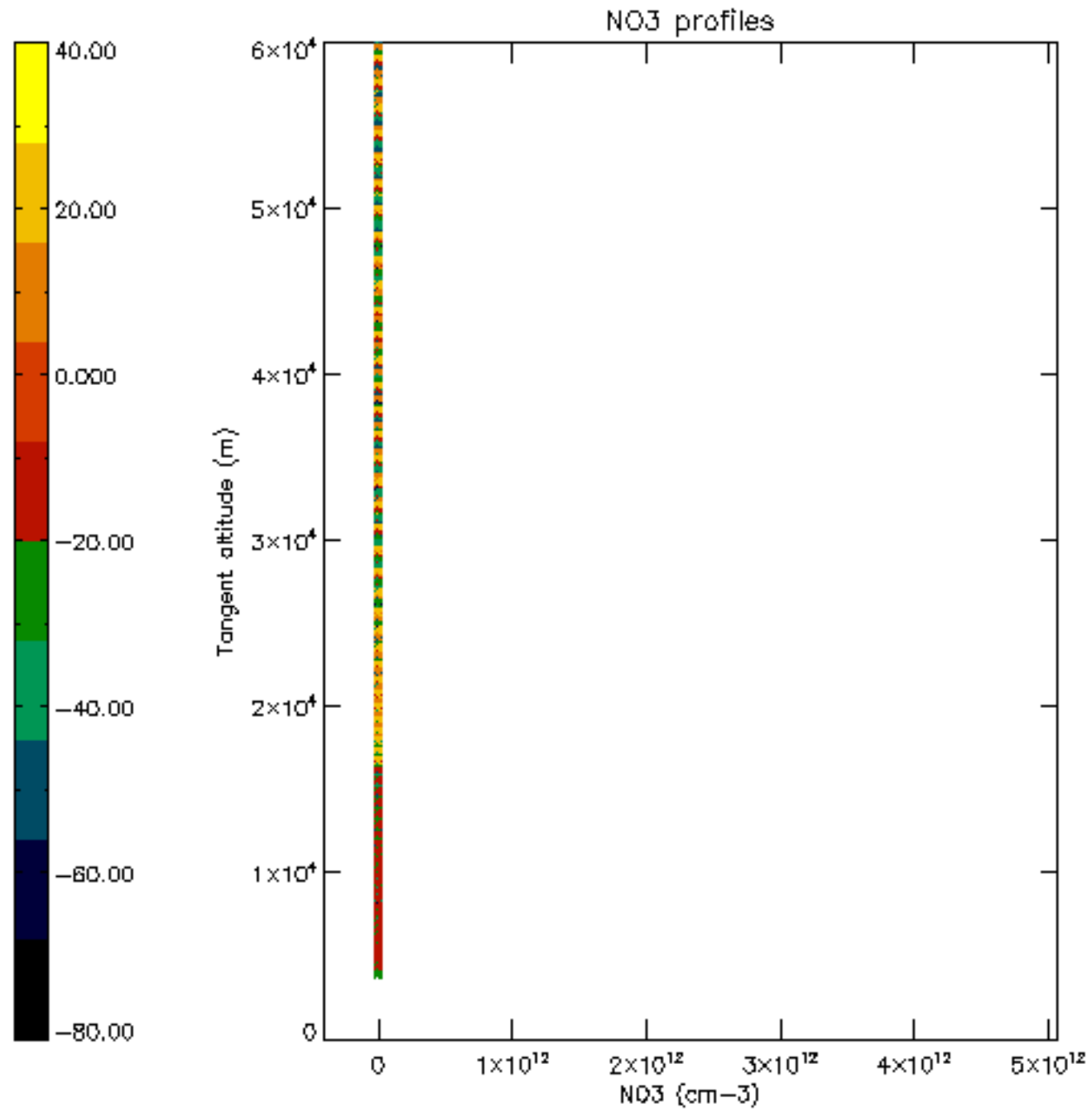


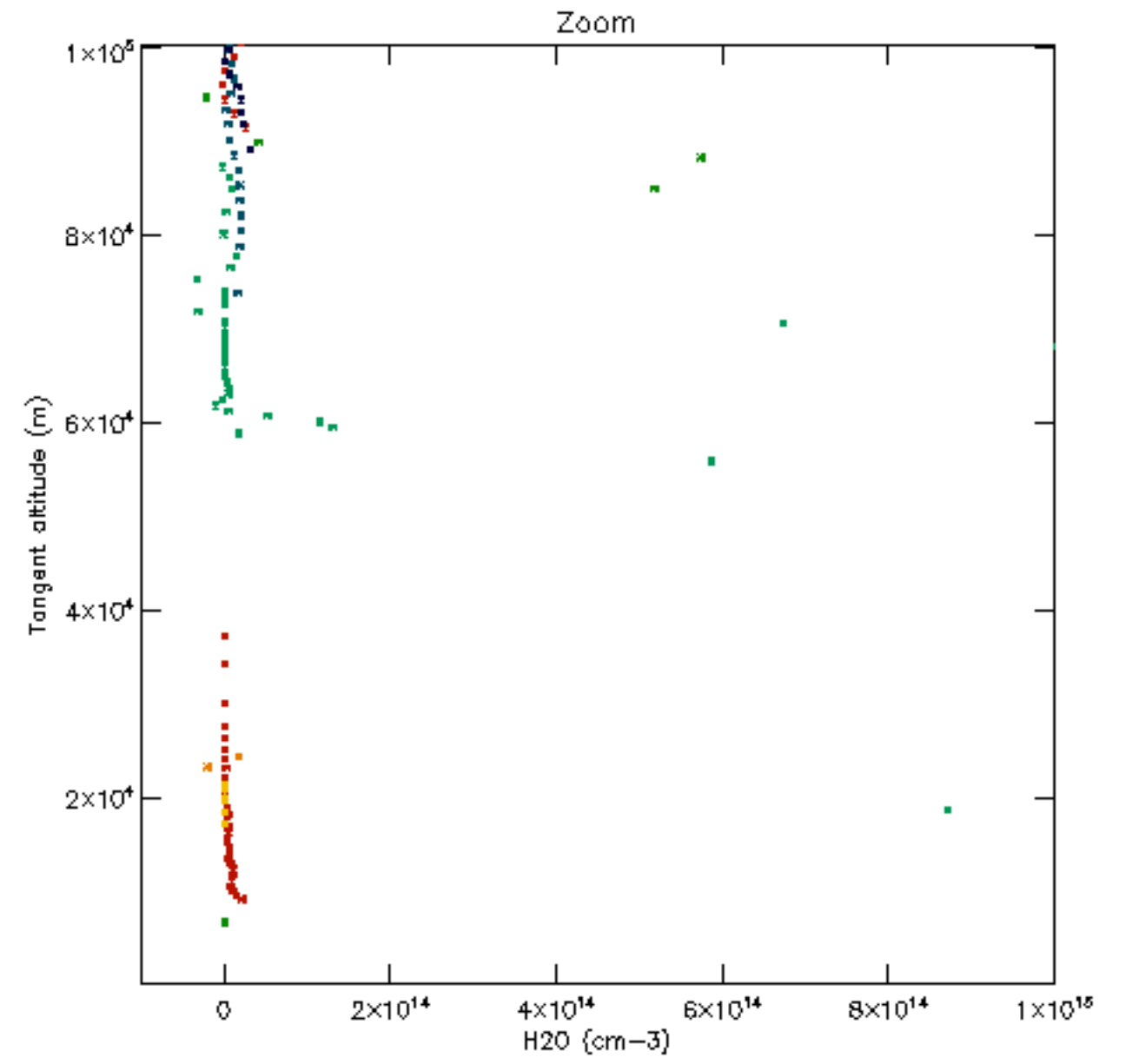
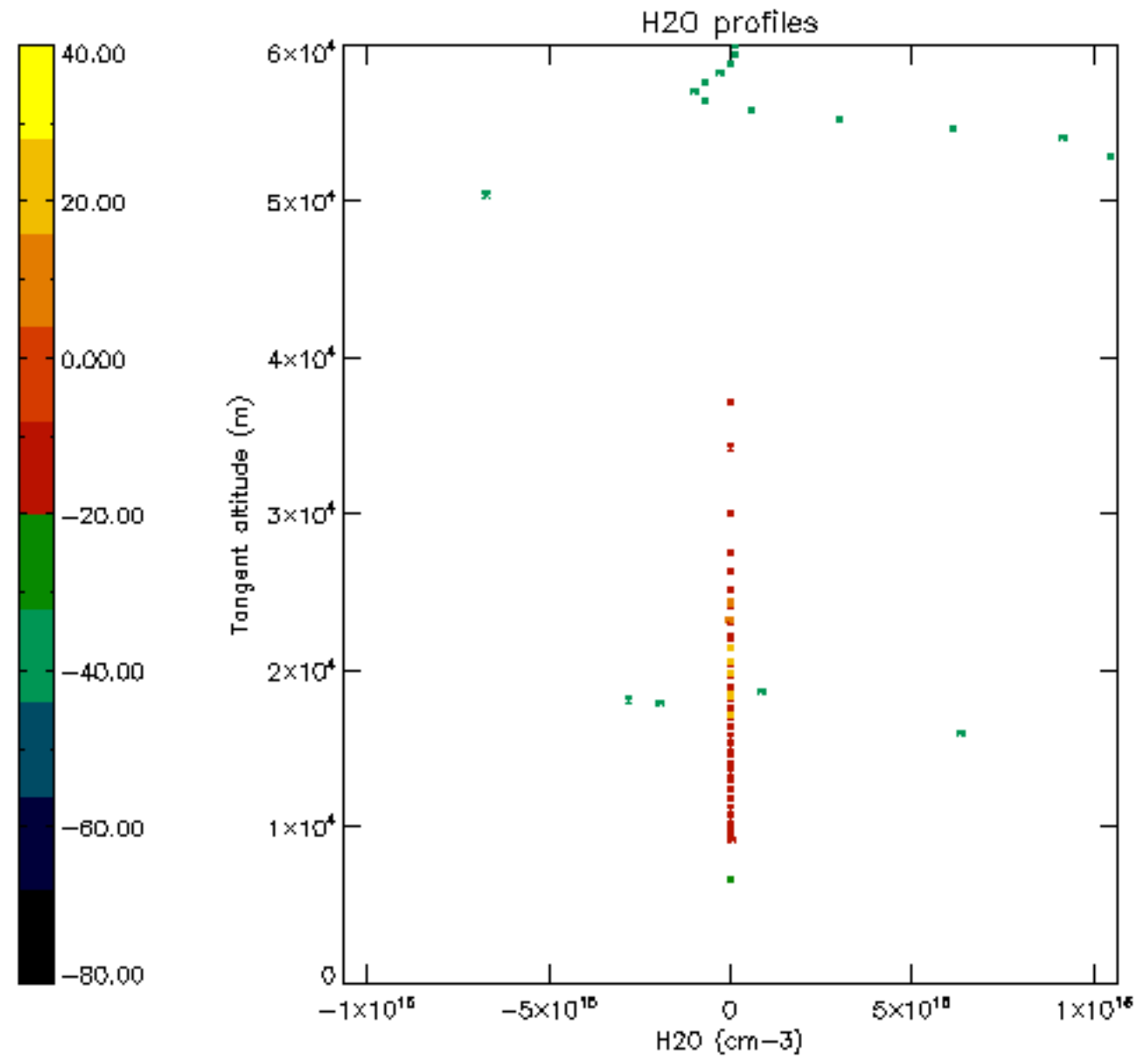


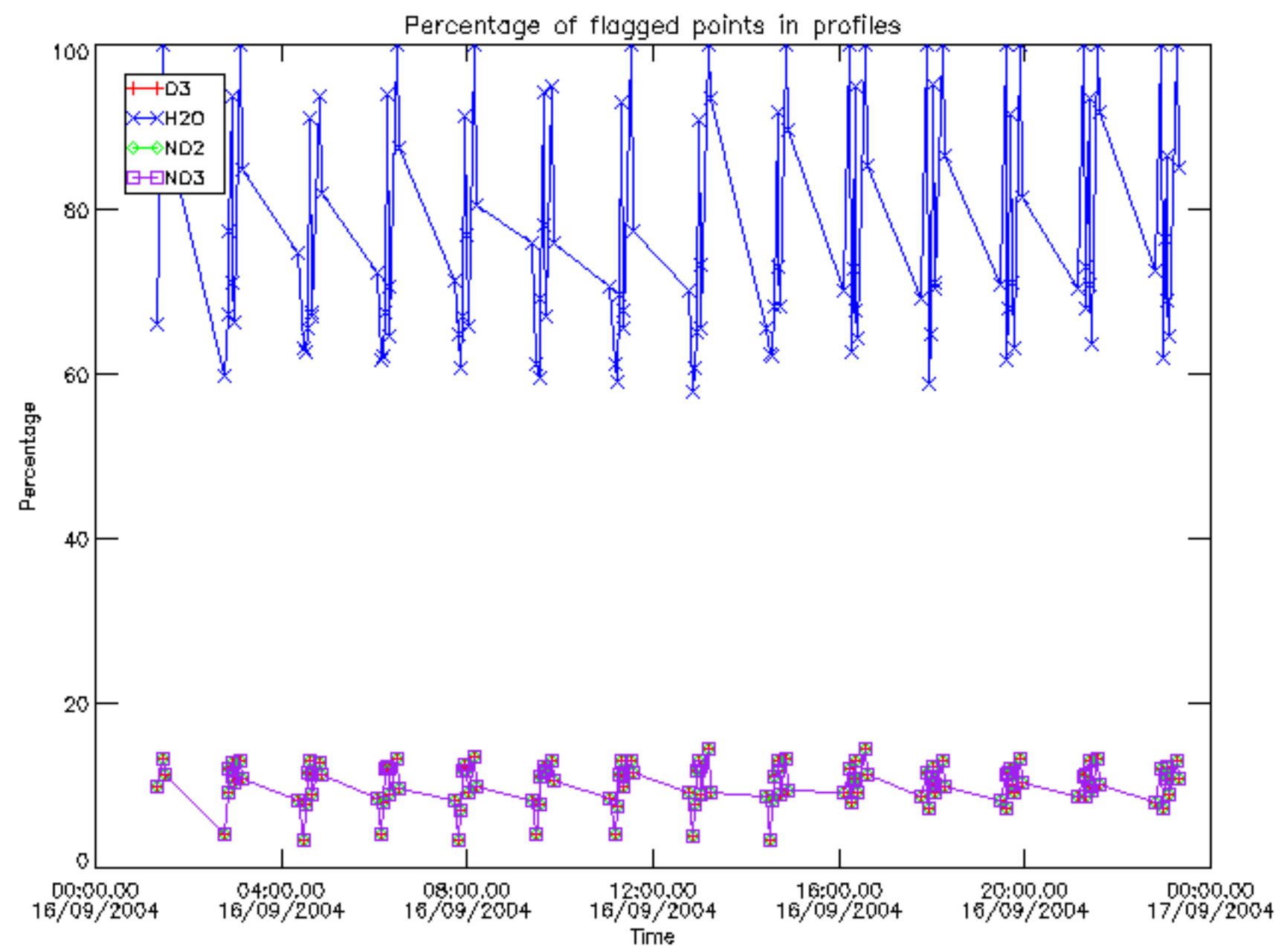




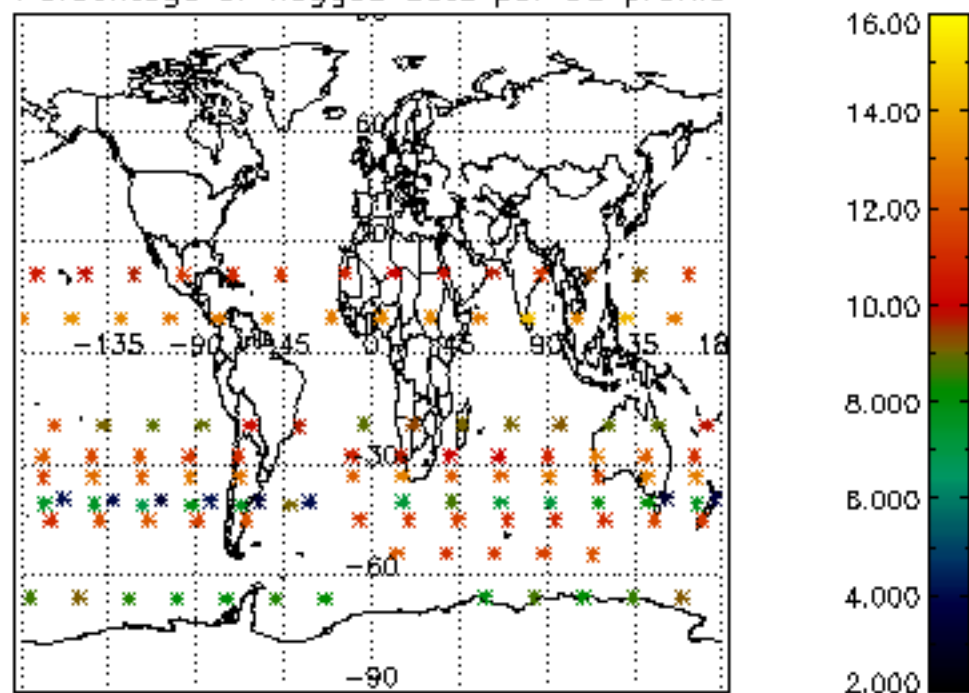




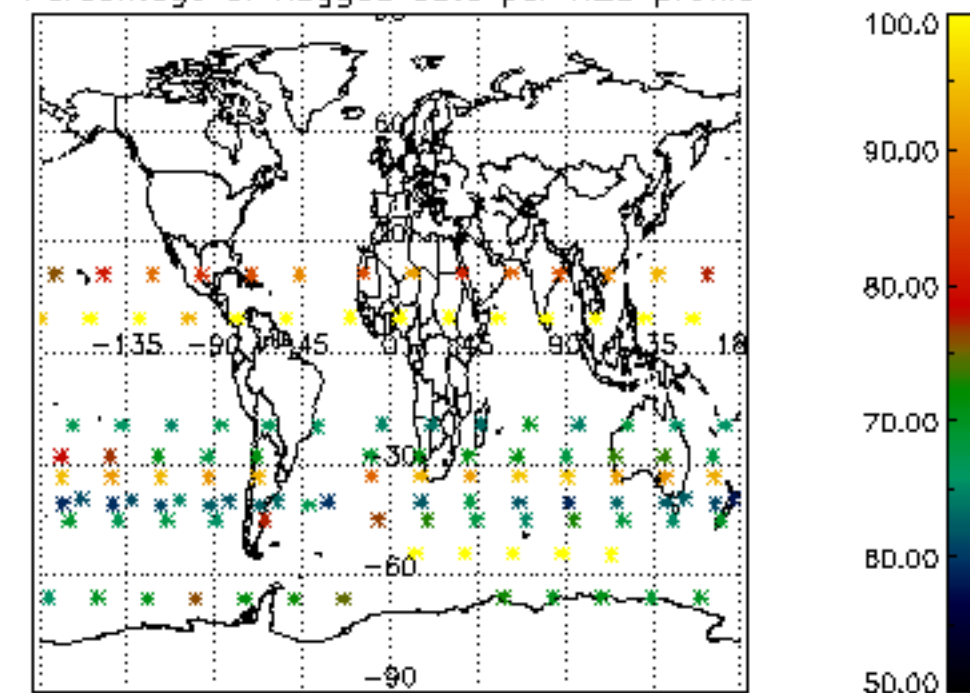




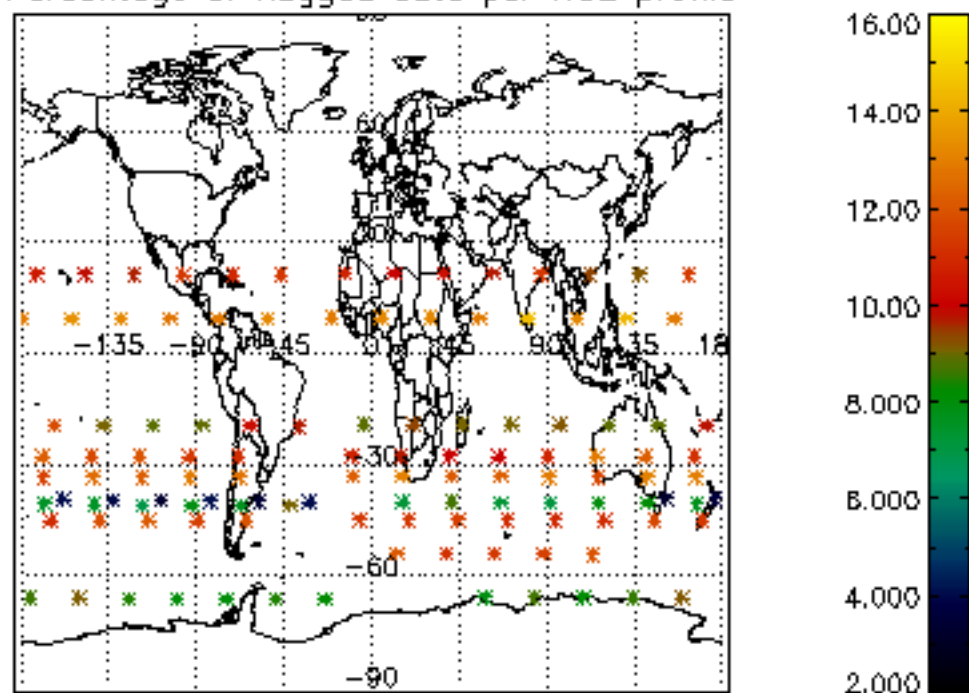
Percentage of flagged data per D3 profile



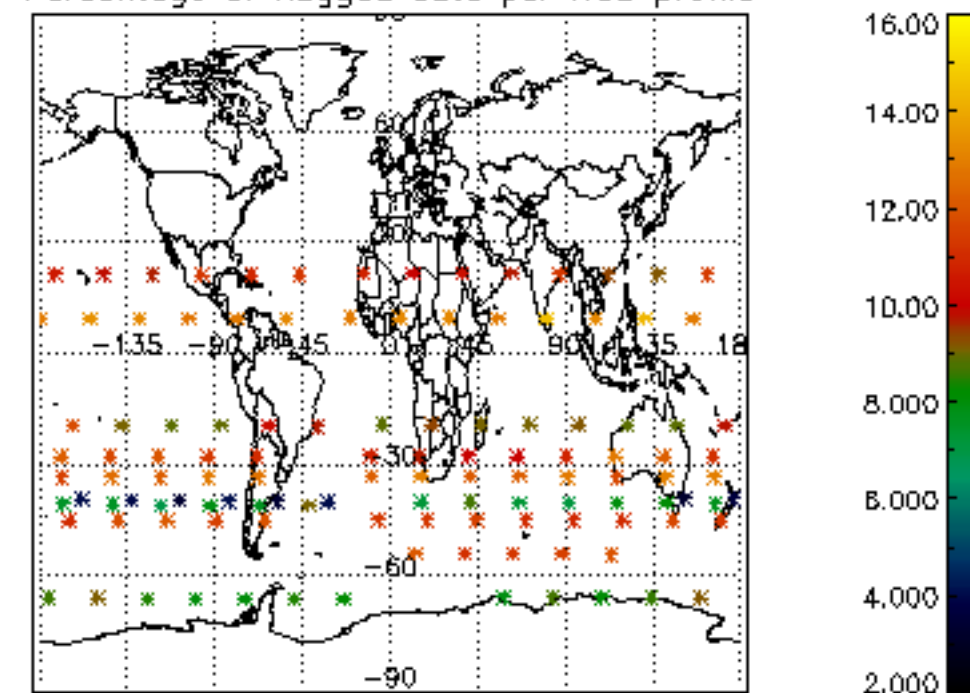
Percentage of flagged data per H2O profile

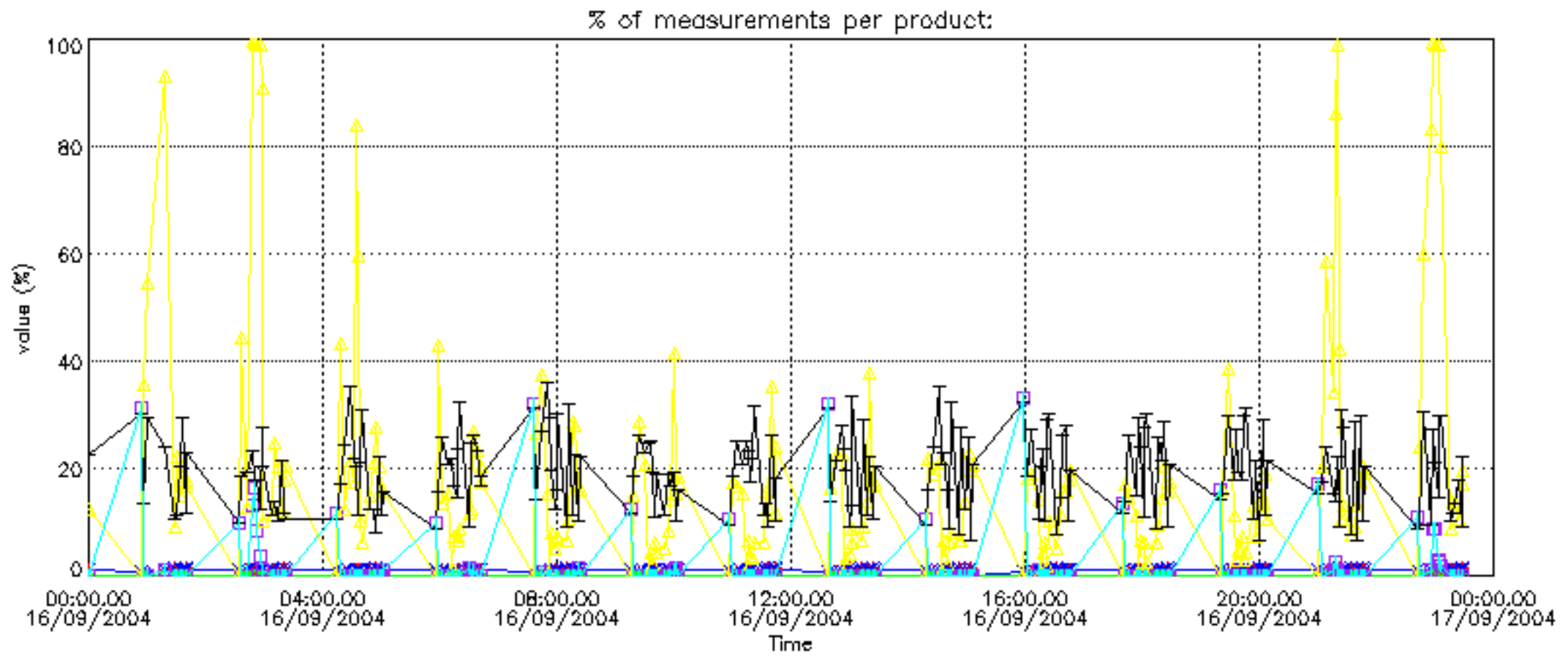


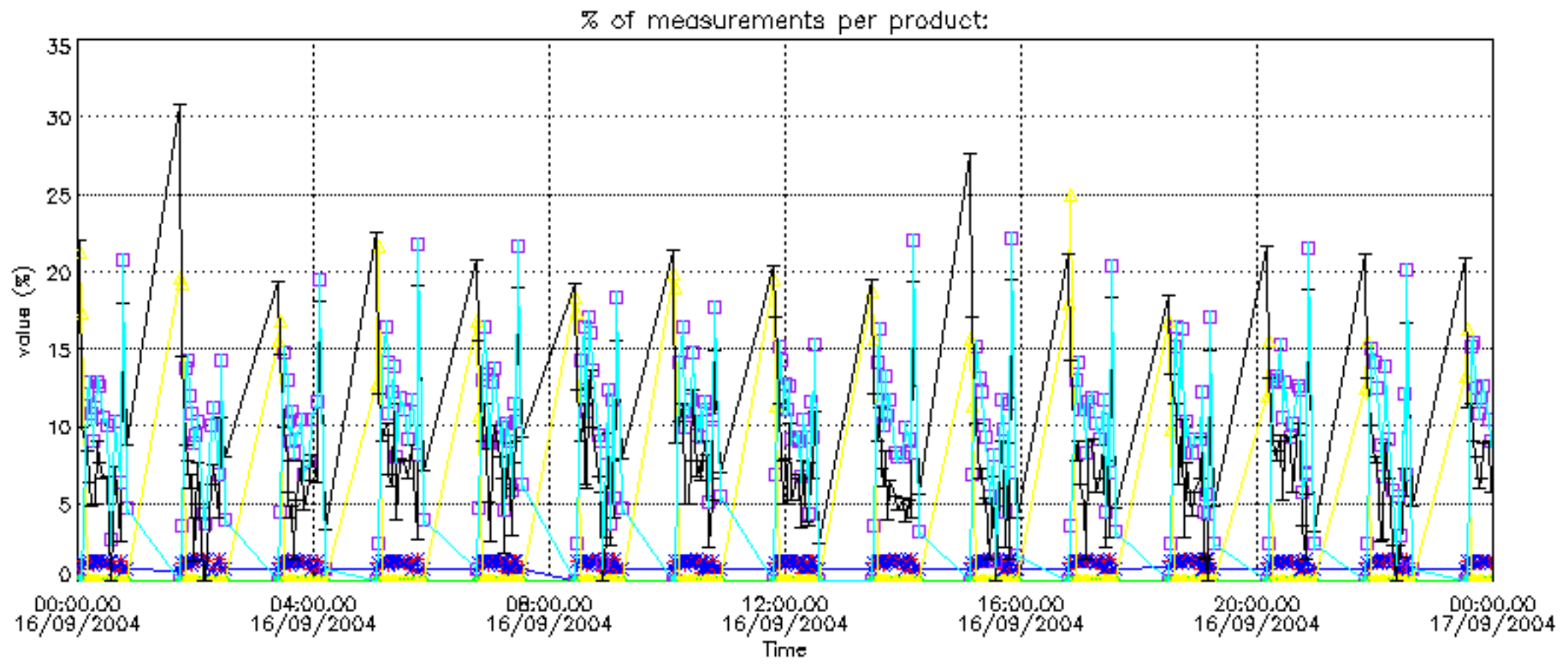
Percentage of flagged data per NO2 profile



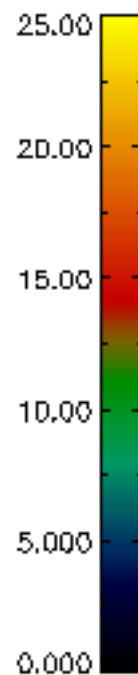
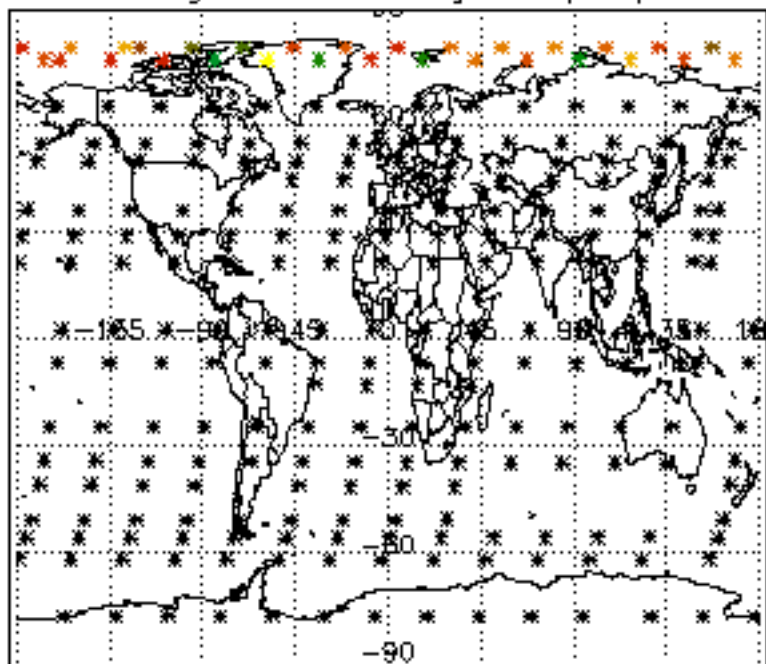
Percentage of flagged data per NO3 profile



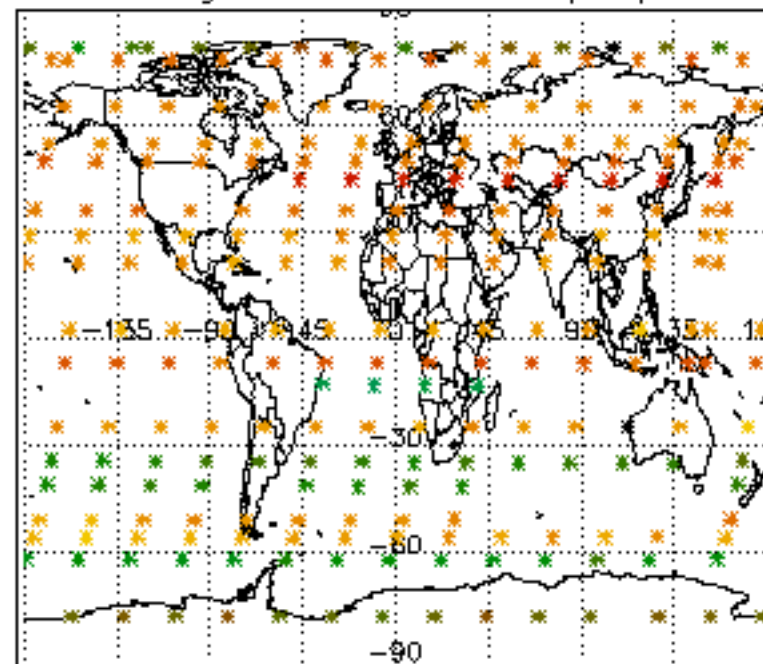




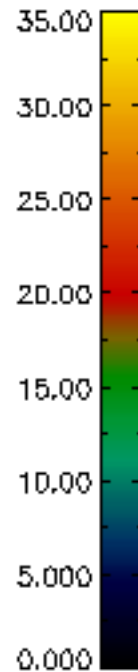
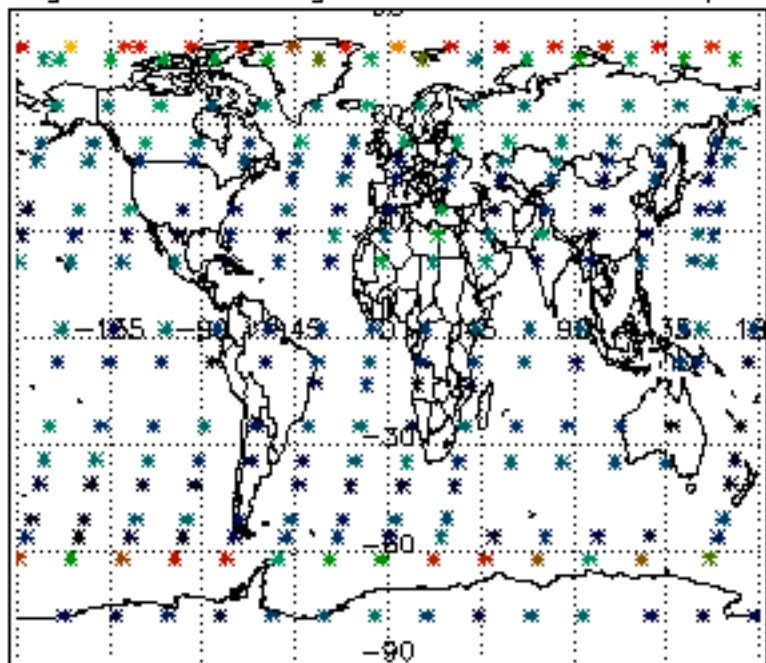
Percentage of cosmic ray hits per profile



Percentage of datation errors per profile



Percentage of star falling outside central band per profile



Percentage of saturation errors per profile

