

GOMOS Level 2 Daily Report

SUMMARY

[1. General Info](#)

[2. Summary of processed GOM_NL_2P products](#)

[3. Level 2 Quality information per product](#)

[3.1 Plot of level 2 quality information per product \(time dependant\)](#)

[3.2 Plot of level 2 quality information per product \(world map\)](#)

[4. Level 1 Quality information per product \(stored on level 2 products\)](#)

[4.1 Plot of level 1 quality information per product \(time dependant\)](#)

[4.1.1 Plot of level 1 quality information per product \(time dependant\): ASCENDING](#)

[4.1.2 Plot of level 1 quality information per product \(time dependant\): DESCENDING](#)

[4.2 Plot of level 1 quality information per product \(world map\)](#)

[4.2.1 Plot of level 1 quality information per product \(world map\): ASCENDING](#)

[4.2.2 Plot of level 1 quality information per product \(world map\): DESCENDING](#)

[5. Ozone profiles based on quality statistics and other trace gas profiles](#)

[5.1 Ozone statistics based on quality of products](#)

[5.2 Plot ozone profiles for all STD \(dark without errors\)](#)

[5.3 Plot ozone profiles where STD < 20% \(dark without errors\)](#)

[5.4. Plot ozone profiles where STD < 10% \(dark without errors\)](#)

[5.5. Plot ozone profiles where STD < 5% \(dark without errors\)](#)

[5.6 Plot NO2 profiles for all STD \(dark without errors\)](#)

[5.7 Plot NO3 profiles for all STD \(dark without errors\)](#)

[5.8 Plot H2O profiles \(only for occultations of stars 1,2,3,4,13,14,16,26,63 dark without errors\) for all STD](#)

[6. Auxiliary Data Files used for the production reported in section 2](#)

This report presents the daily analysis on parameters extracted from GOMOS level 2 data (GOM_NL__2P). It is intended to monitor some important parameters that will impact the quality of these products. A list of level 2 products (and content) that have arrived during the reporting day to the PCF is also given.

Item	Value
Time of report generation	19APR2013 11:04:06
Data source version	GOMOS/6.01
Start time of products	15-09-2004 (15SEP2004 00:00:00)
Stop time of products	16-09-2004 (16SEP2004 00:00:00)
Store outputs in DB	Yes
Nb of level 2 prods	457
Nb of prods with errors	0

2. Summary of processed GOM_NL__2P products.

Nr	Filename	UTC Start time	Limb	Duration	Star Id	Star Name	Star Mag	Star Temp	Nb Meas	Orbit	Prod. error
1	GOM_NL__2PRFIN20040915_000042_000000632030_00216_13296_4106.N1	15-SEP-2004 00:00:42	Dark	63.000	1	9Alp CMa	-1.4400	11000.	126	13296	No
2	GOM_NL__2PRFIN20040915_000622_000000422030_00216_13296_4107.N1	15-SEP-2004 00:06:22	Dark	41.500	46	Del Vel	1.9540	10600.	83	13296	No
3	GOM_NL__2PRFIN20040915_000752_000000412030_00216_13296_4108.N1	15-SEP-2004 00:07:52	Dark	40.500	41	Eps Car	1.8600	4100.0	81	13296	No
4	GOM_NL__2PRFIN20040915_000913_000000572030_00217_13297_4059.N1	15-SEP-2004 00:09:13	Dark	57.000	2	Alp Car	-0.73600	7000.0	114	13297	No
5	GOM_NL__2PRFIN20040915_001141_000002342030_00217_13297_4060.N1	15-SEP-2004 00:11:41	Dark	234.00	128	67Bet Eri	2.7840	9700.0	468	13297	No
6	GOM_NL__2PRFIN20040915_001829_000000392030_00217_13297_4061.N1	15-SEP-2004 00:18:29	Dark	38.500	135	Bet Hyi	2.8200	5800.0	77	13297	No
7	GOM_NL__2PRFIN20040915_002056_000000542030_00217_13297_4062.N1	15-SEP-2004 00:20:56	Dark	54.000	9	Alp Eri	0.45300	24000.	108	13297	No
8	GOM_NL__2PRFIN20040915_002402_000000452030_00217_13297_4063.N1	15-SEP-2004 00:24:02	Straylight	45.000	148	Alp Tuc	2.8780	4100.0	90	13297	No
9	GOM_NL__2PRFIN20040915_002746_000000412030_00217_13297_4064.N1	15-SEP-2004 00:27:46	Straylight	40.500	31	Alp Gru	1.7340	15200.	81	13297	No
10	GOM_NL__2PRFIN20040915_003033_000000382030_00217_13297_4065.N1	15-SEP-2004 00:30:33	Straylight	37.500	172	Gam Gru	3.0030	13100.	75	13297	No
11	GOM_NL__2PRFIN20040915_003156_000000492030_00217_13297_4066.N1	15-SEP-2004 00:31:56	Straylight	48.500	18	24Alp PsA	1.1660	9700.0	97	13297	No
12	GOM_NL__2PRFIN20040915_003424_000000712030_00217_13297_4067.N1	15-SEP-2004 00:34:24	Twilight	71.000	52	16Bet Cet	2.0370	4500.0	142	13297	No
13	GOM_NL__2PRFIN20040915_003628_000000412030_00217_13297_4068.N1	15-SEP-2004 00:36:28	Twilight	41.000	142	49Del Cap	2.8500	8900.0	82	13297	No
14	GOM_NL__2PRFIN20040915_004040_000000422030_00217_13297_4069.N1	15-SEP-2004 00:40:40	Bright	41.500	162	34Alp Aqr	2.9440	5350.0	83	13297	No
15	GOM_NL__2PRFIN20040915_004342_000000402030_00217_13297_4070.N1	15-SEP-2004 00:43:42	Bright	39.500	61	8Eps Peg	2.1000	3900.0	79	13297	No
16	GOM_NL__2PRFIN20040915_004518_000000422030_00217_13297_4071.N1	15-SEP-2004 00:45:18	Bright	42.000	90	54Alp Peg	2.4870	11000.	84	13297	No
17	GOM_NL__2PRFIN20040915_004653_000000522030_00217_13297_4072.N1	15-SEP-2004 00:46:53	Bright	52.000	140	88Gam Peg	2.8340	26000.	104	13297	No
18	GOM_NL__2PRFIN20040915_004910_000000452030_00217_13297_4073.N1	15-SEP-2004 00:49:10	Bright	45.000	93	53Bet Peg	2.5200	3100.0	90	13297	No
19	GOM_NL__2PRFIN20040915_005100_000000392030_00217_13297_4074.N1	15-SEP-2004 00:51:00	Bright	39.000	92	53Eps Cyg	2.5000	4500.0	78	13297	No
20	GOM_NL__2PRFIN20040915_005306_000000412030_00217_13297_4075.N1	15-SEP-2004 00:53:06	Bright	40.500	66	37Gam Cyg	2.2080	5900.0	81	13297	No
21	GOM_NL__2PRFIN20040915_005829_000000392030_00217_13297_4076.N1	15-SEP-2004 00:58:29	Bright	38.500	89	5Alp Cep	2.4510	8000.0	77	13297	No
22	GOM_NL__2PRFIN20040915_005956_000000472030_00217_13297_4077.N1	15-SEP-2004 00:59:56	Bright	46.500	68	18Alp Cas	2.2250	4500.0	93	13297	No
23	GOM_NL__2PRFIN20040915_010119_000000442030_00217_13297_4078.N1	15-SEP-2004 01:01:19	Bright	43.500	76	27Gam Cas	2.3000	30000.	87	13297	No
24	GOM_NL__2PRFIN20040915_010302_000000652030_00217_13297_4079.N1	15-SEP-2004 01:03:02	Bright	64.500	73	57Gam1And	2.2600	13100.	129	13297	No
25	GOM_NL__2PRFIN20040915_010609_000000392030_00217_13297_4080.N1	15-SEP-2004 01:06:09	Bright	38.500	49	1Alp UMi	1.9900	6300.0	77	13297	No
26	GOM_NL__2PRFIN20040915_010920_000000692030_00217_13297_4081.N1	15-SEP-2004 01:09:20	Bright	69.000	35	33Alp Per	1.7950	6250.0	138	13297	No
27	GOM_NL__2PRFIN20040915_011116_000000692030_00217_13297_4082.N1	15-SEP-2004 01:11:16	Bright	69.000	175	39Del Per	3.0100	19400.	138	13297	No
28	GOM_NL__2PRFIN20040915_011454_000000382030_00217_13297_4083.N1	15-SEP-2004 01:14:54	Bright	37.500	82	48Bet UMa	2.3650	10600.	75	13297	No
29	GOM_NL__2PRFIN20040915_011658_000000712030_00217_13297_4084.N1	15-SEP-2004 01:16:58	Bright	70.500	6	13Alp Aur	0.080000	3400.0	141	13297	No
30	GOM_NL__2PRFIN20040915_012154_000000632030_00217_13297_4085.N1	15-SEP-2004 01:21:54	Bright	62.500	107	37The Aur	2.6490	11000.	125	13297	No
31	GOM_NL__2PRFIN20040915_012450_000000442030_00217_13297_4086.N1	15-SEP-2004 01:24:50	Bright	44.000	17	78Bet Gem	1.1610	4500.0	88	13297	No
32	GOM_NL__2PRFIN20040915_012718_000001212030_00217_13297_4087.N1	15-SEP-2004 01:27:18	Twilight	120.50	28	12Bet Tau	1.6500	15200.	241	13297	No
33	GOM_NL__2PRFIN20040915_013216_000000622030_00217_13297_4088.N1	15-SEP-2004 01:32:16	Twilight	61.500	8	10Alp CMi	0.40000	6500.0	123	13297	No
34	GOM_NL__2PRFIN20040915_013751_000001372030_00217_13297_4089.N1	15-SEP-2004 01:37:51	Dark	137.00	14	58Alp Ori	0.87000	3000.0	274	13297	No
35	GOM_NL__2PRFIN20040915_014119_000000592030_00217_13297_4090.N1	15-SEP-2004 01:41:19	Dark	58.500	1	9Alp CMa	-1.4400	11000.	117	13297	No
36	GOM_NL__2PRFIN20040915_014658_000000402030_00217_13297_4091.N1	15-SEP-2004 01:46:58	Dark	40.000	46	Del Vel	1.9540	10600.	80	13297	No
37	GOM_NL__2PRFIN20040915_014829_000000432030_00217_13297_4092.N1	15-SEP-2004 01:48:29	Dark	43.000	41	Eps Car	1.8600	4100.0	86	13297	No
38	GOM_NL__2PRFIN20040915_014952_000000572030_00218_13298_4080.N1	15-SEP-2004 01:49:52	Dark	57.000	2	Alp Car	-0.73600	7000.0	114	13298	No
39	GOM_NL__2PRFIN20040915_015224_000002342030_00218_13298_4081.N1	15-SEP-2004 01:52:24	Dark	234.00	128	67Bet Eri	2.7840	9700.0	468	13298	No
40	GOM_NL__2PRFIN20040915_015905_000000392030_00218_13298_4082.N1	15-SEP-2004 01:59:05	Dark	38.500	135	Bet Hyi	2.8200	5800.0	77	13298	No
41	GOM_NL__2PRFIN20040915_020133_000000482030_00218_13298_4083.N1	15-SEP-2004 02:01:33	Dark	47.500	9	Alp Eri	0.45300	24000.	95	13298	No
42	GOM_NL__2PRFIN20040915_020438_000000422030_00218_13298_4084.N1	15-SEP-2004 02:04:38	Straylight	42.000	148	Alp Tuc	2.8780	4100.0	84	13298	No

43	GOM_NL__2PRFIN20040915_020822_000000422030_00218_13298_4085.N1	15-SEP-2004 02:08:22	Straylight	42.000	31	Alp Gru	1.7340	15200.	84	13298	No
44	GOM_NL__2PRFIN20040915_021109_000000392030_00218_13298_4086.N1	15-SEP-2004 02:11:09	Straylight	38.500	172	Gam Gru	3.0030	13100.	77	13298	No
45	GOM_NL__2PRFIN20040915_021232_000000482030_00218_13298_4087.N1	15-SEP-2004 02:12:32	Straylight	48.000	18	24Alp PsA	1.1660	9700.0	96	13298	No
46	GOM_NL__2PRFIN20040915_021500_000000622030_00218_13298_4088.N1	15-SEP-2004 02:15:00	Tw_i_and_stray	62.000	52	16Bet Cet	2.0370	4500.0	124	13298	No
47	GOM_NL__2PRFIN20040915_021705_000000442030_00218_13298_4089.N1	15-SEP-2004 02:17:05	Tw_i_and_stray	43.500	142	49Del Cap	2.8500	8900.0	87	13298	No
48	GOM_NL__2PRFIN20040915_022116_000000422030_00218_13298_4090.N1	15-SEP-2004 02:21:16	Bright	42.000	162	34Alp Aqr	2.9440	5350.0	84	13298	No
49	GOM_NL__2PRFIN20040915_022416_000000422030_00218_13298_4091.N1	15-SEP-2004 02:24:16	Bright	41.500	61	8Eps Peg	2.1000	3900.0	83	13298	No
50	GOM_NL__2PRFIN20040915_022555_000000422030_00218_13298_4092.N1	15-SEP-2004 02:25:55	Bright	41.500	90	54Alp Peg	2.4870	11000.	83	13298	No
51	GOM_NL__2PRFIN20040915_022728_000000522030_00218_13298_4093.N1	15-SEP-2004 02:27:28	Bright	51.500	140	88Gam Peg	2.8340	26000.	103	13298	No
52	GOM_NL__2PRFIN20040915_022946_000000432030_00218_13298_4094.N1	15-SEP-2004 02:29:46	Bright	42.500	93	53Bet Peg	2.5200	3100.0	85	13298	No
53	GOM_NL__2PRFIN20040915_023136_000000392030_00218_13298_4095.N1	15-SEP-2004 02:31:36	Bright	39.000	92	53Eps Cyg	2.5000	4500.0	78	13298	No
54	GOM_NL__2PRFIN20040915_023343_000000372030_00218_13298_4096.N1	15-SEP-2004 02:33:43	Bright	36.500	66	37Gam Cyg	2.2080	5900.0	73	13298	No
55	GOM_NL__2PRFIN20040915_023903_000000412030_00218_13298_4097.N1	15-SEP-2004 02:39:03	Bright	40.500	89	5Alp Cep	2.4510	8000.0	81	13298	No
56	GOM_NL__2PRFIN20040915_024032_000000422030_00218_13298_4098.N1	15-SEP-2004 02:40:32	Bright	41.500	68	18Alp Cas	2.2250	4500.0	83	13298	No
57	GOM_NL__2PRFIN20040915_024154_000000412030_00218_13298_4099.N1	15-SEP-2004 02:41:54	Bright	41.000	76	27Gam Cas	2.3000	30000.	82	13298	No
58	GOM_NL__2PRFIN20040915_024337_000000692030_00218_13298_4100.N1	15-SEP-2004 02:43:37	Bright	68.500	73	57Gam1And	2.2600	13100.	137	13298	No
59	GOM_NL__2PRFIN20040915_024645_000000362030_00218_13298_4101.N1	15-SEP-2004 02:46:45	Bright	35.500	49	1Alp UMi	1.9900	6300.0	71	13298	No
60	GOM_NL__2PRFIN20040915_024955_000000682030_00218_13298_4102.N1	15-SEP-2004 02:49:55	Bright	67.500	35	33Alp Per	1.7950	6250.0	135	13298	No
61	GOM_NL__2PRFIN20040915_025150_000000692030_00218_13298_4103.N1	15-SEP-2004 02:51:50	Bright	68.500	175	39Del Per	3.0100	19400.	137	13298	No
62	GOM_NL__2PRFIN20040915_025530_000000382030_00218_13298_4104.N1	15-SEP-2004 02:55:30	Bright	38.000	82	48Bet UMa	2.3650	10600.	76	13298	No
63	GOM_NL__2PRFIN20040915_025733_000000812030_00218_13298_4105.N1	15-SEP-2004 02:57:33	Bright	81.000	6	13Alp Aur	0.080000	3400.0	162	13298	No
64	GOM_NL__2PRFIN20040915_030230_000000572030_00218_13298_4106.N1	15-SEP-2004 03:02:30	Bright	57.000	107	37The Aur	2.6490	11000.	114	13298	No
65	GOM_NL__2PRFIN20040915_030526_000000612030_00218_13298_4107.N1	15-SEP-2004 03:05:26	Bright	61.000	17	78Bet Gem	1.1610	4500.0	122	13298	No
66	GOM_NL__2PRFIN20040915_030755_000001142030_00218_13298_4108.N1	15-SEP-2004 03:07:55	Tw_i_and_stray	113.50	28	12Bet Tau	1.6500	15200.	227	13298	No
67	GOM_NL__2PRFIN20040915_031252_000000492030_00218_13298_4109.N1	15-SEP-2004 03:12:52	Twilight	49.000	8	10Alp CMi	0.40000	6500.0	98	13298	No
68	GOM_NL__2PRFIN20040915_031829_000001162030_00218_13298_4110.N1	15-SEP-2004 03:18:29	Dark	116.00	14	58Alp Ori	0.87000	3000.0	232	13298	No
69	GOM_NL__2PRFIN20040915_032156_000000572030_00218_13298_4111.N1	15-SEP-2004 03:21:56	Dark	57.000	1	9Alp CMa	-1.4400	11000.	114	13298	No
70	GOM_NL__2PRFIN20040915_032733_000000422030_00218_13298_4112.N1	15-SEP-2004 03:27:33	Dark	41.500	46	Del Vel	1.9540	10600.	83	13298	No
71	GOM_NL__2PRFIN20040915_032905_000000452030_00218_13298_4113.N1	15-SEP-2004 03:29:05	Dark	44.500	41	Eps Car	1.8600	4100.0	89	13298	No
72	GOM_NL__2PRFIN20040915_033028_000000572030_00219_13299_4081.N1	15-SEP-2004 03:30:28	Dark	56.500	2	Alp Car	-0.73600	7000.0	113	13299	No
73	GOM_NL__2PRFIN20040915_033306_000002342030_00219_13299_4082.N1	15-SEP-2004 03:33:06	Dark	234.00	128	67Bet Eri	2.7840	9700.0	468	13299	No
74	GOM_NL__2PRFIN20040915_033941_000000402030_00219_13299_4083.N1	15-SEP-2004 03:39:41	Dark	39.500	135	Bet Hyi	2.8200	5800.0	79	13299	No
75	GOM_NL__2PRFIN20040915_034210_000000472030_00219_13299_4084.N1	15-SEP-2004 03:42:10	Dark	46.500	9	Alp Eri	0.45300	24000.	93	13299	No
76	GOM_NL__2PRFIN20040915_034514_000000392030_00219_13299_4085.N1	15-SEP-2004 03:45:14	Straylight	39.000	148	Alp Tuc	2.8780	4100.0	78	13299	No
77	GOM_NL__2PRFIN20040915_034858_000000392030_00219_13299_4086.N1	15-SEP-2004 03:48:58	Straylight	39.000	31	Alp Gru	1.7340	15200.	78	13299	No
78	GOM_NL__2PRFIN20040915_035145_000000372030_00219_13299_4087.N1	15-SEP-2004 03:51:45	Straylight	37.000	172	Gam Gru	3.0030	13100.	74	13299	No
79	GOM_NL__2PRFIN20040915_035309_000000482030_00219_13299_4088.N1	15-SEP-2004 03:53:09	Straylight	47.500	18	24Alp PsA	1.1660	9700.0	95	13299	No
80	GOM_NL__2PRFIN20040915_035534_000000652030_00219_13299_4089.N1	15-SEP-2004 03:55:34	Tw_i_and_stray	65.000	52	16Bet Cet	2.0370	4500.0	130	13299	No
81	GOM_NL__2PRFIN20040915_035741_000000432030_00219_13299_4090.N1	15-SEP-2004 03:57:41	Tw_i_and_stray	43.000	142	49Del Cap	2.8500	8900.0	86	13299	No
82	GOM_NL__2PRFIN20040915_040155_000000382030_00219_13299_4091.N1	15-SEP-2004 04:01:55	Bright	37.500	162	34Alp Aqr	2.9440	5350.0	75	13299	No
83	GOM_NL__2PRFIN20040915_040455_000000382030_00219_13299_4092.N1	15-SEP-2004 04:04:55	Bright	38.000	61	8Eps Peg	2.1000	3900.0	76	13299	No
84	GOM_NL__2PRFIN20040915_040631_000000422030_00219_13299_4093.N1	15-SEP-2004 04:06:31	Bright	42.000	90	54Alp Peg	2.4870	11000.	84	13299	No
85	GOM_NL__2PRFIN20040915_040803_000000512030_00219_13299_4094.N1	15-SEP-2004 04:08:03	Bright	51.000	140	88Gam Peg	2.8340	26000.	102	13299	No
86	GOM_NL__2PRFIN20040915_041024_000000412030_00219_13299_4095.N1	15-SEP-2004 04:10:24	Bright	41.000	93	53Bet Peg	2.5200	3100.0	82	13299	No
87	GOM_NL__2PRFIN20040915_041213_000000362030_00219_13299_4096.N1	15-SEP-2004 04:12:13	Bright	35.500	92	53Eps Cyg	2.5000	4500.0	71	13299	No
88	GOM_NL__2PRFIN20040915_041419_000000392030_00219_13299_4097.N1	15-SEP-2004 04:14:19	Bright	38.500	66	37Gam Cyg	2.2080	5900.0	77	13299	No
89	GOM_NL__2PRFIN20040915_041942_000000382030_00219_13299_4098.N1	15-SEP-2004 04:19:42	Bright	38.000	89	5Alp Cep	2.4510	8000.0	76	13299	No
90	GOM_NL__2PRFIN20040915_042107_000000472030_00219_13299_4099.N1	15-SEP-2004 04:21:07	Bright	46.500	68	18Alp Cas	2.2250	4500.0	93	13299	No
91	GOM_NL__2PRFIN20040915_042230_000000452030_00219_13299_4100.N1	15-SEP-2004 04:22:30	Bright	45.000	76	27Gam Cas	2.3000	30000.	90	13299	No
92	GOM_NL__2PRFIN20040915_042410_000000712030_00219_13299_4101.N1	15-SEP-2004 04:24:10	Bright	71.000	73	57Gam1And	2.2600	13100.	142	13299	No
93	GOM_NL__2PRFIN20040915_042722_000000392030_00219_13299_4102.N1	15-SEP-2004 04:27:22	Bright	39.000	49	1Alp UMi	1.9900	6300.0	78	13299	No
94	GOM_NL__2PRFIN20040915_043029_000000692030_00219_13299_4103.N1	15-SEP-2004 04:30:29	Bright	68.500	35	33Alp Per	1.7950	6250.0	137	13299	No
95	GOM_NL__2PRFIN20040915_043225_000000702030_00219_13299_4104.N1	15-SEP-2004 04:32:25	Bright	69.500	175	39Del Per	3.0100	19400.	139	13299	No
96	GOM_NL__2PRFIN20040915_043606_000000362030_00219_13299_4105.N1	15-SEP-2004 04:36:06	Bright	36.000	82	48Bet UMa	2.3650	10600.	72	13299	No
97	GOM_NL__2PRFIN20040915_043809_000000712030_00219_13299_4106.N1	15-SEP-2004 04:38:09	Bright	70.500	6	13Alp Aur	0.080000	3400.0	141	13299	No
98	GOM_NL__2PRFIN20040915_044305_000000622030_00219_13299_4107.N1	15-SEP-2004 04:43:05	Bright	61.500	107	37The Aur	2.6490	11000.	123	13299	No
99	GOM_NL__2PRFIN20040915_044601_000000542030_00219_13299_4108.N1	15-SEP-2004 04:46:01	Bright	54.000	17	78Bet Gem	1.1610	4500.0	108	13299	No
100	GOM_NL__2PRFIN20040915_044831_000001232030_00219_13299_4109.N1	15-SEP-2004 04:48:31	Tw_i_and_stray	122.50	28	12Bet Tau	1.6500	15200.	245	13299	No
101	GOM_NL__2PRFIN20040915_045327_000000572030_00219_13299_4110.N1	15-SEP-2004 04:53:27	Twilight	57.000	8	10Alp CMi	0.40000	6500.0	114	13299	No

102	GOM_NL__2PRFIN20040915_045906_000001372030_00219_13299_4111.N1	15-SEP-2004 04:59:06	Dark	137.00	14	58Alp Ori	0.87000	3000.0	274	13299	No
103	GOM_NL__2PRFIN20040915_050233_000000612030_00219_13299_4112.N1	15-SEP-2004 05:02:33	Dark	61.000	1	9Alp CMa	-1.4400	11000.	122	13299	No
104	GOM_NL__2PRFIN20040915_050810_000000402030_00219_13299_4113.N1	15-SEP-2004 05:08:10	Dark	39.500	46	Del Vel	1.9540	10600.	79	13299	No
105	GOM_NL__2PRFIN20040915_050940_000000512030_00219_13299_4114.N1	15-SEP-2004 05:09:40	Dark	50.500	41	Eps Car	1.8600	4100.0	101	13299	No
106	GOM_NL__2PRFIN20040915_051105_000000572030_00220_13300_4082.N1	15-SEP-2004 05:11:05	Dark	57.000	2	Alp Car	-0.73600	7000.0	114	13300	No
107	GOM_NL__2PRFIN20040915_051349_000002342030_00220_13300_4083.N1	15-SEP-2004 05:13:49	Dark	234.00	128	67Bet Eri	2.7840	9700.0	468	13300	No
108	GOM_NL__2PRFIN20040915_052122_000000412030_00220_13300_4084.N1	15-SEP-2004 05:21:22	Dark	41.000	143	Alp Hyi	2.8570	7200.0	82	13300	No
109	GOM_NL__2PRFIN20040915_052246_000000462030_00220_13300_4085.N1	15-SEP-2004 05:22:46	Dark	45.500	9	Alp Eri	0.45300	24000.	91	13300	No
110	GOM_NL__2PRFIN20040915_052550_000000442030_00220_13300_4086.N1	15-SEP-2004 05:25:50	Straylight	44.000	148	Alp Tuc	2.8780	4100.0	88	13300	No
111	GOM_NL__2PRFIN20040915_052911_000000522030_00220_13300_4087.N1	15-SEP-2004 05:29:11	Straylight	52.000	63	Bet Gru	2.1500	2800.0	104	13300	No
112	GOM_NL__2PRFIN20040915_053221_000000392030_00220_13300_4088.N1	15-SEP-2004 05:32:21	Straylight	39.000	172	Gam Gru	3.0030	13100.	78	13300	No
113	GOM_NL__2PRFIN20040915_053346_000000472030_00220_13300_4089.N1	15-SEP-2004 05:33:46	Straylight	46.500	18	24Alp PsA	1.1660	9700.0	93	13300	No
114	GOM_NL__2PRFIN20040915_053612_000000652030_00220_13300_4090.N1	15-SEP-2004 05:36:12	Tw_i_and_stray	64.500	52	16Bet Cet	2.0370	4500.0	129	13300	No
115	GOM_NL__2PRFIN20040915_053817_000000412030_00220_13300_4091.N1	15-SEP-2004 05:38:17	Tw_i_and_stray	41.000	142	49Del Cap	2.8500	8900.0	82	13300	No
116	GOM_NL__2PRFIN20040915_054232_000000402030_00220_13300_4092.N1	15-SEP-2004 05:42:32	Bright	39.500	162	34Alp Aqr	2.9440	5350.0	79	13300	No
117	GOM_NL__2PRFIN20040915_054531_000000392030_00220_13300_4093.N1	15-SEP-2004 05:45:31	Bright	39.000	61	8Eps Peg	2.1000	3900.0	78	13300	No
118	GOM_NL__2PRFIN20040915_054707_000000412030_00220_13300_4094.N1	15-SEP-2004 05:47:07	Bright	41.000	90	54Alp Peg	2.4870	11000.	82	13300	No
119	GOM_NL__2PRFIN20040915_054838_000000532030_00220_13300_4095.N1	15-SEP-2004 05:48:38	Bright	52.500	140	88Gam Peg	2.8340	26000.	105	13300	No
120	GOM_NL__2PRFIN20040915_055100_000000432030_00220_13300_4096.N1	15-SEP-2004 05:51:00	Bright	42.500	93	53Bet Peg	2.5200	3100.0	85	13300	No
121	GOM_NL__2PRFIN20040915_055249_000000402030_00220_13300_4097.N1	15-SEP-2004 05:52:49	Bright	39.500	92	53Eps Cyg	2.5000	4500.0	79	13300	No
122	GOM_NL__2PRFIN20040915_055455_000000382030_00220_13300_4098.N1	15-SEP-2004 05:54:55	Bright	37.500	66	37Gam Cyg	2.2080	5900.0	75	13300	No
123	GOM_NL__2PRFIN20040915_060018_000000382030_00220_13300_4099.N1	15-SEP-2004 06:00:18	Bright	37.500	89	5Alp Cep	2.4510	8000.0	75	13300	No
124	GOM_NL__2PRFIN20040915_060305_000000452030_00220_13300_4100.N1	15-SEP-2004 06:03:05	Bright	45.000	76	27Gam Cas	2.3000	30000.	90	13300	No
125	GOM_NL__2PRFIN20040915_060445_000000722030_00220_13300_4101.N1	15-SEP-2004 06:04:45	Bright	71.500	73	57Gam1And	2.2600	13100.	143	13300	No
126	GOM_NL__2PRFIN20040915_060758_000000372030_00220_13300_4102.N1	15-SEP-2004 06:07:58	Bright	36.500	49	1Alp UMi	1.9900	6300.0	73	13300	No
127	GOM_NL__2PRFIN20040915_061104_000000672030_00220_13300_4103.N1	15-SEP-2004 06:11:04	Bright	67.000	35	33Alp Per	1.7950	6250.0	134	13300	No
128	GOM_NL__2PRFIN20040915_061300_000000692030_00220_13300_4104.N1	15-SEP-2004 06:13:00	Bright	69.000	175	39Del Per	3.0100	19400.	138	13300	No
129	GOM_NL__2PRFIN20040915_061642_000000382030_00220_13300_4105.N1	15-SEP-2004 06:16:42	Bright	38.000	82	48Bet UMa	2.3650	10600.	76	13300	No
130	GOM_NL__2PRFIN20040915_061844_000000742030_00220_13300_4106.N1	15-SEP-2004 06:18:44	Bright	74.000	6	13Alp Aur	0.080000	3400.0	148	13300	No
131	GOM_NL__2PRFIN20040915_062341_000000642030_00220_13300_4107.N1	15-SEP-2004 06:23:41	Bright	64.000	107	37The Aur	2.6490	11000.	128	13300	No
132	GOM_NL__2PRFIN20040915_062637_000000472030_00220_13300_4108.N1	15-SEP-2004 06:26:37	Bright	46.500	17	78Bet Gem	1.1610	4500.0	93	13300	No
133	GOM_NL__2PRFIN20040915_062908_000001172030_00220_13300_4109.N1	15-SEP-2004 06:29:08	Tw_i_and_stray	116.50	28	12Bet Tau	1.6500	15200.	233	13300	No
134	GOM_NL__2PRFIN20040915_063405_000000602030_00220_13300_4110.N1	15-SEP-2004 06:34:05	Twilight	59.500	8	10Alp CMi	0.40000	6500.0	119	13300	No
135	GOM_NL__2PRFIN20040915_063944_000001162030_00220_13300_4111.N1	15-SEP-2004 06:39:44	Dark	115.50	14	58Alp Ori	0.87000	3000.0	231	13300	No
136	GOM_NL__2PRFIN20040915_064310_000000612030_00220_13300_4112.N1	15-SEP-2004 06:43:10	Dark	61.000	1	9Alp CMa	-1.4400	11000.	122	13300	No
137	GOM_NL__2PRFIN20040915_064529_000000452030_00220_13300_4113.N1	15-SEP-2004 06:45:29	Dark	45.000	65	Lam Vel	2.2040	4400.0	90	13300	No
138	GOM_NL__2PRFIN20040915_064846_000000422030_00220_13300_4114.N1	15-SEP-2004 06:48:46	Dark	41.500	46	Del Vel	1.9540	10600.	83	13300	No
139	GOM_NL__2PRFIN20040915_065017_000000462030_00220_13300_4115.N1	15-SEP-2004 06:50:17	Dark	45.500	41	Eps Car	1.8600	4100.0	91	13300	No
140	GOM_NL__2PRFIN20040915_070159_000000402030_00221_13301_3979.N1	15-SEP-2004 07:01:59	Dark	40.000	143	Alp Hyi	2.8570	7200.0	80	13301	No
141	GOM_NL__2PRFIN20040915_070324_000000462030_00221_13301_3980.N1	15-SEP-2004 07:03:24	Dark	46.000	9	Alp Eri	0.45300	24000.	92	13301	No
142	GOM_NL__2PRFIN20040915_070626_000000432030_00221_13301_3981.N1	15-SEP-2004 07:06:26	Straylight	42.500	148	Alp Tuc	2.8780	4100.0	85	13301	No
143	GOM_NL__2PRFIN20040915_070947_000000482030_00221_13301_3982.N1	15-SEP-2004 07:09:47	Straylight	48.000	63	Bet Gru	2.1500	2800.0	96	13301	No
144	GOM_NL__2PRFIN20040915_071257_000000392030_00221_13301_3983.N1	15-SEP-2004 07:12:57	Straylight	38.500	172	Gam Gru	3.0030	13100.	77	13301	No
145	GOM_NL__2PRFIN20040915_071422_000000452030_00221_13301_3984.N1	15-SEP-2004 07:14:22	Straylight	44.500	18	24Alp PsA	1.1660	9700.0	89	13301	No
146	GOM_NL__2PRFIN20040915_071648_000000622030_00221_13301_3985.N1	15-SEP-2004 07:16:48	Tw_i_and_stray	62.000	52	16Bet Cet	2.0370	4500.0	124	13301	No
147	GOM_NL__2PRFIN20040915_071854_000000422030_00221_13301_3986.N1	15-SEP-2004 07:18:54	Tw_i_and_stray	42.000	142	49Del Cap	2.8500	8900.0	84	13301	No
148	GOM_NL__2PRFIN20040915_072308_000000402030_00221_13301_3987.N1	15-SEP-2004 07:23:08	Bright	39.500	162	34Alp Aqr	2.9440	5350.0	79	13301	No
149	GOM_NL__2PRFIN20040915_072608_000000392030_00221_13301_3988.N1	15-SEP-2004 07:26:08	Bright	39.000	61	8Eps Peg	2.1000	3900.0	78	13301	No
150	GOM_NL__2PRFIN20040915_072743_000000412030_00221_13301_3989.N1	15-SEP-2004 07:27:43	Bright	41.000	90	54Alp Peg	2.4870	11000.	82	13301	No
151	GOM_NL__2PRFIN20040915_072914_000000512030_00221_13301_3990.N1	15-SEP-2004 07:29:14	Bright	51.000	140	88Gam Peg	2.8340	26000.	102	13301	No
152	GOM_NL__2PRFIN20040915_073136_000000392030_00221_13301_3991.N1	15-SEP-2004 07:31:36	Bright	39.000	93	53Bet Peg	2.5200	3100.0	78	13301	No
153	GOM_NL__2PRFIN20040915_073326_000000392030_00221_13301_3992.N1	15-SEP-2004 07:33:26	Bright	39.000	92	53Eps Cyg	2.5000	4500.0	78	13301	No
154	GOM_NL__2PRFIN20040915_073532_000000412030_00221_13301_3993.N1	15-SEP-2004 07:35:32	Bright	40.500	66	37Gam Cyg	2.2080	5900.0	81	13301	No
155	GOM_NL__2PRFIN20040915_074054_000000382030_00221_13301_3994.N1	15-SEP-2004 07:40:54	Bright	37.500	89	5Alp Cep	2.4510	8000.0	75	13301	No
156	GOM_NL__2PRFIN20040915_074341_000000452030_00221_13301_3995.N1	15-SEP-2004 07:43:41	Bright	44.500	76	27Gam Cas	2.3000	30000.	89	13301	No
157	GOM_NL__2PRFIN20040915_074519_000000702030_00221_13301_3996.N1	15-SEP-2004 07:45:19	Bright	69.500	73	57Gam1And	2.2600	13100.	139	13301	No
158	GOM_NL__2PRFIN20040915_074834_000000372030_00221_13301_3997.N1	15-SEP-2004 07:48:34	Bright	37.000	49	1Alp UMi	1.9900	6300.0	74	13301	No
159	GOM_NL__2PRFIN20040915_075138_000000672030_00221_13301_3998.N1	15-SEP-2004 07:51:38	Bright	66.500	35	33Alp Per	1.7950	6250.0	133	13301	No
160	GOM_NL__2PRFIN20040915_075335_000000662030_00221_13301_3999.N1	15-SEP-2004 07:53:35	Bright	65.500	175	39Del Per	3.0100	19400.	131	13301	No

161	GOM_NL__2PRFIN20040915_075719_000000382030_00221_13301_4000.N1	15-SEP-2004 07:57:19	Bright	37.500	82	48Bet UMa	2.3650	10600.	75	13301	No
162	GOM_NL__2PRFIN20040915_075919_000000772030_00221_13301_4001.N1	15-SEP-2004 07:59:19	Bright	77.000	6	13Alp Aur	0.080000	3400.0	154	13301	No
163	GOM_NL__2PRFIN20040915_080416_000000632030_00221_13301_4002.N1	15-SEP-2004 08:04:16	Bright	63.000	107	37The Aur	2.6490	11000.	126	13301	No
164	GOM_NL__2PRFIN20040915_080714_000000482030_00221_13301_4003.N1	15-SEP-2004 08:07:14	Bright	48.000	17	78Bet Gem	1.1610	4500.0	96	13301	No
165	GOM_NL__2PRFIN20040915_080944_000001152030_00221_13301_4004.N1	15-SEP-2004 08:09:44	Twi_and_stray	115.00	28	12Bet Tau	1.6500	15200.	230	13301	No
166	GOM_NL__2PRFIN20040915_081442_000000602030_00221_13301_4005.N1	15-SEP-2004 08:14:42	Twilight	60.000	8	10Alp CMi	0.40000	6500.0	120	13301	No
167	GOM_NL__2PRFIN20040915_082022_000001292030_00221_13301_4006.N1	15-SEP-2004 08:20:22	Dark	128.50	14	58Alp Ori	0.87000	3000.0	257	13301	No
168	GOM_NL__2PRFIN20040915_082346_000000662030_00221_13301_4007.N1	15-SEP-2004 08:23:46	Dark	66.000	1	9Alp CMa	-1.4400	11000.	132	13301	No
169	GOM_NL__2PRFIN20040915_082605_000000432030_00221_13301_4008.N1	15-SEP-2004 08:26:05	Dark	43.000	65	Lam Vel	2.2040	4400.0	86	13301	No
170	GOM_NL__2PRFIN20040915_082922_000000422030_00221_13301_4009.N1	15-SEP-2004 08:29:22	Dark	42.000	46	Del Vel	1.9540	10600.	84	13301	No
171	GOM_NL__2PRFIN20040915_083053_000000512030_00221_13301_4010.N1	15-SEP-2004 08:30:53	Dark	51.000	41	Eps Car	1.8600	4100.0	102	13301	No
172	GOM_NL__2PRFIN20040915_084235_000000402030_00222_13302_3980.N1	15-SEP-2004 08:42:35	Dark	40.000	143	Alp Hyi	2.8570	7200.0	80	13302	No
173	GOM_NL__2PRFIN20040915_084400_000000542030_00222_13302_3981.N1	15-SEP-2004 08:44:00	Dark	53.500	9	Alp Eri	0.45300	24000.	107	13302	No
174	GOM_NL__2PRFIN20040915_084702_000000462030_00222_13302_3982.N1	15-SEP-2004 08:47:02	Straylight	46.000	148	Alp Tuc	2.8780	4100.0	92	13302	No
175	GOM_NL__2PRFIN20040915_085024_000000442030_00222_13302_3983.N1	15-SEP-2004 08:50:24	Straylight	44.000	63	Bet Gru	2.1500	2800.0	88	13302	No
176	GOM_NL__2PRFIN20040915_085333_000000402030_00222_13302_3984.N1	15-SEP-2004 08:53:33	Straylight	40.000	172	Gam Gru	3.0030	13100.	80	13302	No
177	GOM_NL__2PRFIN20040915_085458_000000462030_00222_13302_3985.N1	15-SEP-2004 08:54:58	Straylight	45.500	18	24Alp PsA	1.1660	9700.0	91	13302	No
178	GOM_NL__2PRFIN20040915_085724_000000642030_00222_13302_3986.N1	15-SEP-2004 08:57:24	Twi_and_stray	63.500	52	16Bet Cet	2.0370	4500.0	127	13302	No
179	GOM_NL__2PRFIN20040915_085930_000000412030_00222_13302_3987.N1	15-SEP-2004 08:59:30	Twi_and_stray	40.500	142	49Del Cap	2.8500	8900.0	81	13302	No
180	GOM_NL__2PRFIN20040915_090344_000000392030_00222_13302_3988.N1	15-SEP-2004 09:03:44	Bright	39.000	162	34Alp Aqr	2.9440	5350.0	78	13302	No
181	GOM_NL__2PRFIN20040915_090644_000000392030_00222_13302_3989.N1	15-SEP-2004 09:06:44	Bright	39.000	61	8Eps Peg	2.1000	3900.0	78	13302	No
182	GOM_NL__2PRFIN20040915_090819_000000422030_00222_13302_3990.N1	15-SEP-2004 09:08:19	Bright	42.000	90	54Alp Peg	2.4870	11000.	84	13302	No
183	GOM_NL__2PRFIN20040915_090950_000000512030_00222_13302_3991.N1	15-SEP-2004 09:09:50	Bright	50.500	140	88Gam Peg	2.8340	26000.	101	13302	No
184	GOM_NL__2PRFIN20040915_091212_000000412030_00222_13302_3992.N1	15-SEP-2004 09:12:12	Bright	41.000	93	53Bet Peg	2.5200	3100.0	82	13302	No
185	GOM_NL__2PRFIN20040915_091401_000000392030_00222_13302_3993.N1	15-SEP-2004 09:14:01	Bright	39.000	92	53Eps Cyg	2.5000	4500.0	78	13302	No
186	GOM_NL__2PRFIN20040915_091608_000000412030_00222_13302_3994.N1	15-SEP-2004 09:16:08	Bright	40.500	66	37Gam Cyg	2.2080	5900.0	81	13302	No
187	GOM_NL__2PRFIN20040915_092130_000000382030_00222_13302_3995.N1	15-SEP-2004 09:21:30	Bright	37.500	89	5Alp Cep	2.4510	8000.0	75	13302	No
188	GOM_NL__2PRFIN20040915_092416_000000442030_00222_13302_3996.N1	15-SEP-2004 09:24:16	Bright	44.000	76	27Gam Cas	2.3000	30000.	88	13302	No
189	GOM_NL__2PRFIN20040915_092553_000000712030_00222_13302_3997.N1	15-SEP-2004 09:25:53	Bright	70.500	73	57Gam1And	2.2600	13100.	141	13302	No
190	GOM_NL__2PRFIN20040915_092910_000000372030_00222_13302_3998.N1	15-SEP-2004 09:29:10	Bright	37.000	49	1Alp UMi	1.9900	6300.0	74	13302	No
191	GOM_NL__2PRFIN20040915_093213_000000672030_00222_13302_3999.N1	15-SEP-2004 09:32:13	Bright	67.000	35	33Alp Per	1.7950	6250.0	134	13302	No
192	GOM_NL__2PRFIN20040915_093409_000000672030_00222_13302_4000.N1	15-SEP-2004 09:34:09	Bright	67.000	175	39Del Per	3.0100	19400.	134	13302	No
193	GOM_NL__2PRFIN20040915_093755_000000372030_00222_13302_4001.N1	15-SEP-2004 09:37:55	Bright	37.000	82	48Bet UMa	2.3650	10600.	74	13302	No
194	GOM_NL__2PRFIN20040915_093954_000000722030_00222_13302_4002.N1	15-SEP-2004 09:39:54	Bright	72.000	6	13Alp Aur	0.080000	3400.0	144	13302	No
195	GOM_NL__2PRFIN20040915_094452_000000632030_00222_13302_4003.N1	15-SEP-2004 09:44:52	Bright	62.500	107	37The Aur	2.6490	11000.	125	13302	No
196	GOM_NL__2PRFIN20040915_094750_000000482030_00222_13302_4004.N1	15-SEP-2004 09:47:50	Bright	47.500	17	78Bet Gem	1.1610	4500.0	95	13302	No
197	GOM_NL__2PRFIN20040915_095021_000001192030_00222_13302_4005.N1	15-SEP-2004 09:50:21	Twi_and_stray	119.00	28	12Bet Tau	1.6500	15200.	238	13302	No
198	GOM_NL__2PRFIN20040915_095519_000000602030_00222_13302_4006.N1	15-SEP-2004 09:55:19	Twilight	60.000	8	10Alp CMi	0.40000	6500.0	120	13302	No
199	GOM_NL__2PRFIN20040915_100100_000001212030_00222_13302_4007.N1	15-SEP-2004 10:01:00	Dark	120.50	14	58Alp Ori	0.87000	3000.0	241	13302	No
200	GOM_NL__2PRFIN20040915_100424_000000612030_00222_13302_4008.N1	15-SEP-2004 10:04:24	Dark	61.000	1	9Alp CMa	-1.4400	11000.	122	13302	No
201	GOM_NL__2PRFIN20040915_100641_000000432030_00222_13302_4009.N1	15-SEP-2004 10:06:41	Dark	42.500	65	Lam Vel	2.2040	4400.0	85	13302	No
202	GOM_NL__2PRFIN20040915_100958_000000412030_00222_13302_4010.N1	15-SEP-2004 10:09:58	Dark	41.000	46	Del Vel	1.9540	10600.	82	13302	No
203	GOM_NL__2PRFIN20040915_101129_000000412030_00222_13302_4011.N1	15-SEP-2004 10:11:29	Dark	40.500	41	Eps Car	1.8600	4100.0	81	13302	No
204	GOM_NL__2PRFIN20040915_102311_000000422030_00223_13303_3981.N1	15-SEP-2004 10:23:11	Dark	41.500	143	Alp Hyi	2.8570	7200.0	83	13303	No
205	GOM_NL__2PRFIN20040915_102437_000000532030_00223_13303_3982.N1	15-SEP-2004 10:24:37	Dark	53.000	9	Alp Eri	0.45300	24000.	106	13303	No
206	GOM_NL__2PRFIN20040915_102738_000000422030_00223_13303_3983.N1	15-SEP-2004 10:27:38	Straylight	42.000	148	Alp Tuc	2.8780	4100.0	84	13303	No
207	GOM_NL__2PRFIN20040915_103100_000000452030_00223_13303_3984.N1	15-SEP-2004 10:31:00	Straylight	45.000	63	Bet Gru	2.1500	2800.0	90	13303	No
208	GOM_NL__2PRFIN20040915_103409_000000392030_00223_13303_3985.N1	15-SEP-2004 10:34:09	Straylight	39.000	172	Gam Gru	3.0030	13100.	78	13303	No
209	GOM_NL__2PRFIN20040915_103534_000000462030_00223_13303_3986.N1	15-SEP-2004 10:35:34	Straylight	46.000	18	24Alp PsA	1.1660	9700.0	92	13303	No
210	GOM_NL__2PRFIN20040915_103800_000000622030_00223_13303_3987.N1	15-SEP-2004 10:38:00	Twi_and_stray	62.000	52	16Bet Cet	2.0370	4500.0	124	13303	No
211	GOM_NL__2PRFIN20040915_104006_000000412030_00223_13303_3988.N1	15-SEP-2004 10:40:06	Twi_and_stray	40.500	142	49Del Cap	2.8500	8900.0	81	13303	No
212	GOM_NL__2PRFIN20040915_104419_000000392030_00223_13303_3989.N1	15-SEP-2004 10:44:19	Bright	39.000	162	34Alp Aqr	2.9440	5350.0	78	13303	No
213	GOM_NL__2PRFIN20040915_104720_000000382030_00223_13303_3990.N1	15-SEP-2004 10:47:20	Bright	38.000	61	8Eps Peg	2.1000	3900.0	76	13303	No
214	GOM_NL__2PRFIN20040915_104854_000000432030_00223_13303_3991.N1	15-SEP-2004 10:48:54	Bright	42.500	90	54Alp Peg	2.4870	11000.	85	13303	No
215	GOM_NL__2PRFIN20040915_105025_000000512030_00223_13303_3992.N1	15-SEP-2004 10:50:25	Bright	51.000	140	88Gam Peg	2.8340	26000.	102	13303	No
216	GOM_NL__2PRFIN20040915_105247_000000392030_00223_13303_3993.N1	15-SEP-2004 10:52:47	Bright	38.500	93	53Bet Peg	2.5200	3100.0	77	13303	No
217	GOM_NL__2PRFIN20040915_105438_000000392030_00223_13303_3994.N1	15-SEP-2004 10:54:38	Bright	39.000	92	53Eps Cyg	2.5000	4500.0	78	13303	No
218	GOM_NL__2PRFIN20040915_105644_000000392030_00223_13303_3995.N1	15-SEP-2004 10:56:44	Bright	39.000	66	37Gam Cyg	2.2080	5900.0	78	13303	No
219	GOM_NL__2PRFIN20040915_110206_000000372030_00223_13303_3996.N1	15-SEP-2004 11:02:06	Bright	37.000	89	5Alp Cep	2.4510	8000.0	74	13303	No

220	GOM_NL__2PRFIN20040915_110451_000000452030_00223_13303_3997.N1	15-SEP-2004 11:04:51	Bright	45.000	76	27Gam Cas	2.3000	30000.	90	13303	No
221	GOM_NL__2PRFIN20040915_110628_000000722030_00223_13303_3998.N1	15-SEP-2004 11:06:28	Bright	71.500	73	57Gam1And	2.2600	13100.	143	13303	No
222	GOM_NL__2PRFIN20040915_110946_000000382030_00223_13303_3999.N1	15-SEP-2004 11:09:46	Bright	37.500	49	1Alp UMi	1.9900	6300.0	75	13303	No
223	GOM_NL__2PRFIN20040915_111248_000000682030_00223_13303_4000.N1	15-SEP-2004 11:12:48	Bright	68.000	35	33Alp Per	1.7950	6250.0	136	13303	No
224	GOM_NL__2PRFIN20040915_111444_000000692030_00223_13303_4001.N1	15-SEP-2004 11:14:44	Bright	69.000	175	39Del Per	3.0100	19400.	138	13303	No
225	GOM_NL__2PRFIN20040915_111831_000000372030_00223_13303_4002.N1	15-SEP-2004 11:18:31	Bright	36.500	82	48Bet UMa	2.3650	10600.	73	13303	No
226	GOM_NL__2PRFIN20040915_112030_000000712030_00223_13303_4003.N1	15-SEP-2004 11:20:30	Bright	71.000	6	13Alp Aur	0.080000	3400.0	142	13303	No
227	GOM_NL__2PRFIN20040915_112528_000000642030_00223_13303_4004.N1	15-SEP-2004 11:25:28	Bright	63.500	107	37The Aur	2.6490	11000.	127	13303	No
228	GOM_NL__2PRFIN20040915_112826_000000482030_00223_13303_4005.N1	15-SEP-2004 11:28:26	Bright	47.500	17	78Bet Gem	1.1610	4500.0	95	13303	No
229	GOM_NL__2PRFIN20040915_113057_000001222030_00223_13303_4006.N1	15-SEP-2004 11:30:57	Twi_and_stray	122.00	28	12Bet Tau	1.6500	15200.	244	13303	No
230	GOM_NL__2PRFIN20040915_113555_000000622030_00223_13303_4007.N1	15-SEP-2004 11:35:55	Twilight	62.000	8	10Alp CMi	0.40000	6500.0	124	13303	No
231	GOM_NL__2PRFIN20040915_114138_000001192030_00223_13303_4008.N1	15-SEP-2004 11:41:38	Dark	118.50	14	58Alp Ori	0.87000	3000.0	237	13303	No
232	GOM_NL__2PRFIN20040915_114500_000000722030_00223_13303_4009.N1	15-SEP-2004 11:45:00	Dark	72.000	1	9Alp CMa	-1.4400	11000.	144	13303	No
233	GOM_NL__2PRFIN20040915_114717_000000402030_00223_13303_4010.N1	15-SEP-2004 11:47:17	Dark	39.500	65	Lam Vel	2.2040	4400.0	79	13303	No
234	GOM_NL__2PRFIN20040915_115034_000000412030_00223_13303_4011.N1	15-SEP-2004 11:50:34	Dark	41.000	46	Del Vel	1.9540	10600.	82	13303	No
235	GOM_NL__2PRFIN20040915_115205_000000482030_00223_13303_4012.N1	15-SEP-2004 11:52:05	Dark	47.500	41	Eps Car	1.8600	4100.0	95	13303	No
236	GOM_NL__2PRFIN20040915_120347_000000422030_00224_13304_3982.N1	15-SEP-2004 12:03:47	Dark	41.500	143	Alp Hyi	2.8570	7200.0	83	13304	No
237	GOM_NL__2PRFIN20040915_120513_000000532030_00224_13304_3983.N1	15-SEP-2004 12:05:13	Dark	53.000	9	Alp Eri	0.45300	24000.	106	13304	No
238	GOM_NL__2PRFIN20040915_120814_000000392030_00224_13304_3984.N1	15-SEP-2004 12:08:14	Straylight	39.000	148	Alp Tuc	2.8780	4100.0	78	13304	No
239	GOM_NL__2PRFIN20040915_121135_000000522030_00224_13304_3985.N1	15-SEP-2004 12:11:35	Straylight	52.000	63	Bet Gru	2.1500	2800.0	104	13304	No
240	GOM_NL__2PRFIN20040915_121445_000000382030_00224_13304_3986.N1	15-SEP-2004 12:14:45	Straylight	38.000	172	Gam Gru	3.0030	13100.	76	13304	No
241	GOM_NL__2PRFIN20040915_121610_000000472030_00224_13304_3987.N1	15-SEP-2004 12:16:10	Straylight	46.500	18	24Alp PsA	1.1660	9700.0	93	13304	No
242	GOM_NL__2PRFIN20040915_121836_000000642030_00224_13304_3988.N1	15-SEP-2004 12:18:36	Twi_and_stray	64.000	52	16Bet Cet	2.0370	4500.0	128	13304	No
243	GOM_NL__2PRFIN20040915_122042_000000422030_00224_13304_3989.N1	15-SEP-2004 12:20:42	Twi_and_stray	42.000	142	49Del Cap	2.8500	8900.0	84	13304	No
244	GOM_NL__2PRFIN20040915_122455_000000392030_00224_13304_3990.N1	15-SEP-2004 12:24:55	Bright	39.000	162	34Alp Aqr	2.9440	5350.0	78	13304	No
245	GOM_NL__2PRFIN20040915_122756_000000402030_00224_13304_3991.N1	15-SEP-2004 12:27:56	Bright	39.500	61	8Eps Peg	2.1000	3900.0	79	13304	No
246	GOM_NL__2PRFIN20040915_122930_000000412030_00224_13304_3992.N1	15-SEP-2004 12:29:30	Bright	40.500	90	54Alp Peg	2.4870	11000.	81	13304	No
247	GOM_NL__2PRFIN20040915_123100_000000512030_00224_13304_3993.N1	15-SEP-2004 12:31:00	Bright	50.500	140	88Gam Peg	2.8340	26000.	101	13304	No
248	GOM_NL__2PRFIN20040915_123323_000000412030_00224_13304_3994.N1	15-SEP-2004 12:33:23	Bright	40.500	93	53Bet Peg	2.5200	3100.0	81	13304	No
249	GOM_NL__2PRFIN20040915_123514_000000362030_00224_13304_3995.N1	15-SEP-2004 12:35:14	Bright	35.500	92	53Eps Cyg	2.5000	4500.0	71	13304	No
250	GOM_NL__2PRFIN20040915_123720_000000412030_00224_13304_3996.N1	15-SEP-2004 12:37:20	Bright	41.000	66	37Gam Cyg	2.2080	5900.0	82	13304	No
251	GOM_NL__2PRFIN20040915_124242_000000382030_00224_13304_3997.N1	15-SEP-2004 12:42:42	Bright	37.500	89	5Alp Cep	2.4510	8000.0	75	13304	No
252	GOM_NL__2PRFIN20040915_124526_000000442030_00224_13304_3998.N1	15-SEP-2004 12:45:26	Bright	43.500	76	27Gam Cas	2.3000	30000.	87	13304	No
253	GOM_NL__2PRFIN20040915_124702_000000672030_00224_13304_3999.N1	15-SEP-2004 12:47:02	Bright	66.500	73	57Gam1And	2.2600	13100.	133	13304	No
254	GOM_NL__2PRFIN20040915_125021_000000382030_00224_13304_4000.N1	15-SEP-2004 12:50:21	Bright	38.000	49	1Alp UMi	1.9900	6300.0	76	13304	No
255	GOM_NL__2PRFIN20040915_125323_000000662030_00224_13304_4001.N1	15-SEP-2004 12:53:23	Bright	66.000	35	33Alp Per	1.7950	6250.0	132	13304	No
256	GOM_NL__2PRFIN20040915_125518_000000682030_00224_13304_4002.N1	15-SEP-2004 12:55:18	Bright	67.500	175	39Del Per	3.0100	19400.	135	13304	No
257	GOM_NL__2PRFIN20040915_125907_000000362030_00224_13304_4003.N1	15-SEP-2004 12:59:07	Bright	35.500	82	48Bet UMa	2.3650	10600.	71	13304	No
258	GOM_NL__2PRFIN20040915_130105_000000702030_00224_13304_4004.N1	15-SEP-2004 13:01:05	Bright	69.500	6	13Alp Aur	0.080000	3400.0	139	13304	No
259	GOM_NL__2PRFIN20040915_130604_000000622030_00224_13304_4005.N1	15-SEP-2004 13:06:04	Bright	62.000	107	37The Aur	2.6490	11000.	124	13304	No
260	GOM_NL__2PRFIN20040915_130902_000000482030_00224_13304_4006.N1	15-SEP-2004 13:09:02	Bright	48.000	17	78Bet Gem	1.1610	4500.0	96	13304	No
261	GOM_NL__2PRFIN20040915_131134_000001172030_00224_13304_4007.N1	15-SEP-2004 13:11:34	Twi_and_stray	116.50	28	12Bet Tau	1.6500	15200.	233	13304	No
262	GOM_NL__2PRFIN20040915_131632_000000572030_00224_13304_4008.N1	15-SEP-2004 13:16:32	Twilight	56.500	8	10Alp CMi	0.40000	6500.0	113	13304	No
263	GOM_NL__2PRFIN20040915_132216_000001232030_00224_13304_4009.N1	15-SEP-2004 13:22:16	Dark	122.50	14	58Alp Ori	0.87000	3000.0	245	13304	No
264	GOM_NL__2PRFIN20040915_132538_000000702030_00224_13304_4010.N1	15-SEP-2004 13:25:38	Dark	70.000	1	9Alp CMa	-1.4400	11000.	140	13304	No
265	GOM_NL__2PRFIN20040915_132753_000000462030_00224_13304_4011.N1	15-SEP-2004 13:27:53	Dark	45.500	65	Lam Vel	2.2040	4400.0	91	13304	No
266	GOM_NL__2PRFIN20040915_133110_000000412030_00224_13304_4012.N1	15-SEP-2004 13:31:10	Dark	40.500	46	Del Vel	1.9540	10600.	81	13304	No
267	GOM_NL__2PRFIN20040915_133241_000000442030_00224_13304_4013.N1	15-SEP-2004 13:32:41	Dark	44.000	41	Eps Car	1.8600	4100.0	88	13304	No
268	GOM_NL__2PRFIN20040915_134318_000000402030_00225_13305_3983.N1	15-SEP-2004 13:43:18	Dark	39.500	135	Bet Hyi	2.8200	5800.0	79	13305	No
269	GOM_NL__2PRFIN20040915_134548_000000482030_00225_13305_3984.N1	15-SEP-2004 13:45:48	Dark	47.500	9	Alp Eri	0.45300	24000.	95	13305	No
270	GOM_NL__2PRFIN20040915_134850_000000402030_00225_13305_3985.N1	15-SEP-2004 13:48:50	Straylight	40.000	148	Alp Tuc	2.8780	4100.0	80	13305	No
271	GOM_NL__2PRFIN20040915_135211_000000492030_00225_13305_3986.N1	15-SEP-2004 13:52:11	Straylight	48.500	63	Bet Gru	2.1500	2800.0	97	13305	No
272	GOM_NL__2PRFIN20040915_135522_000000382030_00225_13305_3987.N1	15-SEP-2004 13:55:22	Straylight	38.000	172	Gam Gru	3.0030	13100.	76	13305	No
273	GOM_NL__2PRFIN20040915_135646_000000442030_00225_13305_3988.N1	15-SEP-2004 13:56:46	Straylight	43.500	18	24Alp PsA	1.1660	9700.0	87	13305	No
274	GOM_NL__2PRFIN20040915_135912_000000632030_00225_13305_3989.N1	15-SEP-2004 13:59:12	Twi_and_stray	63.000	52	16Bet Cet	2.0370	4500.0	126	13305	No
275	GOM_NL__2PRFIN20040915_140118_000000412030_00225_13305_3990.N1	15-SEP-2004 14:01:18	Twi_and_stray	41.000	142	49Del Cap	2.8500	8900.0	82	13305	No
276	GOM_NL__2PRFIN20040915_140531_000000392030_00225_13305_3991.N1	15-SEP-2004 14:05:31	Bright	39.000	162	34Alp Aqr	2.9440	5350.0	78	13305	No
277	GOM_NL__2PRFIN20040915_140832_000000382030_00225_13305_3992.N1	15-SEP-2004 14:08:32	Bright	37.500	61	8Eps Peg	2.1000	3900.0	75	13305	No
278	GOM_NL__2PRFIN20040915_141006_000000412030_00225_13305_3993.N1	15-SEP-2004 14:10:06	Bright	41.000	90	54Alp Peg	2.4870	11000.	82	13305	No

279	GOM_NL__2PRFIN20040915_141135_000000512030_00225_13305_3994.N1	15-SEP-2004 14:11:35	Bright	50.500	140	88Gam Peg	2.8340	26000.	101	13305	No
280	GOM_NL__2PRFIN20040915_141357_000000412030_00225_13305_3995.N1	15-SEP-2004 14:13:57	Bright	40.500	93	53Bet Peg	2.5200	3100.0	81	13305	No
281	GOM_NL__2PRFIN20040915_141550_000000382030_00225_13305_3996.N1	15-SEP-2004 14:15:50	Bright	37.500	92	53Eps Cyg	2.5000	4500.0	75	13305	No
282	GOM_NL__2PRFIN20040915_141757_000000402030_00225_13305_3997.N1	15-SEP-2004 14:17:57	Bright	39.500	66	37Gam Cyg	2.2080	5900.0	79	13305	No
283	GOM_NL__2PRFIN20040915_142318_000000392030_00225_13305_3998.N1	15-SEP-2004 14:23:18	Bright	39.000	89	5Alp Cep	2.4510	8000.0	78	13305	No
284	GOM_NL__2PRFIN20040915_143058_000000372030_00225_13305_3999.N1	15-SEP-2004 14:30:58	Bright	37.000	49	1Alp UMi	1.9900	6300.0	74	13305	No
285	GOM_NL__2PRFIN20040915_143357_000000682030_00225_13305_4000.N1	15-SEP-2004 14:33:57	Bright	68.000	35	33Alp Per	1.7950	6250.0	136	13305	No
286	GOM_NL__2PRFIN20040915_143553_000000692030_00225_13305_4001.N1	15-SEP-2004 14:35:53	Bright	68.500	175	39Del Per	3.0100	19400.	137	13305	No
287	GOM_NL__2PRFIN20040915_143944_000000372030_00225_13305_4002.N1	15-SEP-2004 14:39:44	Bright	36.500	82	48Bet UMa	2.3650	10600.	73	13305	No
288	GOM_NL__2PRFIN20040915_144141_000000722030_00225_13305_4003.N1	15-SEP-2004 14:41:41	Bright	71.500	6	13Alp Aur	0.080000	3400.0	143	13305	No
289	GOM_NL__2PRFIN20040915_144640_000000652030_00225_13305_4004.N1	15-SEP-2004 14:46:40	Bright	64.500	107	37The Aur	2.6490	11000.	129	13305	No
290	GOM_NL__2PRFIN20040915_144938_000000482030_00225_13305_4005.N1	15-SEP-2004 14:49:38	Bright	48.000	17	78Bet Gem	1.1610	4500.0	96	13305	No
291	GOM_NL__2PRFIN20040915_145210_000001212030_00225_13305_4006.N1	15-SEP-2004 14:52:10	Twilight	120.50	28	12Bet Tau	1.6500	15200.	241	13305	No
292	GOM_NL__2PRFIN20040915_145708_000000592030_00225_13305_4007.N1	15-SEP-2004 14:57:08	Twilight	58.500	8	10Alp CMi	0.40000	6500.0	117	13305	No
293	GOM_NL__2PRFIN20040915_150254_000001442030_00225_13305_4008.N1	15-SEP-2004 15:02:54	Dark	144.00	14	58Alp Ori	0.87000	3000.0	288	13305	No
294	GOM_NL__2PRFIN20040915_150614_000000622030_00225_13305_4009.N1	15-SEP-2004 15:06:14	Dark	62.000	1	9Alp CMa	-1.4400	11000.	124	13305	No
295	GOM_NL__2PRFIN20040915_150829_000000432030_00225_13305_4010.N1	15-SEP-2004 15:08:29	Dark	43.000	65	Lam Vel	2.2040	4400.0	86	13305	No
296	GOM_NL__2PRFIN20040915_151146_000000432030_00225_13305_4011.N1	15-SEP-2004 15:11:46	Dark	43.000	46	Del Vel	1.9540	10600.	86	13305	No
297	GOM_NL__2PRFIN20040915_151317_000000522030_00225_13305_4012.N1	15-SEP-2004 15:13:17	Dark	52.000	41	Eps Car	1.8600	4100.0	104	13305	No
298	GOM_NL__2PRFIN20040915_151444_000000462030_00226_13306_3983.N1	15-SEP-2004 15:14:44	Dark	46.000	2	Alp Car	-0.73600	7000.0	92	13306	No
299	GOM_NL__2PRFIN20040915_152354_000000382030_00226_13306_3984.N1	15-SEP-2004 15:23:54	Dark	37.500	135	Bet Hyi	2.8200	5800.0	75	13306	No
300	GOM_NL__2PRFIN20040915_152624_000000482030_00226_13306_3985.N1	15-SEP-2004 15:26:24	Dark	47.500	9	Alp Eri	0.45300	24000.	95	13306	No
301	GOM_NL__2PRFIN20040915_152926_000000412030_00226_13306_3986.N1	15-SEP-2004 15:29:26	Straylight	40.500	148	Alp Tuc	2.8780	4100.0	81	13306	No
302	GOM_NL__2PRFIN20040915_153245_000000492030_00226_13306_3987.N1	15-SEP-2004 15:32:45	Straylight	49.000	63	Bet Gru	2.1500	2800.0	98	13306	No
303	GOM_NL__2PRFIN20040915_153557_000000382030_00226_13306_3988.N1	15-SEP-2004 15:35:57	Straylight	37.500	172	Gam Gru	3.0030	13100.	75	13306	No
304	GOM_NL__2PRFIN20040915_153722_000000472030_00226_13306_3989.N1	15-SEP-2004 15:37:22	Straylight	46.500	18	24Alp PsA	1.1660	9700.0	93	13306	No
305	GOM_NL__2PRFIN20040915_153948_000000642030_00226_13306_3990.N1	15-SEP-2004 15:39:48	Twilight	64.000	52	16Bet Cet	2.0370	4500.0	128	13306	No
306	GOM_NL__2PRFIN20040915_154154_000000412030_00226_13306_3991.N1	15-SEP-2004 15:41:54	Twilight	40.500	142	49Del Cap	2.8500	8900.0	81	13306	No
307	GOM_NL__2PRFIN20040915_154607_000000402030_00226_13306_3992.N1	15-SEP-2004 15:46:07	Bright	39.500	162	34Alp Aqr	2.9440	5350.0	79	13306	No
308	GOM_NL__2PRFIN20040915_154907_000000382030_00226_13306_3993.N1	15-SEP-2004 15:49:07	Bright	38.000	61	8Eps Peg	2.1000	3900.0	76	13306	No
309	GOM_NL__2PRFIN20040915_155041_000000412030_00226_13306_3994.N1	15-SEP-2004 15:50:41	Bright	41.000	90	54Alp Peg	2.4870	11000.	82	13306	No
310	GOM_NL__2PRFIN20040915_155211_000000502030_00226_13306_3995.N1	15-SEP-2004 15:52:11	Bright	50.000	140	88Gam Peg	2.8340	26000.	100	13306	No
311	GOM_NL__2PRFIN20040915_155433_000000432030_00226_13306_3996.N1	15-SEP-2004 15:54:33	Bright	42.500	93	53Bet Peg	2.5200	3100.0	85	13306	No
312	GOM_NL__2PRFIN20040915_155626_000000362030_00226_13306_3997.N1	15-SEP-2004 15:56:26	Bright	36.000	92	53Eps Cyg	2.5000	4500.0	72	13306	No
313	GOM_NL__2PRFIN20040915_155833_000000532030_00226_13306_3998.N1	15-SEP-2004 15:58:33	Bright	53.000	66	37Gam Cyg	2.2080	5900.0	106	13306	No
314	GOM_NL__2PRFIN20040915_160354_000000362030_00226_13306_3999.N1	15-SEP-2004 16:03:54	Bright	36.000	89	5Alp Cep	2.4510	8000.0	72	13306	No
315	GOM_NL__2PRFIN20040915_161133_000000372030_00226_13306_4000.N1	15-SEP-2004 16:11:33	Bright	37.000	49	1Alp UMi	1.9900	6300.0	74	13306	No
316	GOM_NL__2PRFIN20040915_161431_000000682030_00226_13306_4001.N1	15-SEP-2004 16:14:31	Bright	67.500	35	33Alp Per	1.7950	6250.0	135	13306	No
317	GOM_NL__2PRFIN20040915_161627_000000692030_00226_13306_4002.N1	15-SEP-2004 16:16:27	Bright	69.000	175	39Del Per	3.0100	19400.	138	13306	No
318	GOM_NL__2PRFIN20040915_162020_000000362030_00226_13306_4003.N1	15-SEP-2004 16:20:20	Bright	36.000	82	48Bet UMa	2.3650	10600.	72	13306	No
319	GOM_NL__2PRFIN20040915_162216_000000722030_00226_13306_4004.N1	15-SEP-2004 16:22:16	Bright	71.500	6	13Alp Aur	0.080000	3400.0	143	13306	No
320	GOM_NL__2PRFIN20040915_162716_000000622030_00226_13306_4005.N1	15-SEP-2004 16:27:16	Bright	62.000	107	37The Aur	2.6490	11000.	124	13306	No
321	GOM_NL__2PRFIN20040915_163014_000000452030_00226_13306_4006.N1	15-SEP-2004 16:30:14	Bright	45.000	17	78Bet Gem	1.1610	4500.0	90	13306	No
322	GOM_NL__2PRFIN20040915_163247_000001132030_00226_13306_4007.N1	15-SEP-2004 16:32:47	Twilight	113.00	28	12Bet Tau	1.6500	15200.	226	13306	No
323	GOM_NL__2PRFIN20040915_163744_000000632030_00226_13306_4008.N1	15-SEP-2004 16:37:44	Twilight	63.000	8	10Alp CMi	0.40000	6500.0	126	13306	No
324	GOM_NL__2PRFIN20040915_164332_000001342030_00226_13306_4009.N1	15-SEP-2004 16:43:32	Dark	133.50	14	58Alp Ori	0.87000	3000.0	267	13306	No
325	GOM_NL__2PRFIN20040915_164651_000000592030_00226_13306_4010.N1	15-SEP-2004 16:46:51	Dark	59.000	1	9Alp CMa	-1.4400	11000.	118	13306	No
326	GOM_NL__2PRFIN20040915_164906_000000422030_00226_13306_4011.N1	15-SEP-2004 16:49:06	Dark	42.000	65	Lam Vel	2.2040	4400.0	84	13306	No
327	GOM_NL__2PRFIN20040915_165222_000000402030_00226_13306_4012.N1	15-SEP-2004 16:52:22	Dark	39.500	46	Del Vel	1.9540	10600.	79	13306	No
328	GOM_NL__2PRFIN20040915_165354_000000512030_00226_13306_4013.N1	15-SEP-2004 16:53:54	Dark	50.500	41	Eps Car	1.8600	4100.0	101	13306	No
329	GOM_NL__2PRFIN20040915_165521_000000572030_00227_13307_3983.N1	15-SEP-2004 16:55:21	Dark	57.000	2	Alp Car	-0.73600	7000.0	114	13307	No
330	GOM_NL__2PRFIN20040915_170429_000000382030_00227_13307_3984.N1	15-SEP-2004 17:04:29	Dark	38.000	135	Bet Hyi	2.8200	5800.0	76	13307	No
331	GOM_NL__2PRFIN20040915_170701_000000472030_00227_13307_3985.N1	15-SEP-2004 17:07:01	Dark	46.500	9	Alp Eri	0.45300	24000.	93	13307	No
332	GOM_NL__2PRFIN20040915_171002_000000472030_00227_13307_3986.N1	15-SEP-2004 17:10:02	Straylight	47.000	148	Alp Tuc	2.8780	4100.0	94	13307	No
333	GOM_NL__2PRFIN20040915_171324_000000522030_00227_13307_3987.N1	15-SEP-2004 17:13:24	Straylight	52.000	63	Bet Gru	2.1500	2800.0	104	13307	No
334	GOM_NL__2PRFIN20040915_171634_000000392030_00227_13307_3988.N1	15-SEP-2004 17:16:34	Straylight	38.500	172	Gam Gru	3.0030	13100.	77	13307	No
335	GOM_NL__2PRFIN20040915_171759_000000452030_00227_13307_3989.N1	15-SEP-2004 17:17:59	Straylight	45.000	18	24Alp PsA	1.1660	9700.0	90	13307	No
336	GOM_NL__2PRFIN20040915_172025_000000632030_00227_13307_3990.N1	15-SEP-2004 17:20:25	Twilight	62.500	52	16Bet Cet	2.0370	4500.0	125	13307	No
337	GOM_NL__2PRFIN20040915_172230_000000422030_00227_13307_3991.N1	15-SEP-2004 17:22:30	Twilight	41.500	142	49Del Cap	2.8500	8900.0	83	13307	No

338	GOM_NL__2PRFIN20040915_172643_000000392030_00227_13307_3992.N1	15-SEP-2004 17:26:43	Bright	39.000	162	34Alp Aqr	2.9440	5350.0	78	13307	No
339	GOM_NL__2PRFIN20040915_172943_000000392030_00227_13307_3993.N1	15-SEP-2004 17:29:43	Bright	38.500	61	8Eps Peg	2.1000	3900.0	77	13307	No
340	GOM_NL__2PRFIN20040915_173117_000000412030_00227_13307_3994.N1	15-SEP-2004 17:31:17	Bright	40.500	90	54Alp Peg	2.4870	11000.	81	13307	No
341	GOM_NL__2PRFIN20040915_173247_000000522030_00227_13307_3995.N1	15-SEP-2004 17:32:47	Bright	51.500	140	88Gam Peg	2.8340	26000.	103	13307	No
342	GOM_NL__2PRFIN20040915_173509_000000412030_00227_13307_3996.N1	15-SEP-2004 17:35:09	Bright	40.500	93	53Bet Peg	2.5200	3100.0	81	13307	No
343	GOM_NL__2PRFIN20040915_173702_000000372030_00227_13307_3997.N1	15-SEP-2004 17:37:02	Bright	37.000	92	53Eps Cyg	2.5000	4500.0	74	13307	No
344	GOM_NL__2PRFIN20040915_173910_000000382030_00227_13307_3998.N1	15-SEP-2004 17:39:10	Bright	38.000	66	37Gam Cyg	2.2080	5900.0	76	13307	No
345	GOM_NL__2PRFIN20040915_174430_000000382030_00227_13307_3999.N1	15-SEP-2004 17:44:30	Bright	38.000	89	5Alp Cep	2.4510	8000.0	76	13307	No
346	GOM_NL__2PRFIN20040915_175209_000000382030_00227_13307_4000.N1	15-SEP-2004 17:52:09	Bright	38.000	49	1Alp UMi	1.9900	6300.0	76	13307	No
347	GOM_NL__2PRFIN20040915_175507_000000682030_00227_13307_4001.N1	15-SEP-2004 17:55:07	Bright	67.500	35	33Alp Per	1.7950	6250.0	135	13307	No
348	GOM_NL__2PRFIN20040915_175702_000000682030_00227_13307_4002.N1	15-SEP-2004 17:57:02	Bright	67.500	175	39Del Per	3.0100	19400.	135	13307	No
349	GOM_NL__2PRFIN20040915_180056_000000362030_00227_13307_4003.N1	15-SEP-2004 18:00:56	Bright	35.500	82	48Bet UMa	2.3650	10600.	71	13307	No
350	GOM_NL__2PRFIN20040915_180251_000000772030_00227_13307_4004.N1	15-SEP-2004 18:02:51	Bright	76.500	6	13Alp Aur	0.080000	3400.0	153	13307	No
351	GOM_NL__2PRFIN20040915_180751_000000642030_00227_13307_4005.N1	15-SEP-2004 18:07:51	Bright	63.500	107	37The Aur	2.6490	11000.	127	13307	No
352	GOM_NL__2PRFIN20040915_181050_000000472030_00227_13307_4006.N1	15-SEP-2004 18:10:50	Bright	47.000	17	78Bet Gem	1.1610	4500.0	94	13307	No
353	GOM_NL__2PRFIN20040915_181324_000001172030_00227_13307_4007.N1	15-SEP-2004 18:13:24	Straylight	116.50	28	12Bet Tau	1.6500	15200.	233	13307	No
354	GOM_NL__2PRFIN20040915_181821_000000632030_00227_13307_4008.N1	15-SEP-2004 18:18:21	Twilight	63.000	8	10Alp CMi	0.40000	6500.0	126	13307	No
355	GOM_NL__2PRFIN20040915_182410_000001342030_00227_13307_4009.N1	15-SEP-2004 18:24:10	Dark	134.00	14	58Alp Ori	0.87000	3000.0	268	13307	No
356	GOM_NL__2PRFIN20040915_182729_000000642030_00227_13307_4010.N1	15-SEP-2004 18:27:29	Dark	63.500	1	9Alp CMa	-1.4400	11000.	127	13307	No
357	GOM_NL__2PRFIN20040915_182942_000000502030_00227_13307_4011.N1	15-SEP-2004 18:29:42	Dark	49.500	65	Lam Vel	2.2040	4400.0	99	13307	No
358	GOM_NL__2PRFIN20040915_183259_000000402030_00227_13307_4012.N1	15-SEP-2004 18:32:59	Dark	40.000	46	Del Vel	1.9540	10600.	80	13307	No
359	GOM_NL__2PRFIN20040915_183430_000000512030_00227_13307_4013.N1	15-SEP-2004 18:34:30	Dark	50.500	41	Eps Car	1.8600	4100.0	101	13307	No
360	GOM_NL__2PRFIN20040915_183558_000000562030_00228_13308_4003.N1	15-SEP-2004 18:35:58	Dark	55.500	2	Alp Car	-0.73600	7000.0	111	13308	No
361	GOM_NL__2PRFIN20040915_184506_000000402030_00228_13308_4004.N1	15-SEP-2004 18:45:06	Dark	39.500	135	Bet Hyi	2.8200	5800.0	79	13308	No
362	GOM_NL__2PRFIN20040915_184739_000000512030_00228_13308_4005.N1	15-SEP-2004 18:47:39	Dark	51.000	9	Alp Eri	0.45300	24000.	102	13308	No
363	GOM_NL__2PRFIN20040915_185038_000000492030_00228_13308_4006.N1	15-SEP-2004 18:50:38	Straylight	49.000	148	Alp Tuc	2.8780	4100.0	98	13308	No
364	GOM_NL__2PRFIN20040915_185400_000000522030_00228_13308_4007.N1	15-SEP-2004 18:54:00	Straylight	52.000	63	Bet Gru	2.1500	2800.0	104	13308	No
365	GOM_NL__2PRFIN20040915_185710_000000392030_00228_13308_4008.N1	15-SEP-2004 18:57:10	Straylight	39.000	172	Gam Gru	3.0030	13100.	78	13308	No
366	GOM_NL__2PRFIN20040915_185835_000000442030_00228_13308_4009.N1	15-SEP-2004 18:58:35	Straylight	44.000	18	24Alp PsA	1.1660	9700.0	88	13308	No
367	GOM_NL__2PRFIN20040915_190101_000000632030_00228_13308_4010.N1	15-SEP-2004 19:01:01	Tw_i_and_stray	63.000	52	16Bet Cet	2.0370	4500.0	126	13308	No
368	GOM_NL__2PRFIN20040915_190306_000000412030_00228_13308_4011.N1	15-SEP-2004 19:03:06	Tw_i_and_stray	41.000	142	49Del Cap	2.8500	8900.0	82	13308	No
369	GOM_NL__2PRFIN20040915_190719_000000382030_00228_13308_4012.N1	15-SEP-2004 19:07:19	Bright	37.500	162	34Alp Aqr	2.9440	5350.0	75	13308	No
370	GOM_NL__2PRFIN20040915_191020_000000392030_00228_13308_4013.N1	15-SEP-2004 19:10:20	Bright	38.500	61	8Eps Peg	2.1000	3900.0	77	13308	No
371	GOM_NL__2PRFIN20040915_191153_000000412030_00228_13308_4014.N1	15-SEP-2004 19:11:53	Bright	41.000	90	54Alp Peg	2.4870	11000.	82	13308	No
372	GOM_NL__2PRFIN20040915_191322_000000522030_00228_13308_4015.N1	15-SEP-2004 19:13:22	Bright	52.000	140	88Gam Peg	2.8340	26000.	104	13308	No
373	GOM_NL__2PRFIN20040915_191545_000000412030_00228_13308_4016.N1	15-SEP-2004 19:15:45	Bright	41.000	93	53Bet Peg	2.5200	3100.0	82	13308	No
374	GOM_NL__2PRFIN20040915_191739_000000392030_00228_13308_4017.N1	15-SEP-2004 19:17:39	Bright	38.500	92	53Eps Cyg	2.5000	4500.0	77	13308	No
375	GOM_NL__2PRFIN20040915_191946_000000392030_00228_13308_4018.N1	15-SEP-2004 19:19:46	Bright	39.000	66	37Gam Cyg	2.2080	5900.0	78	13308	No
376	GOM_NL__2PRFIN20040915_192506_000000362030_00228_13308_4019.N1	15-SEP-2004 19:25:06	Bright	36.000	89	5Alp Cep	2.4510	8000.0	72	13308	No
377	GOM_NL__2PRFIN20040915_193245_000000382030_00228_13308_4020.N1	15-SEP-2004 19:32:45	Bright	38.000	49	1Alp UMi	1.9900	6300.0	76	13308	No
378	GOM_NL__2PRFIN20040915_193540_000000692030_00228_13308_4021.N1	15-SEP-2004 19:35:40	Bright	68.500	35	33Alp Per	1.7950	6250.0	137	13308	No
379	GOM_NL__2PRFIN20040915_193737_000000712030_00228_13308_4022.N1	15-SEP-2004 19:37:37	Bright	70.500	175	39Del Per	3.0100	19400.	141	13308	No
380	GOM_NL__2PRFIN20040915_194132_000000372030_00228_13308_4023.N1	15-SEP-2004 19:41:32	Bright	36.500	82	48Bet UMa	2.3650	10600.	73	13308	No
381	GOM_NL__2PRFIN20040915_194327_000000732030_00228_13308_4024.N1	15-SEP-2004 19:43:27	Bright	72.500	6	13Alp Aur	0.080000	3400.0	145	13308	No
382	GOM_NL__2PRFIN20040915_194827_000000622030_00228_13308_4025.N1	15-SEP-2004 19:48:27	Bright	61.500	107	37The Aur	2.6490	11000.	123	13308	No
383	GOM_NL__2PRFIN20040915_195127_000000462030_00228_13308_4026.N1	15-SEP-2004 19:51:27	Bright	45.500	17	78Bet Gem	1.1610	4500.0	91	13308	No
384	GOM_NL__2PRFIN20040915_195400_000001172030_00228_13308_4027.N1	15-SEP-2004 19:54:00	Straylight	116.50	28	12Bet Tau	1.6500	15200.	233	13308	No
385	GOM_NL__2PRFIN20040915_195857_000000582030_00228_13308_4028.N1	15-SEP-2004 19:58:57	Twilight	57.500	8	10Alp CMi	0.40000	6500.0	115	13308	No
386	GOM_NL__2PRFIN20040915_200448_000001442030_00228_13308_4029.N1	15-SEP-2004 20:04:48	Dark	144.00	14	58Alp Ori	0.87000	3000.0	288	13308	No
387	GOM_NL__2PRFIN20040915_200806_000000582030_00228_13308_4030.N1	15-SEP-2004 20:08:06	Dark	57.500	1	9Alp CMa	-1.4400	11000.	115	13308	No
388	GOM_NL__2PRFIN20040915_201018_000000472030_00228_13308_4031.N1	15-SEP-2004 20:10:18	Dark	46.500	65	Lam Vel	2.2040	4400.0	93	13308	No
389	GOM_NL__2PRFIN20040915_201335_000000402030_00228_13308_4032.N1	15-SEP-2004 20:13:35	Dark	40.000	46	Del Vel	1.9540	10600.	80	13308	No
390	GOM_NL__2PRFIN20040915_201506_000000452030_00228_13308_4033.N1	15-SEP-2004 20:15:06	Dark	45.000	41	Eps Car	1.8600	4100.0	90	13308	No
391	GOM_NL__2PRFIN20040915_201634_000000552030_00229_13309_4108.N1	15-SEP-2004 20:16:34	Dark	55.000	2	Alp Car	-0.73600	7000.0	110	13309	No
392	GOM_NL__2PRFIN20040915_202542_000000392030_00229_13309_4109.N1	15-SEP-2004 20:25:42	Dark	38.500	135	Bet Hyi	2.8200	5800.0	77	13309	No
393	GOM_NL__2PRFIN20040915_202815_000000522030_00229_13309_4110.N1	15-SEP-2004 20:28:15	Dark	52.000	9	Alp Eri	0.45300	24000.	104	13309	No
394	GOM_NL__2PRFIN20040915_203115_000000482030_00229_13309_4111.N1	15-SEP-2004 20:31:15	Straylight	48.000	148	Alp Tuc	2.8780	4100.0	96	13309	No
395	GOM_NL__2PRFIN20040915_203435_000000472030_00229_13309_4112.N1	15-SEP-2004 20:34:35	Straylight	47.000	63	Bet Gru	2.1500	2800.0	94	13309	No
396	GOM_NL__2PRFIN20040915_203746_000000382030_00229_13309_4113.N1	15-SEP-2004 20:37:46	Straylight	38.000	172	Gam Gru	3.0030	13100.	76	13309	No

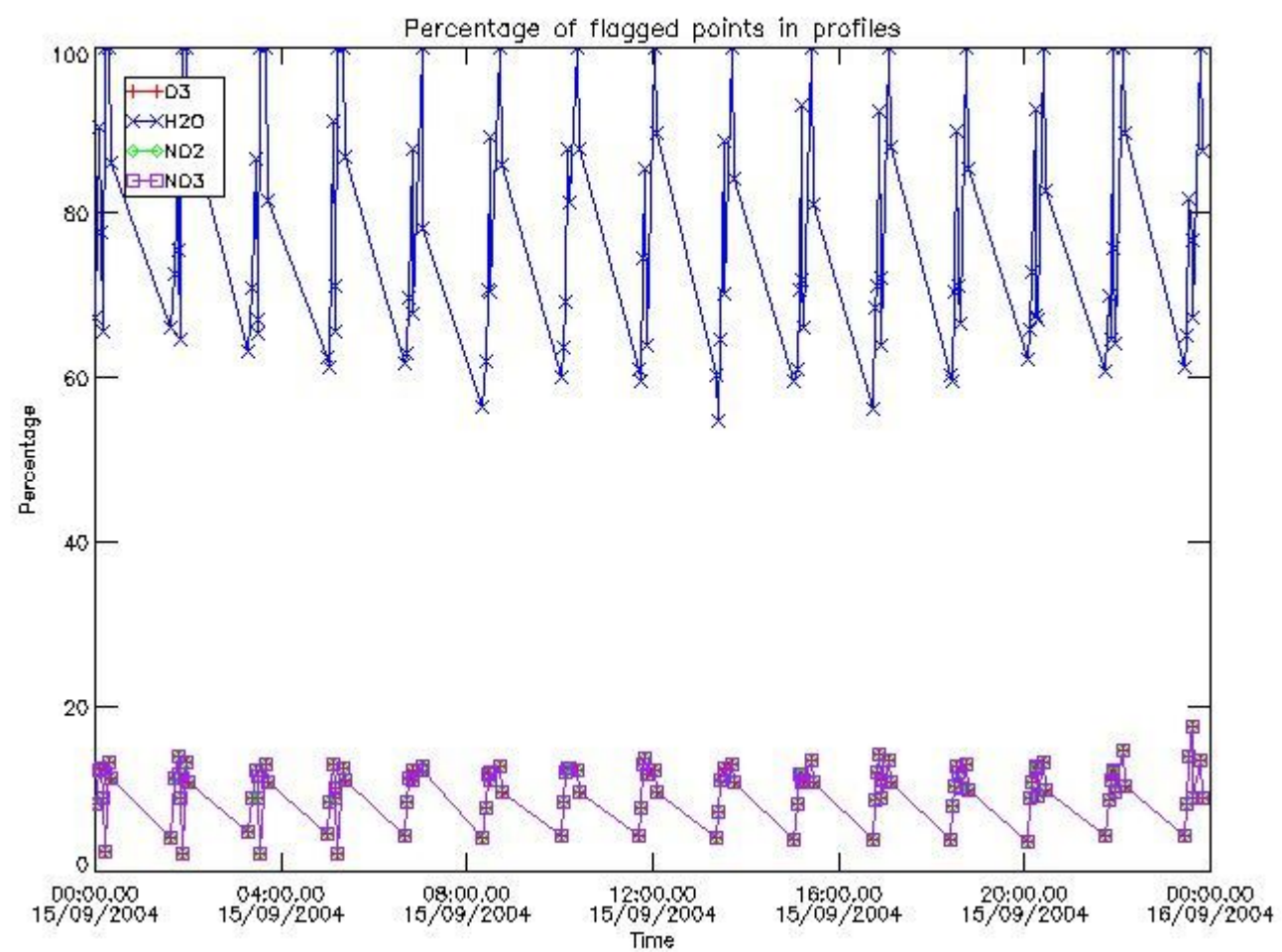
397	GOM_NL__2PRFIN20040915_203910_000000482030_00229_13309_4114.N1	15-SEP-2004 20:39:10	Straylight	48.000	18	24Alp PsA	1.1660	9700.0	96	13309	No
398	GOM_NL__2PRFIN20040915_204134_000000632030_00229_13309_4115.N1	15-SEP-2004 20:41:34	Twl_and_stray	63.000	52	16Bet Cet	2.0370	4500.0	126	13309	No
399	GOM_NL__2PRFIN20040915_204342_000000432030_00229_13309_4116.N1	15-SEP-2004 20:43:42	Twl_and_stray	43.000	142	49Del Cap	2.8500	8900.0	86	13309	No
400	GOM_NL__2PRFIN20040915_204755_000000402030_00229_13309_4117.N1	15-SEP-2004 20:47:55	Bright	40.000	162	34Alp Aqr	2.9440	5350.0	80	13309	No
401	GOM_NL__2PRFIN20040915_205055_000000402030_00229_13309_4118.N1	15-SEP-2004 20:50:55	Bright	39.500	61	8Eps Peg	2.1000	3900.0	79	13309	No
402	GOM_NL__2PRFIN20040915_205229_000000422030_00229_13309_4119.N1	15-SEP-2004 20:52:29	Bright	42.000	90	54Alp Peg	2.4870	11000.	84	13309	No
403	GOM_NL__2PRFIN20040915_205357_000000522030_00229_13309_4120.N1	15-SEP-2004 20:53:57	Bright	51.500	140	88Gam Peg	2.8340	26000.	103	13309	No
404	GOM_NL__2PRFIN20040915_205620_000000452030_00229_13309_4121.N1	15-SEP-2004 20:56:20	Bright	45.000	93	53Bet Peg	2.5200	3100.0	90	13309	No
405	GOM_NL__2PRFIN20040915_205815_000000402030_00229_13309_4122.N1	15-SEP-2004 20:58:15	Bright	39.500	92	53Eps Cyg	2.5000	4500.0	79	13309	No
406	GOM_NL__2PRFIN20040915_210022_000000382030_00229_13309_4123.N1	15-SEP-2004 21:00:22	Bright	37.500	66	37Gam Cyg	2.2080	5900.0	75	13309	No
407	GOM_NL__2PRFIN20040915_210542_000000392030_00229_13309_4124.N1	15-SEP-2004 21:05:42	Bright	38.500	89	5Alp Cep	2.4510	8000.0	77	13309	No
408	GOM_NL__2PRFIN20040915_211321_000000402030_00229_13309_4125.N1	15-SEP-2004 21:13:21	Bright	39.500	49	1Alp UMi	1.9900	6300.0	79	13309	No
409	GOM_NL__2PRFIN20040915_211616_000000682030_00229_13309_4126.N1	15-SEP-2004 21:16:16	Bright	67.500	35	33Alp Per	1.7950	6250.0	135	13309	No
410	GOM_NL__2PRFIN20040915_211812_000000712030_00229_13309_4127.N1	15-SEP-2004 21:18:12	Bright	70.500	175	39Del Per	3.0100	19400.	141	13309	No
411	GOM_NL__2PRFIN20040915_212207_000000382030_00229_13309_4128.N1	15-SEP-2004 21:22:07	Bright	37.500	82	48Bet UMa	2.3650	10600.	75	13309	No
412	GOM_NL__2PRFIN20040915_212402_000000752030_00229_13309_4129.N1	15-SEP-2004 21:24:02	Bright	75.000	6	13Alp Aur	0.080000	3400.0	150	13309	No
413	GOM_NL__2PRFIN20040915_212903_000000602030_00229_13309_4130.N1	15-SEP-2004 21:29:03	Bright	60.000	107	37The Aur	2.6490	11000.	120	13309	No
414	GOM_NL__2PRFIN20040915_213203_000000612030_00229_13309_4131.N1	15-SEP-2004 21:32:03	Bright	61.000	17	78Bet Gem	1.1610	4500.0	122	13309	No
415	GOM_NL__2PRFIN20040915_213437_000001222030_00229_13309_4132.N1	15-SEP-2004 21:34:37	Straylight	121.50	28	12Bet Tau	1.6500	15200.	243	13309	No
416	GOM_NL__2PRFIN20040915_213933_000000632030_00229_13309_4133.N1	15-SEP-2004 21:39:33	Twilight	62.500	8	10Alp CMi	0.40000	6500.0	125	13309	No
417	GOM_NL__2PRFIN20040915_214526_000001442030_00229_13309_4134.N1	15-SEP-2004 21:45:26	Dark	144.00	14	58Alp Ori	0.87000	3000.0	288	13309	No
418	GOM_NL__2PRFIN20040915_214840_000000592030_00229_13309_4135.N1	15-SEP-2004 21:48:40	Dark	58.500	1	9Alp CMa	-1.4400	11000.	117	13309	No
419	GOM_NL__2PRFIN20040915_215054_000000462030_00229_13309_4136.N1	15-SEP-2004 21:50:54	Dark	45.500	65	Lam Vel	2.2040	4400.0	91	13309	No
420	GOM_NL__2PRFIN20040915_215411_000000432030_00229_13309_4137.N1	15-SEP-2004 21:54:11	Dark	42.500	46	Del Vel	1.9540	10600.	85	13309	No
421	GOM_NL__2PRFIN20040915_215541_000000422030_00229_13309_4138.N1	15-SEP-2004 21:55:41	Dark	41.500	41	Eps Car	1.8600	4100.0	83	13309	No
422	GOM_NL__2PRFIN20040915_215710_000000542030_00230_13310_4003.N1	15-SEP-2004 21:57:10	Dark	53.500	2	Alp Car	-0.73600	7000.0	107	13310	No
423	GOM_NL__2PRFIN20040915_220618_000000382030_00230_13310_4004.N1	15-SEP-2004 22:06:18	Dark	38.000	135	Bet Hyi	2.8200	5800.0	76	13310	No
424	GOM_NL__2PRFIN20040915_220851_000000542030_00230_13310_4005.N1	15-SEP-2004 22:08:51	Dark	54.000	9	Alp Eri	0.45300	24000.	108	13310	No
425	GOM_NL__2PRFIN20040915_221150_000000442030_00230_13310_4006.N1	15-SEP-2004 22:11:50	Straylight	43.500	148	Alp Tuc	2.8780	4100.0	87	13310	No
426	GOM_NL__2PRFIN20040915_221511_000000452030_00230_13310_4007.N1	15-SEP-2004 22:15:11	Straylight	44.500	63	Bet Gru	2.1500	2800.0	89	13310	No
427	GOM_NL__2PRFIN20040915_221822_000000402030_00230_13310_4008.N1	15-SEP-2004 22:18:22	Straylight	39.500	172	Gam Gru	3.0030	13100.	79	13310	No
428	GOM_NL__2PRFIN20040915_221947_000000452030_00230_13310_4009.N1	15-SEP-2004 22:19:47	Straylight	44.500	18	24Alp PsA	1.1660	9700.0	89	13310	No
429	GOM_NL__2PRFIN20040915_222210_000000662030_00230_13310_4010.N1	15-SEP-2004 22:22:10	Twl_and_stray	66.000	52	16Bet Cet	2.0370	4500.0	132	13310	No
430	GOM_NL__2PRFIN20040915_222418_000000412030_00230_13310_4011.N1	15-SEP-2004 22:24:18	Twl_and_stray	41.000	142	49Del Cap	2.8500	8900.0	82	13310	No
431	GOM_NL__2PRFIN20040915_222830_000000412030_00230_13310_4012.N1	15-SEP-2004 22:28:30	Bright	40.500	162	34Alp Aqr	2.9440	5350.0	81	13310	No
432	GOM_NL__2PRFIN20040915_223131_000000392030_00230_13310_4013.N1	15-SEP-2004 22:31:31	Bright	39.000	61	8Eps Peg	2.1000	3900.0	78	13310	No
433	GOM_NL__2PRFIN20040915_223304_000000422030_00230_13310_4014.N1	15-SEP-2004 22:33:04	Bright	41.500	90	54Alp Peg	2.4870	11000.	83	13310	No
434	GOM_NL__2PRFIN20040915_223432_000000522030_00230_13310_4015.N1	15-SEP-2004 22:34:32	Bright	51.500	140	88Gam Peg	2.8340	26000.	103	13310	No
435	GOM_NL__2PRFIN20040915_223656_000000442030_00230_13310_4016.N1	15-SEP-2004 22:36:56	Bright	44.000	93	53Bet Peg	2.5200	3100.0	88	13310	No
436	GOM_NL__2PRFIN20040915_223851_000000382030_00230_13310_4017.N1	15-SEP-2004 22:38:51	Bright	37.500	92	53Eps Cyg	2.5000	4500.0	75	13310	No
437	GOM_NL__2PRFIN20040915_224058_000000392030_00230_13310_4018.N1	15-SEP-2004 22:40:58	Bright	39.000	66	37Gam Cyg	2.2080	5900.0	78	13310	No
438	GOM_NL__2PRFIN20040915_224617_000000382030_00230_13310_4019.N1	15-SEP-2004 22:46:17	Bright	38.000	89	5Alp Cep	2.4510	8000.0	76	13310	No
439	GOM_NL__2PRFIN20040915_224858_000000462030_00230_13310_4020.N1	15-SEP-2004 22:48:58	Bright	45.500	76	27Gam Cas	2.3000	30000.	91	13310	No
440	GOM_NL__2PRFIN20040915_225357_000000372030_00230_13310_4021.N1	15-SEP-2004 22:53:57	Bright	36.500	49	1Alp UMi	1.9900	6300.0	73	13310	No
441	GOM_NL__2PRFIN20040915_225651_000000662030_00230_13310_4022.N1	15-SEP-2004 22:56:51	Bright	66.000	35	33Alp Per	1.7950	6250.0	132	13310	No
442	GOM_NL__2PRFIN20040915_230243_000000372030_00230_13310_4023.N1	15-SEP-2004 23:02:43	Bright	37.000	82	48Bet UMa	2.3650	10600.	74	13310	No
443	GOM_NL__2PRFIN20040915_230437_000000692030_00230_13310_4024.N1	15-SEP-2004 23:04:37	Bright	68.500	6	13Alp Aur	0.080000	3400.0	137	13310	No
444	GOM_NL__2PRFIN20040915_230940_000000612030_00230_13310_4025.N1	15-SEP-2004 23:09:40	Bright	61.000	107	37The Aur	2.6490	11000.	122	13310	No
445	GOM_NL__2PRFIN20040915_231238_000000492030_00230_13310_4026.N1	15-SEP-2004 23:12:38	Bright	49.000	17	78Bet Gem	1.1610	4500.0	98	13310	No
446	GOM_NL__2PRFIN20040915_231514_000001282030_00230_13310_4027.N1	15-SEP-2004 23:15:14	Straylight	128.00	28	12Bet Tau	1.6500	15200.	256	13310	No
447	GOM_NL__2PRFIN20040915_232010_000000592030_00230_13310_4028.N1	15-SEP-2004 23:20:10	Twilight	59.000	8	10Alp CMi	0.40000	6500.0	118	13310	No
448	GOM_NL__2PRFIN20040915_232604_000001222030_00230_13310_4029.N1	15-SEP-2004 23:26:04	Dark	121.50	14	58Alp Ori	0.87000	3000.0	243	13310	No
449	GOM_NL__2PRFIN20040915_232917_000000692030_00230_13310_4030.N1	15-SEP-2004 23:29:17	Dark	69.000	1	9Alp CMa	-1.4400	11000.	138	13310	No
450	GOM_NL__2PRFIN20040915_233130_000000442030_00230_13310_4031.N1	15-SEP-2004 23:31:30	Dark	44.000	65	Lam Vel	2.2040	4400.0	88	13310	No
451	GOM_NL__2PRFIN20040915_233617_000000522030_00230_13310_4032.N1	15-SEP-2004 23:36:17	Dark	52.000	41	Eps Car	1.8600	4100.0	104	13310	No
452	GOM_NL__2PRFIN20040915_233746_000000572030_00231_13311_4003.N1	15-SEP-2004 23:37:46	Dark	57.000	2	Alp Car	-0.73600	7000.0	114	13311	No
453	GOM_NL__2PRFIN20040915_234654_000000382030_00231_13311_4004.N1	15-SEP-2004 23:46:54	Dark	38.000	135	Bet Hyi	2.8200	5800.0	76	13311	No
454	GOM_NL__2PRFIN20040915_234926_000000572030_00231_13311_4005.N1	15-SEP-2004 23:49:26	Dark	56.500	9	Alp Eri	0.45300	24000.	113	13311	No
455	GOM_NL__2PRFIN20040915_235227_000000412030_00231_13311_4006.N1	15-SEP-2004 23:52:27	Straylight	40.500	148	Alp Tuc	2.8780	4100.0	81	13311	No

456	GOM_NL__2PRFIN20040915_235547_000000462030_00231_13311_4007.N1	15-SEP-2004 23:55:47	Straylight	46.000	63	Bet Gru	2.1500	2800.0	92	13311	No
457	GOM_NL__2PRFIN20040915_235858_000000392030_00231_13311_4008.N1	15-SEP-2004 23:58:58	Straylight	38.500	172	Gam Gru	3.0030	13100.	77	13311	No

3. Quality information per product

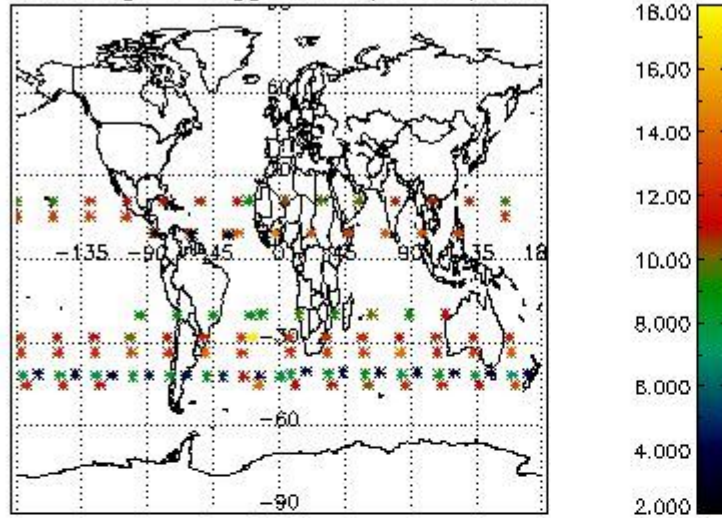
In this section it is plotted some information contained in the Quality Summary data set of the level 2 products. Only products in dark limb conditions and without errors (error flag in the MPH set to "0") are used.

3.1 Plot quality information per product (time dependant)

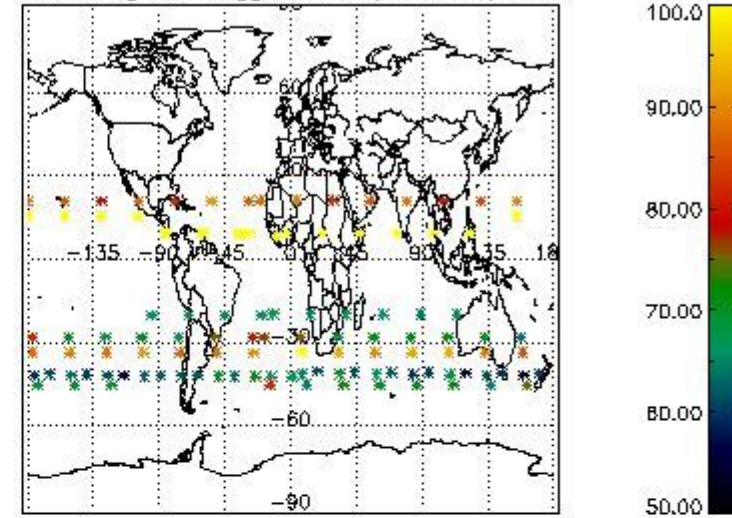


3.2 Plot quality information per product (world map)

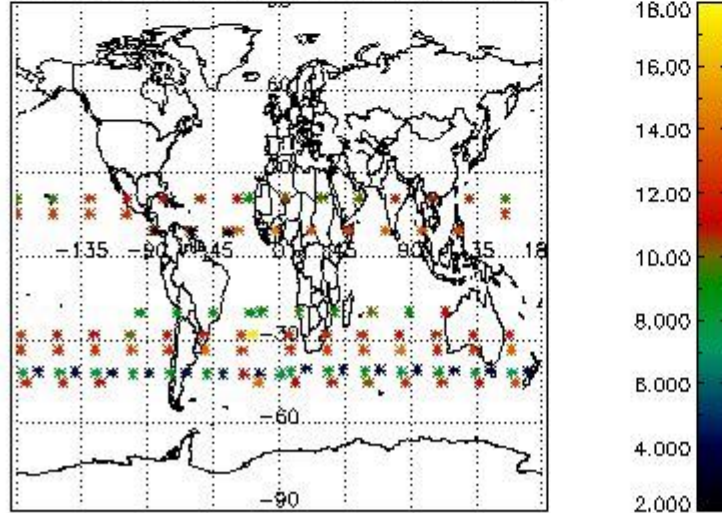
Percentage of flagged data per O3 profile



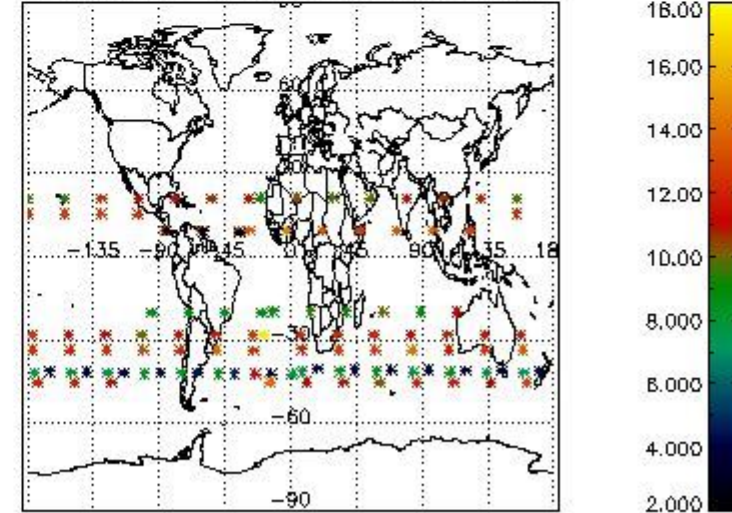
Percentage of flagged data per H2O profile



Percentage of flagged data per NO2 profile



Percentage of flagged data per NO3 profile

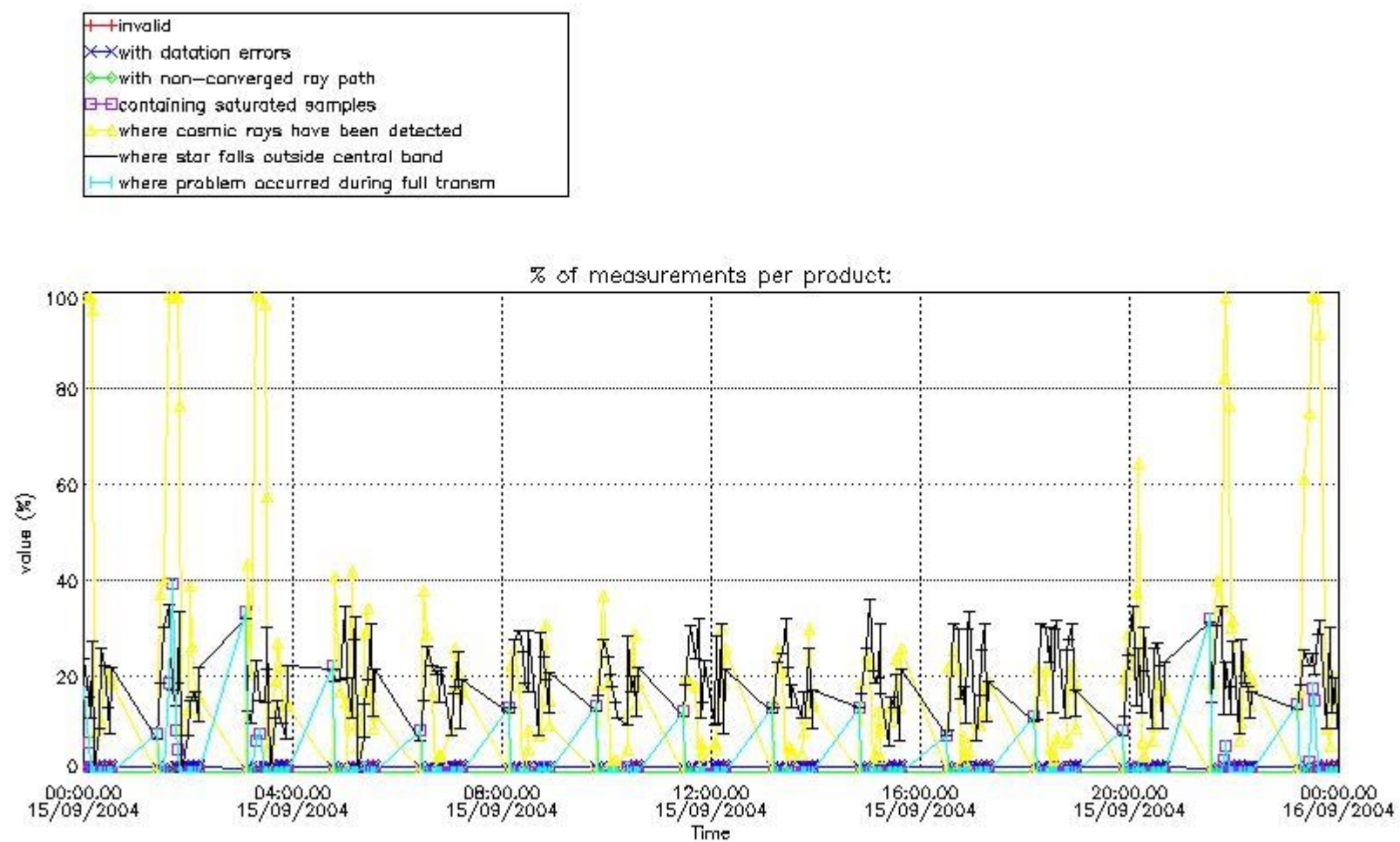


4. Level 1 quality information per product

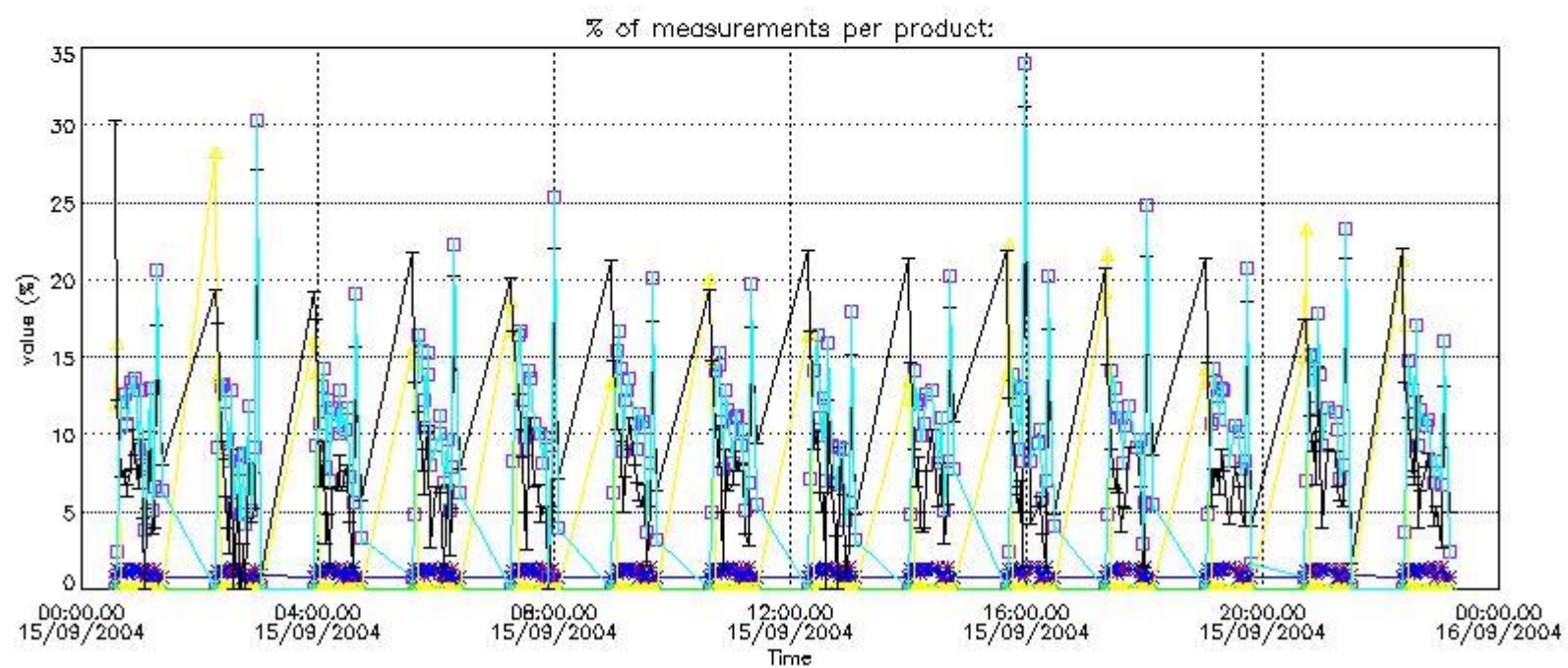
In this section it is plotted some information contained in the Quality Summary data set of the level 2 products that comes from the level 1b processing. Products without errors (error flag in the MPH set to "0") are used.

4.1 Plot quality information per product (time dependant) coming from level 1b processing

4.1.1 Plot level 1 quality information per product (time dependant): ENVISAT ASCENDING passes



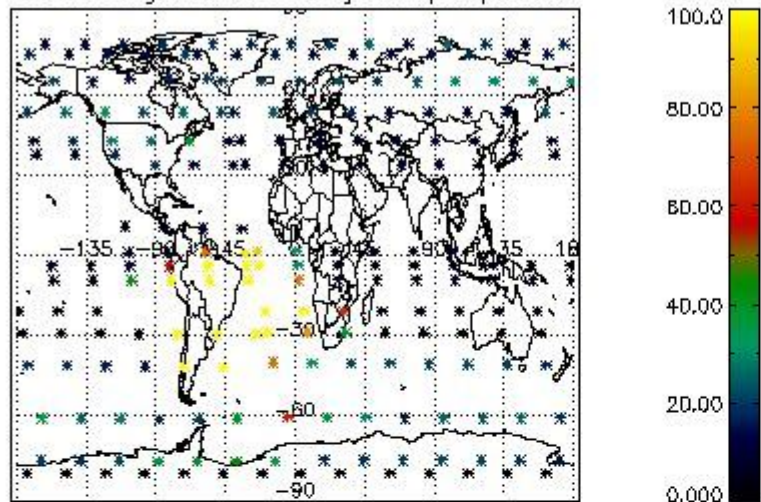
4.1.2 Plot level 1 quality information per product (time dependant): ENVI SAT DESCENDING passes



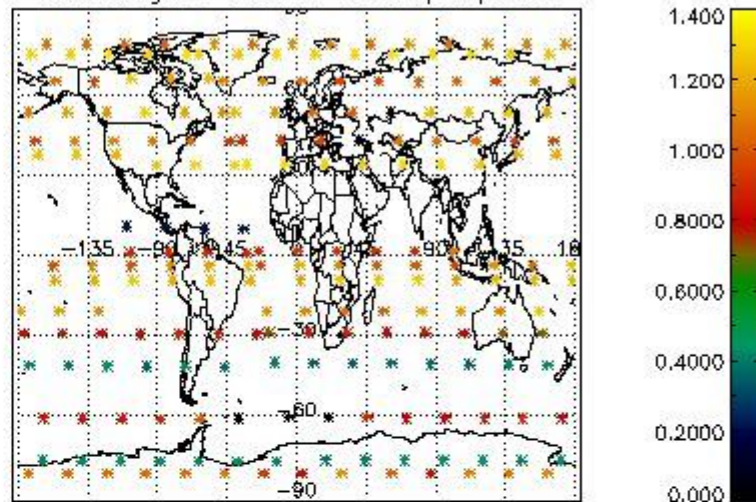
4.2 Plot quality information per product coming from level 1b processing (world map)

4.2.1 Plot level 1 quality information per product (world map): ENVISAT ASCENDING passes

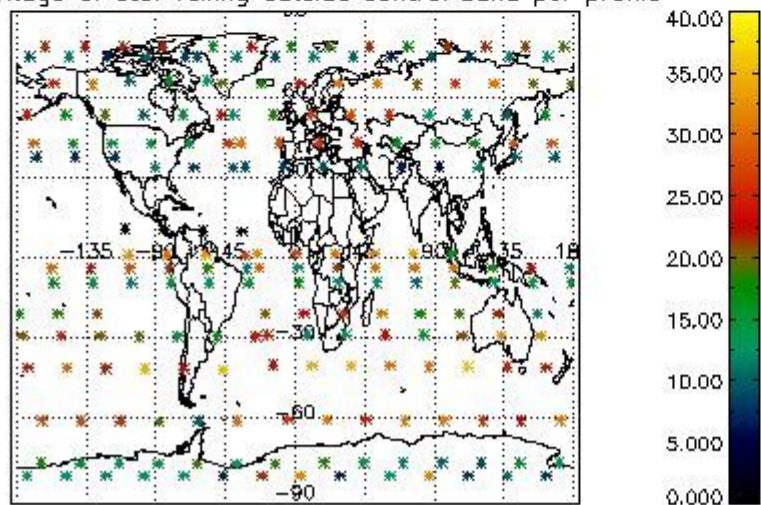
Percentage of cosmic ray hits per profile



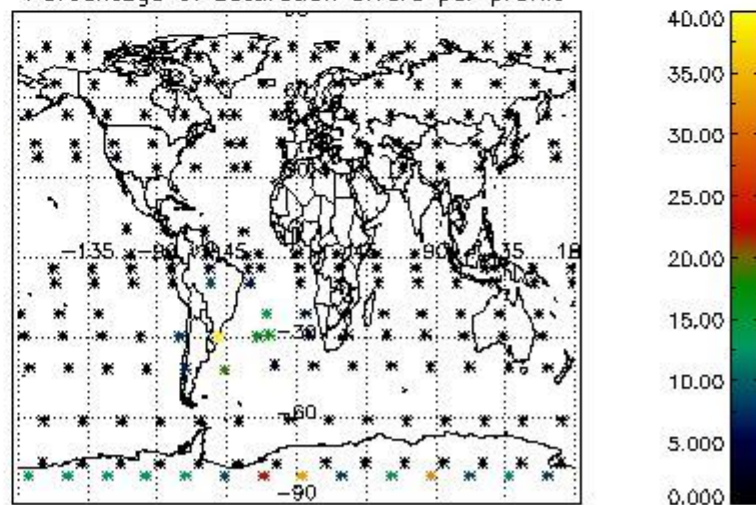
Percentage of datation errors per profile



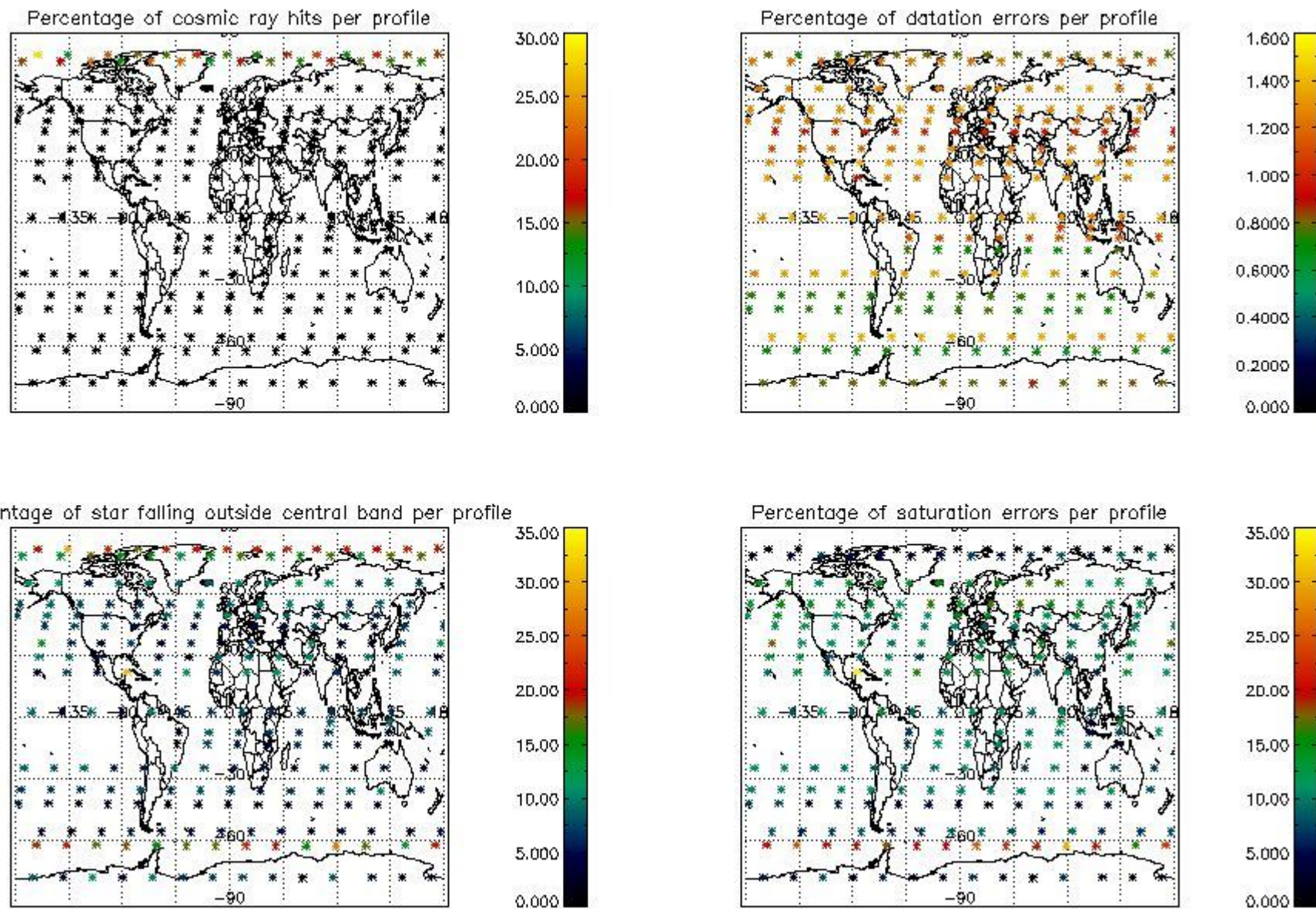
Percentage of star falling outside central band per profile



Percentage of saturation errors per profile



4.2.2 Plot level 1 quality information per product (world map): ENVISAT DESCENDING passes



5. Trace gas profiles

5.1 Ozone statistics based on quality of products

The final quality of the products can be "measured" using the STD (Standard Deviation) attached to every point profile. This information is written to the parameter GOM_NL__2P/NL_LOCAL_SPECIES_DENSITY/o3_std of the level 2 products. The table below shows the statistics for given STD ranges.

The statistics are given with respect to the overall valid production:

- Products without fatal errors: GOM_NL__2P/MPH/PRODUCT_ERR=0
- Valid point profile: GOM_NL__2P/NL_LOCAL_SPECIES_DENSITY/pcd(0)=0

The 'Criteria' is applied to valid points of dark limb products:

- Products in dark limb illumination condition: GOM_NL__2P/NL_SUMMARY_QUALITY/obs_ill_cond=0
- Products without fatal errors: GOM_NL__2P/MPH/PRODUCT_ERR=0
- Valid point profile: GOM_NL__2P/NL_LOCAL_SPECIES_DENSITY/pcd(0)=0

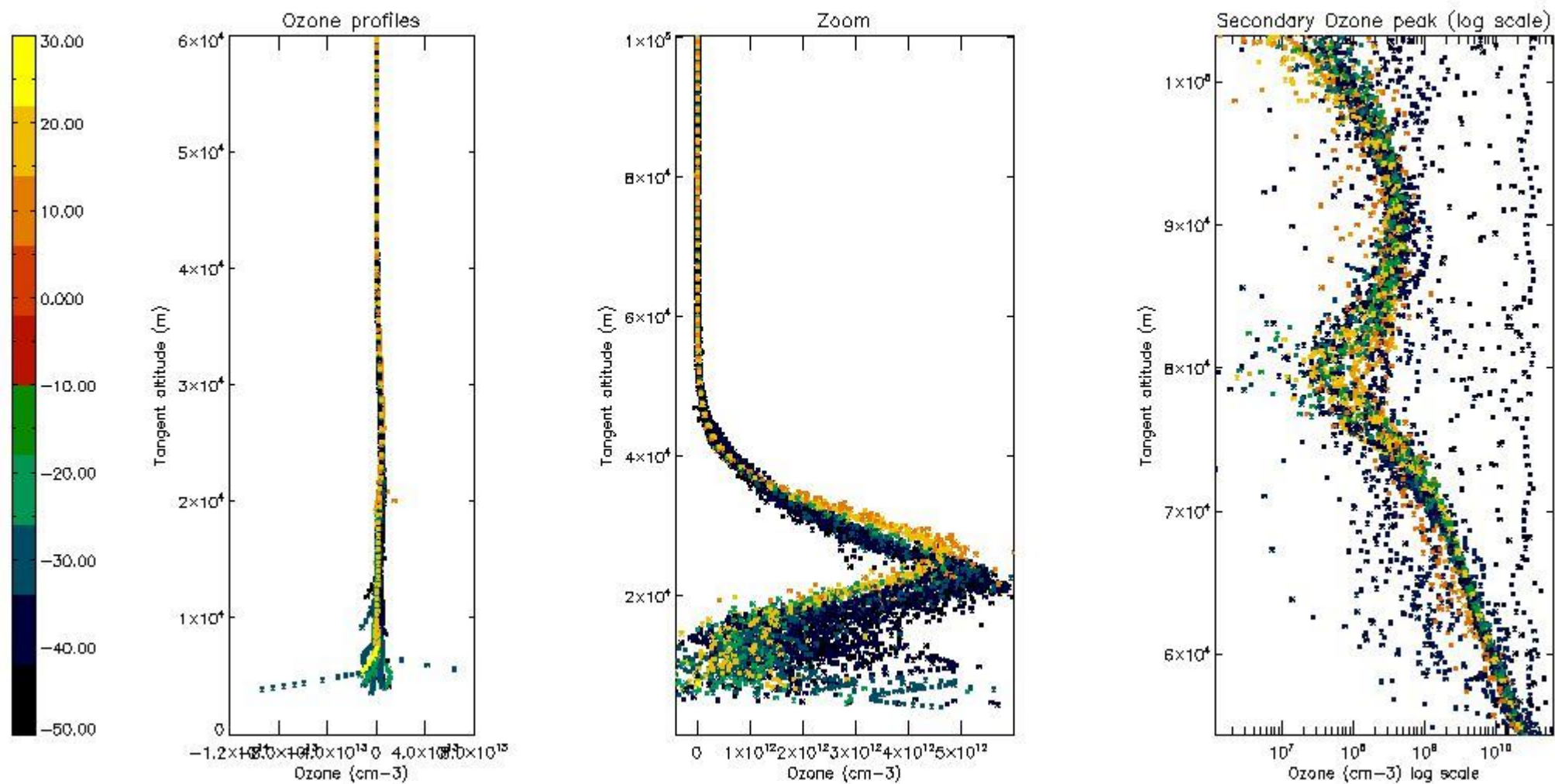
So, the table below shows the percentage of dark limb and valid observations for each criteria with respect to the overall valid daily observations.

Criteria	% of total production
All STD	30
STD < 20	17

STD < 10	14
STD < 5	10

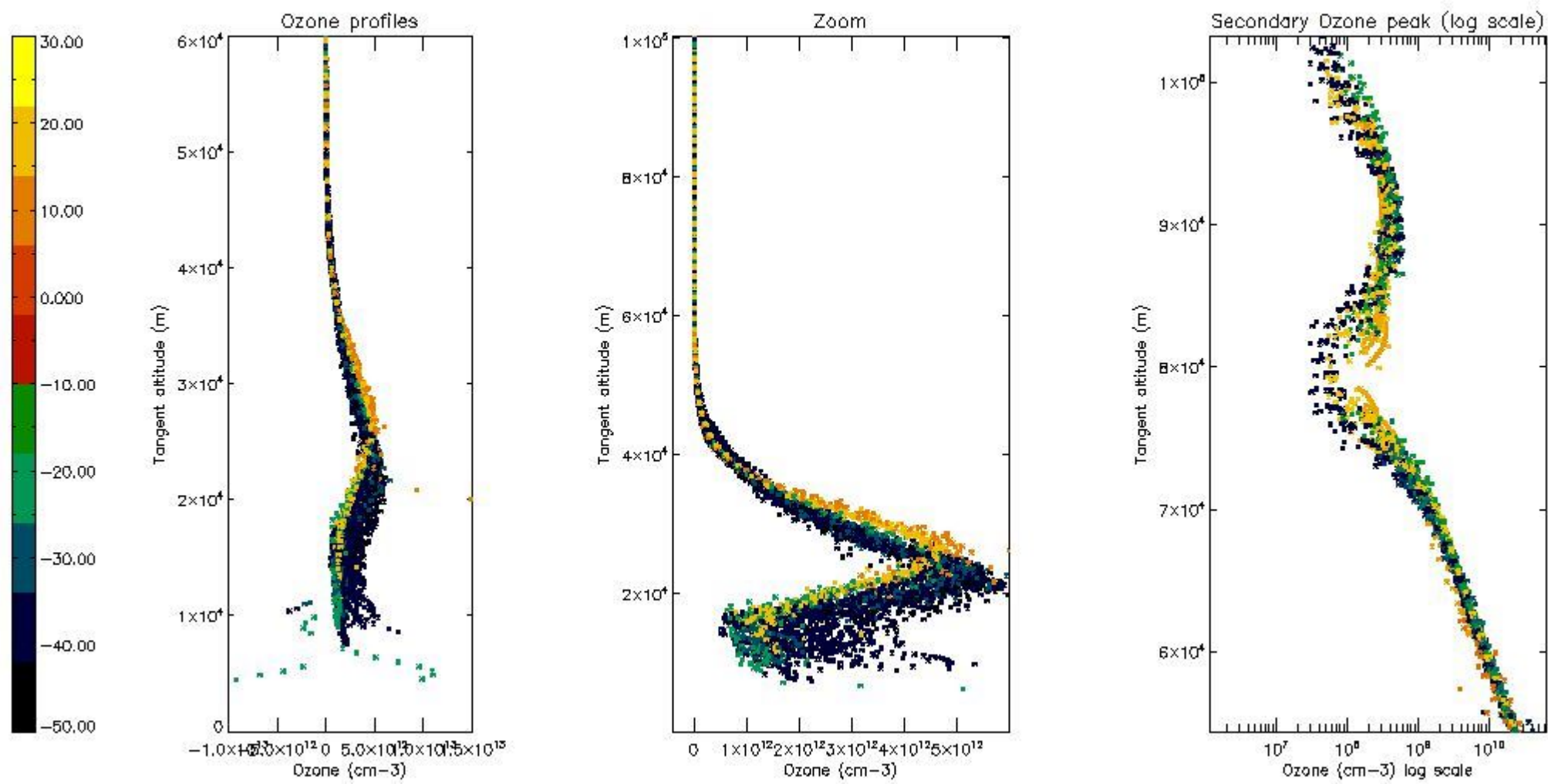
5.2 Plot ozone profiles for all STD (dark without errors)

The colorbar represents the latitude.



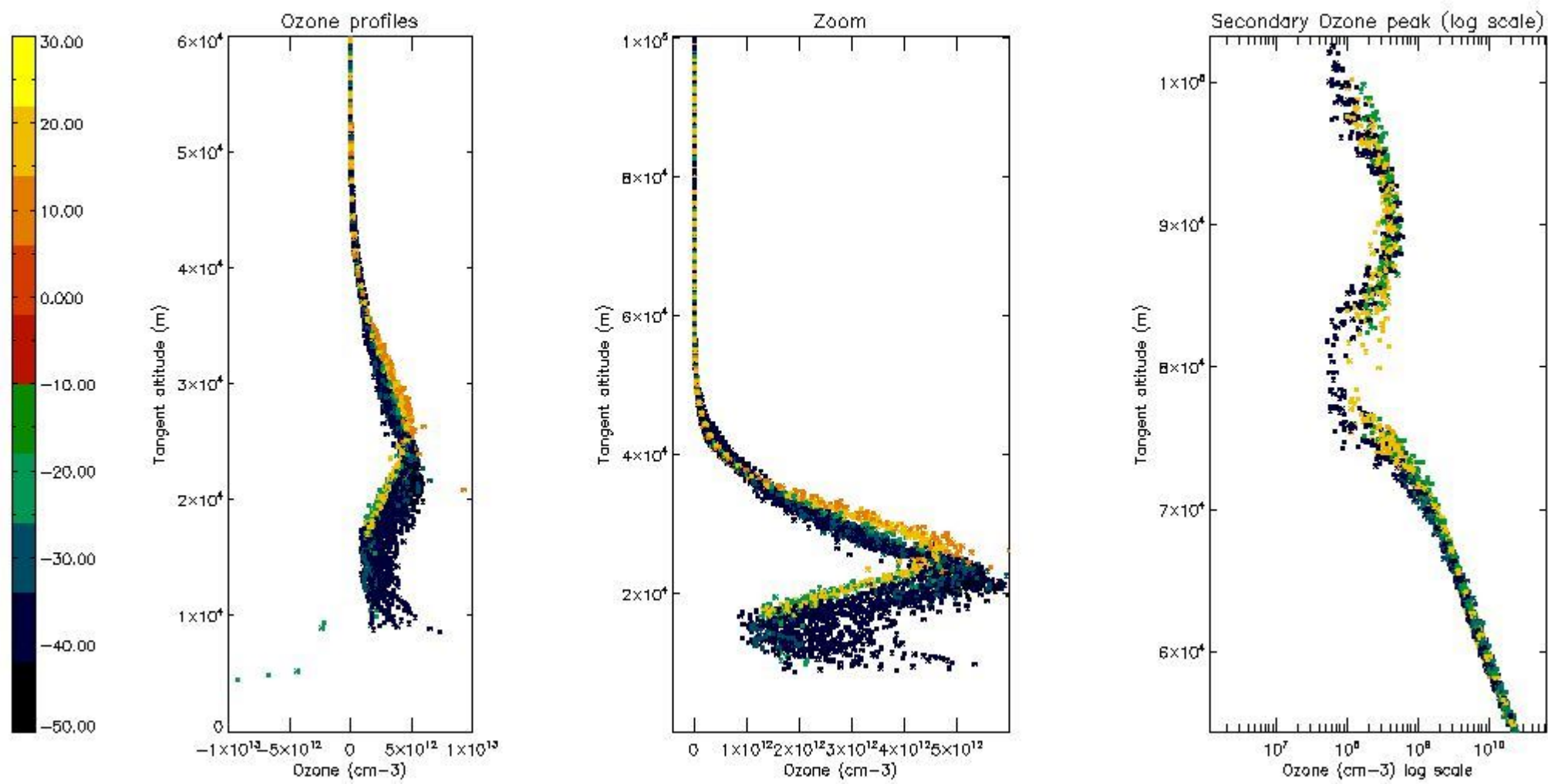
5.3 Plot ozone profiles where STD < 20% (dark without errors)

The colorbar represents the latitude.



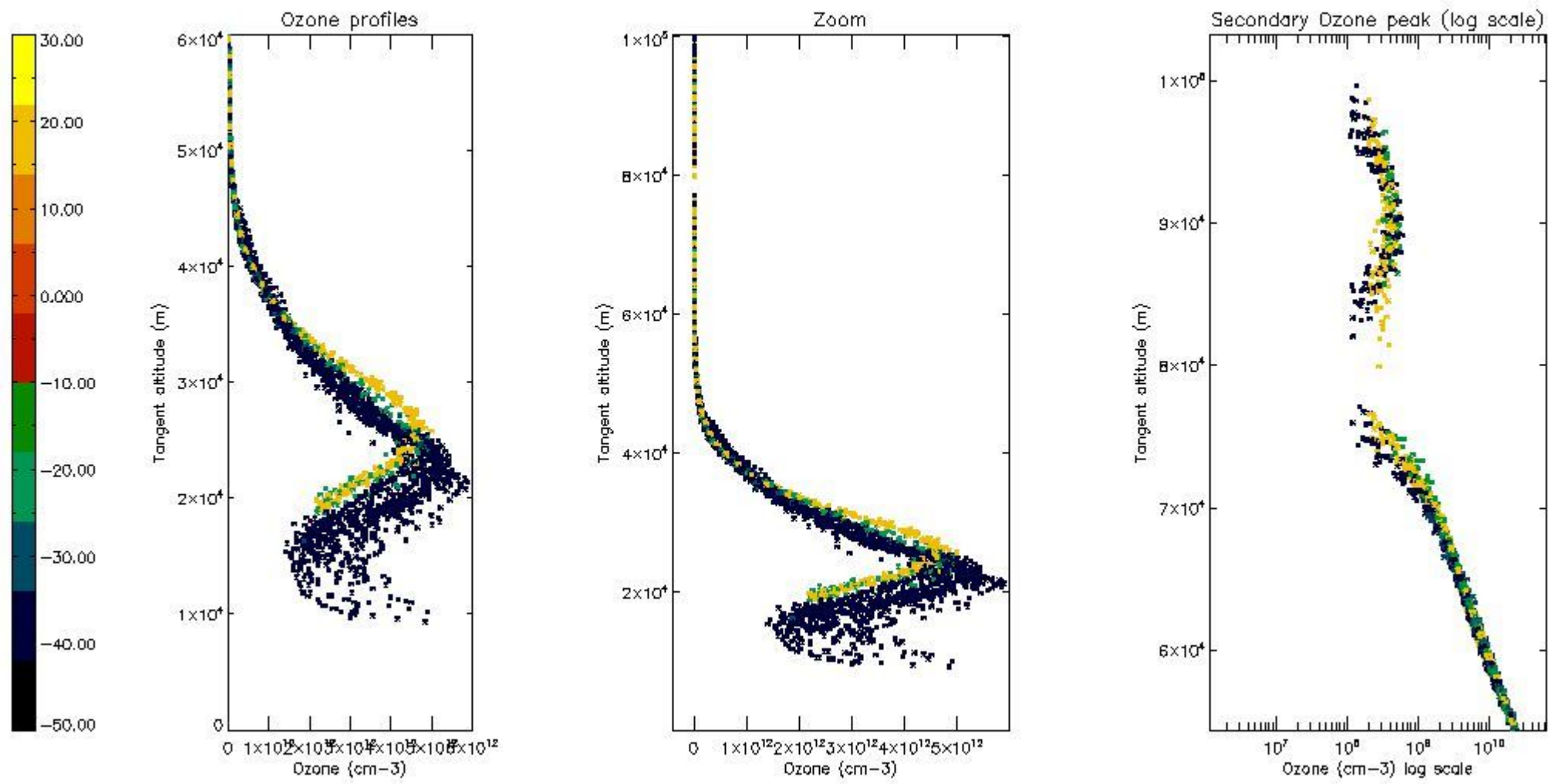
5.4 Plot ozone profiles where STD < 10% (dark without errors)

The colorbar represents the latitude.



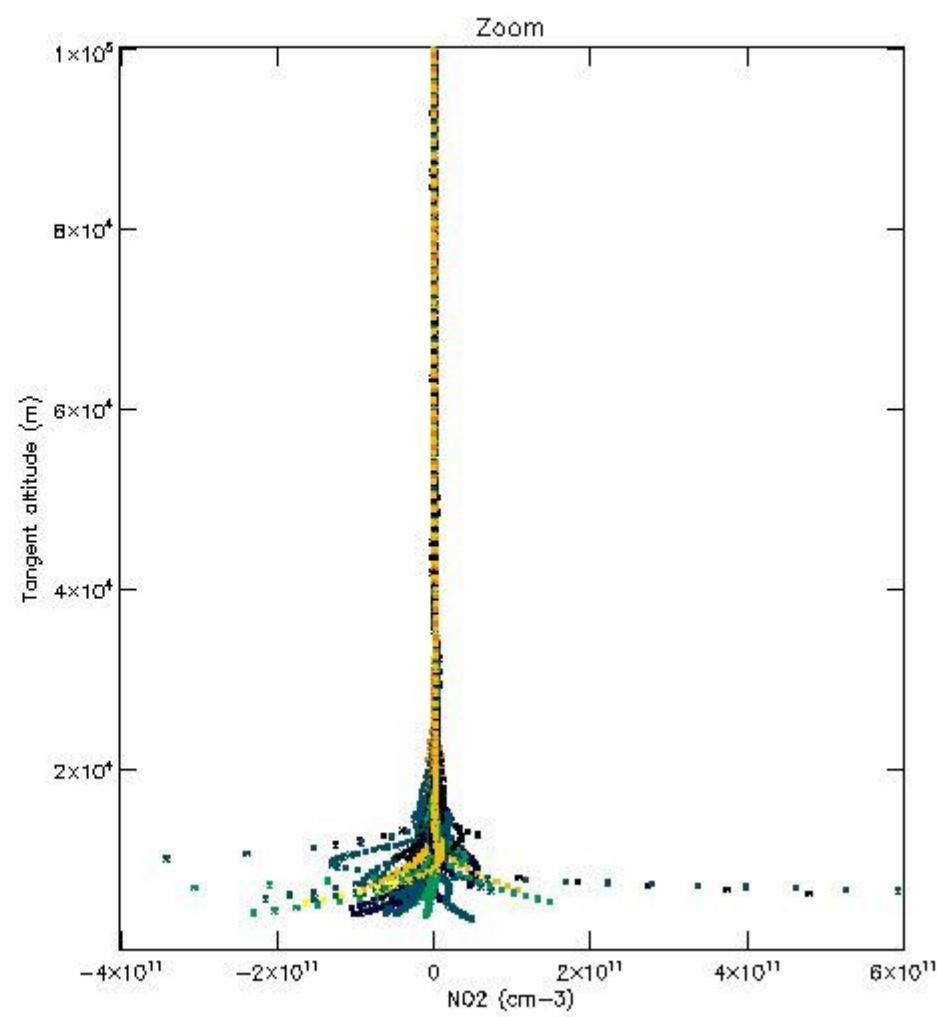
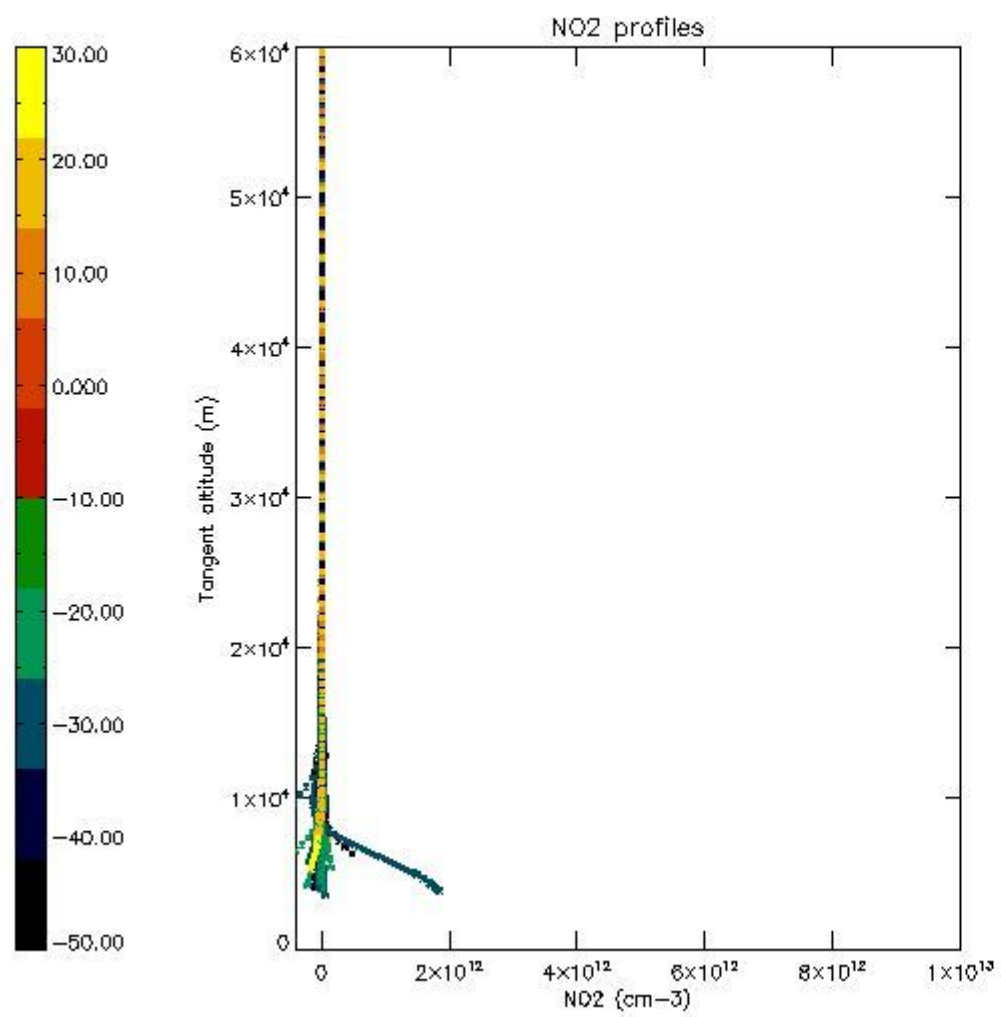
5.5 Plot ozone profiles where STD < 5% (dark without errors)

The colorbar represents the latitude.



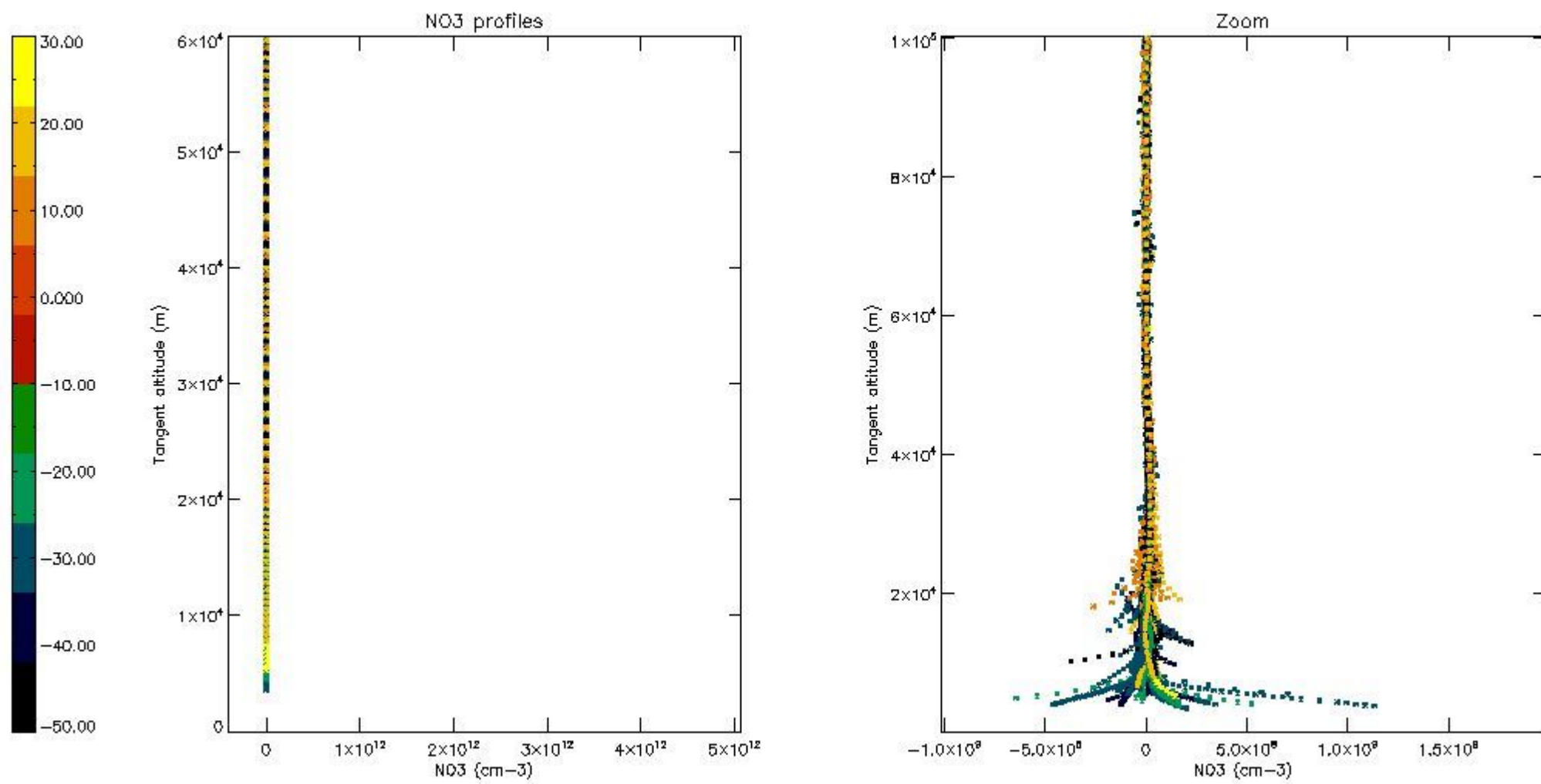
5.6 Plot NO₂ profiles for all STD (dark without errors)

The colorbar represents the latitude.



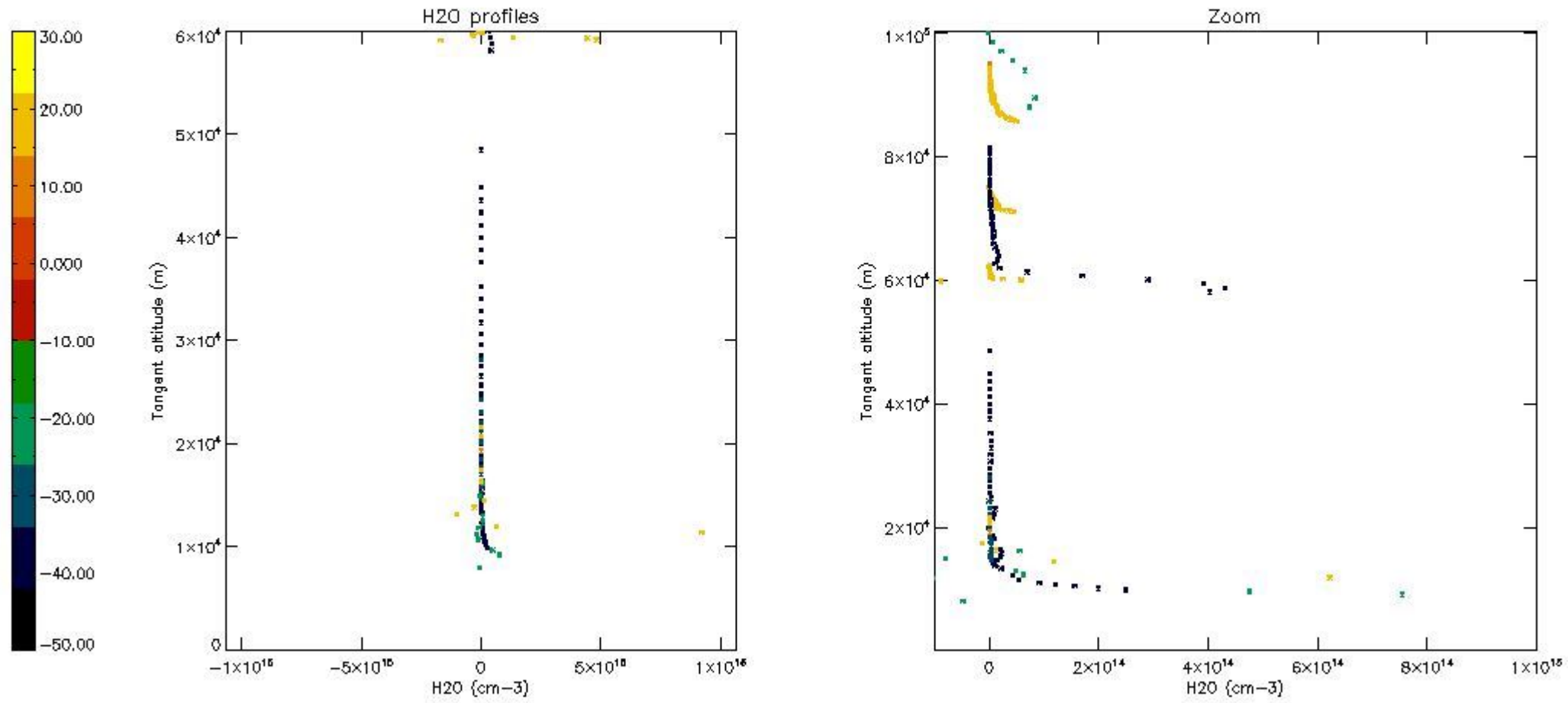
5.7 Plot NO3 profiles for all STD (dark without errors)

The colorbar represents the latitude.



5.8 Plot H2O profiles for all STD (only for occultations of stars 1,2,3,4,13,14,16,26,63 dark without errors)

The colorbar represents the latitude.



6. Auxiliary Data Files used for the production reported in section 2

The number reported in the third column indicates since which file (see list in section 2) the corresponding auxiliary file has been used. The fourth column is the date of those product files.

Type	Auxiliary Filename	Used since product	Used since product date
INST_PHYS_CHARACTERISTICS	GOM_INS_AXVIEC20091111_143220_20030716_120000_20500101_000000	1	15-SEP-2004 00:00:42
LEVEL-2_PROC_CONFIG	GOM_PR2_AXVIEC20091111_152718_20020301_000000_20500101_000000	1	15-SEP-2004 00:00:42
CROSS_SECTIONS_FILE	GOM_CRS_AXVIEC20091111_154832_20020301_000000_20500101_000000	1	15-SEP-2004 00:00:42

GOMOS Level 2 Daily Report

SUMMARY

[1. General Info](#)

[2. Summary of processed GOM_NL_2P products](#)

[3. Level 2 Quality information per product](#)

[3.1 Plot of level 2 quality information per product \(time dependant\)](#)

[3.2 Plot of level 2 quality information per product \(world map\)](#)

[4. Level 1 Quality information per product \(stored on level 2 products\)](#)

[4.1 Plot of level 1 quality information per product \(time dependant\)](#)

[4.1.1 Plot of level 1 quality information per product \(time dependant\): ASCENDING](#)

[4.1.2 Plot of level 1 quality information per product \(time dependant\): DESCENDING](#)

[4.2 Plot of level 1 quality information per product \(world map\)](#)

[4.2.1 Plot of level 1 quality information per product \(world map\): ASCENDING](#)

[4.2.2 Plot of level 1 quality information per product \(world map\): DESCENDING](#)

[5. Ozone profiles based on quality statistics and other trace gas profiles](#)

[5.1 Ozone statistics based on quality of products](#)

[5.2 Plot ozone profiles for all STD \(dark without errors\)](#)

[5.3 Plot ozone profiles where STD < 20% \(dark without errors\)](#)

[5.4. Plot ozone profiles where STD < 10% \(dark without errors\)](#)

[5.5. Plot ozone profiles where STD < 5% \(dark without errors\)](#)

[5.6 Plot NO2 profiles for all STD \(dark without errors\)](#)

[5.7 Plot NO3 profiles for all STD \(dark without errors\)](#)

[5.8 Plot H2O profiles \(only for occultations of stars 1,2,3,4,13,14,16,26,63 dark without errors\) for all STD](#)

[6. Auxiliary Data Files used for the production reported in section 2](#)

This report presents the daily analysis on parameters extracted from GOMOS level 2 data (GOM_NL__2P). It is intended to monitor some important parameters that will impact the quality of these products. A list of level 2 products (and content) that have arrived during the reporting day to the PCF is also given.

Item	Value
Time of report generation	19APR2013 11:04:06
Data source version	GOMOS/6.01
Start time of products	15-09-2004 (15SEP2004 00:00:00)
Stop time of products	16-09-2004 (16SEP2004 00:00:00)
Store outputs in DB	Yes
Nb of level 2 prods	457
Nb of prods with errors	0

2. Summary of processed GOM_NL__2P products.

Nr	Filename	UTC Start time	Limb	Duration	Star Id	Star Name	Star Mag	Star Temp	Nb Meas	Orbit	Prod. error
1	GOM_NL__2PRFIN20040915_000042_000000632030_00216_13296_4106.N1	15-SEP-2004 00:00:42	Dark	63.000	1	9Alp CMa	-1.4400	11000.	126	13296	No
2	GOM_NL__2PRFIN20040915_000622_000000422030_00216_13296_4107.N1	15-SEP-2004 00:06:22	Dark	41.500	46	Del Vel	1.9540	10600.	83	13296	No
3	GOM_NL__2PRFIN20040915_000752_000000412030_00216_13296_4108.N1	15-SEP-2004 00:07:52	Dark	40.500	41	Eps Car	1.8600	4100.0	81	13296	No
4	GOM_NL__2PRFIN20040915_000913_000000572030_00217_13297_4059.N1	15-SEP-2004 00:09:13	Dark	57.000	2	Alp Car	-0.73600	7000.0	114	13297	No
5	GOM_NL__2PRFIN20040915_001141_000002342030_00217_13297_4060.N1	15-SEP-2004 00:11:41	Dark	234.00	128	67Bet Eri	2.7840	9700.0	468	13297	No
6	GOM_NL__2PRFIN20040915_001829_000000392030_00217_13297_4061.N1	15-SEP-2004 00:18:29	Dark	38.500	135	Bet Hyi	2.8200	5800.0	77	13297	No
7	GOM_NL__2PRFIN20040915_002056_000000542030_00217_13297_4062.N1	15-SEP-2004 00:20:56	Dark	54.000	9	Alp Eri	0.45300	24000.	108	13297	No
8	GOM_NL__2PRFIN20040915_002402_000000452030_00217_13297_4063.N1	15-SEP-2004 00:24:02	Straylight	45.000	148	Alp Tuc	2.8780	4100.0	90	13297	No
9	GOM_NL__2PRFIN20040915_002746_000000412030_00217_13297_4064.N1	15-SEP-2004 00:27:46	Straylight	40.500	31	Alp Gru	1.7340	15200.	81	13297	No
10	GOM_NL__2PRFIN20040915_003033_000000382030_00217_13297_4065.N1	15-SEP-2004 00:30:33	Straylight	37.500	172	Gam Gru	3.0030	13100.	75	13297	No
11	GOM_NL__2PRFIN20040915_003156_000000492030_00217_13297_4066.N1	15-SEP-2004 00:31:56	Straylight	48.500	18	24Alp PsA	1.1660	9700.0	97	13297	No
12	GOM_NL__2PRFIN20040915_003424_000000712030_00217_13297_4067.N1	15-SEP-2004 00:34:24	Twilight	71.000	52	16Bet Cet	2.0370	4500.0	142	13297	No
13	GOM_NL__2PRFIN20040915_003628_000000412030_00217_13297_4068.N1	15-SEP-2004 00:36:28	Twilight	41.000	142	49Del Cap	2.8500	8900.0	82	13297	No
14	GOM_NL__2PRFIN20040915_004040_000000422030_00217_13297_4069.N1	15-SEP-2004 00:40:40	Bright	41.500	162	34Alp Aqr	2.9440	5350.0	83	13297	No
15	GOM_NL__2PRFIN20040915_004342_000000402030_00217_13297_4070.N1	15-SEP-2004 00:43:42	Bright	39.500	61	8Eps Peg	2.1000	3900.0	79	13297	No
16	GOM_NL__2PRFIN20040915_004518_000000422030_00217_13297_4071.N1	15-SEP-2004 00:45:18	Bright	42.000	90	54Alp Peg	2.4870	11000.	84	13297	No
17	GOM_NL__2PRFIN20040915_004653_000000522030_00217_13297_4072.N1	15-SEP-2004 00:46:53	Bright	52.000	140	88Gam Peg	2.8340	26000.	104	13297	No
18	GOM_NL__2PRFIN20040915_004910_000000452030_00217_13297_4073.N1	15-SEP-2004 00:49:10	Bright	45.000	93	53Bet Peg	2.5200	3100.0	90	13297	No
19	GOM_NL__2PRFIN20040915_005100_000000392030_00217_13297_4074.N1	15-SEP-2004 00:51:00	Bright	39.000	92	53Eps Cyg	2.5000	4500.0	78	13297	No
20	GOM_NL__2PRFIN20040915_005306_000000412030_00217_13297_4075.N1	15-SEP-2004 00:53:06	Bright	40.500	66	37Gam Cyg	2.2080	5900.0	81	13297	No
21	GOM_NL__2PRFIN20040915_005829_000000392030_00217_13297_4076.N1	15-SEP-2004 00:58:29	Bright	38.500	89	5Alp Cep	2.4510	8000.0	77	13297	No
22	GOM_NL__2PRFIN20040915_005956_000000472030_00217_13297_4077.N1	15-SEP-2004 00:59:56	Bright	46.500	68	18Alp Cas	2.2250	4500.0	93	13297	No
23	GOM_NL__2PRFIN20040915_010119_000000442030_00217_13297_4078.N1	15-SEP-2004 01:01:19	Bright	43.500	76	27Gam Cas	2.3000	30000.	87	13297	No
24	GOM_NL__2PRFIN20040915_010302_000000652030_00217_13297_4079.N1	15-SEP-2004 01:03:02	Bright	64.500	73	57Gam1And	2.2600	13100.	129	13297	No
25	GOM_NL__2PRFIN20040915_010609_000000392030_00217_13297_4080.N1	15-SEP-2004 01:06:09	Bright	38.500	49	1Alp UMi	1.9900	6300.0	77	13297	No
26	GOM_NL__2PRFIN20040915_010920_000000692030_00217_13297_4081.N1	15-SEP-2004 01:09:20	Bright	69.000	35	33Alp Per	1.7950	6250.0	138	13297	No
27	GOM_NL__2PRFIN20040915_011116_000000692030_00217_13297_4082.N1	15-SEP-2004 01:11:16	Bright	69.000	175	39Del Per	3.0100	19400.	138	13297	No
28	GOM_NL__2PRFIN20040915_011454_000000382030_00217_13297_4083.N1	15-SEP-2004 01:14:54	Bright	37.500	82	48Bet UMa	2.3650	10600.	75	13297	No
29	GOM_NL__2PRFIN20040915_011658_000000712030_00217_13297_4084.N1	15-SEP-2004 01:16:58	Bright	70.500	6	13Alp Aur	0.080000	3400.0	141	13297	No
30	GOM_NL__2PRFIN20040915_012154_000000632030_00217_13297_4085.N1	15-SEP-2004 01:21:54	Bright	62.500	107	37The Aur	2.6490	11000.	125	13297	No
31	GOM_NL__2PRFIN20040915_012450_000000442030_00217_13297_4086.N1	15-SEP-2004 01:24:50	Bright	44.000	17	78Bet Gem	1.1610	4500.0	88	13297	No
32	GOM_NL__2PRFIN20040915_012718_000001212030_00217_13297_4087.N1	15-SEP-2004 01:27:18	Twilight	120.50	28	12Bet Tau	1.6500	15200.	241	13297	No
33	GOM_NL__2PRFIN20040915_013216_000000622030_00217_13297_4088.N1	15-SEP-2004 01:32:16	Twilight	61.500	8	10Alp CMi	0.40000	6500.0	123	13297	No
34	GOM_NL__2PRFIN20040915_013751_000001372030_00217_13297_4089.N1	15-SEP-2004 01:37:51	Dark	137.00	14	58Alp Ori	0.87000	3000.0	274	13297	No
35	GOM_NL__2PRFIN20040915_014119_000000592030_00217_13297_4090.N1	15-SEP-2004 01:41:19	Dark	58.500	1	9Alp CMa	-1.4400	11000.	117	13297	No
36	GOM_NL__2PRFIN20040915_014658_000000402030_00217_13297_4091.N1	15-SEP-2004 01:46:58	Dark	40.000	46	Del Vel	1.9540	10600.	80	13297	No
37	GOM_NL__2PRFIN20040915_014829_000000432030_00217_13297_4092.N1	15-SEP-2004 01:48:29	Dark	43.000	41	Eps Car	1.8600	4100.0	86	13297	No
38	GOM_NL__2PRFIN20040915_014952_000000572030_00218_13298_4080.N1	15-SEP-2004 01:49:52	Dark	57.000	2	Alp Car	-0.73600	7000.0	114	13298	No
39	GOM_NL__2PRFIN20040915_015224_000002342030_00218_13298_4081.N1	15-SEP-2004 01:52:24	Dark	234.00	128	67Bet Eri	2.7840	9700.0	468	13298	No
40	GOM_NL__2PRFIN20040915_015905_000000392030_00218_13298_4082.N1	15-SEP-2004 01:59:05	Dark	38.500	135	Bet Hyi	2.8200	5800.0	77	13298	No
41	GOM_NL__2PRFIN20040915_020133_000000482030_00218_13298_4083.N1	15-SEP-2004 02:01:33	Dark	47.500	9	Alp Eri	0.45300	24000.	95	13298	No
42	GOM_NL__2PRFIN20040915_020438_000000422030_00218_13298_4084.N1	15-SEP-2004 02:04:38	Straylight	42.000	148	Alp Tuc	2.8780	4100.0	84	13298	No

43	GOM_NL__2PRFIN20040915_020822_000000422030_00218_13298_4085.N1	15-SEP-2004 02:08:22	Straylight	42.000	31	Alp Gru	1.7340	15200.	84	13298	No
44	GOM_NL__2PRFIN20040915_021109_000000392030_00218_13298_4086.N1	15-SEP-2004 02:11:09	Straylight	38.500	172	Gam Gru	3.0030	13100.	77	13298	No
45	GOM_NL__2PRFIN20040915_021232_000000482030_00218_13298_4087.N1	15-SEP-2004 02:12:32	Straylight	48.000	18	24Alp PsA	1.1660	9700.0	96	13298	No
46	GOM_NL__2PRFIN20040915_021500_000000622030_00218_13298_4088.N1	15-SEP-2004 02:15:00	Twi_and_stray	62.000	52	16Bet Cet	2.0370	4500.0	124	13298	No
47	GOM_NL__2PRFIN20040915_021705_000000442030_00218_13298_4089.N1	15-SEP-2004 02:17:05	Twi_and_stray	43.500	142	49Del Cap	2.8500	8900.0	87	13298	No
48	GOM_NL__2PRFIN20040915_022116_000000422030_00218_13298_4090.N1	15-SEP-2004 02:21:16	Bright	42.000	162	34Alp Aqr	2.9440	5350.0	84	13298	No
49	GOM_NL__2PRFIN20040915_022416_000000422030_00218_13298_4091.N1	15-SEP-2004 02:24:16	Bright	41.500	61	8Eps Peg	2.1000	3900.0	83	13298	No
50	GOM_NL__2PRFIN20040915_022555_000000422030_00218_13298_4092.N1	15-SEP-2004 02:25:55	Bright	41.500	90	54Alp Peg	2.4870	11000.	83	13298	No
51	GOM_NL__2PRFIN20040915_022728_000000522030_00218_13298_4093.N1	15-SEP-2004 02:27:28	Bright	51.500	140	88Gam Peg	2.8340	26000.	103	13298	No
52	GOM_NL__2PRFIN20040915_022946_000000432030_00218_13298_4094.N1	15-SEP-2004 02:29:46	Bright	42.500	93	53Bet Peg	2.5200	3100.0	85	13298	No
53	GOM_NL__2PRFIN20040915_023136_000000392030_00218_13298_4095.N1	15-SEP-2004 02:31:36	Bright	39.000	92	53Eps Cyg	2.5000	4500.0	78	13298	No
54	GOM_NL__2PRFIN20040915_023343_000000372030_00218_13298_4096.N1	15-SEP-2004 02:33:43	Bright	36.500	66	37Gam Cyg	2.2080	5900.0	73	13298	No
55	GOM_NL__2PRFIN20040915_023903_000000412030_00218_13298_4097.N1	15-SEP-2004 02:39:03	Bright	40.500	89	5Alp Cep	2.4510	8000.0	81	13298	No
56	GOM_NL__2PRFIN20040915_024032_000000422030_00218_13298_4098.N1	15-SEP-2004 02:40:32	Bright	41.500	68	18Alp Cas	2.2250	4500.0	83	13298	No
57	GOM_NL__2PRFIN20040915_024154_000000412030_00218_13298_4099.N1	15-SEP-2004 02:41:54	Bright	41.000	76	27Gam Cas	2.3000	30000.	82	13298	No
58	GOM_NL__2PRFIN20040915_024337_000000692030_00218_13298_4100.N1	15-SEP-2004 02:43:37	Bright	68.500	73	57Gam1And	2.2600	13100.	137	13298	No
59	GOM_NL__2PRFIN20040915_024645_000000362030_00218_13298_4101.N1	15-SEP-2004 02:46:45	Bright	35.500	49	1Alp UMi	1.9900	6300.0	71	13298	No
60	GOM_NL__2PRFIN20040915_024955_000000682030_00218_13298_4102.N1	15-SEP-2004 02:49:55	Bright	67.500	35	33Alp Per	1.7950	6250.0	135	13298	No
61	GOM_NL__2PRFIN20040915_025150_000000692030_00218_13298_4103.N1	15-SEP-2004 02:51:50	Bright	68.500	175	39Del Per	3.0100	19400.	137	13298	No
62	GOM_NL__2PRFIN20040915_025530_000000382030_00218_13298_4104.N1	15-SEP-2004 02:55:30	Bright	38.000	82	48Bet UMa	2.3650	10600.	76	13298	No
63	GOM_NL__2PRFIN20040915_025733_000000812030_00218_13298_4105.N1	15-SEP-2004 02:57:33	Bright	81.000	6	13Alp Aur	0.080000	3400.0	162	13298	No
64	GOM_NL__2PRFIN20040915_030230_000000572030_00218_13298_4106.N1	15-SEP-2004 03:02:30	Bright	57.000	107	37The Aur	2.6490	11000.	114	13298	No
65	GOM_NL__2PRFIN20040915_030526_000000612030_00218_13298_4107.N1	15-SEP-2004 03:05:26	Bright	61.000	17	78Bet Gem	1.1610	4500.0	122	13298	No
66	GOM_NL__2PRFIN20040915_030755_000001142030_00218_13298_4108.N1	15-SEP-2004 03:07:55	Twi_and_stray	113.50	28	12Bet Tau	1.6500	15200.	227	13298	No
67	GOM_NL__2PRFIN20040915_031252_000000492030_00218_13298_4109.N1	15-SEP-2004 03:12:52	Twilight	49.000	8	10Alp CMi	0.40000	6500.0	98	13298	No
68	GOM_NL__2PRFIN20040915_031829_000001162030_00218_13298_4110.N1	15-SEP-2004 03:18:29	Dark	116.00	14	58Alp Ori	0.87000	3000.0	232	13298	No
69	GOM_NL__2PRFIN20040915_032156_000000572030_00218_13298_4111.N1	15-SEP-2004 03:21:56	Dark	57.000	1	9Alp CMa	-1.4400	11000.	114	13298	No
70	GOM_NL__2PRFIN20040915_032733_000000422030_00218_13298_4112.N1	15-SEP-2004 03:27:33	Dark	41.500	46	Del Vel	1.9540	10600.	83	13298	No
71	GOM_NL__2PRFIN20040915_032905_000000452030_00218_13298_4113.N1	15-SEP-2004 03:29:05	Dark	44.500	41	Eps Car	1.8600	4100.0	89	13298	No
72	GOM_NL__2PRFIN20040915_033028_000000572030_00219_13299_4081.N1	15-SEP-2004 03:30:28	Dark	56.500	2	Alp Car	-0.73600	7000.0	113	13299	No
73	GOM_NL__2PRFIN20040915_033306_000002342030_00219_13299_4082.N1	15-SEP-2004 03:33:06	Dark	234.00	128	67Bet Eri	2.7840	9700.0	468	13299	No
74	GOM_NL__2PRFIN20040915_033941_000000402030_00219_13299_4083.N1	15-SEP-2004 03:39:41	Dark	39.500	135	Bet Hyi	2.8200	5800.0	79	13299	No
75	GOM_NL__2PRFIN20040915_034210_000000472030_00219_13299_4084.N1	15-SEP-2004 03:42:10	Dark	46.500	9	Alp Eri	0.45300	24000.	93	13299	No
76	GOM_NL__2PRFIN20040915_034514_000000392030_00219_13299_4085.N1	15-SEP-2004 03:45:14	Straylight	39.000	148	Alp Tuc	2.8780	4100.0	78	13299	No
77	GOM_NL__2PRFIN20040915_034858_000000392030_00219_13299_4086.N1	15-SEP-2004 03:48:58	Straylight	39.000	31	Alp Gru	1.7340	15200.	78	13299	No
78	GOM_NL__2PRFIN20040915_035145_000000372030_00219_13299_4087.N1	15-SEP-2004 03:51:45	Straylight	37.000	172	Gam Gru	3.0030	13100.	74	13299	No
79	GOM_NL__2PRFIN20040915_035309_000000482030_00219_13299_4088.N1	15-SEP-2004 03:53:09	Straylight	47.500	18	24Alp PsA	1.1660	9700.0	95	13299	No
80	GOM_NL__2PRFIN20040915_035534_000000652030_00219_13299_4089.N1	15-SEP-2004 03:55:34	Twi_and_stray	65.000	52	16Bet Cet	2.0370	4500.0	130	13299	No
81	GOM_NL__2PRFIN20040915_035741_000000432030_00219_13299_4090.N1	15-SEP-2004 03:57:41	Twi_and_stray	43.000	142	49Del Cap	2.8500	8900.0	86	13299	No
82	GOM_NL__2PRFIN20040915_040155_000000382030_00219_13299_4091.N1	15-SEP-2004 04:01:55	Bright	37.500	162	34Alp Aqr	2.9440	5350.0	75	13299	No
83	GOM_NL__2PRFIN20040915_040455_000000382030_00219_13299_4092.N1	15-SEP-2004 04:04:55	Bright	38.000	61	8Eps Peg	2.1000	3900.0	76	13299	No
84	GOM_NL__2PRFIN20040915_040631_000000422030_00219_13299_4093.N1	15-SEP-2004 04:06:31	Bright	42.000	90	54Alp Peg	2.4870	11000.	84	13299	No
85	GOM_NL__2PRFIN20040915_040803_000000512030_00219_13299_4094.N1	15-SEP-2004 04:08:03	Bright	51.000	140	88Gam Peg	2.8340	26000.	102	13299	No
86	GOM_NL__2PRFIN20040915_041024_000000412030_00219_13299_4095.N1	15-SEP-2004 04:10:24	Bright	41.000	93	53Bet Peg	2.5200	3100.0	82	13299	No
87	GOM_NL__2PRFIN20040915_041213_000000362030_00219_13299_4096.N1	15-SEP-2004 04:12:13	Bright	35.500	92	53Eps Cyg	2.5000	4500.0	71	13299	No
88	GOM_NL__2PRFIN20040915_041419_000000392030_00219_13299_4097.N1	15-SEP-2004 04:14:19	Bright	38.500	66	37Gam Cyg	2.2080	5900.0	77	13299	No
89	GOM_NL__2PRFIN20040915_041942_000000382030_00219_13299_4098.N1	15-SEP-2004 04:19:42	Bright	38.000	89	5Alp Cep	2.4510	8000.0	76	13299	No
90	GOM_NL__2PRFIN20040915_042107_000000472030_00219_13299_4099.N1	15-SEP-2004 04:21:07	Bright	46.500	68	18Alp Cas	2.2250	4500.0	93	13299	No
91	GOM_NL__2PRFIN20040915_042230_000000452030_00219_13299_4100.N1	15-SEP-2004 04:22:30	Bright	45.000	76	27Gam Cas	2.3000	30000.	90	13299	No
92	GOM_NL__2PRFIN20040915_042410_000000712030_00219_13299_4101.N1	15-SEP-2004 04:24:10	Bright	71.000	73	57Gam1And	2.2600	13100.	142	13299	No
93	GOM_NL__2PRFIN20040915_042722_000000392030_00219_13299_4102.N1	15-SEP-2004 04:27:22	Bright	39.000	49	1Alp UMi	1.9900	6300.0	78	13299	No
94	GOM_NL__2PRFIN20040915_043029_000000692030_00219_13299_4103.N1	15-SEP-2004 04:30:29	Bright	68.500	35	33Alp Per	1.7950	6250.0	137	13299	No
95	GOM_NL__2PRFIN20040915_043225_000000702030_00219_13299_4104.N1	15-SEP-2004 04:32:25	Bright	69.500	175	39Del Per	3.0100	19400.	139	13299	No
96	GOM_NL__2PRFIN20040915_043606_000000362030_00219_13299_4105.N1	15-SEP-2004 04:36:06	Bright	36.000	82	48Bet UMa	2.3650	10600.	72	13299	No
97	GOM_NL__2PRFIN20040915_043809_000000712030_00219_13299_4106.N1	15-SEP-2004 04:38:09	Bright	70.500	6	13Alp Aur	0.080000	3400.0	141	13299	No
98	GOM_NL__2PRFIN20040915_044305_000000622030_00219_13299_4107.N1	15-SEP-2004 04:43:05	Bright	61.500	107	37The Aur	2.6490	11000.	123	13299	No
99	GOM_NL__2PRFIN20040915_044601_000000542030_00219_13299_4108.N1	15-SEP-2004 04:46:01	Bright	54.000	17	78Bet Gem	1.1610	4500.0	108	13299	No
100	GOM_NL__2PRFIN20040915_044831_000001232030_00219_13299_4109.N1	15-SEP-2004 04:48:31	Twi_and_stray	122.50	28	12Bet Tau	1.6500	15200.	245	13299	No
101	GOM_NL__2PRFIN20040915_045327_000000572030_00219_13299_4110.N1	15-SEP-2004 04:53:27	Twilight	57.000	8	10Alp CMi	0.40000	6500.0	114	13299	No

102	GOM_NL__2PRFIN20040915_045906_000001372030_00219_13299_4111.N1	15-SEP-2004 04:59:06	Dark	137.00	14	58Alp Ori	0.87000	3000.0	274	13299	No
103	GOM_NL__2PRFIN20040915_050233_000000612030_00219_13299_4112.N1	15-SEP-2004 05:02:33	Dark	61.000	1	9Alp CMa	-1.4400	11000.	122	13299	No
104	GOM_NL__2PRFIN20040915_050810_000000402030_00219_13299_4113.N1	15-SEP-2004 05:08:10	Dark	39.500	46	Del Vel	1.9540	10600.	79	13299	No
105	GOM_NL__2PRFIN20040915_050940_000000512030_00219_13299_4114.N1	15-SEP-2004 05:09:40	Dark	50.500	41	Eps Car	1.8600	4100.0	101	13299	No
106	GOM_NL__2PRFIN20040915_051105_000000572030_00220_13300_4082.N1	15-SEP-2004 05:11:05	Dark	57.000	2	Alp Car	-0.73600	7000.0	114	13300	No
107	GOM_NL__2PRFIN20040915_051349_000002342030_00220_13300_4083.N1	15-SEP-2004 05:13:49	Dark	234.00	128	67Bet Eri	2.7840	9700.0	468	13300	No
108	GOM_NL__2PRFIN20040915_052122_000000412030_00220_13300_4084.N1	15-SEP-2004 05:21:22	Dark	41.000	143	Alp Hyi	2.8570	7200.0	82	13300	No
109	GOM_NL__2PRFIN20040915_052246_000000462030_00220_13300_4085.N1	15-SEP-2004 05:22:46	Dark	45.500	9	Alp Eri	0.45300	24000.	91	13300	No
110	GOM_NL__2PRFIN20040915_052550_000000442030_00220_13300_4086.N1	15-SEP-2004 05:25:50	Straylight	44.000	148	Alp Tuc	2.8780	4100.0	88	13300	No
111	GOM_NL__2PRFIN20040915_052911_000000522030_00220_13300_4087.N1	15-SEP-2004 05:29:11	Straylight	52.000	63	Bet Gru	2.1500	2800.0	104	13300	No
112	GOM_NL__2PRFIN20040915_053221_000000392030_00220_13300_4088.N1	15-SEP-2004 05:32:21	Straylight	39.000	172	Gam Gru	3.0030	13100.	78	13300	No
113	GOM_NL__2PRFIN20040915_053346_000000472030_00220_13300_4089.N1	15-SEP-2004 05:33:46	Straylight	46.500	18	24Alp PsA	1.1660	9700.0	93	13300	No
114	GOM_NL__2PRFIN20040915_053612_000000652030_00220_13300_4090.N1	15-SEP-2004 05:36:12	Tw_i_and_stray	64.500	52	16Bet Cet	2.0370	4500.0	129	13300	No
115	GOM_NL__2PRFIN20040915_053817_000000412030_00220_13300_4091.N1	15-SEP-2004 05:38:17	Tw_i_and_stray	41.000	142	49Del Cap	2.8500	8900.0	82	13300	No
116	GOM_NL__2PRFIN20040915_054232_000000402030_00220_13300_4092.N1	15-SEP-2004 05:42:32	Bright	39.500	162	34Alp Aqr	2.9440	5350.0	79	13300	No
117	GOM_NL__2PRFIN20040915_054531_000000392030_00220_13300_4093.N1	15-SEP-2004 05:45:31	Bright	39.000	61	8Eps Peg	2.1000	3900.0	78	13300	No
118	GOM_NL__2PRFIN20040915_054707_000000412030_00220_13300_4094.N1	15-SEP-2004 05:47:07	Bright	41.000	90	54Alp Peg	2.4870	11000.	82	13300	No
119	GOM_NL__2PRFIN20040915_054838_000000532030_00220_13300_4095.N1	15-SEP-2004 05:48:38	Bright	52.500	140	88Gam Peg	2.8340	26000.	105	13300	No
120	GOM_NL__2PRFIN20040915_055100_000000432030_00220_13300_4096.N1	15-SEP-2004 05:51:00	Bright	42.500	93	53Bet Peg	2.5200	3100.0	85	13300	No
121	GOM_NL__2PRFIN20040915_055249_000000402030_00220_13300_4097.N1	15-SEP-2004 05:52:49	Bright	39.500	92	53Eps Cyg	2.5000	4500.0	79	13300	No
122	GOM_NL__2PRFIN20040915_055455_000000382030_00220_13300_4098.N1	15-SEP-2004 05:54:55	Bright	37.500	66	37Gam Cyg	2.2080	5900.0	75	13300	No
123	GOM_NL__2PRFIN20040915_060018_000000382030_00220_13300_4099.N1	15-SEP-2004 06:00:18	Bright	37.500	89	5Alp Cep	2.4510	8000.0	75	13300	No
124	GOM_NL__2PRFIN20040915_060305_000000452030_00220_13300_4100.N1	15-SEP-2004 06:03:05	Bright	45.000	76	27Gam Cas	2.3000	30000.	90	13300	No
125	GOM_NL__2PRFIN20040915_060445_000000722030_00220_13300_4101.N1	15-SEP-2004 06:04:45	Bright	71.500	73	57Gam1And	2.2600	13100.	143	13300	No
126	GOM_NL__2PRFIN20040915_060758_000000372030_00220_13300_4102.N1	15-SEP-2004 06:07:58	Bright	36.500	49	1Alp UMi	1.9900	6300.0	73	13300	No
127	GOM_NL__2PRFIN20040915_061104_000000672030_00220_13300_4103.N1	15-SEP-2004 06:11:04	Bright	67.000	35	33Alp Per	1.7950	6250.0	134	13300	No
128	GOM_NL__2PRFIN20040915_061300_000000692030_00220_13300_4104.N1	15-SEP-2004 06:13:00	Bright	69.000	175	39Del Per	3.0100	19400.	138	13300	No
129	GOM_NL__2PRFIN20040915_061642_000000382030_00220_13300_4105.N1	15-SEP-2004 06:16:42	Bright	38.000	82	48Bet UMa	2.3650	10600.	76	13300	No
130	GOM_NL__2PRFIN20040915_061844_000000742030_00220_13300_4106.N1	15-SEP-2004 06:18:44	Bright	74.000	6	13Alp Aur	0.080000	3400.0	148	13300	No
131	GOM_NL__2PRFIN20040915_062341_000000642030_00220_13300_4107.N1	15-SEP-2004 06:23:41	Bright	64.000	107	37The Aur	2.6490	11000.	128	13300	No
132	GOM_NL__2PRFIN20040915_062637_000000472030_00220_13300_4108.N1	15-SEP-2004 06:26:37	Bright	46.500	17	78Bet Gem	1.1610	4500.0	93	13300	No
133	GOM_NL__2PRFIN20040915_062908_000001172030_00220_13300_4109.N1	15-SEP-2004 06:29:08	Tw_i_and_stray	116.50	28	12Bet Tau	1.6500	15200.	233	13300	No
134	GOM_NL__2PRFIN20040915_063405_000000602030_00220_13300_4110.N1	15-SEP-2004 06:34:05	Twilight	59.500	8	10Alp CMi	0.40000	6500.0	119	13300	No
135	GOM_NL__2PRFIN20040915_063944_000001162030_00220_13300_4111.N1	15-SEP-2004 06:39:44	Dark	115.50	14	58Alp Ori	0.87000	3000.0	231	13300	No
136	GOM_NL__2PRFIN20040915_064310_000000612030_00220_13300_4112.N1	15-SEP-2004 06:43:10	Dark	61.000	1	9Alp CMa	-1.4400	11000.	122	13300	No
137	GOM_NL__2PRFIN20040915_064529_000000452030_00220_13300_4113.N1	15-SEP-2004 06:45:29	Dark	45.000	65	Lam Vel	2.2040	4400.0	90	13300	No
138	GOM_NL__2PRFIN20040915_064846_000000422030_00220_13300_4114.N1	15-SEP-2004 06:48:46	Dark	41.500	46	Del Vel	1.9540	10600.	83	13300	No
139	GOM_NL__2PRFIN20040915_065017_000000462030_00220_13300_4115.N1	15-SEP-2004 06:50:17	Dark	45.500	41	Eps Car	1.8600	4100.0	91	13300	No
140	GOM_NL__2PRFIN20040915_070159_000000402030_00221_13301_3979.N1	15-SEP-2004 07:01:59	Dark	40.000	143	Alp Hyi	2.8570	7200.0	80	13301	No
141	GOM_NL__2PRFIN20040915_070324_000000462030_00221_13301_3980.N1	15-SEP-2004 07:03:24	Dark	46.000	9	Alp Eri	0.45300	24000.	92	13301	No
142	GOM_NL__2PRFIN20040915_070626_000000432030_00221_13301_3981.N1	15-SEP-2004 07:06:26	Straylight	42.500	148	Alp Tuc	2.8780	4100.0	85	13301	No
143	GOM_NL__2PRFIN20040915_070947_000000482030_00221_13301_3982.N1	15-SEP-2004 07:09:47	Straylight	48.000	63	Bet Gru	2.1500	2800.0	96	13301	No
144	GOM_NL__2PRFIN20040915_071257_000000392030_00221_13301_3983.N1	15-SEP-2004 07:12:57	Straylight	38.500	172	Gam Gru	3.0030	13100.	77	13301	No
145	GOM_NL__2PRFIN20040915_071422_000000452030_00221_13301_3984.N1	15-SEP-2004 07:14:22	Straylight	44.500	18	24Alp PsA	1.1660	9700.0	89	13301	No
146	GOM_NL__2PRFIN20040915_071648_000000622030_00221_13301_3985.N1	15-SEP-2004 07:16:48	Tw_i_and_stray	62.000	52	16Bet Cet	2.0370	4500.0	124	13301	No
147	GOM_NL__2PRFIN20040915_071854_000000422030_00221_13301_3986.N1	15-SEP-2004 07:18:54	Tw_i_and_stray	42.000	142	49Del Cap	2.8500	8900.0	84	13301	No
148	GOM_NL__2PRFIN20040915_072308_000000402030_00221_13301_3987.N1	15-SEP-2004 07:23:08	Bright	39.500	162	34Alp Aqr	2.9440	5350.0	79	13301	No
149	GOM_NL__2PRFIN20040915_072608_000000392030_00221_13301_3988.N1	15-SEP-2004 07:26:08	Bright	39.000	61	8Eps Peg	2.1000	3900.0	78	13301	No
150	GOM_NL__2PRFIN20040915_072743_000000412030_00221_13301_3989.N1	15-SEP-2004 07:27:43	Bright	41.000	90	54Alp Peg	2.4870	11000.	82	13301	No
151	GOM_NL__2PRFIN20040915_072914_000000512030_00221_13301_3990.N1	15-SEP-2004 07:29:14	Bright	51.000	140	88Gam Peg	2.8340	26000.	102	13301	No
152	GOM_NL__2PRFIN20040915_073136_000000392030_00221_13301_3991.N1	15-SEP-2004 07:31:36	Bright	39.000	93	53Bet Peg	2.5200	3100.0	78	13301	No
153	GOM_NL__2PRFIN20040915_073326_000000392030_00221_13301_3992.N1	15-SEP-2004 07:33:26	Bright	39.000	92	53Eps Cyg	2.5000	4500.0	78	13301	No
154	GOM_NL__2PRFIN20040915_073532_000000412030_00221_13301_3993.N1	15-SEP-2004 07:35:32	Bright	40.500	66	37Gam Cyg	2.2080	5900.0	81	13301	No
155	GOM_NL__2PRFIN20040915_074054_000000382030_00221_13301_3994.N1	15-SEP-2004 07:40:54	Bright	37.500	89	5Alp Cep	2.4510	8000.0	75	13301	No
156	GOM_NL__2PRFIN20040915_074341_000000452030_00221_13301_3995.N1	15-SEP-2004 07:43:41	Bright	44.500	76	27Gam Cas	2.3000	30000.	89	13301	No
157	GOM_NL__2PRFIN20040915_074519_000000702030_00221_13301_3996.N1	15-SEP-2004 07:45:19	Bright	69.500	73	57Gam1And	2.2600	13100.	139	13301	No
158	GOM_NL__2PRFIN20040915_074834_000000372030_00221_13301_3997.N1	15-SEP-2004 07:48:34	Bright	37.000	49	1Alp UMi	1.9900	6300.0	74	13301	No
159	GOM_NL__2PRFIN20040915_075138_000000672030_00221_13301_3998.N1	15-SEP-2004 07:51:38	Bright	66.500	35	33Alp Per	1.7950	6250.0	133	13301	No
160	GOM_NL__2PRFIN20040915_075335_000000662030_00221_13301_3999.N1	15-SEP-2004 07:53:35	Bright	65.500	175	39Del Per	3.0100	19400.	131	13301	No

161	GOM_NL__2PRFIN20040915_075719_000000382030_00221_13301_4000.N1	15-SEP-2004 07:57:19	Bright	37.500	82	48Bet UMa	2.3650	10600.	75	13301	No
162	GOM_NL__2PRFIN20040915_075919_000000772030_00221_13301_4001.N1	15-SEP-2004 07:59:19	Bright	77.000	6	13Alp Aur	0.080000	3400.0	154	13301	No
163	GOM_NL__2PRFIN20040915_080416_000000632030_00221_13301_4002.N1	15-SEP-2004 08:04:16	Bright	63.000	107	37The Aur	2.6490	11000.	126	13301	No
164	GOM_NL__2PRFIN20040915_080714_000000482030_00221_13301_4003.N1	15-SEP-2004 08:07:14	Bright	48.000	17	78Bet Gem	1.1610	4500.0	96	13301	No
165	GOM_NL__2PRFIN20040915_080944_000001152030_00221_13301_4004.N1	15-SEP-2004 08:09:44	Twi_and_stray	115.00	28	12Bet Tau	1.6500	15200.	230	13301	No
166	GOM_NL__2PRFIN20040915_081442_000000602030_00221_13301_4005.N1	15-SEP-2004 08:14:42	Twilight	60.000	8	10Alp CMi	0.40000	6500.0	120	13301	No
167	GOM_NL__2PRFIN20040915_082022_000001292030_00221_13301_4006.N1	15-SEP-2004 08:20:22	Dark	128.50	14	58Alp Ori	0.87000	3000.0	257	13301	No
168	GOM_NL__2PRFIN20040915_082346_000000662030_00221_13301_4007.N1	15-SEP-2004 08:23:46	Dark	66.000	1	9Alp CMa	-1.4400	11000.	132	13301	No
169	GOM_NL__2PRFIN20040915_082605_000000432030_00221_13301_4008.N1	15-SEP-2004 08:26:05	Dark	43.000	65	Lam Vel	2.2040	4400.0	86	13301	No
170	GOM_NL__2PRFIN20040915_082922_000000422030_00221_13301_4009.N1	15-SEP-2004 08:29:22	Dark	42.000	46	Del Vel	1.9540	10600.	84	13301	No
171	GOM_NL__2PRFIN20040915_083053_000000512030_00221_13301_4010.N1	15-SEP-2004 08:30:53	Dark	51.000	41	Eps Car	1.8600	4100.0	102	13301	No
172	GOM_NL__2PRFIN20040915_084235_000000402030_00222_13302_3980.N1	15-SEP-2004 08:42:35	Dark	40.000	143	Alp Hyi	2.8570	7200.0	80	13302	No
173	GOM_NL__2PRFIN20040915_084400_000000542030_00222_13302_3981.N1	15-SEP-2004 08:44:00	Dark	53.500	9	Alp Eri	0.45300	24000.	107	13302	No
174	GOM_NL__2PRFIN20040915_084702_000000462030_00222_13302_3982.N1	15-SEP-2004 08:47:02	Straylight	46.000	148	Alp Tuc	2.8780	4100.0	92	13302	No
175	GOM_NL__2PRFIN20040915_085024_000000442030_00222_13302_3983.N1	15-SEP-2004 08:50:24	Straylight	44.000	63	Bet Gru	2.1500	2800.0	88	13302	No
176	GOM_NL__2PRFIN20040915_085333_000000402030_00222_13302_3984.N1	15-SEP-2004 08:53:33	Straylight	40.000	172	Gam Gru	3.0030	13100.	80	13302	No
177	GOM_NL__2PRFIN20040915_085458_000000462030_00222_13302_3985.N1	15-SEP-2004 08:54:58	Straylight	45.500	18	24Alp PsA	1.1660	9700.0	91	13302	No
178	GOM_NL__2PRFIN20040915_085724_000000642030_00222_13302_3986.N1	15-SEP-2004 08:57:24	Twi_and_stray	63.500	52	16Bet Cet	2.0370	4500.0	127	13302	No
179	GOM_NL__2PRFIN20040915_085930_000000412030_00222_13302_3987.N1	15-SEP-2004 08:59:30	Twi_and_stray	40.500	142	49Del Cap	2.8500	8900.0	81	13302	No
180	GOM_NL__2PRFIN20040915_090344_000000392030_00222_13302_3988.N1	15-SEP-2004 09:03:44	Bright	39.000	162	34Alp Aqr	2.9440	5350.0	78	13302	No
181	GOM_NL__2PRFIN20040915_090644_000000392030_00222_13302_3989.N1	15-SEP-2004 09:06:44	Bright	39.000	61	8Eps Peg	2.1000	3900.0	78	13302	No
182	GOM_NL__2PRFIN20040915_090819_000000422030_00222_13302_3990.N1	15-SEP-2004 09:08:19	Bright	42.000	90	54Alp Peg	2.4870	11000.	84	13302	No
183	GOM_NL__2PRFIN20040915_090950_000000512030_00222_13302_3991.N1	15-SEP-2004 09:09:50	Bright	50.500	140	88Gam Peg	2.8340	26000.	101	13302	No
184	GOM_NL__2PRFIN20040915_091212_000000412030_00222_13302_3992.N1	15-SEP-2004 09:12:12	Bright	41.000	93	53Bet Peg	2.5200	3100.0	82	13302	No
185	GOM_NL__2PRFIN20040915_091401_000000392030_00222_13302_3993.N1	15-SEP-2004 09:14:01	Bright	39.000	92	53Eps Cyg	2.5000	4500.0	78	13302	No
186	GOM_NL__2PRFIN20040915_091608_000000412030_00222_13302_3994.N1	15-SEP-2004 09:16:08	Bright	40.500	66	37Gam Cyg	2.2080	5900.0	81	13302	No
187	GOM_NL__2PRFIN20040915_092130_000000382030_00222_13302_3995.N1	15-SEP-2004 09:21:30	Bright	37.500	89	5Alp Cep	2.4510	8000.0	75	13302	No
188	GOM_NL__2PRFIN20040915_092416_000000442030_00222_13302_3996.N1	15-SEP-2004 09:24:16	Bright	44.000	76	27Gam Cas	2.3000	30000.	88	13302	No
189	GOM_NL__2PRFIN20040915_092553_000000712030_00222_13302_3997.N1	15-SEP-2004 09:25:53	Bright	70.500	73	57Gam1And	2.2600	13100.	141	13302	No
190	GOM_NL__2PRFIN20040915_092910_000000372030_00222_13302_3998.N1	15-SEP-2004 09:29:10	Bright	37.000	49	1Alp UMi	1.9900	6300.0	74	13302	No
191	GOM_NL__2PRFIN20040915_093213_000000672030_00222_13302_3999.N1	15-SEP-2004 09:32:13	Bright	67.000	35	33Alp Per	1.7950	6250.0	134	13302	No
192	GOM_NL__2PRFIN20040915_093409_000000672030_00222_13302_4000.N1	15-SEP-2004 09:34:09	Bright	67.000	175	39Del Per	3.0100	19400.	134	13302	No
193	GOM_NL__2PRFIN20040915_093755_000000372030_00222_13302_4001.N1	15-SEP-2004 09:37:55	Bright	37.000	82	48Bet UMa	2.3650	10600.	74	13302	No
194	GOM_NL__2PRFIN20040915_093954_000000722030_00222_13302_4002.N1	15-SEP-2004 09:39:54	Bright	72.000	6	13Alp Aur	0.080000	3400.0	144	13302	No
195	GOM_NL__2PRFIN20040915_094452_000000632030_00222_13302_4003.N1	15-SEP-2004 09:44:52	Bright	62.500	107	37The Aur	2.6490	11000.	125	13302	No
196	GOM_NL__2PRFIN20040915_094750_000000482030_00222_13302_4004.N1	15-SEP-2004 09:47:50	Bright	47.500	17	78Bet Gem	1.1610	4500.0	95	13302	No
197	GOM_NL__2PRFIN20040915_095021_000001192030_00222_13302_4005.N1	15-SEP-2004 09:50:21	Twi_and_stray	119.00	28	12Bet Tau	1.6500	15200.	238	13302	No
198	GOM_NL__2PRFIN20040915_095519_000000602030_00222_13302_4006.N1	15-SEP-2004 09:55:19	Twilight	60.000	8	10Alp CMi	0.40000	6500.0	120	13302	No
199	GOM_NL__2PRFIN20040915_100100_000001212030_00222_13302_4007.N1	15-SEP-2004 10:01:00	Dark	120.50	14	58Alp Ori	0.87000	3000.0	241	13302	No
200	GOM_NL__2PRFIN20040915_100424_000000612030_00222_13302_4008.N1	15-SEP-2004 10:04:24	Dark	61.000	1	9Alp CMa	-1.4400	11000.	122	13302	No
201	GOM_NL__2PRFIN20040915_100641_000000432030_00222_13302_4009.N1	15-SEP-2004 10:06:41	Dark	42.500	65	Lam Vel	2.2040	4400.0	85	13302	No
202	GOM_NL__2PRFIN20040915_100958_000000412030_00222_13302_4010.N1	15-SEP-2004 10:09:58	Dark	41.000	46	Del Vel	1.9540	10600.	82	13302	No
203	GOM_NL__2PRFIN20040915_101129_000000412030_00222_13302_4011.N1	15-SEP-2004 10:11:29	Dark	40.500	41	Eps Car	1.8600	4100.0	81	13302	No
204	GOM_NL__2PRFIN20040915_102311_000000422030_00223_13303_3981.N1	15-SEP-2004 10:23:11	Dark	41.500	143	Alp Hyi	2.8570	7200.0	83	13303	No
205	GOM_NL__2PRFIN20040915_102437_000000532030_00223_13303_3982.N1	15-SEP-2004 10:24:37	Dark	53.000	9	Alp Eri	0.45300	24000.	106	13303	No
206	GOM_NL__2PRFIN20040915_102738_000000422030_00223_13303_3983.N1	15-SEP-2004 10:27:38	Straylight	42.000	148	Alp Tuc	2.8780	4100.0	84	13303	No
207	GOM_NL__2PRFIN20040915_103100_000000452030_00223_13303_3984.N1	15-SEP-2004 10:31:00	Straylight	45.000	63	Bet Gru	2.1500	2800.0	90	13303	No
208	GOM_NL__2PRFIN20040915_103409_000000392030_00223_13303_3985.N1	15-SEP-2004 10:34:09	Straylight	39.000	172	Gam Gru	3.0030	13100.	78	13303	No
209	GOM_NL__2PRFIN20040915_103534_000000462030_00223_13303_3986.N1	15-SEP-2004 10:35:34	Straylight	46.000	18	24Alp PsA	1.1660	9700.0	92	13303	No
210	GOM_NL__2PRFIN20040915_103800_000000622030_00223_13303_3987.N1	15-SEP-2004 10:38:00	Twi_and_stray	62.000	52	16Bet Cet	2.0370	4500.0	124	13303	No
211	GOM_NL__2PRFIN20040915_104006_000000412030_00223_13303_3988.N1	15-SEP-2004 10:40:06	Twi_and_stray	40.500	142	49Del Cap	2.8500	8900.0	81	13303	No
212	GOM_NL__2PRFIN20040915_104419_000000392030_00223_13303_3989.N1	15-SEP-2004 10:44:19	Bright	39.000	162	34Alp Aqr	2.9440	5350.0	78	13303	No
213	GOM_NL__2PRFIN20040915_104720_000000382030_00223_13303_3990.N1	15-SEP-2004 10:47:20	Bright	38.000	61	8Eps Peg	2.1000	3900.0	76	13303	No
214	GOM_NL__2PRFIN20040915_104854_000000432030_00223_13303_3991.N1	15-SEP-2004 10:48:54	Bright	42.500	90	54Alp Peg	2.4870	11000.	85	13303	No
215	GOM_NL__2PRFIN20040915_105025_000000512030_00223_13303_3992.N1	15-SEP-2004 10:50:25	Bright	51.000	140	88Gam Peg	2.8340	26000.	102	13303	No
216	GOM_NL__2PRFIN20040915_105247_000000392030_00223_13303_3993.N1	15-SEP-2004 10:52:47	Bright	38.500	93	53Bet Peg	2.5200	3100.0	77	13303	No
217	GOM_NL__2PRFIN20040915_105438_000000392030_00223_13303_3994.N1	15-SEP-2004 10:54:38	Bright	39.000	92	53Eps Cyg	2.5000	4500.0	78	13303	No
218	GOM_NL__2PRFIN20040915_105644_000000392030_00223_13303_3995.N1	15-SEP-2004 10:56:44	Bright	39.000	66	37Gam Cyg	2.2080	5900.0	78	13303	No
219	GOM_NL__2PRFIN20040915_110206_000000372030_00223_13303_3996.N1	15-SEP-2004 11:02:06	Bright	37.000	89	5Alp Cep	2.4510	8000.0	74	13303	No

220	GOM_NL__2PRFIN20040915_110451_000000452030_00223_13303_3997.N1	15-SEP-2004 11:04:51	Bright	45.000	76	27Gam Cas	2.3000	30000.	90	13303	No
221	GOM_NL__2PRFIN20040915_110628_000000722030_00223_13303_3998.N1	15-SEP-2004 11:06:28	Bright	71.500	73	57Gam1And	2.2600	13100.	143	13303	No
222	GOM_NL__2PRFIN20040915_110946_000000382030_00223_13303_3999.N1	15-SEP-2004 11:09:46	Bright	37.500	49	1Alp UMi	1.9900	6300.0	75	13303	No
223	GOM_NL__2PRFIN20040915_111248_000000682030_00223_13303_4000.N1	15-SEP-2004 11:12:48	Bright	68.000	35	33Alp Per	1.7950	6250.0	136	13303	No
224	GOM_NL__2PRFIN20040915_111444_000000692030_00223_13303_4001.N1	15-SEP-2004 11:14:44	Bright	69.000	175	39Del Per	3.0100	19400.	138	13303	No
225	GOM_NL__2PRFIN20040915_111831_000000372030_00223_13303_4002.N1	15-SEP-2004 11:18:31	Bright	36.500	82	48Bet UMa	2.3650	10600.	73	13303	No
226	GOM_NL__2PRFIN20040915_112030_000000712030_00223_13303_4003.N1	15-SEP-2004 11:20:30	Bright	71.000	6	13Alp Aur	0.080000	3400.0	142	13303	No
227	GOM_NL__2PRFIN20040915_112528_000000642030_00223_13303_4004.N1	15-SEP-2004 11:25:28	Bright	63.500	107	37The Aur	2.6490	11000.	127	13303	No
228	GOM_NL__2PRFIN20040915_112826_000000482030_00223_13303_4005.N1	15-SEP-2004 11:28:26	Bright	47.500	17	78Bet Gem	1.1610	4500.0	95	13303	No
229	GOM_NL__2PRFIN20040915_113057_000001222030_00223_13303_4006.N1	15-SEP-2004 11:30:57	Twi_and_stray	122.00	28	12Bet Tau	1.6500	15200.	244	13303	No
230	GOM_NL__2PRFIN20040915_113555_000000622030_00223_13303_4007.N1	15-SEP-2004 11:35:55	Twilight	62.000	8	10Alp CMi	0.40000	6500.0	124	13303	No
231	GOM_NL__2PRFIN20040915_114138_000001192030_00223_13303_4008.N1	15-SEP-2004 11:41:38	Dark	118.50	14	58Alp Ori	0.87000	3000.0	237	13303	No
232	GOM_NL__2PRFIN20040915_114500_000000722030_00223_13303_4009.N1	15-SEP-2004 11:45:00	Dark	72.000	1	9Alp CMa	-1.4400	11000.	144	13303	No
233	GOM_NL__2PRFIN20040915_114717_000000402030_00223_13303_4010.N1	15-SEP-2004 11:47:17	Dark	39.500	65	Lam Vel	2.2040	4400.0	79	13303	No
234	GOM_NL__2PRFIN20040915_115034_000000412030_00223_13303_4011.N1	15-SEP-2004 11:50:34	Dark	41.000	46	Del Vel	1.9540	10600.	82	13303	No
235	GOM_NL__2PRFIN20040915_115205_000000482030_00223_13303_4012.N1	15-SEP-2004 11:52:05	Dark	47.500	41	Eps Car	1.8600	4100.0	95	13303	No
236	GOM_NL__2PRFIN20040915_120347_000000422030_00224_13304_3982.N1	15-SEP-2004 12:03:47	Dark	41.500	143	Alp Hyi	2.8570	7200.0	83	13304	No
237	GOM_NL__2PRFIN20040915_120513_000000532030_00224_13304_3983.N1	15-SEP-2004 12:05:13	Dark	53.000	9	Alp Eri	0.45300	24000.	106	13304	No
238	GOM_NL__2PRFIN20040915_120814_000000392030_00224_13304_3984.N1	15-SEP-2004 12:08:14	Straylight	39.000	148	Alp Tuc	2.8780	4100.0	78	13304	No
239	GOM_NL__2PRFIN20040915_121135_000000522030_00224_13304_3985.N1	15-SEP-2004 12:11:35	Straylight	52.000	63	Bet Gru	2.1500	2800.0	104	13304	No
240	GOM_NL__2PRFIN20040915_121445_000000382030_00224_13304_3986.N1	15-SEP-2004 12:14:45	Straylight	38.000	172	Gam Gru	3.0030	13100.	76	13304	No
241	GOM_NL__2PRFIN20040915_121610_000000472030_00224_13304_3987.N1	15-SEP-2004 12:16:10	Straylight	46.500	18	24Alp PsA	1.1660	9700.0	93	13304	No
242	GOM_NL__2PRFIN20040915_121836_000000642030_00224_13304_3988.N1	15-SEP-2004 12:18:36	Twi_and_stray	64.000	52	16Bet Cet	2.0370	4500.0	128	13304	No
243	GOM_NL__2PRFIN20040915_122042_000000422030_00224_13304_3989.N1	15-SEP-2004 12:20:42	Twi_and_stray	42.000	142	49Del Cap	2.8500	8900.0	84	13304	No
244	GOM_NL__2PRFIN20040915_122455_000000392030_00224_13304_3990.N1	15-SEP-2004 12:24:55	Bright	39.000	162	34Alp Aqr	2.9440	5350.0	78	13304	No
245	GOM_NL__2PRFIN20040915_122756_000000402030_00224_13304_3991.N1	15-SEP-2004 12:27:56	Bright	39.500	61	8Eps Peg	2.1000	3900.0	79	13304	No
246	GOM_NL__2PRFIN20040915_122930_000000412030_00224_13304_3992.N1	15-SEP-2004 12:29:30	Bright	40.500	90	54Alp Peg	2.4870	11000.	81	13304	No
247	GOM_NL__2PRFIN20040915_123100_000000512030_00224_13304_3993.N1	15-SEP-2004 12:31:00	Bright	50.500	140	88Gam Peg	2.8340	26000.	101	13304	No
248	GOM_NL__2PRFIN20040915_123323_000000412030_00224_13304_3994.N1	15-SEP-2004 12:33:23	Bright	40.500	93	53Bet Peg	2.5200	3100.0	81	13304	No
249	GOM_NL__2PRFIN20040915_123514_000000362030_00224_13304_3995.N1	15-SEP-2004 12:35:14	Bright	35.500	92	53Eps Cyg	2.5000	4500.0	71	13304	No
250	GOM_NL__2PRFIN20040915_123720_000000412030_00224_13304_3996.N1	15-SEP-2004 12:37:20	Bright	41.000	66	37Gam Cyg	2.2080	5900.0	82	13304	No
251	GOM_NL__2PRFIN20040915_124242_000000382030_00224_13304_3997.N1	15-SEP-2004 12:42:42	Bright	37.500	89	5Alp Cep	2.4510	8000.0	75	13304	No
252	GOM_NL__2PRFIN20040915_124526_000000442030_00224_13304_3998.N1	15-SEP-2004 12:45:26	Bright	43.500	76	27Gam Cas	2.3000	30000.	87	13304	No
253	GOM_NL__2PRFIN20040915_124702_000000672030_00224_13304_3999.N1	15-SEP-2004 12:47:02	Bright	66.500	73	57Gam1And	2.2600	13100.	133	13304	No
254	GOM_NL__2PRFIN20040915_125021_000000382030_00224_13304_4000.N1	15-SEP-2004 12:50:21	Bright	38.000	49	1Alp UMi	1.9900	6300.0	76	13304	No
255	GOM_NL__2PRFIN20040915_125323_000000662030_00224_13304_4001.N1	15-SEP-2004 12:53:23	Bright	66.000	35	33Alp Per	1.7950	6250.0	132	13304	No
256	GOM_NL__2PRFIN20040915_125518_000000682030_00224_13304_4002.N1	15-SEP-2004 12:55:18	Bright	67.500	175	39Del Per	3.0100	19400.	135	13304	No
257	GOM_NL__2PRFIN20040915_125907_000000362030_00224_13304_4003.N1	15-SEP-2004 12:59:07	Bright	35.500	82	48Bet UMa	2.3650	10600.	71	13304	No
258	GOM_NL__2PRFIN20040915_130105_000000702030_00224_13304_4004.N1	15-SEP-2004 13:01:05	Bright	69.500	6	13Alp Aur	0.080000	3400.0	139	13304	No
259	GOM_NL__2PRFIN20040915_130604_000000622030_00224_13304_4005.N1	15-SEP-2004 13:06:04	Bright	62.000	107	37The Aur	2.6490	11000.	124	13304	No
260	GOM_NL__2PRFIN20040915_130902_000000482030_00224_13304_4006.N1	15-SEP-2004 13:09:02	Bright	48.000	17	78Bet Gem	1.1610	4500.0	96	13304	No
261	GOM_NL__2PRFIN20040915_131134_000001172030_00224_13304_4007.N1	15-SEP-2004 13:11:34	Twi_and_stray	116.50	28	12Bet Tau	1.6500	15200.	233	13304	No
262	GOM_NL__2PRFIN20040915_131632_000000572030_00224_13304_4008.N1	15-SEP-2004 13:16:32	Twilight	56.500	8	10Alp CMi	0.40000	6500.0	113	13304	No
263	GOM_NL__2PRFIN20040915_132216_000001232030_00224_13304_4009.N1	15-SEP-2004 13:22:16	Dark	122.50	14	58Alp Ori	0.87000	3000.0	245	13304	No
264	GOM_NL__2PRFIN20040915_132538_000000702030_00224_13304_4010.N1	15-SEP-2004 13:25:38	Dark	70.000	1	9Alp CMa	-1.4400	11000.	140	13304	No
265	GOM_NL__2PRFIN20040915_132753_000000462030_00224_13304_4011.N1	15-SEP-2004 13:27:53	Dark	45.500	65	Lam Vel	2.2040	4400.0	91	13304	No
266	GOM_NL__2PRFIN20040915_133110_000000412030_00224_13304_4012.N1	15-SEP-2004 13:31:10	Dark	40.500	46	Del Vel	1.9540	10600.	81	13304	No
267	GOM_NL__2PRFIN20040915_133241_000000442030_00224_13304_4013.N1	15-SEP-2004 13:32:41	Dark	44.000	41	Eps Car	1.8600	4100.0	88	13304	No
268	GOM_NL__2PRFIN20040915_134318_000000402030_00225_13305_3983.N1	15-SEP-2004 13:43:18	Dark	39.500	135	Bet Hyi	2.8200	5800.0	79	13305	No
269	GOM_NL__2PRFIN20040915_134548_000000482030_00225_13305_3984.N1	15-SEP-2004 13:45:48	Dark	47.500	9	Alp Eri	0.45300	24000.	95	13305	No
270	GOM_NL__2PRFIN20040915_134850_000000402030_00225_13305_3985.N1	15-SEP-2004 13:48:50	Straylight	40.000	148	Alp Tuc	2.8780	4100.0	80	13305	No
271	GOM_NL__2PRFIN20040915_135211_000000492030_00225_13305_3986.N1	15-SEP-2004 13:52:11	Straylight	48.500	63	Bet Gru	2.1500	2800.0	97	13305	No
272	GOM_NL__2PRFIN20040915_135522_000000382030_00225_13305_3987.N1	15-SEP-2004 13:55:22	Straylight	38.000	172	Gam Gru	3.0030	13100.	76	13305	No
273	GOM_NL__2PRFIN20040915_135646_000000442030_00225_13305_3988.N1	15-SEP-2004 13:56:46	Straylight	43.500	18	24Alp PsA	1.1660	9700.0	87	13305	No
274	GOM_NL__2PRFIN20040915_135912_000000632030_00225_13305_3989.N1	15-SEP-2004 13:59:12	Twi_and_stray	63.000	52	16Bet Cet	2.0370	4500.0	126	13305	No
275	GOM_NL__2PRFIN20040915_140118_000000412030_00225_13305_3990.N1	15-SEP-2004 14:01:18	Twi_and_stray	41.000	142	49Del Cap	2.8500	8900.0	82	13305	No
276	GOM_NL__2PRFIN20040915_140531_000000392030_00225_13305_3991.N1	15-SEP-2004 14:05:31	Bright	39.000	162	34Alp Aqr	2.9440	5350.0	78	13305	No
277	GOM_NL__2PRFIN20040915_140832_000000382030_00225_13305_3992.N1	15-SEP-2004 14:08:32	Bright	37.500	61	8Eps Peg	2.1000	3900.0	75	13305	No
278	GOM_NL__2PRFIN20040915_141006_000000412030_00225_13305_3993.N1	15-SEP-2004 14:10:06	Bright	41.000	90	54Alp Peg	2.4870	11000.	82	13305	No

279	GOM_NL__2PRFIN20040915_141135_000000512030_00225_13305_3994.N1	15-SEP-2004 14:11:35	Bright	50.500	140	88Gam Peg	2.8340	26000.	101	13305	No
280	GOM_NL__2PRFIN20040915_141357_000000412030_00225_13305_3995.N1	15-SEP-2004 14:13:57	Bright	40.500	93	53Bet Peg	2.5200	3100.0	81	13305	No
281	GOM_NL__2PRFIN20040915_141550_000000382030_00225_13305_3996.N1	15-SEP-2004 14:15:50	Bright	37.500	92	53Eps Cyg	2.5000	4500.0	75	13305	No
282	GOM_NL__2PRFIN20040915_141757_000000402030_00225_13305_3997.N1	15-SEP-2004 14:17:57	Bright	39.500	66	37Gam Cyg	2.2080	5900.0	79	13305	No
283	GOM_NL__2PRFIN20040915_142318_000000392030_00225_13305_3998.N1	15-SEP-2004 14:23:18	Bright	39.000	89	5Alp Cep	2.4510	8000.0	78	13305	No
284	GOM_NL__2PRFIN20040915_143058_000000372030_00225_13305_3999.N1	15-SEP-2004 14:30:58	Bright	37.000	49	1Alp UMi	1.9900	6300.0	74	13305	No
285	GOM_NL__2PRFIN20040915_143357_000000682030_00225_13305_4000.N1	15-SEP-2004 14:33:57	Bright	68.000	35	33Alp Per	1.7950	6250.0	136	13305	No
286	GOM_NL__2PRFIN20040915_143553_000000692030_00225_13305_4001.N1	15-SEP-2004 14:35:53	Bright	68.500	175	39Del Per	3.0100	19400.	137	13305	No
287	GOM_NL__2PRFIN20040915_143944_000000372030_00225_13305_4002.N1	15-SEP-2004 14:39:44	Bright	36.500	82	48Bet UMa	2.3650	10600.	73	13305	No
288	GOM_NL__2PRFIN20040915_144141_000000722030_00225_13305_4003.N1	15-SEP-2004 14:41:41	Bright	71.500	6	13Alp Aur	0.080000	3400.0	143	13305	No
289	GOM_NL__2PRFIN20040915_144640_000000652030_00225_13305_4004.N1	15-SEP-2004 14:46:40	Bright	64.500	107	37The Aur	2.6490	11000.	129	13305	No
290	GOM_NL__2PRFIN20040915_144938_000000482030_00225_13305_4005.N1	15-SEP-2004 14:49:38	Bright	48.000	17	78Bet Gem	1.1610	4500.0	96	13305	No
291	GOM_NL__2PRFIN20040915_145210_000001212030_00225_13305_4006.N1	15-SEP-2004 14:52:10	Twilight	120.50	28	12Bet Tau	1.6500	15200.	241	13305	No
292	GOM_NL__2PRFIN20040915_145708_000000592030_00225_13305_4007.N1	15-SEP-2004 14:57:08	Twilight	58.500	8	10Alp CMi	0.40000	6500.0	117	13305	No
293	GOM_NL__2PRFIN20040915_150254_000001442030_00225_13305_4008.N1	15-SEP-2004 15:02:54	Dark	144.00	14	58Alp Ori	0.87000	3000.0	288	13305	No
294	GOM_NL__2PRFIN20040915_150614_000000622030_00225_13305_4009.N1	15-SEP-2004 15:06:14	Dark	62.000	1	9Alp CMa	-1.4400	11000.	124	13305	No
295	GOM_NL__2PRFIN20040915_150829_000000432030_00225_13305_4010.N1	15-SEP-2004 15:08:29	Dark	43.000	65	Lam Vel	2.2040	4400.0	86	13305	No
296	GOM_NL__2PRFIN20040915_151146_000000432030_00225_13305_4011.N1	15-SEP-2004 15:11:46	Dark	43.000	46	Del Vel	1.9540	10600.	86	13305	No
297	GOM_NL__2PRFIN20040915_151317_000000522030_00225_13305_4012.N1	15-SEP-2004 15:13:17	Dark	52.000	41	Eps Car	1.8600	4100.0	104	13305	No
298	GOM_NL__2PRFIN20040915_151444_000000462030_00226_13306_3983.N1	15-SEP-2004 15:14:44	Dark	46.000	2	Alp Car	-0.73600	7000.0	92	13306	No
299	GOM_NL__2PRFIN20040915_152354_000000382030_00226_13306_3984.N1	15-SEP-2004 15:23:54	Dark	37.500	135	Bet Hyi	2.8200	5800.0	75	13306	No
300	GOM_NL__2PRFIN20040915_152624_000000482030_00226_13306_3985.N1	15-SEP-2004 15:26:24	Dark	47.500	9	Alp Eri	0.45300	24000.	95	13306	No
301	GOM_NL__2PRFIN20040915_152926_000000412030_00226_13306_3986.N1	15-SEP-2004 15:29:26	Straylight	40.500	148	Alp Tuc	2.8780	4100.0	81	13306	No
302	GOM_NL__2PRFIN20040915_153245_000000492030_00226_13306_3987.N1	15-SEP-2004 15:32:45	Straylight	49.000	63	Bet Gru	2.1500	2800.0	98	13306	No
303	GOM_NL__2PRFIN20040915_153557_000000382030_00226_13306_3988.N1	15-SEP-2004 15:35:57	Straylight	37.500	172	Gam Gru	3.0030	13100.	75	13306	No
304	GOM_NL__2PRFIN20040915_153722_000000472030_00226_13306_3989.N1	15-SEP-2004 15:37:22	Straylight	46.500	18	24Alp PsA	1.1660	9700.0	93	13306	No
305	GOM_NL__2PRFIN20040915_153948_000000642030_00226_13306_3990.N1	15-SEP-2004 15:39:48	Twilight	64.000	52	16Bet Cet	2.0370	4500.0	128	13306	No
306	GOM_NL__2PRFIN20040915_154154_000000412030_00226_13306_3991.N1	15-SEP-2004 15:41:54	Twilight	40.500	142	49Del Cap	2.8500	8900.0	81	13306	No
307	GOM_NL__2PRFIN20040915_154607_000000402030_00226_13306_3992.N1	15-SEP-2004 15:46:07	Bright	39.500	162	34Alp Aqr	2.9440	5350.0	79	13306	No
308	GOM_NL__2PRFIN20040915_154907_000000382030_00226_13306_3993.N1	15-SEP-2004 15:49:07	Bright	38.000	61	8Eps Peg	2.1000	3900.0	76	13306	No
309	GOM_NL__2PRFIN20040915_155041_000000412030_00226_13306_3994.N1	15-SEP-2004 15:50:41	Bright	41.000	90	54Alp Peg	2.4870	11000.	82	13306	No
310	GOM_NL__2PRFIN20040915_155211_000000502030_00226_13306_3995.N1	15-SEP-2004 15:52:11	Bright	50.000	140	88Gam Peg	2.8340	26000.	100	13306	No
311	GOM_NL__2PRFIN20040915_155433_000000432030_00226_13306_3996.N1	15-SEP-2004 15:54:33	Bright	42.500	93	53Bet Peg	2.5200	3100.0	85	13306	No
312	GOM_NL__2PRFIN20040915_155626_000000362030_00226_13306_3997.N1	15-SEP-2004 15:56:26	Bright	36.000	92	53Eps Cyg	2.5000	4500.0	72	13306	No
313	GOM_NL__2PRFIN20040915_155833_000000532030_00226_13306_3998.N1	15-SEP-2004 15:58:33	Bright	53.000	66	37Gam Cyg	2.2080	5900.0	106	13306	No
314	GOM_NL__2PRFIN20040915_160354_000000362030_00226_13306_3999.N1	15-SEP-2004 16:03:54	Bright	36.000	89	5Alp Cep	2.4510	8000.0	72	13306	No
315	GOM_NL__2PRFIN20040915_161133_000000372030_00226_13306_4000.N1	15-SEP-2004 16:11:33	Bright	37.000	49	1Alp UMi	1.9900	6300.0	74	13306	No
316	GOM_NL__2PRFIN20040915_161431_000000682030_00226_13306_4001.N1	15-SEP-2004 16:14:31	Bright	67.500	35	33Alp Per	1.7950	6250.0	135	13306	No
317	GOM_NL__2PRFIN20040915_161627_000000692030_00226_13306_4002.N1	15-SEP-2004 16:16:27	Bright	69.000	175	39Del Per	3.0100	19400.	138	13306	No
318	GOM_NL__2PRFIN20040915_162020_000000362030_00226_13306_4003.N1	15-SEP-2004 16:20:20	Bright	36.000	82	48Bet UMa	2.3650	10600.	72	13306	No
319	GOM_NL__2PRFIN20040915_162216_000000722030_00226_13306_4004.N1	15-SEP-2004 16:22:16	Bright	71.500	6	13Alp Aur	0.080000	3400.0	143	13306	No
320	GOM_NL__2PRFIN20040915_162716_000000622030_00226_13306_4005.N1	15-SEP-2004 16:27:16	Bright	62.000	107	37The Aur	2.6490	11000.	124	13306	No
321	GOM_NL__2PRFIN20040915_163014_000000452030_00226_13306_4006.N1	15-SEP-2004 16:30:14	Bright	45.000	17	78Bet Gem	1.1610	4500.0	90	13306	No
322	GOM_NL__2PRFIN20040915_163247_000001132030_00226_13306_4007.N1	15-SEP-2004 16:32:47	Twilight	113.00	28	12Bet Tau	1.6500	15200.	226	13306	No
323	GOM_NL__2PRFIN20040915_163744_000000632030_00226_13306_4008.N1	15-SEP-2004 16:37:44	Twilight	63.000	8	10Alp CMi	0.40000	6500.0	126	13306	No
324	GOM_NL__2PRFIN20040915_164332_000001342030_00226_13306_4009.N1	15-SEP-2004 16:43:32	Dark	133.50	14	58Alp Ori	0.87000	3000.0	267	13306	No
325	GOM_NL__2PRFIN20040915_164651_000000592030_00226_13306_4010.N1	15-SEP-2004 16:46:51	Dark	59.000	1	9Alp CMa	-1.4400	11000.	118	13306	No
326	GOM_NL__2PRFIN20040915_164906_000000422030_00226_13306_4011.N1	15-SEP-2004 16:49:06	Dark	42.000	65	Lam Vel	2.2040	4400.0	84	13306	No
327	GOM_NL__2PRFIN20040915_165222_000000402030_00226_13306_4012.N1	15-SEP-2004 16:52:22	Dark	39.500	46	Del Vel	1.9540	10600.	79	13306	No
328	GOM_NL__2PRFIN20040915_165354_000000512030_00226_13306_4013.N1	15-SEP-2004 16:53:54	Dark	50.500	41	Eps Car	1.8600	4100.0	101	13306	No
329	GOM_NL__2PRFIN20040915_165521_000000572030_00227_13307_3983.N1	15-SEP-2004 16:55:21	Dark	57.000	2	Alp Car	-0.73600	7000.0	114	13307	No
330	GOM_NL__2PRFIN20040915_170429_000000382030_00227_13307_3984.N1	15-SEP-2004 17:04:29	Dark	38.000	135	Bet Hyi	2.8200	5800.0	76	13307	No
331	GOM_NL__2PRFIN20040915_170701_000000472030_00227_13307_3985.N1	15-SEP-2004 17:07:01	Dark	46.500	9	Alp Eri	0.45300	24000.	93	13307	No
332	GOM_NL__2PRFIN20040915_171002_000000472030_00227_13307_3986.N1	15-SEP-2004 17:10:02	Straylight	47.000	148	Alp Tuc	2.8780	4100.0	94	13307	No
333	GOM_NL__2PRFIN20040915_171324_000000522030_00227_13307_3987.N1	15-SEP-2004 17:13:24	Straylight	52.000	63	Bet Gru	2.1500	2800.0	104	13307	No
334	GOM_NL__2PRFIN20040915_171634_000000392030_00227_13307_3988.N1	15-SEP-2004 17:16:34	Straylight	38.500	172	Gam Gru	3.0030	13100.	77	13307	No
335	GOM_NL__2PRFIN20040915_171759_000000452030_00227_13307_3989.N1	15-SEP-2004 17:17:59	Straylight	45.000	18	24Alp PsA	1.1660	9700.0	90	13307	No
336	GOM_NL__2PRFIN20040915_172025_000000632030_00227_13307_3990.N1	15-SEP-2004 17:20:25	Twilight	62.500	52	16Bet Cet	2.0370	4500.0	125	13307	No
337	GOM_NL__2PRFIN20040915_172230_000000422030_00227_13307_3991.N1	15-SEP-2004 17:22:30	Twilight	41.500	142	49Del Cap	2.8500	8900.0	83	13307	No

338	GOM_NL__2PRFIN20040915_172643_000000392030_00227_13307_3992.N1	15-SEP-2004 17:26:43	Bright	39.000	162	34Alp Aqr	2.9440	5350.0	78	13307	No
339	GOM_NL__2PRFIN20040915_172943_000000392030_00227_13307_3993.N1	15-SEP-2004 17:29:43	Bright	38.500	61	8Eps Peg	2.1000	3900.0	77	13307	No
340	GOM_NL__2PRFIN20040915_173117_000000412030_00227_13307_3994.N1	15-SEP-2004 17:31:17	Bright	40.500	90	54Alp Peg	2.4870	11000.	81	13307	No
341	GOM_NL__2PRFIN20040915_173247_000000522030_00227_13307_3995.N1	15-SEP-2004 17:32:47	Bright	51.500	140	88Gam Peg	2.8340	26000.	103	13307	No
342	GOM_NL__2PRFIN20040915_173509_000000412030_00227_13307_3996.N1	15-SEP-2004 17:35:09	Bright	40.500	93	53Bet Peg	2.5200	3100.0	81	13307	No
343	GOM_NL__2PRFIN20040915_173702_000000372030_00227_13307_3997.N1	15-SEP-2004 17:37:02	Bright	37.000	92	53Eps Cyg	2.5000	4500.0	74	13307	No
344	GOM_NL__2PRFIN20040915_173910_000000382030_00227_13307_3998.N1	15-SEP-2004 17:39:10	Bright	38.000	66	37Gam Cyg	2.2080	5900.0	76	13307	No
345	GOM_NL__2PRFIN20040915_174430_000000382030_00227_13307_3999.N1	15-SEP-2004 17:44:30	Bright	38.000	89	5Alp Cep	2.4510	8000.0	76	13307	No
346	GOM_NL__2PRFIN20040915_175209_000000382030_00227_13307_4000.N1	15-SEP-2004 17:52:09	Bright	38.000	49	1Alp UMi	1.9900	6300.0	76	13307	No
347	GOM_NL__2PRFIN20040915_175507_000000682030_00227_13307_4001.N1	15-SEP-2004 17:55:07	Bright	67.500	35	33Alp Per	1.7950	6250.0	135	13307	No
348	GOM_NL__2PRFIN20040915_175702_000000682030_00227_13307_4002.N1	15-SEP-2004 17:57:02	Bright	67.500	175	39Del Per	3.0100	19400.	135	13307	No
349	GOM_NL__2PRFIN20040915_180056_000000362030_00227_13307_4003.N1	15-SEP-2004 18:00:56	Bright	35.500	82	48Bet UMa	2.3650	10600.	71	13307	No
350	GOM_NL__2PRFIN20040915_180251_000000772030_00227_13307_4004.N1	15-SEP-2004 18:02:51	Bright	76.500	6	13Alp Aur	0.080000	3400.0	153	13307	No
351	GOM_NL__2PRFIN20040915_180751_000000642030_00227_13307_4005.N1	15-SEP-2004 18:07:51	Bright	63.500	107	37The Aur	2.6490	11000.	127	13307	No
352	GOM_NL__2PRFIN20040915_181050_000000472030_00227_13307_4006.N1	15-SEP-2004 18:10:50	Bright	47.000	17	78Bet Gem	1.1610	4500.0	94	13307	No
353	GOM_NL__2PRFIN20040915_181324_000001172030_00227_13307_4007.N1	15-SEP-2004 18:13:24	Straylight	116.50	28	12Bet Tau	1.6500	15200.	233	13307	No
354	GOM_NL__2PRFIN20040915_181821_000000632030_00227_13307_4008.N1	15-SEP-2004 18:18:21	Twilight	63.000	8	10Alp CMi	0.40000	6500.0	126	13307	No
355	GOM_NL__2PRFIN20040915_182410_000001342030_00227_13307_4009.N1	15-SEP-2004 18:24:10	Dark	134.00	14	58Alp Ori	0.87000	3000.0	268	13307	No
356	GOM_NL__2PRFIN20040915_182729_000000642030_00227_13307_4010.N1	15-SEP-2004 18:27:29	Dark	63.500	1	9Alp CMa	-1.4400	11000.	127	13307	No
357	GOM_NL__2PRFIN20040915_182942_000000502030_00227_13307_4011.N1	15-SEP-2004 18:29:42	Dark	49.500	65	Lam Vel	2.2040	4400.0	99	13307	No
358	GOM_NL__2PRFIN20040915_183259_000000402030_00227_13307_4012.N1	15-SEP-2004 18:32:59	Dark	40.000	46	Del Vel	1.9540	10600.	80	13307	No
359	GOM_NL__2PRFIN20040915_183430_000000512030_00227_13307_4013.N1	15-SEP-2004 18:34:30	Dark	50.500	41	Eps Car	1.8600	4100.0	101	13307	No
360	GOM_NL__2PRFIN20040915_183558_000000562030_00228_13308_4003.N1	15-SEP-2004 18:35:58	Dark	55.500	2	Alp Car	-0.73600	7000.0	111	13308	No
361	GOM_NL__2PRFIN20040915_184506_000000402030_00228_13308_4004.N1	15-SEP-2004 18:45:06	Dark	39.500	135	Bet Hyi	2.8200	5800.0	79	13308	No
362	GOM_NL__2PRFIN20040915_184739_000000512030_00228_13308_4005.N1	15-SEP-2004 18:47:39	Dark	51.000	9	Alp Eri	0.45300	24000.	102	13308	No
363	GOM_NL__2PRFIN20040915_185038_000000492030_00228_13308_4006.N1	15-SEP-2004 18:50:38	Straylight	49.000	148	Alp Tuc	2.8780	4100.0	98	13308	No
364	GOM_NL__2PRFIN20040915_185400_000000522030_00228_13308_4007.N1	15-SEP-2004 18:54:00	Straylight	52.000	63	Bet Gru	2.1500	2800.0	104	13308	No
365	GOM_NL__2PRFIN20040915_185710_000000392030_00228_13308_4008.N1	15-SEP-2004 18:57:10	Straylight	39.000	172	Gam Gru	3.0030	13100.	78	13308	No
366	GOM_NL__2PRFIN20040915_185835_000000442030_00228_13308_4009.N1	15-SEP-2004 18:58:35	Straylight	44.000	18	24Alp PsA	1.1660	9700.0	88	13308	No
367	GOM_NL__2PRFIN20040915_190101_000000632030_00228_13308_4010.N1	15-SEP-2004 19:01:01	Tw_i_and_stray	63.000	52	16Bet Cet	2.0370	4500.0	126	13308	No
368	GOM_NL__2PRFIN20040915_190306_000000412030_00228_13308_4011.N1	15-SEP-2004 19:03:06	Tw_i_and_stray	41.000	142	49Del Cap	2.8500	8900.0	82	13308	No
369	GOM_NL__2PRFIN20040915_190719_000000382030_00228_13308_4012.N1	15-SEP-2004 19:07:19	Bright	37.500	162	34Alp Aqr	2.9440	5350.0	75	13308	No
370	GOM_NL__2PRFIN20040915_191020_000000392030_00228_13308_4013.N1	15-SEP-2004 19:10:20	Bright	38.500	61	8Eps Peg	2.1000	3900.0	77	13308	No
371	GOM_NL__2PRFIN20040915_191153_000000412030_00228_13308_4014.N1	15-SEP-2004 19:11:53	Bright	41.000	90	54Alp Peg	2.4870	11000.	82	13308	No
372	GOM_NL__2PRFIN20040915_191322_000000522030_00228_13308_4015.N1	15-SEP-2004 19:13:22	Bright	52.000	140	88Gam Peg	2.8340	26000.	104	13308	No
373	GOM_NL__2PRFIN20040915_191545_000000412030_00228_13308_4016.N1	15-SEP-2004 19:15:45	Bright	41.000	93	53Bet Peg	2.5200	3100.0	82	13308	No
374	GOM_NL__2PRFIN20040915_191739_000000392030_00228_13308_4017.N1	15-SEP-2004 19:17:39	Bright	38.500	92	53Eps Cyg	2.5000	4500.0	77	13308	No
375	GOM_NL__2PRFIN20040915_191946_000000392030_00228_13308_4018.N1	15-SEP-2004 19:19:46	Bright	39.000	66	37Gam Cyg	2.2080	5900.0	78	13308	No
376	GOM_NL__2PRFIN20040915_192506_000000362030_00228_13308_4019.N1	15-SEP-2004 19:25:06	Bright	36.000	89	5Alp Cep	2.4510	8000.0	72	13308	No
377	GOM_NL__2PRFIN20040915_193245_000000382030_00228_13308_4020.N1	15-SEP-2004 19:32:45	Bright	38.000	49	1Alp UMi	1.9900	6300.0	76	13308	No
378	GOM_NL__2PRFIN20040915_193540_000000692030_00228_13308_4021.N1	15-SEP-2004 19:35:40	Bright	68.500	35	33Alp Per	1.7950	6250.0	137	13308	No
379	GOM_NL__2PRFIN20040915_193737_000000712030_00228_13308_4022.N1	15-SEP-2004 19:37:37	Bright	70.500	175	39Del Per	3.0100	19400.	141	13308	No
380	GOM_NL__2PRFIN20040915_194132_000000372030_00228_13308_4023.N1	15-SEP-2004 19:41:32	Bright	36.500	82	48Bet UMa	2.3650	10600.	73	13308	No
381	GOM_NL__2PRFIN20040915_194327_000000732030_00228_13308_4024.N1	15-SEP-2004 19:43:27	Bright	72.500	6	13Alp Aur	0.080000	3400.0	145	13308	No
382	GOM_NL__2PRFIN20040915_194827_000000622030_00228_13308_4025.N1	15-SEP-2004 19:48:27	Bright	61.500	107	37The Aur	2.6490	11000.	123	13308	No
383	GOM_NL__2PRFIN20040915_195127_000000462030_00228_13308_4026.N1	15-SEP-2004 19:51:27	Bright	45.500	17	78Bet Gem	1.1610	4500.0	91	13308	No
384	GOM_NL__2PRFIN20040915_195400_000001172030_00228_13308_4027.N1	15-SEP-2004 19:54:00	Straylight	116.50	28	12Bet Tau	1.6500	15200.	233	13308	No
385	GOM_NL__2PRFIN20040915_195857_000000582030_00228_13308_4028.N1	15-SEP-2004 19:58:57	Twilight	57.500	8	10Alp CMi	0.40000	6500.0	115	13308	No
386	GOM_NL__2PRFIN20040915_200448_000001442030_00228_13308_4029.N1	15-SEP-2004 20:04:48	Dark	144.00	14	58Alp Ori	0.87000	3000.0	288	13308	No
387	GOM_NL__2PRFIN20040915_200806_000000582030_00228_13308_4030.N1	15-SEP-2004 20:08:06	Dark	57.500	1	9Alp CMa	-1.4400	11000.	115	13308	No
388	GOM_NL__2PRFIN20040915_201018_000000472030_00228_13308_4031.N1	15-SEP-2004 20:10:18	Dark	46.500	65	Lam Vel	2.2040	4400.0	93	13308	No
389	GOM_NL__2PRFIN20040915_201335_000000402030_00228_13308_4032.N1	15-SEP-2004 20:13:35	Dark	40.000	46	Del Vel	1.9540	10600.	80	13308	No
390	GOM_NL__2PRFIN20040915_201506_000000452030_00228_13308_4033.N1	15-SEP-2004 20:15:06	Dark	45.000	41	Eps Car	1.8600	4100.0	90	13308	No
391	GOM_NL__2PRFIN20040915_201634_000000552030_00229_13309_4108.N1	15-SEP-2004 20:16:34	Dark	55.000	2	Alp Car	-0.73600	7000.0	110	13309	No
392	GOM_NL__2PRFIN20040915_202542_000000392030_00229_13309_4109.N1	15-SEP-2004 20:25:42	Dark	38.500	135	Bet Hyi	2.8200	5800.0	77	13309	No
393	GOM_NL__2PRFIN20040915_202815_000000522030_00229_13309_4110.N1	15-SEP-2004 20:28:15	Dark	52.000	9	Alp Eri	0.45300	24000.	104	13309	No
394	GOM_NL__2PRFIN20040915_203115_000000482030_00229_13309_4111.N1	15-SEP-2004 20:31:15	Straylight	48.000	148	Alp Tuc	2.8780	4100.0	96	13309	No
395	GOM_NL__2PRFIN20040915_203435_000000472030_00229_13309_4112.N1	15-SEP-2004 20:34:35	Straylight	47.000	63	Bet Gru	2.1500	2800.0	94	13309	No
396	GOM_NL__2PRFIN20040915_203746_000000382030_00229_13309_4113.N1	15-SEP-2004 20:37:46	Straylight	38.000	172	Gam Gru	3.0030	13100.	76	13309	No

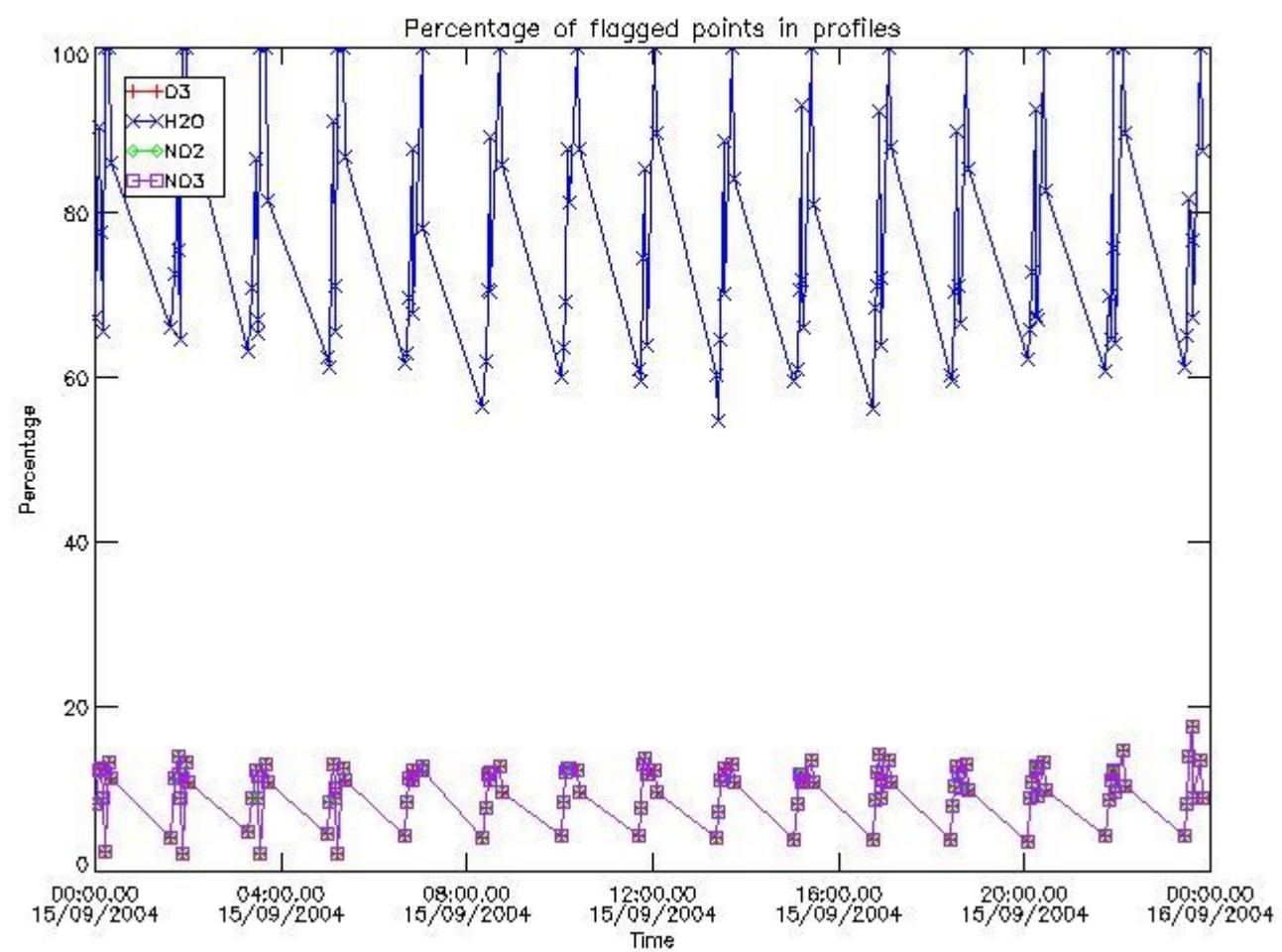
397	GOM_NL__2PRFIN20040915_203910_000000482030_00229_13309_4114.N1	15-SEP-2004 20:39:10	Straylight	48.000	18	24Alp PsA	1.1660	9700.0	96	13309	No
398	GOM_NL__2PRFIN20040915_204134_000000632030_00229_13309_4115.N1	15-SEP-2004 20:41:34	Twl_and_stray	63.000	52	16Bet Cet	2.0370	4500.0	126	13309	No
399	GOM_NL__2PRFIN20040915_204342_000000432030_00229_13309_4116.N1	15-SEP-2004 20:43:42	Twl_and_stray	43.000	142	49Del Cap	2.8500	8900.0	86	13309	No
400	GOM_NL__2PRFIN20040915_204755_000000402030_00229_13309_4117.N1	15-SEP-2004 20:47:55	Bright	40.000	162	34Alp Aqr	2.9440	5350.0	80	13309	No
401	GOM_NL__2PRFIN20040915_205055_000000402030_00229_13309_4118.N1	15-SEP-2004 20:50:55	Bright	39.500	61	8Eps Peg	2.1000	3900.0	79	13309	No
402	GOM_NL__2PRFIN20040915_205229_000000422030_00229_13309_4119.N1	15-SEP-2004 20:52:29	Bright	42.000	90	54Alp Peg	2.4870	11000.	84	13309	No
403	GOM_NL__2PRFIN20040915_205357_000000522030_00229_13309_4120.N1	15-SEP-2004 20:53:57	Bright	51.500	140	88Gam Peg	2.8340	26000.	103	13309	No
404	GOM_NL__2PRFIN20040915_205620_000000452030_00229_13309_4121.N1	15-SEP-2004 20:56:20	Bright	45.000	93	53Bet Peg	2.5200	3100.0	90	13309	No
405	GOM_NL__2PRFIN20040915_205815_000000402030_00229_13309_4122.N1	15-SEP-2004 20:58:15	Bright	39.500	92	53Eps Cyg	2.5000	4500.0	79	13309	No
406	GOM_NL__2PRFIN20040915_210022_000000382030_00229_13309_4123.N1	15-SEP-2004 21:00:22	Bright	37.500	66	37Gam Cyg	2.2080	5900.0	75	13309	No
407	GOM_NL__2PRFIN20040915_210542_000000392030_00229_13309_4124.N1	15-SEP-2004 21:05:42	Bright	38.500	89	5Alp Cep	2.4510	8000.0	77	13309	No
408	GOM_NL__2PRFIN20040915_211321_000000402030_00229_13309_4125.N1	15-SEP-2004 21:13:21	Bright	39.500	49	1Alp UMi	1.9900	6300.0	79	13309	No
409	GOM_NL__2PRFIN20040915_211616_000000682030_00229_13309_4126.N1	15-SEP-2004 21:16:16	Bright	67.500	35	33Alp Per	1.7950	6250.0	135	13309	No
410	GOM_NL__2PRFIN20040915_211812_000000712030_00229_13309_4127.N1	15-SEP-2004 21:18:12	Bright	70.500	175	39Del Per	3.0100	19400.	141	13309	No
411	GOM_NL__2PRFIN20040915_212207_000000382030_00229_13309_4128.N1	15-SEP-2004 21:22:07	Bright	37.500	82	48Bet UMa	2.3650	10600.	75	13309	No
412	GOM_NL__2PRFIN20040915_212402_000000752030_00229_13309_4129.N1	15-SEP-2004 21:24:02	Bright	75.000	6	13Alp Aur	0.080000	3400.0	150	13309	No
413	GOM_NL__2PRFIN20040915_212903_000000602030_00229_13309_4130.N1	15-SEP-2004 21:29:03	Bright	60.000	107	37The Aur	2.6490	11000.	120	13309	No
414	GOM_NL__2PRFIN20040915_213203_000000612030_00229_13309_4131.N1	15-SEP-2004 21:32:03	Bright	61.000	17	78Bet Gem	1.1610	4500.0	122	13309	No
415	GOM_NL__2PRFIN20040915_213437_000001222030_00229_13309_4132.N1	15-SEP-2004 21:34:37	Straylight	121.50	28	12Bet Tau	1.6500	15200.	243	13309	No
416	GOM_NL__2PRFIN20040915_213933_000000632030_00229_13309_4133.N1	15-SEP-2004 21:39:33	Twilight	62.500	8	10Alp CMi	0.40000	6500.0	125	13309	No
417	GOM_NL__2PRFIN20040915_214526_000001442030_00229_13309_4134.N1	15-SEP-2004 21:45:26	Dark	144.00	14	58Alp Ori	0.87000	3000.0	288	13309	No
418	GOM_NL__2PRFIN20040915_214840_000000592030_00229_13309_4135.N1	15-SEP-2004 21:48:40	Dark	58.500	1	9Alp CMa	-1.4400	11000.	117	13309	No
419	GOM_NL__2PRFIN20040915_215054_000000462030_00229_13309_4136.N1	15-SEP-2004 21:50:54	Dark	45.500	65	Lam Vel	2.2040	4400.0	91	13309	No
420	GOM_NL__2PRFIN20040915_215411_000000432030_00229_13309_4137.N1	15-SEP-2004 21:54:11	Dark	42.500	46	Del Vel	1.9540	10600.	85	13309	No
421	GOM_NL__2PRFIN20040915_215541_000000422030_00229_13309_4138.N1	15-SEP-2004 21:55:41	Dark	41.500	41	Eps Car	1.8600	4100.0	83	13309	No
422	GOM_NL__2PRFIN20040915_215710_000000542030_00230_13310_4003.N1	15-SEP-2004 21:57:10	Dark	53.500	2	Alp Car	-0.73600	7000.0	107	13310	No
423	GOM_NL__2PRFIN20040915_220618_000000382030_00230_13310_4004.N1	15-SEP-2004 22:06:18	Dark	38.000	135	Bet Hyi	2.8200	5800.0	76	13310	No
424	GOM_NL__2PRFIN20040915_220851_000000542030_00230_13310_4005.N1	15-SEP-2004 22:08:51	Dark	54.000	9	Alp Eri	0.45300	24000.	108	13310	No
425	GOM_NL__2PRFIN20040915_221150_000000442030_00230_13310_4006.N1	15-SEP-2004 22:11:50	Straylight	43.500	148	Alp Tuc	2.8780	4100.0	87	13310	No
426	GOM_NL__2PRFIN20040915_221511_000000452030_00230_13310_4007.N1	15-SEP-2004 22:15:11	Straylight	44.500	63	Bet Gru	2.1500	2800.0	89	13310	No
427	GOM_NL__2PRFIN20040915_221822_000000402030_00230_13310_4008.N1	15-SEP-2004 22:18:22	Straylight	39.500	172	Gam Gru	3.0030	13100.	79	13310	No
428	GOM_NL__2PRFIN20040915_221947_000000452030_00230_13310_4009.N1	15-SEP-2004 22:19:47	Straylight	44.500	18	24Alp PsA	1.1660	9700.0	89	13310	No
429	GOM_NL__2PRFIN20040915_222210_000000662030_00230_13310_4010.N1	15-SEP-2004 22:22:10	Twl_and_stray	66.000	52	16Bet Cet	2.0370	4500.0	132	13310	No
430	GOM_NL__2PRFIN20040915_222418_000000412030_00230_13310_4011.N1	15-SEP-2004 22:24:18	Twl_and_stray	41.000	142	49Del Cap	2.8500	8900.0	82	13310	No
431	GOM_NL__2PRFIN20040915_222830_000000412030_00230_13310_4012.N1	15-SEP-2004 22:28:30	Bright	40.500	162	34Alp Aqr	2.9440	5350.0	81	13310	No
432	GOM_NL__2PRFIN20040915_223131_000000392030_00230_13310_4013.N1	15-SEP-2004 22:31:31	Bright	39.000	61	8Eps Peg	2.1000	3900.0	78	13310	No
433	GOM_NL__2PRFIN20040915_223304_000000422030_00230_13310_4014.N1	15-SEP-2004 22:33:04	Bright	41.500	90	54Alp Peg	2.4870	11000.	83	13310	No
434	GOM_NL__2PRFIN20040915_223432_000000522030_00230_13310_4015.N1	15-SEP-2004 22:34:32	Bright	51.500	140	88Gam Peg	2.8340	26000.	103	13310	No
435	GOM_NL__2PRFIN20040915_223656_000000442030_00230_13310_4016.N1	15-SEP-2004 22:36:56	Bright	44.000	93	53Bet Peg	2.5200	3100.0	88	13310	No
436	GOM_NL__2PRFIN20040915_223851_000000382030_00230_13310_4017.N1	15-SEP-2004 22:38:51	Bright	37.500	92	53Eps Cyg	2.5000	4500.0	75	13310	No
437	GOM_NL__2PRFIN20040915_224058_000000392030_00230_13310_4018.N1	15-SEP-2004 22:40:58	Bright	39.000	66	37Gam Cyg	2.2080	5900.0	78	13310	No
438	GOM_NL__2PRFIN20040915_224617_000000382030_00230_13310_4019.N1	15-SEP-2004 22:46:17	Bright	38.000	89	5Alp Cep	2.4510	8000.0	76	13310	No
439	GOM_NL__2PRFIN20040915_224858_000000462030_00230_13310_4020.N1	15-SEP-2004 22:48:58	Bright	45.500	76	27Gam Cas	2.3000	30000.	91	13310	No
440	GOM_NL__2PRFIN20040915_225357_000000372030_00230_13310_4021.N1	15-SEP-2004 22:53:57	Bright	36.500	49	1Alp UMi	1.9900	6300.0	73	13310	No
441	GOM_NL__2PRFIN20040915_225651_000000662030_00230_13310_4022.N1	15-SEP-2004 22:56:51	Bright	66.000	35	33Alp Per	1.7950	6250.0	132	13310	No
442	GOM_NL__2PRFIN20040915_230243_000000372030_00230_13310_4023.N1	15-SEP-2004 23:02:43	Bright	37.000	82	48Bet UMa	2.3650	10600.	74	13310	No
443	GOM_NL__2PRFIN20040915_230437_000000692030_00230_13310_4024.N1	15-SEP-2004 23:04:37	Bright	68.500	6	13Alp Aur	0.080000	3400.0	137	13310	No
444	GOM_NL__2PRFIN20040915_230940_000000612030_00230_13310_4025.N1	15-SEP-2004 23:09:40	Bright	61.000	107	37The Aur	2.6490	11000.	122	13310	No
445	GOM_NL__2PRFIN20040915_231238_000000492030_00230_13310_4026.N1	15-SEP-2004 23:12:38	Bright	49.000	17	78Bet Gem	1.1610	4500.0	98	13310	No
446	GOM_NL__2PRFIN20040915_231514_000001282030_00230_13310_4027.N1	15-SEP-2004 23:15:14	Straylight	128.00	28	12Bet Tau	1.6500	15200.	256	13310	No
447	GOM_NL__2PRFIN20040915_232010_000000592030_00230_13310_4028.N1	15-SEP-2004 23:20:10	Twilight	59.000	8	10Alp CMi	0.40000	6500.0	118	13310	No
448	GOM_NL__2PRFIN20040915_232604_000001222030_00230_13310_4029.N1	15-SEP-2004 23:26:04	Dark	121.50	14	58Alp Ori	0.87000	3000.0	243	13310	No
449	GOM_NL__2PRFIN20040915_232917_000000692030_00230_13310_4030.N1	15-SEP-2004 23:29:17	Dark	69.000	1	9Alp CMa	-1.4400	11000.	138	13310	No
450	GOM_NL__2PRFIN20040915_233130_000000442030_00230_13310_4031.N1	15-SEP-2004 23:31:30	Dark	44.000	65	Lam Vel	2.2040	4400.0	88	13310	No
451	GOM_NL__2PRFIN20040915_233617_000000522030_00230_13310_4032.N1	15-SEP-2004 23:36:17	Dark	52.000	41	Eps Car	1.8600	4100.0	104	13310	No
452	GOM_NL__2PRFIN20040915_233746_000000572030_00231_13311_4003.N1	15-SEP-2004 23:37:46	Dark	57.000	2	Alp Car	-0.73600	7000.0	114	13311	No
453	GOM_NL__2PRFIN20040915_234654_000000382030_00231_13311_4004.N1	15-SEP-2004 23:46:54	Dark	38.000	135	Bet Hyi	2.8200	5800.0	76	13311	No
454	GOM_NL__2PRFIN20040915_234926_000000572030_00231_13311_4005.N1	15-SEP-2004 23:49:26	Dark	56.500	9	Alp Eri	0.45300	24000.	113	13311	No
455	GOM_NL__2PRFIN20040915_235227_000000412030_00231_13311_4006.N1	15-SEP-2004 23:52:27	Straylight	40.500	148	Alp Tuc	2.8780	4100.0	81	13311	No

456	GOM_NL__2PRFIN20040915_235547_000000462030_00231_13311_4007.N1	15-SEP-2004 23:55:47	Straylight	46.000	63	Bet Gru	2.1500	2800.0	92	13311	No
457	GOM_NL__2PRFIN20040915_235858_000000392030_00231_13311_4008.N1	15-SEP-2004 23:58:58	Straylight	38.500	172	Gam Gru	3.0030	13100.	77	13311	No

3. Quality information per product


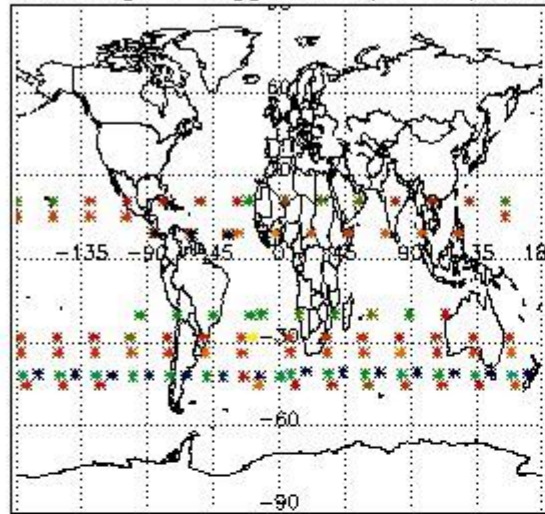
In this section it is plotted some information contained in the Quality Summary data set of the level 2 products. Only products in dark limb conditions and without errors (error flag in the MPH set to "0") are used.

3.1 Plot quality information per product (time dependant)

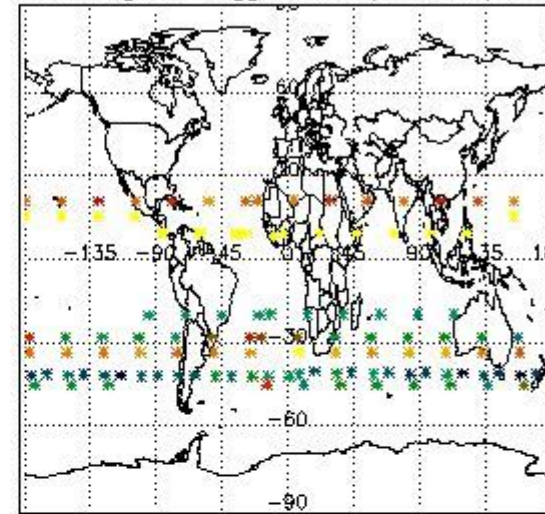


3.2 Plot quality information per product (world map)

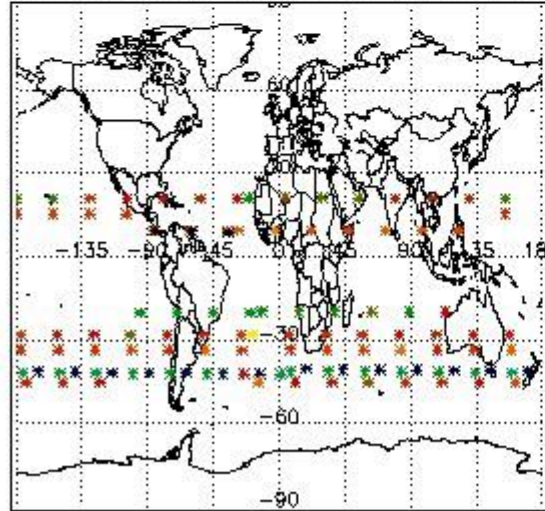
Percentage of flagged data per O3 profile



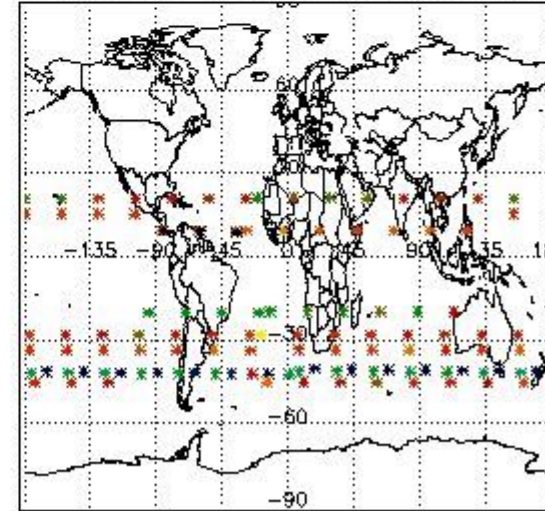
Percentage of flagged data per H2O profile



Percentage of flagged data per NO2 profile



Percentage of flagged data per NO3 profile

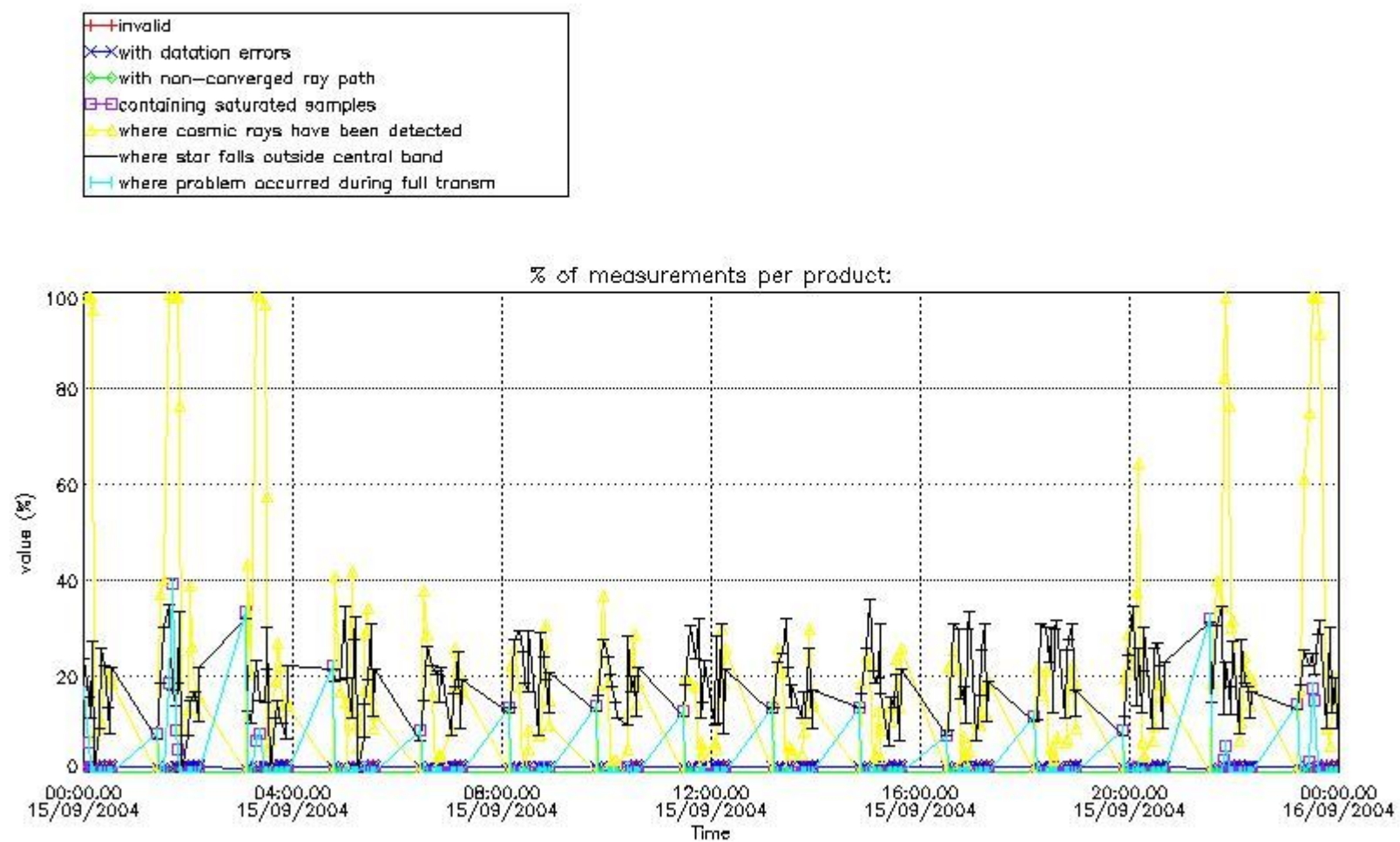


4. Level 1 quality information per product

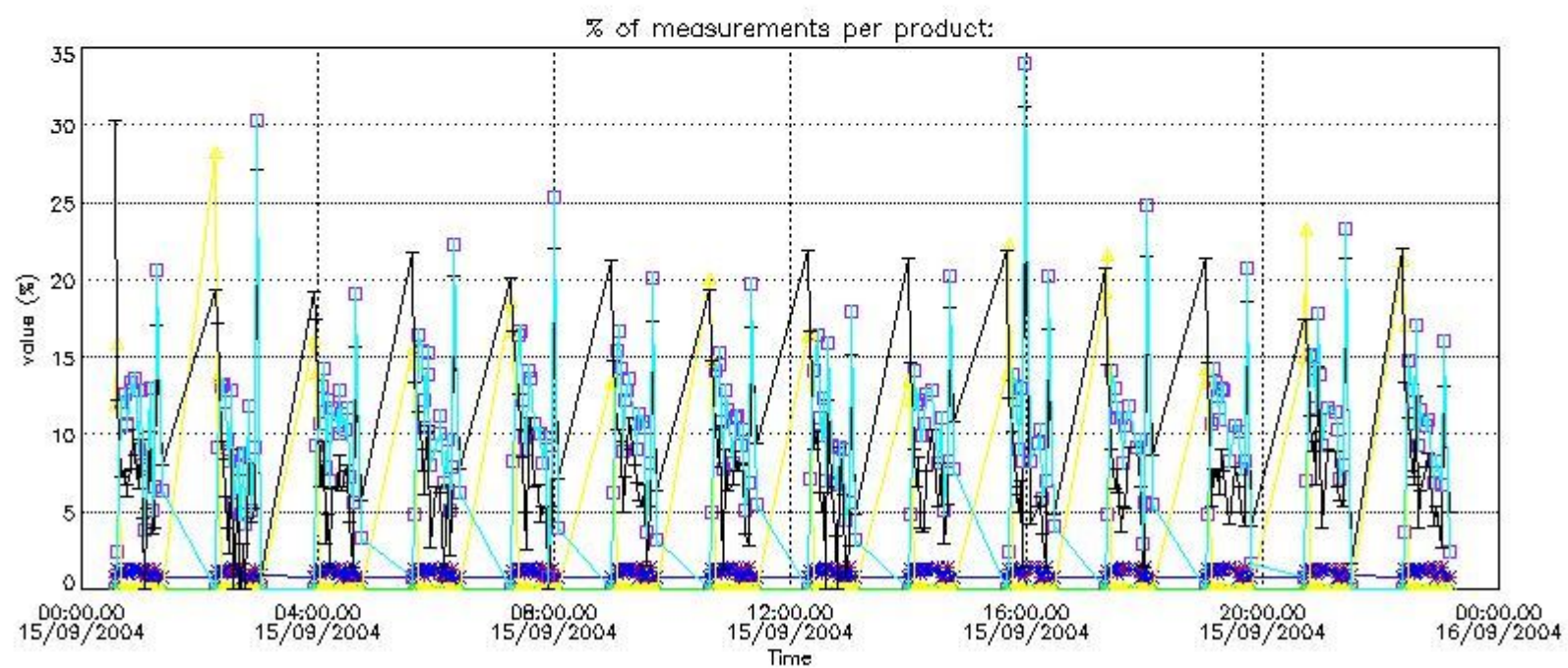
In this section it is plotted some information contained in the Quality Summary data set of the level 2 products that comes from the level 1b processing. Products without errors (error flag in the MPH set to "0") are used.

4.1 Plot quality information per product (time dependant) coming from level 1b processing

4.1.1 Plot level 1 quality information per product (time dependant): ENVISAT ASCENDING passes



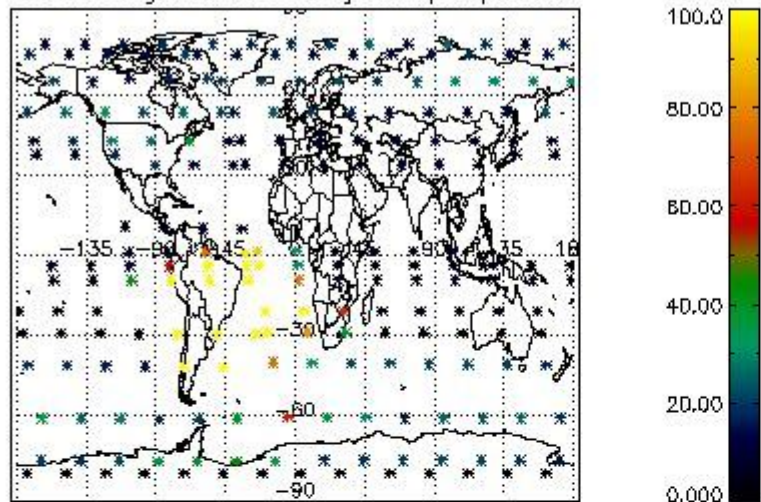
4.1.2 Plot level 1 quality information per product (time dependant): ENVI SAT DESCENDING passes



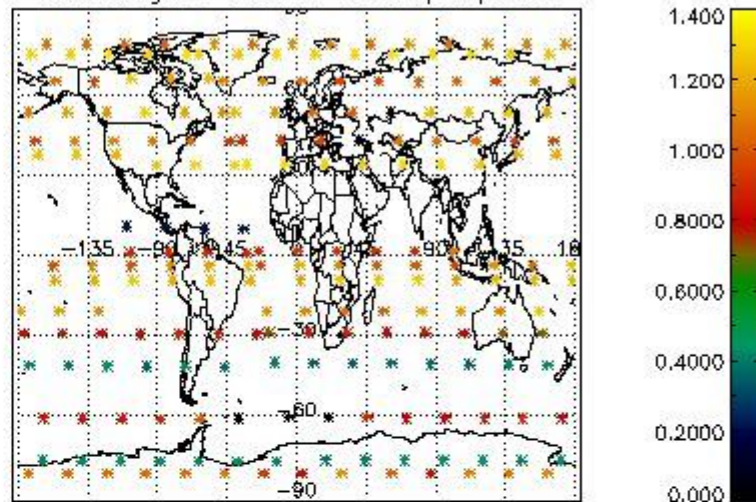
4.2 Plot quality information per product coming from level 1b processing (world map)

4.2.1 Plot level 1 quality information per product (world map): ENVISAT ASCENDING passes

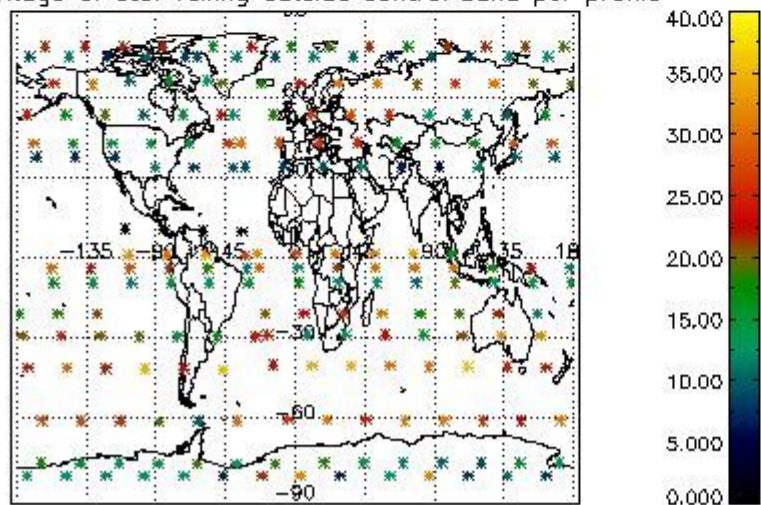
Percentage of cosmic ray hits per profile



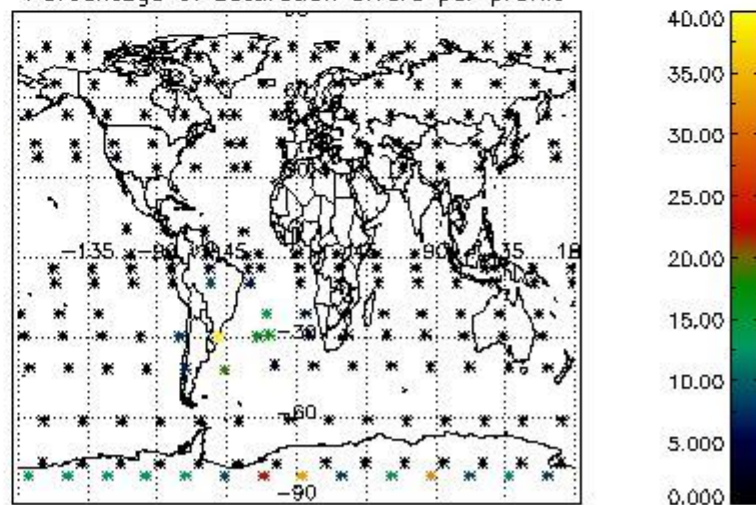
Percentage of datation errors per profile



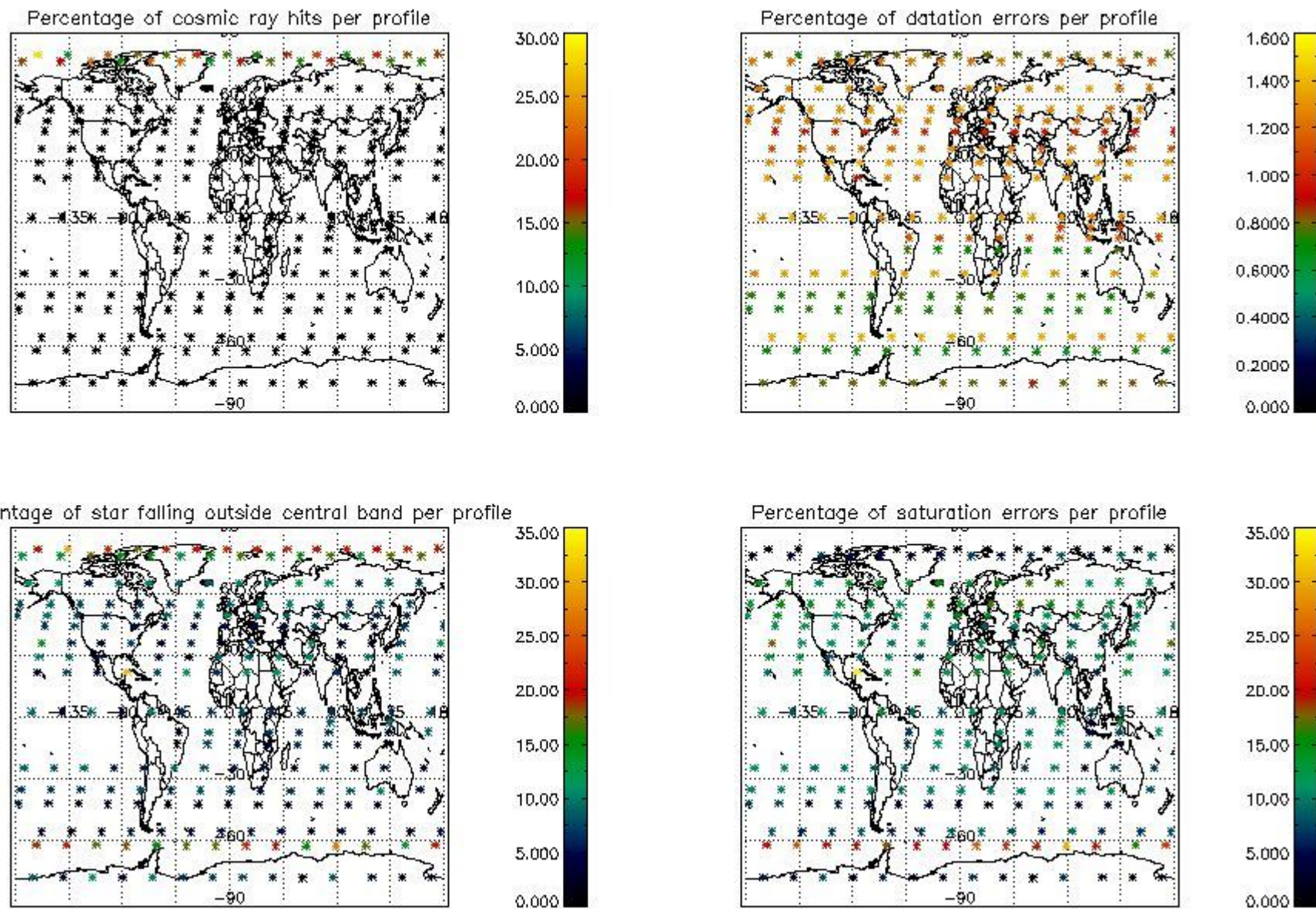
Percentage of star falling outside central band per profile



Percentage of saturation errors per profile



4.2.2 Plot level 1 quality information per product (world map): ENVISAT DESCENDING passes



5. Trace gas profiles

5.1 Ozone statistics based on quality of products

The final quality of the products can be "measured" using the STD (Standard Deviation) attached to every point profile. This information is written to the parameter GOM_NL__2P/NL_LOCAL_SPECIES_DENSITY/o3_std of the level 2 products. The table below shows the statistics for given STD ranges.

The statistics are given with respect to the overall valid production:

- Products without fatal errors: GOM_NL__2P/MPH/PRODUCT_ERR=0
- Valid point profile: GOM_NL__2P/NL_LOCAL_SPECIES_DENSITY/pcd(0)=0

The 'Criteria' is applied to valid points of dark limb products:

- Products in dark limb illumination condition: GOM_NL__2P/NL_SUMMARY_QUALITY/obs_ill_cond=0
- Products without fatal errors: GOM_NL__2P/MPH/PRODUCT_ERR=0
- Valid point profile: GOM_NL__2P/NL_LOCAL_SPECIES_DENSITY/pcd(0)=0

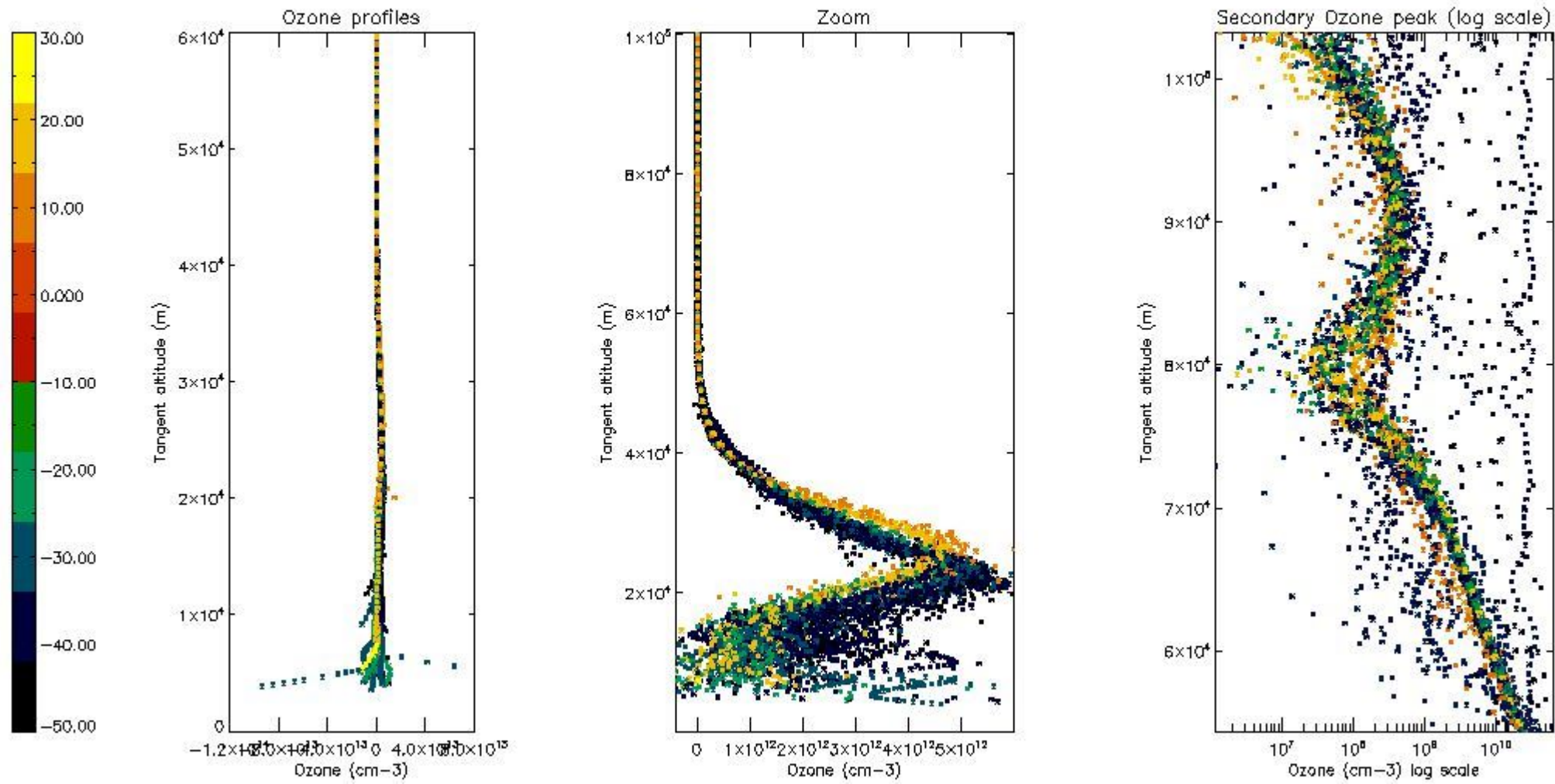
So, the table below shows the percentage of dark limb and valid observations for each criteria with respect to the overall valid daily observations.

Criteria	% of total production
All STD	30
STD < 20	17

STD < 10	14
STD < 5	10

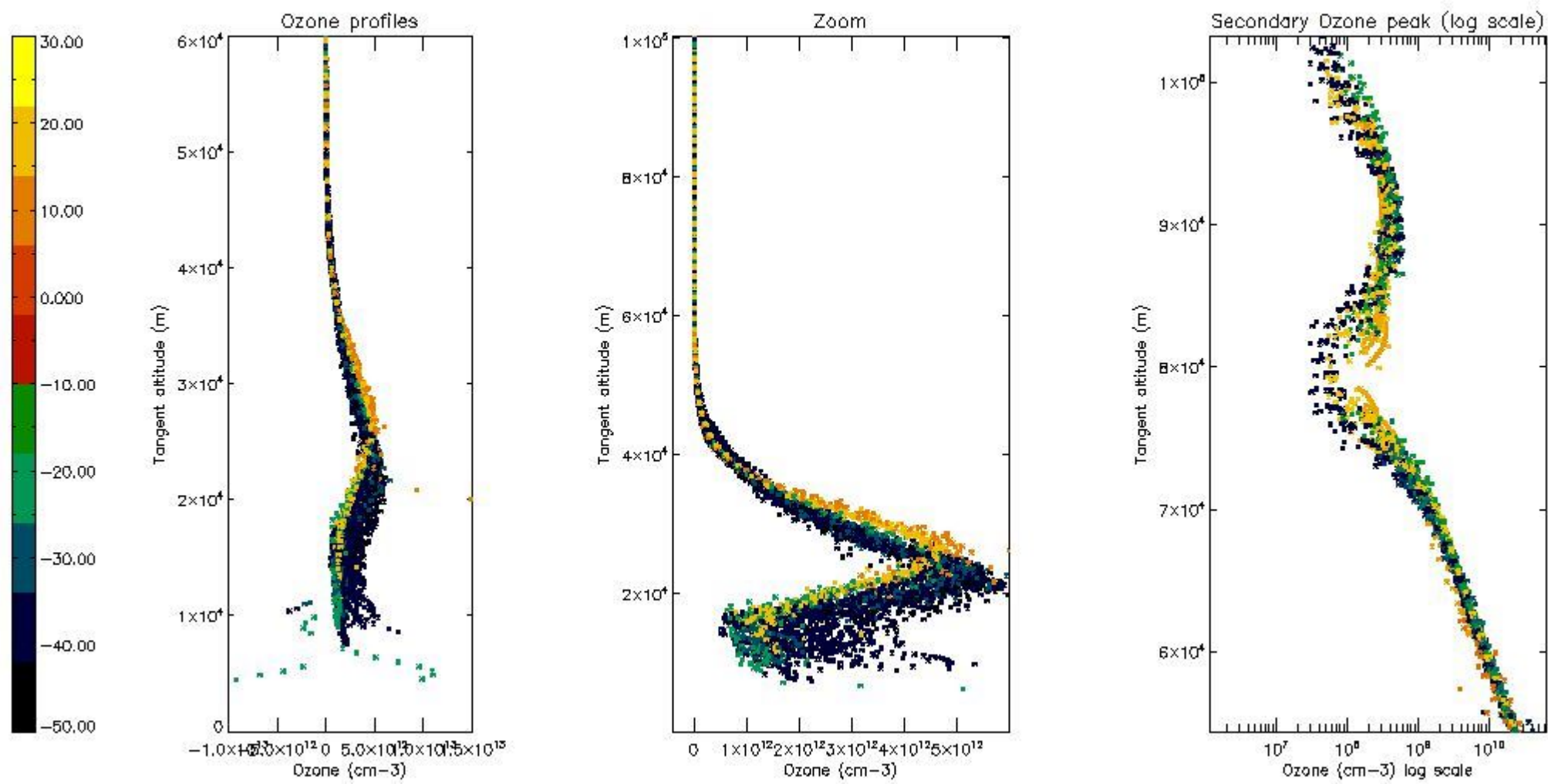
5.2 Plot ozone profiles for all STD (dark without errors)

The colorbar represents the latitude.



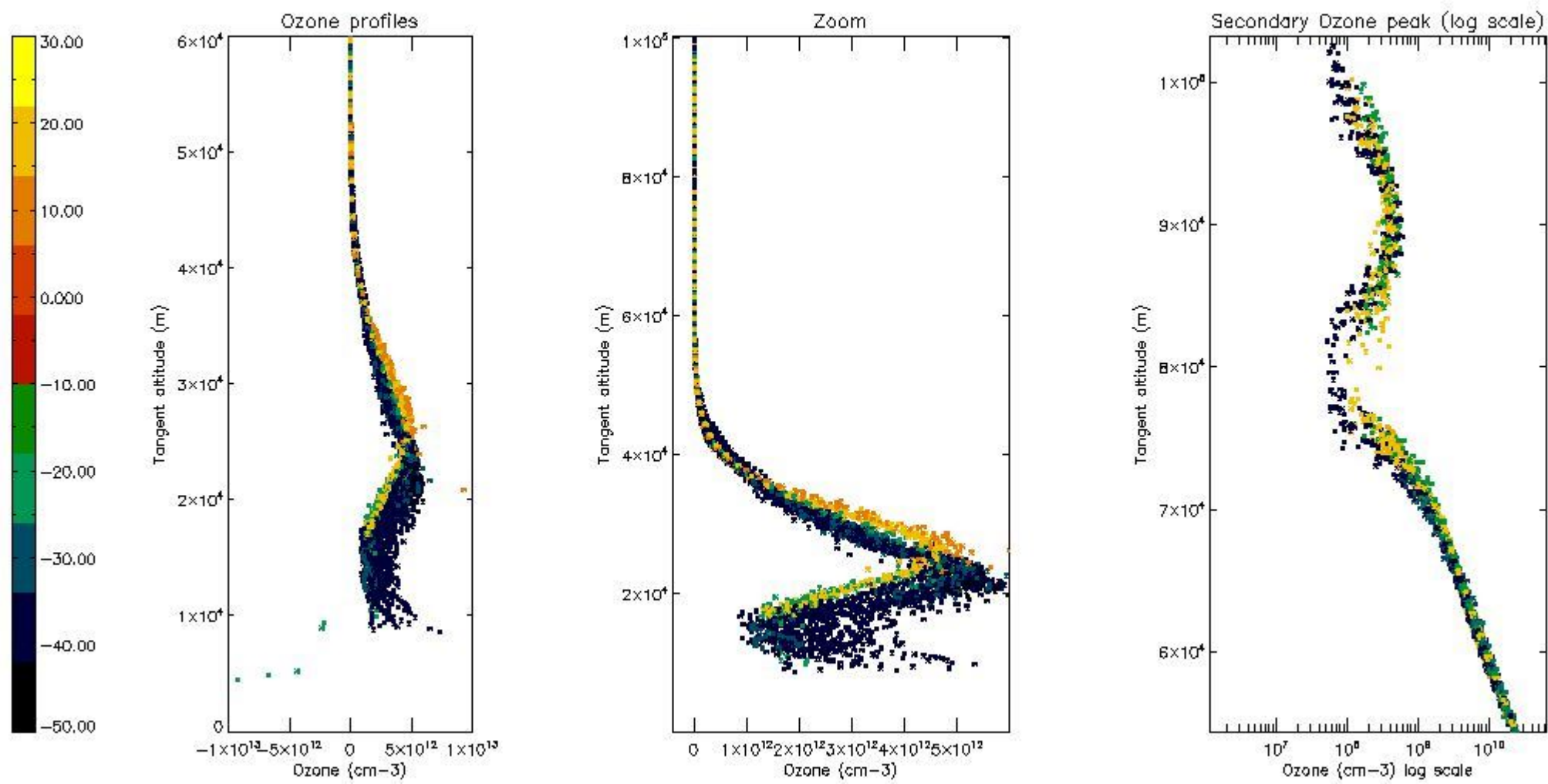
5.3 Plot ozone profiles where STD < 20% (dark without errors)

The colorbar represents the latitude.



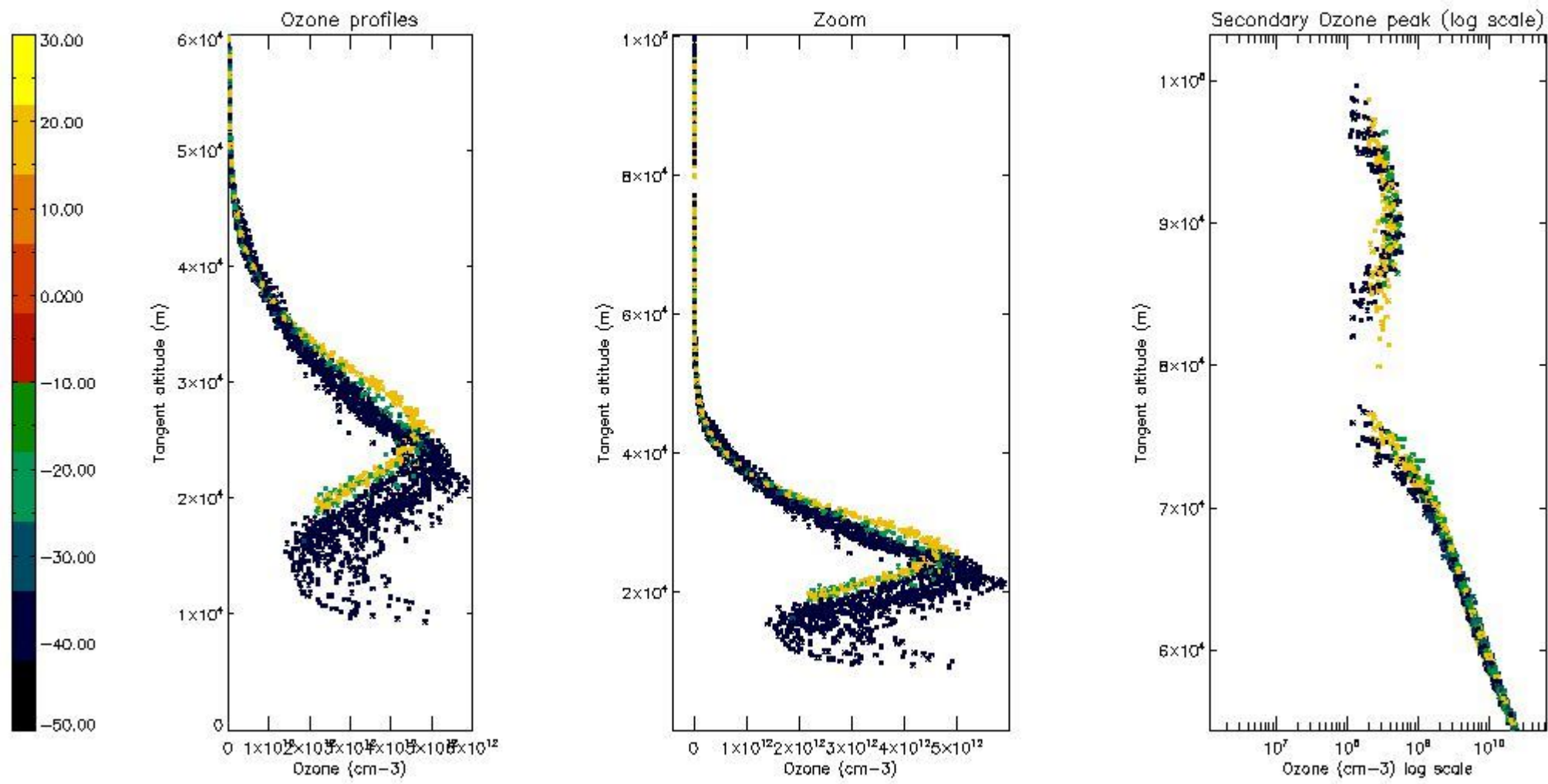
5.4 Plot ozone profiles where STD < 10% (dark without errors)

The colorbar represents the latitude.



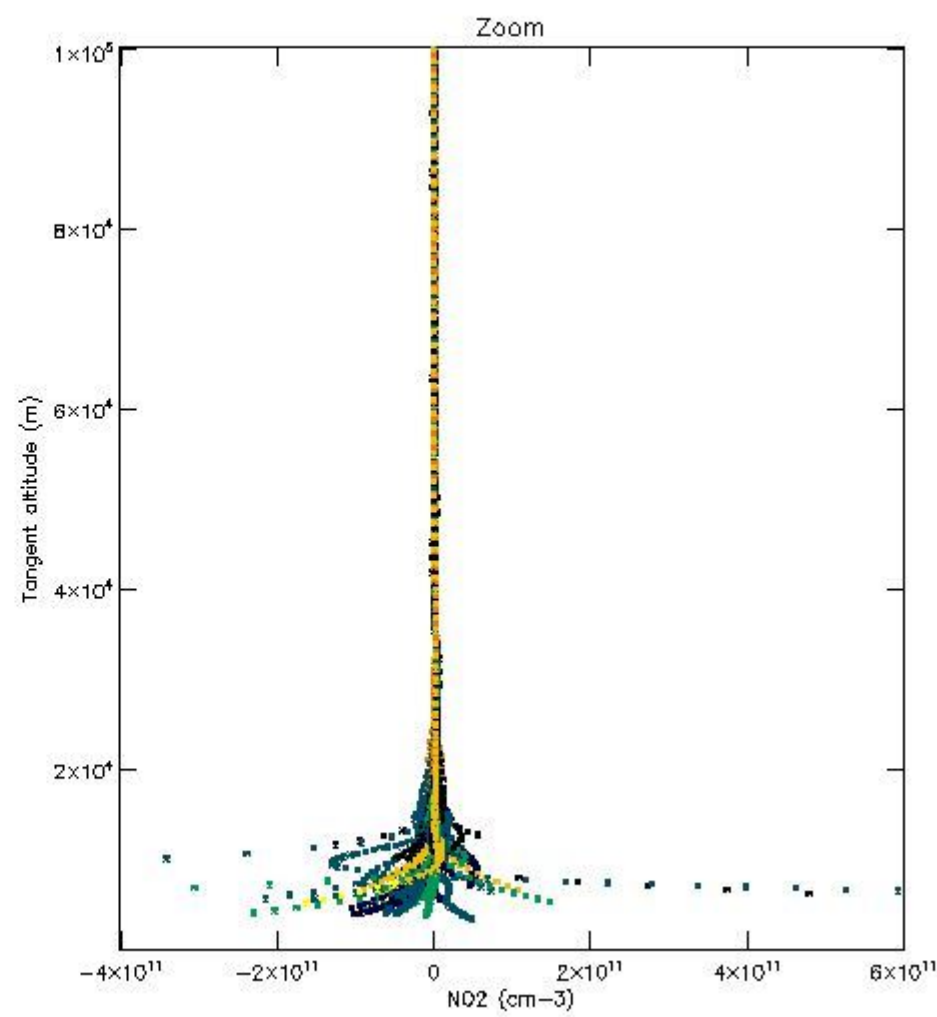
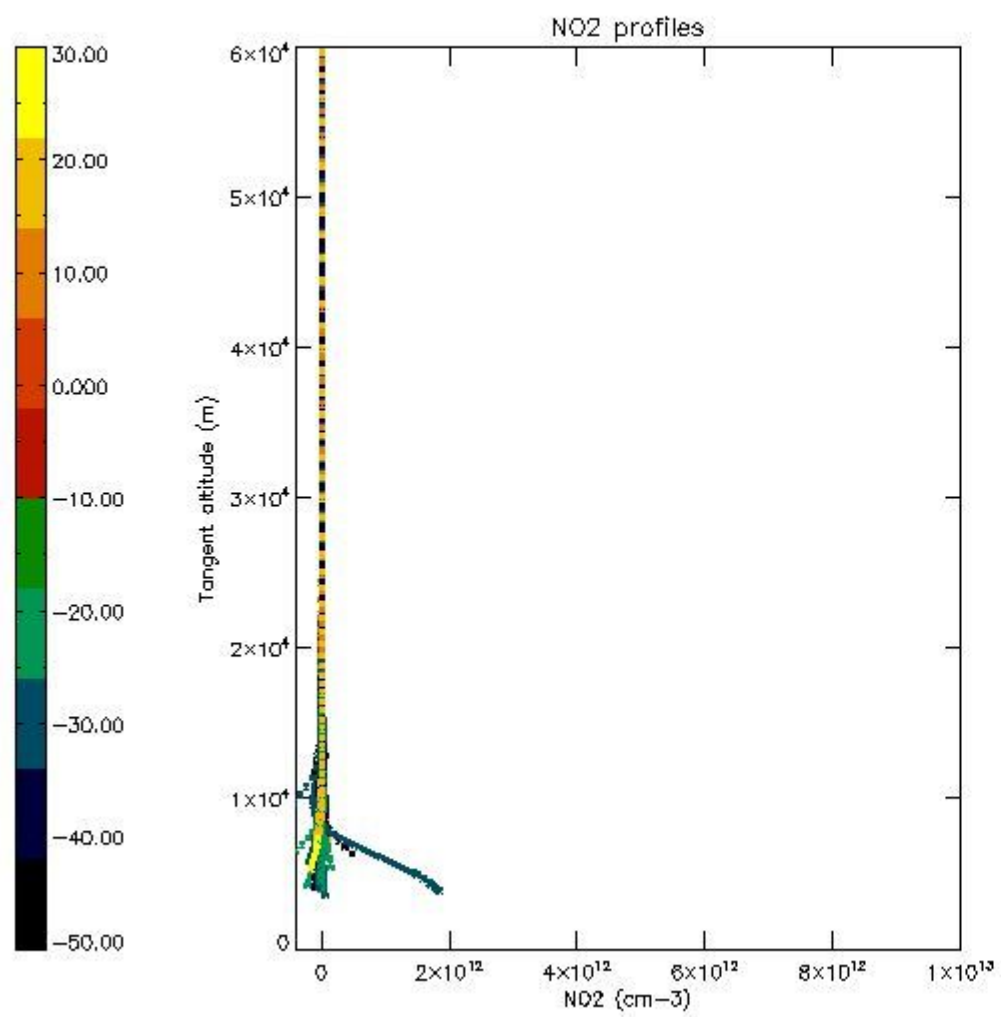
5.5 Plot ozone profiles where STD < 5% (dark without errors)

The colorbar represents the latitude.



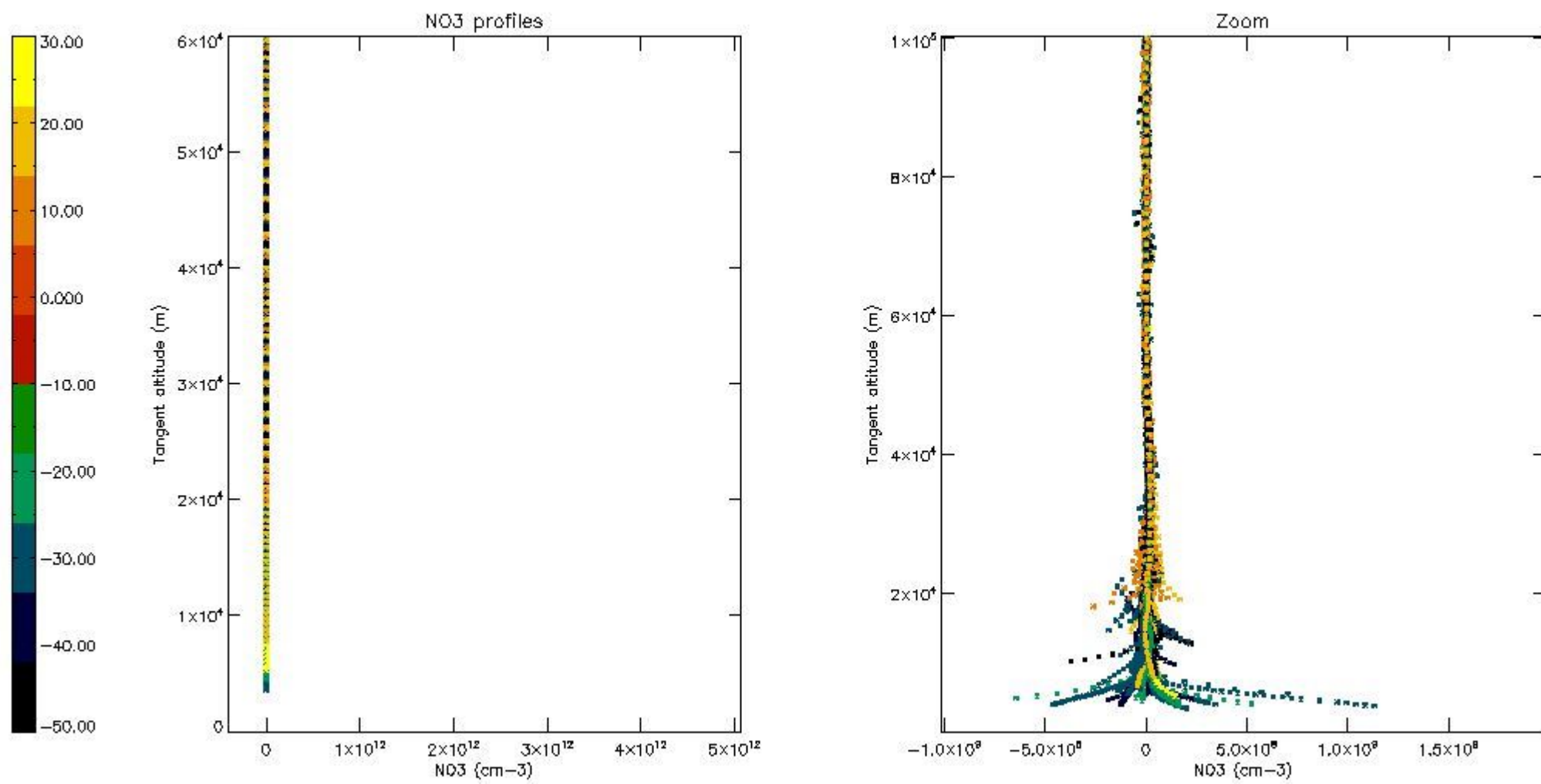
5.6 Plot NO₂ profiles for all STD (dark without errors)

The colorbar represents the latitude.



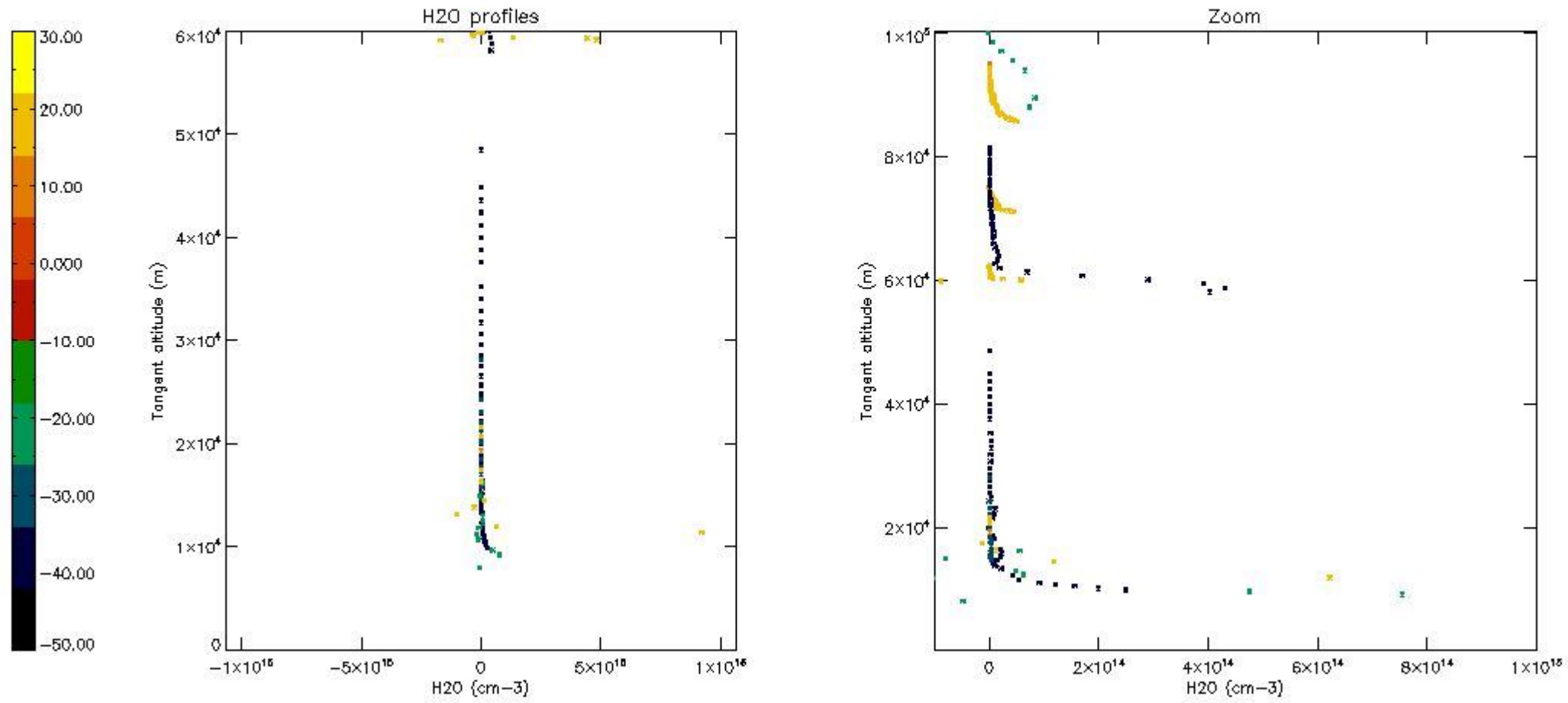
5.7 Plot NO3 profiles for all STD (dark without errors)

The colorbar represents the latitude.



5.8 Plot H2O profiles for all STD (only for occultations of stars 1,2,3,4,13,14,16,26,63 dark without errors)

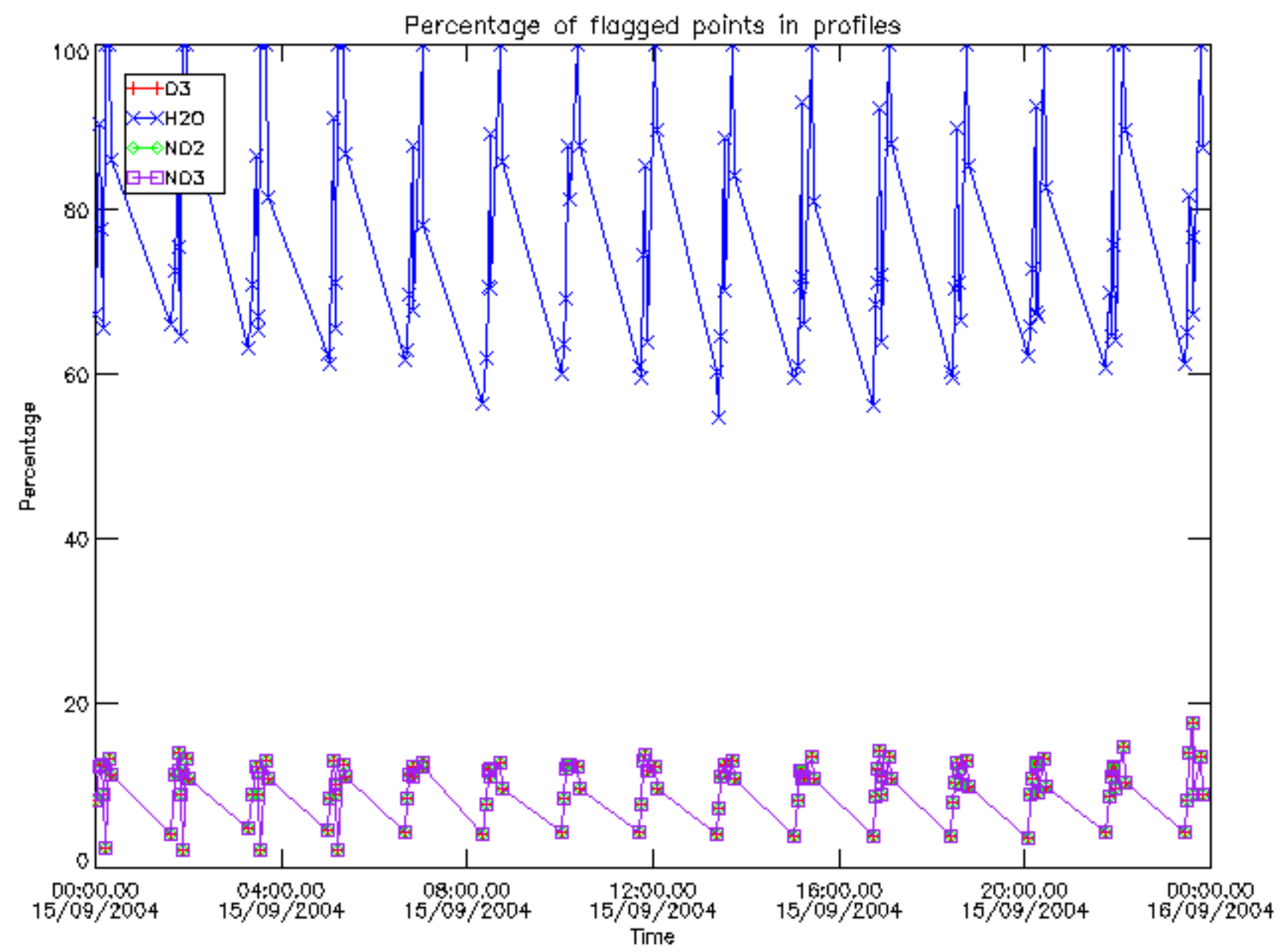
The colorbar represents the latitude.



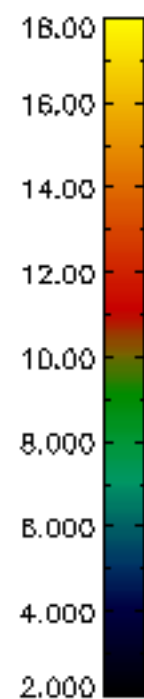
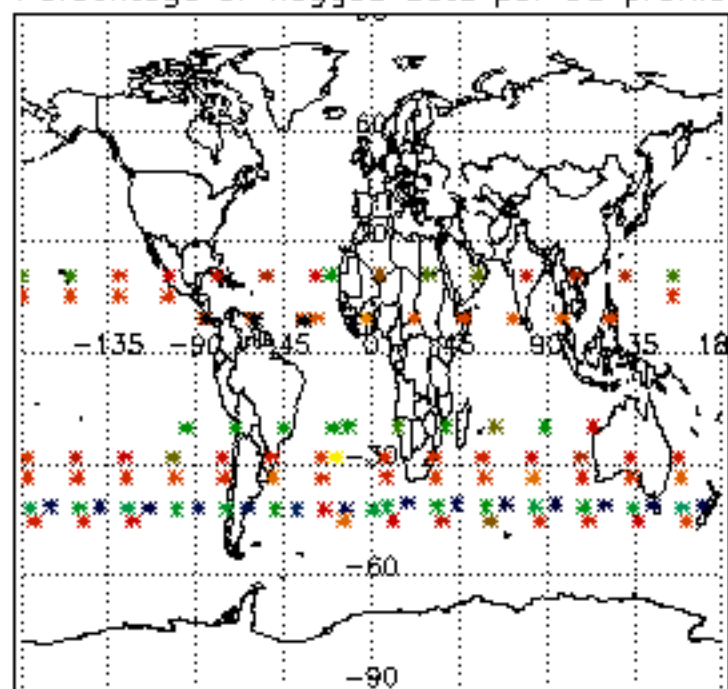
6. Auxiliary Data Files used for the production reported in section 2

The number reported in the third column indicates since which file (see list in section 2) the corresponding auxiliary file has been used. The fourth column is the date of those product files.

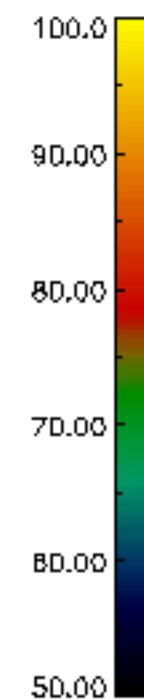
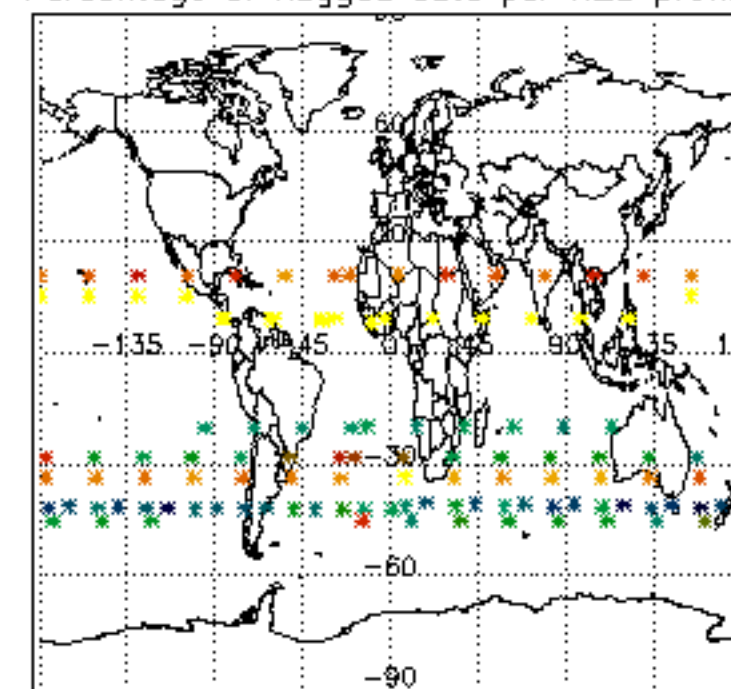
Type	Auxiliary Filename	Used since product	Used since product date
INST_PHYS_CHARACTERISTICS	GOM_INS_AXVIEC20091111_143220_20030716_120000_20500101_000000	1	15-SEP-2004 00:00:42
LEVEL-2_PROC_CONFIG	GOM_PR2_AXVIEC20091111_152718_20020301_000000_20500101_000000	1	15-SEP-2004 00:00:42
CROSS_SECTIONS_FILE	GOM_CRS_AXVIEC20091111_154832_20020301_000000_20500101_000000	1	15-SEP-2004 00:00:42



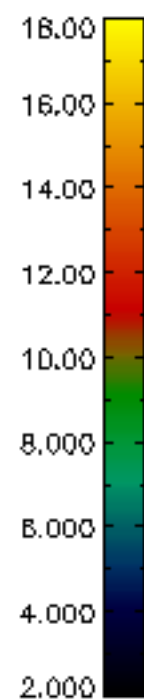
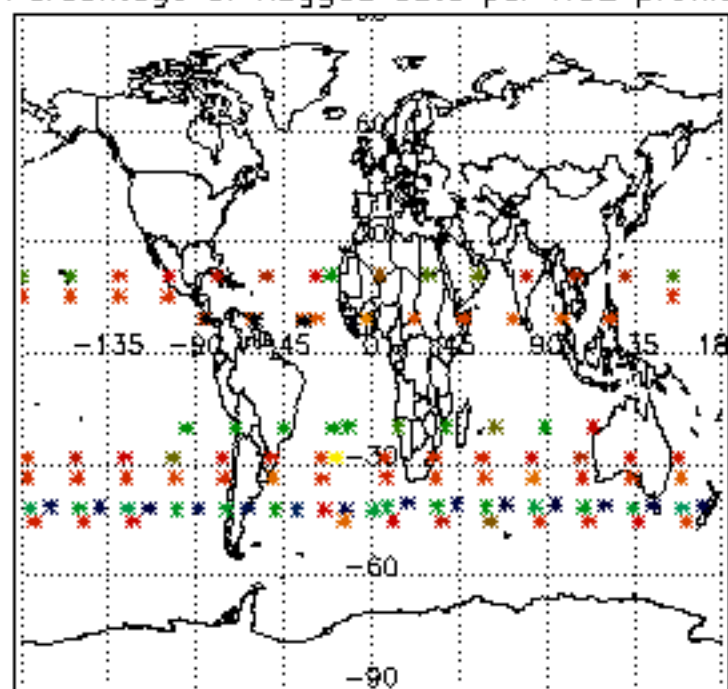
Percentage of flagged data per D3 profile



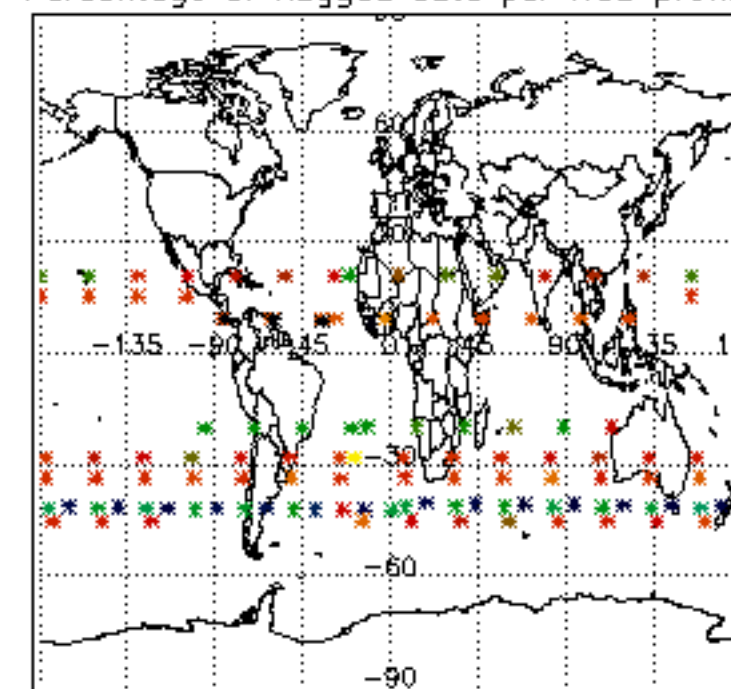
Percentage of flagged data per H2O profile

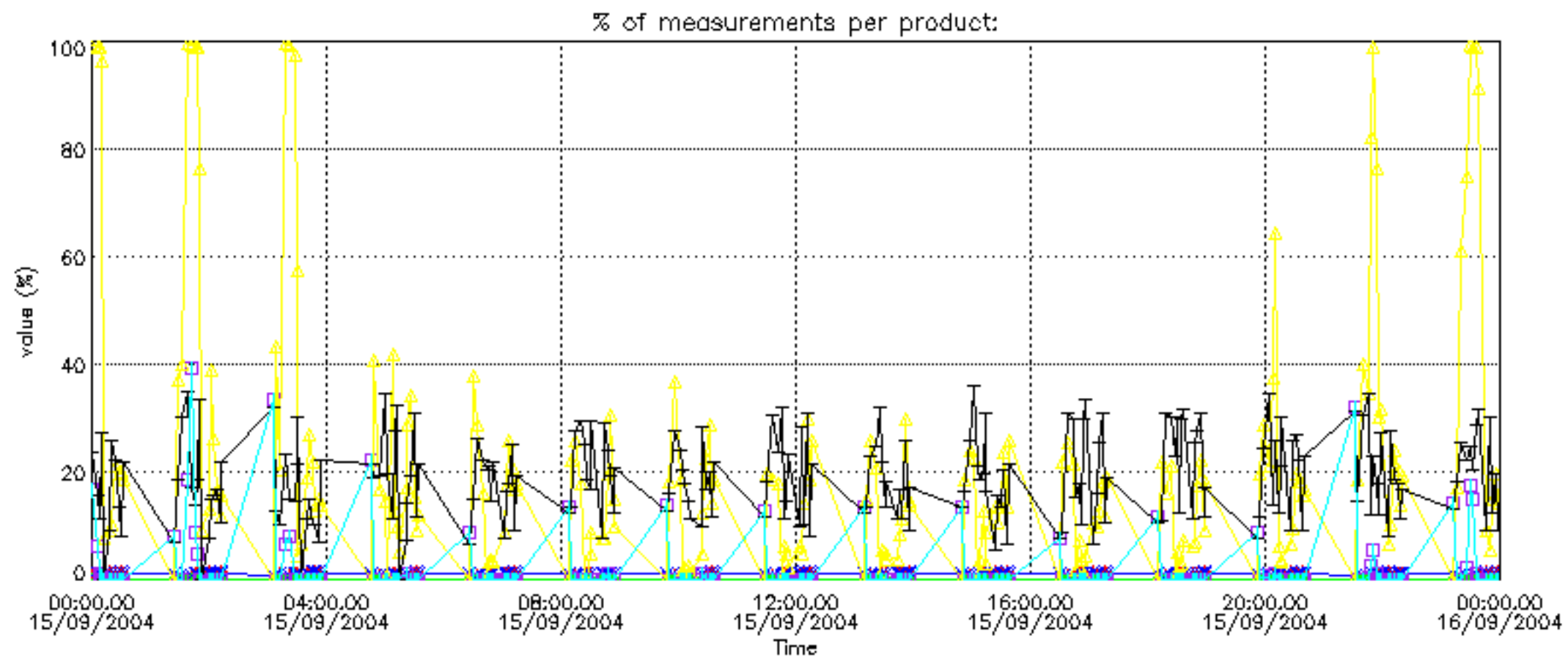
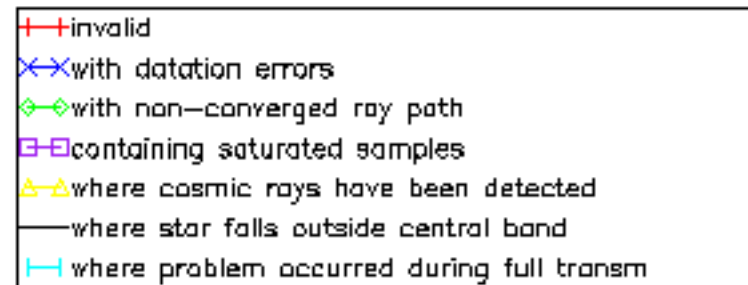


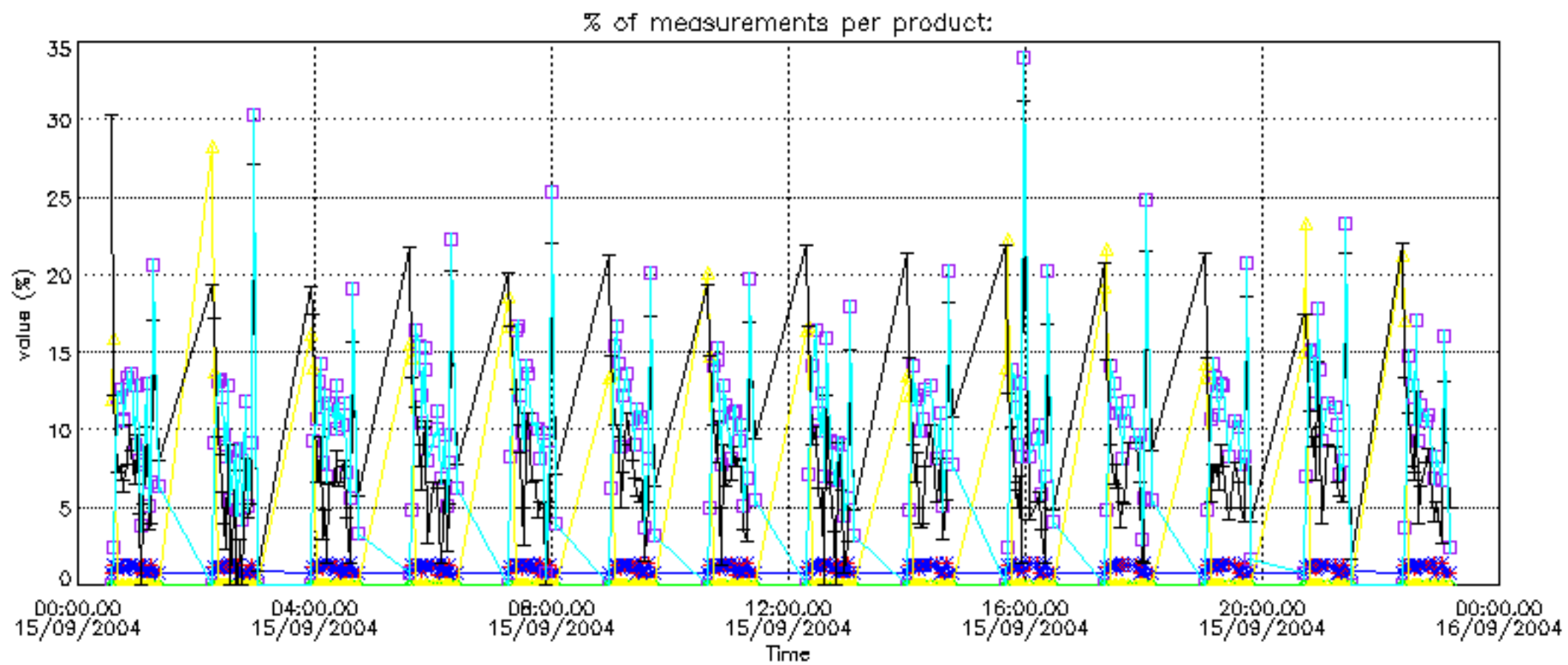
Percentage of flagged data per NO2 profile



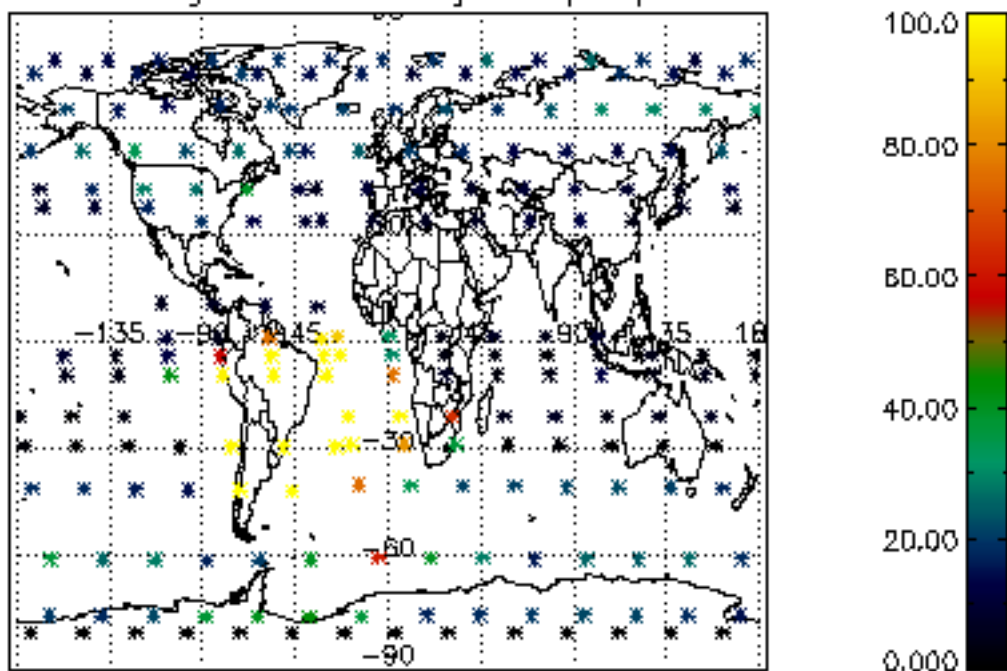
Percentage of flagged data per NO3 profile



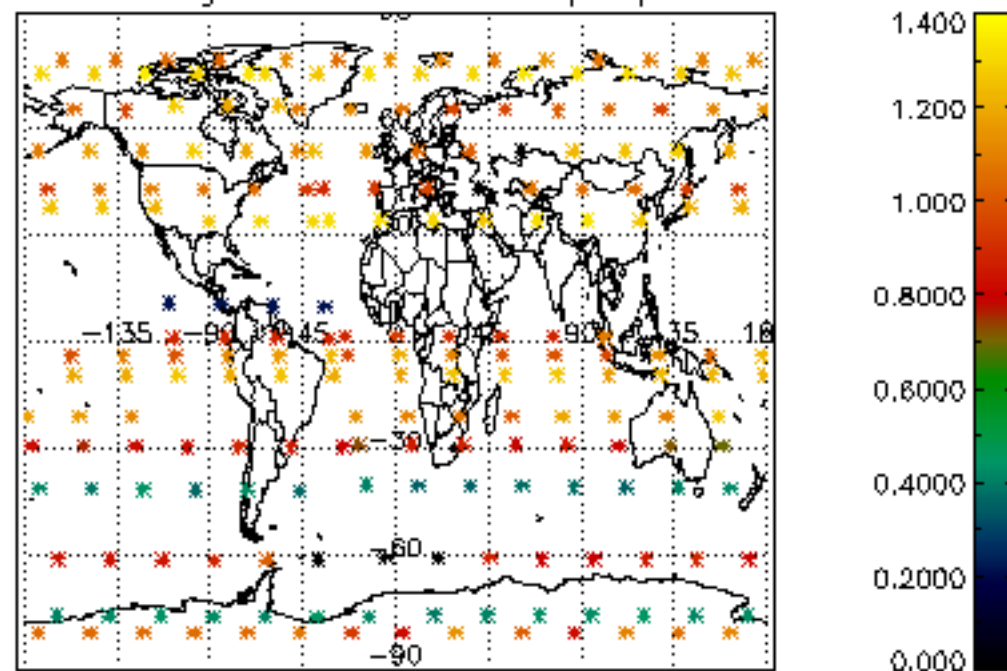




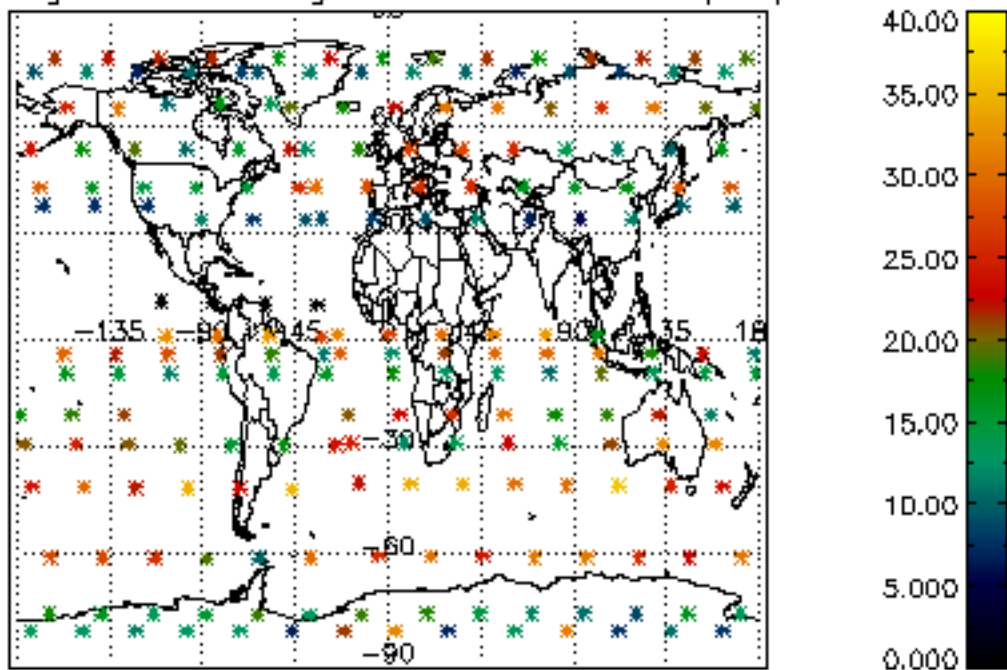
Percentage of cosmic ray hits per profile



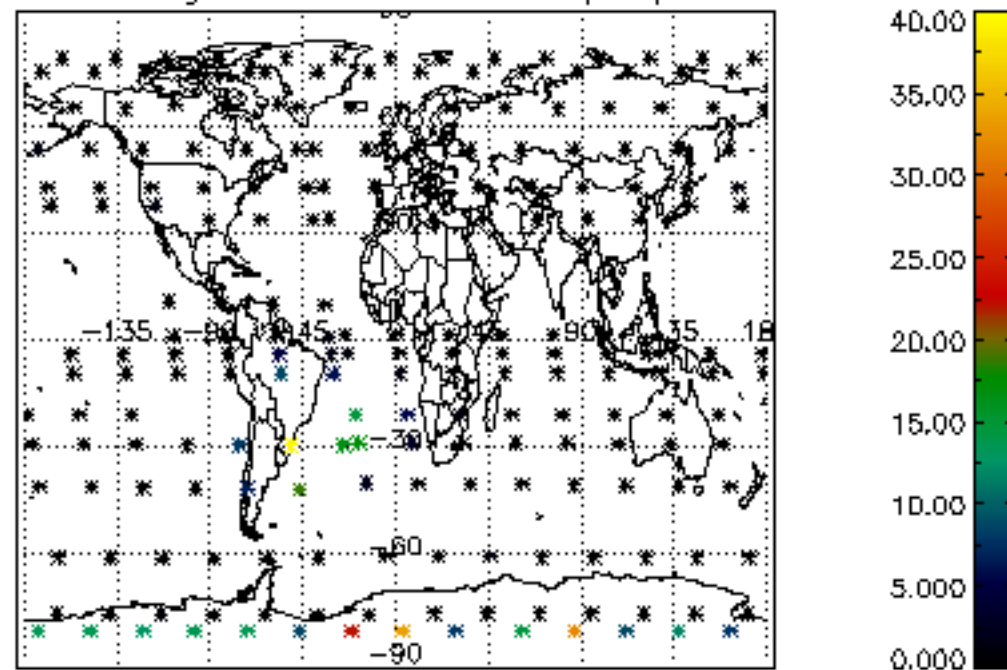
Percentage of datation errors per profile



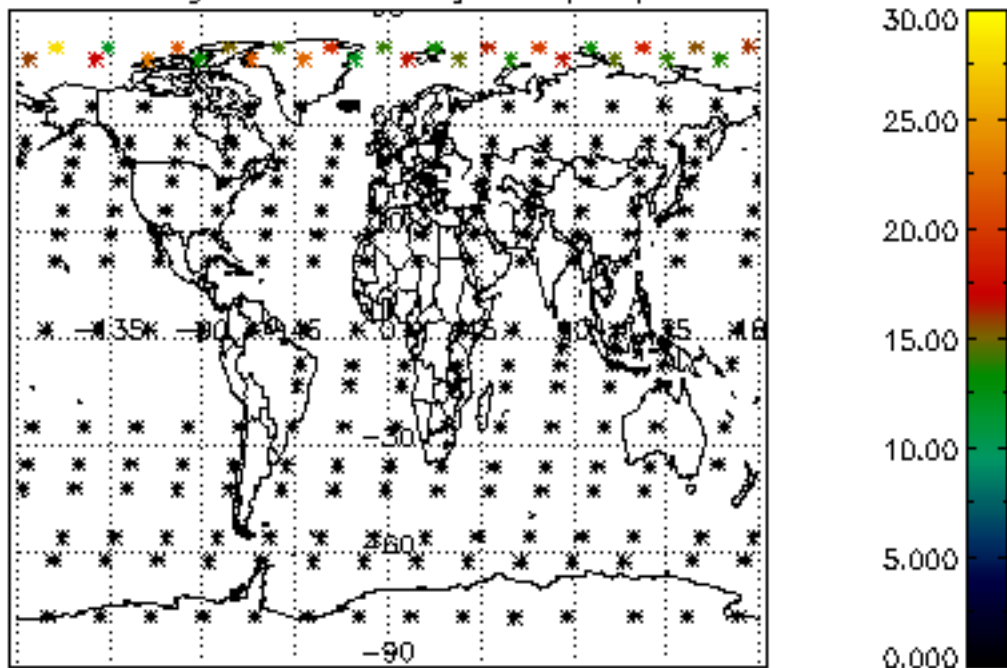
Percentage of star falling outside central band per profile



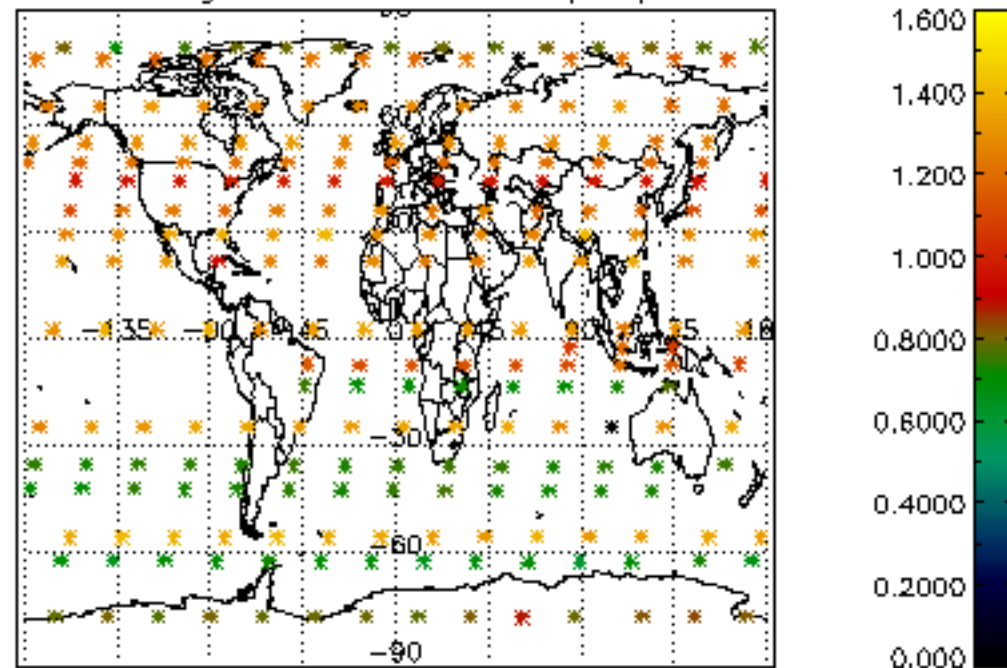
Percentage of saturation errors per profile



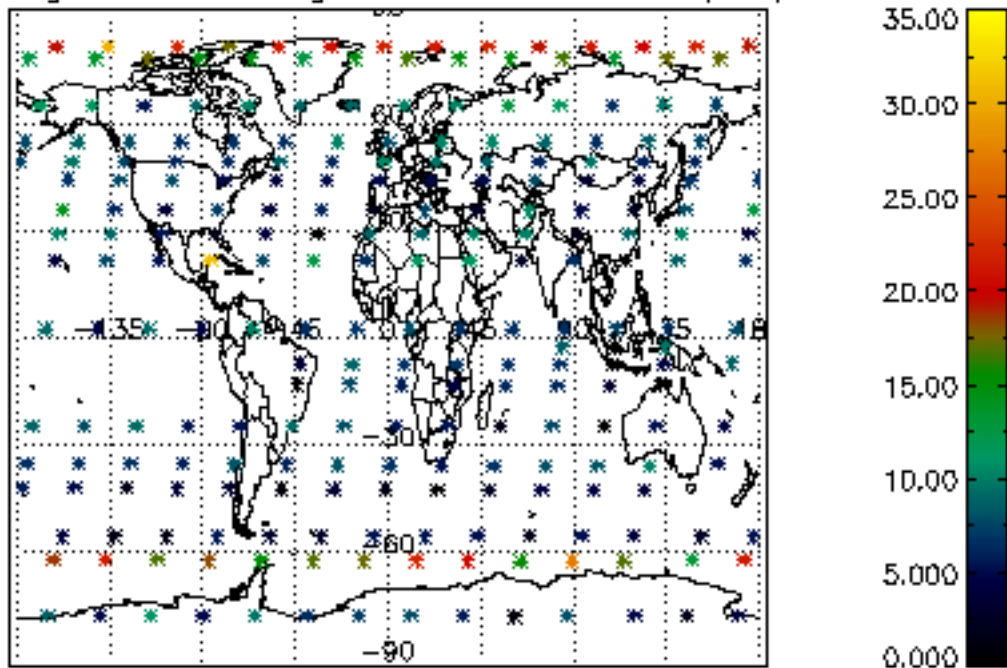
Percentage of cosmic ray hits per profile



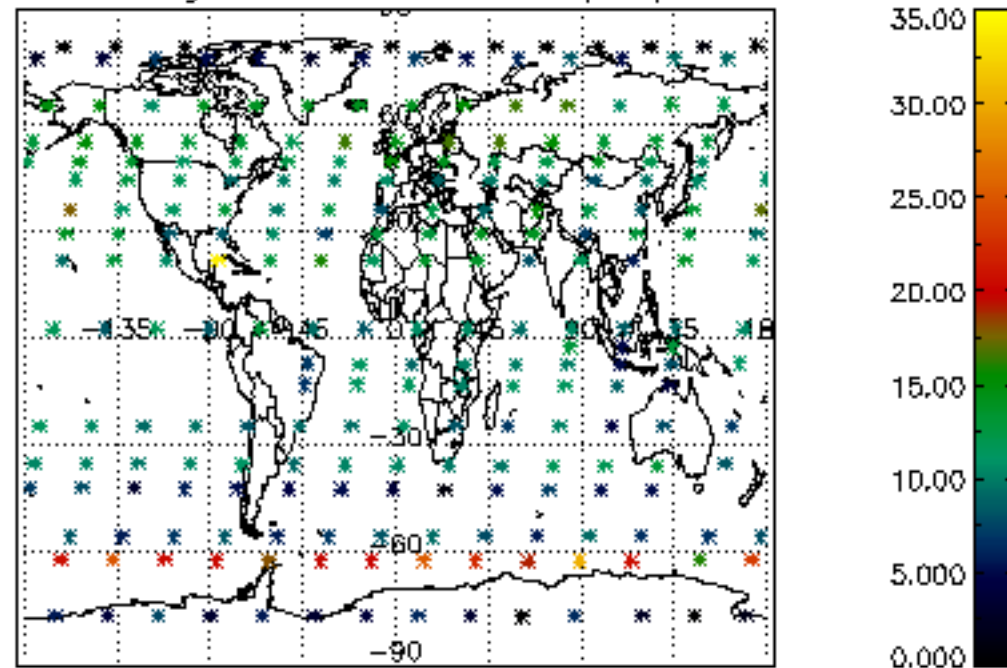
Percentage of datation errors per profile

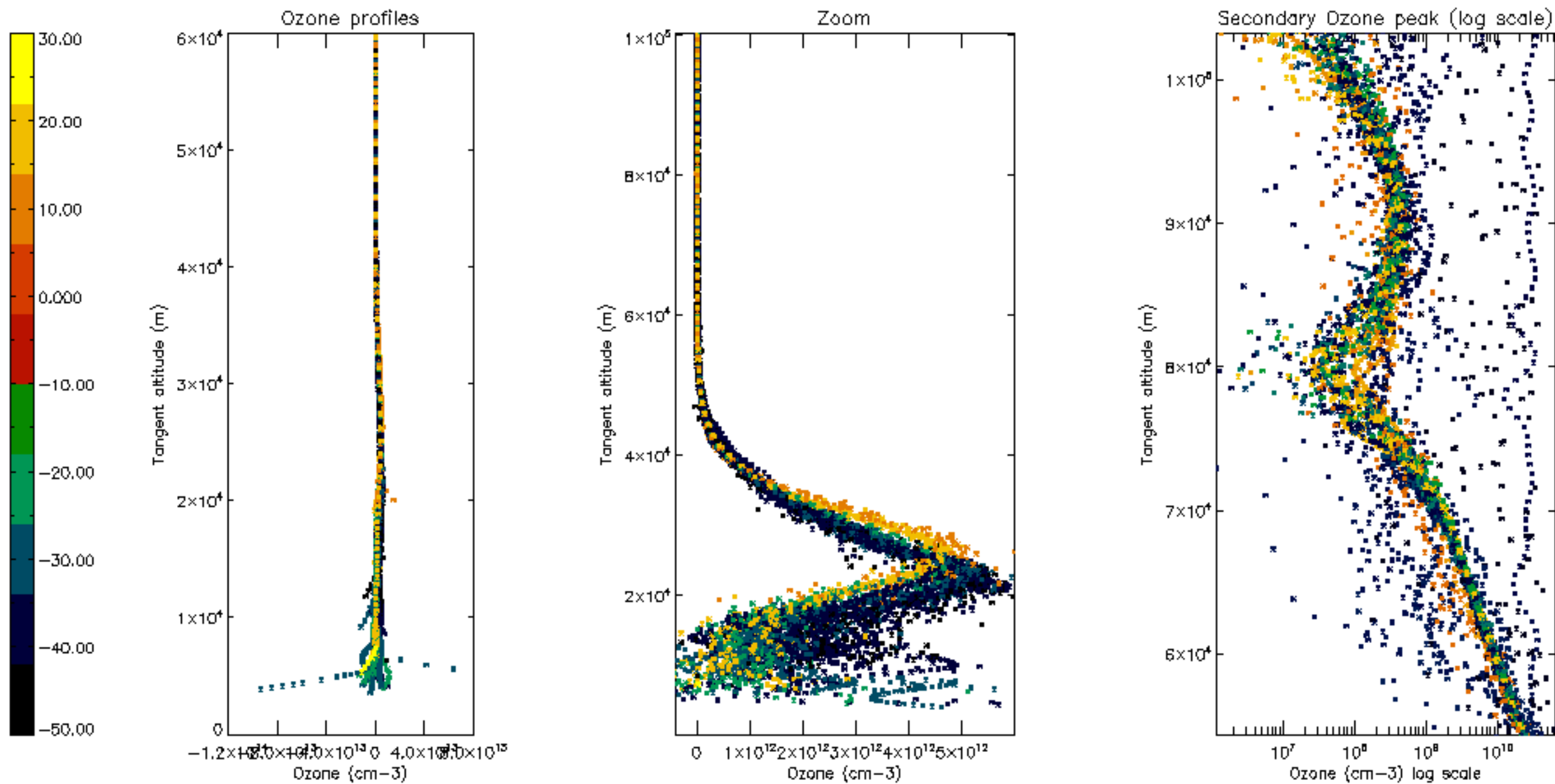


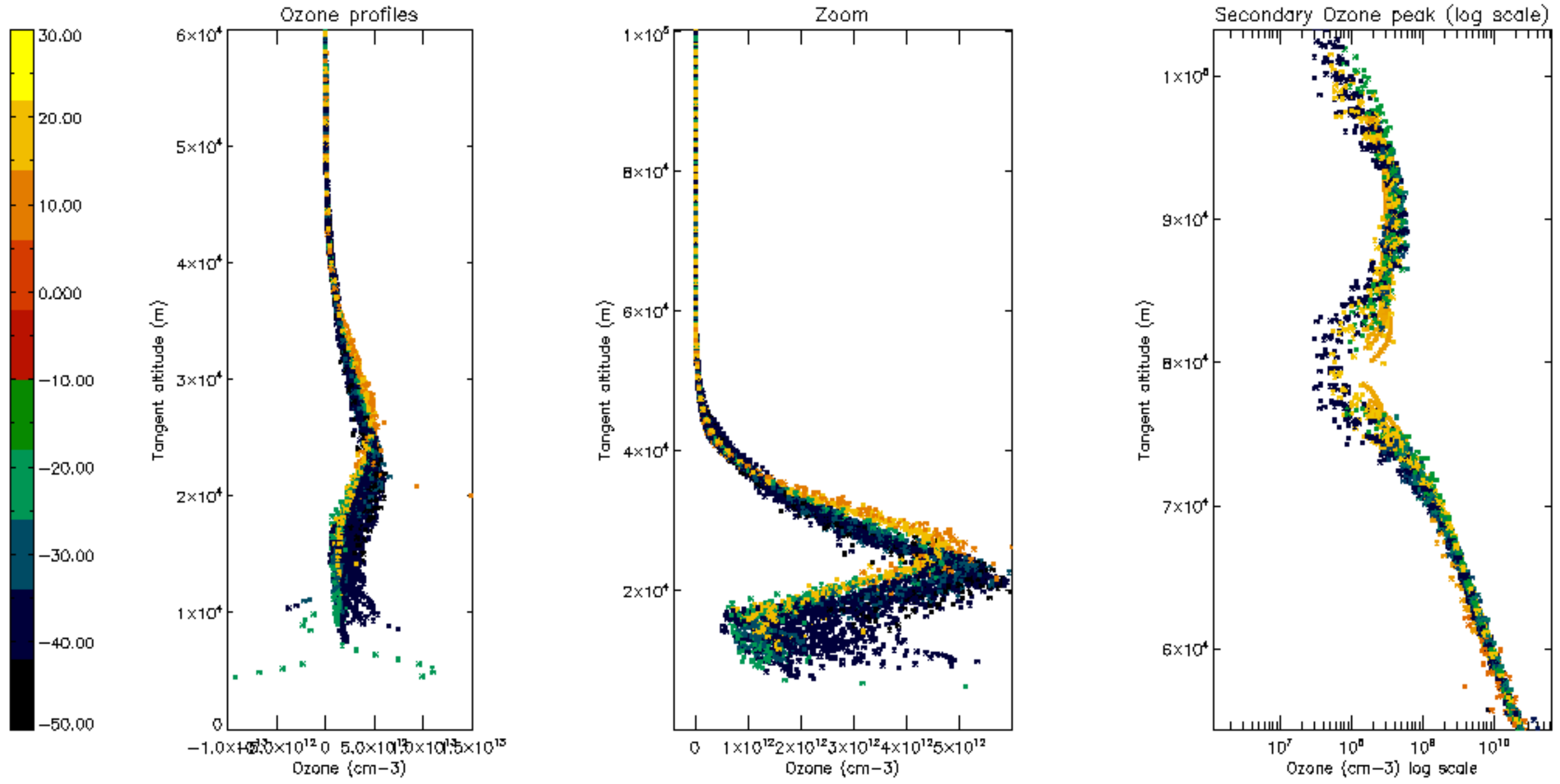
Percentage of star falling outside central band per profile

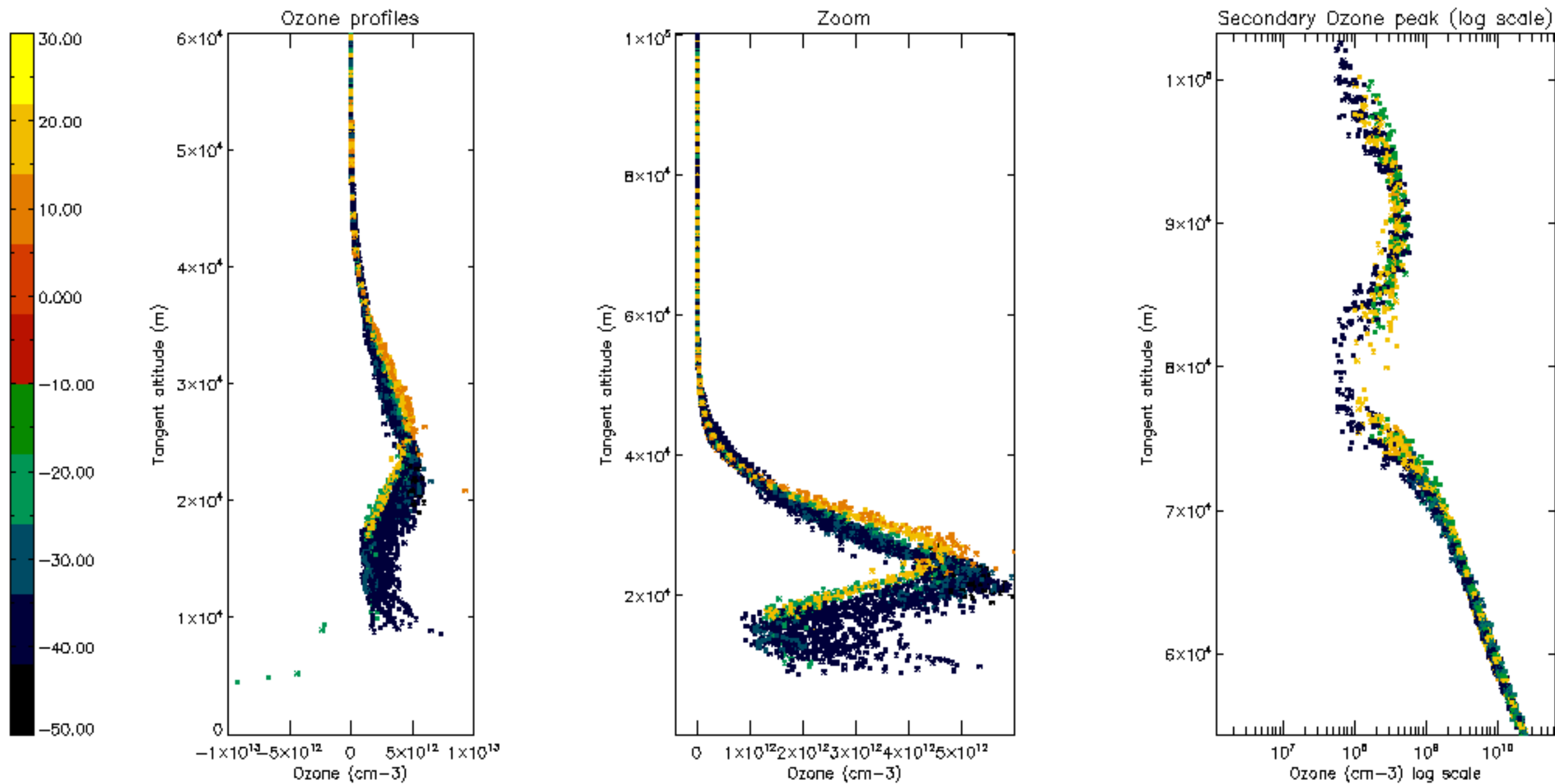


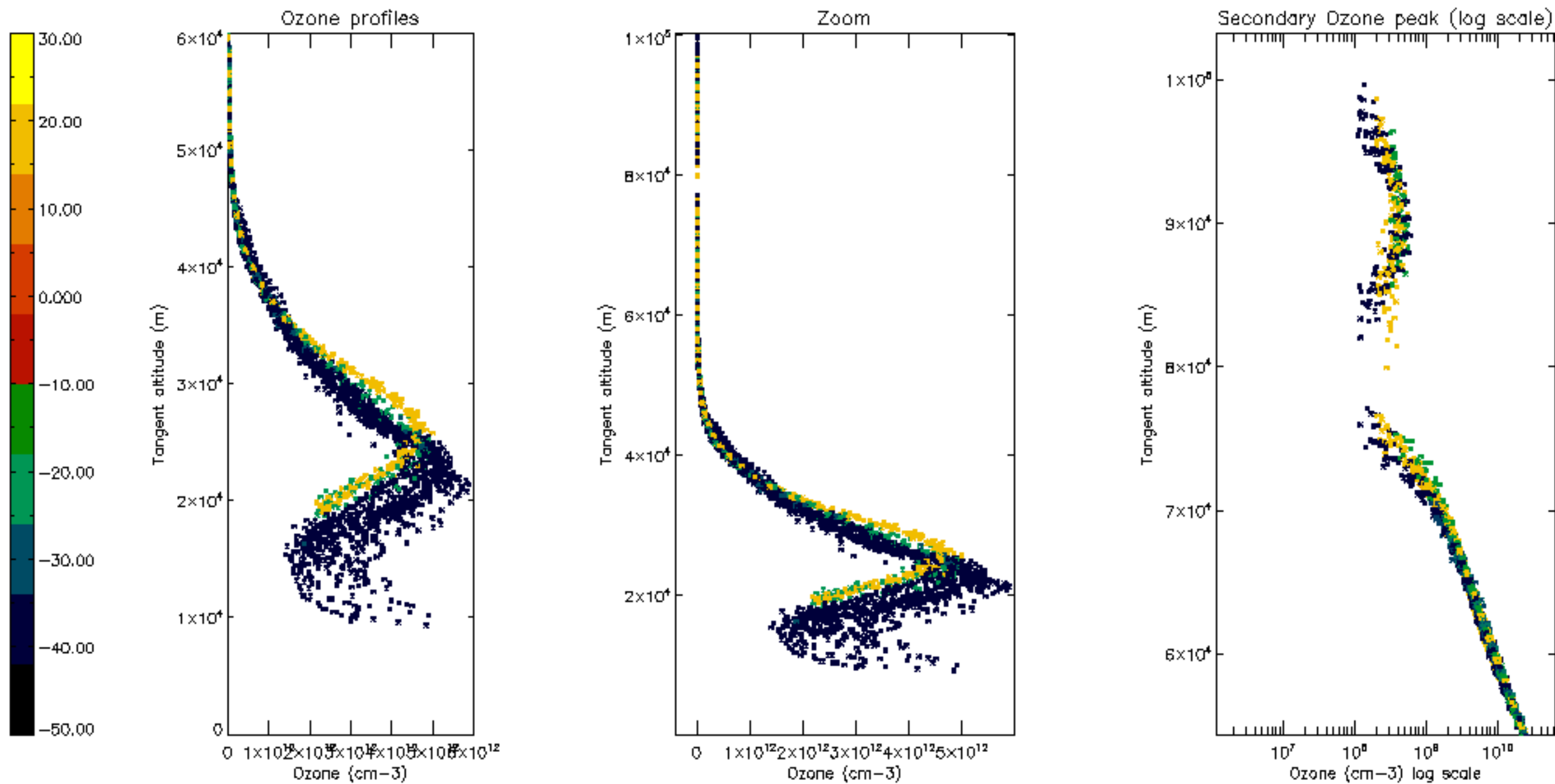
Percentage of saturation errors per profile

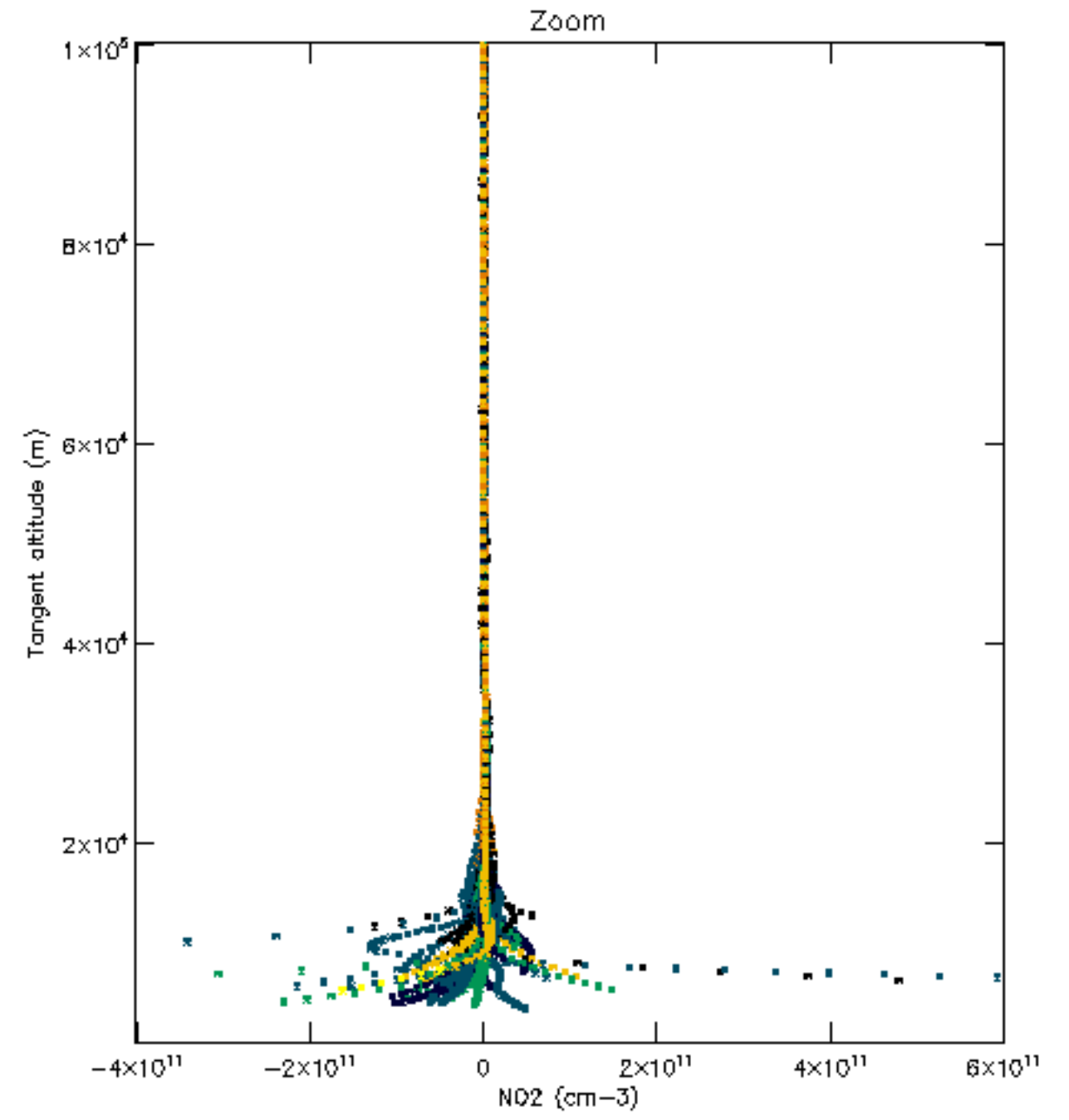
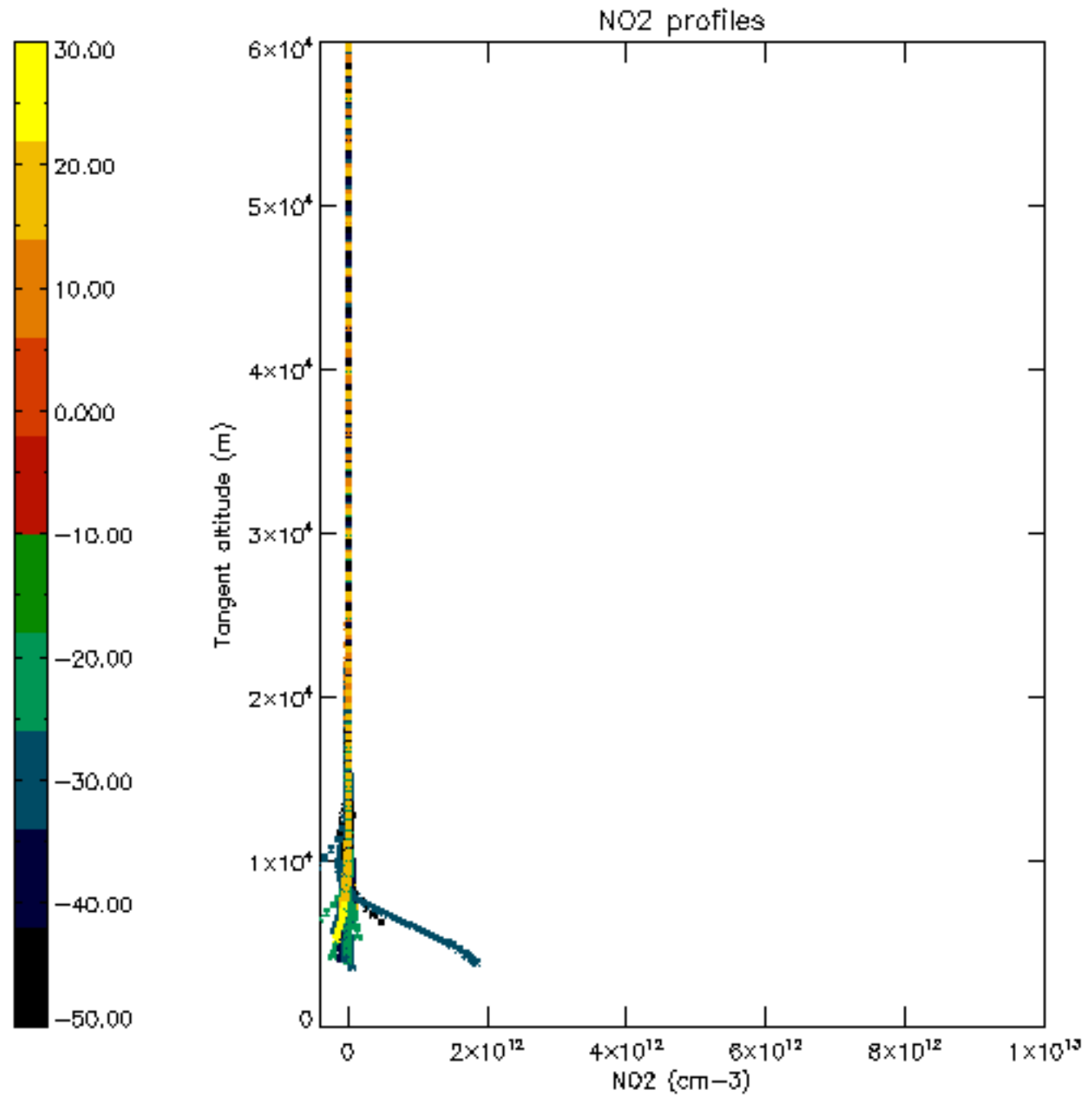


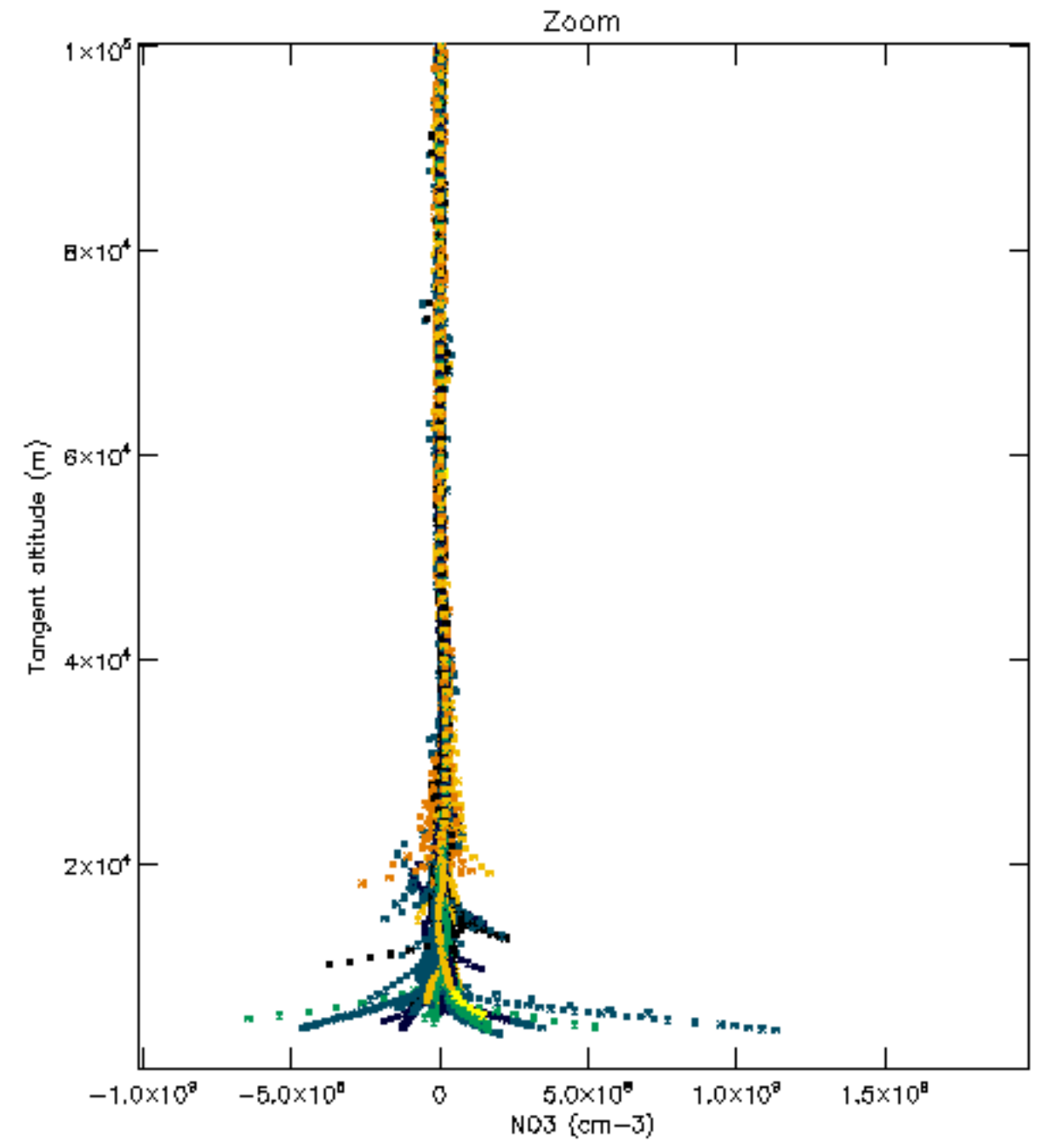
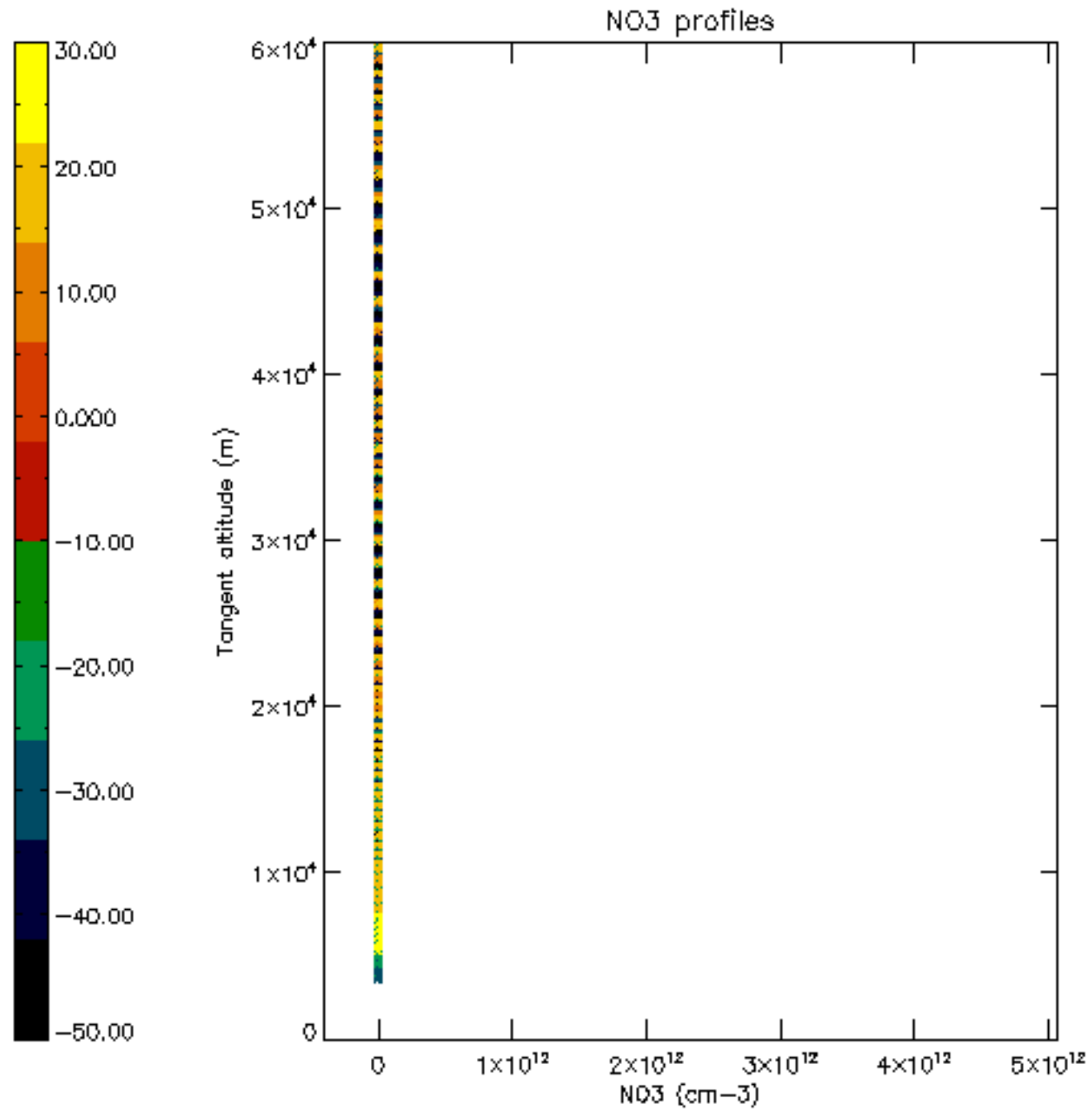


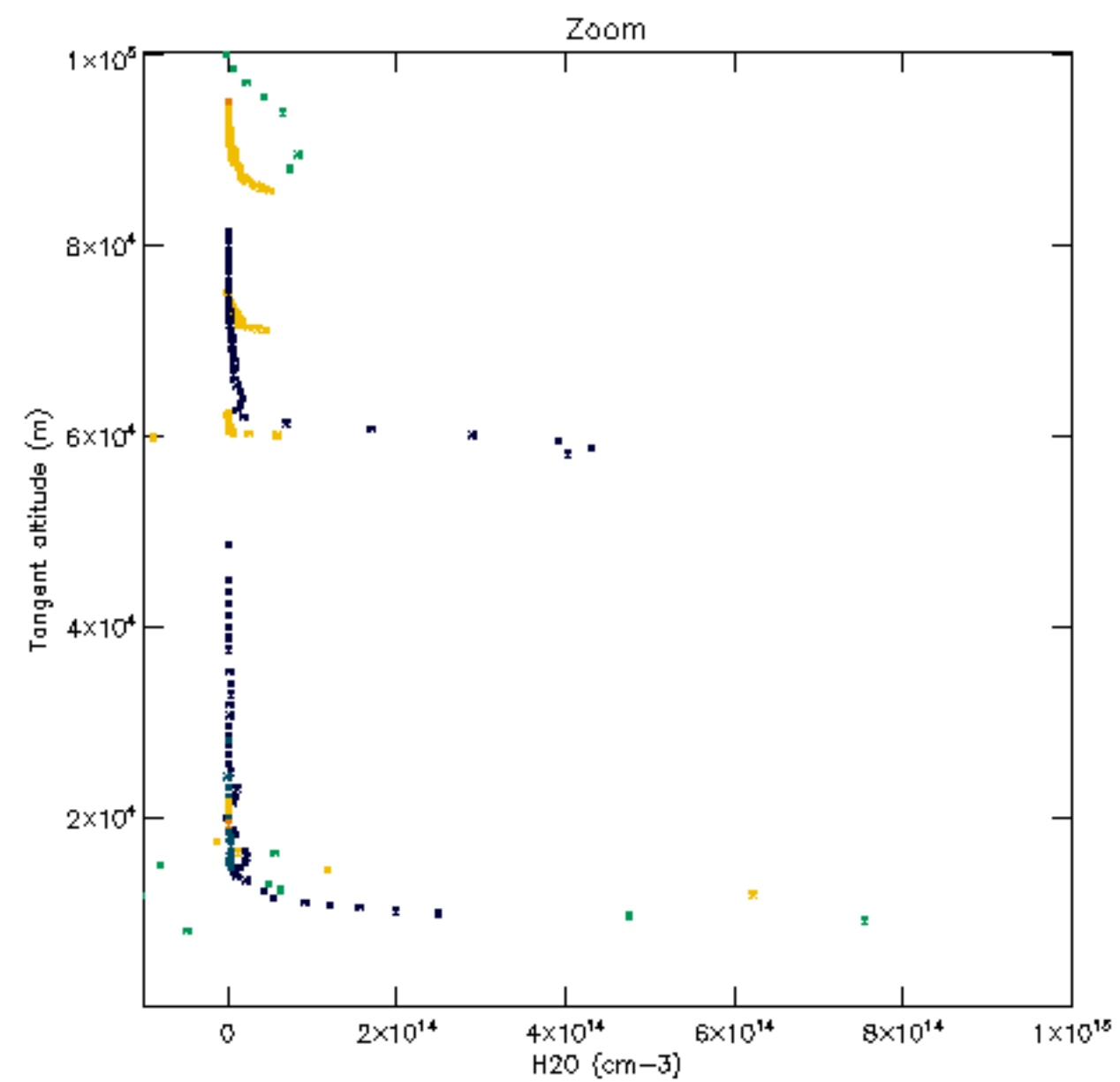
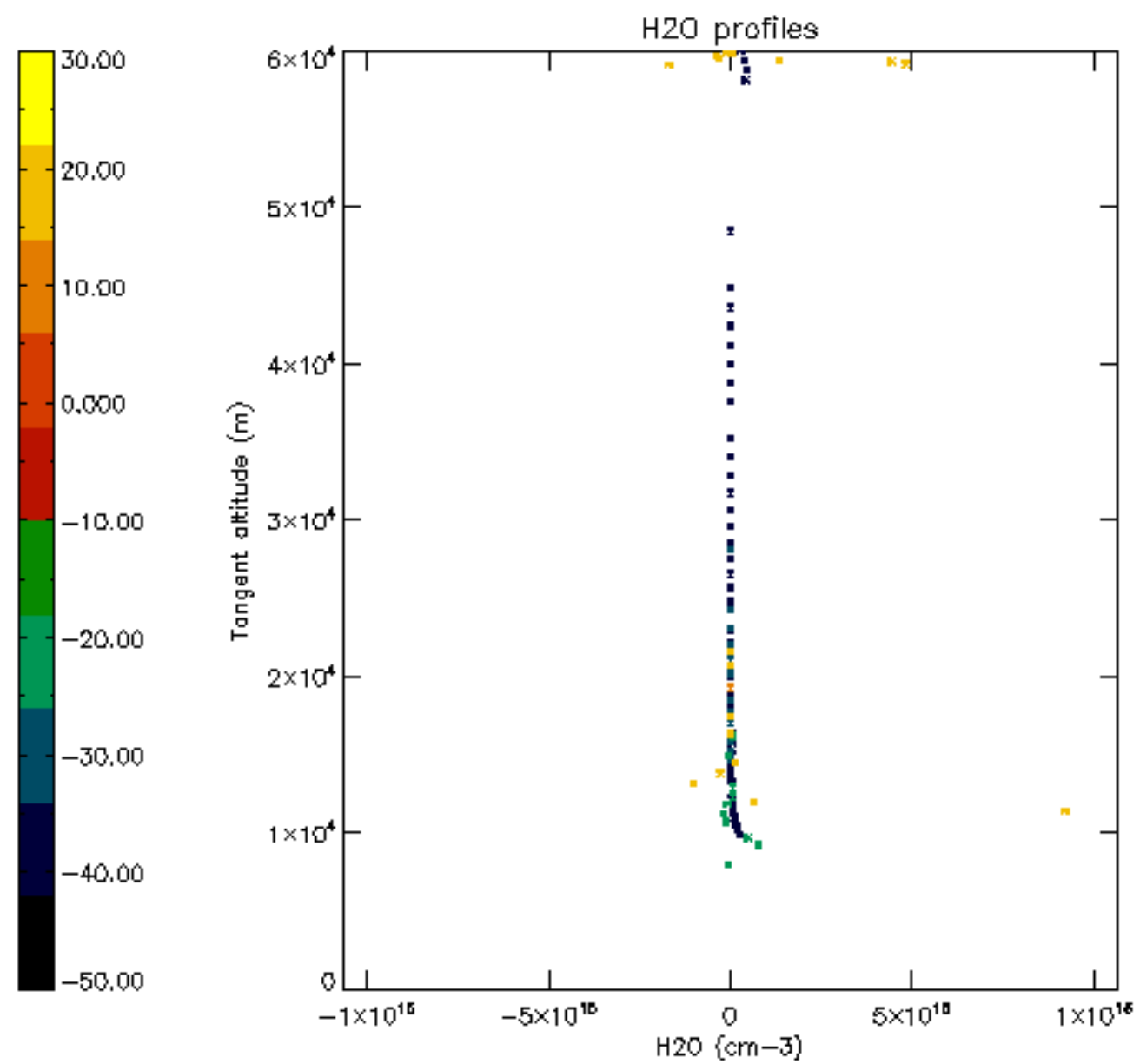


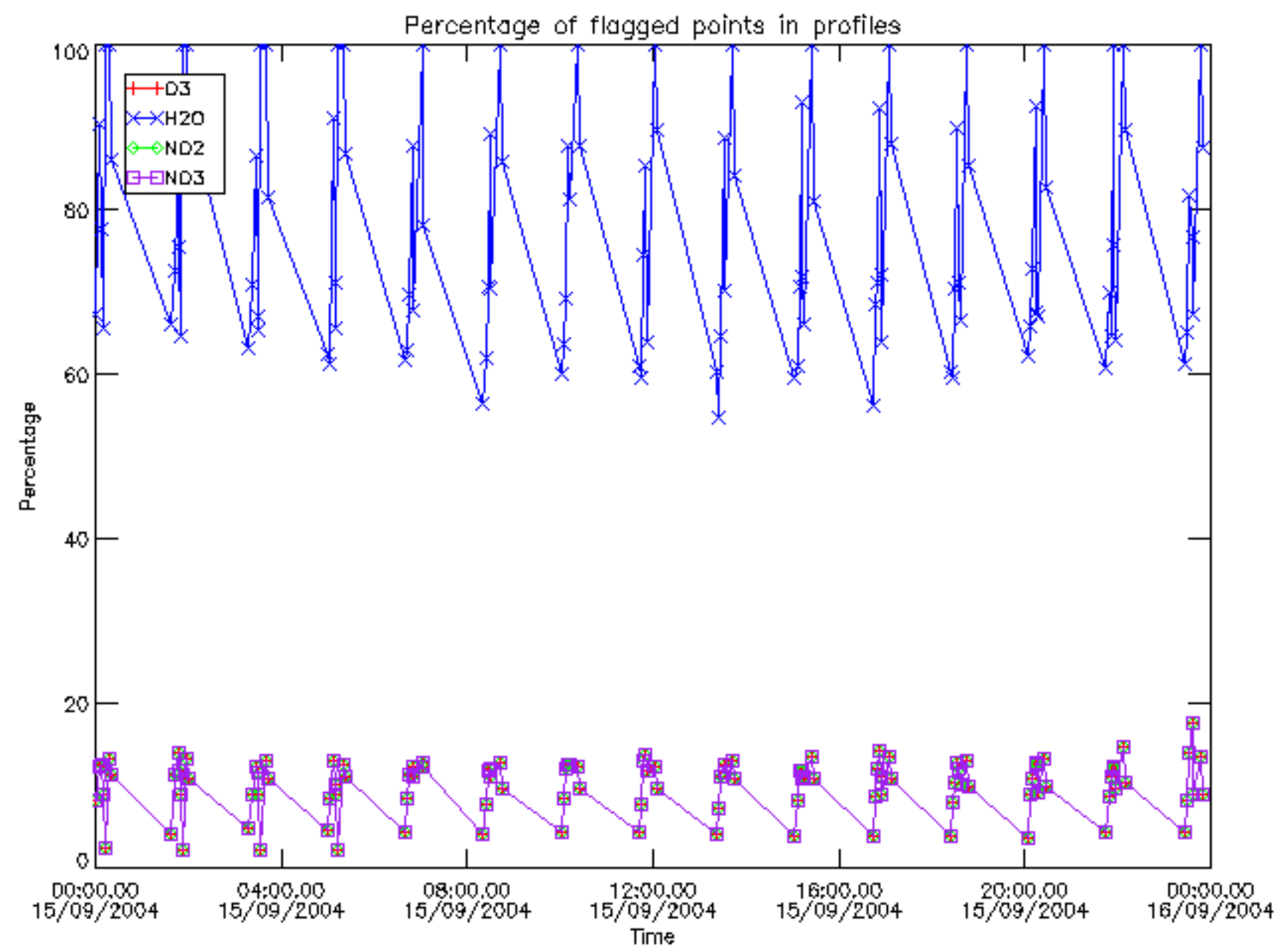




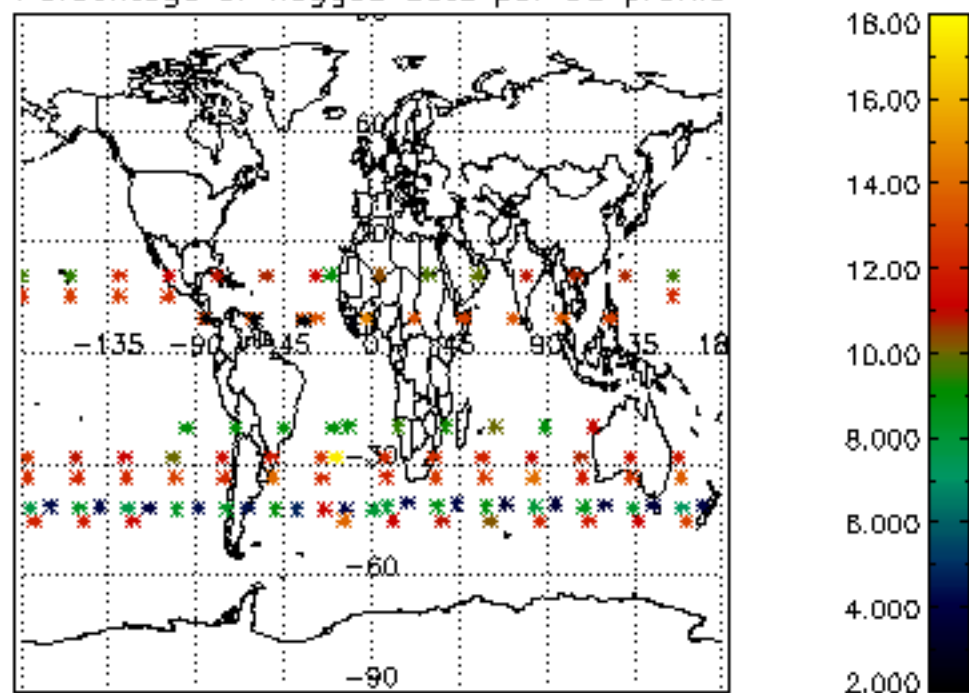




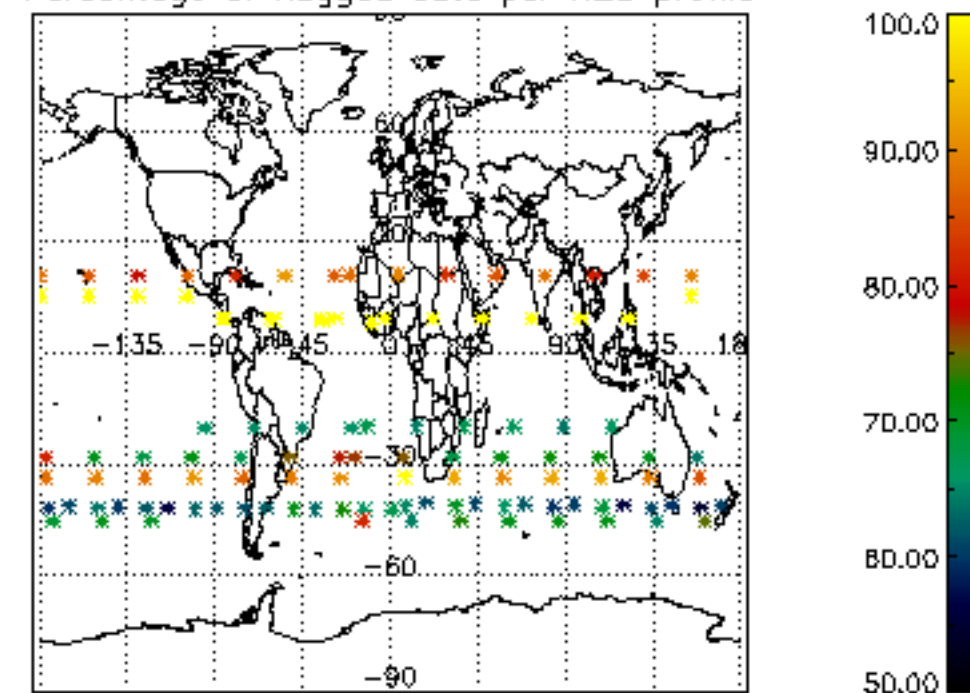




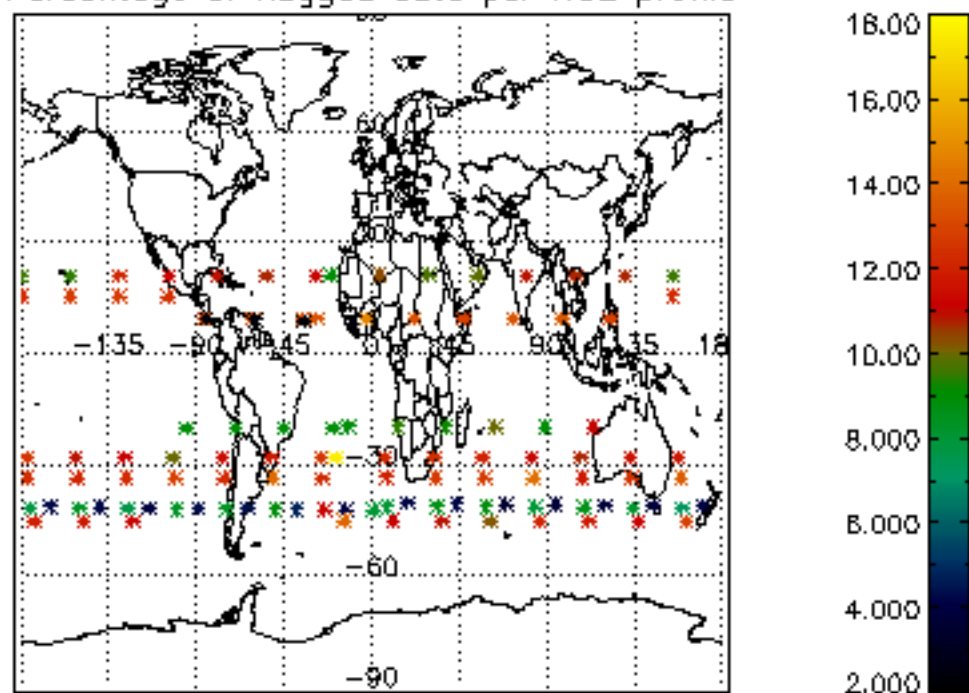
Percentage of flagged data per D3 profile



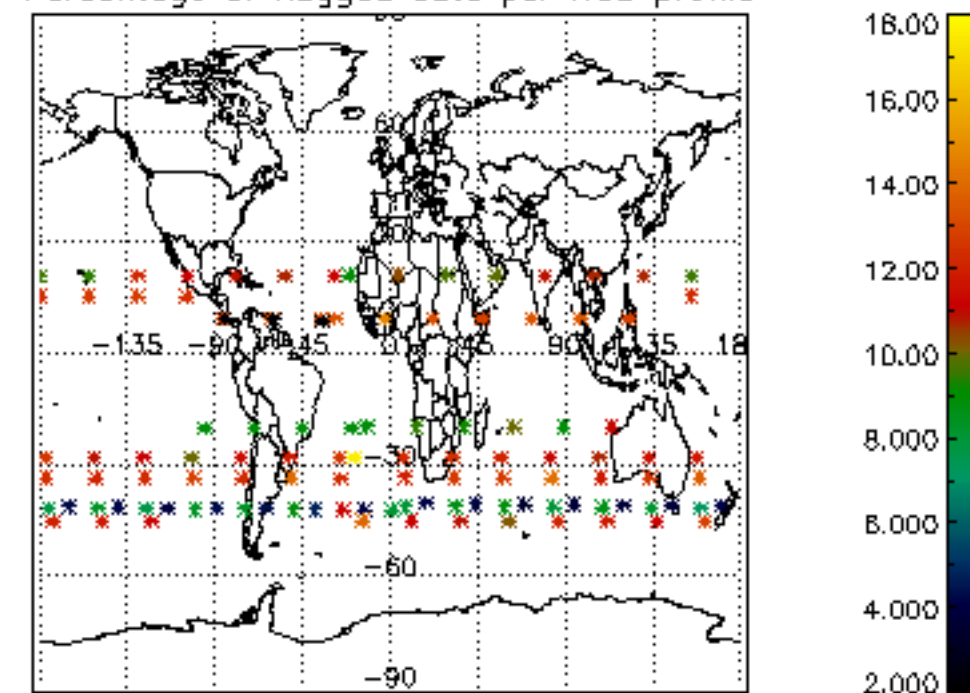
Percentage of flagged data per H2O profile

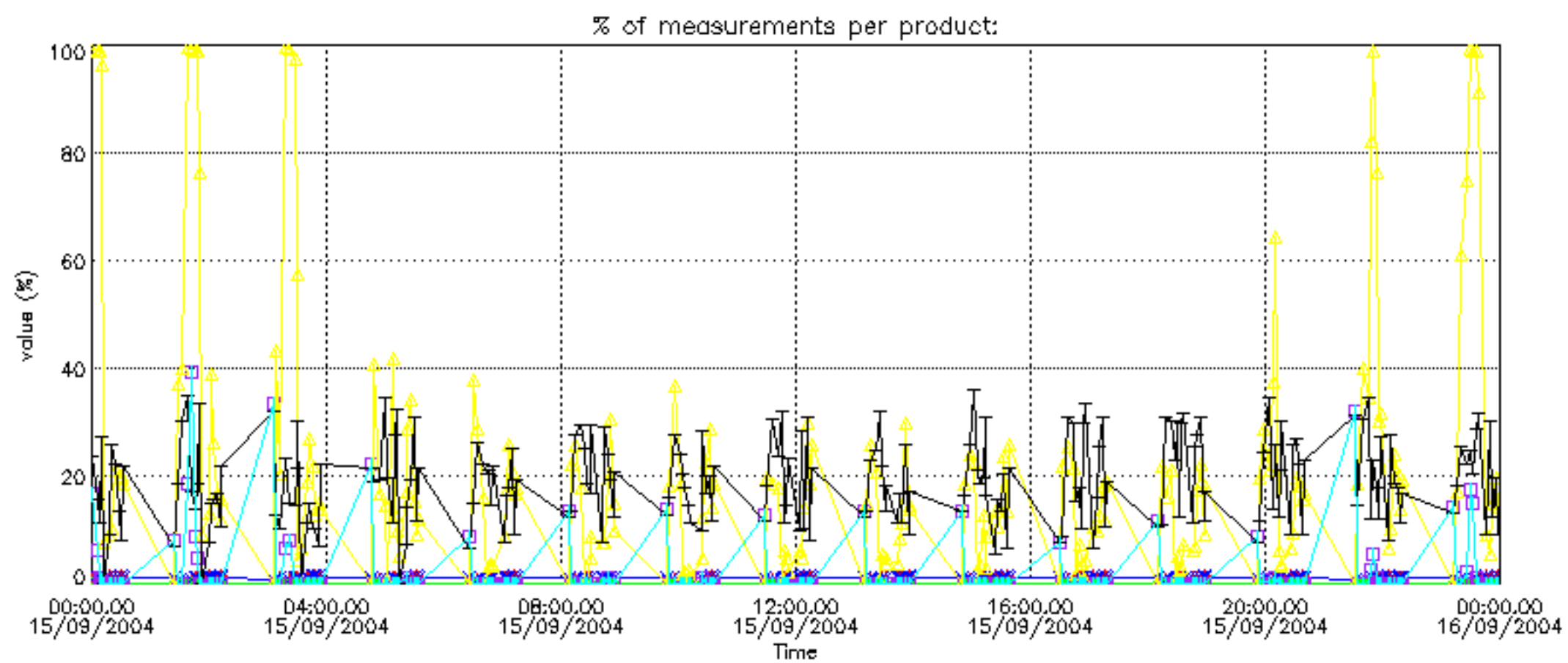
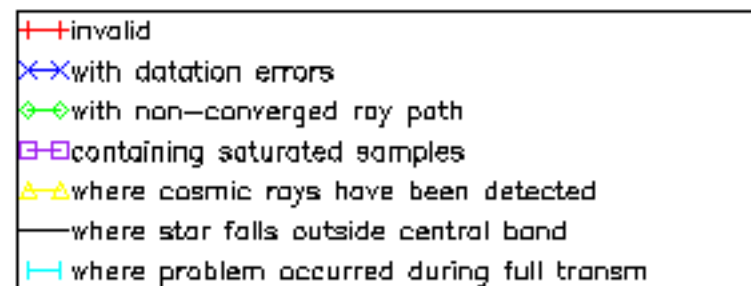


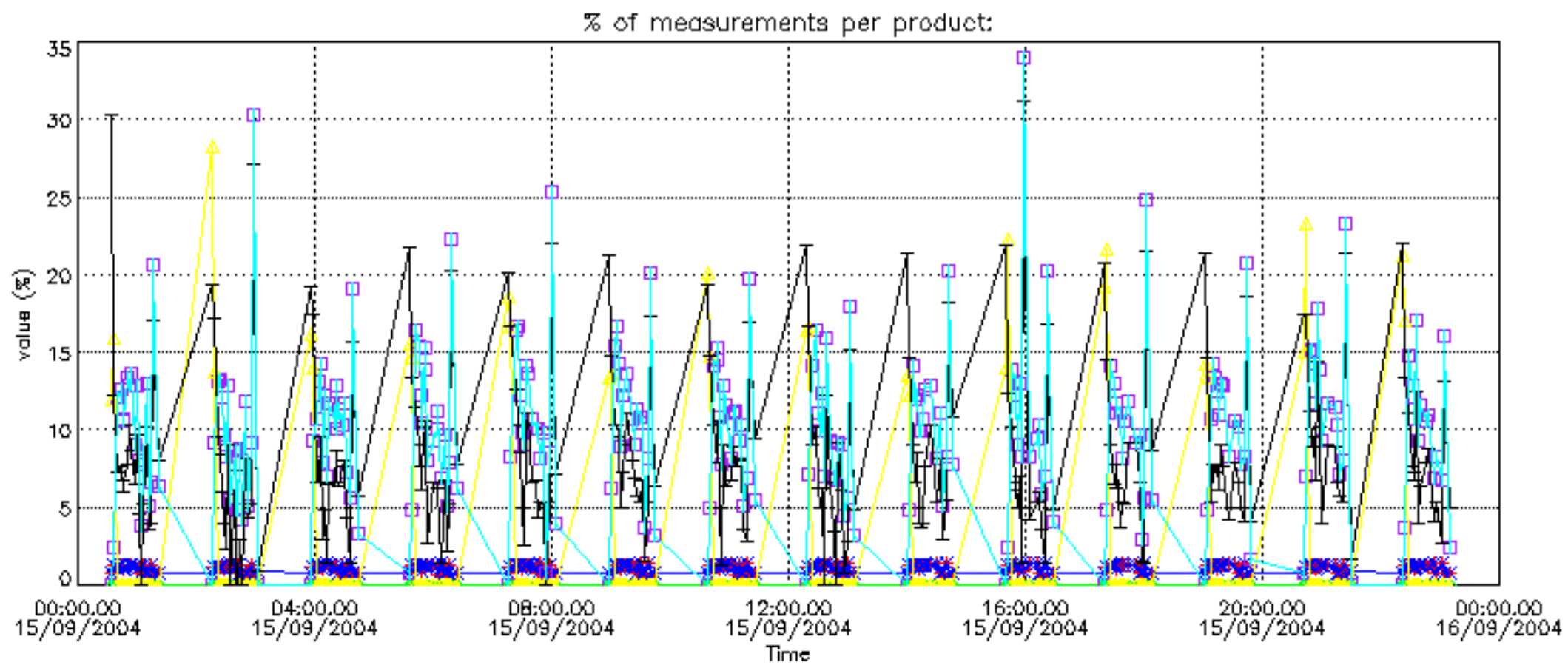
Percentage of flagged data per NO2 profile



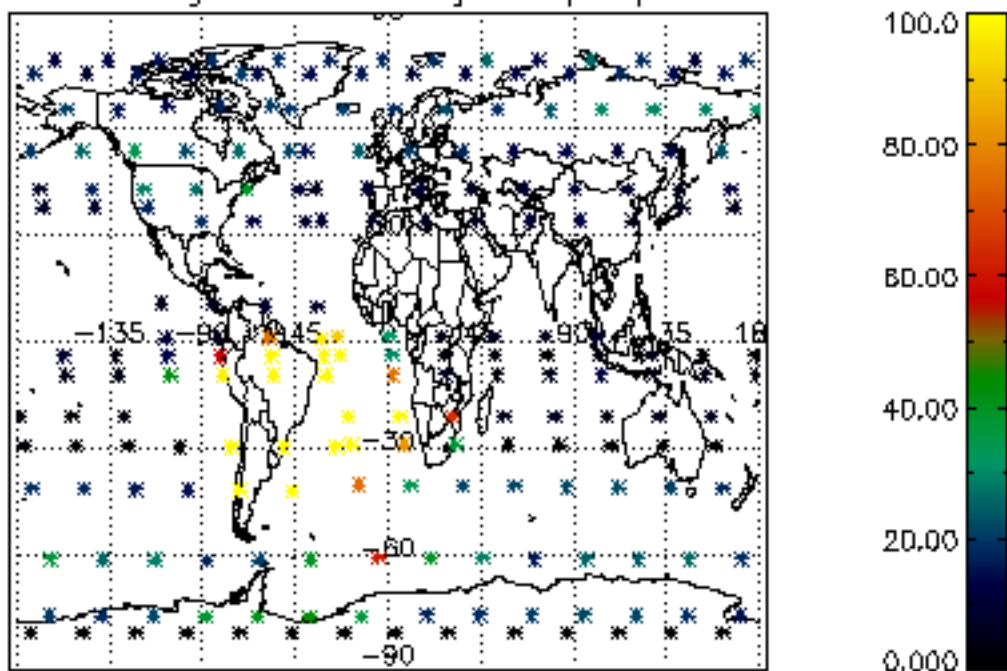
Percentage of flagged data per NO3 profile



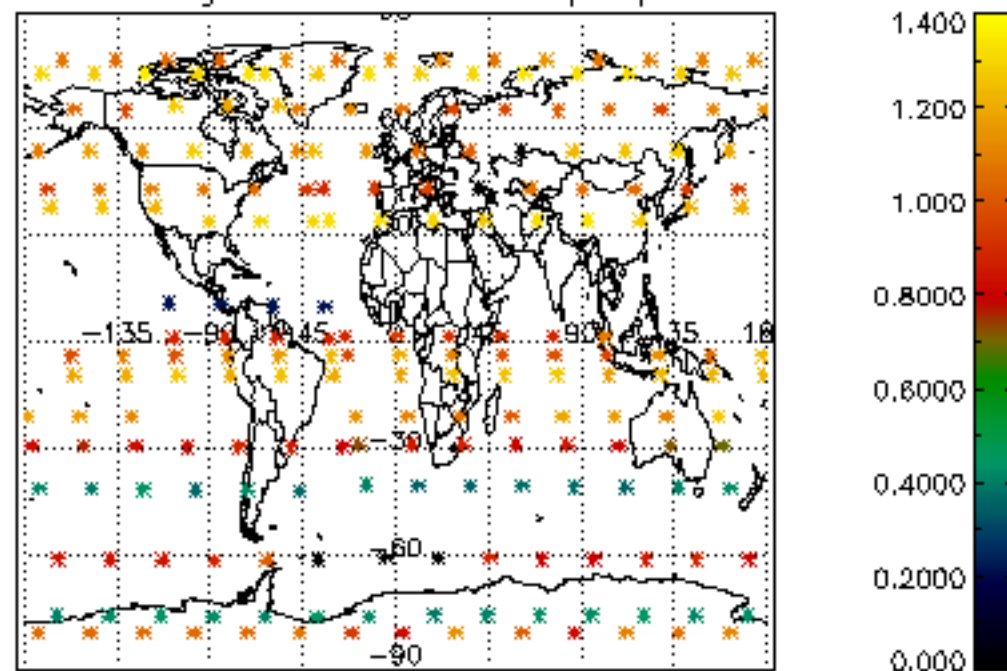




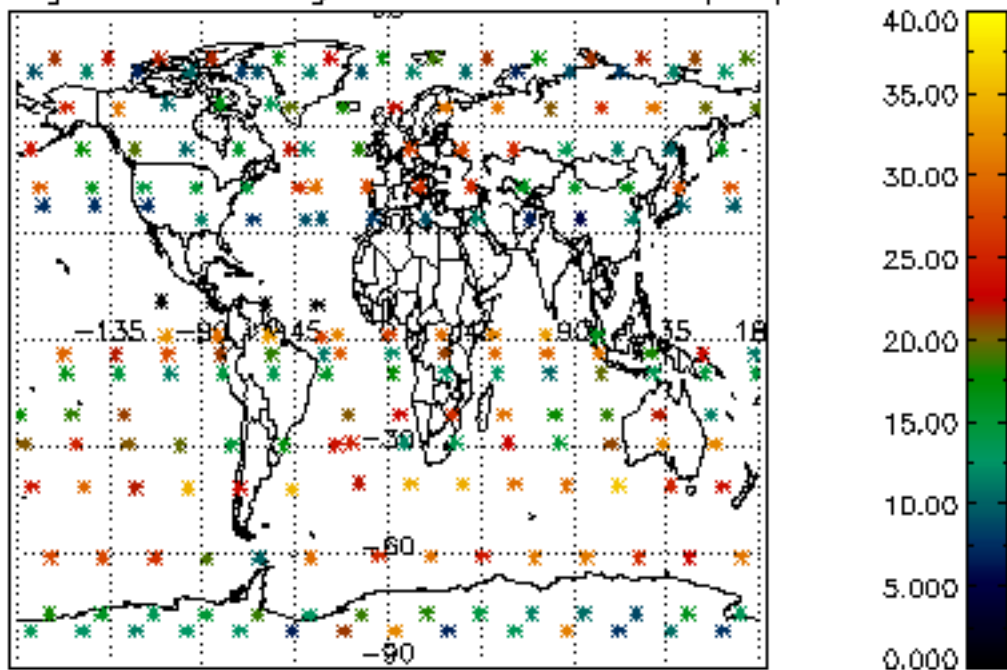
Percentage of cosmic ray hits per profile



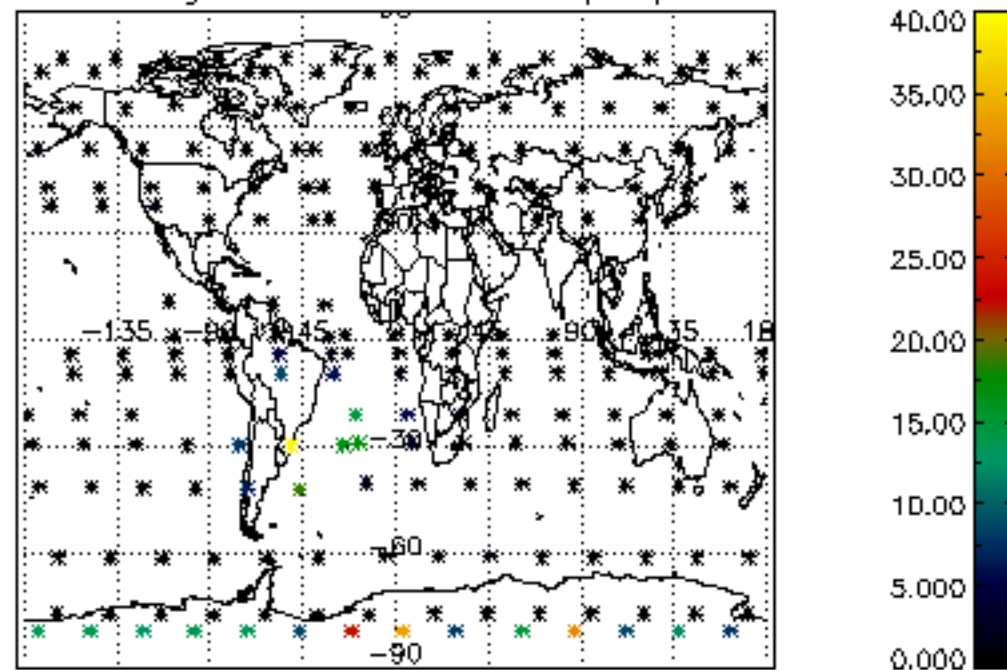
Percentage of datation errors per profile



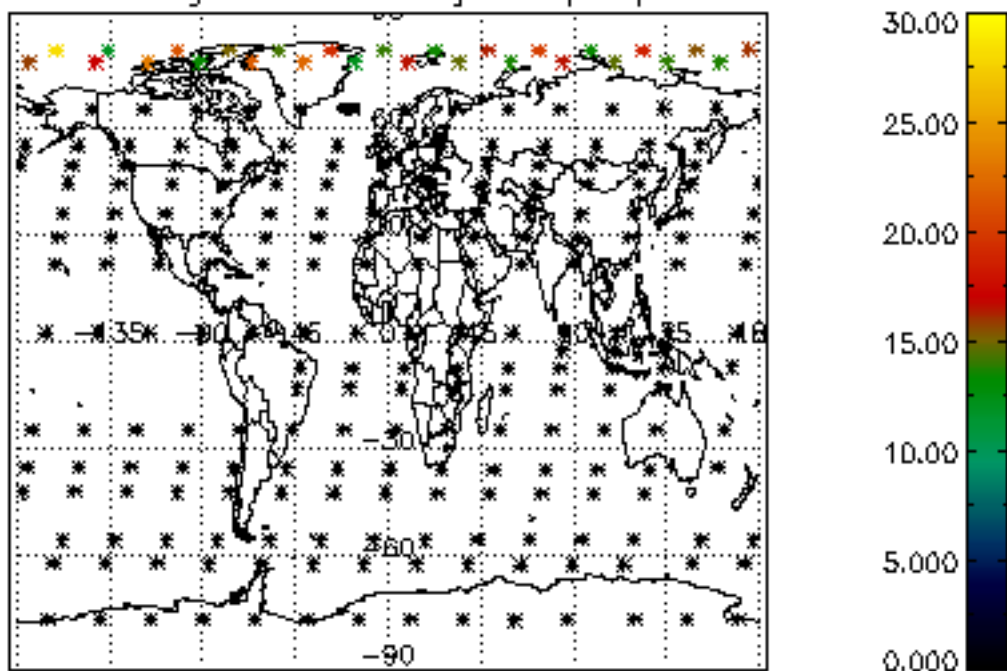
Percentage of star falling outside central band per profile



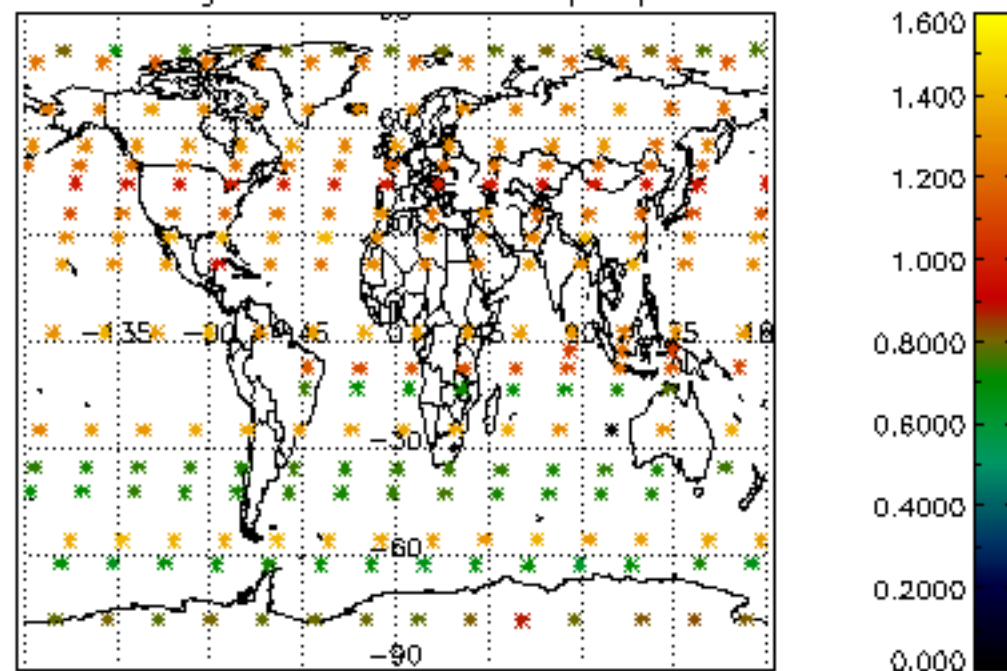
Percentage of saturation errors per profile



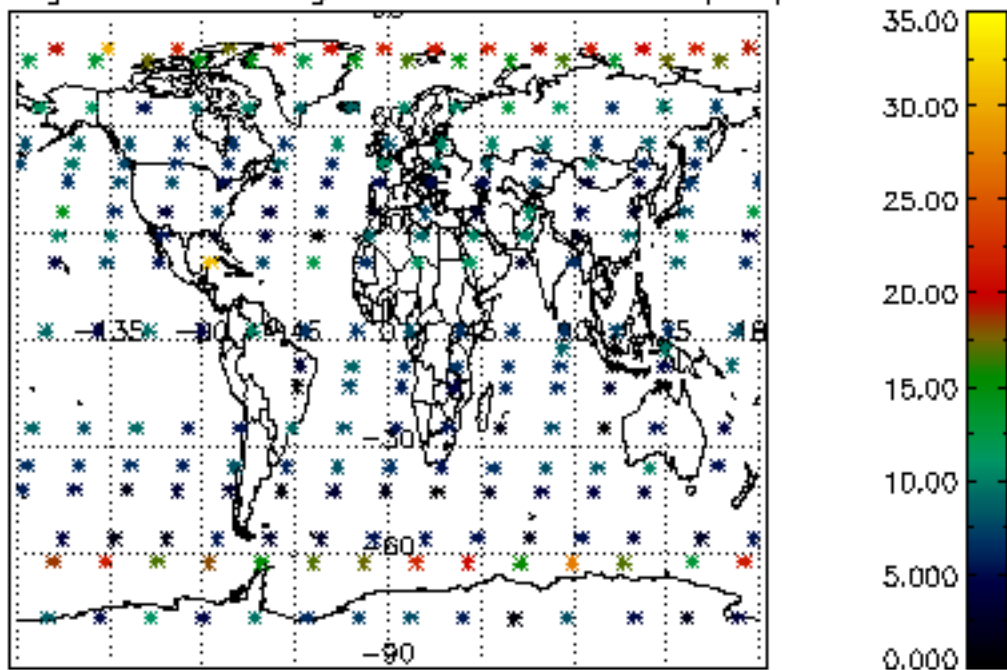
Percentage of cosmic ray hits per profile



Percentage of datation errors per profile



Percentage of star falling outside central band per profile



Percentage of saturation errors per profile

