

GOMOS Level 2 Daily Report

SUMMARY

[1. General Info](#)

[2. Summary of processed GOM_NL_2P products](#)

[3. Level 2 Quality information per product](#)

[3.1 Plot of level 2 quality information per product \(time dependant\)](#)

[3.2 Plot of level 2 quality information per product \(world map\)](#)

[4. Level 1 Quality information per product \(stored on level 2 products\)](#)

[4.1 Plot of level 1 quality information per product \(time dependant\)](#)

[4.1.1 Plot of level 1 quality information per product \(time dependant\): ASCENDING](#)

[4.1.2 Plot of level 1 quality information per product \(time dependant\): DESCENDING](#)

[4.2 Plot of level 1 quality information per product \(world map\)](#)

[4.2.1 Plot of level 1 quality information per product \(world map\): ASCENDING](#)

[4.2.2 Plot of level 1 quality information per product \(world map\): DESCENDING](#)

[5. Ozone profiles based on quality statistics and other trace gas profiles](#)

[5.1 Ozone statistics based on quality of products](#)

[5.2 Plot ozone profiles for all STD \(dark without errors\)](#)

[5.3 Plot ozone profiles where STD < 20% \(dark without errors\)](#)

[5.4. Plot ozone profiles where STD < 10% \(dark without errors\)](#)

[5.5. Plot ozone profiles where STD < 5% \(dark without errors\)](#)

[5.6 Plot NO2 profiles for all STD \(dark without errors\)](#)

[5.7 Plot NO3 profiles for all STD \(dark without errors\)](#)

[5.8 Plot H2O profiles \(only for occultations of stars 1,2,3,4,13,14,16,26,63 dark without errors\) for all STD](#)

[6. Auxiliary Data Files used for the production reported in section 2](#)

This report presents the daily analysis on parameters extracted from GOMOS level 2 data (GOM_NL__2P). It is intended to monitor some important parameters that will impact the quality of these products. A list of level 2 products (and content) that have arrived during the reporting day to the PCF is also given.

Item	Value
Time of report generation	19APR2013 10:58:50
Data source version	GOMOS/6.01
Start time of products	14-09-2004 (14SEP2004 00:00:00)
Stop time of products	15-09-2004 (15SEP2004 00:00:00)
Store outputs in DB	Yes
Nb of level 2 prods	487
Nb of prods with errors	0

2. Summary of processed GOM_NL__2P products.

Nr	Filename	UTC Start time	Limb	Duration	Star Id	Star Name	Star Mag	Star Temp	Nb Meas	Orbit	Prod. error
1	GOM_NL__2PRFIN20040914_000039_000000682030_00202_13282_4059.N1	14-SEP-2004 00:00:39	Bright	68.000	35	33Alp Per	1.7950	6250.0	136	13282	No
2	GOM_NL__2PRFIN20040914_000425_000000402030_00202_13282_4060.N1	14-SEP-2004 00:04:25	Bright	40.000	36	50Alp UMa	1.8000	6300.0	80	13282	No
3	GOM_NL__2PRFIN20040914_000552_000000382030_00202_13282_4061.N1	14-SEP-2004 00:05:52	Bright	37.500	82	48Bet UMa	2.3650	10600.	75	13282	No
4	GOM_NL__2PRFIN20040914_000807_000000702030_00202_13282_4062.N1	14-SEP-2004 00:08:07	Bright	70.000	6	13Alp Aur	0.080000	3400.0	140	13282	No
5	GOM_NL__2PRFIN20040914_001256_000000602030_00202_13282_4063.N1	14-SEP-2004 00:12:56	Bright	60.000	107	37The Aur	2.6490	11000.	120	13282	No
6	GOM_NL__2PRFIN20040914_001549_000000452030_00202_13282_4064.N1	14-SEP-2004 00:15:49	Bright	44.500	17	78Bet Gem	1.1610	4500.0	89	13282	No
7	GOM_NL__2PRFIN20040914_001810_000001052030_00202_13282_4065.N1	14-SEP-2004 00:18:10	Twilight	105.00	28	12Bet Tau	1.6500	15200.	210	13282	No
8	GOM_NL__2PRFIN20040914_002310_000000612030_00202_13282_4066.N1	14-SEP-2004 00:23:10	Twilight	61.000	8	10Alp CMi	0.40000	6500.0	122	13282	No
9	GOM_NL__2PRFIN20040914_002822_000001282030_00202_13282_4067.N1	14-SEP-2004 00:28:22	Dark	127.50	14	58Alp Ori	0.87000	3000.0	255	13282	No
10	GOM_NL__2PRFIN20040914_003205_000000602030_00202_13282_4068.N1	14-SEP-2004 00:32:05	Dark	60.000	1	9Alp CMa	-1.4400	11000.	120	13282	No
11	GOM_NL__2PRFIN20040914_003354_000000602030_00202_13282_4069.N1	14-SEP-2004 00:33:54	Dark	59.500	47	2Bet CMa	1.9760	28000.	119	13282	No
12	GOM_NL__2PRFIN20040914_003756_000000412030_00202_13282_4070.N1	14-SEP-2004 00:37:56	Dark	41.000	46	Del Vel	1.9540	10600.	82	13282	No
13	GOM_NL__2PRFIN20040914_003925_000000512030_00202_13282_4071.N1	14-SEP-2004 00:39:25	Dark	50.500	161	Tau Pup	2.9310	4500.0	101	13282	No
14	GOM_NL__2PRFIN20040914_004041_000000562030_00203_13283_4023.N1	14-SEP-2004 00:40:41	Dark	56.000	2	Alp Car	-0.73600	7000.0	112	13283	No
15	GOM_NL__2PRFIN20040914_005004_000000392030_00203_13283_4024.N1	14-SEP-2004 00:50:04	Dark	38.500	135	Bet Hyi	2.8200	5800.0	77	13283	No
16	GOM_NL__2PRFIN20040914_005226_000000482030_00203_13283_4025.N1	14-SEP-2004 00:52:26	Dark	48.000	9	Alp Eri	0.45300	24000.	96	13283	No
17	GOM_NL__2PRFIN20040914_005537_000000412030_00203_13283_4026.N1	14-SEP-2004 00:55:37	Straylight	41.000	148	Alp Tuc	2.8780	4100.0	82	13283	No
18	GOM_NL__2PRFIN20040914_005920_000000422030_00203_13283_4027.N1	14-SEP-2004 00:59:20	Straylight	42.000	31	Alp Gru	1.7340	15200.	84	13283	No
19	GOM_NL__2PRFIN20040914_010207_000000402030_00203_13283_4028.N1	14-SEP-2004 01:02:07	Straylight	40.000	172	Gam Gru	3.0030	13100.	80	13283	No
20	GOM_NL__2PRFIN20040914_010331_000000492030_00203_13283_4029.N1	14-SEP-2004 01:03:31	Straylight	48.500	18	24Alp PsA	1.1660	9700.0	97	13283	No
21	GOM_NL__2PRFIN20040914_010600_000000642030_00203_13283_4030.N1	14-SEP-2004 01:06:00	Twilight	63.500	52	16Bet Cet	2.0370	4500.0	127	13283	No
22	GOM_NL__2PRFIN20040914_010803_000000392030_00203_13283_4031.N1	14-SEP-2004 01:08:03	Twilight	39.000	142	49Del Cap	2.8500	8900.0	78	13283	No
23	GOM_NL__2PRFIN20040914_011218_000000402030_00203_13283_4032.N1	14-SEP-2004 01:12:18	Bright	40.000	162	34Alp Aqr	2.9440	5350.0	80	13283	No
24	GOM_NL__2PRFIN20040914_011518_000000392030_00203_13283_4033.N1	14-SEP-2004 01:15:18	Bright	39.000	61	8Eps Peg	2.1000	3900.0	78	13283	No
25	GOM_NL__2PRFIN20040914_011658_000000442030_00203_13283_4034.N1	14-SEP-2004 01:16:58	Bright	43.500	90	54Alp Peg	2.4870	11000.	87	13283	No
26	GOM_NL__2PRFIN20040914_011840_000000522030_00203_13283_4035.N1	14-SEP-2004 01:18:40	Bright	51.500	140	88Gam Peg	2.8340	26000.	103	13283	No
27	GOM_NL__2PRFIN20040914_012053_000000462030_00203_13283_4036.N1	14-SEP-2004 01:20:53	Bright	46.000	93	53Bet Peg	2.5200	3100.0	92	13283	No
28	GOM_NL__2PRFIN20040914_012232_000000402030_00203_13283_4037.N1	14-SEP-2004 01:22:32	Bright	39.500	92	53Eps Cyg	2.5000	4500.0	79	13283	No
29	GOM_NL__2PRFIN20040914_012439_000000372030_00203_13283_4038.N1	14-SEP-2004 01:24:39	Bright	37.000	66	37Gam Cyg	2.2080	5900.0	74	13283	No
30	GOM_NL__2PRFIN20040914_012646_000000382030_00203_13283_4039.N1	14-SEP-2004 01:26:46	Bright	38.000	144	18Del Cyg	2.8600	11000.	76	13283	No
31	GOM_NL__2PRFIN20040914_013005_000000392030_00203_13283_4040.N1	14-SEP-2004 01:30:05	Bright	38.500	89	5Alp Cep	2.4510	8000.0	77	13283	No
32	GOM_NL__2PRFIN20040914_013142_000000412030_00203_13283_4041.N1	14-SEP-2004 01:31:42	Bright	41.000	68	18Alp Cas	2.2250	4500.0	82	13283	No
33	GOM_NL__2PRFIN20040914_013305_000000442030_00203_13283_4042.N1	14-SEP-2004 01:33:05	Bright	43.500	76	27Gam Cas	2.3000	30000.	87	13283	No
34	GOM_NL__2PRFIN20040914_013503_000000722030_00203_13283_4043.N1	14-SEP-2004 01:35:03	Bright	71.500	73	57Gam1And	2.2600	13100.	143	13283	No
35	GOM_NL__2PRFIN20040914_013747_000000382030_00203_13283_4044.N1	14-SEP-2004 01:37:47	Bright	38.000	49	1Alp UMi	1.9900	6300.0	76	13283	No
36	GOM_NL__2PRFIN20040914_014114_000000682030_00203_13283_4045.N1	14-SEP-2004 01:41:14	Bright	67.500	35	33Alp Per	1.7950	6250.0	135	13283	No
37	GOM_NL__2PRFIN20040914_014501_000000372030_00203_13283_4046.N1	14-SEP-2004 01:45:01	Bright	37.000	36	50Alp UMa	1.8000	6300.0	74	13283	No
38	GOM_NL__2PRFIN20040914_014628_000000372030_00203_13283_4047.N1	14-SEP-2004 01:46:28	Bright	36.500	82	48Bet UMa	2.3650	10600.	73	13283	No
39	GOM_NL__2PRFIN20040914_014842_000000662030_00203_13283_4048.N1	14-SEP-2004 01:48:42	Bright	66.000	6	13Alp Aur	0.080000	3400.0	132	13283	No
40	GOM_NL__2PRFIN20040914_015332_000000612030_00203_13283_4049.N1	14-SEP-2004 01:53:32	Bright	60.500	107	37The Aur	2.6490	11000.	121	13283	No
41	GOM_NL__2PRFIN20040914_015624_000000442030_00203_13283_4050.N1	14-SEP-2004 01:56:24	Bright	43.500	17	78Bet Gem	1.1610	4500.0	87	13283	No
42	GOM_NL__2PRFIN20040914_015846_000001132030_00203_13283_4051.N1	14-SEP-2004 01:58:46	Twilight	112.50	28	12Bet Tau	1.6500	15200.	225	13283	No

43	GOM_NL__2PRFIN20040914_020347_000000612030_00203_13283_4052.N1	14-SEP-2004 02:03:47	Twilight	61.000	8	10Alp CMI	0.40000	6500.0	122	13283	No
44	GOM_NL__2PRFIN20040914_020900_000001232030_00203_13283_4053.N1	14-SEP-2004 02:09:00	Dark	123.00	14	58Alp Ori	0.87000	3000.0	246	13283	No
45	GOM_NL__2PRFIN20040914_021242_000000582030_00203_13283_4054.N1	14-SEP-2004 02:12:42	Dark	58.000	1	9Alp CMA	-1.4400	11000.	116	13283	No
46	GOM_NL__2PRFIN20040914_021430_000000602030_00203_13283_4055.N1	14-SEP-2004 02:14:30	Dark	60.000	47	2Bet CMA	1.9760	28000.	120	13283	No
47	GOM_NL__2PRFIN20040914_021832_000000382030_00203_13283_4056.N1	14-SEP-2004 02:18:32	Dark	38.000	46	Del Vel	1.9540	10600.	76	13283	No
48	GOM_NL__2PRFIN20040914_022000_000000442030_00203_13283_4057.N1	14-SEP-2004 02:20:00	Dark	44.000	161	Tau Pup	2.9310	4500.0	88	13283	No
49	GOM_NL__2PRFIN20040914_022120_000000562030_00204_13284_4025.N1	14-SEP-2004 02:21:20	Dark	56.000	2	Alp Car	-0.73600	7000.0	112	13284	No
50	GOM_NL__2PRFIN20040914_023040_000000392030_00204_13284_4026.N1	14-SEP-2004 02:30:40	Dark	39.000	135	Bet Hyi	2.8200	5800.0	78	13284	No
51	GOM_NL__2PRFIN20040914_023303_000000472030_00204_13284_4027.N1	14-SEP-2004 02:33:03	Dark	46.500	9	Alp Eri	0.45300	24000.	93	13284	No
52	GOM_NL__2PRFIN20040914_023613_000000392030_00204_13284_4028.N1	14-SEP-2004 02:36:13	Straylight	38.500	148	Alp Tuc	2.8780	4100.0	77	13284	No
53	GOM_NL__2PRFIN20040914_023956_000000432030_00204_13284_4029.N1	14-SEP-2004 02:39:56	Straylight	42.500	31	Alp Gru	1.7340	15200.	85	13284	No
54	GOM_NL__2PRFIN20040914_024243_000000402030_00204_13284_4030.N1	14-SEP-2004 02:42:43	Straylight	39.500	172	Gam Gru	3.0030	13100.	79	13284	No
55	GOM_NL__2PRFIN20040914_024407_000000462030_00204_13284_4031.N1	14-SEP-2004 02:44:07	Straylight	46.000	18	24Alp PsA	1.1660	9700.0	92	13284	No
56	GOM_NL__2PRFIN20040914_024636_000000642030_00204_13284_4032.N1	14-SEP-2004 02:46:36	Tw_i_and_stray	63.500	52	16Bet Cet	2.0370	4500.0	127	13284	No
57	GOM_NL__2PRFIN20040914_024837_000000462030_00204_13284_4033.N1	14-SEP-2004 02:48:37	Tw_i_and_stray	45.500	142	49Del Cap	2.8500	8900.0	91	13284	No
58	GOM_NL__2PRFIN20040914_025254_000000402030_00204_13284_4034.N1	14-SEP-2004 02:52:54	Bright	39.500	162	34Alp Aqr	2.9440	5350.0	79	13284	No
59	GOM_NL__2PRFIN20040914_025554_000000392030_00204_13284_4035.N1	14-SEP-2004 02:55:54	Bright	38.500	61	8Eps Peg	2.1000	3900.0	77	13284	No
60	GOM_NL__2PRFIN20040914_025734_000000442030_00204_13284_4036.N1	14-SEP-2004 02:57:34	Bright	43.500	90	54Alp Peg	2.4870	11000.	87	13284	No
61	GOM_NL__2PRFIN20040914_025915_000000532030_00204_13284_4037.N1	14-SEP-2004 02:59:15	Bright	52.500	140	88Gam Peg	2.8340	26000.	105	13284	No
62	GOM_NL__2PRFIN20040914_030127_000000452030_00204_13284_4038.N1	14-SEP-2004 03:01:27	Bright	44.500	93	53Bet Peg	2.5200	3100.0	89	13284	No
63	GOM_NL__2PRFIN20040914_030309_000000412030_00204_13284_4039.N1	14-SEP-2004 03:03:09	Bright	41.000	92	53Eps Cyg	2.5000	4500.0	82	13284	No
64	GOM_NL__2PRFIN20040914_030514_000000372030_00204_13284_4040.N1	14-SEP-2004 03:05:14	Bright	37.000	66	37Gam Cyg	2.2080	5900.0	74	13284	No
65	GOM_NL__2PRFIN20040914_030722_000000362030_00204_13284_4041.N1	14-SEP-2004 03:07:22	Bright	35.500	144	18Del Cyg	2.8600	11000.	71	13284	No
66	GOM_NL__2PRFIN20040914_031042_000000372030_00204_13284_4042.N1	14-SEP-2004 03:10:42	Bright	37.000	89	5Alp Cep	2.4510	8000.0	74	13284	No
67	GOM_NL__2PRFIN20040914_031217_000000462030_00204_13284_4043.N1	14-SEP-2004 03:12:17	Bright	45.500	68	18Alp Cas	2.2250	4500.0	91	13284	No
68	GOM_NL__2PRFIN20040914_031340_000000442030_00204_13284_4044.N1	14-SEP-2004 03:13:40	Bright	44.000	76	27Gam Cas	2.3000	30000.	88	13284	No
69	GOM_NL__2PRFIN20040914_031537_000000742030_00204_13284_4045.N1	14-SEP-2004 03:15:37	Bright	73.500	73	57Gam1And	2.2600	13100.	147	13284	No
70	GOM_NL__2PRFIN20040914_031821_000000372030_00204_13284_4046.N1	14-SEP-2004 03:18:21	Bright	37.000	49	1Alp UMi	1.9900	6300.0	74	13284	No
71	GOM_NL__2PRFIN20040914_032148_000000702030_00204_13284_4047.N1	14-SEP-2004 03:21:48	Bright	69.500	35	33Alp Per	1.7950	6250.0	139	13284	No
72	GOM_NL__2PRFIN20040914_032536_000000412030_00204_13284_4048.N1	14-SEP-2004 03:25:36	Bright	40.500	36	50Alp UMa	1.8000	6300.0	81	13284	No
73	GOM_NL__2PRFIN20040914_032704_000000382030_00204_13284_4049.N1	14-SEP-2004 03:27:04	Bright	37.500	82	48Bet UMa	2.3650	10600.	75	13284	No
74	GOM_NL__2PRFIN20040914_032917_000000682030_00204_13284_4050.N1	14-SEP-2004 03:29:17	Bright	67.500	6	13Alp Aur	0.080000	3400.0	135	13284	No
75	GOM_NL__2PRFIN20040914_033408_000000582030_00204_13284_4051.N1	14-SEP-2004 03:34:08	Bright	58.000	107	37The Aur	2.6490	11000.	116	13284	No
76	GOM_NL__2PRFIN20040914_033701_000000462030_00204_13284_4052.N1	14-SEP-2004 03:37:01	Bright	45.500	17	78Bet Gem	1.1610	4500.0	91	13284	No
77	GOM_NL__2PRFIN20040914_033922_000001162030_00204_13284_4053.N1	14-SEP-2004 03:39:22	Tw_i_and_stray	115.50	28	12Bet Tau	1.6500	15200.	231	13284	No
78	GOM_NL__2PRFIN20040914_034423_000000472030_00204_13284_4054.N1	14-SEP-2004 03:44:23	Twilight	46.500	8	10Alp CMI	0.40000	6500.0	93	13284	No
79	GOM_NL__2PRFIN20040914_034938_000001052030_00204_13284_4055.N1	14-SEP-2004 03:49:38	Dark	105.00	14	58Alp Ori	0.87000	3000.0	210	13284	No
80	GOM_NL__2PRFIN20040914_035319_000000582030_00204_13284_4056.N1	14-SEP-2004 03:53:19	Dark	57.500	1	9Alp CMA	-1.4400	11000.	115	13284	No
81	GOM_NL__2PRFIN20040914_035508_000000602030_00204_13284_4057.N1	14-SEP-2004 03:55:08	Dark	59.500	47	2Bet CMA	1.9760	28000.	119	13284	No
82	GOM_NL__2PRFIN20040914_035908_000000412030_00204_13284_4058.N1	14-SEP-2004 03:59:08	Dark	40.500	46	Del Vel	1.9540	10600.	81	13284	No
83	GOM_NL__2PRFIN20040914_040039_000000432030_00204_13284_4059.N1	14-SEP-2004 04:00:39	Dark	42.500	161	Tau Pup	2.9310	4500.0	85	13284	No
84	GOM_NL__2PRFIN20040914_040157_000000562030_00205_13285_4026.N1	14-SEP-2004 04:01:57	Dark	56.000	2	Alp Car	-0.73600	7000.0	112	13285	No
85	GOM_NL__2PRFIN20040914_041116_000000392030_00205_13285_4027.N1	14-SEP-2004 04:11:16	Dark	39.000	135	Bet Hyi	2.8200	5800.0	78	13285	No
86	GOM_NL__2PRFIN20040914_041340_000000442030_00205_13285_4028.N1	14-SEP-2004 04:13:40	Dark	44.000	9	Alp Eri	0.45300	24000.	88	13285	No
87	GOM_NL__2PRFIN20040914_041649_000000412030_00205_13285_4029.N1	14-SEP-2004 04:16:49	Straylight	40.500	148	Alp Tuc	2.8780	4100.0	81	13285	No
88	GOM_NL__2PRFIN20040914_042032_000000392030_00205_13285_4030.N1	14-SEP-2004 04:20:32	Straylight	39.000	31	Alp Gru	1.7340	15200.	78	13285	No
89	GOM_NL__2PRFIN20040914_042319_000000392030_00205_13285_4031.N1	14-SEP-2004 04:23:19	Straylight	38.500	172	Gam Gru	3.0030	13100.	77	13285	No
90	GOM_NL__2PRFIN20040914_042443_000000442030_00205_13285_4032.N1	14-SEP-2004 04:24:43	Straylight	44.000	18	24Alp PsA	1.1660	9700.0	88	13285	No
91	GOM_NL__2PRFIN20040914_042712_000000632030_00205_13285_4033.N1	14-SEP-2004 04:27:12	Tw_i_and_stray	62.500	52	16Bet Cet	2.0370	4500.0	125	13285	No
92	GOM_NL__2PRFIN20040914_042916_000000442030_00205_13285_4034.N1	14-SEP-2004 04:29:16	Tw_i_and_stray	44.000	142	49Del Cap	2.8500	8900.0	88	13285	No
93	GOM_NL__2PRFIN20040914_043331_000000402030_00205_13285_4035.N1	14-SEP-2004 04:33:31	Bright	39.500	162	34Alp Aqr	2.9440	5350.0	79	13285	No
94	GOM_NL__2PRFIN20040914_043631_000000382030_00205_13285_4036.N1	14-SEP-2004 04:36:31	Bright	38.000	61	8Eps Peg	2.1000	3900.0	76	13285	No
95	GOM_NL__2PRFIN20040914_043811_000000422030_00205_13285_4037.N1	14-SEP-2004 04:38:11	Bright	41.500	90	54Alp Peg	2.4870	11000.	83	13285	No
96	GOM_NL__2PRFIN20040914_043950_000000512030_00205_13285_4038.N1	14-SEP-2004 04:39:50	Bright	51.000	140	88Gam Peg	2.8340	26000.	102	13285	No
97	GOM_NL__2PRFIN20040914_044205_000000452030_00205_13285_4039.N1	14-SEP-2004 04:42:05	Bright	44.500	93	53Bet Peg	2.5200	3100.0	89	13285	No
98	GOM_NL__2PRFIN20040914_044346_000000372030_00205_13285_4040.N1	14-SEP-2004 04:43:46	Bright	36.500	92	53Eps Cyg	2.5000	4500.0	73	13285	No
99	GOM_NL__2PRFIN20040914_044551_000000382030_00205_13285_4041.N1	14-SEP-2004 04:45:51	Bright	38.000	66	37Gam Cyg	2.2080	5900.0	76	13285	No
100	GOM_NL__2PRFIN20040914_045119_000000352030_00205_13285_4042.N1	14-SEP-2004 04:51:19	Bright	35.000	89	5Alp Cep	2.4510	8000.0	70	13285	No
101	GOM_NL__2PRFIN20040914_045252_000000482030_00205_13285_4043.N1	14-SEP-2004 04:52:52	Bright	47.500	68	18Alp Cas	2.2250	4500.0	95	13285	No

102	GOM_NL__2PRFIN20040914_045415_000000442030_00205_13285_4044.N1	14-SEP-2004 04:54:15	Bright	44.000	76	27Gam Cas	2.3000	30000.	88	13285	No
103	GOM_NL__2PRFIN20040914_045611_000000692030_00205_13285_4045.N1	14-SEP-2004 04:56:11	Bright	69.000	73	57Gam1And	2.2600	13100.	138	13285	No
104	GOM_NL__2PRFIN20040914_045859_000000382030_00205_13285_4046.N1	14-SEP-2004 04:58:59	Bright	37.500	49	1Alp UMi	1.9900	6300.0	75	13285	No
105	GOM_NL__2PRFIN20040914_050223_000000682030_00205_13285_4047.N1	14-SEP-2004 05:02:23	Bright	67.500	35	33Alp Per	1.7950	6250.0	135	13285	No
106	GOM_NL__2PRFIN20040914_050615_000000522030_00205_13285_4048.N1	14-SEP-2004 05:06:15	Bright	52.000	36	50Alp UMa	1.8000	6300.0	104	13285	No
107	GOM_NL__2PRFIN20040914_050740_000000382030_00205_13285_4049.N1	14-SEP-2004 05:07:40	Bright	37.500	82	48Bet UMa	2.3650	10600.	75	13285	No
108	GOM_NL__2PRFIN20040914_050953_000000692030_00205_13285_4050.N1	14-SEP-2004 05:09:53	Bright	68.500	6	13Alp Aur	0.080000	3400.0	137	13285	No
109	GOM_NL__2PRFIN20040914_051444_000000622030_00205_13285_4051.N1	14-SEP-2004 05:14:44	Bright	61.500	107	37The Aur	2.6490	11000.	123	13285	No
110	GOM_NL__2PRFIN20040914_051737_000000472030_00205_13285_4052.N1	14-SEP-2004 05:17:37	Bright	47.000	17	78Bet Gem	1.1610	4500.0	94	13285	No
111	GOM_NL__2PRFIN20040914_051959_000001142030_00205_13285_4053.N1	14-SEP-2004 05:19:59	Twi_and_stray	113.50	28	12Bet Tau	1.6500	15200.	227	13285	No
112	GOM_NL__2PRFIN20040914_052500_000000572030_00205_13285_4054.N1	14-SEP-2004 05:25:00	Twilight	56.500	8	10Alp CMi	0.40000	6500.0	113	13285	No
113	GOM_NL__2PRFIN20040914_053015_000001182030_00205_13285_4055.N1	14-SEP-2004 05:30:15	Dark	117.50	14	58Alp Ori	0.87000	3000.0	235	13285	No
114	GOM_NL__2PRFIN20040914_053356_000000592030_00205_13285_4056.N1	14-SEP-2004 05:33:56	Dark	58.500	1	9Alp CMa	-1.4400	11000.	117	13285	No
115	GOM_NL__2PRFIN20040914_053613_000000512030_00205_13285_4057.N1	14-SEP-2004 05:36:13	Dark	50.500	23	21Eps CMa	1.5020	26000.	101	13285	No
116	GOM_NL__2PRFIN20040914_053945_000000392030_00205_13285_4058.N1	14-SEP-2004 05:39:45	Dark	38.500	46	Del Vel	1.9540	10600.	77	13285	No
117	GOM_NL__2PRFIN20040914_054234_000000562030_00206_13286_4028.N1	14-SEP-2004 05:42:34	Dark	56.000	2	Alp Car	-0.73600	7000.0	112	13286	No
118	GOM_NL__2PRFIN20040914_055153_000000382030_00206_13286_4029.N1	14-SEP-2004 05:51:53	Dark	38.000	135	Bet Hyi	2.8200	5800.0	76	13286	No
119	GOM_NL__2PRFIN20040914_055417_000000462030_00206_13286_4030.N1	14-SEP-2004 05:54:17	Dark	46.000	9	Alp Eri	0.45300	24000.	92	13286	No
120	GOM_NL__2PRFIN20040914_055725_000000402030_00206_13286_4031.N1	14-SEP-2004 05:57:25	Straylight	40.000	148	Alp Tuc	2.8780	4100.0	80	13286	No
121	GOM_NL__2PRFIN20040914_060109_000000402030_00206_13286_4032.N1	14-SEP-2004 06:01:09	Straylight	39.500	31	Alp Gru	1.7340	15200.	79	13286	No
122	GOM_NL__2PRFIN20040914_060356_000000372030_00206_13286_4033.N1	14-SEP-2004 06:03:56	Straylight	36.500	172	Gam Gru	3.0030	13100.	73	13286	No
123	GOM_NL__2PRFIN20040914_060520_000000472030_00206_13286_4034.N1	14-SEP-2004 06:05:20	Straylight	46.500	18	24Alp PsA	1.1660	9700.0	93	13286	No
124	GOM_NL__2PRFIN20040914_060747_000000632030_00206_13286_4035.N1	14-SEP-2004 06:07:47	Twi_and_stray	62.500	52	16Bet Cet	2.0370	4500.0	125	13286	No
125	GOM_NL__2PRFIN20040914_060952_000000422030_00206_13286_4036.N1	14-SEP-2004 06:09:52	Twi_and_stray	42.000	142	49Del Cap	2.8500	8900.0	84	13286	No
126	GOM_NL__2PRFIN20040914_061407_000000392030_00206_13286_4037.N1	14-SEP-2004 06:14:07	Bright	39.000	162	34Alp Aqr	2.9440	5350.0	78	13286	No
127	GOM_NL__2PRFIN20040914_061707_000000392030_00206_13286_4038.N1	14-SEP-2004 06:17:07	Bright	38.500	61	8Eps Peg	2.1000	3900.0	77	13286	No
128	GOM_NL__2PRFIN20040914_061847_000000412030_00206_13286_4039.N1	14-SEP-2004 06:18:47	Bright	41.000	90	54Alp Peg	2.4870	11000.	82	13286	No
129	GOM_NL__2PRFIN20040914_062025_000000532030_00206_13286_4040.N1	14-SEP-2004 06:20:25	Bright	52.500	140	88Gam Peg	2.8340	26000.	105	13286	No
130	GOM_NL__2PRFIN20040914_062241_000000432030_00206_13286_4041.N1	14-SEP-2004 06:22:41	Bright	42.500	93	53Bet Peg	2.5200	3100.0	85	13286	No
131	GOM_NL__2PRFIN20040914_062423_000000392030_00206_13286_4042.N1	14-SEP-2004 06:24:23	Bright	39.000	92	53Eps Cyg	2.5000	4500.0	78	13286	No
132	GOM_NL__2PRFIN20040914_062628_000000392030_00206_13286_4043.N1	14-SEP-2004 06:26:28	Bright	39.000	66	37Gam Cyg	2.2080	5900.0	78	13286	No
133	GOM_NL__2PRFIN20040914_063155_000000382030_00206_13286_4044.N1	14-SEP-2004 06:31:55	Bright	37.500	89	5Alp Cep	2.4510	8000.0	75	13286	No
134	GOM_NL__2PRFIN20040914_063328_000000472030_00206_13286_4045.N1	14-SEP-2004 06:33:28	Bright	46.500	68	18Alp Cas	2.2250	4500.0	93	13286	No
135	GOM_NL__2PRFIN20040914_063451_000000442030_00206_13286_4046.N1	14-SEP-2004 06:34:51	Bright	44.000	76	27Gam Cas	2.3000	30000.	88	13286	No
136	GOM_NL__2PRFIN20040914_063645_000000742030_00206_13286_4047.N1	14-SEP-2004 06:36:45	Bright	73.500	73	57Gam1And	2.2600	13100.	147	13286	No
137	GOM_NL__2PRFIN20040914_063936_000000362030_00206_13286_4048.N1	14-SEP-2004 06:39:36	Bright	36.000	49	1Alp UMi	1.9900	6300.0	72	13286	No
138	GOM_NL__2PRFIN20040914_064258_000000672030_00206_13286_4049.N1	14-SEP-2004 06:42:58	Bright	66.500	35	33Alp Per	1.7950	6250.0	133	13286	No
139	GOM_NL__2PRFIN20040914_064651_000000382030_00206_13286_4050.N1	14-SEP-2004 06:46:51	Bright	38.000	36	50Alp UMa	1.8000	6300.0	76	13286	No
140	GOM_NL__2PRFIN20040914_064817_000000382030_00206_13286_4051.N1	14-SEP-2004 06:48:17	Bright	37.500	82	48Bet UMa	2.3650	10600.	75	13286	No
141	GOM_NL__2PRFIN20040914_065028_000000732030_00206_13286_4052.N1	14-SEP-2004 06:50:28	Bright	72.500	6	13Alp Aur	0.080000	3400.0	145	13286	No
142	GOM_NL__2PRFIN20040914_065519_000000632030_00206_13286_4053.N1	14-SEP-2004 06:55:19	Bright	63.000	107	37The Aur	2.6490	11000.	126	13286	No
143	GOM_NL__2PRFIN20040914_065813_000000512030_00206_13286_4054.N1	14-SEP-2004 06:58:13	Bright	50.500	17	78Bet Gem	1.1610	4500.0	101	13286	No
144	GOM_NL__2PRFIN20040914_070035_000001112030_00206_13286_4055.N1	14-SEP-2004 07:00:35	Twi_and_stray	111.00	28	12Bet Tau	1.6500	15200.	222	13286	No
145	GOM_NL__2PRFIN20040914_070536_000000542030_00206_13286_4056.N1	14-SEP-2004 07:05:36	Twilight	54.000	8	10Alp CMi	0.40000	6500.0	108	13286	No
146	GOM_NL__2PRFIN20040914_071051_000001112030_00206_13286_4057.N1	14-SEP-2004 07:10:51	Dark	111.00	14	58Alp Ori	0.87000	3000.0	222	13286	No
147	GOM_NL__2PRFIN20040914_071433_000000672030_00206_13286_4058.N1	14-SEP-2004 07:14:33	Dark	67.000	1	9Alp CMa	-1.4400	11000.	134	13286	No
148	GOM_NL__2PRFIN20040914_071650_000000502030_00206_13286_4059.N1	14-SEP-2004 07:16:50	Dark	49.500	23	21Eps CMa	1.5020	26000.	99	13286	No
149	GOM_NL__2PRFIN20040914_072021_000000422030_00206_13286_4060.N1	14-SEP-2004 07:20:21	Dark	42.000	46	Del Vel	1.9540	10600.	84	13286	No
150	GOM_NL__2PRFIN20040914_072311_000000472030_00207_13287_3940.N1	14-SEP-2004 07:23:11	Dark	47.000	2	Alp Car	-0.73600	7000.0	94	13287	No
151	GOM_NL__2PRFIN20040914_073229_000000402030_00207_13287_3941.N1	14-SEP-2004 07:32:29	Dark	39.500	135	Bet Hyi	2.8200	5800.0	79	13287	No
152	GOM_NL__2PRFIN20040914_073454_000000562030_00207_13287_3942.N1	14-SEP-2004 07:34:54	Dark	56.000	9	Alp Eri	0.45300	24000.	112	13287	No
153	GOM_NL__2PRFIN20040914_073802_000000432030_00207_13287_3943.N1	14-SEP-2004 07:38:02	Straylight	42.500	148	Alp Tuc	2.8780	4100.0	85	13287	No
154	GOM_NL__2PRFIN20040914_074145_000000422030_00207_13287_3944.N1	14-SEP-2004 07:41:45	Straylight	41.500	31	Alp Gru	1.7340	15200.	83	13287	No
155	GOM_NL__2PRFIN20040914_074432_000000402030_00207_13287_3945.N1	14-SEP-2004 07:44:32	Straylight	39.500	172	Gam Gru	3.0030	13100.	79	13287	No
156	GOM_NL__2PRFIN20040914_074557_000000462030_00207_13287_3946.N1	14-SEP-2004 07:45:57	Straylight	45.500	18	24Alp PsA	1.1660	9700.0	91	13287	No
157	GOM_NL__2PRFIN20040914_074823_000000652030_00207_13287_3947.N1	14-SEP-2004 07:48:23	Twi_and_stray	65.000	52	16Bet Cet	2.0370	4500.0	130	13287	No
158	GOM_NL__2PRFIN20040914_075029_000000422030_00207_13287_3948.N1	14-SEP-2004 07:50:29	Twi_and_stray	41.500	142	49Del Cap	2.8500	8900.0	83	13287	No
159	GOM_NL__2PRFIN20040914_075444_000000392030_00207_13287_3949.N1	14-SEP-2004 07:54:44	Bright	39.000	162	34Alp Aqr	2.9440	5350.0	78	13287	No
160	GOM_NL__2PRFIN20040914_075743_000000402030_00207_13287_3950.N1	14-SEP-2004 07:57:43	Bright	39.500	61	8Eps Peg	2.1000	3900.0	79	13287	No

161	GOM_NL__2PRFIN20040914_075923_000000402030_00207_13287_3951.N1	14-SEP-2004 07:59:23	Bright	40.000	90	54Alp Peg	2.4870	11000.	80	13287	No
162	GOM_NL__2PRFIN20040914_080101_000000522030_00207_13287_3952.N1	14-SEP-2004 08:01:01	Bright	52.000	140	88Gam Peg	2.8340	26000.	104	13287	No
163	GOM_NL__2PRFIN20040914_080317_000000442030_00207_13287_3953.N1	14-SEP-2004 08:03:17	Bright	44.000	93	53Bet Peg	2.5200	3100.0	88	13287	No
164	GOM_NL__2PRFIN20040914_080459_000000382030_00207_13287_3954.N1	14-SEP-2004 08:04:59	Bright	38.000	92	53Eps Cyg	2.5000	4500.0	76	13287	No
165	GOM_NL__2PRFIN20040914_080705_000000382030_00207_13287_3955.N1	14-SEP-2004 08:07:05	Bright	38.000	66	37Gam Cyg	2.2080	5900.0	76	13287	No
166	GOM_NL__2PRFIN20040914_081231_000000362030_00207_13287_3956.N1	14-SEP-2004 08:12:31	Bright	36.000	89	5Alp Cep	2.4510	8000.0	72	13287	No
167	GOM_NL__2PRFIN20040914_081403_000000462030_00207_13287_3957.N1	14-SEP-2004 08:14:03	Bright	46.000	68	18Alp Cas	2.2250	4500.0	92	13287	No
168	GOM_NL__2PRFIN20040914_081526_000000452030_00207_13287_3958.N1	14-SEP-2004 08:15:26	Bright	44.500	76	27Gam Cas	2.3000	30000.	89	13287	No
169	GOM_NL__2PRFIN20040914_081719_000000742030_00207_13287_3959.N1	14-SEP-2004 08:17:19	Bright	73.500	73	57Gam1And	2.2600	13100.	147	13287	No
170	GOM_NL__2PRFIN20040914_082012_000000362030_00207_13287_3960.N1	14-SEP-2004 08:20:12	Bright	36.000	49	1Alp UMi	1.9900	6300.0	72	13287	No
171	GOM_NL__2PRFIN20040914_082332_000000682030_00207_13287_3961.N1	14-SEP-2004 08:23:32	Bright	67.500	35	33Alp Per	1.7950	6250.0	135	13287	No
172	GOM_NL__2PRFIN20040914_082728_000000372030_00207_13287_3962.N1	14-SEP-2004 08:27:28	Bright	37.000	36	50Alp UMa	1.8000	6300.0	74	13287	No
173	GOM_NL__2PRFIN20040914_082853_000000382030_00207_13287_3963.N1	14-SEP-2004 08:28:53	Bright	37.500	82	48Bet UMa	2.3650	10600.	75	13287	No
174	GOM_NL__2PRFIN20040914_083103_000000762030_00207_13287_3964.N1	14-SEP-2004 08:31:03	Bright	76.000	6	13Alp Aur	0.080000	3400.0	152	13287	No
175	GOM_NL__2PRFIN20040914_083555_000000622030_00207_13287_3965.N1	14-SEP-2004 08:35:55	Bright	61.500	107	37The Aur	2.6490	11000.	123	13287	No
176	GOM_NL__2PRFIN20040914_083849_000000462030_00207_13287_3966.N1	14-SEP-2004 08:38:49	Bright	46.000	17	78Bet Gem	1.1610	4500.0	92	13287	No
177	GOM_NL__2PRFIN20040914_084112_000001112030_00207_13287_3967.N1	14-SEP-2004 08:41:12	Twilight	110.50	28	12Bet Tau	1.6500	15200.	221	13287	No
178	GOM_NL__2PRFIN20040914_084613_000000572030_00207_13287_3968.N1	14-SEP-2004 08:46:13	Twilight	57.000	8	10Alp CMi	0.40000	6500.0	114	13287	No
179	GOM_NL__2PRFIN20040914_085131_000001312030_00207_13287_3969.N1	14-SEP-2004 08:51:31	Dark	131.00	14	58Alp Ori	0.87000	3000.0	262	13287	No
180	GOM_NL__2PRFIN20040914_085509_000000672030_00207_13287_3970.N1	14-SEP-2004 08:55:09	Dark	66.500	1	9Alp CMa	-1.4400	11000.	133	13287	No
181	GOM_NL__2PRFIN20040914_085727_000000512030_00207_13287_3971.N1	14-SEP-2004 08:57:27	Dark	50.500	23	21Eps CMa	1.5020	26000.	101	13287	No
182	GOM_NL__2PRFIN20040914_090057_000000442030_00207_13287_3972.N1	14-SEP-2004 09:00:57	Dark	44.000	46	Del Vel	1.9540	10600.	88	13287	No
183	GOM_NL__2PRFIN20040914_090348_000000532030_00208_13288_4050.N1	14-SEP-2004 09:03:48	Dark	53.000	2	Alp Car	-0.73600	7000.0	106	13288	No
184	GOM_NL__2PRFIN20040914_091305_000000382030_00208_13288_4051.N1	14-SEP-2004 09:13:05	Dark	38.000	135	Bet Hyi	2.8200	5800.0	76	13288	No
185	GOM_NL__2PRFIN20040914_091530_000000542030_00208_13288_4052.N1	14-SEP-2004 09:15:30	Dark	53.500	9	Alp Eri	0.45300	24000.	107	13288	No
186	GOM_NL__2PRFIN20040914_091837_000000442030_00208_13288_4053.N1	14-SEP-2004 09:18:37	Straylight	44.000	148	Alp Tuc	2.8780	4100.0	88	13288	No
187	GOM_NL__2PRFIN20040914_092221_000000392030_00208_13288_4054.N1	14-SEP-2004 09:22:21	Straylight	38.500	31	Alp Gru	1.7340	15200.	77	13288	No
188	GOM_NL__2PRFIN20040914_092508_000000392030_00208_13288_4055.N1	14-SEP-2004 09:25:08	Straylight	38.500	172	Gam Gru	3.0030	13100.	77	13288	No
189	GOM_NL__2PRFIN20040914_092632_000000452030_00208_13288_4056.N1	14-SEP-2004 09:26:32	Straylight	45.000	18	24Alp PsA	1.1660	9700.0	90	13288	No
190	GOM_NL__2PRFIN20040914_092859_000000652030_00208_13288_4057.N1	14-SEP-2004 09:28:59	Twilight	65.000	52	16Bet Cet	2.0370	4500.0	130	13288	No
191	GOM_NL__2PRFIN20040914_093105_000000412030_00208_13288_4058.N1	14-SEP-2004 09:31:05	Twilight	40.500	142	49Del Cap	2.8500	8900.0	81	13288	No
192	GOM_NL__2PRFIN20040914_093519_000000392030_00208_13288_4059.N1	14-SEP-2004 09:35:19	Bright	39.000	162	34Alp Aqr	2.9440	5350.0	78	13288	No
193	GOM_NL__2PRFIN20040914_093819_000000402030_00208_13288_4060.N1	14-SEP-2004 09:38:19	Bright	40.000	61	8Eps Peg	2.1000	3900.0	80	13288	No
194	GOM_NL__2PRFIN20040914_093958_000000422030_00208_13288_4061.N1	14-SEP-2004 09:39:58	Bright	41.500	90	54Alp Peg	2.4870	11000.	83	13288	No
195	GOM_NL__2PRFIN20040914_094136_000000532030_00208_13288_4062.N1	14-SEP-2004 09:41:36	Bright	52.500	140	88Gam Peg	2.8340	26000.	105	13288	No
196	GOM_NL__2PRFIN20040914_094352_000000422030_00208_13288_4063.N1	14-SEP-2004 09:43:52	Bright	42.000	93	53Bet Peg	2.5200	3100.0	84	13288	No
197	GOM_NL__2PRFIN20040914_094535_000000382030_00208_13288_4064.N1	14-SEP-2004 09:45:35	Bright	38.000	92	53Eps Cyg	2.5000	4500.0	76	13288	No
198	GOM_NL__2PRFIN20040914_094741_000000402030_00208_13288_4065.N1	14-SEP-2004 09:47:41	Bright	40.000	66	37Gam Cyg	2.2080	5900.0	80	13288	No
199	GOM_NL__2PRFIN20040914_095307_000000362030_00208_13288_4066.N1	14-SEP-2004 09:53:07	Bright	36.000	89	5Alp Cep	2.4510	8000.0	72	13288	No
200	GOM_NL__2PRFIN20040914_095438_000000432030_00208_13288_4067.N1	14-SEP-2004 09:54:38	Bright	42.500	68	18Alp Cas	2.2250	4500.0	85	13288	No
201	GOM_NL__2PRFIN20040914_095601_000000412030_00208_13288_4068.N1	14-SEP-2004 09:56:01	Bright	41.000	76	27Gam Cas	2.3000	30000.	82	13288	No
202	GOM_NL__2PRFIN20040914_095753_000000742030_00208_13288_4069.N1	14-SEP-2004 09:57:53	Bright	74.000	73	57Gam1And	2.2600	13100.	148	13288	No
203	GOM_NL__2PRFIN20040914_100047_000000382030_00208_13288_4070.N1	14-SEP-2004 10:00:47	Bright	37.500	49	1Alp UMi	1.9900	6300.0	75	13288	No
204	GOM_NL__2PRFIN20040914_100408_000000672030_00208_13288_4071.N1	14-SEP-2004 10:04:08	Bright	66.500	35	33Alp Per	1.7950	6250.0	133	13288	No
205	GOM_NL__2PRFIN20040914_100803_000000382030_00208_13288_4072.N1	14-SEP-2004 10:08:03	Bright	37.500	36	50Alp UMa	1.8000	6300.0	75	13288	No
206	GOM_NL__2PRFIN20040914_100930_000000372030_00208_13288_4073.N1	14-SEP-2004 10:09:30	Bright	36.500	82	48Bet UMa	2.3650	10600.	73	13288	No
207	GOM_NL__2PRFIN20040914_101139_000000702030_00208_13288_4074.N1	14-SEP-2004 10:11:39	Bright	70.000	6	13Alp Aur	0.080000	3400.0	140	13288	No
208	GOM_NL__2PRFIN20040914_101631_000000612030_00208_13288_4075.N1	14-SEP-2004 10:16:31	Bright	61.000	107	37The Aur	2.6490	11000.	122	13288	No
209	GOM_NL__2PRFIN20040914_101925_000000472030_00208_13288_4076.N1	14-SEP-2004 10:19:25	Bright	47.000	17	78Bet Gem	1.1610	4500.0	94	13288	No
210	GOM_NL__2PRFIN20040914_102149_000001122030_00208_13288_4077.N1	14-SEP-2004 10:21:49	Twilight	111.50	28	12Bet Tau	1.6500	15200.	223	13288	No
211	GOM_NL__2PRFIN20040914_102649_000000622030_00208_13288_4078.N1	14-SEP-2004 10:26:49	Twilight	62.000	8	10Alp CMi	0.40000	6500.0	124	13288	No
212	GOM_NL__2PRFIN20040914_103209_000001122030_00208_13288_4079.N1	14-SEP-2004 10:32:09	Dark	112.00	14	58Alp Ori	0.87000	3000.0	224	13288	No
213	GOM_NL__2PRFIN20040914_103547_000000622030_00208_13288_4080.N1	14-SEP-2004 10:35:47	Dark	62.000	1	9Alp CMa	-1.4400	11000.	124	13288	No
214	GOM_NL__2PRFIN20040914_103804_000000512030_00208_13288_4081.N1	14-SEP-2004 10:38:04	Dark	51.000	23	21Eps CMa	1.5020	26000.	102	13288	No
215	GOM_NL__2PRFIN20040914_104133_000000422030_00208_13288_4082.N1	14-SEP-2004 10:41:33	Dark	42.000	46	Del Vel	1.9540	10600.	84	13288	No
216	GOM_NL__2PRFIN20040914_104424_000000462030_00209_13289_3959.N1	14-SEP-2004 10:44:24	Dark	46.000	2	Alp Car	-0.73600	7000.0	92	13289	No
217	GOM_NL__2PRFIN20040914_105341_000000382030_00209_13289_3960.N1	14-SEP-2004 10:53:41	Dark	38.000	135	Bet Hyi	2.8200	5800.0	76	13289	No
218	GOM_NL__2PRFIN20040914_105606_000000462030_00209_13289_3961.N1	14-SEP-2004 10:56:06	Dark	45.500	9	Alp Eri	0.45300	24000.	91	13289	No
219	GOM_NL__2PRFIN20040914_105914_000000432030_00209_13289_3962.N1	14-SEP-2004 10:59:14	Straylight	43.000	148	Alp Tuc	2.8780	4100.0	86	13289	No

220	GOM_NL__2PRFIN20040914_110257_000000392030_00209_13289_3963.N1	14-SEP-2004 11:02:57	Straylight	39.000	31	Alp Gru	1.7340	15200.	78	13289	No
221	GOM_NL__2PRFIN20040914_110544_000000402030_00209_13289_3964.N1	14-SEP-2004 11:05:44	Straylight	40.000	172	Gam Gru	3.0030	13100.	80	13289	No
222	GOM_NL__2PRFIN20040914_110708_000000452030_00209_13289_3965.N1	14-SEP-2004 11:07:08	Straylight	44.500	18	24Alp PsA	1.1660	9700.0	89	13289	No
223	GOM_NL__2PRFIN20040914_110935_000000682030_00209_13289_3966.N1	14-SEP-2004 11:09:35	Tw_i_and_stray	67.500	52	16Bet Cet	2.0370	4500.0	135	13289	No
224	GOM_NL__2PRFIN20040914_111140_000000412030_00209_13289_3967.N1	14-SEP-2004 11:11:40	Tw_i_and_stray	41.000	142	49Del Cap	2.8500	8900.0	82	13289	No
225	GOM_NL__2PRFIN20040914_111555_000000392030_00209_13289_3968.N1	14-SEP-2004 11:15:55	Bright	38.500	162	34Alp Aqr	2.9440	5350.0	77	13289	No
226	GOM_NL__2PRFIN20040914_111854_000000412030_00209_13289_3969.N1	14-SEP-2004 11:18:54	Bright	41.000	61	8Eps Peg	2.1000	3900.0	82	13289	No
227	GOM_NL__2PRFIN20040914_112034_000000412030_00209_13289_3970.N1	14-SEP-2004 11:20:34	Bright	41.000	90	54Alp Peg	2.4870	11000.	82	13289	No
228	GOM_NL__2PRFIN20040914_112211_000000532030_00209_13289_3971.N1	14-SEP-2004 11:22:11	Bright	52.500	140	88Gam Peg	2.8340	26000.	105	13289	No
229	GOM_NL__2PRFIN20040914_112428_000000412030_00209_13289_3972.N1	14-SEP-2004 11:24:28	Bright	40.500	93	53Bet Peg	2.5200	3100.0	81	13289	No
230	GOM_NL__2PRFIN20040914_112611_000000392030_00209_13289_3973.N1	14-SEP-2004 11:26:11	Bright	39.000	92	53Eps Cyg	2.5000	4500.0	78	13289	No
231	GOM_NL__2PRFIN20040914_112816_000000402030_00209_13289_3974.N1	14-SEP-2004 11:28:16	Bright	39.500	66	37Gam Cyg	2.2080	5900.0	79	13289	No
232	GOM_NL__2PRFIN20040914_113342_000000402030_00209_13289_3975.N1	14-SEP-2004 11:33:42	Bright	39.500	89	5Alp Cep	2.4510	8000.0	79	13289	No
233	GOM_NL__2PRFIN20040914_113514_000000462030_00209_13289_3976.N1	14-SEP-2004 11:35:14	Bright	45.500	68	18Alp Cas	2.2250	4500.0	91	13289	No
234	GOM_NL__2PRFIN20040914_113637_000000452030_00209_13289_3977.N1	14-SEP-2004 11:36:37	Bright	44.500	76	27Gam Cas	2.3000	30000.	89	13289	No
235	GOM_NL__2PRFIN20040914_113828_000000732030_00209_13289_3978.N1	14-SEP-2004 11:38:28	Bright	72.500	73	57Gam1And	2.2600	13100.	145	13289	No
236	GOM_NL__2PRFIN20040914_114122_000000392030_00209_13289_3979.N1	14-SEP-2004 11:41:22	Bright	38.500	49	1Alp UMi	1.9900	6300.0	77	13289	No
237	GOM_NL__2PRFIN20040914_114442_000000682030_00209_13289_3980.N1	14-SEP-2004 11:44:42	Bright	67.500	35	33Alp Per	1.7950	6250.0	135	13289	No
238	GOM_NL__2PRFIN20040914_114838_000000382030_00209_13289_3981.N1	14-SEP-2004 11:48:38	Bright	38.000	36	50Alp UMa	1.8000	6300.0	76	13289	No
239	GOM_NL__2PRFIN20040914_115005_000000382030_00209_13289_3982.N1	14-SEP-2004 11:50:05	Bright	37.500	82	48Bet UMa	2.3650	10600.	75	13289	No
240	GOM_NL__2PRFIN20040914_115215_000000742030_00209_13289_3983.N1	14-SEP-2004 11:52:15	Bright	73.500	6	13Alp Aur	0.080000	3400.0	147	13289	No
241	GOM_NL__2PRFIN20040914_115707_000000602030_00209_13289_3984.N1	14-SEP-2004 11:57:07	Bright	59.500	107	37The Aur	2.6490	11000.	119	13289	No
242	GOM_NL__2PRFIN20040914_120000_000000472030_00209_13289_3985.N1	14-SEP-2004 12:00:00	Bright	46.500	17	78Bet Gem	1.1610	4500.0	93	13289	No
243	GOM_NL__2PRFIN20040914_120225_000001162030_00209_13289_3986.N1	14-SEP-2004 12:02:25	Tw_i_and_stray	115.50	28	12Bet Tau	1.6500	15200.	231	13289	No
244	GOM_NL__2PRFIN20040914_120725_000000542030_00209_13289_3987.N1	14-SEP-2004 12:07:25	Twilight	54.000	8	10Alp CMi	0.40000	6500.0	108	13289	No
245	GOM_NL__2PRFIN20040914_121247_000001312030_00209_13289_3988.N1	14-SEP-2004 12:12:47	Dark	131.00	14	58Alp Ori	0.87000	3000.0	262	13289	No
246	GOM_NL__2PRFIN20040914_121624_000000682030_00209_13289_3989.N1	14-SEP-2004 12:16:24	Dark	67.500	1	9Alp CMa	-1.4400	11000.	135	13289	No
247	GOM_NL__2PRFIN20040914_121840_000000472030_00209_13289_3990.N1	14-SEP-2004 12:18:40	Dark	46.500	23	21Eps CMa	1.5020	26000.	93	13289	No
248	GOM_NL__2PRFIN20040914_122209_000000422030_00209_13289_3991.N1	14-SEP-2004 12:22:09	Dark	41.500	46	Del Vel	1.9540	10600.	83	13289	No
249	GOM_NL__2PRFIN20040914_122500_000000562030_00210_13290_3959.N1	14-SEP-2004 12:25:00	Dark	56.000	2	Alp Car	-0.73600	7000.0	112	13290	No
250	GOM_NL__2PRFIN20040914_123417_000000392030_00210_13290_3960.N1	14-SEP-2004 12:34:17	Dark	39.000	135	Bet Hyi	2.8200	5800.0	78	13290	No
251	GOM_NL__2PRFIN20040914_123642_000000462030_00210_13290_3961.N1	14-SEP-2004 12:36:42	Dark	45.500	9	Alp Eri	0.45300	24000.	91	13290	No
252	GOM_NL__2PRFIN20040914_123950_000000432030_00210_13290_3962.N1	14-SEP-2004 12:39:50	Straylight	43.000	148	Alp Tuc	2.8780	4100.0	86	13290	No
253	GOM_NL__2PRFIN20040914_124310_000000442030_00210_13290_3963.N1	14-SEP-2004 12:43:10	Straylight	44.000	63	Bet Gru	2.1500	2800.0	88	13290	No
254	GOM_NL__2PRFIN20040914_124620_000000392030_00210_13290_3964.N1	14-SEP-2004 12:46:20	Straylight	38.500	172	Gam Gru	3.0030	13100.	77	13290	No
255	GOM_NL__2PRFIN20040914_124744_000000432030_00210_13290_3965.N1	14-SEP-2004 12:47:44	Straylight	43.000	18	24Alp PsA	1.1660	9700.0	86	13290	No
256	GOM_NL__2PRFIN20040914_125011_000000632030_00210_13290_3966.N1	14-SEP-2004 12:50:11	Tw_i_and_stray	63.000	52	16Bet Cet	2.0370	4500.0	126	13290	No
257	GOM_NL__2PRFIN20040914_125216_000000402030_00210_13290_3967.N1	14-SEP-2004 12:52:16	Tw_i_and_stray	40.000	142	49Del Cap	2.8500	8900.0	80	13290	No
258	GOM_NL__2PRFIN20040914_125631_000000392030_00210_13290_3968.N1	14-SEP-2004 12:56:31	Bright	39.000	162	34Alp Aqr	2.9440	5350.0	78	13290	No
259	GOM_NL__2PRFIN20040914_125930_000000402030_00210_13290_3969.N1	14-SEP-2004 12:59:30	Bright	39.500	61	8Eps Peg	2.1000	3900.0	79	13290	No
260	GOM_NL__2PRFIN20040914_130110_000000422030_00210_13290_3970.N1	14-SEP-2004 13:01:10	Bright	41.500	90	54Alp Peg	2.4870	11000.	83	13290	No
261	GOM_NL__2PRFIN20040914_130246_000000522030_00210_13290_3971.N1	14-SEP-2004 13:02:46	Bright	52.000	140	88Gam Peg	2.8340	26000.	104	13290	No
262	GOM_NL__2PRFIN20040914_130503_000000422030_00210_13290_3972.N1	14-SEP-2004 13:05:03	Bright	42.000	93	53Bet Peg	2.5200	3100.0	84	13290	No
263	GOM_NL__2PRFIN20040914_130647_000000352030_00210_13290_3973.N1	14-SEP-2004 13:06:47	Bright	35.000	92	53Eps Cyg	2.5000	4500.0	70	13290	No
264	GOM_NL__2PRFIN20040914_130853_000000402030_00210_13290_3974.N1	14-SEP-2004 13:08:53	Bright	40.000	66	37Gam Cyg	2.2080	5900.0	80	13290	No
265	GOM_NL__2PRFIN20040914_131419_000000382030_00210_13290_3975.N1	14-SEP-2004 13:14:19	Bright	38.000	89	5Alp Cep	2.4510	8000.0	76	13290	No
266	GOM_NL__2PRFIN20040914_131549_000000422030_00210_13290_3976.N1	14-SEP-2004 13:15:49	Bright	41.500	68	18Alp Cas	2.2250	4500.0	83	13290	No
267	GOM_NL__2PRFIN20040914_131712_000000442030_00210_13290_3977.N1	14-SEP-2004 13:17:12	Bright	44.000	76	27Gam Cas	2.3000	30000.	88	13290	No
268	GOM_NL__2PRFIN20040914_131902_000000732030_00210_13290_3978.N1	14-SEP-2004 13:19:02	Bright	73.000	73	57Gam1And	2.2600	13100.	146	13290	No
269	GOM_NL__2PRFIN20040914_132159_000000392030_00210_13290_3979.N1	14-SEP-2004 13:21:59	Bright	39.000	49	1Alp UMi	1.9900	6300.0	78	13290	No
270	GOM_NL__2PRFIN20040914_132517_000000662030_00210_13290_3980.N1	14-SEP-2004 13:25:17	Bright	66.000	35	33Alp Per	1.7950	6250.0	132	13290	No
271	GOM_NL__2PRFIN20040914_132713_000000672030_00210_13290_3981.N1	14-SEP-2004 13:27:13	Bright	67.000	175	39Del Per	3.0100	19400.	134	13290	No
272	GOM_NL__2PRFIN20040914_133042_000000442030_00210_13290_3982.N1	14-SEP-2004 13:30:42	Bright	43.500	82	48Bet UMa	2.3650	10600.	87	13290	No
273	GOM_NL__2PRFIN20040914_133250_000000692030_00210_13290_3983.N1	14-SEP-2004 13:32:50	Bright	68.500	6	13Alp Aur	0.080000	3400.0	137	13290	No
274	GOM_NL__2PRFIN20040914_133743_000000612030_00210_13290_3984.N1	14-SEP-2004 13:37:43	Bright	61.000	107	37The Aur	2.6490	11000.	122	13290	No
275	GOM_NL__2PRFIN20040914_134037_000000482030_00210_13290_3985.N1	14-SEP-2004 13:40:37	Bright	47.500	17	78Bet Gem	1.1610	4500.0	95	13290	No
276	GOM_NL__2PRFIN20040914_134302_000001072030_00210_13290_3986.N1	14-SEP-2004 13:43:02	Tw_i_and_stray	107.00	28	12Bet Tau	1.6500	15200.	214	13290	No
277	GOM_NL__2PRFIN20040914_134802_000000592030_00210_13290_3987.N1	14-SEP-2004 13:48:02	Twilight	58.500	8	10Alp CMi	0.40000	6500.0	117	13290	No
278	GOM_NL__2PRFIN20040914_135325_000001152030_00210_13290_3988.N1	14-SEP-2004 13:53:25	Dark	114.50	14	58Alp Ori	0.87000	3000.0	229	13290	No

279	GOM_NL__2PRFIN20040914_135701_000000702030_00210_13290_3989.N1	14-SEP-2004 13:57:01	Dark	69.500	1	9Alp CMa	-1.4400	11000.	139	13290	No
280	GOM_NL__2PRFIN20040914_135917_000000522030_00210_13290_3990.N1	14-SEP-2004 13:59:17	Dark	52.000	23	21Eps CMa	1.5020	26000.	104	13290	No
281	GOM_NL__2PRFIN20040914_140245_000000422030_00210_13290_3991.N1	14-SEP-2004 14:02:45	Dark	42.000	46	Del Vel	1.9540	10600.	84	13290	No
282	GOM_NL__2PRFIN20040914_140416_000000462030_00210_13290_3992.N1	14-SEP-2004 14:04:16	Dark	46.000	41	Eps Car	1.8600	4100.0	92	13290	No
283	GOM_NL__2PRFIN20040914_140537_000000512030_00211_13291_3959.N1	14-SEP-2004 14:05:37	Dark	50.500	2	Alp Car	-0.73600	7000.0	101	13291	No
284	GOM_NL__2PRFIN20040914_140727_000002352030_00211_13291_3960.N1	14-SEP-2004 14:07:27	Dark	235.00	128	67Bet Eri	2.7840	9700.0	470	13291	No
285	GOM_NL__2PRFIN20040914_141453_000000392030_00211_13291_3961.N1	14-SEP-2004 14:14:53	Dark	38.500	135	Bet Hyi	2.8200	5800.0	77	13291	No
286	GOM_NL__2PRFIN20040914_141719_000000462030_00211_13291_3962.N1	14-SEP-2004 14:17:19	Dark	46.000	9	Alp Eri	0.45300	24000.	92	13291	No
287	GOM_NL__2PRFIN20040914_142026_000000472030_00211_13291_3963.N1	14-SEP-2004 14:20:26	Straylight	47.000	148	Alp Tuc	2.8780	4100.0	94	13291	No
288	GOM_NL__2PRFIN20040914_142346_000000492030_00211_13291_3964.N1	14-SEP-2004 14:23:46	Straylight	48.500	63	Bet Gru	2.1500	2800.0	97	13291	No
289	GOM_NL__2PRFIN20040914_142656_000000392030_00211_13291_3965.N1	14-SEP-2004 14:26:56	Straylight	38.500	172	Gam Gru	3.0030	13100.	77	13291	No
290	GOM_NL__2PRFIN20040914_142820_000000432030_00211_13291_3966.N1	14-SEP-2004 14:28:20	Straylight	42.500	18	24Alp PsA	1.1660	9700.0	85	13291	No
291	GOM_NL__2PRFIN20040914_143048_000000632030_00211_13291_3967.N1	14-SEP-2004 14:30:48	Tw_i_and_stray	62.500	52	16Bet Cet	2.0370	4500.0	125	13291	No
292	GOM_NL__2PRFIN20040914_143252_000000432030_00211_13291_3968.N1	14-SEP-2004 14:32:52	Tw_i_and_stray	43.000	142	49Del Cap	2.8500	8900.0	86	13291	No
293	GOM_NL__2PRFIN20040914_143707_000000392030_00211_13291_3969.N1	14-SEP-2004 14:37:07	Bright	39.000	162	34Alp Aqr	2.9440	5350.0	78	13291	No
294	GOM_NL__2PRFIN20040914_144006_000000392030_00211_13291_3970.N1	14-SEP-2004 14:40:06	Bright	39.000	61	8Eps Peg	2.1000	3900.0	78	13291	No
295	GOM_NL__2PRFIN20040914_144145_000000422030_00211_13291_3971.N1	14-SEP-2004 14:41:45	Bright	41.500	90	54Alp Peg	2.4870	11000.	83	13291	No
296	GOM_NL__2PRFIN20040914_144322_000000512030_00211_13291_3972.N1	14-SEP-2004 14:43:22	Bright	50.500	140	88Gam Peg	2.8340	26000.	101	13291	No
297	GOM_NL__2PRFIN20040914_144539_000000402030_00211_13291_3973.N1	14-SEP-2004 14:45:39	Bright	39.500	93	53Bet Peg	2.5200	3100.0	79	13291	No
298	GOM_NL__2PRFIN20040914_144723_000000382030_00211_13291_3974.N1	14-SEP-2004 14:47:23	Bright	38.000	92	53Eps Cyg	2.5000	4500.0	76	13291	No
299	GOM_NL__2PRFIN20040914_144928_000000412030_00211_13291_3975.N1	14-SEP-2004 14:49:28	Bright	40.500	66	37Gam Cyg	2.2080	5900.0	81	13291	No
300	GOM_NL__2PRFIN20040914_145454_000000372030_00211_13291_3976.N1	14-SEP-2004 14:54:54	Bright	37.000	89	5Alp Cep	2.4510	8000.0	74	13291	No
301	GOM_NL__2PRFIN20040914_145624_000000472030_00211_13291_3977.N1	14-SEP-2004 14:56:24	Bright	46.500	68	18Alp Cas	2.2250	4500.0	93	13291	No
302	GOM_NL__2PRFIN20040914_145747_000000432030_00211_13291_3978.N1	14-SEP-2004 14:57:47	Bright	43.000	76	27Gam Cas	2.3000	30000.	86	13291	No
303	GOM_NL__2PRFIN20040914_145936_000000742030_00211_13291_3979.N1	14-SEP-2004 14:59:36	Bright	73.500	73	57Gam1And	2.2600	13100.	147	13291	No
304	GOM_NL__2PRFIN20040914_150235_000000362030_00211_13291_3980.N1	14-SEP-2004 15:02:35	Bright	35.500	49	1Alp UMi	1.9900	6300.0	71	13291	No
305	GOM_NL__2PRFIN20040914_150551_000000692030_00211_13291_3981.N1	14-SEP-2004 15:05:51	Bright	68.500	35	33Alp Per	1.7950	6250.0	137	13291	No
306	GOM_NL__2PRFIN20040914_150747_000000692030_00211_13291_3982.N1	14-SEP-2004 15:07:47	Bright	69.000	175	39Del Per	3.0100	19400.	138	13291	No
307	GOM_NL__2PRFIN20040914_151118_000000522030_00211_13291_3983.N1	14-SEP-2004 15:11:18	Bright	52.000	82	48Bet UMa	2.3650	10600.	104	13291	No
308	GOM_NL__2PRFIN20040914_151325_000000702030_00211_13291_3984.N1	14-SEP-2004 15:13:25	Bright	70.000	6	13Alp Aur	0.080000	3400.0	140	13291	No
309	GOM_NL__2PRFIN20040914_151818_000000642030_00211_13291_3985.N1	14-SEP-2004 15:18:18	Bright	63.500	107	37The Aur	2.6490	11000.	127	13291	No
310	GOM_NL__2PRFIN20040914_152113_000000472030_00211_13291_3986.N1	14-SEP-2004 15:21:13	Bright	47.000	17	78Bet Gem	1.1610	4500.0	94	13291	No
311	GOM_NL__2PRFIN20040914_152338_000001202030_00211_13291_3987.N1	14-SEP-2004 15:23:38	Tw_i_and_stray	119.50	28	12Bet Tau	1.6500	15200.	239	13291	No
312	GOM_NL__2PRFIN20040914_152838_000000562030_00211_13291_3988.N1	14-SEP-2004 15:28:38	Twilight	56.000	8	10Alp CMi	0.40000	6500.0	112	13291	No
313	GOM_NL__2PRFIN20040914_153403_000001172030_00211_13291_3989.N1	14-SEP-2004 15:34:03	Dark	117.00	14	58Alp Ori	0.87000	3000.0	234	13291	No
314	GOM_NL__2PRFIN20040914_153738_000000582030_00211_13291_3990.N1	14-SEP-2004 15:37:38	Dark	57.500	1	9Alp CMa	-1.4400	11000.	115	13291	No
315	GOM_NL__2PRFIN20040914_153954_000000512030_00211_13291_3991.N1	14-SEP-2004 15:39:54	Dark	50.500	23	21Eps CMa	1.5020	26000.	101	13291	No
316	GOM_NL__2PRFIN20040914_154321_000000432030_00211_13291_3992.N1	14-SEP-2004 15:43:21	Dark	42.500	46	Del Vel	1.9540	10600.	85	13291	No
317	GOM_NL__2PRFIN20040914_154451_000000472030_00211_13291_3993.N1	14-SEP-2004 15:44:51	Dark	46.500	41	Eps Car	1.8600	4100.0	93	13291	No
318	GOM_NL__2PRFIN20040914_154613_000000462030_00212_13292_3959.N1	14-SEP-2004 15:46:13	Dark	46.000	2	Alp Car	-0.73600	7000.0	92	13292	No
319	GOM_NL__2PRFIN20040914_154809_000002352030_00212_13292_3960.N1	14-SEP-2004 15:48:09	Dark	235.00	128	67Bet Eri	2.7840	9700.0	470	13292	No
320	GOM_NL__2PRFIN20040914_155528_000000392030_00212_13292_3961.N1	14-SEP-2004 15:55:28	Dark	39.000	135	Bet Hyi	2.8200	5800.0	78	13292	No
321	GOM_NL__2PRFIN20040914_155754_000000462030_00212_13292_3962.N1	14-SEP-2004 15:57:54	Dark	46.000	9	Alp Eri	0.45300	24000.	92	13292	No
322	GOM_NL__2PRFIN20040914_160102_000000422030_00212_13292_3963.N1	14-SEP-2004 16:01:02	Straylight	41.500	148	Alp Tuc	2.8780	4100.0	83	13292	No
323	GOM_NL__2PRFIN20040914_160422_000000472030_00212_13292_3964.N1	14-SEP-2004 16:04:22	Straylight	47.000	63	Bet Gru	2.1500	2800.0	94	13292	No
324	GOM_NL__2PRFIN20040914_160733_000000392030_00212_13292_3965.N1	14-SEP-2004 16:07:33	Straylight	39.000	172	Gam Gru	3.0030	13100.	78	13292	No
325	GOM_NL__2PRFIN20040914_160856_000000442030_00212_13292_3966.N1	14-SEP-2004 16:08:56	Straylight	43.500	18	24Alp PsA	1.1660	9700.0	87	13292	No
326	GOM_NL__2PRFIN20040914_161123_000000652030_00212_13292_3967.N1	14-SEP-2004 16:11:23	Tw_i_and_stray	64.500	52	16Bet Cet	2.0370	4500.0	129	13292	No
327	GOM_NL__2PRFIN20040914_161328_000000412030_00212_13292_3968.N1	14-SEP-2004 16:13:28	Tw_i_and_stray	41.000	142	49Del Cap	2.8500	8900.0	82	13292	No
328	GOM_NL__2PRFIN20040914_161743_000000402030_00212_13292_3969.N1	14-SEP-2004 16:17:43	Bright	39.500	162	34Alp Aqr	2.9440	5350.0	79	13292	No
329	GOM_NL__2PRFIN20040914_162042_000000392030_00212_13292_3970.N1	14-SEP-2004 16:20:42	Bright	38.500	61	8Eps Peg	2.1000	3900.0	77	13292	No
330	GOM_NL__2PRFIN20040914_162220_000000432030_00212_13292_3971.N1	14-SEP-2004 16:22:20	Bright	43.000	90	54Alp Peg	2.4870	11000.	86	13292	No
331	GOM_NL__2PRFIN20040914_162356_000000542030_00212_13292_3972.N1	14-SEP-2004 16:23:56	Bright	53.500	140	88Gam Peg	2.8340	26000.	107	13292	No
332	GOM_NL__2PRFIN20040914_162614_000000432030_00212_13292_3973.N1	14-SEP-2004 16:26:14	Bright	42.500	93	53Bet Peg	2.5200	3100.0	85	13292	No
333	GOM_NL__2PRFIN20040914_162800_000000372030_00212_13292_3974.N1	14-SEP-2004 16:28:00	Bright	37.000	92	53Eps Cyg	2.5000	4500.0	74	13292	No
334	GOM_NL__2PRFIN20040914_163005_000000402030_00212_13292_3975.N1	14-SEP-2004 16:30:05	Bright	40.000	66	37Gam Cyg	2.2080	5900.0	80	13292	No
335	GOM_NL__2PRFIN20040914_163529_000000392030_00212_13292_3976.N1	14-SEP-2004 16:35:29	Bright	38.500	89	5Alp Cep	2.4510	8000.0	77	13292	No
336	GOM_NL__2PRFIN20040914_163659_000000442030_00212_13292_3977.N1	14-SEP-2004 16:36:59	Bright	44.000	68	18Alp Cas	2.2250	4500.0	88	13292	No
337	GOM_NL__2PRFIN20040914_163822_000000452030_00212_13292_3978.N1	14-SEP-2004 16:38:22	Bright	45.000	76	27Gam Cas	2.3000	30000.	90	13292	No

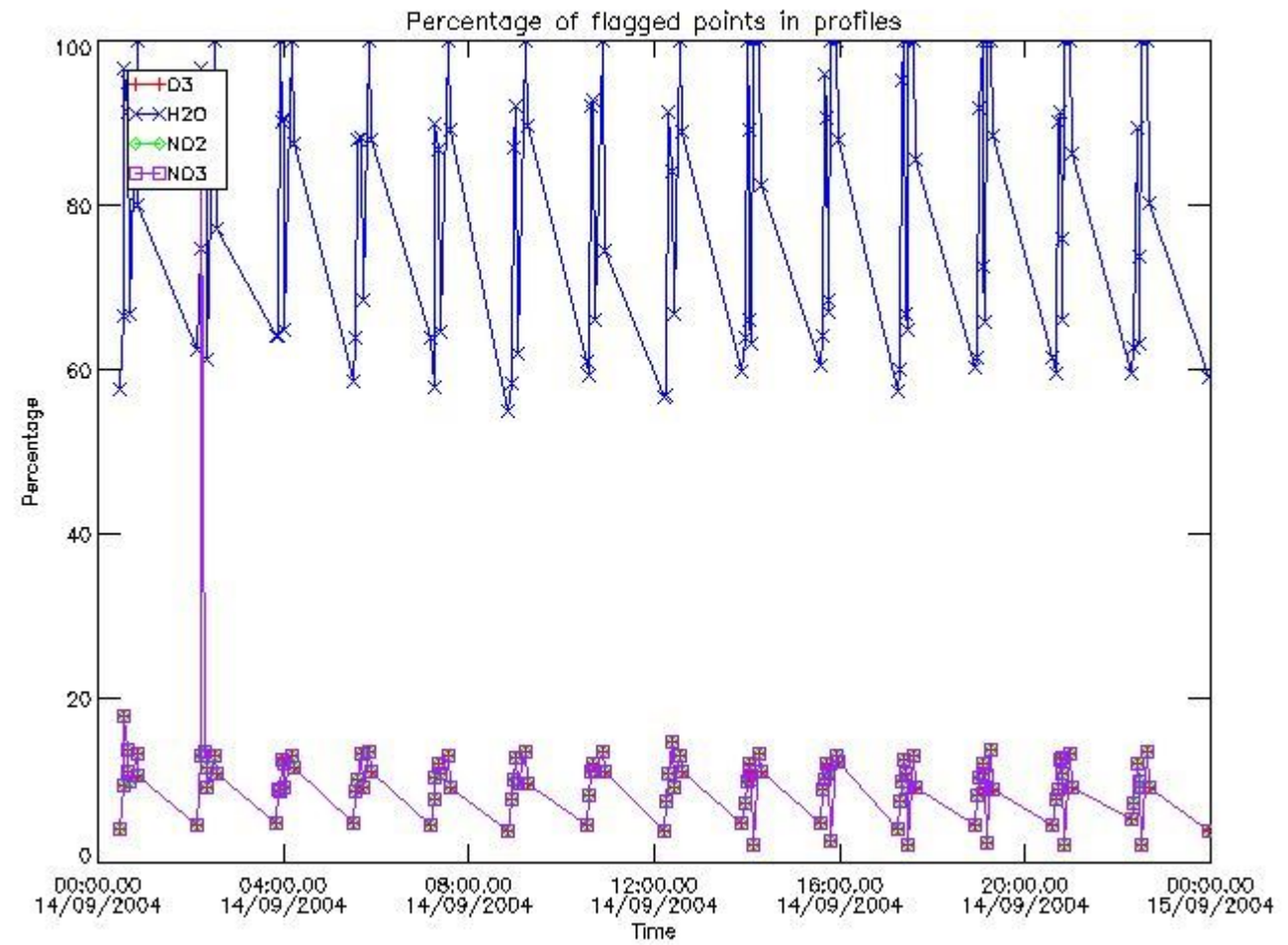
338	GOM_NL__2PRFIN20040914_164010_000000722030_00212_13292_3979.N1	14-SEP-2004 16:40:10	Bright	71.500	73	57Gam1And	2.2600	13100.	143	13292	No
339	GOM_NL__2PRFIN20040914_164310_000000392030_00212_13292_3980.N1	14-SEP-2004 16:43:10	Bright	39.000	49	1Alp UMi	1.9900	6300.0	78	13292	No
340	GOM_NL__2PRFIN20040914_164626_000000702030_00212_13292_3981.N1	14-SEP-2004 16:46:26	Bright	69.500	35	33Alp Per	1.7950	6250.0	139	13292	No
341	GOM_NL__2PRFIN20040914_164822_000000682030_00212_13292_3982.N1	14-SEP-2004 16:48:22	Bright	68.000	175	39Del Per	3.0100	19400.	136	13292	No
342	GOM_NL__2PRFIN20040914_165154_000000362030_00212_13292_3983.N1	14-SEP-2004 16:51:54	Bright	35.500	82	48Bet UMa	2.3650	10600.	71	13292	No
343	GOM_NL__2PRFIN20040914_165400_000000712030_00212_13292_3984.N1	14-SEP-2004 16:54:00	Bright	70.500	6	13Alp Aur	0.080000	3400.0	141	13292	No
344	GOM_NL__2PRFIN20040914_165854_000000602030_00212_13292_3985.N1	14-SEP-2004 16:58:54	Bright	60.000	107	37The Aur	2.6490	11000.	120	13292	No
345	GOM_NL__2PRFIN20040914_170149_000000492030_00212_13292_3986.N1	14-SEP-2004 17:01:49	Bright	49.000	17	78Bet Gem	1.1610	4500.0	98	13292	No
346	GOM_NL__2PRFIN20040914_170415_000001112030_00212_13292_3987.N1	14-SEP-2004 17:04:15	Twilight	110.50	28	12Bet Tau	1.6500	15200.	221	13292	No
347	GOM_NL__2PRFIN20040914_170915_000000592030_00212_13292_3988.N1	14-SEP-2004 17:09:15	Twilight	59.000	8	10Alp CMi	0.40000	6500.0	118	13292	No
348	GOM_NL__2PRFIN20040914_171441_000001222030_00212_13292_3989.N1	14-SEP-2004 17:14:41	Dark	122.00	14	58Alp Ori	0.87000	3000.0	244	13292	No
349	GOM_NL__2PRFIN20040914_171815_000000692030_00212_13292_3990.N1	14-SEP-2004 17:18:15	Dark	69.000	1	9Alp CMa	-1.4400	11000.	138	13292	No
350	GOM_NL__2PRFIN20040914_172030_000000522030_00212_13292_3991.N1	14-SEP-2004 17:20:30	Dark	52.000	23	21Eps CMa	1.5020	26000.	104	13292	No
351	GOM_NL__2PRFIN20040914_172357_000000412030_00212_13292_3992.N1	14-SEP-2004 17:23:57	Dark	41.000	46	Del Vel	1.9540	10600.	82	13292	No
352	GOM_NL__2PRFIN20040914_172528_000000472030_00212_13292_3993.N1	14-SEP-2004 17:25:28	Dark	47.000	41	Eps Car	1.8600	4100.0	94	13292	No
353	GOM_NL__2PRFIN20040914_172649_000000562030_00213_13293_3959.N1	14-SEP-2004 17:26:49	Dark	56.000	2	Alp Car	-0.73600	7000.0	112	13293	No
354	GOM_NL__2PRFIN20040914_172852_000002352030_00213_13293_3960.N1	14-SEP-2004 17:28:52	Dark	235.00	128	67Bet Eri	2.7840	9700.0	470	13293	No
355	GOM_NL__2PRFIN20040914_173605_000000392030_00213_13293_3961.N1	14-SEP-2004 17:36:05	Dark	39.000	135	Bet Hyi	2.8200	5800.0	78	13293	No
356	GOM_NL__2PRFIN20040914_173831_000000562030_00213_13293_3962.N1	14-SEP-2004 17:38:31	Dark	56.000	9	Alp Eri	0.45300	24000.	112	13293	No
357	GOM_NL__2PRFIN20040914_174137_000000392030_00213_13293_3963.N1	14-SEP-2004 17:41:37	Straylight	39.000	148	Alp Tuc	2.8780	4100.0	78	13293	No
358	GOM_NL__2PRFIN20040914_174459_000000522030_00213_13293_3964.N1	14-SEP-2004 17:44:59	Straylight	52.000	63	Bet Gru	2.1500	2800.0	104	13293	No
359	GOM_NL__2PRFIN20040914_174809_000000402030_00213_13293_3965.N1	14-SEP-2004 17:48:09	Straylight	39.500	172	Gam Gru	3.0030	13100.	79	13293	No
360	GOM_NL__2PRFIN20040914_174932_000000462030_00213_13293_3966.N1	14-SEP-2004 17:49:32	Straylight	46.000	18	24Alp PsA	1.1660	9700.0	92	13293	No
361	GOM_NL__2PRFIN20040914_175200_000000662030_00213_13293_3967.N1	14-SEP-2004 17:52:00	Twilight	65.500	52	16Bet Cet	2.0370	4500.0	131	13293	No
362	GOM_NL__2PRFIN20040914_175404_000000422030_00213_13293_3968.N1	14-SEP-2004 17:54:04	Twilight	41.500	142	49Del Cap	2.8500	8900.0	83	13293	No
363	GOM_NL__2PRFIN20040914_175819_000000402030_00213_13293_3969.N1	14-SEP-2004 17:58:19	Bright	39.500	162	34Alp Aqr	2.9440	5350.0	79	13293	No
364	GOM_NL__2PRFIN20040914_180118_000000402030_00213_13293_3970.N1	14-SEP-2004 18:01:18	Bright	39.500	61	8Eps Peg	2.1000	3900.0	79	13293	No
365	GOM_NL__2PRFIN20040914_180256_000000422030_00213_13293_3971.N1	14-SEP-2004 18:02:56	Bright	42.000	90	54Alp Peg	2.4870	11000.	84	13293	No
366	GOM_NL__2PRFIN20040914_180432_000000532030_00213_13293_3972.N1	14-SEP-2004 18:04:32	Bright	52.500	140	88Gam Peg	2.8340	26000.	105	13293	No
367	GOM_NL__2PRFIN20040914_180650_000000412030_00213_13293_3973.N1	14-SEP-2004 18:06:50	Bright	41.000	93	53Bet Peg	2.5200	3100.0	82	13293	No
368	GOM_NL__2PRFIN20040914_180836_000000402030_00213_13293_3974.N1	14-SEP-2004 18:08:36	Bright	39.500	92	53Eps Cyg	2.5000	4500.0	79	13293	No
369	GOM_NL__2PRFIN20040914_181042_000000392030_00213_13293_3975.N1	14-SEP-2004 18:10:42	Bright	38.500	66	37Gam Cyg	2.2080	5900.0	77	13293	No
370	GOM_NL__2PRFIN20040914_181606_000000382030_00213_13293_3976.N1	14-SEP-2004 18:16:06	Bright	38.000	89	5Alp Cep	2.4510	8000.0	76	13293	No
371	GOM_NL__2PRFIN20040914_181735_000000472030_00213_13293_3977.N1	14-SEP-2004 18:17:35	Bright	46.500	68	18Alp Cas	2.2250	4500.0	93	13293	No
372	GOM_NL__2PRFIN20040914_181858_000000452030_00213_13293_3978.N1	14-SEP-2004 18:18:58	Bright	44.500	76	27Gam Cas	2.3000	30000.	89	13293	No
373	GOM_NL__2PRFIN20040914_182045_000000732030_00213_13293_3979.N1	14-SEP-2004 18:20:45	Bright	73.000	73	57Gam1And	2.2600	13100.	146	13293	No
374	GOM_NL__2PRFIN20040914_182346_000000392030_00213_13293_3980.N1	14-SEP-2004 18:23:46	Bright	38.500	49	1Alp UMi	1.9900	6300.0	77	13293	No
375	GOM_NL__2PRFIN20040914_182701_000000692030_00213_13293_3981.N1	14-SEP-2004 18:27:01	Bright	69.000	35	33Alp Per	1.7950	6250.0	138	13293	No
376	GOM_NL__2PRFIN20040914_182856_000000712030_00213_13293_3982.N1	14-SEP-2004 18:28:56	Bright	70.500	175	39Del Per	3.0100	19400.	141	13293	No
377	GOM_NL__2PRFIN20040914_183230_000000432030_00213_13293_3983.N1	14-SEP-2004 18:32:30	Bright	42.500	82	48Bet UMa	2.3650	10600.	85	13293	No
378	GOM_NL__2PRFIN20040914_183436_000000712030_00213_13293_3984.N1	14-SEP-2004 18:34:36	Bright	70.500	6	13Alp Aur	0.080000	3400.0	141	13293	No
379	GOM_NL__2PRFIN20040914_183930_000000612030_00213_13293_3985.N1	14-SEP-2004 18:39:30	Bright	61.000	107	37The Aur	2.6490	11000.	122	13293	No
380	GOM_NL__2PRFIN20040914_184225_000000472030_00213_13293_3986.N1	14-SEP-2004 18:42:25	Bright	47.000	17	78Bet Gem	1.1610	4500.0	94	13293	No
381	GOM_NL__2PRFIN20040914_184451_000001082030_00213_13293_3987.N1	14-SEP-2004 18:44:51	Twilight	107.50	28	12Bet Tau	1.6500	15200.	215	13293	No
382	GOM_NL__2PRFIN20040914_184951_000000592030_00213_13293_3988.N1	14-SEP-2004 18:49:51	Twilight	59.000	8	10Alp CMi	0.40000	6500.0	118	13293	No
383	GOM_NL__2PRFIN20040914_185519_000001122030_00213_13293_3989.N1	14-SEP-2004 18:55:19	Dark	112.00	14	58Alp Ori	0.87000	3000.0	224	13293	No
384	GOM_NL__2PRFIN20040914_185851_000000622030_00213_13293_3990.N1	14-SEP-2004 18:58:51	Dark	61.500	1	9Alp CMa	-1.4400	11000.	123	13293	No
385	GOM_NL__2PRFIN20040914_190107_000000492030_00213_13293_3991.N1	14-SEP-2004 19:01:07	Dark	49.000	23	21Eps CMa	1.5020	26000.	98	13293	No
386	GOM_NL__2PRFIN20040914_190433_000000432030_00213_13293_3992.N1	14-SEP-2004 19:04:33	Dark	42.500	46	Del Vel	1.9540	10600.	85	13293	No
387	GOM_NL__2PRFIN20040914_190604_000000522030_00213_13293_3993.N1	14-SEP-2004 19:06:04	Dark	51.500	41	Eps Car	1.8600	4100.0	103	13293	No
388	GOM_NL__2PRFIN20040914_190726_000000562030_00214_13294_3959.N1	14-SEP-2004 19:07:26	Dark	56.000	2	Alp Car	-0.73600	7000.0	112	13294	No
389	GOM_NL__2PRFIN20040914_190934_000002352030_00214_13294_3960.N1	14-SEP-2004 19:09:34	Dark	235.00	128	67Bet Eri	2.7840	9700.0	470	13294	No
390	GOM_NL__2PRFIN20040914_191641_000000372030_00214_13294_3961.N1	14-SEP-2004 19:16:41	Dark	37.000	135	Bet Hyi	2.8200	5800.0	74	13294	No
391	GOM_NL__2PRFIN20040914_191906_000000572030_00214_13294_3962.N1	14-SEP-2004 19:19:06	Dark	56.500	9	Alp Eri	0.45300	24000.	113	13294	No
392	GOM_NL__2PRFIN20040914_192214_000000392030_00214_13294_3963.N1	14-SEP-2004 19:22:14	Straylight	39.000	148	Alp Tuc	2.8780	4100.0	78	13294	No
393	GOM_NL__2PRFIN20040914_192535_000000522030_00214_13294_3964.N1	14-SEP-2004 19:25:35	Straylight	52.000	63	Bet Gru	2.1500	2800.0	104	13294	No
394	GOM_NL__2PRFIN20040914_192844_000000402030_00214_13294_3965.N1	14-SEP-2004 19:28:44	Straylight	39.500	172	Gam Gru	3.0030	13100.	79	13294	No
395	GOM_NL__2PRFIN20040914_193008_000000472030_00214_13294_3966.N1	14-SEP-2004 19:30:08	Straylight	46.500	18	24Alp PsA	1.1660	9700.0	93	13294	No
396	GOM_NL__2PRFIN20040914_193236_000000652030_00214_13294_3967.N1	14-SEP-2004 19:32:36	Twilight	64.500	52	16Bet Cet	2.0370	4500.0	129	13294	No

456	GOM_NL__2PRFIN20040914_222716_000000522030_00215_13295_4085.N1	14-SEP-2004 22:27:16	Dark	52.000	41	Eps Car	1.8600	4100.0	104	13295	No
457	GOM_NL__2PRFIN20040914_222838_000000562030_00216_13296_4075.N1	14-SEP-2004 22:28:38	Dark	56.000	2	Alp Car	-0.73600	7000.0	112	13296	No
458	GOM_NL__2PRFIN20040914_223059_000002342030_00216_13296_4076.N1	14-SEP-2004 22:30:59	Dark	234.00	128	67Bet Eri	2.7840	9700.0	468	13296	No
459	GOM_NL__2PRFIN20040914_223753_000000382030_00216_13296_4077.N1	14-SEP-2004 22:37:53	Dark	37.500	135	Bet Hyi	2.8200	5800.0	75	13296	No
460	GOM_NL__2PRFIN20040914_224018_000000562030_00216_13296_4078.N1	14-SEP-2004 22:40:18	Dark	56.000	9	Alp Eri	0.45300	24000.	112	13296	No
461	GOM_NL__2PRFIN20040914_224326_000000402030_00216_13296_4079.N1	14-SEP-2004 22:43:26	Straylight	40.000	148	Alp Tuc	2.8780	4100.0	80	13296	No
462	GOM_NL__2PRFIN20040914_224709_000000412030_00216_13296_4080.N1	14-SEP-2004 22:47:09	Straylight	40.500	31	Alp Gru	1.7340	15200.	81	13296	No
463	GOM_NL__2PRFIN20040914_224957_000000392030_00216_13296_4081.N1	14-SEP-2004 22:49:57	Straylight	38.500	172	Gam Gru	3.0030	13100.	77	13296	No
464	GOM_NL__2PRFIN20040914_225121_000000452030_00216_13296_4082.N1	14-SEP-2004 22:51:21	Straylight	44.500	18	24Alp PsA	1.1660	9700.0	89	13296	No
465	GOM_NL__2PRFIN20040914_225347_000000642030_00216_13296_4083.N1	14-SEP-2004 22:53:47	Twilight	64.000	52	16Bet Cet	2.0370	4500.0	128	13296	No
466	GOM_NL__2PRFIN20040914_225552_000000432030_00216_13296_4084.N1	14-SEP-2004 22:55:52	Twilight	43.000	142	49Del Cap	2.8500	8900.0	86	13296	No
467	GOM_NL__2PRFIN20040914_230004_000000422030_00216_13296_4085.N1	14-SEP-2004 23:00:04	Bright	42.000	162	34Alp Aqr	2.9440	5350.0	84	13296	No
468	GOM_NL__2PRFIN20040914_230306_000000392030_00216_13296_4086.N1	14-SEP-2004 23:03:06	Bright	39.000	61	8Eps Peg	2.1000	3900.0	78	13296	No
469	GOM_NL__2PRFIN20040914_230444_000000422030_00216_13296_4087.N1	14-SEP-2004 23:04:44	Bright	41.500	90	54Alp Peg	2.4870	11000.	83	13296	No
470	GOM_NL__2PRFIN20040914_230616_000000542030_00216_13296_4088.N1	14-SEP-2004 23:06:16	Bright	53.500	140	88Gam Peg	2.8340	26000.	107	13296	No
471	GOM_NL__2PRFIN20040914_230836_000000452030_00216_13296_4089.N1	14-SEP-2004 23:08:36	Bright	44.500	93	53Bet Peg	2.5200	3100.0	89	13296	No
472	GOM_NL__2PRFIN20040914_231024_000000402030_00216_13296_4090.N1	14-SEP-2004 23:10:24	Bright	39.500	92	53Eps Cyg	2.5000	4500.0	79	13296	No
473	GOM_NL__2PRFIN20040914_231230_000000382030_00216_13296_4091.N1	14-SEP-2004 23:12:30	Bright	37.500	66	37Gam Cyg	2.2080	5900.0	75	13296	No
474	GOM_NL__2PRFIN20040914_231753_000000382030_00216_13296_4092.N1	14-SEP-2004 23:17:53	Bright	37.500	89	5Alp Cep	2.4510	8000.0	75	13296	No
475	GOM_NL__2PRFIN20040914_231921_000000482030_00216_13296_4093.N1	14-SEP-2004 23:19:21	Bright	48.000	68	18Alp Cas	2.2250	4500.0	96	13296	No
476	GOM_NL__2PRFIN20040914_232044_000000442030_00216_13296_4094.N1	14-SEP-2004 23:20:44	Bright	43.500	76	27Gam Cas	2.3000	30000.	87	13296	No
477	GOM_NL__2PRFIN20040914_232228_000000732030_00216_13296_4095.N1	14-SEP-2004 23:22:28	Bright	73.000	73	57Gam1And	2.2600	13100.	146	13296	No
478	GOM_NL__2PRFIN20040914_232531_000000412030_00216_13296_4096.N1	14-SEP-2004 23:25:31	Bright	41.000	49	1Alp UMi	1.9900	6300.0	82	13296	No
479	GOM_NL__2PRFIN20040914_232846_000000682030_00216_13296_4097.N1	14-SEP-2004 23:28:46	Bright	68.000	35	33Alp Per	1.7950	6250.0	136	13296	No
480	GOM_NL__2PRFIN20040914_233041_000000712030_00216_13296_4098.N1	14-SEP-2004 23:30:41	Bright	71.000	175	39Del Per	3.0100	19400.	142	13296	No
481	GOM_NL__2PRFIN20040914_233416_000000402030_00216_13296_4099.N1	14-SEP-2004 23:34:16	Bright	39.500	82	48Bet UMa	2.3650	10600.	79	13296	No
482	GOM_NL__2PRFIN20040914_233622_000000902030_00216_13296_4100.N1	14-SEP-2004 23:36:22	Bright	90.000	6	13Alp Aur	0.080000	3400.0	180	13296	No
483	GOM_NL__2PRFIN20040914_234118_000000632030_00216_13296_4101.N1	14-SEP-2004 23:41:18	Bright	63.000	107	37The Aur	2.6490	11000.	126	13296	No
484	GOM_NL__2PRFIN20040914_234414_000000462030_00216_13296_4102.N1	14-SEP-2004 23:44:14	Bright	46.000	17	78Bet Gem	1.1610	4500.0	92	13296	No
485	GOM_NL__2PRFIN20040914_234642_000001172030_00216_13296_4103.N1	14-SEP-2004 23:46:42	Twilight	116.50	28	12Bet Tau	1.6500	15200.	233	13296	No
486	GOM_NL__2PRFIN20040914_235140_000000602030_00216_13296_4104.N1	14-SEP-2004 23:51:40	Twilight	60.000	8	10Alp CMi	0.40000	6500.0	120	13296	No
487	GOM_NL__2PRFIN20040914_235713_000001372030_00216_13296_4105.N1	14-SEP-2004 23:57:13	Dark	137.00	14	58Alp Ori	0.87000	3000.0	274	13296	No

3. Quality information per product

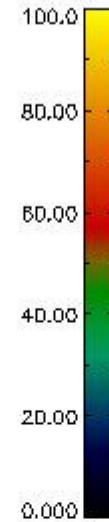
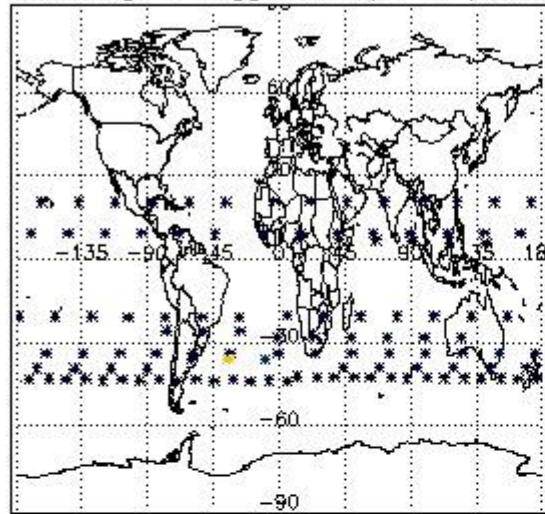
In this section it is plotted some information contained in the Quality Summary data set of the level 2 products. Only products in dark limb conditions and without errors (error flag in the MPH set to "0") are used.

3.1 Plot quality information per product (time dependant)

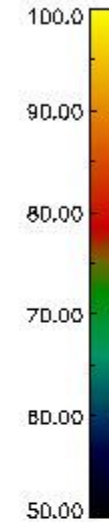
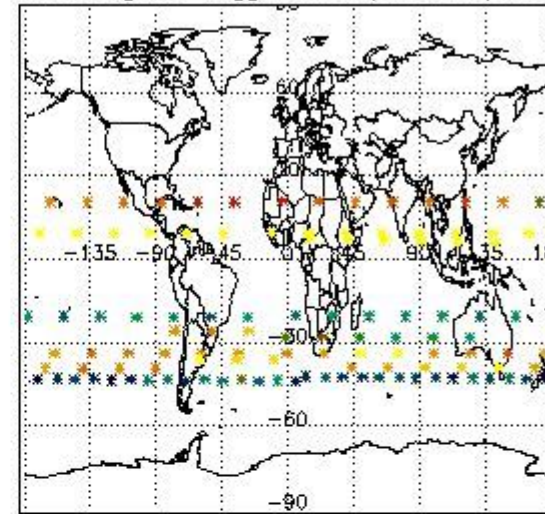


3.2 Plot quality information per product (world map)


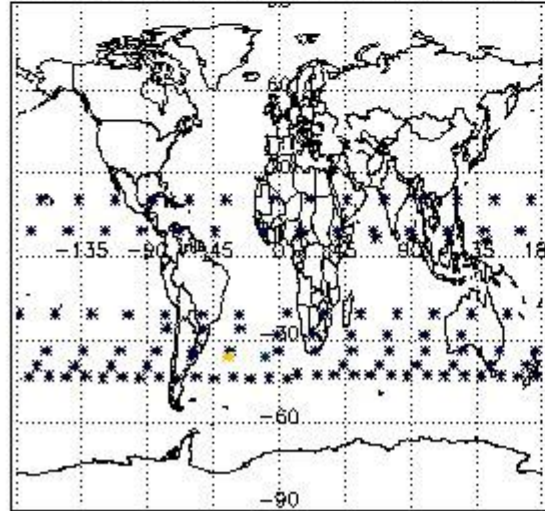
Percentage of flagged data per O3 profile



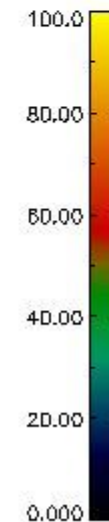
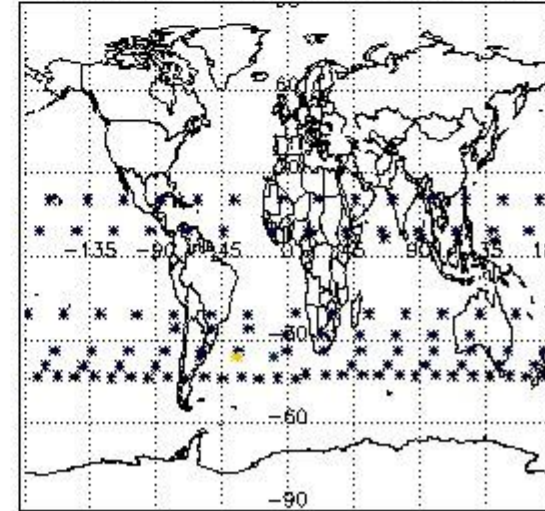
Percentage of flagged data per H2O profile



Percentage of flagged data per NO2 profile



Percentage of flagged data per NO3 profile

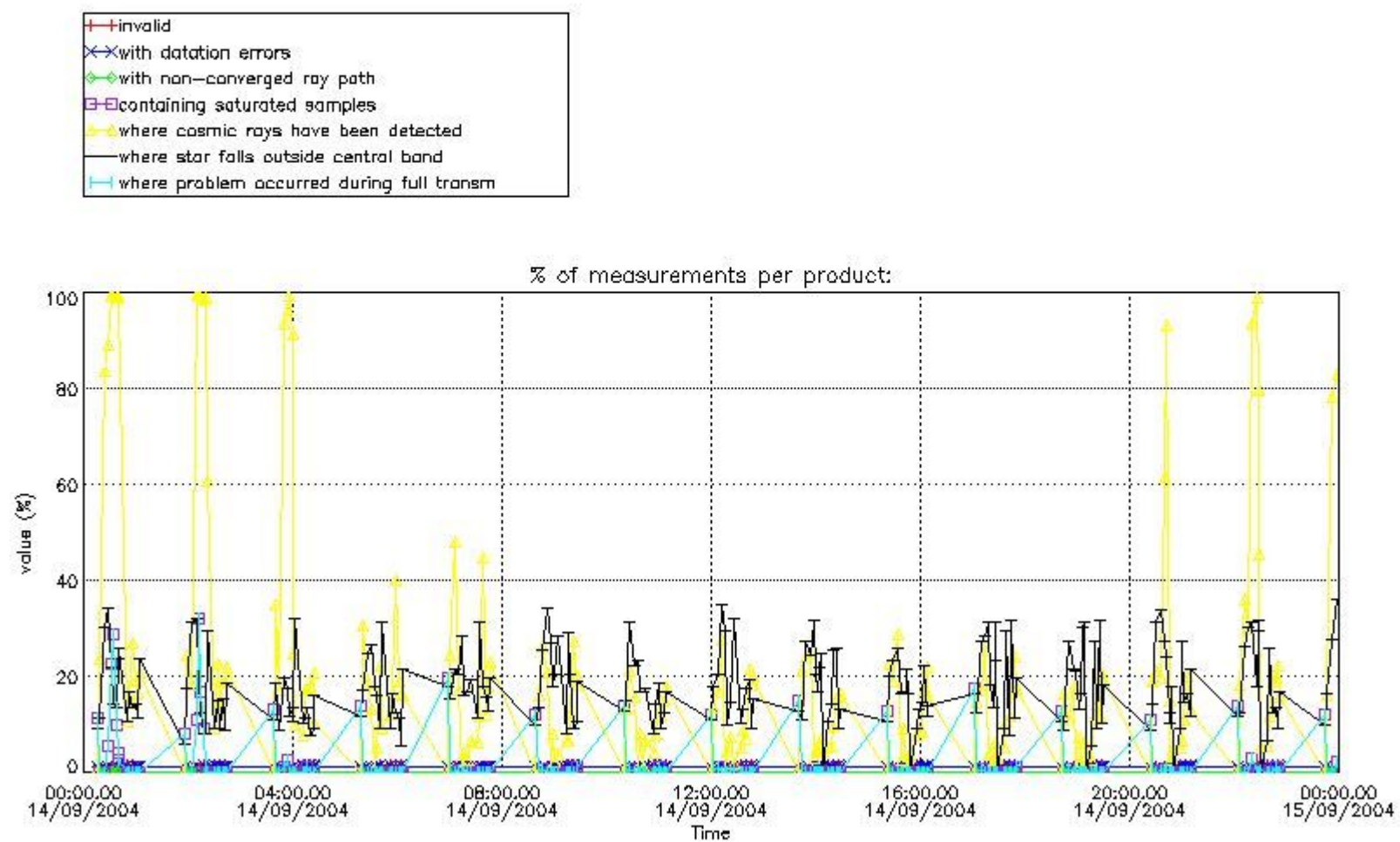


4. Level 1 quality information per product

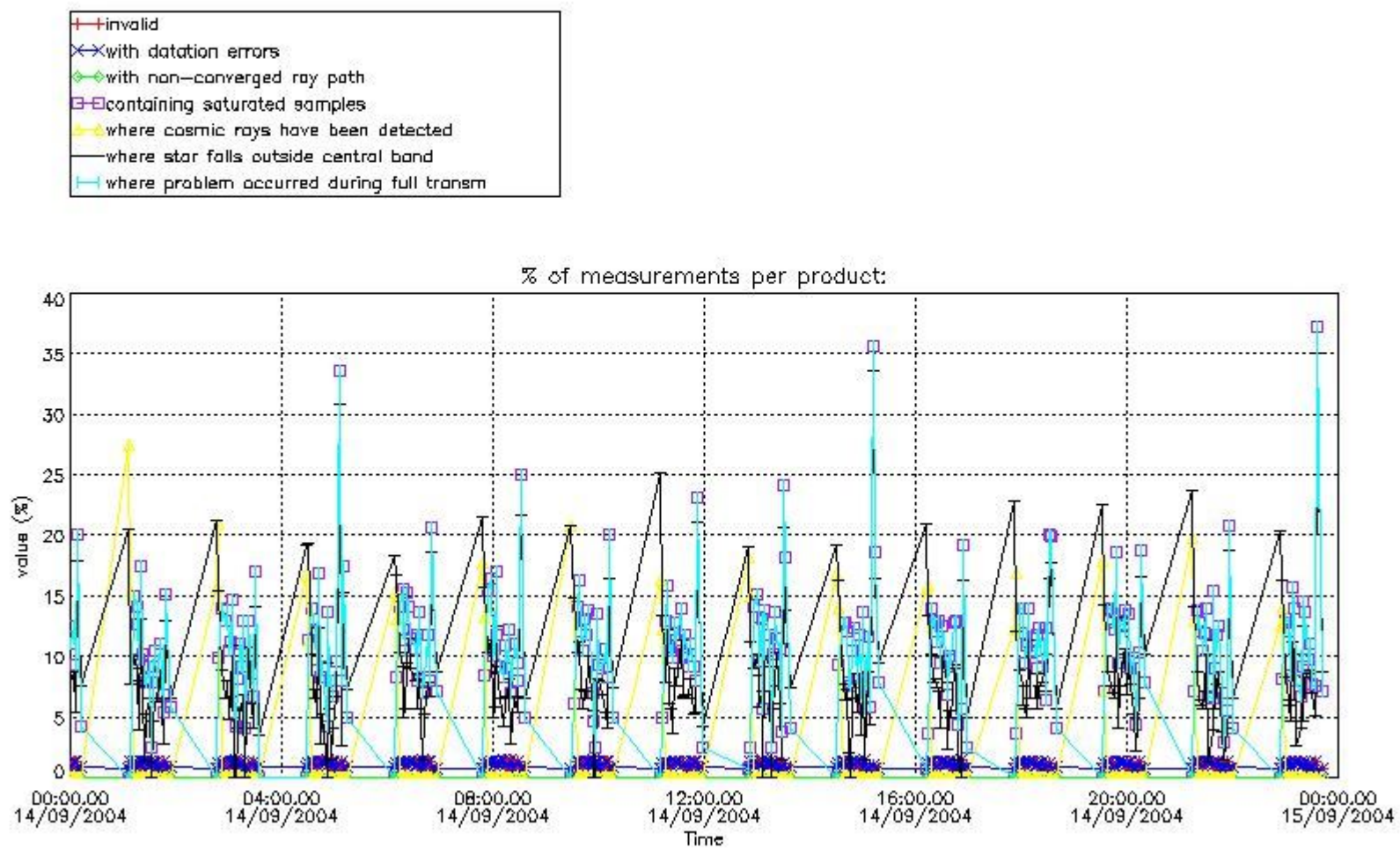
In this section it is plotted some information contained in the Quality Summary data set of the level 2 products that comes from the level 1b processing. Products without errors (error flag in the MPH set to "0") are used.

4.1 Plot quality information per product (time dependant) coming from level 1b processing

4.1.1 Plot level 1 quality information per product (time dependant): ENVISAT ASCENDING passes



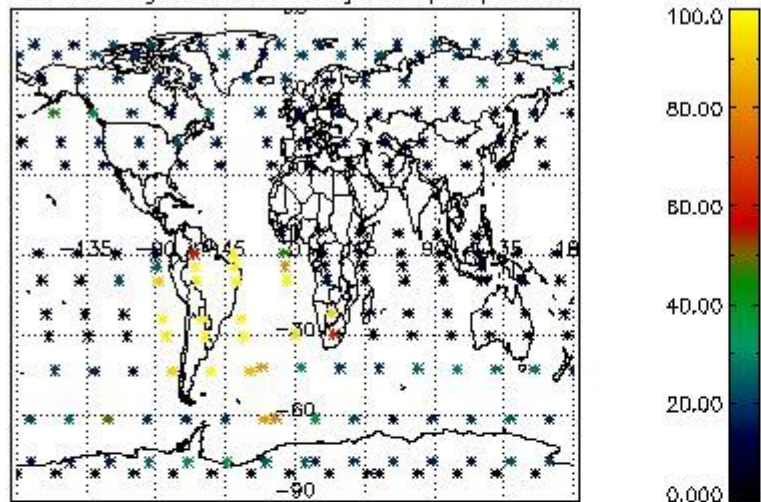
4.1.2 Plot level 1 quality information per product (time dependant): ENVI SAT DESCENDING passes



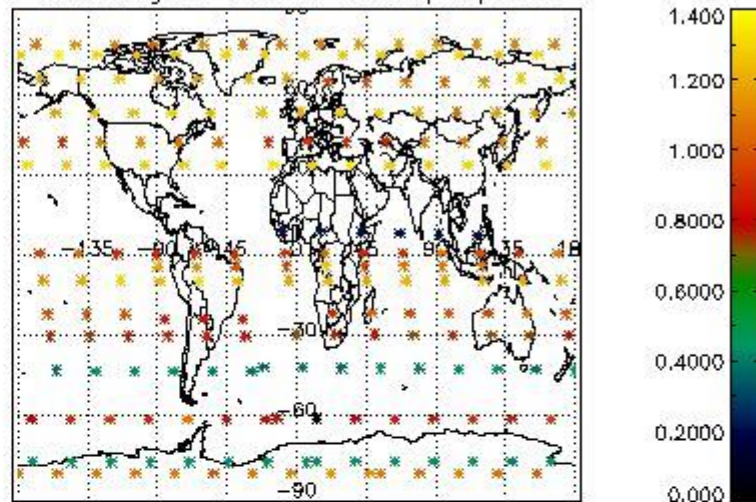
4.2 Plot quality information per product coming from level 1b processing (world map)

4.2.1 Plot level 1 quality information per product (world map): ENVISAT ASCENDING passes

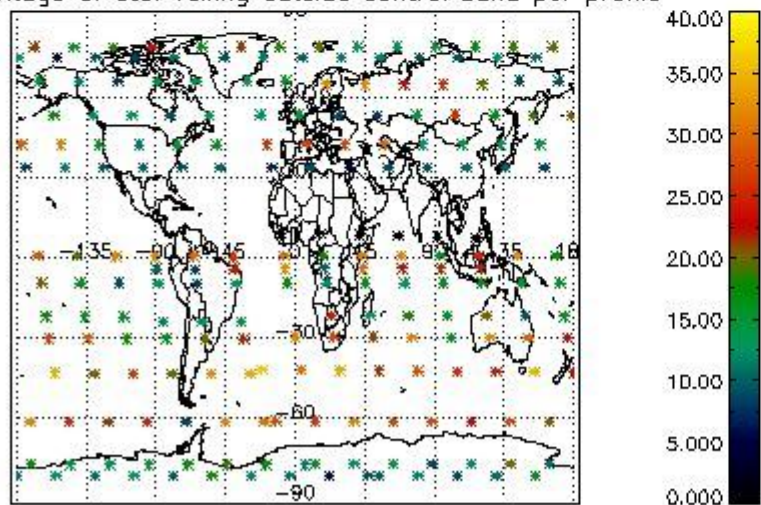
Percentage of cosmic ray hits per profile



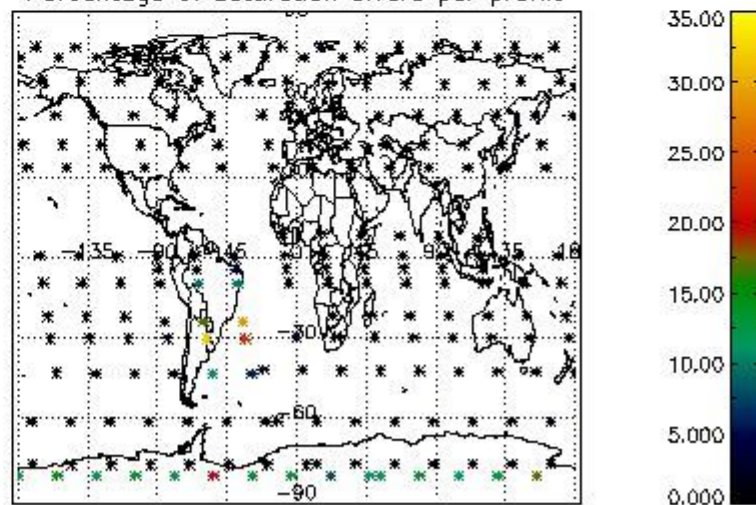
Percentage of datation errors per profile



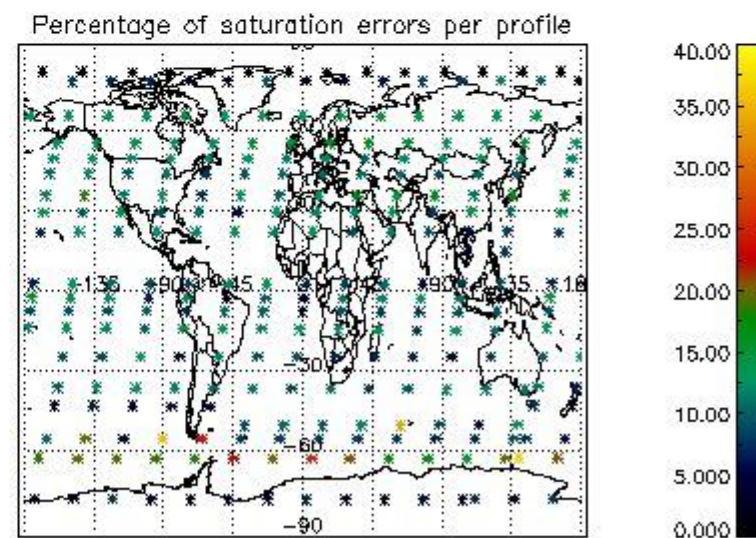
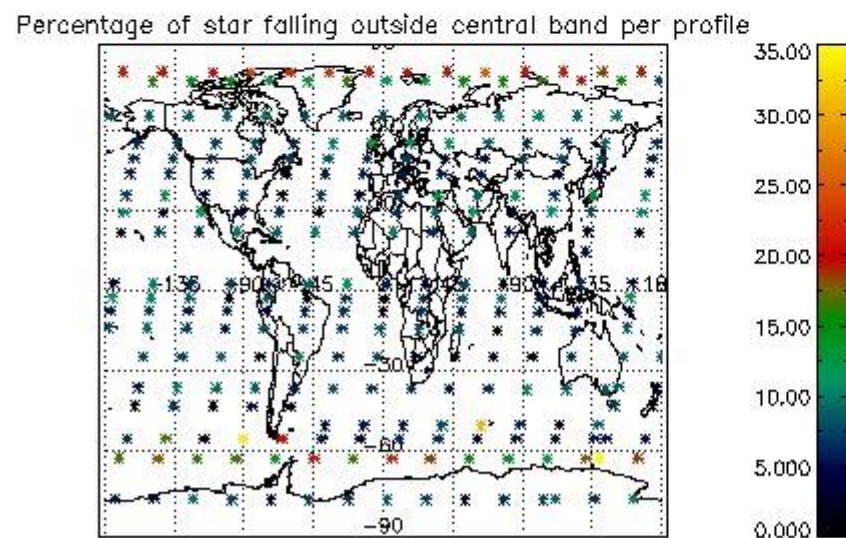
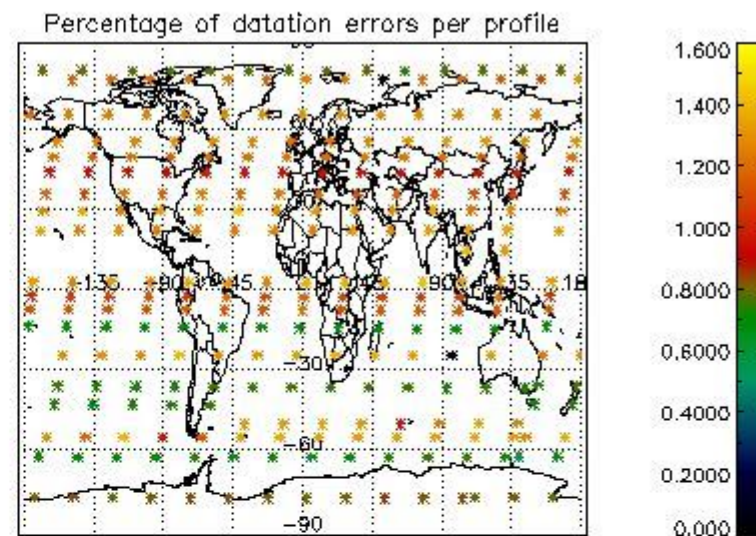
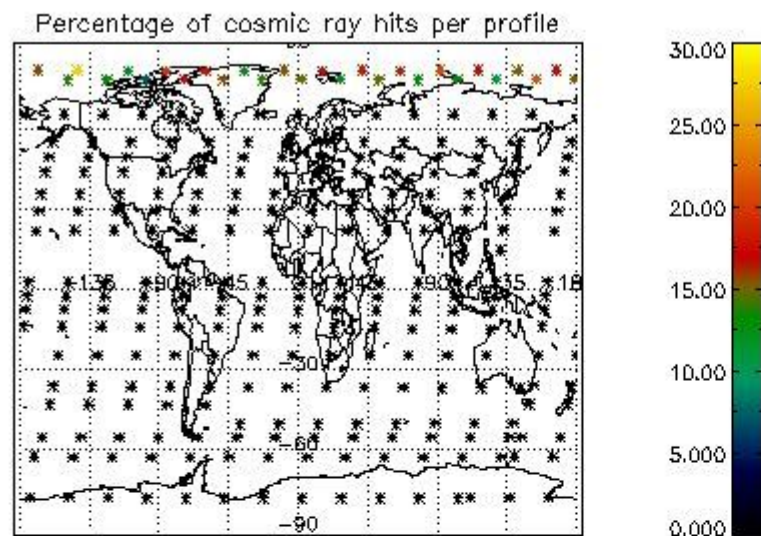
Percentage of star falling outside central band per profile



Percentage of saturation errors per profile



4.2.2 Plot level 1 quality information per product (world map): ENVISAT DESCENDING passes



5. Trace gas profiles

5.1 Ozone statistics based on quality of products

The final quality of the products can be "measured" using the STD (Standard Deviation) attached to every point profile. This information is written to the parameter GOM_NL__2P/NL_LOCAL_SPECIES_DENSITY/o3_std of the level 2 products. The table below shows the statistics for given STD ranges.

The statistics are given with respect to the overall valid production:

- Products without fatal errors: GOM_NL__2P/MPH/PRODUCT_ERR=0
- Valid point profile: GOM_NL__2P/NL_LOCAL_SPECIES_DENSITY/pcd(0)=0

The 'Criteria' is applied to valid points of dark limb products:

- Products in dark limb illumination condition: GOM_NL__2P/NL_SUMMARY_QUALITY/obs_ill_cond=0
- Products without fatal errors: GOM_NL__2P/MPH/PRODUCT_ERR=0
- Valid point profile: GOM_NL__2P/NL_LOCAL_SPECIES_DENSITY/pcd(0)=0

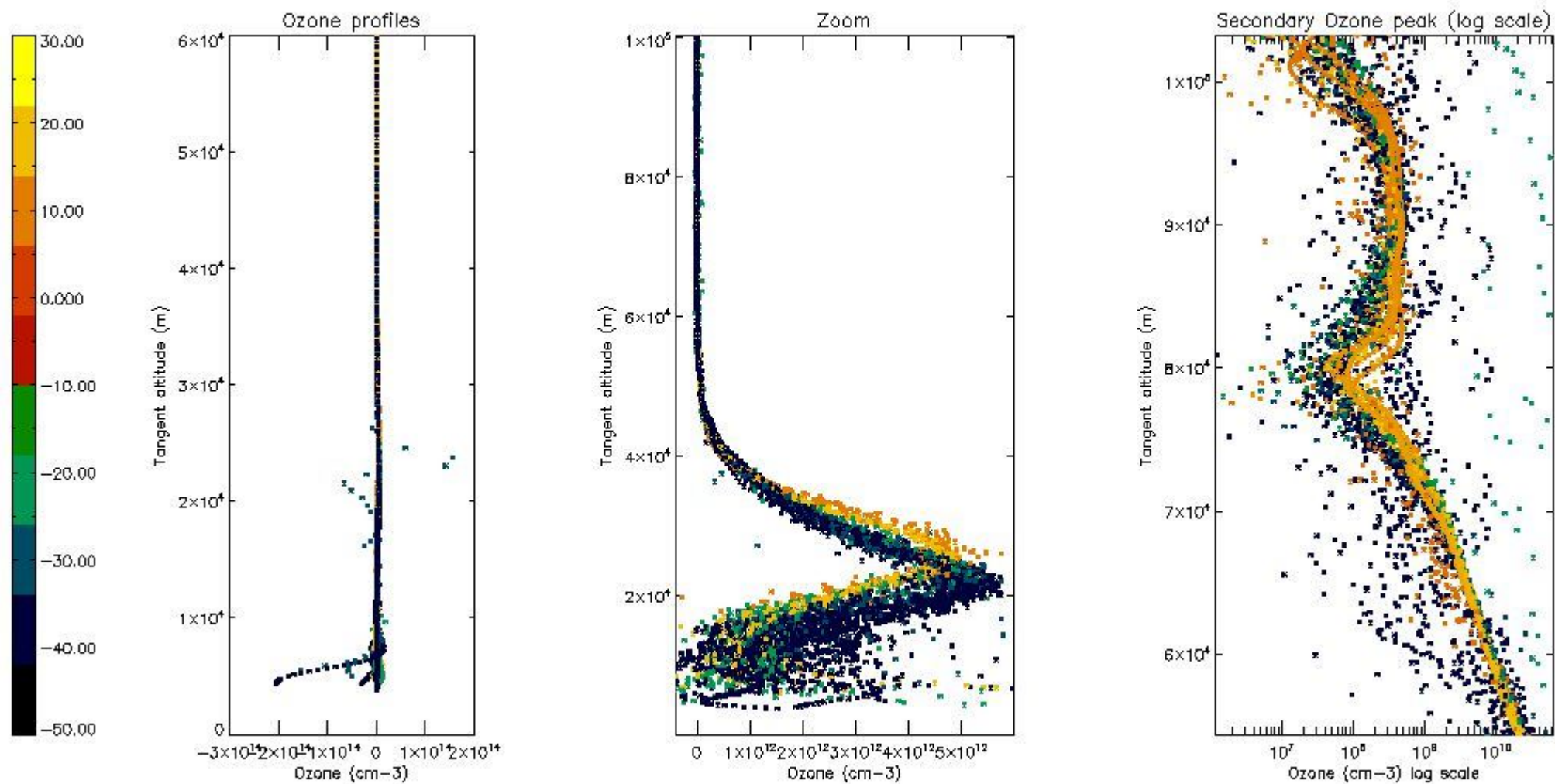
So, the table below shows the percentage of dark limb and valid observations for each criteria with respect to the overall valid daily observations.

Criteria	% of total production
All STD	30
STD < 20	18

STD < 10	15
STD < 5	11

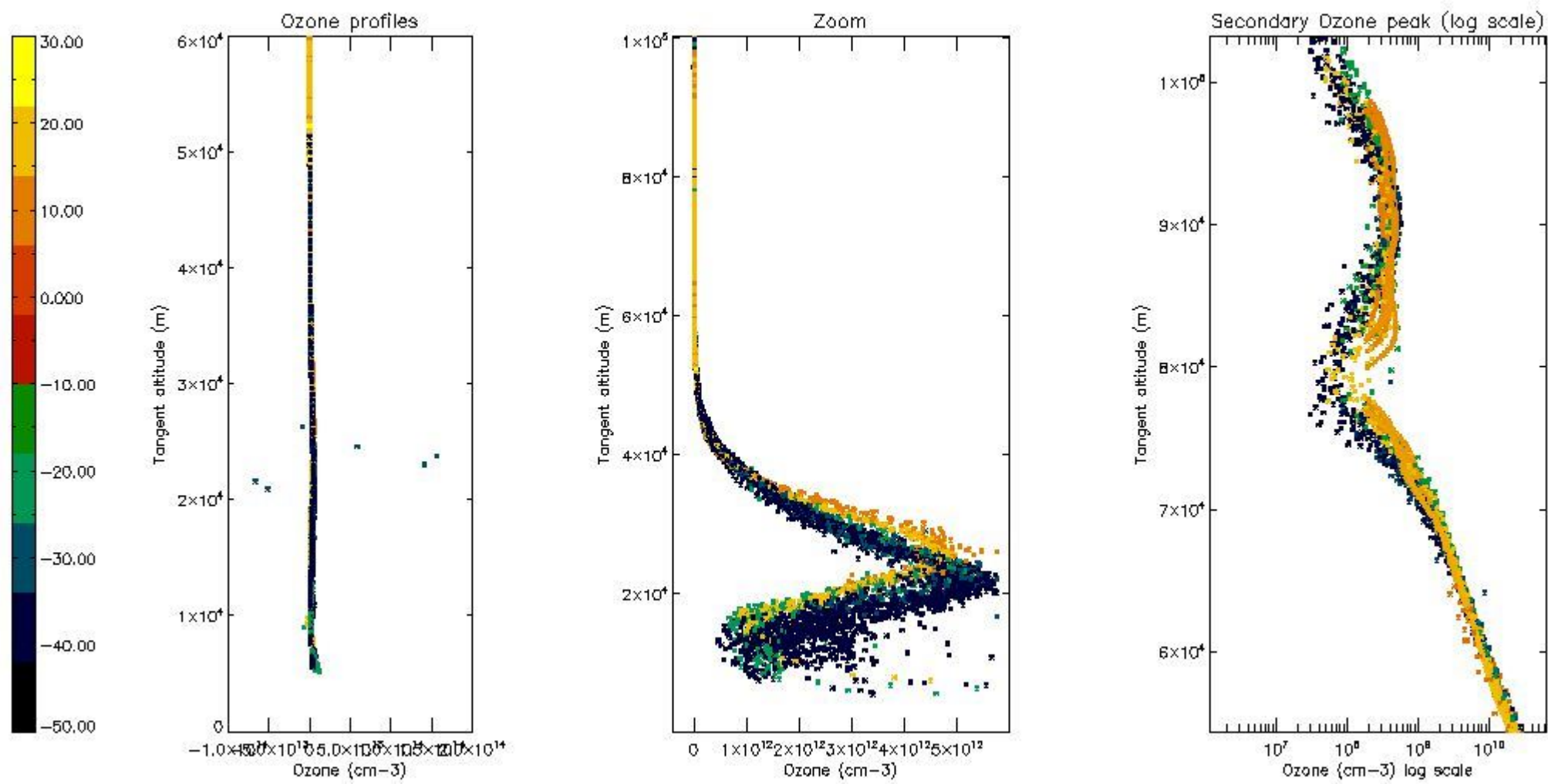
5.2 Plot ozone profiles for all STD (dark without errors)

The colorbar represents the latitude.



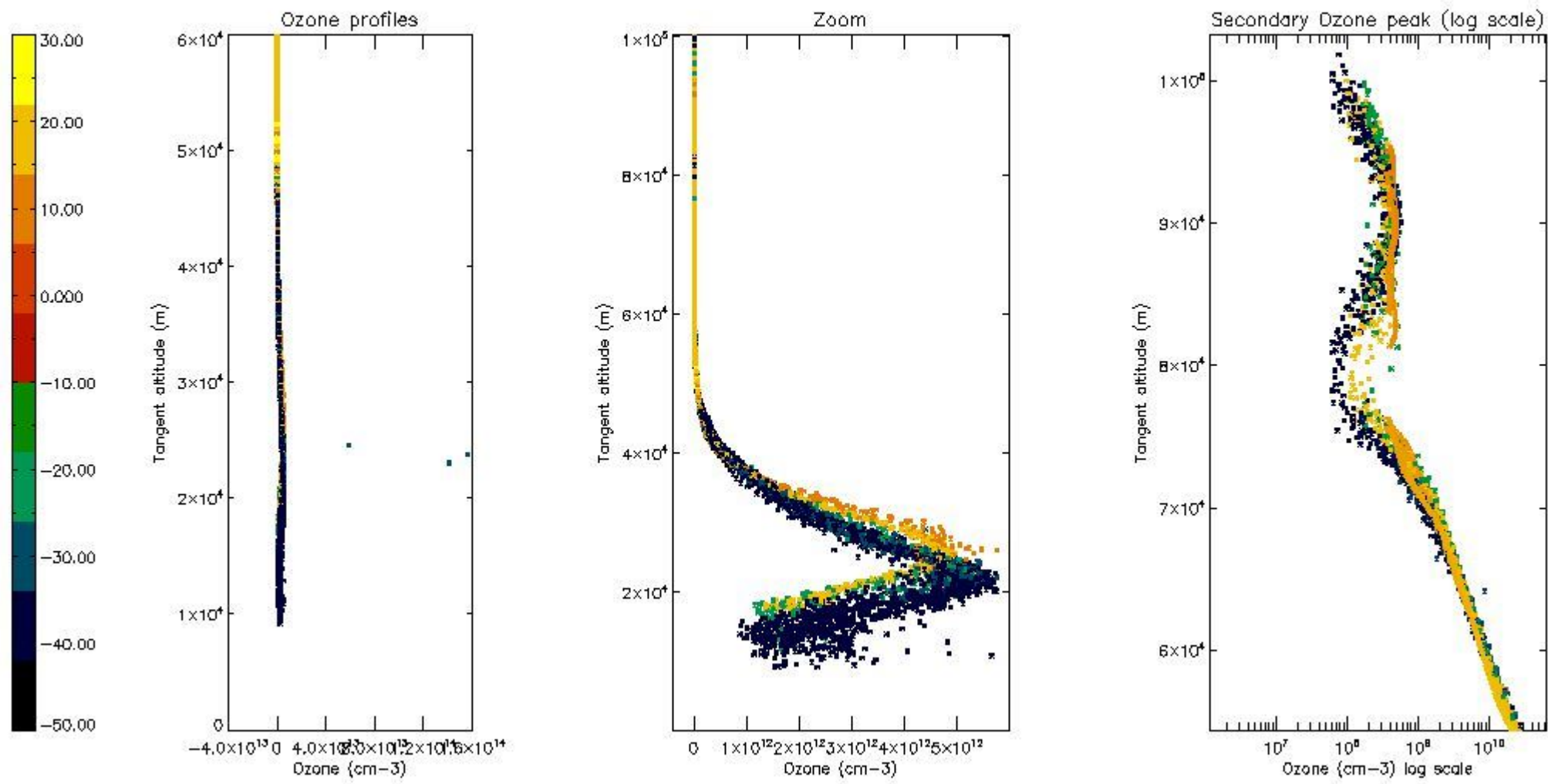
5.3 Plot ozone profiles where STD < 20% (dark without errors)

The colorbar represents the latitude.



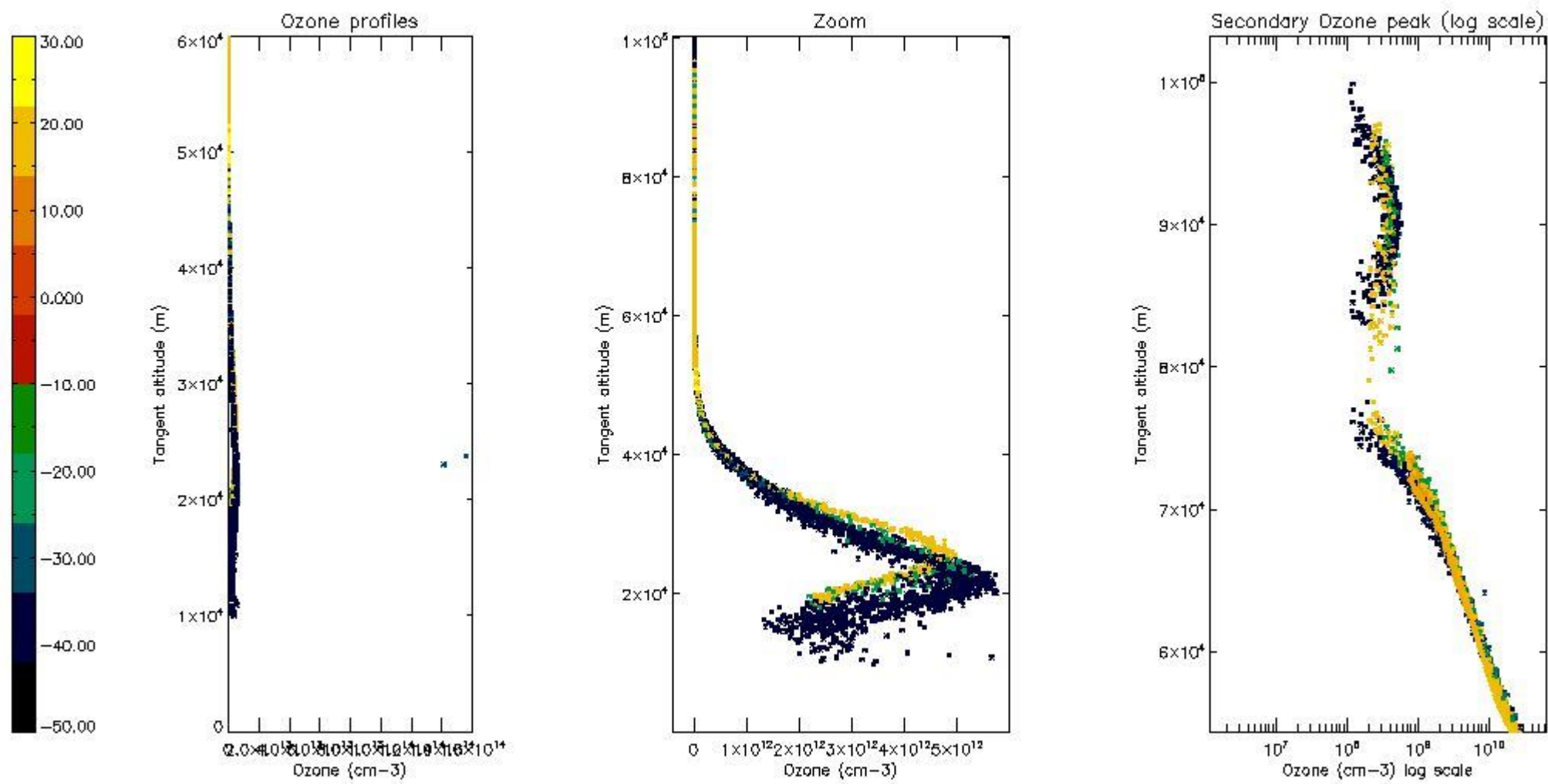
5.4 Plot ozone profiles where $STD < 10\%$ (dark without errors)

The colorbar represents the latitude.



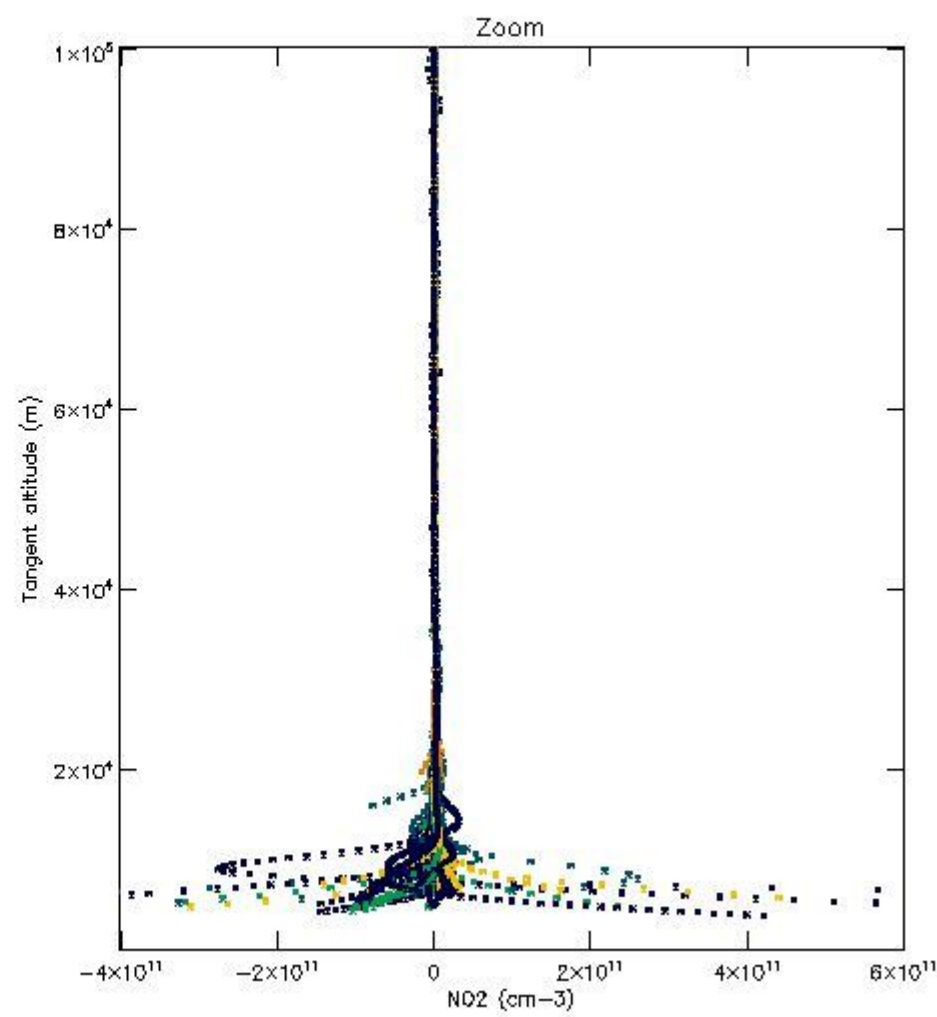
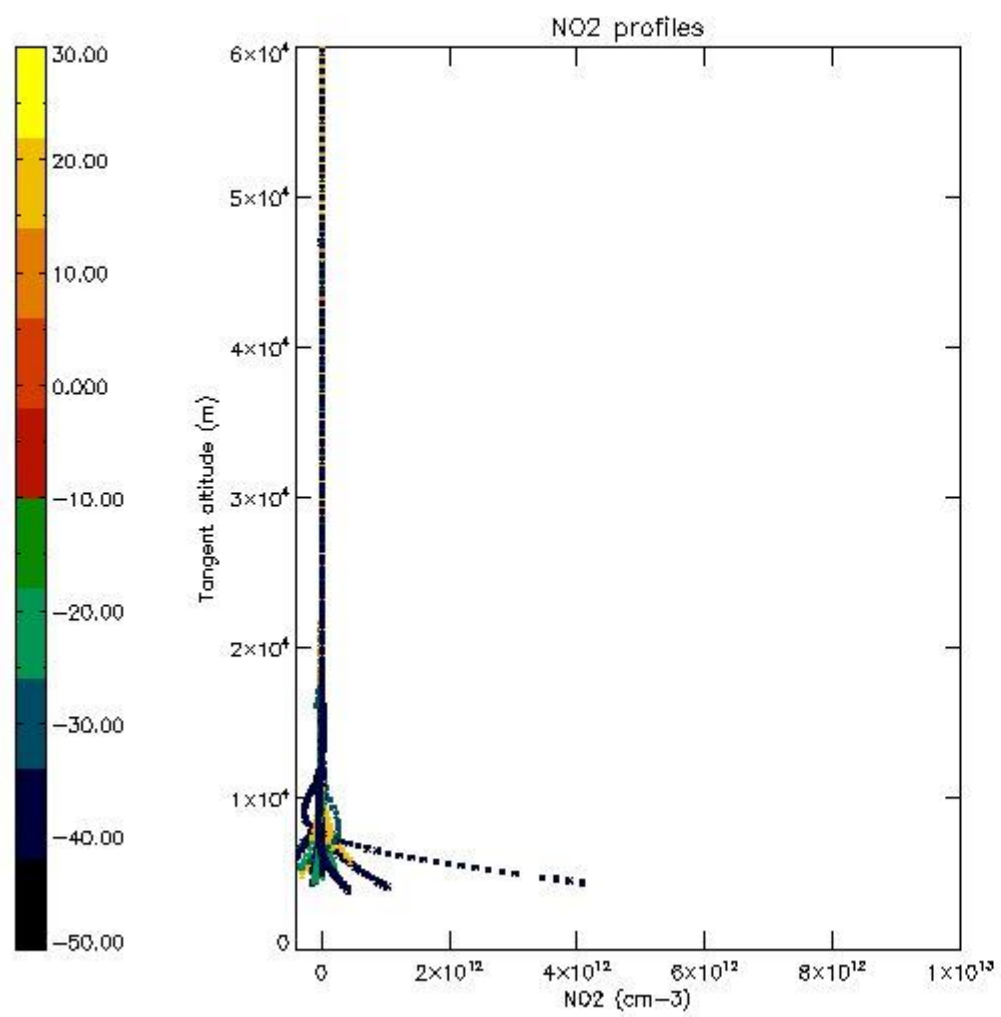
5.5 Plot ozone profiles where $STD < 5\%$ (dark without errors)

The colorbar represents the latitude.



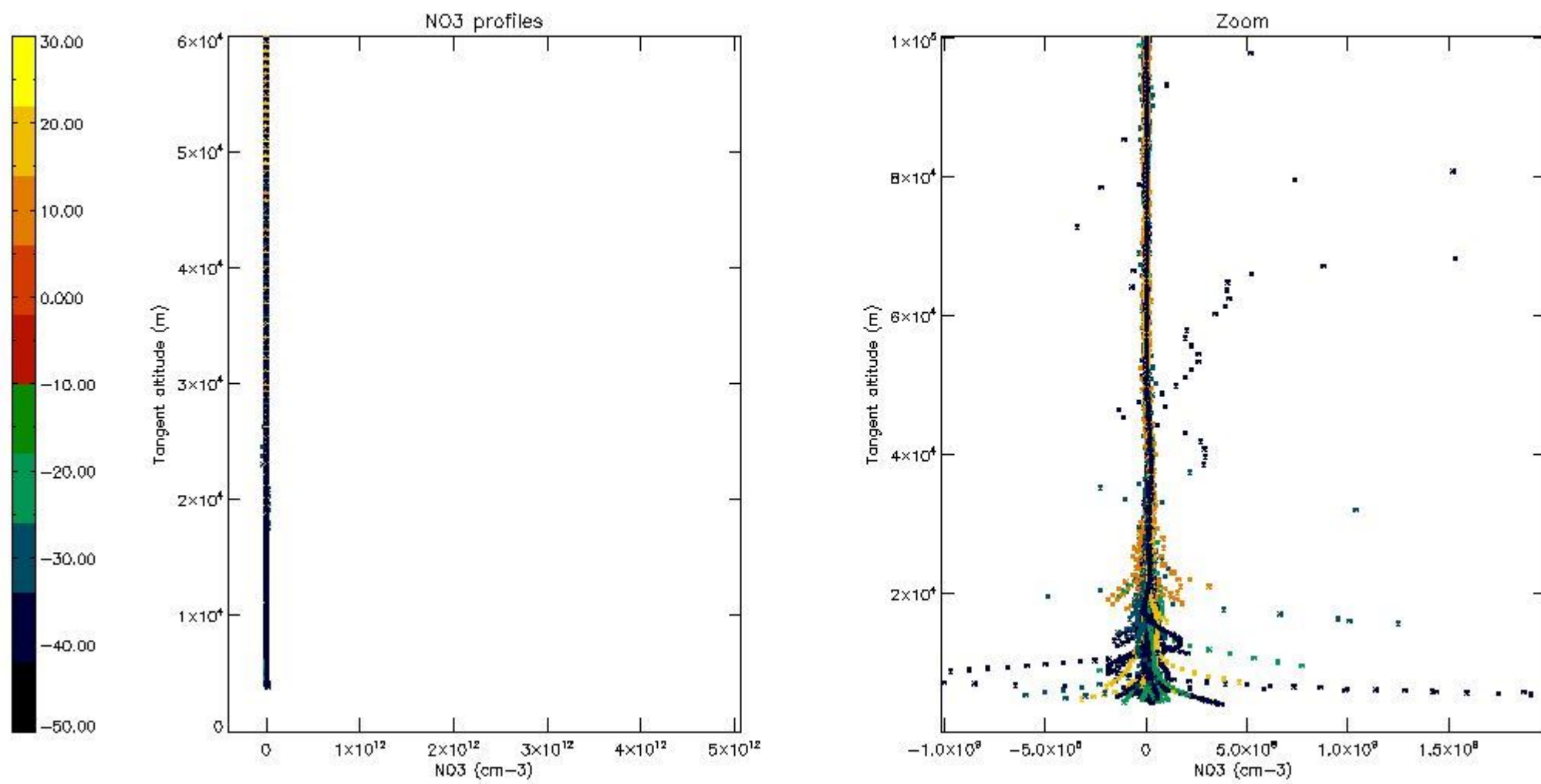
5.6 Plot NO₂ profiles for all STD (dark without errors)

The colorbar represents the latitude.



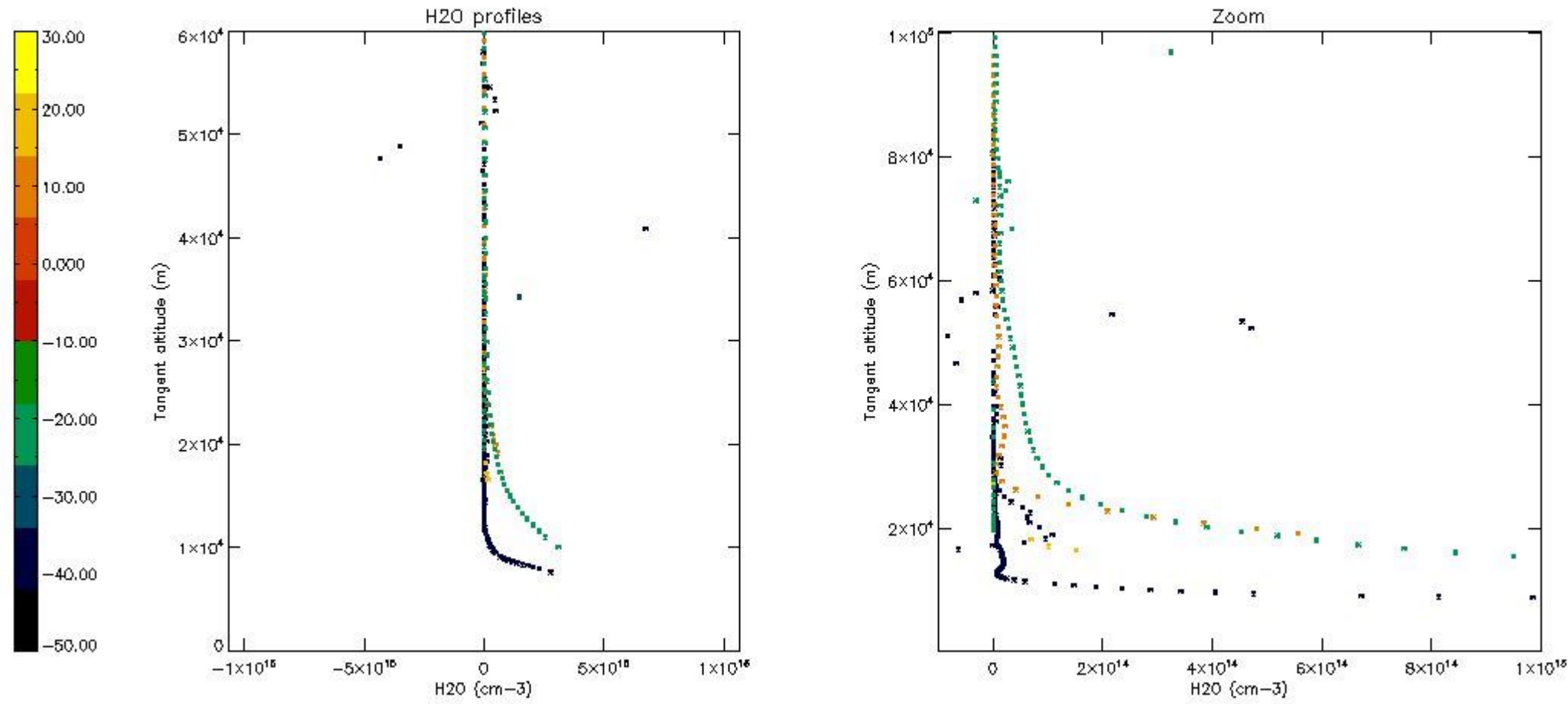
5.7 Plot NO3 profiles for all STD (dark without errors)

The colorbar represents the latitude.



5.8 Plot H2O profiles for all STD (only for occultations of stars 1,2,3,4,13,14,16,26,63 dark without errors)

The colorbar represents the latitude.



6. Auxiliary Data Files used for the production reported in section 2

The number reported in the third column indicates since which file (see list in section 2) the corresponding auxiliary file has been used. The fourth column is the date of those product files.

Type	Auxiliary Filename	Used since product	Used since product date
INST_PHYS_CHARACTERISTICS	GOM_INS_AXVIEC20091111_143220_20030716_120000_20500101_000000	1	14-SEP-2004 00:00:39
LEVEL-2_PROC_CONFIG	GOM_PR2_AXVIEC20091111_152718_20020301_000000_20500101_000000	1	14-SEP-2004 00:00:39
CROSS_SECTIONS_FILE	GOM_CRS_AXVIEC20091111_154832_20020301_000000_20500101_000000	1	14-SEP-2004 00:00:39

GOMOS Level 2 Daily Report

SUMMARY

[1. General Info](#)

[2. Summary of processed GOM_NL_2P products](#)

[3. Level 2 Quality information per product](#)

[3.1 Plot of level 2 quality information per product \(time dependant\)](#)

[3.2 Plot of level 2 quality information per product \(world map\)](#)

[4. Level 1 Quality information per product \(stored on level 2 products\)](#)

[4.1 Plot of level 1 quality information per product \(time dependant\)](#)

[4.1.1 Plot of level 1 quality information per product \(time dependant\): ASCENDING](#)

[4.1.2 Plot of level 1 quality information per product \(time dependant\): DESCENDING](#)

[4.2 Plot of level 1 quality information per product \(world map\)](#)

[4.2.1 Plot of level 1 quality information per product \(world map\): ASCENDING](#)

[4.2.2 Plot of level 1 quality information per product \(world map\): DESCENDING](#)

[5. Ozone profiles based on quality statistics and other trace gas profiles](#)

[5.1 Ozone statistics based on quality of products](#)

[5.2 Plot ozone profiles for all STD \(dark without errors\)](#)

[5.3 Plot ozone profiles where STD < 20% \(dark without errors\)](#)

[5.4. Plot ozone profiles where STD < 10% \(dark without errors\)](#)

[5.5. Plot ozone profiles where STD < 5% \(dark without errors\)](#)

[5.6 Plot NO2 profiles for all STD \(dark without errors\)](#)

[5.7 Plot NO3 profiles for all STD \(dark without errors\)](#)

[5.8 Plot H2O profiles \(only for occultations of stars 1,2,3,4,13,14,16,26,63 dark without errors\) for all STD](#)

[6. Auxiliary Data Files used for the production reported in section 2](#)

This report presents the daily analysis on parameters extracted from GOMOS level 2 data (GOM_NL__2P). It is intended to monitor some important parameters that will impact the quality of these products. A list of level 2 products (and content) that have arrived during the reporting day to the PCF is also given.

Item	Value
Time of report generation	19APR2013 10:58:50
Data source version	GOMOS/6.01
Start time of products	14-09-2004 (14SEP2004 00:00:00)
Stop time of products	15-09-2004 (15SEP2004 00:00:00)
Store outputs in DB	Yes
Nb of level 2 prods	487
Nb of prods with errors	0

2. Summary of processed GOM_NL__2P products.

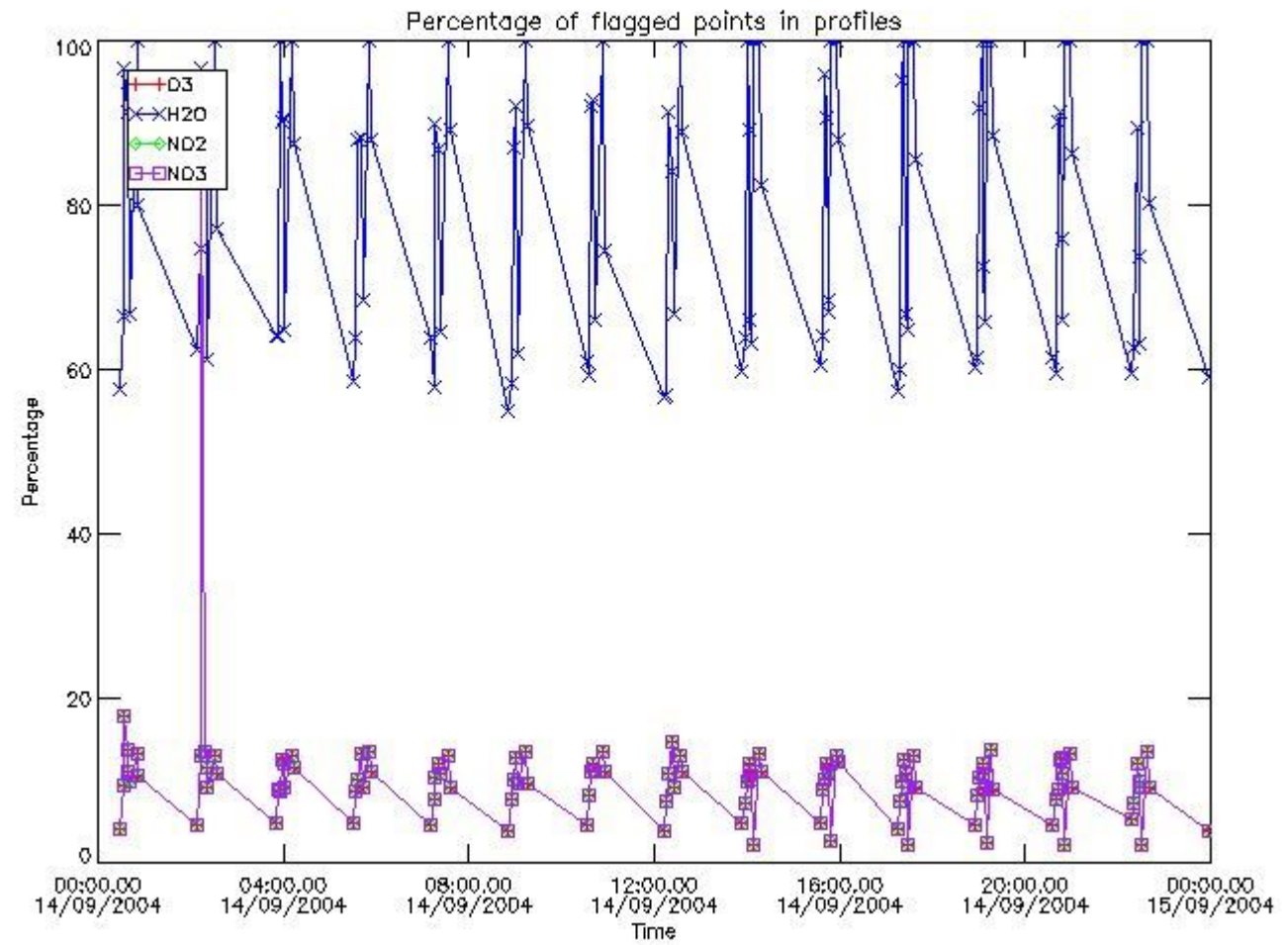
Nr	Filename	UTC Start time	Limb	Duration	Star Id	Star Name	Star Mag	Star Temp	Nb Meas	Orbit	Prod. error
1	GOM_NL__2PRFIN20040914_000039_000000682030_00202_13282_4059.N1	14-SEP-2004 00:00:39	Bright	68.000	35	33Alp Per	1.7950	6250.0	136	13282	No
2	GOM_NL__2PRFIN20040914_000425_000000402030_00202_13282_4060.N1	14-SEP-2004 00:04:25	Bright	40.000	36	50Alp UMa	1.8000	6300.0	80	13282	No
3	GOM_NL__2PRFIN20040914_000552_000000382030_00202_13282_4061.N1	14-SEP-2004 00:05:52	Bright	37.500	82	48Bet UMa	2.3650	10600.	75	13282	No
4	GOM_NL__2PRFIN20040914_000807_000000702030_00202_13282_4062.N1	14-SEP-2004 00:08:07	Bright	70.000	6	13Alp Aur	0.080000	3400.0	140	13282	No
5	GOM_NL__2PRFIN20040914_001256_000000602030_00202_13282_4063.N1	14-SEP-2004 00:12:56	Bright	60.000	107	37The Aur	2.6490	11000.	120	13282	No
6	GOM_NL__2PRFIN20040914_001549_000000452030_00202_13282_4064.N1	14-SEP-2004 00:15:49	Bright	44.500	17	78Bet Gem	1.1610	4500.0	89	13282	No
7	GOM_NL__2PRFIN20040914_001810_000001052030_00202_13282_4065.N1	14-SEP-2004 00:18:10	Twilight	105.00	28	12Bet Tau	1.6500	15200.	210	13282	No
8	GOM_NL__2PRFIN20040914_002310_000000612030_00202_13282_4066.N1	14-SEP-2004 00:23:10	Twilight	61.000	8	10Alp CMi	0.40000	6500.0	122	13282	No
9	GOM_NL__2PRFIN20040914_002822_000001282030_00202_13282_4067.N1	14-SEP-2004 00:28:22	Dark	127.50	14	58Alp Ori	0.87000	3000.0	255	13282	No
10	GOM_NL__2PRFIN20040914_003205_000000602030_00202_13282_4068.N1	14-SEP-2004 00:32:05	Dark	60.000	1	9Alp CMa	-1.4400	11000.	120	13282	No
11	GOM_NL__2PRFIN20040914_003354_000000602030_00202_13282_4069.N1	14-SEP-2004 00:33:54	Dark	59.500	47	2Bet CMa	1.9760	28000.	119	13282	No
12	GOM_NL__2PRFIN20040914_003756_000000412030_00202_13282_4070.N1	14-SEP-2004 00:37:56	Dark	41.000	46	Del Vel	1.9540	10600.	82	13282	No
13	GOM_NL__2PRFIN20040914_003925_000000512030_00202_13282_4071.N1	14-SEP-2004 00:39:25	Dark	50.500	161	Tau Pup	2.9310	4500.0	101	13282	No
14	GOM_NL__2PRFIN20040914_004041_000000562030_00203_13283_4023.N1	14-SEP-2004 00:40:41	Dark	56.000	2	Alp Car	-0.73600	7000.0	112	13283	No
15	GOM_NL__2PRFIN20040914_005004_000000392030_00203_13283_4024.N1	14-SEP-2004 00:50:04	Dark	38.500	135	Bet Hyi	2.8200	5800.0	77	13283	No
16	GOM_NL__2PRFIN20040914_005226_000000482030_00203_13283_4025.N1	14-SEP-2004 00:52:26	Dark	48.000	9	Alp Eri	0.45300	24000.	96	13283	No
17	GOM_NL__2PRFIN20040914_005537_000000412030_00203_13283_4026.N1	14-SEP-2004 00:55:37	Straylight	41.000	148	Alp Tuc	2.8780	4100.0	82	13283	No
18	GOM_NL__2PRFIN20040914_005920_000000422030_00203_13283_4027.N1	14-SEP-2004 00:59:20	Straylight	42.000	31	Alp Gru	1.7340	15200.	84	13283	No
19	GOM_NL__2PRFIN20040914_010207_000000402030_00203_13283_4028.N1	14-SEP-2004 01:02:07	Straylight	40.000	172	Gam Gru	3.0030	13100.	80	13283	No
20	GOM_NL__2PRFIN20040914_010331_000000492030_00203_13283_4029.N1	14-SEP-2004 01:03:31	Straylight	48.500	18	24Alp PsA	1.1660	9700.0	97	13283	No
21	GOM_NL__2PRFIN20040914_010600_000000642030_00203_13283_4030.N1	14-SEP-2004 01:06:00	Twilight	63.500	52	16Bet Cet	2.0370	4500.0	127	13283	No
22	GOM_NL__2PRFIN20040914_010803_000000392030_00203_13283_4031.N1	14-SEP-2004 01:08:03	Twilight	39.000	142	49Del Cap	2.8500	8900.0	78	13283	No
23	GOM_NL__2PRFIN20040914_011218_000000402030_00203_13283_4032.N1	14-SEP-2004 01:12:18	Bright	40.000	162	34Alp Aqr	2.9440	5350.0	80	13283	No
24	GOM_NL__2PRFIN20040914_011518_000000392030_00203_13283_4033.N1	14-SEP-2004 01:15:18	Bright	39.000	61	8Eps Peg	2.1000	3900.0	78	13283	No
25	GOM_NL__2PRFIN20040914_011658_000000442030_00203_13283_4034.N1	14-SEP-2004 01:16:58	Bright	43.500	90	54Alp Peg	2.4870	11000.	87	13283	No
26	GOM_NL__2PRFIN20040914_011840_000000522030_00203_13283_4035.N1	14-SEP-2004 01:18:40	Bright	51.500	140	88Gam Peg	2.8340	26000.	103	13283	No
27	GOM_NL__2PRFIN20040914_012053_000000462030_00203_13283_4036.N1	14-SEP-2004 01:20:53	Bright	46.000	93	53Bet Peg	2.5200	3100.0	92	13283	No
28	GOM_NL__2PRFIN20040914_012232_000000402030_00203_13283_4037.N1	14-SEP-2004 01:22:32	Bright	39.500	92	53Eps Cyg	2.5000	4500.0	79	13283	No
29	GOM_NL__2PRFIN20040914_012439_000000372030_00203_13283_4038.N1	14-SEP-2004 01:24:39	Bright	37.000	66	37Gam Cyg	2.2080	5900.0	74	13283	No
30	GOM_NL__2PRFIN20040914_012646_000000382030_00203_13283_4039.N1	14-SEP-2004 01:26:46	Bright	38.000	144	18Del Cyg	2.8600	11000.	76	13283	No
31	GOM_NL__2PRFIN20040914_013005_000000392030_00203_13283_4040.N1	14-SEP-2004 01:30:05	Bright	38.500	89	5Alp Cep	2.4510	8000.0	77	13283	No
32	GOM_NL__2PRFIN20040914_013142_000000412030_00203_13283_4041.N1	14-SEP-2004 01:31:42	Bright	41.000	68	18Alp Cas	2.2250	4500.0	82	13283	No
33	GOM_NL__2PRFIN20040914_013305_000000442030_00203_13283_4042.N1	14-SEP-2004 01:33:05	Bright	43.500	76	27Gam Cas	2.3000	30000.	87	13283	No
34	GOM_NL__2PRFIN20040914_013503_000000722030_00203_13283_4043.N1	14-SEP-2004 01:35:03	Bright	71.500	73	57Gam1And	2.2600	13100.	143	13283	No
35	GOM_NL__2PRFIN20040914_013747_000000382030_00203_13283_4044.N1	14-SEP-2004 01:37:47	Bright	38.000	49	1Alp UMi	1.9900	6300.0	76	13283	No
36	GOM_NL__2PRFIN20040914_014114_000000682030_00203_13283_4045.N1	14-SEP-2004 01:41:14	Bright	67.500	35	33Alp Per	1.7950	6250.0	135	13283	No
37	GOM_NL__2PRFIN20040914_014501_000000372030_00203_13283_4046.N1	14-SEP-2004 01:45:01	Bright	37.000	36	50Alp UMa	1.8000	6300.0	74	13283	No
38	GOM_NL__2PRFIN20040914_014628_000000372030_00203_13283_4047.N1	14-SEP-2004 01:46:28	Bright	36.500	82	48Bet UMa	2.3650	10600.	73	13283	No
39	GOM_NL__2PRFIN20040914_014842_000000662030_00203_13283_4048.N1	14-SEP-2004 01:48:42	Bright	66.000	6	13Alp Aur	0.080000	3400.0	132	13283	No
40	GOM_NL__2PRFIN20040914_015332_000000612030_00203_13283_4049.N1	14-SEP-2004 01:53:32	Bright	60.500	107	37The Aur	2.6490	11000.	121	13283	No
41	GOM_NL__2PRFIN20040914_015624_000000442030_00203_13283_4050.N1	14-SEP-2004 01:56:24	Bright	43.500	17	78Bet Gem	1.1610	4500.0	87	13283	No
42	GOM_NL__2PRFIN20040914_015846_000001132030_00203_13283_4051.N1	14-SEP-2004 01:58:46	Twilight	112.50	28	12Bet Tau	1.6500	15200.	225	13283	No

456	GOM_NL__2PRFIN20040914_222716_000000522030_00215_13295_4085.N1	14-SEP-2004 22:27:16	Dark	52.000	41	Eps Car	1.8600	4100.0	104	13295	No
457	GOM_NL__2PRFIN20040914_222838_000000562030_00216_13296_4075.N1	14-SEP-2004 22:28:38	Dark	56.000	2	Alp Car	-0.73600	7000.0	112	13296	No
458	GOM_NL__2PRFIN20040914_223059_000002342030_00216_13296_4076.N1	14-SEP-2004 22:30:59	Dark	234.00	128	67Bet Eri	2.7840	9700.0	468	13296	No
459	GOM_NL__2PRFIN20040914_223753_000000382030_00216_13296_4077.N1	14-SEP-2004 22:37:53	Dark	37.500	135	Bet Hyi	2.8200	5800.0	75	13296	No
460	GOM_NL__2PRFIN20040914_224018_000000562030_00216_13296_4078.N1	14-SEP-2004 22:40:18	Dark	56.000	9	Alp Eri	0.45300	24000.	112	13296	No
461	GOM_NL__2PRFIN20040914_224326_000000402030_00216_13296_4079.N1	14-SEP-2004 22:43:26	Straylight	40.000	148	Alp Tuc	2.8780	4100.0	80	13296	No
462	GOM_NL__2PRFIN20040914_224709_000000412030_00216_13296_4080.N1	14-SEP-2004 22:47:09	Straylight	40.500	31	Alp Gru	1.7340	15200.	81	13296	No
463	GOM_NL__2PRFIN20040914_224957_000000392030_00216_13296_4081.N1	14-SEP-2004 22:49:57	Straylight	38.500	172	Gam Gru	3.0030	13100.	77	13296	No
464	GOM_NL__2PRFIN20040914_225121_000000452030_00216_13296_4082.N1	14-SEP-2004 22:51:21	Straylight	44.500	18	24Alp PsA	1.1660	9700.0	89	13296	No
465	GOM_NL__2PRFIN20040914_225347_000000642030_00216_13296_4083.N1	14-SEP-2004 22:53:47	Tw_i_and_stray	64.000	52	16Bet Cet	2.0370	4500.0	128	13296	No
466	GOM_NL__2PRFIN20040914_225552_000000432030_00216_13296_4084.N1	14-SEP-2004 22:55:52	Tw_i_and_stray	43.000	142	49Del Cap	2.8500	8900.0	86	13296	No
467	GOM_NL__2PRFIN20040914_230004_000000422030_00216_13296_4085.N1	14-SEP-2004 23:00:04	Bright	42.000	162	34Alp Aqr	2.9440	5350.0	84	13296	No
468	GOM_NL__2PRFIN20040914_230306_000000392030_00216_13296_4086.N1	14-SEP-2004 23:03:06	Bright	39.000	61	8Eps Peg	2.1000	3900.0	78	13296	No
469	GOM_NL__2PRFIN20040914_230444_000000422030_00216_13296_4087.N1	14-SEP-2004 23:04:44	Bright	41.500	90	54Alp Peg	2.4870	11000.	83	13296	No
470	GOM_NL__2PRFIN20040914_230616_000000542030_00216_13296_4088.N1	14-SEP-2004 23:06:16	Bright	53.500	140	88Gam Peg	2.8340	26000.	107	13296	No
471	GOM_NL__2PRFIN20040914_230836_000000452030_00216_13296_4089.N1	14-SEP-2004 23:08:36	Bright	44.500	93	53Bet Peg	2.5200	3100.0	89	13296	No
472	GOM_NL__2PRFIN20040914_231024_000000402030_00216_13296_4090.N1	14-SEP-2004 23:10:24	Bright	39.500	92	53Eps Cyg	2.5000	4500.0	79	13296	No
473	GOM_NL__2PRFIN20040914_231230_000000382030_00216_13296_4091.N1	14-SEP-2004 23:12:30	Bright	37.500	66	37Gam Cyg	2.2080	5900.0	75	13296	No
474	GOM_NL__2PRFIN20040914_231753_000000382030_00216_13296_4092.N1	14-SEP-2004 23:17:53	Bright	37.500	89	5Alp Cep	2.4510	8000.0	75	13296	No
475	GOM_NL__2PRFIN20040914_231921_000000482030_00216_13296_4093.N1	14-SEP-2004 23:19:21	Bright	48.000	68	18Alp Cas	2.2250	4500.0	96	13296	No
476	GOM_NL__2PRFIN20040914_232044_000000442030_00216_13296_4094.N1	14-SEP-2004 23:20:44	Bright	43.500	76	27Gam Cas	2.3000	30000.	87	13296	No
477	GOM_NL__2PRFIN20040914_232228_000000732030_00216_13296_4095.N1	14-SEP-2004 23:22:28	Bright	73.000	73	57Gam1And	2.2600	13100.	146	13296	No
478	GOM_NL__2PRFIN20040914_232531_000000412030_00216_13296_4096.N1	14-SEP-2004 23:25:31	Bright	41.000	49	1Alp UMi	1.9900	6300.0	82	13296	No
479	GOM_NL__2PRFIN20040914_232846_000000682030_00216_13296_4097.N1	14-SEP-2004 23:28:46	Bright	68.000	35	33Alp Per	1.7950	6250.0	136	13296	No
480	GOM_NL__2PRFIN20040914_233041_000000712030_00216_13296_4098.N1	14-SEP-2004 23:30:41	Bright	71.000	175	39Del Per	3.0100	19400.	142	13296	No
481	GOM_NL__2PRFIN20040914_233416_000000402030_00216_13296_4099.N1	14-SEP-2004 23:34:16	Bright	39.500	82	48Bet UMa	2.3650	10600.	79	13296	No
482	GOM_NL__2PRFIN20040914_233622_000000902030_00216_13296_4100.N1	14-SEP-2004 23:36:22	Bright	90.000	6	13Alp Aur	0.080000	3400.0	180	13296	No
483	GOM_NL__2PRFIN20040914_234118_000000632030_00216_13296_4101.N1	14-SEP-2004 23:41:18	Bright	63.000	107	37The Aur	2.6490	11000.	126	13296	No
484	GOM_NL__2PRFIN20040914_234414_000000462030_00216_13296_4102.N1	14-SEP-2004 23:44:14	Bright	46.000	17	78Bet Gem	1.1610	4500.0	92	13296	No
485	GOM_NL__2PRFIN20040914_234642_000001172030_00216_13296_4103.N1	14-SEP-2004 23:46:42	Tw_i_and_stray	116.50	28	12Bet Tau	1.6500	15200.	233	13296	No
486	GOM_NL__2PRFIN20040914_235140_000000602030_00216_13296_4104.N1	14-SEP-2004 23:51:40	Twilight	60.000	8	10Alp CMi	0.40000	6500.0	120	13296	No
487	GOM_NL__2PRFIN20040914_235713_000001372030_00216_13296_4105.N1	14-SEP-2004 23:57:13	Dark	137.00	14	58Alp Ori	0.87000	3000.0	274	13296	No

3. Quality information per product

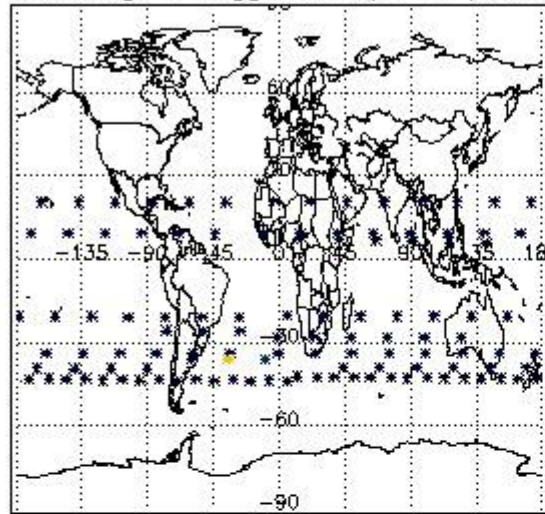
In this section it is plotted some information contained in the Quality Summary data set of the level 2 products. Only products in dark limb conditions and without errors (error flag in the MPH set to "0") are used.

3.1 Plot quality information per product (time dependant)

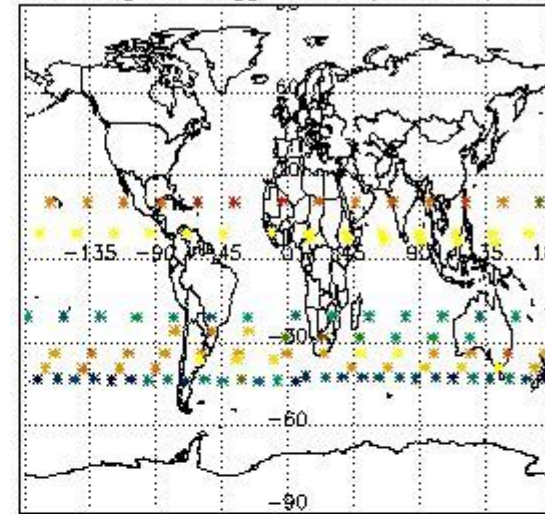


3.2 Plot quality information per product (world map)


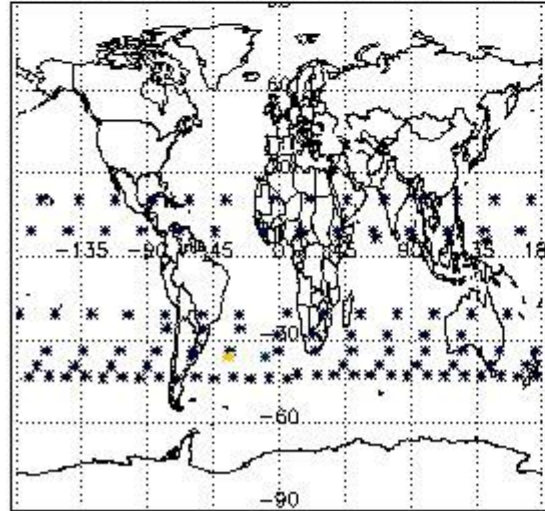
Percentage of flagged data per O3 profile



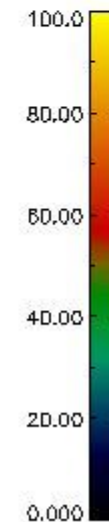
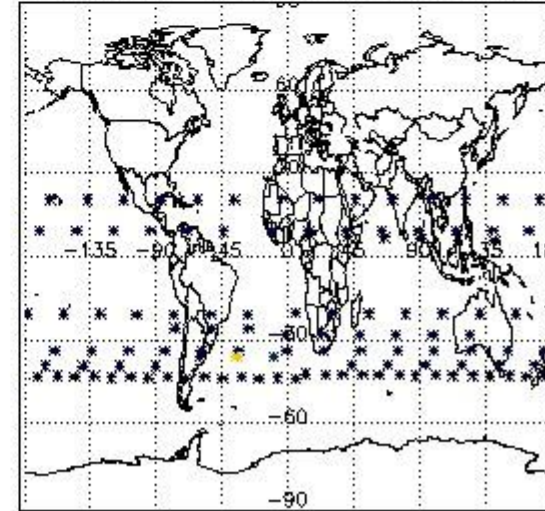
Percentage of flagged data per H2O profile



Percentage of flagged data per NO2 profile



Percentage of flagged data per NO3 profile

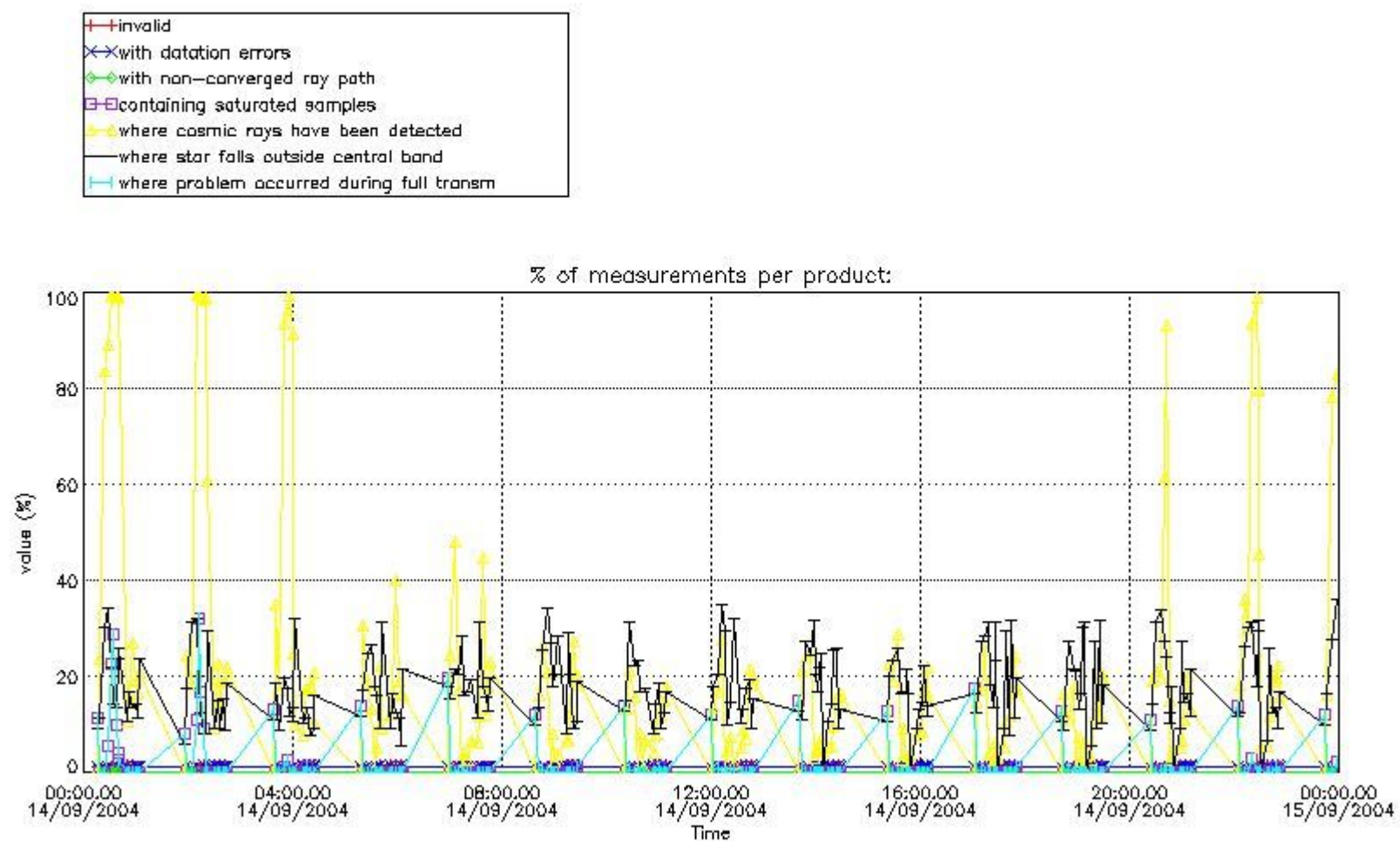


4. Level 1 quality information per product

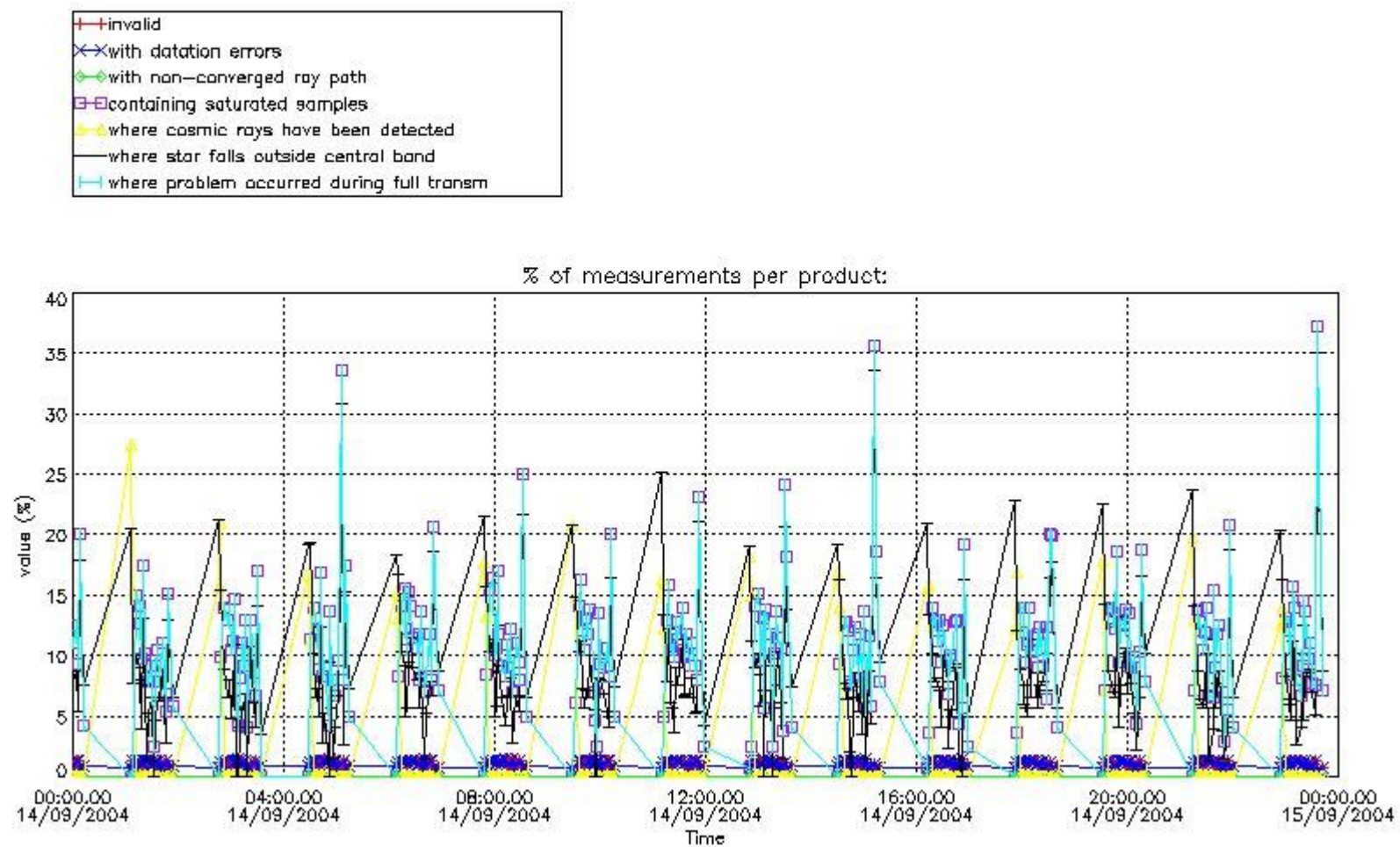
In this section it is plotted some information contained in the Quality Summary data set of the level 2 products that comes from the level 1b processing. Products without errors (error flag in the MPH set to "0") are used.

4.1 Plot quality information per product (time dependant) coming from level 1b processing

4.1.1 Plot level 1 quality information per product (time dependant): ENVISAT ASCENDING passes



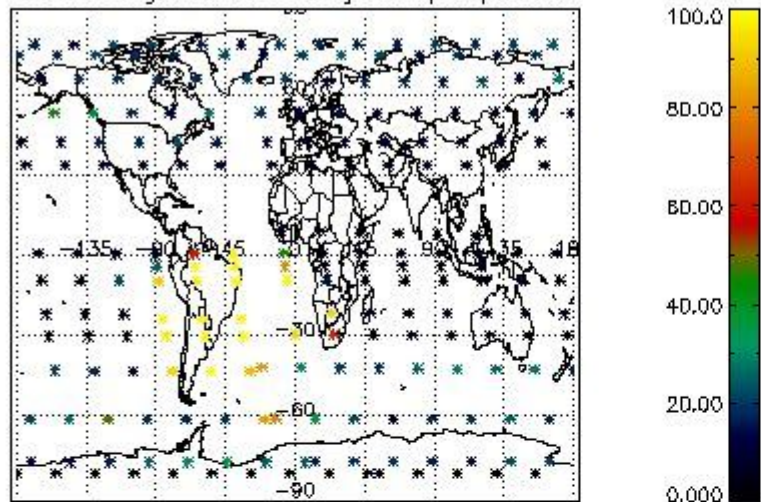
4.1.2 Plot level 1 quality information per product (time dependant): ENVI SAT DESCENDING passes



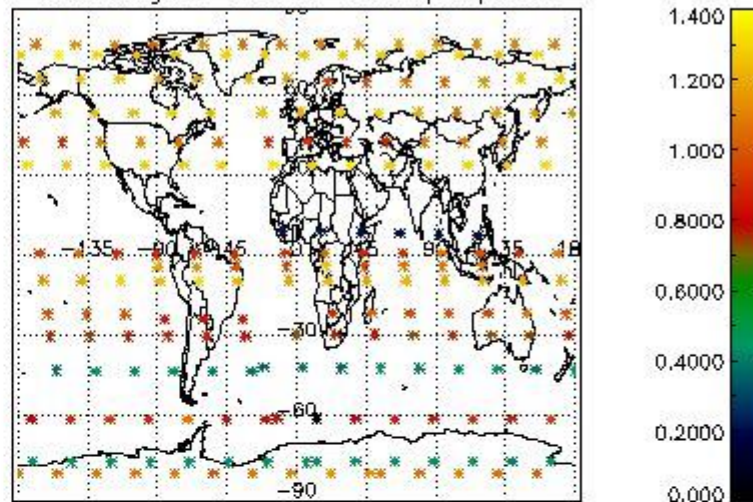
4.2 Plot quality information per product coming from level 1b processing (world map)

4.2.1 Plot level 1 quality information per product (world map): ENVISAT ASCENDING passes

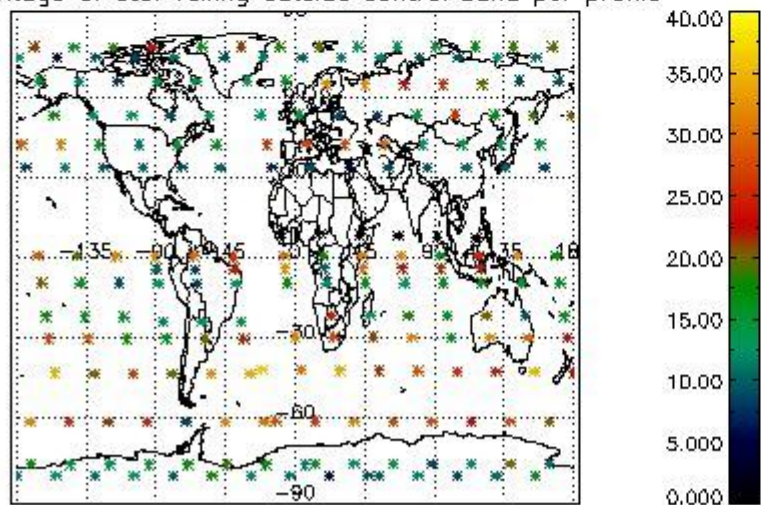
Percentage of cosmic ray hits per profile



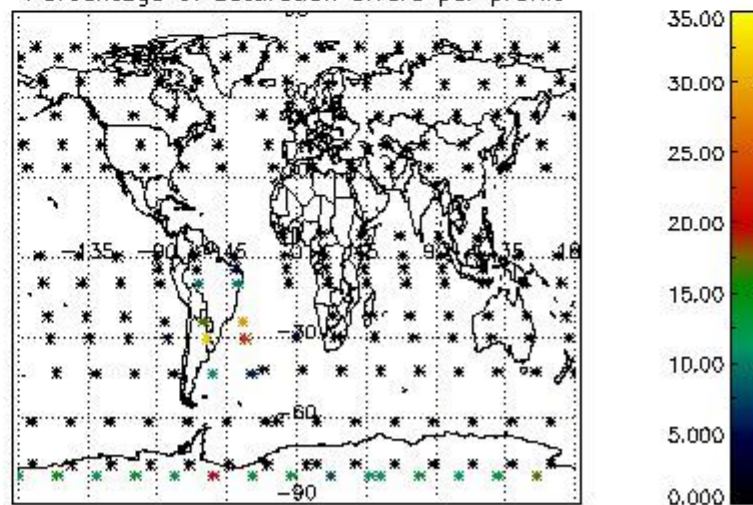
Percentage of datation errors per profile



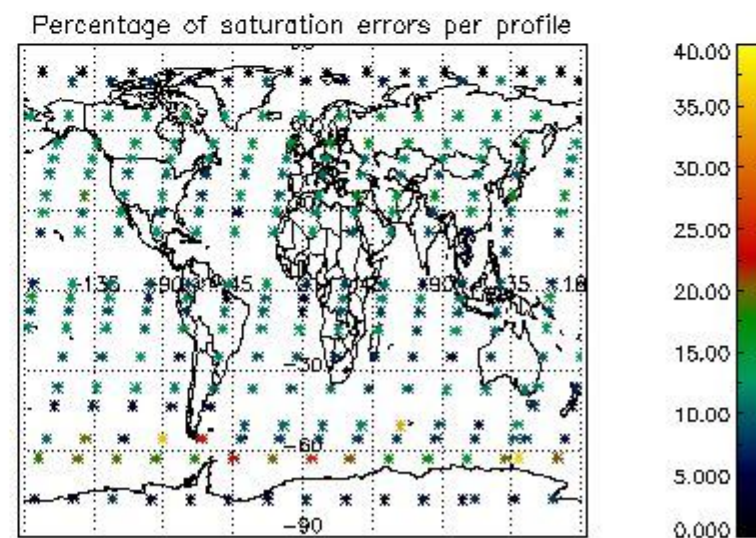
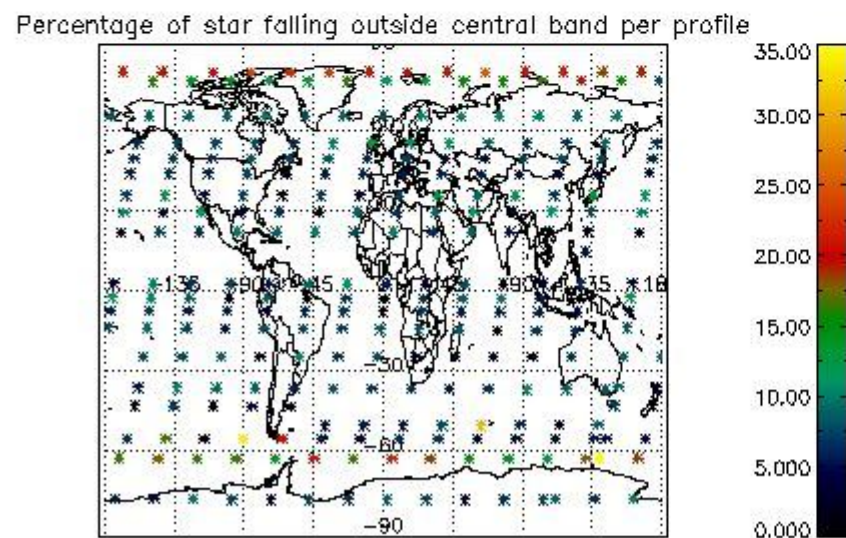
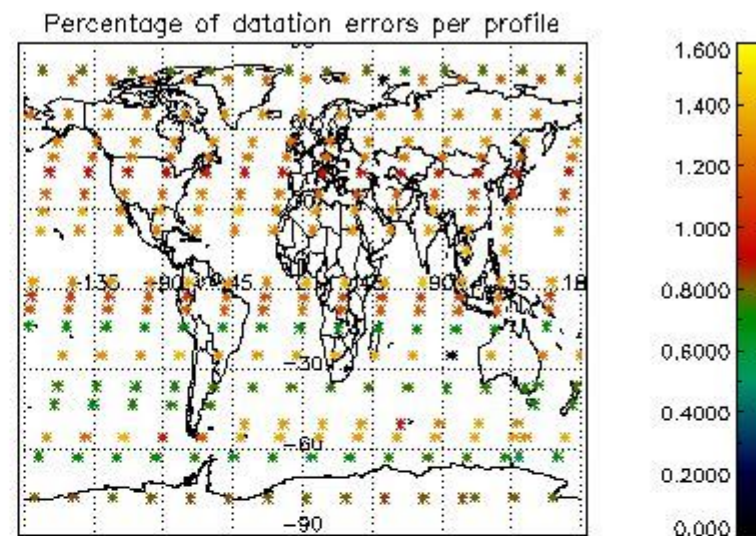
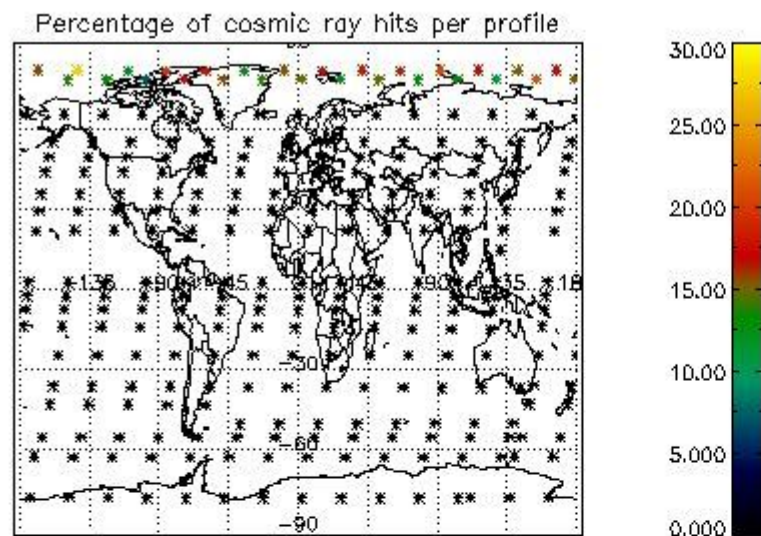
Percentage of star falling outside central band per profile



Percentage of saturation errors per profile



4.2.2 Plot level 1 quality information per product (world map): ENVISAT DESCENDING passes



5. Trace gas profiles

5.1 Ozone statistics based on quality of products

The final quality of the products can be "measured" using the STD (Standard Deviation) attached to every point profile. This information is written to the parameter GOM_NL__2P/NL_LOCAL_SPECIES_DENSITY/o3_std of the level 2 products. The table below shows the statistics for given STD ranges.

The statistics are given with respect to the overall valid production:

- Products without fatal errors: GOM_NL__2P/MPH/PRODUCT_ERR=0
- Valid point profile: GOM_NL__2P/NL_LOCAL_SPECIES_DENSITY/pcd(0)=0

The 'Criteria' is applied to valid points of dark limb products:

- Products in dark limb illumination condition: GOM_NL__2P/NL_SUMMARY_QUALITY/obs_ill_cond=0
- Products without fatal errors: GOM_NL__2P/MPH/PRODUCT_ERR=0
- Valid point profile: GOM_NL__2P/NL_LOCAL_SPECIES_DENSITY/pcd(0)=0

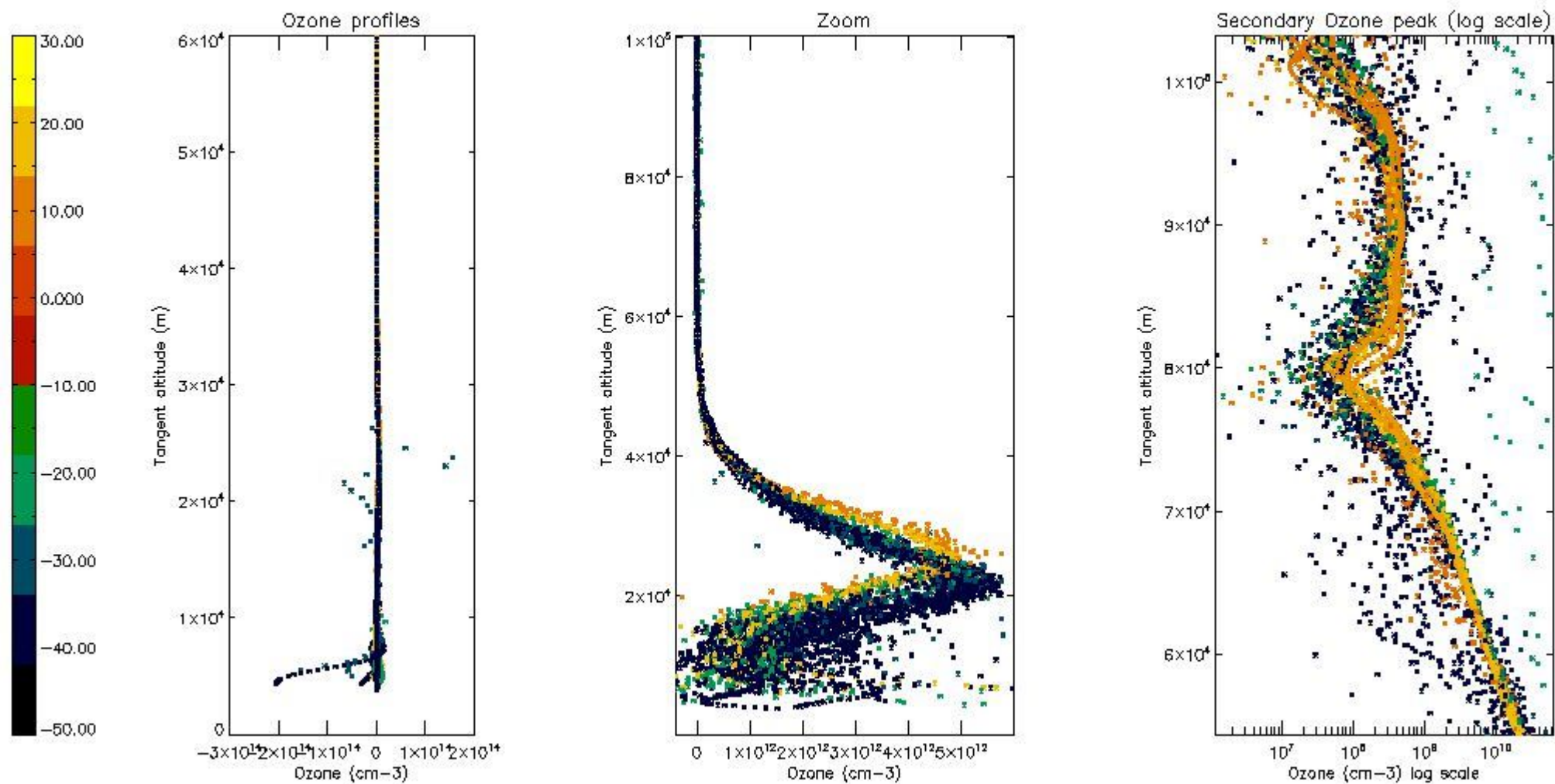
So, the table below shows the percentage of dark limb and valid observations for each criteria with respect to the overall valid daily observations.

Criteria	% of total production
All STD	30
STD < 20	18

STD < 10	15
STD < 5	11

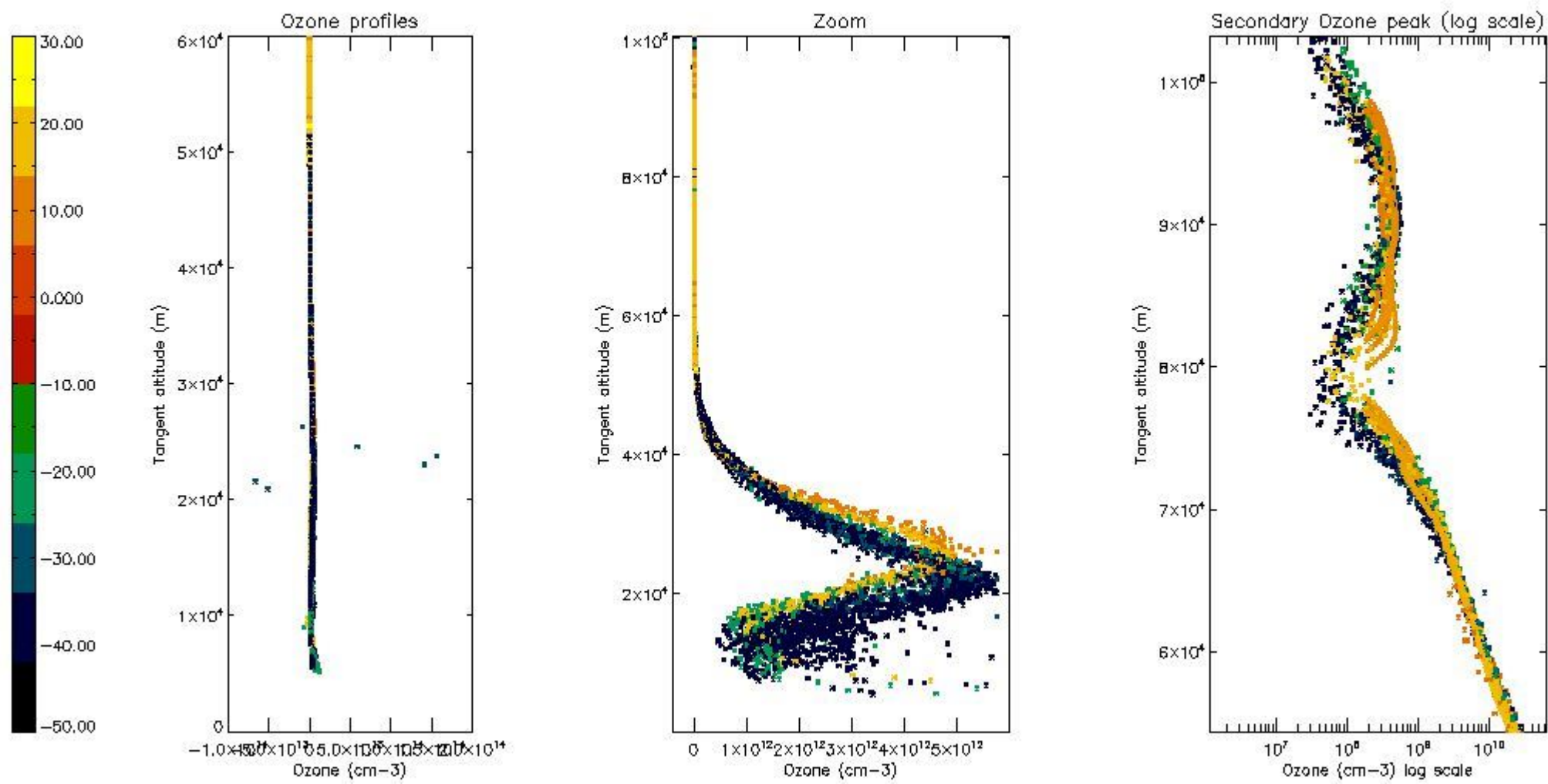
5.2 Plot ozone profiles for all STD (dark without errors)

The colorbar represents the latitude.



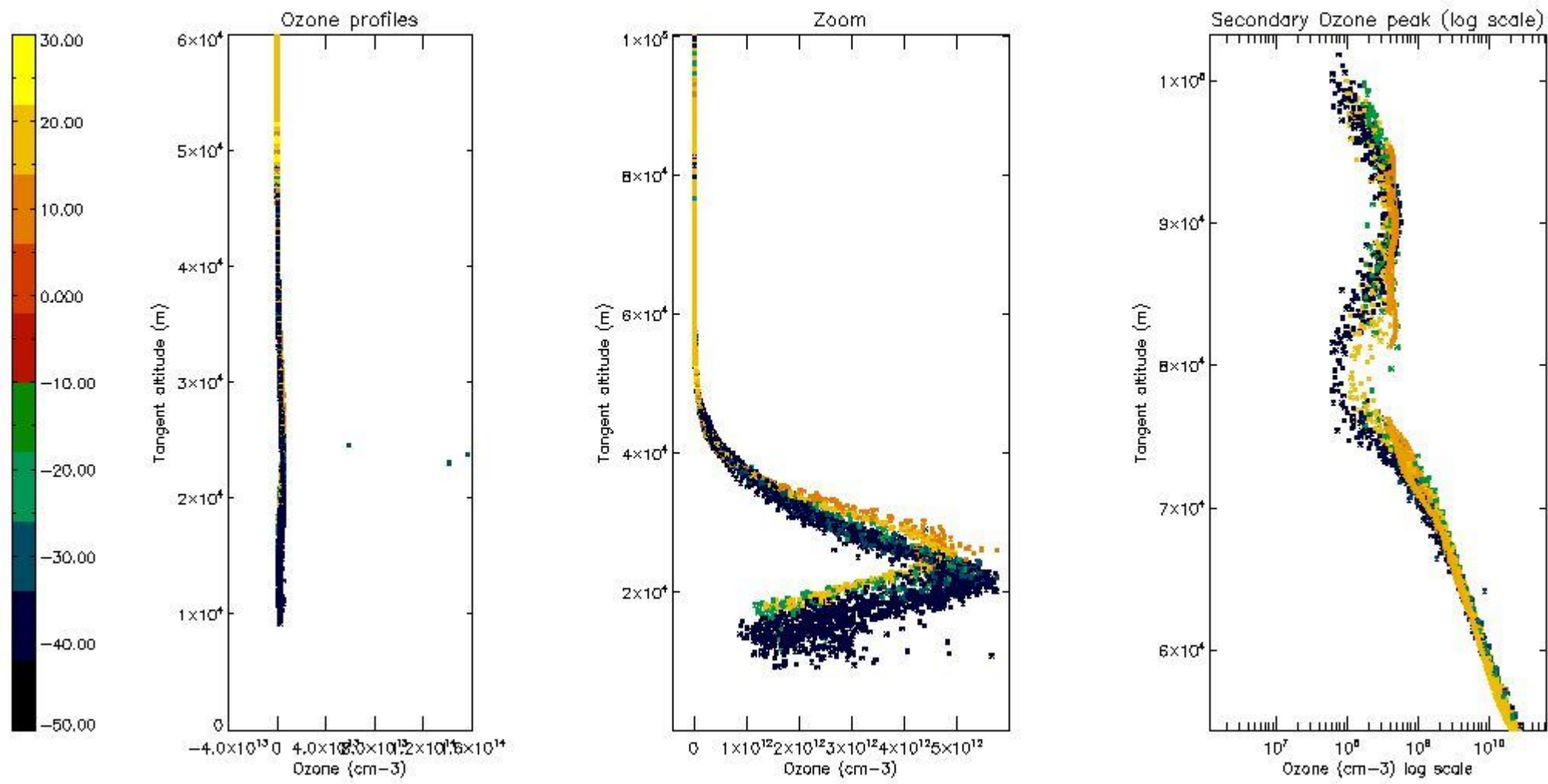
5.3 Plot ozone profiles where STD < 20% (dark without errors)

The colorbar represents the latitude.



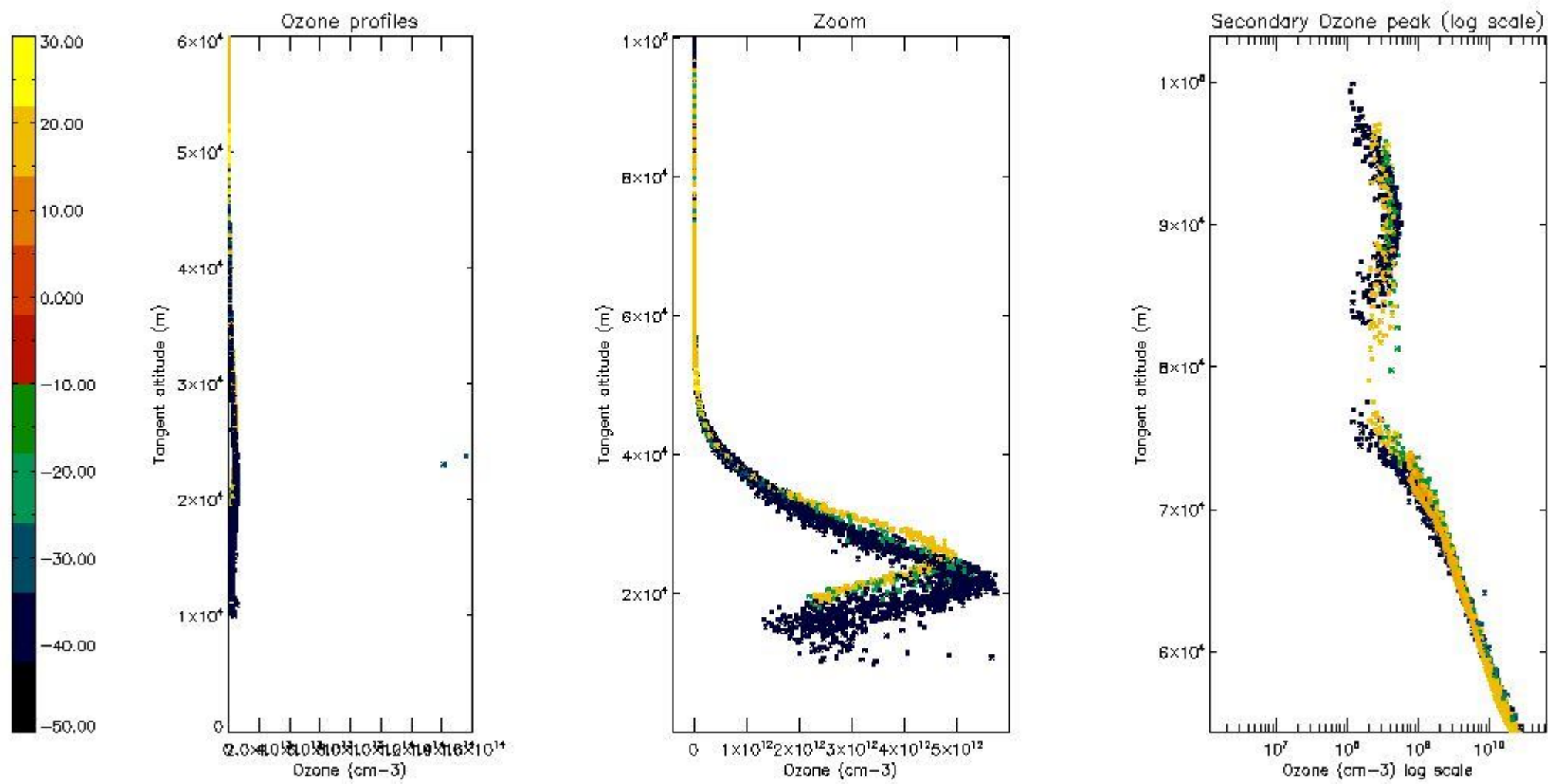
5.4 Plot ozone profiles where $STD < 10\%$ (dark without errors)

The colorbar represents the latitude.



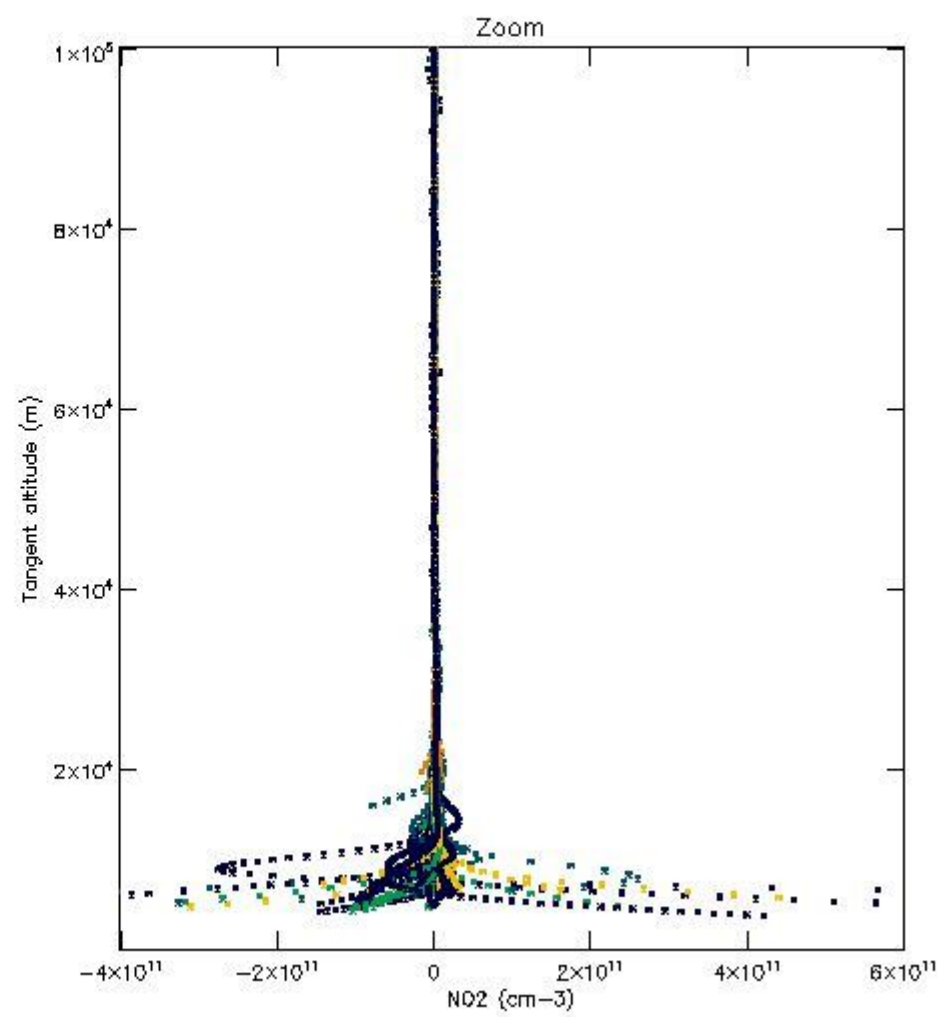
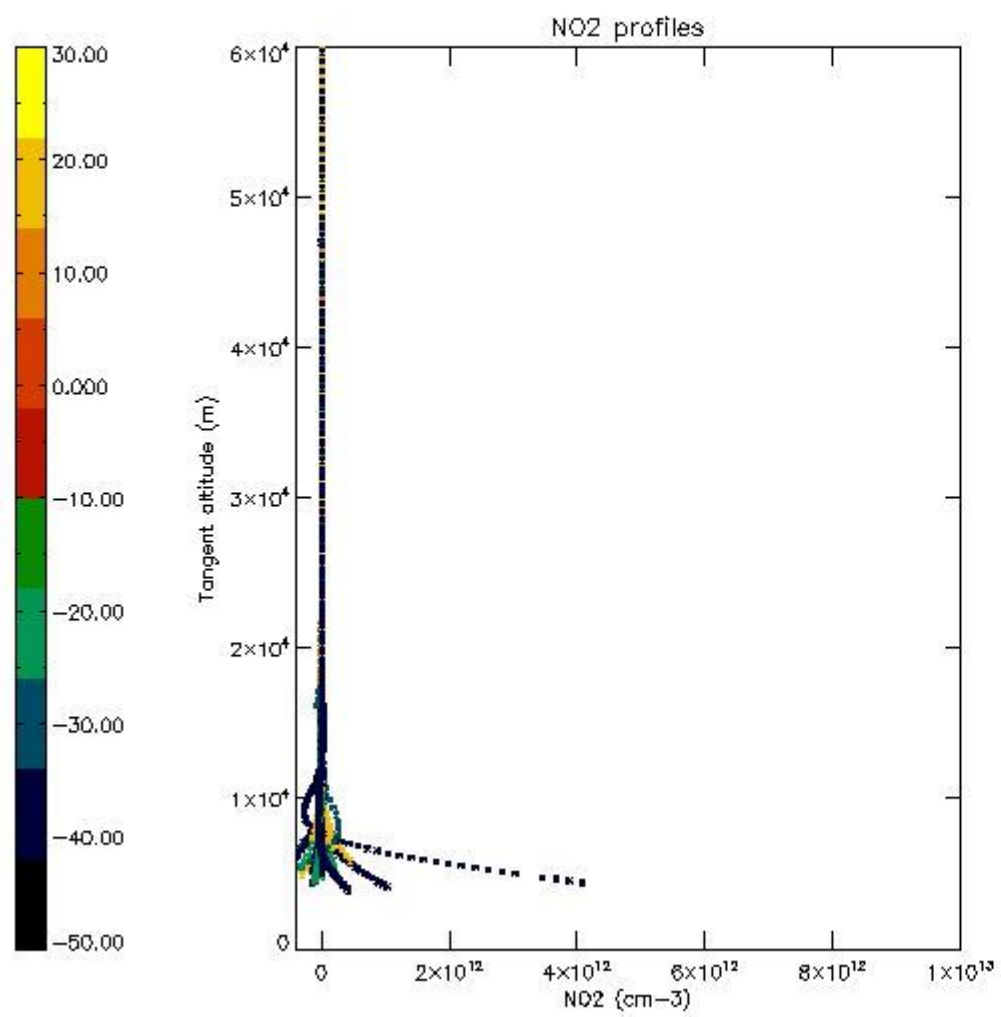
5.5 Plot ozone profiles where STD < 5% (dark without errors)

The colorbar represents the latitude.



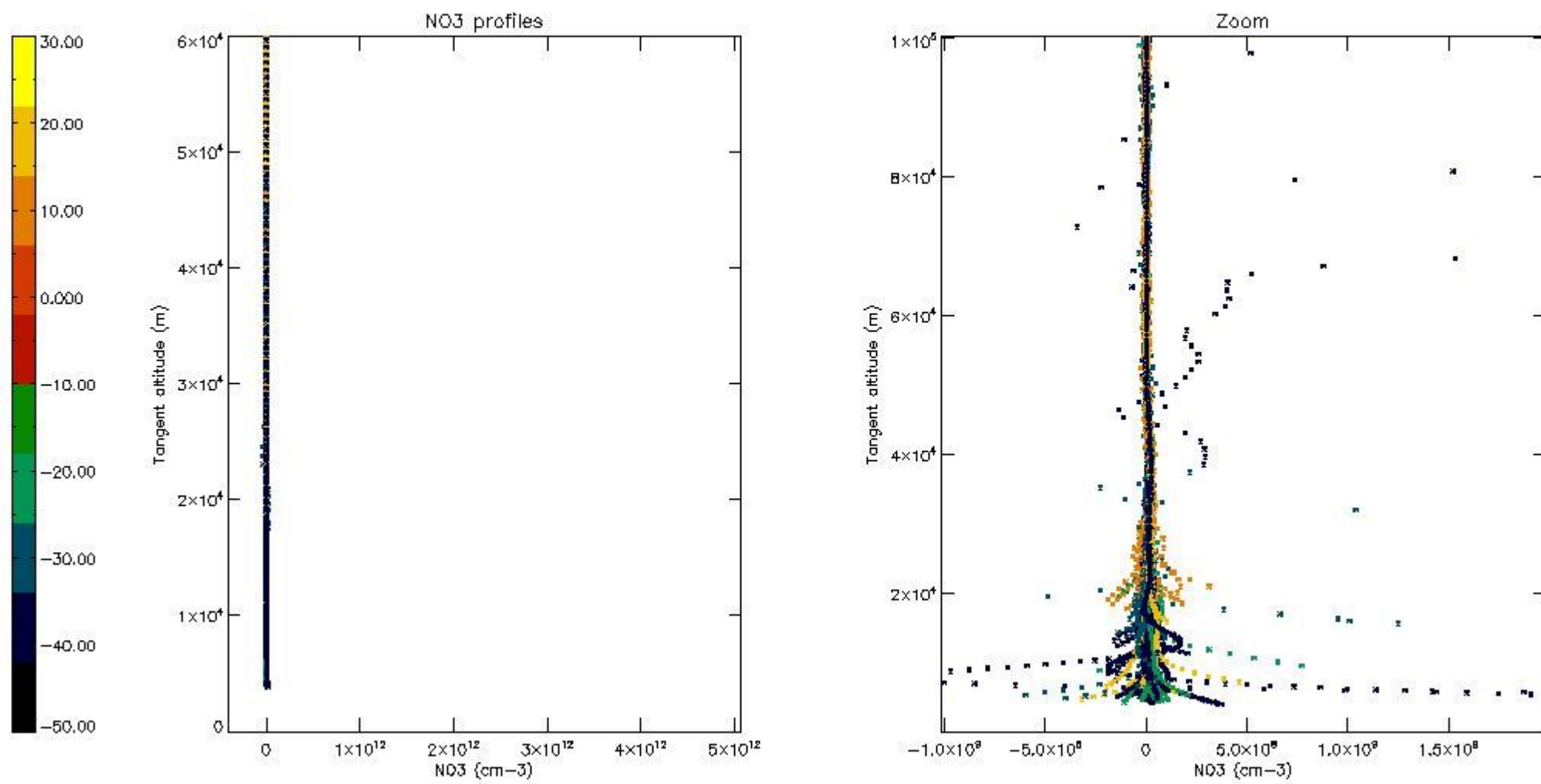
5.6 Plot NO₂ profiles for all STD (dark without errors)

The colorbar represents the latitude.



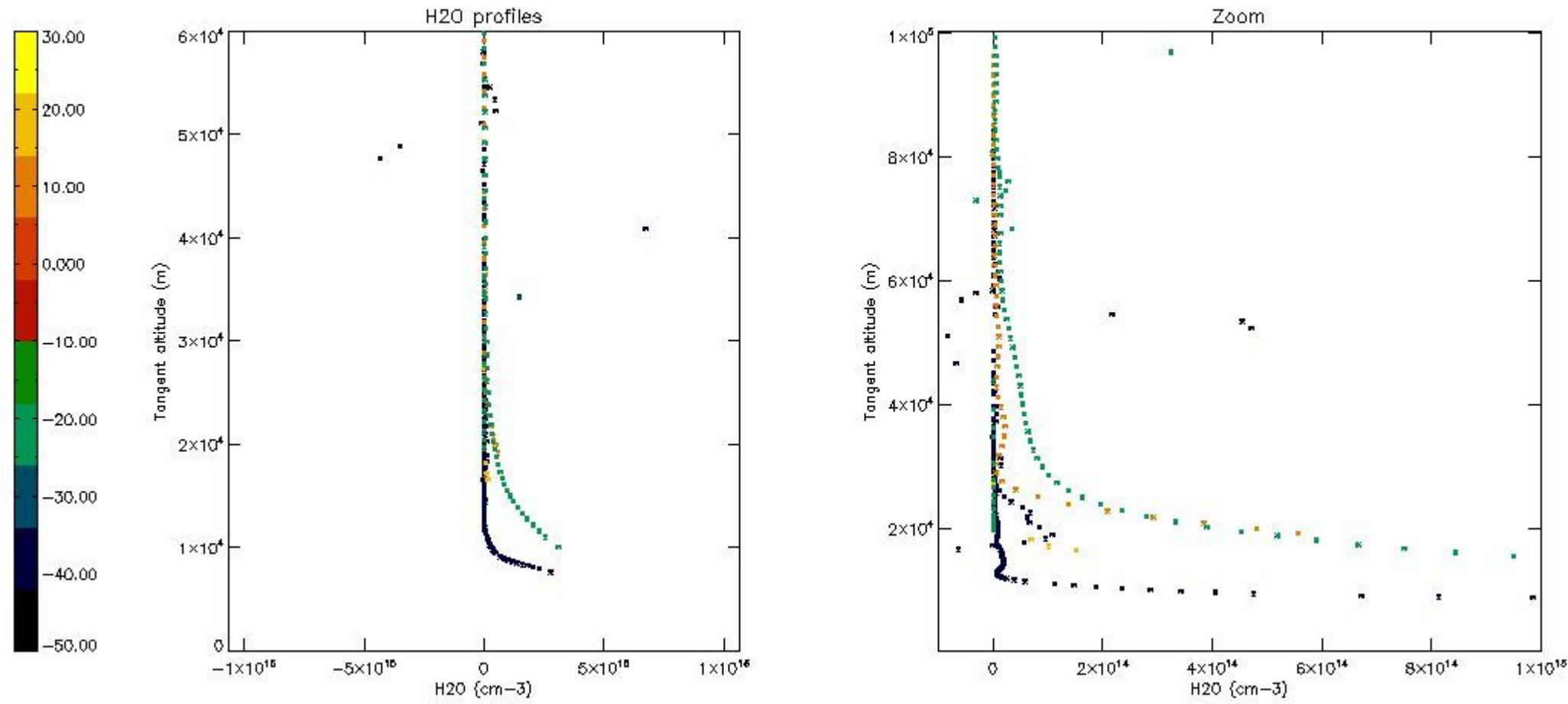
5.7 Plot NO₃ profiles for all STD (dark without errors)

The colorbar represents the latitude.



5.8 Plot H2O profiles for all STD (only for occultations of stars 1,2,3,4,13,14,16,26,63 dark without errors)

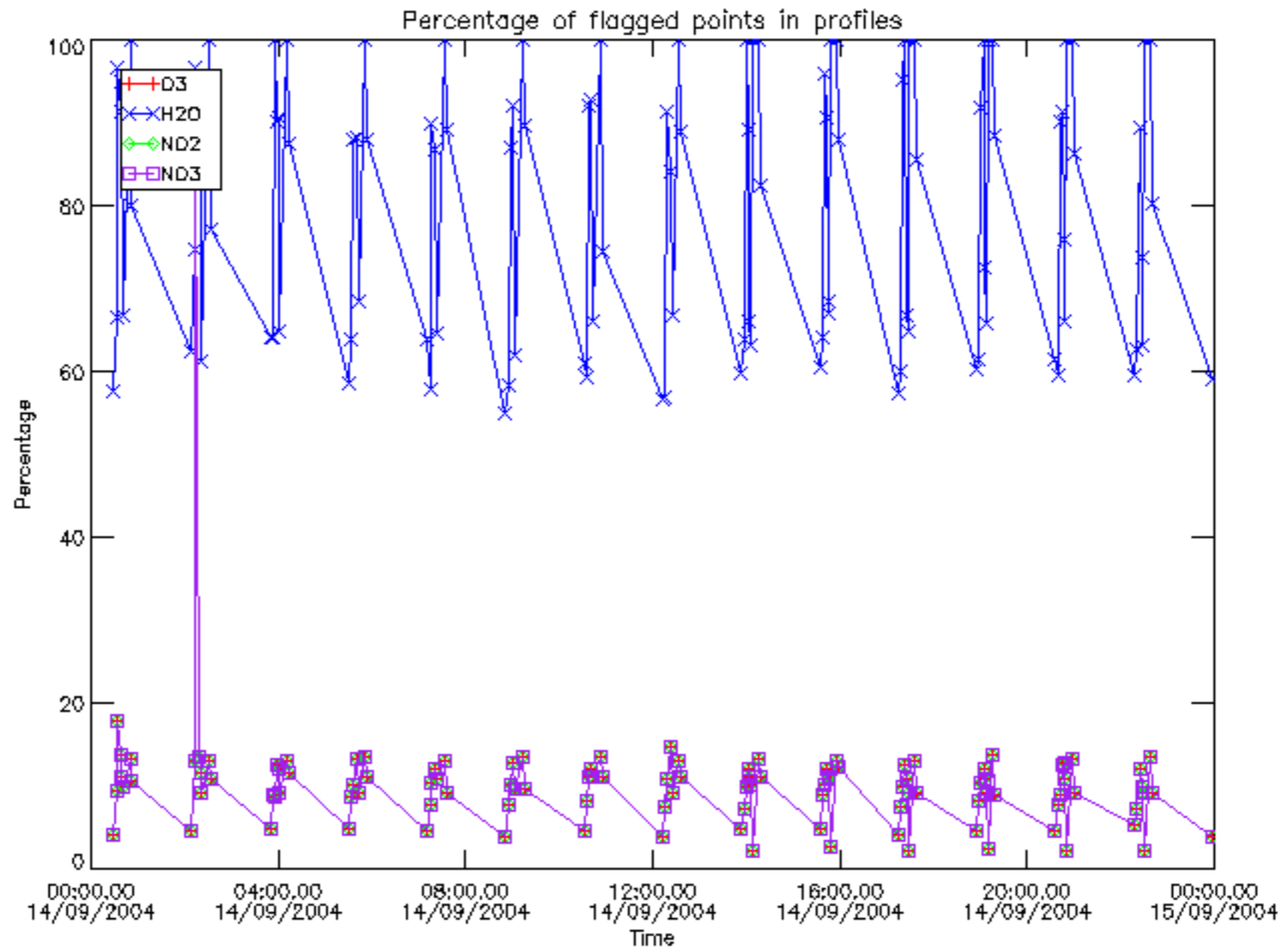
The colorbar represents the latitude.



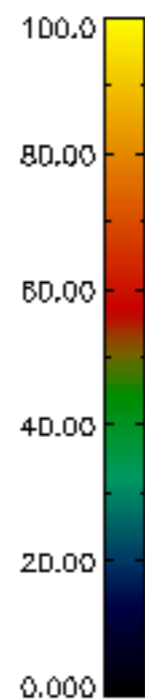
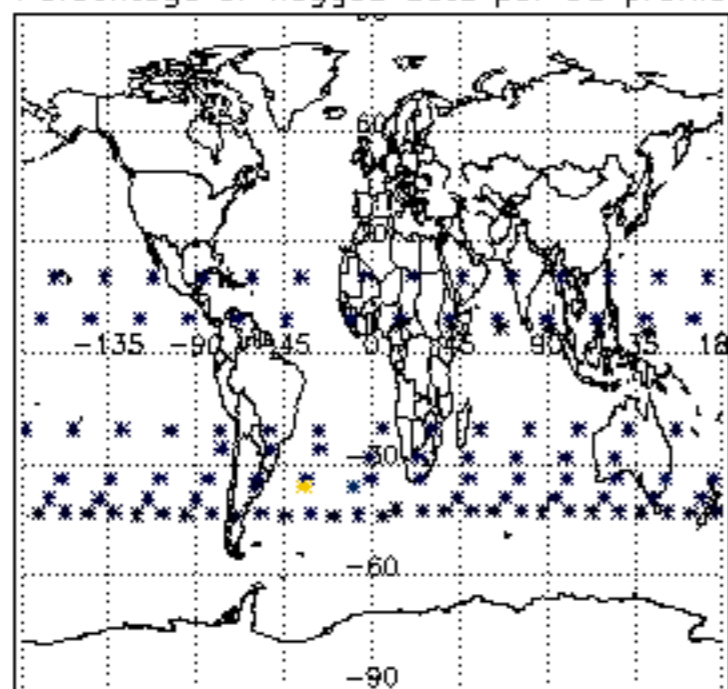
6. Auxiliary Data Files used for the production reported in section 2

The number reported in the third column indicates since which file (see list in section 2) the corresponding auxiliary file has been used. The fourth column is the date of those product files.

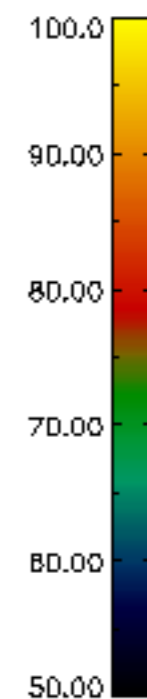
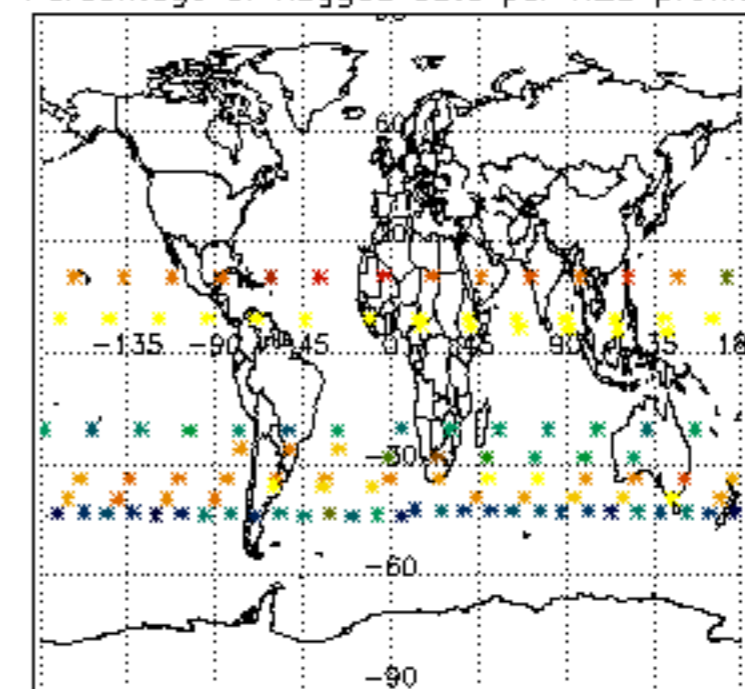
Type	Auxiliary Filename	Used since product	Used since product date
INST_PHYS_CHARACTERISTICS	GOM_INS_AXVIEC20091111_143220_20030716_120000_20500101_000000	1	14-SEP-2004 00:00:39
LEVEL-2_PROC_CONFIG	GOM_PR2_AXVIEC20091111_152718_20020301_000000_20500101_000000	1	14-SEP-2004 00:00:39
CROSS_SECTIONS_FILE	GOM_CRS_AXVIEC20091111_154832_20020301_000000_20500101_000000	1	14-SEP-2004 00:00:39



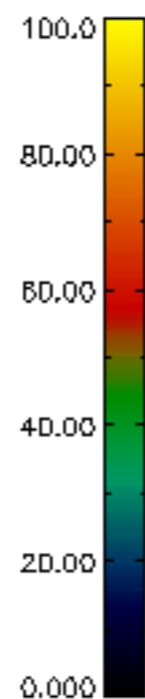
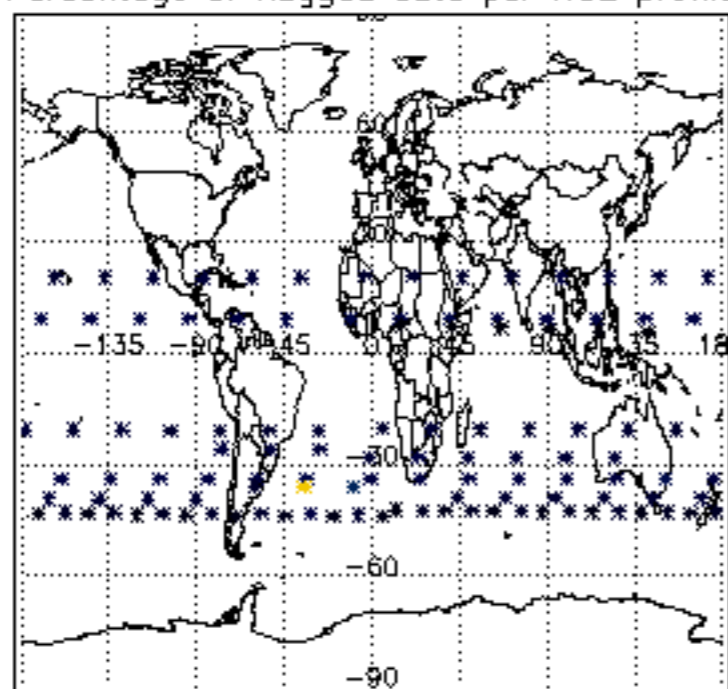
Percentage of flagged data per D3 profile



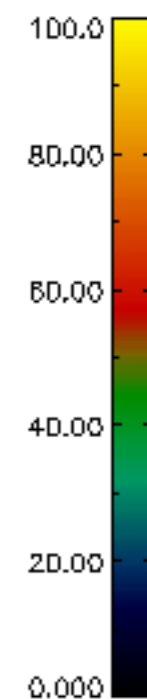
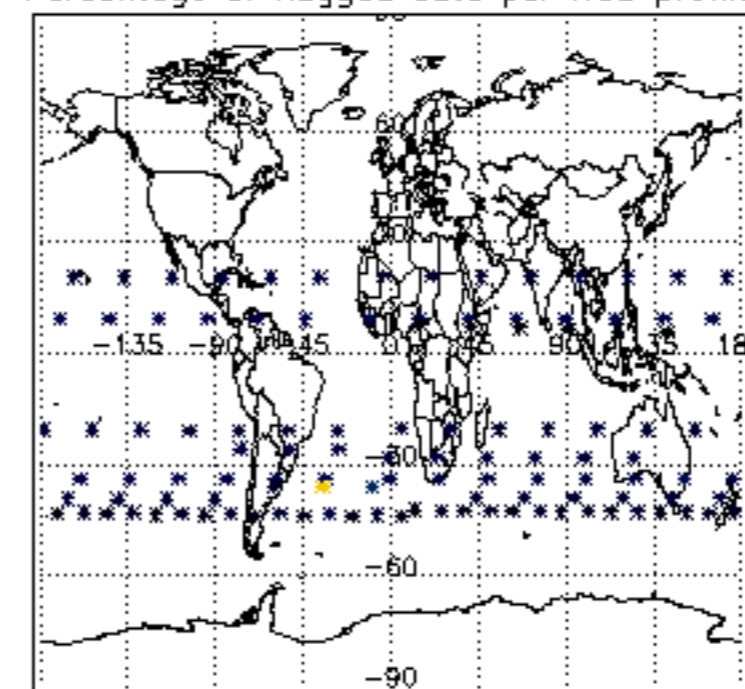
Percentage of flagged data per H2O profile

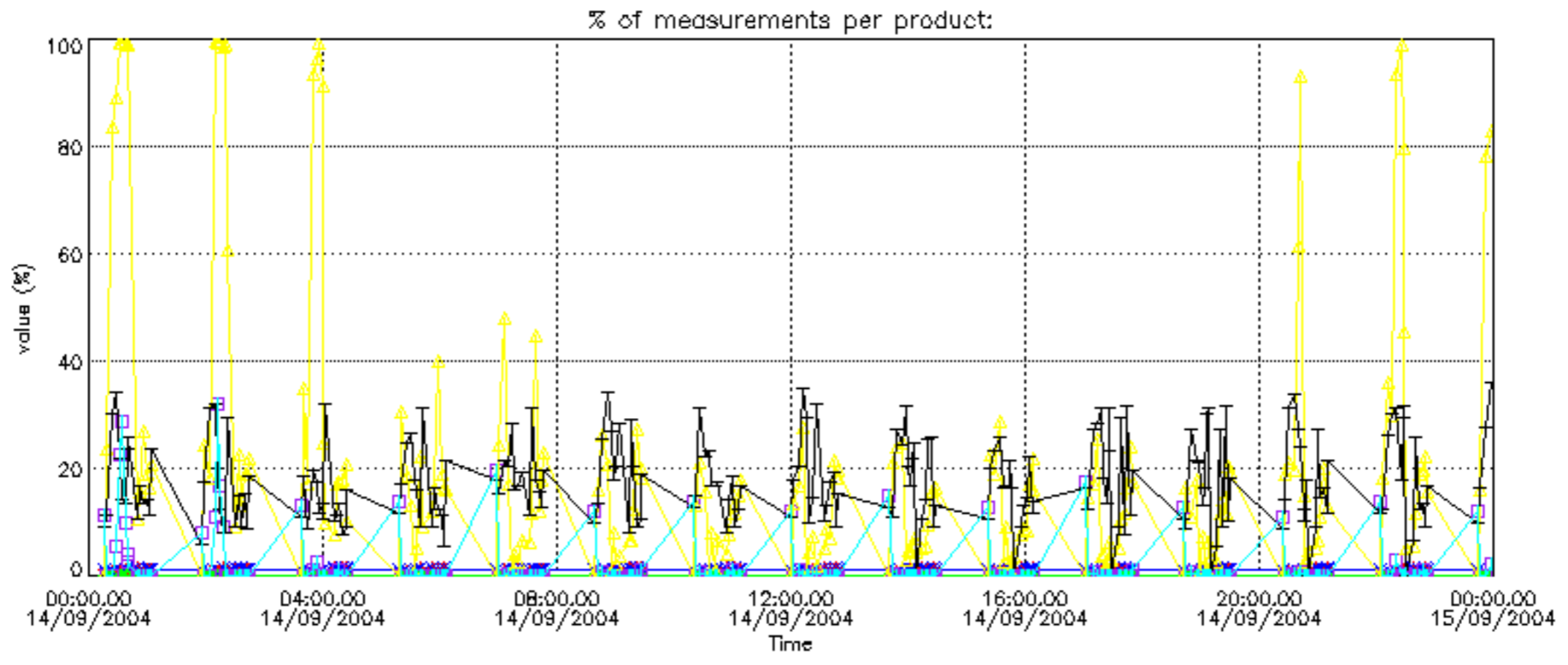


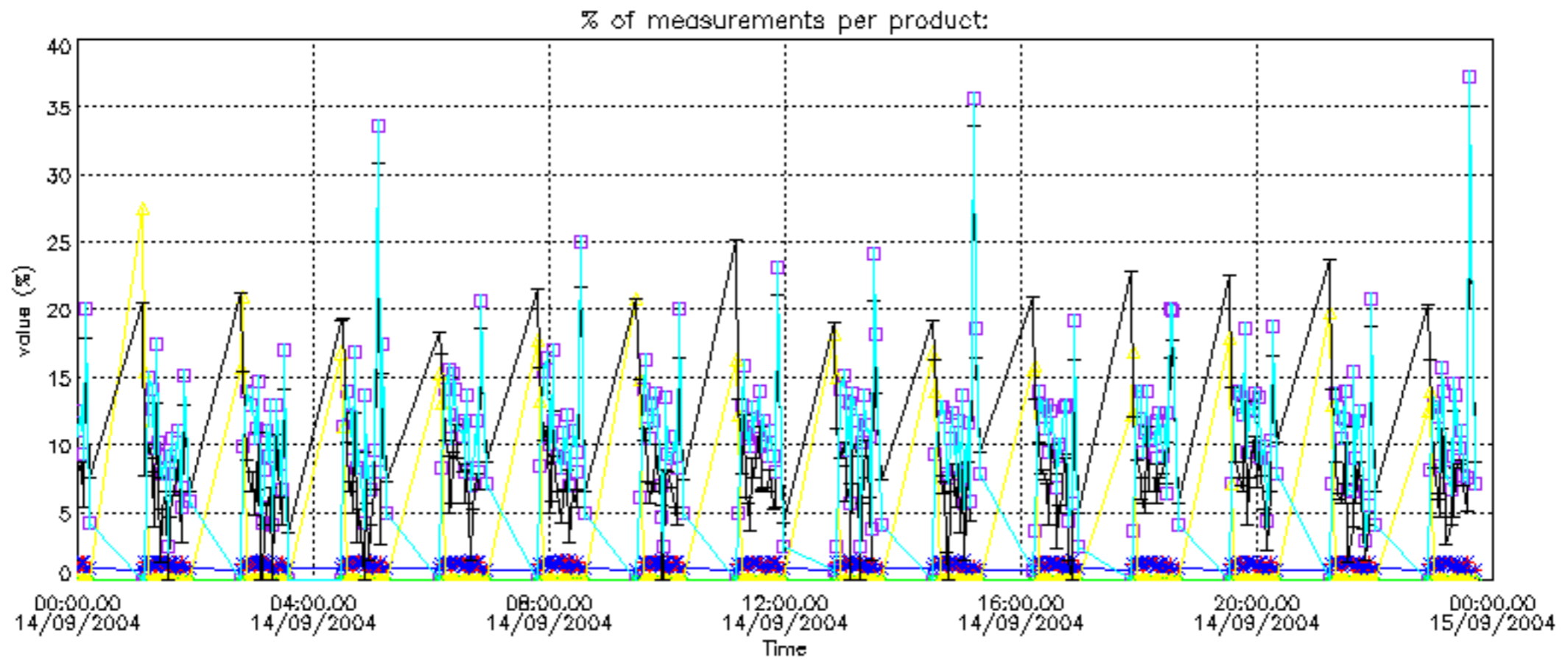
Percentage of flagged data per NO2 profile



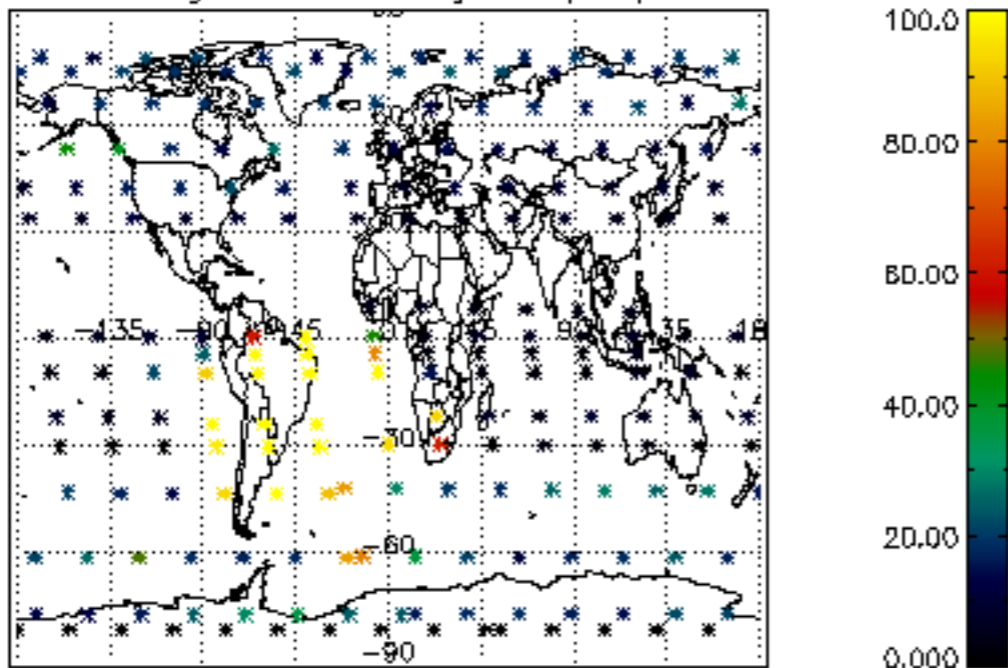
Percentage of flagged data per NO3 profile



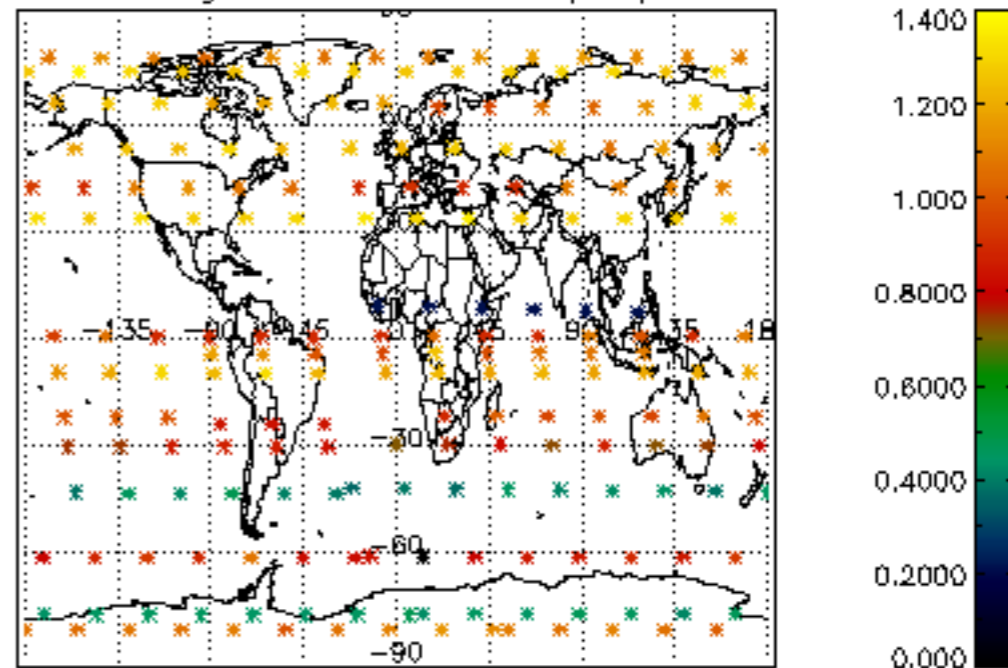




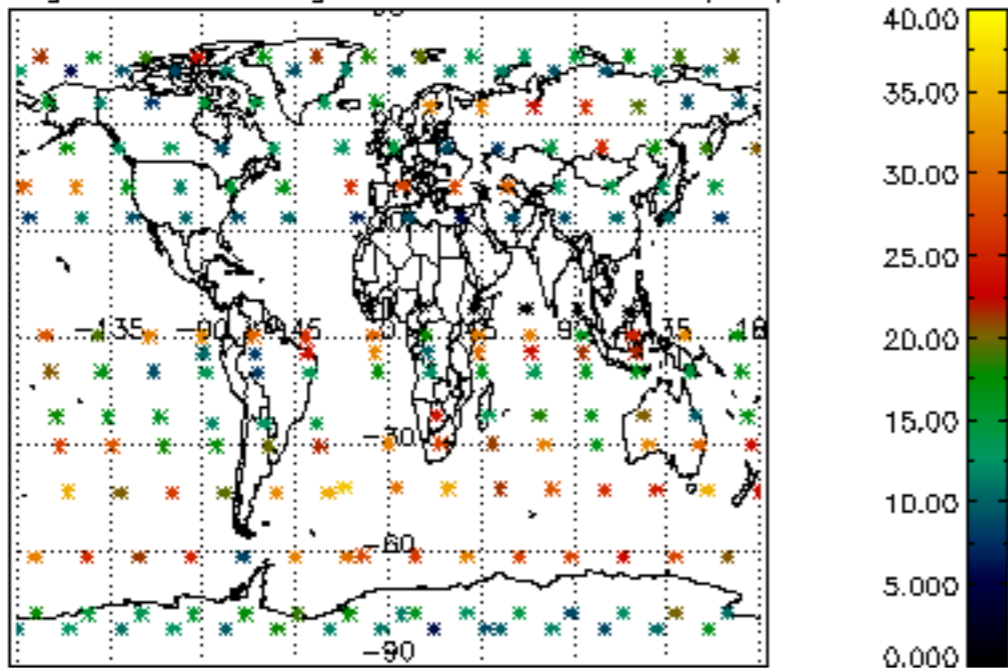
Percentage of cosmic ray hits per profile



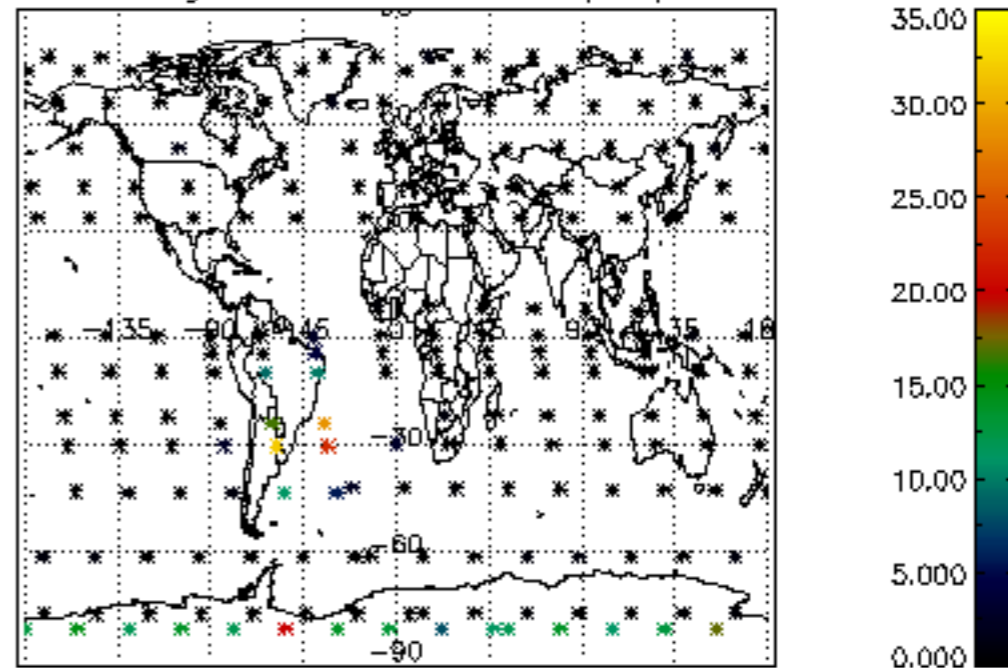
Percentage of datation errors per profile



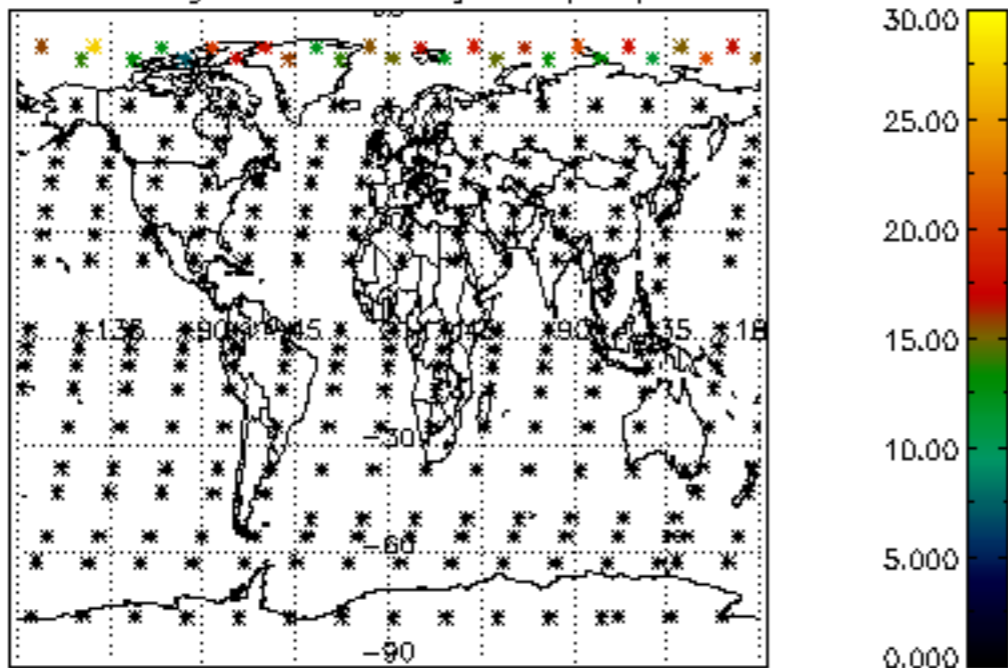
Percentage of star falling outside central band per profile



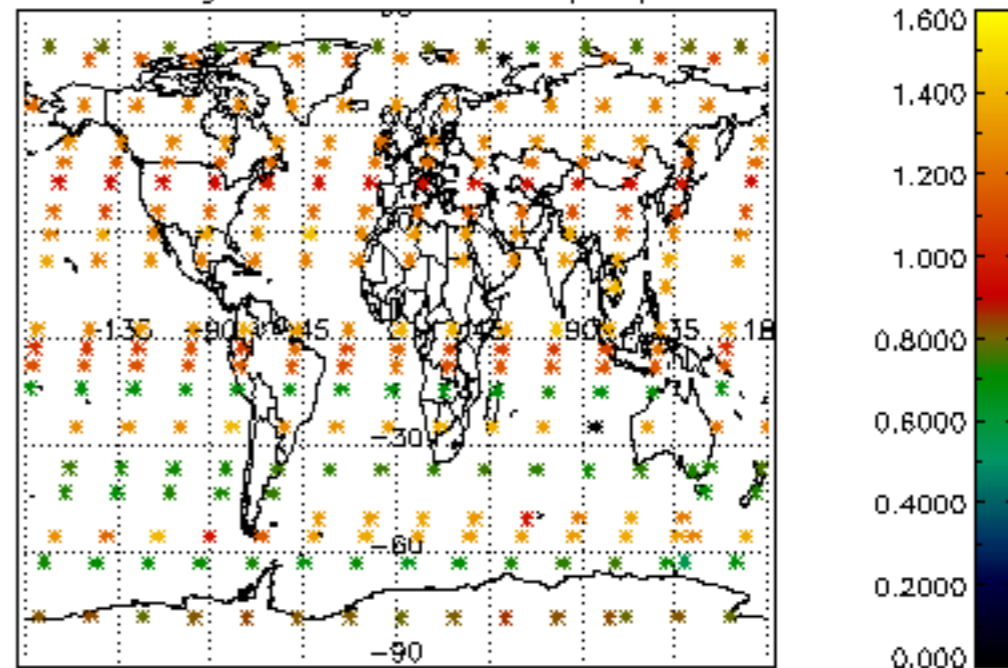
Percentage of saturation errors per profile



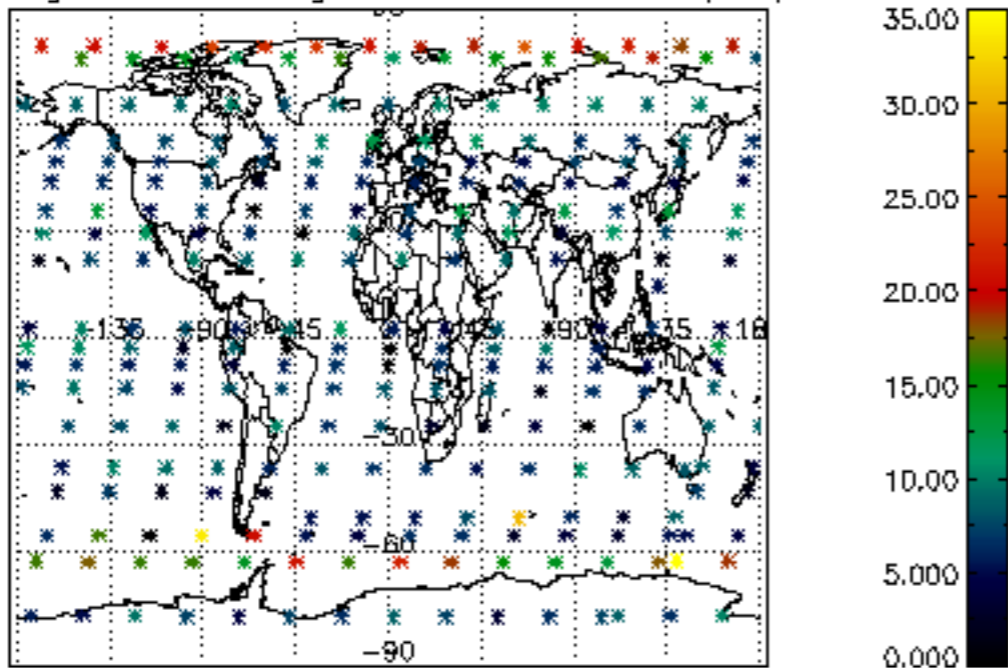
Percentage of cosmic ray hits per profile



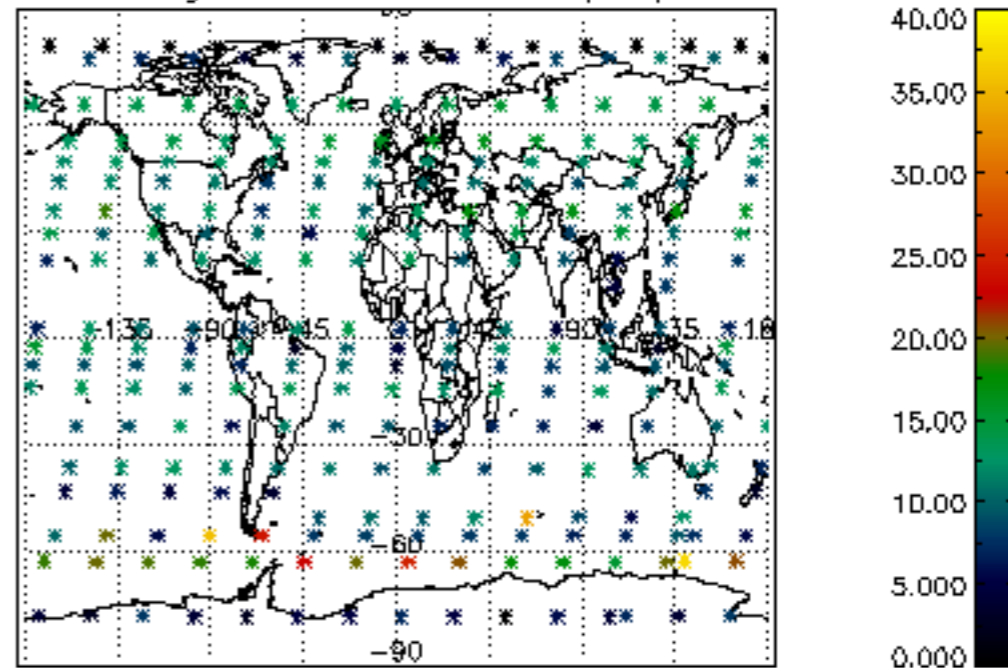
Percentage of datation errors per profile

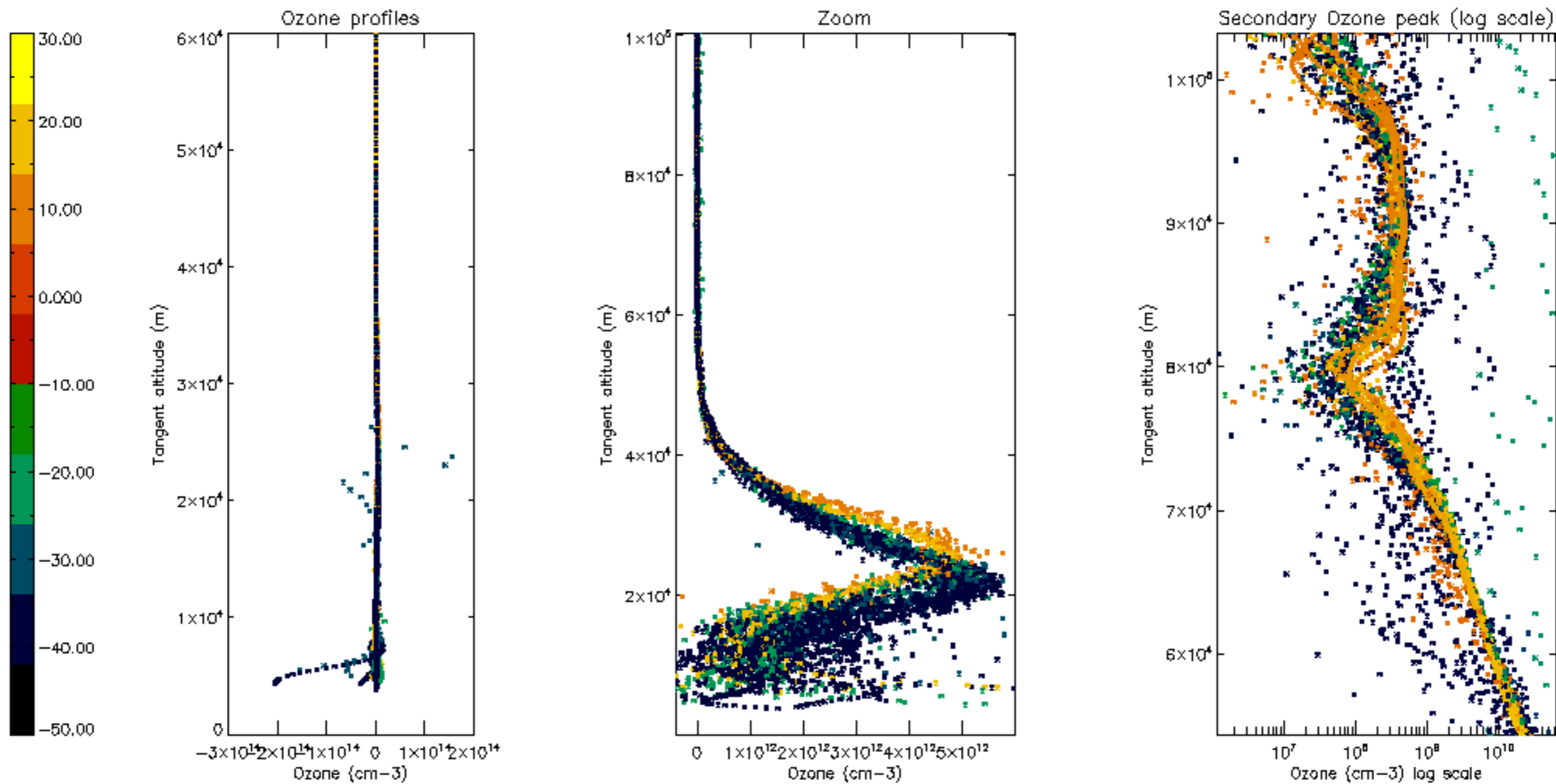


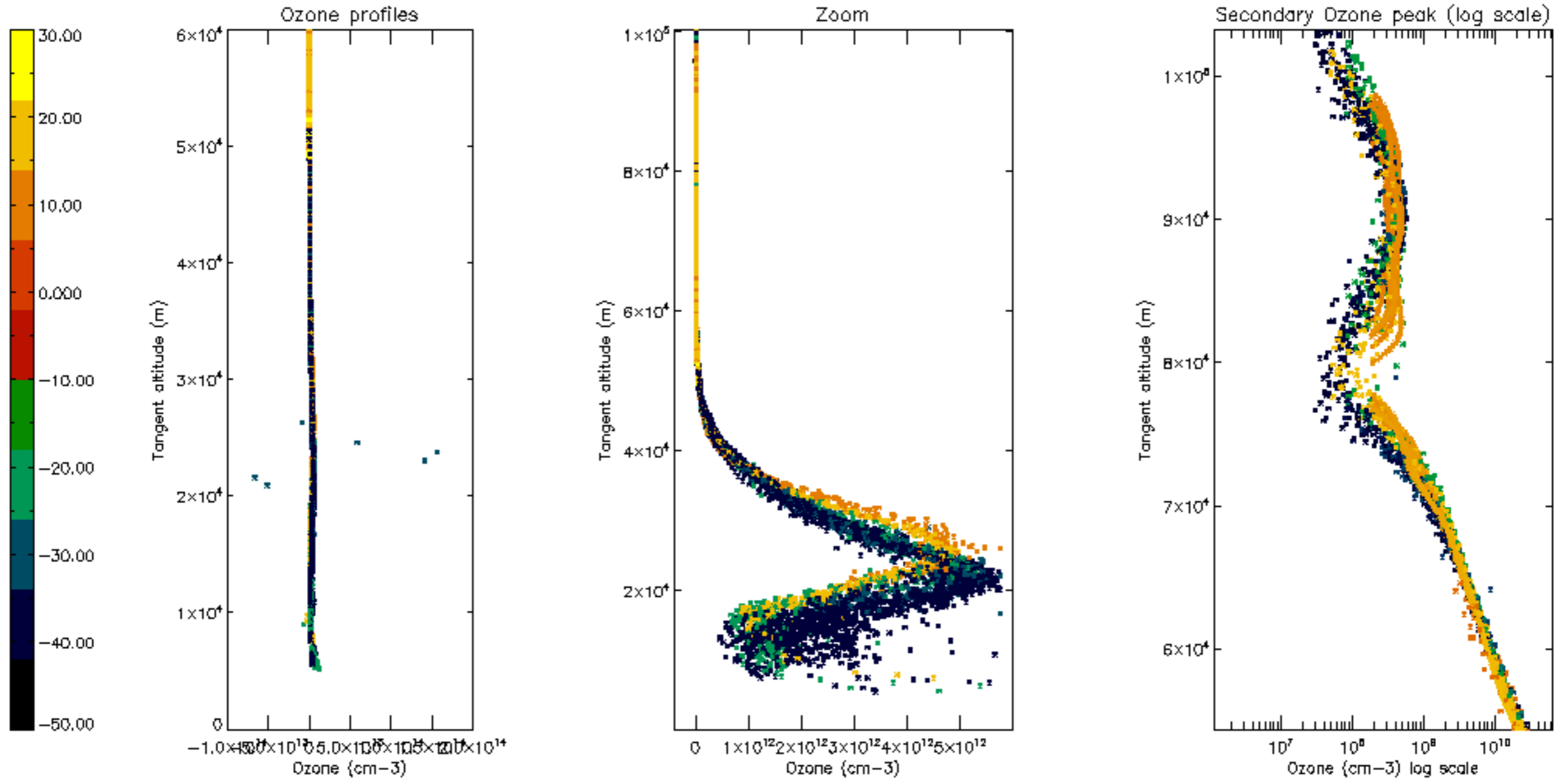
Percentage of star falling outside central band per profile

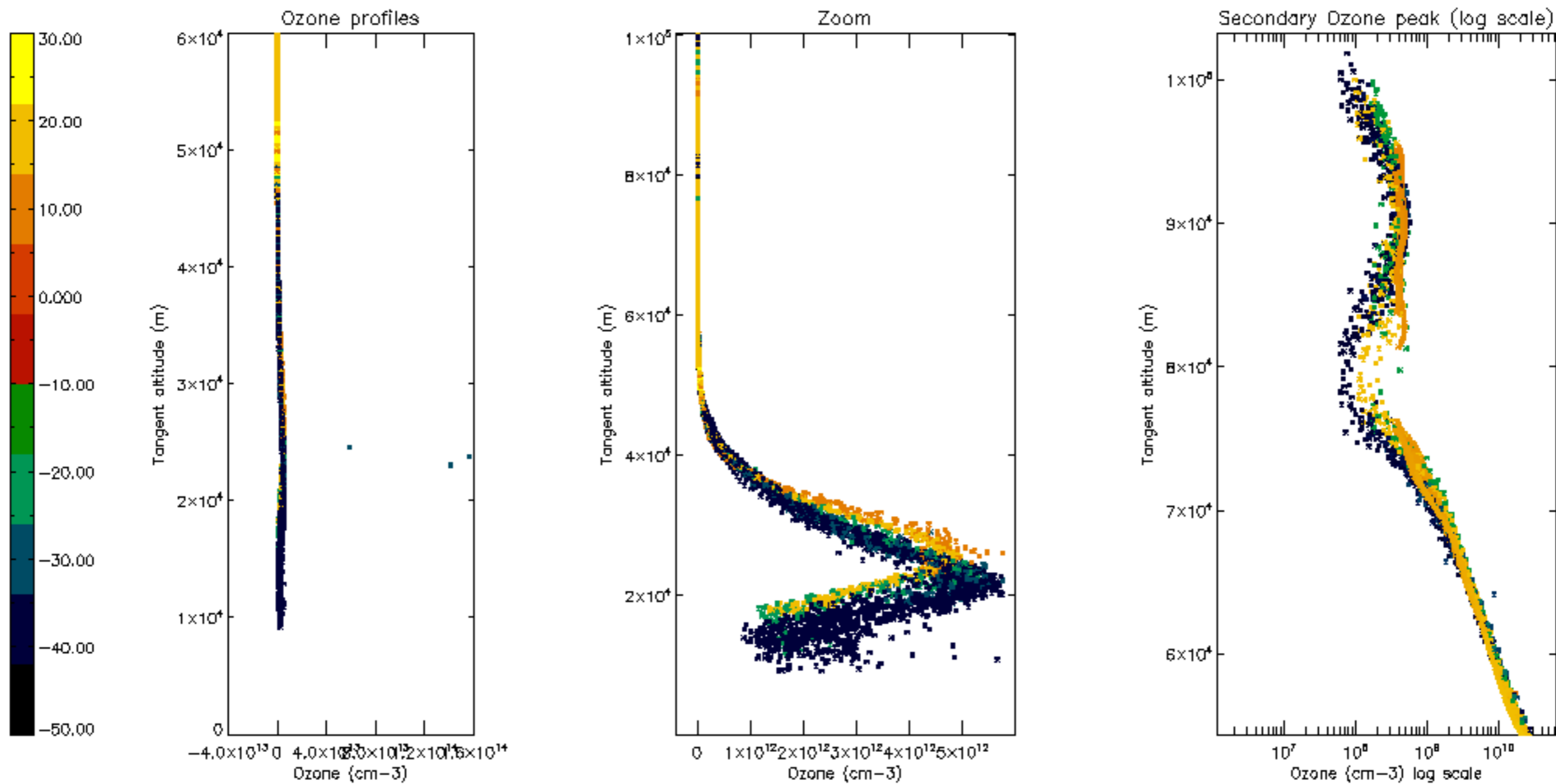


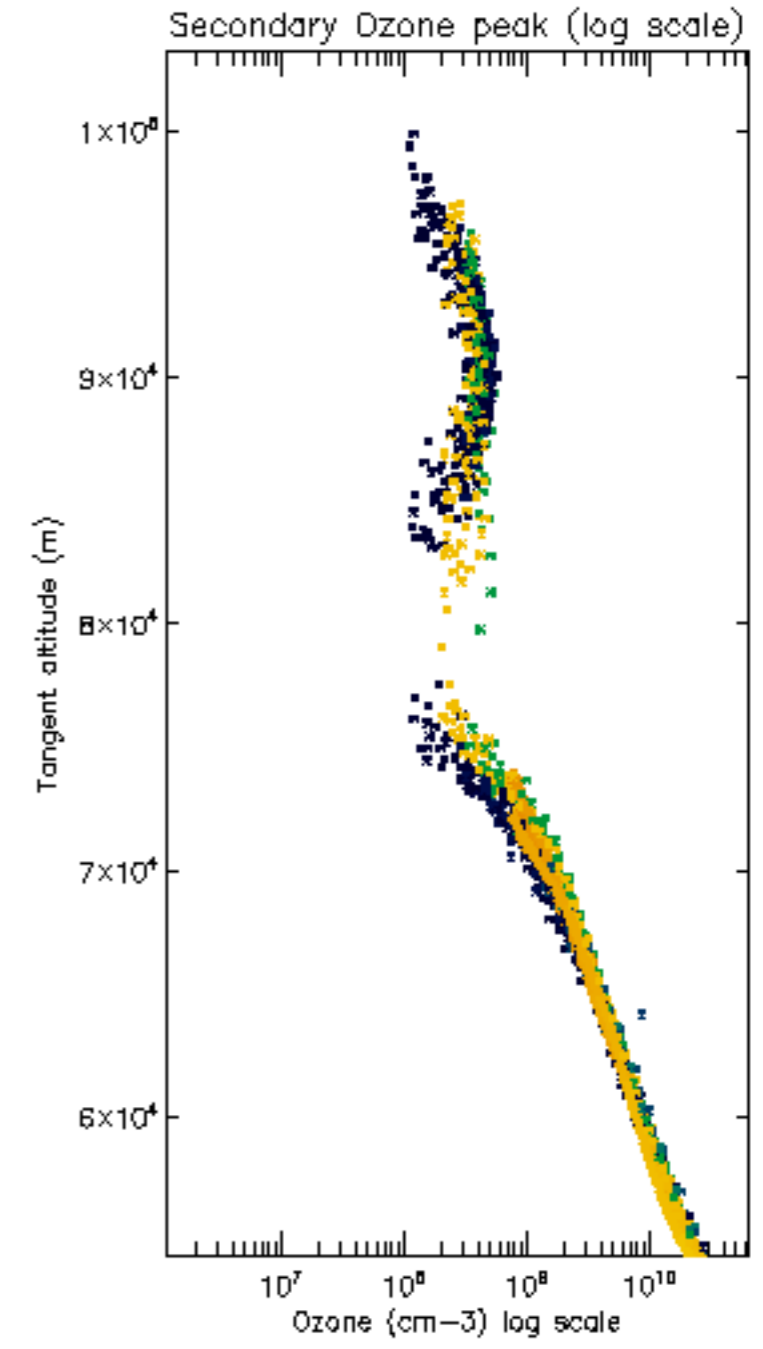
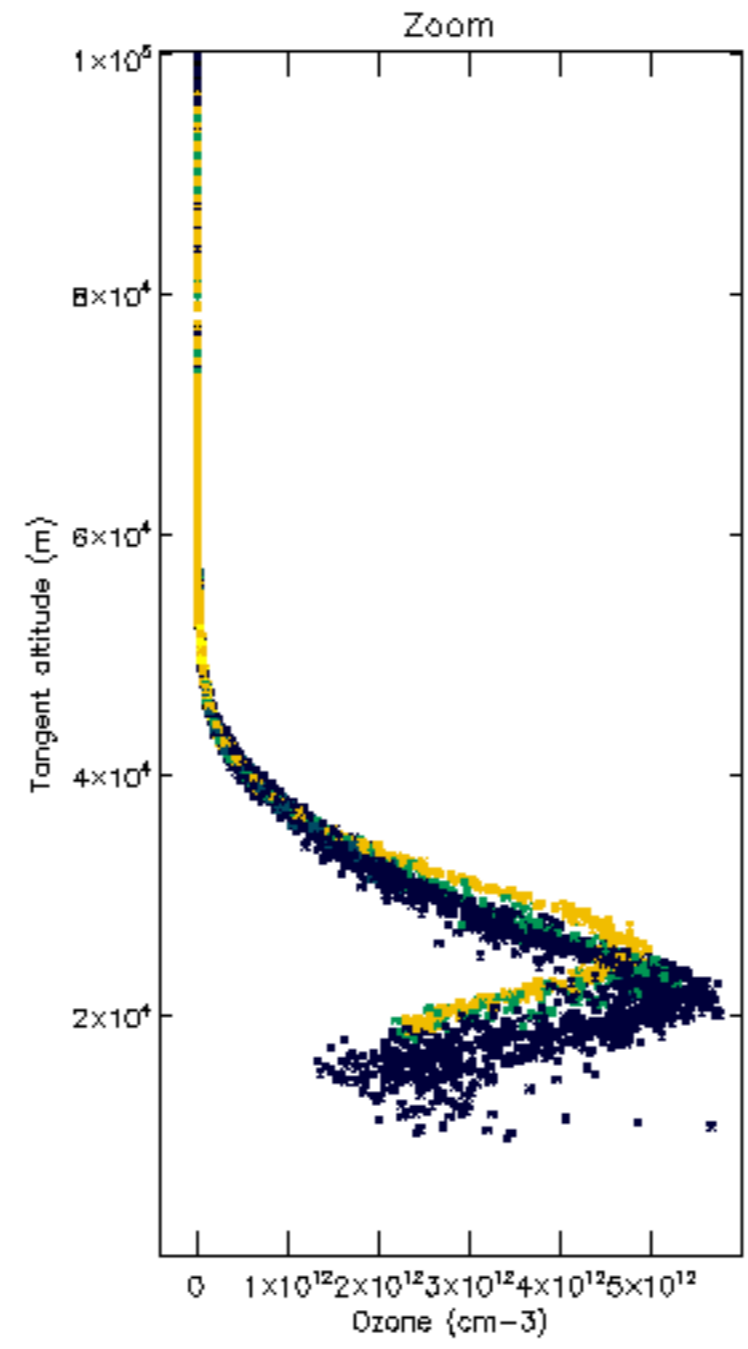
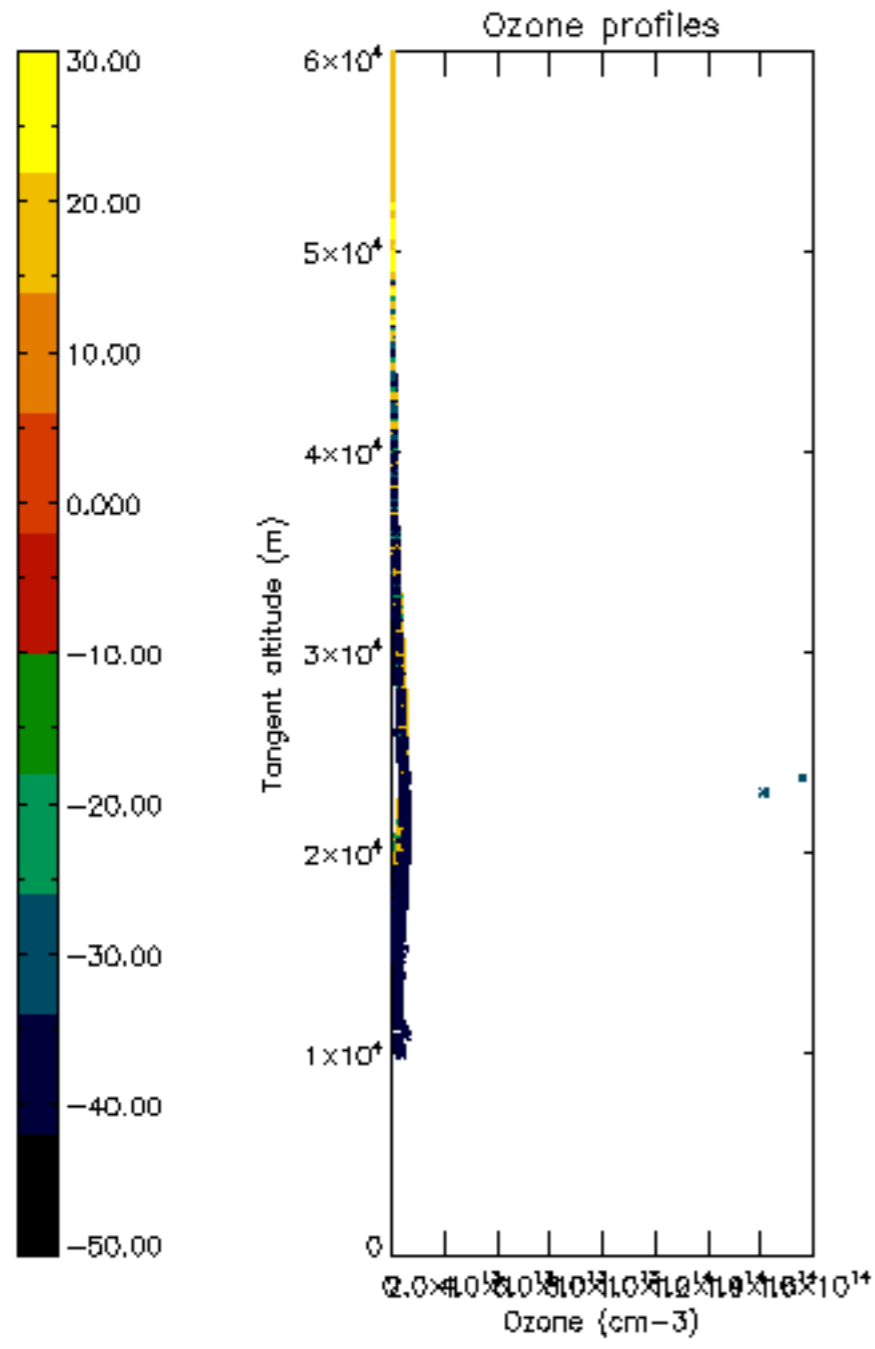
Percentage of saturation errors per profile

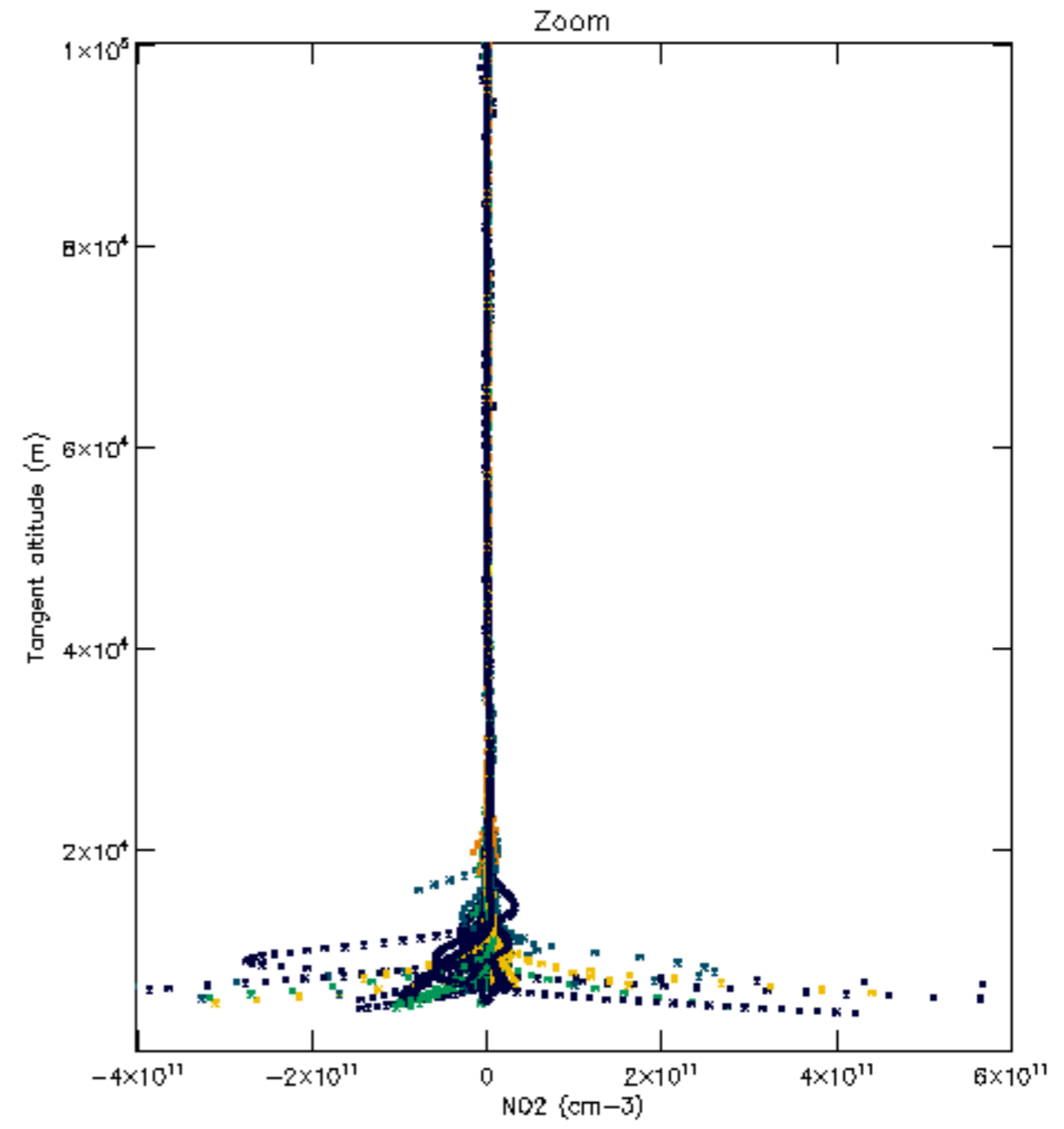
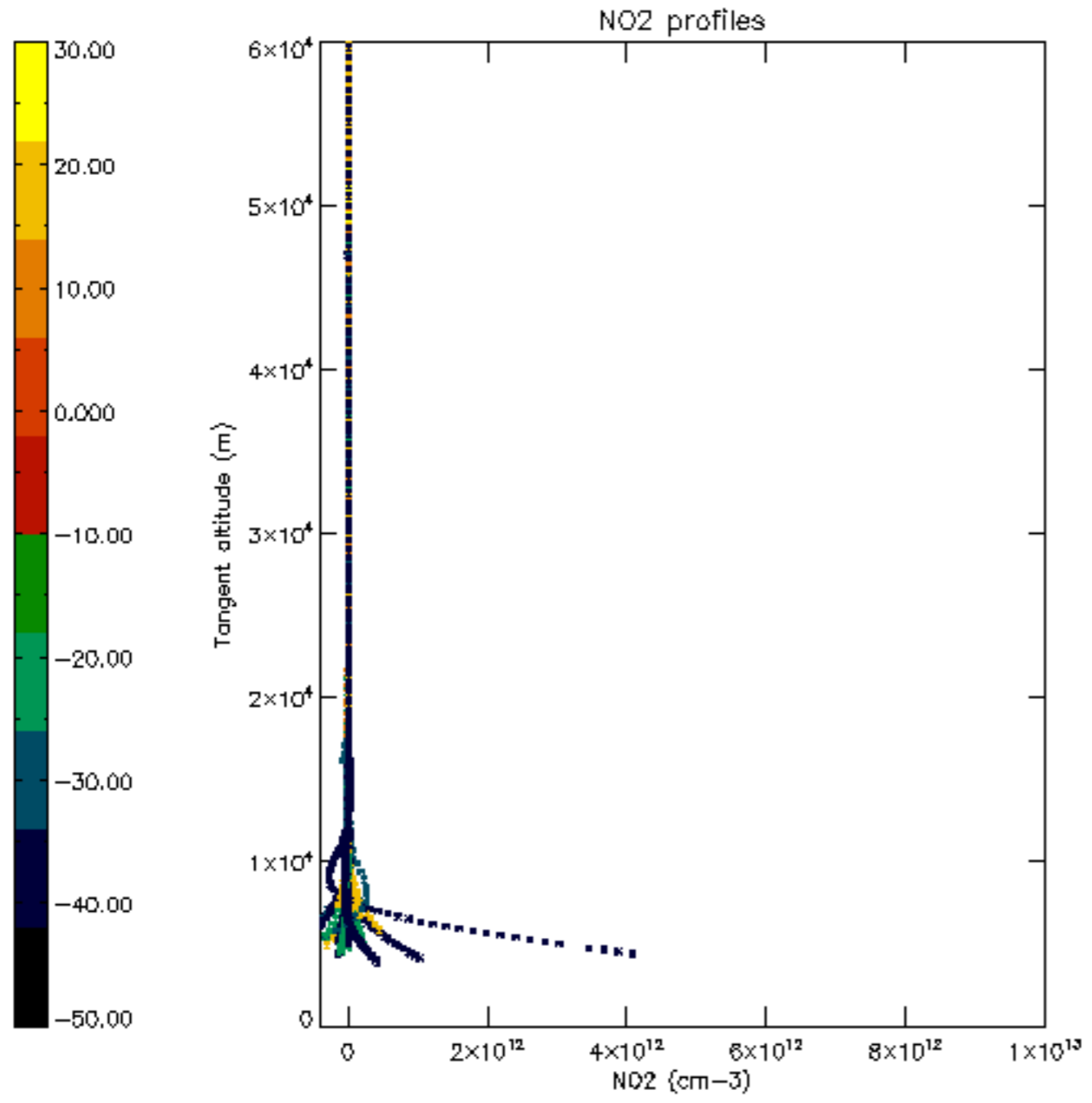


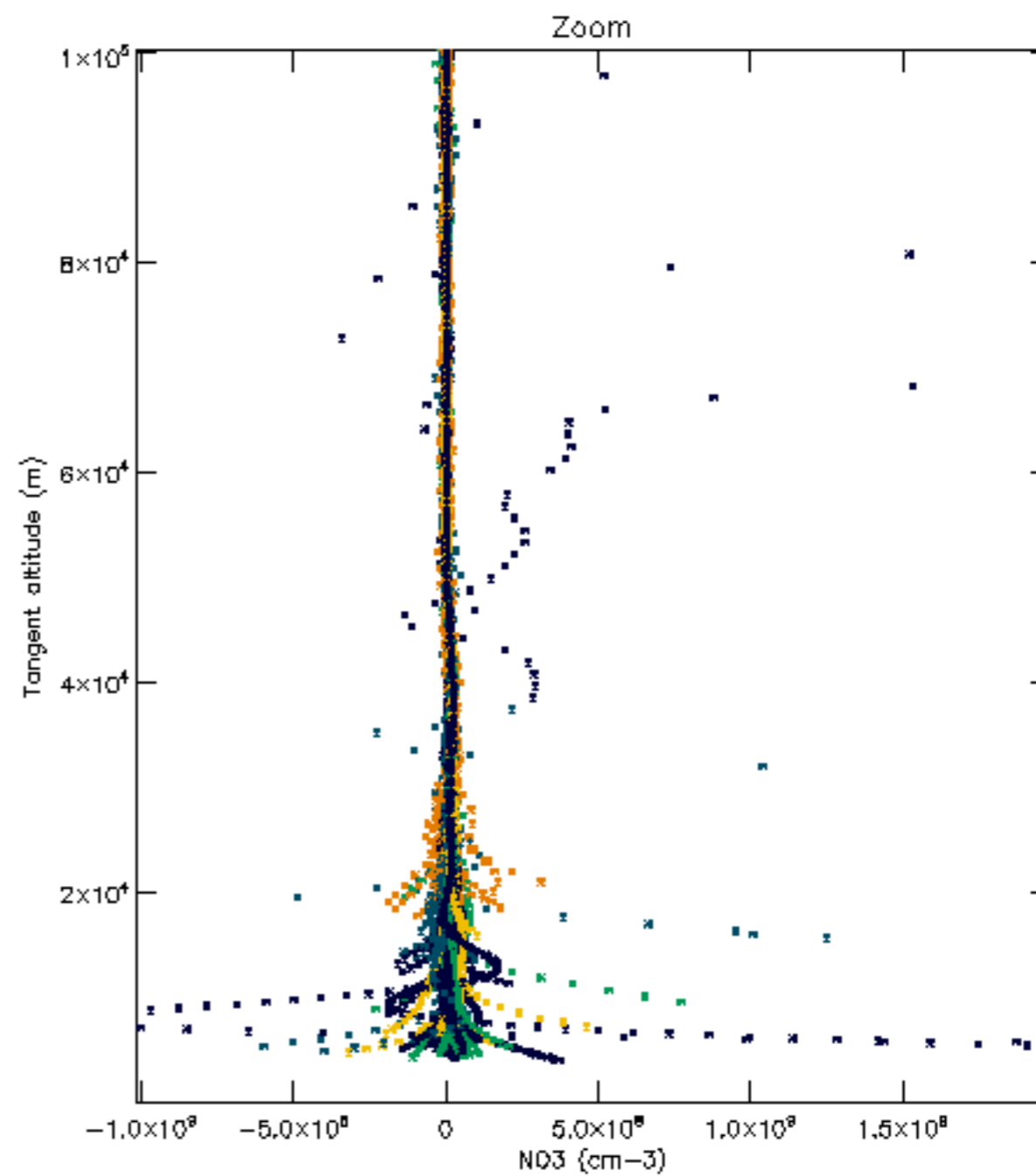
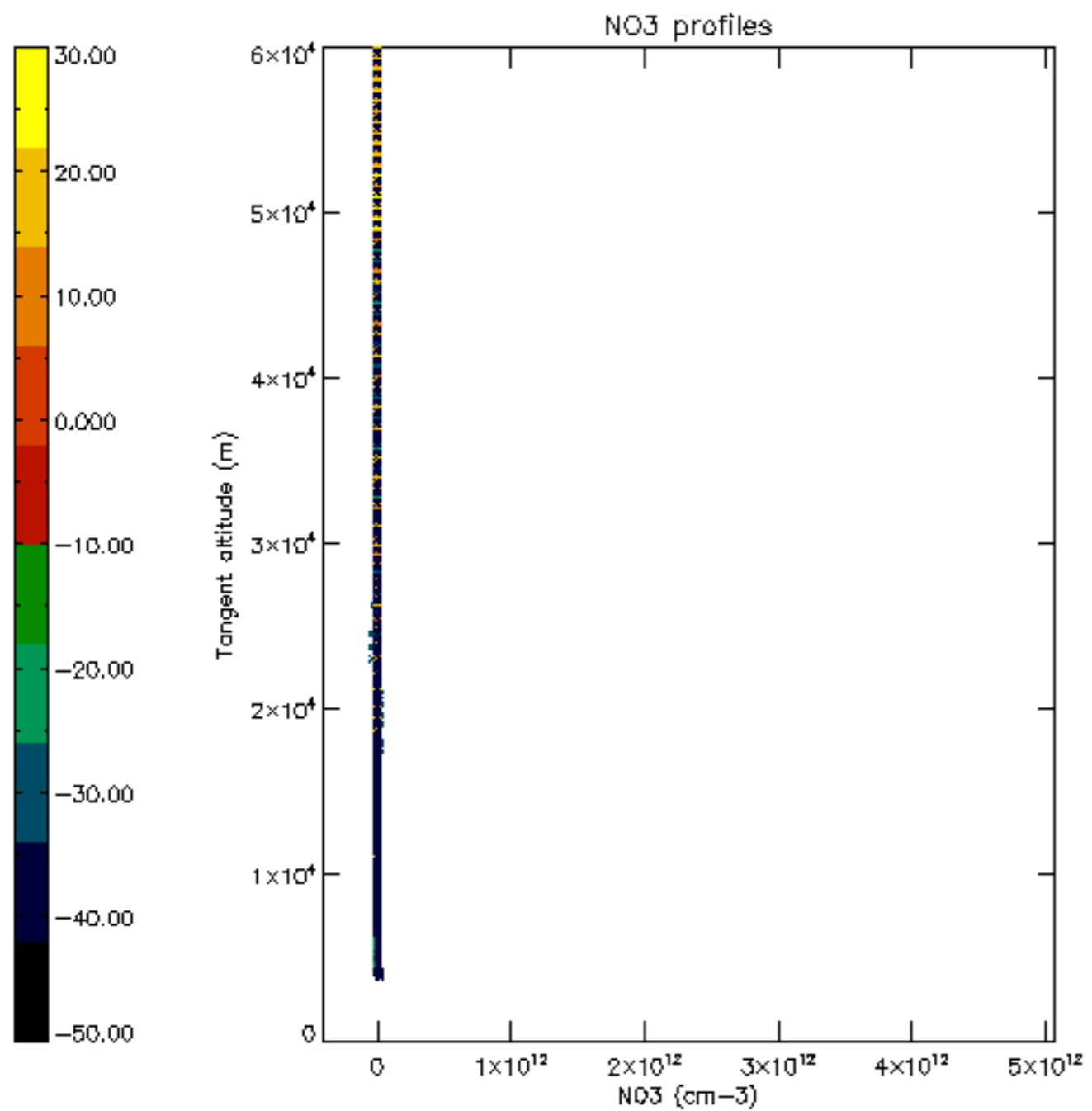


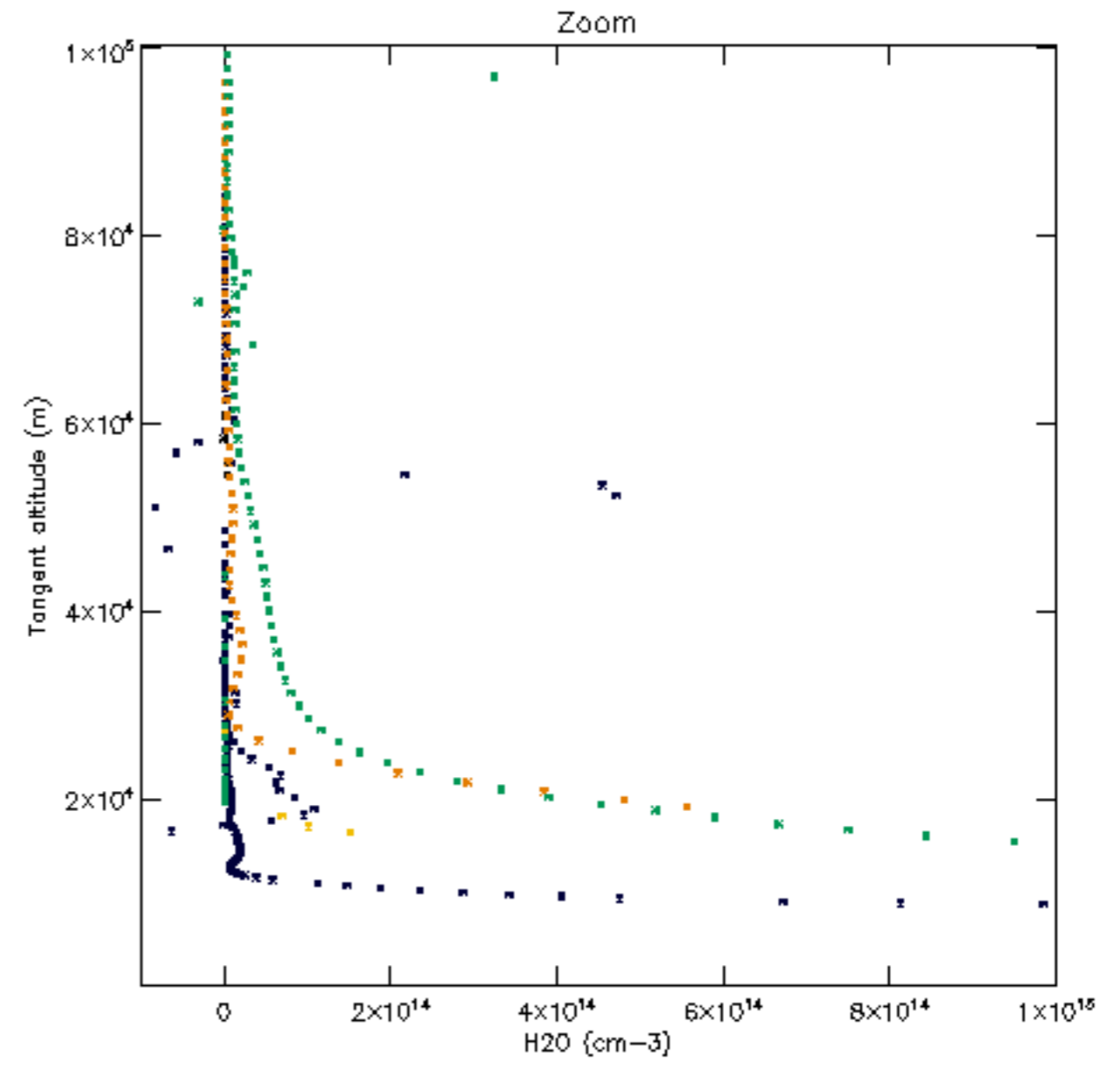
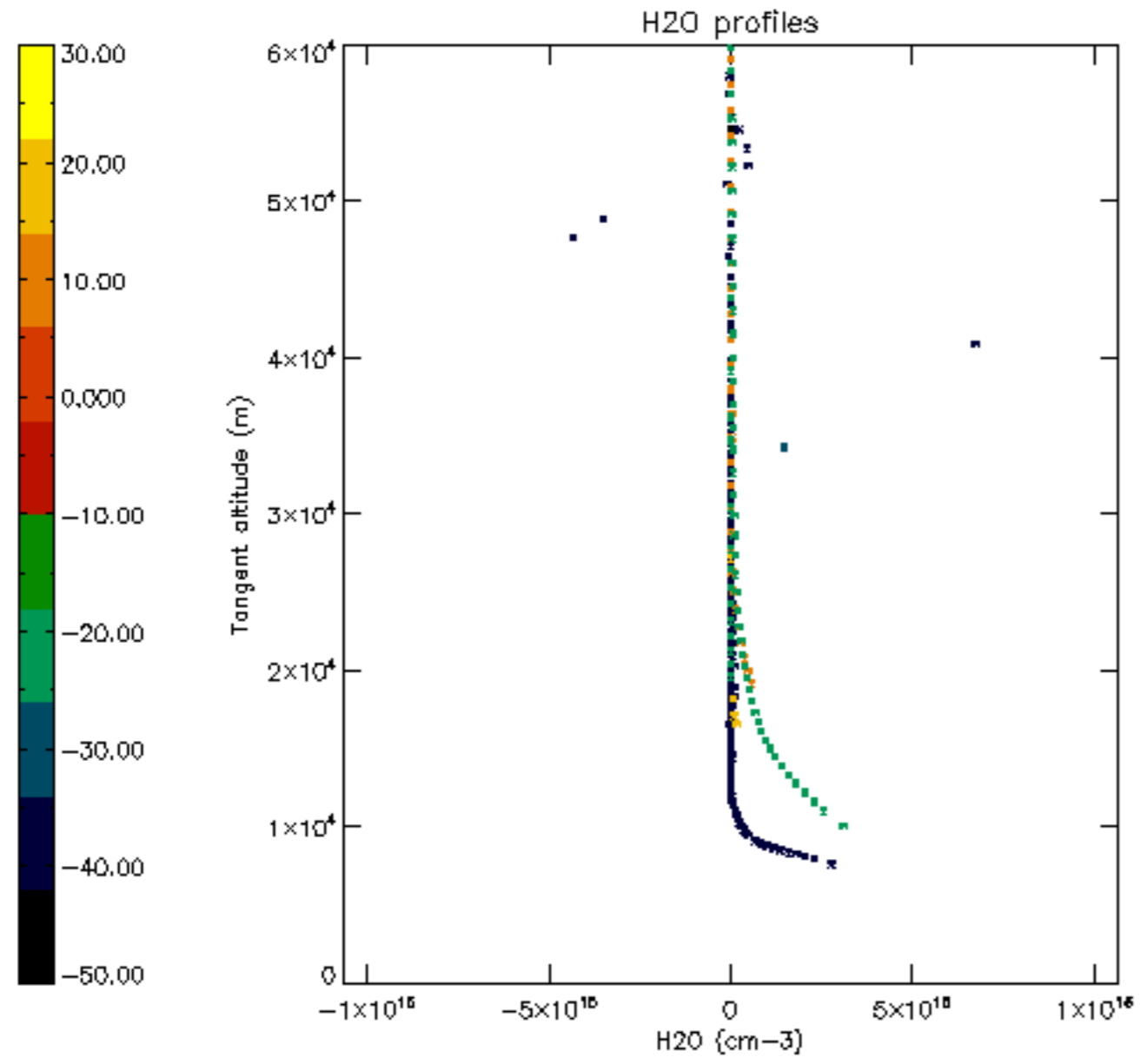


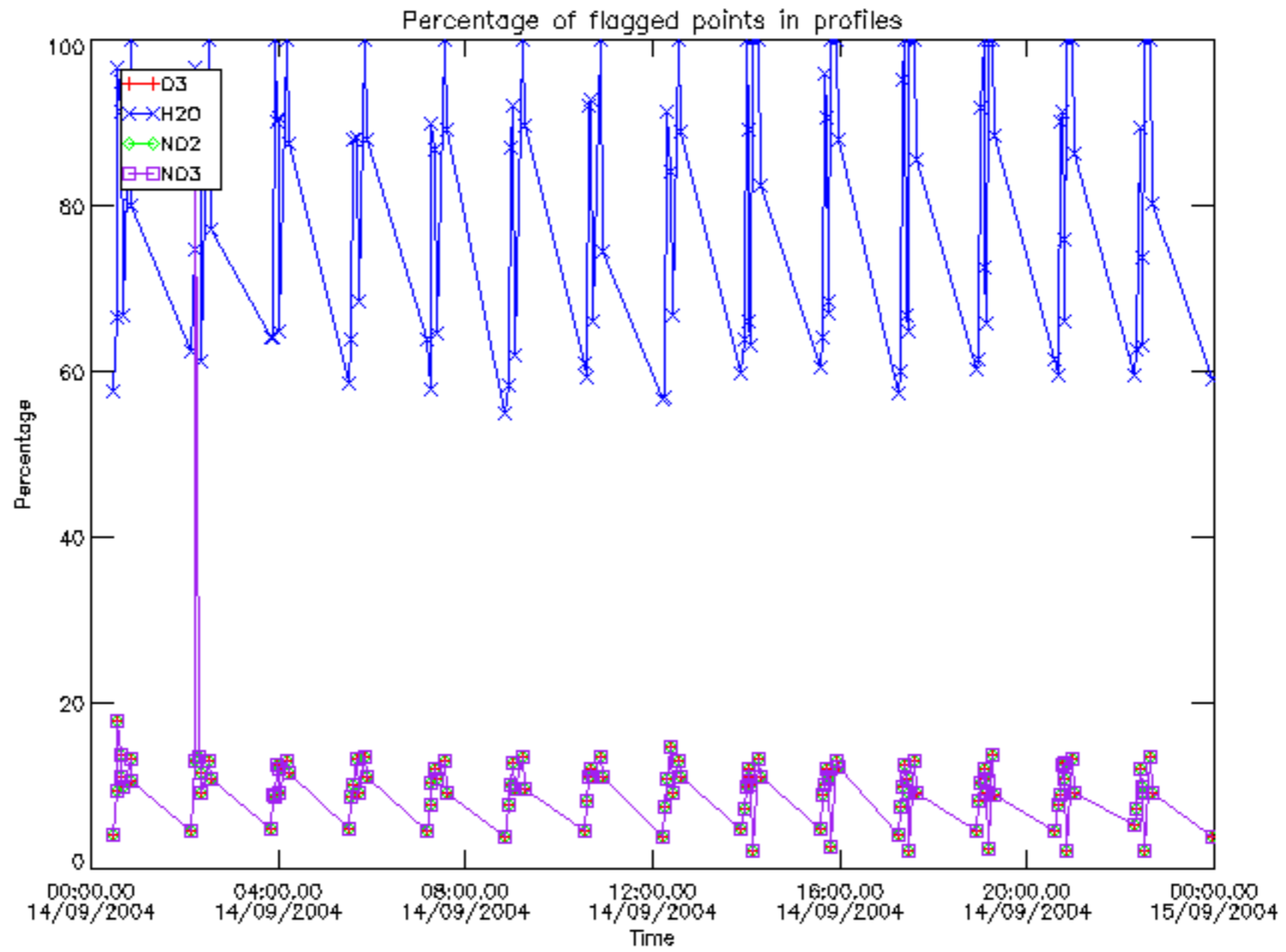




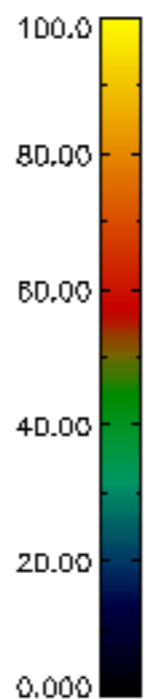
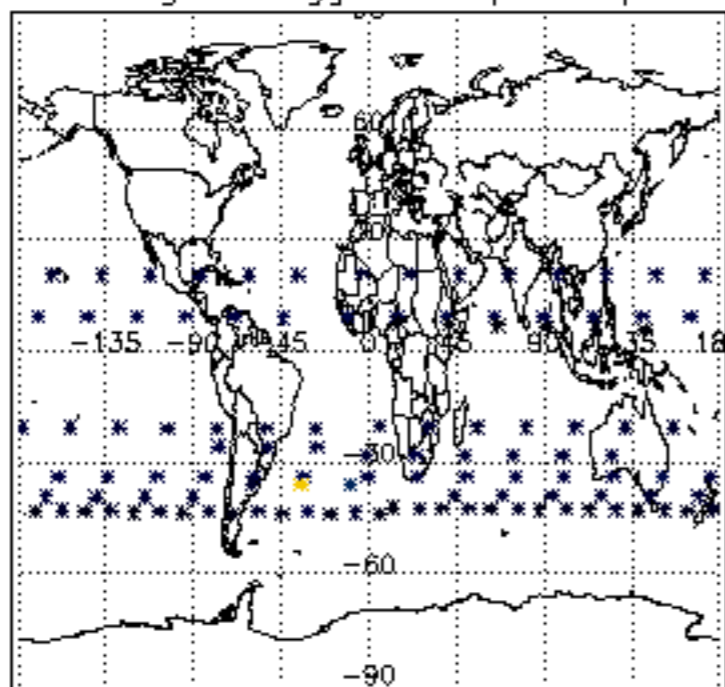




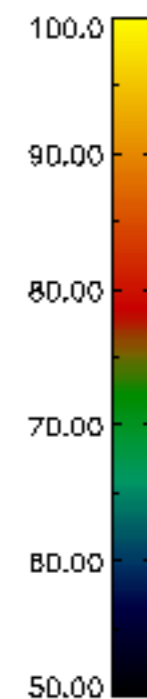
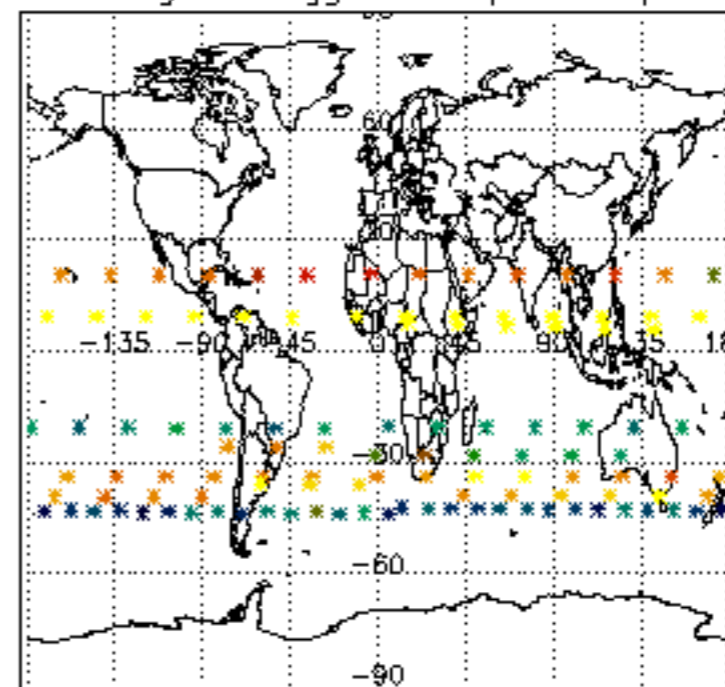




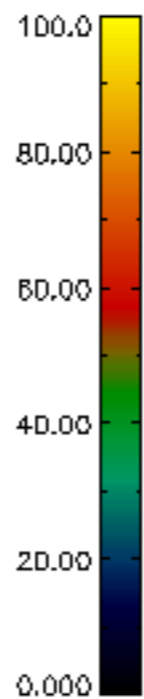
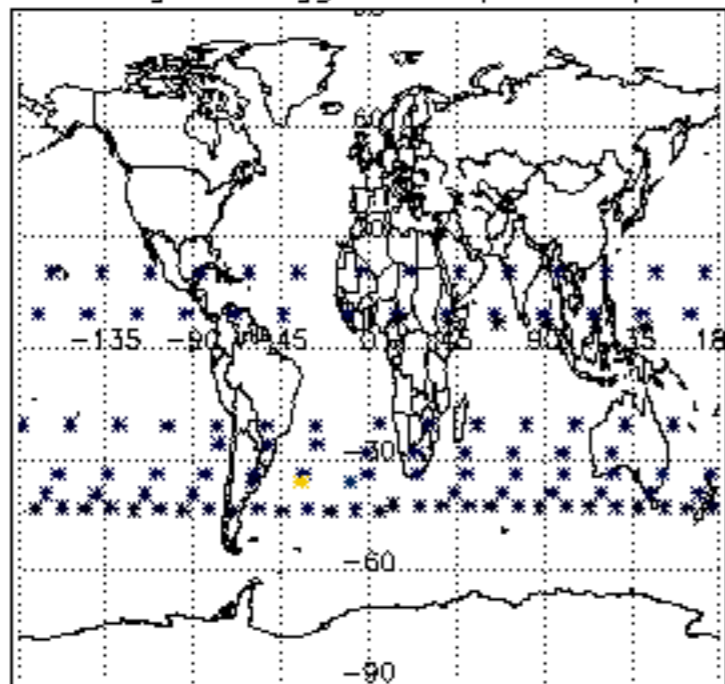
Percentage of flagged data per D3 profile



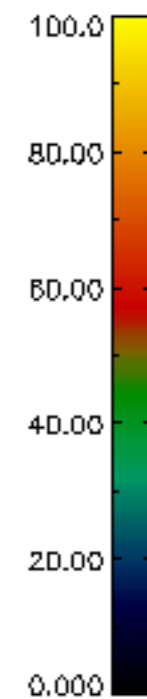
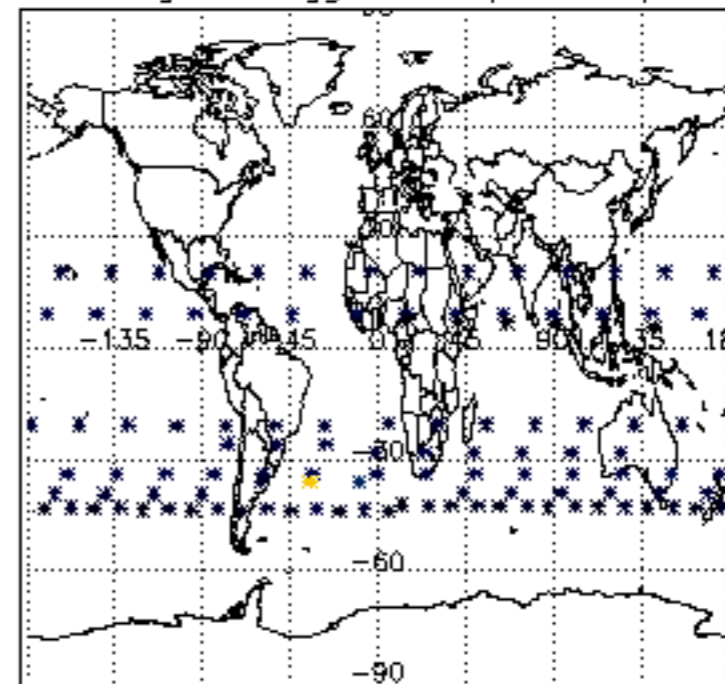
Percentage of flagged data per H2O profile

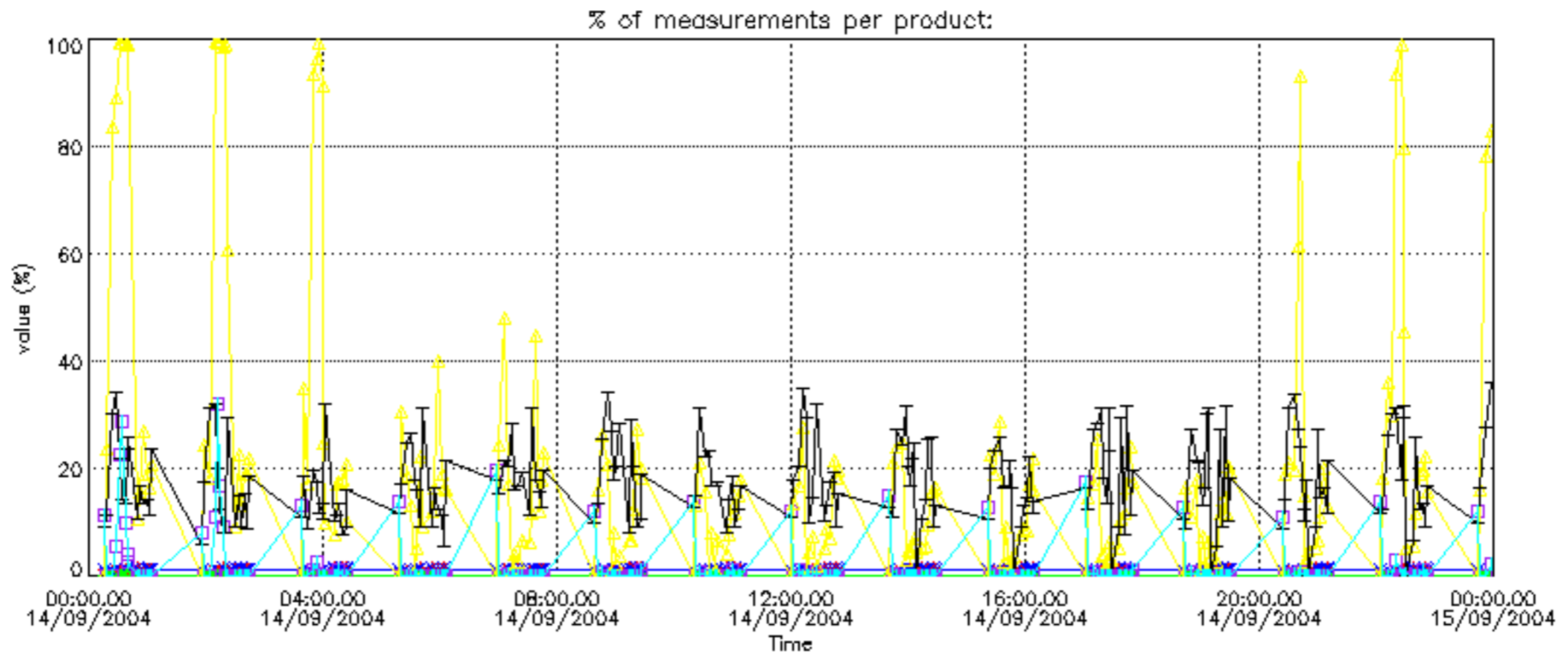


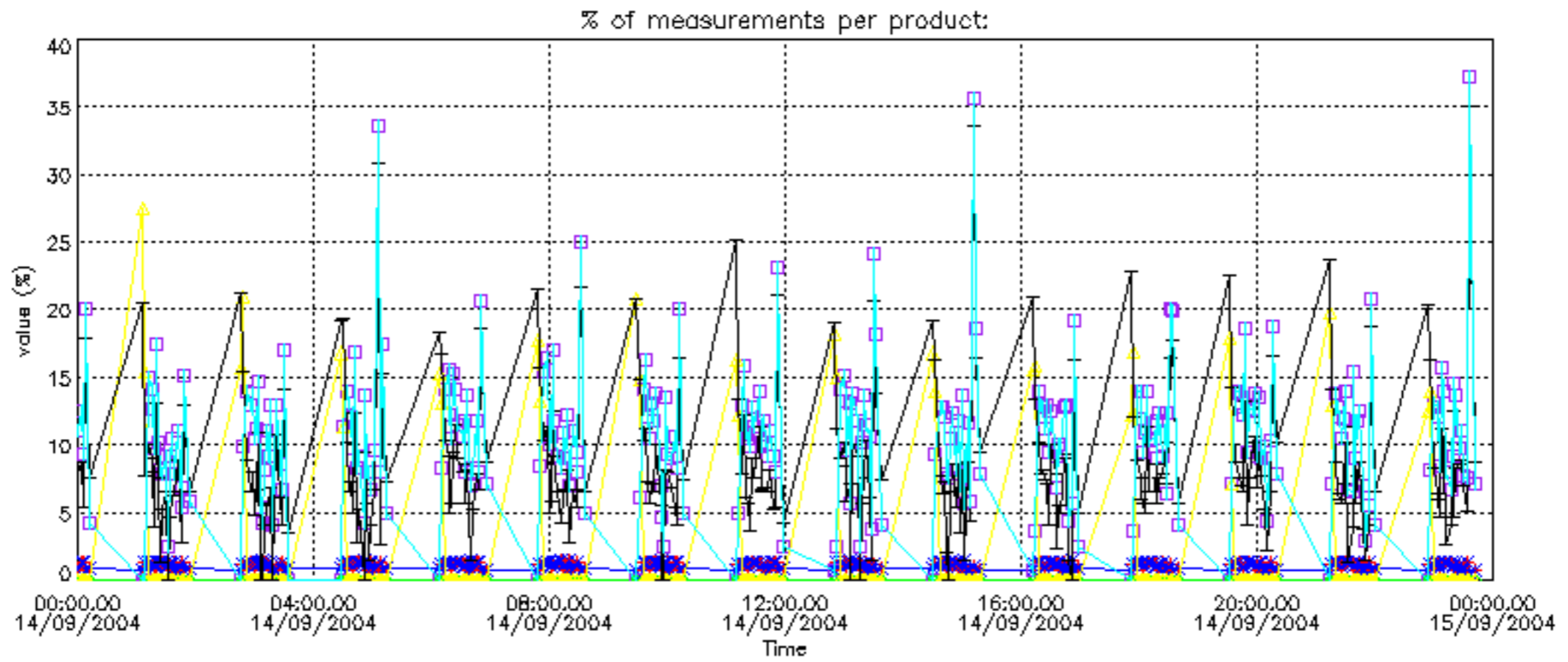
Percentage of flagged data per NO2 profile



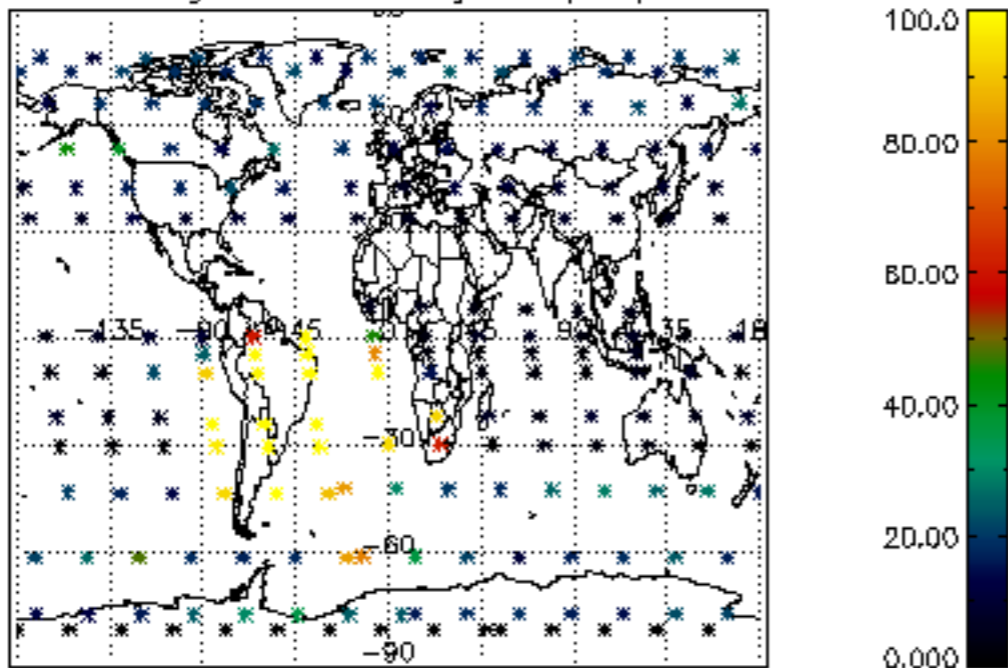
Percentage of flagged data per NO3 profile



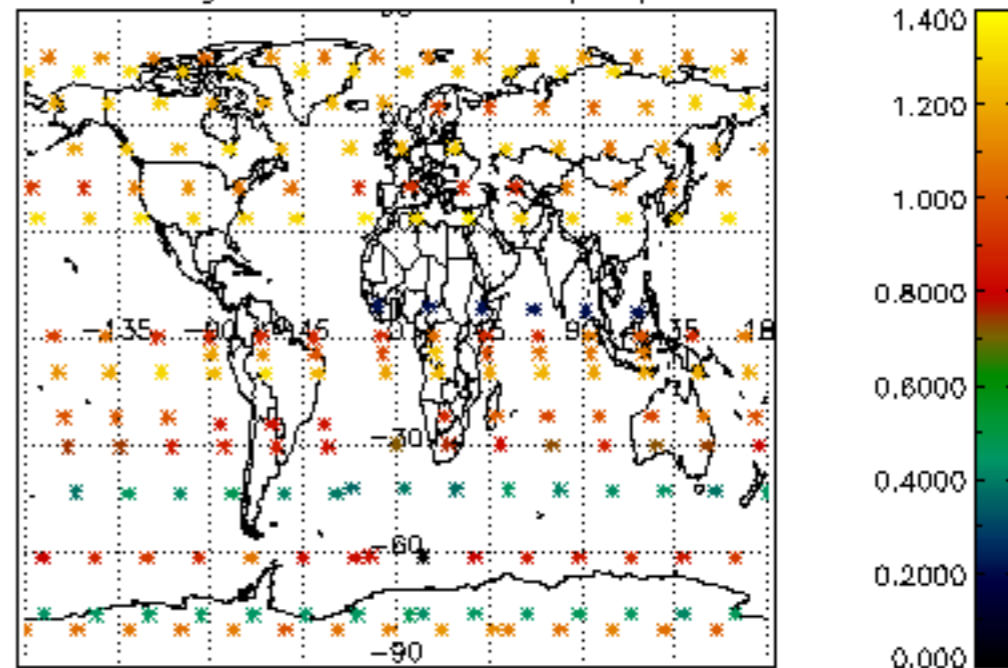




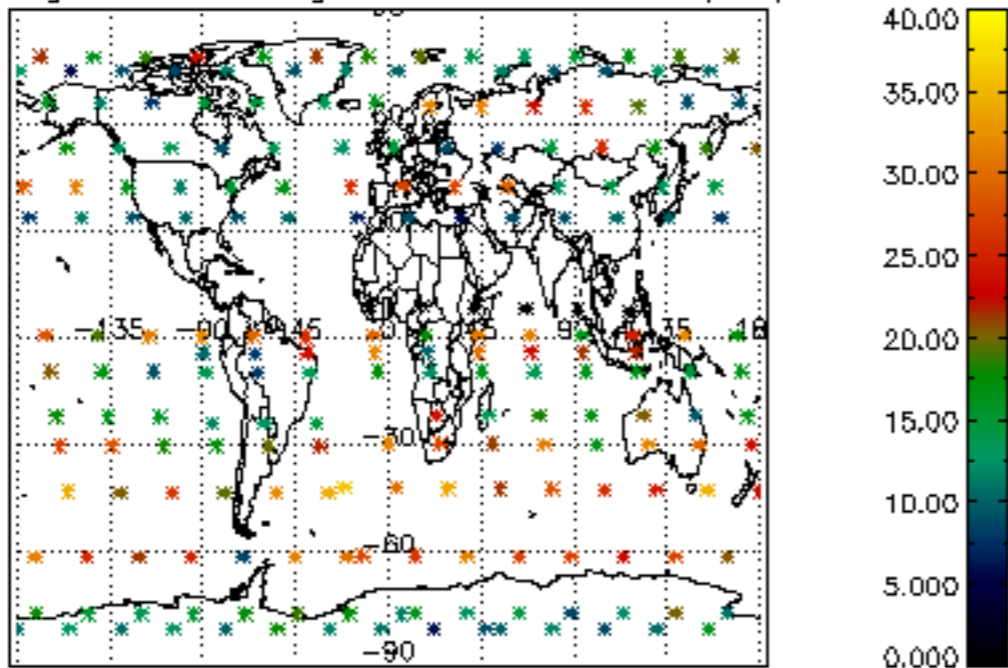
Percentage of cosmic ray hits per profile



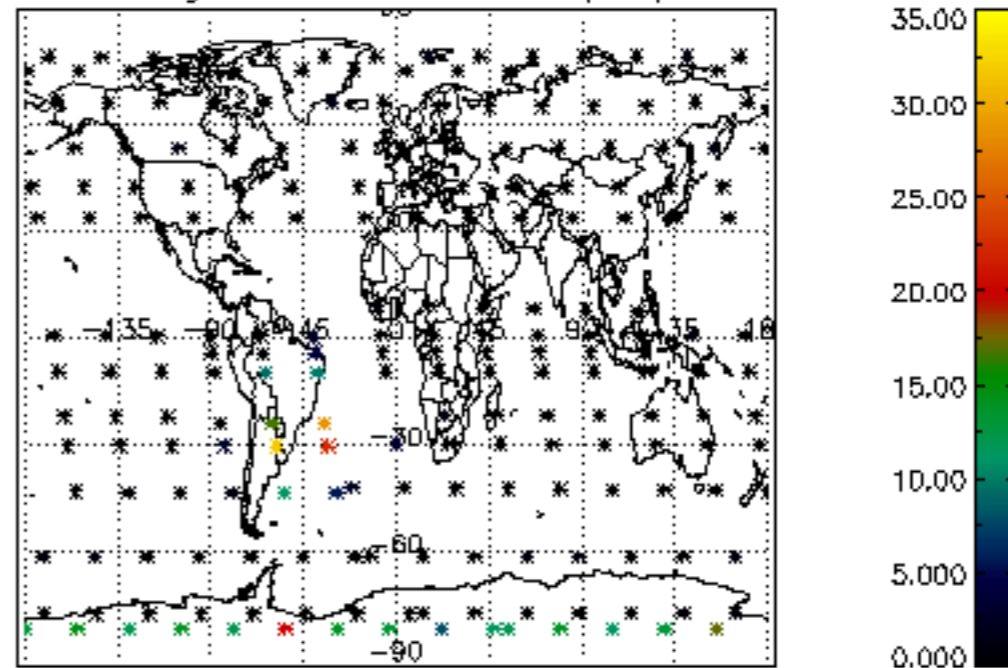
Percentage of datation errors per profile



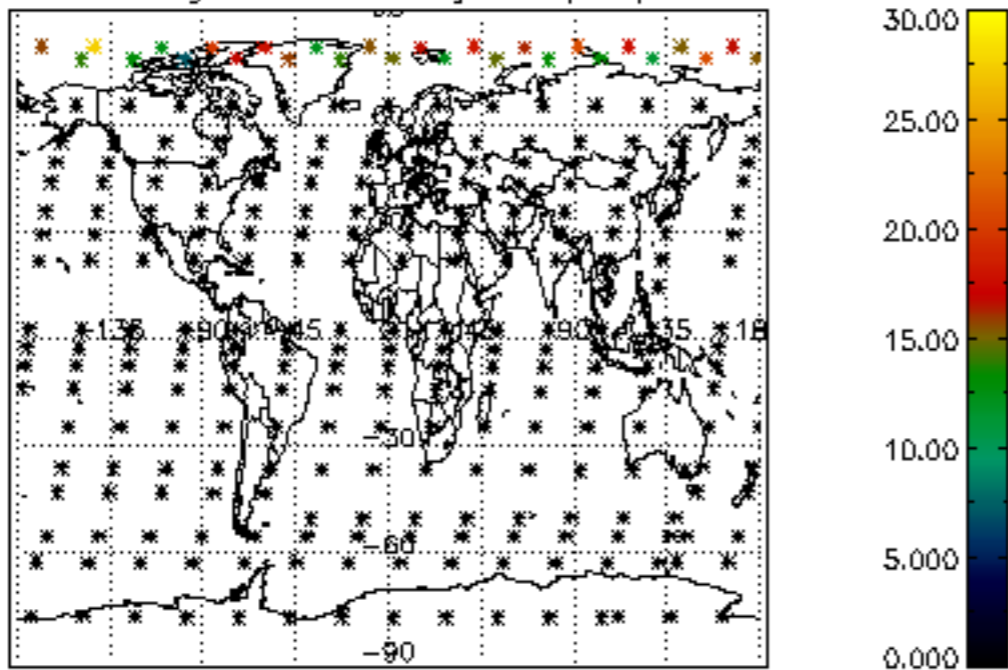
Percentage of star falling outside central band per profile



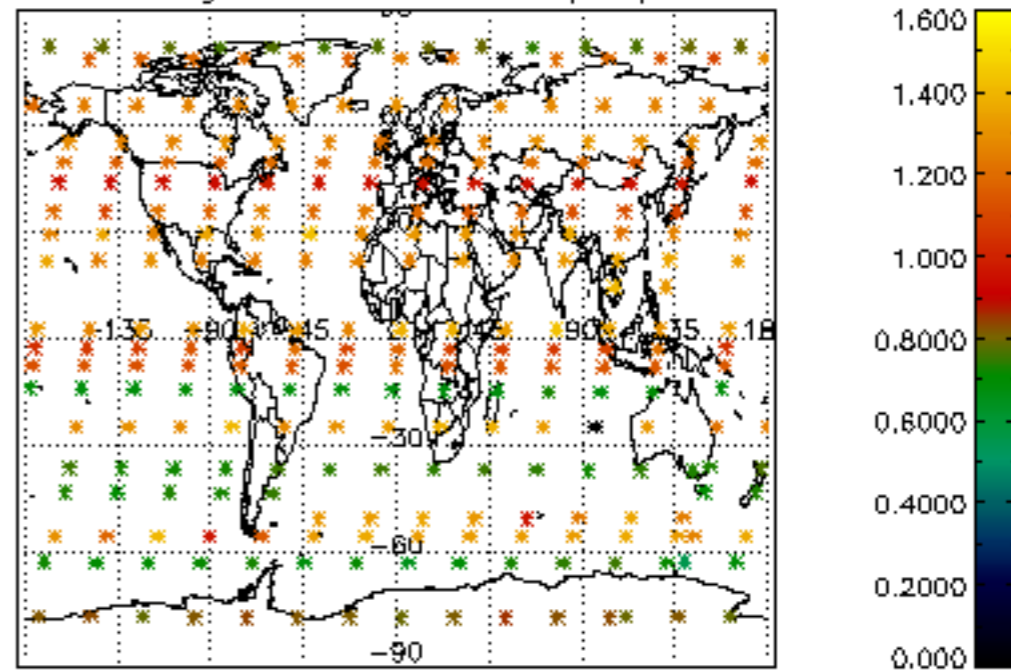
Percentage of saturation errors per profile



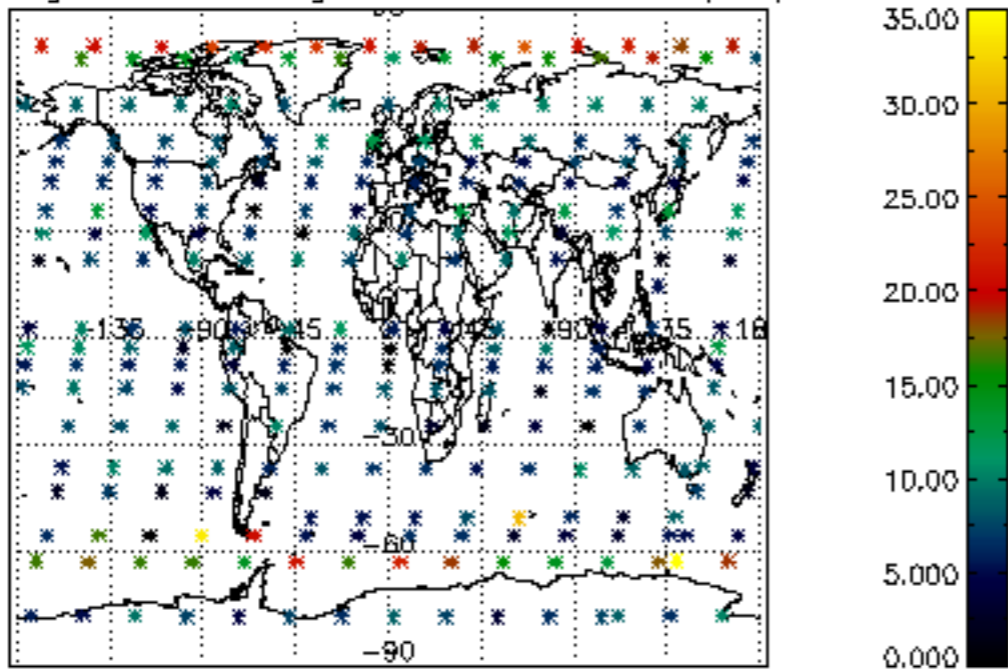
Percentage of cosmic ray hits per profile



Percentage of datation errors per profile



Percentage of star falling outside central band per profile



Percentage of saturation errors per profile

