

GOMOS Level 2 Daily Report

SUMMARY

[1. General Info](#)

[2. Summary of processed GOM_NL_2P products](#)

[3. Level 2 Quality information per product](#)

[3.1 Plot of level 2 quality information per product \(time dependant\)](#)

[3.2 Plot of level 2 quality information per product \(world map\)](#)

[4. Level 1 Quality information per product \(stored on level 2 products\)](#)

[4.1 Plot of level 1 quality information per product \(time dependant\)](#)

[4.1.1 Plot of level 1 quality information per product \(time dependant\): ASCENDING](#)

[4.1.2 Plot of level 1 quality information per product \(time dependant\): DESCENDING](#)

[4.2 Plot of level 1 quality information per product \(world map\)](#)

[4.2.1 Plot of level 1 quality information per product \(world map\): ASCENDING](#)

[4.2.2 Plot of level 1 quality information per product \(world map\): DESCENDING](#)

[5. Ozone profiles based on quality statistics and other trace gas profiles](#)

[5.1 Ozone statistics based on quality of products](#)

[5.2 Plot ozone profiles for all STD \(dark without errors\)](#)

[5.3 Plot ozone profiles where STD < 20% \(dark without errors\)](#)

[5.4. Plot ozone profiles where STD < 10% \(dark without errors\)](#)

[5.5. Plot ozone profiles where STD < 5% \(dark without errors\)](#)

[5.6 Plot NO2 profiles for all STD \(dark without errors\)](#)

[5.7 Plot NO3 profiles for all STD \(dark without errors\)](#)

[5.8 Plot H2O profiles \(only for occultations of stars 1,2,3,4,13,14,16,26,63 dark without errors\) for all STD](#)

[6. Auxiliary Data Files used for the production reported in section 2](#)

This report presents the daily analysis on parameters extracted from GOMOS level 2 data (GOM_NL__2P). It is intended to monitor some important parameters that will impact the quality of these products. A list of level 2 products (and content) that have arrived during the reporting day to the PCF is also given.

Item	Value
Time of report generation	19APR2013 10:53:46
Data source version	GOMOS/6.01
Start time of products	13-09-2004 (13SEP2004 00:00:00)
Stop time of products	14-09-2004 (14SEP2004 00:00:00)
Store outputs in DB	Yes
Nb of level 2 prods	347
Nb of prods with errors	0

2. Summary of processed GOM_NL__2P products.

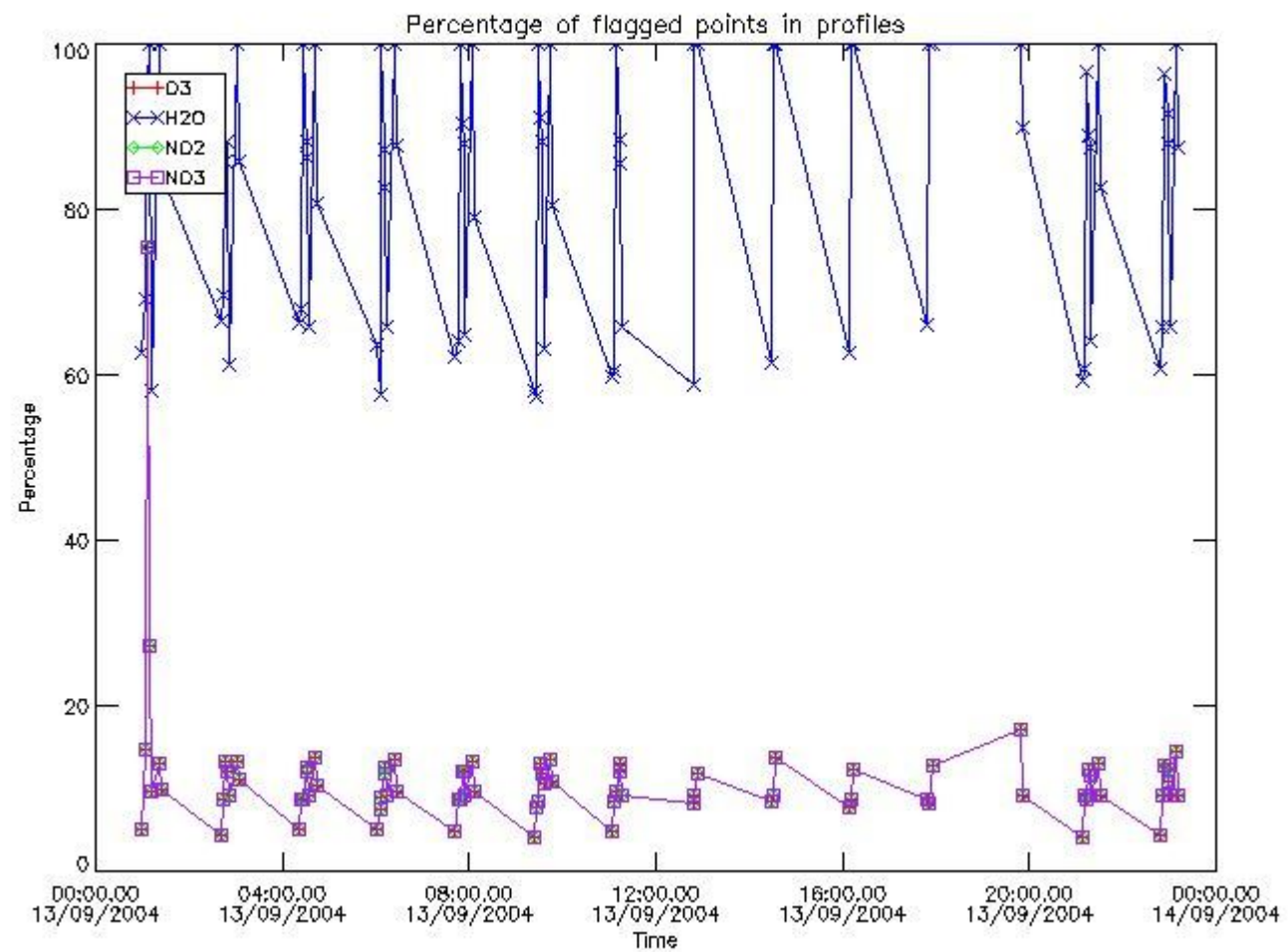
Nr	Filename	UTC Start time	Limb	Duration	Star Id	Star Name	Star Mag	Star Temp	Nb Meas	Orbit	Prod. error
1	GOM_NL__2PRFIN20040913_000318_000000402030_00188_13268_4005.N1	13-SEP-2004 00:03:18	Bright	40.000	162	34Alp Aqr	2.9440	5350.0	80	13268	No
2	GOM_NL__2PRFIN20040913_000617_000000392030_00188_13268_4006.N1	13-SEP-2004 00:06:17	Bright	39.000	61	8Eps Peg	2.1000	3900.0	78	13268	No
3	GOM_NL__2PRFIN20040913_000804_000000442030_00188_13268_4007.N1	13-SEP-2004 00:08:04	Bright	43.500	90	54Alp Peg	2.4870	11000.	87	13268	No
4	GOM_NL__2PRFIN20040913_000951_000000542030_00188_13268_4008.N1	13-SEP-2004 00:09:51	Bright	54.000	140	88Gam Peg	2.8340	26000.	108	13268	No
5	GOM_NL__2PRFIN20040913_001200_000000452030_00188_13268_4009.N1	13-SEP-2004 00:12:00	Bright	45.000	93	53Bet Peg	2.5200	3100.0	90	13268	No
6	GOM_NL__2PRFIN20040913_001536_000000402030_00188_13268_4010.N1	13-SEP-2004 00:15:36	Bright	39.500	66	37Gam Cyg	2.2080	5900.0	79	13268	No
7	GOM_NL__2PRFIN20040913_001740_000000392030_00188_13268_4011.N1	13-SEP-2004 00:17:40	Bright	38.500	144	18Del Cyg	2.8600	11000.	77	13268	No
8	GOM_NL__2PRFIN20040913_002106_000000392030_00188_13268_4012.N1	13-SEP-2004 00:21:06	Bright	39.000	89	5Alp Cep	2.4510	8000.0	78	13268	No
9	GOM_NL__2PRFIN20040913_002252_000000472030_00188_13268_4013.N1	13-SEP-2004 00:22:52	Bright	47.000	68	18Alp Cas	2.2250	4500.0	94	13268	No
10	GOM_NL__2PRFIN20040913_002517_000000462030_00188_13268_4014.N1	13-SEP-2004 00:25:17	Bright	46.000	110	37Del Cas	2.6780	8900.0	92	13268	No
11	GOM_NL__2PRFIN20040913_002848_000000362030_00188_13268_4015.N1	13-SEP-2004 00:28:48	Bright	35.500	49	1Alp UMi	1.9900	6300.0	71	13268	No
12	GOM_NL__2PRFIN20040913_003032_000000602030_00188_13268_4016.N1	13-SEP-2004 00:30:32	Bright	59.500	160	23Gam Per	2.9300	4700.0	119	13268	No
13	GOM_NL__2PRFIN20040913_003233_000000672030_00188_13268_4017.N1	13-SEP-2004 00:32:33	Bright	67.000	35	33Alp Per	1.7950	6250.0	134	13268	No
14	GOM_NL__2PRFIN20040913_003600_000000392030_00188_13268_4018.N1	13-SEP-2004 00:36:00	Bright	39.000	36	50Alp UMa	1.8000	6300.0	78	13268	No
15	GOM_NL__2PRFIN20040913_003725_000000522030_00188_13268_4019.N1	13-SEP-2004 00:37:25	Bright	52.000	82	48Bet UMa	2.3650	10600.	104	13268	No
16	GOM_NL__2PRFIN20040913_003951_000000732030_00188_13268_4020.N1	13-SEP-2004 00:39:51	Bright	72.500	6	13Alp Aur	0.080000	3400.0	145	13268	No
17	GOM_NL__2PRFIN20040913_004434_000000592030_00188_13268_4021.N1	13-SEP-2004 00:44:34	Bright	58.500	107	37The Aur	2.6490	11000.	117	13268	No
18	GOM_NL__2PRFIN20040913_004722_000000472030_00188_13268_4022.N1	13-SEP-2004 00:47:22	Bright	47.000	17	78Bet Gem	1.1610	4500.0	94	13268	No
19	GOM_NL__2PRFIN20040913_004938_000001012030_00188_13268_4023.N1	13-SEP-2004 00:49:38	Twilight	101.00	28	12Bet Tau	1.6500	15200.	202	13268	No
20	GOM_NL__2PRFIN20040913_005438_000000602030_00188_13268_4024.N1	13-SEP-2004 00:54:38	Twilight	60.000	8	10Alp CMi	0.40000	6500.0	120	13268	No
21	GOM_NL__2PRFIN20040913_005935_000001002030_00188_13268_4025.N1	13-SEP-2004 00:59:35	Dark	99.500	14	58Alp Ori	0.87000	3000.0	199	13268	No
22	GOM_NL__2PRFIN20040913_010328_000000662030_00188_13268_4026.N1	13-SEP-2004 01:03:28	Dark	65.500	1	9Alp CMa	-1.4400	11000.	131	13268	No
23	GOM_NL__2PRFIN20040913_010548_000000542030_00188_13268_4027.N1	13-SEP-2004 01:05:48	Dark	53.500	23	21Eps CMa	1.5020	26000.	107	13268	No
24	GOM_NL__2PRFIN20040913_010804_000000432030_00188_13268_4028.N1	13-SEP-2004 01:08:04	Dark	43.000	34	Gam2Vel	1.7930	23000.	86	13268	No
25	GOM_NL__2PRFIN20040913_011213_000000532030_00189_13269_4029.N1	13-SEP-2004 01:12:13	Dark	53.000	2	Alp Car	-0.73600	7000.0	106	13269	No
26	GOM_NL__2PRFIN20040913_012138_000000392030_00189_13269_3995.N1	13-SEP-2004 01:21:38	Dark	39.000	135	Bet Hyi	2.8200	5800.0	78	13269	No
27	GOM_NL__2PRFIN20040913_012357_000000522030_00189_13269_3996.N1	13-SEP-2004 01:23:57	Dark	51.500	9	Alp Eri	0.45300	24000.	103	13269	No
28	GOM_NL__2PRFIN20040913_012712_000000412030_00189_13269_3997.N1	13-SEP-2004 01:27:12	Straylight	40.500	148	Alp Tuc	2.8780	4100.0	81	13269	No
29	GOM_NL__2PRFIN20040913_013052_000000432030_00189_13269_3998.N1	13-SEP-2004 01:30:52	Straylight	42.500	31	Alp Gru	1.7340	15200.	85	13269	No
30	GOM_NL__2PRFIN20040913_013340_000000412030_00189_13269_3999.N1	13-SEP-2004 01:33:40	Straylight	40.500	172	Gam Gru	3.0030	13100.	81	13269	No
31	GOM_NL__2PRFIN20040913_013505_000000482030_00189_13269_4000.N1	13-SEP-2004 01:35:05	Straylight	47.500	18	24Alp PsA	1.1660	9700.0	95	13269	No
32	GOM_NL__2PRFIN20040913_013732_000000692030_00189_13269_4001.N1	13-SEP-2004 01:37:32	Twilight	69.000	52	16Bet Cet	2.0370	4500.0	138	13269	No
33	GOM_NL__2PRFIN20040913_013938_000000422030_00189_13269_4002.N1	13-SEP-2004 01:39:38	Twilight	41.500	142	49Del Cap	2.8500	8900.0	83	13269	No
34	GOM_NL__2PRFIN20040913_014354_000000402030_00189_13269_4003.N1	13-SEP-2004 01:43:54	Bright	39.500	162	34Alp Aqr	2.9440	5350.0	79	13269	No
35	GOM_NL__2PRFIN20040913_014653_000000392030_00189_13269_4004.N1	13-SEP-2004 01:46:53	Bright	39.000	61	8Eps Peg	2.1000	3900.0	78	13269	No
36	GOM_NL__2PRFIN20040913_014839_000000432030_00189_13269_4005.N1	13-SEP-2004 01:48:39	Bright	42.500	90	54Alp Peg	2.4870	11000.	85	13269	No
37	GOM_NL__2PRFIN20040913_015026_000000542030_00189_13269_4006.N1	13-SEP-2004 01:50:26	Bright	54.000	140	88Gam Peg	2.8340	26000.	108	13269	No
38	GOM_NL__2PRFIN20040913_015235_000000462030_00189_13269_4007.N1	13-SEP-2004 01:52:35	Bright	46.000	93	53Bet Peg	2.5200	3100.0	92	13269	No
39	GOM_NL__2PRFIN20040913_015612_000000362030_00189_13269_4008.N1	13-SEP-2004 01:56:12	Bright	36.000	66	37Gam Cyg	2.2080	5900.0	72	13269	No
40	GOM_NL__2PRFIN20040913_015816_000000392030_00189_13269_4009.N1	13-SEP-2004 01:58:16	Bright	38.500	144	18Del Cyg	2.8600	11000.	77	13269	No
41	GOM_NL__2PRFIN20040913_020142_000000382030_00189_13269_4010.N1	13-SEP-2004 02:01:42	Bright	37.500	89	5Alp Cep	2.4510	8000.0	75	13269	No
42	GOM_NL__2PRFIN20040913_020327_000000482030_00189_13269_4011.N1	13-SEP-2004 02:03:27	Bright	48.000	68	18Alp Cas	2.2250	4500.0	96	13269	No

338	GOM_NL__2PRFIN20040913_233804_000000512030_00202_13282_4049.N1	13-SEP-2004 23:38:04	Bright	51.000	140	88Gam Peg	2.8340	26000.	102	13282	No
339	GOM_NL__2PRFIN20040913_234017_000000452030_00202_13282_4050.N1	13-SEP-2004 23:40:17	Bright	45.000	93	53Bet Peg	2.5200	3100.0	90	13282	No
340	GOM_NL__2PRFIN20040913_234157_000000392030_00202_13282_4051.N1	13-SEP-2004 23:41:57	Bright	38.500	92	53Eps Cyg	2.5000	4500.0	77	13282	No
341	GOM_NL__2PRFIN20040913_234403_000000402030_00202_13282_4052.N1	13-SEP-2004 23:44:03	Bright	39.500	66	37Gam Cyg	2.2080	5900.0	79	13282	No
342	GOM_NL__2PRFIN20040913_234609_000000382030_00202_13282_4053.N1	13-SEP-2004 23:46:09	Bright	38.000	144	18Del Cyg	2.8600	11000.	76	13282	No
343	GOM_NL__2PRFIN20040913_234928_000000402030_00202_13282_4054.N1	13-SEP-2004 23:49:28	Bright	40.000	89	5Alp Cep	2.4510	8000.0	80	13282	No
344	GOM_NL__2PRFIN20040913_235107_000000482030_00202_13282_4055.N1	13-SEP-2004 23:51:07	Bright	47.500	68	18Alp Cas	2.2250	4500.0	95	13282	No
345	GOM_NL__2PRFIN20040913_235230_000000432030_00202_13282_4056.N1	13-SEP-2004 23:52:30	Bright	43.000	76	27Gam Cas	2.3000	30000.	86	13282	No
346	GOM_NL__2PRFIN20040913_235428_000000742030_00202_13282_4057.N1	13-SEP-2004 23:54:28	Bright	74.000	73	57Gam1And	2.2600	13100.	148	13282	No
347	GOM_NL__2PRFIN20040913_235709_000000372030_00202_13282_4058.N1	13-SEP-2004 23:57:09	Bright	36.500	49	1Alp UMi	1.9900	6300.0	73	13282	No

3. Quality information per product

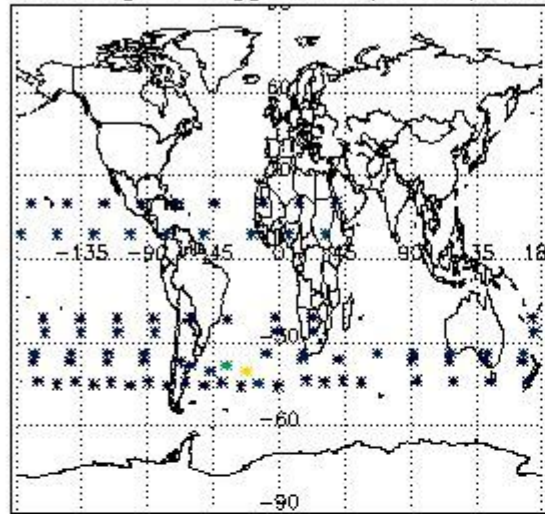
In this section it is plotted some information contained in the Quality Summary data set of the level 2 products. Only products in dark limb conditions and without errors (error flag in the MPH set to "0") are used.

3.1 Plot quality information per product (time dependant)

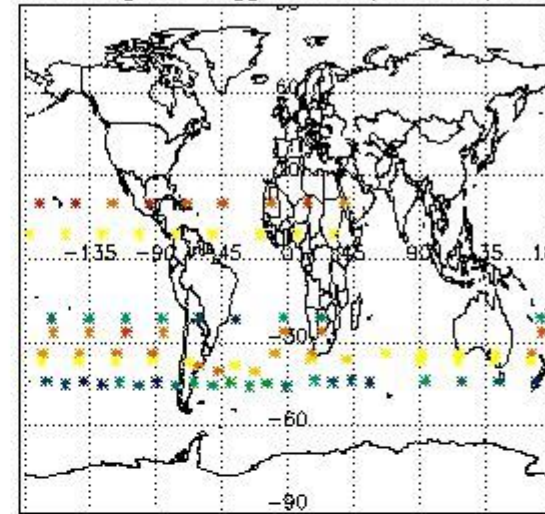


3.2 Plot quality information per product (world map)

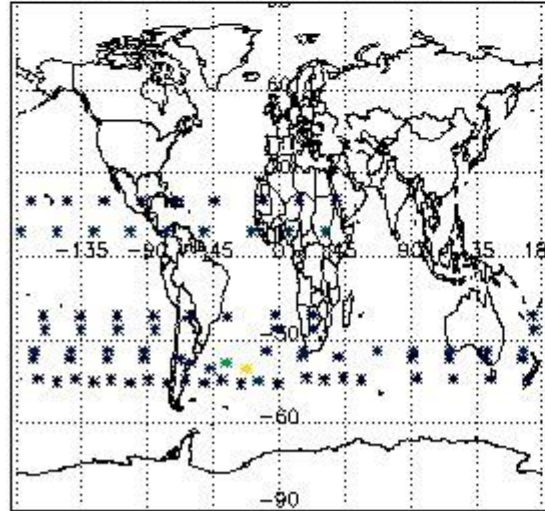
Percentage of flagged data per O3 profile



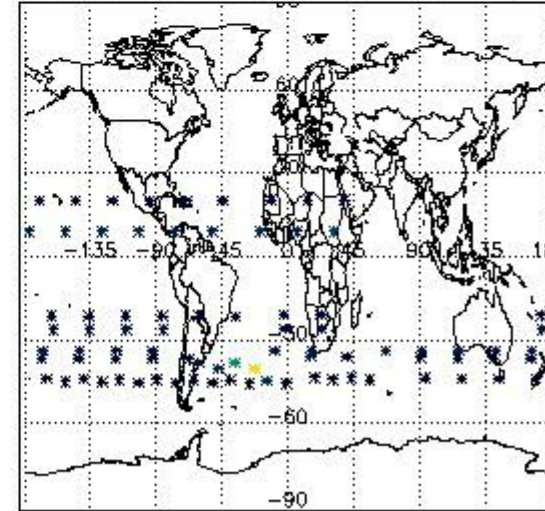
Percentage of flagged data per H2O profile



Percentage of flagged data per NO2 profile



Percentage of flagged data per NO3 profile

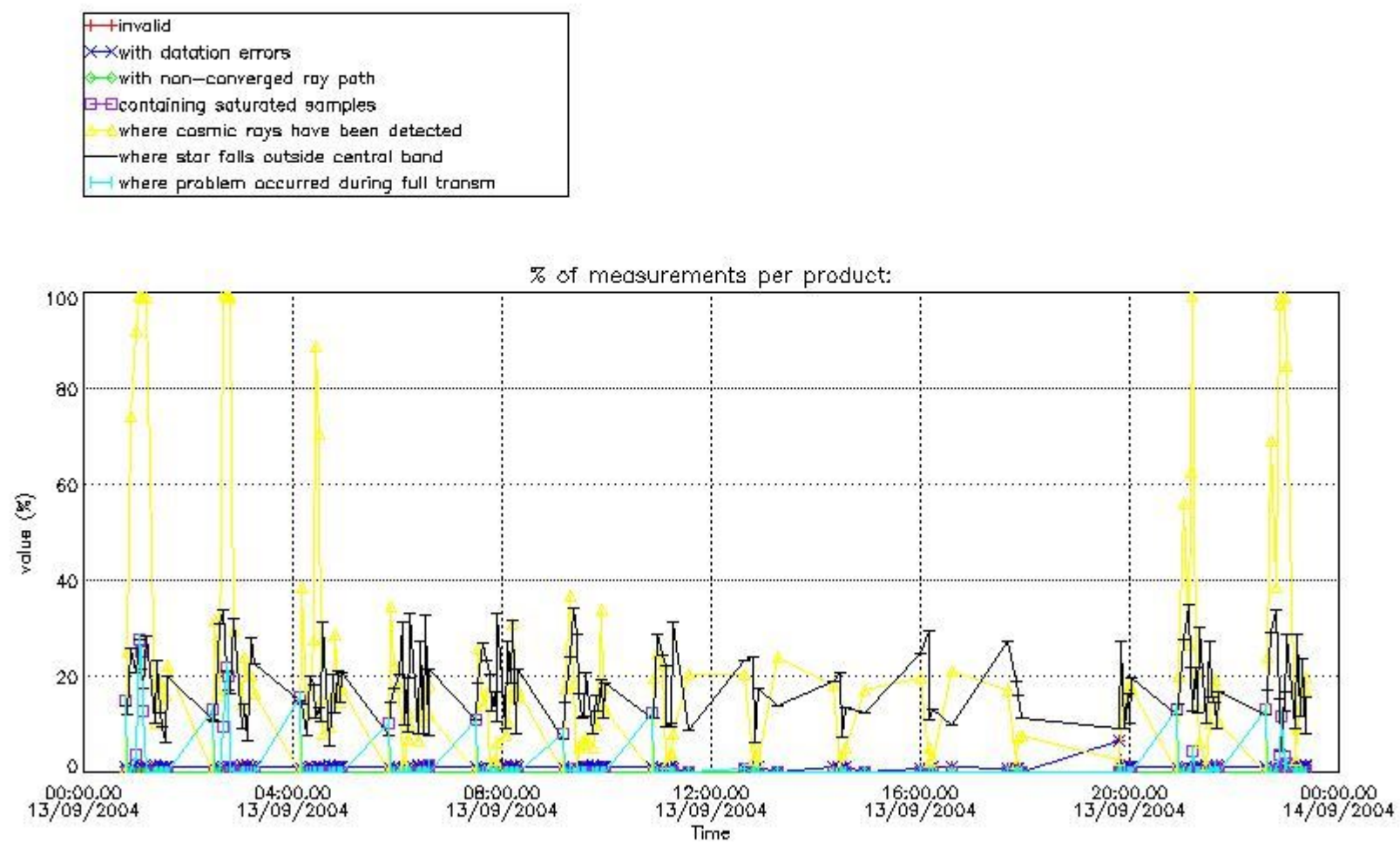


4. Level 1 quality information per product

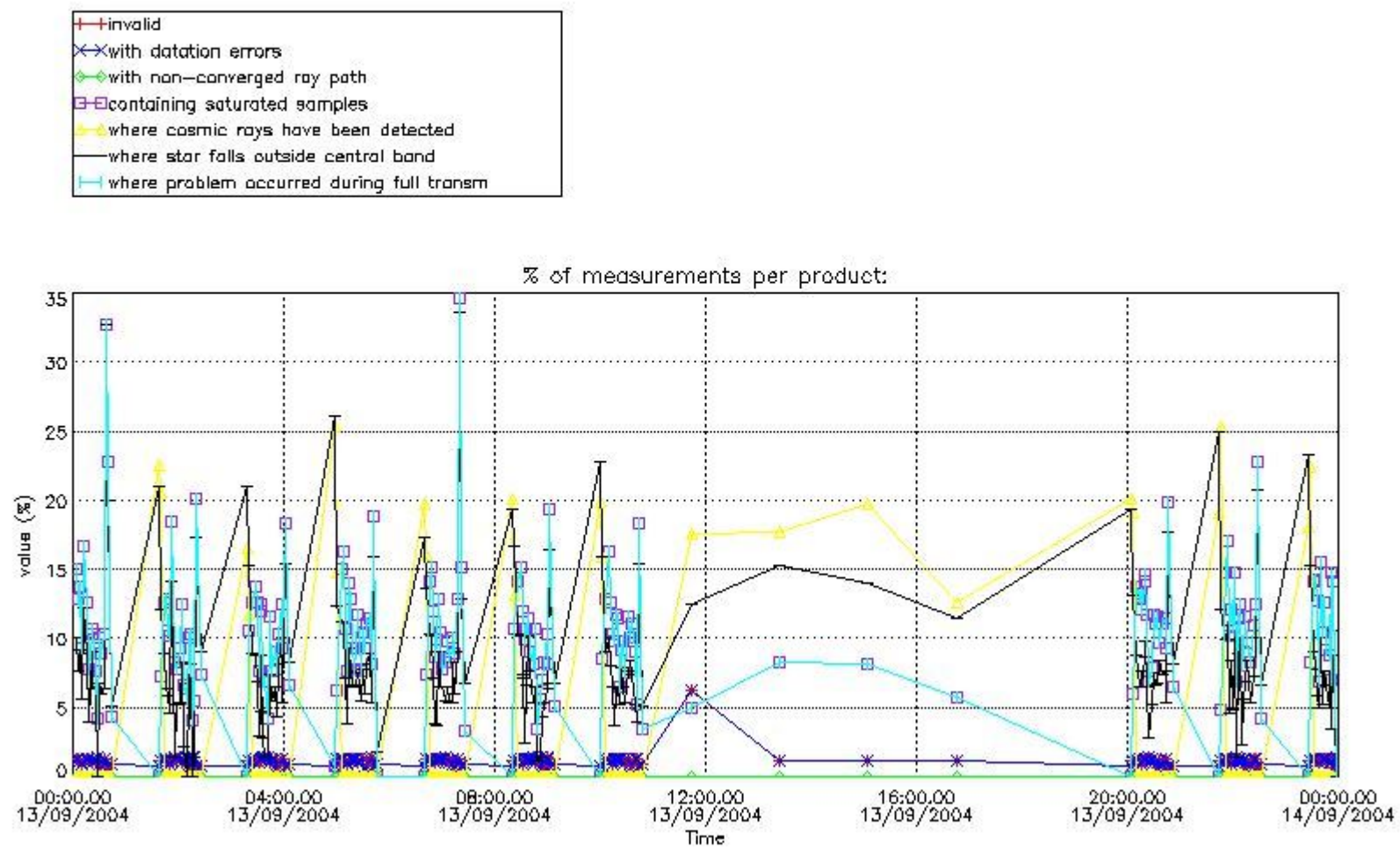
In this section it is plotted some information contained in the Quality Summary data set of the level 2 products that comes from the level 1b processing. Products without errors (error flag in the MPH set to "0") are used.

4.1 Plot quality information per product (time dependant) coming from level 1b processing

4.1.1 Plot level 1 quality information per product (time dependant): ENVISAT ASCENDING passes



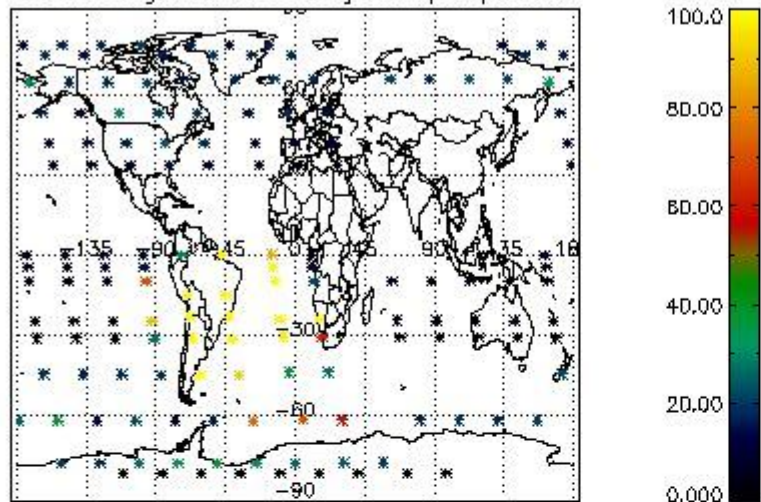
4.1.2 Plot level 1 quality information per product (time dependant): ENVI SAT DESCENDING passes



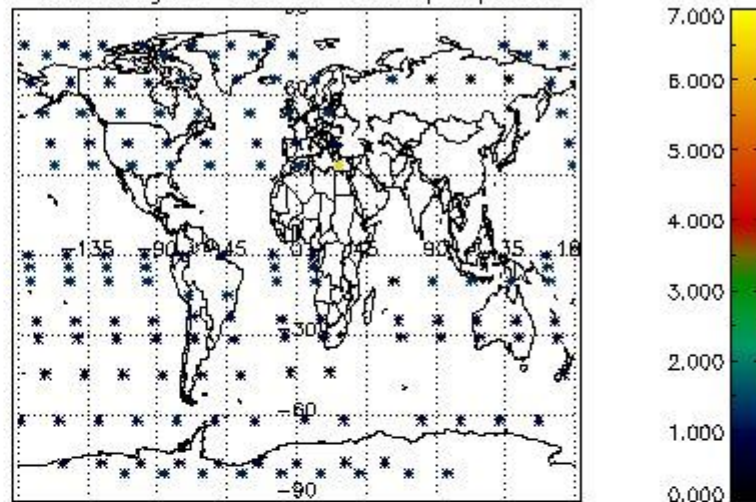
4.2 Plot quality information per product coming from level 1b processing (world map)

4.2.1 Plot level 1 quality information per product (world map): ENVISAT ASCENDING passes

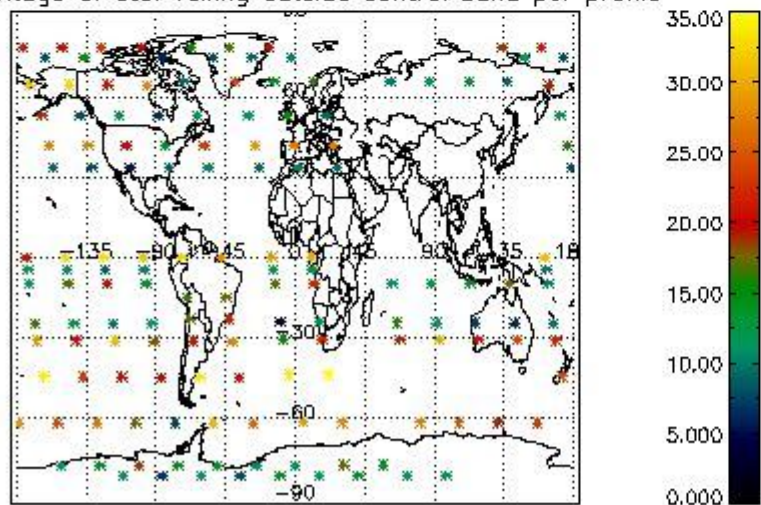
Percentage of cosmic ray hits per profile



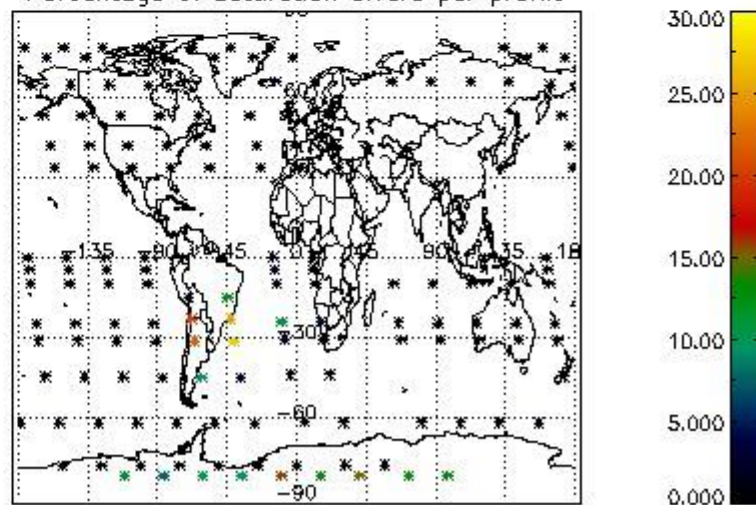
Percentage of datation errors per profile



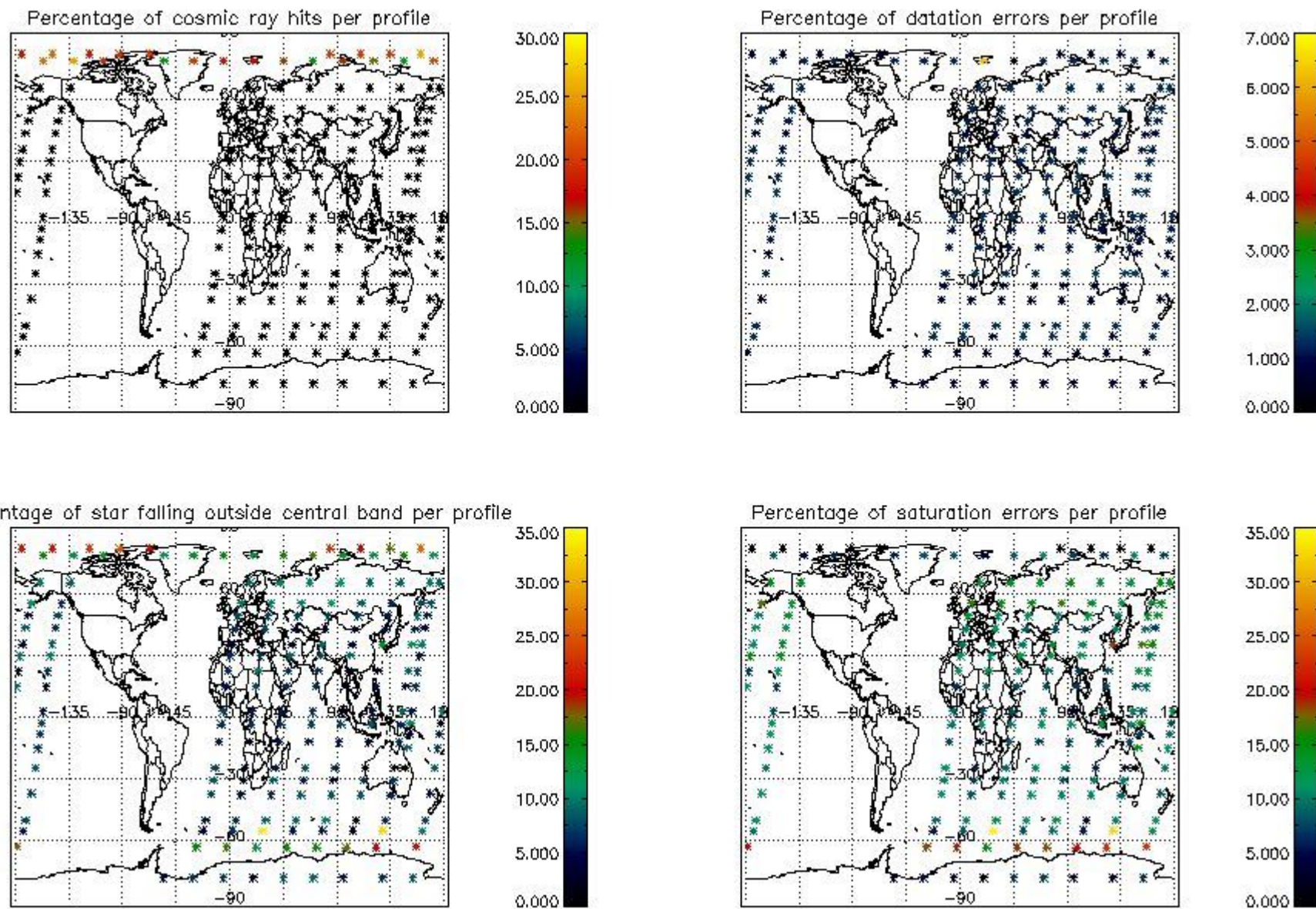
Percentage of star falling outside central band per profile



Percentage of saturation errors per profile



4.2.2 Plot level 1 quality information per product (world map): ENVISAT DESCENDING passes



5. Trace gas profiles

5.1 Ozone statistics based on quality of products

The final quality of the products can be "measured" using the STD (Standard Deviation) attached to every point profile. This information is written to the parameter GOM_NL__2P/NL_LOCAL_SPECIES_DENSITY/o3_std of the level 2 products. The table below shows the statistics for given STD ranges.

The statistics are given with respect to the overall valid production:

- Products without fatal errors: GOM_NL__2P/MPH/PRODUCT_ERR=0
- Valid point profile: GOM_NL__2P/NL_LOCAL_SPECIES_DENSITY/pcd(0)=0

The 'Criteria' is applied to valid points of dark limb products:

- Products in dark limb illumination condition: GOM_NL__2P/NL_SUMMARY_QUALITY/obs_ill_cond=0
- Products without fatal errors: GOM_NL__2P/MPH/PRODUCT_ERR=0
- Valid point profile: GOM_NL__2P/NL_LOCAL_SPECIES_DENSITY/pcd(0)=0

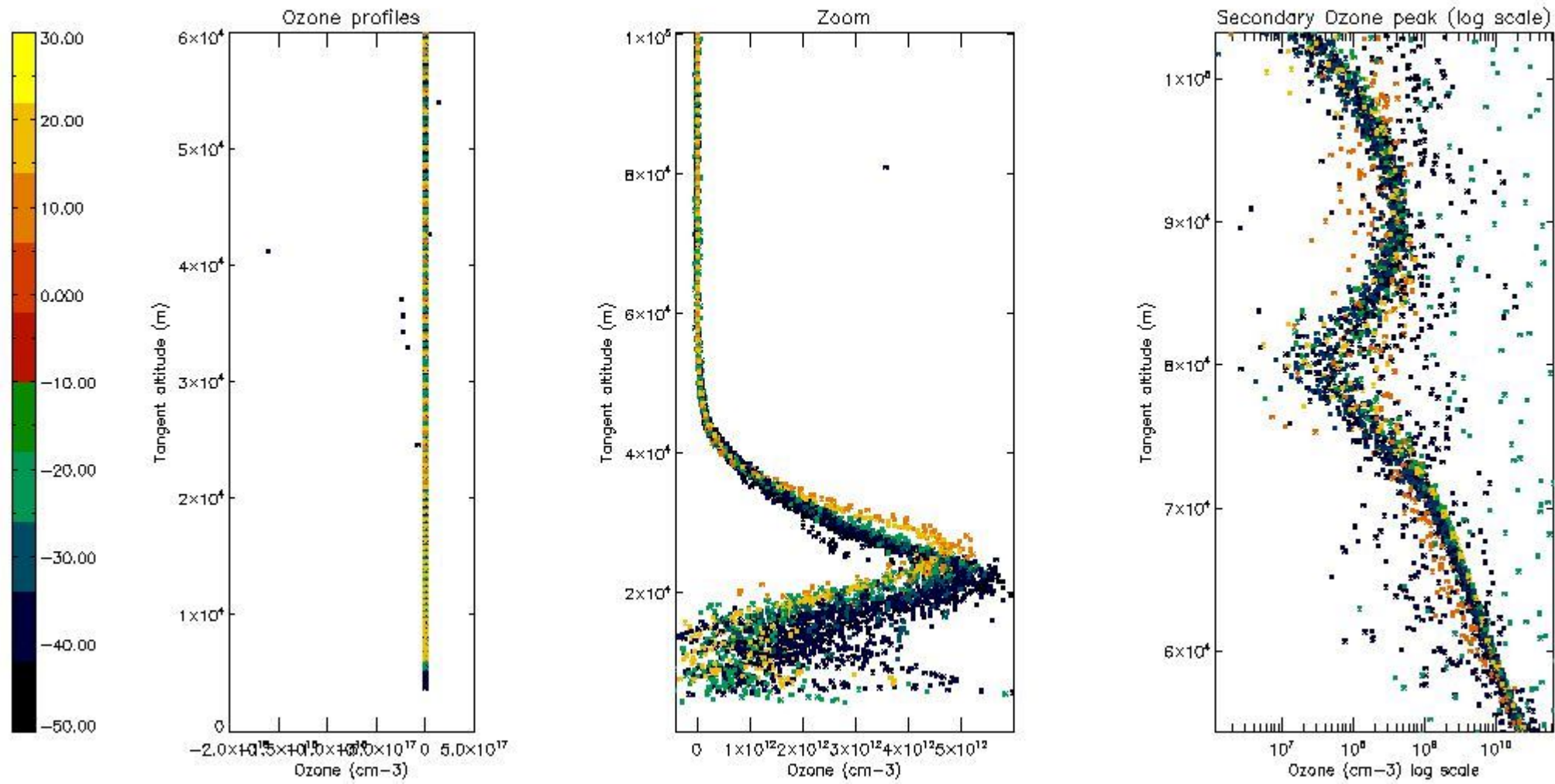
So, the table below shows the percentage of dark limb and valid observations for each criteria with respect to the overall valid daily observations.

Criteria	% of total production
All STD	27
STD < 20	16

STD < 10	13
STD < 5	10

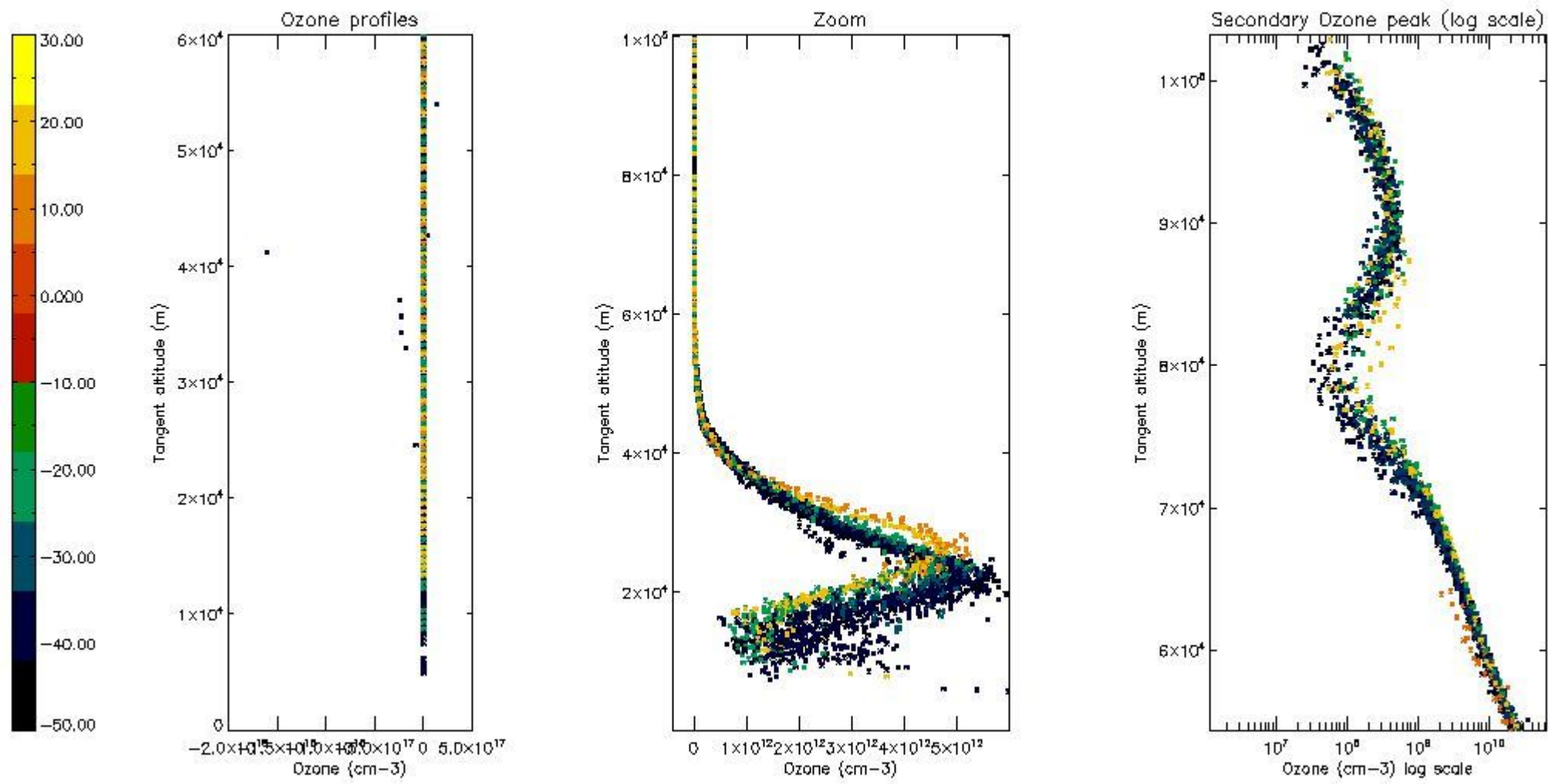
5.2 Plot ozone profiles for all STD (dark without errors)

The colorbar represents the latitude.



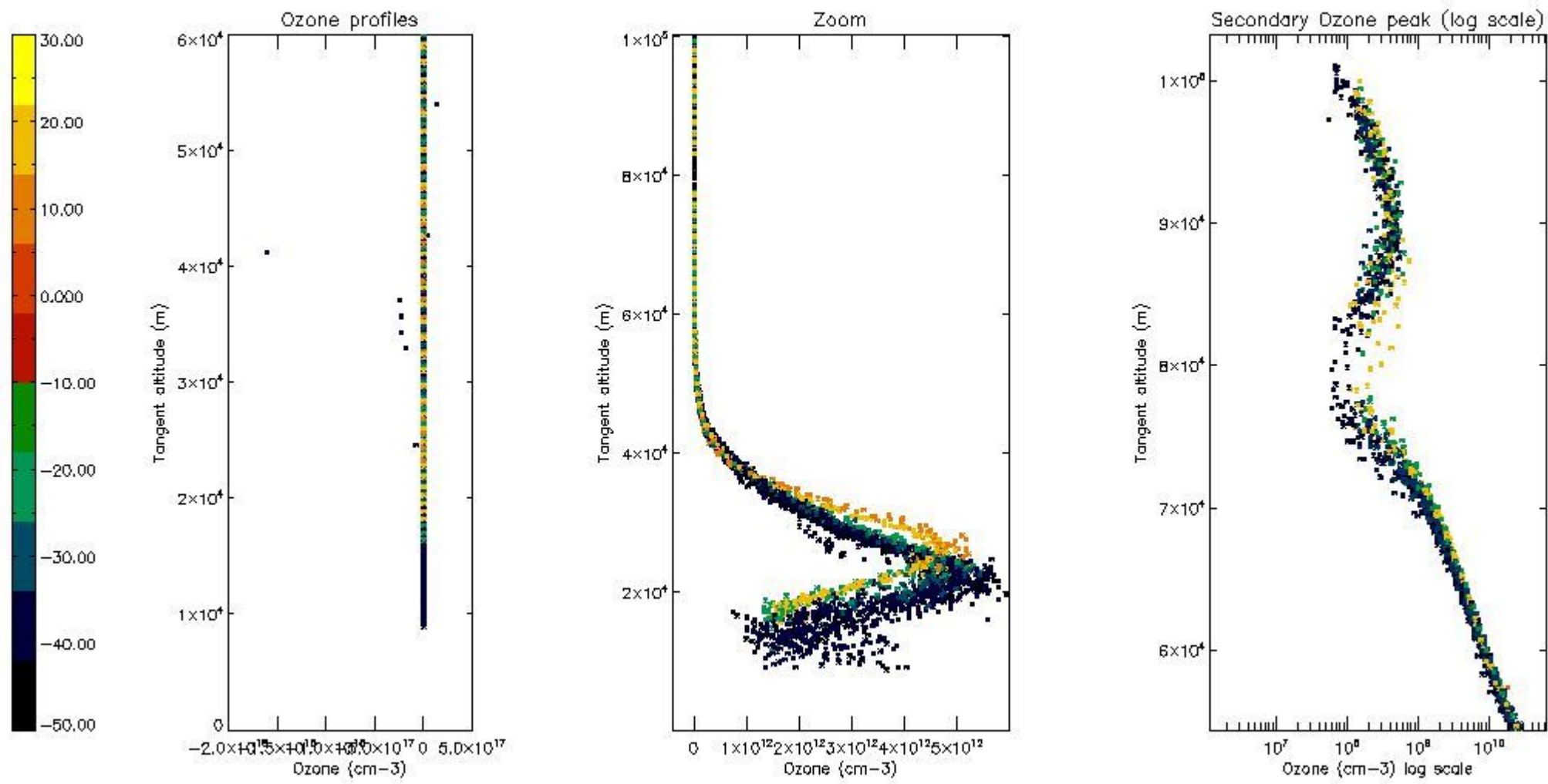
5.3 Plot ozone profiles where STD < 20% (dark without errors)

The colorbar represents the latitude.



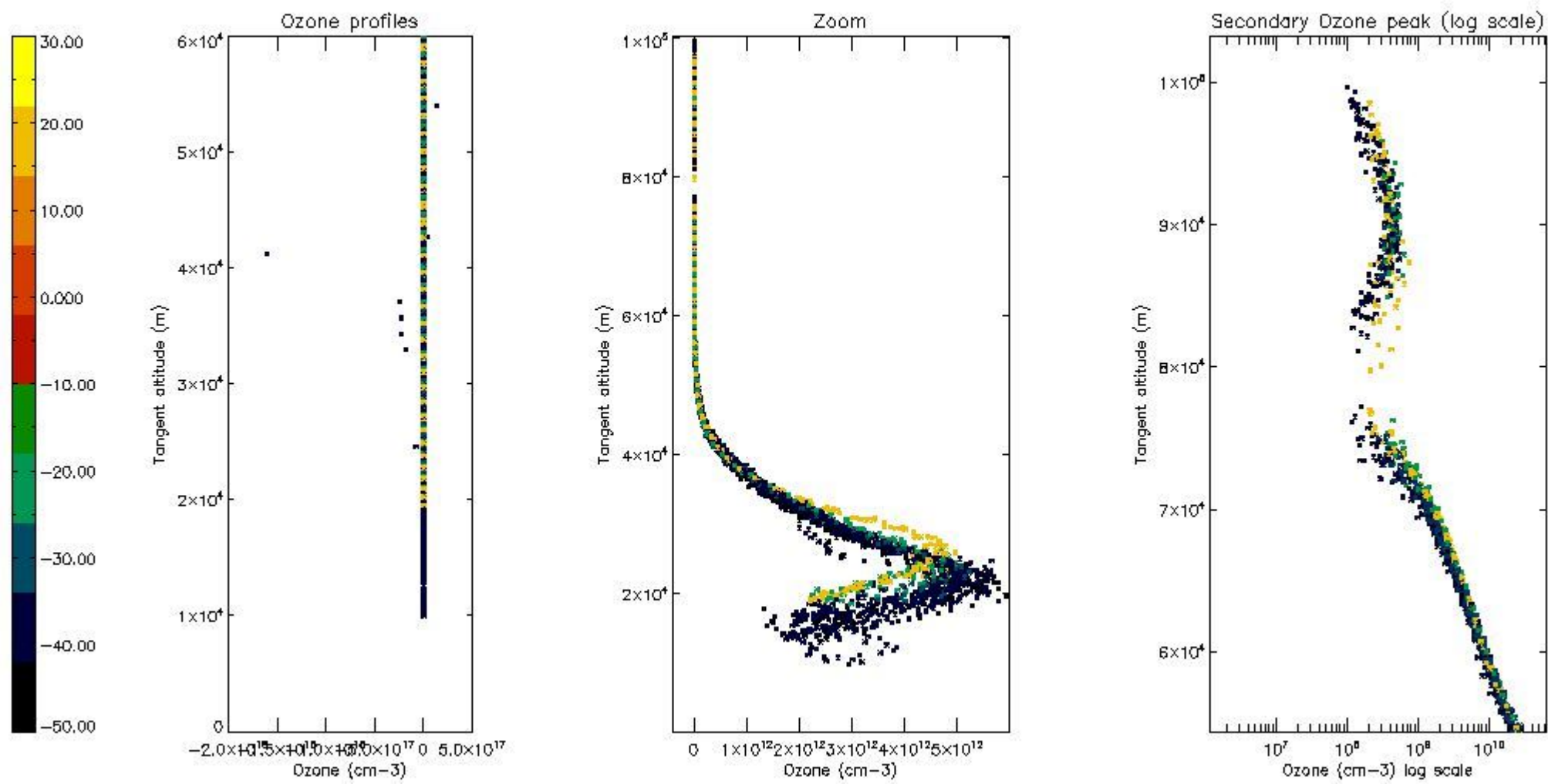
5.4 Plot ozone profiles where STD < 10% (dark without errors)

The colorbar represents the latitude.



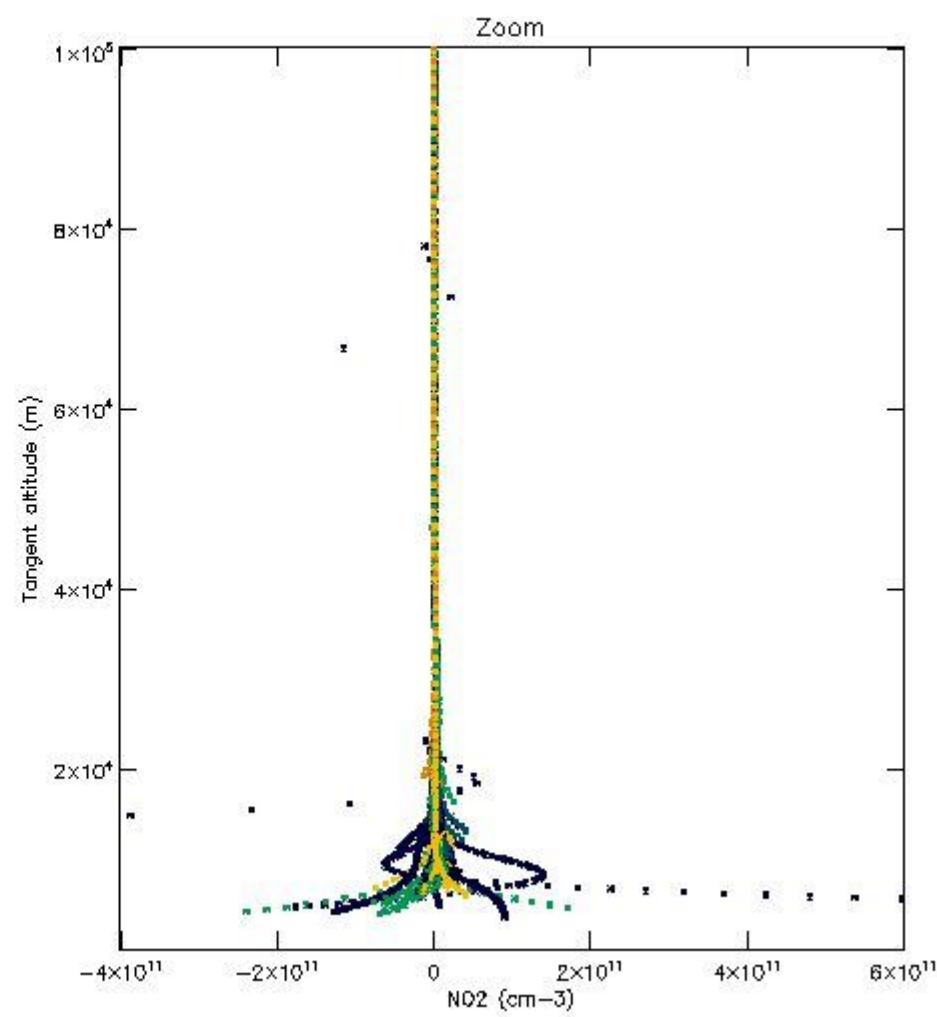
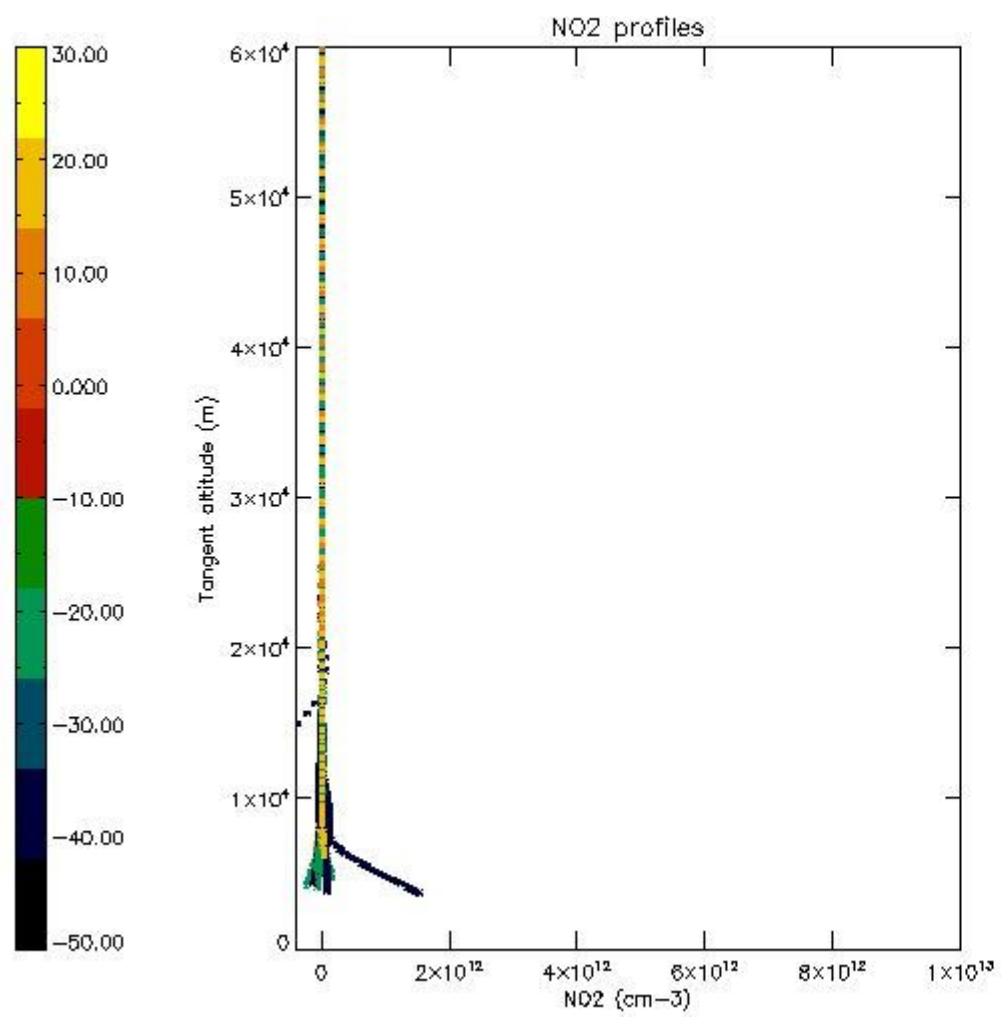
5.5 Plot ozone profiles where STD < 5% (dark without errors)

The colorbar represents the latitude.



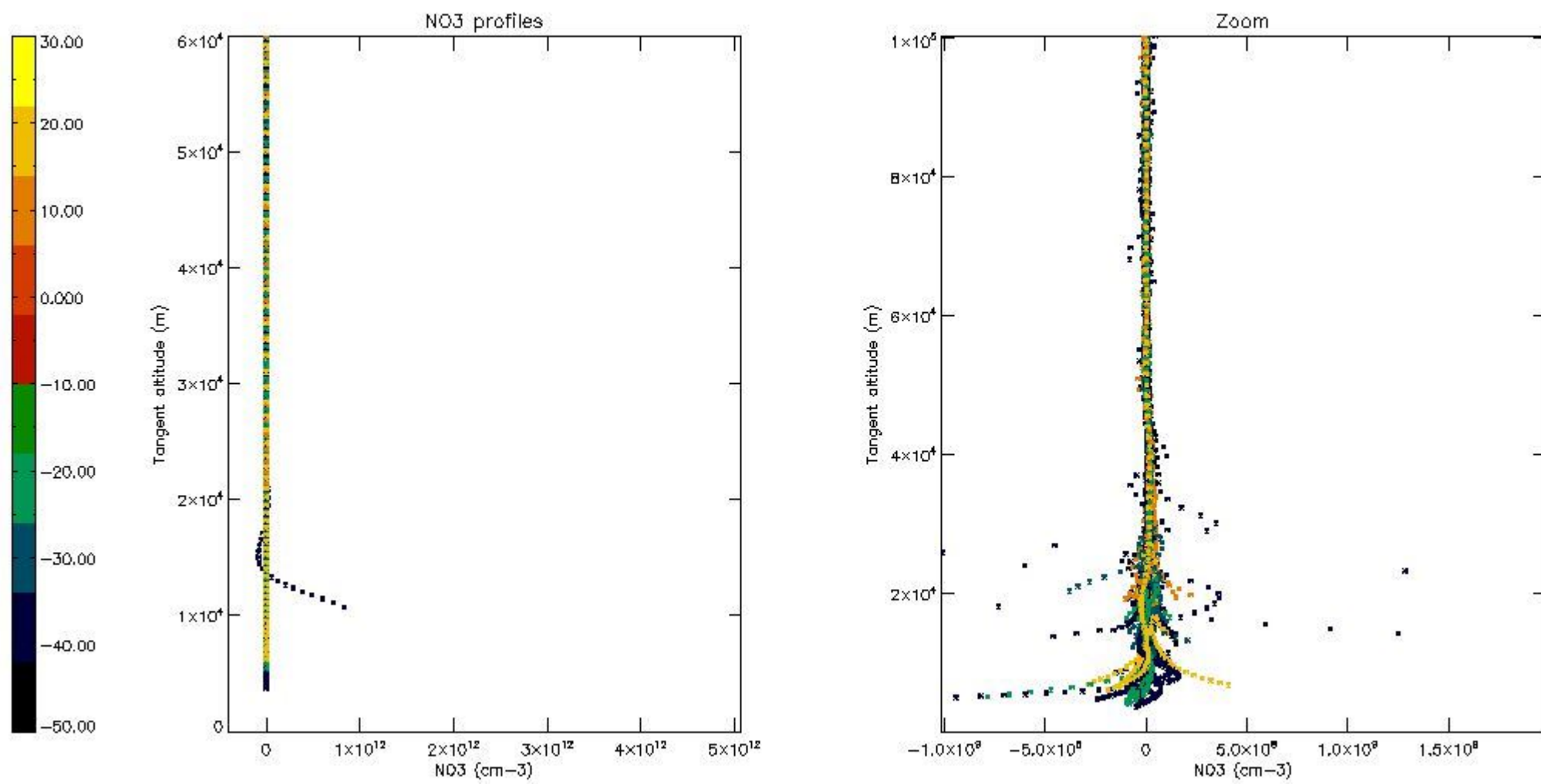
5.6 Plot NO₂ profiles for all STD (dark without errors)

The colorbar represents the latitude.



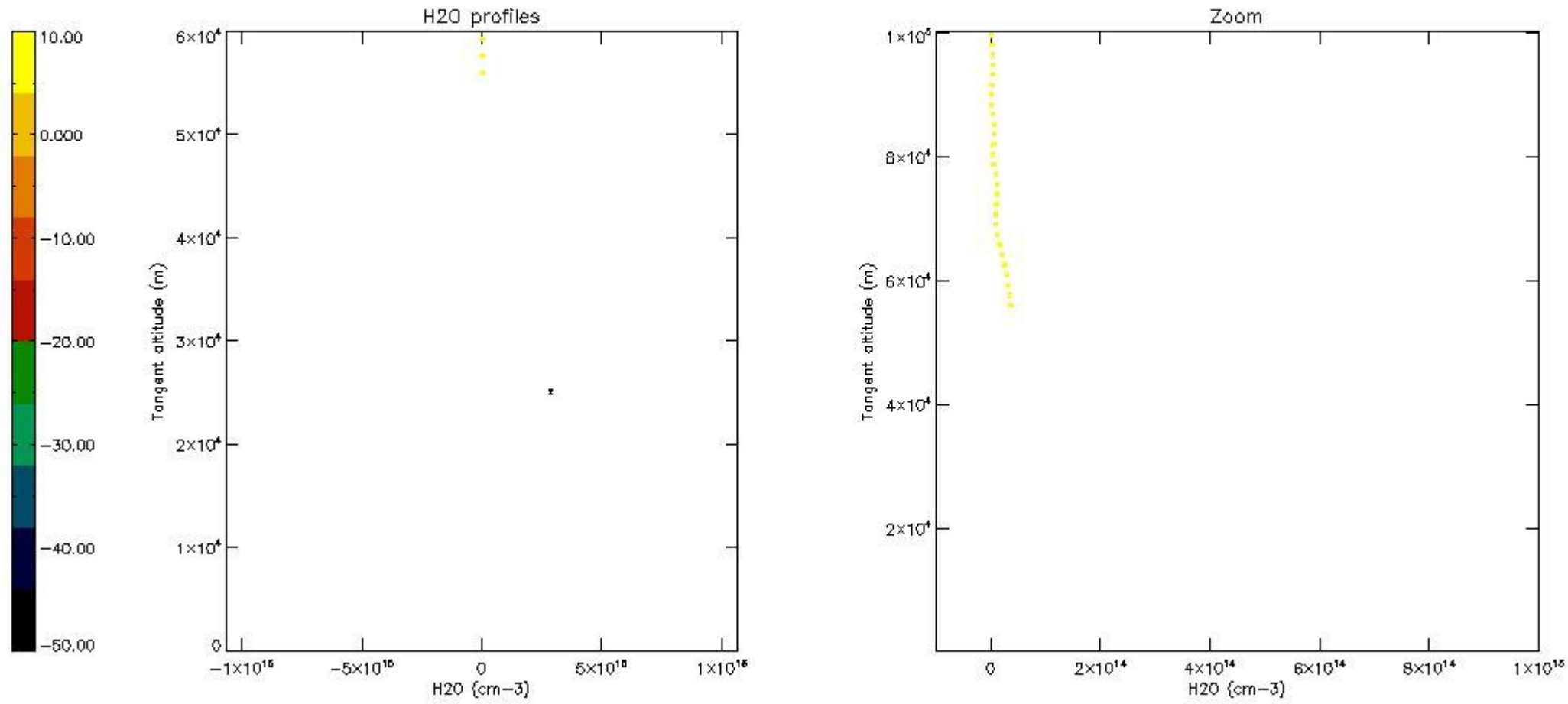
5.7 Plot NO3 profiles for all STD (dark without errors)

The colorbar represents the latitude.



5.8 Plot H₂O profiles for all STD (only for occultations of stars 1,2,3,4,13,14,16,26,63 dark without errors)

The colorbar represents the latitude.



6. Auxiliary Data Files used for the production reported in section 2

The number reported in the third column indicates since which file (see list in section 2) the corresponding auxiliary file has been used. The fourth column is the date of those product files.

Type	Auxiliary Filename	Used since product	Used since product date
INST_PHYS_CHARACTERISTICS	GOM_INS_AXVIEC20091111_143220_20030716_120000_20500101_000000	1	13-SEP-2004 00:03:18
LEVEL-2_PROC_CONFIG	GOM_PR2_AXVIEC20091111_152718_20020301_000000_20500101_000000	1	13-SEP-2004 00:03:18
CROSS_SECTIONS_FILE	GOM_CRS_AXVIEC20091111_154832_20020301_000000_20500101_000000	1	13-SEP-2004 00:03:18

GOMOS Level 2 Daily Report

SUMMARY

[1. General Info](#)

[2. Summary of processed GOM_NL_2P products](#)

[3. Level 2 Quality information per product](#)

[3.1 Plot of level 2 quality information per product \(time dependant\)](#)

[3.2 Plot of level 2 quality information per product \(world map\)](#)

[4. Level 1 Quality information per product \(stored on level 2 products\)](#)

[4.1 Plot of level 1 quality information per product \(time dependant\)](#)

[4.1.1 Plot of level 1 quality information per product \(time dependant\): ASCENDING](#)

[4.1.2 Plot of level 1 quality information per product \(time dependant\): DESCENDING](#)

[4.2 Plot of level 1 quality information per product \(world map\)](#)

[4.2.1 Plot of level 1 quality information per product \(world map\): ASCENDING](#)

[4.2.2 Plot of level 1 quality information per product \(world map\): DESCENDING](#)

[5. Ozone profiles based on quality statistics and other trace gas profiles](#)

[5.1 Ozone statistics based on quality of products](#)

[5.2 Plot ozone profiles for all STD \(dark without errors\)](#)

[5.3 Plot ozone profiles where STD < 20% \(dark without errors\)](#)

[5.4. Plot ozone profiles where STD < 10% \(dark without errors\)](#)

[5.5. Plot ozone profiles where STD < 5% \(dark without errors\)](#)

[5.6 Plot NO2 profiles for all STD \(dark without errors\)](#)

[5.7 Plot NO3 profiles for all STD \(dark without errors\)](#)

[5.8 Plot H2O profiles \(only for occultations of stars 1,2,3,4,13,14,16,26,63 dark without errors\) for all STD](#)

[6. Auxiliary Data Files used for the production reported in section 2](#)

This report presents the daily analysis on parameters extracted from GOMOS level 2 data (GOM_NL__2P). It is intended to monitor some important parameters that will impact the quality of these products. A list of level 2 products (and content) that have arrived during the reporting day to the PCF is also given.

Item	Value
Time of report generation	19APR2013 10:53:46
Data source version	GOMOS/6.01
Start time of products	13-09-2004 (13SEP2004 00:00:00)
Stop time of products	14-09-2004 (14SEP2004 00:00:00)
Store outputs in DB	Yes
Nb of level 2 prods	347
Nb of prods with errors	0

2. Summary of processed GOM_NL__2P products.

Nr	Filename	UTC Start time	Limb	Duration	Star Id	Star Name	Star Mag	Star Temp	Nb Meas	Orbit	Prod. error
1	GOM_NL__2PRFIN20040913_000318_000000402030_00188_13268_4005.N1	13-SEP-2004 00:03:18	Bright	40.000	162	34Alp Aqr	2.9440	5350.0	80	13268	No
2	GOM_NL__2PRFIN20040913_000617_000000392030_00188_13268_4006.N1	13-SEP-2004 00:06:17	Bright	39.000	61	8Eps Peg	2.1000	3900.0	78	13268	No
3	GOM_NL__2PRFIN20040913_000804_000000442030_00188_13268_4007.N1	13-SEP-2004 00:08:04	Bright	43.500	90	54Alp Peg	2.4870	11000.	87	13268	No
4	GOM_NL__2PRFIN20040913_000951_000000542030_00188_13268_4008.N1	13-SEP-2004 00:09:51	Bright	54.000	140	88Gam Peg	2.8340	26000.	108	13268	No
5	GOM_NL__2PRFIN20040913_001200_000000452030_00188_13268_4009.N1	13-SEP-2004 00:12:00	Bright	45.000	93	53Bet Peg	2.5200	3100.0	90	13268	No
6	GOM_NL__2PRFIN20040913_001536_000000402030_00188_13268_4010.N1	13-SEP-2004 00:15:36	Bright	39.500	66	37Gam Cyg	2.2080	5900.0	79	13268	No
7	GOM_NL__2PRFIN20040913_001740_000000392030_00188_13268_4011.N1	13-SEP-2004 00:17:40	Bright	38.500	144	18Del Cyg	2.8600	11000.	77	13268	No
8	GOM_NL__2PRFIN20040913_002106_000000392030_00188_13268_4012.N1	13-SEP-2004 00:21:06	Bright	39.000	89	5Alp Cep	2.4510	8000.0	78	13268	No
9	GOM_NL__2PRFIN20040913_002252_000000472030_00188_13268_4013.N1	13-SEP-2004 00:22:52	Bright	47.000	68	18Alp Cas	2.2250	4500.0	94	13268	No
10	GOM_NL__2PRFIN20040913_002517_000000462030_00188_13268_4014.N1	13-SEP-2004 00:25:17	Bright	46.000	110	37Del Cas	2.6780	8900.0	92	13268	No
11	GOM_NL__2PRFIN20040913_002848_000000362030_00188_13268_4015.N1	13-SEP-2004 00:28:48	Bright	35.500	49	1Alp UMi	1.9900	6300.0	71	13268	No
12	GOM_NL__2PRFIN20040913_003032_000000602030_00188_13268_4016.N1	13-SEP-2004 00:30:32	Bright	59.500	160	23Gam Per	2.9300	4700.0	119	13268	No
13	GOM_NL__2PRFIN20040913_003233_000000672030_00188_13268_4017.N1	13-SEP-2004 00:32:33	Bright	67.000	35	33Alp Per	1.7950	6250.0	134	13268	No
14	GOM_NL__2PRFIN20040913_003600_000000392030_00188_13268_4018.N1	13-SEP-2004 00:36:00	Bright	39.000	36	50Alp UMa	1.8000	6300.0	78	13268	No
15	GOM_NL__2PRFIN20040913_003725_000000522030_00188_13268_4019.N1	13-SEP-2004 00:37:25	Bright	52.000	82	48Bet UMa	2.3650	10600.	104	13268	No
16	GOM_NL__2PRFIN20040913_003951_000000732030_00188_13268_4020.N1	13-SEP-2004 00:39:51	Bright	72.500	6	13Alp Aur	0.080000	3400.0	145	13268	No
17	GOM_NL__2PRFIN20040913_004434_000000592030_00188_13268_4021.N1	13-SEP-2004 00:44:34	Bright	58.500	107	37The Aur	2.6490	11000.	117	13268	No
18	GOM_NL__2PRFIN20040913_004722_000000472030_00188_13268_4022.N1	13-SEP-2004 00:47:22	Bright	47.000	17	78Bet Gem	1.1610	4500.0	94	13268	No
19	GOM_NL__2PRFIN20040913_004938_000001012030_00188_13268_4023.N1	13-SEP-2004 00:49:38	Twilight	101.00	28	12Bet Tau	1.6500	15200.	202	13268	No
20	GOM_NL__2PRFIN20040913_005438_000000602030_00188_13268_4024.N1	13-SEP-2004 00:54:38	Twilight	60.000	8	10Alp CMi	0.40000	6500.0	120	13268	No
21	GOM_NL__2PRFIN20040913_005935_000001002030_00188_13268_4025.N1	13-SEP-2004 00:59:35	Dark	99.500	14	58Alp Ori	0.87000	3000.0	199	13268	No
22	GOM_NL__2PRFIN20040913_010328_000000662030_00188_13268_4026.N1	13-SEP-2004 01:03:28	Dark	65.500	1	9Alp CMa	-1.4400	11000.	131	13268	No
23	GOM_NL__2PRFIN20040913_010548_000000542030_00188_13268_4027.N1	13-SEP-2004 01:05:48	Dark	53.500	23	21Eps CMa	1.5020	26000.	107	13268	No
24	GOM_NL__2PRFIN20040913_010804_000000432030_00188_13268_4028.N1	13-SEP-2004 01:08:04	Dark	43.000	34	Gam2Vel	1.7930	23000.	86	13268	No
25	GOM_NL__2PRFIN20040913_011213_000000532030_00189_13269_4029.N1	13-SEP-2004 01:12:13	Dark	53.000	2	Alp Car	-0.73600	7000.0	106	13269	No
26	GOM_NL__2PRFIN20040913_012138_000000392030_00189_13269_3995.N1	13-SEP-2004 01:21:38	Dark	39.000	135	Bet Hyi	2.8200	5800.0	78	13269	No
27	GOM_NL__2PRFIN20040913_012357_000000522030_00189_13269_3996.N1	13-SEP-2004 01:23:57	Dark	51.500	9	Alp Eri	0.45300	24000.	103	13269	No
28	GOM_NL__2PRFIN20040913_012712_000000412030_00189_13269_3997.N1	13-SEP-2004 01:27:12	Straylight	40.500	148	Alp Tuc	2.8780	4100.0	81	13269	No
29	GOM_NL__2PRFIN20040913_013052_000000432030_00189_13269_3998.N1	13-SEP-2004 01:30:52	Straylight	42.500	31	Alp Gru	1.7340	15200.	85	13269	No
30	GOM_NL__2PRFIN20040913_013340_000000412030_00189_13269_3999.N1	13-SEP-2004 01:33:40	Straylight	40.500	172	Gam Gru	3.0030	13100.	81	13269	No
31	GOM_NL__2PRFIN20040913_013505_000000482030_00189_13269_4000.N1	13-SEP-2004 01:35:05	Straylight	47.500	18	24Alp PsA	1.1660	9700.0	95	13269	No
32	GOM_NL__2PRFIN20040913_013732_000000692030_00189_13269_4001.N1	13-SEP-2004 01:37:32	Twilight	69.000	52	16Bet Cet	2.0370	4500.0	138	13269	No
33	GOM_NL__2PRFIN20040913_013938_000000422030_00189_13269_4002.N1	13-SEP-2004 01:39:38	Twilight	41.500	142	49Del Cap	2.8500	8900.0	83	13269	No
34	GOM_NL__2PRFIN20040913_014354_000000402030_00189_13269_4003.N1	13-SEP-2004 01:43:54	Bright	39.500	162	34Alp Aqr	2.9440	5350.0	79	13269	No
35	GOM_NL__2PRFIN20040913_014653_000000392030_00189_13269_4004.N1	13-SEP-2004 01:46:53	Bright	39.000	61	8Eps Peg	2.1000	3900.0	78	13269	No
36	GOM_NL__2PRFIN20040913_014839_000000432030_00189_13269_4005.N1	13-SEP-2004 01:48:39	Bright	42.500	90	54Alp Peg	2.4870	11000.	85	13269	No
37	GOM_NL__2PRFIN20040913_015026_000000542030_00189_13269_4006.N1	13-SEP-2004 01:50:26	Bright	54.000	140	88Gam Peg	2.8340	26000.	108	13269	No
38	GOM_NL__2PRFIN20040913_015235_000000462030_00189_13269_4007.N1	13-SEP-2004 01:52:35	Bright	46.000	93	53Bet Peg	2.5200	3100.0	92	13269	No
39	GOM_NL__2PRFIN20040913_015612_000000362030_00189_13269_4008.N1	13-SEP-2004 01:56:12	Bright	36.000	66	37Gam Cyg	2.2080	5900.0	72	13269	No
40	GOM_NL__2PRFIN20040913_015816_000000392030_00189_13269_4009.N1	13-SEP-2004 01:58:16	Bright	38.500	144	18Del Cyg	2.8600	11000.	77	13269	No
41	GOM_NL__2PRFIN20040913_020142_000000382030_00189_13269_4010.N1	13-SEP-2004 02:01:42	Bright	37.500	89	5Alp Cep	2.4510	8000.0	75	13269	No
42	GOM_NL__2PRFIN20040913_020327_000000482030_00189_13269_4011.N1	13-SEP-2004 02:03:27	Bright	48.000	68	18Alp Cas	2.2250	4500.0	96	13269	No

161	GOM_NL__2PRFIN20040913_075322_000000422030_00192_13272_4032.N1	13-SEP-2004 07:53:22	Dark	42.000	161	Tau Pup	2.9310	4500.0	84	13272	No
162	GOM_NL__2PRFIN20040913_075440_000000562030_00193_13273_3922.N1	13-SEP-2004 07:54:40	Dark	56.000	2	Alp Car	-0.73600	7000.0	112	13273	No
163	GOM_NL__2PRFIN20040913_080403_000000392030_00193_13273_3923.N1	13-SEP-2004 08:04:03	Dark	38.500	135	Bet Hyi	2.8200	5800.0	77	13273	No
164	GOM_NL__2PRFIN20040913_080624_000000532030_00193_13273_3924.N1	13-SEP-2004 08:06:24	Dark	53.000	9	Alp Eri	0.45300	24000.	106	13273	No
165	GOM_NL__2PRFIN20040913_080937_000000432030_00193_13273_3925.N1	13-SEP-2004 08:09:37	Straylight	43.000	148	Alp Tuc	2.8780	4100.0	86	13273	No
166	GOM_NL__2PRFIN20040913_081256_000000522030_00193_13273_3926.N1	13-SEP-2004 08:12:56	Straylight	52.000	63	Bet Gru	2.1500	2800.0	104	13273	No
167	GOM_NL__2PRFIN20040913_081607_000000382030_00193_13273_3927.N1	13-SEP-2004 08:16:07	Straylight	38.000	172	Gam Gru	3.0030	13100.	76	13273	No
168	GOM_NL__2PRFIN20040913_081731_000000472030_00193_13273_3928.N1	13-SEP-2004 08:17:31	Straylight	46.500	18	24Alp PsA	1.1660	9700.0	93	13273	No
169	GOM_NL__2PRFIN20040913_081958_000000652030_00193_13273_3929.N1	13-SEP-2004 08:19:58	Twl_and_stray	64.500	52	16Bet Cet	2.0370	4500.0	129	13273	No
170	GOM_NL__2PRFIN20040913_082204_000000422030_00193_13273_3930.N1	13-SEP-2004 08:22:04	Twl_and_stray	42.000	142	49Del Cap	2.8500	8900.0	84	13273	No
171	GOM_NL__2PRFIN20040913_082619_000000392030_00193_13273_3931.N1	13-SEP-2004 08:26:19	Bright	39.000	162	34Alp Aqr	2.9440	5350.0	78	13273	No
172	GOM_NL__2PRFIN20040913_082918_000000402030_00193_13273_3932.N1	13-SEP-2004 08:29:18	Bright	39.500	61	8Eps Peg	2.1000	3900.0	79	13273	No
173	GOM_NL__2PRFIN20040913_083103_000000422030_00193_13273_3933.N1	13-SEP-2004 08:31:03	Bright	42.000	90	54Alp Peg	2.4870	11000.	84	13273	No
174	GOM_NL__2PRFIN20040913_083247_000000552030_00193_13273_3934.N1	13-SEP-2004 08:32:47	Bright	54.500	140	88Gam Peg	2.8340	26000.	109	13273	No
175	GOM_NL__2PRFIN20040913_083458_000000412030_00193_13273_3935.N1	13-SEP-2004 08:34:58	Bright	40.500	93	53Bet Peg	2.5200	3100.0	81	13273	No
176	GOM_NL__2PRFIN20040913_083632_000000382030_00193_13273_3936.N1	13-SEP-2004 08:36:32	Bright	37.500	92	53Eps Cyg	2.5000	4500.0	75	13273	No
177	GOM_NL__2PRFIN20040913_083837_000000402030_00193_13273_3937.N1	13-SEP-2004 08:38:37	Bright	39.500	66	37Gam Cyg	2.2080	5900.0	79	13273	No
178	GOM_NL__2PRFIN20040913_084042_000000392030_00193_13273_3938.N1	13-SEP-2004 08:40:42	Bright	39.000	144	18Del Cyg	2.8600	11000.	78	13273	No
179	GOM_NL__2PRFIN20040913_084407_000000372030_00193_13273_3939.N1	13-SEP-2004 08:44:07	Bright	37.000	89	5Alp Cep	2.4510	8000.0	74	13273	No
180	GOM_NL__2PRFIN20040913_084549_000000472030_00193_13273_3940.N1	13-SEP-2004 08:45:49	Bright	46.500	68	18Alp Cas	2.2250	4500.0	93	13273	No
181	GOM_NL__2PRFIN20040913_084814_000000432030_00193_13273_3941.N1	13-SEP-2004 08:48:14	Bright	43.000	110	37Del Cas	2.6780	8900.0	86	13273	No
182	GOM_NL__2PRFIN20040913_085149_000000362030_00193_13273_3942.N1	13-SEP-2004 08:51:49	Bright	35.500	49	1Alp UMi	1.9900	6300.0	71	13273	No
183	GOM_NL__2PRFIN20040913_085326_000000572030_00193_13273_3943.N1	13-SEP-2004 08:53:26	Bright	57.000	160	23Gam Per	2.9300	4700.0	114	13273	No
184	GOM_NL__2PRFIN20040913_085526_000000662030_00193_13273_3944.N1	13-SEP-2004 08:55:26	Bright	66.000	35	33Alp Per	1.7950	6250.0	132	13273	No
185	GOM_NL__2PRFIN20040913_085900_000000392030_00193_13273_3945.N1	13-SEP-2004 08:59:00	Bright	39.000	36	50Alp UMa	1.8000	6300.0	78	13273	No
186	GOM_NL__2PRFIN20040913_090027_000000372030_00193_13273_3946.N1	13-SEP-2004 09:00:27	Bright	37.000	82	48Bet UMa	2.3650	10600.	74	13273	No
187	GOM_NL__2PRFIN20040913_090248_000000702030_00193_13273_3947.N1	13-SEP-2004 09:02:48	Bright	70.000	6	13Alp Aur	0.080000	3400.0	140	13273	No
188	GOM_NL__2PRFIN20040913_090734_000000602030_00193_13273_3948.N1	13-SEP-2004 09:07:34	Bright	59.500	107	37The Aur	2.6490	11000.	119	13273	No
189	GOM_NL__2PRFIN20040913_091023_000000442030_00193_13273_3949.N1	13-SEP-2004 09:10:23	Bright	44.000	17	78Bet Gem	1.1610	4500.0	88	13273	No
190	GOM_NL__2PRFIN20040913_091240_000001062030_00193_13273_3950.N1	13-SEP-2004 09:12:40	Twl_and_stray	105.50	28	12Bet Tau	1.6500	15200.	211	13273	No
191	GOM_NL__2PRFIN20040913_091743_000000562030_00193_13273_3951.N1	13-SEP-2004 09:17:43	Twilight	56.000	8	10Alp CMi	0.40000	6500.0	112	13273	No
192	GOM_NL__2PRFIN20040913_092243_000001232030_00193_13273_3952.N1	13-SEP-2004 09:22:43	Dark	123.00	14	58Alp Ori	0.87000	3000.0	246	13273	No
193	GOM_NL__2PRFIN20040913_092633_000000662030_00193_13273_3953.N1	13-SEP-2004 09:26:33	Dark	66.000	1	9Alp CMa	-1.4400	11000.	132	13273	No
194	GOM_NL__2PRFIN20040913_092820_000000612030_00193_13273_3954.N1	13-SEP-2004 09:28:20	Dark	61.000	47	2Bet CMa	1.9760	28000.	122	13273	No
195	GOM_NL__2PRFIN20040913_093232_000000402030_00193_13273_3955.N1	13-SEP-2004 09:32:32	Dark	39.500	46	Del Vel	1.9540	10600.	79	13273	No
196	GOM_NL__2PRFIN20040913_093358_000000432030_00193_13273_3956.N1	13-SEP-2004 09:33:58	Dark	43.000	161	Tau Pup	2.9310	4500.0	86	13273	No
197	GOM_NL__2PRFIN20040913_093516_000000482030_00194_13274_3922.N1	13-SEP-2004 09:35:16	Dark	48.000	2	Alp Car	-0.73600	7000.0	96	13274	No
198	GOM_NL__2PRFIN20040913_094439_000000382030_00194_13274_3923.N1	13-SEP-2004 09:44:39	Dark	38.000	135	Bet Hyi	2.8200	5800.0	76	13274	No
199	GOM_NL__2PRFIN20040913_094700_000000472030_00194_13274_3924.N1	13-SEP-2004 09:47:00	Dark	46.500	9	Alp Eri	0.45300	24000.	93	13274	No
200	GOM_NL__2PRFIN20040913_095013_000000402030_00194_13274_3925.N1	13-SEP-2004 09:50:13	Straylight	39.500	148	Alp Tuc	2.8780	4100.0	79	13274	No
201	GOM_NL__2PRFIN20040913_095332_000000452030_00194_13274_3926.N1	13-SEP-2004 09:53:32	Straylight	44.500	63	Bet Gru	2.1500	2800.0	89	13274	No
202	GOM_NL__2PRFIN20040913_095642_000000402030_00194_13274_3927.N1	13-SEP-2004 09:56:42	Straylight	40.000	172	Gam Gru	3.0030	13100.	80	13274	No
203	GOM_NL__2PRFIN20040913_095806_000000462030_00194_13274_3928.N1	13-SEP-2004 09:58:06	Straylight	45.500	18	24Alp PsA	1.1660	9700.0	91	13274	No
204	GOM_NL__2PRFIN20040913_100034_000000682030_00194_13274_3929.N1	13-SEP-2004 10:00:34	Twl_and_stray	68.000	52	16Bet Cet	2.0370	4500.0	136	13274	No
205	GOM_NL__2PRFIN20040913_100239_000000412030_00194_13274_3930.N1	13-SEP-2004 10:02:39	Twl_and_stray	41.000	142	49Del Cap	2.8500	8900.0	82	13274	No
206	GOM_NL__2PRFIN20040913_100655_000000392030_00194_13274_3931.N1	13-SEP-2004 10:06:55	Bright	39.000	162	34Alp Aqr	2.9440	5350.0	78	13274	No
207	GOM_NL__2PRFIN20040913_100954_000000402030_00194_13274_3932.N1	13-SEP-2004 10:09:54	Bright	40.000	61	8Eps Peg	2.1000	3900.0	80	13274	No
208	GOM_NL__2PRFIN20040913_101137_000000442030_00194_13274_3933.N1	13-SEP-2004 10:11:37	Bright	43.500	90	54Alp Peg	2.4870	11000.	87	13274	No
209	GOM_NL__2PRFIN20040913_101322_000000542030_00194_13274_3934.N1	13-SEP-2004 10:13:22	Bright	53.500	140	88Gam Peg	2.8340	26000.	107	13274	No
210	GOM_NL__2PRFIN20040913_101533_000000412030_00194_13274_3935.N1	13-SEP-2004 10:15:33	Bright	41.000	93	53Bet Peg	2.5200	3100.0	82	13274	No
211	GOM_NL__2PRFIN20040913_101708_000000392030_00194_13274_3936.N1	13-SEP-2004 10:17:08	Bright	38.500	92	53Eps Cyg	2.5000	4500.0	77	13274	No
212	GOM_NL__2PRFIN20040913_101912_000000402030_00194_13274_3937.N1	13-SEP-2004 10:19:12	Bright	39.500	66	37Gam Cyg	2.2080	5900.0	79	13274	No
213	GOM_NL__2PRFIN20040913_102118_000000392030_00194_13274_3938.N1	13-SEP-2004 10:21:18	Bright	38.500	144	18Del Cyg	2.8600	11000.	77	13274	No
214	GOM_NL__2PRFIN20040913_102443_000000382030_00194_13274_3939.N1	13-SEP-2004 10:24:43	Bright	38.000	89	5Alp Cep	2.4510	8000.0	76	13274	No
215	GOM_NL__2PRFIN20040913_102624_000000462030_00194_13274_3940.N1	13-SEP-2004 10:26:24	Bright	46.000	68	18Alp Cas	2.2250	4500.0	92	13274	No
216	GOM_NL__2PRFIN20040913_102848_000000472030_00194_13274_3941.N1	13-SEP-2004 10:28:48	Bright	47.000	110	37Del Cas	2.6780	8900.0	94	13274	No
217	GOM_NL__2PRFIN20040913_103224_000000392030_00194_13274_3942.N1	13-SEP-2004 10:32:24	Bright	39.000	49	1Alp UMi	1.9900	6300.0	78	13274	No
218	GOM_NL__2PRFIN20040913_103401_000000602030_00194_13274_3943.N1	13-SEP-2004 10:34:01	Bright	59.500	160	23Gam Per	2.9300	4700.0	119	13274	No
219	GOM_NL__2PRFIN20040913_103601_000000682030_00194_13274_3944.N1	13-SEP-2004 10:36:01	Bright	68.000	35	33Alp Per	1.7950	6250.0	136	13274	No

220	GOM_NL__2PRFIN20040913_103936_000000392030_00194_13274_3945.N1	13-SEP-2004 10:39:36	Bright	38.500	36	50Alp UMa	1.8000	6300.0	77	13274	No
221	GOM_NL__2PRFIN20040913_104101_000000392030_00194_13274_3946.N1	13-SEP-2004 10:41:01	Bright	38.500	82	48Bet UMa	2.3650	10600.	77	13274	No
222	GOM_NL__2PRFIN20040913_104324_000000682030_00194_13274_3947.N1	13-SEP-2004 10:43:24	Bright	68.000	6	13Alp Aur	0.080000	3400.0	136	13274	No
223	GOM_NL__2PRFIN20040913_104810_000000592030_00194_13274_3948.N1	13-SEP-2004 10:48:10	Bright	58.500	107	37The Aur	2.6490	11000.	117	13274	No
224	GOM_NL__2PRFIN20040913_105100_000000452030_00194_13274_3949.N1	13-SEP-2004 10:51:00	Bright	45.000	17	78Bet Gem	1.1610	4500.0	90	13274	No
225	GOM_NL__2PRFIN20040913_105317_000001022030_00194_13274_3950.N1	13-SEP-2004 10:53:17	Twi_and_stray	102.00	28	12Bet Tau	1.6500	15200.	204	13274	No
226	GOM_NL__2PRFIN20040913_105818_000000612030_00194_13274_3951.N1	13-SEP-2004 10:58:18	Twilight	61.000	8	10Alp CMi	0.40000	6500.0	122	13274	No
227	GOM_NL__2PRFIN20040913_110321_000001072030_00194_13274_3952.N1	13-SEP-2004 11:03:21	Dark	107.00	14	58Alp Ori	0.87000	3000.0	214	13274	No
228	GOM_NL__2PRFIN20040913_110710_000000612030_00194_13274_3953.N1	13-SEP-2004 11:07:10	Dark	61.000	1	9Alp CMa	-1.4400	11000.	122	13274	No
229	GOM_NL__2PRFIN20040913_110857_000000582030_00194_13274_3954.N1	13-SEP-2004 11:08:57	Dark	57.500	47	2Bet CMa	1.9760	28000.	115	13274	No
230	GOM_NL__2PRFIN20040913_111308_000000392030_00194_13274_3955.N1	13-SEP-2004 11:13:08	Dark	39.000	46	Del Vel	1.9540	10600.	78	13274	No
231	GOM_NL__2PRFIN20040913_111434_000000422030_00194_13274_3956.N1	13-SEP-2004 11:14:34	Dark	42.000	161	Tau Pup	2.9310	4500.0	84	13274	No
232	GOM_NL__2PRFIN20040913_111552_000000562030_00195_13275_3999.N1	13-SEP-2004 11:15:52	Dark	56.000	2	Alp Car	-0.73600	7000.0	112	13275	No
233	GOM_NL__2PRFIN20040913_113431_000000402030_00195_13275_4000.N1	13-SEP-2004 11:34:31	Straylight	39.500	31	Alp Gru	1.7340	15200.	79	13275	No
234	GOM_NL__2PRFIN20040913_114315_000000402030_00195_13275_4001.N1	13-SEP-2004 11:43:15	Twi_and_stray	40.000	142	49Del Cap	2.8500	8900.0	80	13275	No
235	GOM_NL__2PRFIN20040913_123855_000000562030_00195_13275_4002.N1	13-SEP-2004 12:38:55	Twilight	56.000	8	10Alp CMi	0.40000	6500.0	112	13275	No
236	GOM_NL__2PRFIN20040913_124747_000000632030_00195_13275_4003.N1	13-SEP-2004 12:47:47	Dark	62.500	1	9Alp CMa	-1.4400	11000.	125	13275	No
237	GOM_NL__2PRFIN20040913_124934_000000562030_00195_13275_4004.N1	13-SEP-2004 12:49:34	Dark	56.000	47	2Bet CMa	1.9760	28000.	112	13275	No
238	GOM_NL__2PRFIN20040913_125343_000000432030_00195_13275_4005.N1	13-SEP-2004 12:53:43	Dark	43.000	46	Del Vel	1.9540	10600.	86	13275	No
239	GOM_NL__2PRFIN20040913_131505_000000442030_00196_13276_4093.N1	13-SEP-2004 13:15:05	Straylight	44.000	31	Alp Gru	1.7340	15200.	88	13276	No
240	GOM_NL__2PRFIN20040913_132350_000000432030_00196_13276_4094.N1	13-SEP-2004 13:23:50	Twi_and_stray	42.500	142	49Del Cap	2.8500	8900.0	85	13276	No
241	GOM_NL__2PRFIN20040913_141932_000000532030_00196_13276_4095.N1	13-SEP-2004 14:19:32	Twilight	52.500	8	10Alp CMi	0.40000	6500.0	105	13276	No
242	GOM_NL__2PRFIN20040913_142824_000000602030_00196_13276_4096.N1	13-SEP-2004 14:28:24	Dark	60.000	1	9Alp CMa	-1.4400	11000.	120	13276	No
243	GOM_NL__2PRFIN20040913_143012_000000562030_00196_13276_4097.N1	13-SEP-2004 14:30:12	Dark	55.500	47	2Bet CMa	1.9760	28000.	111	13276	No
244	GOM_NL__2PRFIN20040913_143420_000000412030_00196_13276_4098.N1	13-SEP-2004 14:34:20	Dark	40.500	46	Del Vel	1.9540	10600.	81	13276	No
245	GOM_NL__2PRFIN20040913_145543_000000412030_00197_13277_4114.N1	13-SEP-2004 14:55:43	Straylight	41.000	31	Alp Gru	1.7340	15200.	82	13277	No
246	GOM_NL__2PRFIN20040913_150426_000000432030_00197_13277_4115.N1	13-SEP-2004 15:04:26	Twi_and_stray	43.000	142	49Del Cap	2.8500	8900.0	86	13277	No
247	GOM_NL__2PRFIN20040913_160008_000000572030_00197_13277_4116.N1	13-SEP-2004 16:00:08	Twilight	56.500	8	10Alp CMi	0.40000	6500.0	113	13277	No
248	GOM_NL__2PRFIN20040913_160901_000000662030_00197_13277_4117.N1	13-SEP-2004 16:09:01	Dark	66.000	1	9Alp CMa	-1.4400	11000.	132	13277	No
249	GOM_NL__2PRFIN20040913_161048_000000592030_00197_13277_4118.N1	13-SEP-2004 16:10:48	Dark	59.000	47	2Bet CMa	1.9760	28000.	118	13277	No
250	GOM_NL__2PRFIN20040913_161455_000000422030_00197_13277_4119.N1	13-SEP-2004 16:14:55	Dark	41.500	46	Del Vel	1.9540	10600.	83	13277	No
251	GOM_NL__2PRFIN20040913_163619_000000412030_00198_13278_4115.N1	13-SEP-2004 16:36:19	Straylight	40.500	31	Alp Gru	1.7340	15200.	81	13278	No
252	GOM_NL__2PRFIN20040913_164501_000000442030_00198_13278_4116.N1	13-SEP-2004 16:45:01	Twi_and_stray	43.500	142	49Del Cap	2.8500	8900.0	87	13278	No
253	GOM_NL__2PRFIN20040913_174045_000000592030_00198_13278_4117.N1	13-SEP-2004 17:40:45	Twilight	58.500	8	10Alp CMi	0.40000	6500.0	117	13278	No
254	GOM_NL__2PRFIN20040913_174938_000000582030_00198_13278_4118.N1	13-SEP-2004 17:49:38	Dark	58.000	1	9Alp CMa	-1.4400	11000.	116	13278	No
255	GOM_NL__2PRFIN20040913_175126_000000622030_00198_13278_4119.N1	13-SEP-2004 17:51:26	Dark	62.000	47	2Bet CMa	1.9760	28000.	124	13278	No
256	GOM_NL__2PRFIN20040913_175532_000000402030_00198_13278_4120.N1	13-SEP-2004 17:55:32	Dark	39.500	46	Del Vel	1.9540	10600.	79	13278	No
257	GOM_NL__2PRFIN20040913_194816_000000392030_00200_13280_4033.N1	13-SEP-2004 19:48:16	Dark	38.500	135	Bet Hyi	2.8200	5800.0	77	13280	No
258	GOM_NL__2PRFIN20040913_195037_000000552030_00200_13280_4034.N1	13-SEP-2004 19:50:37	Dark	55.000	9	Alp Eri	0.45300	24000.	110	13280	No
259	GOM_NL__2PRFIN20040913_195349_000000392030_00200_13280_4035.N1	13-SEP-2004 19:53:49	Straylight	38.500	148	Alp Tuc	2.8780	4100.0	77	13280	No
260	GOM_NL__2PRFIN20040913_195732_000000432030_00200_13280_4036.N1	13-SEP-2004 19:57:32	Straylight	42.500	31	Alp Gru	1.7340	15200.	85	13280	No
261	GOM_NL__2PRFIN20040913_200019_000000402030_00200_13280_4037.N1	13-SEP-2004 20:00:19	Straylight	39.500	172	Gam Gru	3.0030	13100.	79	13280	No
262	GOM_NL__2PRFIN20040913_200143_000000462030_00200_13280_4038.N1	13-SEP-2004 20:01:43	Straylight	46.000	18	24Alp PsA	1.1660	9700.0	92	13280	No
263	GOM_NL__2PRFIN20040913_200410_000000652030_00200_13280_4039.N1	13-SEP-2004 20:04:10	Twi_and_stray	64.500	52	16Bet Cet	2.0370	4500.0	129	13280	No
264	GOM_NL__2PRFIN20040913_200615_000000422030_00200_13280_4040.N1	13-SEP-2004 20:06:15	Twi_and_stray	42.000	142	49Del Cap	2.8500	8900.0	84	13280	No
265	GOM_NL__2PRFIN20040913_201030_000000402030_00200_13280_4041.N1	13-SEP-2004 20:10:30	Bright	40.000	162	34Alp Aqr	2.9440	5350.0	80	13280	No
266	GOM_NL__2PRFIN20040913_201330_000000392030_00200_13280_4042.N1	13-SEP-2004 20:13:30	Bright	38.500	61	8Eps Peg	2.1000	3900.0	77	13280	No
267	GOM_NL__2PRFIN20040913_201510_000000462030_00200_13280_4043.N1	13-SEP-2004 20:15:10	Bright	45.500	90	54Alp Peg	2.4870	11000.	91	13280	No
268	GOM_NL__2PRFIN20040913_201654_000000542030_00200_13280_4044.N1	13-SEP-2004 20:16:54	Bright	53.500	140	88Gam Peg	2.8340	26000.	107	13280	No
269	GOM_NL__2PRFIN20040913_201904_000000462030_00200_13280_4045.N1	13-SEP-2004 20:19:04	Bright	46.000	93	53Bet Peg	2.5200	3100.0	92	13280	No
270	GOM_NL__2PRFIN20040913_202044_000000412030_00200_13280_4046.N1	13-SEP-2004 20:20:44	Bright	41.000	92	53Eps Cyg	2.5000	4500.0	82	13280	No
271	GOM_NL__2PRFIN20040913_202251_000000392030_00200_13280_4047.N1	13-SEP-2004 20:22:51	Bright	38.500	66	37Gam Cyg	2.2080	5900.0	77	13280	No
272	GOM_NL__2PRFIN20040913_202457_000000372030_00200_13280_4048.N1	13-SEP-2004 20:24:57	Bright	36.500	144	18Del Cyg	2.8600	11000.	73	13280	No
273	GOM_NL__2PRFIN20040913_202818_000000382030_00200_13280_4049.N1	13-SEP-2004 20:28:18	Bright	38.000	89	5Alp Cep	2.4510	8000.0	76	13280	No
274	GOM_NL__2PRFIN20040913_202956_000000472030_00200_13280_4050.N1	13-SEP-2004 20:29:56	Bright	47.000	68	18Alp Cas	2.2250	4500.0	94	13280	No
275	GOM_NL__2PRFIN20040913_203119_000000452030_00200_13280_4051.N1	13-SEP-2004 20:31:19	Bright	45.000	76	27Gam Cas	2.3000	30000.	90	13280	No
276	GOM_NL__2PRFIN20040913_203320_000000742030_00200_13280_4052.N1	13-SEP-2004 20:33:20	Bright	73.500	73	57Gam1And	2.2600	13100.	147	13280	No
277	GOM_NL__2PRFIN20040913_203557_000000422030_00200_13280_4053.N1	13-SEP-2004 20:35:57	Bright	41.500	49	1Alp UMi	1.9900	6300.0	83	13280	No
278	GOM_NL__2PRFIN20040913_203930_000000682030_00200_13280_4054.N1	13-SEP-2004 20:39:30	Bright	68.000	35	33Alp Per	1.7950	6250.0	136	13280	No

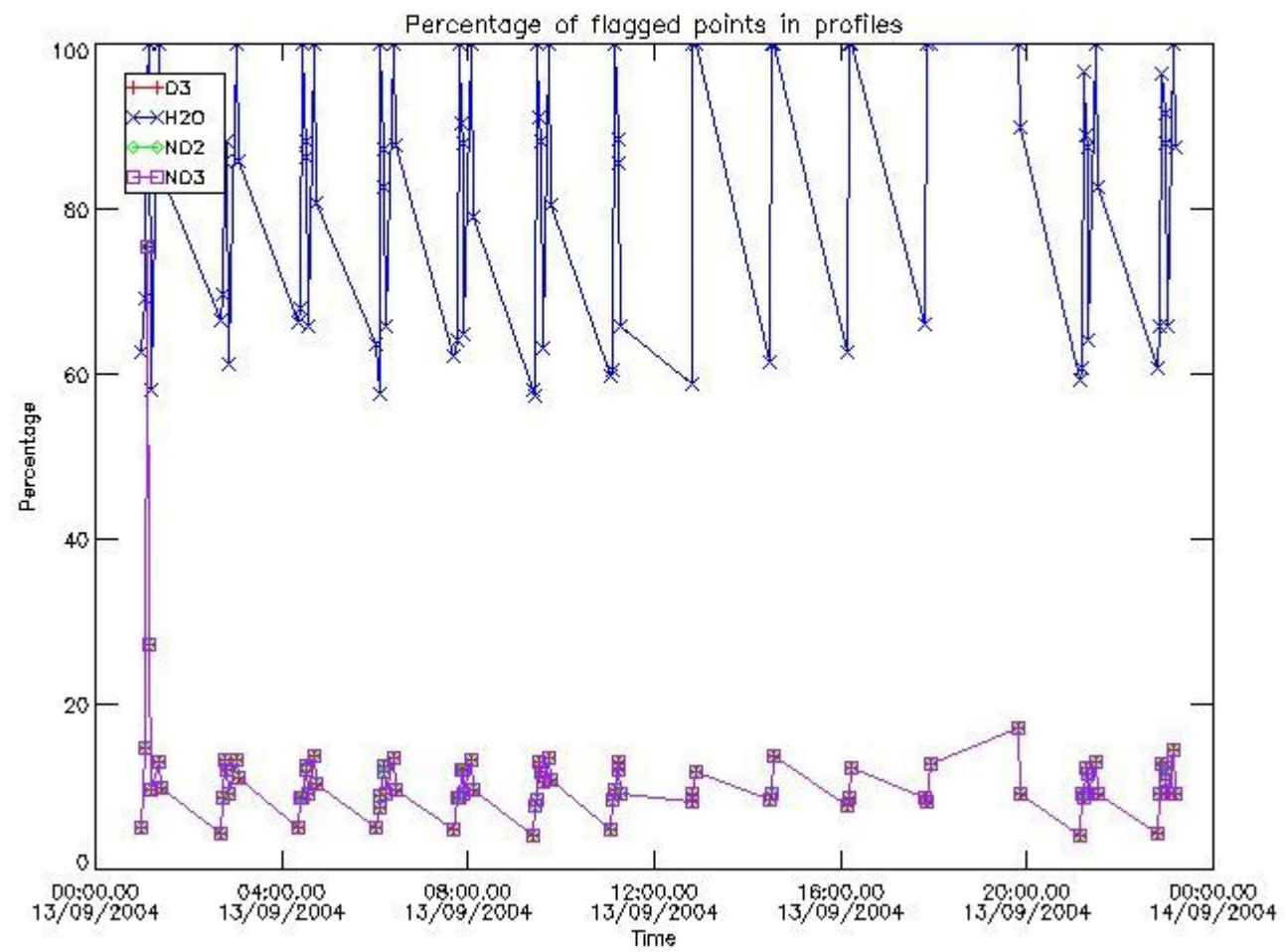
279	GOM_NL_2PRFIN20040913_204313_000000402030_00200_13280_4055.N1	13-SEP-2004 20:43:13	Bright	39.500	36	50Alp UMa	1.8000	6300.0	79	13280	No
280	GOM_NL_2PRFIN20040913_204440_000000382030_00200_13280_4056.N1	13-SEP-2004 20:44:40	Bright	37.500	82	48Bet UMa	2.3650	10600.	75	13280	No
281	GOM_NL_2PRFIN20040913_204656_000000712030_00200_13280_4057.N1	13-SEP-2004 20:46:56	Bright	70.500	6	13Alp Aur	0.080000	3400.0	141	13280	No
282	GOM_NL_2PRFIN20040913_205144_000000622030_00200_13280_4058.N1	13-SEP-2004 20:51:44	Bright	61.500	107	37The Aur	2.6490	11000.	123	13280	No
283	GOM_NL_2PRFIN20040913_205436_000000462030_00200_13280_4059.N1	13-SEP-2004 20:54:36	Bright	46.000	17	78Bet Gem	1.1610	4500.0	92	13280	No
284	GOM_NL_2PRFIN20040913_205657_000001072030_00200_13280_4060.N1	13-SEP-2004 20:56:57	Twi_and_stray	107.00	28	12Bet Tau	1.6500	15200.	214	13280	No
285	GOM_NL_2PRFIN20040913_210158_000000582030_00200_13280_4061.N1	13-SEP-2004 21:01:58	Twilight	58.000	8	10Alp CMi	0.40000	6500.0	116	13280	No
286	GOM_NL_2PRFIN20040913_210707_000001282030_00200_13280_4062.N1	13-SEP-2004 21:07:07	Dark	128.00	14	58Alp Ori	0.87000	3000.0	256	13280	No
287	GOM_NL_2PRFIN20040913_211051_000000622030_00200_13280_4063.N1	13-SEP-2004 21:10:51	Dark	61.500	1	9Alp CMa	-1.4400	11000.	123	13280	No
288	GOM_NL_2PRFIN20040913_211240_000000602030_00200_13280_4064.N1	13-SEP-2004 21:12:40	Dark	59.500	47	2Bet CMa	1.9760	28000.	119	13280	No
289	GOM_NL_2PRFIN20040913_211644_000000462030_00200_13280_4065.N1	13-SEP-2004 21:16:44	Dark	45.500	46	Del Vel	1.9540	10600.	91	13280	No
290	GOM_NL_2PRFIN20040913_211812_000000452030_00200_13280_4066.N1	13-SEP-2004 21:18:12	Dark	44.500	161	Tau Pup	2.9310	4500.0	89	13280	No
291	GOM_NL_2PRFIN20040913_211931_000000562030_00201_13281_4035.N1	13-SEP-2004 21:19:31	Dark	56.000	2	Alp Car	-0.73600	7000.0	112	13281	No
292	GOM_NL_2PRFIN20040913_212852_000000392030_00201_13281_4036.N1	13-SEP-2004 21:28:52	Dark	39.000	135	Bet Hyi	2.8200	5800.0	78	13281	No
293	GOM_NL_2PRFIN20040913_213114_000000552030_00201_13281_4037.N1	13-SEP-2004 21:31:14	Dark	55.000	9	Alp Eri	0.45300	24000.	110	13281	No
294	GOM_NL_2PRFIN20040913_213425_000000422030_00201_13281_4038.N1	13-SEP-2004 21:34:25	Straylight	41.500	148	Alp Tuc	2.8780	4100.0	83	13281	No
295	GOM_NL_2PRFIN20040913_213808_000000422030_00201_13281_4039.N1	13-SEP-2004 21:38:08	Straylight	41.500	31	Alp Gru	1.7340	15200.	83	13281	No
296	GOM_NL_2PRFIN20040913_214055_000000392030_00201_13281_4040.N1	13-SEP-2004 21:40:55	Straylight	39.000	172	Gam Gru	3.0030	13100.	78	13281	No
297	GOM_NL_2PRFIN20040913_214219_000000452030_00201_13281_4041.N1	13-SEP-2004 21:42:19	Straylight	44.500	18	24Alp PsA	1.1660	9700.0	89	13281	No
298	GOM_NL_2PRFIN20040913_214447_000000682030_00201_13281_4042.N1	13-SEP-2004 21:44:47	Twi_and_stray	68.000	52	16Bet Cet	2.0370	4500.0	136	13281	No
299	GOM_NL_2PRFIN20040913_214651_000000422030_00201_13281_4043.N1	13-SEP-2004 21:46:51	Twi_and_stray	41.500	142	49Del Cap	2.8500	8900.0	83	13281	No
300	GOM_NL_2PRFIN20040913_215106_000000412030_00201_13281_4044.N1	13-SEP-2004 21:51:06	Bright	40.500	162	34Alp Aqr	2.9440	5350.0	81	13281	No
301	GOM_NL_2PRFIN20040913_215405_000000412030_00201_13281_4045.N1	13-SEP-2004 21:54:05	Bright	41.000	61	8Eps Peg	2.1000	3900.0	82	13281	No
302	GOM_NL_2PRFIN20040913_215546_000000442030_00201_13281_4046.N1	13-SEP-2004 21:55:46	Bright	44.000	90	54Alp Peg	2.4870	11000.	88	13281	No
303	GOM_NL_2PRFIN20040913_215730_000000542030_00201_13281_4047.N1	13-SEP-2004 21:57:30	Bright	53.500	140	88Gam Peg	2.8340	26000.	107	13281	No
304	GOM_NL_2PRFIN20040913_215942_000000422030_00201_13281_4048.N1	13-SEP-2004 21:59:42	Bright	41.500	93	53Bet Peg	2.5200	3100.0	83	13281	No
305	GOM_NL_2PRFIN20040913_220120_000000412030_00201_13281_4049.N1	13-SEP-2004 22:01:20	Bright	40.500	92	53Eps Cyg	2.5000	4500.0	81	13281	No
306	GOM_NL_2PRFIN20040913_220326_000000372030_00201_13281_4050.N1	13-SEP-2004 22:03:26	Bright	36.500	66	37Gam Cyg	2.2080	5900.0	73	13281	No
307	GOM_NL_2PRFIN20040913_220533_000000402030_00201_13281_4051.N1	13-SEP-2004 22:05:33	Bright	39.500	144	18Del Cyg	2.8600	11000.	79	13281	No
308	GOM_NL_2PRFIN20040913_220854_000000402030_00201_13281_4052.N1	13-SEP-2004 22:08:54	Bright	40.000	89	5Alp Cep	2.4510	8000.0	80	13281	No
309	GOM_NL_2PRFIN20040913_221032_000000442030_00201_13281_4053.N1	13-SEP-2004 22:10:32	Bright	44.000	68	18Alp Cas	2.2250	4500.0	88	13281	No
310	GOM_NL_2PRFIN20040913_221154_000000452030_00201_13281_4054.N1	13-SEP-2004 22:11:54	Bright	44.500	76	27Gam Cas	2.3000	30000.	89	13281	No
311	GOM_NL_2PRFIN20040913_221354_000000732030_00201_13281_4055.N1	13-SEP-2004 22:13:54	Bright	73.000	73	57Gam1And	2.2600	13100.	146	13281	No
312	GOM_NL_2PRFIN20040913_221633_000000422030_00201_13281_4056.N1	13-SEP-2004 22:16:33	Bright	41.500	49	1Alp UMi	1.9900	6300.0	83	13281	No
313	GOM_NL_2PRFIN20040913_222004_000000662030_00201_13281_4057.N1	13-SEP-2004 22:20:04	Bright	66.000	35	33Alp Per	1.7950	6250.0	132	13281	No
314	GOM_NL_2PRFIN20040913_222348_000000412030_00201_13281_4058.N1	13-SEP-2004 22:23:48	Bright	41.000	36	50Alp UMa	1.8000	6300.0	82	13281	No
315	GOM_NL_2PRFIN20040913_222515_000000402030_00201_13281_4059.N1	13-SEP-2004 22:25:15	Bright	40.000	82	48Bet UMa	2.3650	10600.	80	13281	No
316	GOM_NL_2PRFIN20040913_222732_000000732030_00201_13281_4060.N1	13-SEP-2004 22:27:32	Bright	72.500	6	13Alp Aur	0.080000	3400.0	145	13281	No
317	GOM_NL_2PRFIN20040913_223220_000000602030_00201_13281_4061.N1	13-SEP-2004 22:32:20	Bright	60.000	107	37The Aur	2.6490	11000.	120	13281	No
318	GOM_NL_2PRFIN20040913_223512_000000462030_00201_13281_4062.N1	13-SEP-2004 22:35:12	Bright	46.000	17	78Bet Gem	1.1610	4500.0	92	13281	No
319	GOM_NL_2PRFIN20040913_223733_000001112030_00201_13281_4063.N1	13-SEP-2004 22:37:33	Twi_and_stray	110.50	28	12Bet Tau	1.6500	15200.	221	13281	No
320	GOM_NL_2PRFIN20040913_224234_000000592030_00201_13281_4064.N1	13-SEP-2004 22:42:34	Twilight	58.500	8	10Alp CMi	0.40000	6500.0	117	13281	No
321	GOM_NL_2PRFIN20040913_224745_000001282030_00201_13281_4065.N1	13-SEP-2004 22:47:45	Dark	128.00	14	58Alp Ori	0.87000	3000.0	256	13281	No
322	GOM_NL_2PRFIN20040913_225128_000000562030_00201_13281_4066.N1	13-SEP-2004 22:51:28	Dark	56.000	1	9Alp CMa	-1.4400	11000.	112	13281	No
323	GOM_NL_2PRFIN20040913_225316_000000562030_00201_13281_4067.N1	13-SEP-2004 22:53:16	Dark	56.000	47	2Bet CMa	1.9760	28000.	112	13281	No
324	GOM_NL_2PRFIN20040913_225720_000000422030_00201_13281_4068.N1	13-SEP-2004 22:57:20	Dark	41.500	46	Del Vel	1.9540	10600.	83	13281	No
325	GOM_NL_2PRFIN20040913_225847_000000472030_00201_13281_4069.N1	13-SEP-2004 22:58:47	Dark	46.500	161	Tau Pup	2.9310	4500.0	93	13281	No
326	GOM_NL_2PRFIN20040913_230007_000000562030_00202_13282_4037.N1	13-SEP-2004 23:00:07	Dark	56.000	2	Alp Car	-0.73600	7000.0	112	13282	No
327	GOM_NL_2PRFIN20040913_230928_000000392030_00202_13282_4038.N1	13-SEP-2004 23:09:28	Dark	38.500	135	Bet Hyi	2.8200	5800.0	77	13282	No
328	GOM_NL_2PRFIN20040913_231150_000000562030_00202_13282_4039.N1	13-SEP-2004 23:11:50	Dark	56.000	9	Alp Eri	0.45300	24000.	112	13282	No
329	GOM_NL_2PRFIN20040913_231502_000000392030_00202_13282_4040.N1	13-SEP-2004 23:15:02	Straylight	39.000	148	Alp Tuc	2.8780	4100.0	78	13282	No
330	GOM_NL_2PRFIN20040913_231844_000000472030_00202_13282_4041.N1	13-SEP-2004 23:18:44	Straylight	46.500	31	Alp Gru	1.7340	15200.	93	13282	No
331	GOM_NL_2PRFIN20040913_232132_000000382030_00202_13282_4042.N1	13-SEP-2004 23:21:32	Straylight	38.000	172	Gam Gru	3.0030	13100.	76	13282	No
332	GOM_NL_2PRFIN20040913_232255_000000452030_00202_13282_4043.N1	13-SEP-2004 23:22:55	Straylight	44.500	18	24Alp PsA	1.1660	9700.0	89	13282	No
333	GOM_NL_2PRFIN20040913_232523_000000672030_00202_13282_4044.N1	13-SEP-2004 23:25:23	Twi_and_stray	66.500	52	16Bet Cet	2.0370	4500.0	133	13282	No
334	GOM_NL_2PRFIN20040913_232727_000000432030_00202_13282_4045.N1	13-SEP-2004 23:27:27	Twi_and_stray	42.500	142	49Del Cap	2.8500	8900.0	85	13282	No
335	GOM_NL_2PRFIN20040913_233143_000000392030_00202_13282_4046.N1	13-SEP-2004 23:31:43	Bright	39.000	162	34Alp Aqr	2.9440	5350.0	78	13282	No
336	GOM_NL_2PRFIN20040913_233442_000000392030_00202_13282_4047.N1	13-SEP-2004 23:34:42	Bright	38.500	61	8Eps Peg	2.1000	3900.0	77	13282	No
337	GOM_NL_2PRFIN20040913_233623_000000432030_00202_13282_4048.N1	13-SEP-2004 23:36:23	Bright	43.000	90	54Alp Peg	2.4870	11000.	86	13282	No

338	GOM_NL__2PRFIN20040913_233804_000000512030_00202_13282_4049.N1	13-SEP-2004 23:38:04	Bright	51.000	140	88Gam Peg	2.8340	26000.	102	13282	No
339	GOM_NL__2PRFIN20040913_234017_000000452030_00202_13282_4050.N1	13-SEP-2004 23:40:17	Bright	45.000	93	53Bet Peg	2.5200	3100.0	90	13282	No
340	GOM_NL__2PRFIN20040913_234157_000000392030_00202_13282_4051.N1	13-SEP-2004 23:41:57	Bright	38.500	92	53Eps Cyg	2.5000	4500.0	77	13282	No
341	GOM_NL__2PRFIN20040913_234403_000000402030_00202_13282_4052.N1	13-SEP-2004 23:44:03	Bright	39.500	66	37Gam Cyg	2.2080	5900.0	79	13282	No
342	GOM_NL__2PRFIN20040913_234609_000000382030_00202_13282_4053.N1	13-SEP-2004 23:46:09	Bright	38.000	144	18Del Cyg	2.8600	11000.	76	13282	No
343	GOM_NL__2PRFIN20040913_234928_000000402030_00202_13282_4054.N1	13-SEP-2004 23:49:28	Bright	40.000	89	5Alp Cep	2.4510	8000.0	80	13282	No
344	GOM_NL__2PRFIN20040913_235107_000000482030_00202_13282_4055.N1	13-SEP-2004 23:51:07	Bright	47.500	68	18Alp Cas	2.2250	4500.0	95	13282	No
345	GOM_NL__2PRFIN20040913_235230_000000432030_00202_13282_4056.N1	13-SEP-2004 23:52:30	Bright	43.000	76	27Gam Cas	2.3000	30000.	86	13282	No
346	GOM_NL__2PRFIN20040913_235428_000000742030_00202_13282_4057.N1	13-SEP-2004 23:54:28	Bright	74.000	73	57Gam1And	2.2600	13100.	148	13282	No
347	GOM_NL__2PRFIN20040913_235709_000000372030_00202_13282_4058.N1	13-SEP-2004 23:57:09	Bright	36.500	49	1Alp UMi	1.9900	6300.0	73	13282	No

3. Quality information per product

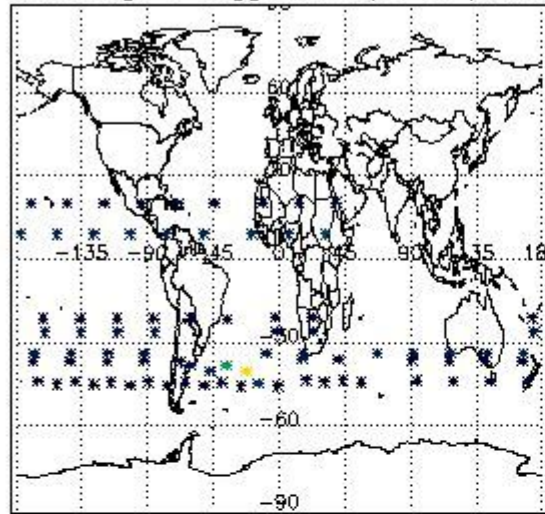
In this section it is plotted some information contained in the Quality Summary data set of the level 2 products. Only products in dark limb conditions and without errors (error flag in the MPH set to "0") are used.

3.1 Plot quality information per product (time dependant)

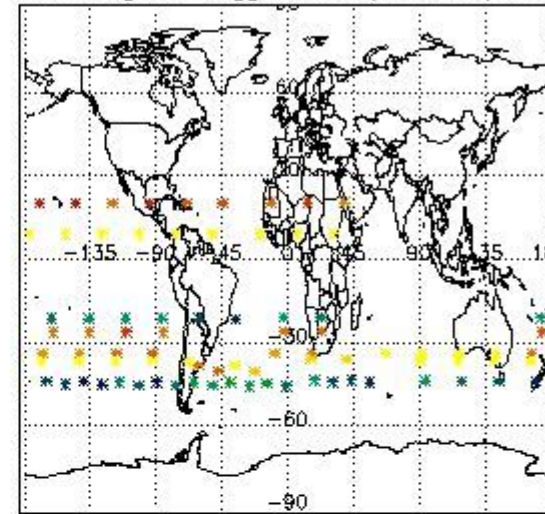


3.2 Plot quality information per product (world map)

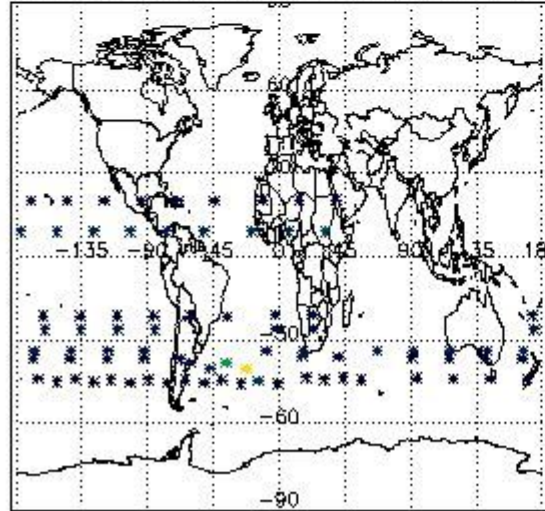
Percentage of flagged data per O3 profile



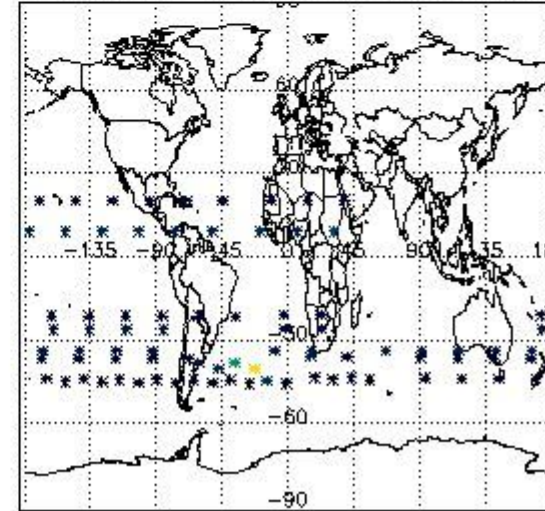
Percentage of flagged data per H2O profile



Percentage of flagged data per NO2 profile



Percentage of flagged data per NO3 profile

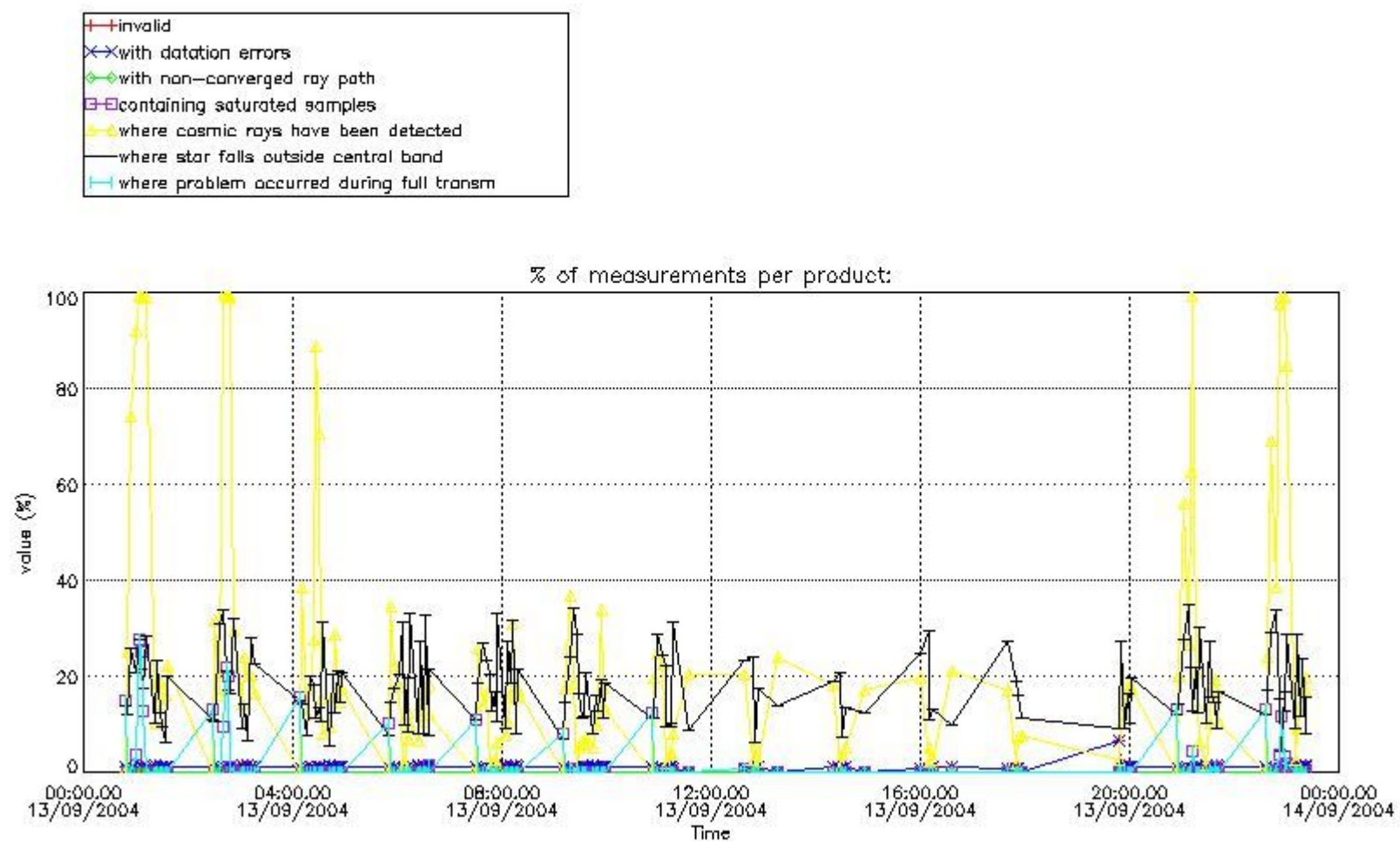


4. Level 1 quality information per product

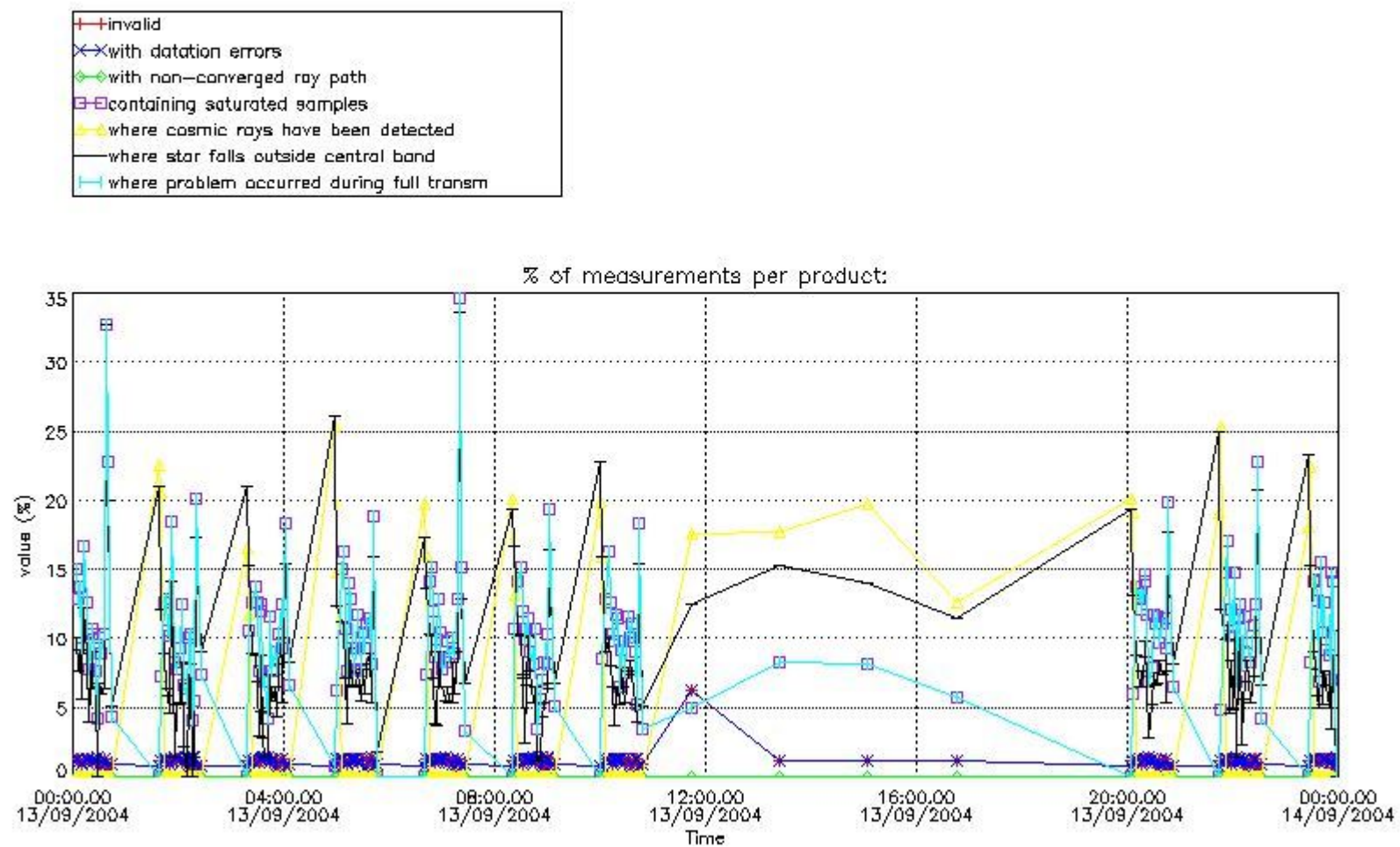
In this section it is plotted some information contained in the Quality Summary data set of the level 2 products that comes from the level 1b processing. Products without errors (error flag in the MPH set to "0") are used.

4.1 Plot quality information per product (time dependant) coming from level 1b processing

4.1.1 Plot level 1 quality information per product (time dependant): ENVISAT ASCENDING passes



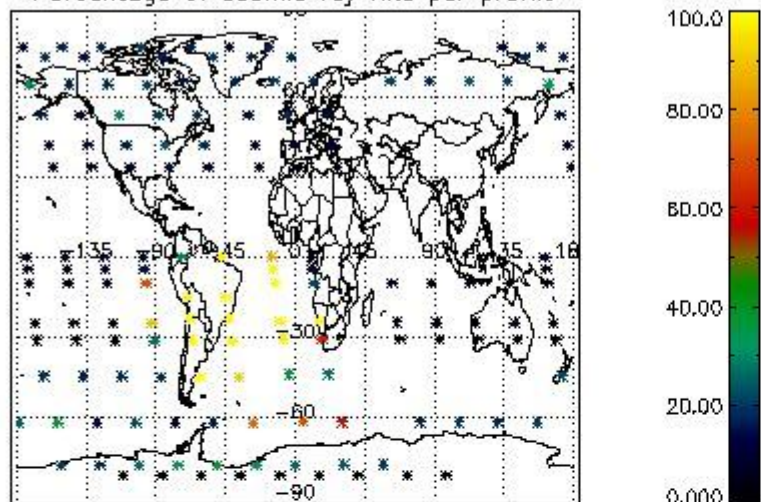
4.1.2 Plot level 1 quality information per product (time dependant): ENVI SAT DESCENDING passes



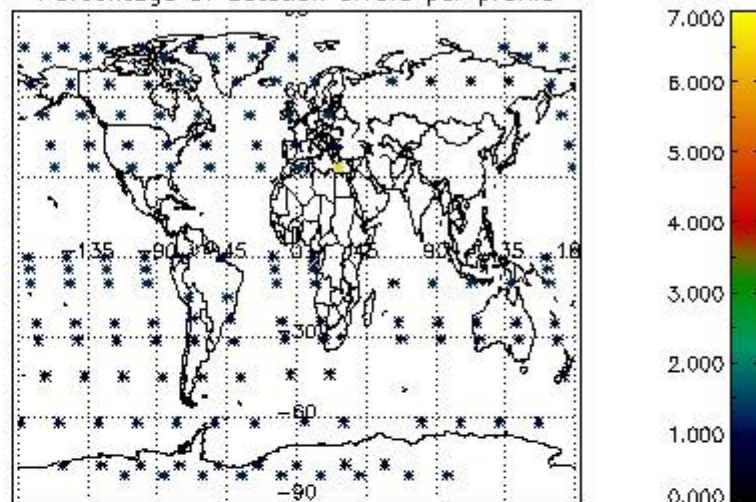
4.2 Plot quality information per product coming from level 1b processing (world map)

4.2.1 Plot level 1 quality information per product (world map): ENVISAT ASCENDING passes

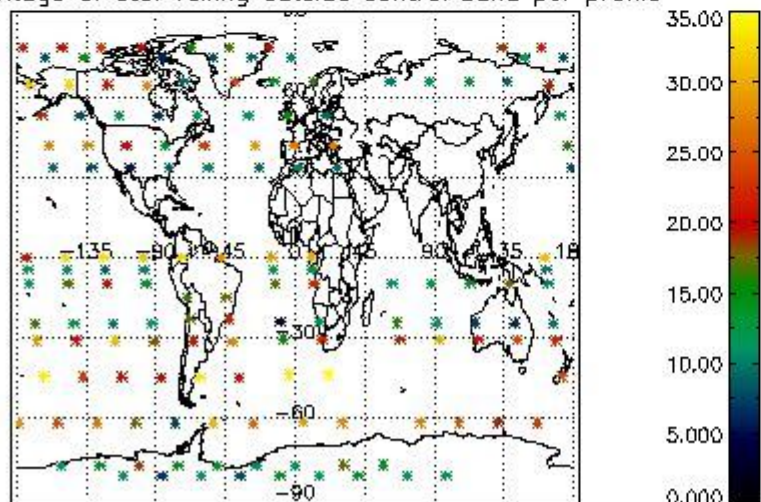
Percentage of cosmic ray hits per profile



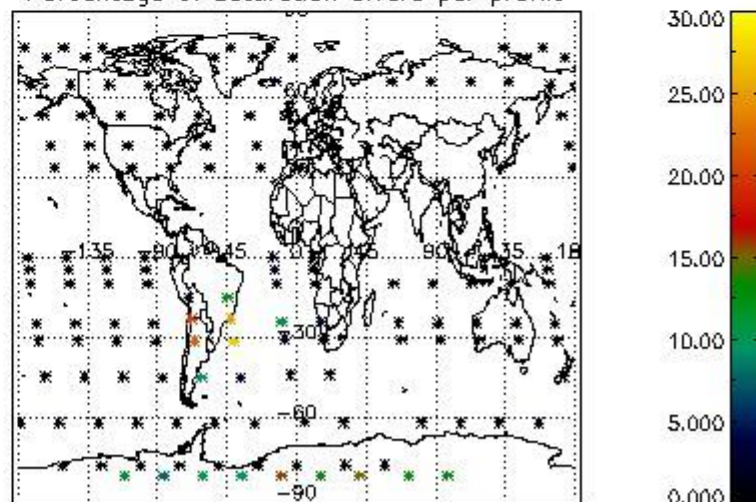
Percentage of datation errors per profile



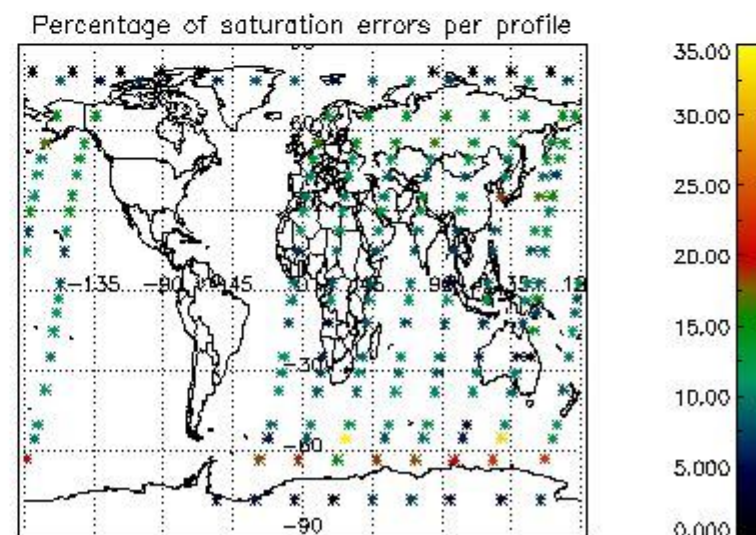
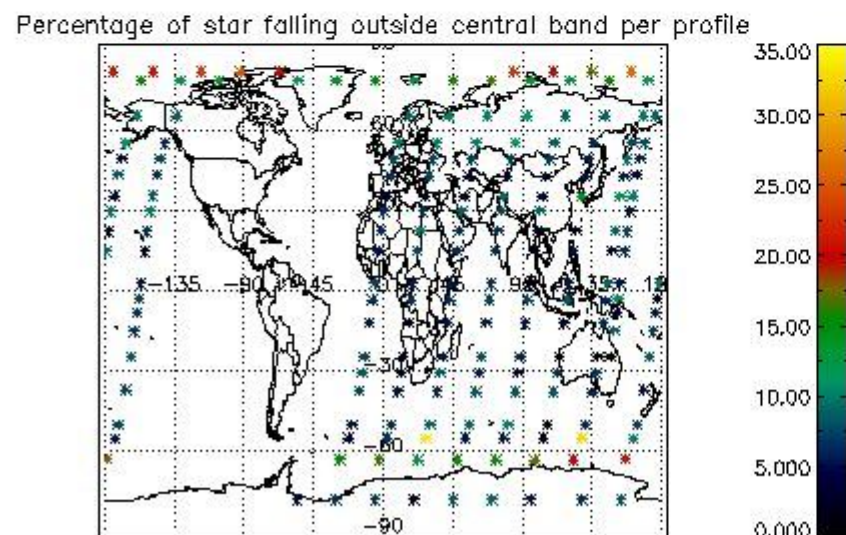
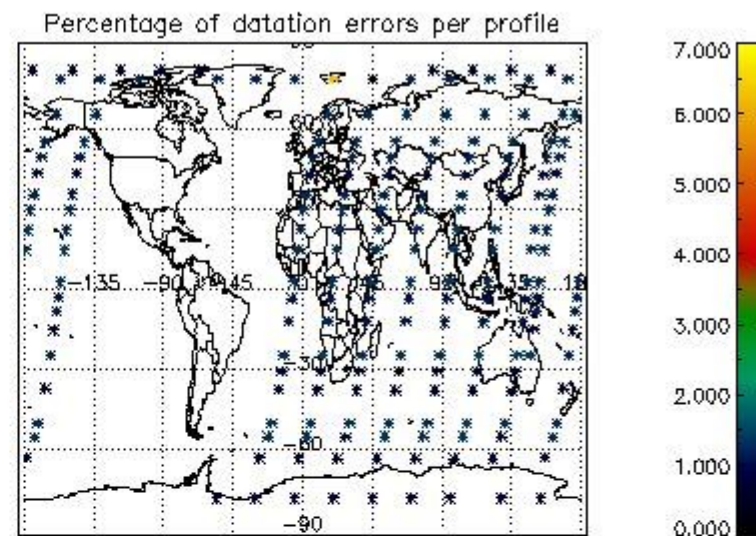
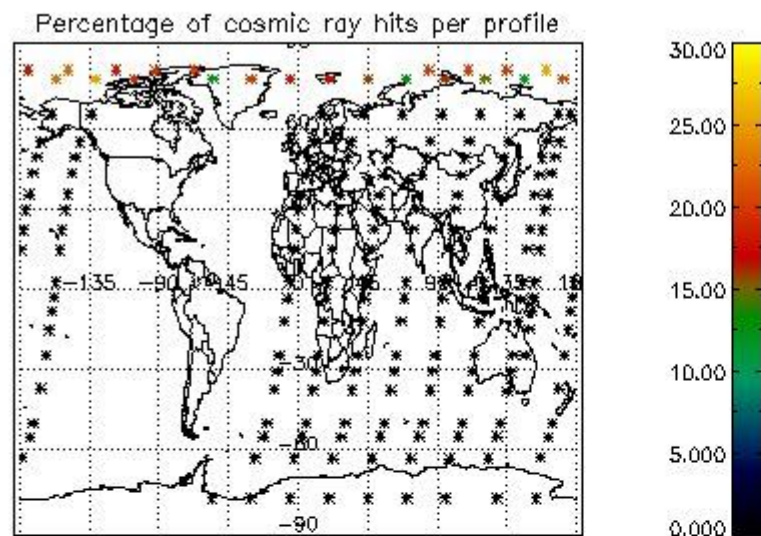
Percentage of star falling outside central band per profile



Percentage of saturation errors per profile



4.2.2 Plot level 1 quality information per product (world map): ENVISAT DESCENDING passes



5. Trace gas profiles

5.1 Ozone statistics based on quality of products

The final quality of the products can be "measured" using the STD (Standard Deviation) attached to every point profile. This information is written to the parameter GOM_NL__2P/NL_LOCAL_SPECIES_DENSITY/o3_std of the level 2 products. The table below shows the statistics for given STD ranges.

The statistics are given with respect to the overall valid production:

- Products without fatal errors: GOM_NL__2P/MPH/PRODUCT_ERR=0
- Valid point profile: GOM_NL__2P/NL_LOCAL_SPECIES_DENSITY/pcd(0)=0

The 'Criteria' is applied to valid points of dark limb products:

- Products in dark limb illumination condition: GOM_NL__2P/NL_SUMMARY_QUALITY/obs_ill_cond=0
- Products without fatal errors: GOM_NL__2P/MPH/PRODUCT_ERR=0
- Valid point profile: GOM_NL__2P/NL_LOCAL_SPECIES_DENSITY/pcd(0)=0

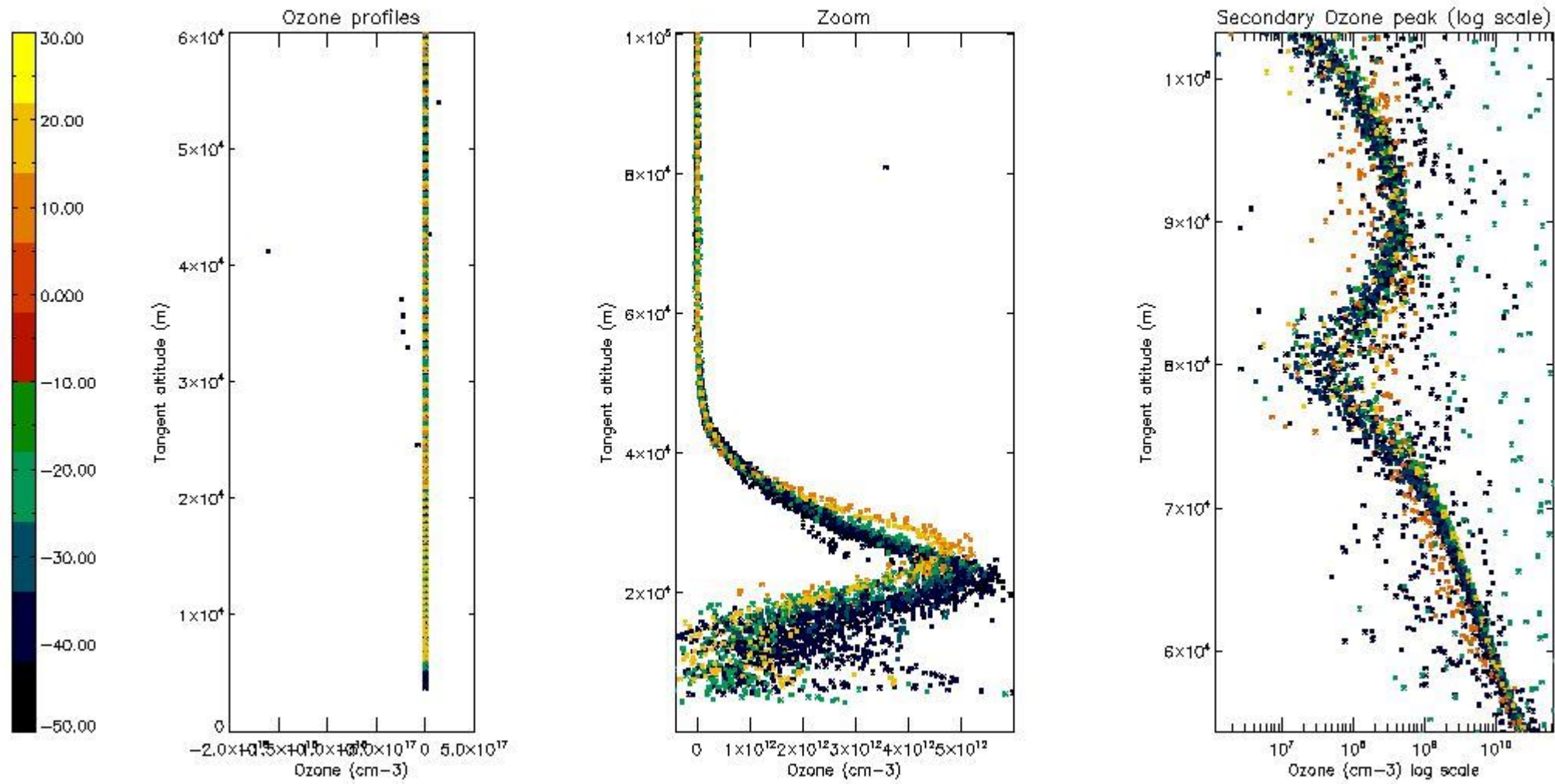
So, the table below shows the percentage of dark limb and valid observations for each criteria with respect to the overall valid daily observations.

Criteria	% of total production
All STD	27
STD < 20	16

STD < 10	13
STD < 5	10

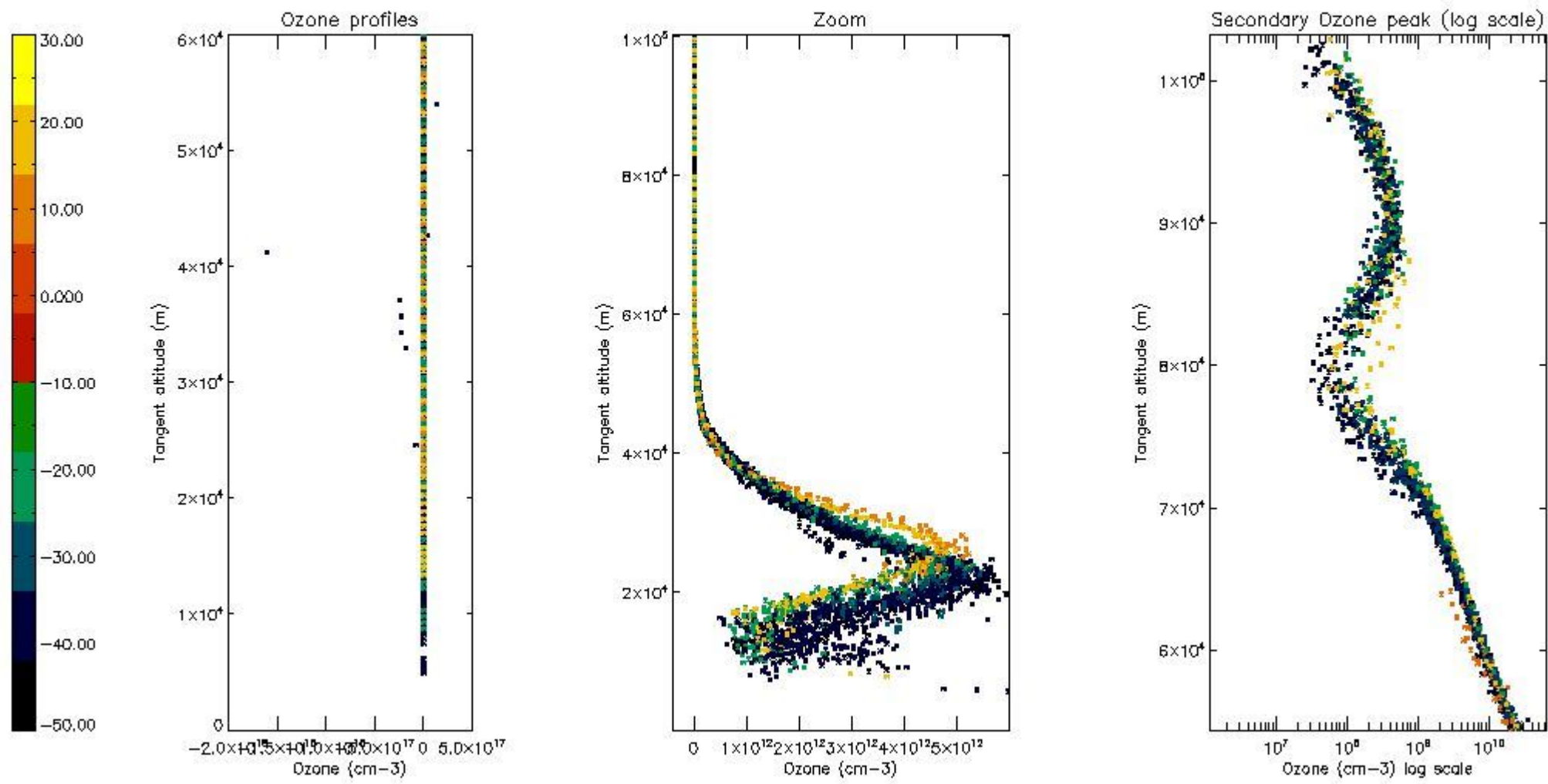
5.2 Plot ozone profiles for all STD (dark without errors)

The colorbar represents the latitude.



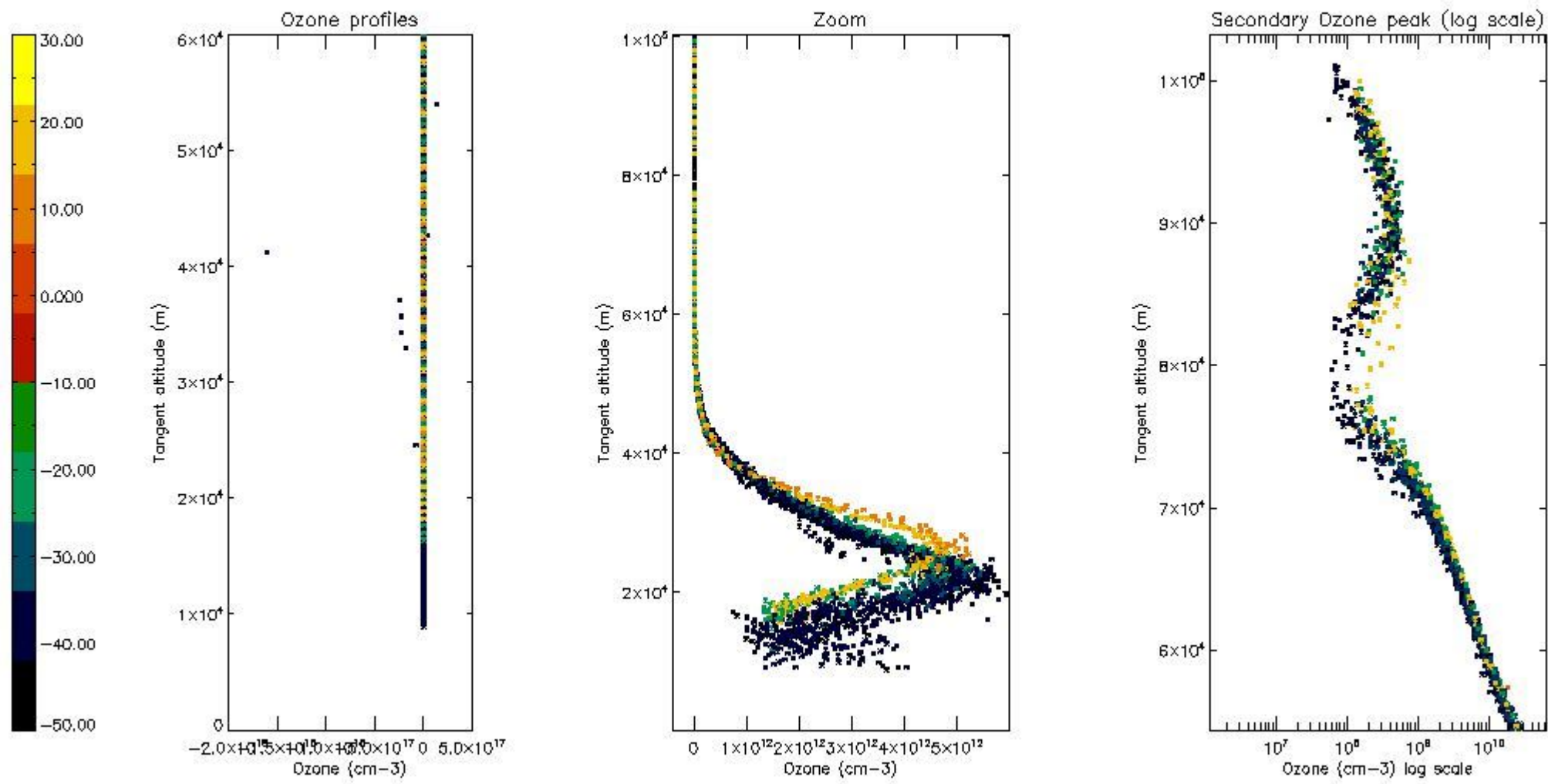
5.3 Plot ozone profiles where STD < 20% (dark without errors)

The colorbar represents the latitude.



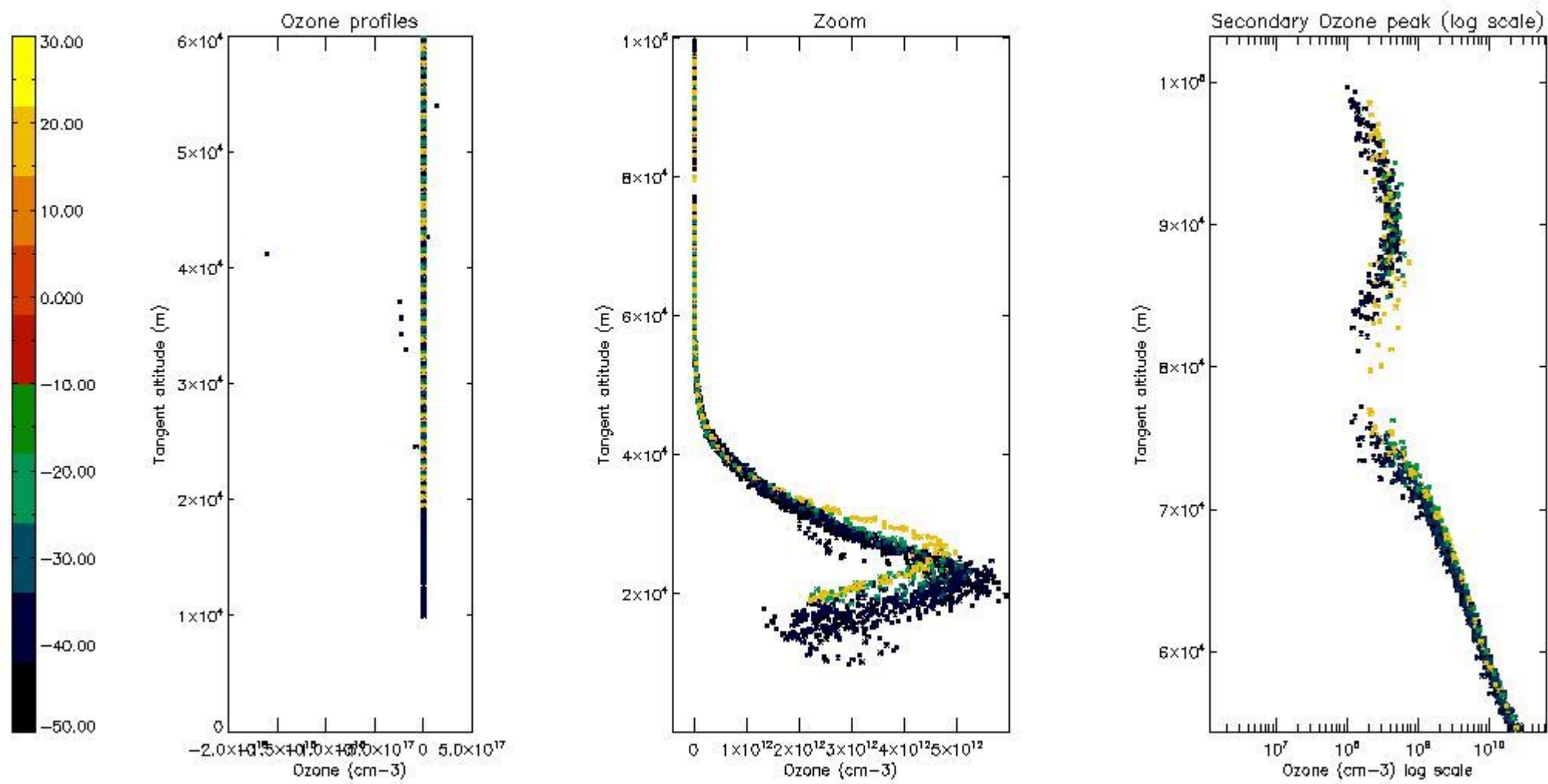
5.4 Plot ozone profiles where STD < 10% (dark without errors)

The colorbar represents the latitude.



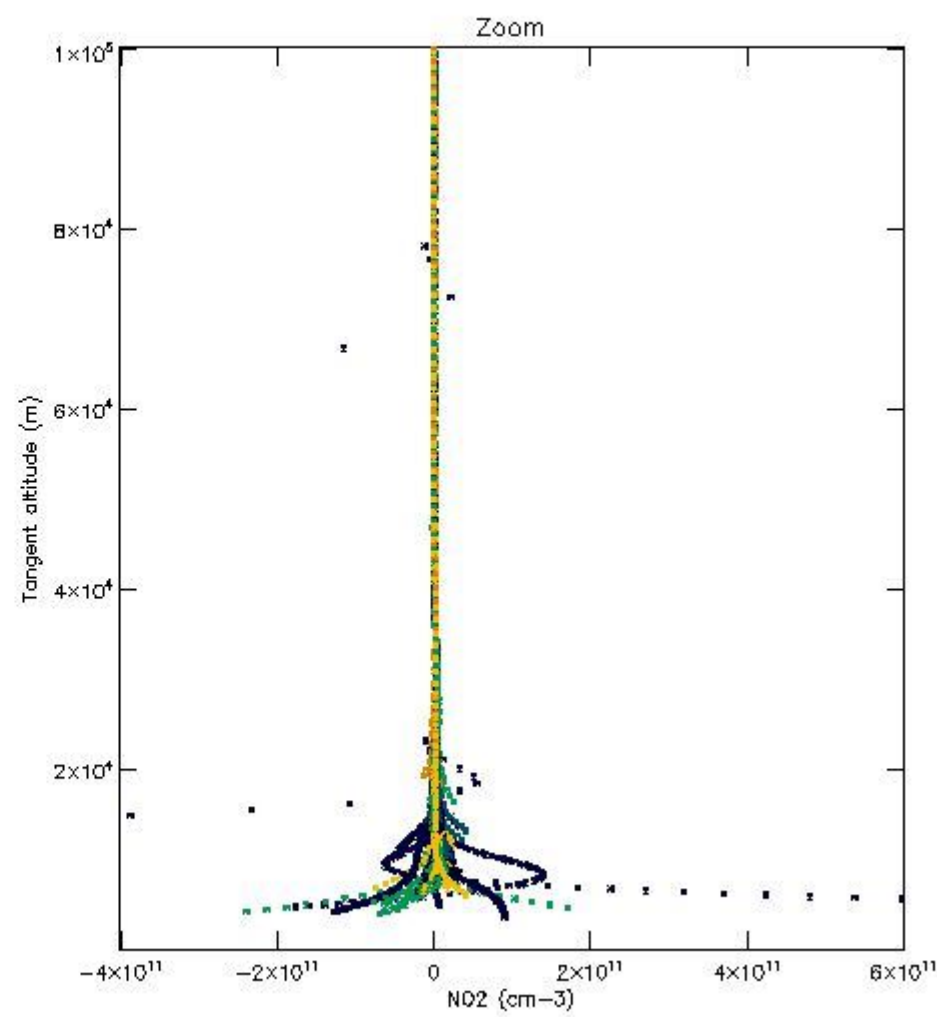
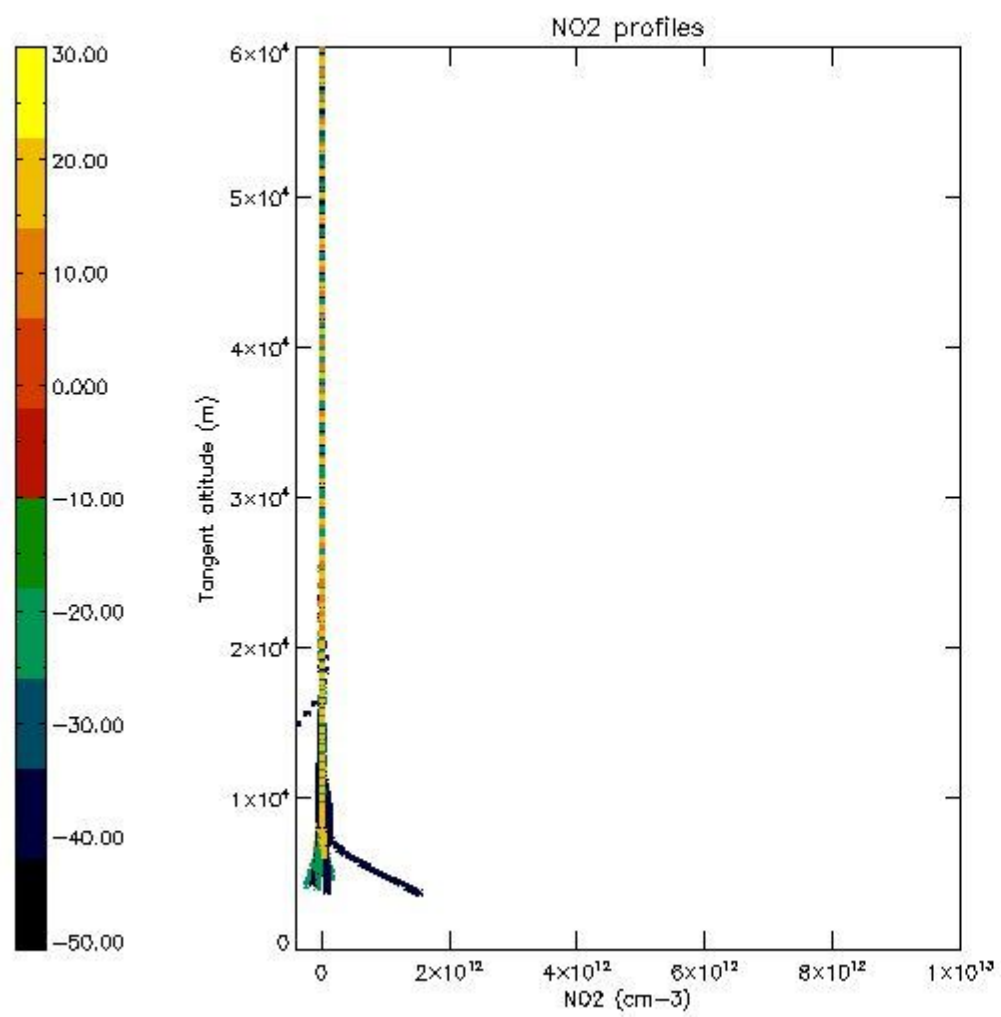
5.5 Plot ozone profiles where STD < 5% (dark without errors)

The colorbar represents the latitude.



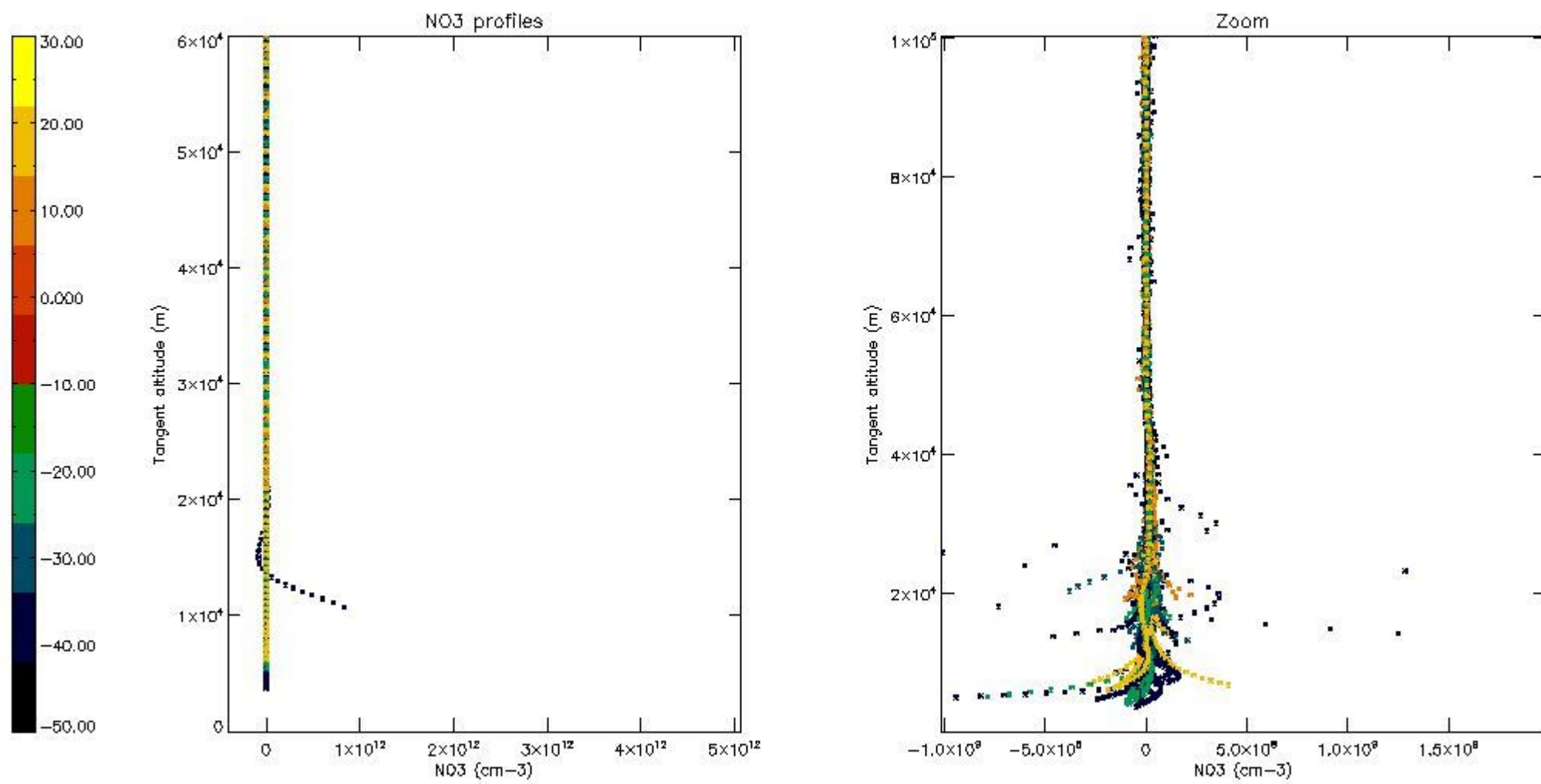
5.6 Plot NO₂ profiles for all STD (dark without errors)

The colorbar represents the latitude.



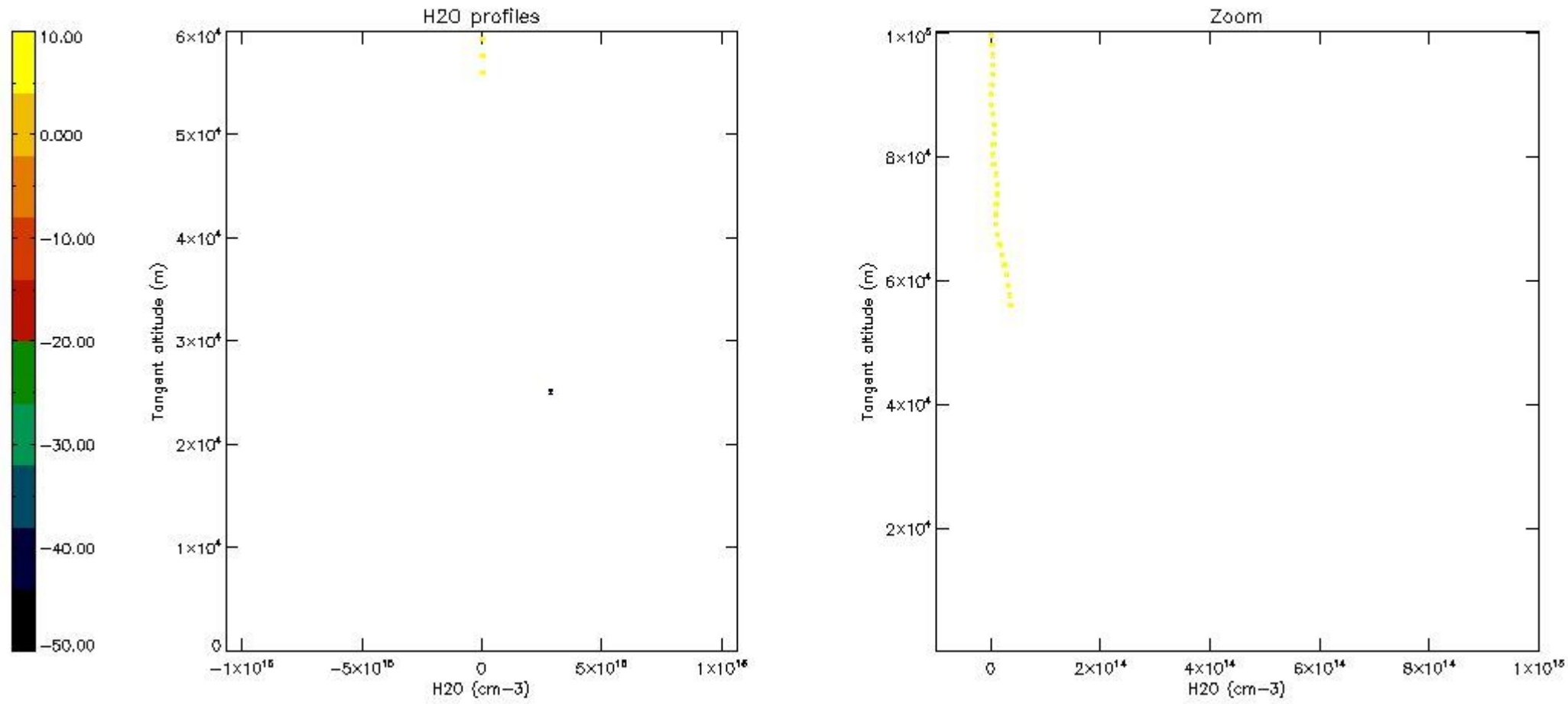
5.7 Plot NO3 profiles for all STD (dark without errors)

The colorbar represents the latitude.



5.8 Plot H2O profiles for all STD (only for occultations of stars 1,2,3,4,13,14,16,26,63 dark without errors)

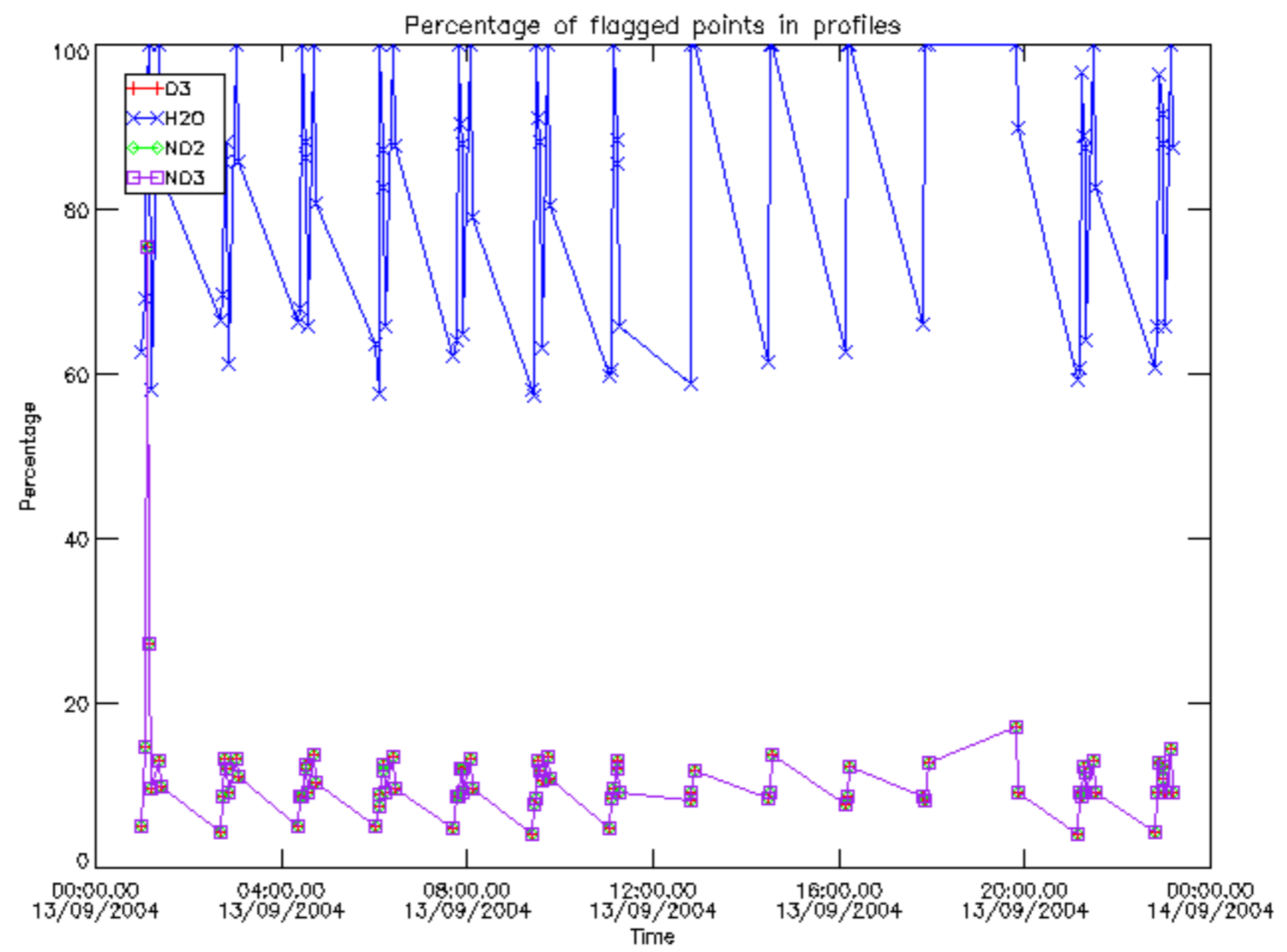
The colorbar represents the latitude.



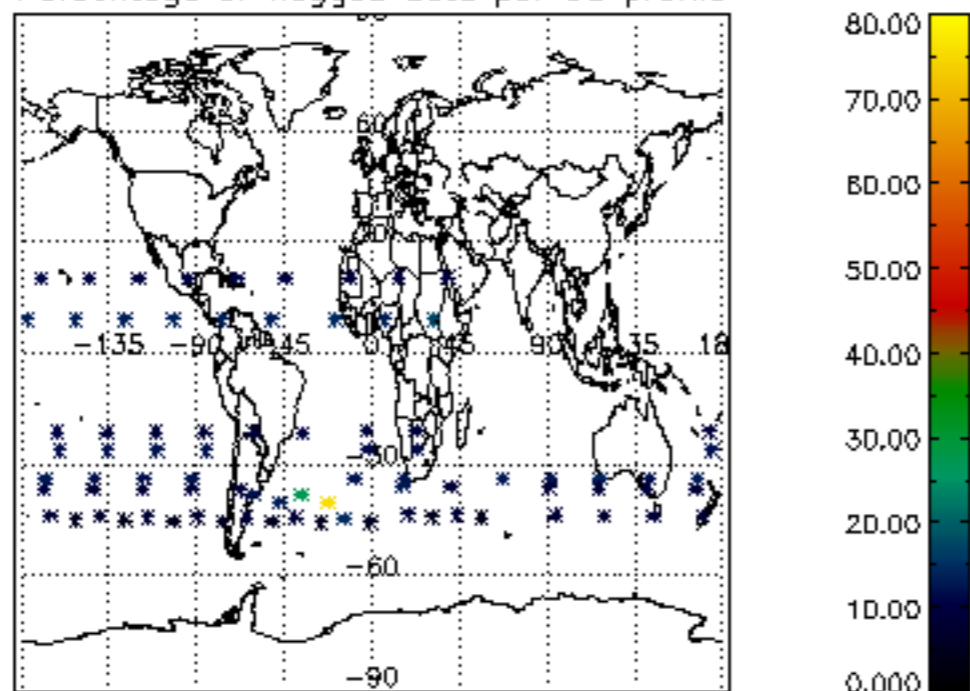
6. Auxiliary Data Files used for the production reported in section 2

The number reported in the third column indicates since which file (see list in section 2) the corresponding auxiliary file has been used. The fourth column is the date of those product files.

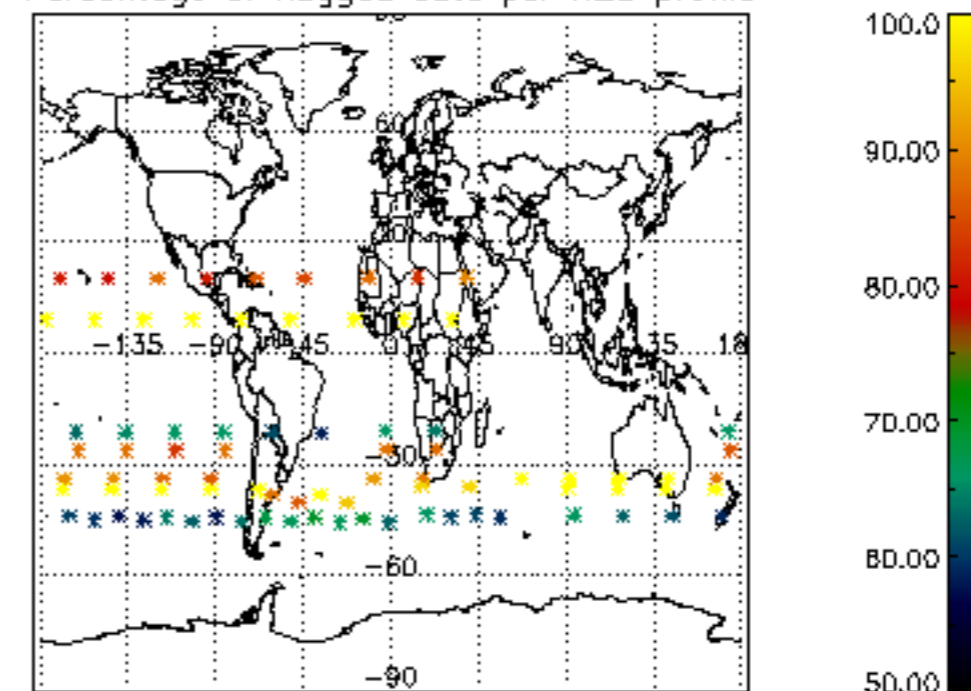
Type	Auxiliary Filename	Used since product	Used since product date
INST_PHYS_CHARACTERISTICS	GOM_INS_AXVIEC20091111_143220_20030716_120000_20500101_000000	1	13-SEP-2004 00:03:18
LEVEL-2_PROC_CONFIG	GOM_PR2_AXVIEC20091111_152718_20020301_000000_20500101_000000	1	13-SEP-2004 00:03:18
CROSS_SECTIONS_FILE	GOM_CRS_AXVIEC20091111_154832_20020301_000000_20500101_000000	1	13-SEP-2004 00:03:18



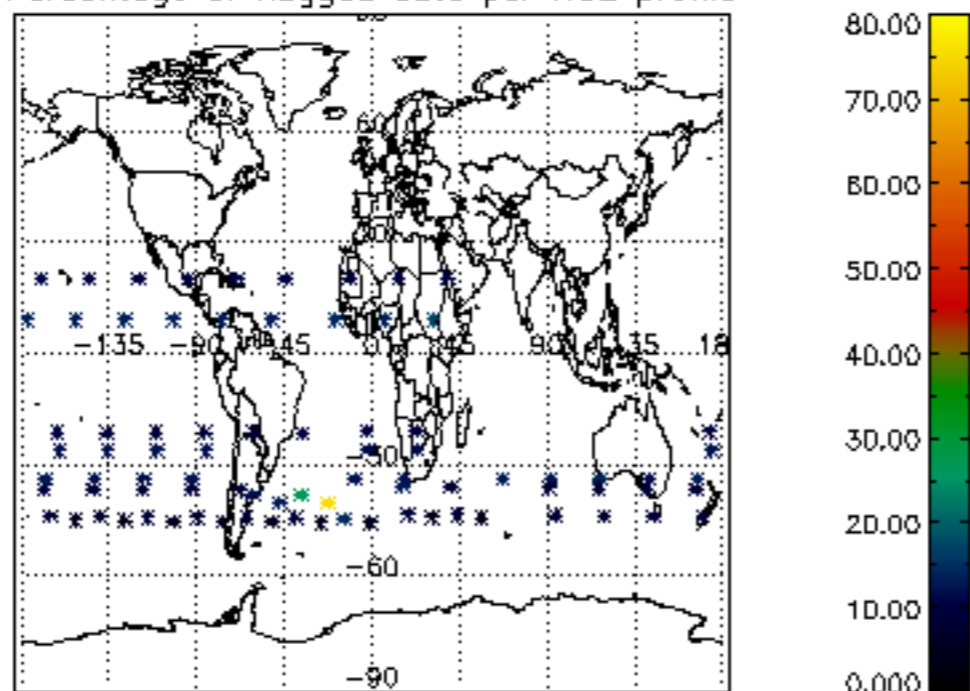
Percentage of flagged data per D3 profile



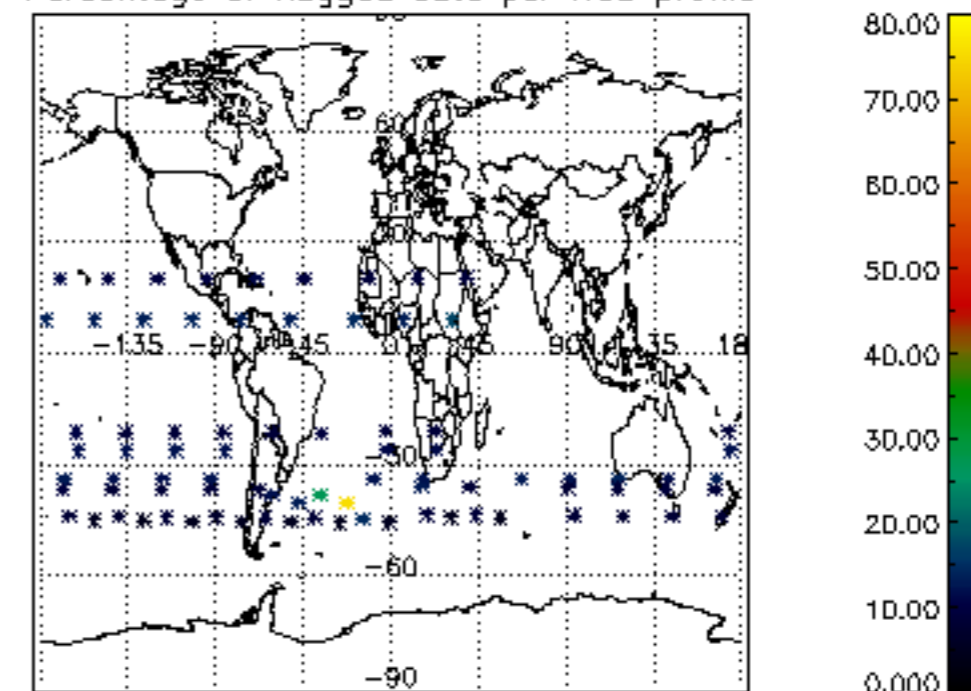
Percentage of flagged data per H2O profile

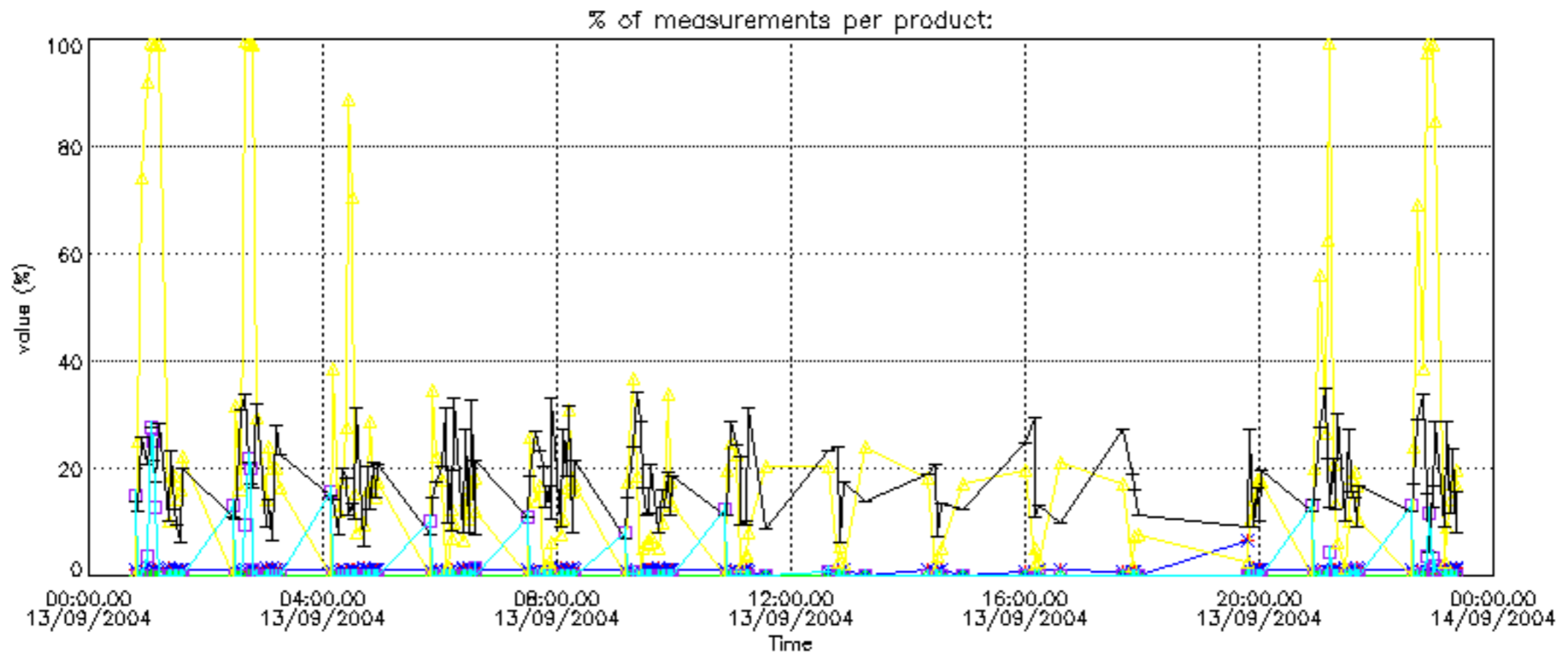


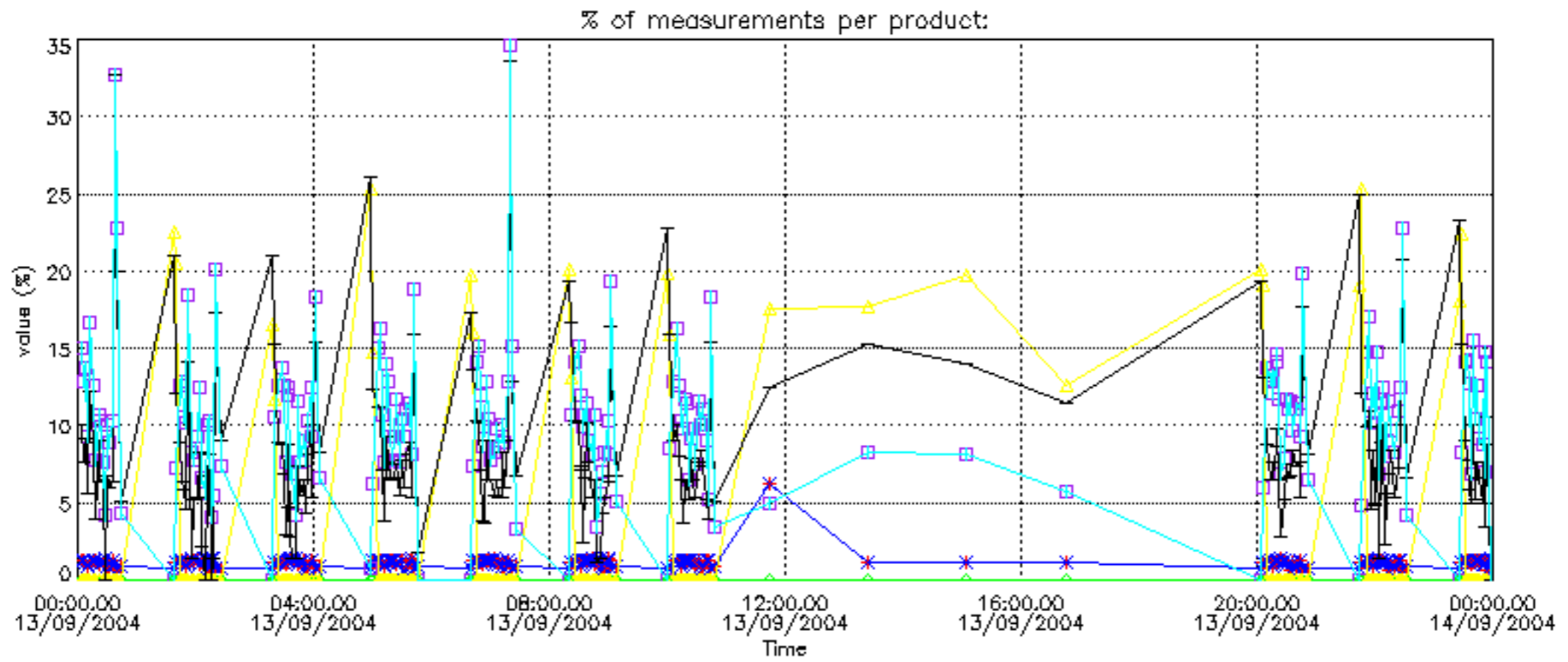
Percentage of flagged data per NO2 profile



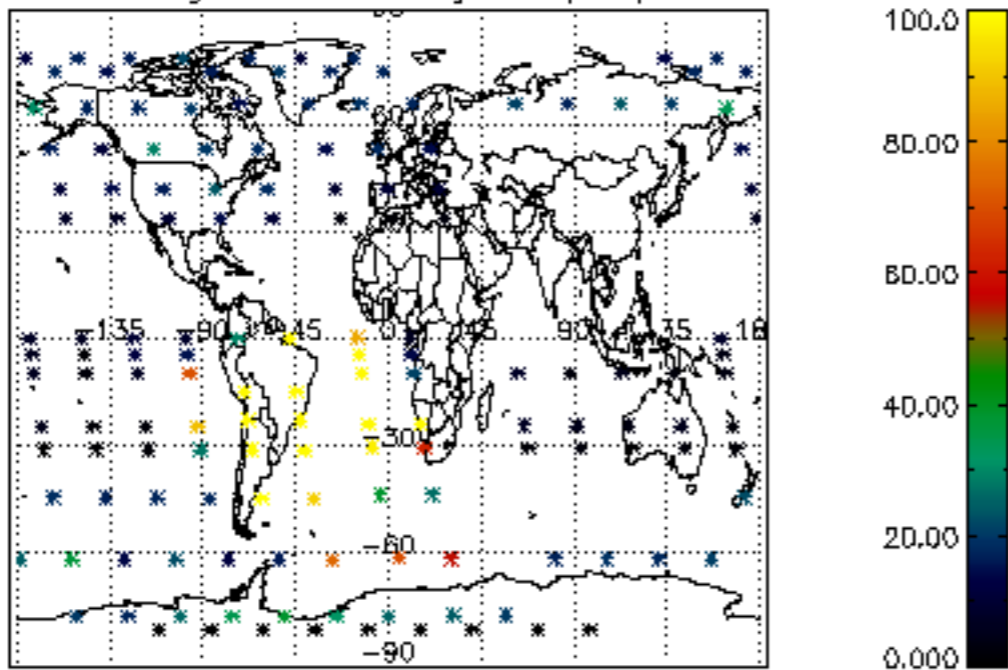
Percentage of flagged data per NO3 profile



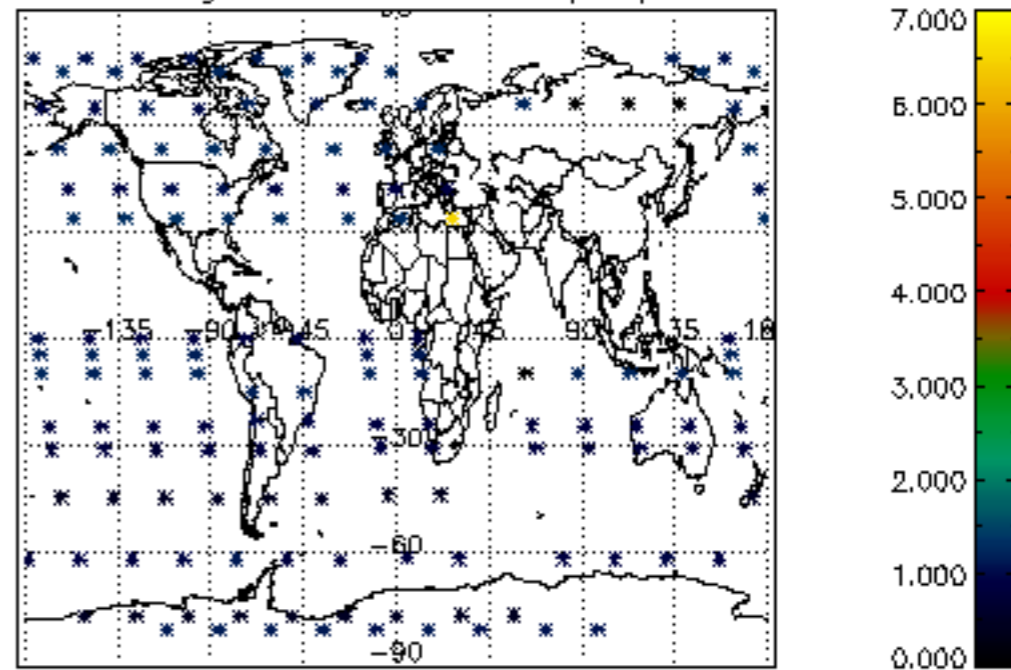




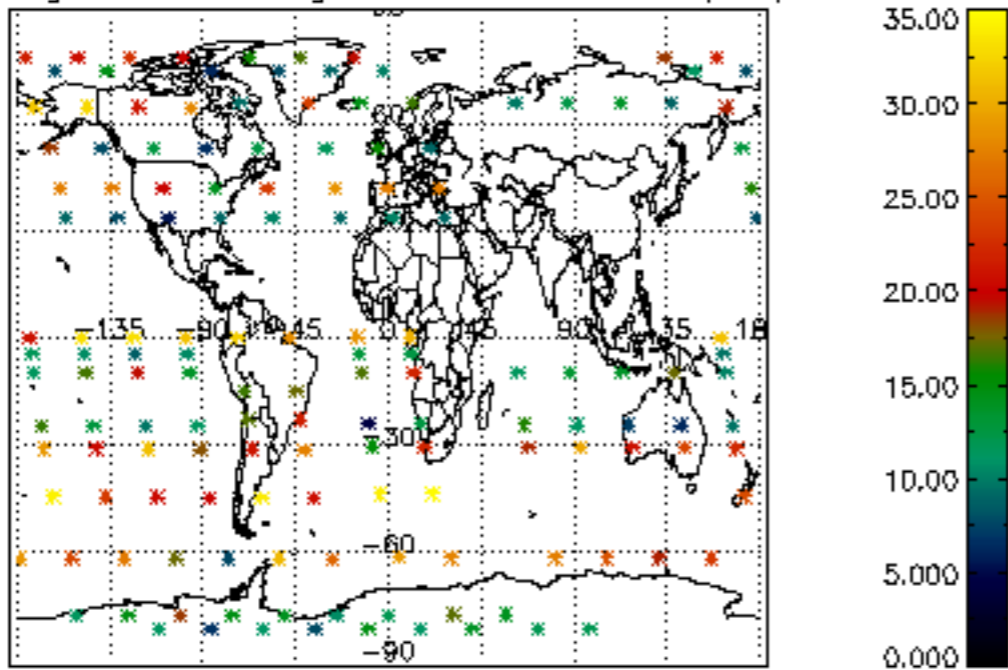
Percentage of cosmic ray hits per profile



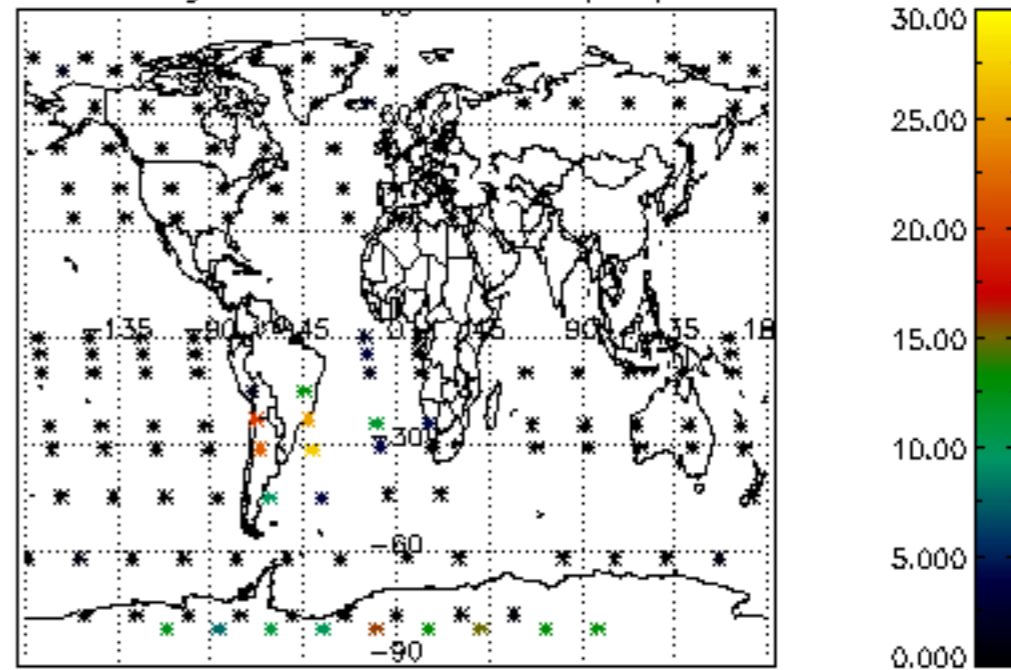
Percentage of datation errors per profile



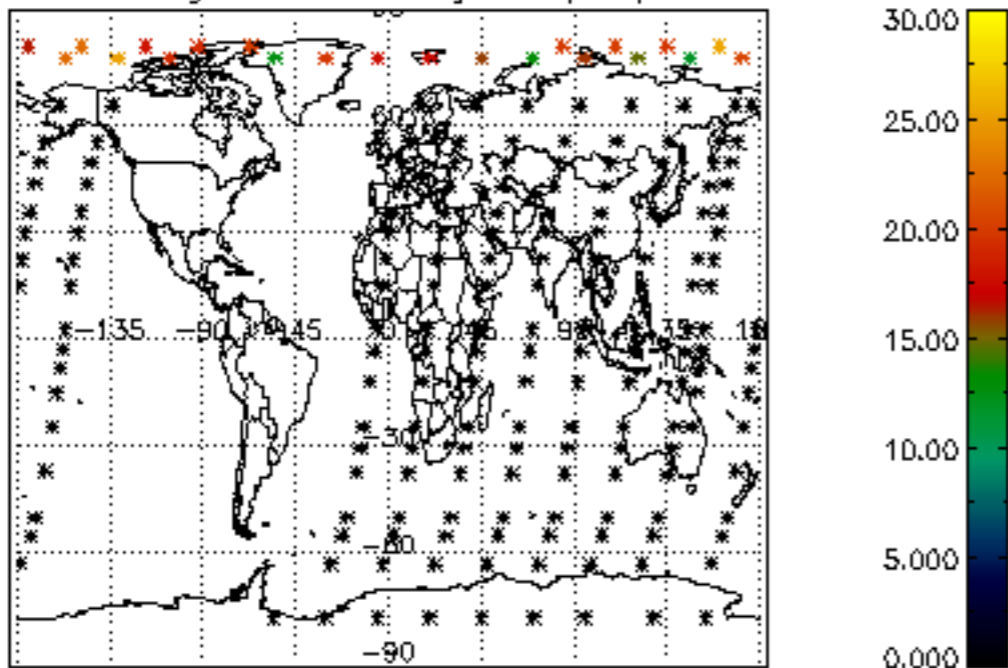
Percentage of star falling outside central band per profile



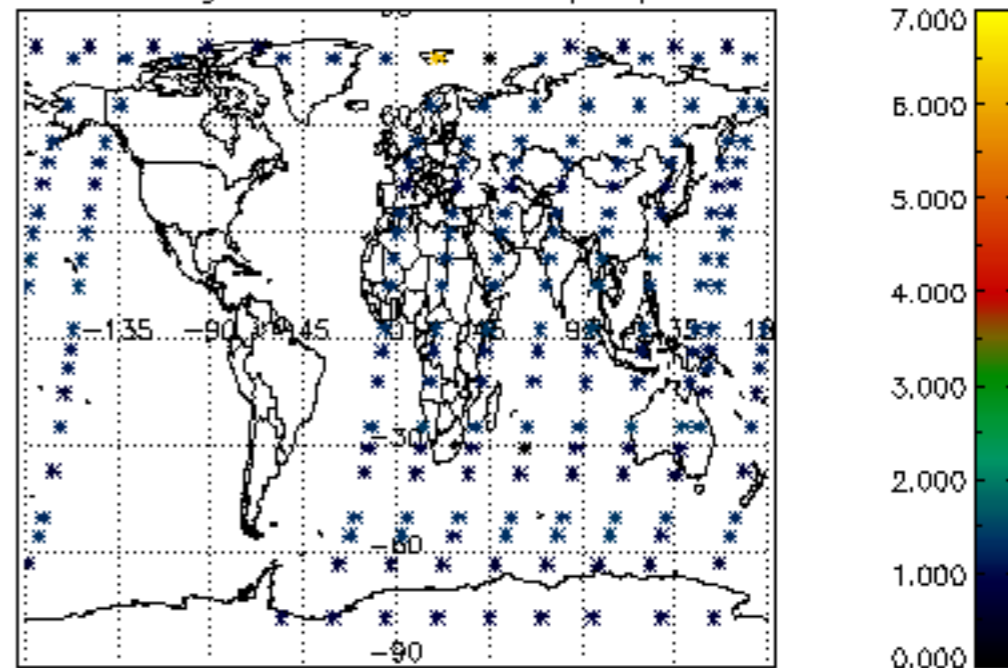
Percentage of saturation errors per profile



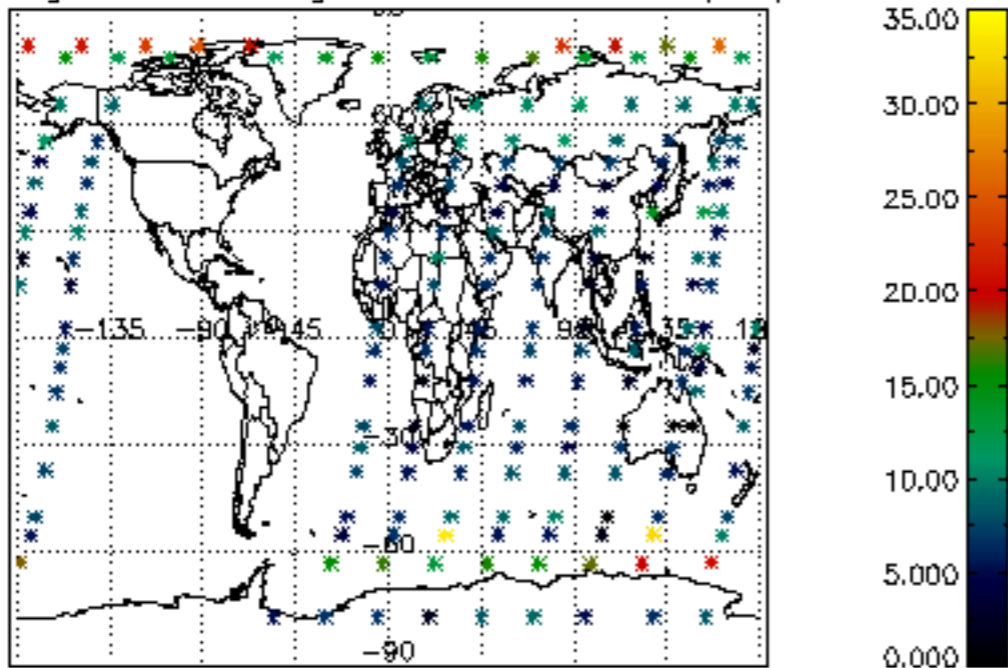
Percentage of cosmic ray hits per profile



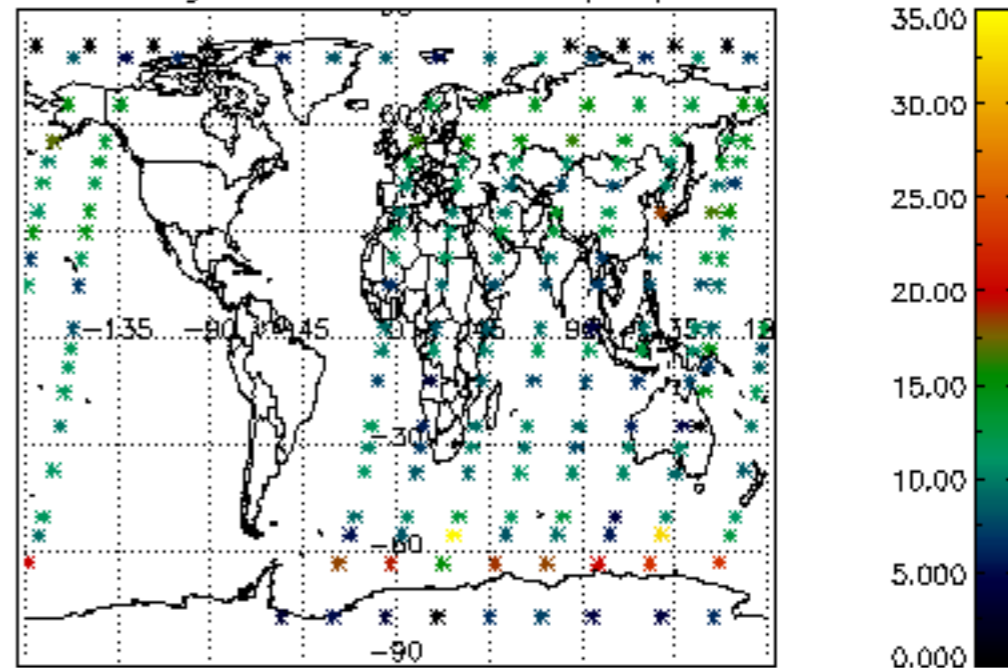
Percentage of datation errors per profile

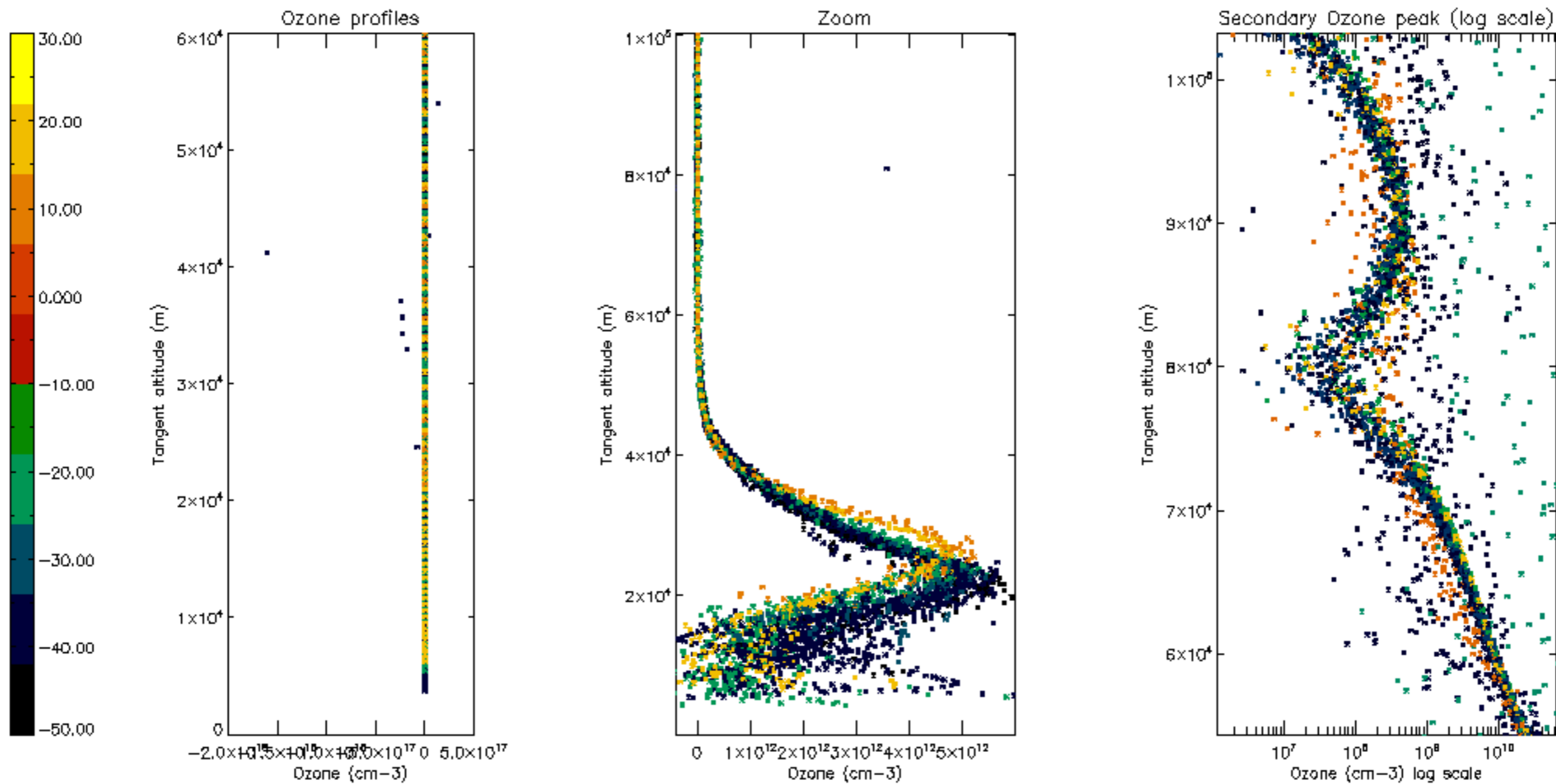


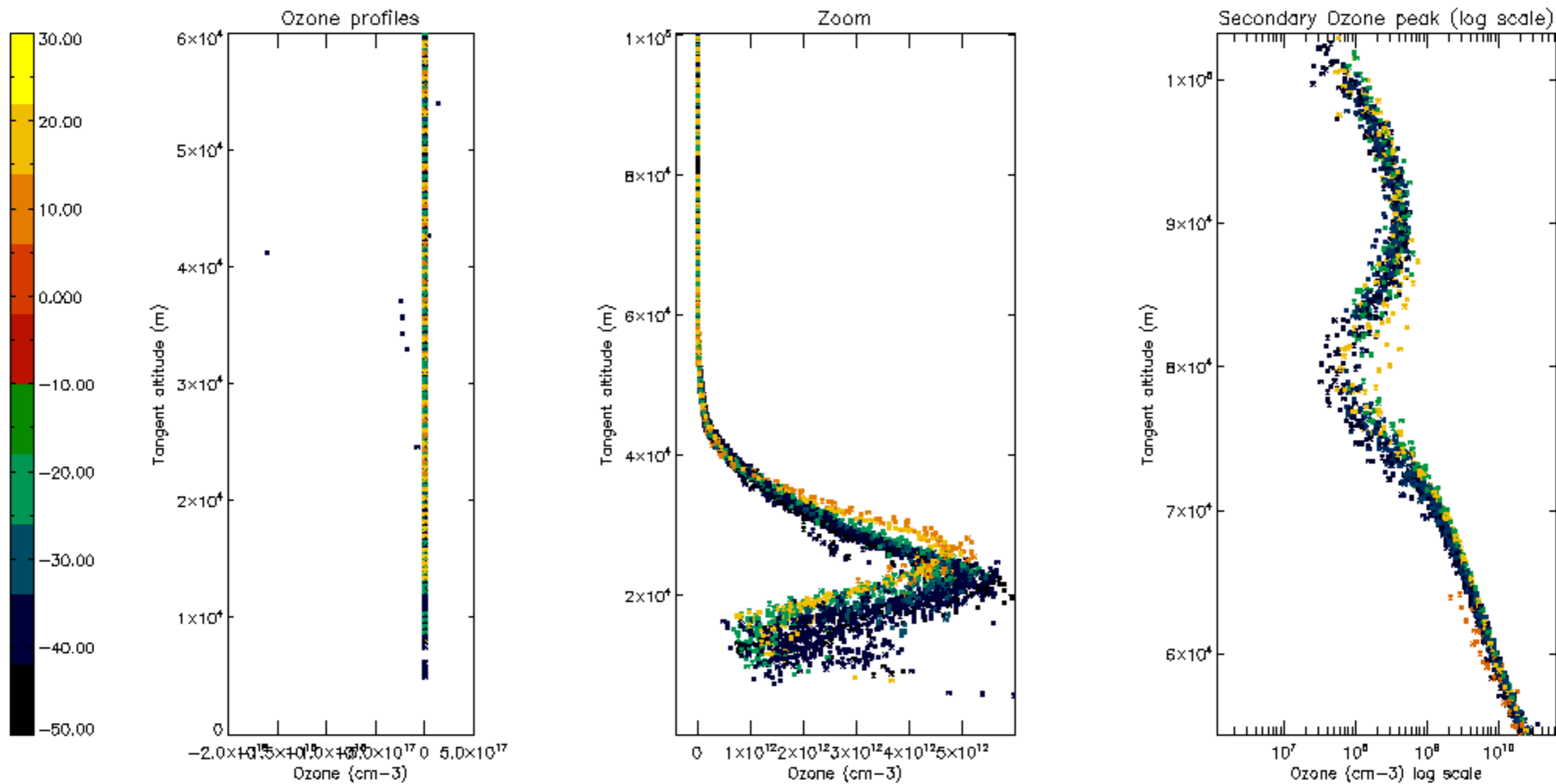
Percentage of star falling outside central band per profile

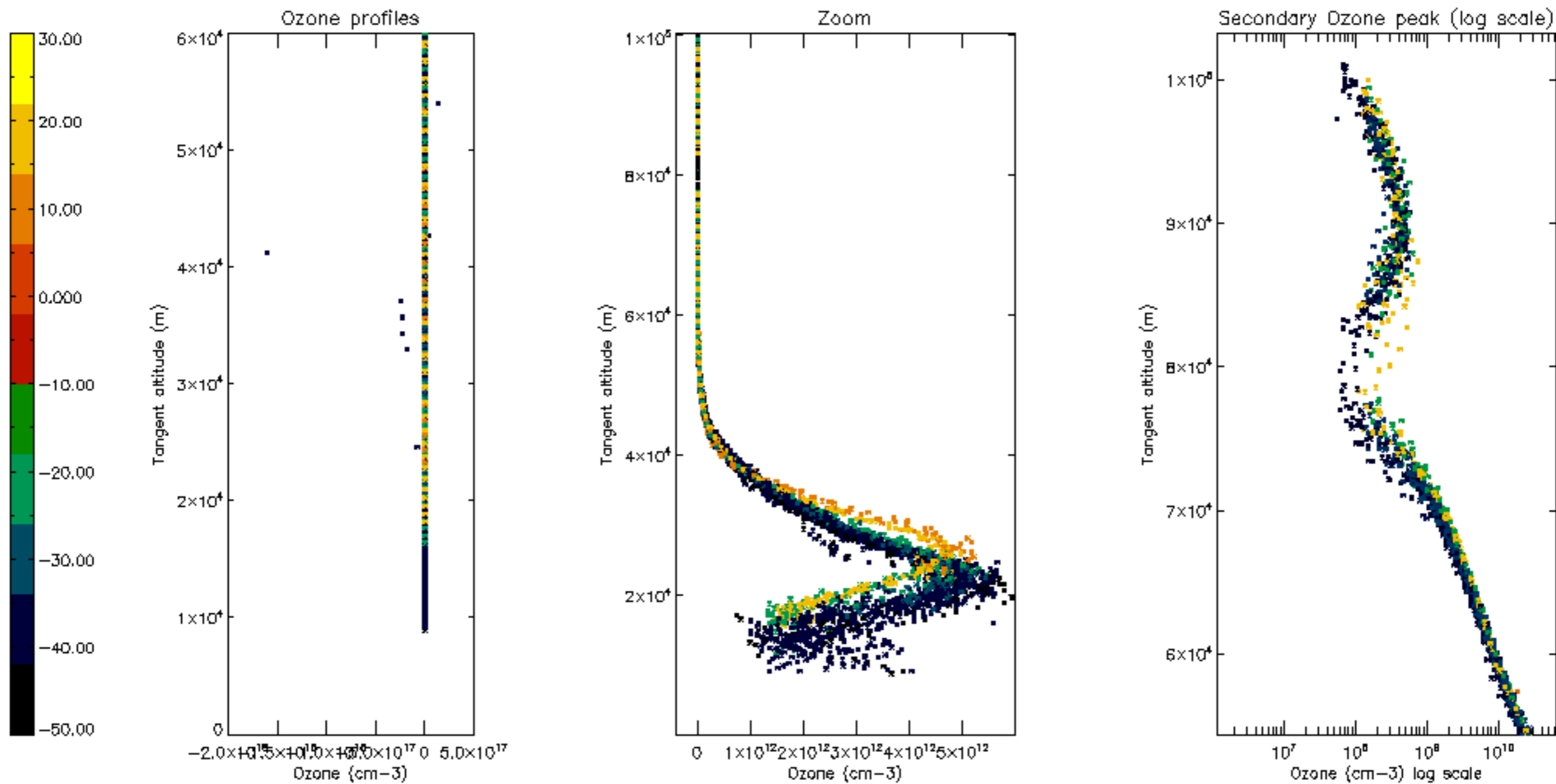


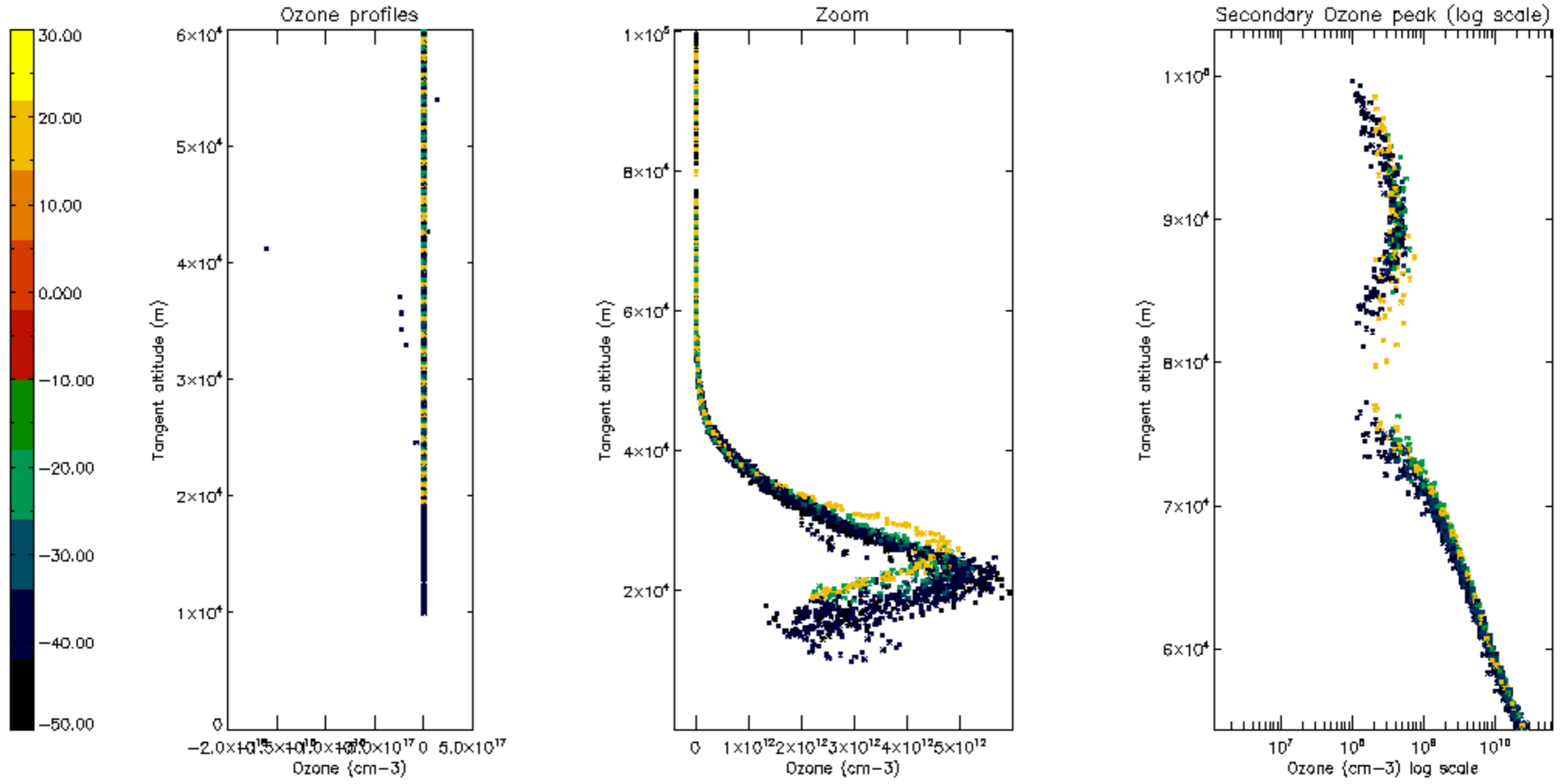
Percentage of saturation errors per profile

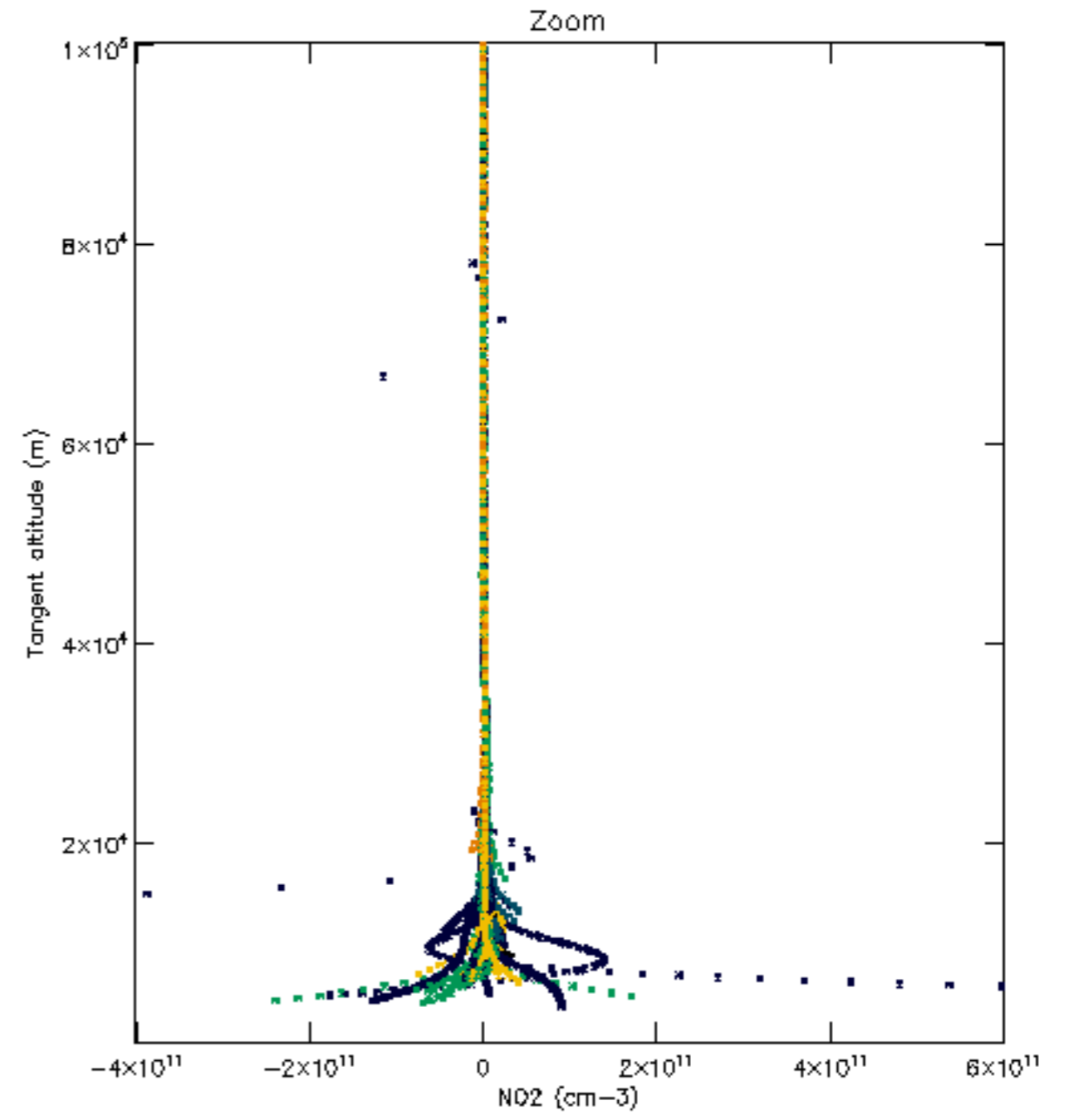
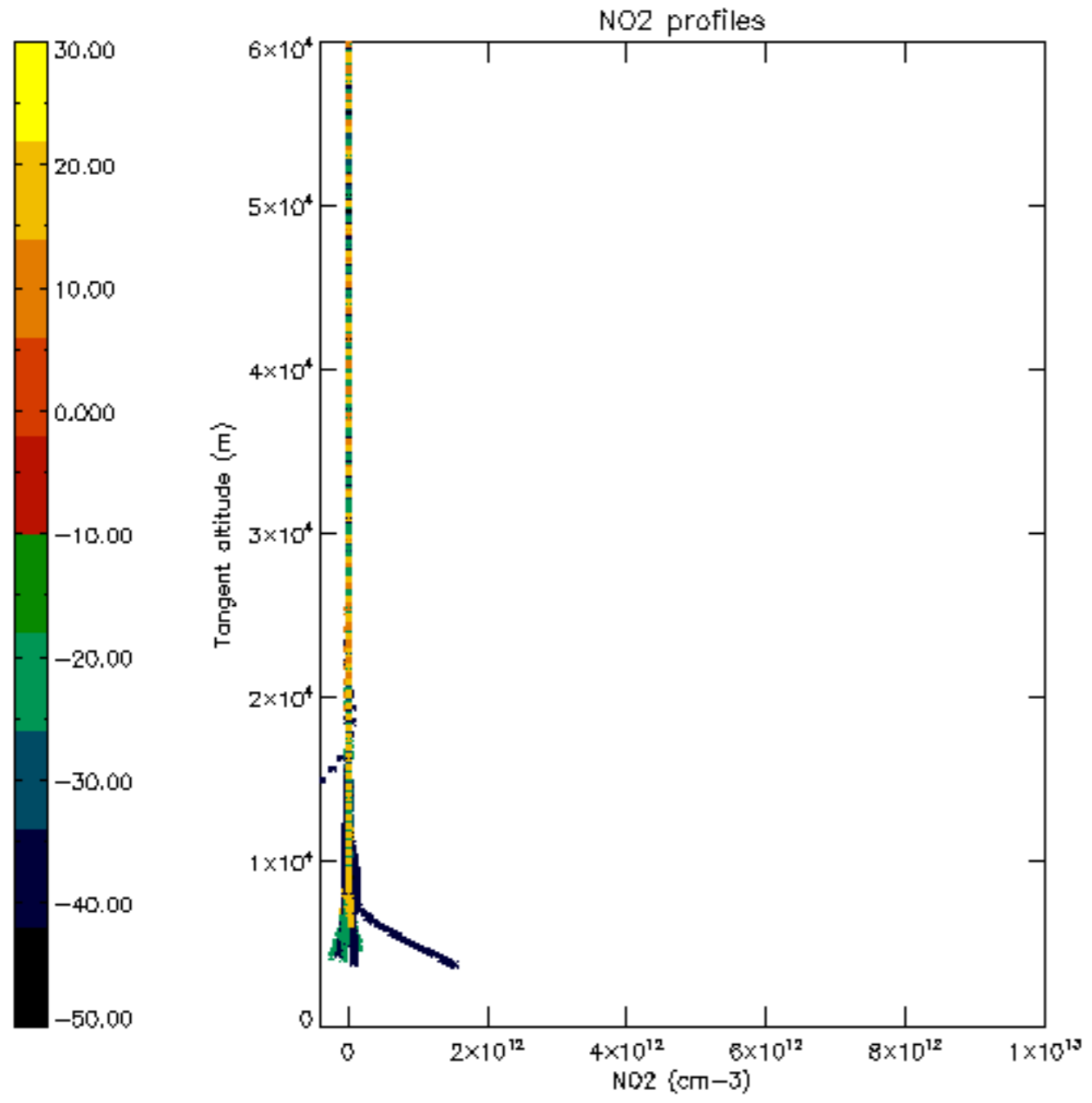


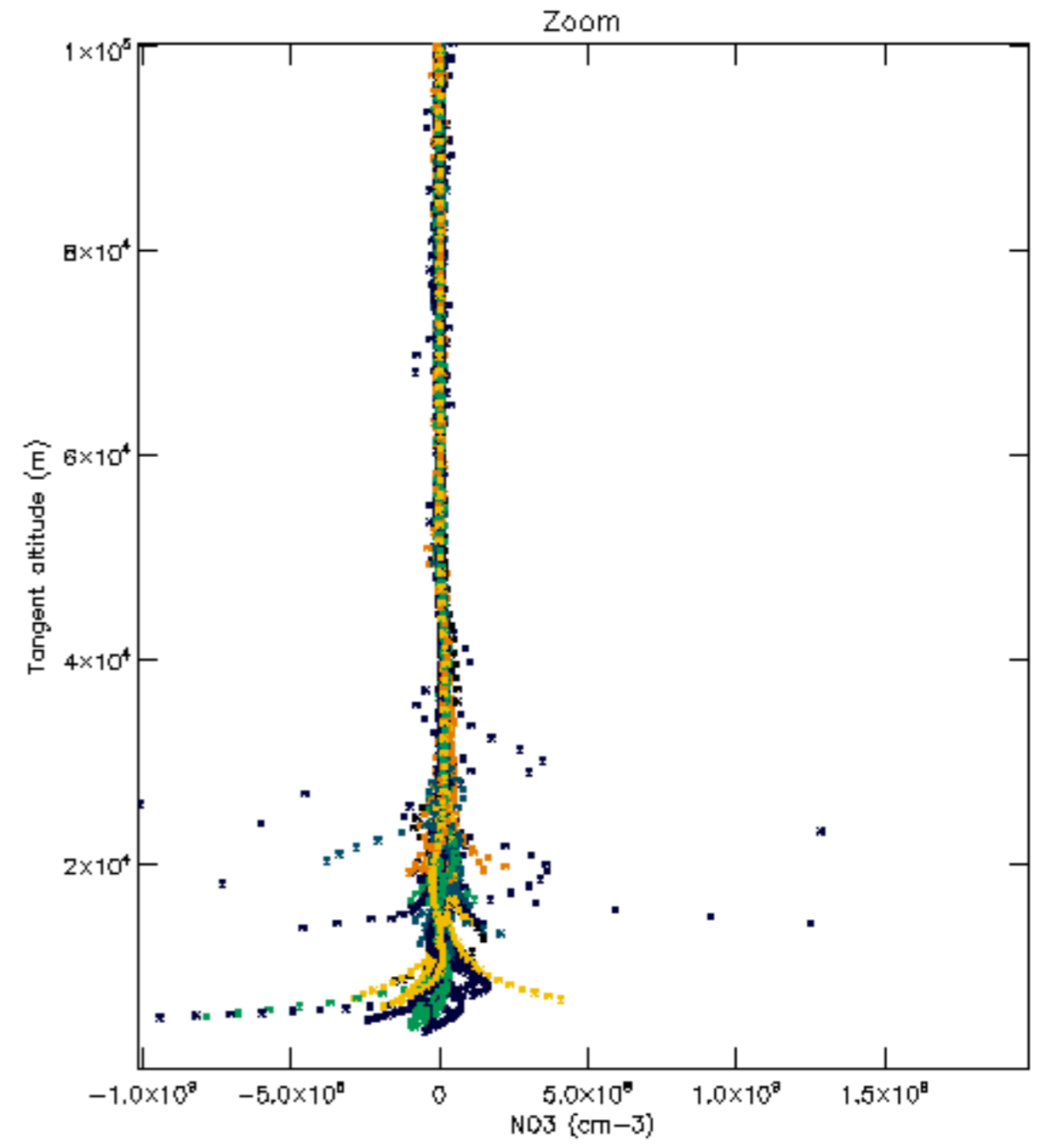
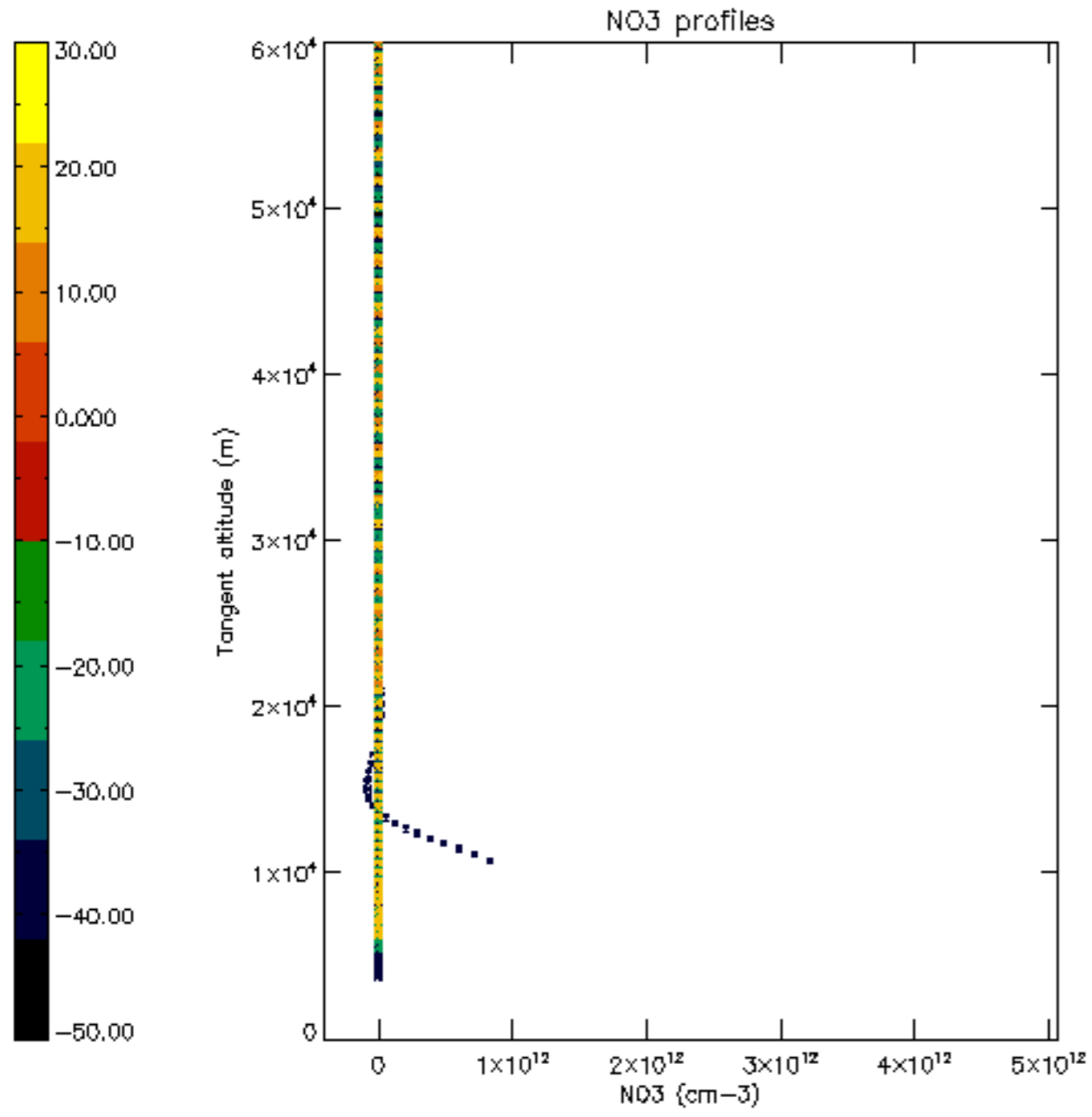


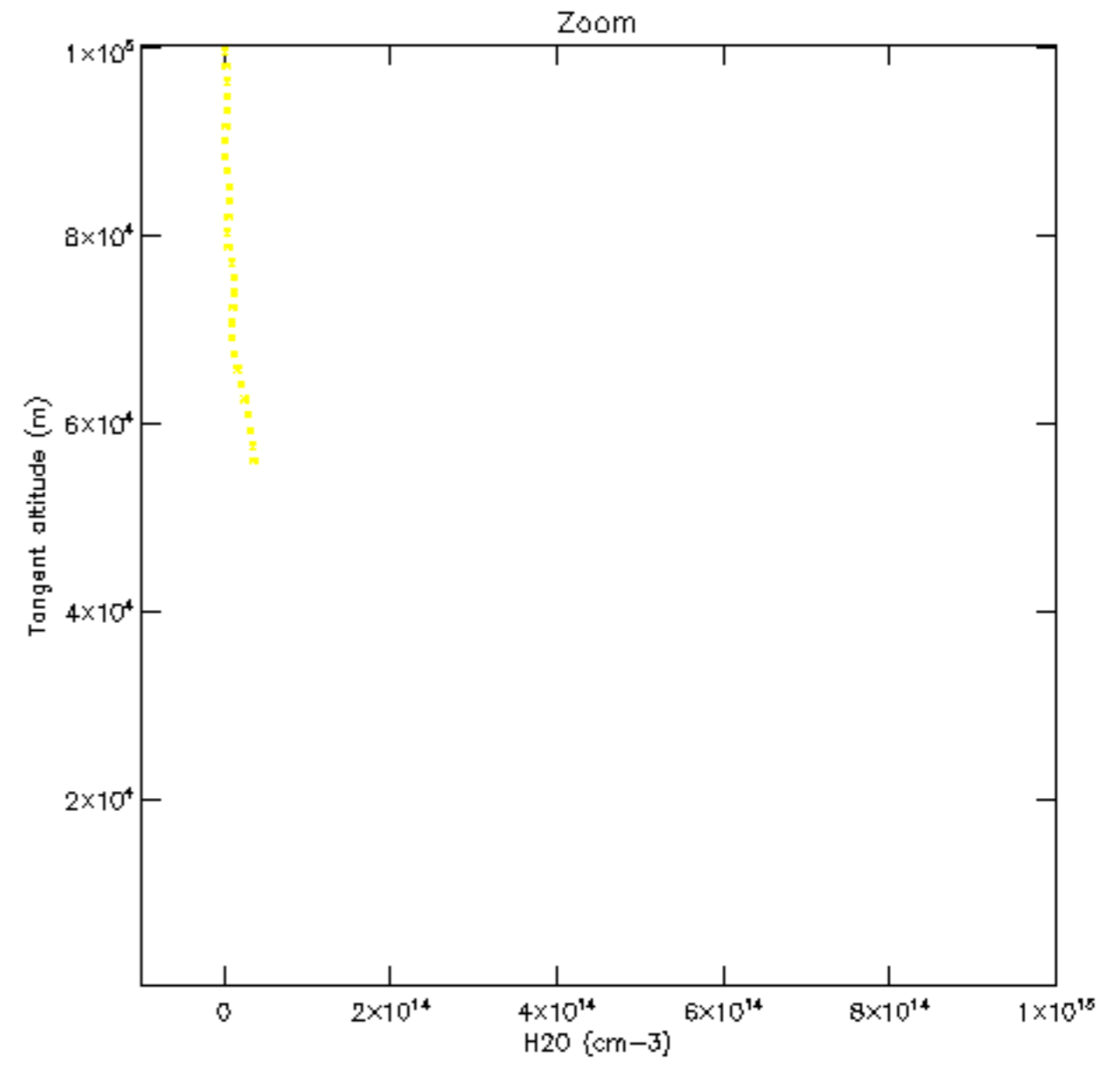
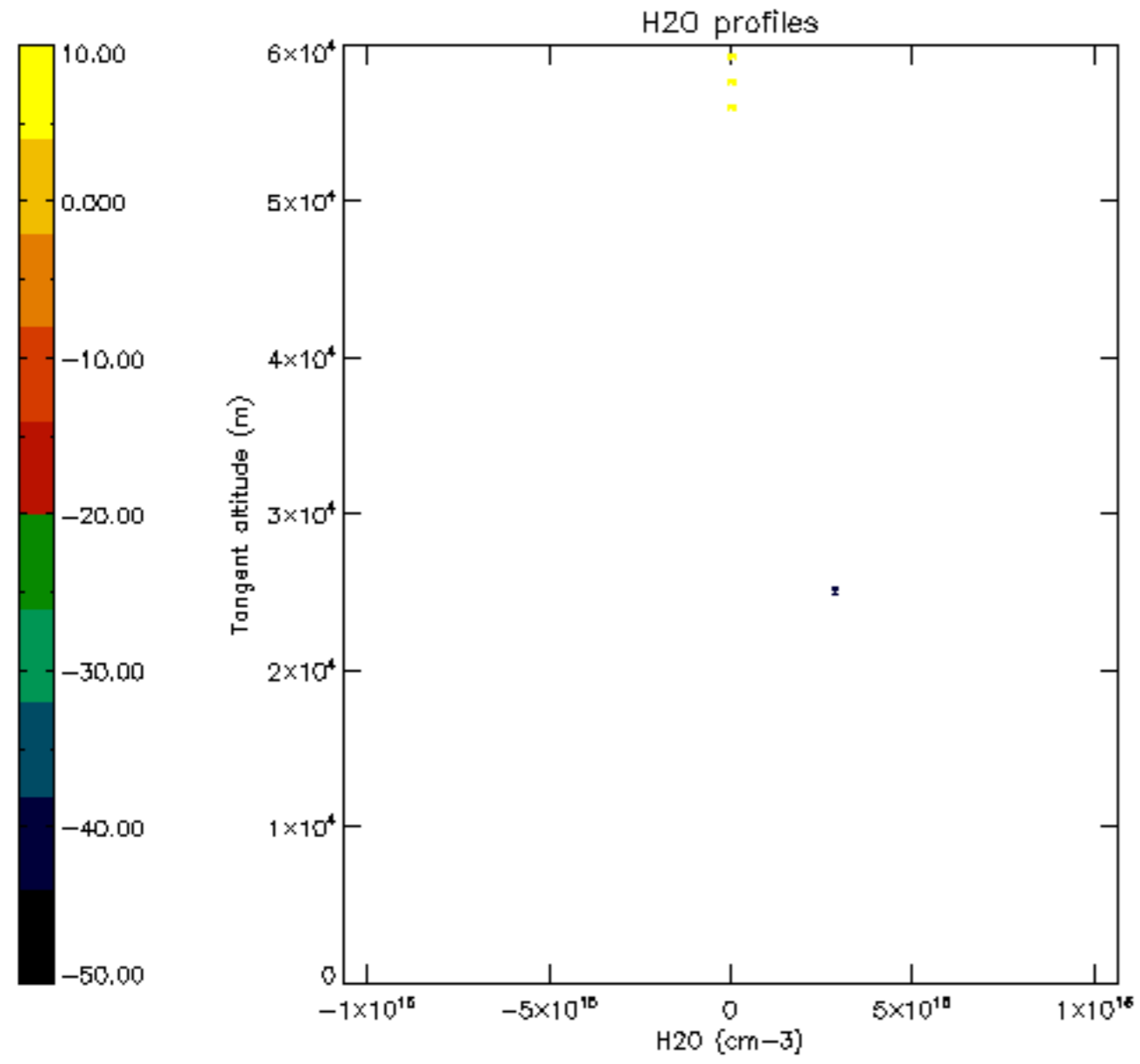


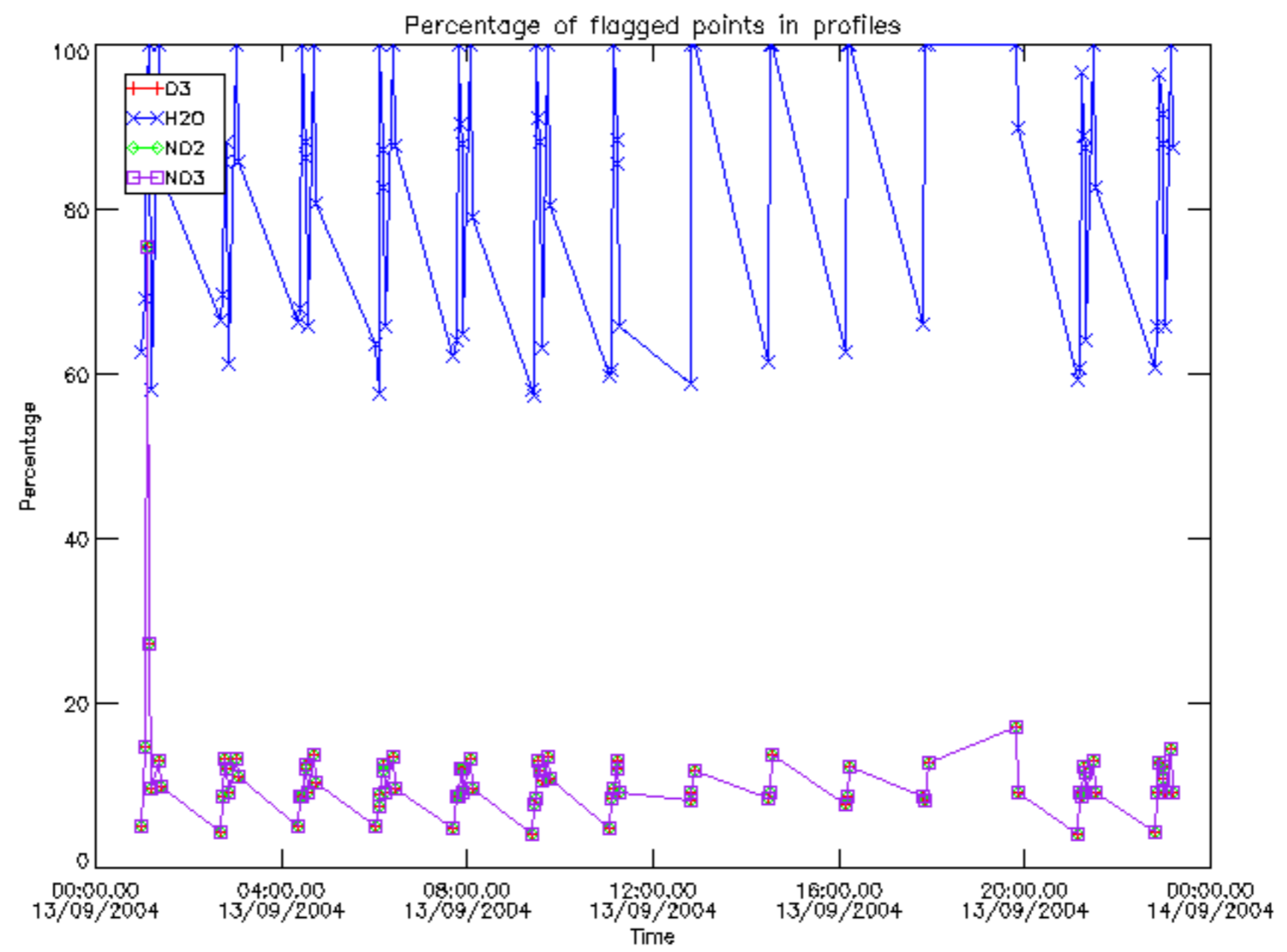




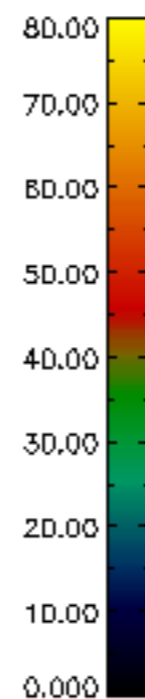
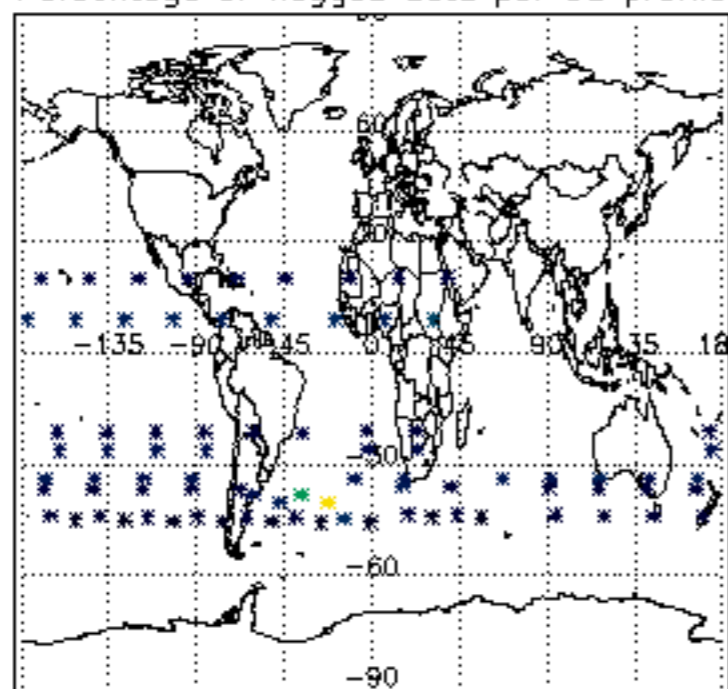




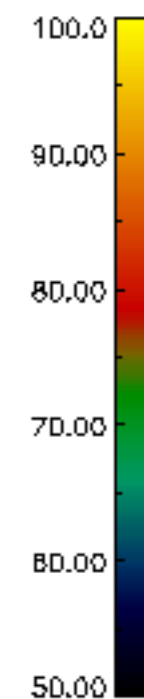
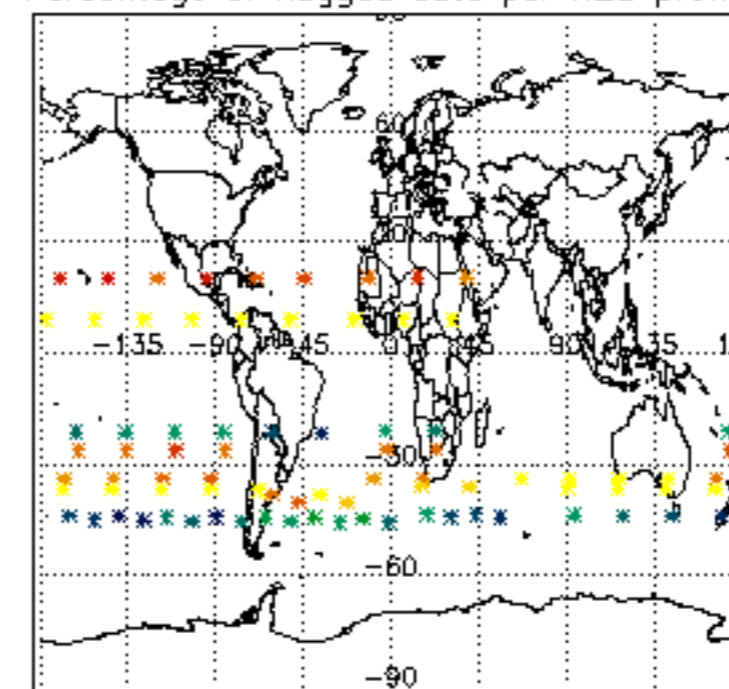




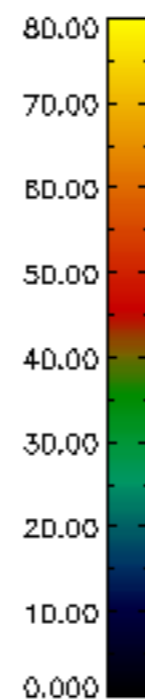
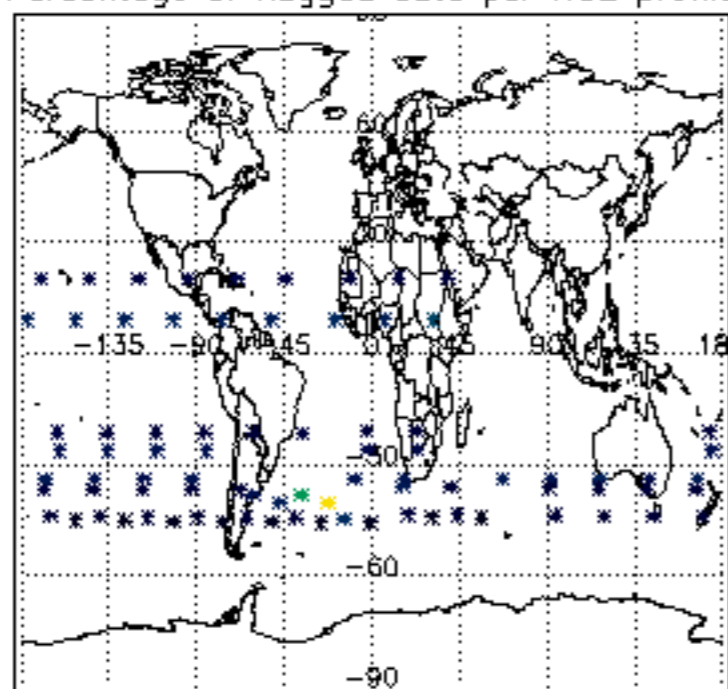
Percentage of flagged data per D3 profile



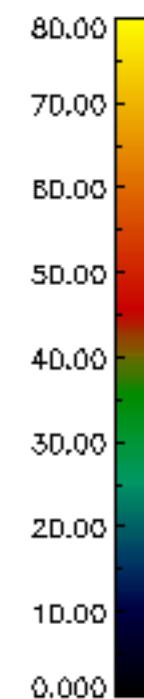
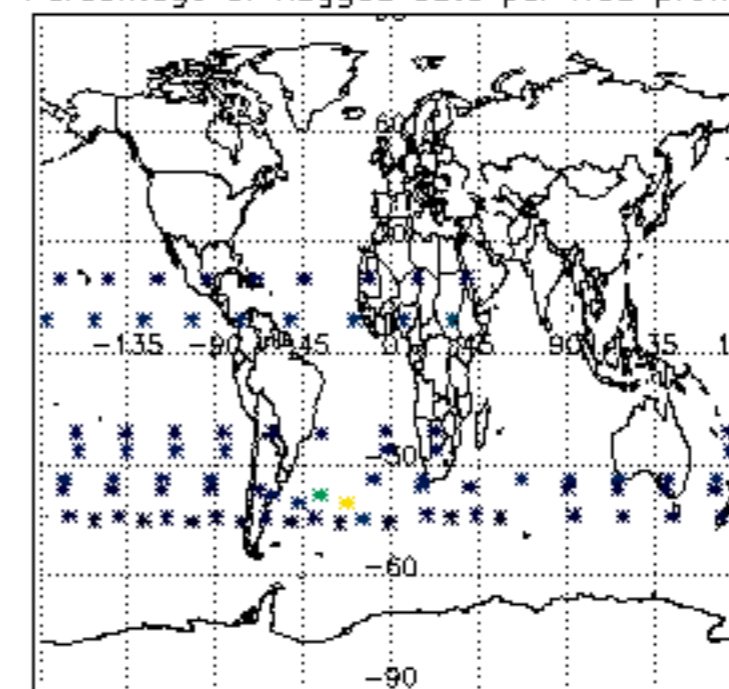
Percentage of flagged data per H2O profile

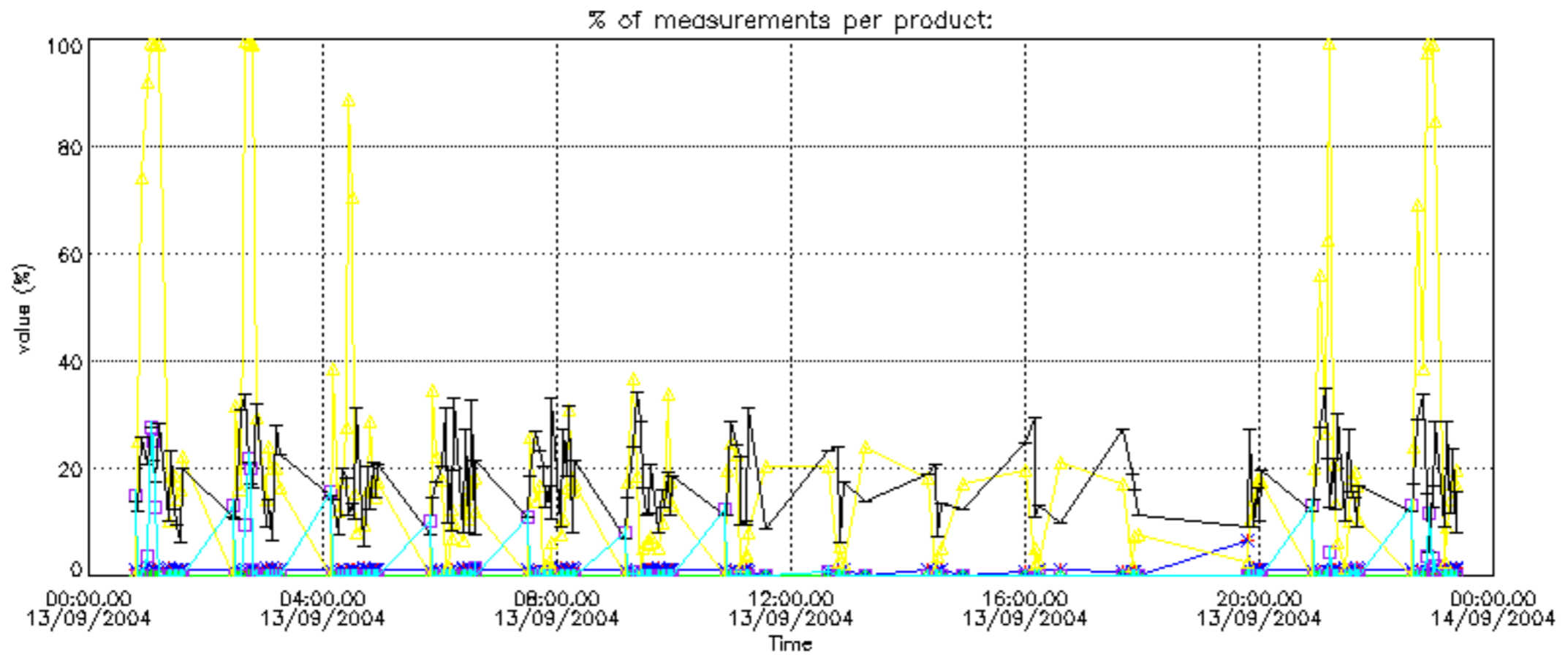


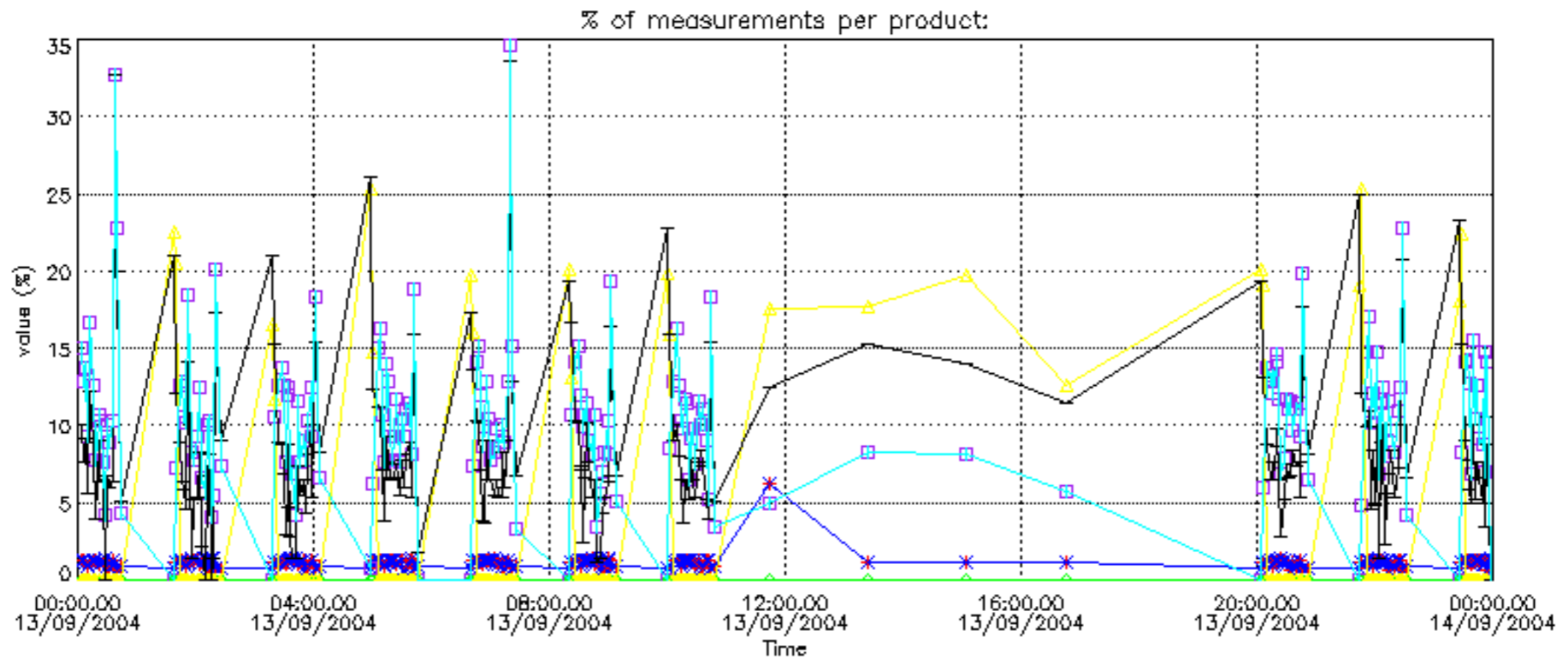
Percentage of flagged data per NO2 profile



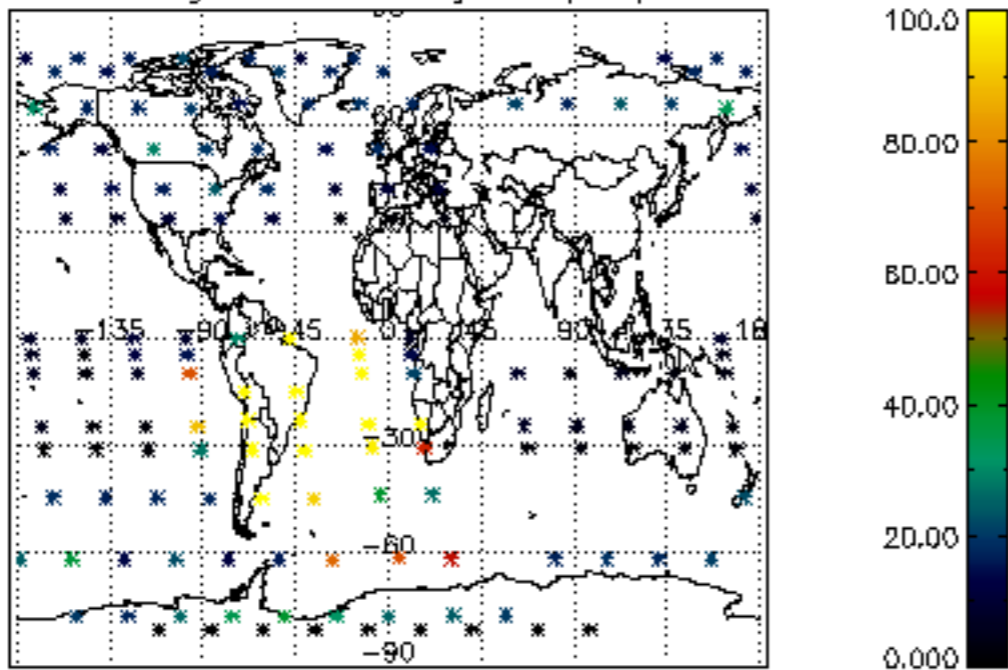
Percentage of flagged data per NO3 profile



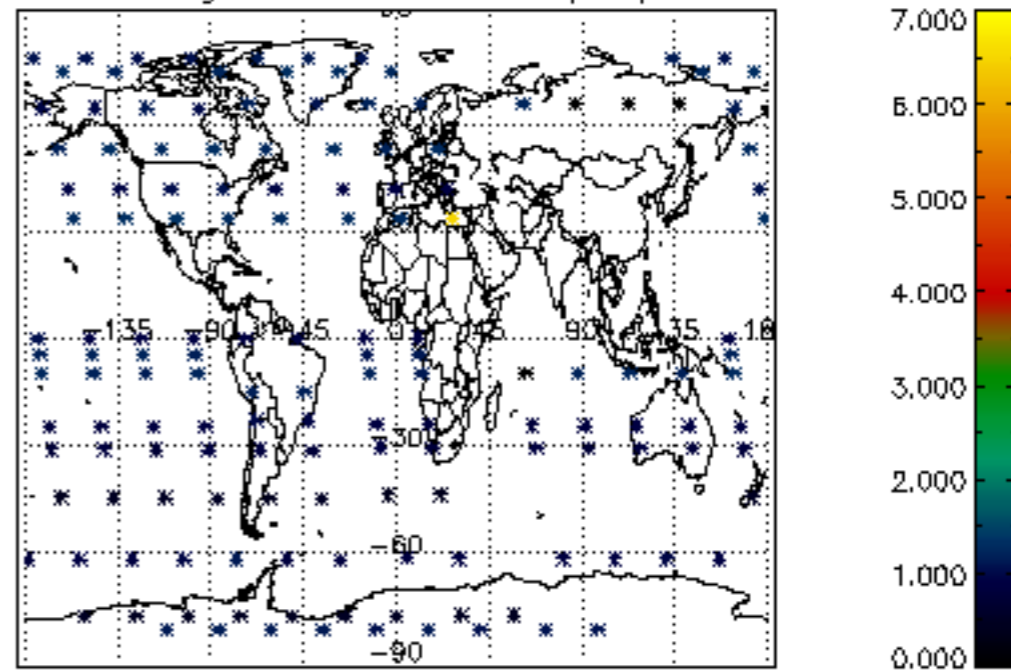




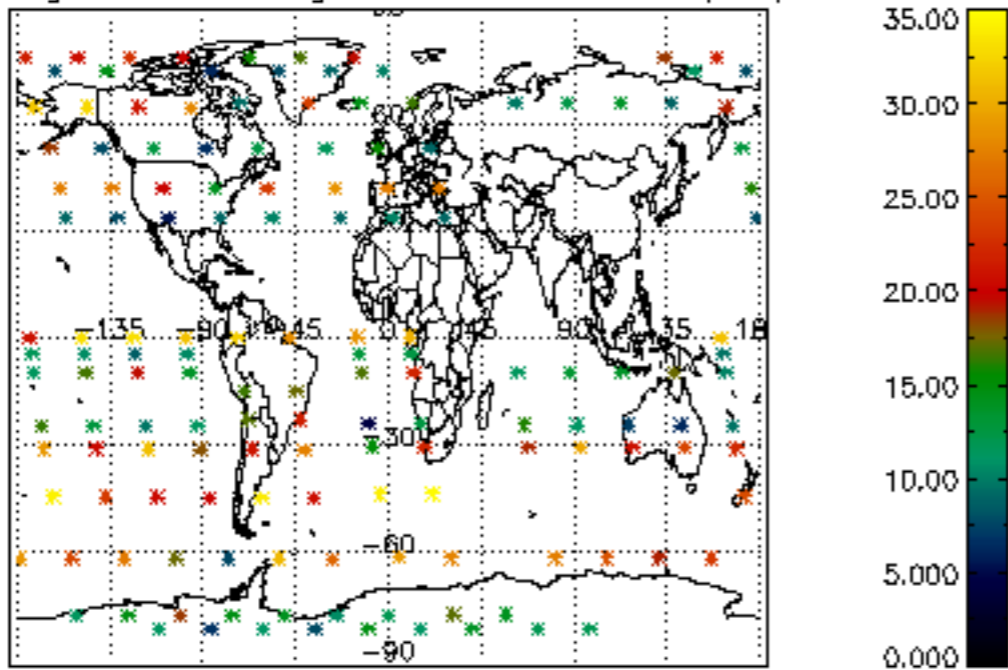
Percentage of cosmic ray hits per profile



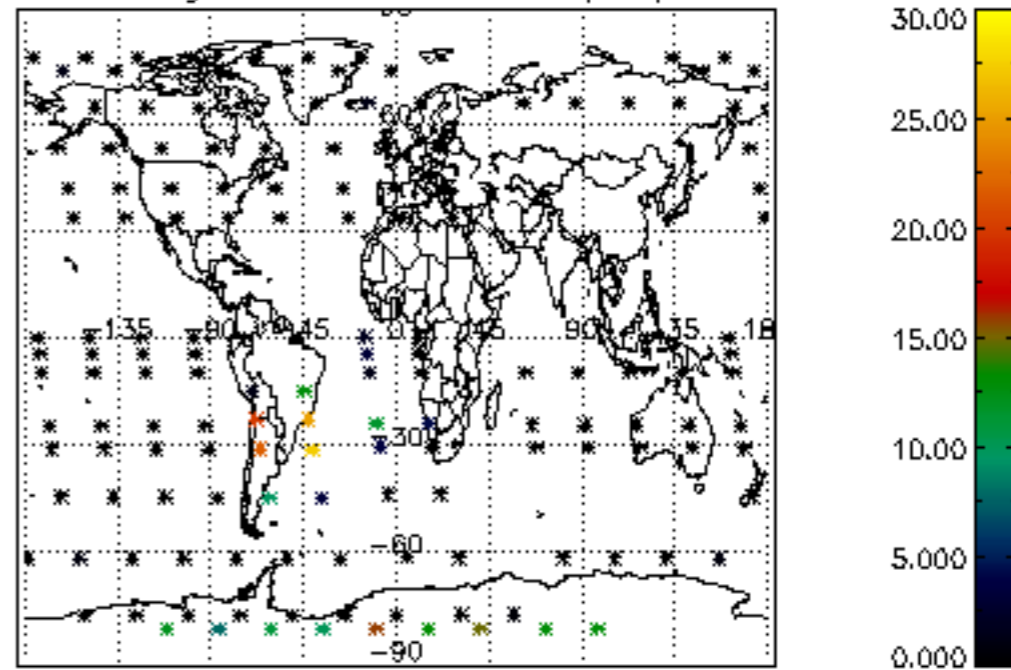
Percentage of datation errors per profile



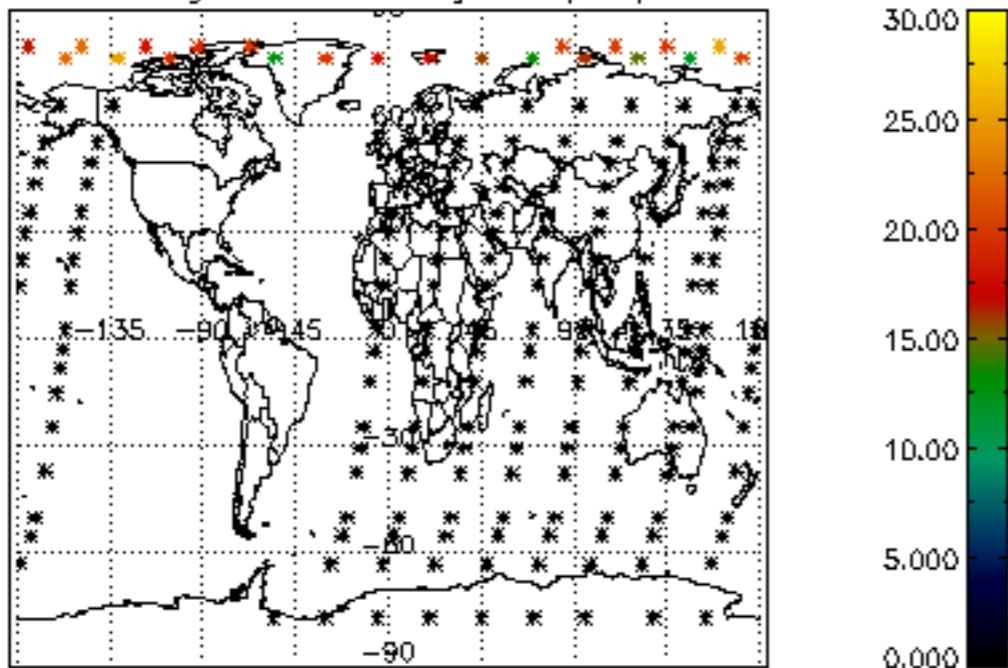
Percentage of star falling outside central band per profile



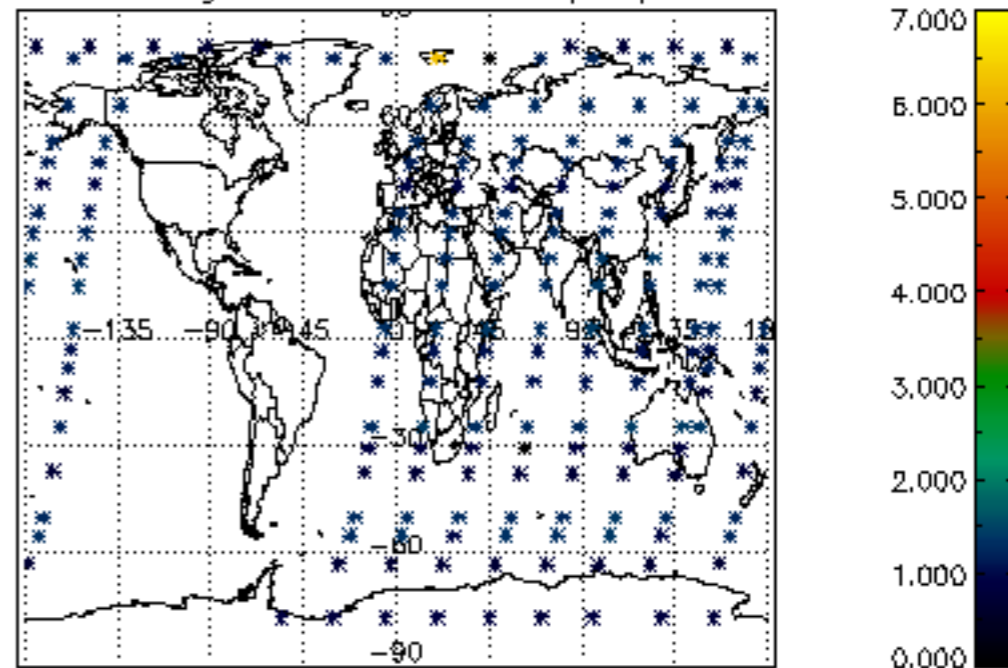
Percentage of saturation errors per profile



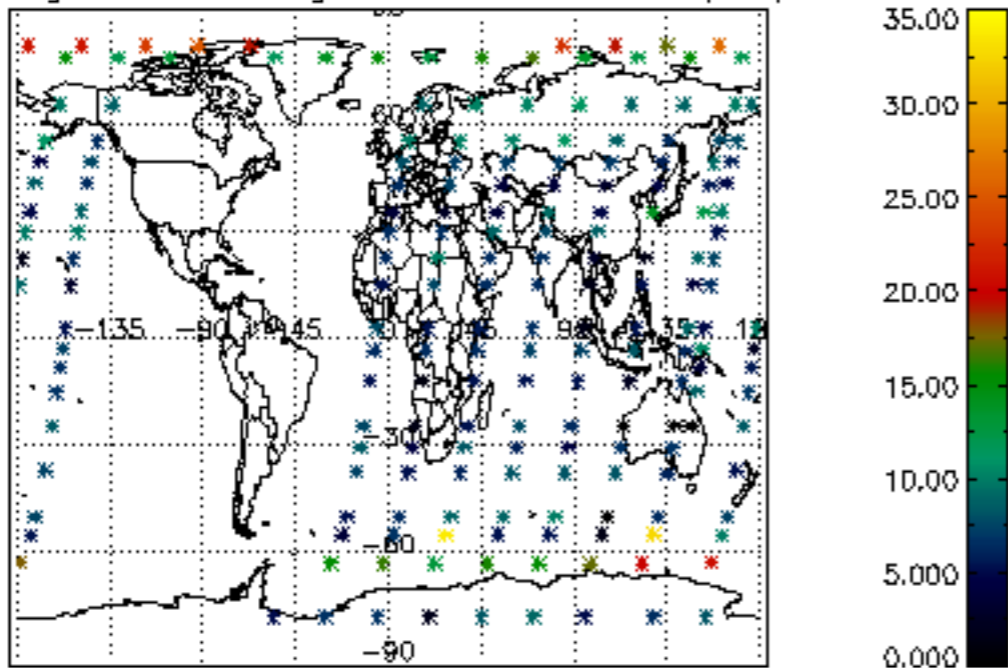
Percentage of cosmic ray hits per profile



Percentage of datation errors per profile



Percentage of star falling outside central band per profile



Percentage of saturation errors per profile

