

# GOMOS Level 2 Daily Report

## SUMMARY

### [1. General Info](#)

### [2. Summary of processed GOM\\_NL\\_2P products](#)

### [3. Level 2 Quality information per product](#)

#### [3.1 Plot of level 2 quality information per product \(time dependant\)](#)

#### [3.2 Plot of level 2 quality information per product \(world map\)](#)

### [4. Level 1 Quality information per product \(stored on level 2 products\)](#)

#### [4.1 Plot of level 1 quality information per product \(time dependant\)](#)

##### [4.1.1 Plot of level 1 quality information per product \(time dependant\): ASCENDING](#)

##### [4.1.2 Plot of level 1 quality information per product \(time dependant\): DESCENDING](#)

#### [4.2 Plot of level 1 quality information per product \(world map\)](#)

##### [4.2.1 Plot of level 1 quality information per product \(world map\): ASCENDING](#)

##### [4.2.2 Plot of level 1 quality information per product \(world map\): DESCENDING](#)

### [5. Ozone profiles based on quality statistics and other trace gas profiles](#)

#### [5.1 Ozone statistics based on quality of products](#)

#### [5.2 Plot ozone profiles for all STD \(dark without errors\)](#)

#### [5.3 Plot ozone profiles where STD < 20% \(dark without errors\)](#)

#### [5.4. Plot ozone profiles where STD < 10% \(dark without errors\)](#)

#### [5.5. Plot ozone profiles where STD < 5% \(dark without errors\)](#)

#### [5.6 Plot NO2 profiles for all STD \(dark without errors\)](#)

#### [5.7 Plot NO3 profiles for all STD \(dark without errors\)](#)

#### [5.8 Plot H2O profiles \(only for occultations of stars 1,2,3,4,13,14,16,26,63 dark without errors\) for all STD](#)

### [6. Auxiliary Data Files used for the production reported in section 2](#)

This report presents the daily analysis on parameters extracted from GOMOS level 2 data (GOM\_NL\_\_2P). It is intended to monitor some important parameters that will impact the quality of these products. A list of level 2 products (and content) that have arrived during the reporting day to the PCF is also given.

Item	Value
Time of report generation	19APR2013 10:50:02
Data source version	GOMOS/6.01
Start time of products	12-09-2004 (12SEP2004 00:00:00)
Stop time of products	13-09-2004 (13SEP2004 00:00:00)
Store outputs in DB	Yes
Nb of level 2 prods	425
Nb of prods with errors	0

## 2. Summary of processed GOM\_NL\_\_2P products.

Nr	Filename	UTC Start time	Limb	Duration	Star Id	Star Name	Star Mag	Star Temp	Nb Meas	Orbit	Prod. error
1	GOM_NL__2PRFIN20040912_000148_000000432030_00173_13253_4047.N1	12-SEP-2004 00:01:48	Dark	43.000	161	Tau Pup	2.9310	4500.0	86	13253	No
2	GOM_NL__2PRFIN20040912_000305_000000562030_00174_13254_4048.N1	12-SEP-2004 00:03:05	Dark	56.000	2	Alp Car	-0.73600	7000.0	112	13254	No
3	GOM_NL__2PRFIN20040912_001237_000000382030_00174_13254_4018.N1	12-SEP-2004 00:12:37	Dark	38.000	135	Bet Hyi	2.8200	5800.0	76	13254	No
4	GOM_NL__2PRFIN20040912_001451_000000462030_00174_13254_4019.N1	12-SEP-2004 00:14:51	Dark	46.000	9	Alp Eri	0.45300	24000.	92	13254	No
5	GOM_NL__2PRFIN20040912_001811_000000412030_00174_13254_4020.N1	12-SEP-2004 00:18:11	Straylight	41.000	148	Alp Tuc	2.8780	4100.0	82	13254	No
6	GOM_NL__2PRFIN20040912_002153_000000422030_00174_13254_4021.N1	12-SEP-2004 00:21:53	Straylight	42.000	31	Alp Gru	1.7340	15200.	84	13254	No
7	GOM_NL__2PRFIN20040912_002438_000000412030_00174_13254_4022.N1	12-SEP-2004 00:24:38	Straylight	41.000	172	Gam Gru	3.0030	13100.	82	13254	No
8	GOM_NL__2PRFIN20040912_002603_000000512030_00174_13254_4023.N1	12-SEP-2004 00:26:03	Straylight	50.500	18	24Alp PsA	1.1660	9700.0	101	13254	No
9	GOM_NL__2PRFIN20040912_002831_000000712030_00174_13254_4024.N1	12-SEP-2004 00:28:31	Twilight	71.000	52	16Bet Cet	2.0370	4500.0	142	13254	No
10	GOM_NL__2PRFIN20040912_003037_000000422030_00174_13254_4025.N1	12-SEP-2004 00:30:37	Twilight	42.000	142	49Del Cap	2.8500	8900.0	84	13254	No
11	GOM_NL__2PRFIN20040912_003454_000000402030_00174_13254_4026.N1	12-SEP-2004 00:34:54	Bright	39.500	162	34Alp Aqr	2.9440	5350.0	79	13254	No
12	GOM_NL__2PRFIN20040912_003751_000000432030_00174_13254_4027.N1	12-SEP-2004 00:37:51	Bright	42.500	61	8Eps Peg	2.1000	3900.0	85	13254	No
13	GOM_NL__2PRFIN20040912_003943_000000442030_00174_13254_4028.N1	12-SEP-2004 00:39:43	Bright	43.500	90	54Alp Peg	2.4870	11000.	87	13254	No
14	GOM_NL__2PRFIN20040912_004138_000000552030_00174_13254_4029.N1	12-SEP-2004 00:41:38	Bright	54.500	140	88Gam Peg	2.8340	26000.	109	13254	No
15	GOM_NL__2PRFIN20040912_004358_000000422030_00174_13254_4030.N1	12-SEP-2004 00:43:58	Bright	41.500	164	44Eta Peg	2.9480	5400.0	83	13254	No
16	GOM_NL__2PRFIN20040912_004709_000000402030_00174_13254_4031.N1	12-SEP-2004 00:47:09	Bright	40.000	66	37Gam Cyg	2.2080	5900.0	80	13254	No
17	GOM_NL__2PRFIN20040912_004910_000000402030_00174_13254_4032.N1	12-SEP-2004 00:49:10	Bright	40.000	144	18Del Cyg	2.8600	11000.	80	13254	No
18	GOM_NL__2PRFIN20040912_005244_000000392030_00174_13254_4033.N1	12-SEP-2004 00:52:44	Bright	38.500	89	5Alp Cep	2.4510	8000.0	77	13254	No
19	GOM_NL__2PRFIN20040912_005406_000000412030_00174_13254_4034.N1	12-SEP-2004 00:54:06	Bright	40.500	74	11Bet Cas	2.2680	6600.0	81	13254	No
20	GOM_NL__2PRFIN20040912_005600_000000452030_00174_13254_4035.N1	12-SEP-2004 00:56:00	Bright	45.000	76	27Gam Cas	2.3000	30000.	90	13254	No
21	GOM_NL__2PRFIN20040912_010026_000000362030_00174_13254_4036.N1	12-SEP-2004 01:00:26	Bright	35.500	49	1Alp UMi	1.9900	6300.0	71	13254	No
22	GOM_NL__2PRFIN20040912_010223_000000612030_00174_13254_4037.N1	12-SEP-2004 01:02:23	Bright	60.500	160	23Gam Per	2.9300	4700.0	121	13254	No
23	GOM_NL__2PRFIN20040912_010426_000000682030_00174_13254_4038.N1	12-SEP-2004 01:04:26	Bright	68.000	35	33Alp Per	1.7950	6250.0	136	13254	No
24	GOM_NL__2PRFIN20040912_010735_000000382030_00174_13254_4039.N1	12-SEP-2004 01:07:35	Bright	38.000	36	50Alp UMa	1.8000	6300.0	76	13254	No
25	GOM_NL__2PRFIN20040912_010859_000000382030_00174_13254_4040.N1	12-SEP-2004 01:08:59	Bright	38.000	82	48Bet UMa	2.3650	10600.	76	13254	No
26	GOM_NL__2PRFIN20040912_011134_000000702030_00174_13254_4041.N1	12-SEP-2004 01:11:34	Bright	69.500	6	13Alp Aur	0.080000	3400.0	139	13254	No
27	GOM_NL__2PRFIN20040912_011612_000000592030_00174_13254_4042.N1	12-SEP-2004 01:16:12	Bright	58.500	107	37The Aur	2.6490	11000.	117	13254	No
28	GOM_NL__2PRFIN20040912_011856_000000472030_00174_13254_4043.N1	12-SEP-2004 01:18:56	Bright	47.000	17	78Bet Gem	1.1610	4500.0	94	13254	No
29	GOM_NL__2PRFIN20040912_012107_000000962030_00174_13254_4044.N1	12-SEP-2004 01:21:07	Twilight	96.000	28	12Bet Tau	1.6500	15200.	192	13254	No
30	GOM_NL__2PRFIN20040912_012611_000000602030_00174_13254_4045.N1	12-SEP-2004 01:26:11	Twilight	59.500	8	10Alp CMi	0.40000	6500.0	119	13254	No
31	GOM_NL__2PRFIN20040912_013048_000001002030_00174_13254_4046.N1	12-SEP-2004 01:30:48	Dark	100.00	14	58Alp Ori	0.87000	3000.0	200	13254	No
32	GOM_NL__2PRFIN20040912_013453_000000652030_00174_13254_4047.N1	12-SEP-2004 01:34:53	Dark	64.500	1	9Alp CMa	-1.4400	11000.	129	13254	No
33	GOM_NL__2PRFIN20040912_013715_000000532030_00174_13254_4048.N1	12-SEP-2004 01:37:15	Dark	53.000	23	21Eps CMa	1.5020	26000.	106	13254	No
34	GOM_NL__2PRFIN20040912_014225_000000432030_00174_13254_4049.N1	12-SEP-2004 01:42:25	Dark	43.000	161	Tau Pup	2.9310	4500.0	86	13254	No
35	GOM_NL__2PRFIN20040912_014342_000000532030_00175_13255_4050.N1	12-SEP-2004 01:43:42	Dark	53.000	2	Alp Car	-0.73600	7000.0	106	13255	No
36	GOM_NL__2PRFIN20040912_015313_000000392030_00175_13255_3944.N1	12-SEP-2004 01:53:13	Dark	39.000	135	Bet Hyi	2.8200	5800.0	78	13255	No
37	GOM_NL__2PRFIN20040912_015527_000000472030_00175_13255_3945.N1	12-SEP-2004 01:55:27	Dark	47.000	9	Alp Eri	0.45300	24000.	94	13255	No
38	GOM_NL__2PRFIN20040912_015848_000000392030_00175_13255_3946.N1	12-SEP-2004 01:58:48	Straylight	39.000	148	Alp Tuc	2.8780	4100.0	78	13255	No
39	GOM_NL__2PRFIN20040912_020227_000000442030_00175_13255_3947.N1	12-SEP-2004 02:02:27	Straylight	44.000	31	Alp Gru	1.7340	15200.	88	13255	No
40	GOM_NL__2PRFIN20040912_020517_000000382030_00175_13255_3948.N1	12-SEP-2004 02:05:17	Straylight	38.000	172	Gam Gru	3.0030	13100.	76	13255	No
41	GOM_NL__2PRFIN20040912_020639_000000482030_00175_13255_3949.N1	12-SEP-2004 02:06:39	Straylight	47.500	18	24Alp PsA	1.1660	9700.0	95	13255	No
42	GOM_NL__2PRFIN20040912_020909_000000672030_00175_13255_3950.N1	12-SEP-2004 02:09:09	Twilight	66.500	52	16Bet Cet	2.0370	4500.0	133	13255	No

43	GOM_NL__2PRFIN20040912_021113_000000432030_00175_13255_3951.N1	12-SEP-2004 02:11:13	Twilight	43.000	142	49Del Cap	2.8500	8900.0	86	13255	No
44	GOM_NL__2PRFIN20040912_021530_000000402030_00175_13255_3952.N1	12-SEP-2004 02:15:30	Bright	40.000	162	34Alp Aqr	2.9440	5350.0	80	13255	No
45	GOM_NL__2PRFIN20040912_021827_000000422030_00175_13255_3953.N1	12-SEP-2004 02:18:27	Bright	41.500	61	8Eps Peg	2.1000	3900.0	83	13255	No
46	GOM_NL__2PRFIN20040912_022017_000000462030_00175_13255_3954.N1	12-SEP-2004 02:20:17	Bright	46.000	90	54Alp Peg	2.4870	11000.	92	13255	No
47	GOM_NL__2PRFIN20040912_022214_000000542030_00175_13255_3955.N1	12-SEP-2004 02:22:14	Bright	54.000	140	88Gam Peg	2.8340	26000.	108	13255	No
48	GOM_NL__2PRFIN20040912_022434_000000402030_00175_13255_3956.N1	12-SEP-2004 02:24:34	Bright	40.000	164	44Eta Peg	2.9480	5400.0	80	13255	No
49	GOM_NL__2PRFIN20040912_022745_000000362030_00175_13255_3957.N1	12-SEP-2004 02:27:45	Bright	36.000	66	37Gam Cyg	2.2080	5900.0	72	13255	No
50	GOM_NL__2PRFIN20040912_022947_000000372030_00175_13255_3958.N1	12-SEP-2004 02:29:47	Bright	36.500	144	18Del Cyg	2.8600	11000.	73	13255	No
51	GOM_NL__2PRFIN20040912_023636_000000452030_00175_13255_3959.N1	12-SEP-2004 02:36:36	Bright	44.500	76	27Gam Cas	2.3000	30000.	89	13255	No
52	GOM_NL__2PRFIN20040912_024102_000000382030_00175_13255_3960.N1	12-SEP-2004 02:41:02	Bright	38.000	49	1Alp UMi	1.9900	6300.0	76	13255	No
53	GOM_NL__2PRFIN20040912_024258_000000602030_00175_13255_3961.N1	12-SEP-2004 02:42:58	Bright	60.000	160	23Gam Per	2.9300	4700.0	120	13255	No
54	GOM_NL__2PRFIN20040912_024501_000000672030_00175_13255_3962.N1	12-SEP-2004 02:45:01	Bright	67.000	35	33Alp Per	1.7950	6250.0	134	13255	No
55	GOM_NL__2PRFIN20040912_024811_000000382030_00175_13255_3963.N1	12-SEP-2004 02:48:11	Bright	37.500	36	50Alp UMa	1.8000	6300.0	75	13255	No
56	GOM_NL__2PRFIN20040912_024933_000000392030_00175_13255_3964.N1	12-SEP-2004 02:49:33	Bright	39.000	82	48Bet UMa	2.3650	10600.	78	13255	No
57	GOM_NL__2PRFIN20040912_025210_000000662030_00175_13255_3965.N1	12-SEP-2004 02:52:10	Bright	66.000	6	13Alp Aur	0.080000	3400.0	132	13255	No
58	GOM_NL__2PRFIN20040912_025648_000000612030_00175_13255_3966.N1	12-SEP-2004 02:56:48	Bright	61.000	107	37The Aur	2.6490	11000.	122	13255	No
59	GOM_NL__2PRFIN20040912_025933_000000472030_00175_13255_3967.N1	12-SEP-2004 02:59:33	Bright	46.500	17	78Bet Gem	1.1610	4500.0	93	13255	No
60	GOM_NL__2PRFIN20040912_030144_000001052030_00175_13255_3968.N1	12-SEP-2004 03:01:44	Twilight	104.50	28	12Bet Tau	1.6500	15200.	209	13255	No
61	GOM_NL__2PRFIN20040912_030647_000000602030_00175_13255_3969.N1	12-SEP-2004 03:06:47	Twilight	60.000	8	10Alp CMi	0.40000	6500.0	120	13255	No
62	GOM_NL__2PRFIN20040912_031126_000001162030_00175_13255_3970.N1	12-SEP-2004 03:11:26	Dark	116.00	14	58Alp Ori	0.87000	3000.0	232	13255	No
63	GOM_NL__2PRFIN20040912_031529_000000602030_00175_13255_3971.N1	12-SEP-2004 03:15:29	Dark	59.500	1	9Alp CMa	-1.4400	11000.	119	13255	No
64	GOM_NL__2PRFIN20040912_031752_000000492030_00175_13255_3972.N1	12-SEP-2004 03:17:52	Dark	48.500	23	21Eps CMa	1.5020	26000.	97	13255	No
65	GOM_NL__2PRFIN20040912_032013_000000432030_00175_13255_3973.N1	12-SEP-2004 03:20:13	Dark	42.500	34	Gam2Vel	1.7930	23000.	85	13255	No
66	GOM_NL__2PRFIN20040912_032302_000000442030_00175_13255_3974.N1	12-SEP-2004 03:23:02	Dark	43.500	161	Tau Pup	2.9310	4500.0	87	13255	No
67	GOM_NL__2PRFIN20040912_033349_000000402030_00176_13256_3965.N1	12-SEP-2004 03:33:49	Dark	39.500	135	Bet Hyi	2.8200	5800.0	79	13256	No
68	GOM_NL__2PRFIN20040912_033604_000000472030_00176_13256_3966.N1	12-SEP-2004 03:36:04	Dark	46.500	9	Alp Eri	0.45300	24000.	93	13256	No
69	GOM_NL__2PRFIN20040912_033924_000000392030_00176_13256_3967.N1	12-SEP-2004 03:39:24	Straylight	39.000	148	Alp Tuc	2.8780	4100.0	78	13256	No
70	GOM_NL__2PRFIN20040912_034305_000000432030_00176_13256_3968.N1	12-SEP-2004 03:43:05	Straylight	43.000	31	Alp Gru	1.7340	15200.	86	13256	No
71	GOM_NL__2PRFIN20040912_034552_000000402030_00176_13256_3969.N1	12-SEP-2004 03:45:52	Straylight	39.500	172	Gam Gru	3.0030	13100.	79	13256	No
72	GOM_NL__2PRFIN20040912_034716_000000452030_00176_13256_3970.N1	12-SEP-2004 03:47:16	Straylight	44.500	18	24Alp PsA	1.1660	9700.0	89	13256	No
73	GOM_NL__2PRFIN20040912_034945_000000662030_00176_13256_3971.N1	12-SEP-2004 03:49:45	Twilight	66.000	52	16Bet Cet	2.0370	4500.0	132	13256	No
74	GOM_NL__2PRFIN20040912_035150_000000412030_00176_13256_3972.N1	12-SEP-2004 03:51:50	Twilight	41.000	142	49Del Cap	2.8500	8900.0	82	13256	No
75	GOM_NL__2PRFIN20040912_035607_000000402030_00176_13256_3973.N1	12-SEP-2004 03:56:07	Bright	40.000	162	34Alp Aqr	2.9440	5350.0	80	13256	No
76	GOM_NL__2PRFIN20040912_035906_000000402030_00176_13256_3974.N1	12-SEP-2004 03:59:06	Bright	39.500	61	8Eps Peg	2.1000	3900.0	79	13256	No
77	GOM_NL__2PRFIN20040912_040055_000000442030_00176_13256_3975.N1	12-SEP-2004 04:00:55	Bright	44.000	90	54Alp Peg	2.4870	11000.	88	13256	No
78	GOM_NL__2PRFIN20040912_040247_000000562030_00176_13256_3976.N1	12-SEP-2004 04:02:47	Bright	56.000	140	88Gam Peg	2.8340	26000.	112	13256	No
79	GOM_NL__2PRFIN20040912_040510_000000402030_00176_13256_3977.N1	12-SEP-2004 04:05:10	Bright	39.500	164	44Eta Peg	2.9480	5400.0	79	13256	No
80	GOM_NL__2PRFIN20040912_040821_000000372030_00176_13256_3978.N1	12-SEP-2004 04:08:21	Bright	36.500	66	37Gam Cyg	2.2080	5900.0	73	13256	No
81	GOM_NL__2PRFIN20040912_041024_000000382030_00176_13256_3979.N1	12-SEP-2004 04:10:24	Bright	37.500	144	18Del Cyg	2.8600	11000.	75	13256	No
82	GOM_NL__2PRFIN20040912_041711_000000452030_00176_13256_3980.N1	12-SEP-2004 04:17:11	Bright	44.500	76	27Gam Cas	2.3000	30000.	89	13256	No
83	GOM_NL__2PRFIN20040912_042138_000000382030_00176_13256_3981.N1	12-SEP-2004 04:21:38	Bright	38.000	49	1Alp UMi	1.9900	6300.0	76	13256	No
84	GOM_NL__2PRFIN20040912_042333_000000592030_00176_13256_3982.N1	12-SEP-2004 04:23:33	Bright	59.000	160	23Gam Per	2.9300	4700.0	118	13256	No
85	GOM_NL__2PRFIN20040912_042535_000000702030_00176_13256_3983.N1	12-SEP-2004 04:25:35	Bright	69.500	35	33Alp Per	1.7950	6250.0	139	13256	No
86	GOM_NL__2PRFIN20040912_042847_000000392030_00176_13256_3984.N1	12-SEP-2004 04:28:47	Bright	38.500	36	50Alp UMa	1.8000	6300.0	77	13256	No
87	GOM_NL__2PRFIN20040912_043012_000000382030_00176_13256_3985.N1	12-SEP-2004 04:30:12	Bright	38.000	82	48Bet UMa	2.3650	10600.	76	13256	No
88	GOM_NL__2PRFIN20040912_043245_000000722030_00176_13256_3986.N1	12-SEP-2004 04:32:45	Bright	71.500	6	13Alp Aur	0.080000	3400.0	143	13256	No
89	GOM_NL__2PRFIN20040912_043724_000000682030_00176_13256_3987.N1	12-SEP-2004 04:37:24	Bright	68.000	107	37The Aur	2.6490	11000.	136	13256	No
90	GOM_NL__2PRFIN20040912_044009_000000472030_00176_13256_3988.N1	12-SEP-2004 04:40:09	Bright	47.000	17	78Bet Gem	1.1610	4500.0	94	13256	No
91	GOM_NL__2PRFIN20040912_044220_000001162030_00176_13256_3989.N1	12-SEP-2004 04:42:20	Twilight	115.50	28	12Bet Tau	1.6500	15200.	231	13256	No
92	GOM_NL__2PRFIN20040912_044724_000000522030_00176_13256_3990.N1	12-SEP-2004 04:47:24	Twilight	52.000	8	10Alp CMi	0.40000	6500.0	104	13256	No
93	GOM_NL__2PRFIN20040912_045203_000000942030_00176_13256_3991.N1	12-SEP-2004 04:52:03	Dark	93.500	14	58Alp Ori	0.87000	3000.0	187	13256	No
94	GOM_NL__2PRFIN20040912_045606_000000562030_00176_13256_3992.N1	12-SEP-2004 04:56:06	Dark	55.500	1	9Alp CMa	-1.4400	11000.	111	13256	No
95	GOM_NL__2PRFIN20040912_045829_000000482030_00176_13256_3993.N1	12-SEP-2004 04:58:29	Dark	48.000	23	21Eps CMa	1.5020	26000.	96	13256	No
96	GOM_NL__2PRFIN20040912_050050_000000402030_00176_13256_3994.N1	12-SEP-2004 05:00:50	Dark	39.500	34	Gam2Vel	1.7930	23000.	79	13256	No
97	GOM_NL__2PRFIN20040912_050338_000000422030_00176_13256_3995.N1	12-SEP-2004 05:03:38	Dark	41.500	161	Tau Pup	2.9310	4500.0	83	13256	No
98	GOM_NL__2PRFIN20040912_051425_000000402030_00177_13257_3967.N1	12-SEP-2004 05:14:25	Dark	39.500	135	Bet Hyi	2.8200	5800.0	79	13257	No
99	GOM_NL__2PRFIN20040912_051640_000000452030_00177_13257_3968.N1	12-SEP-2004 05:16:40	Dark	44.500	9	Alp Eri	0.45300	24000.	89	13257	No
100	GOM_NL__2PRFIN20040912_052000_000000462030_00177_13257_3969.N1	12-SEP-2004 05:20:00	Straylight	45.500	148	Alp Tuc	2.8780	4100.0	91	13257	No
101	GOM_NL__2PRFIN20040912_052342_000000432030_00177_13257_3970.N1	12-SEP-2004 05:23:42	Straylight	43.000	31	Alp Gru	1.7340	15200.	86	13257	No

102	GOM_NL__2PRFIN20040912_052629_000000392030_00177_13257_3971.N1	12-SEP-2004 05:26:29	Straylight	39.000	172	Gam Gru	3.0030	13100.	78	13257	No
103	GOM_NL__2PRFIN20040912_052752_000000482030_00177_13257_3972.N1	12-SEP-2004 05:27:52	Straylight	47.500	18	24Alp PsA	1.1660	9700.0	95	13257	No
104	GOM_NL__2PRFIN20040912_053021_000000622030_00177_13257_3973.N1	12-SEP-2004 05:30:21	Twi_and_stray	62.000	52	16Bet Cet	2.0370	4500.0	124	13257	No
105	GOM_NL__2PRFIN20040912_053226_000000432030_00177_13257_3974.N1	12-SEP-2004 05:32:26	Twi_and_stray	42.500	142	49Del Cap	2.8500	8900.0	85	13257	No
106	GOM_NL__2PRFIN20040912_053643_000000392030_00177_13257_3975.N1	12-SEP-2004 05:36:43	Bright	38.500	162	34Alp Aqr	2.9440	5350.0	77	13257	No
107	GOM_NL__2PRFIN20040912_053942_000000392030_00177_13257_3976.N1	12-SEP-2004 05:39:42	Bright	39.000	61	8Eps Peg	2.1000	3900.0	78	13257	No
108	GOM_NL__2PRFIN20040912_054132_000000432030_00177_13257_3977.N1	12-SEP-2004 05:41:32	Bright	43.000	90	54Alp Peg	2.4870	11000.	86	13257	No
109	GOM_NL__2PRFIN20040912_054324_000000542030_00177_13257_3978.N1	12-SEP-2004 05:43:24	Bright	54.000	140	88Gam Peg	2.8340	26000.	108	13257	No
110	GOM_NL__2PRFIN20040912_054546_000000392030_00177_13257_3979.N1	12-SEP-2004 05:45:46	Bright	39.000	164	44Eta Peg	2.9480	5400.0	78	13257	No
111	GOM_NL__2PRFIN20040912_054858_000000392030_00177_13257_3980.N1	12-SEP-2004 05:48:58	Bright	39.000	66	37Gam Cyg	2.2080	5900.0	78	13257	No
112	GOM_NL__2PRFIN20040912_055100_000000382030_00177_13257_3981.N1	12-SEP-2004 05:51:00	Bright	38.000	144	18Del Cyg	2.8600	11000.	76	13257	No
113	GOM_NL__2PRFIN20040912_055746_000000452030_00177_13257_3982.N1	12-SEP-2004 05:57:46	Bright	45.000	76	27Gam Cas	2.3000	30000.	90	13257	No
114	GOM_NL__2PRFIN20040912_060214_000000362030_00177_13257_3983.N1	12-SEP-2004 06:02:14	Bright	36.000	49	1Alp UMi	1.9900	6300.0	72	13257	No
115	GOM_NL__2PRFIN20040912_060405_000000622030_00177_13257_3984.N1	12-SEP-2004 06:04:05	Bright	62.000	160	23Gam Per	2.9300	4700.0	124	13257	No
116	GOM_NL__2PRFIN20040912_060610_000000682030_00177_13257_3985.N1	12-SEP-2004 06:06:10	Bright	68.000	35	33Alp Per	1.7950	6250.0	136	13257	No
117	GOM_NL__2PRFIN20040912_060924_000000392030_00177_13257_3986.N1	12-SEP-2004 06:09:24	Bright	39.000	36	50Alp UMa	1.8000	6300.0	78	13257	No
118	GOM_NL__2PRFIN20040912_061048_000000422030_00177_13257_3987.N1	12-SEP-2004 06:10:48	Bright	41.500	82	48Bet UMa	2.3650	10600.	83	13257	No
119	GOM_NL__2PRFIN20040912_061320_000000712030_00177_13257_3988.N1	12-SEP-2004 06:13:20	Bright	70.500	6	13Alp Aur	0.080000	3400.0	141	13257	No
120	GOM_NL__2PRFIN20040912_061759_000000552030_00177_13257_3989.N1	12-SEP-2004 06:17:59	Bright	55.000	107	37The Aur	2.6490	11000.	110	13257	No
121	GOM_NL__2PRFIN20040912_062046_000000462030_00177_13257_3990.N1	12-SEP-2004 06:20:46	Bright	45.500	17	78Bet Gem	1.1610	4500.0	91	13257	No
122	GOM_NL__2PRFIN20040912_062256_000001012030_00177_13257_3991.N1	12-SEP-2004 06:22:56	Twi_and_stray	101.00	28	12Bet Tau	1.6500	15200.	202	13257	No
123	GOM_NL__2PRFIN20040912_062801_000000442030_00177_13257_3992.N1	12-SEP-2004 06:28:01	Twilight	44.000	8	10Alp CMi	0.40000	6500.0	88	13257	No
124	GOM_NL__2PRFIN20040912_063241_000000972030_00177_13257_3993.N1	12-SEP-2004 06:32:41	Dark	96.500	14	58Alp Ori	0.87000	3000.0	193	13257	No
125	GOM_NL__2PRFIN20040912_063643_000000592030_00177_13257_3994.N1	12-SEP-2004 06:36:43	Dark	59.000	1	9Alp CMa	-1.4400	11000.	118	13257	No
126	GOM_NL__2PRFIN20040912_063906_000000522030_00177_13257_3995.N1	12-SEP-2004 06:39:06	Dark	52.000	23	21Eps CMa	1.5020	26000.	104	13257	No
127	GOM_NL__2PRFIN20040912_064126_000000432030_00177_13257_3996.N1	12-SEP-2004 06:41:26	Dark	43.000	34	Gam2Vel	1.7930	23000.	86	13257	No
128	GOM_NL__2PRFIN20040912_064415_000000442030_00177_13257_3997.N1	12-SEP-2004 06:44:15	Dark	43.500	161	Tau Pup	2.9310	4500.0	87	13257	No
129	GOM_NL__2PRFIN20040912_065501_000000382030_00178_13258_3903.N1	12-SEP-2004 06:55:01	Dark	38.000	135	Bet Hyi	2.8200	5800.0	76	13258	No
130	GOM_NL__2PRFIN20040912_065717_000000462030_00178_13258_3904.N1	12-SEP-2004 06:57:17	Dark	45.500	9	Alp Eri	0.45300	24000.	91	13258	No
131	GOM_NL__2PRFIN20040912_070036_000000492030_00178_13258_3905.N1	12-SEP-2004 07:00:36	Straylight	49.000	148	Alp Tuc	2.8780	4100.0	98	13258	No
132	GOM_NL__2PRFIN20040912_070418_000000392030_00178_13258_3906.N1	12-SEP-2004 07:04:18	Straylight	39.000	31	Alp Gru	1.7340	15200.	78	13258	No
133	GOM_NL__2PRFIN20040912_070706_000000402030_00178_13258_3907.N1	12-SEP-2004 07:07:06	Straylight	39.500	172	Gam Gru	3.0030	13100.	79	13258	No
134	GOM_NL__2PRFIN20040912_070829_000000482030_00178_13258_3908.N1	12-SEP-2004 07:08:29	Straylight	47.500	18	24Alp PsA	1.1660	9700.0	95	13258	No
135	GOM_NL__2PRFIN20040912_071057_000000682030_00178_13258_3909.N1	12-SEP-2004 07:10:57	Twi_and_stray	67.500	52	16Bet Cet	2.0370	4500.0	135	13258	No
136	GOM_NL__2PRFIN20040912_071302_000000432030_00178_13258_3910.N1	12-SEP-2004 07:13:02	Twi_and_stray	42.500	142	49Del Cap	2.8500	8900.0	85	13258	No
137	GOM_NL__2PRFIN20040912_071720_000000392030_00178_13258_3911.N1	12-SEP-2004 07:17:20	Bright	39.000	162	34Alp Aqr	2.9440	5350.0	78	13258	No
138	GOM_NL__2PRFIN20040912_072018_000000402030_00178_13258_3912.N1	12-SEP-2004 07:20:18	Bright	39.500	61	8Eps Peg	2.1000	3900.0	79	13258	No
139	GOM_NL__2PRFIN20040912_072208_000000422030_00178_13258_3913.N1	12-SEP-2004 07:22:08	Bright	42.000	90	54Alp Peg	2.4870	11000.	84	13258	No
140	GOM_NL__2PRFIN20040912_072359_000000542030_00178_13258_3914.N1	12-SEP-2004 07:23:59	Bright	54.000	140	88Gam Peg	2.8340	26000.	108	13258	No
141	GOM_NL__2PRFIN20040912_072622_000000402030_00178_13258_3915.N1	12-SEP-2004 07:26:22	Bright	39.500	164	44Eta Peg	2.9480	5400.0	79	13258	No
142	GOM_NL__2PRFIN20040912_072934_000000392030_00178_13258_3916.N1	12-SEP-2004 07:29:34	Bright	38.500	66	37Gam Cyg	2.2080	5900.0	77	13258	No
143	GOM_NL__2PRFIN20040912_073137_000000382030_00178_13258_3917.N1	12-SEP-2004 07:31:37	Bright	37.500	144	18Del Cyg	2.8600	11000.	75	13258	No
144	GOM_NL__2PRFIN20040912_073822_000000442030_00178_13258_3918.N1	12-SEP-2004 07:38:22	Bright	43.500	76	27Gam Cas	2.3000	30000.	87	13258	No
145	GOM_NL__2PRFIN20040912_074250_000000382030_00178_13258_3919.N1	12-SEP-2004 07:42:50	Bright	38.000	49	1Alp UMi	1.9900	6300.0	76	13258	No
146	GOM_NL__2PRFIN20040912_074442_000000612030_00178_13258_3920.N1	12-SEP-2004 07:44:42	Bright	61.000	160	23Gam Per	2.9300	4700.0	122	13258	No
147	GOM_NL__2PRFIN20040912_074645_000000712030_00178_13258_3921.N1	12-SEP-2004 07:46:45	Bright	70.500	35	33Alp Per	1.7950	6250.0	141	13258	No
148	GOM_NL__2PRFIN20040912_075000_000000382030_00178_13258_3922.N1	12-SEP-2004 07:50:00	Bright	37.500	36	50Alp UMa	1.8000	6300.0	75	13258	No
149	GOM_NL__2PRFIN20040912_075125_000000522030_00178_13258_3923.N1	12-SEP-2004 07:51:25	Bright	52.000	82	48Bet UMa	2.3650	10600.	104	13258	No
150	GOM_NL__2PRFIN20040912_075356_000000662030_00178_13258_3924.N1	12-SEP-2004 07:53:56	Bright	66.000	6	13Alp Aur	0.080000	3400.0	132	13258	No
151	GOM_NL__2PRFIN20040912_075835_000000602030_00178_13258_3925.N1	12-SEP-2004 07:58:35	Bright	59.500	107	37The Aur	2.6490	11000.	119	13258	No
152	GOM_NL__2PRFIN20040912_080122_000000452030_00178_13258_3926.N1	12-SEP-2004 08:01:22	Bright	44.500	17	78Bet Gem	1.1610	4500.0	89	13258	No
153	GOM_NL__2PRFIN20040912_080333_000001072030_00178_13258_3927.N1	12-SEP-2004 08:03:33	Twi_and_stray	106.50	28	12Bet Tau	1.6500	15200.	213	13258	No
154	GOM_NL__2PRFIN20040912_080837_000000532030_00178_13258_3928.N1	12-SEP-2004 08:08:37	Twilight	52.500	8	10Alp CMi	0.40000	6500.0	105	13258	No
155	GOM_NL__2PRFIN20040912_081319_000001162030_00178_13258_3929.N1	12-SEP-2004 08:13:19	Dark	116.00	14	58Alp Ori	0.87000	3000.0	232	13258	No
156	GOM_NL__2PRFIN20040912_081720_000000662030_00178_13258_3930.N1	12-SEP-2004 08:17:20	Dark	66.000	1	9Alp CMa	-1.4400	11000.	132	13258	No
157	GOM_NL__2PRFIN20040912_081943_000000482030_00178_13258_3931.N1	12-SEP-2004 08:19:43	Dark	47.500	23	21Eps CMa	1.5020	26000.	95	13258	No
158	GOM_NL__2PRFIN20040912_082203_000000452030_00178_13258_3932.N1	12-SEP-2004 08:22:03	Dark	44.500	34	Gam2Vel	1.7930	23000.	89	13258	No
159	GOM_NL__2PRFIN20040912_082451_000000422030_00178_13258_3933.N1	12-SEP-2004 08:24:51	Dark	42.000	161	Tau Pup	2.9310	4500.0	84	13258	No
160	GOM_NL__2PRFIN20040912_101613_000000412030_00180_13260_3970.N1	12-SEP-2004 10:16:13	Dark	41.000	135	Bet Hyi	2.8200	5800.0	82	13260	No



161	GOM_NL__2PRFIN20040912_101830_000000492030_00180_13260_3971.N1	12-SEP-2004 10:18:30	Dark	48.500	9	Alp Eri	0.45300	24000.	97	13260	No
162	GOM_NL__2PRFIN20040912_102148_000000422030_00180_13260_3972.N1	12-SEP-2004 10:21:48	Straylight	42.000	148	Alp Tuc	2.8780	4100.0	84	13260	No
163	GOM_NL__2PRFIN20040912_102530_000000422030_00180_13260_3973.N1	12-SEP-2004 10:25:30	Straylight	41.500	31	Alp Gru	1.7340	15200.	83	13260	No
164	GOM_NL__2PRFIN20040912_102817_000000402030_00180_13260_3974.N1	12-SEP-2004 10:28:17	Straylight	39.500	172	Gam Gru	3.0030	13100.	79	13260	No
165	GOM_NL__2PRFIN20040912_102941_000000462030_00180_13260_3975.N1	12-SEP-2004 10:29:41	Straylight	46.000	18	24Alp PsA	1.1660	9700.0	92	13260	No
166	GOM_NL__2PRFIN20040912_103210_000000672030_00180_13260_3976.N1	12-SEP-2004 10:32:10	Twi_and_stray	66.500	52	16Bet Cet	2.0370	4500.0	133	13260	No
167	GOM_NL__2PRFIN20040912_103414_000000422030_00180_13260_3977.N1	12-SEP-2004 10:34:14	Twi_and_stray	41.500	142	49Del Cap	2.8500	8900.0	83	13260	No
168	GOM_NL__2PRFIN20040912_103831_000000392030_00180_13260_3978.N1	12-SEP-2004 10:38:31	Bright	38.500	162	34Alp Aqr	2.9440	5350.0	77	13260	No
169	GOM_NL__2PRFIN20040912_104130_000000382030_00180_13260_3979.N1	12-SEP-2004 10:41:30	Bright	38.000	61	8Eps Peg	2.1000	3900.0	76	13260	No
170	GOM_NL__2PRFIN20040912_104319_000000432030_00180_13260_3980.N1	12-SEP-2004 10:43:19	Bright	42.500	90	54Alp Peg	2.4870	11000.	85	13260	No
171	GOM_NL__2PRFIN20040912_104507_000000582030_00180_13260_3981.N1	12-SEP-2004 10:45:07	Bright	57.500	140	88Gam Peg	2.8340	26000.	115	13260	No
172	GOM_NL__2PRFIN20040912_104733_000000402030_00180_13260_3982.N1	12-SEP-2004 10:47:33	Bright	40.000	164	44Eta Peg	2.9480	5400.0	80	13260	No
173	GOM_NL__2PRFIN20040912_105046_000000392030_00180_13260_3983.N1	12-SEP-2004 10:50:46	Bright	39.000	66	37Gam Cyg	2.2080	5900.0	78	13260	No
174	GOM_NL__2PRFIN20040912_105249_000000392030_00180_13260_3984.N1	12-SEP-2004 10:52:49	Bright	38.500	144	18Del Cyg	2.8600	11000.	77	13260	No
175	GOM_NL__2PRFIN20040912_105619_000000382030_00180_13260_3985.N1	12-SEP-2004 10:56:19	Bright	37.500	89	5Alp Cep	2.4510	8000.0	75	13260	No
176	GOM_NL__2PRFIN20040912_105810_000000472030_00180_13260_3986.N1	12-SEP-2004 10:58:10	Bright	47.000	68	18Alp Cas	2.2250	4500.0	94	13260	No
177	GOM_NL__2PRFIN20040912_110036_000000472030_00180_13260_3987.N1	12-SEP-2004 11:00:36	Bright	46.500	110	37Del Cas	2.6780	8900.0	93	13260	No
178	GOM_NL__2PRFIN20040912_110402_000000392030_00180_13260_3988.N1	12-SEP-2004 11:04:02	Bright	38.500	49	1Alp UMi	1.9900	6300.0	77	13260	No
179	GOM_NL__2PRFIN20040912_110552_000000582030_00180_13260_3989.N1	12-SEP-2004 11:05:52	Bright	58.000	160	23Gam Per	2.9300	4700.0	116	13260	No
180	GOM_NL__2PRFIN20040912_110754_000000672030_00180_13260_3990.N1	12-SEP-2004 11:07:54	Bright	67.000	35	33Alp Per	1.7950	6250.0	134	13260	No
181	GOM_NL__2PRFIN20040912_111111_000000392030_00180_13260_3991.N1	12-SEP-2004 11:11:11	Bright	39.000	36	50Alp UMa	1.8000	6300.0	78	13260	No
182	GOM_NL__2PRFIN20040912_111234_000000402030_00180_13260_3992.N1	12-SEP-2004 11:12:34	Bright	39.500	82	48Bet UMa	2.3650	10600.	79	13260	No
183	GOM_NL__2PRFIN20040912_111507_000000692030_00180_13260_3993.N1	12-SEP-2004 11:15:07	Bright	68.500	6	13Alp Aur	0.080000	3400.0	137	13260	No
184	GOM_NL__2PRFIN20040912_111947_000000552030_00180_13260_3994.N1	12-SEP-2004 11:19:47	Bright	55.000	107	37The Aur	2.6490	11000.	110	13260	No
185	GOM_NL__2PRFIN20040912_112234_000000472030_00180_13260_3995.N1	12-SEP-2004 11:22:34	Bright	47.000	17	78Bet Gem	1.1610	4500.0	94	13260	No
186	GOM_NL__2PRFIN20040912_112446_000001022030_00180_13260_3996.N1	12-SEP-2004 11:24:46	Twi_and_stray	102.00	28	12Bet Tau	1.6500	15200.	204	13260	No
187	GOM_NL__2PRFIN20040912_112949_000000602030_00180_13260_3997.N1	12-SEP-2004 11:29:49	Twilight	60.000	8	10Alp CMi	0.40000	6500.0	120	13260	No
188	GOM_NL__2PRFIN20040912_113434_000000432030_00180_13260_3998.N1	12-SEP-2004 11:34:34	Dark	43.000	14	58Alp Ori	0.87000	3000.0	86	13260	No
189	GOM_NL__2PRFIN20040912_121245_000000752030_00181_13261_3971.N1	12-SEP-2004 12:12:45	Twi_and_stray	74.500	52	16Bet Cet	2.0370	4500.0	149	13261	No
190	GOM_NL__2PRFIN20040912_121450_000000402030_00181_13261_3972.N1	12-SEP-2004 12:14:50	Twi_and_stray	39.500	142	49Del Cap	2.8500	8900.0	79	13261	No
191	GOM_NL__2PRFIN20040912_121907_000000402030_00181_13261_3973.N1	12-SEP-2004 12:19:07	Bright	39.500	162	34Alp Aqr	2.9440	5350.0	79	13261	No
192	GOM_NL__2PRFIN20040912_122203_000000442030_00181_13261_3974.N1	12-SEP-2004 12:22:03	Bright	43.500	61	8Eps Peg	2.1000	3900.0	87	13261	No
193	GOM_NL__2PRFIN20040912_122353_000000432030_00181_13261_3975.N1	12-SEP-2004 12:23:53	Bright	43.000	90	54Alp Peg	2.4870	11000.	86	13261	No
194	GOM_NL__2PRFIN20040912_122543_000000572030_00181_13261_3976.N1	12-SEP-2004 12:25:43	Bright	56.500	140	88Gam Peg	2.8340	26000.	113	13261	No
195	GOM_NL__2PRFIN20040912_122807_000000422030_00181_13261_3977.N1	12-SEP-2004 12:28:07	Bright	42.000	164	44Eta Peg	2.9480	5400.0	84	13261	No
196	GOM_NL__2PRFIN20040912_123122_000000382030_00181_13261_3978.N1	12-SEP-2004 12:31:22	Bright	37.500	66	37Gam Cyg	2.2080	5900.0	75	13261	No
197	GOM_NL__2PRFIN20040912_123325_000000402030_00181_13261_3979.N1	12-SEP-2004 12:33:25	Bright	40.000	144	18Del Cyg	2.8600	11000.	80	13261	No
198	GOM_NL__2PRFIN20040912_123655_000000392030_00181_13261_3980.N1	12-SEP-2004 12:36:55	Bright	39.000	89	5Alp Cep	2.4510	8000.0	78	13261	No
199	GOM_NL__2PRFIN20040912_123845_000000422030_00181_13261_3981.N1	12-SEP-2004 12:38:45	Bright	42.000	68	18Alp Cas	2.2250	4500.0	84	13261	No
200	GOM_NL__2PRFIN20040912_124111_000000462030_00181_13261_3982.N1	12-SEP-2004 12:41:11	Bright	46.000	110	37Del Cas	2.6780	8900.0	92	13261	No
201	GOM_NL__2PRFIN20040912_124435_000000422030_00181_13261_3983.N1	12-SEP-2004 12:44:35	Bright	42.000	49	1Alp UMi	1.9900	6300.0	84	13261	No
202	GOM_NL__2PRFIN20040912_124627_000000602030_00181_13261_3984.N1	12-SEP-2004 12:46:27	Bright	60.000	160	23Gam Per	2.9300	4700.0	120	13261	No
203	GOM_NL__2PRFIN20040912_124829_000000682030_00181_13261_3985.N1	12-SEP-2004 12:48:29	Bright	67.500	35	33Alp Per	1.7950	6250.0	135	13261	No
204	GOM_NL__2PRFIN20040912_125147_000000382030_00181_13261_3986.N1	12-SEP-2004 12:51:47	Bright	37.500	36	50Alp UMa	1.8000	6300.0	75	13261	No
205	GOM_NL__2PRFIN20040912_125313_000000362030_00181_13261_3987.N1	12-SEP-2004 12:53:13	Bright	35.500	82	48Bet UMa	2.3650	10600.	71	13261	No
206	GOM_NL__2PRFIN20040912_125543_000000652030_00181_13261_3988.N1	12-SEP-2004 12:55:43	Bright	65.000	6	13Alp Aur	0.080000	3400.0	130	13261	No
207	GOM_NL__2PRFIN20040912_130023_000000592030_00181_13261_3989.N1	12-SEP-2004 13:00:23	Bright	58.500	107	37The Aur	2.6490	11000.	117	13261	No
208	GOM_NL__2PRFIN20040912_130310_000000482030_00181_13261_3990.N1	12-SEP-2004 13:03:10	Bright	47.500	17	78Bet Gem	1.1610	4500.0	95	13261	No
209	GOM_NL__2PRFIN20040912_130523_000001022030_00181_13261_3991.N1	12-SEP-2004 13:05:23	Twi_and_stray	101.50	28	12Bet Tau	1.6500	15200.	203	13261	No
210	GOM_NL__2PRFIN20040912_131026_000000562030_00181_13261_3992.N1	12-SEP-2004 13:10:26	Twilight	56.000	8	10Alp CMi	0.40000	6500.0	112	13261	No
211	GOM_NL__2PRFIN20040912_131512_000001022030_00181_13261_3993.N1	12-SEP-2004 13:15:12	Dark	102.00	14	58Alp Ori	0.87000	3000.0	204	13261	No
212	GOM_NL__2PRFIN20040912_131910_000000652030_00181_13261_3994.N1	12-SEP-2004 13:19:10	Dark	65.000	1	9Alp CMa	-1.4400	11000.	130	13261	No
213	GOM_NL__2PRFIN20040912_132130_000000512030_00181_13261_3995.N1	12-SEP-2004 13:21:30	Dark	50.500	23	21Eps CMa	1.5020	26000.	101	13261	No
214	GOM_NL__2PRFIN20040912_132350_000000442030_00181_13261_3996.N1	12-SEP-2004 13:23:50	Dark	43.500	34	Gam2Vel	1.7930	23000.	87	13261	No
215	GOM_NL__2PRFIN20040912_132640_000000432030_00181_13261_3997.N1	12-SEP-2004 13:26:40	Dark	42.500	161	Tau Pup	2.9310	4500.0	85	13261	No
216	GOM_NL__2PRFIN20040912_132757_000000442030_00182_13262_3998.N1	12-SEP-2004 13:27:57	Dark	44.000	2	Alp Car	-0.73600	7000.0	88	13262	No
217	GOM_NL__2PRFIN20040912_133726_000000412030_00182_13262_3972.N1	12-SEP-2004 13:37:26	Dark	41.000	135	Bet Hyi	2.8200	5800.0	82	13262	No
218	GOM_NL__2PRFIN20040912_133942_000000492030_00182_13262_3973.N1	12-SEP-2004 13:39:42	Dark	48.500	9	Alp Eri	0.45300	24000.	97	13262	No
219	GOM_NL__2PRFIN20040912_134300_000000442030_00182_13262_3974.N1	12-SEP-2004 13:43:00	Straylight	43.500	148	Alp Tuc	2.8780	4100.0	87	13262	No

220	GOM_NL__2PRFIN20040912_134641_000000442030_00182_13262_3975.N1	12-SEP-2004 13:46:41	Straylight	43.500	31	Alp Gru	1.7340	15200.	87	13262	No
221	GOM_NL__2PRFIN20040912_134927_000000432030_00182_13262_3976.N1	12-SEP-2004 13:49:27	Straylight	43.000	172	Gam Gru	3.0030	13100.	86	13262	No
222	GOM_NL__2PRFIN20040912_135050_000000492030_00182_13262_3977.N1	12-SEP-2004 13:50:50	Straylight	48.500	18	24Alp PsA	1.1660	9700.0	97	13262	No
223	GOM_NL__2PRFIN20040912_135319_000000682030_00182_13262_3978.N1	12-SEP-2004 13:53:19	Tw_i_and_stray	68.000	52	16Bet Cet	2.0370	4500.0	136	13262	No
224	GOM_NL__2PRFIN20040912_135526_000000422030_00182_13262_3979.N1	12-SEP-2004 13:55:26	Tw_i_and_stray	42.000	142	49Del Cap	2.8500	8900.0	84	13262	No
225	GOM_NL__2PRFIN20040912_135942_000000402030_00182_13262_3980.N1	12-SEP-2004 13:59:42	Bright	39.500	162	34Alp Aqr	2.9440	5350.0	79	13262	No
226	GOM_NL__2PRFIN20040912_140239_000000412030_00182_13262_3981.N1	12-SEP-2004 14:02:39	Bright	40.500	61	8Eps Peg	2.1000	3900.0	81	13262	No
227	GOM_NL__2PRFIN20040912_140430_000000442030_00182_13262_3982.N1	12-SEP-2004 14:04:30	Bright	43.500	90	54Alp Peg	2.4870	11000.	87	13262	No
228	GOM_NL__2PRFIN20040912_140620_000000532030_00182_13262_3983.N1	12-SEP-2004 14:06:20	Bright	52.500	140	88Gam Peg	2.8340	26000.	105	13262	No
229	GOM_NL__2PRFIN20040912_140841_000000412030_00182_13262_3984.N1	12-SEP-2004 14:08:41	Bright	41.000	164	44Eta Peg	2.9480	5400.0	82	13262	No
230	GOM_NL__2PRFIN20040912_141159_000000402030_00182_13262_3985.N1	12-SEP-2004 14:11:59	Bright	40.000	66	37Gam Cyg	2.2080	5900.0	80	13262	No
231	GOM_NL__2PRFIN20040912_141402_000000392030_00182_13262_3986.N1	12-SEP-2004 14:14:02	Bright	38.500	144	18Del Cyg	2.8600	11000.	77	13262	No
232	GOM_NL__2PRFIN20040912_141731_000000382030_00182_13262_3987.N1	12-SEP-2004 14:17:31	Bright	37.500	89	5Alp Cep	2.4510	8000.0	75	13262	No
233	GOM_NL__2PRFIN20040912_141921_000000462030_00182_13262_3988.N1	12-SEP-2004 14:19:21	Bright	46.000	68	18Alp Cas	2.2250	4500.0	92	13262	No
234	GOM_NL__2PRFIN20040912_142146_000000472030_00182_13262_3989.N1	12-SEP-2004 14:21:46	Bright	46.500	110	37Del Cas	2.6780	8900.0	93	13262	No
235	GOM_NL__2PRFIN20040912_142513_000000392030_00182_13262_3990.N1	12-SEP-2004 14:25:13	Bright	38.500	49	1Alp UMi	1.9900	6300.0	77	13262	No
236	GOM_NL__2PRFIN20040912_142702_000000602030_00182_13262_3991.N1	12-SEP-2004 14:27:02	Bright	59.500	160	23Gam Per	2.9300	4700.0	119	13262	No
237	GOM_NL__2PRFIN20040912_142904_000000682030_00182_13262_3992.N1	12-SEP-2004 14:29:04	Bright	67.500	35	33Alp Per	1.7950	6250.0	135	13262	No
238	GOM_NL__2PRFIN20040912_143223_000000382030_00182_13262_3993.N1	12-SEP-2004 14:32:23	Bright	38.000	36	50Alp UMa	1.8000	6300.0	76	13262	No
239	GOM_NL__2PRFIN20040912_143349_000000362030_00182_13262_3994.N1	12-SEP-2004 14:33:49	Bright	36.000	82	48Bet UMa	2.3650	10600.	72	13262	No
240	GOM_NL__2PRFIN20040912_143618_000000682030_00182_13262_3995.N1	12-SEP-2004 14:36:18	Bright	68.000	6	13Alp Aur	0.080000	3400.0	136	13262	No
241	GOM_NL__2PRFIN20040912_144059_000000572030_00182_13262_3996.N1	12-SEP-2004 14:40:59	Bright	57.000	107	37The Aur	2.6490	11000.	114	13262	No
242	GOM_NL__2PRFIN20040912_144346_000000452030_00182_13262_3997.N1	12-SEP-2004 14:43:46	Bright	45.000	17	78Bet Gem	1.1610	4500.0	90	13262	No
243	GOM_NL__2PRFIN20040912_144559_000001042030_00182_13262_3998.N1	12-SEP-2004 14:45:59	Tw_i_and_stray	103.50	28	12Bet Tau	1.6500	15200.	207	13262	No
244	GOM_NL__2PRFIN20040912_145102_000000522030_00182_13262_3999.N1	12-SEP-2004 14:51:02	Twilight	52.000	8	10Alp CMi	0.40000	6500.0	104	13262	No
245	GOM_NL__2PRFIN20040912_145549_000001072030_00182_13262_4000.N1	12-SEP-2004 14:55:49	Dark	107.00	14	58Alp Ori	0.87000	3000.0	214	13262	No
246	GOM_NL__2PRFIN20040912_145947_000000572030_00182_13262_4001.N1	12-SEP-2004 14:59:47	Dark	57.000	1	9Alp CMa	-1.4400	11000.	114	13262	No
247	GOM_NL__2PRFIN20040912_150208_000000512030_00182_13262_4002.N1	12-SEP-2004 15:02:08	Dark	50.500	23	21Eps CMa	1.5020	26000.	101	13262	No
248	GOM_NL__2PRFIN20040912_150426_000000442030_00182_13262_4003.N1	12-SEP-2004 15:04:26	Dark	43.500	34	Gam2Vel	1.7930	23000.	87	13262	No
249	GOM_NL__2PRFIN20040912_150716_000000432030_00182_13262_4004.N1	12-SEP-2004 15:07:16	Dark	43.000	161	Tau Pup	2.9310	4500.0	86	13262	No
250	GOM_NL__2PRFIN20040912_150833_000000482030_00183_13263_4005.N1	12-SEP-2004 15:08:33	Dark	47.500	2	Alp Car	-0.73600	7000.0	95	13263	No
251	GOM_NL__2PRFIN20040912_151801_000000402030_00183_13263_3902.N1	12-SEP-2004 15:18:01	Dark	40.000	135	Bet Hyi	2.8200	5800.0	80	13263	No
252	GOM_NL__2PRFIN20040912_152018_000000452030_00183_13263_3903.N1	12-SEP-2004 15:20:18	Dark	45.000	9	Alp Eri	0.45300	24000.	90	13263	No
253	GOM_NL__2PRFIN20040912_152336_000000422030_00183_13263_3904.N1	12-SEP-2004 15:23:36	Straylight	41.500	148	Alp Tuc	2.8780	4100.0	83	13263	No
254	GOM_NL__2PRFIN20040912_152716_000000422030_00183_13263_3905.N1	12-SEP-2004 15:27:16	Straylight	42.000	31	Alp Gru	1.7340	15200.	84	13263	No
255	GOM_NL__2PRFIN20040912_153005_000000402030_00183_13263_3906.N1	12-SEP-2004 15:30:05	Straylight	39.500	172	Gam Gru	3.0030	13100.	79	13263	No
256	GOM_NL__2PRFIN20040912_153128_000000462030_00183_13263_3907.N1	12-SEP-2004 15:31:28	Straylight	46.000	18	24Alp PsA	1.1660	9700.0	92	13263	No
257	GOM_NL__2PRFIN20040912_153356_000000652030_00183_13263_3908.N1	12-SEP-2004 15:33:56	Tw_i_and_stray	65.000	52	16Bet Cet	2.0370	4500.0	130	13263	No
258	GOM_NL__2PRFIN20040912_153559_000000452030_00183_13263_3909.N1	12-SEP-2004 15:35:59	Tw_i_and_stray	44.500	142	49Del Cap	2.8500	8900.0	89	13263	No
259	GOM_NL__2PRFIN20040912_154018_000000412030_00183_13263_3910.N1	12-SEP-2004 15:40:18	Bright	41.000	162	34Alp Aqr	2.9440	5350.0	82	13263	No
260	GOM_NL__2PRFIN20040912_154318_000000382030_00183_13263_3911.N1	12-SEP-2004 15:43:18	Bright	38.000	61	8Eps Peg	2.1000	3900.0	76	13263	No
261	GOM_NL__2PRFIN20040912_154505_000000432030_00183_13263_3912.N1	12-SEP-2004 15:45:05	Bright	43.000	90	54Alp Peg	2.4870	11000.	86	13263	No
262	GOM_NL__2PRFIN20040912_154655_000000542030_00183_13263_3913.N1	12-SEP-2004 15:46:55	Bright	54.000	140	88Gam Peg	2.8340	26000.	108	13263	No
263	GOM_NL__2PRFIN20040912_154919_000000412030_00183_13263_3914.N1	12-SEP-2004 15:49:19	Bright	41.000	164	44Eta Peg	2.9480	5400.0	82	13263	No
264	GOM_NL__2PRFIN20040912_155235_000000392030_00183_13263_3915.N1	12-SEP-2004 15:52:35	Bright	38.500	66	37Gam Cyg	2.2080	5900.0	77	13263	No
265	GOM_NL__2PRFIN20040912_155438_000000392030_00183_13263_3916.N1	12-SEP-2004 15:54:38	Bright	38.500	144	18Del Cyg	2.8600	11000.	77	13263	No
266	GOM_NL__2PRFIN20040912_155805_000000412030_00183_13263_3917.N1	12-SEP-2004 15:58:05	Bright	40.500	89	5Alp Cep	2.4510	8000.0	81	13263	No
267	GOM_NL__2PRFIN20040912_155956_000000432030_00183_13263_3918.N1	12-SEP-2004 15:59:56	Bright	42.500	68	18Alp Cas	2.2250	4500.0	85	13263	No
268	GOM_NL__2PRFIN20040912_160221_000000452030_00183_13263_3919.N1	12-SEP-2004 16:02:21	Bright	44.500	110	37Del Cas	2.6780	8900.0	89	13263	No
269	GOM_NL__2PRFIN20040912_160549_000000402030_00183_13263_3920.N1	12-SEP-2004 16:05:49	Bright	40.000	49	1Alp UMi	1.9900	6300.0	80	13263	No
270	GOM_NL__2PRFIN20040912_160738_000000572030_00183_13263_3921.N1	12-SEP-2004 16:07:38	Bright	57.000	160	23Gam Per	2.9300	4700.0	114	13263	No
271	GOM_NL__2PRFIN20040912_160939_000000662030_00183_13263_3922.N1	12-SEP-2004 16:09:39	Bright	65.500	35	33Alp Per	1.7950	6250.0	131	13263	No
272	GOM_NL__2PRFIN20040912_161259_000000382030_00183_13263_3923.N1	12-SEP-2004 16:12:59	Bright	37.500	36	50Alp UMa	1.8000	6300.0	75	13263	No
273	GOM_NL__2PRFIN20040912_161425_000000372030_00183_13263_3924.N1	12-SEP-2004 16:14:25	Bright	36.500	82	48Bet UMa	2.3650	10600.	73	13263	No
274	GOM_NL__2PRFIN20040912_161654_000000632030_00183_13263_3925.N1	12-SEP-2004 16:16:54	Bright	63.000	6	13Alp Aur	0.080000	3400.0	126	13263	No
275	GOM_NL__2PRFIN20040912_162135_000000582030_00183_13263_3926.N1	12-SEP-2004 16:21:35	Bright	58.000	107	37The Aur	2.6490	11000.	116	13263	No
276	GOM_NL__2PRFIN20040912_162422_000000472030_00183_13263_3927.N1	12-SEP-2004 16:24:22	Bright	46.500	17	78Bet Gem	1.1610	4500.0	93	13263	No
277	GOM_NL__2PRFIN20040912_162635_000001022030_00183_13263_3928.N1	12-SEP-2004 16:26:35	Tw_i_and_stray	102.00	28	12Bet Tau	1.6500	15200.	204	13263	No
278	GOM_NL__2PRFIN20040912_163139_000000552030_00183_13263_3929.N1	12-SEP-2004 16:31:39	Twilight	54.500	8	10Alp CMi	0.40000	6500.0	109	13263	No

279	GOM_NL__2PRFIN20040912_163627_000000992030_00183_13263_3930.N1	12-SEP-2004 16:36:27	Dark	99.000	14	58Alp Ori	0.87000	3000.0	198	13263	No
280	GOM_NL__2PRFIN20040912_164024_000000642030_00183_13263_3931.N1	12-SEP-2004 16:40:24	Dark	63.500	1	9Alp CMa	-1.4400	11000.	127	13263	No
281	GOM_NL__2PRFIN20040912_164243_000000542030_00183_13263_3932.N1	12-SEP-2004 16:42:43	Dark	53.500	23	21Eps CMa	1.5020	26000.	107	13263	No
282	GOM_NL__2PRFIN20040912_164502_000000432030_00183_13263_3933.N1	12-SEP-2004 16:45:02	Dark	43.000	34	Gam2Vel	1.7930	23000.	86	13263	No
283	GOM_NL__2PRFIN20040912_164753_000000442030_00183_13263_3934.N1	12-SEP-2004 16:47:53	Dark	43.500	161	Tau Pup	2.9310	4500.0	87	13263	No
284	GOM_NL__2PRFIN20040912_164911_000000562030_00184_13264_3935.N1	12-SEP-2004 16:49:11	Dark	56.000	2	Alp Car	-0.73600	7000.0	112	13264	No
285	GOM_NL__2PRFIN20040912_165838_000000392030_00184_13264_3902.N1	12-SEP-2004 16:58:38	Dark	38.500	135	Bet Hyi	2.8200	5800.0	77	13264	No
286	GOM_NL__2PRFIN20040912_170055_000000452030_00184_13264_3903.N1	12-SEP-2004 17:00:55	Dark	45.000	9	Alp Eri	0.45300	24000.	90	13264	No
287	GOM_NL__2PRFIN20040912_170412_000000392030_00184_13264_3904.N1	12-SEP-2004 17:04:12	Straylight	38.500	148	Alp Tuc	2.8780	4100.0	77	13264	No
288	GOM_NL__2PRFIN20040912_170754_000000432030_00184_13264_3905.N1	12-SEP-2004 17:07:54	Straylight	43.000	31	Alp Gru	1.7340	15200.	86	13264	No
289	GOM_NL__2PRFIN20040912_171041_000000422030_00184_13264_3906.N1	12-SEP-2004 17:10:41	Straylight	42.000	172	Gam Gru	3.0030	13100.	84	13264	No
290	GOM_NL__2PRFIN20040912_171205_000000462030_00184_13264_3907.N1	12-SEP-2004 17:12:05	Straylight	46.000	18	24Alp PsA	1.1660	9700.0	92	13264	No
291	GOM_NL__2PRFIN20040912_171433_000000682030_00184_13264_3908.N1	12-SEP-2004 17:14:33	Tw_i_and_stray	67.500	52	16Bet Cet	2.0370	4500.0	135	13264	No
292	GOM_NL__2PRFIN20040912_171638_000000432030_00184_13264_3909.N1	12-SEP-2004 17:16:38	Tw_i_and_stray	42.500	142	49Del Cap	2.8500	8900.0	85	13264	No
293	GOM_NL__2PRFIN20040912_172054_000000402030_00184_13264_3910.N1	12-SEP-2004 17:20:54	Bright	39.500	162	34Alp Aqr	2.9440	5350.0	79	13264	No
294	GOM_NL__2PRFIN20040912_172354_000000392030_00184_13264_3911.N1	12-SEP-2004 17:23:54	Bright	38.500	61	8Eps Peg	2.1000	3900.0	77	13264	No
295	GOM_NL__2PRFIN20040912_172541_000000432030_00184_13264_3912.N1	12-SEP-2004 17:25:41	Bright	42.500	90	54Alp Peg	2.4870	11000.	85	13264	No
296	GOM_NL__2PRFIN20040912_172730_000000542030_00184_13264_3913.N1	12-SEP-2004 17:27:30	Bright	54.000	140	88Gam Peg	2.8340	26000.	108	13264	No
297	GOM_NL__2PRFIN20040912_172955_000000422030_00184_13264_3914.N1	12-SEP-2004 17:29:55	Bright	41.500	164	44Eta Peg	2.9480	5400.0	83	13264	No
298	GOM_NL__2PRFIN20040912_173311_000000402030_00184_13264_3915.N1	12-SEP-2004 17:33:11	Bright	39.500	66	37Gam Cyg	2.2080	5900.0	79	13264	No
299	GOM_NL__2PRFIN20040912_173514_000000392030_00184_13264_3916.N1	12-SEP-2004 17:35:14	Bright	38.500	144	18Del Cyg	2.8600	11000.	77	13264	No
300	GOM_NL__2PRFIN20040912_173843_000000402030_00184_13264_3917.N1	12-SEP-2004 17:38:43	Bright	40.000	89	5Alp Cep	2.4510	8000.0	80	13264	No
301	GOM_NL__2PRFIN20040912_174031_000000452030_00184_13264_3918.N1	12-SEP-2004 17:40:31	Bright	44.500	68	18Alp Cas	2.2250	4500.0	89	13264	No
302	GOM_NL__2PRFIN20040912_174257_000000452030_00184_13264_3919.N1	12-SEP-2004 17:42:57	Bright	45.000	110	37Del Cas	2.6780	8900.0	90	13264	No
303	GOM_NL__2PRFIN20040912_174625_000000392030_00184_13264_3920.N1	12-SEP-2004 17:46:25	Bright	39.000	49	1Alp UMi	1.9900	6300.0	78	13264	No
304	GOM_NL__2PRFIN20040912_174812_000000572030_00184_13264_3921.N1	12-SEP-2004 17:48:12	Bright	56.500	160	23Gam Per	2.9300	4700.0	113	13264	No
305	GOM_NL__2PRFIN20040912_175014_000000692030_00184_13264_3922.N1	12-SEP-2004 17:50:14	Bright	68.500	35	33Alp Per	1.7950	6250.0	137	13264	No
306	GOM_NL__2PRFIN20040912_175336_000000352030_00184_13264_3923.N1	12-SEP-2004 17:53:36	Bright	35.000	36	50Alp UMa	1.8000	6300.0	70	13264	No
307	GOM_NL__2PRFIN20040912_175501_000000372030_00184_13264_3924.N1	12-SEP-2004 17:55:01	Bright	37.000	82	48Bet UMa	2.3650	10600.	74	13264	No
308	GOM_NL__2PRFIN20040912_175729_000000702030_00184_13264_3925.N1	12-SEP-2004 17:57:29	Bright	70.000	6	13Alp Aur	0.080000	3400.0	140	13264	No
309	GOM_NL__2PRFIN20040912_180211_000000602030_00184_13264_3926.N1	12-SEP-2004 18:02:11	Bright	59.500	107	37The Aur	2.6490	11000.	119	13264	No
310	GOM_NL__2PRFIN20040912_180458_000000472030_00184_13264_3927.N1	12-SEP-2004 18:04:58	Bright	47.000	17	78Bet Gem	1.1610	4500.0	94	13264	No
311	GOM_NL__2PRFIN20040912_180712_000001032030_00184_13264_3928.N1	12-SEP-2004 18:07:12	Tw_i_and_stray	102.50	28	12Bet Tau	1.6500	15200.	205	13264	No
312	GOM_NL__2PRFIN20040912_181215_000000572030_00184_13264_3929.N1	12-SEP-2004 18:12:15	Twilight	56.500	8	10Alp CMi	0.40000	6500.0	113	13264	No
313	GOM_NL__2PRFIN20040912_181705_000001182030_00184_13264_3930.N1	12-SEP-2004 18:17:05	Dark	118.00	14	58Alp Ori	0.87000	3000.0	236	13264	No
314	GOM_NL__2PRFIN20040912_182100_000000632030_00184_13264_3931.N1	12-SEP-2004 18:21:00	Dark	62.500	1	9Alp CMa	-1.4400	11000.	125	13264	No
315	GOM_NL__2PRFIN20040912_182322_000000472030_00184_13264_3932.N1	12-SEP-2004 18:23:22	Dark	46.500	23	21Eps CMa	1.5020	26000.	93	13264	No
316	GOM_NL__2PRFIN20040912_182539_000000432030_00184_13264_3933.N1	12-SEP-2004 18:25:39	Dark	42.500	34	Gam2Vel	1.7930	23000.	85	13264	No
317	GOM_NL__2PRFIN20040912_182830_000000432030_00184_13264_3934.N1	12-SEP-2004 18:28:30	Dark	42.500	161	Tau Pup	2.9310	4500.0	85	13264	No
318	GOM_NL__2PRFIN20040912_182948_000000452030_00185_13265_3935.N1	12-SEP-2004 18:29:48	Dark	44.500	2	Alp Car	-0.73600	7000.0	89	13265	No
319	GOM_NL__2PRFIN20040912_183914_000000402030_00185_13265_3902.N1	12-SEP-2004 18:39:14	Dark	40.000	135	Bet Hyi	2.8200	5800.0	80	13265	No
320	GOM_NL__2PRFIN20040912_184132_000000522030_00185_13265_3903.N1	12-SEP-2004 18:41:32	Dark	52.000	9	Alp Eri	0.45300	24000.	104	13265	No
321	GOM_NL__2PRFIN20040912_184448_000000492030_00185_13265_3904.N1	12-SEP-2004 18:44:48	Straylight	49.000	148	Alp Tuc	2.8780	4100.0	98	13265	No
322	GOM_NL__2PRFIN20040912_184830_000000432030_00185_13265_3905.N1	12-SEP-2004 18:48:30	Straylight	43.000	31	Alp Gru	1.7340	15200.	86	13265	No
323	GOM_NL__2PRFIN20040912_185117_000000422030_00185_13265_3906.N1	12-SEP-2004 18:51:17	Straylight	41.500	172	Gam Gru	3.0030	13100.	83	13265	No
324	GOM_NL__2PRFIN20040912_185241_000000462030_00185_13265_3907.N1	12-SEP-2004 18:52:41	Straylight	45.500	18	24Alp PsA	1.1660	9700.0	91	13265	No
325	GOM_NL__2PRFIN20040912_185510_000000732030_00185_13265_3908.N1	12-SEP-2004 18:55:10	Tw_i_and_stray	73.000	52	16Bet Cet	2.0370	4500.0	146	13265	No
326	GOM_NL__2PRFIN20040912_185714_000000422030_00185_13265_3909.N1	12-SEP-2004 18:57:14	Tw_i_and_stray	42.000	142	49Del Cap	2.8500	8900.0	84	13265	No
327	GOM_NL__2PRFIN20040912_190131_000000402030_00185_13265_3910.N1	12-SEP-2004 19:01:31	Bright	39.500	162	34Alp Aqr	2.9440	5350.0	79	13265	No
328	GOM_NL__2PRFIN20040912_190430_000000392030_00185_13265_3911.N1	12-SEP-2004 19:04:30	Bright	38.500	61	8Eps Peg	2.1000	3900.0	77	13265	No
329	GOM_NL__2PRFIN20040912_190617_000000422030_00185_13265_3912.N1	12-SEP-2004 19:06:17	Bright	42.000	90	54Alp Peg	2.4870	11000.	84	13265	No
330	GOM_NL__2PRFIN20040912_190804_000000572030_00185_13265_3913.N1	12-SEP-2004 19:08:04	Bright	56.500	140	88Gam Peg	2.8340	26000.	113	13265	No
331	GOM_NL__2PRFIN20040912_191013_000000442030_00185_13265_3914.N1	12-SEP-2004 19:10:13	Bright	43.500	93	53Bet Peg	2.5200	3100.0	87	13265	No
332	GOM_NL__2PRFIN20040912_191347_000000412030_00185_13265_3915.N1	12-SEP-2004 19:13:47	Bright	41.000	66	37Gam Cyg	2.2080	5900.0	82	13265	No
333	GOM_NL__2PRFIN20040912_191551_000000382030_00185_13265_3916.N1	12-SEP-2004 19:15:51	Bright	38.000	144	18Del Cyg	2.8600	11000.	76	13265	No
334	GOM_NL__2PRFIN20040912_191919_000000392030_00185_13265_3917.N1	12-SEP-2004 19:19:19	Bright	38.500	89	5Alp Cep	2.4510	8000.0	77	13265	No
335	GOM_NL__2PRFIN20040912_192107_000000482030_00185_13265_3918.N1	12-SEP-2004 19:21:07	Bright	47.500	68	18Alp Cas	2.2250	4500.0	95	13265	No
336	GOM_NL__2PRFIN20040912_192332_000000462030_00185_13265_3919.N1	12-SEP-2004 19:23:32	Bright	45.500	110	37Del Cas	2.6780	8900.0	91	13265	No
337	GOM_NL__2PRFIN20040912_192701_000000382030_00185_13265_3920.N1	12-SEP-2004 19:27:01	Bright	38.000	49	1Alp UMi	1.9900	6300.0	76	13265	No



338	GOM_NL__2PRFIN20040912_192846_000000612030_00185_13265_3921.N1	12-SEP-2004 19:28:46	Bright	60.500	160	23Gam Per	2.9300	4700.0	121	13265	No
339	GOM_NL__2PRFIN20040912_193048_000000682030_00185_13265_3922.N1	12-SEP-2004 19:30:48	Bright	68.000	35	33Alp Per	1.7950	6250.0	136	13265	No
340	GOM_NL__2PRFIN20040912_193411_000000372030_00185_13265_3923.N1	12-SEP-2004 19:34:11	Bright	37.000	36	50Alp UMa	1.8000	6300.0	74	13265	No
341	GOM_NL__2PRFIN20040912_193538_000000402030_00185_13265_3924.N1	12-SEP-2004 19:35:38	Bright	39.500	82	48Bet UMa	2.3650	10600.	79	13265	No
342	GOM_NL__2PRFIN20040912_193804_000000712030_00185_13265_3925.N1	12-SEP-2004 19:38:04	Bright	70.500	6	13Alp Aur	0.080000	3400.0	141	13265	No
343	GOM_NL__2PRFIN20040912_194247_000000582030_00185_13265_3926.N1	12-SEP-2004 19:42:47	Bright	58.000	107	37The Aur	2.6490	11000.	116	13265	No
344	GOM_NL__2PRFIN20040912_194534_000000542030_00185_13265_3927.N1	12-SEP-2004 19:45:34	Bright	54.000	17	78Bet Gem	1.1610	4500.0	108	13265	No
345	GOM_NL__2PRFIN20040912_194749_000001052030_00185_13265_3928.N1	12-SEP-2004 19:47:49	Twilight	104.50	28	12Bet Tau	1.6500	15200.	209	13265	No
346	GOM_NL__2PRFIN20040912_195251_000000592030_00185_13265_3929.N1	12-SEP-2004 19:52:51	Twilight	59.000	8	10Alp CMi	0.40000	6500.0	118	13265	No
347	GOM_NL__2PRFIN20040912_195742_000001032030_00185_13265_3930.N1	12-SEP-2004 19:57:42	Dark	102.50	14	58Alp Ori	0.87000	3000.0	205	13265	No
348	GOM_NL__2PRFIN20040912_200138_000000662030_00185_13265_3931.N1	12-SEP-2004 20:01:38	Dark	65.500	1	9Alp CMa	-1.4400	11000.	131	13265	No
349	GOM_NL__2PRFIN20040912_200359_000000532030_00185_13265_3932.N1	12-SEP-2004 20:03:59	Dark	52.500	23	21Eps CMa	1.5020	26000.	105	13265	No
350	GOM_NL__2PRFIN20040912_200615_000000412030_00185_13265_3933.N1	12-SEP-2004 20:06:15	Dark	40.500	34	Gam2Vel	1.7930	23000.	81	13265	No
351	GOM_NL__2PRFIN20040912_201024_000000542030_00186_13266_3934.N1	12-SEP-2004 20:10:24	Dark	54.000	2	Alp Car	-0.73600	7000.0	108	13266	No
352	GOM_NL__2PRFIN20040912_201950_000000392030_00186_13266_3973.N1	12-SEP-2004 20:19:50	Dark	39.000	135	Bet Hyi	2.8200	5800.0	78	13266	No
353	GOM_NL__2PRFIN20040912_202208_000000462030_00186_13266_3974.N1	12-SEP-2004 20:22:08	Dark	45.500	9	Alp Eri	0.45300	24000.	91	13266	No
354	GOM_NL__2PRFIN20040912_202524_000000432030_00186_13266_3975.N1	12-SEP-2004 20:25:24	Straylight	43.000	148	Alp Tuc	2.8780	4100.0	86	13266	No
355	GOM_NL__2PRFIN20040912_202907_000000412030_00186_13266_3976.N1	12-SEP-2004 20:29:07	Straylight	41.000	31	Alp Gru	1.7340	15200.	82	13266	No
356	GOM_NL__2PRFIN20040912_203154_000000402030_00186_13266_3977.N1	12-SEP-2004 20:31:54	Straylight	40.000	172	Gam Gru	3.0030	13100.	80	13266	No
357	GOM_NL__2PRFIN20040912_203317_000000472030_00186_13266_3978.N1	12-SEP-2004 20:33:17	Straylight	46.500	18	24Alp PsA	1.1660	9700.0	93	13266	No
358	GOM_NL__2PRFIN20040912_203546_000000682030_00186_13266_3979.N1	12-SEP-2004 20:35:46	Twilight	68.000	52	16Bet Cet	2.0370	4500.0	136	13266	No
359	GOM_NL__2PRFIN20040912_203751_000000422030_00186_13266_3980.N1	12-SEP-2004 20:37:51	Twilight	41.500	142	49Del Cap	2.8500	8900.0	83	13266	No
360	GOM_NL__2PRFIN20040912_204207_000000402030_00186_13266_3981.N1	12-SEP-2004 20:42:07	Bright	39.500	162	34Alp Aqr	2.9440	5350.0	79	13266	No
361	GOM_NL__2PRFIN20040912_204506_000000372030_00186_13266_3982.N1	12-SEP-2004 20:45:06	Bright	37.000	61	8Eps Peg	2.1000	3900.0	74	13266	No
362	GOM_NL__2PRFIN20040912_204653_000000432030_00186_13266_3983.N1	12-SEP-2004 20:46:53	Bright	42.500	90	54Alp Peg	2.4870	11000.	85	13266	No
363	GOM_NL__2PRFIN20040912_204841_000000562030_00186_13266_3984.N1	12-SEP-2004 20:48:41	Bright	56.000	140	88Gam Peg	2.8340	26000.	112	13266	No
364	GOM_NL__2PRFIN20040912_205049_000000452030_00186_13266_3985.N1	12-SEP-2004 20:50:49	Bright	45.000	93	53Bet Peg	2.5200	3100.0	90	13266	No
365	GOM_NL__2PRFIN20040912_205423_000000402030_00186_13266_3986.N1	12-SEP-2004 20:54:23	Bright	40.000	66	37Gam Cyg	2.2080	5900.0	80	13266	No
366	GOM_NL__2PRFIN20040912_205627_000000392030_00186_13266_3987.N1	12-SEP-2004 20:56:27	Bright	39.000	144	18Del Cyg	2.8600	11000.	78	13266	No
367	GOM_NL__2PRFIN20040912_205956_000000382030_00186_13266_3988.N1	12-SEP-2004 20:59:56	Bright	38.000	89	5Alp Cep	2.4510	8000.0	76	13266	No
368	GOM_NL__2PRFIN20040912_210142_000000482030_00186_13266_3989.N1	12-SEP-2004 21:01:42	Bright	47.500	68	18Alp Cas	2.2250	4500.0	95	13266	No
369	GOM_NL__2PRFIN20040912_210407_000000432030_00186_13266_3990.N1	12-SEP-2004 21:04:07	Bright	42.500	110	37Del Cas	2.6780	8900.0	85	13266	No
370	GOM_NL__2PRFIN20040912_210737_000000392030_00186_13266_3991.N1	12-SEP-2004 21:07:37	Bright	38.500	49	1Alp UMi	1.9900	6300.0	77	13266	No
371	GOM_NL__2PRFIN20040912_210921_000000602030_00186_13266_3992.N1	12-SEP-2004 21:09:21	Bright	59.500	160	23Gam Per	2.9300	4700.0	119	13266	No
372	GOM_NL__2PRFIN20040912_211123_000000682030_00186_13266_3993.N1	12-SEP-2004 21:11:23	Bright	68.000	35	33Alp Per	1.7950	6250.0	136	13266	No
373	GOM_NL__2PRFIN20040912_211448_000000392030_00186_13266_3994.N1	12-SEP-2004 21:14:48	Bright	38.500	36	50Alp UMa	1.8000	6300.0	77	13266	No
374	GOM_NL__2PRFIN20040912_211614_000000392030_00186_13266_3995.N1	12-SEP-2004 21:16:14	Bright	38.500	82	48Bet UMa	2.3650	10600.	77	13266	No
375	GOM_NL__2PRFIN20040912_211839_000000692030_00186_13266_3996.N1	12-SEP-2004 21:18:39	Bright	68.500	6	13Alp Aur	0.080000	3400.0	137	13266	No
376	GOM_NL__2PRFIN20040912_212322_000000572030_00186_13266_3997.N1	12-SEP-2004 21:23:22	Bright	56.500	107	37The Aur	2.6490	11000.	113	13266	No
377	GOM_NL__2PRFIN20040912_212610_000000472030_00186_13266_3998.N1	12-SEP-2004 21:26:10	Bright	46.500	17	78Bet Gem	1.1610	4500.0	93	13266	No
378	GOM_NL__2PRFIN20040912_212825_000001062030_00186_13266_3999.N1	12-SEP-2004 21:28:25	Twilight	105.50	28	12Bet Tau	1.6500	15200.	211	13266	No
379	GOM_NL__2PRFIN20040912_213328_000000602030_00186_13266_4000.N1	12-SEP-2004 21:33:28	Twilight	60.000	8	10Alp CMi	0.40000	6500.0	120	13266	No
380	GOM_NL__2PRFIN20040912_213820_000001202030_00186_13266_4001.N1	12-SEP-2004 21:38:20	Dark	120.00	14	58Alp Ori	0.87000	3000.0	240	13266	No
381	GOM_NL__2PRFIN20040912_214214_000000622030_00186_13266_4002.N1	12-SEP-2004 21:42:14	Dark	62.000	1	9Alp CMa	-1.4400	11000.	124	13266	No
382	GOM_NL__2PRFIN20040912_214436_000000462030_00186_13266_4003.N1	12-SEP-2004 21:44:36	Dark	46.000	23	21Eps CMa	1.5020	26000.	92	13266	No
383	GOM_NL__2PRFIN20040912_214652_000000382030_00186_13266_4004.N1	12-SEP-2004 21:46:52	Dark	38.000	34	Gam2Vel	1.7930	23000.	76	13266	No
384	GOM_NL__2PRFIN20040912_215100_000000552030_00187_13267_4005.N1	12-SEP-2004 21:51:00	Dark	54.500	2	Alp Car	-0.73600	7000.0	109	13267	No
385	GOM_NL__2PRFIN20040912_220027_000000392030_00187_13267_3995.N1	12-SEP-2004 22:00:27	Dark	38.500	135	Bet Hyi	2.8200	5800.0	77	13267	No
386	GOM_NL__2PRFIN20040912_220245_000000542030_00187_13267_3996.N1	12-SEP-2004 22:02:45	Dark	54.000	9	Alp Eri	0.45300	24000.	108	13267	No
387	GOM_NL__2PRFIN20040912_220601_000000422030_00187_13267_3997.N1	12-SEP-2004 22:06:01	Straylight	42.000	148	Alp Tuc	2.8780	4100.0	84	13267	No
388	GOM_NL__2PRFIN20040912_220943_000000422030_00187_13267_3998.N1	12-SEP-2004 22:09:43	Straylight	41.500	31	Alp Gru	1.7340	15200.	83	13267	No
389	GOM_NL__2PRFIN20040912_221230_000000422030_00187_13267_3999.N1	12-SEP-2004 22:12:30	Straylight	42.000	172	Gam Gru	3.0030	13100.	84	13267	No
390	GOM_NL__2PRFIN20040912_221354_000000472030_00187_13267_4000.N1	12-SEP-2004 22:13:54	Straylight	46.500	18	24Alp PsA	1.1660	9700.0	93	13267	No
391	GOM_NL__2PRFIN20040912_221622_000000662030_00187_13267_4001.N1	12-SEP-2004 22:16:22	Twilight	65.500	52	16Bet Cet	2.0370	4500.0	131	13267	No
392	GOM_NL__2PRFIN20040912_221826_000000422030_00187_13267_4002.N1	12-SEP-2004 22:18:26	Twilight	41.500	142	49Del Cap	2.8500	8900.0	83	13267	No
393	GOM_NL__2PRFIN20040912_222242_000000402030_00187_13267_4003.N1	12-SEP-2004 22:22:42	Bright	39.500	162	34Alp Aqr	2.9440	5350.0	79	13267	No
394	GOM_NL__2PRFIN20040912_222542_000000392030_00187_13267_4004.N1	12-SEP-2004 22:25:42	Bright	38.500	61	8Eps Peg	2.1000	3900.0	77	13267	No
395	GOM_NL__2PRFIN20040912_222728_000000422030_00187_13267_4005.N1	12-SEP-2004 22:27:28	Bright	42.000	90	54Alp Peg	2.4870	11000.	84	13267	No
396	GOM_NL__2PRFIN20040912_222916_000000542030_00187_13267_4006.N1	12-SEP-2004 22:29:16	Bright	53.500	140	88Gam Peg	2.8340	26000.	107	13267	No

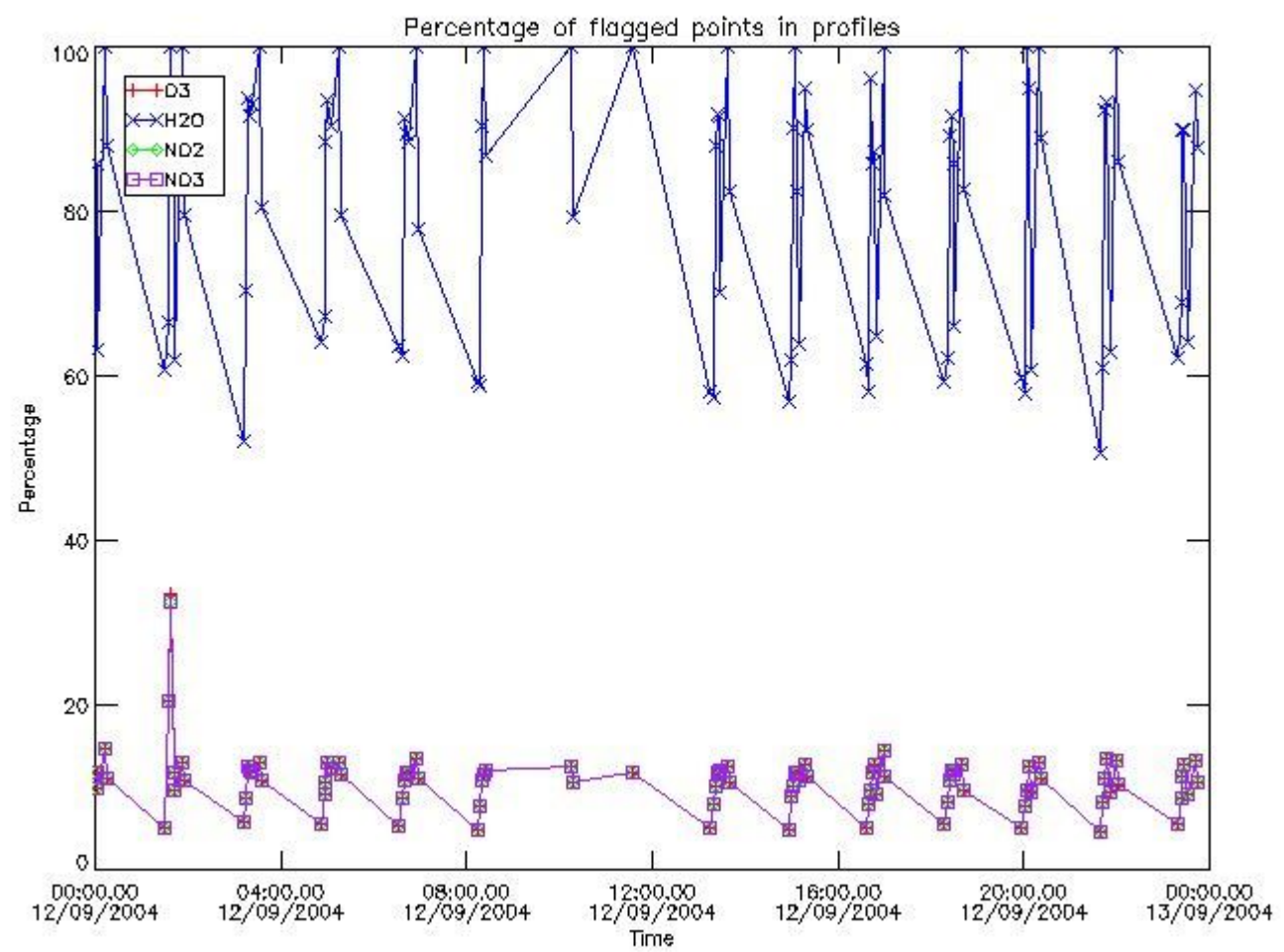


397	GOM_NL__2PRFIN20040912_223124_000000412030_00187_13267_4007.N1	12-SEP-2004 22:31:24	Bright	41.000	93	53Bet Peg	2.5200	3100.0	82	13267	No
398	GOM_NL__2PRFIN20040912_223500_000000372030_00187_13267_4008.N1	12-SEP-2004 22:35:00	Bright	36.500	66	37Gam Cyg	2.2080	5900.0	73	13267	No
399	GOM_NL__2PRFIN20040912_223704_000000392030_00187_13267_4009.N1	12-SEP-2004 22:37:04	Bright	39.000	144	18Del Cyg	2.8600	11000.	78	13267	No
400	GOM_NL__2PRFIN20040912_224031_000000392030_00187_13267_4010.N1	12-SEP-2004 22:40:31	Bright	38.500	89	5Alp Cep	2.4510	8000.0	77	13267	No
401	GOM_NL__2PRFIN20040912_224217_000000502030_00187_13267_4011.N1	12-SEP-2004 22:42:17	Bright	49.500	68	18Alp Cas	2.2250	4500.0	99	13267	No
402	GOM_NL__2PRFIN20040912_224442_000000462030_00187_13267_4012.N1	12-SEP-2004 22:44:42	Bright	46.000	110	37Del Cas	2.6780	8900.0	92	13267	No
403	GOM_NL__2PRFIN20040912_224813_000000382030_00187_13267_4013.N1	12-SEP-2004 22:48:13	Bright	38.000	49	1Alp UMi	1.9900	6300.0	76	13267	No
404	GOM_NL__2PRFIN20040912_224956_000000582030_00187_13267_4014.N1	12-SEP-2004 22:49:56	Bright	58.000	160	23Gam Per	2.9300	4700.0	116	13267	No
405	GOM_NL__2PRFIN20040912_225158_000000692030_00187_13267_4015.N1	12-SEP-2004 22:51:58	Bright	68.500	35	33Alp Per	1.7950	6250.0	137	13267	No
406	GOM_NL__2PRFIN20040912_225524_000000392030_00187_13267_4016.N1	12-SEP-2004 22:55:24	Bright	39.000	36	50Alp UMa	1.8000	6300.0	78	13267	No
407	GOM_NL__2PRFIN20040912_225650_000000382030_00187_13267_4017.N1	12-SEP-2004 22:56:50	Bright	37.500	82	48Bet UMa	2.3650	10600.	75	13267	No
408	GOM_NL__2PRFIN20040912_225915_000000702030_00187_13267_4018.N1	12-SEP-2004 22:59:15	Bright	70.000	6	13Alp Aur	0.080000	3400.0	140	13267	No
409	GOM_NL__2PRFIN20040912_230358_000000602030_00187_13267_4019.N1	12-SEP-2004 23:03:58	Bright	60.000	107	37The Aur	2.6490	11000.	120	13267	No
410	GOM_NL__2PRFIN20040912_230647_000000472030_00187_13267_4020.N1	12-SEP-2004 23:06:47	Bright	46.500	17	78Bet Gem	1.1610	4500.0	93	13267	No
411	GOM_NL__2PRFIN20040912_230901_000000982030_00187_13267_4021.N1	12-SEP-2004 23:09:01	Twilight	98.000	28	12Bet Tau	1.6500	15200.	196	13267	No
412	GOM_NL__2PRFIN20040912_231403_000000602030_00187_13267_4022.N1	12-SEP-2004 23:14:03	Twilight	60.000	8	10Alp CMi	0.40000	6500.0	120	13267	No
413	GOM_NL__2PRFIN20040912_231857_000001102030_00187_13267_4023.N1	12-SEP-2004 23:18:57	Dark	110.00	14	58Alp Ori	0.87000	3000.0	220	13267	No
414	GOM_NL__2PRFIN20040912_232251_000000592030_00187_13267_4024.N1	12-SEP-2004 23:22:51	Dark	58.500	1	9Alp CMa	-1.4400	11000.	117	13267	No
415	GOM_NL__2PRFIN20040912_232512_000000502030_00187_13267_4025.N1	12-SEP-2004 23:25:12	Dark	49.500	23	21Eps CMa	1.5020	26000.	99	13267	No
416	GOM_NL__2PRFIN20040912_232728_000000402030_00187_13267_4026.N1	12-SEP-2004 23:27:28	Dark	40.000	34	Gam2Vel	1.7930	23000.	80	13267	No
417	GOM_NL__2PRFIN20040912_233137_000000562030_00188_13268_4027.N1	12-SEP-2004 23:31:37	Dark	56.000	2	Alp Car	-0.73600	7000.0	112	13268	No
418	GOM_NL__2PRFIN20040912_234102_000000392030_00188_13268_3997.N1	12-SEP-2004 23:41:02	Dark	38.500	135	Bet Hyi	2.8200	5800.0	77	13268	No
419	GOM_NL__2PRFIN20040912_234321_000000532030_00188_13268_3998.N1	12-SEP-2004 23:43:21	Dark	53.000	9	Alp Eri	0.45300	24000.	106	13268	No
420	GOM_NL__2PRFIN20040912_234636_000000432030_00188_13268_3999.N1	12-SEP-2004 23:46:36	Straylight	43.000	148	Alp Tuc	2.8780	4100.0	86	13268	No
421	GOM_NL__2PRFIN20040912_235018_000000422030_00188_13268_4000.N1	12-SEP-2004 23:50:18	Straylight	42.000	31	Alp Gru	1.7340	15200.	84	13268	No
422	GOM_NL__2PRFIN20040912_235305_000000402030_00188_13268_4001.N1	12-SEP-2004 23:53:05	Straylight	40.000	172	Gam Gru	3.0030	13100.	80	13268	No
423	GOM_NL__2PRFIN20040912_235429_000000472030_00188_13268_4002.N1	12-SEP-2004 23:54:29	Straylight	46.500	18	24Alp PsA	1.1660	9700.0	93	13268	No
424	GOM_NL__2PRFIN20040912_235656_000000692030_00188_13268_4003.N1	12-SEP-2004 23:56:56	Twilight	69.000	52	16Bet Cet	2.0370	4500.0	138	13268	No
425	GOM_NL__2PRFIN20040912_235902_000000402030_00188_13268_4004.N1	12-SEP-2004 23:59:02	Twilight	40.000	142	49Del Cap	2.8500	8900.0	80	13268	No

### 3. Quality information per product

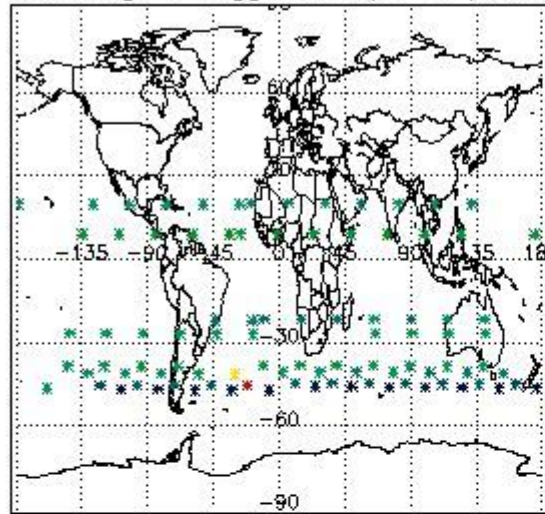
In this section it is plotted some information contained in the Quality Summary data set of the level 2 products. Only products in dark limb conditions and without errors (error flag in the MPH set to "0") are used.

#### 3.1 Plot quality information per product (time dependant)

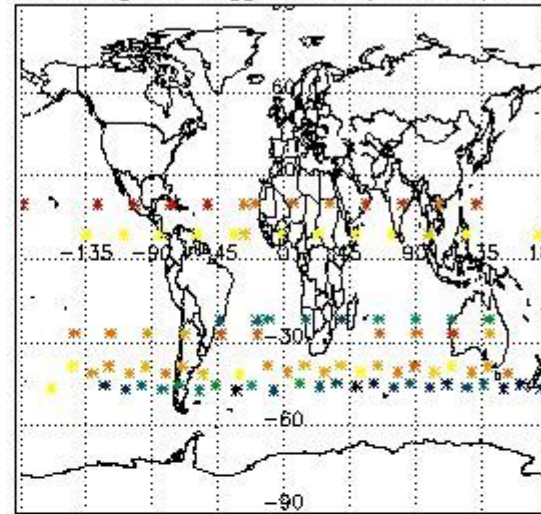


3.2 Plot quality information per product (world map)

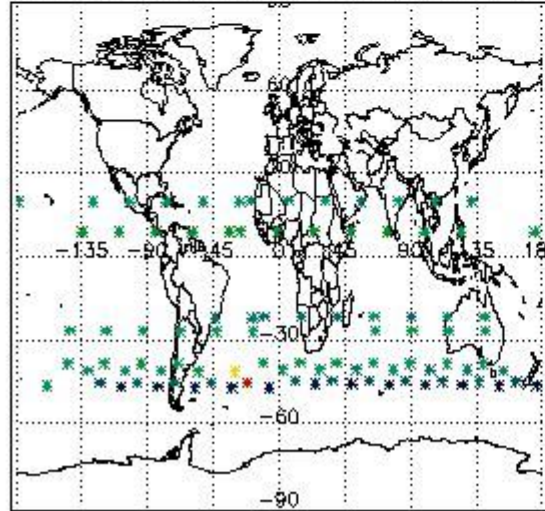
Percentage of flagged data per O3 profile



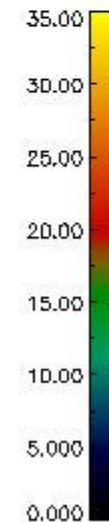
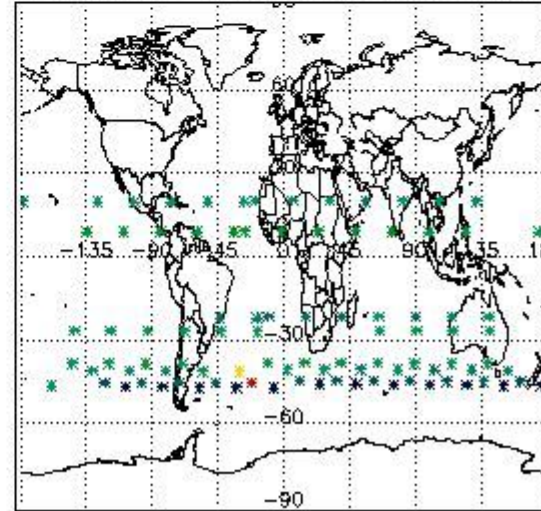
Percentage of flagged data per H2O profile



Percentage of flagged data per NO2 profile



Percentage of flagged data per NO3 profile



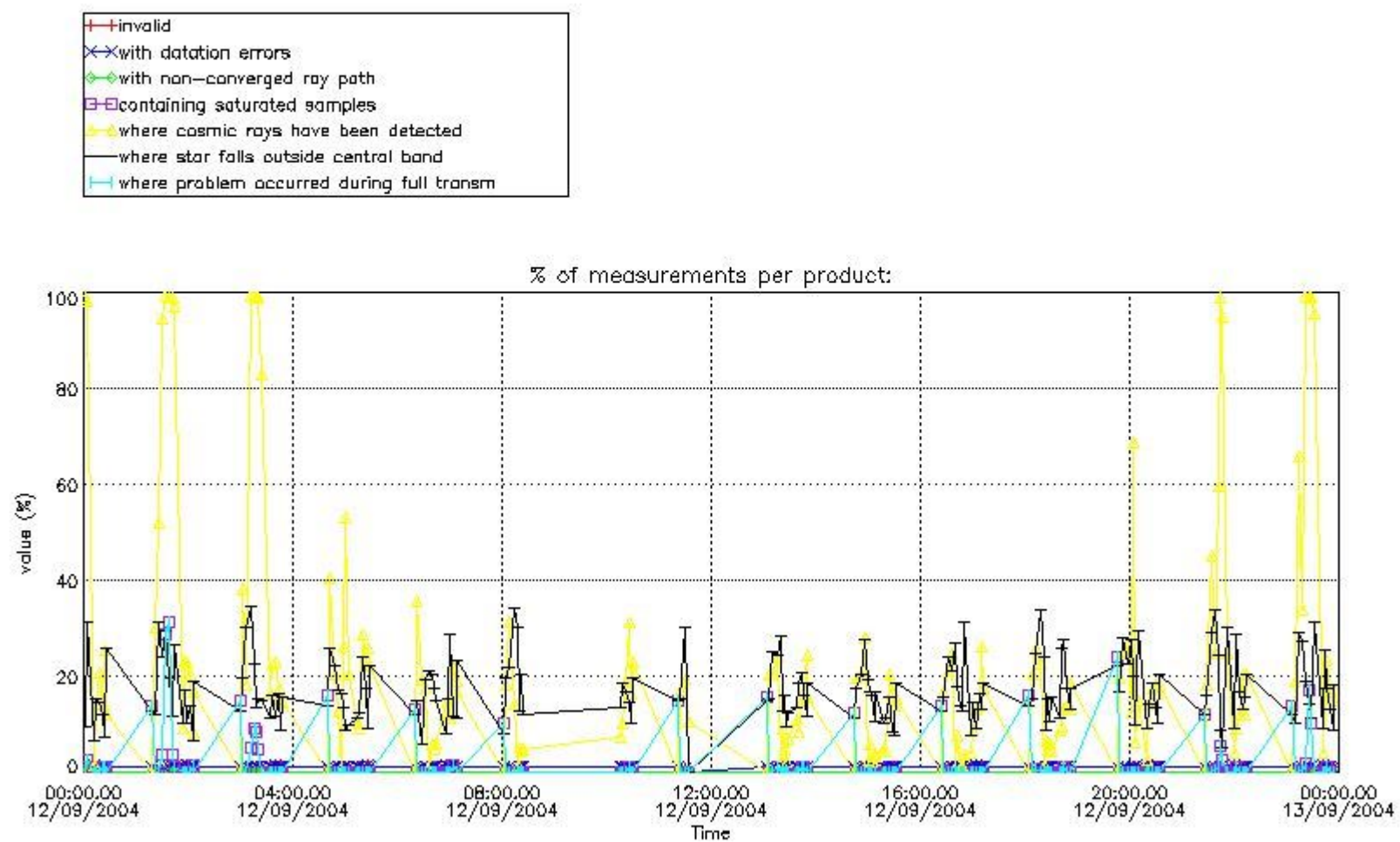
#### 4. Level 1 quality information per product

In this section it is plotted some information contained in the Quality Summary data set of the level 2 products that comes from the level 1b processing. Products without errors (error flag in the MPH set to "0") are used.

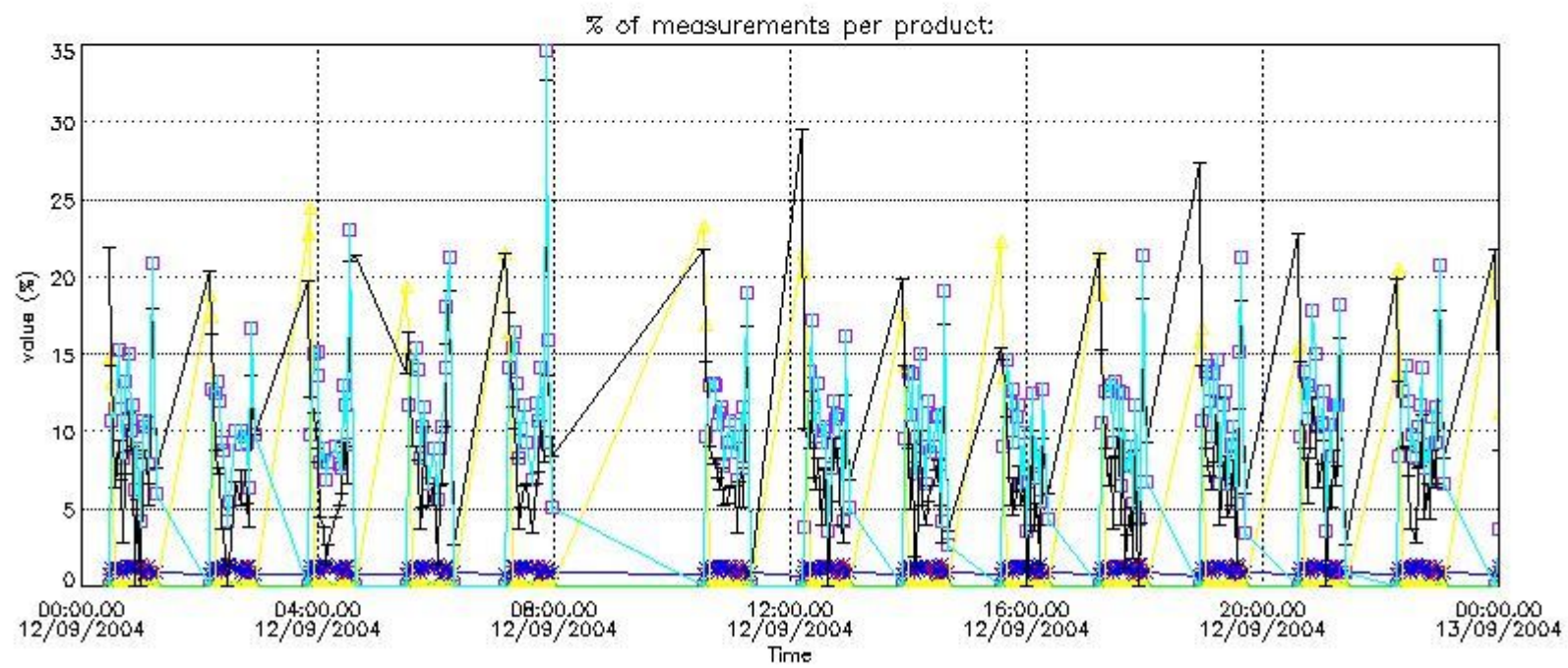
##### 4.1 Plot quality information per product (time dependant) coming from level 1b processing

##### 4.1.1 Plot level 1 quality information per product (time dependant): ENVISAT ASCENDING passes





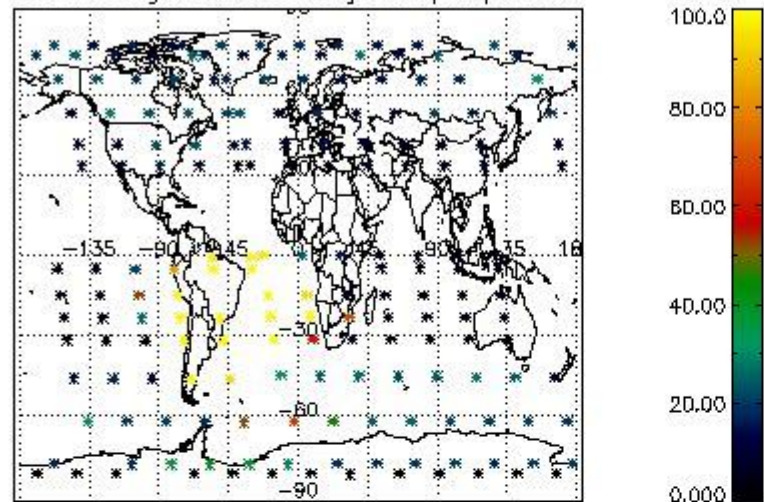
4.1.2 Plot level 1 quality information per product (time dependant): ENVISAT DESCENDING passes



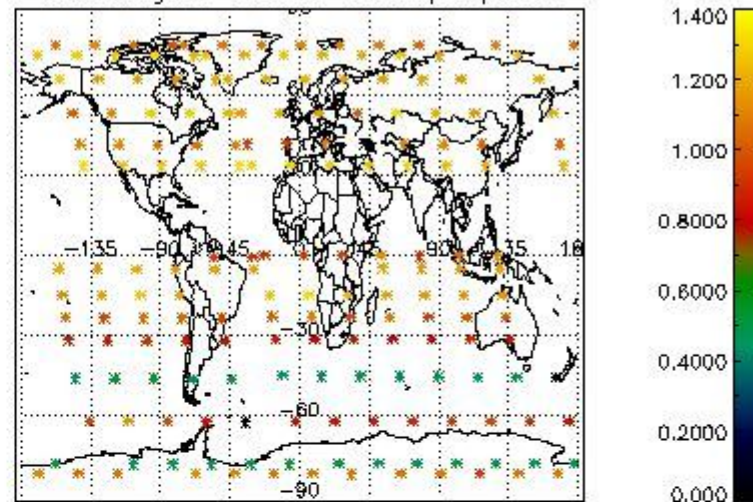
*4.2 Plot quality information per product coming from level 1b processing (world map)*

*4.2.1 Plot level 1 quality information per product (world map): ENVISAT ASCENDING passes*

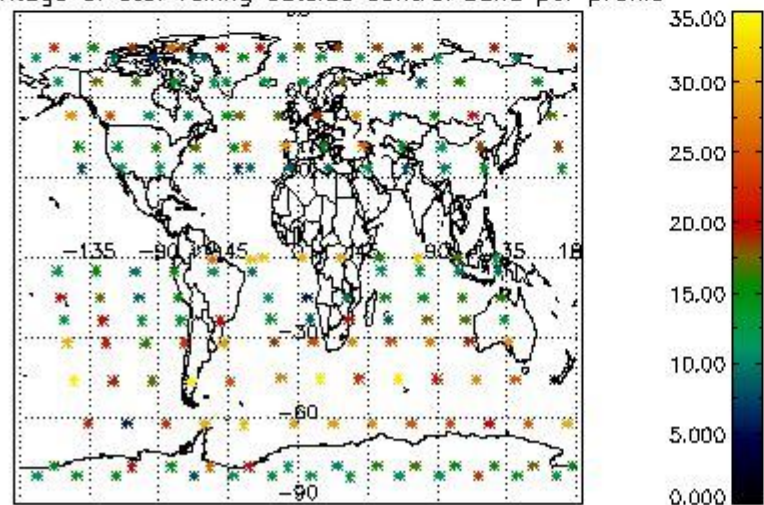
Percentage of cosmic ray hits per profile



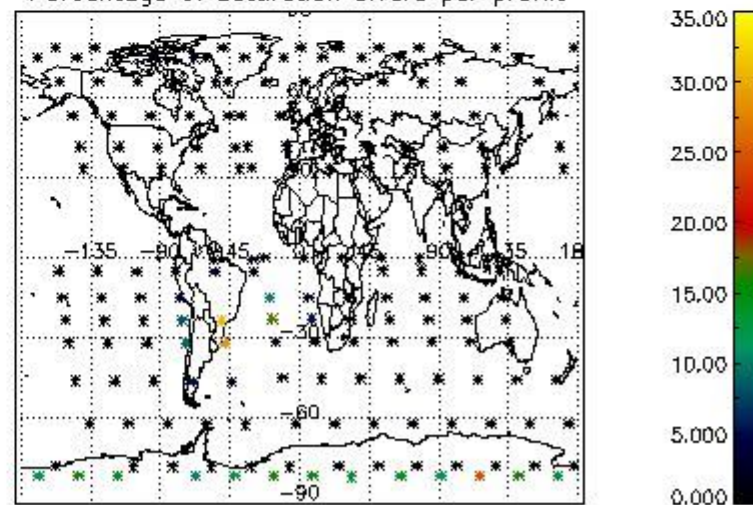
Percentage of datation errors per profile



Percentage of star falling outside central band per profile

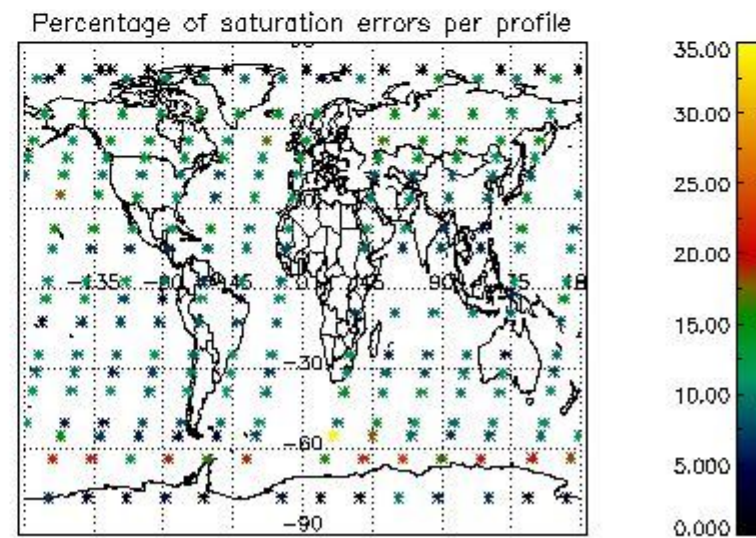
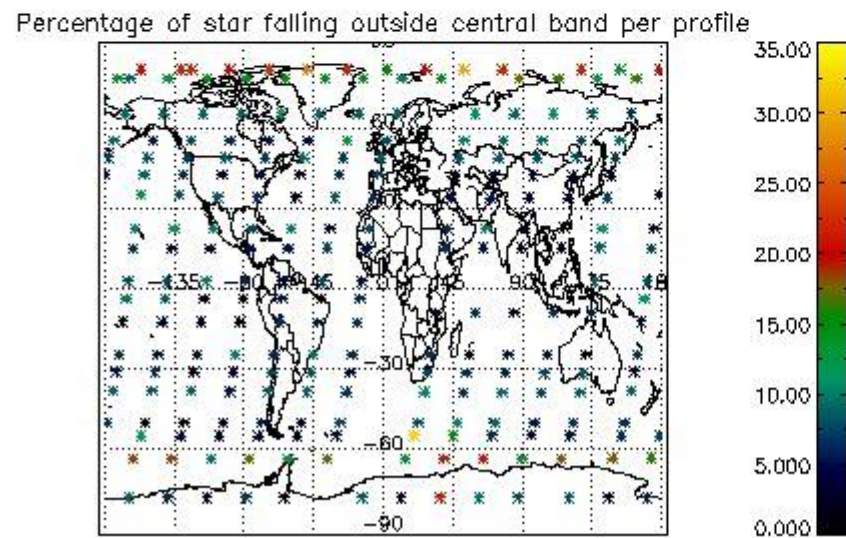
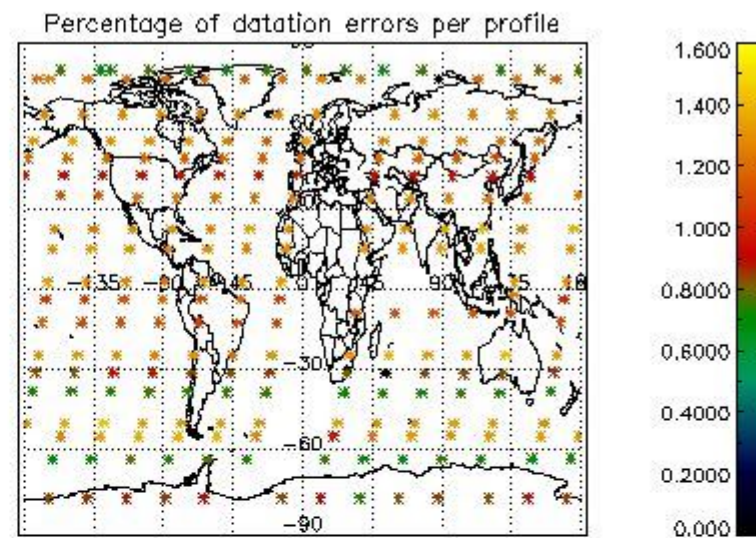
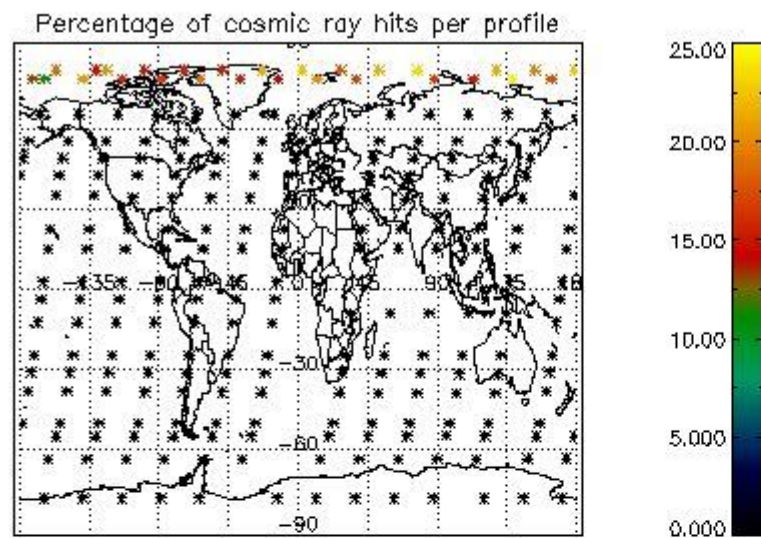


Percentage of saturation errors per profile



4.2.2 Plot level 1 quality information per product (world map): ENVISAT DESCENDING passes





## 5. Trace gas profiles

### 5.1 Ozone statistics based on quality of products

The final quality of the products can be "measured" using the STD (Standard Deviation) attached to every point profile. This information is written to the parameter GOM\_NL\_\_2P/NL\_LOCAL\_SPECIES\_DENSITY/o3\_std of the level 2 products. The table below shows the statistics for given STD ranges.

The statistics are given with respect to the overall valid production:

- Products without fatal errors: GOM\_NL\_\_2P/MPH/PRODUCT\_ERR=0
- Valid point profile: GOM\_NL\_\_2P/NL\_LOCAL\_SPECIES\_DENSITY/pcd(0)=0

The 'Criteria' is applied to valid points of dark limb products:

- Products in dark limb illumination condition: GOM\_NL\_\_2P/NL\_SUMMARY\_QUALITY/obs\_ill\_cond=0
- Products without fatal errors: GOM\_NL\_\_2P/MPH/PRODUCT\_ERR=0
- Valid point profile: GOM\_NL\_\_2P/NL\_LOCAL\_SPECIES\_DENSITY/pcd(0)=0

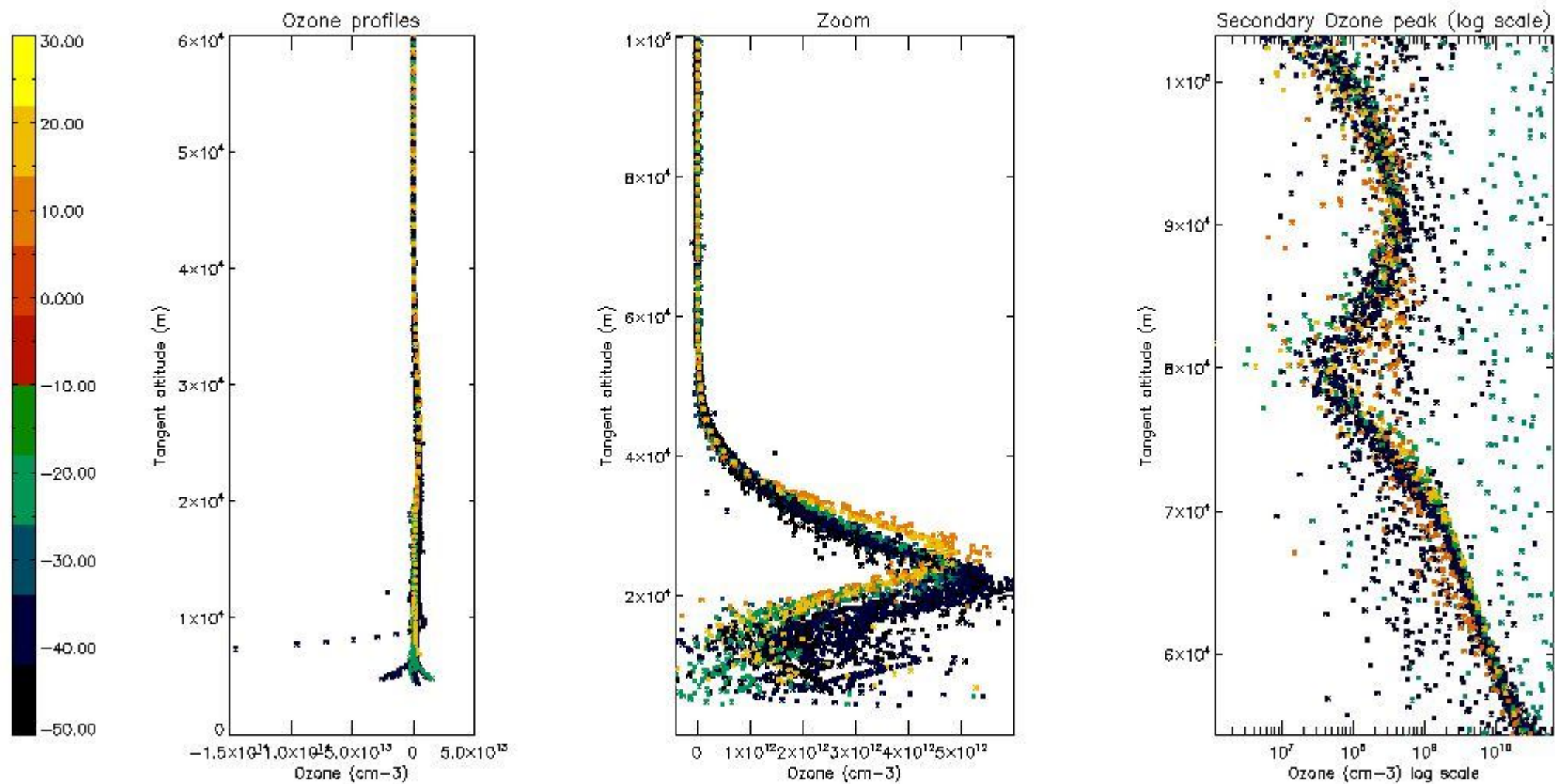
So, the table below shows the percentage of dark limb and valid observations for each criteria with respect to the overall valid daily observations.

Criteria	% of total production
All STD	24
STD < 20	14

STD < 10	12
STD < 5	9

5.2 Plot ozone profiles for all STD (dark without errors)

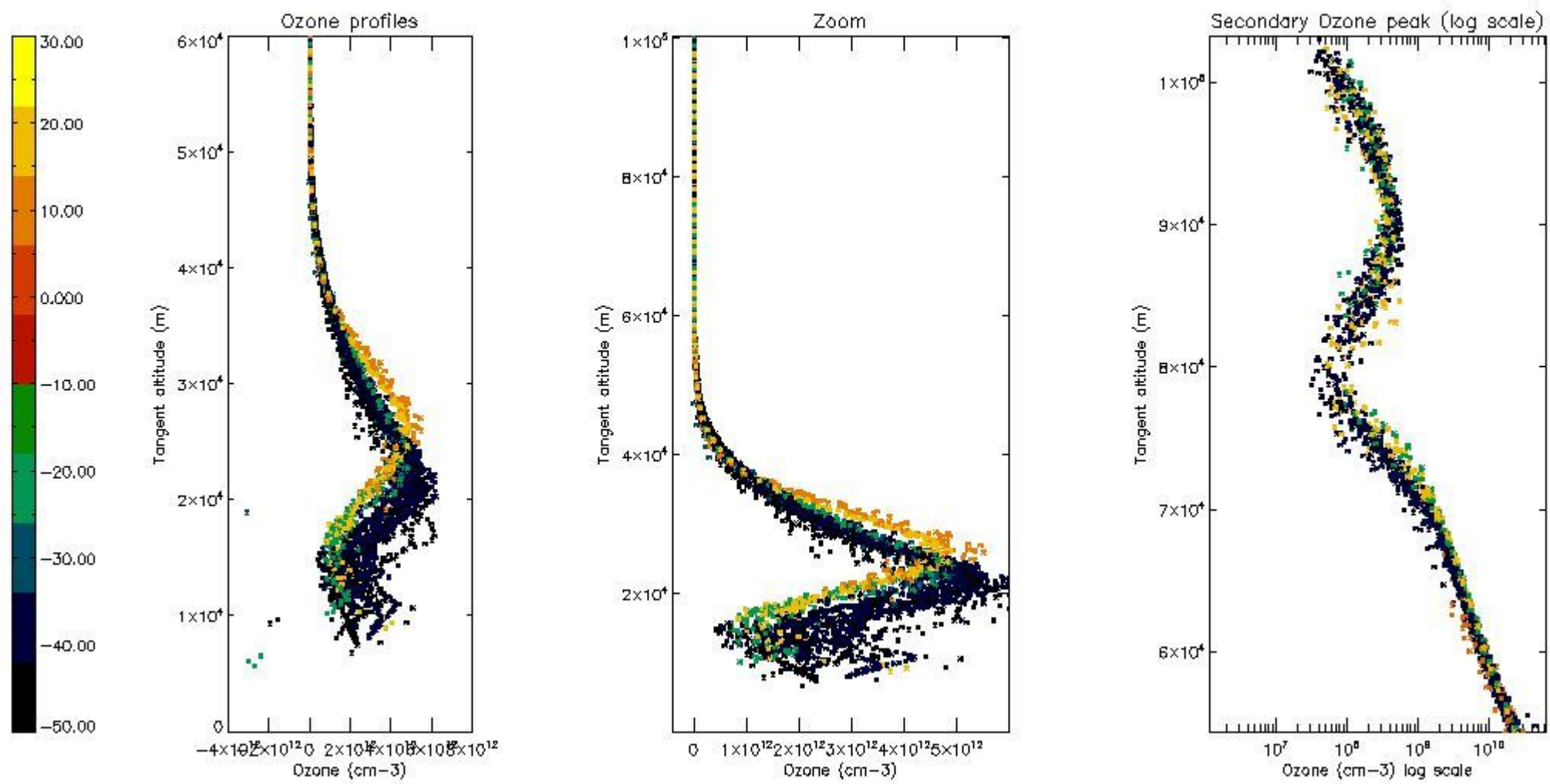
The colorbar represents the latitude.



5.3 Plot ozone profiles where STD < 20% (dark without errors)

The colorbar represents the latitude.

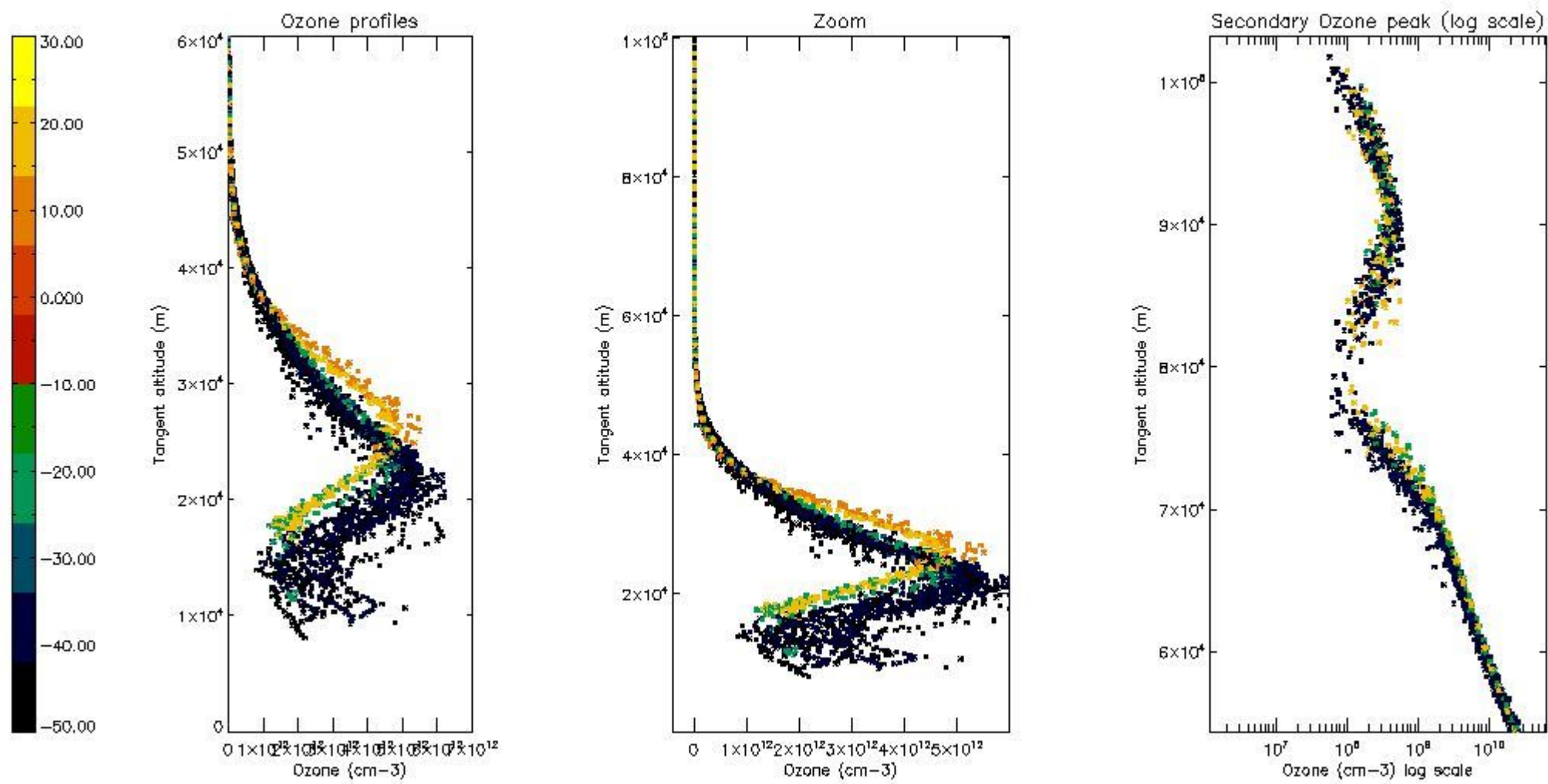




*5.4 Plot ozone profiles where STD < 10% (dark without errors)*

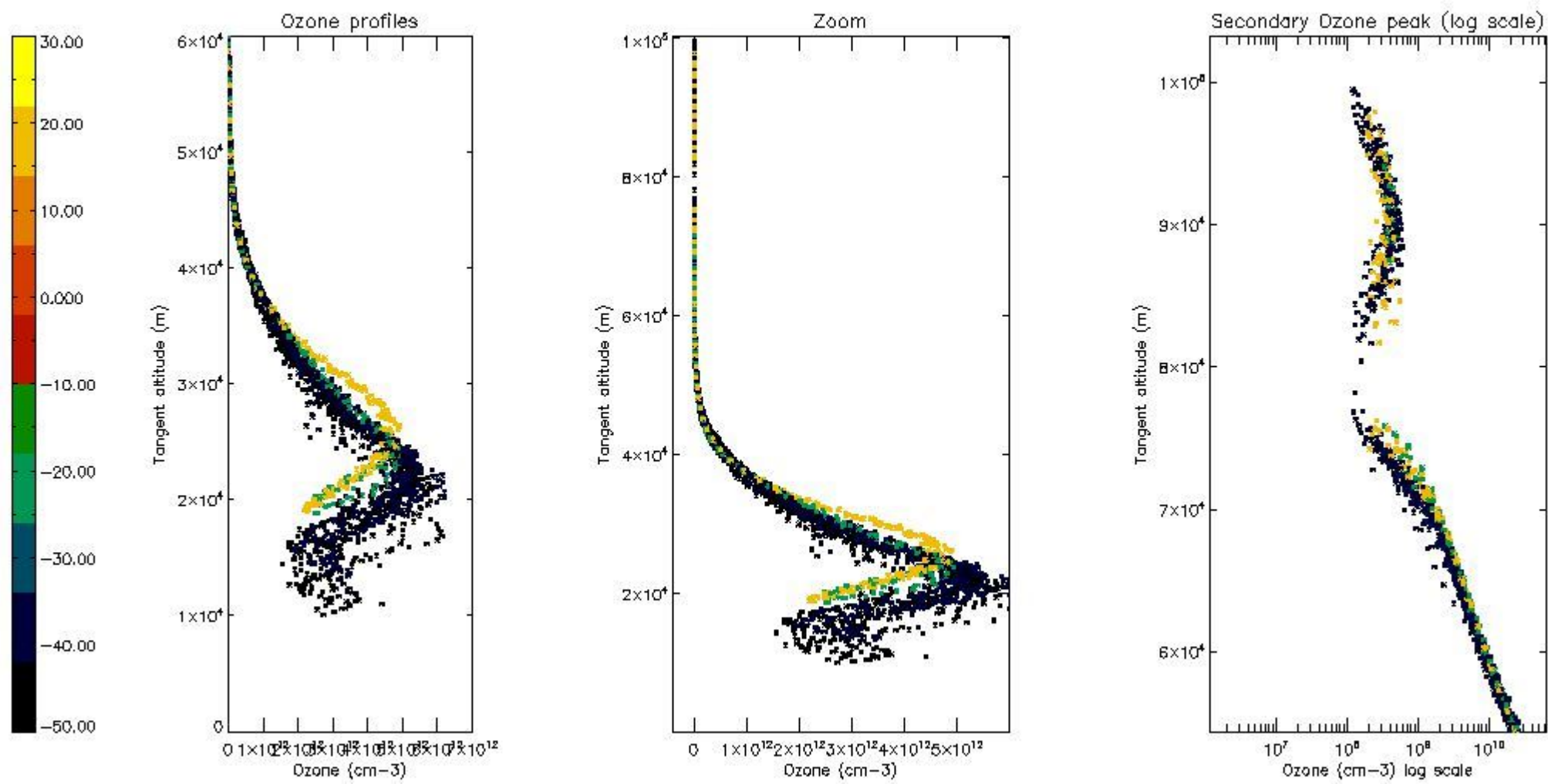
The colorbar represents the latitude.





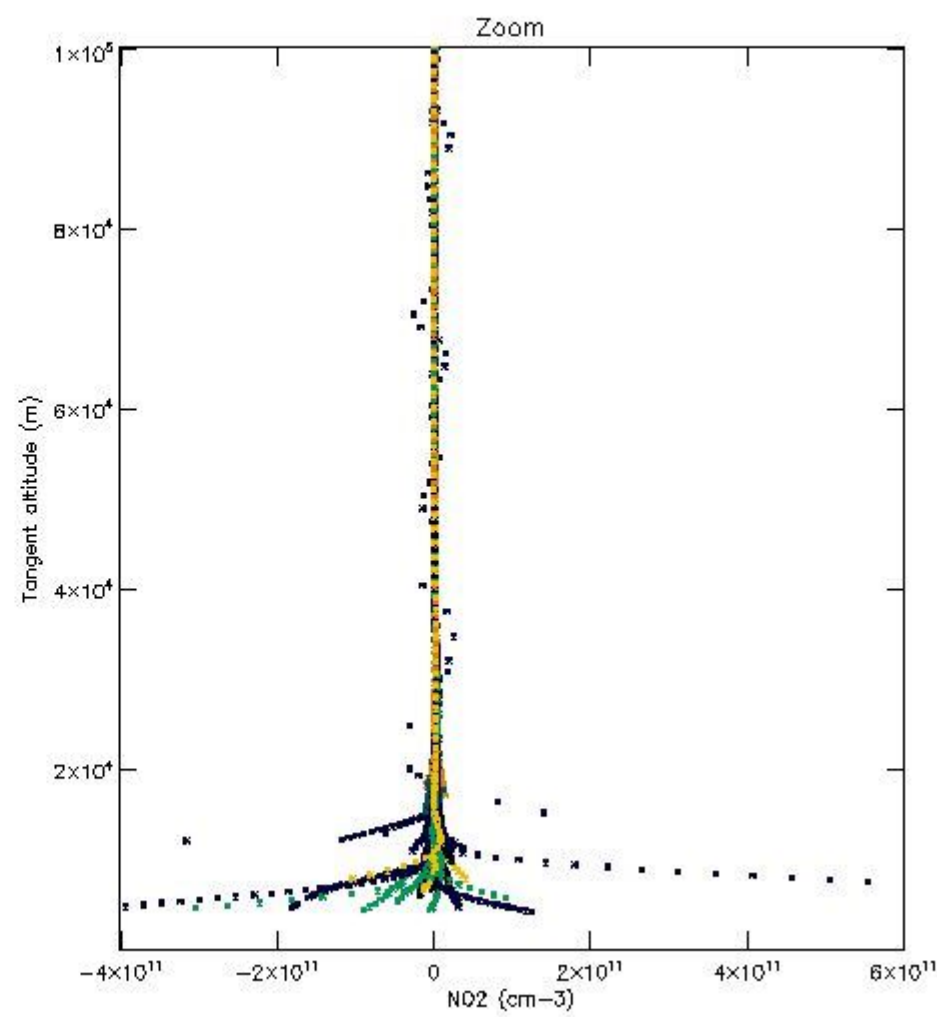
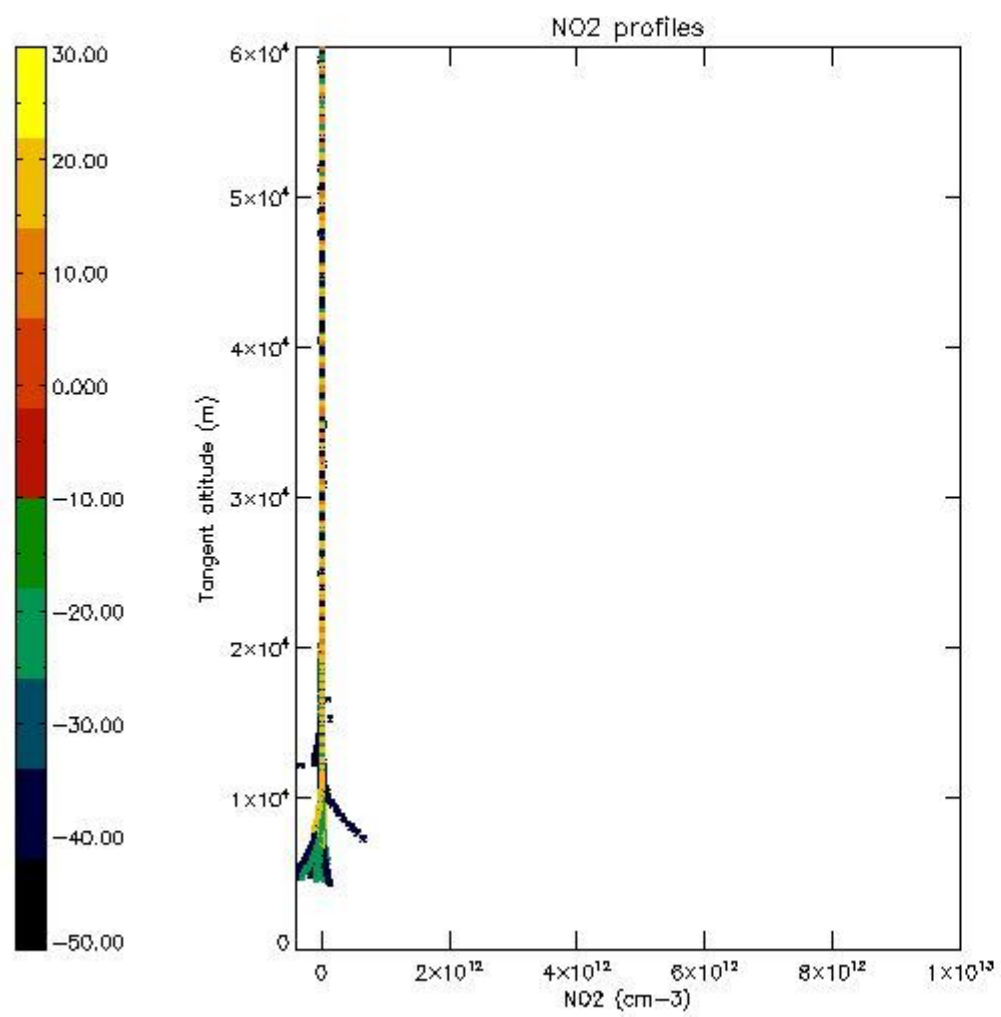
*5.5 Plot ozone profiles where STD < 5% (dark without errors)*

The colorbar represents the latitude.



*5.6 Plot NO<sub>2</sub> profiles for all STD (dark without errors)*

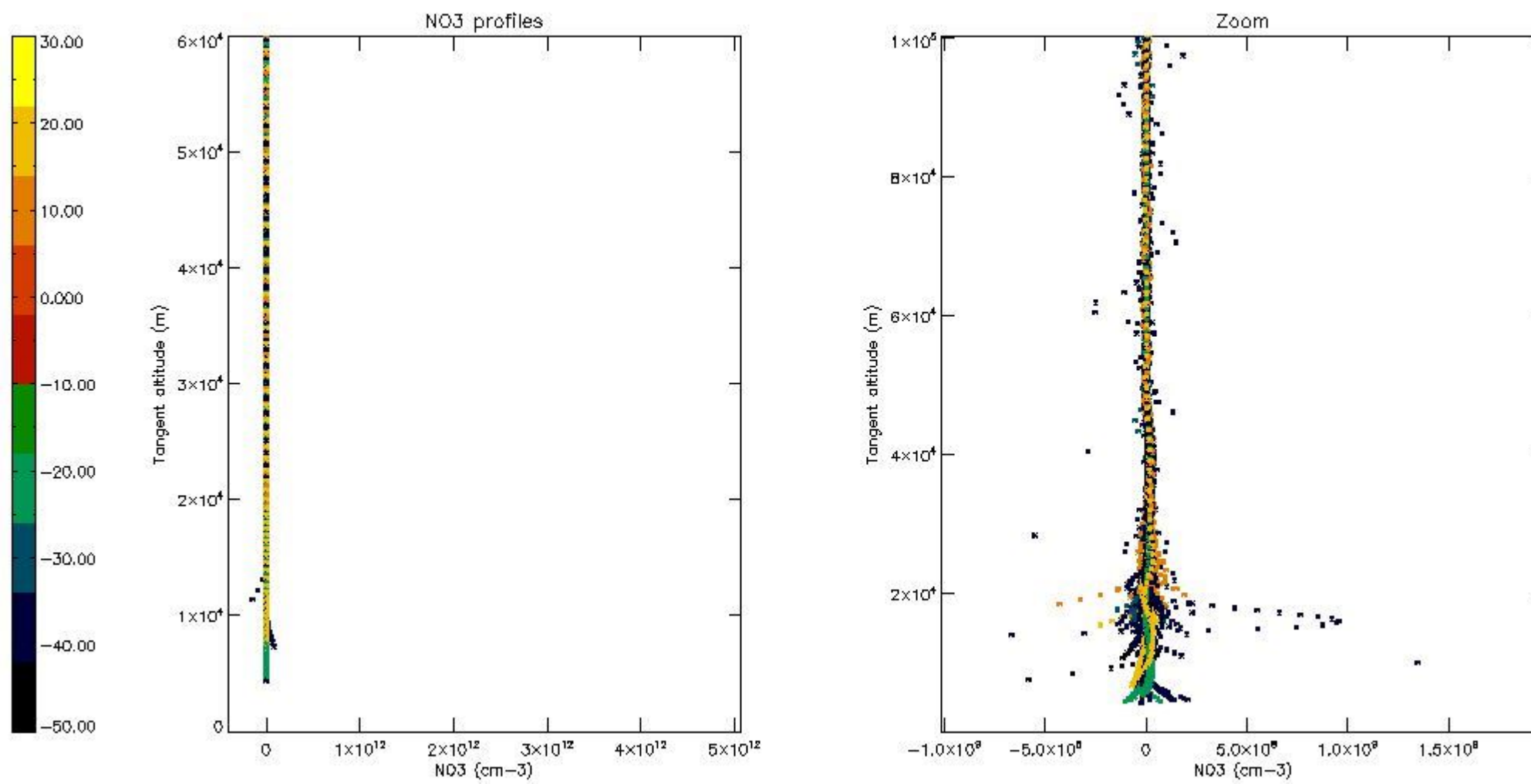
The colorbar represents the latitude.



*5.7 Plot NO3 profiles for all STD (dark without errors)*

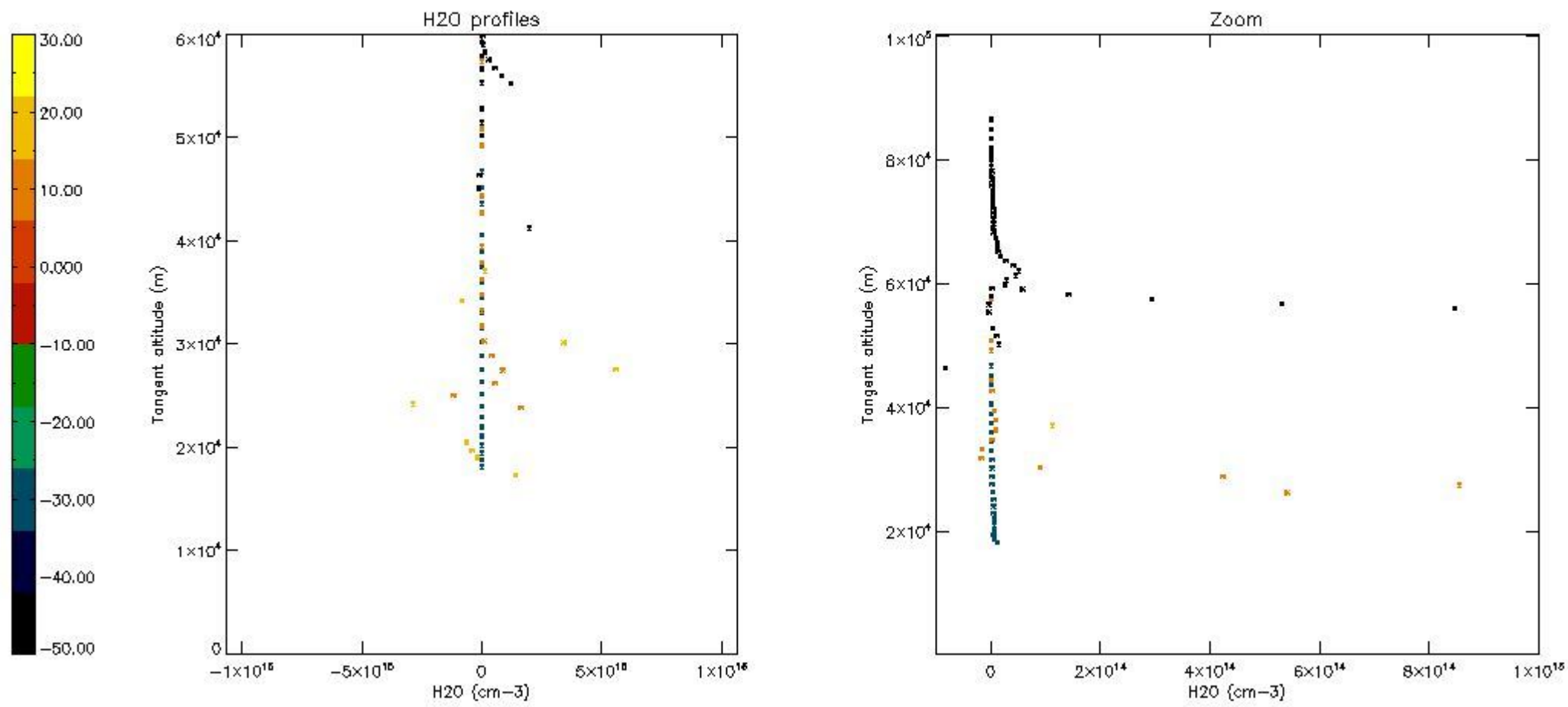
The colorbar represents the latitude.





*5.8 Plot H2O profiles for all STD (only for occultations of stars 1,2,3,4,13,14,16,26,63 dark without errors)*

The colorbar represents the latitude.



## 6. Auxiliary Data Files used for the production reported in section 2

The number reported in the third column indicates since which file (see list in section 2) the corresponding auxiliary file has been used. The fourth column is the date of those product files.

Type	Auxiliary Filename	Used since product	Used since product date
INST_PHYS_CHARACTERISTICS	GOM_INS_AXVIEC20091111_143220_20030716_120000_20500101_000000	1	12-SEP-2004 00:01:48
LEVEL-2_PROC_CONFIG	GOM_PR2_AXVIEC20091111_152718_20020301_000000_20500101_000000	1	12-SEP-2004 00:01:48
CROSS_SECTIONS_FILE	GOM_CRS_AXVIEC20091111_154832_20020301_000000_20500101_000000	1	12-SEP-2004 00:01:48

# GOMOS Level 2 Daily Report

## SUMMARY

### [1. General Info](#)

### [2. Summary of processed GOM\\_NL\\_2P products](#)

### [3. Level 2 Quality information per product](#)

#### [3.1 Plot of level 2 quality information per product \(time dependant\)](#)

#### [3.2 Plot of level 2 quality information per product \(world map\)](#)

### [4. Level 1 Quality information per product \(stored on level 2 products\)](#)

#### [4.1 Plot of level 1 quality information per product \(time dependant\)](#)

##### [4.1.1 Plot of level 1 quality information per product \(time dependant\): ASCENDING](#)

##### [4.1.2 Plot of level 1 quality information per product \(time dependant\): DESCENDING](#)

#### [4.2 Plot of level 1 quality information per product \(world map\)](#)

##### [4.2.1 Plot of level 1 quality information per product \(world map\): ASCENDING](#)

##### [4.2.2 Plot of level 1 quality information per product \(world map\): DESCENDING](#)

### [5. Ozone profiles based on quality statistics and other trace gas profiles](#)

#### [5.1 Ozone statistics based on quality of products](#)

#### [5.2 Plot ozone profiles for all STD \(dark without errors\)](#)

#### [5.3 Plot ozone profiles where STD < 20% \(dark without errors\)](#)

#### [5.4. Plot ozone profiles where STD < 10% \(dark without errors\)](#)

#### [5.5. Plot ozone profiles where STD < 5% \(dark without errors\)](#)

#### [5.6 Plot NO2 profiles for all STD \(dark without errors\)](#)

#### [5.7 Plot NO3 profiles for all STD \(dark without errors\)](#)

#### [5.8 Plot H2O profiles \(only for occultations of stars 1,2,3,4,13,14,16,26,63 dark without errors\) for all STD](#)

### [6. Auxiliary Data Files used for the production reported in section 2](#)



This report presents the daily analysis on parameters extracted from GOMOS level 2 data (GOM\_NL\_\_2P). It is intended to monitor some important parameters that will impact the quality of these products. A list of level 2 products (and content) that have arrived during the reporting day to the PCF is also given.

Item	Value
Time of report generation	19APR2013 10:50:02
Data source version	GOMOS/6.01
Start time of products	12-09-2004 (12SEP2004 00:00:00)
Stop time of products	13-09-2004 (13SEP2004 00:00:00)
Store outputs in DB	Yes
Nb of level 2 prods	425
Nb of prods with errors	0

## 2. Summary of processed GOM\_NL\_\_2P products.

Nr	Filename	UTC Start time	Limb	Duration	Star Id	Star Name	Star Mag	Star Temp	Nb Meas	Orbit	Prod. error
1	GOM_NL__2PRFIN20040912_000148_000000432030_00173_13253_4047.N1	12-SEP-2004 00:01:48	Dark	43.000	161	Tau Pup	2.9310	4500.0	86	13253	No
2	GOM_NL__2PRFIN20040912_000305_000000562030_00174_13254_4048.N1	12-SEP-2004 00:03:05	Dark	56.000	2	Alp Car	-0.73600	7000.0	112	13254	No
3	GOM_NL__2PRFIN20040912_001237_000000382030_00174_13254_4018.N1	12-SEP-2004 00:12:37	Dark	38.000	135	Bet Hyi	2.8200	5800.0	76	13254	No
4	GOM_NL__2PRFIN20040912_001451_000000462030_00174_13254_4019.N1	12-SEP-2004 00:14:51	Dark	46.000	9	Alp Eri	0.45300	24000.	92	13254	No
5	GOM_NL__2PRFIN20040912_001811_000000412030_00174_13254_4020.N1	12-SEP-2004 00:18:11	Straylight	41.000	148	Alp Tuc	2.8780	4100.0	82	13254	No
6	GOM_NL__2PRFIN20040912_002153_000000422030_00174_13254_4021.N1	12-SEP-2004 00:21:53	Straylight	42.000	31	Alp Gru	1.7340	15200.	84	13254	No
7	GOM_NL__2PRFIN20040912_002438_000000412030_00174_13254_4022.N1	12-SEP-2004 00:24:38	Straylight	41.000	172	Gam Gru	3.0030	13100.	82	13254	No
8	GOM_NL__2PRFIN20040912_002603_000000512030_00174_13254_4023.N1	12-SEP-2004 00:26:03	Straylight	50.500	18	24Alp PsA	1.1660	9700.0	101	13254	No
9	GOM_NL__2PRFIN20040912_002831_000000712030_00174_13254_4024.N1	12-SEP-2004 00:28:31	Twilight	71.000	52	16Bet Cet	2.0370	4500.0	142	13254	No
10	GOM_NL__2PRFIN20040912_003037_000000422030_00174_13254_4025.N1	12-SEP-2004 00:30:37	Twilight	42.000	142	49Del Cap	2.8500	8900.0	84	13254	No
11	GOM_NL__2PRFIN20040912_003454_000000402030_00174_13254_4026.N1	12-SEP-2004 00:34:54	Bright	39.500	162	34Alp Aqr	2.9440	5350.0	79	13254	No
12	GOM_NL__2PRFIN20040912_003751_000000432030_00174_13254_4027.N1	12-SEP-2004 00:37:51	Bright	42.500	61	8Eps Peg	2.1000	3900.0	85	13254	No
13	GOM_NL__2PRFIN20040912_003943_000000442030_00174_13254_4028.N1	12-SEP-2004 00:39:43	Bright	43.500	90	54Alp Peg	2.4870	11000.	87	13254	No
14	GOM_NL__2PRFIN20040912_004138_000000552030_00174_13254_4029.N1	12-SEP-2004 00:41:38	Bright	54.500	140	88Gam Peg	2.8340	26000.	109	13254	No
15	GOM_NL__2PRFIN20040912_004358_000000422030_00174_13254_4030.N1	12-SEP-2004 00:43:58	Bright	41.500	164	44Eta Peg	2.9480	5400.0	83	13254	No
16	GOM_NL__2PRFIN20040912_004709_000000402030_00174_13254_4031.N1	12-SEP-2004 00:47:09	Bright	40.000	66	37Gam Cyg	2.2080	5900.0	80	13254	No
17	GOM_NL__2PRFIN20040912_004910_000000402030_00174_13254_4032.N1	12-SEP-2004 00:49:10	Bright	40.000	144	18Del Cyg	2.8600	11000.	80	13254	No
18	GOM_NL__2PRFIN20040912_005244_000000392030_00174_13254_4033.N1	12-SEP-2004 00:52:44	Bright	38.500	89	5Alp Cep	2.4510	8000.0	77	13254	No
19	GOM_NL__2PRFIN20040912_005406_000000412030_00174_13254_4034.N1	12-SEP-2004 00:54:06	Bright	40.500	74	11Bet Cas	2.2680	6600.0	81	13254	No
20	GOM_NL__2PRFIN20040912_005600_000000452030_00174_13254_4035.N1	12-SEP-2004 00:56:00	Bright	45.000	76	27Gam Cas	2.3000	30000.	90	13254	No
21	GOM_NL__2PRFIN20040912_010026_000000362030_00174_13254_4036.N1	12-SEP-2004 01:00:26	Bright	35.500	49	1Alp UMi	1.9900	6300.0	71	13254	No
22	GOM_NL__2PRFIN20040912_010223_000000612030_00174_13254_4037.N1	12-SEP-2004 01:02:23	Bright	60.500	160	23Gam Per	2.9300	4700.0	121	13254	No
23	GOM_NL__2PRFIN20040912_010426_000000682030_00174_13254_4038.N1	12-SEP-2004 01:04:26	Bright	68.000	35	33Alp Per	1.7950	6250.0	136	13254	No
24	GOM_NL__2PRFIN20040912_010735_000000382030_00174_13254_4039.N1	12-SEP-2004 01:07:35	Bright	38.000	36	50Alp UMa	1.8000	6300.0	76	13254	No
25	GOM_NL__2PRFIN20040912_010859_000000382030_00174_13254_4040.N1	12-SEP-2004 01:08:59	Bright	38.000	82	48Bet UMa	2.3650	10600.	76	13254	No
26	GOM_NL__2PRFIN20040912_011134_000000702030_00174_13254_4041.N1	12-SEP-2004 01:11:34	Bright	69.500	6	13Alp Aur	0.080000	3400.0	139	13254	No
27	GOM_NL__2PRFIN20040912_011612_000000592030_00174_13254_4042.N1	12-SEP-2004 01:16:12	Bright	58.500	107	37The Aur	2.6490	11000.	117	13254	No
28	GOM_NL__2PRFIN20040912_011856_000000472030_00174_13254_4043.N1	12-SEP-2004 01:18:56	Bright	47.000	17	78Bet Gem	1.1610	4500.0	94	13254	No
29	GOM_NL__2PRFIN20040912_012107_000000962030_00174_13254_4044.N1	12-SEP-2004 01:21:07	Twilight	96.000	28	12Bet Tau	1.6500	15200.	192	13254	No
30	GOM_NL__2PRFIN20040912_012611_000000602030_00174_13254_4045.N1	12-SEP-2004 01:26:11	Twilight	59.500	8	10Alp CMi	0.40000	6500.0	119	13254	No
31	GOM_NL__2PRFIN20040912_013048_000001002030_00174_13254_4046.N1	12-SEP-2004 01:30:48	Dark	100.00	14	58Alp Ori	0.87000	3000.0	200	13254	No
32	GOM_NL__2PRFIN20040912_013453_000000652030_00174_13254_4047.N1	12-SEP-2004 01:34:53	Dark	64.500	1	9Alp CMa	-1.4400	11000.	129	13254	No
33	GOM_NL__2PRFIN20040912_013715_000000532030_00174_13254_4048.N1	12-SEP-2004 01:37:15	Dark	53.000	23	21Eps CMa	1.5020	26000.	106	13254	No
34	GOM_NL__2PRFIN20040912_014225_000000432030_00174_13254_4049.N1	12-SEP-2004 01:42:25	Dark	43.000	161	Tau Pup	2.9310	4500.0	86	13254	No
35	GOM_NL__2PRFIN20040912_014342_000000532030_00175_13255_4050.N1	12-SEP-2004 01:43:42	Dark	53.000	2	Alp Car	-0.73600	7000.0	106	13255	No
36	GOM_NL__2PRFIN20040912_015313_000000392030_00175_13255_3944.N1	12-SEP-2004 01:53:13	Dark	39.000	135	Bet Hyi	2.8200	5800.0	78	13255	No
37	GOM_NL__2PRFIN20040912_015527_000000472030_00175_13255_3945.N1	12-SEP-2004 01:55:27	Dark	47.000	9	Alp Eri	0.45300	24000.	94	13255	No
38	GOM_NL__2PRFIN20040912_015848_000000392030_00175_13255_3946.N1	12-SEP-2004 01:58:48	Straylight	39.000	148	Alp Tuc	2.8780	4100.0	78	13255	No
39	GOM_NL__2PRFIN20040912_020227_000000442030_00175_13255_3947.N1	12-SEP-2004 02:02:27	Straylight	44.000	31	Alp Gru	1.7340	15200.	88	13255	No
40	GOM_NL__2PRFIN20040912_020517_000000382030_00175_13255_3948.N1	12-SEP-2004 02:05:17	Straylight	38.000	172	Gam Gru	3.0030	13100.	76	13255	No
41	GOM_NL__2PRFIN20040912_020639_000000482030_00175_13255_3949.N1	12-SEP-2004 02:06:39	Straylight	47.500	18	24Alp PsA	1.1660	9700.0	95	13255	No
42	GOM_NL__2PRFIN20040912_020909_000000672030_00175_13255_3950.N1	12-SEP-2004 02:09:09	Twilight	66.500	52	16Bet Cet	2.0370	4500.0	133	13255	No

43	GOM_NL__2PRFIN20040912_021113_000000432030_00175_13255_3951.N1	12-SEP-2004 02:11:13	Twilight	43.000	142	49Del Cap	2.8500	8900.0	86	13255	No
44	GOM_NL__2PRFIN20040912_021530_000000402030_00175_13255_3952.N1	12-SEP-2004 02:15:30	Bright	40.000	162	34Alp Aqr	2.9440	5350.0	80	13255	No
45	GOM_NL__2PRFIN20040912_021827_000000422030_00175_13255_3953.N1	12-SEP-2004 02:18:27	Bright	41.500	61	8Eps Peg	2.1000	3900.0	83	13255	No
46	GOM_NL__2PRFIN20040912_022017_000000462030_00175_13255_3954.N1	12-SEP-2004 02:20:17	Bright	46.000	90	54Alp Peg	2.4870	11000.	92	13255	No
47	GOM_NL__2PRFIN20040912_022214_000000542030_00175_13255_3955.N1	12-SEP-2004 02:22:14	Bright	54.000	140	88Gam Peg	2.8340	26000.	108	13255	No
48	GOM_NL__2PRFIN20040912_022434_000000402030_00175_13255_3956.N1	12-SEP-2004 02:24:34	Bright	40.000	164	44Eta Peg	2.9480	5400.0	80	13255	No
49	GOM_NL__2PRFIN20040912_022745_000000362030_00175_13255_3957.N1	12-SEP-2004 02:27:45	Bright	36.000	66	37Gam Cyg	2.2080	5900.0	72	13255	No
50	GOM_NL__2PRFIN20040912_022947_000000372030_00175_13255_3958.N1	12-SEP-2004 02:29:47	Bright	36.500	144	18Del Cyg	2.8600	11000.	73	13255	No
51	GOM_NL__2PRFIN20040912_023636_000000452030_00175_13255_3959.N1	12-SEP-2004 02:36:36	Bright	44.500	76	27Gam Cas	2.3000	30000.	89	13255	No
52	GOM_NL__2PRFIN20040912_024102_000000382030_00175_13255_3960.N1	12-SEP-2004 02:41:02	Bright	38.000	49	1Alp UMi	1.9900	6300.0	76	13255	No
53	GOM_NL__2PRFIN20040912_024258_000000602030_00175_13255_3961.N1	12-SEP-2004 02:42:58	Bright	60.000	160	23Gam Per	2.9300	4700.0	120	13255	No
54	GOM_NL__2PRFIN20040912_024501_000000672030_00175_13255_3962.N1	12-SEP-2004 02:45:01	Bright	67.000	35	33Alp Per	1.7950	6250.0	134	13255	No
55	GOM_NL__2PRFIN20040912_024811_000000382030_00175_13255_3963.N1	12-SEP-2004 02:48:11	Bright	37.500	36	50Alp UMa	1.8000	6300.0	75	13255	No
56	GOM_NL__2PRFIN20040912_024933_000000392030_00175_13255_3964.N1	12-SEP-2004 02:49:33	Bright	39.000	82	48Bet UMa	2.3650	10600.	78	13255	No
57	GOM_NL__2PRFIN20040912_025210_000000662030_00175_13255_3965.N1	12-SEP-2004 02:52:10	Bright	66.000	6	13Alp Aur	0.080000	3400.0	132	13255	No
58	GOM_NL__2PRFIN20040912_025648_000000612030_00175_13255_3966.N1	12-SEP-2004 02:56:48	Bright	61.000	107	37The Aur	2.6490	11000.	122	13255	No
59	GOM_NL__2PRFIN20040912_025933_000000472030_00175_13255_3967.N1	12-SEP-2004 02:59:33	Bright	46.500	17	78Bet Gem	1.1610	4500.0	93	13255	No
60	GOM_NL__2PRFIN20040912_030144_000001052030_00175_13255_3968.N1	12-SEP-2004 03:01:44	Twilight	104.50	28	12Bet Tau	1.6500	15200.	209	13255	No
61	GOM_NL__2PRFIN20040912_030647_000000602030_00175_13255_3969.N1	12-SEP-2004 03:06:47	Twilight	60.000	8	10Alp CMi	0.40000	6500.0	120	13255	No
62	GOM_NL__2PRFIN20040912_031126_000001162030_00175_13255_3970.N1	12-SEP-2004 03:11:26	Dark	116.00	14	58Alp Ori	0.87000	3000.0	232	13255	No
63	GOM_NL__2PRFIN20040912_031529_000000602030_00175_13255_3971.N1	12-SEP-2004 03:15:29	Dark	59.500	1	9Alp CMa	-1.4400	11000.	119	13255	No
64	GOM_NL__2PRFIN20040912_031752_000000492030_00175_13255_3972.N1	12-SEP-2004 03:17:52	Dark	48.500	23	21Eps CMa	1.5020	26000.	97	13255	No
65	GOM_NL__2PRFIN20040912_032013_000000432030_00175_13255_3973.N1	12-SEP-2004 03:20:13	Dark	42.500	34	Gam2Vel	1.7930	23000.	85	13255	No
66	GOM_NL__2PRFIN20040912_032302_000000442030_00175_13255_3974.N1	12-SEP-2004 03:23:02	Dark	43.500	161	Tau Pup	2.9310	4500.0	87	13255	No
67	GOM_NL__2PRFIN20040912_033349_000000402030_00176_13256_3965.N1	12-SEP-2004 03:33:49	Dark	39.500	135	Bet Hyi	2.8200	5800.0	79	13256	No
68	GOM_NL__2PRFIN20040912_033604_000000472030_00176_13256_3966.N1	12-SEP-2004 03:36:04	Dark	46.500	9	Alp Eri	0.45300	24000.	93	13256	No
69	GOM_NL__2PRFIN20040912_033924_000000392030_00176_13256_3967.N1	12-SEP-2004 03:39:24	Straylight	39.000	148	Alp Tuc	2.8780	4100.0	78	13256	No
70	GOM_NL__2PRFIN20040912_034305_000000432030_00176_13256_3968.N1	12-SEP-2004 03:43:05	Straylight	43.000	31	Alp Gru	1.7340	15200.	86	13256	No
71	GOM_NL__2PRFIN20040912_034552_000000402030_00176_13256_3969.N1	12-SEP-2004 03:45:52	Straylight	39.500	172	Gam Gru	3.0030	13100.	79	13256	No
72	GOM_NL__2PRFIN20040912_034716_000000452030_00176_13256_3970.N1	12-SEP-2004 03:47:16	Straylight	44.500	18	24Alp PsA	1.1660	9700.0	89	13256	No
73	GOM_NL__2PRFIN20040912_034945_000000662030_00176_13256_3971.N1	12-SEP-2004 03:49:45	Twilight	66.000	52	16Bet Cet	2.0370	4500.0	132	13256	No
74	GOM_NL__2PRFIN20040912_035150_000000412030_00176_13256_3972.N1	12-SEP-2004 03:51:50	Twilight	41.000	142	49Del Cap	2.8500	8900.0	82	13256	No
75	GOM_NL__2PRFIN20040912_035607_000000402030_00176_13256_3973.N1	12-SEP-2004 03:56:07	Bright	40.000	162	34Alp Aqr	2.9440	5350.0	80	13256	No
76	GOM_NL__2PRFIN20040912_035906_000000402030_00176_13256_3974.N1	12-SEP-2004 03:59:06	Bright	39.500	61	8Eps Peg	2.1000	3900.0	79	13256	No
77	GOM_NL__2PRFIN20040912_040055_000000442030_00176_13256_3975.N1	12-SEP-2004 04:00:55	Bright	44.000	90	54Alp Peg	2.4870	11000.	88	13256	No
78	GOM_NL__2PRFIN20040912_040247_000000562030_00176_13256_3976.N1	12-SEP-2004 04:02:47	Bright	56.000	140	88Gam Peg	2.8340	26000.	112	13256	No
79	GOM_NL__2PRFIN20040912_040510_000000402030_00176_13256_3977.N1	12-SEP-2004 04:05:10	Bright	39.500	164	44Eta Peg	2.9480	5400.0	79	13256	No
80	GOM_NL__2PRFIN20040912_040821_000000372030_00176_13256_3978.N1	12-SEP-2004 04:08:21	Bright	36.500	66	37Gam Cyg	2.2080	5900.0	73	13256	No
81	GOM_NL__2PRFIN20040912_041024_000000382030_00176_13256_3979.N1	12-SEP-2004 04:10:24	Bright	37.500	144	18Del Cyg	2.8600	11000.	75	13256	No
82	GOM_NL__2PRFIN20040912_041711_000000452030_00176_13256_3980.N1	12-SEP-2004 04:17:11	Bright	44.500	76	27Gam Cas	2.3000	30000.	89	13256	No
83	GOM_NL__2PRFIN20040912_042138_000000382030_00176_13256_3981.N1	12-SEP-2004 04:21:38	Bright	38.000	49	1Alp UMi	1.9900	6300.0	76	13256	No
84	GOM_NL__2PRFIN20040912_042333_000000592030_00176_13256_3982.N1	12-SEP-2004 04:23:33	Bright	59.000	160	23Gam Per	2.9300	4700.0	118	13256	No
85	GOM_NL__2PRFIN20040912_042535_000000702030_00176_13256_3983.N1	12-SEP-2004 04:25:35	Bright	69.500	35	33Alp Per	1.7950	6250.0	139	13256	No
86	GOM_NL__2PRFIN20040912_042847_000000392030_00176_13256_3984.N1	12-SEP-2004 04:28:47	Bright	38.500	36	50Alp UMa	1.8000	6300.0	77	13256	No
87	GOM_NL__2PRFIN20040912_043012_000000382030_00176_13256_3985.N1	12-SEP-2004 04:30:12	Bright	38.000	82	48Bet UMa	2.3650	10600.	76	13256	No
88	GOM_NL__2PRFIN20040912_043245_000000722030_00176_13256_3986.N1	12-SEP-2004 04:32:45	Bright	71.500	6	13Alp Aur	0.080000	3400.0	143	13256	No
89	GOM_NL__2PRFIN20040912_043724_000000682030_00176_13256_3987.N1	12-SEP-2004 04:37:24	Bright	68.000	107	37The Aur	2.6490	11000.	136	13256	No
90	GOM_NL__2PRFIN20040912_044009_000000472030_00176_13256_3988.N1	12-SEP-2004 04:40:09	Bright	47.000	17	78Bet Gem	1.1610	4500.0	94	13256	No
91	GOM_NL__2PRFIN20040912_044220_000001162030_00176_13256_3989.N1	12-SEP-2004 04:42:20	Twilight	115.50	28	12Bet Tau	1.6500	15200.	231	13256	No
92	GOM_NL__2PRFIN20040912_044724_000000522030_00176_13256_3990.N1	12-SEP-2004 04:47:24	Twilight	52.000	8	10Alp CMi	0.40000	6500.0	104	13256	No
93	GOM_NL__2PRFIN20040912_045203_000000942030_00176_13256_3991.N1	12-SEP-2004 04:52:03	Dark	93.500	14	58Alp Ori	0.87000	3000.0	187	13256	No
94	GOM_NL__2PRFIN20040912_045606_000000562030_00176_13256_3992.N1	12-SEP-2004 04:56:06	Dark	55.500	1	9Alp CMa	-1.4400	11000.	111	13256	No
95	GOM_NL__2PRFIN20040912_045829_000000482030_00176_13256_3993.N1	12-SEP-2004 04:58:29	Dark	48.000	23	21Eps CMa	1.5020	26000.	96	13256	No
96	GOM_NL__2PRFIN20040912_050050_000000402030_00176_13256_3994.N1	12-SEP-2004 05:00:50	Dark	39.500	34	Gam2Vel	1.7930	23000.	79	13256	No
97	GOM_NL__2PRFIN20040912_050338_000000422030_00176_13256_3995.N1	12-SEP-2004 05:03:38	Dark	41.500	161	Tau Pup	2.9310	4500.0	83	13256	No
98	GOM_NL__2PRFIN20040912_051425_000000402030_00177_13257_3967.N1	12-SEP-2004 05:14:25	Dark	39.500	135	Bet Hyi	2.8200	5800.0	79	13257	No
99	GOM_NL__2PRFIN20040912_051640_000000452030_00177_13257_3968.N1	12-SEP-2004 05:16:40	Dark	44.500	9	Alp Eri	0.45300	24000.	89	13257	No
100	GOM_NL__2PRFIN20040912_052000_000000462030_00177_13257_3969.N1	12-SEP-2004 05:20:00	Straylight	45.500	148	Alp Tuc	2.8780	4100.0	91	13257	No
101	GOM_NL__2PRFIN20040912_052342_000000432030_00177_13257_3970.N1	12-SEP-2004 05:23:42	Straylight	43.000	31	Alp Gru	1.7340	15200.	86	13257	No

102	GOM_NL__2PRFIN20040912_052629_000000392030_00177_13257_3971.N1	12-SEP-2004 05:26:29	Straylight	39.000	172	Gam Gru	3.0030	13100.	78	13257	No
103	GOM_NL__2PRFIN20040912_052752_000000482030_00177_13257_3972.N1	12-SEP-2004 05:27:52	Straylight	47.500	18	24Alp PsA	1.1660	9700.0	95	13257	No
104	GOM_NL__2PRFIN20040912_053021_000000622030_00177_13257_3973.N1	12-SEP-2004 05:30:21	Twi_and_stray	62.000	52	16Bet Cet	2.0370	4500.0	124	13257	No
105	GOM_NL__2PRFIN20040912_053226_000000432030_00177_13257_3974.N1	12-SEP-2004 05:32:26	Twi_and_stray	42.500	142	49Del Cap	2.8500	8900.0	85	13257	No
106	GOM_NL__2PRFIN20040912_053643_000000392030_00177_13257_3975.N1	12-SEP-2004 05:36:43	Bright	38.500	162	34Alp Aqr	2.9440	5350.0	77	13257	No
107	GOM_NL__2PRFIN20040912_053942_000000392030_00177_13257_3976.N1	12-SEP-2004 05:39:42	Bright	39.000	61	8Eps Peg	2.1000	3900.0	78	13257	No
108	GOM_NL__2PRFIN20040912_054132_000000432030_00177_13257_3977.N1	12-SEP-2004 05:41:32	Bright	43.000	90	54Alp Peg	2.4870	11000.	86	13257	No
109	GOM_NL__2PRFIN20040912_054324_000000542030_00177_13257_3978.N1	12-SEP-2004 05:43:24	Bright	54.000	140	88Gam Peg	2.8340	26000.	108	13257	No
110	GOM_NL__2PRFIN20040912_054546_000000392030_00177_13257_3979.N1	12-SEP-2004 05:45:46	Bright	39.000	164	44Eta Peg	2.9480	5400.0	78	13257	No
111	GOM_NL__2PRFIN20040912_054858_000000392030_00177_13257_3980.N1	12-SEP-2004 05:48:58	Bright	39.000	66	37Gam Cyg	2.2080	5900.0	78	13257	No
112	GOM_NL__2PRFIN20040912_055100_000000382030_00177_13257_3981.N1	12-SEP-2004 05:51:00	Bright	38.000	144	18Del Cyg	2.8600	11000.	76	13257	No
113	GOM_NL__2PRFIN20040912_055746_000000452030_00177_13257_3982.N1	12-SEP-2004 05:57:46	Bright	45.000	76	27Gam Cas	2.3000	30000.	90	13257	No
114	GOM_NL__2PRFIN20040912_060214_000000362030_00177_13257_3983.N1	12-SEP-2004 06:02:14	Bright	36.000	49	1Alp UMi	1.9900	6300.0	72	13257	No
115	GOM_NL__2PRFIN20040912_060405_000000622030_00177_13257_3984.N1	12-SEP-2004 06:04:05	Bright	62.000	160	23Gam Per	2.9300	4700.0	124	13257	No
116	GOM_NL__2PRFIN20040912_060610_000000682030_00177_13257_3985.N1	12-SEP-2004 06:06:10	Bright	68.000	35	33Alp Per	1.7950	6250.0	136	13257	No
117	GOM_NL__2PRFIN20040912_060924_000000392030_00177_13257_3986.N1	12-SEP-2004 06:09:24	Bright	39.000	36	50Alp UMa	1.8000	6300.0	78	13257	No
118	GOM_NL__2PRFIN20040912_061048_000000422030_00177_13257_3987.N1	12-SEP-2004 06:10:48	Bright	41.500	82	48Bet UMa	2.3650	10600.	83	13257	No
119	GOM_NL__2PRFIN20040912_061320_000000712030_00177_13257_3988.N1	12-SEP-2004 06:13:20	Bright	70.500	6	13Alp Aur	0.080000	3400.0	141	13257	No
120	GOM_NL__2PRFIN20040912_061759_000000552030_00177_13257_3989.N1	12-SEP-2004 06:17:59	Bright	55.000	107	37The Aur	2.6490	11000.	110	13257	No
121	GOM_NL__2PRFIN20040912_062046_000000462030_00177_13257_3990.N1	12-SEP-2004 06:20:46	Bright	45.500	17	78Bet Gem	1.1610	4500.0	91	13257	No
122	GOM_NL__2PRFIN20040912_062256_000001012030_00177_13257_3991.N1	12-SEP-2004 06:22:56	Twi_and_stray	101.00	28	12Bet Tau	1.6500	15200.	202	13257	No
123	GOM_NL__2PRFIN20040912_062801_000000442030_00177_13257_3992.N1	12-SEP-2004 06:28:01	Twilight	44.000	8	10Alp CMi	0.40000	6500.0	88	13257	No
124	GOM_NL__2PRFIN20040912_063241_000000972030_00177_13257_3993.N1	12-SEP-2004 06:32:41	Dark	96.500	14	58Alp Ori	0.87000	3000.0	193	13257	No
125	GOM_NL__2PRFIN20040912_063643_000000592030_00177_13257_3994.N1	12-SEP-2004 06:36:43	Dark	59.000	1	9Alp CMa	-1.4400	11000.	118	13257	No
126	GOM_NL__2PRFIN20040912_063906_000000522030_00177_13257_3995.N1	12-SEP-2004 06:39:06	Dark	52.000	23	21Eps CMa	1.5020	26000.	104	13257	No
127	GOM_NL__2PRFIN20040912_064126_000000432030_00177_13257_3996.N1	12-SEP-2004 06:41:26	Dark	43.000	34	Gam2Vel	1.7930	23000.	86	13257	No
128	GOM_NL__2PRFIN20040912_064415_000000442030_00177_13257_3997.N1	12-SEP-2004 06:44:15	Dark	43.500	161	Tau Pup	2.9310	4500.0	87	13257	No
129	GOM_NL__2PRFIN20040912_065501_000000382030_00178_13258_3903.N1	12-SEP-2004 06:55:01	Dark	38.000	135	Bet Hyi	2.8200	5800.0	76	13258	No
130	GOM_NL__2PRFIN20040912_065717_000000462030_00178_13258_3904.N1	12-SEP-2004 06:57:17	Dark	45.500	9	Alp Eri	0.45300	24000.	91	13258	No
131	GOM_NL__2PRFIN20040912_070036_000000492030_00178_13258_3905.N1	12-SEP-2004 07:00:36	Straylight	49.000	148	Alp Tuc	2.8780	4100.0	98	13258	No
132	GOM_NL__2PRFIN20040912_070418_000000392030_00178_13258_3906.N1	12-SEP-2004 07:04:18	Straylight	39.000	31	Alp Gru	1.7340	15200.	78	13258	No
133	GOM_NL__2PRFIN20040912_070706_000000402030_00178_13258_3907.N1	12-SEP-2004 07:07:06	Straylight	39.500	172	Gam Gru	3.0030	13100.	79	13258	No
134	GOM_NL__2PRFIN20040912_070829_000000482030_00178_13258_3908.N1	12-SEP-2004 07:08:29	Straylight	47.500	18	24Alp PsA	1.1660	9700.0	95	13258	No
135	GOM_NL__2PRFIN20040912_071057_000000682030_00178_13258_3909.N1	12-SEP-2004 07:10:57	Twi_and_stray	67.500	52	16Bet Cet	2.0370	4500.0	135	13258	No
136	GOM_NL__2PRFIN20040912_071302_000000432030_00178_13258_3910.N1	12-SEP-2004 07:13:02	Twi_and_stray	42.500	142	49Del Cap	2.8500	8900.0	85	13258	No
137	GOM_NL__2PRFIN20040912_071720_000000392030_00178_13258_3911.N1	12-SEP-2004 07:17:20	Bright	39.000	162	34Alp Aqr	2.9440	5350.0	78	13258	No
138	GOM_NL__2PRFIN20040912_072018_000000402030_00178_13258_3912.N1	12-SEP-2004 07:20:18	Bright	39.500	61	8Eps Peg	2.1000	3900.0	79	13258	No
139	GOM_NL__2PRFIN20040912_072208_000000422030_00178_13258_3913.N1	12-SEP-2004 07:22:08	Bright	42.000	90	54Alp Peg	2.4870	11000.	84	13258	No
140	GOM_NL__2PRFIN20040912_072359_000000542030_00178_13258_3914.N1	12-SEP-2004 07:23:59	Bright	54.000	140	88Gam Peg	2.8340	26000.	108	13258	No
141	GOM_NL__2PRFIN20040912_072622_000000402030_00178_13258_3915.N1	12-SEP-2004 07:26:22	Bright	39.500	164	44Eta Peg	2.9480	5400.0	79	13258	No
142	GOM_NL__2PRFIN20040912_072934_000000392030_00178_13258_3916.N1	12-SEP-2004 07:29:34	Bright	38.500	66	37Gam Cyg	2.2080	5900.0	77	13258	No
143	GOM_NL__2PRFIN20040912_073137_000000382030_00178_13258_3917.N1	12-SEP-2004 07:31:37	Bright	37.500	144	18Del Cyg	2.8600	11000.	75	13258	No
144	GOM_NL__2PRFIN20040912_073822_000000442030_00178_13258_3918.N1	12-SEP-2004 07:38:22	Bright	43.500	76	27Gam Cas	2.3000	30000.	87	13258	No
145	GOM_NL__2PRFIN20040912_074250_000000382030_00178_13258_3919.N1	12-SEP-2004 07:42:50	Bright	38.000	49	1Alp UMi	1.9900	6300.0	76	13258	No
146	GOM_NL__2PRFIN20040912_074442_000000612030_00178_13258_3920.N1	12-SEP-2004 07:44:42	Bright	61.000	160	23Gam Per	2.9300	4700.0	122	13258	No
147	GOM_NL__2PRFIN20040912_074645_000000712030_00178_13258_3921.N1	12-SEP-2004 07:46:45	Bright	70.500	35	33Alp Per	1.7950	6250.0	141	13258	No
148	GOM_NL__2PRFIN20040912_075000_000000382030_00178_13258_3922.N1	12-SEP-2004 07:50:00	Bright	37.500	36	50Alp UMa	1.8000	6300.0	75	13258	No
149	GOM_NL__2PRFIN20040912_075125_000000522030_00178_13258_3923.N1	12-SEP-2004 07:51:25	Bright	52.000	82	48Bet UMa	2.3650	10600.	104	13258	No
150	GOM_NL__2PRFIN20040912_075356_000000662030_00178_13258_3924.N1	12-SEP-2004 07:53:56	Bright	66.000	6	13Alp Aur	0.080000	3400.0	132	13258	No
151	GOM_NL__2PRFIN20040912_075835_000000602030_00178_13258_3925.N1	12-SEP-2004 07:58:35	Bright	59.500	107	37The Aur	2.6490	11000.	119	13258	No
152	GOM_NL__2PRFIN20040912_080122_000000452030_00178_13258_3926.N1	12-SEP-2004 08:01:22	Bright	44.500	17	78Bet Gem	1.1610	4500.0	89	13258	No
153	GOM_NL__2PRFIN20040912_080333_000001072030_00178_13258_3927.N1	12-SEP-2004 08:03:33	Twi_and_stray	106.50	28	12Bet Tau	1.6500	15200.	213	13258	No
154	GOM_NL__2PRFIN20040912_080837_000000532030_00178_13258_3928.N1	12-SEP-2004 08:08:37	Twilight	52.500	8	10Alp CMi	0.40000	6500.0	105	13258	No
155	GOM_NL__2PRFIN20040912_081319_000001162030_00178_13258_3929.N1	12-SEP-2004 08:13:19	Dark	116.00	14	58Alp Ori	0.87000	3000.0	232	13258	No
156	GOM_NL__2PRFIN20040912_081720_000000662030_00178_13258_3930.N1	12-SEP-2004 08:17:20	Dark	66.000	1	9Alp CMa	-1.4400	11000.	132	13258	No
157	GOM_NL__2PRFIN20040912_081943_000000482030_00178_13258_3931.N1	12-SEP-2004 08:19:43	Dark	47.500	23	21Eps CMa	1.5020	26000.	95	13258	No
158	GOM_NL__2PRFIN20040912_082203_000000452030_00178_13258_3932.N1	12-SEP-2004 08:22:03	Dark	44.500	34	Gam2Vel	1.7930	23000.	89	13258	No
159	GOM_NL__2PRFIN20040912_082451_000000422030_00178_13258_3933.N1	12-SEP-2004 08:24:51	Dark	42.000	161	Tau Pup	2.9310	4500.0	84	13258	No
160	GOM_NL__2PRFIN20040912_101613_000000412030_00180_13260_3970.N1	12-SEP-2004 10:16:13	Dark	41.000	135	Bet Hyi	2.8200	5800.0	82	13260	No



161	GOM_NL__2PRFIN20040912_101830_000000492030_00180_13260_3971.N1	12-SEP-2004 10:18:30	Dark	48.500	9	Alp Eri	0.45300	24000.	97	13260	No
162	GOM_NL__2PRFIN20040912_102148_000000422030_00180_13260_3972.N1	12-SEP-2004 10:21:48	Straylight	42.000	148	Alp Tuc	2.8780	4100.0	84	13260	No
163	GOM_NL__2PRFIN20040912_102530_000000422030_00180_13260_3973.N1	12-SEP-2004 10:25:30	Straylight	41.500	31	Alp Gru	1.7340	15200.	83	13260	No
164	GOM_NL__2PRFIN20040912_102817_000000402030_00180_13260_3974.N1	12-SEP-2004 10:28:17	Straylight	39.500	172	Gam Gru	3.0030	13100.	79	13260	No
165	GOM_NL__2PRFIN20040912_102941_000000462030_00180_13260_3975.N1	12-SEP-2004 10:29:41	Straylight	46.000	18	24Alp PsA	1.1660	9700.0	92	13260	No
166	GOM_NL__2PRFIN20040912_103210_000000672030_00180_13260_3976.N1	12-SEP-2004 10:32:10	Twi_and_stray	66.500	52	16Bet Cet	2.0370	4500.0	133	13260	No
167	GOM_NL__2PRFIN20040912_103414_000000422030_00180_13260_3977.N1	12-SEP-2004 10:34:14	Twi_and_stray	41.500	142	49Del Cap	2.8500	8900.0	83	13260	No
168	GOM_NL__2PRFIN20040912_103831_000000392030_00180_13260_3978.N1	12-SEP-2004 10:38:31	Bright	38.500	162	34Alp Aqr	2.9440	5350.0	77	13260	No
169	GOM_NL__2PRFIN20040912_104130_000000382030_00180_13260_3979.N1	12-SEP-2004 10:41:30	Bright	38.000	61	8Eps Peg	2.1000	3900.0	76	13260	No
170	GOM_NL__2PRFIN20040912_104319_000000432030_00180_13260_3980.N1	12-SEP-2004 10:43:19	Bright	42.500	90	54Alp Peg	2.4870	11000.	85	13260	No
171	GOM_NL__2PRFIN20040912_104507_000000582030_00180_13260_3981.N1	12-SEP-2004 10:45:07	Bright	57.500	140	88Gam Peg	2.8340	26000.	115	13260	No
172	GOM_NL__2PRFIN20040912_104733_000000402030_00180_13260_3982.N1	12-SEP-2004 10:47:33	Bright	40.000	164	44Eta Peg	2.9480	5400.0	80	13260	No
173	GOM_NL__2PRFIN20040912_105046_000000392030_00180_13260_3983.N1	12-SEP-2004 10:50:46	Bright	39.000	66	37Gam Cyg	2.2080	5900.0	78	13260	No
174	GOM_NL__2PRFIN20040912_105249_000000392030_00180_13260_3984.N1	12-SEP-2004 10:52:49	Bright	38.500	144	18Del Cyg	2.8600	11000.	77	13260	No
175	GOM_NL__2PRFIN20040912_105619_000000382030_00180_13260_3985.N1	12-SEP-2004 10:56:19	Bright	37.500	89	5Alp Cep	2.4510	8000.0	75	13260	No
176	GOM_NL__2PRFIN20040912_105810_000000472030_00180_13260_3986.N1	12-SEP-2004 10:58:10	Bright	47.000	68	18Alp Cas	2.2250	4500.0	94	13260	No
177	GOM_NL__2PRFIN20040912_110036_000000472030_00180_13260_3987.N1	12-SEP-2004 11:00:36	Bright	46.500	110	37Del Cas	2.6780	8900.0	93	13260	No
178	GOM_NL__2PRFIN20040912_110402_000000392030_00180_13260_3988.N1	12-SEP-2004 11:04:02	Bright	38.500	49	1Alp UMi	1.9900	6300.0	77	13260	No
179	GOM_NL__2PRFIN20040912_110552_000000582030_00180_13260_3989.N1	12-SEP-2004 11:05:52	Bright	58.000	160	23Gam Per	2.9300	4700.0	116	13260	No
180	GOM_NL__2PRFIN20040912_110754_000000672030_00180_13260_3990.N1	12-SEP-2004 11:07:54	Bright	67.000	35	33Alp Per	1.7950	6250.0	134	13260	No
181	GOM_NL__2PRFIN20040912_111111_000000392030_00180_13260_3991.N1	12-SEP-2004 11:11:11	Bright	39.000	36	50Alp UMa	1.8000	6300.0	78	13260	No
182	GOM_NL__2PRFIN20040912_111234_000000402030_00180_13260_3992.N1	12-SEP-2004 11:12:34	Bright	39.500	82	48Bet UMa	2.3650	10600.	79	13260	No
183	GOM_NL__2PRFIN20040912_111507_000000692030_00180_13260_3993.N1	12-SEP-2004 11:15:07	Bright	68.500	6	13Alp Aur	0.080000	3400.0	137	13260	No
184	GOM_NL__2PRFIN20040912_111947_000000552030_00180_13260_3994.N1	12-SEP-2004 11:19:47	Bright	55.000	107	37The Aur	2.6490	11000.	110	13260	No
185	GOM_NL__2PRFIN20040912_112234_000000472030_00180_13260_3995.N1	12-SEP-2004 11:22:34	Bright	47.000	17	78Bet Gem	1.1610	4500.0	94	13260	No
186	GOM_NL__2PRFIN20040912_112446_000001022030_00180_13260_3996.N1	12-SEP-2004 11:24:46	Twi_and_stray	102.00	28	12Bet Tau	1.6500	15200.	204	13260	No
187	GOM_NL__2PRFIN20040912_112949_000000602030_00180_13260_3997.N1	12-SEP-2004 11:29:49	Twilight	60.000	8	10Alp CMi	0.40000	6500.0	120	13260	No
188	GOM_NL__2PRFIN20040912_113434_000000432030_00180_13260_3998.N1	12-SEP-2004 11:34:34	Dark	43.000	14	58Alp Ori	0.87000	3000.0	86	13260	No
189	GOM_NL__2PRFIN20040912_121245_000000752030_00181_13261_3971.N1	12-SEP-2004 12:12:45	Twi_and_stray	74.500	52	16Bet Cet	2.0370	4500.0	149	13261	No
190	GOM_NL__2PRFIN20040912_121450_000000402030_00181_13261_3972.N1	12-SEP-2004 12:14:50	Twi_and_stray	39.500	142	49Del Cap	2.8500	8900.0	79	13261	No
191	GOM_NL__2PRFIN20040912_121907_000000402030_00181_13261_3973.N1	12-SEP-2004 12:19:07	Bright	39.500	162	34Alp Aqr	2.9440	5350.0	79	13261	No
192	GOM_NL__2PRFIN20040912_122203_000000442030_00181_13261_3974.N1	12-SEP-2004 12:22:03	Bright	43.500	61	8Eps Peg	2.1000	3900.0	87	13261	No
193	GOM_NL__2PRFIN20040912_122353_000000432030_00181_13261_3975.N1	12-SEP-2004 12:23:53	Bright	43.000	90	54Alp Peg	2.4870	11000.	86	13261	No
194	GOM_NL__2PRFIN20040912_122543_000000572030_00181_13261_3976.N1	12-SEP-2004 12:25:43	Bright	56.500	140	88Gam Peg	2.8340	26000.	113	13261	No
195	GOM_NL__2PRFIN20040912_122807_000000422030_00181_13261_3977.N1	12-SEP-2004 12:28:07	Bright	42.000	164	44Eta Peg	2.9480	5400.0	84	13261	No
196	GOM_NL__2PRFIN20040912_123122_000000382030_00181_13261_3978.N1	12-SEP-2004 12:31:22	Bright	37.500	66	37Gam Cyg	2.2080	5900.0	75	13261	No
197	GOM_NL__2PRFIN20040912_123325_000000402030_00181_13261_3979.N1	12-SEP-2004 12:33:25	Bright	40.000	144	18Del Cyg	2.8600	11000.	80	13261	No
198	GOM_NL__2PRFIN20040912_123655_000000392030_00181_13261_3980.N1	12-SEP-2004 12:36:55	Bright	39.000	89	5Alp Cep	2.4510	8000.0	78	13261	No
199	GOM_NL__2PRFIN20040912_123845_000000422030_00181_13261_3981.N1	12-SEP-2004 12:38:45	Bright	42.000	68	18Alp Cas	2.2250	4500.0	84	13261	No
200	GOM_NL__2PRFIN20040912_124111_000000462030_00181_13261_3982.N1	12-SEP-2004 12:41:11	Bright	46.000	110	37Del Cas	2.6780	8900.0	92	13261	No
201	GOM_NL__2PRFIN20040912_124435_000000422030_00181_13261_3983.N1	12-SEP-2004 12:44:35	Bright	42.000	49	1Alp UMi	1.9900	6300.0	84	13261	No
202	GOM_NL__2PRFIN20040912_124627_000000602030_00181_13261_3984.N1	12-SEP-2004 12:46:27	Bright	60.000	160	23Gam Per	2.9300	4700.0	120	13261	No
203	GOM_NL__2PRFIN20040912_124829_000000682030_00181_13261_3985.N1	12-SEP-2004 12:48:29	Bright	67.500	35	33Alp Per	1.7950	6250.0	135	13261	No
204	GOM_NL__2PRFIN20040912_125147_000000382030_00181_13261_3986.N1	12-SEP-2004 12:51:47	Bright	37.500	36	50Alp UMa	1.8000	6300.0	75	13261	No
205	GOM_NL__2PRFIN20040912_125313_000000362030_00181_13261_3987.N1	12-SEP-2004 12:53:13	Bright	35.500	82	48Bet UMa	2.3650	10600.	71	13261	No
206	GOM_NL__2PRFIN20040912_125543_000000652030_00181_13261_3988.N1	12-SEP-2004 12:55:43	Bright	65.000	6	13Alp Aur	0.080000	3400.0	130	13261	No
207	GOM_NL__2PRFIN20040912_130023_000000592030_00181_13261_3989.N1	12-SEP-2004 13:00:23	Bright	58.500	107	37The Aur	2.6490	11000.	117	13261	No
208	GOM_NL__2PRFIN20040912_130310_000000482030_00181_13261_3990.N1	12-SEP-2004 13:03:10	Bright	47.500	17	78Bet Gem	1.1610	4500.0	95	13261	No
209	GOM_NL__2PRFIN20040912_130523_000001022030_00181_13261_3991.N1	12-SEP-2004 13:05:23	Twi_and_stray	101.50	28	12Bet Tau	1.6500	15200.	203	13261	No
210	GOM_NL__2PRFIN20040912_131026_000000562030_00181_13261_3992.N1	12-SEP-2004 13:10:26	Twilight	56.000	8	10Alp CMi	0.40000	6500.0	112	13261	No
211	GOM_NL__2PRFIN20040912_131512_000001022030_00181_13261_3993.N1	12-SEP-2004 13:15:12	Dark	102.00	14	58Alp Ori	0.87000	3000.0	204	13261	No
212	GOM_NL__2PRFIN20040912_131910_000000652030_00181_13261_3994.N1	12-SEP-2004 13:19:10	Dark	65.000	1	9Alp CMa	-1.4400	11000.	130	13261	No
213	GOM_NL__2PRFIN20040912_132130_000000512030_00181_13261_3995.N1	12-SEP-2004 13:21:30	Dark	50.500	23	21Eps CMa	1.5020	26000.	101	13261	No
214	GOM_NL__2PRFIN20040912_132350_000000442030_00181_13261_3996.N1	12-SEP-2004 13:23:50	Dark	43.500	34	Gam2Vel	1.7930	23000.	87	13261	No
215	GOM_NL__2PRFIN20040912_132640_000000432030_00181_13261_3997.N1	12-SEP-2004 13:26:40	Dark	42.500	161	Tau Pup	2.9310	4500.0	85	13261	No
216	GOM_NL__2PRFIN20040912_132757_000000442030_00182_13262_3998.N1	12-SEP-2004 13:27:57	Dark	44.000	2	Alp Car	-0.73600	7000.0	88	13262	No
217	GOM_NL__2PRFIN20040912_133726_000000412030_00182_13262_3972.N1	12-SEP-2004 13:37:26	Dark	41.000	135	Bet Hyi	2.8200	5800.0	82	13262	No
218	GOM_NL__2PRFIN20040912_133942_000000492030_00182_13262_3973.N1	12-SEP-2004 13:39:42	Dark	48.500	9	Alp Eri	0.45300	24000.	97	13262	No
219	GOM_NL__2PRFIN20040912_134300_000000442030_00182_13262_3974.N1	12-SEP-2004 13:43:00	Straylight	43.500	148	Alp Tuc	2.8780	4100.0	87	13262	No

220	GOM_NL__2PRFIN20040912_134641_000000442030_00182_13262_3975.N1	12-SEP-2004 13:46:41	Straylight	43.500	31	Alp Gru	1.7340	15200.	87	13262	No
221	GOM_NL__2PRFIN20040912_134927_000000432030_00182_13262_3976.N1	12-SEP-2004 13:49:27	Straylight	43.000	172	Gam Gru	3.0030	13100.	86	13262	No
222	GOM_NL__2PRFIN20040912_135050_000000492030_00182_13262_3977.N1	12-SEP-2004 13:50:50	Straylight	48.500	18	24Alp PsA	1.1660	9700.0	97	13262	No
223	GOM_NL__2PRFIN20040912_135319_000000682030_00182_13262_3978.N1	12-SEP-2004 13:53:19	Tw_i_and_stray	68.000	52	16Bet Cet	2.0370	4500.0	136	13262	No
224	GOM_NL__2PRFIN20040912_135526_000000422030_00182_13262_3979.N1	12-SEP-2004 13:55:26	Tw_i_and_stray	42.000	142	49Del Cap	2.8500	8900.0	84	13262	No
225	GOM_NL__2PRFIN20040912_135942_000000402030_00182_13262_3980.N1	12-SEP-2004 13:59:42	Bright	39.500	162	34Alp Aqr	2.9440	5350.0	79	13262	No
226	GOM_NL__2PRFIN20040912_140239_000000412030_00182_13262_3981.N1	12-SEP-2004 14:02:39	Bright	40.500	61	8Eps Peg	2.1000	3900.0	81	13262	No
227	GOM_NL__2PRFIN20040912_140430_000000442030_00182_13262_3982.N1	12-SEP-2004 14:04:30	Bright	43.500	90	54Alp Peg	2.4870	11000.	87	13262	No
228	GOM_NL__2PRFIN20040912_140620_000000532030_00182_13262_3983.N1	12-SEP-2004 14:06:20	Bright	52.500	140	88Gam Peg	2.8340	26000.	105	13262	No
229	GOM_NL__2PRFIN20040912_140841_000000412030_00182_13262_3984.N1	12-SEP-2004 14:08:41	Bright	41.000	164	44Eta Peg	2.9480	5400.0	82	13262	No
230	GOM_NL__2PRFIN20040912_141159_000000402030_00182_13262_3985.N1	12-SEP-2004 14:11:59	Bright	40.000	66	37Gam Cyg	2.2080	5900.0	80	13262	No
231	GOM_NL__2PRFIN20040912_141402_000000392030_00182_13262_3986.N1	12-SEP-2004 14:14:02	Bright	38.500	144	18Del Cyg	2.8600	11000.	77	13262	No
232	GOM_NL__2PRFIN20040912_141731_000000382030_00182_13262_3987.N1	12-SEP-2004 14:17:31	Bright	37.500	89	5Alp Cep	2.4510	8000.0	75	13262	No
233	GOM_NL__2PRFIN20040912_141921_000000462030_00182_13262_3988.N1	12-SEP-2004 14:19:21	Bright	46.000	68	18Alp Cas	2.2250	4500.0	92	13262	No
234	GOM_NL__2PRFIN20040912_142146_000000472030_00182_13262_3989.N1	12-SEP-2004 14:21:46	Bright	46.500	110	37Del Cas	2.6780	8900.0	93	13262	No
235	GOM_NL__2PRFIN20040912_142513_000000392030_00182_13262_3990.N1	12-SEP-2004 14:25:13	Bright	38.500	49	1Alp UMi	1.9900	6300.0	77	13262	No
236	GOM_NL__2PRFIN20040912_142702_000000602030_00182_13262_3991.N1	12-SEP-2004 14:27:02	Bright	59.500	160	23Gam Per	2.9300	4700.0	119	13262	No
237	GOM_NL__2PRFIN20040912_142904_000000682030_00182_13262_3992.N1	12-SEP-2004 14:29:04	Bright	67.500	35	33Alp Per	1.7950	6250.0	135	13262	No
238	GOM_NL__2PRFIN20040912_143223_000000382030_00182_13262_3993.N1	12-SEP-2004 14:32:23	Bright	38.000	36	50Alp UMa	1.8000	6300.0	76	13262	No
239	GOM_NL__2PRFIN20040912_143349_000000362030_00182_13262_3994.N1	12-SEP-2004 14:33:49	Bright	36.000	82	48Bet UMa	2.3650	10600.	72	13262	No
240	GOM_NL__2PRFIN20040912_143618_000000682030_00182_13262_3995.N1	12-SEP-2004 14:36:18	Bright	68.000	6	13Alp Aur	0.080000	3400.0	136	13262	No
241	GOM_NL__2PRFIN20040912_144059_000000572030_00182_13262_3996.N1	12-SEP-2004 14:40:59	Bright	57.000	107	37The Aur	2.6490	11000.	114	13262	No
242	GOM_NL__2PRFIN20040912_144346_000000452030_00182_13262_3997.N1	12-SEP-2004 14:43:46	Bright	45.000	17	78Bet Gem	1.1610	4500.0	90	13262	No
243	GOM_NL__2PRFIN20040912_144559_000001042030_00182_13262_3998.N1	12-SEP-2004 14:45:59	Tw_i_and_stray	103.50	28	12Bet Tau	1.6500	15200.	207	13262	No
244	GOM_NL__2PRFIN20040912_145102_000000522030_00182_13262_3999.N1	12-SEP-2004 14:51:02	Twilight	52.000	8	10Alp CMi	0.40000	6500.0	104	13262	No
245	GOM_NL__2PRFIN20040912_145549_000001072030_00182_13262_4000.N1	12-SEP-2004 14:55:49	Dark	107.00	14	58Alp Ori	0.87000	3000.0	214	13262	No
246	GOM_NL__2PRFIN20040912_145947_000000572030_00182_13262_4001.N1	12-SEP-2004 14:59:47	Dark	57.000	1	9Alp CMa	-1.4400	11000.	114	13262	No
247	GOM_NL__2PRFIN20040912_150208_000000512030_00182_13262_4002.N1	12-SEP-2004 15:02:08	Dark	50.500	23	21Eps CMa	1.5020	26000.	101	13262	No
248	GOM_NL__2PRFIN20040912_150426_000000442030_00182_13262_4003.N1	12-SEP-2004 15:04:26	Dark	43.500	34	Gam2Vel	1.7930	23000.	87	13262	No
249	GOM_NL__2PRFIN20040912_150716_000000432030_00182_13262_4004.N1	12-SEP-2004 15:07:16	Dark	43.000	161	Tau Pup	2.9310	4500.0	86	13262	No
250	GOM_NL__2PRFIN20040912_150833_000000482030_00183_13263_4005.N1	12-SEP-2004 15:08:33	Dark	47.500	2	Alp Car	-0.73600	7000.0	95	13263	No
251	GOM_NL__2PRFIN20040912_151801_000000402030_00183_13263_3902.N1	12-SEP-2004 15:18:01	Dark	40.000	135	Bet Hyi	2.8200	5800.0	80	13263	No
252	GOM_NL__2PRFIN20040912_152018_000000452030_00183_13263_3903.N1	12-SEP-2004 15:20:18	Dark	45.000	9	Alp Eri	0.45300	24000.	90	13263	No
253	GOM_NL__2PRFIN20040912_152336_000000422030_00183_13263_3904.N1	12-SEP-2004 15:23:36	Straylight	41.500	148	Alp Tuc	2.8780	4100.0	83	13263	No
254	GOM_NL__2PRFIN20040912_152716_000000422030_00183_13263_3905.N1	12-SEP-2004 15:27:16	Straylight	42.000	31	Alp Gru	1.7340	15200.	84	13263	No
255	GOM_NL__2PRFIN20040912_153005_000000402030_00183_13263_3906.N1	12-SEP-2004 15:30:05	Straylight	39.500	172	Gam Gru	3.0030	13100.	79	13263	No
256	GOM_NL__2PRFIN20040912_153128_000000462030_00183_13263_3907.N1	12-SEP-2004 15:31:28	Straylight	46.000	18	24Alp PsA	1.1660	9700.0	92	13263	No
257	GOM_NL__2PRFIN20040912_153356_000000652030_00183_13263_3908.N1	12-SEP-2004 15:33:56	Tw_i_and_stray	65.000	52	16Bet Cet	2.0370	4500.0	130	13263	No
258	GOM_NL__2PRFIN20040912_153559_000000452030_00183_13263_3909.N1	12-SEP-2004 15:35:59	Tw_i_and_stray	44.500	142	49Del Cap	2.8500	8900.0	89	13263	No
259	GOM_NL__2PRFIN20040912_154018_000000412030_00183_13263_3910.N1	12-SEP-2004 15:40:18	Bright	41.000	162	34Alp Aqr	2.9440	5350.0	82	13263	No
260	GOM_NL__2PRFIN20040912_154318_000000382030_00183_13263_3911.N1	12-SEP-2004 15:43:18	Bright	38.000	61	8Eps Peg	2.1000	3900.0	76	13263	No
261	GOM_NL__2PRFIN20040912_154505_000000432030_00183_13263_3912.N1	12-SEP-2004 15:45:05	Bright	43.000	90	54Alp Peg	2.4870	11000.	86	13263	No
262	GOM_NL__2PRFIN20040912_154655_000000542030_00183_13263_3913.N1	12-SEP-2004 15:46:55	Bright	54.000	140	88Gam Peg	2.8340	26000.	108	13263	No
263	GOM_NL__2PRFIN20040912_154919_000000412030_00183_13263_3914.N1	12-SEP-2004 15:49:19	Bright	41.000	164	44Eta Peg	2.9480	5400.0	82	13263	No
264	GOM_NL__2PRFIN20040912_155235_000000392030_00183_13263_3915.N1	12-SEP-2004 15:52:35	Bright	38.500	66	37Gam Cyg	2.2080	5900.0	77	13263	No
265	GOM_NL__2PRFIN20040912_155438_000000392030_00183_13263_3916.N1	12-SEP-2004 15:54:38	Bright	38.500	144	18Del Cyg	2.8600	11000.	77	13263	No
266	GOM_NL__2PRFIN20040912_155805_000000412030_00183_13263_3917.N1	12-SEP-2004 15:58:05	Bright	40.500	89	5Alp Cep	2.4510	8000.0	81	13263	No
267	GOM_NL__2PRFIN20040912_155956_000000432030_00183_13263_3918.N1	12-SEP-2004 15:59:56	Bright	42.500	68	18Alp Cas	2.2250	4500.0	85	13263	No
268	GOM_NL__2PRFIN20040912_160221_000000452030_00183_13263_3919.N1	12-SEP-2004 16:02:21	Bright	44.500	110	37Del Cas	2.6780	8900.0	89	13263	No
269	GOM_NL__2PRFIN20040912_160549_000000402030_00183_13263_3920.N1	12-SEP-2004 16:05:49	Bright	40.000	49	1Alp UMi	1.9900	6300.0	80	13263	No
270	GOM_NL__2PRFIN20040912_160738_000000572030_00183_13263_3921.N1	12-SEP-2004 16:07:38	Bright	57.000	160	23Gam Per	2.9300	4700.0	114	13263	No
271	GOM_NL__2PRFIN20040912_160939_000000662030_00183_13263_3922.N1	12-SEP-2004 16:09:39	Bright	65.500	35	33Alp Per	1.7950	6250.0	131	13263	No
272	GOM_NL__2PRFIN20040912_161259_000000382030_00183_13263_3923.N1	12-SEP-2004 16:12:59	Bright	37.500	36	50Alp UMa	1.8000	6300.0	75	13263	No
273	GOM_NL__2PRFIN20040912_161425_000000372030_00183_13263_3924.N1	12-SEP-2004 16:14:25	Bright	36.500	82	48Bet UMa	2.3650	10600.	73	13263	No
274	GOM_NL__2PRFIN20040912_161654_000000632030_00183_13263_3925.N1	12-SEP-2004 16:16:54	Bright	63.000	6	13Alp Aur	0.080000	3400.0	126	13263	No
275	GOM_NL__2PRFIN20040912_162135_000000582030_00183_13263_3926.N1	12-SEP-2004 16:21:35	Bright	58.000	107	37The Aur	2.6490	11000.	116	13263	No
276	GOM_NL__2PRFIN20040912_162422_000000472030_00183_13263_3927.N1	12-SEP-2004 16:24:22	Bright	46.500	17	78Bet Gem	1.1610	4500.0	93	13263	No
277	GOM_NL__2PRFIN20040912_162635_000001022030_00183_13263_3928.N1	12-SEP-2004 16:26:35	Tw_i_and_stray	102.00	28	12Bet Tau	1.6500	15200.	204	13263	No
278	GOM_NL__2PRFIN20040912_163139_000000552030_00183_13263_3929.N1	12-SEP-2004 16:31:39	Twilight	54.500	8	10Alp CMi	0.40000	6500.0	109	13263	No

279	GOM_NL__2PRFIN20040912_163627_000000992030_00183_13263_3930.N1	12-SEP-2004 16:36:27	Dark	99.000	14	58Alp Ori	0.87000	3000.0	198	13263	No
280	GOM_NL__2PRFIN20040912_164024_000000642030_00183_13263_3931.N1	12-SEP-2004 16:40:24	Dark	63.500	1	9Alp CMa	-1.4400	11000.	127	13263	No
281	GOM_NL__2PRFIN20040912_164243_000000542030_00183_13263_3932.N1	12-SEP-2004 16:42:43	Dark	53.500	23	21Eps CMa	1.5020	26000.	107	13263	No
282	GOM_NL__2PRFIN20040912_164502_000000432030_00183_13263_3933.N1	12-SEP-2004 16:45:02	Dark	43.000	34	Gam2Vel	1.7930	23000.	86	13263	No
283	GOM_NL__2PRFIN20040912_164753_000000442030_00183_13263_3934.N1	12-SEP-2004 16:47:53	Dark	43.500	161	Tau Pup	2.9310	4500.0	87	13263	No
284	GOM_NL__2PRFIN20040912_164911_000000562030_00184_13264_3935.N1	12-SEP-2004 16:49:11	Dark	56.000	2	Alp Car	-0.73600	7000.0	112	13264	No
285	GOM_NL__2PRFIN20040912_165838_000000392030_00184_13264_3902.N1	12-SEP-2004 16:58:38	Dark	38.500	135	Bet Hyi	2.8200	5800.0	77	13264	No
286	GOM_NL__2PRFIN20040912_170055_000000452030_00184_13264_3903.N1	12-SEP-2004 17:00:55	Dark	45.000	9	Alp Eri	0.45300	24000.	90	13264	No
287	GOM_NL__2PRFIN20040912_170412_000000392030_00184_13264_3904.N1	12-SEP-2004 17:04:12	Straylight	38.500	148	Alp Tuc	2.8780	4100.0	77	13264	No
288	GOM_NL__2PRFIN20040912_170754_000000432030_00184_13264_3905.N1	12-SEP-2004 17:07:54	Straylight	43.000	31	Alp Gru	1.7340	15200.	86	13264	No
289	GOM_NL__2PRFIN20040912_171041_000000422030_00184_13264_3906.N1	12-SEP-2004 17:10:41	Straylight	42.000	172	Gam Gru	3.0030	13100.	84	13264	No
290	GOM_NL__2PRFIN20040912_171205_000000462030_00184_13264_3907.N1	12-SEP-2004 17:12:05	Straylight	46.000	18	24Alp PsA	1.1660	9700.0	92	13264	No
291	GOM_NL__2PRFIN20040912_171433_000000682030_00184_13264_3908.N1	12-SEP-2004 17:14:33	Tw_i_and_stray	67.500	52	16Bet Cet	2.0370	4500.0	135	13264	No
292	GOM_NL__2PRFIN20040912_171638_000000432030_00184_13264_3909.N1	12-SEP-2004 17:16:38	Tw_i_and_stray	42.500	142	49Del Cap	2.8500	8900.0	85	13264	No
293	GOM_NL__2PRFIN20040912_172054_000000402030_00184_13264_3910.N1	12-SEP-2004 17:20:54	Bright	39.500	162	34Alp Aqr	2.9440	5350.0	79	13264	No
294	GOM_NL__2PRFIN20040912_172354_000000392030_00184_13264_3911.N1	12-SEP-2004 17:23:54	Bright	38.500	61	8Eps Peg	2.1000	3900.0	77	13264	No
295	GOM_NL__2PRFIN20040912_172541_000000432030_00184_13264_3912.N1	12-SEP-2004 17:25:41	Bright	42.500	90	54Alp Peg	2.4870	11000.	85	13264	No
296	GOM_NL__2PRFIN20040912_172730_000000542030_00184_13264_3913.N1	12-SEP-2004 17:27:30	Bright	54.000	140	88Gam Peg	2.8340	26000.	108	13264	No
297	GOM_NL__2PRFIN20040912_172955_000000422030_00184_13264_3914.N1	12-SEP-2004 17:29:55	Bright	41.500	164	44Eta Peg	2.9480	5400.0	83	13264	No
298	GOM_NL__2PRFIN20040912_173311_000000402030_00184_13264_3915.N1	12-SEP-2004 17:33:11	Bright	39.500	66	37Gam Cyg	2.2080	5900.0	79	13264	No
299	GOM_NL__2PRFIN20040912_173514_000000392030_00184_13264_3916.N1	12-SEP-2004 17:35:14	Bright	38.500	144	18Del Cyg	2.8600	11000.	77	13264	No
300	GOM_NL__2PRFIN20040912_173843_000000402030_00184_13264_3917.N1	12-SEP-2004 17:38:43	Bright	40.000	89	5Alp Cep	2.4510	8000.0	80	13264	No
301	GOM_NL__2PRFIN20040912_174031_000000452030_00184_13264_3918.N1	12-SEP-2004 17:40:31	Bright	44.500	68	18Alp Cas	2.2250	4500.0	89	13264	No
302	GOM_NL__2PRFIN20040912_174257_000000452030_00184_13264_3919.N1	12-SEP-2004 17:42:57	Bright	45.000	110	37Del Cas	2.6780	8900.0	90	13264	No
303	GOM_NL__2PRFIN20040912_174625_000000392030_00184_13264_3920.N1	12-SEP-2004 17:46:25	Bright	39.000	49	1Alp UMi	1.9900	6300.0	78	13264	No
304	GOM_NL__2PRFIN20040912_174812_000000572030_00184_13264_3921.N1	12-SEP-2004 17:48:12	Bright	56.500	160	23Gam Per	2.9300	4700.0	113	13264	No
305	GOM_NL__2PRFIN20040912_175014_000000692030_00184_13264_3922.N1	12-SEP-2004 17:50:14	Bright	68.500	35	33Alp Per	1.7950	6250.0	137	13264	No
306	GOM_NL__2PRFIN20040912_175336_000000352030_00184_13264_3923.N1	12-SEP-2004 17:53:36	Bright	35.000	36	50Alp UMa	1.8000	6300.0	70	13264	No
307	GOM_NL__2PRFIN20040912_175501_000000372030_00184_13264_3924.N1	12-SEP-2004 17:55:01	Bright	37.000	82	48Bet UMa	2.3650	10600.	74	13264	No
308	GOM_NL__2PRFIN20040912_175729_000000702030_00184_13264_3925.N1	12-SEP-2004 17:57:29	Bright	70.000	6	13Alp Aur	0.080000	3400.0	140	13264	No
309	GOM_NL__2PRFIN20040912_180211_000000602030_00184_13264_3926.N1	12-SEP-2004 18:02:11	Bright	59.500	107	37The Aur	2.6490	11000.	119	13264	No
310	GOM_NL__2PRFIN20040912_180458_000000472030_00184_13264_3927.N1	12-SEP-2004 18:04:58	Bright	47.000	17	78Bet Gem	1.1610	4500.0	94	13264	No
311	GOM_NL__2PRFIN20040912_180712_000001032030_00184_13264_3928.N1	12-SEP-2004 18:07:12	Tw_i_and_stray	102.50	28	12Bet Tau	1.6500	15200.	205	13264	No
312	GOM_NL__2PRFIN20040912_181215_000000572030_00184_13264_3929.N1	12-SEP-2004 18:12:15	Twilight	56.500	8	10Alp CMi	0.40000	6500.0	113	13264	No
313	GOM_NL__2PRFIN20040912_181705_000001182030_00184_13264_3930.N1	12-SEP-2004 18:17:05	Dark	118.00	14	58Alp Ori	0.87000	3000.0	236	13264	No
314	GOM_NL__2PRFIN20040912_182100_000000632030_00184_13264_3931.N1	12-SEP-2004 18:21:00	Dark	62.500	1	9Alp CMa	-1.4400	11000.	125	13264	No
315	GOM_NL__2PRFIN20040912_182322_000000472030_00184_13264_3932.N1	12-SEP-2004 18:23:22	Dark	46.500	23	21Eps CMa	1.5020	26000.	93	13264	No
316	GOM_NL__2PRFIN20040912_182539_000000432030_00184_13264_3933.N1	12-SEP-2004 18:25:39	Dark	42.500	34	Gam2Vel	1.7930	23000.	85	13264	No
317	GOM_NL__2PRFIN20040912_182830_000000432030_00184_13264_3934.N1	12-SEP-2004 18:28:30	Dark	42.500	161	Tau Pup	2.9310	4500.0	85	13264	No
318	GOM_NL__2PRFIN20040912_182948_000000452030_00185_13265_3935.N1	12-SEP-2004 18:29:48	Dark	44.500	2	Alp Car	-0.73600	7000.0	89	13265	No
319	GOM_NL__2PRFIN20040912_183914_000000402030_00185_13265_3902.N1	12-SEP-2004 18:39:14	Dark	40.000	135	Bet Hyi	2.8200	5800.0	80	13265	No
320	GOM_NL__2PRFIN20040912_184132_000000522030_00185_13265_3903.N1	12-SEP-2004 18:41:32	Dark	52.000	9	Alp Eri	0.45300	24000.	104	13265	No
321	GOM_NL__2PRFIN20040912_184448_000000492030_00185_13265_3904.N1	12-SEP-2004 18:44:48	Straylight	49.000	148	Alp Tuc	2.8780	4100.0	98	13265	No
322	GOM_NL__2PRFIN20040912_184830_000000432030_00185_13265_3905.N1	12-SEP-2004 18:48:30	Straylight	43.000	31	Alp Gru	1.7340	15200.	86	13265	No
323	GOM_NL__2PRFIN20040912_185117_000000422030_00185_13265_3906.N1	12-SEP-2004 18:51:17	Straylight	41.500	172	Gam Gru	3.0030	13100.	83	13265	No
324	GOM_NL__2PRFIN20040912_185241_000000462030_00185_13265_3907.N1	12-SEP-2004 18:52:41	Straylight	45.500	18	24Alp PsA	1.1660	9700.0	91	13265	No
325	GOM_NL__2PRFIN20040912_185510_000000732030_00185_13265_3908.N1	12-SEP-2004 18:55:10	Tw_i_and_stray	73.000	52	16Bet Cet	2.0370	4500.0	146	13265	No
326	GOM_NL__2PRFIN20040912_185714_000000422030_00185_13265_3909.N1	12-SEP-2004 18:57:14	Tw_i_and_stray	42.000	142	49Del Cap	2.8500	8900.0	84	13265	No
327	GOM_NL__2PRFIN20040912_190131_000000402030_00185_13265_3910.N1	12-SEP-2004 19:01:31	Bright	39.500	162	34Alp Aqr	2.9440	5350.0	79	13265	No
328	GOM_NL__2PRFIN20040912_190430_000000392030_00185_13265_3911.N1	12-SEP-2004 19:04:30	Bright	38.500	61	8Eps Peg	2.1000	3900.0	77	13265	No
329	GOM_NL__2PRFIN20040912_190617_000000422030_00185_13265_3912.N1	12-SEP-2004 19:06:17	Bright	42.000	90	54Alp Peg	2.4870	11000.	84	13265	No
330	GOM_NL__2PRFIN20040912_190804_000000572030_00185_13265_3913.N1	12-SEP-2004 19:08:04	Bright	56.500	140	88Gam Peg	2.8340	26000.	113	13265	No
331	GOM_NL__2PRFIN20040912_191013_000000442030_00185_13265_3914.N1	12-SEP-2004 19:10:13	Bright	43.500	93	53Bet Peg	2.5200	3100.0	87	13265	No
332	GOM_NL__2PRFIN20040912_191347_000000412030_00185_13265_3915.N1	12-SEP-2004 19:13:47	Bright	41.000	66	37Gam Cyg	2.2080	5900.0	82	13265	No
333	GOM_NL__2PRFIN20040912_191551_000000382030_00185_13265_3916.N1	12-SEP-2004 19:15:51	Bright	38.000	144	18Del Cyg	2.8600	11000.	76	13265	No
334	GOM_NL__2PRFIN20040912_191919_000000392030_00185_13265_3917.N1	12-SEP-2004 19:19:19	Bright	38.500	89	5Alp Cep	2.4510	8000.0	77	13265	No
335	GOM_NL__2PRFIN20040912_192107_000000482030_00185_13265_3918.N1	12-SEP-2004 19:21:07	Bright	47.500	68	18Alp Cas	2.2250	4500.0	95	13265	No
336	GOM_NL__2PRFIN20040912_192332_000000462030_00185_13265_3919.N1	12-SEP-2004 19:23:32	Bright	45.500	110	37Del Cas	2.6780	8900.0	91	13265	No
337	GOM_NL__2PRFIN20040912_192701_000000382030_00185_13265_3920.N1	12-SEP-2004 19:27:01	Bright	38.000	49	1Alp UMi	1.9900	6300.0	76	13265	No



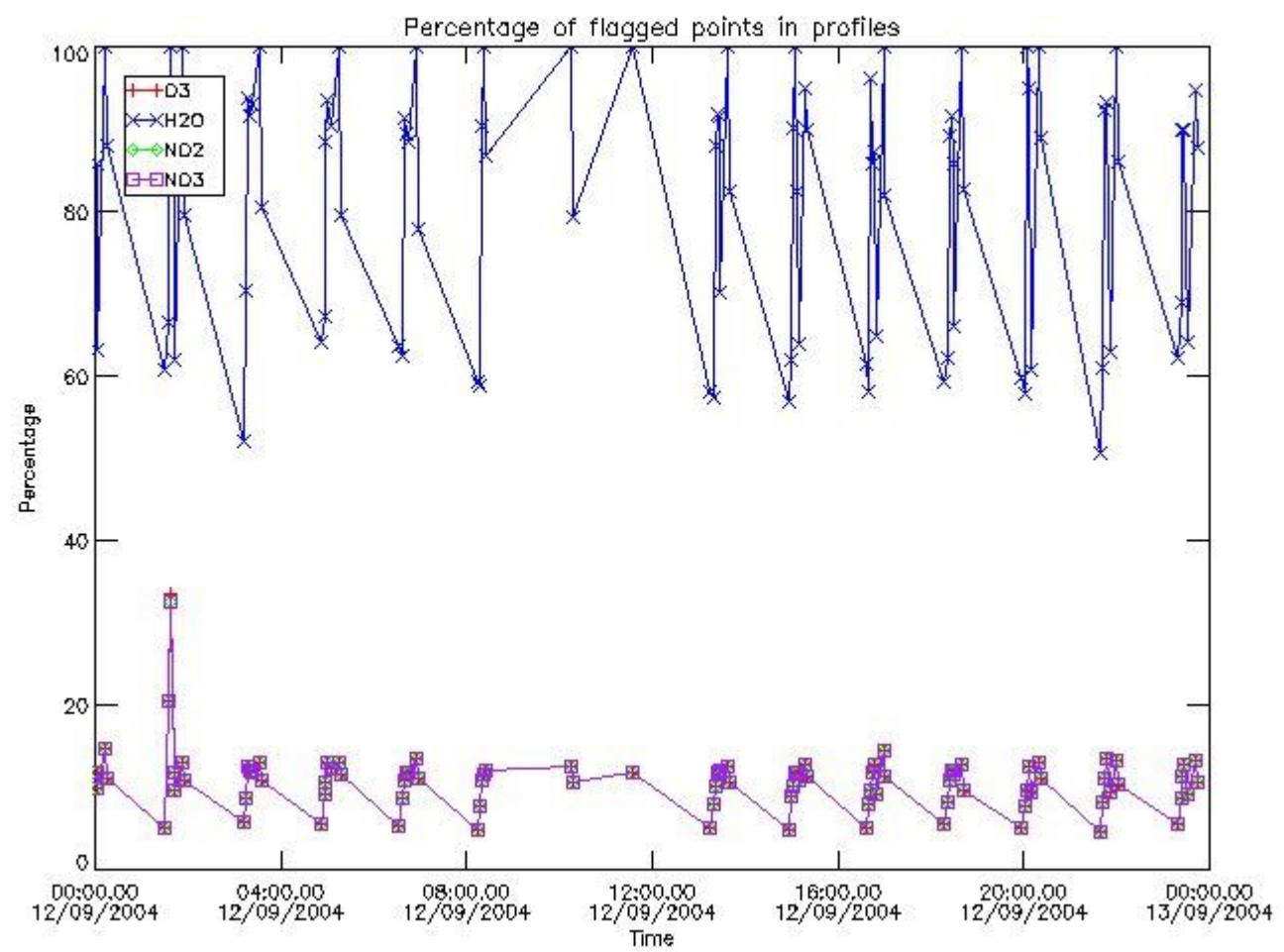
338	GOM_NL__2PRFIN20040912_192846_000000612030_00185_13265_3921.N1	12-SEP-2004 19:28:46	Bright	60.500	160	23Gam Per	2.9300	4700.0	121	13265	No
339	GOM_NL__2PRFIN20040912_193048_000000682030_00185_13265_3922.N1	12-SEP-2004 19:30:48	Bright	68.000	35	33Alp Per	1.7950	6250.0	136	13265	No
340	GOM_NL__2PRFIN20040912_193411_000000372030_00185_13265_3923.N1	12-SEP-2004 19:34:11	Bright	37.000	36	50Alp UMa	1.8000	6300.0	74	13265	No
341	GOM_NL__2PRFIN20040912_193538_000000402030_00185_13265_3924.N1	12-SEP-2004 19:35:38	Bright	39.500	82	48Bet UMa	2.3650	10600.	79	13265	No
342	GOM_NL__2PRFIN20040912_193804_000000712030_00185_13265_3925.N1	12-SEP-2004 19:38:04	Bright	70.500	6	13Alp Aur	0.080000	3400.0	141	13265	No
343	GOM_NL__2PRFIN20040912_194247_000000582030_00185_13265_3926.N1	12-SEP-2004 19:42:47	Bright	58.000	107	37The Aur	2.6490	11000.	116	13265	No
344	GOM_NL__2PRFIN20040912_194534_000000542030_00185_13265_3927.N1	12-SEP-2004 19:45:34	Bright	54.000	17	78Bet Gem	1.1610	4500.0	108	13265	No
345	GOM_NL__2PRFIN20040912_194749_000001052030_00185_13265_3928.N1	12-SEP-2004 19:47:49	Twilight	104.50	28	12Bet Tau	1.6500	15200.	209	13265	No
346	GOM_NL__2PRFIN20040912_195251_000000592030_00185_13265_3929.N1	12-SEP-2004 19:52:51	Twilight	59.000	8	10Alp CMi	0.40000	6500.0	118	13265	No
347	GOM_NL__2PRFIN20040912_195742_000001032030_00185_13265_3930.N1	12-SEP-2004 19:57:42	Dark	102.50	14	58Alp Ori	0.87000	3000.0	205	13265	No
348	GOM_NL__2PRFIN20040912_200138_000000662030_00185_13265_3931.N1	12-SEP-2004 20:01:38	Dark	65.500	1	9Alp CMa	-1.4400	11000.	131	13265	No
349	GOM_NL__2PRFIN20040912_200359_000000532030_00185_13265_3932.N1	12-SEP-2004 20:03:59	Dark	52.500	23	21Eps CMa	1.5020	26000.	105	13265	No
350	GOM_NL__2PRFIN20040912_200615_000000412030_00185_13265_3933.N1	12-SEP-2004 20:06:15	Dark	40.500	34	Gam2Vel	1.7930	23000.	81	13265	No
351	GOM_NL__2PRFIN20040912_201024_000000542030_00186_13266_3934.N1	12-SEP-2004 20:10:24	Dark	54.000	2	Alp Car	-0.73600	7000.0	108	13266	No
352	GOM_NL__2PRFIN20040912_201950_000000392030_00186_13266_3973.N1	12-SEP-2004 20:19:50	Dark	39.000	135	Bet Hyi	2.8200	5800.0	78	13266	No
353	GOM_NL__2PRFIN20040912_202208_000000462030_00186_13266_3974.N1	12-SEP-2004 20:22:08	Dark	45.500	9	Alp Eri	0.45300	24000.	91	13266	No
354	GOM_NL__2PRFIN20040912_202524_000000432030_00186_13266_3975.N1	12-SEP-2004 20:25:24	Straylight	43.000	148	Alp Tuc	2.8780	4100.0	86	13266	No
355	GOM_NL__2PRFIN20040912_202907_000000412030_00186_13266_3976.N1	12-SEP-2004 20:29:07	Straylight	41.000	31	Alp Gru	1.7340	15200.	82	13266	No
356	GOM_NL__2PRFIN20040912_203154_000000402030_00186_13266_3977.N1	12-SEP-2004 20:31:54	Straylight	40.000	172	Gam Gru	3.0030	13100.	80	13266	No
357	GOM_NL__2PRFIN20040912_203317_000000472030_00186_13266_3978.N1	12-SEP-2004 20:33:17	Straylight	46.500	18	24Alp PsA	1.1660	9700.0	93	13266	No
358	GOM_NL__2PRFIN20040912_203546_000000682030_00186_13266_3979.N1	12-SEP-2004 20:35:46	Twilight	68.000	52	16Bet Cet	2.0370	4500.0	136	13266	No
359	GOM_NL__2PRFIN20040912_203751_000000422030_00186_13266_3980.N1	12-SEP-2004 20:37:51	Twilight	41.500	142	49Del Cap	2.8500	8900.0	83	13266	No
360	GOM_NL__2PRFIN20040912_204207_000000402030_00186_13266_3981.N1	12-SEP-2004 20:42:07	Bright	39.500	162	34Alp Aqr	2.9440	5350.0	79	13266	No
361	GOM_NL__2PRFIN20040912_204506_000000372030_00186_13266_3982.N1	12-SEP-2004 20:45:06	Bright	37.000	61	8Eps Peg	2.1000	3900.0	74	13266	No
362	GOM_NL__2PRFIN20040912_204653_000000432030_00186_13266_3983.N1	12-SEP-2004 20:46:53	Bright	42.500	90	54Alp Peg	2.4870	11000.	85	13266	No
363	GOM_NL__2PRFIN20040912_204841_000000562030_00186_13266_3984.N1	12-SEP-2004 20:48:41	Bright	56.000	140	88Gam Peg	2.8340	26000.	112	13266	No
364	GOM_NL__2PRFIN20040912_205049_000000452030_00186_13266_3985.N1	12-SEP-2004 20:50:49	Bright	45.000	93	53Bet Peg	2.5200	3100.0	90	13266	No
365	GOM_NL__2PRFIN20040912_205423_000000402030_00186_13266_3986.N1	12-SEP-2004 20:54:23	Bright	40.000	66	37Gam Cyg	2.2080	5900.0	80	13266	No
366	GOM_NL__2PRFIN20040912_205627_000000392030_00186_13266_3987.N1	12-SEP-2004 20:56:27	Bright	39.000	144	18Del Cyg	2.8600	11000.	78	13266	No
367	GOM_NL__2PRFIN20040912_205956_000000382030_00186_13266_3988.N1	12-SEP-2004 20:59:56	Bright	38.000	89	5Alp Cep	2.4510	8000.0	76	13266	No
368	GOM_NL__2PRFIN20040912_210142_000000482030_00186_13266_3989.N1	12-SEP-2004 21:01:42	Bright	47.500	68	18Alp Cas	2.2250	4500.0	95	13266	No
369	GOM_NL__2PRFIN20040912_210407_000000432030_00186_13266_3990.N1	12-SEP-2004 21:04:07	Bright	42.500	110	37Del Cas	2.6780	8900.0	85	13266	No
370	GOM_NL__2PRFIN20040912_210737_000000392030_00186_13266_3991.N1	12-SEP-2004 21:07:37	Bright	38.500	49	1Alp UMi	1.9900	6300.0	77	13266	No
371	GOM_NL__2PRFIN20040912_210921_000000602030_00186_13266_3992.N1	12-SEP-2004 21:09:21	Bright	59.500	160	23Gam Per	2.9300	4700.0	119	13266	No
372	GOM_NL__2PRFIN20040912_211123_000000682030_00186_13266_3993.N1	12-SEP-2004 21:11:23	Bright	68.000	35	33Alp Per	1.7950	6250.0	136	13266	No
373	GOM_NL__2PRFIN20040912_211448_000000392030_00186_13266_3994.N1	12-SEP-2004 21:14:48	Bright	38.500	36	50Alp UMa	1.8000	6300.0	77	13266	No
374	GOM_NL__2PRFIN20040912_211614_000000392030_00186_13266_3995.N1	12-SEP-2004 21:16:14	Bright	38.500	82	48Bet UMa	2.3650	10600.	77	13266	No
375	GOM_NL__2PRFIN20040912_211839_000000692030_00186_13266_3996.N1	12-SEP-2004 21:18:39	Bright	68.500	6	13Alp Aur	0.080000	3400.0	137	13266	No
376	GOM_NL__2PRFIN20040912_212322_000000572030_00186_13266_3997.N1	12-SEP-2004 21:23:22	Bright	56.500	107	37The Aur	2.6490	11000.	113	13266	No
377	GOM_NL__2PRFIN20040912_212610_000000472030_00186_13266_3998.N1	12-SEP-2004 21:26:10	Bright	46.500	17	78Bet Gem	1.1610	4500.0	93	13266	No
378	GOM_NL__2PRFIN20040912_212825_000001062030_00186_13266_3999.N1	12-SEP-2004 21:28:25	Twilight	105.50	28	12Bet Tau	1.6500	15200.	211	13266	No
379	GOM_NL__2PRFIN20040912_213328_000000602030_00186_13266_4000.N1	12-SEP-2004 21:33:28	Twilight	60.000	8	10Alp CMi	0.40000	6500.0	120	13266	No
380	GOM_NL__2PRFIN20040912_213820_000001202030_00186_13266_4001.N1	12-SEP-2004 21:38:20	Dark	120.00	14	58Alp Ori	0.87000	3000.0	240	13266	No
381	GOM_NL__2PRFIN20040912_214214_000000622030_00186_13266_4002.N1	12-SEP-2004 21:42:14	Dark	62.000	1	9Alp CMa	-1.4400	11000.	124	13266	No
382	GOM_NL__2PRFIN20040912_214436_000000462030_00186_13266_4003.N1	12-SEP-2004 21:44:36	Dark	46.000	23	21Eps CMa	1.5020	26000.	92	13266	No
383	GOM_NL__2PRFIN20040912_214652_000000382030_00186_13266_4004.N1	12-SEP-2004 21:46:52	Dark	38.000	34	Gam2Vel	1.7930	23000.	76	13266	No
384	GOM_NL__2PRFIN20040912_215100_000000552030_00187_13267_4005.N1	12-SEP-2004 21:51:00	Dark	54.500	2	Alp Car	-0.73600	7000.0	109	13267	No
385	GOM_NL__2PRFIN20040912_220027_000000392030_00187_13267_3995.N1	12-SEP-2004 22:00:27	Dark	38.500	135	Bet Hyi	2.8200	5800.0	77	13267	No
386	GOM_NL__2PRFIN20040912_220245_000000542030_00187_13267_3996.N1	12-SEP-2004 22:02:45	Dark	54.000	9	Alp Eri	0.45300	24000.	108	13267	No
387	GOM_NL__2PRFIN20040912_220601_000000422030_00187_13267_3997.N1	12-SEP-2004 22:06:01	Straylight	42.000	148	Alp Tuc	2.8780	4100.0	84	13267	No
388	GOM_NL__2PRFIN20040912_220943_000000422030_00187_13267_3998.N1	12-SEP-2004 22:09:43	Straylight	41.500	31	Alp Gru	1.7340	15200.	83	13267	No
389	GOM_NL__2PRFIN20040912_221230_000000422030_00187_13267_3999.N1	12-SEP-2004 22:12:30	Straylight	42.000	172	Gam Gru	3.0030	13100.	84	13267	No
390	GOM_NL__2PRFIN20040912_221354_000000472030_00187_13267_4000.N1	12-SEP-2004 22:13:54	Straylight	46.500	18	24Alp PsA	1.1660	9700.0	93	13267	No
391	GOM_NL__2PRFIN20040912_221622_000000662030_00187_13267_4001.N1	12-SEP-2004 22:16:22	Twilight	65.500	52	16Bet Cet	2.0370	4500.0	131	13267	No
392	GOM_NL__2PRFIN20040912_221826_000000422030_00187_13267_4002.N1	12-SEP-2004 22:18:26	Twilight	41.500	142	49Del Cap	2.8500	8900.0	83	13267	No
393	GOM_NL__2PRFIN20040912_222242_000000402030_00187_13267_4003.N1	12-SEP-2004 22:22:42	Bright	39.500	162	34Alp Aqr	2.9440	5350.0	79	13267	No
394	GOM_NL__2PRFIN20040912_222542_000000392030_00187_13267_4004.N1	12-SEP-2004 22:25:42	Bright	38.500	61	8Eps Peg	2.1000	3900.0	77	13267	No
395	GOM_NL__2PRFIN20040912_222728_000000422030_00187_13267_4005.N1	12-SEP-2004 22:27:28	Bright	42.000	90	54Alp Peg	2.4870	11000.	84	13267	No
396	GOM_NL__2PRFIN20040912_222916_000000542030_00187_13267_4006.N1	12-SEP-2004 22:29:16	Bright	53.500	140	88Gam Peg	2.8340	26000.	107	13267	No

397	GOM_NL__2PRFIN20040912_223124_000000412030_00187_13267_4007.N1	12-SEP-2004 22:31:24	Bright	41.000	93	53Bet Peg	2.5200	3100.0	82	13267	No
398	GOM_NL__2PRFIN20040912_223500_000000372030_00187_13267_4008.N1	12-SEP-2004 22:35:00	Bright	36.500	66	37Gam Cyg	2.2080	5900.0	73	13267	No
399	GOM_NL__2PRFIN20040912_223704_000000392030_00187_13267_4009.N1	12-SEP-2004 22:37:04	Bright	39.000	144	18Del Cyg	2.8600	11000.	78	13267	No
400	GOM_NL__2PRFIN20040912_224031_000000392030_00187_13267_4010.N1	12-SEP-2004 22:40:31	Bright	38.500	89	5Alp Cep	2.4510	8000.0	77	13267	No
401	GOM_NL__2PRFIN20040912_224217_000000502030_00187_13267_4011.N1	12-SEP-2004 22:42:17	Bright	49.500	68	18Alp Cas	2.2250	4500.0	99	13267	No
402	GOM_NL__2PRFIN20040912_224442_000000462030_00187_13267_4012.N1	12-SEP-2004 22:44:42	Bright	46.000	110	37Del Cas	2.6780	8900.0	92	13267	No
403	GOM_NL__2PRFIN20040912_224813_000000382030_00187_13267_4013.N1	12-SEP-2004 22:48:13	Bright	38.000	49	1Alp UMi	1.9900	6300.0	76	13267	No
404	GOM_NL__2PRFIN20040912_224956_000000582030_00187_13267_4014.N1	12-SEP-2004 22:49:56	Bright	58.000	160	23Gam Per	2.9300	4700.0	116	13267	No
405	GOM_NL__2PRFIN20040912_225158_000000692030_00187_13267_4015.N1	12-SEP-2004 22:51:58	Bright	68.500	35	33Alp Per	1.7950	6250.0	137	13267	No
406	GOM_NL__2PRFIN20040912_225524_000000392030_00187_13267_4016.N1	12-SEP-2004 22:55:24	Bright	39.000	36	50Alp UMa	1.8000	6300.0	78	13267	No
407	GOM_NL__2PRFIN20040912_225650_000000382030_00187_13267_4017.N1	12-SEP-2004 22:56:50	Bright	37.500	82	48Bet UMa	2.3650	10600.	75	13267	No
408	GOM_NL__2PRFIN20040912_225915_000000702030_00187_13267_4018.N1	12-SEP-2004 22:59:15	Bright	70.000	6	13Alp Aur	0.080000	3400.0	140	13267	No
409	GOM_NL__2PRFIN20040912_230358_000000602030_00187_13267_4019.N1	12-SEP-2004 23:03:58	Bright	60.000	107	37The Aur	2.6490	11000.	120	13267	No
410	GOM_NL__2PRFIN20040912_230647_000000472030_00187_13267_4020.N1	12-SEP-2004 23:06:47	Bright	46.500	17	78Bet Gem	1.1610	4500.0	93	13267	No
411	GOM_NL__2PRFIN20040912_230901_000000982030_00187_13267_4021.N1	12-SEP-2004 23:09:01	Twilight	98.000	28	12Bet Tau	1.6500	15200.	196	13267	No
412	GOM_NL__2PRFIN20040912_231403_000000602030_00187_13267_4022.N1	12-SEP-2004 23:14:03	Twilight	60.000	8	10Alp CMi	0.40000	6500.0	120	13267	No
413	GOM_NL__2PRFIN20040912_231857_000001102030_00187_13267_4023.N1	12-SEP-2004 23:18:57	Dark	110.00	14	58Alp Ori	0.87000	3000.0	220	13267	No
414	GOM_NL__2PRFIN20040912_232251_000000592030_00187_13267_4024.N1	12-SEP-2004 23:22:51	Dark	58.500	1	9Alp CMa	-1.4400	11000.	117	13267	No
415	GOM_NL__2PRFIN20040912_232512_000000502030_00187_13267_4025.N1	12-SEP-2004 23:25:12	Dark	49.500	23	21Eps CMa	1.5020	26000.	99	13267	No
416	GOM_NL__2PRFIN20040912_232728_000000402030_00187_13267_4026.N1	12-SEP-2004 23:27:28	Dark	40.000	34	Gam2Vel	1.7930	23000.	80	13267	No
417	GOM_NL__2PRFIN20040912_233137_000000562030_00188_13268_4027.N1	12-SEP-2004 23:31:37	Dark	56.000	2	Alp Car	-0.73600	7000.0	112	13268	No
418	GOM_NL__2PRFIN20040912_234102_000000392030_00188_13268_3997.N1	12-SEP-2004 23:41:02	Dark	38.500	135	Bet Hyi	2.8200	5800.0	77	13268	No
419	GOM_NL__2PRFIN20040912_234321_000000532030_00188_13268_3998.N1	12-SEP-2004 23:43:21	Dark	53.000	9	Alp Eri	0.45300	24000.	106	13268	No
420	GOM_NL__2PRFIN20040912_234636_000000432030_00188_13268_3999.N1	12-SEP-2004 23:46:36	Straylight	43.000	148	Alp Tuc	2.8780	4100.0	86	13268	No
421	GOM_NL__2PRFIN20040912_235018_000000422030_00188_13268_4000.N1	12-SEP-2004 23:50:18	Straylight	42.000	31	Alp Gru	1.7340	15200.	84	13268	No
422	GOM_NL__2PRFIN20040912_235305_000000402030_00188_13268_4001.N1	12-SEP-2004 23:53:05	Straylight	40.000	172	Gam Gru	3.0030	13100.	80	13268	No
423	GOM_NL__2PRFIN20040912_235429_000000472030_00188_13268_4002.N1	12-SEP-2004 23:54:29	Straylight	46.500	18	24Alp PsA	1.1660	9700.0	93	13268	No
424	GOM_NL__2PRFIN20040912_235656_000000692030_00188_13268_4003.N1	12-SEP-2004 23:56:56	Twilight	69.000	52	16Bet Cet	2.0370	4500.0	138	13268	No
425	GOM_NL__2PRFIN20040912_235902_000000402030_00188_13268_4004.N1	12-SEP-2004 23:59:02	Twilight	40.000	142	49Del Cap	2.8500	8900.0	80	13268	No

### 3. Quality information per product

In this section it is plotted some information contained in the Quality Summary data set of the level 2 products. Only products in dark limb conditions and without errors (error flag in the MPH set to "0") are used.

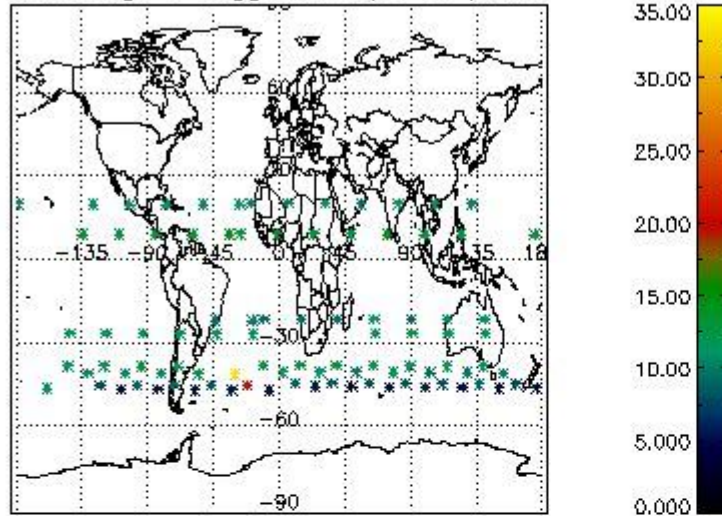
#### 3.1 Plot quality information per product (time dependant)



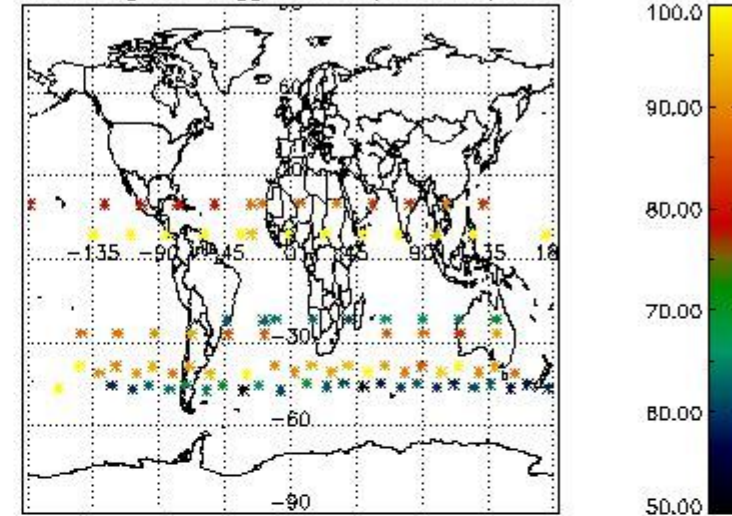
3.2 Plot quality information per product (world map)



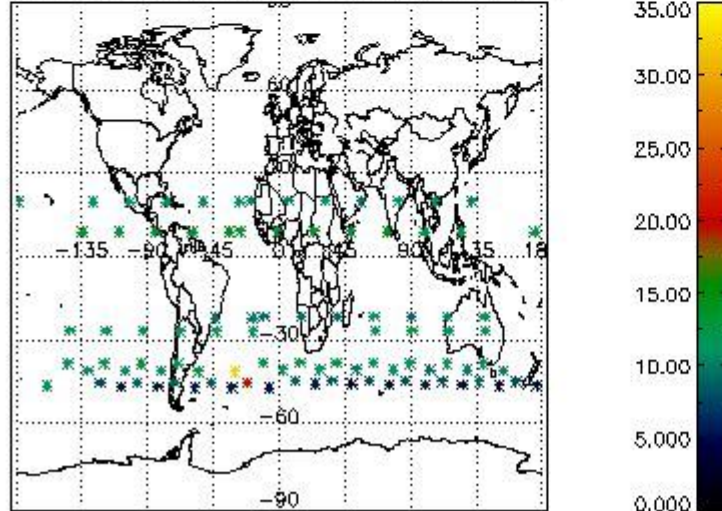
Percentage of flagged data per O3 profile



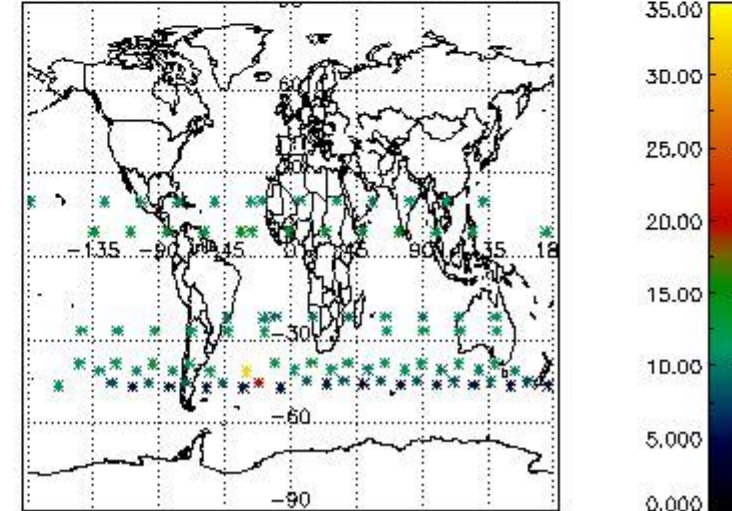
Percentage of flagged data per H2O profile



Percentage of flagged data per NO2 profile



Percentage of flagged data per NO3 profile

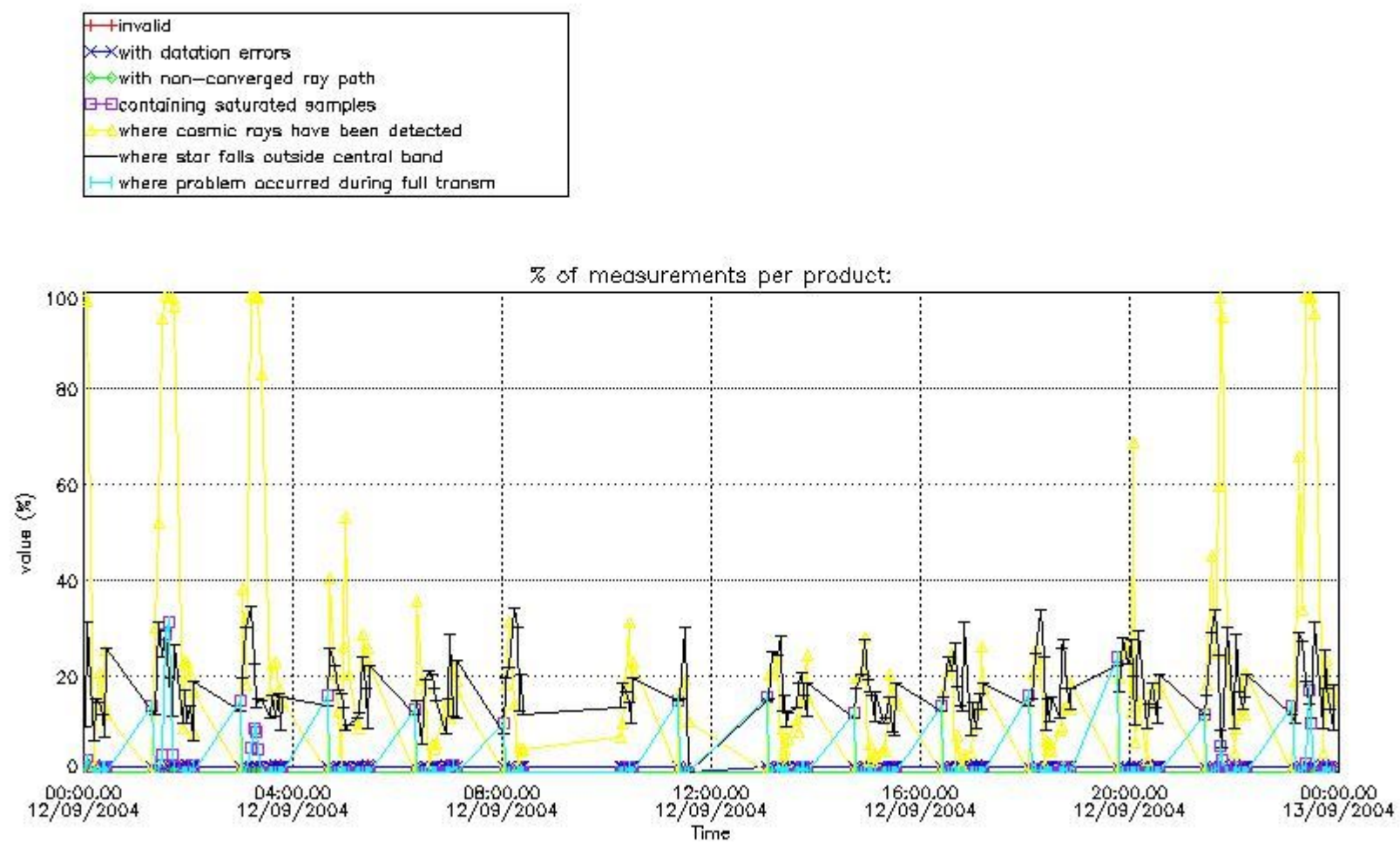


#### 4. Level 1 quality information per product

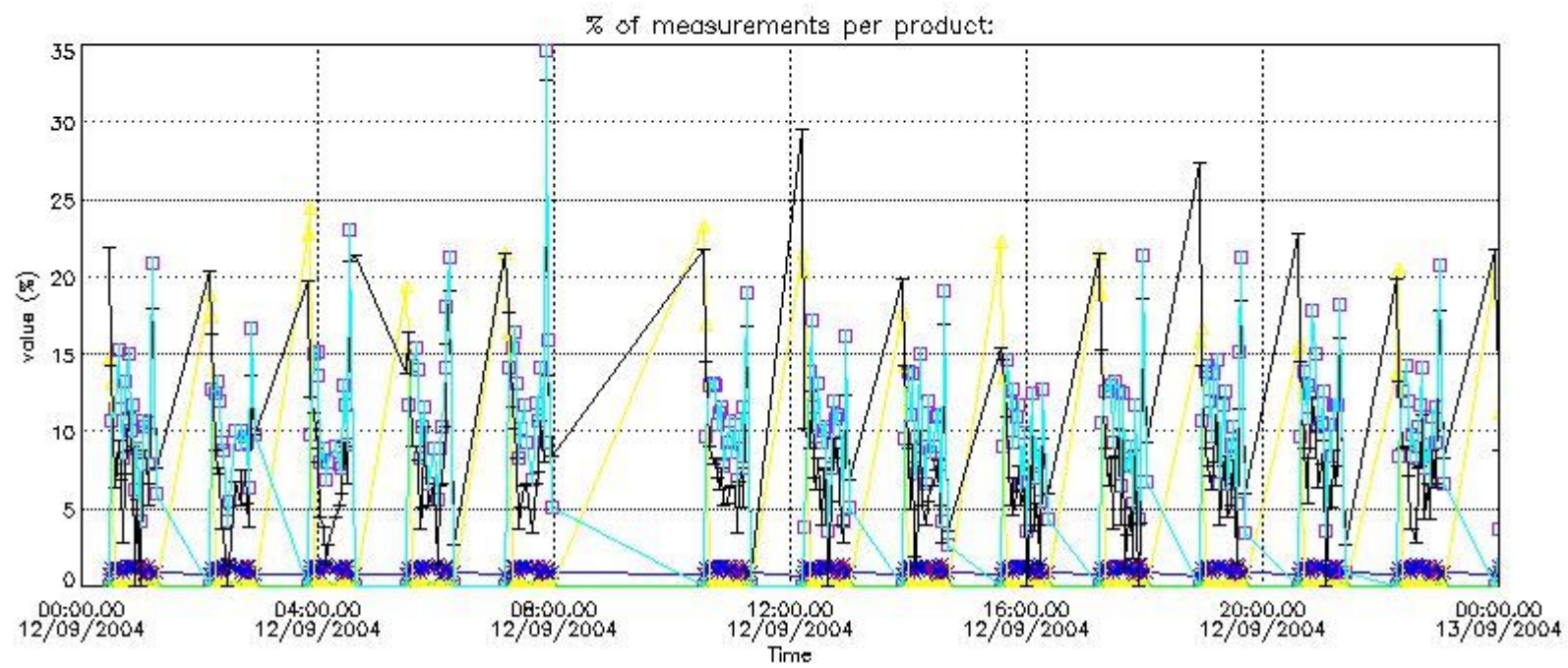
In this section it is plotted some information contained in the Quality Summary data set of the level 2 products that comes from the level 1b processing. Products without errors (error flag in the MPH set to "0") are used.

##### 4.1 Plot quality information per product (time dependant) coming from level 1b processing

###### 4.1.1 Plot level 1 quality information per product (time dependant): ENVISAT ASCENDING passes



4.1.2 Plot level 1 quality information per product (time dependant): ENVI SAT DESCENDING passes

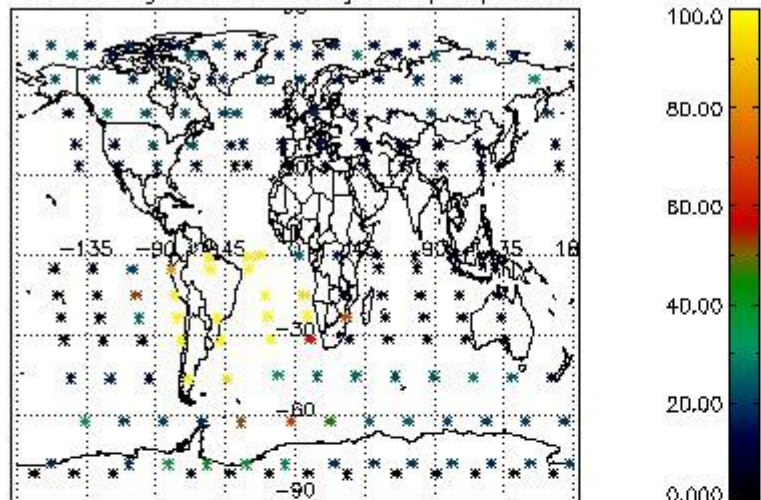


*4.2 Plot quality information per product coming from level 1b processing (world map)*

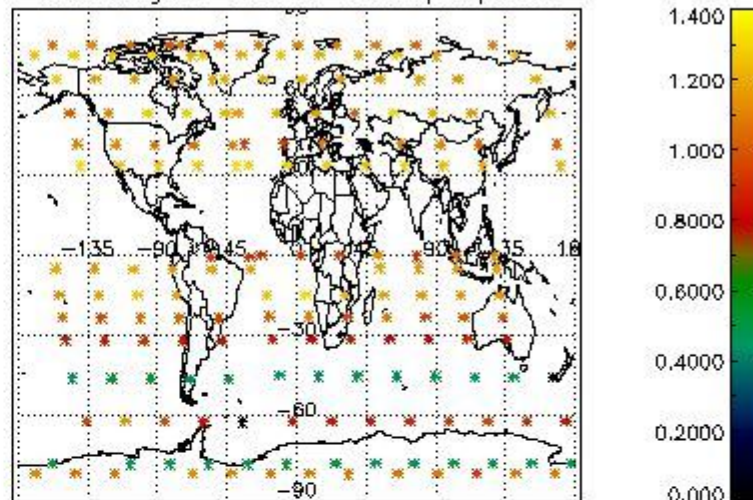
*4.2.1 Plot level 1 quality information per product (world map): ENVISAT ASCENDING passes*



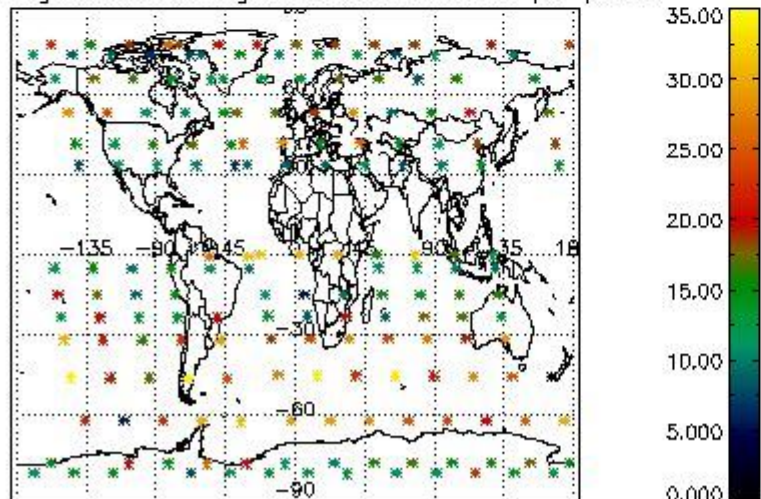
Percentage of cosmic ray hits per profile



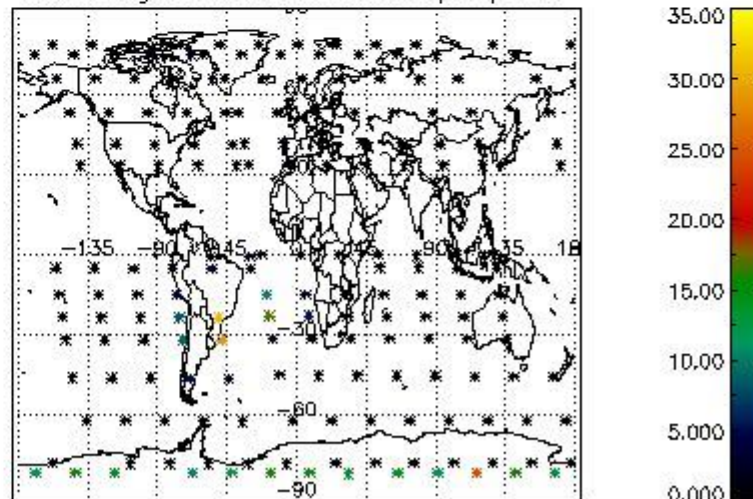
Percentage of datation errors per profile



Percentage of star falling outside central band per profile

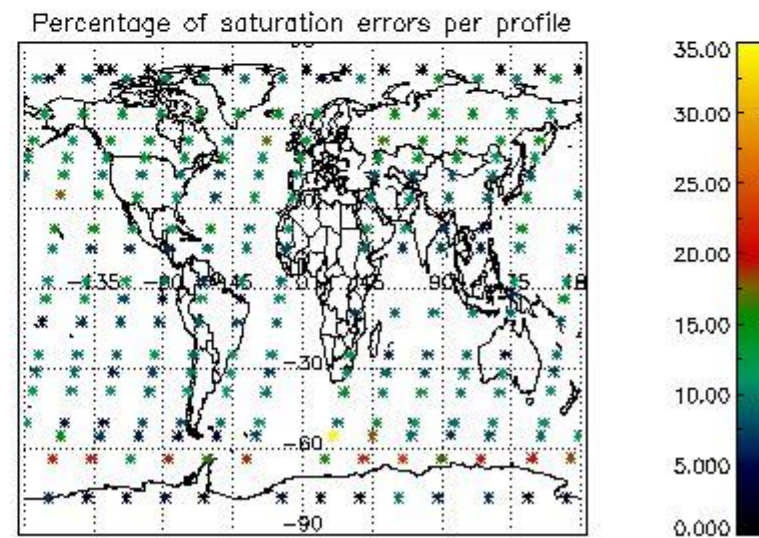
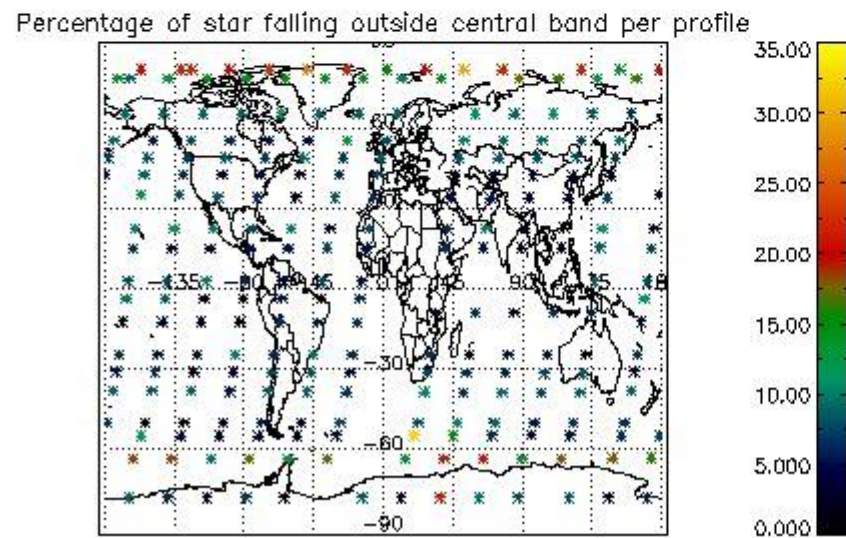
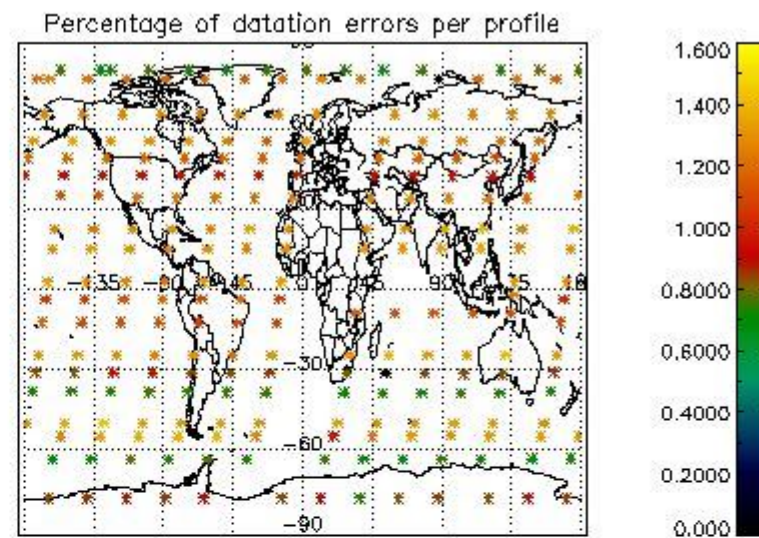
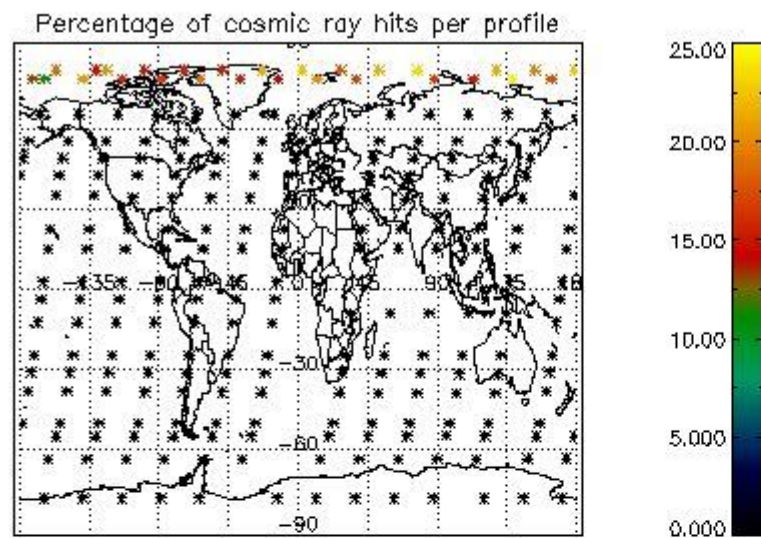


Percentage of saturation errors per profile



4.2.2 Plot level 1 quality information per product (world map): ENVISAT DESCENDING passes





## 5. Trace gas profiles

### 5.1 Ozone statistics based on quality of products

The final quality of the products can be "measured" using the STD (Standard Deviation) attached to every point profile. This information is written to the parameter GOM\_NL\_\_2P/NL\_LOCAL\_SPECIES\_DENSITY/o3\_std of the level 2 products. The table below shows the statistics for given STD ranges.

The statistics are given with respect to the overall valid production:

- Products without fatal errors: GOM\_NL\_\_2P/MPH/PRODUCT\_ERR=0
- Valid point profile: GOM\_NL\_\_2P/NL\_LOCAL\_SPECIES\_DENSITY/pcd(0)=0

The 'Criteria' is applied to valid points of dark limb products:

- Products in dark limb illumination condition: GOM\_NL\_\_2P/NL\_SUMMARY\_QUALITY/obs\_ill\_cond=0
- Products without fatal errors: GOM\_NL\_\_2P/MPH/PRODUCT\_ERR=0
- Valid point profile: GOM\_NL\_\_2P/NL\_LOCAL\_SPECIES\_DENSITY/pcd(0)=0

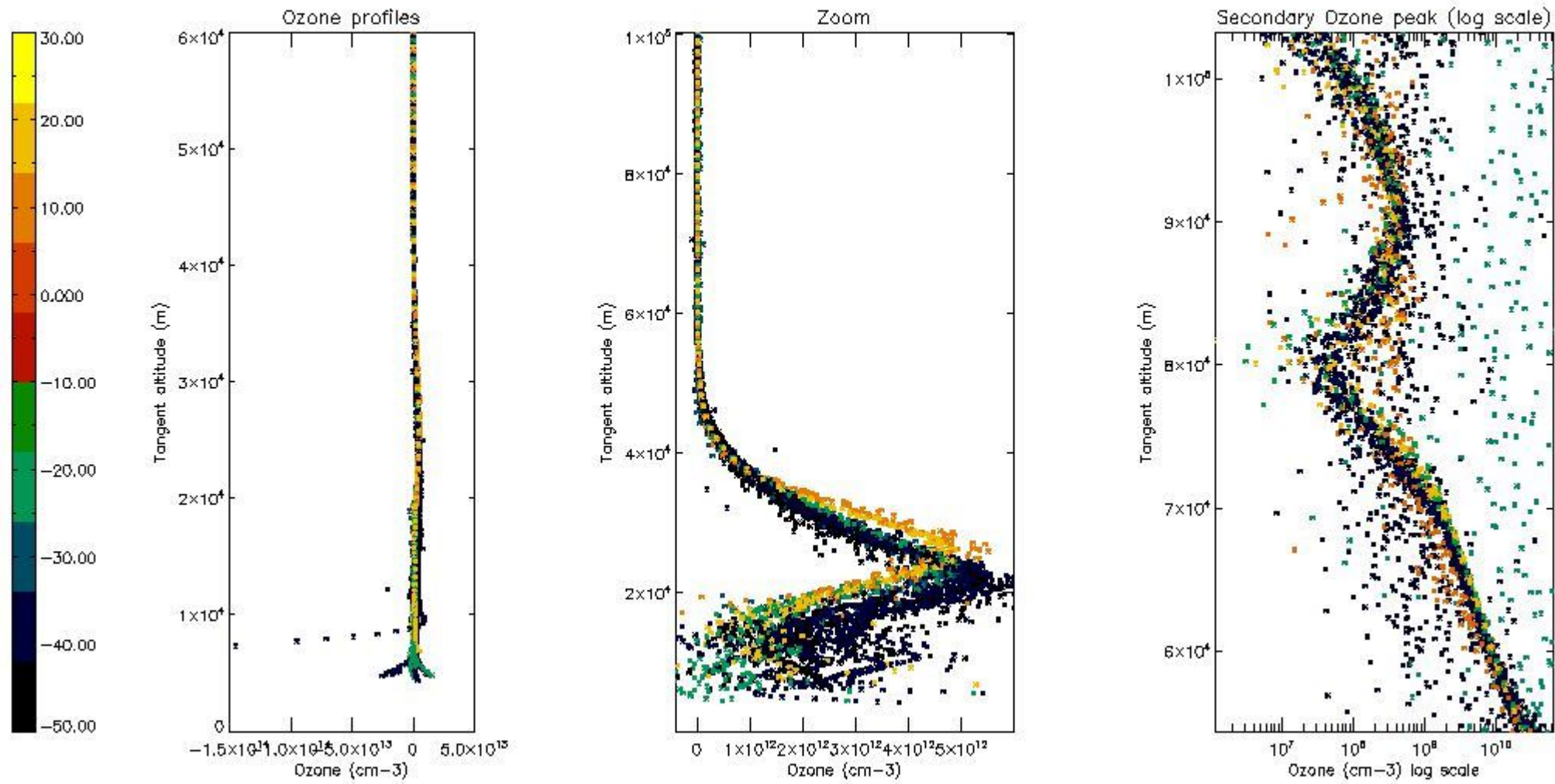
So, the table below shows the percentage of dark limb and valid observations for each criteria with respect to the overall valid daily observations.

Criteria	% of total production
All STD	24
STD < 20	14

STD < 10	12
STD < 5	9

5.2 Plot ozone profiles for all STD (dark without errors)

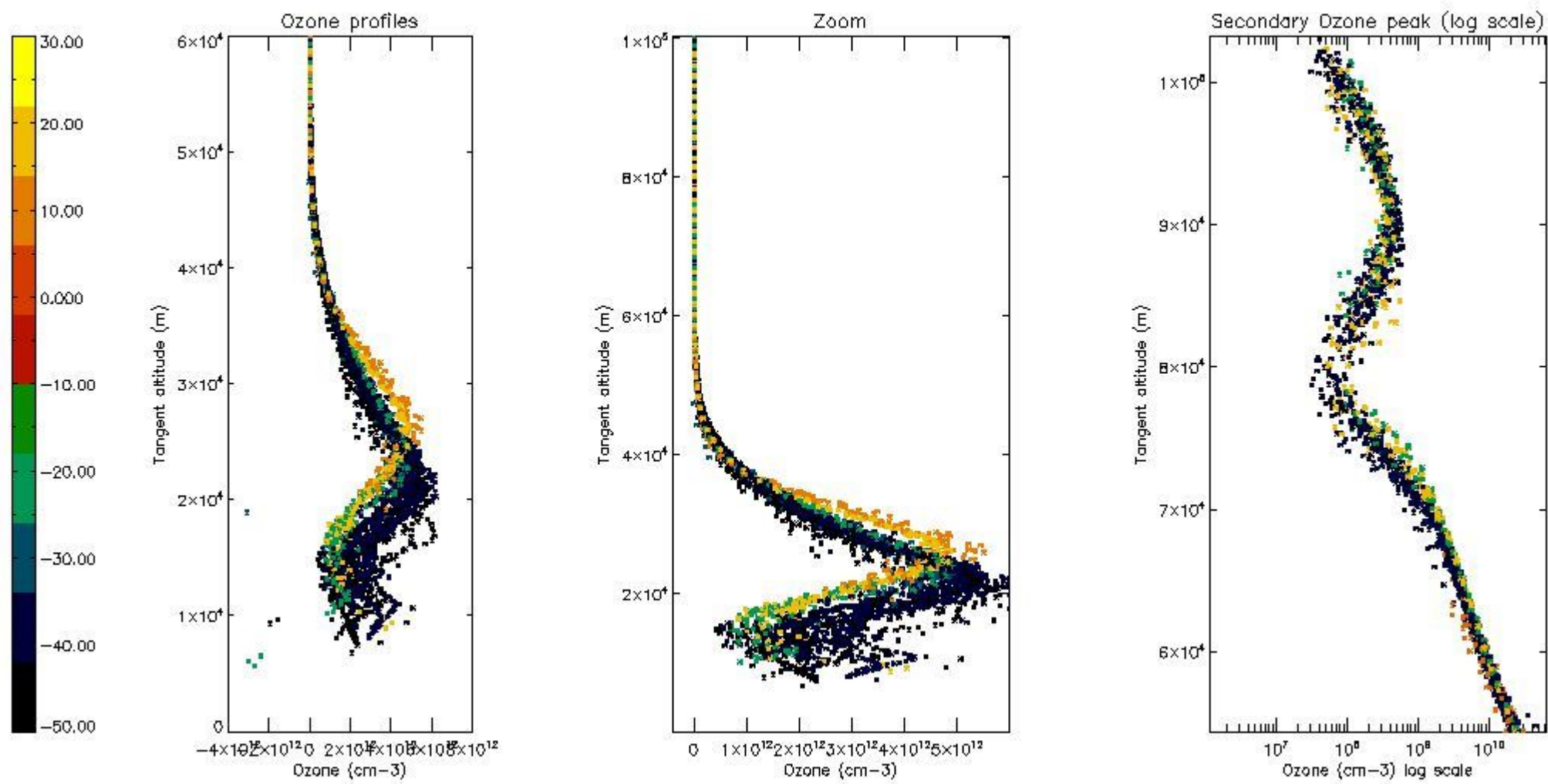
The colorbar represents the latitude.



5.3 Plot ozone profiles where STD < 20% (dark without errors)

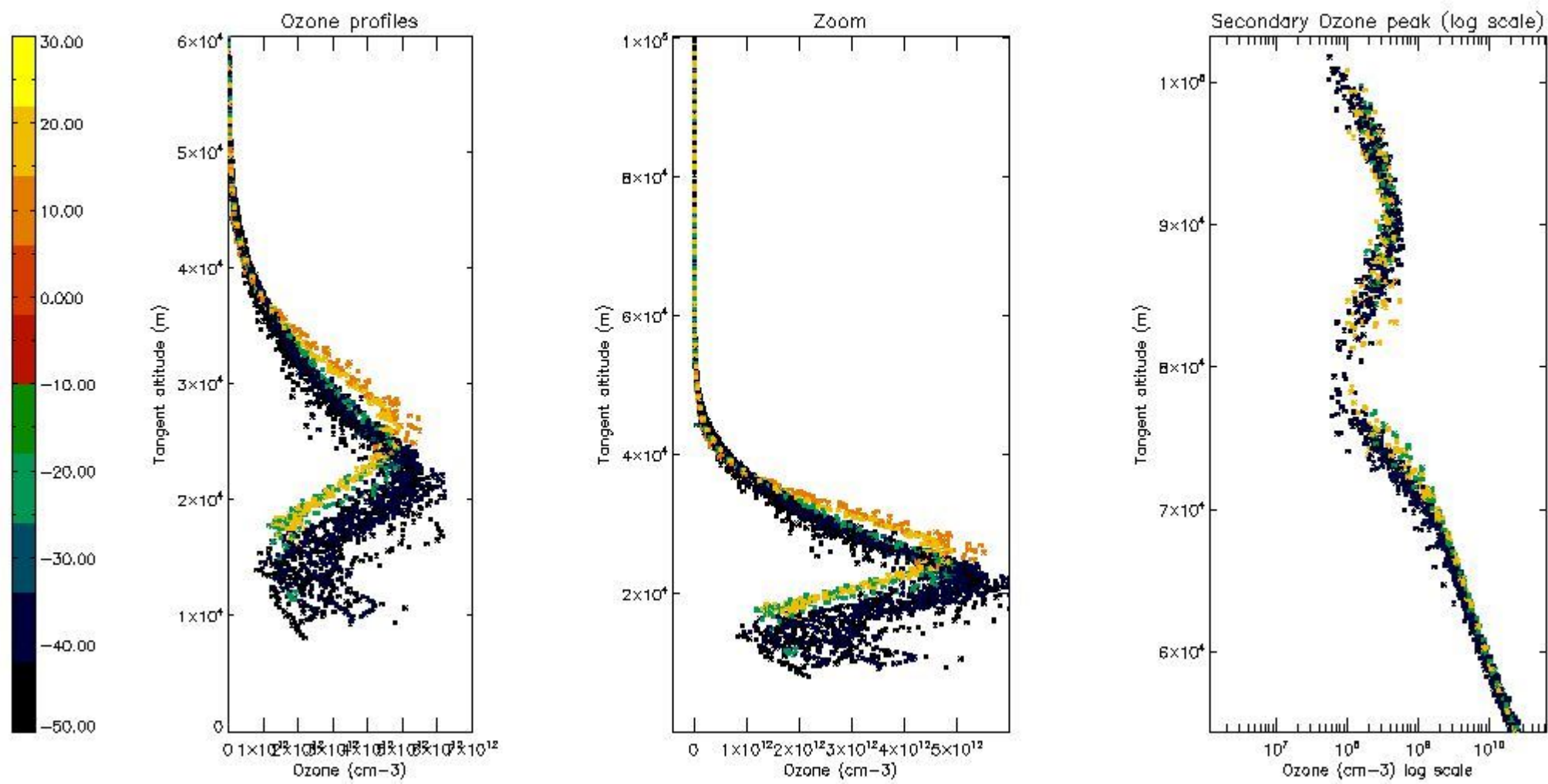
The colorbar represents the latitude.





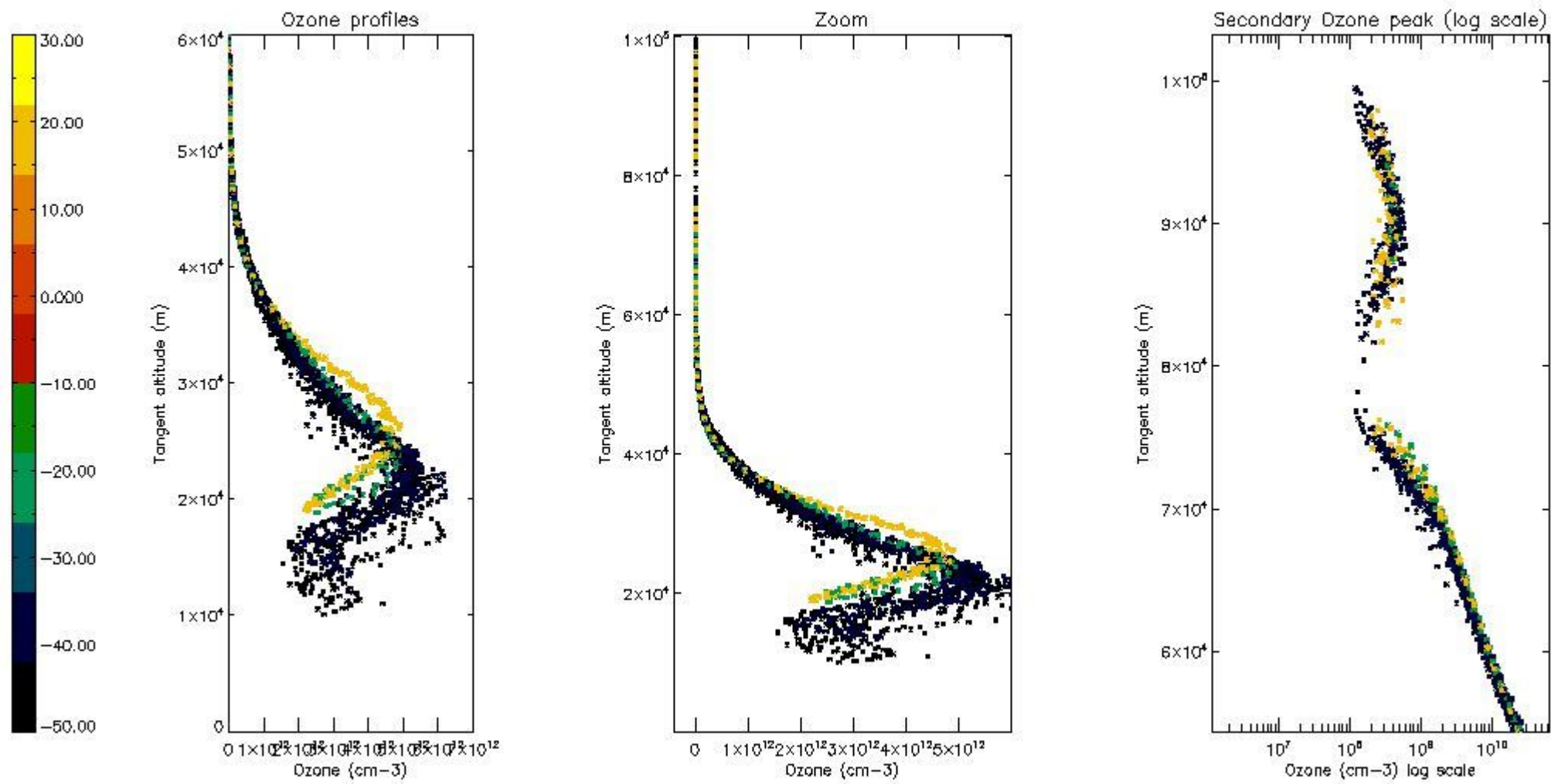
*5.4 Plot ozone profiles where STD < 10% (dark without errors)*

The colorbar represents the latitude.



*5.5 Plot ozone profiles where STD < 5% (dark without errors)*

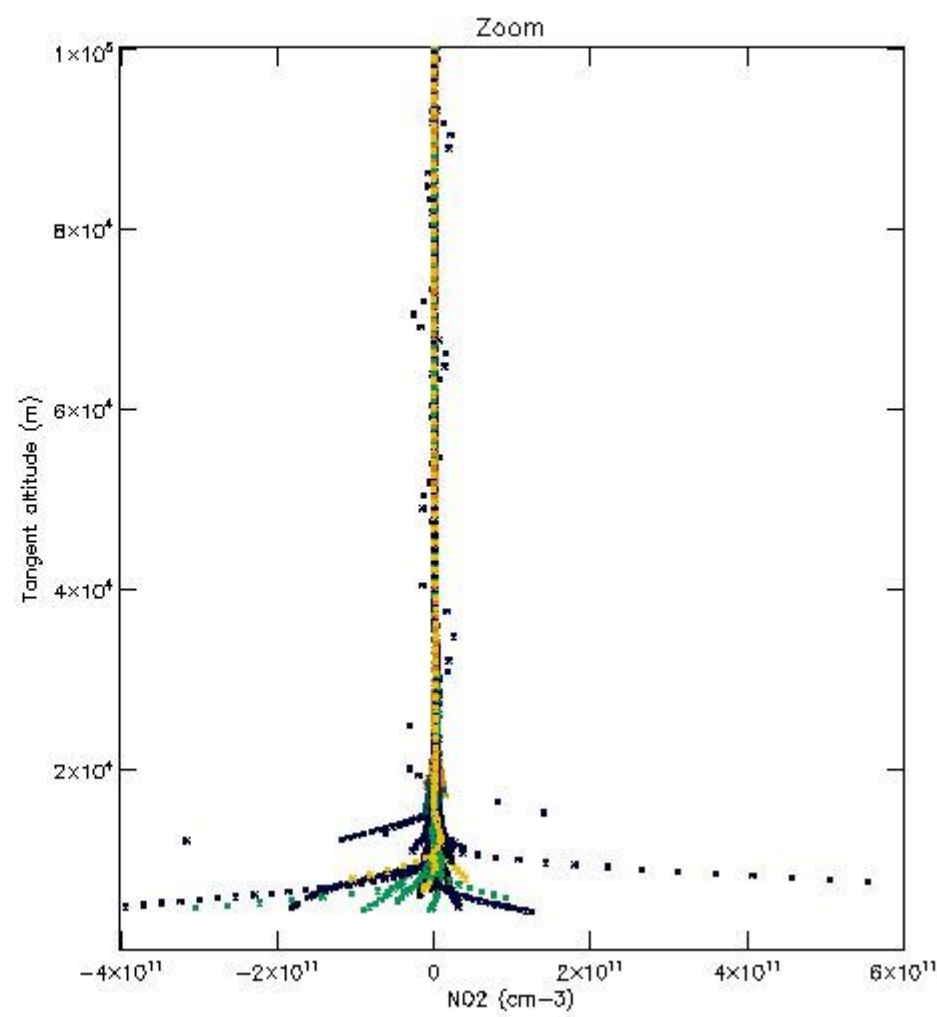
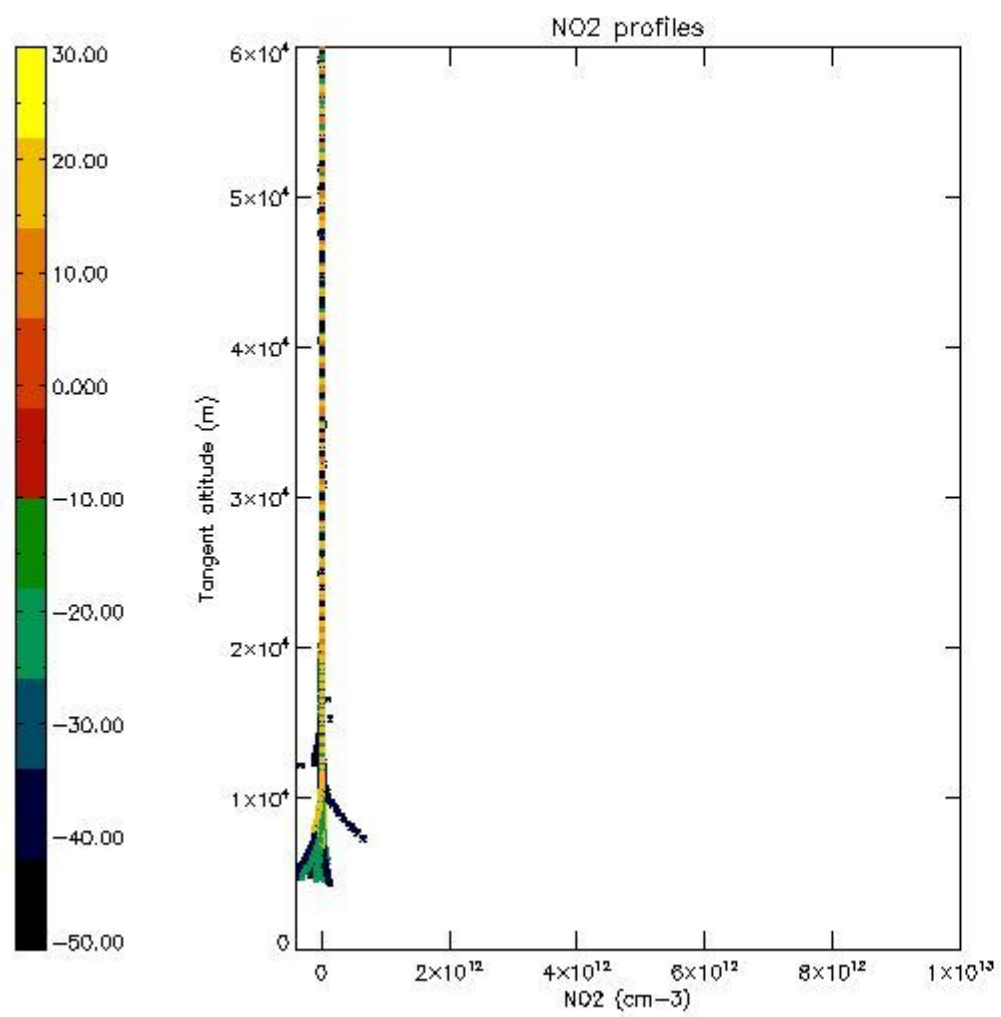
The colorbar represents the latitude.



*5.6 Plot NO<sub>2</sub> profiles for all STD (dark without errors)*

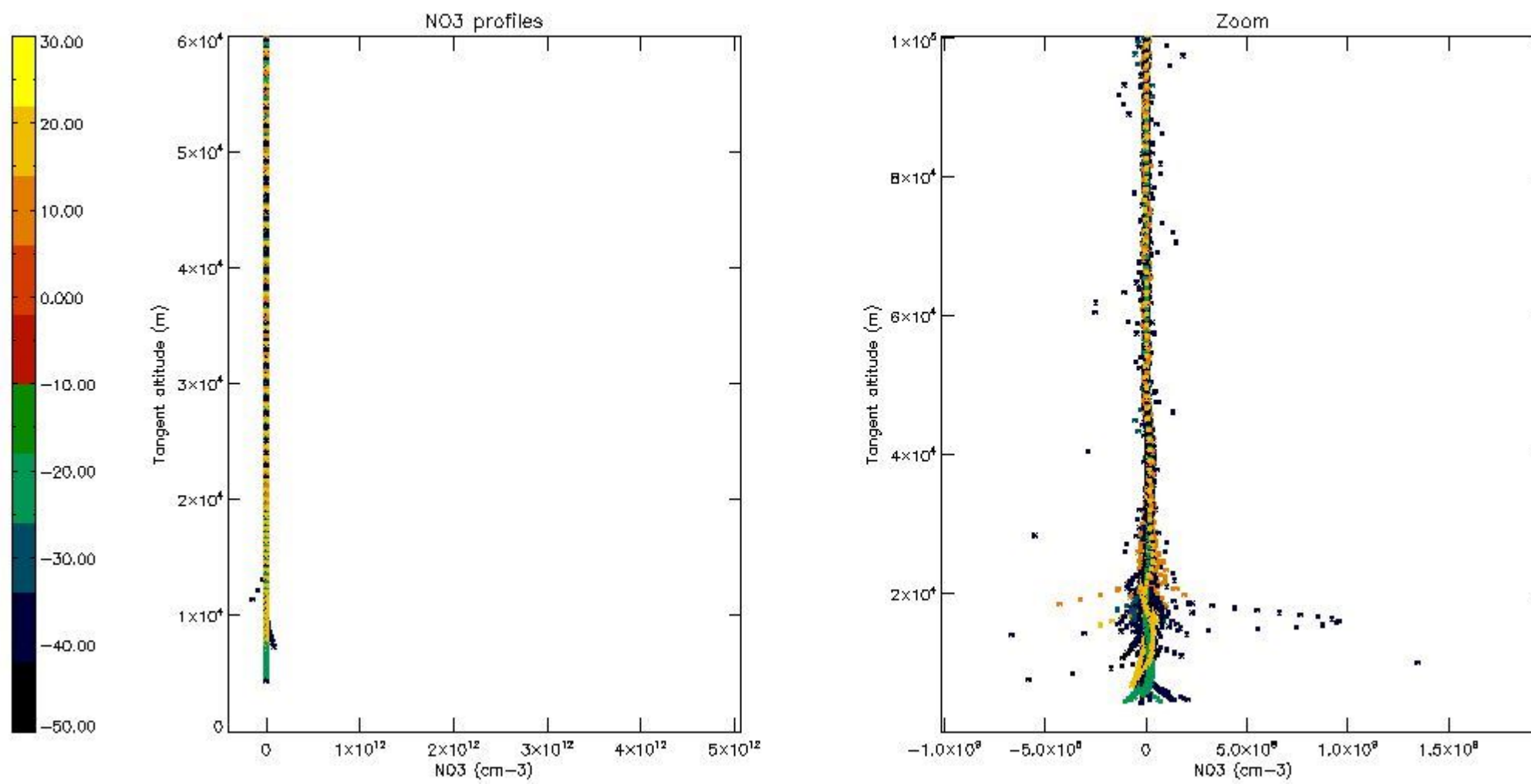
The colorbar represents the latitude.





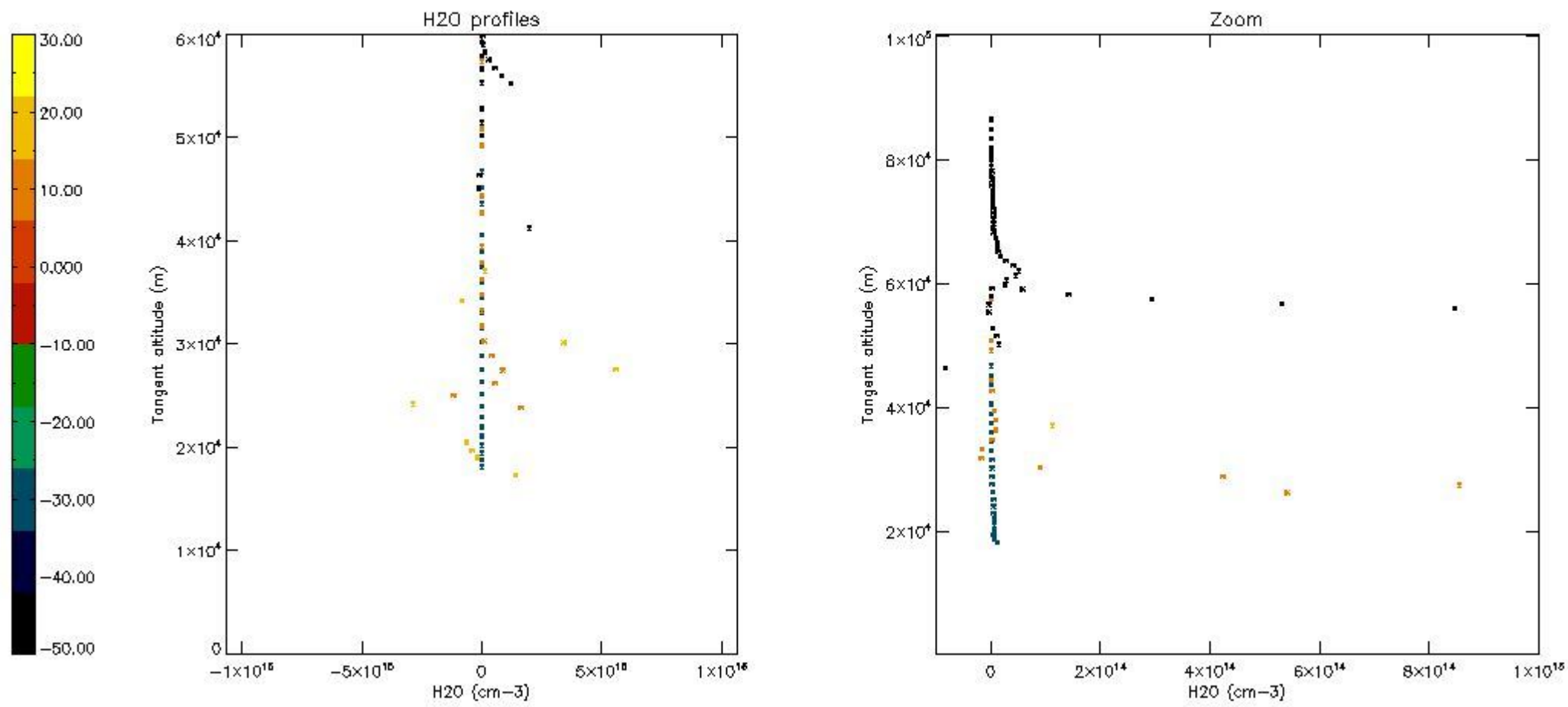
*5.7 Plot NO3 profiles for all STD (dark without errors)*

The colorbar represents the latitude.



*5.8 Plot H2O profiles for all STD (only for occultations of stars 1,2,3,4,13,14,16,26,63 dark without errors)*

The colorbar represents the latitude.

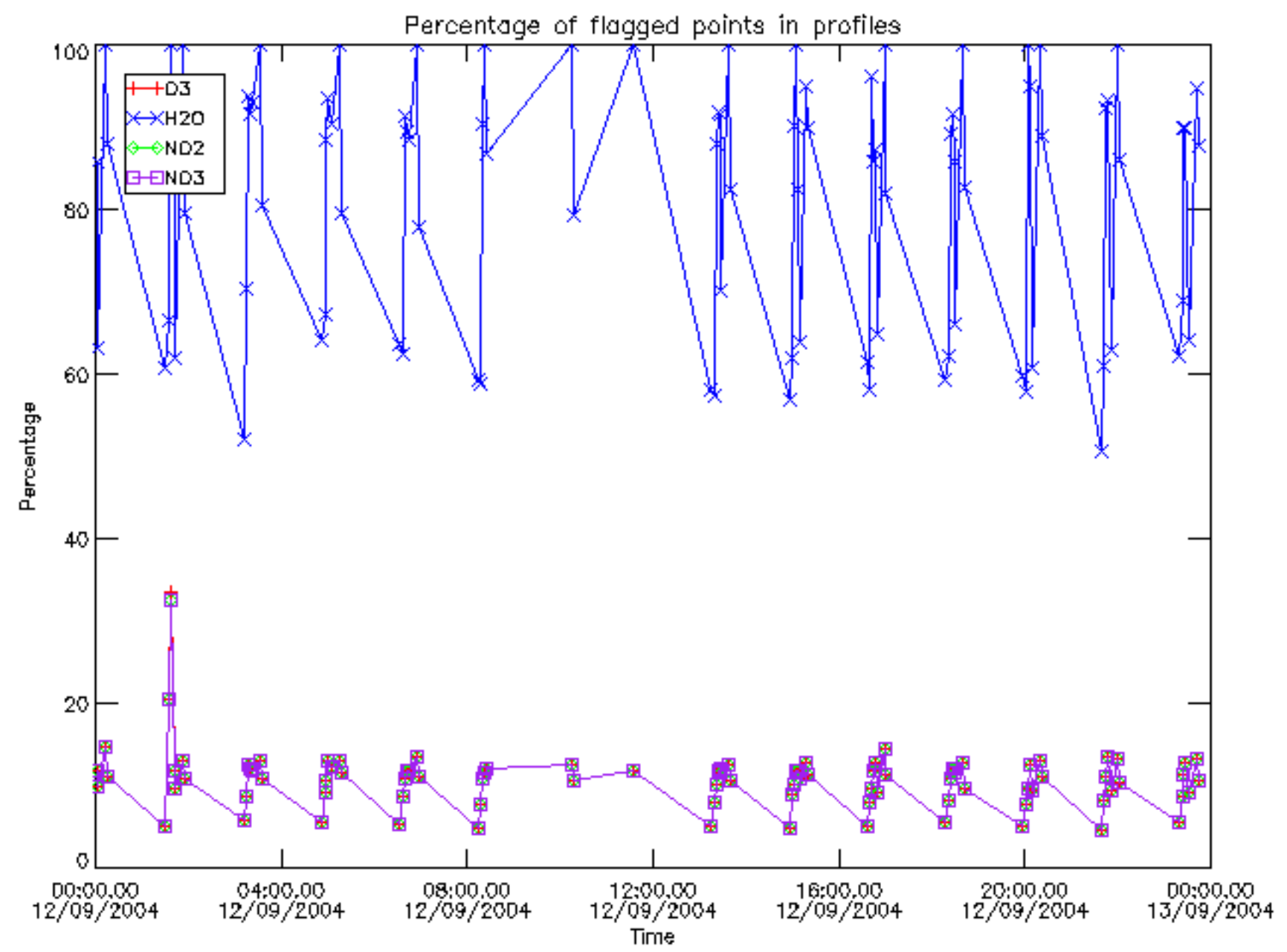


## 6. Auxiliary Data Files used for the production reported in section 2

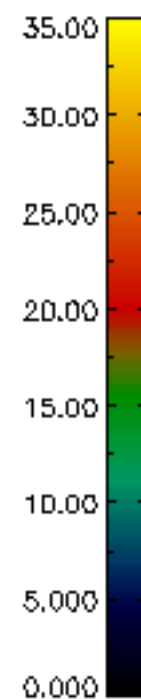
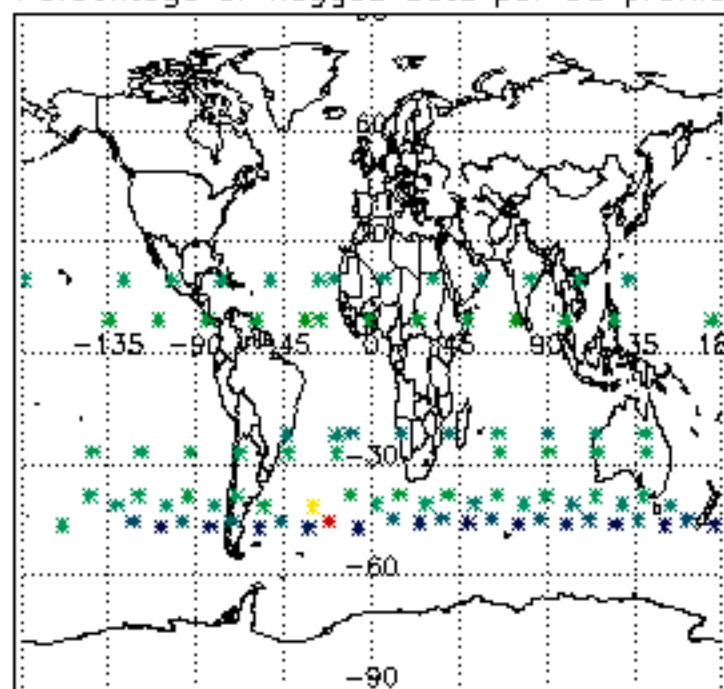
The number reported in the third column indicates since which file (see list in section 2) the corresponding auxiliary file has been used. The fourth column is the date of those product files.

Type	Auxiliary Filename	Used since product	Used since product date
INST_PHYS_CHARACTERISTICS	GOM_INS_AXVIEC20091111_143220_20030716_120000_20500101_000000	1	12-SEP-2004 00:01:48
LEVEL-2_PROC_CONFIG	GOM_PR2_AXVIEC20091111_152718_20020301_000000_20500101_000000	1	12-SEP-2004 00:01:48
CROSS_SECTIONS_FILE	GOM_CRS_AXVIEC20091111_154832_20020301_000000_20500101_000000	1	12-SEP-2004 00:01:48

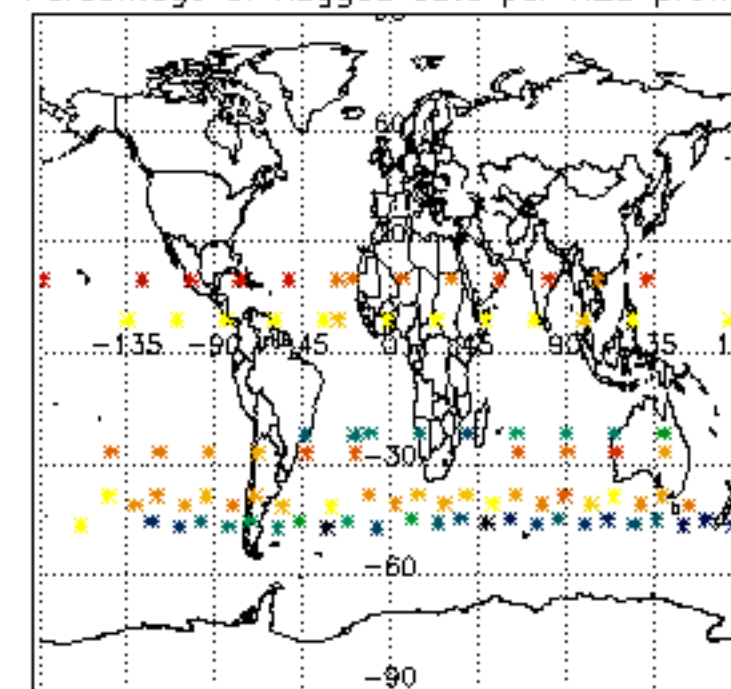




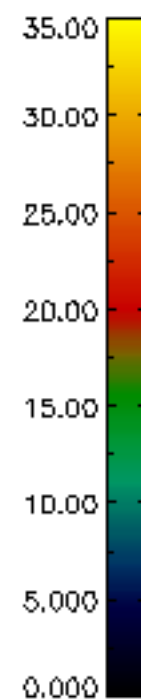
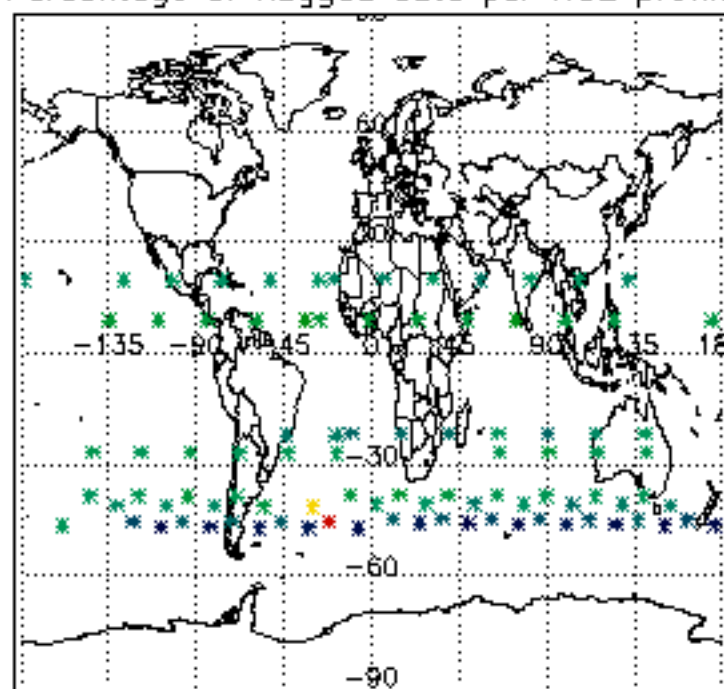
Percentage of flagged data per D3 profile



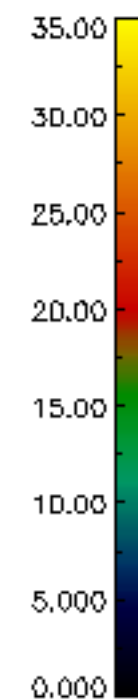
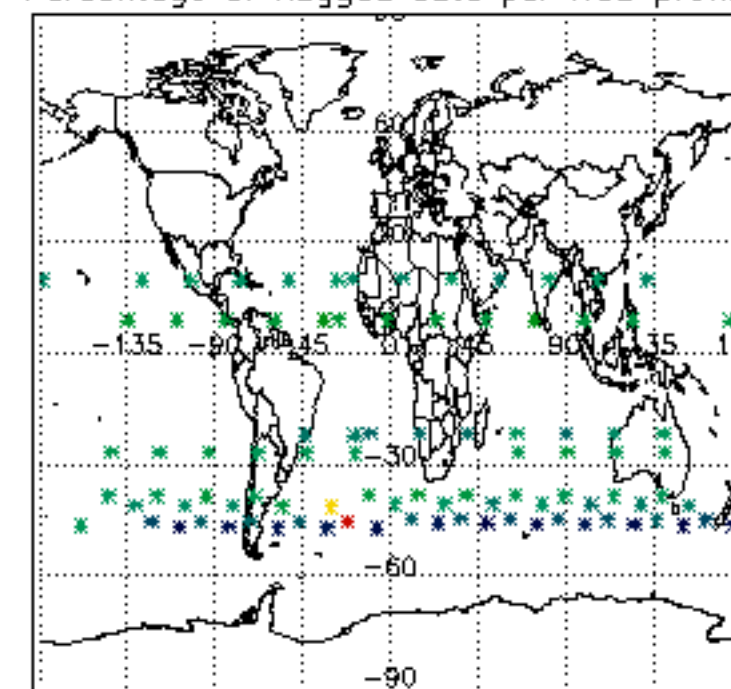
Percentage of flagged data per H2O profile

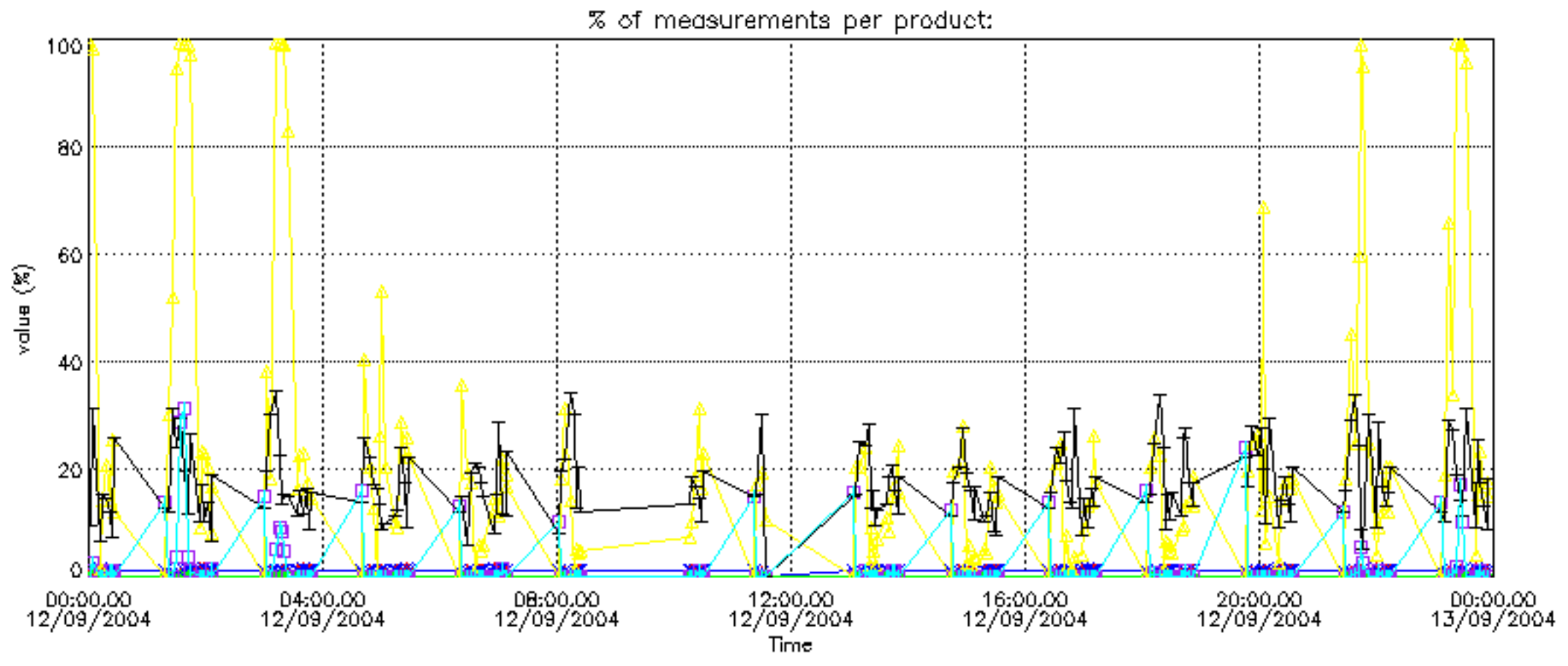


Percentage of flagged data per NO2 profile

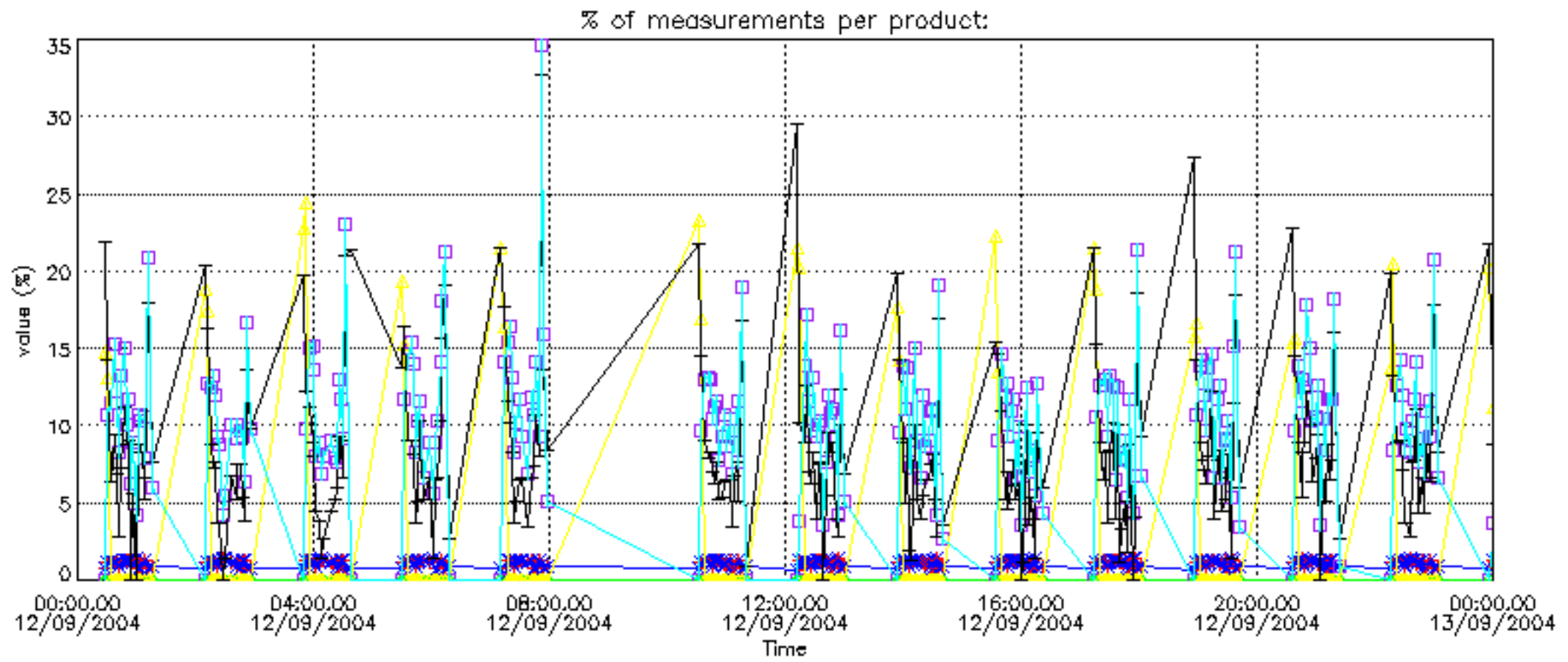


Percentage of flagged data per NO3 profile

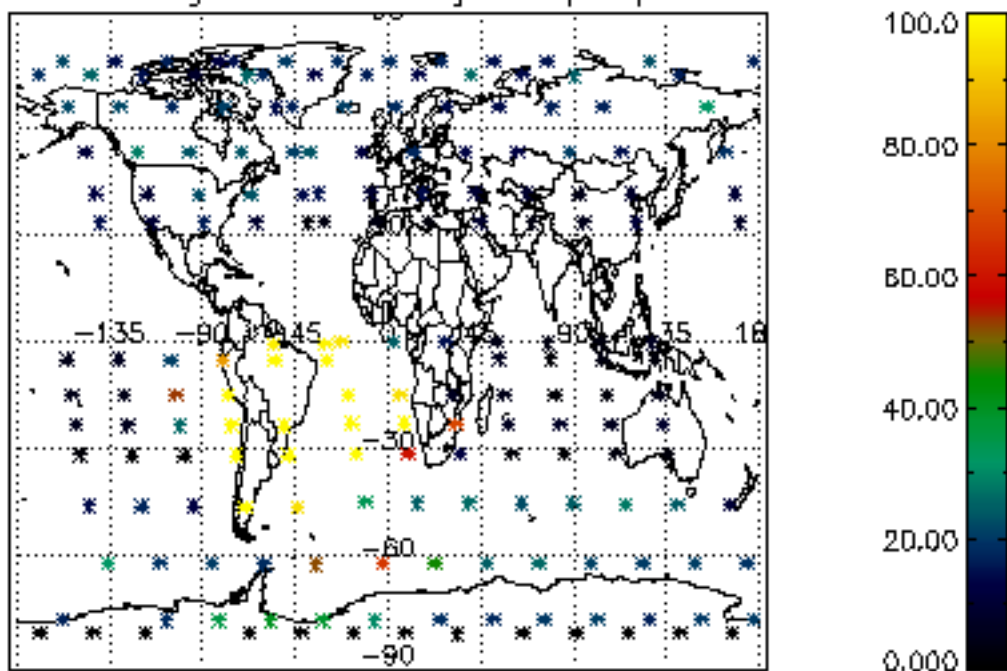




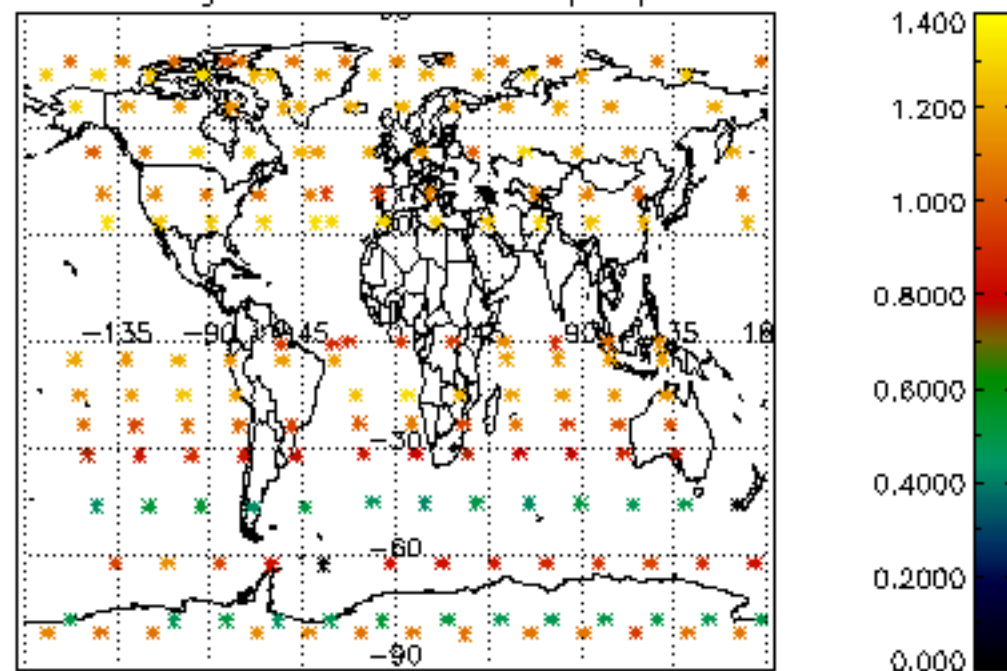




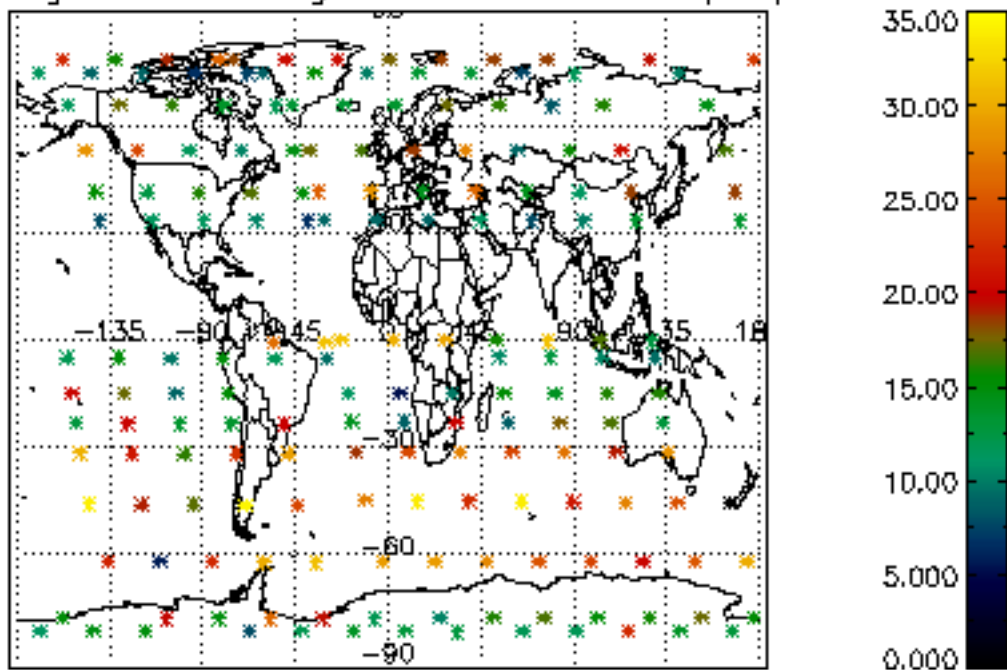
Percentage of cosmic ray hits per profile



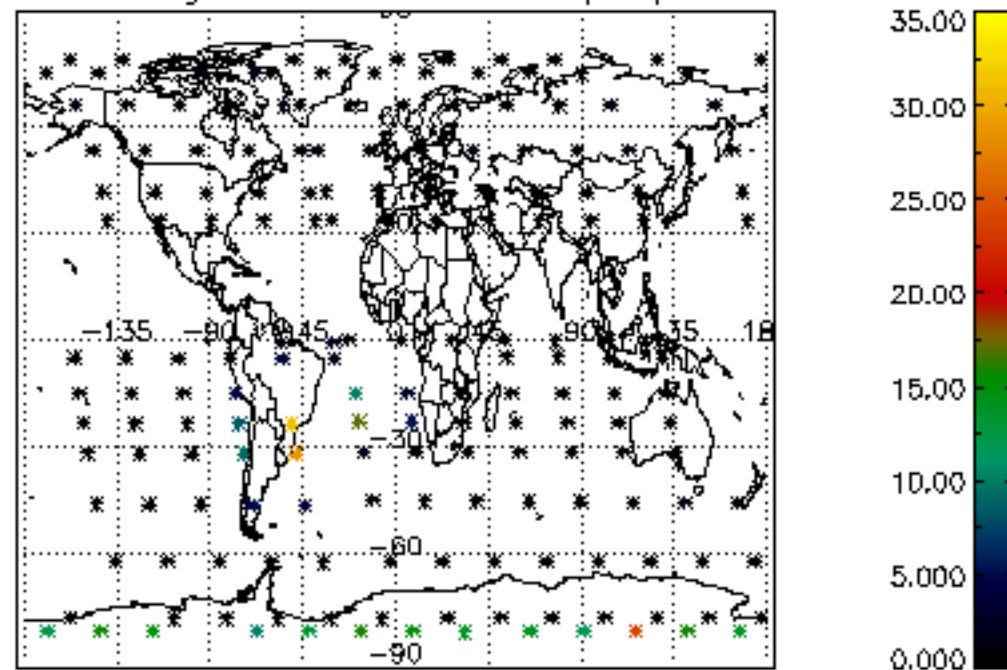
Percentage of datation errors per profile



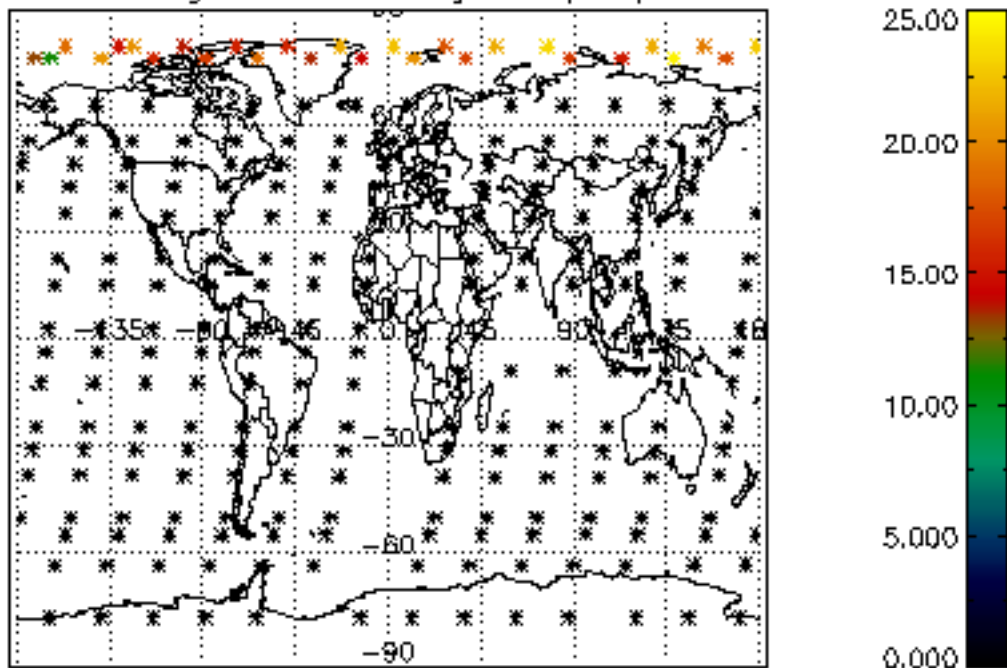
Percentage of star falling outside central band per profile



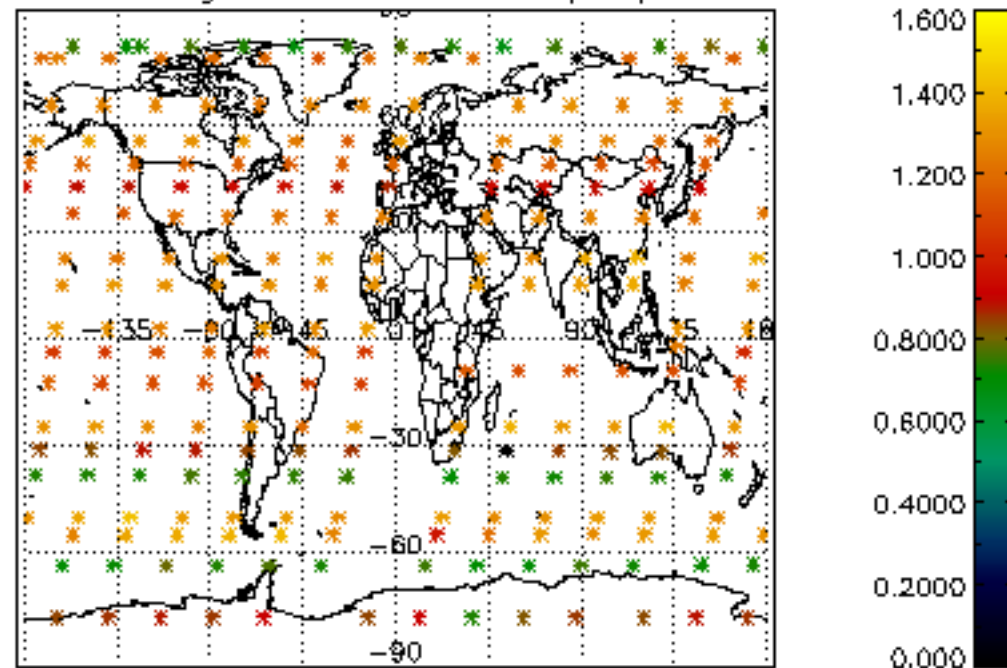
Percentage of saturation errors per profile



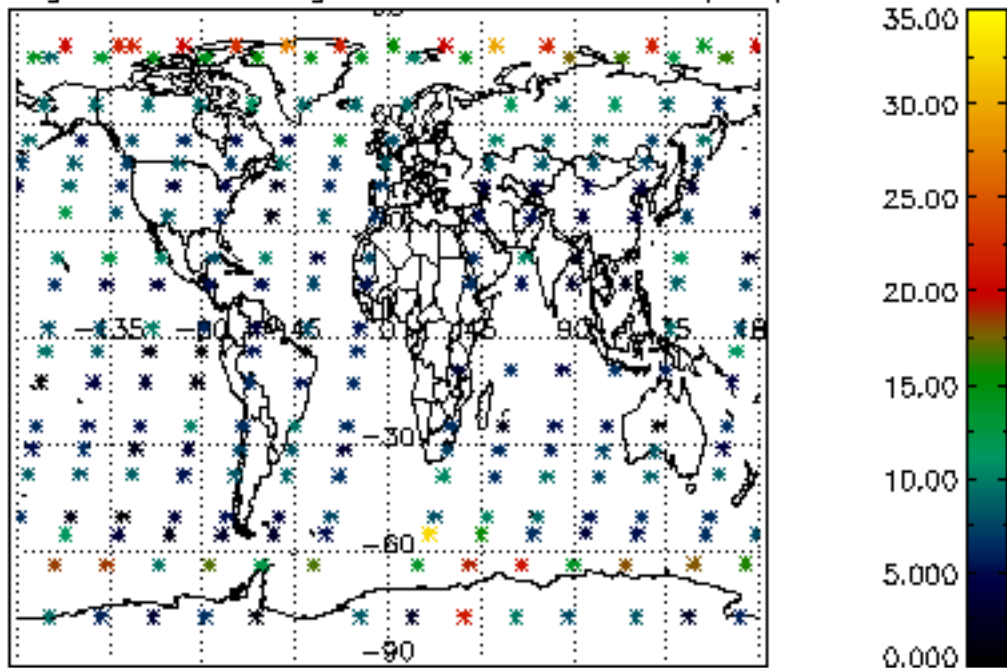
Percentage of cosmic ray hits per profile



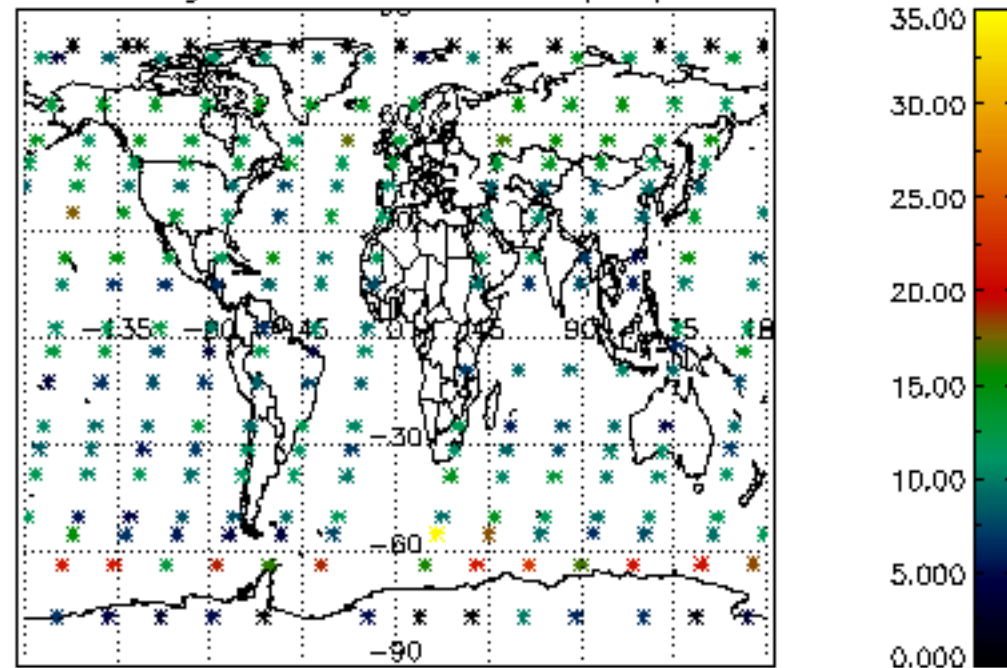
Percentage of datation errors per profile



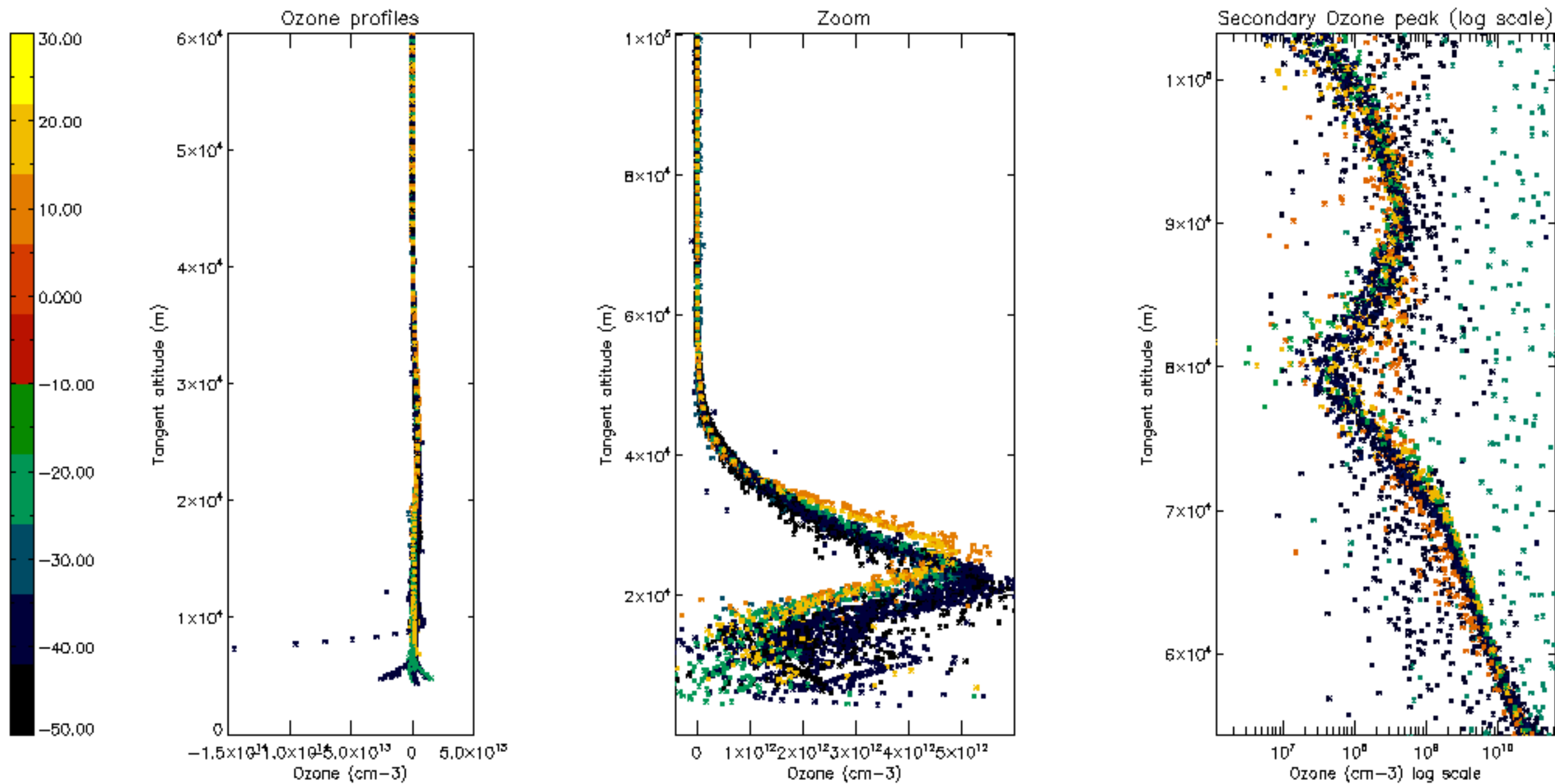
Percentage of star falling outside central band per profile

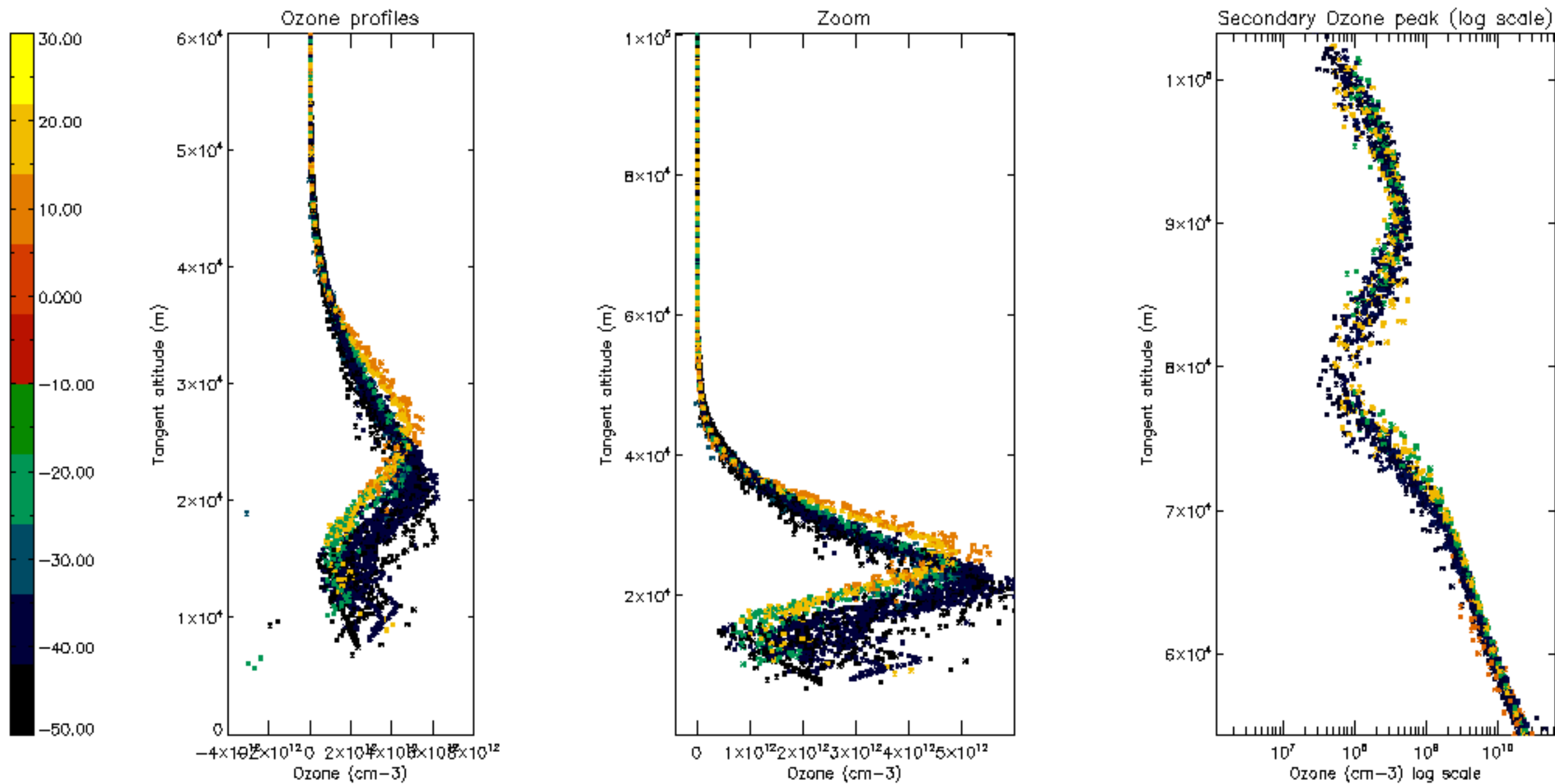


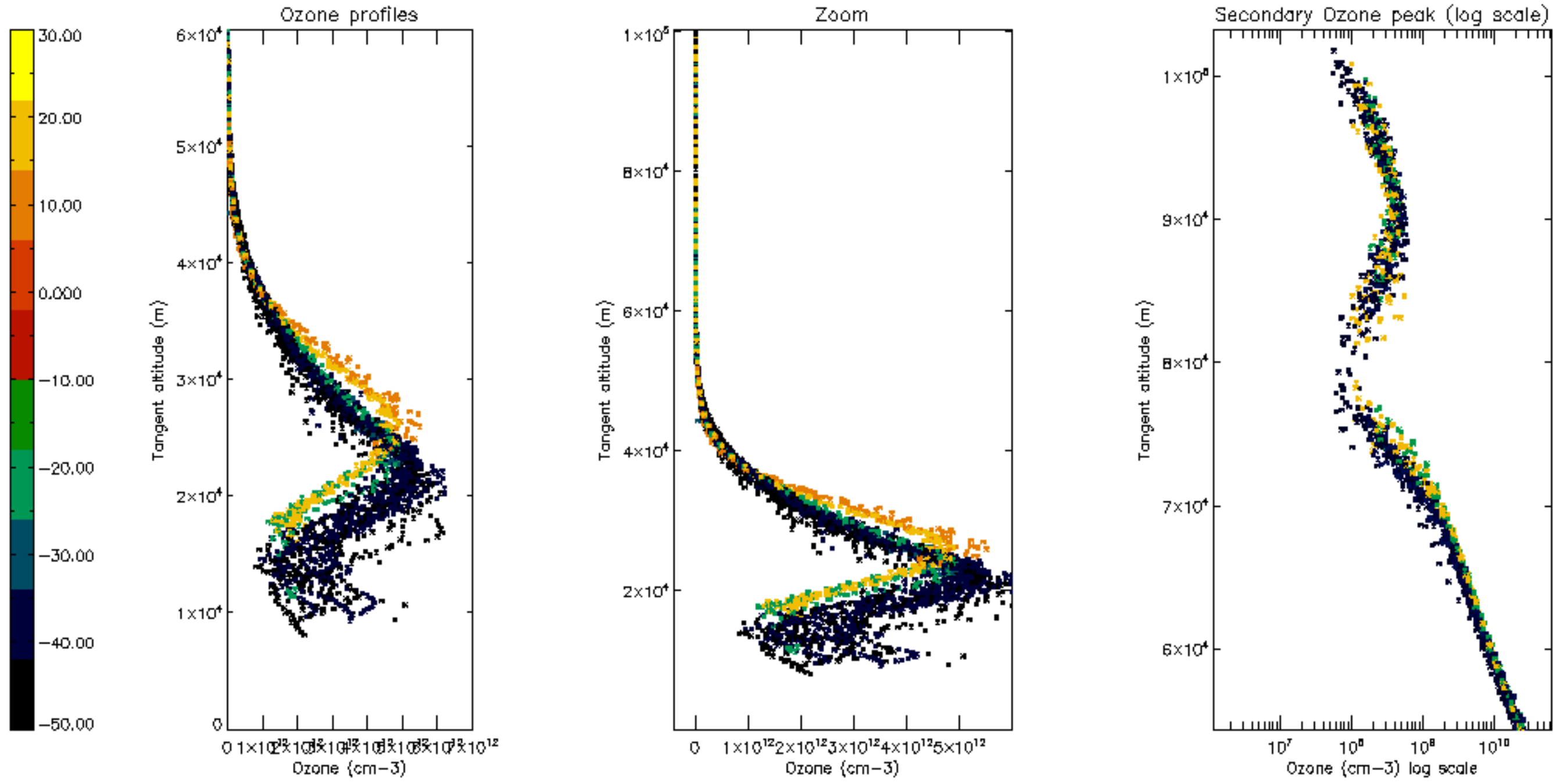
Percentage of saturation errors per profile

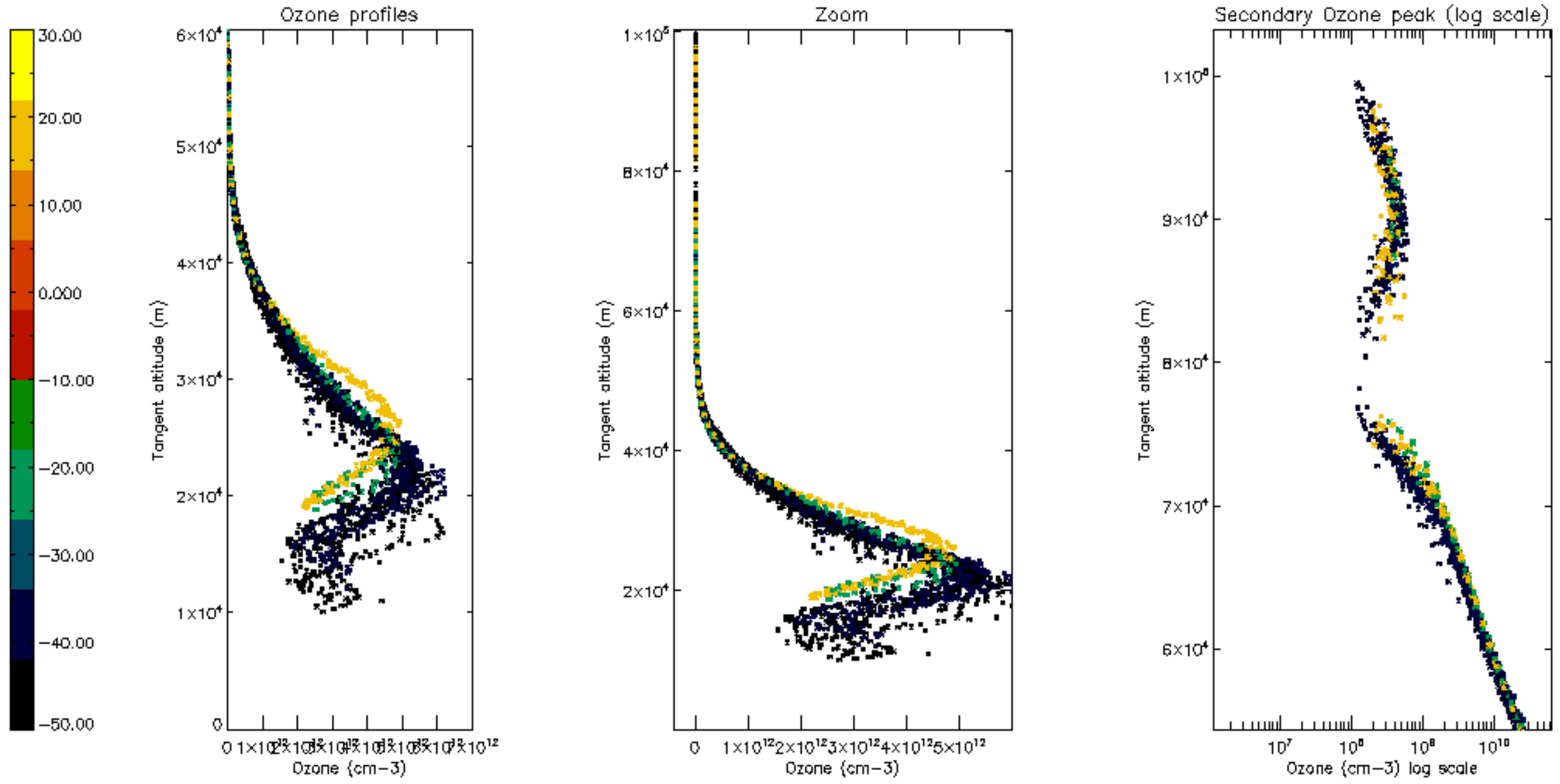




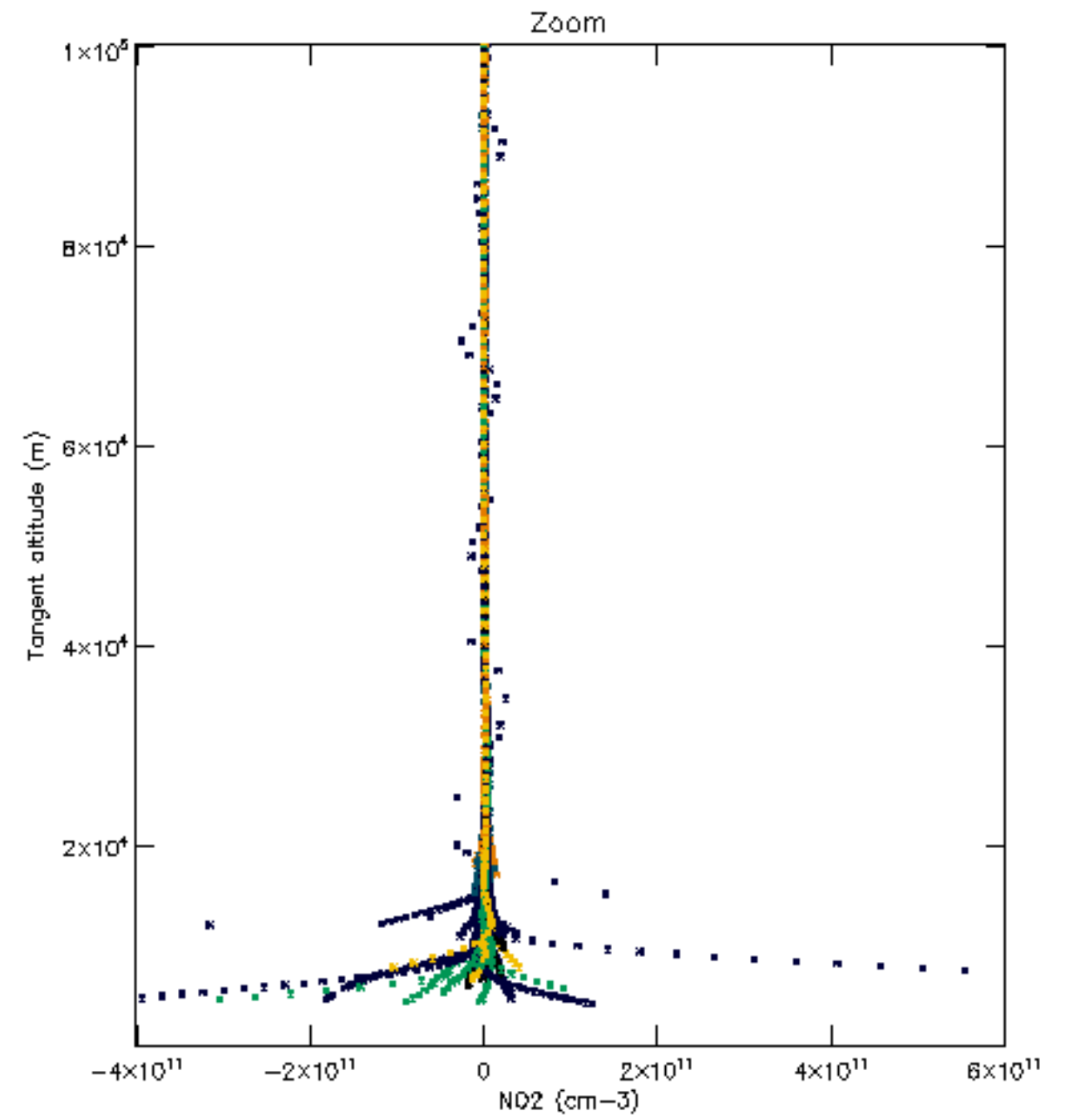
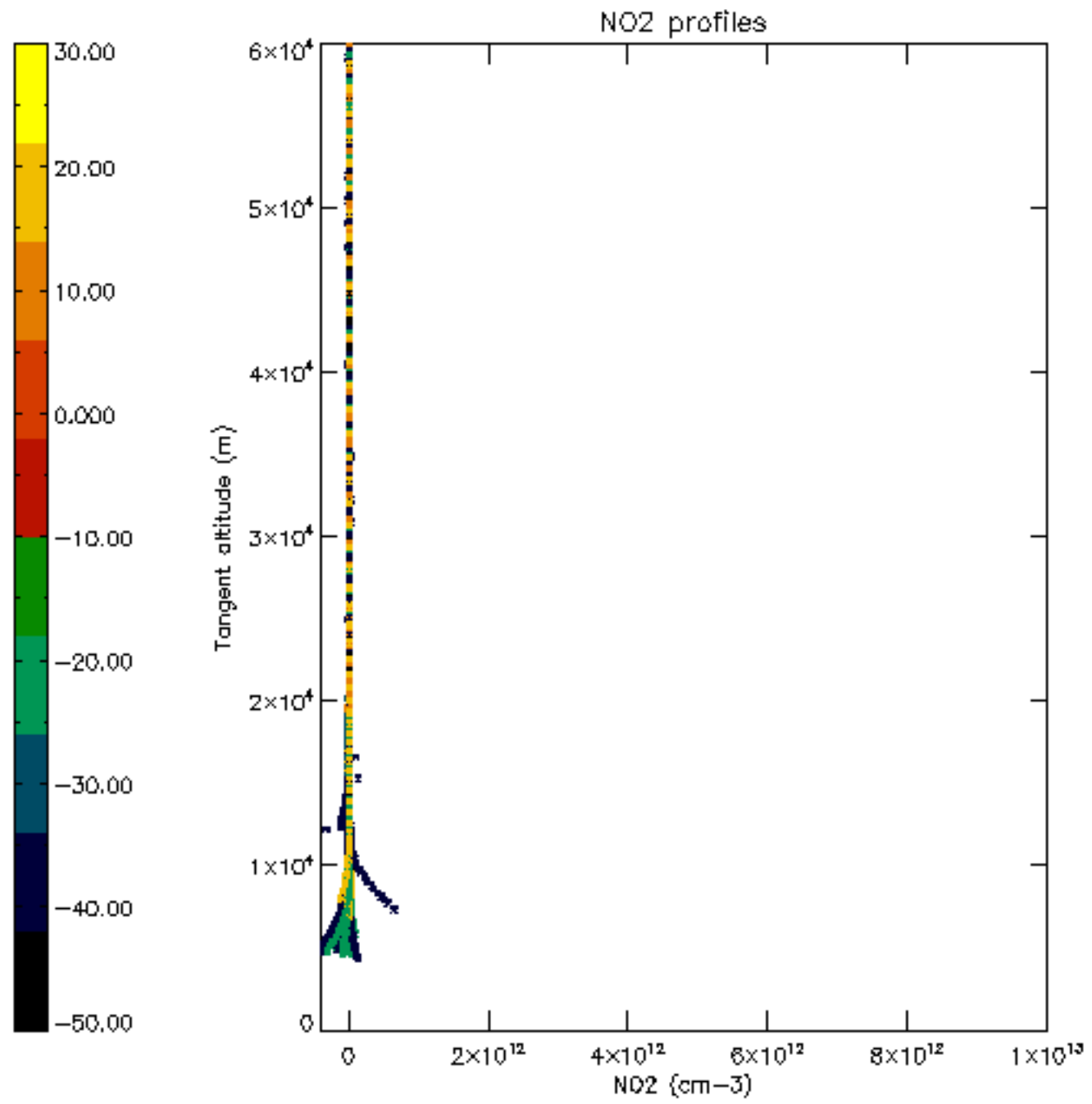


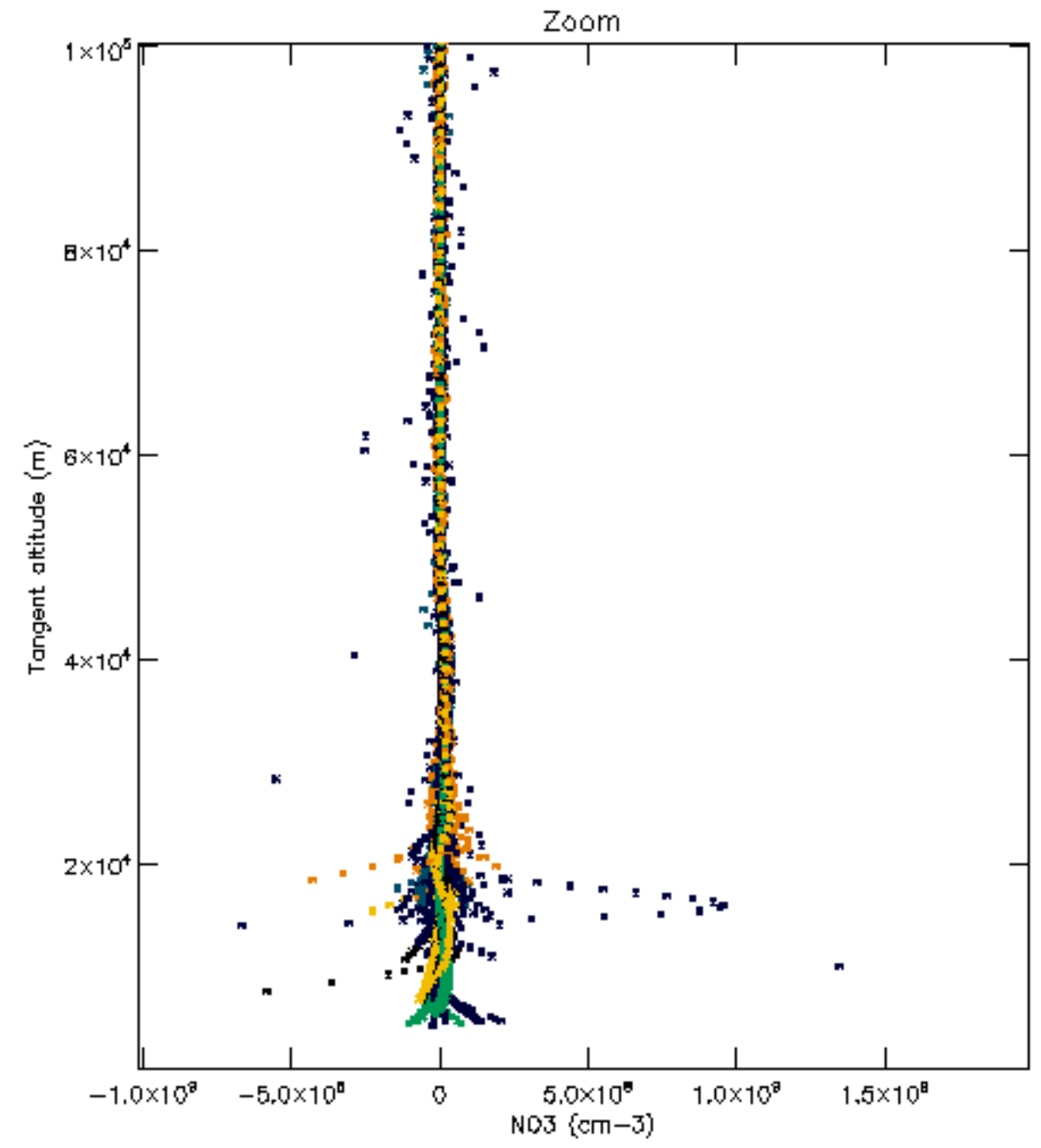
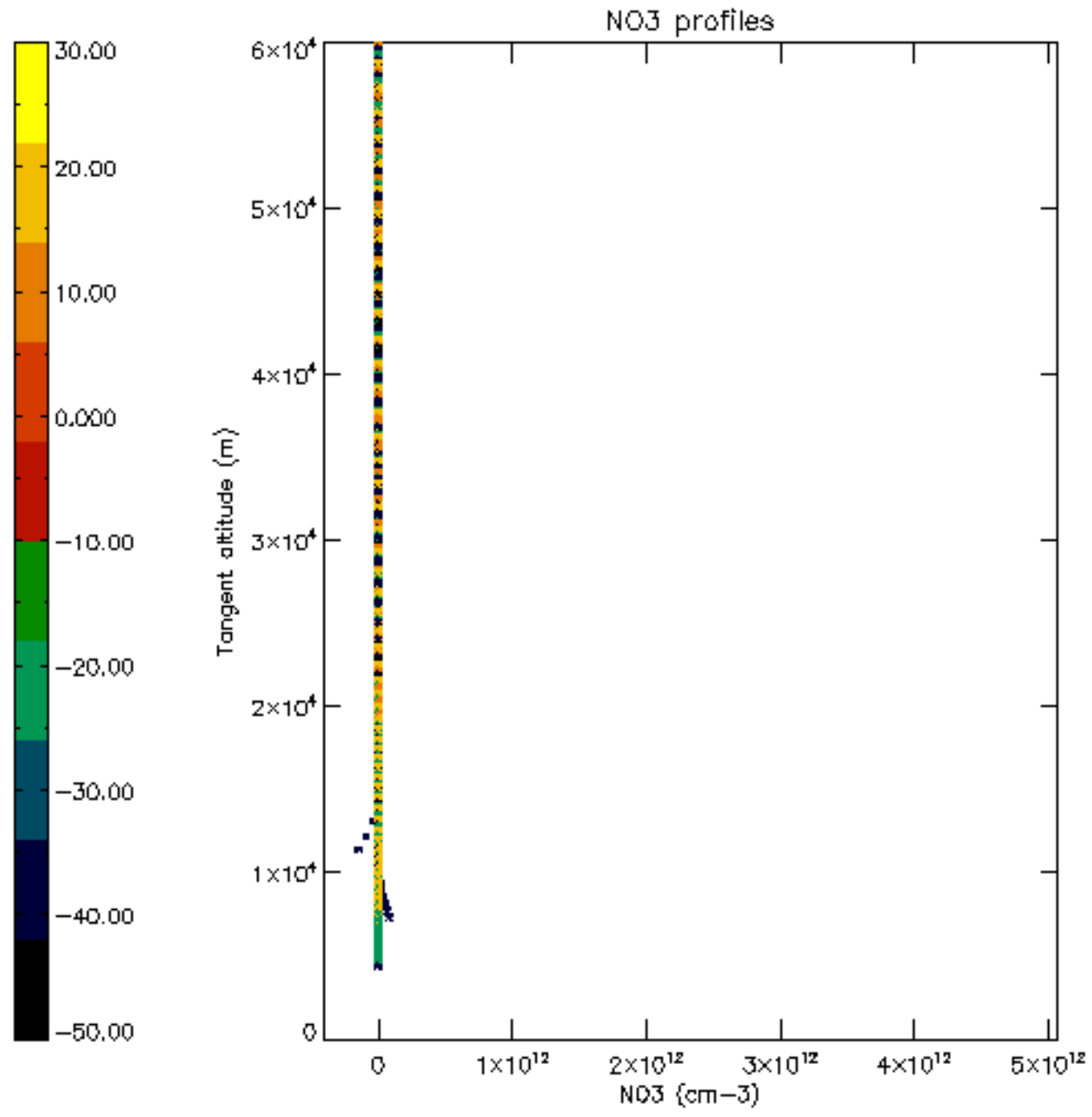


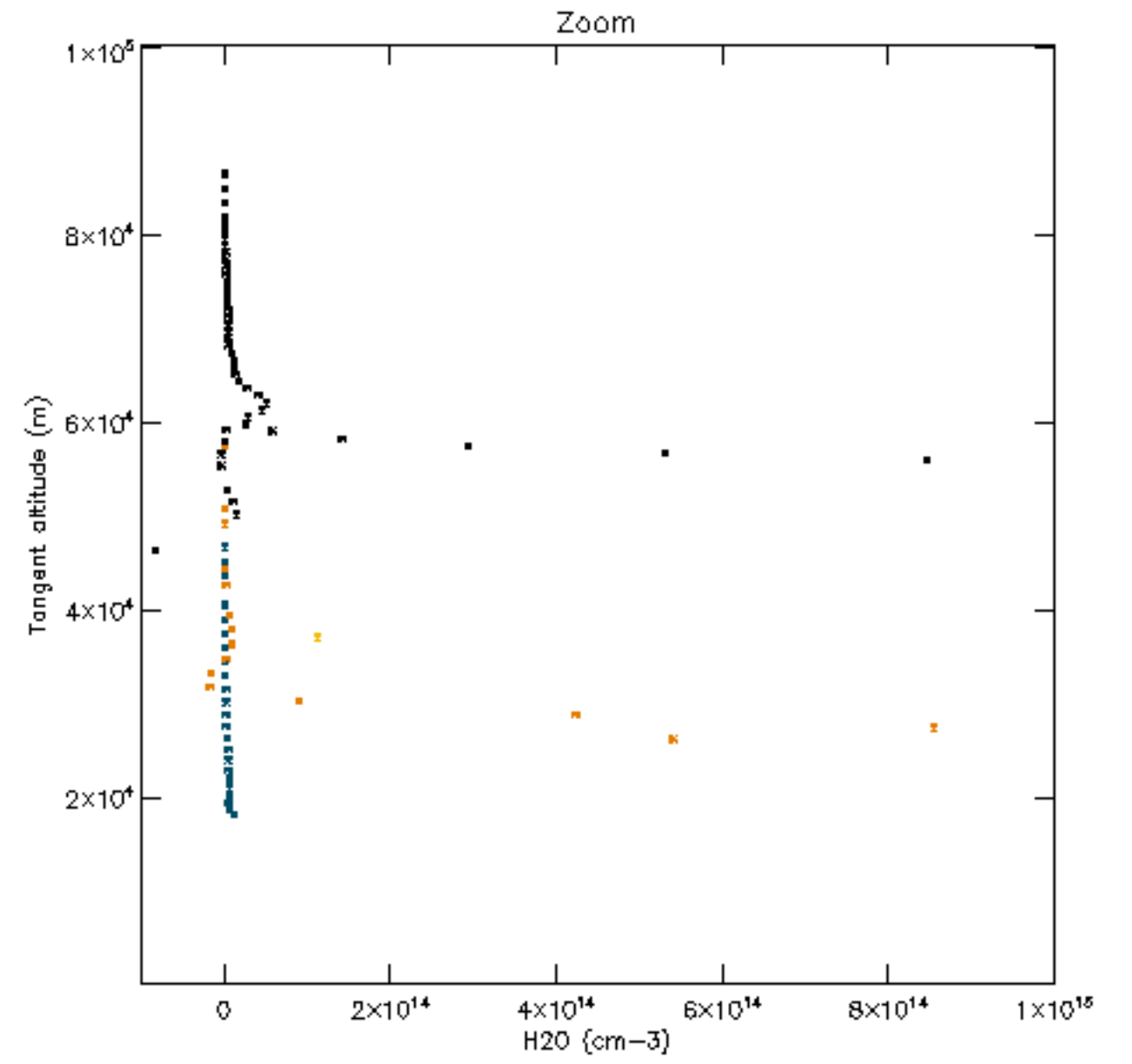
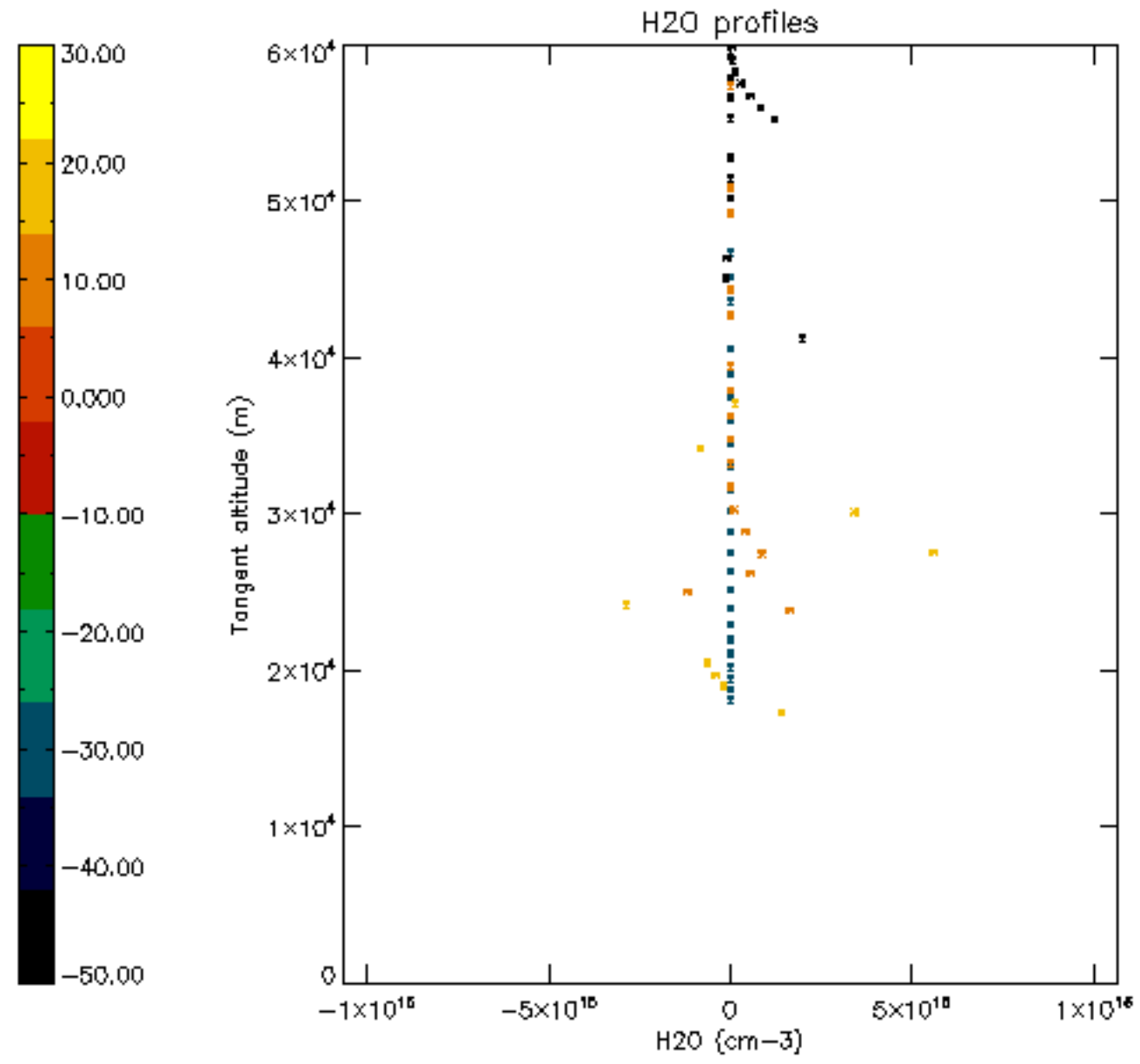




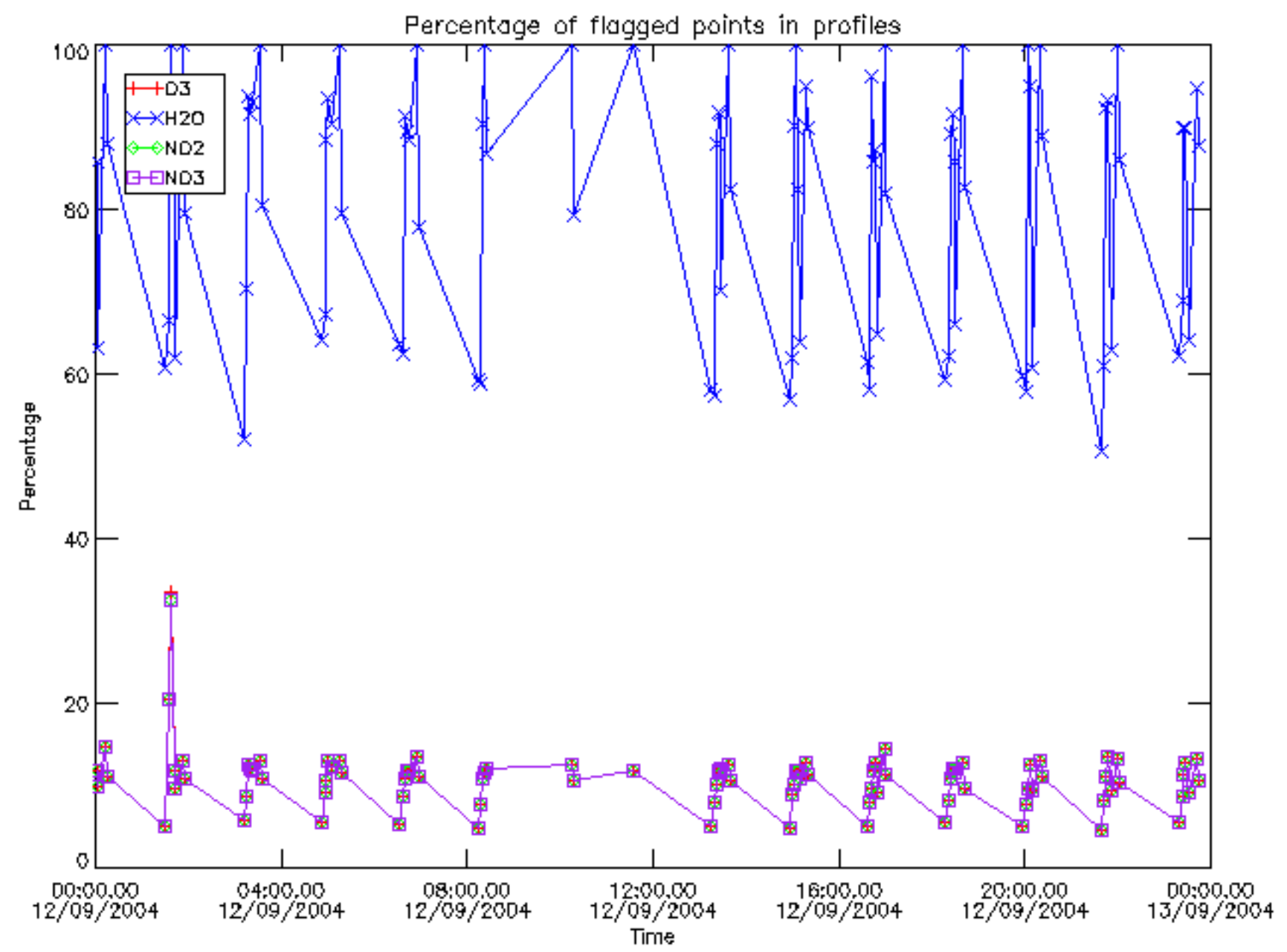




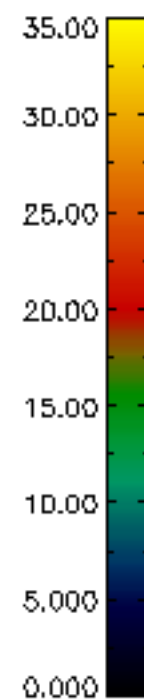
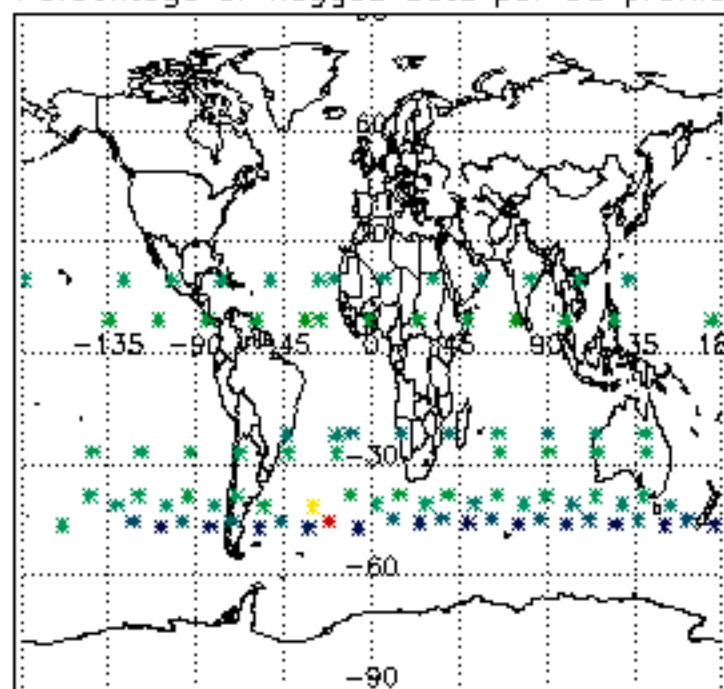




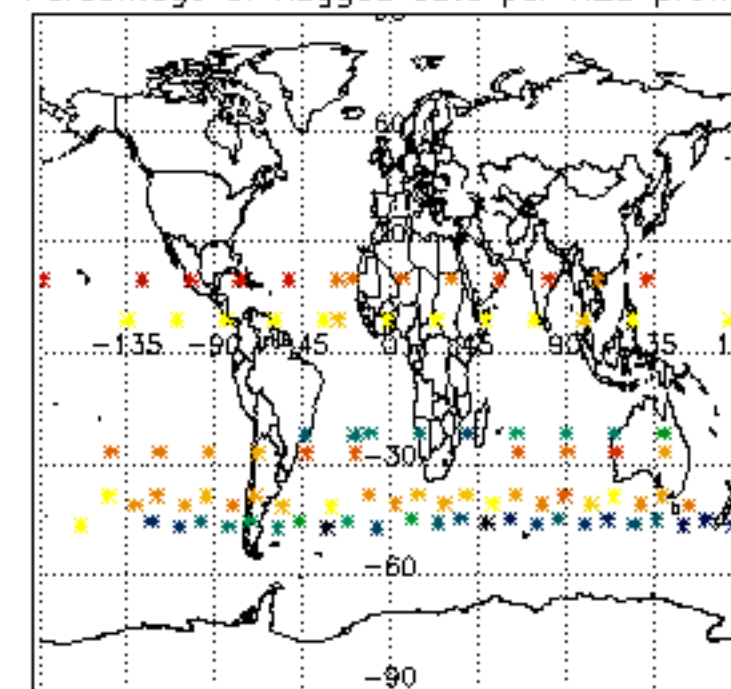




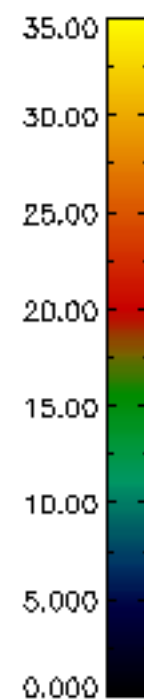
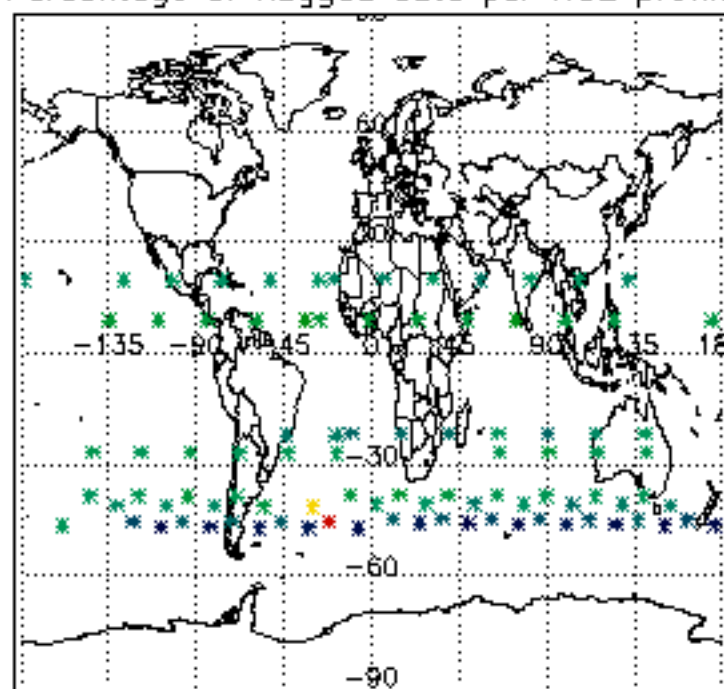
Percentage of flagged data per D3 profile



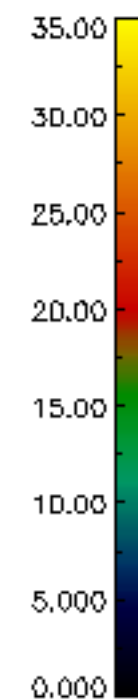
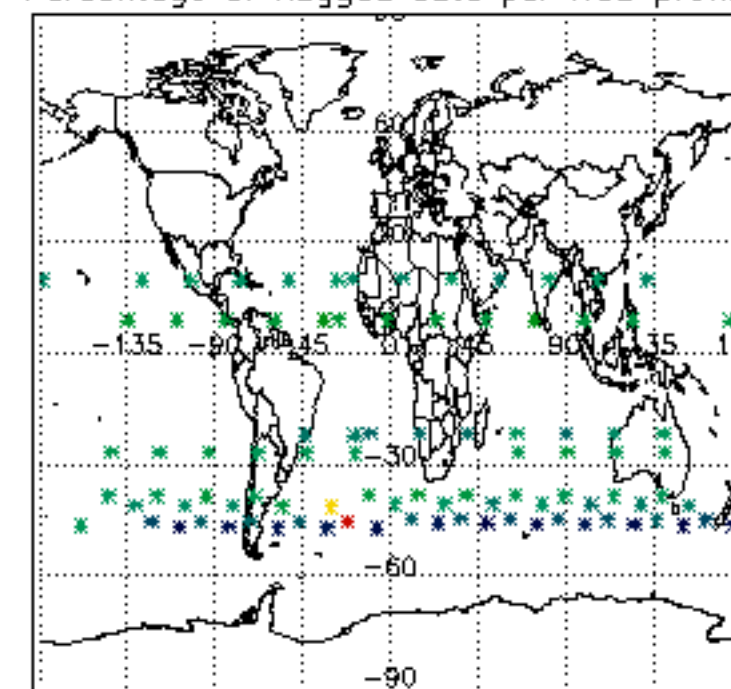
Percentage of flagged data per H2O profile

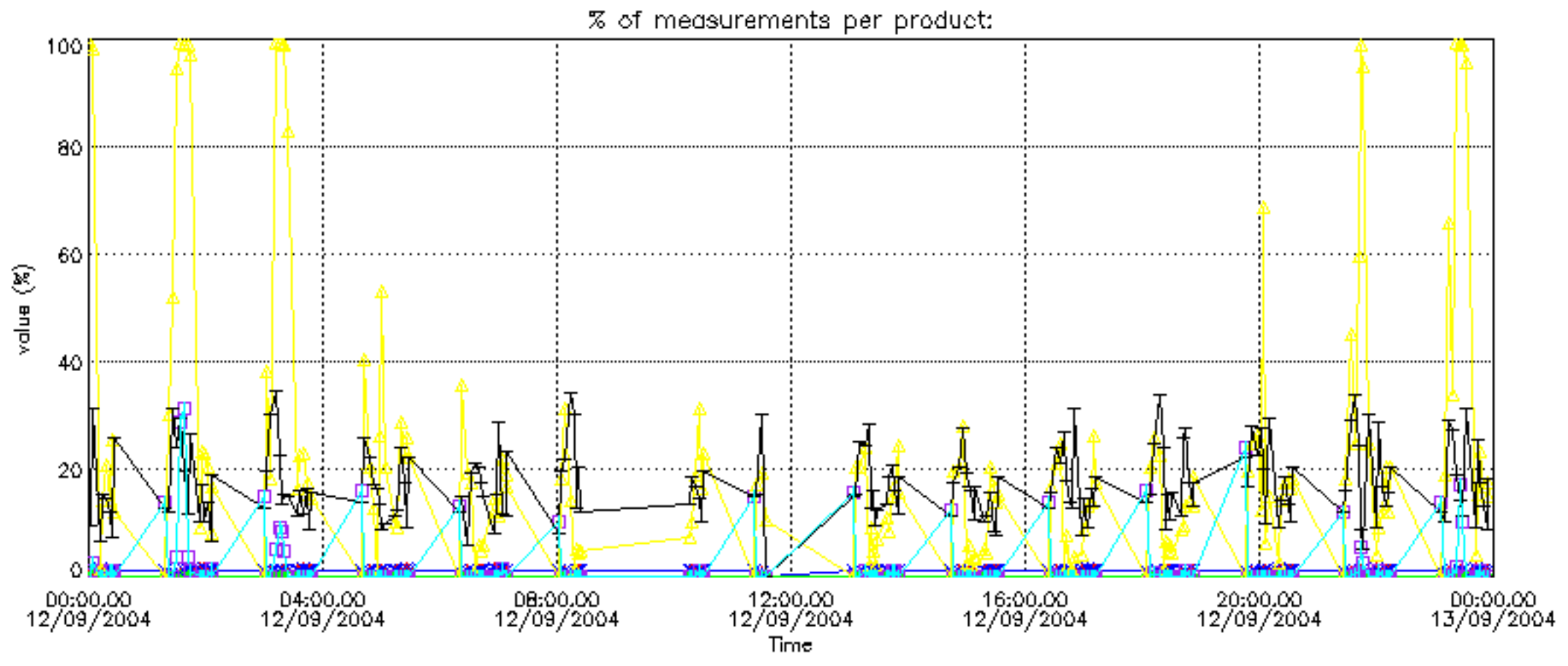


Percentage of flagged data per NO2 profile

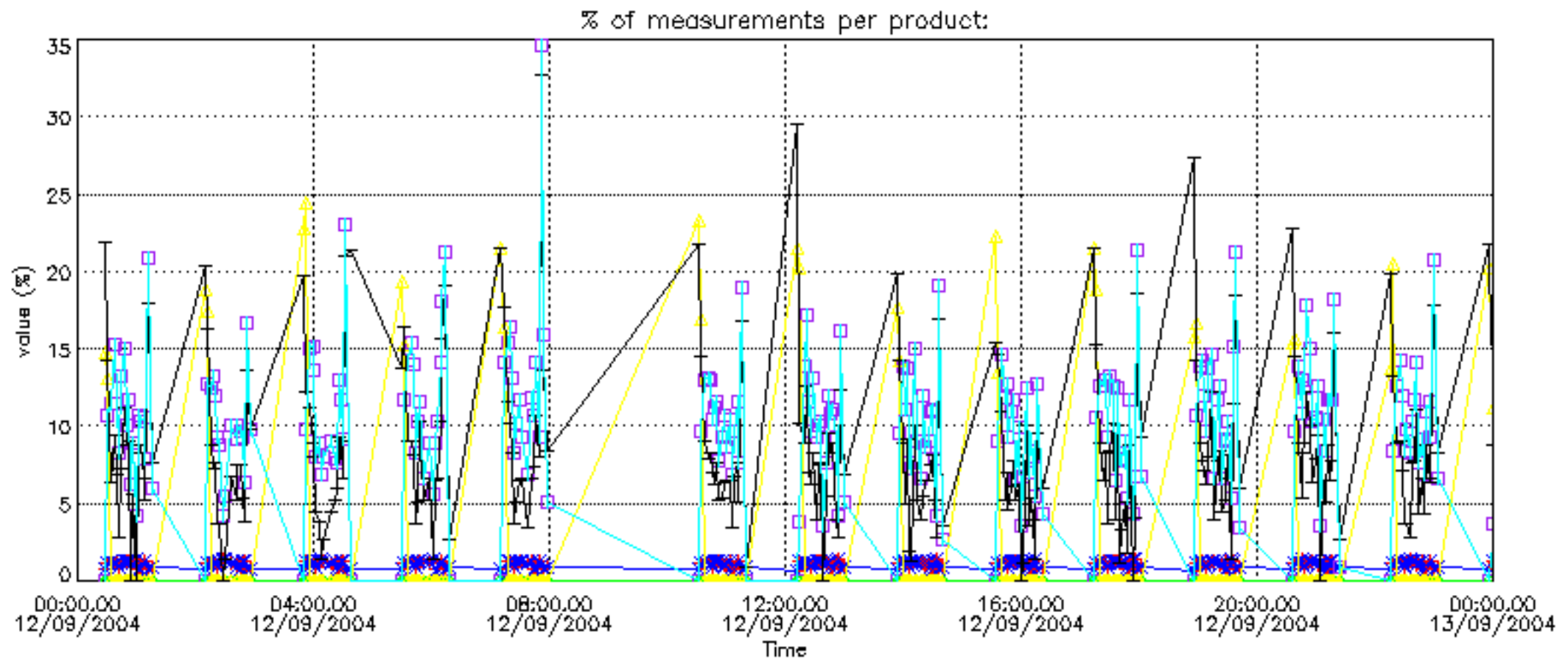


Percentage of flagged data per NO3 profile

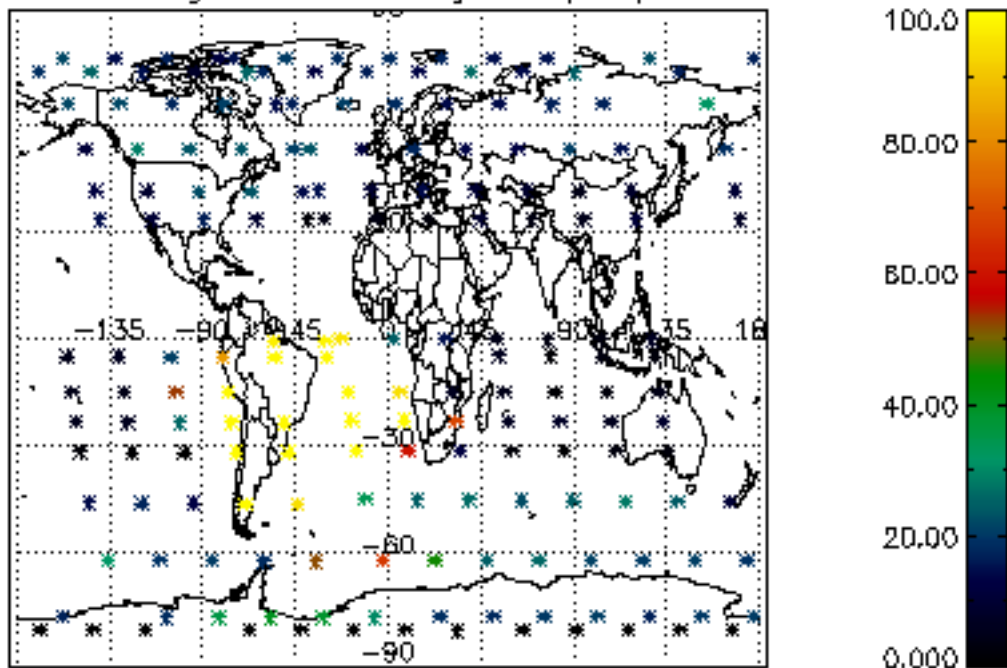




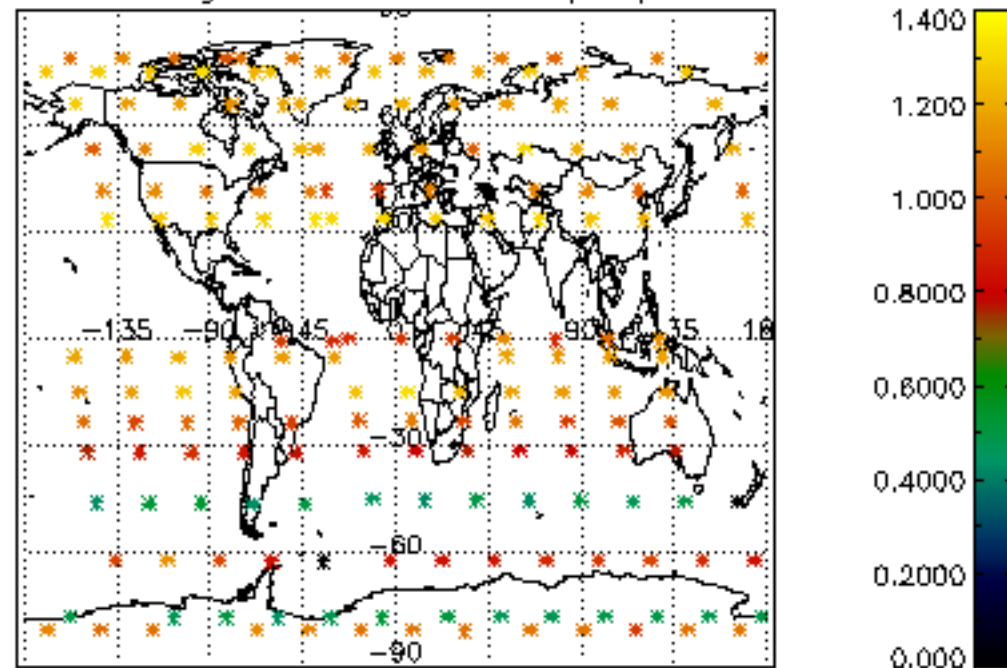




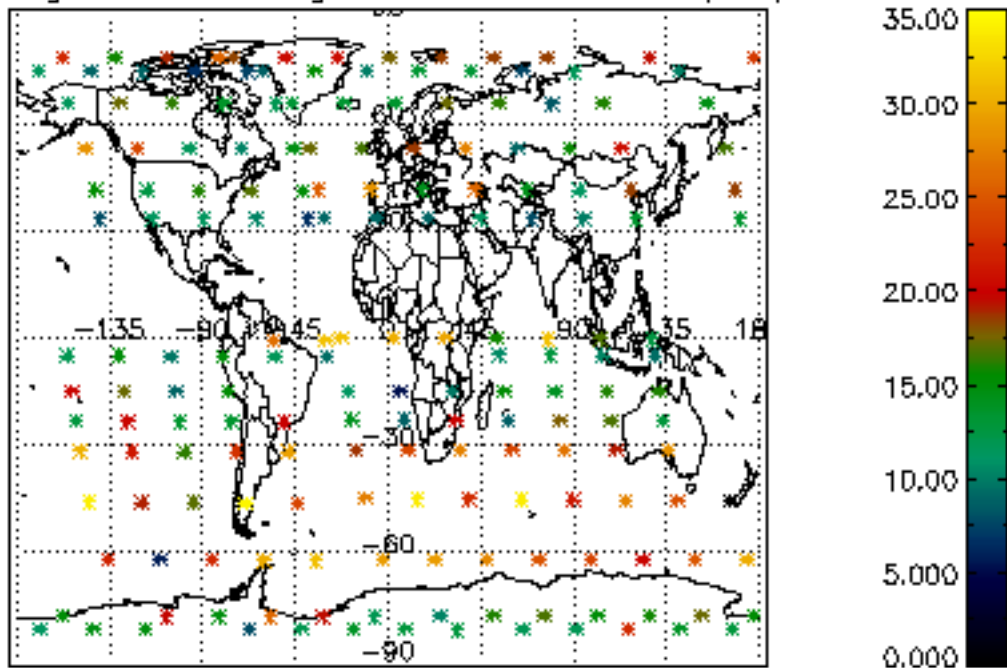
Percentage of cosmic ray hits per profile



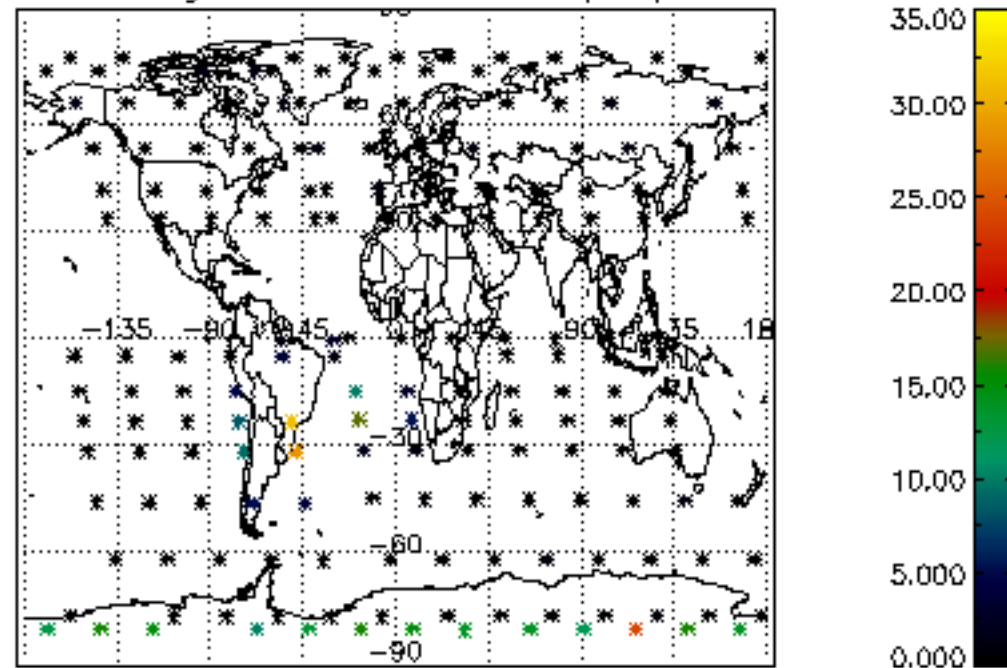
Percentage of datation errors per profile



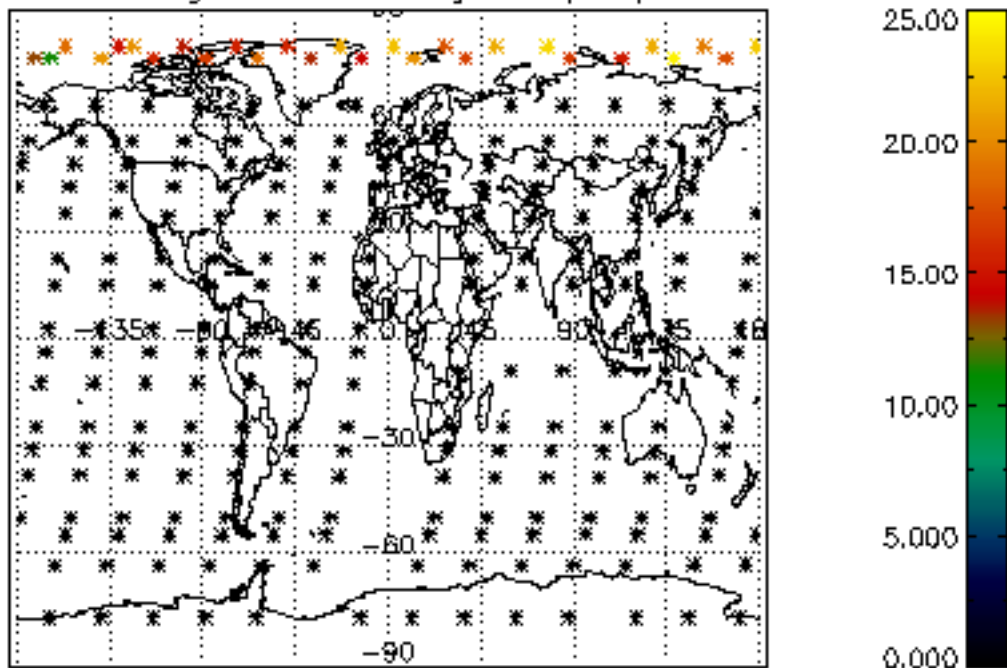
Percentage of star falling outside central band per profile



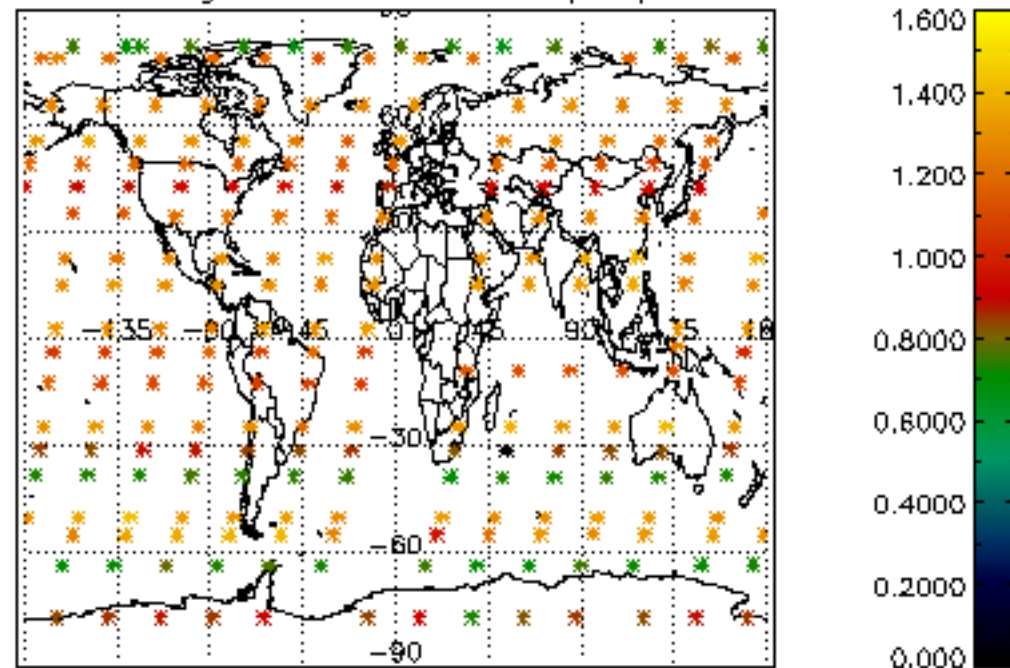
Percentage of saturation errors per profile



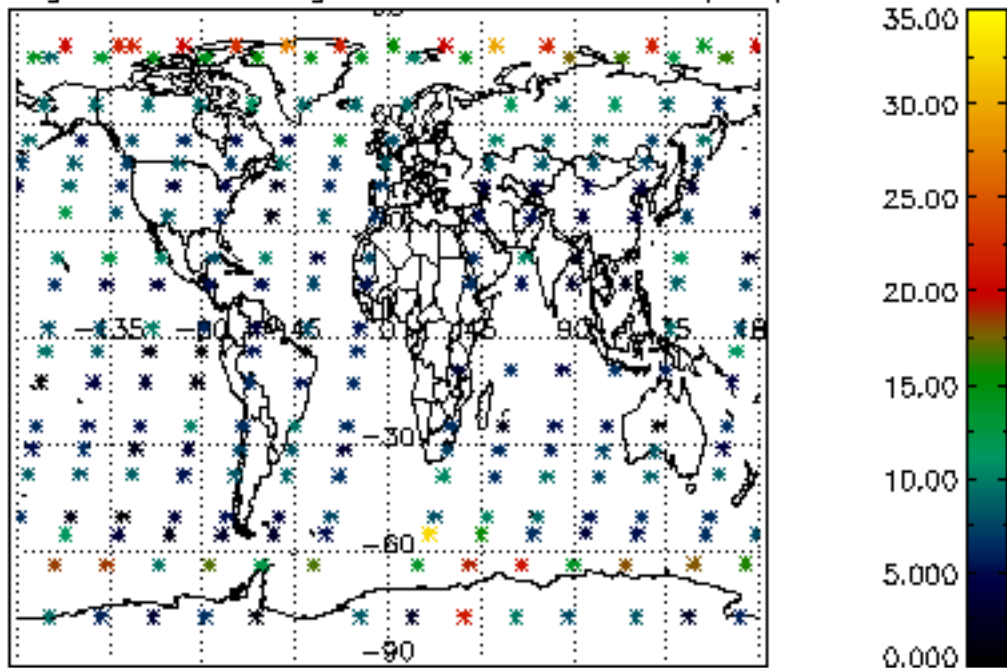
Percentage of cosmic ray hits per profile



Percentage of datation errors per profile



Percentage of star falling outside central band per profile



Percentage of saturation errors per profile

