

# GOMOS Level 2 Daily Report

## SUMMARY

### [1. General Info](#)

### [2. Summary of processed GOM\\_NL\\_2P products](#)

### [3. Level 2 Quality information per product](#)

#### [3.1 Plot of level 2 quality information per product \(time dependant\)](#)

#### [3.2 Plot of level 2 quality information per product \(world map\)](#)

### [4. Level 1 Quality information per product \(stored on level 2 products\)](#)

#### [4.1 Plot of level 1 quality information per product \(time dependant\)](#)

##### [4.1.1 Plot of level 1 quality information per product \(time dependant\): ASCENDING](#)

##### [4.1.2 Plot of level 1 quality information per product \(time dependant\): DESCENDING](#)

#### [4.2 Plot of level 1 quality information per product \(world map\)](#)

##### [4.2.1 Plot of level 1 quality information per product \(world map\): ASCENDING](#)

##### [4.2.2 Plot of level 1 quality information per product \(world map\): DESCENDING](#)

### [5. Ozone profiles based on quality statistics and other trace gas profiles](#)

#### [5.1 Ozone statistics based on quality of products](#)

#### [5.2 Plot ozone profiles for all STD \(dark without errors\)](#)

#### [5.3 Plot ozone profiles where STD < 20% \(dark without errors\)](#)

#### [5.4. Plot ozone profiles where STD < 10% \(dark without errors\)](#)

#### [5.5. Plot ozone profiles where STD < 5% \(dark without errors\)](#)

#### [5.6 Plot NO2 profiles for all STD \(dark without errors\)](#)

#### [5.7 Plot NO3 profiles for all STD \(dark without errors\)](#)

#### [5.8 Plot H2O profiles \(only for occultations of stars 1,2,3,4,13,14,16,26,63 dark without errors\) for all STD](#)

### [6. Auxiliary Data Files used for the production reported in section 2](#)

This report presents the daily analysis on parameters extracted from GOMOS level 2 data (GOM\_NL\_\_2P). It is intended to monitor some important parameters that will impact the quality of these products. A list of level 2 products (and content) that have arrived during the reporting day to the PCF is also given.

Item	Value
Time of report generation	19APR2013 10:45:39
Data source version	GOMOS/6.01
Start time of products	11-09-2004 (11SEP2004 00:00:00)
Stop time of products	12-09-2004 (12SEP2004 00:00:00)
Store outputs in DB	Yes
Nb of level 2 prods	451
Nb of prods with errors	0

## 2. Summary of processed GOM\_NL\_\_2P products.

Nr	Filename	UTC Start time	Limb	Duration	Star Id	Star Name	Star Mag	Star Temp	Nb Meas	Orbit	Prod. error
1	GOM_NL__2PRFIN20040911_000713_000000572030_00159_13239_3885.N1	11-SEP-2004 00:07:13	Bright	56.500	107	37The Aur	2.6490	11000.	113	13239	No
2	GOM_NL__2PRFIN20040911_000932_000001052030_00159_13239_3886.N1	11-SEP-2004 00:09:32	Twilight	104.50	114	31ot Aur	2.6930	4600.0	209	13239	No
3	GOM_NL__2PRFIN20040911_001321_000000682030_00159_13239_3887.N1	11-SEP-2004 00:13:21	Twilight	67.500	151	13Mu Gem	2.8900	3000.0	135	13239	No
4	GOM_NL__2PRFIN20040911_001519_000000632030_00159_13239_3888.N1	11-SEP-2004 00:15:19	Twilight	63.000	44	24Gam Gem	1.9280	11000.	126	13239	No
5	GOM_NL__2PRFIN20040911_001706_000000562030_00159_13239_3889.N1	11-SEP-2004 00:17:06	Twilight	56.000	8	10Alp CMi	0.40000	6500.0	112	13239	No
6	GOM_NL__2PRFIN20040911_002126_000001082030_00159_13239_3890.N1	11-SEP-2004 00:21:26	Dark	107.50	14	58Alp Ori	0.87000	3000.0	215	13239	No
7	GOM_NL__2PRFIN20040911_002540_000000652030_00159_13239_3891.N1	11-SEP-2004 00:25:40	Dark	64.500	1	9Alp CMa	-1.4400	11000.	129	13239	No
8	GOM_NL__2PRFIN20040911_002806_000000512030_00159_13239_3892.N1	11-SEP-2004 00:28:06	Dark	51.000	23	21Eps CMa	1.5020	26000.	102	13239	No
9	GOM_NL__2PRFIN20040911_003017_000000502030_00159_13239_3893.N1	11-SEP-2004 00:30:17	Dark	49.500	177	1Zet CMa	3.0220	26000.	99	13239	No
10	GOM_NL__2PRFIN20040911_003316_000000452030_00159_13239_3894.N1	11-SEP-2004 00:33:16	Dark	44.500	161	Tau Pup	2.9310	4500.0	89	13239	No
11	GOM_NL__2PRFIN20040911_003432_000000562030_00159_13239_3895.N1	11-SEP-2004 00:34:32	Dark	56.000	2	Alp Car	-0.73600	7000.0	112	13239	No
12	GOM_NL__2PRFIN20040911_004411_000000402030_00160_13240_3862.N1	11-SEP-2004 00:44:11	Dark	40.000	135	Bet Hyi	2.8200	5800.0	80	13240	No
13	GOM_NL__2PRFIN20040911_004620_000000552030_00160_13240_3863.N1	11-SEP-2004 00:46:20	Dark	54.500	9	Alp Eri	0.45300	24000.	109	13240	No
14	GOM_NL__2PRFIN20040911_004946_000000402030_00160_13240_3864.N1	11-SEP-2004 00:49:46	Straylight	40.000	148	Alp Tuc	2.8780	4100.0	80	13240	No
15	GOM_NL__2PRFIN20040911_005328_000000432030_00160_13240_3865.N1	11-SEP-2004 00:53:28	Straylight	42.500	31	Alp Gru	1.7340	15200.	85	13240	No
16	GOM_NL__2PRFIN20040911_005616_000000382030_00160_13240_3866.N1	11-SEP-2004 00:56:16	Straylight	37.500	172	Gam Gru	3.0030	13100.	75	13240	No
17	GOM_NL__2PRFIN20040911_005735_000000512030_00160_13240_3867.N1	11-SEP-2004 00:57:35	Straylight	51.000	18	24Alp PsA	1.1660	9700.0	102	13240	No
18	GOM_NL__2PRFIN20040911_010008_000000722030_00160_13240_3868.N1	11-SEP-2004 01:00:08	Twilight	71.500	52	16Bet Cet	2.0370	4500.0	143	13240	No
19	GOM_NL__2PRFIN20040911_010212_000000422030_00160_13240_3869.N1	11-SEP-2004 01:02:12	Twilight	42.000	142	49Del Cap	2.8500	8900.0	84	13240	No
20	GOM_NL__2PRFIN20040911_010630_000000412030_00160_13240_3870.N1	11-SEP-2004 01:06:30	Bright	40.500	162	34Alp Aqr	2.9440	5350.0	81	13240	No
21	GOM_NL__2PRFIN20040911_010927_000000422030_00160_13240_3871.N1	11-SEP-2004 01:09:27	Bright	42.000	61	8Eps Peg	2.1000	3900.0	84	13240	No
22	GOM_NL__2PRFIN20040911_011123_000000462030_00160_13240_3872.N1	11-SEP-2004 01:11:23	Bright	45.500	90	54Alp Peg	2.4870	11000.	91	13240	No
23	GOM_NL__2PRFIN20040911_011328_000000552030_00160_13240_3873.N1	11-SEP-2004 01:13:28	Bright	54.500	140	88Gam Peg	2.8340	26000.	109	13240	No
24	GOM_NL__2PRFIN20040911_011539_000000412030_00160_13240_3874.N1	11-SEP-2004 01:15:39	Bright	41.000	164	44Eta Peg	2.9480	5400.0	82	13240	No
25	GOM_NL__2PRFIN20040911_011841_000000412030_00160_13240_3875.N1	11-SEP-2004 01:18:41	Bright	41.000	66	37Gam Cyg	2.2080	5900.0	82	13240	No
26	GOM_NL__2PRFIN20040911_012042_000000392030_00160_13240_3876.N1	11-SEP-2004 01:20:42	Bright	39.000	144	18Del Cyg	2.8600	11000.	78	13240	No
27	GOM_NL__2PRFIN20040911_012420_000000392030_00160_13240_3877.N1	11-SEP-2004 01:24:20	Bright	38.500	89	5Alp Cep	2.4510	8000.0	77	13240	No
28	GOM_NL__2PRFIN20040911_012551_000000392030_00160_13240_3878.N1	11-SEP-2004 01:25:51	Bright	39.000	74	11Bet Cas	2.2680	6600.0	78	13240	No
29	GOM_NL__2PRFIN20040911_012746_000000462030_00160_13240_3879.N1	11-SEP-2004 01:27:46	Bright	45.500	76	27Gam Cas	2.3000	30000.	91	13240	No
30	GOM_NL__2PRFIN20040911_013203_000000392030_00160_13240_3880.N1	11-SEP-2004 01:32:03	Bright	38.500	49	1Alp UMi	1.9900	6300.0	77	13240	No
31	GOM_NL__2PRFIN20040911_013415_000000692030_00160_13240_3881.N1	11-SEP-2004 01:34:15	Bright	68.500	160	23Gam Per	2.9300	4700.0	137	13240	No
32	GOM_NL__2PRFIN20040911_013619_000000672030_00160_13240_3882.N1	11-SEP-2004 01:36:19	Bright	66.500	35	33Alp Per	1.7950	6250.0	133	13240	No
33	GOM_NL__2PRFIN20040911_013906_000000422030_00160_13240_3883.N1	11-SEP-2004 01:39:06	Bright	41.500	36	50Alp UMa	1.8000	6300.0	83	13240	No
34	GOM_NL__2PRFIN20040911_014033_000000382030_00160_13240_3884.N1	11-SEP-2004 01:40:33	Bright	37.500	82	48Bet UMa	2.3650	10600.	75	13240	No
35	GOM_NL__2PRFIN20040911_014318_000000662030_00160_13240_3885.N1	11-SEP-2004 01:43:18	Bright	66.000	6	13Alp Aur	0.080000	3400.0	132	13240	No
36	GOM_NL__2PRFIN20040911_014749_000000572030_00160_13240_3886.N1	11-SEP-2004 01:47:49	Bright	56.500	107	37The Aur	2.6490	11000.	113	13240	No
37	GOM_NL__2PRFIN20040911_015032_000000442030_00160_13240_3887.N1	11-SEP-2004 01:50:32	Bright	44.000	17	78Bet Gem	1.1610	4500.0	88	13240	No
38	GOM_NL__2PRFIN20040911_015237_000000932030_00160_13240_3888.N1	11-SEP-2004 01:52:37	Twilight	93.000	28	12Bet Tau	1.6500	15200.	186	13240	No
39	GOM_NL__2PRFIN20040911_015556_000000622030_00160_13240_3889.N1	11-SEP-2004 01:55:56	Twilight	62.000	44	24Gam Gem	1.9280	11000.	124	13240	No
40	GOM_NL__2PRFIN20040911_015742_000000592030_00160_13240_3890.N1	11-SEP-2004 01:57:42	Twilight	58.500	8	10Alp CMi	0.40000	6500.0	117	13240	No
41	GOM_NL__2PRFIN20040911_020203_000000992030_00160_13240_3891.N1	11-SEP-2004 02:02:03	Dark	99.000	14	58Alp Ori	0.87000	3000.0	198	13240	No
42	GOM_NL__2PRFIN20040911_020617_000000672030_00160_13240_3892.N1	11-SEP-2004 02:06:17	Dark	66.500	1	9Alp CMa	-1.4400	11000.	133	13240	No

43	GOM_NL__2PRFIN20040911_020842_000000502030_00160_13240_3893.N1	11-SEP-2004 02:08:42	Dark	50.000	23	21Eps CMa	1.5020	26000.	100	13240	No
44	GOM_NL__2PRFIN20040911_021054_000000482030_00160_13240_3894.N1	11-SEP-2004 02:10:54	Dark	48.000	177	1Zet CMa	3.0220	26000.	96	13240	No
45	GOM_NL__2PRFIN20040911_021354_000000472030_00160_13240_3895.N1	11-SEP-2004 02:13:54	Dark	46.500	161	Tau Pup	2.9310	4500.0	93	13240	No
46	GOM_NL__2PRFIN20040911_021510_000000562030_00160_13240_3896.N1	11-SEP-2004 02:15:10	Dark	55.500	2	Alp Car	-0.73600	7000.0	111	13240	No
47	GOM_NL__2PRFIN20040911_022448_000000402030_00161_13241_3903.N1	11-SEP-2004 02:24:48	Dark	40.000	135	Bet Hyi	2.8200	5800.0	80	13241	No
48	GOM_NL__2PRFIN20040911_022657_000000472030_00161_13241_3904.N1	11-SEP-2004 02:26:57	Dark	46.500	9	Alp Eri	0.45300	24000.	93	13241	No
49	GOM_NL__2PRFIN20040911_023022_000000482030_00161_13241_3905.N1	11-SEP-2004 02:30:22	Straylight	48.000	148	Alp Tuc	2.8780	4100.0	96	13241	No
50	GOM_NL__2PRFIN20040911_023404_000000402030_00161_13241_3906.N1	11-SEP-2004 02:34:04	Straylight	40.000	31	Alp Gru	1.7340	15200.	80	13241	No
51	GOM_NL__2PRFIN20040911_023651_000000402030_00161_13241_3907.N1	11-SEP-2004 02:36:51	Straylight	39.500	172	Gam Gru	3.0030	13100.	79	13241	No
52	GOM_NL__2PRFIN20040911_023813_000000462030_00161_13241_3908.N1	11-SEP-2004 02:38:13	Straylight	46.000	18	24Alp PsA	1.1660	9700.0	92	13241	No
53	GOM_NL__2PRFIN20040911_024045_000000652030_00161_13241_3909.N1	11-SEP-2004 02:40:45	Tw_i_and_stray	65.000	52	16Bet Cet	2.0370	4500.0	130	13241	No
54	GOM_NL__2PRFIN20040911_024249_000000412030_00161_13241_3910.N1	11-SEP-2004 02:42:49	Tw_i_and_stray	40.500	142	49Del Cap	2.8500	8900.0	81	13241	No
55	GOM_NL__2PRFIN20040911_024706_000000412030_00161_13241_3911.N1	11-SEP-2004 02:47:06	Bright	40.500	162	34Alp Aqr	2.9440	5350.0	81	13241	No
56	GOM_NL__2PRFIN20040911_025003_000000422030_00161_13241_3912.N1	11-SEP-2004 02:50:03	Bright	41.500	61	8Eps Peg	2.1000	3900.0	83	13241	No
57	GOM_NL__2PRFIN20040911_025158_000000452030_00161_13241_3913.N1	11-SEP-2004 02:51:58	Bright	45.000	90	54Alp Peg	2.4870	11000.	90	13241	No
58	GOM_NL__2PRFIN20040911_025403_000000562030_00161_13241_3914.N1	11-SEP-2004 02:54:03	Bright	55.500	140	88Gam Peg	2.8340	26000.	111	13241	No
59	GOM_NL__2PRFIN20040911_025614_000000422030_00161_13241_3915.N1	11-SEP-2004 02:56:14	Bright	42.000	164	44Eta Peg	2.9480	5400.0	84	13241	No
60	GOM_NL__2PRFIN20040911_025918_000000392030_00161_13241_3916.N1	11-SEP-2004 02:59:18	Bright	39.000	66	37Gam Cyg	2.2080	5900.0	78	13241	No
61	GOM_NL__2PRFIN20040911_030119_000000392030_00161_13241_3917.N1	11-SEP-2004 03:01:19	Bright	38.500	144	18Del Cyg	2.8600	11000.	77	13241	No
62	GOM_NL__2PRFIN20040911_030454_000000392030_00161_13241_3918.N1	11-SEP-2004 03:04:54	Bright	39.000	89	5Alp Cep	2.4510	8000.0	78	13241	No
63	GOM_NL__2PRFIN20040911_030626_000000392030_00161_13241_3919.N1	11-SEP-2004 03:06:26	Bright	39.000	74	11Bet Cas	2.2680	6600.0	78	13241	No
64	GOM_NL__2PRFIN20040911_030821_000000452030_00161_13241_3920.N1	11-SEP-2004 03:08:21	Bright	45.000	76	27Gam Cas	2.3000	30000.	90	13241	No
65	GOM_NL__2PRFIN20040911_031237_000000402030_00161_13241_3921.N1	11-SEP-2004 03:12:37	Bright	40.000	49	1Alp UMi	1.9900	6300.0	80	13241	No
66	GOM_NL__2PRFIN20040911_031450_000000592030_00161_13241_3922.N1	11-SEP-2004 03:14:50	Bright	59.000	160	23Gam Per	2.9300	4700.0	118	13241	No
67	GOM_NL__2PRFIN20040911_031653_000000682030_00161_13241_3923.N1	11-SEP-2004 03:16:53	Bright	68.000	35	33Alp Per	1.7950	6250.0	136	13241	No
68	GOM_NL__2PRFIN20040911_031944_000000402030_00161_13241_3924.N1	11-SEP-2004 03:19:44	Bright	39.500	36	50Alp UMa	1.8000	6300.0	79	13241	No
69	GOM_NL__2PRFIN20040911_032110_000000372030_00161_13241_3925.N1	11-SEP-2004 03:21:10	Bright	37.000	82	48Bet UMa	2.3650	10600.	74	13241	No
70	GOM_NL__2PRFIN20040911_032353_000000652030_00161_13241_3926.N1	11-SEP-2004 03:23:53	Bright	64.500	6	13Alp Aur	0.080000	3400.0	129	13241	No
71	GOM_NL__2PRFIN20040911_032825_000000552030_00161_13241_3927.N1	11-SEP-2004 03:28:25	Bright	54.500	107	37The Aur	2.6490	11000.	109	13241	No
72	GOM_NL__2PRFIN20040911_033108_000000462030_00161_13241_3928.N1	11-SEP-2004 03:31:08	Bright	45.500	17	78Bet Gem	1.1610	4500.0	91	13241	No
73	GOM_NL__2PRFIN20040911_033314_000000922030_00161_13241_3929.N1	11-SEP-2004 03:33:14	Tw_i_and_stray	92.000	28	12Bet Tau	1.6500	15200.	184	13241	No
74	GOM_NL__2PRFIN20040911_033632_000000612030_00161_13241_3930.N1	11-SEP-2004 03:36:32	Tw_i_and_stray	61.000	44	24Gam Gem	1.9280	11000.	122	13241	No
75	GOM_NL__2PRFIN20040911_033818_000000592030_00161_13241_3931.N1	11-SEP-2004 03:38:18	Twilight	59.000	8	10Alp CMi	0.40000	6500.0	118	13241	No
76	GOM_NL__2PRFIN20040911_034241_000001102030_00161_13241_3932.N1	11-SEP-2004 03:42:41	Dark	110.00	14	58Alp Ori	0.87000	3000.0	220	13241	No
77	GOM_NL__2PRFIN20040911_034653_000000672030_00161_13241_3933.N1	11-SEP-2004 03:46:53	Dark	67.000	1	9Alp CMa	-1.4400	11000.	134	13241	No
78	GOM_NL__2PRFIN20040911_034919_000000462030_00161_13241_3934.N1	11-SEP-2004 03:49:19	Dark	46.000	23	21Eps CMa	1.5020	26000.	92	13241	No
79	GOM_NL__2PRFIN20040911_035132_000000462030_00161_13241_3935.N1	11-SEP-2004 03:51:32	Dark	45.500	177	1Zet CMa	3.0220	26000.	91	13241	No
80	GOM_NL__2PRFIN20040911_035431_000000442030_00161_13241_3936.N1	11-SEP-2004 03:54:31	Dark	44.000	161	Tau Pup	2.9310	4500.0	88	13241	No
81	GOM_NL__2PRFIN20040911_035548_000000562030_00161_13241_3937.N1	11-SEP-2004 03:55:48	Dark	56.000	2	Alp Car	-0.73600	7000.0	112	13241	No
82	GOM_NL__2PRFIN20040911_040523_000000392030_00162_13242_3863.N1	11-SEP-2004 04:05:23	Dark	38.500	135	Bet Hyi	2.8200	5800.0	77	13242	No
83	GOM_NL__2PRFIN20040911_040733_000000462030_00162_13242_3864.N1	11-SEP-2004 04:07:33	Dark	46.000	9	Alp Eri	0.45300	24000.	92	13242	No
84	GOM_NL__2PRFIN20040911_041058_000000422030_00162_13242_3865.N1	11-SEP-2004 04:10:58	Straylight	42.000	148	Alp Tuc	2.8780	4100.0	84	13242	No
85	GOM_NL__2PRFIN20040911_041440_000000432030_00162_13242_3866.N1	11-SEP-2004 04:14:40	Straylight	42.500	31	Alp Gru	1.7340	15200.	85	13242	No
86	GOM_NL__2PRFIN20040911_041728_000000402030_00162_13242_3867.N1	11-SEP-2004 04:17:28	Straylight	39.500	172	Gam Gru	3.0030	13100.	79	13242	No
87	GOM_NL__2PRFIN20040911_041850_000000482030_00162_13242_3868.N1	11-SEP-2004 04:18:50	Straylight	47.500	18	24Alp PsA	1.1660	9700.0	95	13242	No
88	GOM_NL__2PRFIN20040911_042118_000000712030_00162_13242_3869.N1	11-SEP-2004 04:21:18	Tw_i_and_stray	71.000	52	16Bet Cet	2.0370	4500.0	142	13242	No
89	GOM_NL__2PRFIN20040911_042325_000000412030_00162_13242_3870.N1	11-SEP-2004 04:23:25	Tw_i_and_stray	40.500	142	49Del Cap	2.8500	8900.0	81	13242	No
90	GOM_NL__2PRFIN20040911_042743_000000412030_00162_13242_3871.N1	11-SEP-2004 04:27:43	Bright	40.500	162	34Alp Aqr	2.9440	5350.0	81	13242	No
91	GOM_NL__2PRFIN20040911_043042_000000392030_00162_13242_3872.N1	11-SEP-2004 04:30:42	Bright	39.000	61	8Eps Peg	2.1000	3900.0	78	13242	No
92	GOM_NL__2PRFIN20040911_043236_000000442030_00162_13242_3873.N1	11-SEP-2004 04:32:36	Bright	43.500	90	54Alp Peg	2.4870	11000.	87	13242	No
93	GOM_NL__2PRFIN20040911_043437_000000562030_00162_13242_3874.N1	11-SEP-2004 04:34:37	Bright	56.000	140	88Gam Peg	2.8340	26000.	112	13242	No
94	GOM_NL__2PRFIN20040911_043650_000000402030_00162_13242_3875.N1	11-SEP-2004 04:36:50	Bright	40.000	164	44Eta Peg	2.9480	5400.0	80	13242	No
95	GOM_NL__2PRFIN20040911_043954_000000372030_00162_13242_3876.N1	11-SEP-2004 04:39:54	Bright	36.500	66	37Gam Cyg	2.2080	5900.0	73	13242	No
96	GOM_NL__2PRFIN20040911_044156_000000382030_00162_13242_3877.N1	11-SEP-2004 04:41:56	Bright	38.000	144	18Del Cyg	2.8600	11000.	76	13242	No
97	GOM_NL__2PRFIN20040911_044533_000000382030_00162_13242_3878.N1	11-SEP-2004 04:45:33	Bright	37.500	89	5Alp Cep	2.4510	8000.0	75	13242	No
98	GOM_NL__2PRFIN20040911_044701_000000432030_00162_13242_3879.N1	11-SEP-2004 04:47:01	Bright	43.000	74	11Bet Cas	2.2680	6600.0	86	13242	No
99	GOM_NL__2PRFIN20040911_044856_000000452030_00162_13242_3880.N1	11-SEP-2004 04:48:56	Bright	45.000	76	27Gam Cas	2.3000	30000.	90	13242	No
100	GOM_NL__2PRFIN20040911_045315_000000362030_00162_13242_3881.N1	11-SEP-2004 04:53:15	Bright	36.000	49	1Alp UMi	1.9900	6300.0	72	13242	No
101	GOM_NL__2PRFIN20040911_045525_000000602030_00162_13242_3882.N1	11-SEP-2004 04:55:25	Bright	59.500	160	23Gam Per	2.9300	4700.0	119	13242	No

102	GOM_NL__2PRFIN20040911_045728_000000712030_00162_13242_3883.N1	11-SEP-2004 04:57:28	Bright	70.500	35	33Alp Per	1.7950	6250.0	141	13242	No
103	GOM_NL__2PRFIN20040911_050021_000000392030_00162_13242_3884.N1	11-SEP-2004 05:00:21	Bright	39.000	36	50Alp UMa	1.8000	6300.0	78	13242	No
104	GOM_NL__2PRFIN20040911_050146_000000382030_00162_13242_3885.N1	11-SEP-2004 05:01:46	Bright	37.500	82	48Bet UMa	2.3650	10600.	75	13242	No
105	GOM_NL__2PRFIN20040911_050429_000000672030_00162_13242_3886.N1	11-SEP-2004 05:04:29	Bright	67.000	6	13Alp Aur	0.080000	3400.0	134	13242	No
106	GOM_NL__2PRFIN20040911_050901_000000562030_00162_13242_3887.N1	11-SEP-2004 05:09:01	Bright	55.500	107	37The Aur	2.6490	11000.	111	13242	No
107	GOM_NL__2PRFIN20040911_051144_000000452030_00162_13242_3888.N1	11-SEP-2004 05:11:44	Bright	44.500	17	78Bet Gem	1.1610	4500.0	89	13242	No
108	GOM_NL__2PRFIN20040911_051350_000000942030_00162_13242_3889.N1	11-SEP-2004 05:13:50	Twi_and_stray	94.000	28	12Bet Tau	1.6500	15200.	188	13242	No
109	GOM_NL__2PRFIN20040911_051708_000000642030_00162_13242_3890.N1	11-SEP-2004 05:17:08	Twi_and_stray	64.000	44	24Gam Gem	1.9280	11000.	128	13242	No
110	GOM_NL__2PRFIN20040911_051855_000000472030_00162_13242_3891.N1	11-SEP-2004 05:18:55	Twilight	46.500	8	10Alp CMi	0.40000	6500.0	93	13242	No
111	GOM_NL__2PRFIN20040911_052319_000001102030_00162_13242_3892.N1	11-SEP-2004 05:23:19	Dark	110.00	14	58Alp Ori	0.87000	3000.0	220	13242	No
112	GOM_NL__2PRFIN20040911_052731_000000562030_00162_13242_3893.N1	11-SEP-2004 05:27:31	Dark	55.500	1	9Alp CMa	-1.4400	11000.	111	13242	No
113	GOM_NL__2PRFIN20040911_052956_000000492030_00162_13242_3894.N1	11-SEP-2004 05:29:56	Dark	48.500	23	21Eps CMa	1.5020	26000.	97	13242	No
114	GOM_NL__2PRFIN20040911_053208_000000482030_00162_13242_3895.N1	11-SEP-2004 05:32:08	Dark	48.000	177	1Zet CMa	3.0220	26000.	96	13242	No
115	GOM_NL__2PRFIN20040911_053508_000000432030_00162_13242_3896.N1	11-SEP-2004 05:35:08	Dark	43.000	161	Tau Pup	2.9310	4500.0	86	13242	No
116	GOM_NL__2PRFIN20040911_053625_000000562030_00162_13242_3897.N1	11-SEP-2004 05:36:25	Dark	56.000	2	Alp Car	-0.73600	7000.0	112	13242	No
117	GOM_NL__2PRFIN20040911_054600_000000402030_00163_13243_3863.N1	11-SEP-2004 05:46:00	Dark	40.000	135	Bet Hyi	2.8200	5800.0	80	13243	No
118	GOM_NL__2PRFIN20040911_054810_000000462030_00163_13243_3864.N1	11-SEP-2004 05:48:10	Dark	46.000	9	Alp Eri	0.45300	24000.	92	13243	No
119	GOM_NL__2PRFIN20040911_055135_000000432030_00163_13243_3865.N1	11-SEP-2004 05:51:35	Straylight	42.500	148	Alp Tuc	2.8780	4100.0	85	13243	No
120	GOM_NL__2PRFIN20040911_055517_000000422030_00163_13243_3866.N1	11-SEP-2004 05:55:17	Straylight	41.500	31	Alp Gru	1.7340	15200.	83	13243	No
121	GOM_NL__2PRFIN20040911_055804_000000402030_00163_13243_3867.N1	11-SEP-2004 05:58:04	Straylight	39.500	172	Gam Gru	3.0030	13100.	79	13243	No
122	GOM_NL__2PRFIN20040911_055927_000000452030_00163_13243_3868.N1	11-SEP-2004 05:59:27	Straylight	44.500	18	24Alp PsA	1.1660	9700.0	89	13243	No
123	GOM_NL__2PRFIN20040911_060154_000000702030_00163_13243_3869.N1	11-SEP-2004 06:01:54	Twi_and_stray	69.500	52	16Bet Cet	2.0370	4500.0	139	13243	No
124	GOM_NL__2PRFIN20040911_060401_000000422030_00163_13243_3870.N1	11-SEP-2004 06:04:01	Twi_and_stray	41.500	142	49Del Cap	2.8500	8900.0	83	13243	No
125	GOM_NL__2PRFIN20040911_060820_000000382030_00163_13243_3871.N1	11-SEP-2004 06:08:20	Bright	38.000	162	34Alp Aqr	2.9440	5350.0	76	13243	No
126	GOM_NL__2PRFIN20040911_061118_000000382030_00163_13243_3872.N1	11-SEP-2004 06:11:18	Bright	38.000	61	8Eps Peg	2.1000	3900.0	76	13243	No
127	GOM_NL__2PRFIN20040911_061313_000000432030_00163_13243_3873.N1	11-SEP-2004 06:13:13	Bright	43.000	90	54Alp Peg	2.4870	11000.	86	13243	No
128	GOM_NL__2PRFIN20040911_061512_000000562030_00163_13243_3874.N1	11-SEP-2004 06:15:12	Bright	56.000	140	88Gam Peg	2.8340	26000.	112	13243	No
129	GOM_NL__2PRFIN20040911_061726_000000422030_00163_13243_3875.N1	11-SEP-2004 06:17:26	Bright	41.500	164	44Eta Peg	2.9480	5400.0	83	13243	No
130	GOM_NL__2PRFIN20040911_062031_000000392030_00163_13243_3876.N1	11-SEP-2004 06:20:31	Bright	38.500	66	37Gam Cyg	2.2080	5900.0	77	13243	No
131	GOM_NL__2PRFIN20040911_062232_000000392030_00163_13243_3877.N1	11-SEP-2004 06:22:32	Bright	38.500	144	18Del Cyg	2.8600	11000.	77	13243	No
132	GOM_NL__2PRFIN20040911_062609_000000362030_00163_13243_3878.N1	11-SEP-2004 06:26:09	Bright	36.000	89	5Alp Cep	2.4510	8000.0	72	13243	No
133	GOM_NL__2PRFIN20040911_062737_000000432030_00163_13243_3879.N1	11-SEP-2004 06:27:37	Bright	43.000	74	11Bet Cas	2.2680	6600.0	86	13243	No
134	GOM_NL__2PRFIN20040911_062932_000000452030_00163_13243_3880.N1	11-SEP-2004 06:29:32	Bright	45.000	76	27Gam Cas	2.3000	30000.	90	13243	No
135	GOM_NL__2PRFIN20040911_063352_000000392030_00163_13243_3881.N1	11-SEP-2004 06:33:52	Bright	38.500	49	1Alp UMi	1.9900	6300.0	77	13243	No
136	GOM_NL__2PRFIN20040911_063558_000000592030_00163_13243_3882.N1	11-SEP-2004 06:35:58	Bright	59.000	160	23Gam Per	2.9300	4700.0	118	13243	No
137	GOM_NL__2PRFIN20040911_063803_000000682030_00163_13243_3883.N1	11-SEP-2004 06:38:03	Bright	67.500	35	33Alp Per	1.7950	6250.0	135	13243	No
138	GOM_NL__2PRFIN20040911_064057_000000382030_00163_13243_3884.N1	11-SEP-2004 06:40:57	Bright	37.500	36	50Alp UMa	1.8000	6300.0	75	13243	No
139	GOM_NL__2PRFIN20040911_064223_000000422030_00163_13243_3885.N1	11-SEP-2004 06:42:23	Bright	41.500	82	48Bet UMa	2.3650	10600.	83	13243	No
140	GOM_NL__2PRFIN20040911_064504_000000662030_00163_13243_3886.N1	11-SEP-2004 06:45:04	Bright	66.000	6	13Alp Aur	0.080000	3400.0	132	13243	No
141	GOM_NL__2PRFIN20040911_064937_000000652030_00163_13243_3887.N1	11-SEP-2004 06:49:37	Bright	64.500	107	37The Aur	2.6490	11000.	129	13243	No
142	GOM_NL__2PRFIN20040911_065220_000000462030_00163_13243_3888.N1	11-SEP-2004 06:52:20	Bright	45.500	17	78Bet Gem	1.1610	4500.0	91	13243	No
143	GOM_NL__2PRFIN20040911_065427_000000902030_00163_13243_3889.N1	11-SEP-2004 06:54:27	Twi_and_stray	90.000	28	12Bet Tau	1.6500	15200.	180	13243	No
144	GOM_NL__2PRFIN20040911_065745_000000562030_00163_13243_3890.N1	11-SEP-2004 06:57:45	Twi_and_stray	55.500	44	24Gam Gem	1.9280	11000.	111	13243	No
145	GOM_NL__2PRFIN20040911_065931_000000432030_00163_13243_3891.N1	11-SEP-2004 06:59:31	Twilight	42.500	8	10Alp CMi	0.40000	6500.0	85	13243	No
146	GOM_NL__2PRFIN20040911_070356_000000932030_00163_13243_3892.N1	11-SEP-2004 07:03:56	Dark	93.000	14	58Alp Ori	0.87000	3000.0	186	13243	No
147	GOM_NL__2PRFIN20040911_070808_000000632030_00163_13243_3893.N1	11-SEP-2004 07:08:08	Dark	62.500	1	9Alp CMa	-1.4400	11000.	125	13243	No
148	GOM_NL__2PRFIN20040911_071033_000000512030_00163_13243_3894.N1	11-SEP-2004 07:10:33	Dark	51.000	23	21Eps CMa	1.5020	26000.	102	13243	No
149	GOM_NL__2PRFIN20040911_071245_000000482030_00163_13243_3895.N1	11-SEP-2004 07:12:45	Dark	48.000	177	1Zet CMa	3.0220	26000.	96	13243	No
150	GOM_NL__2PRFIN20040911_071545_000000422030_00163_13243_3896.N1	11-SEP-2004 07:15:45	Dark	42.000	161	Tau Pup	2.9310	4500.0	84	13243	No
151	GOM_NL__2PRFIN20040911_071701_000000452030_00163_13243_3897.N1	11-SEP-2004 07:17:01	Dark	45.000	2	Alp Car	-0.73600	7000.0	90	13243	No
152	GOM_NL__2PRFIN20040911_072636_000000392030_00164_13244_3863.N1	11-SEP-2004 07:26:36	Dark	39.000	135	Bet Hyi	2.8200	5800.0	78	13244	No
153	GOM_NL__2PRFIN20040911_072847_000000562030_00164_13244_3864.N1	11-SEP-2004 07:28:47	Dark	56.000	9	Alp Eri	0.45300	24000.	112	13244	No
154	GOM_NL__2PRFIN20040911_073211_000000452030_00164_13244_3865.N1	11-SEP-2004 07:32:11	Straylight	44.500	148	Alp Tuc	2.8780	4100.0	89	13244	No
155	GOM_NL__2PRFIN20040911_073553_000000402030_00164_13244_3866.N1	11-SEP-2004 07:35:53	Straylight	40.000	31	Alp Gru	1.7340	15200.	80	13244	No
156	GOM_NL__2PRFIN20040911_073840_000000402030_00164_13244_3867.N1	11-SEP-2004 07:38:40	Straylight	39.500	172	Gam Gru	3.0030	13100.	79	13244	No
157	GOM_NL__2PRFIN20040911_074003_000000482030_00164_13244_3868.N1	11-SEP-2004 07:40:03	Straylight	47.500	18	24Alp PsA	1.1660	9700.0	95	13244	No
158	GOM_NL__2PRFIN20040911_074232_000000712030_00164_13244_3869.N1	11-SEP-2004 07:42:32	Twi_and_stray	71.000	52	16Bet Cet	2.0370	4500.0	142	13244	No
159	GOM_NL__2PRFIN20040911_074437_000000412030_00164_13244_3870.N1	11-SEP-2004 07:44:37	Twi_and_stray	41.000	142	49Del Cap	2.8500	8900.0	82	13244	No
160	GOM_NL__2PRFIN20040911_074856_000000382030_00164_13244_3871.N1	11-SEP-2004 07:48:56	Bright	38.000	162	34Alp Aqr	2.9440	5350.0	76	13244	No



161	GOM_NL__2PRFIN20040911_075154_000000392030_00164_13244_3872.N1	11-SEP-2004 07:51:54	Bright	39.000	61	8Eps Peg	2.1000	3900.0	78	13244	No
162	GOM_NL__2PRFIN20040911_075348_000000422030_00164_13244_3873.N1	11-SEP-2004 07:53:48	Bright	41.500	90	54Alp Peg	2.4870	11000.	83	13244	No
163	GOM_NL__2PRFIN20040911_075548_000000542030_00164_13244_3874.N1	11-SEP-2004 07:55:48	Bright	54.000	140	88Gam Peg	2.8340	26000.	108	13244	No
164	GOM_NL__2PRFIN20040911_075802_000000402030_00164_13244_3875.N1	11-SEP-2004 07:58:02	Bright	40.000	164	44Eta Peg	2.9480	5400.0	80	13244	No
165	GOM_NL__2PRFIN20040911_080107_000000402030_00164_13244_3876.N1	11-SEP-2004 08:01:07	Bright	39.500	66	37Gam Cyg	2.2080	5900.0	79	13244	No
166	GOM_NL__2PRFIN20040911_080308_000000382030_00164_13244_3877.N1	11-SEP-2004 08:03:08	Bright	38.000	144	18Del Cyg	2.8600	11000.	76	13244	No
167	GOM_NL__2PRFIN20040911_080645_000000382030_00164_13244_3878.N1	11-SEP-2004 08:06:45	Bright	38.000	89	5Alp Cep	2.4510	8000.0	76	13244	No
168	GOM_NL__2PRFIN20040911_080813_000000432030_00164_13244_3879.N1	11-SEP-2004 08:08:13	Bright	42.500	74	11Bet Cas	2.2680	6600.0	85	13244	No
169	GOM_NL__2PRFIN20040911_081007_000000462030_00164_13244_3880.N1	11-SEP-2004 08:10:07	Bright	45.500	76	27Gam Cas	2.3000	30000.	91	13244	No
170	GOM_NL__2PRFIN20040911_081427_000000372030_00164_13244_3881.N1	11-SEP-2004 08:14:27	Bright	37.000	49	1Alp UMi	1.9900	6300.0	74	13244	No
171	GOM_NL__2PRFIN20040911_081634_000000592030_00164_13244_3882.N1	11-SEP-2004 08:16:34	Bright	58.500	160	23Gam Per	2.9300	4700.0	117	13244	No
172	GOM_NL__2PRFIN20040911_081838_000000652030_00164_13244_3883.N1	11-SEP-2004 08:18:38	Bright	64.500	35	33Alp Per	1.7950	6250.0	129	13244	No
173	GOM_NL__2PRFIN20040911_082133_000000372030_00164_13244_3884.N1	11-SEP-2004 08:21:33	Bright	37.000	36	50Alp UMa	1.8000	6300.0	74	13244	No
174	GOM_NL__2PRFIN20040911_082258_000000402030_00164_13244_3885.N1	11-SEP-2004 08:22:58	Bright	40.000	82	48Bet UMa	2.3650	10600.	80	13244	No
175	GOM_NL__2PRFIN20040911_082540_000000732030_00164_13244_3886.N1	11-SEP-2004 08:25:40	Bright	72.500	6	13Alp Aur	0.080000	3400.0	145	13244	No
176	GOM_NL__2PRFIN20040911_083013_000000592030_00164_13244_3887.N1	11-SEP-2004 08:30:13	Bright	59.000	107	37The Aur	2.6490	11000.	118	13244	No
177	GOM_NL__2PRFIN20040911_083257_000000582030_00164_13244_3888.N1	11-SEP-2004 08:32:57	Bright	58.000	17	78Bet Gem	1.1610	4500.0	116	13244	No
178	GOM_NL__2PRFIN20040911_083503_000000982030_00164_13244_3889.N1	11-SEP-2004 08:35:03	Twi_and_stray	97.500	28	12Bet Tau	1.6500	15200.	195	13244	No
179	GOM_NL__2PRFIN20040911_083821_000000672030_00164_13244_3890.N1	11-SEP-2004 08:38:21	Twi_and_stray	67.000	44	24Gam Gem	1.9280	11000.	134	13244	No
180	GOM_NL__2PRFIN20040911_084008_000000512030_00164_13244_3891.N1	11-SEP-2004 08:40:08	Twilight	50.500	8	10Alp CMi	0.40000	6500.0	101	13244	No
181	GOM_NL__2PRFIN20040911_084433_000001082030_00164_13244_3892.N1	11-SEP-2004 08:44:33	Dark	108.00	14	58Alp Ori	0.87000	3000.0	216	13244	No
182	GOM_NL__2PRFIN20040911_084844_000000572030_00164_13244_3893.N1	11-SEP-2004 08:48:44	Dark	57.000	1	9Alp CMa	-1.4400	11000.	114	13244	No
183	GOM_NL__2PRFIN20040911_085108_000000502030_00164_13244_3894.N1	11-SEP-2004 08:51:08	Dark	50.000	23	21Eps CMa	1.5020	26000.	100	13244	No
184	GOM_NL__2PRFIN20040911_085322_000000472030_00164_13244_3895.N1	11-SEP-2004 08:53:22	Dark	47.000	177	1Zet CMa	3.0220	26000.	94	13244	No
185	GOM_NL__2PRFIN20040911_085621_000000432030_00164_13244_3896.N1	11-SEP-2004 08:56:21	Dark	42.500	161	Tau Pup	2.9310	4500.0	85	13244	No
186	GOM_NL__2PRFIN20040911_085738_000000462030_00164_13244_3897.N1	11-SEP-2004 08:57:38	Dark	45.500	2	Alp Car	-0.73600	7000.0	91	13244	No
187	GOM_NL__2PRFIN20040911_104748_000000402030_00166_13246_3883.N1	11-SEP-2004 10:47:48	Dark	40.000	135	Bet Hyi	2.8200	5800.0	80	13246	No
188	GOM_NL__2PRFIN20040911_105000_000000492030_00166_13246_3884.N1	11-SEP-2004 10:50:00	Dark	48.500	9	Alp Eri	0.45300	24000.	97	13246	No
189	GOM_NL__2PRFIN20040911_105323_000000452030_00166_13246_3885.N1	11-SEP-2004 10:53:23	Straylight	44.500	148	Alp Tuc	2.8780	4100.0	89	13246	No
190	GOM_NL__2PRFIN20040911_105705_000000412030_00166_13246_3886.N1	11-SEP-2004 10:57:05	Straylight	40.500	31	Alp Gru	1.7340	15200.	81	13246	No
191	GOM_NL__2PRFIN20040911_105952_000000402030_00166_13246_3887.N1	11-SEP-2004 10:59:52	Straylight	39.500	172	Gam Gru	3.0030	13100.	79	13246	No
192	GOM_NL__2PRFIN20040911_110115_000000462030_00166_13246_3888.N1	11-SEP-2004 11:01:15	Straylight	46.000	18	24Alp PsA	1.1660	9700.0	92	13246	No
193	GOM_NL__2PRFIN20040911_110345_000000702030_00166_13246_3889.N1	11-SEP-2004 11:03:45	Twi_and_stray	69.500	52	16Bet Cet	2.0370	4500.0	139	13246	No
194	GOM_NL__2PRFIN20040911_110549_000000402030_00166_13246_3890.N1	11-SEP-2004 11:05:49	Twi_and_stray	39.500	142	49Del Cap	2.8500	8900.0	79	13246	No
195	GOM_NL__2PRFIN20040911_111007_000000382030_00166_13246_3891.N1	11-SEP-2004 11:10:07	Bright	37.500	162	34Alp Aqr	2.9440	5350.0	75	13246	No
196	GOM_NL__2PRFIN20040911_111306_000000402030_00166_13246_3892.N1	11-SEP-2004 11:13:06	Bright	39.500	61	8Eps Peg	2.1000	3900.0	79	13246	No
197	GOM_NL__2PRFIN20040911_111459_000000422030_00166_13246_3893.N1	11-SEP-2004 11:14:59	Bright	41.500	90	54Alp Peg	2.4870	11000.	83	13246	No
198	GOM_NL__2PRFIN20040911_111658_000000562030_00166_13246_3894.N1	11-SEP-2004 11:16:58	Bright	55.500	140	88Gam Peg	2.8340	26000.	111	13246	No
199	GOM_NL__2PRFIN20040911_111913_000000422030_00166_13246_3895.N1	11-SEP-2004 11:19:13	Bright	41.500	164	44Eta Peg	2.9480	5400.0	83	13246	No
200	GOM_NL__2PRFIN20040911_112219_000000372030_00166_13246_3896.N1	11-SEP-2004 11:22:19	Bright	37.000	66	37Gam Cyg	2.2080	5900.0	74	13246	No
201	GOM_NL__2PRFIN20040911_112420_000000382030_00166_13246_3897.N1	11-SEP-2004 11:24:20	Bright	38.000	144	18Del Cyg	2.8600	11000.	76	13246	No
202	GOM_NL__2PRFIN20040911_112757_000000382030_00166_13246_3898.N1	11-SEP-2004 11:27:57	Bright	37.500	89	5Alp Cep	2.4510	8000.0	75	13246	No
203	GOM_NL__2PRFIN20040911_112923_000000442030_00166_13246_3899.N1	11-SEP-2004 11:29:23	Bright	43.500	74	11Bet Cas	2.2680	6600.0	87	13246	No
204	GOM_NL__2PRFIN20040911_113117_000000452030_00166_13246_3900.N1	11-SEP-2004 11:31:17	Bright	45.000	76	27Gam Cas	2.3000	30000.	90	13246	No
205	GOM_NL__2PRFIN20040911_113539_000000402030_00166_13246_3901.N1	11-SEP-2004 11:35:39	Bright	40.000	49	1Alp UMi	1.9900	6300.0	80	13246	No
206	GOM_NL__2PRFIN20040911_113744_000000582030_00166_13246_3902.N1	11-SEP-2004 11:37:44	Bright	58.000	160	23Gam Per	2.9300	4700.0	116	13246	No
207	GOM_NL__2PRFIN20040911_113948_000000682030_00166_13246_3903.N1	11-SEP-2004 11:39:48	Bright	67.500	35	33Alp Per	1.7950	6250.0	135	13246	No
208	GOM_NL__2PRFIN20040911_114245_000000402030_00166_13246_3904.N1	11-SEP-2004 11:42:45	Bright	39.500	36	50Alp UMa	1.8000	6300.0	79	13246	No
209	GOM_NL__2PRFIN20040911_114408_000000402030_00166_13246_3905.N1	11-SEP-2004 11:44:08	Bright	39.500	82	48Bet UMa	2.3650	10600.	79	13246	No
210	GOM_NL__2PRFIN20040911_114651_000000682030_00166_13246_3906.N1	11-SEP-2004 11:46:51	Bright	67.500	6	13Alp Aur	0.080000	3400.0	135	13246	No
211	GOM_NL__2PRFIN20040911_115616_000000972030_00166_13246_3907.N1	11-SEP-2004 11:56:16	Twi_and_stray	96.500	28	12Bet Tau	1.6500	15200.	193	13246	No
212	GOM_NL__2PRFIN20040911_115935_000000632030_00166_13246_3908.N1	11-SEP-2004 11:59:35	Twi_and_stray	62.500	44	24Gam Gem	1.9280	11000.	125	13246	No
213	GOM_NL__2PRFIN20040911_120120_000000602030_00166_13246_3909.N1	11-SEP-2004 12:01:20	Twilight	60.000	8	10Alp CMi	0.40000	6500.0	120	13246	No
214	GOM_NL__2PRFIN20040911_120549_000000992030_00166_13246_3910.N1	11-SEP-2004 12:05:49	Dark	98.500	14	58Alp Ori	0.87000	3000.0	197	13246	No
215	GOM_NL__2PRFIN20040911_120958_000000572030_00166_13246_3911.N1	11-SEP-2004 12:09:58	Dark	56.500	1	9Alp CMa	-1.4400	11000.	113	13246	No
216	GOM_NL__2PRFIN20040911_121223_000000492030_00166_13246_3912.N1	11-SEP-2004 12:12:23	Dark	49.000	23	21Eps CMa	1.5020	26000.	98	13246	No
217	GOM_NL__2PRFIN20040911_121436_000000492030_00166_13246_3913.N1	11-SEP-2004 12:14:36	Dark	49.000	177	1Zet CMa	3.0220	26000.	98	13246	No
218	GOM_NL__2PRFIN20040911_121733_000000432030_00166_13246_3914.N1	11-SEP-2004 12:17:33	Dark	43.000	161	Tau Pup	2.9310	4500.0	86	13246	No
219	GOM_NL__2PRFIN20040911_121850_000000562030_00166_13246_3915.N1	11-SEP-2004 12:18:50	Dark	56.000	2	Alp Car	-0.73600	7000.0	112	13246	No

220	GOM_NL__2PRFIN20040911_122824_000000392030_00167_13247_3883.N1	11-SEP-2004 12:28:24	Dark	39.000	135	Bet Hyi	2.8200	5800.0	78	13247	No
221	GOM_NL__2PRFIN20040911_123036_000000542030_00167_13247_3884.N1	11-SEP-2004 12:30:36	Dark	53.500	9	Alp Eri	0.45300	24000.	107	13247	No
222	GOM_NL__2PRFIN20040911_123359_000000422030_00167_13247_3885.N1	11-SEP-2004 12:33:59	Straylight	42.000	148	Alp Tuc	2.8780	4100.0	84	13247	No
223	GOM_NL__2PRFIN20040911_123740_000000412030_00167_13247_3886.N1	11-SEP-2004 12:37:40	Straylight	41.000	31	Alp Gru	1.7340	15200.	82	13247	No
224	GOM_NL__2PRFIN20040911_124028_000000402030_00167_13247_3887.N1	11-SEP-2004 12:40:28	Straylight	39.500	172	Gam Gru	3.0030	13100.	79	13247	No
225	GOM_NL__2PRFIN20040911_124151_000000512030_00167_13247_3888.N1	11-SEP-2004 12:41:51	Straylight	50.500	18	24Alp PsA	1.1660	9700.0	101	13247	No
226	GOM_NL__2PRFIN20040911_124421_000000692030_00167_13247_3889.N1	11-SEP-2004 12:44:21	Twilight	68.500	52	16Bet Cet	2.0370	4500.0	137	13247	No
227	GOM_NL__2PRFIN20040911_124626_000000422030_00167_13247_3890.N1	11-SEP-2004 12:46:26	Twilight	41.500	142	49Del Cap	2.8500	8900.0	83	13247	No
228	GOM_NL__2PRFIN20040911_125043_000000402030_00167_13247_3891.N1	11-SEP-2004 12:50:43	Bright	39.500	162	34Alp Aqr	2.9440	5350.0	79	13247	No
229	GOM_NL__2PRFIN20040911_125341_000000412030_00167_13247_3892.N1	11-SEP-2004 12:53:41	Bright	40.500	61	8Eps Peg	2.1000	3900.0	81	13247	No
230	GOM_NL__2PRFIN20040911_125534_000000442030_00167_13247_3893.N1	11-SEP-2004 12:55:34	Bright	43.500	90	54Alp Peg	2.4870	11000.	87	13247	No
231	GOM_NL__2PRFIN20040911_125734_000000552030_00167_13247_3894.N1	11-SEP-2004 12:57:34	Bright	55.000	140	88Gam Peg	2.8340	26000.	110	13247	No
232	GOM_NL__2PRFIN20040911_125949_000000412030_00167_13247_3895.N1	11-SEP-2004 12:59:49	Bright	41.000	164	44Eta Peg	2.9480	5400.0	82	13247	No
233	GOM_NL__2PRFIN20040911_130256_000000392030_00167_13247_3896.N1	11-SEP-2004 13:02:56	Bright	38.500	66	37Gam Cyg	2.2080	5900.0	77	13247	No
234	GOM_NL__2PRFIN20040911_130456_000000392030_00167_13247_3897.N1	11-SEP-2004 13:04:56	Bright	39.000	144	18Del Cyg	2.8600	11000.	78	13247	No
235	GOM_NL__2PRFIN20040911_130832_000000392030_00167_13247_3898.N1	11-SEP-2004 13:08:32	Bright	38.500	89	5Alp Cep	2.4510	8000.0	77	13247	No
236	GOM_NL__2PRFIN20040911_130959_000000442030_00167_13247_3899.N1	11-SEP-2004 13:09:59	Bright	44.000	74	11Bet Cas	2.2680	6600.0	88	13247	No
237	GOM_NL__2PRFIN20040911_131153_000000452030_00167_13247_3900.N1	11-SEP-2004 13:11:53	Bright	44.500	76	27Gam Cas	2.3000	30000.	89	13247	No
238	GOM_NL__2PRFIN20040911_131614_000000402030_00167_13247_3901.N1	11-SEP-2004 13:16:14	Bright	40.000	49	1Alp UMi	1.9900	6300.0	80	13247	No
239	GOM_NL__2PRFIN20040911_131819_000000592030_00167_13247_3902.N1	11-SEP-2004 13:18:19	Bright	58.500	160	23Gam Per	2.9300	4700.0	117	13247	No
240	GOM_NL__2PRFIN20040911_132023_000000652030_00167_13247_3903.N1	11-SEP-2004 13:20:23	Bright	64.500	35	33Alp Per	1.7950	6250.0	129	13247	No
241	GOM_NL__2PRFIN20040911_132321_000000382030_00167_13247_3904.N1	11-SEP-2004 13:23:21	Bright	38.000	36	50Alp UMa	1.8000	6300.0	76	13247	No
242	GOM_NL__2PRFIN20040911_132446_000000372030_00167_13247_3905.N1	11-SEP-2004 13:24:46	Bright	36.500	82	48Bet UMa	2.3650	10600.	73	13247	No
243	GOM_NL__2PRFIN20040911_132727_000000652030_00167_13247_3906.N1	11-SEP-2004 13:27:27	Bright	64.500	6	13Alp Aur	0.080000	3400.0	129	13247	No
244	GOM_NL__2PRFIN20040911_133653_000000952030_00167_13247_3907.N1	11-SEP-2004 13:36:53	Twilight	95.000	28	12Bet Tau	1.6500	15200.	190	13247	No
245	GOM_NL__2PRFIN20040911_134011_000000592030_00167_13247_3908.N1	11-SEP-2004 13:40:11	Twilight	59.000	44	24Gam Gem	1.9280	11000.	118	13247	No
246	GOM_NL__2PRFIN20040911_134157_000000602030_00167_13247_3909.N1	11-SEP-2004 13:41:57	Twilight	60.000	8	10Alp CMi	0.40000	6500.0	120	13247	No
247	GOM_NL__2PRFIN20040911_134626_000000992030_00167_13247_3910.N1	11-SEP-2004 13:46:26	Dark	98.500	14	58Alp Ori	0.87000	3000.0	197	13247	No
248	GOM_NL__2PRFIN20040911_135035_000000622030_00167_13247_3911.N1	11-SEP-2004 13:50:35	Dark	62.000	1	9Alp CMa	-1.4400	11000.	124	13247	No
249	GOM_NL__2PRFIN20040911_135259_000000522030_00167_13247_3912.N1	11-SEP-2004 13:52:59	Dark	51.500	23	21Eps CMa	1.5020	26000.	103	13247	No
250	GOM_NL__2PRFIN20040911_135513_000000492030_00167_13247_3913.N1	11-SEP-2004 13:55:13	Dark	48.500	177	1Zet CMa	3.0220	26000.	97	13247	No
251	GOM_NL__2PRFIN20040911_135809_000000442030_00167_13247_3914.N1	11-SEP-2004 13:58:09	Dark	43.500	161	Tau Pup	2.9310	4500.0	87	13247	No
252	GOM_NL__2PRFIN20040911_135926_000000562030_00167_13247_3915.N1	11-SEP-2004 13:59:26	Dark	55.500	2	Alp Car	-0.73600	7000.0	111	13247	No
253	GOM_NL__2PRFIN20040911_140900_000000392030_00168_13248_3883.N1	11-SEP-2004 14:09:00	Dark	38.500	135	Bet Hyi	2.8200	5800.0	77	13248	No
254	GOM_NL__2PRFIN20040911_141112_000000462030_00168_13248_3884.N1	11-SEP-2004 14:11:12	Dark	46.000	9	Alp Eri	0.45300	24000.	92	13248	No
255	GOM_NL__2PRFIN20040911_141435_000000392030_00168_13248_3885.N1	11-SEP-2004 14:14:35	Straylight	38.500	148	Alp Tuc	2.8780	4100.0	77	13248	No
256	GOM_NL__2PRFIN20040911_141817_000000402030_00168_13248_3886.N1	11-SEP-2004 14:18:17	Straylight	39.500	31	Alp Gru	1.7340	15200.	79	13248	No
257	GOM_NL__2PRFIN20040911_142104_000000392030_00168_13248_3887.N1	11-SEP-2004 14:21:04	Straylight	39.000	172	Gam Gru	3.0030	13100.	78	13248	No
258	GOM_NL__2PRFIN20040911_142227_000000462030_00168_13248_3888.N1	11-SEP-2004 14:22:27	Straylight	46.000	18	24Alp PsA	1.1660	9700.0	92	13248	No
259	GOM_NL__2PRFIN20040911_142456_000000682030_00168_13248_3889.N1	11-SEP-2004 14:24:56	Twilight	68.000	52	16Bet Cet	2.0370	4500.0	136	13248	No
260	GOM_NL__2PRFIN20040911_142701_000000422030_00168_13248_3890.N1	11-SEP-2004 14:27:01	Twilight	42.000	142	49Del Cap	2.8500	8900.0	84	13248	No
261	GOM_NL__2PRFIN20040911_143116_000000422030_00168_13248_3891.N1	11-SEP-2004 14:31:16	Bright	42.000	162	34Alp Aqr	2.9440	5350.0	84	13248	No
262	GOM_NL__2PRFIN20040911_143418_000000392030_00168_13248_3892.N1	11-SEP-2004 14:34:18	Bright	38.500	61	8Eps Peg	2.1000	3900.0	77	13248	No
263	GOM_NL__2PRFIN20040911_143610_000000442030_00168_13248_3893.N1	11-SEP-2004 14:36:10	Bright	44.000	90	54Alp Peg	2.4870	11000.	88	13248	No
264	GOM_NL__2PRFIN20040911_143809_000000532030_00168_13248_3894.N1	11-SEP-2004 14:38:09	Bright	53.000	140	88Gam Peg	2.8340	26000.	106	13248	No
265	GOM_NL__2PRFIN20040911_144024_000000402030_00168_13248_3895.N1	11-SEP-2004 14:40:24	Bright	40.000	164	44Eta Peg	2.9480	5400.0	80	13248	No
266	GOM_NL__2PRFIN20040911_144331_000000372030_00168_13248_3896.N1	11-SEP-2004 14:43:31	Bright	37.000	66	37Gam Cyg	2.2080	5900.0	74	13248	No
267	GOM_NL__2PRFIN20040911_144534_000000392030_00168_13248_3897.N1	11-SEP-2004 14:45:34	Bright	38.500	144	18Del Cyg	2.8600	11000.	77	13248	No
268	GOM_NL__2PRFIN20040911_144908_000000382030_00168_13248_3898.N1	11-SEP-2004 14:49:08	Bright	38.000	89	5Alp Cep	2.4510	8000.0	76	13248	No
269	GOM_NL__2PRFIN20040911_145035_000000432030_00168_13248_3899.N1	11-SEP-2004 14:50:35	Bright	43.000	74	11Bet Cas	2.2680	6600.0	86	13248	No
270	GOM_NL__2PRFIN20040911_145228_000000462030_00168_13248_3900.N1	11-SEP-2004 14:52:28	Bright	45.500	76	27Gam Cas	2.3000	30000.	91	13248	No
271	GOM_NL__2PRFIN20040911_145651_000000362030_00168_13248_3901.N1	11-SEP-2004 14:56:51	Bright	36.000	49	1Alp UMi	1.9900	6300.0	72	13248	No
272	GOM_NL__2PRFIN20040911_145854_000000572030_00168_13248_3902.N1	11-SEP-2004 14:58:54	Bright	57.000	160	23Gam Per	2.9300	4700.0	114	13248	No
273	GOM_NL__2PRFIN20040911_150057_000000672030_00168_13248_3903.N1	11-SEP-2004 15:00:57	Bright	66.500	35	33Alp Per	1.7950	6250.0	133	13248	No
274	GOM_NL__2PRFIN20040911_150357_000000392030_00168_13248_3904.N1	11-SEP-2004 15:03:57	Bright	39.000	36	50Alp UMa	1.8000	6300.0	78	13248	No
275	GOM_NL__2PRFIN20040911_150520_000000382030_00168_13248_3905.N1	11-SEP-2004 15:05:20	Bright	38.000	82	48Bet UMa	2.3650	10600.	76	13248	No
276	GOM_NL__2PRFIN20040911_150802_000000712030_00168_13248_3906.N1	11-SEP-2004 15:08:02	Bright	71.000	6	13Alp Aur	0.080000	3400.0	142	13248	No
277	GOM_NL__2PRFIN20040911_151729_000000902030_00168_13248_3907.N1	11-SEP-2004 15:17:29	Twilight	89.500	28	12Bet Tau	1.6500	15200.	179	13248	No
278	GOM_NL__2PRFIN20040911_152048_000000612030_00168_13248_3908.N1	11-SEP-2004 15:20:48	Twilight	61.000	44	24Gam Gem	1.9280	11000.	122	13248	No

279	GOM_NL__2PRFIN20040911_152233_000000532030_00168_13248_3909.N1	11-SEP-2004 15:22:33	Twilight	52.500	8	10Alp CMI	0.40000	6500.0	105	13248	No
280	GOM_NL__2PRFIN20040911_152704_000001122030_00168_13248_3910.N1	11-SEP-2004 15:27:04	Dark	112.00	14	58Alp Ori	0.87000	3000.0	224	13248	No
281	GOM_NL__2PRFIN20040911_153112_000000582030_00168_13248_3911.N1	11-SEP-2004 15:31:12	Dark	58.000	1	9Alp CMa	-1.4400	11000.	116	13248	No
282	GOM_NL__2PRFIN20040911_153336_000000482030_00168_13248_3912.N1	11-SEP-2004 15:33:36	Dark	48.000	23	21Eps CMa	1.5020	26000.	96	13248	No
283	GOM_NL__2PRFIN20040911_153550_000000492030_00168_13248_3913.N1	11-SEP-2004 15:35:50	Dark	49.000	177	1Zet CMa	3.0220	26000.	98	13248	No
284	GOM_NL__2PRFIN20040911_153846_000000432030_00168_13248_3914.N1	11-SEP-2004 15:38:46	Dark	42.500	161	Tau Pup	2.9310	4500.0	85	13248	No
285	GOM_NL__2PRFIN20040911_154003_000000472030_00168_13248_3915.N1	11-SEP-2004 15:40:03	Dark	46.500	2	Alp Car	-0.73600	7000.0	93	13248	No
286	GOM_NL__2PRFIN20040911_154936_000000402030_00169_13249_3883.N1	11-SEP-2004 15:49:36	Dark	39.500	135	Bet Hyi	2.8200	5800.0	79	13249	No
287	GOM_NL__2PRFIN20040911_155149_000000472030_00169_13249_3884.N1	11-SEP-2004 15:51:49	Dark	47.000	9	Alp Eri	0.45300	24000.	94	13249	No
288	GOM_NL__2PRFIN20040911_155511_000000422030_00169_13249_3885.N1	11-SEP-2004 15:55:11	Straylight	42.000	148	Alp Tuc	2.8780	4100.0	84	13249	No
289	GOM_NL__2PRFIN20040911_155853_000000392030_00169_13249_3886.N1	11-SEP-2004 15:58:53	Straylight	38.500	31	Alp Gru	1.7340	15200.	77	13249	No
290	GOM_NL__2PRFIN20040911_160139_000000412030_00169_13249_3887.N1	11-SEP-2004 16:01:39	Straylight	40.500	172	Gam Gru	3.0030	13100.	81	13249	No
291	GOM_NL__2PRFIN20040911_160303_000000482030_00169_13249_3888.N1	11-SEP-2004 16:03:03	Straylight	48.000	18	24Alp PsA	1.1660	9700.0	96	13249	No
292	GOM_NL__2PRFIN20040911_160532_000000682030_00169_13249_3889.N1	11-SEP-2004 16:05:32	Tw_i_and_stray	67.500	52	16Bet Cet	2.0370	4500.0	135	13249	No
293	GOM_NL__2PRFIN20040911_160737_000000432030_00169_13249_3890.N1	11-SEP-2004 16:07:37	Tw_i_and_stray	42.500	142	49Del Cap	2.8500	8900.0	85	13249	No
294	GOM_NL__2PRFIN20040911_161154_000000412030_00169_13249_3891.N1	11-SEP-2004 16:11:54	Bright	40.500	162	34Alp Aqr	2.9440	5350.0	81	13249	No
295	GOM_NL__2PRFIN20040911_161454_000000392030_00169_13249_3892.N1	11-SEP-2004 16:14:54	Bright	39.000	61	8Eps Peg	2.1000	3900.0	78	13249	No
296	GOM_NL__2PRFIN20040911_161645_000000452030_00169_13249_3893.N1	11-SEP-2004 16:16:45	Bright	44.500	90	54Alp Peg	2.4870	11000.	89	13249	No
297	GOM_NL__2PRFIN20040911_161844_000000542030_00169_13249_3894.N1	11-SEP-2004 16:18:44	Bright	53.500	140	88Gam Peg	2.8340	26000.	107	13249	No
298	GOM_NL__2PRFIN20040911_162100_000000402030_00169_13249_3895.N1	11-SEP-2004 16:21:00	Bright	39.500	164	44Eta Peg	2.9480	5400.0	79	13249	No
299	GOM_NL__2PRFIN20040911_162407_000000402030_00169_13249_3896.N1	11-SEP-2004 16:24:07	Bright	39.500	66	37Gam Cyg	2.2080	5900.0	79	13249	No
300	GOM_NL__2PRFIN20040911_162610_000000392030_00169_13249_3897.N1	11-SEP-2004 16:26:10	Bright	38.500	144	18Del Cyg	2.8600	11000.	77	13249	No
301	GOM_NL__2PRFIN20040911_162944_000000382030_00169_13249_3898.N1	11-SEP-2004 16:29:44	Bright	38.000	89	5Alp Cep	2.4510	8000.0	76	13249	No
302	GOM_NL__2PRFIN20040911_163110_000000442030_00169_13249_3899.N1	11-SEP-2004 16:31:10	Bright	43.500	74	11Bet Cas	2.2680	6600.0	87	13249	No
303	GOM_NL__2PRFIN20040911_163304_000000412030_00169_13249_3900.N1	11-SEP-2004 16:33:04	Bright	40.500	76	27Gam Cas	2.3000	30000.	81	13249	No
304	GOM_NL__2PRFIN20040911_163727_000000392030_00169_13249_3901.N1	11-SEP-2004 16:37:27	Bright	39.000	49	1Alp UMi	1.9900	6300.0	78	13249	No
305	GOM_NL__2PRFIN20040911_163929_000000612030_00169_13249_3902.N1	11-SEP-2004 16:39:29	Bright	60.500	160	23Gam Per	2.9300	4700.0	121	13249	No
306	GOM_NL__2PRFIN20040911_164132_000000652030_00169_13249_3903.N1	11-SEP-2004 16:41:32	Bright	65.000	35	33Alp Per	1.7950	6250.0	130	13249	No
307	GOM_NL__2PRFIN20040911_164433_000000372030_00169_13249_3904.N1	11-SEP-2004 16:44:33	Bright	36.500	36	50Alp UMa	1.8000	6300.0	73	13249	No
308	GOM_NL__2PRFIN20040911_164557_000000372030_00169_13249_3905.N1	11-SEP-2004 16:45:57	Bright	37.000	82	48Bet UMa	2.3650	10600.	74	13249	No
309	GOM_NL__2PRFIN20040911_164837_000000702030_00169_13249_3906.N1	11-SEP-2004 16:48:37	Bright	70.000	6	13Alp Aur	0.080000	3400.0	140	13249	No
310	GOM_NL__2PRFIN20040911_165805_000001002030_00169_13249_3907.N1	11-SEP-2004 16:58:05	Tw_i_and_stray	100.00	28	12Bet Tau	1.6500	15200.	200	13249	No
311	GOM_NL__2PRFIN20040911_170124_000000632030_00169_13249_3908.N1	11-SEP-2004 17:01:24	Tw_i_and_stray	63.000	44	24Gam Gem	1.9280	11000.	126	13249	No
312	GOM_NL__2PRFIN20040911_170310_000000512030_00169_13249_3909.N1	11-SEP-2004 17:03:10	Twilight	51.000	8	10Alp CMI	0.40000	6500.0	102	13249	No
313	GOM_NL__2PRFIN20040911_170741_000000982030_00169_13249_3910.N1	11-SEP-2004 17:07:41	Dark	98.000	14	58Alp Ori	0.87000	3000.0	196	13249	No
314	GOM_NL__2PRFIN20040911_171148_000000622030_00169_13249_3911.N1	11-SEP-2004 17:11:48	Dark	61.500	1	9Alp CMa	-1.4400	11000.	123	13249	No
315	GOM_NL__2PRFIN20040911_171413_000000482030_00169_13249_3912.N1	11-SEP-2004 17:14:13	Dark	48.000	23	21Eps CMa	1.5020	26000.	96	13249	No
316	GOM_NL__2PRFIN20040911_171627_000000482030_00169_13249_3913.N1	11-SEP-2004 17:16:27	Dark	48.000	177	1Zet CMa	3.0220	26000.	96	13249	No
317	GOM_NL__2PRFIN20040911_171923_000000462030_00169_13249_3914.N1	11-SEP-2004 17:19:23	Dark	45.500	161	Tau Pup	2.9310	4500.0	91	13249	No
318	GOM_NL__2PRFIN20040911_172040_000000542030_00169_13249_3915.N1	11-SEP-2004 17:20:40	Dark	54.000	2	Alp Car	-0.73600	7000.0	108	13249	No
319	GOM_NL__2PRFIN20040911_173012_000000402030_00170_13250_3883.N1	11-SEP-2004 17:30:12	Dark	40.000	135	Bet Hyi	2.8200	5800.0	80	13250	No
320	GOM_NL__2PRFIN20040911_173225_000000442030_00170_13250_3884.N1	11-SEP-2004 17:32:25	Dark	44.000	9	Alp Eri	0.45300	24000.	88	13250	No
321	GOM_NL__2PRFIN20040911_173547_000000472030_00170_13250_3885.N1	11-SEP-2004 17:35:47	Straylight	46.500	148	Alp Tuc	2.8780	4100.0	93	13250	No
322	GOM_NL__2PRFIN20040911_173928_000000412030_00170_13250_3886.N1	11-SEP-2004 17:39:28	Straylight	41.000	31	Alp Gru	1.7340	15200.	82	13250	No
323	GOM_NL__2PRFIN20040911_174216_000000402030_00170_13250_3887.N1	11-SEP-2004 17:42:16	Straylight	39.500	172	Gam Gru	3.0030	13100.	79	13250	No
324	GOM_NL__2PRFIN20040911_174339_000000482030_00170_13250_3888.N1	11-SEP-2004 17:43:39	Straylight	47.500	18	24Alp PsA	1.1660	9700.0	95	13250	No
325	GOM_NL__2PRFIN20040911_174609_000000662030_00170_13250_3889.N1	11-SEP-2004 17:46:09	Tw_i_and_stray	65.500	52	16Bet Cet	2.0370	4500.0	131	13250	No
326	GOM_NL__2PRFIN20040911_174813_000000402030_00170_13250_3890.N1	11-SEP-2004 17:48:13	Tw_i_and_stray	40.000	142	49Del Cap	2.8500	8900.0	80	13250	No
327	GOM_NL__2PRFIN20040911_175230_000000412030_00170_13250_3891.N1	11-SEP-2004 17:52:30	Bright	41.000	162	34Alp Aqr	2.9440	5350.0	82	13250	No
328	GOM_NL__2PRFIN20040911_175527_000000412030_00170_13250_3892.N1	11-SEP-2004 17:55:27	Bright	40.500	61	8Eps Peg	2.1000	3900.0	81	13250	No
329	GOM_NL__2PRFIN20040911_175721_000000442030_00170_13250_3893.N1	11-SEP-2004 17:57:21	Bright	44.000	90	54Alp Peg	2.4870	11000.	88	13250	No
330	GOM_NL__2PRFIN20040911_175918_000000552030_00170_13250_3894.N1	11-SEP-2004 17:59:18	Bright	55.000	140	88Gam Peg	2.8340	26000.	110	13250	No
331	GOM_NL__2PRFIN20040911_180136_000000402030_00170_13250_3895.N1	11-SEP-2004 18:01:36	Bright	39.500	164	44Eta Peg	2.9480	5400.0	79	13250	No
332	GOM_NL__2PRFIN20040911_180444_000000402030_00170_13250_3896.N1	11-SEP-2004 18:04:44	Bright	39.500	66	37Gam Cyg	2.2080	5900.0	79	13250	No
333	GOM_NL__2PRFIN20040911_180645_000000402030_00170_13250_3897.N1	11-SEP-2004 18:06:45	Bright	40.000	144	18Del Cyg	2.8600	11000.	80	13250	No
334	GOM_NL__2PRFIN20040911_181020_000000402030_00170_13250_3898.N1	11-SEP-2004 18:10:20	Bright	39.500	89	5Alp Cep	2.4510	8000.0	79	13250	No
335	GOM_NL__2PRFIN20040911_181145_000000442030_00170_13250_3899.N1	11-SEP-2004 18:11:45	Bright	43.500	74	11Bet Cas	2.2680	6600.0	87	13250	No
336	GOM_NL__2PRFIN20040911_181339_000000472030_00170_13250_3900.N1	11-SEP-2004 18:13:39	Bright	47.000	76	27Gam Cas	2.3000	30000.	94	13250	No
337	GOM_NL__2PRFIN20040911_181800_000000412030_00170_13250_3901.N1	11-SEP-2004 18:18:00	Bright	40.500	49	1Alp UMi	1.9900	6300.0	81	13250	No



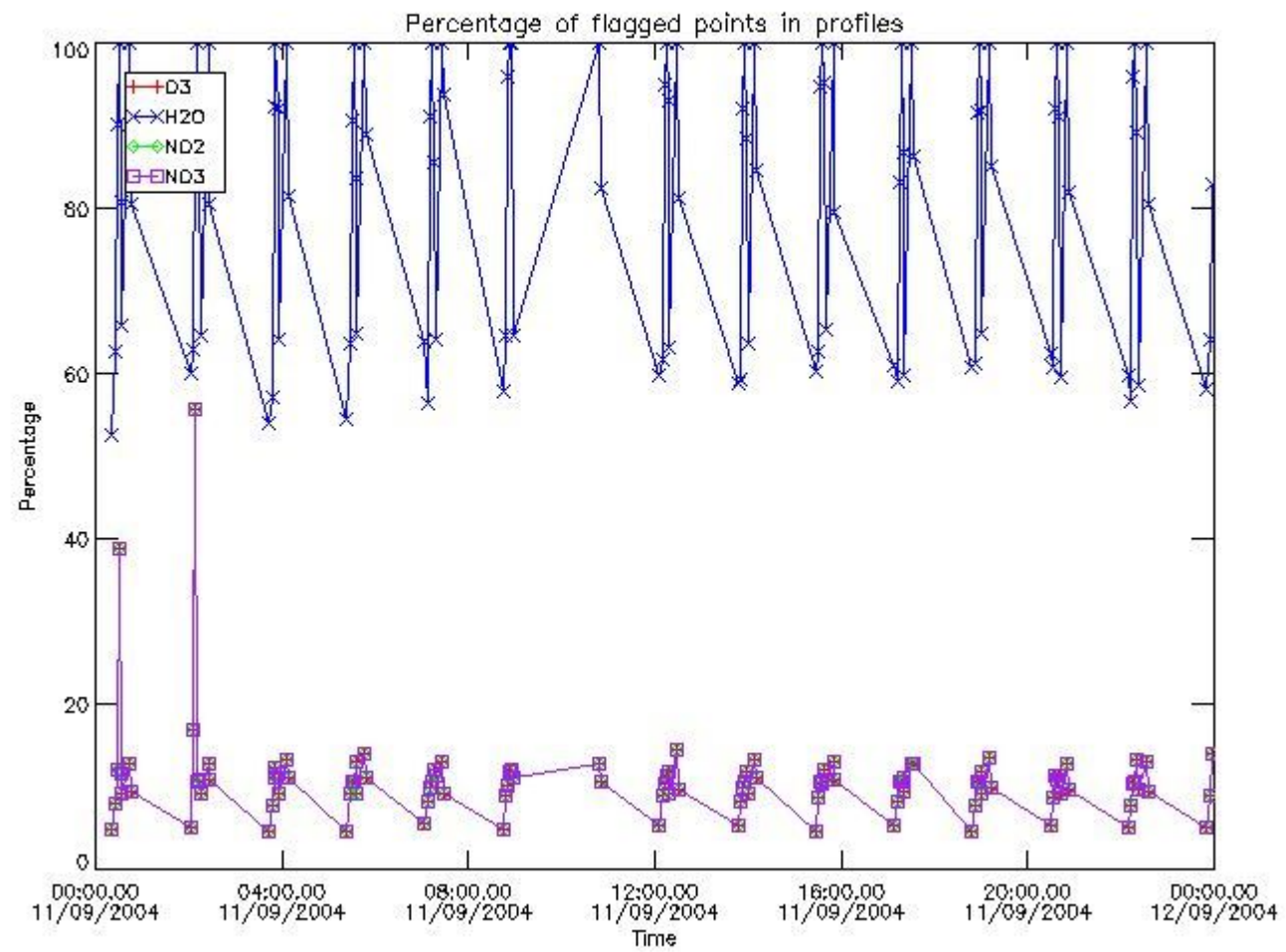
338	GOM_NL__2PRFIN20040911_182004_000000602030_00170_13250_3902.N1	11-SEP-2004 18:20:04	Bright	59.500	160	23Gam Per	2.9300	4700.0	119	13250	No
339	GOM_NL__2PRFIN20040911_182207_000000642030_00170_13250_3903.N1	11-SEP-2004 18:22:07	Bright	64.000	35	33Alp Per	1.7950	6250.0	128	13250	No
340	GOM_NL__2PRFIN20040911_182509_000000372030_00170_13250_3904.N1	11-SEP-2004 18:25:09	Bright	37.000	36	50Alp UMa	1.8000	6300.0	74	13250	No
341	GOM_NL__2PRFIN20040911_182633_000000432030_00170_13250_3905.N1	11-SEP-2004 18:26:33	Bright	43.000	82	48Bet UMa	2.3650	10600.	86	13250	No
342	GOM_NL__2PRFIN20040911_182913_000000702030_00170_13250_3906.N1	11-SEP-2004 18:29:13	Bright	69.500	6	13Alp Aur	0.080000	3400.0	139	13250	No
343	GOM_NL__2PRFIN20040911_183349_000000572030_00170_13250_3907.N1	11-SEP-2004 18:33:49	Bright	56.500	107	37The Aur	2.6490	11000.	113	13250	No
344	GOM_NL__2PRFIN20040911_183633_000000452030_00170_13250_3908.N1	11-SEP-2004 18:36:33	Bright	44.500	17	78Bet Gem	1.1610	4500.0	89	13250	No
345	GOM_NL__2PRFIN20040911_183842_000000992030_00170_13250_3909.N1	11-SEP-2004 18:38:42	Twilight	98.500	28	12Bet Tau	1.6500	15200.	197	13250	No
346	GOM_NL__2PRFIN20040911_184346_000000572030_00170_13250_3910.N1	11-SEP-2004 18:43:46	Twilight	57.000	8	10Alp CMi	0.40000	6500.0	114	13250	No
347	GOM_NL__2PRFIN20040911_184818_000001142030_00170_13250_3911.N1	11-SEP-2004 18:48:18	Dark	114.00	14	58Alp Ori	0.87000	3000.0	228	13250	No
348	GOM_NL__2PRFIN20040911_185226_000000662030_00170_13250_3912.N1	11-SEP-2004 18:52:26	Dark	66.000	1	9Alp CMa	-1.4400	11000.	132	13250	No
349	GOM_NL__2PRFIN20040911_185449_000000482030_00170_13250_3913.N1	11-SEP-2004 18:54:49	Dark	48.000	23	21Eps CMa	1.5020	26000.	96	13250	No
350	GOM_NL__2PRFIN20040911_185704_000000492030_00170_13250_3914.N1	11-SEP-2004 18:57:04	Dark	48.500	177	1Zet CMa	3.0220	26000.	97	13250	No
351	GOM_NL__2PRFIN20040911_185959_000000432030_00170_13250_3915.N1	11-SEP-2004 18:59:59	Dark	43.000	161	Tau Pup	2.9310	4500.0	86	13250	No
352	GOM_NL__2PRFIN20040911_190116_000000562030_00170_13250_3916.N1	11-SEP-2004 19:01:16	Dark	56.000	2	Alp Car	-0.73600	7000.0	112	13250	No
353	GOM_NL__2PRFIN20040911_191049_000000382030_00171_13251_3883.N1	11-SEP-2004 19:10:49	Dark	38.000	135	Bet Hyi	2.8200	5800.0	76	13251	No
354	GOM_NL__2PRFIN20040911_191302_000000512030_00171_13251_3884.N1	11-SEP-2004 19:13:02	Dark	51.000	9	Alp Eri	0.45300	24000.	102	13251	No
355	GOM_NL__2PRFIN20040911_191623_000000382030_00171_13251_3885.N1	11-SEP-2004 19:16:23	Straylight	38.000	148	Alp Tuc	2.8780	4100.0	76	13251	No
356	GOM_NL__2PRFIN20040911_192005_000000432030_00171_13251_3886.N1	11-SEP-2004 19:20:05	Straylight	42.500	31	Alp Gru	1.7340	15200.	85	13251	No
357	GOM_NL__2PRFIN20040911_192253_000000402030_00171_13251_3887.N1	11-SEP-2004 19:22:53	Straylight	40.000	172	Gam Gru	3.0030	13100.	80	13251	No
358	GOM_NL__2PRFIN20040911_192415_000000472030_00171_13251_3888.N1	11-SEP-2004 19:24:15	Straylight	46.500	18	24Alp PsA	1.1660	9700.0	93	13251	No
359	GOM_NL__2PRFIN20040911_192645_000000722030_00171_13251_3889.N1	11-SEP-2004 19:26:45	Twilight	71.500	52	16Bet Cet	2.0370	4500.0	143	13251	No
360	GOM_NL__2PRFIN20040911_192849_000000412030_00171_13251_3890.N1	11-SEP-2004 19:28:49	Twilight	40.500	142	49Del Cap	2.8500	8900.0	81	13251	No
361	GOM_NL__2PRFIN20040911_193307_000000402030_00171_13251_3891.N1	11-SEP-2004 19:33:07	Bright	39.500	162	34Alp Aqr	2.9440	5350.0	79	13251	No
362	GOM_NL__2PRFIN20040911_193606_000000392030_00171_13251_3892.N1	11-SEP-2004 19:36:06	Bright	38.500	61	8Eps Peg	2.1000	3900.0	77	13251	No
363	GOM_NL__2PRFIN20040911_193757_000000432030_00171_13251_3893.N1	11-SEP-2004 19:37:57	Bright	43.000	90	54Alp Peg	2.4870	11000.	86	13251	No
364	GOM_NL__2PRFIN20040911_193954_000000552030_00171_13251_3894.N1	11-SEP-2004 19:39:54	Bright	54.500	140	88Gam Peg	2.8340	26000.	109	13251	No
365	GOM_NL__2PRFIN20040911_194212_000000412030_00171_13251_3895.N1	11-SEP-2004 19:42:12	Bright	40.500	164	44Eta Peg	2.9480	5400.0	81	13251	No
366	GOM_NL__2PRFIN20040911_194520_000000372030_00171_13251_3896.N1	11-SEP-2004 19:45:20	Bright	37.000	66	37Gam Cyg	2.2080	5900.0	74	13251	No
367	GOM_NL__2PRFIN20040911_194722_000000392030_00171_13251_3897.N1	11-SEP-2004 19:47:22	Bright	38.500	144	18Del Cyg	2.8600	11000.	77	13251	No
368	GOM_NL__2PRFIN20040911_195057_000000382030_00171_13251_3898.N1	11-SEP-2004 19:50:57	Bright	37.500	89	5Alp Cep	2.4510	8000.0	75	13251	No
369	GOM_NL__2PRFIN20040911_195221_000000432030_00171_13251_3899.N1	11-SEP-2004 19:52:21	Bright	42.500	74	11Bet Cas	2.2680	6600.0	85	13251	No
370	GOM_NL__2PRFIN20040911_195414_000000462030_00171_13251_3900.N1	11-SEP-2004 19:54:14	Bright	46.000	76	27Gam Cas	2.3000	30000.	92	13251	No
371	GOM_NL__2PRFIN20040911_195839_000000392030_00171_13251_3901.N1	11-SEP-2004 19:58:39	Bright	39.000	49	1Alp UMi	1.9900	6300.0	78	13251	No
372	GOM_NL__2PRFIN20040911_200039_000000602030_00171_13251_3902.N1	11-SEP-2004 20:00:39	Bright	59.500	160	23Gam Per	2.9300	4700.0	119	13251	No
373	GOM_NL__2PRFIN20040911_200241_000000682030_00171_13251_3903.N1	11-SEP-2004 20:02:41	Bright	67.500	35	33Alp Per	1.7950	6250.0	135	13251	No
374	GOM_NL__2PRFIN20040911_200547_000000362030_00171_13251_3904.N1	11-SEP-2004 20:05:47	Bright	36.000	36	50Alp UMa	1.8000	6300.0	72	13251	No
375	GOM_NL__2PRFIN20040911_200711_000000372030_00171_13251_3905.N1	11-SEP-2004 20:07:11	Bright	36.500	82	48Bet UMa	2.3650	10600.	73	13251	No
376	GOM_NL__2PRFIN20040911_200948_000000692030_00171_13251_3906.N1	11-SEP-2004 20:09:48	Bright	68.500	6	13Alp Aur	0.080000	3400.0	137	13251	No
377	GOM_NL__2PRFIN20040911_201424_000000572030_00171_13251_3907.N1	11-SEP-2004 20:14:24	Bright	57.000	107	37The Aur	2.6490	11000.	114	13251	No
378	GOM_NL__2PRFIN20040911_201708_000000482030_00171_13251_3908.N1	11-SEP-2004 20:17:08	Bright	47.500	17	78Bet Gem	1.1610	4500.0	95	13251	No
379	GOM_NL__2PRFIN20040911_201918_000000982030_00171_13251_3909.N1	11-SEP-2004 20:19:18	Twilight	97.500	28	12Bet Tau	1.6500	15200.	195	13251	No
380	GOM_NL__2PRFIN20040911_202423_000000572030_00171_13251_3910.N1	11-SEP-2004 20:24:23	Twilight	56.500	8	10Alp CMi	0.40000	6500.0	113	13251	No
381	GOM_NL__2PRFIN20040911_202855_000000982030_00171_13251_3911.N1	11-SEP-2004 20:28:55	Dark	97.500	14	58Alp Ori	0.87000	3000.0	195	13251	No
382	GOM_NL__2PRFIN20040911_203302_000000592030_00171_13251_3912.N1	11-SEP-2004 20:33:02	Dark	59.000	1	9Alp CMa	-1.4400	11000.	118	13251	No
383	GOM_NL__2PRFIN20040911_203526_000000452030_00171_13251_3913.N1	11-SEP-2004 20:35:26	Dark	45.000	23	21Eps CMa	1.5020	26000.	90	13251	No
384	GOM_NL__2PRFIN20040911_203741_000000482030_00171_13251_3914.N1	11-SEP-2004 20:37:41	Dark	47.500	177	1Zet CMa	3.0220	26000.	95	13251	No
385	GOM_NL__2PRFIN20040911_204036_000000452030_00171_13251_3915.N1	11-SEP-2004 20:40:36	Dark	45.000	161	Tau Pup	2.9310	4500.0	90	13251	No
386	GOM_NL__2PRFIN20040911_204153_000000562030_00172_13252_3916.N1	11-SEP-2004 20:41:53	Dark	56.000	2	Alp Car	-0.73600	7000.0	112	13252	No
387	GOM_NL__2PRFIN20040911_205125_000000402030_00172_13252_4015.N1	11-SEP-2004 20:51:25	Dark	40.000	135	Bet Hyi	2.8200	5800.0	80	13252	No
388	GOM_NL__2PRFIN20040911_205338_000000532030_00172_13252_4016.N1	11-SEP-2004 20:53:38	Dark	53.000	9	Alp Eri	0.45300	24000.	106	13252	No
389	GOM_NL__2PRFIN20040911_205659_000000442030_00172_13252_4017.N1	11-SEP-2004 20:56:59	Straylight	43.500	148	Alp Tuc	2.8780	4100.0	87	13252	No
390	GOM_NL__2PRFIN20040911_210041_000000412030_00172_13252_4018.N1	11-SEP-2004 21:00:41	Straylight	41.000	31	Alp Gru	1.7340	15200.	82	13252	No
391	GOM_NL__2PRFIN20040911_210328_000000412030_00172_13252_4019.N1	11-SEP-2004 21:03:28	Straylight	40.500	172	Gam Gru	3.0030	13100.	81	13252	No
392	GOM_NL__2PRFIN20040911_210451_000000462030_00172_13252_4020.N1	11-SEP-2004 21:04:51	Straylight	46.000	18	24Alp PsA	1.1660	9700.0	92	13252	No
393	GOM_NL__2PRFIN20040911_210721_000000662030_00172_13252_4021.N1	11-SEP-2004 21:07:21	Twilight	66.000	52	16Bet Cet	2.0370	4500.0	132	13252	No
394	GOM_NL__2PRFIN20040911_210926_000000412030_00172_13252_4022.N1	11-SEP-2004 21:09:26	Twilight	40.500	142	49Del Cap	2.8500	8900.0	81	13252	No
395	GOM_NL__2PRFIN20040911_211343_000000392030_00172_13252_4023.N1	11-SEP-2004 21:13:43	Bright	39.000	162	34Alp Aqr	2.9440	5350.0	78	13252	No
396	GOM_NL__2PRFIN20040911_211642_000000392030_00172_13252_4024.N1	11-SEP-2004 21:16:42	Bright	39.000	61	8Eps Peg	2.1000	3900.0	78	13252	No



397	GOM_NL__2PRFIN20040911_211833_000000442030_00172_13252_4025.N1	11-SEP-2004 21:18:33	Bright	43.500	90	54Alp Peg	2.4870	11000.	87	13252	No
398	GOM_NL__2PRFIN20040911_212029_000000552030_00172_13252_4026.N1	11-SEP-2004 21:20:29	Bright	54.500	140	88Gam Peg	2.8340	26000.	109	13252	No
399	GOM_NL__2PRFIN20040911_212247_000000422030_00172_13252_4027.N1	11-SEP-2004 21:22:47	Bright	41.500	164	44Eta Peg	2.9480	5400.0	83	13252	No
400	GOM_NL__2PRFIN20040911_212556_000000402030_00172_13252_4028.N1	11-SEP-2004 21:25:56	Bright	39.500	66	37Gam Cyg	2.2080	5900.0	79	13252	No
401	GOM_NL__2PRFIN20040911_212758_000000382030_00172_13252_4029.N1	11-SEP-2004 21:27:58	Bright	38.000	144	18Del Cyg	2.8600	11000.	76	13252	No
402	GOM_NL__2PRFIN20040911_213133_000000352030_00172_13252_4030.N1	11-SEP-2004 21:31:33	Bright	35.000	89	5Alp Cep	2.4510	8000.0	70	13252	No
403	GOM_NL__2PRFIN20040911_213256_000000442030_00172_13252_4031.N1	11-SEP-2004 21:32:56	Bright	43.500	74	11Bet Cas	2.2680	6600.0	87	13252	No
404	GOM_NL__2PRFIN20040911_213450_000000442030_00172_13252_4032.N1	11-SEP-2004 21:34:50	Bright	43.500	76	27Gam Cas	2.3000	30000.	87	13252	No
405	GOM_NL__2PRFIN20040911_213915_000000382030_00172_13252_4033.N1	11-SEP-2004 21:39:15	Bright	38.000	49	1Alp UMi	1.9900	6300.0	76	13252	No
406	GOM_NL__2PRFIN20040911_214114_000000582030_00172_13252_4034.N1	11-SEP-2004 21:41:14	Bright	58.000	160	23Gam Per	2.9300	4700.0	116	13252	No
407	GOM_NL__2PRFIN20040911_214316_000000672030_00172_13252_4035.N1	11-SEP-2004 21:43:16	Bright	67.000	35	33Alp Per	1.7950	6250.0	134	13252	No
408	GOM_NL__2PRFIN20040911_214623_000000382030_00172_13252_4036.N1	11-SEP-2004 21:46:23	Bright	38.000	36	50Alp UMa	1.8000	6300.0	76	13252	No
409	GOM_NL__2PRFIN20040911_214748_000000382030_00172_13252_4037.N1	11-SEP-2004 21:47:48	Bright	37.500	82	48Bet UMa	2.3650	10600.	75	13252	No
410	GOM_NL__2PRFIN20040911_215024_000000692030_00172_13252_4038.N1	11-SEP-2004 21:50:24	Bright	69.000	6	13Alp Aur	0.080000	3400.0	138	13252	No
411	GOM_NL__2PRFIN20040911_215500_000000592030_00172_13252_4039.N1	11-SEP-2004 21:55:00	Bright	58.500	107	37The Aur	2.6490	11000.	117	13252	No
412	GOM_NL__2PRFIN20040911_215744_000000462030_00172_13252_4040.N1	11-SEP-2004 21:57:44	Bright	46.000	17	78Bet Gem	1.1610	4500.0	92	13252	No
413	GOM_NL__2PRFIN20040911_215954_000000982030_00172_13252_4041.N1	11-SEP-2004 21:59:54	Twilight	97.500	28	12Bet Tau	1.6500	15200.	195	13252	No
414	GOM_NL__2PRFIN20040911_220459_000000542030_00172_13252_4042.N1	11-SEP-2004 22:04:59	Twilight	54.000	8	10Alp CMi	0.40000	6500.0	108	13252	No
415	GOM_NL__2PRFIN20040911_220933_000001042030_00172_13252_4043.N1	11-SEP-2004 22:09:33	Dark	103.50	14	58Alp Ori	0.87000	3000.0	207	13252	No
416	GOM_NL__2PRFIN20040911_221339_000000662030_00172_13252_4044.N1	11-SEP-2004 22:13:39	Dark	66.000	1	9Alp CMa	-1.4400	11000.	132	13252	No
417	GOM_NL__2PRFIN20040911_221603_000000492030_00172_13252_4045.N1	11-SEP-2004 22:16:03	Dark	49.000	23	21Eps CMa	1.5020	26000.	98	13252	No
418	GOM_NL__2PRFIN20040911_221817_000000492030_00172_13252_4046.N1	11-SEP-2004 22:18:17	Dark	48.500	177	1Zet CMa	3.0220	26000.	97	13252	No
419	GOM_NL__2PRFIN20040911_222113_000000422030_00172_13252_4047.N1	11-SEP-2004 22:21:13	Dark	42.000	161	Tau Pup	2.9310	4500.0	84	13252	No
420	GOM_NL__2PRFIN20040911_222229_000000542030_00173_13253_4048.N1	11-SEP-2004 22:22:29	Dark	53.500	2	Alp Car	-0.73600	7000.0	107	13253	No
421	GOM_NL__2PRFIN20040911_223201_000000392030_00173_13253_4016.N1	11-SEP-2004 22:32:01	Dark	39.000	135	Bet Hyi	2.8200	5800.0	78	13253	No
422	GOM_NL__2PRFIN20040911_223414_000000542030_00173_13253_4017.N1	11-SEP-2004 22:34:14	Dark	54.000	9	Alp Eri	0.45300	24000.	108	13253	No
423	GOM_NL__2PRFIN20040911_223735_000000402030_00173_13253_4018.N1	11-SEP-2004 22:37:35	Straylight	40.000	148	Alp Tuc	2.8780	4100.0	80	13253	No
424	GOM_NL__2PRFIN20040911_224117_000000422030_00173_13253_4019.N1	11-SEP-2004 22:41:17	Straylight	42.000	31	Alp Gru	1.7340	15200.	84	13253	No
425	GOM_NL__2PRFIN20040911_224404_000000392030_00173_13253_4020.N1	11-SEP-2004 22:44:04	Straylight	39.000	172	Gam Gru	3.0030	13100.	78	13253	No
426	GOM_NL__2PRFIN20040911_224527_000000492030_00173_13253_4021.N1	11-SEP-2004 22:45:27	Straylight	48.500	18	24Alp PsA	1.1660	9700.0	97	13253	No
427	GOM_NL__2PRFIN20040911_224757_000000742030_00173_13253_4022.N1	11-SEP-2004 22:47:57	Twilight	73.500	52	16Bet Cet	2.0370	4500.0	147	13253	No
428	GOM_NL__2PRFIN20040911_225001_000000422030_00173_13253_4023.N1	11-SEP-2004 22:50:01	Twilight	42.000	142	49Del Cap	2.8500	8900.0	84	13253	No
429	GOM_NL__2PRFIN20040911_225418_000000392030_00173_13253_4024.N1	11-SEP-2004 22:54:18	Bright	39.000	162	34Alp Aqr	2.9440	5350.0	78	13253	No
430	GOM_NL__2PRFIN20040911_225717_000000412030_00173_13253_4025.N1	11-SEP-2004 22:57:17	Bright	40.500	61	8Eps Peg	2.1000	3900.0	81	13253	No
431	GOM_NL__2PRFIN20040911_225908_000000442030_00173_13253_4026.N1	11-SEP-2004 22:59:08	Bright	43.500	90	54Alp Peg	2.4870	11000.	87	13253	No
432	GOM_NL__2PRFIN20040911_230103_000000542030_00173_13253_4027.N1	11-SEP-2004 23:01:03	Bright	53.500	140	88Gam Peg	2.8340	26000.	107	13253	No
433	GOM_NL__2PRFIN20040911_230323_000000422030_00173_13253_4028.N1	11-SEP-2004 23:03:23	Bright	41.500	164	44Eta Peg	2.9480	5400.0	83	13253	No
434	GOM_NL__2PRFIN20040911_230633_000000382030_00173_13253_4029.N1	11-SEP-2004 23:06:33	Bright	37.500	66	37Gam Cyg	2.2080	5900.0	75	13253	No
435	GOM_NL__2PRFIN20040911_230835_000000392030_00173_13253_4030.N1	11-SEP-2004 23:08:35	Bright	38.500	144	18Del Cyg	2.8600	11000.	77	13253	No
436	GOM_NL__2PRFIN20040911_231209_000000372030_00173_13253_4031.N1	11-SEP-2004 23:12:09	Bright	36.500	89	5Alp Cep	2.4510	8000.0	73	13253	No
437	GOM_NL__2PRFIN20040911_231331_000000442030_00173_13253_4032.N1	11-SEP-2004 23:13:31	Bright	44.000	74	11Bet Cas	2.2680	6600.0	88	13253	No
438	GOM_NL__2PRFIN20040911_231525_000000462030_00173_13253_4033.N1	11-SEP-2004 23:15:25	Bright	45.500	76	27Gam Cas	2.3000	30000.	91	13253	No
439	GOM_NL__2PRFIN20040911_231951_000000382030_00173_13253_4034.N1	11-SEP-2004 23:19:51	Bright	38.000	49	1Alp UMi	1.9900	6300.0	76	13253	No
440	GOM_NL__2PRFIN20040911_232148_000000602030_00173_13253_4035.N1	11-SEP-2004 23:21:48	Bright	60.000	160	23Gam Per	2.9300	4700.0	120	13253	No
441	GOM_NL__2PRFIN20040911_232351_000000682030_00173_13253_4036.N1	11-SEP-2004 23:23:51	Bright	67.500	35	33Alp Per	1.7950	6250.0	135	13253	No
442	GOM_NL__2PRFIN20040911_232659_000000392030_00173_13253_4037.N1	11-SEP-2004 23:26:59	Bright	38.500	36	50Alp UMa	1.8000	6300.0	77	13253	No
443	GOM_NL__2PRFIN20040911_232823_000000522030_00173_13253_4038.N1	11-SEP-2004 23:28:23	Bright	52.000	82	48Bet UMa	2.3650	10600.	104	13253	No
444	GOM_NL__2PRFIN20040911_233059_000000632030_00173_13253_4039.N1	11-SEP-2004 23:30:59	Bright	62.500	6	13Alp Aur	0.080000	3400.0	125	13253	No
445	GOM_NL__2PRFIN20040911_233536_000000572030_00173_13253_4040.N1	11-SEP-2004 23:35:36	Bright	56.500	107	37The Aur	2.6490	11000.	113	13253	No
446	GOM_NL__2PRFIN20040911_233820_000000472030_00173_13253_4041.N1	11-SEP-2004 23:38:20	Bright	47.000	17	78Bet Gem	1.1610	4500.0	94	13253	No
447	GOM_NL__2PRFIN20040911_234031_000000942030_00173_13253_4042.N1	11-SEP-2004 23:40:31	Twilight	93.500	28	12Bet Tau	1.6500	15200.	187	13253	No
448	GOM_NL__2PRFIN20040911_234535_000000602030_00173_13253_4043.N1	11-SEP-2004 23:45:35	Twilight	60.000	8	10Alp CMi	0.40000	6500.0	120	13253	No
449	GOM_NL__2PRFIN20040911_235011_000001002030_00173_13253_4044.N1	11-SEP-2004 23:50:11	Dark	99.500	14	58Alp Ori	0.87000	3000.0	199	13253	No
450	GOM_NL__2PRFIN20040911_235415_000000582030_00173_13253_4045.N1	11-SEP-2004 23:54:15	Dark	57.500	1	9Alp CMa	-1.4400	11000.	115	13253	No
451	GOM_NL__2PRFIN20040911_235638_000000482030_00173_13253_4046.N1	11-SEP-2004 23:56:38	Dark	47.500	23	21Eps CMa	1.5020	26000.	95	13253	No

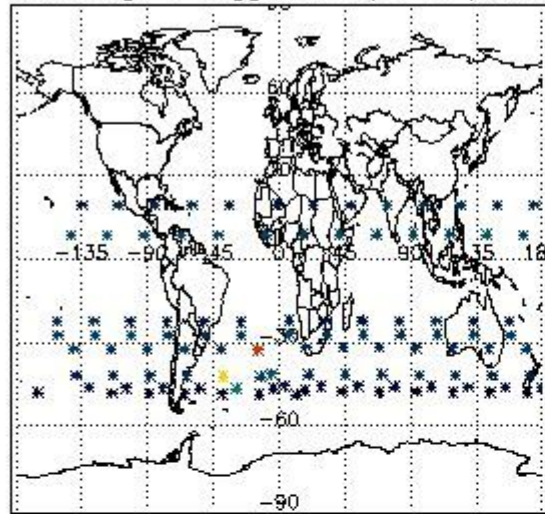
In this section it is plotted some information contained in the Quality Summary data set of the level 2 products. Only products in dark limb conditions and without errors (error flag in the MPH set to "0") are used.

### 3.1 Plot quality information per product (time dependant)

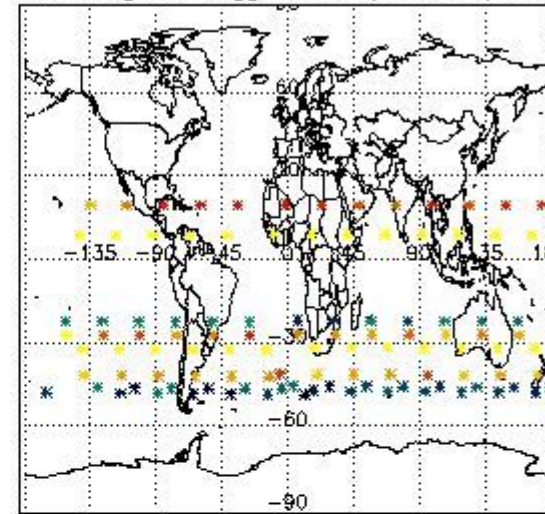


### 3.2 Plot quality information per product (world map)

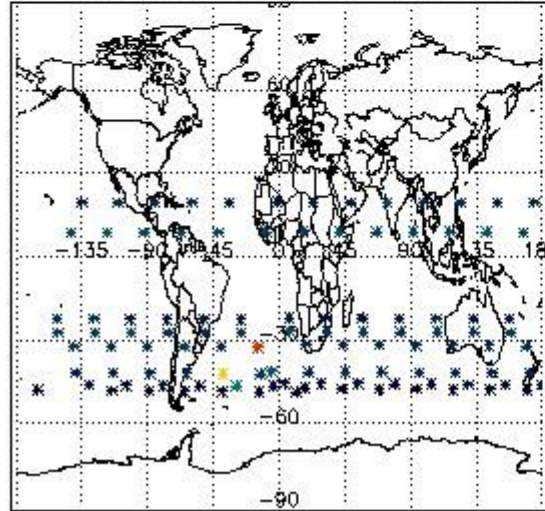
Percentage of flagged data per O3 profile




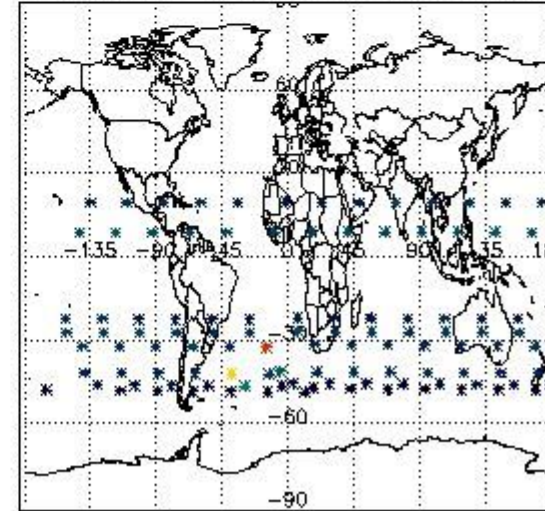
Percentage of flagged data per H2O profile



Percentage of flagged data per NO2 profile



Percentage of flagged data per NO3 profile



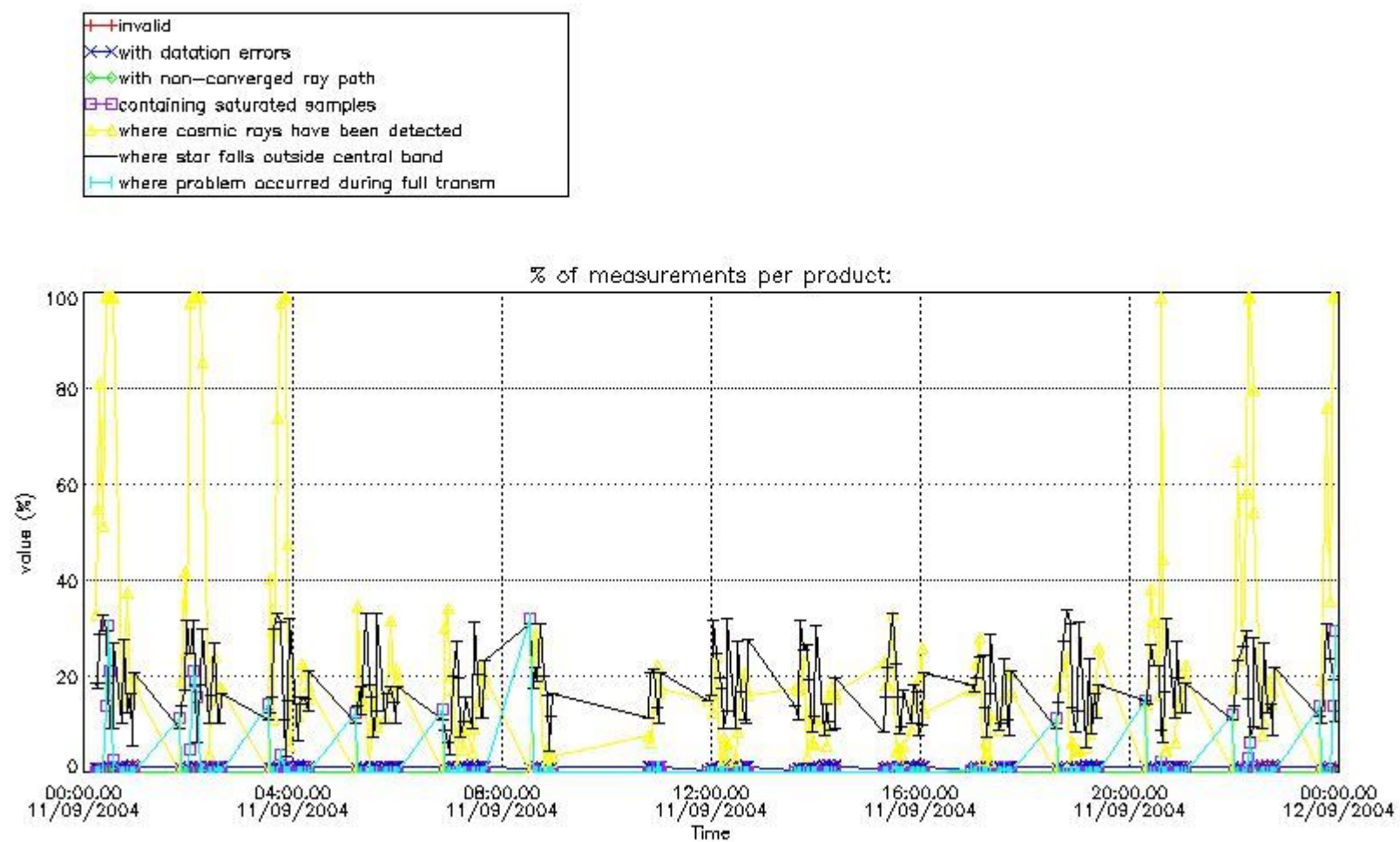
#### 4. Level 1 quality information per product

In this section it is plotted some information contained in the Quality Summary data set of the level 2 products that comes from the level 1b processing. Products without errors (error flag in the MPH set to "0") are used.

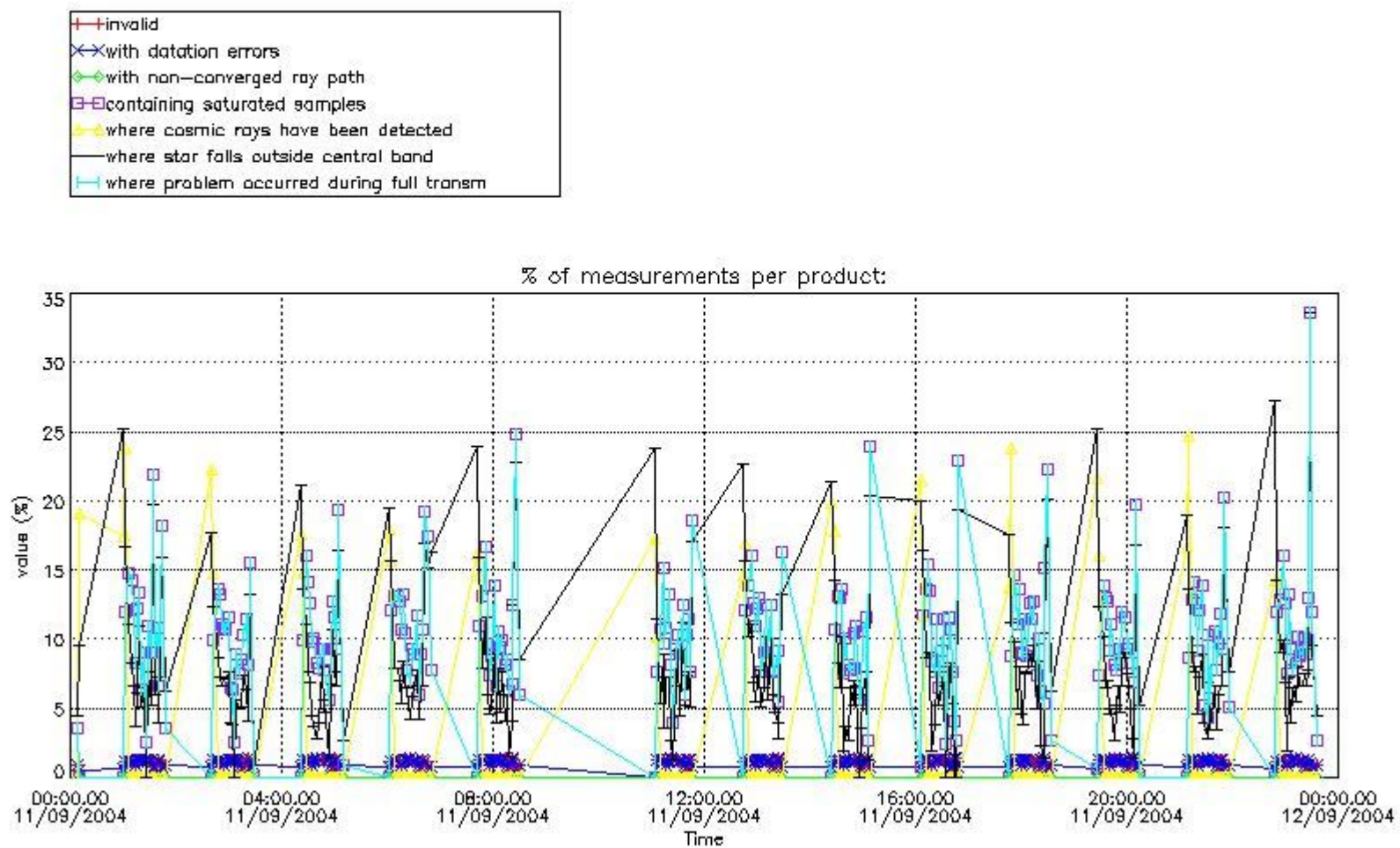
##### 4.1 Plot quality information per product (time dependant) coming from level 1b processing

###### 4.1.1 Plot level 1 quality information per product (time dependant): ENVISAT ASCENDING passes





4.1.2 Plot level 1 quality information per product (time dependant): ENVISAT DESCENDING passes

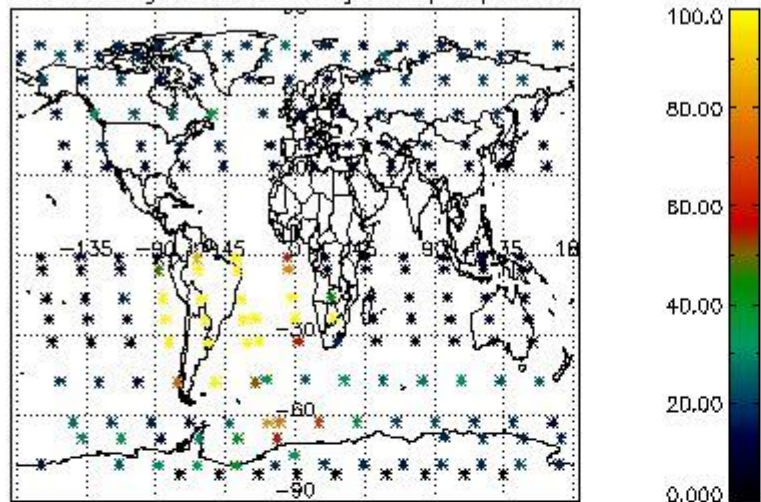


*4.2 Plot quality information per product coming from level 1b processing (world map)*

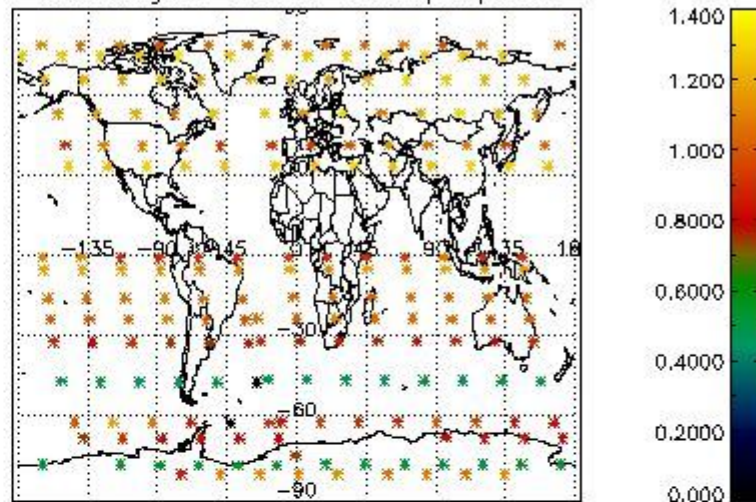
*4.2.1 Plot level 1 quality information per product (world map): ENVISAT ASCENDING passes*



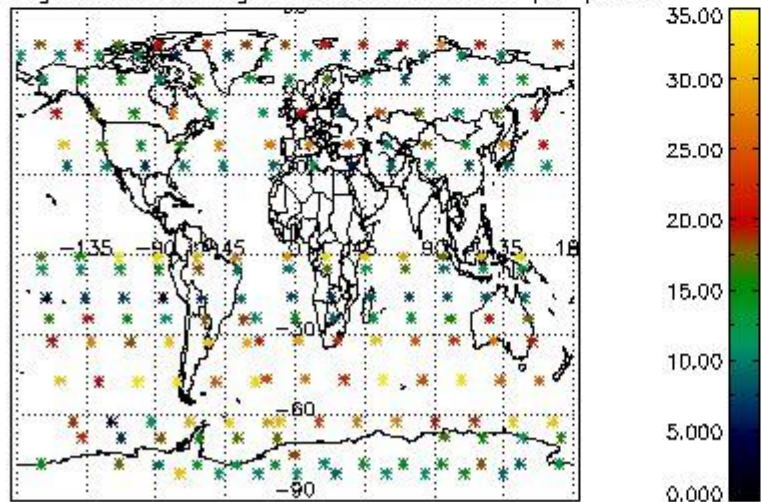
Percentage of cosmic ray hits per profile



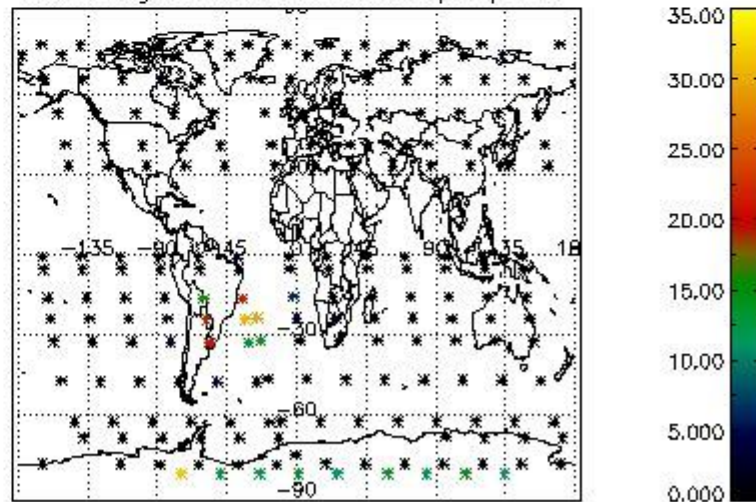
Percentage of datation errors per profile



Percentage of star falling outside central band per profile

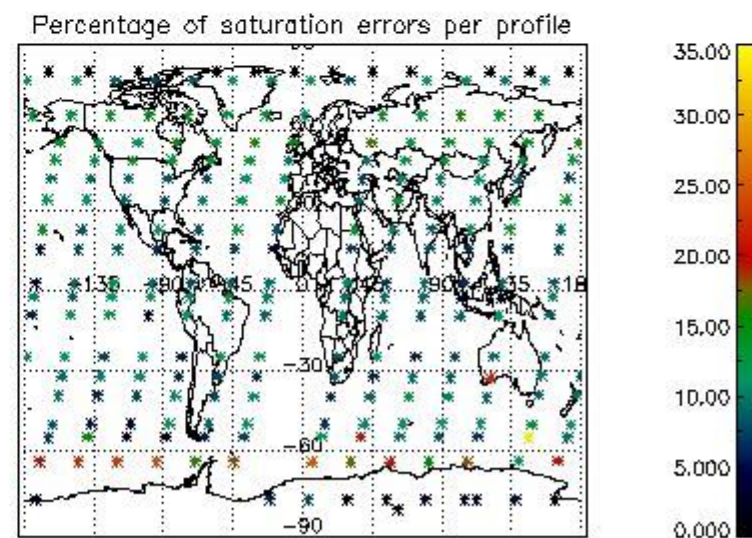
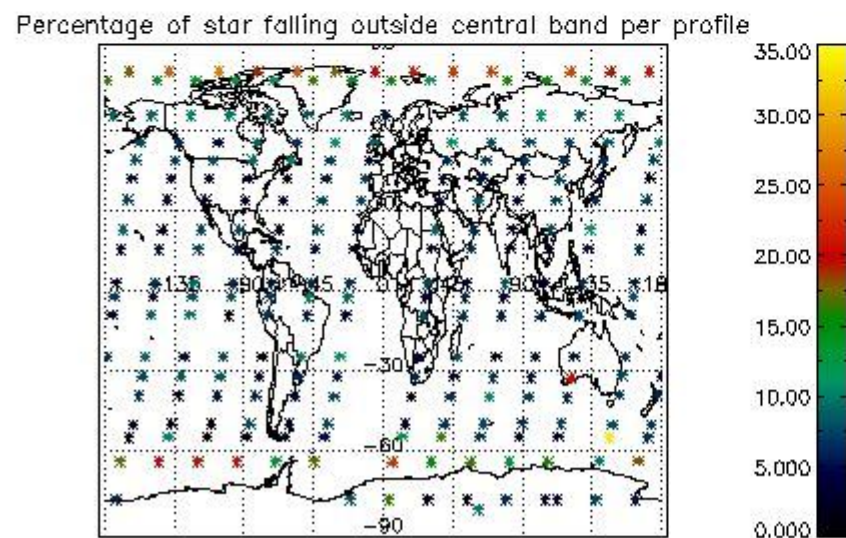
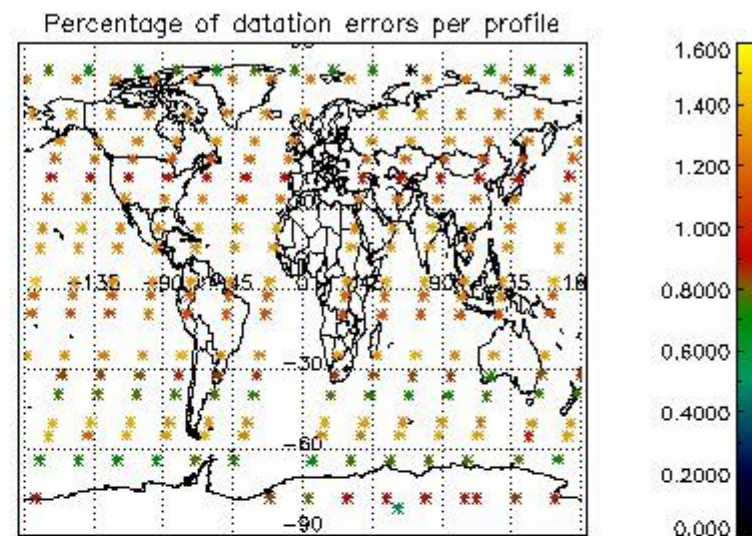
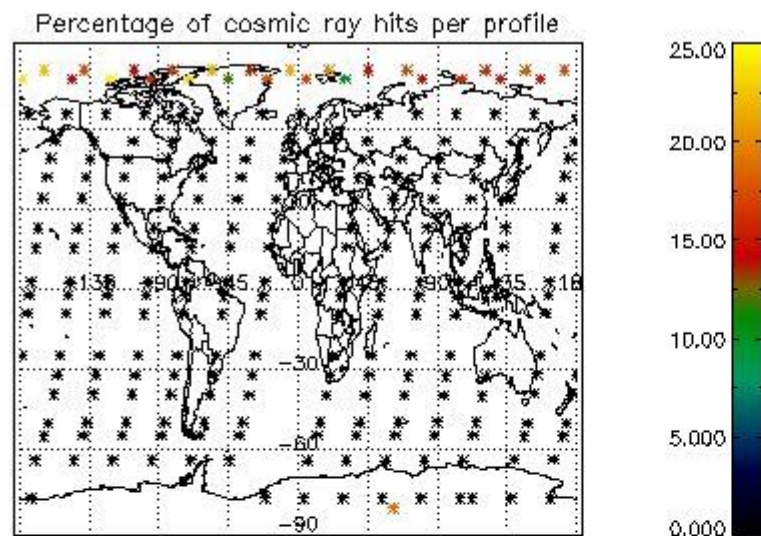


Percentage of saturation errors per profile



4.2.2 Plot level 1 quality information per product (world map): ENVISAT DESCENDING passes





## 5. Trace gas profiles

### 5.1 Ozone statistics based on quality of products

The final quality of the products can be "measured" using the STD (Standard Deviation) attached to every point profile. This information is written to the parameter GOM\_NL\_\_2P/NL\_LOCAL\_SPECIES\_DENSITY/o3\_std of the level 2 products. The table below shows the statistics for given STD ranges.

The statistics are given with respect to the overall valid production:

- Products without fatal errors: GOM\_NL\_\_2P/MPH/PRODUCT\_ERR=0
- Valid point profile: GOM\_NL\_\_2P/NL\_LOCAL\_SPECIES\_DENSITY/pcd(0)=0

The 'Criteria' is applied to valid points of dark limb products:

- Products in dark limb illumination condition: GOM\_NL\_\_2P/NL\_SUMMARY\_QUALITY/obs\_ill\_cond=0
- Products without fatal errors: GOM\_NL\_\_2P/MPH/PRODUCT\_ERR=0
- Valid point profile: GOM\_NL\_\_2P/NL\_LOCAL\_SPECIES\_DENSITY/pcd(0)=0

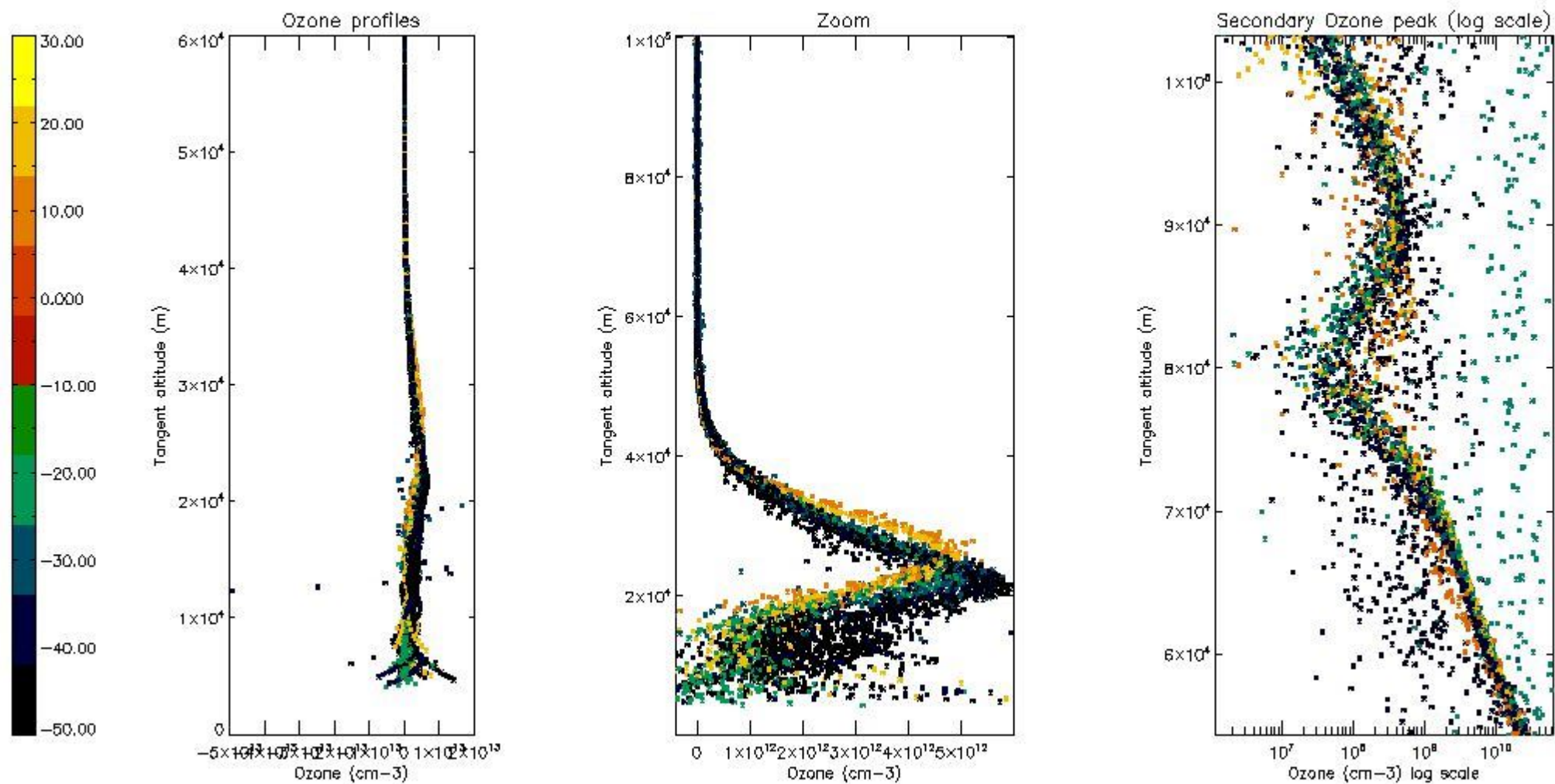
So, the table below shows the percentage of dark limb and valid observations for each criteria with respect to the overall valid daily observations.

Criteria	% of total production
All STD	27
STD < 20	15

STD < 10	12
STD < 5	10

5.2 Plot ozone profiles for all STD (dark without errors)

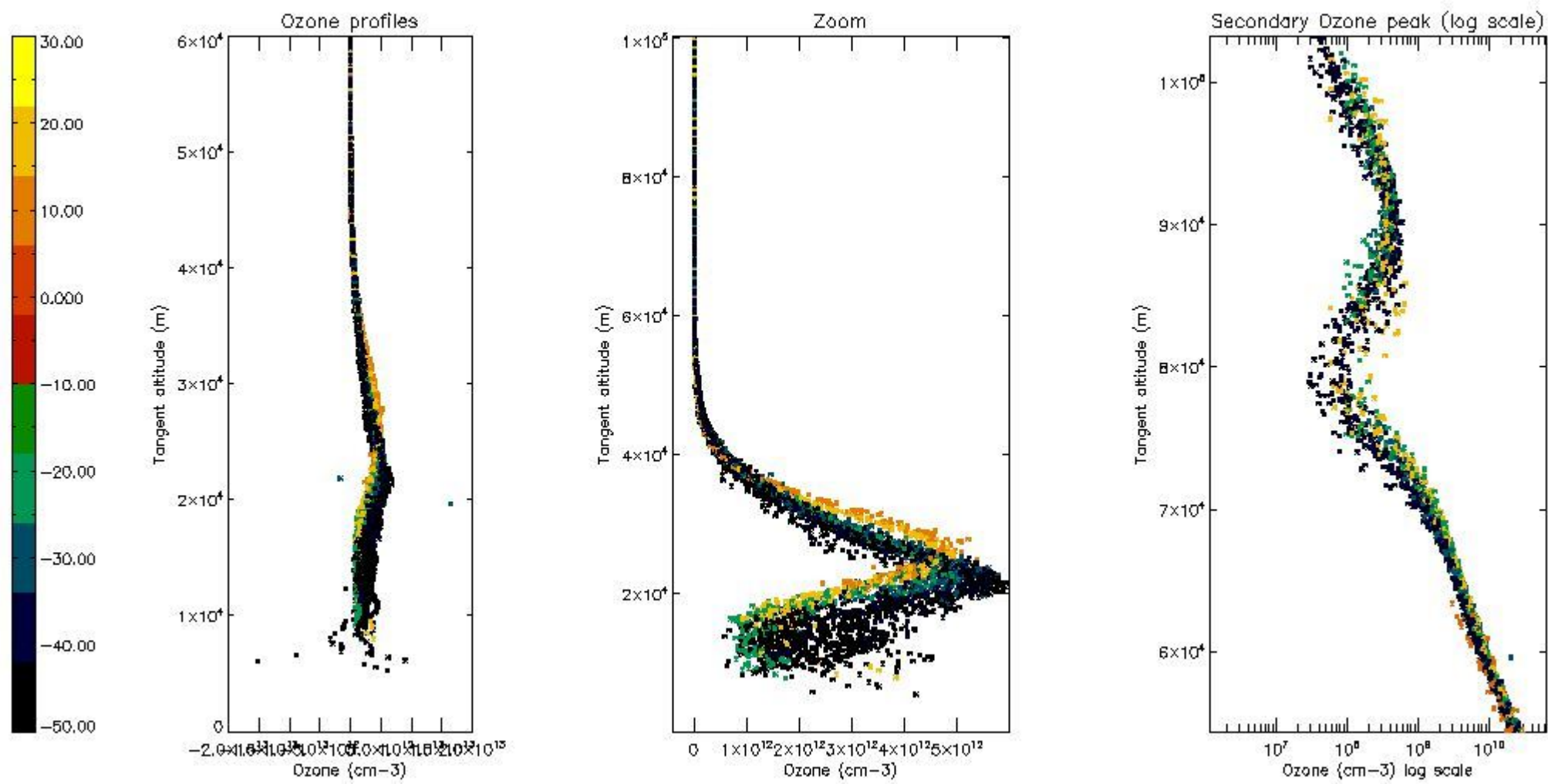
The colorbar represents the latitude.



5.3 Plot ozone profiles where STD < 20% (dark without errors)

The colorbar represents the latitude.

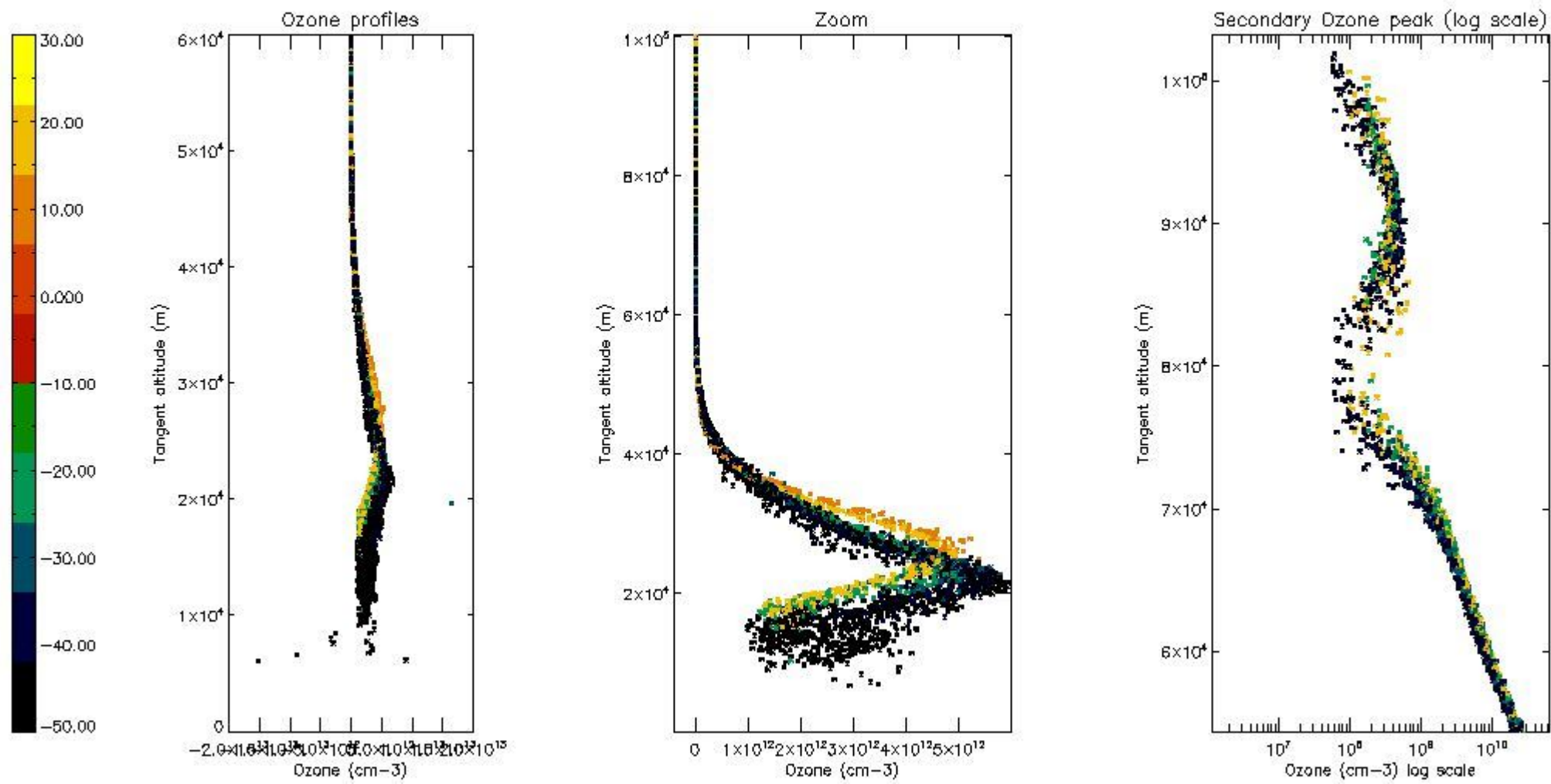




*5.4 Plot ozone profiles where STD < 10% (dark without errors)*

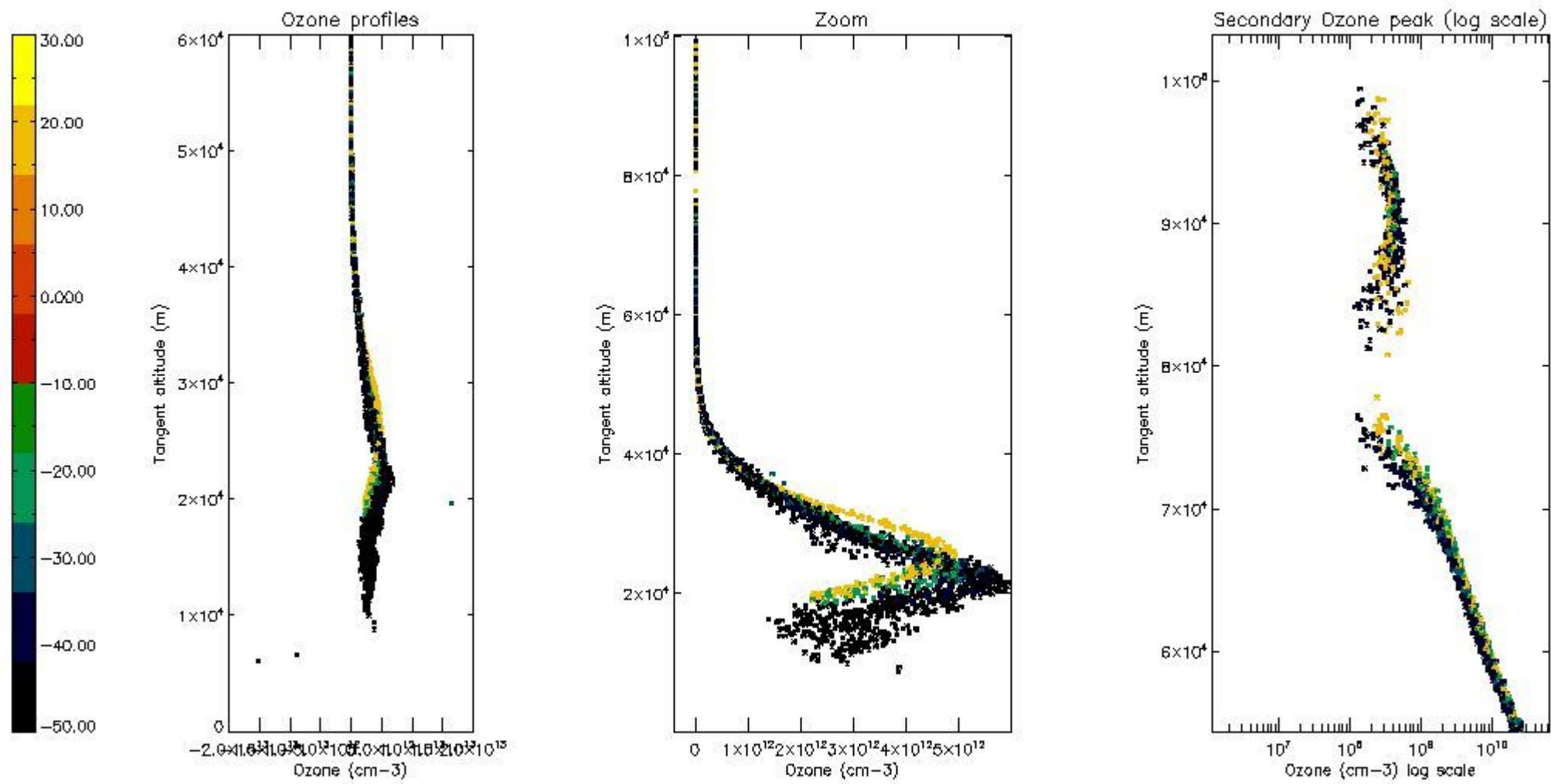
The colorbar represents the latitude.





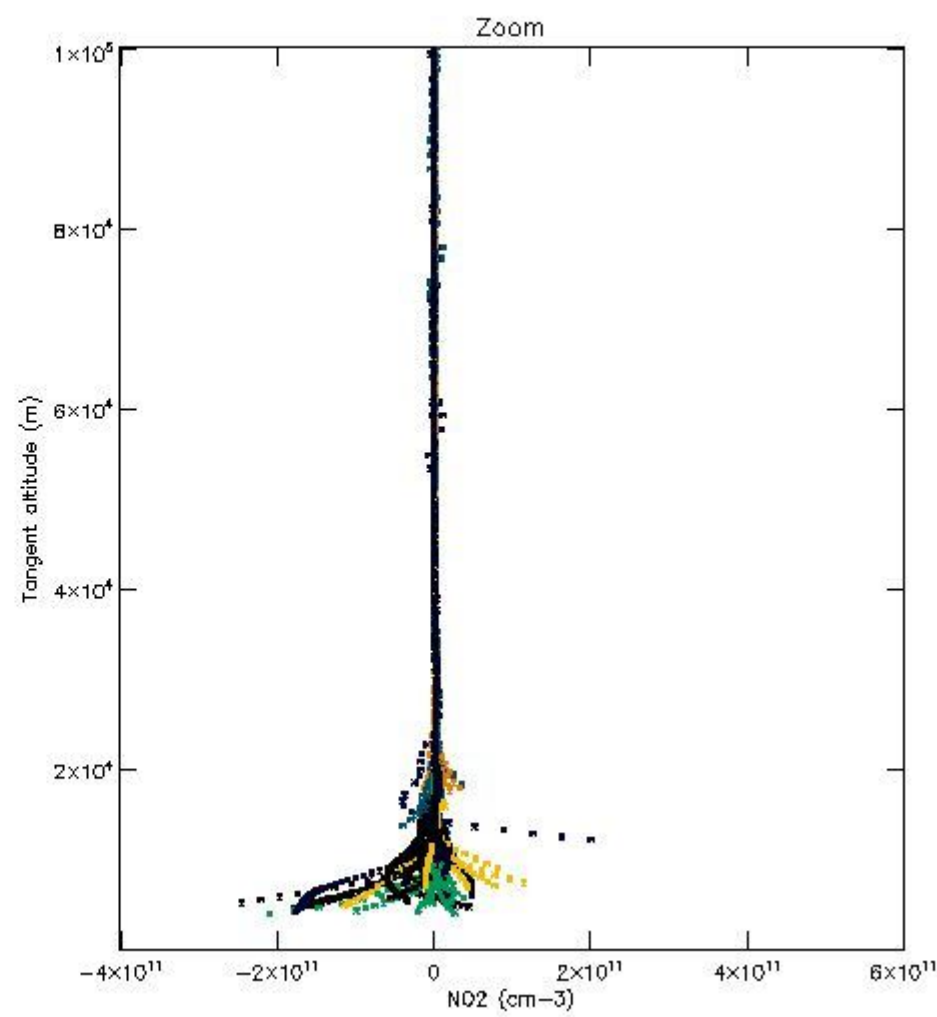
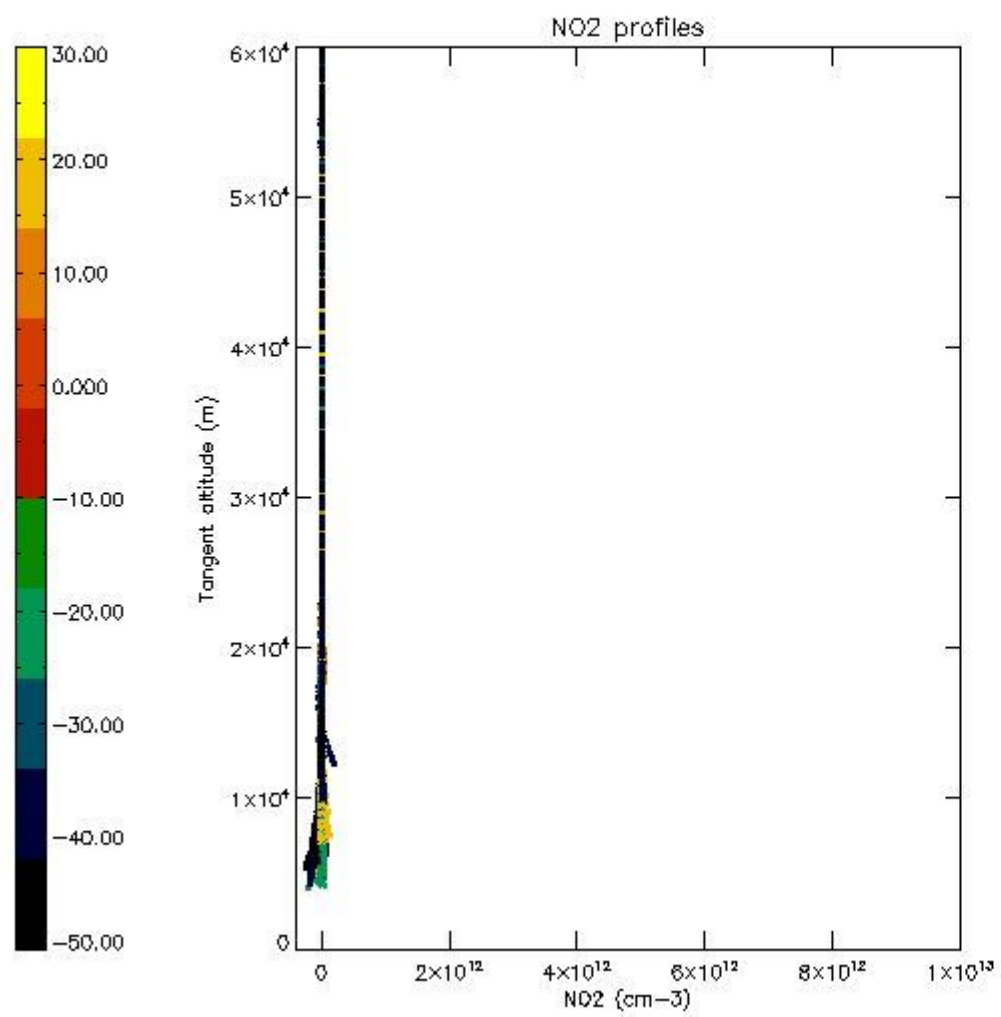
*5.5 Plot ozone profiles where STD < 5% (dark without errors)*

The colorbar represents the latitude.



*5.6 Plot NO<sub>2</sub> profiles for all STD (dark without errors)*

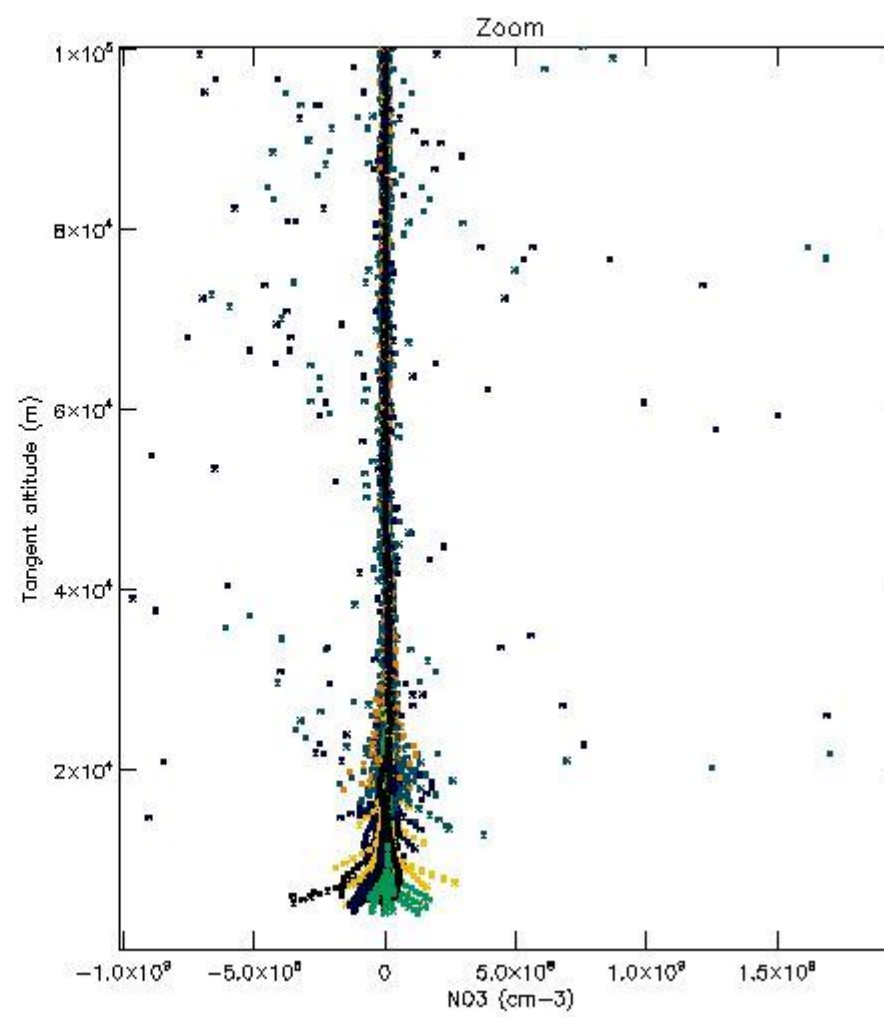
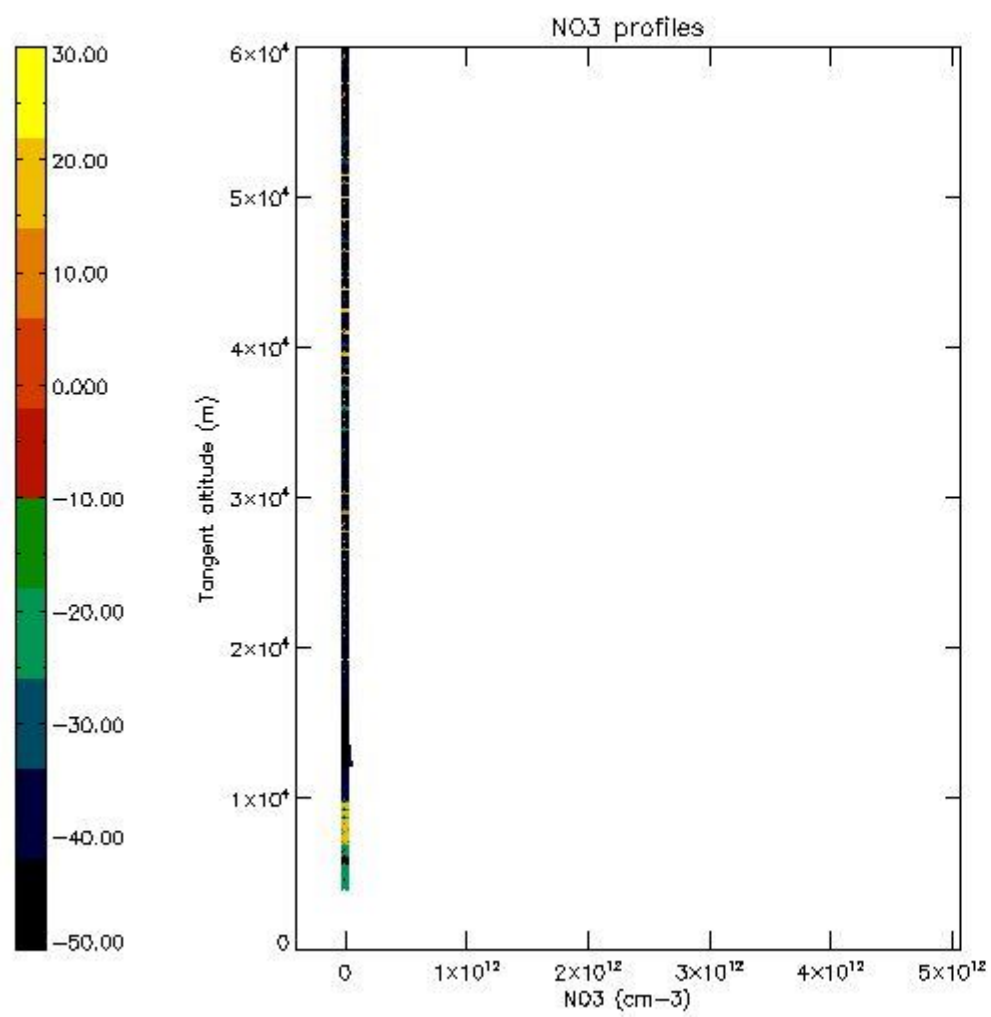
The colorbar represents the latitude.



*5.7 Plot NO3 profiles for all STD (dark without errors)*

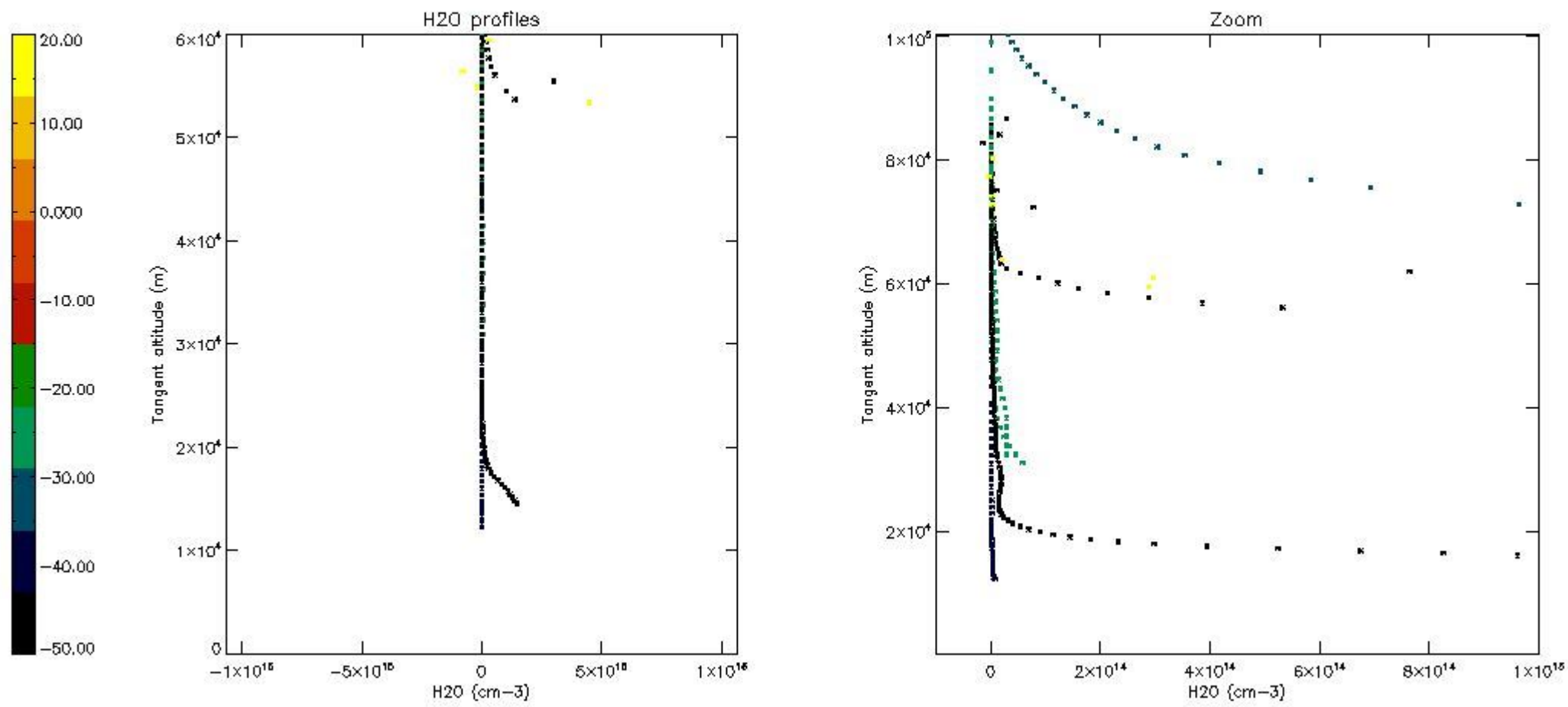
The colorbar represents the latitude.





5.8 Plot H<sub>2</sub>O profiles for all STD (only for occultations of stars 1,2,3,4,13,14,16,26,63 dark without errors)

The colorbar represents the latitude.



## 6. Auxiliary Data Files used for the production reported in section 2

The number reported in the third column indicates since which file (see list in section 2) the corresponding auxiliary file has been used. The fourth column is the date of those product files.

Type	Auxiliary Filename	Used since product	Used since product date
INST_PHYS_CHARACTERISTICS	GOM_INS_AXVIEC20091111_143220_20030716_120000_20500101_000000	1	11-SEP-2004 00:07:13
LEVEL-2_PROC_CONFIG	GOM_PR2_AXVIEC20091111_152718_20020301_000000_20500101_000000	1	11-SEP-2004 00:07:13
CROSS_SECTIONS_FILE	GOM_CRS_AXVIEC20091111_154832_20020301_000000_20500101_000000	1	11-SEP-2004 00:07:13

# GOMOS Level 2 Daily Report

## SUMMARY

### [1. General Info](#)

### [2. Summary of processed GOM\\_NL\\_2P products](#)

### [3. Level 2 Quality information per product](#)

#### [3.1 Plot of level 2 quality information per product \(time dependant\)](#)

#### [3.2 Plot of level 2 quality information per product \(world map\)](#)

### [4. Level 1 Quality information per product \(stored on level 2 products\)](#)

#### [4.1 Plot of level 1 quality information per product \(time dependant\)](#)

##### [4.1.1 Plot of level 1 quality information per product \(time dependant\): ASCENDING](#)

##### [4.1.2 Plot of level 1 quality information per product \(time dependant\): DESCENDING](#)

#### [4.2 Plot of level 1 quality information per product \(world map\)](#)

##### [4.2.1 Plot of level 1 quality information per product \(world map\): ASCENDING](#)

##### [4.2.2 Plot of level 1 quality information per product \(world map\): DESCENDING](#)

### [5. Ozone profiles based on quality statistics and other trace gas profiles](#)

#### [5.1 Ozone statistics based on quality of products](#)

#### [5.2 Plot ozone profiles for all STD \(dark without errors\)](#)

#### [5.3 Plot ozone profiles where STD < 20% \(dark without errors\)](#)

#### [5.4. Plot ozone profiles where STD < 10% \(dark without errors\)](#)

#### [5.5. Plot ozone profiles where STD < 5% \(dark without errors\)](#)

#### [5.6 Plot NO2 profiles for all STD \(dark without errors\)](#)

#### [5.7 Plot NO3 profiles for all STD \(dark without errors\)](#)

#### [5.8 Plot H2O profiles \(only for occultations of stars 1,2,3,4,13,14,16,26,63 dark without errors\) for all STD](#)

### [6. Auxiliary Data Files used for the production reported in section 2](#)



This report presents the daily analysis on parameters extracted from GOMOS level 2 data (GOM\_NL\_\_2P). It is intended to monitor some important parameters that will impact the quality of these products. A list of level 2 products (and content) that have arrived during the reporting day to the PCF is also given.

Item	Value
Time of report generation	19APR2013 10:45:39
Data source version	GOMOS/6.01
Start time of products	11-09-2004 (11SEP2004 00:00:00)
Stop time of products	12-09-2004 (12SEP2004 00:00:00)
Store outputs in DB	Yes
Nb of level 2 prods	451
Nb of prods with errors	0

## 2. Summary of processed GOM\_NL\_\_2P products.

Nr	Filename	UTC Start time	Limb	Duration	Star Id	Star Name	Star Mag	Star Temp	Nb Meas	Orbit	Prod. error
1	GOM_NL__2PRFIN20040911_000713_000000572030_00159_13239_3885.N1	11-SEP-2004 00:07:13	Bright	56.500	107	37The Aur	2.6490	11000.	113	13239	No
2	GOM_NL__2PRFIN20040911_000932_000001052030_00159_13239_3886.N1	11-SEP-2004 00:09:32	Twilight	104.50	114	31ot Aur	2.6930	4600.0	209	13239	No
3	GOM_NL__2PRFIN20040911_001321_000000682030_00159_13239_3887.N1	11-SEP-2004 00:13:21	Twilight	67.500	151	13Mu Gem	2.8900	3000.0	135	13239	No
4	GOM_NL__2PRFIN20040911_001519_000000632030_00159_13239_3888.N1	11-SEP-2004 00:15:19	Twilight	63.000	44	24Gam Gem	1.9280	11000.	126	13239	No
5	GOM_NL__2PRFIN20040911_001706_000000562030_00159_13239_3889.N1	11-SEP-2004 00:17:06	Twilight	56.000	8	10Alp CMi	0.40000	6500.0	112	13239	No
6	GOM_NL__2PRFIN20040911_002126_000001082030_00159_13239_3890.N1	11-SEP-2004 00:21:26	Dark	107.50	14	58Alp Ori	0.87000	3000.0	215	13239	No
7	GOM_NL__2PRFIN20040911_002540_000000652030_00159_13239_3891.N1	11-SEP-2004 00:25:40	Dark	64.500	1	9Alp CMa	-1.4400	11000.	129	13239	No
8	GOM_NL__2PRFIN20040911_002806_000000512030_00159_13239_3892.N1	11-SEP-2004 00:28:06	Dark	51.000	23	21Eps CMa	1.5020	26000.	102	13239	No
9	GOM_NL__2PRFIN20040911_003017_000000502030_00159_13239_3893.N1	11-SEP-2004 00:30:17	Dark	49.500	177	1Zet CMa	3.0220	26000.	99	13239	No
10	GOM_NL__2PRFIN20040911_003316_000000452030_00159_13239_3894.N1	11-SEP-2004 00:33:16	Dark	44.500	161	Tau Pup	2.9310	4500.0	89	13239	No
11	GOM_NL__2PRFIN20040911_003432_000000562030_00159_13239_3895.N1	11-SEP-2004 00:34:32	Dark	56.000	2	Alp Car	-0.73600	7000.0	112	13239	No
12	GOM_NL__2PRFIN20040911_004411_000000402030_00160_13240_3862.N1	11-SEP-2004 00:44:11	Dark	40.000	135	Bet Hyi	2.8200	5800.0	80	13240	No
13	GOM_NL__2PRFIN20040911_004620_000000552030_00160_13240_3863.N1	11-SEP-2004 00:46:20	Dark	54.500	9	Alp Eri	0.45300	24000.	109	13240	No
14	GOM_NL__2PRFIN20040911_004946_000000402030_00160_13240_3864.N1	11-SEP-2004 00:49:46	Straylight	40.000	148	Alp Tuc	2.8780	4100.0	80	13240	No
15	GOM_NL__2PRFIN20040911_005328_000000432030_00160_13240_3865.N1	11-SEP-2004 00:53:28	Straylight	42.500	31	Alp Gru	1.7340	15200.	85	13240	No
16	GOM_NL__2PRFIN20040911_005616_000000382030_00160_13240_3866.N1	11-SEP-2004 00:56:16	Straylight	37.500	172	Gam Gru	3.0030	13100.	75	13240	No
17	GOM_NL__2PRFIN20040911_005735_000000512030_00160_13240_3867.N1	11-SEP-2004 00:57:35	Straylight	51.000	18	24Alp PsA	1.1660	9700.0	102	13240	No
18	GOM_NL__2PRFIN20040911_010008_000000722030_00160_13240_3868.N1	11-SEP-2004 01:00:08	Twilight	71.500	52	16Bet Cet	2.0370	4500.0	143	13240	No
19	GOM_NL__2PRFIN20040911_010212_000000422030_00160_13240_3869.N1	11-SEP-2004 01:02:12	Twilight	42.000	142	49Del Cap	2.8500	8900.0	84	13240	No
20	GOM_NL__2PRFIN20040911_010630_000000412030_00160_13240_3870.N1	11-SEP-2004 01:06:30	Bright	40.500	162	34Alp Aqr	2.9440	5350.0	81	13240	No
21	GOM_NL__2PRFIN20040911_010927_000000422030_00160_13240_3871.N1	11-SEP-2004 01:09:27	Bright	42.000	61	8Eps Peg	2.1000	3900.0	84	13240	No
22	GOM_NL__2PRFIN20040911_011123_000000462030_00160_13240_3872.N1	11-SEP-2004 01:11:23	Bright	45.500	90	54Alp Peg	2.4870	11000.	91	13240	No
23	GOM_NL__2PRFIN20040911_011328_000000552030_00160_13240_3873.N1	11-SEP-2004 01:13:28	Bright	54.500	140	88Gam Peg	2.8340	26000.	109	13240	No
24	GOM_NL__2PRFIN20040911_011539_000000412030_00160_13240_3874.N1	11-SEP-2004 01:15:39	Bright	41.000	164	44Eta Peg	2.9480	5400.0	82	13240	No
25	GOM_NL__2PRFIN20040911_011841_000000412030_00160_13240_3875.N1	11-SEP-2004 01:18:41	Bright	41.000	66	37Gam Cyg	2.2080	5900.0	82	13240	No
26	GOM_NL__2PRFIN20040911_012042_000000392030_00160_13240_3876.N1	11-SEP-2004 01:20:42	Bright	39.000	144	18Del Cyg	2.8600	11000.	78	13240	No
27	GOM_NL__2PRFIN20040911_012420_000000392030_00160_13240_3877.N1	11-SEP-2004 01:24:20	Bright	38.500	89	5Alp Cep	2.4510	8000.0	77	13240	No
28	GOM_NL__2PRFIN20040911_012551_000000392030_00160_13240_3878.N1	11-SEP-2004 01:25:51	Bright	39.000	74	11Bet Cas	2.2680	6600.0	78	13240	No
29	GOM_NL__2PRFIN20040911_012746_000000462030_00160_13240_3879.N1	11-SEP-2004 01:27:46	Bright	45.500	76	27Gam Cas	2.3000	30000.	91	13240	No
30	GOM_NL__2PRFIN20040911_013203_000000392030_00160_13240_3880.N1	11-SEP-2004 01:32:03	Bright	38.500	49	1Alp UMi	1.9900	6300.0	77	13240	No
31	GOM_NL__2PRFIN20040911_013415_000000692030_00160_13240_3881.N1	11-SEP-2004 01:34:15	Bright	68.500	160	23Gam Per	2.9300	4700.0	137	13240	No
32	GOM_NL__2PRFIN20040911_013619_000000672030_00160_13240_3882.N1	11-SEP-2004 01:36:19	Bright	66.500	35	33Alp Per	1.7950	6250.0	133	13240	No
33	GOM_NL__2PRFIN20040911_013906_000000422030_00160_13240_3883.N1	11-SEP-2004 01:39:06	Bright	41.500	36	50Alp UMa	1.8000	6300.0	83	13240	No
34	GOM_NL__2PRFIN20040911_014033_000000382030_00160_13240_3884.N1	11-SEP-2004 01:40:33	Bright	37.500	82	48Bet UMa	2.3650	10600.	75	13240	No
35	GOM_NL__2PRFIN20040911_014318_000000662030_00160_13240_3885.N1	11-SEP-2004 01:43:18	Bright	66.000	6	13Alp Aur	0.080000	3400.0	132	13240	No
36	GOM_NL__2PRFIN20040911_014749_000000572030_00160_13240_3886.N1	11-SEP-2004 01:47:49	Bright	56.500	107	37The Aur	2.6490	11000.	113	13240	No
37	GOM_NL__2PRFIN20040911_015032_000000442030_00160_13240_3887.N1	11-SEP-2004 01:50:32	Bright	44.000	17	78Bet Gem	1.1610	4500.0	88	13240	No
38	GOM_NL__2PRFIN20040911_015237_000000932030_00160_13240_3888.N1	11-SEP-2004 01:52:37	Twilight	93.000	28	12Bet Tau	1.6500	15200.	186	13240	No
39	GOM_NL__2PRFIN20040911_015556_000000622030_00160_13240_3889.N1	11-SEP-2004 01:55:56	Twilight	62.000	44	24Gam Gem	1.9280	11000.	124	13240	No
40	GOM_NL__2PRFIN20040911_015742_000000592030_00160_13240_3890.N1	11-SEP-2004 01:57:42	Twilight	58.500	8	10Alp CMi	0.40000	6500.0	117	13240	No
41	GOM_NL__2PRFIN20040911_020203_000000992030_00160_13240_3891.N1	11-SEP-2004 02:02:03	Dark	99.000	14	58Alp Ori	0.87000	3000.0	198	13240	No
42	GOM_NL__2PRFIN20040911_020617_000000672030_00160_13240_3892.N1	11-SEP-2004 02:06:17	Dark	66.500	1	9Alp CMa	-1.4400	11000.	133	13240	No

43	GOM_NL__2PRFIN20040911_020842_000000502030_00160_13240_3893.N1	11-SEP-2004 02:08:42	Dark	50.000	23	21Eps CMa	1.5020	26000.	100	13240	No
44	GOM_NL__2PRFIN20040911_021054_000000482030_00160_13240_3894.N1	11-SEP-2004 02:10:54	Dark	48.000	177	1Zet CMa	3.0220	26000.	96	13240	No
45	GOM_NL__2PRFIN20040911_021354_000000472030_00160_13240_3895.N1	11-SEP-2004 02:13:54	Dark	46.500	161	Tau Pup	2.9310	4500.0	93	13240	No
46	GOM_NL__2PRFIN20040911_021510_000000562030_00160_13240_3896.N1	11-SEP-2004 02:15:10	Dark	55.500	2	Alp Car	-0.73600	7000.0	111	13240	No
47	GOM_NL__2PRFIN20040911_022448_000000402030_00161_13241_3903.N1	11-SEP-2004 02:24:48	Dark	40.000	135	Bet Hyi	2.8200	5800.0	80	13241	No
48	GOM_NL__2PRFIN20040911_022657_000000472030_00161_13241_3904.N1	11-SEP-2004 02:26:57	Dark	46.500	9	Alp Eri	0.45300	24000.	93	13241	No
49	GOM_NL__2PRFIN20040911_023022_000000482030_00161_13241_3905.N1	11-SEP-2004 02:30:22	Straylight	48.000	148	Alp Tuc	2.8780	4100.0	96	13241	No
50	GOM_NL__2PRFIN20040911_023404_000000402030_00161_13241_3906.N1	11-SEP-2004 02:34:04	Straylight	40.000	31	Alp Gru	1.7340	15200.	80	13241	No
51	GOM_NL__2PRFIN20040911_023651_000000402030_00161_13241_3907.N1	11-SEP-2004 02:36:51	Straylight	39.500	172	Gam Gru	3.0030	13100.	79	13241	No
52	GOM_NL__2PRFIN20040911_023813_000000462030_00161_13241_3908.N1	11-SEP-2004 02:38:13	Straylight	46.000	18	24Alp PsA	1.1660	9700.0	92	13241	No
53	GOM_NL__2PRFIN20040911_024045_000000652030_00161_13241_3909.N1	11-SEP-2004 02:40:45	Tw_i_and_stray	65.000	52	16Bet Cet	2.0370	4500.0	130	13241	No
54	GOM_NL__2PRFIN20040911_024249_000000412030_00161_13241_3910.N1	11-SEP-2004 02:42:49	Tw_i_and_stray	40.500	142	49Del Cap	2.8500	8900.0	81	13241	No
55	GOM_NL__2PRFIN20040911_024706_000000412030_00161_13241_3911.N1	11-SEP-2004 02:47:06	Bright	40.500	162	34Alp Aqr	2.9440	5350.0	81	13241	No
56	GOM_NL__2PRFIN20040911_025003_000000422030_00161_13241_3912.N1	11-SEP-2004 02:50:03	Bright	41.500	61	8Eps Peg	2.1000	3900.0	83	13241	No
57	GOM_NL__2PRFIN20040911_025158_000000452030_00161_13241_3913.N1	11-SEP-2004 02:51:58	Bright	45.000	90	54Alp Peg	2.4870	11000.	90	13241	No
58	GOM_NL__2PRFIN20040911_025403_000000562030_00161_13241_3914.N1	11-SEP-2004 02:54:03	Bright	55.500	140	88Gam Peg	2.8340	26000.	111	13241	No
59	GOM_NL__2PRFIN20040911_025614_000000422030_00161_13241_3915.N1	11-SEP-2004 02:56:14	Bright	42.000	164	44Eta Peg	2.9480	5400.0	84	13241	No
60	GOM_NL__2PRFIN20040911_025918_000000392030_00161_13241_3916.N1	11-SEP-2004 02:59:18	Bright	39.000	66	37Gam Cyg	2.2080	5900.0	78	13241	No
61	GOM_NL__2PRFIN20040911_030119_000000392030_00161_13241_3917.N1	11-SEP-2004 03:01:19	Bright	38.500	144	18Del Cyg	2.8600	11000.	77	13241	No
62	GOM_NL__2PRFIN20040911_030454_000000392030_00161_13241_3918.N1	11-SEP-2004 03:04:54	Bright	39.000	89	5Alp Cep	2.4510	8000.0	78	13241	No
63	GOM_NL__2PRFIN20040911_030626_000000392030_00161_13241_3919.N1	11-SEP-2004 03:06:26	Bright	39.000	74	11Bet Cas	2.2680	6600.0	78	13241	No
64	GOM_NL__2PRFIN20040911_030821_000000452030_00161_13241_3920.N1	11-SEP-2004 03:08:21	Bright	45.000	76	27Gam Cas	2.3000	30000.	90	13241	No
65	GOM_NL__2PRFIN20040911_031237_000000402030_00161_13241_3921.N1	11-SEP-2004 03:12:37	Bright	40.000	49	1Alp UMi	1.9900	6300.0	80	13241	No
66	GOM_NL__2PRFIN20040911_031450_000000592030_00161_13241_3922.N1	11-SEP-2004 03:14:50	Bright	59.000	160	23Gam Per	2.9300	4700.0	118	13241	No
67	GOM_NL__2PRFIN20040911_031653_000000682030_00161_13241_3923.N1	11-SEP-2004 03:16:53	Bright	68.000	35	33Alp Per	1.7950	6250.0	136	13241	No
68	GOM_NL__2PRFIN20040911_031944_000000402030_00161_13241_3924.N1	11-SEP-2004 03:19:44	Bright	39.500	36	50Alp UMa	1.8000	6300.0	79	13241	No
69	GOM_NL__2PRFIN20040911_032110_000000372030_00161_13241_3925.N1	11-SEP-2004 03:21:10	Bright	37.000	82	48Bet UMa	2.3650	10600.	74	13241	No
70	GOM_NL__2PRFIN20040911_032353_000000652030_00161_13241_3926.N1	11-SEP-2004 03:23:53	Bright	64.500	6	13Alp Aur	0.080000	3400.0	129	13241	No
71	GOM_NL__2PRFIN20040911_032825_000000552030_00161_13241_3927.N1	11-SEP-2004 03:28:25	Bright	54.500	107	37The Aur	2.6490	11000.	109	13241	No
72	GOM_NL__2PRFIN20040911_033108_000000462030_00161_13241_3928.N1	11-SEP-2004 03:31:08	Bright	45.500	17	78Bet Gem	1.1610	4500.0	91	13241	No
73	GOM_NL__2PRFIN20040911_033314_000000922030_00161_13241_3929.N1	11-SEP-2004 03:33:14	Tw_i_and_stray	92.000	28	12Bet Tau	1.6500	15200.	184	13241	No
74	GOM_NL__2PRFIN20040911_033632_000000612030_00161_13241_3930.N1	11-SEP-2004 03:36:32	Tw_i_and_stray	61.000	44	24Gam Gem	1.9280	11000.	122	13241	No
75	GOM_NL__2PRFIN20040911_033818_000000592030_00161_13241_3931.N1	11-SEP-2004 03:38:18	Twilight	59.000	8	10Alp CMi	0.40000	6500.0	118	13241	No
76	GOM_NL__2PRFIN20040911_034241_000001102030_00161_13241_3932.N1	11-SEP-2004 03:42:41	Dark	110.00	14	58Alp Ori	0.87000	3000.0	220	13241	No
77	GOM_NL__2PRFIN20040911_034653_000000672030_00161_13241_3933.N1	11-SEP-2004 03:46:53	Dark	67.000	1	9Alp CMa	-1.4400	11000.	134	13241	No
78	GOM_NL__2PRFIN20040911_034919_000000462030_00161_13241_3934.N1	11-SEP-2004 03:49:19	Dark	46.000	23	21Eps CMa	1.5020	26000.	92	13241	No
79	GOM_NL__2PRFIN20040911_035132_000000462030_00161_13241_3935.N1	11-SEP-2004 03:51:32	Dark	45.500	177	1Zet CMa	3.0220	26000.	91	13241	No
80	GOM_NL__2PRFIN20040911_035431_000000442030_00161_13241_3936.N1	11-SEP-2004 03:54:31	Dark	44.000	161	Tau Pup	2.9310	4500.0	88	13241	No
81	GOM_NL__2PRFIN20040911_035548_000000562030_00161_13241_3937.N1	11-SEP-2004 03:55:48	Dark	56.000	2	Alp Car	-0.73600	7000.0	112	13241	No
82	GOM_NL__2PRFIN20040911_040523_000000392030_00162_13242_3863.N1	11-SEP-2004 04:05:23	Dark	38.500	135	Bet Hyi	2.8200	5800.0	77	13242	No
83	GOM_NL__2PRFIN20040911_040733_000000462030_00162_13242_3864.N1	11-SEP-2004 04:07:33	Dark	46.000	9	Alp Eri	0.45300	24000.	92	13242	No
84	GOM_NL__2PRFIN20040911_041058_000000422030_00162_13242_3865.N1	11-SEP-2004 04:10:58	Straylight	42.000	148	Alp Tuc	2.8780	4100.0	84	13242	No
85	GOM_NL__2PRFIN20040911_041440_000000432030_00162_13242_3866.N1	11-SEP-2004 04:14:40	Straylight	42.500	31	Alp Gru	1.7340	15200.	85	13242	No
86	GOM_NL__2PRFIN20040911_041728_000000402030_00162_13242_3867.N1	11-SEP-2004 04:17:28	Straylight	39.500	172	Gam Gru	3.0030	13100.	79	13242	No
87	GOM_NL__2PRFIN20040911_041850_000000482030_00162_13242_3868.N1	11-SEP-2004 04:18:50	Straylight	47.500	18	24Alp PsA	1.1660	9700.0	95	13242	No
88	GOM_NL__2PRFIN20040911_042118_000000712030_00162_13242_3869.N1	11-SEP-2004 04:21:18	Tw_i_and_stray	71.000	52	16Bet Cet	2.0370	4500.0	142	13242	No
89	GOM_NL__2PRFIN20040911_042325_000000412030_00162_13242_3870.N1	11-SEP-2004 04:23:25	Tw_i_and_stray	40.500	142	49Del Cap	2.8500	8900.0	81	13242	No
90	GOM_NL__2PRFIN20040911_042743_000000412030_00162_13242_3871.N1	11-SEP-2004 04:27:43	Bright	40.500	162	34Alp Aqr	2.9440	5350.0	81	13242	No
91	GOM_NL__2PRFIN20040911_043042_000000392030_00162_13242_3872.N1	11-SEP-2004 04:30:42	Bright	39.000	61	8Eps Peg	2.1000	3900.0	78	13242	No
92	GOM_NL__2PRFIN20040911_043236_000000442030_00162_13242_3873.N1	11-SEP-2004 04:32:36	Bright	43.500	90	54Alp Peg	2.4870	11000.	87	13242	No
93	GOM_NL__2PRFIN20040911_043437_000000562030_00162_13242_3874.N1	11-SEP-2004 04:34:37	Bright	56.000	140	88Gam Peg	2.8340	26000.	112	13242	No
94	GOM_NL__2PRFIN20040911_043650_000000402030_00162_13242_3875.N1	11-SEP-2004 04:36:50	Bright	40.000	164	44Eta Peg	2.9480	5400.0	80	13242	No
95	GOM_NL__2PRFIN20040911_043954_000000372030_00162_13242_3876.N1	11-SEP-2004 04:39:54	Bright	36.500	66	37Gam Cyg	2.2080	5900.0	73	13242	No
96	GOM_NL__2PRFIN20040911_044156_000000382030_00162_13242_3877.N1	11-SEP-2004 04:41:56	Bright	38.000	144	18Del Cyg	2.8600	11000.	76	13242	No
97	GOM_NL__2PRFIN20040911_044533_000000382030_00162_13242_3878.N1	11-SEP-2004 04:45:33	Bright	37.500	89	5Alp Cep	2.4510	8000.0	75	13242	No
98	GOM_NL__2PRFIN20040911_044701_000000432030_00162_13242_3879.N1	11-SEP-2004 04:47:01	Bright	43.000	74	11Bet Cas	2.2680	6600.0	86	13242	No
99	GOM_NL__2PRFIN20040911_044856_000000452030_00162_13242_3880.N1	11-SEP-2004 04:48:56	Bright	45.000	76	27Gam Cas	2.3000	30000.	90	13242	No
100	GOM_NL__2PRFIN20040911_045315_000000362030_00162_13242_3881.N1	11-SEP-2004 04:53:15	Bright	36.000	49	1Alp UMi	1.9900	6300.0	72	13242	No
101	GOM_NL__2PRFIN20040911_045525_000000602030_00162_13242_3882.N1	11-SEP-2004 04:55:25	Bright	59.500	160	23Gam Per	2.9300	4700.0	119	13242	No

102	GOM_NL__2PRFIN20040911_045728_000000712030_00162_13242_3883.N1	11-SEP-2004 04:57:28	Bright	70.500	35	33Alp Per	1.7950	6250.0	141	13242	No
103	GOM_NL__2PRFIN20040911_050021_000000392030_00162_13242_3884.N1	11-SEP-2004 05:00:21	Bright	39.000	36	50Alp UMa	1.8000	6300.0	78	13242	No
104	GOM_NL__2PRFIN20040911_050146_000000382030_00162_13242_3885.N1	11-SEP-2004 05:01:46	Bright	37.500	82	48Bet UMa	2.3650	10600.	75	13242	No
105	GOM_NL__2PRFIN20040911_050429_000000672030_00162_13242_3886.N1	11-SEP-2004 05:04:29	Bright	67.000	6	13Alp Aur	0.080000	3400.0	134	13242	No
106	GOM_NL__2PRFIN20040911_050901_000000562030_00162_13242_3887.N1	11-SEP-2004 05:09:01	Bright	55.500	107	37The Aur	2.6490	11000.	111	13242	No
107	GOM_NL__2PRFIN20040911_051144_000000452030_00162_13242_3888.N1	11-SEP-2004 05:11:44	Bright	44.500	17	78Bet Gem	1.1610	4500.0	89	13242	No
108	GOM_NL__2PRFIN20040911_051350_000000942030_00162_13242_3889.N1	11-SEP-2004 05:13:50	Twi_and_stray	94.000	28	12Bet Tau	1.6500	15200.	188	13242	No
109	GOM_NL__2PRFIN20040911_051708_000000642030_00162_13242_3890.N1	11-SEP-2004 05:17:08	Twi_and_stray	64.000	44	24Gam Gem	1.9280	11000.	128	13242	No
110	GOM_NL__2PRFIN20040911_051855_000000472030_00162_13242_3891.N1	11-SEP-2004 05:18:55	Twilight	46.500	8	10Alp CMi	0.40000	6500.0	93	13242	No
111	GOM_NL__2PRFIN20040911_052319_000001102030_00162_13242_3892.N1	11-SEP-2004 05:23:19	Dark	110.00	14	58Alp Ori	0.87000	3000.0	220	13242	No
112	GOM_NL__2PRFIN20040911_052731_000000562030_00162_13242_3893.N1	11-SEP-2004 05:27:31	Dark	55.500	1	9Alp CMa	-1.4400	11000.	111	13242	No
113	GOM_NL__2PRFIN20040911_052956_000000492030_00162_13242_3894.N1	11-SEP-2004 05:29:56	Dark	48.500	23	21Eps CMa	1.5020	26000.	97	13242	No
114	GOM_NL__2PRFIN20040911_053208_000000482030_00162_13242_3895.N1	11-SEP-2004 05:32:08	Dark	48.000	177	1Zet CMa	3.0220	26000.	96	13242	No
115	GOM_NL__2PRFIN20040911_053508_000000432030_00162_13242_3896.N1	11-SEP-2004 05:35:08	Dark	43.000	161	Tau Pup	2.9310	4500.0	86	13242	No
116	GOM_NL__2PRFIN20040911_053625_000000562030_00162_13242_3897.N1	11-SEP-2004 05:36:25	Dark	56.000	2	Alp Car	-0.73600	7000.0	112	13242	No
117	GOM_NL__2PRFIN20040911_054600_000000402030_00163_13243_3863.N1	11-SEP-2004 05:46:00	Dark	40.000	135	Bet Hyi	2.8200	5800.0	80	13243	No
118	GOM_NL__2PRFIN20040911_054810_000000462030_00163_13243_3864.N1	11-SEP-2004 05:48:10	Dark	46.000	9	Alp Eri	0.45300	24000.	92	13243	No
119	GOM_NL__2PRFIN20040911_055135_000000432030_00163_13243_3865.N1	11-SEP-2004 05:51:35	Straylight	42.500	148	Alp Tuc	2.8780	4100.0	85	13243	No
120	GOM_NL__2PRFIN20040911_055517_000000422030_00163_13243_3866.N1	11-SEP-2004 05:55:17	Straylight	41.500	31	Alp Gru	1.7340	15200.	83	13243	No
121	GOM_NL__2PRFIN20040911_055804_000000402030_00163_13243_3867.N1	11-SEP-2004 05:58:04	Straylight	39.500	172	Gam Gru	3.0030	13100.	79	13243	No
122	GOM_NL__2PRFIN20040911_055927_000000452030_00163_13243_3868.N1	11-SEP-2004 05:59:27	Straylight	44.500	18	24Alp PsA	1.1660	9700.0	89	13243	No
123	GOM_NL__2PRFIN20040911_060154_000000702030_00163_13243_3869.N1	11-SEP-2004 06:01:54	Twi_and_stray	69.500	52	16Bet Cet	2.0370	4500.0	139	13243	No
124	GOM_NL__2PRFIN20040911_060401_000000422030_00163_13243_3870.N1	11-SEP-2004 06:04:01	Twi_and_stray	41.500	142	49Del Cap	2.8500	8900.0	83	13243	No
125	GOM_NL__2PRFIN20040911_060820_000000382030_00163_13243_3871.N1	11-SEP-2004 06:08:20	Bright	38.000	162	34Alp Aqr	2.9440	5350.0	76	13243	No
126	GOM_NL__2PRFIN20040911_061118_000000382030_00163_13243_3872.N1	11-SEP-2004 06:11:18	Bright	38.000	61	8Eps Peg	2.1000	3900.0	76	13243	No
127	GOM_NL__2PRFIN20040911_061313_000000432030_00163_13243_3873.N1	11-SEP-2004 06:13:13	Bright	43.000	90	54Alp Peg	2.4870	11000.	86	13243	No
128	GOM_NL__2PRFIN20040911_061512_000000562030_00163_13243_3874.N1	11-SEP-2004 06:15:12	Bright	56.000	140	88Gam Peg	2.8340	26000.	112	13243	No
129	GOM_NL__2PRFIN20040911_061726_000000422030_00163_13243_3875.N1	11-SEP-2004 06:17:26	Bright	41.500	164	44Eta Peg	2.9480	5400.0	83	13243	No
130	GOM_NL__2PRFIN20040911_062031_000000392030_00163_13243_3876.N1	11-SEP-2004 06:20:31	Bright	38.500	66	37Gam Cyg	2.2080	5900.0	77	13243	No
131	GOM_NL__2PRFIN20040911_062232_000000392030_00163_13243_3877.N1	11-SEP-2004 06:22:32	Bright	38.500	144	18Del Cyg	2.8600	11000.	77	13243	No
132	GOM_NL__2PRFIN20040911_062609_000000362030_00163_13243_3878.N1	11-SEP-2004 06:26:09	Bright	36.000	89	5Alp Cep	2.4510	8000.0	72	13243	No
133	GOM_NL__2PRFIN20040911_062737_000000432030_00163_13243_3879.N1	11-SEP-2004 06:27:37	Bright	43.000	74	11Bet Cas	2.2680	6600.0	86	13243	No
134	GOM_NL__2PRFIN20040911_062932_000000452030_00163_13243_3880.N1	11-SEP-2004 06:29:32	Bright	45.000	76	27Gam Cas	2.3000	30000.	90	13243	No
135	GOM_NL__2PRFIN20040911_063352_000000392030_00163_13243_3881.N1	11-SEP-2004 06:33:52	Bright	38.500	49	1Alp UMi	1.9900	6300.0	77	13243	No
136	GOM_NL__2PRFIN20040911_063558_000000592030_00163_13243_3882.N1	11-SEP-2004 06:35:58	Bright	59.000	160	23Gam Per	2.9300	4700.0	118	13243	No
137	GOM_NL__2PRFIN20040911_063803_000000682030_00163_13243_3883.N1	11-SEP-2004 06:38:03	Bright	67.500	35	33Alp Per	1.7950	6250.0	135	13243	No
138	GOM_NL__2PRFIN20040911_064057_000000382030_00163_13243_3884.N1	11-SEP-2004 06:40:57	Bright	37.500	36	50Alp UMa	1.8000	6300.0	75	13243	No
139	GOM_NL__2PRFIN20040911_064223_000000422030_00163_13243_3885.N1	11-SEP-2004 06:42:23	Bright	41.500	82	48Bet UMa	2.3650	10600.	83	13243	No
140	GOM_NL__2PRFIN20040911_064504_000000662030_00163_13243_3886.N1	11-SEP-2004 06:45:04	Bright	66.000	6	13Alp Aur	0.080000	3400.0	132	13243	No
141	GOM_NL__2PRFIN20040911_064937_000000652030_00163_13243_3887.N1	11-SEP-2004 06:49:37	Bright	64.500	107	37The Aur	2.6490	11000.	129	13243	No
142	GOM_NL__2PRFIN20040911_065220_000000462030_00163_13243_3888.N1	11-SEP-2004 06:52:20	Bright	45.500	17	78Bet Gem	1.1610	4500.0	91	13243	No
143	GOM_NL__2PRFIN20040911_065427_000000902030_00163_13243_3889.N1	11-SEP-2004 06:54:27	Twi_and_stray	90.000	28	12Bet Tau	1.6500	15200.	180	13243	No
144	GOM_NL__2PRFIN20040911_065745_000000562030_00163_13243_3890.N1	11-SEP-2004 06:57:45	Twi_and_stray	55.500	44	24Gam Gem	1.9280	11000.	111	13243	No
145	GOM_NL__2PRFIN20040911_065931_000000432030_00163_13243_3891.N1	11-SEP-2004 06:59:31	Twilight	42.500	8	10Alp CMi	0.40000	6500.0	85	13243	No
146	GOM_NL__2PRFIN20040911_070356_000000932030_00163_13243_3892.N1	11-SEP-2004 07:03:56	Dark	93.000	14	58Alp Ori	0.87000	3000.0	186	13243	No
147	GOM_NL__2PRFIN20040911_070808_000000632030_00163_13243_3893.N1	11-SEP-2004 07:08:08	Dark	62.500	1	9Alp CMa	-1.4400	11000.	125	13243	No
148	GOM_NL__2PRFIN20040911_071033_000000512030_00163_13243_3894.N1	11-SEP-2004 07:10:33	Dark	51.000	23	21Eps CMa	1.5020	26000.	102	13243	No
149	GOM_NL__2PRFIN20040911_071245_000000482030_00163_13243_3895.N1	11-SEP-2004 07:12:45	Dark	48.000	177	1Zet CMa	3.0220	26000.	96	13243	No
150	GOM_NL__2PRFIN20040911_071545_000000422030_00163_13243_3896.N1	11-SEP-2004 07:15:45	Dark	42.000	161	Tau Pup	2.9310	4500.0	84	13243	No
151	GOM_NL__2PRFIN20040911_071701_000000452030_00163_13243_3897.N1	11-SEP-2004 07:17:01	Dark	45.000	2	Alp Car	-0.73600	7000.0	90	13243	No
152	GOM_NL__2PRFIN20040911_072636_000000392030_00164_13244_3863.N1	11-SEP-2004 07:26:36	Dark	39.000	135	Bet Hyi	2.8200	5800.0	78	13244	No
153	GOM_NL__2PRFIN20040911_072847_000000562030_00164_13244_3864.N1	11-SEP-2004 07:28:47	Dark	56.000	9	Alp Eri	0.45300	24000.	112	13244	No
154	GOM_NL__2PRFIN20040911_073211_000000452030_00164_13244_3865.N1	11-SEP-2004 07:32:11	Straylight	44.500	148	Alp Tuc	2.8780	4100.0	89	13244	No
155	GOM_NL__2PRFIN20040911_073553_000000402030_00164_13244_3866.N1	11-SEP-2004 07:35:53	Straylight	40.000	31	Alp Gru	1.7340	15200.	80	13244	No
156	GOM_NL__2PRFIN20040911_073840_000000402030_00164_13244_3867.N1	11-SEP-2004 07:38:40	Straylight	39.500	172	Gam Gru	3.0030	13100.	79	13244	No
157	GOM_NL__2PRFIN20040911_074003_000000482030_00164_13244_3868.N1	11-SEP-2004 07:40:03	Straylight	47.500	18	24Alp PsA	1.1660	9700.0	95	13244	No
158	GOM_NL__2PRFIN20040911_074232_000000712030_00164_13244_3869.N1	11-SEP-2004 07:42:32	Twi_and_stray	71.000	52	16Bet Cet	2.0370	4500.0	142	13244	No
159	GOM_NL__2PRFIN20040911_074437_000000412030_00164_13244_3870.N1	11-SEP-2004 07:44:37	Twi_and_stray	41.000	142	49Del Cap	2.8500	8900.0	82	13244	No
160	GOM_NL__2PRFIN20040911_074856_000000382030_00164_13244_3871.N1	11-SEP-2004 07:48:56	Bright	38.000	162	34Alp Aqr	2.9440	5350.0	76	13244	No



161	GOM_NL__2PRFIN20040911_075154_000000392030_00164_13244_3872.N1	11-SEP-2004 07:51:54	Bright	39.000	61	8Eps Peg	2.1000	3900.0	78	13244	No
162	GOM_NL__2PRFIN20040911_075348_000000422030_00164_13244_3873.N1	11-SEP-2004 07:53:48	Bright	41.500	90	54Alp Peg	2.4870	11000.	83	13244	No
163	GOM_NL__2PRFIN20040911_075548_000000542030_00164_13244_3874.N1	11-SEP-2004 07:55:48	Bright	54.000	140	88Gam Peg	2.8340	26000.	108	13244	No
164	GOM_NL__2PRFIN20040911_075802_000000402030_00164_13244_3875.N1	11-SEP-2004 07:58:02	Bright	40.000	164	44Eta Peg	2.9480	5400.0	80	13244	No
165	GOM_NL__2PRFIN20040911_080107_000000402030_00164_13244_3876.N1	11-SEP-2004 08:01:07	Bright	39.500	66	37Gam Cyg	2.2080	5900.0	79	13244	No
166	GOM_NL__2PRFIN20040911_080308_000000382030_00164_13244_3877.N1	11-SEP-2004 08:03:08	Bright	38.000	144	18Del Cyg	2.8600	11000.	76	13244	No
167	GOM_NL__2PRFIN20040911_080645_000000382030_00164_13244_3878.N1	11-SEP-2004 08:06:45	Bright	38.000	89	5Alp Cep	2.4510	8000.0	76	13244	No
168	GOM_NL__2PRFIN20040911_080813_000000432030_00164_13244_3879.N1	11-SEP-2004 08:08:13	Bright	42.500	74	11Bet Cas	2.2680	6600.0	85	13244	No
169	GOM_NL__2PRFIN20040911_081007_000000462030_00164_13244_3880.N1	11-SEP-2004 08:10:07	Bright	45.500	76	27Gam Cas	2.3000	30000.	91	13244	No
170	GOM_NL__2PRFIN20040911_081427_000000372030_00164_13244_3881.N1	11-SEP-2004 08:14:27	Bright	37.000	49	1Alp UMi	1.9900	6300.0	74	13244	No
171	GOM_NL__2PRFIN20040911_081634_000000592030_00164_13244_3882.N1	11-SEP-2004 08:16:34	Bright	58.500	160	23Gam Per	2.9300	4700.0	117	13244	No
172	GOM_NL__2PRFIN20040911_081838_000000652030_00164_13244_3883.N1	11-SEP-2004 08:18:38	Bright	64.500	35	33Alp Per	1.7950	6250.0	129	13244	No
173	GOM_NL__2PRFIN20040911_082133_000000372030_00164_13244_3884.N1	11-SEP-2004 08:21:33	Bright	37.000	36	50Alp UMa	1.8000	6300.0	74	13244	No
174	GOM_NL__2PRFIN20040911_082258_000000402030_00164_13244_3885.N1	11-SEP-2004 08:22:58	Bright	40.000	82	48Bet UMa	2.3650	10600.	80	13244	No
175	GOM_NL__2PRFIN20040911_082540_000000732030_00164_13244_3886.N1	11-SEP-2004 08:25:40	Bright	72.500	6	13Alp Aur	0.080000	3400.0	145	13244	No
176	GOM_NL__2PRFIN20040911_083013_000000592030_00164_13244_3887.N1	11-SEP-2004 08:30:13	Bright	59.000	107	37The Aur	2.6490	11000.	118	13244	No
177	GOM_NL__2PRFIN20040911_083257_000000582030_00164_13244_3888.N1	11-SEP-2004 08:32:57	Bright	58.000	17	78Bet Gem	1.1610	4500.0	116	13244	No
178	GOM_NL__2PRFIN20040911_083503_000000982030_00164_13244_3889.N1	11-SEP-2004 08:35:03	Twi_and_stray	97.500	28	12Bet Tau	1.6500	15200.	195	13244	No
179	GOM_NL__2PRFIN20040911_083821_000000672030_00164_13244_3890.N1	11-SEP-2004 08:38:21	Twi_and_stray	67.000	44	24Gam Gem	1.9280	11000.	134	13244	No
180	GOM_NL__2PRFIN20040911_084008_000000512030_00164_13244_3891.N1	11-SEP-2004 08:40:08	Twilight	50.500	8	10Alp CMi	0.40000	6500.0	101	13244	No
181	GOM_NL__2PRFIN20040911_084433_000001082030_00164_13244_3892.N1	11-SEP-2004 08:44:33	Dark	108.00	14	58Alp Ori	0.87000	3000.0	216	13244	No
182	GOM_NL__2PRFIN20040911_084844_000000572030_00164_13244_3893.N1	11-SEP-2004 08:48:44	Dark	57.000	1	9Alp CMa	-1.4400	11000.	114	13244	No
183	GOM_NL__2PRFIN20040911_085108_000000502030_00164_13244_3894.N1	11-SEP-2004 08:51:08	Dark	50.000	23	21Eps CMa	1.5020	26000.	100	13244	No
184	GOM_NL__2PRFIN20040911_085322_000000472030_00164_13244_3895.N1	11-SEP-2004 08:53:22	Dark	47.000	177	1Zet CMa	3.0220	26000.	94	13244	No
185	GOM_NL__2PRFIN20040911_085621_000000432030_00164_13244_3896.N1	11-SEP-2004 08:56:21	Dark	42.500	161	Tau Pup	2.9310	4500.0	85	13244	No
186	GOM_NL__2PRFIN20040911_085738_000000462030_00164_13244_3897.N1	11-SEP-2004 08:57:38	Dark	45.500	2	Alp Car	-0.73600	7000.0	91	13244	No
187	GOM_NL__2PRFIN20040911_104748_000000402030_00166_13246_3883.N1	11-SEP-2004 10:47:48	Dark	40.000	135	Bet Hyi	2.8200	5800.0	80	13246	No
188	GOM_NL__2PRFIN20040911_105000_000000492030_00166_13246_3884.N1	11-SEP-2004 10:50:00	Dark	48.500	9	Alp Eri	0.45300	24000.	97	13246	No
189	GOM_NL__2PRFIN20040911_105323_000000452030_00166_13246_3885.N1	11-SEP-2004 10:53:23	Straylight	44.500	148	Alp Tuc	2.8780	4100.0	89	13246	No
190	GOM_NL__2PRFIN20040911_105705_000000412030_00166_13246_3886.N1	11-SEP-2004 10:57:05	Straylight	40.500	31	Alp Gru	1.7340	15200.	81	13246	No
191	GOM_NL__2PRFIN20040911_105952_000000402030_00166_13246_3887.N1	11-SEP-2004 10:59:52	Straylight	39.500	172	Gam Gru	3.0030	13100.	79	13246	No
192	GOM_NL__2PRFIN20040911_110115_000000462030_00166_13246_3888.N1	11-SEP-2004 11:01:15	Straylight	46.000	18	24Alp PsA	1.1660	9700.0	92	13246	No
193	GOM_NL__2PRFIN20040911_110345_000000702030_00166_13246_3889.N1	11-SEP-2004 11:03:45	Twi_and_stray	69.500	52	16Bet Cet	2.0370	4500.0	139	13246	No
194	GOM_NL__2PRFIN20040911_110549_000000402030_00166_13246_3890.N1	11-SEP-2004 11:05:49	Twi_and_stray	39.500	142	49Del Cap	2.8500	8900.0	79	13246	No
195	GOM_NL__2PRFIN20040911_111007_000000382030_00166_13246_3891.N1	11-SEP-2004 11:10:07	Bright	37.500	162	34Alp Aqr	2.9440	5350.0	75	13246	No
196	GOM_NL__2PRFIN20040911_111306_000000402030_00166_13246_3892.N1	11-SEP-2004 11:13:06	Bright	39.500	61	8Eps Peg	2.1000	3900.0	79	13246	No
197	GOM_NL__2PRFIN20040911_111459_000000422030_00166_13246_3893.N1	11-SEP-2004 11:14:59	Bright	41.500	90	54Alp Peg	2.4870	11000.	83	13246	No
198	GOM_NL__2PRFIN20040911_111658_000000562030_00166_13246_3894.N1	11-SEP-2004 11:16:58	Bright	55.500	140	88Gam Peg	2.8340	26000.	111	13246	No
199	GOM_NL__2PRFIN20040911_111913_000000422030_00166_13246_3895.N1	11-SEP-2004 11:19:13	Bright	41.500	164	44Eta Peg	2.9480	5400.0	83	13246	No
200	GOM_NL__2PRFIN20040911_112219_000000372030_00166_13246_3896.N1	11-SEP-2004 11:22:19	Bright	37.000	66	37Gam Cyg	2.2080	5900.0	74	13246	No
201	GOM_NL__2PRFIN20040911_112420_000000382030_00166_13246_3897.N1	11-SEP-2004 11:24:20	Bright	38.000	144	18Del Cyg	2.8600	11000.	76	13246	No
202	GOM_NL__2PRFIN20040911_112757_000000382030_00166_13246_3898.N1	11-SEP-2004 11:27:57	Bright	37.500	89	5Alp Cep	2.4510	8000.0	75	13246	No
203	GOM_NL__2PRFIN20040911_112923_000000442030_00166_13246_3899.N1	11-SEP-2004 11:29:23	Bright	43.500	74	11Bet Cas	2.2680	6600.0	87	13246	No
204	GOM_NL__2PRFIN20040911_113117_000000452030_00166_13246_3900.N1	11-SEP-2004 11:31:17	Bright	45.000	76	27Gam Cas	2.3000	30000.	90	13246	No
205	GOM_NL__2PRFIN20040911_113539_000000402030_00166_13246_3901.N1	11-SEP-2004 11:35:39	Bright	40.000	49	1Alp UMi	1.9900	6300.0	80	13246	No
206	GOM_NL__2PRFIN20040911_113744_000000582030_00166_13246_3902.N1	11-SEP-2004 11:37:44	Bright	58.000	160	23Gam Per	2.9300	4700.0	116	13246	No
207	GOM_NL__2PRFIN20040911_113948_000000682030_00166_13246_3903.N1	11-SEP-2004 11:39:48	Bright	67.500	35	33Alp Per	1.7950	6250.0	135	13246	No
208	GOM_NL__2PRFIN20040911_114245_000000402030_00166_13246_3904.N1	11-SEP-2004 11:42:45	Bright	39.500	36	50Alp UMa	1.8000	6300.0	79	13246	No
209	GOM_NL__2PRFIN20040911_114408_000000402030_00166_13246_3905.N1	11-SEP-2004 11:44:08	Bright	39.500	82	48Bet UMa	2.3650	10600.	79	13246	No
210	GOM_NL__2PRFIN20040911_114651_000000682030_00166_13246_3906.N1	11-SEP-2004 11:46:51	Bright	67.500	6	13Alp Aur	0.080000	3400.0	135	13246	No
211	GOM_NL__2PRFIN20040911_115616_000000972030_00166_13246_3907.N1	11-SEP-2004 11:56:16	Twi_and_stray	96.500	28	12Bet Tau	1.6500	15200.	193	13246	No
212	GOM_NL__2PRFIN20040911_115935_000000632030_00166_13246_3908.N1	11-SEP-2004 11:59:35	Twi_and_stray	62.500	44	24Gam Gem	1.9280	11000.	125	13246	No
213	GOM_NL__2PRFIN20040911_120120_000000602030_00166_13246_3909.N1	11-SEP-2004 12:01:20	Twilight	60.000	8	10Alp CMi	0.40000	6500.0	120	13246	No
214	GOM_NL__2PRFIN20040911_120549_000000992030_00166_13246_3910.N1	11-SEP-2004 12:05:49	Dark	98.500	14	58Alp Ori	0.87000	3000.0	197	13246	No
215	GOM_NL__2PRFIN20040911_120958_000000572030_00166_13246_3911.N1	11-SEP-2004 12:09:58	Dark	56.500	1	9Alp CMa	-1.4400	11000.	113	13246	No
216	GOM_NL__2PRFIN20040911_121223_000000492030_00166_13246_3912.N1	11-SEP-2004 12:12:23	Dark	49.000	23	21Eps CMa	1.5020	26000.	98	13246	No
217	GOM_NL__2PRFIN20040911_121436_000000492030_00166_13246_3913.N1	11-SEP-2004 12:14:36	Dark	49.000	177	1Zet CMa	3.0220	26000.	98	13246	No
218	GOM_NL__2PRFIN20040911_121733_000000432030_00166_13246_3914.N1	11-SEP-2004 12:17:33	Dark	43.000	161	Tau Pup	2.9310	4500.0	86	13246	No
219	GOM_NL__2PRFIN20040911_121850_000000562030_00166_13246_3915.N1	11-SEP-2004 12:18:50	Dark	56.000	2	Alp Car	-0.73600	7000.0	112	13246	No

220	GOM_NL__2PRFIN20040911_122824_000000392030_00167_13247_3883.N1	11-SEP-2004 12:28:24	Dark	39.000	135	Bet Hyi	2.8200	5800.0	78	13247	No
221	GOM_NL__2PRFIN20040911_123036_000000542030_00167_13247_3884.N1	11-SEP-2004 12:30:36	Dark	53.500	9	Alp Eri	0.45300	24000.	107	13247	No
222	GOM_NL__2PRFIN20040911_123359_000000422030_00167_13247_3885.N1	11-SEP-2004 12:33:59	Straylight	42.000	148	Alp Tuc	2.8780	4100.0	84	13247	No
223	GOM_NL__2PRFIN20040911_123740_000000412030_00167_13247_3886.N1	11-SEP-2004 12:37:40	Straylight	41.000	31	Alp Gru	1.7340	15200.	82	13247	No
224	GOM_NL__2PRFIN20040911_124028_000000402030_00167_13247_3887.N1	11-SEP-2004 12:40:28	Straylight	39.500	172	Gam Gru	3.0030	13100.	79	13247	No
225	GOM_NL__2PRFIN20040911_124151_000000512030_00167_13247_3888.N1	11-SEP-2004 12:41:51	Straylight	50.500	18	24Alp PsA	1.1660	9700.0	101	13247	No
226	GOM_NL__2PRFIN20040911_124421_000000692030_00167_13247_3889.N1	11-SEP-2004 12:44:21	Twilight	68.500	52	16Bet Cet	2.0370	4500.0	137	13247	No
227	GOM_NL__2PRFIN20040911_124626_000000422030_00167_13247_3890.N1	11-SEP-2004 12:46:26	Twilight	41.500	142	49Del Cap	2.8500	8900.0	83	13247	No
228	GOM_NL__2PRFIN20040911_125043_000000402030_00167_13247_3891.N1	11-SEP-2004 12:50:43	Bright	39.500	162	34Alp Aqr	2.9440	5350.0	79	13247	No
229	GOM_NL__2PRFIN20040911_125341_000000412030_00167_13247_3892.N1	11-SEP-2004 12:53:41	Bright	40.500	61	8Eps Peg	2.1000	3900.0	81	13247	No
230	GOM_NL__2PRFIN20040911_125534_000000442030_00167_13247_3893.N1	11-SEP-2004 12:55:34	Bright	43.500	90	54Alp Peg	2.4870	11000.	87	13247	No
231	GOM_NL__2PRFIN20040911_125734_000000552030_00167_13247_3894.N1	11-SEP-2004 12:57:34	Bright	55.000	140	88Gam Peg	2.8340	26000.	110	13247	No
232	GOM_NL__2PRFIN20040911_125949_000000412030_00167_13247_3895.N1	11-SEP-2004 12:59:49	Bright	41.000	164	44Eta Peg	2.9480	5400.0	82	13247	No
233	GOM_NL__2PRFIN20040911_130256_000000392030_00167_13247_3896.N1	11-SEP-2004 13:02:56	Bright	38.500	66	37Gam Cyg	2.2080	5900.0	77	13247	No
234	GOM_NL__2PRFIN20040911_130456_000000392030_00167_13247_3897.N1	11-SEP-2004 13:04:56	Bright	39.000	144	18Del Cyg	2.8600	11000.	78	13247	No
235	GOM_NL__2PRFIN20040911_130832_000000392030_00167_13247_3898.N1	11-SEP-2004 13:08:32	Bright	38.500	89	5Alp Cep	2.4510	8000.0	77	13247	No
236	GOM_NL__2PRFIN20040911_130959_000000442030_00167_13247_3899.N1	11-SEP-2004 13:09:59	Bright	44.000	74	11Bet Cas	2.2680	6600.0	88	13247	No
237	GOM_NL__2PRFIN20040911_131153_000000452030_00167_13247_3900.N1	11-SEP-2004 13:11:53	Bright	44.500	76	27Gam Cas	2.3000	30000.	89	13247	No
238	GOM_NL__2PRFIN20040911_131614_000000402030_00167_13247_3901.N1	11-SEP-2004 13:16:14	Bright	40.000	49	1Alp UMi	1.9900	6300.0	80	13247	No
239	GOM_NL__2PRFIN20040911_131819_000000592030_00167_13247_3902.N1	11-SEP-2004 13:18:19	Bright	58.500	160	23Gam Per	2.9300	4700.0	117	13247	No
240	GOM_NL__2PRFIN20040911_132023_000000652030_00167_13247_3903.N1	11-SEP-2004 13:20:23	Bright	64.500	35	33Alp Per	1.7950	6250.0	129	13247	No
241	GOM_NL__2PRFIN20040911_132321_000000382030_00167_13247_3904.N1	11-SEP-2004 13:23:21	Bright	38.000	36	50Alp UMa	1.8000	6300.0	76	13247	No
242	GOM_NL__2PRFIN20040911_132446_000000372030_00167_13247_3905.N1	11-SEP-2004 13:24:46	Bright	36.500	82	48Bet UMa	2.3650	10600.	73	13247	No
243	GOM_NL__2PRFIN20040911_132727_000000652030_00167_13247_3906.N1	11-SEP-2004 13:27:27	Bright	64.500	6	13Alp Aur	0.080000	3400.0	129	13247	No
244	GOM_NL__2PRFIN20040911_133653_000000952030_00167_13247_3907.N1	11-SEP-2004 13:36:53	Twilight	95.000	28	12Bet Tau	1.6500	15200.	190	13247	No
245	GOM_NL__2PRFIN20040911_134011_000000592030_00167_13247_3908.N1	11-SEP-2004 13:40:11	Twilight	59.000	44	24Gam Gem	1.9280	11000.	118	13247	No
246	GOM_NL__2PRFIN20040911_134157_000000602030_00167_13247_3909.N1	11-SEP-2004 13:41:57	Twilight	60.000	8	10Alp CMi	0.40000	6500.0	120	13247	No
247	GOM_NL__2PRFIN20040911_134626_000000992030_00167_13247_3910.N1	11-SEP-2004 13:46:26	Dark	98.500	14	58Alp Ori	0.87000	3000.0	197	13247	No
248	GOM_NL__2PRFIN20040911_135035_000000622030_00167_13247_3911.N1	11-SEP-2004 13:50:35	Dark	62.000	1	9Alp CMa	-1.4400	11000.	124	13247	No
249	GOM_NL__2PRFIN20040911_135259_000000522030_00167_13247_3912.N1	11-SEP-2004 13:52:59	Dark	51.500	23	21Eps CMa	1.5020	26000.	103	13247	No
250	GOM_NL__2PRFIN20040911_135513_000000492030_00167_13247_3913.N1	11-SEP-2004 13:55:13	Dark	48.500	177	1Zet CMa	3.0220	26000.	97	13247	No
251	GOM_NL__2PRFIN20040911_135809_000000442030_00167_13247_3914.N1	11-SEP-2004 13:58:09	Dark	43.500	161	Tau Pup	2.9310	4500.0	87	13247	No
252	GOM_NL__2PRFIN20040911_135926_000000562030_00167_13247_3915.N1	11-SEP-2004 13:59:26	Dark	55.500	2	Alp Car	-0.73600	7000.0	111	13247	No
253	GOM_NL__2PRFIN20040911_140900_000000392030_00168_13248_3883.N1	11-SEP-2004 14:09:00	Dark	38.500	135	Bet Hyi	2.8200	5800.0	77	13248	No
254	GOM_NL__2PRFIN20040911_141112_000000462030_00168_13248_3884.N1	11-SEP-2004 14:11:12	Dark	46.000	9	Alp Eri	0.45300	24000.	92	13248	No
255	GOM_NL__2PRFIN20040911_141435_000000392030_00168_13248_3885.N1	11-SEP-2004 14:14:35	Straylight	38.500	148	Alp Tuc	2.8780	4100.0	77	13248	No
256	GOM_NL__2PRFIN20040911_141817_000000402030_00168_13248_3886.N1	11-SEP-2004 14:18:17	Straylight	39.500	31	Alp Gru	1.7340	15200.	79	13248	No
257	GOM_NL__2PRFIN20040911_142104_000000392030_00168_13248_3887.N1	11-SEP-2004 14:21:04	Straylight	39.000	172	Gam Gru	3.0030	13100.	78	13248	No
258	GOM_NL__2PRFIN20040911_142227_000000462030_00168_13248_3888.N1	11-SEP-2004 14:22:27	Straylight	46.000	18	24Alp PsA	1.1660	9700.0	92	13248	No
259	GOM_NL__2PRFIN20040911_142456_000000682030_00168_13248_3889.N1	11-SEP-2004 14:24:56	Twilight	68.000	52	16Bet Cet	2.0370	4500.0	136	13248	No
260	GOM_NL__2PRFIN20040911_142701_000000422030_00168_13248_3890.N1	11-SEP-2004 14:27:01	Twilight	42.000	142	49Del Cap	2.8500	8900.0	84	13248	No
261	GOM_NL__2PRFIN20040911_143116_000000422030_00168_13248_3891.N1	11-SEP-2004 14:31:16	Bright	42.000	162	34Alp Aqr	2.9440	5350.0	84	13248	No
262	GOM_NL__2PRFIN20040911_143418_000000392030_00168_13248_3892.N1	11-SEP-2004 14:34:18	Bright	38.500	61	8Eps Peg	2.1000	3900.0	77	13248	No
263	GOM_NL__2PRFIN20040911_143610_000000442030_00168_13248_3893.N1	11-SEP-2004 14:36:10	Bright	44.000	90	54Alp Peg	2.4870	11000.	88	13248	No
264	GOM_NL__2PRFIN20040911_143809_000000532030_00168_13248_3894.N1	11-SEP-2004 14:38:09	Bright	53.000	140	88Gam Peg	2.8340	26000.	106	13248	No
265	GOM_NL__2PRFIN20040911_144024_000000402030_00168_13248_3895.N1	11-SEP-2004 14:40:24	Bright	40.000	164	44Eta Peg	2.9480	5400.0	80	13248	No
266	GOM_NL__2PRFIN20040911_144331_000000372030_00168_13248_3896.N1	11-SEP-2004 14:43:31	Bright	37.000	66	37Gam Cyg	2.2080	5900.0	74	13248	No
267	GOM_NL__2PRFIN20040911_144534_000000392030_00168_13248_3897.N1	11-SEP-2004 14:45:34	Bright	38.500	144	18Del Cyg	2.8600	11000.	77	13248	No
268	GOM_NL__2PRFIN20040911_144908_000000382030_00168_13248_3898.N1	11-SEP-2004 14:49:08	Bright	38.000	89	5Alp Cep	2.4510	8000.0	76	13248	No
269	GOM_NL__2PRFIN20040911_145035_000000432030_00168_13248_3899.N1	11-SEP-2004 14:50:35	Bright	43.000	74	11Bet Cas	2.2680	6600.0	86	13248	No
270	GOM_NL__2PRFIN20040911_145228_000000462030_00168_13248_3900.N1	11-SEP-2004 14:52:28	Bright	45.500	76	27Gam Cas	2.3000	30000.	91	13248	No
271	GOM_NL__2PRFIN20040911_145651_000000362030_00168_13248_3901.N1	11-SEP-2004 14:56:51	Bright	36.000	49	1Alp UMi	1.9900	6300.0	72	13248	No
272	GOM_NL__2PRFIN20040911_145854_000000572030_00168_13248_3902.N1	11-SEP-2004 14:58:54	Bright	57.000	160	23Gam Per	2.9300	4700.0	114	13248	No
273	GOM_NL__2PRFIN20040911_150057_000000672030_00168_13248_3903.N1	11-SEP-2004 15:00:57	Bright	66.500	35	33Alp Per	1.7950	6250.0	133	13248	No
274	GOM_NL__2PRFIN20040911_150357_000000392030_00168_13248_3904.N1	11-SEP-2004 15:03:57	Bright	39.000	36	50Alp UMa	1.8000	6300.0	78	13248	No
275	GOM_NL__2PRFIN20040911_150520_000000382030_00168_13248_3905.N1	11-SEP-2004 15:05:20	Bright	38.000	82	48Bet UMa	2.3650	10600.	76	13248	No
276	GOM_NL__2PRFIN20040911_150802_000000712030_00168_13248_3906.N1	11-SEP-2004 15:08:02	Bright	71.000	6	13Alp Aur	0.080000	3400.0	142	13248	No
277	GOM_NL__2PRFIN20040911_151729_000000902030_00168_13248_3907.N1	11-SEP-2004 15:17:29	Twilight	89.500	28	12Bet Tau	1.6500	15200.	179	13248	No
278	GOM_NL__2PRFIN20040911_152048_000000612030_00168_13248_3908.N1	11-SEP-2004 15:20:48	Twilight	61.000	44	24Gam Gem	1.9280	11000.	122	13248	No

279	GOM_NL__2PRFIN20040911_152233_000000532030_00168_13248_3909.N1	11-SEP-2004 15:22:33	Twilight	52.500	8	10Alp CMI	0.40000	6500.0	105	13248	No
280	GOM_NL__2PRFIN20040911_152704_000001122030_00168_13248_3910.N1	11-SEP-2004 15:27:04	Dark	112.00	14	58Alp Ori	0.87000	3000.0	224	13248	No
281	GOM_NL__2PRFIN20040911_153112_000000582030_00168_13248_3911.N1	11-SEP-2004 15:31:12	Dark	58.000	1	9Alp CMa	-1.4400	11000.	116	13248	No
282	GOM_NL__2PRFIN20040911_153336_000000482030_00168_13248_3912.N1	11-SEP-2004 15:33:36	Dark	48.000	23	21Eps CMa	1.5020	26000.	96	13248	No
283	GOM_NL__2PRFIN20040911_153550_000000492030_00168_13248_3913.N1	11-SEP-2004 15:35:50	Dark	49.000	177	1Zet CMa	3.0220	26000.	98	13248	No
284	GOM_NL__2PRFIN20040911_153846_000000432030_00168_13248_3914.N1	11-SEP-2004 15:38:46	Dark	42.500	161	Tau Pup	2.9310	4500.0	85	13248	No
285	GOM_NL__2PRFIN20040911_154003_000000472030_00168_13248_3915.N1	11-SEP-2004 15:40:03	Dark	46.500	2	Alp Car	-0.73600	7000.0	93	13248	No
286	GOM_NL__2PRFIN20040911_154936_000000402030_00169_13249_3883.N1	11-SEP-2004 15:49:36	Dark	39.500	135	Bet Hyi	2.8200	5800.0	79	13249	No
287	GOM_NL__2PRFIN20040911_155149_000000472030_00169_13249_3884.N1	11-SEP-2004 15:51:49	Dark	47.000	9	Alp Eri	0.45300	24000.	94	13249	No
288	GOM_NL__2PRFIN20040911_155511_000000422030_00169_13249_3885.N1	11-SEP-2004 15:55:11	Straylight	42.000	148	Alp Tuc	2.8780	4100.0	84	13249	No
289	GOM_NL__2PRFIN20040911_155853_000000392030_00169_13249_3886.N1	11-SEP-2004 15:58:53	Straylight	38.500	31	Alp Gru	1.7340	15200.	77	13249	No
290	GOM_NL__2PRFIN20040911_160139_000000412030_00169_13249_3887.N1	11-SEP-2004 16:01:39	Straylight	40.500	172	Gam Gru	3.0030	13100.	81	13249	No
291	GOM_NL__2PRFIN20040911_160303_000000482030_00169_13249_3888.N1	11-SEP-2004 16:03:03	Straylight	48.000	18	24Alp PsA	1.1660	9700.0	96	13249	No
292	GOM_NL__2PRFIN20040911_160532_000000682030_00169_13249_3889.N1	11-SEP-2004 16:05:32	Tw_i_and_stray	67.500	52	16Bet Cet	2.0370	4500.0	135	13249	No
293	GOM_NL__2PRFIN20040911_160737_000000432030_00169_13249_3890.N1	11-SEP-2004 16:07:37	Tw_i_and_stray	42.500	142	49Del Cap	2.8500	8900.0	85	13249	No
294	GOM_NL__2PRFIN20040911_161154_000000412030_00169_13249_3891.N1	11-SEP-2004 16:11:54	Bright	40.500	162	34Alp Aqr	2.9440	5350.0	81	13249	No
295	GOM_NL__2PRFIN20040911_161454_000000392030_00169_13249_3892.N1	11-SEP-2004 16:14:54	Bright	39.000	61	8Eps Peg	2.1000	3900.0	78	13249	No
296	GOM_NL__2PRFIN20040911_161645_000000452030_00169_13249_3893.N1	11-SEP-2004 16:16:45	Bright	44.500	90	54Alp Peg	2.4870	11000.	89	13249	No
297	GOM_NL__2PRFIN20040911_161844_000000542030_00169_13249_3894.N1	11-SEP-2004 16:18:44	Bright	53.500	140	88Gam Peg	2.8340	26000.	107	13249	No
298	GOM_NL__2PRFIN20040911_162100_000000402030_00169_13249_3895.N1	11-SEP-2004 16:21:00	Bright	39.500	164	44Eta Peg	2.9480	5400.0	79	13249	No
299	GOM_NL__2PRFIN20040911_162407_000000402030_00169_13249_3896.N1	11-SEP-2004 16:24:07	Bright	39.500	66	37Gam Cyg	2.2080	5900.0	79	13249	No
300	GOM_NL__2PRFIN20040911_162610_000000392030_00169_13249_3897.N1	11-SEP-2004 16:26:10	Bright	38.500	144	18Del Cyg	2.8600	11000.	77	13249	No
301	GOM_NL__2PRFIN20040911_162944_000000382030_00169_13249_3898.N1	11-SEP-2004 16:29:44	Bright	38.000	89	5Alp Cep	2.4510	8000.0	76	13249	No
302	GOM_NL__2PRFIN20040911_163110_000000442030_00169_13249_3899.N1	11-SEP-2004 16:31:10	Bright	43.500	74	11Bet Cas	2.2680	6600.0	87	13249	No
303	GOM_NL__2PRFIN20040911_163304_000000412030_00169_13249_3900.N1	11-SEP-2004 16:33:04	Bright	40.500	76	27Gam Cas	2.3000	30000.	81	13249	No
304	GOM_NL__2PRFIN20040911_163727_000000392030_00169_13249_3901.N1	11-SEP-2004 16:37:27	Bright	39.000	49	1Alp UMi	1.9900	6300.0	78	13249	No
305	GOM_NL__2PRFIN20040911_163929_000000612030_00169_13249_3902.N1	11-SEP-2004 16:39:29	Bright	60.500	160	23Gam Per	2.9300	4700.0	121	13249	No
306	GOM_NL__2PRFIN20040911_164132_000000652030_00169_13249_3903.N1	11-SEP-2004 16:41:32	Bright	65.000	35	33Alp Per	1.7950	6250.0	130	13249	No
307	GOM_NL__2PRFIN20040911_164433_000000372030_00169_13249_3904.N1	11-SEP-2004 16:44:33	Bright	36.500	36	50Alp UMa	1.8000	6300.0	73	13249	No
308	GOM_NL__2PRFIN20040911_164557_000000372030_00169_13249_3905.N1	11-SEP-2004 16:45:57	Bright	37.000	82	48Bet UMa	2.3650	10600.	74	13249	No
309	GOM_NL__2PRFIN20040911_164837_000000702030_00169_13249_3906.N1	11-SEP-2004 16:48:37	Bright	70.000	6	13Alp Aur	0.080000	3400.0	140	13249	No
310	GOM_NL__2PRFIN20040911_165805_000001002030_00169_13249_3907.N1	11-SEP-2004 16:58:05	Tw_i_and_stray	100.00	28	12Bet Tau	1.6500	15200.	200	13249	No
311	GOM_NL__2PRFIN20040911_170124_000000632030_00169_13249_3908.N1	11-SEP-2004 17:01:24	Tw_i_and_stray	63.000	44	24Gam Gem	1.9280	11000.	126	13249	No
312	GOM_NL__2PRFIN20040911_170310_000000512030_00169_13249_3909.N1	11-SEP-2004 17:03:10	Twilight	51.000	8	10Alp CMI	0.40000	6500.0	102	13249	No
313	GOM_NL__2PRFIN20040911_170741_000000982030_00169_13249_3910.N1	11-SEP-2004 17:07:41	Dark	98.000	14	58Alp Ori	0.87000	3000.0	196	13249	No
314	GOM_NL__2PRFIN20040911_171148_000000622030_00169_13249_3911.N1	11-SEP-2004 17:11:48	Dark	61.500	1	9Alp CMa	-1.4400	11000.	123	13249	No
315	GOM_NL__2PRFIN20040911_171413_000000482030_00169_13249_3912.N1	11-SEP-2004 17:14:13	Dark	48.000	23	21Eps CMa	1.5020	26000.	96	13249	No
316	GOM_NL__2PRFIN20040911_171627_000000482030_00169_13249_3913.N1	11-SEP-2004 17:16:27	Dark	48.000	177	1Zet CMa	3.0220	26000.	96	13249	No
317	GOM_NL__2PRFIN20040911_171923_000000462030_00169_13249_3914.N1	11-SEP-2004 17:19:23	Dark	45.500	161	Tau Pup	2.9310	4500.0	91	13249	No
318	GOM_NL__2PRFIN20040911_172040_000000542030_00169_13249_3915.N1	11-SEP-2004 17:20:40	Dark	54.000	2	Alp Car	-0.73600	7000.0	108	13249	No
319	GOM_NL__2PRFIN20040911_173012_000000402030_00170_13250_3883.N1	11-SEP-2004 17:30:12	Dark	40.000	135	Bet Hyi	2.8200	5800.0	80	13250	No
320	GOM_NL__2PRFIN20040911_173225_000000442030_00170_13250_3884.N1	11-SEP-2004 17:32:25	Dark	44.000	9	Alp Eri	0.45300	24000.	88	13250	No
321	GOM_NL__2PRFIN20040911_173547_000000472030_00170_13250_3885.N1	11-SEP-2004 17:35:47	Straylight	46.500	148	Alp Tuc	2.8780	4100.0	93	13250	No
322	GOM_NL__2PRFIN20040911_173928_000000412030_00170_13250_3886.N1	11-SEP-2004 17:39:28	Straylight	41.000	31	Alp Gru	1.7340	15200.	82	13250	No
323	GOM_NL__2PRFIN20040911_174216_000000402030_00170_13250_3887.N1	11-SEP-2004 17:42:16	Straylight	39.500	172	Gam Gru	3.0030	13100.	79	13250	No
324	GOM_NL__2PRFIN20040911_174339_000000482030_00170_13250_3888.N1	11-SEP-2004 17:43:39	Straylight	47.500	18	24Alp PsA	1.1660	9700.0	95	13250	No
325	GOM_NL__2PRFIN20040911_174609_000000662030_00170_13250_3889.N1	11-SEP-2004 17:46:09	Tw_i_and_stray	65.500	52	16Bet Cet	2.0370	4500.0	131	13250	No
326	GOM_NL__2PRFIN20040911_174813_000000402030_00170_13250_3890.N1	11-SEP-2004 17:48:13	Tw_i_and_stray	40.000	142	49Del Cap	2.8500	8900.0	80	13250	No
327	GOM_NL__2PRFIN20040911_175230_000000412030_00170_13250_3891.N1	11-SEP-2004 17:52:30	Bright	41.000	162	34Alp Aqr	2.9440	5350.0	82	13250	No
328	GOM_NL__2PRFIN20040911_175527_000000412030_00170_13250_3892.N1	11-SEP-2004 17:55:27	Bright	40.500	61	8Eps Peg	2.1000	3900.0	81	13250	No
329	GOM_NL__2PRFIN20040911_175721_000000442030_00170_13250_3893.N1	11-SEP-2004 17:57:21	Bright	44.000	90	54Alp Peg	2.4870	11000.	88	13250	No
330	GOM_NL__2PRFIN20040911_175918_000000552030_00170_13250_3894.N1	11-SEP-2004 17:59:18	Bright	55.000	140	88Gam Peg	2.8340	26000.	110	13250	No
331	GOM_NL__2PRFIN20040911_180136_000000402030_00170_13250_3895.N1	11-SEP-2004 18:01:36	Bright	39.500	164	44Eta Peg	2.9480	5400.0	79	13250	No
332	GOM_NL__2PRFIN20040911_180444_000000402030_00170_13250_3896.N1	11-SEP-2004 18:04:44	Bright	39.500	66	37Gam Cyg	2.2080	5900.0	79	13250	No
333	GOM_NL__2PRFIN20040911_180645_000000402030_00170_13250_3897.N1	11-SEP-2004 18:06:45	Bright	40.000	144	18Del Cyg	2.8600	11000.	80	13250	No
334	GOM_NL__2PRFIN20040911_181020_000000402030_00170_13250_3898.N1	11-SEP-2004 18:10:20	Bright	39.500	89	5Alp Cep	2.4510	8000.0	79	13250	No
335	GOM_NL__2PRFIN20040911_181145_000000442030_00170_13250_3899.N1	11-SEP-2004 18:11:45	Bright	43.500	74	11Bet Cas	2.2680	6600.0	87	13250	No
336	GOM_NL__2PRFIN20040911_181339_000000472030_00170_13250_3900.N1	11-SEP-2004 18:13:39	Bright	47.000	76	27Gam Cas	2.3000	30000.	94	13250	No
337	GOM_NL__2PRFIN20040911_181800_000000412030_00170_13250_3901.N1	11-SEP-2004 18:18:00	Bright	40.500	49	1Alp UMi	1.9900	6300.0	81	13250	No

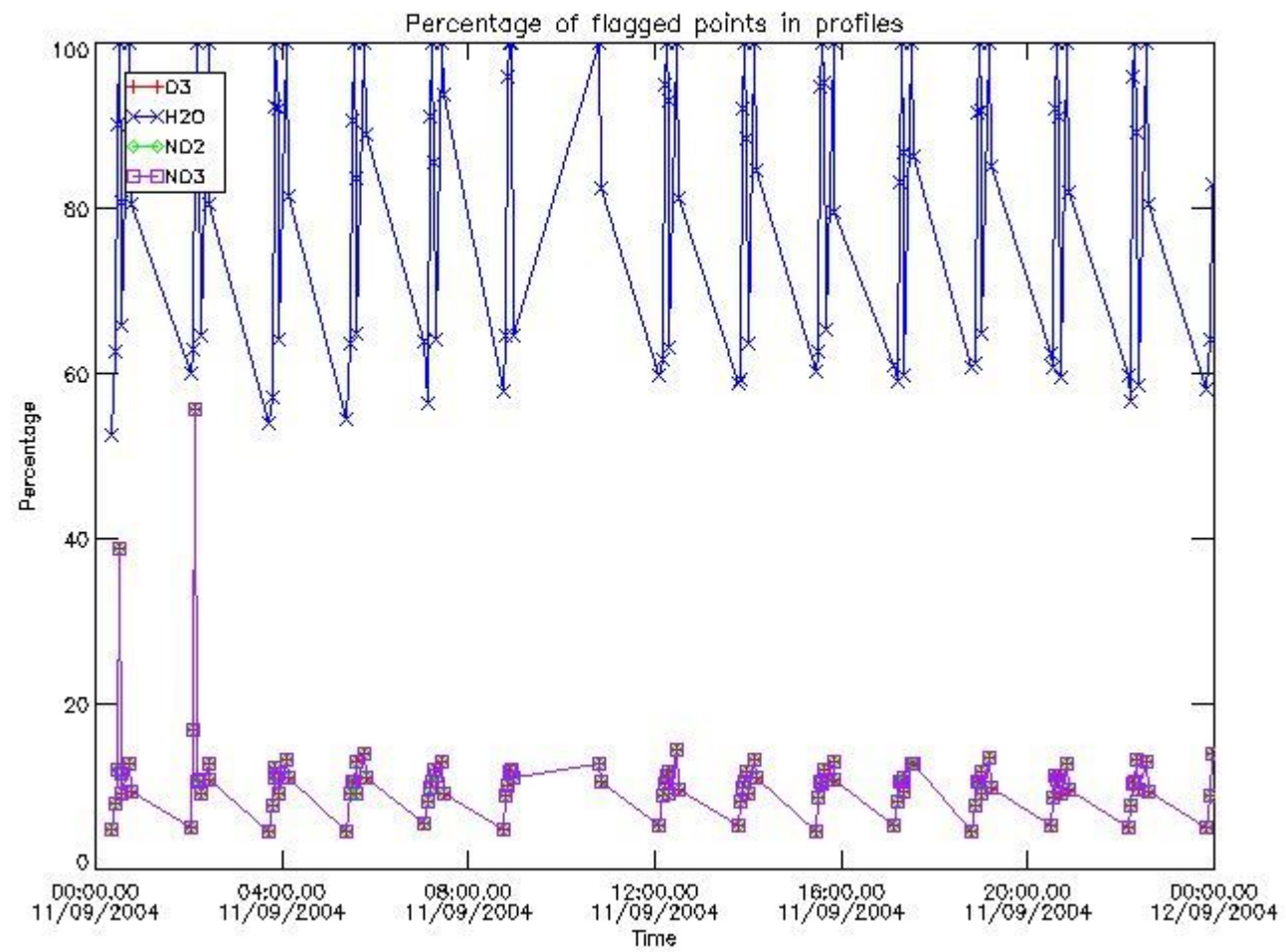


338	GOM_NL__2PRFIN20040911_182004_000000602030_00170_13250_3902.N1	11-SEP-2004 18:20:04	Bright	59.500	160	23Gam Per	2.9300	4700.0	119	13250	No
339	GOM_NL__2PRFIN20040911_182207_000000642030_00170_13250_3903.N1	11-SEP-2004 18:22:07	Bright	64.000	35	33Alp Per	1.7950	6250.0	128	13250	No
340	GOM_NL__2PRFIN20040911_182509_000000372030_00170_13250_3904.N1	11-SEP-2004 18:25:09	Bright	37.000	36	50Alp UMa	1.8000	6300.0	74	13250	No
341	GOM_NL__2PRFIN20040911_182633_000000432030_00170_13250_3905.N1	11-SEP-2004 18:26:33	Bright	43.000	82	48Bet UMa	2.3650	10600.	86	13250	No
342	GOM_NL__2PRFIN20040911_182913_000000702030_00170_13250_3906.N1	11-SEP-2004 18:29:13	Bright	69.500	6	13Alp Aur	0.080000	3400.0	139	13250	No
343	GOM_NL__2PRFIN20040911_183349_000000572030_00170_13250_3907.N1	11-SEP-2004 18:33:49	Bright	56.500	107	37The Aur	2.6490	11000.	113	13250	No
344	GOM_NL__2PRFIN20040911_183633_000000452030_00170_13250_3908.N1	11-SEP-2004 18:36:33	Bright	44.500	17	78Bet Gem	1.1610	4500.0	89	13250	No
345	GOM_NL__2PRFIN20040911_183842_000000992030_00170_13250_3909.N1	11-SEP-2004 18:38:42	Twilight	98.500	28	12Bet Tau	1.6500	15200.	197	13250	No
346	GOM_NL__2PRFIN20040911_184346_000000572030_00170_13250_3910.N1	11-SEP-2004 18:43:46	Twilight	57.000	8	10Alp CMi	0.40000	6500.0	114	13250	No
347	GOM_NL__2PRFIN20040911_184818_000001142030_00170_13250_3911.N1	11-SEP-2004 18:48:18	Dark	114.00	14	58Alp Ori	0.87000	3000.0	228	13250	No
348	GOM_NL__2PRFIN20040911_185226_000000662030_00170_13250_3912.N1	11-SEP-2004 18:52:26	Dark	66.000	1	9Alp CMa	-1.4400	11000.	132	13250	No
349	GOM_NL__2PRFIN20040911_185449_000000482030_00170_13250_3913.N1	11-SEP-2004 18:54:49	Dark	48.000	23	21Eps CMa	1.5020	26000.	96	13250	No
350	GOM_NL__2PRFIN20040911_185704_000000492030_00170_13250_3914.N1	11-SEP-2004 18:57:04	Dark	48.500	177	1Zet CMa	3.0220	26000.	97	13250	No
351	GOM_NL__2PRFIN20040911_185959_000000432030_00170_13250_3915.N1	11-SEP-2004 18:59:59	Dark	43.000	161	Tau Pup	2.9310	4500.0	86	13250	No
352	GOM_NL__2PRFIN20040911_190116_000000562030_00170_13250_3916.N1	11-SEP-2004 19:01:16	Dark	56.000	2	Alp Car	-0.73600	7000.0	112	13250	No
353	GOM_NL__2PRFIN20040911_191049_000000382030_00171_13251_3883.N1	11-SEP-2004 19:10:49	Dark	38.000	135	Bet Hyi	2.8200	5800.0	76	13251	No
354	GOM_NL__2PRFIN20040911_191302_000000512030_00171_13251_3884.N1	11-SEP-2004 19:13:02	Dark	51.000	9	Alp Eri	0.45300	24000.	102	13251	No
355	GOM_NL__2PRFIN20040911_191623_000000382030_00171_13251_3885.N1	11-SEP-2004 19:16:23	Straylight	38.000	148	Alp Tuc	2.8780	4100.0	76	13251	No
356	GOM_NL__2PRFIN20040911_192005_000000432030_00171_13251_3886.N1	11-SEP-2004 19:20:05	Straylight	42.500	31	Alp Gru	1.7340	15200.	85	13251	No
357	GOM_NL__2PRFIN20040911_192253_000000402030_00171_13251_3887.N1	11-SEP-2004 19:22:53	Straylight	40.000	172	Gam Gru	3.0030	13100.	80	13251	No
358	GOM_NL__2PRFIN20040911_192415_000000472030_00171_13251_3888.N1	11-SEP-2004 19:24:15	Straylight	46.500	18	24Alp PsA	1.1660	9700.0	93	13251	No
359	GOM_NL__2PRFIN20040911_192645_000000722030_00171_13251_3889.N1	11-SEP-2004 19:26:45	Twilight	71.500	52	16Bet Cet	2.0370	4500.0	143	13251	No
360	GOM_NL__2PRFIN20040911_192849_000000412030_00171_13251_3890.N1	11-SEP-2004 19:28:49	Twilight	40.500	142	49Del Cap	2.8500	8900.0	81	13251	No
361	GOM_NL__2PRFIN20040911_193307_000000402030_00171_13251_3891.N1	11-SEP-2004 19:33:07	Bright	39.500	162	34Alp Aqr	2.9440	5350.0	79	13251	No
362	GOM_NL__2PRFIN20040911_193606_000000392030_00171_13251_3892.N1	11-SEP-2004 19:36:06	Bright	38.500	61	8Eps Peg	2.1000	3900.0	77	13251	No
363	GOM_NL__2PRFIN20040911_193757_000000432030_00171_13251_3893.N1	11-SEP-2004 19:37:57	Bright	43.000	90	54Alp Peg	2.4870	11000.	86	13251	No
364	GOM_NL__2PRFIN20040911_193954_000000552030_00171_13251_3894.N1	11-SEP-2004 19:39:54	Bright	54.500	140	88Gam Peg	2.8340	26000.	109	13251	No
365	GOM_NL__2PRFIN20040911_194212_000000412030_00171_13251_3895.N1	11-SEP-2004 19:42:12	Bright	40.500	164	44Eta Peg	2.9480	5400.0	81	13251	No
366	GOM_NL__2PRFIN20040911_194520_000000372030_00171_13251_3896.N1	11-SEP-2004 19:45:20	Bright	37.000	66	37Gam Cyg	2.2080	5900.0	74	13251	No
367	GOM_NL__2PRFIN20040911_194722_000000392030_00171_13251_3897.N1	11-SEP-2004 19:47:22	Bright	38.500	144	18Del Cyg	2.8600	11000.	77	13251	No
368	GOM_NL__2PRFIN20040911_195057_000000382030_00171_13251_3898.N1	11-SEP-2004 19:50:57	Bright	37.500	89	5Alp Cep	2.4510	8000.0	75	13251	No
369	GOM_NL__2PRFIN20040911_195221_000000432030_00171_13251_3899.N1	11-SEP-2004 19:52:21	Bright	42.500	74	11Bet Cas	2.2680	6600.0	85	13251	No
370	GOM_NL__2PRFIN20040911_195414_000000462030_00171_13251_3900.N1	11-SEP-2004 19:54:14	Bright	46.000	76	27Gam Cas	2.3000	30000.	92	13251	No
371	GOM_NL__2PRFIN20040911_195839_000000392030_00171_13251_3901.N1	11-SEP-2004 19:58:39	Bright	39.000	49	1Alp UMi	1.9900	6300.0	78	13251	No
372	GOM_NL__2PRFIN20040911_200039_000000602030_00171_13251_3902.N1	11-SEP-2004 20:00:39	Bright	59.500	160	23Gam Per	2.9300	4700.0	119	13251	No
373	GOM_NL__2PRFIN20040911_200241_000000682030_00171_13251_3903.N1	11-SEP-2004 20:02:41	Bright	67.500	35	33Alp Per	1.7950	6250.0	135	13251	No
374	GOM_NL__2PRFIN20040911_200547_000000362030_00171_13251_3904.N1	11-SEP-2004 20:05:47	Bright	36.000	36	50Alp UMa	1.8000	6300.0	72	13251	No
375	GOM_NL__2PRFIN20040911_200711_000000372030_00171_13251_3905.N1	11-SEP-2004 20:07:11	Bright	36.500	82	48Bet UMa	2.3650	10600.	73	13251	No
376	GOM_NL__2PRFIN20040911_200948_000000692030_00171_13251_3906.N1	11-SEP-2004 20:09:48	Bright	68.500	6	13Alp Aur	0.080000	3400.0	137	13251	No
377	GOM_NL__2PRFIN20040911_201424_000000572030_00171_13251_3907.N1	11-SEP-2004 20:14:24	Bright	57.000	107	37The Aur	2.6490	11000.	114	13251	No
378	GOM_NL__2PRFIN20040911_201708_000000482030_00171_13251_3908.N1	11-SEP-2004 20:17:08	Bright	47.500	17	78Bet Gem	1.1610	4500.0	95	13251	No
379	GOM_NL__2PRFIN20040911_201918_000000982030_00171_13251_3909.N1	11-SEP-2004 20:19:18	Twilight	97.500	28	12Bet Tau	1.6500	15200.	195	13251	No
380	GOM_NL__2PRFIN20040911_202423_000000572030_00171_13251_3910.N1	11-SEP-2004 20:24:23	Twilight	56.500	8	10Alp CMi	0.40000	6500.0	113	13251	No
381	GOM_NL__2PRFIN20040911_202855_000000982030_00171_13251_3911.N1	11-SEP-2004 20:28:55	Dark	97.500	14	58Alp Ori	0.87000	3000.0	195	13251	No
382	GOM_NL__2PRFIN20040911_203302_000000592030_00171_13251_3912.N1	11-SEP-2004 20:33:02	Dark	59.000	1	9Alp CMa	-1.4400	11000.	118	13251	No
383	GOM_NL__2PRFIN20040911_203526_000000452030_00171_13251_3913.N1	11-SEP-2004 20:35:26	Dark	45.000	23	21Eps CMa	1.5020	26000.	90	13251	No
384	GOM_NL__2PRFIN20040911_203741_000000482030_00171_13251_3914.N1	11-SEP-2004 20:37:41	Dark	47.500	177	1Zet CMa	3.0220	26000.	95	13251	No
385	GOM_NL__2PRFIN20040911_204036_000000452030_00171_13251_3915.N1	11-SEP-2004 20:40:36	Dark	45.000	161	Tau Pup	2.9310	4500.0	90	13251	No
386	GOM_NL__2PRFIN20040911_204153_000000562030_00172_13252_3916.N1	11-SEP-2004 20:41:53	Dark	56.000	2	Alp Car	-0.73600	7000.0	112	13252	No
387	GOM_NL__2PRFIN20040911_205125_000000402030_00172_13252_4015.N1	11-SEP-2004 20:51:25	Dark	40.000	135	Bet Hyi	2.8200	5800.0	80	13252	No
388	GOM_NL__2PRFIN20040911_205338_000000532030_00172_13252_4016.N1	11-SEP-2004 20:53:38	Dark	53.000	9	Alp Eri	0.45300	24000.	106	13252	No
389	GOM_NL__2PRFIN20040911_205659_000000442030_00172_13252_4017.N1	11-SEP-2004 20:56:59	Straylight	43.500	148	Alp Tuc	2.8780	4100.0	87	13252	No
390	GOM_NL__2PRFIN20040911_210041_000000412030_00172_13252_4018.N1	11-SEP-2004 21:00:41	Straylight	41.000	31	Alp Gru	1.7340	15200.	82	13252	No
391	GOM_NL__2PRFIN20040911_210328_000000412030_00172_13252_4019.N1	11-SEP-2004 21:03:28	Straylight	40.500	172	Gam Gru	3.0030	13100.	81	13252	No
392	GOM_NL__2PRFIN20040911_210451_000000462030_00172_13252_4020.N1	11-SEP-2004 21:04:51	Straylight	46.000	18	24Alp PsA	1.1660	9700.0	92	13252	No
393	GOM_NL__2PRFIN20040911_210721_000000662030_00172_13252_4021.N1	11-SEP-2004 21:07:21	Twilight	66.000	52	16Bet Cet	2.0370	4500.0	132	13252	No
394	GOM_NL__2PRFIN20040911_210926_000000412030_00172_13252_4022.N1	11-SEP-2004 21:09:26	Twilight	40.500	142	49Del Cap	2.8500	8900.0	81	13252	No
395	GOM_NL__2PRFIN20040911_211343_000000392030_00172_13252_4023.N1	11-SEP-2004 21:13:43	Bright	39.000	162	34Alp Aqr	2.9440	5350.0	78	13252	No
396	GOM_NL__2PRFIN20040911_211642_000000392030_00172_13252_4024.N1	11-SEP-2004 21:16:42	Bright	39.000	61	8Eps Peg	2.1000	3900.0	78	13252	No

397	GOM_NL__2PRFIN20040911_211833_000000442030_00172_13252_4025.N1	11-SEP-2004 21:18:33	Bright	43.500	90	54Alp Peg	2.4870	11000.	87	13252	No
398	GOM_NL__2PRFIN20040911_212029_000000552030_00172_13252_4026.N1	11-SEP-2004 21:20:29	Bright	54.500	140	88Gam Peg	2.8340	26000.	109	13252	No
399	GOM_NL__2PRFIN20040911_212247_000000422030_00172_13252_4027.N1	11-SEP-2004 21:22:47	Bright	41.500	164	44Eta Peg	2.9480	5400.0	83	13252	No
400	GOM_NL__2PRFIN20040911_212556_000000402030_00172_13252_4028.N1	11-SEP-2004 21:25:56	Bright	39.500	66	37Gam Cyg	2.2080	5900.0	79	13252	No
401	GOM_NL__2PRFIN20040911_212758_000000382030_00172_13252_4029.N1	11-SEP-2004 21:27:58	Bright	38.000	144	18Del Cyg	2.8600	11000.	76	13252	No
402	GOM_NL__2PRFIN20040911_213133_000000352030_00172_13252_4030.N1	11-SEP-2004 21:31:33	Bright	35.000	89	5Alp Cep	2.4510	8000.0	70	13252	No
403	GOM_NL__2PRFIN20040911_213256_000000442030_00172_13252_4031.N1	11-SEP-2004 21:32:56	Bright	43.500	74	11Bet Cas	2.2680	6600.0	87	13252	No
404	GOM_NL__2PRFIN20040911_213450_000000442030_00172_13252_4032.N1	11-SEP-2004 21:34:50	Bright	43.500	76	27Gam Cas	2.3000	30000.	87	13252	No
405	GOM_NL__2PRFIN20040911_213915_000000382030_00172_13252_4033.N1	11-SEP-2004 21:39:15	Bright	38.000	49	1Alp UMi	1.9900	6300.0	76	13252	No
406	GOM_NL__2PRFIN20040911_214114_000000582030_00172_13252_4034.N1	11-SEP-2004 21:41:14	Bright	58.000	160	23Gam Per	2.9300	4700.0	116	13252	No
407	GOM_NL__2PRFIN20040911_214316_000000672030_00172_13252_4035.N1	11-SEP-2004 21:43:16	Bright	67.000	35	33Alp Per	1.7950	6250.0	134	13252	No
408	GOM_NL__2PRFIN20040911_214623_000000382030_00172_13252_4036.N1	11-SEP-2004 21:46:23	Bright	38.000	36	50Alp UMa	1.8000	6300.0	76	13252	No
409	GOM_NL__2PRFIN20040911_214748_000000382030_00172_13252_4037.N1	11-SEP-2004 21:47:48	Bright	37.500	82	48Bet UMa	2.3650	10600.	75	13252	No
410	GOM_NL__2PRFIN20040911_215024_000000692030_00172_13252_4038.N1	11-SEP-2004 21:50:24	Bright	69.000	6	13Alp Aur	0.080000	3400.0	138	13252	No
411	GOM_NL__2PRFIN20040911_215500_000000592030_00172_13252_4039.N1	11-SEP-2004 21:55:00	Bright	58.500	107	37The Aur	2.6490	11000.	117	13252	No
412	GOM_NL__2PRFIN20040911_215744_000000462030_00172_13252_4040.N1	11-SEP-2004 21:57:44	Bright	46.000	17	78Bet Gem	1.1610	4500.0	92	13252	No
413	GOM_NL__2PRFIN20040911_215954_000000982030_00172_13252_4041.N1	11-SEP-2004 21:59:54	Twilight	97.500	28	12Bet Tau	1.6500	15200.	195	13252	No
414	GOM_NL__2PRFIN20040911_220459_000000542030_00172_13252_4042.N1	11-SEP-2004 22:04:59	Twilight	54.000	8	10Alp CMi	0.40000	6500.0	108	13252	No
415	GOM_NL__2PRFIN20040911_220933_000001042030_00172_13252_4043.N1	11-SEP-2004 22:09:33	Dark	103.50	14	58Alp Ori	0.87000	3000.0	207	13252	No
416	GOM_NL__2PRFIN20040911_221339_000000662030_00172_13252_4044.N1	11-SEP-2004 22:13:39	Dark	66.000	1	9Alp CMa	-1.4400	11000.	132	13252	No
417	GOM_NL__2PRFIN20040911_221603_000000492030_00172_13252_4045.N1	11-SEP-2004 22:16:03	Dark	49.000	23	21Eps CMa	1.5020	26000.	98	13252	No
418	GOM_NL__2PRFIN20040911_221817_000000492030_00172_13252_4046.N1	11-SEP-2004 22:18:17	Dark	48.500	177	1Zet CMa	3.0220	26000.	97	13252	No
419	GOM_NL__2PRFIN20040911_222113_000000422030_00172_13252_4047.N1	11-SEP-2004 22:21:13	Dark	42.000	161	Tau Pup	2.9310	4500.0	84	13252	No
420	GOM_NL__2PRFIN20040911_222229_000000542030_00173_13253_4048.N1	11-SEP-2004 22:22:29	Dark	53.500	2	Alp Car	-0.73600	7000.0	107	13253	No
421	GOM_NL__2PRFIN20040911_223201_000000392030_00173_13253_4016.N1	11-SEP-2004 22:32:01	Dark	39.000	135	Bet Hyi	2.8200	5800.0	78	13253	No
422	GOM_NL__2PRFIN20040911_223414_000000542030_00173_13253_4017.N1	11-SEP-2004 22:34:14	Dark	54.000	9	Alp Eri	0.45300	24000.	108	13253	No
423	GOM_NL__2PRFIN20040911_223735_000000402030_00173_13253_4018.N1	11-SEP-2004 22:37:35	Straylight	40.000	148	Alp Tuc	2.8780	4100.0	80	13253	No
424	GOM_NL__2PRFIN20040911_224117_000000422030_00173_13253_4019.N1	11-SEP-2004 22:41:17	Straylight	42.000	31	Alp Gru	1.7340	15200.	84	13253	No
425	GOM_NL__2PRFIN20040911_224404_000000392030_00173_13253_4020.N1	11-SEP-2004 22:44:04	Straylight	39.000	172	Gam Gru	3.0030	13100.	78	13253	No
426	GOM_NL__2PRFIN20040911_224527_000000492030_00173_13253_4021.N1	11-SEP-2004 22:45:27	Straylight	48.500	18	24Alp PsA	1.1660	9700.0	97	13253	No
427	GOM_NL__2PRFIN20040911_224757_000000742030_00173_13253_4022.N1	11-SEP-2004 22:47:57	Twilight	73.500	52	16Bet Cet	2.0370	4500.0	147	13253	No
428	GOM_NL__2PRFIN20040911_225001_000000422030_00173_13253_4023.N1	11-SEP-2004 22:50:01	Twilight	42.000	142	49Del Cap	2.8500	8900.0	84	13253	No
429	GOM_NL__2PRFIN20040911_225418_000000392030_00173_13253_4024.N1	11-SEP-2004 22:54:18	Bright	39.000	162	34Alp Aqr	2.9440	5350.0	78	13253	No
430	GOM_NL__2PRFIN20040911_225717_000000412030_00173_13253_4025.N1	11-SEP-2004 22:57:17	Bright	40.500	61	8Eps Peg	2.1000	3900.0	81	13253	No
431	GOM_NL__2PRFIN20040911_225908_000000442030_00173_13253_4026.N1	11-SEP-2004 22:59:08	Bright	43.500	90	54Alp Peg	2.4870	11000.	87	13253	No
432	GOM_NL__2PRFIN20040911_230103_000000542030_00173_13253_4027.N1	11-SEP-2004 23:01:03	Bright	53.500	140	88Gam Peg	2.8340	26000.	107	13253	No
433	GOM_NL__2PRFIN20040911_230323_000000422030_00173_13253_4028.N1	11-SEP-2004 23:03:23	Bright	41.500	164	44Eta Peg	2.9480	5400.0	83	13253	No
434	GOM_NL__2PRFIN20040911_230633_000000382030_00173_13253_4029.N1	11-SEP-2004 23:06:33	Bright	37.500	66	37Gam Cyg	2.2080	5900.0	75	13253	No
435	GOM_NL__2PRFIN20040911_230835_000000392030_00173_13253_4030.N1	11-SEP-2004 23:08:35	Bright	38.500	144	18Del Cyg	2.8600	11000.	77	13253	No
436	GOM_NL__2PRFIN20040911_231209_000000372030_00173_13253_4031.N1	11-SEP-2004 23:12:09	Bright	36.500	89	5Alp Cep	2.4510	8000.0	73	13253	No
437	GOM_NL__2PRFIN20040911_231331_000000442030_00173_13253_4032.N1	11-SEP-2004 23:13:31	Bright	44.000	74	11Bet Cas	2.2680	6600.0	88	13253	No
438	GOM_NL__2PRFIN20040911_231525_000000462030_00173_13253_4033.N1	11-SEP-2004 23:15:25	Bright	45.500	76	27Gam Cas	2.3000	30000.	91	13253	No
439	GOM_NL__2PRFIN20040911_231951_000000382030_00173_13253_4034.N1	11-SEP-2004 23:19:51	Bright	38.000	49	1Alp UMi	1.9900	6300.0	76	13253	No
440	GOM_NL__2PRFIN20040911_232148_000000602030_00173_13253_4035.N1	11-SEP-2004 23:21:48	Bright	60.000	160	23Gam Per	2.9300	4700.0	120	13253	No
441	GOM_NL__2PRFIN20040911_232351_000000682030_00173_13253_4036.N1	11-SEP-2004 23:23:51	Bright	67.500	35	33Alp Per	1.7950	6250.0	135	13253	No
442	GOM_NL__2PRFIN20040911_232659_000000392030_00173_13253_4037.N1	11-SEP-2004 23:26:59	Bright	38.500	36	50Alp UMa	1.8000	6300.0	77	13253	No
443	GOM_NL__2PRFIN20040911_232823_000000522030_00173_13253_4038.N1	11-SEP-2004 23:28:23	Bright	52.000	82	48Bet UMa	2.3650	10600.	104	13253	No
444	GOM_NL__2PRFIN20040911_233059_000000632030_00173_13253_4039.N1	11-SEP-2004 23:30:59	Bright	62.500	6	13Alp Aur	0.080000	3400.0	125	13253	No
445	GOM_NL__2PRFIN20040911_233536_000000572030_00173_13253_4040.N1	11-SEP-2004 23:35:36	Bright	56.500	107	37The Aur	2.6490	11000.	113	13253	No
446	GOM_NL__2PRFIN20040911_233820_000000472030_00173_13253_4041.N1	11-SEP-2004 23:38:20	Bright	47.000	17	78Bet Gem	1.1610	4500.0	94	13253	No
447	GOM_NL__2PRFIN20040911_234031_000000942030_00173_13253_4042.N1	11-SEP-2004 23:40:31	Twilight	93.500	28	12Bet Tau	1.6500	15200.	187	13253	No
448	GOM_NL__2PRFIN20040911_234535_000000602030_00173_13253_4043.N1	11-SEP-2004 23:45:35	Twilight	60.000	8	10Alp CMi	0.40000	6500.0	120	13253	No
449	GOM_NL__2PRFIN20040911_235011_000001002030_00173_13253_4044.N1	11-SEP-2004 23:50:11	Dark	99.500	14	58Alp Ori	0.87000	3000.0	199	13253	No
450	GOM_NL__2PRFIN20040911_235415_000000582030_00173_13253_4045.N1	11-SEP-2004 23:54:15	Dark	57.500	1	9Alp CMa	-1.4400	11000.	115	13253	No
451	GOM_NL__2PRFIN20040911_235638_000000482030_00173_13253_4046.N1	11-SEP-2004 23:56:38	Dark	47.500	23	21Eps CMa	1.5020	26000.	95	13253	No

In this section it is plotted some information contained in the Quality Summary data set of the level 2 products. Only products in dark limb conditions and without errors (error flag in the MPH set to "0") are used.

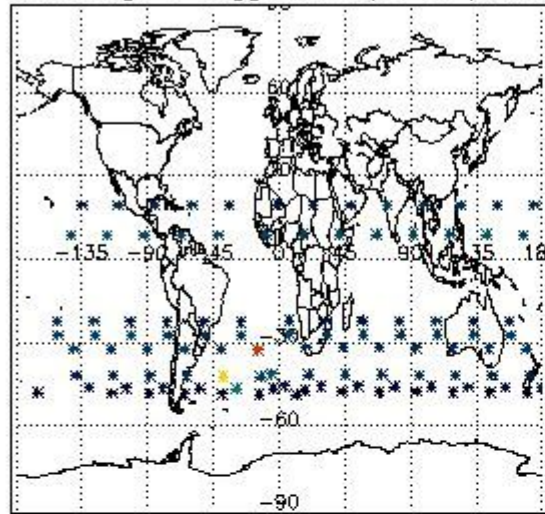
### 3.1 Plot quality information per product (time dependant)



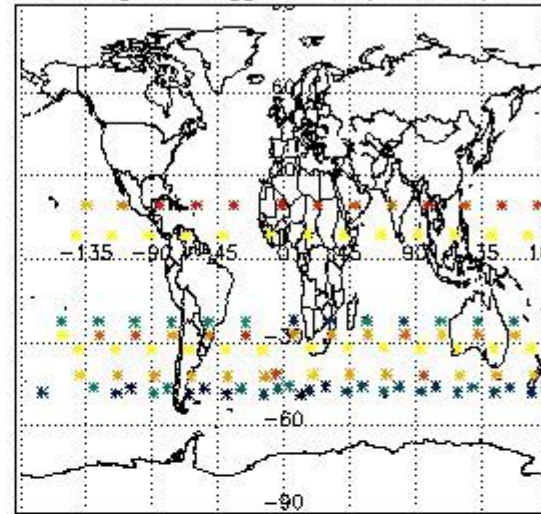
### 3.2 Plot quality information per product (world map)



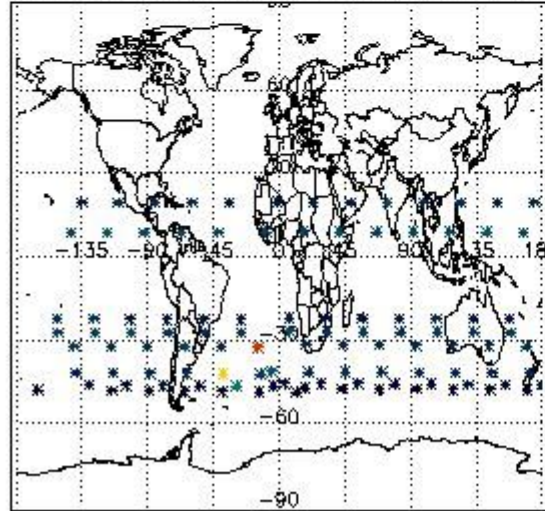
Percentage of flagged data per O3 profile



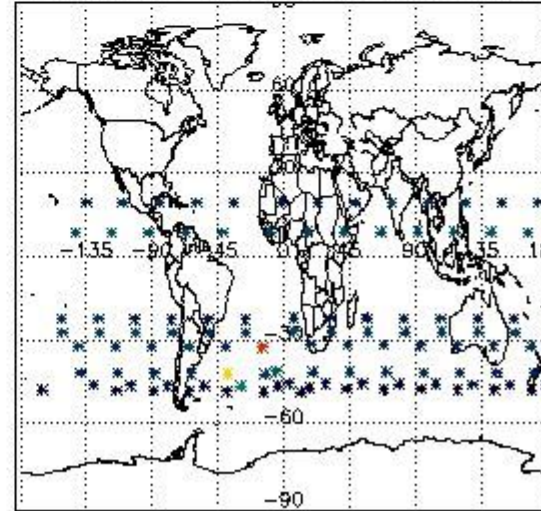
Percentage of flagged data per H2O profile



Percentage of flagged data per NO2 profile



Percentage of flagged data per NO3 profile

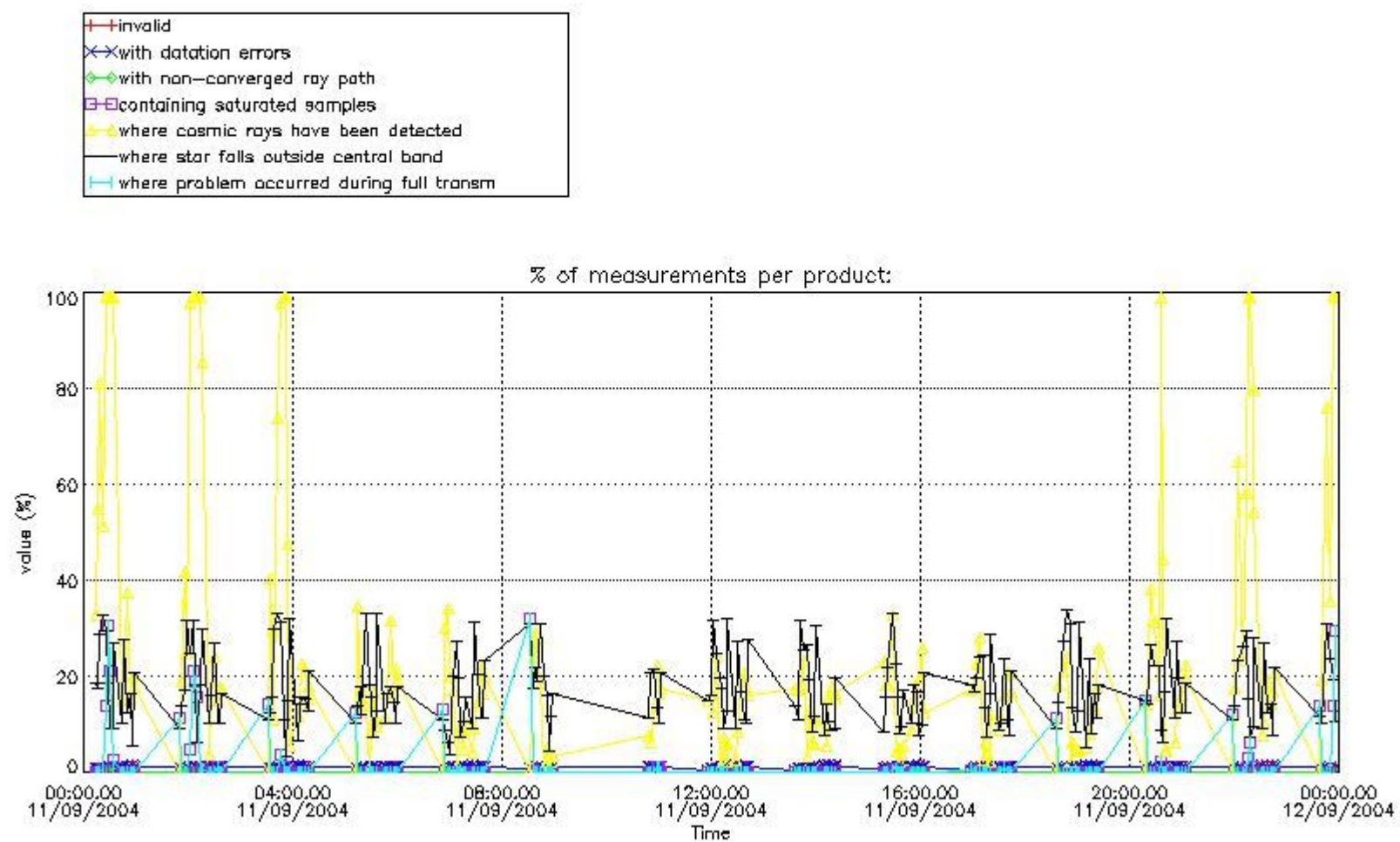


#### 4. Level 1 quality information per product

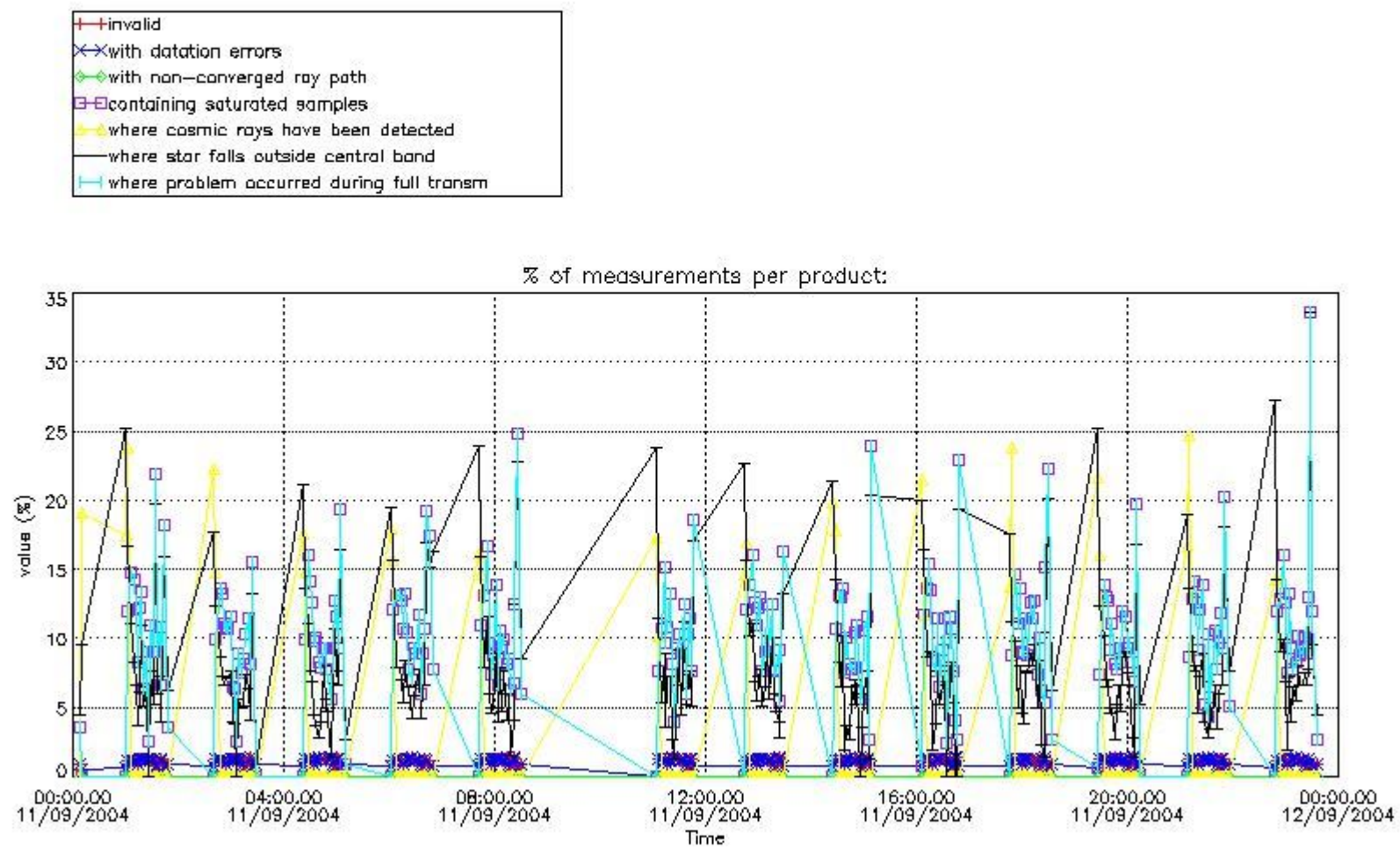
In this section it is plotted some information contained in the Quality Summary data set of the level 2 products that comes from the level 1b processing. Products without errors (error flag in the MPH set to "0") are used.

##### 4.1 Plot quality information per product (time dependant) coming from level 1b processing

###### 4.1.1 Plot level 1 quality information per product (time dependant): ENVISAT ASCENDING passes



4.1.2 Plot level 1 quality information per product (time dependant): ENVISAT DESCENDING passes

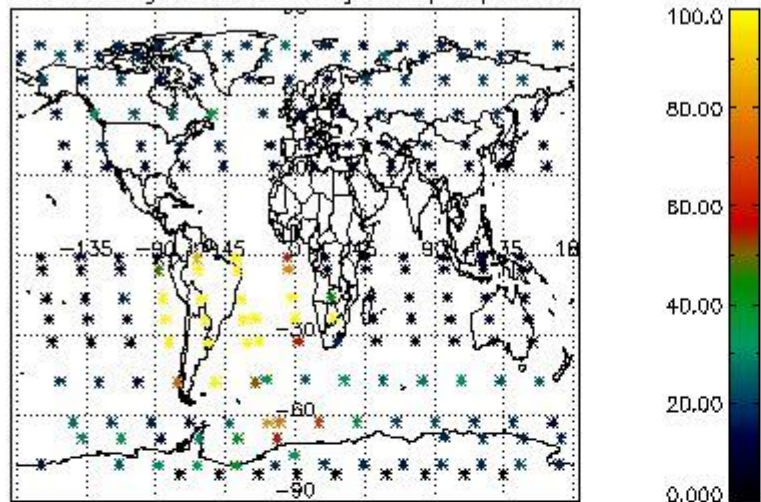


4.2 Plot quality information per product coming from level 1b processing (world map)

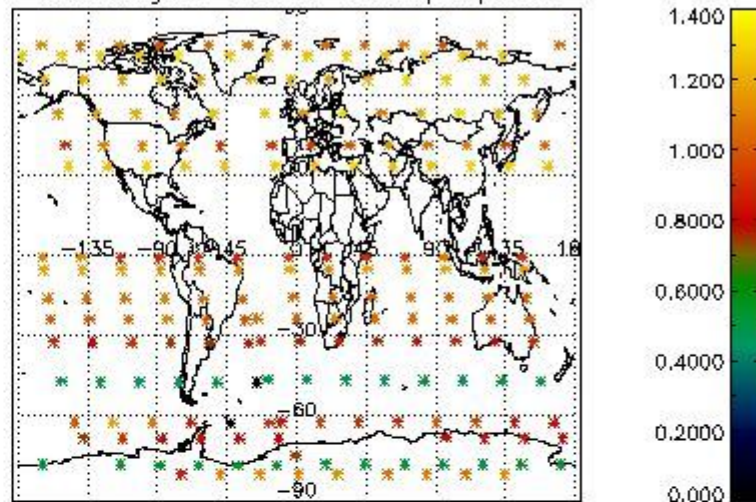
4.2.1 Plot level 1 quality information per product (world map): ENVISAT ASCENDING passes



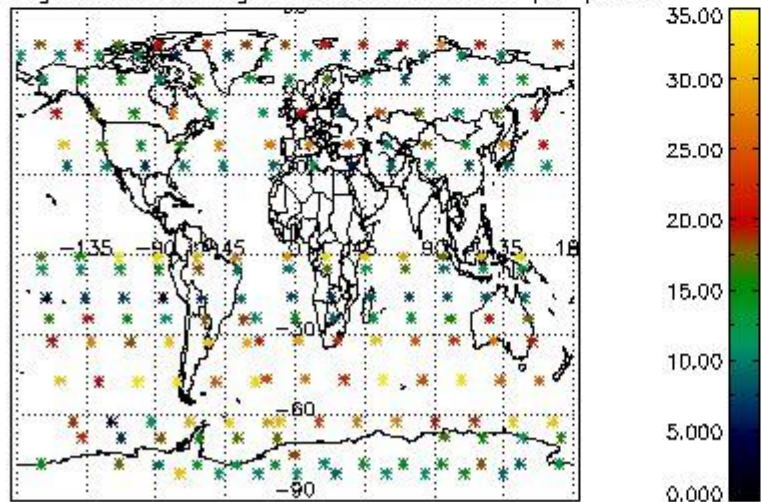
Percentage of cosmic ray hits per profile



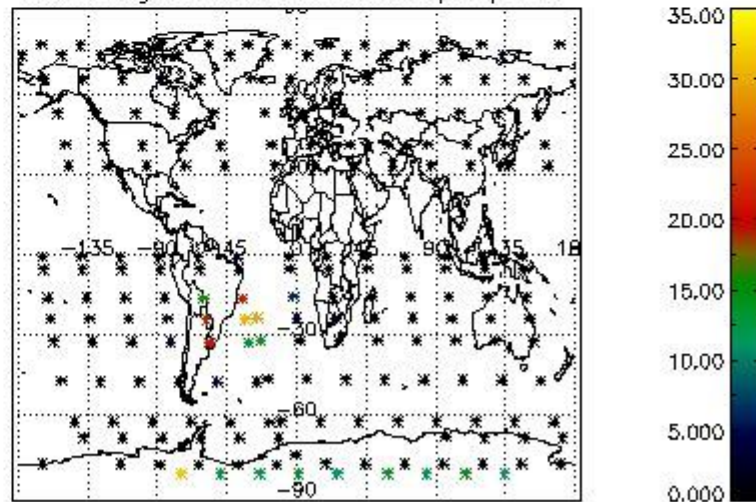
Percentage of datation errors per profile



Percentage of star falling outside central band per profile

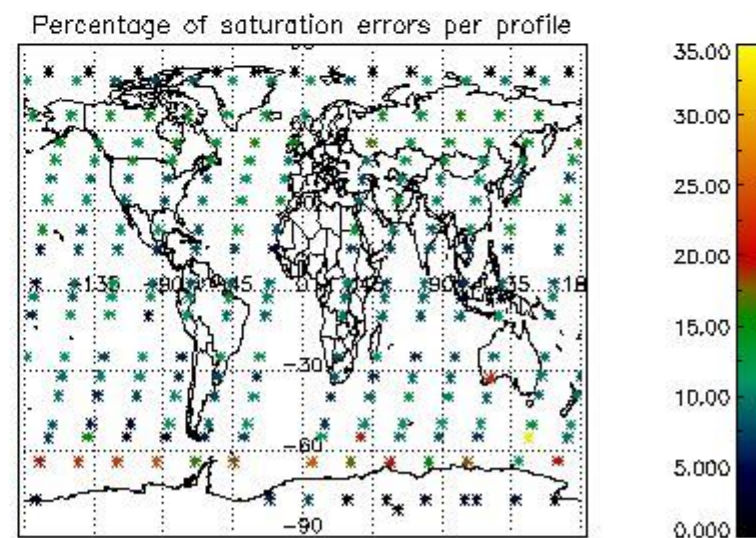
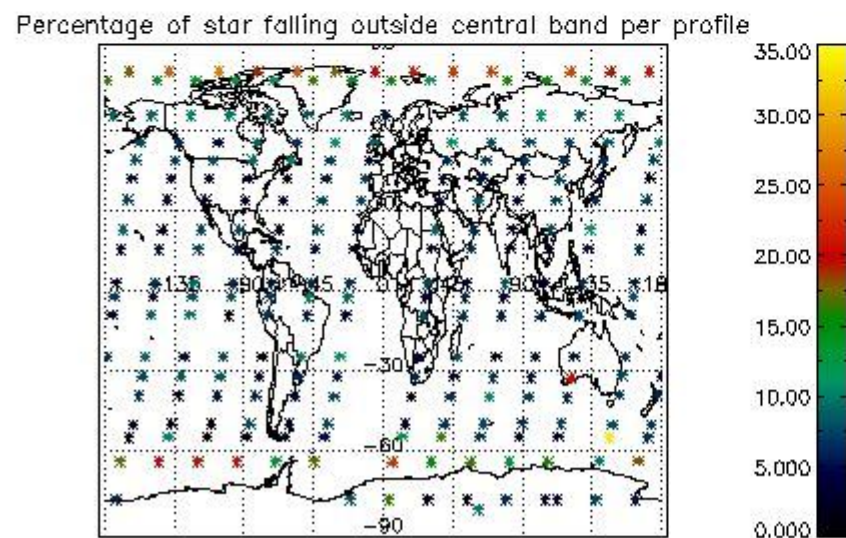
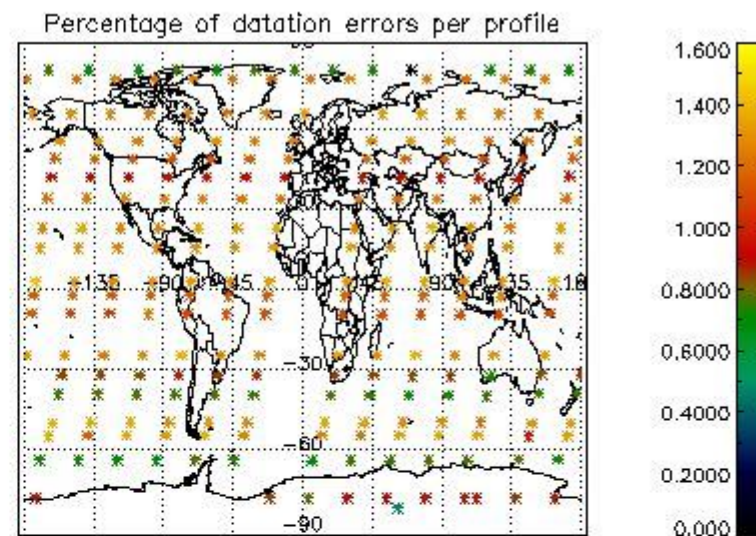
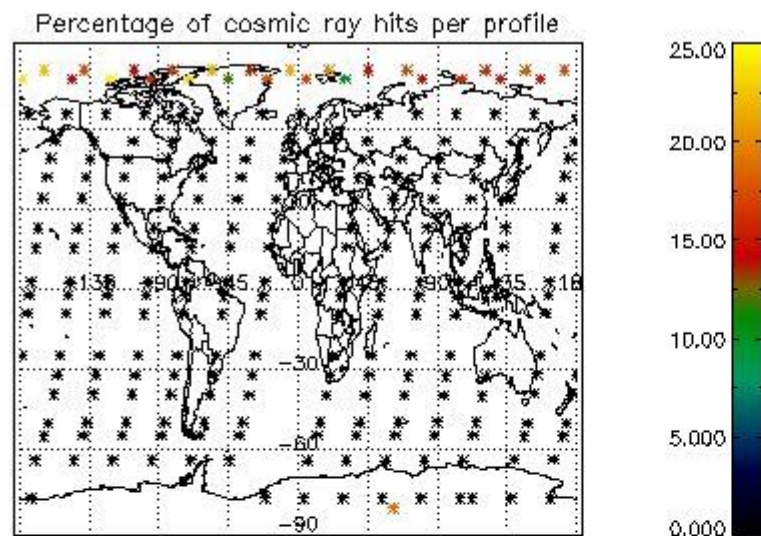


Percentage of saturation errors per profile



4.2.2 Plot level 1 quality information per product (world map): ENVISAT DESCENDING passes





## 5. Trace gas profiles

### 5.1 Ozone statistics based on quality of products

The final quality of the products can be "measured" using the STD (Standard Deviation) attached to every point profile. This information is written to the parameter GOM\_NL\_\_2P/NL\_LOCAL\_SPECIES\_DENSITY/o3\_std of the level 2 products. The table below shows the statistics for given STD ranges.

The statistics are given with respect to the overall valid production:

- Products without fatal errors: GOM\_NL\_\_2P/MPH/PRODUCT\_ERR=0
- Valid point profile: GOM\_NL\_\_2P/NL\_LOCAL\_SPECIES\_DENSITY/pcd(0)=0

The 'Criteria' is applied to valid points of dark limb products:

- Products in dark limb illumination condition: GOM\_NL\_\_2P/NL\_SUMMARY\_QUALITY/obs\_ill\_cond=0
- Products without fatal errors: GOM\_NL\_\_2P/MPH/PRODUCT\_ERR=0
- Valid point profile: GOM\_NL\_\_2P/NL\_LOCAL\_SPECIES\_DENSITY/pcd(0)=0

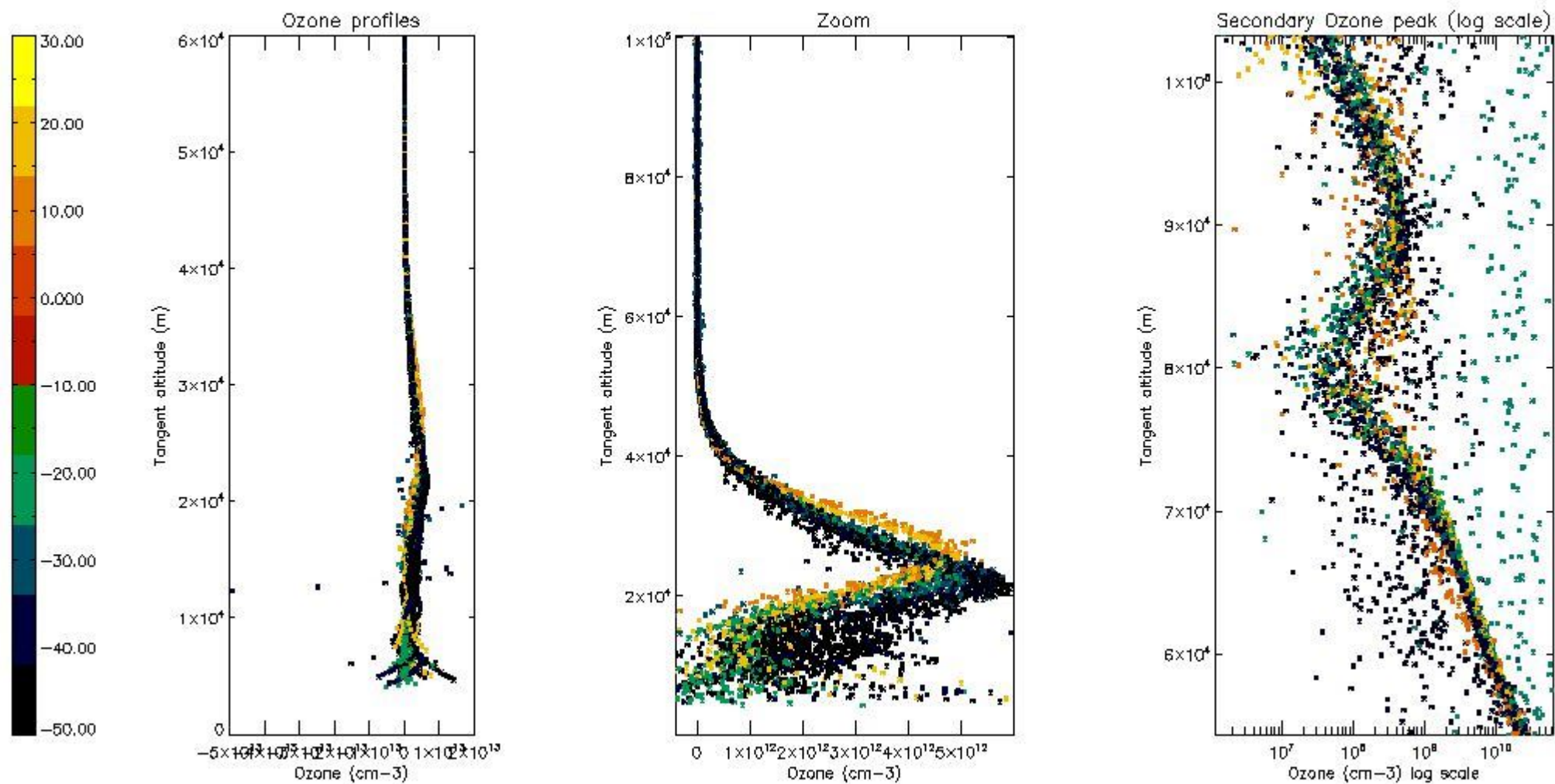
So, the table below shows the percentage of dark limb and valid observations for each criteria with respect to the overall valid daily observations.

Criteria	% of total production
All STD	27
STD < 20	15

STD < 10	12
STD < 5	10

5.2 Plot ozone profiles for all STD (dark without errors)

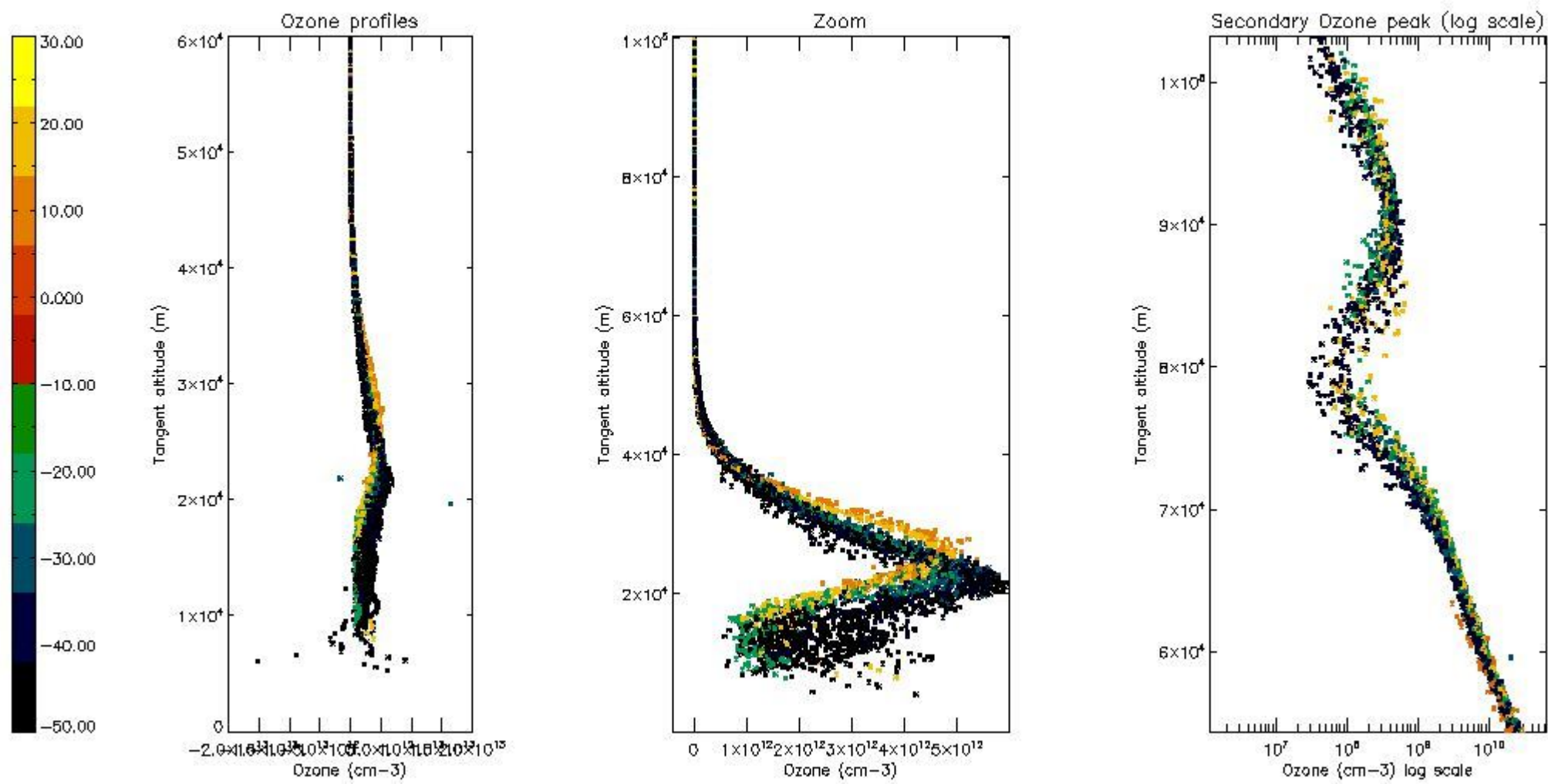
The colorbar represents the latitude.



5.3 Plot ozone profiles where STD < 20% (dark without errors)

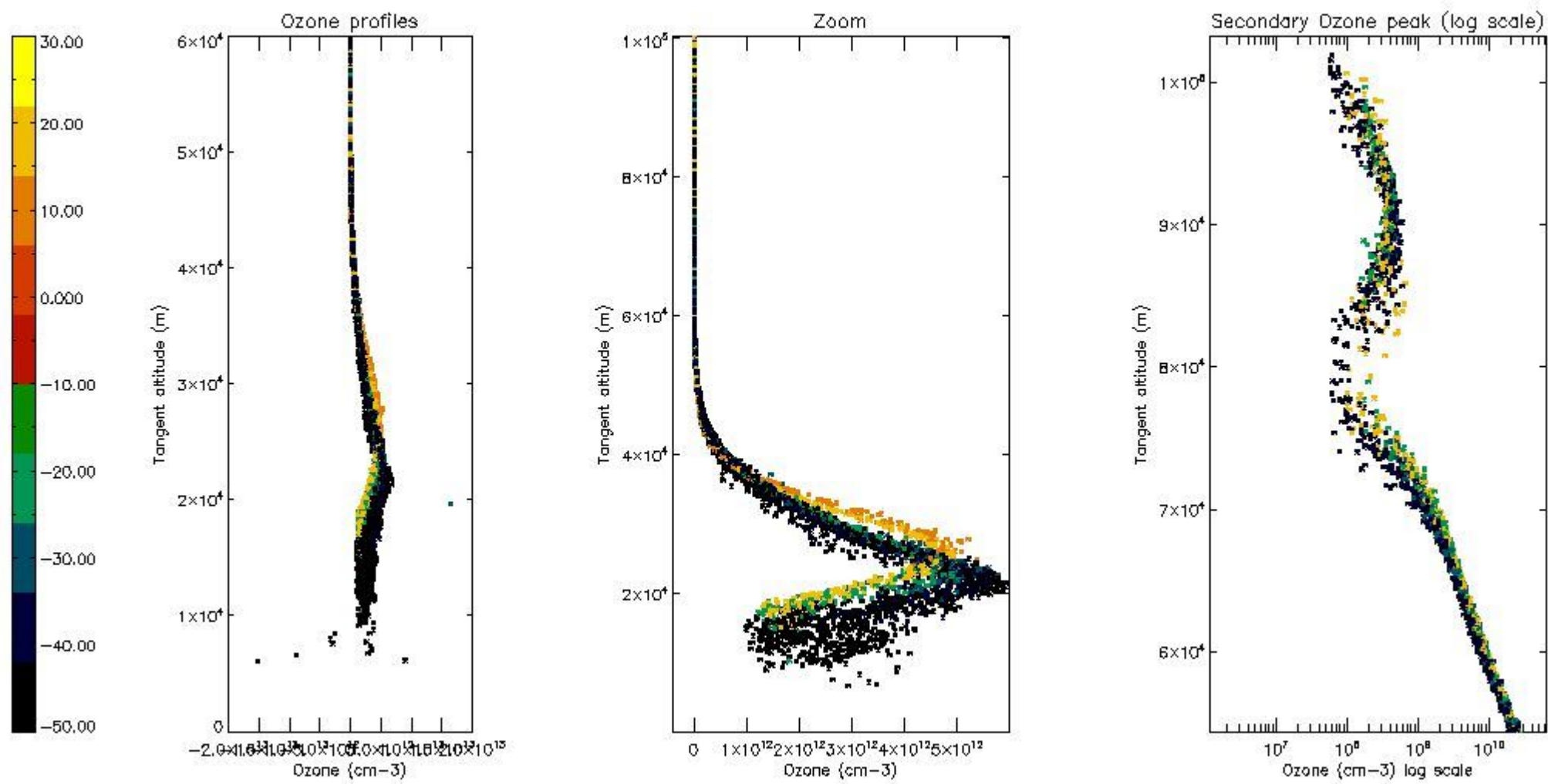
The colorbar represents the latitude.





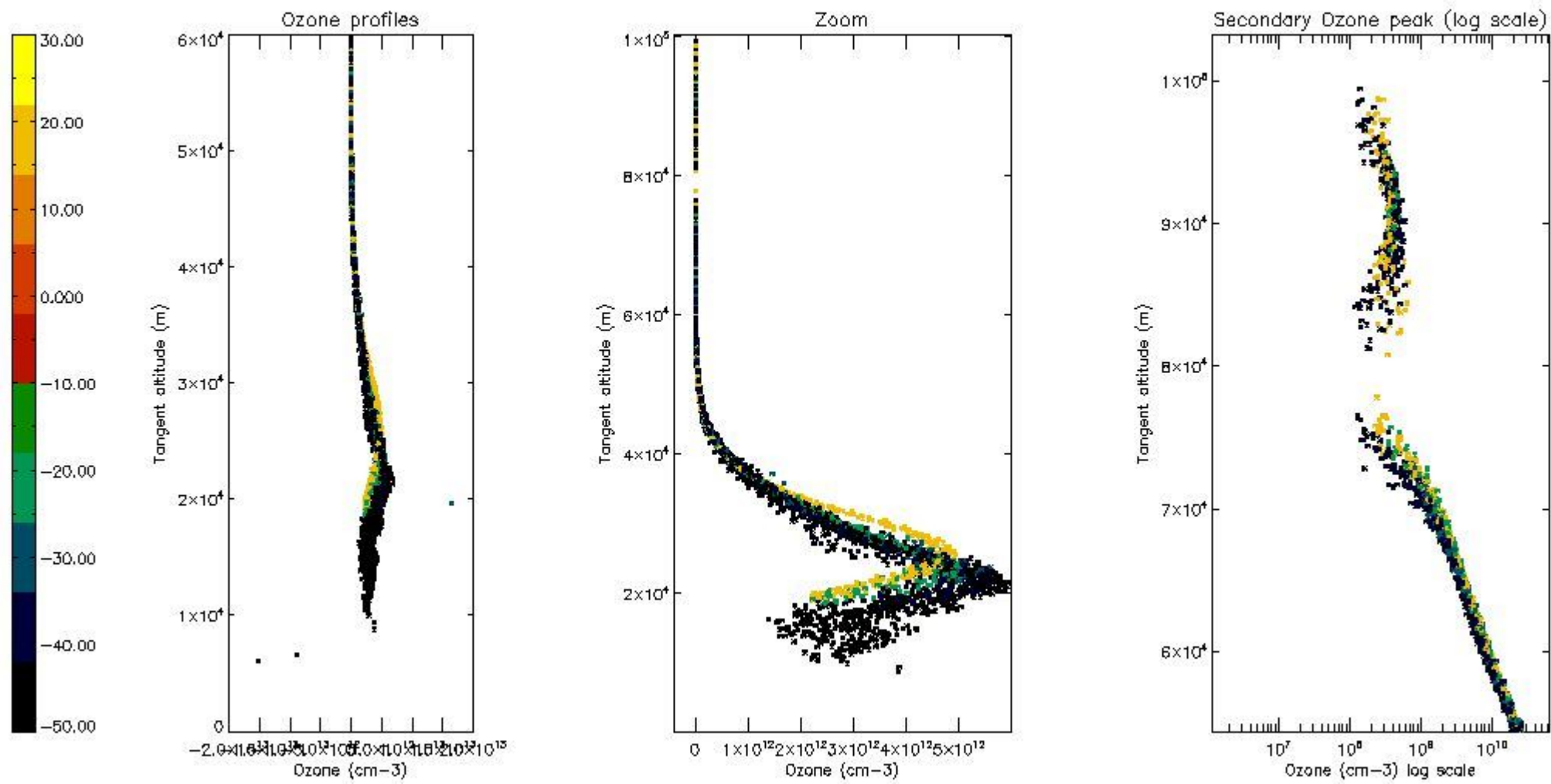
*5.4 Plot ozone profiles where STD < 10% (dark without errors)*

The colorbar represents the latitude.



*5.5 Plot ozone profiles where STD < 5% (dark without errors)*

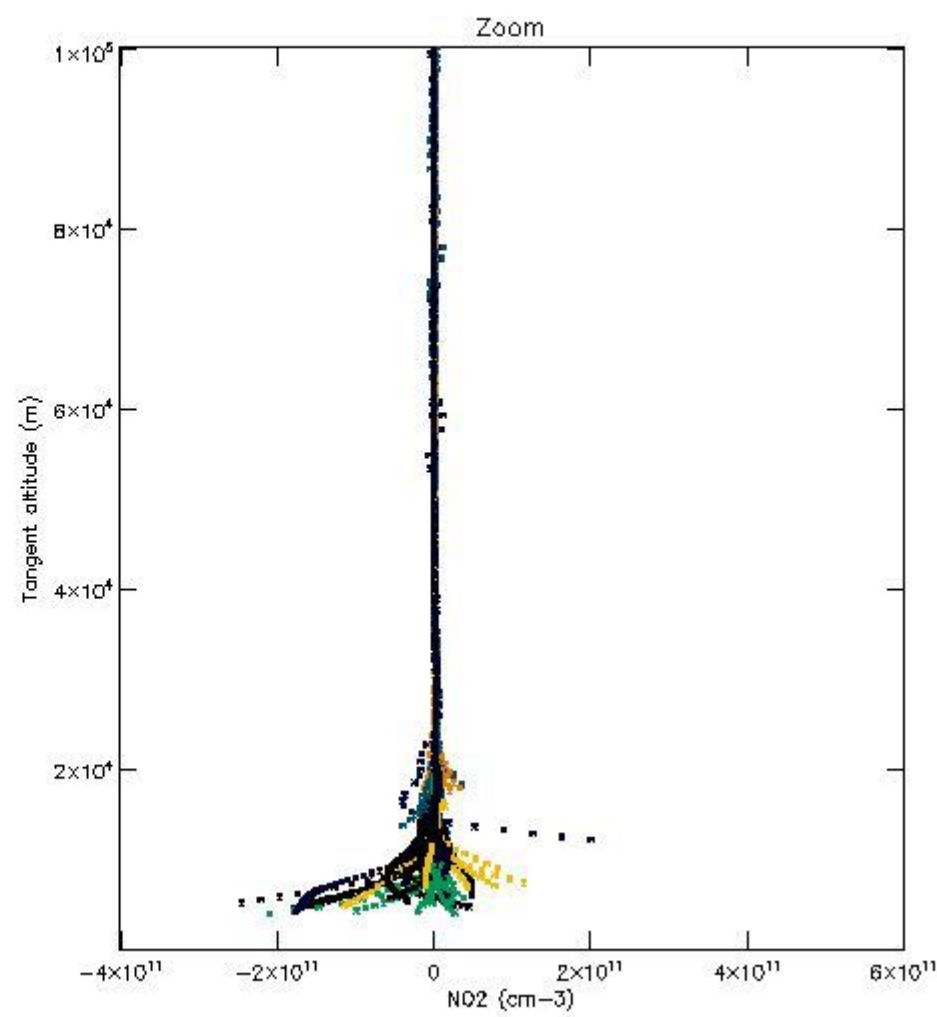
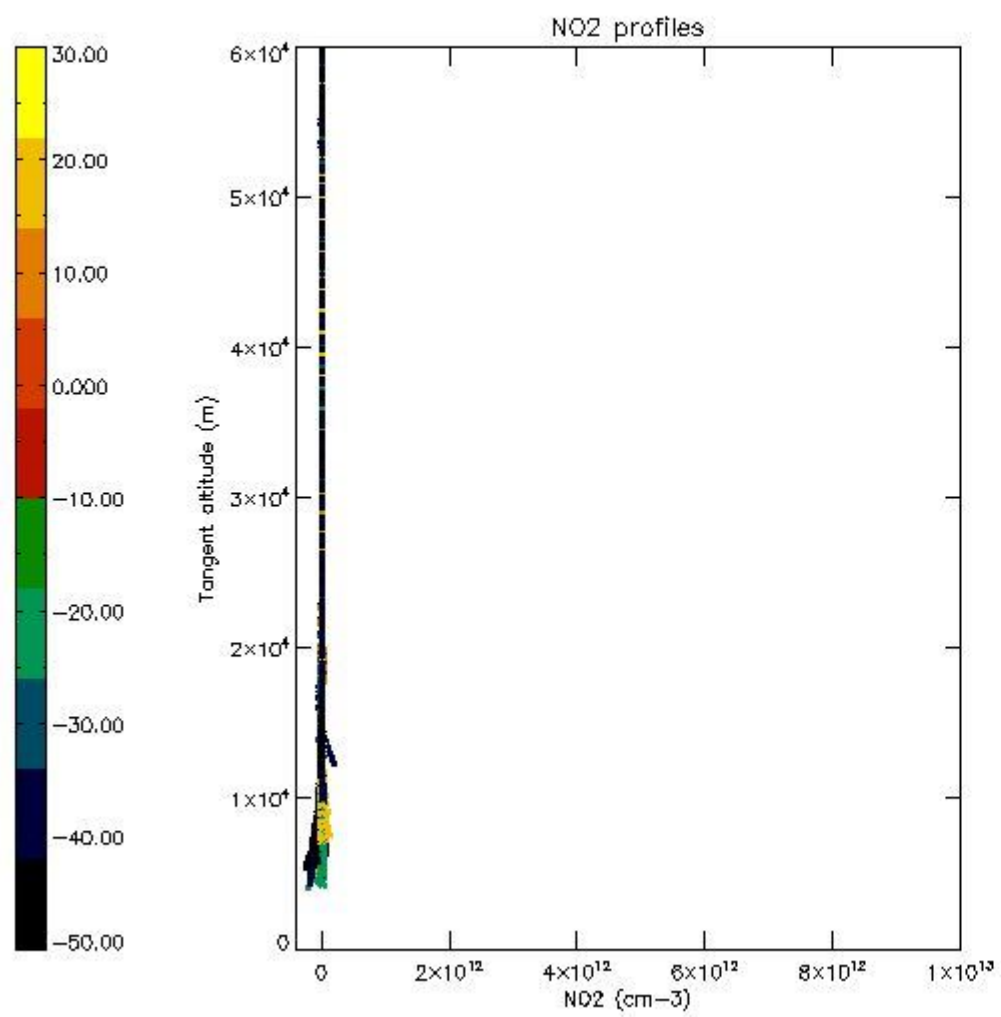
The colorbar represents the latitude.



*5.6 Plot NO<sub>2</sub> profiles for all STD (dark without errors)*

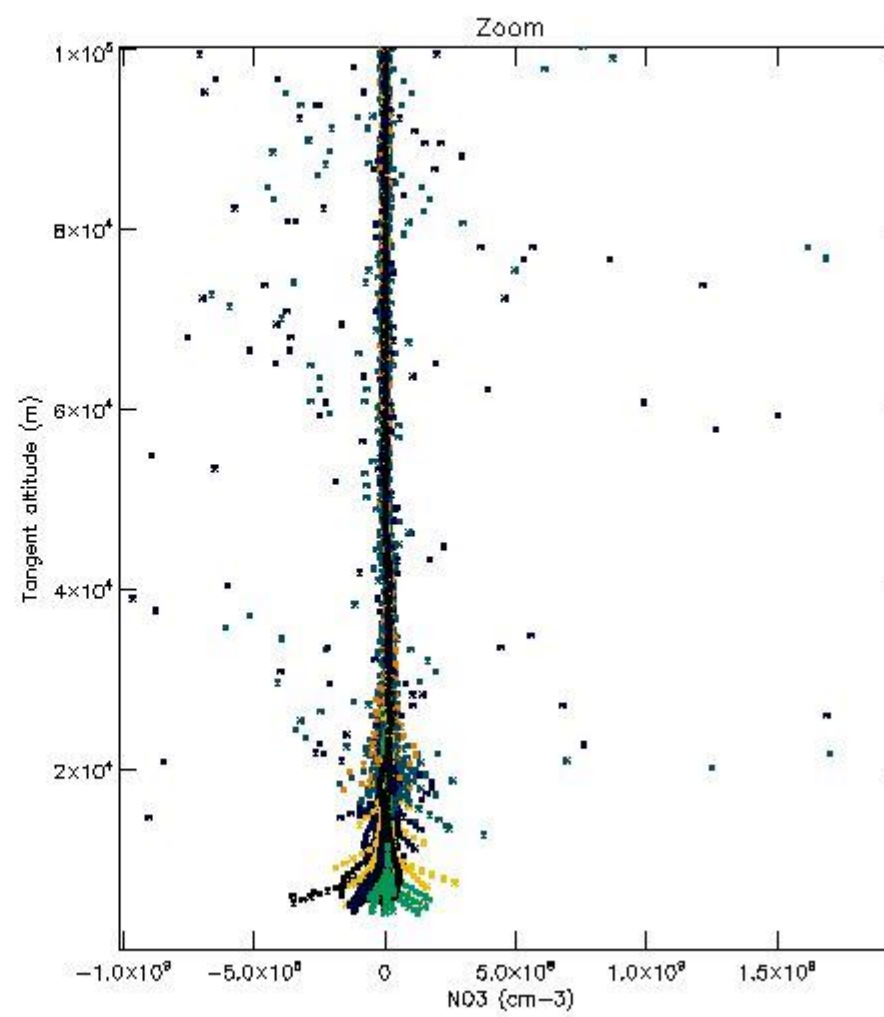
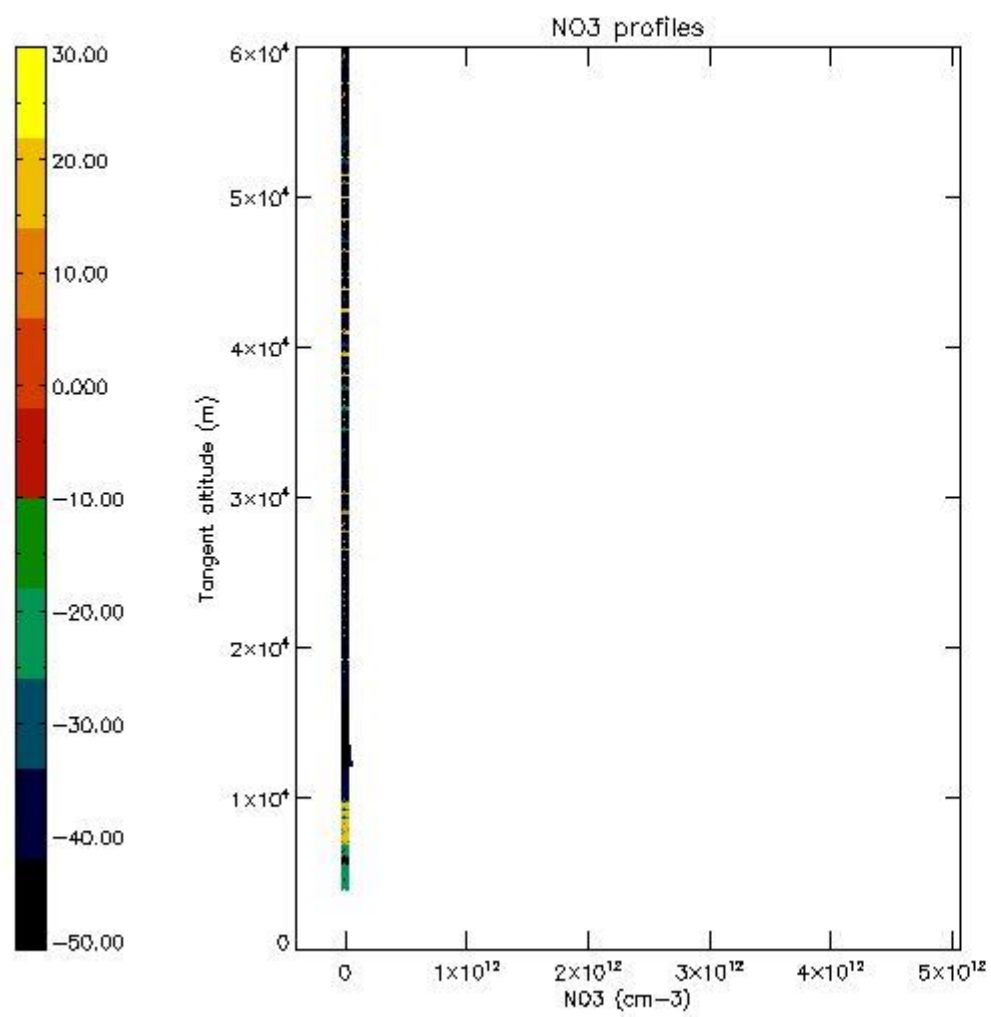
The colorbar represents the latitude.





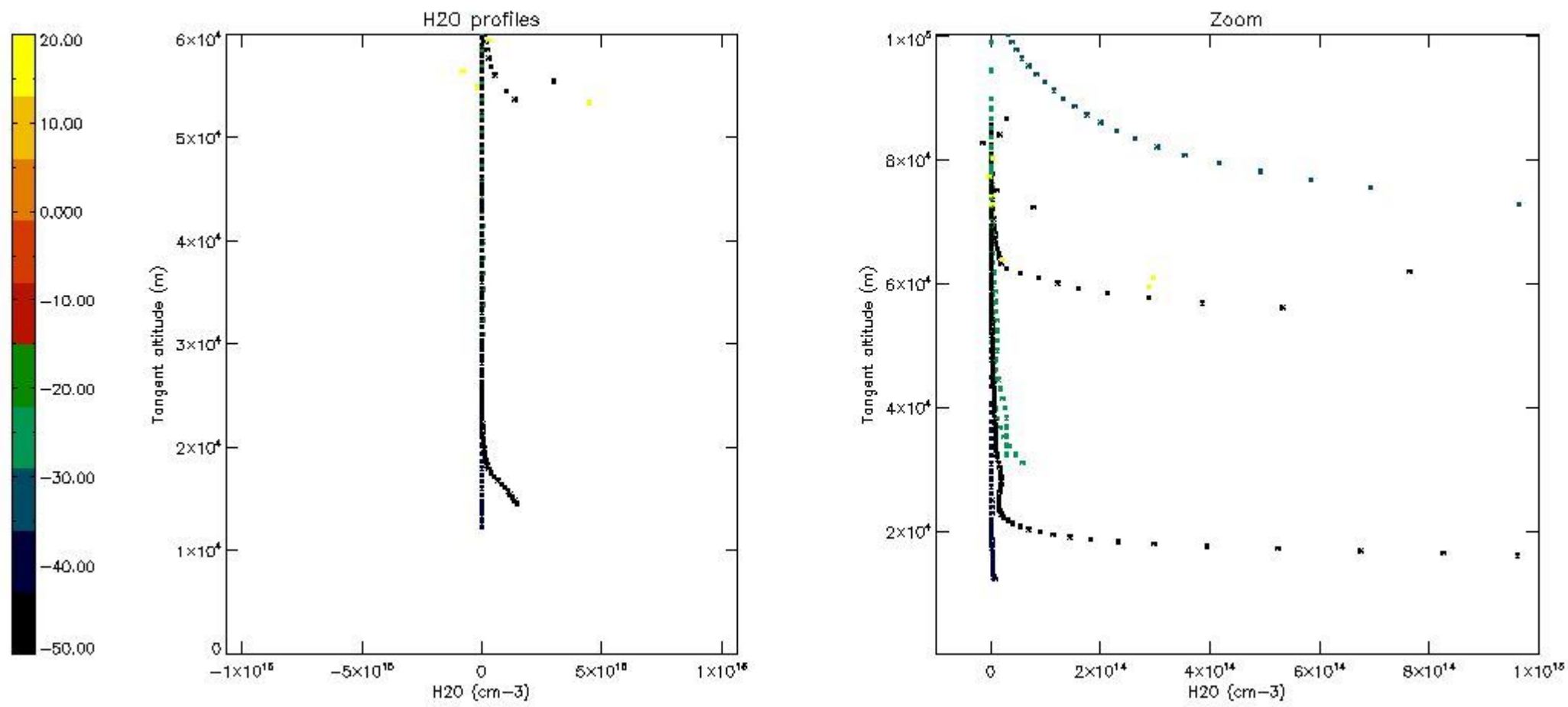
*5.7 Plot NO3 profiles for all STD (dark without errors)*

The colorbar represents the latitude.



5.8 Plot H2O profiles for all STD (only for occultations of stars 1,2,3,4,13,14,16,26,63 dark without errors)

The colorbar represents the latitude.

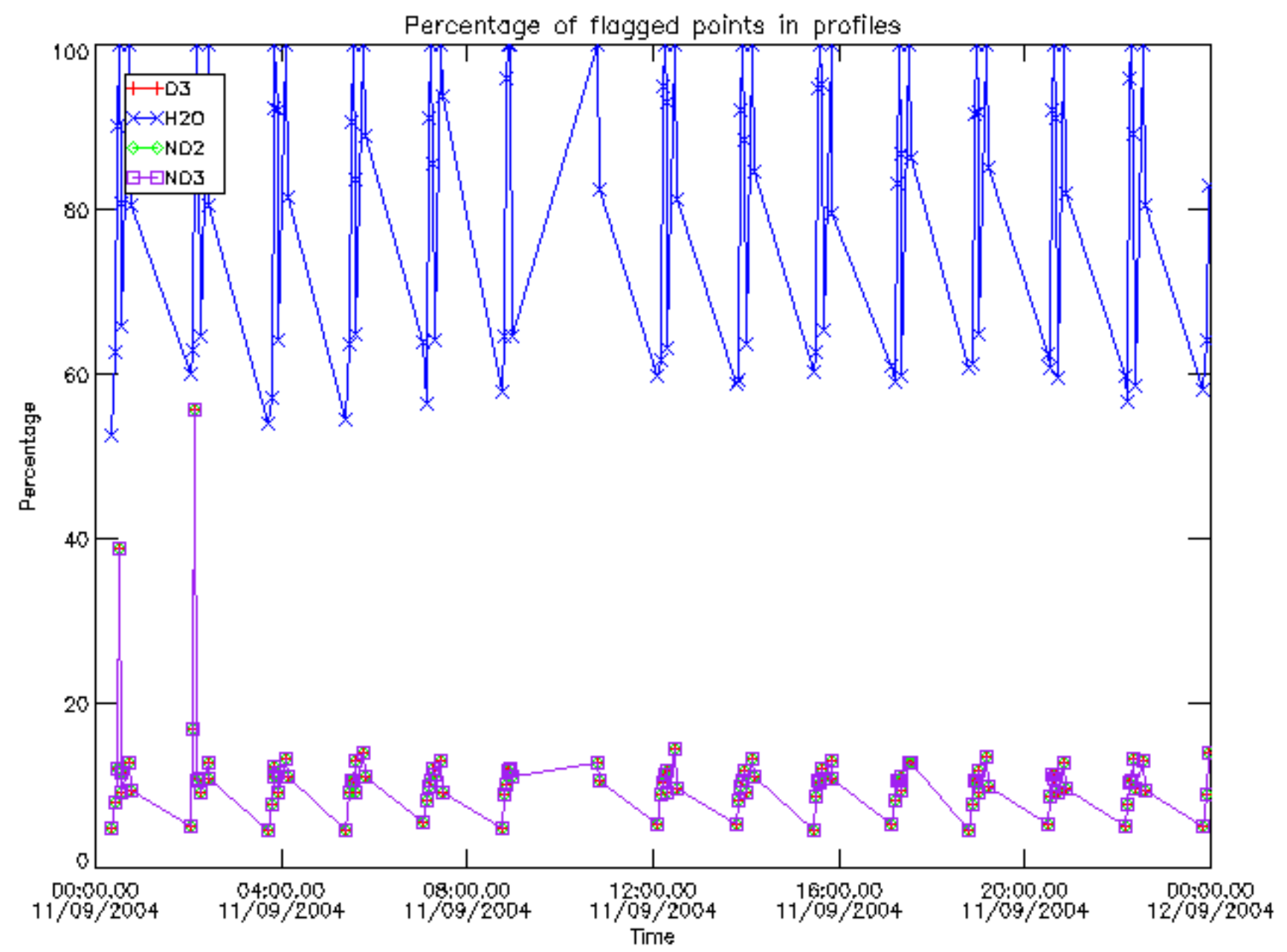


## 6. Auxiliary Data Files used for the production reported in section 2

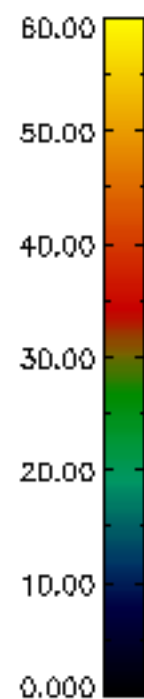
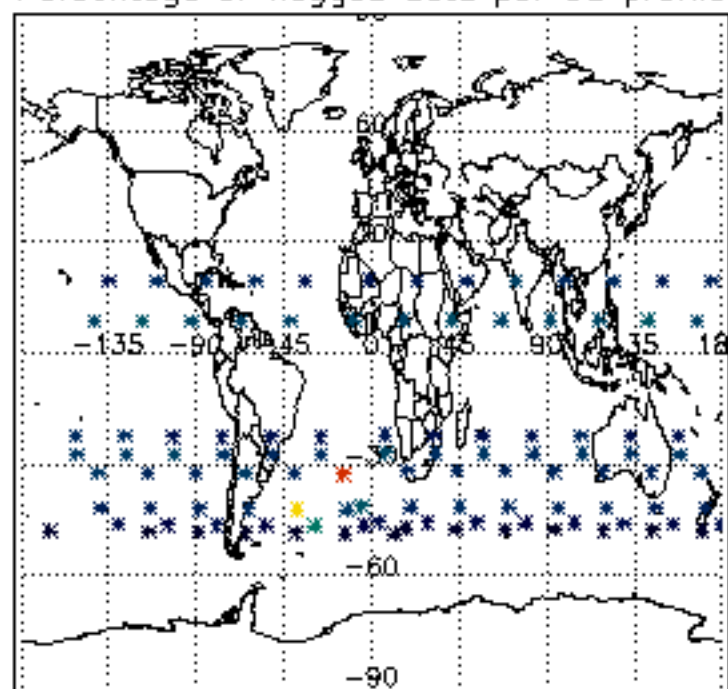
The number reported in the third column indicates since which file (see list in section 2) the corresponding auxiliary file has been used. The fourth column is the date of those product files.

Type	Auxiliary Filename	Used since product	Used since product date
INST_PHYS_CHARACTERISTICS	GOM_INS_AXVIEC20091111_143220_20030716_120000_20500101_000000	1	11-SEP-2004 00:07:13
LEVEL-2_PROC_CONFIG	GOM_PR2_AXVIEC20091111_152718_20020301_000000_20500101_000000	1	11-SEP-2004 00:07:13
CROSS_SECTIONS_FILE	GOM_CRS_AXVIEC20091111_154832_20020301_000000_20500101_000000	1	11-SEP-2004 00:07:13

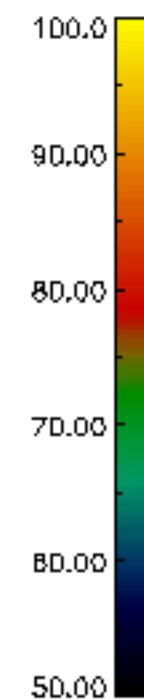
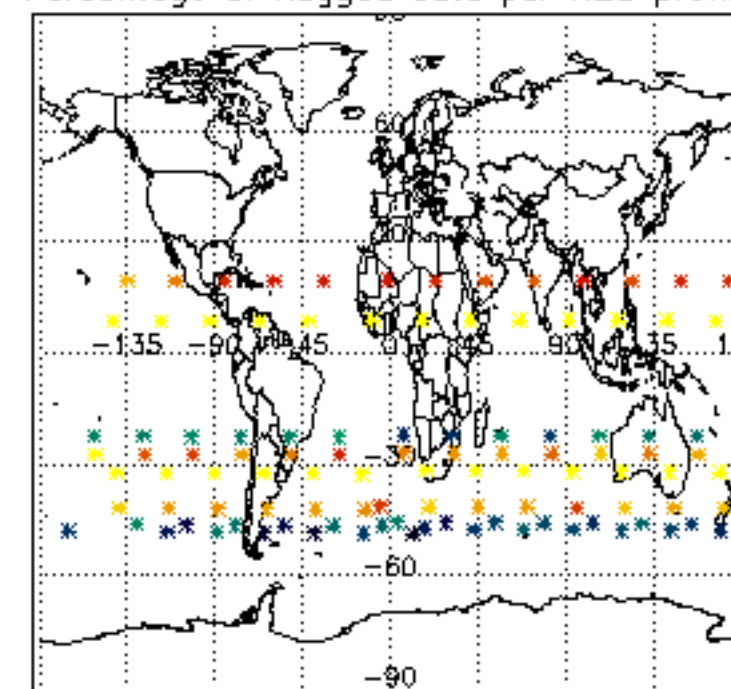




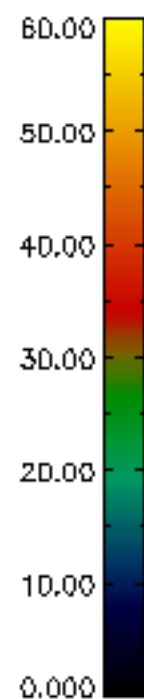
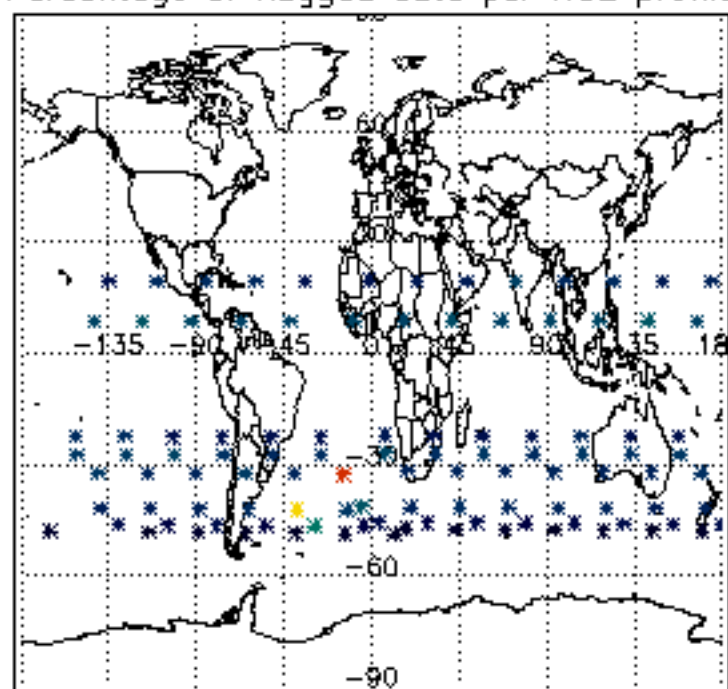
Percentage of flagged data per D3 profile



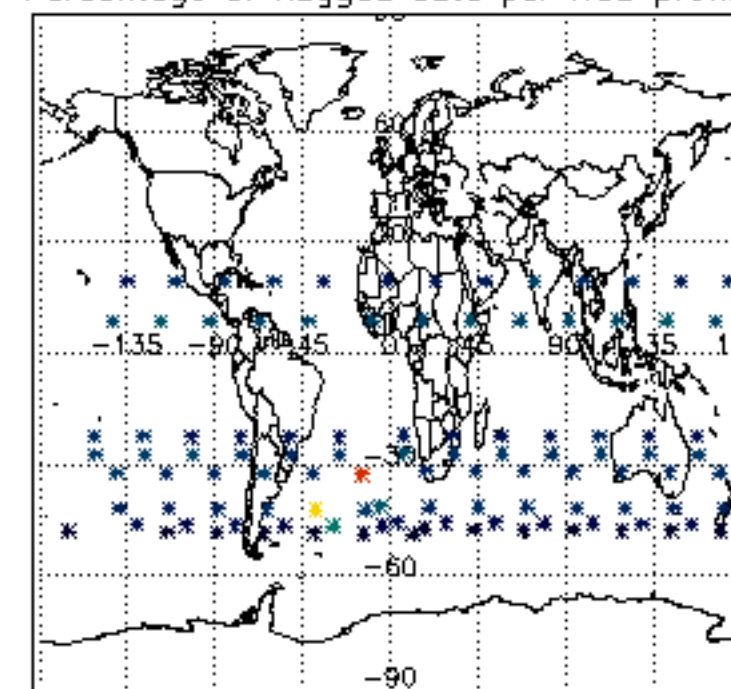
Percentage of flagged data per H2O profile

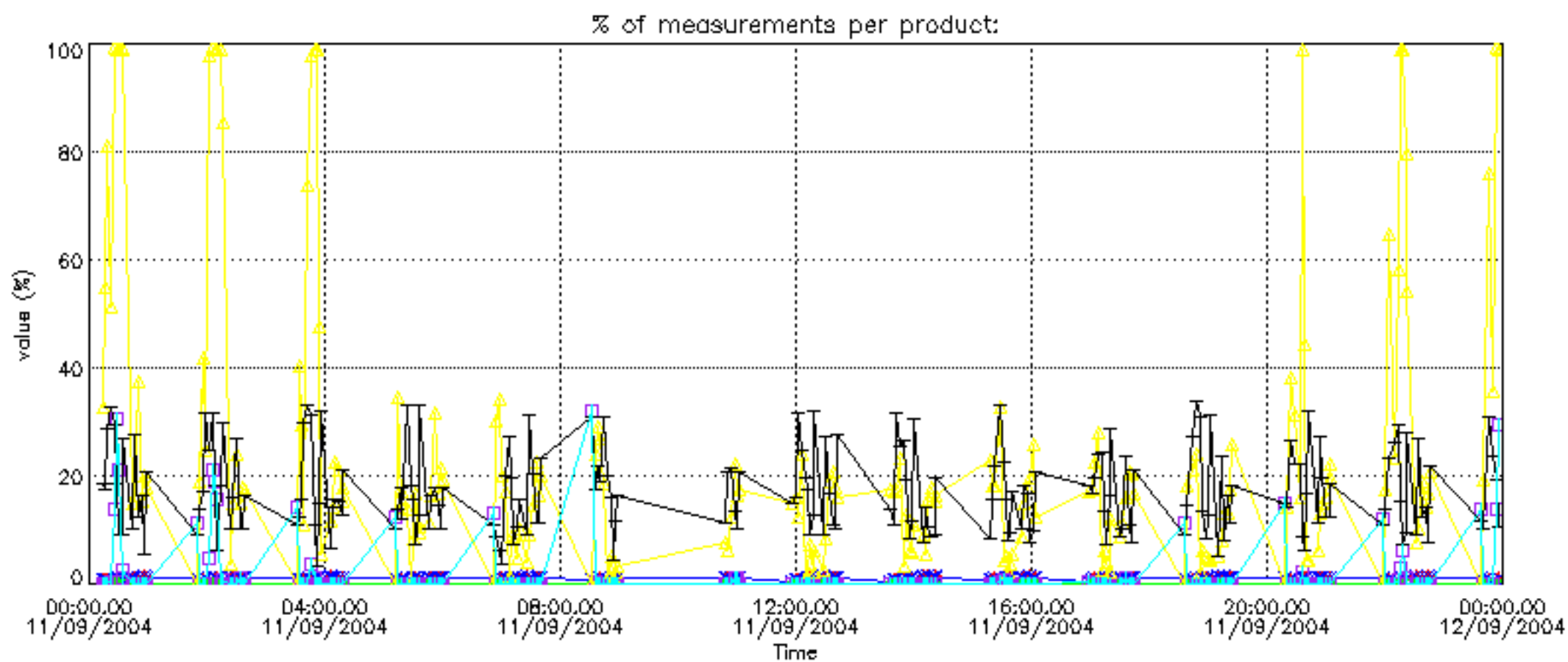


Percentage of flagged data per NO2 profile

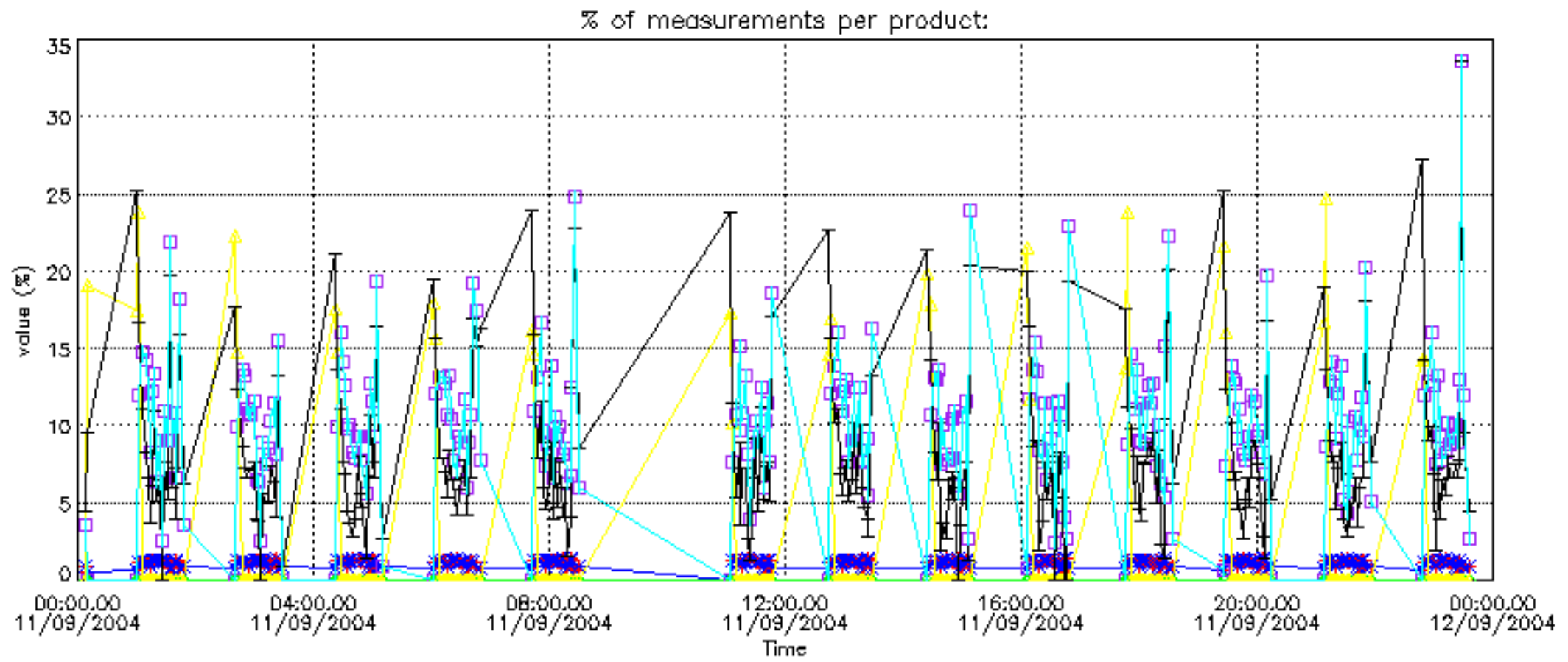


Percentage of flagged data per NO3 profile

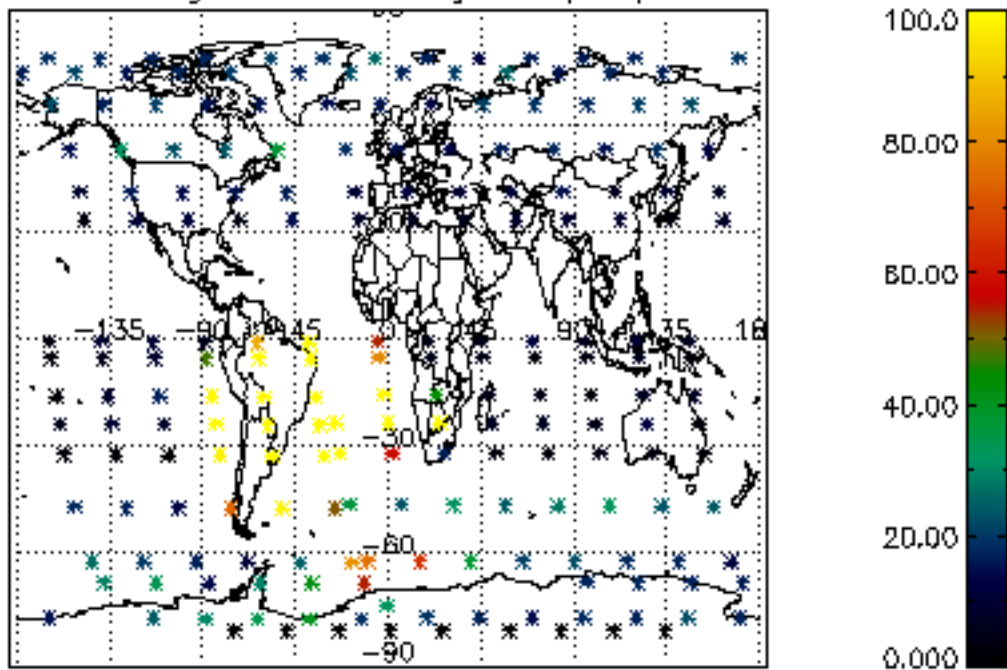




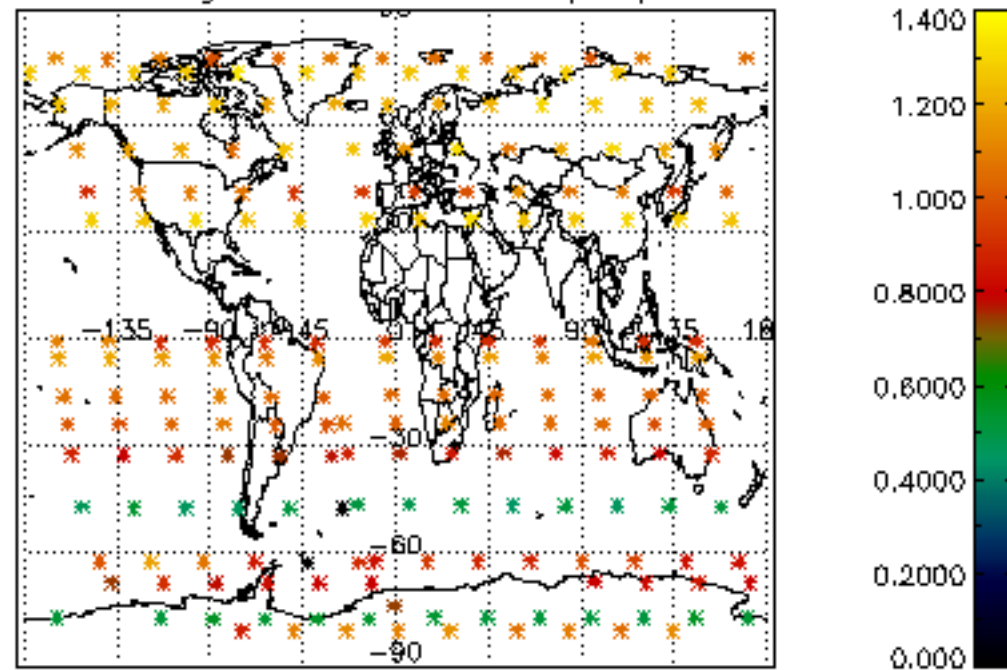




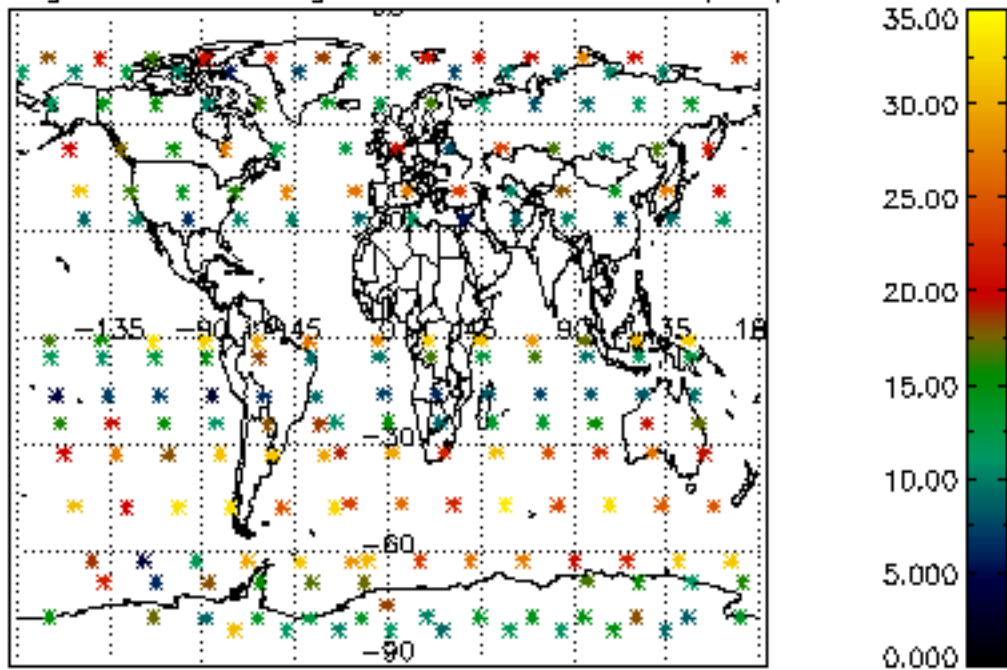
Percentage of cosmic ray hits per profile



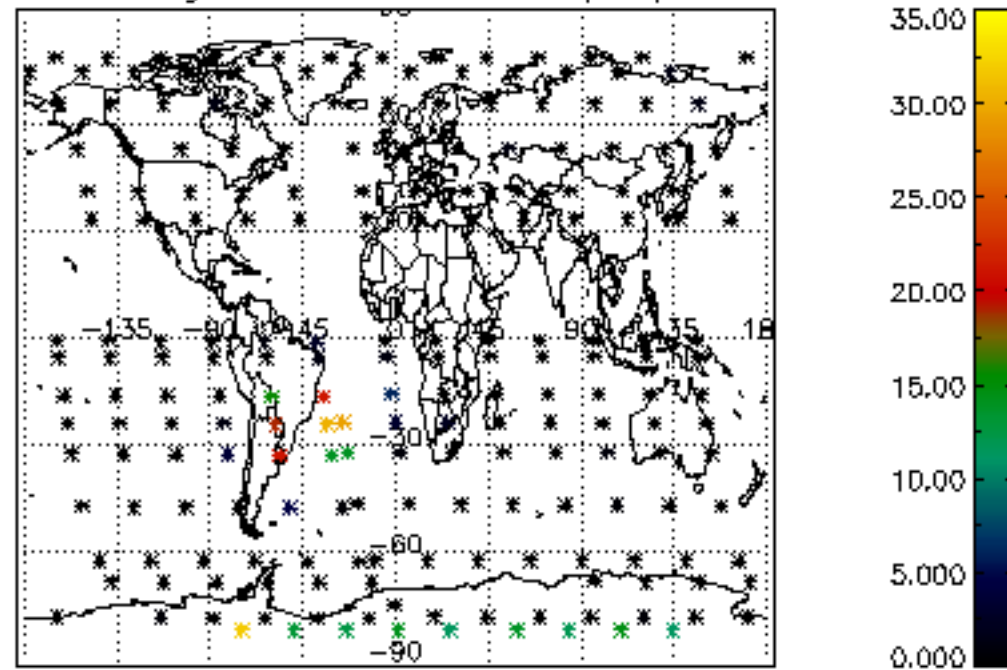
Percentage of datation errors per profile



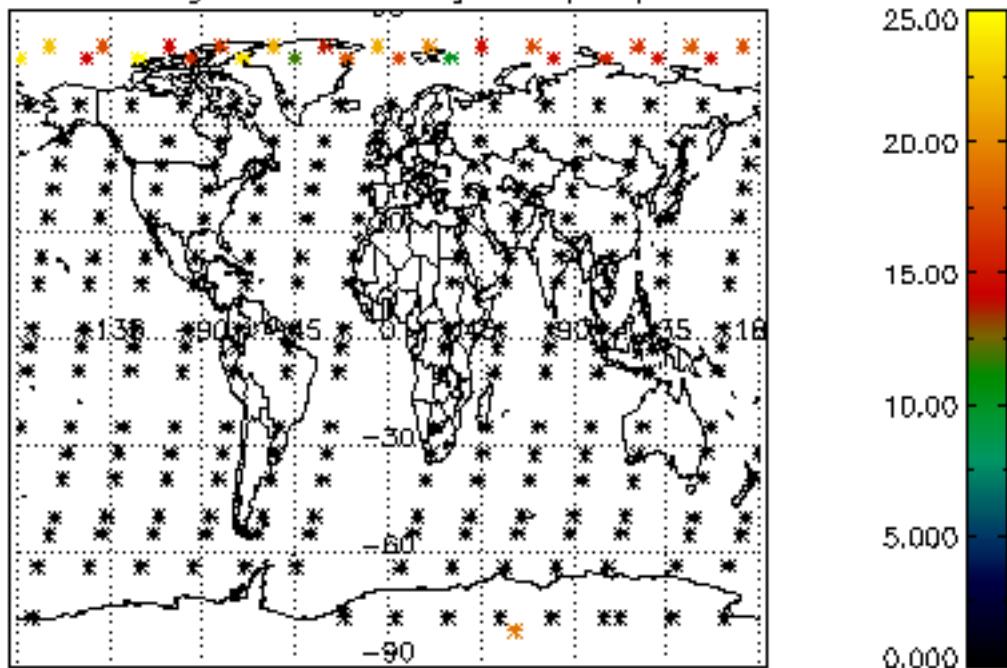
Percentage of star falling outside central band per profile



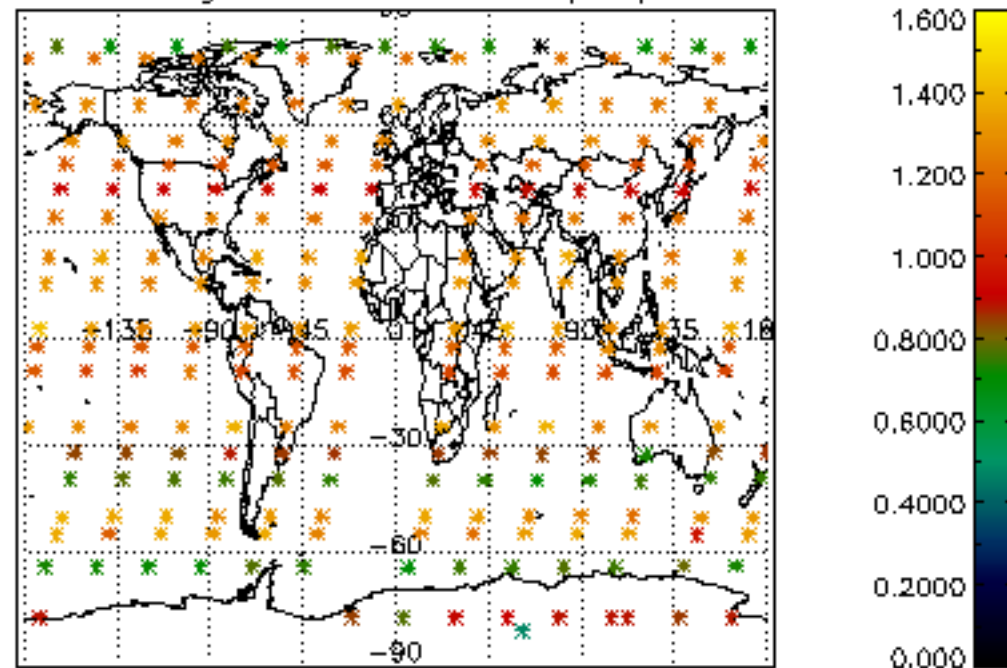
Percentage of saturation errors per profile



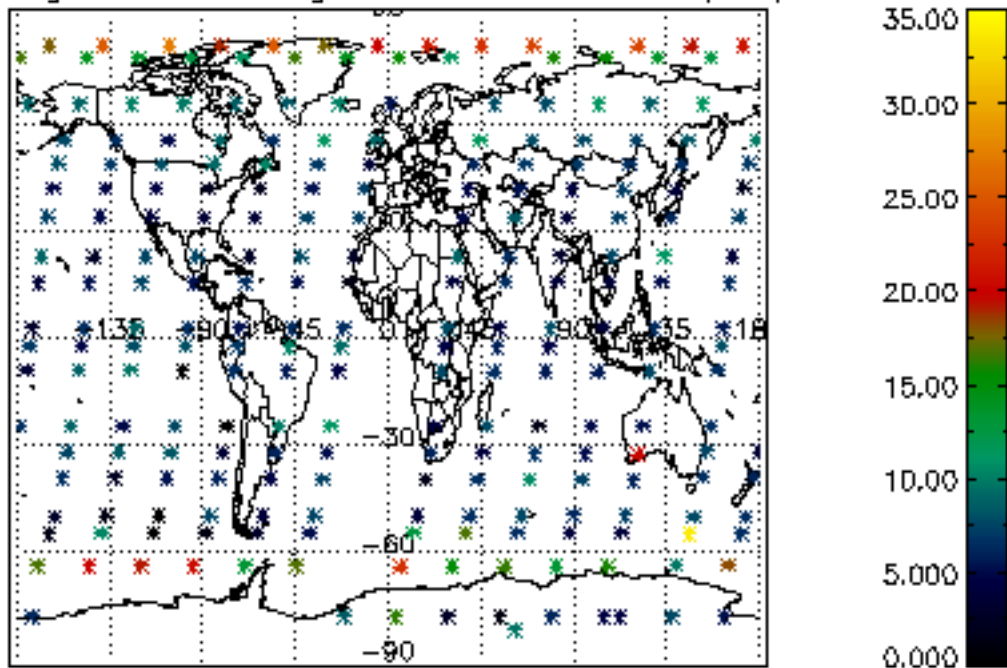
Percentage of cosmic ray hits per profile



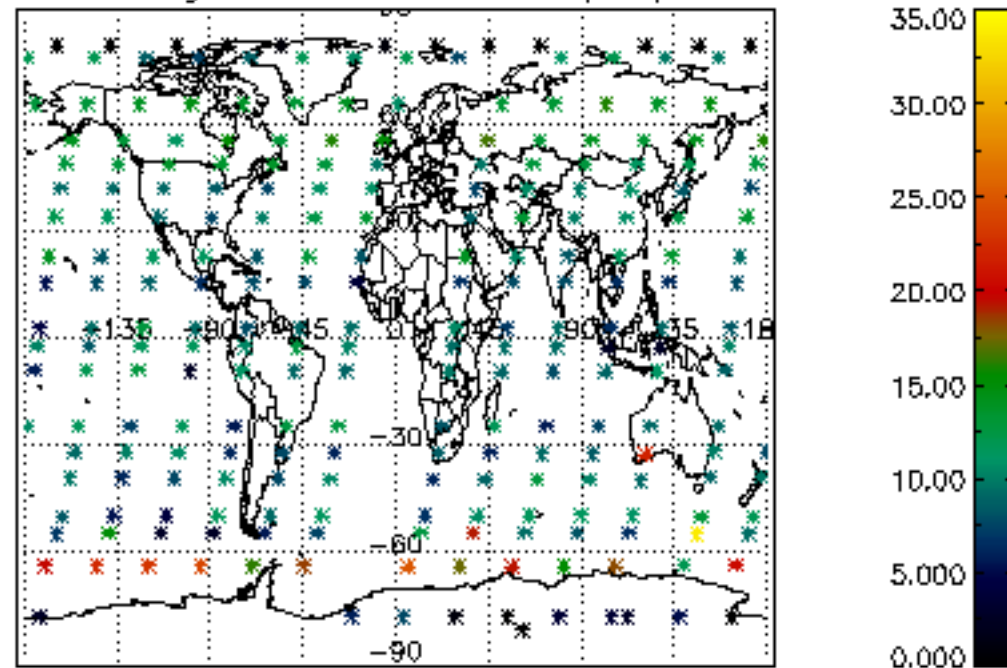
Percentage of datation errors per profile



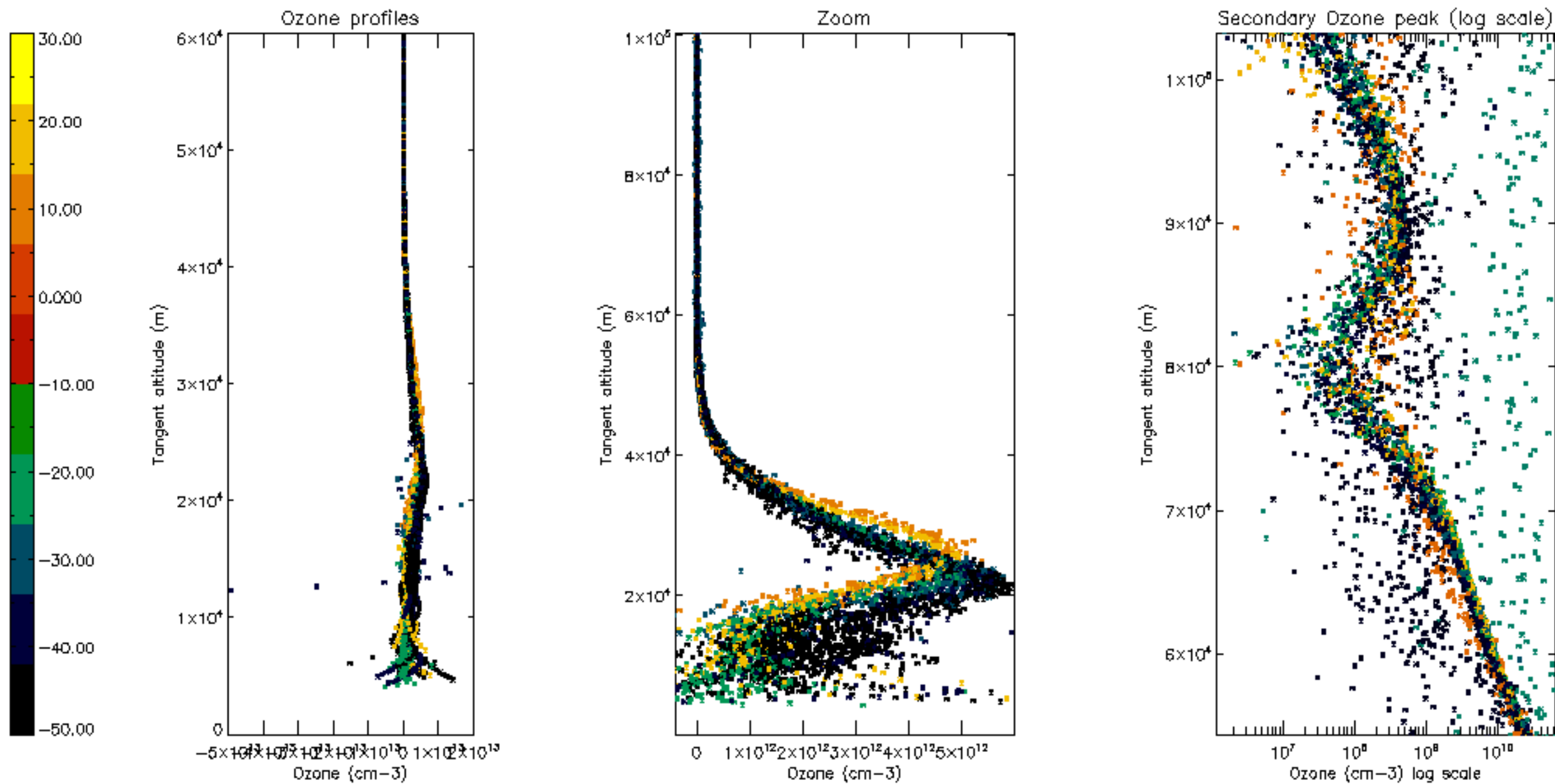
Percentage of star falling outside central band per profile



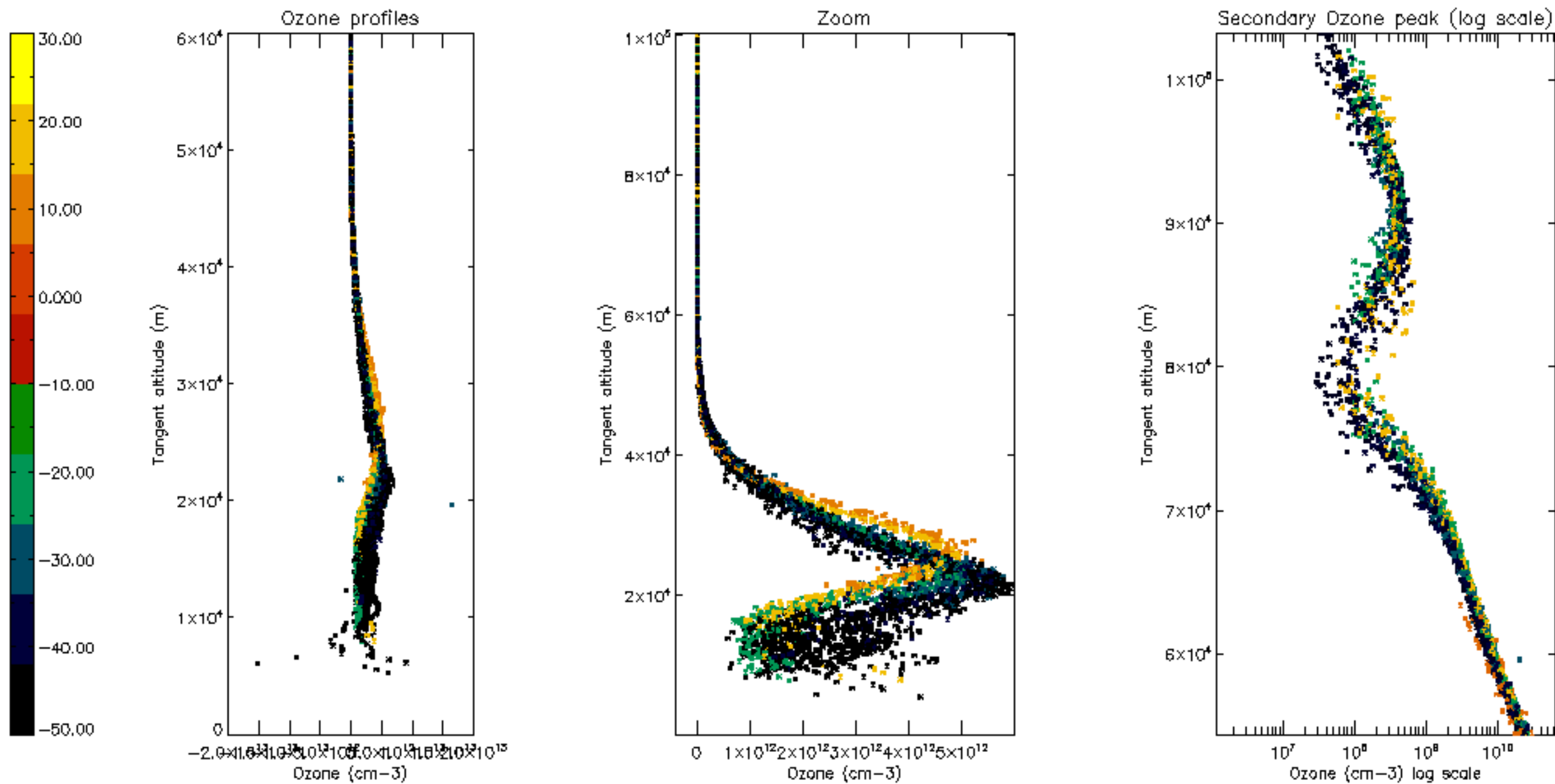
Percentage of saturation errors per profile

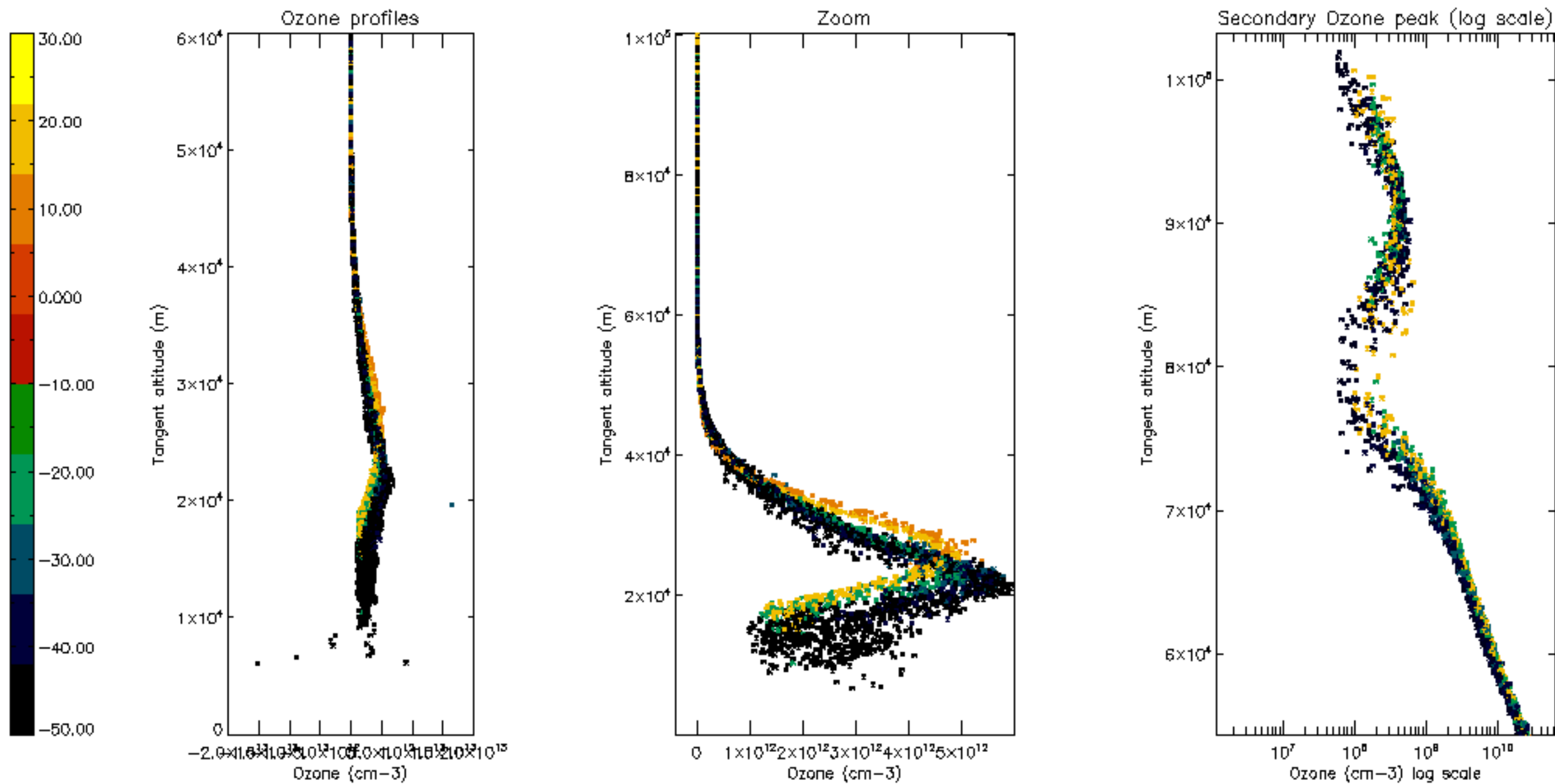


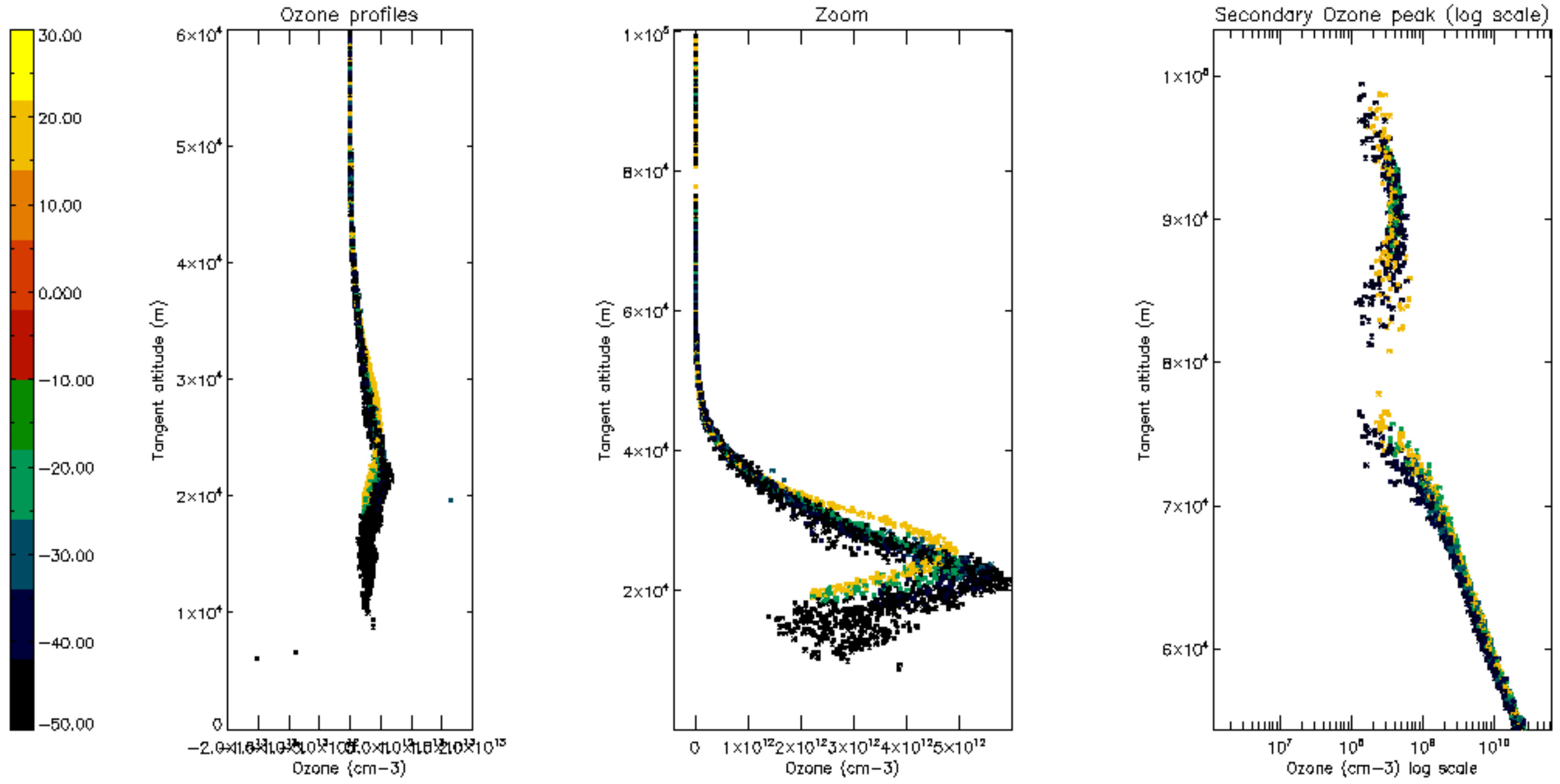


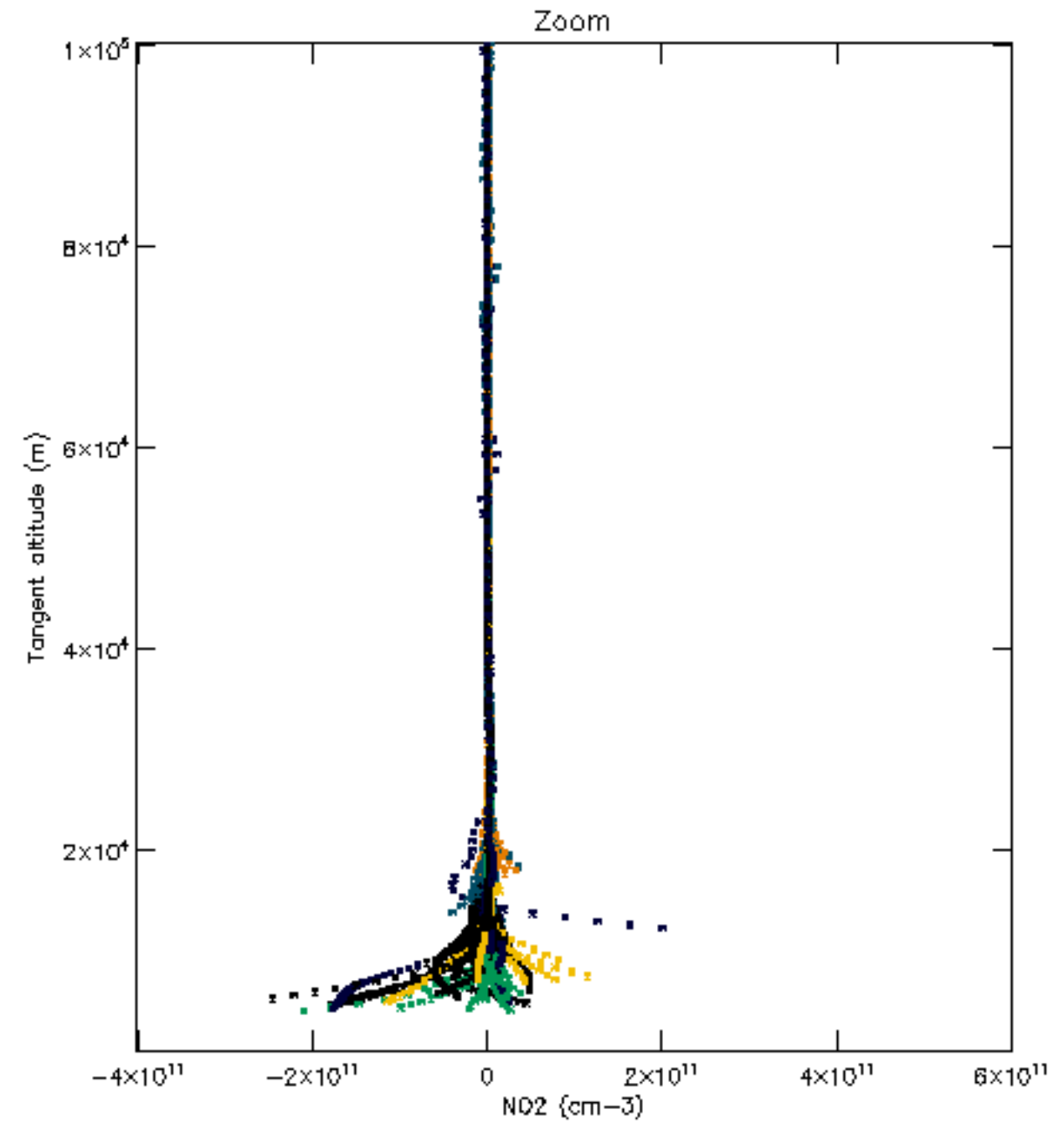
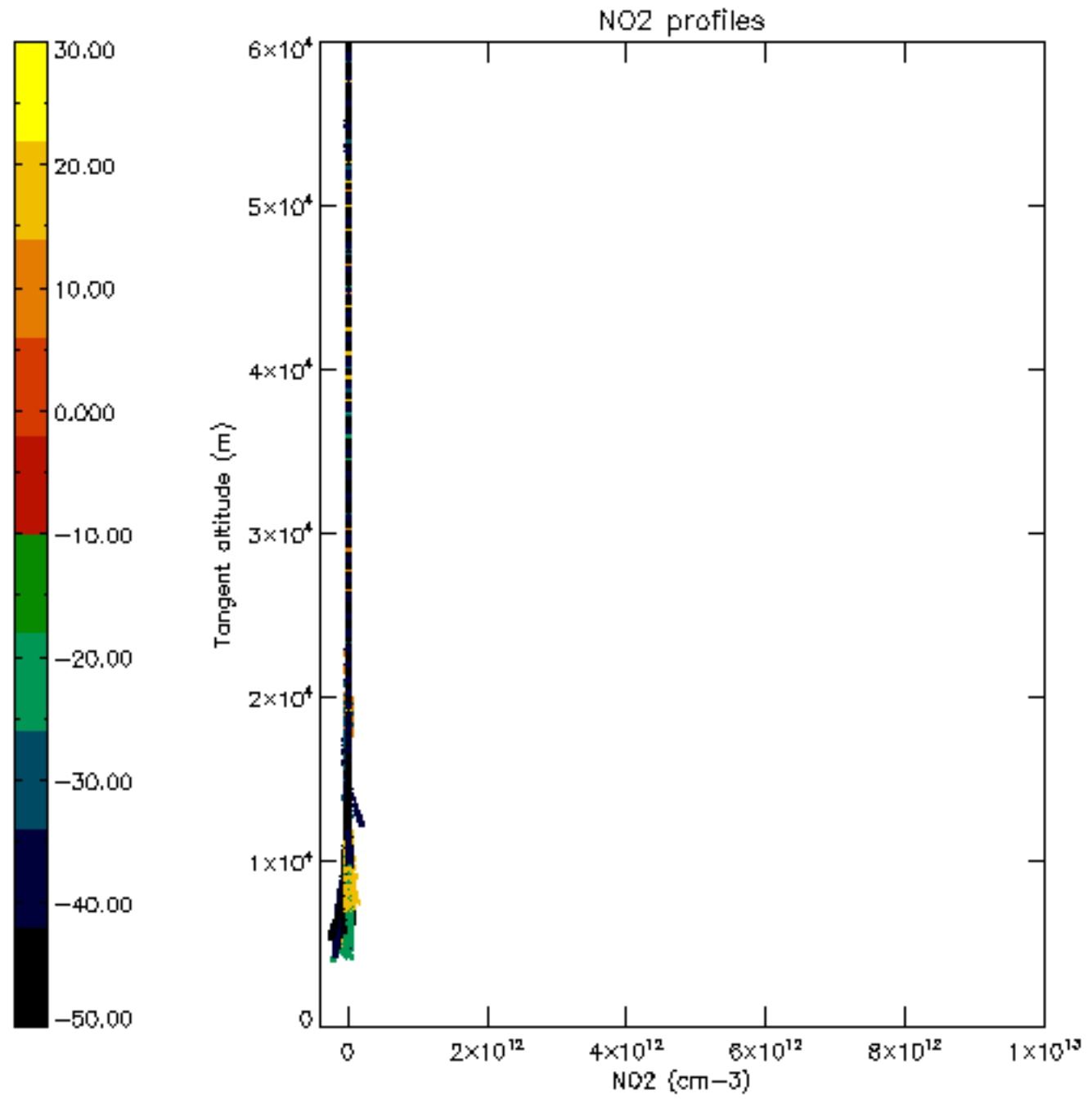




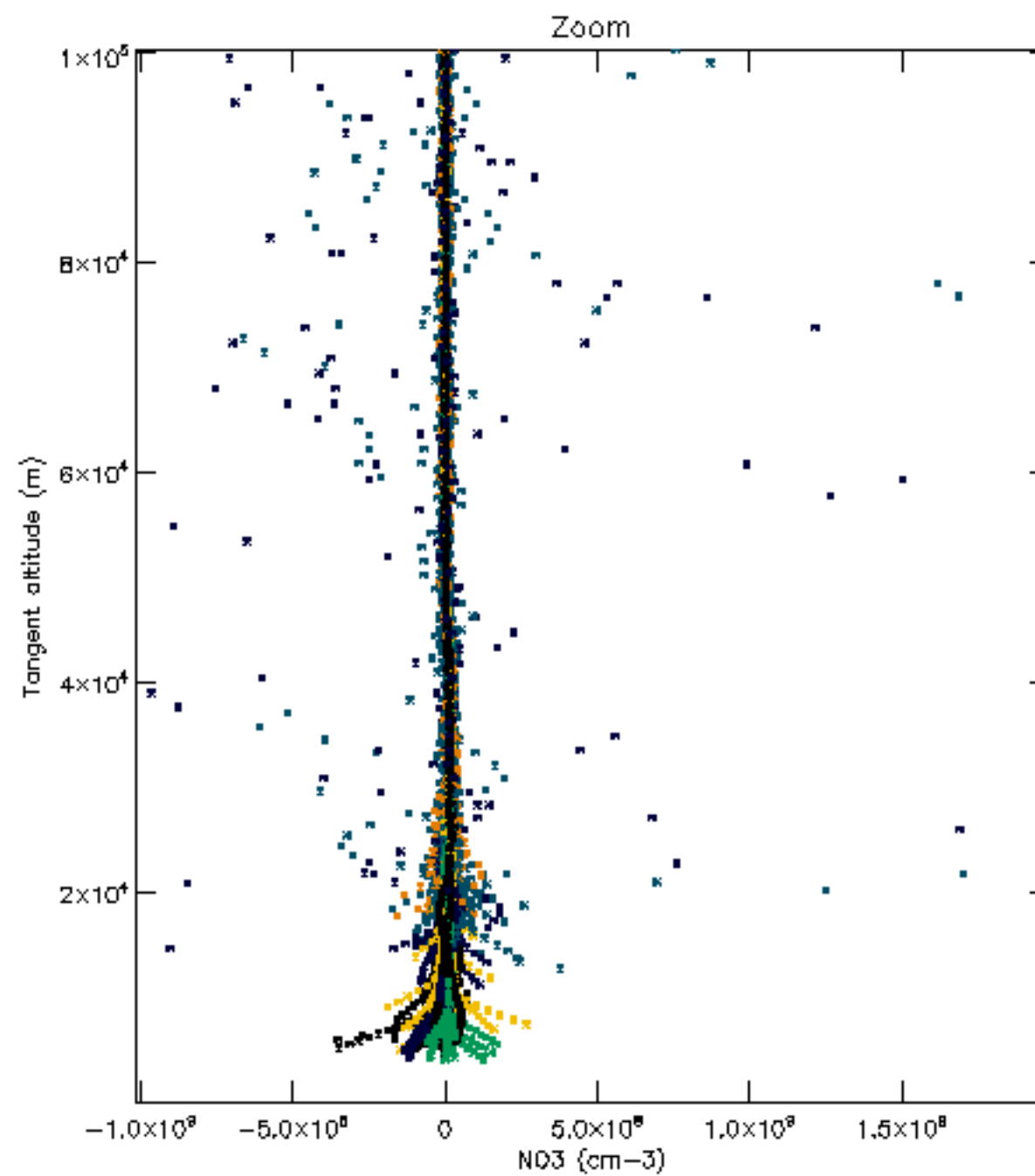
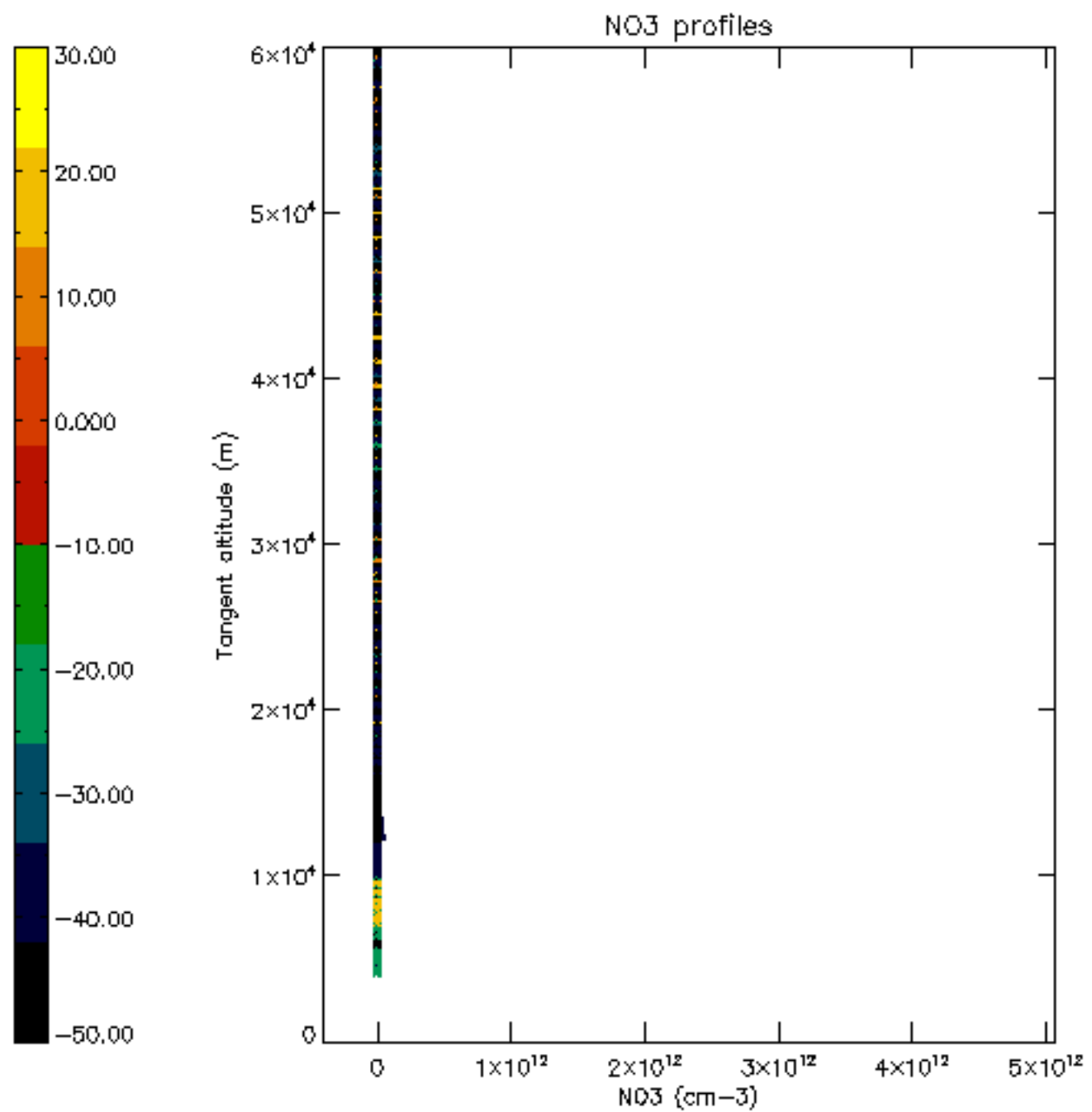


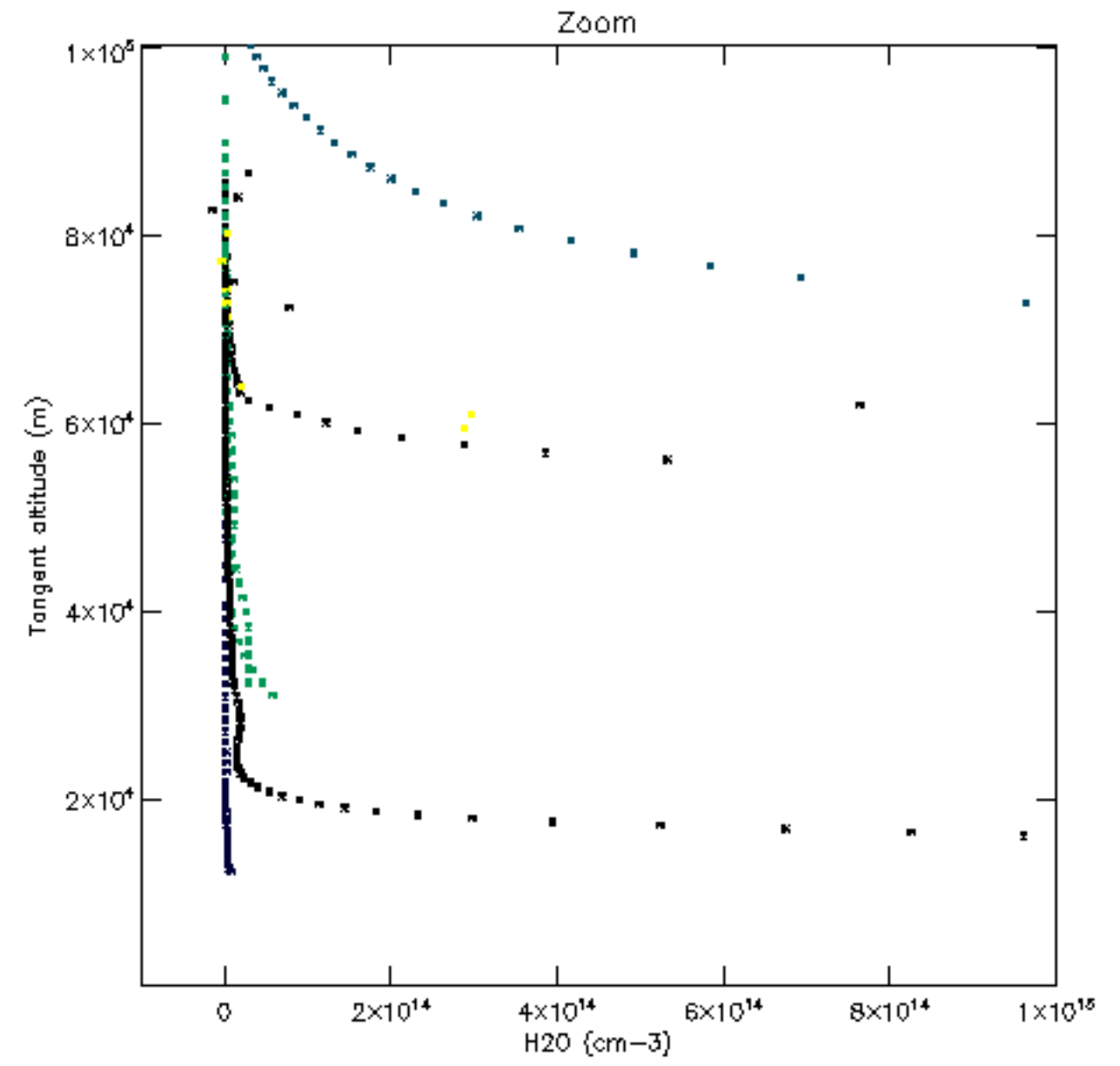
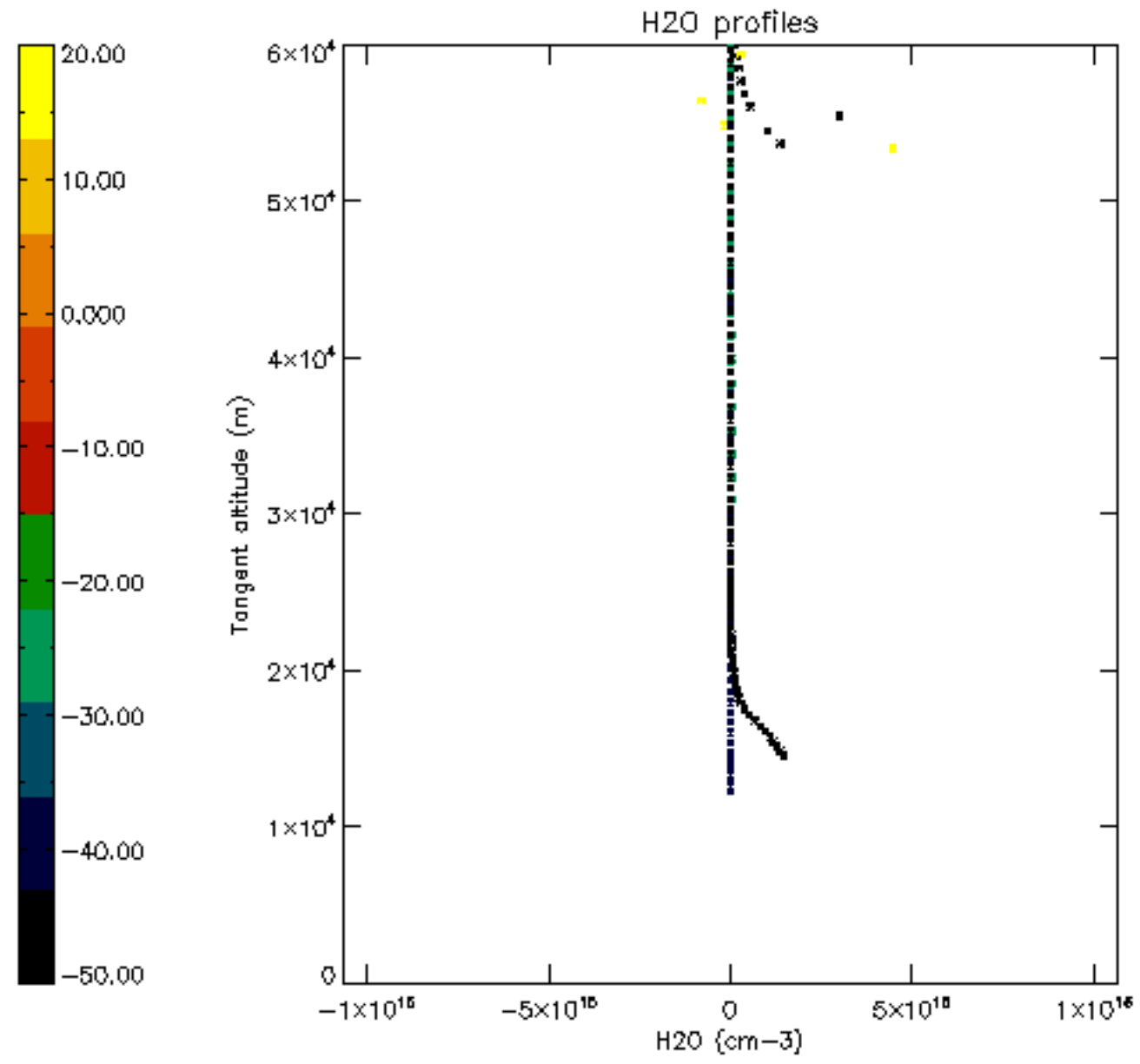


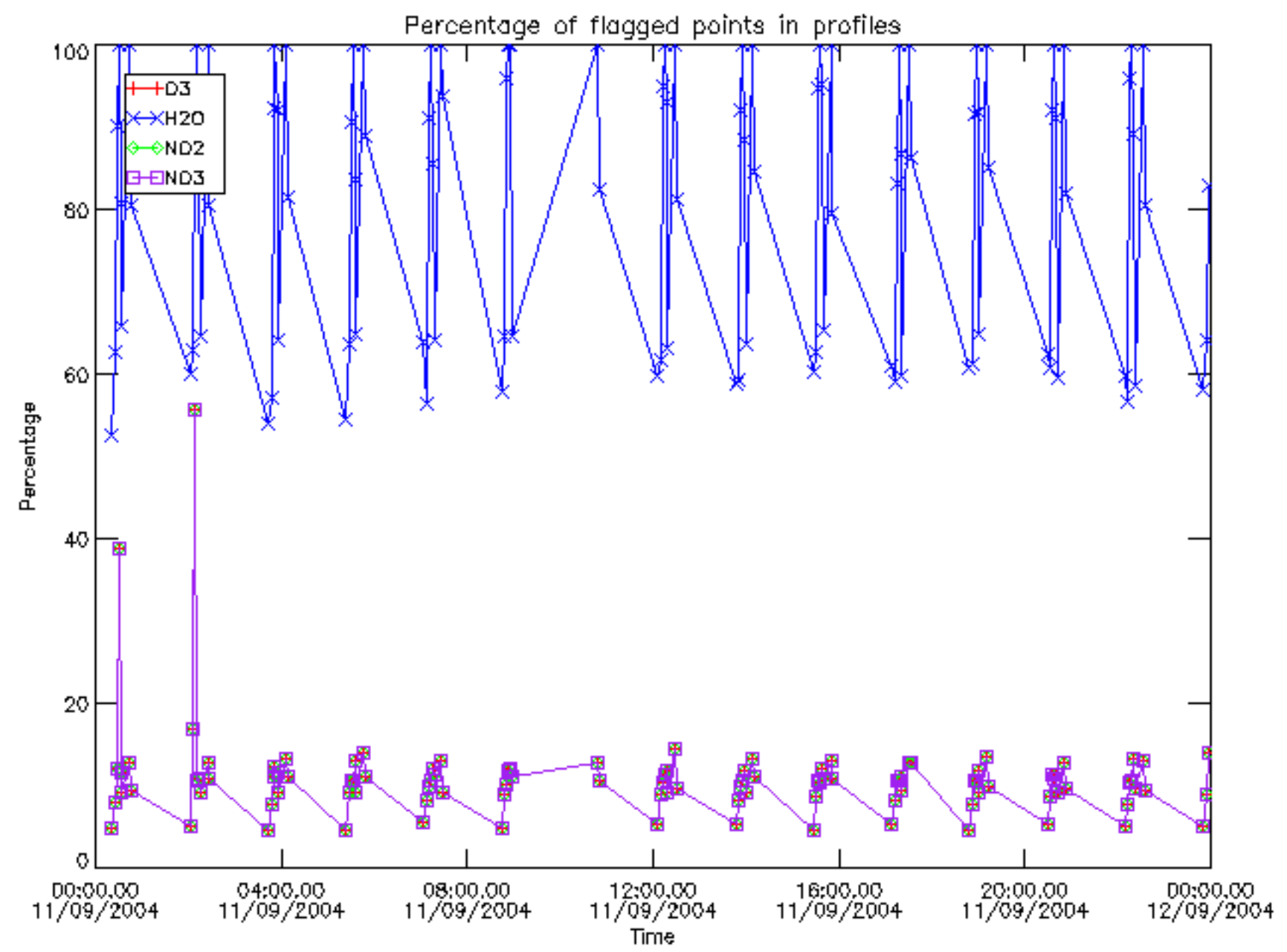






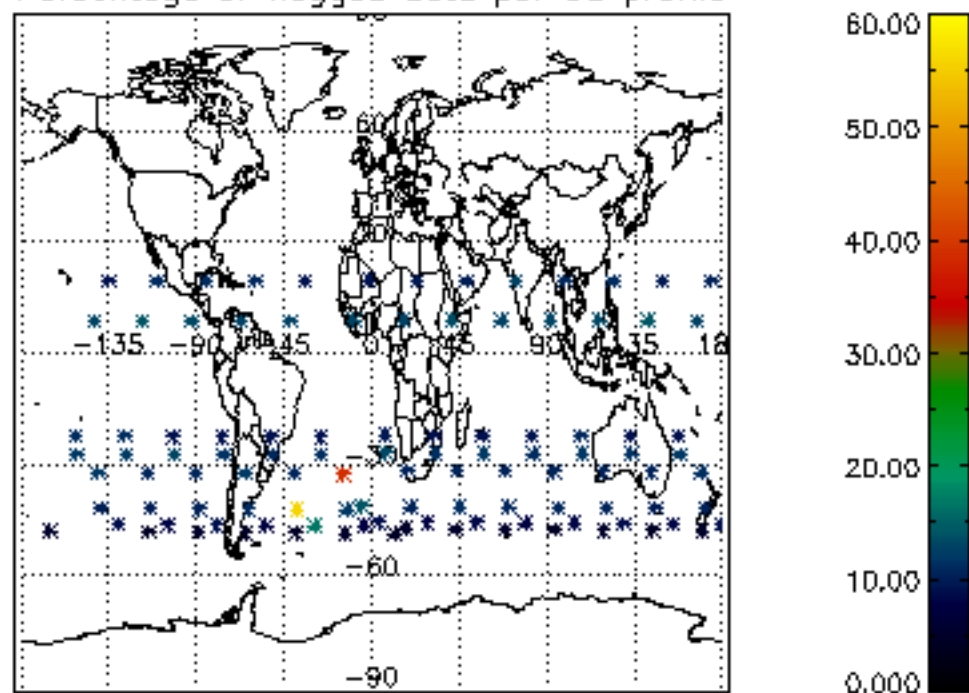




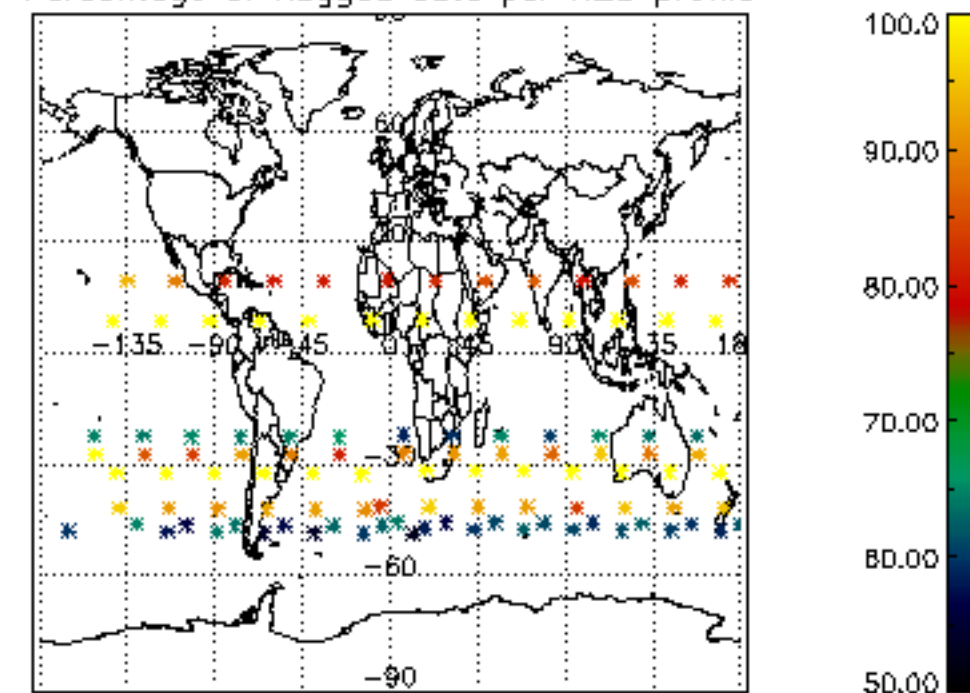




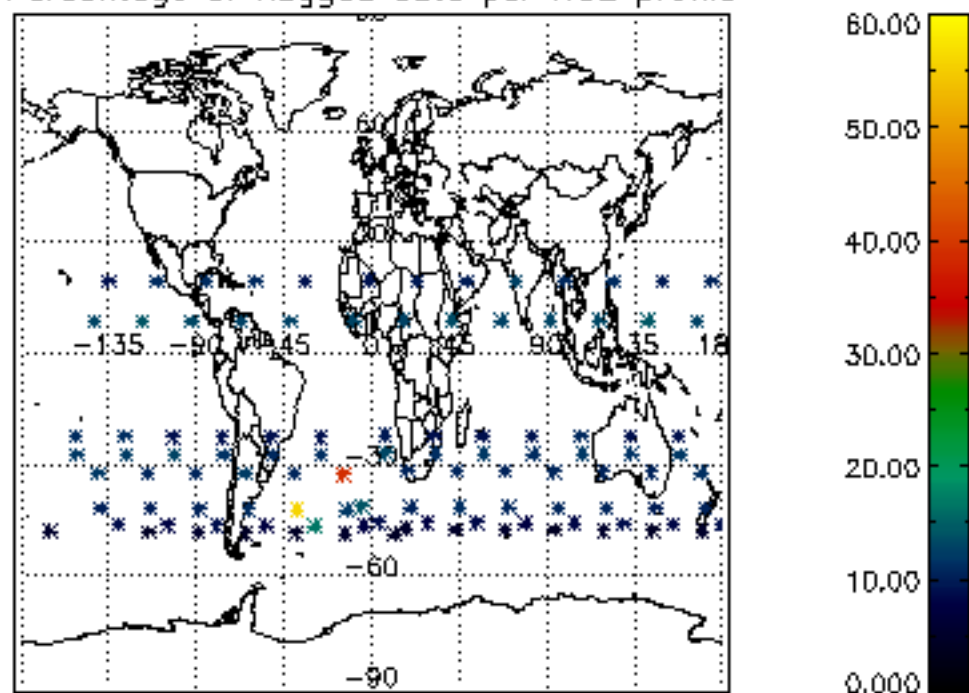
Percentage of flagged data per D3 profile



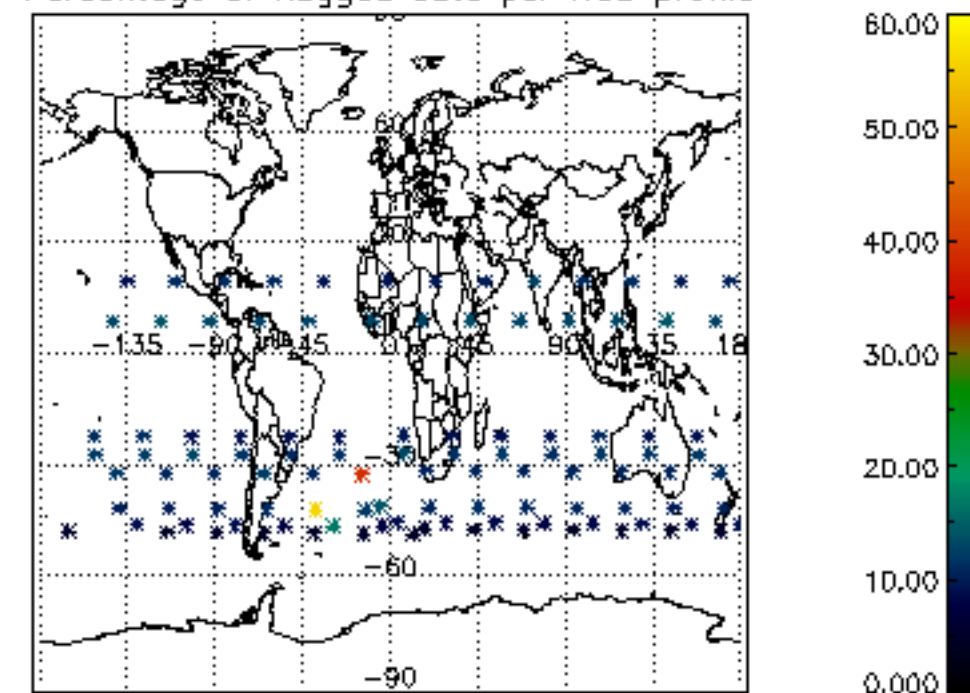
Percentage of flagged data per H2O profile

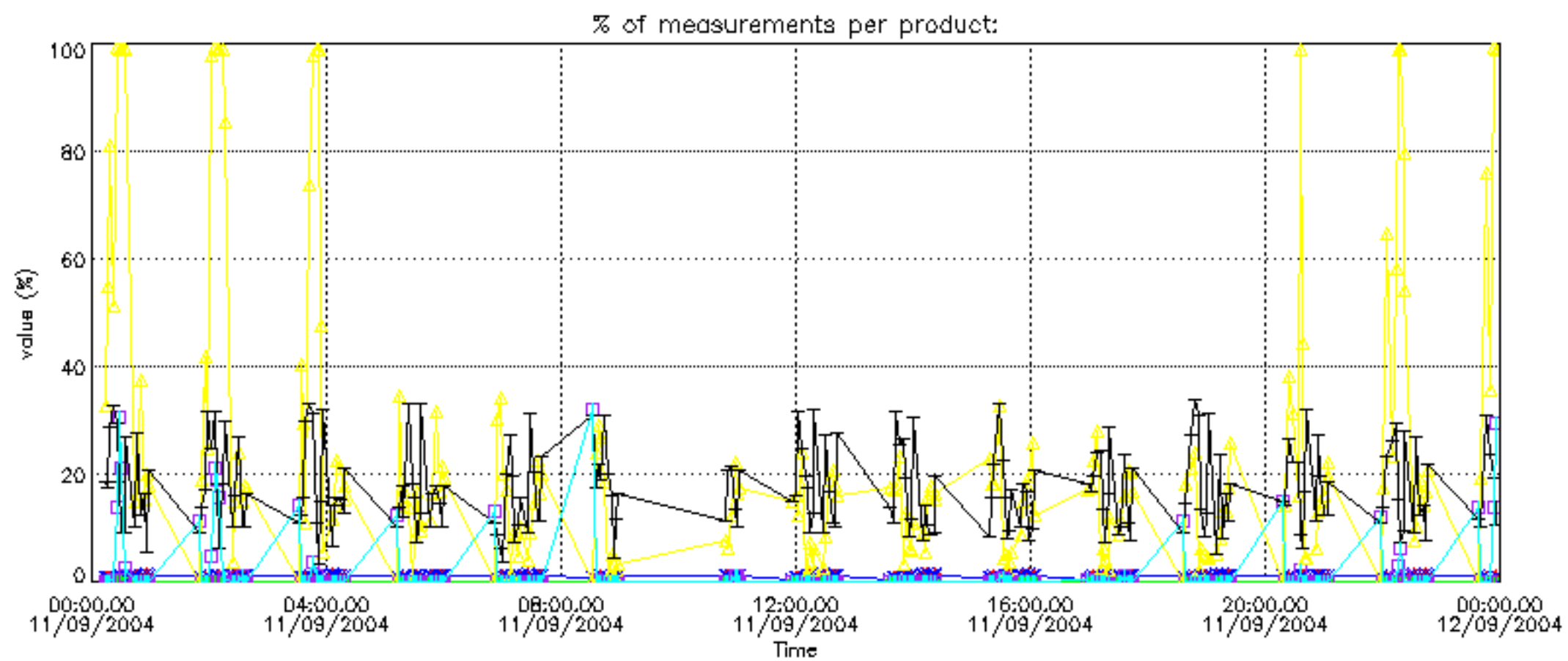
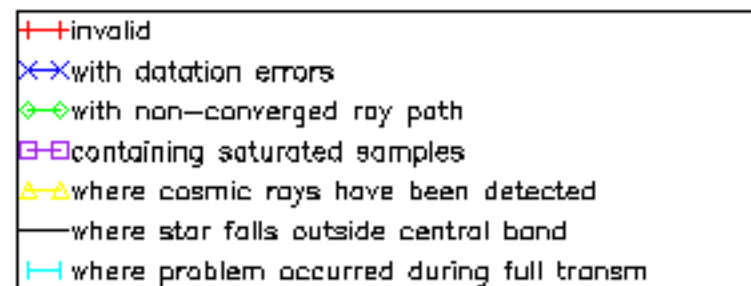


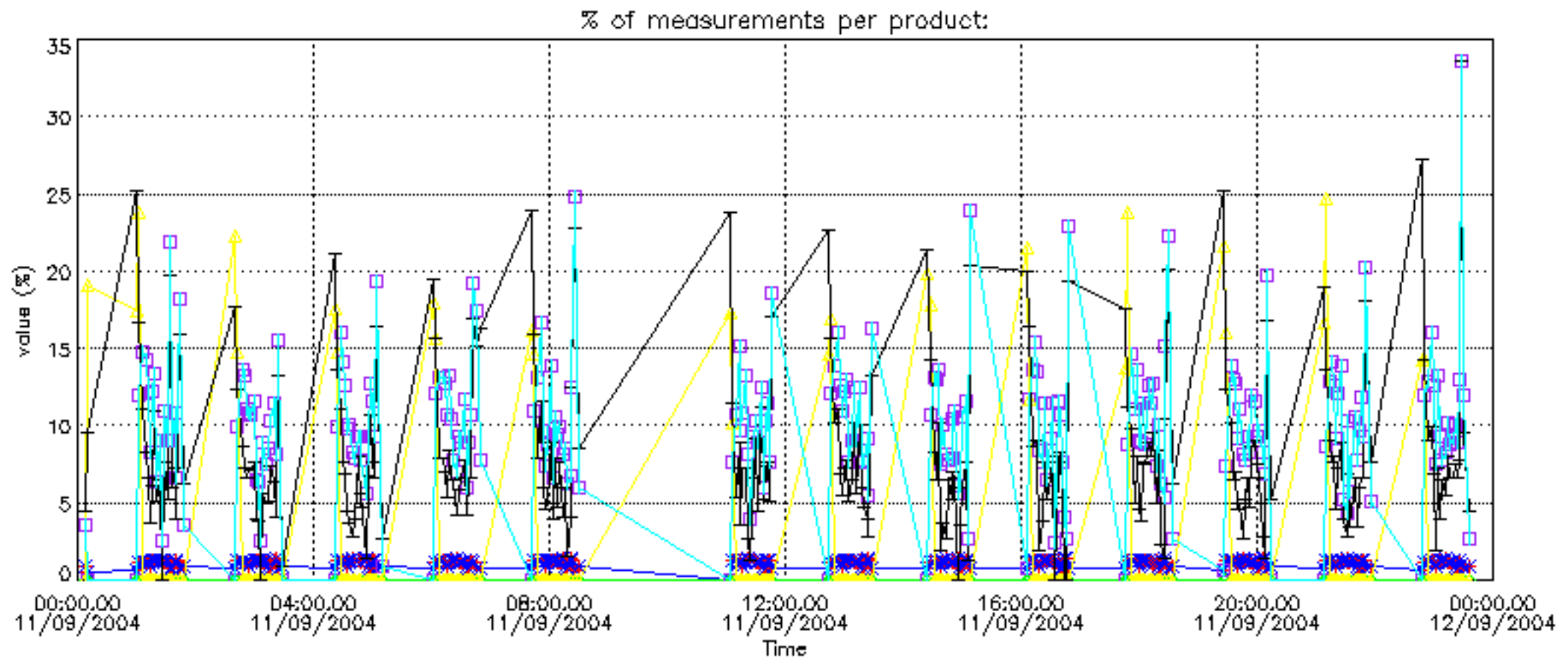
Percentage of flagged data per NO2 profile



Percentage of flagged data per NO3 profile

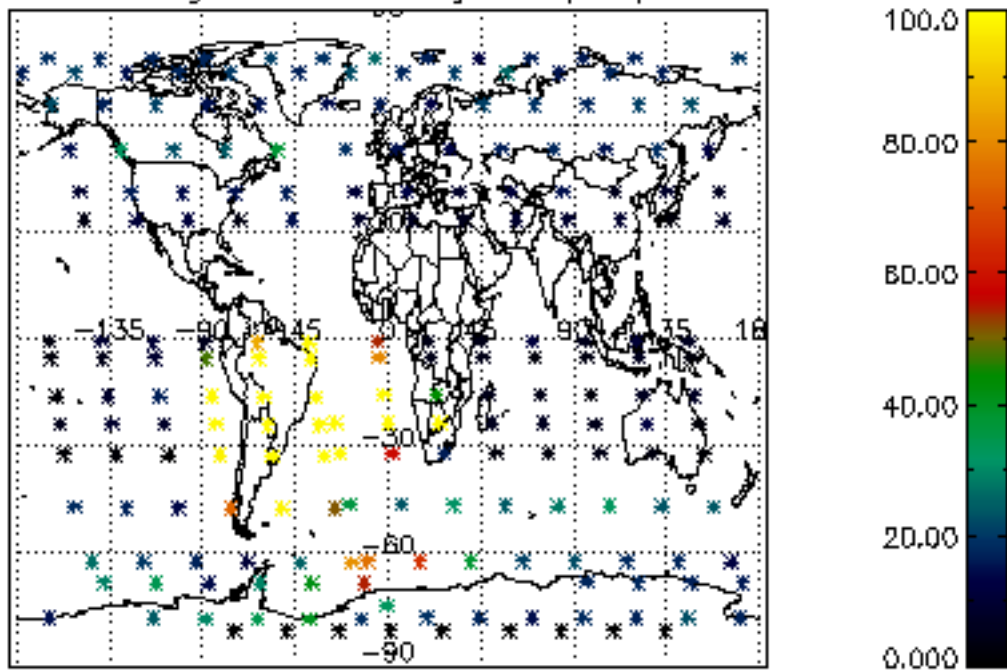




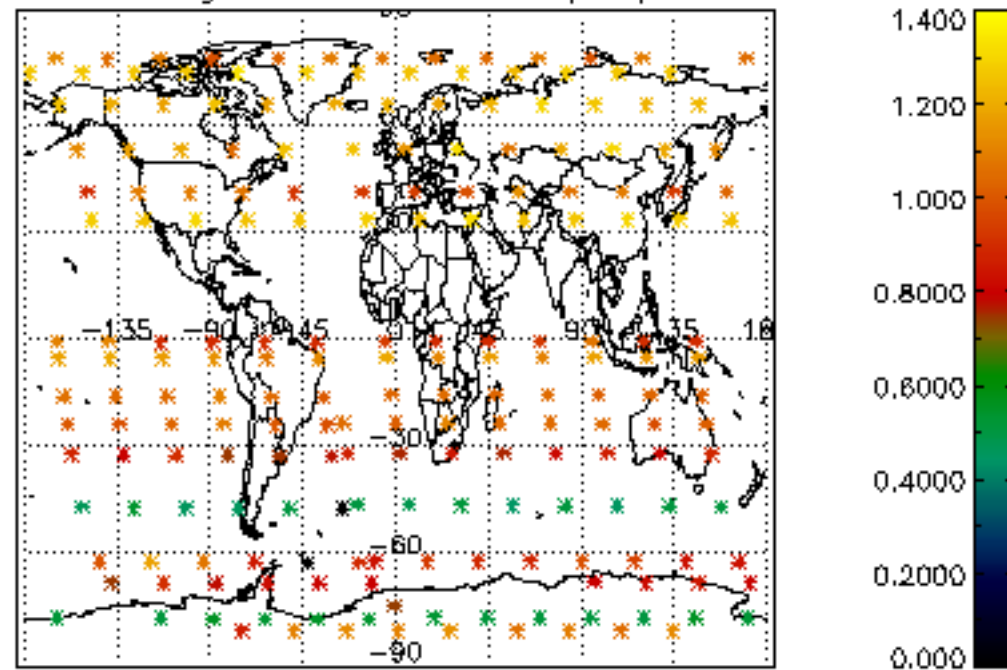




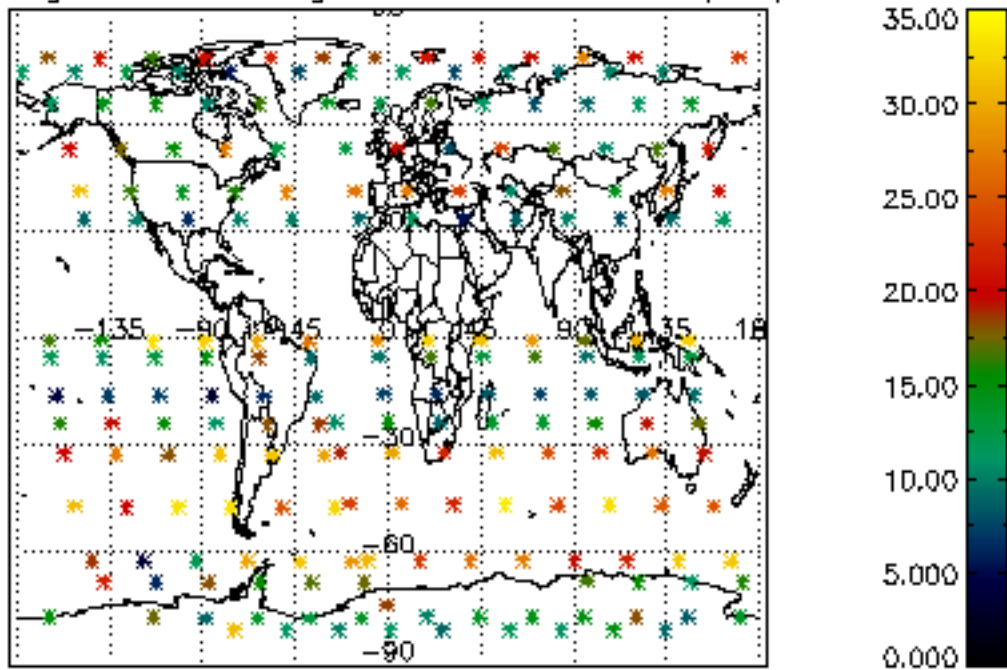
Percentage of cosmic ray hits per profile



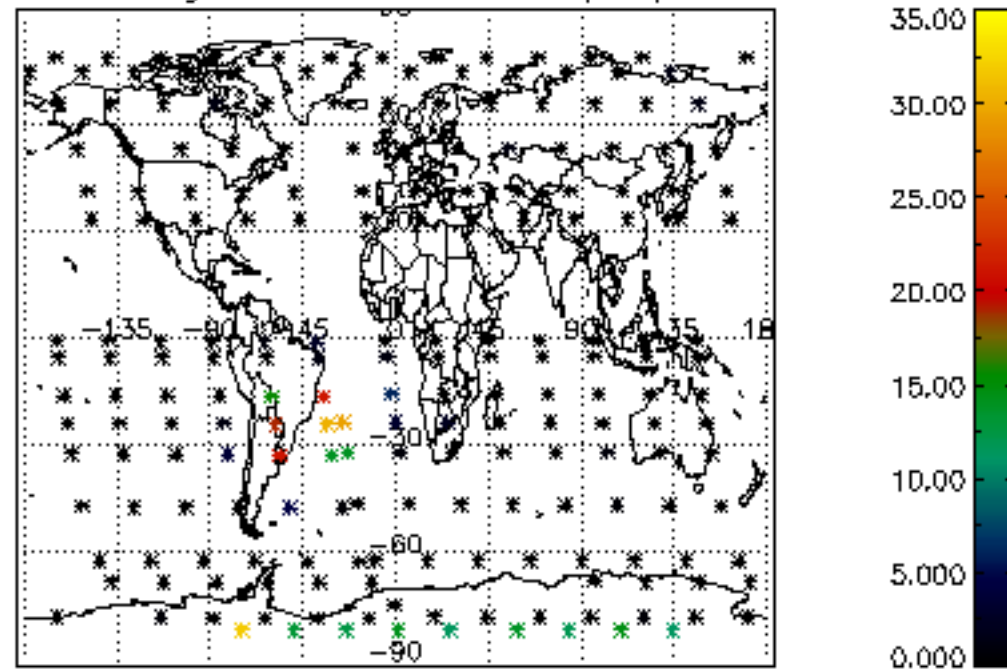
Percentage of datation errors per profile



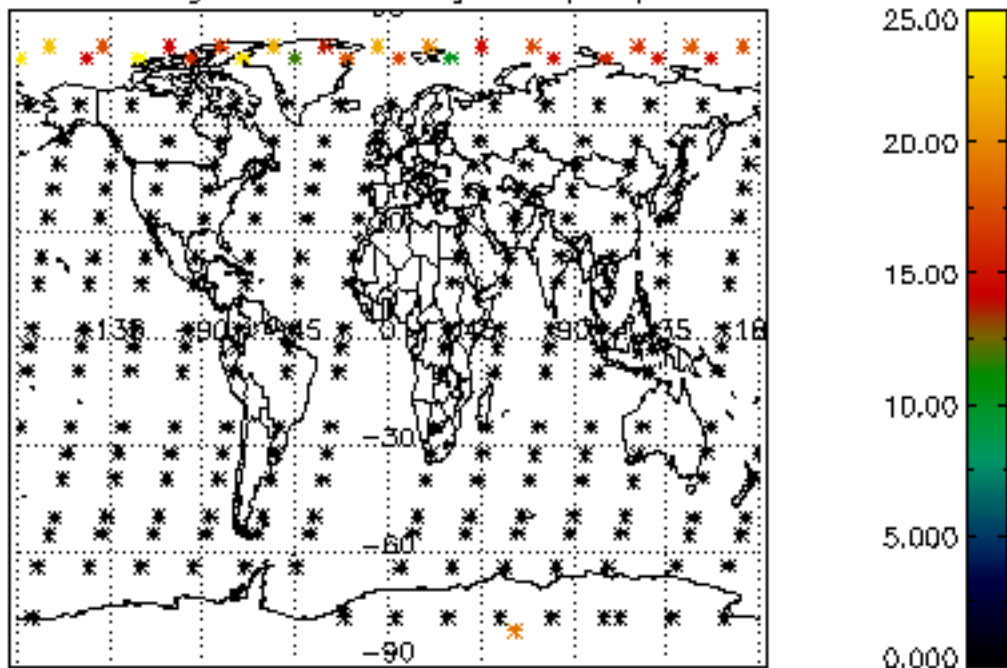
Percentage of star falling outside central band per profile



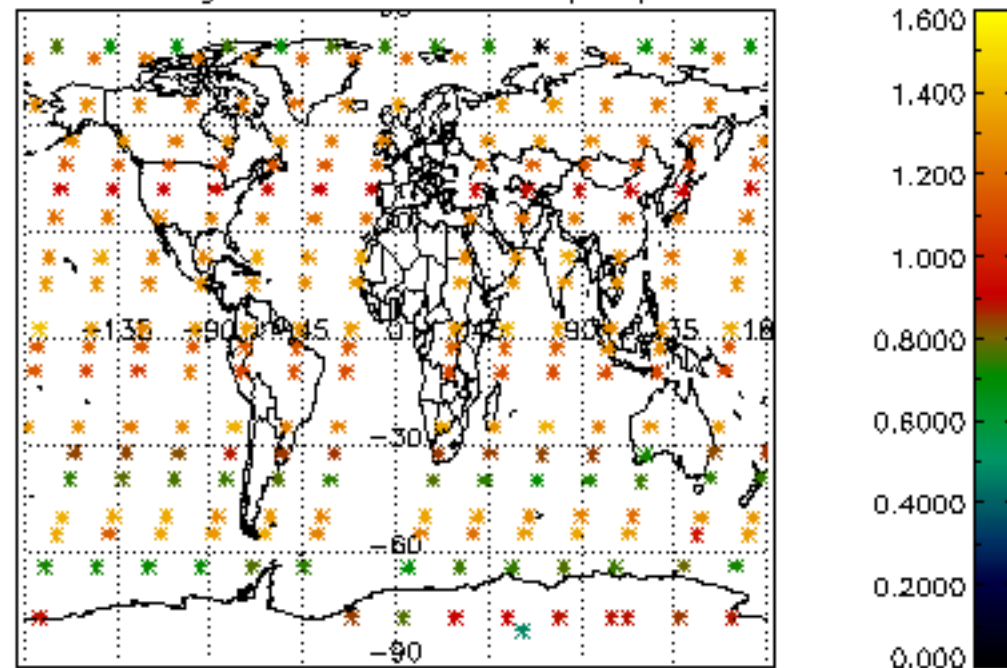
Percentage of saturation errors per profile



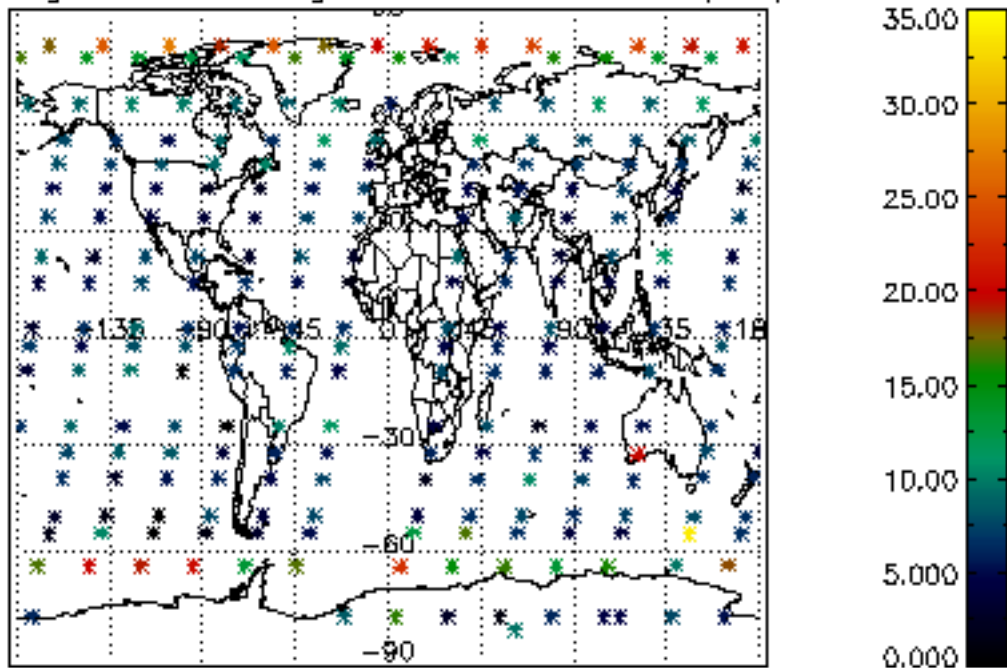
Percentage of cosmic ray hits per profile



Percentage of datation errors per profile



Percentage of star falling outside central band per profile



Percentage of saturation errors per profile

