

# GOMOS Level 2 Daily Report

## SUMMARY

### [1. General Info](#)

### [2. Summary of processed GOM\\_NL\\_2P products](#)

### [3. Level 2 Quality information per product](#)

#### [3.1 Plot of level 2 quality information per product \(time dependant\)](#)

#### [3.2 Plot of level 2 quality information per product \(world map\)](#)

### [4. Level 1 Quality information per product \(stored on level 2 products\)](#)

#### [4.1 Plot of level 1 quality information per product \(time dependant\)](#)

##### [4.1.1 Plot of level 1 quality information per product \(time dependant\): ASCENDING](#)

##### [4.1.2 Plot of level 1 quality information per product \(time dependant\): DESCENDING](#)

#### [4.2 Plot of level 1 quality information per product \(world map\)](#)

##### [4.2.1 Plot of level 1 quality information per product \(world map\): ASCENDING](#)

##### [4.2.2 Plot of level 1 quality information per product \(world map\): DESCENDING](#)

### [5. Ozone profiles based on quality statistics and other trace gas profiles](#)

#### [5.1 Ozone statistics based on quality of products](#)

#### [5.2 Plot ozone profiles for all STD \(dark without errors\)](#)

#### [5.3 Plot ozone profiles where STD < 20% \(dark without errors\)](#)

#### [5.4. Plot ozone profiles where STD < 10% \(dark without errors\)](#)

#### [5.5. Plot ozone profiles where STD < 5% \(dark without errors\)](#)

#### [5.6 Plot NO2 profiles for all STD \(dark without errors\)](#)

#### [5.7 Plot NO3 profiles for all STD \(dark without errors\)](#)

#### [5.8 Plot H2O profiles \(only for occultations of stars 1,2,3,4,13,14,16,26,63 dark without errors\) for all STD](#)

### [6. Auxiliary Data Files used for the production reported in section 2](#)

This report presents the daily analysis on parameters extracted from GOMOS level 2 data (GOM\_NL\_\_2P). It is intended to monitor some important parameters that will impact the quality of these products. A list of level 2 products (and content) that have arrived during the reporting day to the PCF is also given.

Item	Value
Time of report generation	19APR2013 10:41:04
Data source version	GOMOS/6.01
Start time of products	10-09-2004 (10SEP2004 00:00:00)
Stop time of products	11-09-2004 (11SEP2004 00:00:00)
Store outputs in DB	Yes
Nb of level 2 prods	494
Nb of prods with errors	0

## 2. Summary of processed GOM\_NL\_\_2P products.

Nr	Filename	UTC Start time	Limb	Duration	Star Id	Star Name	Star Mag	Star Temp	Nb Meas	Orbit	Prod. error
1	GOM_NL__2PRFIN20040910_000030_000000392030_00145_13225_3650.N1	10-SEP-2004 00:00:30	Bright	39.000	61	8Eps Peg	2.1000	3900.0	78	13225	No
2	GOM_NL__2PRFIN20040910_000231_000000442030_00145_13225_3651.N1	10-SEP-2004 00:02:31	Bright	43.500	90	54Alp Peg	2.4870	11000.	87	13225	No
3	GOM_NL__2PRFIN20040910_000442_000000562030_00145_13225_3652.N1	10-SEP-2004 00:04:42	Bright	56.000	140	88Gam Peg	2.8340	26000.	112	13225	No
4	GOM_NL__2PRFIN20040910_000644_000000412030_00145_13225_3653.N1	10-SEP-2004 00:06:44	Bright	41.000	164	44Eta Peg	2.9480	5400.0	82	13225	No
5	GOM_NL__2PRFIN20040910_000939_000000392030_00145_13225_3654.N1	10-SEP-2004 00:09:39	Bright	39.000	66	37Gam Cyg	2.2080	5900.0	78	13225	No
6	GOM_NL__2PRFIN20040910_001139_000000372030_00145_13225_3655.N1	10-SEP-2004 00:11:39	Bright	37.000	144	18Del Cyg	2.8600	11000.	74	13225	No
7	GOM_NL__2PRFIN20040910_001522_000000392030_00145_13225_3656.N1	10-SEP-2004 00:15:22	Bright	38.500	89	5Alp Cep	2.4510	8000.0	77	13225	No
8	GOM_NL__2PRFIN20040910_001700_000000442030_00145_13225_3657.N1	10-SEP-2004 00:17:00	Bright	43.500	74	11Bet Cas	2.2680	6600.0	87	13225	No
9	GOM_NL__2PRFIN20040910_001856_000000472030_00145_13225_3658.N1	10-SEP-2004 00:18:56	Bright	46.500	76	27Gam Cas	2.3000	30000.	93	13225	No
10	GOM_NL__2PRFIN20040910_002305_000000342030_00145_13225_3659.N1	10-SEP-2004 00:23:05	Bright	34.000	49	1Alp UMi	1.9900	6300.0	68	13225	No
11	GOM_NL__2PRFIN20040910_002532_000000582030_00145_13225_3660.N1	10-SEP-2004 00:25:32	Bright	57.500	160	23Gam Per	2.9300	4700.0	115	13225	No
12	GOM_NL__2PRFIN20040910_002737_000000702030_00145_13225_3661.N1	10-SEP-2004 00:27:37	Bright	69.500	35	33Alp Per	1.7950	6250.0	139	13225	No
13	GOM_NL__2PRFIN20040910_003007_000000382030_00145_13225_3662.N1	10-SEP-2004 00:30:07	Bright	38.000	36	50Alp UMa	1.8000	6300.0	76	13225	No
14	GOM_NL__2PRFIN20040910_003131_000000522030_00145_13225_3663.N1	10-SEP-2004 00:31:31	Bright	52.000	82	48Bet UMa	2.3650	10600.	104	13225	No
15	GOM_NL__2PRFIN20040910_003426_000000662030_00145_13225_3664.N1	10-SEP-2004 00:34:26	Bright	66.000	6	13Alp Aur	0.080000	3400.0	132	13225	No
16	GOM_NL__2PRFIN20040910_004023_000000452030_00145_13225_3665.N1	10-SEP-2004 00:40:23	Bright	45.000	24	66Alp Gem	1.5800	10200.	90	13225	No
17	GOM_NL__2PRFIN20040910_004331_000000872030_00145_13225_3666.N1	10-SEP-2004 00:43:31	Twilight	87.000	28	12Bet Tau	1.6500	15200.	174	13225	No
18	GOM_NL__2PRFIN20040910_004648_000000622030_00145_13225_3667.N1	10-SEP-2004 00:46:48	Twilight	62.000	44	24Gam Gem	1.9280	11000.	124	13225	No
19	GOM_NL__2PRFIN20040910_004837_000000532030_00145_13225_3668.N1	10-SEP-2004 00:48:37	Twilight	52.500	8	10Alp CMi	0.40000	6500.0	105	13225	No
20	GOM_NL__2PRFIN20040910_005244_000000942030_00145_13225_3669.N1	10-SEP-2004 00:52:44	Dark	93.500	14	58Alp Ori	0.87000	3000.0	187	13225	No
21	GOM_NL__2PRFIN20040910_005705_000000662030_00145_13225_3670.N1	10-SEP-2004 00:57:05	Dark	66.000	1	9Alp CMa	-1.4400	11000.	132	13225	No
22	GOM_NL__2PRFIN20040910_005840_000000422030_00145_13225_3671.N1	10-SEP-2004 00:58:40	Dark	41.500	88	31Eta CMa	2.4480	20000.	83	13225	No
23	GOM_NL__2PRFIN20040910_010019_000000402030_00145_13225_3672.N1	10-SEP-2004 01:00:19	Dark	39.500	70	Zet Pup	2.2460	39000.	79	13225	No
24	GOM_NL__2PRFIN20040910_010141_000000492030_00145_13225_3673.N1	10-SEP-2004 01:01:41	Dark	48.500	177	1Zet CMa	3.0220	26000.	97	13225	No
25	GOM_NL__2PRFIN20040910_010448_000000432030_00145_13225_3674.N1	10-SEP-2004 01:04:48	Dark	43.000	161	Tau Pup	2.9310	4500.0	86	13225	No
26	GOM_NL__2PRFIN20040910_011546_000000392030_00146_13226_3840.N1	10-SEP-2004 01:15:46	Dark	38.500	135	Bet Hyi	2.8200	5800.0	77	13226	No
27	GOM_NL__2PRFIN20040910_011749_000000472030_00146_13226_3841.N1	10-SEP-2004 01:17:49	Dark	47.000	9	Alp Eri	0.45300	24000.	94	13226	No
28	GOM_NL__2PRFIN20040910_012121_000000422030_00146_13226_3842.N1	10-SEP-2004 01:21:21	Straylight	42.000	148	Alp Tuc	2.8780	4100.0	84	13226	No
29	GOM_NL__2PRFIN20040910_012502_000000422030_00146_13226_3843.N1	10-SEP-2004 01:25:02	Straylight	41.500	31	Alp Gru	1.7340	15200.	83	13226	No
30	GOM_NL__2PRFIN20040910_012750_000000402030_00146_13226_3844.N1	10-SEP-2004 01:27:50	Straylight	39.500	172	Gam Gru	3.0030	13100.	79	13226	No
31	GOM_NL__2PRFIN20040910_012909_000000512030_00146_13226_3845.N1	10-SEP-2004 01:29:09	Straylight	51.000	18	24Alp PsA	1.1660	9700.0	102	13226	No
32	GOM_NL__2PRFIN20040910_013143_000000712030_00146_13226_3846.N1	10-SEP-2004 01:31:43	Twilight	71.000	52	16Bet Cet	2.0370	4500.0	142	13226	No
33	GOM_NL__2PRFIN20040910_013347_000000432030_00146_13226_3847.N1	10-SEP-2004 01:33:47	Twilight	43.000	142	49Del Cap	2.8500	8900.0	86	13226	No
34	GOM_NL__2PRFIN20040910_013652_000000402030_00146_13226_3848.N1	10-SEP-2004 01:36:52	Bright	40.000	154	22Bet Aqr	2.8990	5700.0	80	13226	No
35	GOM_NL__2PRFIN20040910_013806_000000402030_00146_13226_3849.N1	10-SEP-2004 01:38:06	Bright	40.000	162	34Alp Aqr	2.9440	5350.0	80	13226	No
36	GOM_NL__2PRFIN20040910_014105_000000402030_00146_13226_3850.N1	10-SEP-2004 01:41:05	Bright	39.500	61	8Eps Peg	2.1000	3900.0	79	13226	No
37	GOM_NL__2PRFIN20040910_014306_000000442030_00146_13226_3851.N1	10-SEP-2004 01:43:06	Bright	43.500	90	54Alp Peg	2.4870	11000.	87	13226	No
38	GOM_NL__2PRFIN20040910_014517_000000572030_00146_13226_3852.N1	10-SEP-2004 01:45:17	Bright	56.500	140	88Gam Peg	2.8340	26000.	113	13226	No
39	GOM_NL__2PRFIN20040910_014719_000000422030_00146_13226_3853.N1	10-SEP-2004 01:47:19	Bright	41.500	164	44Eta Peg	2.9480	5400.0	83	13226	No
40	GOM_NL__2PRFIN20040910_015013_000000422030_00146_13226_3854.N1	10-SEP-2004 01:50:13	Bright	41.500	66	37Gam Cyg	2.2080	5900.0	83	13226	No
41	GOM_NL__2PRFIN20040910_015215_000000362030_00146_13226_3855.N1	10-SEP-2004 01:52:15	Bright	36.000	144	18Del Cyg	2.8600	11000.	72	13226	No
42	GOM_NL__2PRFIN20040910_015555_000000382030_00146_13226_3856.N1	10-SEP-2004 01:55:55	Bright	37.500	89	5Alp Cep	2.4510	8000.0	75	13226	No

43	GOM_NL__2PRFIN20040910_015735_000000432030_00146_13226_3857.N1	10-SEP-2004 01:57:35	Bright	43.000	74	11Bet Cas	2.2680	6600.0	86	13226	No
44	GOM_NL__2PRFIN20040910_015931_000000472030_00146_13226_3858.N1	10-SEP-2004 01:59:31	Bright	47.000	76	27Gam Cas	2.3000	30000.	94	13226	No
45	GOM_NL__2PRFIN20040910_020340_000000382030_00146_13226_3859.N1	10-SEP-2004 02:03:40	Bright	37.500	49	1Alp UMi	1.9900	6300.0	75	13226	No
46	GOM_NL__2PRFIN20040910_020606_000000622030_00146_13226_3860.N1	10-SEP-2004 02:06:06	Bright	61.500	160	23Gam Per	2.9300	4700.0	123	13226	No
47	GOM_NL__2PRFIN20040910_020812_000000702030_00146_13226_3861.N1	10-SEP-2004 02:08:12	Bright	69.500	35	33Alp Per	1.7950	6250.0	139	13226	No
48	GOM_NL__2PRFIN20040910_021042_000000392030_00146_13226_3862.N1	10-SEP-2004 02:10:42	Bright	38.500	36	50Alp UMa	1.8000	6300.0	77	13226	No
49	GOM_NL__2PRFIN20040910_021205_000000412030_00146_13226_3863.N1	10-SEP-2004 02:12:05	Bright	40.500	82	48Bet UMa	2.3650	10600.	81	13226	No
50	GOM_NL__2PRFIN20040910_021501_000000652030_00146_13226_3864.N1	10-SEP-2004 02:15:01	Bright	65.000	6	13Alp Aur	0.080000	3400.0	130	13226	No
51	GOM_NL__2PRFIN20040910_022059_000000452030_00146_13226_3865.N1	10-SEP-2004 02:20:59	Bright	44.500	24	66Alp Gem	1.5800	10200.	89	13226	No
52	GOM_NL__2PRFIN20040910_022408_000000932030_00146_13226_3866.N1	10-SEP-2004 02:24:08	Twi_and_stray	92.500	28	12Bet Tau	1.6500	15200.	185	13226	No
53	GOM_NL__2PRFIN20040910_022725_000000632030_00146_13226_3867.N1	10-SEP-2004 02:27:25	Twi_and_stray	62.500	44	24Gam Gem	1.9280	11000.	125	13226	No
54	GOM_NL__2PRFIN20040910_022912_000000592030_00146_13226_3868.N1	10-SEP-2004 02:29:12	Twilight	58.500	8	10Alp CMi	0.40000	6500.0	117	13226	No
55	GOM_NL__2PRFIN20040910_023321_000001052030_00146_13226_3869.N1	10-SEP-2004 02:33:21	Dark	105.00	14	58Alp Ori	0.87000	3000.0	210	13226	No
56	GOM_NL__2PRFIN20040910_023741_000000632030_00146_13226_3870.N1	10-SEP-2004 02:37:41	Dark	63.000	1	9Alp CMa	-1.4400	11000.	126	13226	No
57	GOM_NL__2PRFIN20040910_024524_000000422030_00146_13226_3871.N1	10-SEP-2004 02:45:24	Dark	41.500	161	Tau Pup	2.9310	4500.0	83	13226	No
58	GOM_NL__2PRFIN20040910_025622_000000402030_00147_13227_3841.N1	10-SEP-2004 02:56:22	Dark	40.000	135	Bet Hyi	2.8200	5800.0	80	13227	No
59	GOM_NL__2PRFIN20040910_025826_000000472030_00147_13227_3842.N1	10-SEP-2004 02:58:26	Dark	46.500	9	Alp Eri	0.45300	24000.	93	13227	No
60	GOM_NL__2PRFIN20040910_030157_000000392030_00147_13227_3843.N1	10-SEP-2004 03:01:57	Straylight	39.000	148	Alp Tuc	2.8780	4100.0	78	13227	No
61	GOM_NL__2PRFIN20040910_030539_000000432030_00147_13227_3844.N1	10-SEP-2004 03:05:39	Straylight	42.500	31	Alp Gru	1.7340	15200.	85	13227	No
62	GOM_NL__2PRFIN20040910_030825_000000392030_00147_13227_3845.N1	10-SEP-2004 03:08:25	Straylight	39.000	172	Gam Gru	3.0030	13100.	78	13227	No
63	GOM_NL__2PRFIN20040910_030945_000000512030_00147_13227_3846.N1	10-SEP-2004 03:09:45	Straylight	50.500	18	24Alp PsA	1.1660	9700.0	101	13227	No
64	GOM_NL__2PRFIN20040910_031219_000000692030_00147_13227_3847.N1	10-SEP-2004 03:12:19	Twi_and_stray	68.500	52	16Bet Cet	2.0370	4500.0	137	13227	No
65	GOM_NL__2PRFIN20040910_031424_000000402030_00147_13227_3848.N1	10-SEP-2004 03:14:24	Twi_and_stray	40.000	142	49Del Cap	2.8500	8900.0	80	13227	No
66	GOM_NL__2PRFIN20040910_031728_000000412030_00147_13227_3849.N1	10-SEP-2004 03:17:28	Bright	40.500	154	22Bet Aqr	2.8990	5700.0	81	13227	No
67	GOM_NL__2PRFIN20040910_031840_000000432030_00147_13227_3850.N1	10-SEP-2004 03:18:40	Bright	42.500	162	34Alp Aqr	2.9440	5350.0	85	13227	No
68	GOM_NL__2PRFIN20040910_032141_000000412030_00147_13227_3851.N1	10-SEP-2004 03:21:41	Bright	40.500	61	8Eps Peg	2.1000	3900.0	81	13227	No
69	GOM_NL__2PRFIN20040910_032339_000000472030_00147_13227_3852.N1	10-SEP-2004 03:23:39	Bright	46.500	90	54Alp Peg	2.4870	11000.	93	13227	No
70	GOM_NL__2PRFIN20040910_032552_000000562030_00147_13227_3853.N1	10-SEP-2004 03:25:52	Bright	56.000	140	88Gam Peg	2.8340	26000.	112	13227	No
71	GOM_NL__2PRFIN20040910_032755_000000422030_00147_13227_3854.N1	10-SEP-2004 03:27:55	Bright	41.500	164	44Eta Peg	2.9480	5400.0	83	13227	No
72	GOM_NL__2PRFIN20040910_033051_000000382030_00147_13227_3855.N1	10-SEP-2004 03:30:51	Bright	38.000	66	37Gam Cyg	2.2080	5900.0	76	13227	No
73	GOM_NL__2PRFIN20040910_033251_000000392030_00147_13227_3856.N1	10-SEP-2004 03:32:51	Bright	38.500	144	18Del Cyg	2.8600	11000.	77	13227	No
74	GOM_NL__2PRFIN20040910_033631_000000392030_00147_13227_3857.N1	10-SEP-2004 03:36:31	Bright	38.500	89	5Alp Cep	2.4510	8000.0	77	13227	No
75	GOM_NL__2PRFIN20040910_033810_000000412030_00147_13227_3858.N1	10-SEP-2004 03:38:10	Bright	41.000	74	11Bet Cas	2.2680	6600.0	82	13227	No
76	GOM_NL__2PRFIN20040910_034006_000000432030_00147_13227_3859.N1	10-SEP-2004 03:40:06	Bright	43.000	76	27Gam Cas	2.3000	30000.	86	13227	No
77	GOM_NL__2PRFIN20040910_034414_000000412030_00147_13227_3860.N1	10-SEP-2004 03:44:14	Bright	41.000	49	1Alp UMi	1.9900	6300.0	82	13227	No
78	GOM_NL__2PRFIN20040910_034642_000000592030_00147_13227_3861.N1	10-SEP-2004 03:46:42	Bright	58.500	160	23Gam Per	2.9300	4700.0	117	13227	No
79	GOM_NL__2PRFIN20040910_034847_000000682030_00147_13227_3862.N1	10-SEP-2004 03:48:47	Bright	67.500	35	33Alp Per	1.7950	6250.0	135	13227	No
80	GOM_NL__2PRFIN20040910_035118_000000392030_00147_13227_3863.N1	10-SEP-2004 03:51:18	Bright	39.000	36	50Alp UMa	1.8000	6300.0	78	13227	No
81	GOM_NL__2PRFIN20040910_035241_000000402030_00147_13227_3864.N1	10-SEP-2004 03:52:41	Bright	40.000	82	48Bet UMa	2.3650	10600.	80	13227	No
82	GOM_NL__2PRFIN20040910_035537_000000702030_00147_13227_3865.N1	10-SEP-2004 03:55:37	Bright	69.500	6	13Alp Aur	0.080000	3400.0	139	13227	No
83	GOM_NL__2PRFIN20040910_040135_000000452030_00147_13227_3866.N1	10-SEP-2004 04:01:35	Bright	44.500	24	66Alp Gem	1.5800	10200.	89	13227	No
84	GOM_NL__2PRFIN20040910_040444_000000922030_00147_13227_3867.N1	10-SEP-2004 04:04:44	Twi_and_stray	92.000	28	12Bet Tau	1.6500	15200.	184	13227	No
85	GOM_NL__2PRFIN20040910_040802_000000562030_00147_13227_3868.N1	10-SEP-2004 04:08:02	Twi_and_stray	55.500	44	24Gam Gem	1.9280	11000.	111	13227	No
86	GOM_NL__2PRFIN20040910_040949_000000562030_00147_13227_3869.N1	10-SEP-2004 04:09:49	Twilight	55.500	8	10Alp CMi	0.40000	6500.0	111	13227	No
87	GOM_NL__2PRFIN20040910_041359_000001052030_00147_13227_3870.N1	10-SEP-2004 04:13:59	Dark	105.00	14	58Alp Ori	0.87000	3000.0	210	13227	No
88	GOM_NL__2PRFIN20040910_041817_000000572030_00147_13227_3871.N1	10-SEP-2004 04:18:17	Dark	57.000	1	9Alp CMa	-1.4400	11000.	114	13227	No
89	GOM_NL__2PRFIN20040910_041952_000000482030_00147_13227_3872.N1	10-SEP-2004 04:19:52	Dark	47.500	88	31Eta CMa	2.4480	20000.	95	13227	No
90	GOM_NL__2PRFIN20040910_042131_000000402030_00147_13227_3873.N1	10-SEP-2004 04:21:31	Dark	40.000	70	Zet Pup	2.2460	39000.	80	13227	No
91	GOM_NL__2PRFIN20040910_042255_000000482030_00147_13227_3874.N1	10-SEP-2004 04:22:55	Dark	48.000	177	1Zet CMa	3.0220	26000.	96	13227	No
92	GOM_NL__2PRFIN20040910_042559_000000462030_00147_13227_3875.N1	10-SEP-2004 04:25:59	Dark	45.500	161	Tau Pup	2.9310	4500.0	91	13227	No
93	GOM_NL__2PRFIN20040910_043658_000000392030_00148_13228_3841.N1	10-SEP-2004 04:36:58	Dark	38.500	135	Bet Hyi	2.8200	5800.0	77	13228	No
94	GOM_NL__2PRFIN20040910_043902_000000472030_00148_13228_3842.N1	10-SEP-2004 04:39:02	Dark	46.500	9	Alp Eri	0.45300	24000.	93	13228	No
95	GOM_NL__2PRFIN20040910_044233_000000402030_00148_13228_3843.N1	10-SEP-2004 04:42:33	Straylight	40.000	148	Alp Tuc	2.8780	4100.0	80	13228	No
96	GOM_NL__2PRFIN20040910_044615_000000392030_00148_13228_3844.N1	10-SEP-2004 04:46:15	Straylight	38.500	31	Alp Gru	1.7340	15200.	77	13228	No
97	GOM_NL__2PRFIN20040910_044902_000000402030_00148_13228_3845.N1	10-SEP-2004 04:49:02	Straylight	39.500	172	Gam Gru	3.0030	13100.	79	13228	No
98	GOM_NL__2PRFIN20040910_045023_000000472030_00148_13228_3846.N1	10-SEP-2004 04:50:23	Straylight	46.500	18	24Alp PsA	1.1660	9700.0	93	13228	No
99	GOM_NL__2PRFIN20040910_045255_000000682030_00148_13228_3847.N1	10-SEP-2004 04:52:55	Twi_and_stray	68.000	52	16Bet Cet	2.0370	4500.0	136	13228	No
100	GOM_NL__2PRFIN20040910_045459_000000412030_00148_13228_3848.N1	10-SEP-2004 04:54:59	Twi_and_stray	40.500	142	49Del Cap	2.8500	8900.0	81	13228	No
101	GOM_NL__2PRFIN20040910_045804_000000402030_00148_13228_3849.N1	10-SEP-2004 04:58:04	Bright	40.000	154	22Bet Aqr	2.8990	5700.0	80	13228	No

102	GOM_NL__2PRFIN20040910_045918_000000412030_00148_13228_3850.N1	10-SEP-2004 04:59:18	Bright	40.500	162	34Alp Aqr	2.9440	5350.0	81	13228	No
103	GOM_NL__2PRFIN20040910_050218_000000392030_00148_13228_3851.N1	10-SEP-2004 05:02:18	Bright	39.000	61	8Eps Peg	2.1000	3900.0	78	13228	No
104	GOM_NL__2PRFIN20040910_050416_000000452030_00148_13228_3852.N1	10-SEP-2004 05:04:16	Bright	44.500	90	54Alp Peg	2.4870	11000.	89	13228	No
105	GOM_NL__2PRFIN20040910_050627_000000562030_00148_13228_3853.N1	10-SEP-2004 05:06:27	Bright	56.000	140	88Gam Peg	2.8340	26000.	112	13228	No
106	GOM_NL__2PRFIN20040910_050831_000000422030_00148_13228_3854.N1	10-SEP-2004 05:08:31	Bright	41.500	164	44Eta Peg	2.9480	5400.0	83	13228	No
107	GOM_NL__2PRFIN20040910_051125_000000402030_00148_13228_3855.N1	10-SEP-2004 05:11:25	Bright	40.000	66	37Gam Cyg	2.2080	5900.0	80	13228	No
108	GOM_NL__2PRFIN20040910_051328_000000372030_00148_13228_3856.N1	10-SEP-2004 05:13:28	Bright	37.000	144	18Del Cyg	2.8600	11000.	74	13228	No
109	GOM_NL__2PRFIN20040910_051709_000000392030_00148_13228_3857.N1	10-SEP-2004 05:17:09	Bright	39.000	89	5Alp Cep	2.4510	8000.0	78	13228	No
110	GOM_NL__2PRFIN20040910_051846_000000442030_00148_13228_3858.N1	10-SEP-2004 05:18:46	Bright	44.000	74	11Bet Cas	2.2680	6600.0	88	13228	No
111	GOM_NL__2PRFIN20040910_052042_000000462030_00148_13228_3859.N1	10-SEP-2004 05:20:42	Bright	45.500	76	27Gam Cas	2.3000	30000.	91	13228	No
112	GOM_NL__2PRFIN20040910_052450_000000412030_00148_13228_3860.N1	10-SEP-2004 05:24:50	Bright	40.500	49	1Alp UMi	1.9900	6300.0	81	13228	No
113	GOM_NL__2PRFIN20040910_052716_000000602030_00148_13228_3861.N1	10-SEP-2004 05:27:16	Bright	59.500	160	23Gam Per	2.9300	4700.0	119	13228	No
114	GOM_NL__2PRFIN20040910_052922_000000712030_00148_13228_3862.N1	10-SEP-2004 05:29:22	Bright	70.500	35	33Alp Per	1.7950	6250.0	141	13228	No
115	GOM_NL__2PRFIN20040910_053154_000000402030_00148_13228_3863.N1	10-SEP-2004 05:31:54	Bright	39.500	36	50Alp UMa	1.8000	6300.0	79	13228	No
116	GOM_NL__2PRFIN20040910_053319_000000382030_00148_13228_3864.N1	10-SEP-2004 05:33:19	Bright	38.000	82	48Bet UMa	2.3650	10600.	76	13228	No
117	GOM_NL__2PRFIN20040910_053612_000000622030_00148_13228_3865.N1	10-SEP-2004 05:36:12	Bright	61.500	6	13Alp Aur	0.080000	3400.0	123	13228	No
118	GOM_NL__2PRFIN20040910_054211_000000442030_00148_13228_3866.N1	10-SEP-2004 05:42:11	Bright	43.500	24	66Alp Gem	1.5800	10200.	87	13228	No
119	GOM_NL__2PRFIN20040910_054520_000000892030_00148_13228_3867.N1	10-SEP-2004 05:45:20	Twi_and_stray	89.000	28	12Bet Tau	1.6500	15200.	178	13228	No
120	GOM_NL__2PRFIN20040910_054838_000000602030_00148_13228_3868.N1	10-SEP-2004 05:48:38	Twi_and_stray	59.500	44	24Gam Gem	1.9280	11000.	119	13228	No
121	GOM_NL__2PRFIN20040910_055025_000000592030_00148_13228_3869.N1	10-SEP-2004 05:50:25	Twilight	58.500	8	10Alp CMi	0.40000	6500.0	117	13228	No
122	GOM_NL__2PRFIN20040910_055436_000001052030_00148_13228_3870.N1	10-SEP-2004 05:54:36	Dark	105.00	14	58Alp Ori	0.87000	3000.0	210	13228	No
123	GOM_NL__2PRFIN20040910_055855_000000572030_00148_13228_3871.N1	10-SEP-2004 05:58:55	Dark	57.000	1	9Alp CMa	-1.4400	11000.	114	13228	No
124	GOM_NL__2PRFIN20040910_060029_000000442030_00148_13228_3872.N1	10-SEP-2004 06:00:29	Dark	43.500	88	31Eta CMa	2.4480	20000.	87	13228	No
125	GOM_NL__2PRFIN20040910_060208_000000442030_00148_13228_3873.N1	10-SEP-2004 06:02:08	Dark	44.000	70	Zet Pup	2.2460	39000.	88	13228	No
126	GOM_NL__2PRFIN20040910_060332_000000492030_00148_13228_3874.N1	10-SEP-2004 06:03:32	Dark	48.500	177	1Zet CMa	3.0220	26000.	97	13228	No
127	GOM_NL__2PRFIN20040910_060637_000000442030_00148_13228_3875.N1	10-SEP-2004 06:06:37	Dark	44.000	161	Tau Pup	2.9310	4500.0	88	13228	No
128	GOM_NL__2PRFIN20040910_061735_000000402030_00149_13229_3841.N1	10-SEP-2004 06:17:35	Dark	40.000	135	Bet Hyi	2.8200	5800.0	80	13229	No
129	GOM_NL__2PRFIN20040910_061939_000000472030_00149_13229_3842.N1	10-SEP-2004 06:19:39	Dark	47.000	9	Alp Eri	0.45300	24000.	94	13229	No
130	GOM_NL__2PRFIN20040910_062309_000000482030_00149_13229_3843.N1	10-SEP-2004 06:23:09	Straylight	47.500	148	Alp Tuc	2.8780	4100.0	95	13229	No
131	GOM_NL__2PRFIN20040910_062651_000000422030_00149_13229_3844.N1	10-SEP-2004 06:26:51	Straylight	41.500	31	Alp Gru	1.7340	15200.	83	13229	No
132	GOM_NL__2PRFIN20040910_062939_000000412030_00149_13229_3845.N1	10-SEP-2004 06:29:39	Straylight	40.500	172	Gam Gru	3.0030	13100.	81	13229	No
133	GOM_NL__2PRFIN20040910_063100_000000472030_00149_13229_3846.N1	10-SEP-2004 06:31:00	Straylight	47.000	18	24Alp PsA	1.1660	9700.0	94	13229	No
134	GOM_NL__2PRFIN20040910_063329_000000712030_00149_13229_3847.N1	10-SEP-2004 06:33:29	Twi_and_stray	71.000	52	16Bet Cet	2.0370	4500.0	142	13229	No
135	GOM_NL__2PRFIN20040910_063536_000000432030_00149_13229_3848.N1	10-SEP-2004 06:35:36	Twi_and_stray	42.500	142	49Del Cap	2.8500	8900.0	85	13229	No
136	GOM_NL__2PRFIN20040910_063840_000000402030_00149_13229_3849.N1	10-SEP-2004 06:38:40	Bright	39.500	154	22Bet Aqr	2.8990	5700.0	79	13229	No
137	GOM_NL__2PRFIN20040910_063955_000000402030_00149_13229_3850.N1	10-SEP-2004 06:39:55	Bright	40.000	162	34Alp Aqr	2.9440	5350.0	80	13229	No
138	GOM_NL__2PRFIN20040910_064254_000000392030_00149_13229_3851.N1	10-SEP-2004 06:42:54	Bright	38.500	61	8Eps Peg	2.1000	3900.0	77	13229	No
139	GOM_NL__2PRFIN20040910_064453_000000432030_00149_13229_3852.N1	10-SEP-2004 06:44:53	Bright	42.500	90	54Alp Peg	2.4870	11000.	85	13229	No
140	GOM_NL__2PRFIN20040910_064702_000000572030_00149_13229_3853.N1	10-SEP-2004 06:47:02	Bright	56.500	140	88Gam Peg	2.8340	26000.	113	13229	No
141	GOM_NL__2PRFIN20040910_064907_000000422030_00149_13229_3854.N1	10-SEP-2004 06:49:07	Bright	41.500	164	44Eta Peg	2.9480	5400.0	83	13229	No
142	GOM_NL__2PRFIN20040910_065204_000000392030_00149_13229_3855.N1	10-SEP-2004 06:52:04	Bright	39.000	66	37Gam Cyg	2.2080	5900.0	78	13229	No
143	GOM_NL__2PRFIN20040910_065404_000000392030_00149_13229_3856.N1	10-SEP-2004 06:54:04	Bright	38.500	144	18Del Cyg	2.8600	11000.	77	13229	No
144	GOM_NL__2PRFIN20040910_065745_000000392030_00149_13229_3857.N1	10-SEP-2004 06:57:45	Bright	39.000	89	5Alp Cep	2.4510	8000.0	78	13229	No
145	GOM_NL__2PRFIN20040910_065922_000000442030_00149_13229_3858.N1	10-SEP-2004 06:59:22	Bright	44.000	74	11Bet Cas	2.2680	6600.0	88	13229	No
146	GOM_NL__2PRFIN20040910_070118_000000462030_00149_13229_3859.N1	10-SEP-2004 07:01:18	Bright	45.500	76	27Gam Cas	2.3000	30000.	91	13229	No
147	GOM_NL__2PRFIN20040910_070528_000000392030_00149_13229_3860.N1	10-SEP-2004 07:05:28	Bright	38.500	49	1Alp UMi	1.9900	6300.0	77	13229	No
148	GOM_NL__2PRFIN20040910_070751_000000592030_00149_13229_3861.N1	10-SEP-2004 07:07:51	Bright	58.500	160	23Gam Per	2.9300	4700.0	117	13229	No
149	GOM_NL__2PRFIN20040910_070956_000000682030_00149_13229_3862.N1	10-SEP-2004 07:09:56	Bright	67.500	35	33Alp Per	1.7950	6250.0	135	13229	No
150	GOM_NL__2PRFIN20040910_071230_000000392030_00149_13229_3863.N1	10-SEP-2004 07:12:30	Bright	38.500	36	50Alp UMa	1.8000	6300.0	77	13229	No
151	GOM_NL__2PRFIN20040910_071353_000000522030_00149_13229_3864.N1	10-SEP-2004 07:13:53	Bright	52.000	82	48Bet UMa	2.3650	10600.	104	13229	No
152	GOM_NL__2PRFIN20040910_071648_000000642030_00149_13229_3865.N1	10-SEP-2004 07:16:48	Bright	64.000	6	13Alp Aur	0.080000	3400.0	128	13229	No
153	GOM_NL__2PRFIN20040910_072248_000000442030_00149_13229_3866.N1	10-SEP-2004 07:22:48	Bright	44.000	24	66Alp Gem	1.5800	10200.	88	13229	No
154	GOM_NL__2PRFIN20040910_072557_000000862030_00149_13229_3867.N1	10-SEP-2004 07:25:57	Twi_and_stray	85.500	28	12Bet Tau	1.6500	15200.	171	13229	No
155	GOM_NL__2PRFIN20040910_072915_000000582030_00149_13229_3868.N1	10-SEP-2004 07:29:15	Twi_and_stray	57.500	44	24Gam Gem	1.9280	11000.	115	13229	No
156	GOM_NL__2PRFIN20040910_073102_000000442030_00149_13229_3869.N1	10-SEP-2004 07:31:02	Twilight	44.000	8	10Alp CMi	0.40000	6500.0	88	13229	No
157	GOM_NL__2PRFIN20040910_073514_000000892030_00149_13229_3870.N1	10-SEP-2004 07:35:14	Dark	88.500	14	58Alp Ori	0.87000	3000.0	177	13229	No
158	GOM_NL__2PRFIN20040910_073931_000000612030_00149_13229_3871.N1	10-SEP-2004 07:39:31	Dark	61.000	1	9Alp CMa	-1.4400	11000.	122	13229	No
159	GOM_NL__2PRFIN20040910_074106_000000432030_00149_13229_3872.N1	10-SEP-2004 07:41:06	Dark	42.500	88	31Eta CMa	2.4480	20000.	85	13229	No
160	GOM_NL__2PRFIN20040910_074244_000000432030_00149_13229_3873.N1	10-SEP-2004 07:42:44	Dark	43.000	70	Zet Pup	2.2460	39000.	86	13229	No



161	GOM_NL__2PRFIN20040910_074409_000000472030_00149_13229_3874.N1	10-SEP-2004 07:44:09	Dark	47.000	177	1Zet CMa	3.0220	26000.	94	13229	No
162	GOM_NL__2PRFIN20040910_074714_000000422030_00149_13229_3875.N1	10-SEP-2004 07:47:14	Dark	42.000	161	Tau Pup	2.9310	4500.0	84	13229	No
163	GOM_NL__2PRFIN20040910_075810_000000402030_00150_13230_3841.N1	10-SEP-2004 07:58:10	Dark	39.500	135	Bet Hyi	2.8200	5800.0	79	13230	No
164	GOM_NL__2PRFIN20040910_080016_000000462030_00150_13230_3842.N1	10-SEP-2004 08:00:16	Dark	46.000	9	Alp Eri	0.45300	24000.	92	13230	No
165	GOM_NL__2PRFIN20040910_080345_000000412030_00150_13230_3843.N1	10-SEP-2004 08:03:45	Straylight	41.000	148	Alp Tuc	2.8780	4100.0	82	13230	No
166	GOM_NL__2PRFIN20040910_080727_000000432030_00150_13230_3844.N1	10-SEP-2004 08:07:27	Straylight	43.000	31	Alp Gru	1.7340	15200.	86	13230	No
167	GOM_NL__2PRFIN20040910_081015_000000412030_00150_13230_3845.N1	10-SEP-2004 08:10:15	Straylight	40.500	172	Gam Gru	3.0030	13100.	81	13230	No
168	GOM_NL__2PRFIN20040910_081136_000000482030_00150_13230_3846.N1	10-SEP-2004 08:11:36	Straylight	47.500	18	24Alp PsA	1.1660	9700.0	95	13230	No
169	GOM_NL__2PRFIN20040910_081408_000000702030_00150_13230_3847.N1	10-SEP-2004 08:14:08	Tw_i_and_stray	70.000	52	16Bet Cet	2.0370	4500.0	140	13230	No
170	GOM_NL__2PRFIN20040910_081612_000000432030_00150_13230_3848.N1	10-SEP-2004 08:16:12	Tw_i_and_stray	42.500	142	49Del Cap	2.8500	8900.0	85	13230	No
171	GOM_NL__2PRFIN20040910_082330_000000392030_00150_13230_3849.N1	10-SEP-2004 08:23:30	Bright	38.500	61	8Eps Peg	2.1000	3900.0	77	13230	No
172	GOM_NL__2PRFIN20040910_082529_000000452030_00150_13230_3850.N1	10-SEP-2004 08:25:29	Bright	44.500	90	54Alp Peg	2.4870	11000.	89	13230	No
173	GOM_NL__2PRFIN20040910_082737_000000572030_00150_13230_3851.N1	10-SEP-2004 08:27:37	Bright	56.500	140	88Gam Peg	2.8340	26000.	113	13230	No
174	GOM_NL__2PRFIN20040910_082943_000000412030_00150_13230_3852.N1	10-SEP-2004 08:29:43	Bright	41.000	164	44Eta Peg	2.9480	5400.0	82	13230	No
175	GOM_NL__2PRFIN20040910_083240_000000382030_00150_13230_3853.N1	10-SEP-2004 08:32:40	Bright	37.500	66	37Gam Cyg	2.2080	5900.0	75	13230	No
176	GOM_NL__2PRFIN20040910_083440_000000392030_00150_13230_3854.N1	10-SEP-2004 08:34:40	Bright	39.000	144	18Del Cyg	2.8600	11000.	78	13230	No
177	GOM_NL__2PRFIN20040910_083822_000000382030_00150_13230_3855.N1	10-SEP-2004 08:38:22	Bright	37.500	89	5Alp Cep	2.4510	8000.0	75	13230	No
178	GOM_NL__2PRFIN20040910_083957_000000442030_00150_13230_3856.N1	10-SEP-2004 08:39:57	Bright	44.000	74	11Bet Cas	2.2680	6600.0	88	13230	No
179	GOM_NL__2PRFIN20040910_084152_000000472030_00150_13230_3857.N1	10-SEP-2004 08:41:52	Bright	46.500	76	27Gam Cas	2.3000	30000.	93	13230	No
180	GOM_NL__2PRFIN20040910_084604_000000372030_00150_13230_3858.N1	10-SEP-2004 08:46:04	Bright	36.500	49	1Alp UMi	1.9900	6300.0	73	13230	No
181	GOM_NL__2PRFIN20040910_084826_000000642030_00150_13230_3859.N1	10-SEP-2004 08:48:26	Bright	64.000	160	23Gam Per	2.9300	4700.0	128	13230	No
182	GOM_NL__2PRFIN20040910_085031_000000692030_00150_13230_3860.N1	10-SEP-2004 08:50:31	Bright	69.000	35	33Alp Per	1.7950	6250.0	138	13230	No
183	GOM_NL__2PRFIN20040910_085306_000000392030_00150_13230_3861.N1	10-SEP-2004 08:53:06	Bright	39.000	36	50Alp UMa	1.8000	6300.0	78	13230	No
184	GOM_NL__2PRFIN20040910_085430_000000392030_00150_13230_3862.N1	10-SEP-2004 08:54:30	Bright	38.500	82	48Bet UMa	2.3650	10600.	77	13230	No
185	GOM_NL__2PRFIN20040910_085724_000000672030_00150_13230_3863.N1	10-SEP-2004 08:57:24	Bright	67.000	6	13Alp Aur	0.080000	3400.0	134	13230	No
186	GOM_NL__2PRFIN20040910_090151_000000552030_00150_13230_3864.N1	10-SEP-2004 09:01:51	Bright	54.500	107	37The Aur	2.6490	11000.	109	13230	No
187	GOM_NL__2PRFIN20040910_090431_000000582030_00150_13230_3865.N1	10-SEP-2004 09:04:31	Bright	58.000	17	78Bet Gem	1.1610	4500.0	116	13230	No
188	GOM_NL__2PRFIN20040910_090634_000000952030_00150_13230_3866.N1	10-SEP-2004 09:06:34	Tw_i_and_stray	95.000	28	12Bet Tau	1.6500	15200.	190	13230	No
189	GOM_NL__2PRFIN20040910_090951_000000572030_00150_13230_3867.N1	10-SEP-2004 09:09:51	Tw_i_and_stray	57.000	44	24Gam Gem	1.9280	11000.	114	13230	No
190	GOM_NL__2PRFIN20040910_091138_000000452030_00150_13230_3868.N1	10-SEP-2004 09:11:38	Twilight	45.000	8	10Alp CMi	0.40000	6500.0	90	13230	No
191	GOM_NL__2PRFIN20040910_091551_000000982030_00150_13230_3869.N1	10-SEP-2004 09:15:51	Dark	97.500	14	58Alp Ori	0.87000	3000.0	195	13230	No
192	GOM_NL__2PRFIN20040910_092009_000000572030_00150_13230_3870.N1	10-SEP-2004 09:20:09	Dark	56.500	1	9Alp CMa	-1.4400	11000.	113	13230	No
193	GOM_NL__2PRFIN20040910_092141_000000452030_00150_13230_3871.N1	10-SEP-2004 09:21:41	Dark	45.000	88	31Eta CMa	2.4480	20000.	90	13230	No
194	GOM_NL__2PRFIN20040910_092320_000000442030_00150_13230_3872.N1	10-SEP-2004 09:23:20	Dark	44.000	70	Zet Pup	2.2460	39000.	88	13230	No
195	GOM_NL__2PRFIN20040910_092446_000000492030_00150_13230_3873.N1	10-SEP-2004 09:24:46	Dark	48.500	177	1Zet CMa	3.0220	26000.	97	13230	No
196	GOM_NL__2PRFIN20040910_092750_000000432030_00150_13230_3874.N1	10-SEP-2004 09:27:50	Dark	43.000	161	Tau Pup	2.9310	4500.0	86	13230	No
197	GOM_NL__2PRFIN20040910_092906_000000472030_00150_13230_3875.N1	10-SEP-2004 09:29:06	Dark	46.500	2	Alp Car	-0.73600	7000.0	93	13230	No
198	GOM_NL__2PRFIN20040910_093847_000000402030_00151_13231_3841.N1	10-SEP-2004 09:38:47	Dark	40.000	135	Bet Hyi	2.8200	5800.0	80	13231	No
199	GOM_NL__2PRFIN20040910_094052_000000522030_00151_13231_3842.N1	10-SEP-2004 09:40:52	Dark	51.500	9	Alp Eri	0.45300	24000.	103	13231	No
200	GOM_NL__2PRFIN20040910_094422_000000422030_00151_13231_3843.N1	10-SEP-2004 09:44:22	Straylight	41.500	148	Alp Tuc	2.8780	4100.0	83	13231	No
201	GOM_NL__2PRFIN20040910_094803_000000402030_00151_13231_3844.N1	10-SEP-2004 09:48:03	Straylight	40.000	31	Alp Gru	1.7340	15200.	80	13231	No
202	GOM_NL__2PRFIN20040910_095051_000000392030_00151_13231_3845.N1	10-SEP-2004 09:50:51	Straylight	39.000	172	Gam Gru	3.0030	13100.	78	13231	No
203	GOM_NL__2PRFIN20040910_095212_000000512030_00151_13231_3846.N1	10-SEP-2004 09:52:12	Straylight	50.500	18	24Alp PsA	1.1660	9700.0	101	13231	No
204	GOM_NL__2PRFIN20040910_095443_000000732030_00151_13231_3847.N1	10-SEP-2004 09:54:43	Tw_i_and_stray	72.500	52	16Bet Cet	2.0370	4500.0	145	13231	No
205	GOM_NL__2PRFIN20040910_095648_000000422030_00151_13231_3848.N1	10-SEP-2004 09:56:48	Tw_i_and_stray	42.000	142	49Del Cap	2.8500	8900.0	84	13231	No
206	GOM_NL__2PRFIN20040910_100406_000000402030_00151_13231_3849.N1	10-SEP-2004 10:04:06	Bright	39.500	61	8Eps Peg	2.1000	3900.0	79	13231	No
207	GOM_NL__2PRFIN20040910_100604_000000442030_00151_13231_3850.N1	10-SEP-2004 10:06:04	Bright	43.500	90	54Alp Peg	2.4870	11000.	87	13231	No
208	GOM_NL__2PRFIN20040910_100812_000000562030_00151_13231_3851.N1	10-SEP-2004 10:08:12	Bright	55.500	140	88Gam Peg	2.8340	26000.	111	13231	No
209	GOM_NL__2PRFIN20040910_101018_000000412030_00151_13231_3852.N1	10-SEP-2004 10:10:18	Bright	40.500	164	44Eta Peg	2.9480	5400.0	81	13231	No
210	GOM_NL__2PRFIN20040910_101316_000000392030_00151_13231_3853.N1	10-SEP-2004 10:13:16	Bright	39.000	66	37Gam Cyg	2.2080	5900.0	78	13231	No
211	GOM_NL__2PRFIN20040910_101516_000000392030_00151_13231_3854.N1	10-SEP-2004 10:15:16	Bright	38.500	144	18Del Cyg	2.8600	11000.	77	13231	No
212	GOM_NL__2PRFIN20040910_101857_000000392030_00151_13231_3855.N1	10-SEP-2004 10:18:57	Bright	38.500	89	5Alp Cep	2.4510	8000.0	77	13231	No
213	GOM_NL__2PRFIN20040910_102033_000000422030_00151_13231_3856.N1	10-SEP-2004 10:20:33	Bright	42.000	74	11Bet Cas	2.2680	6600.0	84	13231	No
214	GOM_NL__2PRFIN20040910_102227_000000462030_00151_13231_3857.N1	10-SEP-2004 10:22:27	Bright	45.500	76	27Gam Cas	2.3000	30000.	91	13231	No
215	GOM_NL__2PRFIN20040910_102640_000000382030_00151_13231_3858.N1	10-SEP-2004 10:26:40	Bright	38.000	49	1Alp UMi	1.9900	6300.0	76	13231	No
216	GOM_NL__2PRFIN20040910_102901_000000592030_00151_13231_3859.N1	10-SEP-2004 10:29:01	Bright	59.000	160	23Gam Per	2.9300	4700.0	118	13231	No
217	GOM_NL__2PRFIN20040910_103106_000000702030_00151_13231_3860.N1	10-SEP-2004 10:31:06	Bright	70.000	35	33Alp Per	1.7950	6250.0	140	13231	No
218	GOM_NL__2PRFIN20040910_103341_000000422030_00151_13231_3861.N1	10-SEP-2004 10:33:41	Bright	42.000	36	50Alp UMa	1.8000	6300.0	84	13231	No
219	GOM_NL__2PRFIN20040910_103507_000000392030_00151_13231_3862.N1	10-SEP-2004 10:35:07	Bright	38.500	82	48Bet UMa	2.3650	10600.	77	13231	No

220	GOM_NL__2PRFIN20040910_103759_000000692030_00151_13231_3863.N1	10-SEP-2004 10:37:59	Bright	68.500	6	13Alp Aur	0.080000	3400.0	137	13231	No
221	GOM_NL__2PRFIN20040910_104227_000000582030_00151_13231_3864.N1	10-SEP-2004 10:42:27	Bright	57.500	107	37The Aur	2.6490	11000.	115	13231	No
222	GOM_NL__2PRFIN20040910_104507_000000432030_00151_13231_3865.N1	10-SEP-2004 10:45:07	Bright	43.000	17	78Bet Gem	1.1610	4500.0	86	13231	No
223	GOM_NL__2PRFIN20040910_104710_000000892030_00151_13231_3866.N1	10-SEP-2004 10:47:10	Twi_and_stray	89.000	28	12Bet Tau	1.6500	15200.	178	13231	No
224	GOM_NL__2PRFIN20040910_105028_000000612030_00151_13231_3867.N1	10-SEP-2004 10:50:28	Twi_and_stray	60.500	44	24Gam Gem	1.9280	11000.	121	13231	No
225	GOM_NL__2PRFIN20040910_105215_000000522030_00151_13231_3868.N1	10-SEP-2004 10:52:15	Twilight	52.000	8	10Alp CMi	0.400000	6500.0	104	13231	No
226	GOM_NL__2PRFIN20040910_105628_000001072030_00151_13231_3869.N1	10-SEP-2004 10:56:28	Dark	107.00	14	58Alp Ori	0.870000	3000.0	214	13231	No
227	GOM_NL__2PRFIN20040910_110045_000000662030_00151_13231_3870.N1	10-SEP-2004 11:00:45	Dark	66.000	1	9Alp CMa	-1.4400	11000.	132	13231	No
228	GOM_NL__2PRFIN20040910_110216_000000482030_00151_13231_3871.N1	10-SEP-2004 11:02:16	Dark	47.500	88	31Eta CMa	2.4480	20000.	95	13231	No
229	GOM_NL__2PRFIN20040910_110354_000000442030_00151_13231_3872.N1	10-SEP-2004 11:03:54	Dark	44.000	70	Zet Pup	2.2460	39000.	88	13231	No
230	GOM_NL__2PRFIN20040910_110522_000000482030_00151_13231_3873.N1	10-SEP-2004 11:05:22	Dark	48.000	177	1Zet CMa	3.0220	26000.	96	13231	No
231	GOM_NL__2PRFIN20040910_110826_000000422030_00151_13231_3874.N1	10-SEP-2004 11:08:26	Dark	42.000	161	Tau Pup	2.9310	4500.0	84	13231	No
232	GOM_NL__2PRFIN20040910_110942_000000562030_00151_13231_3875.N1	10-SEP-2004 11:09:42	Dark	56.000	2	Alp Car	-0.73600	7000.0	112	13231	No
233	GOM_NL__2PRFIN20040910_111922_000000392030_00152_13232_3841.N1	10-SEP-2004 11:19:22	Dark	39.000	135	Bet Hyi	2.8200	5800.0	78	13232	No
234	GOM_NL__2PRFIN20040910_112126_000000512030_00152_13232_3842.N1	10-SEP-2004 11:21:26	Dark	50.500	9	Alp Eri	0.45300	24000.	101	13232	No
235	GOM_NL__2PRFIN20040910_112458_000000412030_00152_13232_3843.N1	10-SEP-2004 11:24:58	Straylight	40.500	148	Alp Tuc	2.8780	4100.0	81	13232	No
236	GOM_NL__2PRFIN20040910_112840_000000412030_00152_13232_3844.N1	10-SEP-2004 11:28:40	Straylight	40.500	31	Alp Gru	1.7340	15200.	81	13232	No
237	GOM_NL__2PRFIN20040910_113127_000000402030_00152_13232_3845.N1	10-SEP-2004 11:31:27	Straylight	40.000	172	Gam Gru	3.0030	13100.	80	13232	No
238	GOM_NL__2PRFIN20040910_113248_000000472030_00152_13232_3846.N1	10-SEP-2004 11:32:48	Straylight	46.500	18	24Alp PsA	1.1660	9700.0	93	13232	No
239	GOM_NL__2PRFIN20040910_113520_000000722030_00152_13232_3847.N1	10-SEP-2004 11:35:20	Twi_and_stray	71.500	52	16Bet Cet	2.0370	4500.0	143	13232	No
240	GOM_NL__2PRFIN20040910_113723_000000442030_00152_13232_3848.N1	10-SEP-2004 11:37:23	Twi_and_stray	43.500	142	49Del Cap	2.8500	8900.0	87	13232	No
241	GOM_NL__2PRFIN20040910_114439_000000422030_00152_13232_3849.N1	10-SEP-2004 11:44:39	Bright	42.000	61	8Eps Peg	2.1000	3900.0	84	13232	No
242	GOM_NL__2PRFIN20040910_114637_000000462030_00152_13232_3850.N1	10-SEP-2004 11:46:37	Bright	45.500	90	54Alp Peg	2.4870	11000.	91	13232	No
243	GOM_NL__2PRFIN20040910_114847_000000572030_00152_13232_3851.N1	10-SEP-2004 11:48:47	Bright	56.500	140	88Gam Peg	2.8340	26000.	113	13232	No
244	GOM_NL__2PRFIN20040910_115053_000000412030_00152_13232_3852.N1	10-SEP-2004 11:50:53	Bright	41.000	164	44Eta Peg	2.9480	5400.0	82	13232	No
245	GOM_NL__2PRFIN20040910_115351_000000402030_00152_13232_3853.N1	10-SEP-2004 11:53:51	Bright	40.000	66	37Gam Cyg	2.2080	5900.0	80	13232	No
246	GOM_NL__2PRFIN20040910_115553_000000392030_00152_13232_3854.N1	10-SEP-2004 11:55:53	Bright	38.500	144	18Del Cyg	2.8600	11000.	77	13232	No
247	GOM_NL__2PRFIN20040910_115933_000000392030_00152_13232_3855.N1	10-SEP-2004 11:59:33	Bright	39.000	89	5Alp Cep	2.4510	8000.0	78	13232	No
248	GOM_NL__2PRFIN20040910_120108_000000442030_00152_13232_3856.N1	10-SEP-2004 12:01:08	Bright	43.500	74	11Bet Cas	2.2680	6600.0	87	13232	No
249	GOM_NL__2PRFIN20040910_120304_000000462030_00152_13232_3857.N1	10-SEP-2004 12:03:04	Bright	46.000	76	27Gam Cas	2.3000	30000.	92	13232	No
250	GOM_NL__2PRFIN20040910_120714_000000412030_00152_13232_3858.N1	10-SEP-2004 12:07:14	Bright	40.500	49	1Alp UMi	1.9900	6300.0	81	13232	No
251	GOM_NL__2PRFIN20040910_120936_000000582030_00152_13232_3859.N1	10-SEP-2004 12:09:36	Bright	57.500	160	23Gam Per	2.9300	4700.0	115	13232	No
252	GOM_NL__2PRFIN20040910_121141_000000682030_00152_13232_3860.N1	10-SEP-2004 12:11:41	Bright	67.500	35	33Alp Per	1.7950	6250.0	135	13232	No
253	GOM_NL__2PRFIN20040910_121417_000000412030_00152_13232_3861.N1	10-SEP-2004 12:14:17	Bright	41.000	36	50Alp UMa	1.8000	6300.0	82	13232	No
254	GOM_NL__2PRFIN20040910_121544_000000382030_00152_13232_3862.N1	10-SEP-2004 12:15:44	Bright	37.500	82	48Bet UMa	2.3650	10600.	75	13232	No
255	GOM_NL__2PRFIN20040910_121835_000000682030_00152_13232_3863.N1	10-SEP-2004 12:18:35	Bright	68.000	6	13Alp Aur	0.080000	3400.0	136	13232	No
256	GOM_NL__2PRFIN20040910_122303_000000572030_00152_13232_3864.N1	10-SEP-2004 12:23:03	Bright	57.000	107	37The Aur	2.6490	11000.	114	13232	No
257	GOM_NL__2PRFIN20040910_122544_000000422030_00152_13232_3865.N1	10-SEP-2004 12:25:44	Bright	41.500	17	78Bet Gem	1.1610	4500.0	83	13232	No
258	GOM_NL__2PRFIN20040910_122746_000000972030_00152_13232_3866.N1	10-SEP-2004 12:27:46	Twi_and_stray	96.500	28	12Bet Tau	1.6500	15200.	193	13232	No
259	GOM_NL__2PRFIN20040910_123104_000000612030_00152_13232_3867.N1	10-SEP-2004 12:31:04	Twi_and_stray	61.000	44	24Gam Gem	1.9280	11000.	122	13232	No
260	GOM_NL__2PRFIN20040910_123251_000000592030_00152_13232_3868.N1	10-SEP-2004 12:32:51	Twilight	58.500	8	10Alp CMi	0.400000	6500.0	117	13232	No
261	GOM_NL__2PRFIN20040910_123706_000000922030_00152_13232_3869.N1	10-SEP-2004 12:37:06	Dark	92.000	14	58Alp Ori	0.870000	3000.0	184	13232	No
262	GOM_NL__2PRFIN20040910_124122_000000562030_00152_13232_3870.N1	10-SEP-2004 12:41:22	Dark	55.500	1	9Alp CMa	-1.4400	11000.	111	13232	No
263	GOM_NL__2PRFIN20040910_124254_000000452030_00152_13232_3871.N1	10-SEP-2004 12:42:54	Dark	44.500	88	31Eta CMa	2.4480	20000.	89	13232	No
264	GOM_NL__2PRFIN20040910_124431_000000432030_00152_13232_3872.N1	10-SEP-2004 12:44:31	Dark	43.000	70	Zet Pup	2.2460	39000.	86	13232	No
265	GOM_NL__2PRFIN20040910_124559_000000502030_00152_13232_3873.N1	10-SEP-2004 12:45:59	Dark	50.000	177	1Zet CMa	3.0220	26000.	100	13232	No
266	GOM_NL__2PRFIN20040910_124903_000000442030_00152_13232_3874.N1	10-SEP-2004 12:49:03	Dark	43.500	161	Tau Pup	2.9310	4500.0	87	13232	No
267	GOM_NL__2PRFIN20040910_125017_000000562030_00152_13232_3875.N1	10-SEP-2004 12:50:17	Dark	56.000	2	Alp Car	-0.73600	7000.0	112	13232	No
268	GOM_NL__2PRFIN20040910_125958_000000402030_00153_13233_3841.N1	10-SEP-2004 12:59:58	Dark	40.000	135	Bet Hyi	2.8200	5800.0	80	13233	No
269	GOM_NL__2PRFIN20040910_130205_000000502030_00153_13233_3842.N1	10-SEP-2004 13:02:05	Dark	49.500	9	Alp Eri	0.45300	24000.	99	13233	No
270	GOM_NL__2PRFIN20040910_130534_000000442030_00153_13233_3843.N1	10-SEP-2004 13:05:34	Straylight	43.500	148	Alp Tuc	2.8780	4100.0	87	13233	No
271	GOM_NL__2PRFIN20040910_130915_000000412030_00153_13233_3844.N1	10-SEP-2004 13:09:15	Straylight	40.500	31	Alp Gru	1.7340	15200.	81	13233	No
272	GOM_NL__2PRFIN20040910_131203_000000402030_00153_13233_3845.N1	10-SEP-2004 13:12:03	Straylight	39.500	172	Gam Gru	3.0030	13100.	79	13233	No
273	GOM_NL__2PRFIN20040910_131324_000000522030_00153_13233_3846.N1	10-SEP-2004 13:13:24	Straylight	51.500	18	24Alp PsA	1.1660	9700.0	103	13233	No
274	GOM_NL__2PRFIN20040910_131555_000000682030_00153_13233_3847.N1	10-SEP-2004 13:15:55	Twi_and_stray	67.500	52	16Bet Cet	2.0370	4500.0	135	13233	No
275	GOM_NL__2PRFIN20040910_131759_000000432030_00153_13233_3848.N1	10-SEP-2004 13:17:59	Twi_and_stray	43.000	142	49Del Cap	2.8500	8900.0	86	13233	No
276	GOM_NL__2PRFIN20040910_132517_000000392030_00153_13233_3849.N1	10-SEP-2004 13:25:17	Bright	39.000	61	8Eps Peg	2.1000	3900.0	78	13233	No
277	GOM_NL__2PRFIN20040910_132714_000000442030_00153_13233_3850.N1	10-SEP-2004 13:27:14	Bright	44.000	90	54Alp Peg	2.4870	11000.	88	13233	No
278	GOM_NL__2PRFIN20040910_132922_000000562030_00153_13233_3851.N1	10-SEP-2004 13:29:22	Bright	55.500	140	88Gam Peg	2.8340	26000.	111	13233	No

279	GOM_NL__2PRFIN20040910_133129_000000412030_00153_13233_3852.N1	10-SEP-2004 13:31:29	Bright	41.000	164	44Eta Peg	2.9480	5400.0	82	13233	No
280	GOM_NL__2PRFIN20040910_133426_000000422030_00153_13233_3853.N1	10-SEP-2004 13:34:26	Bright	41.500	66	37Gam Cyg	2.2080	5900.0	83	13233	No
281	GOM_NL__2PRFIN20040910_133629_000000382030_00153_13233_3854.N1	10-SEP-2004 13:36:29	Bright	37.500	144	18Del Cyg	2.8600	11000.	75	13233	No
282	GOM_NL__2PRFIN20040910_134009_000000402030_00153_13233_3855.N1	10-SEP-2004 13:40:09	Bright	39.500	89	5Alp Cep	2.4510	8000.0	79	13233	No
283	GOM_NL__2PRFIN20040910_134143_000000432030_00153_13233_3856.N1	10-SEP-2004 13:41:43	Bright	43.000	74	11Bet Cas	2.2680	6600.0	86	13233	No
284	GOM_NL__2PRFIN20040910_134339_000000452030_00153_13233_3857.N1	10-SEP-2004 13:43:39	Bright	45.000	76	27Gam Cas	2.3000	30000.	90	13233	No
285	GOM_NL__2PRFIN20040910_134752_000000382030_00153_13233_3858.N1	10-SEP-2004 13:47:52	Bright	37.500	49	1Alp UMi	1.9900	6300.0	75	13233	No
286	GOM_NL__2PRFIN20040910_135216_000000682030_00153_13233_3859.N1	10-SEP-2004 13:52:16	Bright	67.500	35	33Alp Per	1.7950	6250.0	135	13233	No
287	GOM_NL__2PRFIN20040910_135453_000000402030_00153_13233_3860.N1	10-SEP-2004 13:54:53	Bright	39.500	36	50Alp UMa	1.8000	6300.0	79	13233	No
288	GOM_NL__2PRFIN20040910_135620_000000522030_00153_13233_3861.N1	10-SEP-2004 13:56:20	Bright	52.000	82	48Bet UMa	2.3650	10600.	104	13233	No
289	GOM_NL__2PRFIN20040910_135910_000000692030_00153_13233_3862.N1	10-SEP-2004 13:59:10	Bright	68.500	6	13Alp Aur	0.080000	3400.0	137	13233	No
290	GOM_NL__2PRFIN20040910_140338_000000552030_00153_13233_3863.N1	10-SEP-2004 14:03:38	Bright	55.000	107	37The Aur	2.6490	11000.	110	13233	No
291	GOM_NL__2PRFIN20040910_140619_000000452030_00153_13233_3864.N1	10-SEP-2004 14:06:19	Bright	45.000	17	78Bet Gem	1.1610	4500.0	90	13233	No
292	GOM_NL__2PRFIN20040910_140822_000000912030_00153_13233_3865.N1	10-SEP-2004 14:08:22	Twilight	90.500	28	12Bet Tau	1.6500	15200.	181	13233	No
293	GOM_NL__2PRFIN20040910_141141_000000612030_00153_13233_3866.N1	10-SEP-2004 14:11:41	Twilight	61.000	44	24Gam Gem	1.9280	11000.	122	13233	No
294	GOM_NL__2PRFIN20040910_141328_000000542030_00153_13233_3867.N1	10-SEP-2004 14:13:28	Twilight	53.500	8	10Alp CMI	0.40000	6500.0	107	13233	No
295	GOM_NL__2PRFIN20040910_141743_000001002030_00153_13233_3868.N1	10-SEP-2004 14:17:43	Dark	99.500	14	58Alp Ori	0.87000	3000.0	199	13233	No
296	GOM_NL__2PRFIN20040910_142200_000000602030_00153_13233_3869.N1	10-SEP-2004 14:22:00	Dark	59.500	1	9Alp CMa	-1.4400	11000.	119	13233	No
297	GOM_NL__2PRFIN20040910_142331_000000422030_00153_13233_3870.N1	10-SEP-2004 14:23:31	Dark	42.000	88	31Eta CMa	2.4480	20000.	84	13233	No
298	GOM_NL__2PRFIN20040910_142507_000000432030_00153_13233_3871.N1	10-SEP-2004 14:25:07	Dark	43.000	70	Zet Pup	2.2460	39000.	86	13233	No
299	GOM_NL__2PRFIN20040910_142636_000000502030_00153_13233_3872.N1	10-SEP-2004 14:26:36	Dark	49.500	177	1Zet CMa	3.0220	26000.	99	13233	No
300	GOM_NL__2PRFIN20040910_142937_000000462030_00153_13233_3873.N1	10-SEP-2004 14:29:37	Dark	46.000	161	Tau Pup	2.9310	4500.0	92	13233	No
301	GOM_NL__2PRFIN20040910_143055_000000532030_00153_13233_3874.N1	10-SEP-2004 14:30:55	Dark	52.500	2	Alp Car	-0.73600	7000.0	105	13233	No
302	GOM_NL__2PRFIN20040910_144035_000000392030_00154_13234_3841.N1	10-SEP-2004 14:40:35	Dark	39.000	135	Bet Hyi	2.8200	5800.0	78	13234	No
303	GOM_NL__2PRFIN20040910_144242_000000472030_00154_13234_3842.N1	10-SEP-2004 14:42:42	Dark	46.500	9	Alp Eri	0.45300	24000.	93	13234	No
304	GOM_NL__2PRFIN20040910_144610_000000462030_00154_13234_3843.N1	10-SEP-2004 14:46:10	Straylight	46.000	148	Alp Tuc	2.8780	4100.0	92	13234	No
305	GOM_NL__2PRFIN20040910_144951_000000392030_00154_13234_3844.N1	10-SEP-2004 14:49:51	Straylight	39.000	31	Alp Gru	1.7340	15200.	78	13234	No
306	GOM_NL__2PRFIN20040910_145239_000000412030_00154_13234_3845.N1	10-SEP-2004 14:52:39	Straylight	41.000	172	Gam Gru	3.0030	13100.	82	13234	No
307	GOM_NL__2PRFIN20040910_145401_000000492030_00154_13234_3846.N1	10-SEP-2004 14:54:01	Straylight	48.500	18	24Alp PsA	1.1660	9700.0	97	13234	No
308	GOM_NL__2PRFIN20040910_145632_000000692030_00154_13234_3847.N1	10-SEP-2004 14:56:32	Twilight	69.000	52	16Bet Cet	2.0370	4500.0	138	13234	No
309	GOM_NL__2PRFIN20040910_145836_000000422030_00154_13234_3848.N1	10-SEP-2004 14:58:36	Twilight	41.500	142	49Del Cap	2.8500	8900.0	83	13234	No
310	GOM_NL__2PRFIN20040910_150553_000000392030_00154_13234_3849.N1	10-SEP-2004 15:05:53	Bright	38.500	61	8Eps Peg	2.1000	3900.0	77	13234	No
311	GOM_NL__2PRFIN20040910_150751_000000442030_00154_13234_3850.N1	10-SEP-2004 15:07:51	Bright	44.000	90	54Alp Peg	2.4870	11000.	88	13234	No
312	GOM_NL__2PRFIN20040910_150957_000000552030_00154_13234_3851.N1	10-SEP-2004 15:09:57	Bright	55.000	140	88Gam Peg	2.8340	26000.	110	13234	No
313	GOM_NL__2PRFIN20040910_151205_000000422030_00154_13234_3852.N1	10-SEP-2004 15:12:05	Bright	41.500	164	44Eta Peg	2.9480	5400.0	83	13234	No
314	GOM_NL__2PRFIN20040910_151504_000000392030_00154_13234_3853.N1	10-SEP-2004 15:15:04	Bright	38.500	66	37Gam Cyg	2.2080	5900.0	77	13234	No
315	GOM_NL__2PRFIN20040910_151705_000000392030_00154_13234_3854.N1	10-SEP-2004 15:17:05	Bright	38.500	144	18Del Cyg	2.8600	11000.	77	13234	No
316	GOM_NL__2PRFIN20040910_152045_000000392030_00154_13234_3855.N1	10-SEP-2004 15:20:45	Bright	38.500	89	5Alp Cep	2.4510	8000.0	77	13234	No
317	GOM_NL__2PRFIN20040910_152219_000000442030_00154_13234_3856.N1	10-SEP-2004 15:22:19	Bright	44.000	74	11Bet Cas	2.2680	6600.0	88	13234	No
318	GOM_NL__2PRFIN20040910_152414_000000422030_00154_13234_3857.N1	10-SEP-2004 15:24:14	Bright	41.500	76	27Gam Cas	2.3000	30000.	83	13234	No
319	GOM_NL__2PRFIN20040910_152828_000000392030_00154_13234_3858.N1	10-SEP-2004 15:28:28	Bright	39.000	49	1Alp UMi	1.9900	6300.0	78	13234	No
320	GOM_NL__2PRFIN20040910_153045_000000602030_00154_13234_3859.N1	10-SEP-2004 15:30:45	Bright	59.500	160	23Gam Per	2.9300	4700.0	119	13234	No
321	GOM_NL__2PRFIN20040910_153250_000000682030_00154_13234_3860.N1	10-SEP-2004 15:32:50	Bright	67.500	35	33Alp Per	1.7950	6250.0	135	13234	No
322	GOM_NL__2PRFIN20040910_153532_000000392030_00154_13234_3861.N1	10-SEP-2004 15:35:32	Bright	38.500	36	50Alp UMa	1.8000	6300.0	77	13234	No
323	GOM_NL__2PRFIN20040910_153656_000000422030_00154_13234_3862.N1	10-SEP-2004 15:36:56	Bright	41.500	82	48Bet UMa	2.3650	10600.	83	13234	No
324	GOM_NL__2PRFIN20040910_153945_000000652030_00154_13234_3863.N1	10-SEP-2004 15:39:45	Bright	65.000	6	13Alp Aur	0.080000	3400.0	130	13234	No
325	GOM_NL__2PRFIN20040910_154414_000000662030_00154_13234_3864.N1	10-SEP-2004 15:44:14	Bright	66.000	107	37The Aur	2.6490	11000.	132	13234	No
326	GOM_NL__2PRFIN20040910_154656_000000472030_00154_13234_3865.N1	10-SEP-2004 15:46:56	Bright	46.500	17	78Bet Gem	1.1610	4500.0	93	13234	No
327	GOM_NL__2PRFIN20040910_154859_000000932030_00154_13234_3866.N1	10-SEP-2004 15:48:59	Twilight	93.000	28	12Bet Tau	1.6500	15200.	186	13234	No
328	GOM_NL__2PRFIN20040910_155217_000000582030_00154_13234_3867.N1	10-SEP-2004 15:52:17	Twilight	58.000	44	24Gam Gem	1.9280	11000.	116	13234	No
329	GOM_NL__2PRFIN20040910_155404_000000592030_00154_13234_3868.N1	10-SEP-2004 15:54:04	Twilight	59.000	8	10Alp CMI	0.40000	6500.0	118	13234	No
330	GOM_NL__2PRFIN20040910_155820_000001072030_00154_13234_3869.N1	10-SEP-2004 15:58:20	Dark	107.00	14	58Alp Ori	0.87000	3000.0	214	13234	No
331	GOM_NL__2PRFIN20040910_160236_000000552030_00154_13234_3870.N1	10-SEP-2004 16:02:36	Dark	55.000	1	9Alp CMa	-1.4400	11000.	110	13234	No
332	GOM_NL__2PRFIN20040910_160408_000000442030_00154_13234_3871.N1	10-SEP-2004 16:04:08	Dark	43.500	88	31Eta CMa	2.4480	20000.	87	13234	No
333	GOM_NL__2PRFIN20040910_160546_000000412030_00154_13234_3872.N1	10-SEP-2004 16:05:46	Dark	40.500	70	Zet Pup	2.2460	39000.	81	13234	No
334	GOM_NL__2PRFIN20040910_160714_000000482030_00154_13234_3873.N1	10-SEP-2004 16:07:14	Dark	47.500	177	1Zet CMa	3.0220	26000.	95	13234	No
335	GOM_NL__2PRFIN20040910_161016_000000422030_00154_13234_3874.N1	10-SEP-2004 16:10:16	Dark	42.000	161	Tau Pup	2.9310	4500.0	84	13234	No
336	GOM_NL__2PRFIN20040910_161133_000000562030_00154_13234_3875.N1	10-SEP-2004 16:11:33	Dark	56.000	2	Alp Car	-0.73600	7000.0	112	13234	No
337	GOM_NL__2PRFIN20040910_162111_000000392030_00155_13235_3841.N1	10-SEP-2004 16:21:11	Dark	39.000	135	Bet Hyi	2.8200	5800.0	78	13235	No



338	GOM_NL__2PRFIN20040910_162318_000000452030_00155_13235_3842.N1	10-SEP-2004 16:23:18	Dark	45.000	9	Alp Eri	0.45300	24000.	90	13235	No
339	GOM_NL__2PRFIN20040910_162646_000000452030_00155_13235_3843.N1	10-SEP-2004 16:26:46	Straylight	44.500	148	Alp Tuc	2.8780	4100.0	89	13235	No
340	GOM_NL__2PRFIN20040910_163027_000000402030_00155_13235_3844.N1	10-SEP-2004 16:30:27	Straylight	39.500	31	Alp Gru	1.7340	15200.	79	13235	No
341	GOM_NL__2PRFIN20040910_163315_000000392030_00155_13235_3845.N1	10-SEP-2004 16:33:15	Straylight	39.000	172	Gam Gru	3.0030	13100.	78	13235	No
342	GOM_NL__2PRFIN20040910_163437_000000482030_00155_13235_3846.N1	10-SEP-2004 16:34:37	Straylight	47.500	18	24Alp PsA	1.1660	9700.0	95	13235	No
343	GOM_NL__2PRFIN20040910_163707_000000702030_00155_13235_3847.N1	10-SEP-2004 16:37:07	Twi_and_stray	70.000	52	16Bet Cet	2.0370	4500.0	140	13235	No
344	GOM_NL__2PRFIN20040910_163912_000000422030_00155_13235_3848.N1	10-SEP-2004 16:39:12	Twi_and_stray	41.500	142	49Del Cap	2.8500	8900.0	83	13235	No
345	GOM_NL__2PRFIN20040910_164331_000000402030_00155_13235_3849.N1	10-SEP-2004 16:43:31	Bright	39.500	162	34Alp Aqr	2.9440	5350.0	79	13235	No
346	GOM_NL__2PRFIN20040910_164627_000000412030_00155_13235_3850.N1	10-SEP-2004 16:46:27	Bright	41.000	61	8Eps Peg	2.1000	3900.0	82	13235	No
347	GOM_NL__2PRFIN20040910_164826_000000452030_00155_13235_3851.N1	10-SEP-2004 16:48:26	Bright	44.500	90	54Alp Peg	2.4870	11000.	89	13235	No
348	GOM_NL__2PRFIN20040910_165033_000000552030_00155_13235_3852.N1	10-SEP-2004 16:50:33	Bright	55.000	140	88Gam Peg	2.8340	26000.	110	13235	No
349	GOM_NL__2PRFIN20040910_165241_000000412030_00155_13235_3853.N1	10-SEP-2004 16:52:41	Bright	40.500	164	44Eta Peg	2.9480	5400.0	81	13235	No
350	GOM_NL__2PRFIN20040910_165540_000000412030_00155_13235_3854.N1	10-SEP-2004 16:55:40	Bright	40.500	66	37Gam Cyg	2.2080	5900.0	81	13235	No
351	GOM_NL__2PRFIN20040910_165742_000000382030_00155_13235_3855.N1	10-SEP-2004 16:57:42	Bright	38.000	144	18Del Cyg	2.8600	11000.	76	13235	No
352	GOM_NL__2PRFIN20040910_170119_000000412030_00155_13235_3856.N1	10-SEP-2004 17:01:19	Bright	41.000	89	5Alp Cep	2.4510	8000.0	82	13235	No
353	GOM_NL__2PRFIN20040910_170254_000000422030_00155_13235_3857.N1	10-SEP-2004 17:02:54	Bright	41.500	74	11Bet Cas	2.2680	6600.0	83	13235	No
354	GOM_NL__2PRFIN20040910_170449_000000462030_00155_13235_3858.N1	10-SEP-2004 17:04:49	Bright	45.500	76	27Gam Cas	2.3000	30000.	91	13235	No
355	GOM_NL__2PRFIN20040910_170903_000000412030_00155_13235_3859.N1	10-SEP-2004 17:09:03	Bright	40.500	49	1Alp UMi	1.9900	6300.0	81	13235	No
356	GOM_NL__2PRFIN20040910_171121_000000582030_00155_13235_3860.N1	10-SEP-2004 17:11:21	Bright	58.000	160	23Gam Per	2.9300	4700.0	116	13235	No
357	GOM_NL__2PRFIN20040910_171325_000000702030_00155_13235_3861.N1	10-SEP-2004 17:13:25	Bright	70.000	35	33Alp Per	1.7950	6250.0	140	13235	No
358	GOM_NL__2PRFIN20040910_171607_000000362030_00155_13235_3862.N1	10-SEP-2004 17:16:07	Bright	36.000	36	50Alp UMa	1.8000	6300.0	72	13235	No
359	GOM_NL__2PRFIN20040910_171732_000000462030_00155_13235_3863.N1	10-SEP-2004 17:17:32	Bright	46.000	82	48Bet UMa	2.3650	10600.	92	13235	No
360	GOM_NL__2PRFIN20040910_172450_000000582030_00155_13235_3864.N1	10-SEP-2004 17:24:50	Bright	57.500	107	37The Aur	2.6490	11000.	115	13235	No
361	GOM_NL__2PRFIN20040910_172708_000001132030_00155_13235_3865.N1	10-SEP-2004 17:27:08	Twi_and_stray	112.50	114	3lot Aur	2.6930	4600.0	225	13235	No
362	GOM_NL__2PRFIN20040910_173056_000000712030_00155_13235_3866.N1	10-SEP-2004 17:30:56	Twi_and_stray	71.000	151	13Mu Gem	2.8900	3000.0	142	13235	No
363	GOM_NL__2PRFIN20040910_173253_000000612030_00155_13235_3867.N1	10-SEP-2004 17:32:53	Twi_and_stray	60.500	44	24Gam Gem	1.9280	11000.	121	13235	No
364	GOM_NL__2PRFIN20040910_173440_000000472030_00155_13235_3868.N1	10-SEP-2004 17:34:40	Twilight	46.500	8	10Alp CMi	0.40000	6500.0	93	13235	No
365	GOM_NL__2PRFIN20040910_173857_000000912030_00155_13235_3869.N1	10-SEP-2004 17:38:57	Dark	90.500	14	58Alp Ori	0.87000	3000.0	181	13235	No
366	GOM_NL__2PRFIN20040910_174313_000000642030_00155_13235_3870.N1	10-SEP-2004 17:43:13	Dark	63.500	1	9Alp CMa	-1.4400	11000.	127	13235	No
367	GOM_NL__2PRFIN20040910_174540_000000502030_00155_13235_3871.N1	10-SEP-2004 17:45:40	Dark	49.500	23	21Eps CMa	1.5020	26000.	99	13235	No
368	GOM_NL__2PRFIN20040910_174750_000000502030_00155_13235_3872.N1	10-SEP-2004 17:47:50	Dark	49.500	177	1Zet CMa	3.0220	26000.	99	13235	No
369	GOM_NL__2PRFIN20040910_175053_000000412030_00155_13235_3873.N1	10-SEP-2004 17:50:53	Dark	40.500	161	Tau Pup	2.9310	4500.0	81	13235	No
370	GOM_NL__2PRFIN20040910_175209_000000562030_00155_13235_3874.N1	10-SEP-2004 17:52:09	Dark	56.000	2	Alp Car	-0.73600	7000.0	112	13235	No
371	GOM_NL__2PRFIN20040910_180147_000000392030_00156_13236_3861.N1	10-SEP-2004 18:01:47	Dark	39.000	135	Bet Hyi	2.8200	5800.0	78	13236	No
372	GOM_NL__2PRFIN20040910_180355_000000462030_00156_13236_3862.N1	10-SEP-2004 18:03:55	Dark	46.000	9	Alp Eri	0.45300	24000.	92	13236	No
373	GOM_NL__2PRFIN20040910_180722_000000392030_00156_13236_3863.N1	10-SEP-2004 18:07:22	Straylight	39.000	148	Alp Tuc	2.8780	4100.0	78	13236	No
374	GOM_NL__2PRFIN20040910_181104_000000462030_00156_13236_3864.N1	10-SEP-2004 18:11:04	Straylight	46.000	31	Alp Gru	1.7340	15200.	92	13236	No
375	GOM_NL__2PRFIN20040910_181351_000000412030_00156_13236_3865.N1	10-SEP-2004 18:13:51	Straylight	41.000	172	Gam Gru	3.0030	13100.	82	13236	No
376	GOM_NL__2PRFIN20040910_181513_000000492030_00156_13236_3866.N1	10-SEP-2004 18:15:13	Straylight	48.500	18	24Alp PsA	1.1660	9700.0	97	13236	No
377	GOM_NL__2PRFIN20040910_181744_000000702030_00156_13236_3867.N1	10-SEP-2004 18:17:44	Twi_and_stray	70.000	52	16Bet Cet	2.0370	4500.0	140	13236	No
378	GOM_NL__2PRFIN20040910_181948_000000412030_00156_13236_3868.N1	10-SEP-2004 18:19:48	Twi_and_stray	41.000	142	49Del Cap	2.8500	8900.0	82	13236	No
379	GOM_NL__2PRFIN20040910_182407_000000402030_00156_13236_3869.N1	10-SEP-2004 18:24:07	Bright	40.000	162	34Alp Aqr	2.9440	5350.0	80	13236	No
380	GOM_NL__2PRFIN20040910_182706_000000392030_00156_13236_3870.N1	10-SEP-2004 18:27:06	Bright	39.000	61	8Eps Peg	2.1000	3900.0	78	13236	No
381	GOM_NL__2PRFIN20040910_182902_000000442030_00156_13236_3871.N1	10-SEP-2004 18:29:02	Bright	44.000	90	54Alp Peg	2.4870	11000.	88	13236	No
382	GOM_NL__2PRFIN20040910_183107_000000552030_00156_13236_3872.N1	10-SEP-2004 18:31:07	Bright	54.500	140	88Gam Peg	2.8340	26000.	109	13236	No
383	GOM_NL__2PRFIN20040910_183317_000000392030_00156_13236_3873.N1	10-SEP-2004 18:33:17	Bright	39.000	164	44Eta Peg	2.9480	5400.0	78	13236	No
384	GOM_NL__2PRFIN20040910_183617_000000392030_00156_13236_3874.N1	10-SEP-2004 18:36:17	Bright	39.000	66	37Gam Cyg	2.2080	5900.0	78	13236	No
385	GOM_NL__2PRFIN20040910_183818_000000382030_00156_13236_3875.N1	10-SEP-2004 18:38:18	Bright	37.500	144	18Del Cyg	2.8600	11000.	75	13236	No
386	GOM_NL__2PRFIN20040910_184158_000000382030_00156_13236_3876.N1	10-SEP-2004 18:41:58	Bright	38.000	89	5Alp Cep	2.4510	8000.0	76	13236	No
387	GOM_NL__2PRFIN20040910_184329_000000442030_00156_13236_3877.N1	10-SEP-2004 18:43:29	Bright	44.000	74	11Bet Cas	2.2680	6600.0	88	13236	No
388	GOM_NL__2PRFIN20040910_184525_000000432030_00156_13236_3878.N1	10-SEP-2004 18:45:25	Bright	43.000	76	27Gam Cas	2.3000	30000.	86	13236	No
389	GOM_NL__2PRFIN20040910_184940_000000392030_00156_13236_3879.N1	10-SEP-2004 18:49:40	Bright	38.500	49	1Alp UMi	1.9900	6300.0	77	13236	No
390	GOM_NL__2PRFIN20040910_185155_000000602030_00156_13236_3880.N1	10-SEP-2004 18:51:55	Bright	60.000	160	23Gam Per	2.9300	4700.0	120	13236	No
391	GOM_NL__2PRFIN20040910_185400_000000632030_00156_13236_3881.N1	10-SEP-2004 18:54:00	Bright	63.000	35	33Alp Per	1.7950	6250.0	126	13236	No
392	GOM_NL__2PRFIN20040910_185644_000000362030_00156_13236_3882.N1	10-SEP-2004 18:56:44	Bright	35.500	36	50Alp UMa	1.8000	6300.0	71	13236	No
393	GOM_NL__2PRFIN20040910_185809_000000522030_00156_13236_3883.N1	10-SEP-2004 18:58:09	Bright	52.000	82	48Bet UMa	2.3650	10600.	104	13236	No
394	GOM_NL__2PRFIN20040910_190526_000000582030_00156_13236_3884.N1	10-SEP-2004 19:05:26	Bright	57.500	107	37The Aur	2.6490	11000.	115	13236	No
395	GOM_NL__2PRFIN20040910_190744_000001082030_00156_13236_3885.N1	10-SEP-2004 19:07:44	Twi_and_stray	108.00	114	3lot Aur	2.6930	4600.0	216	13236	No
396	GOM_NL__2PRFIN20040910_191132_000000692030_00156_13236_3886.N1	10-SEP-2004 19:11:32	Twi_and_stray	69.000	151	13Mu Gem	2.8900	3000.0	138	13236	No



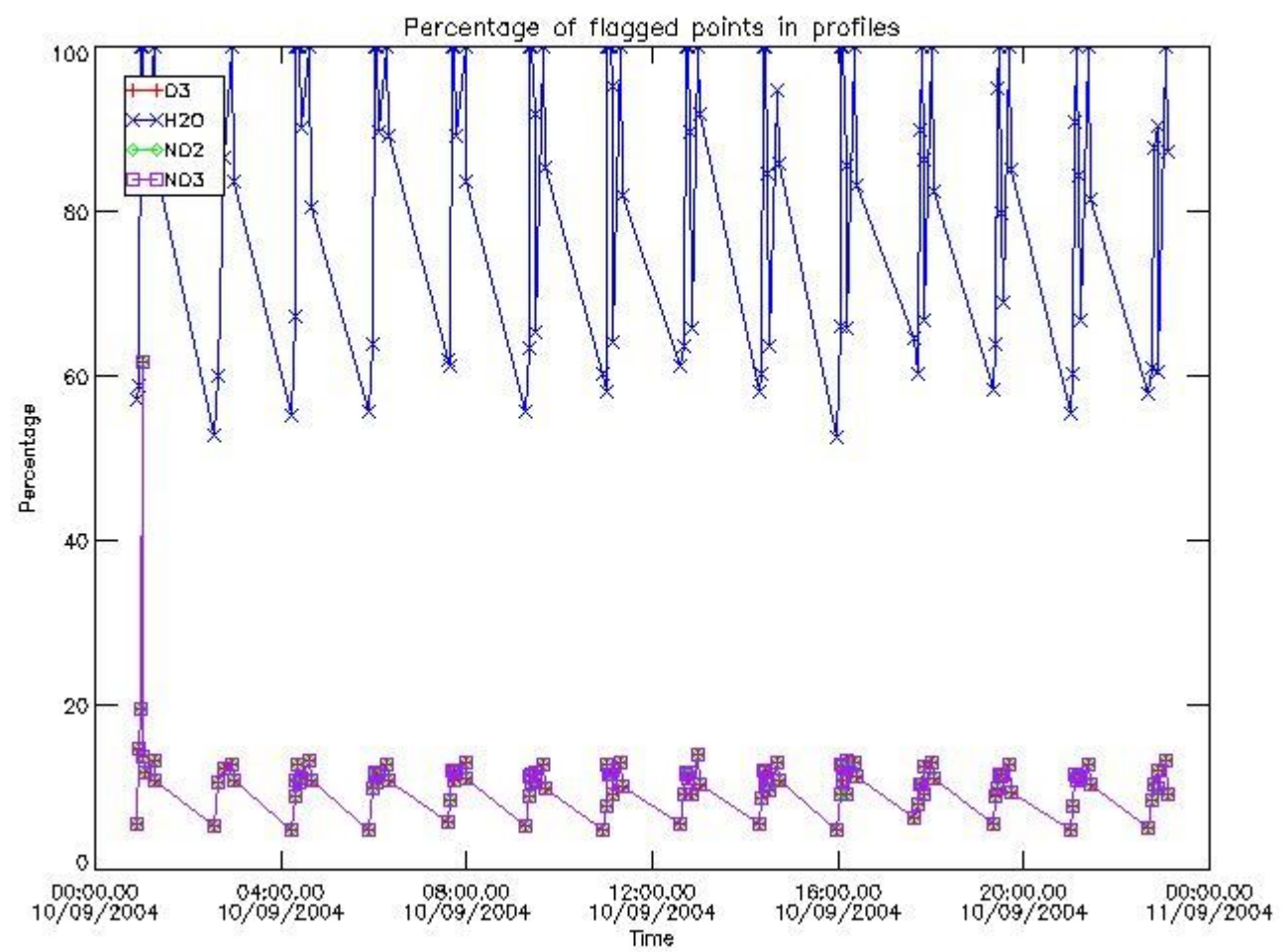
397	GOM_NL__2PRFIN20040910_191330_000000612030_00156_13236_3887.N1	10-SEP-2004 19:13:30	Twilight	60.500	44	24Gam Gem	1.9280	11000.	121	13236	No
398	GOM_NL__2PRFIN20040910_191517_000000572030_00156_13236_3888.N1	10-SEP-2004 19:15:17	Twilight	56.500	8	10Alp CMi	0.40000	6500.0	113	13236	No
399	GOM_NL__2PRFIN20040910_191932_000001012030_00156_13236_3889.N1	10-SEP-2004 19:19:32	Dark	101.00	14	58Alp Ori	0.87000	3000.0	202	13236	No
400	GOM_NL__2PRFIN20040910_192350_000000572030_00156_13236_3890.N1	10-SEP-2004 19:23:50	Dark	57.000	1	9Alp CMA	-1.4400	11000.	114	13236	No
401	GOM_NL__2PRFIN20040910_192617_000000512030_00156_13236_3891.N1	10-SEP-2004 19:26:17	Dark	51.000	23	21Eps CMA	1.5020	26000.	102	13236	No
402	GOM_NL__2PRFIN20040910_192828_000000492030_00156_13236_3892.N1	10-SEP-2004 19:28:28	Dark	48.500	177	1Zet CMA	3.0220	26000.	97	13236	No
403	GOM_NL__2PRFIN20040910_193129_000000452030_00156_13236_3893.N1	10-SEP-2004 19:31:29	Dark	45.000	161	Tau Pup	2.9310	4500.0	90	13236	No
404	GOM_NL__2PRFIN20040910_193246_000000442030_00156_13236_3894.N1	10-SEP-2004 19:32:46	Dark	44.000	2	Alp Car	-0.73600	7000.0	88	13236	No
405	GOM_NL__2PRFIN20040910_194223_000000402030_00157_13237_3862.N1	10-SEP-2004 19:42:23	Dark	40.000	135	Bet Hyi	2.8200	5800.0	80	13237	No
406	GOM_NL__2PRFIN20040910_194432_000000542030_00157_13237_3863.N1	10-SEP-2004 19:44:32	Dark	53.500	9	Alp Eri	0.45300	24000.	107	13237	No
407	GOM_NL__2PRFIN20040910_194758_000000402030_00157_13237_3864.N1	10-SEP-2004 19:47:58	Straylight	39.500	148	Alp Tuc	2.8780	4100.0	79	13237	No
408	GOM_NL__2PRFIN20040910_195140_000000402030_00157_13237_3865.N1	10-SEP-2004 19:51:40	Straylight	39.500	31	Alp Gru	1.7340	15200.	79	13237	No
409	GOM_NL__2PRFIN20040910_195428_000000402030_00157_13237_3866.N1	10-SEP-2004 19:54:28	Straylight	39.500	172	Gam Gru	3.0030	13100.	79	13237	No
410	GOM_NL__2PRFIN20040910_195550_000000442030_00157_13237_3867.N1	10-SEP-2004 19:55:50	Straylight	43.500	18	24Alp PsA	1.1660	9700.0	87	13237	No
411	GOM_NL__2PRFIN20040910_195820_000000712030_00157_13237_3868.N1	10-SEP-2004 19:58:20	Twilight	70.500	52	16Bet Cet	2.0370	4500.0	141	13237	No
412	GOM_NL__2PRFIN20040910_200025_000000422030_00157_13237_3869.N1	10-SEP-2004 20:00:25	Twilight	41.500	142	49Del Cap	2.8500	8900.0	83	13237	No
413	GOM_NL__2PRFIN20040910_200443_000000402030_00157_13237_3870.N1	10-SEP-2004 20:04:43	Bright	39.500	162	34Alp Aqr	2.9440	5350.0	79	13237	No
414	GOM_NL__2PRFIN20040910_200742_000000392030_00157_13237_3871.N1	10-SEP-2004 20:07:42	Bright	39.000	61	8Eps Peg	2.1000	3900.0	78	13237	No
415	GOM_NL__2PRFIN20040910_200938_000000442030_00157_13237_3872.N1	10-SEP-2004 20:09:38	Bright	44.000	90	54Alp Peg	2.4870	11000.	88	13237	No
416	GOM_NL__2PRFIN20040910_201143_000000562030_00157_13237_3873.N1	10-SEP-2004 20:11:43	Bright	56.000	140	88Gam Peg	2.8340	26000.	112	13237	No
417	GOM_NL__2PRFIN20040910_201353_000000412030_00157_13237_3874.N1	10-SEP-2004 20:13:53	Bright	40.500	164	44Eta Peg	2.9480	5400.0	81	13237	No
418	GOM_NL__2PRFIN20040910_201654_000000402030_00157_13237_3875.N1	10-SEP-2004 20:16:54	Bright	39.500	66	37Gam Cyg	2.2080	5900.0	79	13237	No
419	GOM_NL__2PRFIN20040910_201854_000000382030_00157_13237_3876.N1	10-SEP-2004 20:18:54	Bright	38.000	144	18Del Cyg	2.8600	11000.	76	13237	No
420	GOM_NL__2PRFIN20040910_202234_000000392030_00157_13237_3877.N1	10-SEP-2004 20:22:34	Bright	38.500	89	5Alp Cep	2.4510	8000.0	77	13237	No
421	GOM_NL__2PRFIN20040910_202405_000000452030_00157_13237_3878.N1	10-SEP-2004 20:24:05	Bright	45.000	74	11Bet Cas	2.2680	6600.0	90	13237	No
422	GOM_NL__2PRFIN20040910_202600_000000472030_00157_13237_3879.N1	10-SEP-2004 20:26:00	Bright	46.500	76	27Gam Cas	2.3000	30000.	93	13237	No
423	GOM_NL__2PRFIN20040910_203016_000000392030_00157_13237_3880.N1	10-SEP-2004 20:30:16	Bright	38.500	49	1Alp UMi	1.9900	6300.0	77	13237	No
424	GOM_NL__2PRFIN20040910_203230_000000632030_00157_13237_3881.N1	10-SEP-2004 20:32:30	Bright	62.500	160	23Gam Per	2.9300	4700.0	125	13237	No
425	GOM_NL__2PRFIN20040910_203434_000000712030_00157_13237_3882.N1	10-SEP-2004 20:34:34	Bright	70.500	35	33Alp Per	1.7950	6250.0	141	13237	No
426	GOM_NL__2PRFIN20040910_203720_000000352030_00157_13237_3883.N1	10-SEP-2004 20:37:20	Bright	34.500	36	50Alp UMa	1.8000	6300.0	69	13237	No
427	GOM_NL__2PRFIN20040910_203845_000000362030_00157_13237_3884.N1	10-SEP-2004 20:38:45	Bright	36.000	82	48Bet UMa	2.3650	10600.	72	13237	No
428	GOM_NL__2PRFIN20040910_204602_000000552030_00157_13237_3885.N1	10-SEP-2004 20:46:02	Bright	55.000	107	37The Aur	2.6490	11000.	110	13237	No
429	GOM_NL__2PRFIN20040910_204820_000001192030_00157_13237_3886.N1	10-SEP-2004 20:48:20	Twilight	118.50	114	3lot Aur	2.6930	4600.0	237	13237	No
430	GOM_NL__2PRFIN20040910_205208_000000732030_00157_13237_3887.N1	10-SEP-2004 20:52:08	Twilight	73.000	151	13Mu Gem	2.8900	3000.0	146	13237	No
431	GOM_NL__2PRFIN20040910_205406_000000642030_00157_13237_3888.N1	10-SEP-2004 20:54:06	Twilight	64.000	44	24Gam Gem	1.9280	11000.	128	13237	No
432	GOM_NL__2PRFIN20040910_205553_000000562030_00157_13237_3889.N1	10-SEP-2004 20:55:53	Twilight	56.000	8	10Alp CMi	0.40000	6500.0	112	13237	No
433	GOM_NL__2PRFIN20040910_210012_000001082030_00157_13237_3890.N1	10-SEP-2004 21:00:12	Dark	108.00	14	58Alp Ori	0.87000	3000.0	216	13237	No
434	GOM_NL__2PRFIN20040910_210427_000000672030_00157_13237_3891.N1	10-SEP-2004 21:04:27	Dark	67.000	1	9Alp CMA	-1.4400	11000.	134	13237	No
435	GOM_NL__2PRFIN20040910_210653_000000442030_00157_13237_3892.N1	10-SEP-2004 21:06:53	Dark	44.000	23	21Eps CMA	1.5020	26000.	88	13237	No
436	GOM_NL__2PRFIN20040910_210904_000000482030_00157_13237_3893.N1	10-SEP-2004 21:09:04	Dark	47.500	177	1Zet CMA	3.0220	26000.	95	13237	No
437	GOM_NL__2PRFIN20040910_211206_000000452030_00157_13237_3894.N1	10-SEP-2004 21:12:06	Dark	45.000	161	Tau Pup	2.9310	4500.0	90	13237	No
438	GOM_NL__2PRFIN20040910_211322_000000462030_00157_13237_3895.N1	10-SEP-2004 21:13:22	Dark	45.500	2	Alp Car	-0.73600	7000.0	91	13237	No
439	GOM_NL__2PRFIN20040910_212300_000000402030_00158_13238_3862.N1	10-SEP-2004 21:23:00	Dark	40.000	135	Bet Hyi	2.8200	5800.0	80	13238	No
440	GOM_NL__2PRFIN20040910_212508_000000492030_00158_13238_3863.N1	10-SEP-2004 21:25:08	Dark	49.000	9	Alp Eri	0.45300	24000.	98	13238	No
441	GOM_NL__2PRFIN20040910_212834_000000412030_00158_13238_3864.N1	10-SEP-2004 21:28:34	Straylight	40.500	148	Alp Tuc	2.8780	4100.0	81	13238	No
442	GOM_NL__2PRFIN20040910_213216_000000412030_00158_13238_3865.N1	10-SEP-2004 21:32:16	Straylight	41.000	31	Alp Gru	1.7340	15200.	82	13238	No
443	GOM_NL__2PRFIN20040910_213503_000000412030_00158_13238_3866.N1	10-SEP-2004 21:35:03	Straylight	41.000	172	Gam Gru	3.0030	13100.	82	13238	No
444	GOM_NL__2PRFIN20040910_213625_000000472030_00158_13238_3867.N1	10-SEP-2004 21:36:25	Straylight	46.500	18	24Alp PsA	1.1660	9700.0	93	13238	No
445	GOM_NL__2PRFIN20040910_213854_000000712030_00158_13238_3868.N1	10-SEP-2004 21:38:54	Twilight	70.500	52	16Bet Cet	2.0370	4500.0	141	13238	No
446	GOM_NL__2PRFIN20040910_214100_000000412030_00158_13238_3869.N1	10-SEP-2004 21:41:00	Twilight	40.500	142	49Del Cap	2.8500	8900.0	81	13238	No
447	GOM_NL__2PRFIN20040910_214519_000000402030_00158_13238_3870.N1	10-SEP-2004 21:45:19	Bright	39.500	162	34Alp Aqr	2.9440	5350.0	79	13238	No
448	GOM_NL__2PRFIN20040910_214818_000000392030_00158_13238_3871.N1	10-SEP-2004 21:48:18	Bright	38.500	61	8Eps Peg	2.1000	3900.0	77	13238	No
449	GOM_NL__2PRFIN20040910_215013_000000452030_00158_13238_3872.N1	10-SEP-2004 21:50:13	Bright	44.500	90	54Alp Peg	2.4870	11000.	89	13238	No
450	GOM_NL__2PRFIN20040910_215217_000000572030_00158_13238_3873.N1	10-SEP-2004 21:52:17	Bright	56.500	140	88Gam Peg	2.8340	26000.	113	13238	No
451	GOM_NL__2PRFIN20040910_215428_000000402030_00158_13238_3874.N1	10-SEP-2004 21:54:28	Bright	39.500	164	44Eta Peg	2.9480	5400.0	79	13238	No
452	GOM_NL__2PRFIN20040910_215730_000000392030_00158_13238_3875.N1	10-SEP-2004 21:57:30	Bright	39.000	66	37Gam Cyg	2.2080	5900.0	78	13238	No
453	GOM_NL__2PRFIN20040910_215931_000000382030_00158_13238_3876.N1	10-SEP-2004 21:59:31	Bright	37.500	144	18Del Cyg	2.8600	11000.	75	13238	No
454	GOM_NL__2PRFIN20040910_220309_000000382030_00158_13238_3877.N1	10-SEP-2004 22:03:09	Bright	37.500	89	5Alp Cep	2.4510	8000.0	75	13238	No
455	GOM_NL__2PRFIN20040910_220440_000000452030_00158_13238_3878.N1	10-SEP-2004 22:04:40	Bright	45.000	74	11Bet Cas	2.2680	6600.0	90	13238	No

456	GOM_NL__2PRFIN20040910_220635_000000462030_00158_13238_3879.N1	10-SEP-2004 22:06:35	Bright	46.000	76	27Gam Cas	2.3000	30000.	92	13238	No
457	GOM_NL__2PRFIN20040910_221052_000000392030_00158_13238_3880.N1	10-SEP-2004 22:10:52	Bright	39.000	49	1Alp UMi	1.9900	6300.0	78	13238	No
458	GOM_NL__2PRFIN20040910_221305_000000612030_00158_13238_3881.N1	10-SEP-2004 22:13:05	Bright	60.500	160	23Gam Per	2.9300	4700.0	121	13238	No
459	GOM_NL__2PRFIN20040910_221509_000000662030_00158_13238_3882.N1	10-SEP-2004 22:15:09	Bright	66.000	35	33Alp Per	1.7950	6250.0	132	13238	No
460	GOM_NL__2PRFIN20040910_221757_000000392030_00158_13238_3883.N1	10-SEP-2004 22:17:57	Bright	38.500	36	50Alp UMa	1.8000	6300.0	77	13238	No
461	GOM_NL__2PRFIN20040910_221921_000000372030_00158_13238_3884.N1	10-SEP-2004 22:19:21	Bright	36.500	82	48Bet UMa	2.3650	10600.	73	13238	No
462	GOM_NL__2PRFIN20040910_222638_000000552030_00158_13238_3885.N1	10-SEP-2004 22:26:38	Bright	55.000	107	37The Aur	2.6490	11000.	110	13238	No
463	GOM_NL__2PRFIN20040910_222856_000001162030_00158_13238_3886.N1	10-SEP-2004 22:28:56	Twilight	116.00	114	3lot Aur	2.6930	4600.0	232	13238	No
464	GOM_NL__2PRFIN20040910_223244_000000762030_00158_13238_3887.N1	10-SEP-2004 22:32:44	Twilight	76.000	151	13Mu Gem	2.8900	3000.0	152	13238	No
465	GOM_NL__2PRFIN20040910_223443_000000622030_00158_13238_3888.N1	10-SEP-2004 22:34:43	Twilight	61.500	44	24Gam Gem	1.9280	11000.	123	13238	No
466	GOM_NL__2PRFIN20040910_223629_000000592030_00158_13238_3889.N1	10-SEP-2004 22:36:29	Twilight	59.000	8	10Alp CMi	0.40000	6500.0	118	13238	No
467	GOM_NL__2PRFIN20040910_224049_000001002030_00158_13238_3890.N1	10-SEP-2004 22:40:49	Dark	100.00	14	58Alp Ori	0.87000	3000.0	200	13238	No
468	GOM_NL__2PRFIN20040910_224503_000000612030_00158_13238_3891.N1	10-SEP-2004 22:45:03	Dark	60.500	1	9Alp CMa	-1.4400	11000.	121	13238	No
469	GOM_NL__2PRFIN20040910_224729_000000492030_00158_13238_3892.N1	10-SEP-2004 22:47:29	Dark	49.000	23	21Eps CMa	1.5020	26000.	98	13238	No
470	GOM_NL__2PRFIN20040910_225241_000000422030_00158_13238_3893.N1	10-SEP-2004 22:52:41	Dark	42.000	161	Tau Pup	2.9310	4500.0	84	13238	No
471	GOM_NL__2PRFIN20040910_225358_000000562030_00158_13238_3894.N1	10-SEP-2004 22:53:58	Dark	56.000	2	Alp Car	-0.73600	7000.0	112	13238	No
472	GOM_NL__2PRFIN20040910_230335_000000392030_00159_13239_3862.N1	10-SEP-2004 23:03:35	Dark	38.500	135	Bet Hyi	2.8200	5800.0	77	13239	No
473	GOM_NL__2PRFIN20040910_230543_000000552030_00159_13239_3863.N1	10-SEP-2004 23:05:43	Dark	55.000	9	Alp Eri	0.45300	24000.	110	13239	No
474	GOM_NL__2PRFIN20040910_230910_000000422030_00159_13239_3864.N1	10-SEP-2004 23:09:10	Straylight	42.000	148	Alp Tuc	2.8780	4100.0	84	13239	No
475	GOM_NL__2PRFIN20040910_231252_000000422030_00159_13239_3865.N1	10-SEP-2004 23:12:52	Straylight	41.500	31	Alp Gru	1.7340	15200.	83	13239	No
476	GOM_NL__2PRFIN20040910_231539_000000402030_00159_13239_3866.N1	10-SEP-2004 23:15:39	Straylight	40.000	172	Gam Gru	3.0030	13100.	80	13239	No
477	GOM_NL__2PRFIN20040910_231701_000000502030_00159_13239_3867.N1	10-SEP-2004 23:17:01	Straylight	49.500	18	24Alp PsA	1.1660	9700.0	99	13239	No
478	GOM_NL__2PRFIN20040910_231932_000000712030_00159_13239_3868.N1	10-SEP-2004 23:19:32	Twilight	70.500	52	16Bet Cet	2.0370	4500.0	141	13239	No
479	GOM_NL__2PRFIN20040910_232136_000000412030_00159_13239_3869.N1	10-SEP-2004 23:21:36	Twilight	41.000	142	49Del Cap	2.8500	8900.0	82	13239	No
480	GOM_NL__2PRFIN20040910_232555_000000402030_00159_13239_3870.N1	10-SEP-2004 23:25:55	Bright	39.500	162	34Alp Aqr	2.9440	5350.0	79	13239	No
481	GOM_NL__2PRFIN20040910_232851_000000422030_00159_13239_3871.N1	10-SEP-2004 23:28:51	Bright	41.500	61	8Eps Peg	2.1000	3900.0	83	13239	No
482	GOM_NL__2PRFIN20040910_233047_000000462030_00159_13239_3872.N1	10-SEP-2004 23:30:47	Bright	46.000	90	54Alp Peg	2.4870	11000.	92	13239	No
483	GOM_NL__2PRFIN20040910_233253_000000572030_00159_13239_3873.N1	10-SEP-2004 23:32:53	Bright	56.500	140	88Gam Peg	2.8340	26000.	113	13239	No
484	GOM_NL__2PRFIN20040910_233503_000000422030_00159_13239_3874.N1	10-SEP-2004 23:35:03	Bright	41.500	164	44Eta Peg	2.9480	5400.0	83	13239	No
485	GOM_NL__2PRFIN20040910_233806_000000372030_00159_13239_3875.N1	10-SEP-2004 23:38:06	Bright	37.000	66	37Gam Cyg	2.2080	5900.0	74	13239	No
486	GOM_NL__2PRFIN20040910_234007_000000392030_00159_13239_3876.N1	10-SEP-2004 23:40:07	Bright	38.500	144	18Del Cyg	2.8600	11000.	77	13239	No
487	GOM_NL__2PRFIN20040910_234345_000000382030_00159_13239_3877.N1	10-SEP-2004 23:43:45	Bright	38.000	89	5Alp Cep	2.4510	8000.0	76	13239	No
488	GOM_NL__2PRFIN20040910_234515_000000442030_00159_13239_3878.N1	10-SEP-2004 23:45:15	Bright	44.000	74	11Bet Cas	2.2680	6600.0	88	13239	No
489	GOM_NL__2PRFIN20040910_234710_000000452030_00159_13239_3879.N1	10-SEP-2004 23:47:10	Bright	45.000	76	27Gam Cas	2.3000	30000.	90	13239	No
490	GOM_NL__2PRFIN20040910_235127_000000382030_00159_13239_3880.N1	10-SEP-2004 23:51:27	Bright	37.500	49	1Alp UMi	1.9900	6300.0	75	13239	No
491	GOM_NL__2PRFIN20040910_235339_000000622030_00159_13239_3881.N1	10-SEP-2004 23:53:39	Bright	62.000	160	23Gam Per	2.9300	4700.0	124	13239	No
492	GOM_NL__2PRFIN20040910_235544_000000672030_00159_13239_3882.N1	10-SEP-2004 23:55:44	Bright	67.000	35	33Alp Per	1.7950	6250.0	134	13239	No
493	GOM_NL__2PRFIN20040910_235832_000000382030_00159_13239_3883.N1	10-SEP-2004 23:58:32	Bright	38.000	36	50Alp UMa	1.8000	6300.0	76	13239	No
494	GOM_NL__2PRFIN20040910_235957_000000372030_00159_13239_3884.N1	10-SEP-2004 23:59:57	Bright	37.000	82	48Bet UMa	2.3650	10600.	74	13239	No

### 3. Quality information per product

In this section it is plotted some information contained in the Quality Summary data set of the level 2 products. Only products in dark limb conditions and without errors (error flag in the MPH set to "0") are used.


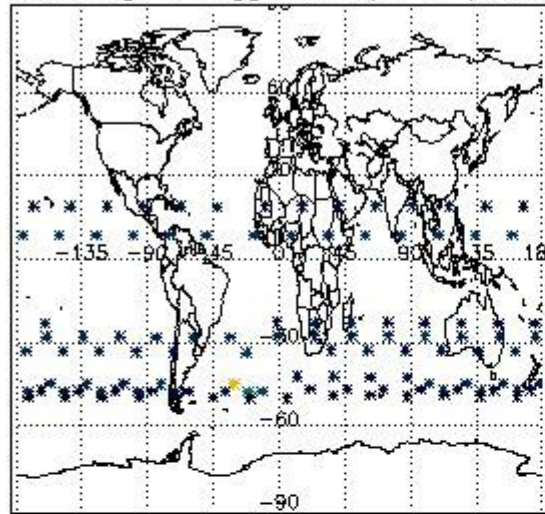
#### 3.1 Plot quality information per product (time dependant)



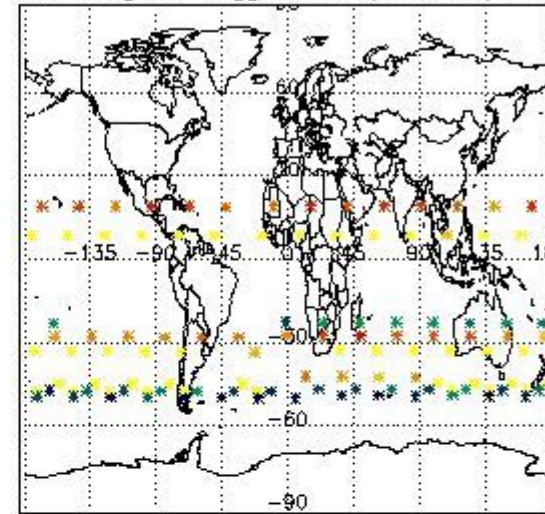
3.2 Plot quality information per product (world map)




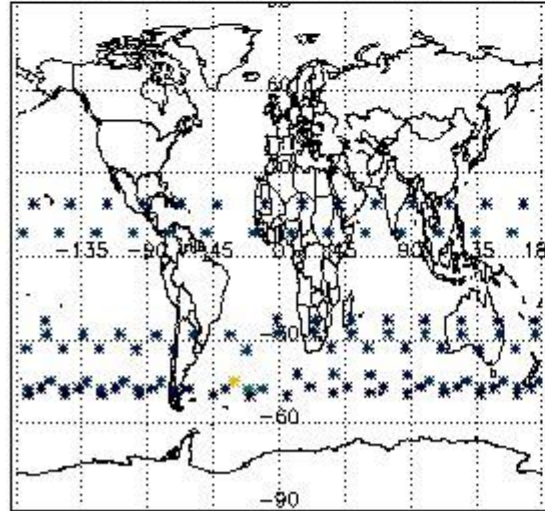
Percentage of flagged data per O3 profile



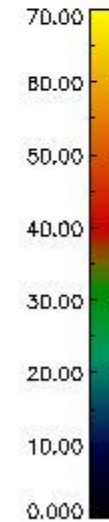
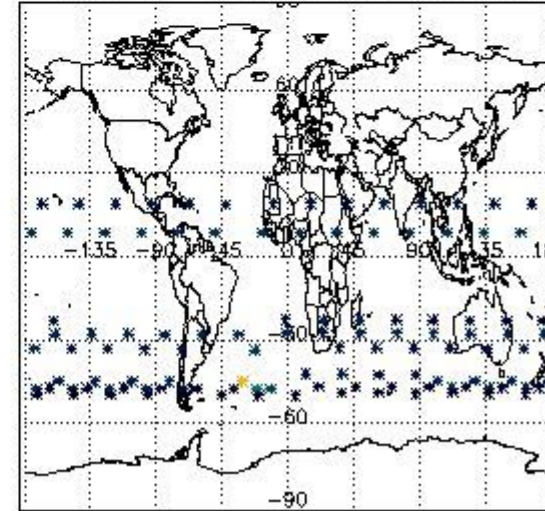
Percentage of flagged data per H2O profile



Percentage of flagged data per NO2 profile



Percentage of flagged data per NO3 profile

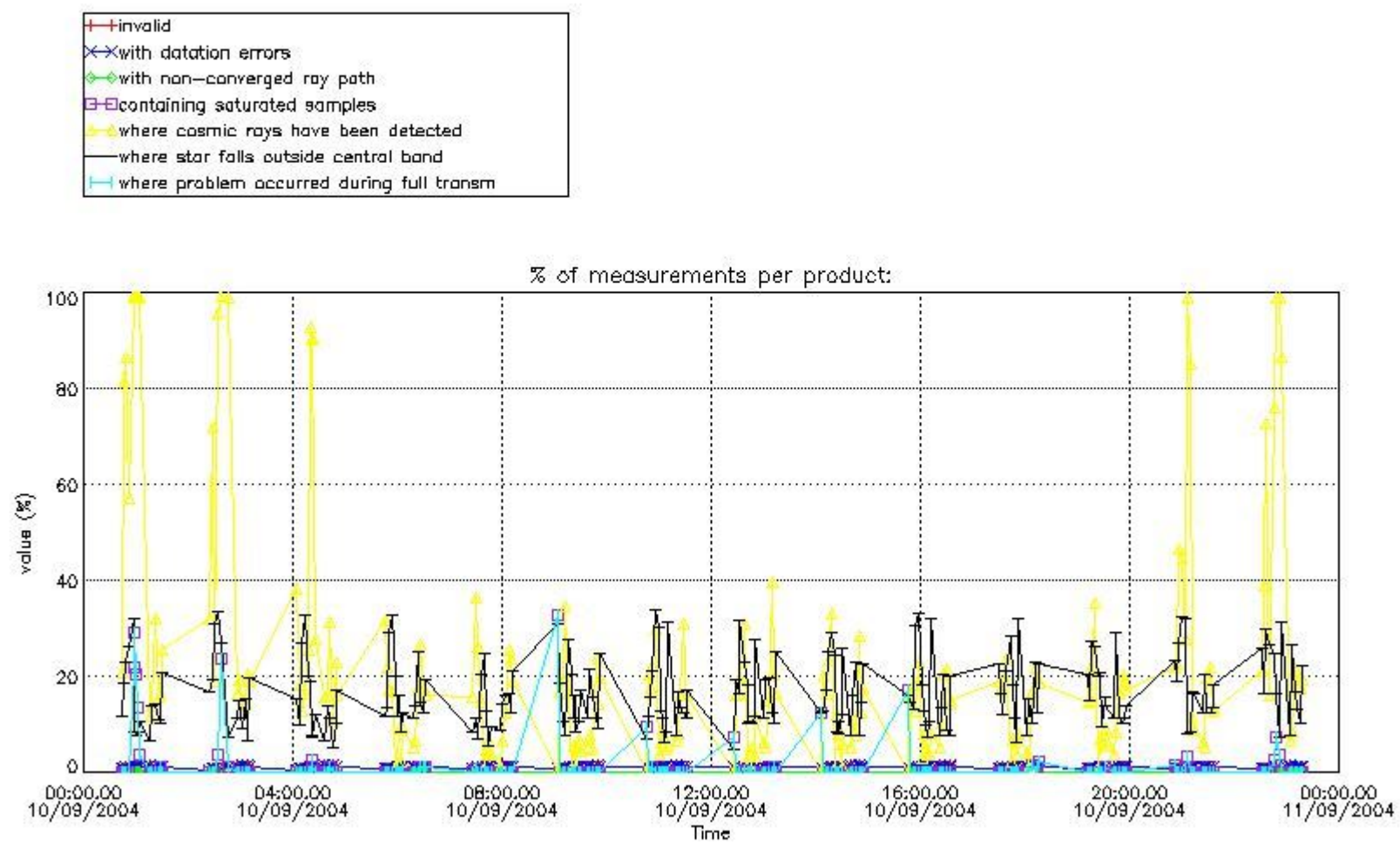


#### 4. Level 1 quality information per product

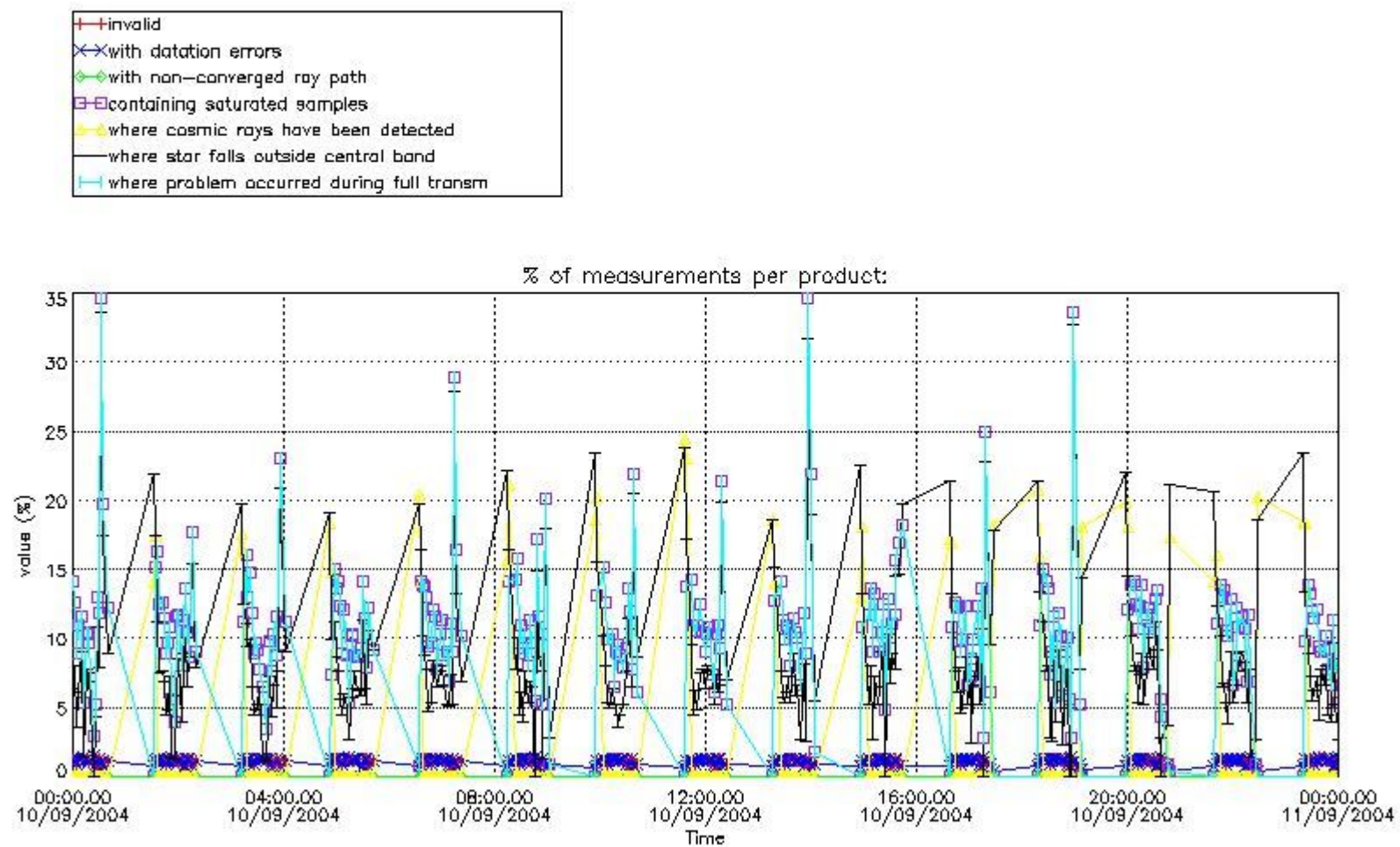
In this section it is plotted some information contained in the Quality Summary data set of the level 2 products that comes from the level 1b processing. Products without errors (error flag in the MPH set to "0") are used.

##### 4.1 Plot quality information per product (time dependant) coming from level 1b processing

###### 4.1.1 Plot level 1 quality information per product (time dependant): ENVISAT ASCENDING passes



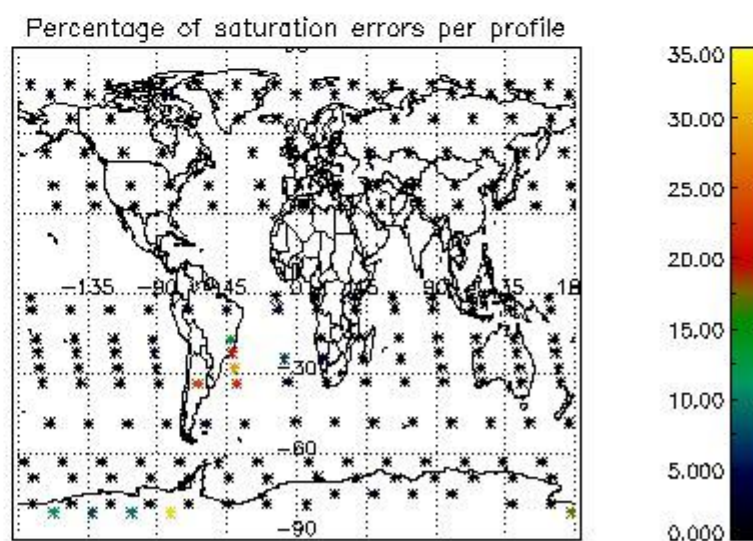
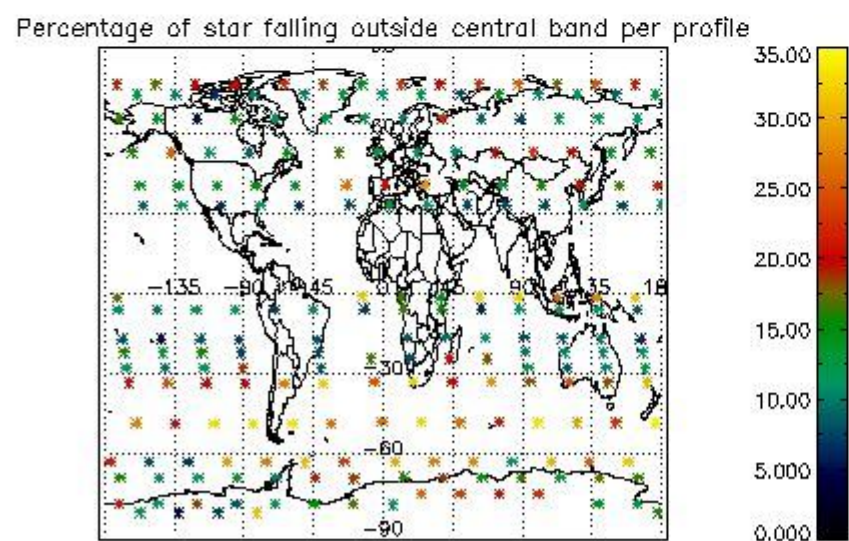
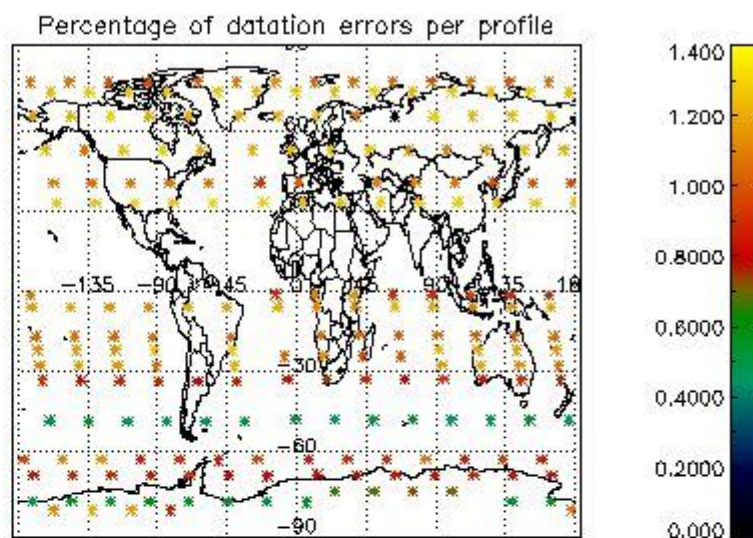
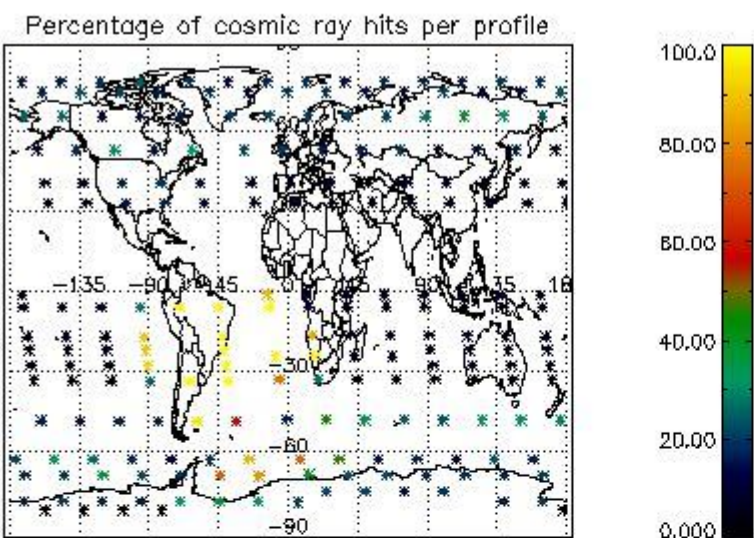
4.1.2 Plot level 1 quality information per product (time dependant): ENVI SAT DESCENDING passes



#### 4.2 Plot quality information per product coming from level 1b processing (world map)

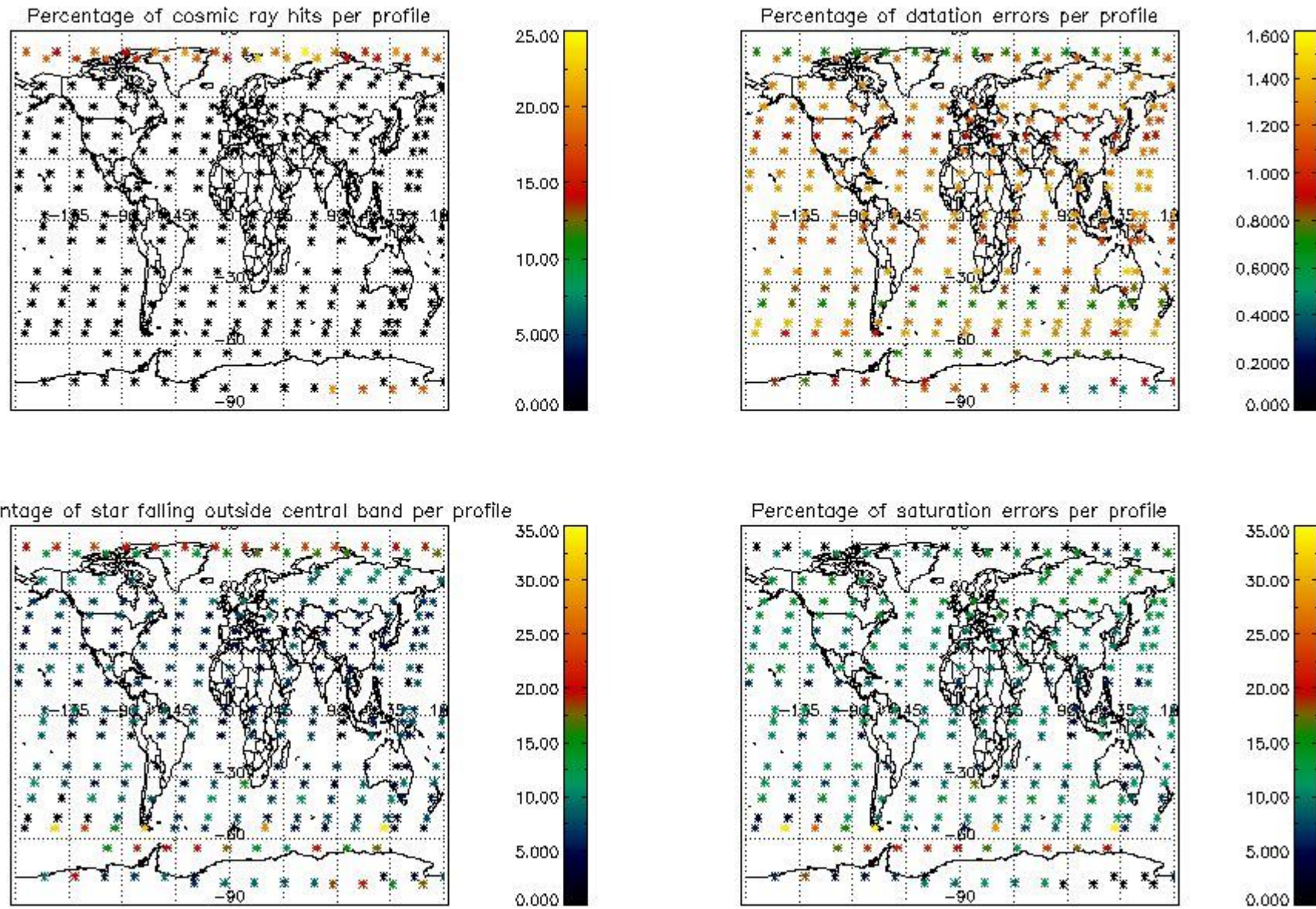
##### 4.2.1 Plot level 1 quality information per product (world map): ENVISAT ASCENDING passes





4.2.2 Plot level 1 quality information per product (world map): ENVISAT DESCENDING passes





## 5. Trace gas profiles

### 5.1 Ozone statistics based on quality of products

The final quality of the products can be "measured" using the STD (Standard Deviation) attached to every point profile. This information is written to the parameter GOM\_NL\_\_2P/NL\_LOCAL\_SPECIES\_DENSITY/o3\_std of the level 2 products. The table below shows the statistics for given STD ranges.

The statistics are given with respect to the overall valid production:

- Products without fatal errors: GOM\_NL\_\_2P/MPH/PRODUCT\_ERR=0
- Valid point profile: GOM\_NL\_\_2P/NL\_LOCAL\_SPECIES\_DENSITY/pcd(0)=0

The 'Criteria' is applied to valid points of dark limb products:

- Products in dark limb illumination condition: GOM\_NL\_\_2P/NL\_SUMMARY\_QUALITY/obs\_ill\_cond=0
- Products without fatal errors: GOM\_NL\_\_2P/MPH/PRODUCT\_ERR=0
- Valid point profile: GOM\_NL\_\_2P/NL\_LOCAL\_SPECIES\_DENSITY/pcd(0)=0

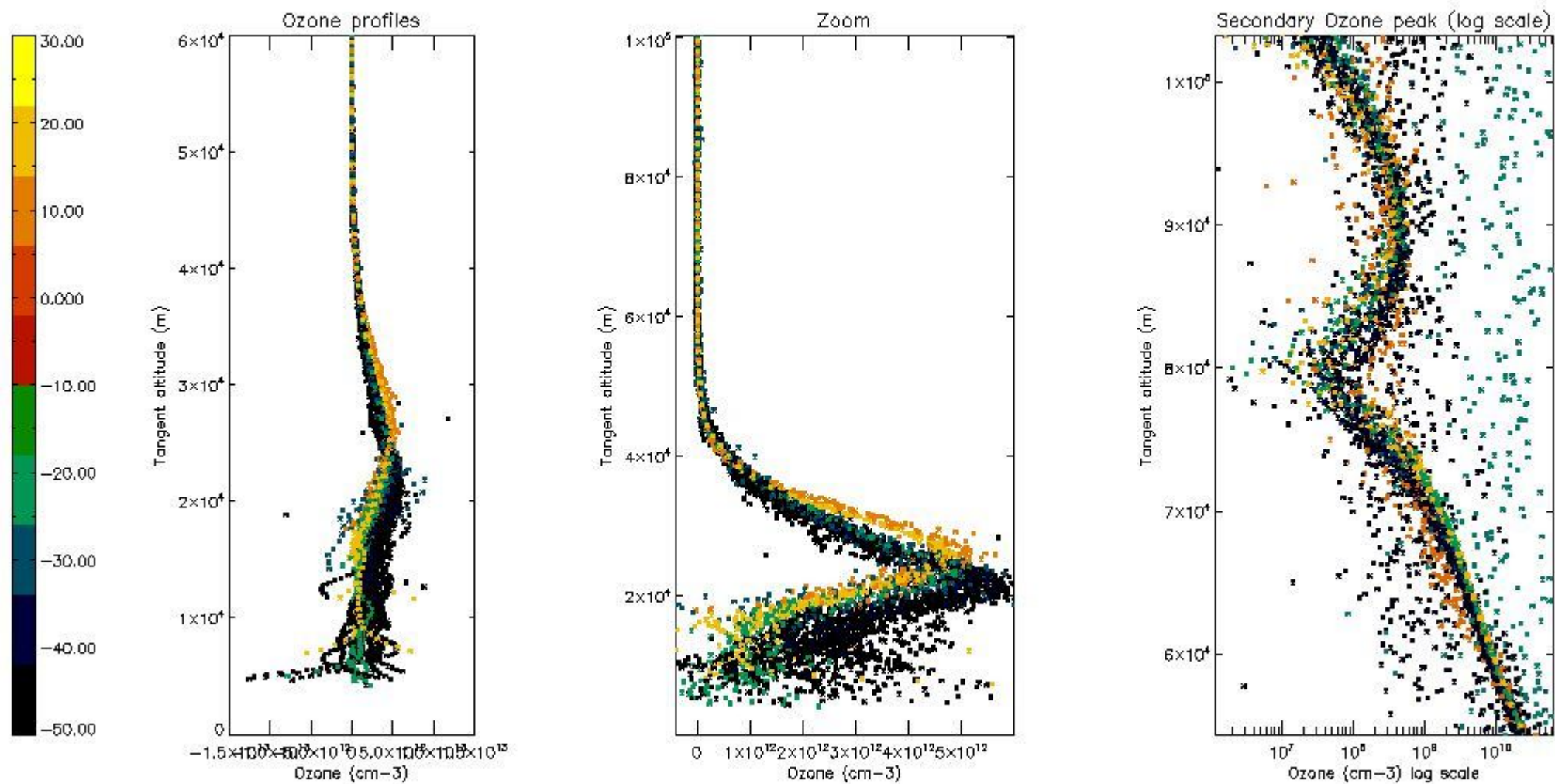
So, the table below shows the percentage of dark limb and valid observations for each criteria with respect to the overall valid daily observations.

Criteria	% of total production
All STD	25
STD < 20	14

STD < 10	12
STD < 5	9

5.2 Plot ozone profiles for all STD (dark without errors)

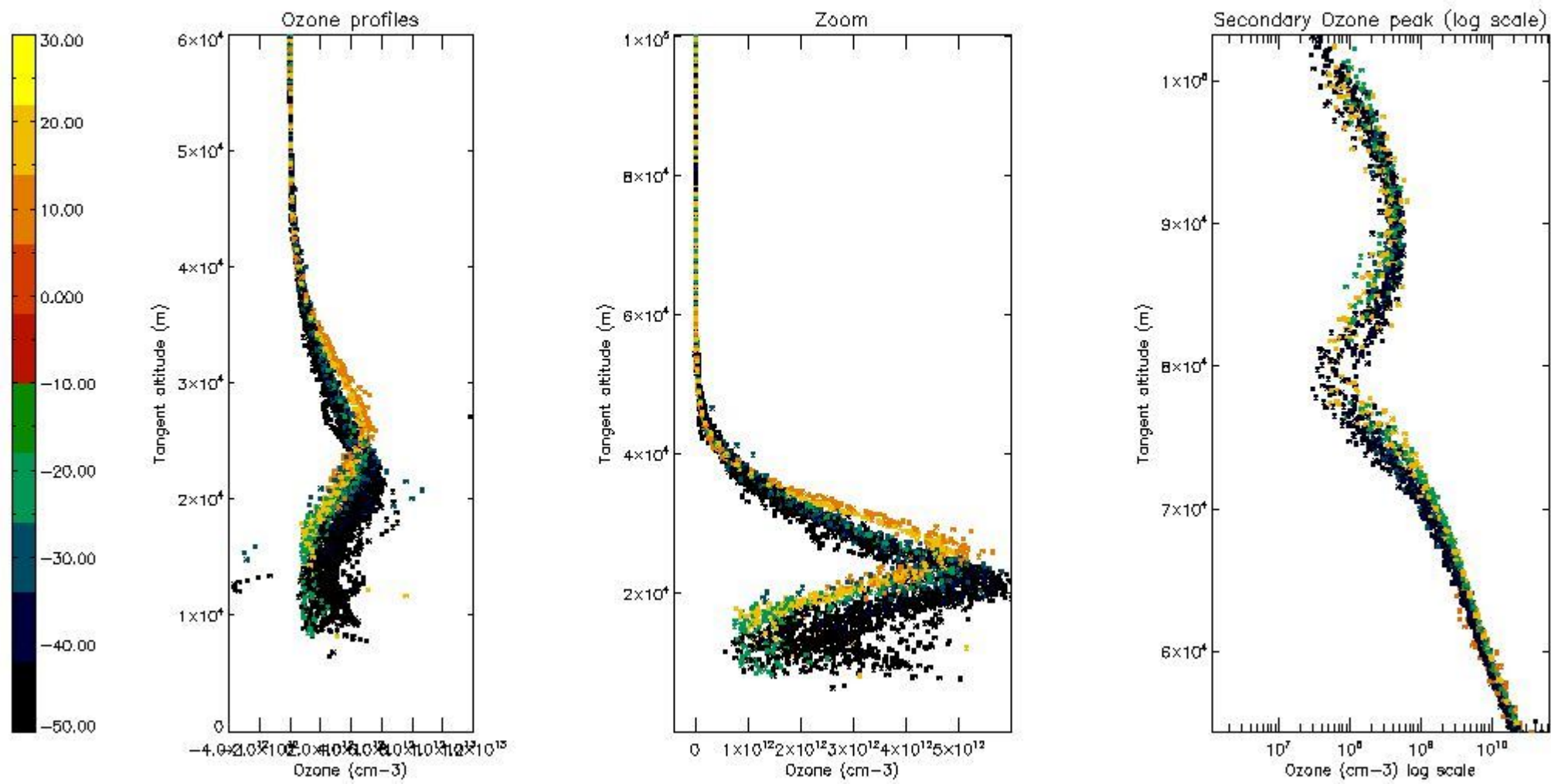
The colorbar represents the latitude.



5.3 Plot ozone profiles where STD < 20% (dark without errors)

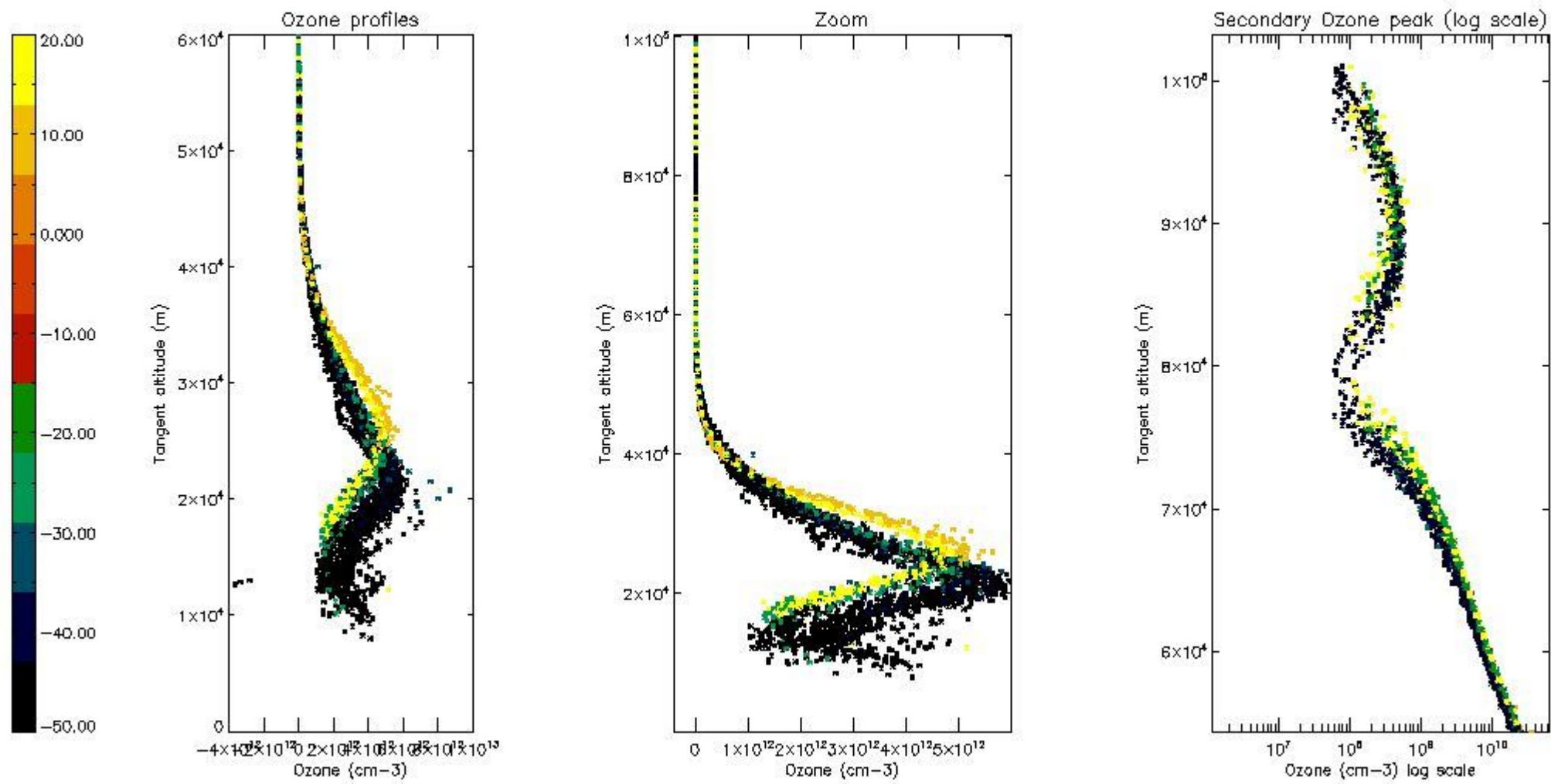
The colorbar represents the latitude.





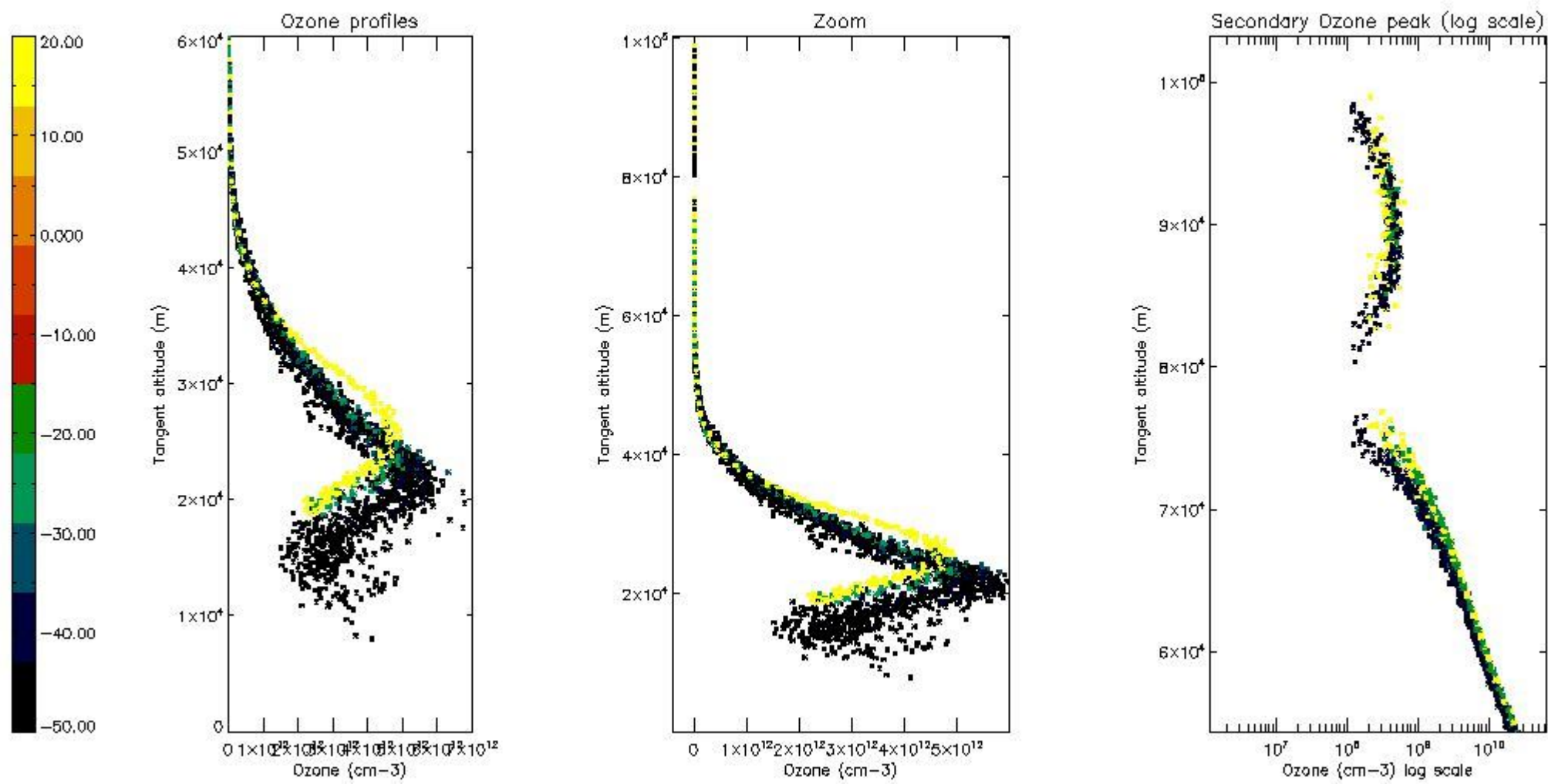
*5.4 Plot ozone profiles where STD < 10% (dark without errors)*

The colorbar represents the latitude.



*5.5 Plot ozone profiles where STD < 5% (dark without errors)*

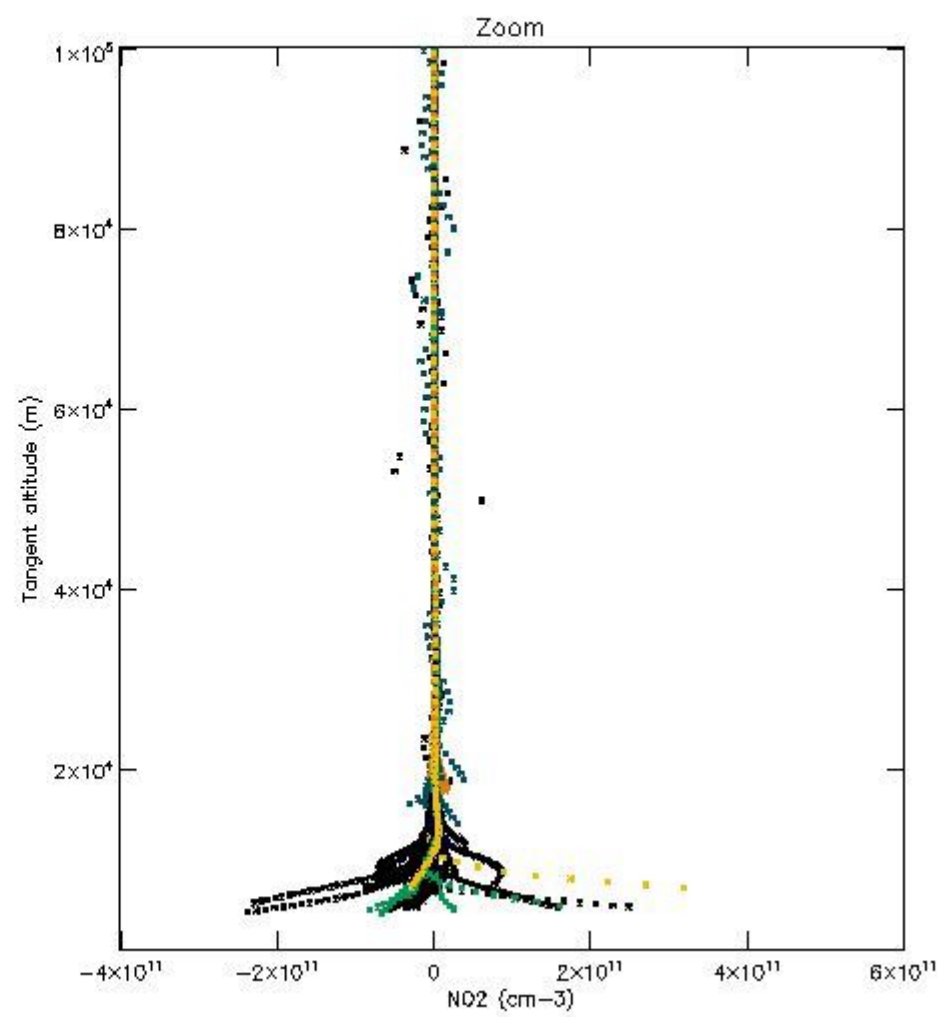
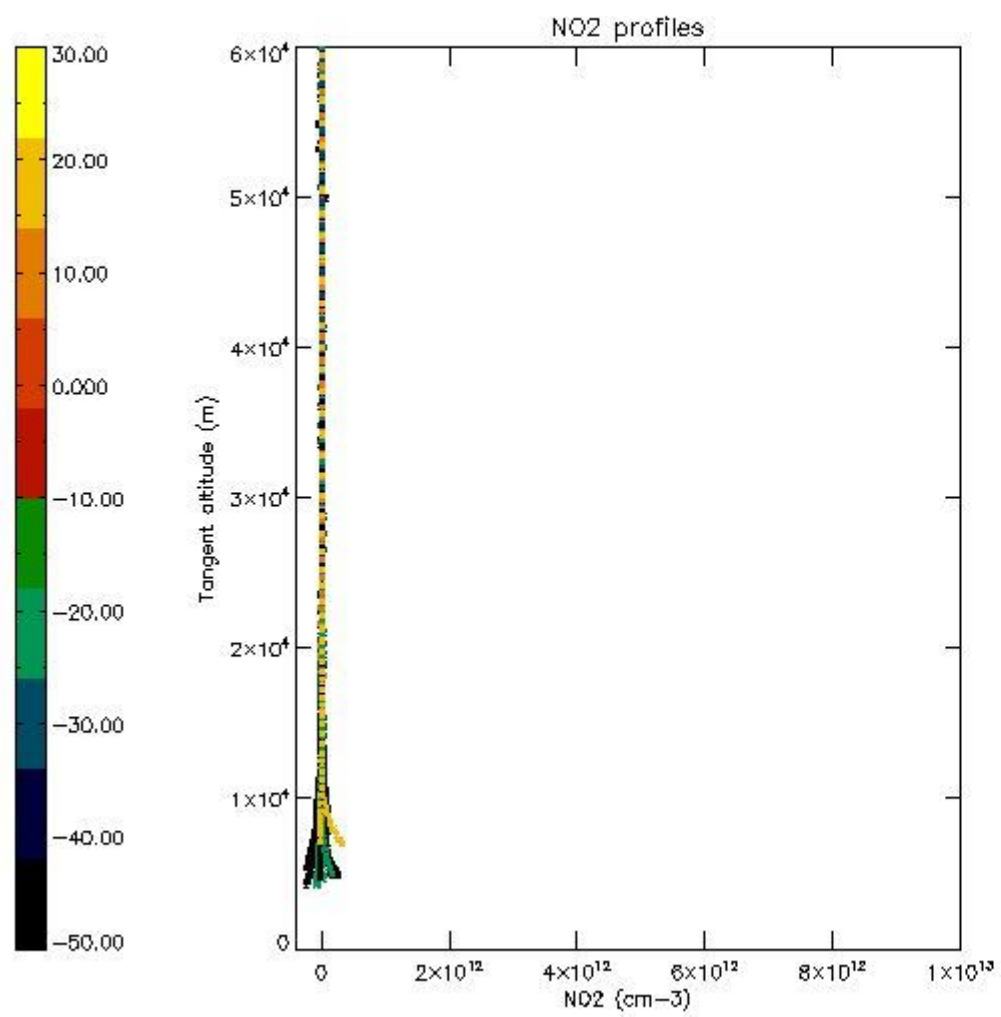
The colorbar represents the latitude.



*5.6 Plot NO<sub>2</sub> profiles for all STD (dark without errors)*

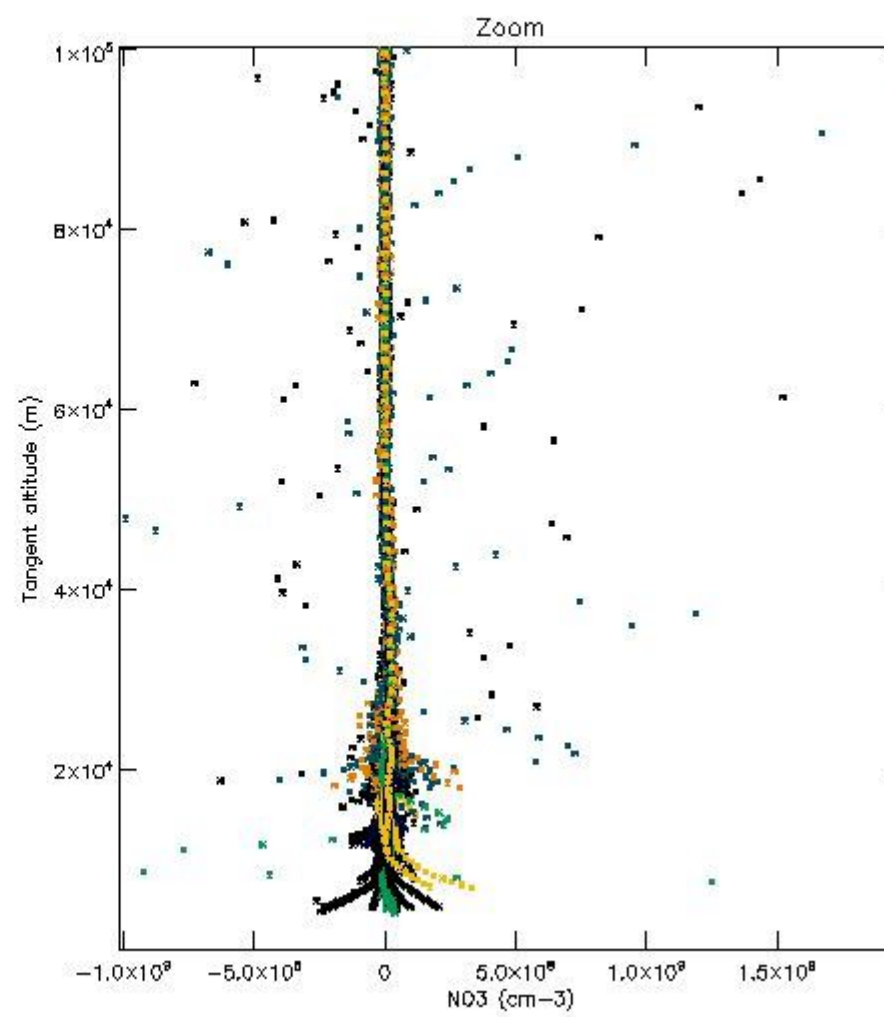
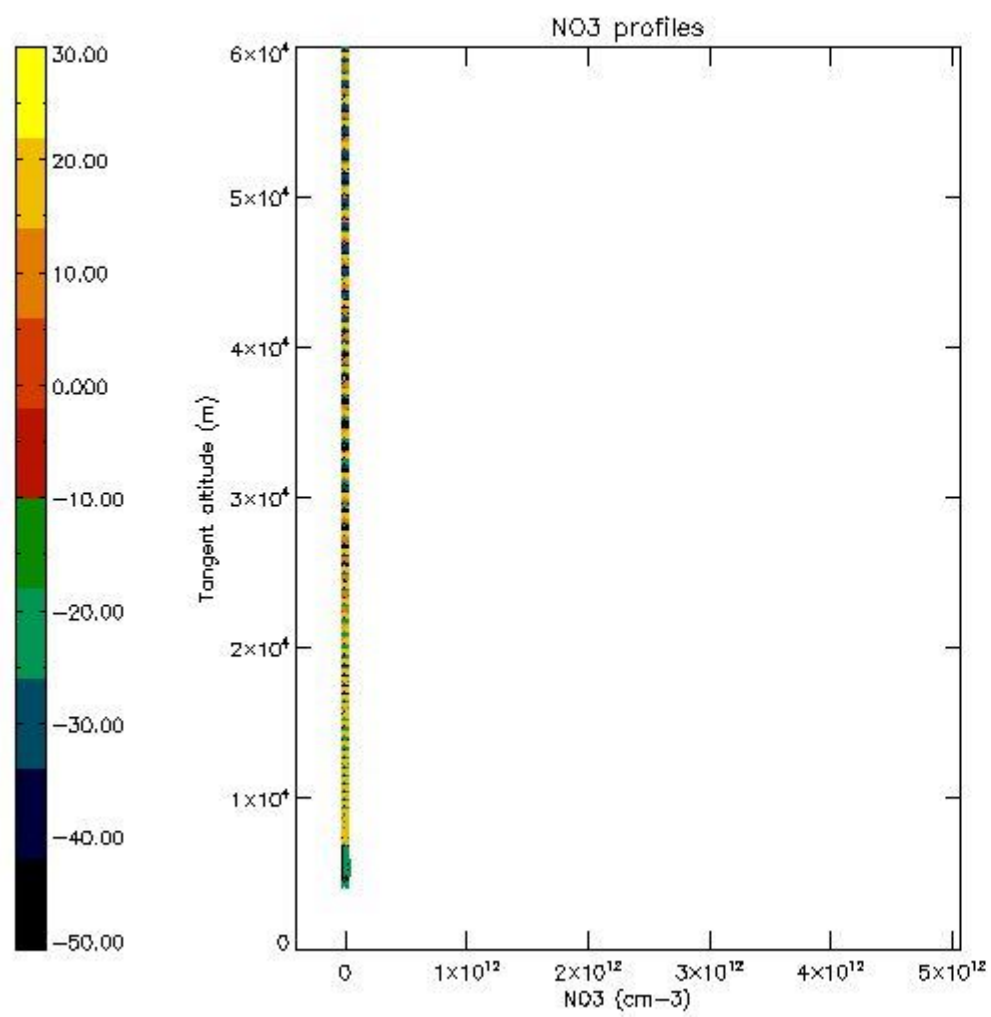
The colorbar represents the latitude.





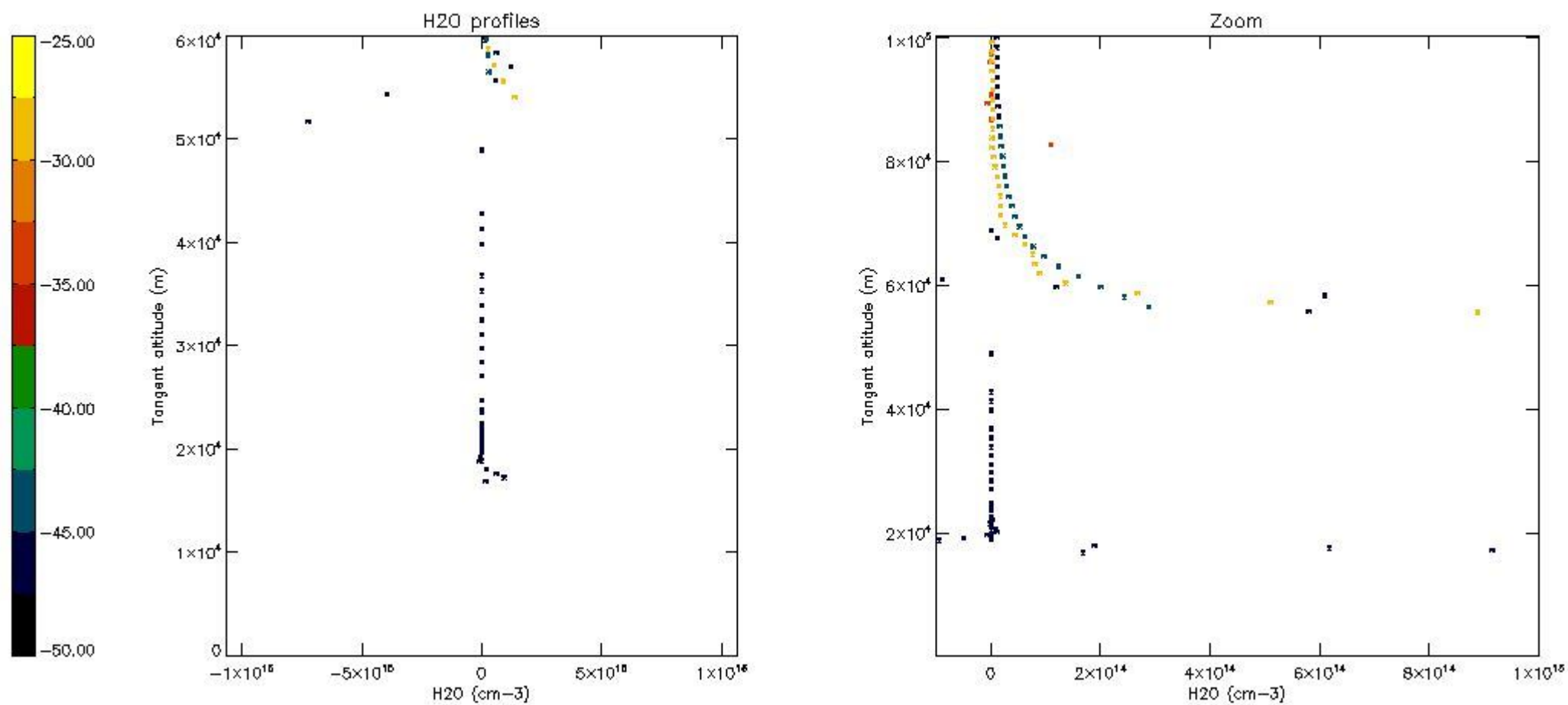
*5.7 Plot NO3 profiles for all STD (dark without errors)*

The colorbar represents the latitude.



*5.8 Plot H2O profiles for all STD (only for occultations of stars 1,2,3,4,13,14,16,26,63 dark without errors)*

The colorbar represents the latitude.



## 6. Auxiliary Data Files used for the production reported in section 2

The number reported in the third column indicates since which file (see list in section 2) the corresponding auxiliary file has been used. The fourth column is the date of those product files.

Type	Auxiliary Filename	Used since product	Used since product date
INST_PHYS_CHARACTERISTICS	GOM_INS_AXVIEC20091111_143220_20030716_120000_20500101_000000	1	10-SEP-2004 00:00:30
LEVEL-2_PROC_CONFIG	GOM_PR2_AXVIEC20091111_152718_20020301_000000_20500101_000000	1	10-SEP-2004 00:00:30
CROSS_SECTIONS_FILE	GOM_CRS_AXVIEC20091111_154832_20020301_000000_20500101_000000	1	10-SEP-2004 00:00:30



# GOMOS Level 2 Daily Report

## SUMMARY

### [1. General Info](#)

### [2. Summary of processed GOM\\_NL\\_2P products](#)

### [3. Level 2 Quality information per product](#)

#### [3.1 Plot of level 2 quality information per product \(time dependant\)](#)

#### [3.2 Plot of level 2 quality information per product \(world map\)](#)

### [4. Level 1 Quality information per product \(stored on level 2 products\)](#)

#### [4.1 Plot of level 1 quality information per product \(time dependant\)](#)

##### [4.1.1 Plot of level 1 quality information per product \(time dependant\): ASCENDING](#)

##### [4.1.2 Plot of level 1 quality information per product \(time dependant\): DESCENDING](#)

#### [4.2 Plot of level 1 quality information per product \(world map\)](#)

##### [4.2.1 Plot of level 1 quality information per product \(world map\): ASCENDING](#)

##### [4.2.2 Plot of level 1 quality information per product \(world map\): DESCENDING](#)

### [5. Ozone profiles based on quality statistics and other trace gas profiles](#)

#### [5.1 Ozone statistics based on quality of products](#)

#### [5.2 Plot ozone profiles for all STD \(dark without errors\)](#)

#### [5.3 Plot ozone profiles where STD < 20% \(dark without errors\)](#)

#### [5.4. Plot ozone profiles where STD < 10% \(dark without errors\)](#)

#### [5.5. Plot ozone profiles where STD < 5% \(dark without errors\)](#)

#### [5.6 Plot NO2 profiles for all STD \(dark without errors\)](#)

#### [5.7 Plot NO3 profiles for all STD \(dark without errors\)](#)

#### [5.8 Plot H2O profiles \(only for occultations of stars 1,2,3,4,13,14,16,26,63 dark without errors\) for all STD](#)

### [6. Auxiliary Data Files used for the production reported in section 2](#)

This report presents the daily analysis on parameters extracted from GOMOS level 2 data (GOM\_NL\_\_2P). It is intended to monitor some important parameters that will impact the quality of these products. A list of level 2 products (and content) that have arrived during the reporting day to the PCF is also given.

Item	Value
Time of report generation	19APR2013 10:41:04
Data source version	GOMOS/6.01
Start time of products	10-09-2004 (10SEP2004 00:00:00)
Stop time of products	11-09-2004 (11SEP2004 00:00:00)
Store outputs in DB	Yes
Nb of level 2 prods	494
Nb of prods with errors	0

## 2. Summary of processed GOM\_NL\_\_2P products.

Nr	Filename	UTC Start time	Limb	Duration	Star Id	Star Name	Star Mag	Star Temp	Nb Meas	Orbit	Prod. error
1	GOM_NL__2PRFIN20040910_000030_000000392030_00145_13225_3650.N1	10-SEP-2004 00:00:30	Bright	39.000	61	8Eps Peg	2.1000	3900.0	78	13225	No
2	GOM_NL__2PRFIN20040910_000231_000000442030_00145_13225_3651.N1	10-SEP-2004 00:02:31	Bright	43.500	90	54Alp Peg	2.4870	11000.	87	13225	No
3	GOM_NL__2PRFIN20040910_000442_000000562030_00145_13225_3652.N1	10-SEP-2004 00:04:42	Bright	56.000	140	88Gam Peg	2.8340	26000.	112	13225	No
4	GOM_NL__2PRFIN20040910_000644_000000412030_00145_13225_3653.N1	10-SEP-2004 00:06:44	Bright	41.000	164	44Eta Peg	2.9480	5400.0	82	13225	No
5	GOM_NL__2PRFIN20040910_000939_000000392030_00145_13225_3654.N1	10-SEP-2004 00:09:39	Bright	39.000	66	37Gam Cyg	2.2080	5900.0	78	13225	No
6	GOM_NL__2PRFIN20040910_001139_000000372030_00145_13225_3655.N1	10-SEP-2004 00:11:39	Bright	37.000	144	18Del Cyg	2.8600	11000.	74	13225	No
7	GOM_NL__2PRFIN20040910_001522_000000392030_00145_13225_3656.N1	10-SEP-2004 00:15:22	Bright	38.500	89	5Alp Cep	2.4510	8000.0	77	13225	No
8	GOM_NL__2PRFIN20040910_001700_000000442030_00145_13225_3657.N1	10-SEP-2004 00:17:00	Bright	43.500	74	11Bet Cas	2.2680	6600.0	87	13225	No
9	GOM_NL__2PRFIN20040910_001856_000000472030_00145_13225_3658.N1	10-SEP-2004 00:18:56	Bright	46.500	76	27Gam Cas	2.3000	30000.	93	13225	No
10	GOM_NL__2PRFIN20040910_002305_000000342030_00145_13225_3659.N1	10-SEP-2004 00:23:05	Bright	34.000	49	1Alp UMi	1.9900	6300.0	68	13225	No
11	GOM_NL__2PRFIN20040910_002532_000000582030_00145_13225_3660.N1	10-SEP-2004 00:25:32	Bright	57.500	160	23Gam Per	2.9300	4700.0	115	13225	No
12	GOM_NL__2PRFIN20040910_002737_000000702030_00145_13225_3661.N1	10-SEP-2004 00:27:37	Bright	69.500	35	33Alp Per	1.7950	6250.0	139	13225	No
13	GOM_NL__2PRFIN20040910_003007_000000382030_00145_13225_3662.N1	10-SEP-2004 00:30:07	Bright	38.000	36	50Alp UMa	1.8000	6300.0	76	13225	No
14	GOM_NL__2PRFIN20040910_003131_000000522030_00145_13225_3663.N1	10-SEP-2004 00:31:31	Bright	52.000	82	48Bet UMa	2.3650	10600.	104	13225	No
15	GOM_NL__2PRFIN20040910_003426_000000662030_00145_13225_3664.N1	10-SEP-2004 00:34:26	Bright	66.000	6	13Alp Aur	0.080000	3400.0	132	13225	No
16	GOM_NL__2PRFIN20040910_004023_000000452030_00145_13225_3665.N1	10-SEP-2004 00:40:23	Bright	45.000	24	66Alp Gem	1.5800	10200.	90	13225	No
17	GOM_NL__2PRFIN20040910_004331_000000872030_00145_13225_3666.N1	10-SEP-2004 00:43:31	Twilight	87.000	28	12Bet Tau	1.6500	15200.	174	13225	No
18	GOM_NL__2PRFIN20040910_004648_000000622030_00145_13225_3667.N1	10-SEP-2004 00:46:48	Twilight	62.000	44	24Gam Gem	1.9280	11000.	124	13225	No
19	GOM_NL__2PRFIN20040910_004837_000000532030_00145_13225_3668.N1	10-SEP-2004 00:48:37	Twilight	52.500	8	10Alp CMi	0.40000	6500.0	105	13225	No
20	GOM_NL__2PRFIN20040910_005244_000000942030_00145_13225_3669.N1	10-SEP-2004 00:52:44	Dark	93.500	14	58Alp Ori	0.87000	3000.0	187	13225	No
21	GOM_NL__2PRFIN20040910_005705_000000662030_00145_13225_3670.N1	10-SEP-2004 00:57:05	Dark	66.000	1	9Alp CMa	-1.4400	11000.	132	13225	No
22	GOM_NL__2PRFIN20040910_005840_000000422030_00145_13225_3671.N1	10-SEP-2004 00:58:40	Dark	41.500	88	31Eta CMa	2.4480	20000.	83	13225	No
23	GOM_NL__2PRFIN20040910_010019_000000402030_00145_13225_3672.N1	10-SEP-2004 01:00:19	Dark	39.500	70	Zet Pup	2.2460	39000.	79	13225	No
24	GOM_NL__2PRFIN20040910_010141_000000492030_00145_13225_3673.N1	10-SEP-2004 01:01:41	Dark	48.500	177	1Zet CMa	3.0220	26000.	97	13225	No
25	GOM_NL__2PRFIN20040910_010448_000000432030_00145_13225_3674.N1	10-SEP-2004 01:04:48	Dark	43.000	161	Tau Pup	2.9310	4500.0	86	13225	No
26	GOM_NL__2PRFIN20040910_011546_000000392030_00146_13226_3840.N1	10-SEP-2004 01:15:46	Dark	38.500	135	Bet Hyi	2.8200	5800.0	77	13226	No
27	GOM_NL__2PRFIN20040910_011749_000000472030_00146_13226_3841.N1	10-SEP-2004 01:17:49	Dark	47.000	9	Alp Eri	0.45300	24000.	94	13226	No
28	GOM_NL__2PRFIN20040910_012121_000000422030_00146_13226_3842.N1	10-SEP-2004 01:21:21	Straylight	42.000	148	Alp Tuc	2.8780	4100.0	84	13226	No
29	GOM_NL__2PRFIN20040910_012502_000000422030_00146_13226_3843.N1	10-SEP-2004 01:25:02	Straylight	41.500	31	Alp Gru	1.7340	15200.	83	13226	No
30	GOM_NL__2PRFIN20040910_012750_000000402030_00146_13226_3844.N1	10-SEP-2004 01:27:50	Straylight	39.500	172	Gam Gru	3.0030	13100.	79	13226	No
31	GOM_NL__2PRFIN20040910_012909_000000512030_00146_13226_3845.N1	10-SEP-2004 01:29:09	Straylight	51.000	18	24Alp PsA	1.1660	9700.0	102	13226	No
32	GOM_NL__2PRFIN20040910_013143_000000712030_00146_13226_3846.N1	10-SEP-2004 01:31:43	Twilight	71.000	52	16Bet Cet	2.0370	4500.0	142	13226	No
33	GOM_NL__2PRFIN20040910_013347_000000432030_00146_13226_3847.N1	10-SEP-2004 01:33:47	Twilight	43.000	142	49Del Cap	2.8500	8900.0	86	13226	No
34	GOM_NL__2PRFIN20040910_013652_000000402030_00146_13226_3848.N1	10-SEP-2004 01:36:52	Bright	40.000	154	22Bet Aqr	2.8990	5700.0	80	13226	No
35	GOM_NL__2PRFIN20040910_013806_000000402030_00146_13226_3849.N1	10-SEP-2004 01:38:06	Bright	40.000	162	34Alp Aqr	2.9440	5350.0	80	13226	No
36	GOM_NL__2PRFIN20040910_014105_000000402030_00146_13226_3850.N1	10-SEP-2004 01:41:05	Bright	39.500	61	8Eps Peg	2.1000	3900.0	79	13226	No
37	GOM_NL__2PRFIN20040910_014306_000000442030_00146_13226_3851.N1	10-SEP-2004 01:43:06	Bright	43.500	90	54Alp Peg	2.4870	11000.	87	13226	No
38	GOM_NL__2PRFIN20040910_014517_000000572030_00146_13226_3852.N1	10-SEP-2004 01:45:17	Bright	56.500	140	88Gam Peg	2.8340	26000.	113	13226	No
39	GOM_NL__2PRFIN20040910_014719_000000422030_00146_13226_3853.N1	10-SEP-2004 01:47:19	Bright	41.500	164	44Eta Peg	2.9480	5400.0	83	13226	No
40	GOM_NL__2PRFIN20040910_015013_000000422030_00146_13226_3854.N1	10-SEP-2004 01:50:13	Bright	41.500	66	37Gam Cyg	2.2080	5900.0	83	13226	No
41	GOM_NL__2PRFIN20040910_015215_000000362030_00146_13226_3855.N1	10-SEP-2004 01:52:15	Bright	36.000	144	18Del Cyg	2.8600	11000.	72	13226	No
42	GOM_NL__2PRFIN20040910_015555_000000382030_00146_13226_3856.N1	10-SEP-2004 01:55:55	Bright	37.500	89	5Alp Cep	2.4510	8000.0	75	13226	No

43	GOM_NL__2PRFIN20040910_015735_000000432030_00146_13226_3857.N1	10-SEP-2004 01:57:35	Bright	43.000	74	11Bet Cas	2.2680	6600.0	86	13226	No
44	GOM_NL__2PRFIN20040910_015931_000000472030_00146_13226_3858.N1	10-SEP-2004 01:59:31	Bright	47.000	76	27Gam Cas	2.3000	30000.	94	13226	No
45	GOM_NL__2PRFIN20040910_020340_000000382030_00146_13226_3859.N1	10-SEP-2004 02:03:40	Bright	37.500	49	1Alp UMi	1.9900	6300.0	75	13226	No
46	GOM_NL__2PRFIN20040910_020606_000000622030_00146_13226_3860.N1	10-SEP-2004 02:06:06	Bright	61.500	160	23Gam Per	2.9300	4700.0	123	13226	No
47	GOM_NL__2PRFIN20040910_020812_000000702030_00146_13226_3861.N1	10-SEP-2004 02:08:12	Bright	69.500	35	33Alp Per	1.7950	6250.0	139	13226	No
48	GOM_NL__2PRFIN20040910_021042_000000392030_00146_13226_3862.N1	10-SEP-2004 02:10:42	Bright	38.500	36	50Alp UMa	1.8000	6300.0	77	13226	No
49	GOM_NL__2PRFIN20040910_021205_000000412030_00146_13226_3863.N1	10-SEP-2004 02:12:05	Bright	40.500	82	48Bet UMa	2.3650	10600.	81	13226	No
50	GOM_NL__2PRFIN20040910_021501_000000652030_00146_13226_3864.N1	10-SEP-2004 02:15:01	Bright	65.000	6	13Alp Aur	0.080000	3400.0	130	13226	No
51	GOM_NL__2PRFIN20040910_022059_000000452030_00146_13226_3865.N1	10-SEP-2004 02:20:59	Bright	44.500	24	66Alp Gem	1.5800	10200.	89	13226	No
52	GOM_NL__2PRFIN20040910_022408_000000932030_00146_13226_3866.N1	10-SEP-2004 02:24:08	Twi_and_stray	92.500	28	12Bet Tau	1.6500	15200.	185	13226	No
53	GOM_NL__2PRFIN20040910_022725_000000632030_00146_13226_3867.N1	10-SEP-2004 02:27:25	Twi_and_stray	62.500	44	24Gam Gem	1.9280	11000.	125	13226	No
54	GOM_NL__2PRFIN20040910_022912_000000592030_00146_13226_3868.N1	10-SEP-2004 02:29:12	Twilight	58.500	8	10Alp CMi	0.40000	6500.0	117	13226	No
55	GOM_NL__2PRFIN20040910_023321_000001052030_00146_13226_3869.N1	10-SEP-2004 02:33:21	Dark	105.00	14	58Alp Ori	0.87000	3000.0	210	13226	No
56	GOM_NL__2PRFIN20040910_023741_000000632030_00146_13226_3870.N1	10-SEP-2004 02:37:41	Dark	63.000	1	9Alp CMa	-1.4400	11000.	126	13226	No
57	GOM_NL__2PRFIN20040910_024524_000000422030_00146_13226_3871.N1	10-SEP-2004 02:45:24	Dark	41.500	161	Tau Pup	2.9310	4500.0	83	13226	No
58	GOM_NL__2PRFIN20040910_025622_000000402030_00147_13227_3841.N1	10-SEP-2004 02:56:22	Dark	40.000	135	Bet Hyi	2.8200	5800.0	80	13227	No
59	GOM_NL__2PRFIN20040910_025826_000000472030_00147_13227_3842.N1	10-SEP-2004 02:58:26	Dark	46.500	9	Alp Eri	0.45300	24000.	93	13227	No
60	GOM_NL__2PRFIN20040910_030157_000000392030_00147_13227_3843.N1	10-SEP-2004 03:01:57	Straylight	39.000	148	Alp Tuc	2.8780	4100.0	78	13227	No
61	GOM_NL__2PRFIN20040910_030539_000000432030_00147_13227_3844.N1	10-SEP-2004 03:05:39	Straylight	42.500	31	Alp Gru	1.7340	15200.	85	13227	No
62	GOM_NL__2PRFIN20040910_030825_000000392030_00147_13227_3845.N1	10-SEP-2004 03:08:25	Straylight	39.000	172	Gam Gru	3.0030	13100.	78	13227	No
63	GOM_NL__2PRFIN20040910_030945_000000512030_00147_13227_3846.N1	10-SEP-2004 03:09:45	Straylight	50.500	18	24Alp PsA	1.1660	9700.0	101	13227	No
64	GOM_NL__2PRFIN20040910_031219_000000692030_00147_13227_3847.N1	10-SEP-2004 03:12:19	Twi_and_stray	68.500	52	16Bet Cet	2.0370	4500.0	137	13227	No
65	GOM_NL__2PRFIN20040910_031424_000000402030_00147_13227_3848.N1	10-SEP-2004 03:14:24	Twi_and_stray	40.000	142	49Del Cap	2.8500	8900.0	80	13227	No
66	GOM_NL__2PRFIN20040910_031728_000000412030_00147_13227_3849.N1	10-SEP-2004 03:17:28	Bright	40.500	154	22Bet Aqr	2.8990	5700.0	81	13227	No
67	GOM_NL__2PRFIN20040910_031840_000000432030_00147_13227_3850.N1	10-SEP-2004 03:18:40	Bright	42.500	162	34Alp Aqr	2.9440	5350.0	85	13227	No
68	GOM_NL__2PRFIN20040910_032141_000000412030_00147_13227_3851.N1	10-SEP-2004 03:21:41	Bright	40.500	61	8Eps Peg	2.1000	3900.0	81	13227	No
69	GOM_NL__2PRFIN20040910_032339_000000472030_00147_13227_3852.N1	10-SEP-2004 03:23:39	Bright	46.500	90	54Alp Peg	2.4870	11000.	93	13227	No
70	GOM_NL__2PRFIN20040910_032552_000000562030_00147_13227_3853.N1	10-SEP-2004 03:25:52	Bright	56.000	140	88Gam Peg	2.8340	26000.	112	13227	No
71	GOM_NL__2PRFIN20040910_032755_000000422030_00147_13227_3854.N1	10-SEP-2004 03:27:55	Bright	41.500	164	44Eta Peg	2.9480	5400.0	83	13227	No
72	GOM_NL__2PRFIN20040910_033051_000000382030_00147_13227_3855.N1	10-SEP-2004 03:30:51	Bright	38.000	66	37Gam Cyg	2.2080	5900.0	76	13227	No
73	GOM_NL__2PRFIN20040910_033251_000000392030_00147_13227_3856.N1	10-SEP-2004 03:32:51	Bright	38.500	144	18Del Cyg	2.8600	11000.	77	13227	No
74	GOM_NL__2PRFIN20040910_033631_000000392030_00147_13227_3857.N1	10-SEP-2004 03:36:31	Bright	38.500	89	5Alp Cep	2.4510	8000.0	77	13227	No
75	GOM_NL__2PRFIN20040910_033810_000000412030_00147_13227_3858.N1	10-SEP-2004 03:38:10	Bright	41.000	74	11Bet Cas	2.2680	6600.0	82	13227	No
76	GOM_NL__2PRFIN20040910_034006_000000432030_00147_13227_3859.N1	10-SEP-2004 03:40:06	Bright	43.000	76	27Gam Cas	2.3000	30000.	86	13227	No
77	GOM_NL__2PRFIN20040910_034414_000000412030_00147_13227_3860.N1	10-SEP-2004 03:44:14	Bright	41.000	49	1Alp UMi	1.9900	6300.0	82	13227	No
78	GOM_NL__2PRFIN20040910_034642_000000592030_00147_13227_3861.N1	10-SEP-2004 03:46:42	Bright	58.500	160	23Gam Per	2.9300	4700.0	117	13227	No
79	GOM_NL__2PRFIN20040910_034847_000000682030_00147_13227_3862.N1	10-SEP-2004 03:48:47	Bright	67.500	35	33Alp Per	1.7950	6250.0	135	13227	No
80	GOM_NL__2PRFIN20040910_035118_000000392030_00147_13227_3863.N1	10-SEP-2004 03:51:18	Bright	39.000	36	50Alp UMa	1.8000	6300.0	78	13227	No
81	GOM_NL__2PRFIN20040910_035241_000000402030_00147_13227_3864.N1	10-SEP-2004 03:52:41	Bright	40.000	82	48Bet UMa	2.3650	10600.	80	13227	No
82	GOM_NL__2PRFIN20040910_035537_000000702030_00147_13227_3865.N1	10-SEP-2004 03:55:37	Bright	69.500	6	13Alp Aur	0.080000	3400.0	139	13227	No
83	GOM_NL__2PRFIN20040910_040135_000000452030_00147_13227_3866.N1	10-SEP-2004 04:01:35	Bright	44.500	24	66Alp Gem	1.5800	10200.	89	13227	No
84	GOM_NL__2PRFIN20040910_040444_000000922030_00147_13227_3867.N1	10-SEP-2004 04:04:44	Twi_and_stray	92.000	28	12Bet Tau	1.6500	15200.	184	13227	No
85	GOM_NL__2PRFIN20040910_040802_000000562030_00147_13227_3868.N1	10-SEP-2004 04:08:02	Twi_and_stray	55.500	44	24Gam Gem	1.9280	11000.	111	13227	No
86	GOM_NL__2PRFIN20040910_040949_000000562030_00147_13227_3869.N1	10-SEP-2004 04:09:49	Twilight	55.500	8	10Alp CMi	0.40000	6500.0	111	13227	No
87	GOM_NL__2PRFIN20040910_041359_000001052030_00147_13227_3870.N1	10-SEP-2004 04:13:59	Dark	105.00	14	58Alp Ori	0.87000	3000.0	210	13227	No
88	GOM_NL__2PRFIN20040910_041817_000000572030_00147_13227_3871.N1	10-SEP-2004 04:18:17	Dark	57.000	1	9Alp CMa	-1.4400	11000.	114	13227	No
89	GOM_NL__2PRFIN20040910_041952_000000482030_00147_13227_3872.N1	10-SEP-2004 04:19:52	Dark	47.500	88	31Eta CMa	2.4480	20000.	95	13227	No
90	GOM_NL__2PRFIN20040910_042131_000000402030_00147_13227_3873.N1	10-SEP-2004 04:21:31	Dark	40.000	70	Zet Pup	2.2460	39000.	80	13227	No
91	GOM_NL__2PRFIN20040910_042255_000000482030_00147_13227_3874.N1	10-SEP-2004 04:22:55	Dark	48.000	177	1Zet CMa	3.0220	26000.	96	13227	No
92	GOM_NL__2PRFIN20040910_042559_000000462030_00147_13227_3875.N1	10-SEP-2004 04:25:59	Dark	45.500	161	Tau Pup	2.9310	4500.0	91	13227	No
93	GOM_NL__2PRFIN20040910_043658_000000392030_00148_13228_3841.N1	10-SEP-2004 04:36:58	Dark	38.500	135	Bet Hyi	2.8200	5800.0	77	13228	No
94	GOM_NL__2PRFIN20040910_043902_000000472030_00148_13228_3842.N1	10-SEP-2004 04:39:02	Dark	46.500	9	Alp Eri	0.45300	24000.	93	13228	No
95	GOM_NL__2PRFIN20040910_044233_000000402030_00148_13228_3843.N1	10-SEP-2004 04:42:33	Straylight	40.000	148	Alp Tuc	2.8780	4100.0	80	13228	No
96	GOM_NL__2PRFIN20040910_044615_000000392030_00148_13228_3844.N1	10-SEP-2004 04:46:15	Straylight	38.500	31	Alp Gru	1.7340	15200.	77	13228	No
97	GOM_NL__2PRFIN20040910_044902_000000402030_00148_13228_3845.N1	10-SEP-2004 04:49:02	Straylight	39.500	172	Gam Gru	3.0030	13100.	79	13228	No
98	GOM_NL__2PRFIN20040910_045023_000000472030_00148_13228_3846.N1	10-SEP-2004 04:50:23	Straylight	46.500	18	24Alp PsA	1.1660	9700.0	93	13228	No
99	GOM_NL__2PRFIN20040910_045255_000000682030_00148_13228_3847.N1	10-SEP-2004 04:52:55	Twi_and_stray	68.000	52	16Bet Cet	2.0370	4500.0	136	13228	No
100	GOM_NL__2PRFIN20040910_045459_000000412030_00148_13228_3848.N1	10-SEP-2004 04:54:59	Twi_and_stray	40.500	142	49Del Cap	2.8500	8900.0	81	13228	No
101	GOM_NL__2PRFIN20040910_045804_000000402030_00148_13228_3849.N1	10-SEP-2004 04:58:04	Bright	40.000	154	22Bet Aqr	2.8990	5700.0	80	13228	No



102	GOM_NL__2PRFIN20040910_045918_000000412030_00148_13228_3850.N1	10-SEP-2004 04:59:18	Bright	40.500	162	34Alp Aqr	2.9440	5350.0	81	13228	No
103	GOM_NL__2PRFIN20040910_050218_000000392030_00148_13228_3851.N1	10-SEP-2004 05:02:18	Bright	39.000	61	8Eps Peg	2.1000	3900.0	78	13228	No
104	GOM_NL__2PRFIN20040910_050416_000000452030_00148_13228_3852.N1	10-SEP-2004 05:04:16	Bright	44.500	90	54Alp Peg	2.4870	11000.	89	13228	No
105	GOM_NL__2PRFIN20040910_050627_000000562030_00148_13228_3853.N1	10-SEP-2004 05:06:27	Bright	56.000	140	88Gam Peg	2.8340	26000.	112	13228	No
106	GOM_NL__2PRFIN20040910_050831_000000422030_00148_13228_3854.N1	10-SEP-2004 05:08:31	Bright	41.500	164	44Eta Peg	2.9480	5400.0	83	13228	No
107	GOM_NL__2PRFIN20040910_051125_000000402030_00148_13228_3855.N1	10-SEP-2004 05:11:25	Bright	40.000	66	37Gam Cyg	2.2080	5900.0	80	13228	No
108	GOM_NL__2PRFIN20040910_051328_000000372030_00148_13228_3856.N1	10-SEP-2004 05:13:28	Bright	37.000	144	18Del Cyg	2.8600	11000.	74	13228	No
109	GOM_NL__2PRFIN20040910_051709_000000392030_00148_13228_3857.N1	10-SEP-2004 05:17:09	Bright	39.000	89	5Alp Cep	2.4510	8000.0	78	13228	No
110	GOM_NL__2PRFIN20040910_051846_000000442030_00148_13228_3858.N1	10-SEP-2004 05:18:46	Bright	44.000	74	11Bet Cas	2.2680	6600.0	88	13228	No
111	GOM_NL__2PRFIN20040910_052042_000000462030_00148_13228_3859.N1	10-SEP-2004 05:20:42	Bright	45.500	76	27Gam Cas	2.3000	30000.	91	13228	No
112	GOM_NL__2PRFIN20040910_052450_000000412030_00148_13228_3860.N1	10-SEP-2004 05:24:50	Bright	40.500	49	1Alp UMi	1.9900	6300.0	81	13228	No
113	GOM_NL__2PRFIN20040910_052716_000000602030_00148_13228_3861.N1	10-SEP-2004 05:27:16	Bright	59.500	160	23Gam Per	2.9300	4700.0	119	13228	No
114	GOM_NL__2PRFIN20040910_052922_000000712030_00148_13228_3862.N1	10-SEP-2004 05:29:22	Bright	70.500	35	33Alp Per	1.7950	6250.0	141	13228	No
115	GOM_NL__2PRFIN20040910_053154_000000402030_00148_13228_3863.N1	10-SEP-2004 05:31:54	Bright	39.500	36	50Alp UMa	1.8000	6300.0	79	13228	No
116	GOM_NL__2PRFIN20040910_053319_000000382030_00148_13228_3864.N1	10-SEP-2004 05:33:19	Bright	38.000	82	48Bet UMa	2.3650	10600.	76	13228	No
117	GOM_NL__2PRFIN20040910_053612_000000622030_00148_13228_3865.N1	10-SEP-2004 05:36:12	Bright	61.500	6	13Alp Aur	0.080000	3400.0	123	13228	No
118	GOM_NL__2PRFIN20040910_054211_000000442030_00148_13228_3866.N1	10-SEP-2004 05:42:11	Bright	43.500	24	66Alp Gem	1.5800	10200.	87	13228	No
119	GOM_NL__2PRFIN20040910_054520_000000892030_00148_13228_3867.N1	10-SEP-2004 05:45:20	Twi_and_stray	89.000	28	12Bet Tau	1.6500	15200.	178	13228	No
120	GOM_NL__2PRFIN20040910_054838_000000602030_00148_13228_3868.N1	10-SEP-2004 05:48:38	Twi_and_stray	59.500	44	24Gam Gem	1.9280	11000.	119	13228	No
121	GOM_NL__2PRFIN20040910_055025_000000592030_00148_13228_3869.N1	10-SEP-2004 05:50:25	Twilight	58.500	8	10Alp CMi	0.40000	6500.0	117	13228	No
122	GOM_NL__2PRFIN20040910_055436_000001052030_00148_13228_3870.N1	10-SEP-2004 05:54:36	Dark	105.00	14	58Alp Ori	0.87000	3000.0	210	13228	No
123	GOM_NL__2PRFIN20040910_055855_000000572030_00148_13228_3871.N1	10-SEP-2004 05:58:55	Dark	57.000	1	9Alp CMa	-1.4400	11000.	114	13228	No
124	GOM_NL__2PRFIN20040910_060029_000000442030_00148_13228_3872.N1	10-SEP-2004 06:00:29	Dark	43.500	88	31Eta CMa	2.4480	20000.	87	13228	No
125	GOM_NL__2PRFIN20040910_060208_000000442030_00148_13228_3873.N1	10-SEP-2004 06:02:08	Dark	44.000	70	Zet Pup	2.2460	39000.	88	13228	No
126	GOM_NL__2PRFIN20040910_060332_000000492030_00148_13228_3874.N1	10-SEP-2004 06:03:32	Dark	48.500	177	1Zet CMa	3.0220	26000.	97	13228	No
127	GOM_NL__2PRFIN20040910_060637_000000442030_00148_13228_3875.N1	10-SEP-2004 06:06:37	Dark	44.000	161	Tau Pup	2.9310	4500.0	88	13228	No
128	GOM_NL__2PRFIN20040910_061735_000000402030_00149_13229_3841.N1	10-SEP-2004 06:17:35	Dark	40.000	135	Bet Hyi	2.8200	5800.0	80	13229	No
129	GOM_NL__2PRFIN20040910_061939_000000472030_00149_13229_3842.N1	10-SEP-2004 06:19:39	Dark	47.000	9	Alp Eri	0.45300	24000.	94	13229	No
130	GOM_NL__2PRFIN20040910_062309_000000482030_00149_13229_3843.N1	10-SEP-2004 06:23:09	Straylight	47.500	148	Alp Tuc	2.8780	4100.0	95	13229	No
131	GOM_NL__2PRFIN20040910_062651_000000422030_00149_13229_3844.N1	10-SEP-2004 06:26:51	Straylight	41.500	31	Alp Gru	1.7340	15200.	83	13229	No
132	GOM_NL__2PRFIN20040910_062939_000000412030_00149_13229_3845.N1	10-SEP-2004 06:29:39	Straylight	40.500	172	Gam Gru	3.0030	13100.	81	13229	No
133	GOM_NL__2PRFIN20040910_063100_000000472030_00149_13229_3846.N1	10-SEP-2004 06:31:00	Straylight	47.000	18	24Alp PsA	1.1660	9700.0	94	13229	No
134	GOM_NL__2PRFIN20040910_063329_000000712030_00149_13229_3847.N1	10-SEP-2004 06:33:29	Twi_and_stray	71.000	52	16Bet Cet	2.0370	4500.0	142	13229	No
135	GOM_NL__2PRFIN20040910_063536_000000432030_00149_13229_3848.N1	10-SEP-2004 06:35:36	Twi_and_stray	42.500	142	49Del Cap	2.8500	8900.0	85	13229	No
136	GOM_NL__2PRFIN20040910_063840_000000402030_00149_13229_3849.N1	10-SEP-2004 06:38:40	Bright	39.500	154	22Bet Aqr	2.8990	5700.0	79	13229	No
137	GOM_NL__2PRFIN20040910_063955_000000402030_00149_13229_3850.N1	10-SEP-2004 06:39:55	Bright	40.000	162	34Alp Aqr	2.9440	5350.0	80	13229	No
138	GOM_NL__2PRFIN20040910_064254_000000392030_00149_13229_3851.N1	10-SEP-2004 06:42:54	Bright	38.500	61	8Eps Peg	2.1000	3900.0	77	13229	No
139	GOM_NL__2PRFIN20040910_064453_000000432030_00149_13229_3852.N1	10-SEP-2004 06:44:53	Bright	42.500	90	54Alp Peg	2.4870	11000.	85	13229	No
140	GOM_NL__2PRFIN20040910_064702_000000572030_00149_13229_3853.N1	10-SEP-2004 06:47:02	Bright	56.500	140	88Gam Peg	2.8340	26000.	113	13229	No
141	GOM_NL__2PRFIN20040910_064907_000000422030_00149_13229_3854.N1	10-SEP-2004 06:49:07	Bright	41.500	164	44Eta Peg	2.9480	5400.0	83	13229	No
142	GOM_NL__2PRFIN20040910_065204_000000392030_00149_13229_3855.N1	10-SEP-2004 06:52:04	Bright	39.000	66	37Gam Cyg	2.2080	5900.0	78	13229	No
143	GOM_NL__2PRFIN20040910_065404_000000392030_00149_13229_3856.N1	10-SEP-2004 06:54:04	Bright	38.500	144	18Del Cyg	2.8600	11000.	77	13229	No
144	GOM_NL__2PRFIN20040910_065745_000000392030_00149_13229_3857.N1	10-SEP-2004 06:57:45	Bright	39.000	89	5Alp Cep	2.4510	8000.0	78	13229	No
145	GOM_NL__2PRFIN20040910_065922_000000442030_00149_13229_3858.N1	10-SEP-2004 06:59:22	Bright	44.000	74	11Bet Cas	2.2680	6600.0	88	13229	No
146	GOM_NL__2PRFIN20040910_070118_000000462030_00149_13229_3859.N1	10-SEP-2004 07:01:18	Bright	45.500	76	27Gam Cas	2.3000	30000.	91	13229	No
147	GOM_NL__2PRFIN20040910_070528_000000392030_00149_13229_3860.N1	10-SEP-2004 07:05:28	Bright	38.500	49	1Alp UMi	1.9900	6300.0	77	13229	No
148	GOM_NL__2PRFIN20040910_070751_000000592030_00149_13229_3861.N1	10-SEP-2004 07:07:51	Bright	58.500	160	23Gam Per	2.9300	4700.0	117	13229	No
149	GOM_NL__2PRFIN20040910_070956_000000682030_00149_13229_3862.N1	10-SEP-2004 07:09:56	Bright	67.500	35	33Alp Per	1.7950	6250.0	135	13229	No
150	GOM_NL__2PRFIN20040910_071230_000000392030_00149_13229_3863.N1	10-SEP-2004 07:12:30	Bright	38.500	36	50Alp UMa	1.8000	6300.0	77	13229	No
151	GOM_NL__2PRFIN20040910_071353_000000522030_00149_13229_3864.N1	10-SEP-2004 07:13:53	Bright	52.000	82	48Bet UMa	2.3650	10600.	104	13229	No
152	GOM_NL__2PRFIN20040910_071648_000000642030_00149_13229_3865.N1	10-SEP-2004 07:16:48	Bright	64.000	6	13Alp Aur	0.080000	3400.0	128	13229	No
153	GOM_NL__2PRFIN20040910_072248_000000442030_00149_13229_3866.N1	10-SEP-2004 07:22:48	Bright	44.000	24	66Alp Gem	1.5800	10200.	88	13229	No
154	GOM_NL__2PRFIN20040910_072557_000000862030_00149_13229_3867.N1	10-SEP-2004 07:25:57	Twi_and_stray	85.500	28	12Bet Tau	1.6500	15200.	171	13229	No
155	GOM_NL__2PRFIN20040910_072915_000000582030_00149_13229_3868.N1	10-SEP-2004 07:29:15	Twi_and_stray	57.500	44	24Gam Gem	1.9280	11000.	115	13229	No
156	GOM_NL__2PRFIN20040910_073102_000000442030_00149_13229_3869.N1	10-SEP-2004 07:31:02	Twilight	44.000	8	10Alp CMi	0.40000	6500.0	88	13229	No
157	GOM_NL__2PRFIN20040910_073514_000000892030_00149_13229_3870.N1	10-SEP-2004 07:35:14	Dark	88.500	14	58Alp Ori	0.87000	3000.0	177	13229	No
158	GOM_NL__2PRFIN20040910_073931_000000612030_00149_13229_3871.N1	10-SEP-2004 07:39:31	Dark	61.000	1	9Alp CMa	-1.4400	11000.	122	13229	No
159	GOM_NL__2PRFIN20040910_074106_000000432030_00149_13229_3872.N1	10-SEP-2004 07:41:06	Dark	42.500	88	31Eta CMa	2.4480	20000.	85	13229	No
160	GOM_NL__2PRFIN20040910_074244_000000432030_00149_13229_3873.N1	10-SEP-2004 07:42:44	Dark	43.000	70	Zet Pup	2.2460	39000.	86	13229	No

161	GOM_NL__2PRFIN20040910_074409_000000472030_00149_13229_3874.N1	10-SEP-2004 07:44:09	Dark	47.000	177	1Zet CMa	3.0220	26000.	94	13229	No
162	GOM_NL__2PRFIN20040910_074714_000000422030_00149_13229_3875.N1	10-SEP-2004 07:47:14	Dark	42.000	161	Tau Pup	2.9310	4500.0	84	13229	No
163	GOM_NL__2PRFIN20040910_075810_000000402030_00150_13230_3841.N1	10-SEP-2004 07:58:10	Dark	39.500	135	Bet Hyi	2.8200	5800.0	79	13230	No
164	GOM_NL__2PRFIN20040910_080016_000000462030_00150_13230_3842.N1	10-SEP-2004 08:00:16	Dark	46.000	9	Alp Eri	0.45300	24000.	92	13230	No
165	GOM_NL__2PRFIN20040910_080345_000000412030_00150_13230_3843.N1	10-SEP-2004 08:03:45	Straylight	41.000	148	Alp Tuc	2.8780	4100.0	82	13230	No
166	GOM_NL__2PRFIN20040910_080727_000000432030_00150_13230_3844.N1	10-SEP-2004 08:07:27	Straylight	43.000	31	Alp Gru	1.7340	15200.	86	13230	No
167	GOM_NL__2PRFIN20040910_081015_000000412030_00150_13230_3845.N1	10-SEP-2004 08:10:15	Straylight	40.500	172	Gam Gru	3.0030	13100.	81	13230	No
168	GOM_NL__2PRFIN20040910_081136_000000482030_00150_13230_3846.N1	10-SEP-2004 08:11:36	Straylight	47.500	18	24Alp PsA	1.1660	9700.0	95	13230	No
169	GOM_NL__2PRFIN20040910_081408_000000702030_00150_13230_3847.N1	10-SEP-2004 08:14:08	Tw_i_and_stray	70.000	52	16Bet Cet	2.0370	4500.0	140	13230	No
170	GOM_NL__2PRFIN20040910_081612_000000432030_00150_13230_3848.N1	10-SEP-2004 08:16:12	Tw_i_and_stray	42.500	142	49Del Cap	2.8500	8900.0	85	13230	No
171	GOM_NL__2PRFIN20040910_082330_000000392030_00150_13230_3849.N1	10-SEP-2004 08:23:30	Bright	38.500	61	8Eps Peg	2.1000	3900.0	77	13230	No
172	GOM_NL__2PRFIN20040910_082529_000000452030_00150_13230_3850.N1	10-SEP-2004 08:25:29	Bright	44.500	90	54Alp Peg	2.4870	11000.	89	13230	No
173	GOM_NL__2PRFIN20040910_082737_000000572030_00150_13230_3851.N1	10-SEP-2004 08:27:37	Bright	56.500	140	88Gam Peg	2.8340	26000.	113	13230	No
174	GOM_NL__2PRFIN20040910_082943_000000412030_00150_13230_3852.N1	10-SEP-2004 08:29:43	Bright	41.000	164	44Eta Peg	2.9480	5400.0	82	13230	No
175	GOM_NL__2PRFIN20040910_083240_000000382030_00150_13230_3853.N1	10-SEP-2004 08:32:40	Bright	37.500	66	37Gam Cyg	2.2080	5900.0	75	13230	No
176	GOM_NL__2PRFIN20040910_083440_000000392030_00150_13230_3854.N1	10-SEP-2004 08:34:40	Bright	39.000	144	18Del Cyg	2.8600	11000.	78	13230	No
177	GOM_NL__2PRFIN20040910_083822_000000382030_00150_13230_3855.N1	10-SEP-2004 08:38:22	Bright	37.500	89	5Alp Cep	2.4510	8000.0	75	13230	No
178	GOM_NL__2PRFIN20040910_083957_000000442030_00150_13230_3856.N1	10-SEP-2004 08:39:57	Bright	44.000	74	11Bet Cas	2.2680	6600.0	88	13230	No
179	GOM_NL__2PRFIN20040910_084152_000000472030_00150_13230_3857.N1	10-SEP-2004 08:41:52	Bright	46.500	76	27Gam Cas	2.3000	30000.	93	13230	No
180	GOM_NL__2PRFIN20040910_084604_000000372030_00150_13230_3858.N1	10-SEP-2004 08:46:04	Bright	36.500	49	1Alp UMi	1.9900	6300.0	73	13230	No
181	GOM_NL__2PRFIN20040910_084826_000000642030_00150_13230_3859.N1	10-SEP-2004 08:48:26	Bright	64.000	160	23Gam Per	2.9300	4700.0	128	13230	No
182	GOM_NL__2PRFIN20040910_085031_000000692030_00150_13230_3860.N1	10-SEP-2004 08:50:31	Bright	69.000	35	33Alp Per	1.7950	6250.0	138	13230	No
183	GOM_NL__2PRFIN20040910_085306_000000392030_00150_13230_3861.N1	10-SEP-2004 08:53:06	Bright	39.000	36	50Alp UMa	1.8000	6300.0	78	13230	No
184	GOM_NL__2PRFIN20040910_085430_000000392030_00150_13230_3862.N1	10-SEP-2004 08:54:30	Bright	38.500	82	48Bet UMa	2.3650	10600.	77	13230	No
185	GOM_NL__2PRFIN20040910_085724_000000672030_00150_13230_3863.N1	10-SEP-2004 08:57:24	Bright	67.000	6	13Alp Aur	0.080000	3400.0	134	13230	No
186	GOM_NL__2PRFIN20040910_090151_000000552030_00150_13230_3864.N1	10-SEP-2004 09:01:51	Bright	54.500	107	37The Aur	2.6490	11000.	109	13230	No
187	GOM_NL__2PRFIN20040910_090431_000000582030_00150_13230_3865.N1	10-SEP-2004 09:04:31	Bright	58.000	17	78Bet Gem	1.1610	4500.0	116	13230	No
188	GOM_NL__2PRFIN20040910_090634_000000952030_00150_13230_3866.N1	10-SEP-2004 09:06:34	Tw_i_and_stray	95.000	28	12Bet Tau	1.6500	15200.	190	13230	No
189	GOM_NL__2PRFIN20040910_090951_000000572030_00150_13230_3867.N1	10-SEP-2004 09:09:51	Tw_i_and_stray	57.000	44	24Gam Gem	1.9280	11000.	114	13230	No
190	GOM_NL__2PRFIN20040910_091138_000000452030_00150_13230_3868.N1	10-SEP-2004 09:11:38	Twilight	45.000	8	10Alp CMi	0.40000	6500.0	90	13230	No
191	GOM_NL__2PRFIN20040910_091551_000000982030_00150_13230_3869.N1	10-SEP-2004 09:15:51	Dark	97.500	14	58Alp Ori	0.87000	3000.0	195	13230	No
192	GOM_NL__2PRFIN20040910_092009_000000572030_00150_13230_3870.N1	10-SEP-2004 09:20:09	Dark	56.500	1	9Alp CMa	-1.4400	11000.	113	13230	No
193	GOM_NL__2PRFIN20040910_092141_000000452030_00150_13230_3871.N1	10-SEP-2004 09:21:41	Dark	45.000	88	31Eta CMa	2.4480	20000.	90	13230	No
194	GOM_NL__2PRFIN20040910_092320_000000442030_00150_13230_3872.N1	10-SEP-2004 09:23:20	Dark	44.000	70	Zet Pup	2.2460	39000.	88	13230	No
195	GOM_NL__2PRFIN20040910_092446_000000492030_00150_13230_3873.N1	10-SEP-2004 09:24:46	Dark	48.500	177	1Zet CMa	3.0220	26000.	97	13230	No
196	GOM_NL__2PRFIN20040910_092750_000000432030_00150_13230_3874.N1	10-SEP-2004 09:27:50	Dark	43.000	161	Tau Pup	2.9310	4500.0	86	13230	No
197	GOM_NL__2PRFIN20040910_092906_000000472030_00150_13230_3875.N1	10-SEP-2004 09:29:06	Dark	46.500	2	Alp Car	-0.73600	7000.0	93	13230	No
198	GOM_NL__2PRFIN20040910_093847_000000402030_00151_13231_3841.N1	10-SEP-2004 09:38:47	Dark	40.000	135	Bet Hyi	2.8200	5800.0	80	13231	No
199	GOM_NL__2PRFIN20040910_094052_000000522030_00151_13231_3842.N1	10-SEP-2004 09:40:52	Dark	51.500	9	Alp Eri	0.45300	24000.	103	13231	No
200	GOM_NL__2PRFIN20040910_094422_000000422030_00151_13231_3843.N1	10-SEP-2004 09:44:22	Straylight	41.500	148	Alp Tuc	2.8780	4100.0	83	13231	No
201	GOM_NL__2PRFIN20040910_094803_000000402030_00151_13231_3844.N1	10-SEP-2004 09:48:03	Straylight	40.000	31	Alp Gru	1.7340	15200.	80	13231	No
202	GOM_NL__2PRFIN20040910_095051_000000392030_00151_13231_3845.N1	10-SEP-2004 09:50:51	Straylight	39.000	172	Gam Gru	3.0030	13100.	78	13231	No
203	GOM_NL__2PRFIN20040910_095212_000000512030_00151_13231_3846.N1	10-SEP-2004 09:52:12	Straylight	50.500	18	24Alp PsA	1.1660	9700.0	101	13231	No
204	GOM_NL__2PRFIN20040910_095443_000000732030_00151_13231_3847.N1	10-SEP-2004 09:54:43	Tw_i_and_stray	72.500	52	16Bet Cet	2.0370	4500.0	145	13231	No
205	GOM_NL__2PRFIN20040910_095648_000000422030_00151_13231_3848.N1	10-SEP-2004 09:56:48	Tw_i_and_stray	42.000	142	49Del Cap	2.8500	8900.0	84	13231	No
206	GOM_NL__2PRFIN20040910_100406_000000402030_00151_13231_3849.N1	10-SEP-2004 10:04:06	Bright	39.500	61	8Eps Peg	2.1000	3900.0	79	13231	No
207	GOM_NL__2PRFIN20040910_100604_000000442030_00151_13231_3850.N1	10-SEP-2004 10:06:04	Bright	43.500	90	54Alp Peg	2.4870	11000.	87	13231	No
208	GOM_NL__2PRFIN20040910_100812_000000562030_00151_13231_3851.N1	10-SEP-2004 10:08:12	Bright	55.500	140	88Gam Peg	2.8340	26000.	111	13231	No
209	GOM_NL__2PRFIN20040910_101018_000000412030_00151_13231_3852.N1	10-SEP-2004 10:10:18	Bright	40.500	164	44Eta Peg	2.9480	5400.0	81	13231	No
210	GOM_NL__2PRFIN20040910_101316_000000392030_00151_13231_3853.N1	10-SEP-2004 10:13:16	Bright	39.000	66	37Gam Cyg	2.2080	5900.0	78	13231	No
211	GOM_NL__2PRFIN20040910_101516_000000392030_00151_13231_3854.N1	10-SEP-2004 10:15:16	Bright	38.500	144	18Del Cyg	2.8600	11000.	77	13231	No
212	GOM_NL__2PRFIN20040910_101857_000000392030_00151_13231_3855.N1	10-SEP-2004 10:18:57	Bright	38.500	89	5Alp Cep	2.4510	8000.0	77	13231	No
213	GOM_NL__2PRFIN20040910_102033_000000422030_00151_13231_3856.N1	10-SEP-2004 10:20:33	Bright	42.000	74	11Bet Cas	2.2680	6600.0	84	13231	No
214	GOM_NL__2PRFIN20040910_102227_000000462030_00151_13231_3857.N1	10-SEP-2004 10:22:27	Bright	45.500	76	27Gam Cas	2.3000	30000.	91	13231	No
215	GOM_NL__2PRFIN20040910_102640_000000382030_00151_13231_3858.N1	10-SEP-2004 10:26:40	Bright	38.000	49	1Alp UMi	1.9900	6300.0	76	13231	No
216	GOM_NL__2PRFIN20040910_102901_000000592030_00151_13231_3859.N1	10-SEP-2004 10:29:01	Bright	59.000	160	23Gam Per	2.9300	4700.0	118	13231	No
217	GOM_NL__2PRFIN20040910_103106_000000702030_00151_13231_3860.N1	10-SEP-2004 10:31:06	Bright	70.000	35	33Alp Per	1.7950	6250.0	140	13231	No
218	GOM_NL__2PRFIN20040910_103341_000000422030_00151_13231_3861.N1	10-SEP-2004 10:33:41	Bright	42.000	36	50Alp UMa	1.8000	6300.0	84	13231	No
219	GOM_NL__2PRFIN20040910_103507_000000392030_00151_13231_3862.N1	10-SEP-2004 10:35:07	Bright	38.500	82	48Bet UMa	2.3650	10600.	77	13231	No

220	GOM_NL__2PRFIN20040910_103759_000000692030_00151_13231_3863.N1	10-SEP-2004 10:37:59	Bright	68.500	6	13Alp Aur	0.080000	3400.0	137	13231	No
221	GOM_NL__2PRFIN20040910_104227_000000582030_00151_13231_3864.N1	10-SEP-2004 10:42:27	Bright	57.500	107	37The Aur	2.6490	11000.	115	13231	No
222	GOM_NL__2PRFIN20040910_104507_000000432030_00151_13231_3865.N1	10-SEP-2004 10:45:07	Bright	43.000	17	78Bet Gem	1.1610	4500.0	86	13231	No
223	GOM_NL__2PRFIN20040910_104710_000000892030_00151_13231_3866.N1	10-SEP-2004 10:47:10	Twi_and_stray	89.000	28	12Bet Tau	1.6500	15200.	178	13231	No
224	GOM_NL__2PRFIN20040910_105028_000000612030_00151_13231_3867.N1	10-SEP-2004 10:50:28	Twi_and_stray	60.500	44	24Gam Gem	1.9280	11000.	121	13231	No
225	GOM_NL__2PRFIN20040910_105215_000000522030_00151_13231_3868.N1	10-SEP-2004 10:52:15	Twilight	52.000	8	10Alp CMi	0.400000	6500.0	104	13231	No
226	GOM_NL__2PRFIN20040910_105628_000001072030_00151_13231_3869.N1	10-SEP-2004 10:56:28	Dark	107.00	14	58Alp Ori	0.870000	3000.0	214	13231	No
227	GOM_NL__2PRFIN20040910_110045_000000662030_00151_13231_3870.N1	10-SEP-2004 11:00:45	Dark	66.000	1	9Alp CMa	-1.4400	11000.	132	13231	No
228	GOM_NL__2PRFIN20040910_110216_000000482030_00151_13231_3871.N1	10-SEP-2004 11:02:16	Dark	47.500	88	31Eta CMa	2.4480	20000.	95	13231	No
229	GOM_NL__2PRFIN20040910_110354_000000442030_00151_13231_3872.N1	10-SEP-2004 11:03:54	Dark	44.000	70	Zet Pup	2.2460	39000.	88	13231	No
230	GOM_NL__2PRFIN20040910_110522_000000482030_00151_13231_3873.N1	10-SEP-2004 11:05:22	Dark	48.000	177	1Zet CMa	3.0220	26000.	96	13231	No
231	GOM_NL__2PRFIN20040910_110826_000000422030_00151_13231_3874.N1	10-SEP-2004 11:08:26	Dark	42.000	161	Tau Pup	2.9310	4500.0	84	13231	No
232	GOM_NL__2PRFIN20040910_110942_000000562030_00151_13231_3875.N1	10-SEP-2004 11:09:42	Dark	56.000	2	Alp Car	-0.73600	7000.0	112	13231	No
233	GOM_NL__2PRFIN20040910_111922_000000392030_00152_13232_3841.N1	10-SEP-2004 11:19:22	Dark	39.000	135	Bet Hyi	2.8200	5800.0	78	13232	No
234	GOM_NL__2PRFIN20040910_112126_000000512030_00152_13232_3842.N1	10-SEP-2004 11:21:26	Dark	50.500	9	Alp Eri	0.45300	24000.	101	13232	No
235	GOM_NL__2PRFIN20040910_112458_000000412030_00152_13232_3843.N1	10-SEP-2004 11:24:58	Straylight	40.500	148	Alp Tuc	2.8780	4100.0	81	13232	No
236	GOM_NL__2PRFIN20040910_112840_000000412030_00152_13232_3844.N1	10-SEP-2004 11:28:40	Straylight	40.500	31	Alp Gru	1.7340	15200.	81	13232	No
237	GOM_NL__2PRFIN20040910_113127_000000402030_00152_13232_3845.N1	10-SEP-2004 11:31:27	Straylight	40.000	172	Gam Gru	3.0030	13100.	80	13232	No
238	GOM_NL__2PRFIN20040910_113248_000000472030_00152_13232_3846.N1	10-SEP-2004 11:32:48	Straylight	46.500	18	24Alp PsA	1.1660	9700.0	93	13232	No
239	GOM_NL__2PRFIN20040910_113520_000000722030_00152_13232_3847.N1	10-SEP-2004 11:35:20	Twi_and_stray	71.500	52	16Bet Cet	2.0370	4500.0	143	13232	No
240	GOM_NL__2PRFIN20040910_113723_000000442030_00152_13232_3848.N1	10-SEP-2004 11:37:23	Twi_and_stray	43.500	142	49Del Cap	2.8500	8900.0	87	13232	No
241	GOM_NL__2PRFIN20040910_114439_000000422030_00152_13232_3849.N1	10-SEP-2004 11:44:39	Bright	42.000	61	8Eps Peg	2.1000	3900.0	84	13232	No
242	GOM_NL__2PRFIN20040910_114637_000000462030_00152_13232_3850.N1	10-SEP-2004 11:46:37	Bright	45.500	90	54Alp Peg	2.4870	11000.	91	13232	No
243	GOM_NL__2PRFIN20040910_114847_000000572030_00152_13232_3851.N1	10-SEP-2004 11:48:47	Bright	56.500	140	88Gam Peg	2.8340	26000.	113	13232	No
244	GOM_NL__2PRFIN20040910_115053_000000412030_00152_13232_3852.N1	10-SEP-2004 11:50:53	Bright	41.000	164	44Eta Peg	2.9480	5400.0	82	13232	No
245	GOM_NL__2PRFIN20040910_115351_000000402030_00152_13232_3853.N1	10-SEP-2004 11:53:51	Bright	40.000	66	37Gam Cyg	2.2080	5900.0	80	13232	No
246	GOM_NL__2PRFIN20040910_115553_000000392030_00152_13232_3854.N1	10-SEP-2004 11:55:53	Bright	38.500	144	18Del Cyg	2.8600	11000.	77	13232	No
247	GOM_NL__2PRFIN20040910_115933_000000392030_00152_13232_3855.N1	10-SEP-2004 11:59:33	Bright	39.000	89	5Alp Cep	2.4510	8000.0	78	13232	No
248	GOM_NL__2PRFIN20040910_120108_000000442030_00152_13232_3856.N1	10-SEP-2004 12:01:08	Bright	43.500	74	11Bet Cas	2.2680	6600.0	87	13232	No
249	GOM_NL__2PRFIN20040910_120304_000000462030_00152_13232_3857.N1	10-SEP-2004 12:03:04	Bright	46.000	76	27Gam Cas	2.3000	30000.	92	13232	No
250	GOM_NL__2PRFIN20040910_120714_000000412030_00152_13232_3858.N1	10-SEP-2004 12:07:14	Bright	40.500	49	1Alp UMi	1.9900	6300.0	81	13232	No
251	GOM_NL__2PRFIN20040910_120936_000000582030_00152_13232_3859.N1	10-SEP-2004 12:09:36	Bright	57.500	160	23Gam Per	2.9300	4700.0	115	13232	No
252	GOM_NL__2PRFIN20040910_121141_000000682030_00152_13232_3860.N1	10-SEP-2004 12:11:41	Bright	67.500	35	33Alp Per	1.7950	6250.0	135	13232	No
253	GOM_NL__2PRFIN20040910_121417_000000412030_00152_13232_3861.N1	10-SEP-2004 12:14:17	Bright	41.000	36	50Alp UMa	1.8000	6300.0	82	13232	No
254	GOM_NL__2PRFIN20040910_121544_000000382030_00152_13232_3862.N1	10-SEP-2004 12:15:44	Bright	37.500	82	48Bet UMa	2.3650	10600.	75	13232	No
255	GOM_NL__2PRFIN20040910_121835_000000682030_00152_13232_3863.N1	10-SEP-2004 12:18:35	Bright	68.000	6	13Alp Aur	0.080000	3400.0	136	13232	No
256	GOM_NL__2PRFIN20040910_122303_000000572030_00152_13232_3864.N1	10-SEP-2004 12:23:03	Bright	57.000	107	37The Aur	2.6490	11000.	114	13232	No
257	GOM_NL__2PRFIN20040910_122544_000000422030_00152_13232_3865.N1	10-SEP-2004 12:25:44	Bright	41.500	17	78Bet Gem	1.1610	4500.0	83	13232	No
258	GOM_NL__2PRFIN20040910_122746_000000972030_00152_13232_3866.N1	10-SEP-2004 12:27:46	Twi_and_stray	96.500	28	12Bet Tau	1.6500	15200.	193	13232	No
259	GOM_NL__2PRFIN20040910_123104_000000612030_00152_13232_3867.N1	10-SEP-2004 12:31:04	Twi_and_stray	61.000	44	24Gam Gem	1.9280	11000.	122	13232	No
260	GOM_NL__2PRFIN20040910_123251_000000592030_00152_13232_3868.N1	10-SEP-2004 12:32:51	Twilight	58.500	8	10Alp CMi	0.400000	6500.0	117	13232	No
261	GOM_NL__2PRFIN20040910_123706_000000922030_00152_13232_3869.N1	10-SEP-2004 12:37:06	Dark	92.000	14	58Alp Ori	0.870000	3000.0	184	13232	No
262	GOM_NL__2PRFIN20040910_124122_000000562030_00152_13232_3870.N1	10-SEP-2004 12:41:22	Dark	55.500	1	9Alp CMa	-1.4400	11000.	111	13232	No
263	GOM_NL__2PRFIN20040910_124254_000000452030_00152_13232_3871.N1	10-SEP-2004 12:42:54	Dark	44.500	88	31Eta CMa	2.4480	20000.	89	13232	No
264	GOM_NL__2PRFIN20040910_124431_000000432030_00152_13232_3872.N1	10-SEP-2004 12:44:31	Dark	43.000	70	Zet Pup	2.2460	39000.	86	13232	No
265	GOM_NL__2PRFIN20040910_124559_000000502030_00152_13232_3873.N1	10-SEP-2004 12:45:59	Dark	50.000	177	1Zet CMa	3.0220	26000.	100	13232	No
266	GOM_NL__2PRFIN20040910_124903_000000442030_00152_13232_3874.N1	10-SEP-2004 12:49:03	Dark	43.500	161	Tau Pup	2.9310	4500.0	87	13232	No
267	GOM_NL__2PRFIN20040910_125017_000000562030_00152_13232_3875.N1	10-SEP-2004 12:50:17	Dark	56.000	2	Alp Car	-0.73600	7000.0	112	13232	No
268	GOM_NL__2PRFIN20040910_125958_000000402030_00153_13233_3841.N1	10-SEP-2004 12:59:58	Dark	40.000	135	Bet Hyi	2.8200	5800.0	80	13233	No
269	GOM_NL__2PRFIN20040910_130205_000000502030_00153_13233_3842.N1	10-SEP-2004 13:02:05	Dark	49.500	9	Alp Eri	0.45300	24000.	99	13233	No
270	GOM_NL__2PRFIN20040910_130534_000000442030_00153_13233_3843.N1	10-SEP-2004 13:05:34	Straylight	43.500	148	Alp Tuc	2.8780	4100.0	87	13233	No
271	GOM_NL__2PRFIN20040910_130915_000000412030_00153_13233_3844.N1	10-SEP-2004 13:09:15	Straylight	40.500	31	Alp Gru	1.7340	15200.	81	13233	No
272	GOM_NL__2PRFIN20040910_131203_000000402030_00153_13233_3845.N1	10-SEP-2004 13:12:03	Straylight	39.500	172	Gam Gru	3.0030	13100.	79	13233	No
273	GOM_NL__2PRFIN20040910_131324_000000522030_00153_13233_3846.N1	10-SEP-2004 13:13:24	Straylight	51.500	18	24Alp PsA	1.1660	9700.0	103	13233	No
274	GOM_NL__2PRFIN20040910_131555_000000682030_00153_13233_3847.N1	10-SEP-2004 13:15:55	Twi_and_stray	67.500	52	16Bet Cet	2.0370	4500.0	135	13233	No
275	GOM_NL__2PRFIN20040910_131759_000000432030_00153_13233_3848.N1	10-SEP-2004 13:17:59	Twi_and_stray	43.000	142	49Del Cap	2.8500	8900.0	86	13233	No
276	GOM_NL__2PRFIN20040910_132517_000000392030_00153_13233_3849.N1	10-SEP-2004 13:25:17	Bright	39.000	61	8Eps Peg	2.1000	3900.0	78	13233	No
277	GOM_NL__2PRFIN20040910_132714_000000442030_00153_13233_3850.N1	10-SEP-2004 13:27:14	Bright	44.000	90	54Alp Peg	2.4870	11000.	88	13233	No
278	GOM_NL__2PRFIN20040910_132922_000000562030_00153_13233_3851.N1	10-SEP-2004 13:29:22	Bright	55.500	140	88Gam Peg	2.8340	26000.	111	13233	No



279	GOM_NL__2PRFIN20040910_133129_000000412030_00153_13233_3852.N1	10-SEP-2004 13:31:29	Bright	41.000	164	44Eta Peg	2.9480	5400.0	82	13233	No
280	GOM_NL__2PRFIN20040910_133426_000000422030_00153_13233_3853.N1	10-SEP-2004 13:34:26	Bright	41.500	66	37Gam Cyg	2.2080	5900.0	83	13233	No
281	GOM_NL__2PRFIN20040910_133629_000000382030_00153_13233_3854.N1	10-SEP-2004 13:36:29	Bright	37.500	144	18Del Cyg	2.8600	11000.	75	13233	No
282	GOM_NL__2PRFIN20040910_134009_000000402030_00153_13233_3855.N1	10-SEP-2004 13:40:09	Bright	39.500	89	5Alp Cep	2.4510	8000.0	79	13233	No
283	GOM_NL__2PRFIN20040910_134143_000000432030_00153_13233_3856.N1	10-SEP-2004 13:41:43	Bright	43.000	74	11Bet Cas	2.2680	6600.0	86	13233	No
284	GOM_NL__2PRFIN20040910_134339_000000452030_00153_13233_3857.N1	10-SEP-2004 13:43:39	Bright	45.000	76	27Gam Cas	2.3000	30000.	90	13233	No
285	GOM_NL__2PRFIN20040910_134752_000000382030_00153_13233_3858.N1	10-SEP-2004 13:47:52	Bright	37.500	49	1Alp UMi	1.9900	6300.0	75	13233	No
286	GOM_NL__2PRFIN20040910_135216_000000682030_00153_13233_3859.N1	10-SEP-2004 13:52:16	Bright	67.500	35	33Alp Per	1.7950	6250.0	135	13233	No
287	GOM_NL__2PRFIN20040910_135453_000000402030_00153_13233_3860.N1	10-SEP-2004 13:54:53	Bright	39.500	36	50Alp UMa	1.8000	6300.0	79	13233	No
288	GOM_NL__2PRFIN20040910_135620_000000522030_00153_13233_3861.N1	10-SEP-2004 13:56:20	Bright	52.000	82	48Bet UMa	2.3650	10600.	104	13233	No
289	GOM_NL__2PRFIN20040910_135910_000000692030_00153_13233_3862.N1	10-SEP-2004 13:59:10	Bright	68.500	6	13Alp Aur	0.080000	3400.0	137	13233	No
290	GOM_NL__2PRFIN20040910_140338_000000552030_00153_13233_3863.N1	10-SEP-2004 14:03:38	Bright	55.000	107	37The Aur	2.6490	11000.	110	13233	No
291	GOM_NL__2PRFIN20040910_140619_000000452030_00153_13233_3864.N1	10-SEP-2004 14:06:19	Bright	45.000	17	78Bet Gem	1.1610	4500.0	90	13233	No
292	GOM_NL__2PRFIN20040910_140822_000000912030_00153_13233_3865.N1	10-SEP-2004 14:08:22	Tw_i_and_stray	90.500	28	12Bet Tau	1.6500	15200.	181	13233	No
293	GOM_NL__2PRFIN20040910_141141_000000612030_00153_13233_3866.N1	10-SEP-2004 14:11:41	Tw_i_and_stray	61.000	44	24Gam Gem	1.9280	11000.	122	13233	No
294	GOM_NL__2PRFIN20040910_141328_000000542030_00153_13233_3867.N1	10-SEP-2004 14:13:28	Twilight	53.500	8	10Alp CMI	0.40000	6500.0	107	13233	No
295	GOM_NL__2PRFIN20040910_141743_000001002030_00153_13233_3868.N1	10-SEP-2004 14:17:43	Dark	99.500	14	58Alp Ori	0.87000	3000.0	199	13233	No
296	GOM_NL__2PRFIN20040910_142200_000000602030_00153_13233_3869.N1	10-SEP-2004 14:22:00	Dark	59.500	1	9Alp CMa	-1.4400	11000.	119	13233	No
297	GOM_NL__2PRFIN20040910_142331_000000422030_00153_13233_3870.N1	10-SEP-2004 14:23:31	Dark	42.000	88	31Eta CMa	2.4480	20000.	84	13233	No
298	GOM_NL__2PRFIN20040910_142507_000000432030_00153_13233_3871.N1	10-SEP-2004 14:25:07	Dark	43.000	70	Zet Pup	2.2460	39000.	86	13233	No
299	GOM_NL__2PRFIN20040910_142636_000000502030_00153_13233_3872.N1	10-SEP-2004 14:26:36	Dark	49.500	177	1Zet CMa	3.0220	26000.	99	13233	No
300	GOM_NL__2PRFIN20040910_142937_000000462030_00153_13233_3873.N1	10-SEP-2004 14:29:37	Dark	46.000	161	Tau Pup	2.9310	4500.0	92	13233	No
301	GOM_NL__2PRFIN20040910_143055_000000532030_00153_13233_3874.N1	10-SEP-2004 14:30:55	Dark	52.500	2	Alp Car	-0.73600	7000.0	105	13233	No
302	GOM_NL__2PRFIN20040910_144035_000000392030_00154_13234_3841.N1	10-SEP-2004 14:40:35	Dark	39.000	135	Bet Hyi	2.8200	5800.0	78	13234	No
303	GOM_NL__2PRFIN20040910_144242_000000472030_00154_13234_3842.N1	10-SEP-2004 14:42:42	Dark	46.500	9	Alp Eri	0.45300	24000.	93	13234	No
304	GOM_NL__2PRFIN20040910_144610_000000462030_00154_13234_3843.N1	10-SEP-2004 14:46:10	Straylight	46.000	148	Alp Tuc	2.8780	4100.0	92	13234	No
305	GOM_NL__2PRFIN20040910_144951_000000392030_00154_13234_3844.N1	10-SEP-2004 14:49:51	Straylight	39.000	31	Alp Gru	1.7340	15200.	78	13234	No
306	GOM_NL__2PRFIN20040910_145239_000000412030_00154_13234_3845.N1	10-SEP-2004 14:52:39	Straylight	41.000	172	Gam Gru	3.0030	13100.	82	13234	No
307	GOM_NL__2PRFIN20040910_145401_000000492030_00154_13234_3846.N1	10-SEP-2004 14:54:01	Straylight	48.500	18	24Alp PsA	1.1660	9700.0	97	13234	No
308	GOM_NL__2PRFIN20040910_145632_000000692030_00154_13234_3847.N1	10-SEP-2004 14:56:32	Tw_i_and_stray	69.000	52	16Bet Cet	2.0370	4500.0	138	13234	No
309	GOM_NL__2PRFIN20040910_145836_000000422030_00154_13234_3848.N1	10-SEP-2004 14:58:36	Tw_i_and_stray	41.500	142	49Del Cap	2.8500	8900.0	83	13234	No
310	GOM_NL__2PRFIN20040910_150553_000000392030_00154_13234_3849.N1	10-SEP-2004 15:05:53	Bright	38.500	61	8Eps Peg	2.1000	3900.0	77	13234	No
311	GOM_NL__2PRFIN20040910_150751_000000442030_00154_13234_3850.N1	10-SEP-2004 15:07:51	Bright	44.000	90	54Alp Peg	2.4870	11000.	88	13234	No
312	GOM_NL__2PRFIN20040910_150957_000000552030_00154_13234_3851.N1	10-SEP-2004 15:09:57	Bright	55.000	140	88Gam Peg	2.8340	26000.	110	13234	No
313	GOM_NL__2PRFIN20040910_151205_000000422030_00154_13234_3852.N1	10-SEP-2004 15:12:05	Bright	41.500	164	44Eta Peg	2.9480	5400.0	83	13234	No
314	GOM_NL__2PRFIN20040910_151504_000000392030_00154_13234_3853.N1	10-SEP-2004 15:15:04	Bright	38.500	66	37Gam Cyg	2.2080	5900.0	77	13234	No
315	GOM_NL__2PRFIN20040910_151705_000000392030_00154_13234_3854.N1	10-SEP-2004 15:17:05	Bright	38.500	144	18Del Cyg	2.8600	11000.	77	13234	No
316	GOM_NL__2PRFIN20040910_152045_000000392030_00154_13234_3855.N1	10-SEP-2004 15:20:45	Bright	38.500	89	5Alp Cep	2.4510	8000.0	77	13234	No
317	GOM_NL__2PRFIN20040910_152219_000000442030_00154_13234_3856.N1	10-SEP-2004 15:22:19	Bright	44.000	74	11Bet Cas	2.2680	6600.0	88	13234	No
318	GOM_NL__2PRFIN20040910_152414_000000422030_00154_13234_3857.N1	10-SEP-2004 15:24:14	Bright	41.500	76	27Gam Cas	2.3000	30000.	83	13234	No
319	GOM_NL__2PRFIN20040910_152828_000000392030_00154_13234_3858.N1	10-SEP-2004 15:28:28	Bright	39.000	49	1Alp UMi	1.9900	6300.0	78	13234	No
320	GOM_NL__2PRFIN20040910_153045_000000602030_00154_13234_3859.N1	10-SEP-2004 15:30:45	Bright	59.500	160	23Gam Per	2.9300	4700.0	119	13234	No
321	GOM_NL__2PRFIN20040910_153250_000000682030_00154_13234_3860.N1	10-SEP-2004 15:32:50	Bright	67.500	35	33Alp Per	1.7950	6250.0	135	13234	No
322	GOM_NL__2PRFIN20040910_153532_000000392030_00154_13234_3861.N1	10-SEP-2004 15:35:32	Bright	38.500	36	50Alp UMa	1.8000	6300.0	77	13234	No
323	GOM_NL__2PRFIN20040910_153656_000000422030_00154_13234_3862.N1	10-SEP-2004 15:36:56	Bright	41.500	82	48Bet UMa	2.3650	10600.	83	13234	No
324	GOM_NL__2PRFIN20040910_153945_000000652030_00154_13234_3863.N1	10-SEP-2004 15:39:45	Bright	65.000	6	13Alp Aur	0.080000	3400.0	130	13234	No
325	GOM_NL__2PRFIN20040910_154414_000000662030_00154_13234_3864.N1	10-SEP-2004 15:44:14	Bright	66.000	107	37The Aur	2.6490	11000.	132	13234	No
326	GOM_NL__2PRFIN20040910_154656_000000472030_00154_13234_3865.N1	10-SEP-2004 15:46:56	Bright	46.500	17	78Bet Gem	1.1610	4500.0	93	13234	No
327	GOM_NL__2PRFIN20040910_154859_000000932030_00154_13234_3866.N1	10-SEP-2004 15:48:59	Tw_i_and_stray	93.000	28	12Bet Tau	1.6500	15200.	186	13234	No
328	GOM_NL__2PRFIN20040910_155217_000000582030_00154_13234_3867.N1	10-SEP-2004 15:52:17	Tw_i_and_stray	58.000	44	24Gam Gem	1.9280	11000.	116	13234	No
329	GOM_NL__2PRFIN20040910_155404_000000592030_00154_13234_3868.N1	10-SEP-2004 15:54:04	Twilight	59.000	8	10Alp CMI	0.40000	6500.0	118	13234	No
330	GOM_NL__2PRFIN20040910_155820_000001072030_00154_13234_3869.N1	10-SEP-2004 15:58:20	Dark	107.00	14	58Alp Ori	0.87000	3000.0	214	13234	No
331	GOM_NL__2PRFIN20040910_160236_000000552030_00154_13234_3870.N1	10-SEP-2004 16:02:36	Dark	55.000	1	9Alp CMa	-1.4400	11000.	110	13234	No
332	GOM_NL__2PRFIN20040910_160408_000000442030_00154_13234_3871.N1	10-SEP-2004 16:04:08	Dark	43.500	88	31Eta CMa	2.4480	20000.	87	13234	No
333	GOM_NL__2PRFIN20040910_160546_000000412030_00154_13234_3872.N1	10-SEP-2004 16:05:46	Dark	40.500	70	Zet Pup	2.2460	39000.	81	13234	No
334	GOM_NL__2PRFIN20040910_160714_000000482030_00154_13234_3873.N1	10-SEP-2004 16:07:14	Dark	47.500	177	1Zet CMa	3.0220	26000.	95	13234	No
335	GOM_NL__2PRFIN20040910_161016_000000422030_00154_13234_3874.N1	10-SEP-2004 16:10:16	Dark	42.000	161	Tau Pup	2.9310	4500.0	84	13234	No
336	GOM_NL__2PRFIN20040910_161133_000000562030_00154_13234_3875.N1	10-SEP-2004 16:11:33	Dark	56.000	2	Alp Car	-0.73600	7000.0	112	13234	No
337	GOM_NL__2PRFIN20040910_162111_000000392030_00155_13235_3841.N1	10-SEP-2004 16:21:11	Dark	39.000	135	Bet Hyi	2.8200	5800.0	78	13235	No

338	GOM_NL__2PRFIN20040910_162318_000000452030_00155_13235_3842.N1	10-SEP-2004 16:23:18	Dark	45.000	9	Alp Eri	0.45300	24000.	90	13235	No
339	GOM_NL__2PRFIN20040910_162646_000000452030_00155_13235_3843.N1	10-SEP-2004 16:26:46	Straylight	44.500	148	Alp Tuc	2.8780	4100.0	89	13235	No
340	GOM_NL__2PRFIN20040910_163027_000000402030_00155_13235_3844.N1	10-SEP-2004 16:30:27	Straylight	39.500	31	Alp Gru	1.7340	15200.	79	13235	No
341	GOM_NL__2PRFIN20040910_163315_000000392030_00155_13235_3845.N1	10-SEP-2004 16:33:15	Straylight	39.000	172	Gam Gru	3.0030	13100.	78	13235	No
342	GOM_NL__2PRFIN20040910_163437_000000482030_00155_13235_3846.N1	10-SEP-2004 16:34:37	Straylight	47.500	18	24Alp PsA	1.1660	9700.0	95	13235	No
343	GOM_NL__2PRFIN20040910_163707_000000702030_00155_13235_3847.N1	10-SEP-2004 16:37:07	Twi_and_stray	70.000	52	16Bet Cet	2.0370	4500.0	140	13235	No
344	GOM_NL__2PRFIN20040910_163912_000000422030_00155_13235_3848.N1	10-SEP-2004 16:39:12	Twi_and_stray	41.500	142	49Del Cap	2.8500	8900.0	83	13235	No
345	GOM_NL__2PRFIN20040910_164331_000000402030_00155_13235_3849.N1	10-SEP-2004 16:43:31	Bright	39.500	162	34Alp Aqr	2.9440	5350.0	79	13235	No
346	GOM_NL__2PRFIN20040910_164627_000000412030_00155_13235_3850.N1	10-SEP-2004 16:46:27	Bright	41.000	61	8Eps Peg	2.1000	3900.0	82	13235	No
347	GOM_NL__2PRFIN20040910_164826_000000452030_00155_13235_3851.N1	10-SEP-2004 16:48:26	Bright	44.500	90	54Alp Peg	2.4870	11000.	89	13235	No
348	GOM_NL__2PRFIN20040910_165033_000000552030_00155_13235_3852.N1	10-SEP-2004 16:50:33	Bright	55.000	140	88Gam Peg	2.8340	26000.	110	13235	No
349	GOM_NL__2PRFIN20040910_165241_000000412030_00155_13235_3853.N1	10-SEP-2004 16:52:41	Bright	40.500	164	44Eta Peg	2.9480	5400.0	81	13235	No
350	GOM_NL__2PRFIN20040910_165540_000000412030_00155_13235_3854.N1	10-SEP-2004 16:55:40	Bright	40.500	66	37Gam Cyg	2.2080	5900.0	81	13235	No
351	GOM_NL__2PRFIN20040910_165742_000000382030_00155_13235_3855.N1	10-SEP-2004 16:57:42	Bright	38.000	144	18Del Cyg	2.8600	11000.	76	13235	No
352	GOM_NL__2PRFIN20040910_170119_000000412030_00155_13235_3856.N1	10-SEP-2004 17:01:19	Bright	41.000	89	5Alp Cep	2.4510	8000.0	82	13235	No
353	GOM_NL__2PRFIN20040910_170254_000000422030_00155_13235_3857.N1	10-SEP-2004 17:02:54	Bright	41.500	74	11Bet Cas	2.2680	6600.0	83	13235	No
354	GOM_NL__2PRFIN20040910_170449_000000462030_00155_13235_3858.N1	10-SEP-2004 17:04:49	Bright	45.500	76	27Gam Cas	2.3000	30000.	91	13235	No
355	GOM_NL__2PRFIN20040910_170903_000000412030_00155_13235_3859.N1	10-SEP-2004 17:09:03	Bright	40.500	49	1Alp UMi	1.9900	6300.0	81	13235	No
356	GOM_NL__2PRFIN20040910_171121_000000582030_00155_13235_3860.N1	10-SEP-2004 17:11:21	Bright	58.000	160	23Gam Per	2.9300	4700.0	116	13235	No
357	GOM_NL__2PRFIN20040910_171325_000000702030_00155_13235_3861.N1	10-SEP-2004 17:13:25	Bright	70.000	35	33Alp Per	1.7950	6250.0	140	13235	No
358	GOM_NL__2PRFIN20040910_171607_000000362030_00155_13235_3862.N1	10-SEP-2004 17:16:07	Bright	36.000	36	50Alp UMa	1.8000	6300.0	72	13235	No
359	GOM_NL__2PRFIN20040910_171732_000000462030_00155_13235_3863.N1	10-SEP-2004 17:17:32	Bright	46.000	82	48Bet UMa	2.3650	10600.	92	13235	No
360	GOM_NL__2PRFIN20040910_172450_000000582030_00155_13235_3864.N1	10-SEP-2004 17:24:50	Bright	57.500	107	37The Aur	2.6490	11000.	115	13235	No
361	GOM_NL__2PRFIN20040910_172708_000001132030_00155_13235_3865.N1	10-SEP-2004 17:27:08	Twi_and_stray	112.50	114	3lot Aur	2.6930	4600.0	225	13235	No
362	GOM_NL__2PRFIN20040910_173056_000000712030_00155_13235_3866.N1	10-SEP-2004 17:30:56	Twi_and_stray	71.000	151	13Mu Gem	2.8900	3000.0	142	13235	No
363	GOM_NL__2PRFIN20040910_173253_000000612030_00155_13235_3867.N1	10-SEP-2004 17:32:53	Twi_and_stray	60.500	44	24Gam Gem	1.9280	11000.	121	13235	No
364	GOM_NL__2PRFIN20040910_173440_000000472030_00155_13235_3868.N1	10-SEP-2004 17:34:40	Twilight	46.500	8	10Alp CMi	0.40000	6500.0	93	13235	No
365	GOM_NL__2PRFIN20040910_173857_000000912030_00155_13235_3869.N1	10-SEP-2004 17:38:57	Dark	90.500	14	58Alp Ori	0.87000	3000.0	181	13235	No
366	GOM_NL__2PRFIN20040910_174313_000000642030_00155_13235_3870.N1	10-SEP-2004 17:43:13	Dark	63.500	1	9Alp CMa	-1.4400	11000.	127	13235	No
367	GOM_NL__2PRFIN20040910_174540_000000502030_00155_13235_3871.N1	10-SEP-2004 17:45:40	Dark	49.500	23	21Eps CMa	1.5020	26000.	99	13235	No
368	GOM_NL__2PRFIN20040910_174750_000000502030_00155_13235_3872.N1	10-SEP-2004 17:47:50	Dark	49.500	177	1Zet CMa	3.0220	26000.	99	13235	No
369	GOM_NL__2PRFIN20040910_175053_000000412030_00155_13235_3873.N1	10-SEP-2004 17:50:53	Dark	40.500	161	Tau Pup	2.9310	4500.0	81	13235	No
370	GOM_NL__2PRFIN20040910_175209_000000562030_00155_13235_3874.N1	10-SEP-2004 17:52:09	Dark	56.000	2	Alp Car	-0.73600	7000.0	112	13235	No
371	GOM_NL__2PRFIN20040910_180147_000000392030_00156_13236_3861.N1	10-SEP-2004 18:01:47	Dark	39.000	135	Bet Hyi	2.8200	5800.0	78	13236	No
372	GOM_NL__2PRFIN20040910_180355_000000462030_00156_13236_3862.N1	10-SEP-2004 18:03:55	Dark	46.000	9	Alp Eri	0.45300	24000.	92	13236	No
373	GOM_NL__2PRFIN20040910_180722_000000392030_00156_13236_3863.N1	10-SEP-2004 18:07:22	Straylight	39.000	148	Alp Tuc	2.8780	4100.0	78	13236	No
374	GOM_NL__2PRFIN20040910_181104_000000462030_00156_13236_3864.N1	10-SEP-2004 18:11:04	Straylight	46.000	31	Alp Gru	1.7340	15200.	92	13236	No
375	GOM_NL__2PRFIN20040910_181351_000000412030_00156_13236_3865.N1	10-SEP-2004 18:13:51	Straylight	41.000	172	Gam Gru	3.0030	13100.	82	13236	No
376	GOM_NL__2PRFIN20040910_181513_000000492030_00156_13236_3866.N1	10-SEP-2004 18:15:13	Straylight	48.500	18	24Alp PsA	1.1660	9700.0	97	13236	No
377	GOM_NL__2PRFIN20040910_181744_000000702030_00156_13236_3867.N1	10-SEP-2004 18:17:44	Twi_and_stray	70.000	52	16Bet Cet	2.0370	4500.0	140	13236	No
378	GOM_NL__2PRFIN20040910_181948_000000412030_00156_13236_3868.N1	10-SEP-2004 18:19:48	Twi_and_stray	41.000	142	49Del Cap	2.8500	8900.0	82	13236	No
379	GOM_NL__2PRFIN20040910_182407_000000402030_00156_13236_3869.N1	10-SEP-2004 18:24:07	Bright	40.000	162	34Alp Aqr	2.9440	5350.0	80	13236	No
380	GOM_NL__2PRFIN20040910_182706_000000392030_00156_13236_3870.N1	10-SEP-2004 18:27:06	Bright	39.000	61	8Eps Peg	2.1000	3900.0	78	13236	No
381	GOM_NL__2PRFIN20040910_182902_000000442030_00156_13236_3871.N1	10-SEP-2004 18:29:02	Bright	44.000	90	54Alp Peg	2.4870	11000.	88	13236	No
382	GOM_NL__2PRFIN20040910_183107_000000552030_00156_13236_3872.N1	10-SEP-2004 18:31:07	Bright	54.500	140	88Gam Peg	2.8340	26000.	109	13236	No
383	GOM_NL__2PRFIN20040910_183317_000000392030_00156_13236_3873.N1	10-SEP-2004 18:33:17	Bright	39.000	164	44Eta Peg	2.9480	5400.0	78	13236	No
384	GOM_NL__2PRFIN20040910_183617_000000392030_00156_13236_3874.N1	10-SEP-2004 18:36:17	Bright	39.000	66	37Gam Cyg	2.2080	5900.0	78	13236	No
385	GOM_NL__2PRFIN20040910_183818_000000382030_00156_13236_3875.N1	10-SEP-2004 18:38:18	Bright	37.500	144	18Del Cyg	2.8600	11000.	75	13236	No
386	GOM_NL__2PRFIN20040910_184158_000000382030_00156_13236_3876.N1	10-SEP-2004 18:41:58	Bright	38.000	89	5Alp Cep	2.4510	8000.0	76	13236	No
387	GOM_NL__2PRFIN20040910_184329_000000442030_00156_13236_3877.N1	10-SEP-2004 18:43:29	Bright	44.000	74	11Bet Cas	2.2680	6600.0	88	13236	No
388	GOM_NL__2PRFIN20040910_184525_000000432030_00156_13236_3878.N1	10-SEP-2004 18:45:25	Bright	43.000	76	27Gam Cas	2.3000	30000.	86	13236	No
389	GOM_NL__2PRFIN20040910_184940_000000392030_00156_13236_3879.N1	10-SEP-2004 18:49:40	Bright	38.500	49	1Alp UMi	1.9900	6300.0	77	13236	No
390	GOM_NL__2PRFIN20040910_185155_000000602030_00156_13236_3880.N1	10-SEP-2004 18:51:55	Bright	60.000	160	23Gam Per	2.9300	4700.0	120	13236	No
391	GOM_NL__2PRFIN20040910_185400_000000632030_00156_13236_3881.N1	10-SEP-2004 18:54:00	Bright	63.000	35	33Alp Per	1.7950	6250.0	126	13236	No
392	GOM_NL__2PRFIN20040910_185644_000000362030_00156_13236_3882.N1	10-SEP-2004 18:56:44	Bright	35.500	36	50Alp UMa	1.8000	6300.0	71	13236	No
393	GOM_NL__2PRFIN20040910_185809_000000522030_00156_13236_3883.N1	10-SEP-2004 18:58:09	Bright	52.000	82	48Bet UMa	2.3650	10600.	104	13236	No
394	GOM_NL__2PRFIN20040910_190526_000000582030_00156_13236_3884.N1	10-SEP-2004 19:05:26	Bright	57.500	107	37The Aur	2.6490	11000.	115	13236	No
395	GOM_NL__2PRFIN20040910_190744_000001082030_00156_13236_3885.N1	10-SEP-2004 19:07:44	Twi_and_stray	108.00	114	3lot Aur	2.6930	4600.0	216	13236	No
396	GOM_NL__2PRFIN20040910_191132_000000692030_00156_13236_3886.N1	10-SEP-2004 19:11:32	Twi_and_stray	69.000	151	13Mu Gem	2.8900	3000.0	138	13236	No

397	GOM_NL__2PRFIN20040910_191330_000000612030_00156_13236_3887.N1	10-SEP-2004 19:13:30	Twilight	60.500	44	24Gam Gem	1.9280	11000.	121	13236	No
398	GOM_NL__2PRFIN20040910_191517_000000572030_00156_13236_3888.N1	10-SEP-2004 19:15:17	Twilight	56.500	8	10Alp CMi	0.40000	6500.0	113	13236	No
399	GOM_NL__2PRFIN20040910_191932_000001012030_00156_13236_3889.N1	10-SEP-2004 19:19:32	Dark	101.00	14	58Alp Ori	0.87000	3000.0	202	13236	No
400	GOM_NL__2PRFIN20040910_192350_000000572030_00156_13236_3890.N1	10-SEP-2004 19:23:50	Dark	57.000	1	9Alp CMA	-1.4400	11000.	114	13236	No
401	GOM_NL__2PRFIN20040910_192617_000000512030_00156_13236_3891.N1	10-SEP-2004 19:26:17	Dark	51.000	23	21Eps CMA	1.5020	26000.	102	13236	No
402	GOM_NL__2PRFIN20040910_192828_000000492030_00156_13236_3892.N1	10-SEP-2004 19:28:28	Dark	48.500	177	1Zet CMA	3.0220	26000.	97	13236	No
403	GOM_NL__2PRFIN20040910_193129_000000452030_00156_13236_3893.N1	10-SEP-2004 19:31:29	Dark	45.000	161	Tau Pup	2.9310	4500.0	90	13236	No
404	GOM_NL__2PRFIN20040910_193246_000000442030_00156_13236_3894.N1	10-SEP-2004 19:32:46	Dark	44.000	2	Alp Car	-0.73600	7000.0	88	13236	No
405	GOM_NL__2PRFIN20040910_194223_000000402030_00157_13237_3862.N1	10-SEP-2004 19:42:23	Dark	40.000	135	Bet Hyi	2.8200	5800.0	80	13237	No
406	GOM_NL__2PRFIN20040910_194432_000000542030_00157_13237_3863.N1	10-SEP-2004 19:44:32	Dark	53.500	9	Alp Eri	0.45300	24000.	107	13237	No
407	GOM_NL__2PRFIN20040910_194758_000000402030_00157_13237_3864.N1	10-SEP-2004 19:47:58	Straylight	39.500	148	Alp Tuc	2.8780	4100.0	79	13237	No
408	GOM_NL__2PRFIN20040910_195140_000000402030_00157_13237_3865.N1	10-SEP-2004 19:51:40	Straylight	39.500	31	Alp Gru	1.7340	15200.	79	13237	No
409	GOM_NL__2PRFIN20040910_195428_000000402030_00157_13237_3866.N1	10-SEP-2004 19:54:28	Straylight	39.500	172	Gam Gru	3.0030	13100.	79	13237	No
410	GOM_NL__2PRFIN20040910_195550_000000442030_00157_13237_3867.N1	10-SEP-2004 19:55:50	Straylight	43.500	18	24Alp PsA	1.1660	9700.0	87	13237	No
411	GOM_NL__2PRFIN20040910_195820_000000712030_00157_13237_3868.N1	10-SEP-2004 19:58:20	Twilight	70.500	52	16Bet Cet	2.0370	4500.0	141	13237	No
412	GOM_NL__2PRFIN20040910_200025_000000422030_00157_13237_3869.N1	10-SEP-2004 20:00:25	Twilight	41.500	142	49Del Cap	2.8500	8900.0	83	13237	No
413	GOM_NL__2PRFIN20040910_200443_000000402030_00157_13237_3870.N1	10-SEP-2004 20:04:43	Bright	39.500	162	34Alp Aqr	2.9440	5350.0	79	13237	No
414	GOM_NL__2PRFIN20040910_200742_000000392030_00157_13237_3871.N1	10-SEP-2004 20:07:42	Bright	39.000	61	8Eps Peg	2.1000	3900.0	78	13237	No
415	GOM_NL__2PRFIN20040910_200938_000000442030_00157_13237_3872.N1	10-SEP-2004 20:09:38	Bright	44.000	90	54Alp Peg	2.4870	11000.	88	13237	No
416	GOM_NL__2PRFIN20040910_201143_000000562030_00157_13237_3873.N1	10-SEP-2004 20:11:43	Bright	56.000	140	88Gam Peg	2.8340	26000.	112	13237	No
417	GOM_NL__2PRFIN20040910_201353_000000412030_00157_13237_3874.N1	10-SEP-2004 20:13:53	Bright	40.500	164	44Eta Peg	2.9480	5400.0	81	13237	No
418	GOM_NL__2PRFIN20040910_201654_000000402030_00157_13237_3875.N1	10-SEP-2004 20:16:54	Bright	39.500	66	37Gam Cyg	2.2080	5900.0	79	13237	No
419	GOM_NL__2PRFIN20040910_201854_000000382030_00157_13237_3876.N1	10-SEP-2004 20:18:54	Bright	38.000	144	18Del Cyg	2.8600	11000.	76	13237	No
420	GOM_NL__2PRFIN20040910_202234_000000392030_00157_13237_3877.N1	10-SEP-2004 20:22:34	Bright	38.500	89	5Alp Cep	2.4510	8000.0	77	13237	No
421	GOM_NL__2PRFIN20040910_202405_000000452030_00157_13237_3878.N1	10-SEP-2004 20:24:05	Bright	45.000	74	11Bet Cas	2.2680	6600.0	90	13237	No
422	GOM_NL__2PRFIN20040910_202600_000000472030_00157_13237_3879.N1	10-SEP-2004 20:26:00	Bright	46.500	76	27Gam Cas	2.3000	30000.	93	13237	No
423	GOM_NL__2PRFIN20040910_203016_000000392030_00157_13237_3880.N1	10-SEP-2004 20:30:16	Bright	38.500	49	1Alp UMi	1.9900	6300.0	77	13237	No
424	GOM_NL__2PRFIN20040910_203230_000000632030_00157_13237_3881.N1	10-SEP-2004 20:32:30	Bright	62.500	160	23Gam Per	2.9300	4700.0	125	13237	No
425	GOM_NL__2PRFIN20040910_203434_000000712030_00157_13237_3882.N1	10-SEP-2004 20:34:34	Bright	70.500	35	33Alp Per	1.7950	6250.0	141	13237	No
426	GOM_NL__2PRFIN20040910_203720_000000352030_00157_13237_3883.N1	10-SEP-2004 20:37:20	Bright	34.500	36	50Alp UMa	1.8000	6300.0	69	13237	No
427	GOM_NL__2PRFIN20040910_203845_000000362030_00157_13237_3884.N1	10-SEP-2004 20:38:45	Bright	36.000	82	48Bet UMa	2.3650	10600.	72	13237	No
428	GOM_NL__2PRFIN20040910_204602_000000552030_00157_13237_3885.N1	10-SEP-2004 20:46:02	Bright	55.000	107	37The Aur	2.6490	11000.	110	13237	No
429	GOM_NL__2PRFIN20040910_204820_000001192030_00157_13237_3886.N1	10-SEP-2004 20:48:20	Twilight	118.50	114	3lot Aur	2.6930	4600.0	237	13237	No
430	GOM_NL__2PRFIN20040910_205208_000000732030_00157_13237_3887.N1	10-SEP-2004 20:52:08	Twilight	73.000	151	13Mu Gem	2.8900	3000.0	146	13237	No
431	GOM_NL__2PRFIN20040910_205406_000000642030_00157_13237_3888.N1	10-SEP-2004 20:54:06	Twilight	64.000	44	24Gam Gem	1.9280	11000.	128	13237	No
432	GOM_NL__2PRFIN20040910_205553_000000562030_00157_13237_3889.N1	10-SEP-2004 20:55:53	Twilight	56.000	8	10Alp CMi	0.40000	6500.0	112	13237	No
433	GOM_NL__2PRFIN20040910_210012_000001082030_00157_13237_3890.N1	10-SEP-2004 21:00:12	Dark	108.00	14	58Alp Ori	0.87000	3000.0	216	13237	No
434	GOM_NL__2PRFIN20040910_210427_000000672030_00157_13237_3891.N1	10-SEP-2004 21:04:27	Dark	67.000	1	9Alp CMA	-1.4400	11000.	134	13237	No
435	GOM_NL__2PRFIN20040910_210653_000000442030_00157_13237_3892.N1	10-SEP-2004 21:06:53	Dark	44.000	23	21Eps CMA	1.5020	26000.	88	13237	No
436	GOM_NL__2PRFIN20040910_210904_000000482030_00157_13237_3893.N1	10-SEP-2004 21:09:04	Dark	47.500	177	1Zet CMA	3.0220	26000.	95	13237	No
437	GOM_NL__2PRFIN20040910_211206_000000452030_00157_13237_3894.N1	10-SEP-2004 21:12:06	Dark	45.000	161	Tau Pup	2.9310	4500.0	90	13237	No
438	GOM_NL__2PRFIN20040910_211322_000000462030_00157_13237_3895.N1	10-SEP-2004 21:13:22	Dark	45.500	2	Alp Car	-0.73600	7000.0	91	13237	No
439	GOM_NL__2PRFIN20040910_212300_000000402030_00158_13238_3862.N1	10-SEP-2004 21:23:00	Dark	40.000	135	Bet Hyi	2.8200	5800.0	80	13238	No
440	GOM_NL__2PRFIN20040910_212508_000000492030_00158_13238_3863.N1	10-SEP-2004 21:25:08	Dark	49.000	9	Alp Eri	0.45300	24000.	98	13238	No
441	GOM_NL__2PRFIN20040910_212834_000000412030_00158_13238_3864.N1	10-SEP-2004 21:28:34	Straylight	40.500	148	Alp Tuc	2.8780	4100.0	81	13238	No
442	GOM_NL__2PRFIN20040910_213216_000000412030_00158_13238_3865.N1	10-SEP-2004 21:32:16	Straylight	41.000	31	Alp Gru	1.7340	15200.	82	13238	No
443	GOM_NL__2PRFIN20040910_213503_000000412030_00158_13238_3866.N1	10-SEP-2004 21:35:03	Straylight	41.000	172	Gam Gru	3.0030	13100.	82	13238	No
444	GOM_NL__2PRFIN20040910_213625_000000472030_00158_13238_3867.N1	10-SEP-2004 21:36:25	Straylight	46.500	18	24Alp PsA	1.1660	9700.0	93	13238	No
445	GOM_NL__2PRFIN20040910_213854_000000712030_00158_13238_3868.N1	10-SEP-2004 21:38:54	Twilight	70.500	52	16Bet Cet	2.0370	4500.0	141	13238	No
446	GOM_NL__2PRFIN20040910_214100_000000412030_00158_13238_3869.N1	10-SEP-2004 21:41:00	Twilight	40.500	142	49Del Cap	2.8500	8900.0	81	13238	No
447	GOM_NL__2PRFIN20040910_214519_000000402030_00158_13238_3870.N1	10-SEP-2004 21:45:19	Bright	39.500	162	34Alp Aqr	2.9440	5350.0	79	13238	No
448	GOM_NL__2PRFIN20040910_214818_000000392030_00158_13238_3871.N1	10-SEP-2004 21:48:18	Bright	38.500	61	8Eps Peg	2.1000	3900.0	77	13238	No
449	GOM_NL__2PRFIN20040910_215013_000000452030_00158_13238_3872.N1	10-SEP-2004 21:50:13	Bright	44.500	90	54Alp Peg	2.4870	11000.	89	13238	No
450	GOM_NL__2PRFIN20040910_215217_000000572030_00158_13238_3873.N1	10-SEP-2004 21:52:17	Bright	56.500	140	88Gam Peg	2.8340	26000.	113	13238	No
451	GOM_NL__2PRFIN20040910_215428_000000402030_00158_13238_3874.N1	10-SEP-2004 21:54:28	Bright	39.500	164	44Eta Peg	2.9480	5400.0	79	13238	No
452	GOM_NL__2PRFIN20040910_215730_000000392030_00158_13238_3875.N1	10-SEP-2004 21:57:30	Bright	39.000	66	37Gam Cyg	2.2080	5900.0	78	13238	No
453	GOM_NL__2PRFIN20040910_215931_000000382030_00158_13238_3876.N1	10-SEP-2004 21:59:31	Bright	37.500	144	18Del Cyg	2.8600	11000.	75	13238	No
454	GOM_NL__2PRFIN20040910_220309_000000382030_00158_13238_3877.N1	10-SEP-2004 22:03:09	Bright	37.500	89	5Alp Cep	2.4510	8000.0	75	13238	No
455	GOM_NL__2PRFIN20040910_220440_000000452030_00158_13238_3878.N1	10-SEP-2004 22:04:40	Bright	45.000	74	11Bet Cas	2.2680	6600.0	90	13238	No

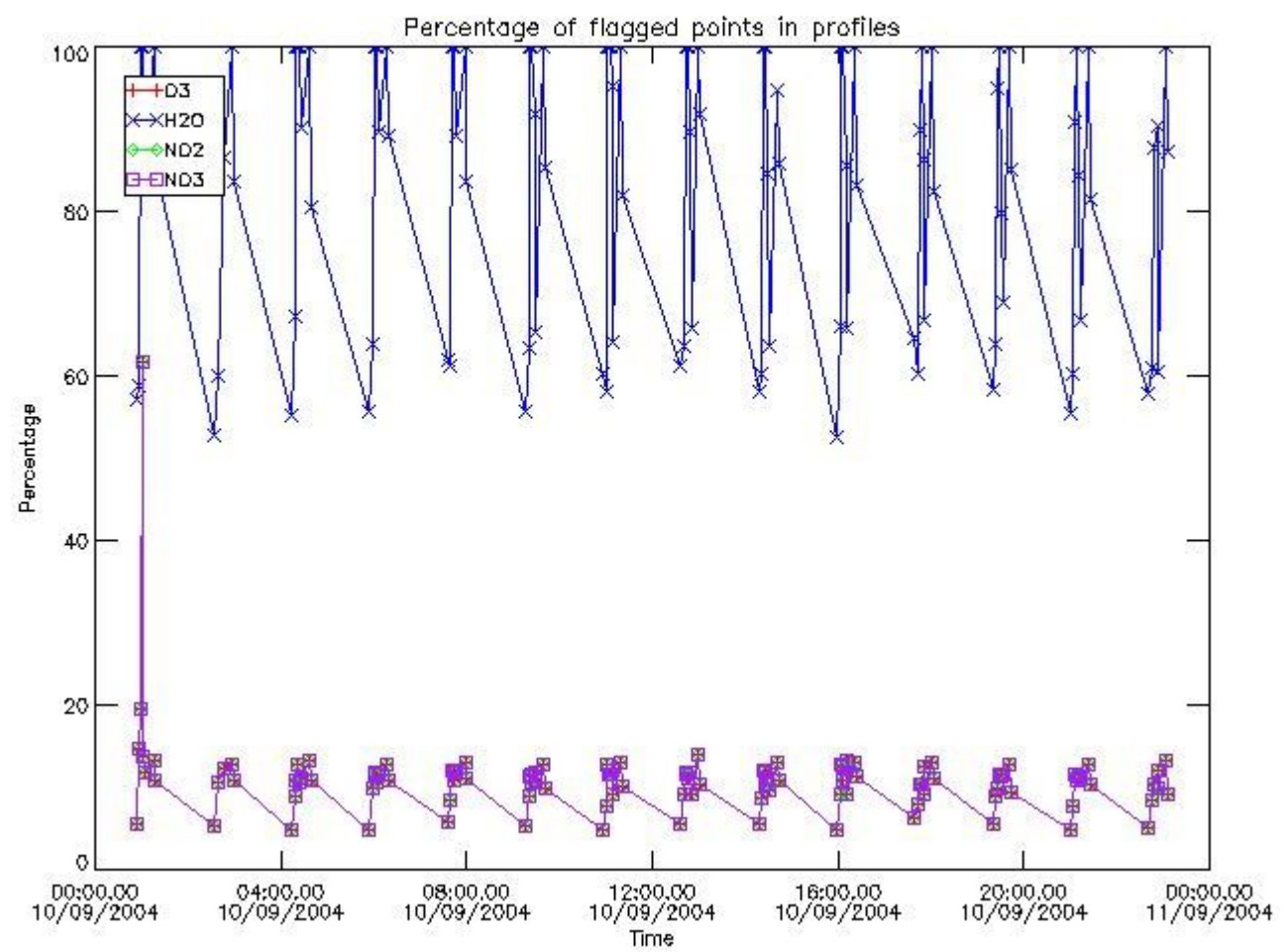


456	GOM_NL__2PRFIN20040910_220635_000000462030_00158_13238_3879.N1	10-SEP-2004 22:06:35	Bright	46.000	76	27Gam Cas	2.3000	30000.	92	13238	No
457	GOM_NL__2PRFIN20040910_221052_000000392030_00158_13238_3880.N1	10-SEP-2004 22:10:52	Bright	39.000	49	1Alp UMi	1.9900	6300.0	78	13238	No
458	GOM_NL__2PRFIN20040910_221305_000000612030_00158_13238_3881.N1	10-SEP-2004 22:13:05	Bright	60.500	160	23Gam Per	2.9300	4700.0	121	13238	No
459	GOM_NL__2PRFIN20040910_221509_000000662030_00158_13238_3882.N1	10-SEP-2004 22:15:09	Bright	66.000	35	33Alp Per	1.7950	6250.0	132	13238	No
460	GOM_NL__2PRFIN20040910_221757_000000392030_00158_13238_3883.N1	10-SEP-2004 22:17:57	Bright	38.500	36	50Alp UMa	1.8000	6300.0	77	13238	No
461	GOM_NL__2PRFIN20040910_221921_000000372030_00158_13238_3884.N1	10-SEP-2004 22:19:21	Bright	36.500	82	48Bet UMa	2.3650	10600.	73	13238	No
462	GOM_NL__2PRFIN20040910_222638_000000552030_00158_13238_3885.N1	10-SEP-2004 22:26:38	Bright	55.000	107	37The Aur	2.6490	11000.	110	13238	No
463	GOM_NL__2PRFIN20040910_222856_000001162030_00158_13238_3886.N1	10-SEP-2004 22:28:56	Twilight	116.00	114	3lot Aur	2.6930	4600.0	232	13238	No
464	GOM_NL__2PRFIN20040910_223244_000000762030_00158_13238_3887.N1	10-SEP-2004 22:32:44	Twilight	76.000	151	13Mu Gem	2.8900	3000.0	152	13238	No
465	GOM_NL__2PRFIN20040910_223443_000000622030_00158_13238_3888.N1	10-SEP-2004 22:34:43	Twilight	61.500	44	24Gam Gem	1.9280	11000.	123	13238	No
466	GOM_NL__2PRFIN20040910_223629_000000592030_00158_13238_3889.N1	10-SEP-2004 22:36:29	Twilight	59.000	8	10Alp CMi	0.40000	6500.0	118	13238	No
467	GOM_NL__2PRFIN20040910_224049_000001002030_00158_13238_3890.N1	10-SEP-2004 22:40:49	Dark	100.00	14	58Alp Ori	0.87000	3000.0	200	13238	No
468	GOM_NL__2PRFIN20040910_224503_000000612030_00158_13238_3891.N1	10-SEP-2004 22:45:03	Dark	60.500	1	9Alp CMa	-1.4400	11000.	121	13238	No
469	GOM_NL__2PRFIN20040910_224729_000000492030_00158_13238_3892.N1	10-SEP-2004 22:47:29	Dark	49.000	23	21Eps CMa	1.5020	26000.	98	13238	No
470	GOM_NL__2PRFIN20040910_225241_000000422030_00158_13238_3893.N1	10-SEP-2004 22:52:41	Dark	42.000	161	Tau Pup	2.9310	4500.0	84	13238	No
471	GOM_NL__2PRFIN20040910_225358_000000562030_00158_13238_3894.N1	10-SEP-2004 22:53:58	Dark	56.000	2	Alp Car	-0.73600	7000.0	112	13238	No
472	GOM_NL__2PRFIN20040910_230335_000000392030_00159_13239_3862.N1	10-SEP-2004 23:03:35	Dark	38.500	135	Bet Hyi	2.8200	5800.0	77	13239	No
473	GOM_NL__2PRFIN20040910_230543_000000552030_00159_13239_3863.N1	10-SEP-2004 23:05:43	Dark	55.000	9	Alp Eri	0.45300	24000.	110	13239	No
474	GOM_NL__2PRFIN20040910_230910_000000422030_00159_13239_3864.N1	10-SEP-2004 23:09:10	Straylight	42.000	148	Alp Tuc	2.8780	4100.0	84	13239	No
475	GOM_NL__2PRFIN20040910_231252_000000422030_00159_13239_3865.N1	10-SEP-2004 23:12:52	Straylight	41.500	31	Alp Gru	1.7340	15200.	83	13239	No
476	GOM_NL__2PRFIN20040910_231539_000000402030_00159_13239_3866.N1	10-SEP-2004 23:15:39	Straylight	40.000	172	Gam Gru	3.0030	13100.	80	13239	No
477	GOM_NL__2PRFIN20040910_231701_000000502030_00159_13239_3867.N1	10-SEP-2004 23:17:01	Straylight	49.500	18	24Alp PsA	1.1660	9700.0	99	13239	No
478	GOM_NL__2PRFIN20040910_231932_000000712030_00159_13239_3868.N1	10-SEP-2004 23:19:32	Twilight	70.500	52	16Bet Cet	2.0370	4500.0	141	13239	No
479	GOM_NL__2PRFIN20040910_232136_000000412030_00159_13239_3869.N1	10-SEP-2004 23:21:36	Twilight	41.000	142	49Del Cap	2.8500	8900.0	82	13239	No
480	GOM_NL__2PRFIN20040910_232555_000000402030_00159_13239_3870.N1	10-SEP-2004 23:25:55	Bright	39.500	162	34Alp Aqr	2.9440	5350.0	79	13239	No
481	GOM_NL__2PRFIN20040910_232851_000000422030_00159_13239_3871.N1	10-SEP-2004 23:28:51	Bright	41.500	61	8Eps Peg	2.1000	3900.0	83	13239	No
482	GOM_NL__2PRFIN20040910_233047_000000462030_00159_13239_3872.N1	10-SEP-2004 23:30:47	Bright	46.000	90	54Alp Peg	2.4870	11000.	92	13239	No
483	GOM_NL__2PRFIN20040910_233253_000000572030_00159_13239_3873.N1	10-SEP-2004 23:32:53	Bright	56.500	140	88Gam Peg	2.8340	26000.	113	13239	No
484	GOM_NL__2PRFIN20040910_233503_000000422030_00159_13239_3874.N1	10-SEP-2004 23:35:03	Bright	41.500	164	44Eta Peg	2.9480	5400.0	83	13239	No
485	GOM_NL__2PRFIN20040910_233806_000000372030_00159_13239_3875.N1	10-SEP-2004 23:38:06	Bright	37.000	66	37Gam Cyg	2.2080	5900.0	74	13239	No
486	GOM_NL__2PRFIN20040910_234007_000000392030_00159_13239_3876.N1	10-SEP-2004 23:40:07	Bright	38.500	144	18Del Cyg	2.8600	11000.	77	13239	No
487	GOM_NL__2PRFIN20040910_234345_000000382030_00159_13239_3877.N1	10-SEP-2004 23:43:45	Bright	38.000	89	5Alp Cep	2.4510	8000.0	76	13239	No
488	GOM_NL__2PRFIN20040910_234515_000000442030_00159_13239_3878.N1	10-SEP-2004 23:45:15	Bright	44.000	74	11Bet Cas	2.2680	6600.0	88	13239	No
489	GOM_NL__2PRFIN20040910_234710_000000452030_00159_13239_3879.N1	10-SEP-2004 23:47:10	Bright	45.000	76	27Gam Cas	2.3000	30000.	90	13239	No
490	GOM_NL__2PRFIN20040910_235127_000000382030_00159_13239_3880.N1	10-SEP-2004 23:51:27	Bright	37.500	49	1Alp UMi	1.9900	6300.0	75	13239	No
491	GOM_NL__2PRFIN20040910_235339_000000622030_00159_13239_3881.N1	10-SEP-2004 23:53:39	Bright	62.000	160	23Gam Per	2.9300	4700.0	124	13239	No
492	GOM_NL__2PRFIN20040910_235544_000000672030_00159_13239_3882.N1	10-SEP-2004 23:55:44	Bright	67.000	35	33Alp Per	1.7950	6250.0	134	13239	No
493	GOM_NL__2PRFIN20040910_235832_000000382030_00159_13239_3883.N1	10-SEP-2004 23:58:32	Bright	38.000	36	50Alp UMa	1.8000	6300.0	76	13239	No
494	GOM_NL__2PRFIN20040910_235957_000000372030_00159_13239_3884.N1	10-SEP-2004 23:59:57	Bright	37.000	82	48Bet UMa	2.3650	10600.	74	13239	No

### 3. Quality information per product


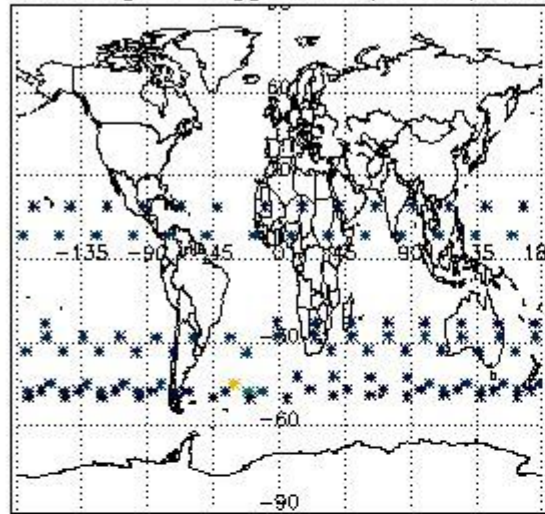
In this section it is plotted some information contained in the Quality Summary data set of the level 2 products. Only products in dark limb conditions and without errors (error flag in the MPH set to "0") are used.

#### 3.1 Plot quality information per product (time dependant)

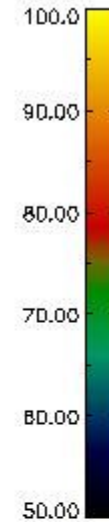
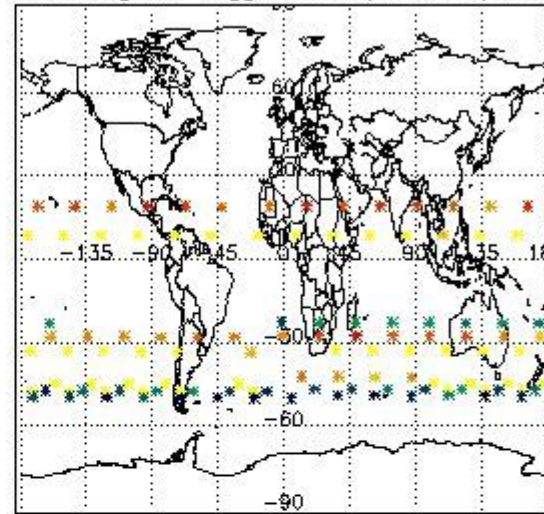


3.2 Plot quality information per product (world map)

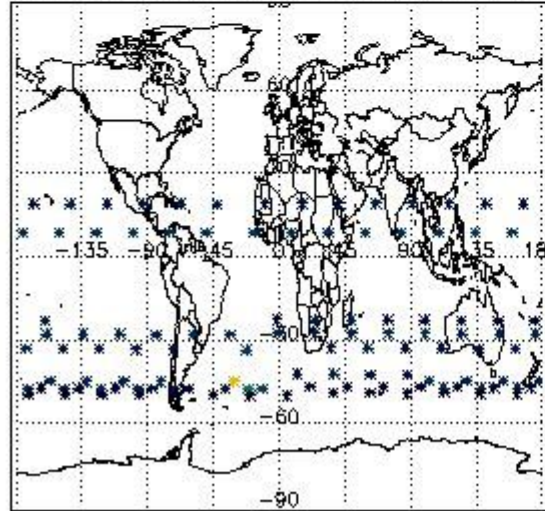
Percentage of flagged data per O3 profile



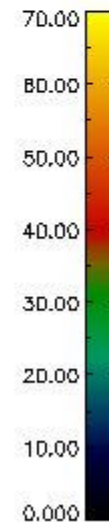
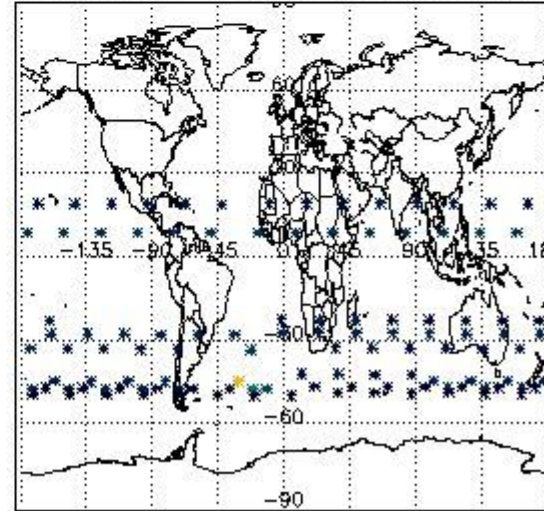
Percentage of flagged data per H2O profile



Percentage of flagged data per NO2 profile



Percentage of flagged data per NO3 profile



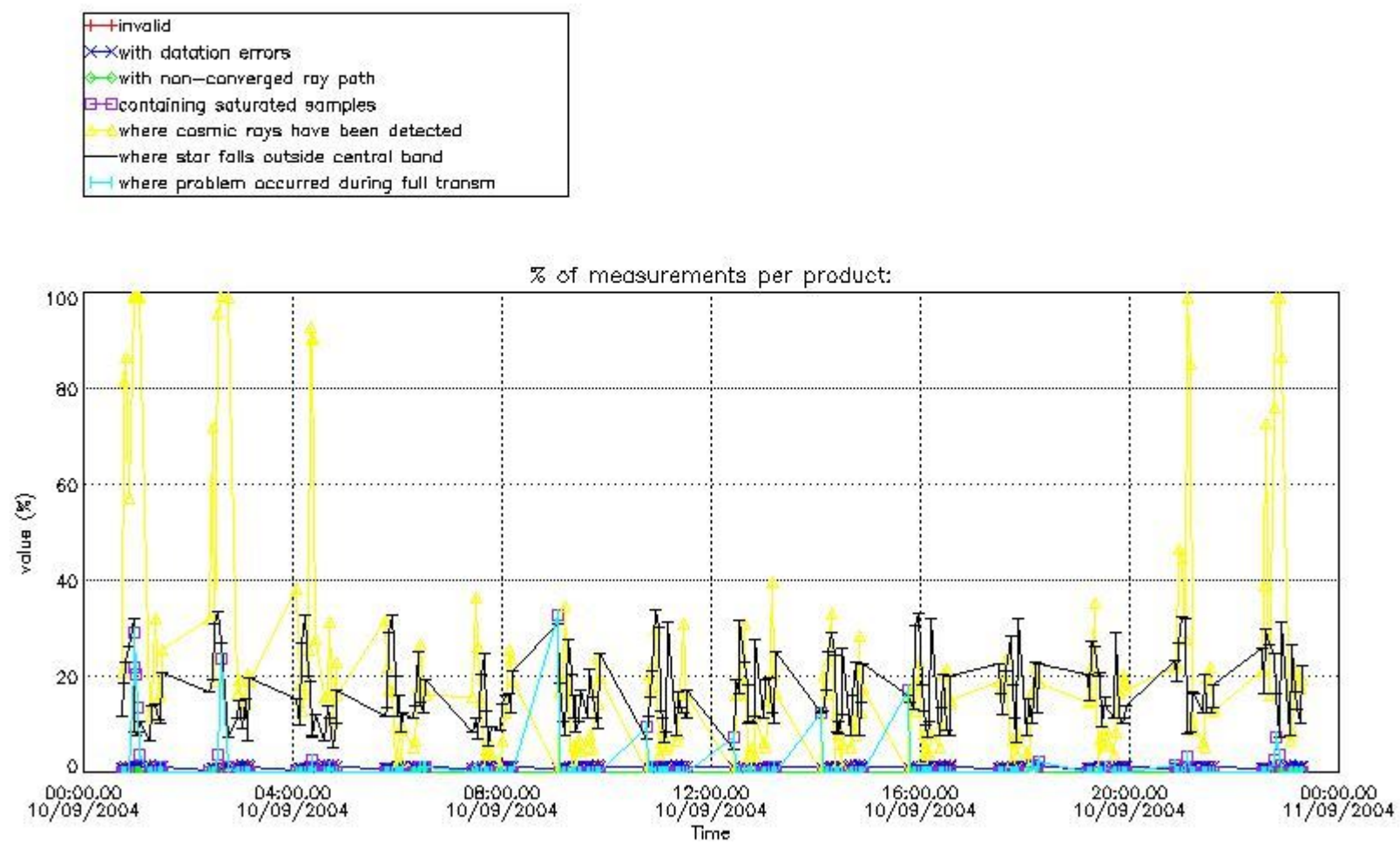
#### 4. Level 1 quality information per product

In this section it is plotted some information contained in the Quality Summary data set of the level 2 products that comes from the level 1b processing. Products without errors (error flag in the MPH set to "0") are used.

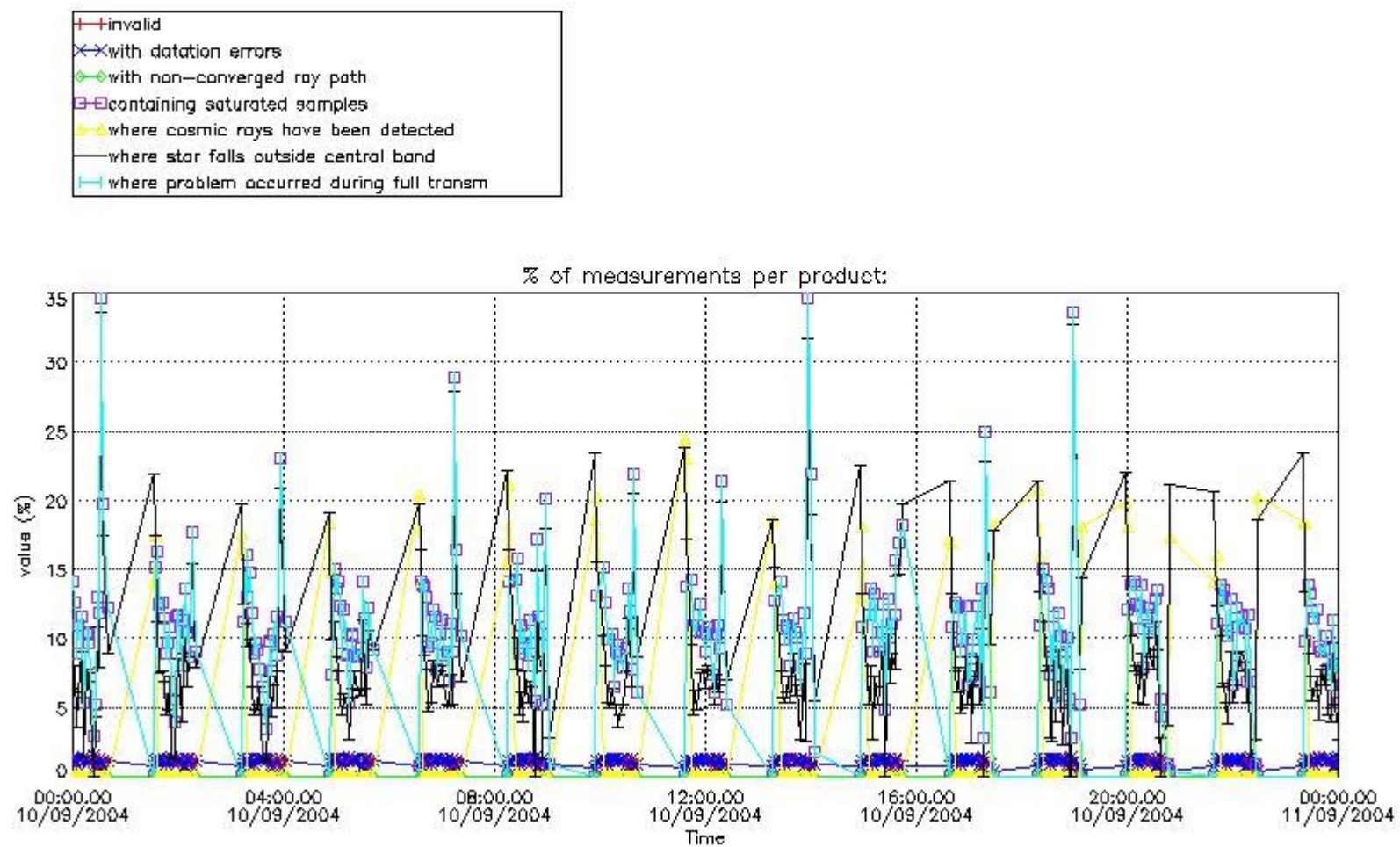
##### 4.1 Plot quality information per product (time dependant) coming from level 1b processing

###### 4.1.1 Plot level 1 quality information per product (time dependant): ENVISAT ASCENDING passes





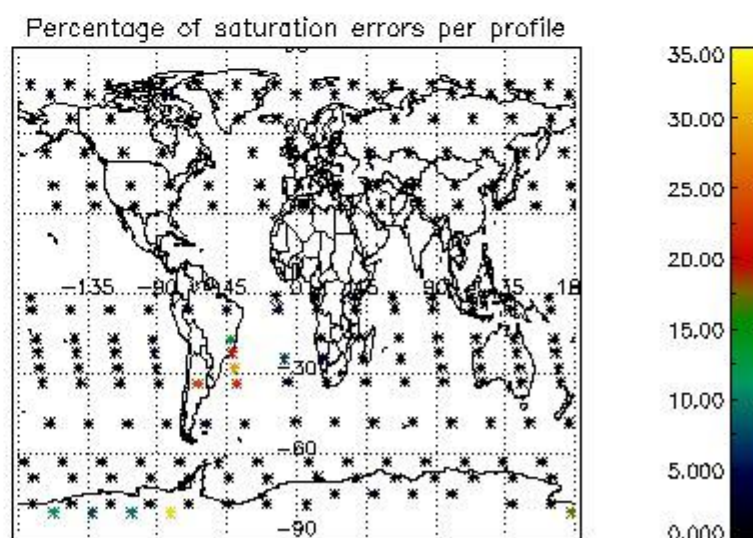
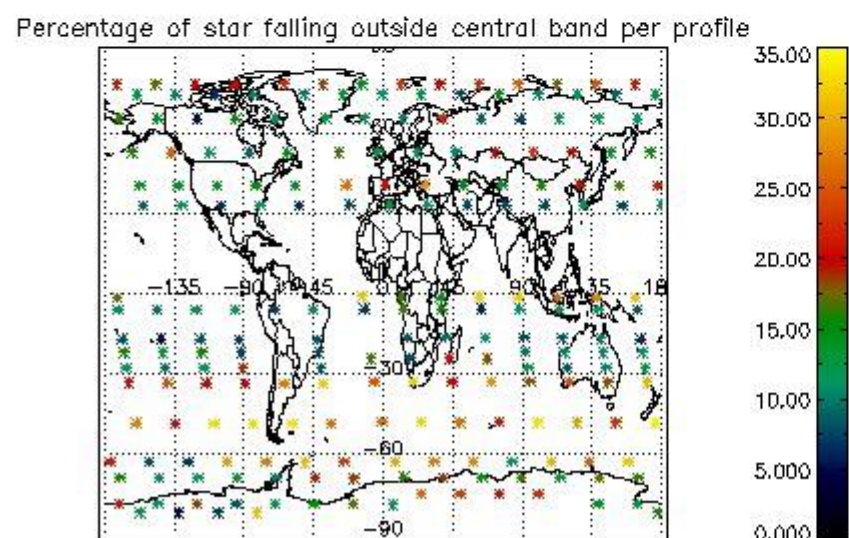
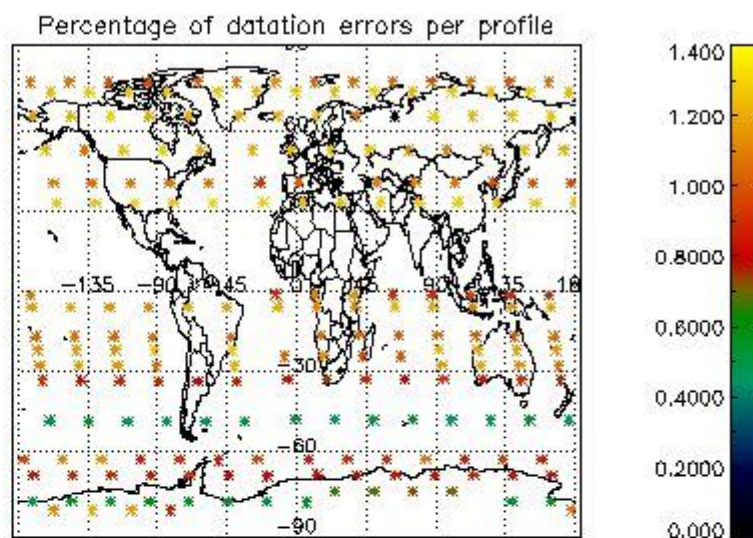
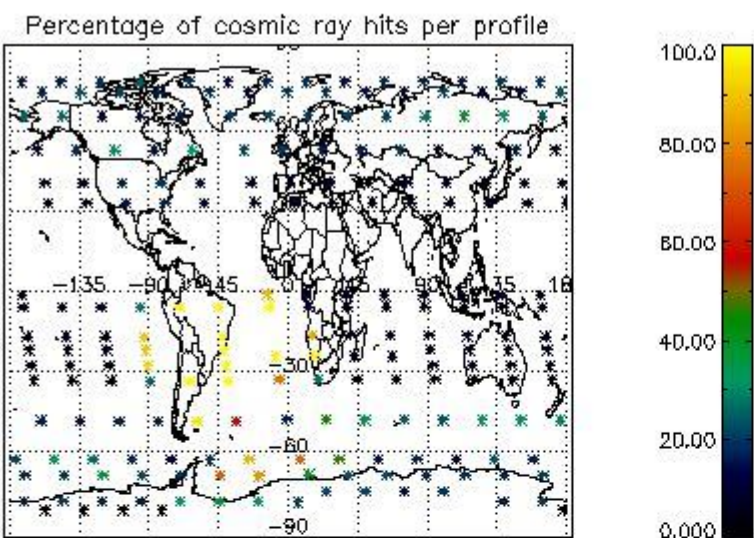
4.1.2 Plot level 1 quality information per product (time dependant): ENVI SAT DESCENDING passes



4.2 Plot quality information per product coming from level 1b processing (world map)

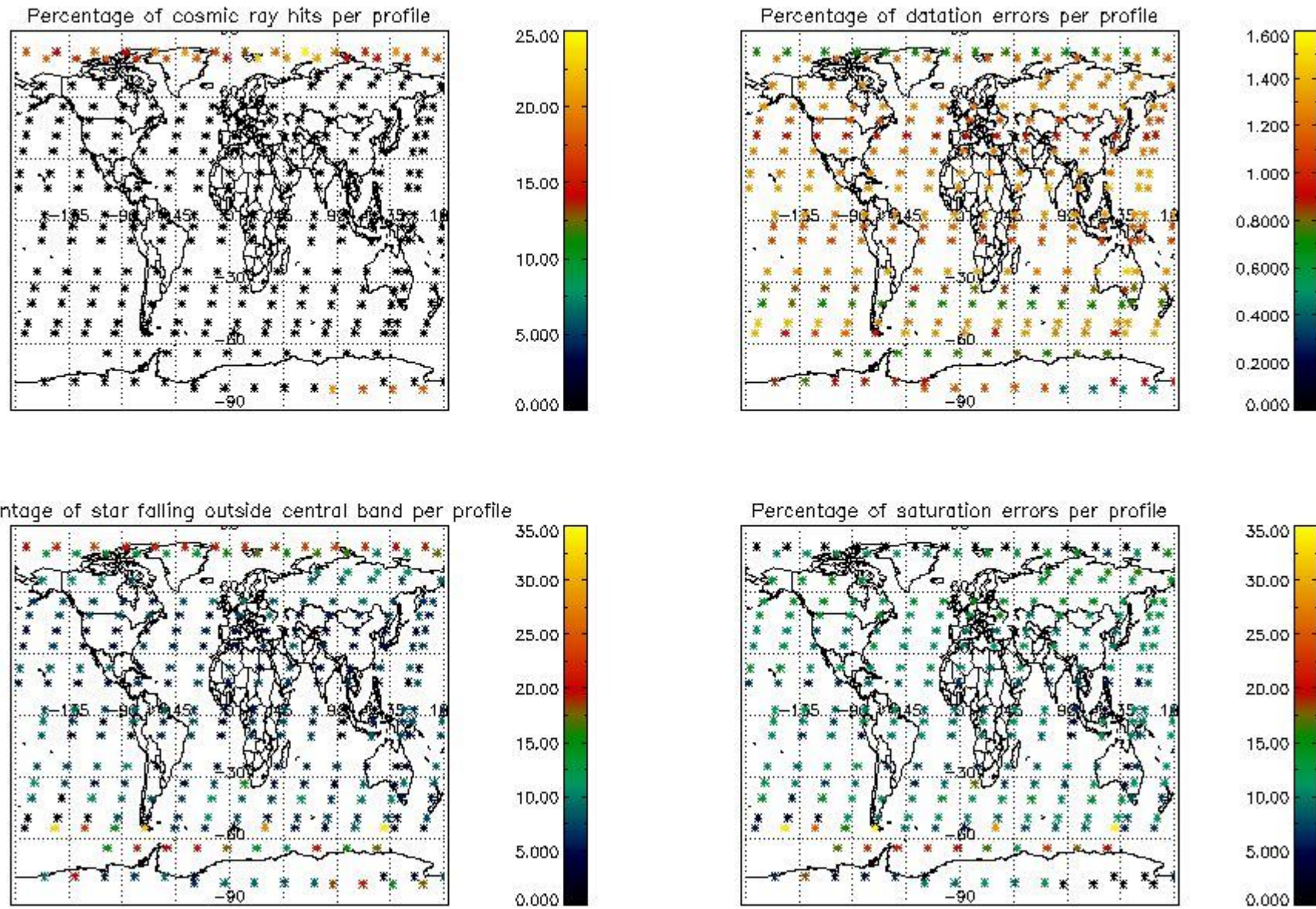
4.2.1 Plot level 1 quality information per product (world map): ENVISAT ASCENDING passes





4.2.2 Plot level 1 quality information per product (world map): ENVISAT DESCENDING passes





## 5. Trace gas profiles

### 5.1 Ozone statistics based on quality of products

The final quality of the products can be "measured" using the STD (Standard Deviation) attached to every point profile. This information is written to the parameter GOM\_NL\_\_2P/NL\_LOCAL\_SPECIES\_DENSITY/o3\_std of the level 2 products. The table below shows the statistics for given STD ranges.

The statistics are given with respect to the overall valid production:

- Products without fatal errors: GOM\_NL\_\_2P/MPH/PRODUCT\_ERR=0
- Valid point profile: GOM\_NL\_\_2P/NL\_LOCAL\_SPECIES\_DENSITY/pcd(0)=0

The 'Criteria' is applied to valid points of dark limb products:

- Products in dark limb illumination condition: GOM\_NL\_\_2P/NL\_SUMMARY\_QUALITY/obs\_ill\_cond=0
- Products without fatal errors: GOM\_NL\_\_2P/MPH/PRODUCT\_ERR=0
- Valid point profile: GOM\_NL\_\_2P/NL\_LOCAL\_SPECIES\_DENSITY/pcd(0)=0

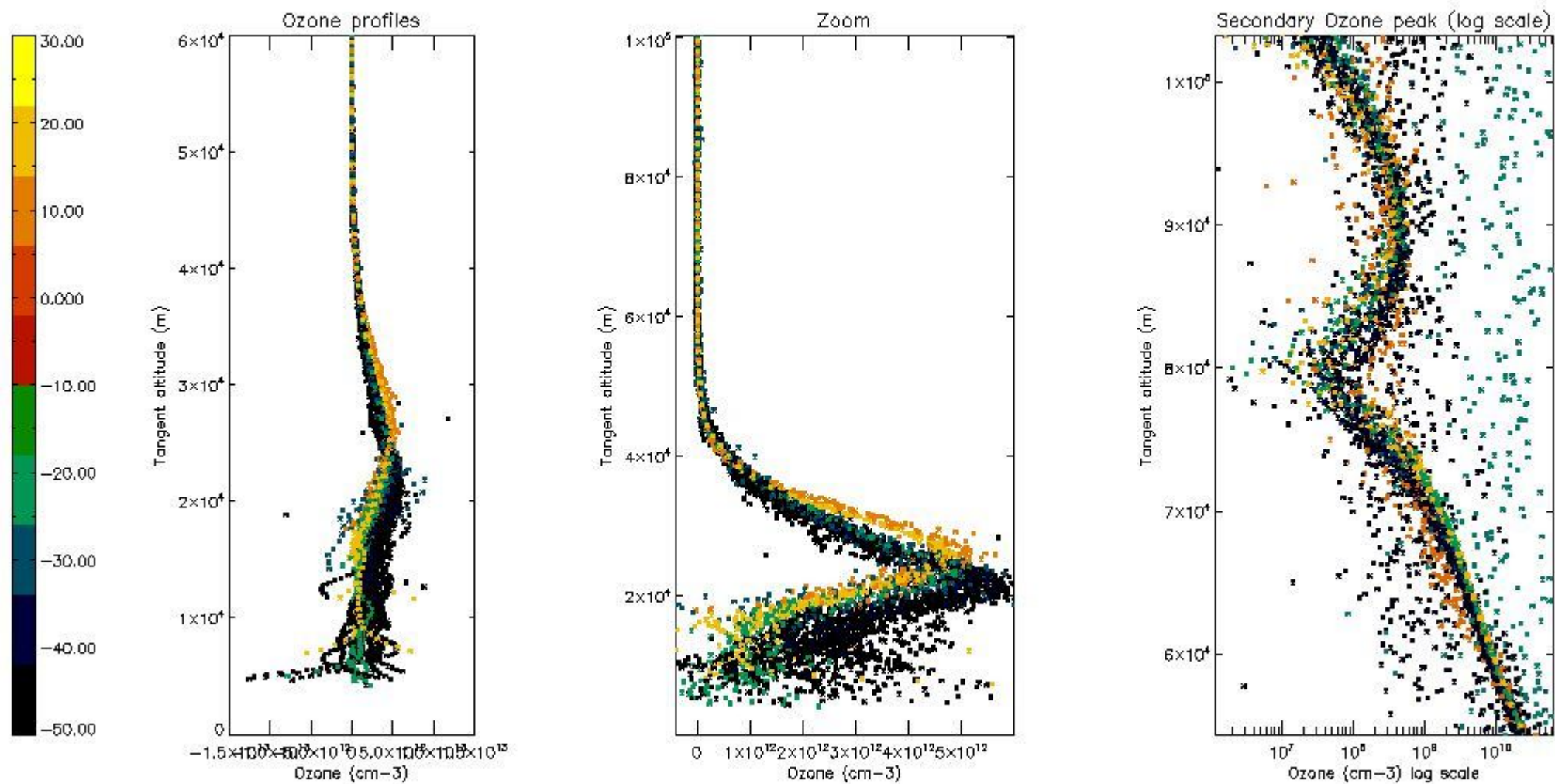
So, the table below shows the percentage of dark limb and valid observations for each criteria with respect to the overall valid daily observations.

Criteria	% of total production
All STD	25
STD < 20	14

STD < 10	12
STD < 5	9

5.2 Plot ozone profiles for all STD (dark without errors)

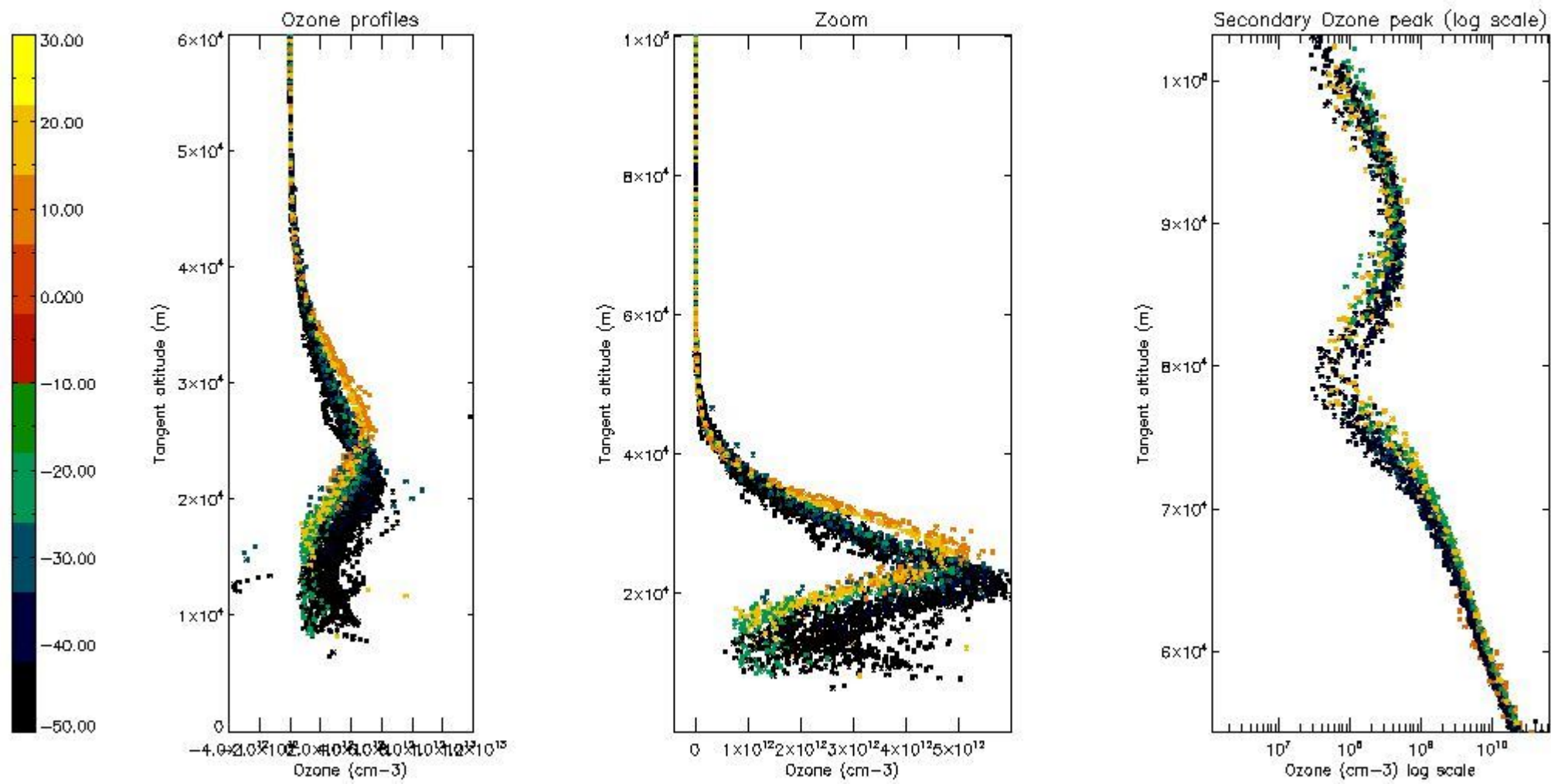
The colorbar represents the latitude.



5.3 Plot ozone profiles where STD < 20% (dark without errors)

The colorbar represents the latitude.

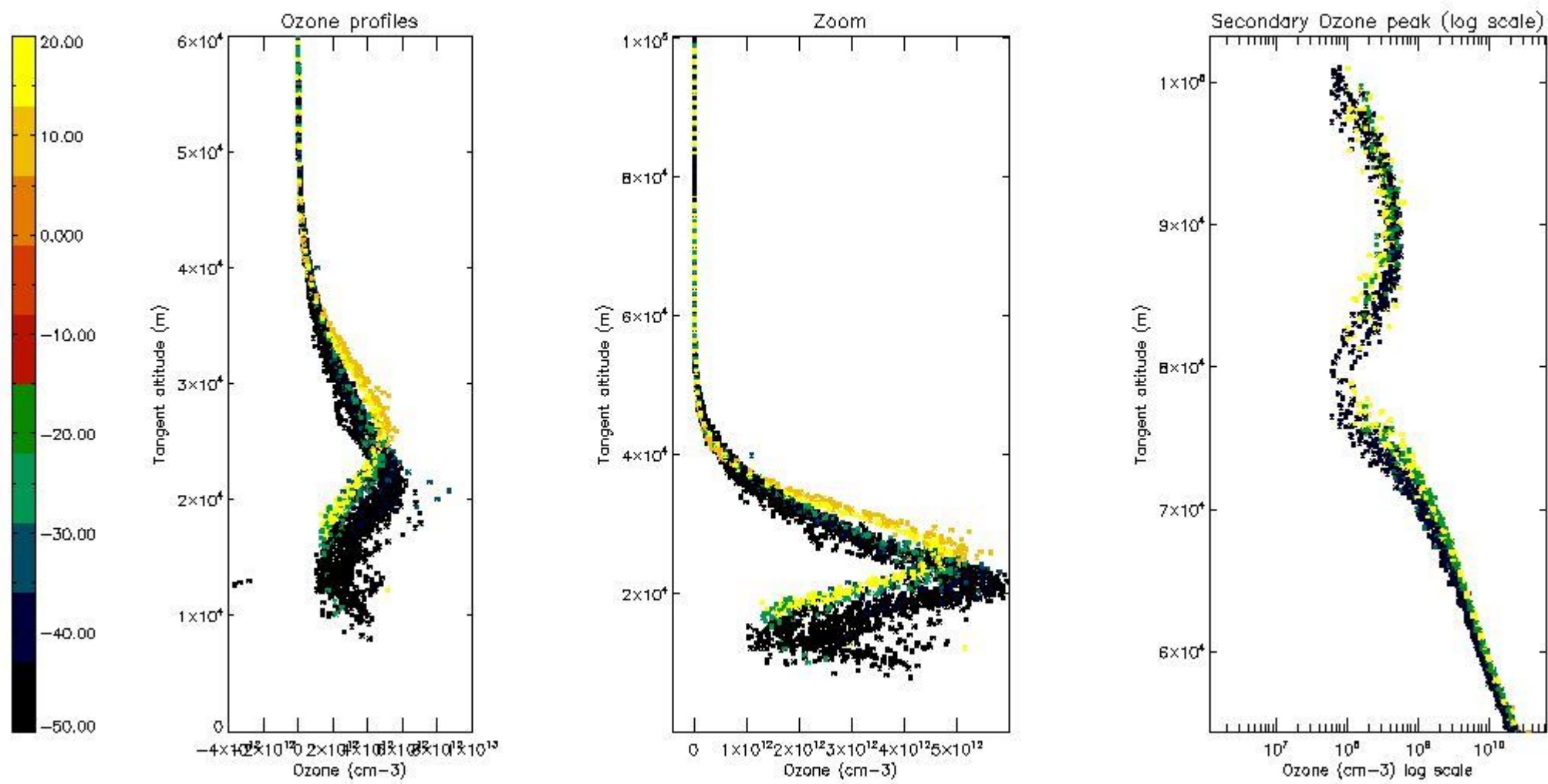




*5.4 Plot ozone profiles where  $STD < 10\%$  (dark without errors)*

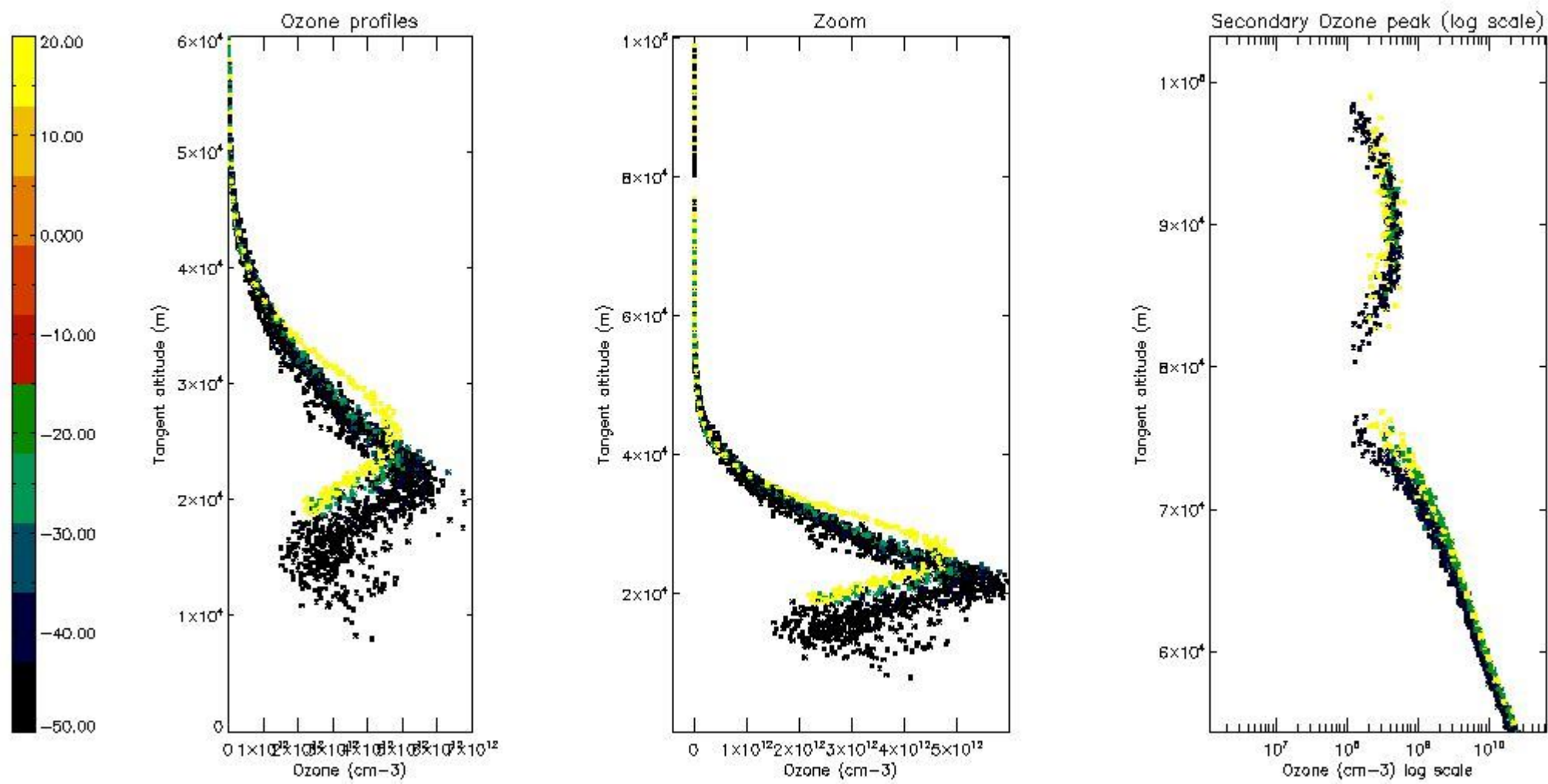
The colorbar represents the latitude.





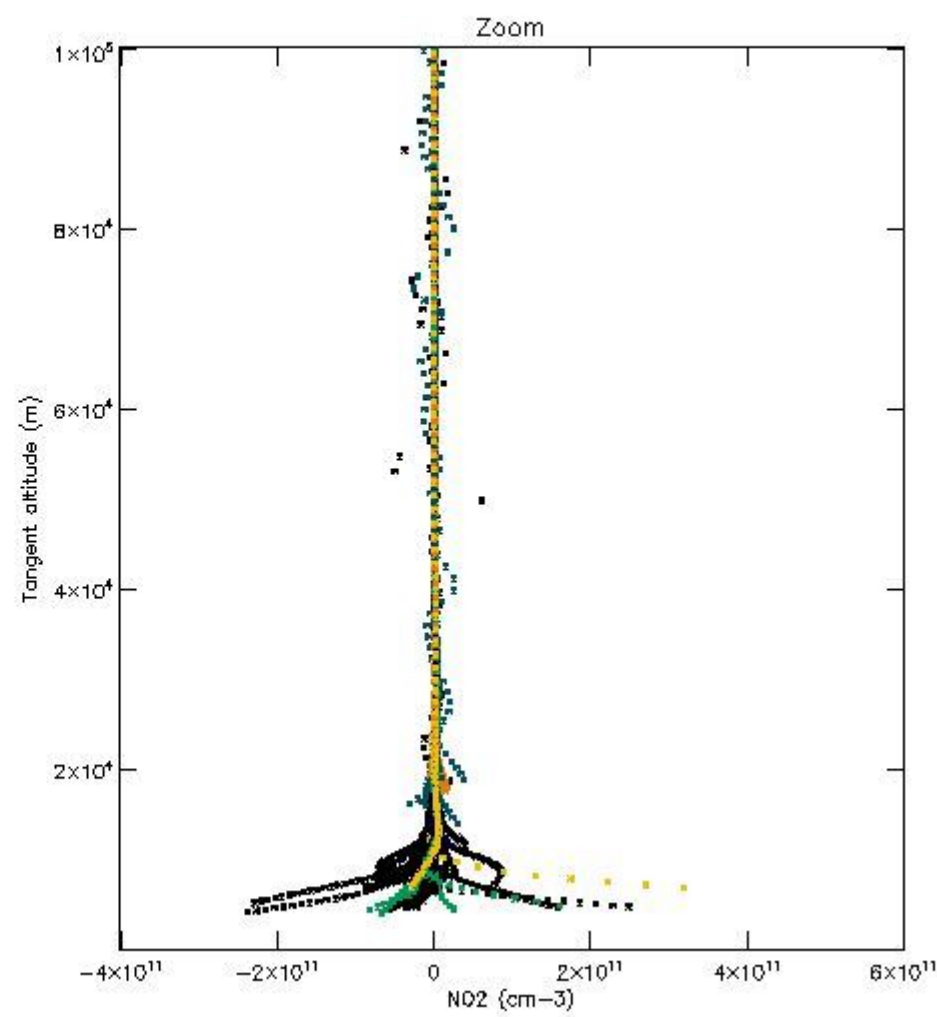
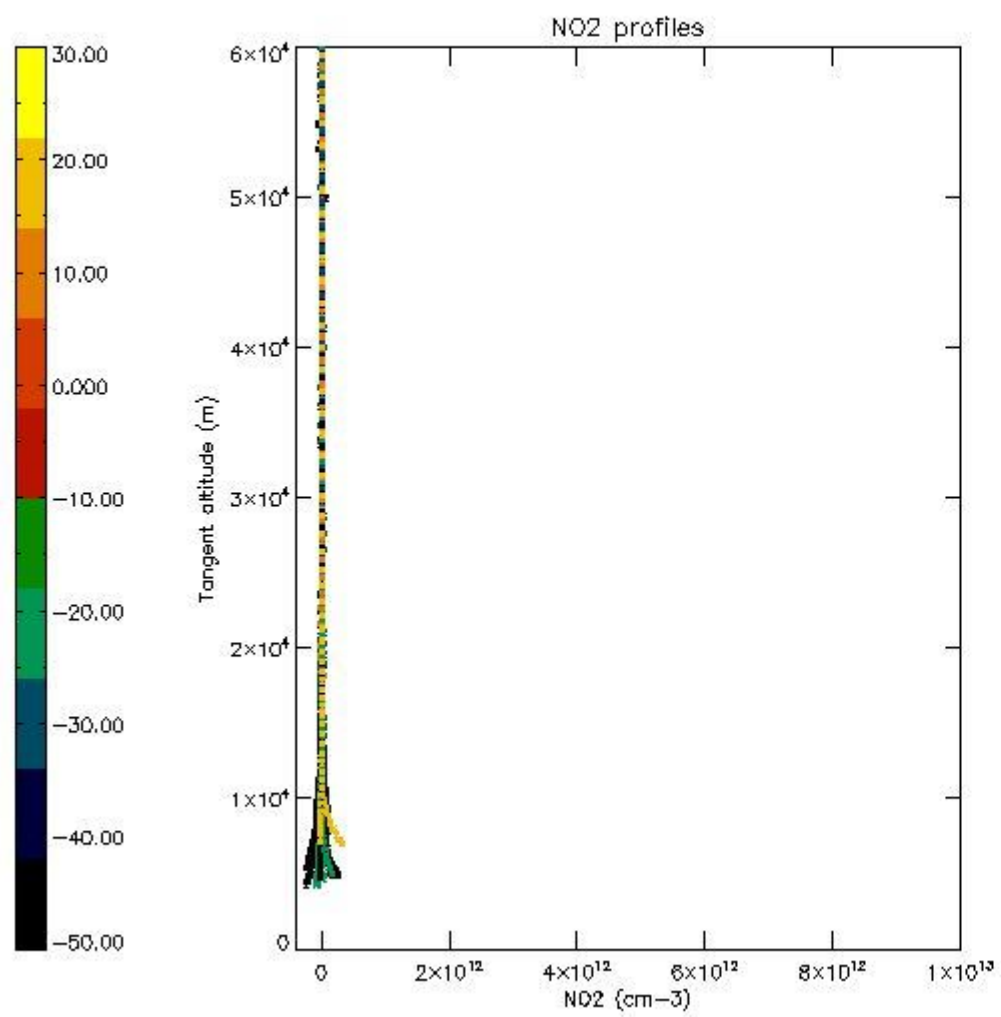
*5.5 Plot ozone profiles where STD < 5% (dark without errors)*

The colorbar represents the latitude.



*5.6 Plot NO<sub>2</sub> profiles for all STD (dark without errors)*

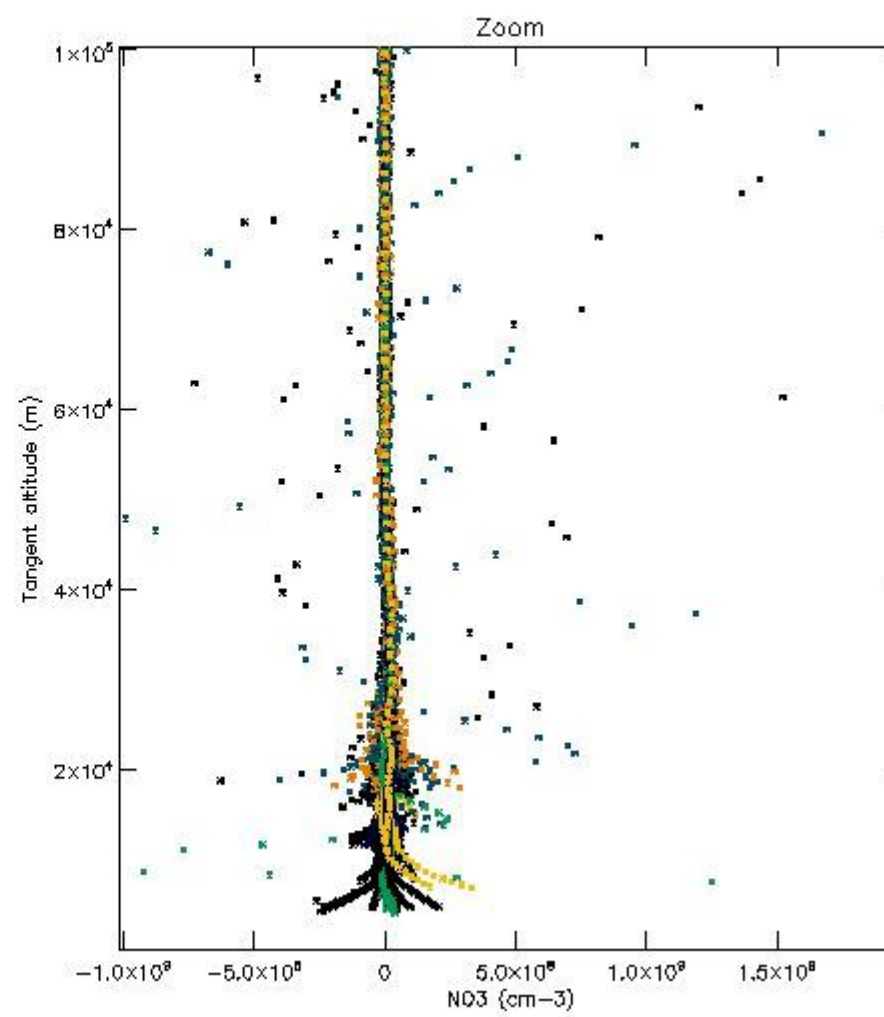
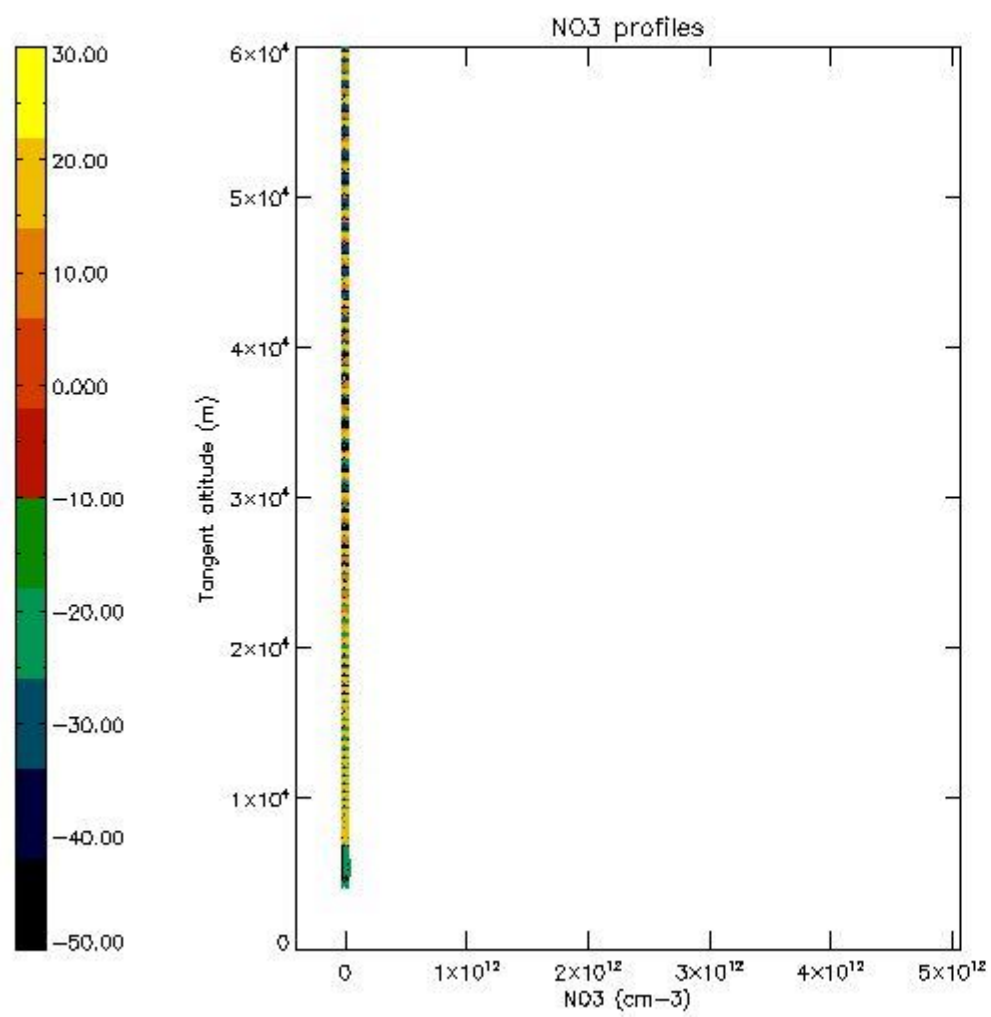
The colorbar represents the latitude.



*5.7 Plot NO3 profiles for all STD (dark without errors)*

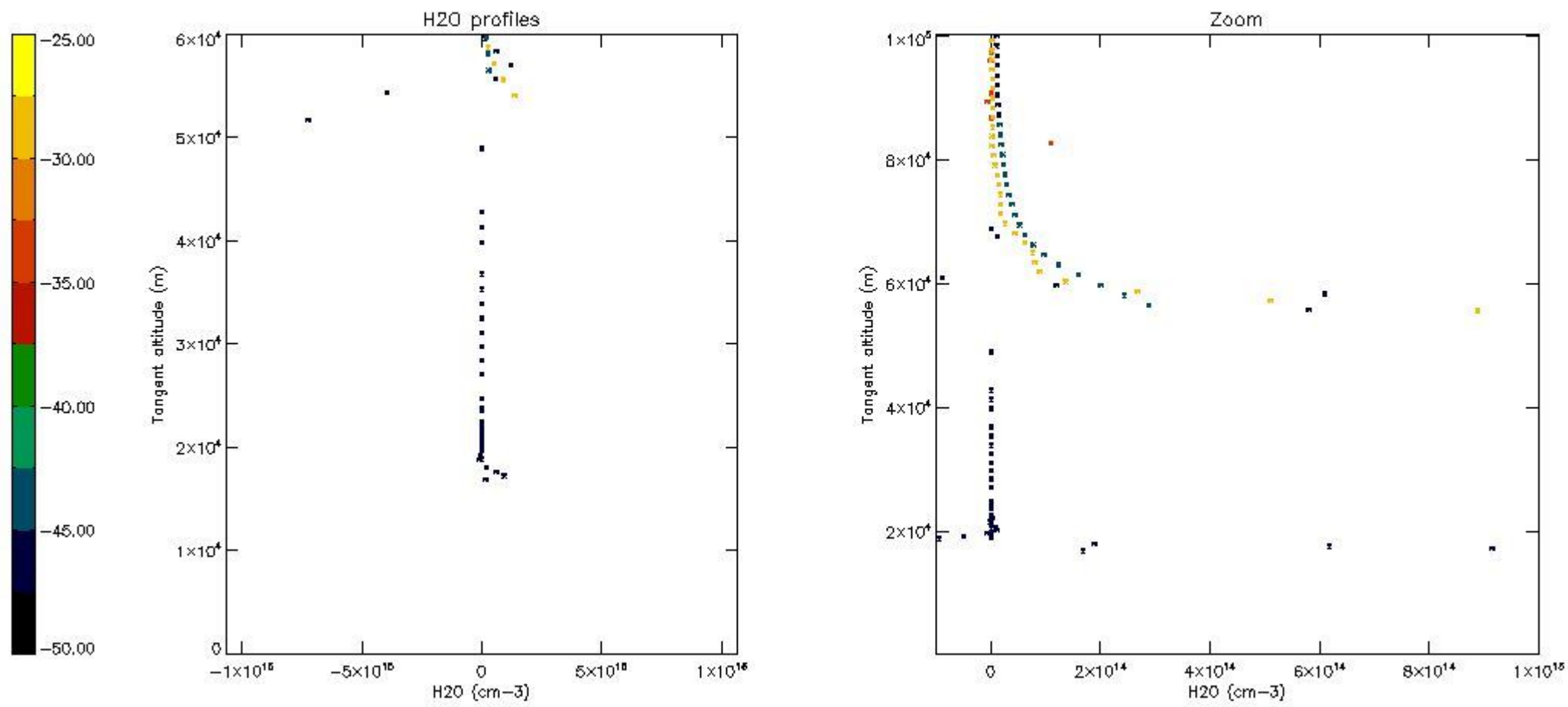
The colorbar represents the latitude.





*5.8 Plot H2O profiles for all STD (only for occultations of stars 1,2,3,4,13,14,16,26,63 dark without errors)*

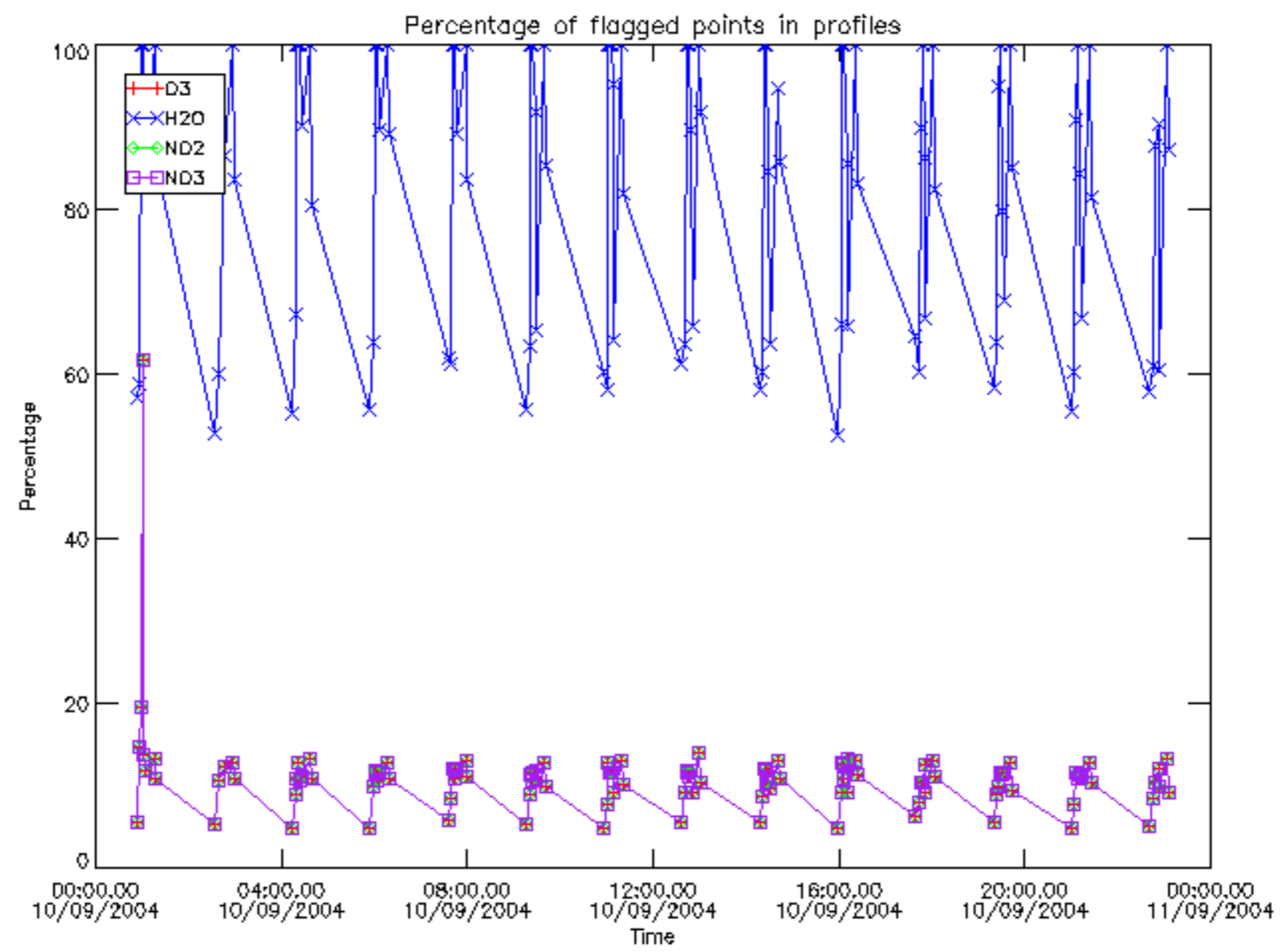
The colorbar represents the latitude.



## 6. Auxiliary Data Files used for the production reported in section 2

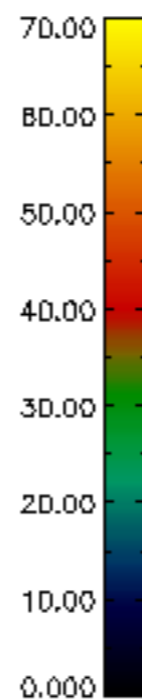
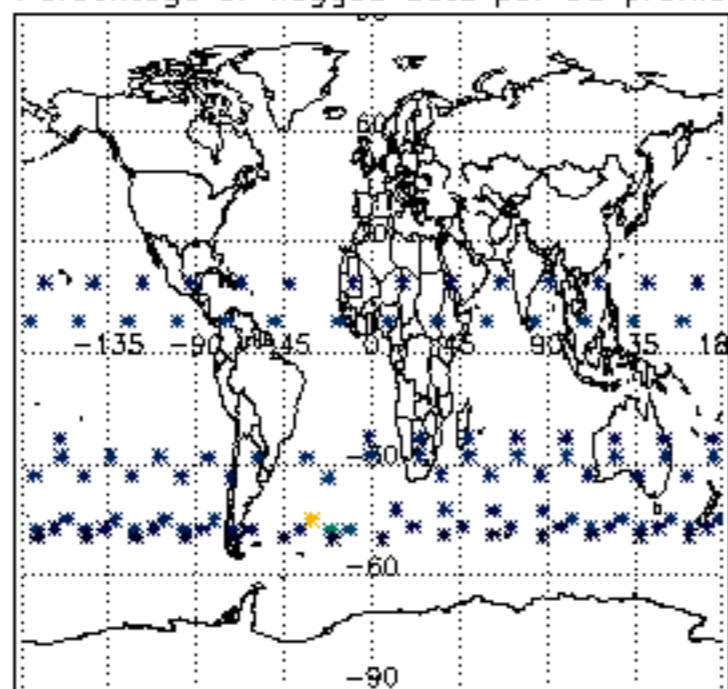
The number reported in the third column indicates since which file (see list in section 2) the corresponding auxiliary file has been used. The fourth column is the date of those product files.

Type	Auxiliary Filename	Used since product	Used since product date
INST_PHYS_CHARACTERISTICS	GOM_INS_AXVIEC20091111_143220_20030716_120000_20500101_000000	1	10-SEP-2004 00:00:30
LEVEL-2_PROC_CONFIG	GOM_PR2_AXVIEC20091111_152718_20020301_000000_20500101_000000	1	10-SEP-2004 00:00:30
CROSS_SECTIONS_FILE	GOM_CRS_AXVIEC20091111_154832_20020301_000000_20500101_000000	1	10-SEP-2004 00:00:30

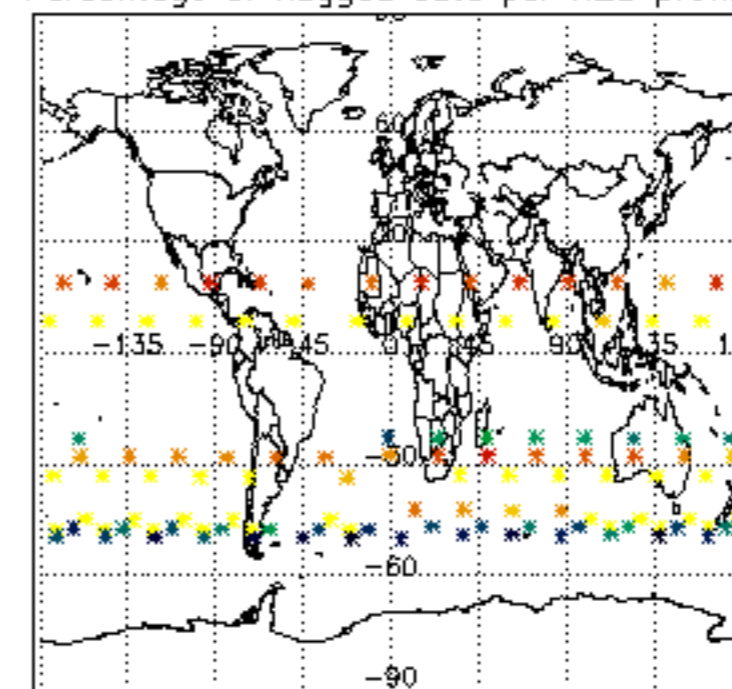




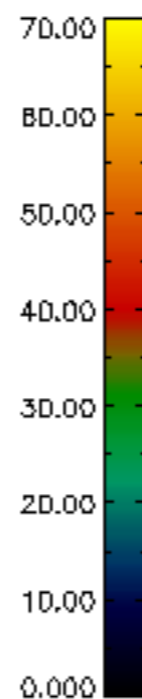
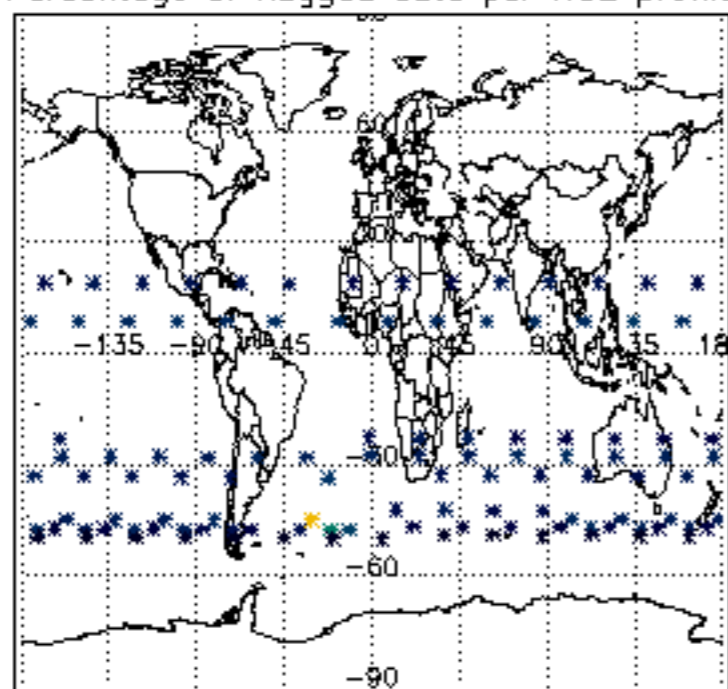
Percentage of flagged data per D3 profile



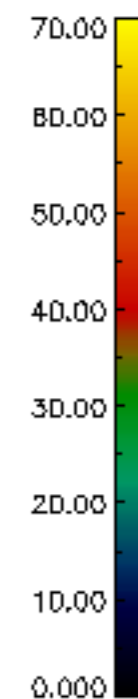
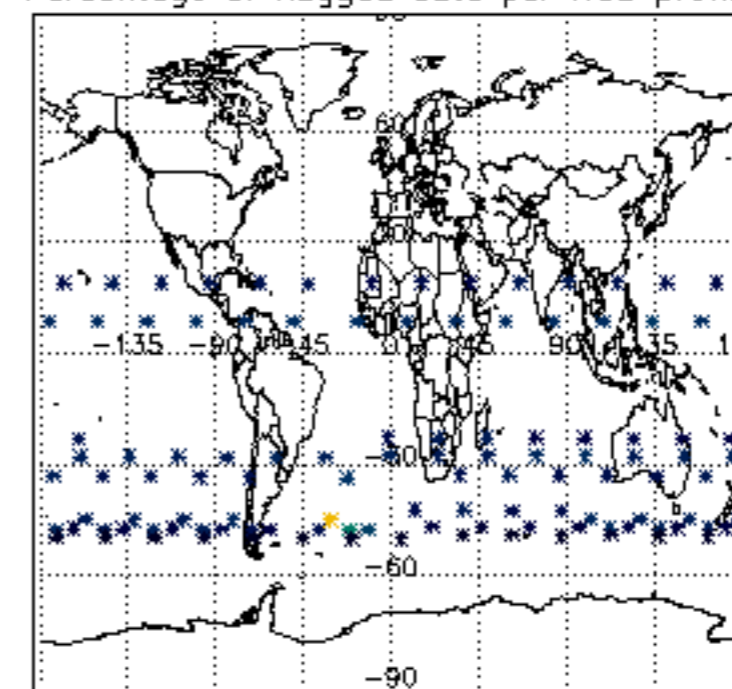
Percentage of flagged data per H2O profile

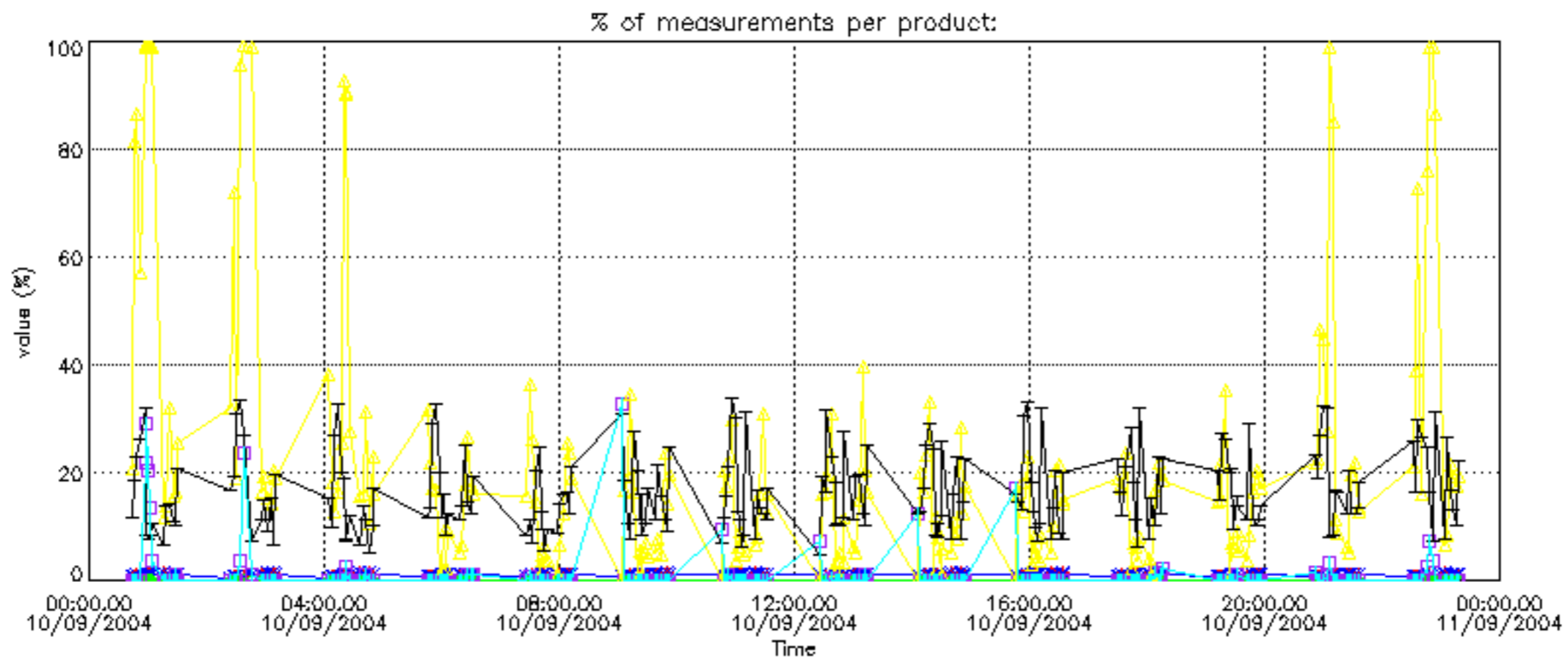
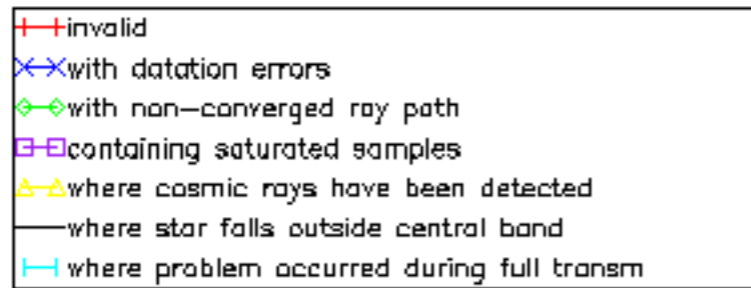


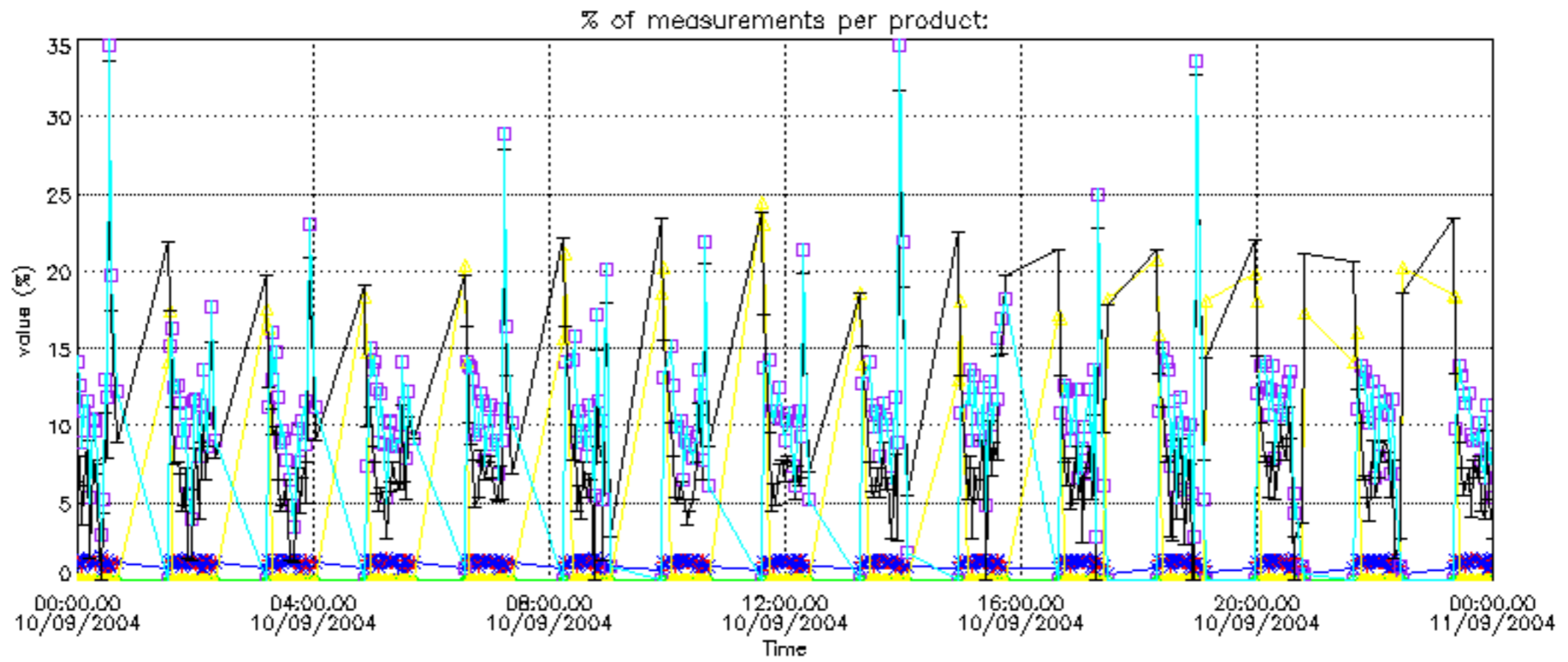
Percentage of flagged data per NO2 profile



Percentage of flagged data per NO3 profile

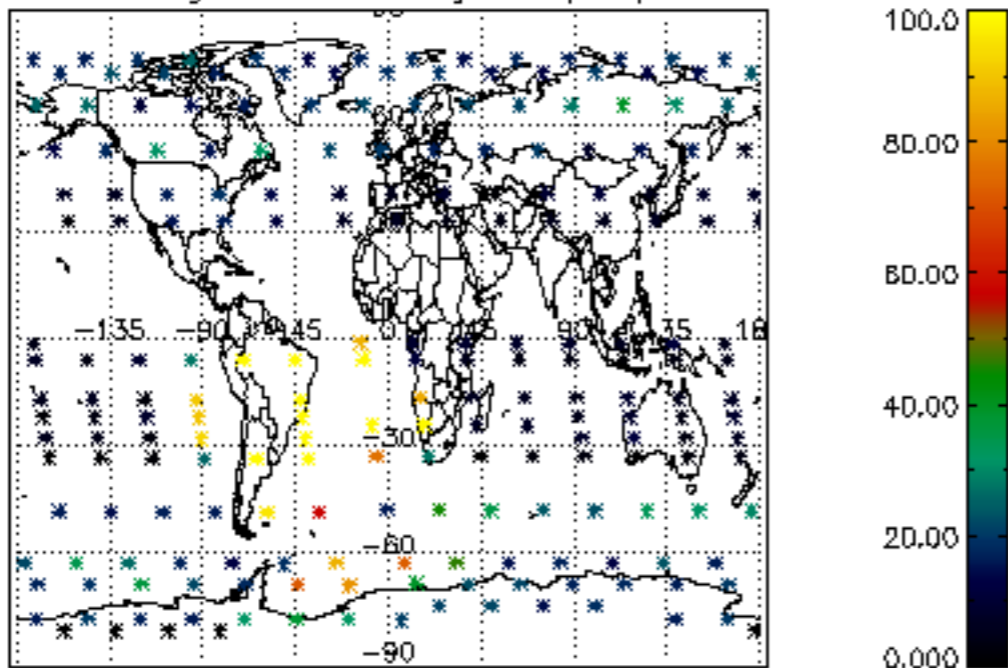




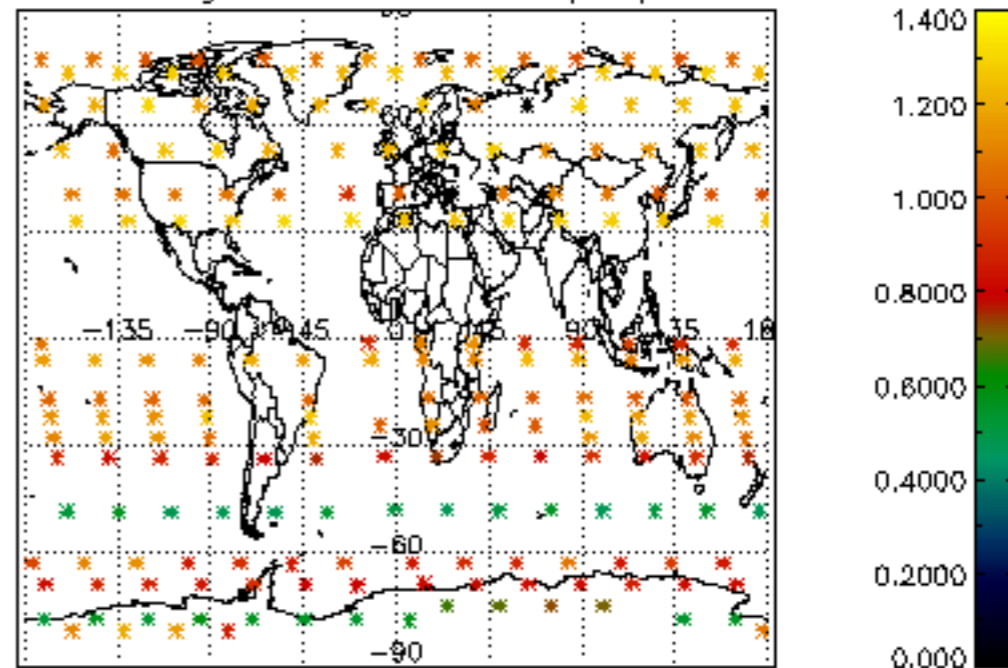




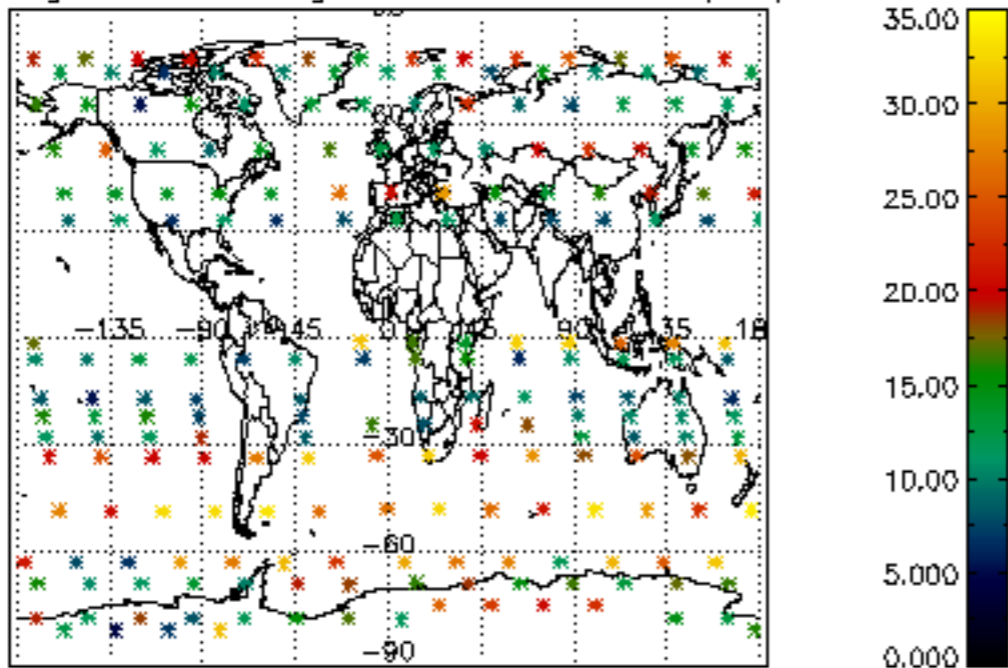
Percentage of cosmic ray hits per profile



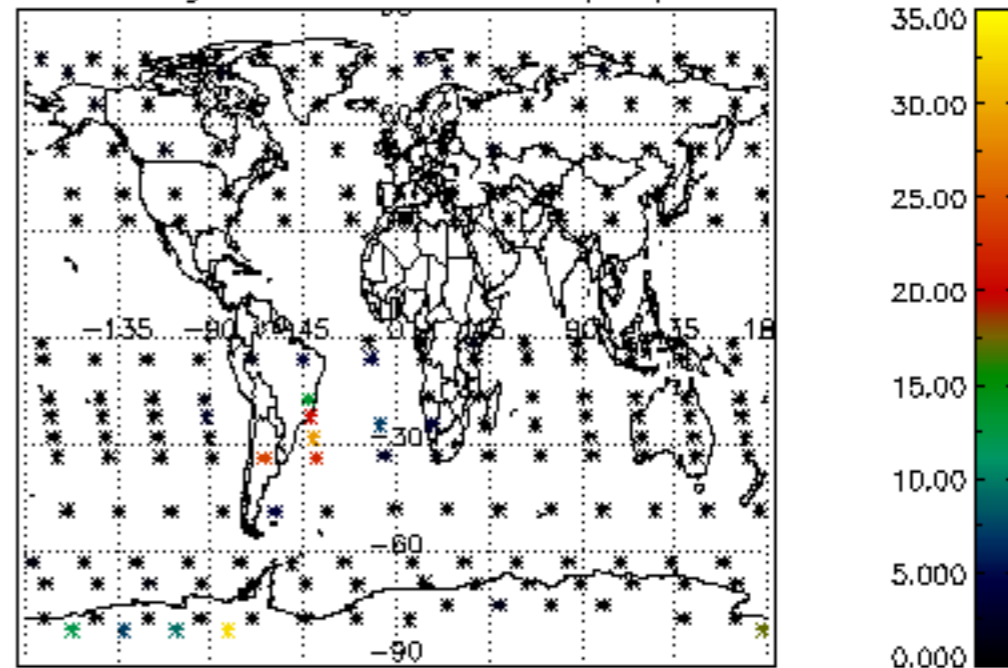
Percentage of datation errors per profile



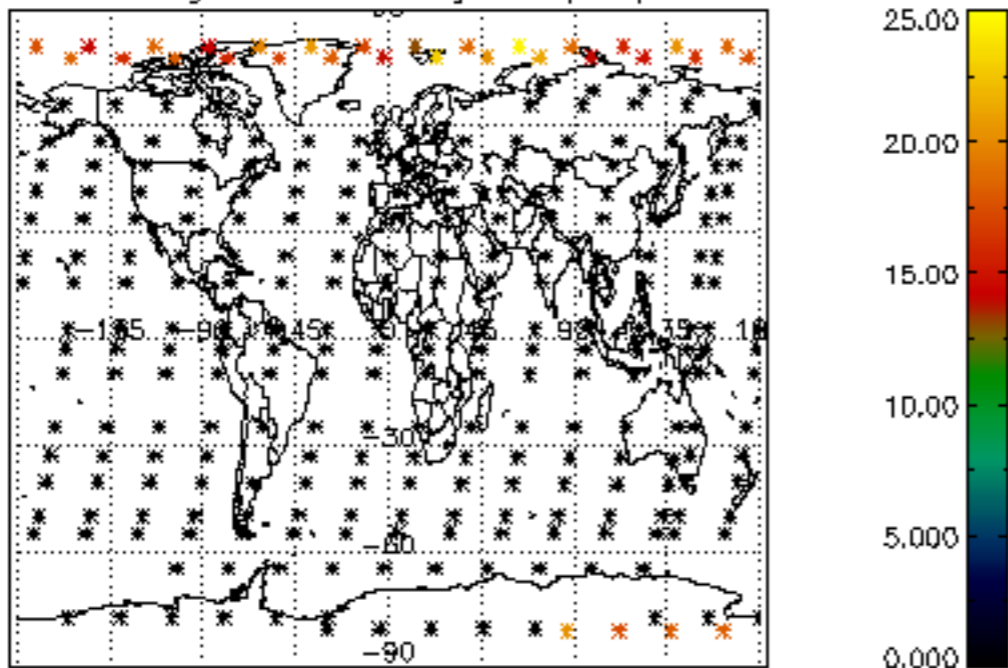
Percentage of star falling outside central band per profile



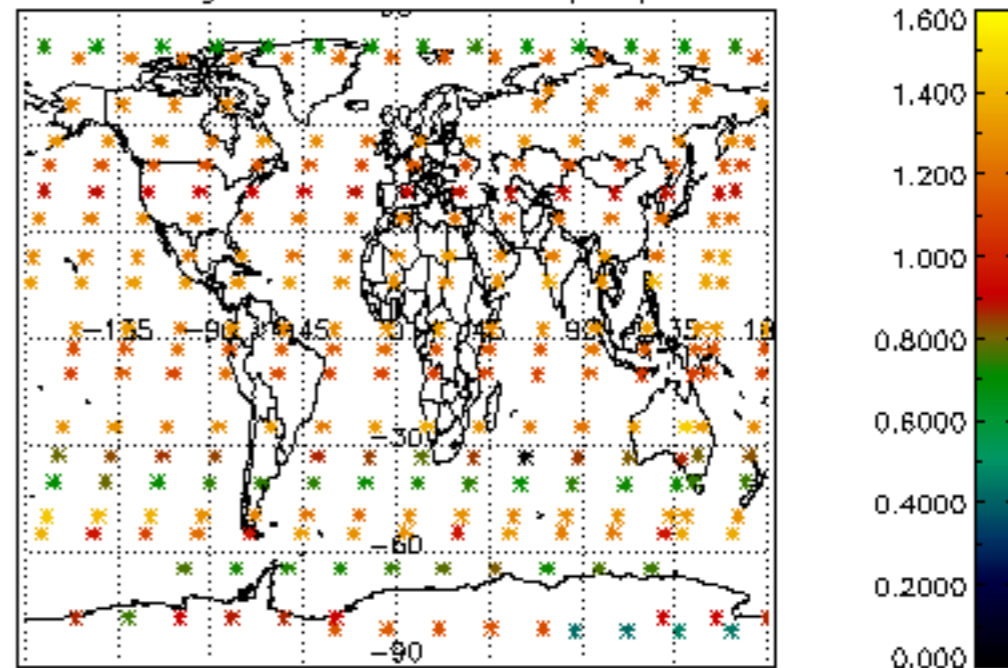
Percentage of saturation errors per profile



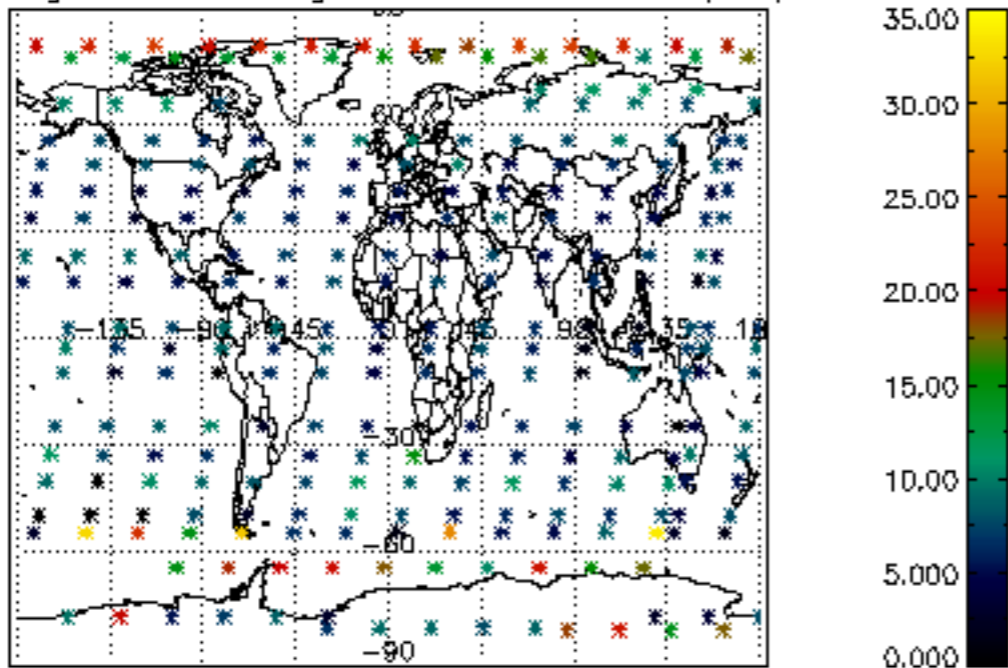
Percentage of cosmic ray hits per profile



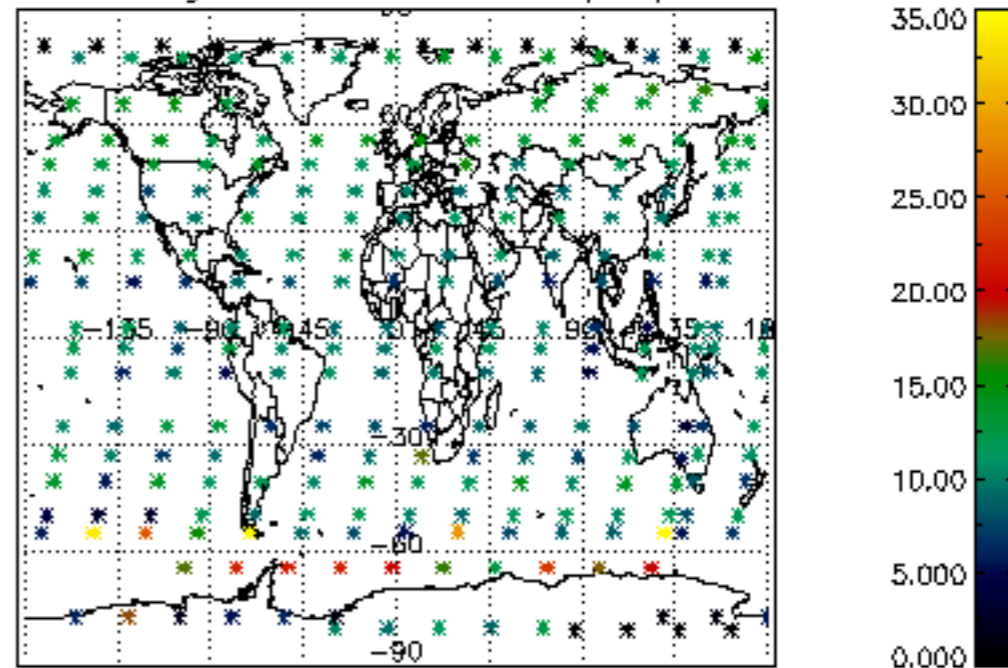
Percentage of datation errors per profile

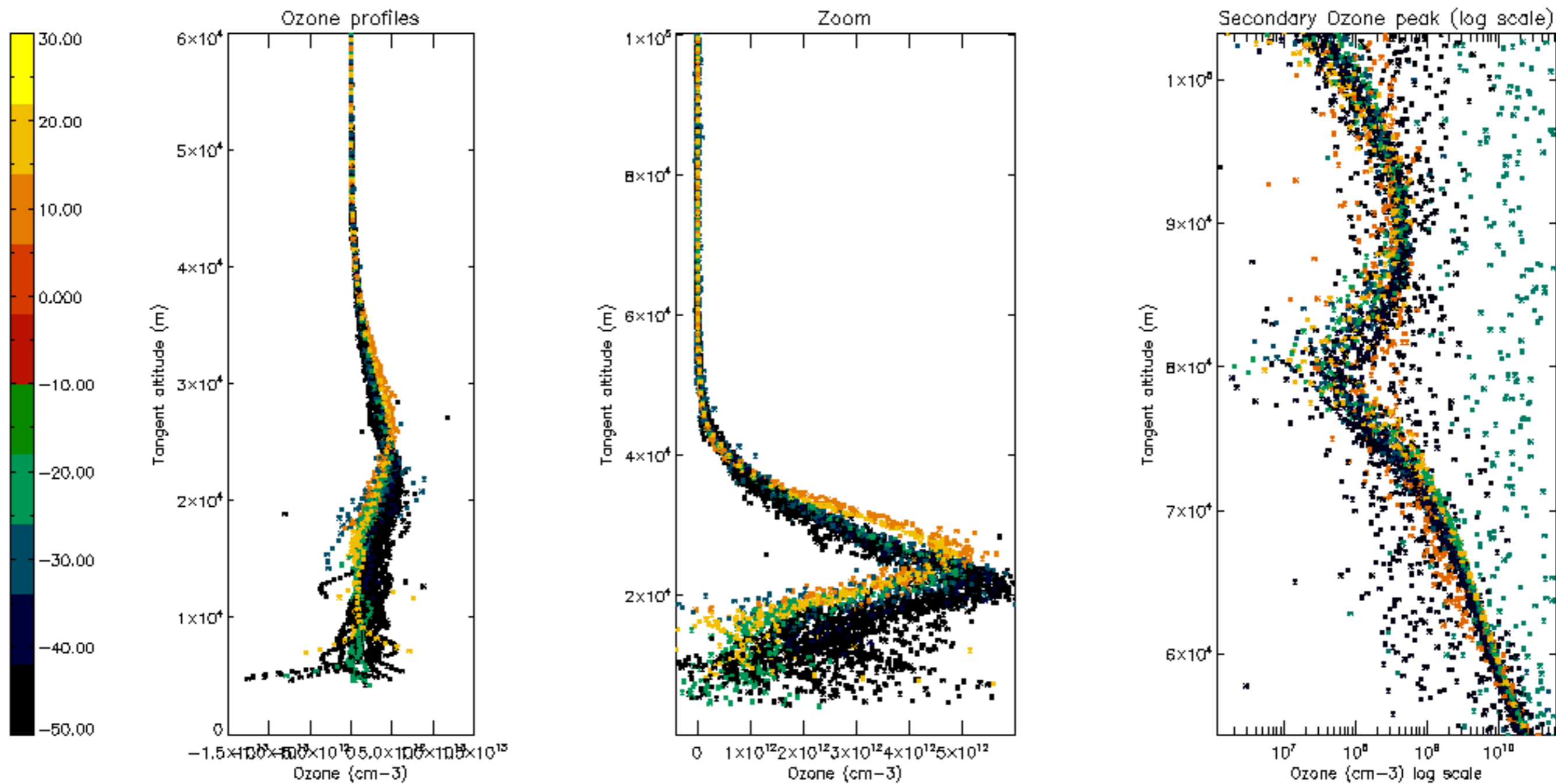


Percentage of star falling outside central band per profile

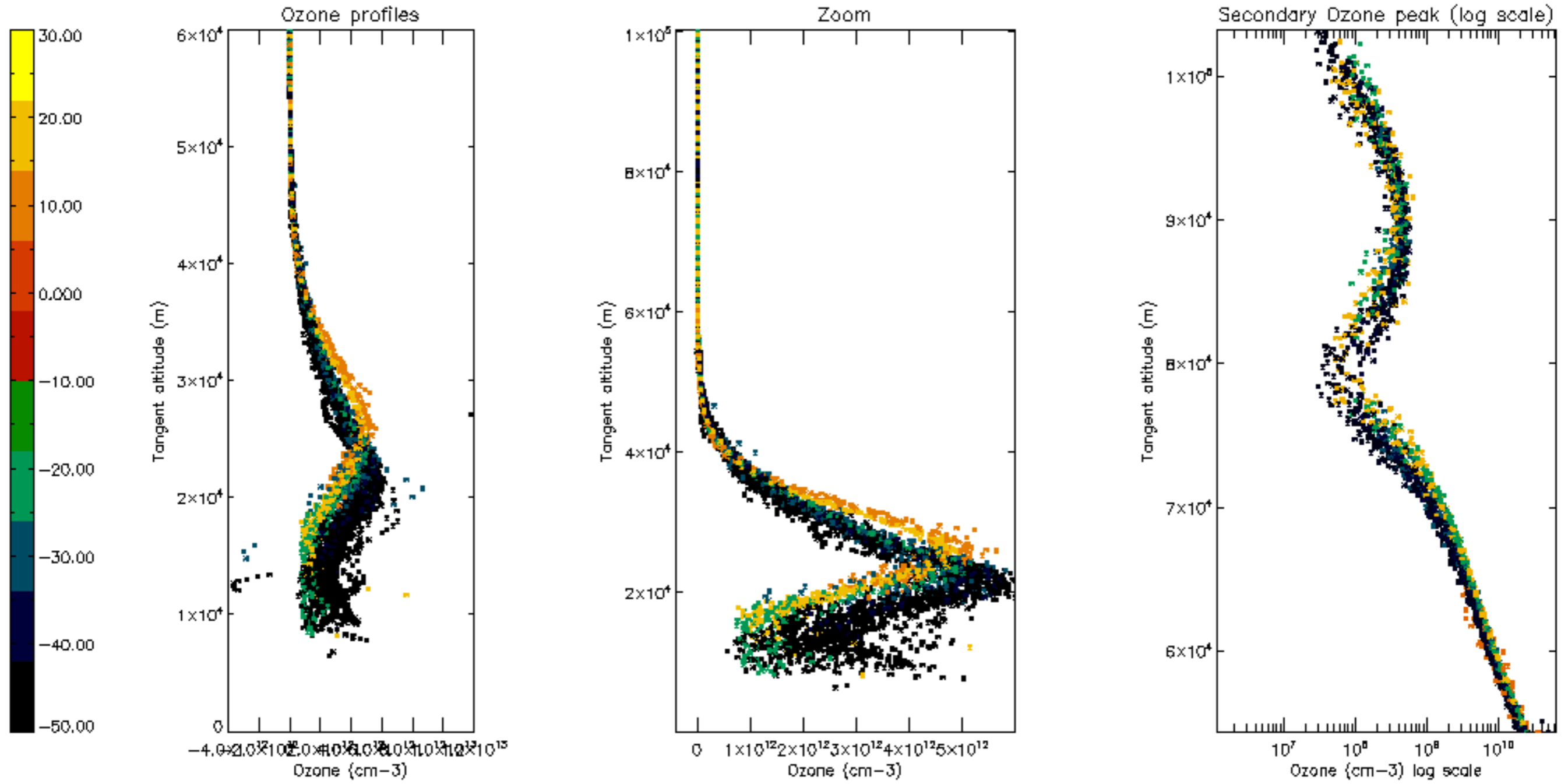


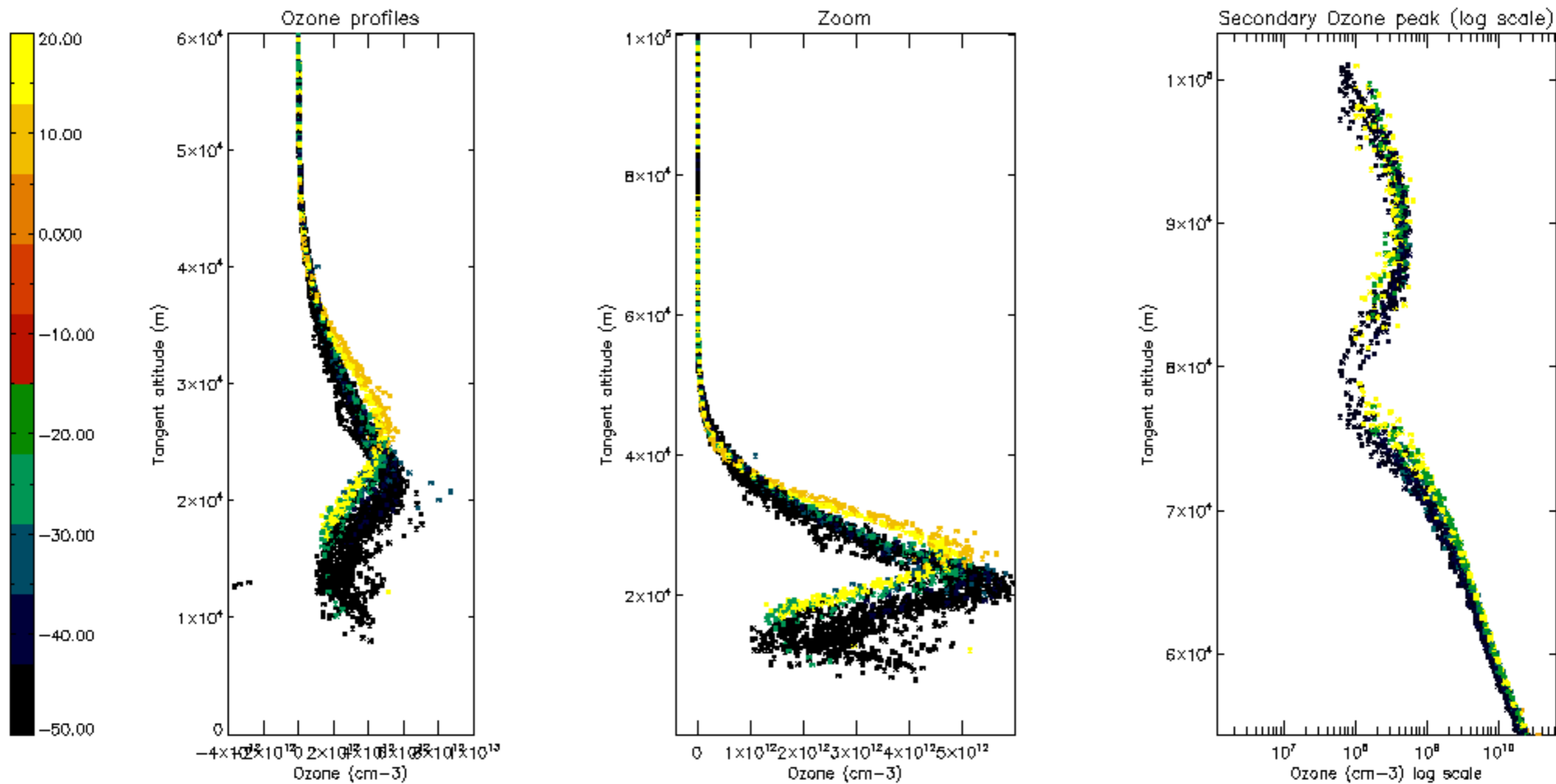
Percentage of saturation errors per profile

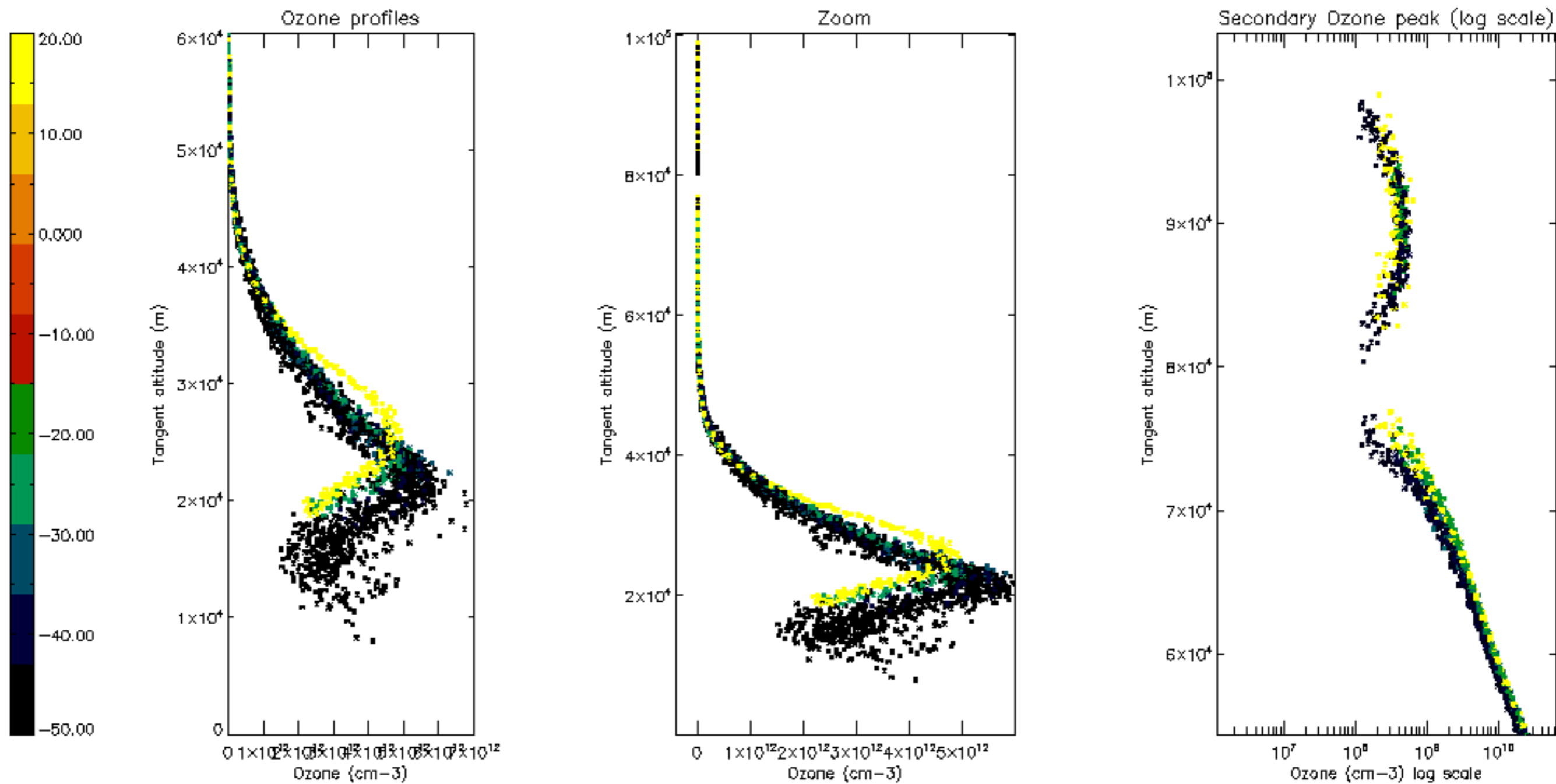




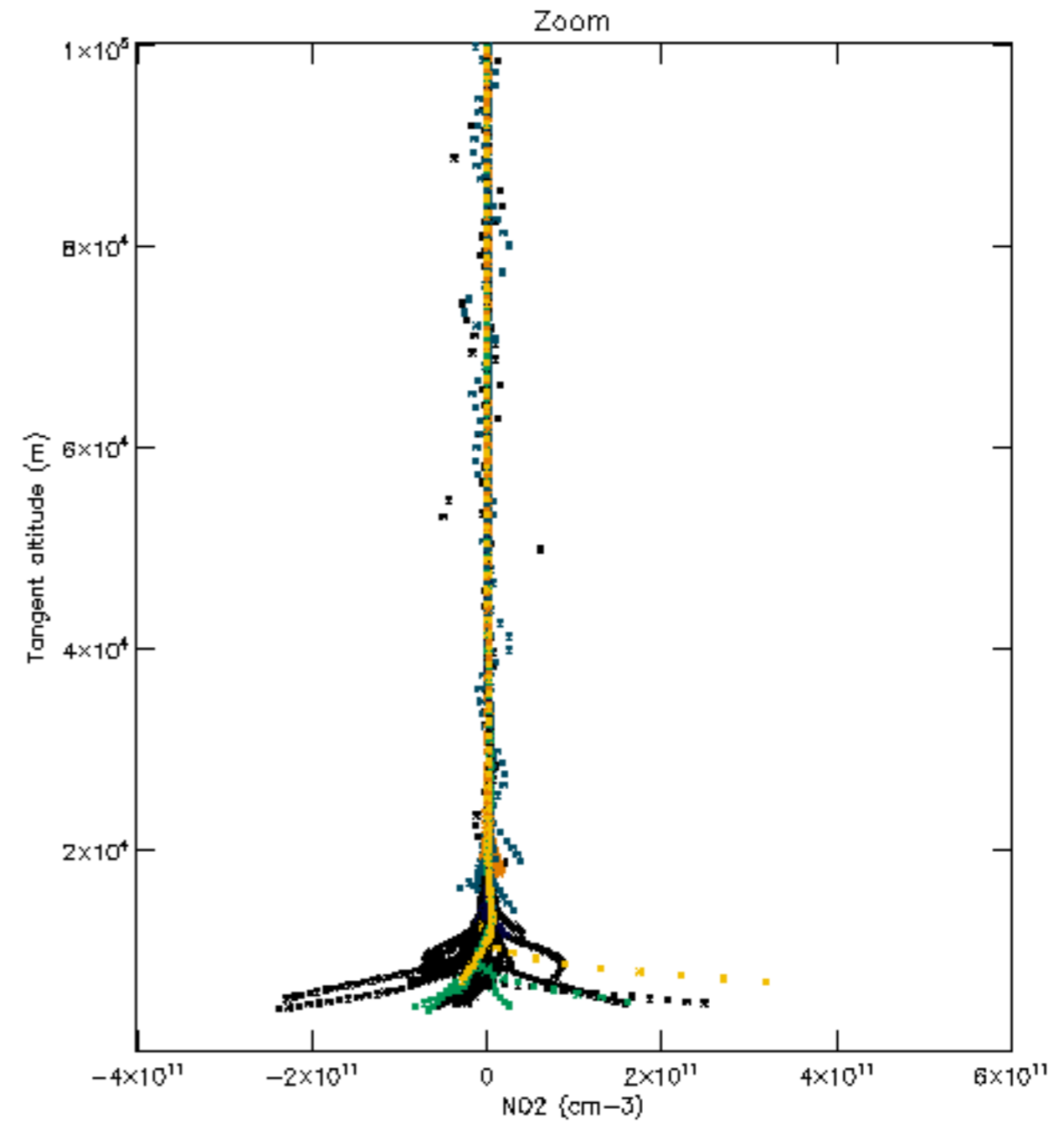
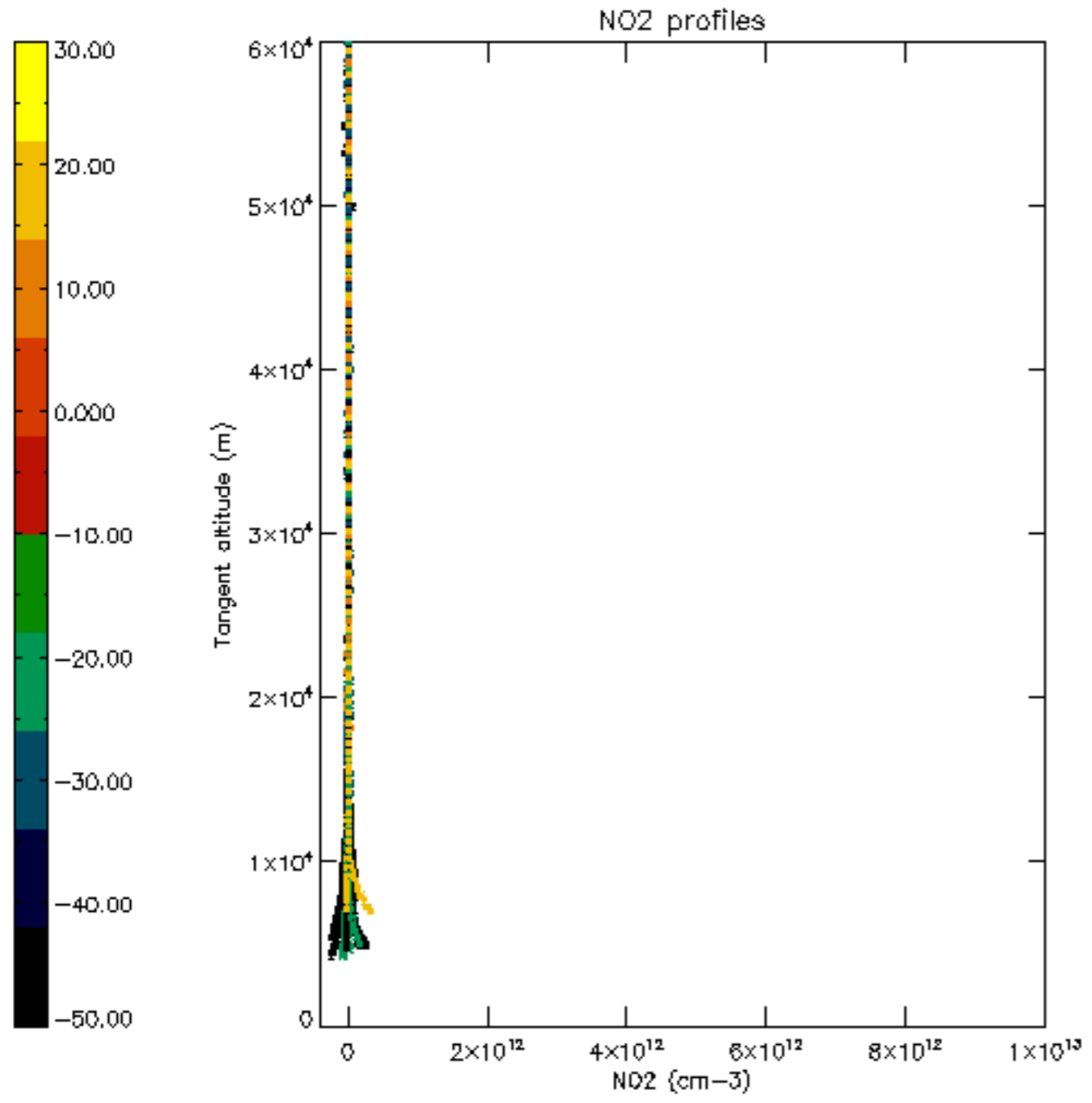


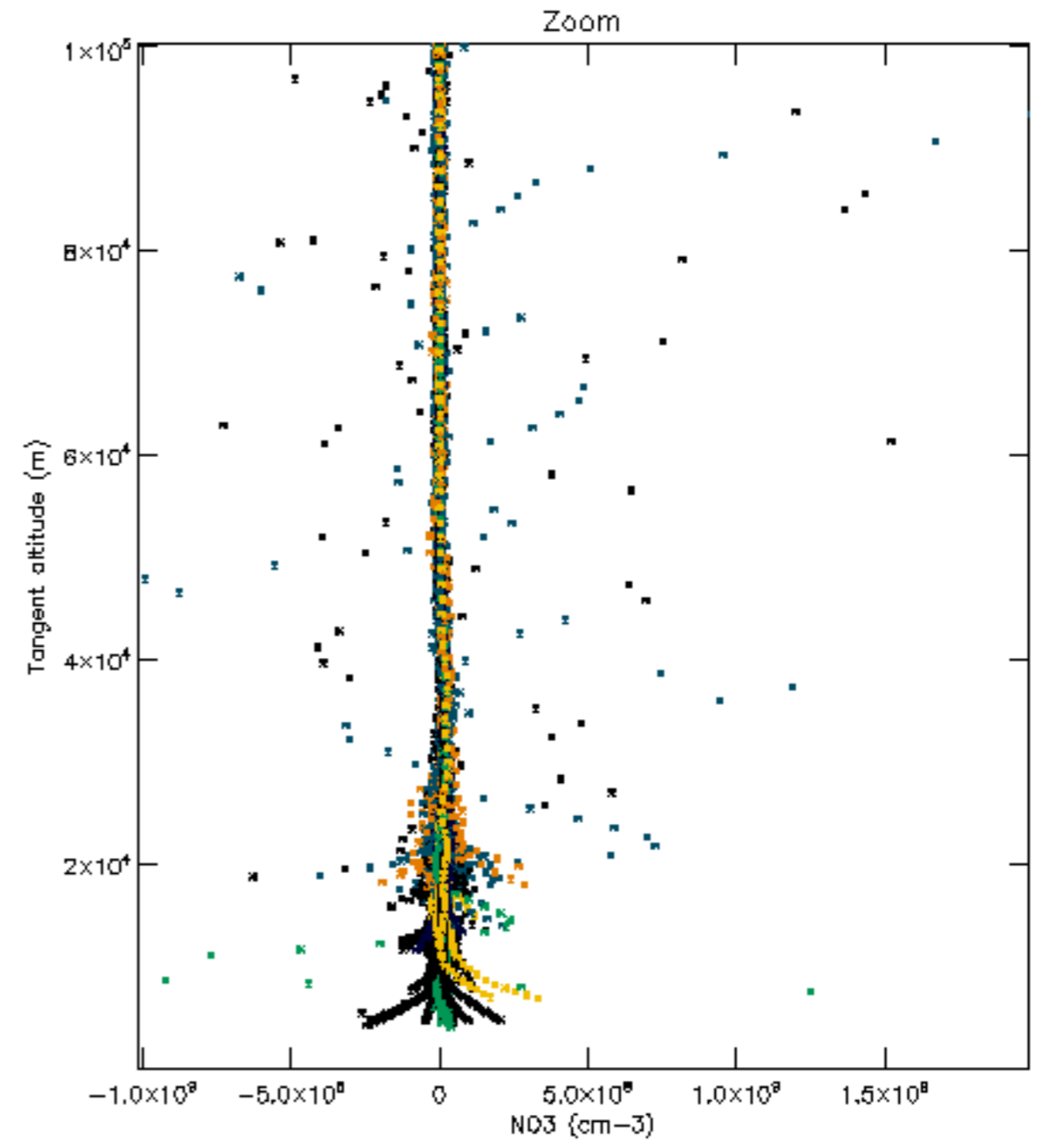
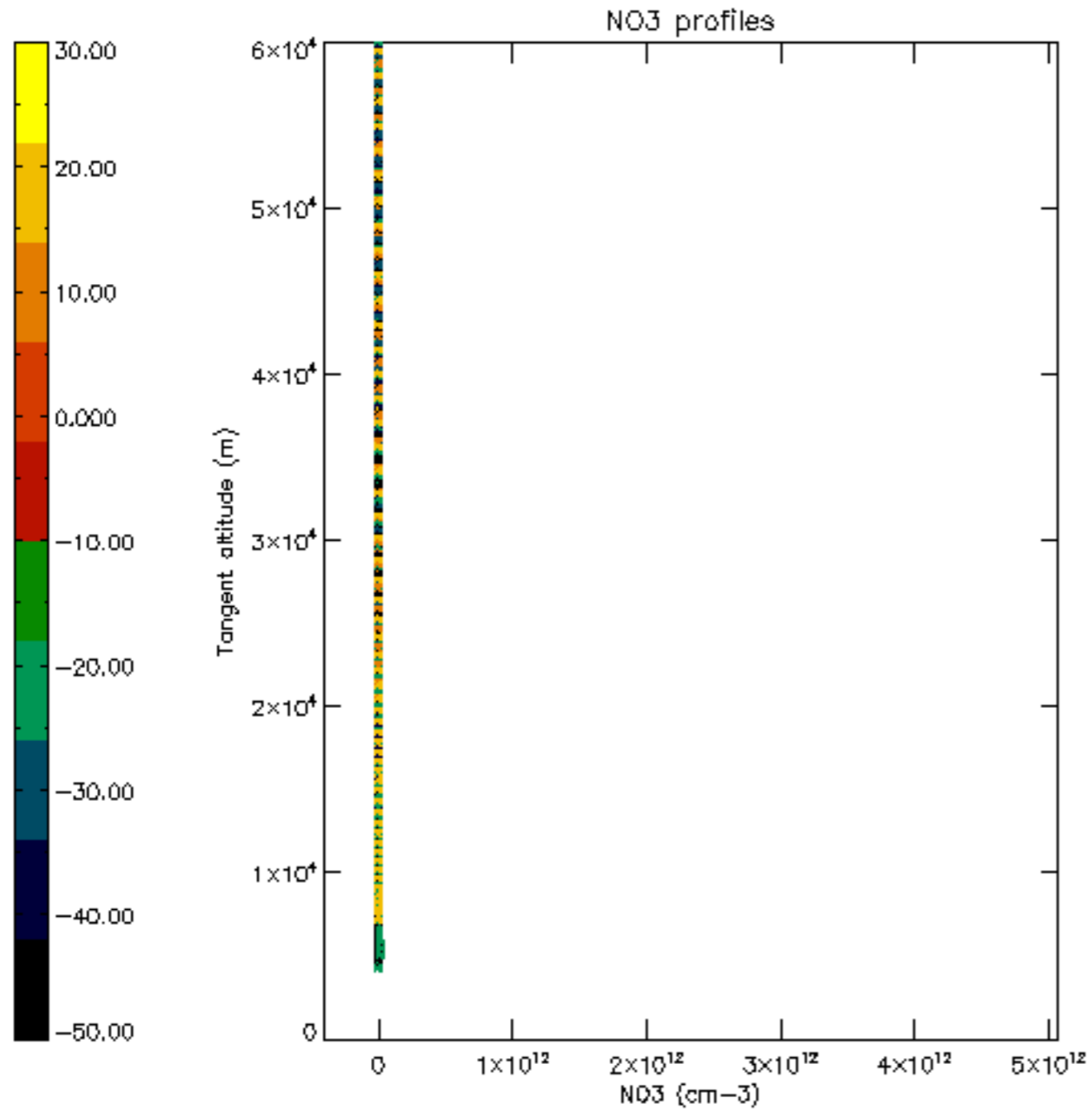


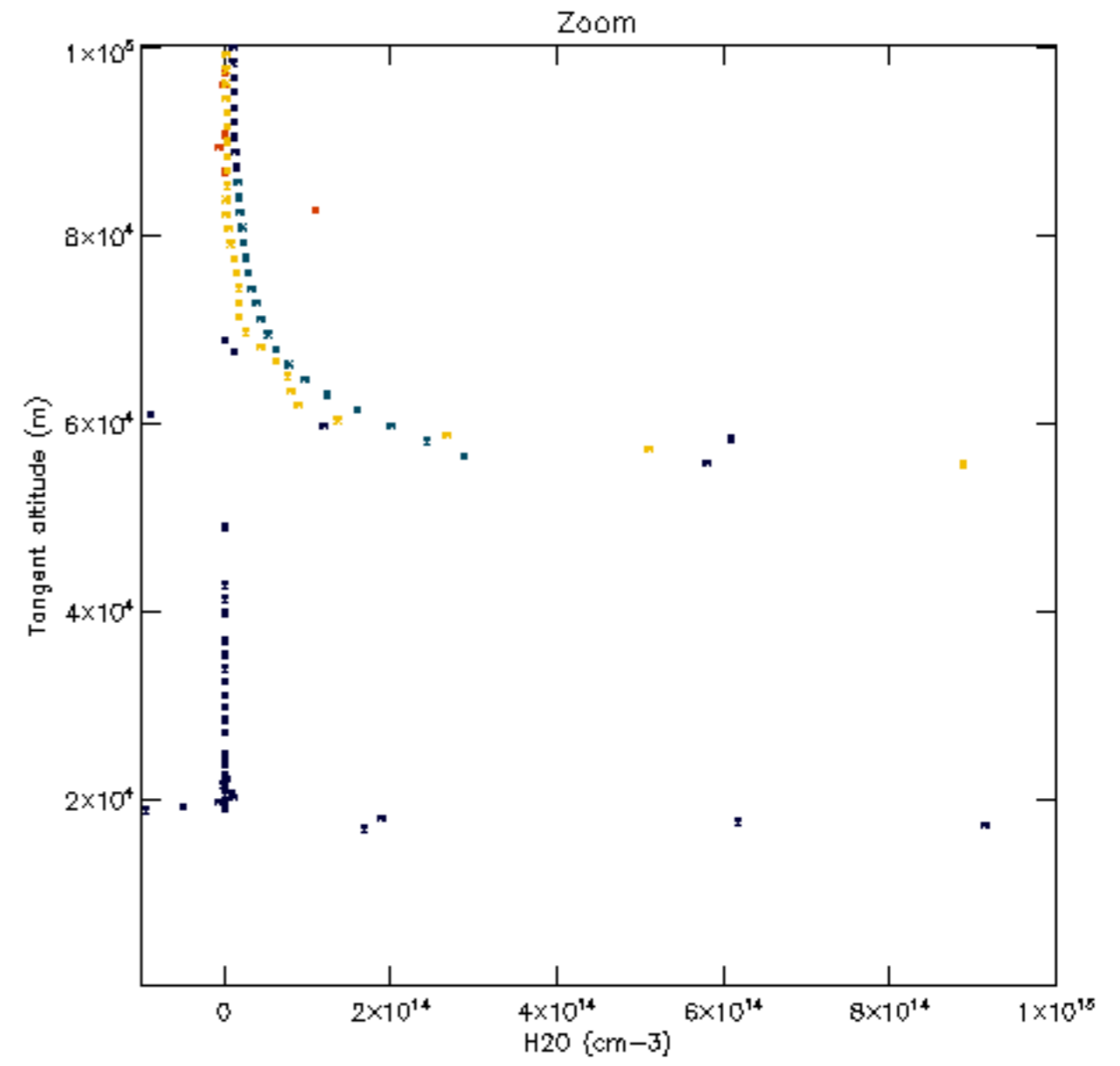
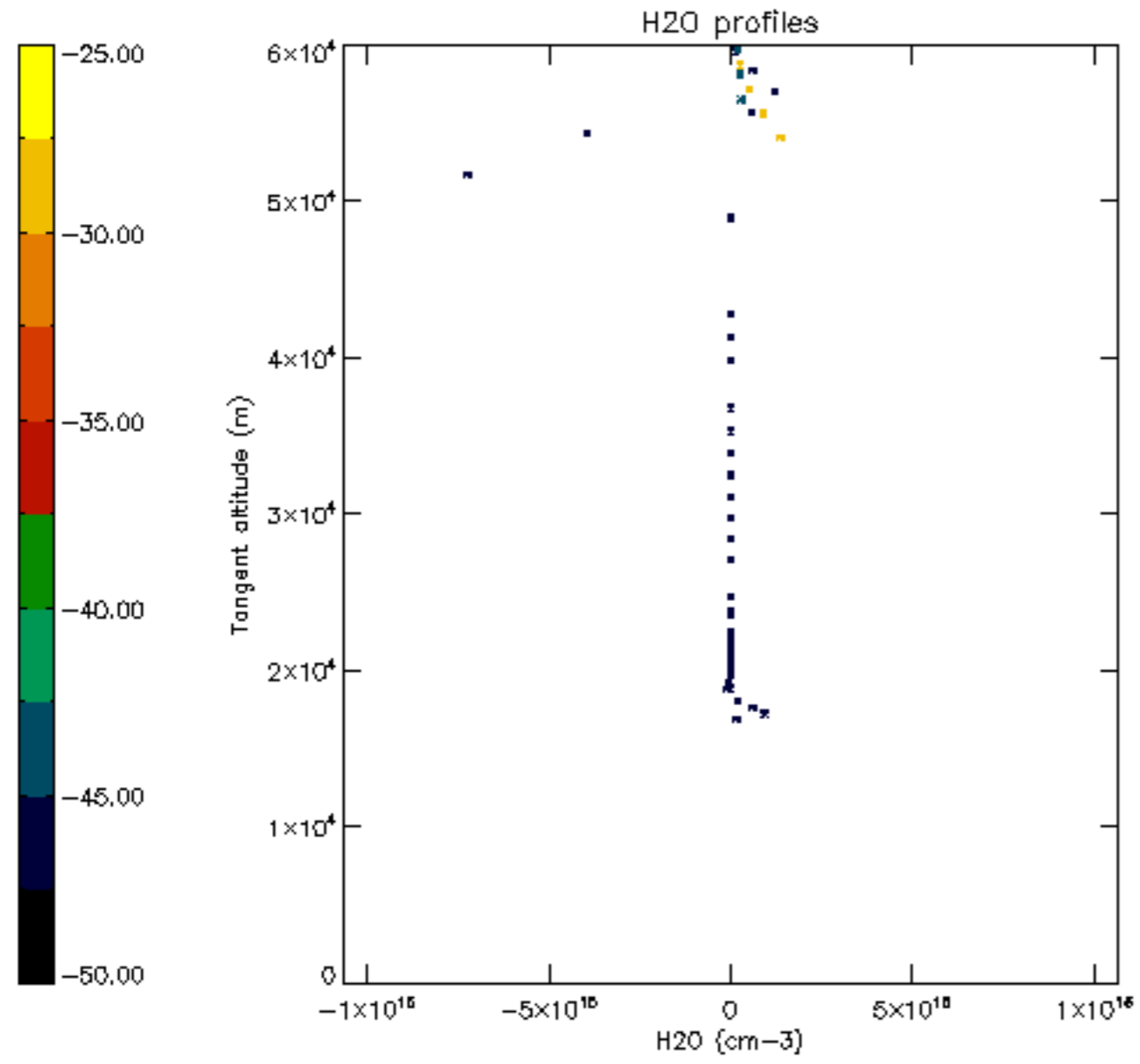




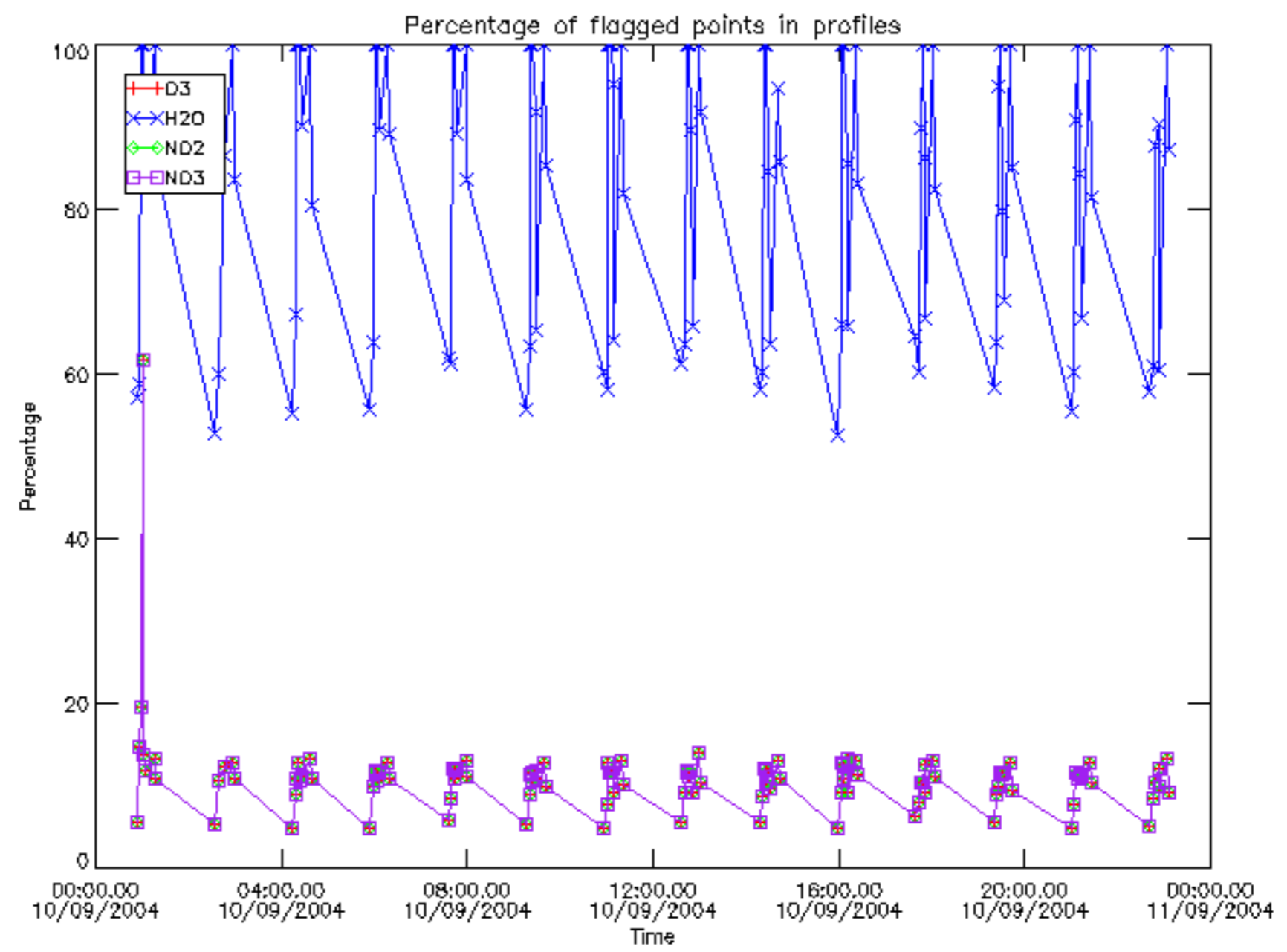




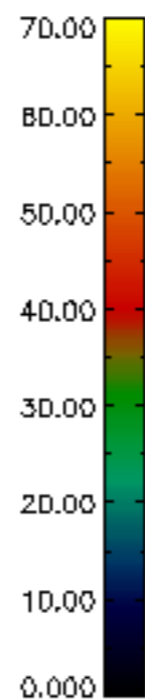
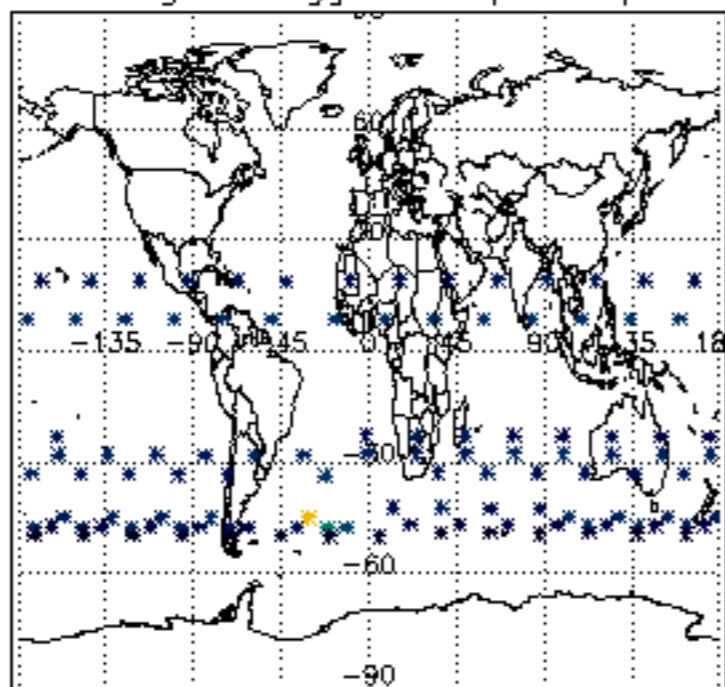




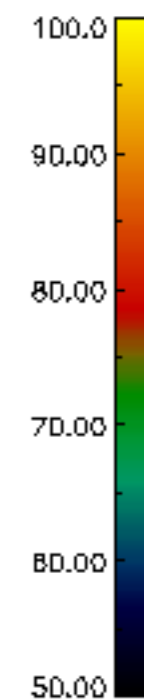
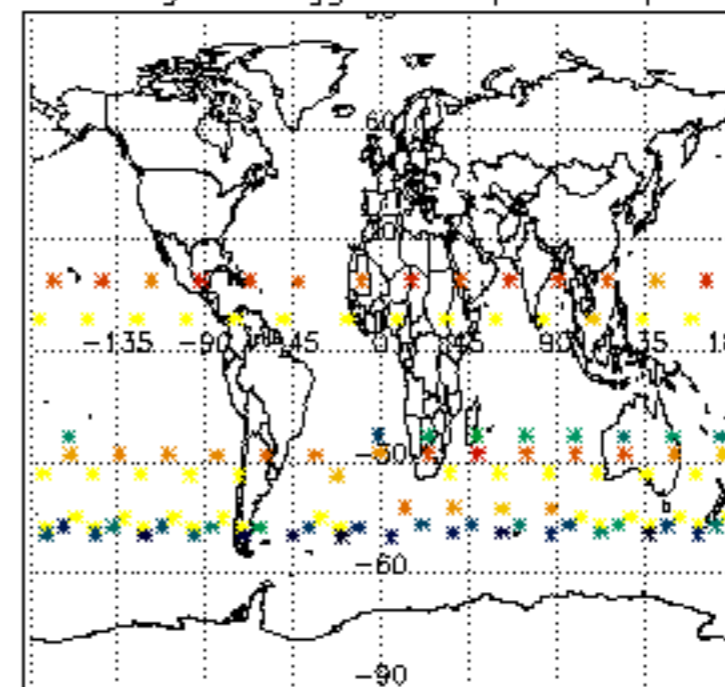




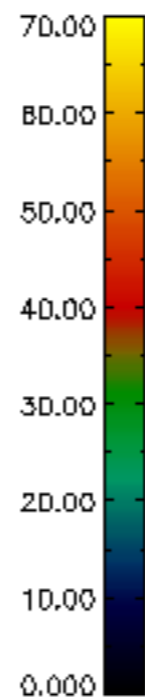
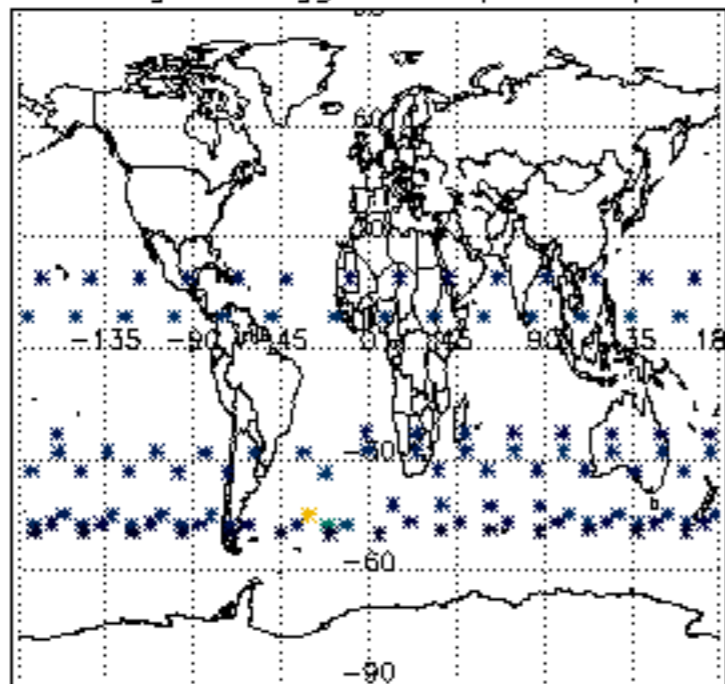
Percentage of flagged data per D3 profile



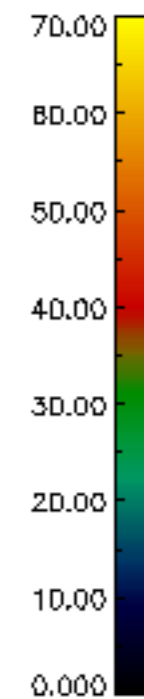
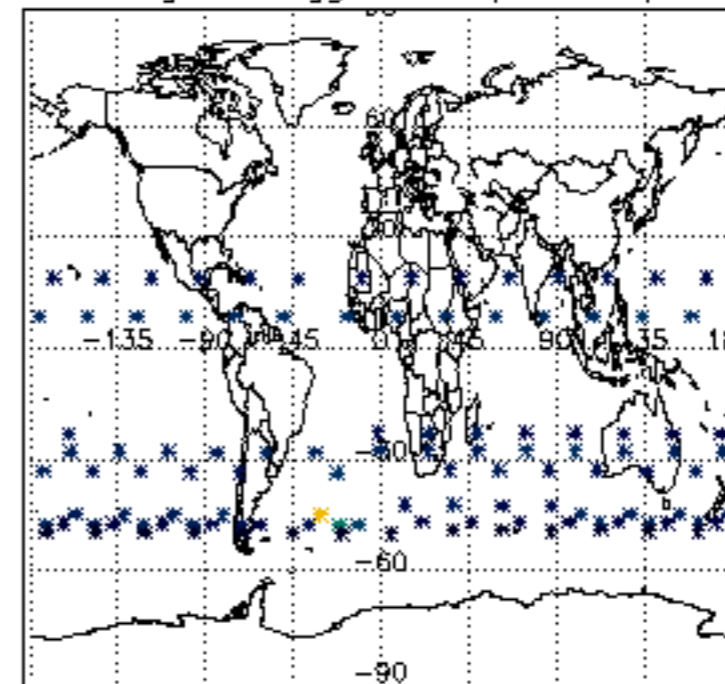
Percentage of flagged data per H2O profile

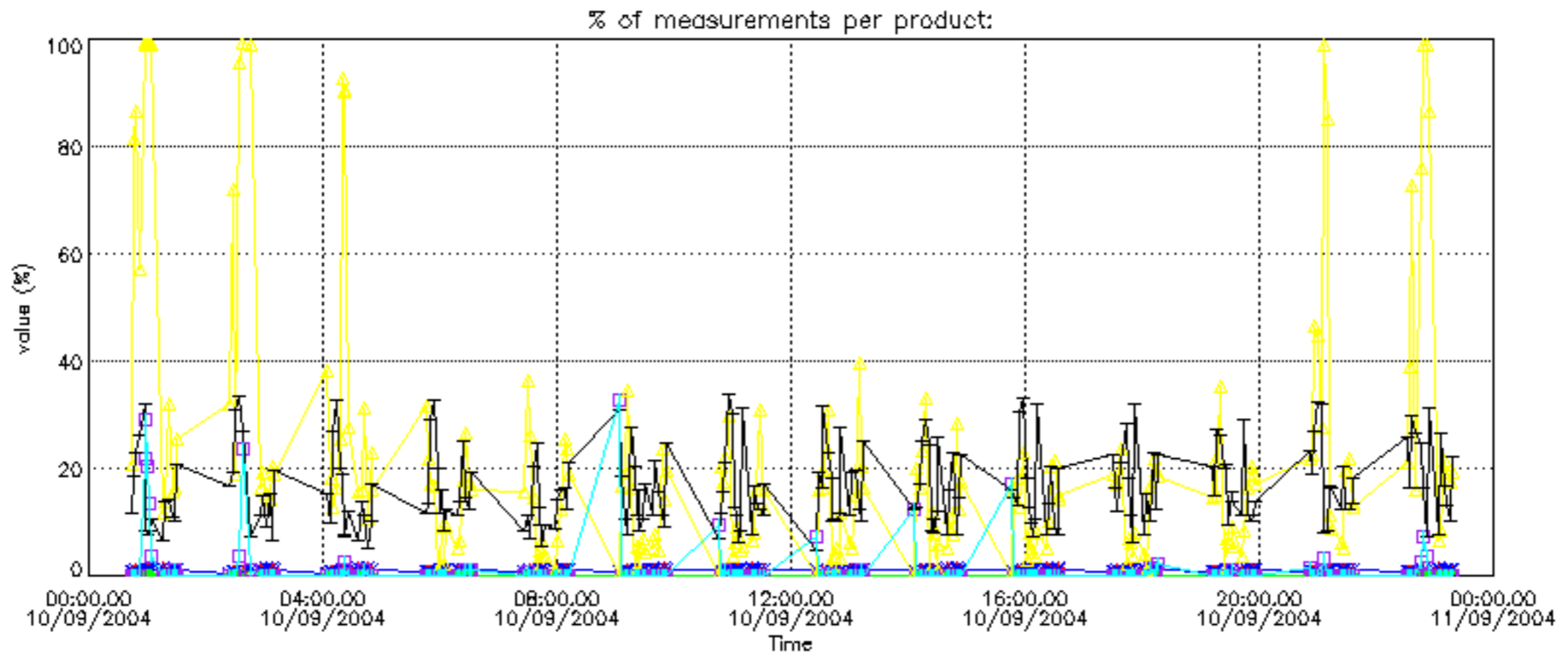


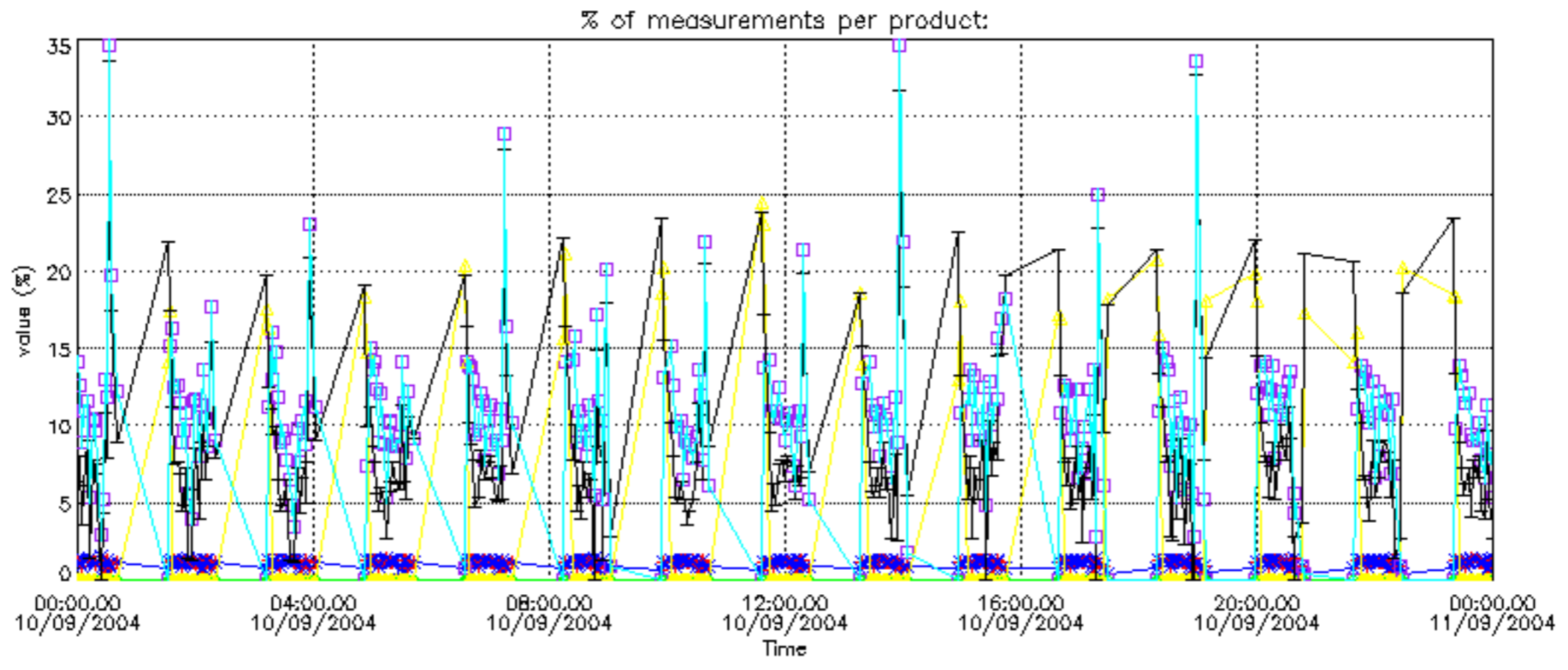
Percentage of flagged data per NO2 profile



Percentage of flagged data per NO3 profile

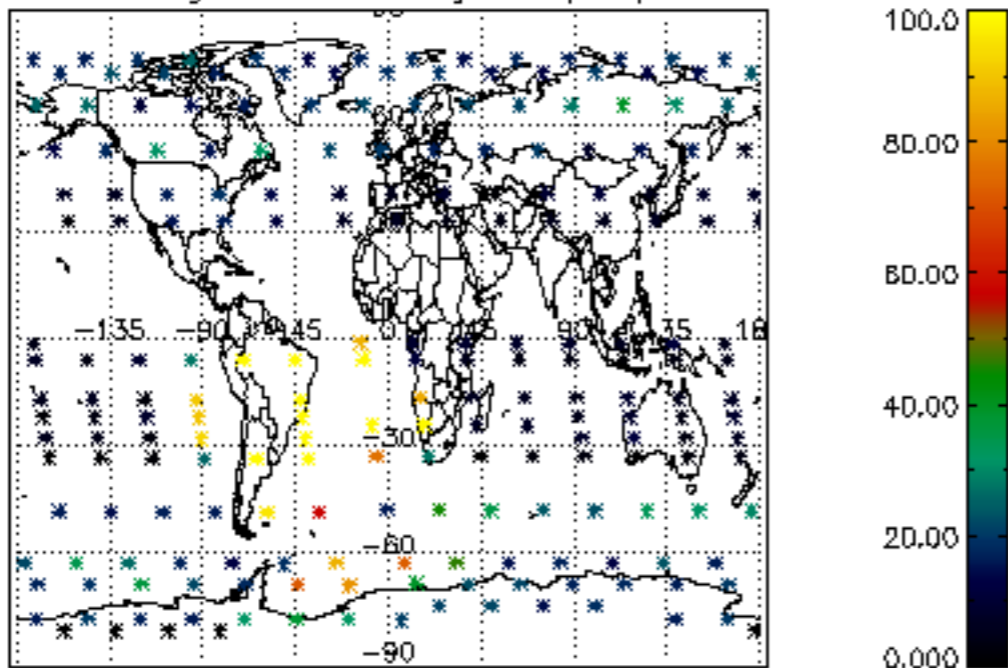




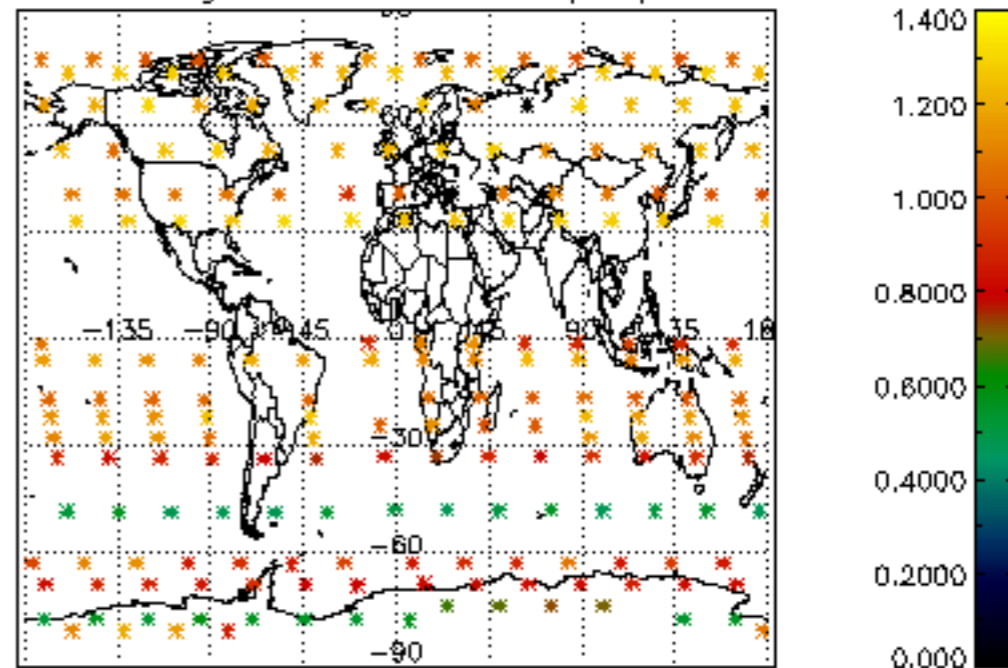




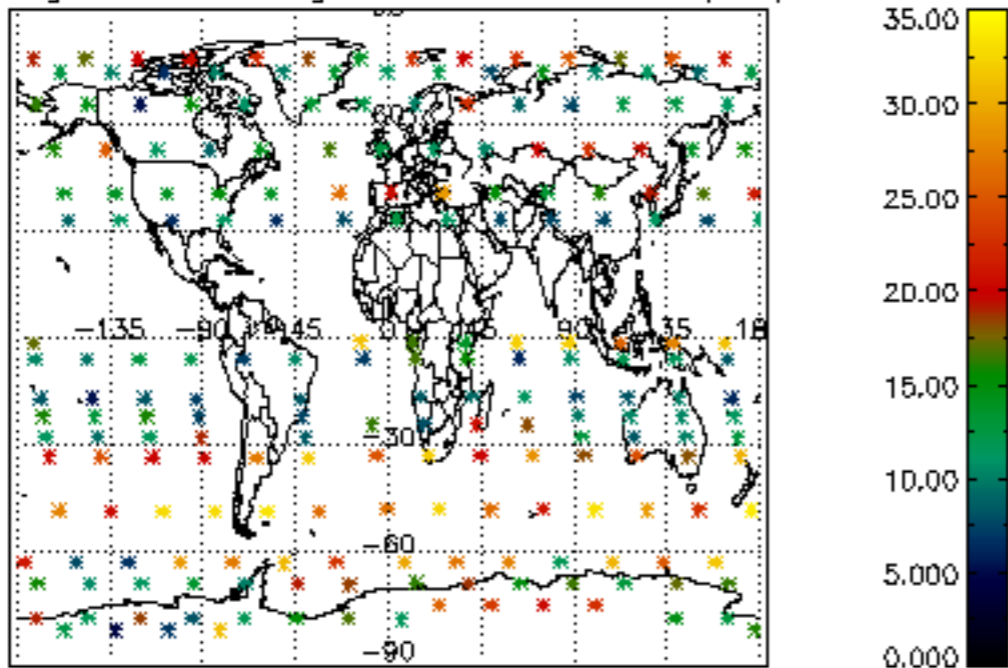
Percentage of cosmic ray hits per profile



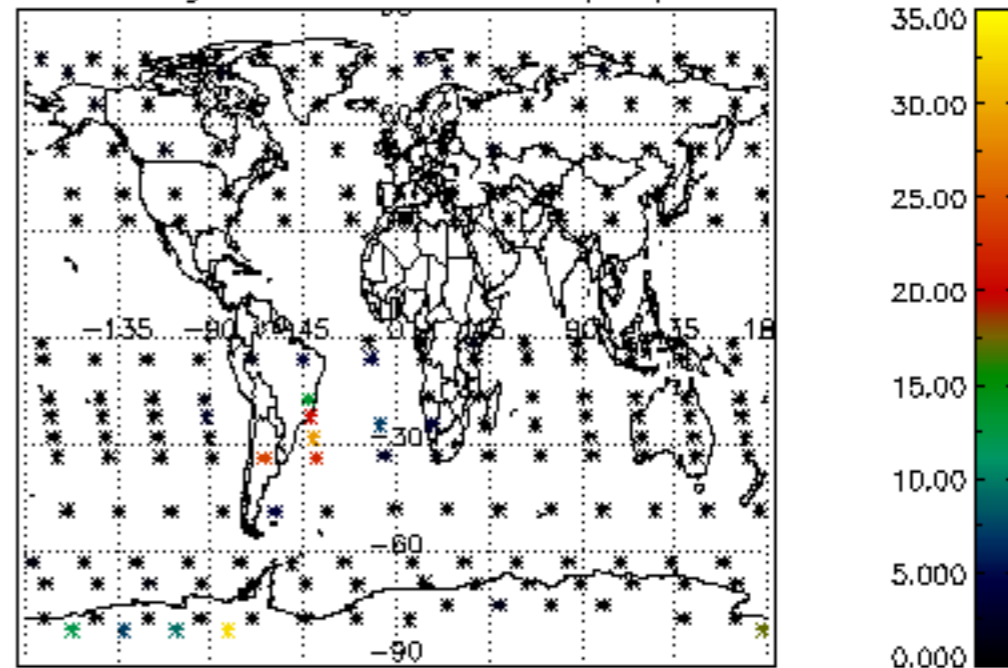
Percentage of datation errors per profile



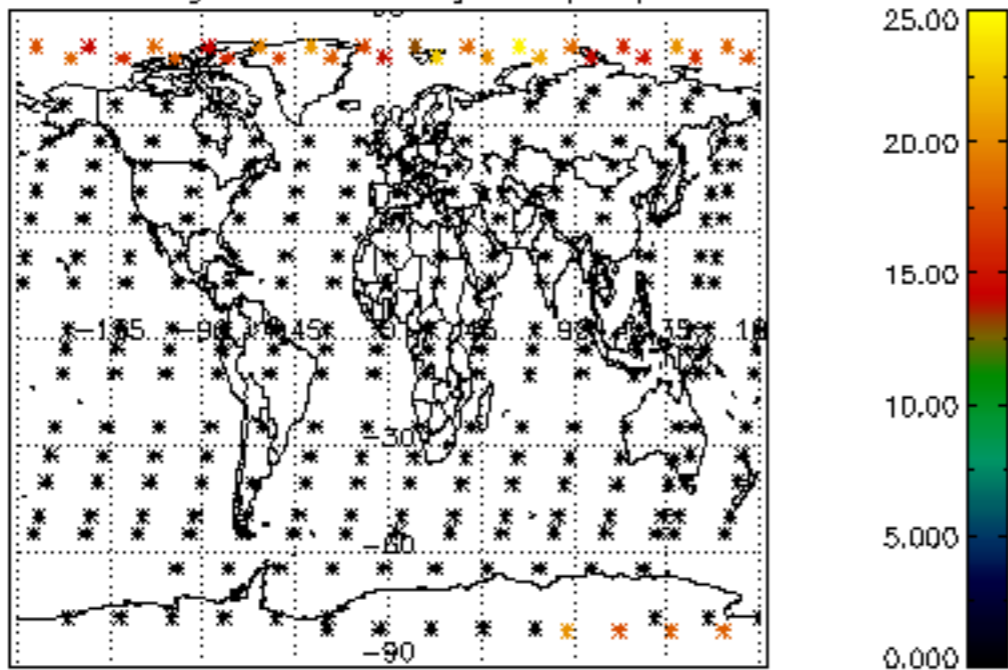
Percentage of star falling outside central band per profile



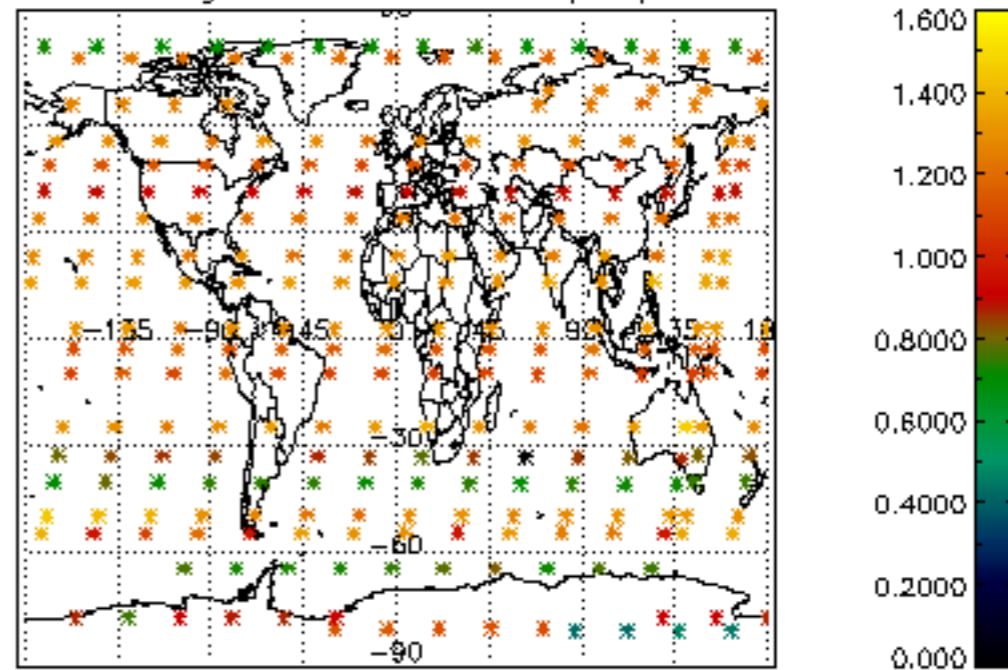
Percentage of saturation errors per profile



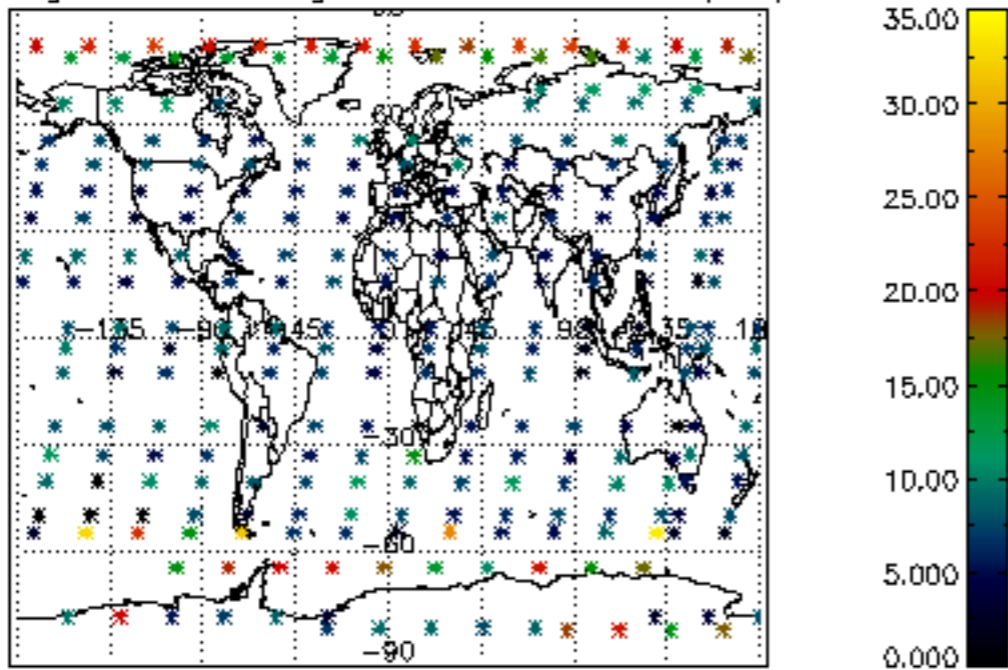
Percentage of cosmic ray hits per profile



Percentage of datation errors per profile



Percentage of star falling outside central band per profile



Percentage of saturation errors per profile

