

GOMOS Level 2 Daily Report

SUMMARY

[1. General Info](#)

[2. Summary of processed GOM_NL_2P products](#)

[3. Level 2 Quality information per product](#)

[3.1 Plot of level 2 quality information per product \(time dependant\)](#)

[3.2 Plot of level 2 quality information per product \(world map\)](#)

[4. Level 1 Quality information per product \(stored on level 2 products\)](#)

[4.1 Plot of level 1 quality information per product \(time dependant\)](#)

[4.1.1 Plot of level 1 quality information per product \(time dependant\): ASCENDING](#)

[4.1.2 Plot of level 1 quality information per product \(time dependant\): DESCENDING](#)

[4.2 Plot of level 1 quality information per product \(world map\)](#)

[4.2.1 Plot of level 1 quality information per product \(world map\): ASCENDING](#)

[4.2.2 Plot of level 1 quality information per product \(world map\): DESCENDING](#)

[5. Ozone profiles based on quality statistics and other trace gas profiles](#)

[5.1 Ozone statistics based on quality of products](#)

[5.2 Plot ozone profiles for all STD \(dark without errors\)](#)

[5.3 Plot ozone profiles where STD < 20% \(dark without errors\)](#)

[5.4. Plot ozone profiles where STD < 10% \(dark without errors\)](#)

[5.5. Plot ozone profiles where STD < 5% \(dark without errors\)](#)

[5.6 Plot NO2 profiles for all STD \(dark without errors\)](#)

[5.7 Plot NO3 profiles for all STD \(dark without errors\)](#)

[5.8 Plot H2O profiles \(only for occultations of stars 1,2,3,4,13,14,16,26,63 dark without errors\) for all STD](#)

[6. Auxiliary Data Files used for the production reported in section 2](#)

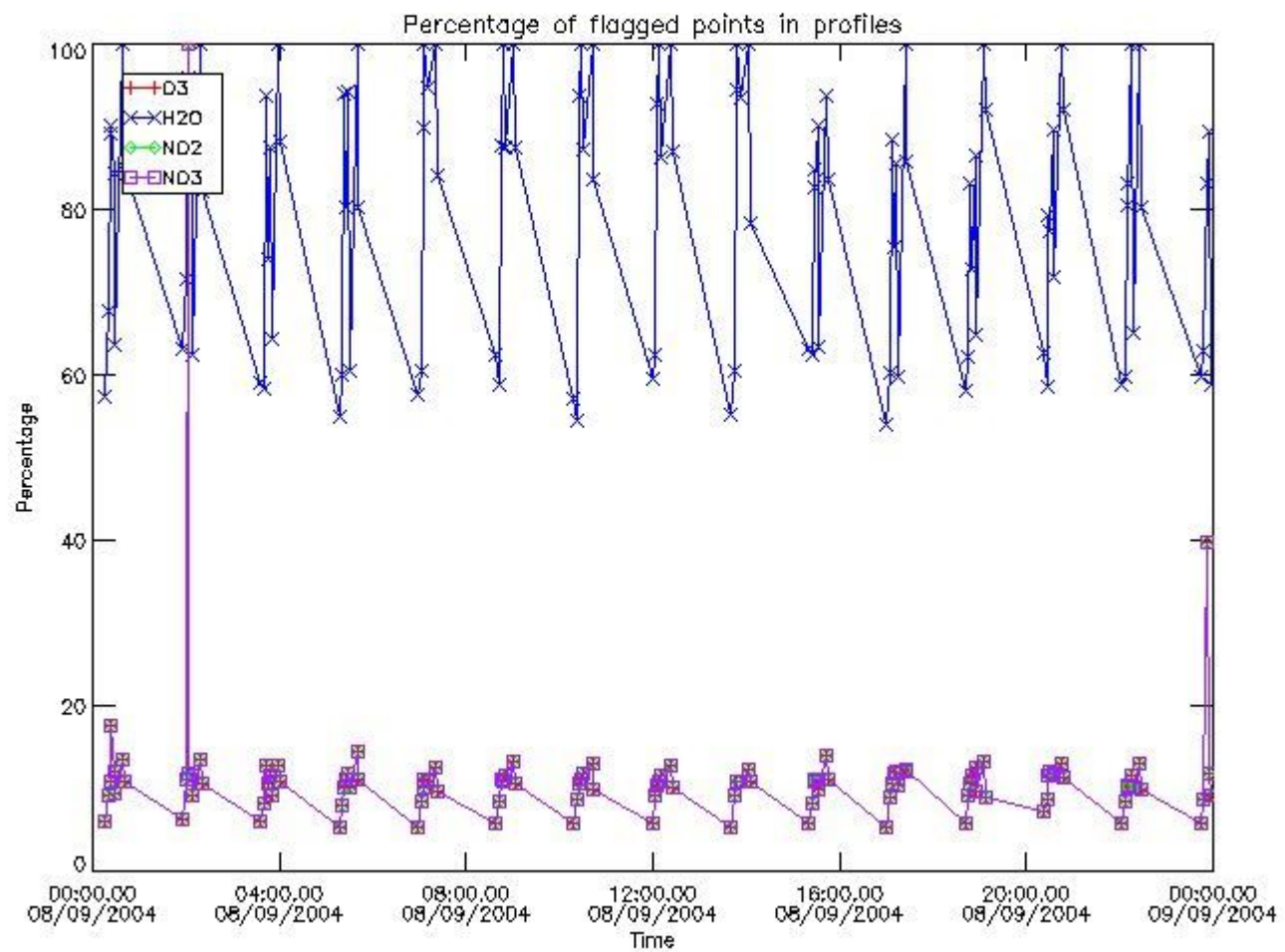
397	GOM_NL__2PRFIN20040908_203545_000000432030_00128_13208_3650.N1	08-SEP-2004 20:35:45	Dark	43.000	2	Alp Car	-0.73600	7000.0	86	13208	No
398	GOM_NL__2PRFIN20040908_204533_000000392030_00129_13209_3618.N1	08-SEP-2004 20:45:33	Dark	39.000	135	Bet Hyi	2.8200	5800.0	78	13209	No
399	GOM_NL__2PRFIN20040908_204730_000000452030_00129_13209_3619.N1	08-SEP-2004 20:47:30	Dark	45.000	9	Alp Eri	0.45300	24000.	90	13209	No
400	GOM_NL__2PRFIN20040908_205107_000000402030_00129_13209_3620.N1	08-SEP-2004 20:51:07	Straylight	40.000	148	Alp Tuc	2.8780	4100.0	80	13209	No
401	GOM_NL__2PRFIN20040908_205448_000000432030_00129_13209_3621.N1	08-SEP-2004 20:54:48	Straylight	43.000	31	Alp Gru	1.7340	15200.	86	13209	No
402	GOM_NL__2PRFIN20040908_205734_000000442030_00129_13209_3622.N1	08-SEP-2004 20:57:34	Straylight	43.500	172	Gam Gru	3.0030	13100.	87	13209	No
403	GOM_NL__2PRFIN20040908_205856_000000452030_00129_13209_3623.N1	08-SEP-2004 20:58:56	Straylight	44.500	18	24Alp PsA	1.1660	9700.0	89	13209	No
404	GOM_NL__2PRFIN20040908_210128_000000732030_00129_13209_3624.N1	08-SEP-2004 21:01:28	Twilight	73.000	52	16Bet Cet	2.0370	4500.0	146	13209	No
405	GOM_NL__2PRFIN20040908_210334_000000412030_00129_13209_3625.N1	08-SEP-2004 21:03:34	Bright	41.000	142	49Del Cap	2.8500	8900.0	82	13209	No
406	GOM_NL__2PRFIN20040908_210638_000000402030_00129_13209_3626.N1	08-SEP-2004 21:06:38	Bright	39.500	154	22Bet Aqr	2.8990	5700.0	79	13209	No
407	GOM_NL__2PRFIN20040908_210756_000000402030_00129_13209_3627.N1	08-SEP-2004 21:07:56	Bright	39.500	162	34Alp Aqr	2.9440	5350.0	79	13209	No
408	GOM_NL__2PRFIN20040908_211054_000000392030_00129_13209_3628.N1	08-SEP-2004 21:10:54	Bright	38.500	61	8Eps Peg	2.1000	3900.0	77	13209	No
409	GOM_NL__2PRFIN20040908_211301_000000442030_00129_13209_3629.N1	08-SEP-2004 21:13:01	Bright	44.000	90	54Alp Peg	2.4870	11000.	88	13209	No
410	GOM_NL__2PRFIN20040908_211715_000000422030_00129_13209_3630.N1	08-SEP-2004 21:17:15	Bright	41.500	164	44Eta Peg	2.9480	5400.0	83	13209	No
411	GOM_NL__2PRFIN20040908_212000_000000362030_00129_13209_3631.N1	08-SEP-2004 21:20:00	Bright	35.500	66	37Gam Cyg	2.2080	5900.0	71	13209	No
412	GOM_NL__2PRFIN20040908_212158_000000382030_00129_13209_3632.N1	08-SEP-2004 21:21:58	Bright	38.000	144	18Del Cyg	2.8600	11000.	76	13209	No
413	GOM_NL__2PRFIN20040908_212548_000000382030_00129_13209_3633.N1	08-SEP-2004 21:25:48	Bright	38.000	89	5Alp Cep	2.4510	8000.0	76	13209	No
414	GOM_NL__2PRFIN20040908_212734_000000452030_00129_13209_3634.N1	08-SEP-2004 21:27:34	Bright	44.500	74	11Bet Cas	2.2680	6600.0	89	13209	No
415	GOM_NL__2PRFIN20040908_212932_000000462030_00129_13209_3635.N1	08-SEP-2004 21:29:32	Bright	46.000	76	27Gam Cas	2.3000	30000.	92	13209	No
416	GOM_NL__2PRFIN20040908_213331_000000382030_00129_13209_3636.N1	08-SEP-2004 21:33:31	Bright	38.000	49	1Alp UMi	1.9900	6300.0	76	13209	No
417	GOM_NL__2PRFIN20040908_213613_000000602030_00129_13209_3637.N1	08-SEP-2004 21:36:13	Bright	60.000	160	23Gam Per	2.9300	4700.0	120	13209	No
418	GOM_NL__2PRFIN20040908_214152_000000362030_00129_13209_3638.N1	08-SEP-2004 21:41:52	Bright	36.000	82	48Bet UMa	2.3650	10600.	72	13209	No
419	GOM_NL__2PRFIN20040908_214458_000000652030_00129_13209_3639.N1	08-SEP-2004 21:44:58	Bright	65.000	6	13Alp Aur	0.080000	3400.0	130	13209	No
420	GOM_NL__2PRFIN20040908_214917_000000532030_00129_13209_3640.N1	08-SEP-2004 21:49:17	Bright	52.500	107	37The Aur	2.6490	11000.	105	13209	No
421	GOM_NL__2PRFIN20040908_215153_000000452030_00129_13209_3641.N1	08-SEP-2004 21:51:53	Bright	45.000	17	78Bet Gem	1.1610	4500.0	90	13209	No
422	GOM_NL__2PRFIN20040908_215349_000000922030_00129_13209_3642.N1	08-SEP-2004 21:53:49	Twilight	91.500	28	12Bet Tau	1.6500	15200.	183	13209	No
423	GOM_NL__2PRFIN20040908_215705_000000592030_00129_13209_3643.N1	08-SEP-2004 21:57:05	Twilight	58.500	44	24Gam Gem	1.9280	11000.	117	13209	No
424	GOM_NL__2PRFIN20040908_215854_000000532030_00129_13209_3644.N1	08-SEP-2004 21:58:54	Twilight	53.000	8	10Alp CMi	0.40000	6500.0	106	13209	No
425	GOM_NL__2PRFIN20040908_220248_000000902030_00129_13209_3645.N1	08-SEP-2004 22:02:48	Dark	90.000	14	58Alp Ori	0.87000	3000.0	180	13209	No
426	GOM_NL__2PRFIN20040908_220716_000000602030_00129_13209_3646.N1	08-SEP-2004 22:07:16	Dark	60.000	1	9Alp CMa	-1.4400	11000.	120	13209	No
427	GOM_NL__2PRFIN20040908_220845_000000512030_00129_13209_3647.N1	08-SEP-2004 22:08:45	Dark	50.500	37	25Del CMa	1.8300	5900.0	101	13209	No
428	GOM_NL__2PRFIN20040908_221050_000000492030_00129_13209_3648.N1	08-SEP-2004 22:10:50	Dark	49.000	65	Lam Vel	2.2040	4400.0	98	13209	No
429	GOM_NL__2PRFIN20040908_221505_000000442030_00129_13209_3649.N1	08-SEP-2004 22:15:05	Dark	44.000	161	Tau Pup	2.9310	4500.0	88	13209	No
430	GOM_NL__2PRFIN20040908_221621_000000552030_00129_13209_3650.N1	08-SEP-2004 22:16:21	Dark	55.000	2	Alp Car	-0.73600	7000.0	110	13209	No
431	GOM_NL__2PRFIN20040908_222608_000000392030_00130_13210_3618.N1	08-SEP-2004 22:26:08	Dark	39.000	135	Bet Hyi	2.8200	5800.0	78	13210	No
432	GOM_NL__2PRFIN20040908_222806_000000512030_00130_13210_3619.N1	08-SEP-2004 22:28:06	Dark	51.000	9	Alp Eri	0.45300	24000.	102	13210	No
433	GOM_NL__2PRFIN20040908_223142_000000412030_00130_13210_3620.N1	08-SEP-2004 22:31:42	Straylight	40.500	148	Alp Tuc	2.8780	4100.0	81	13210	No
434	GOM_NL__2PRFIN20040908_223522_000000462030_00130_13210_3621.N1	08-SEP-2004 22:35:22	Straylight	45.500	31	Alp Gru	1.7340	15200.	91	13210	No
435	GOM_NL__2PRFIN20040908_223810_000000442030_00130_13210_3622.N1	08-SEP-2004 22:38:10	Straylight	43.500	172	Gam Gru	3.0030	13100.	87	13210	No
436	GOM_NL__2PRFIN20040908_223933_000000442030_00130_13210_3623.N1	08-SEP-2004 22:39:33	Straylight	44.000	18	24Alp PsA	1.1660	9700.0	88	13210	No
437	GOM_NL__2PRFIN20040908_224205_000000752030_00130_13210_3624.N1	08-SEP-2004 22:42:05	Twilight	75.000	52	16Bet Cet	2.0370	4500.0	150	13210	No
438	GOM_NL__2PRFIN20040908_224410_000000402030_00130_13210_3625.N1	08-SEP-2004 22:44:10	Bright	39.500	142	49Del Cap	2.8500	8900.0	79	13210	No
439	GOM_NL__2PRFIN20040908_224714_000000402030_00130_13210_3626.N1	08-SEP-2004 22:47:14	Bright	39.500	154	22Bet Aqr	2.8990	5700.0	79	13210	No
440	GOM_NL__2PRFIN20040908_224832_000000392030_00130_13210_3627.N1	08-SEP-2004 22:48:32	Bright	39.000	162	34Alp Aqr	2.9440	5350.0	78	13210	No
441	GOM_NL__2PRFIN20040908_225130_000000392030_00130_13210_3628.N1	08-SEP-2004 22:51:30	Bright	38.500	61	8Eps Peg	2.1000	3900.0	77	13210	No
442	GOM_NL__2PRFIN20040908_225336_000000442030_00130_13210_3629.N1	08-SEP-2004 22:53:36	Bright	43.500	90	54Alp Peg	2.4870	11000.	87	13210	No
443	GOM_NL__2PRFIN20040908_225750_000000402030_00130_13210_3630.N1	08-SEP-2004 22:57:50	Bright	40.000	164	44Eta Peg	2.9480	5400.0	80	13210	No
444	GOM_NL__2PRFIN20040908_230036_000000392030_00130_13210_3631.N1	08-SEP-2004 23:00:36	Bright	38.500	66	37Gam Cyg	2.2080	5900.0	77	13210	No
445	GOM_NL__2PRFIN20040908_230234_000000392030_00130_13210_3632.N1	08-SEP-2004 23:02:34	Bright	39.000	144	18Del Cyg	2.8600	11000.	78	13210	No
446	GOM_NL__2PRFIN20040908_230624_000000372030_00130_13210_3633.N1	08-SEP-2004 23:06:24	Bright	37.000	89	5Alp Cep	2.4510	8000.0	74	13210	No
447	GOM_NL__2PRFIN20040908_230809_000000442030_00130_13210_3634.N1	08-SEP-2004 23:08:09	Bright	43.500	74	11Bet Cas	2.2680	6600.0	87	13210	No
448	GOM_NL__2PRFIN20040908_231007_000000452030_00130_13210_3635.N1	08-SEP-2004 23:10:07	Bright	45.000	76	27Gam Cas	2.3000	30000.	90	13210	No
449	GOM_NL__2PRFIN20040908_231407_000000352030_00130_13210_3636.N1	08-SEP-2004 23:14:07	Bright	34.500	49	1Alp UMi	1.9900	6300.0	69	13210	No
450	GOM_NL__2PRFIN20040908_231648_000000572030_00130_13210_3637.N1	08-SEP-2004 23:16:48	Bright	57.000	160	23Gam Per	2.9300	4700.0	114	13210	No
451	GOM_NL__2PRFIN20040908_232228_000000522030_00130_13210_3638.N1	08-SEP-2004 23:22:28	Bright	52.000	82	48Bet UMa	2.3650	10600.	104	13210	No
452	GOM_NL__2PRFIN20040908_232533_000000692030_00130_13210_3639.N1	08-SEP-2004 23:25:33	Bright	68.500	6	13Alp Aur	0.080000	3400.0	137	13210	No
453	GOM_NL__2PRFIN20040908_232953_000000542030_00130_13210_3640.N1	08-SEP-2004 23:29:53	Bright	54.000	107	37The Aur	2.6490	11000.	108	13210	No
454	GOM_NL__2PRFIN20040908_233228_000000442030_00130_13210_3641.N1	08-SEP-2004 23:32:28	Bright	44.000	17	78Bet Gem	1.1610	4500.0	88	13210	No
455	GOM_NL__2PRFIN20040908_233425_000000872030_00130_13210_3642.N1	08-SEP-2004 23:34:25	Twilight	87.000	28	12Bet Tau	1.6500	15200.	174	13210	No

456	GOM_NL__2PRFIN20040908_233740_000000622030_00130_13210_3643.N1	08-SEP-2004 23:37:40	Twilight	62.000	44	24Gam Gem	1.9280	11000.	124	13210	No
457	GOM_NL__2PRFIN20040908_233929_000000582030_00130_13210_3644.N1	08-SEP-2004 23:39:29	Twilight	58.000	8	10Alp CMi	0.40000	6500.0	116	13210	No
458	GOM_NL__2PRFIN20040908_234325_000000902030_00130_13210_3645.N1	08-SEP-2004 23:43:25	Dark	89.500	14	58Alp Ori	0.87000	3000.0	179	13210	No
459	GOM_NL__2PRFIN20040908_234753_000000592030_00130_13210_3646.N1	08-SEP-2004 23:47:53	Dark	58.500	1	9Alp CMa	-1.4400	11000.	117	13210	No
460	GOM_NL__2PRFIN20040908_235126_000000512030_00130_13210_3647.N1	08-SEP-2004 23:51:26	Dark	51.000	65	Lam Vel	2.2040	4400.0	102	13210	No
461	GOM_NL__2PRFIN20040908_235541_000000432030_00130_13210_3648.N1	08-SEP-2004 23:55:41	Dark	43.000	161	Tau Pup	2.9310	4500.0	86	13210	No
462	GOM_NL__2PRFIN20040908_235656_000000552030_00130_13210_3649.N1	08-SEP-2004 23:56:56	Dark	55.000	2	Alp Car	-0.73600	7000.0	110	13210	No

3. Quality information per product

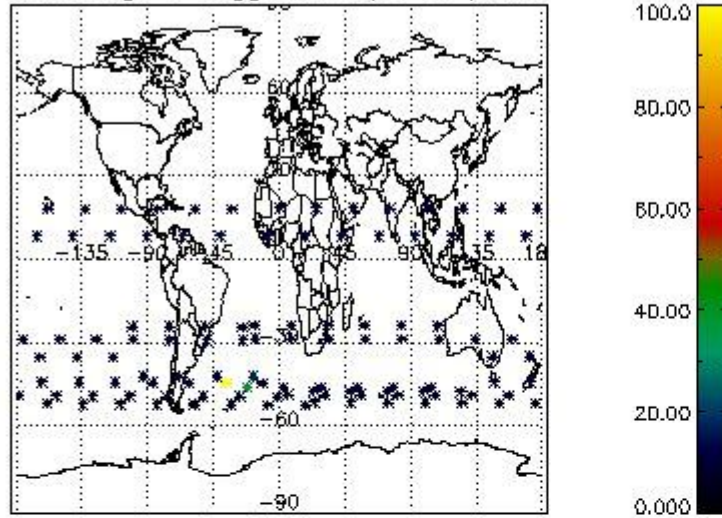
In this section it is plotted some information contained in the Quality Summary data set of the level 2 products. Only products in dark limb conditions and without errors (error flag in the MPH set to "0") are used.

3.1 Plot quality information per product (time dependant)

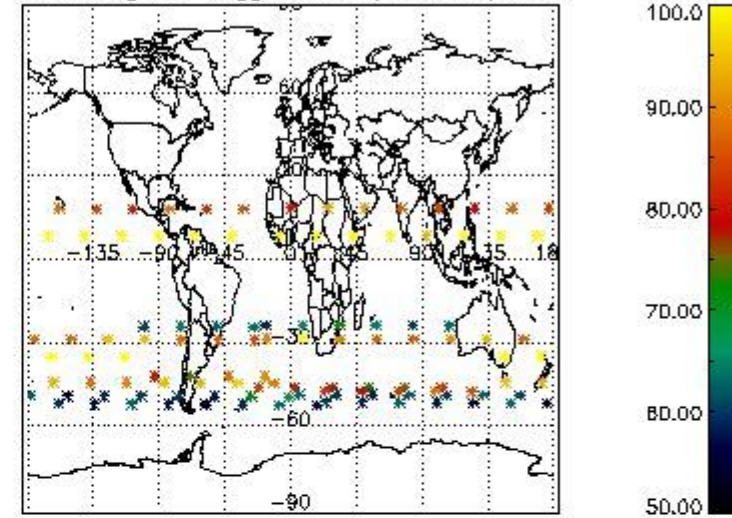


3.2 Plot quality information per product (world map)

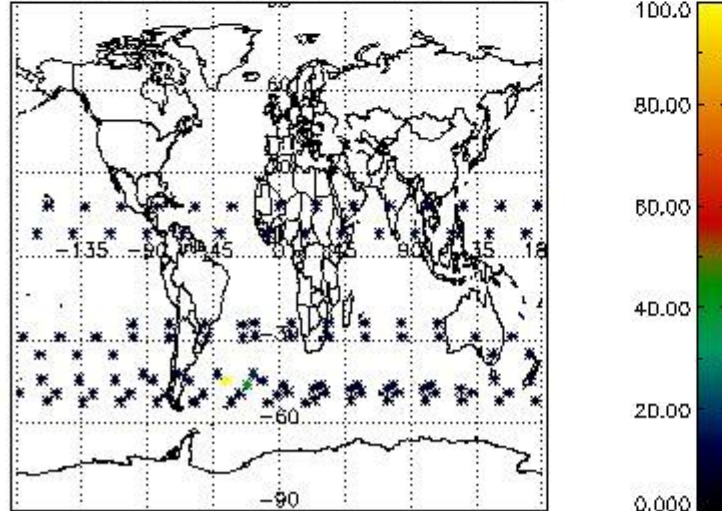
Percentage of flagged data per O3 profile



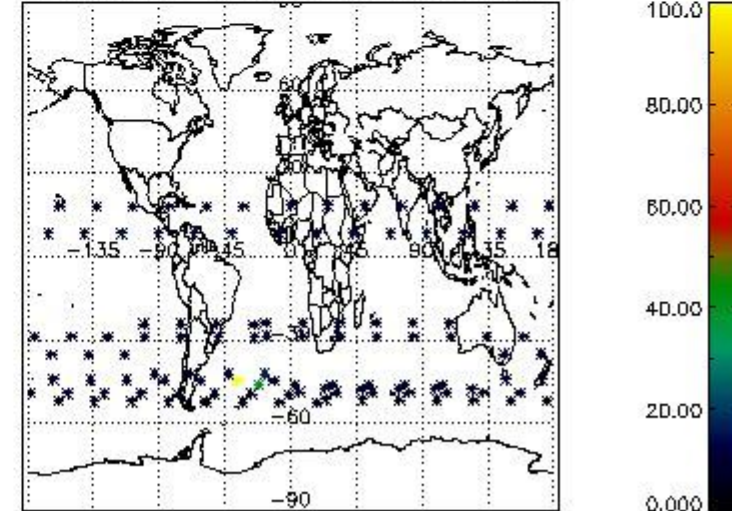
Percentage of flagged data per H2O profile



Percentage of flagged data per NO2 profile



Percentage of flagged data per NO3 profile

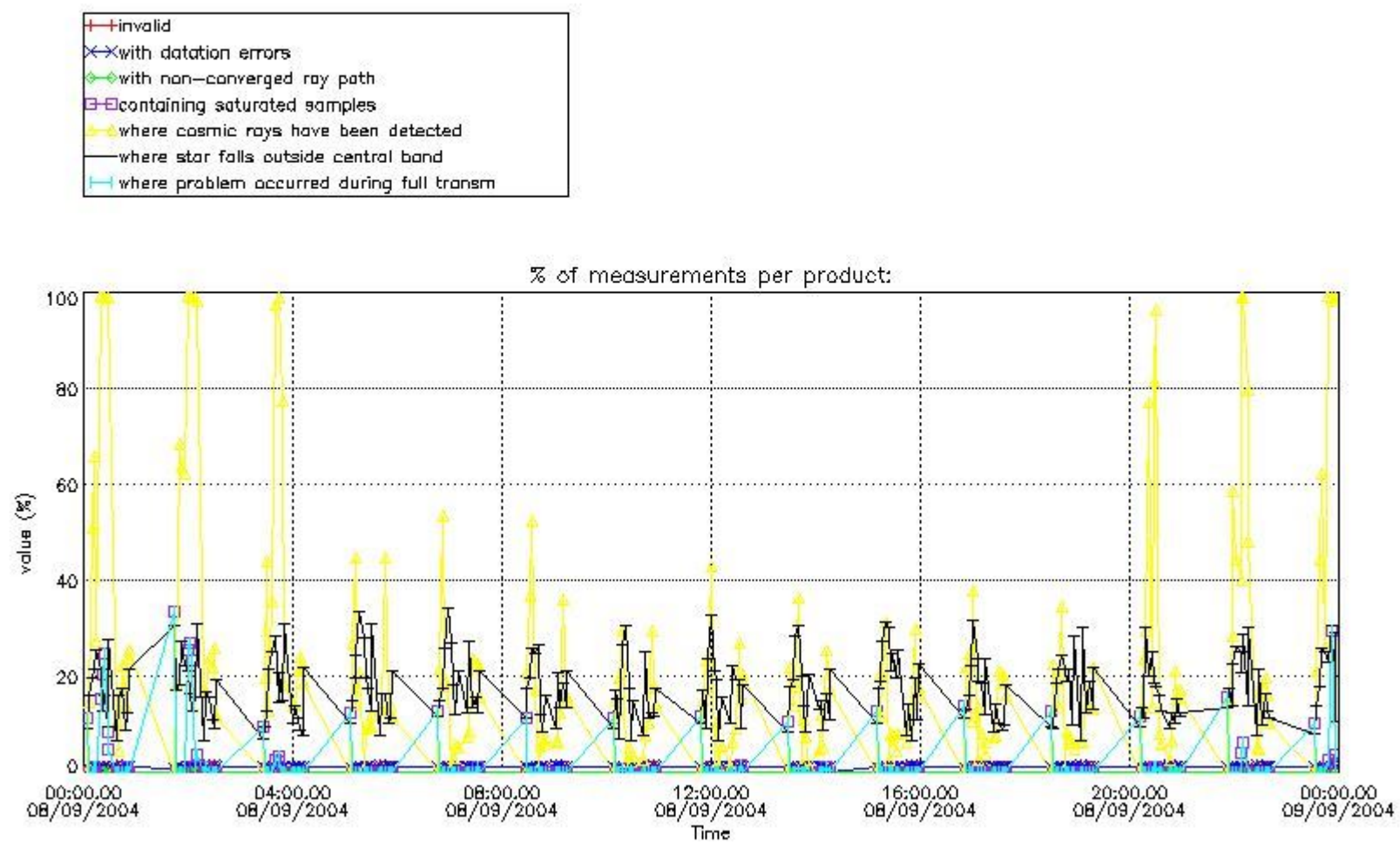


4. Level 1 quality information per product

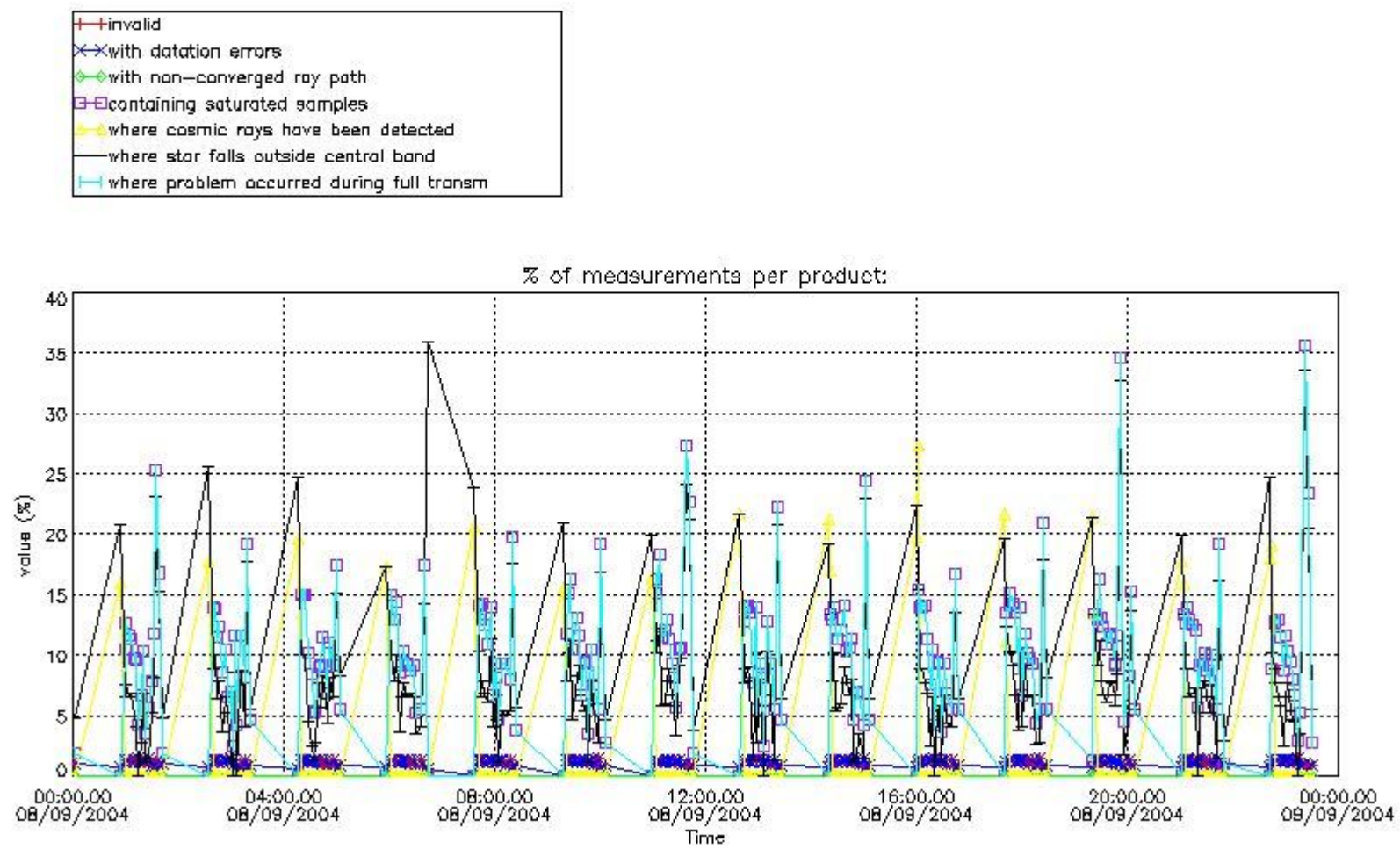
In this section it is plotted some information contained in the Quality Summary data set of the level 2 products that comes from the level 1b processing. Products without errors (error flag in the MPH set to "0") are used.

4.1 Plot quality information per product (time dependant) coming from level 1b processing

4.1.1 Plot level 1 quality information per product (time dependant): ENVISAT ASCENDING passes

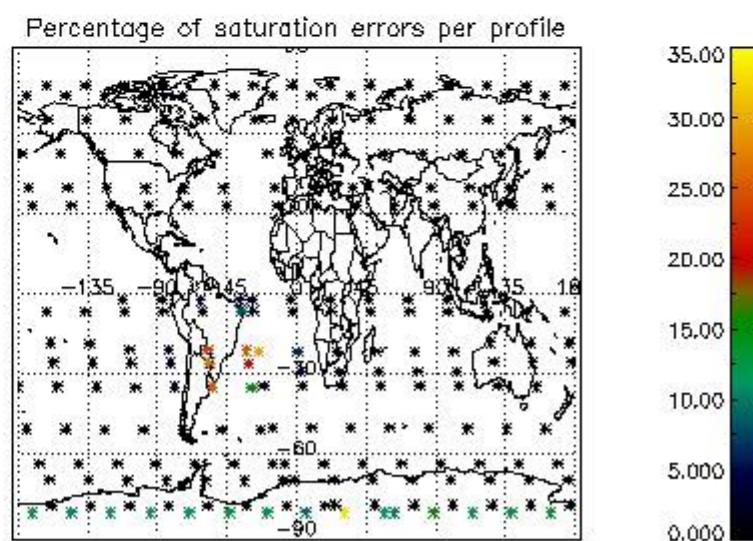
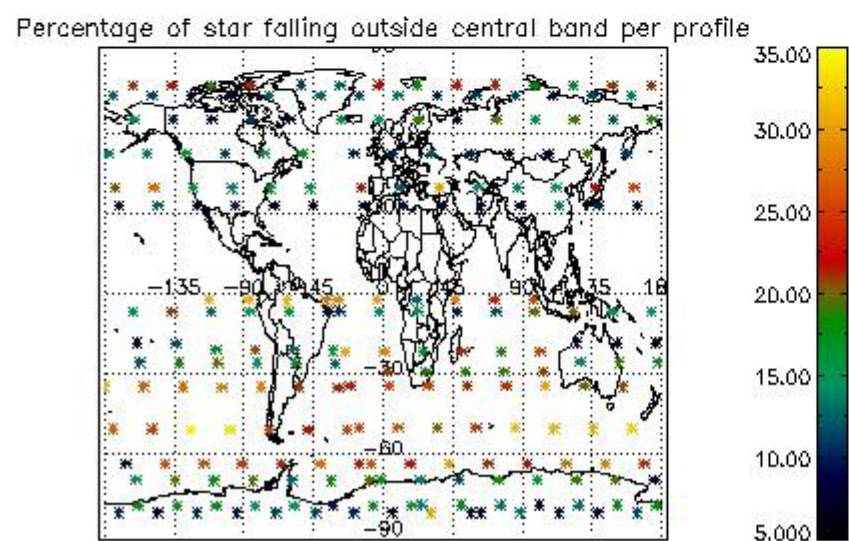
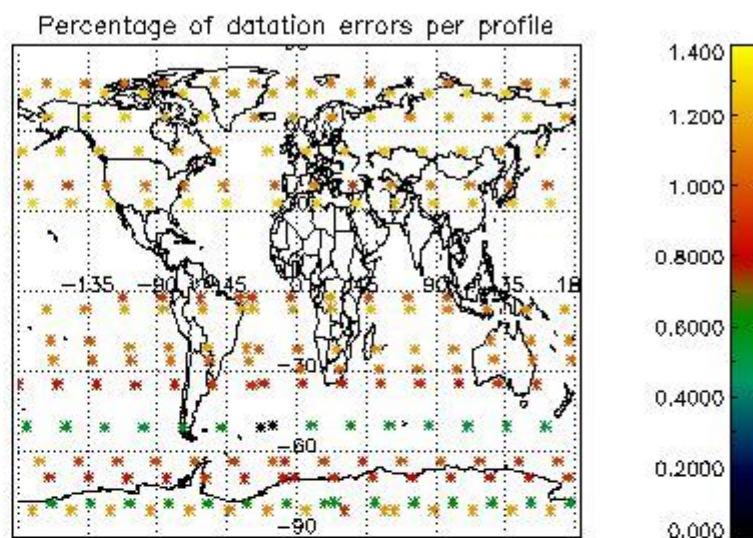
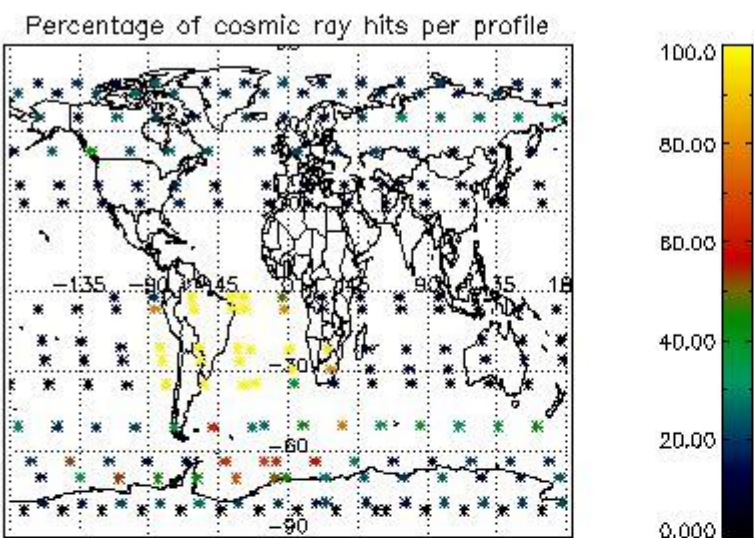


4.1.2 Plot level 1 quality information per product (time dependant): ENVI SAT DESCENDING passes

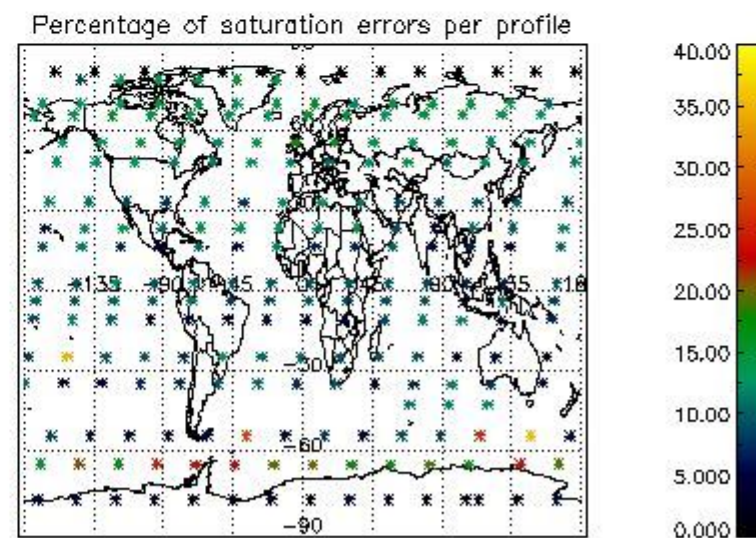
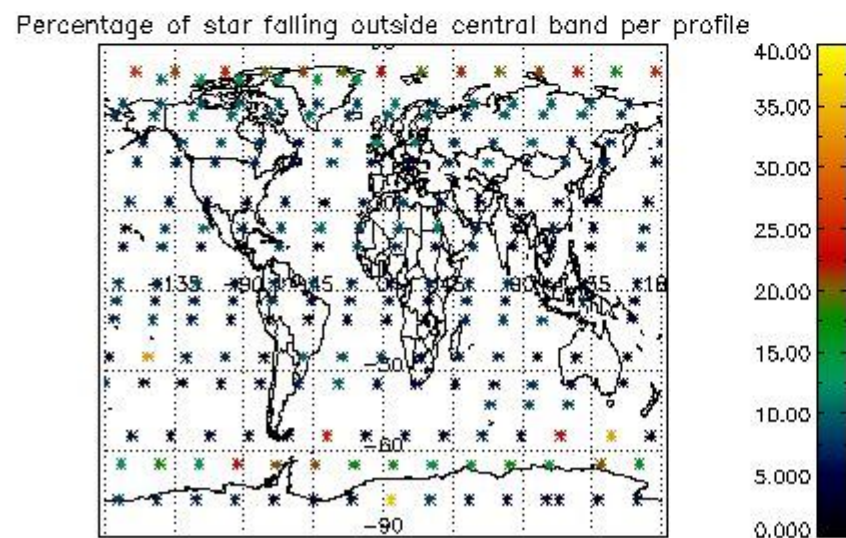
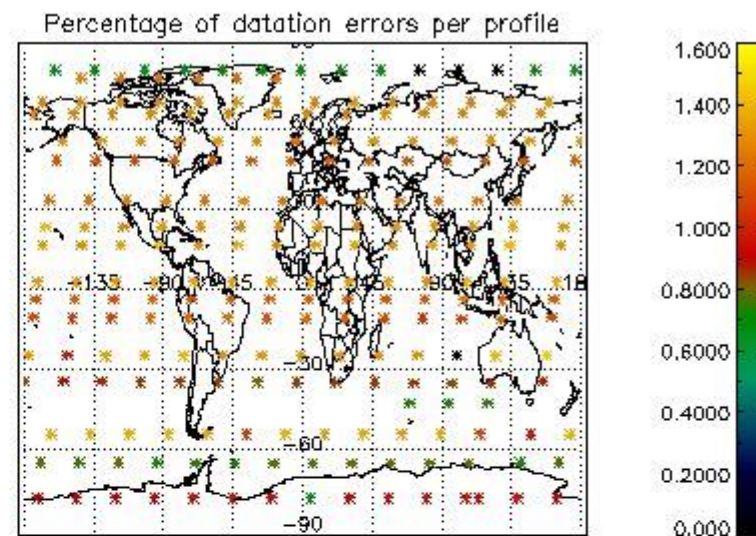
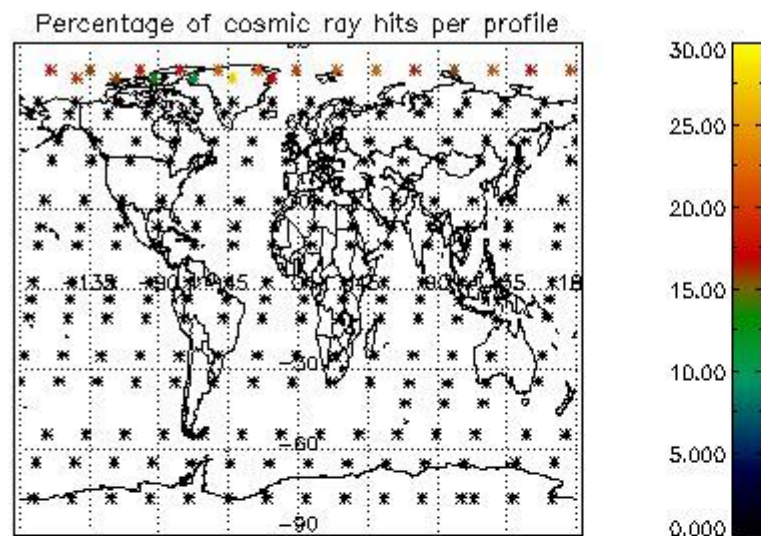


4.2 Plot quality information per product coming from level 1b processing (world map)

4.2.1 Plot level 1 quality information per product (world map): ENVISAT ASCENDING passes



4.2.2 Plot level 1 quality information per product (world map): ENVISAT DESCENDING passes



5. Trace gas profiles

5.1 Ozone statistics based on quality of products

The final quality of the products can be "measured" using the STD (Standard Deviation) attached to every point profile. This information is written to the parameter GOM_NL__2P/NL_LOCAL_SPECIES_DENSITY/o3_std of the level 2 products. The table below shows the statistics for given STD ranges.

The statistics are given with respect to the overall valid production:

- Products without fatal errors: GOM_NL__2P/MPH/PRODUCT_ERR=0
- Valid point profile: GOM_NL__2P/NL_LOCAL_SPECIES_DENSITY/pcd(0)=0

The 'Criteria' is applied to valid points of dark limb products:

- Products in dark limb illumination condition: GOM_NL__2P/NL_SUMMARY_QUALITY/obs_ill_cond=0
- Products without fatal errors: GOM_NL__2P/MPH/PRODUCT_ERR=0
- Valid point profile: GOM_NL__2P/NL_LOCAL_SPECIES_DENSITY/pcd(0)=0

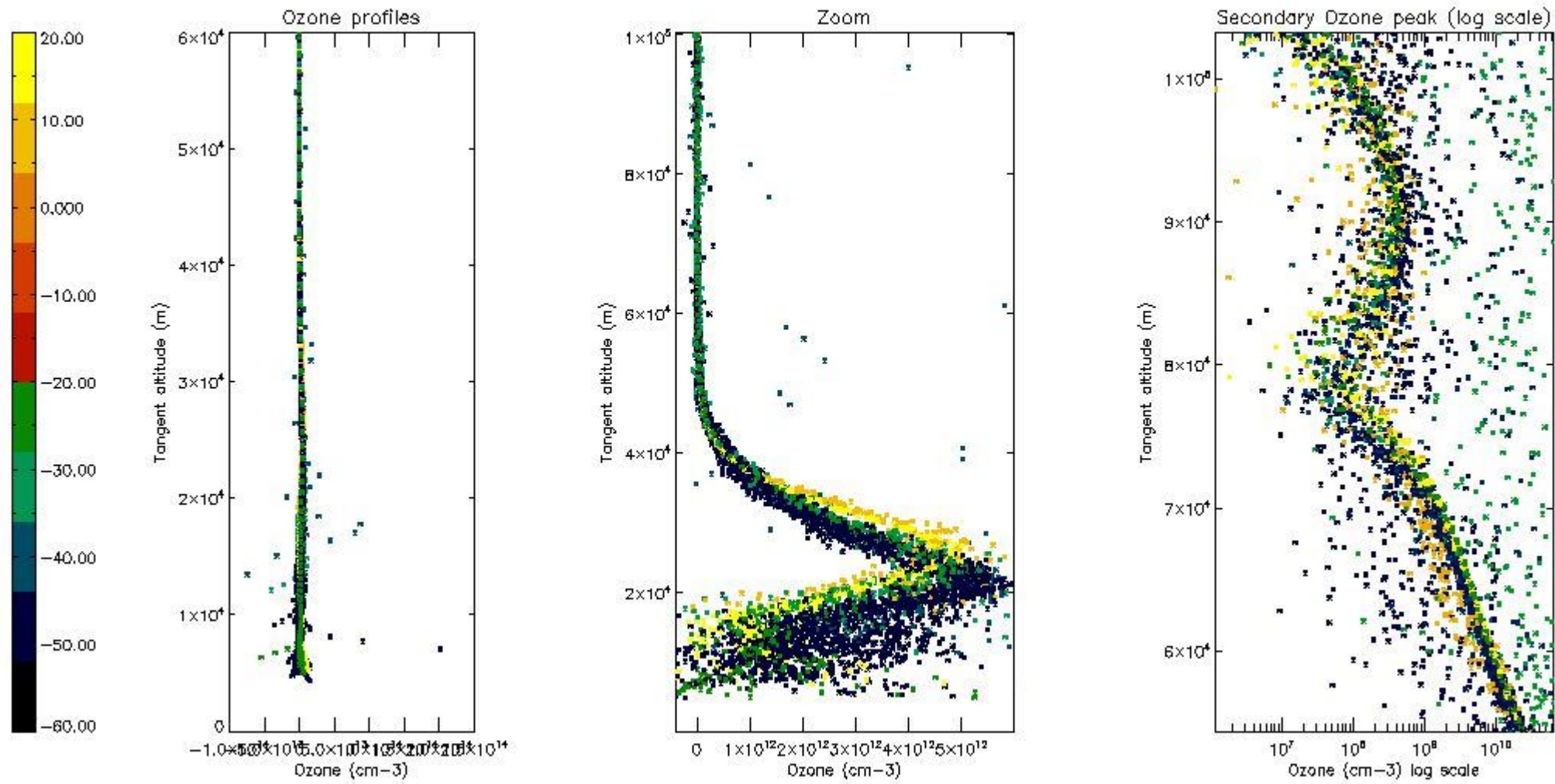
So, the table below shows the percentage of dark limb and valid observations for each criteria with respect to the overall valid daily observations.

Criteria	% of total production
All STD	27
STD < 20	14

STD < 10	11
STD < 5	8

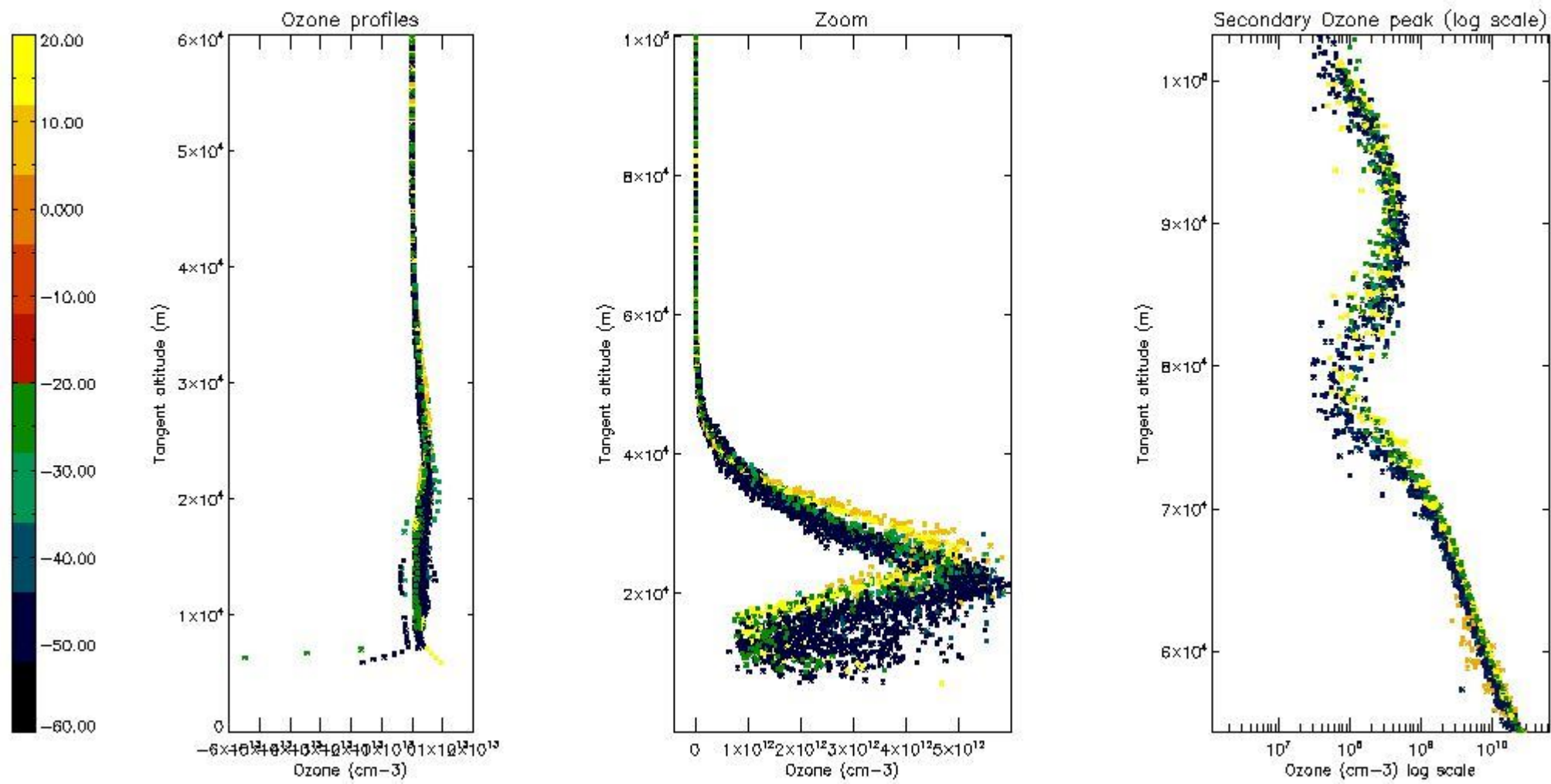
5.2 Plot ozone profiles for all STD (dark without errors)

The colorbar represents the latitude.



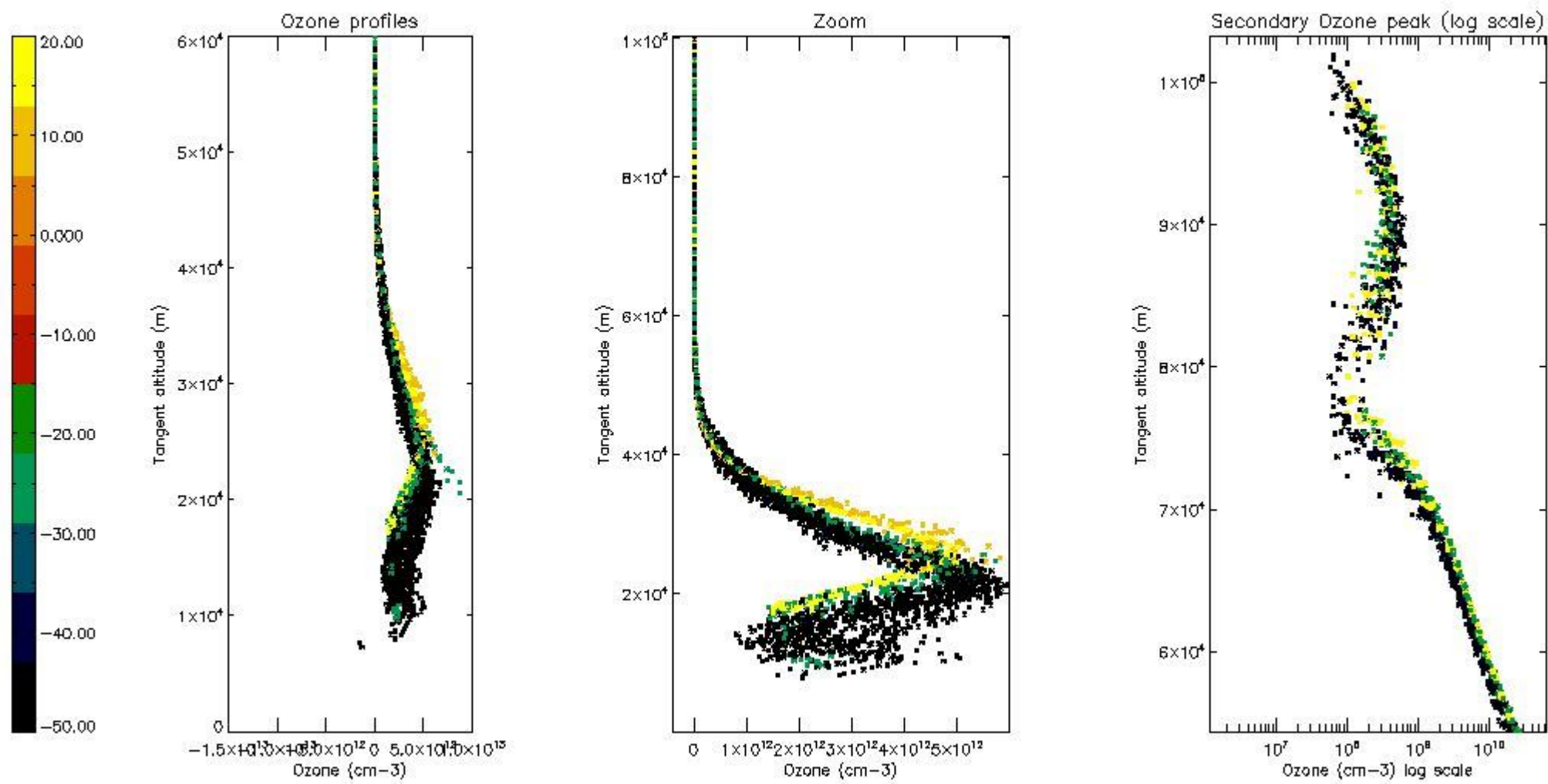
5.3 Plot ozone profiles where STD < 20% (dark without errors)

The colorbar represents the latitude.



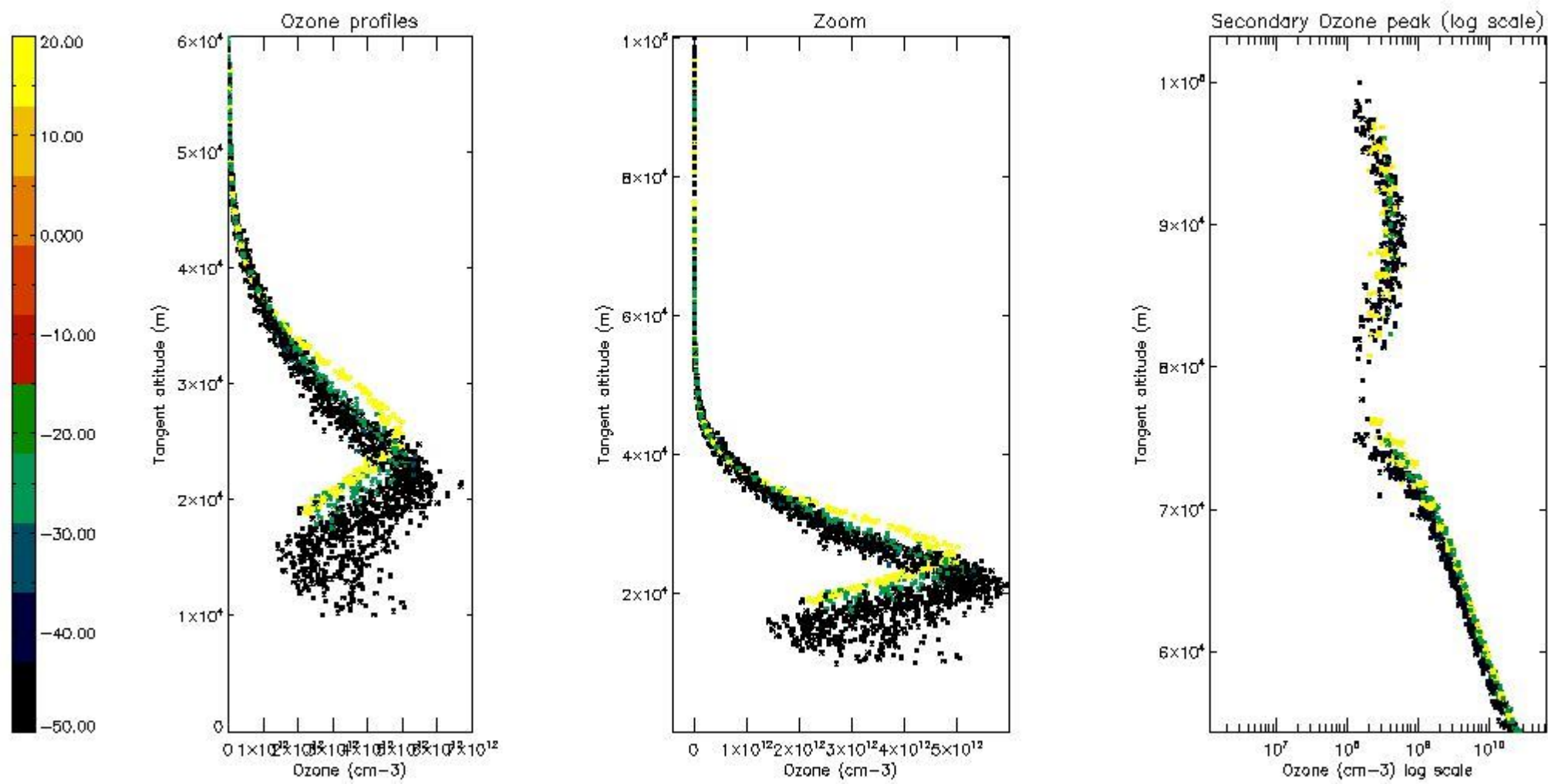
5.4 Plot ozone profiles where STD < 10% (dark without errors)

The colorbar represents the latitude.



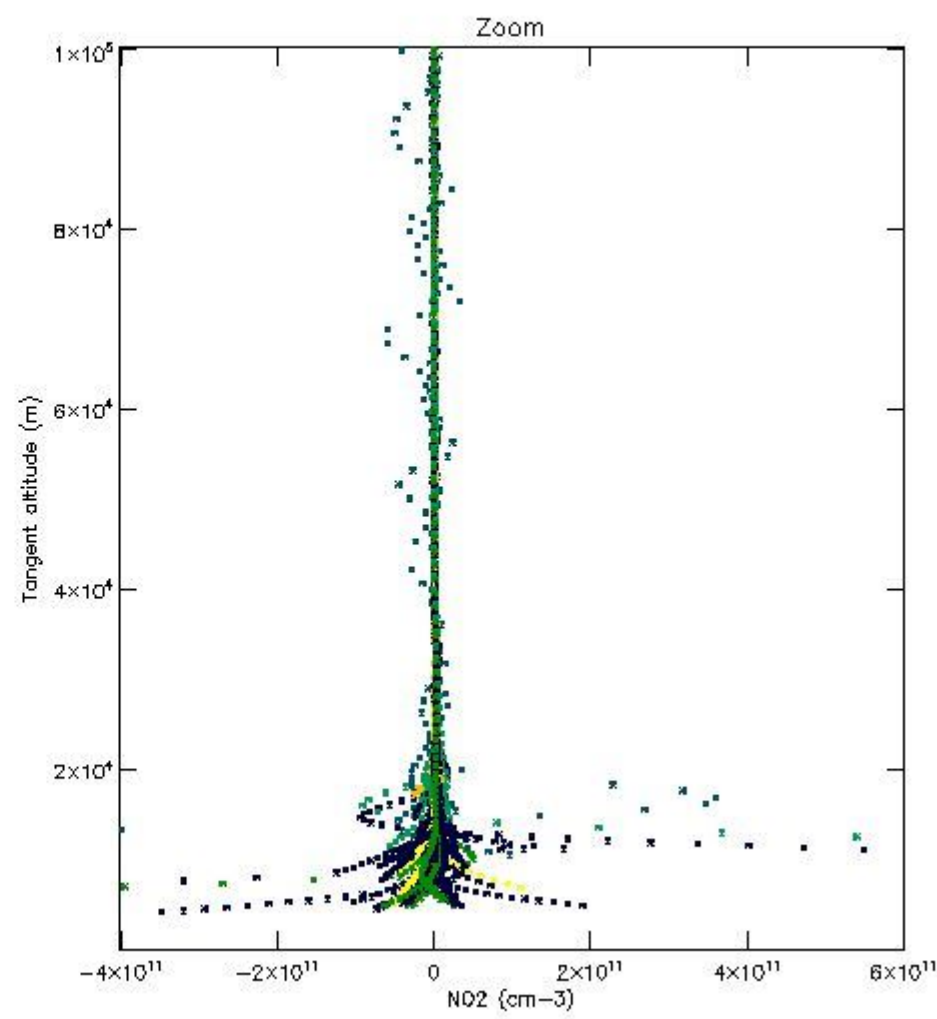
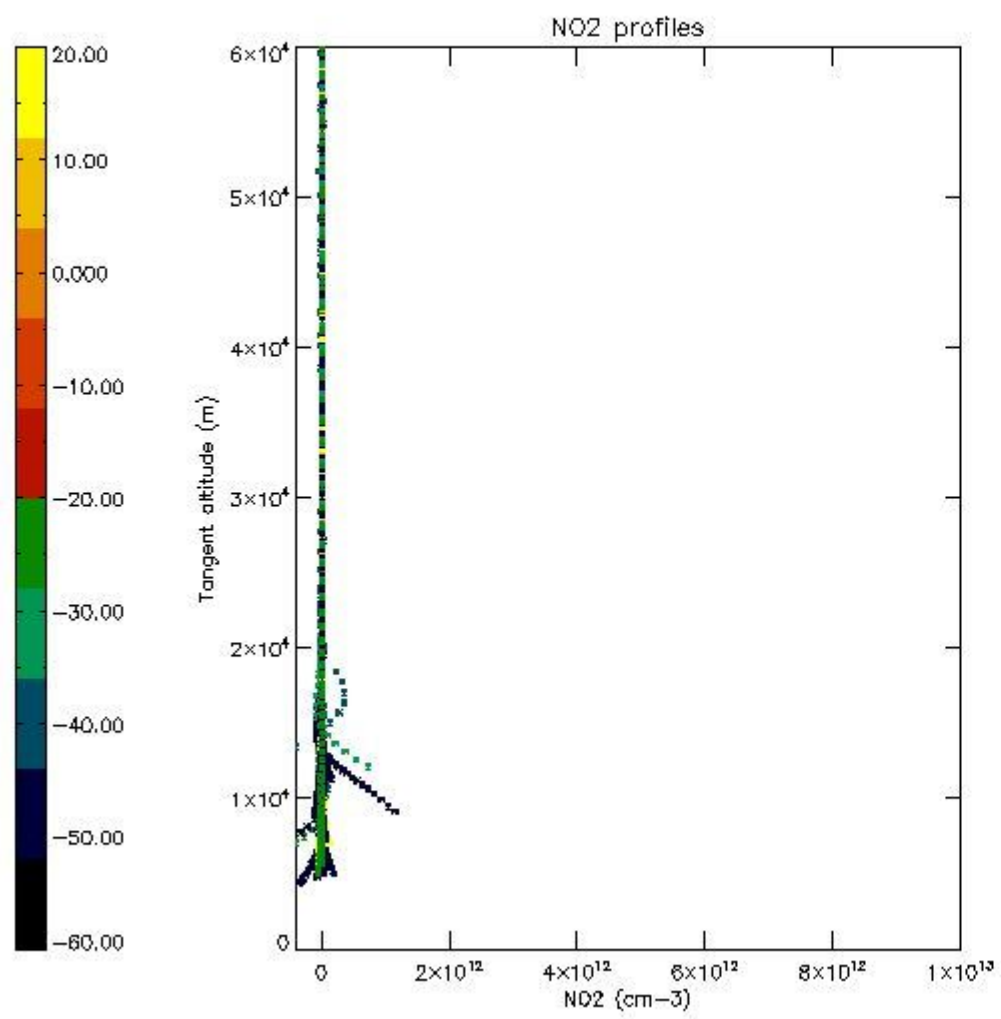
5.5 Plot ozone profiles where STD < 5% (dark without errors)

The colorbar represents the latitude.



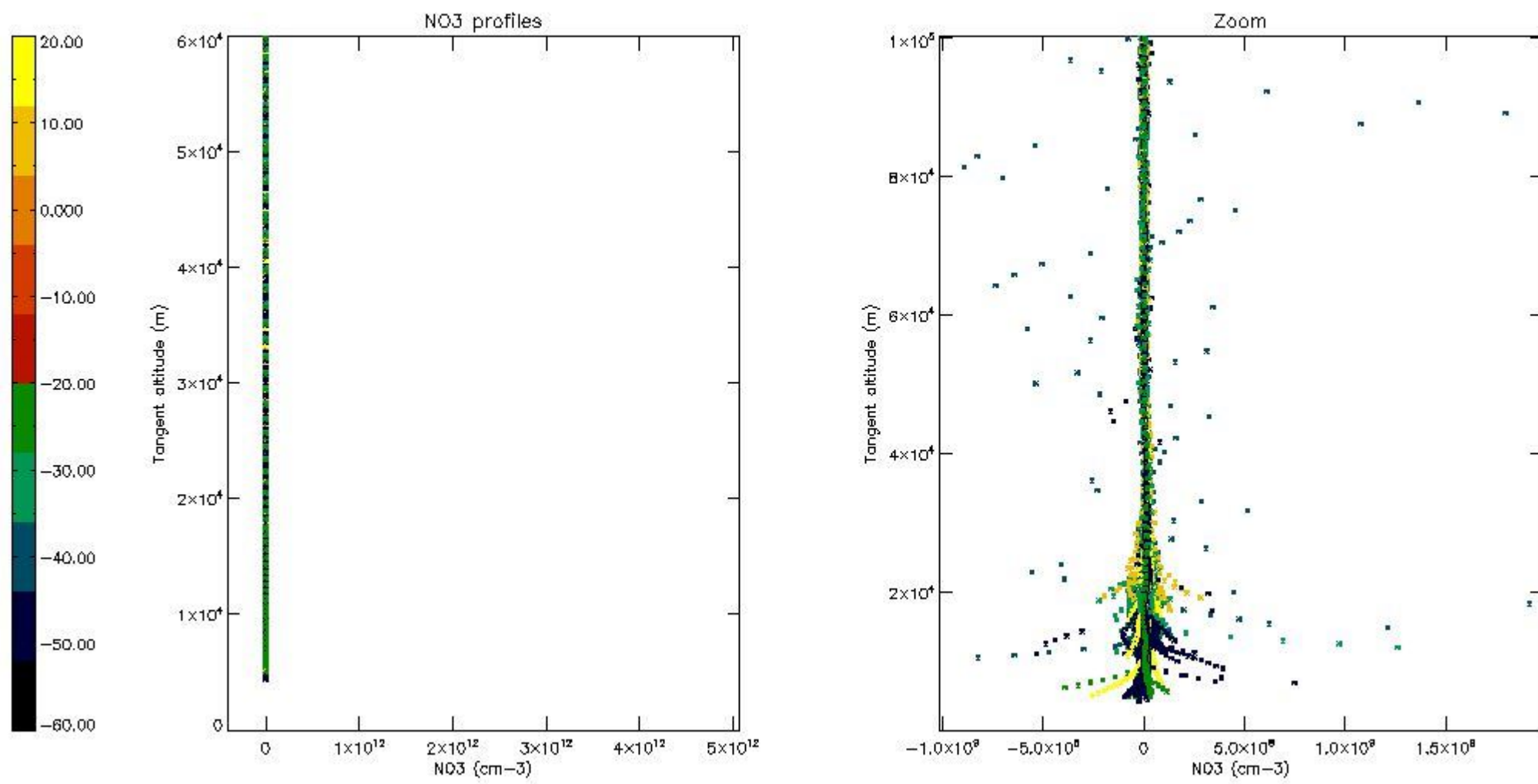
5.6 Plot NO₂ profiles for all STD (dark without errors)

The colorbar represents the latitude.



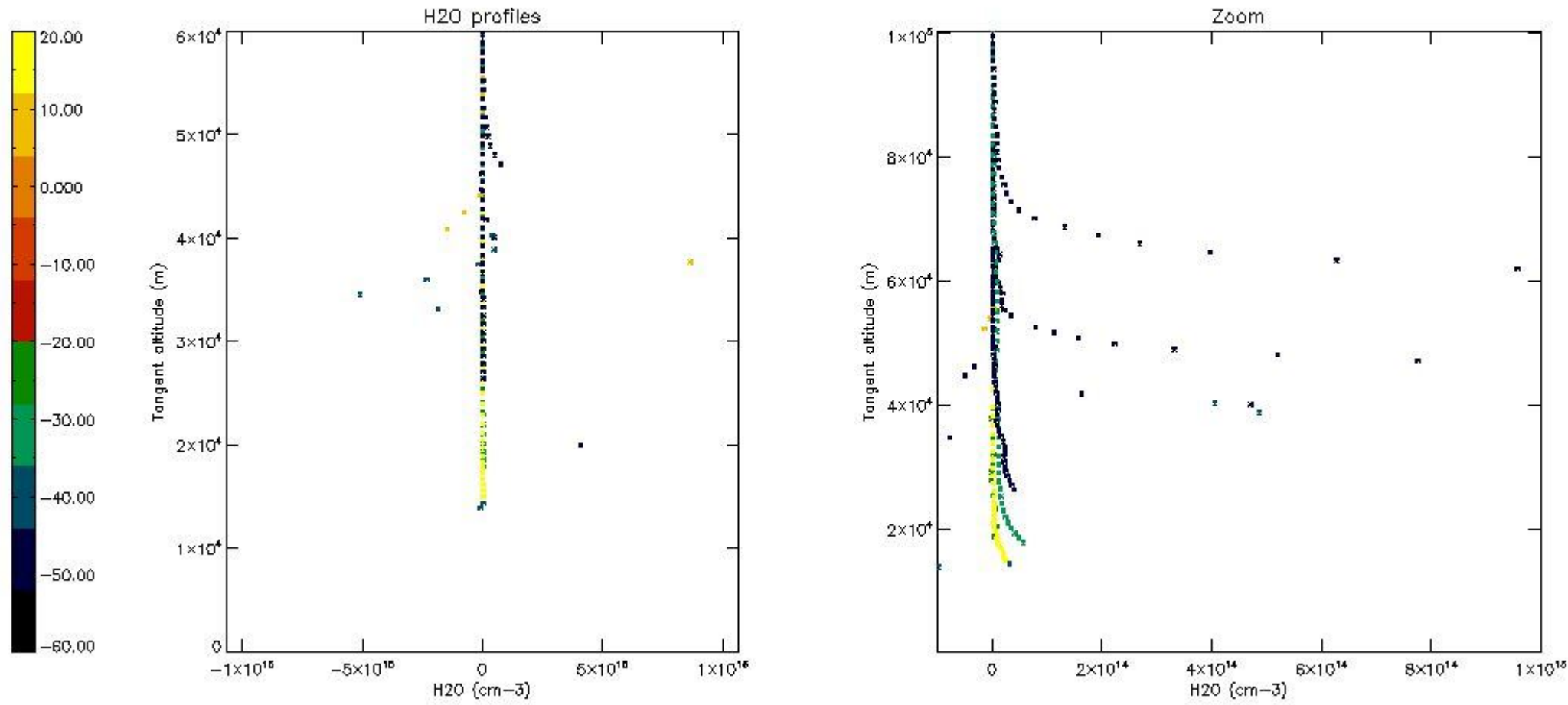
5.7 Plot NO3 profiles for all STD (dark without errors)

The colorbar represents the latitude.



5.8 Plot H2O profiles for all STD (only for occultations of stars 1,2,3,4,13,14,16,26,63 dark without errors)

The colorbar represents the latitude.



6. Auxiliary Data Files used for the production reported in section 2

The number reported in the third column indicates since which file (see list in section 2) the corresponding auxiliary file has been used. The fourth column is the date of those product files.

Type	Auxiliary Filename	Used since product	Used since product date
INST_PHYS_CHARACTERISTICS	GOM_INS_AXVIEC20091111_143220_20030716_120000_20500101_000000	1	08-SEP-2004 00:01:31
LEVEL-2_PROC_CONFIG	GOM_PR2_AXVIEC20091111_152718_20020301_000000_20500101_000000	1	08-SEP-2004 00:01:31
CROSS_SECTIONS_FILE	GOM_CRS_AXVIEC20091111_154832_20020301_000000_20500101_000000	1	08-SEP-2004 00:01:31

GOMOS Level 2 Daily Report

SUMMARY

[1. General Info](#)

[2. Summary of processed GOM_NL_2P products](#)

[3. Level 2 Quality information per product](#)

[3.1 Plot of level 2 quality information per product \(time dependant\)](#)

[3.2 Plot of level 2 quality information per product \(world map\)](#)

[4. Level 1 Quality information per product \(stored on level 2 products\)](#)

[4.1 Plot of level 1 quality information per product \(time dependant\)](#)

[4.1.1 Plot of level 1 quality information per product \(time dependant\): ASCENDING](#)

[4.1.2 Plot of level 1 quality information per product \(time dependant\): DESCENDING](#)

[4.2 Plot of level 1 quality information per product \(world map\)](#)

[4.2.1 Plot of level 1 quality information per product \(world map\): ASCENDING](#)

[4.2.2 Plot of level 1 quality information per product \(world map\): DESCENDING](#)

[5. Ozone profiles based on quality statistics and other trace gas profiles](#)

[5.1 Ozone statistics based on quality of products](#)

[5.2 Plot ozone profiles for all STD \(dark without errors\)](#)

[5.3 Plot ozone profiles where STD < 20% \(dark without errors\)](#)

[5.4. Plot ozone profiles where STD < 10% \(dark without errors\)](#)

[5.5. Plot ozone profiles where STD < 5% \(dark without errors\)](#)

[5.6 Plot NO2 profiles for all STD \(dark without errors\)](#)

[5.7 Plot NO3 profiles for all STD \(dark without errors\)](#)

[5.8 Plot H2O profiles \(only for occultations of stars 1,2,3,4,13,14,16,26,63 dark without errors\) for all STD](#)

[6. Auxiliary Data Files used for the production reported in section 2](#)

43	GOM_NL__2PRFIN20040908_020749_000000452030_00117_13197_3629.N1	08-SEP-2004 02:07:49	Dark	44.500	161	Tau Pup	2.9310	4500.0	89	13197	No
44	GOM_NL__2PRFIN20040908_020903_000000552030_00117_13197_3630.N1	08-SEP-2004 02:09:03	Dark	55.000	2	Alp Car	-0.73600	7000.0	110	13197	No
45	GOM_NL__2PRFIN20040908_021856_000000382030_00118_13198_3598.N1	08-SEP-2004 02:18:56	Dark	37.500	135	Bet Hyi	2.8200	5800.0	75	13198	No
46	GOM_NL__2PRFIN20040908_022049_000000482030_00118_13198_3599.N1	08-SEP-2004 02:20:49	Dark	48.000	9	Alp Eri	0.45300	24000.	96	13198	No
47	GOM_NL__2PRFIN20040908_022430_000000422030_00118_13198_3600.N1	08-SEP-2004 02:24:30	Straylight	42.000	148	Alp Tuc	2.8780	4100.0	84	13198	No
48	GOM_NL__2PRFIN20040908_022810_000000422030_00118_13198_3601.N1	08-SEP-2004 02:28:10	Straylight	41.500	31	Alp Gru	1.7340	15200.	83	13198	No
49	GOM_NL__2PRFIN20040908_023059_000000392030_00118_13198_3602.N1	08-SEP-2004 02:30:59	Straylight	39.000	172	Gam Gru	3.0030	13100.	78	13198	No
50	GOM_NL__2PRFIN20040908_023219_000000472030_00118_13198_3603.N1	08-SEP-2004 02:32:19	Straylight	47.000	18	24Alp PsA	1.1660	9700.0	94	13198	No
51	GOM_NL__2PRFIN20040908_023453_000000762030_00118_13198_3604.N1	08-SEP-2004 02:34:53	Twilight	76.000	52	16Bet Cet	2.0370	4500.0	152	13198	No
52	GOM_NL__2PRFIN20040908_024002_000000402030_00118_13198_3605.N1	08-SEP-2004 02:40:02	Bright	39.500	154	22Bet Aqr	2.8990	5700.0	79	13198	No
53	GOM_NL__2PRFIN20040908_024120_000000402030_00118_13198_3606.N1	08-SEP-2004 02:41:20	Bright	40.000	162	34Alp Aqr	2.9440	5350.0	80	13198	No
54	GOM_NL__2PRFIN20040908_024418_000000392030_00118_13198_3607.N1	08-SEP-2004 02:44:18	Bright	39.000	61	8Eps Peg	2.1000	3900.0	78	13198	No
55	GOM_NL__2PRFIN20040908_024629_000000452030_00118_13198_3608.N1	08-SEP-2004 02:46:29	Bright	44.500	90	54Alp Peg	2.4870	11000.	89	13198	No
56	GOM_NL__2PRFIN20040908_025042_000000412030_00118_13198_3609.N1	08-SEP-2004 02:50:42	Bright	41.000	164	44Eta Peg	2.9480	5400.0	82	13198	No
57	GOM_NL__2PRFIN20040908_025323_000000382030_00118_13198_3610.N1	08-SEP-2004 02:53:23	Bright	38.000	66	37Gam Cyg	2.2080	5900.0	76	13198	No
58	GOM_NL__2PRFIN20040908_025519_000000382030_00118_13198_3611.N1	08-SEP-2004 02:55:19	Bright	38.000	144	18Del Cyg	2.8600	11000.	76	13198	No
59	GOM_NL__2PRFIN20040908_025912_000000362030_00118_13198_3612.N1	08-SEP-2004 02:59:12	Bright	36.000	89	5Alp Cep	2.4510	8000.0	72	13198	No
60	GOM_NL__2PRFIN20040908_030104_000000402030_00118_13198_3613.N1	08-SEP-2004 03:01:04	Bright	40.000	74	11Bet Cas	2.2680	6600.0	80	13198	No
61	GOM_NL__2PRFIN20040908_030303_000000472030_00118_13198_3614.N1	08-SEP-2004 03:03:03	Bright	47.000	76	27Gam Cas	2.3000	30000.	94	13198	No
62	GOM_NL__2PRFIN20040908_030655_000000362030_00118_13198_3615.N1	08-SEP-2004 03:06:55	Bright	36.000	49	1Alp UMi	1.9900	6300.0	72	13198	No
63	GOM_NL__2PRFIN20040908_030949_000000602030_00118_13198_3616.N1	08-SEP-2004 03:09:49	Bright	60.000	160	23Gam Per	2.9300	4700.0	120	13198	No
64	GOM_NL__2PRFIN20040908_031157_000000692030_00118_13198_3617.N1	08-SEP-2004 03:11:57	Bright	69.000	35	33Alp Per	1.7950	6250.0	138	13198	No
65	GOM_NL__2PRFIN20040908_031514_000000372030_00118_13198_3618.N1	08-SEP-2004 03:15:14	Bright	37.000	82	48Bet UMa	2.3650	10600.	74	13198	No
66	GOM_NL__2PRFIN20040908_031827_000000652030_00118_13198_3619.N1	08-SEP-2004 03:18:27	Bright	65.000	6	13Alp Aur	0.080000	3400.0	130	13198	No
67	GOM_NL__2PRFIN20040908_032242_000000542030_00118_13198_3620.N1	08-SEP-2004 03:22:42	Bright	54.000	107	37The Aur	2.6490	11000.	108	13198	No
68	GOM_NL__2PRFIN20040908_032516_000000432030_00118_13198_3621.N1	08-SEP-2004 03:25:16	Bright	42.500	17	78Bet Gem	1.1610	4500.0	85	13198	No
69	GOM_NL__2PRFIN20040908_032710_000000792030_00118_13198_3622.N1	08-SEP-2004 03:27:10	Twilight	78.500	28	12Bet Tau	1.6500	15200.	157	13198	No
70	GOM_NL__2PRFIN20040908_033024_000000562030_00118_13198_3623.N1	08-SEP-2004 03:30:24	Twilight	55.500	44	24Gam Gem	1.9280	11000.	111	13198	No
71	GOM_NL__2PRFIN20040908_033215_000000522030_00118_13198_3624.N1	08-SEP-2004 03:32:15	Twilight	51.500	8	10Alp CMi	0.40000	6500.0	103	13198	No
72	GOM_NL__2PRFIN20040908_033559_000000862030_00118_13198_3625.N1	08-SEP-2004 03:35:59	Dark	86.000	14	58Alp Ori	0.87000	3000.0	172	13198	No
73	GOM_NL__2PRFIN20040908_034032_000000622030_00118_13198_3626.N1	08-SEP-2004 03:40:32	Dark	61.500	1	9Alp CMa	-1.4400	11000.	123	13198	No
74	GOM_NL__2PRFIN20040908_034304_000000482030_00118_13198_3627.N1	08-SEP-2004 03:43:04	Dark	48.000	23	21Eps CMa	1.5020	26000.	96	13198	No
75	GOM_NL__2PRFIN20040908_034425_000000492030_00118_13198_3628.N1	08-SEP-2004 03:44:25	Dark	48.500	117	Pi Pup	2.7060	3800.0	97	13198	No
76	GOM_NL__2PRFIN20040908_034825_000000442030_00118_13198_3629.N1	08-SEP-2004 03:48:25	Dark	44.000	161	Tau Pup	2.9310	4500.0	88	13198	No
77	GOM_NL__2PRFIN20040908_034939_000000552030_00118_13198_3630.N1	08-SEP-2004 03:49:39	Dark	55.000	2	Alp Car	-0.73600	7000.0	110	13198	No
78	GOM_NL__2PRFIN20040908_035931_000000402030_00119_13199_3598.N1	08-SEP-2004 03:59:31	Dark	40.000	135	Bet Hyi	2.8200	5800.0	80	13199	No
79	GOM_NL__2PRFIN20040908_040125_000000472030_00119_13199_3599.N1	08-SEP-2004 04:01:25	Dark	47.000	9	Alp Eri	0.45300	24000.	94	13199	No
80	GOM_NL__2PRFIN20040908_040506_000000412030_00119_13199_3600.N1	08-SEP-2004 04:05:06	Straylight	40.500	148	Alp Tuc	2.8780	4100.0	81	13199	No
81	GOM_NL__2PRFIN20040908_040847_000000402030_00119_13199_3601.N1	08-SEP-2004 04:08:47	Straylight	39.500	31	Alp Gru	1.7340	15200.	79	13199	No
82	GOM_NL__2PRFIN20040908_041135_000000402030_00119_13199_3602.N1	08-SEP-2004 04:11:35	Straylight	39.500	172	Gam Gru	3.0030	13100.	79	13199	No
83	GOM_NL__2PRFIN20040908_041255_000000492030_00119_13199_3603.N1	08-SEP-2004 04:12:55	Straylight	48.500	18	24Alp PsA	1.1660	9700.0	97	13199	No
84	GOM_NL__2PRFIN20040908_041527_000000792030_00119_13199_3604.N1	08-SEP-2004 04:15:27	Twilight	79.000	52	16Bet Cet	2.0370	4500.0	158	13199	No
85	GOM_NL__2PRFIN20040908_042038_000000402030_00119_13199_3605.N1	08-SEP-2004 04:20:38	Bright	40.000	154	22Bet Aqr	2.8990	5700.0	80	13199	No
86	GOM_NL__2PRFIN20040908_042156_000000402030_00119_13199_3606.N1	08-SEP-2004 04:21:56	Bright	40.000	162	34Alp Aqr	2.9440	5350.0	80	13199	No
87	GOM_NL__2PRFIN20040908_042454_000000402030_00119_13199_3607.N1	08-SEP-2004 04:24:54	Bright	40.000	61	8Eps Peg	2.1000	3900.0	80	13199	No
88	GOM_NL__2PRFIN20040908_042704_000000452030_00119_13199_3608.N1	08-SEP-2004 04:27:04	Bright	44.500	90	54Alp Peg	2.4870	11000.	89	13199	No
89	GOM_NL__2PRFIN20040908_043117_000000422030_00119_13199_3609.N1	08-SEP-2004 04:31:17	Bright	41.500	164	44Eta Peg	2.9480	5400.0	83	13199	No
90	GOM_NL__2PRFIN20040908_043356_000000392030_00119_13199_3610.N1	08-SEP-2004 04:33:56	Bright	38.500	66	37Gam Cyg	2.2080	5900.0	77	13199	No
91	GOM_NL__2PRFIN20040908_043555_000000372030_00119_13199_3611.N1	08-SEP-2004 04:35:55	Bright	37.000	144	18Del Cyg	2.8600	11000.	74	13199	No
92	GOM_NL__2PRFIN20040908_043948_000000392030_00119_13199_3612.N1	08-SEP-2004 04:39:48	Bright	39.000	89	5Alp Cep	2.4510	8000.0	78	13199	No
93	GOM_NL__2PRFIN20040908_044140_000000442030_00119_13199_3613.N1	08-SEP-2004 04:41:40	Bright	44.000	74	11Bet Cas	2.2680	6600.0	88	13199	No
94	GOM_NL__2PRFIN20040908_044338_000000482030_00119_13199_3614.N1	08-SEP-2004 04:43:38	Bright	48.000	76	27Gam Cas	2.3000	30000.	96	13199	No
95	GOM_NL__2PRFIN20040908_044731_000000392030_00119_13199_3615.N1	08-SEP-2004 04:47:31	Bright	39.000	49	1Alp UMi	1.9900	6300.0	78	13199	No
96	GOM_NL__2PRFIN20040908_045024_000000582030_00119_13199_3616.N1	08-SEP-2004 04:50:24	Bright	58.000	160	23Gam Per	2.9300	4700.0	116	13199	No
97	GOM_NL__2PRFIN20040908_045231_000000682030_00119_13199_3617.N1	08-SEP-2004 04:52:31	Bright	68.000	35	33Alp Per	1.7950	6250.0	136	13199	No
98	GOM_NL__2PRFIN20040908_045550_000000382030_00119_13199_3618.N1	08-SEP-2004 04:55:50	Bright	38.000	82	48Bet UMa	2.3650	10600.	76	13199	No
99	GOM_NL__2PRFIN20040908_045902_000000632030_00119_13199_3619.N1	08-SEP-2004 04:59:02	Bright	63.000	6	13Alp Aur	0.080000	3400.0	126	13199	No
100	GOM_NL__2PRFIN20040908_050318_000000552030_00119_13199_3620.N1	08-SEP-2004 05:03:18	Bright	54.500	107	37The Aur	2.6490	11000.	109	13199	No
101	GOM_NL__2PRFIN20040908_050551_000000452030_00119_13199_3621.N1	08-SEP-2004 05:05:51	Bright	44.500	17	78Bet Gem	1.1610	4500.0	89	13199	No

102	GOM_NL__2PRFIN20040908_050746_000000842030_00119_13199_3622.N1	08-SEP-2004 05:07:46	Twilight	84.000	28	12Bet Tau	1.6500	15200.	168	13199	No
103	GOM_NL__2PRFIN20040908_051100_000000622030_00119_13199_3623.N1	08-SEP-2004 05:11:00	Twilight	61.500	44	24Gam Gem	1.9280	11000.	123	13199	No
104	GOM_NL__2PRFIN20040908_051252_000000532030_00119_13199_3624.N1	08-SEP-2004 05:12:52	Twilight	53.000	8	10Alp CMi	0.40000	6500.0	106	13199	No
105	GOM_NL__2PRFIN20040908_051636_000000972030_00119_13199_3625.N1	08-SEP-2004 05:16:36	Dark	97.000	14	58Alp Ori	0.87000	3000.0	194	13199	No
106	GOM_NL__2PRFIN20040908_052107_000000642030_00119_13199_3626.N1	08-SEP-2004 05:21:07	Dark	64.000	1	9Alp CMa	-1.4400	11000.	128	13199	No
107	GOM_NL__2PRFIN20040908_052341_000000512030_00119_13199_3627.N1	08-SEP-2004 05:23:41	Dark	50.500	23	21Eps CMa	1.5020	26000.	101	13199	No
108	GOM_NL__2PRFIN20040908_052501_000000462030_00119_13199_3628.N1	08-SEP-2004 05:25:01	Dark	46.000	117	Pl Pup	2.7060	3800.0	92	13199	No
109	GOM_NL__2PRFIN20040908_052902_000000432030_00119_13199_3629.N1	08-SEP-2004 05:29:02	Dark	43.000	161	Tau Pup	2.9310	4500.0	86	13199	No
110	GOM_NL__2PRFIN20040908_053016_000000552030_00119_13199_3630.N1	08-SEP-2004 05:30:16	Dark	55.000	2	Alp Car	-0.73600	7000.0	110	13199	No
111	GOM_NL__2PRFIN20040908_054007_000000392030_00120_13200_3598.N1	08-SEP-2004 05:40:07	Dark	38.500	135	Bet Hyi	2.8200	5800.0	77	13200	No
112	GOM_NL__2PRFIN20040908_054202_000000462030_00120_13200_3599.N1	08-SEP-2004 05:42:02	Dark	46.000	9	Alp Eri	0.45300	24000.	92	13200	No
113	GOM_NL__2PRFIN20040908_054542_000000432030_00120_13200_3600.N1	08-SEP-2004 05:45:42	Straylight	42.500	148	Alp Tuc	2.8780	4100.0	85	13200	No
114	GOM_NL__2PRFIN20040908_054924_000000402030_00120_13200_3601.N1	08-SEP-2004 05:49:24	Straylight	40.000	31	Alp Gru	1.7340	15200.	80	13200	No
115	GOM_NL__2PRFIN20040908_055212_000000402030_00120_13200_3602.N1	08-SEP-2004 05:52:12	Straylight	39.500	172	Gam Gru	3.0030	13100.	79	13200	No
116	GOM_NL__2PRFIN20040908_055332_000000482030_00120_13200_3603.N1	08-SEP-2004 05:53:32	Straylight	47.500	18	24Alp PsA	1.1660	9700.0	95	13200	No
117	GOM_NL__2PRFIN20040908_055605_000000702030_00120_13200_3604.N1	08-SEP-2004 05:56:05	Twilight	69.500	52	16Bet Cet	2.0370	4500.0	139	13200	No
118	GOM_NL__2PRFIN20040908_060114_000000402030_00120_13200_3605.N1	08-SEP-2004 06:01:14	Bright	40.000	154	22Bet Aqr	2.8990	5700.0	80	13200	No
119	GOM_NL__2PRFIN20040908_060232_000000402030_00120_13200_3606.N1	08-SEP-2004 06:02:32	Bright	40.000	162	34Alp Aqr	2.9440	5350.0	80	13200	No
120	GOM_NL__2PRFIN20040908_060531_000000392030_00120_13200_3607.N1	08-SEP-2004 06:05:31	Bright	38.500	61	8Eps Peg	2.1000	3900.0	77	13200	No
121	GOM_NL__2PRFIN20040908_060741_000000452030_00120_13200_3608.N1	08-SEP-2004 06:07:41	Bright	45.000	90	54Alp Peg	2.4870	11000.	90	13200	No
122	GOM_NL__2PRFIN20040908_061154_000000412030_00120_13200_3609.N1	08-SEP-2004 06:11:54	Bright	40.500	164	44Eta Peg	2.9480	5400.0	81	13200	No
123	GOM_NL__2PRFIN20040908_061435_000000382030_00120_13200_3610.N1	08-SEP-2004 06:14:35	Bright	38.000	66	37Gam Cyg	2.2080	5900.0	76	13200	No
124	GOM_NL__2PRFIN20040908_061632_000000392030_00120_13200_3611.N1	08-SEP-2004 06:16:32	Bright	39.000	144	18Del Cyg	2.8600	11000.	78	13200	No
125	GOM_NL__2PRFIN20040908_062025_000000382030_00120_13200_3612.N1	08-SEP-2004 06:20:25	Bright	37.500	89	5Alp Cep	2.4510	8000.0	75	13200	No
126	GOM_NL__2PRFIN20040908_062215_000000442030_00120_13200_3613.N1	08-SEP-2004 06:22:15	Bright	44.000	74	11Bet Cas	2.2680	6600.0	88	13200	No
127	GOM_NL__2PRFIN20040908_062414_000000462030_00120_13200_3614.N1	08-SEP-2004 06:24:14	Bright	46.000	76	27Gam Cas	2.3000	30000.	92	13200	No
128	GOM_NL__2PRFIN20040908_062808_000000392030_00120_13200_3615.N1	08-SEP-2004 06:28:08	Bright	38.500	49	1Alp UMi	1.9900	6300.0	77	13200	No
129	GOM_NL__2PRFIN20040908_063059_000000582030_00120_13200_3616.N1	08-SEP-2004 06:30:59	Bright	58.000	160	23Gam Per	2.9300	4700.0	116	13200	No
130	GOM_NL__2PRFIN20040908_063626_000000372030_00120_13200_3617.N1	08-SEP-2004 06:36:26	Bright	36.500	82	48Bet UMa	2.3650	10600.	73	13200	No
131	GOM_NL__2PRFIN20040908_063938_000000632030_00120_13200_3618.N1	08-SEP-2004 06:39:38	Bright	63.000	6	13Alp Aur	0.080000	3400.0	126	13200	No
132	GOM_NL__2PRFIN20040908_064354_000000782030_00120_13200_3619.N1	08-SEP-2004 06:43:54	Bright	78.000	107	37The Aur	2.6490	11000.	156	13200	No
133	GOM_NL__2PRFIN20040908_064626_000000472030_00120_13200_3620.N1	08-SEP-2004 06:46:26	Bright	47.000	17	78Bet Gem	1.1610	4500.0	94	13200	No
134	GOM_NL__2PRFIN20040908_064822_000000852030_00120_13200_3621.N1	08-SEP-2004 06:48:22	Twilight	84.500	28	12Bet Tau	1.6500	15200.	169	13200	No
135	GOM_NL__2PRFIN20040908_065136_000000602030_00120_13200_3622.N1	08-SEP-2004 06:51:36	Twilight	60.000	44	24Gam Gem	1.9280	11000.	120	13200	No
136	GOM_NL__2PRFIN20040908_065328_000000552030_00120_13200_3623.N1	08-SEP-2004 06:53:28	Twilight	54.500	8	10Alp CMi	0.40000	6500.0	109	13200	No
137	GOM_NL__2PRFIN20040908_065714_000000982030_00120_13200_3624.N1	08-SEP-2004 06:57:14	Dark	98.000	14	58Alp Ori	0.87000	3000.0	196	13200	No
138	GOM_NL__2PRFIN20040908_070145_000000612030_00120_13200_3625.N1	08-SEP-2004 07:01:45	Dark	61.000	1	9Alp CMa	-1.4400	11000.	122	13200	No
139	GOM_NL__2PRFIN20040908_070417_000000502030_00120_13200_3626.N1	08-SEP-2004 07:04:17	Dark	50.000	23	21Eps CMa	1.5020	26000.	100	13200	No
140	GOM_NL__2PRFIN20040908_070620_000000512030_00120_13200_3627.N1	08-SEP-2004 07:06:20	Dark	50.500	177	1Zet CMa	3.0220	26000.	101	13200	No
141	GOM_NL__2PRFIN20040908_070938_000000482030_00120_13200_3628.N1	08-SEP-2004 07:09:38	Dark	47.500	161	Tau Pup	2.9310	4500.0	95	13200	No
142	GOM_NL__2PRFIN20040908_072044_000000412030_00121_13201_3598.N1	08-SEP-2004 07:20:44	Dark	40.500	135	Bet Hyi	2.8200	5800.0	81	13201	No
143	GOM_NL__2PRFIN20040908_072239_000000542030_00121_13201_3599.N1	08-SEP-2004 07:22:39	Dark	53.500	9	Alp Eri	0.45300	24000.	107	13201	No
144	GOM_NL__2PRFIN20040908_072619_000000412030_00121_13201_3600.N1	08-SEP-2004 07:26:19	Straylight	40.500	148	Alp Tuc	2.8780	4100.0	81	13201	No
145	GOM_NL__2PRFIN20040908_073000_000000422030_00121_13201_3601.N1	08-SEP-2004 07:30:00	Straylight	42.000	31	Alp Gru	1.7340	15200.	84	13201	No
146	GOM_NL__2PRFIN20040908_073249_000000402030_00121_13201_3602.N1	08-SEP-2004 07:32:49	Straylight	40.000	172	Gam Gru	3.0030	13100.	80	13201	No
147	GOM_NL__2PRFIN20040908_073409_000000482030_00121_13201_3603.N1	08-SEP-2004 07:34:09	Straylight	47.500	18	24Alp PsA	1.1660	9700.0	95	13201	No
148	GOM_NL__2PRFIN20040908_073639_000000782030_00121_13201_3604.N1	08-SEP-2004 07:36:39	Twilight	77.500	52	16Bet Cet	2.0370	4500.0	155	13201	No
149	GOM_NL__2PRFIN20040908_074151_000000392030_00121_13201_3605.N1	08-SEP-2004 07:41:51	Bright	39.000	154	22Bet Aqr	2.8990	5700.0	78	13201	No
150	GOM_NL__2PRFIN20040908_074308_000000392030_00121_13201_3606.N1	08-SEP-2004 07:43:08	Bright	38.500	162	34Alp Aqr	2.9440	5350.0	77	13201	No
151	GOM_NL__2PRFIN20040908_074607_000000392030_00121_13201_3607.N1	08-SEP-2004 07:46:07	Bright	38.500	61	8Eps Peg	2.1000	3900.0	77	13201	No
152	GOM_NL__2PRFIN20040908_074816_000000442030_00121_13201_3608.N1	08-SEP-2004 07:48:16	Bright	44.000	90	54Alp Peg	2.4870	11000.	88	13201	No
153	GOM_NL__2PRFIN20040908_075230_000000412030_00121_13201_3609.N1	08-SEP-2004 07:52:30	Bright	41.000	164	44Eta Peg	2.9480	5400.0	82	13201	No
154	GOM_NL__2PRFIN20040908_075512_000000402030_00121_13201_3610.N1	08-SEP-2004 07:55:12	Bright	39.500	66	37Gam Cyg	2.2080	5900.0	79	13201	No
155	GOM_NL__2PRFIN20040908_075708_000000382030_00121_13201_3611.N1	08-SEP-2004 07:57:08	Bright	37.500	144	18Del Cyg	2.8600	11000.	75	13201	No
156	GOM_NL__2PRFIN20040908_080101_000000382030_00121_13201_3612.N1	08-SEP-2004 08:01:01	Bright	37.500	89	5Alp Cep	2.4510	8000.0	75	13201	No
157	GOM_NL__2PRFIN20040908_080251_000000432030_00121_13201_3613.N1	08-SEP-2004 08:02:51	Bright	43.000	74	11Bet Cas	2.2680	6600.0	86	13201	No
158	GOM_NL__2PRFIN20040908_080450_000000432030_00121_13201_3614.N1	08-SEP-2004 08:04:50	Bright	43.000	76	27Gam Cas	2.3000	30000.	86	13201	No
159	GOM_NL__2PRFIN20040908_080844_000000382030_00121_13201_3615.N1	08-SEP-2004 08:08:44	Bright	37.500	49	1Alp UMi	1.9900	6300.0	75	13201	No
160	GOM_NL__2PRFIN20040908_081134_000000592030_00121_13201_3616.N1	08-SEP-2004 08:11:34	Bright	59.000	160	23Gam Per	2.9300	4700.0	118	13201	No

161	GOM_NL__2PRFIN20040908_081703_000000382030_00121_13201_3617.N1	08-SEP-2004 08:17:03	Bright	37.500	82	48Bet UMa	2.3650	10600.	75	13201	No
162	GOM_NL__2PRFIN20040908_082013_000000662030_00121_13201_3618.N1	08-SEP-2004 08:20:13	Bright	65.500	6	13Alp Aur	0.080000	3400.0	131	13201	No
163	GOM_NL__2PRFIN20040908_082430_000000542030_00121_13201_3619.N1	08-SEP-2004 08:24:30	Bright	53.500	107	37The Aur	2.6490	11000.	107	13201	No
164	GOM_NL__2PRFIN20040908_082704_000000442030_00121_13201_3620.N1	08-SEP-2004 08:27:04	Bright	44.000	17	78Bet Gem	1.1610	4500.0	88	13201	No
165	GOM_NL__2PRFIN20040908_082858_000000892030_00121_13201_3621.N1	08-SEP-2004 08:28:58	Twi_and_stray	88.500	28	12Bet Tau	1.6500	15200.	177	13201	No
166	GOM_NL__2PRFIN20040908_083213_000000622030_00121_13201_3622.N1	08-SEP-2004 08:32:13	Twi_and_stray	61.500	44	24Gam Gem	1.9280	11000.	123	13201	No
167	GOM_NL__2PRFIN20040908_083405_000000552030_00121_13201_3623.N1	08-SEP-2004 08:34:05	Twilight	54.500	8	10Alp CMi	0.40000	6500.0	109	13201	No
168	GOM_NL__2PRFIN20040908_083750_000000872030_00121_13201_3624.N1	08-SEP-2004 08:37:50	Dark	87.000	14	58Alp Ori	0.87000	3000.0	174	13201	No
169	GOM_NL__2PRFIN20040908_084223_000000602030_00121_13201_3625.N1	08-SEP-2004 08:42:23	Dark	60.000	1	9Alp CMa	-1.4400	11000.	120	13201	No
170	GOM_NL__2PRFIN20040908_084455_000000462030_00121_13201_3626.N1	08-SEP-2004 08:44:55	Dark	45.500	23	21Eps CMa	1.5020	26000.	91	13201	No
171	GOM_NL__2PRFIN20040908_084658_000000482030_00121_13201_3627.N1	08-SEP-2004 08:46:58	Dark	47.500	177	1Zet CMa	3.0220	26000.	95	13201	No
172	GOM_NL__2PRFIN20040908_085015_000000442030_00121_13201_3628.N1	08-SEP-2004 08:50:15	Dark	44.000	161	Tau Pup	2.9310	4500.0	88	13201	No
173	GOM_NL__2PRFIN20040908_090120_000000392030_00122_13202_3598.N1	08-SEP-2004 09:01:20	Dark	38.500	135	Bet Hyi	2.8200	5800.0	77	13202	No
174	GOM_NL__2PRFIN20040908_090316_000000492030_00122_13202_3599.N1	08-SEP-2004 09:03:16	Dark	48.500	9	Alp Eri	0.45300	24000.	97	13202	No
175	GOM_NL__2PRFIN20040908_090655_000000412030_00122_13202_3600.N1	08-SEP-2004 09:06:55	Straylight	41.000	148	Alp Tuc	2.8780	4100.0	82	13202	No
176	GOM_NL__2PRFIN20040908_091037_000000432030_00122_13202_3601.N1	08-SEP-2004 09:10:37	Straylight	43.000	31	Alp Gru	1.7340	15200.	86	13202	No
177	GOM_NL__2PRFIN20040908_091324_000000412030_00122_13202_3602.N1	08-SEP-2004 09:13:24	Straylight	40.500	172	Gam Gru	3.0030	13100.	81	13202	No
178	GOM_NL__2PRFIN20040908_091445_000000482030_00122_13202_3603.N1	08-SEP-2004 09:14:45	Straylight	47.500	18	24Alp PsA	1.1660	9700.0	95	13202	No
179	GOM_NL__2PRFIN20040908_091715_000000742030_00122_13202_3604.N1	08-SEP-2004 09:17:15	Twi_and_stray	74.000	52	16Bet Cet	2.0370	4500.0	148	13202	No
180	GOM_NL__2PRFIN20040908_092227_000000382030_00122_13202_3605.N1	08-SEP-2004 09:22:27	Bright	38.000	154	22Bet Aqr	2.8990	5700.0	76	13202	No
181	GOM_NL__2PRFIN20040908_092345_000000402030_00122_13202_3606.N1	08-SEP-2004 09:23:45	Bright	39.500	162	34Alp Aqr	2.9440	5350.0	79	13202	No
182	GOM_NL__2PRFIN20040908_092643_000000402030_00122_13202_3607.N1	08-SEP-2004 09:26:43	Bright	40.000	61	8Eps Peg	2.1000	3900.0	80	13202	No
183	GOM_NL__2PRFIN20040908_092852_000000432030_00122_13202_3608.N1	08-SEP-2004 09:28:52	Bright	43.000	90	54Alp Peg	2.4870	11000.	86	13202	No
184	GOM_NL__2PRFIN20040908_093306_000000422030_00122_13202_3609.N1	08-SEP-2004 09:33:06	Bright	42.000	164	44Eta Peg	2.9480	5400.0	84	13202	No
185	GOM_NL__2PRFIN20040908_093548_000000392030_00122_13202_3610.N1	08-SEP-2004 09:35:48	Bright	38.500	66	37Gam Cyg	2.2080	5900.0	77	13202	No
186	GOM_NL__2PRFIN20040908_093745_000000382030_00122_13202_3611.N1	08-SEP-2004 09:37:45	Bright	37.500	144	18Del Cyg	2.8600	11000.	75	13202	No
187	GOM_NL__2PRFIN20040908_094137_000000372030_00122_13202_3612.N1	08-SEP-2004 09:41:37	Bright	37.000	89	5Alp Cep	2.4510	8000.0	74	13202	No
188	GOM_NL__2PRFIN20040908_094327_000000432030_00122_13202_3613.N1	08-SEP-2004 09:43:27	Bright	43.000	74	11Bet Cas	2.2680	6600.0	86	13202	No
189	GOM_NL__2PRFIN20040908_094525_000000432030_00122_13202_3614.N1	08-SEP-2004 09:45:25	Bright	42.500	76	27Gam Cas	2.3000	30000.	85	13202	No
190	GOM_NL__2PRFIN20040908_094920_000000382030_00122_13202_3615.N1	08-SEP-2004 09:49:20	Bright	38.000	49	1Alp UMi	1.9900	6300.0	76	13202	No
191	GOM_NL__2PRFIN20040908_095208_000000592030_00122_13202_3616.N1	08-SEP-2004 09:52:08	Bright	59.000	160	23Gam Per	2.9300	4700.0	118	13202	No
192	GOM_NL__2PRFIN20040908_095739_000000362030_00122_13202_3617.N1	08-SEP-2004 09:57:39	Bright	36.000	82	48Bet UMa	2.3650	10600.	72	13202	No
193	GOM_NL__2PRFIN20040908_100049_000000652030_00122_13202_3618.N1	08-SEP-2004 10:00:49	Bright	65.000	6	13Alp Aur	0.080000	3400.0	130	13202	No
194	GOM_NL__2PRFIN20040908_100506_000000542030_00122_13202_3619.N1	08-SEP-2004 10:05:06	Bright	53.500	107	37The Aur	2.6490	11000.	107	13202	No
195	GOM_NL__2PRFIN20040908_100740_000000452030_00122_13202_3620.N1	08-SEP-2004 10:07:40	Bright	44.500	17	78Bet Gem	1.1610	4500.0	89	13202	No
196	GOM_NL__2PRFIN20040908_100935_000000882030_00122_13202_3621.N1	08-SEP-2004 10:09:35	Twi_and_stray	87.500	28	12Bet Tau	1.6500	15200.	175	13202	No
197	GOM_NL__2PRFIN20040908_101249_000000592030_00122_13202_3622.N1	08-SEP-2004 10:12:49	Twi_and_stray	59.000	44	24Gam Gem	1.9280	11000.	118	13202	No
198	GOM_NL__2PRFIN20040908_101441_000000442030_00122_13202_3623.N1	08-SEP-2004 10:14:41	Twilight	43.500	8	10Alp CMi	0.40000	6500.0	87	13202	No
199	GOM_NL__2PRFIN20040908_101827_000000902030_00122_13202_3624.N1	08-SEP-2004 10:18:27	Dark	90.000	14	58Alp Ori	0.87000	3000.0	180	13202	No
200	GOM_NL__2PRFIN20040908_102259_000000642030_00122_13202_3625.N1	08-SEP-2004 10:22:59	Dark	64.000	1	9Alp CMa	-1.4400	11000.	128	13202	No
201	GOM_NL__2PRFIN20040908_102531_000000492030_00122_13202_3626.N1	08-SEP-2004 10:25:31	Dark	48.500	23	21Eps CMa	1.5020	26000.	97	13202	No
202	GOM_NL__2PRFIN20040908_102735_000000462030_00122_13202_3627.N1	08-SEP-2004 10:27:35	Dark	46.000	177	1Zet CMa	3.0220	26000.	92	13202	No
203	GOM_NL__2PRFIN20040908_103051_000000442030_00122_13202_3628.N1	08-SEP-2004 10:30:51	Dark	43.500	161	Tau Pup	2.9310	4500.0	87	13202	No
204	GOM_NL__2PRFIN20040908_104155_000000392030_00123_13203_3598.N1	08-SEP-2004 10:41:55	Dark	39.000	135	Bet Hyi	2.8200	5800.0	78	13203	No
205	GOM_NL__2PRFIN20040908_104352_000000522030_00123_13203_3599.N1	08-SEP-2004 10:43:52	Dark	52.000	9	Alp Eri	0.45300	24000.	104	13203	No
206	GOM_NL__2PRFIN20040908_104731_000000402030_00123_13203_3600.N1	08-SEP-2004 10:47:31	Straylight	40.000	148	Alp Tuc	2.8780	4100.0	80	13203	No
207	GOM_NL__2PRFIN20040908_105112_000000412030_00123_13203_3601.N1	08-SEP-2004 10:51:12	Straylight	40.500	31	Alp Gru	1.7340	15200.	81	13203	No
208	GOM_NL__2PRFIN20040908_105401_000000392030_00123_13203_3602.N1	08-SEP-2004 10:54:01	Straylight	39.000	172	Gam Gru	3.0030	13100.	78	13203	No
209	GOM_NL__2PRFIN20040908_105521_000000462030_00123_13203_3603.N1	08-SEP-2004 10:55:21	Straylight	45.500	18	24Alp PsA	1.1660	9700.0	91	13203	No
210	GOM_NL__2PRFIN20040908_105751_000000732030_00123_13203_3604.N1	08-SEP-2004 10:57:51	Twi_and_stray	73.000	52	16Bet Cet	2.0370	4500.0	146	13203	No
211	GOM_NL__2PRFIN20040908_110303_000000402030_00123_13203_3605.N1	08-SEP-2004 11:03:03	Bright	40.000	154	22Bet Aqr	2.8990	5700.0	80	13203	No
212	GOM_NL__2PRFIN20040908_110420_000000402030_00123_13203_3606.N1	08-SEP-2004 11:04:20	Bright	39.500	162	34Alp Aqr	2.9440	5350.0	79	13203	No
213	GOM_NL__2PRFIN20040908_110719_000000412030_00123_13203_3607.N1	08-SEP-2004 11:07:19	Bright	41.000	61	8Eps Peg	2.1000	3900.0	82	13203	No
214	GOM_NL__2PRFIN20040908_110927_000000442030_00123_13203_3608.N1	08-SEP-2004 11:09:27	Bright	43.500	90	54Alp Peg	2.4870	11000.	87	13203	No
215	GOM_NL__2PRFIN20040908_111341_000000422030_00123_13203_3609.N1	08-SEP-2004 11:13:41	Bright	41.500	164	44Eta Peg	2.9480	5400.0	83	13203	No
216	GOM_NL__2PRFIN20040908_111624_000000392030_00123_13203_3610.N1	08-SEP-2004 11:16:24	Bright	38.500	66	37Gam Cyg	2.2080	5900.0	77	13203	No
217	GOM_NL__2PRFIN20040908_111820_000000402030_00123_13203_3611.N1	08-SEP-2004 11:18:20	Bright	39.500	144	18Del Cyg	2.8600	11000.	79	13203	No
218	GOM_NL__2PRFIN20040908_112213_000000382030_00123_13203_3612.N1	08-SEP-2004 11:22:13	Bright	37.500	89	5Alp Cep	2.4510	8000.0	75	13203	No
219	GOM_NL__2PRFIN20040908_112402_000000432030_00123_13203_3613.N1	08-SEP-2004 11:24:02	Bright	43.000	74	11Bet Cas	2.2680	6600.0	86	13203	No

220	GOM_NL__2PRFIN20040908_112600_000000442030_00123_13203_3614.N1	08-SEP-2004 11:26:00	Bright	44.000	76	27Gam Cas	2.3000	30000.	88	13203	No
221	GOM_NL__2PRFIN20040908_112956_000000382030_00123_13203_3615.N1	08-SEP-2004 11:29:56	Bright	38.000	49	1Alp UMi	1.9900	6300.0	76	13203	No
222	GOM_NL__2PRFIN20040908_113244_000000622030_00123_13203_3616.N1	08-SEP-2004 11:32:44	Bright	61.500	160	23Gam Per	2.9300	4700.0	123	13203	No
223	GOM_NL__2PRFIN20040908_113815_000000482030_00123_13203_3617.N1	08-SEP-2004 11:38:15	Bright	47.500	82	48Bet UMa	2.3650	10600.	95	13203	No
224	GOM_NL__2PRFIN20040908_114124_000000692030_00123_13203_3618.N1	08-SEP-2004 11:41:24	Bright	68.500	6	13Alp Aur	0.080000	3400.0	137	13203	No
225	GOM_NL__2PRFIN20040908_114542_000000532030_00123_13203_3619.N1	08-SEP-2004 11:45:42	Bright	53.000	107	37The Aur	2.6490	11000.	106	13203	No
226	GOM_NL__2PRFIN20040908_114817_000000442030_00123_13203_3620.N1	08-SEP-2004 11:48:17	Bright	43.500	17	78Bet Gem	1.1610	4500.0	87	13203	No
227	GOM_NL__2PRFIN20040908_115011_000000882030_00123_13203_3621.N1	08-SEP-2004 11:50:11	Twilight	87.500	28	12Bet Tau	1.6500	15200.	175	13203	No
228	GOM_NL__2PRFIN20040908_115325_000000562030_00123_13203_3622.N1	08-SEP-2004 11:53:25	Twilight	56.000	44	24Gam Gem	1.9280	11000.	112	13203	No
229	GOM_NL__2PRFIN20040908_115517_000000532030_00123_13203_3623.N1	08-SEP-2004 11:55:17	Twilight	53.000	8	10Alp CMi	0.400000	6500.0	106	13203	No
230	GOM_NL__2PRFIN20040908_115905_000000982030_00123_13203_3624.N1	08-SEP-2004 11:59:05	Dark	98.000	14	58Alp Ori	0.870000	3000.0	196	13203	No
231	GOM_NL__2PRFIN20040908_120336_000000552030_00123_13203_3625.N1	08-SEP-2004 12:03:36	Dark	55.000	1	9Alp CMa	-1.4400	11000.	110	13203	No
232	GOM_NL__2PRFIN20040908_120608_000000502030_00123_13203_3626.N1	08-SEP-2004 12:06:08	Dark	49.500	23	21Eps CMa	1.5020	26000.	99	13203	No
233	GOM_NL__2PRFIN20040908_120811_000000472030_00123_13203_3627.N1	08-SEP-2004 12:08:11	Dark	46.500	177	1Zet CMa	3.0220	26000.	93	13203	No
234	GOM_NL__2PRFIN20040908_121127_000000452030_00123_13203_3628.N1	08-SEP-2004 12:11:27	Dark	44.500	161	Tau Pup	2.9310	4500.0	89	13203	No
235	GOM_NL__2PRFIN20040908_122231_000000402030_00124_13204_3598.N1	08-SEP-2004 12:22:31	Dark	40.000	135	Bet Hyi	2.8200	5800.0	80	13204	No
236	GOM_NL__2PRFIN20040908_122428_000000502030_00124_13204_3599.N1	08-SEP-2004 12:24:28	Dark	50.000	9	Alp Eri	0.45300	24000.	100	13204	No
237	GOM_NL__2PRFIN20040908_122807_000000442030_00124_13204_3600.N1	08-SEP-2004 12:28:07	Straylight	44.000	148	Alp Tuc	2.8780	4100.0	88	13204	No
238	GOM_NL__2PRFIN20040908_123148_000000452030_00124_13204_3601.N1	08-SEP-2004 12:31:48	Straylight	44.500	31	Alp Gru	1.7340	15200.	89	13204	No
239	GOM_NL__2PRFIN20040908_123436_000000392030_00124_13204_3602.N1	08-SEP-2004 12:34:36	Straylight	39.000	172	Gam Gru	3.0030	13100.	78	13204	No
240	GOM_NL__2PRFIN20040908_123557_000000472030_00124_13204_3603.N1	08-SEP-2004 12:35:57	Straylight	46.500	18	24Alp PsA	1.1660	9700.0	93	13204	No
241	GOM_NL__2PRFIN20040908_123827_000000762030_00124_13204_3604.N1	08-SEP-2004 12:38:27	Twilight	76.000	52	16Bet Cet	2.0370	4500.0	152	13204	No
242	GOM_NL__2PRFIN20040908_124338_000000402030_00124_13204_3605.N1	08-SEP-2004 12:43:38	Bright	39.500	154	22Bet Aqr	2.8990	5700.0	79	13204	No
243	GOM_NL__2PRFIN20040908_124456_000000392030_00124_13204_3606.N1	08-SEP-2004 12:44:56	Bright	39.000	162	34Alp Aqr	2.9440	5350.0	78	13204	No
244	GOM_NL__2PRFIN20040908_124754_000000392030_00124_13204_3607.N1	08-SEP-2004 12:47:54	Bright	39.000	61	8Eps Peg	2.1000	3900.0	78	13204	No
245	GOM_NL__2PRFIN20040908_125003_000000452030_00124_13204_3608.N1	08-SEP-2004 12:50:03	Bright	44.500	90	54Alp Peg	2.4870	11000.	89	13204	No
246	GOM_NL__2PRFIN20040908_125417_000000392030_00124_13204_3609.N1	08-SEP-2004 12:54:17	Bright	39.000	164	44Eta Peg	2.9480	5400.0	78	13204	No
247	GOM_NL__2PRFIN20040908_125700_000000402030_00124_13204_3610.N1	08-SEP-2004 12:57:00	Bright	39.500	66	37Gam Cyg	2.2080	5900.0	79	13204	No
248	GOM_NL__2PRFIN20040908_125856_000000372030_00124_13204_3611.N1	08-SEP-2004 12:58:56	Bright	36.500	144	18Del Cyg	2.8600	11000.	73	13204	No
249	GOM_NL__2PRFIN20040908_130248_000000382030_00124_13204_3612.N1	08-SEP-2004 13:02:48	Bright	37.500	89	5Alp Cep	2.4510	8000.0	75	13204	No
250	GOM_NL__2PRFIN20040908_130437_000000432030_00124_13204_3613.N1	08-SEP-2004 13:04:37	Bright	43.000	74	11Bet Cas	2.2680	6600.0	86	13204	No
251	GOM_NL__2PRFIN20040908_130635_000000422030_00124_13204_3614.N1	08-SEP-2004 13:06:35	Bright	41.500	76	27Gam Cas	2.3000	30000.	83	13204	No
252	GOM_NL__2PRFIN20040908_131032_000000392030_00124_13204_3615.N1	08-SEP-2004 13:10:32	Bright	39.000	49	1Alp UMi	1.9900	6300.0	78	13204	No
253	GOM_NL__2PRFIN20040908_131318_000000602030_00124_13204_3616.N1	08-SEP-2004 13:13:18	Bright	59.500	160	23Gam Per	2.9300	4700.0	119	13204	No
254	GOM_NL__2PRFIN20040908_131851_000000372030_00124_13204_3617.N1	08-SEP-2004 13:18:51	Bright	36.500	82	48Bet UMa	2.3650	10600.	73	13204	No
255	GOM_NL__2PRFIN20040908_132200_000000682030_00124_13204_3618.N1	08-SEP-2004 13:22:00	Bright	67.500	6	13Alp Aur	0.080000	3400.0	135	13204	No
256	GOM_NL__2PRFIN20040908_132618_000000552030_00124_13204_3619.N1	08-SEP-2004 13:26:18	Bright	54.500	107	37The Aur	2.6490	11000.	109	13204	No
257	GOM_NL__2PRFIN20040908_132853_000000432030_00124_13204_3620.N1	08-SEP-2004 13:28:53	Bright	42.500	17	78Bet Gem	1.1610	4500.0	85	13204	No
258	GOM_NL__2PRFIN20040908_133047_000000892030_00124_13204_3621.N1	08-SEP-2004 13:30:47	Twilight	89.000	28	12Bet Tau	1.6500	15200.	178	13204	No
259	GOM_NL__2PRFIN20040908_133402_000000622030_00124_13204_3622.N1	08-SEP-2004 13:34:02	Twilight	62.000	44	24Gam Gem	1.9280	11000.	124	13204	No
260	GOM_NL__2PRFIN20040908_133553_000000572030_00124_13204_3623.N1	08-SEP-2004 13:35:53	Twilight	56.500	8	10Alp CMi	0.400000	6500.0	113	13204	No
261	GOM_NL__2PRFIN20040908_133942_000000952030_00124_13204_3624.N1	08-SEP-2004 13:39:42	Dark	95.000	14	58Alp Ori	0.870000	3000.0	190	13204	No
262	GOM_NL__2PRFIN20040908_134413_000000552030_00124_13204_3625.N1	08-SEP-2004 13:44:13	Dark	55.000	1	9Alp CMa	-1.4400	11000.	110	13204	No
263	GOM_NL__2PRFIN20040908_134645_000000472030_00124_13204_3626.N1	08-SEP-2004 13:46:45	Dark	46.500	23	21Eps CMa	1.5020	26000.	93	13204	No
264	GOM_NL__2PRFIN20040908_134848_000000482030_00124_13204_3627.N1	08-SEP-2004 13:48:48	Dark	47.500	177	1Zet CMa	3.0220	26000.	95	13204	No
265	GOM_NL__2PRFIN20040908_135203_000000472030_00124_13204_3628.N1	08-SEP-2004 13:52:03	Dark	47.000	161	Tau Pup	2.9310	4500.0	94	13204	No
266	GOM_NL__2PRFIN20040908_140307_000000422030_00125_13205_3598.N1	08-SEP-2004 14:03:07	Dark	41.500	135	Bet Hyi	2.8200	5800.0	83	13205	No
267	GOM_NL__2PRFIN20040908_140504_000000472030_00125_13205_3599.N1	08-SEP-2004 14:05:04	Dark	46.500	9	Alp Eri	0.45300	24000.	93	13205	No
268	GOM_NL__2PRFIN20040908_140842_000000402030_00125_13205_3600.N1	08-SEP-2004 14:08:42	Straylight	39.500	148	Alp Tuc	2.8780	4100.0	79	13205	No
269	GOM_NL__2PRFIN20040908_141224_000000432030_00125_13205_3601.N1	08-SEP-2004 14:12:24	Straylight	43.000	31	Alp Gru	1.7340	15200.	86	13205	No
270	GOM_NL__2PRFIN20040908_141511_000000412030_00125_13205_3602.N1	08-SEP-2004 14:15:11	Straylight	41.000	172	Gam Gru	3.0030	13100.	82	13205	No
271	GOM_NL__2PRFIN20040908_141633_000000472030_00125_13205_3603.N1	08-SEP-2004 14:16:33	Straylight	47.000	18	24Alp PsA	1.1660	9700.0	94	13205	No
272	GOM_NL__2PRFIN20040908_141903_000000732030_00125_13205_3604.N1	08-SEP-2004 14:19:03	Twilight	73.000	52	16Bet Cet	2.0370	4500.0	146	13205	No
273	GOM_NL__2PRFIN20040908_142110_000000412030_00125_13205_3605.N1	08-SEP-2004 14:21:10	Bright	41.000	142	49Del Cap	2.8500	8900.0	82	13205	No
274	GOM_NL__2PRFIN20040908_142415_000000392030_00125_13205_3606.N1	08-SEP-2004 14:24:15	Bright	38.500	154	22Bet Aqr	2.8990	5700.0	77	13205	No
275	GOM_NL__2PRFIN20040908_142532_000000402030_00125_13205_3607.N1	08-SEP-2004 14:25:32	Bright	39.500	162	34Alp Aqr	2.9440	5350.0	79	13205	No
276	GOM_NL__2PRFIN20040908_142831_000000382030_00125_13205_3608.N1	08-SEP-2004 14:28:31	Bright	37.500	61	8Eps Peg	2.1000	3900.0	75	13205	No
277	GOM_NL__2PRFIN20040908_143038_000000442030_00125_13205_3609.N1	08-SEP-2004 14:30:38	Bright	44.000	90	54Alp Peg	2.4870	11000.	88	13205	No
278	GOM_NL__2PRFIN20040908_143452_000000422030_00125_13205_3610.N1	08-SEP-2004 14:34:52	Bright	41.500	164	44Eta Peg	2.9480	5400.0	83	13205	No

279	GOM_NL__2PRFIN20040908_143736_000000392030_00125_13205_3611.N1	08-SEP-2004 14:37:36	Bright	39.000	66	37Gam Cyg	2.2080	5900.0	78	13205	No
280	GOM_NL__2PRFIN20040908_143933_000000392030_00125_13205_3612.N1	08-SEP-2004 14:39:33	Bright	39.000	144	18Del Cyg	2.8600	11000.	78	13205	No
281	GOM_NL__2PRFIN20040908_144324_000000382030_00125_13205_3613.N1	08-SEP-2004 14:43:24	Bright	37.500	89	5Alp Cep	2.4510	8000.0	75	13205	No
282	GOM_NL__2PRFIN20040908_144512_000000442030_00125_13205_3614.N1	08-SEP-2004 14:45:12	Bright	44.000	74	11Bet Cas	2.2680	6600.0	88	13205	No
283	GOM_NL__2PRFIN20040908_144711_000000432030_00125_13205_3615.N1	08-SEP-2004 14:47:11	Bright	43.000	76	27Gam Cas	2.3000	30000.	86	13205	No
284	GOM_NL__2PRFIN20040908_145108_000000362030_00125_13205_3616.N1	08-SEP-2004 14:51:08	Bright	35.500	49	1Alp UMi	1.9900	6300.0	71	13205	No
285	GOM_NL__2PRFIN20040908_145353_000000582030_00125_13205_3617.N1	08-SEP-2004 14:53:53	Bright	58.000	160	23Gam Per	2.9300	4700.0	116	13205	No
286	GOM_NL__2PRFIN20040908_145927_000000362030_00125_13205_3618.N1	08-SEP-2004 14:59:27	Bright	36.000	82	48Bet UMa	2.3650	10600.	72	13205	No
287	GOM_NL__2PRFIN20040908_150236_000000702030_00125_13205_3619.N1	08-SEP-2004 15:02:36	Bright	69.500	6	13Alp Aur	0.080000	3400.0	139	13205	No
288	GOM_NL__2PRFIN20040908_150653_000000552030_00125_13205_3620.N1	08-SEP-2004 15:06:53	Bright	54.500	107	37The Aur	2.6490	11000.	109	13205	No
289	GOM_NL__2PRFIN20040908_150929_000000442030_00125_13205_3621.N1	08-SEP-2004 15:09:29	Bright	43.500	17	78Bet Gem	1.1610	4500.0	87	13205	No
290	GOM_NL__2PRFIN20040908_151123_000000882030_00125_13205_3622.N1	08-SEP-2004 15:11:23	Twilight	88.000	28	12Bet Tau	1.6500	15200.	176	13205	No
291	GOM_NL__2PRFIN20040908_151439_000000612030_00125_13205_3623.N1	08-SEP-2004 15:14:39	Twilight	60.500	44	24Gam Gem	1.9280	11000.	121	13205	No
292	GOM_NL__2PRFIN20040908_151630_000000552030_00125_13205_3624.N1	08-SEP-2004 15:16:30	Twilight	55.000	8	10Alp CMi	0.40000	6500.0	110	13205	No
293	GOM_NL__2PRFIN20040908_152019_000000972030_00125_13205_3625.N1	08-SEP-2004 15:20:19	Dark	97.000	14	58Alp Ori	0.87000	3000.0	194	13205	No
294	GOM_NL__2PRFIN20040908_152450_000000632030_00125_13205_3626.N1	08-SEP-2004 15:24:50	Dark	63.000	1	9Alp CMa	-1.4400	11000.	126	13205	No
295	GOM_NL__2PRFIN20040908_152619_000000502030_00125_13205_3627.N1	08-SEP-2004 15:26:19	Dark	50.000	37	25Del CMa	1.8300	5900.0	100	13205	No
296	GOM_NL__2PRFIN20040908_152826_000000472030_00125_13205_3628.N1	08-SEP-2004 15:28:26	Dark	46.500	65	Lam Vel	2.2040	4400.0	93	13205	No
297	GOM_NL__2PRFIN20040908_153241_000000462030_00125_13205_3629.N1	08-SEP-2004 15:32:41	Dark	46.000	161	Tau Pup	2.9310	4500.0	92	13205	No
298	GOM_NL__2PRFIN20040908_153355_000000512030_00125_13205_3630.N1	08-SEP-2004 15:33:55	Dark	51.000	2	Alp Car	-0.73600	7000.0	102	13205	No
299	GOM_NL__2PRFIN20040908_154343_000000402030_00126_13206_3618.N1	08-SEP-2004 15:43:43	Dark	40.000	135	Bet Hyi	2.8200	5800.0	80	13206	No
300	GOM_NL__2PRFIN20040908_154541_000000462030_00126_13206_3619.N1	08-SEP-2004 15:45:41	Dark	46.000	9	Alp Eri	0.45300	24000.	92	13206	No
301	GOM_NL__2PRFIN20040908_154918_000000392030_00126_13206_3620.N1	08-SEP-2004 15:49:18	Straylight	39.000	148	Alp Tuc	2.8780	4100.0	78	13206	No
302	GOM_NL__2PRFIN20040908_155300_000000462030_00126_13206_3621.N1	08-SEP-2004 15:53:00	Straylight	45.500	31	Alp Gru	1.7340	15200.	91	13206	No
303	GOM_NL__2PRFIN20040908_155547_000000422030_00126_13206_3622.N1	08-SEP-2004 15:55:47	Straylight	41.500	172	Gam Gru	3.0030	13100.	83	13206	No
304	GOM_NL__2PRFIN20040908_155709_000000492030_00126_13206_3623.N1	08-SEP-2004 15:57:09	Straylight	49.000	18	24Alp PsA	1.1660	9700.0	98	13206	No
305	GOM_NL__2PRFIN20040908_155941_000000742030_00126_13206_3624.N1	08-SEP-2004 15:59:41	Twilight	73.500	52	16Bet Cet	2.0370	4500.0	147	13206	No
306	GOM_NL__2PRFIN20040908_160146_000000422030_00126_13206_3625.N1	08-SEP-2004 16:01:46	Bright	42.000	142	49Del Cap	2.8500	8900.0	84	13206	No
307	GOM_NL__2PRFIN20040908_160451_000000402030_00126_13206_3626.N1	08-SEP-2004 16:04:51	Bright	39.500	154	22Bet Aqr	2.8990	5700.0	79	13206	No
308	GOM_NL__2PRFIN20040908_160608_000000402030_00126_13206_3627.N1	08-SEP-2004 16:06:08	Bright	39.500	162	34Alp Aqr	2.9440	5350.0	79	13206	No
309	GOM_NL__2PRFIN20040908_160907_000000392030_00126_13206_3628.N1	08-SEP-2004 16:09:07	Bright	39.000	61	8Eps Peg	2.1000	3900.0	78	13206	No
310	GOM_NL__2PRFIN20040908_161113_000000442030_00126_13206_3629.N1	08-SEP-2004 16:11:13	Bright	44.000	90	54Alp Peg	2.4870	11000.	88	13206	No
311	GOM_NL__2PRFIN20040908_161528_000000402030_00126_13206_3630.N1	08-SEP-2004 16:15:28	Bright	39.500	164	44Eta Peg	2.9480	5400.0	79	13206	No
312	GOM_NL__2PRFIN20040908_161812_000000382030_00126_13206_3631.N1	08-SEP-2004 16:18:12	Bright	38.000	66	37Gam Cyg	2.2080	5900.0	76	13206	No
313	GOM_NL__2PRFIN20040908_162009_000000352030_00126_13206_3632.N1	08-SEP-2004 16:20:09	Bright	35.000	144	18Del Cyg	2.8600	11000.	70	13206	No
314	GOM_NL__2PRFIN20040908_162400_000000372030_00126_13206_3633.N1	08-SEP-2004 16:24:00	Bright	37.000	89	5Alp Cep	2.4510	8000.0	74	13206	No
315	GOM_NL__2PRFIN20040908_162548_000000432030_00126_13206_3634.N1	08-SEP-2004 16:25:48	Bright	43.000	74	11Bet Cas	2.2680	6600.0	86	13206	No
316	GOM_NL__2PRFIN20040908_162746_000000422030_00126_13206_3635.N1	08-SEP-2004 16:27:46	Bright	42.000	76	27Gam Cas	2.3000	30000.	84	13206	No
317	GOM_NL__2PRFIN20040908_163144_000000382030_00126_13206_3636.N1	08-SEP-2004 16:31:44	Bright	37.500	49	1Alp UMi	1.9900	6300.0	75	13206	No
318	GOM_NL__2PRFIN20040908_163428_000000582030_00126_13206_3637.N1	08-SEP-2004 16:34:28	Bright	58.000	160	23Gam Per	2.9300	4700.0	116	13206	No
319	GOM_NL__2PRFIN20040908_164004_000000372030_00126_13206_3638.N1	08-SEP-2004 16:40:04	Bright	36.500	82	48Bet UMa	2.3650	10600.	73	13206	No
320	GOM_NL__2PRFIN20040908_164311_000000632030_00126_13206_3639.N1	08-SEP-2004 16:43:11	Bright	63.000	6	13Alp Aur	0.080000	3400.0	126	13206	No
321	GOM_NL__2PRFIN20040908_164729_000000552030_00126_13206_3640.N1	08-SEP-2004 16:47:29	Bright	55.000	107	37The Aur	2.6490	11000.	110	13206	No
322	GOM_NL__2PRFIN20040908_165005_000000442030_00126_13206_3641.N1	08-SEP-2004 16:50:05	Bright	44.000	17	78Bet Gem	1.1610	4500.0	88	13206	No
323	GOM_NL__2PRFIN20040908_165200_000000852030_00126_13206_3642.N1	08-SEP-2004 16:52:00	Twilight	85.000	28	12Bet Tau	1.6500	15200.	170	13206	No
324	GOM_NL__2PRFIN20040908_165515_000000592030_00126_13206_3643.N1	08-SEP-2004 16:55:15	Twilight	59.000	44	24Gam Gem	1.9280	11000.	118	13206	No
325	GOM_NL__2PRFIN20040908_165707_000000522030_00126_13206_3644.N1	08-SEP-2004 16:57:07	Twilight	51.500	8	10Alp CMi	0.40000	6500.0	103	13206	No
326	GOM_NL__2PRFIN20040908_170056_000000982030_00126_13206_3645.N1	08-SEP-2004 17:00:56	Dark	98.000	14	58Alp Ori	0.87000	3000.0	196	13206	No
327	GOM_NL__2PRFIN20040908_170527_000000572030_00126_13206_3646.N1	08-SEP-2004 17:05:27	Dark	57.000	1	9Alp CMa	-1.4400	11000.	114	13206	No
328	GOM_NL__2PRFIN20040908_170656_000000482030_00126_13206_3647.N1	08-SEP-2004 17:06:56	Dark	48.000	37	25Del CMa	1.8300	5900.0	96	13206	No
329	GOM_NL__2PRFIN20040908_170903_000000432030_00126_13206_3648.N1	08-SEP-2004 17:09:03	Dark	43.000	65	Lam Vel	2.2040	4400.0	86	13206	No
330	GOM_NL__2PRFIN20040908_171317_000000422030_00126_13206_3649.N1	08-SEP-2004 17:13:17	Dark	42.000	161	Tau Pup	2.9310	4500.0	84	13206	No
331	GOM_NL__2PRFIN20040908_171431_000000492030_00126_13206_3650.N1	08-SEP-2004 17:14:31	Dark	49.000	2	Alp Car	-0.73600	7000.0	98	13206	No
332	GOM_NL__2PRFIN20040908_172417_000000422030_00127_13207_3618.N1	08-SEP-2004 17:24:17	Dark	42.000	135	Bet Hyi	2.8200	5800.0	84	13207	No
333	GOM_NL__2PRFIN20040908_172618_000000462030_00127_13207_3619.N1	08-SEP-2004 17:26:18	Dark	46.000	9	Alp Eri	0.45300	24000.	92	13207	No
334	GOM_NL__2PRFIN20040908_172955_000000402030_00127_13207_3620.N1	08-SEP-2004 17:29:55	Straylight	40.000	148	Alp Tuc	2.8780	4100.0	80	13207	No
335	GOM_NL__2PRFIN20040908_173336_000000402030_00127_13207_3621.N1	08-SEP-2004 17:33:36	Straylight	39.500	31	Alp Gru	1.7340	15200.	79	13207	No
336	GOM_NL__2PRFIN20040908_173624_000000412030_00127_13207_3622.N1	08-SEP-2004 17:36:24	Straylight	40.500	172	Gam Gru	3.0030	13100.	81	13207	No
337	GOM_NL__2PRFIN20040908_173745_000000472030_00127_13207_3623.N1	08-SEP-2004 17:37:45	Straylight	46.500	18	24Alp PsA	1.1660	9700.0	93	13207	No

338	GOM_NL__2PRFIN20040908_174017_000000722030_00127_13207_3624.N1	08-SEP-2004 17:40:17	Twilight	71.500	52	16Bet Cet	2.0370	4500.0	143	13207	No
339	GOM_NL__2PRFIN20040908_174223_000000412030_00127_13207_3625.N1	08-SEP-2004 17:42:23	Bright	40.500	142	49Del Cap	2.8500	8900.0	81	13207	No
340	GOM_NL__2PRFIN20040908_174527_000000392030_00127_13207_3626.N1	08-SEP-2004 17:45:27	Bright	39.000	154	22Bet Aqr	2.8990	5700.0	78	13207	No
341	GOM_NL__2PRFIN20040908_174644_000000402030_00127_13207_3627.N1	08-SEP-2004 17:46:44	Bright	39.500	162	34Alp Aqr	2.9440	5350.0	79	13207	No
342	GOM_NL__2PRFIN20040908_174943_000000392030_00127_13207_3628.N1	08-SEP-2004 17:49:43	Bright	38.500	61	8Eps Peg	2.1000	3900.0	77	13207	No
343	GOM_NL__2PRFIN20040908_175149_000000452030_00127_13207_3629.N1	08-SEP-2004 17:51:49	Bright	44.500	90	54Alp Peg	2.4870	11000.	89	13207	No
344	GOM_NL__2PRFIN20040908_175604_000000402030_00127_13207_3630.N1	08-SEP-2004 17:56:04	Bright	39.500	164	44Eta Peg	2.9480	5400.0	79	13207	No
345	GOM_NL__2PRFIN20040908_175849_000000402030_00127_13207_3631.N1	08-SEP-2004 17:58:49	Bright	39.500	66	37Gam Cyg	2.2080	5900.0	79	13207	No
346	GOM_NL__2PRFIN20040908_180046_000000382030_00127_13207_3632.N1	08-SEP-2004 18:00:46	Bright	37.500	144	18Del Cyg	2.8600	11000.	75	13207	No
347	GOM_NL__2PRFIN20040908_180437_000000382030_00127_13207_3633.N1	08-SEP-2004 18:04:37	Bright	38.000	89	5Alp Cep	2.4510	8000.0	76	13207	No
348	GOM_NL__2PRFIN20040908_180623_000000452030_00127_13207_3634.N1	08-SEP-2004 18:06:23	Bright	44.500	74	11Bet Cas	2.2680	6600.0	89	13207	No
349	GOM_NL__2PRFIN20040908_180821_000000462030_00127_13207_3635.N1	08-SEP-2004 18:08:21	Bright	46.000	76	27Gam Cas	2.3000	30000.	92	13207	No
350	GOM_NL__2PRFIN20040908_181220_000000382030_00127_13207_3636.N1	08-SEP-2004 18:12:20	Bright	37.500	49	1Alp UMi	1.9900	6300.0	75	13207	No
351	GOM_NL__2PRFIN20040908_181503_000000582030_00127_13207_3637.N1	08-SEP-2004 18:15:03	Bright	57.500	160	23Gam Per	2.9300	4700.0	115	13207	No
352	GOM_NL__2PRFIN20040908_182040_000000362030_00127_13207_3638.N1	08-SEP-2004 18:20:40	Bright	36.000	82	48Bet UMa	2.3650	10600.	72	13207	No
353	GOM_NL__2PRFIN20040908_182346_000000672030_00127_13207_3639.N1	08-SEP-2004 18:23:46	Bright	67.000	6	13Alp Aur	0.080000	3400.0	134	13207	No
354	GOM_NL__2PRFIN20040908_182805_000000552030_00127_13207_3640.N1	08-SEP-2004 18:28:05	Bright	55.000	107	37The Aur	2.6490	11000.	110	13207	No
355	GOM_NL__2PRFIN20040908_183041_000000432030_00127_13207_3641.N1	08-SEP-2004 18:30:41	Bright	43.000	17	78Bet Gem	1.1610	4500.0	86	13207	No
356	GOM_NL__2PRFIN20040908_183236_000000822030_00127_13207_3642.N1	08-SEP-2004 18:32:36	Twilight	82.000	28	12Bet Tau	1.6500	15200.	164	13207	No
357	GOM_NL__2PRFIN20040908_183551_000000622030_00127_13207_3643.N1	08-SEP-2004 18:35:51	Twilight	62.000	44	24Gam Gem	1.9280	11000.	124	13207	No
358	GOM_NL__2PRFIN20040908_183743_000000522030_00127_13207_3644.N1	08-SEP-2004 18:37:43	Twilight	51.500	8	10Alp CMi	0.40000	6500.0	103	13207	No
359	GOM_NL__2PRFIN20040908_184133_000000892030_00127_13207_3645.N1	08-SEP-2004 18:41:33	Dark	88.500	14	58Alp Ori	0.87000	3000.0	177	13207	No
360	GOM_NL__2PRFIN20040908_184603_000000562030_00127_13207_3646.N1	08-SEP-2004 18:46:03	Dark	56.000	1	9Alp CMa	-1.4400	11000.	112	13207	No
361	GOM_NL__2PRFIN20040908_184733_000000482030_00127_13207_3647.N1	08-SEP-2004 18:47:33	Dark	48.000	37	25Del CMa	1.8300	5900.0	96	13207	No
362	GOM_NL__2PRFIN20040908_184939_000000452030_00127_13207_3648.N1	08-SEP-2004 18:49:39	Dark	44.500	65	Lam Vel	2.2040	4400.0	89	13207	No
363	GOM_NL__2PRFIN20040908_185353_000000412030_00127_13207_3649.N1	08-SEP-2004 18:53:53	Dark	41.000	161	Tau Pup	2.9310	4500.0	82	13207	No
364	GOM_NL__2PRFIN20040908_185508_000000532030_00127_13207_3650.N1	08-SEP-2004 18:55:08	Dark	53.000	2	Alp Car	-0.73600	7000.0	106	13207	No
365	GOM_NL__2PRFIN20040908_190456_000000392030_00128_13208_3618.N1	08-SEP-2004 19:04:56	Dark	38.500	135	Bet Hyi	2.8200	5800.0	77	13208	No
366	GOM_NL__2PRFIN20040908_190654_000000572030_00128_13208_3619.N1	08-SEP-2004 19:06:54	Dark	56.500	9	Alp Eri	0.45300	24000.	113	13208	No
367	GOM_NL__2PRFIN20040908_191031_000000412030_00128_13208_3620.N1	08-SEP-2004 19:10:31	Straylight	41.000	148	Alp Tuc	2.8780	4100.0	82	13208	No
368	GOM_NL__2PRFIN20040908_191413_000000452030_00128_13208_3621.N1	08-SEP-2004 19:14:13	Straylight	45.000	31	Alp Gru	1.7340	15200.	90	13208	No
369	GOM_NL__2PRFIN20040908_191700_000000422030_00128_13208_3622.N1	08-SEP-2004 19:17:00	Straylight	42.000	172	Gam Gru	3.0030	13100.	84	13208	No
370	GOM_NL__2PRFIN20040908_191821_000000482030_00128_13208_3623.N1	08-SEP-2004 19:18:21	Straylight	48.000	18	24Alp PsA	1.1660	9700.0	96	13208	No
371	GOM_NL__2PRFIN20040908_192053_000000732030_00128_13208_3624.N1	08-SEP-2004 19:20:53	Twilight	72.500	52	16Bet Cet	2.0370	4500.0	145	13208	No
372	GOM_NL__2PRFIN20040908_192259_000000412030_00128_13208_3625.N1	08-SEP-2004 19:22:59	Bright	41.000	142	49Del Cap	2.8500	8900.0	82	13208	No
373	GOM_NL__2PRFIN20040908_192604_000000392030_00128_13208_3626.N1	08-SEP-2004 19:26:04	Bright	38.500	154	22Bet Aqr	2.8990	5700.0	77	13208	No
374	GOM_NL__2PRFIN20040908_192720_000000402030_00128_13208_3627.N1	08-SEP-2004 19:27:20	Bright	40.000	162	34Alp Aqr	2.9440	5350.0	80	13208	No
375	GOM_NL__2PRFIN20040908_193019_000000382030_00128_13208_3628.N1	08-SEP-2004 19:30:19	Bright	38.000	61	8Eps Peg	2.1000	3900.0	76	13208	No
376	GOM_NL__2PRFIN20040908_193225_000000452030_00128_13208_3629.N1	08-SEP-2004 19:32:25	Bright	44.500	90	54Alp Peg	2.4870	11000.	89	13208	No
377	GOM_NL__2PRFIN20040908_193639_000000412030_00128_13208_3630.N1	08-SEP-2004 19:36:39	Bright	41.000	164	44Eta Peg	2.9480	5400.0	82	13208	No
378	GOM_NL__2PRFIN20040908_193925_000000382030_00128_13208_3631.N1	08-SEP-2004 19:39:25	Bright	38.000	66	37Gam Cyg	2.2080	5900.0	76	13208	No
379	GOM_NL__2PRFIN20040908_194122_000000392030_00128_13208_3632.N1	08-SEP-2004 19:41:22	Bright	39.000	144	18Del Cyg	2.8600	11000.	78	13208	No
380	GOM_NL__2PRFIN20040908_194512_000000382030_00128_13208_3633.N1	08-SEP-2004 19:45:12	Bright	37.500	89	5Alp Cep	2.4510	8000.0	75	13208	No
381	GOM_NL__2PRFIN20040908_194658_000000442030_00128_13208_3634.N1	08-SEP-2004 19:46:58	Bright	43.500	74	11Bet Cas	2.2680	6600.0	87	13208	No
382	GOM_NL__2PRFIN20040908_194856_000000482030_00128_13208_3635.N1	08-SEP-2004 19:48:56	Bright	47.500	76	27Gam Cas	2.3000	30000.	95	13208	No
383	GOM_NL__2PRFIN20040908_195256_000000522030_00128_13208_3636.N1	08-SEP-2004 19:52:56	Bright	52.000	49	1Alp UMi	1.9900	6300.0	104	13208	No
384	GOM_NL__2PRFIN20040908_195538_000000562030_00128_13208_3637.N1	08-SEP-2004 19:55:38	Bright	55.500	160	23Gam Per	2.9300	4700.0	111	13208	No
385	GOM_NL__2PRFIN20040908_200117_000000372030_00128_13208_3638.N1	08-SEP-2004 20:01:17	Bright	36.500	82	48Bet UMa	2.3650	10600.	73	13208	No
386	GOM_NL__2PRFIN20040908_200422_000000632030_00128_13208_3639.N1	08-SEP-2004 20:04:22	Bright	62.500	6	13Alp Aur	0.080000	3400.0	125	13208	No
387	GOM_NL__2PRFIN20040908_200841_000000552030_00128_13208_3640.N1	08-SEP-2004 20:08:41	Bright	55.000	107	37The Aur	2.6490	11000.	110	13208	No
388	GOM_NL__2PRFIN20040908_201117_000000432030_00128_13208_3641.N1	08-SEP-2004 20:11:17	Bright	43.000	17	78Bet Gem	1.1610	4500.0	86	13208	No
389	GOM_NL__2PRFIN20040908_201312_000000872030_00128_13208_3642.N1	08-SEP-2004 20:13:12	Twilight	86.500	28	12Bet Tau	1.6500	15200.	173	13208	No
390	GOM_NL__2PRFIN20040908_201628_000000582030_00128_13208_3643.N1	08-SEP-2004 20:16:28	Twilight	57.500	44	24Gam Gem	1.9280	11000.	115	13208	No
391	GOM_NL__2PRFIN20040908_201819_000000582030_00128_13208_3644.N1	08-SEP-2004 20:18:19	Twilight	58.000	8	10Alp CMi	0.40000	6500.0	116	13208	No
392	GOM_NL__2PRFIN20040908_202210_000000852030_00128_13208_3645.N1	08-SEP-2004 20:22:10	Dark	84.500	14	58Alp Ori	0.87000	3000.0	169	13208	No
393	GOM_NL__2PRFIN20040908_202640_000000602030_00128_13208_3646.N1	08-SEP-2004 20:26:40	Dark	59.500	1	9Alp CMa	-1.4400	11000.	119	13208	No
394	GOM_NL__2PRFIN20040908_202809_000000492030_00128_13208_3647.N1	08-SEP-2004 20:28:09	Dark	48.500	37	25Del CMa	1.8300	5900.0	97	13208	No
395	GOM_NL__2PRFIN20040908_203015_000000432030_00128_13208_3648.N1	08-SEP-2004 20:30:15	Dark	42.500	65	Lam Vel	2.2040	4400.0	85	13208	No
396	GOM_NL__2PRFIN20040908_203430_000000442030_00128_13208_3649.N1	08-SEP-2004 20:34:30	Dark	44.000	161	Tau Pup	2.9310	4500.0	88	13208	No

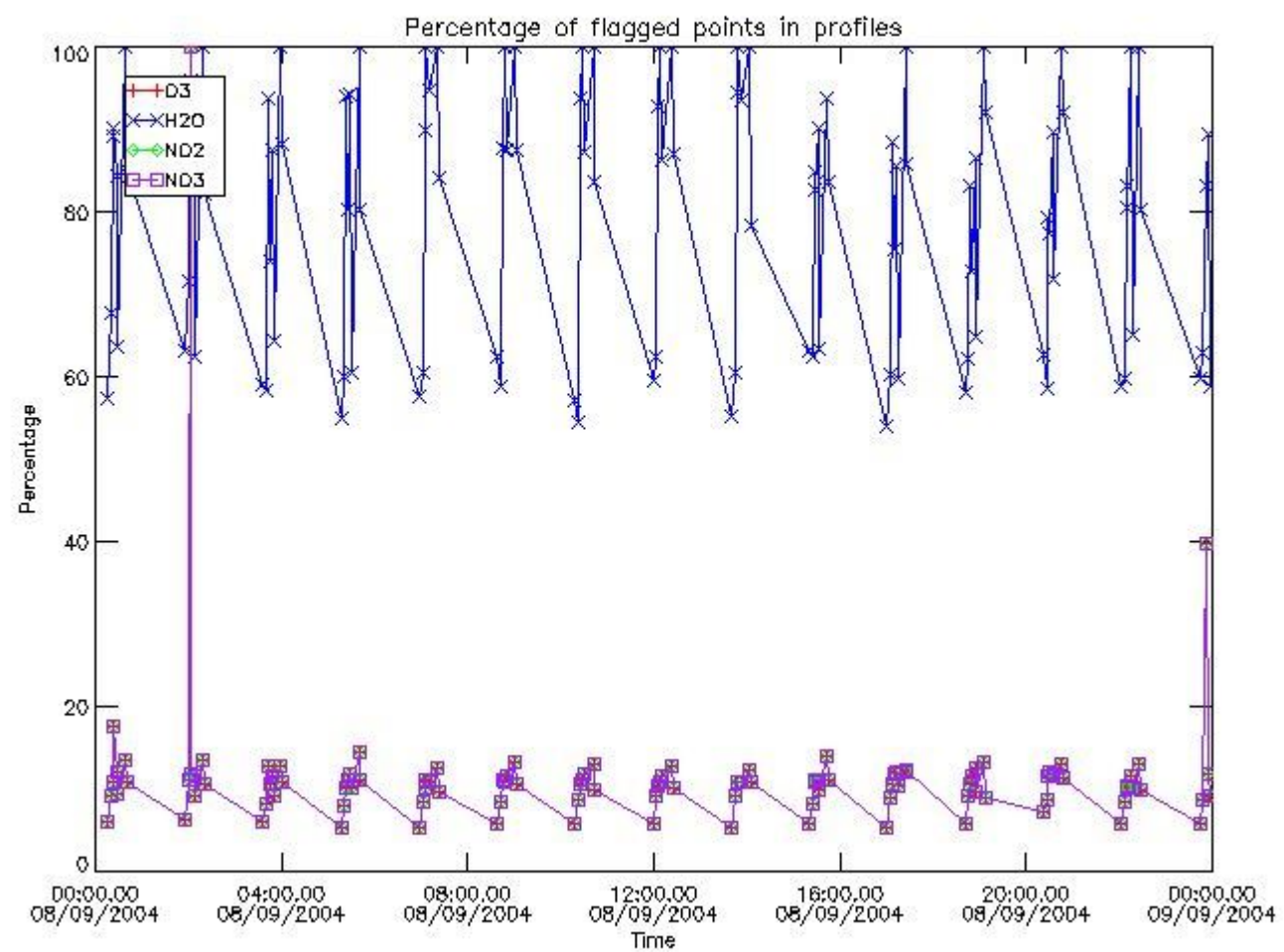
397	GOM_NL__2PRFIN20040908_203545_000000432030_00128_13208_3650.N1	08-SEP-2004 20:35:45	Dark	43.000	2	Alp Car	-0.73600	7000.0	86	13208	No
398	GOM_NL__2PRFIN20040908_204533_000000392030_00129_13209_3618.N1	08-SEP-2004 20:45:33	Dark	39.000	135	Bet Hyi	2.8200	5800.0	78	13209	No
399	GOM_NL__2PRFIN20040908_204730_000000452030_00129_13209_3619.N1	08-SEP-2004 20:47:30	Dark	45.000	9	Alp Eri	0.45300	24000.	90	13209	No
400	GOM_NL__2PRFIN20040908_205107_000000402030_00129_13209_3620.N1	08-SEP-2004 20:51:07	Straylight	40.000	148	Alp Tuc	2.8780	4100.0	80	13209	No
401	GOM_NL__2PRFIN20040908_205448_000000432030_00129_13209_3621.N1	08-SEP-2004 20:54:48	Straylight	43.000	31	Alp Gru	1.7340	15200.	86	13209	No
402	GOM_NL__2PRFIN20040908_205734_000000442030_00129_13209_3622.N1	08-SEP-2004 20:57:34	Straylight	43.500	172	Gam Gru	3.0030	13100.	87	13209	No
403	GOM_NL__2PRFIN20040908_205856_000000452030_00129_13209_3623.N1	08-SEP-2004 20:58:56	Straylight	44.500	18	24Alp PsA	1.1660	9700.0	89	13209	No
404	GOM_NL__2PRFIN20040908_210128_000000732030_00129_13209_3624.N1	08-SEP-2004 21:01:28	Twilight	73.000	52	16Bet Cet	2.0370	4500.0	146	13209	No
405	GOM_NL__2PRFIN20040908_210334_000000412030_00129_13209_3625.N1	08-SEP-2004 21:03:34	Bright	41.000	142	49Del Cap	2.8500	8900.0	82	13209	No
406	GOM_NL__2PRFIN20040908_210638_000000402030_00129_13209_3626.N1	08-SEP-2004 21:06:38	Bright	39.500	154	22Bet Aqr	2.8990	5700.0	79	13209	No
407	GOM_NL__2PRFIN20040908_210756_000000402030_00129_13209_3627.N1	08-SEP-2004 21:07:56	Bright	39.500	162	34Alp Aqr	2.9440	5350.0	79	13209	No
408	GOM_NL__2PRFIN20040908_211054_000000392030_00129_13209_3628.N1	08-SEP-2004 21:10:54	Bright	38.500	61	8Eps Peg	2.1000	3900.0	77	13209	No
409	GOM_NL__2PRFIN20040908_211301_000000442030_00129_13209_3629.N1	08-SEP-2004 21:13:01	Bright	44.000	90	54Alp Peg	2.4870	11000.	88	13209	No
410	GOM_NL__2PRFIN20040908_211715_000000422030_00129_13209_3630.N1	08-SEP-2004 21:17:15	Bright	41.500	164	44Eta Peg	2.9480	5400.0	83	13209	No
411	GOM_NL__2PRFIN20040908_212000_000000362030_00129_13209_3631.N1	08-SEP-2004 21:20:00	Bright	35.500	66	37Gam Cyg	2.2080	5900.0	71	13209	No
412	GOM_NL__2PRFIN20040908_212158_000000382030_00129_13209_3632.N1	08-SEP-2004 21:21:58	Bright	38.000	144	18Del Cyg	2.8600	11000.	76	13209	No
413	GOM_NL__2PRFIN20040908_212548_000000382030_00129_13209_3633.N1	08-SEP-2004 21:25:48	Bright	38.000	89	5Alp Cep	2.4510	8000.0	76	13209	No
414	GOM_NL__2PRFIN20040908_212734_000000452030_00129_13209_3634.N1	08-SEP-2004 21:27:34	Bright	44.500	74	11Bet Cas	2.2680	6600.0	89	13209	No
415	GOM_NL__2PRFIN20040908_212932_000000462030_00129_13209_3635.N1	08-SEP-2004 21:29:32	Bright	46.000	76	27Gam Cas	2.3000	30000.	92	13209	No
416	GOM_NL__2PRFIN20040908_213331_000000382030_00129_13209_3636.N1	08-SEP-2004 21:33:31	Bright	38.000	49	1Alp UMi	1.9900	6300.0	76	13209	No
417	GOM_NL__2PRFIN20040908_213613_000000602030_00129_13209_3637.N1	08-SEP-2004 21:36:13	Bright	60.000	160	23Gam Per	2.9300	4700.0	120	13209	No
418	GOM_NL__2PRFIN20040908_214152_000000362030_00129_13209_3638.N1	08-SEP-2004 21:41:52	Bright	36.000	82	48Bet UMa	2.3650	10600.	72	13209	No
419	GOM_NL__2PRFIN20040908_214458_000000652030_00129_13209_3639.N1	08-SEP-2004 21:44:58	Bright	65.000	6	13Alp Aur	0.080000	3400.0	130	13209	No
420	GOM_NL__2PRFIN20040908_214917_000000532030_00129_13209_3640.N1	08-SEP-2004 21:49:17	Bright	52.500	107	37The Aur	2.6490	11000.	105	13209	No
421	GOM_NL__2PRFIN20040908_215153_000000452030_00129_13209_3641.N1	08-SEP-2004 21:51:53	Bright	45.000	17	78Bet Gem	1.1610	4500.0	90	13209	No
422	GOM_NL__2PRFIN20040908_215349_000000922030_00129_13209_3642.N1	08-SEP-2004 21:53:49	Twilight	91.500	28	12Bet Tau	1.6500	15200.	183	13209	No
423	GOM_NL__2PRFIN20040908_215705_000000592030_00129_13209_3643.N1	08-SEP-2004 21:57:05	Twilight	58.500	44	24Gam Gem	1.9280	11000.	117	13209	No
424	GOM_NL__2PRFIN20040908_215854_000000532030_00129_13209_3644.N1	08-SEP-2004 21:58:54	Twilight	53.000	8	10Alp CMi	0.40000	6500.0	106	13209	No
425	GOM_NL__2PRFIN20040908_220248_000000902030_00129_13209_3645.N1	08-SEP-2004 22:02:48	Dark	90.000	14	58Alp Ori	0.87000	3000.0	180	13209	No
426	GOM_NL__2PRFIN20040908_220716_000000602030_00129_13209_3646.N1	08-SEP-2004 22:07:16	Dark	60.000	1	9Alp CMa	-1.4400	11000.	120	13209	No
427	GOM_NL__2PRFIN20040908_220845_000000512030_00129_13209_3647.N1	08-SEP-2004 22:08:45	Dark	50.500	37	25Del CMa	1.8300	5900.0	101	13209	No
428	GOM_NL__2PRFIN20040908_221050_000000492030_00129_13209_3648.N1	08-SEP-2004 22:10:50	Dark	49.000	65	Lam Vel	2.2040	4400.0	98	13209	No
429	GOM_NL__2PRFIN20040908_221505_000000442030_00129_13209_3649.N1	08-SEP-2004 22:15:05	Dark	44.000	161	Tau Pup	2.9310	4500.0	88	13209	No
430	GOM_NL__2PRFIN20040908_221621_000000552030_00129_13209_3650.N1	08-SEP-2004 22:16:21	Dark	55.000	2	Alp Car	-0.73600	7000.0	110	13209	No
431	GOM_NL__2PRFIN20040908_222608_000000392030_00130_13210_3618.N1	08-SEP-2004 22:26:08	Dark	39.000	135	Bet Hyi	2.8200	5800.0	78	13210	No
432	GOM_NL__2PRFIN20040908_222806_000000512030_00130_13210_3619.N1	08-SEP-2004 22:28:06	Dark	51.000	9	Alp Eri	0.45300	24000.	102	13210	No
433	GOM_NL__2PRFIN20040908_223142_000000412030_00130_13210_3620.N1	08-SEP-2004 22:31:42	Straylight	40.500	148	Alp Tuc	2.8780	4100.0	81	13210	No
434	GOM_NL__2PRFIN20040908_223522_000000462030_00130_13210_3621.N1	08-SEP-2004 22:35:22	Straylight	45.500	31	Alp Gru	1.7340	15200.	91	13210	No
435	GOM_NL__2PRFIN20040908_223810_000000442030_00130_13210_3622.N1	08-SEP-2004 22:38:10	Straylight	43.500	172	Gam Gru	3.0030	13100.	87	13210	No
436	GOM_NL__2PRFIN20040908_223933_000000442030_00130_13210_3623.N1	08-SEP-2004 22:39:33	Straylight	44.000	18	24Alp PsA	1.1660	9700.0	88	13210	No
437	GOM_NL__2PRFIN20040908_224205_000000752030_00130_13210_3624.N1	08-SEP-2004 22:42:05	Twilight	75.000	52	16Bet Cet	2.0370	4500.0	150	13210	No
438	GOM_NL__2PRFIN20040908_224410_000000402030_00130_13210_3625.N1	08-SEP-2004 22:44:10	Bright	39.500	142	49Del Cap	2.8500	8900.0	79	13210	No
439	GOM_NL__2PRFIN20040908_224714_000000402030_00130_13210_3626.N1	08-SEP-2004 22:47:14	Bright	39.500	154	22Bet Aqr	2.8990	5700.0	79	13210	No
440	GOM_NL__2PRFIN20040908_224832_000000392030_00130_13210_3627.N1	08-SEP-2004 22:48:32	Bright	39.000	162	34Alp Aqr	2.9440	5350.0	78	13210	No
441	GOM_NL__2PRFIN20040908_225130_000000392030_00130_13210_3628.N1	08-SEP-2004 22:51:30	Bright	38.500	61	8Eps Peg	2.1000	3900.0	77	13210	No
442	GOM_NL__2PRFIN20040908_225336_000000442030_00130_13210_3629.N1	08-SEP-2004 22:53:36	Bright	43.500	90	54Alp Peg	2.4870	11000.	87	13210	No
443	GOM_NL__2PRFIN20040908_225750_000000402030_00130_13210_3630.N1	08-SEP-2004 22:57:50	Bright	40.000	164	44Eta Peg	2.9480	5400.0	80	13210	No
444	GOM_NL__2PRFIN20040908_230036_000000392030_00130_13210_3631.N1	08-SEP-2004 23:00:36	Bright	38.500	66	37Gam Cyg	2.2080	5900.0	77	13210	No
445	GOM_NL__2PRFIN20040908_230234_000000392030_00130_13210_3632.N1	08-SEP-2004 23:02:34	Bright	39.000	144	18Del Cyg	2.8600	11000.	78	13210	No
446	GOM_NL__2PRFIN20040908_230624_000000372030_00130_13210_3633.N1	08-SEP-2004 23:06:24	Bright	37.000	89	5Alp Cep	2.4510	8000.0	74	13210	No
447	GOM_NL__2PRFIN20040908_230809_000000442030_00130_13210_3634.N1	08-SEP-2004 23:08:09	Bright	43.500	74	11Bet Cas	2.2680	6600.0	87	13210	No
448	GOM_NL__2PRFIN20040908_231007_000000452030_00130_13210_3635.N1	08-SEP-2004 23:10:07	Bright	45.000	76	27Gam Cas	2.3000	30000.	90	13210	No
449	GOM_NL__2PRFIN20040908_231407_000000352030_00130_13210_3636.N1	08-SEP-2004 23:14:07	Bright	34.500	49	1Alp UMi	1.9900	6300.0	69	13210	No
450	GOM_NL__2PRFIN20040908_231648_000000572030_00130_13210_3637.N1	08-SEP-2004 23:16:48	Bright	57.000	160	23Gam Per	2.9300	4700.0	114	13210	No
451	GOM_NL__2PRFIN20040908_232228_000000522030_00130_13210_3638.N1	08-SEP-2004 23:22:28	Bright	52.000	82	48Bet UMa	2.3650	10600.	104	13210	No
452	GOM_NL__2PRFIN20040908_232533_000000692030_00130_13210_3639.N1	08-SEP-2004 23:25:33	Bright	68.500	6	13Alp Aur	0.080000	3400.0	137	13210	No
453	GOM_NL__2PRFIN20040908_232953_000000542030_00130_13210_3640.N1	08-SEP-2004 23:29:53	Bright	54.000	107	37The Aur	2.6490	11000.	108	13210	No
454	GOM_NL__2PRFIN20040908_233228_000000442030_00130_13210_3641.N1	08-SEP-2004 23:32:28	Bright	44.000	17	78Bet Gem	1.1610	4500.0	88	13210	No
455	GOM_NL__2PRFIN20040908_233425_000000872030_00130_13210_3642.N1	08-SEP-2004 23:34:25	Twilight	87.000	28	12Bet Tau	1.6500	15200.	174	13210	No

456	GOM_NL__2PRFIN20040908_233740_000000622030_00130_13210_3643.N1	08-SEP-2004 23:37:40	Twilight	62.000	44	24Gam Gem	1.9280	11000.	124	13210	No
457	GOM_NL__2PRFIN20040908_233929_000000582030_00130_13210_3644.N1	08-SEP-2004 23:39:29	Twilight	58.000	8	10Alp CMi	0.40000	6500.0	116	13210	No
458	GOM_NL__2PRFIN20040908_234325_000000902030_00130_13210_3645.N1	08-SEP-2004 23:43:25	Dark	89.500	14	58Alp Ori	0.87000	3000.0	179	13210	No
459	GOM_NL__2PRFIN20040908_234753_000000592030_00130_13210_3646.N1	08-SEP-2004 23:47:53	Dark	58.500	1	9Alp CMa	-1.4400	11000.	117	13210	No
460	GOM_NL__2PRFIN20040908_235126_000000512030_00130_13210_3647.N1	08-SEP-2004 23:51:26	Dark	51.000	65	Lam Vel	2.2040	4400.0	102	13210	No
461	GOM_NL__2PRFIN20040908_235541_000000432030_00130_13210_3648.N1	08-SEP-2004 23:55:41	Dark	43.000	161	Tau Pup	2.9310	4500.0	86	13210	No
462	GOM_NL__2PRFIN20040908_235656_000000552030_00130_13210_3649.N1	08-SEP-2004 23:56:56	Dark	55.000	2	Alp Car	-0.73600	7000.0	110	13210	No

3. Quality information per product

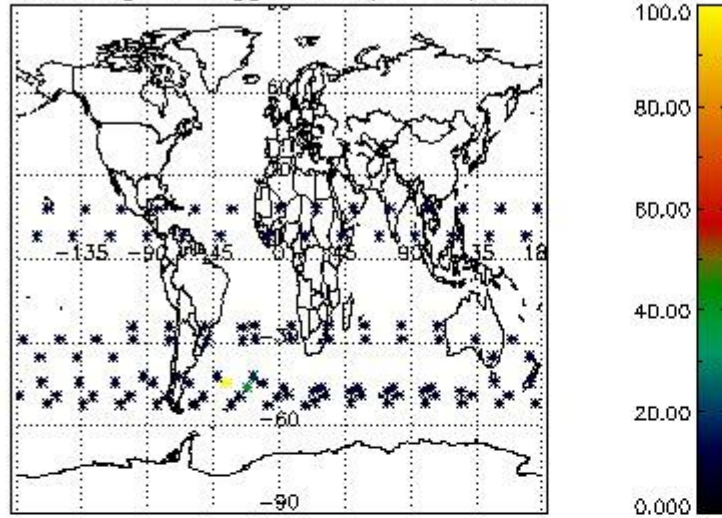
In this section it is plotted some information contained in the Quality Summary data set of the level 2 products. Only products in dark limb conditions and without errors (error flag in the MPH set to "0") are used.

3.1 Plot quality information per product (time dependant)

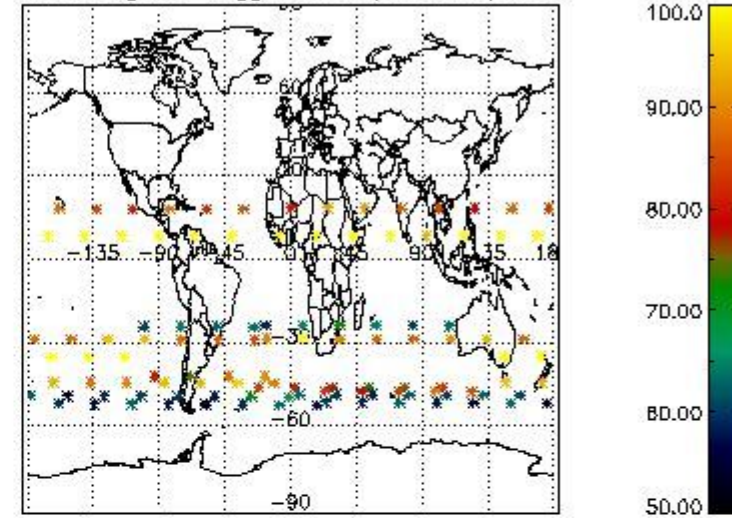


3.2 Plot quality information per product (world map)

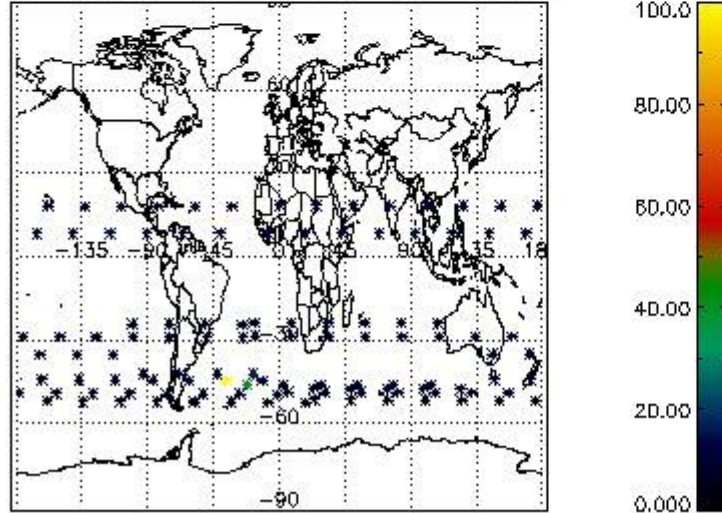
Percentage of flagged data per O3 profile



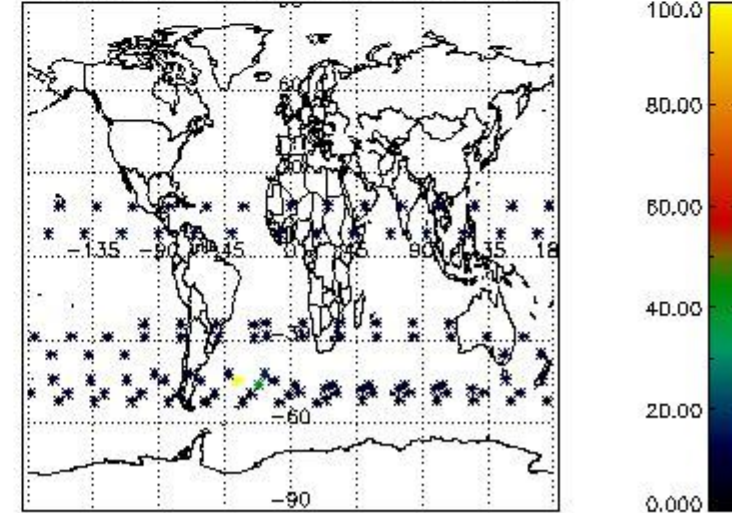
Percentage of flagged data per H2O profile



Percentage of flagged data per NO2 profile



Percentage of flagged data per NO3 profile

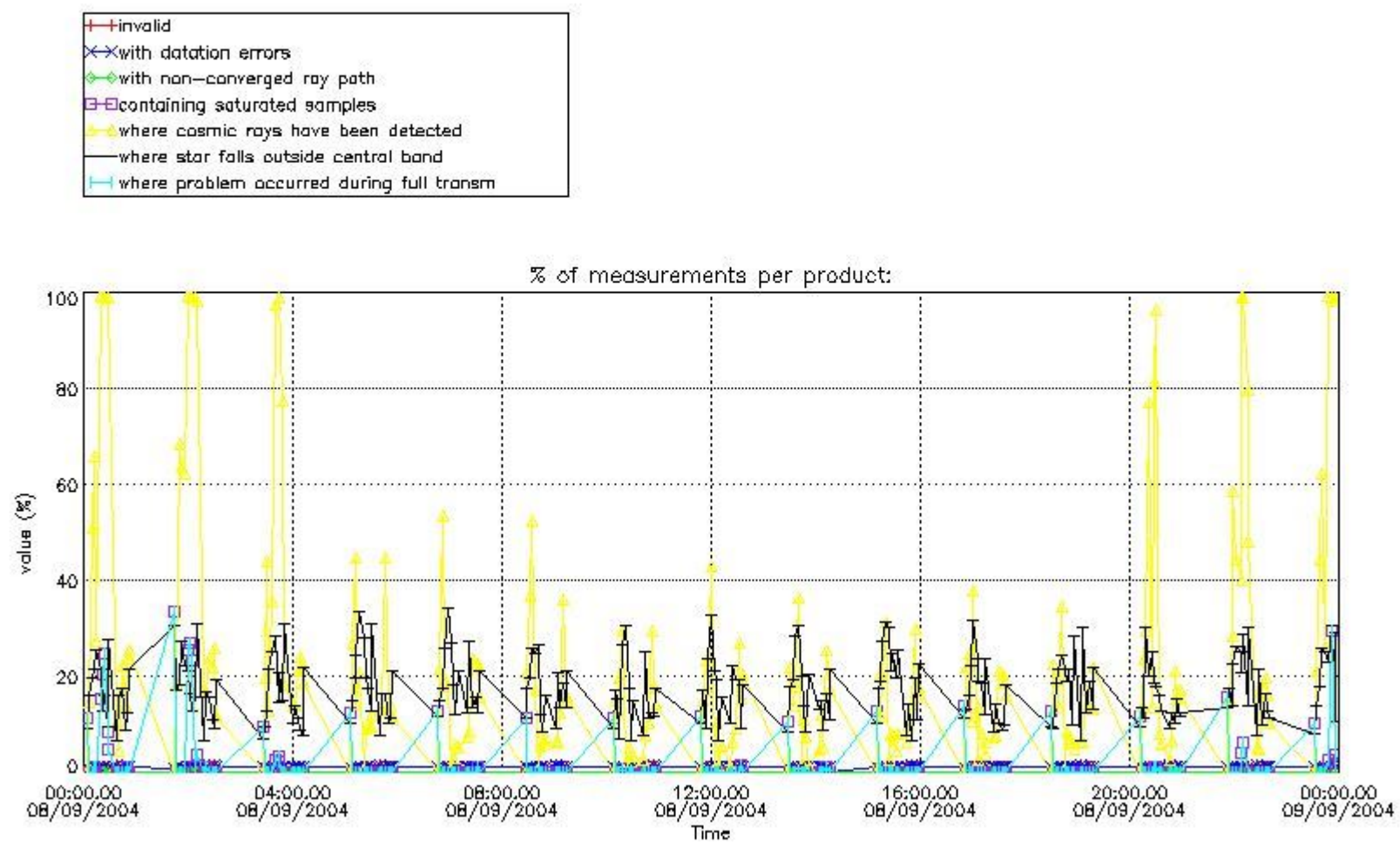


4. Level 1 quality information per product

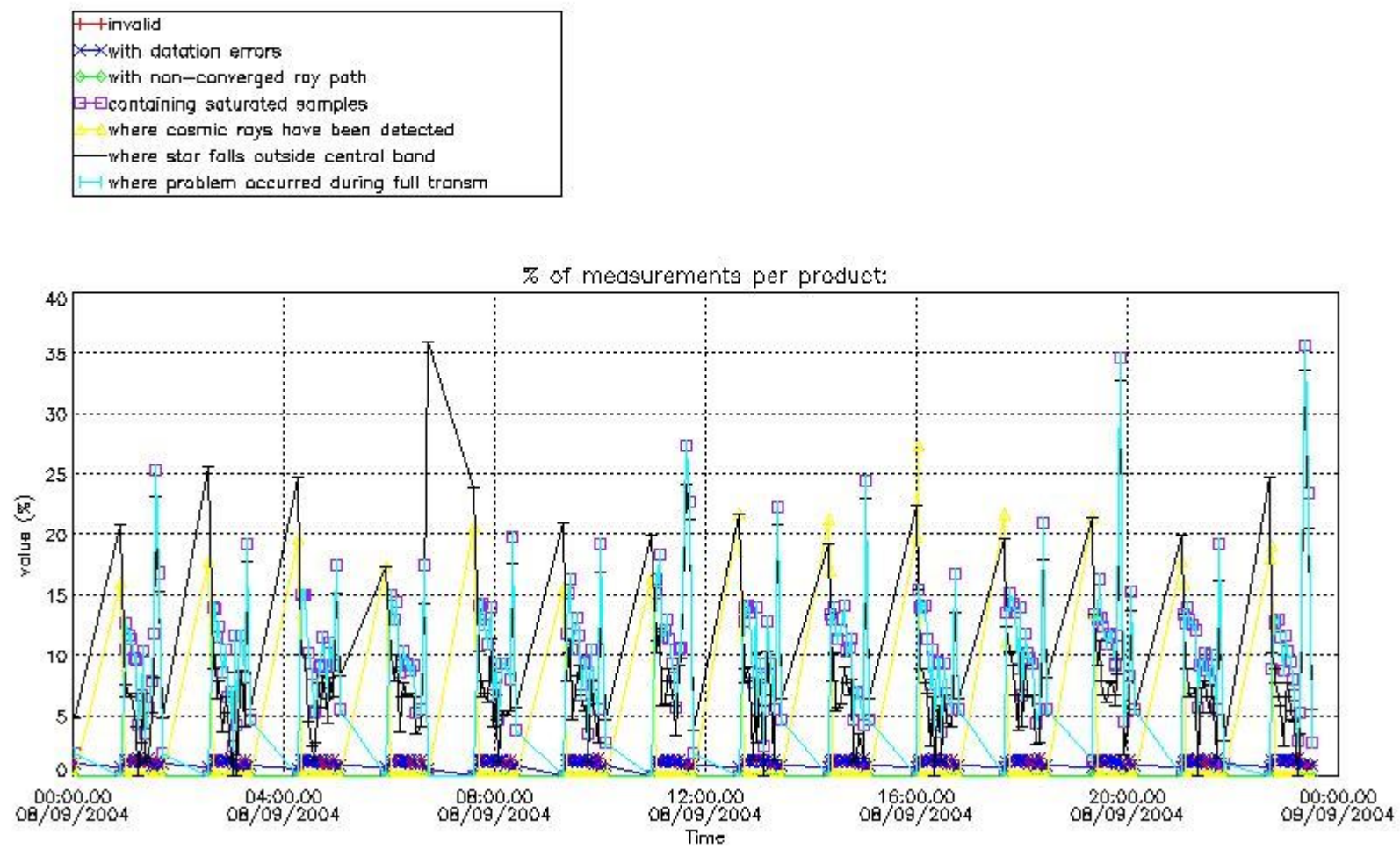
In this section it is plotted some information contained in the Quality Summary data set of the level 2 products that comes from the level 1b processing. Products without errors (error flag in the MPH set to "0") are used.

4.1 Plot quality information per product (time dependant) coming from level 1b processing

4.1.1 Plot level 1 quality information per product (time dependant): ENVISAT ASCENDING passes

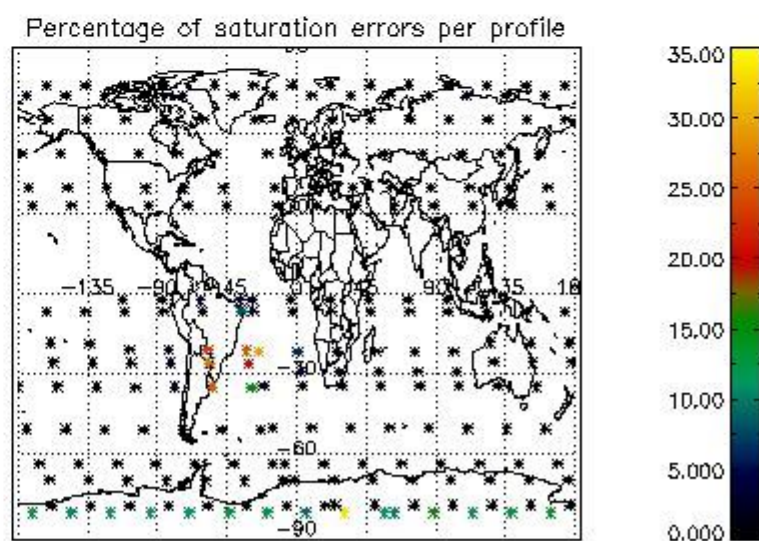
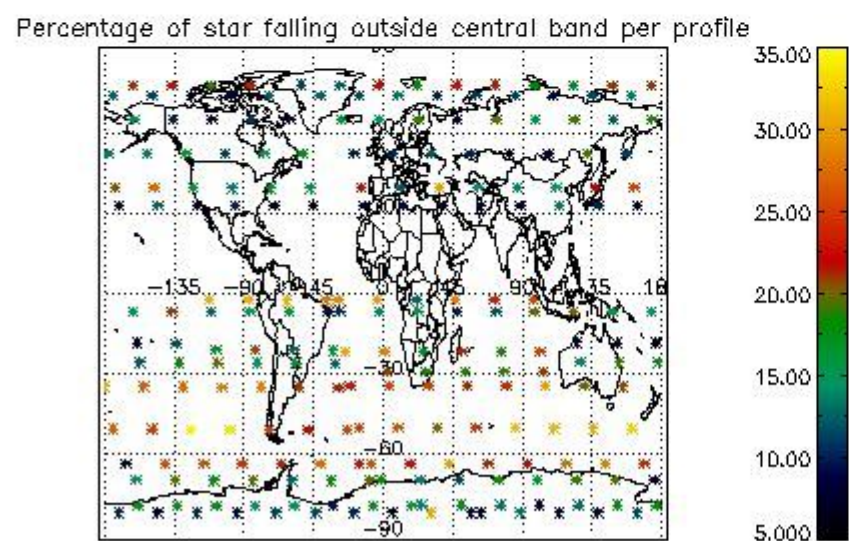
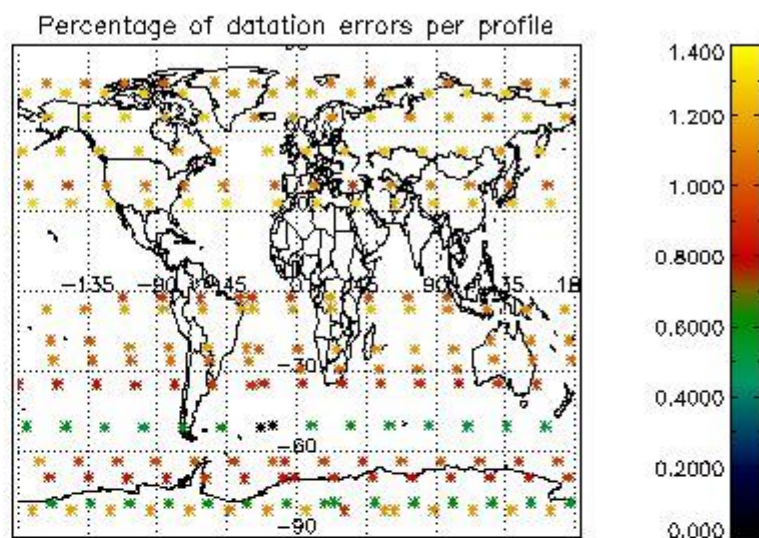
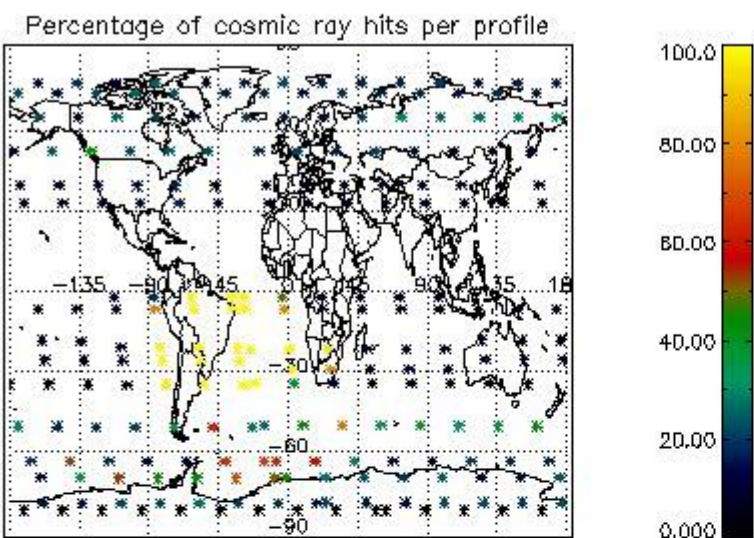


4.1.2 Plot level 1 quality information per product (time dependant): ENVISAT DESCENDING passes

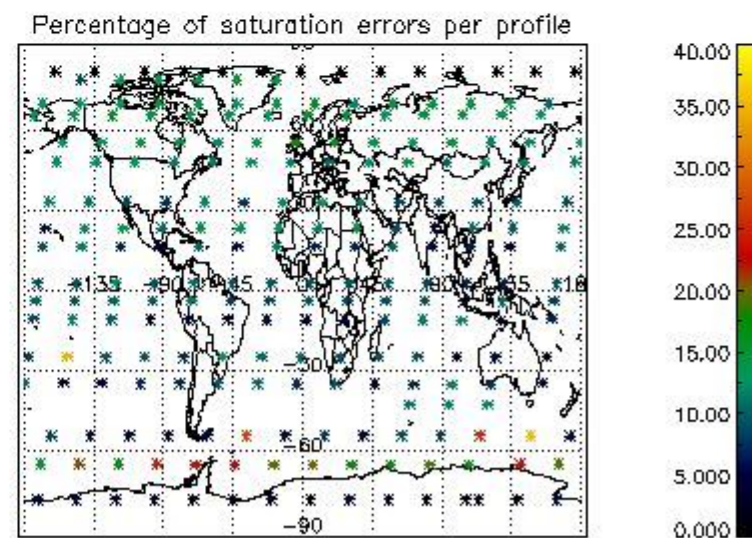
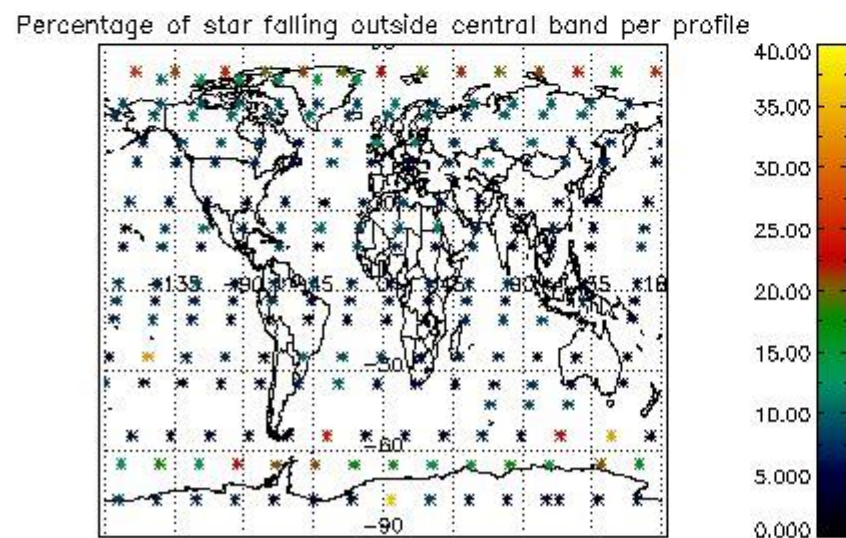
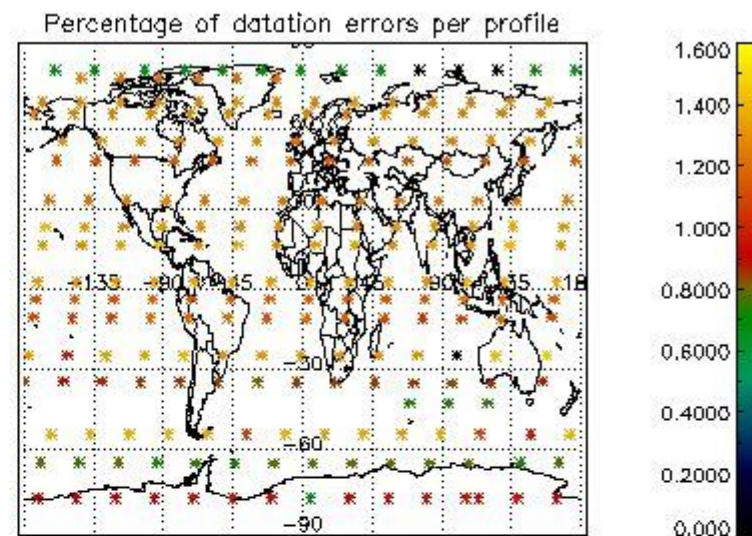
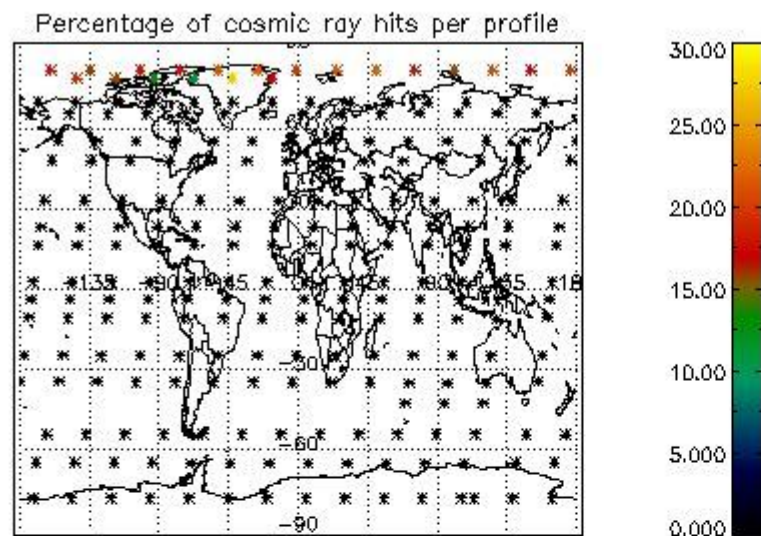


4.2 Plot quality information per product coming from level 1b processing (world map)

4.2.1 Plot level 1 quality information per product (world map): ENVISAT ASCENDING passes



4.2.2 Plot level 1 quality information per product (world map): ENVISAT DESCENDING passes



5. Trace gas profiles

5.1 Ozone statistics based on quality of products

The final quality of the products can be "measured" using the STD (Standard Deviation) attached to every point profile. This information is written to the parameter GOM_NL__2P/NL_LOCAL_SPECIES_DENSITY/o3_std of the level 2 products. The table below shows the statistics for given STD ranges.

The statistics are given with respect to the overall valid production:

- Products without fatal errors: GOM_NL__2P/MPH/PRODUCT_ERR=0
- Valid point profile: GOM_NL__2P/NL_LOCAL_SPECIES_DENSITY/pcd(0)=0

The 'Criteria' is applied to valid points of dark limb products:

- Products in dark limb illumination condition: GOM_NL__2P/NL_SUMMARY_QUALITY/obs_ill_cond=0
- Products without fatal errors: GOM_NL__2P/MPH/PRODUCT_ERR=0
- Valid point profile: GOM_NL__2P/NL_LOCAL_SPECIES_DENSITY/pcd(0)=0

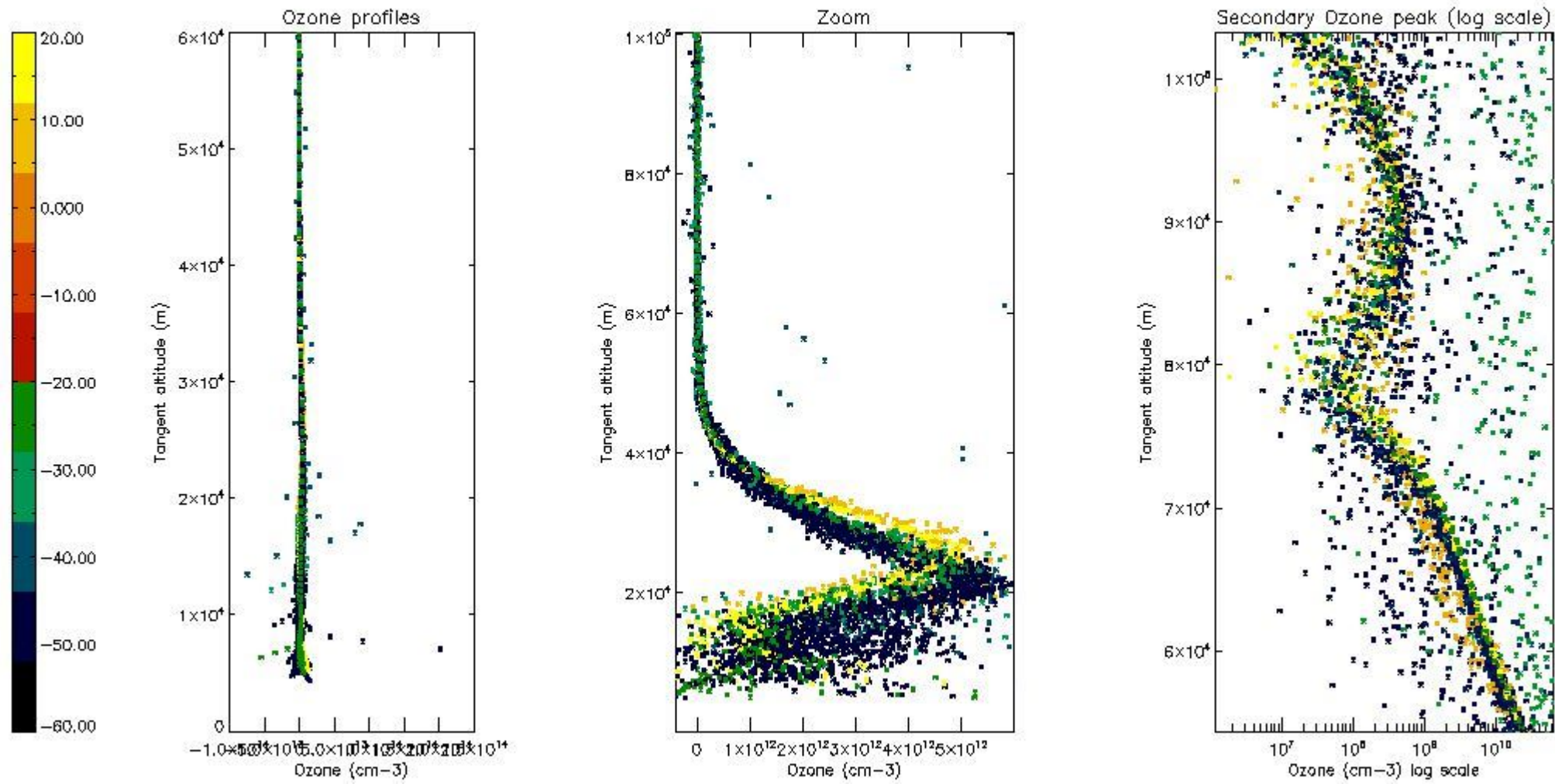
So, the table below shows the percentage of dark limb and valid observations for each criteria with respect to the overall valid daily observations.

Criteria	% of total production
All STD	27
STD < 20	14

STD < 10	11
STD < 5	8

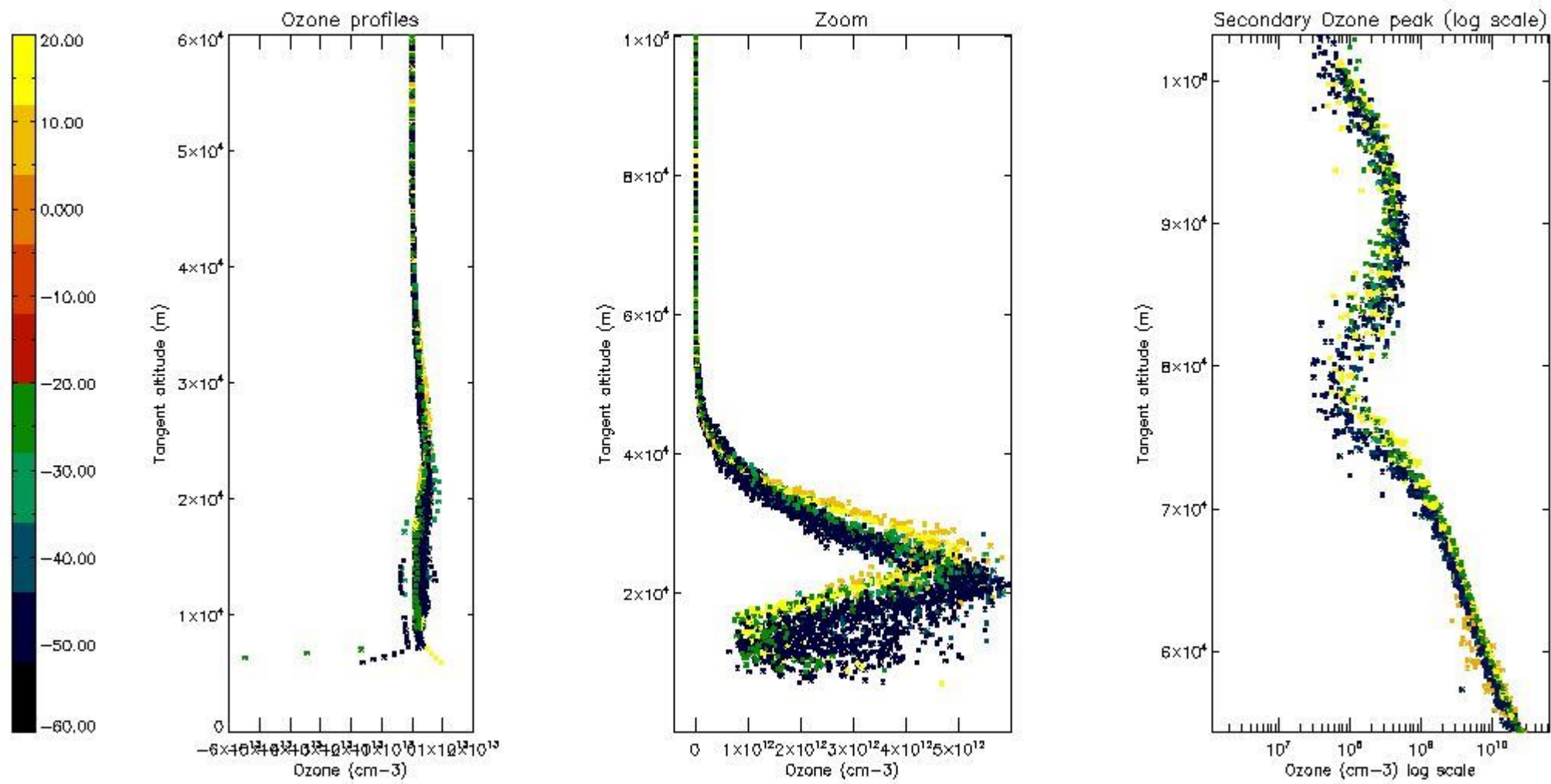
5.2 Plot ozone profiles for all STD (dark without errors)

The colorbar represents the latitude.



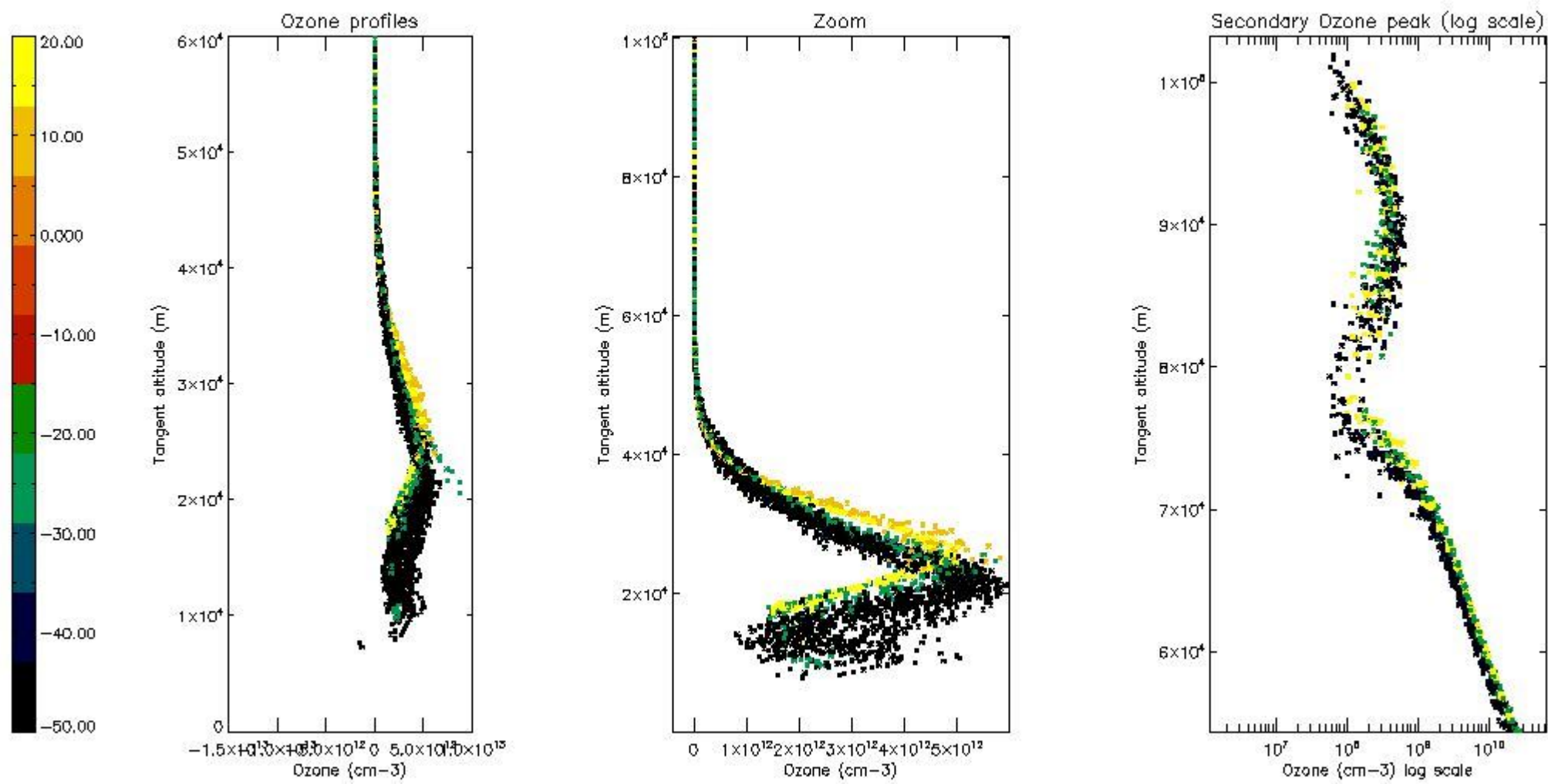
5.3 Plot ozone profiles where STD < 20% (dark without errors)

The colorbar represents the latitude.



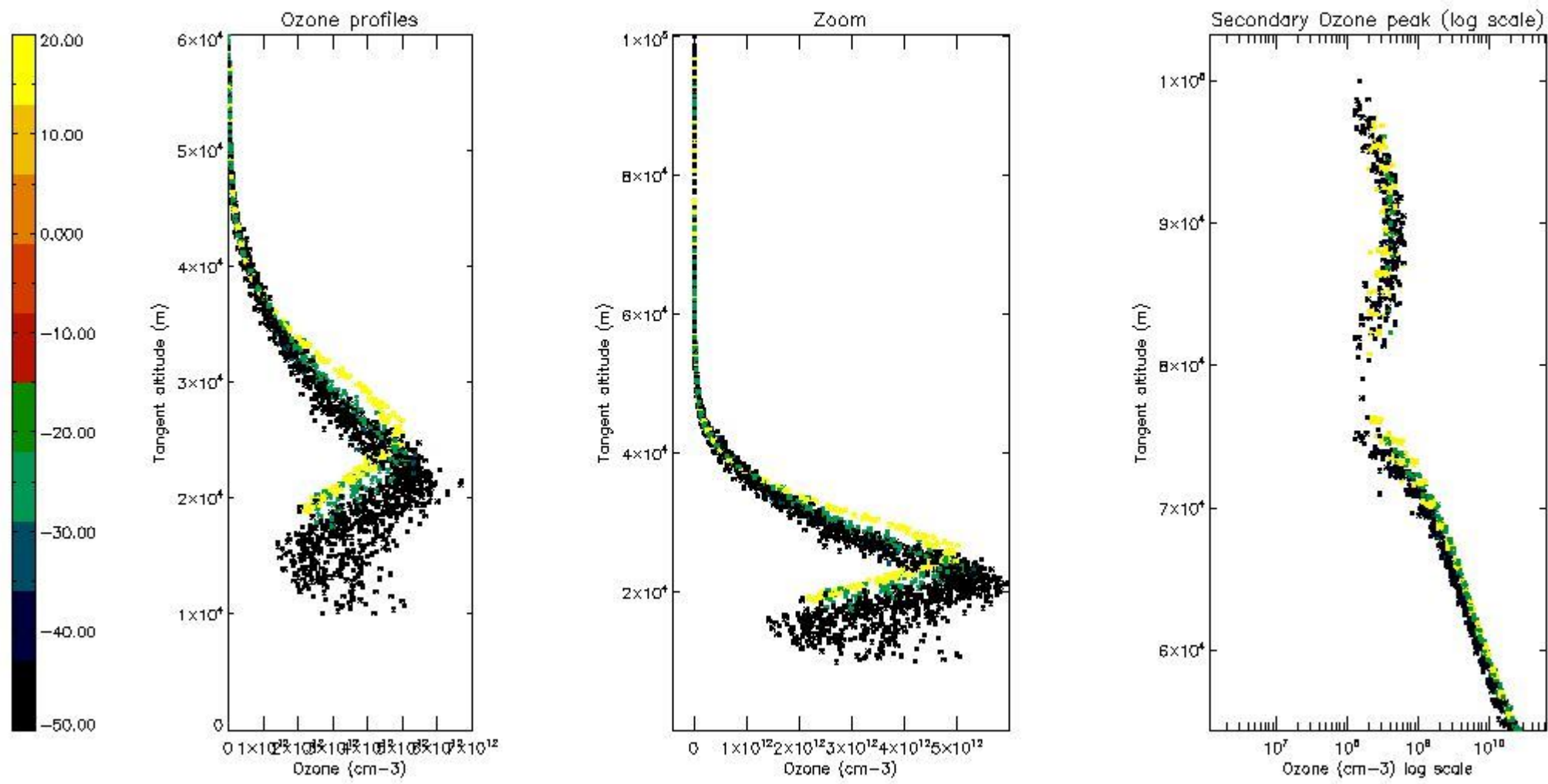
5.4 Plot ozone profiles where STD < 10% (dark without errors)

The colorbar represents the latitude.



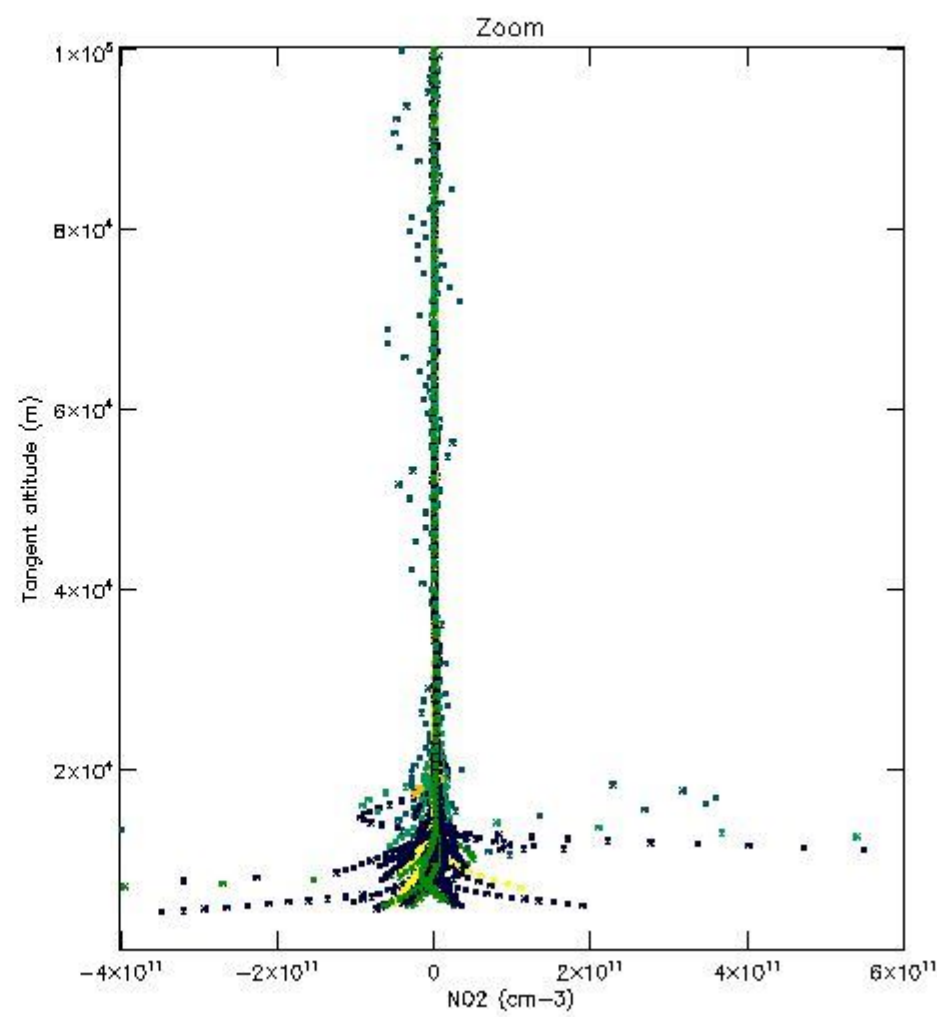
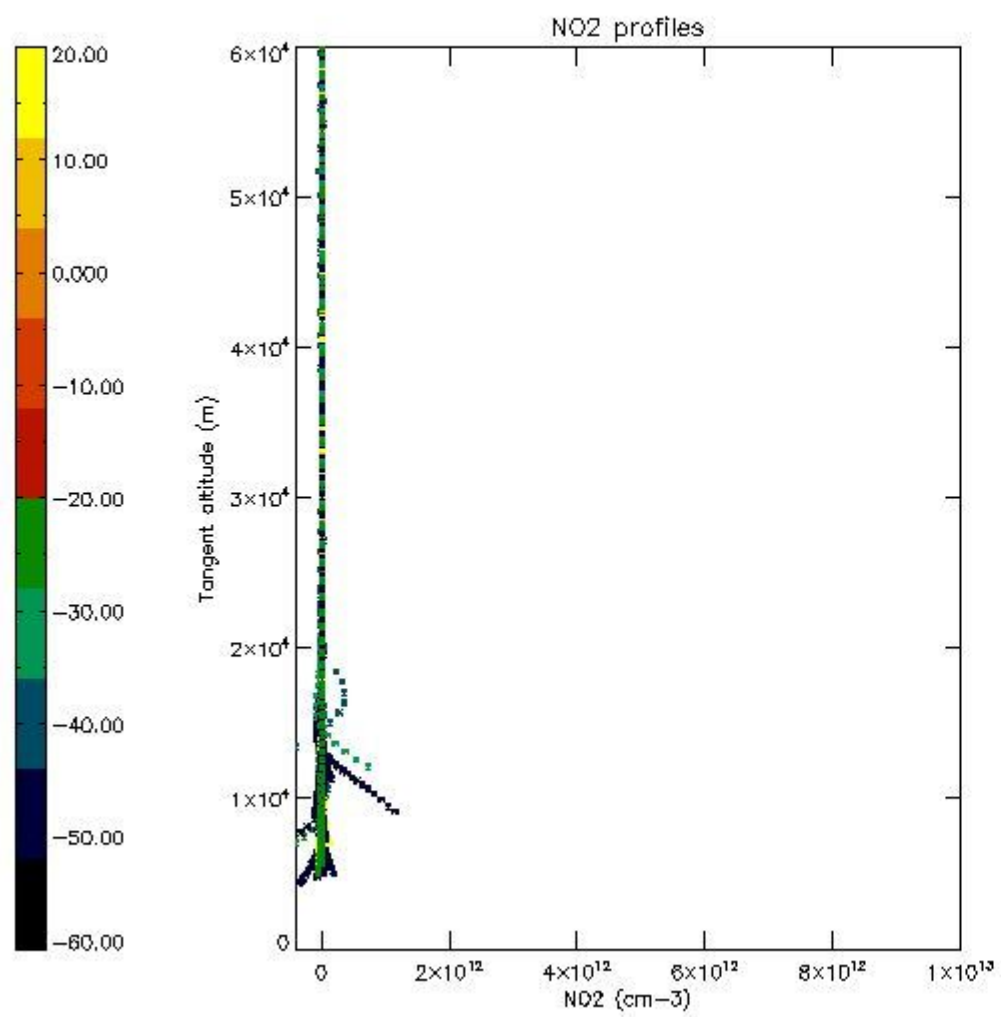
5.5 Plot ozone profiles where STD < 5% (dark without errors)

The colorbar represents the latitude.



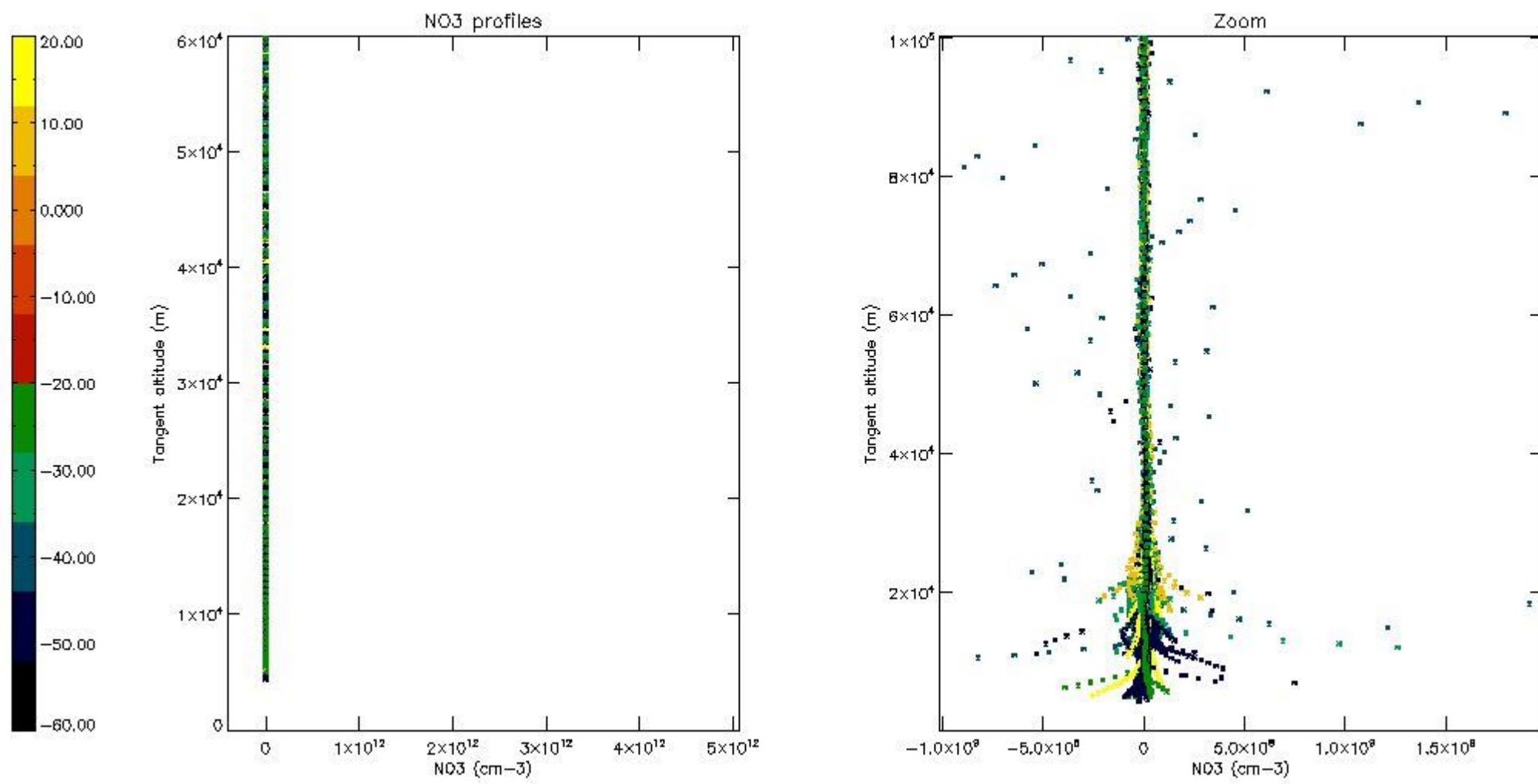
5.6 Plot NO₂ profiles for all STD (dark without errors)

The colorbar represents the latitude.



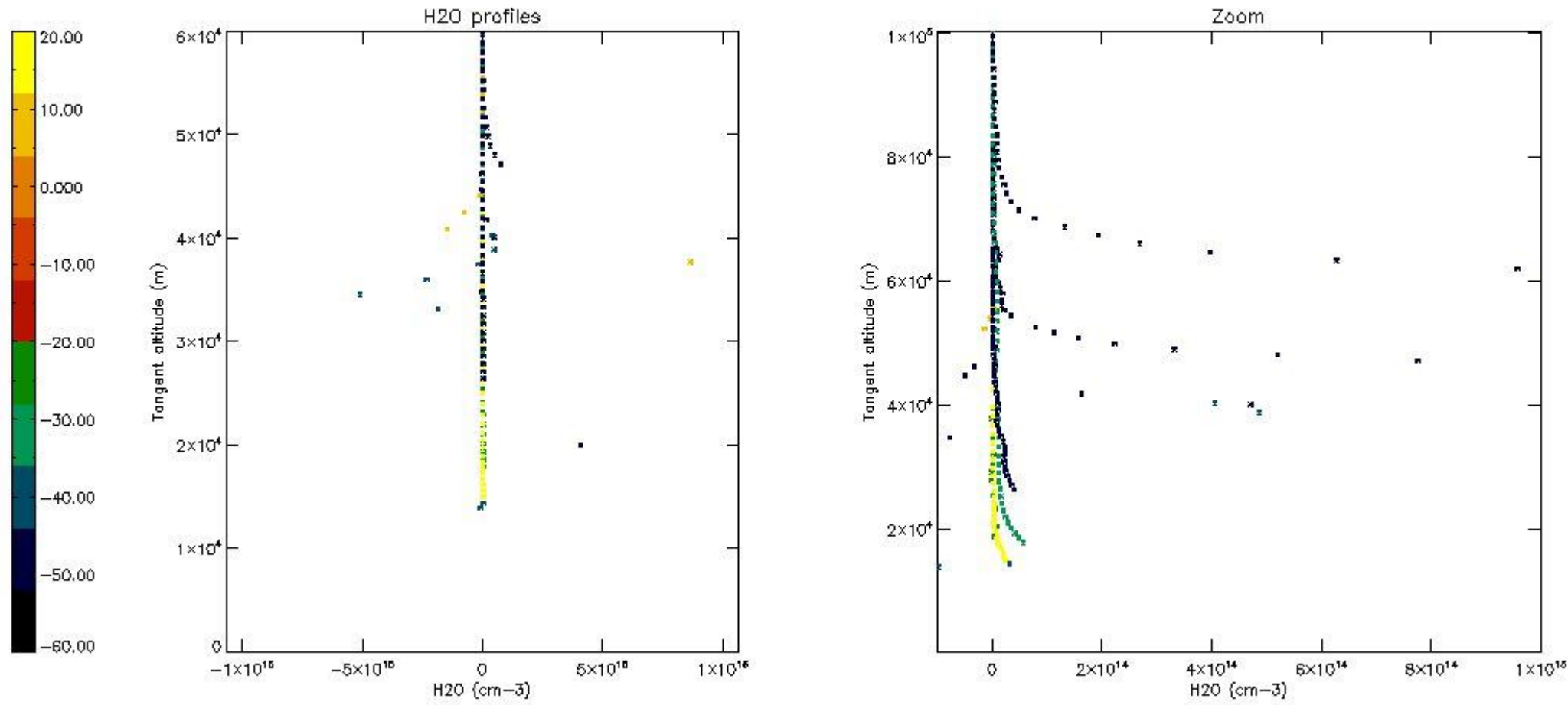
5.7 Plot NO3 profiles for all STD (dark without errors)

The colorbar represents the latitude.



5.8 Plot H2O profiles for all STD (only for occultations of stars 1,2,3,4,13,14,16,26,63 dark without errors)

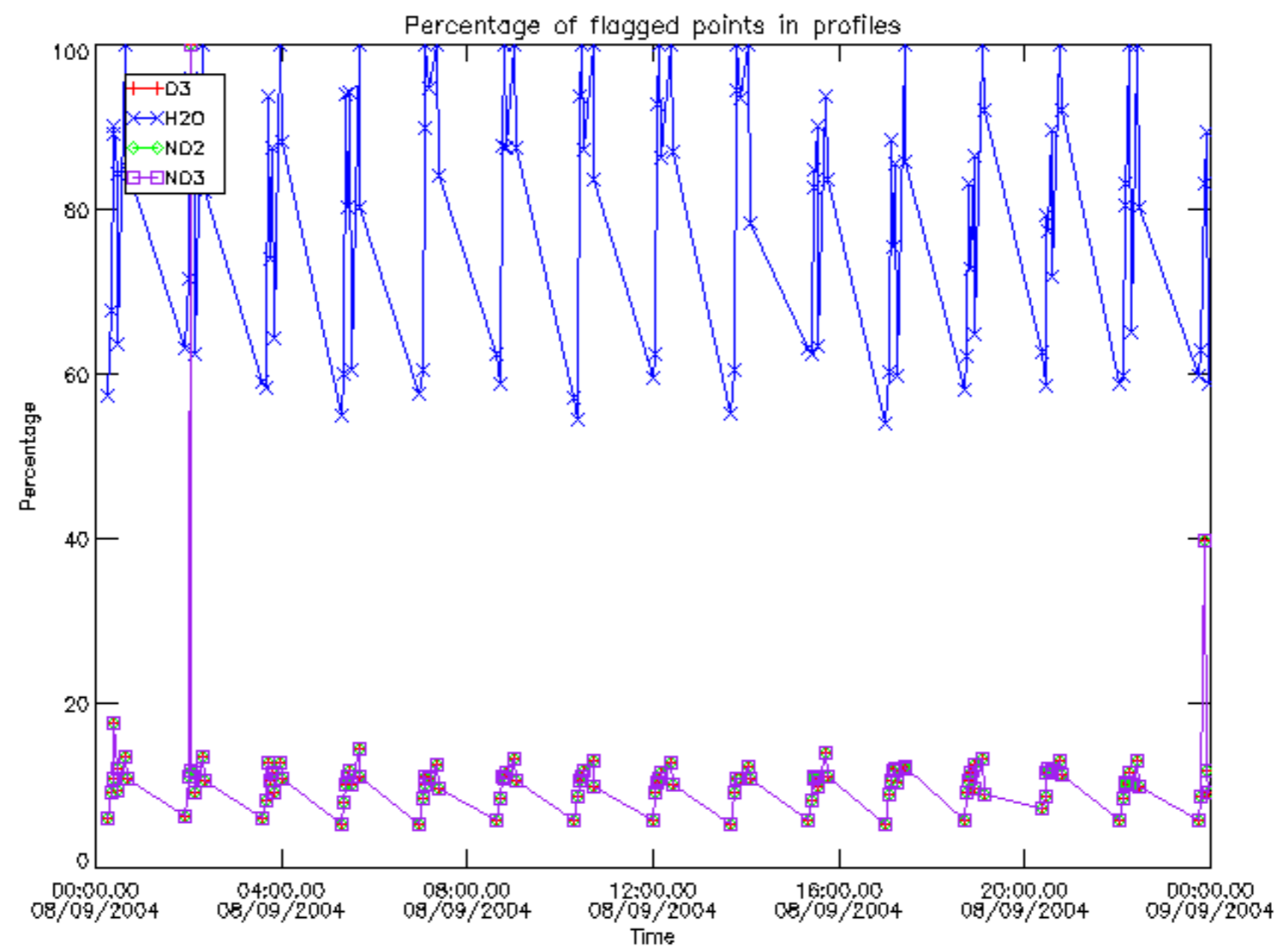
The colorbar represents the latitude.



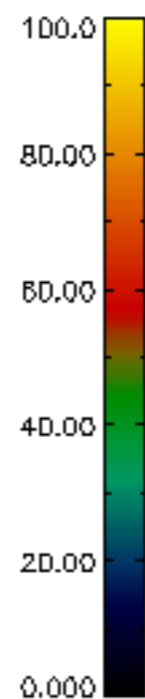
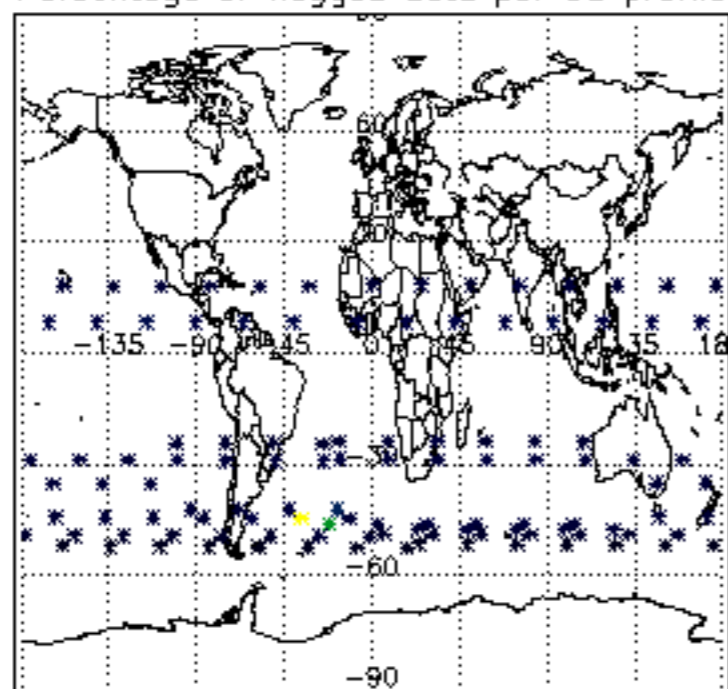
6. Auxiliary Data Files used for the production reported in section 2

The number reported in the third column indicates since which file (see list in section 2) the corresponding auxiliary file has been used. The fourth column is the date of those product files.

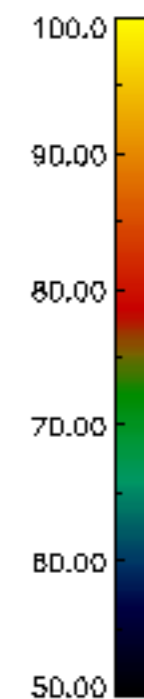
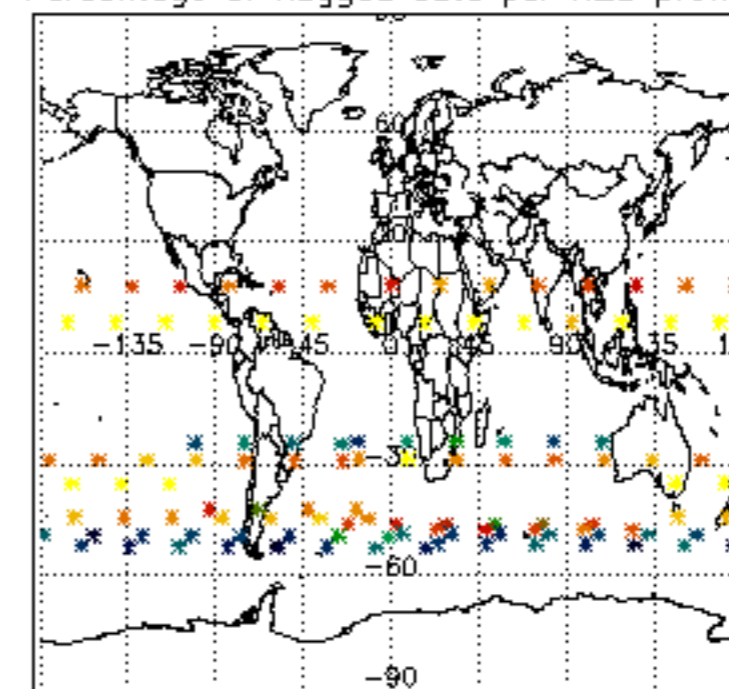
Type	Auxiliary Filename	Used since product	Used since product date
INST_PHYS_CHARACTERISTICS	GOM_INS_AXVIEC20091111_143220_20030716_120000_20500101_000000	1	08-SEP-2004 00:01:31
LEVEL-2_PROC_CONFIG	GOM_PR2_AXVIEC20091111_152718_20020301_000000_20500101_000000	1	08-SEP-2004 00:01:31
CROSS_SECTIONS_FILE	GOM_CRS_AXVIEC20091111_154832_20020301_000000_20500101_000000	1	08-SEP-2004 00:01:31



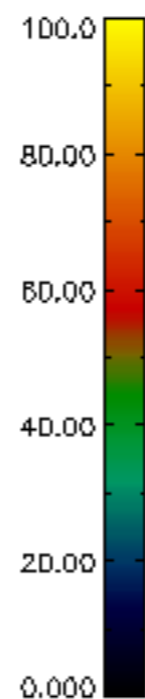
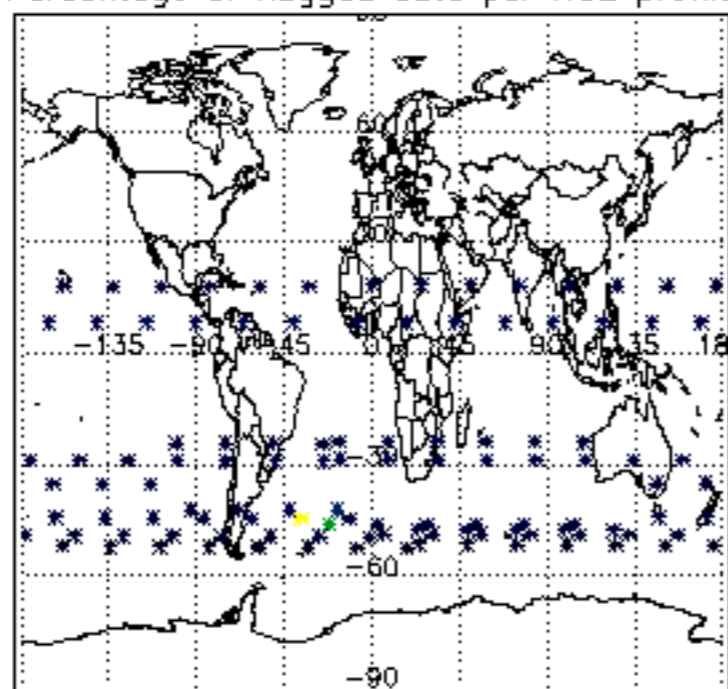
Percentage of flagged data per D3 profile



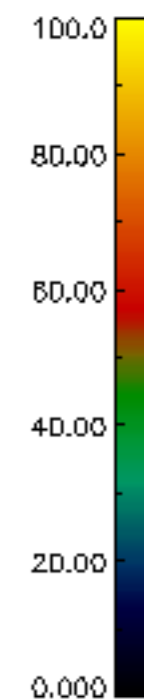
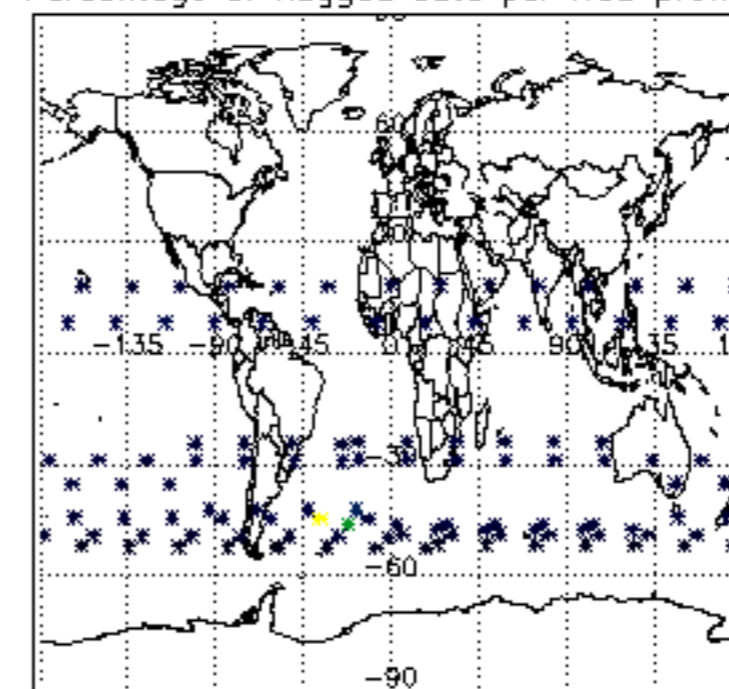
Percentage of flagged data per H2O profile

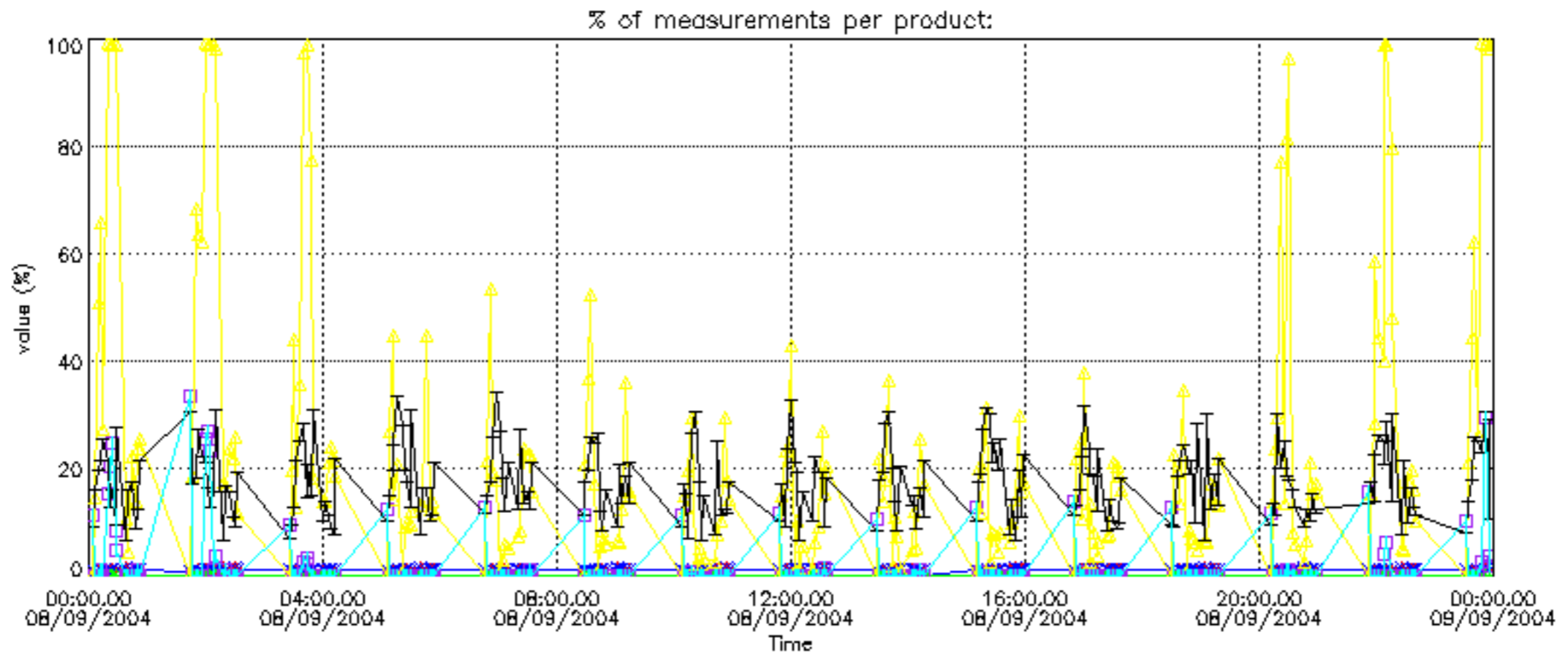


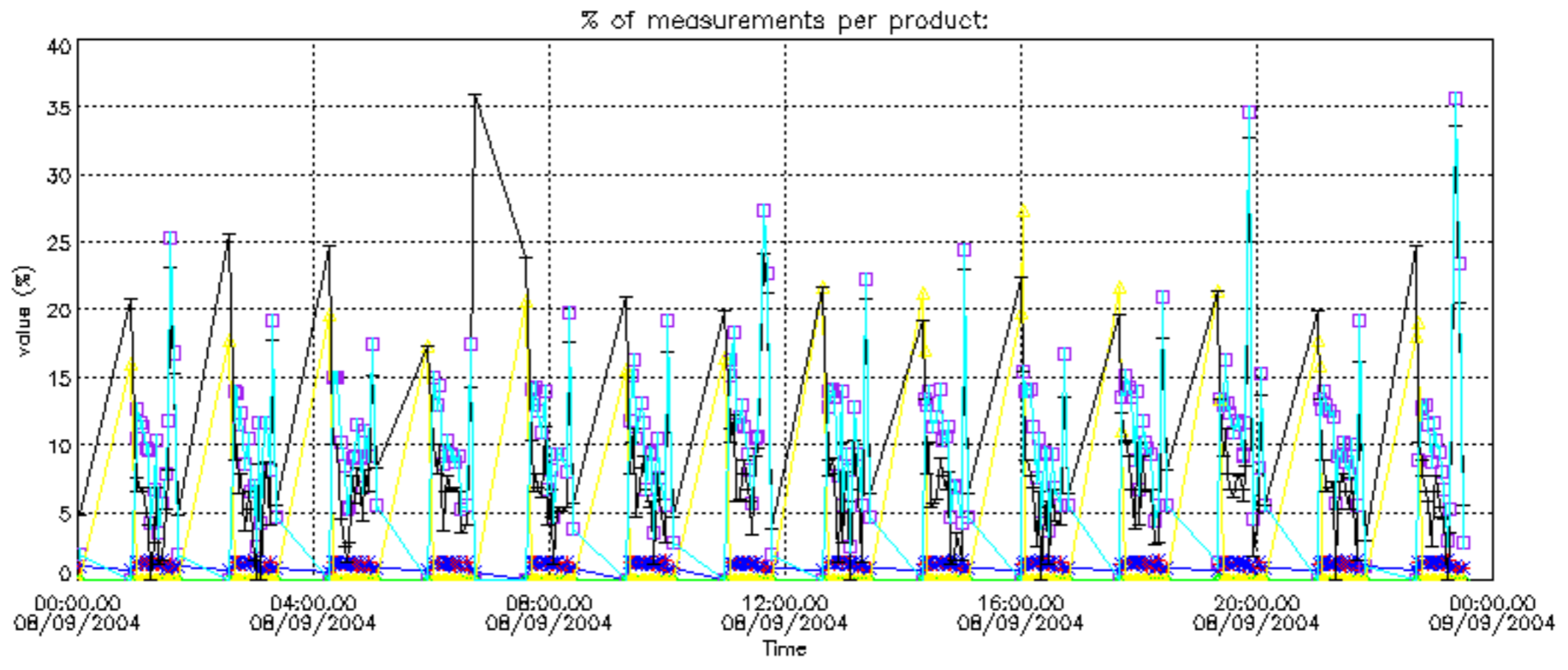
Percentage of flagged data per NO2 profile



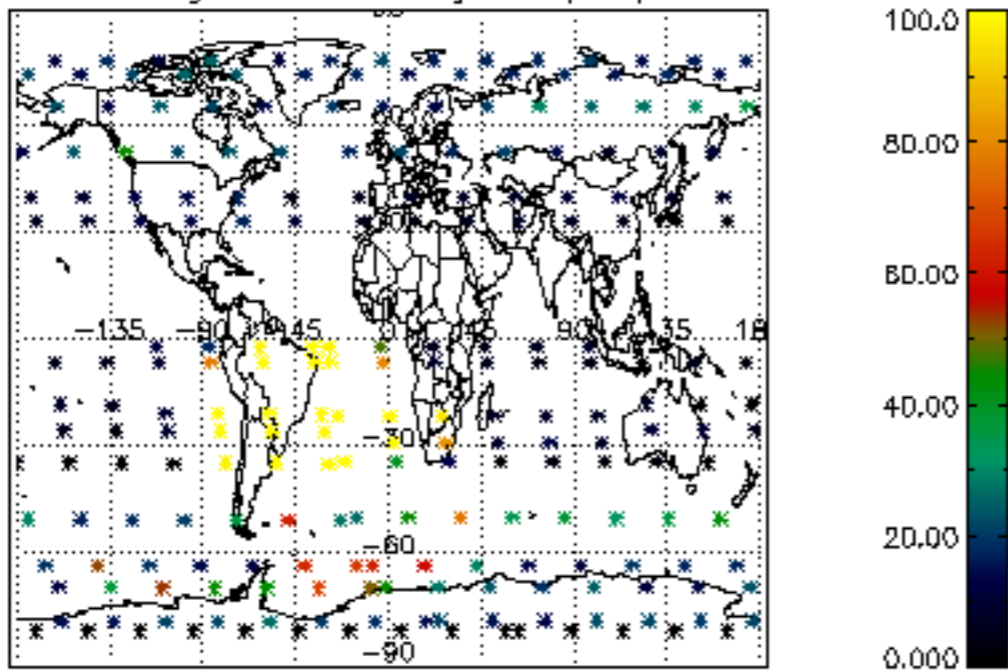
Percentage of flagged data per NO3 profile



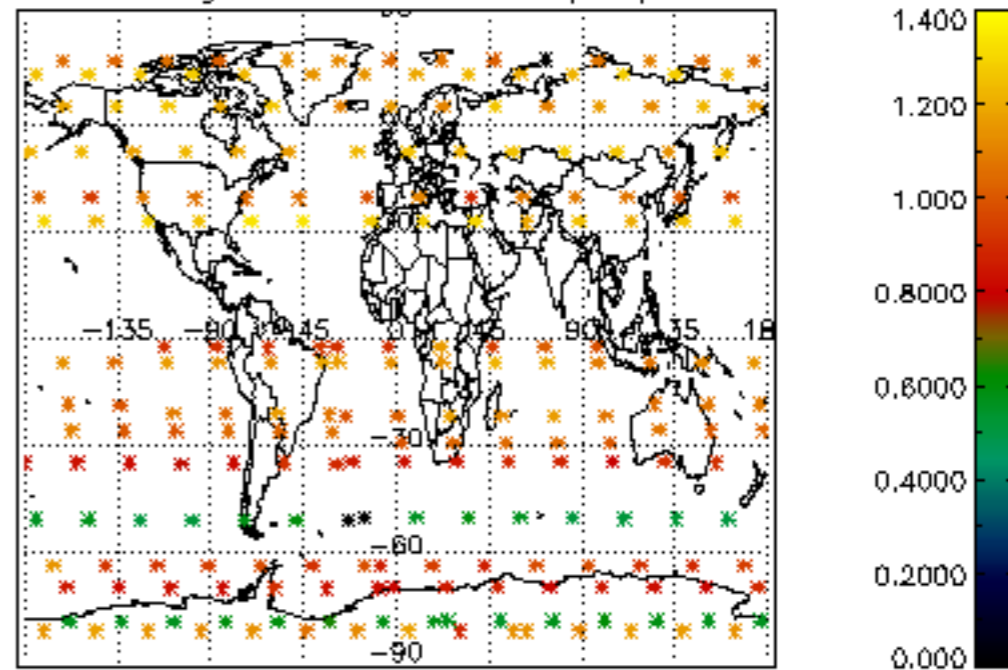




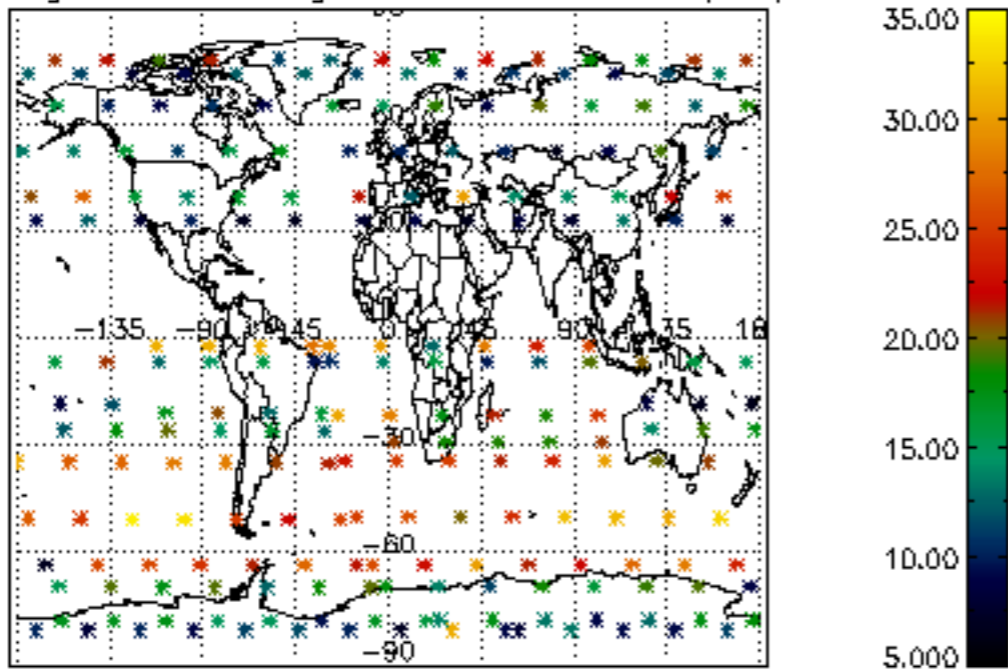
Percentage of cosmic ray hits per profile



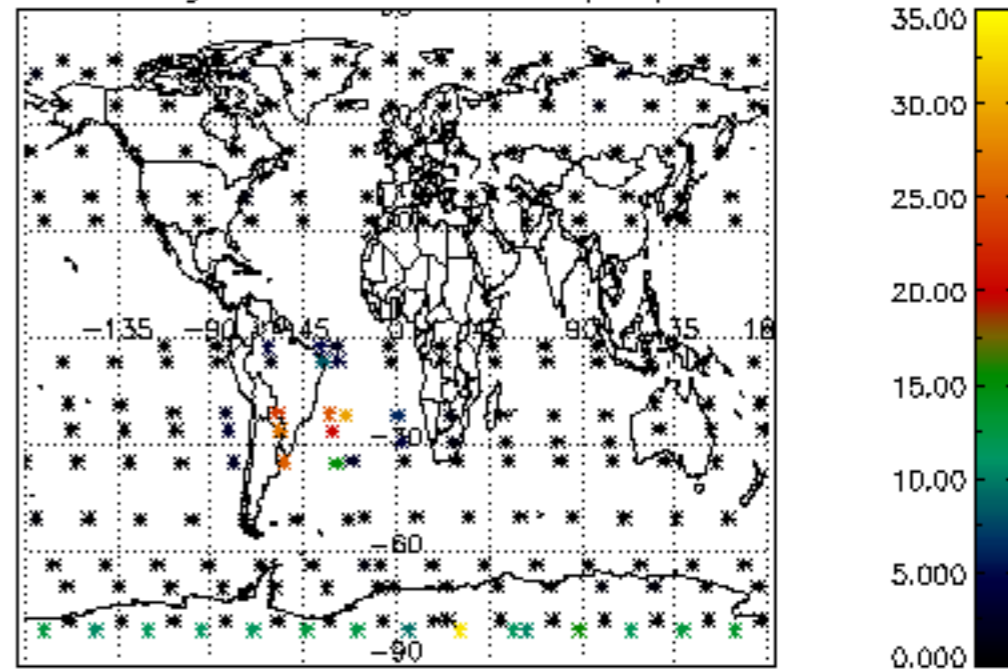
Percentage of datation errors per profile



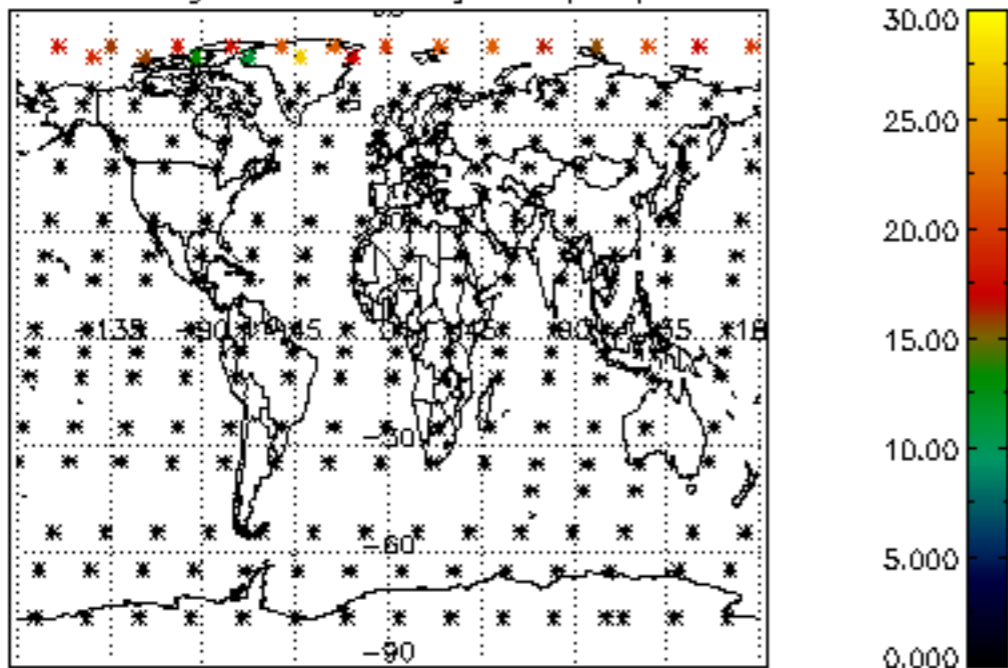
Percentage of star falling outside central band per profile



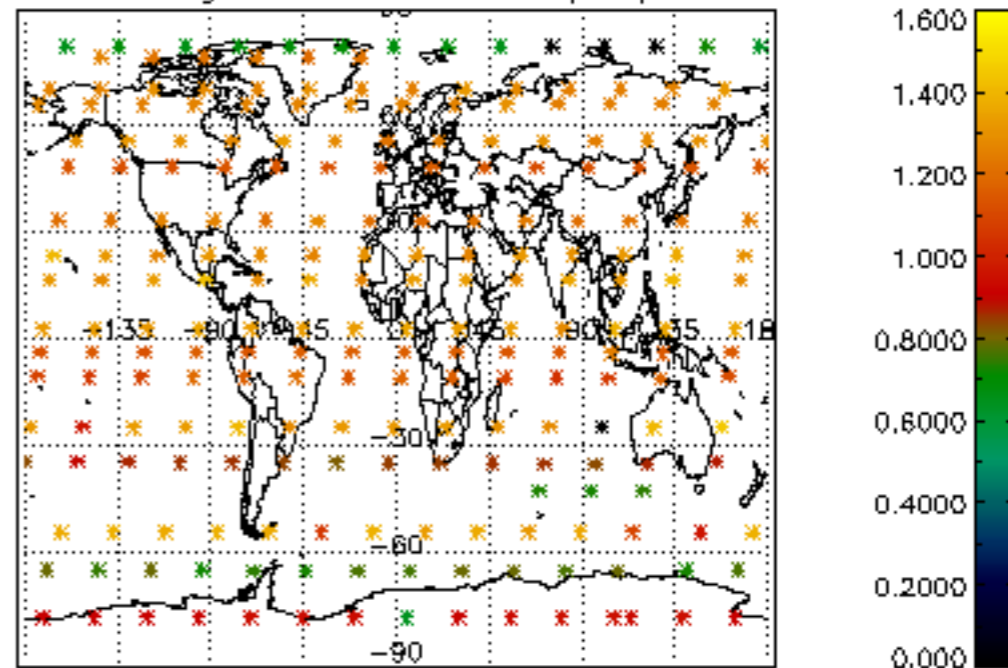
Percentage of saturation errors per profile



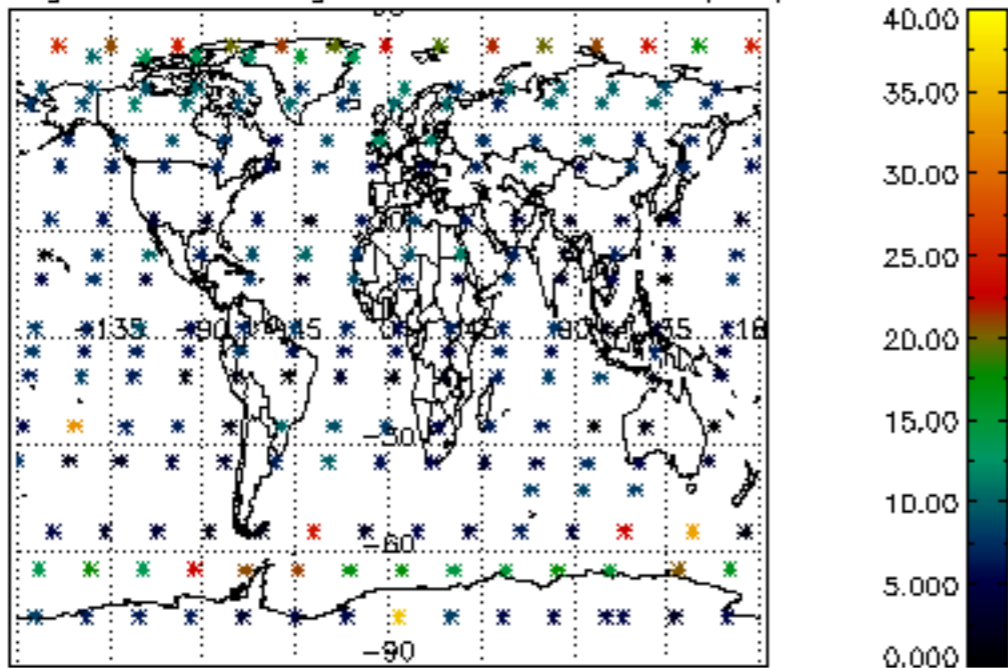
Percentage of cosmic ray hits per profile



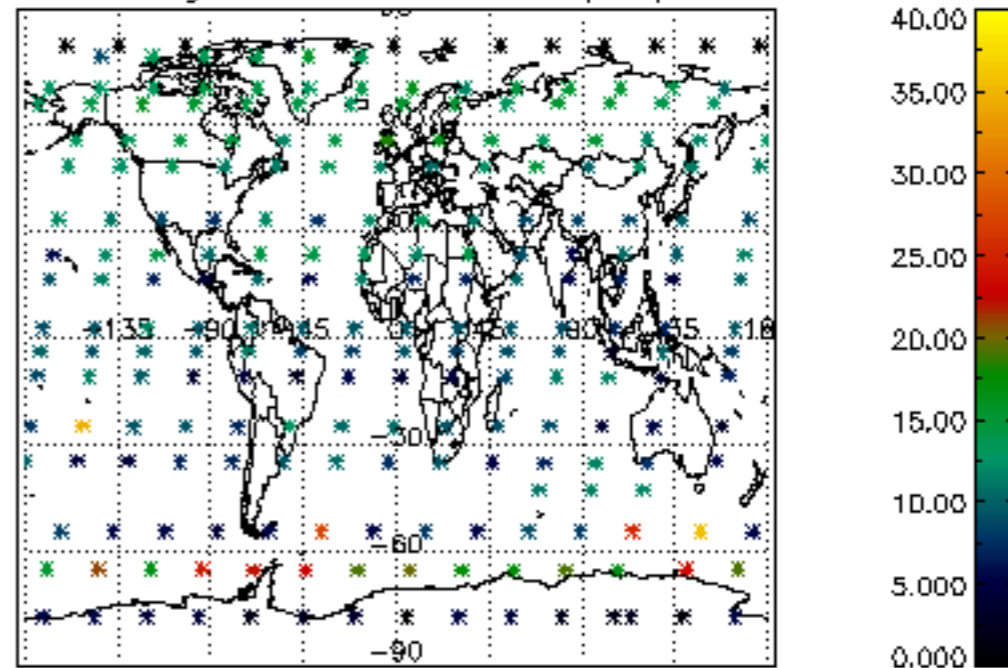
Percentage of datation errors per profile

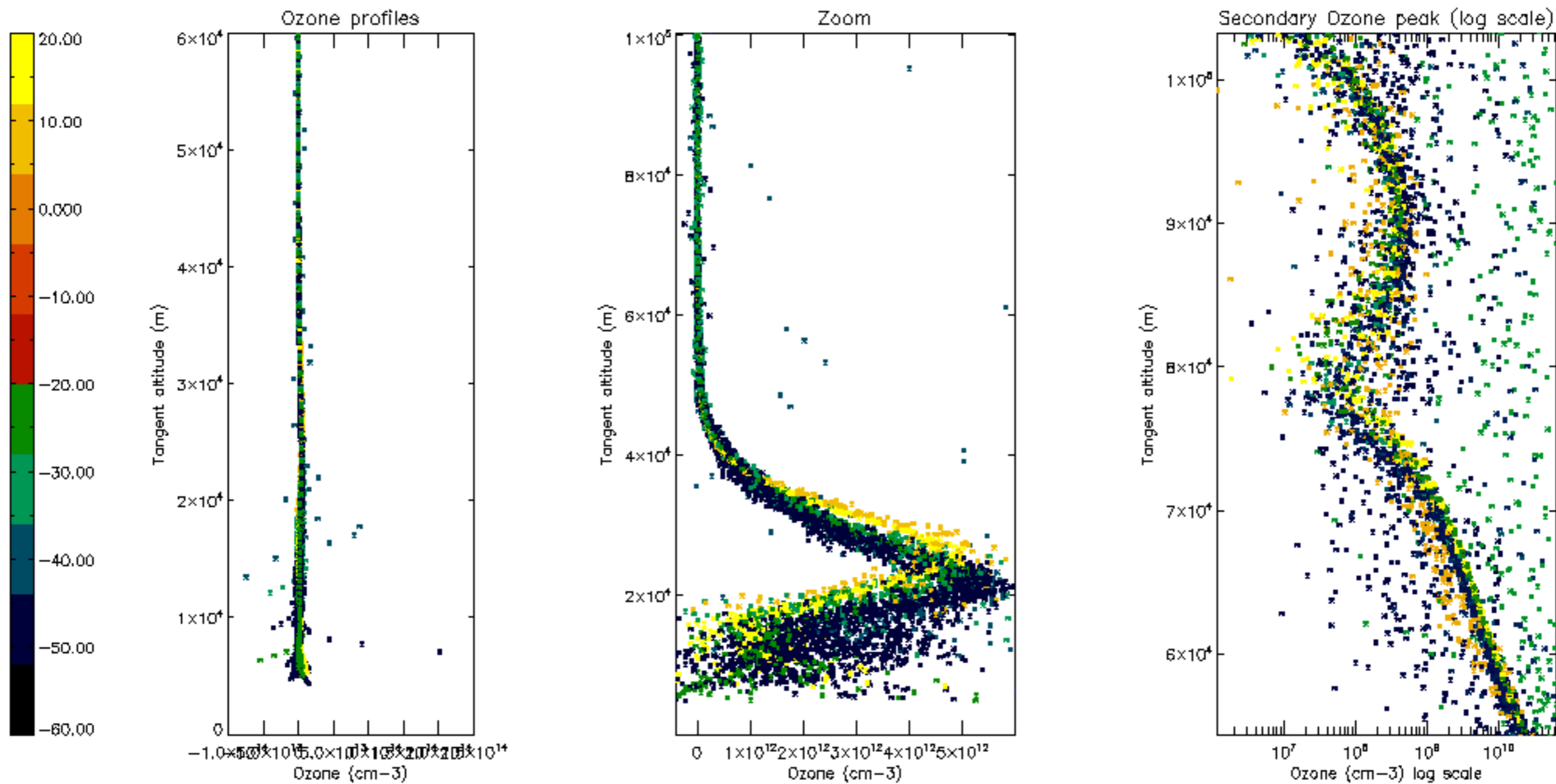


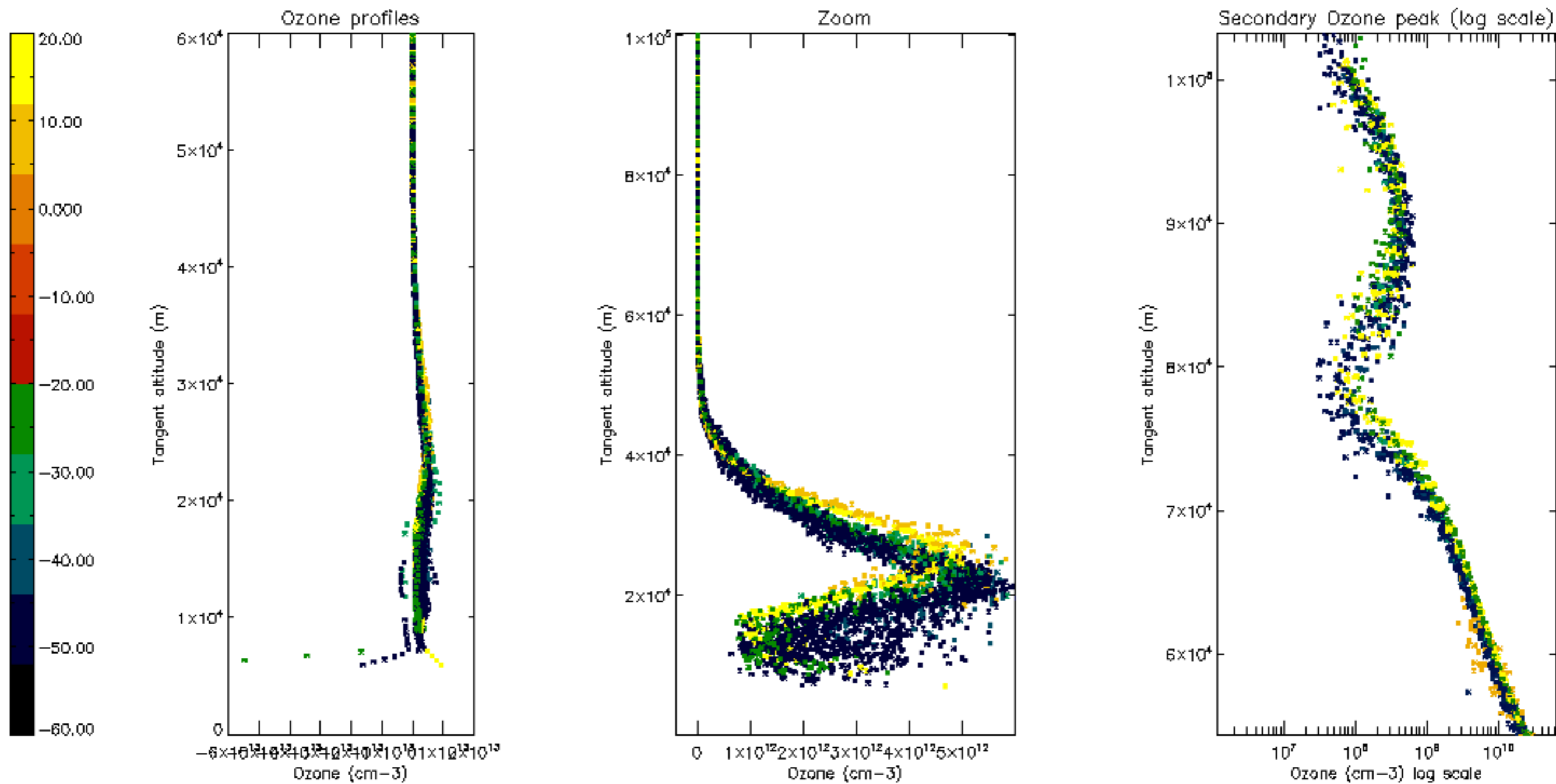
Percentage of star falling outside central band per profile

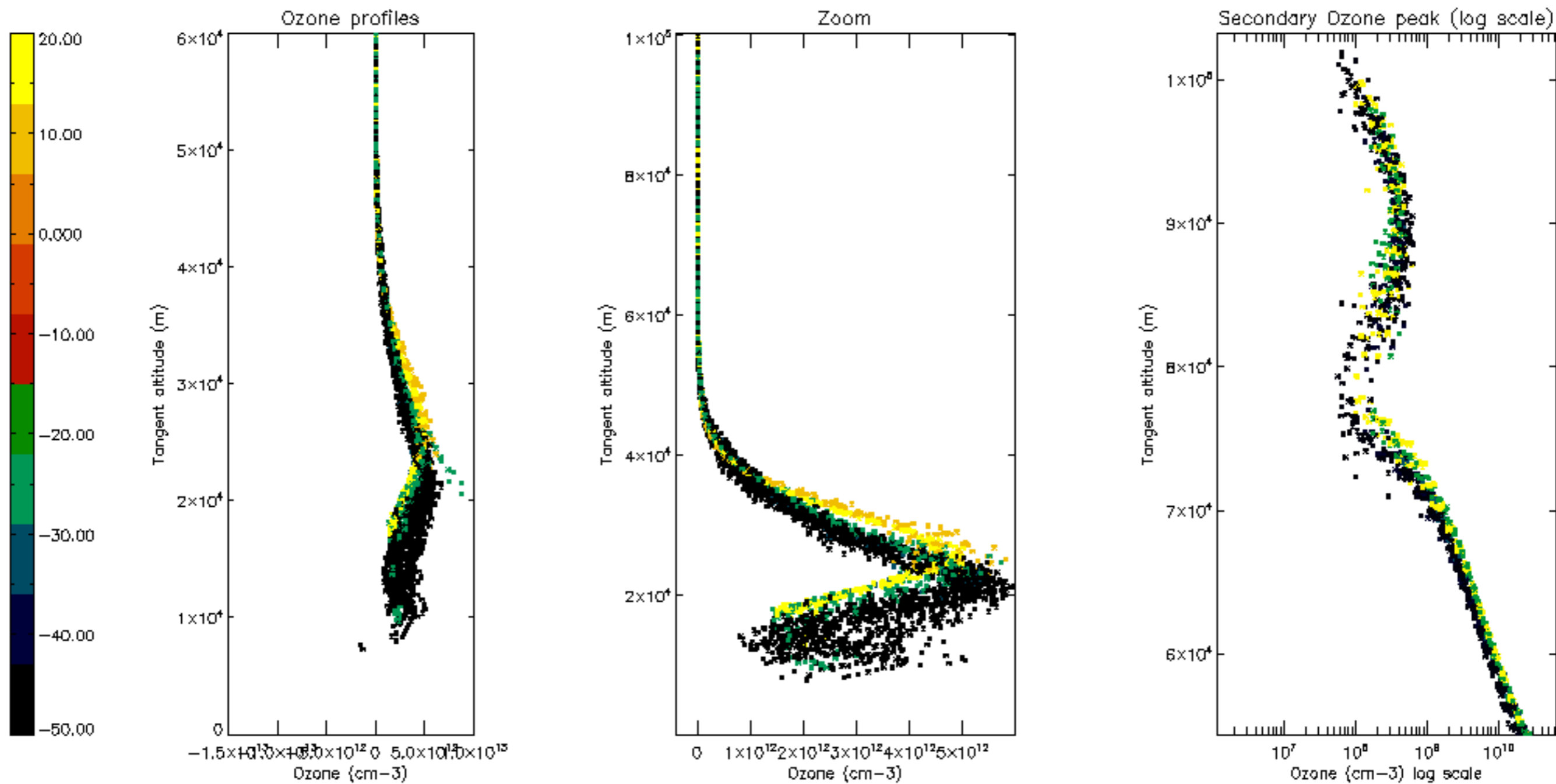


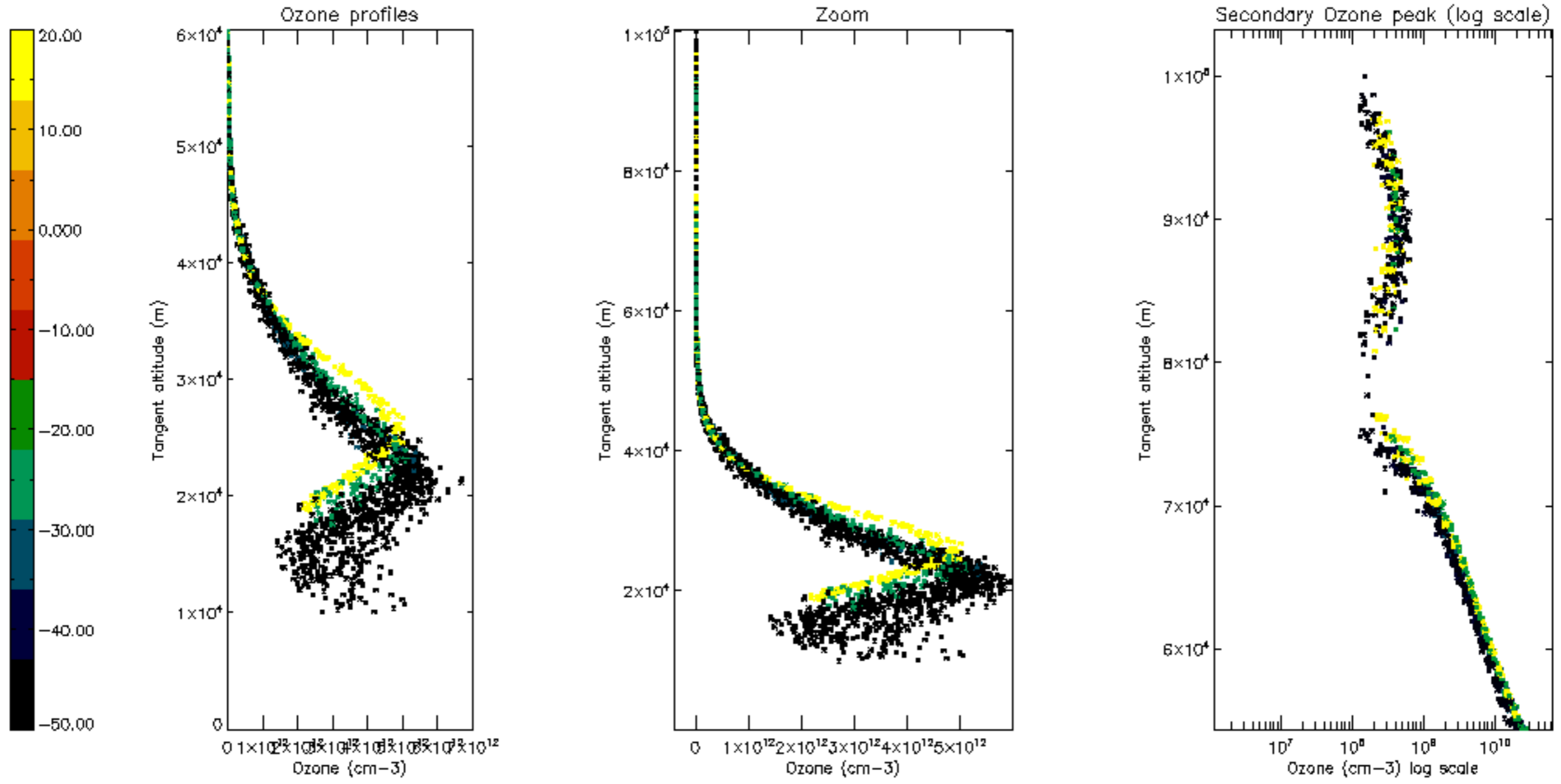
Percentage of saturation errors per profile

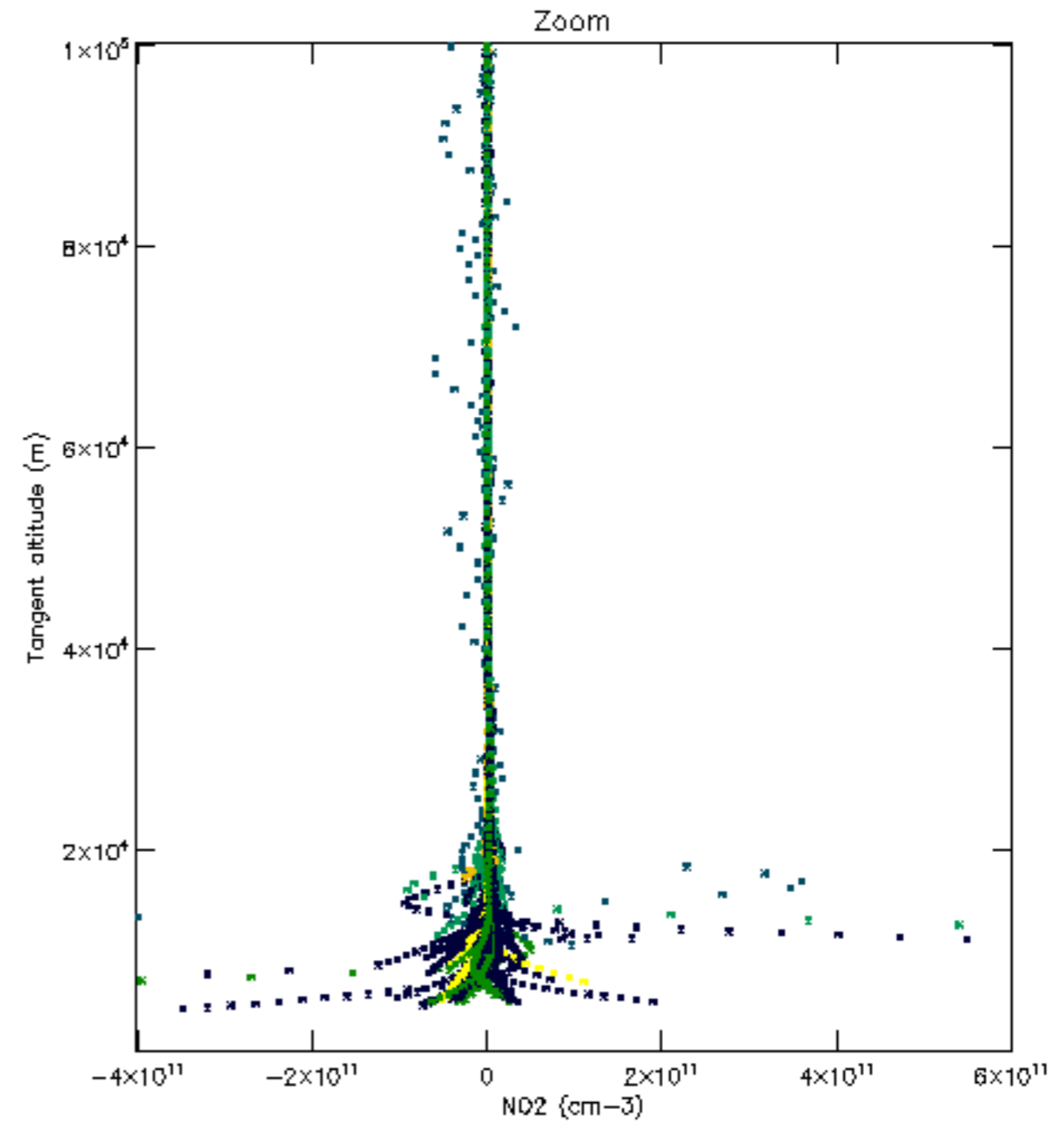
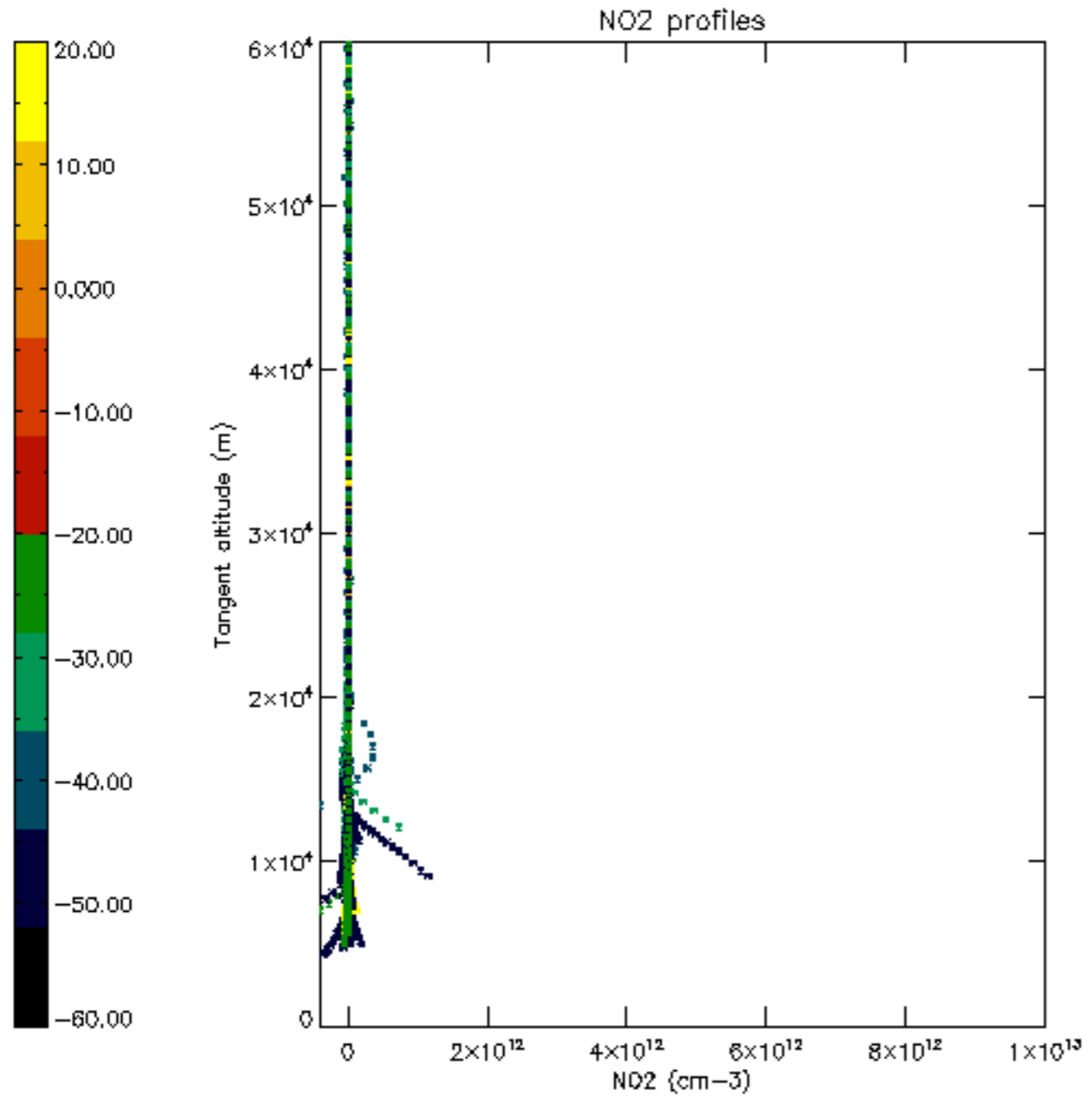


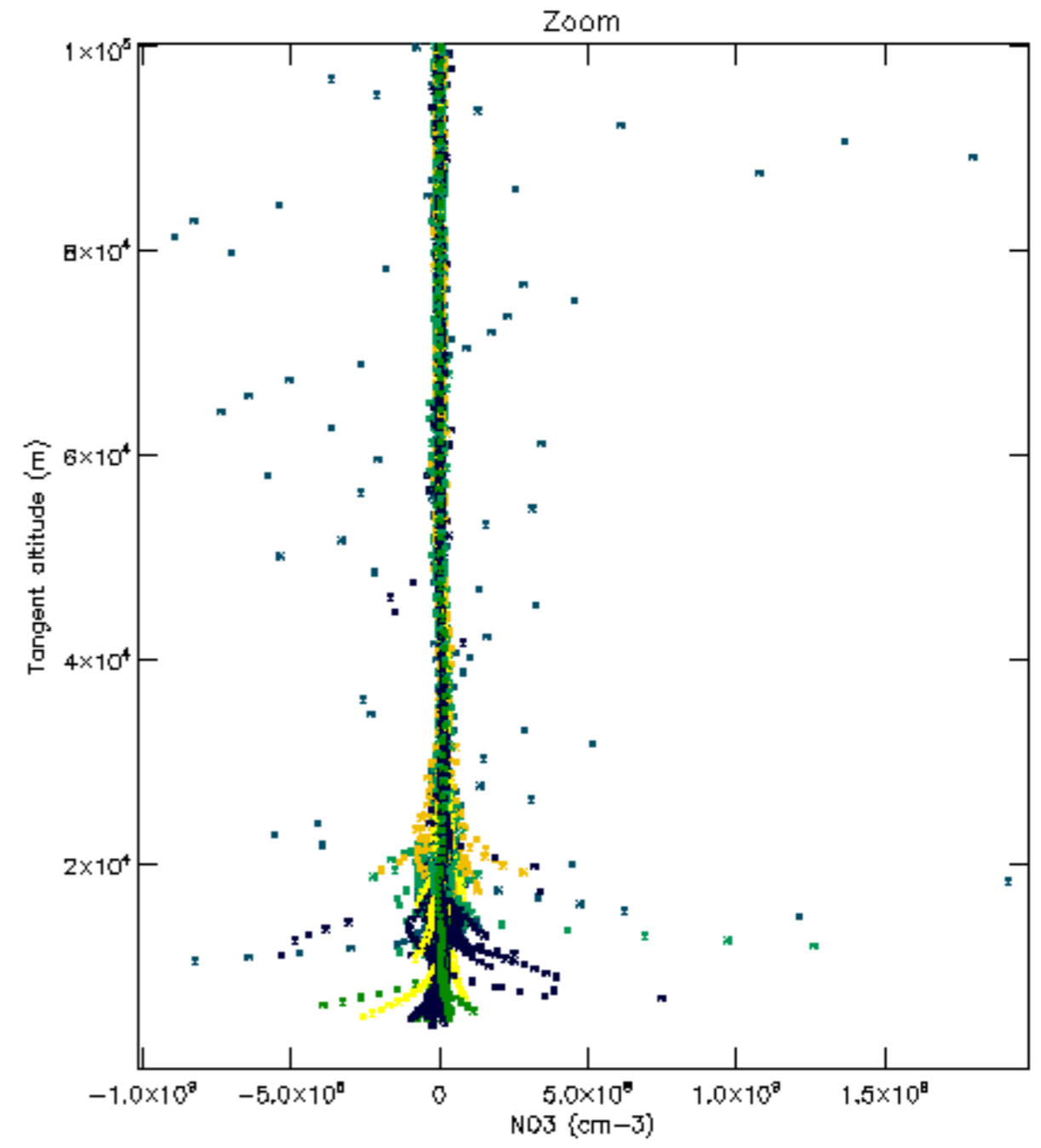
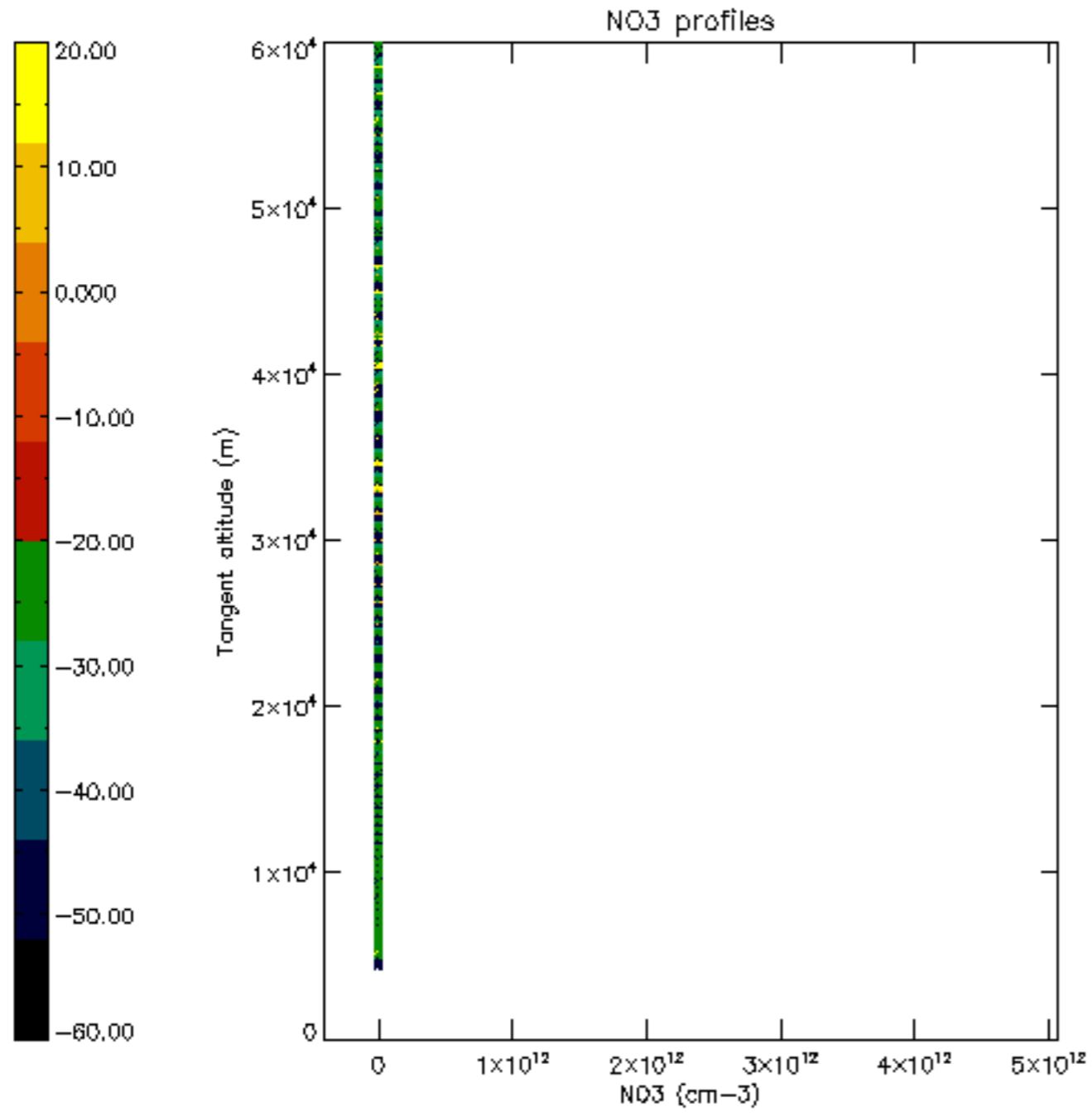


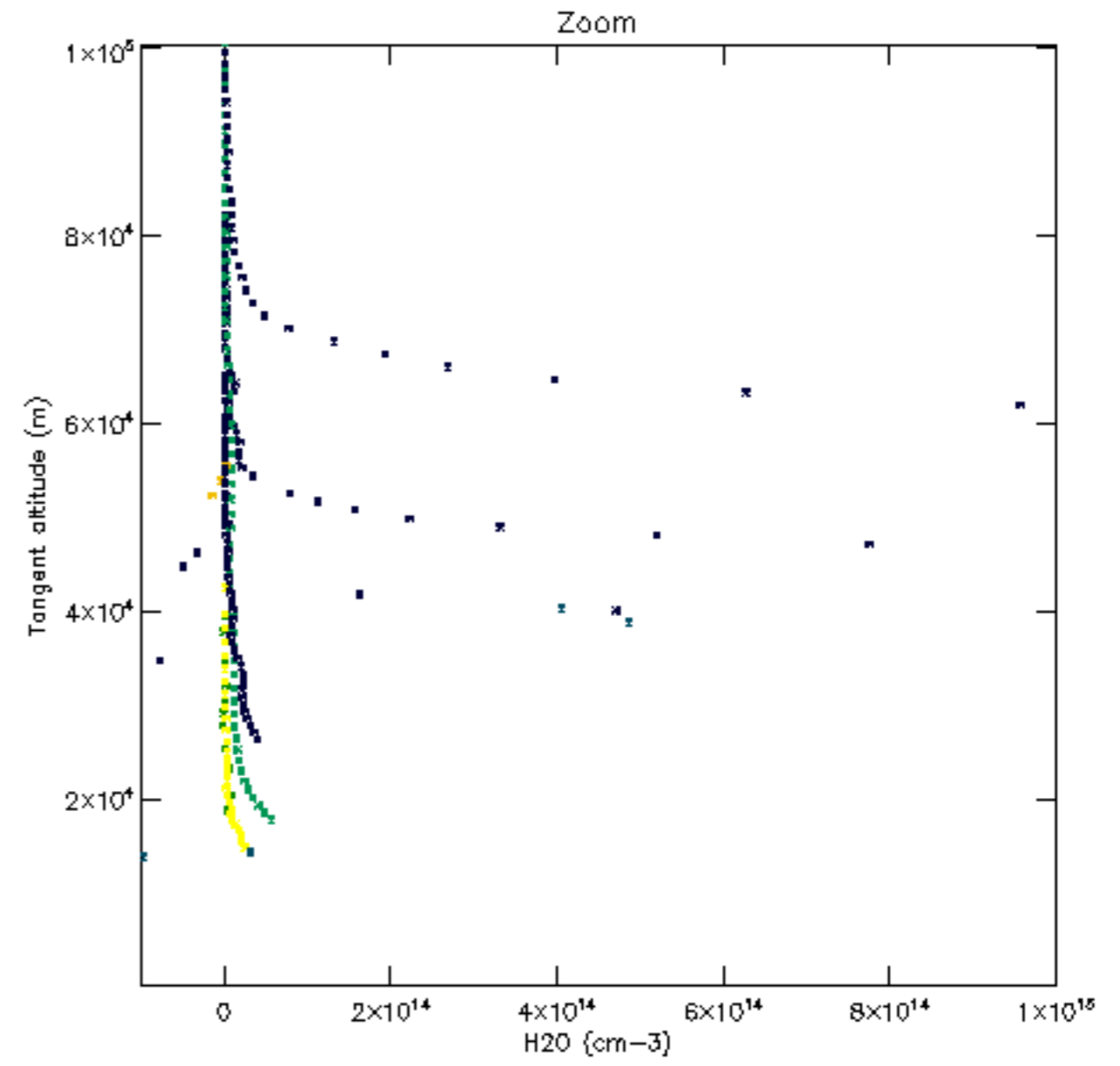
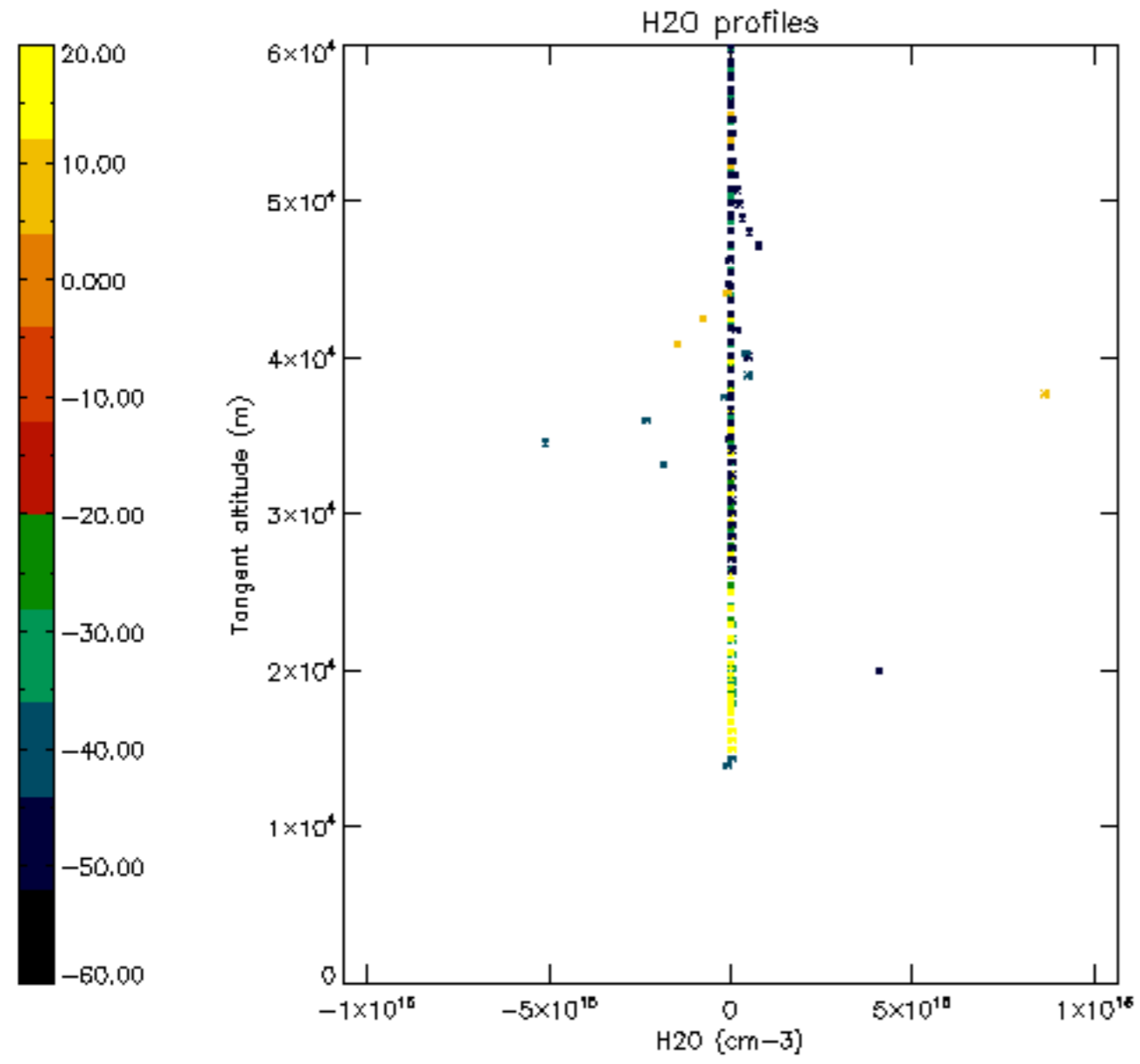


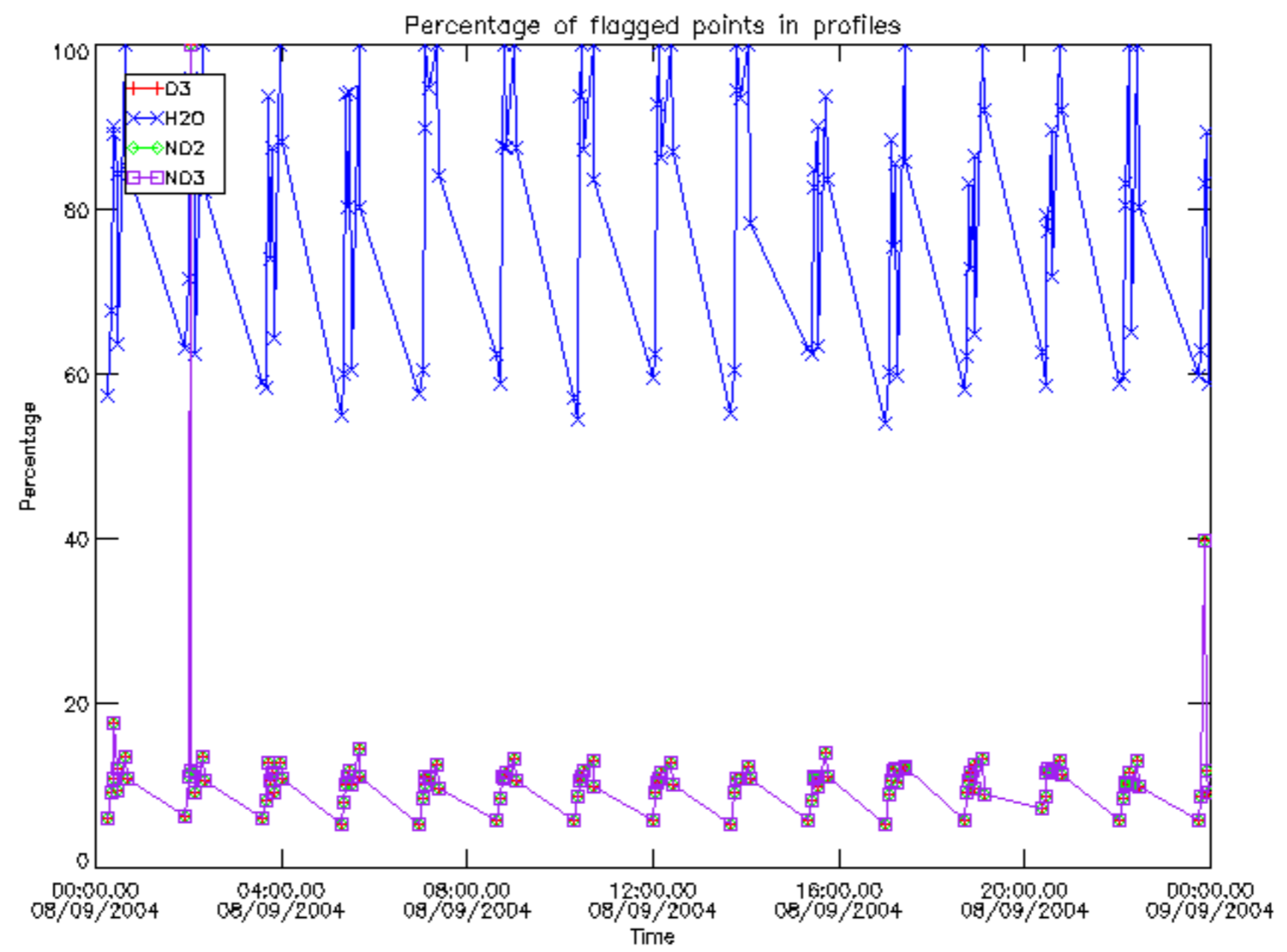




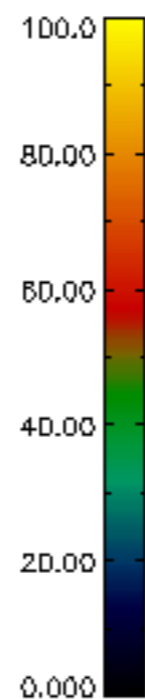
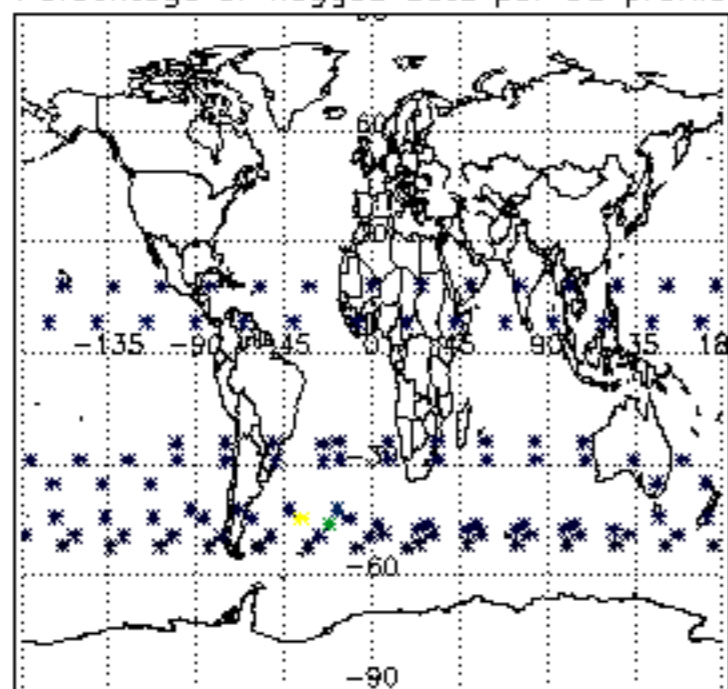




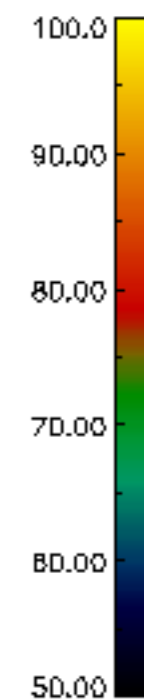
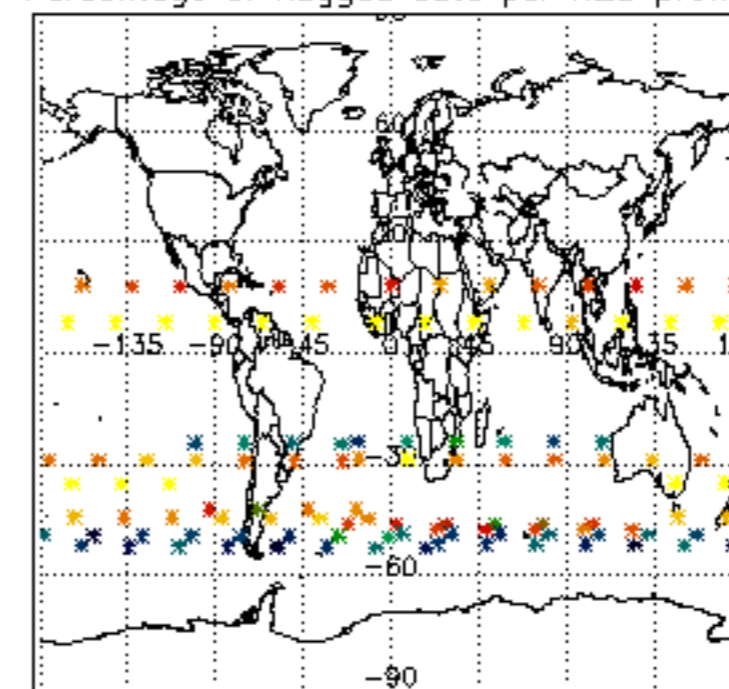




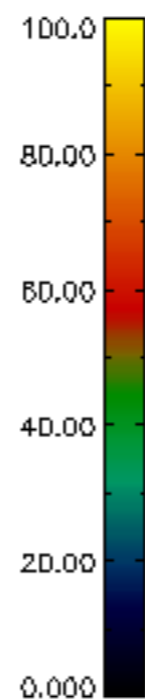
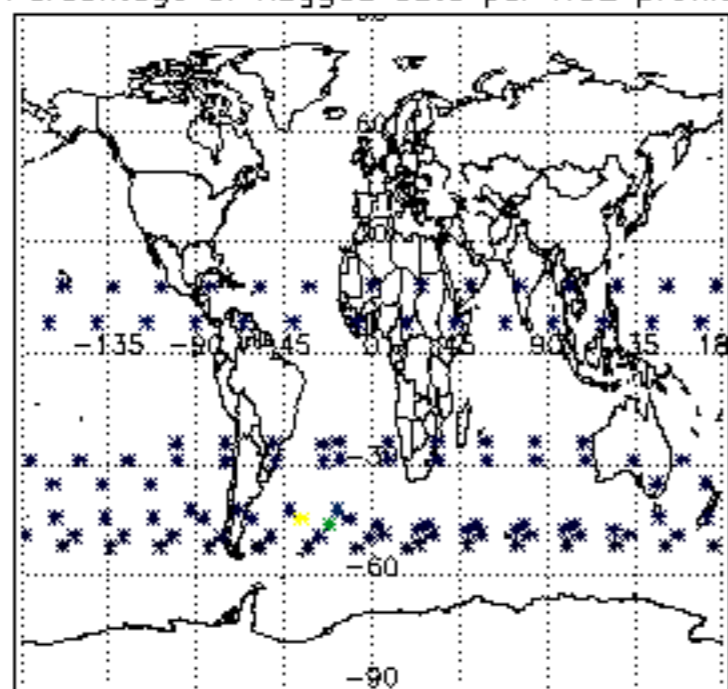
Percentage of flagged data per D3 profile



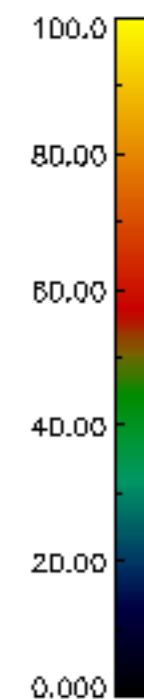
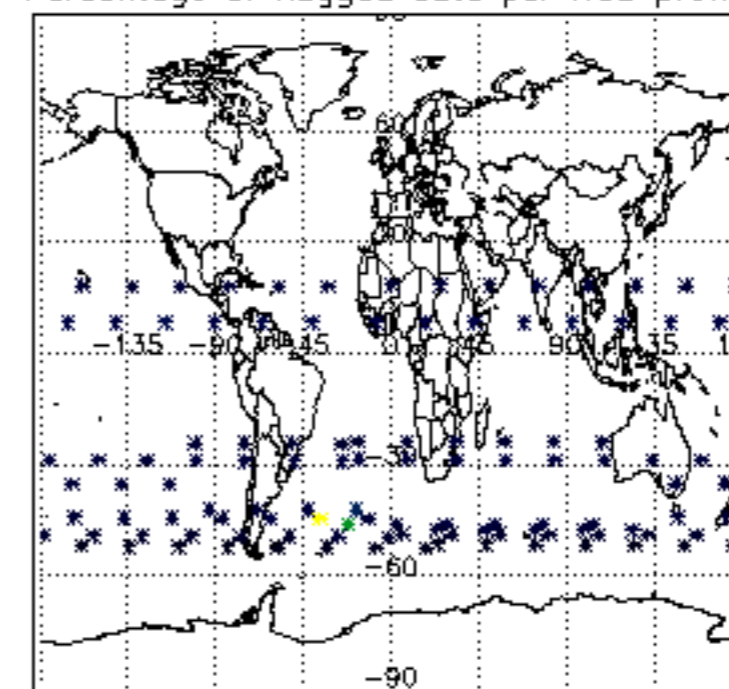
Percentage of flagged data per H2O profile

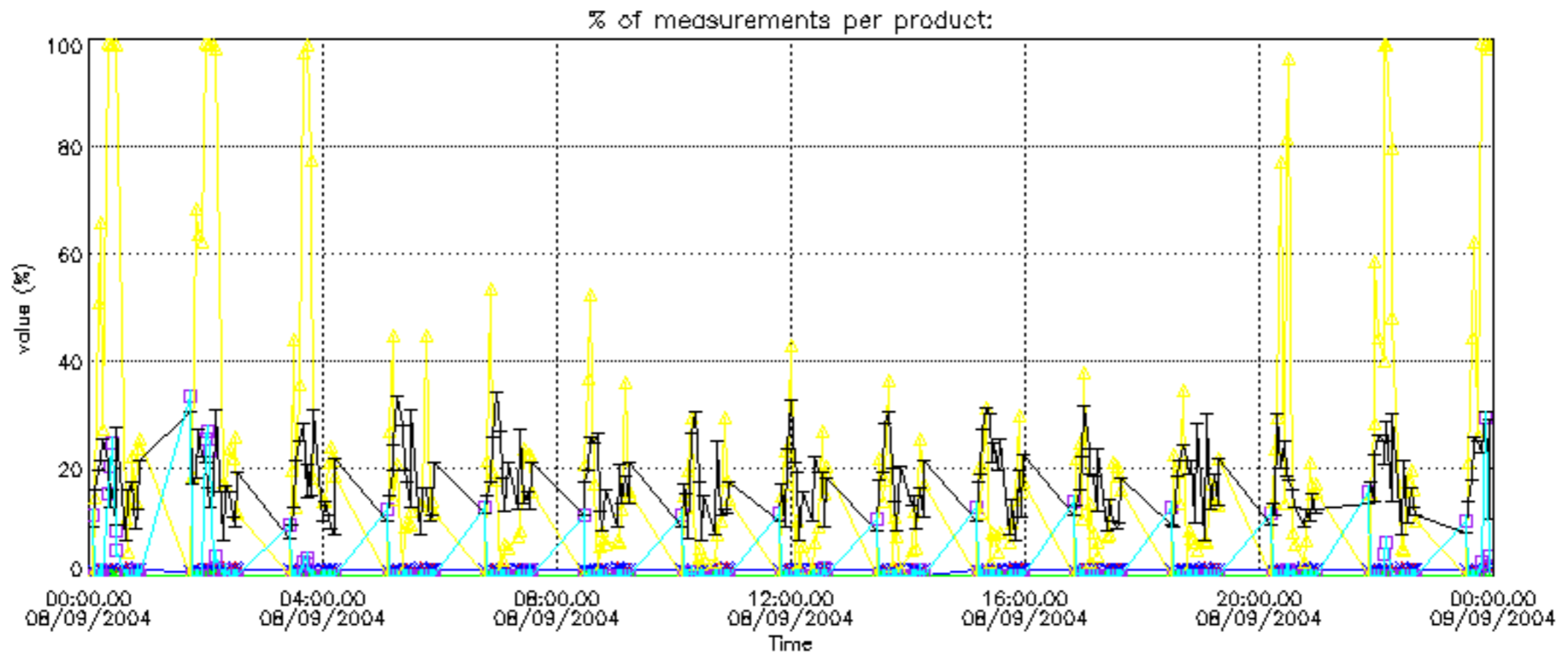


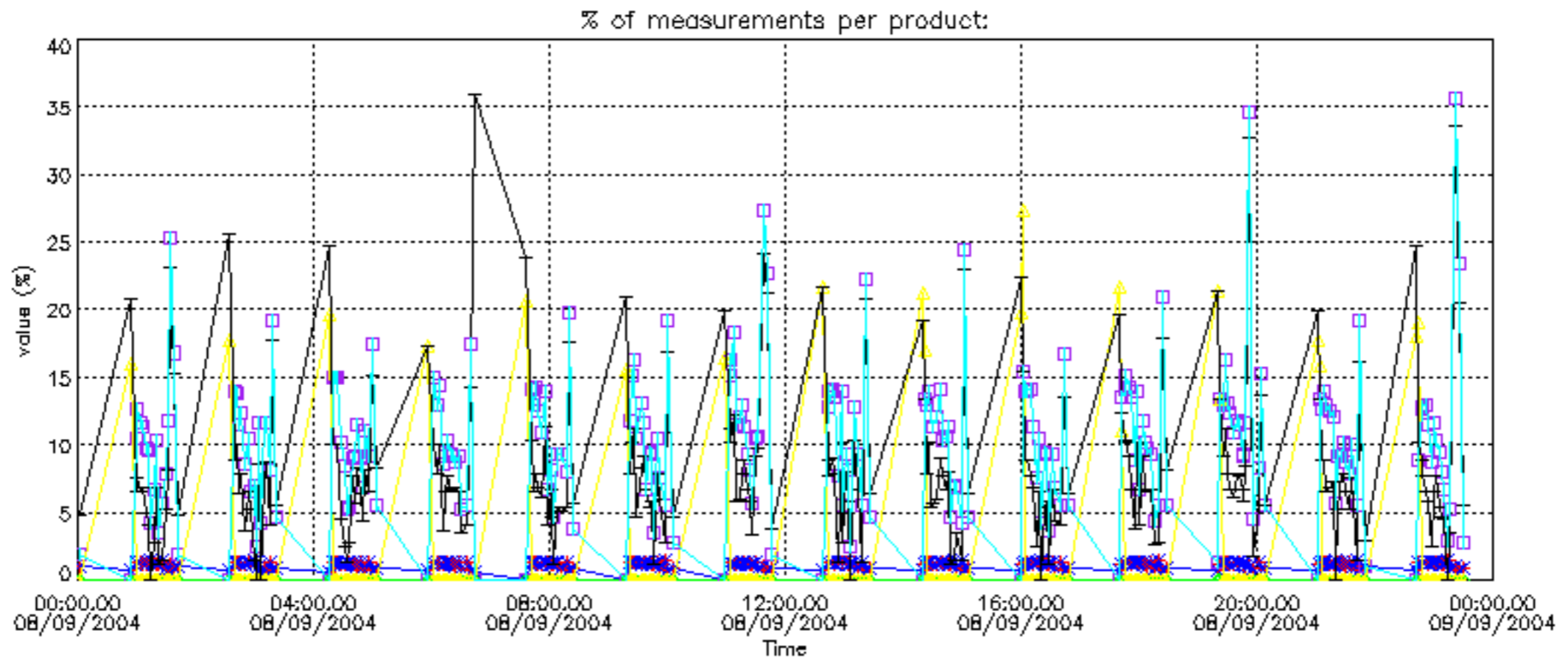
Percentage of flagged data per NO2 profile



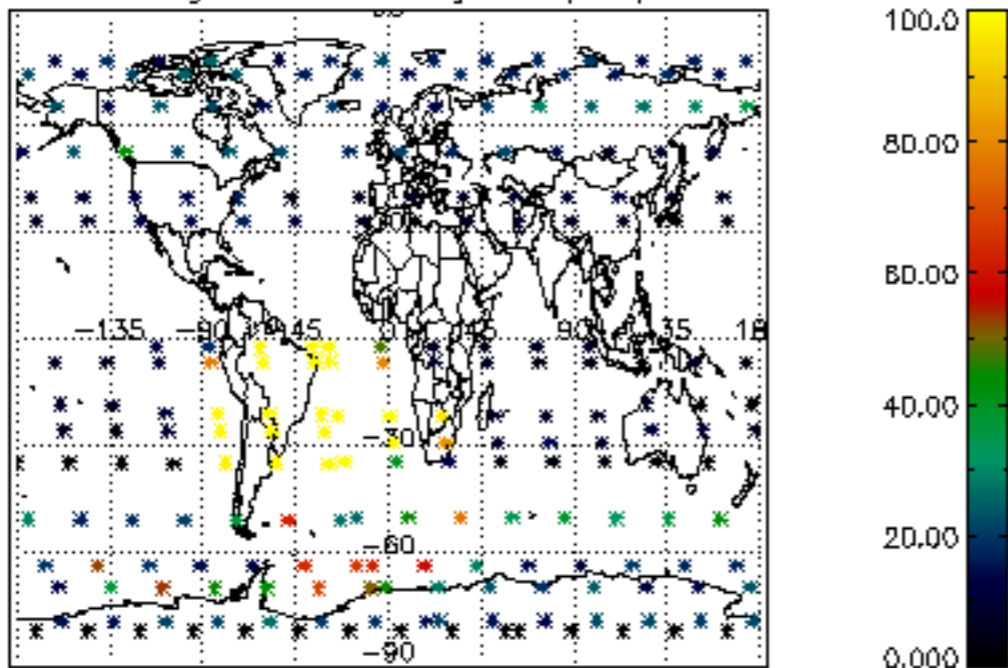
Percentage of flagged data per NO3 profile



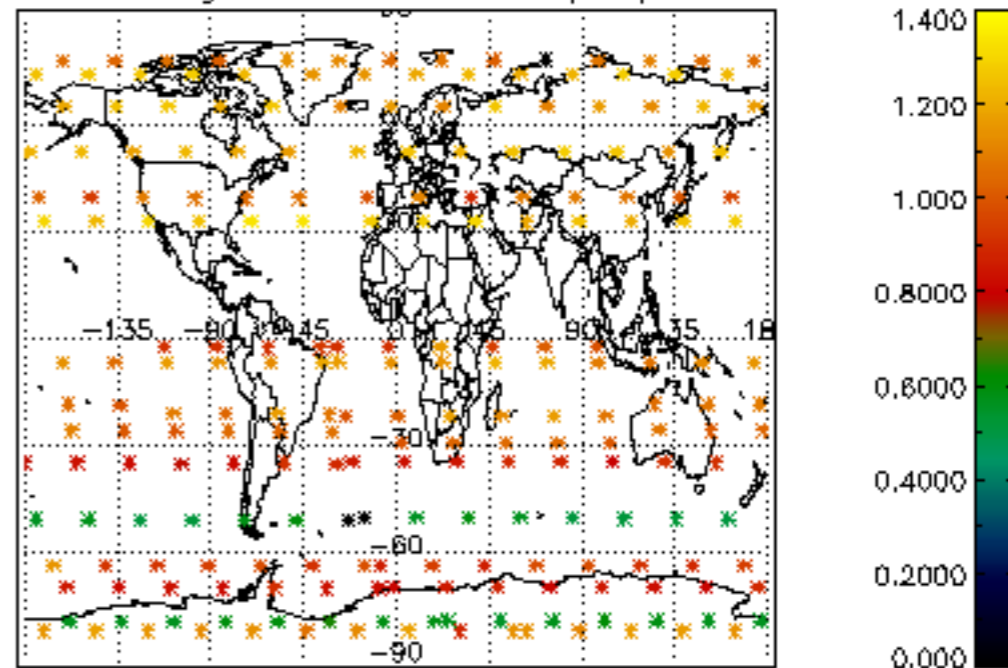




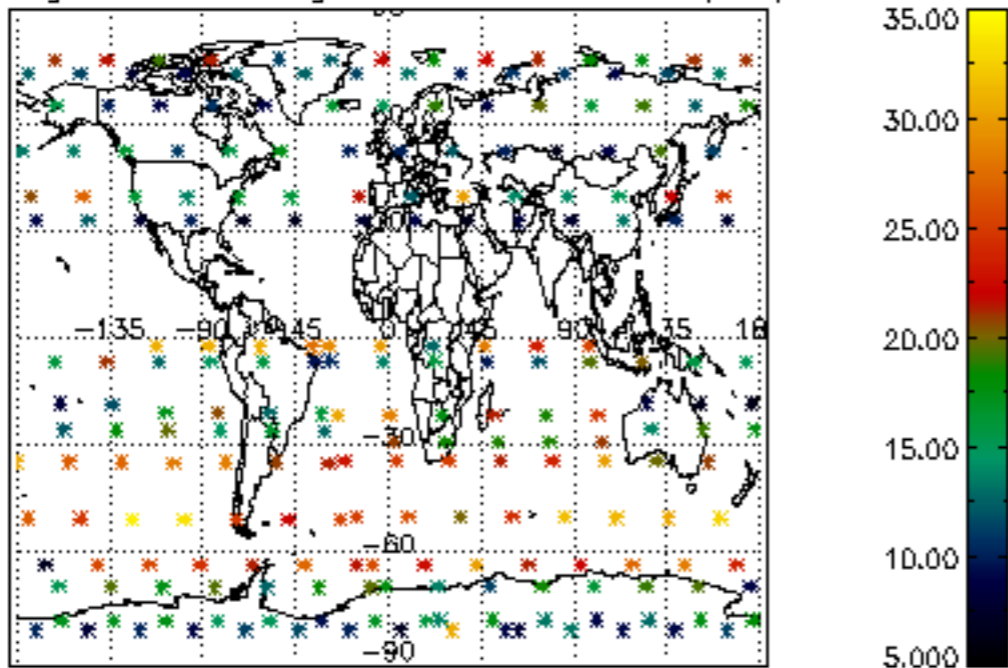
Percentage of cosmic ray hits per profile



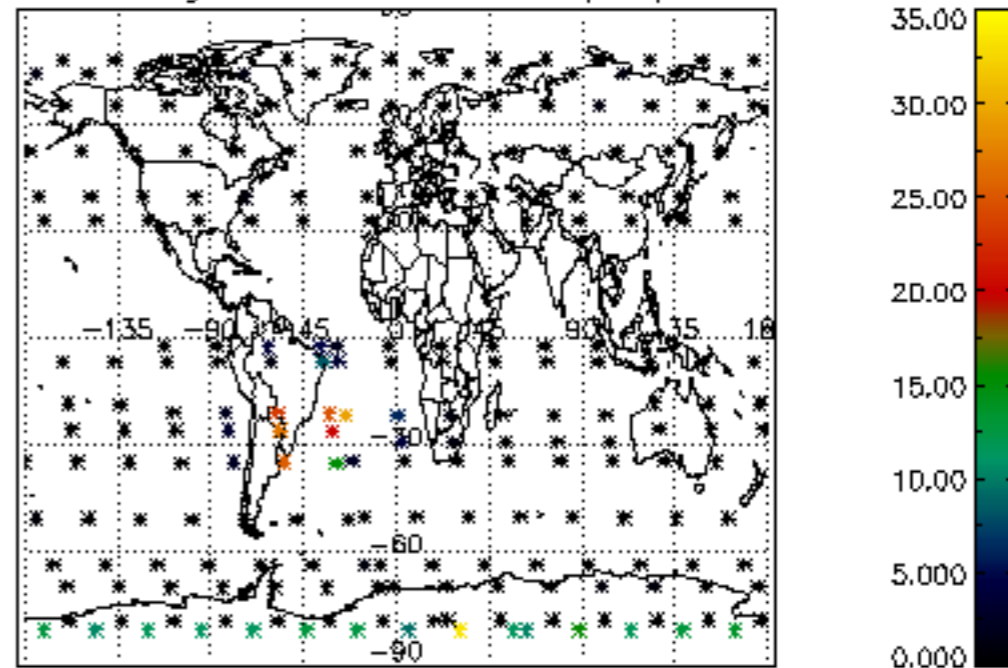
Percentage of datation errors per profile



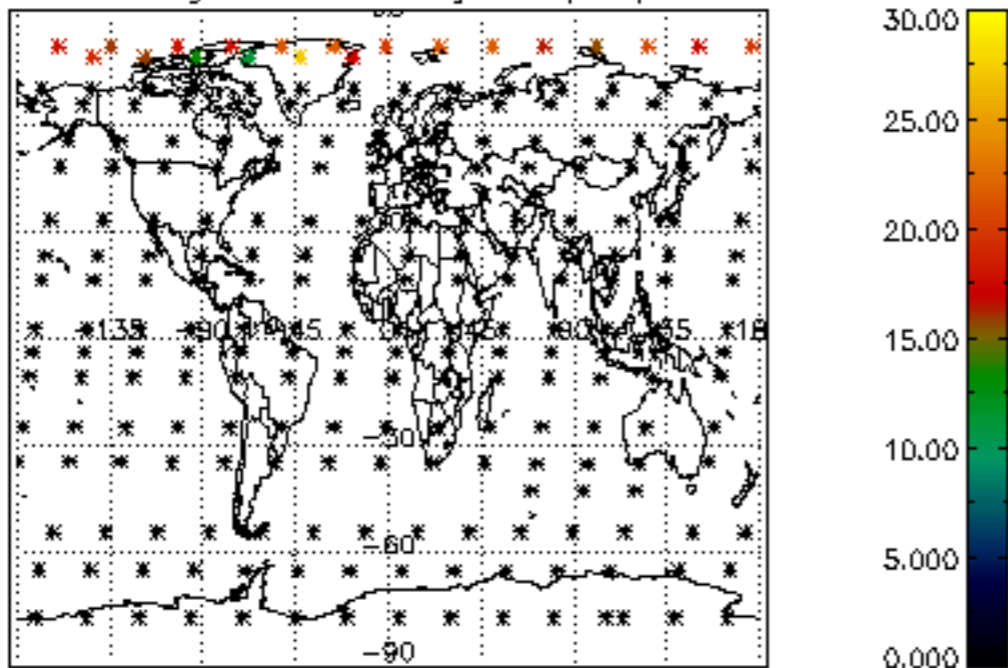
Percentage of star falling outside central band per profile



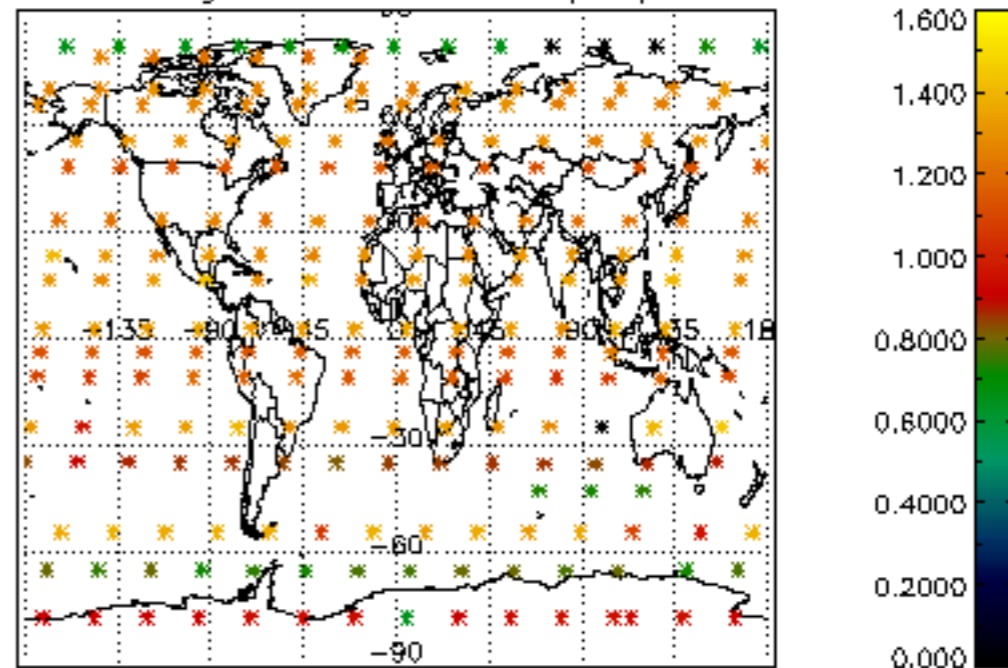
Percentage of saturation errors per profile



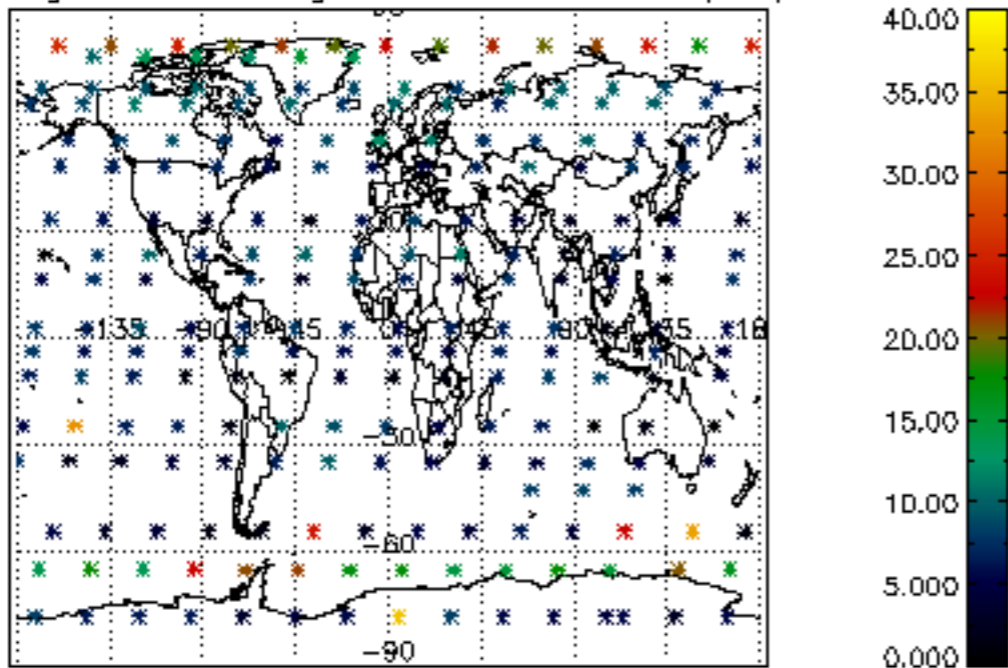
Percentage of cosmic ray hits per profile



Percentage of datation errors per profile



Percentage of star falling outside central band per profile



Percentage of saturation errors per profile

