

GOMOS Level 2 Daily Report

SUMMARY

[1. General Info](#)

[2. Summary of processed GOM_NL_2P products](#)

[3. Level 2 Quality information per product](#)

[3.1 Plot of level 2 quality information per product \(time dependant\)](#)

[3.2 Plot of level 2 quality information per product \(world map\)](#)

[4. Level 1 Quality information per product \(stored on level 2 products\)](#)

[4.1 Plot of level 1 quality information per product \(time dependant\)](#)

[4.1.1 Plot of level 1 quality information per product \(time dependant\): ASCENDING](#)

[4.1.2 Plot of level 1 quality information per product \(time dependant\): DESCENDING](#)

[4.2 Plot of level 1 quality information per product \(world map\)](#)

[4.2.1 Plot of level 1 quality information per product \(world map\): ASCENDING](#)

[4.2.2 Plot of level 1 quality information per product \(world map\): DESCENDING](#)

[5. Ozone profiles based on quality statistics and other trace gas profiles](#)

[5.1 Ozone statistics based on quality of products](#)

[5.2 Plot ozone profiles for all STD \(dark without errors\)](#)

[5.3 Plot ozone profiles where STD < 20% \(dark without errors\)](#)

[5.4. Plot ozone profiles where STD < 10% \(dark without errors\)](#)

[5.5. Plot ozone profiles where STD < 5% \(dark without errors\)](#)

[5.6 Plot NO2 profiles for all STD \(dark without errors\)](#)

[5.7 Plot NO3 profiles for all STD \(dark without errors\)](#)

[5.8 Plot H2O profiles \(only for occultations of stars 1,2,3,4,13,14,16,26,63 dark without errors\) for all STD](#)

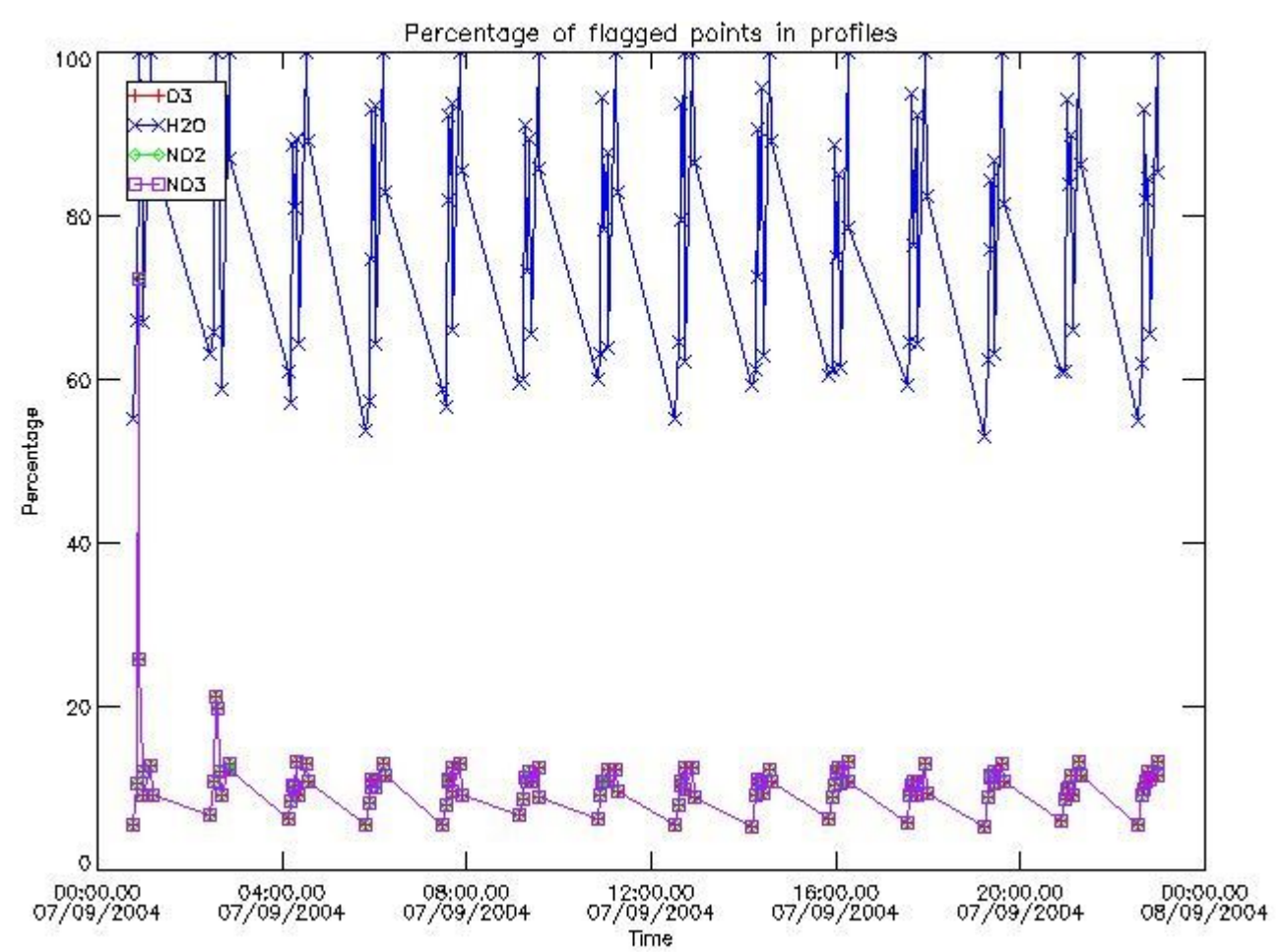
[6. Auxiliary Data Files used for the production reported in section 2](#)

456	GOM_NL__2PRFIN20040907_225743_000000392030_00116_13196_3598.N1	07-SEP-2004 22:57:43	Dark	38.500	135	Bet Hyi	2.8200	5800.0	77	13196	No
457	GOM_NL__2PRFIN20040907_225936_000000482030_00116_13196_3599.N1	07-SEP-2004 22:59:36	Dark	48.000	9	Alp Eri	0.45300	24000.	96	13196	No
458	GOM_NL__2PRFIN20040907_230317_000000472030_00116_13196_3600.N1	07-SEP-2004 23:03:17	Straylight	46.500	148	Alp Tuc	2.8780	4100.0	93	13196	No
459	GOM_NL__2PRFIN20040907_230658_000000452030_00116_13196_3601.N1	07-SEP-2004 23:06:58	Straylight	44.500	31	Alp Gru	1.7340	15200.	89	13196	No
460	GOM_NL__2PRFIN20040907_230947_000000402030_00116_13196_3602.N1	07-SEP-2004 23:09:47	Straylight	40.000	172	Gam Gru	3.0030	13100.	80	13196	No
461	GOM_NL__2PRFIN20040907_231107_000000522030_00116_13196_3603.N1	07-SEP-2004 23:11:07	Straylight	52.000	18	24Alp PsA	1.1660	9700.0	104	13196	No
462	GOM_NL__2PRFIN20040907_231341_000000742030_00116_13196_3604.N1	07-SEP-2004 23:13:41	Twilight_stray	73.500	52	16Bet Cet	2.0370	4500.0	147	13196	No
463	GOM_NL__2PRFIN20040907_231850_000000402030_00116_13196_3605.N1	07-SEP-2004 23:18:50	Bright	39.500	154	22Bet Aqr	2.8990	5700.0	79	13196	No
464	GOM_NL__2PRFIN20040907_232008_000000402030_00116_13196_3606.N1	07-SEP-2004 23:20:08	Bright	40.000	162	34Alp Aqr	2.9440	5350.0	80	13196	No
465	GOM_NL__2PRFIN20040907_232306_000000412030_00116_13196_3607.N1	07-SEP-2004 23:23:06	Bright	40.500	61	8Eps Peg	2.1000	3900.0	81	13196	No
466	GOM_NL__2PRFIN20040907_232518_000000452030_00116_13196_3608.N1	07-SEP-2004 23:25:18	Bright	45.000	90	54Alp Peg	2.4870	11000.	90	13196	No
467	GOM_NL__2PRFIN20040907_232931_000000412030_00116_13196_3609.N1	07-SEP-2004 23:29:31	Bright	40.500	164	44Eta Peg	2.9480	5400.0	81	13196	No
468	GOM_NL__2PRFIN20040907_233209_000000412030_00116_13196_3610.N1	07-SEP-2004 23:32:09	Bright	40.500	66	37Gam Cyg	2.2080	5900.0	81	13196	No
469	GOM_NL__2PRFIN20040907_233406_000000382030_00116_13196_3611.N1	07-SEP-2004 23:34:06	Bright	38.000	144	18Del Cyg	2.8600	11000.	76	13196	No
470	GOM_NL__2PRFIN20040907_233800_000000392030_00116_13196_3612.N1	07-SEP-2004 23:38:00	Bright	38.500	89	5Alp Cep	2.4510	8000.0	77	13196	No
471	GOM_NL__2PRFIN20040907_233953_000000462030_00116_13196_3613.N1	07-SEP-2004 23:39:53	Bright	45.500	74	11Bet Cas	2.2680	6600.0	91	13196	No
472	GOM_NL__2PRFIN20040907_234153_000000472030_00116_13196_3614.N1	07-SEP-2004 23:41:53	Bright	47.000	76	27Gam Cas	2.3000	30000.	94	13196	No
473	GOM_NL__2PRFIN20040907_234544_000000392030_00116_13196_3615.N1	07-SEP-2004 23:45:44	Bright	38.500	49	1Alp UMi	1.9900	6300.0	77	13196	No
474	GOM_NL__2PRFIN20040907_234840_000000572030_00116_13196_3616.N1	07-SEP-2004 23:48:40	Bright	57.000	160	23Gam Per	2.9300	4700.0	114	13196	No
475	GOM_NL__2PRFIN20040907_235047_000000692030_00116_13196_3617.N1	07-SEP-2004 23:50:47	Bright	68.500	35	33Alp Per	1.7950	6250.0	137	13196	No
476	GOM_NL__2PRFIN20040907_235402_000000362030_00116_13196_3618.N1	07-SEP-2004 23:54:02	Bright	35.500	82	48Bet UMa	2.3650	10600.	71	13196	No
477	GOM_NL__2PRFIN20040907_235715_000000612030_00116_13196_3619.N1	07-SEP-2004 23:57:15	Bright	61.000	6	13Alp Aur	0.080000	3400.0	122	13196	No

3. Quality information per product

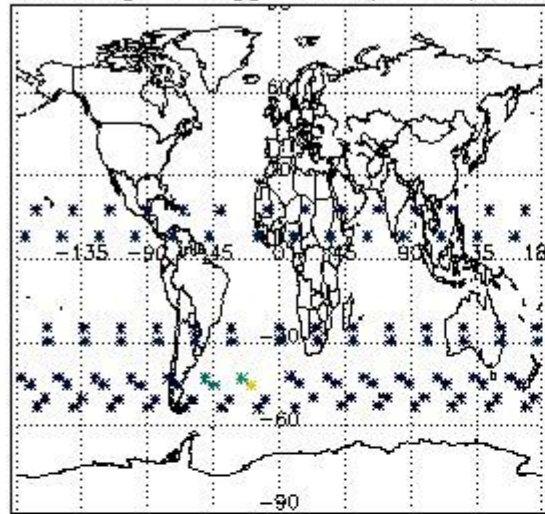
In this section it is plotted some information contained in the Quality Summary data set of the level 2 products. Only products in dark limb conditions and without errors (error flag in the MPH set to "0") are used.

3.1 Plot quality information per product (time dependant)

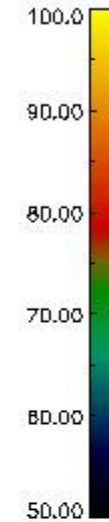
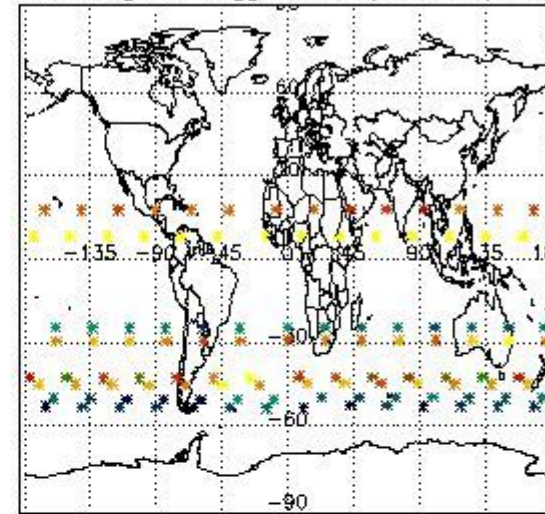


3.2 Plot quality information per product (world map)

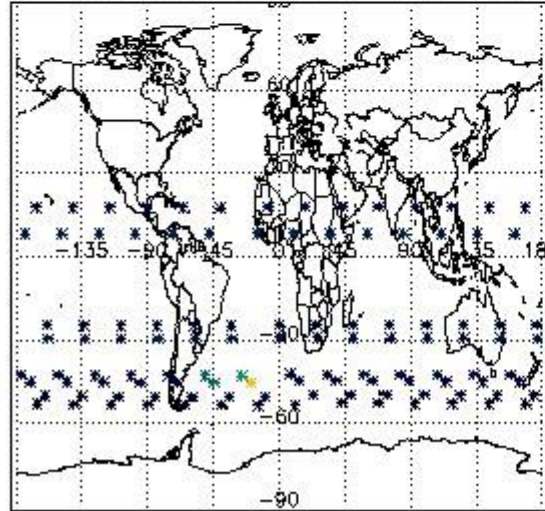
Percentage of flagged data per O3 profile



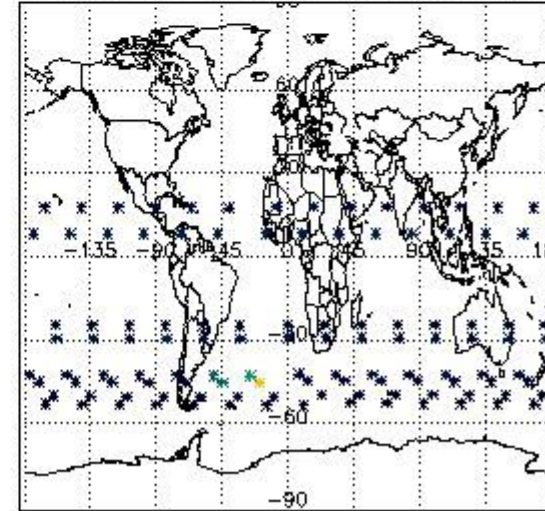
Percentage of flagged data per H2O profile



Percentage of flagged data per NO2 profile



Percentage of flagged data per NO3 profile

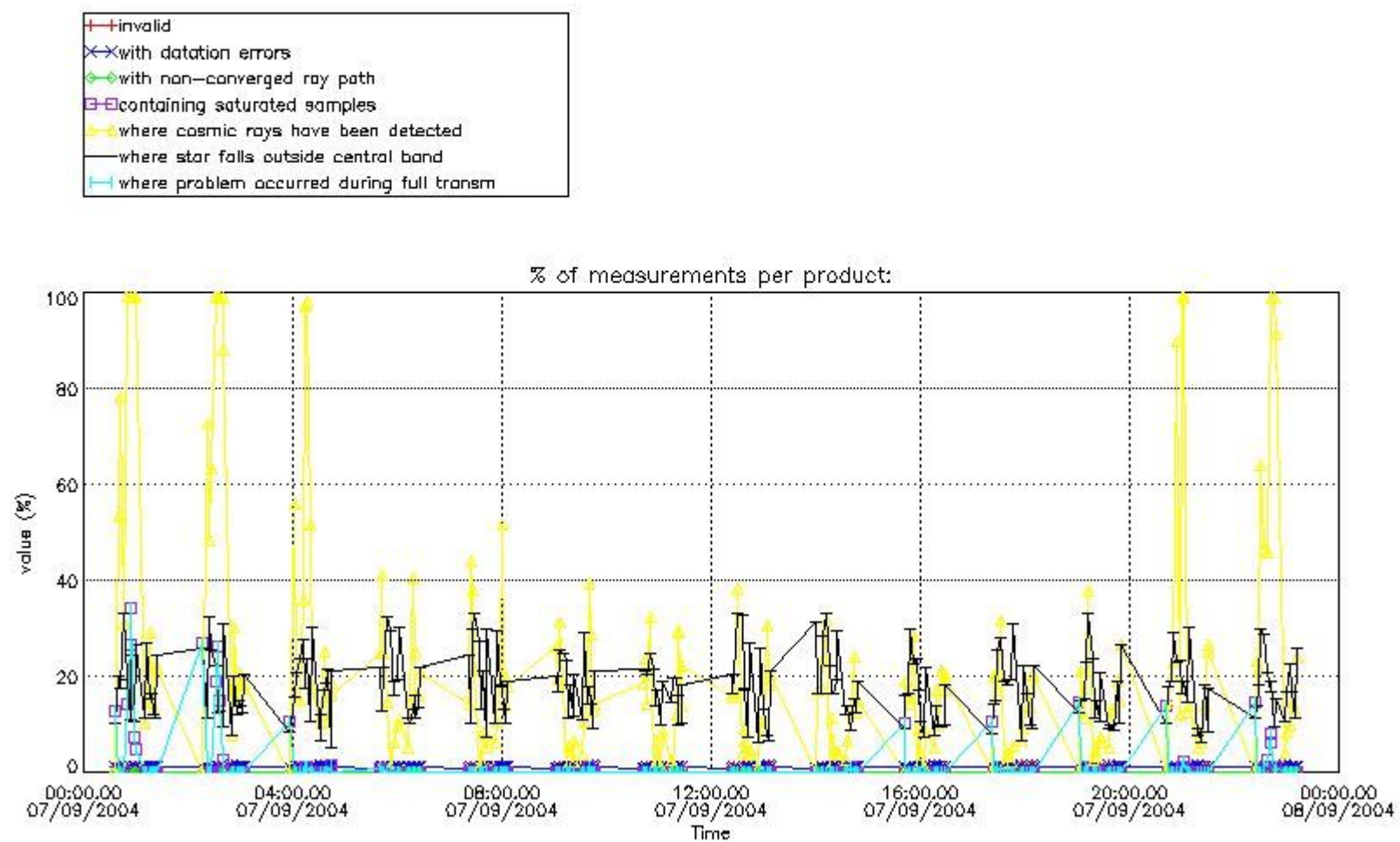


4. Level 1 quality information per product

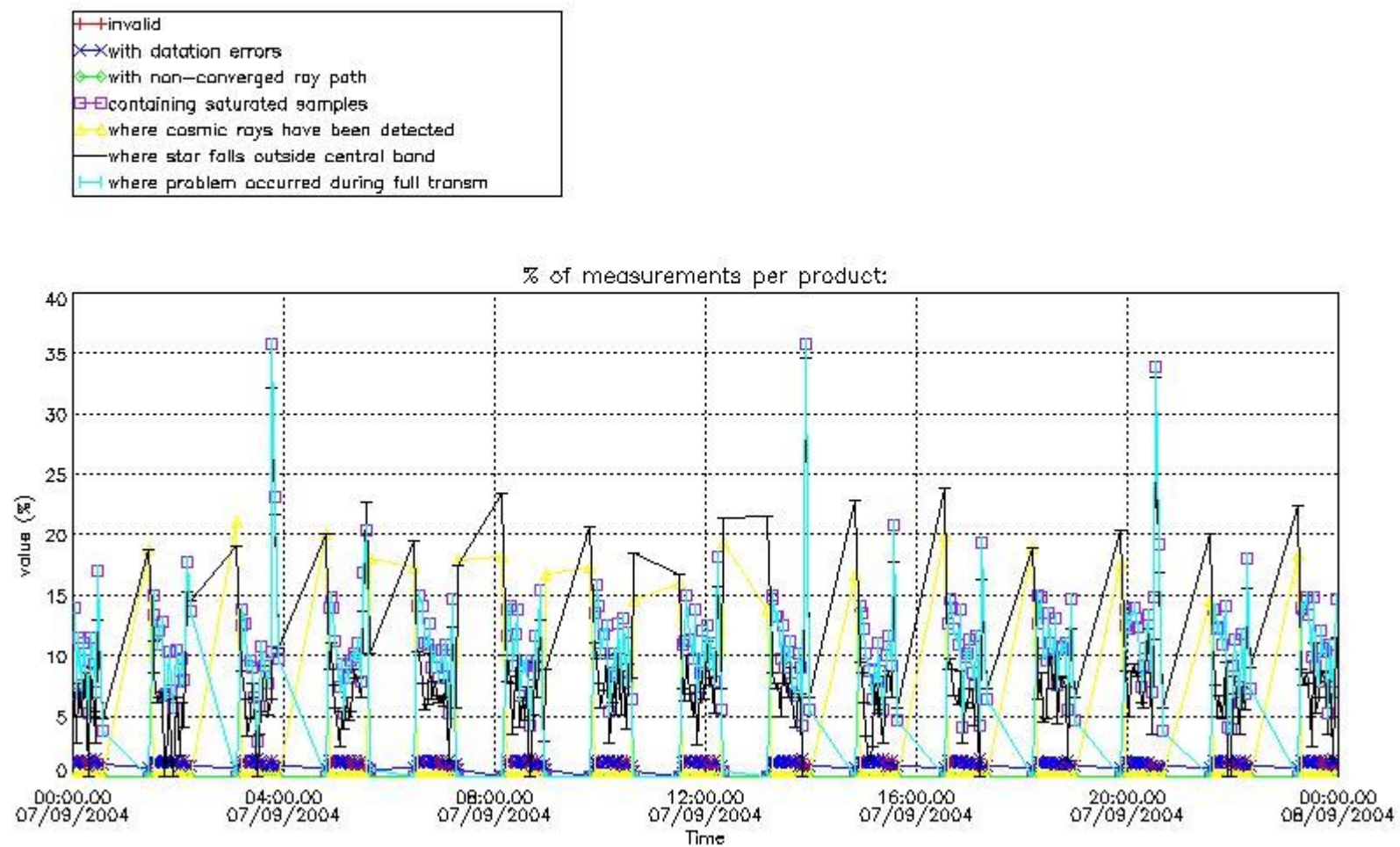
In this section it is plotted some information contained in the Quality Summary data set of the level 2 products that comes from the level 1b processing. Products without errors (error flag in the MPH set to "0") are used.

4.1 Plot quality information per product (time dependant) coming from level 1b processing

4.1.1 Plot level 1 quality information per product (time dependant): ENVISAT ASCENDING passes

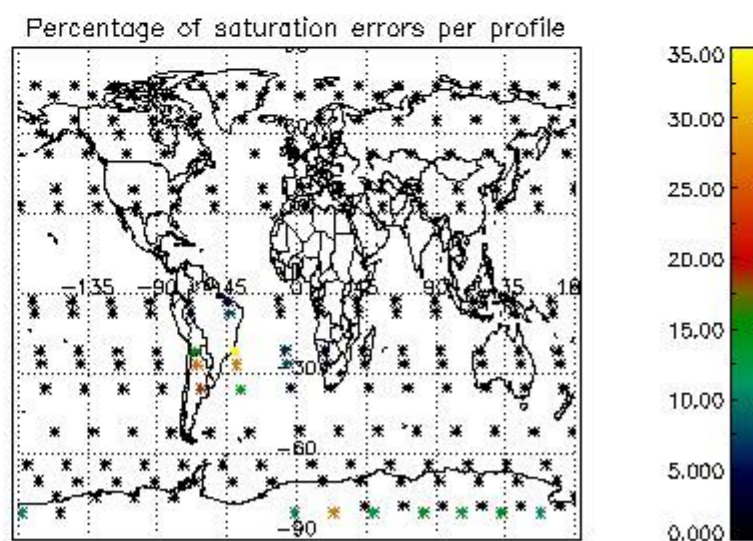
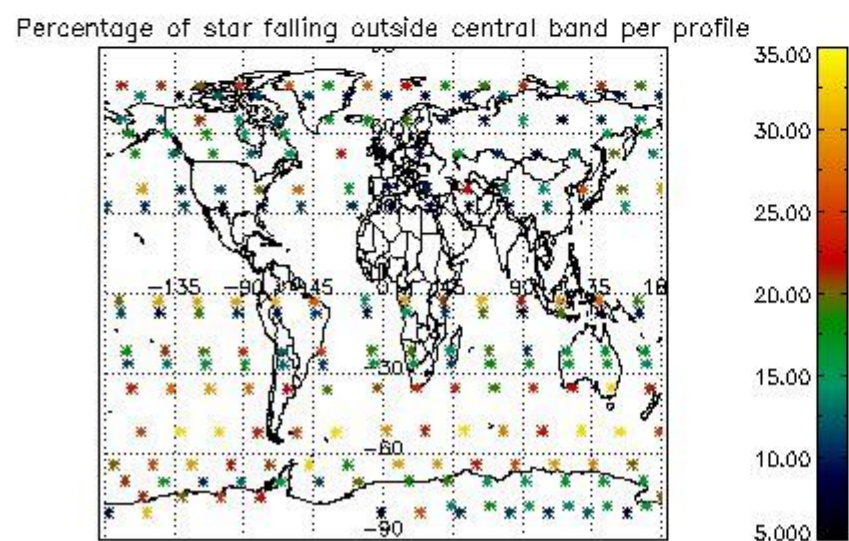
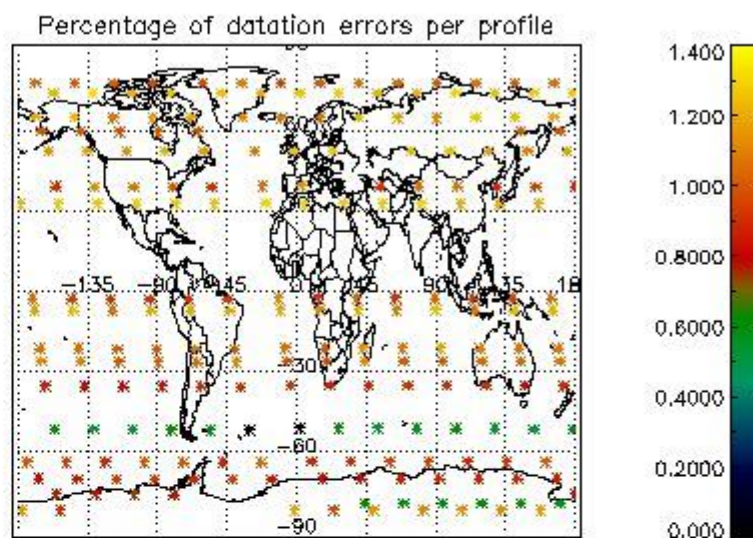
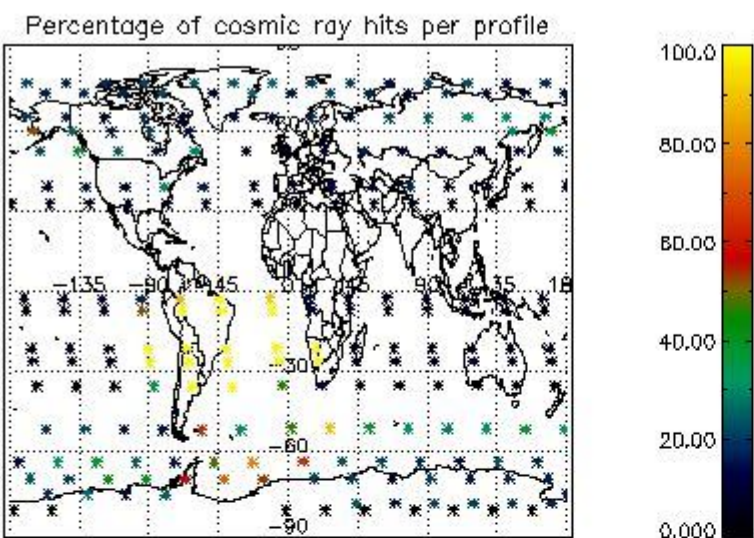


4.1.2 Plot level 1 quality information per product (time dependant): ENVI SAT DESCENDING passes

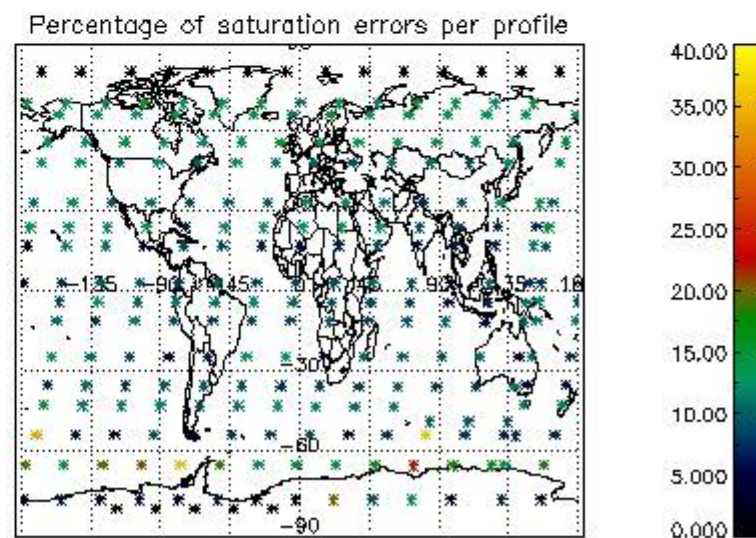
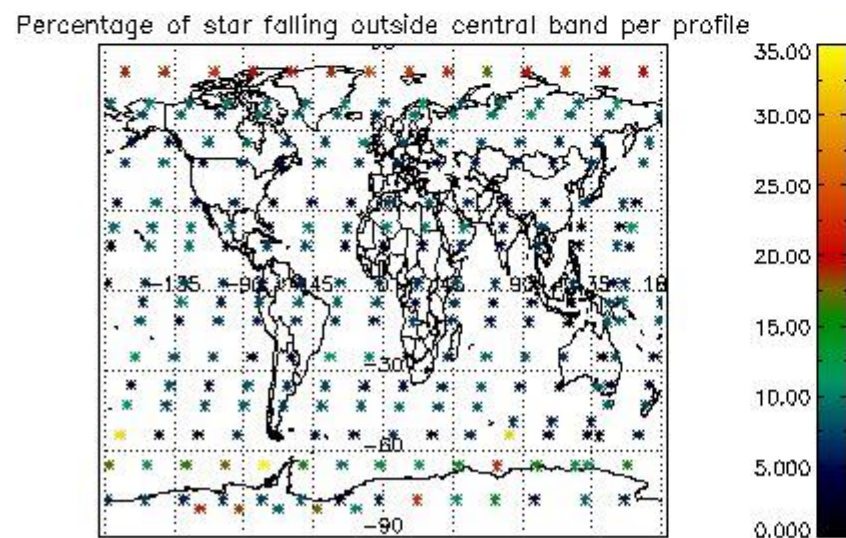
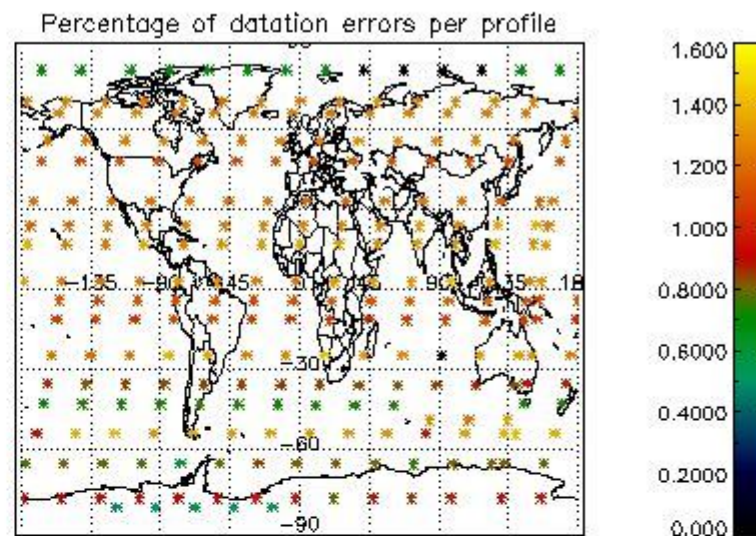
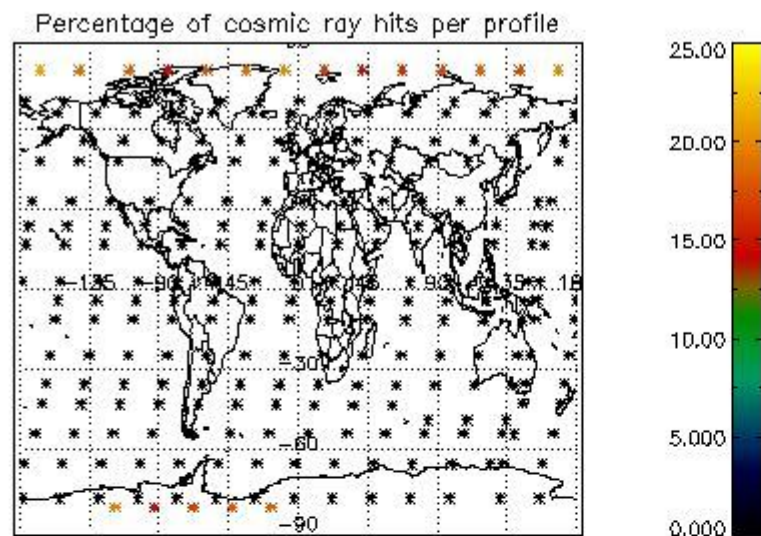


4.2 Plot quality information per product coming from level 1b processing (world map)

4.2.1 Plot level 1 quality information per product (world map): ENVISAT ASCENDING passes



4.2.2 Plot level 1 quality information per product (world map): ENVISAT DESCENDING passes



5. Trace gas profiles

5.1 Ozone statistics based on quality of products

The final quality of the products can be "measured" using the STD (Standard Deviation) attached to every point profile. This information is written to the parameter GOM_NL__2P/NL_LOCAL_SPECIES_DENSITY/o3_std of the level 2 products. The table below shows the statistics for given STD ranges.

The statistics are given with respect to the overall valid production:

- Products without fatal errors: GOM_NL__2P/MPH/PRODUCT_ERR=0
- Valid point profile: GOM_NL__2P/NL_LOCAL_SPECIES_DENSITY/pcd(0)=0

The 'Criteria' is applied to valid points of dark limb products:

- Products in dark limb illumination condition: GOM_NL__2P/NL_SUMMARY_QUALITY/obs_ill_cond=0
- Products without fatal errors: GOM_NL__2P/MPH/PRODUCT_ERR=0
- Valid point profile: GOM_NL__2P/NL_LOCAL_SPECIES_DENSITY/pcd(0)=0

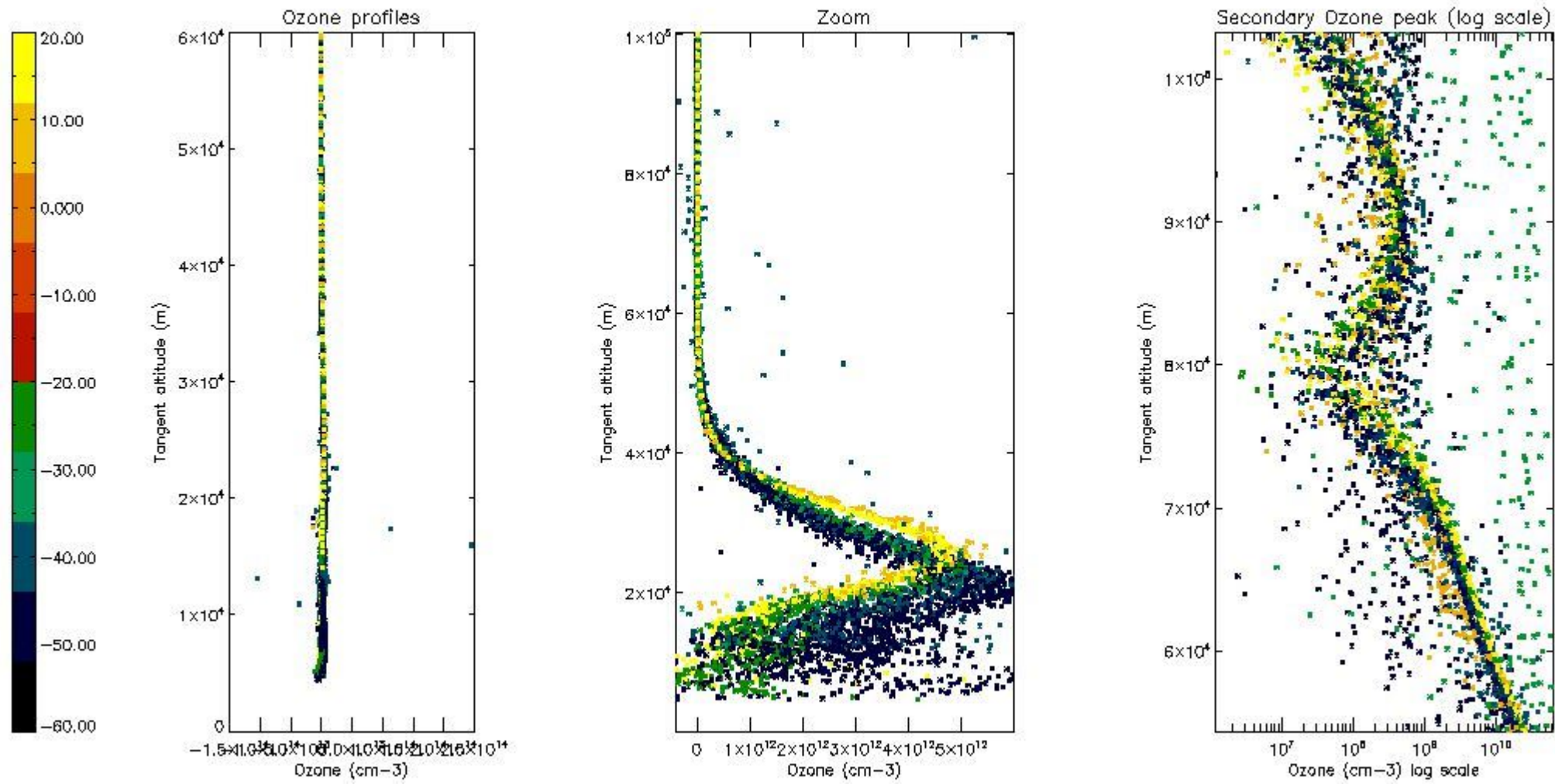
So, the table below shows the percentage of dark limb and valid observations for each criteria with respect to the overall valid daily observations.

Criteria	% of total production
All STD	26
STD < 20	13

STD < 10	11
STD < 5	8

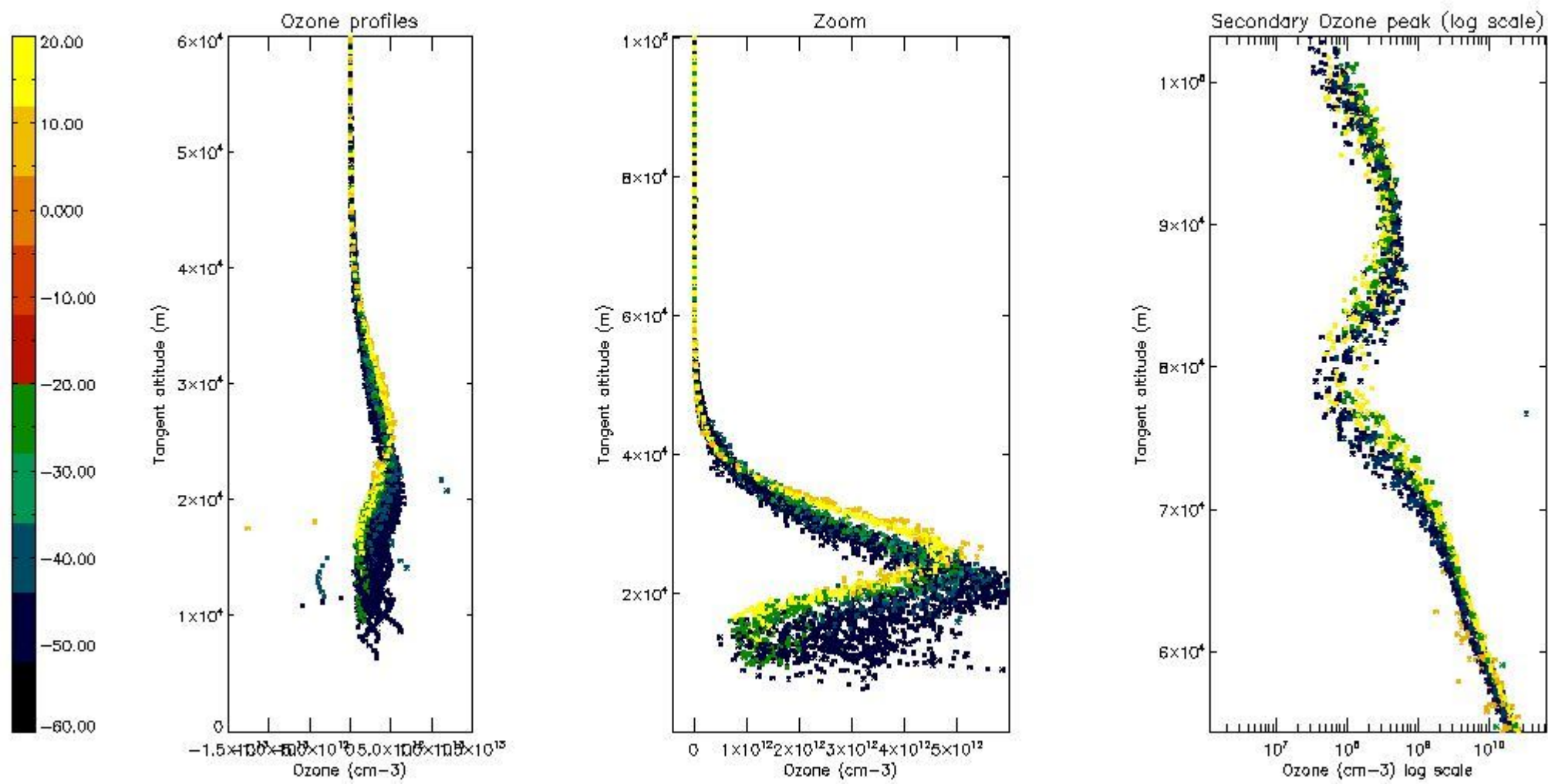
5.2 Plot ozone profiles for all STD (dark without errors)

The colorbar represents the latitude.



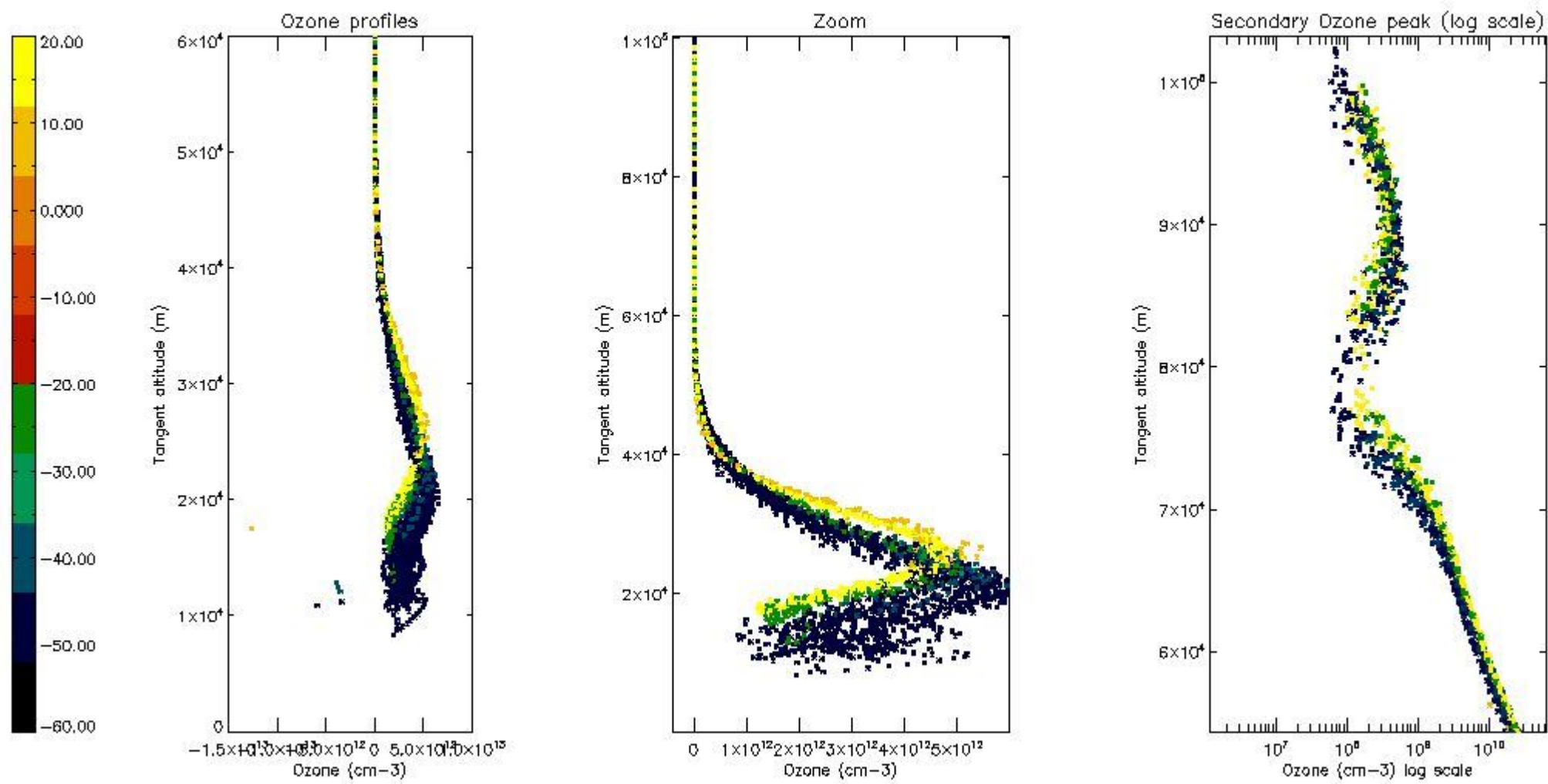
5.3 Plot ozone profiles where STD < 20% (dark without errors)

The colorbar represents the latitude.



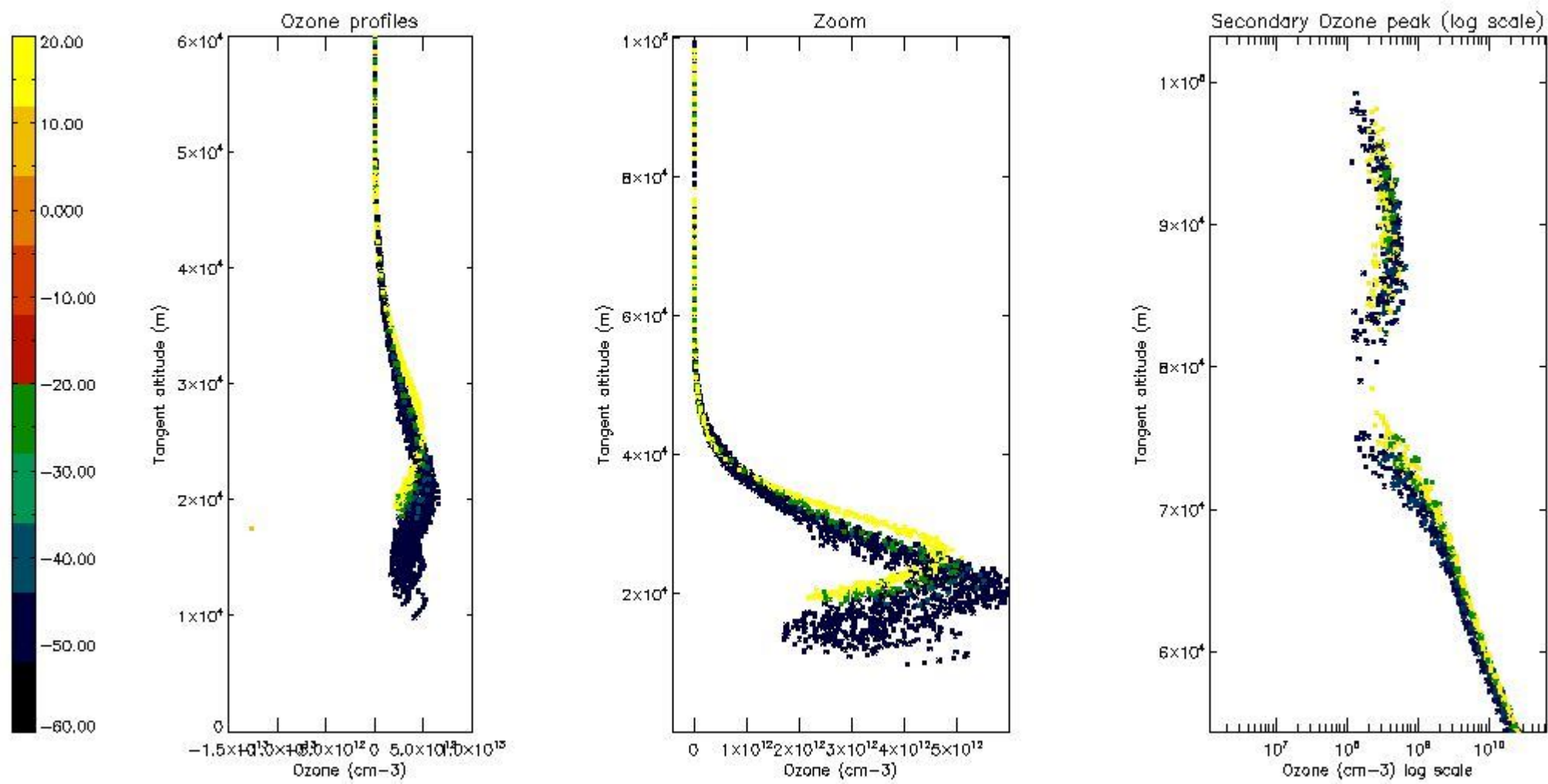
5.4 Plot ozone profiles where STD < 10% (dark without errors)

The colorbar represents the latitude.



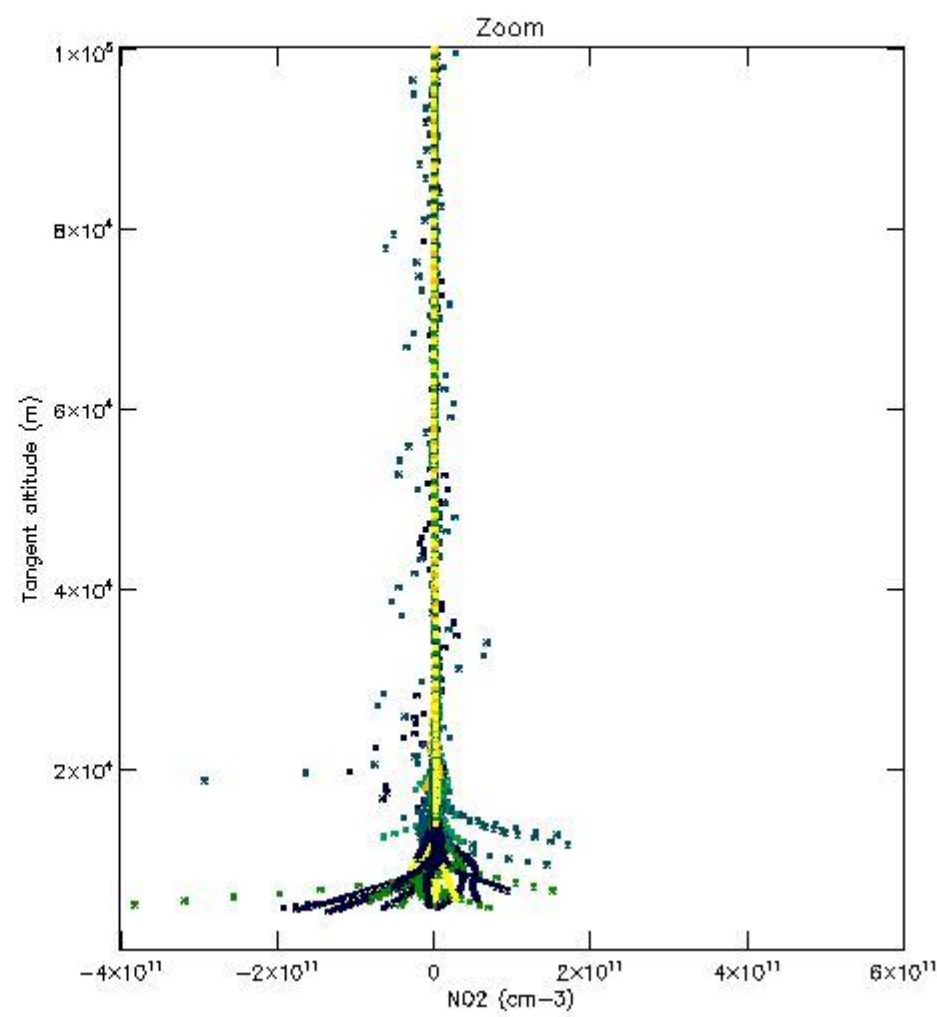
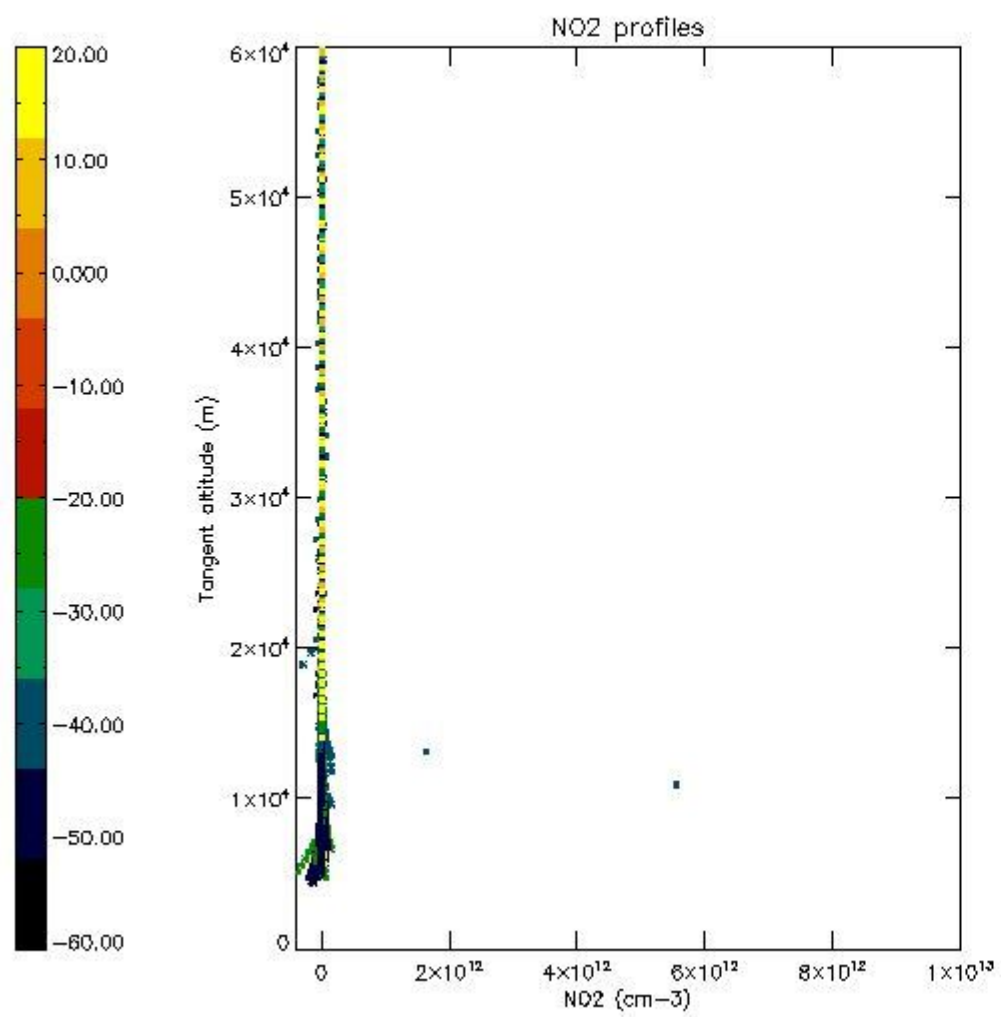
5.5 Plot ozone profiles where STD < 5% (dark without errors)

The colorbar represents the latitude.



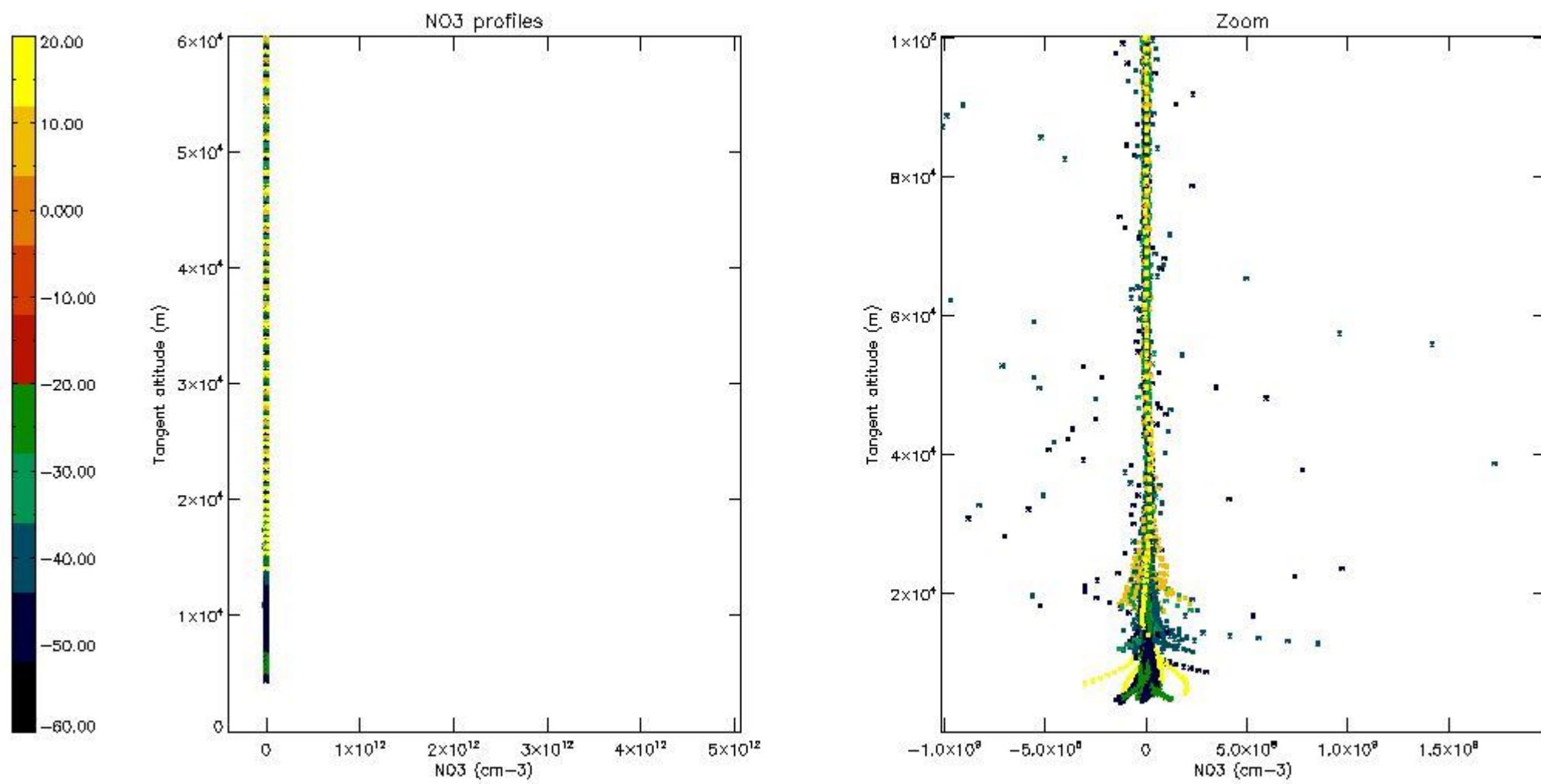
5.6 Plot NO₂ profiles for all STD (dark without errors)

The colorbar represents the latitude.



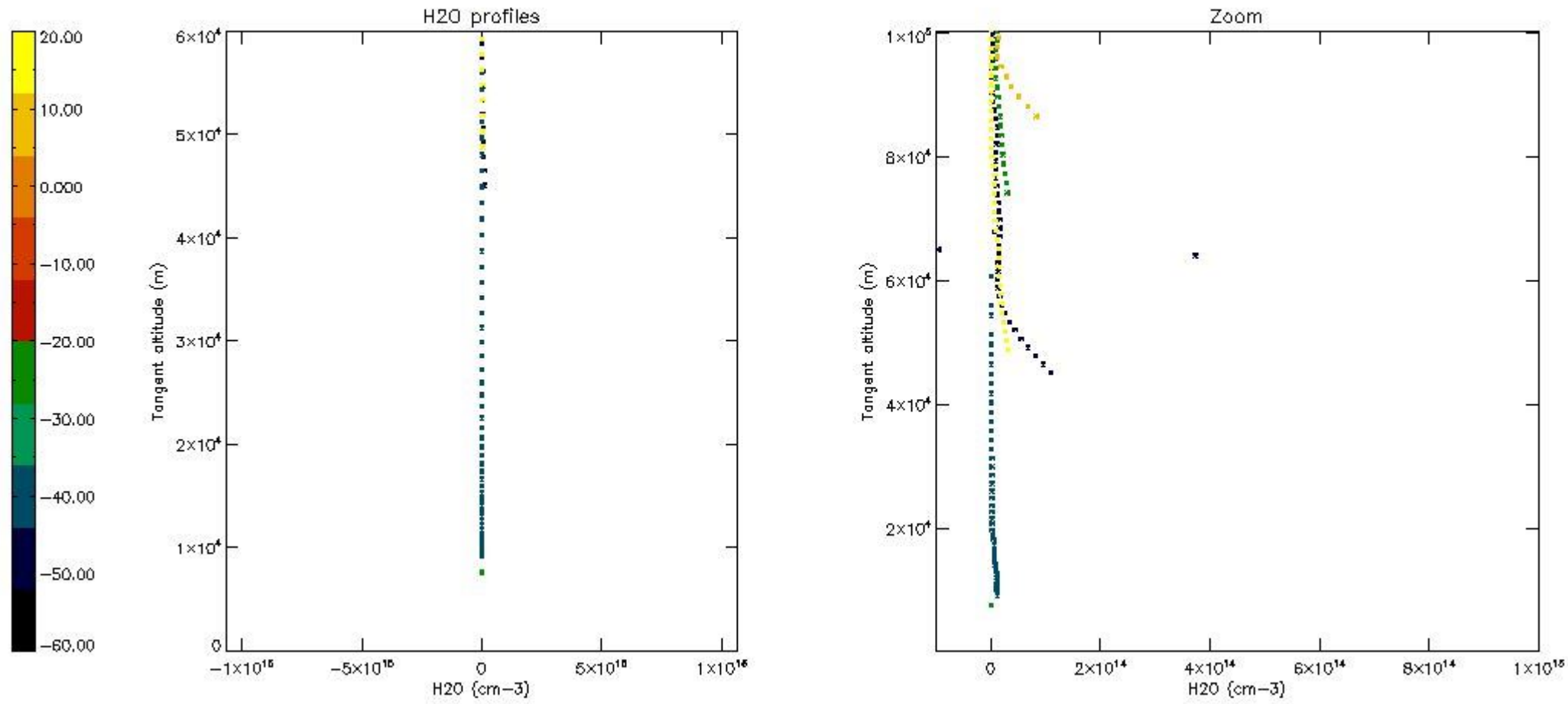
5.7 Plot NO3 profiles for all STD (dark without errors)

The colorbar represents the latitude.



5.8 Plot H2O profiles for all STD (only for occultations of stars 1,2,3,4,13,14,16,26,63 dark without errors)

The colorbar represents the latitude.



6. Auxiliary Data Files used for the production reported in section 2

The number reported in the third column indicates since which file (see list in section 2) the corresponding auxiliary file has been used. The fourth column is the date of those product files.

Type	Auxiliary Filename	Used since product	Used since product date
INST_PHYS_CHARACTERISTICS	GOM_INS_AXVIEC20091111_143220_20030716_120000_20500101_000000	1	07-SEP-2004 00:01:13
LEVEL-2_PROC_CONFIG	GOM_PR2_AXVIEC20091111_152718_20020301_000000_20500101_000000	1	07-SEP-2004 00:01:13
CROSS_SECTIONS_FILE	GOM_CRS_AXVIEC20091111_154832_20020301_000000_20500101_000000	1	07-SEP-2004 00:01:13

GOMOS Level 2 Daily Report

SUMMARY

[1. General Info](#)

[2. Summary of processed GOM_NL_2P products](#)

[3. Level 2 Quality information per product](#)

[3.1 Plot of level 2 quality information per product \(time dependant\)](#)

[3.2 Plot of level 2 quality information per product \(world map\)](#)

[4. Level 1 Quality information per product \(stored on level 2 products\)](#)

[4.1 Plot of level 1 quality information per product \(time dependant\)](#)

[4.1.1 Plot of level 1 quality information per product \(time dependant\): ASCENDING](#)

[4.1.2 Plot of level 1 quality information per product \(time dependant\): DESCENDING](#)

[4.2 Plot of level 1 quality information per product \(world map\)](#)

[4.2.1 Plot of level 1 quality information per product \(world map\): ASCENDING](#)

[4.2.2 Plot of level 1 quality information per product \(world map\): DESCENDING](#)

[5. Ozone profiles based on quality statistics and other trace gas profiles](#)

[5.1 Ozone statistics based on quality of products](#)

[5.2 Plot ozone profiles for all STD \(dark without errors\)](#)

[5.3 Plot ozone profiles where STD < 20% \(dark without errors\)](#)

[5.4. Plot ozone profiles where STD < 10% \(dark without errors\)](#)

[5.5. Plot ozone profiles where STD < 5% \(dark without errors\)](#)

[5.6 Plot NO2 profiles for all STD \(dark without errors\)](#)

[5.7 Plot NO3 profiles for all STD \(dark without errors\)](#)

[5.8 Plot H2O profiles \(only for occultations of stars 1,2,3,4,13,14,16,26,63 dark without errors\) for all STD](#)

[6. Auxiliary Data Files used for the production reported in section 2](#)

This report presents the daily analysis on parameters extracted from GOMOS level 2 data (GOM_NL__2P). It is intended to monitor some important parameters that will impact the quality of these products. A list of level 2 products (and content) that have arrived during the reporting day to the PCF is also given.

Item	Value
Time of report generation	19APR2013 10:26:51
Data source version	GOMOS/6.01
Start time of products	07-09-2004 (07SEP2004 00:00:00)
Stop time of products	08-09-2004 (08SEP2004 00:00:00)
Store outputs in DB	Yes
Nb of level 2 prods	477
Nb of prods with errors	0

2. Summary of processed GOM_NL__2P products.

Nr	Filename	UTC Start time	Limb	Duration	Star Id	Star Name	Star Mag	Star Temp	Nb Meas	Orbit	Prod. error
1	GOM_NL__2PRFIN20040907_000113_000000432030_00102_13182_3568.N1	07-SEP-2004 00:01:13	Bright	43.000	164	44Eta Peg	2.9480	5400.0	86	13182	No
2	GOM_NL__2PRFIN20040907_000343_000000372030_00102_13182_3569.N1	07-SEP-2004 00:03:43	Bright	36.500	66	37Gam Cyg	2.2080	5900.0	73	13182	No
3	GOM_NL__2PRFIN20040907_000539_000000392030_00102_13182_3570.N1	07-SEP-2004 00:05:39	Bright	39.000	144	18Del Cyg	2.8600	11000.	78	13182	No
4	GOM_NL__2PRFIN20040907_000936_000000402030_00102_13182_3571.N1	07-SEP-2004 00:09:36	Bright	40.000	89	5Alp Cep	2.4510	8000.0	80	13182	No
5	GOM_NL__2PRFIN20040907_001138_000000452030_00102_13182_3572.N1	07-SEP-2004 00:11:38	Bright	45.000	74	11Bet Cas	2.2680	6600.0	90	13182	No
6	GOM_NL__2PRFIN20040907_001339_000000472030_00102_13182_3573.N1	07-SEP-2004 00:13:39	Bright	47.000	76	27Gam Cas	2.3000	30000.	94	13182	No
7	GOM_NL__2PRFIN20040907_001719_000000382030_00102_13182_3574.N1	07-SEP-2004 00:17:19	Bright	38.000	49	1Alp UMi	1.9900	6300.0	76	13182	No
8	GOM_NL__2PRFIN20040907_002030_000000612030_00102_13182_3575.N1	07-SEP-2004 00:20:30	Bright	61.000	160	23Gam Per	2.9300	4700.0	122	13182	No
9	GOM_NL__2PRFIN20040907_002412_000000382030_00102_13182_3576.N1	07-SEP-2004 00:24:12	Bright	37.500	36	50Alp UMa	1.8000	6300.0	75	13182	No
10	GOM_NL__2PRFIN20040907_002535_000000362030_00102_13182_3577.N1	07-SEP-2004 00:25:35	Bright	36.000	82	48Bet UMa	2.3650	10600.	72	13182	No
11	GOM_NL__2PRFIN20040907_002858_000000622030_00102_13182_3578.N1	07-SEP-2004 00:28:58	Bright	61.500	6	13Alp Aur	0.080000	3400.0	123	13182	No
12	GOM_NL__2PRFIN20040907_003308_000000532030_00102_13182_3579.N1	07-SEP-2004 00:33:08	Bright	52.500	107	37The Aur	2.6490	11000.	105	13182	No
13	GOM_NL__2PRFIN20040907_003538_000000442030_00102_13182_3580.N1	07-SEP-2004 00:35:38	Bright	43.500	17	78Bet Gem	1.1610	4500.0	87	13182	No
14	GOM_NL__2PRFIN20040907_004041_000000602030_00102_13182_3581.N1	07-SEP-2004 00:40:41	Twilight	60.000	44	24Gam Gem	1.9280	11000.	120	13182	No
15	GOM_NL__2PRFIN20040907_004234_000000492030_00102_13182_3582.N1	07-SEP-2004 00:42:34	Twilight	48.500	8	10Alp CMi	0.40000	6500.0	97	13182	No
16	GOM_NL__2PRFIN20040907_004605_000000932030_00102_13182_3583.N1	07-SEP-2004 00:46:05	Dark	92.500	14	58Alp Ori	0.87000	3000.0	185	13182	No
17	GOM_NL__2PRFIN20040907_005043_000000572030_00102_13182_3584.N1	07-SEP-2004 00:50:43	Dark	57.000	1	9Alp CMa	-1.4400	11000.	114	13182	No
18	GOM_NL__2PRFIN20040907_005319_000000462030_00102_13182_3585.N1	07-SEP-2004 00:53:19	Dark	45.500	23	21Eps CMa	1.5020	26000.	91	13182	No
19	GOM_NL__2PRFIN20040907_005442_000000512030_00102_13182_3586.N1	07-SEP-2004 00:54:42	Dark	51.000	117	Pi Pup	2.7060	3800.0	102	13182	No
20	GOM_NL__2PRFIN20040907_005843_000000422030_00102_13182_3587.N1	07-SEP-2004 00:58:43	Dark	42.000	161	Tau Pup	2.9310	4500.0	84	13182	No
21	GOM_NL__2PRFIN20040907_005954_000000552030_00102_13182_3588.N1	07-SEP-2004 00:59:54	Dark	55.000	2	Alp Car	-0.73600	7000.0	110	13182	No
22	GOM_NL__2PRFIN20040907_010953_000000402030_00103_13183_3556.N1	07-SEP-2004 01:09:53	Dark	40.000	135	Bet Hyi	2.8200	5800.0	80	13183	No
23	GOM_NL__2PRFIN20040907_011141_000000562030_00103_13183_3557.N1	07-SEP-2004 01:11:41	Dark	55.500	9	Alp Eri	0.45300	24000.	111	13183	No
24	GOM_NL__2PRFIN20040907_011528_000000432030_00103_13183_3558.N1	07-SEP-2004 01:15:28	Straylight	43.000	148	Alp Tuc	2.8780	4100.0	86	13183	No
25	GOM_NL__2PRFIN20040907_011735_000000522030_00103_13183_3559.N1	07-SEP-2004 01:17:35	Straylight	51.500	84	Alp Phe	2.3970	4500.0	103	13183	No
26	GOM_NL__2PRFIN20040907_011909_000000422030_00103_13183_3560.N1	07-SEP-2004 01:19:09	Straylight	42.000	31	Alp Gru	1.7340	15200.	84	13183	No
27	GOM_NL__2PRFIN20040907_012158_000000402030_00103_13183_3561.N1	07-SEP-2004 01:21:58	Straylight	40.000	172	Gam Gru	3.0030	13100.	80	13183	No
28	GOM_NL__2PRFIN20040907_012316_000000522030_00103_13183_3562.N1	07-SEP-2004 01:23:16	Straylight	51.500	18	24Alp PsA	1.1660	9700.0	103	13183	No
29	GOM_NL__2PRFIN20040907_012552_000000722030_00103_13183_3563.N1	07-SEP-2004 01:25:52	Twilight	72.000	52	16Bet Cet	2.0370	4500.0	144	13183	No
30	GOM_NL__2PRFIN20040907_013101_000000402030_00103_13183_3564.N1	07-SEP-2004 01:31:01	Bright	40.000	154	22Bet Aqr	2.8990	5700.0	80	13183	No
31	GOM_NL__2PRFIN20040907_013219_000000412030_00103_13183_3565.N1	07-SEP-2004 01:32:19	Bright	41.000	162	34Alp Aqr	2.9440	5350.0	82	13183	No
32	GOM_NL__2PRFIN20040907_013517_000000412030_00103_13183_3566.N1	07-SEP-2004 01:35:17	Bright	41.000	61	8Eps Peg	2.1000	3900.0	82	13183	No
33	GOM_NL__2PRFIN20040907_013735_000000462030_00103_13183_3567.N1	07-SEP-2004 01:37:35	Bright	45.500	90	54Alp Peg	2.4870	11000.	91	13183	No
34	GOM_NL__2PRFIN20040907_014148_000000432030_00103_13183_3568.N1	07-SEP-2004 01:41:48	Bright	43.000	164	44Eta Peg	2.9480	5400.0	86	13183	No
35	GOM_NL__2PRFIN20040907_014419_000000372030_00103_13183_3569.N1	07-SEP-2004 01:44:19	Bright	37.000	66	37Gam Cyg	2.2080	5900.0	74	13183	No
36	GOM_NL__2PRFIN20040907_014615_000000372030_00103_13183_3570.N1	07-SEP-2004 01:46:15	Bright	36.500	144	18Del Cyg	2.8600	11000.	73	13183	No
37	GOM_NL__2PRFIN20040907_015013_000000392030_00103_13183_3571.N1	07-SEP-2004 01:50:13	Bright	39.000	89	5Alp Cep	2.4510	8000.0	78	13183	No
38	GOM_NL__2PRFIN20040907_015214_000000422030_00103_13183_3572.N1	07-SEP-2004 01:52:14	Bright	42.000	74	11Bet Cas	2.2680	6600.0	84	13183	No
39	GOM_NL__2PRFIN20040907_015414_000000442030_00103_13183_3573.N1	07-SEP-2004 01:54:14	Bright	44.000	76	27Gam Cas	2.3000	30000.	88	13183	No
40	GOM_NL__2PRFIN20040907_015757_000000382030_00103_13183_3574.N1	07-SEP-2004 01:57:57	Bright	38.000	49	1Alp UMi	1.9900	6300.0	76	13183	No
41	GOM_NL__2PRFIN20040907_020105_000000572030_00103_13183_3575.N1	07-SEP-2004 02:01:05	Bright	57.000	160	23Gam Per	2.9300	4700.0	114	13183	No
42	GOM_NL__2PRFIN20040907_020445_000000412030_00103_13183_3576.N1	07-SEP-2004 02:04:45	Bright	41.000	36	50Alp UMa	1.8000	6300.0	82	13183	No

43	GOM_NL__2PRFIN20040907_020611_000000382030_00103_13183_3577.N1	07-SEP-2004 02:06:11	Bright	37.500	82	48Bet UMa	2.3650	10600.	75	13183	No
44	GOM_NL__2PRFIN20040907_020934_000000622030_00103_13183_3578.N1	07-SEP-2004 02:09:34	Bright	62.000	6	13Alp Aur	0.080000	3400.0	124	13183	No
45	GOM_NL__2PRFIN20040907_021344_000000592030_00103_13183_3579.N1	07-SEP-2004 02:13:44	Bright	58.500	107	37The Aur	2.6490	11000.	117	13183	No
46	GOM_NL__2PRFIN20040907_021615_000000522030_00103_13183_3580.N1	07-SEP-2004 02:16:15	Bright	52.000	17	78Bet Gem	1.1610	4500.0	104	13183	No
47	GOM_NL__2PRFIN20040907_022118_000000542030_00103_13183_3581.N1	07-SEP-2004 02:21:18	Twilight	53.500	44	24Gam Gem	1.9280	11000.	107	13183	No
48	GOM_NL__2PRFIN20040907_022311_000000572030_00103_13183_3582.N1	07-SEP-2004 02:23:11	Twilight	57.000	8	10Alp CMi	0.400000	6500.0	114	13183	No
49	GOM_NL__2PRFIN20040907_022643_000000832030_00103_13183_3583.N1	07-SEP-2004 02:26:43	Dark	83.000	14	58Alp Ori	0.870000	3000.0	166	13183	No
50	GOM_NL__2PRFIN20040907_023122_000000562030_00103_13183_3584.N1	07-SEP-2004 02:31:22	Dark	56.000	1	9Alp CMa	-1.4400	11000.	112	13183	No
51	GOM_NL__2PRFIN20040907_023354_000000482030_00103_13183_3585.N1	07-SEP-2004 02:33:54	Dark	48.000	23	21Eps CMa	1.5020	26000.	96	13183	No
52	GOM_NL__2PRFIN20040907_023517_000000472030_00103_13183_3586.N1	07-SEP-2004 02:35:17	Dark	46.500	117	Pi Pup	2.7060	3800.0	93	13183	No
53	GOM_NL__2PRFIN20040907_023919_000000422030_00103_13183_3587.N1	07-SEP-2004 02:39:19	Dark	42.000	161	Tau Pup	2.9310	4500.0	84	13183	No
54	GOM_NL__2PRFIN20040907_024033_000000552030_00103_13183_3588.N1	07-SEP-2004 02:40:33	Dark	55.000	2	Alp Car	-0.73600	7000.0	110	13183	No
55	GOM_NL__2PRFIN20040907_025029_000000392030_00104_13184_3556.N1	07-SEP-2004 02:50:29	Dark	39.000	135	Bet Hyi	2.8200	5800.0	78	13184	No
56	GOM_NL__2PRFIN20040907_025217_000000502030_00104_13184_3557.N1	07-SEP-2004 02:52:17	Dark	50.000	9	Alp Eri	0.45300	24000.	100	13184	No
57	GOM_NL__2PRFIN20040907_025603_000000422030_00104_13184_3558.N1	07-SEP-2004 02:56:03	Straylight	41.500	148	Alp Tuc	2.8780	4100.0	83	13184	No
58	GOM_NL__2PRFIN20040907_025811_000000512030_00104_13184_3559.N1	07-SEP-2004 02:58:11	Straylight	50.500	84	Alp Phe	2.3970	4500.0	101	13184	No
59	GOM_NL__2PRFIN20040907_025945_000000432030_00104_13184_3560.N1	07-SEP-2004 02:59:45	Straylight	43.000	31	Alp Gru	1.7340	15200.	86	13184	No
60	GOM_NL__2PRFIN20040907_030233_000000412030_00104_13184_3561.N1	07-SEP-2004 03:02:33	Straylight	41.000	172	Gam Gru	3.0030	13100.	82	13184	No
61	GOM_NL__2PRFIN20040907_030352_000000492030_00104_13184_3562.N1	07-SEP-2004 03:03:52	Straylight	49.000	18	24Alp PsA	1.1660	9700.0	98	13184	No
62	GOM_NL__2PRFIN20040907_030629_000000712030_00104_13184_3563.N1	07-SEP-2004 03:06:29	Twilight	71.000	52	16Bet Cet	2.0370	4500.0	142	13184	No
63	GOM_NL__2PRFIN20040907_031137_000000402030_00104_13184_3564.N1	07-SEP-2004 03:11:37	Bright	40.000	154	22Bet Aqr	2.8990	5700.0	80	13184	No
64	GOM_NL__2PRFIN20040907_031256_000000402030_00104_13184_3565.N1	07-SEP-2004 03:12:56	Bright	40.000	162	34Alp Aqr	2.9440	5350.0	80	13184	No
65	GOM_NL__2PRFIN20040907_031554_000000402030_00104_13184_3566.N1	07-SEP-2004 03:15:54	Bright	39.500	61	8Eps Peg	2.1000	3900.0	79	13184	No
66	GOM_NL__2PRFIN20040907_031810_000000442030_00104_13184_3567.N1	07-SEP-2004 03:18:10	Bright	44.000	90	54Alp Peg	2.4870	11000.	88	13184	No
67	GOM_NL__2PRFIN20040907_032224_000000422030_00104_13184_3568.N1	07-SEP-2004 03:22:24	Bright	41.500	164	44Eta Peg	2.9480	5400.0	83	13184	No
68	GOM_NL__2PRFIN20040907_032456_000000392030_00104_13184_3569.N1	07-SEP-2004 03:24:56	Bright	39.000	66	37Gam Cyg	2.2080	5900.0	78	13184	No
69	GOM_NL__2PRFIN20040907_032651_000000392030_00104_13184_3570.N1	07-SEP-2004 03:26:51	Bright	38.500	144	18Del Cyg	2.8600	11000.	77	13184	No
70	GOM_NL__2PRFIN20040907_033049_000000352030_00104_13184_3571.N1	07-SEP-2004 03:30:49	Bright	35.000	89	5Alp Cep	2.4510	8000.0	70	13184	No
71	GOM_NL__2PRFIN20040907_033249_000000432030_00104_13184_3572.N1	07-SEP-2004 03:32:49	Bright	43.000	74	11Bet Cas	2.2680	6600.0	86	13184	No
72	GOM_NL__2PRFIN20040907_033449_000000472030_00104_13184_3573.N1	07-SEP-2004 03:34:49	Bright	46.500	76	27Gam Cas	2.3000	30000.	93	13184	No
73	GOM_NL__2PRFIN20040907_033833_000000392030_00104_13184_3574.N1	07-SEP-2004 03:38:33	Bright	38.500	49	1Alp UMi	1.9900	6300.0	77	13184	No
74	GOM_NL__2PRFIN20040907_034140_000000592030_00104_13184_3575.N1	07-SEP-2004 03:41:40	Bright	58.500	160	23Gam Per	2.9300	4700.0	117	13184	No
75	GOM_NL__2PRFIN20040907_034523_000000392030_00104_13184_3576.N1	07-SEP-2004 03:45:23	Bright	39.000	36	50Alp UMa	1.8000	6300.0	78	13184	No
76	GOM_NL__2PRFIN20040907_034648_000000532030_00104_13184_3577.N1	07-SEP-2004 03:46:48	Bright	53.000	82	48Bet UMa	2.3650	10600.	106	13184	No
77	GOM_NL__2PRFIN20040907_035009_000000672030_00104_13184_3578.N1	07-SEP-2004 03:50:09	Bright	67.000	6	13Alp Aur	0.080000	3400.0	134	13184	No
78	GOM_NL__2PRFIN20040907_035420_000000572030_00104_13184_3579.N1	07-SEP-2004 03:54:20	Bright	56.500	107	37The Aur	2.6490	11000.	113	13184	No
79	GOM_NL__2PRFIN20040907_035651_000000432030_00104_13184_3580.N1	07-SEP-2004 03:56:51	Bright	42.500	17	78Bet Gem	1.1610	4500.0	85	13184	No
80	GOM_NL__2PRFIN20040907_040154_000000572030_00104_13184_3581.N1	07-SEP-2004 04:01:54	Twilight	57.000	44	24Gam Gem	1.9280	11000.	114	13184	No
81	GOM_NL__2PRFIN20040907_040347_000000512030_00104_13184_3582.N1	07-SEP-2004 04:03:47	Twilight	50.500	8	10Alp CMi	0.400000	6500.0	101	13184	No
82	GOM_NL__2PRFIN20040907_040720_000000812030_00104_13184_3583.N1	07-SEP-2004 04:07:20	Dark	81.000	14	58Alp Ori	0.870000	3000.0	162	13184	No
83	GOM_NL__2PRFIN20040907_041158_000000602030_00104_13184_3584.N1	07-SEP-2004 04:11:58	Dark	60.000	1	9Alp CMa	-1.4400	11000.	120	13184	No
84	GOM_NL__2PRFIN20040907_041432_000000492030_00104_13184_3585.N1	07-SEP-2004 04:14:32	Dark	49.000	23	21Eps CMa	1.5020	26000.	98	13184	No
85	GOM_NL__2PRFIN20040907_041555_000000512030_00104_13184_3586.N1	07-SEP-2004 04:15:55	Dark	50.500	117	Pi Pup	2.7060	3800.0	101	13184	No
86	GOM_NL__2PRFIN20040907_041955_000000432030_00104_13184_3587.N1	07-SEP-2004 04:19:55	Dark	42.500	161	Tau Pup	2.9310	4500.0	85	13184	No
87	GOM_NL__2PRFIN20040907_042109_000000552030_00104_13184_3588.N1	07-SEP-2004 04:21:09	Dark	55.000	2	Alp Car	-0.73600	7000.0	110	13184	No
88	GOM_NL__2PRFIN20040907_043105_000000392030_00105_13185_3556.N1	07-SEP-2004 04:31:05	Dark	39.000	135	Bet Hyi	2.8200	5800.0	78	13185	No
89	GOM_NL__2PRFIN20040907_043254_000000472030_00105_13185_3557.N1	07-SEP-2004 04:32:54	Dark	46.500	9	Alp Eri	0.45300	24000.	93	13185	No
90	GOM_NL__2PRFIN20040907_043640_000000442030_00105_13185_3558.N1	07-SEP-2004 04:36:40	Straylight	44.000	148	Alp Tuc	2.8780	4100.0	88	13185	No
91	GOM_NL__2PRFIN20040907_043848_000000522030_00105_13185_3559.N1	07-SEP-2004 04:38:48	Straylight	51.500	84	Alp Phe	2.3970	4500.0	103	13185	No
92	GOM_NL__2PRFIN20040907_044021_000000472030_00105_13185_3560.N1	07-SEP-2004 04:40:21	Straylight	47.000	31	Alp Gru	1.7340	15200.	94	13185	No
93	GOM_NL__2PRFIN20040907_044310_000000382030_00105_13185_3561.N1	07-SEP-2004 04:43:10	Straylight	38.000	172	Gam Gru	3.0030	13100.	76	13185	No
94	GOM_NL__2PRFIN20040907_044429_000000502030_00105_13185_3562.N1	07-SEP-2004 04:44:29	Straylight	49.500	18	24Alp PsA	1.1660	9700.0	99	13185	No
95	GOM_NL__2PRFIN20040907_044705_000000722030_00105_13185_3563.N1	07-SEP-2004 04:47:05	Twilight	72.000	52	16Bet Cet	2.0370	4500.0	144	13185	No
96	GOM_NL__2PRFIN20040907_045214_000000402030_00105_13185_3564.N1	07-SEP-2004 04:52:14	Bright	39.500	154	22Bet Aqr	2.8990	5700.0	79	13185	No
97	GOM_NL__2PRFIN20040907_045333_000000412030_00105_13185_3565.N1	07-SEP-2004 04:53:33	Bright	40.500	162	34Alp Aqr	2.9440	5350.0	81	13185	No
98	GOM_NL__2PRFIN20040907_045631_000000402030_00105_13185_3566.N1	07-SEP-2004 04:56:31	Bright	39.500	61	8Eps Peg	2.1000	3900.0	79	13185	No
99	GOM_NL__2PRFIN20040907_045846_000000452030_00105_13185_3567.N1	07-SEP-2004 04:58:46	Bright	44.500	90	54Alp Peg	2.4870	11000.	89	13185	No
100	GOM_NL__2PRFIN20040907_050300_000000412030_00105_13185_3568.N1	07-SEP-2004 05:03:00	Bright	40.500	164	44Eta Peg	2.9480	5400.0	81	13185	No
101	GOM_NL__2PRFIN20040907_050532_000000382030_00105_13185_3569.N1	07-SEP-2004 05:05:32	Bright	37.500	66	37Gam Cyg	2.2080	5900.0	75	13185	No

102	GOM_NL__2PRFIN20040907_050727_000000382030_00105_13185_3570.N1	07-SEP-2004 05:07:27	Bright	38.000	144	18Del Cyg	2.8600	11000.	76	13185	No
103	GOM_NL__2PRFIN20040907_051126_000000382030_00105_13185_3571.N1	07-SEP-2004 05:11:26	Bright	38.000	89	5Alp Cep	2.4510	8000.0	76	13185	No
104	GOM_NL__2PRFIN20040907_051325_000000432030_00105_13185_3572.N1	07-SEP-2004 05:13:25	Bright	43.000	74	11Bet Cas	2.2680	6600.0	86	13185	No
105	GOM_NL__2PRFIN20040907_051525_000000472030_00105_13185_3573.N1	07-SEP-2004 05:15:25	Bright	47.000	76	27Gam Cas	2.3000	30000.	94	13185	No
106	GOM_NL__2PRFIN20040907_051908_000000402030_00105_13185_3574.N1	07-SEP-2004 05:19:08	Bright	39.500	49	1Alp UMi	1.9900	6300.0	79	13185	No
107	GOM_NL__2PRFIN20040907_052215_000000612030_00105_13185_3575.N1	07-SEP-2004 05:22:15	Bright	61.000	160	23Gam Per	2.9300	4700.0	122	13185	No
108	GOM_NL__2PRFIN20040907_052423_000000682030_00105_13185_3576.N1	07-SEP-2004 05:24:23	Bright	68.000	35	33Alp Per	1.7950	6250.0	136	13185	No
109	GOM_NL__2PRFIN20040907_052723_000000392030_00105_13185_3577.N1	07-SEP-2004 05:27:23	Bright	38.500	82	48Bet UMa	2.3650	10600.	77	13185	No
110	GOM_NL__2PRFIN20040907_053044_000000622030_00105_13185_3578.N1	07-SEP-2004 05:30:44	Bright	62.000	6	13Alp Aur	0.080000	3400.0	124	13185	No
111	GOM_NL__2PRFIN20040907_053456_000000642030_00105_13185_3579.N1	07-SEP-2004 05:34:56	Bright	64.000	107	37The Aur	2.6490	11000.	128	13185	No
112	GOM_NL__2PRFIN20040907_053705_000000892030_00105_13185_3580.N1	07-SEP-2004 05:37:05	Twilight	88.500	114	31ot Aur	2.6930	4600.0	177	13185	No
113	GOM_NL__2PRFIN20040907_054038_000000652030_00105_13185_3581.N1	07-SEP-2004 05:40:38	Twilight	64.500	151	13Mu Gem	2.8900	3000.0	129	13185	No
114	GOM_NL__2PRFIN20040907_054230_000000552030_00105_13185_3582.N1	07-SEP-2004 05:42:30	Twilight	55.000	44	24Gam Gem	1.9280	11000.	110	13185	No
115	GOM_NL__2PRFIN20040907_054424_000000512030_00105_13185_3583.N1	07-SEP-2004 05:44:24	Twilight	50.500	8	10Alp CMi	0.40000	6500.0	101	13185	No
116	GOM_NL__2PRFIN20040907_054757_000000932030_00105_13185_3584.N1	07-SEP-2004 05:47:57	Dark	92.500	14	58Alp Ori	0.87000	3000.0	185	13185	No
117	GOM_NL__2PRFIN20040907_055234_000000632030_00105_13185_3585.N1	07-SEP-2004 05:52:34	Dark	62.500	1	9Alp CMa	-1.4400	11000.	125	13185	No
118	GOM_NL__2PRFIN20040907_055507_000000502030_00105_13185_3586.N1	07-SEP-2004 05:55:07	Dark	50.000	23	21Eps CMa	1.5020	26000.	100	13185	No
119	GOM_NL__2PRFIN20040907_055630_000000502030_00105_13185_3587.N1	07-SEP-2004 05:56:30	Dark	50.000	117	Pi Pup	2.7060	3800.0	100	13185	No
120	GOM_NL__2PRFIN20040907_060031_000000472030_00105_13185_3588.N1	07-SEP-2004 06:00:31	Dark	47.000	161	Tau Pup	2.9310	4500.0	94	13185	No
121	GOM_NL__2PRFIN20040907_060145_000000552030_00105_13185_3589.N1	07-SEP-2004 06:01:45	Dark	55.000	2	Alp Car	-0.73600	7000.0	110	13185	No
122	GOM_NL__2PRFIN20040907_061142_000000402030_00106_13186_3576.N1	07-SEP-2004 06:11:42	Dark	39.500	135	Bet Hyi	2.8200	5800.0	79	13186	No
123	GOM_NL__2PRFIN20040907_061331_000000452030_00106_13186_3577.N1	07-SEP-2004 06:13:31	Dark	44.500	9	Alp Eri	0.45300	24000.	89	13186	No
124	GOM_NL__2PRFIN20040907_061716_000000422030_00106_13186_3578.N1	07-SEP-2004 06:17:16	Straylight	42.000	148	Alp Tuc	2.8780	4100.0	84	13186	No
125	GOM_NL__2PRFIN20040907_061925_000000502030_00106_13186_3579.N1	07-SEP-2004 06:19:25	Straylight	49.500	84	Alp Phe	2.3970	4500.0	99	13186	No
126	GOM_NL__2PRFIN20040907_062058_000000412030_00106_13186_3580.N1	07-SEP-2004 06:20:58	Straylight	40.500	31	Alp Gru	1.7340	15200.	81	13186	No
127	GOM_NL__2PRFIN20040907_062346_000000412030_00106_13186_3581.N1	07-SEP-2004 06:23:46	Straylight	40.500	172	Gam Gru	3.0030	13100.	81	13186	No
128	GOM_NL__2PRFIN20040907_062506_000000492030_00106_13186_3582.N1	07-SEP-2004 06:25:06	Straylight	48.500	18	24Alp PsA	1.1660	9700.0	97	13186	No
129	GOM_NL__2PRFIN20040907_062740_000000722030_00106_13186_3583.N1	07-SEP-2004 06:27:40	Twilight	72.000	52	16Bet Cet	2.0370	4500.0	144	13186	No
130	GOM_NL__2PRFIN20040907_063250_000000392030_00106_13186_3584.N1	07-SEP-2004 06:32:50	Bright	39.000	154	22Bet Aqr	2.8990	5700.0	78	13186	No
131	GOM_NL__2PRFIN20040907_063409_000000402030_00106_13186_3585.N1	07-SEP-2004 06:34:09	Bright	40.000	162	34Alp Aqr	2.9440	5350.0	80	13186	No
132	GOM_NL__2PRFIN20040907_063707_000000392030_00106_13186_3586.N1	07-SEP-2004 06:37:07	Bright	39.000	61	8Eps Peg	2.1000	3900.0	78	13186	No
133	GOM_NL__2PRFIN20040907_063922_000000452030_00106_13186_3587.N1	07-SEP-2004 06:39:22	Bright	45.000	90	54Alp Peg	2.4870	11000.	90	13186	No
134	GOM_NL__2PRFIN20040907_064336_000000422030_00106_13186_3588.N1	07-SEP-2004 06:43:36	Bright	41.500	164	44Eta Peg	2.9480	5400.0	83	13186	No
135	GOM_NL__2PRFIN20040907_064609_000000402030_00106_13186_3589.N1	07-SEP-2004 06:46:09	Bright	39.500	66	37Gam Cyg	2.2080	5900.0	79	13186	No
136	GOM_NL__2PRFIN20040907_064803_000000392030_00106_13186_3590.N1	07-SEP-2004 06:48:03	Bright	39.000	144	18Del Cyg	2.8600	11000.	78	13186	No
137	GOM_NL__2PRFIN20040907_065203_000000382030_00106_13186_3591.N1	07-SEP-2004 06:52:03	Bright	38.000	89	5Alp Cep	2.4510	8000.0	76	13186	No
138	GOM_NL__2PRFIN20040907_065400_000000452030_00106_13186_3592.N1	07-SEP-2004 06:54:00	Bright	44.500	74	11Bet Cas	2.2680	6600.0	89	13186	No
139	GOM_NL__2PRFIN20040907_065558_000000492030_00106_13186_3593.N1	07-SEP-2004 06:55:58	Bright	49.000	76	27Gam Cas	2.3000	30000.	98	13186	No
140	GOM_NL__2PRFIN20040907_065945_000000382030_00106_13186_3594.N1	07-SEP-2004 06:59:45	Bright	38.000	49	1Alp UMi	1.9900	6300.0	76	13186	No
141	GOM_NL__2PRFIN20040907_070250_000000602030_00106_13186_3595.N1	07-SEP-2004 07:02:50	Bright	60.000	160	23Gam Per	2.9300	4700.0	120	13186	No
142	GOM_NL__2PRFIN20040907_070458_000000692030_00106_13186_3596.N1	07-SEP-2004 07:04:58	Bright	68.500	35	33Alp Per	1.7950	6250.0	137	13186	No
143	GOM_NL__2PRFIN20040907_070757_000000392030_00106_13186_3597.N1	07-SEP-2004 07:07:57	Bright	38.500	82	48Bet UMa	2.3650	10600.	77	13186	No
144	GOM_NL__2PRFIN20040907_071120_000000612030_00106_13186_3598.N1	07-SEP-2004 07:11:20	Bright	61.000	6	13Alp Aur	0.080000	3400.0	122	13186	No
145	GOM_NL__2PRFIN20040907_071531_000000532030_00106_13186_3599.N1	07-SEP-2004 07:15:31	Bright	52.500	107	37The Aur	2.6490	11000.	105	13186	No
146	GOM_NL__2PRFIN20040907_071741_000000982030_00106_13186_3600.N1	07-SEP-2004 07:17:41	Twilight	97.500	114	31ot Aur	2.6930	4600.0	195	13186	No
147	GOM_NL__2PRFIN20040907_072114_000000682030_00106_13186_3601.N1	07-SEP-2004 07:21:14	Twilight	67.500	151	13Mu Gem	2.8900	3000.0	135	13186	No
148	GOM_NL__2PRFIN20040907_072307_000000552030_00106_13186_3602.N1	07-SEP-2004 07:23:07	Twilight	54.500	44	24Gam Gem	1.9280	11000.	109	13186	No
149	GOM_NL__2PRFIN20040907_072500_000000572030_00106_13186_3603.N1	07-SEP-2004 07:25:00	Twilight	57.000	8	10Alp CMi	0.40000	6500.0	114	13186	No
150	GOM_NL__2PRFIN20040907_072834_000000942030_00106_13186_3604.N1	07-SEP-2004 07:28:34	Dark	94.000	14	58Alp Ori	0.87000	3000.0	188	13186	No
151	GOM_NL__2PRFIN20040907_073309_000000642030_00106_13186_3605.N1	07-SEP-2004 07:33:09	Dark	64.000	1	9Alp CMa	-1.4400	11000.	128	13186	No
152	GOM_NL__2PRFIN20040907_073546_000000462030_00106_13186_3606.N1	07-SEP-2004 07:35:46	Dark	46.000	23	21Eps CMa	1.5020	26000.	92	13186	No
153	GOM_NL__2PRFIN20040907_073708_000000482030_00106_13186_3607.N1	07-SEP-2004 07:37:08	Dark	47.500	117	Pi Pup	2.7060	3800.0	95	13186	No
154	GOM_NL__2PRFIN20040907_074108_000000412030_00106_13186_3608.N1	07-SEP-2004 07:41:08	Dark	40.500	161	Tau Pup	2.9310	4500.0	81	13186	No
155	GOM_NL__2PRFIN20040907_074223_000000542030_00106_13186_3609.N1	07-SEP-2004 07:42:23	Dark	53.500	2	Alp Car	-0.73600	7000.0	107	13186	No
156	GOM_NL__2PRFIN20040907_075218_000000402030_00107_13187_3576.N1	07-SEP-2004 07:52:18	Dark	39.500	135	Bet Hyi	2.8200	5800.0	79	13187	No
157	GOM_NL__2PRFIN20040907_075408_000000562030_00107_13187_3577.N1	07-SEP-2004 07:54:08	Dark	56.000	9	Alp Eri	0.45300	24000.	112	13187	No
158	GOM_NL__2PRFIN20040907_075753_000000442030_00107_13187_3578.N1	07-SEP-2004 07:57:53	Straylight	44.000	148	Alp Tuc	2.8780	4100.0	88	13187	No
159	GOM_NL__2PRFIN20040907_080002_000000512030_00107_13187_3579.N1	07-SEP-2004 08:00:02	Straylight	50.500	84	Alp Phe	2.3970	4500.0	101	13187	No
160	GOM_NL__2PRFIN20040907_080134_000000422030_00107_13187_3580.N1	07-SEP-2004 08:01:34	Straylight	41.500	31	Alp Gru	1.7340	15200.	83	13187	No

161	GOM_NL__2PRFIN20040907_080423_000000402030_00107_13187_3581.N1	07-SEP-2004 08:04:23	Straylight	39.500	172	Gam Gru	3.0030	13100.	79	13187	No
162	GOM_NL__2PRFIN20040907_080542_000000482030_00107_13187_3582.N1	07-SEP-2004 08:05:42	Straylight	47.500	18	24Alp PsA	1.1660	9700.0	95	13187	No
163	GOM_NL__2PRFIN20040907_080817_000000752030_00107_13187_3583.N1	07-SEP-2004 08:08:17	Twl_and_stray	74.500	52	16Bet Cet	2.0370	4500.0	149	13187	No
164	GOM_NL__2PRFIN20040907_081326_000000392030_00107_13187_3584.N1	07-SEP-2004 08:13:26	Bright	38.500	154	22Bet Aqr	2.8990	5700.0	77	13187	No
165	GOM_NL__2PRFIN20040907_081444_000000402030_00107_13187_3585.N1	07-SEP-2004 08:14:44	Bright	40.000	162	34Alp Aqr	2.9440	5350.0	80	13187	No
166	GOM_NL__2PRFIN20040907_081744_000000392030_00107_13187_3586.N1	07-SEP-2004 08:17:44	Bright	39.000	61	8Eps Peg	2.1000	3900.0	78	13187	No
167	GOM_NL__2PRFIN20040907_081957_000000442030_00107_13187_3587.N1	07-SEP-2004 08:19:57	Bright	43.500	90	54Alp Peg	2.4870	11000.	87	13187	No
168	GOM_NL__2PRFIN20040907_082411_000000432030_00107_13187_3588.N1	07-SEP-2004 08:24:11	Bright	42.500	164	44Eta Peg	2.9480	5400.0	85	13187	No
169	GOM_NL__2PRFIN20040907_082645_000000402030_00107_13187_3589.N1	07-SEP-2004 08:26:45	Bright	40.000	66	37Gam Cyg	2.2080	5900.0	80	13187	No
170	GOM_NL__2PRFIN20040907_082840_000000382030_00107_13187_3590.N1	07-SEP-2004 08:28:40	Bright	37.500	144	18Del Cyg	2.8600	11000.	75	13187	No
171	GOM_NL__2PRFIN20040907_083238_000000382030_00107_13187_3591.N1	07-SEP-2004 08:32:38	Bright	38.000	89	5Alp Cep	2.4510	8000.0	76	13187	No
172	GOM_NL__2PRFIN20040907_083435_000000442030_00107_13187_3592.N1	07-SEP-2004 08:34:35	Bright	43.500	74	11Bet Cas	2.2680	6600.0	87	13187	No
173	GOM_NL__2PRFIN20040907_083635_000000472030_00107_13187_3593.N1	07-SEP-2004 08:36:35	Bright	47.000	76	27Gam Cas	2.3000	30000.	94	13187	No
174	GOM_NL__2PRFIN20040907_084021_000000352030_00107_13187_3594.N1	07-SEP-2004 08:40:21	Bright	35.000	49	1Alp UMi	1.9900	6300.0	70	13187	No
175	GOM_NL__2PRFIN20040907_084325_000000602030_00107_13187_3595.N1	07-SEP-2004 08:43:25	Bright	59.500	160	23Gam Per	2.9300	4700.0	119	13187	No
176	GOM_NL__2PRFIN20040907_084533_000000692030_00107_13187_3596.N1	07-SEP-2004 08:45:33	Bright	69.000	35	33Alp Per	1.7950	6250.0	138	13187	No
177	GOM_NL__2PRFIN20040907_084836_000000382030_00107_13187_3597.N1	07-SEP-2004 08:48:36	Bright	38.000	82	48Bet UMa	2.3650	10600.	76	13187	No
178	GOM_NL__2PRFIN20040907_085156_000000622030_00107_13187_3598.N1	07-SEP-2004 08:51:56	Bright	61.500	6	13Alp Aur	0.080000	3400.0	123	13187	No
179	GOM_NL__2PRFIN20040907_085607_000000522030_00107_13187_3599.N1	07-SEP-2004 08:56:07	Bright	51.500	107	37The Aur	2.6490	11000.	103	13187	No
180	GOM_NL__2PRFIN20040907_085817_000000902030_00107_13187_3600.N1	07-SEP-2004 08:58:17	Twl_and_stray	89.500	114	3lot Aur	2.6930	4600.0	179	13187	No
181	GOM_NL__2PRFIN20040907_090150_000000652030_00107_13187_3601.N1	07-SEP-2004 09:01:50	Twl_and_stray	64.500	151	13Mu Gem	2.8900	3000.0	129	13187	No
182	GOM_NL__2PRFIN20040907_090342_000000602030_00107_13187_3602.N1	07-SEP-2004 09:03:42	Twl_and_stray	60.000	44	24Gam Gem	1.9280	11000.	120	13187	No
183	GOM_NL__2PRFIN20040907_090536_000000532030_00107_13187_3603.N1	07-SEP-2004 09:05:36	Twilight	53.000	8	10Alp CMi	0.40000	6500.0	106	13187	No
184	GOM_NL__2PRFIN20040907_090911_000000832030_00107_13187_3604.N1	07-SEP-2004 09:09:11	Dark	83.000	14	58Alp Ori	0.87000	3000.0	166	13187	No
185	GOM_NL__2PRFIN20040907_091348_000000582030_00107_13187_3605.N1	07-SEP-2004 09:13:48	Dark	58.000	1	9Alp CMa	-1.4400	11000.	116	13187	No
186	GOM_NL__2PRFIN20040907_091623_000000452030_00107_13187_3606.N1	07-SEP-2004 09:16:23	Dark	45.000	23	21Eps CMa	1.5020	26000.	90	13187	No
187	GOM_NL__2PRFIN20040907_091745_000000472030_00107_13187_3607.N1	07-SEP-2004 09:17:45	Dark	47.000	117	Pi Pup	2.7060	3800.0	94	13187	No
188	GOM_NL__2PRFIN20040907_092145_000000432030_00107_13187_3608.N1	07-SEP-2004 09:21:45	Dark	42.500	161	Tau Pup	2.9310	4500.0	85	13187	No
189	GOM_NL__2PRFIN20040907_092259_000000472030_00107_13187_3609.N1	07-SEP-2004 09:22:59	Dark	47.000	2	Alp Car	-0.73600	7000.0	94	13187	No
190	GOM_NL__2PRFIN20040907_093253_000000412030_00108_13188_3576.N1	07-SEP-2004 09:32:53	Dark	41.000	135	Bet Hyi	2.8200	5800.0	82	13188	No
191	GOM_NL__2PRFIN20040907_093444_000000572030_00108_13188_3577.N1	07-SEP-2004 09:34:44	Dark	56.500	9	Alp Eri	0.45300	24000.	113	13188	No
192	GOM_NL__2PRFIN20040907_093829_000000432030_00108_13188_3578.N1	07-SEP-2004 09:38:29	Straylight	42.500	148	Alp Tuc	2.8780	4100.0	85	13188	No
193	GOM_NL__2PRFIN20040907_094038_000000512030_00108_13188_3579.N1	07-SEP-2004 09:40:38	Straylight	51.000	84	Alp Phe	2.3970	4500.0	102	13188	No
194	GOM_NL__2PRFIN20040907_094210_000000422030_00108_13188_3580.N1	07-SEP-2004 09:42:10	Straylight	42.000	31	Alp Gru	1.7340	15200.	84	13188	No
195	GOM_NL__2PRFIN20040907_094458_000000392030_00108_13188_3581.N1	07-SEP-2004 09:44:58	Straylight	39.000	172	Gam Gru	3.0030	13100.	78	13188	No
196	GOM_NL__2PRFIN20040907_094618_000000502030_00108_13188_3582.N1	07-SEP-2004 09:46:18	Straylight	49.500	18	24Alp PsA	1.1660	9700.0	99	13188	No
197	GOM_NL__2PRFIN20040907_094853_000000732030_00108_13188_3583.N1	07-SEP-2004 09:48:53	Twl_and_stray	72.500	52	16Bet Cet	2.0370	4500.0	145	13188	No
198	GOM_NL__2PRFIN20040907_095401_000000412030_00108_13188_3584.N1	07-SEP-2004 09:54:01	Bright	40.500	154	22Bet Aqr	2.8990	5700.0	81	13188	No
199	GOM_NL__2PRFIN20040907_095520_000000412030_00108_13188_3585.N1	07-SEP-2004 09:55:20	Bright	41.000	162	34Alp Aqr	2.9440	5350.0	82	13188	No
200	GOM_NL__2PRFIN20040907_095819_000000392030_00108_13188_3586.N1	07-SEP-2004 09:58:19	Bright	39.000	61	8Eps Peg	2.1000	3900.0	78	13188	No
201	GOM_NL__2PRFIN20040907_100033_000000442030_00108_13188_3587.N1	07-SEP-2004 10:00:33	Bright	44.000	90	54Alp Peg	2.4870	11000.	88	13188	No
202	GOM_NL__2PRFIN20040907_100446_000000432030_00108_13188_3588.N1	07-SEP-2004 10:04:46	Bright	42.500	164	44Eta Peg	2.9480	5400.0	85	13188	No
203	GOM_NL__2PRFIN20040907_100720_000000402030_00108_13188_3589.N1	07-SEP-2004 10:07:20	Bright	40.000	66	37Gam Cyg	2.2080	5900.0	80	13188	No
204	GOM_NL__2PRFIN20040907_100916_000000372030_00108_13188_3590.N1	07-SEP-2004 10:09:16	Bright	37.000	144	18Del Cyg	2.8600	11000.	74	13188	No
205	GOM_NL__2PRFIN20040907_101311_000000412030_00108_13188_3591.N1	07-SEP-2004 10:13:11	Bright	41.000	89	5Alp Cep	2.4510	8000.0	82	13188	No
206	GOM_NL__2PRFIN20040907_101511_000000452030_00108_13188_3592.N1	07-SEP-2004 10:15:11	Bright	44.500	74	11Bet Cas	2.2680	6600.0	89	13188	No
207	GOM_NL__2PRFIN20040907_101708_000000492030_00108_13188_3593.N1	07-SEP-2004 10:17:08	Bright	48.500	76	27Gam Cas	2.3000	30000.	97	13188	No
208	GOM_NL__2PRFIN20040907_102057_000000402030_00108_13188_3594.N1	07-SEP-2004 10:20:57	Bright	39.500	49	1Alp UMi	1.9900	6300.0	79	13188	No
209	GOM_NL__2PRFIN20040907_102400_000000592030_00108_13188_3595.N1	07-SEP-2004 10:24:00	Bright	58.500	160	23Gam Per	2.9300	4700.0	117	13188	No
210	GOM_NL__2PRFIN20040907_102608_000000692030_00108_13188_3596.N1	07-SEP-2004 10:26:08	Bright	69.000	35	33Alp Per	1.7950	6250.0	138	13188	No
211	GOM_NL__2PRFIN20040907_102912_000000382030_00108_13188_3597.N1	07-SEP-2004 10:29:12	Bright	38.000	82	48Bet UMa	2.3650	10600.	76	13188	No
212	GOM_NL__2PRFIN20040907_103231_000000592030_00108_13188_3598.N1	07-SEP-2004 10:32:31	Bright	59.000	6	13Alp Aur	0.080000	3400.0	118	13188	No
213	GOM_NL__2PRFIN20040907_103643_000000552030_00108_13188_3599.N1	07-SEP-2004 10:36:43	Bright	55.000	107	37The Aur	2.6490	11000.	110	13188	No
214	GOM_NL__2PRFIN20040907_103853_000001002030_00108_13188_3600.N1	07-SEP-2004 10:38:53	Twl_and_stray	100.00	114	3lot Aur	2.6930	4600.0	200	13188	No
215	GOM_NL__2PRFIN20040907_104227_000000652030_00108_13188_3601.N1	07-SEP-2004 10:42:27	Twl_and_stray	65.000	151	13Mu Gem	2.8900	3000.0	130	13188	No
216	GOM_NL__2PRFIN20040907_104419_000000622030_00108_13188_3602.N1	07-SEP-2004 10:44:19	Twl_and_stray	61.500	44	24Gam Gem	1.9280	11000.	123	13188	No
217	GOM_NL__2PRFIN20040907_104613_000000502030_00108_13188_3603.N1	07-SEP-2004 10:46:13	Twilight	49.500	8	10Alp CMi	0.40000	6500.0	99	13188	No
218	GOM_NL__2PRFIN20040907_104948_000000832030_00108_13188_3604.N1	07-SEP-2004 10:49:48	Dark	83.000	14	58Alp Ori	0.87000	3000.0	166	13188	No
219	GOM_NL__2PRFIN20040907_105424_000000562030_00108_13188_3605.N1	07-SEP-2004 10:54:24	Dark	56.000	1	9Alp CMa	-1.4400	11000.	112	13188	No

220	GOM_NL__2PRFIN20040907_105659_000000472030_00108_13188_3606.N1	07-SEP-2004 10:56:59	Dark	46.500	23	21Eps CMa	1.5020	26000.	93	13188	No
221	GOM_NL__2PRFIN20040907_105820_000000472030_00108_13188_3607.N1	07-SEP-2004 10:58:20	Dark	46.500	117	Pi Pup	2.7060	3800.0	93	13188	No
222	GOM_NL__2PRFIN20040907_110221_000000422030_00108_13188_3608.N1	07-SEP-2004 11:02:21	Dark	41.500	161	Tau Pup	2.9310	4500.0	83	13188	No
223	GOM_NL__2PRFIN20040907_110335_000000482030_00108_13188_3609.N1	07-SEP-2004 11:03:35	Dark	47.500	2	Alp Car	-0.73600	7000.0	95	13188	No
224	GOM_NL__2PRFIN20040907_111330_000000422030_00109_13189_3576.N1	07-SEP-2004 11:13:30	Dark	41.500	135	Bet Hyi	2.8200	5800.0	83	13189	No
225	GOM_NL__2PRFIN20040907_111518_000000532030_00109_13189_3577.N1	07-SEP-2004 11:15:18	Dark	53.000	9	Alp Eri	0.45300	24000.	106	13189	No
226	GOM_NL__2PRFIN20040907_111904_000000462030_00109_13189_3578.N1	07-SEP-2004 11:19:04	Straylight	46.000	148	Alp Tuc	2.8780	4100.0	92	13189	No
227	GOM_NL__2PRFIN20040907_112114_000000502030_00109_13189_3579.N1	07-SEP-2004 11:21:14	Straylight	50.000	84	Alp Phe	2.3970	4500.0	100	13189	No
228	GOM_NL__2PRFIN20040907_112246_000000412030_00109_13189_3580.N1	07-SEP-2004 11:22:46	Straylight	40.500	31	Alp Gru	1.7340	15200.	81	13189	No
229	GOM_NL__2PRFIN20040907_112534_000000402030_00109_13189_3581.N1	07-SEP-2004 11:25:34	Straylight	40.000	172	Gam Gru	3.0030	13100.	80	13189	No
230	GOM_NL__2PRFIN20040907_112654_000000472030_00109_13189_3582.N1	07-SEP-2004 11:26:54	Straylight	47.000	18	24Alp PsA	1.1660	9700.0	94	13189	No
231	GOM_NL__2PRFIN20040907_112929_000000692030_00109_13189_3583.N1	07-SEP-2004 11:29:29	Twl_and_stray	68.500	52	16Bet Cet	2.0370	4500.0	137	13189	No
232	GOM_NL__2PRFIN20040907_113435_000000412030_00109_13189_3584.N1	07-SEP-2004 11:34:35	Bright	41.000	154	22Bet Aqr	2.8990	5700.0	82	13189	No
233	GOM_NL__2PRFIN20040907_113555_000000402030_00109_13189_3585.N1	07-SEP-2004 11:35:55	Bright	40.000	162	34Alp Aqr	2.9440	5350.0	80	13189	No
234	GOM_NL__2PRFIN20040907_113855_000000402030_00109_13189_3586.N1	07-SEP-2004 11:38:55	Bright	40.000	61	8Eps Peg	2.1000	3900.0	80	13189	No
235	GOM_NL__2PRFIN20040907_114109_000000442030_00109_13189_3587.N1	07-SEP-2004 11:41:09	Bright	44.000	90	54Alp Peg	2.4870	11000.	88	13189	No
236	GOM_NL__2PRFIN20040907_114522_000000412030_00109_13189_3588.N1	07-SEP-2004 11:45:22	Bright	41.000	164	44Eta Peg	2.9480	5400.0	82	13189	No
237	GOM_NL__2PRFIN20040907_114756_000000402030_00109_13189_3589.N1	07-SEP-2004 11:47:56	Bright	40.000	66	37Gam Cyg	2.2080	5900.0	80	13189	No
238	GOM_NL__2PRFIN20040907_114952_000000382030_00109_13189_3590.N1	07-SEP-2004 11:49:52	Bright	38.000	144	18Del Cyg	2.8600	11000.	76	13189	No
239	GOM_NL__2PRFIN20040907_115347_000000412030_00109_13189_3591.N1	07-SEP-2004 11:53:47	Bright	41.000	89	5Alp Cep	2.4510	8000.0	82	13189	No
240	GOM_NL__2PRFIN20040907_115546_000000462030_00109_13189_3592.N1	07-SEP-2004 11:55:46	Bright	45.500	74	11Bet Cas	2.2680	6600.0	91	13189	No
241	GOM_NL__2PRFIN20040907_115745_000000472030_00109_13189_3593.N1	07-SEP-2004 11:57:45	Bright	47.000	76	27Gam Cas	2.3000	30000.	94	13189	No
242	GOM_NL__2PRFIN20040907_120132_000000402030_00109_13189_3594.N1	07-SEP-2004 12:01:32	Bright	40.000	49	1Alp UMi	1.9900	6300.0	80	13189	No
243	GOM_NL__2PRFIN20040907_120435_000000602030_00109_13189_3595.N1	07-SEP-2004 12:04:35	Bright	59.500	160	23Gam Per	2.9300	4700.0	119	13189	No
244	GOM_NL__2PRFIN20040907_120643_000000682030_00109_13189_3596.N1	07-SEP-2004 12:06:43	Bright	68.000	35	33Alp Per	1.7950	6250.0	136	13189	No
245	GOM_NL__2PRFIN20040907_120948_000000382030_00109_13189_3597.N1	07-SEP-2004 12:09:48	Bright	38.000	82	48Bet UMa	2.3650	10600.	76	13189	No
246	GOM_NL__2PRFIN20040907_121307_000000642030_00109_13189_3598.N1	07-SEP-2004 12:13:07	Bright	63.500	6	13Alp Aur	0.080000	3400.0	127	13189	No
247	GOM_NL__2PRFIN20040907_121719_000000552030_00109_13189_3599.N1	07-SEP-2004 12:17:19	Bright	54.500	107	37The Aur	2.6490	11000.	109	13189	No
248	GOM_NL__2PRFIN20040907_121929_000001032030_00109_13189_3600.N1	07-SEP-2004 12:19:29	Twl_and_stray	103.00	114	31ot Aur	2.6930	4600.0	206	13189	No
249	GOM_NL__2PRFIN20040907_122303_000000642030_00109_13189_3601.N1	07-SEP-2004 12:23:03	Twl_and_stray	64.000	151	13Mu Gem	2.8900	3000.0	128	13189	No
250	GOM_NL__2PRFIN20040907_122456_000000582030_00109_13189_3602.N1	07-SEP-2004 12:24:56	Twl_and_stray	58.000	44	24Gam Gem	1.9280	11000.	116	13189	No
251	GOM_NL__2PRFIN20040907_122649_000000502030_00109_13189_3603.N1	07-SEP-2004 12:26:49	Twilight	49.500	8	10Alp CMi	0.40000	6500.0	99	13189	No
252	GOM_NL__2PRFIN20040907_123025_000000942030_00109_13189_3604.N1	07-SEP-2004 12:30:25	Dark	94.000	14	58Alp Ori	0.87000	3000.0	188	13189	No
253	GOM_NL__2PRFIN20040907_123502_000000642030_00109_13189_3605.N1	07-SEP-2004 12:35:02	Dark	64.000	1	9Alp CMa	-1.4400	11000.	128	13189	No
254	GOM_NL__2PRFIN20040907_123735_000000492030_00109_13189_3606.N1	07-SEP-2004 12:37:35	Dark	49.000	23	21Eps CMa	1.5020	26000.	98	13189	No
255	GOM_NL__2PRFIN20040907_123857_000000472030_00109_13189_3607.N1	07-SEP-2004 12:38:57	Dark	47.000	117	Pi Pup	2.7060	3800.0	94	13189	No
256	GOM_NL__2PRFIN20040907_124257_000000412030_00109_13189_3608.N1	07-SEP-2004 12:42:57	Dark	40.500	161	Tau Pup	2.9310	4500.0	81	13189	No
257	GOM_NL__2PRFIN20040907_124411_000000522030_00109_13189_3609.N1	07-SEP-2004 12:44:11	Dark	52.000	2	Alp Car	-0.73600	7000.0	104	13189	No
258	GOM_NL__2PRFIN20040907_125404_000000412030_00110_13190_3576.N1	07-SEP-2004 12:54:04	Dark	41.000	135	Bet Hyi	2.8200	5800.0	82	13190	No
259	GOM_NL__2PRFIN20040907_125554_000000572030_00110_13190_3577.N1	07-SEP-2004 12:55:54	Dark	56.500	9	Alp Eri	0.45300	24000.	113	13190	No
260	GOM_NL__2PRFIN20040907_125940_000000432030_00110_13190_3578.N1	07-SEP-2004 12:59:40	Straylight	42.500	148	Alp Tuc	2.8780	4100.0	85	13190	No
261	GOM_NL__2PRFIN20040907_130322_000000402030_00110_13190_3579.N1	07-SEP-2004 13:03:22	Straylight	39.500	31	Alp Gru	1.7340	15200.	79	13190	No
262	GOM_NL__2PRFIN20040907_130610_000000392030_00110_13190_3580.N1	07-SEP-2004 13:06:10	Straylight	38.500	172	Gam Gru	3.0030	13100.	77	13190	No
263	GOM_NL__2PRFIN20040907_130729_000000502030_00110_13190_3581.N1	07-SEP-2004 13:07:29	Straylight	49.500	18	24Alp PsA	1.1660	9700.0	99	13190	No
264	GOM_NL__2PRFIN20040907_131005_000000722030_00110_13190_3582.N1	07-SEP-2004 13:10:05	Twl_and_stray	72.000	52	16Bet Cet	2.0370	4500.0	144	13190	No
265	GOM_NL__2PRFIN20040907_131514_000000402030_00110_13190_3583.N1	07-SEP-2004 13:15:14	Bright	40.000	154	22Bet Aqr	2.8990	5700.0	80	13190	No
266	GOM_NL__2PRFIN20040907_131631_000000412030_00110_13190_3584.N1	07-SEP-2004 13:16:31	Bright	41.000	162	34Alp Aqr	2.9440	5350.0	82	13190	No
267	GOM_NL__2PRFIN20040907_131928_000000422030_00110_13190_3585.N1	07-SEP-2004 13:19:28	Bright	41.500	61	8Eps Peg	2.1000	3900.0	83	13190	No
268	GOM_NL__2PRFIN20040907_132144_000000462030_00110_13190_3586.N1	07-SEP-2004 13:21:44	Bright	45.500	90	54Alp Peg	2.4870	11000.	91	13190	No
269	GOM_NL__2PRFIN20040907_132558_000000412030_00110_13190_3587.N1	07-SEP-2004 13:25:58	Bright	41.000	164	44Eta Peg	2.9480	5400.0	82	13190	No
270	GOM_NL__2PRFIN20040907_132833_000000402030_00110_13190_3588.N1	07-SEP-2004 13:28:33	Bright	40.000	66	37Gam Cyg	2.2080	5900.0	80	13190	No
271	GOM_NL__2PRFIN20040907_133028_000000392030_00110_13190_3589.N1	07-SEP-2004 13:30:28	Bright	39.000	144	18Del Cyg	2.8600	11000.	78	13190	No
272	GOM_NL__2PRFIN20040907_133425_000000392030_00110_13190_3590.N1	07-SEP-2004 13:34:25	Bright	38.500	89	5Alp Cep	2.4510	8000.0	77	13190	No
273	GOM_NL__2PRFIN20040907_133622_000000452030_00110_13190_3591.N1	07-SEP-2004 13:36:22	Bright	44.500	74	11Bet Cas	2.2680	6600.0	89	13190	No
274	GOM_NL__2PRFIN20040907_133821_000000462030_00110_13190_3592.N1	07-SEP-2004 13:38:21	Bright	45.500	76	27Gam Cas	2.3000	30000.	91	13190	No
275	GOM_NL__2PRFIN20040907_134209_000000372030_00110_13190_3593.N1	07-SEP-2004 13:42:09	Bright	37.000	49	1Alp UMi	1.9900	6300.0	74	13190	No
276	GOM_NL__2PRFIN20040907_134510_000000592030_00110_13190_3594.N1	07-SEP-2004 13:45:10	Bright	59.000	160	23Gam Per	2.9300	4700.0	118	13190	No
277	GOM_NL__2PRFIN20040907_134718_000000672030_00110_13190_3595.N1	07-SEP-2004 13:47:18	Bright	66.500	35	33Alp Per	1.7950	6250.0	133	13190	No
278	GOM_NL__2PRFIN20040907_135024_000000362030_00110_13190_3596.N1	07-SEP-2004 13:50:24	Bright	36.000	82	48Bet UMa	2.3650	10600.	72	13190	No

279	GOM_NL__2PRFIN20040907_135342_000000812030_00110_13190_3597.N1	07-SEP-2004 13:53:42	Bright	81.000	6	13Alp Aur	0.080000	3400.0	162	13190	No
280	GOM_NL__2PRFIN20040907_135755_000000542030_00110_13190_3598.N1	07-SEP-2004 13:57:55	Bright	54.000	107	37The Aur	2.6490	11000.	108	13190	No
281	GOM_NL__2PRFIN20040907_140027_000000562030_00110_13190_3599.N1	07-SEP-2004 14:00:27	Bright	56.000	17	78Bet Gem	1.1610	4500.0	112	13190	No
282	GOM_NL__2PRFIN20040907_140219_000000852030_00110_13190_3600.N1	07-SEP-2004 14:02:19	Twi_and_stray	85.000	28	12Bet Tau	1.6500	15200.	170	13190	No
283	GOM_NL__2PRFIN20040907_140532_000000582030_00110_13190_3601.N1	07-SEP-2004 14:05:32	Twi_and_stray	57.500	44	24Gam Gem	1.9280	11000.	115	13190	No
284	GOM_NL__2PRFIN20040907_140725_000000552030_00110_13190_3602.N1	07-SEP-2004 14:07:25	Twilight	55.000	8	10Alp CMi	0.400000	6500.0	110	13190	No
285	GOM_NL__2PRFIN20040907_141102_000000952030_00110_13190_3603.N1	07-SEP-2004 14:11:02	Dark	95.000	14	58Alp Ori	0.870000	3000.0	190	13190	No
286	GOM_NL__2PRFIN20040907_141539_000000562030_00110_13190_3604.N1	07-SEP-2004 14:15:39	Dark	56.000	1	9Alp CMa	-1.4400	11000.	112	13190	No
287	GOM_NL__2PRFIN20040907_141811_000000492030_00110_13190_3605.N1	07-SEP-2004 14:18:11	Dark	48.500	23	21Eps CMa	1.5020	26000.	97	13190	No
288	GOM_NL__2PRFIN20040907_141933_000000462030_00110_13190_3606.N1	07-SEP-2004 14:19:33	Dark	46.000	117	Pi Pup	2.7060	3800.0	92	13190	No
289	GOM_NL__2PRFIN20040907_142333_000000472030_00110_13190_3607.N1	07-SEP-2004 14:23:33	Dark	46.500	161	Tau Pup	2.9310	4500.0	93	13190	No
290	GOM_NL__2PRFIN20040907_142448_000000552030_00110_13190_3608.N1	07-SEP-2004 14:24:48	Dark	54.500	2	Alp Car	-0.73600	7000.0	109	13190	No
291	GOM_NL__2PRFIN20040907_143441_000000422030_00111_13191_3576.N1	07-SEP-2004 14:34:41	Dark	41.500	135	Bet Hyi	2.8200	5800.0	83	13191	No
292	GOM_NL__2PRFIN20040907_143633_000000472030_00111_13191_3577.N1	07-SEP-2004 14:36:33	Dark	47.000	9	Alp Eri	0.45300	24000.	94	13191	No
293	GOM_NL__2PRFIN20040907_144016_000000402030_00111_13191_3578.N1	07-SEP-2004 14:40:16	Straylight	40.000	148	Alp Tuc	2.8780	4100.0	80	13191	No
294	GOM_NL__2PRFIN20040907_144356_000000462030_00111_13191_3579.N1	07-SEP-2004 14:43:56	Straylight	45.500	31	Alp Gru	1.7340	15200.	91	13191	No
295	GOM_NL__2PRFIN20040907_144646_000000412030_00111_13191_3580.N1	07-SEP-2004 14:46:46	Straylight	41.000	172	Gam Gru	3.0030	13100.	82	13191	No
296	GOM_NL__2PRFIN20040907_144806_000000482030_00111_13191_3581.N1	07-SEP-2004 14:48:06	Straylight	47.500	18	24Alp PsA	1.1660	9700.0	95	13191	No
297	GOM_NL__2PRFIN20040907_145041_000000752030_00111_13191_3582.N1	07-SEP-2004 14:50:41	Twi_and_stray	74.500	52	16Bet Cet	2.0370	4500.0	149	13191	No
298	GOM_NL__2PRFIN20040907_145547_000000432030_00111_13191_3583.N1	07-SEP-2004 14:55:47	Bright	42.500	154	22Bet Aqr	2.8990	5700.0	85	13191	No
299	GOM_NL__2PRFIN20040907_145708_000000412030_00111_13191_3584.N1	07-SEP-2004 14:57:08	Bright	40.500	162	34Alp Aqr	2.9440	5350.0	81	13191	No
300	GOM_NL__2PRFIN20040907_150004_000000412030_00111_13191_3585.N1	07-SEP-2004 15:00:04	Bright	41.000	61	8Eps Peg	2.1000	3900.0	82	13191	No
301	GOM_NL__2PRFIN20040907_150219_000000452030_00111_13191_3586.N1	07-SEP-2004 15:02:19	Bright	44.500	90	54Alp Peg	2.4870	11000.	89	13191	No
302	GOM_NL__2PRFIN20040907_150633_000000402030_00111_13191_3587.N1	07-SEP-2004 15:06:33	Bright	40.000	164	44Eta Peg	2.9480	5400.0	80	13191	No
303	GOM_NL__2PRFIN20040907_150907_000000402030_00111_13191_3588.N1	07-SEP-2004 15:09:07	Bright	39.500	66	37Gam Cyg	2.2080	5900.0	79	13191	No
304	GOM_NL__2PRFIN20040907_151104_000000402030_00111_13191_3589.N1	07-SEP-2004 15:11:04	Bright	39.500	144	18Del Cyg	2.8600	11000.	79	13191	No
305	GOM_NL__2PRFIN20040907_151501_000000382030_00111_13191_3590.N1	07-SEP-2004 15:15:01	Bright	38.000	89	5Alp Cep	2.4510	8000.0	76	13191	No
306	GOM_NL__2PRFIN20040907_151657_000000452030_00111_13191_3591.N1	07-SEP-2004 15:16:57	Bright	45.000	74	11Bet Cas	2.2680	6600.0	90	13191	No
307	GOM_NL__2PRFIN20040907_151857_000000462030_00111_13191_3592.N1	07-SEP-2004 15:18:57	Bright	45.500	76	27Gam Cas	2.3000	30000.	91	13191	No
308	GOM_NL__2PRFIN20040907_152244_000000362030_00111_13191_3593.N1	07-SEP-2004 15:22:44	Bright	36.000	49	1Alp UMi	1.9900	6300.0	72	13191	No
309	GOM_NL__2PRFIN20040907_152545_000000602030_00111_13191_3594.N1	07-SEP-2004 15:25:45	Bright	60.000	160	23Gam Per	2.9300	4700.0	120	13191	No
310	GOM_NL__2PRFIN20040907_152752_000000692030_00111_13191_3595.N1	07-SEP-2004 15:27:52	Bright	68.500	35	33Alp Per	1.7950	6250.0	137	13191	No
311	GOM_NL__2PRFIN20040907_153100_000000392030_00111_13191_3596.N1	07-SEP-2004 15:31:00	Bright	38.500	82	48Bet UMa	2.3650	10600.	77	13191	No
312	GOM_NL__2PRFIN20040907_153418_000000652030_00111_13191_3597.N1	07-SEP-2004 15:34:18	Bright	65.000	6	13Alp Aur	0.080000	3400.0	130	13191	No
313	GOM_NL__2PRFIN20040907_153831_000000542030_00111_13191_3598.N1	07-SEP-2004 15:38:31	Bright	53.500	107	37The Aur	2.6490	11000.	107	13191	No
314	GOM_NL__2PRFIN20040907_154103_000000442030_00111_13191_3599.N1	07-SEP-2004 15:41:03	Bright	43.500	17	78Bet Gem	1.1610	4500.0	87	13191	No
315	GOM_NL__2PRFIN20040907_154255_000000842030_00111_13191_3600.N1	07-SEP-2004 15:42:55	Twi_and_stray	84.000	28	12Bet Tau	1.6500	15200.	168	13191	No
316	GOM_NL__2PRFIN20040907_154609_000000582030_00111_13191_3601.N1	07-SEP-2004 15:46:09	Twi_and_stray	57.500	44	24Gam Gem	1.9280	11000.	115	13191	No
317	GOM_NL__2PRFIN20040907_154801_000000572030_00111_13191_3602.N1	07-SEP-2004 15:48:01	Twilight	57.000	8	10Alp CMi	0.400000	6500.0	114	13191	No
318	GOM_NL__2PRFIN20040907_155139_000000822030_00111_13191_3603.N1	07-SEP-2004 15:51:39	Dark	81.500	14	58Alp Ori	0.870000	3000.0	163	13191	No
319	GOM_NL__2PRFIN20040907_155616_000000572030_00111_13191_3604.N1	07-SEP-2004 15:56:16	Dark	57.000	1	9Alp CMa	-1.4400	11000.	114	13191	No
320	GOM_NL__2PRFIN20040907_155848_000000502030_00111_13191_3605.N1	07-SEP-2004 15:58:48	Dark	49.500	23	21Eps CMa	1.5020	26000.	99	13191	No
321	GOM_NL__2PRFIN20040907_160010_000000432030_00111_13191_3606.N1	07-SEP-2004 16:00:10	Dark	42.500	117	Pi Pup	2.7060	3800.0	85	13191	No
322	GOM_NL__2PRFIN20040907_160410_000000412030_00111_13191_3607.N1	07-SEP-2004 16:04:10	Dark	40.500	161	Tau Pup	2.9310	4500.0	81	13191	No
323	GOM_NL__2PRFIN20040907_160525_000000492030_00111_13191_3608.N1	07-SEP-2004 16:05:25	Dark	48.500	2	Alp Car	-0.73600	7000.0	97	13191	No
324	GOM_NL__2PRFIN20040907_161519_000000392030_00112_13192_3577.N1	07-SEP-2004 16:15:19	Dark	38.500	135	Bet Hyi	2.8200	5800.0	77	13192	No
325	GOM_NL__2PRFIN20040907_161709_000000472030_00112_13192_3578.N1	07-SEP-2004 16:17:09	Dark	47.000	9	Alp Eri	0.45300	24000.	94	13192	No
326	GOM_NL__2PRFIN20040907_162053_000000412030_00112_13192_3579.N1	07-SEP-2004 16:20:53	Straylight	40.500	148	Alp Tuc	2.8780	4100.0	81	13192	No
327	GOM_NL__2PRFIN20040907_162432_000000432030_00112_13192_3580.N1	07-SEP-2004 16:24:32	Straylight	42.500	31	Alp Gru	1.7340	15200.	85	13192	No
328	GOM_NL__2PRFIN20040907_162722_000000412030_00112_13192_3581.N1	07-SEP-2004 16:27:22	Straylight	41.000	172	Gam Gru	3.0030	13100.	82	13192	No
329	GOM_NL__2PRFIN20040907_162842_000000472030_00112_13192_3582.N1	07-SEP-2004 16:28:42	Straylight	47.000	18	24Alp PsA	1.1660	9700.0	94	13192	No
330	GOM_NL__2PRFIN20040907_163117_000000762030_00112_13192_3583.N1	07-SEP-2004 16:31:17	Twi_and_stray	75.500	52	16Bet Cet	2.0370	4500.0	151	13192	No
331	GOM_NL__2PRFIN20040907_163626_000000402030_00112_13192_3584.N1	07-SEP-2004 16:36:26	Bright	39.500	154	22Bet Aqr	2.8990	5700.0	79	13192	No
332	GOM_NL__2PRFIN20040907_163744_000000412030_00112_13192_3585.N1	07-SEP-2004 16:37:44	Bright	41.000	162	34Alp Aqr	2.9440	5350.0	82	13192	No
333	GOM_NL__2PRFIN20040907_164043_000000402030_00112_13192_3586.N1	07-SEP-2004 16:40:43	Bright	39.500	61	8Eps Peg	2.1000	3900.0	79	13192	No
334	GOM_NL__2PRFIN20040907_164255_000000452030_00112_13192_3587.N1	07-SEP-2004 16:42:55	Bright	45.000	90	54Alp Peg	2.4870	11000.	90	13192	No
335	GOM_NL__2PRFIN20040907_164709_000000422030_00112_13192_3588.N1	07-SEP-2004 16:47:09	Bright	41.500	164	44Eta Peg	2.9480	5400.0	83	13192	No
336	GOM_NL__2PRFIN20040907_164945_000000402030_00112_13192_3589.N1	07-SEP-2004 16:49:45	Bright	40.000	66	37Gam Cyg	2.2080	5900.0	80	13192	No
337	GOM_NL__2PRFIN20040907_165141_000000372030_00112_13192_3590.N1	07-SEP-2004 16:51:41	Bright	37.000	144	18Del Cyg	2.8600	11000.	74	13192	No

338	GOM_NL__2PRFIN20040907_165535_000000412030_00112_13192_3591.N1	07-SEP-2004 16:55:35	Bright	40.500	89	5Alp Cep	2.4510	8000.0	81	13192	No
339	GOM_NL__2PRFIN20040907_165732_000000442030_00112_13192_3592.N1	07-SEP-2004 16:57:32	Bright	44.000	74	11Bet Cas	2.2680	6600.0	88	13192	No
340	GOM_NL__2PRFIN20040907_165931_000000492030_00112_13192_3593.N1	07-SEP-2004 16:59:31	Bright	48.500	76	27Gam Cas	2.3000	30000.	97	13192	No
341	GOM_NL__2PRFIN20040907_170318_000000412030_00112_13192_3594.N1	07-SEP-2004 17:03:18	Bright	41.000	49	1Alp UMi	1.9900	6300.0	82	13192	No
342	GOM_NL__2PRFIN20040907_170619_000000592030_00112_13192_3595.N1	07-SEP-2004 17:06:19	Bright	59.000	160	23Gam Per	2.9300	4700.0	118	13192	No
343	GOM_NL__2PRFIN20040907_170827_000000692030_00112_13192_3596.N1	07-SEP-2004 17:08:27	Bright	68.500	35	33Alp Per	1.7950	6250.0	137	13192	No
344	GOM_NL__2PRFIN20040907_171137_000000362030_00112_13192_3597.N1	07-SEP-2004 17:11:37	Bright	35.500	82	48Bet UMa	2.3650	10600.	71	13192	No
345	GOM_NL__2PRFIN20040907_171453_000000652030_00112_13192_3598.N1	07-SEP-2004 17:14:53	Bright	64.500	6	13Alp Aur	0.080000	3400.0	129	13192	No
346	GOM_NL__2PRFIN20040907_171906_000000552030_00112_13192_3599.N1	07-SEP-2004 17:19:06	Bright	55.000	107	37The Aur	2.6490	11000.	110	13192	No
347	GOM_NL__2PRFIN20040907_172139_000000432030_00112_13192_3600.N1	07-SEP-2004 17:21:39	Bright	43.000	17	78Bet Gem	1.1610	4500.0	86	13192	No
348	GOM_NL__2PRFIN20040907_172331_000000822030_00112_13192_3601.N1	07-SEP-2004 17:23:31	Twilight	82.000	28	12Bet Tau	1.6500	15200.	164	13192	No
349	GOM_NL__2PRFIN20040907_172645_000000572030_00112_13192_3602.N1	07-SEP-2004 17:26:45	Twilight	57.000	44	24Gam Gem	1.9280	11000.	114	13192	No
350	GOM_NL__2PRFIN20040907_172838_000000532030_00112_13192_3603.N1	07-SEP-2004 17:28:38	Twilight	53.000	8	10Alp CMi	0.40000	6500.0	106	13192	No
351	GOM_NL__2PRFIN20040907_173217_000000892030_00112_13192_3604.N1	07-SEP-2004 17:32:17	Dark	89.000	14	58Alp Ori	0.87000	3000.0	178	13192	No
352	GOM_NL__2PRFIN20040907_173651_000000562030_00112_13192_3605.N1	07-SEP-2004 17:36:51	Dark	55.500	1	9Alp CMa	-1.4400	11000.	111	13192	No
353	GOM_NL__2PRFIN20040907_173925_000000502030_00112_13192_3606.N1	07-SEP-2004 17:39:25	Dark	49.500	23	21Eps CMa	1.5020	26000.	99	13192	No
354	GOM_NL__2PRFIN20040907_174047_000000472030_00112_13192_3607.N1	07-SEP-2004 17:40:47	Dark	47.000	117	Pi Pup	2.7060	3800.0	94	13192	No
355	GOM_NL__2PRFIN20040907_174447_000000472030_00112_13192_3608.N1	07-SEP-2004 17:44:47	Dark	46.500	161	Tau Pup	2.9310	4500.0	93	13192	No
356	GOM_NL__2PRFIN20040907_174601_000000552030_00112_13192_3609.N1	07-SEP-2004 17:46:01	Dark	55.000	2	Alp Car	-0.73600	7000.0	110	13192	No
357	GOM_NL__2PRFIN20040907_175554_000000392030_00113_13193_3577.N1	07-SEP-2004 17:55:54	Dark	39.000	135	Bet Hyi	2.8200	5800.0	78	13193	No
358	GOM_NL__2PRFIN20040907_175744_000000552030_00113_13193_3578.N1	07-SEP-2004 17:57:44	Dark	54.500	9	Alp Eri	0.45300	24000.	109	13193	No
359	GOM_NL__2PRFIN20040907_180129_000000432030_00113_13193_3579.N1	07-SEP-2004 18:01:29	Straylight	42.500	148	Alp Tuc	2.8780	4100.0	85	13193	No
360	GOM_NL__2PRFIN20040907_180510_000000412030_00113_13193_3580.N1	07-SEP-2004 18:05:10	Straylight	40.500	31	Alp Gru	1.7340	15200.	81	13193	No
361	GOM_NL__2PRFIN20040907_180759_000000392030_00113_13193_3581.N1	07-SEP-2004 18:07:59	Straylight	39.000	172	Gam Gru	3.0030	13100.	78	13193	No
362	GOM_NL__2PRFIN20040907_180918_000000502030_00113_13193_3582.N1	07-SEP-2004 18:09:18	Straylight	50.000	18	24Alp PsA	1.1660	9700.0	100	13193	No
363	GOM_NL__2PRFIN20040907_181153_000000722030_00113_13193_3583.N1	07-SEP-2004 18:11:53	Twilight	71.500	52	16Bet Cet	2.0370	4500.0	143	13193	No
364	GOM_NL__2PRFIN20040907_181702_000000402030_00113_13193_3584.N1	07-SEP-2004 18:17:02	Bright	40.000	154	22Bet Aqr	2.8990	5700.0	80	13193	No
365	GOM_NL__2PRFIN20040907_181820_000000402030_00113_13193_3585.N1	07-SEP-2004 18:18:20	Bright	39.500	162	34Alp Aqr	2.9440	5350.0	79	13193	No
366	GOM_NL__2PRFIN20040907_182118_000000412030_00113_13193_3586.N1	07-SEP-2004 18:21:18	Bright	40.500	61	8Eps Peg	2.1000	3900.0	81	13193	No
367	GOM_NL__2PRFIN20040907_182331_000000452030_00113_13193_3587.N1	07-SEP-2004 18:23:31	Bright	44.500	90	54Alp Peg	2.4870	11000.	89	13193	No
368	GOM_NL__2PRFIN20040907_182744_000000422030_00113_13193_3588.N1	07-SEP-2004 18:27:44	Bright	41.500	164	44Eta Peg	2.9480	5400.0	83	13193	No
369	GOM_NL__2PRFIN20040907_183021_000000412030_00113_13193_3589.N1	07-SEP-2004 18:30:21	Bright	40.500	66	37Gam Cyg	2.2080	5900.0	81	13193	No
370	GOM_NL__2PRFIN20040907_183217_000000412030_00113_13193_3590.N1	07-SEP-2004 18:32:17	Bright	40.500	144	18Del Cyg	2.8600	11000.	81	13193	No
371	GOM_NL__2PRFIN20040907_183611_000000412030_00113_13193_3591.N1	07-SEP-2004 18:36:11	Bright	41.000	89	5Alp Cep	2.4510	8000.0	82	13193	No
372	GOM_NL__2PRFIN20040907_183808_000000462030_00113_13193_3592.N1	07-SEP-2004 18:38:08	Bright	46.000	74	11Bet Cas	2.2680	6600.0	92	13193	No
373	GOM_NL__2PRFIN20040907_184006_000000462030_00113_13193_3593.N1	07-SEP-2004 18:40:06	Bright	46.000	76	27Gam Cas	2.3000	30000.	92	13193	No
374	GOM_NL__2PRFIN20040907_184354_000000422030_00113_13193_3594.N1	07-SEP-2004 18:43:54	Bright	42.000	49	1Alp UMi	1.9900	6300.0	84	13193	No
375	GOM_NL__2PRFIN20040907_184654_000000612030_00113_13193_3595.N1	07-SEP-2004 18:46:54	Bright	61.000	160	23Gam Per	2.9300	4700.0	122	13193	No
376	GOM_NL__2PRFIN20040907_184902_000000682030_00113_13193_3596.N1	07-SEP-2004 18:49:02	Bright	67.500	35	33Alp Per	1.7950	6250.0	135	13193	No
377	GOM_NL__2PRFIN20040907_185213_000000372030_00113_13193_3597.N1	07-SEP-2004 18:52:13	Bright	36.500	82	48Bet UMa	2.3650	10600.	73	13193	No
378	GOM_NL__2PRFIN20040907_185529_000000622030_00113_13193_3598.N1	07-SEP-2004 18:55:29	Bright	61.500	6	13Alp Aur	0.080000	3400.0	123	13193	No
379	GOM_NL__2PRFIN20040907_185942_000000542030_00113_13193_3599.N1	07-SEP-2004 18:59:42	Bright	54.000	107	37The Aur	2.6490	11000.	108	13193	No
380	GOM_NL__2PRFIN20040907_190215_000000452030_00113_13193_3600.N1	07-SEP-2004 19:02:15	Bright	44.500	17	78Bet Gem	1.1610	4500.0	89	13193	No
381	GOM_NL__2PRFIN20040907_190408_000000842030_00113_13193_3601.N1	07-SEP-2004 19:04:08	Twilight	83.500	28	12Bet Tau	1.6500	15200.	167	13193	No
382	GOM_NL__2PRFIN20040907_190721_000000592030_00113_13193_3602.N1	07-SEP-2004 19:07:21	Twilight	58.500	44	24Gam Gem	1.9280	11000.	117	13193	No
383	GOM_NL__2PRFIN20040907_190914_000000532030_00113_13193_3603.N1	07-SEP-2004 19:09:14	Twilight	52.500	8	10Alp CMi	0.40000	6500.0	105	13193	No
384	GOM_NL__2PRFIN20040907_191254_000000952030_00113_13193_3604.N1	07-SEP-2004 19:12:54	Dark	95.000	14	58Alp Ori	0.87000	3000.0	190	13193	No
385	GOM_NL__2PRFIN20040907_191728_000000582030_00113_13193_3605.N1	07-SEP-2004 19:17:28	Dark	57.500	1	9Alp CMa	-1.4400	11000.	115	13193	No
386	GOM_NL__2PRFIN20040907_192002_000000452030_00113_13193_3606.N1	07-SEP-2004 19:20:02	Dark	45.000	23	21Eps CMa	1.5020	26000.	90	13193	No
387	GOM_NL__2PRFIN20040907_192123_000000442030_00113_13193_3607.N1	07-SEP-2004 19:21:23	Dark	44.000	117	Pi Pup	2.7060	3800.0	88	13193	No
388	GOM_NL__2PRFIN20040907_192523_000000422030_00113_13193_3608.N1	07-SEP-2004 19:25:23	Dark	42.000	161	Tau Pup	2.9310	4500.0	84	13193	No
389	GOM_NL__2PRFIN20040907_192638_000000482030_00113_13193_3609.N1	07-SEP-2004 19:26:38	Dark	48.000	2	Alp Car	-0.73600	7000.0	96	13193	No
390	GOM_NL__2PRFIN20040907_193631_000000392030_00114_13194_3578.N1	07-SEP-2004 19:36:31	Dark	39.000	135	Bet Hyi	2.8200	5800.0	78	13194	No
391	GOM_NL__2PRFIN20040907_193821_000000462030_00114_13194_3579.N1	07-SEP-2004 19:38:21	Dark	46.000	9	Alp Eri	0.45300	24000.	92	13194	No
392	GOM_NL__2PRFIN20040907_194205_000000402030_00114_13194_3580.N1	07-SEP-2004 19:42:05	Straylight	39.500	148	Alp Tuc	2.8780	4100.0	79	13194	No
393	GOM_NL__2PRFIN20040907_194544_000000482030_00114_13194_3581.N1	07-SEP-2004 19:45:44	Straylight	47.500	31	Alp Gru	1.7340	15200.	95	13194	No
394	GOM_NL__2PRFIN20040907_194835_000000402030_00114_13194_3582.N1	07-SEP-2004 19:48:35	Straylight	40.000	172	Gam Gru	3.0030	13100.	80	13194	No
395	GOM_NL__2PRFIN20040907_194954_000000532030_00114_13194_3583.N1	07-SEP-2004 19:49:54	Straylight	53.000	18	24Alp PsA	1.1660	9700.0	106	13194	No
396	GOM_NL__2PRFIN20040907_195230_000000712030_00114_13194_3584.N1	07-SEP-2004 19:52:30	Twilight	71.000	52	16Bet Cet	2.0370	4500.0	142	13194	No

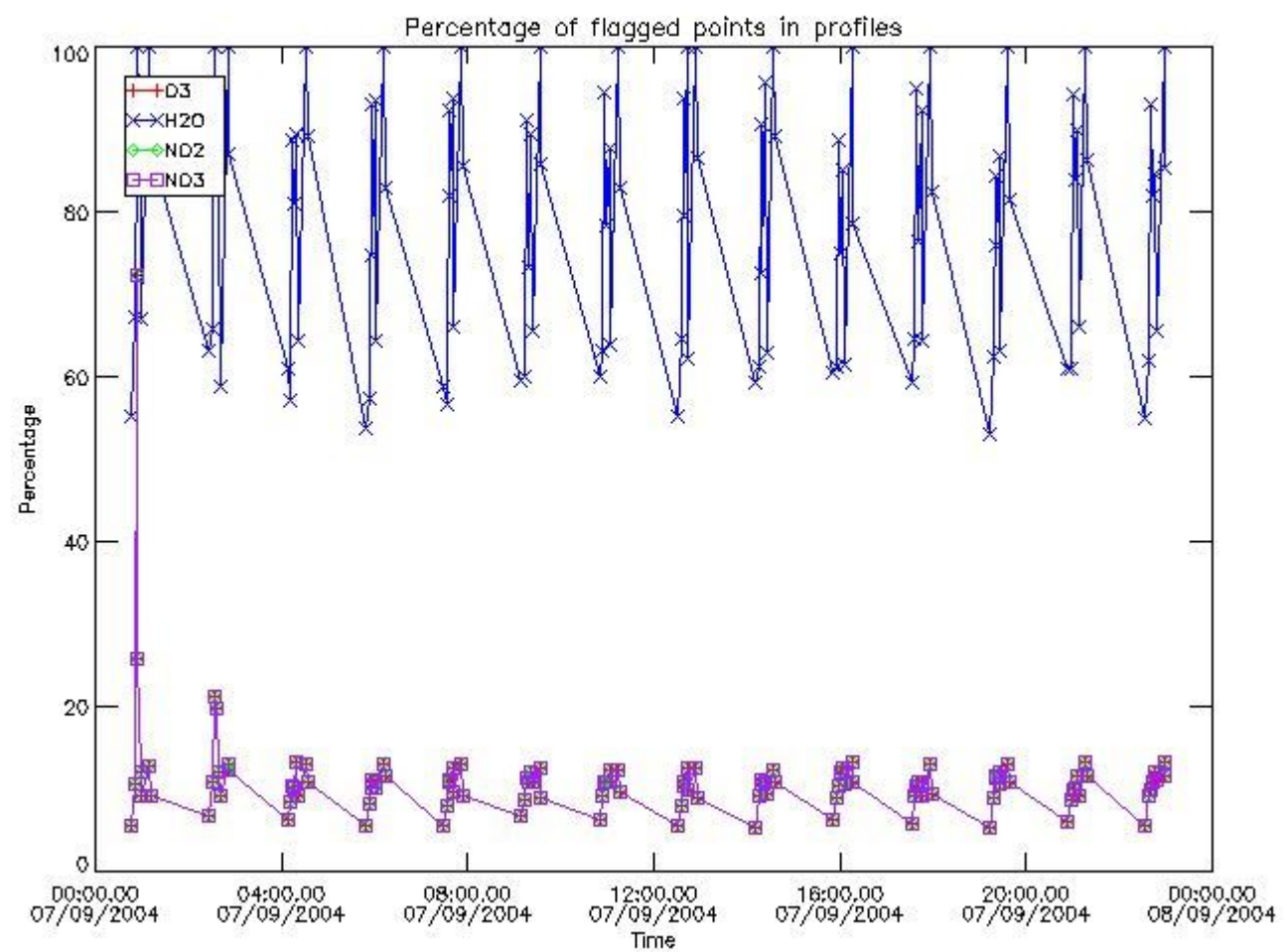
397	GOM_NL__2PRFIN20040907_195737_000000402030_00114_13194_3585.N1	07-SEP-2004 19:57:37	Bright	40.000	154	22Bet Aqr	2.8990	5700.0	80	13194	No
398	GOM_NL__2PRFIN20040907_195856_000000402030_00114_13194_3586.N1	07-SEP-2004 19:58:56	Bright	40.000	162	34Alp Aqr	2.9440	5350.0	80	13194	No
399	GOM_NL__2PRFIN20040907_200152_000000412030_00114_13194_3587.N1	07-SEP-2004 20:01:52	Bright	41.000	61	8Eps Peg	2.1000	3900.0	82	13194	No
400	GOM_NL__2PRFIN20040907_200406_000000462030_00114_13194_3588.N1	07-SEP-2004 20:04:06	Bright	46.000	90	54Alp Peg	2.4870	11000.	92	13194	No
401	GOM_NL__2PRFIN20040907_200820_000000432030_00114_13194_3589.N1	07-SEP-2004 20:08:20	Bright	43.000	164	44Eta Peg	2.9480	5400.0	86	13194	No
402	GOM_NL__2PRFIN20040907_201056_000000422030_00114_13194_3590.N1	07-SEP-2004 20:10:56	Bright	42.000	66	37Gam Cyg	2.2080	5900.0	84	13194	No
403	GOM_NL__2PRFIN20040907_201253_000000412030_00114_13194_3591.N1	07-SEP-2004 20:12:53	Bright	40.500	144	18Del Cyg	2.8600	11000.	81	13194	No
404	GOM_NL__2PRFIN20040907_201647_000000412030_00114_13194_3592.N1	07-SEP-2004 20:16:47	Bright	40.500	89	5Alp Cep	2.4510	8000.0	81	13194	No
405	GOM_NL__2PRFIN20040907_201843_000000442030_00114_13194_3593.N1	07-SEP-2004 20:18:43	Bright	44.000	74	11Bet Cas	2.2680	6600.0	88	13194	No
406	GOM_NL__2PRFIN20040907_202043_000000472030_00114_13194_3594.N1	07-SEP-2004 20:20:43	Bright	47.000	76	27Gam Cas	2.3000	30000.	94	13194	No
407	GOM_NL__2PRFIN20040907_202432_000000412030_00114_13194_3595.N1	07-SEP-2004 20:24:32	Bright	41.000	49	1Alp UMi	1.9900	6300.0	82	13194	No
408	GOM_NL__2PRFIN20040907_202730_000000582030_00114_13194_3596.N1	07-SEP-2004 20:27:30	Bright	57.500	160	23Gam Per	2.9300	4700.0	115	13194	No
409	GOM_NL__2PRFIN20040907_202937_000000712030_00114_13194_3597.N1	07-SEP-2004 20:29:37	Bright	70.500	35	33Alp Per	1.7950	6250.0	141	13194	No
410	GOM_NL__2PRFIN20040907_203249_000000532030_00114_13194_3598.N1	07-SEP-2004 20:32:49	Bright	53.000	82	48Bet UMa	2.3650	10600.	106	13194	No
411	GOM_NL__2PRFIN20040907_203604_000000652030_00114_13194_3599.N1	07-SEP-2004 20:36:04	Bright	65.000	6	13Alp Aur	0.080000	3400.0	130	13194	No
412	GOM_NL__2PRFIN20040907_204019_000000532030_00114_13194_3600.N1	07-SEP-2004 20:40:19	Bright	53.000	107	37The Aur	2.6490	11000.	106	13194	No
413	GOM_NL__2PRFIN20040907_204251_000000442030_00114_13194_3601.N1	07-SEP-2004 20:42:51	Bright	44.000	17	78Bet Gem	1.1610	4500.0	88	13194	No
414	GOM_NL__2PRFIN20040907_204444_000000872030_00114_13194_3602.N1	07-SEP-2004 20:44:44	Twi_and_stray	86.500	28	12Bet Tau	1.6500	15200.	173	13194	No
415	GOM_NL__2PRFIN20040907_204758_000000612030_00114_13194_3603.N1	07-SEP-2004 20:47:58	Twi_and_stray	60.500	44	24Gam Gem	1.9280	11000.	121	13194	No
416	GOM_NL__2PRFIN20040907_204950_000000572030_00114_13194_3604.N1	07-SEP-2004 20:49:50	Twilight	56.500	8	10Alp CMi	0.40000	6500.0	113	13194	No
417	GOM_NL__2PRFIN20040907_205331_000000842030_00114_13194_3605.N1	07-SEP-2004 20:53:31	Dark	83.500	14	58Alp Ori	0.87000	3000.0	167	13194	No
418	GOM_NL__2PRFIN20040907_205805_000000582030_00114_13194_3606.N1	07-SEP-2004 20:58:05	Dark	58.000	1	9Alp CMa	-1.4400	11000.	116	13194	No
419	GOM_NL__2PRFIN20040907_210036_000000522030_00114_13194_3607.N1	07-SEP-2004 21:00:36	Dark	51.500	23	21Eps CMa	1.5020	26000.	103	13194	No
420	GOM_NL__2PRFIN20040907_210157_000000502030_00114_13194_3608.N1	07-SEP-2004 21:01:57	Dark	50.000	117	Pi Pup	2.7060	3800.0	100	13194	No
421	GOM_NL__2PRFIN20040907_210559_000000452030_00114_13194_3609.N1	07-SEP-2004 21:05:59	Dark	44.500	161	Tau Pup	2.9310	4500.0	89	13194	No
422	GOM_NL__2PRFIN20040907_210714_000000552030_00114_13194_3610.N1	07-SEP-2004 21:07:14	Dark	55.000	2	Alp Car	-0.73600	7000.0	110	13194	No
423	GOM_NL__2PRFIN20040907_211707_000000392030_00115_13195_3578.N1	07-SEP-2004 21:17:07	Dark	38.500	135	Bet Hyi	2.8200	5800.0	77	13195	No
424	GOM_NL__2PRFIN20040907_211859_000000442030_00115_13195_3579.N1	07-SEP-2004 21:18:59	Dark	44.000	9	Alp Eri	0.45300	24000.	88	13195	No
425	GOM_NL__2PRFIN20040907_212241_000000402030_00115_13195_3580.N1	07-SEP-2004 21:22:41	Straylight	39.500	148	Alp Tuc	2.8780	4100.0	79	13195	No
426	GOM_NL__2PRFIN20040907_212621_000000472030_00115_13195_3581.N1	07-SEP-2004 21:26:21	Straylight	47.000	31	Alp Gru	1.7340	15200.	94	13195	No
427	GOM_NL__2PRFIN20040907_212909_000000422030_00115_13195_3582.N1	07-SEP-2004 21:29:09	Straylight	41.500	172	Gam Gru	3.0030	13100.	83	13195	No
428	GOM_NL__2PRFIN20040907_213031_000000462030_00115_13195_3583.N1	07-SEP-2004 21:30:31	Straylight	46.000	18	24Alp PsA	1.1660	9700.0	92	13195	No
429	GOM_NL__2PRFIN20040907_213305_000000722030_00115_13195_3584.N1	07-SEP-2004 21:33:05	Twi_and_stray	72.000	52	16Bet Cet	2.0370	4500.0	144	13195	No
430	GOM_NL__2PRFIN20040907_213814_000000402030_00115_13195_3585.N1	07-SEP-2004 21:38:14	Bright	40.000	154	22Bet Aqr	2.8990	5700.0	80	13195	No
431	GOM_NL__2PRFIN20040907_213932_000000402030_00115_13195_3586.N1	07-SEP-2004 21:39:32	Bright	40.000	162	34Alp Aqr	2.9440	5350.0	80	13195	No
432	GOM_NL__2PRFIN20040907_214228_000000412030_00115_13195_3587.N1	07-SEP-2004 21:42:28	Bright	41.000	61	8Eps Peg	2.1000	3900.0	82	13195	No
433	GOM_NL__2PRFIN20040907_214442_000000452030_00115_13195_3588.N1	07-SEP-2004 21:44:42	Bright	44.500	90	54Alp Peg	2.4870	11000.	89	13195	No
434	GOM_NL__2PRFIN20040907_214856_000000422030_00115_13195_3589.N1	07-SEP-2004 21:48:56	Bright	41.500	164	44Eta Peg	2.9480	5400.0	83	13195	No
435	GOM_NL__2PRFIN20040907_215132_000000432030_00115_13195_3590.N1	07-SEP-2004 21:51:32	Bright	42.500	66	37Gam Cyg	2.2080	5900.0	85	13195	No
436	GOM_NL__2PRFIN20040907_215330_000000372030_00115_13195_3591.N1	07-SEP-2004 21:53:30	Bright	36.500	144	18Del Cyg	2.8600	11000.	73	13195	No
437	GOM_NL__2PRFIN20040907_215722_000000382030_00115_13195_3592.N1	07-SEP-2004 21:57:22	Bright	38.000	89	5Alp Cep	2.4510	8000.0	76	13195	No
438	GOM_NL__2PRFIN20040907_215918_000000442030_00115_13195_3593.N1	07-SEP-2004 21:59:18	Bright	44.000	74	11Bet Cas	2.2680	6600.0	88	13195	No
439	GOM_NL__2PRFIN20040907_220117_000000492030_00115_13195_3594.N1	07-SEP-2004 22:01:17	Bright	48.500	76	27Gam Cas	2.3000	30000.	97	13195	No
440	GOM_NL__2PRFIN20040907_220506_000000412030_00115_13195_3595.N1	07-SEP-2004 22:05:06	Bright	40.500	49	1Alp UMi	1.9900	6300.0	81	13195	No
441	GOM_NL__2PRFIN20040907_220805_000000582030_00115_13195_3596.N1	07-SEP-2004 22:08:05	Bright	57.500	160	23Gam Per	2.9300	4700.0	115	13195	No
442	GOM_NL__2PRFIN20040907_221012_000000682030_00115_13195_3597.N1	07-SEP-2004 22:10:12	Bright	67.500	35	33Alp Per	1.7950	6250.0	135	13195	No
443	GOM_NL__2PRFIN20040907_221326_000000372030_00115_13195_3598.N1	07-SEP-2004 22:13:26	Bright	36.500	82	48Bet UMa	2.3650	10600.	73	13195	No
444	GOM_NL__2PRFIN20040907_221640_000000642030_00115_13195_3599.N1	07-SEP-2004 22:16:40	Bright	64.000	6	13Alp Aur	0.080000	3400.0	128	13195	No
445	GOM_NL__2PRFIN20040907_222055_000000562030_00115_13195_3600.N1	07-SEP-2004 22:20:55	Bright	55.500	107	37The Aur	2.6490	11000.	111	13195	No
446	GOM_NL__2PRFIN20040907_222327_000000452030_00115_13195_3601.N1	07-SEP-2004 22:23:27	Bright	45.000	17	78Bet Gem	1.1610	4500.0	90	13195	No
447	GOM_NL__2PRFIN20040907_222520_000000842030_00115_13195_3602.N1	07-SEP-2004 22:25:20	Twi_and_stray	83.500	28	12Bet Tau	1.6500	15200.	167	13195	No
448	GOM_NL__2PRFIN20040907_222834_000000612030_00115_13195_3603.N1	07-SEP-2004 22:28:34	Twi_and_stray	60.500	44	24Gam Gem	1.9280	11000.	121	13195	No
449	GOM_NL__2PRFIN20040907_223026_000000572030_00115_13195_3604.N1	07-SEP-2004 22:30:26	Twilight	57.000	8	10Alp CMi	0.40000	6500.0	114	13195	No
450	GOM_NL__2PRFIN20040907_223408_000000902030_00115_13195_3605.N1	07-SEP-2004 22:34:08	Dark	90.000	14	58Alp Ori	0.87000	3000.0	180	13195	No
451	GOM_NL__2PRFIN20040907_223842_000000562030_00115_13195_3606.N1	07-SEP-2004 22:38:42	Dark	55.500	1	9Alp CMa	-1.4400	11000.	111	13195	No
452	GOM_NL__2PRFIN20040907_224113_000000512030_00115_13195_3607.N1	07-SEP-2004 22:41:13	Dark	51.000	23	21Eps CMa	1.5020	26000.	102	13195	No
453	GOM_NL__2PRFIN20040907_224235_000000482030_00115_13195_3608.N1	07-SEP-2004 22:42:35	Dark	47.500	117	Pi Pup	2.7060	3800.0	95	13195	No
454	GOM_NL__2PRFIN20040907_224635_000000432030_00115_13195_3609.N1	07-SEP-2004 22:46:35	Dark	42.500	161	Tau Pup	2.9310	4500.0	85	13195	No
455	GOM_NL__2PRFIN20040907_224750_000000462030_00115_13195_3610.N1	07-SEP-2004 22:47:50	Dark	45.500	2	Alp Car	-0.73600	7000.0	91	13195	No

456	GOM_NL__2PRFIN20040907_225743_000000392030_00116_13196_3598.N1	07-SEP-2004 22:57:43	Dark	38.500	135	Bet Hyi	2.8200	5800.0	77	13196	No
457	GOM_NL__2PRFIN20040907_225936_000000482030_00116_13196_3599.N1	07-SEP-2004 22:59:36	Dark	48.000	9	Alp Eri	0.45300	24000.	96	13196	No
458	GOM_NL__2PRFIN20040907_230317_000000472030_00116_13196_3600.N1	07-SEP-2004 23:03:17	Straylight	46.500	148	Alp Tuc	2.8780	4100.0	93	13196	No
459	GOM_NL__2PRFIN20040907_230658_000000452030_00116_13196_3601.N1	07-SEP-2004 23:06:58	Straylight	44.500	31	Alp Gru	1.7340	15200.	89	13196	No
460	GOM_NL__2PRFIN20040907_230947_000000402030_00116_13196_3602.N1	07-SEP-2004 23:09:47	Straylight	40.000	172	Gam Gru	3.0030	13100.	80	13196	No
461	GOM_NL__2PRFIN20040907_231107_000000522030_00116_13196_3603.N1	07-SEP-2004 23:11:07	Straylight	52.000	18	24Alp PsA	1.1660	9700.0	104	13196	No
462	GOM_NL__2PRFIN20040907_231341_000000742030_00116_13196_3604.N1	07-SEP-2004 23:13:41	Twilight_stray	73.500	52	16Bet Cet	2.0370	4500.0	147	13196	No
463	GOM_NL__2PRFIN20040907_231850_000000402030_00116_13196_3605.N1	07-SEP-2004 23:18:50	Bright	39.500	154	22Bet Aqr	2.8990	5700.0	79	13196	No
464	GOM_NL__2PRFIN20040907_232008_000000402030_00116_13196_3606.N1	07-SEP-2004 23:20:08	Bright	40.000	162	34Alp Aqr	2.9440	5350.0	80	13196	No
465	GOM_NL__2PRFIN20040907_232306_000000412030_00116_13196_3607.N1	07-SEP-2004 23:23:06	Bright	40.500	61	8Eps Peg	2.1000	3900.0	81	13196	No
466	GOM_NL__2PRFIN20040907_232518_000000452030_00116_13196_3608.N1	07-SEP-2004 23:25:18	Bright	45.000	90	54Alp Peg	2.4870	11000.	90	13196	No
467	GOM_NL__2PRFIN20040907_232931_000000412030_00116_13196_3609.N1	07-SEP-2004 23:29:31	Bright	40.500	164	44Eta Peg	2.9480	5400.0	81	13196	No
468	GOM_NL__2PRFIN20040907_233209_000000412030_00116_13196_3610.N1	07-SEP-2004 23:32:09	Bright	40.500	66	37Gam Cyg	2.2080	5900.0	81	13196	No
469	GOM_NL__2PRFIN20040907_233406_000000382030_00116_13196_3611.N1	07-SEP-2004 23:34:06	Bright	38.000	144	18Del Cyg	2.8600	11000.	76	13196	No
470	GOM_NL__2PRFIN20040907_233800_000000392030_00116_13196_3612.N1	07-SEP-2004 23:38:00	Bright	38.500	89	5Alp Cep	2.4510	8000.0	77	13196	No
471	GOM_NL__2PRFIN20040907_233953_000000462030_00116_13196_3613.N1	07-SEP-2004 23:39:53	Bright	45.500	74	11Bet Cas	2.2680	6600.0	91	13196	No
472	GOM_NL__2PRFIN20040907_234153_000000472030_00116_13196_3614.N1	07-SEP-2004 23:41:53	Bright	47.000	76	27Gam Cas	2.3000	30000.	94	13196	No
473	GOM_NL__2PRFIN20040907_234544_000000392030_00116_13196_3615.N1	07-SEP-2004 23:45:44	Bright	38.500	49	1Alp UMi	1.9900	6300.0	77	13196	No
474	GOM_NL__2PRFIN20040907_234840_000000572030_00116_13196_3616.N1	07-SEP-2004 23:48:40	Bright	57.000	160	23Gam Per	2.9300	4700.0	114	13196	No
475	GOM_NL__2PRFIN20040907_235047_000000692030_00116_13196_3617.N1	07-SEP-2004 23:50:47	Bright	68.500	35	33Alp Per	1.7950	6250.0	137	13196	No
476	GOM_NL__2PRFIN20040907_235402_000000362030_00116_13196_3618.N1	07-SEP-2004 23:54:02	Bright	35.500	82	48Bet UMa	2.3650	10600.	71	13196	No
477	GOM_NL__2PRFIN20040907_235715_000000612030_00116_13196_3619.N1	07-SEP-2004 23:57:15	Bright	61.000	6	13Alp Aur	0.080000	3400.0	122	13196	No

3. Quality information per product

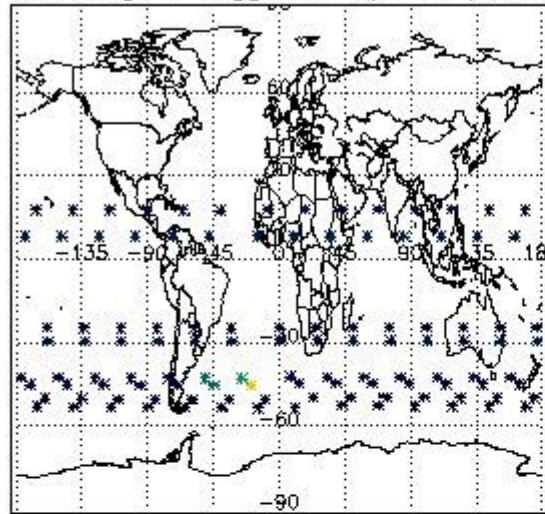
In this section it is plotted some information contained in the Quality Summary data set of the level 2 products. Only products in dark limb conditions and without errors (error flag in the MPH set to "0") are used.

3.1 Plot quality information per product (time dependant)

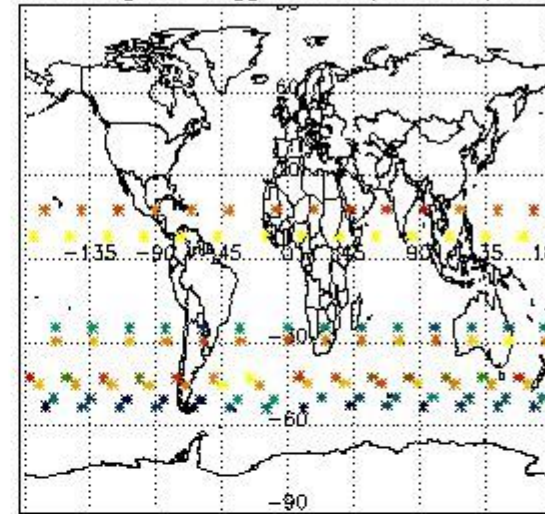


3.2 Plot quality information per product (world map)

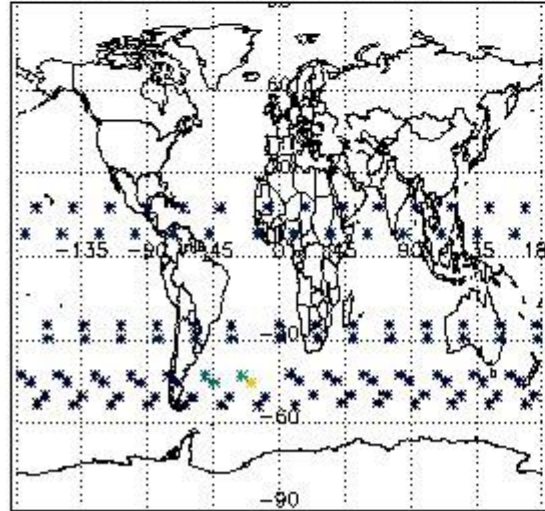
Percentage of flagged data per O3 profile



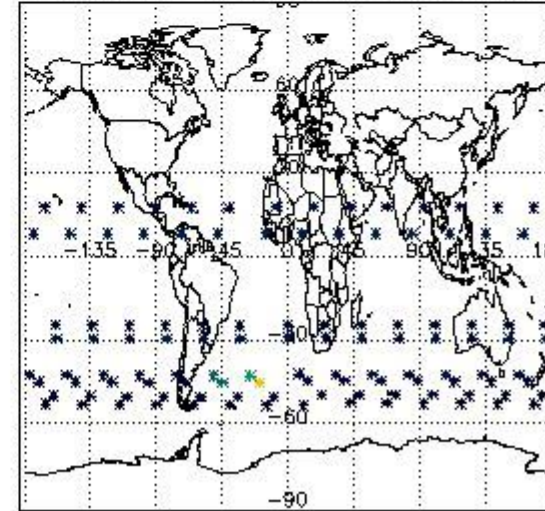
Percentage of flagged data per H2O profile



Percentage of flagged data per NO2 profile



Percentage of flagged data per NO3 profile

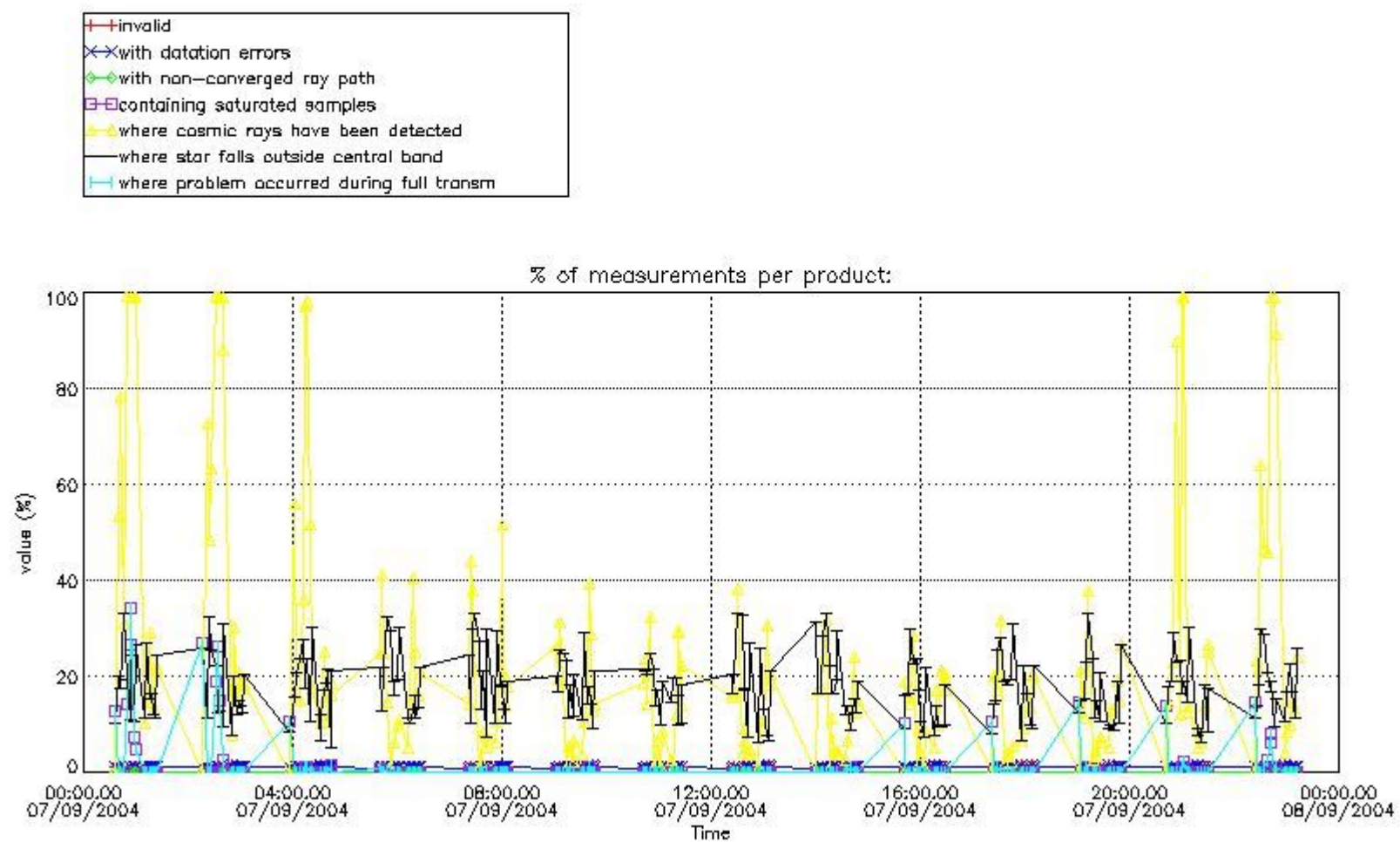


4. Level 1 quality information per product

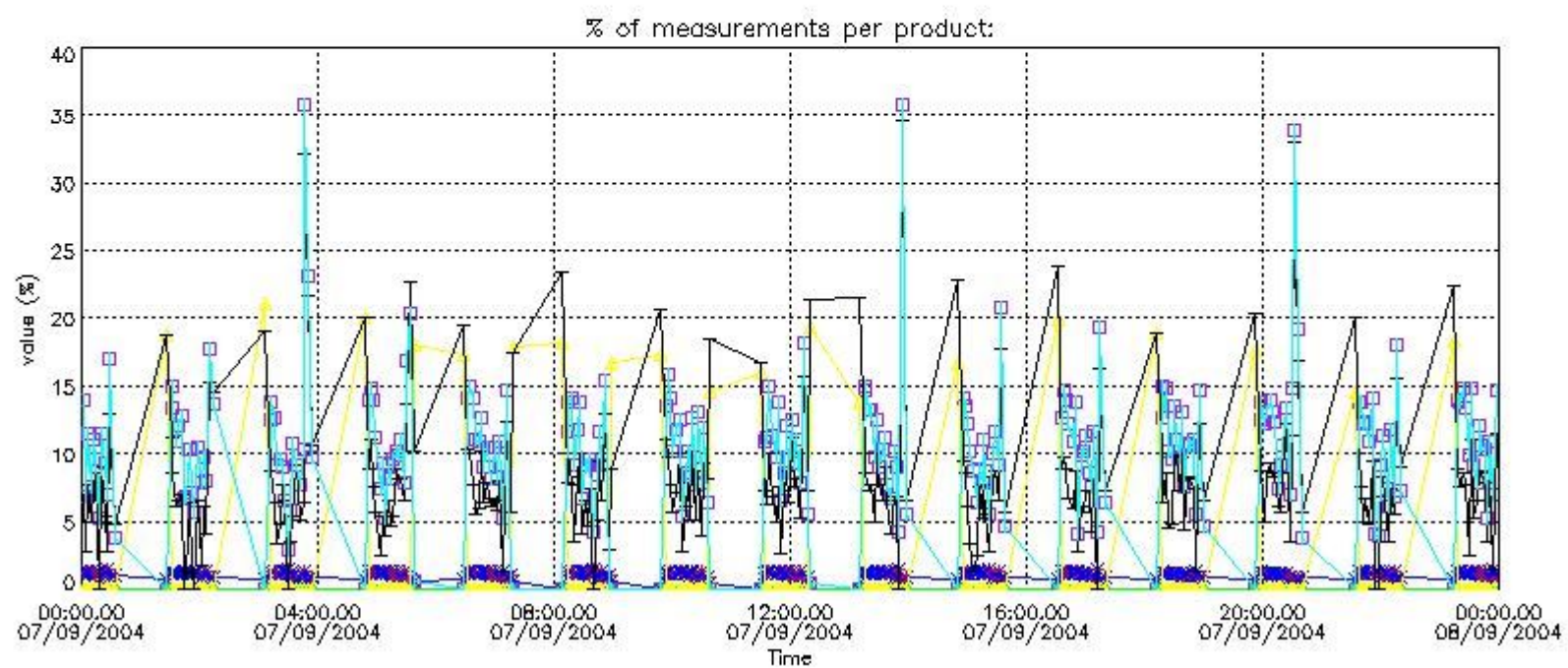
In this section it is plotted some information contained in the Quality Summary data set of the level 2 products that comes from the level 1b processing. Products without errors (error flag in the MPH set to "0") are used.

4.1 Plot quality information per product (time dependant) coming from level 1b processing

4.1.1 Plot level 1 quality information per product (time dependant): ENVISAT ASCENDING passes

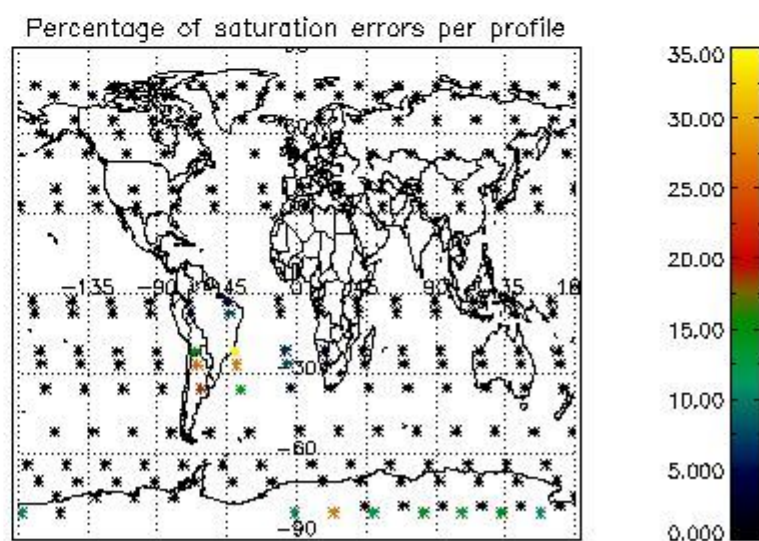
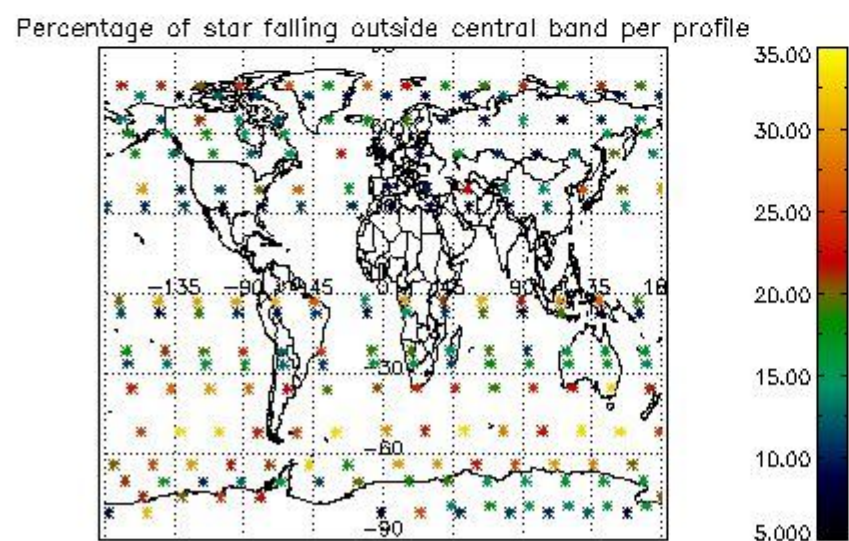
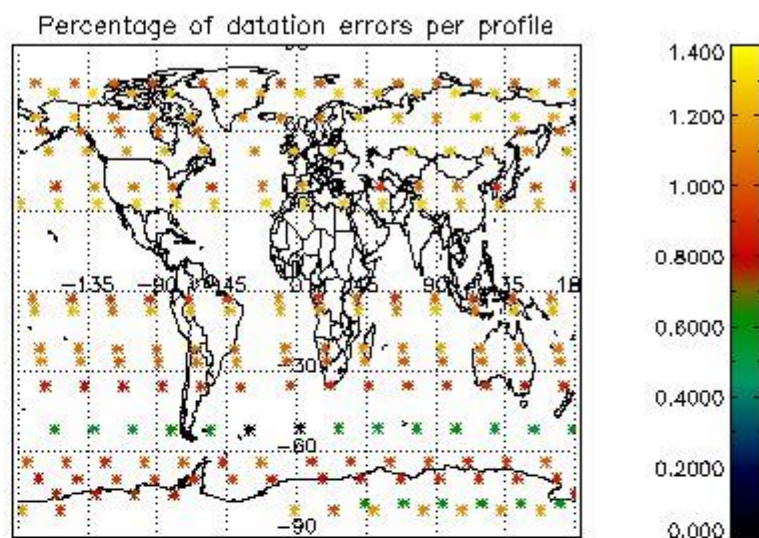
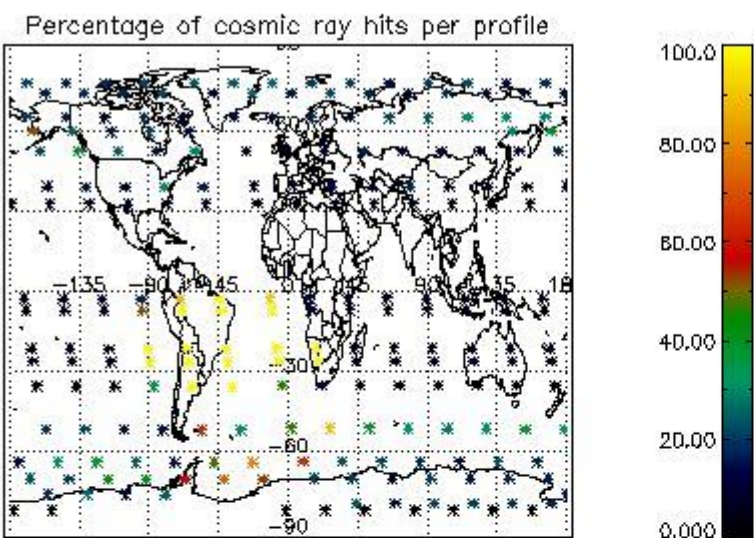


4.1.2 Plot level 1 quality information per product (time dependant): ENVI SAT DESCENDING passes

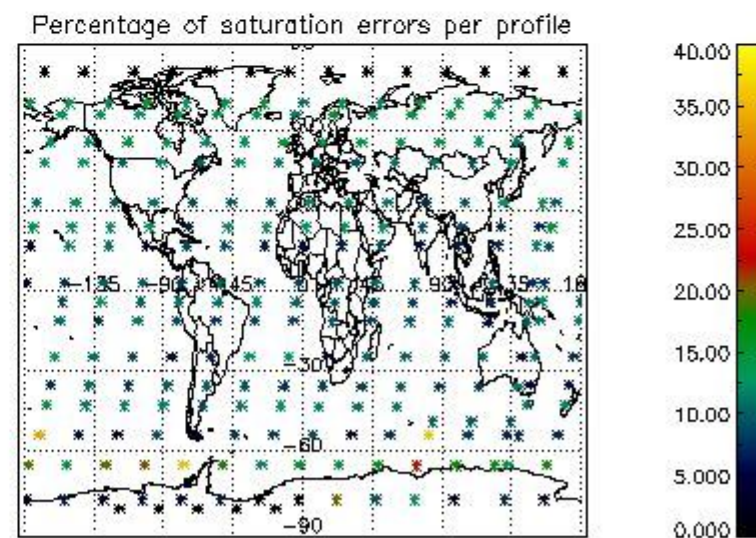
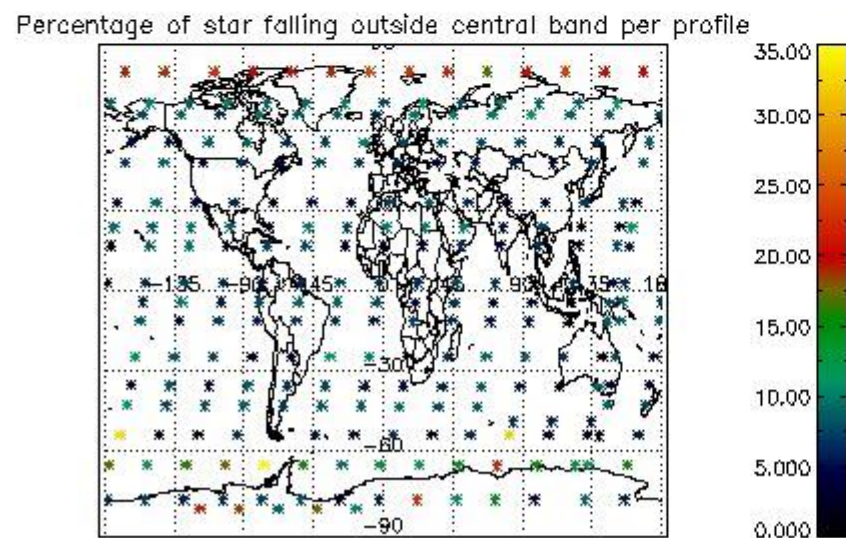
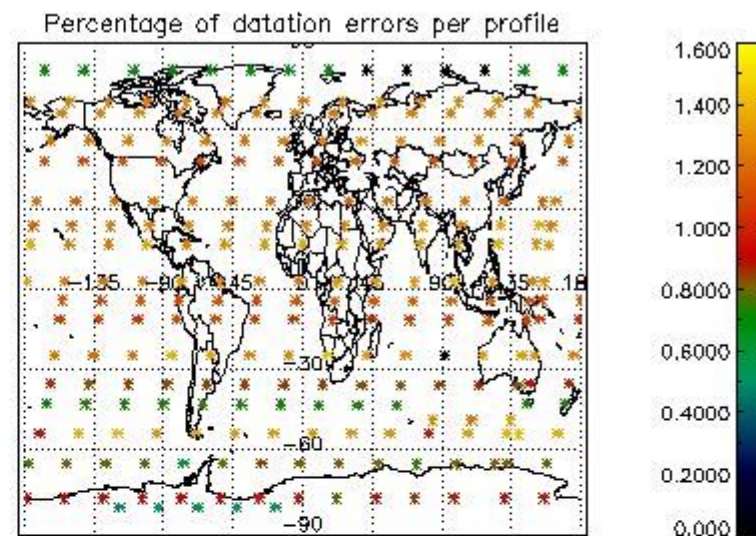
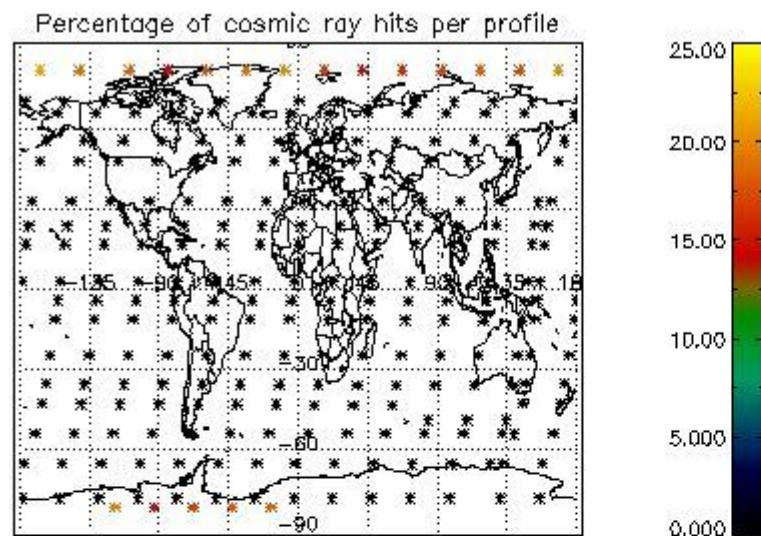


4.2 Plot quality information per product coming from level 1b processing (world map)

4.2.1 Plot level 1 quality information per product (world map): ENVISAT ASCENDING passes



4.2.2 Plot level 1 quality information per product (world map): ENVISAT DESCENDING passes



5. Trace gas profiles

5.1 Ozone statistics based on quality of products

The final quality of the products can be "measured" using the STD (Standard Deviation) attached to every point profile. This information is written to the parameter GOM_NL__2P/NL_LOCAL_SPECIES_DENSITY/o3_std of the level 2 products. The table below shows the statistics for given STD ranges.

The statistics are given with respect to the overall valid production:

- Products without fatal errors: GOM_NL__2P/MPH/PRODUCT_ERR=0
- Valid point profile: GOM_NL__2P/NL_LOCAL_SPECIES_DENSITY/pcd(0)=0

The 'Criteria' is applied to valid points of dark limb products:

- Products in dark limb illumination condition: GOM_NL__2P/NL_SUMMARY_QUALITY/obs_ill_cond=0
- Products without fatal errors: GOM_NL__2P/MPH/PRODUCT_ERR=0
- Valid point profile: GOM_NL__2P/NL_LOCAL_SPECIES_DENSITY/pcd(0)=0

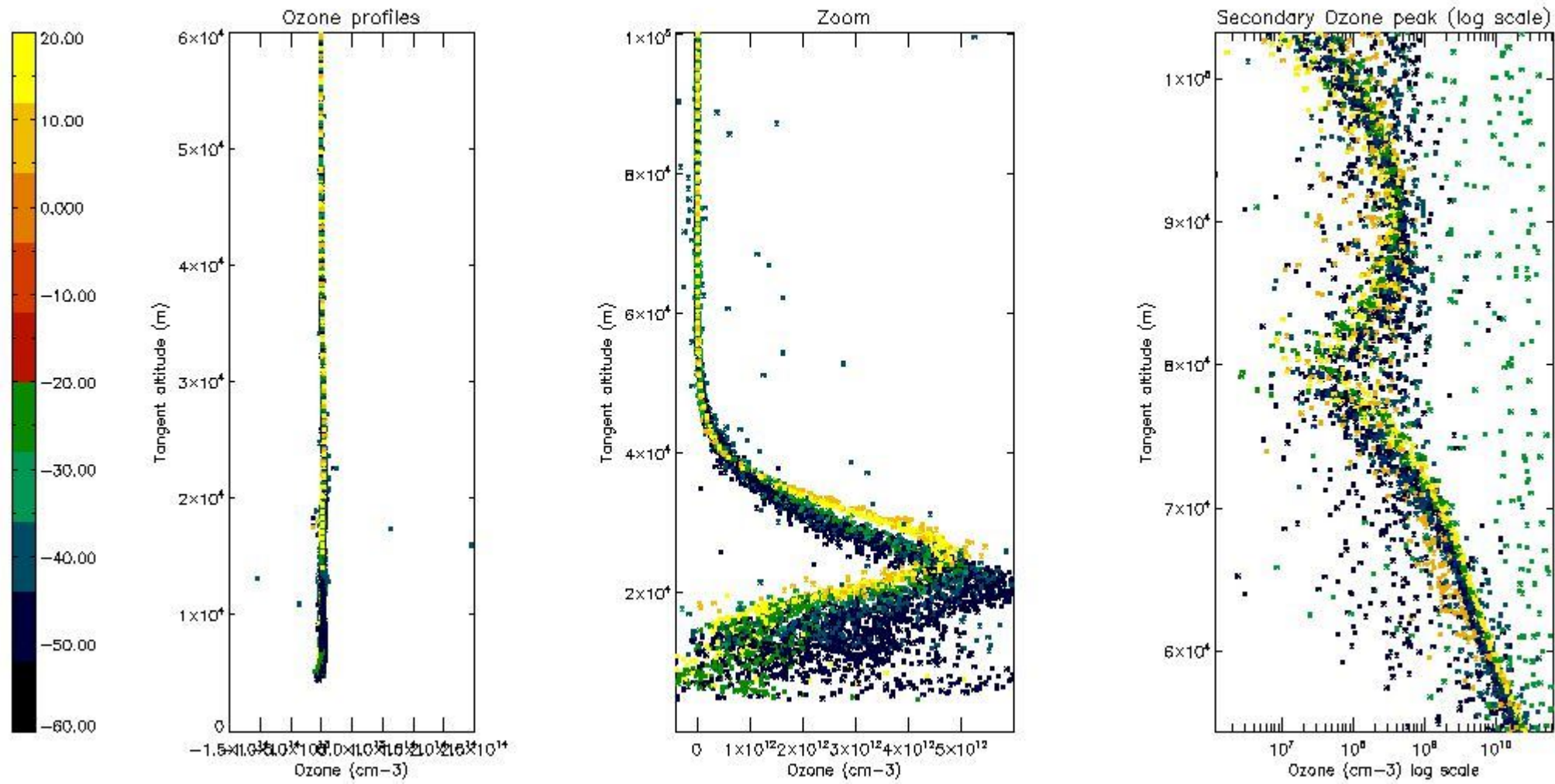
So, the table below shows the percentage of dark limb and valid observations for each criteria with respect to the overall valid daily observations.

Criteria	% of total production
All STD	26
STD < 20	13

STD < 10	11
STD < 5	8

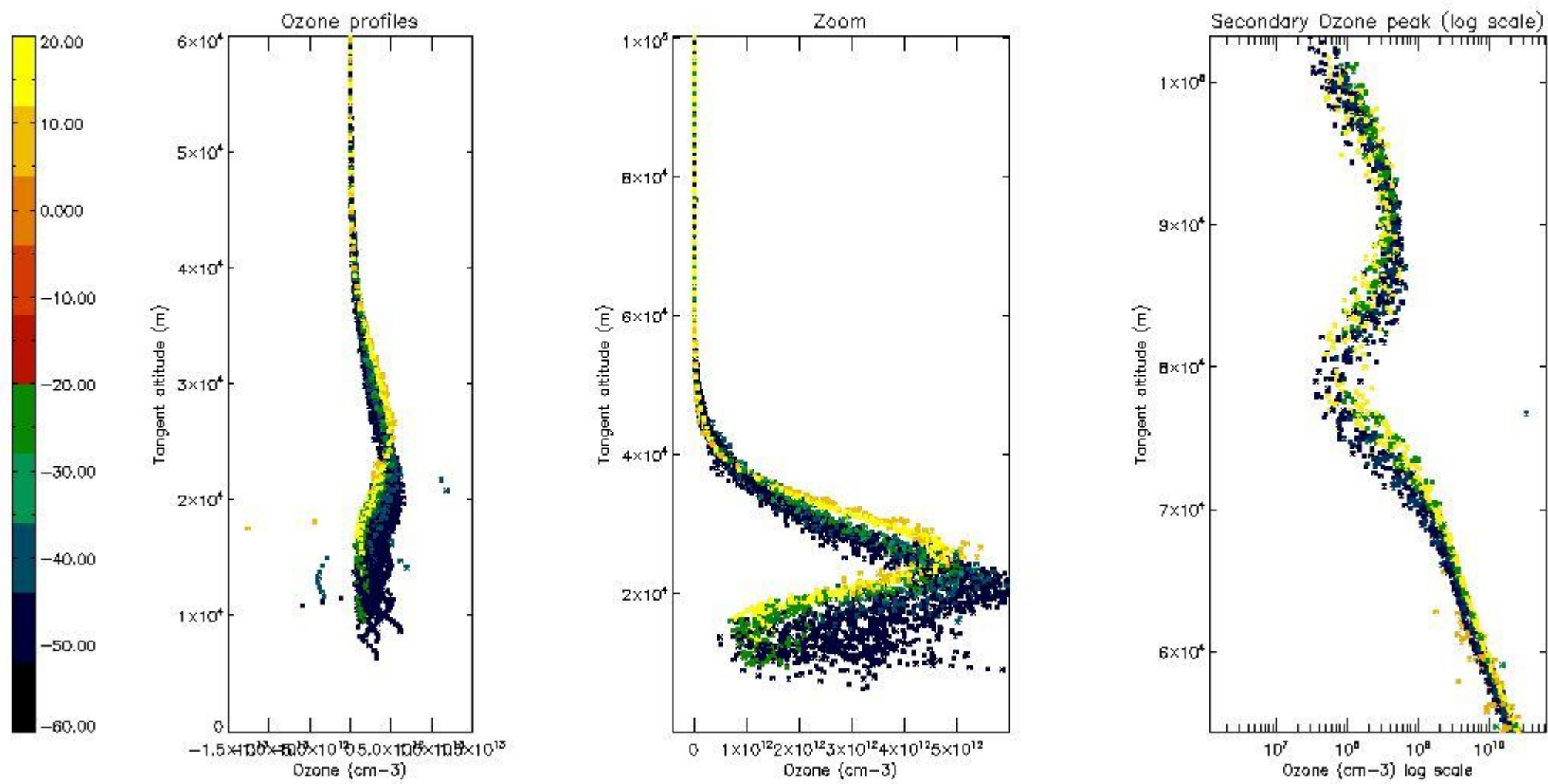
5.2 Plot ozone profiles for all STD (dark without errors)

The colorbar represents the latitude.



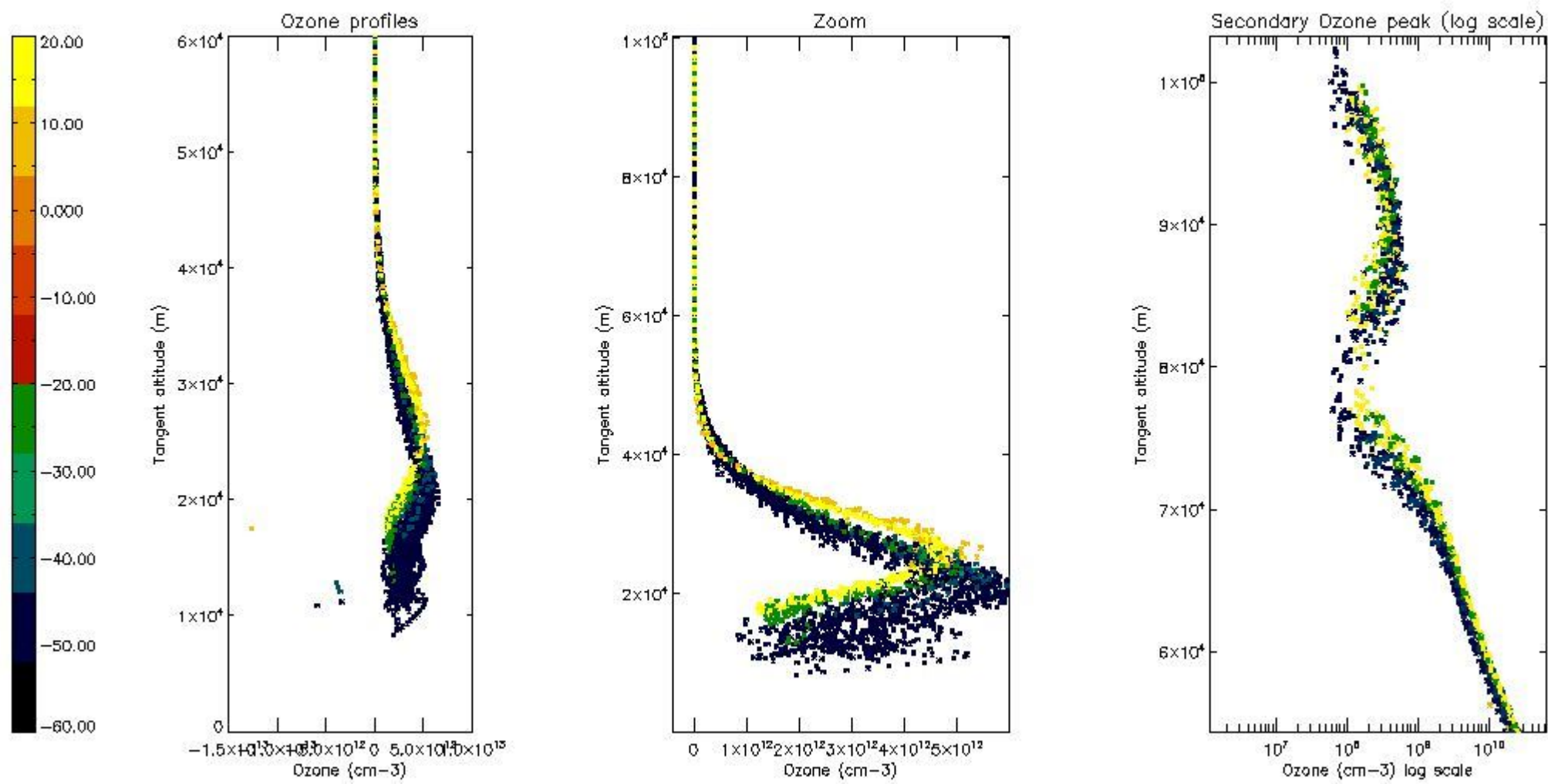
5.3 Plot ozone profiles where STD < 20% (dark without errors)

The colorbar represents the latitude.



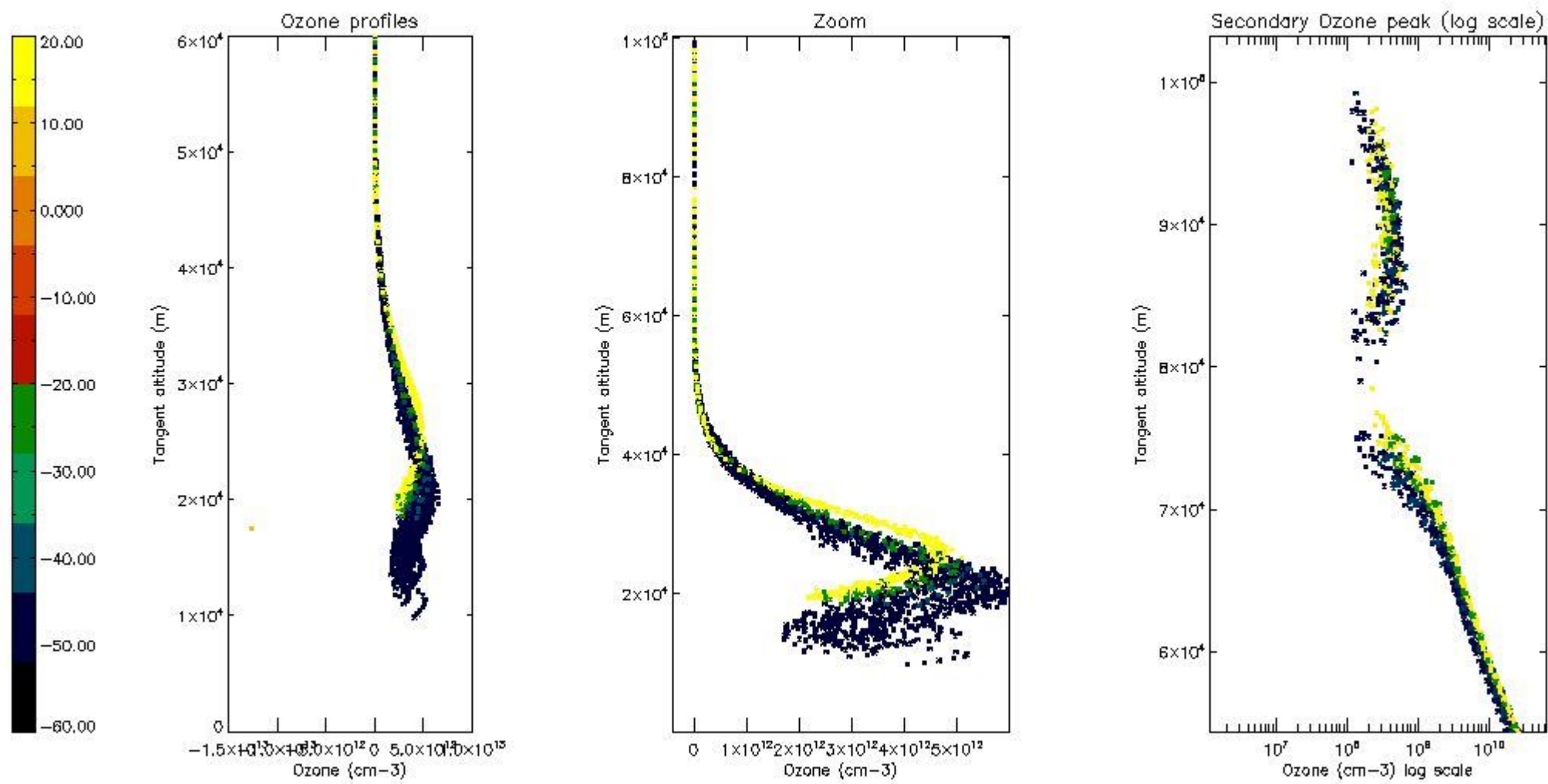
5.4 Plot ozone profiles where STD < 10% (dark without errors)

The colorbar represents the latitude.



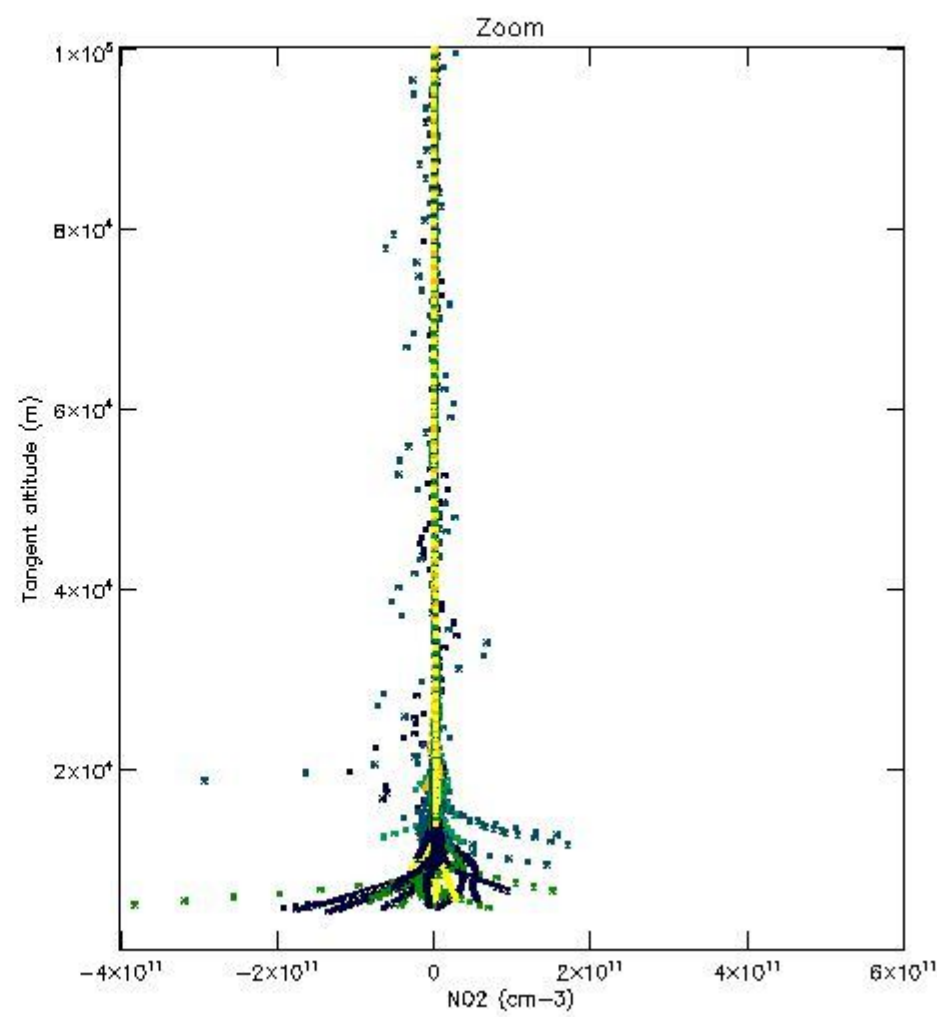
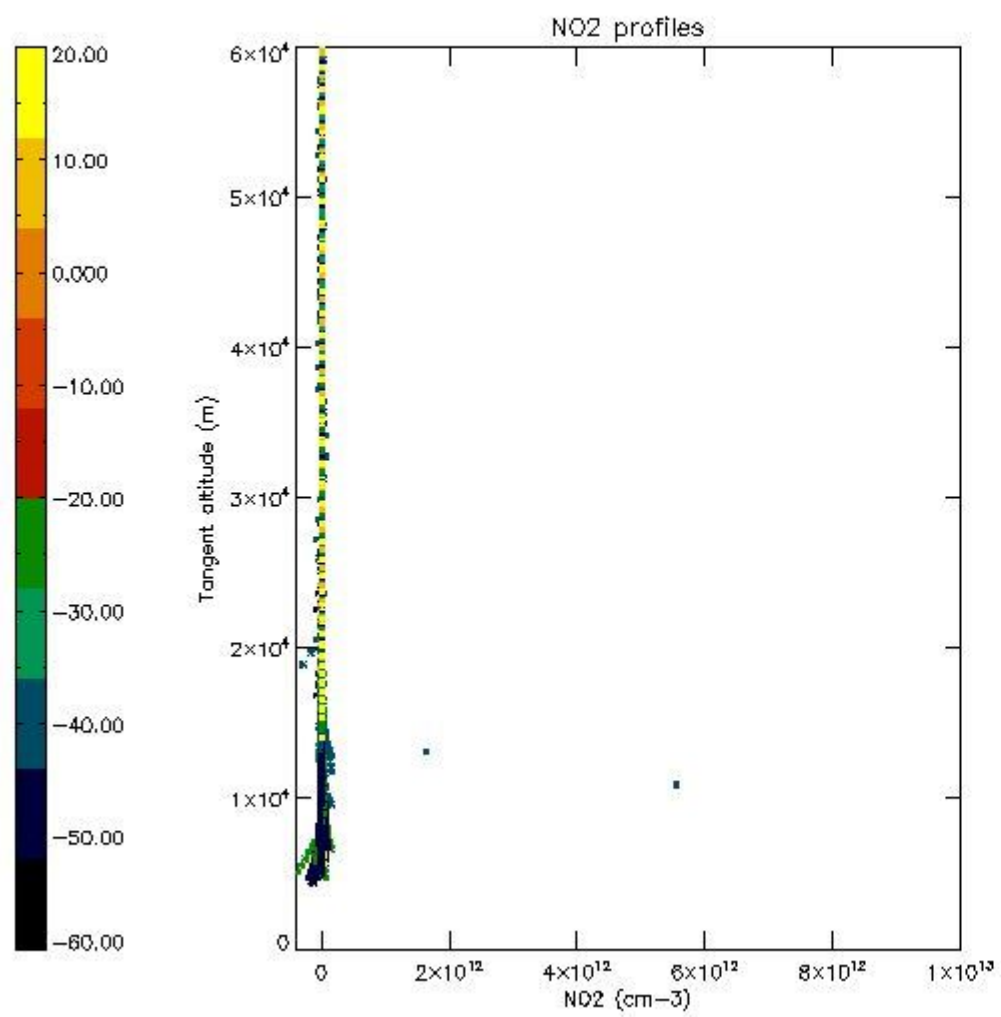
5.5 Plot ozone profiles where STD < 5% (dark without errors)

The colorbar represents the latitude.



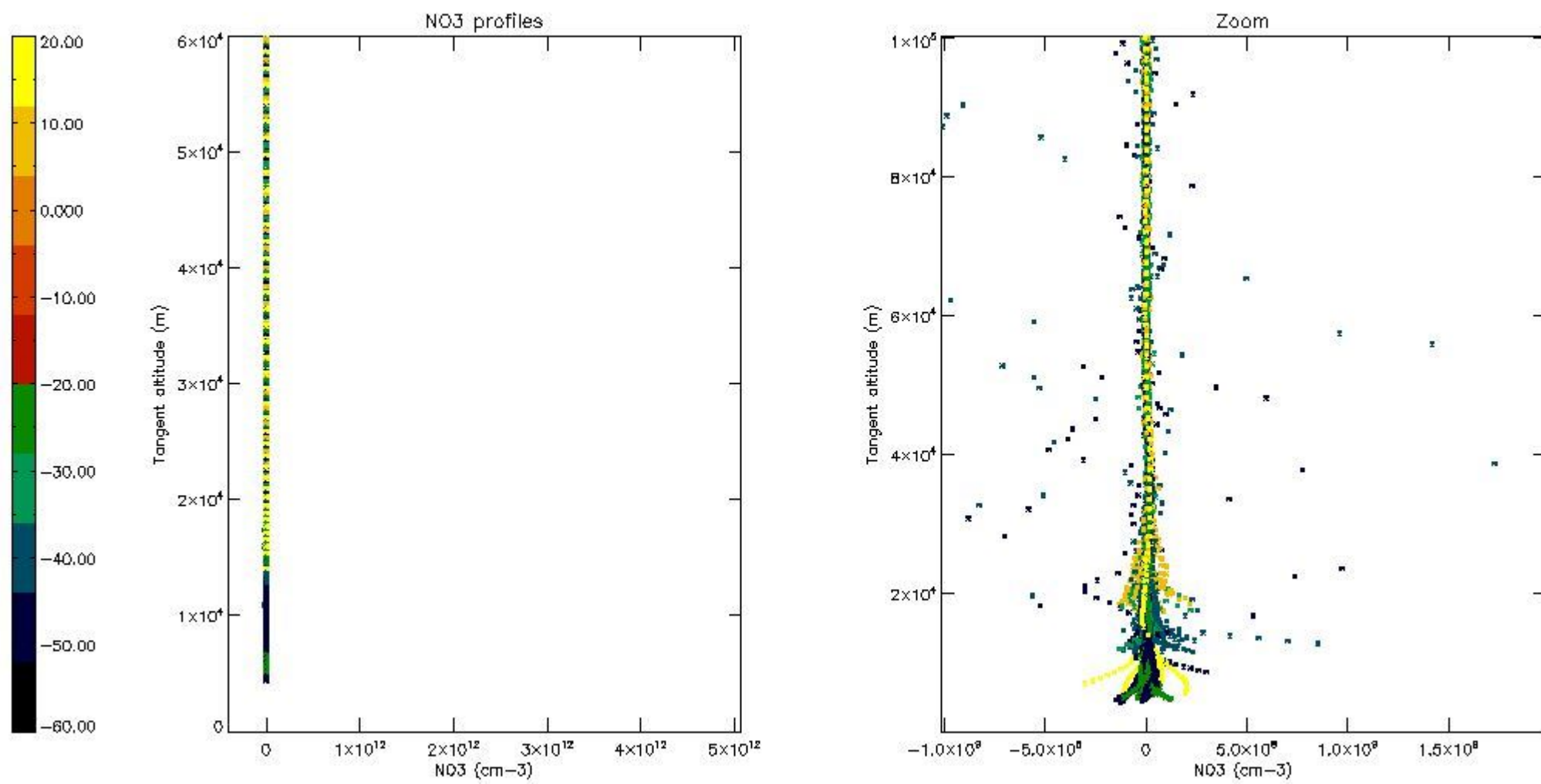
5.6 Plot NO₂ profiles for all STD (dark without errors)

The colorbar represents the latitude.



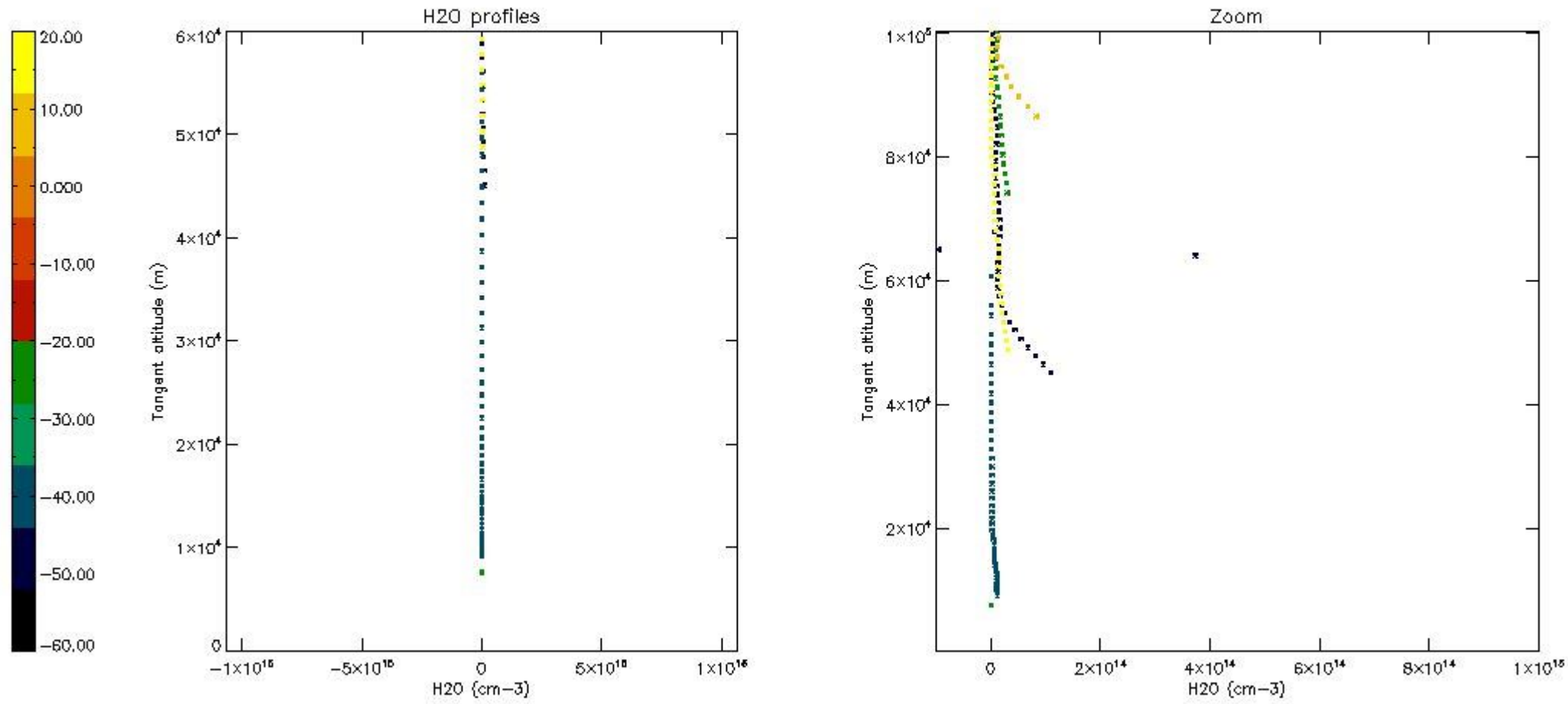
5.7 Plot NO3 profiles for all STD (dark without errors)

The colorbar represents the latitude.



5.8 Plot H₂O profiles for all STD (only for occultations of stars 1,2,3,4,13,14,16,26,63 dark without errors)

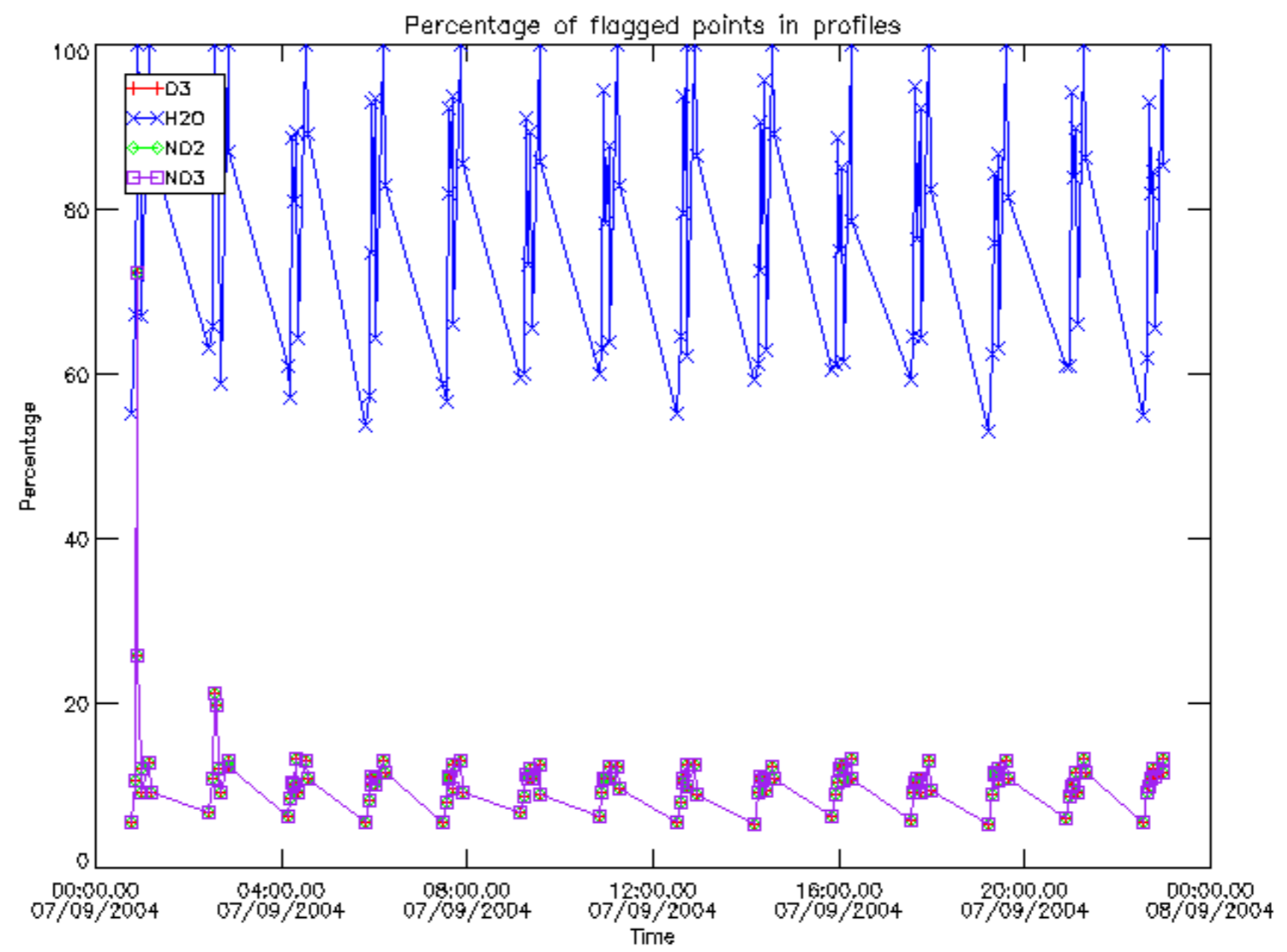
The colorbar represents the latitude.



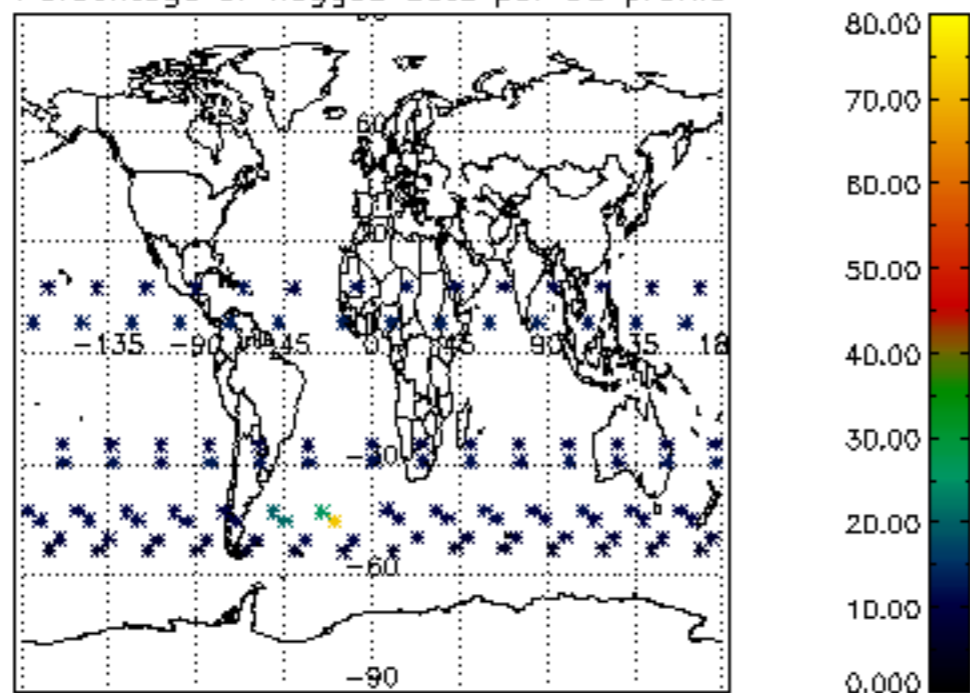
6. Auxiliary Data Files used for the production reported in section 2

The number reported in the third column indicates since which file (see list in section 2) the corresponding auxiliary file has been used. The fourth column is the date of those product files.

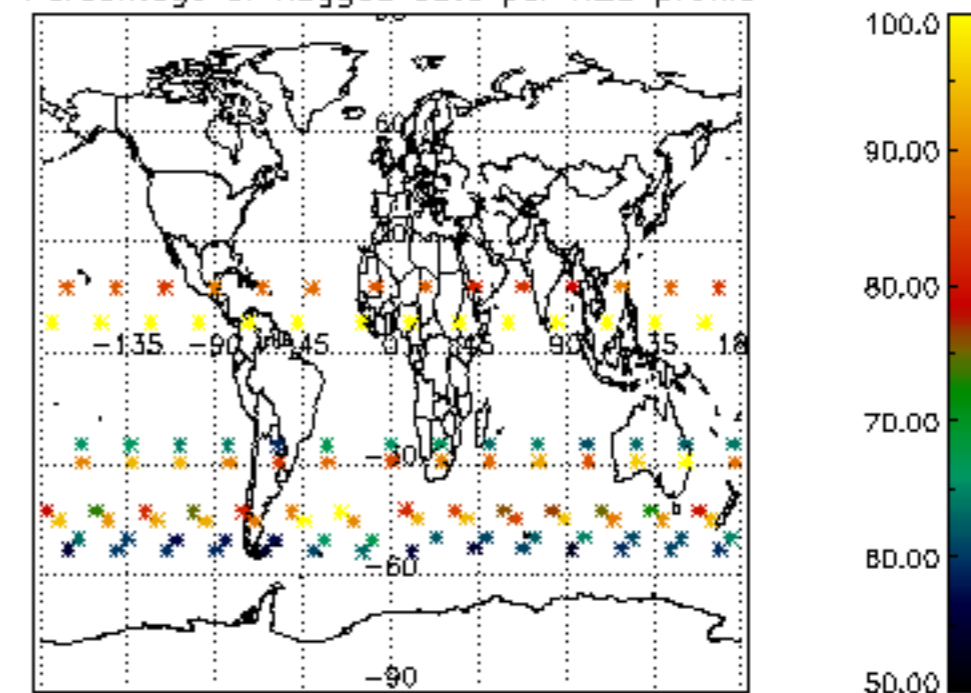
Type	Auxiliary Filename	Used since product	Used since product date
INST_PHYS_CHARACTERISTICS	GOM_INS_AXVIEC20091111_143220_20030716_120000_20500101_000000	1	07-SEP-2004 00:01:13
LEVEL-2_PROC_CONFIG	GOM_PR2_AXVIEC20091111_152718_20020301_000000_20500101_000000	1	07-SEP-2004 00:01:13
CROSS_SECTIONS_FILE	GOM_CRS_AXVIEC20091111_154832_20020301_000000_20500101_000000	1	07-SEP-2004 00:01:13



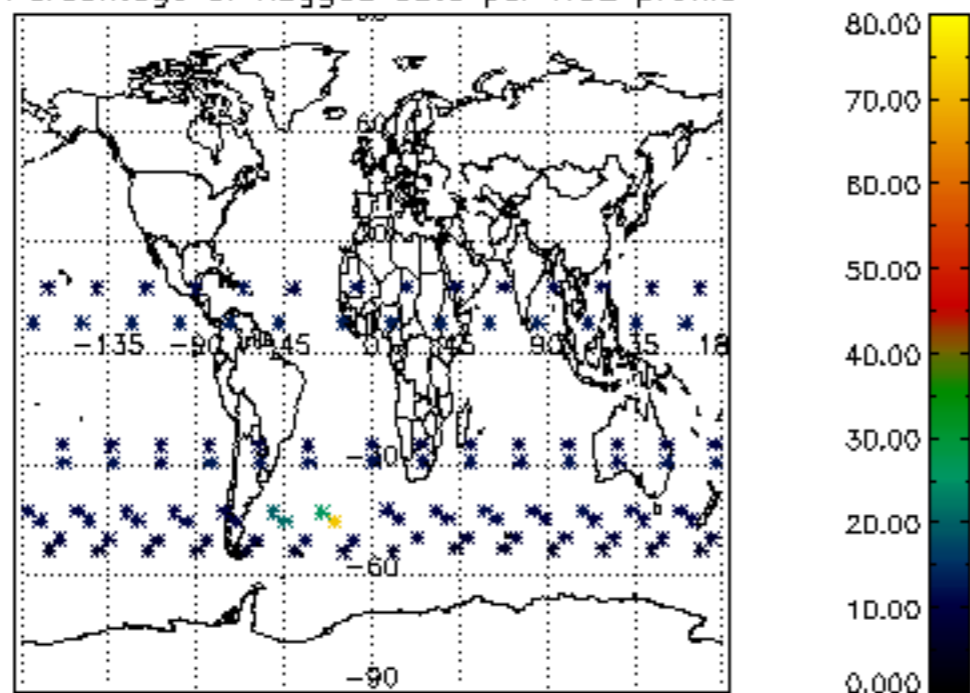
Percentage of flagged data per D3 profile



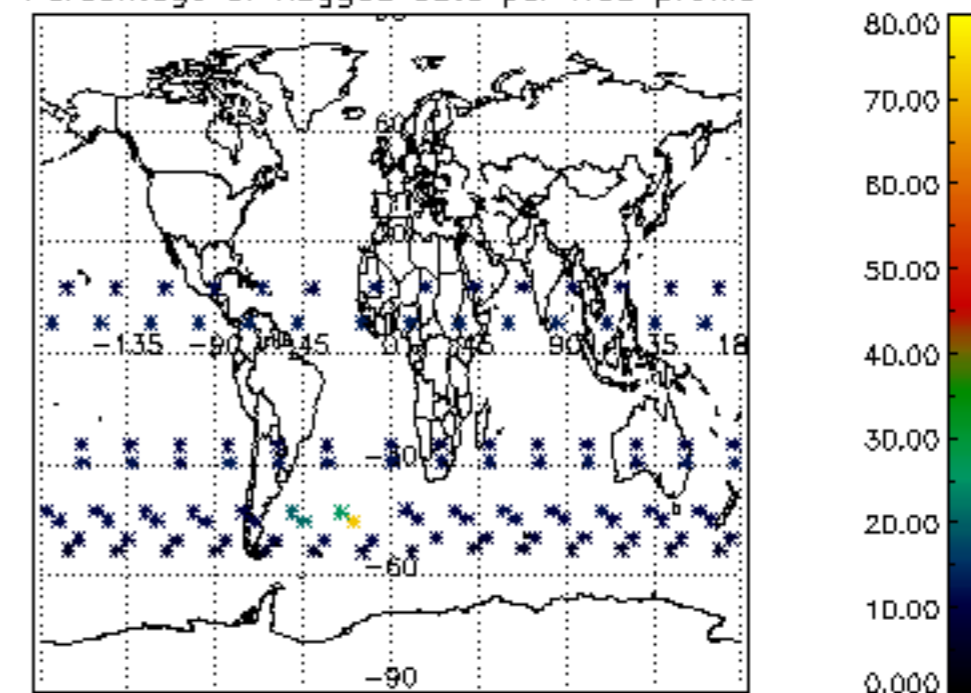
Percentage of flagged data per H2O profile

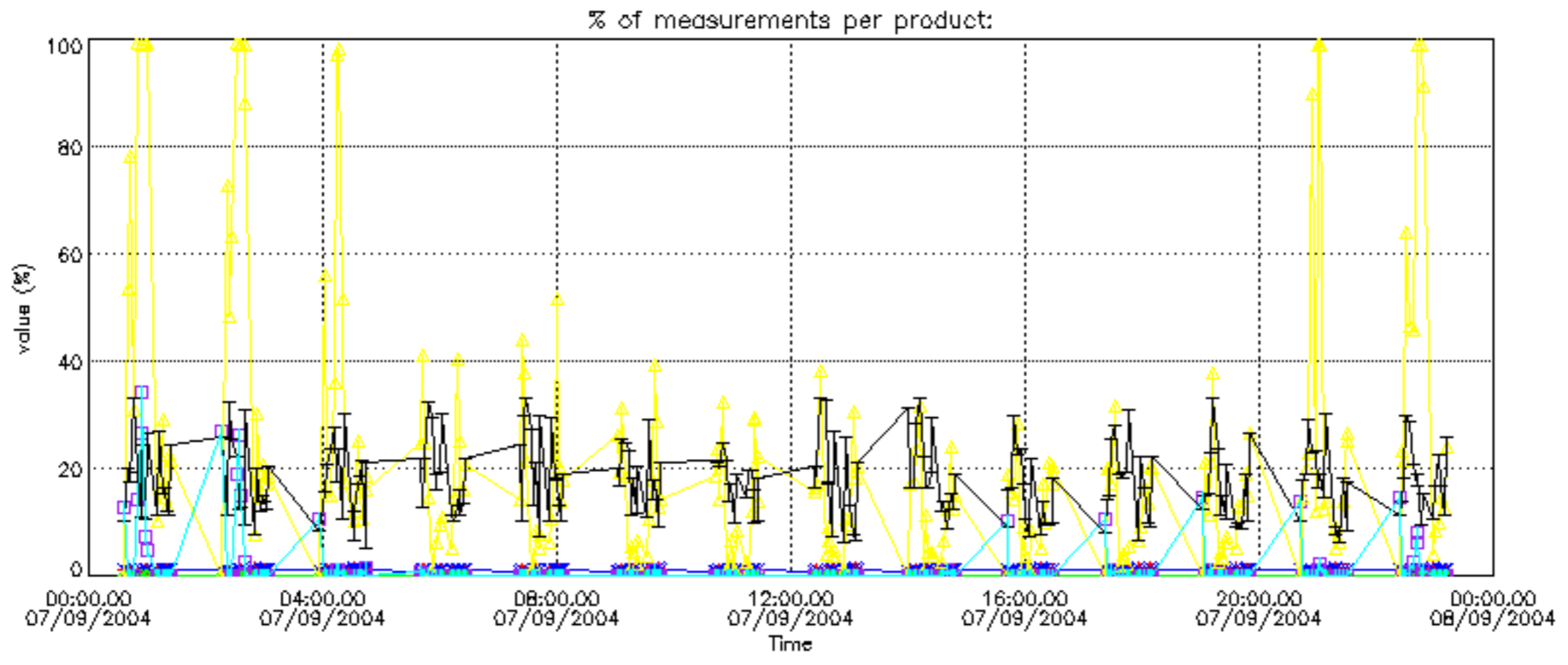


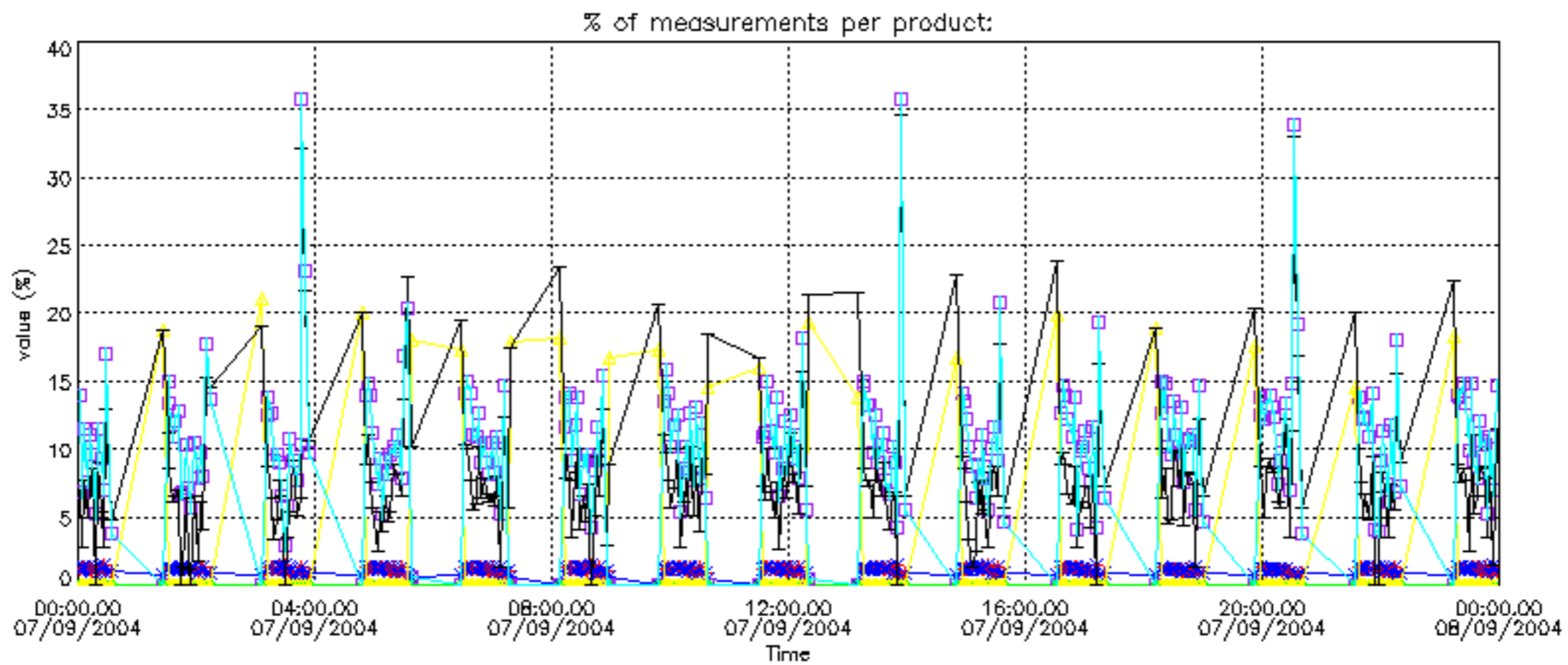
Percentage of flagged data per NO2 profile



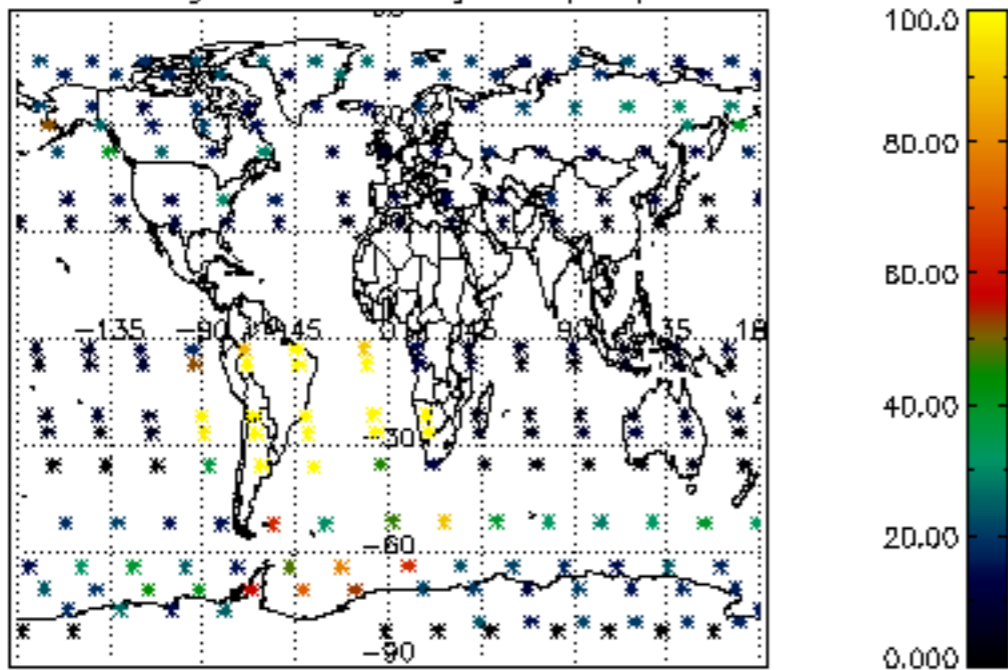
Percentage of flagged data per NO3 profile



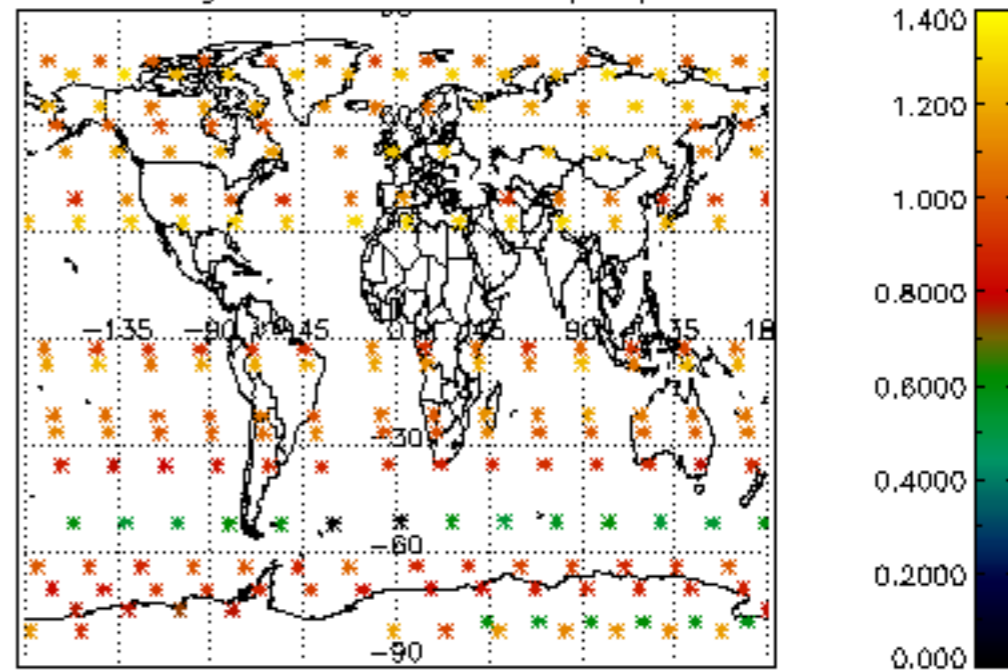




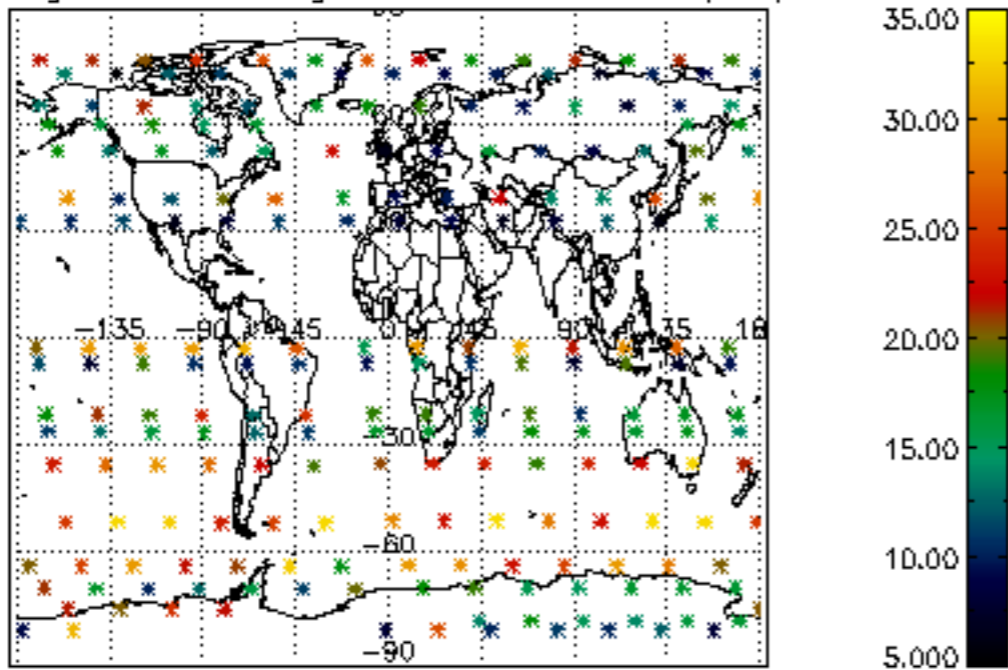
Percentage of cosmic ray hits per profile



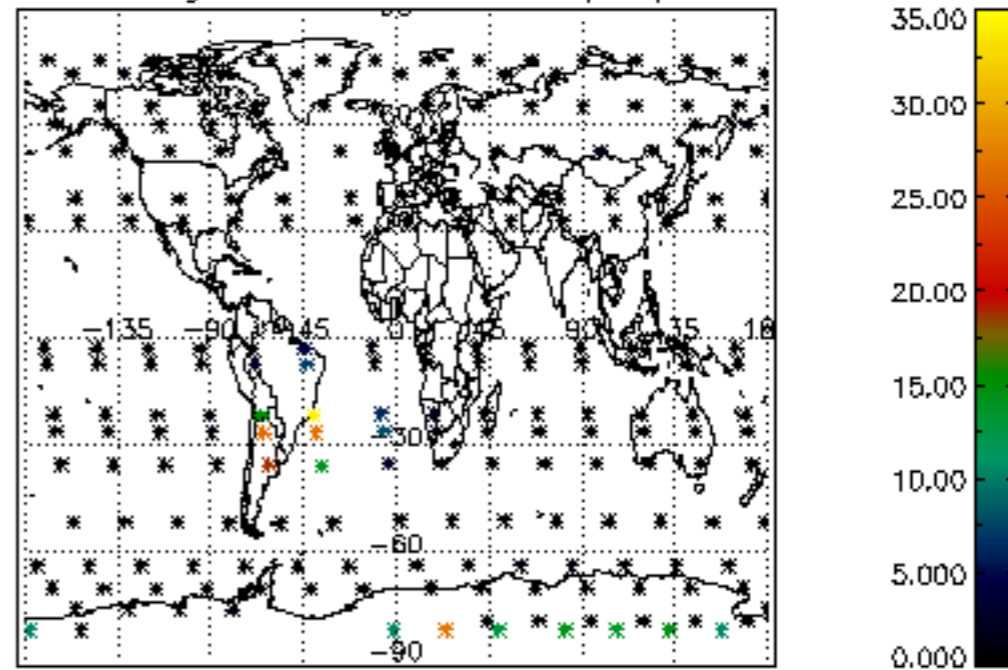
Percentage of datation errors per profile



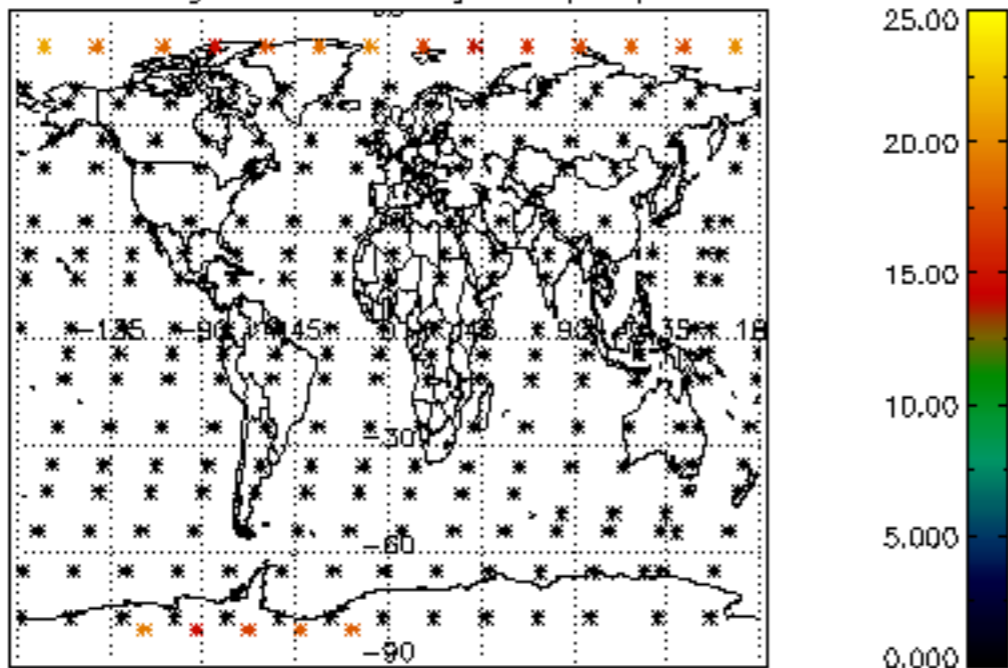
Percentage of star falling outside central band per profile



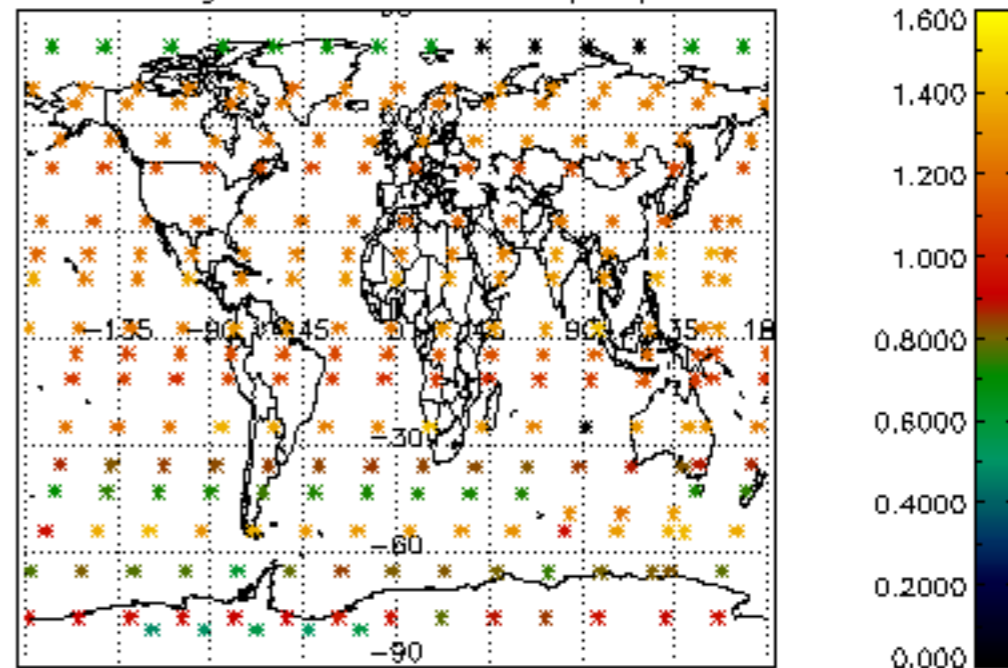
Percentage of saturation errors per profile



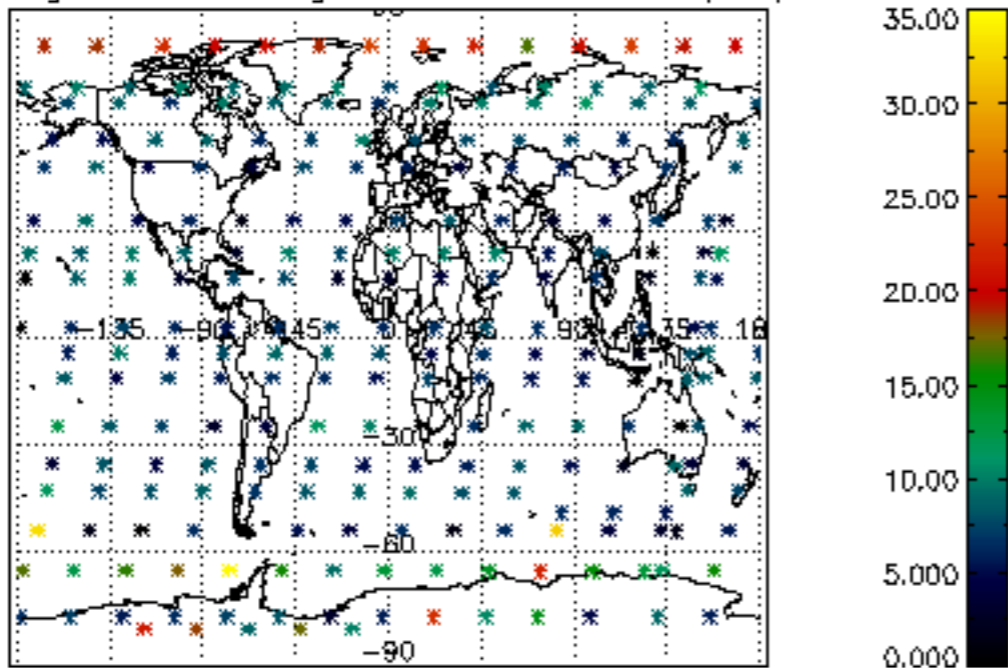
Percentage of cosmic ray hits per profile



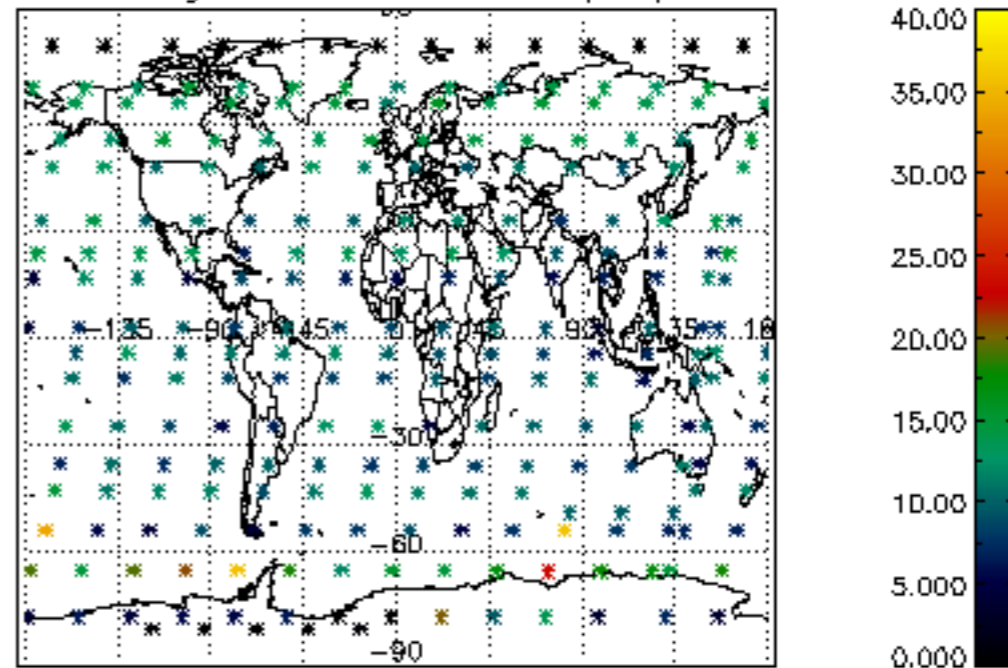
Percentage of datation errors per profile

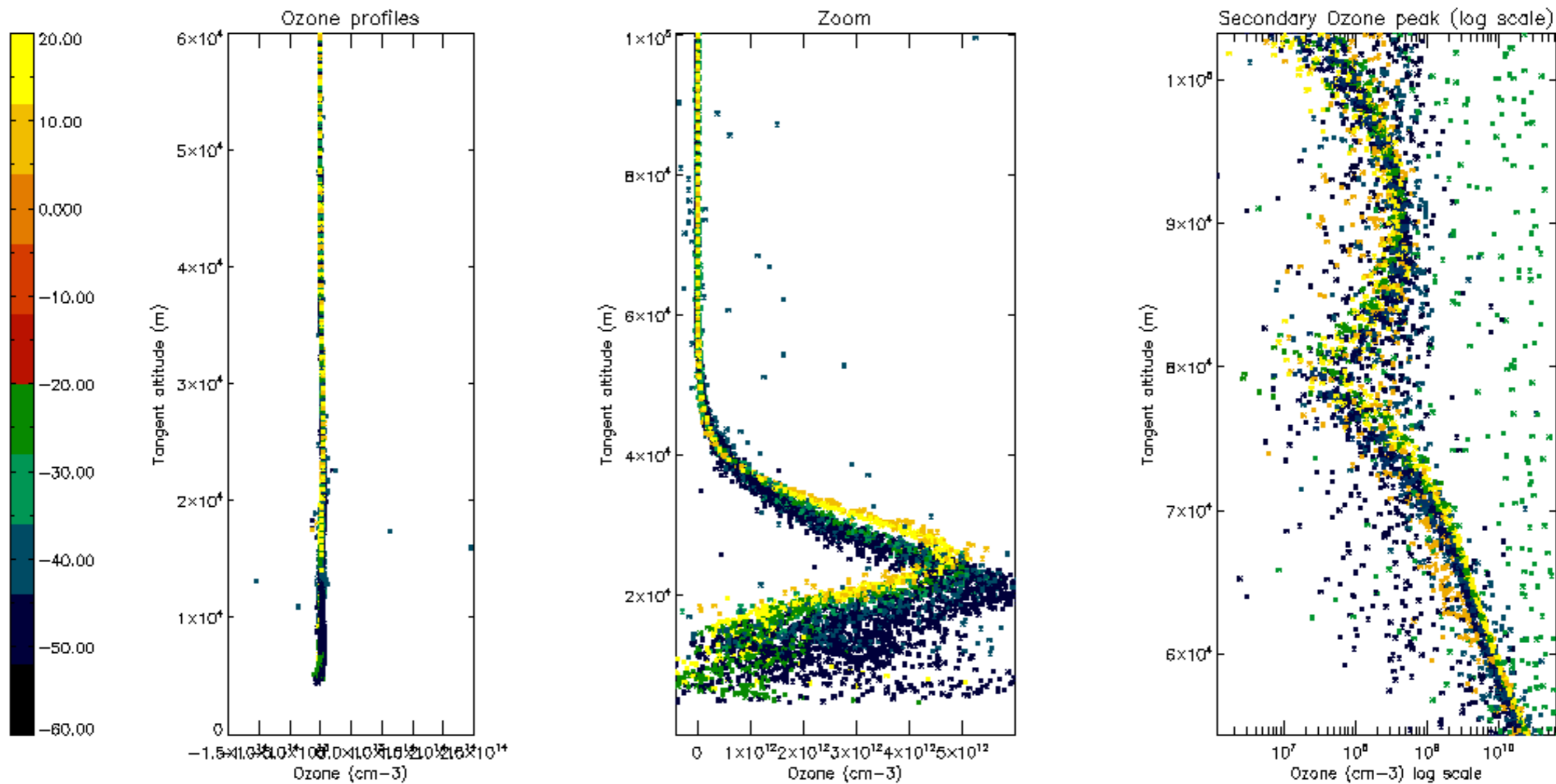


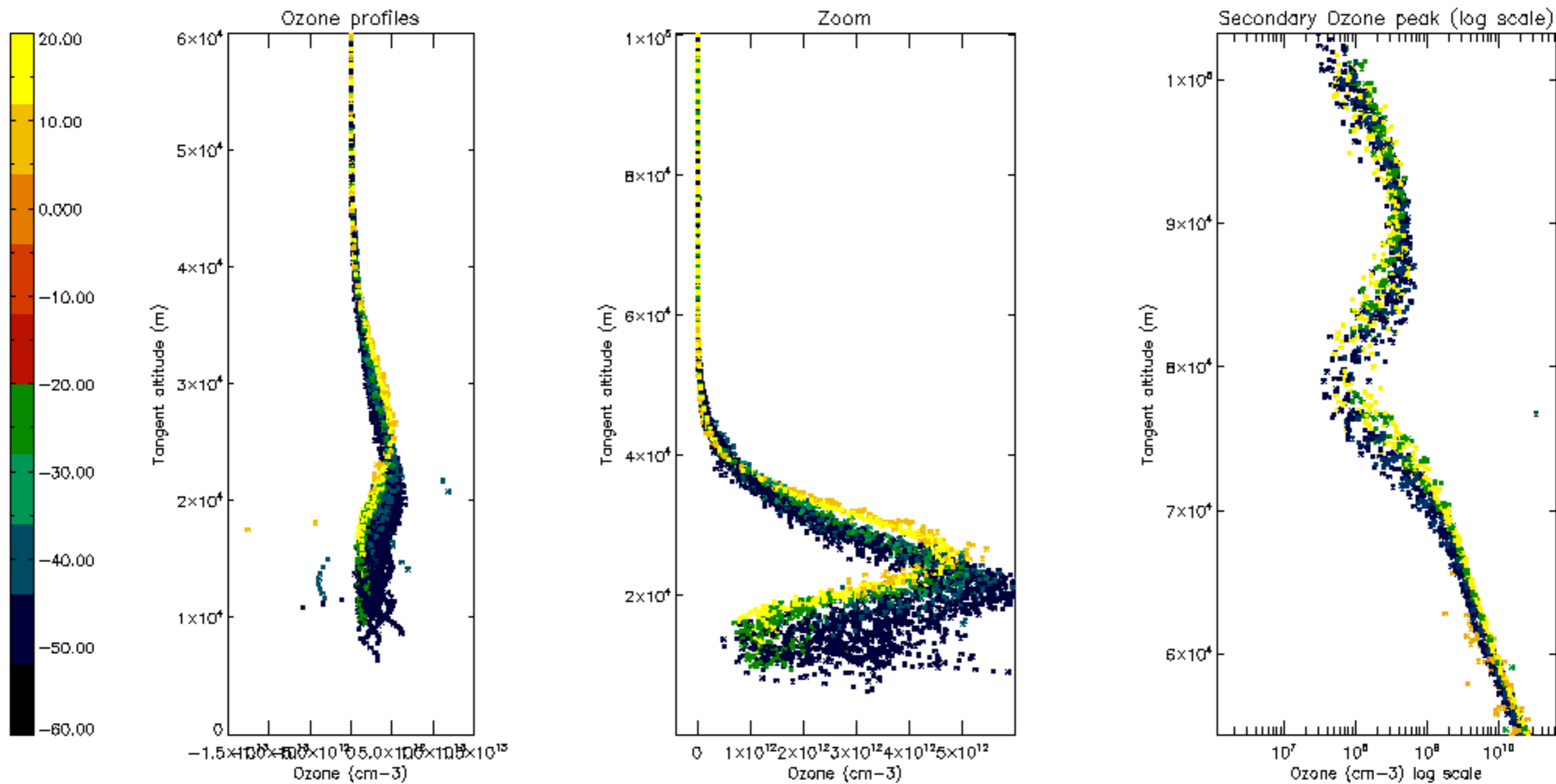
Percentage of star falling outside central band per profile

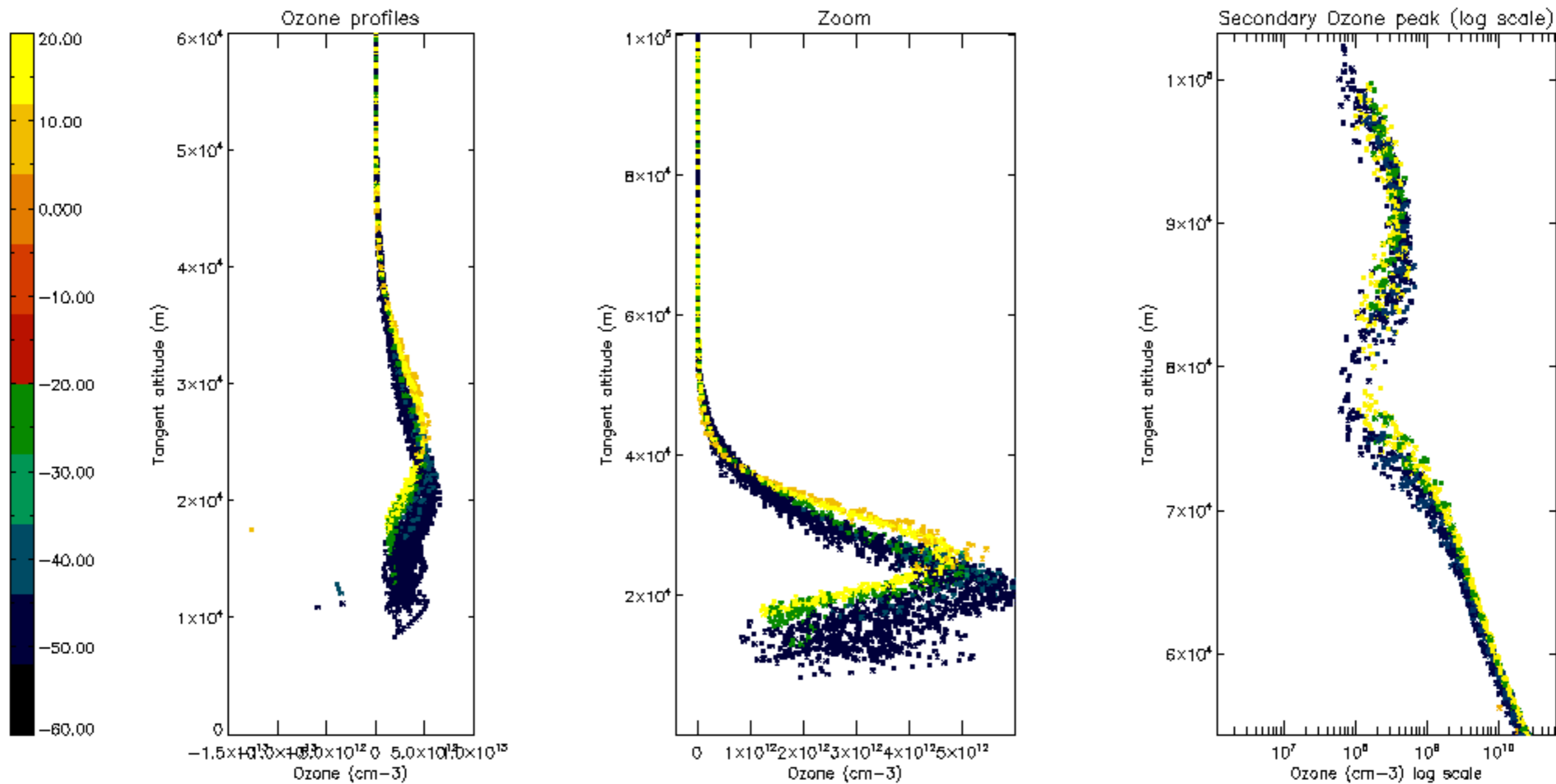


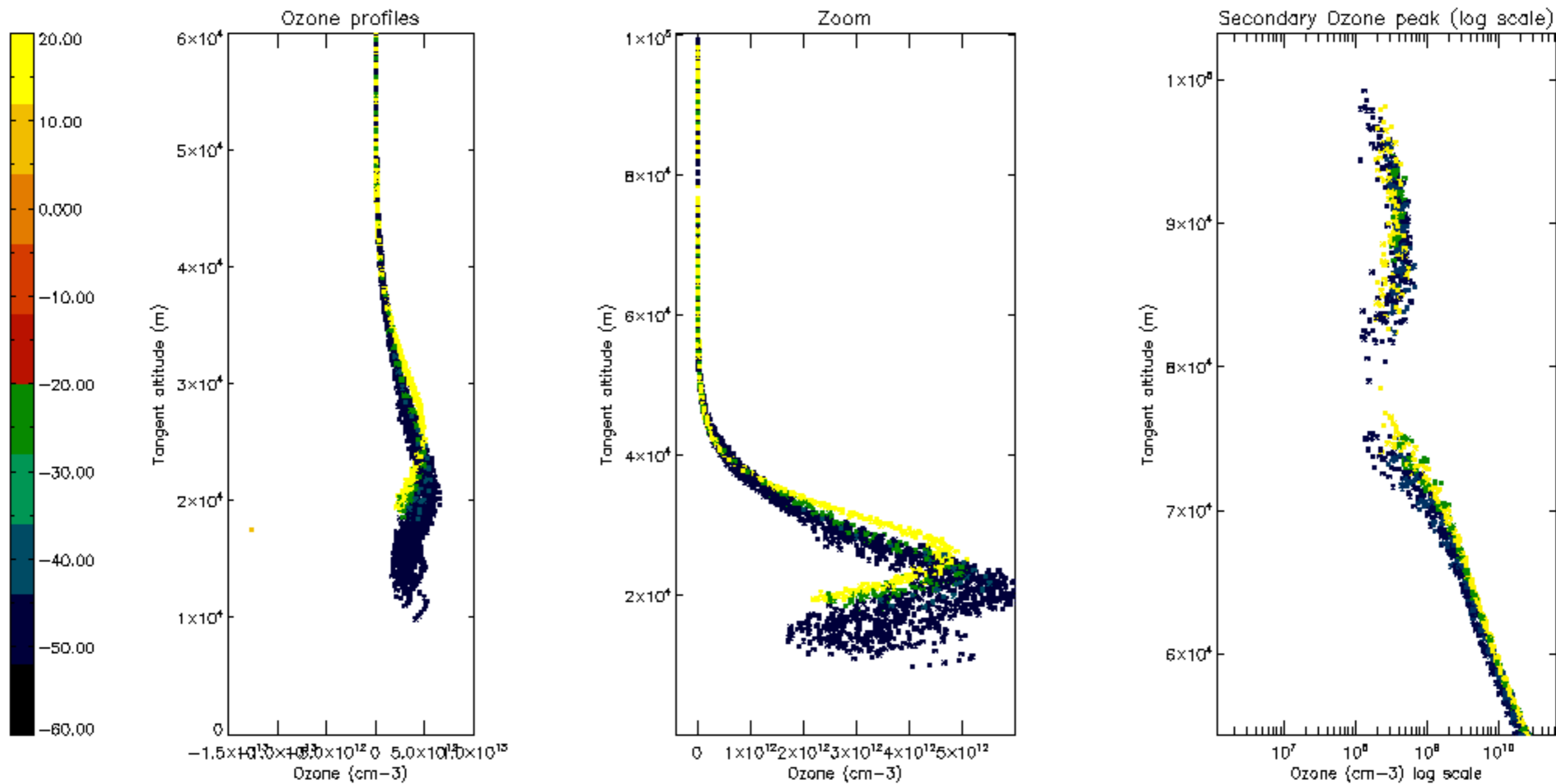
Percentage of saturation errors per profile

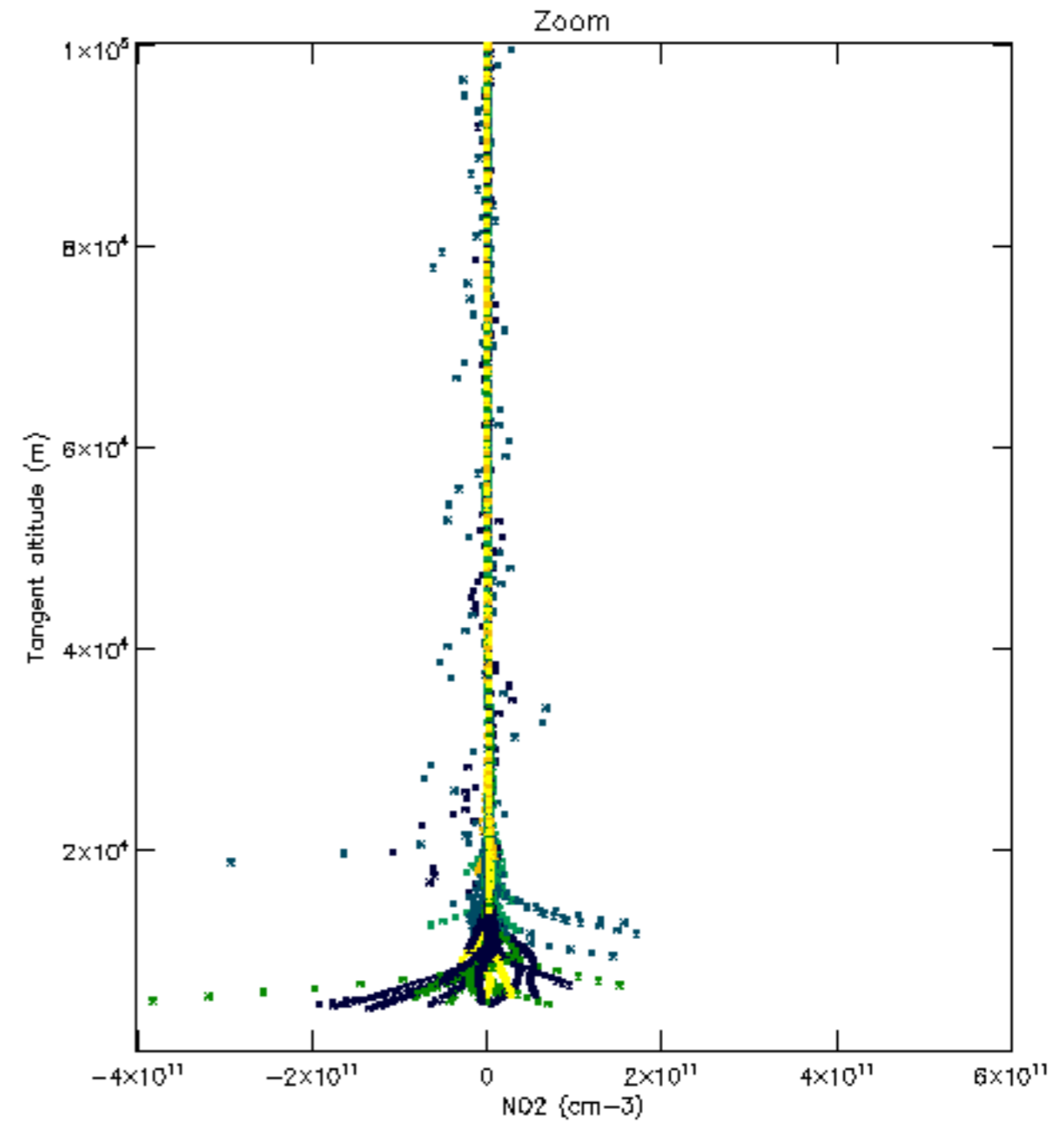
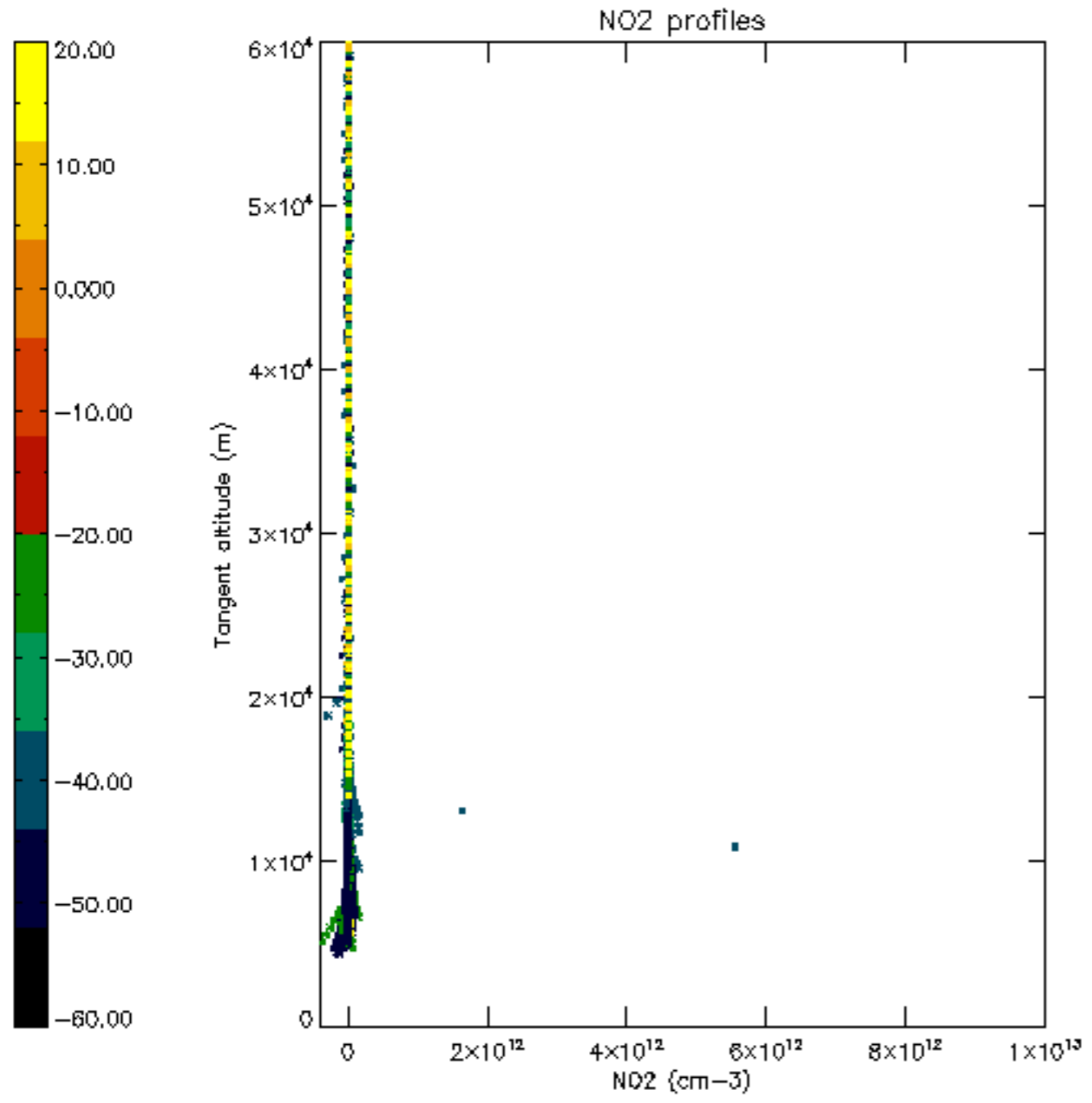


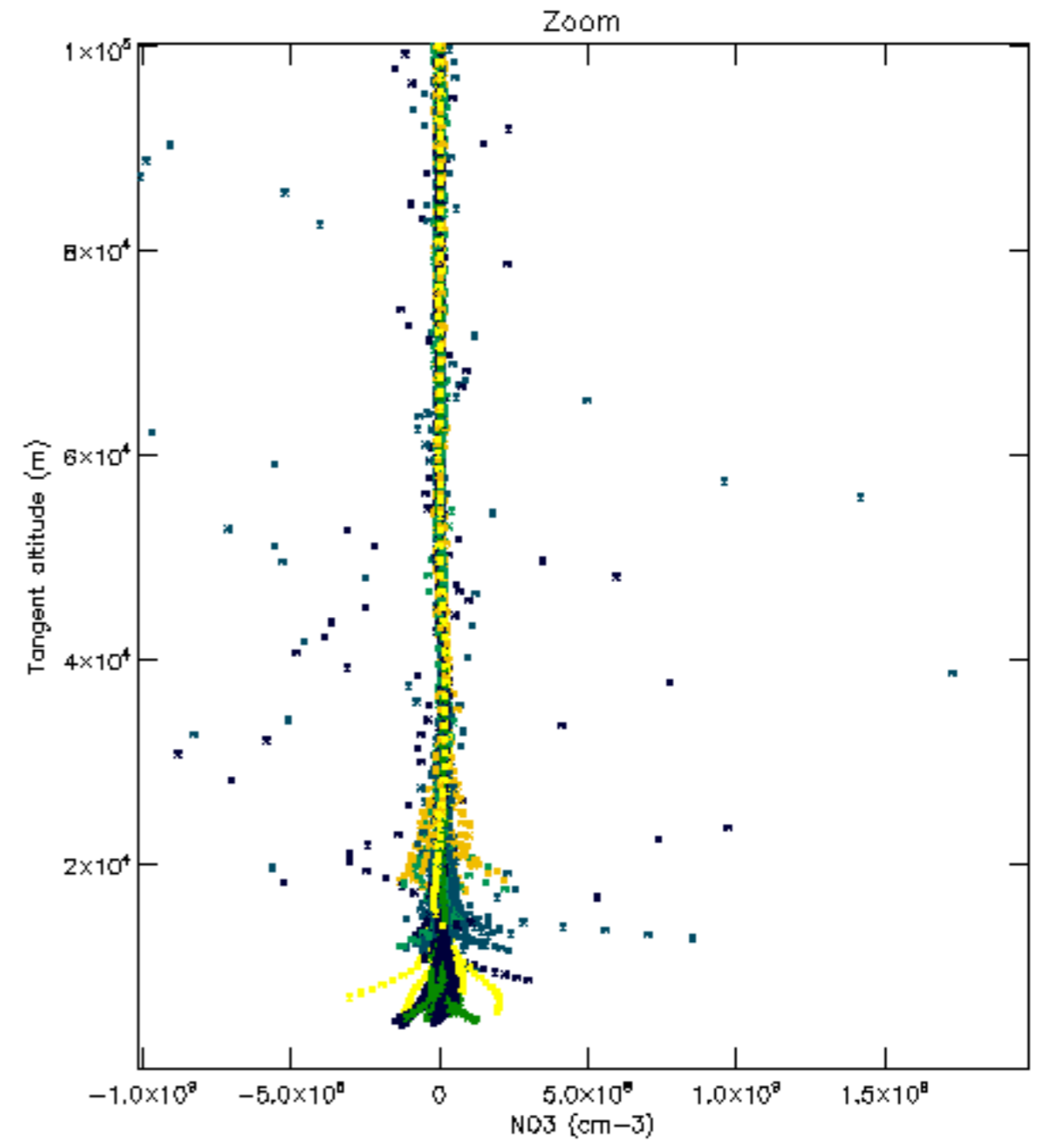
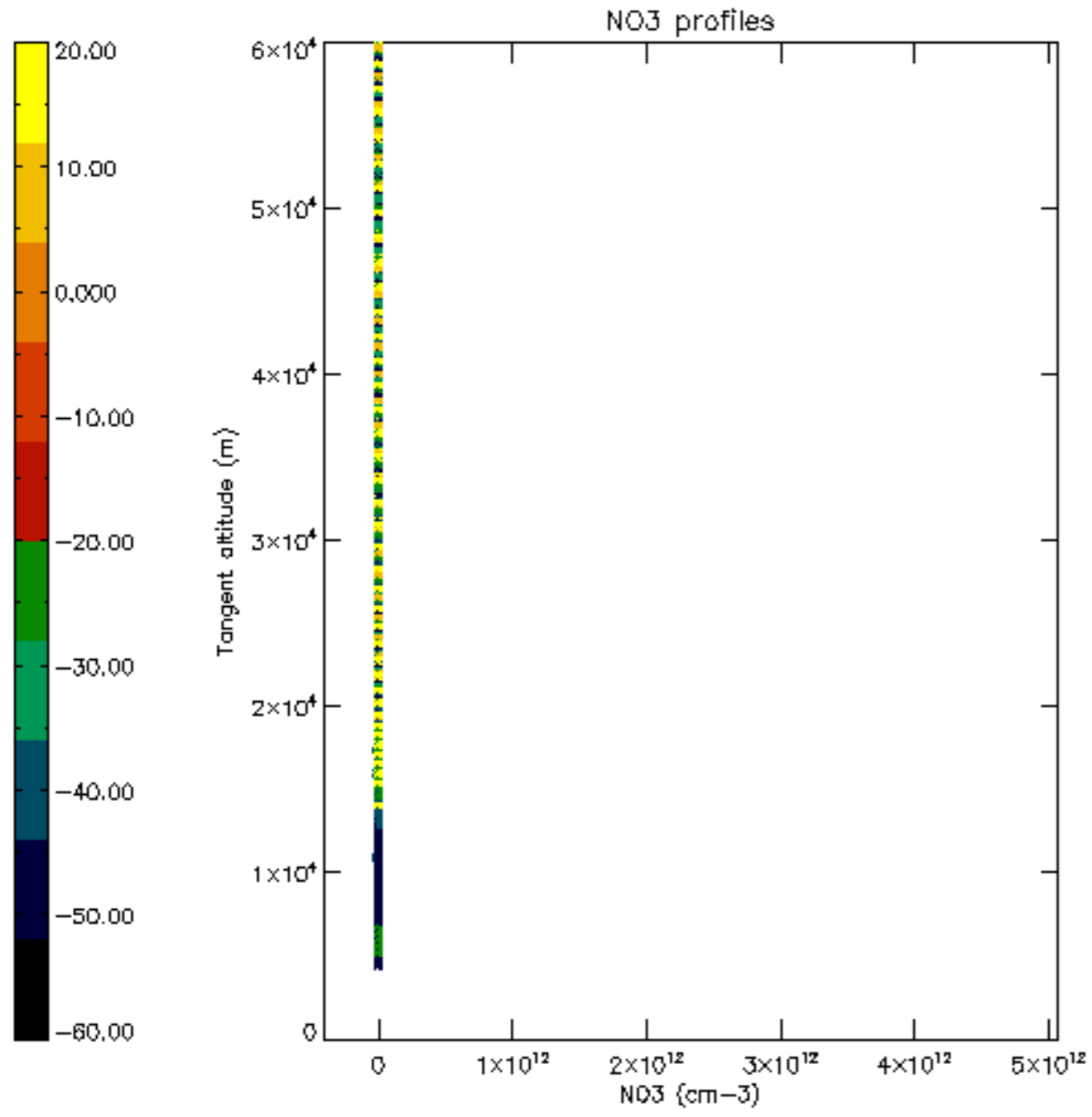


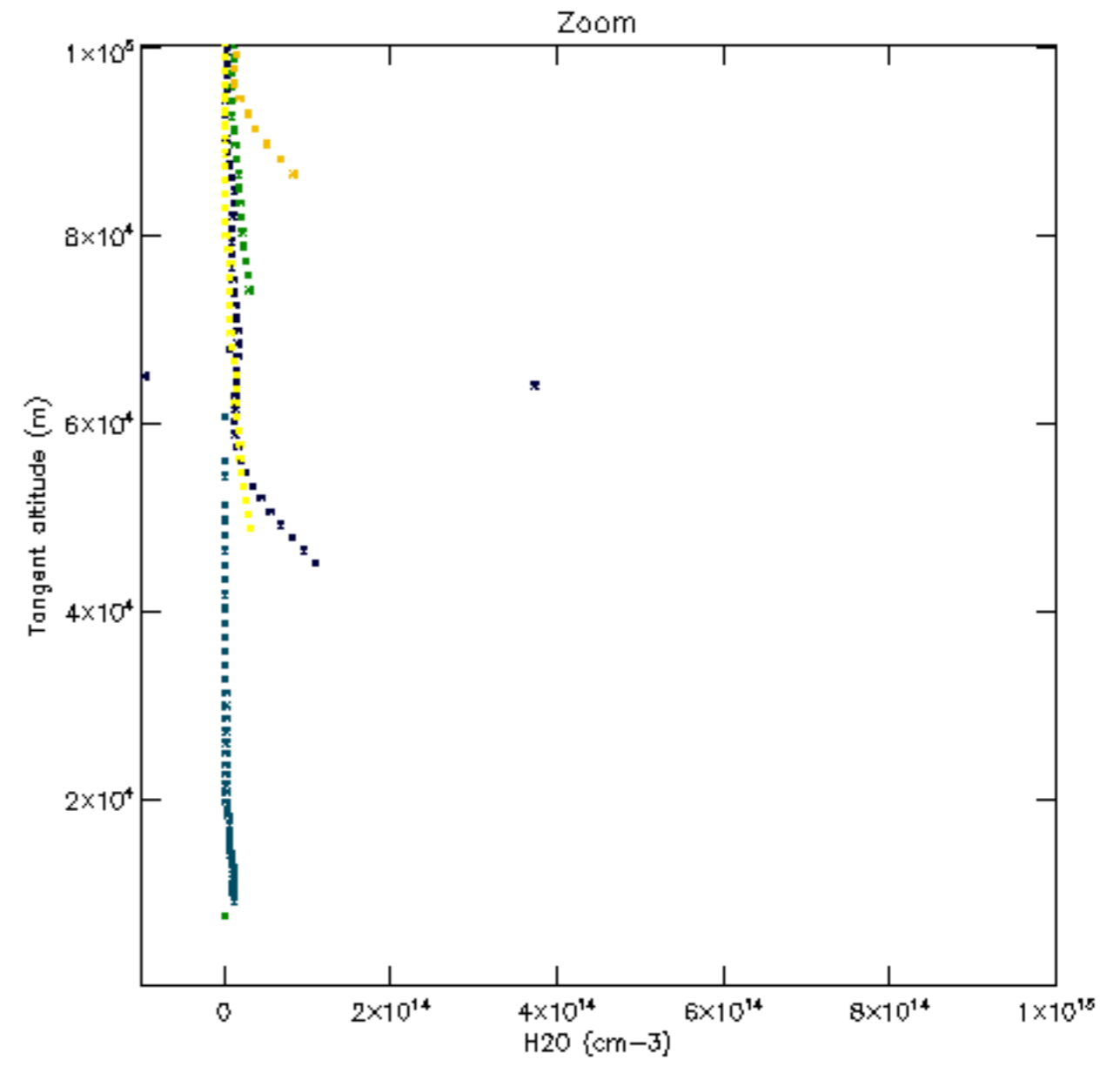
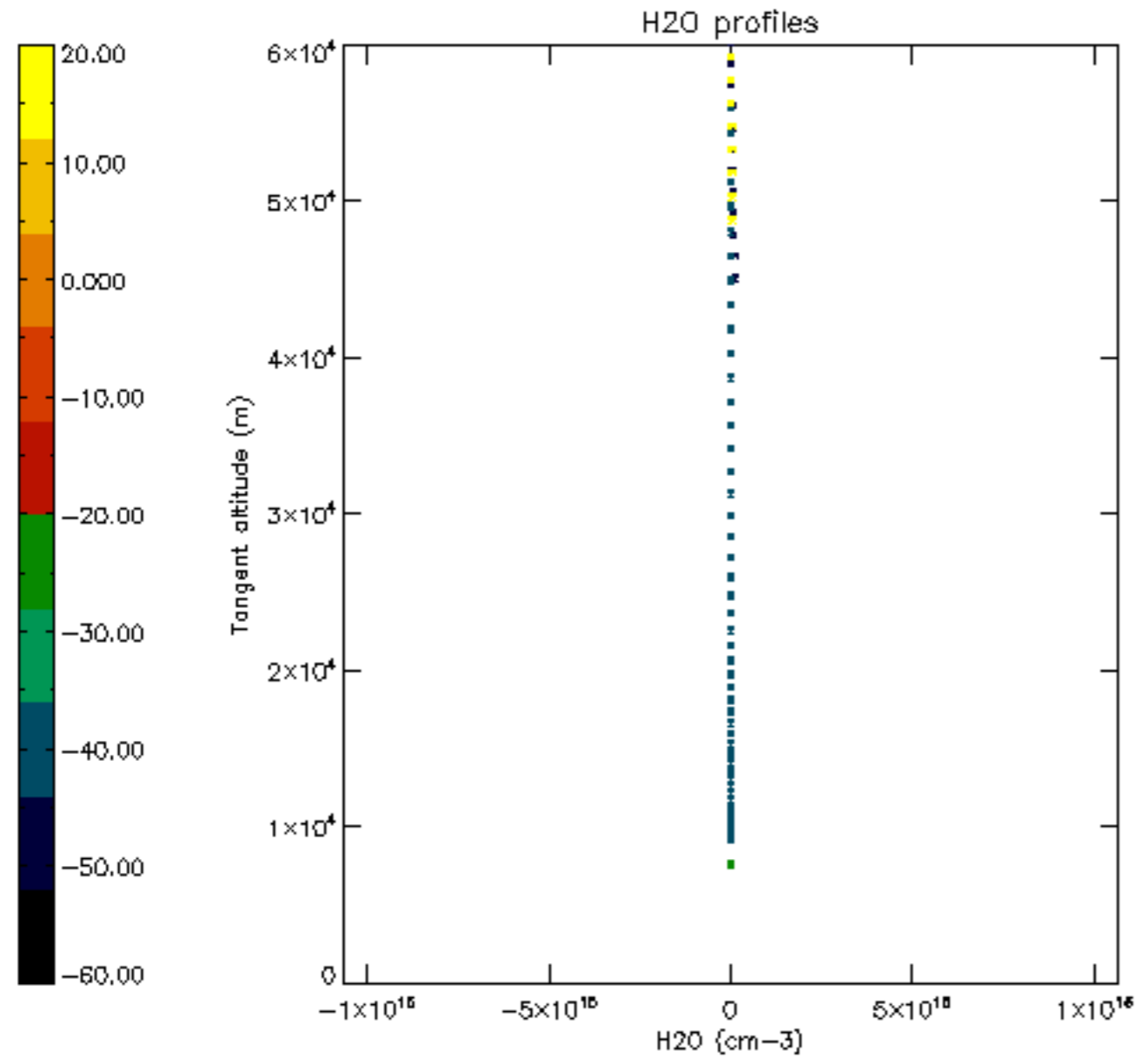


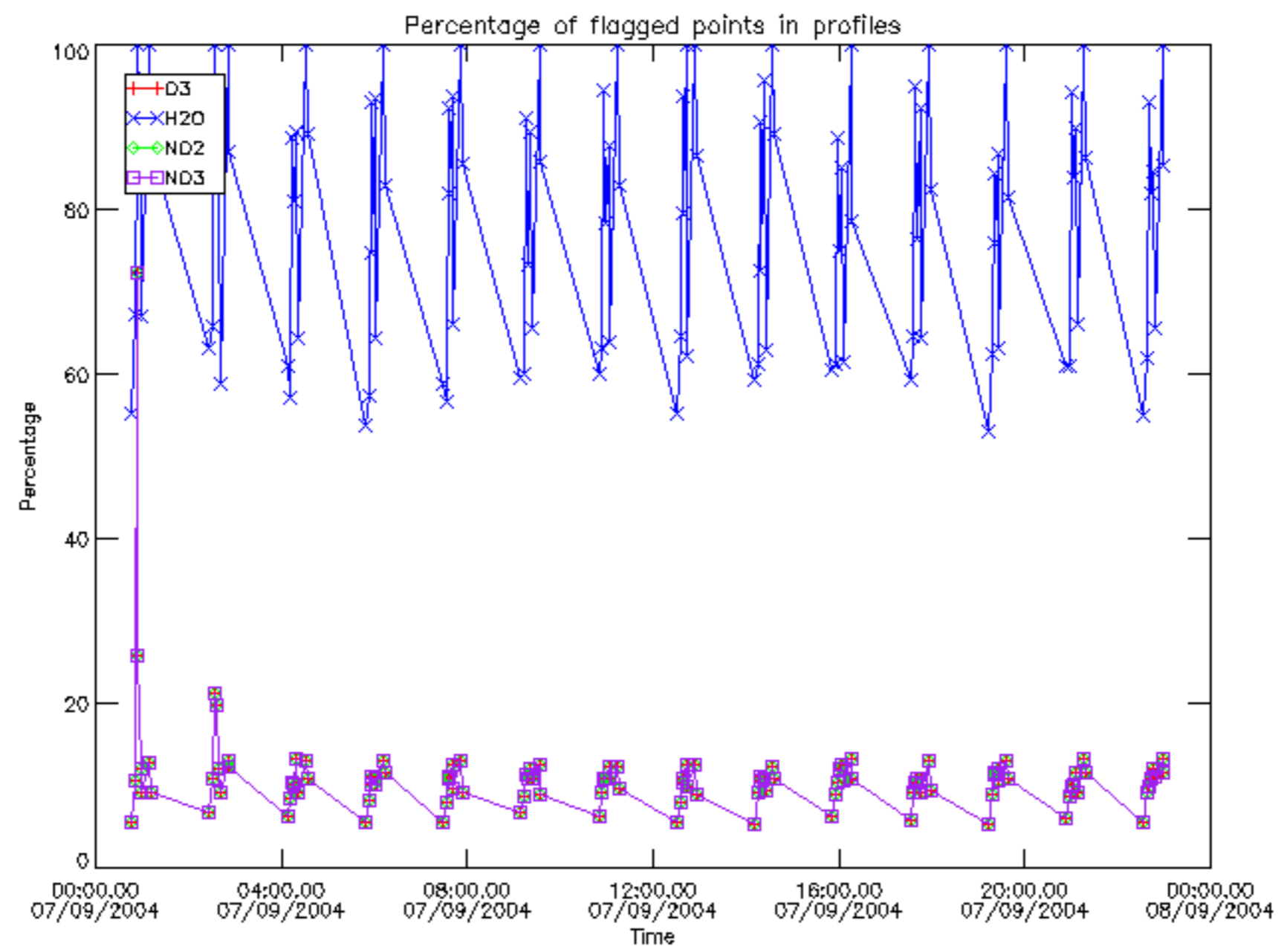




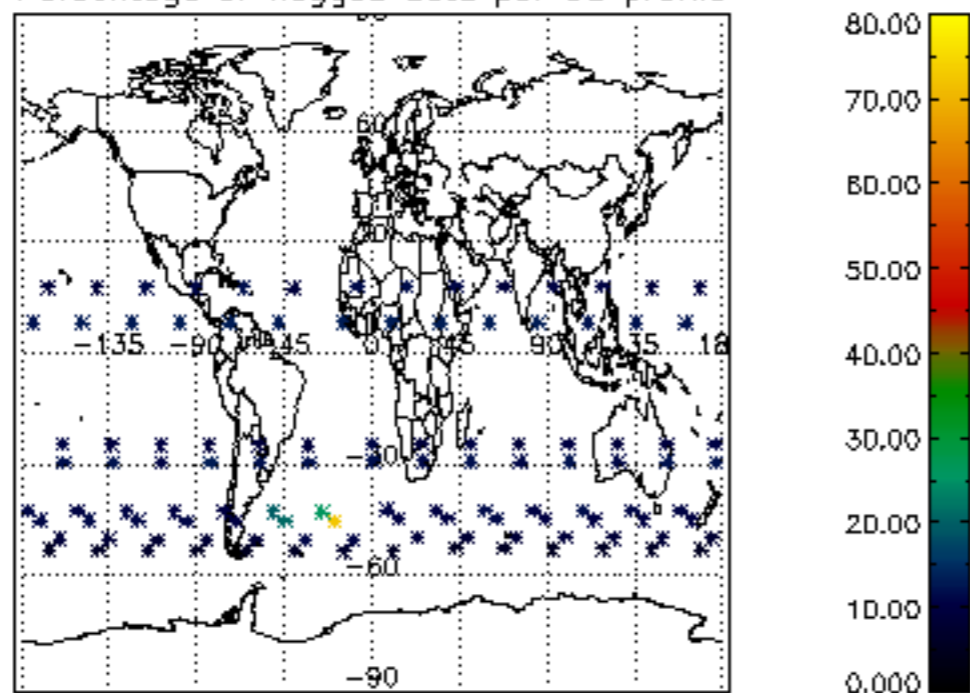




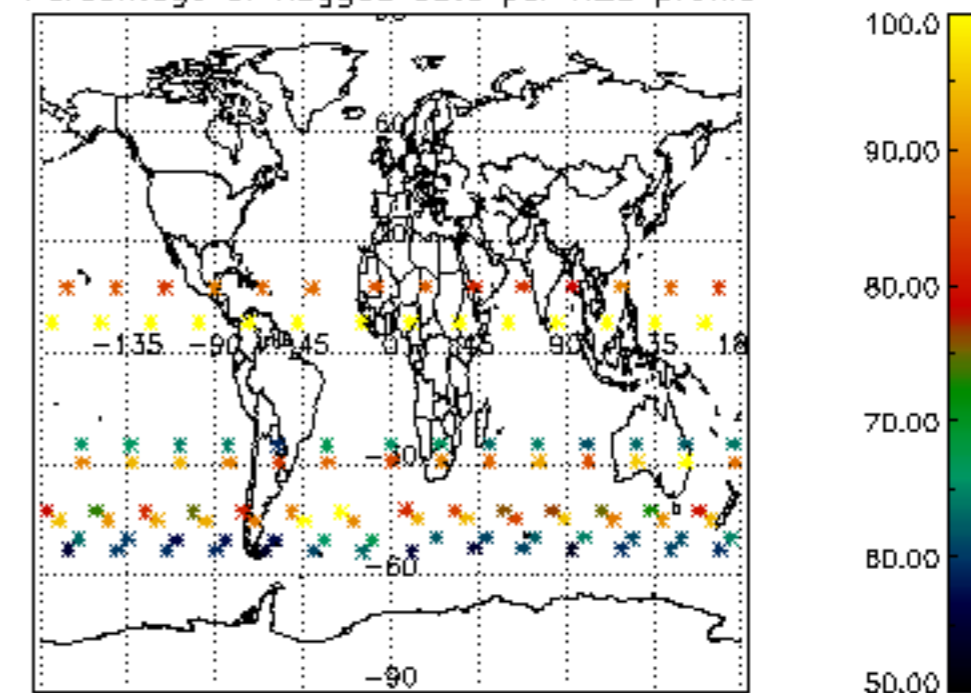




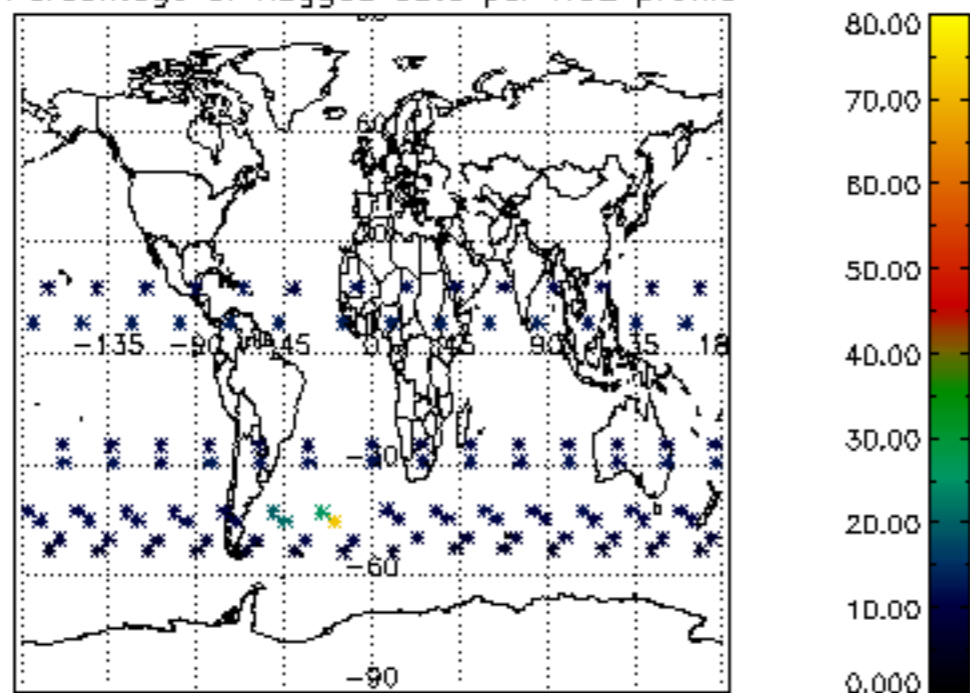
Percentage of flagged data per D3 profile



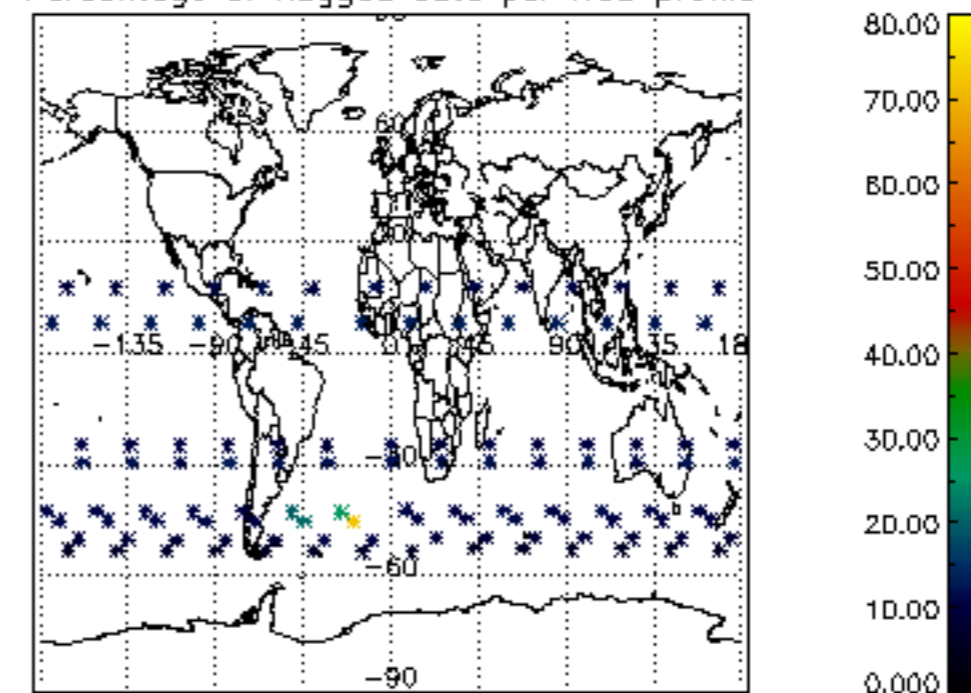
Percentage of flagged data per H2O profile

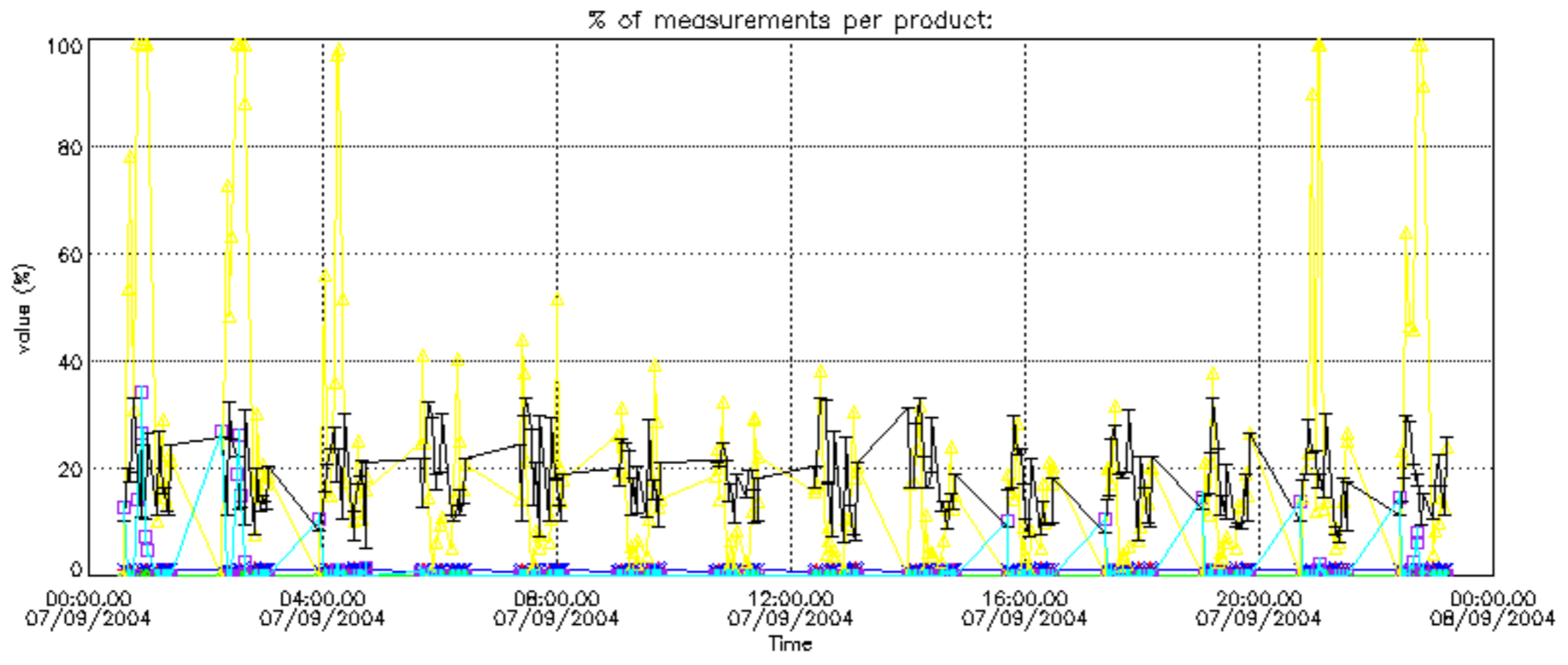


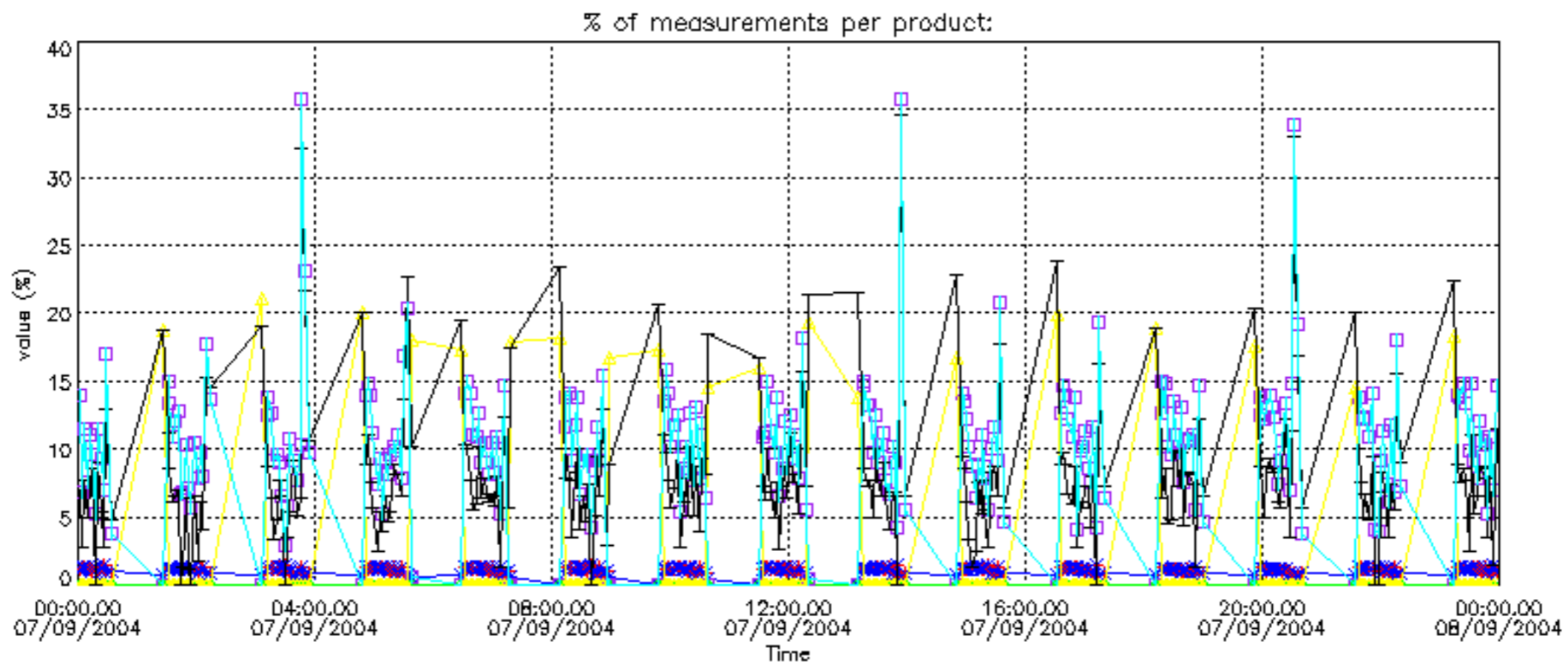
Percentage of flagged data per NO2 profile



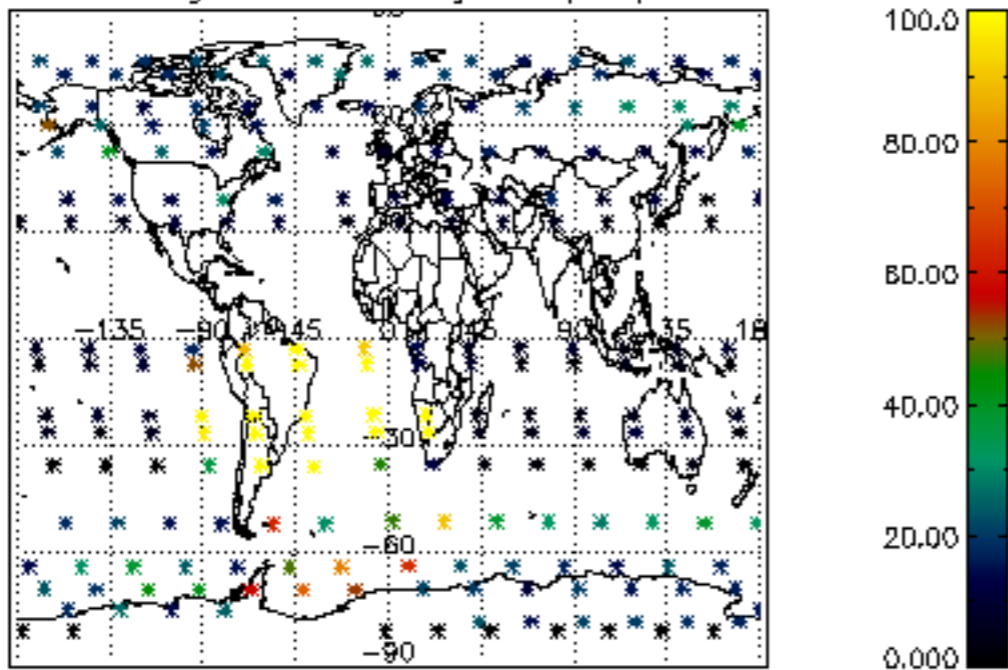
Percentage of flagged data per NO3 profile



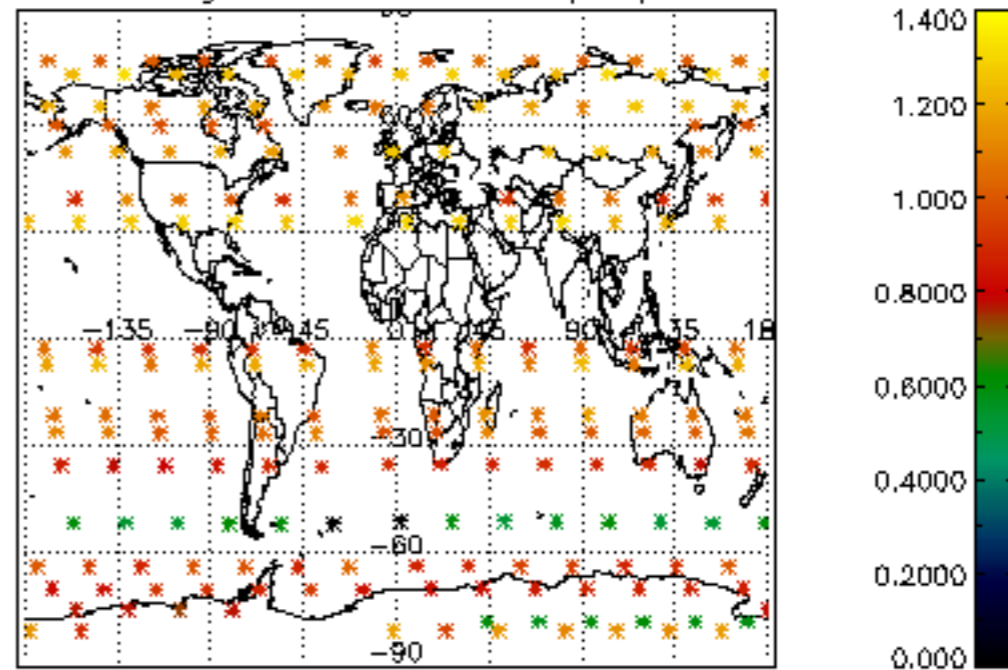




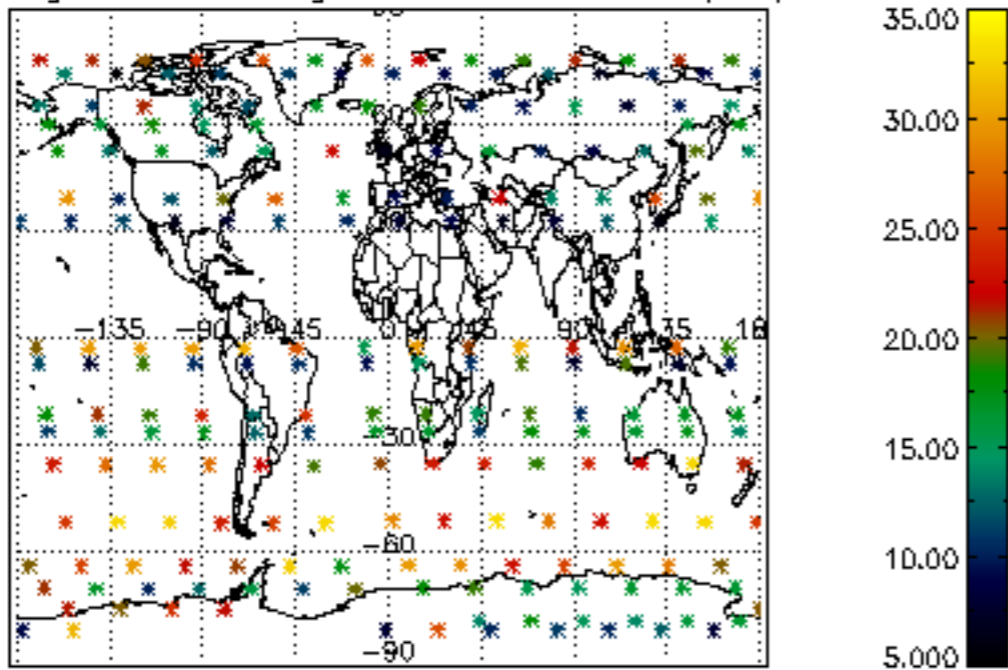
Percentage of cosmic ray hits per profile



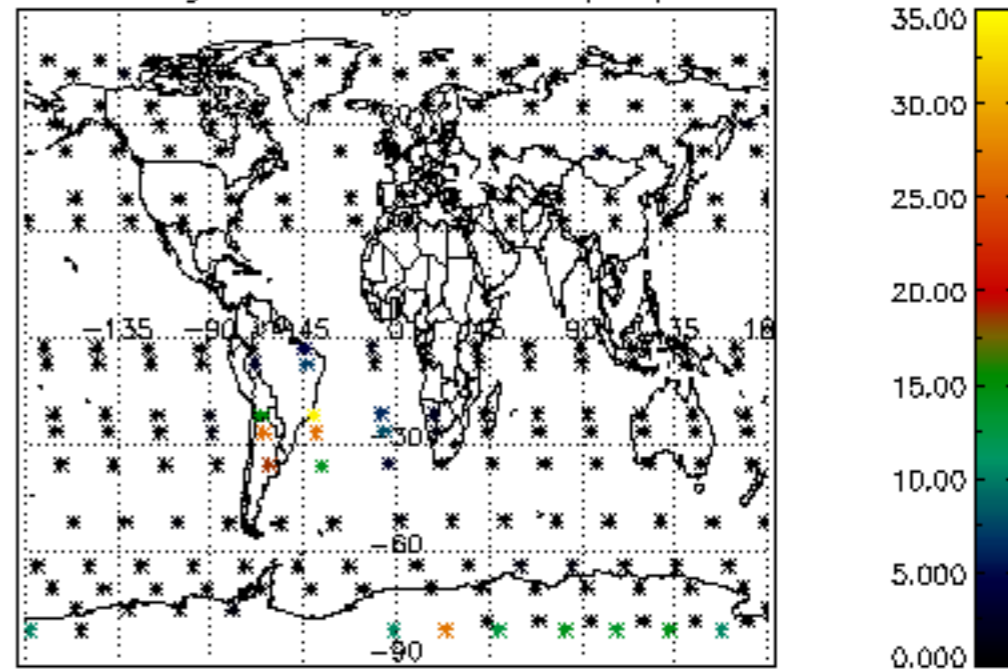
Percentage of datation errors per profile



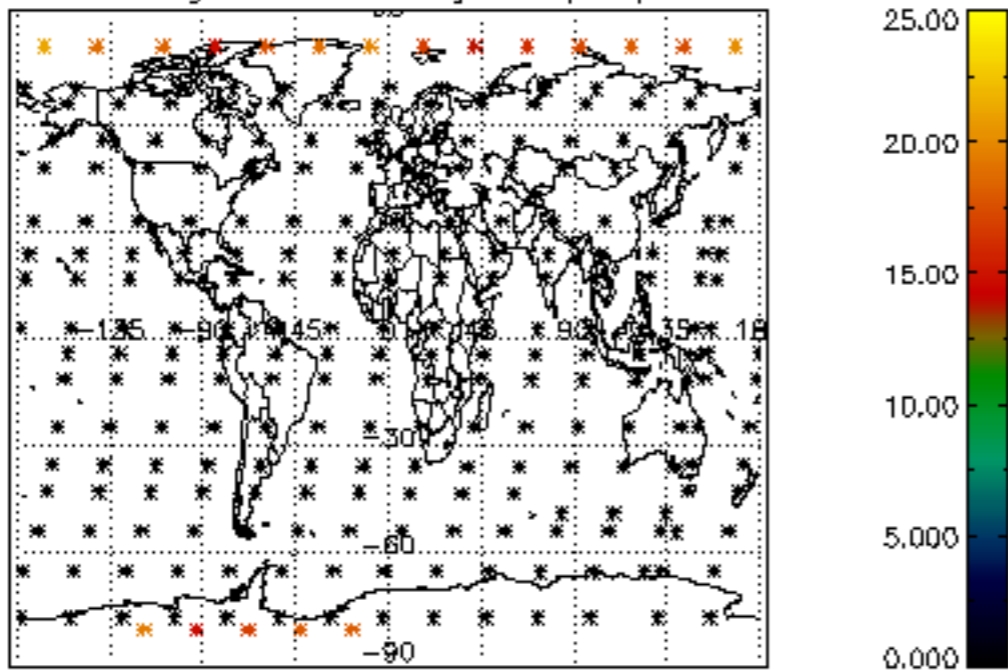
Percentage of star falling outside central band per profile



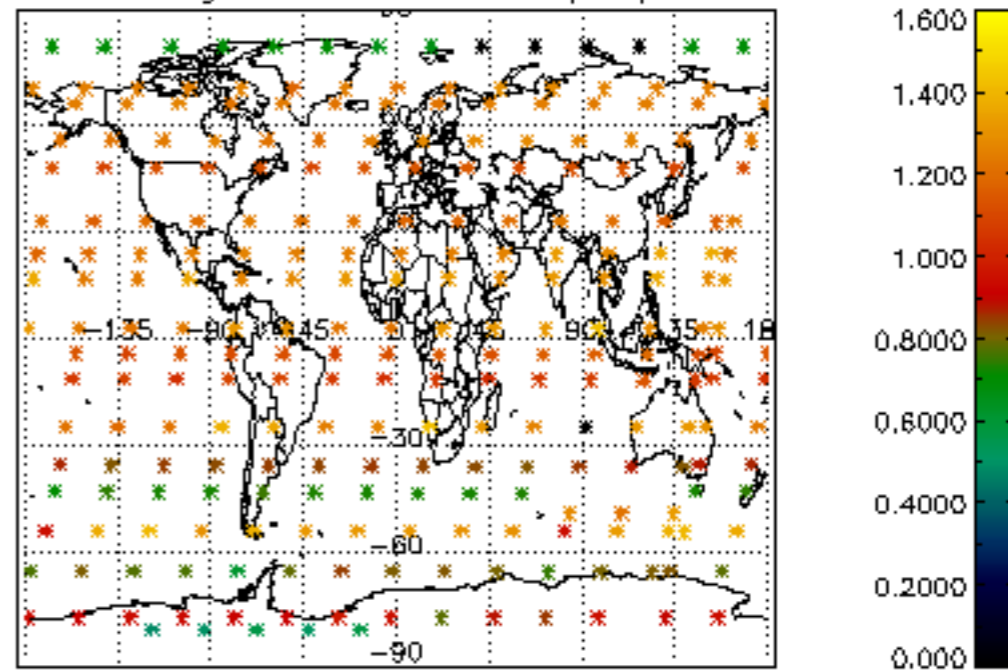
Percentage of saturation errors per profile



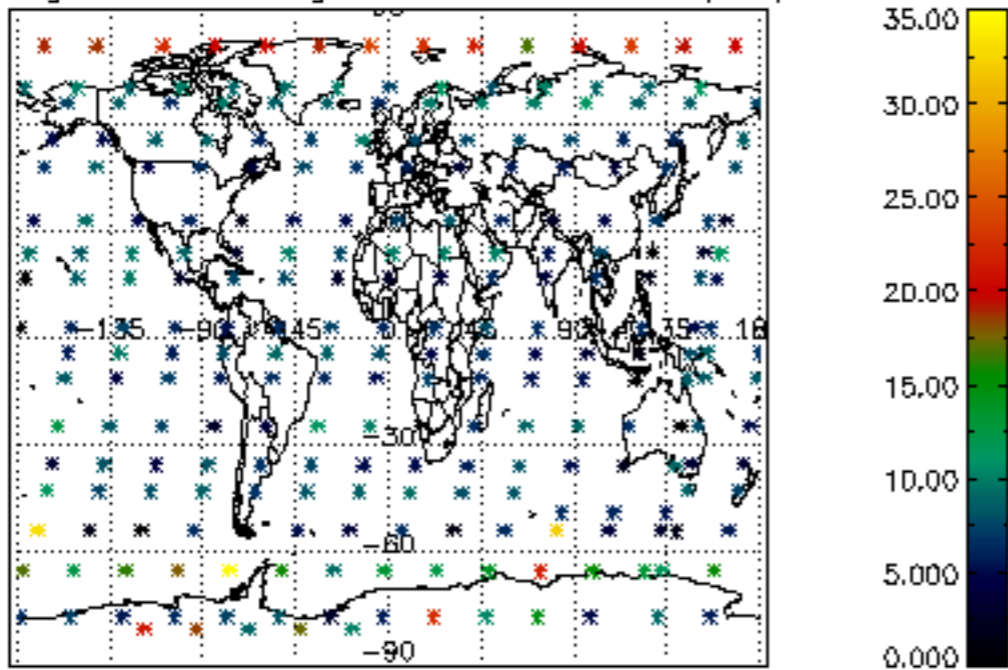
Percentage of cosmic ray hits per profile



Percentage of datation errors per profile



Percentage of star falling outside central band per profile



Percentage of saturation errors per profile

