

# GOMOS Level 2 Daily Report

## SUMMARY

### [1. General Info](#)

### [2. Summary of processed GOM\\_NL\\_2P products](#)

### [3. Level 2 Quality information per product](#)

#### [3.1 Plot of level 2 quality information per product \(time dependant\)](#)

#### [3.2 Plot of level 2 quality information per product \(world map\)](#)

### [4. Level 1 Quality information per product \(stored on level 2 products\)](#)

#### [4.1 Plot of level 1 quality information per product \(time dependant\)](#)

##### [4.1.1 Plot of level 1 quality information per product \(time dependant\): ASCENDING](#)

##### [4.1.2 Plot of level 1 quality information per product \(time dependant\): DESCENDING](#)

#### [4.2 Plot of level 1 quality information per product \(world map\)](#)

##### [4.2.1 Plot of level 1 quality information per product \(world map\): ASCENDING](#)

##### [4.2.2 Plot of level 1 quality information per product \(world map\): DESCENDING](#)

### [5. Ozone profiles based on quality statistics and other trace gas profiles](#)

#### [5.1 Ozone statistics based on quality of products](#)

#### [5.2 Plot ozone profiles for all STD \(dark without errors\)](#)

#### [5.3 Plot ozone profiles where STD < 20% \(dark without errors\)](#)

#### [5.4. Plot ozone profiles where STD < 10% \(dark without errors\)](#)

#### [5.5. Plot ozone profiles where STD < 5% \(dark without errors\)](#)

#### [5.6 Plot NO2 profiles for all STD \(dark without errors\)](#)

#### [5.7 Plot NO3 profiles for all STD \(dark without errors\)](#)

#### [5.8 Plot H2O profiles \(only for occultations of stars 1,2,3,4,13,14,16,26,63 dark without errors\) for all STD](#)

### [6. Auxiliary Data Files used for the production reported in section 2](#)

This report presents the daily analysis on parameters extracted from GOMOS level 2 data (GOM\_NL\_\_2P). It is intended to monitor some important parameters that will impact the quality of these products. A list of level 2 products (and content) that have arrived during the reporting day to the PCF is also given.

Item	Value
Time of report generation	19APR2013 10:03:26
Data source version	GOMOS/6.01
Start time of products	01-09-2004 (01SEP2004 00:00:00)
Stop time of products	02-09-2004 (02SEP2004 00:00:00)
Store outputs in DB	Yes
Nb of level 2 prods	382
Nb of prods with errors	0

## 2. Summary of processed GOM\_NL\_\_2P products.

Nr	Filename	UTC Start time	Limb	Duration	Star Id	Star Name	Star Mag	Star Temp	Nb Meas	Orbit	Prod. error
1	GOM_NL__2PRFIN20040901_000100_000000472030_00016_13096_3046.N1	01-SEP-2004 00:01:00	Bright	46.500	74	11Bet Cas	2.2680	6600.0	93	13096	No
2	GOM_NL__2PRFIN20040901_000308_000000482030_00016_13096_3047.N1	01-SEP-2004 00:03:08	Bright	47.500	76	27Gam Cas	2.3000	30000.	95	13096	No
3	GOM_NL__2PRFIN20040901_000550_000000382030_00016_13096_3048.N1	01-SEP-2004 00:05:50	Bright	37.500	49	1Alp UMi	1.9900	6300.0	75	13096	No
4	GOM_NL__2PRFIN20040901_000839_000000902030_00016_13096_3049.N1	01-SEP-2004 00:08:39	Bright	89.500	73	57Gam1And	2.2600	13100.	179	13096	No
5	GOM_NL__2PRFIN20040901_001218_000000382030_00016_13096_3050.N1	01-SEP-2004 00:12:18	Bright	38.000	36	50Alp UMa	1.8000	6300.0	76	13096	No
6	GOM_NL__2PRFIN20040901_001339_000000372030_00016_13096_3051.N1	01-SEP-2004 00:13:39	Bright	37.000	82	48Bet UMa	2.3650	10600.	74	13096	No
7	GOM_NL__2PRFIN20040901_002138_000000482030_00016_13096_3052.N1	01-SEP-2004 00:21:38	Bright	47.500	107	37The Aur	2.6490	11000.	95	13096	No
8	GOM_NL__2PRFIN20040901_002354_000000422030_00016_13096_3053.N1	01-SEP-2004 00:23:54	Bright	42.000	17	78Bet Gem	1.1610	4500.0	84	13096	No
9	GOM_NL__2PRFIN20040901_002528_000000662030_00016_13096_3054.N1	01-SEP-2004 00:25:28	Twilight	65.500	28	12Bet Tau	1.6500	15200.	131	13096	No
10	GOM_NL__2PRFIN20040901_002833_000000532030_00016_13096_3055.N1	01-SEP-2004 00:28:33	Twilight	52.500	44	24Gam Gem	1.9280	11000.	105	13096	No
11	GOM_NL__2PRFIN20040901_003035_000000492030_00016_13096_3056.N1	01-SEP-2004 00:30:35	Twilight	48.500	8	10Alp CMi	0.40000	6500.0	97	13096	No
12	GOM_NL__2PRFIN20040901_003311_000000782030_00016_13096_3057.N1	01-SEP-2004 00:33:11	Dark	78.000	14	58Alp Ori	0.87000	3000.0	156	13096	No
13	GOM_NL__2PRFIN20040901_003529_000000712030_00016_13096_3058.N1	01-SEP-2004 00:35:29	Dark	71.000	27	24Gam Ori	1.6360	26000.	142	13096	No
14	GOM_NL__2PRFIN20040901_003814_000000522030_00016_13096_3059.N1	01-SEP-2004 00:38:14	Dark	52.000	1	9Alp CMa	-1.4400	11000.	104	13096	No
15	GOM_NL__2PRFIN20040901_004127_000000812030_00016_13096_3060.N1	01-SEP-2004 00:41:27	Dark	81.000	7	19Bet Ori	0.10000	14000.	162	13096	No
16	GOM_NL__2PRFIN20040901_004744_000000542030_00016_13096_3061.N1	01-SEP-2004 00:47:44	Dark	54.000	2	Alp Car	-0.73600	7000.0	108	13096	No
17	GOM_NL__2PRFIN20040901_005803_000000432030_00017_13097_3422.N1	01-SEP-2004 00:58:03	Dark	43.000	143	Alp Hyi	2.8570	7200.0	86	13097	No
18	GOM_NL__2PRFIN20040901_005919_000000492030_00017_13097_3423.N1	01-SEP-2004 00:59:19	Dark	49.000	9	Alp Eri	0.45300	24000.	98	13097	No
19	GOM_NL__2PRFIN20040901_010338_000000502030_00017_13097_3424.N1	01-SEP-2004 01:03:38	Straylight	50.000	148	Alp Tuc	2.8780	4100.0	100	13097	No
20	GOM_NL__2PRFIN20040901_010646_000000482030_00017_13097_3425.N1	01-SEP-2004 01:06:46	Straylight	47.500	63	Bet Gru	2.1500	2800.0	95	13097	No
21	GOM_NL__2PRFIN20040901_011124_000000502030_00017_13097_3426.N1	01-SEP-2004 01:11:24	Straylight	49.500	18	24Alp PsA	1.1660	9700.0	99	13097	No
22	GOM_NL__2PRFIN20040901_011407_000000822030_00017_13097_3427.N1	01-SEP-2004 01:14:07	Twilight	82.000	52	16Bet Cet	2.0370	4500.0	164	13097	No
23	GOM_NL__2PRFIN20040901_011921_000000412030_00017_13097_3428.N1	01-SEP-2004 01:19:21	Bright	40.500	154	22Bet Aqr	2.8990	5700.0	81	13097	No
24	GOM_NL__2PRFIN20040901_012047_000000452030_00017_13097_3429.N1	01-SEP-2004 01:20:47	Bright	44.500	162	34Alp Aqr	2.9440	5350.0	89	13097	No
25	GOM_NL__2PRFIN20040901_012349_000000412030_00017_13097_3430.N1	01-SEP-2004 01:23:49	Bright	40.500	61	8Eps Peg	2.1000	3900.0	81	13097	No
26	GOM_NL__2PRFIN20040901_012642_000000502030_00017_13097_3431.N1	01-SEP-2004 01:26:42	Bright	50.000	90	54Alp Peg	2.4870	11000.	100	13097	No
27	GOM_NL__2PRFIN20040901_013041_000000362030_00017_13097_3432.N1	01-SEP-2004 01:30:41	Bright	36.000	92	53Eps Cyg	2.5000	4500.0	72	13097	No
28	GOM_NL__2PRFIN20040901_013235_000000372030_00017_13097_3433.N1	01-SEP-2004 01:32:35	Bright	36.500	66	37Gam Cyg	2.2080	5900.0	73	13097	No
29	GOM_NL__2PRFIN20040901_013350_000000412030_00017_13097_3434.N1	01-SEP-2004 01:33:50	Bright	41.000	19	50Alp Cyg	1.2460	10500.	82	13097	No
30	GOM_NL__2PRFIN20040901_013850_000000382030_00017_13097_3435.N1	01-SEP-2004 01:38:50	Bright	38.000	89	5Alp Cep	2.4510	8000.0	76	13097	No
31	GOM_NL__2PRFIN20040901_014135_000000462030_00017_13097_3436.N1	01-SEP-2004 01:41:35	Bright	45.500	74	11Bet Cas	2.2680	6600.0	91	13097	No
32	GOM_NL__2PRFIN20040901_014342_000000482030_00017_13097_3437.N1	01-SEP-2004 01:43:42	Bright	47.500	76	27Gam Cas	2.3000	30000.	95	13097	No
33	GOM_NL__2PRFIN20040901_014626_000000422030_00017_13097_3438.N1	01-SEP-2004 01:46:26	Bright	41.500	49	1Alp UMi	1.9900	6300.0	83	13097	No
34	GOM_NL__2PRFIN20040901_014913_000000962030_00017_13097_3439.N1	01-SEP-2004 01:49:13	Bright	95.500	73	57Gam1And	2.2600	13100.	191	13097	No
35	GOM_NL__2PRFIN20040901_015254_000000532030_00017_13097_3440.N1	01-SEP-2004 01:52:54	Bright	53.000	36	50Alp UMa	1.8000	6300.0	106	13097	No
36	GOM_NL__2PRFIN20040901_015415_000000402030_00017_13097_3441.N1	01-SEP-2004 01:54:15	Bright	39.500	82	48Bet UMa	2.3650	10600.	79	13097	No
37	GOM_NL__2PRFIN20040901_020213_000000492030_00017_13097_3442.N1	01-SEP-2004 02:02:13	Bright	48.500	107	37The Aur	2.6490	11000.	97	13097	No
38	GOM_NL__2PRFIN20040901_020430_000000412030_00017_13097_3443.N1	01-SEP-2004 02:04:30	Bright	40.500	17	78Bet Gem	1.1610	4500.0	81	13097	No
39	GOM_NL__2PRFIN20040901_020604_000000672030_00017_13097_3444.N1	01-SEP-2004 02:06:04	Twilight	67.000	28	12Bet Tau	1.6500	15200.	134	13097	No
40	GOM_NL__2PRFIN20040901_020910_000000482030_00017_13097_3445.N1	01-SEP-2004 02:09:10	Twilight	48.000	44	24Gam Gem	1.9280	11000.	96	13097	No
41	GOM_NL__2PRFIN20040901_021111_000000542030_00017_13097_3446.N1	01-SEP-2004 02:11:11	Twilight	54.000	8	10Alp CMi	0.40000	6500.0	108	13097	No
42	GOM_NL__2PRFIN20040901_021348_000000672030_00017_13097_3447.N1	01-SEP-2004 02:13:48	Dark	67.000	14	58Alp Ori	0.87000	3000.0	134	13097	No

43	GOM_NL__2PRFIN20040901_021606_000000762030_00017_13097_3448.N1	01-SEP-2004 02:16:06	Dark	76.000	27	24Gam Ori	1.6360	26000.	152	13097	No
44	GOM_NL__2PRFIN20040901_021851_000000522030_00017_13097_3449.N1	01-SEP-2004 02:18:51	Dark	51.500	1	9Alp CMa	-1.4400	11000.	103	13097	No
45	GOM_NL__2PRFIN20040901_022204_000000942030_00017_13097_3450.N1	01-SEP-2004 02:22:04	Dark	93.500	7	19Bet Ori	0.10000	14000.	187	13097	No
46	GOM_NL__2PRFIN20040901_022820_000000522030_00017_13097_3451.N1	01-SEP-2004 02:28:20	Dark	51.500	2	Alp Car	-0.73600	7000.0	103	13097	No
47	GOM_NL__2PRFIN20040901_023840_000000432030_00018_13098_3422.N1	01-SEP-2004 02:38:40	Dark	43.000	143	Alp Hyi	2.8570	7200.0	86	13098	No
48	GOM_NL__2PRFIN20040901_023955_000000482030_00018_13098_3423.N1	01-SEP-2004 02:39:55	Dark	48.000	9	Alp Eri	0.45300	24000.	96	13098	No
49	GOM_NL__2PRFIN20040901_024416_000000442030_00018_13098_3424.N1	01-SEP-2004 02:44:16	Straylight	43.500	148	Alp Tuc	2.8780	4100.0	87	13098	No
50	GOM_NL__2PRFIN20040901_024722_000000462030_00018_13098_3425.N1	01-SEP-2004 02:47:22	Straylight	46.000	63	Bet Gru	2.1500	2800.0	92	13098	No
51	GOM_NL__2PRFIN20040901_025200_000000522030_00018_13098_3426.N1	01-SEP-2004 02:52:00	Straylight	52.000	18	24Alp PsA	1.1660	9700.0	104	13098	No
52	GOM_NL__2PRFIN20040901_025442_000000842030_00018_13098_3427.N1	01-SEP-2004 02:54:42	Twi_and_stray	83.500	52	16Bet Cet	2.0370	4500.0	167	13098	No
53	GOM_NL__2PRFIN20040901_025956_000000432030_00018_13098_3428.N1	01-SEP-2004 02:59:56	Bright	42.500	154	22Bet Aqr	2.8990	5700.0	85	13098	No
54	GOM_NL__2PRFIN20040901_030125_000000432030_00018_13098_3429.N1	01-SEP-2004 03:01:25	Bright	43.000	162	34Alp Aqr	2.9440	5350.0	86	13098	No
55	GOM_NL__2PRFIN20040901_030425_000000392030_00018_13098_3430.N1	01-SEP-2004 03:04:25	Bright	39.000	61	8Eps Peg	2.1000	3900.0	78	13098	No
56	GOM_NL__2PRFIN20040901_030717_000000492030_00018_13098_3431.N1	01-SEP-2004 03:07:17	Bright	49.000	90	54Alp Peg	2.4870	11000.	98	13098	No
57	GOM_NL__2PRFIN20040901_031117_000000382030_00018_13098_3432.N1	01-SEP-2004 03:11:17	Bright	38.000	92	53Eps Cyg	2.5000	4500.0	76	13098	No
58	GOM_NL__2PRFIN20040901_031311_000000392030_00018_13098_3433.N1	01-SEP-2004 03:13:11	Bright	38.500	66	37Gam Cyg	2.2080	5900.0	77	13098	No
59	GOM_NL__2PRFIN20040901_031426_000000422030_00018_13098_3434.N1	01-SEP-2004 03:14:26	Bright	41.500	19	50Alp Cyg	1.2460	10500.	83	13098	No
60	GOM_NL__2PRFIN20040901_031925_000000352030_00018_13098_3435.N1	01-SEP-2004 03:19:25	Bright	35.000	89	5Alp Cep	2.4510	8000.0	70	13098	No
61	GOM_NL__2PRFIN20040901_032210_000000462030_00018_13098_3436.N1	01-SEP-2004 03:22:10	Bright	46.000	74	11Bet Cas	2.2680	6600.0	92	13098	No
62	GOM_NL__2PRFIN20040901_032418_000000482030_00018_13098_3437.N1	01-SEP-2004 03:24:18	Bright	48.000	76	27Gam Cas	2.3000	30000.	96	13098	No
63	GOM_NL__2PRFIN20040901_032704_000000352030_00018_13098_3438.N1	01-SEP-2004 03:27:04	Bright	35.000	49	1Alp UMi	1.9900	6300.0	70	13098	No
64	GOM_NL__2PRFIN20040901_032947_000000902030_00018_13098_3439.N1	01-SEP-2004 03:29:47	Bright	90.000	73	57Gam1And	2.2600	13100.	180	13098	No
65	GOM_NL__2PRFIN20040901_033331_000000392030_00018_13098_3440.N1	01-SEP-2004 03:33:31	Bright	38.500	36	50Alp UMa	1.8000	6300.0	77	13098	No
66	GOM_NL__2PRFIN20040901_033452_000000382030_00018_13098_3441.N1	01-SEP-2004 03:34:52	Bright	37.500	82	48Bet UMa	2.3650	10600.	75	13098	No
67	GOM_NL__2PRFIN20040901_034249_000000482030_00018_13098_3442.N1	01-SEP-2004 03:42:49	Bright	47.500	107	37The Aur	2.6490	11000.	95	13098	No
68	GOM_NL__2PRFIN20040901_034505_000000432030_00018_13098_3443.N1	01-SEP-2004 03:45:05	Bright	42.500	17	78Bet Gem	1.1610	4500.0	85	13098	No
69	GOM_NL__2PRFIN20040901_034641_000000692030_00018_13098_3444.N1	01-SEP-2004 03:46:41	Twi_and_stray	69.000	28	12Bet Tau	1.6500	15200.	138	13098	No
70	GOM_NL__2PRFIN20040901_034946_000000522030_00018_13098_3445.N1	01-SEP-2004 03:49:46	Twi_and_stray	52.000	44	24Gam Gem	1.9280	11000.	104	13098	No
71	GOM_NL__2PRFIN20040901_035147_000000432030_00018_13098_3446.N1	01-SEP-2004 03:51:47	Twilight	42.500	8	10Alp CMi	0.40000	6500.0	85	13098	No
72	GOM_NL__2PRFIN20040901_035425_000000782030_00018_13098_3447.N1	01-SEP-2004 03:54:25	Dark	78.000	14	58Alp Ori	0.87000	3000.0	156	13098	No
73	GOM_NL__2PRFIN20040901_035643_000000752030_00018_13098_3448.N1	01-SEP-2004 03:56:43	Dark	75.000	27	24Gam Ori	1.6360	26000.	150	13098	No
74	GOM_NL__2PRFIN20040901_035927_000000522030_00018_13098_3449.N1	01-SEP-2004 03:59:27	Dark	52.000	1	9Alp CMa	-1.4400	11000.	104	13098	No
75	GOM_NL__2PRFIN20040901_040242_000000862030_00018_13098_3450.N1	01-SEP-2004 04:02:42	Dark	86.000	7	19Bet Ori	0.10000	14000.	172	13098	No
76	GOM_NL__2PRFIN20040901_040857_000000442030_00018_13098_3451.N1	01-SEP-2004 04:08:57	Dark	43.500	2	Alp Car	-0.73600	7000.0	87	13098	No
77	GOM_NL__2PRFIN20040901_041917_000000442030_00019_13099_3422.N1	01-SEP-2004 04:19:17	Dark	43.500	143	Alp Hyi	2.8570	7200.0	87	13099	No
78	GOM_NL__2PRFIN20040901_042034_000000482030_00019_13099_3423.N1	01-SEP-2004 04:20:34	Dark	47.500	9	Alp Eri	0.45300	24000.	95	13099	No
79	GOM_NL__2PRFIN20040901_042453_000000412030_00019_13099_3424.N1	01-SEP-2004 04:24:53	Straylight	40.500	148	Alp Tuc	2.8780	4100.0	81	13099	No
80	GOM_NL__2PRFIN20040901_042759_000000462030_00019_13099_3425.N1	01-SEP-2004 04:27:59	Straylight	46.000	63	Bet Gru	2.1500	2800.0	92	13099	No
81	GOM_NL__2PRFIN20040901_043237_000000522030_00019_13099_3426.N1	01-SEP-2004 04:32:37	Straylight	51.500	18	24Alp PsA	1.1660	9700.0	103	13099	No
82	GOM_NL__2PRFIN20040901_043518_000000852030_00019_13099_3427.N1	01-SEP-2004 04:35:18	Twi_and_stray	84.500	52	16Bet Cet	2.0370	4500.0	169	13099	No
83	GOM_NL__2PRFIN20040901_044033_000000412030_00019_13099_3428.N1	01-SEP-2004 04:40:33	Bright	40.500	154	22Bet Aqr	2.8990	5700.0	81	13099	No
84	GOM_NL__2PRFIN20040901_044201_000000422030_00019_13099_3429.N1	01-SEP-2004 04:42:01	Bright	42.000	162	34Alp Aqr	2.9440	5350.0	84	13099	No
85	GOM_NL__2PRFIN20040901_044502_000000392030_00019_13099_3430.N1	01-SEP-2004 04:45:02	Bright	39.000	61	8Eps Peg	2.1000	3900.0	78	13099	No
86	GOM_NL__2PRFIN20040901_044753_000000502030_00019_13099_3431.N1	01-SEP-2004 04:47:53	Bright	49.500	90	54Alp Peg	2.4870	11000.	99	13099	No
87	GOM_NL__2PRFIN20040901_045154_000000362030_00019_13099_3432.N1	01-SEP-2004 04:51:54	Bright	35.500	92	53Eps Cyg	2.5000	4500.0	71	13099	No
88	GOM_NL__2PRFIN20040901_045348_000000382030_00019_13099_3433.N1	01-SEP-2004 04:53:48	Bright	38.000	66	37Gam Cyg	2.2080	5900.0	76	13099	No
89	GOM_NL__2PRFIN20040901_045505_000000392030_00019_13099_3434.N1	01-SEP-2004 04:55:05	Bright	39.000	19	50Alp Cyg	1.2460	10500.	78	13099	No
90	GOM_NL__2PRFIN20040901_050001_000000392030_00019_13099_3435.N1	01-SEP-2004 05:00:01	Bright	38.500	89	5Alp Cep	2.4510	8000.0	77	13099	No
91	GOM_NL__2PRFIN20040901_050245_000000472030_00019_13099_3436.N1	01-SEP-2004 05:02:45	Bright	46.500	74	11Bet Cas	2.2680	6600.0	93	13099	No
92	GOM_NL__2PRFIN20040901_050453_000000472030_00019_13099_3437.N1	01-SEP-2004 05:04:53	Bright	46.500	76	27Gam Cas	2.3000	30000.	93	13099	No
93	GOM_NL__2PRFIN20040901_050738_000000402030_00019_13099_3438.N1	01-SEP-2004 05:07:38	Bright	40.000	49	1Alp UMi	1.9900	6300.0	80	13099	No
94	GOM_NL__2PRFIN20040901_051021_000000912030_00019_13099_3439.N1	01-SEP-2004 05:10:21	Bright	91.000	73	57Gam1And	2.2600	13100.	182	13099	No
95	GOM_NL__2PRFIN20040901_051406_000000392030_00019_13099_3440.N1	01-SEP-2004 05:14:06	Bright	39.000	36	50Alp UMa	1.8000	6300.0	78	13099	No
96	GOM_NL__2PRFIN20040901_051526_000000482030_00019_13099_3441.N1	01-SEP-2004 05:15:26	Bright	47.500	82	48Bet UMa	2.3650	10600.	95	13099	No
97	GOM_NL__2PRFIN20040901_052325_000000502030_00019_13099_3442.N1	01-SEP-2004 05:23:25	Bright	50.000	107	37The Aur	2.6490	11000.	100	13099	No
98	GOM_NL__2PRFIN20040901_052542_000000412030_00019_13099_3443.N1	01-SEP-2004 05:25:42	Bright	41.000	17	78Bet Gem	1.1610	4500.0	82	13099	No
99	GOM_NL__2PRFIN20040901_052717_000000672030_00019_13099_3444.N1	01-SEP-2004 05:27:17	Twi_and_stray	67.000	28	12Bet Tau	1.6500	15200.	134	13099	No
100	GOM_NL__2PRFIN20040901_053022_000000532030_00019_13099_3445.N1	01-SEP-2004 05:30:22	Twi_and_stray	52.500	44	24Gam Gem	1.9280	11000.	105	13099	No
101	GOM_NL__2PRFIN20040901_053224_000000462030_00019_13099_3446.N1	01-SEP-2004 05:32:24	Twilight	46.000	8	10Alp CMi	0.40000	6500.0	92	13099	No

102	GOM_NL__2PRFIN20040901_053501_000000782030_00019_13099_3447.N1	01-SEP-2004 05:35:01	Dark	78.000	14	58Alp Ori	0.87000	3000.0	156	13099	No
103	GOM_NL__2PRFIN20040901_053720_000000812030_00019_13099_3448.N1	01-SEP-2004 05:37:20	Dark	81.000	27	24Gam Ori	1.6360	26000.	162	13099	No
104	GOM_NL__2PRFIN20040901_054004_000000552030_00019_13099_3449.N1	01-SEP-2004 05:40:04	Dark	55.000	1	9Alp CMa	-1.4400	11000.	110	13099	No
105	GOM_NL__2PRFIN20040901_054319_000000912030_00019_13099_3450.N1	01-SEP-2004 05:43:19	Dark	91.000	7	19Bet Ori	0.10000	14000.	182	13099	No
106	GOM_NL__2PRFIN20040901_054933_000000472030_00019_13099_3451.N1	01-SEP-2004 05:49:33	Dark	46.500	2	Alp Car	-0.73600	7000.0	93	13099	No
107	GOM_NL__2PRFIN20040901_055954_000000412030_00020_13100_3422.N1	01-SEP-2004 05:59:54	Dark	41.000	143	Alp Hyi	2.8570	7200.0	82	13100	No
108	GOM_NL__2PRFIN20040901_060110_000000482030_00020_13100_3423.N1	01-SEP-2004 06:01:10	Dark	47.500	9	Alp Eri	0.45300	24000.	95	13100	No
109	GOM_NL__2PRFIN20040901_060529_000000492030_00020_13100_3424.N1	01-SEP-2004 06:05:29	Straylight	48.500	148	Alp Tuc	2.8780	4100.0	97	13100	No
110	GOM_NL__2PRFIN20040901_060836_000000542030_00020_13100_3425.N1	01-SEP-2004 06:08:36	Straylight	54.000	63	Bet Gru	2.1500	2800.0	108	13100	No
111	GOM_NL__2PRFIN20040901_061314_000000492030_00020_13100_3426.N1	01-SEP-2004 06:13:14	Straylight	48.500	18	24Alp PsA	1.1660	9700.0	97	13100	No
112	GOM_NL__2PRFIN20040901_061552_000000882030_00020_13100_3427.N1	01-SEP-2004 06:15:52	Tw_i_and_stray	88.000	52	16Bet Cet	2.0370	4500.0	176	13100	No
113	GOM_NL__2PRFIN20040901_062110_000000402030_00020_13100_3428.N1	01-SEP-2004 06:21:10	Bright	40.000	154	22Bet Aqr	2.8990	5700.0	80	13100	No
114	GOM_NL__2PRFIN20040901_062237_000000422030_00020_13100_3429.N1	01-SEP-2004 06:22:37	Bright	41.500	162	34Alp Aqr	2.9440	5350.0	83	13100	No
115	GOM_NL__2PRFIN20040901_062537_000000402030_00020_13100_3430.N1	01-SEP-2004 06:25:37	Bright	40.000	61	8Eps Peg	2.1000	3900.0	80	13100	No
116	GOM_NL__2PRFIN20040901_062828_000000492030_00020_13100_3431.N1	01-SEP-2004 06:28:28	Bright	49.000	90	54Alp Peg	2.4870	11000.	98	13100	No
117	GOM_NL__2PRFIN20040901_063231_000000382030_00020_13100_3432.N1	01-SEP-2004 06:32:31	Bright	37.500	92	53Eps Cyg	2.5000	4500.0	75	13100	No
118	GOM_NL__2PRFIN20040901_063424_000000392030_00020_13100_3433.N1	01-SEP-2004 06:34:24	Bright	39.000	66	37Gam Cyg	2.2080	5900.0	78	13100	No
119	GOM_NL__2PRFIN20040901_063541_000000392030_00020_13100_3434.N1	01-SEP-2004 06:35:41	Bright	39.000	19	50Alp Cyg	1.2460	10500.	78	13100	No
120	GOM_NL__2PRFIN20040901_064037_000000382030_00020_13100_3435.N1	01-SEP-2004 06:40:37	Bright	37.500	89	5Alp Cep	2.4510	8000.0	75	13100	No
121	GOM_NL__2PRFIN20040901_064321_000000462030_00020_13100_3436.N1	01-SEP-2004 06:43:21	Bright	46.000	74	11Bet Cas	2.2680	6600.0	92	13100	No
122	GOM_NL__2PRFIN20040901_064529_000000472030_00020_13100_3437.N1	01-SEP-2004 06:45:29	Bright	47.000	76	27Gam Cas	2.3000	30000.	94	13100	No
123	GOM_NL__2PRFIN20040901_064814_000000422030_00020_13100_3438.N1	01-SEP-2004 06:48:14	Bright	42.000	49	1Alp UMi	1.9900	6300.0	84	13100	No
124	GOM_NL__2PRFIN20040901_065055_000000912030_00020_13100_3439.N1	01-SEP-2004 06:50:55	Bright	90.500	73	57Gam1And	2.2600	13100.	181	13100	No
125	GOM_NL__2PRFIN20040901_065443_000000402030_00020_13100_3440.N1	01-SEP-2004 06:54:43	Bright	39.500	36	50Alp UMa	1.8000	6300.0	79	13100	No
126	GOM_NL__2PRFIN20040901_070109_000000472030_00020_13100_3441.N1	01-SEP-2004 07:01:09	Bright	47.000	42	34Bet Aur	1.9000	10200.	94	13100	No
127	GOM_NL__2PRFIN20040901_070515_000000412030_00020_13100_3442.N1	01-SEP-2004 07:05:15	Bright	41.000	24	66Alp Gem	1.5800	10200.	82	13100	No
128	GOM_NL__2PRFIN20040901_070753_000000712030_00020_13100_3443.N1	01-SEP-2004 07:07:53	Tw_i_and_stray	71.000	28	12Bet Tau	1.6500	15200.	142	13100	No
129	GOM_NL__2PRFIN20040901_071058_000000492030_00020_13100_3444.N1	01-SEP-2004 07:10:58	Tw_i_and_stray	49.000	44	24Gam Gem	1.9280	11000.	98	13100	No
130	GOM_NL__2PRFIN20040901_071259_000000512030_00020_13100_3445.N1	01-SEP-2004 07:12:59	Twilight	50.500	8	10Alp CMi	0.40000	6500.0	101	13100	No
131	GOM_NL__2PRFIN20040901_071538_000000712030_00020_13100_3446.N1	01-SEP-2004 07:15:38	Dark	71.000	14	58Alp Ori	0.87000	3000.0	142	13100	No
132	GOM_NL__2PRFIN20040901_071758_000000802030_00020_13100_3447.N1	01-SEP-2004 07:17:58	Dark	79.500	27	24Gam Ori	1.6360	26000.	159	13100	No
133	GOM_NL__2PRFIN20040901_072039_000000532030_00020_13100_3448.N1	01-SEP-2004 07:20:39	Dark	52.500	1	9Alp CMa	-1.4400	11000.	105	13100	No
134	GOM_NL__2PRFIN20040901_072357_000000822030_00020_13100_3449.N1	01-SEP-2004 07:23:57	Dark	81.500	7	19Bet Ori	0.10000	14000.	163	13100	No
135	GOM_NL__2PRFIN20040901_073010_000000462030_00020_13100_3450.N1	01-SEP-2004 07:30:10	Dark	45.500	2	Alp Car	-0.73600	7000.0	91	13100	No
136	GOM_NL__2PRFIN20040901_074030_000000422030_00021_13101_3422.N1	01-SEP-2004 07:40:30	Dark	41.500	143	Alp Hyi	2.8570	7200.0	83	13101	No
137	GOM_NL__2PRFIN20040901_074147_000000492030_00021_13101_3423.N1	01-SEP-2004 07:41:47	Dark	48.500	9	Alp Eri	0.45300	24000.	97	13101	No
138	GOM_NL__2PRFIN20040901_074606_000000412030_00021_13101_3424.N1	01-SEP-2004 07:46:06	Straylight	41.000	148	Alp Tuc	2.8780	4100.0	82	13101	No
139	GOM_NL__2PRFIN20040901_074912_000000522030_00021_13101_3425.N1	01-SEP-2004 07:49:12	Straylight	52.000	63	Bet Gru	2.1500	2800.0	104	13101	No
140	GOM_NL__2PRFIN20040901_075350_000000522030_00021_13101_3426.N1	01-SEP-2004 07:53:50	Straylight	52.000	18	24Alp PsA	1.1660	9700.0	104	13101	No
141	GOM_NL__2PRFIN20040901_075629_000000892030_00021_13101_3427.N1	01-SEP-2004 07:56:29	Tw_i_and_stray	89.000	52	16Bet Cet	2.0370	4500.0	178	13101	No
142	GOM_NL__2PRFIN20040901_080146_000000392030_00021_13101_3428.N1	01-SEP-2004 08:01:46	Bright	39.000	154	22Bet Aqr	2.8990	5700.0	78	13101	No
143	GOM_NL__2PRFIN20040901_080314_000000412030_00021_13101_3429.N1	01-SEP-2004 08:03:14	Bright	41.000	162	34Alp Aqr	2.9440	5350.0	82	13101	No
144	GOM_NL__2PRFIN20040901_080614_000000422030_00021_13101_3430.N1	01-SEP-2004 08:06:14	Bright	41.500	61	8Eps Peg	2.1000	3900.0	83	13101	No
145	GOM_NL__2PRFIN20040901_080904_000000502030_00021_13101_3431.N1	01-SEP-2004 08:09:04	Bright	49.500	90	54Alp Peg	2.4870	11000.	99	13101	No
146	GOM_NL__2PRFIN20040901_081307_000000392030_00021_13101_3432.N1	01-SEP-2004 08:13:07	Bright	39.000	92	53Eps Cyg	2.5000	4500.0	78	13101	No
147	GOM_NL__2PRFIN20040901_081500_000000382030_00021_13101_3433.N1	01-SEP-2004 08:15:00	Bright	37.500	66	37Gam Cyg	2.2080	5900.0	75	13101	No
148	GOM_NL__2PRFIN20040901_081617_000000382030_00021_13101_3434.N1	01-SEP-2004 08:16:17	Bright	38.000	19	50Alp Cyg	1.2460	10500.	76	13101	No
149	GOM_NL__2PRFIN20040901_082113_000000382030_00021_13101_3435.N1	01-SEP-2004 08:21:13	Bright	37.500	89	5Alp Cep	2.4510	8000.0	75	13101	No
150	GOM_NL__2PRFIN20040901_082356_000000462030_00021_13101_3436.N1	01-SEP-2004 08:23:56	Bright	45.500	74	11Bet Cas	2.2680	6600.0	91	13101	No
151	GOM_NL__2PRFIN20040901_082604_000000462030_00021_13101_3437.N1	01-SEP-2004 08:26:04	Bright	45.500	76	27Gam Cas	2.3000	30000.	91	13101	No
152	GOM_NL__2PRFIN20040901_082852_000000352030_00021_13101_3438.N1	01-SEP-2004 08:28:52	Bright	34.500	49	1Alp UMi	1.9900	6300.0	69	13101	No
153	GOM_NL__2PRFIN20040901_083129_000000892030_00021_13101_3439.N1	01-SEP-2004 08:31:29	Bright	88.500	73	57Gam1And	2.2600	13100.	177	13101	No
154	GOM_NL__2PRFIN20040901_083519_000000402030_00021_13101_3440.N1	01-SEP-2004 08:35:19	Bright	39.500	36	50Alp UMa	1.8000	6300.0	79	13101	No
155	GOM_NL__2PRFIN20040901_084143_000000512030_00021_13101_3441.N1	01-SEP-2004 08:41:43	Bright	51.000	42	34Bet Aur	1.9000	10200.	102	13101	No
156	GOM_NL__2PRFIN20040901_084552_000000402030_00021_13101_3442.N1	01-SEP-2004 08:45:52	Bright	40.000	24	66Alp Gem	1.5800	10200.	80	13101	No
157	GOM_NL__2PRFIN20040901_084829_000000742030_00021_13101_3443.N1	01-SEP-2004 08:48:29	Tw_i_and_stray	73.500	28	12Bet Tau	1.6500	15200.	147	13101	No
158	GOM_NL__2PRFIN20040901_085135_000000512030_00021_13101_3444.N1	01-SEP-2004 08:51:35	Tw_i_and_stray	50.500	44	24Gam Gem	1.9280	11000.	101	13101	No
159	GOM_NL__2PRFIN20040901_085336_000000512030_00021_13101_3445.N1	01-SEP-2004 08:53:36	Twilight	50.500	8	10Alp CMi	0.40000	6500.0	101	13101	No
160	GOM_NL__2PRFIN20040901_085615_000000752030_00021_13101_3446.N1	01-SEP-2004 08:56:15	Dark	74.500	14	58Alp Ori	0.87000	3000.0	149	13101	No



161	GOM_NL__2PRFIN20040901_085835_000000802030_00021_13101_3447.N1	01-SEP-2004 08:58:35	Dark	80.000	27	24Gam Ori	1.6360	26000.	160	13101	No
162	GOM_NL__2PRFIN20040901_090117_000000552030_00021_13101_3448.N1	01-SEP-2004 09:01:17	Dark	54.500	1	9Alp CMa	-1.4400	11000.	109	13101	No
163	GOM_NL__2PRFIN20040901_090434_000000812030_00021_13101_3449.N1	01-SEP-2004 09:04:34	Dark	80.500	7	19Bet Ori	0.10000	14000.	161	13101	No
164	GOM_NL__2PRFIN20040901_091047_000000542030_00021_13101_3450.N1	01-SEP-2004 09:10:47	Dark	54.000	2	Alp Car	-0.73600	7000.0	108	13101	No
165	GOM_NL__2PRFIN20040901_092107_000000412030_00022_13102_3422.N1	01-SEP-2004 09:21:07	Dark	40.500	143	Alp Hyi	2.8570	7200.0	81	13102	No
166	GOM_NL__2PRFIN20040901_092224_000000472030_00022_13102_3423.N1	01-SEP-2004 09:22:24	Dark	47.000	9	Alp Eri	0.45300	24000.	94	13102	No
167	GOM_NL__2PRFIN20040901_092642_000000422030_00022_13102_3424.N1	01-SEP-2004 09:26:42	Straylight	41.500	148	Alp Tuc	2.8780	4100.0	83	13102	No
168	GOM_NL__2PRFIN20040901_092948_000000472030_00022_13102_3425.N1	01-SEP-2004 09:29:48	Straylight	46.500	63	Bet Gru	2.1500	2800.0	93	13102	No
169	GOM_NL__2PRFIN20040901_093427_000000552030_00022_13102_3426.N1	01-SEP-2004 09:34:27	Straylight	54.500	18	24Alp PsA	1.1660	9700.0	109	13102	No
170	GOM_NL__2PRFIN20040901_093706_000000832030_00022_13102_3427.N1	01-SEP-2004 09:37:06	Twilight	82.500	52	16Bet Cet	2.0370	4500.0	165	13102	No
171	GOM_NL__2PRFIN20040901_094223_000000402030_00022_13102_3428.N1	01-SEP-2004 09:42:23	Bright	40.000	154	22Bet Aqr	2.8990	5700.0	80	13102	No
172	GOM_NL__2PRFIN20040901_094350_000000412030_00022_13102_3429.N1	01-SEP-2004 09:43:50	Bright	41.000	162	34Alp Aqr	2.9440	5350.0	82	13102	No
173	GOM_NL__2PRFIN20040901_094649_000000402030_00022_13102_3430.N1	01-SEP-2004 09:46:49	Bright	39.500	61	8Eps Peg	2.1000	3900.0	79	13102	No
174	GOM_NL__2PRFIN20040901_094939_000000512030_00022_13102_3431.N1	01-SEP-2004 09:49:39	Bright	50.500	90	54Alp Peg	2.4870	11000.	101	13102	No
175	GOM_NL__2PRFIN20040901_095343_000000372030_00022_13102_3432.N1	01-SEP-2004 09:53:43	Bright	37.000	92	53Eps Cyg	2.5000	4500.0	74	13102	No
176	GOM_NL__2PRFIN20040901_095535_000000392030_00022_13102_3433.N1	01-SEP-2004 09:55:35	Bright	38.500	66	37Gam Cyg	2.2080	5900.0	77	13102	No
177	GOM_NL__2PRFIN20040901_095653_000000382030_00022_13102_3434.N1	01-SEP-2004 09:56:53	Bright	38.000	19	50Alp Cyg	1.2460	10500.	76	13102	No
178	GOM_NL__2PRFIN20040901_100149_000000382030_00022_13102_3435.N1	01-SEP-2004 10:01:49	Bright	37.500	89	5Alp Cep	2.4510	8000.0	75	13102	No
179	GOM_NL__2PRFIN20040901_100432_000000462030_00022_13102_3436.N1	01-SEP-2004 10:04:32	Bright	46.000	74	11Bet Cas	2.2680	6600.0	92	13102	No
180	GOM_NL__2PRFIN20040901_100639_000000442030_00022_13102_3437.N1	01-SEP-2004 10:06:39	Bright	44.000	76	27Gam Cas	2.3000	30000.	88	13102	No
181	GOM_NL__2PRFIN20040901_100928_000000392030_00022_13102_3438.N1	01-SEP-2004 10:09:28	Bright	38.500	49	1Alp UMi	1.9900	6300.0	77	13102	No
182	GOM_NL__2PRFIN20040901_101203_000000952030_00022_13102_3439.N1	01-SEP-2004 10:12:03	Bright	95.000	73	57Gam1And	2.2600	13100.	190	13102	No
183	GOM_NL__2PRFIN20040901_101555_000000372030_00022_13102_3440.N1	01-SEP-2004 10:15:55	Bright	36.500	36	50Alp UMa	1.8000	6300.0	73	13102	No
184	GOM_NL__2PRFIN20040901_102220_000000502030_00022_13102_3441.N1	01-SEP-2004 10:22:20	Bright	50.000	42	34Bet Aur	1.9000	10200.	100	13102	No
185	GOM_NL__2PRFIN20040901_102628_000000412030_00022_13102_3442.N1	01-SEP-2004 10:26:28	Bright	41.000	24	66Alp Gem	1.5800	10200.	82	13102	No
186	GOM_NL__2PRFIN20040901_102906_000000662030_00022_13102_3443.N1	01-SEP-2004 10:29:06	Twilight	65.500	28	12Bet Tau	1.6500	15200.	131	13102	No
187	GOM_NL__2PRFIN20040901_103211_000000542030_00022_13102_3444.N1	01-SEP-2004 10:32:11	Twilight	53.500	44	24Gam Gem	1.9280	11000.	107	13102	No
188	GOM_NL__2PRFIN20040901_103412_000000422030_00022_13102_3445.N1	01-SEP-2004 10:34:12	Twilight	42.000	8	10Alp CMi	0.40000	6500.0	84	13102	No
189	GOM_NL__2PRFIN20040901_103652_000000752030_00022_13102_3446.N1	01-SEP-2004 10:36:52	Dark	75.000	14	58Alp Ori	0.87000	3000.0	150	13102	No
190	GOM_NL__2PRFIN20040901_103912_000000812030_00022_13102_3447.N1	01-SEP-2004 10:39:12	Dark	81.000	27	24Gam Ori	1.6360	26000.	162	13102	No
191	GOM_NL__2PRFIN20040901_104154_000000522030_00022_13102_3448.N1	01-SEP-2004 10:41:54	Dark	51.500	1	9Alp CMa	-1.4400	11000.	103	13102	No
192	GOM_NL__2PRFIN20040901_104512_000000912030_00022_13102_3449.N1	01-SEP-2004 10:45:12	Dark	91.000	7	19Bet Ori	0.10000	14000.	182	13102	No
193	GOM_NL__2PRFIN20040901_105123_000000492030_00022_13102_3450.N1	01-SEP-2004 10:51:23	Dark	48.500	2	Alp Car	-0.73600	7000.0	97	13102	No
194	GOM_NL__2PRFIN20040901_110143_000000442030_00023_13103_3422.N1	01-SEP-2004 11:01:43	Dark	43.500	143	Alp Hyi	2.8570	7200.0	87	13103	No
195	GOM_NL__2PRFIN20040901_110301_000000482030_00023_13103_3423.N1	01-SEP-2004 11:03:01	Dark	48.000	9	Alp Eri	0.45300	24000.	96	13103	No
196	GOM_NL__2PRFIN20040901_110718_000000412030_00023_13103_3424.N1	01-SEP-2004 11:07:18	Straylight	40.500	148	Alp Tuc	2.8780	4100.0	81	13103	No
197	GOM_NL__2PRFIN20040901_111024_000000442030_00023_13103_3425.N1	01-SEP-2004 11:10:24	Straylight	44.000	63	Bet Gru	2.1500	2800.0	88	13103	No
198	GOM_NL__2PRFIN20040901_111502_000000582030_00023_13103_3426.N1	01-SEP-2004 11:15:02	Straylight	57.500	18	24Alp PsA	1.1660	9700.0	115	13103	No
199	GOM_NL__2PRFIN20040901_111742_000000832030_00023_13103_3427.N1	01-SEP-2004 11:17:42	Twilight	83.000	52	16Bet Cet	2.0370	4500.0	166	13103	No
200	GOM_NL__2PRFIN20040901_112258_000000402030_00023_13103_3428.N1	01-SEP-2004 11:22:58	Bright	39.500	154	22Bet Aqr	2.8990	5700.0	79	13103	No
201	GOM_NL__2PRFIN20040901_112425_000000422030_00023_13103_3429.N1	01-SEP-2004 11:24:25	Bright	42.000	162	34Alp Aqr	2.9440	5350.0	84	13103	No
202	GOM_NL__2PRFIN20040901_112725_000000412030_00023_13103_3430.N1	01-SEP-2004 11:27:25	Bright	40.500	61	8Eps Peg	2.1000	3900.0	81	13103	No
203	GOM_NL__2PRFIN20040901_113014_000000482030_00023_13103_3431.N1	01-SEP-2004 11:30:14	Bright	48.000	90	54Alp Peg	2.4870	11000.	96	13103	No
204	GOM_NL__2PRFIN20040901_113419_000000392030_00023_13103_3432.N1	01-SEP-2004 11:34:19	Bright	38.500	92	53Eps Cyg	2.5000	4500.0	77	13103	No
205	GOM_NL__2PRFIN20040901_113611_000000412030_00023_13103_3433.N1	01-SEP-2004 11:36:11	Bright	40.500	66	37Gam Cyg	2.2080	5900.0	81	13103	No
206	GOM_NL__2PRFIN20040901_113729_000000402030_00023_13103_3434.N1	01-SEP-2004 11:37:29	Bright	39.500	19	50Alp Cyg	1.2460	10500.	79	13103	No
207	GOM_NL__2PRFIN20040901_114225_000000392030_00023_13103_3435.N1	01-SEP-2004 11:42:25	Bright	38.500	89	5Alp Cep	2.4510	8000.0	77	13103	No
208	GOM_NL__2PRFIN20040901_114507_000000462030_00023_13103_3436.N1	01-SEP-2004 11:45:07	Bright	45.500	74	11Bet Cas	2.2680	6600.0	91	13103	No
209	GOM_NL__2PRFIN20040901_114714_000000472030_00023_13103_3437.N1	01-SEP-2004 11:47:14	Bright	47.000	76	27Gam Cas	2.3000	30000.	94	13103	No
210	GOM_NL__2PRFIN20040901_115004_000000402030_00023_13103_3438.N1	01-SEP-2004 11:50:04	Bright	39.500	49	1Alp UMi	1.9900	6300.0	79	13103	No
211	GOM_NL__2PRFIN20040901_115629_000000422030_00023_13103_3439.N1	01-SEP-2004 11:56:29	Bright	42.000	36	50Alp UMa	1.8000	6300.0	84	13103	No
212	GOM_NL__2PRFIN20040901_120254_000000512030_00023_13103_3440.N1	01-SEP-2004 12:02:54	Bright	51.000	42	34Bet Aur	1.9000	10200.	102	13103	No
213	GOM_NL__2PRFIN20040901_120703_000000412030_00023_13103_3441.N1	01-SEP-2004 12:07:03	Bright	40.500	24	66Alp Gem	1.5800	10200.	81	13103	No
214	GOM_NL__2PRFIN20040901_120942_000000722030_00023_13103_3442.N1	01-SEP-2004 12:09:42	Twilight	71.500	28	12Bet Tau	1.6500	15200.	143	13103	No
215	GOM_NL__2PRFIN20040901_121247_000000472030_00023_13103_3443.N1	01-SEP-2004 12:12:47	Twilight	47.000	44	24Gam Gem	1.9280	11000.	94	13103	No
216	GOM_NL__2PRFIN20040901_121449_000000442030_00023_13103_3444.N1	01-SEP-2004 12:14:49	Twilight	43.500	8	10Alp CMi	0.40000	6500.0	87	13103	No
217	GOM_NL__2PRFIN20040901_121728_000000692030_00023_13103_3445.N1	01-SEP-2004 12:17:28	Dark	68.500	14	58Alp Ori	0.87000	3000.0	137	13103	No
218	GOM_NL__2PRFIN20040901_121949_000000772030_00023_13103_3446.N1	01-SEP-2004 12:19:49	Dark	76.500	27	24Gam Ori	1.6360	26000.	153	13103	No
219	GOM_NL__2PRFIN20040901_122230_000000532030_00023_13103_3447.N1	01-SEP-2004 12:22:30	Dark	52.500	1	9Alp CMa	-1.4400	11000.	105	13103	No

220	GOM_NL__2PRFIN20040901_122549_000000842030_00023_13103_3448.N1	01-SEP-2004 12:25:49	Dark	83.500	7	19Bet Ori	0.10000	14000.	167	13103	No
221	GOM_NL__2PRFIN20040901_123200_000000542030_00023_13103_3449.N1	01-SEP-2004 12:32:00	Dark	53.500	2	Alp Car	-0.73600	7000.0	107	13103	No
222	GOM_NL__2PRFIN20040901_124219_000000442030_00024_13104_3422.N1	01-SEP-2004 12:42:19	Dark	43.500	143	Alp Hyi	2.8570	7200.0	87	13104	No
223	GOM_NL__2PRFIN20040901_124337_000000472030_00024_13104_3423.N1	01-SEP-2004 12:43:37	Dark	47.000	9	Alp Eri	0.45300	24000.	94	13104	No
224	GOM_NL__2PRFIN20040901_124754_000000442030_00024_13104_3424.N1	01-SEP-2004 12:47:54	Straylight	43.500	148	Alp Tuc	2.8780	4100.0	87	13104	No
225	GOM_NL__2PRFIN20040901_125100_000000462030_00024_13104_3425.N1	01-SEP-2004 12:51:00	Straylight	46.000	63	Bet Gru	2.1500	2800.0	92	13104	No
226	GOM_NL__2PRFIN20040901_125538_000000492030_00024_13104_3426.N1	01-SEP-2004 12:55:38	Straylight	49.000	18	24Alp PsA	1.1660	9700.0	98	13104	No
227	GOM_NL__2PRFIN20040901_125818_000000892030_00024_13104_3427.N1	01-SEP-2004 12:58:18	Twi_and_stray	88.500	52	16Bet Cet	2.0370	4500.0	177	13104	No
228	GOM_NL__2PRFIN20040901_130333_000000412030_00024_13104_3428.N1	01-SEP-2004 13:03:33	Bright	40.500	154	22Bet Aqr	2.8990	5700.0	81	13104	No
229	GOM_NL__2PRFIN20040901_130501_000000422030_00024_13104_3429.N1	01-SEP-2004 13:05:01	Bright	41.500	162	34Alp Aqr	2.9440	5350.0	83	13104	No
230	GOM_NL__2PRFIN20040901_130801_000000392030_00024_13104_3430.N1	01-SEP-2004 13:08:01	Bright	38.500	61	8Eps Peg	2.1000	3900.0	77	13104	No
231	GOM_NL__2PRFIN20040901_131050_000000492030_00024_13104_3431.N1	01-SEP-2004 13:10:50	Bright	48.500	90	54Alp Peg	2.4870	11000.	97	13104	No
232	GOM_NL__2PRFIN20040901_131455_000000372030_00024_13104_3432.N1	01-SEP-2004 13:14:55	Bright	36.500	92	53Eps Cyg	2.5000	4500.0	73	13104	No
233	GOM_NL__2PRFIN20040901_131647_000000362030_00024_13104_3433.N1	01-SEP-2004 13:16:47	Bright	36.000	66	37Gam Cyg	2.2080	5900.0	72	13104	No
234	GOM_NL__2PRFIN20040901_131805_000000402030_00024_13104_3434.N1	01-SEP-2004 13:18:05	Bright	40.000	19	50Alp Cyg	1.2460	10500.	80	13104	No
235	GOM_NL__2PRFIN20040901_132301_000000392030_00024_13104_3435.N1	01-SEP-2004 13:23:01	Bright	39.000	89	5Alp Cep	2.4510	8000.0	78	13104	No
236	GOM_NL__2PRFIN20040901_132542_000000462030_00024_13104_3436.N1	01-SEP-2004 13:25:42	Bright	45.500	74	11Bet Cas	2.2680	6600.0	91	13104	No
237	GOM_NL__2PRFIN20040901_132749_000000472030_00024_13104_3437.N1	01-SEP-2004 13:27:49	Bright	46.500	76	27Gam Cas	2.3000	30000.	93	13104	No
238	GOM_NL__2PRFIN20040901_133039_000000392030_00024_13104_3438.N1	01-SEP-2004 13:30:39	Bright	38.500	49	1Alp UMi	1.9900	6300.0	77	13104	No
239	GOM_NL__2PRFIN20040901_133311_000000912030_00024_13104_3439.N1	01-SEP-2004 13:33:11	Bright	90.500	73	57Gam1And	2.2600	13100.	181	13104	No
240	GOM_NL__2PRFIN20040901_133707_000000402030_00024_13104_3440.N1	01-SEP-2004 13:37:07	Bright	39.500	36	50Alp UMa	1.8000	6300.0	79	13104	No
241	GOM_NL__2PRFIN20040901_134332_000000492030_00024_13104_3441.N1	01-SEP-2004 13:43:32	Bright	48.500	42	34Bet Aur	1.9000	10200.	97	13104	No
242	GOM_NL__2PRFIN20040901_134737_000000432030_00024_13104_3442.N1	01-SEP-2004 13:47:37	Bright	43.000	24	66Alp Gem	1.5800	10200.	86	13104	No
243	GOM_NL__2PRFIN20040901_135018_000000742030_00024_13104_3443.N1	01-SEP-2004 13:50:18	Twi_and_stray	73.500	28	12Bet Tau	1.6500	15200.	147	13104	No
244	GOM_NL__2PRFIN20040901_135323_000000472030_00024_13104_3444.N1	01-SEP-2004 13:53:23	Twi_and_stray	47.000	44	24Gam Gem	1.9280	11000.	94	13104	No
245	GOM_NL__2PRFIN20040901_135525_000000502030_00024_13104_3445.N1	01-SEP-2004 13:55:25	Twilight	49.500	8	10Alp CMi	0.40000	6500.0	99	13104	No
246	GOM_NL__2PRFIN20040901_135805_000000692030_00024_13104_3446.N1	01-SEP-2004 13:58:05	Dark	68.500	14	58Alp Ori	0.87000	3000.0	137	13104	No
247	GOM_NL__2PRFIN20040901_140026_000000822030_00024_13104_3447.N1	01-SEP-2004 14:00:26	Dark	82.000	27	24Gam Ori	1.6360	26000.	164	13104	No
248	GOM_NL__2PRFIN20040901_140307_000000592030_00024_13104_3448.N1	01-SEP-2004 14:03:07	Dark	59.000	1	9Alp CMa	-1.4400	11000.	118	13104	No
249	GOM_NL__2PRFIN20040901_140627_000000902030_00024_13104_3449.N1	01-SEP-2004 14:06:27	Dark	90.000	7	19Bet Ori	0.10000	14000.	180	13104	No
250	GOM_NL__2PRFIN20040901_141236_000000532030_00024_13104_3450.N1	01-SEP-2004 14:12:36	Dark	53.000	2	Alp Car	-0.73600	7000.0	106	13104	No
251	GOM_NL__2PRFIN20040901_142256_000000432030_00025_13105_3422.N1	01-SEP-2004 14:22:56	Dark	42.500	143	Alp Hyi	2.8570	7200.0	85	13105	No
252	GOM_NL__2PRFIN20040901_142413_000000572030_00025_13105_3423.N1	01-SEP-2004 14:24:13	Dark	57.000	9	Alp Eri	0.45300	24000.	114	13105	No
253	GOM_NL__2PRFIN20040901_142830_000000442030_00025_13105_3424.N1	01-SEP-2004 14:28:30	Straylight	43.500	148	Alp Tuc	2.8780	4100.0	87	13105	No
254	GOM_NL__2PRFIN20040901_143010_000000612030_00025_13105_3425.N1	01-SEP-2004 14:30:10	Straylight	61.000	84	Alp Phe	2.3970	4500.0	122	13105	No
255	GOM_NL__2PRFIN20040901_143209_000000422030_00025_13105_3426.N1	01-SEP-2004 14:32:09	Straylight	41.500	31	Alp Gru	1.7340	15200.	83	13105	No
256	GOM_NL__2PRFIN20040901_143614_000000512030_00025_13105_3427.N1	01-SEP-2004 14:36:14	Straylight	51.000	18	24Alp PsA	1.1660	9700.0	102	13105	No
257	GOM_NL__2PRFIN20040901_143855_000000872030_00025_13105_3428.N1	01-SEP-2004 14:38:55	Twi_and_stray	87.000	52	16Bet Cet	2.0370	4500.0	174	13105	No
258	GOM_NL__2PRFIN20040901_144410_000000412030_00025_13105_3429.N1	01-SEP-2004 14:44:10	Bright	40.500	154	22Bet Aqr	2.8990	5700.0	81	13105	No
259	GOM_NL__2PRFIN20040901_144537_000000412030_00025_13105_3430.N1	01-SEP-2004 14:45:37	Bright	40.500	162	34Alp Aqr	2.9440	5350.0	81	13105	No
260	GOM_NL__2PRFIN20040901_144837_000000402030_00025_13105_3431.N1	01-SEP-2004 14:48:37	Bright	39.500	61	8Eps Peg	2.1000	3900.0	79	13105	No
261	GOM_NL__2PRFIN20040901_145124_000000502030_00025_13105_3432.N1	01-SEP-2004 14:51:24	Bright	50.000	90	54Alp Peg	2.4870	11000.	100	13105	No
262	GOM_NL__2PRFIN20040901_145530_000000372030_00025_13105_3433.N1	01-SEP-2004 14:55:30	Bright	37.000	92	53Eps Cyg	2.5000	4500.0	74	13105	No
263	GOM_NL__2PRFIN20040901_145723_000000402030_00025_13105_3434.N1	01-SEP-2004 14:57:23	Bright	39.500	66	37Gam Cyg	2.2080	5900.0	79	13105	No
264	GOM_NL__2PRFIN20040901_145841_000000402030_00025_13105_3435.N1	01-SEP-2004 14:58:41	Bright	40.000	19	50Alp Cyg	1.2460	10500.	80	13105	No
265	GOM_NL__2PRFIN20040901_150337_000000382030_00025_13105_3436.N1	01-SEP-2004 15:03:37	Bright	38.000	89	5Alp Cep	2.4510	8000.0	76	13105	No
266	GOM_NL__2PRFIN20040901_150618_000000462030_00025_13105_3437.N1	01-SEP-2004 15:06:18	Bright	46.000	74	11Bet Cas	2.2680	6600.0	92	13105	No
267	GOM_NL__2PRFIN20040901_150825_000000472030_00025_13105_3438.N1	01-SEP-2004 15:08:25	Bright	46.500	76	27Gam Cas	2.3000	30000.	93	13105	No
268	GOM_NL__2PRFIN20040901_151115_000000382030_00025_13105_3439.N1	01-SEP-2004 15:11:15	Bright	38.000	49	1Alp UMi	1.9900	6300.0	76	13105	No
269	GOM_NL__2PRFIN20040901_151346_000000892030_00025_13105_3440.N1	01-SEP-2004 15:13:46	Bright	89.000	73	57Gam1And	2.2600	13100.	178	13105	No
270	GOM_NL__2PRFIN20040901_151743_000000392030_00025_13105_3441.N1	01-SEP-2004 15:17:43	Bright	39.000	36	50Alp UMa	1.8000	6300.0	78	13105	No
271	GOM_NL__2PRFIN20040901_151906_000000392030_00025_13105_3442.N1	01-SEP-2004 15:19:06	Bright	39.000	82	48Bet UMa	2.3650	10600.	78	13105	No
272	GOM_NL__2PRFIN20040901_152314_000000632030_00025_13105_3443.N1	01-SEP-2004 15:23:14	Bright	62.500	6	13Alp Aur	0.080000	3400.0	125	13105	No
273	GOM_NL__2PRFIN20040901_152701_000000482030_00025_13105_3444.N1	01-SEP-2004 15:27:01	Bright	47.500	107	37The Aur	2.6490	11000.	95	13105	No
274	GOM_NL__2PRFIN20040901_152919_000000392030_00025_13105_3445.N1	01-SEP-2004 15:29:19	Bright	39.000	17	78Bet Gem	1.1610	4500.0	78	13105	No
275	GOM_NL__2PRFIN20040901_153054_000000712030_00025_13105_3446.N1	01-SEP-2004 15:30:54	Twi_and_stray	70.500	28	12Bet Tau	1.6500	15200.	141	13105	No
276	GOM_NL__2PRFIN20040901_153400_000000522030_00025_13105_3447.N1	01-SEP-2004 15:34:00	Twi_and_stray	51.500	44	24Gam Gem	1.9280	11000.	103	13105	No
277	GOM_NL__2PRFIN20040901_153601_000000542030_00025_13105_3448.N1	01-SEP-2004 15:36:01	Twilight	53.500	8	10Alp CMi	0.40000	6500.0	107	13105	No
278	GOM_NL__2PRFIN20040901_153842_000000732030_00025_13105_3449.N1	01-SEP-2004 15:38:42	Dark	73.000	14	58Alp Ori	0.87000	3000.0	146	13105	No

279	GOM_NL__2PRFIN20040901_154104_000000792030_00025_13105_3450.N1	01-SEP-2004 15:41:04	Dark	78.500	27	24Gam Ori	1.6360	26000.	157	13105	No
280	GOM_NL__2PRFIN20040901_154344_000000562030_00025_13105_3451.N1	01-SEP-2004 15:43:44	Dark	56.000	1	9Alp CMa	-1.4400	11000.	112	13105	No
281	GOM_NL__2PRFIN20040901_154755_000000402030_00025_13105_3452.N1	01-SEP-2004 15:47:55	Dark	40.000	70	Zet Pup	2.2460	39000.	80	13105	No
282	GOM_NL__2PRFIN20040901_154951_000000402030_00025_13105_3453.N1	01-SEP-2004 15:49:51	Dark	39.500	34	Gam2Vel	1.7930	23000.	79	13105	No
283	GOM_NL__2PRFIN20040901_155312_000000542030_00025_13105_3454.N1	01-SEP-2004 15:53:12	Dark	54.000	2	Alp Car	-0.73600	7000.0	108	13105	No
284	GOM_NL__2PRFIN20040901_160332_000000432030_00026_13106_3422.N1	01-SEP-2004 16:03:32	Dark	42.500	143	Alp Hyi	2.8570	7200.0	85	13106	No
285	GOM_NL__2PRFIN20040901_160449_000000472030_00026_13106_3423.N1	01-SEP-2004 16:04:49	Dark	47.000	9	Alp Eri	0.45300	24000.	94	13106	No
286	GOM_NL__2PRFIN20040901_160906_000000402030_00026_13106_3424.N1	01-SEP-2004 16:09:06	Straylight	39.500	148	Alp Tuc	2.8780	4100.0	79	13106	No
287	GOM_NL__2PRFIN20040901_161047_000000562030_00026_13106_3425.N1	01-SEP-2004 16:10:47	Straylight	56.000	84	Alp Phe	2.3970	4500.0	112	13106	No
288	GOM_NL__2PRFIN20040901_161246_000000472030_00026_13106_3426.N1	01-SEP-2004 16:12:46	Straylight	46.500	31	Alp Gru	1.7340	15200.	93	13106	No
289	GOM_NL__2PRFIN20040901_161650_000000502030_00026_13106_3427.N1	01-SEP-2004 16:16:50	Straylight	50.000	18	24Alp PsA	1.1660	9700.0	100	13106	No
290	GOM_NL__2PRFIN20040901_161931_000000882030_00026_13106_3428.N1	01-SEP-2004 16:19:31	Twl_and_stray	88.000	52	16Bet Cet	2.0370	4500.0	176	13106	No
291	GOM_NL__2PRFIN20040901_162446_000000412030_00026_13106_3429.N1	01-SEP-2004 16:24:46	Bright	40.500	154	22Bet Aqr	2.8990	5700.0	81	13106	No
292	GOM_NL__2PRFIN20040901_162613_000000422030_00026_13106_3430.N1	01-SEP-2004 16:26:13	Bright	42.000	162	34Alp Aqr	2.9440	5350.0	84	13106	No
293	GOM_NL__2PRFIN20040901_162913_000000392030_00026_13106_3431.N1	01-SEP-2004 16:29:13	Bright	39.000	61	8Eps Peg	2.1000	3900.0	78	13106	No
294	GOM_NL__2PRFIN20040901_163200_000000512030_00026_13106_3432.N1	01-SEP-2004 16:32:00	Bright	51.000	90	54Alp Peg	2.4870	11000.	102	13106	No
295	GOM_NL__2PRFIN20040901_163606_000000382030_00026_13106_3433.N1	01-SEP-2004 16:36:06	Bright	38.000	92	53Eps Cyg	2.5000	4500.0	76	13106	No
296	GOM_NL__2PRFIN20040901_163800_000000402030_00026_13106_3434.N1	01-SEP-2004 16:38:00	Bright	40.000	66	37Gam Cyg	2.2080	5900.0	80	13106	No
297	GOM_NL__2PRFIN20040901_163917_000000392030_00026_13106_3435.N1	01-SEP-2004 16:39:17	Bright	38.500	19	50Alp Cyg	1.2460	10500.	77	13106	No
298	GOM_NL__2PRFIN20040901_164413_000000372030_00026_13106_3436.N1	01-SEP-2004 16:44:13	Bright	36.500	89	5Alp Cep	2.4510	8000.0	73	13106	No
299	GOM_NL__2PRFIN20040901_164653_000000432030_00026_13106_3437.N1	01-SEP-2004 16:46:53	Bright	43.000	74	11Bet Cas	2.2680	6600.0	86	13106	No
300	GOM_NL__2PRFIN20040901_164900_000000482030_00026_13106_3438.N1	01-SEP-2004 16:49:00	Bright	48.000	76	27Gam Cas	2.3000	30000.	96	13106	No
301	GOM_NL__2PRFIN20040901_165152_000000392030_00026_13106_3439.N1	01-SEP-2004 16:51:52	Bright	39.000	49	1Alp UMi	1.9900	6300.0	78	13106	No
302	GOM_NL__2PRFIN20040901_165420_000000882030_00026_13106_3440.N1	01-SEP-2004 16:54:20	Bright	87.500	73	57Gam1And	2.2600	13100.	175	13106	No
303	GOM_NL__2PRFIN20040901_165820_000000402030_00026_13106_3441.N1	01-SEP-2004 16:58:20	Bright	39.500	36	50Alp UMa	1.8000	6300.0	79	13106	No
304	GOM_NL__2PRFIN20040901_165942_000000362030_00026_13106_3442.N1	01-SEP-2004 16:59:42	Bright	36.000	82	48Bet UMa	2.3650	10600.	72	13106	No
305	GOM_NL__2PRFIN20040901_170350_000000622030_00026_13106_3443.N1	01-SEP-2004 17:03:50	Bright	62.000	6	13Alp Aur	0.080000	3400.0	124	13106	No
306	GOM_NL__2PRFIN20040901_170737_000000492030_00026_13106_3444.N1	01-SEP-2004 17:07:37	Bright	48.500	107	37The Aur	2.6490	11000.	97	13106	No
307	GOM_NL__2PRFIN20040901_170955_000000402030_00026_13106_3445.N1	01-SEP-2004 17:09:55	Bright	39.500	17	78Bet Gem	1.1610	4500.0	79	13106	No
308	GOM_NL__2PRFIN20040901_171130_000000722030_00026_13106_3446.N1	01-SEP-2004 17:11:30	Twl_and_stray	71.500	28	12Bet Tau	1.6500	15200.	143	13106	No
309	GOM_NL__2PRFIN20040901_171436_000000512030_00026_13106_3447.N1	01-SEP-2004 17:14:36	Twl_and_stray	51.000	44	24Gam Gem	1.9280	11000.	102	13106	No
310	GOM_NL__2PRFIN20040901_171638_000000542030_00026_13106_3448.N1	01-SEP-2004 17:16:38	Twilight	54.000	8	10Alp CMi	0.40000	6500.0	108	13106	No
311	GOM_NL__2PRFIN20040901_171918_000000782030_00026_13106_3449.N1	01-SEP-2004 17:19:18	Dark	77.500	14	58Alp Ori	0.87000	3000.0	155	13106	No
312	GOM_NL__2PRFIN20040901_172141_000000802030_00026_13106_3450.N1	01-SEP-2004 17:21:41	Dark	80.000	27	24Gam Ori	1.6360	26000.	160	13106	No
313	GOM_NL__2PRFIN20040901_172421_000000522030_00026_13106_3451.N1	01-SEP-2004 17:24:21	Dark	51.500	1	9Alp CMa	-1.4400	11000.	103	13106	No
314	GOM_NL__2PRFIN20040901_172832_000000412030_00026_13106_3452.N1	01-SEP-2004 17:28:32	Dark	40.500	70	Zet Pup	2.2460	39000.	81	13106	No
315	GOM_NL__2PRFIN20040901_173027_000000412030_00026_13106_3453.N1	01-SEP-2004 17:30:27	Dark	41.000	34	Gam2Vel	1.7930	23000.	82	13106	No
316	GOM_NL__2PRFIN20040901_173349_000000542030_00026_13106_3454.N1	01-SEP-2004 17:33:49	Dark	54.000	2	Alp Car	-0.73600	7000.0	108	13106	No
317	GOM_NL__2PRFIN20040901_174409_000000412030_00027_13107_3442.N1	01-SEP-2004 17:44:09	Dark	41.000	143	Alp Hyi	2.8570	7200.0	82	13107	No
318	GOM_NL__2PRFIN20040901_174526_000000502030_00027_13107_3443.N1	01-SEP-2004 17:45:26	Dark	49.500	9	Alp Eri	0.45300	24000.	99	13107	No
319	GOM_NL__2PRFIN20040901_174943_000000402030_00027_13107_3444.N1	01-SEP-2004 17:49:43	Straylight	39.500	148	Alp Tuc	2.8780	4100.0	79	13107	No
320	GOM_NL__2PRFIN20040901_175124_000000542030_00027_13107_3445.N1	01-SEP-2004 17:51:24	Straylight	54.000	84	Alp Phe	2.3970	4500.0	108	13107	No
321	GOM_NL__2PRFIN20040901_175322_000000452030_00027_13107_3446.N1	01-SEP-2004 17:53:22	Straylight	45.000	31	Alp Gru	1.7340	15200.	90	13107	No
322	GOM_NL__2PRFIN20040901_175727_000000512030_00027_13107_3447.N1	01-SEP-2004 17:57:27	Straylight	50.500	18	24Alp PsA	1.1660	9700.0	101	13107	No
323	GOM_NL__2PRFIN20040901_180008_000000862030_00027_13107_3448.N1	01-SEP-2004 18:00:08	Twl_and_stray	86.000	52	16Bet Cet	2.0370	4500.0	172	13107	No
324	GOM_NL__2PRFIN20040901_180523_000000402030_00027_13107_3449.N1	01-SEP-2004 18:05:23	Bright	40.000	154	22Bet Aqr	2.8990	5700.0	80	13107	No
325	GOM_NL__2PRFIN20040901_180649_000000422030_00027_13107_3450.N1	01-SEP-2004 18:06:49	Bright	42.000	162	34Alp Aqr	2.9440	5350.0	84	13107	No
326	GOM_NL__2PRFIN20040901_180949_000000392030_00027_13107_3451.N1	01-SEP-2004 18:09:49	Bright	38.500	61	8Eps Peg	2.1000	3900.0	77	13107	No
327	GOM_NL__2PRFIN20040901_181235_000000512030_00027_13107_3452.N1	01-SEP-2004 18:12:35	Bright	50.500	90	54Alp Peg	2.4870	11000.	101	13107	No
328	GOM_NL__2PRFIN20040901_181642_000000362030_00027_13107_3453.N1	01-SEP-2004 18:16:42	Bright	36.000	92	53Eps Cyg	2.5000	4500.0	72	13107	No
329	GOM_NL__2PRFIN20040901_181836_000000372030_00027_13107_3454.N1	01-SEP-2004 18:18:36	Bright	37.000	66	37Gam Cyg	2.2080	5900.0	74	13107	No
330	GOM_NL__2PRFIN20040901_181953_000000392030_00027_13107_3455.N1	01-SEP-2004 18:19:53	Bright	38.500	19	50Alp Cyg	1.2460	10500.	77	13107	No
331	GOM_NL__2PRFIN20040901_182448_000000392030_00027_13107_3456.N1	01-SEP-2004 18:24:48	Bright	39.000	89	5Alp Cep	2.4510	8000.0	78	13107	No
332	GOM_NL__2PRFIN20040901_182728_000000472030_00027_13107_3457.N1	01-SEP-2004 18:27:28	Bright	47.000	74	11Bet Cas	2.2680	6600.0	94	13107	No
333	GOM_NL__2PRFIN20040901_182935_000000452030_00027_13107_3458.N1	01-SEP-2004 18:29:35	Bright	44.500	76	27Gam Cas	2.3000	30000.	89	13107	No
334	GOM_NL__2PRFIN20040901_183228_000000382030_00027_13107_3459.N1	01-SEP-2004 18:32:28	Bright	38.000	49	1Alp UMi	1.9900	6300.0	76	13107	No
335	GOM_NL__2PRFIN20040901_183454_000000912030_00027_13107_3460.N1	01-SEP-2004 18:34:54	Bright	91.000	73	57Gam1And	2.2600	13100.	182	13107	No
336	GOM_NL__2PRFIN20040901_183857_000000362030_00027_13107_3461.N1	01-SEP-2004 18:38:57	Bright	35.500	36	50Alp UMa	1.8000	6300.0	71	13107	No
337	GOM_NL__2PRFIN20040901_184018_000000362030_00027_13107_3462.N1	01-SEP-2004 18:40:18	Bright	36.000	82	48Bet UMa	2.3650	10600.	72	13107	No



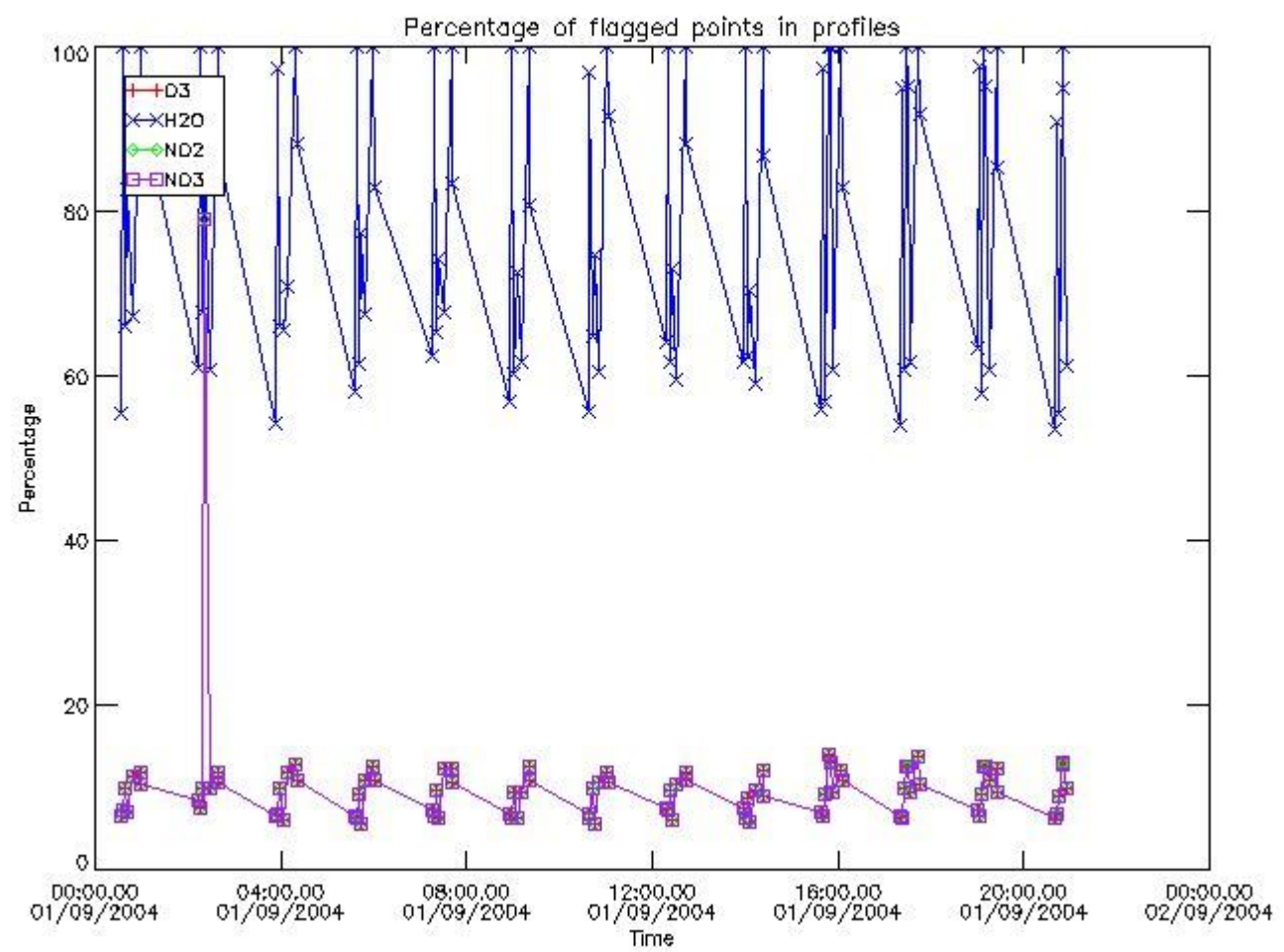
338	GOM_NL__2PRFIN20040901_184425_000000652030_00027_13107_3463.N1	01-SEP-2004 18:44:25	Bright	65.000	6	13Alp Aur	0.080000	3400.0	130	13107	No
339	GOM_NL__2PRFIN20040901_184812_000000572030_00027_13107_3464.N1	01-SEP-2004 18:48:12	Bright	56.500	107	37The Aur	2.6490	11000.	113	13107	No
340	GOM_NL__2PRFIN20040901_185031_000000402030_00027_13107_3465.N1	01-SEP-2004 18:50:31	Bright	40.000	17	78Bet Gem	1.1610	4500.0	80	13107	No
341	GOM_NL__2PRFIN20040901_185206_000000732030_00027_13107_3466.N1	01-SEP-2004 18:52:06	Twilight	72.500	28	12Bet Tau	1.6500	15200.	145	13107	No
342	GOM_NL__2PRFIN20040901_185513_000000552030_00027_13107_3467.N1	01-SEP-2004 18:55:13	Twilight	54.500	44	24Gam Gem	1.9280	11000.	109	13107	No
343	GOM_NL__2PRFIN20040901_185714_000000542030_00027_13107_3468.N1	01-SEP-2004 18:57:14	Twilight	54.000	8	10Alp CMi	0.400000	6500.0	108	13107	No
344	GOM_NL__2PRFIN20040901_185954_000000702030_00027_13107_3469.N1	01-SEP-2004 18:59:54	Dark	70.000	14	58Alp Ori	0.870000	3000.0	140	13107	No
345	GOM_NL__2PRFIN20040901_190219_000000802030_00027_13107_3470.N1	01-SEP-2004 19:02:19	Dark	79.500	27	24Gam Ori	1.6360	26000.	159	13107	No
346	GOM_NL__2PRFIN20040901_190458_000000552030_00027_13107_3471.N1	01-SEP-2004 19:04:58	Dark	55.000	1	9Alp CMa	-1.4400	11000.	110	13107	No
347	GOM_NL__2PRFIN20040901_190908_000000412030_00027_13107_3472.N1	01-SEP-2004 19:09:08	Dark	41.000	70	Zet Pup	2.2460	39000.	82	13107	No
348	GOM_NL__2PRFIN20040901_191103_000000412030_00027_13107_3473.N1	01-SEP-2004 19:11:03	Dark	41.000	34	Gam2Vel	1.7930	23000.	82	13107	No
349	GOM_NL__2PRFIN20040901_191426_000000482030_00027_13107_3474.N1	01-SEP-2004 19:14:26	Dark	47.500	2	Alp Car	-0.73600	7000.0	95	13107	No
350	GOM_NL__2PRFIN20040901_192445_000000422030_00028_13108_3442.N1	01-SEP-2004 19:24:45	Dark	41.500	143	Alp Hyi	2.8570	7200.0	83	13108	No
351	GOM_NL__2PRFIN20040901_192604_000000552030_00028_13108_3443.N1	01-SEP-2004 19:26:04	Dark	54.500	9	Alp Eri	0.45300	24000.	109	13108	No
352	GOM_NL__2PRFIN20040901_193018_000000402030_00028_13108_3444.N1	01-SEP-2004 19:30:18	Straylight	39.500	148	Alp Tuc	2.8780	4100.0	79	13108	No
353	GOM_NL__2PRFIN20040901_193201_000000592030_00028_13108_3445.N1	01-SEP-2004 19:32:01	Straylight	58.500	84	Alp Phe	2.3970	4500.0	117	13108	No
354	GOM_NL__2PRFIN20040901_193358_000000412030_00028_13108_3446.N1	01-SEP-2004 19:33:58	Straylight	41.000	31	Alp Gru	1.7340	15200.	82	13108	No
355	GOM_NL__2PRFIN20040901_193804_000000562030_00028_13108_3447.N1	01-SEP-2004 19:38:04	Straylight	56.000	18	24Alp PsA	1.1660	9700.0	112	13108	No
356	GOM_NL__2PRFIN20040901_194043_000000882030_00028_13108_3448.N1	01-SEP-2004 19:40:43	Twilight	87.500	52	16Bet Cet	2.0370	4500.0	175	13108	No
357	GOM_NL__2PRFIN20040901_194559_000000402030_00028_13108_3449.N1	01-SEP-2004 19:45:59	Bright	40.000	154	22Bet Aqr	2.8990	5700.0	80	13108	No
358	GOM_NL__2PRFIN20040901_194725_000000412030_00028_13108_3450.N1	01-SEP-2004 19:47:25	Bright	40.500	162	34Alp Aqr	2.9440	5350.0	81	13108	No
359	GOM_NL__2PRFIN20040901_195025_000000392030_00028_13108_3451.N1	01-SEP-2004 19:50:25	Bright	38.500	61	8Eps Peg	2.1000	3900.0	77	13108	No
360	GOM_NL__2PRFIN20040901_195309_000000512030_00028_13108_3452.N1	01-SEP-2004 19:53:09	Bright	51.000	90	54Alp Peg	2.4870	11000.	102	13108	No
361	GOM_NL__2PRFIN20040901_195718_000000362030_00028_13108_3453.N1	01-SEP-2004 19:57:18	Bright	36.000	92	53Eps Cyg	2.5000	4500.0	72	13108	No
362	GOM_NL__2PRFIN20040901_195912_000000372030_00028_13108_3454.N1	01-SEP-2004 19:59:12	Bright	36.500	66	37Gam Cyg	2.2080	5900.0	73	13108	No
363	GOM_NL__2PRFIN20040901_200029_000000402030_00028_13108_3455.N1	01-SEP-2004 20:00:29	Bright	39.500	19	50Alp Cyg	1.2460	10500.	79	13108	No
364	GOM_NL__2PRFIN20040901_200524_000000392030_00028_13108_3456.N1	01-SEP-2004 20:05:24	Bright	38.500	89	5Alp Cep	2.4510	8000.0	77	13108	No
365	GOM_NL__2PRFIN20040901_200803_000000452030_00028_13108_3457.N1	01-SEP-2004 20:08:03	Bright	44.500	74	11Bet Cas	2.2680	6600.0	89	13108	No
366	GOM_NL__2PRFIN20040901_201010_000000482030_00028_13108_3458.N1	01-SEP-2004 20:10:10	Bright	47.500	76	27Gam Cas	2.3000	30000.	95	13108	No
367	GOM_NL__2PRFIN20040901_201304_000000382030_00028_13108_3459.N1	01-SEP-2004 20:13:04	Bright	38.000	49	1Alp UMi	1.9900	6300.0	76	13108	No
368	GOM_NL__2PRFIN20040901_201528_000000902030_00028_13108_3460.N1	01-SEP-2004 20:15:28	Bright	89.500	73	57Gam1And	2.2600	13100.	179	13108	No
369	GOM_NL__2PRFIN20040901_201932_000000392030_00028_13108_3461.N1	01-SEP-2004 20:19:32	Bright	39.000	36	50Alp UMa	1.8000	6300.0	78	13108	No
370	GOM_NL__2PRFIN20040901_202055_000000372030_00028_13108_3462.N1	01-SEP-2004 20:20:55	Bright	36.500	82	48Bet UMa	2.3650	10600.	73	13108	No
371	GOM_NL__2PRFIN20040901_202501_000000622030_00028_13108_3463.N1	01-SEP-2004 20:25:01	Bright	61.500	6	13Alp Aur	0.080000	3400.0	123	13108	No
372	GOM_NL__2PRFIN20040901_202849_000000502030_00028_13108_3464.N1	01-SEP-2004 20:28:49	Bright	49.500	107	37The Aur	2.6490	11000.	99	13108	No
373	GOM_NL__2PRFIN20040901_203107_000000412030_00028_13108_3465.N1	01-SEP-2004 20:31:07	Bright	40.500	17	78Bet Gem	1.1610	4500.0	81	13108	No
374	GOM_NL__2PRFIN20040901_203243_000000732030_00028_13108_3466.N1	01-SEP-2004 20:32:43	Twilight	72.500	28	12Bet Tau	1.6500	15200.	145	13108	No
375	GOM_NL__2PRFIN20040901_203549_000000532030_00028_13108_3467.N1	01-SEP-2004 20:35:49	Twilight	53.000	44	24Gam Gem	1.9280	11000.	106	13108	No
376	GOM_NL__2PRFIN20040901_203750_000000542030_00028_13108_3468.N1	01-SEP-2004 20:37:50	Twilight	54.000	8	10Alp CMi	0.400000	6500.0	108	13108	No
377	GOM_NL__2PRFIN20040901_204031_000000802030_00028_13108_3469.N1	01-SEP-2004 20:40:31	Dark	80.000	14	58Alp Ori	0.870000	3000.0	160	13108	No
378	GOM_NL__2PRFIN20040901_204256_000000832030_00028_13108_3470.N1	01-SEP-2004 20:42:56	Dark	82.500	27	24Gam Ori	1.6360	26000.	165	13108	No
379	GOM_NL__2PRFIN20040901_204534_000000582030_00028_13108_3471.N1	01-SEP-2004 20:45:34	Dark	57.500	1	9Alp CMa	-1.4400	11000.	115	13108	No
380	GOM_NL__2PRFIN20040901_204944_000000402030_00028_13108_3472.N1	01-SEP-2004 20:49:44	Dark	39.500	70	Zet Pup	2.2460	39000.	79	13108	No
381	GOM_NL__2PRFIN20040901_205139_000000402030_00028_13108_3473.N1	01-SEP-2004 20:51:39	Dark	40.000	34	Gam2Vel	1.7930	23000.	80	13108	No
382	GOM_NL__2PRFIN20040901_205502_000000522030_00028_13108_3474.N1	01-SEP-2004 20:55:02	Dark	51.500	2	Alp Car	-0.73600	7000.0	103	13108	No

### 3. Quality information per product

In this section it is plotted some information contained in the Quality Summary data set of the level 2 products. Only products in dark limb conditions and without errors (error flag in the MPH set to "0") are used.

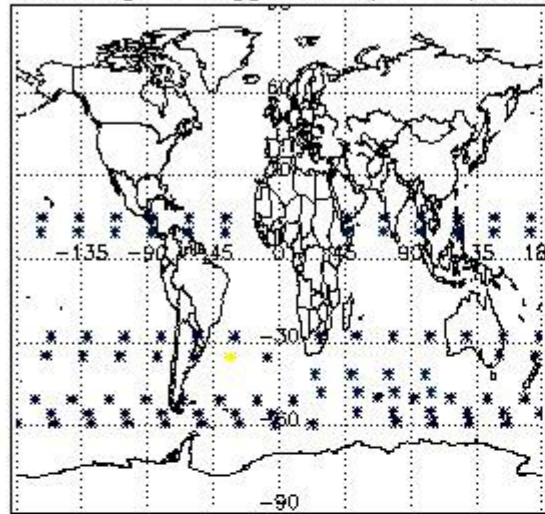
#### 3.1 Plot quality information per product (time dependant)



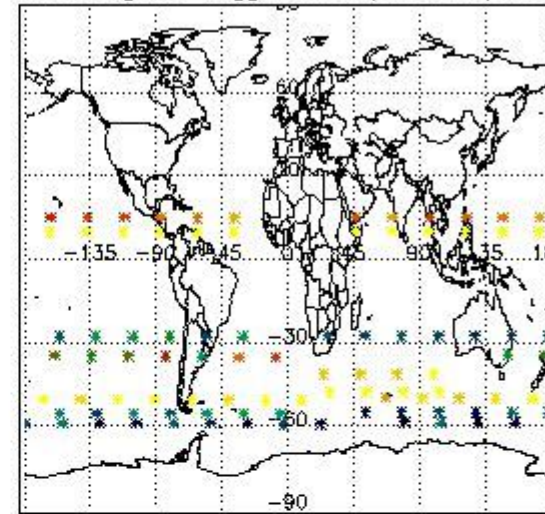


3.2 Plot quality information per product (world map)

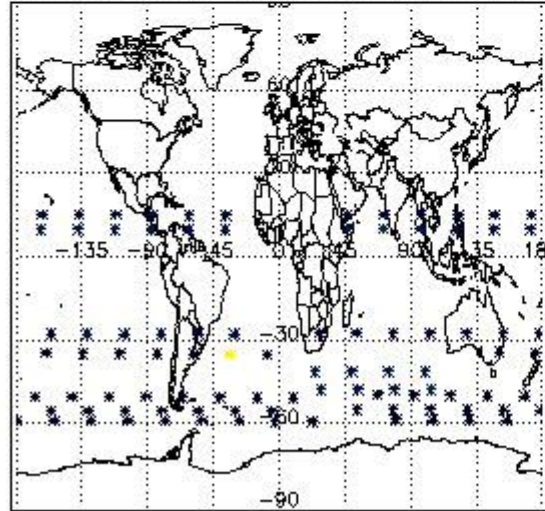
Percentage of flagged data per O3 profile



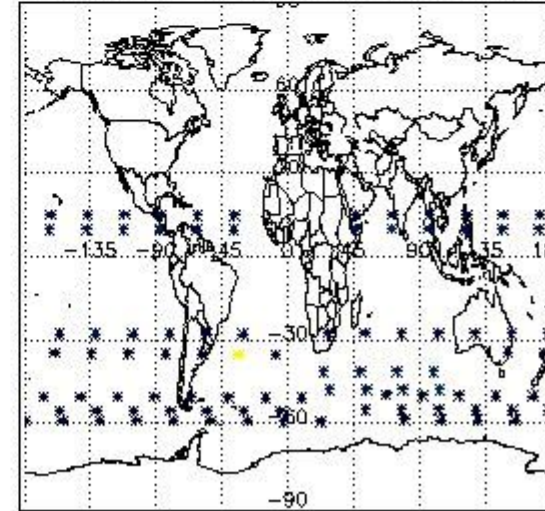
Percentage of flagged data per H2O profile



Percentage of flagged data per NO2 profile



Percentage of flagged data per NO3 profile

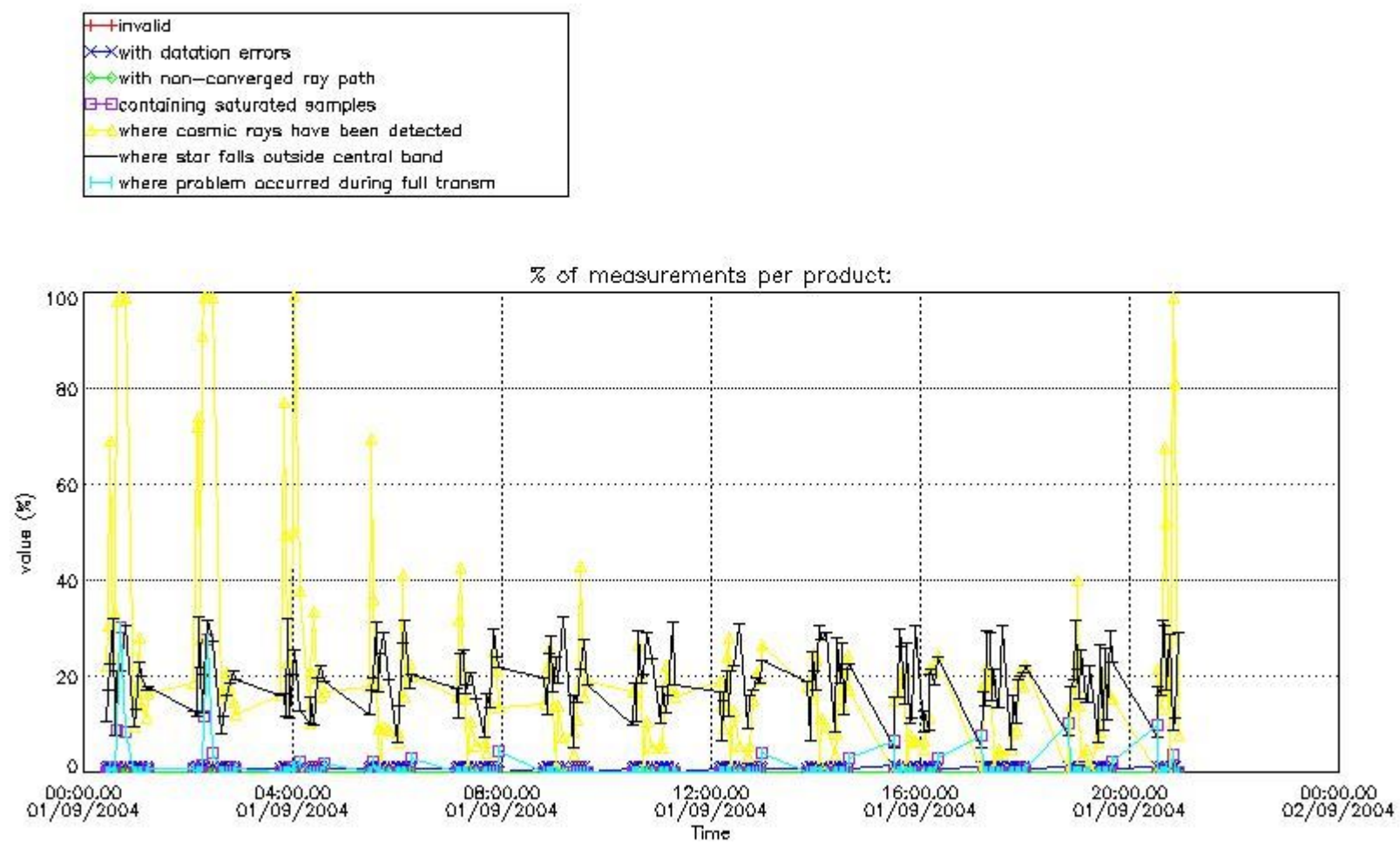


#### 4. Level 1 quality information per product

In this section it is plotted some information contained in the Quality Summary data set of the level 2 products that comes from the level 1b processing. Products without errors (error flag in the MPH set to "0") are used.

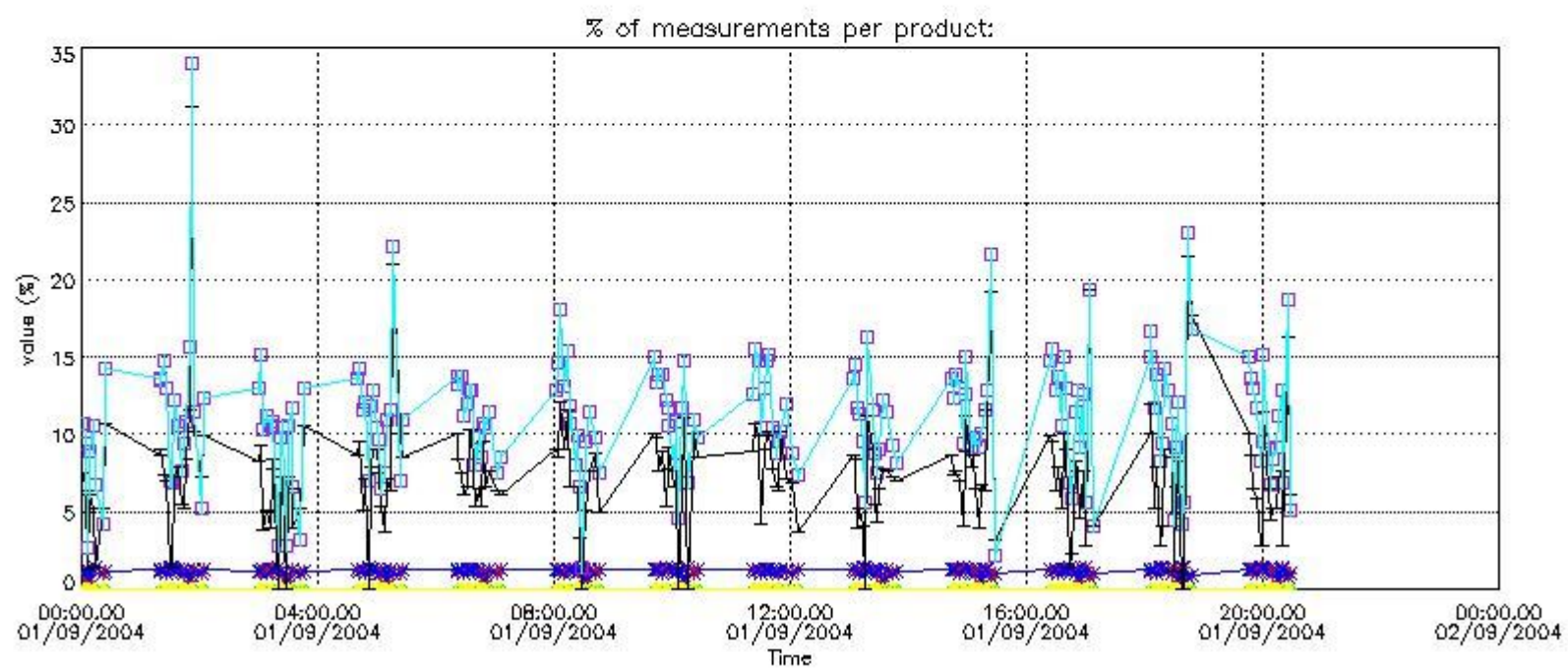
##### 4.1 Plot quality information per product (time dependant) coming from level 1b processing

###### 4.1.1 Plot level 1 quality information per product (time dependant): ENVISAT ASCENDING passes



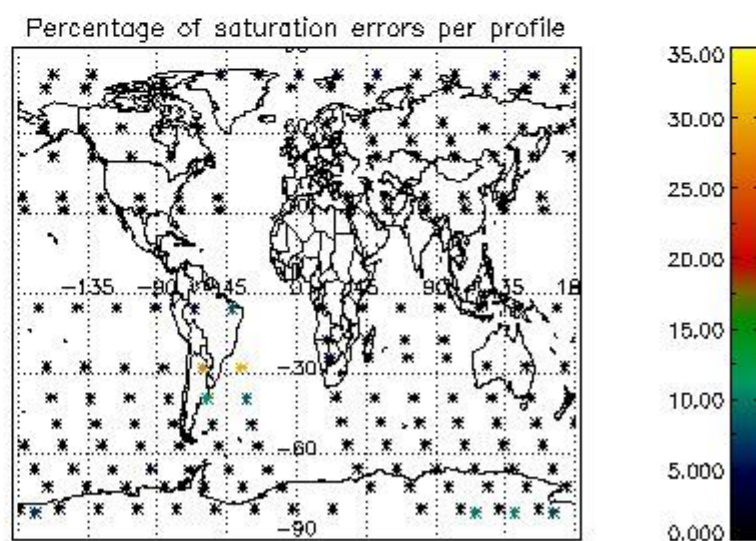
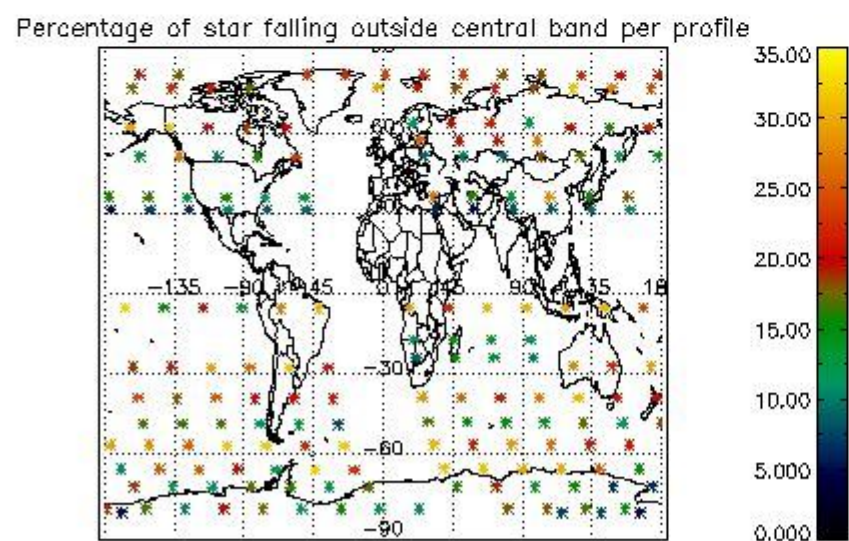
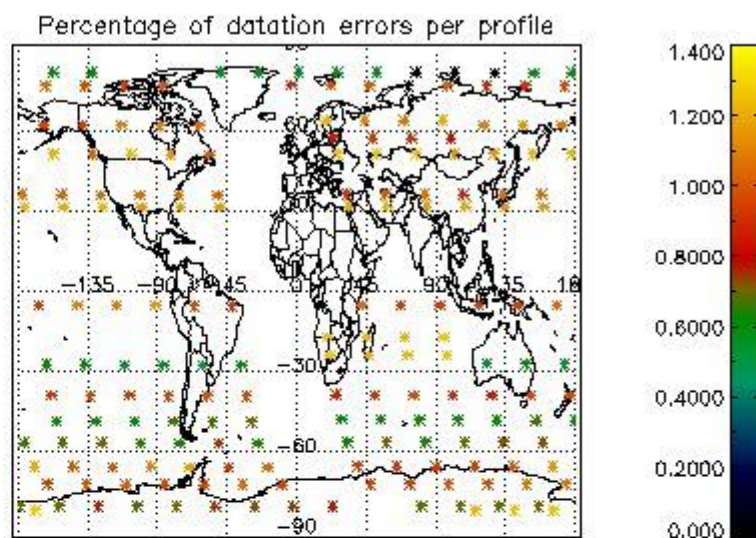
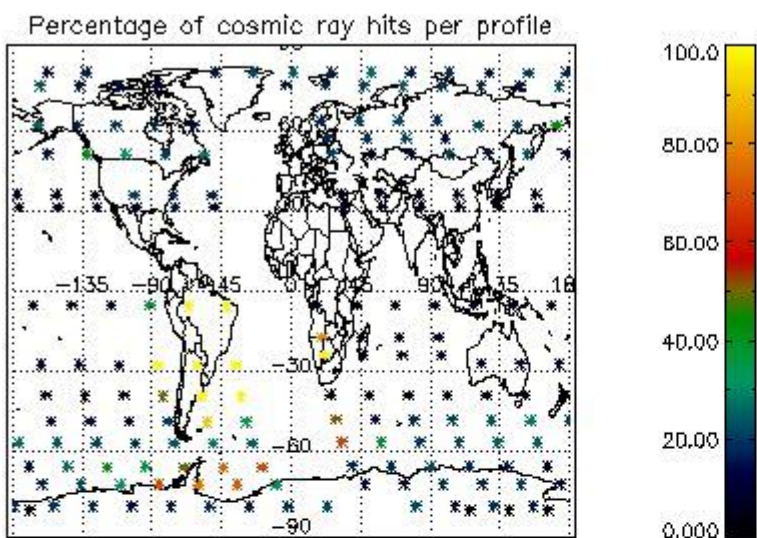
4.1.2 Plot level 1 quality information per product (time dependant): ENVI SAT DESCENDING passes





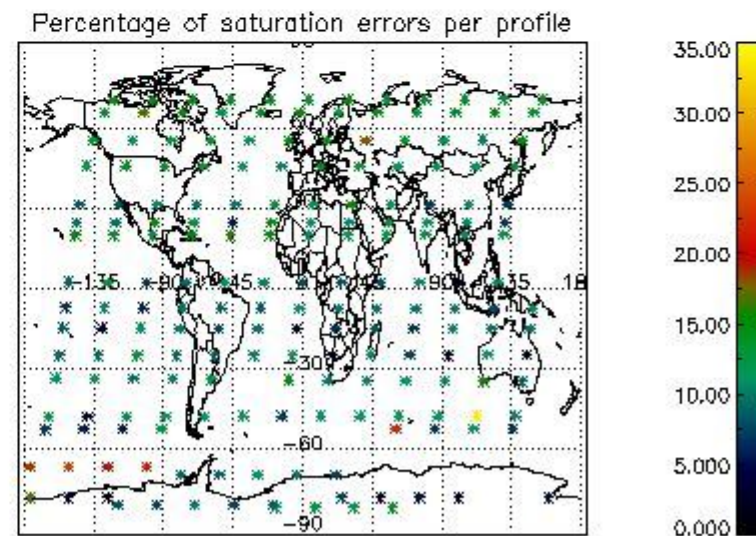
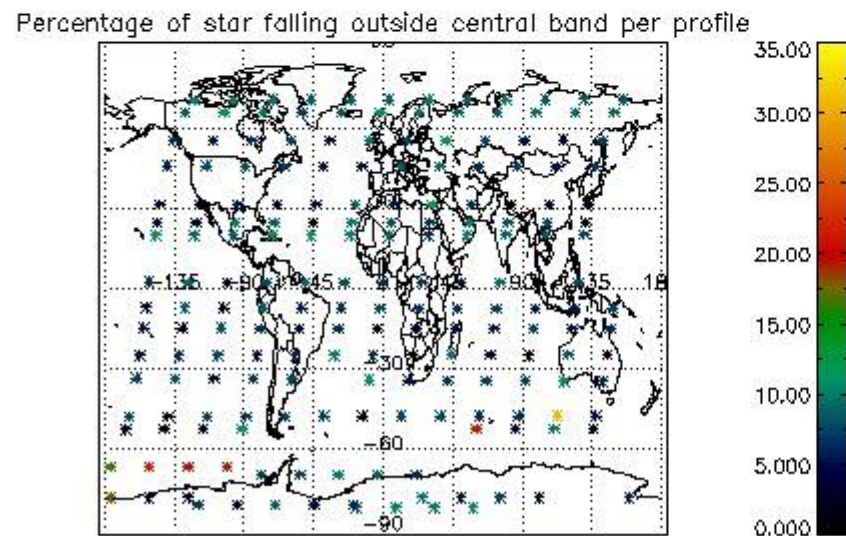
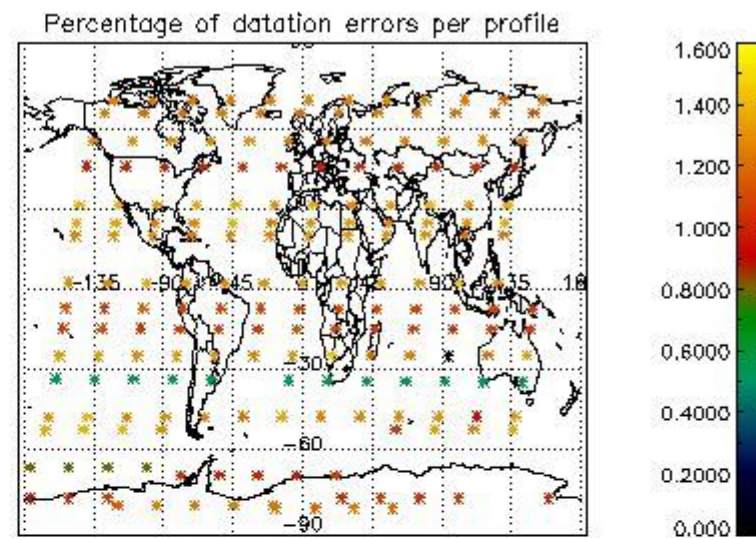
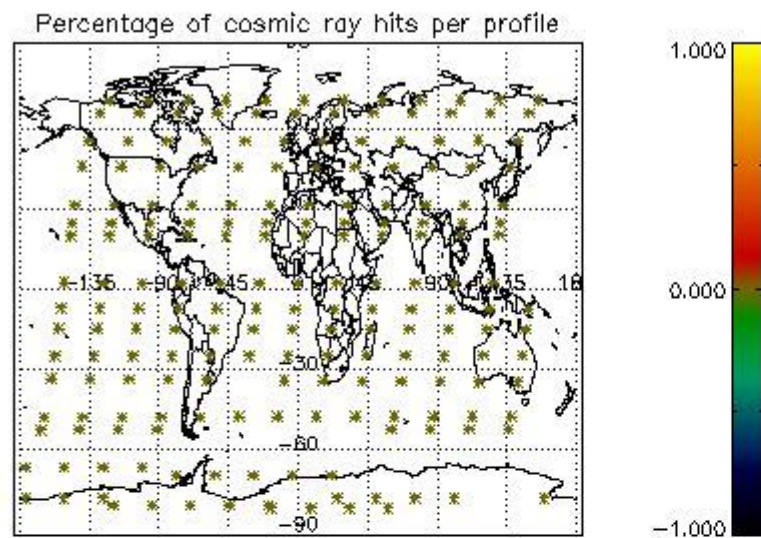
#### 4.2 Plot quality information per product coming from level 1b processing (world map)

##### 4.2.1 Plot level 1 quality information per product (world map): ENVISAT ASCENDING passes



4.2.2 Plot level 1 quality information per product (world map): ENVISAT DESCENDING passes





## 5. Trace gas profiles

### 5.1 Ozone statistics based on quality of products

The final quality of the products can be "measured" using the STD (Standard Deviation) attached to every point profile. This information is written to the parameter GOM\_NL\_\_2P/NL\_LOCAL\_SPECIES\_DENSITY/o3\_std of the level 2 products. The table below shows the statistics for given STD ranges.

The statistics are given with respect to the overall valid production:

- Products without fatal errors: GOM\_NL\_\_2P/MPH/PRODUCT\_ERR=0
- Valid point profile: GOM\_NL\_\_2P/NL\_LOCAL\_SPECIES\_DENSITY/pcd(0)=0

The 'Criteria' is applied to valid points of dark limb products:

- Products in dark limb illumination condition: GOM\_NL\_\_2P/NL\_SUMMARY\_QUALITY/obs\_ill\_cond=0
- Products without fatal errors: GOM\_NL\_\_2P/MPH/PRODUCT\_ERR=0
- Valid point profile: GOM\_NL\_\_2P/NL\_LOCAL\_SPECIES\_DENSITY/pcd(0)=0

So, the table below shows the percentage of dark limb and valid observations for each criteria with respect to the overall valid daily observations.

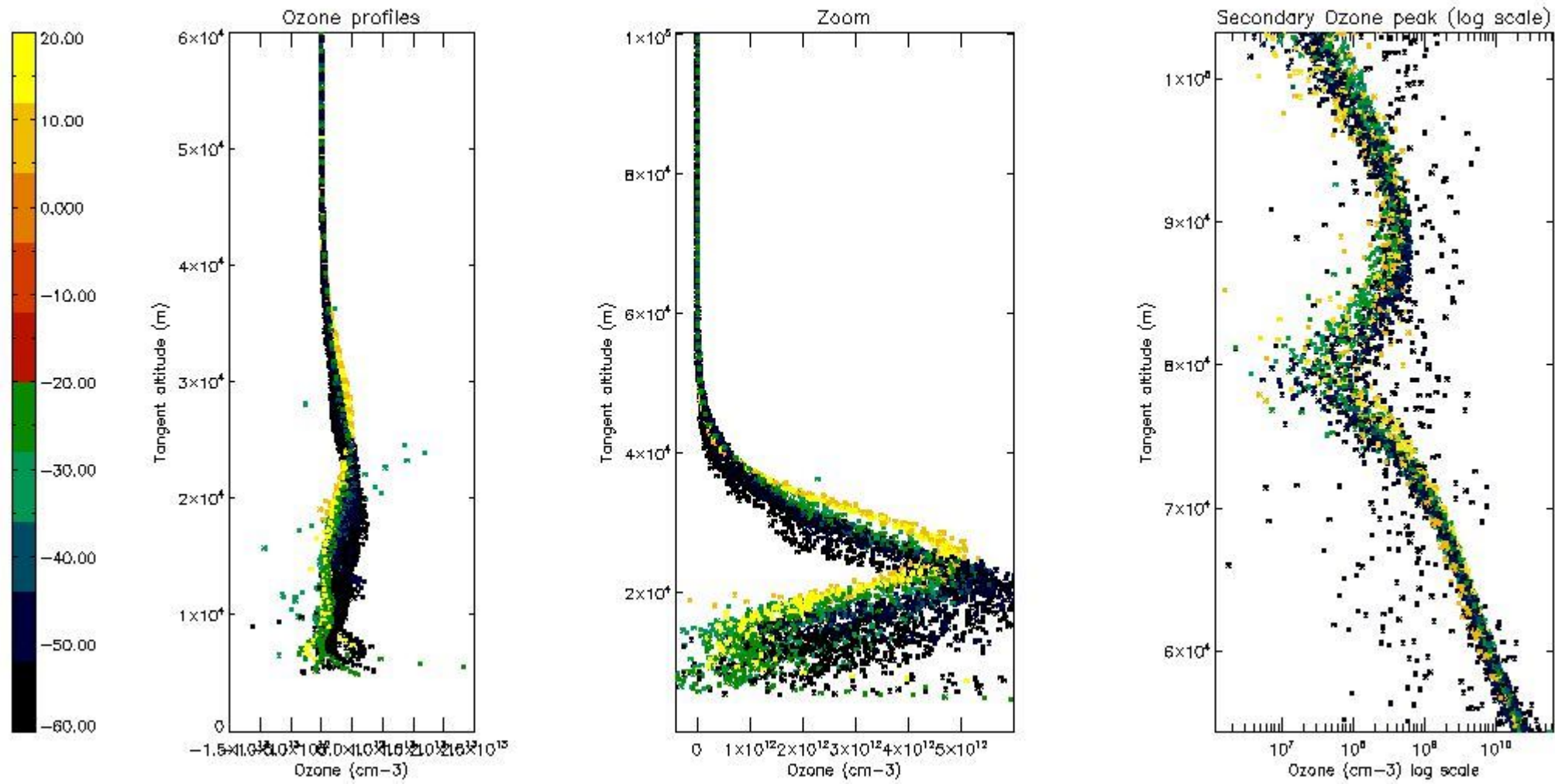
Criteria	% of total production
All STD	29
STD < 20	19



STD < 10	17
STD < 5	13

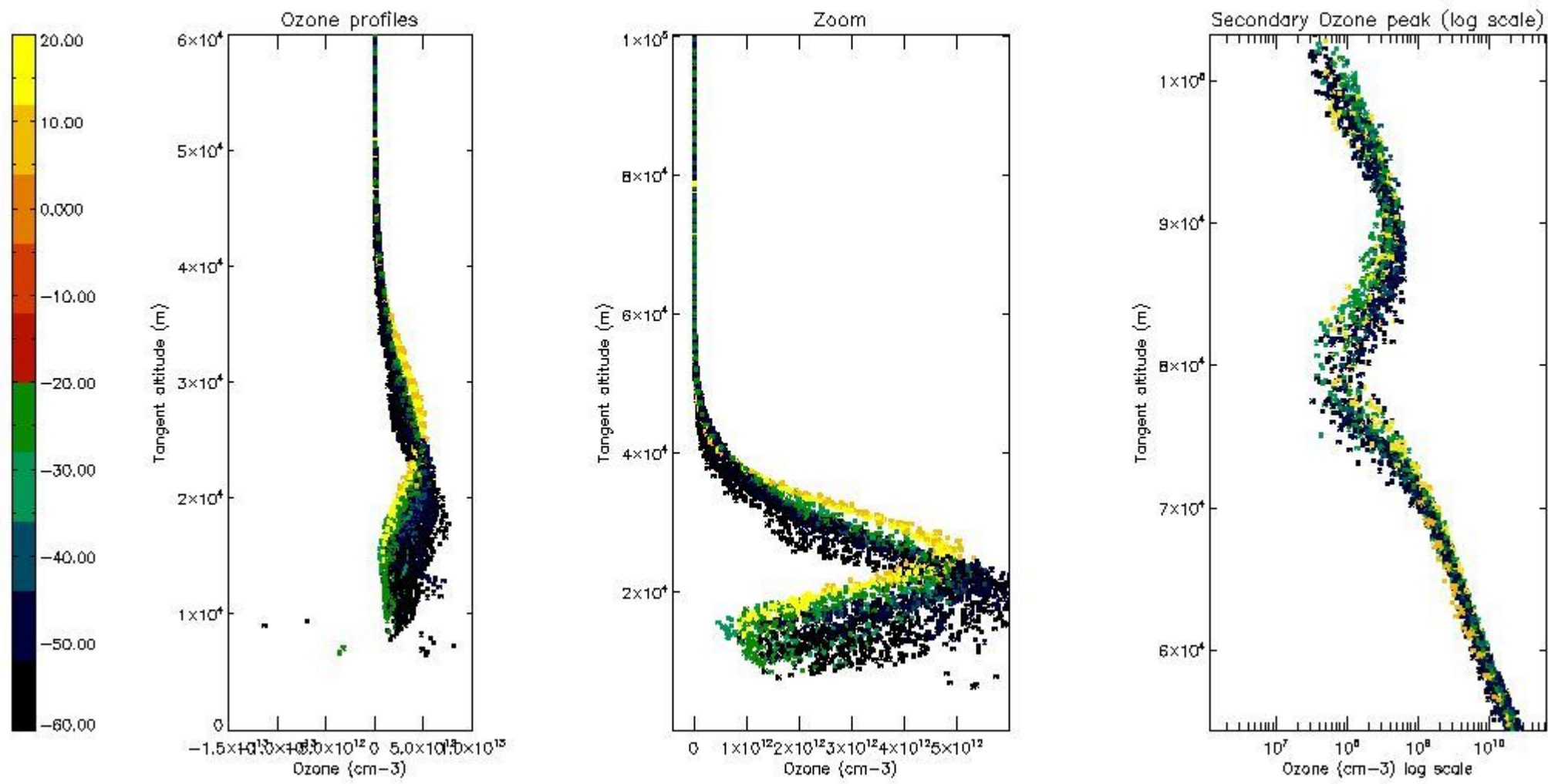
5.2 Plot ozone profiles for all STD (dark without errors)

The colorbar represents the latitude.



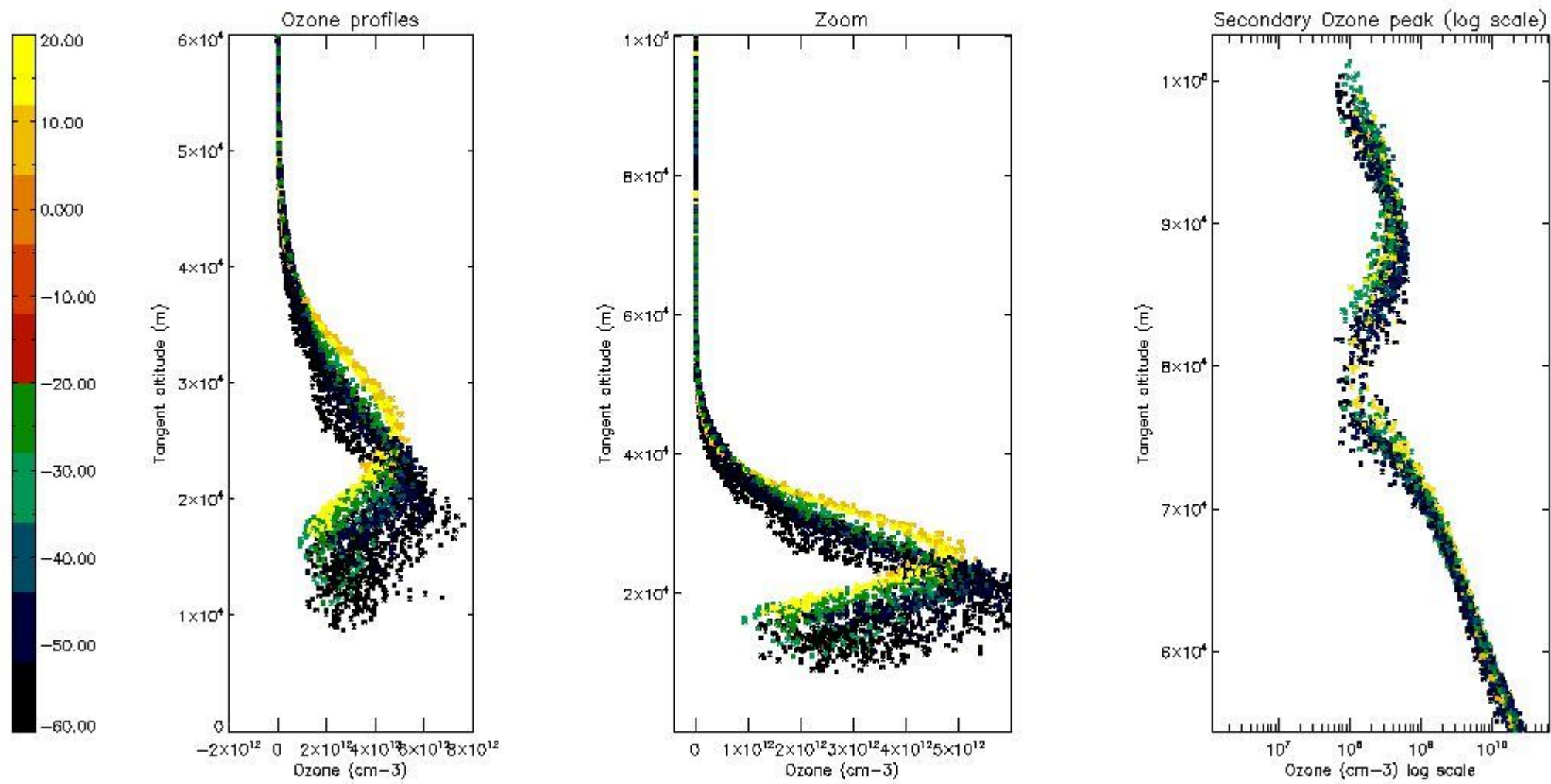
5.3 Plot ozone profiles where STD < 20% (dark without errors)

The colorbar represents the latitude.



*5.4 Plot ozone profiles where STD < 10% (dark without errors)*

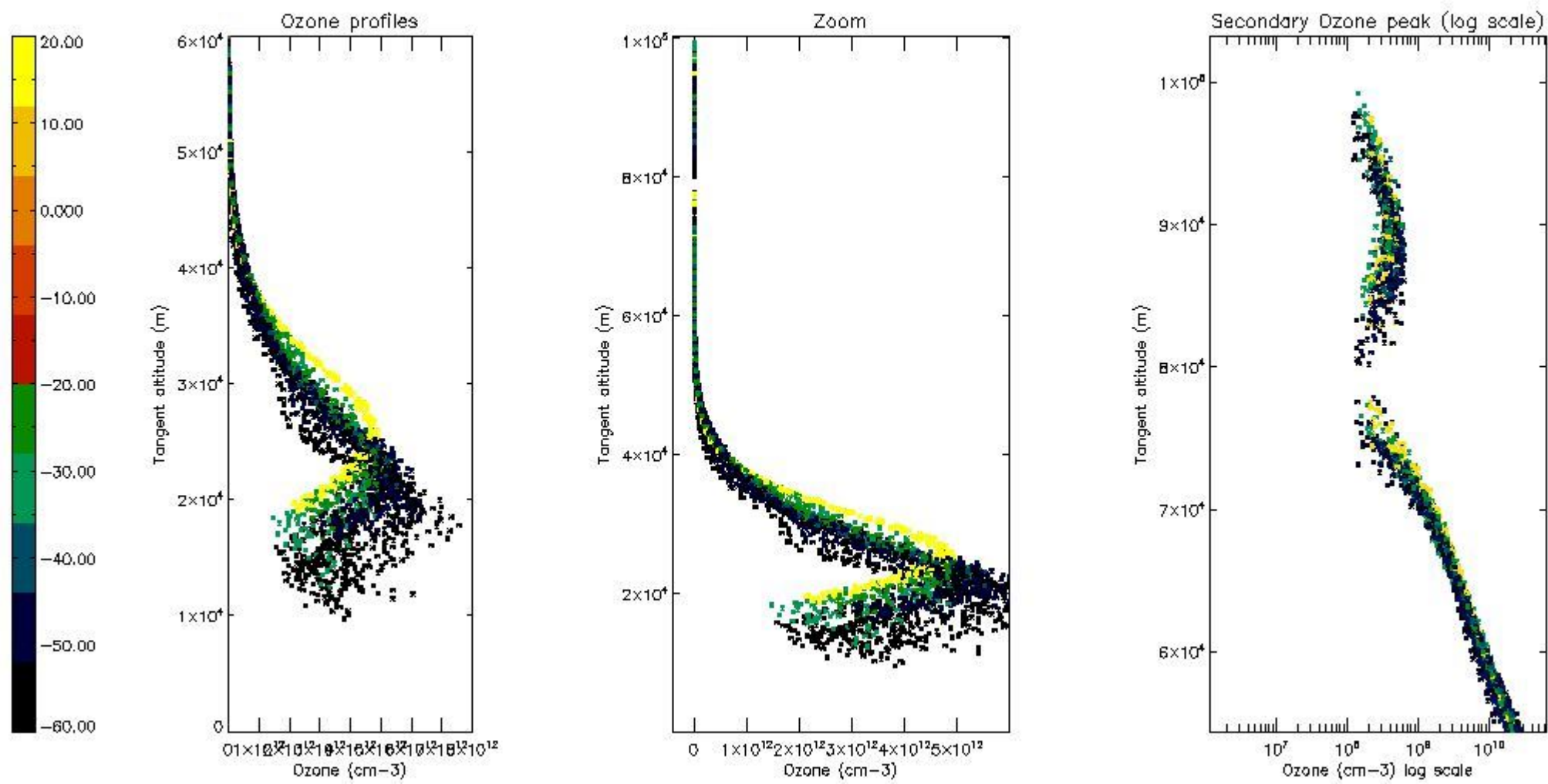
The colorbar represents the latitude.



*5.5 Plot ozone profiles where STD < 5% (dark without errors)*

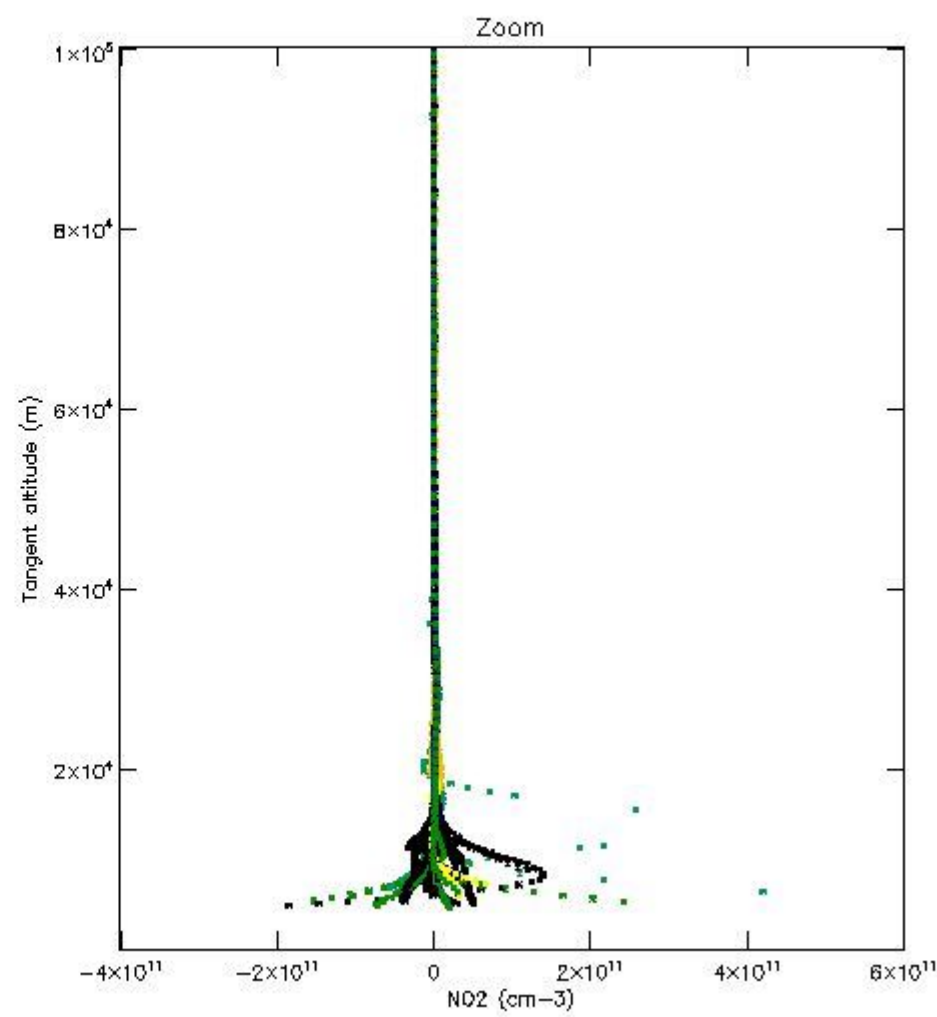
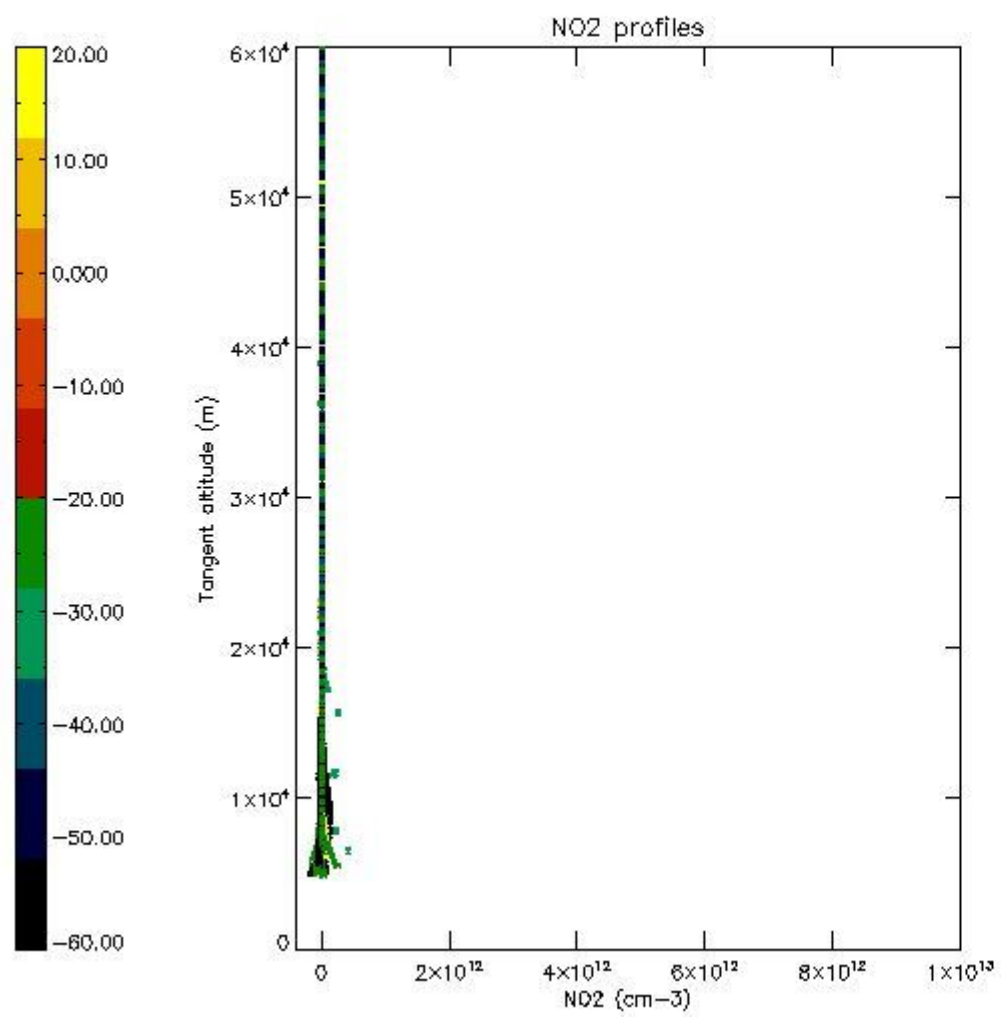
The colorbar represents the latitude.





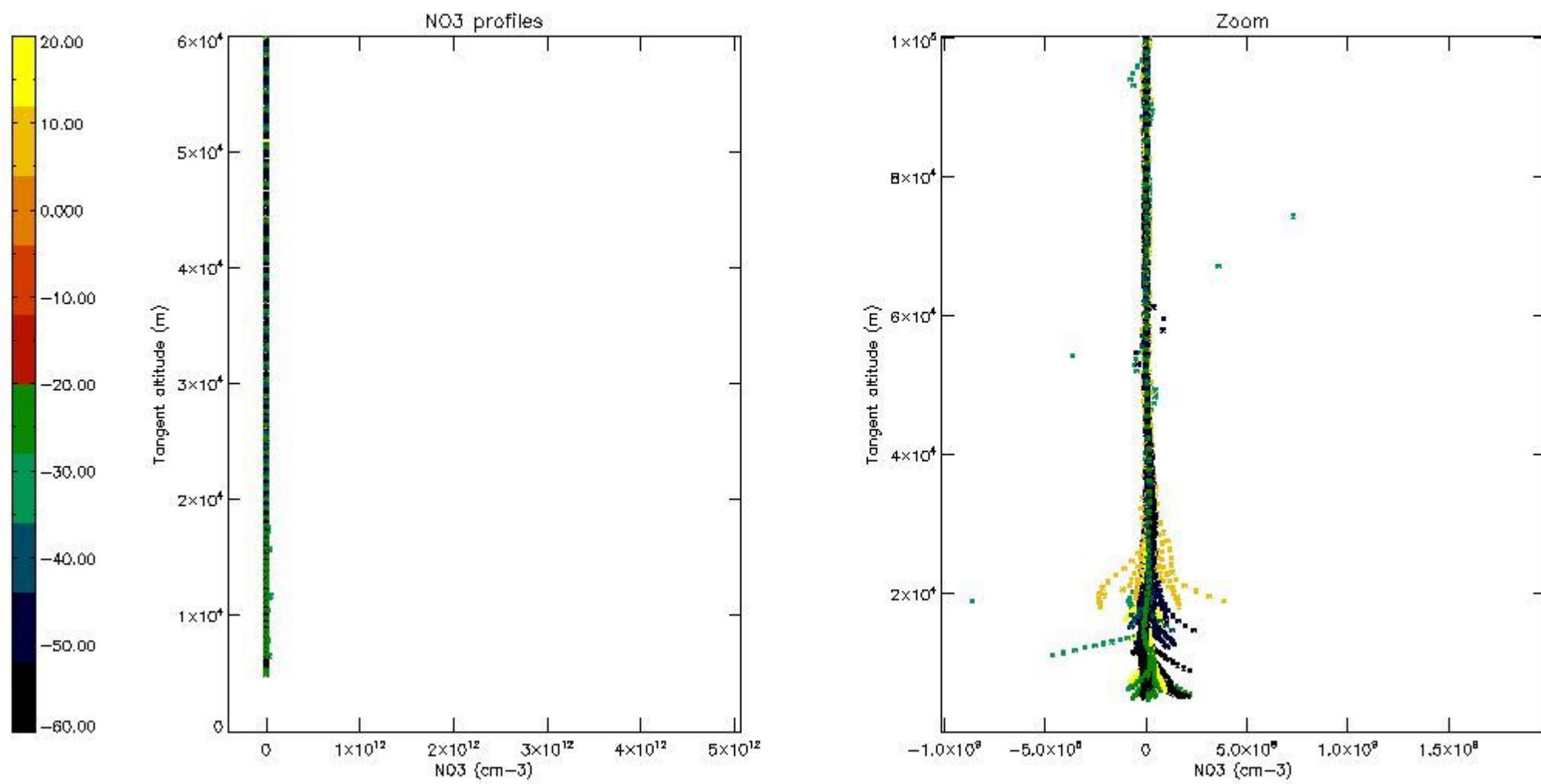
*5.6 Plot NO<sub>2</sub> profiles for all STD (dark without errors)*

The colorbar represents the latitude.



*5.7 Plot NO3 profiles for all STD (dark without errors)*

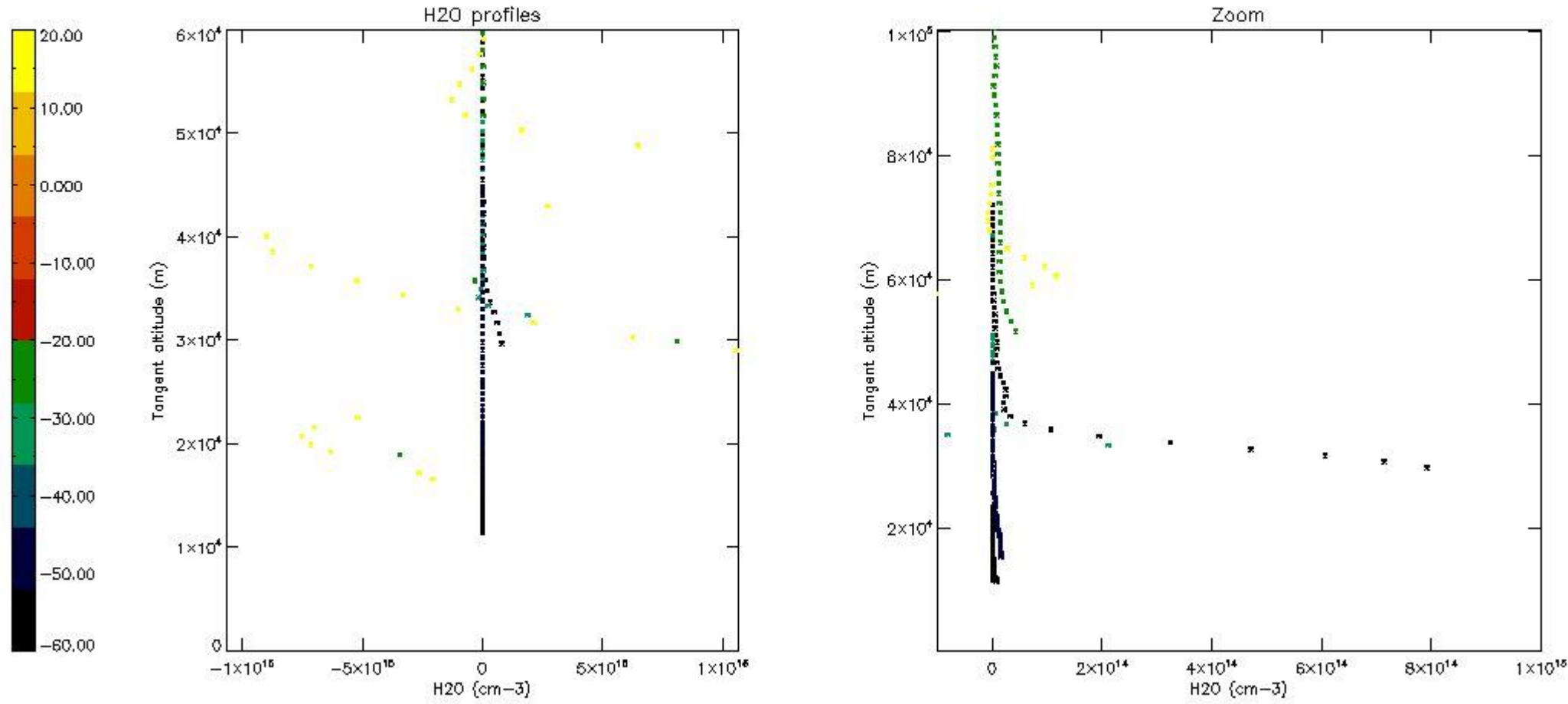
The colorbar represents the latitude.



5.8 Plot H<sub>2</sub>O profiles for all STD (only for occultations of stars 1,2,3,4,13,14,16,26,63 dark without errors)

The colorbar represents the latitude.





## 6. Auxiliary Data Files used for the production reported in section 2

The number reported in the third column indicates since which file (see list in section 2) the corresponding auxiliary file has been used. The fourth column is the date of those product files.

Type	Auxiliary Filename	Used since product	Used since product date
INST_PHYS_CHARACTERISTICS	GOM_INS_AXVIEC20091111_143220_20030716_120000_20500101_000000	1	01-SEP-2004 00:01:00
LEVEL-2_PROC_CONFIG	GOM_PR2_AXVIEC20091111_152718_20020301_000000_20500101_000000	1	01-SEP-2004 00:01:00
CROSS_SECTIONS_FILE	GOM_CRS_AXVIEC20091111_154832_20020301_000000_20500101_000000	1	01-SEP-2004 00:01:00

# GOMOS Level 2 Daily Report

## SUMMARY

### [1. General Info](#)

### [2. Summary of processed GOM\\_NL\\_2P products](#)

### [3. Level 2 Quality information per product](#)

#### [3.1 Plot of level 2 quality information per product \(time dependant\)](#)

#### [3.2 Plot of level 2 quality information per product \(world map\)](#)

### [4. Level 1 Quality information per product \(stored on level 2 products\)](#)

#### [4.1 Plot of level 1 quality information per product \(time dependant\)](#)

##### [4.1.1 Plot of level 1 quality information per product \(time dependant\): ASCENDING](#)

##### [4.1.2 Plot of level 1 quality information per product \(time dependant\): DESCENDING](#)

#### [4.2 Plot of level 1 quality information per product \(world map\)](#)

##### [4.2.1 Plot of level 1 quality information per product \(world map\): ASCENDING](#)

##### [4.2.2 Plot of level 1 quality information per product \(world map\): DESCENDING](#)

### [5. Ozone profiles based on quality statistics and other trace gas profiles](#)

#### [5.1 Ozone statistics based on quality of products](#)

#### [5.2 Plot ozone profiles for all STD \(dark without errors\)](#)

#### [5.3 Plot ozone profiles where STD < 20% \(dark without errors\)](#)

#### [5.4. Plot ozone profiles where STD < 10% \(dark without errors\)](#)

#### [5.5. Plot ozone profiles where STD < 5% \(dark without errors\)](#)

#### [5.6 Plot NO2 profiles for all STD \(dark without errors\)](#)

#### [5.7 Plot NO3 profiles for all STD \(dark without errors\)](#)

#### [5.8 Plot H2O profiles \(only for occultations of stars 1,2,3,4,13,14,16,26,63 dark without errors\) for all STD](#)

### [6. Auxiliary Data Files used for the production reported in section 2](#)

This report presents the daily analysis on parameters extracted from GOMOS level 2 data (GOM\_NL\_\_2P). It is intended to monitor some important parameters that will impact the quality of these products. A list of level 2 products (and content) that have arrived during the reporting day to the PCF is also given.

Item	Value
Time of report generation	19APR2013 10:03:26
Data source version	GOMOS/6.01
Start time of products	01-09-2004 (01SEP2004 00:00:00)
Stop time of products	02-09-2004 (02SEP2004 00:00:00)
Store outputs in DB	Yes
Nb of level 2 prods	382
Nb of prods with errors	0

## 2. Summary of processed GOM\_NL\_\_2P products.

Nr	Filename	UTC Start time	Limb	Duration	Star Id	Star Name	Star Mag	Star Temp	Nb Meas	Orbit	Prod. error
1	GOM_NL__2PRFIN20040901_000100_000000472030_00016_13096_3046.N1	01-SEP-2004 00:01:00	Bright	46.500	74	11Bet Cas	2.2680	6600.0	93	13096	No
2	GOM_NL__2PRFIN20040901_000308_000000482030_00016_13096_3047.N1	01-SEP-2004 00:03:08	Bright	47.500	76	27Gam Cas	2.3000	30000.	95	13096	No
3	GOM_NL__2PRFIN20040901_000550_000000382030_00016_13096_3048.N1	01-SEP-2004 00:05:50	Bright	37.500	49	1Alp UMi	1.9900	6300.0	75	13096	No
4	GOM_NL__2PRFIN20040901_000839_000000902030_00016_13096_3049.N1	01-SEP-2004 00:08:39	Bright	89.500	73	57Gam1And	2.2600	13100.	179	13096	No
5	GOM_NL__2PRFIN20040901_001218_000000382030_00016_13096_3050.N1	01-SEP-2004 00:12:18	Bright	38.000	36	50Alp UMa	1.8000	6300.0	76	13096	No
6	GOM_NL__2PRFIN20040901_001339_000000372030_00016_13096_3051.N1	01-SEP-2004 00:13:39	Bright	37.000	82	48Bet UMa	2.3650	10600.	74	13096	No
7	GOM_NL__2PRFIN20040901_002138_000000482030_00016_13096_3052.N1	01-SEP-2004 00:21:38	Bright	47.500	107	37The Aur	2.6490	11000.	95	13096	No
8	GOM_NL__2PRFIN20040901_002354_000000422030_00016_13096_3053.N1	01-SEP-2004 00:23:54	Bright	42.000	17	78Bet Gem	1.1610	4500.0	84	13096	No
9	GOM_NL__2PRFIN20040901_002528_000000662030_00016_13096_3054.N1	01-SEP-2004 00:25:28	Twilight	65.500	28	12Bet Tau	1.6500	15200.	131	13096	No
10	GOM_NL__2PRFIN20040901_002833_000000532030_00016_13096_3055.N1	01-SEP-2004 00:28:33	Twilight	52.500	44	24Gam Gem	1.9280	11000.	105	13096	No
11	GOM_NL__2PRFIN20040901_003035_000000492030_00016_13096_3056.N1	01-SEP-2004 00:30:35	Twilight	48.500	8	10Alp CMi	0.40000	6500.0	97	13096	No
12	GOM_NL__2PRFIN20040901_003311_000000782030_00016_13096_3057.N1	01-SEP-2004 00:33:11	Dark	78.000	14	58Alp Ori	0.87000	3000.0	156	13096	No
13	GOM_NL__2PRFIN20040901_003529_000000712030_00016_13096_3058.N1	01-SEP-2004 00:35:29	Dark	71.000	27	24Gam Ori	1.6360	26000.	142	13096	No
14	GOM_NL__2PRFIN20040901_003814_000000522030_00016_13096_3059.N1	01-SEP-2004 00:38:14	Dark	52.000	1	9Alp CMa	-1.4400	11000.	104	13096	No
15	GOM_NL__2PRFIN20040901_004127_000000812030_00016_13096_3060.N1	01-SEP-2004 00:41:27	Dark	81.000	7	19Bet Ori	0.10000	14000.	162	13096	No
16	GOM_NL__2PRFIN20040901_004744_000000542030_00016_13096_3061.N1	01-SEP-2004 00:47:44	Dark	54.000	2	Alp Car	-0.73600	7000.0	108	13096	No
17	GOM_NL__2PRFIN20040901_005803_000000432030_00017_13097_3422.N1	01-SEP-2004 00:58:03	Dark	43.000	143	Alp Hyi	2.8570	7200.0	86	13097	No
18	GOM_NL__2PRFIN20040901_005919_000000492030_00017_13097_3423.N1	01-SEP-2004 00:59:19	Dark	49.000	9	Alp Eri	0.45300	24000.	98	13097	No
19	GOM_NL__2PRFIN20040901_010338_000000502030_00017_13097_3424.N1	01-SEP-2004 01:03:38	Straylight	50.000	148	Alp Tuc	2.8780	4100.0	100	13097	No
20	GOM_NL__2PRFIN20040901_010646_000000482030_00017_13097_3425.N1	01-SEP-2004 01:06:46	Straylight	47.500	63	Bet Gru	2.1500	2800.0	95	13097	No
21	GOM_NL__2PRFIN20040901_011124_000000502030_00017_13097_3426.N1	01-SEP-2004 01:11:24	Straylight	49.500	18	24Alp PsA	1.1660	9700.0	99	13097	No
22	GOM_NL__2PRFIN20040901_011407_000000822030_00017_13097_3427.N1	01-SEP-2004 01:14:07	Twilight	82.000	52	16Bet Cet	2.0370	4500.0	164	13097	No
23	GOM_NL__2PRFIN20040901_011921_000000412030_00017_13097_3428.N1	01-SEP-2004 01:19:21	Bright	40.500	154	22Bet Aqr	2.8990	5700.0	81	13097	No
24	GOM_NL__2PRFIN20040901_012047_000000452030_00017_13097_3429.N1	01-SEP-2004 01:20:47	Bright	44.500	162	34Alp Aqr	2.9440	5350.0	89	13097	No
25	GOM_NL__2PRFIN20040901_012349_000000412030_00017_13097_3430.N1	01-SEP-2004 01:23:49	Bright	40.500	61	8Eps Peg	2.1000	3900.0	81	13097	No
26	GOM_NL__2PRFIN20040901_012642_000000502030_00017_13097_3431.N1	01-SEP-2004 01:26:42	Bright	50.000	90	54Alp Peg	2.4870	11000.	100	13097	No
27	GOM_NL__2PRFIN20040901_013041_000000362030_00017_13097_3432.N1	01-SEP-2004 01:30:41	Bright	36.000	92	53Eps Cyg	2.5000	4500.0	72	13097	No
28	GOM_NL__2PRFIN20040901_013235_000000372030_00017_13097_3433.N1	01-SEP-2004 01:32:35	Bright	36.500	66	37Gam Cyg	2.2080	5900.0	73	13097	No
29	GOM_NL__2PRFIN20040901_013350_000000412030_00017_13097_3434.N1	01-SEP-2004 01:33:50	Bright	41.000	19	50Alp Cyg	1.2460	10500.	82	13097	No
30	GOM_NL__2PRFIN20040901_013850_000000382030_00017_13097_3435.N1	01-SEP-2004 01:38:50	Bright	38.000	89	5Alp Cep	2.4510	8000.0	76	13097	No
31	GOM_NL__2PRFIN20040901_014135_000000462030_00017_13097_3436.N1	01-SEP-2004 01:41:35	Bright	45.500	74	11Bet Cas	2.2680	6600.0	91	13097	No
32	GOM_NL__2PRFIN20040901_014342_000000482030_00017_13097_3437.N1	01-SEP-2004 01:43:42	Bright	47.500	76	27Gam Cas	2.3000	30000.	95	13097	No
33	GOM_NL__2PRFIN20040901_014626_000000422030_00017_13097_3438.N1	01-SEP-2004 01:46:26	Bright	41.500	49	1Alp UMi	1.9900	6300.0	83	13097	No
34	GOM_NL__2PRFIN20040901_014913_000000962030_00017_13097_3439.N1	01-SEP-2004 01:49:13	Bright	95.500	73	57Gam1And	2.2600	13100.	191	13097	No
35	GOM_NL__2PRFIN20040901_015254_000000532030_00017_13097_3440.N1	01-SEP-2004 01:52:54	Bright	53.000	36	50Alp UMa	1.8000	6300.0	106	13097	No
36	GOM_NL__2PRFIN20040901_015415_000000402030_00017_13097_3441.N1	01-SEP-2004 01:54:15	Bright	39.500	82	48Bet UMa	2.3650	10600.	79	13097	No
37	GOM_NL__2PRFIN20040901_020213_000000492030_00017_13097_3442.N1	01-SEP-2004 02:02:13	Bright	48.500	107	37The Aur	2.6490	11000.	97	13097	No
38	GOM_NL__2PRFIN20040901_020430_000000412030_00017_13097_3443.N1	01-SEP-2004 02:04:30	Bright	40.500	17	78Bet Gem	1.1610	4500.0	81	13097	No
39	GOM_NL__2PRFIN20040901_020604_000000672030_00017_13097_3444.N1	01-SEP-2004 02:06:04	Twilight	67.000	28	12Bet Tau	1.6500	15200.	134	13097	No
40	GOM_NL__2PRFIN20040901_020910_000000482030_00017_13097_3445.N1	01-SEP-2004 02:09:10	Twilight	48.000	44	24Gam Gem	1.9280	11000.	96	13097	No
41	GOM_NL__2PRFIN20040901_021111_000000542030_00017_13097_3446.N1	01-SEP-2004 02:11:11	Twilight	54.000	8	10Alp CMi	0.40000	6500.0	108	13097	No
42	GOM_NL__2PRFIN20040901_021348_000000672030_00017_13097_3447.N1	01-SEP-2004 02:13:48	Dark	67.000	14	58Alp Ori	0.87000	3000.0	134	13097	No



43	GOM_NL__2PRFIN20040901_021606_000000762030_00017_13097_3448.N1	01-SEP-2004 02:16:06	Dark	76.000	27	24Gam Ori	1.6360	26000.	152	13097	No
44	GOM_NL__2PRFIN20040901_021851_000000522030_00017_13097_3449.N1	01-SEP-2004 02:18:51	Dark	51.500	1	9Alp CMa	-1.4400	11000.	103	13097	No
45	GOM_NL__2PRFIN20040901_022204_000000942030_00017_13097_3450.N1	01-SEP-2004 02:22:04	Dark	93.500	7	19Bet Ori	0.10000	14000.	187	13097	No
46	GOM_NL__2PRFIN20040901_022820_000000522030_00017_13097_3451.N1	01-SEP-2004 02:28:20	Dark	51.500	2	Alp Car	-0.73600	7000.0	103	13097	No
47	GOM_NL__2PRFIN20040901_023840_000000432030_00018_13098_3422.N1	01-SEP-2004 02:38:40	Dark	43.000	143	Alp Hyi	2.8570	7200.0	86	13098	No
48	GOM_NL__2PRFIN20040901_023955_000000482030_00018_13098_3423.N1	01-SEP-2004 02:39:55	Dark	48.000	9	Alp Eri	0.45300	24000.	96	13098	No
49	GOM_NL__2PRFIN20040901_024416_000000442030_00018_13098_3424.N1	01-SEP-2004 02:44:16	Straylight	43.500	148	Alp Tuc	2.8780	4100.0	87	13098	No
50	GOM_NL__2PRFIN20040901_024722_000000462030_00018_13098_3425.N1	01-SEP-2004 02:47:22	Straylight	46.000	63	Bet Gru	2.1500	2800.0	92	13098	No
51	GOM_NL__2PRFIN20040901_025200_000000522030_00018_13098_3426.N1	01-SEP-2004 02:52:00	Straylight	52.000	18	24Alp PsA	1.1660	9700.0	104	13098	No
52	GOM_NL__2PRFIN20040901_025442_000000842030_00018_13098_3427.N1	01-SEP-2004 02:54:42	Twi_and_stray	83.500	52	16Bet Cet	2.0370	4500.0	167	13098	No
53	GOM_NL__2PRFIN20040901_025956_000000432030_00018_13098_3428.N1	01-SEP-2004 02:59:56	Bright	42.500	154	22Bet Aqr	2.8990	5700.0	85	13098	No
54	GOM_NL__2PRFIN20040901_030125_000000432030_00018_13098_3429.N1	01-SEP-2004 03:01:25	Bright	43.000	162	34Alp Aqr	2.9440	5350.0	86	13098	No
55	GOM_NL__2PRFIN20040901_030425_000000392030_00018_13098_3430.N1	01-SEP-2004 03:04:25	Bright	39.000	61	8Eps Peg	2.1000	3900.0	78	13098	No
56	GOM_NL__2PRFIN20040901_030717_000000492030_00018_13098_3431.N1	01-SEP-2004 03:07:17	Bright	49.000	90	54Alp Peg	2.4870	11000.	98	13098	No
57	GOM_NL__2PRFIN20040901_031117_000000382030_00018_13098_3432.N1	01-SEP-2004 03:11:17	Bright	38.000	92	53Eps Cyg	2.5000	4500.0	76	13098	No
58	GOM_NL__2PRFIN20040901_031311_000000392030_00018_13098_3433.N1	01-SEP-2004 03:13:11	Bright	38.500	66	37Gam Cyg	2.2080	5900.0	77	13098	No
59	GOM_NL__2PRFIN20040901_031426_000000422030_00018_13098_3434.N1	01-SEP-2004 03:14:26	Bright	41.500	19	50Alp Cyg	1.2460	10500.	83	13098	No
60	GOM_NL__2PRFIN20040901_031925_000000352030_00018_13098_3435.N1	01-SEP-2004 03:19:25	Bright	35.000	89	5Alp Cep	2.4510	8000.0	70	13098	No
61	GOM_NL__2PRFIN20040901_032210_000000462030_00018_13098_3436.N1	01-SEP-2004 03:22:10	Bright	46.000	74	11Bet Cas	2.2680	6600.0	92	13098	No
62	GOM_NL__2PRFIN20040901_032418_000000482030_00018_13098_3437.N1	01-SEP-2004 03:24:18	Bright	48.000	76	27Gam Cas	2.3000	30000.	96	13098	No
63	GOM_NL__2PRFIN20040901_032704_000000352030_00018_13098_3438.N1	01-SEP-2004 03:27:04	Bright	35.000	49	1Alp UMi	1.9900	6300.0	70	13098	No
64	GOM_NL__2PRFIN20040901_032947_000000902030_00018_13098_3439.N1	01-SEP-2004 03:29:47	Bright	90.000	73	57Gam1And	2.2600	13100.	180	13098	No
65	GOM_NL__2PRFIN20040901_033331_000000392030_00018_13098_3440.N1	01-SEP-2004 03:33:31	Bright	38.500	36	50Alp UMa	1.8000	6300.0	77	13098	No
66	GOM_NL__2PRFIN20040901_033452_000000382030_00018_13098_3441.N1	01-SEP-2004 03:34:52	Bright	37.500	82	48Bet UMa	2.3650	10600.	75	13098	No
67	GOM_NL__2PRFIN20040901_034249_000000482030_00018_13098_3442.N1	01-SEP-2004 03:42:49	Bright	47.500	107	37The Aur	2.6490	11000.	95	13098	No
68	GOM_NL__2PRFIN20040901_034505_000000432030_00018_13098_3443.N1	01-SEP-2004 03:45:05	Bright	42.500	17	78Bet Gem	1.1610	4500.0	85	13098	No
69	GOM_NL__2PRFIN20040901_034641_000000692030_00018_13098_3444.N1	01-SEP-2004 03:46:41	Twi_and_stray	69.000	28	12Bet Tau	1.6500	15200.	138	13098	No
70	GOM_NL__2PRFIN20040901_034946_000000522030_00018_13098_3445.N1	01-SEP-2004 03:49:46	Twi_and_stray	52.000	44	24Gam Gem	1.9280	11000.	104	13098	No
71	GOM_NL__2PRFIN20040901_035147_000000432030_00018_13098_3446.N1	01-SEP-2004 03:51:47	Twilight	42.500	8	10Alp CMi	0.40000	6500.0	85	13098	No
72	GOM_NL__2PRFIN20040901_035425_000000782030_00018_13098_3447.N1	01-SEP-2004 03:54:25	Dark	78.000	14	58Alp Ori	0.87000	3000.0	156	13098	No
73	GOM_NL__2PRFIN20040901_035643_000000752030_00018_13098_3448.N1	01-SEP-2004 03:56:43	Dark	75.000	27	24Gam Ori	1.6360	26000.	150	13098	No
74	GOM_NL__2PRFIN20040901_035927_000000522030_00018_13098_3449.N1	01-SEP-2004 03:59:27	Dark	52.000	1	9Alp CMa	-1.4400	11000.	104	13098	No
75	GOM_NL__2PRFIN20040901_040242_000000862030_00018_13098_3450.N1	01-SEP-2004 04:02:42	Dark	86.000	7	19Bet Ori	0.10000	14000.	172	13098	No
76	GOM_NL__2PRFIN20040901_040857_000000442030_00018_13098_3451.N1	01-SEP-2004 04:08:57	Dark	43.500	2	Alp Car	-0.73600	7000.0	87	13098	No
77	GOM_NL__2PRFIN20040901_041917_000000442030_00019_13099_3422.N1	01-SEP-2004 04:19:17	Dark	43.500	143	Alp Hyi	2.8570	7200.0	87	13099	No
78	GOM_NL__2PRFIN20040901_042034_000000482030_00019_13099_3423.N1	01-SEP-2004 04:20:34	Dark	47.500	9	Alp Eri	0.45300	24000.	95	13099	No
79	GOM_NL__2PRFIN20040901_042453_000000412030_00019_13099_3424.N1	01-SEP-2004 04:24:53	Straylight	40.500	148	Alp Tuc	2.8780	4100.0	81	13099	No
80	GOM_NL__2PRFIN20040901_042759_000000462030_00019_13099_3425.N1	01-SEP-2004 04:27:59	Straylight	46.000	63	Bet Gru	2.1500	2800.0	92	13099	No
81	GOM_NL__2PRFIN20040901_043237_000000522030_00019_13099_3426.N1	01-SEP-2004 04:32:37	Straylight	51.500	18	24Alp PsA	1.1660	9700.0	103	13099	No
82	GOM_NL__2PRFIN20040901_043518_000000852030_00019_13099_3427.N1	01-SEP-2004 04:35:18	Twi_and_stray	84.500	52	16Bet Cet	2.0370	4500.0	169	13099	No
83	GOM_NL__2PRFIN20040901_044033_000000412030_00019_13099_3428.N1	01-SEP-2004 04:40:33	Bright	40.500	154	22Bet Aqr	2.8990	5700.0	81	13099	No
84	GOM_NL__2PRFIN20040901_044201_000000422030_00019_13099_3429.N1	01-SEP-2004 04:42:01	Bright	42.000	162	34Alp Aqr	2.9440	5350.0	84	13099	No
85	GOM_NL__2PRFIN20040901_044502_000000392030_00019_13099_3430.N1	01-SEP-2004 04:45:02	Bright	39.000	61	8Eps Peg	2.1000	3900.0	78	13099	No
86	GOM_NL__2PRFIN20040901_044753_000000502030_00019_13099_3431.N1	01-SEP-2004 04:47:53	Bright	49.500	90	54Alp Peg	2.4870	11000.	99	13099	No
87	GOM_NL__2PRFIN20040901_045154_000000362030_00019_13099_3432.N1	01-SEP-2004 04:51:54	Bright	35.500	92	53Eps Cyg	2.5000	4500.0	71	13099	No
88	GOM_NL__2PRFIN20040901_045348_000000382030_00019_13099_3433.N1	01-SEP-2004 04:53:48	Bright	38.000	66	37Gam Cyg	2.2080	5900.0	76	13099	No
89	GOM_NL__2PRFIN20040901_045505_000000392030_00019_13099_3434.N1	01-SEP-2004 04:55:05	Bright	39.000	19	50Alp Cyg	1.2460	10500.	78	13099	No
90	GOM_NL__2PRFIN20040901_050001_000000392030_00019_13099_3435.N1	01-SEP-2004 05:00:01	Bright	38.500	89	5Alp Cep	2.4510	8000.0	77	13099	No
91	GOM_NL__2PRFIN20040901_050245_000000472030_00019_13099_3436.N1	01-SEP-2004 05:02:45	Bright	46.500	74	11Bet Cas	2.2680	6600.0	93	13099	No
92	GOM_NL__2PRFIN20040901_050453_000000472030_00019_13099_3437.N1	01-SEP-2004 05:04:53	Bright	46.500	76	27Gam Cas	2.3000	30000.	93	13099	No
93	GOM_NL__2PRFIN20040901_050738_000000402030_00019_13099_3438.N1	01-SEP-2004 05:07:38	Bright	40.000	49	1Alp UMi	1.9900	6300.0	80	13099	No
94	GOM_NL__2PRFIN20040901_051021_000000912030_00019_13099_3439.N1	01-SEP-2004 05:10:21	Bright	91.000	73	57Gam1And	2.2600	13100.	182	13099	No
95	GOM_NL__2PRFIN20040901_051406_000000392030_00019_13099_3440.N1	01-SEP-2004 05:14:06	Bright	39.000	36	50Alp UMa	1.8000	6300.0	78	13099	No
96	GOM_NL__2PRFIN20040901_051526_000000482030_00019_13099_3441.N1	01-SEP-2004 05:15:26	Bright	47.500	82	48Bet UMa	2.3650	10600.	95	13099	No
97	GOM_NL__2PRFIN20040901_052325_000000502030_00019_13099_3442.N1	01-SEP-2004 05:23:25	Bright	50.000	107	37The Aur	2.6490	11000.	100	13099	No
98	GOM_NL__2PRFIN20040901_052542_000000412030_00019_13099_3443.N1	01-SEP-2004 05:25:42	Bright	41.000	17	78Bet Gem	1.1610	4500.0	82	13099	No
99	GOM_NL__2PRFIN20040901_052717_000000672030_00019_13099_3444.N1	01-SEP-2004 05:27:17	Twi_and_stray	67.000	28	12Bet Tau	1.6500	15200.	134	13099	No
100	GOM_NL__2PRFIN20040901_053022_000000532030_00019_13099_3445.N1	01-SEP-2004 05:30:22	Twi_and_stray	52.500	44	24Gam Gem	1.9280	11000.	105	13099	No
101	GOM_NL__2PRFIN20040901_053224_000000462030_00019_13099_3446.N1	01-SEP-2004 05:32:24	Twilight	46.000	8	10Alp CMi	0.40000	6500.0	92	13099	No

102	GOM_NL__2PRFIN20040901_053501_000000782030_00019_13099_3447.N1	01-SEP-2004 05:35:01	Dark	78.000	14	58Alp Ori	0.87000	3000.0	156	13099	No
103	GOM_NL__2PRFIN20040901_053720_000000812030_00019_13099_3448.N1	01-SEP-2004 05:37:20	Dark	81.000	27	24Gam Ori	1.6360	26000.	162	13099	No
104	GOM_NL__2PRFIN20040901_054004_000000552030_00019_13099_3449.N1	01-SEP-2004 05:40:04	Dark	55.000	1	9Alp CMa	-1.4400	11000.	110	13099	No
105	GOM_NL__2PRFIN20040901_054319_000000912030_00019_13099_3450.N1	01-SEP-2004 05:43:19	Dark	91.000	7	19Bet Ori	0.10000	14000.	182	13099	No
106	GOM_NL__2PRFIN20040901_054933_000000472030_00019_13099_3451.N1	01-SEP-2004 05:49:33	Dark	46.500	2	Alp Car	-0.73600	7000.0	93	13099	No
107	GOM_NL__2PRFIN20040901_055954_000000412030_00020_13100_3422.N1	01-SEP-2004 05:59:54	Dark	41.000	143	Alp Hyi	2.8570	7200.0	82	13100	No
108	GOM_NL__2PRFIN20040901_060110_000000482030_00020_13100_3423.N1	01-SEP-2004 06:01:10	Dark	47.500	9	Alp Eri	0.45300	24000.	95	13100	No
109	GOM_NL__2PRFIN20040901_060529_000000492030_00020_13100_3424.N1	01-SEP-2004 06:05:29	Straylight	48.500	148	Alp Tuc	2.8780	4100.0	97	13100	No
110	GOM_NL__2PRFIN20040901_060836_000000542030_00020_13100_3425.N1	01-SEP-2004 06:08:36	Straylight	54.000	63	Bet Gru	2.1500	2800.0	108	13100	No
111	GOM_NL__2PRFIN20040901_061314_000000492030_00020_13100_3426.N1	01-SEP-2004 06:13:14	Straylight	48.500	18	24Alp PsA	1.1660	9700.0	97	13100	No
112	GOM_NL__2PRFIN20040901_061552_000000882030_00020_13100_3427.N1	01-SEP-2004 06:15:52	Tw_i_and_stray	88.000	52	16Bet Cet	2.0370	4500.0	176	13100	No
113	GOM_NL__2PRFIN20040901_062110_000000402030_00020_13100_3428.N1	01-SEP-2004 06:21:10	Bright	40.000	154	22Bet Aqr	2.8990	5700.0	80	13100	No
114	GOM_NL__2PRFIN20040901_062237_000000422030_00020_13100_3429.N1	01-SEP-2004 06:22:37	Bright	41.500	162	34Alp Aqr	2.9440	5350.0	83	13100	No
115	GOM_NL__2PRFIN20040901_062537_000000402030_00020_13100_3430.N1	01-SEP-2004 06:25:37	Bright	40.000	61	8Eps Peg	2.1000	3900.0	80	13100	No
116	GOM_NL__2PRFIN20040901_062828_000000492030_00020_13100_3431.N1	01-SEP-2004 06:28:28	Bright	49.000	90	54Alp Peg	2.4870	11000.	98	13100	No
117	GOM_NL__2PRFIN20040901_063231_000000382030_00020_13100_3432.N1	01-SEP-2004 06:32:31	Bright	37.500	92	53Eps Cyg	2.5000	4500.0	75	13100	No
118	GOM_NL__2PRFIN20040901_063424_000000392030_00020_13100_3433.N1	01-SEP-2004 06:34:24	Bright	39.000	66	37Gam Cyg	2.2080	5900.0	78	13100	No
119	GOM_NL__2PRFIN20040901_063541_000000392030_00020_13100_3434.N1	01-SEP-2004 06:35:41	Bright	39.000	19	50Alp Cyg	1.2460	10500.	78	13100	No
120	GOM_NL__2PRFIN20040901_064037_000000382030_00020_13100_3435.N1	01-SEP-2004 06:40:37	Bright	37.500	89	5Alp Cep	2.4510	8000.0	75	13100	No
121	GOM_NL__2PRFIN20040901_064321_000000462030_00020_13100_3436.N1	01-SEP-2004 06:43:21	Bright	46.000	74	11Bet Cas	2.2680	6600.0	92	13100	No
122	GOM_NL__2PRFIN20040901_064529_000000472030_00020_13100_3437.N1	01-SEP-2004 06:45:29	Bright	47.000	76	27Gam Cas	2.3000	30000.	94	13100	No
123	GOM_NL__2PRFIN20040901_064814_000000422030_00020_13100_3438.N1	01-SEP-2004 06:48:14	Bright	42.000	49	1Alp UMi	1.9900	6300.0	84	13100	No
124	GOM_NL__2PRFIN20040901_065055_000000912030_00020_13100_3439.N1	01-SEP-2004 06:50:55	Bright	90.500	73	57Gam1And	2.2600	13100.	181	13100	No
125	GOM_NL__2PRFIN20040901_065443_000000402030_00020_13100_3440.N1	01-SEP-2004 06:54:43	Bright	39.500	36	50Alp UMa	1.8000	6300.0	79	13100	No
126	GOM_NL__2PRFIN20040901_070109_000000472030_00020_13100_3441.N1	01-SEP-2004 07:01:09	Bright	47.000	42	34Bet Aur	1.9000	10200.	94	13100	No
127	GOM_NL__2PRFIN20040901_070515_000000412030_00020_13100_3442.N1	01-SEP-2004 07:05:15	Bright	41.000	24	66Alp Gem	1.5800	10200.	82	13100	No
128	GOM_NL__2PRFIN20040901_070753_000000712030_00020_13100_3443.N1	01-SEP-2004 07:07:53	Tw_i_and_stray	71.000	28	12Bet Tau	1.6500	15200.	142	13100	No
129	GOM_NL__2PRFIN20040901_071058_000000492030_00020_13100_3444.N1	01-SEP-2004 07:10:58	Tw_i_and_stray	49.000	44	24Gam Gem	1.9280	11000.	98	13100	No
130	GOM_NL__2PRFIN20040901_071259_000000512030_00020_13100_3445.N1	01-SEP-2004 07:12:59	Twilight	50.500	8	10Alp CMi	0.40000	6500.0	101	13100	No
131	GOM_NL__2PRFIN20040901_071538_000000712030_00020_13100_3446.N1	01-SEP-2004 07:15:38	Dark	71.000	14	58Alp Ori	0.87000	3000.0	142	13100	No
132	GOM_NL__2PRFIN20040901_071758_000000802030_00020_13100_3447.N1	01-SEP-2004 07:17:58	Dark	79.500	27	24Gam Ori	1.6360	26000.	159	13100	No
133	GOM_NL__2PRFIN20040901_072039_000000532030_00020_13100_3448.N1	01-SEP-2004 07:20:39	Dark	52.500	1	9Alp CMa	-1.4400	11000.	105	13100	No
134	GOM_NL__2PRFIN20040901_072357_000000822030_00020_13100_3449.N1	01-SEP-2004 07:23:57	Dark	81.500	7	19Bet Ori	0.10000	14000.	163	13100	No
135	GOM_NL__2PRFIN20040901_073010_000000462030_00020_13100_3450.N1	01-SEP-2004 07:30:10	Dark	45.500	2	Alp Car	-0.73600	7000.0	91	13100	No
136	GOM_NL__2PRFIN20040901_074030_000000422030_00021_13101_3422.N1	01-SEP-2004 07:40:30	Dark	41.500	143	Alp Hyi	2.8570	7200.0	83	13101	No
137	GOM_NL__2PRFIN20040901_074147_000000492030_00021_13101_3423.N1	01-SEP-2004 07:41:47	Dark	48.500	9	Alp Eri	0.45300	24000.	97	13101	No
138	GOM_NL__2PRFIN20040901_074606_000000412030_00021_13101_3424.N1	01-SEP-2004 07:46:06	Straylight	41.000	148	Alp Tuc	2.8780	4100.0	82	13101	No
139	GOM_NL__2PRFIN20040901_074912_000000522030_00021_13101_3425.N1	01-SEP-2004 07:49:12	Straylight	52.000	63	Bet Gru	2.1500	2800.0	104	13101	No
140	GOM_NL__2PRFIN20040901_075350_000000522030_00021_13101_3426.N1	01-SEP-2004 07:53:50	Straylight	52.000	18	24Alp PsA	1.1660	9700.0	104	13101	No
141	GOM_NL__2PRFIN20040901_075629_000000892030_00021_13101_3427.N1	01-SEP-2004 07:56:29	Tw_i_and_stray	89.000	52	16Bet Cet	2.0370	4500.0	178	13101	No
142	GOM_NL__2PRFIN20040901_080146_000000392030_00021_13101_3428.N1	01-SEP-2004 08:01:46	Bright	39.000	154	22Bet Aqr	2.8990	5700.0	78	13101	No
143	GOM_NL__2PRFIN20040901_080314_000000412030_00021_13101_3429.N1	01-SEP-2004 08:03:14	Bright	41.000	162	34Alp Aqr	2.9440	5350.0	82	13101	No
144	GOM_NL__2PRFIN20040901_080614_000000422030_00021_13101_3430.N1	01-SEP-2004 08:06:14	Bright	41.500	61	8Eps Peg	2.1000	3900.0	83	13101	No
145	GOM_NL__2PRFIN20040901_080904_000000502030_00021_13101_3431.N1	01-SEP-2004 08:09:04	Bright	49.500	90	54Alp Peg	2.4870	11000.	99	13101	No
146	GOM_NL__2PRFIN20040901_081307_000000392030_00021_13101_3432.N1	01-SEP-2004 08:13:07	Bright	39.000	92	53Eps Cyg	2.5000	4500.0	78	13101	No
147	GOM_NL__2PRFIN20040901_081500_000000382030_00021_13101_3433.N1	01-SEP-2004 08:15:00	Bright	37.500	66	37Gam Cyg	2.2080	5900.0	75	13101	No
148	GOM_NL__2PRFIN20040901_081617_000000382030_00021_13101_3434.N1	01-SEP-2004 08:16:17	Bright	38.000	19	50Alp Cyg	1.2460	10500.	76	13101	No
149	GOM_NL__2PRFIN20040901_082113_000000382030_00021_13101_3435.N1	01-SEP-2004 08:21:13	Bright	37.500	89	5Alp Cep	2.4510	8000.0	75	13101	No
150	GOM_NL__2PRFIN20040901_082356_000000462030_00021_13101_3436.N1	01-SEP-2004 08:23:56	Bright	45.500	74	11Bet Cas	2.2680	6600.0	91	13101	No
151	GOM_NL__2PRFIN20040901_082604_000000462030_00021_13101_3437.N1	01-SEP-2004 08:26:04	Bright	45.500	76	27Gam Cas	2.3000	30000.	91	13101	No
152	GOM_NL__2PRFIN20040901_082852_000000352030_00021_13101_3438.N1	01-SEP-2004 08:28:52	Bright	34.500	49	1Alp UMi	1.9900	6300.0	69	13101	No
153	GOM_NL__2PRFIN20040901_083129_000000892030_00021_13101_3439.N1	01-SEP-2004 08:31:29	Bright	88.500	73	57Gam1And	2.2600	13100.	177	13101	No
154	GOM_NL__2PRFIN20040901_083519_000000402030_00021_13101_3440.N1	01-SEP-2004 08:35:19	Bright	39.500	36	50Alp UMa	1.8000	6300.0	79	13101	No
155	GOM_NL__2PRFIN20040901_084143_000000512030_00021_13101_3441.N1	01-SEP-2004 08:41:43	Bright	51.000	42	34Bet Aur	1.9000	10200.	102	13101	No
156	GOM_NL__2PRFIN20040901_084552_000000402030_00021_13101_3442.N1	01-SEP-2004 08:45:52	Bright	40.000	24	66Alp Gem	1.5800	10200.	80	13101	No
157	GOM_NL__2PRFIN20040901_084829_000000742030_00021_13101_3443.N1	01-SEP-2004 08:48:29	Tw_i_and_stray	73.500	28	12Bet Tau	1.6500	15200.	147	13101	No
158	GOM_NL__2PRFIN20040901_085135_000000512030_00021_13101_3444.N1	01-SEP-2004 08:51:35	Tw_i_and_stray	50.500	44	24Gam Gem	1.9280	11000.	101	13101	No
159	GOM_NL__2PRFIN20040901_085336_000000512030_00021_13101_3445.N1	01-SEP-2004 08:53:36	Twilight	50.500	8	10Alp CMi	0.40000	6500.0	101	13101	No
160	GOM_NL__2PRFIN20040901_085615_000000752030_00021_13101_3446.N1	01-SEP-2004 08:56:15	Dark	74.500	14	58Alp Ori	0.87000	3000.0	149	13101	No

161	GOM_NL__2PRFIN20040901_085835_000000802030_00021_13101_3447.N1	01-SEP-2004 08:58:35	Dark	80.000	27	24Gam Ori	1.6360	26000.	160	13101	No
162	GOM_NL__2PRFIN20040901_090117_000000552030_00021_13101_3448.N1	01-SEP-2004 09:01:17	Dark	54.500	1	9Alp CMa	-1.4400	11000.	109	13101	No
163	GOM_NL__2PRFIN20040901_090434_000000812030_00021_13101_3449.N1	01-SEP-2004 09:04:34	Dark	80.500	7	19Bet Ori	0.10000	14000.	161	13101	No
164	GOM_NL__2PRFIN20040901_091047_000000542030_00021_13101_3450.N1	01-SEP-2004 09:10:47	Dark	54.000	2	Alp Car	-0.73600	7000.0	108	13101	No
165	GOM_NL__2PRFIN20040901_092107_000000412030_00022_13102_3422.N1	01-SEP-2004 09:21:07	Dark	40.500	143	Alp Hyi	2.8570	7200.0	81	13102	No
166	GOM_NL__2PRFIN20040901_092224_000000472030_00022_13102_3423.N1	01-SEP-2004 09:22:24	Dark	47.000	9	Alp Eri	0.45300	24000.	94	13102	No
167	GOM_NL__2PRFIN20040901_092642_000000422030_00022_13102_3424.N1	01-SEP-2004 09:26:42	Straylight	41.500	148	Alp Tuc	2.8780	4100.0	83	13102	No
168	GOM_NL__2PRFIN20040901_092948_000000472030_00022_13102_3425.N1	01-SEP-2004 09:29:48	Straylight	46.500	63	Bet Gru	2.1500	2800.0	93	13102	No
169	GOM_NL__2PRFIN20040901_093427_000000552030_00022_13102_3426.N1	01-SEP-2004 09:34:27	Straylight	54.500	18	24Alp PsA	1.1660	9700.0	109	13102	No
170	GOM_NL__2PRFIN20040901_093706_000000832030_00022_13102_3427.N1	01-SEP-2004 09:37:06	Twilight	82.500	52	16Bet Cet	2.0370	4500.0	165	13102	No
171	GOM_NL__2PRFIN20040901_094223_000000402030_00022_13102_3428.N1	01-SEP-2004 09:42:23	Bright	40.000	154	22Bet Aqr	2.8990	5700.0	80	13102	No
172	GOM_NL__2PRFIN20040901_094350_000000412030_00022_13102_3429.N1	01-SEP-2004 09:43:50	Bright	41.000	162	34Alp Aqr	2.9440	5350.0	82	13102	No
173	GOM_NL__2PRFIN20040901_094649_000000402030_00022_13102_3430.N1	01-SEP-2004 09:46:49	Bright	39.500	61	8Eps Peg	2.1000	3900.0	79	13102	No
174	GOM_NL__2PRFIN20040901_094939_000000512030_00022_13102_3431.N1	01-SEP-2004 09:49:39	Bright	50.500	90	54Alp Peg	2.4870	11000.	101	13102	No
175	GOM_NL__2PRFIN20040901_095343_000000372030_00022_13102_3432.N1	01-SEP-2004 09:53:43	Bright	37.000	92	53Eps Cyg	2.5000	4500.0	74	13102	No
176	GOM_NL__2PRFIN20040901_095535_000000392030_00022_13102_3433.N1	01-SEP-2004 09:55:35	Bright	38.500	66	37Gam Cyg	2.2080	5900.0	77	13102	No
177	GOM_NL__2PRFIN20040901_095653_000000382030_00022_13102_3434.N1	01-SEP-2004 09:56:53	Bright	38.000	19	50Alp Cyg	1.2460	10500.	76	13102	No
178	GOM_NL__2PRFIN20040901_100149_000000382030_00022_13102_3435.N1	01-SEP-2004 10:01:49	Bright	37.500	89	5Alp Cep	2.4510	8000.0	75	13102	No
179	GOM_NL__2PRFIN20040901_100432_000000462030_00022_13102_3436.N1	01-SEP-2004 10:04:32	Bright	46.000	74	11Bet Cas	2.2680	6600.0	92	13102	No
180	GOM_NL__2PRFIN20040901_100639_000000442030_00022_13102_3437.N1	01-SEP-2004 10:06:39	Bright	44.000	76	27Gam Cas	2.3000	30000.	88	13102	No
181	GOM_NL__2PRFIN20040901_100928_000000392030_00022_13102_3438.N1	01-SEP-2004 10:09:28	Bright	38.500	49	1Alp UMi	1.9900	6300.0	77	13102	No
182	GOM_NL__2PRFIN20040901_101203_000000952030_00022_13102_3439.N1	01-SEP-2004 10:12:03	Bright	95.000	73	57Gam1And	2.2600	13100.	190	13102	No
183	GOM_NL__2PRFIN20040901_101555_000000372030_00022_13102_3440.N1	01-SEP-2004 10:15:55	Bright	36.500	36	50Alp UMa	1.8000	6300.0	73	13102	No
184	GOM_NL__2PRFIN20040901_102220_000000502030_00022_13102_3441.N1	01-SEP-2004 10:22:20	Bright	50.000	42	34Bet Aur	1.9000	10200.	100	13102	No
185	GOM_NL__2PRFIN20040901_102628_000000412030_00022_13102_3442.N1	01-SEP-2004 10:26:28	Bright	41.000	24	66Alp Gem	1.5800	10200.	82	13102	No
186	GOM_NL__2PRFIN20040901_102906_000000662030_00022_13102_3443.N1	01-SEP-2004 10:29:06	Twilight	65.500	28	12Bet Tau	1.6500	15200.	131	13102	No
187	GOM_NL__2PRFIN20040901_103211_000000542030_00022_13102_3444.N1	01-SEP-2004 10:32:11	Twilight	53.500	44	24Gam Gem	1.9280	11000.	107	13102	No
188	GOM_NL__2PRFIN20040901_103412_000000422030_00022_13102_3445.N1	01-SEP-2004 10:34:12	Twilight	42.000	8	10Alp CMi	0.40000	6500.0	84	13102	No
189	GOM_NL__2PRFIN20040901_103652_000000752030_00022_13102_3446.N1	01-SEP-2004 10:36:52	Dark	75.000	14	58Alp Ori	0.87000	3000.0	150	13102	No
190	GOM_NL__2PRFIN20040901_103912_000000812030_00022_13102_3447.N1	01-SEP-2004 10:39:12	Dark	81.000	27	24Gam Ori	1.6360	26000.	162	13102	No
191	GOM_NL__2PRFIN20040901_104154_000000522030_00022_13102_3448.N1	01-SEP-2004 10:41:54	Dark	51.500	1	9Alp CMa	-1.4400	11000.	103	13102	No
192	GOM_NL__2PRFIN20040901_104512_000000912030_00022_13102_3449.N1	01-SEP-2004 10:45:12	Dark	91.000	7	19Bet Ori	0.10000	14000.	182	13102	No
193	GOM_NL__2PRFIN20040901_105123_000000492030_00022_13102_3450.N1	01-SEP-2004 10:51:23	Dark	48.500	2	Alp Car	-0.73600	7000.0	97	13102	No
194	GOM_NL__2PRFIN20040901_110143_000000442030_00023_13103_3422.N1	01-SEP-2004 11:01:43	Dark	43.500	143	Alp Hyi	2.8570	7200.0	87	13103	No
195	GOM_NL__2PRFIN20040901_110301_000000482030_00023_13103_3423.N1	01-SEP-2004 11:03:01	Dark	48.000	9	Alp Eri	0.45300	24000.	96	13103	No
196	GOM_NL__2PRFIN20040901_110718_000000412030_00023_13103_3424.N1	01-SEP-2004 11:07:18	Straylight	40.500	148	Alp Tuc	2.8780	4100.0	81	13103	No
197	GOM_NL__2PRFIN20040901_111024_000000442030_00023_13103_3425.N1	01-SEP-2004 11:10:24	Straylight	44.000	63	Bet Gru	2.1500	2800.0	88	13103	No
198	GOM_NL__2PRFIN20040901_111502_000000582030_00023_13103_3426.N1	01-SEP-2004 11:15:02	Straylight	57.500	18	24Alp PsA	1.1660	9700.0	115	13103	No
199	GOM_NL__2PRFIN20040901_111742_000000832030_00023_13103_3427.N1	01-SEP-2004 11:17:42	Twilight	83.000	52	16Bet Cet	2.0370	4500.0	166	13103	No
200	GOM_NL__2PRFIN20040901_112258_000000402030_00023_13103_3428.N1	01-SEP-2004 11:22:58	Bright	39.500	154	22Bet Aqr	2.8990	5700.0	79	13103	No
201	GOM_NL__2PRFIN20040901_112425_000000422030_00023_13103_3429.N1	01-SEP-2004 11:24:25	Bright	42.000	162	34Alp Aqr	2.9440	5350.0	84	13103	No
202	GOM_NL__2PRFIN20040901_112725_000000412030_00023_13103_3430.N1	01-SEP-2004 11:27:25	Bright	40.500	61	8Eps Peg	2.1000	3900.0	81	13103	No
203	GOM_NL__2PRFIN20040901_113014_000000482030_00023_13103_3431.N1	01-SEP-2004 11:30:14	Bright	48.000	90	54Alp Peg	2.4870	11000.	96	13103	No
204	GOM_NL__2PRFIN20040901_113419_000000392030_00023_13103_3432.N1	01-SEP-2004 11:34:19	Bright	38.500	92	53Eps Cyg	2.5000	4500.0	77	13103	No
205	GOM_NL__2PRFIN20040901_113611_000000412030_00023_13103_3433.N1	01-SEP-2004 11:36:11	Bright	40.500	66	37Gam Cyg	2.2080	5900.0	81	13103	No
206	GOM_NL__2PRFIN20040901_113729_000000402030_00023_13103_3434.N1	01-SEP-2004 11:37:29	Bright	39.500	19	50Alp Cyg	1.2460	10500.	79	13103	No
207	GOM_NL__2PRFIN20040901_114225_000000392030_00023_13103_3435.N1	01-SEP-2004 11:42:25	Bright	38.500	89	5Alp Cep	2.4510	8000.0	77	13103	No
208	GOM_NL__2PRFIN20040901_114507_000000462030_00023_13103_3436.N1	01-SEP-2004 11:45:07	Bright	45.500	74	11Bet Cas	2.2680	6600.0	91	13103	No
209	GOM_NL__2PRFIN20040901_114714_000000472030_00023_13103_3437.N1	01-SEP-2004 11:47:14	Bright	47.000	76	27Gam Cas	2.3000	30000.	94	13103	No
210	GOM_NL__2PRFIN20040901_115004_000000402030_00023_13103_3438.N1	01-SEP-2004 11:50:04	Bright	39.500	49	1Alp UMi	1.9900	6300.0	79	13103	No
211	GOM_NL__2PRFIN20040901_115629_000000422030_00023_13103_3439.N1	01-SEP-2004 11:56:29	Bright	42.000	36	50Alp UMa	1.8000	6300.0	84	13103	No
212	GOM_NL__2PRFIN20040901_120254_000000512030_00023_13103_3440.N1	01-SEP-2004 12:02:54	Bright	51.000	42	34Bet Aur	1.9000	10200.	102	13103	No
213	GOM_NL__2PRFIN20040901_120703_000000412030_00023_13103_3441.N1	01-SEP-2004 12:07:03	Bright	40.500	24	66Alp Gem	1.5800	10200.	81	13103	No
214	GOM_NL__2PRFIN20040901_120942_000000722030_00023_13103_3442.N1	01-SEP-2004 12:09:42	Twilight	71.500	28	12Bet Tau	1.6500	15200.	143	13103	No
215	GOM_NL__2PRFIN20040901_121247_000000472030_00023_13103_3443.N1	01-SEP-2004 12:12:47	Twilight	47.000	44	24Gam Gem	1.9280	11000.	94	13103	No
216	GOM_NL__2PRFIN20040901_121449_000000442030_00023_13103_3444.N1	01-SEP-2004 12:14:49	Twilight	43.500	8	10Alp CMi	0.40000	6500.0	87	13103	No
217	GOM_NL__2PRFIN20040901_121728_000000692030_00023_13103_3445.N1	01-SEP-2004 12:17:28	Dark	68.500	14	58Alp Ori	0.87000	3000.0	137	13103	No
218	GOM_NL__2PRFIN20040901_121949_000000772030_00023_13103_3446.N1	01-SEP-2004 12:19:49	Dark	76.500	27	24Gam Ori	1.6360	26000.	153	13103	No
219	GOM_NL__2PRFIN20040901_122230_000000532030_00023_13103_3447.N1	01-SEP-2004 12:22:30	Dark	52.500	1	9Alp CMa	-1.4400	11000.	105	13103	No



220	GOM_NL__2PRFIN20040901_122549_000000842030_00023_13103_3448.N1	01-SEP-2004 12:25:49	Dark	83.500	7	19Bet Ori	0.10000	14000.	167	13103	No
221	GOM_NL__2PRFIN20040901_123200_000000542030_00023_13103_3449.N1	01-SEP-2004 12:32:00	Dark	53.500	2	Alp Car	-0.73600	7000.0	107	13103	No
222	GOM_NL__2PRFIN20040901_124219_000000442030_00024_13104_3422.N1	01-SEP-2004 12:42:19	Dark	43.500	143	Alp Hyi	2.8570	7200.0	87	13104	No
223	GOM_NL__2PRFIN20040901_124337_000000472030_00024_13104_3423.N1	01-SEP-2004 12:43:37	Dark	47.000	9	Alp Eri	0.45300	24000.	94	13104	No
224	GOM_NL__2PRFIN20040901_124754_000000442030_00024_13104_3424.N1	01-SEP-2004 12:47:54	Straylight	43.500	148	Alp Tuc	2.8780	4100.0	87	13104	No
225	GOM_NL__2PRFIN20040901_125100_000000462030_00024_13104_3425.N1	01-SEP-2004 12:51:00	Straylight	46.000	63	Bet Gru	2.1500	2800.0	92	13104	No
226	GOM_NL__2PRFIN20040901_125538_000000492030_00024_13104_3426.N1	01-SEP-2004 12:55:38	Straylight	49.000	18	24Alp PsA	1.1660	9700.0	98	13104	No
227	GOM_NL__2PRFIN20040901_125818_000000892030_00024_13104_3427.N1	01-SEP-2004 12:58:18	Twi_and_stray	88.500	52	16Bet Cet	2.0370	4500.0	177	13104	No
228	GOM_NL__2PRFIN20040901_130333_000000412030_00024_13104_3428.N1	01-SEP-2004 13:03:33	Bright	40.500	154	22Bet Aqr	2.8990	5700.0	81	13104	No
229	GOM_NL__2PRFIN20040901_130501_000000422030_00024_13104_3429.N1	01-SEP-2004 13:05:01	Bright	41.500	162	34Alp Aqr	2.9440	5350.0	83	13104	No
230	GOM_NL__2PRFIN20040901_130801_000000392030_00024_13104_3430.N1	01-SEP-2004 13:08:01	Bright	38.500	61	8Eps Peg	2.1000	3900.0	77	13104	No
231	GOM_NL__2PRFIN20040901_131050_000000492030_00024_13104_3431.N1	01-SEP-2004 13:10:50	Bright	48.500	90	54Alp Peg	2.4870	11000.	97	13104	No
232	GOM_NL__2PRFIN20040901_131455_000000372030_00024_13104_3432.N1	01-SEP-2004 13:14:55	Bright	36.500	92	53Eps Cyg	2.5000	4500.0	73	13104	No
233	GOM_NL__2PRFIN20040901_131647_000000362030_00024_13104_3433.N1	01-SEP-2004 13:16:47	Bright	36.000	66	37Gam Cyg	2.2080	5900.0	72	13104	No
234	GOM_NL__2PRFIN20040901_131805_000000402030_00024_13104_3434.N1	01-SEP-2004 13:18:05	Bright	40.000	19	50Alp Cyg	1.2460	10500.	80	13104	No
235	GOM_NL__2PRFIN20040901_132301_000000392030_00024_13104_3435.N1	01-SEP-2004 13:23:01	Bright	39.000	89	5Alp Cep	2.4510	8000.0	78	13104	No
236	GOM_NL__2PRFIN20040901_132542_000000462030_00024_13104_3436.N1	01-SEP-2004 13:25:42	Bright	45.500	74	11Bet Cas	2.2680	6600.0	91	13104	No
237	GOM_NL__2PRFIN20040901_132749_000000472030_00024_13104_3437.N1	01-SEP-2004 13:27:49	Bright	46.500	76	27Gam Cas	2.3000	30000.	93	13104	No
238	GOM_NL__2PRFIN20040901_133039_000000392030_00024_13104_3438.N1	01-SEP-2004 13:30:39	Bright	38.500	49	1Alp UMi	1.9900	6300.0	77	13104	No
239	GOM_NL__2PRFIN20040901_133311_000000912030_00024_13104_3439.N1	01-SEP-2004 13:33:11	Bright	90.500	73	57Gam1And	2.2600	13100.	181	13104	No
240	GOM_NL__2PRFIN20040901_133707_000000402030_00024_13104_3440.N1	01-SEP-2004 13:37:07	Bright	39.500	36	50Alp UMa	1.8000	6300.0	79	13104	No
241	GOM_NL__2PRFIN20040901_134332_000000492030_00024_13104_3441.N1	01-SEP-2004 13:43:32	Bright	48.500	42	34Bet Aur	1.9000	10200.	97	13104	No
242	GOM_NL__2PRFIN20040901_134737_000000432030_00024_13104_3442.N1	01-SEP-2004 13:47:37	Bright	43.000	24	66Alp Gem	1.5800	10200.	86	13104	No
243	GOM_NL__2PRFIN20040901_135018_000000742030_00024_13104_3443.N1	01-SEP-2004 13:50:18	Twi_and_stray	73.500	28	12Bet Tau	1.6500	15200.	147	13104	No
244	GOM_NL__2PRFIN20040901_135323_000000472030_00024_13104_3444.N1	01-SEP-2004 13:53:23	Twi_and_stray	47.000	44	24Gam Gem	1.9280	11000.	94	13104	No
245	GOM_NL__2PRFIN20040901_135525_000000502030_00024_13104_3445.N1	01-SEP-2004 13:55:25	Twilight	49.500	8	10Alp CMi	0.40000	6500.0	99	13104	No
246	GOM_NL__2PRFIN20040901_135805_000000692030_00024_13104_3446.N1	01-SEP-2004 13:58:05	Dark	68.500	14	58Alp Ori	0.87000	3000.0	137	13104	No
247	GOM_NL__2PRFIN20040901_140026_000000822030_00024_13104_3447.N1	01-SEP-2004 14:00:26	Dark	82.000	27	24Gam Ori	1.6360	26000.	164	13104	No
248	GOM_NL__2PRFIN20040901_140307_000000592030_00024_13104_3448.N1	01-SEP-2004 14:03:07	Dark	59.000	1	9Alp CMa	-1.4400	11000.	118	13104	No
249	GOM_NL__2PRFIN20040901_140627_000000902030_00024_13104_3449.N1	01-SEP-2004 14:06:27	Dark	90.000	7	19Bet Ori	0.10000	14000.	180	13104	No
250	GOM_NL__2PRFIN20040901_141236_000000532030_00024_13104_3450.N1	01-SEP-2004 14:12:36	Dark	53.000	2	Alp Car	-0.73600	7000.0	106	13104	No
251	GOM_NL__2PRFIN20040901_142256_000000432030_00025_13105_3422.N1	01-SEP-2004 14:22:56	Dark	42.500	143	Alp Hyi	2.8570	7200.0	85	13105	No
252	GOM_NL__2PRFIN20040901_142413_000000572030_00025_13105_3423.N1	01-SEP-2004 14:24:13	Dark	57.000	9	Alp Eri	0.45300	24000.	114	13105	No
253	GOM_NL__2PRFIN20040901_142830_000000442030_00025_13105_3424.N1	01-SEP-2004 14:28:30	Straylight	43.500	148	Alp Tuc	2.8780	4100.0	87	13105	No
254	GOM_NL__2PRFIN20040901_143010_000000612030_00025_13105_3425.N1	01-SEP-2004 14:30:10	Straylight	61.000	84	Alp Phe	2.3970	4500.0	122	13105	No
255	GOM_NL__2PRFIN20040901_143209_000000422030_00025_13105_3426.N1	01-SEP-2004 14:32:09	Straylight	41.500	31	Alp Gru	1.7340	15200.	83	13105	No
256	GOM_NL__2PRFIN20040901_143614_000000512030_00025_13105_3427.N1	01-SEP-2004 14:36:14	Straylight	51.000	18	24Alp PsA	1.1660	9700.0	102	13105	No
257	GOM_NL__2PRFIN20040901_143855_000000872030_00025_13105_3428.N1	01-SEP-2004 14:38:55	Twi_and_stray	87.000	52	16Bet Cet	2.0370	4500.0	174	13105	No
258	GOM_NL__2PRFIN20040901_144410_000000412030_00025_13105_3429.N1	01-SEP-2004 14:44:10	Bright	40.500	154	22Bet Aqr	2.8990	5700.0	81	13105	No
259	GOM_NL__2PRFIN20040901_144537_000000412030_00025_13105_3430.N1	01-SEP-2004 14:45:37	Bright	40.500	162	34Alp Aqr	2.9440	5350.0	81	13105	No
260	GOM_NL__2PRFIN20040901_144837_000000402030_00025_13105_3431.N1	01-SEP-2004 14:48:37	Bright	39.500	61	8Eps Peg	2.1000	3900.0	79	13105	No
261	GOM_NL__2PRFIN20040901_145124_000000502030_00025_13105_3432.N1	01-SEP-2004 14:51:24	Bright	50.000	90	54Alp Peg	2.4870	11000.	100	13105	No
262	GOM_NL__2PRFIN20040901_145530_000000372030_00025_13105_3433.N1	01-SEP-2004 14:55:30	Bright	37.000	92	53Eps Cyg	2.5000	4500.0	74	13105	No
263	GOM_NL__2PRFIN20040901_145723_000000402030_00025_13105_3434.N1	01-SEP-2004 14:57:23	Bright	39.500	66	37Gam Cyg	2.2080	5900.0	79	13105	No
264	GOM_NL__2PRFIN20040901_145841_000000402030_00025_13105_3435.N1	01-SEP-2004 14:58:41	Bright	40.000	19	50Alp Cyg	1.2460	10500.	80	13105	No
265	GOM_NL__2PRFIN20040901_150337_000000382030_00025_13105_3436.N1	01-SEP-2004 15:03:37	Bright	38.000	89	5Alp Cep	2.4510	8000.0	76	13105	No
266	GOM_NL__2PRFIN20040901_150618_000000462030_00025_13105_3437.N1	01-SEP-2004 15:06:18	Bright	46.000	74	11Bet Cas	2.2680	6600.0	92	13105	No
267	GOM_NL__2PRFIN20040901_150825_000000472030_00025_13105_3438.N1	01-SEP-2004 15:08:25	Bright	46.500	76	27Gam Cas	2.3000	30000.	93	13105	No
268	GOM_NL__2PRFIN20040901_151115_000000382030_00025_13105_3439.N1	01-SEP-2004 15:11:15	Bright	38.000	49	1Alp UMi	1.9900	6300.0	76	13105	No
269	GOM_NL__2PRFIN20040901_151346_000000892030_00025_13105_3440.N1	01-SEP-2004 15:13:46	Bright	89.000	73	57Gam1And	2.2600	13100.	178	13105	No
270	GOM_NL__2PRFIN20040901_151743_000000392030_00025_13105_3441.N1	01-SEP-2004 15:17:43	Bright	39.000	36	50Alp UMa	1.8000	6300.0	78	13105	No
271	GOM_NL__2PRFIN20040901_151906_000000392030_00025_13105_3442.N1	01-SEP-2004 15:19:06	Bright	39.000	82	48Bet UMa	2.3650	10600.	78	13105	No
272	GOM_NL__2PRFIN20040901_152314_000000632030_00025_13105_3443.N1	01-SEP-2004 15:23:14	Bright	62.500	6	13Alp Aur	0.080000	3400.0	125	13105	No
273	GOM_NL__2PRFIN20040901_152701_000000482030_00025_13105_3444.N1	01-SEP-2004 15:27:01	Bright	47.500	107	37The Aur	2.6490	11000.	95	13105	No
274	GOM_NL__2PRFIN20040901_152919_000000392030_00025_13105_3445.N1	01-SEP-2004 15:29:19	Bright	39.000	17	78Bet Gem	1.1610	4500.0	78	13105	No
275	GOM_NL__2PRFIN20040901_153054_000000712030_00025_13105_3446.N1	01-SEP-2004 15:30:54	Twi_and_stray	70.500	28	12Bet Tau	1.6500	15200.	141	13105	No
276	GOM_NL__2PRFIN20040901_153400_000000522030_00025_13105_3447.N1	01-SEP-2004 15:34:00	Twi_and_stray	51.500	44	24Gam Gem	1.9280	11000.	103	13105	No
277	GOM_NL__2PRFIN20040901_153601_000000542030_00025_13105_3448.N1	01-SEP-2004 15:36:01	Twilight	53.500	8	10Alp CMi	0.40000	6500.0	107	13105	No
278	GOM_NL__2PRFIN20040901_153842_000000732030_00025_13105_3449.N1	01-SEP-2004 15:38:42	Dark	73.000	14	58Alp Ori	0.87000	3000.0	146	13105	No

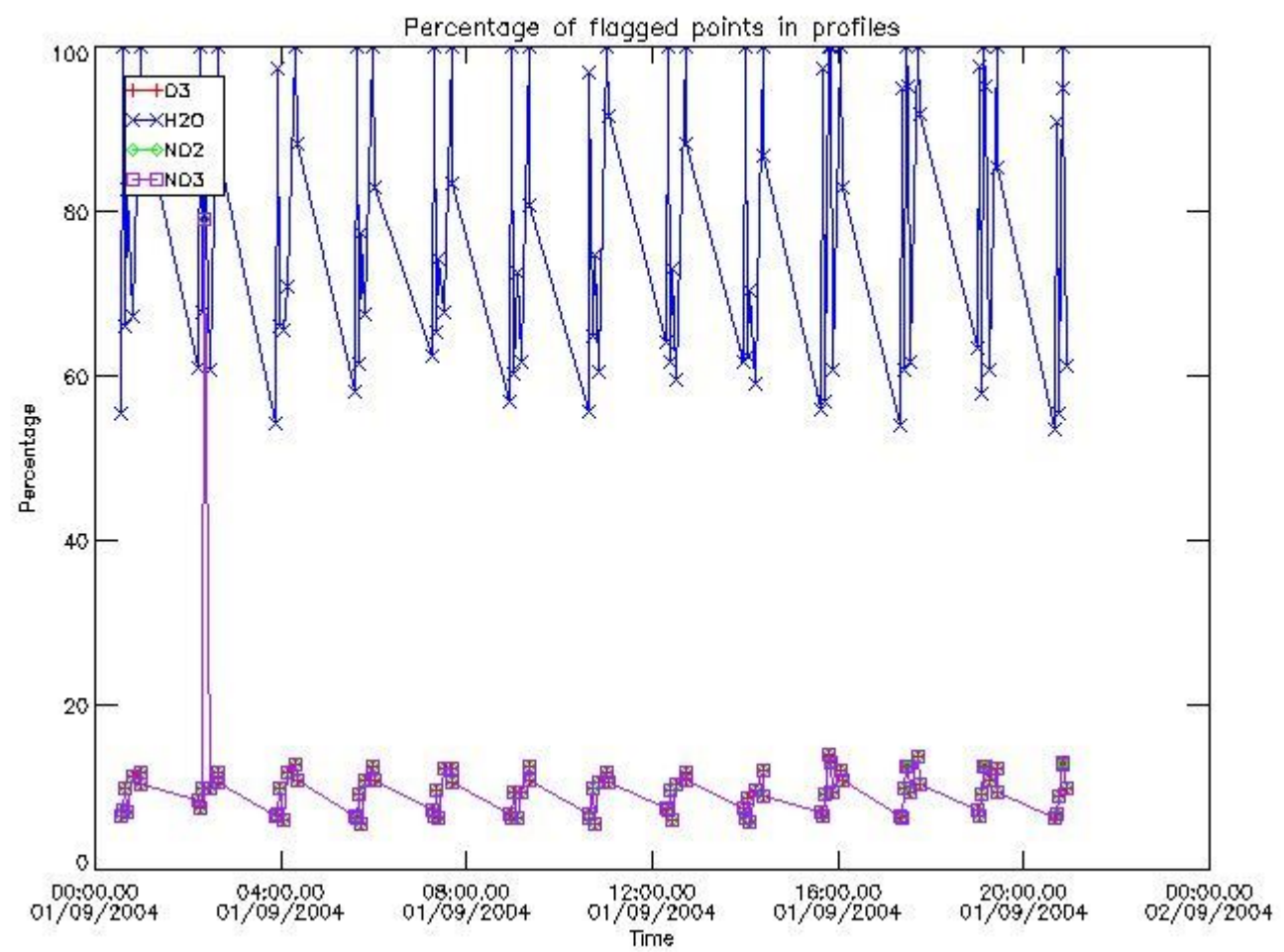
279	GOM_NL__2PRFIN20040901_154104_000000792030_00025_13105_3450.N1	01-SEP-2004 15:41:04	Dark	78.500	27	24Gam Ori	1.6360	26000.	157	13105	No
280	GOM_NL__2PRFIN20040901_154344_000000562030_00025_13105_3451.N1	01-SEP-2004 15:43:44	Dark	56.000	1	9Alp CMa	-1.4400	11000.	112	13105	No
281	GOM_NL__2PRFIN20040901_154755_000000402030_00025_13105_3452.N1	01-SEP-2004 15:47:55	Dark	40.000	70	Zet Pup	2.2460	39000.	80	13105	No
282	GOM_NL__2PRFIN20040901_154951_000000402030_00025_13105_3453.N1	01-SEP-2004 15:49:51	Dark	39.500	34	Gam2Vel	1.7930	23000.	79	13105	No
283	GOM_NL__2PRFIN20040901_155312_000000542030_00025_13105_3454.N1	01-SEP-2004 15:53:12	Dark	54.000	2	Alp Car	-0.73600	7000.0	108	13105	No
284	GOM_NL__2PRFIN20040901_160332_000000432030_00026_13106_3422.N1	01-SEP-2004 16:03:32	Dark	42.500	143	Alp Hyi	2.8570	7200.0	85	13106	No
285	GOM_NL__2PRFIN20040901_160449_000000472030_00026_13106_3423.N1	01-SEP-2004 16:04:49	Dark	47.000	9	Alp Eri	0.45300	24000.	94	13106	No
286	GOM_NL__2PRFIN20040901_160906_000000402030_00026_13106_3424.N1	01-SEP-2004 16:09:06	Straylight	39.500	148	Alp Tuc	2.8780	4100.0	79	13106	No
287	GOM_NL__2PRFIN20040901_161047_000000562030_00026_13106_3425.N1	01-SEP-2004 16:10:47	Straylight	56.000	84	Alp Phe	2.3970	4500.0	112	13106	No
288	GOM_NL__2PRFIN20040901_161246_000000472030_00026_13106_3426.N1	01-SEP-2004 16:12:46	Straylight	46.500	31	Alp Gru	1.7340	15200.	93	13106	No
289	GOM_NL__2PRFIN20040901_161650_000000502030_00026_13106_3427.N1	01-SEP-2004 16:16:50	Straylight	50.000	18	24Alp PsA	1.1660	9700.0	100	13106	No
290	GOM_NL__2PRFIN20040901_161931_000000882030_00026_13106_3428.N1	01-SEP-2004 16:19:31	Twl_and_stray	88.000	52	16Bet Cet	2.0370	4500.0	176	13106	No
291	GOM_NL__2PRFIN20040901_162446_000000412030_00026_13106_3429.N1	01-SEP-2004 16:24:46	Bright	40.500	154	22Bet Aqr	2.8990	5700.0	81	13106	No
292	GOM_NL__2PRFIN20040901_162613_000000422030_00026_13106_3430.N1	01-SEP-2004 16:26:13	Bright	42.000	162	34Alp Aqr	2.9440	5350.0	84	13106	No
293	GOM_NL__2PRFIN20040901_162913_000000392030_00026_13106_3431.N1	01-SEP-2004 16:29:13	Bright	39.000	61	8Eps Peg	2.1000	3900.0	78	13106	No
294	GOM_NL__2PRFIN20040901_163200_000000512030_00026_13106_3432.N1	01-SEP-2004 16:32:00	Bright	51.000	90	54Alp Peg	2.4870	11000.	102	13106	No
295	GOM_NL__2PRFIN20040901_163606_000000382030_00026_13106_3433.N1	01-SEP-2004 16:36:06	Bright	38.000	92	53Eps Cyg	2.5000	4500.0	76	13106	No
296	GOM_NL__2PRFIN20040901_163800_000000402030_00026_13106_3434.N1	01-SEP-2004 16:38:00	Bright	40.000	66	37Gam Cyg	2.2080	5900.0	80	13106	No
297	GOM_NL__2PRFIN20040901_163917_000000392030_00026_13106_3435.N1	01-SEP-2004 16:39:17	Bright	38.500	19	50Alp Cyg	1.2460	10500.	77	13106	No
298	GOM_NL__2PRFIN20040901_164413_000000372030_00026_13106_3436.N1	01-SEP-2004 16:44:13	Bright	36.500	89	5Alp Cep	2.4510	8000.0	73	13106	No
299	GOM_NL__2PRFIN20040901_164653_000000432030_00026_13106_3437.N1	01-SEP-2004 16:46:53	Bright	43.000	74	11Bet Cas	2.2680	6600.0	86	13106	No
300	GOM_NL__2PRFIN20040901_164900_000000482030_00026_13106_3438.N1	01-SEP-2004 16:49:00	Bright	48.000	76	27Gam Cas	2.3000	30000.	96	13106	No
301	GOM_NL__2PRFIN20040901_165152_000000392030_00026_13106_3439.N1	01-SEP-2004 16:51:52	Bright	39.000	49	1Alp UMi	1.9900	6300.0	78	13106	No
302	GOM_NL__2PRFIN20040901_165420_000000882030_00026_13106_3440.N1	01-SEP-2004 16:54:20	Bright	87.500	73	57Gam1And	2.2600	13100.	175	13106	No
303	GOM_NL__2PRFIN20040901_165820_000000402030_00026_13106_3441.N1	01-SEP-2004 16:58:20	Bright	39.500	36	50Alp UMa	1.8000	6300.0	79	13106	No
304	GOM_NL__2PRFIN20040901_165942_000000362030_00026_13106_3442.N1	01-SEP-2004 16:59:42	Bright	36.000	82	48Bet UMa	2.3650	10600.	72	13106	No
305	GOM_NL__2PRFIN20040901_170350_000000622030_00026_13106_3443.N1	01-SEP-2004 17:03:50	Bright	62.000	6	13Alp Aur	0.080000	3400.0	124	13106	No
306	GOM_NL__2PRFIN20040901_170737_000000492030_00026_13106_3444.N1	01-SEP-2004 17:07:37	Bright	48.500	107	37The Aur	2.6490	11000.	97	13106	No
307	GOM_NL__2PRFIN20040901_170955_000000402030_00026_13106_3445.N1	01-SEP-2004 17:09:55	Bright	39.500	17	78Bet Gem	1.1610	4500.0	79	13106	No
308	GOM_NL__2PRFIN20040901_171130_000000722030_00026_13106_3446.N1	01-SEP-2004 17:11:30	Twl_and_stray	71.500	28	12Bet Tau	1.6500	15200.	143	13106	No
309	GOM_NL__2PRFIN20040901_171436_000000512030_00026_13106_3447.N1	01-SEP-2004 17:14:36	Twl_and_stray	51.000	44	24Gam Gem	1.9280	11000.	102	13106	No
310	GOM_NL__2PRFIN20040901_171638_000000542030_00026_13106_3448.N1	01-SEP-2004 17:16:38	Twilight	54.000	8	10Alp CMi	0.40000	6500.0	108	13106	No
311	GOM_NL__2PRFIN20040901_171918_000000782030_00026_13106_3449.N1	01-SEP-2004 17:19:18	Dark	77.500	14	58Alp Ori	0.87000	3000.0	155	13106	No
312	GOM_NL__2PRFIN20040901_172141_000000802030_00026_13106_3450.N1	01-SEP-2004 17:21:41	Dark	80.000	27	24Gam Ori	1.6360	26000.	160	13106	No
313	GOM_NL__2PRFIN20040901_172421_000000522030_00026_13106_3451.N1	01-SEP-2004 17:24:21	Dark	51.500	1	9Alp CMa	-1.4400	11000.	103	13106	No
314	GOM_NL__2PRFIN20040901_172832_000000412030_00026_13106_3452.N1	01-SEP-2004 17:28:32	Dark	40.500	70	Zet Pup	2.2460	39000.	81	13106	No
315	GOM_NL__2PRFIN20040901_173027_000000412030_00026_13106_3453.N1	01-SEP-2004 17:30:27	Dark	41.000	34	Gam2Vel	1.7930	23000.	82	13106	No
316	GOM_NL__2PRFIN20040901_173349_000000542030_00026_13106_3454.N1	01-SEP-2004 17:33:49	Dark	54.000	2	Alp Car	-0.73600	7000.0	108	13106	No
317	GOM_NL__2PRFIN20040901_174409_000000412030_00027_13107_3442.N1	01-SEP-2004 17:44:09	Dark	41.000	143	Alp Hyi	2.8570	7200.0	82	13107	No
318	GOM_NL__2PRFIN20040901_174526_000000502030_00027_13107_3443.N1	01-SEP-2004 17:45:26	Dark	49.500	9	Alp Eri	0.45300	24000.	99	13107	No
319	GOM_NL__2PRFIN20040901_174943_000000402030_00027_13107_3444.N1	01-SEP-2004 17:49:43	Straylight	39.500	148	Alp Tuc	2.8780	4100.0	79	13107	No
320	GOM_NL__2PRFIN20040901_175124_000000542030_00027_13107_3445.N1	01-SEP-2004 17:51:24	Straylight	54.000	84	Alp Phe	2.3970	4500.0	108	13107	No
321	GOM_NL__2PRFIN20040901_175322_000000452030_00027_13107_3446.N1	01-SEP-2004 17:53:22	Straylight	45.000	31	Alp Gru	1.7340	15200.	90	13107	No
322	GOM_NL__2PRFIN20040901_175727_000000512030_00027_13107_3447.N1	01-SEP-2004 17:57:27	Straylight	50.500	18	24Alp PsA	1.1660	9700.0	101	13107	No
323	GOM_NL__2PRFIN20040901_180008_000000862030_00027_13107_3448.N1	01-SEP-2004 18:00:08	Twl_and_stray	86.000	52	16Bet Cet	2.0370	4500.0	172	13107	No
324	GOM_NL__2PRFIN20040901_180523_000000402030_00027_13107_3449.N1	01-SEP-2004 18:05:23	Bright	40.000	154	22Bet Aqr	2.8990	5700.0	80	13107	No
325	GOM_NL__2PRFIN20040901_180649_000000422030_00027_13107_3450.N1	01-SEP-2004 18:06:49	Bright	42.000	162	34Alp Aqr	2.9440	5350.0	84	13107	No
326	GOM_NL__2PRFIN20040901_180949_000000392030_00027_13107_3451.N1	01-SEP-2004 18:09:49	Bright	38.500	61	8Eps Peg	2.1000	3900.0	77	13107	No
327	GOM_NL__2PRFIN20040901_181235_000000512030_00027_13107_3452.N1	01-SEP-2004 18:12:35	Bright	50.500	90	54Alp Peg	2.4870	11000.	101	13107	No
328	GOM_NL__2PRFIN20040901_181642_000000362030_00027_13107_3453.N1	01-SEP-2004 18:16:42	Bright	36.000	92	53Eps Cyg	2.5000	4500.0	72	13107	No
329	GOM_NL__2PRFIN20040901_181836_000000372030_00027_13107_3454.N1	01-SEP-2004 18:18:36	Bright	37.000	66	37Gam Cyg	2.2080	5900.0	74	13107	No
330	GOM_NL__2PRFIN20040901_181953_000000392030_00027_13107_3455.N1	01-SEP-2004 18:19:53	Bright	38.500	19	50Alp Cyg	1.2460	10500.	77	13107	No
331	GOM_NL__2PRFIN20040901_182448_000000392030_00027_13107_3456.N1	01-SEP-2004 18:24:48	Bright	39.000	89	5Alp Cep	2.4510	8000.0	78	13107	No
332	GOM_NL__2PRFIN20040901_182728_000000472030_00027_13107_3457.N1	01-SEP-2004 18:27:28	Bright	47.000	74	11Bet Cas	2.2680	6600.0	94	13107	No
333	GOM_NL__2PRFIN20040901_182935_000000452030_00027_13107_3458.N1	01-SEP-2004 18:29:35	Bright	44.500	76	27Gam Cas	2.3000	30000.	89	13107	No
334	GOM_NL__2PRFIN20040901_183228_000000382030_00027_13107_3459.N1	01-SEP-2004 18:32:28	Bright	38.000	49	1Alp UMi	1.9900	6300.0	76	13107	No
335	GOM_NL__2PRFIN20040901_183454_000000912030_00027_13107_3460.N1	01-SEP-2004 18:34:54	Bright	91.000	73	57Gam1And	2.2600	13100.	182	13107	No
336	GOM_NL__2PRFIN20040901_183857_000000362030_00027_13107_3461.N1	01-SEP-2004 18:38:57	Bright	35.500	36	50Alp UMa	1.8000	6300.0	71	13107	No
337	GOM_NL__2PRFIN20040901_184018_000000362030_00027_13107_3462.N1	01-SEP-2004 18:40:18	Bright	36.000	82	48Bet UMa	2.3650	10600.	72	13107	No

338	GOM_NL__2PRFIN20040901_184425_000000652030_00027_13107_3463.N1	01-SEP-2004 18:44:25	Bright	65.000	6	13Alp Aur	0.080000	3400.0	130	13107	No
339	GOM_NL__2PRFIN20040901_184812_000000572030_00027_13107_3464.N1	01-SEP-2004 18:48:12	Bright	56.500	107	37The Aur	2.6490	11000.	113	13107	No
340	GOM_NL__2PRFIN20040901_185031_000000402030_00027_13107_3465.N1	01-SEP-2004 18:50:31	Bright	40.000	17	78Bet Gem	1.1610	4500.0	80	13107	No
341	GOM_NL__2PRFIN20040901_185206_000000732030_00027_13107_3466.N1	01-SEP-2004 18:52:06	Twilight	72.500	28	12Bet Tau	1.6500	15200.	145	13107	No
342	GOM_NL__2PRFIN20040901_185513_000000552030_00027_13107_3467.N1	01-SEP-2004 18:55:13	Twilight	54.500	44	24Gam Gem	1.9280	11000.	109	13107	No
343	GOM_NL__2PRFIN20040901_185714_000000542030_00027_13107_3468.N1	01-SEP-2004 18:57:14	Twilight	54.000	8	10Alp CMi	0.400000	6500.0	108	13107	No
344	GOM_NL__2PRFIN20040901_185954_000000702030_00027_13107_3469.N1	01-SEP-2004 18:59:54	Dark	70.000	14	58Alp Ori	0.870000	3000.0	140	13107	No
345	GOM_NL__2PRFIN20040901_190219_000000802030_00027_13107_3470.N1	01-SEP-2004 19:02:19	Dark	79.500	27	24Gam Ori	1.6360	26000.	159	13107	No
346	GOM_NL__2PRFIN20040901_190458_000000552030_00027_13107_3471.N1	01-SEP-2004 19:04:58	Dark	55.000	1	9Alp CMa	-1.4400	11000.	110	13107	No
347	GOM_NL__2PRFIN20040901_190908_000000412030_00027_13107_3472.N1	01-SEP-2004 19:09:08	Dark	41.000	70	Zet Pup	2.2460	39000.	82	13107	No
348	GOM_NL__2PRFIN20040901_191103_000000412030_00027_13107_3473.N1	01-SEP-2004 19:11:03	Dark	41.000	34	Gam2Vel	1.7930	23000.	82	13107	No
349	GOM_NL__2PRFIN20040901_191426_000000482030_00027_13107_3474.N1	01-SEP-2004 19:14:26	Dark	47.500	2	Alp Car	-0.73600	7000.0	95	13107	No
350	GOM_NL__2PRFIN20040901_192445_000000422030_00028_13108_3442.N1	01-SEP-2004 19:24:45	Dark	41.500	143	Alp Hyi	2.8570	7200.0	83	13108	No
351	GOM_NL__2PRFIN20040901_192604_000000552030_00028_13108_3443.N1	01-SEP-2004 19:26:04	Dark	54.500	9	Alp Eri	0.45300	24000.	109	13108	No
352	GOM_NL__2PRFIN20040901_193018_000000402030_00028_13108_3444.N1	01-SEP-2004 19:30:18	Straylight	39.500	148	Alp Tuc	2.8780	4100.0	79	13108	No
353	GOM_NL__2PRFIN20040901_193201_000000592030_00028_13108_3445.N1	01-SEP-2004 19:32:01	Straylight	58.500	84	Alp Phe	2.3970	4500.0	117	13108	No
354	GOM_NL__2PRFIN20040901_193358_000000412030_00028_13108_3446.N1	01-SEP-2004 19:33:58	Straylight	41.000	31	Alp Gru	1.7340	15200.	82	13108	No
355	GOM_NL__2PRFIN20040901_193804_000000562030_00028_13108_3447.N1	01-SEP-2004 19:38:04	Straylight	56.000	18	24Alp PsA	1.1660	9700.0	112	13108	No
356	GOM_NL__2PRFIN20040901_194043_000000882030_00028_13108_3448.N1	01-SEP-2004 19:40:43	Twilight	87.500	52	16Bet Cet	2.0370	4500.0	175	13108	No
357	GOM_NL__2PRFIN20040901_194559_000000402030_00028_13108_3449.N1	01-SEP-2004 19:45:59	Bright	40.000	154	22Bet Aqr	2.8990	5700.0	80	13108	No
358	GOM_NL__2PRFIN20040901_194725_000000412030_00028_13108_3450.N1	01-SEP-2004 19:47:25	Bright	40.500	162	34Alp Aqr	2.9440	5350.0	81	13108	No
359	GOM_NL__2PRFIN20040901_195025_000000392030_00028_13108_3451.N1	01-SEP-2004 19:50:25	Bright	38.500	61	8Eps Peg	2.1000	3900.0	77	13108	No
360	GOM_NL__2PRFIN20040901_195309_000000512030_00028_13108_3452.N1	01-SEP-2004 19:53:09	Bright	51.000	90	54Alp Peg	2.4870	11000.	102	13108	No
361	GOM_NL__2PRFIN20040901_195718_000000362030_00028_13108_3453.N1	01-SEP-2004 19:57:18	Bright	36.000	92	53Eps Cyg	2.5000	4500.0	72	13108	No
362	GOM_NL__2PRFIN20040901_195912_000000372030_00028_13108_3454.N1	01-SEP-2004 19:59:12	Bright	36.500	66	37Gam Cyg	2.2080	5900.0	73	13108	No
363	GOM_NL__2PRFIN20040901_200029_000000402030_00028_13108_3455.N1	01-SEP-2004 20:00:29	Bright	39.500	19	50Alp Cyg	1.2460	10500.	79	13108	No
364	GOM_NL__2PRFIN20040901_200524_000000392030_00028_13108_3456.N1	01-SEP-2004 20:05:24	Bright	38.500	89	5Alp Cep	2.4510	8000.0	77	13108	No
365	GOM_NL__2PRFIN20040901_200803_000000452030_00028_13108_3457.N1	01-SEP-2004 20:08:03	Bright	44.500	74	11Bet Cas	2.2680	6600.0	89	13108	No
366	GOM_NL__2PRFIN20040901_201010_000000482030_00028_13108_3458.N1	01-SEP-2004 20:10:10	Bright	47.500	76	27Gam Cas	2.3000	30000.	95	13108	No
367	GOM_NL__2PRFIN20040901_201304_000000382030_00028_13108_3459.N1	01-SEP-2004 20:13:04	Bright	38.000	49	1Alp UMi	1.9900	6300.0	76	13108	No
368	GOM_NL__2PRFIN20040901_201528_000000902030_00028_13108_3460.N1	01-SEP-2004 20:15:28	Bright	89.500	73	57Gam1And	2.2600	13100.	179	13108	No
369	GOM_NL__2PRFIN20040901_201932_000000392030_00028_13108_3461.N1	01-SEP-2004 20:19:32	Bright	39.000	36	50Alp UMa	1.8000	6300.0	78	13108	No
370	GOM_NL__2PRFIN20040901_202055_000000372030_00028_13108_3462.N1	01-SEP-2004 20:20:55	Bright	36.500	82	48Bet UMa	2.3650	10600.	73	13108	No
371	GOM_NL__2PRFIN20040901_202501_000000622030_00028_13108_3463.N1	01-SEP-2004 20:25:01	Bright	61.500	6	13Alp Aur	0.080000	3400.0	123	13108	No
372	GOM_NL__2PRFIN20040901_202849_000000502030_00028_13108_3464.N1	01-SEP-2004 20:28:49	Bright	49.500	107	37The Aur	2.6490	11000.	99	13108	No
373	GOM_NL__2PRFIN20040901_203107_000000412030_00028_13108_3465.N1	01-SEP-2004 20:31:07	Bright	40.500	17	78Bet Gem	1.1610	4500.0	81	13108	No
374	GOM_NL__2PRFIN20040901_203243_000000732030_00028_13108_3466.N1	01-SEP-2004 20:32:43	Twilight	72.500	28	12Bet Tau	1.6500	15200.	145	13108	No
375	GOM_NL__2PRFIN20040901_203549_000000532030_00028_13108_3467.N1	01-SEP-2004 20:35:49	Twilight	53.000	44	24Gam Gem	1.9280	11000.	106	13108	No
376	GOM_NL__2PRFIN20040901_203750_000000542030_00028_13108_3468.N1	01-SEP-2004 20:37:50	Twilight	54.000	8	10Alp CMi	0.400000	6500.0	108	13108	No
377	GOM_NL__2PRFIN20040901_204031_000000802030_00028_13108_3469.N1	01-SEP-2004 20:40:31	Dark	80.000	14	58Alp Ori	0.870000	3000.0	160	13108	No
378	GOM_NL__2PRFIN20040901_204256_000000832030_00028_13108_3470.N1	01-SEP-2004 20:42:56	Dark	82.500	27	24Gam Ori	1.6360	26000.	165	13108	No
379	GOM_NL__2PRFIN20040901_204534_000000582030_00028_13108_3471.N1	01-SEP-2004 20:45:34	Dark	57.500	1	9Alp CMa	-1.4400	11000.	115	13108	No
380	GOM_NL__2PRFIN20040901_204944_000000402030_00028_13108_3472.N1	01-SEP-2004 20:49:44	Dark	39.500	70	Zet Pup	2.2460	39000.	79	13108	No
381	GOM_NL__2PRFIN20040901_205139_000000402030_00028_13108_3473.N1	01-SEP-2004 20:51:39	Dark	40.000	34	Gam2Vel	1.7930	23000.	80	13108	No
382	GOM_NL__2PRFIN20040901_205502_000000522030_00028_13108_3474.N1	01-SEP-2004 20:55:02	Dark	51.500	2	Alp Car	-0.73600	7000.0	103	13108	No

### 3. Quality information per product

In this section it is plotted some information contained in the Quality Summary data set of the level 2 products. Only products in dark limb conditions and without errors (error flag in the MPH set to "0") are used.

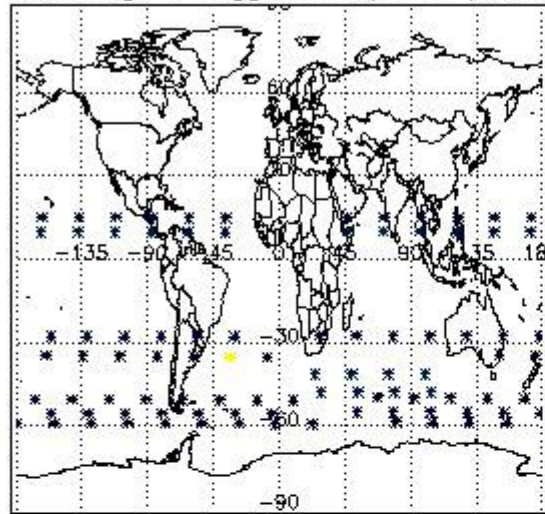
#### 3.1 Plot quality information per product (time dependant)



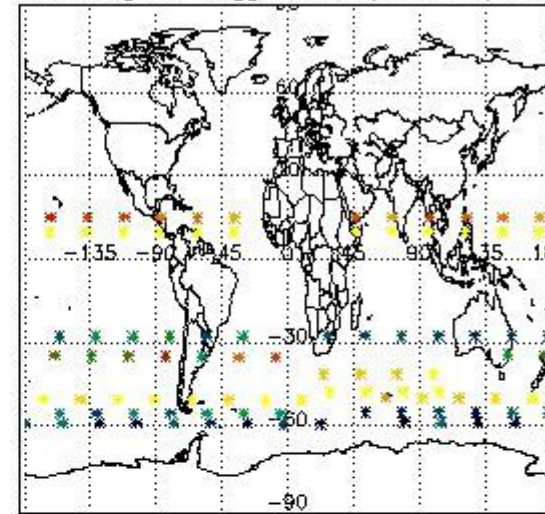
3.2 Plot quality information per product (world map)



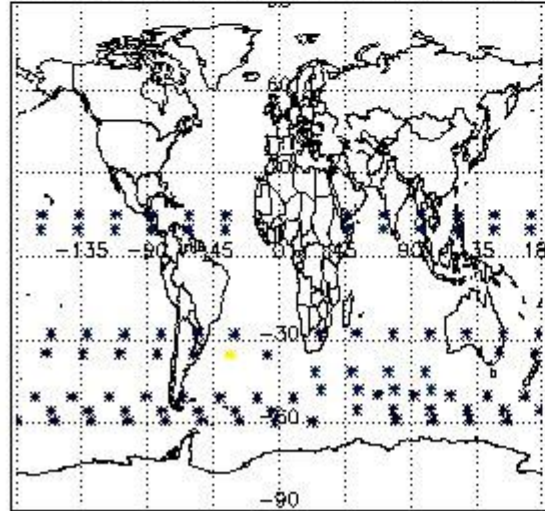
Percentage of flagged data per O3 profile



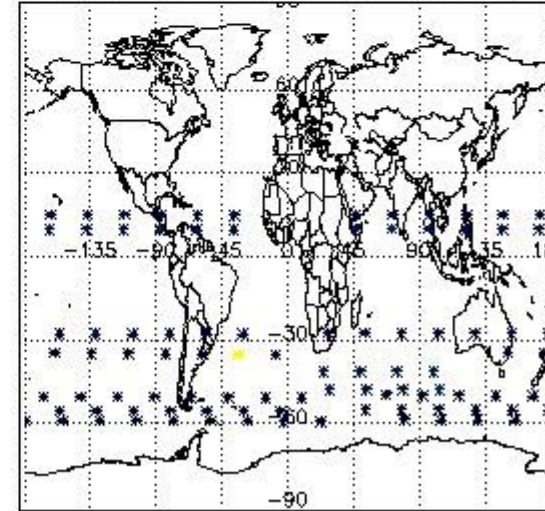
Percentage of flagged data per H2O profile



Percentage of flagged data per NO2 profile



Percentage of flagged data per NO3 profile

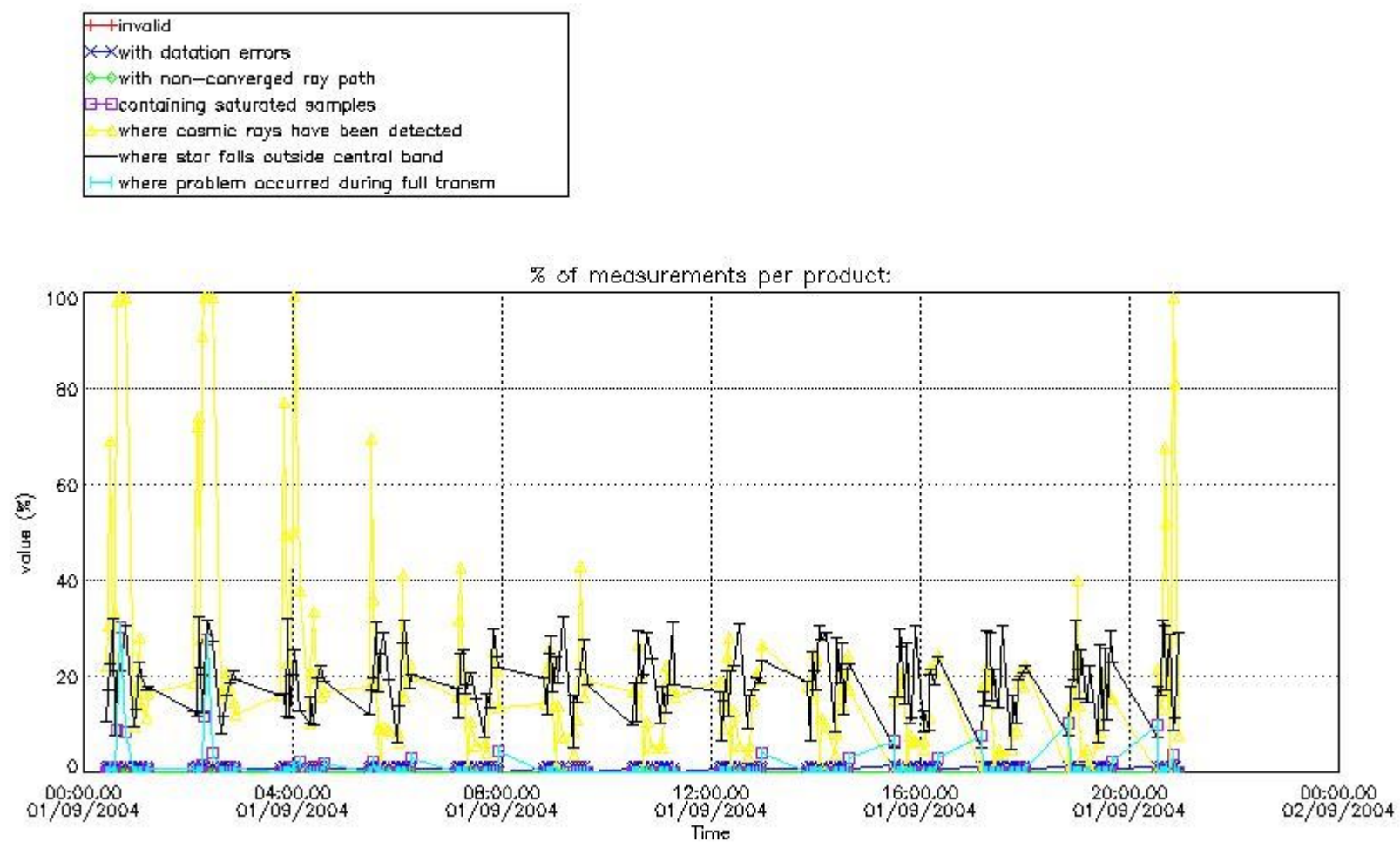


#### 4. Level 1 quality information per product

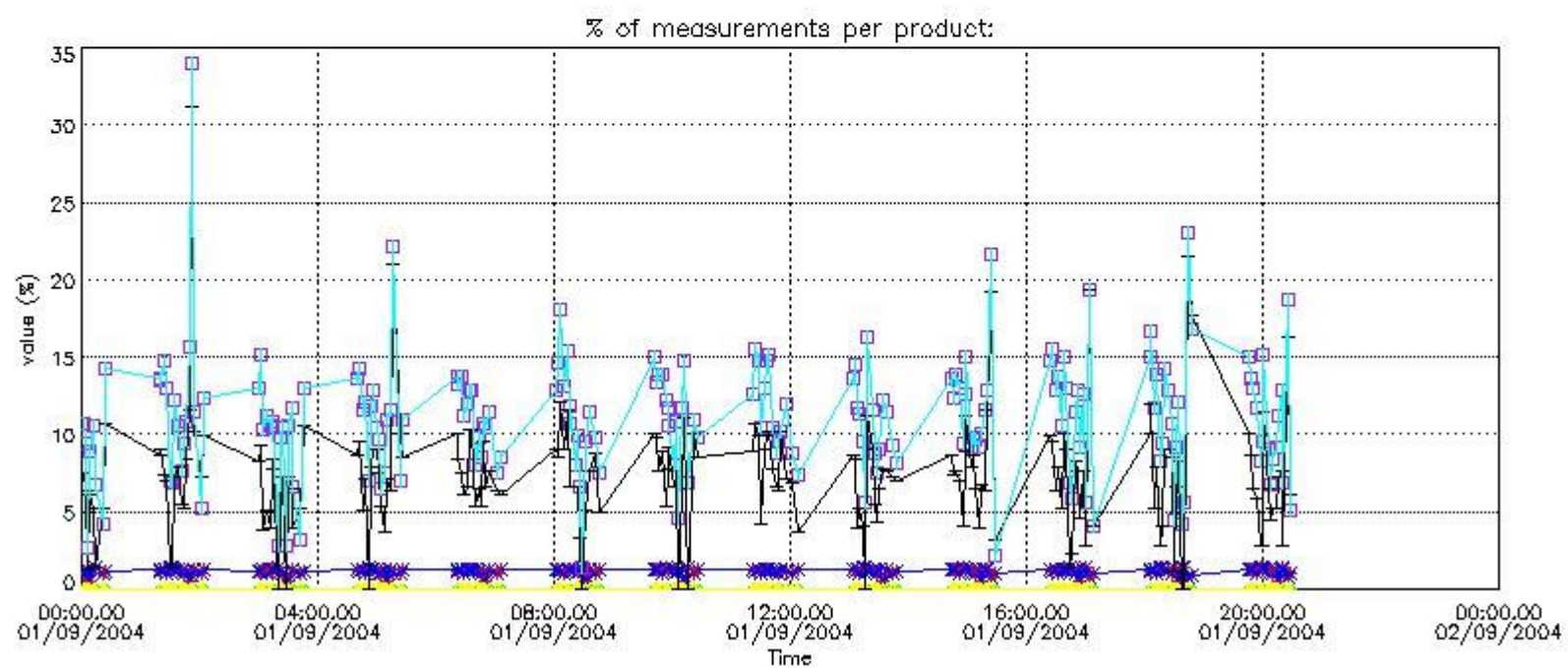
In this section it is plotted some information contained in the Quality Summary data set of the level 2 products that comes from the level 1b processing. Products without errors (error flag in the MPH set to "0") are used.

##### 4.1 Plot quality information per product (time dependant) coming from level 1b processing

###### 4.1.1 Plot level 1 quality information per product (time dependant): ENVISAT ASCENDING passes



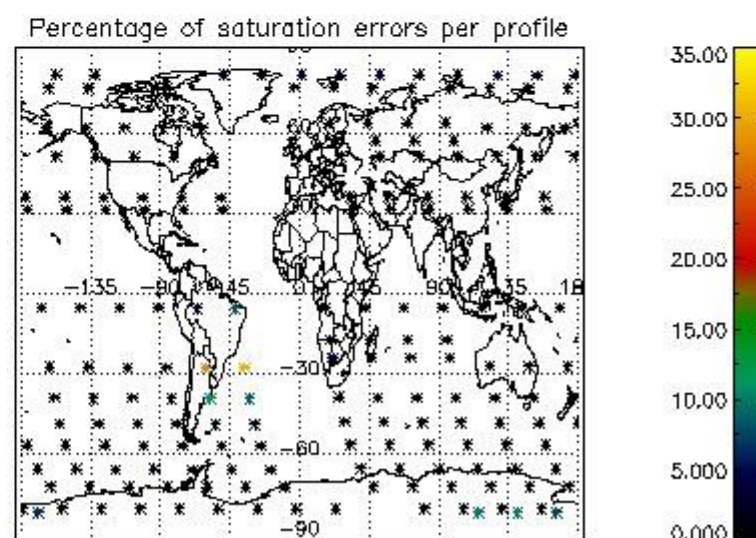
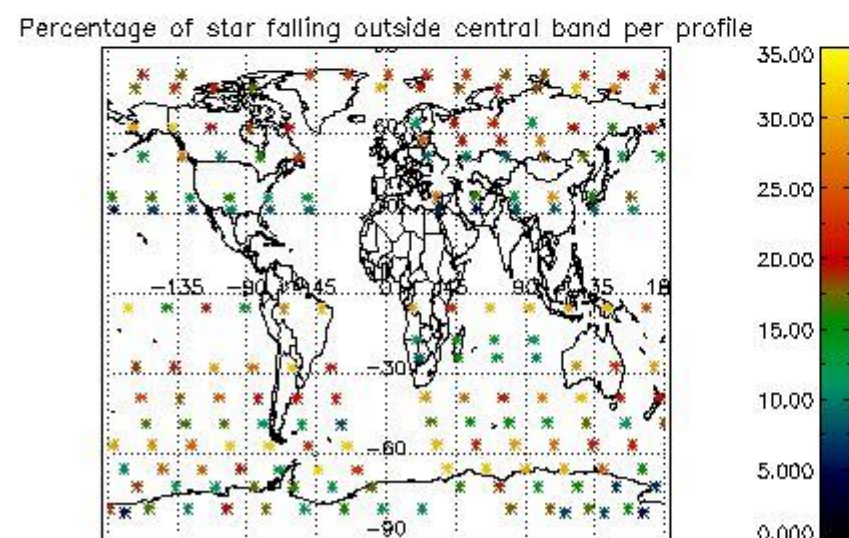
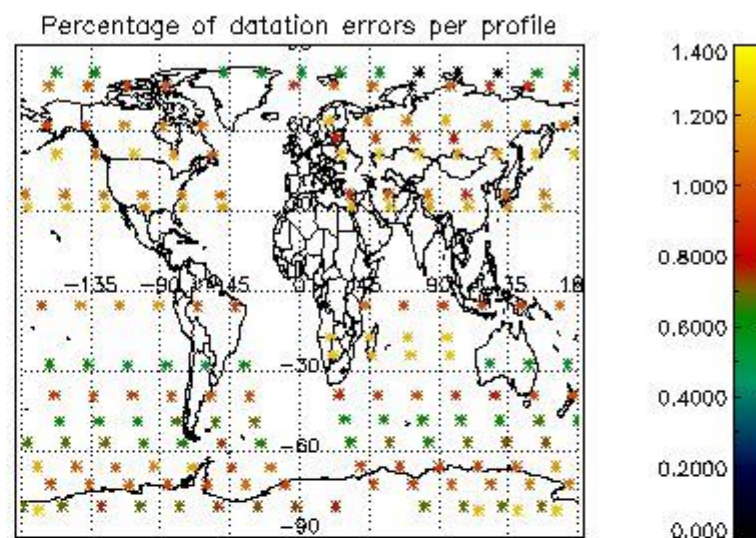
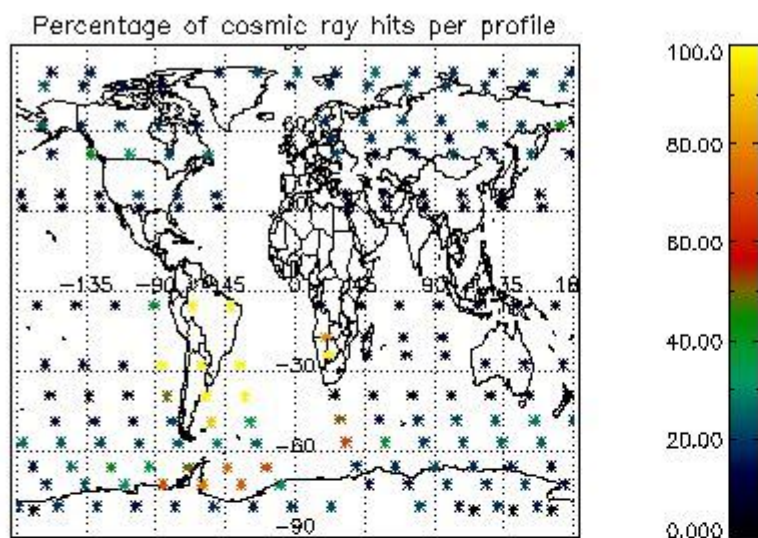
4.1.2 Plot level 1 quality information per product (time dependant): ENVI SAT DESCENDING passes



*4.2 Plot quality information per product coming from level 1b processing (world map)*

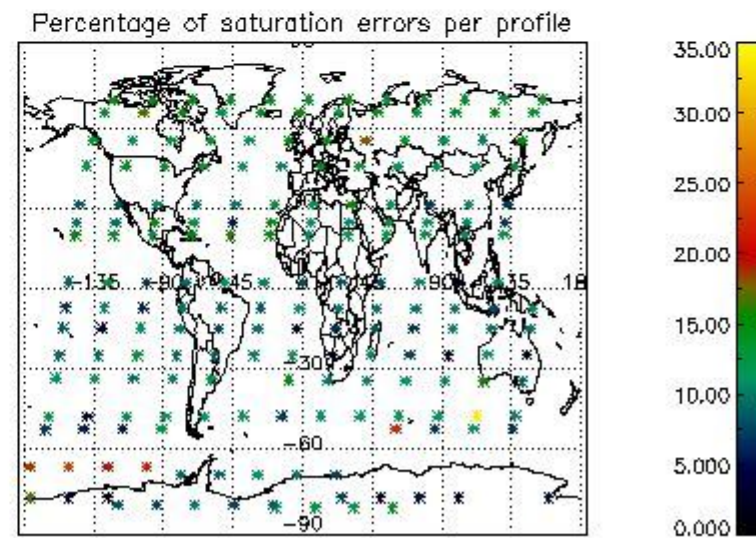
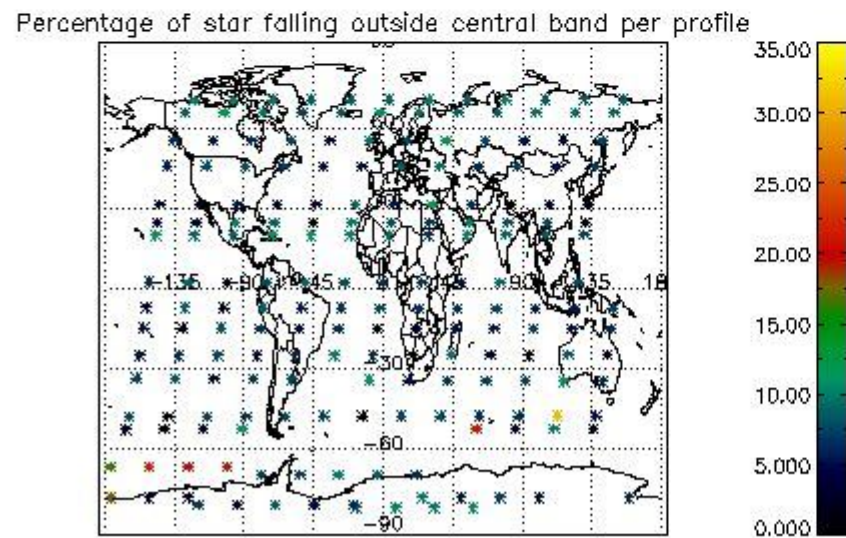
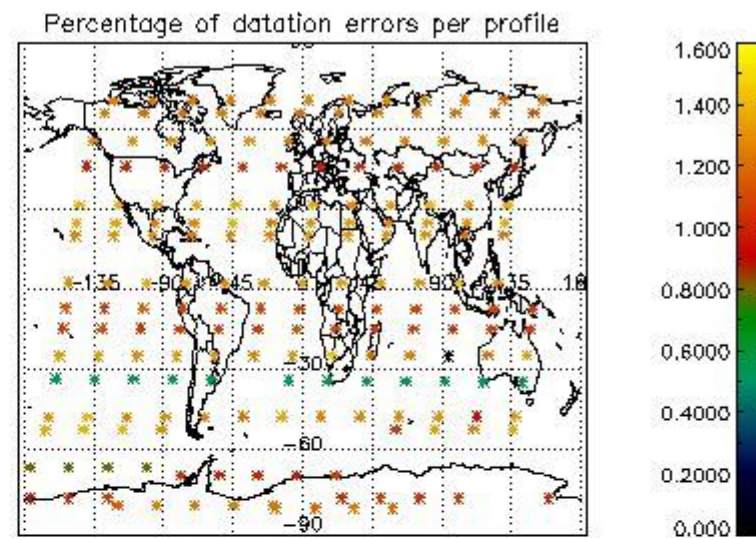
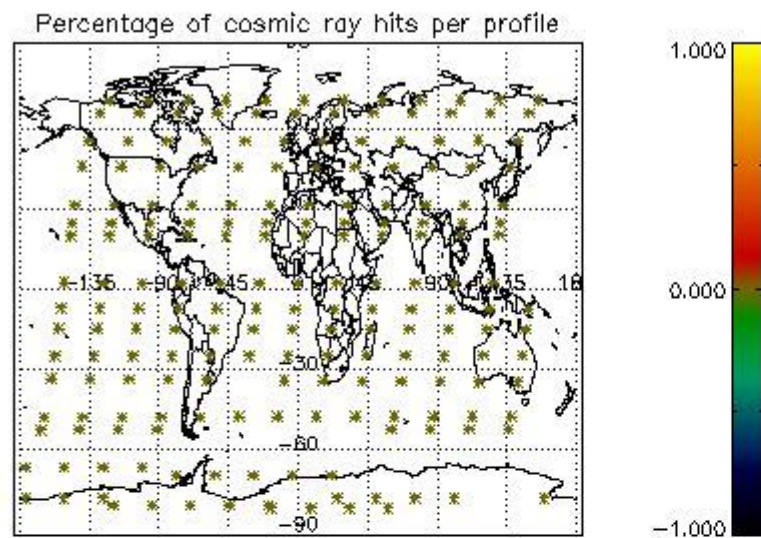
*4.2.1 Plot level 1 quality information per product (world map): ENVISAT ASCENDING passes*





4.2.2 Plot level 1 quality information per product (world map): ENVISAT DESCENDING passes





## 5. Trace gas profiles

### 5.1 Ozone statistics based on quality of products

The final quality of the products can be "measured" using the STD (Standard Deviation) attached to every point profile. This information is written to the parameter GOM\_NL\_\_2P/NL\_LOCAL\_SPECIES\_DENSITY/o3\_std of the level 2 products. The table below shows the statistics for given STD ranges.

The statistics are given with respect to the overall valid production:

- Products without fatal errors: GOM\_NL\_\_2P/MPH/PRODUCT\_ERR=0
- Valid point profile: GOM\_NL\_\_2P/NL\_LOCAL\_SPECIES\_DENSITY/pcd(0)=0

The 'Criteria' is applied to valid points of dark limb products:

- Products in dark limb illumination condition: GOM\_NL\_\_2P/NL\_SUMMARY\_QUALITY/obs\_ill\_cond=0
- Products without fatal errors: GOM\_NL\_\_2P/MPH/PRODUCT\_ERR=0
- Valid point profile: GOM\_NL\_\_2P/NL\_LOCAL\_SPECIES\_DENSITY/pcd(0)=0

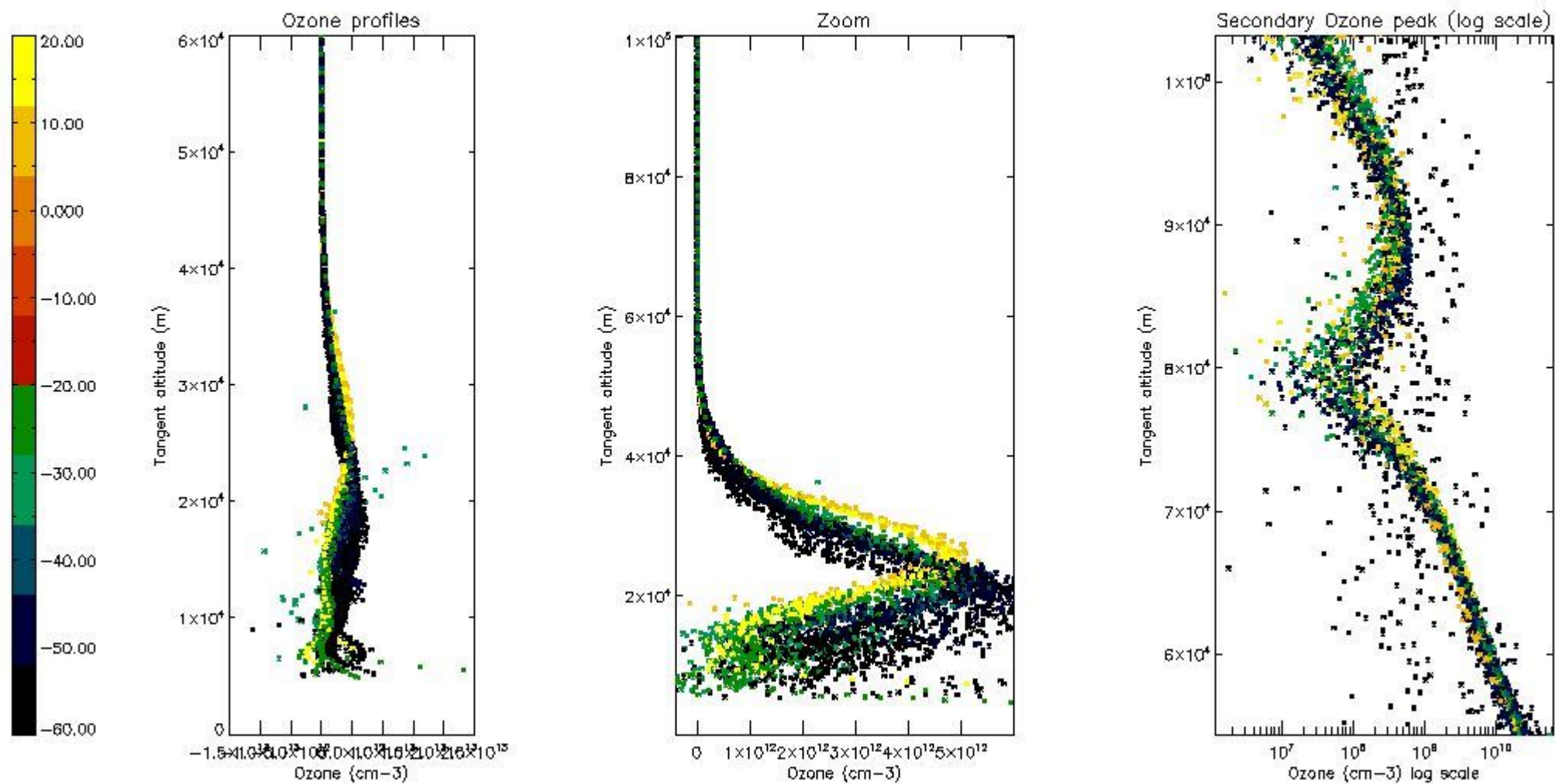
So, the table below shows the percentage of dark limb and valid observations for each criteria with respect to the overall valid daily observations.

Criteria	% of total production
All STD	29
STD < 20	19

STD < 10	17
STD < 5	13

5.2 Plot ozone profiles for all STD (dark without errors)

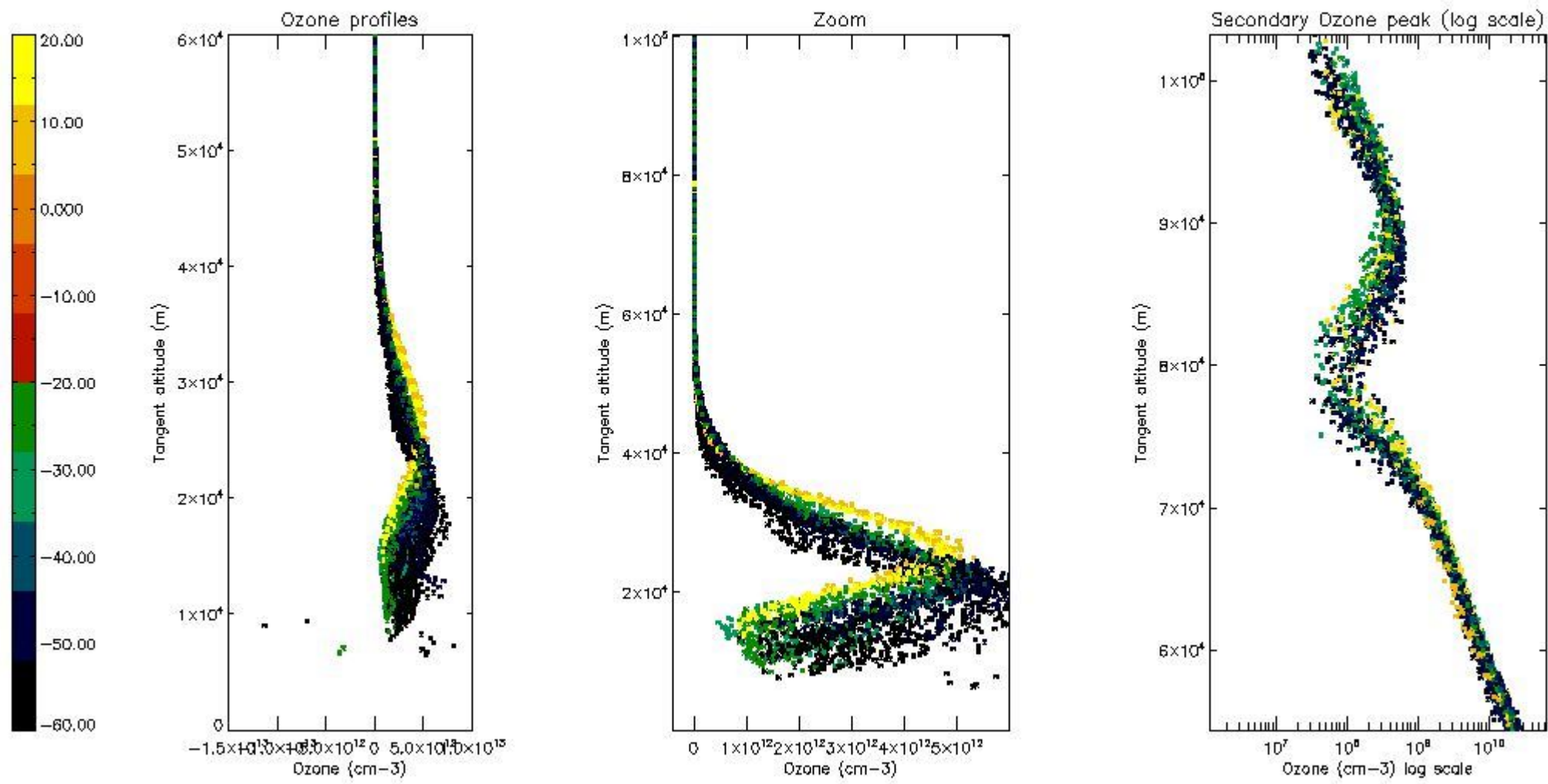
The colorbar represents the latitude.



5.3 Plot ozone profiles where STD < 20% (dark without errors)

The colorbar represents the latitude.

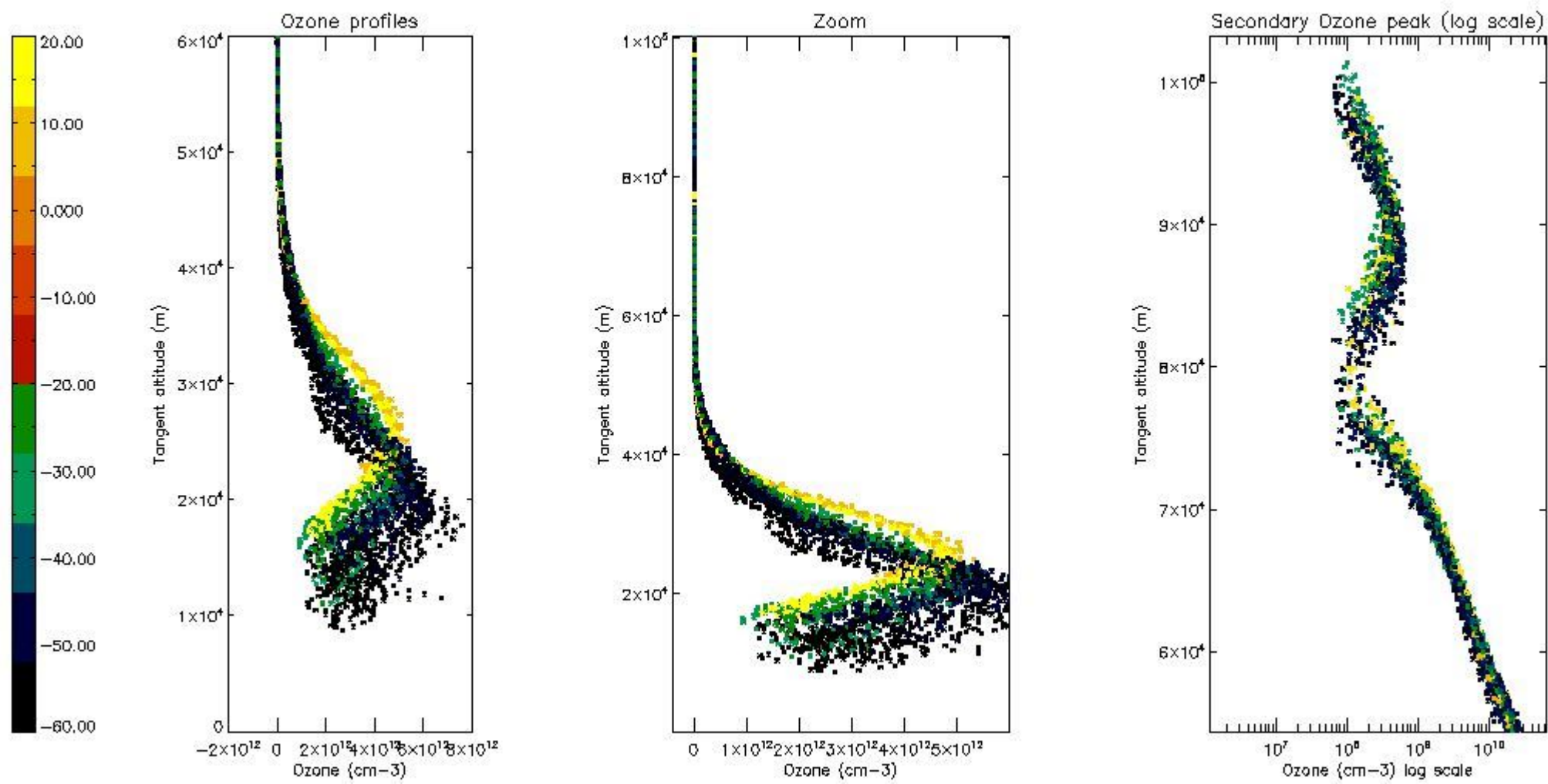




*5.4 Plot ozone profiles where  $STD < 10\%$  (dark without errors)*

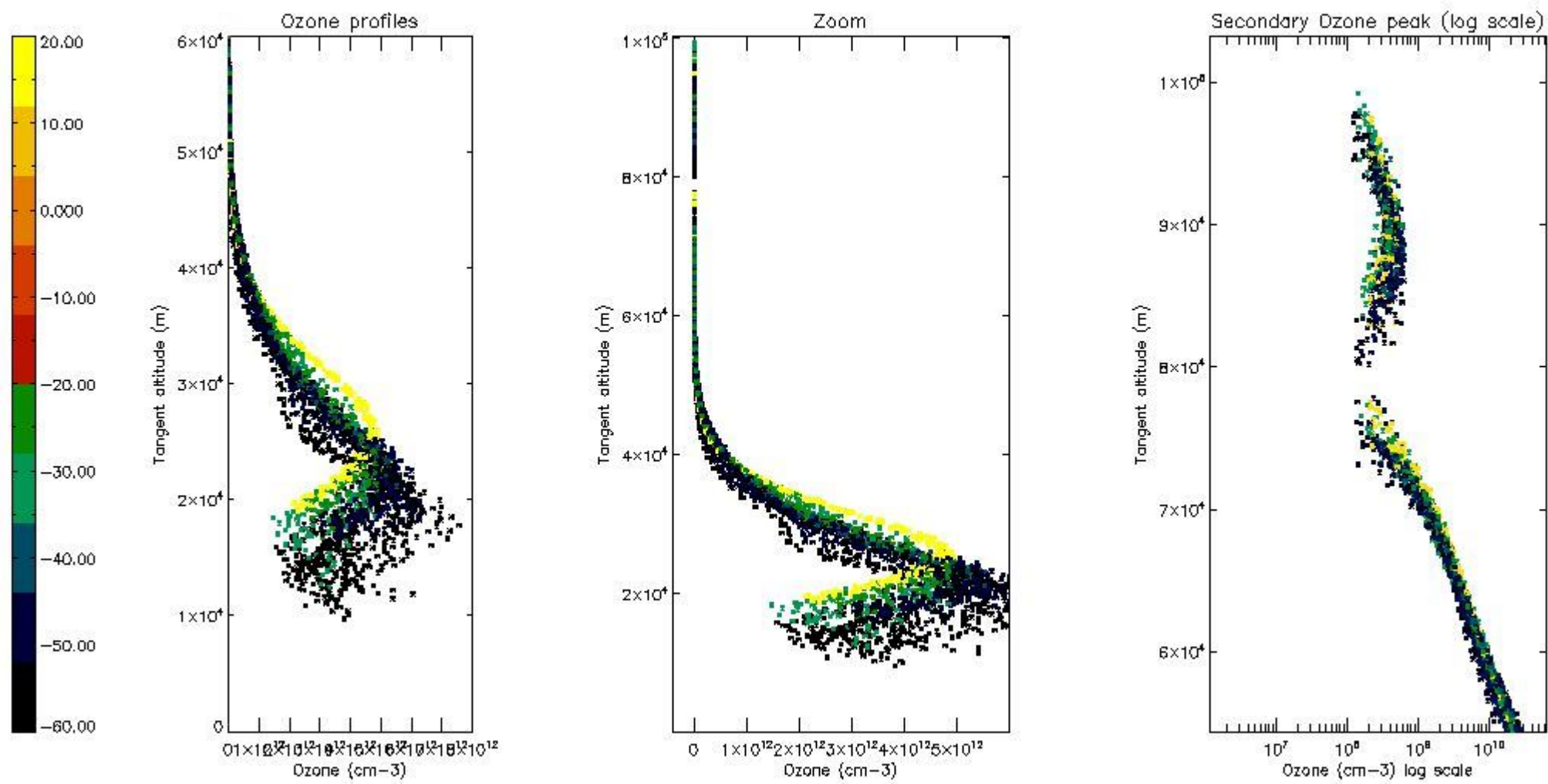
The colorbar represents the latitude.





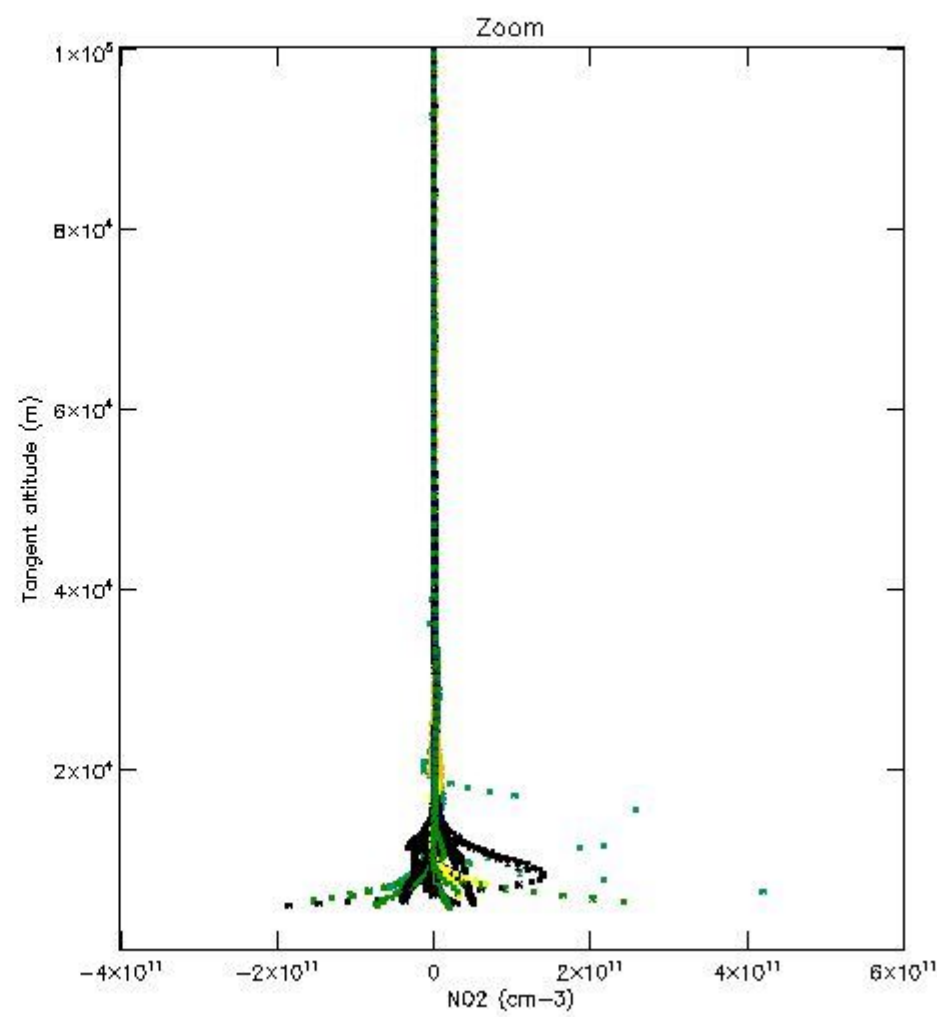
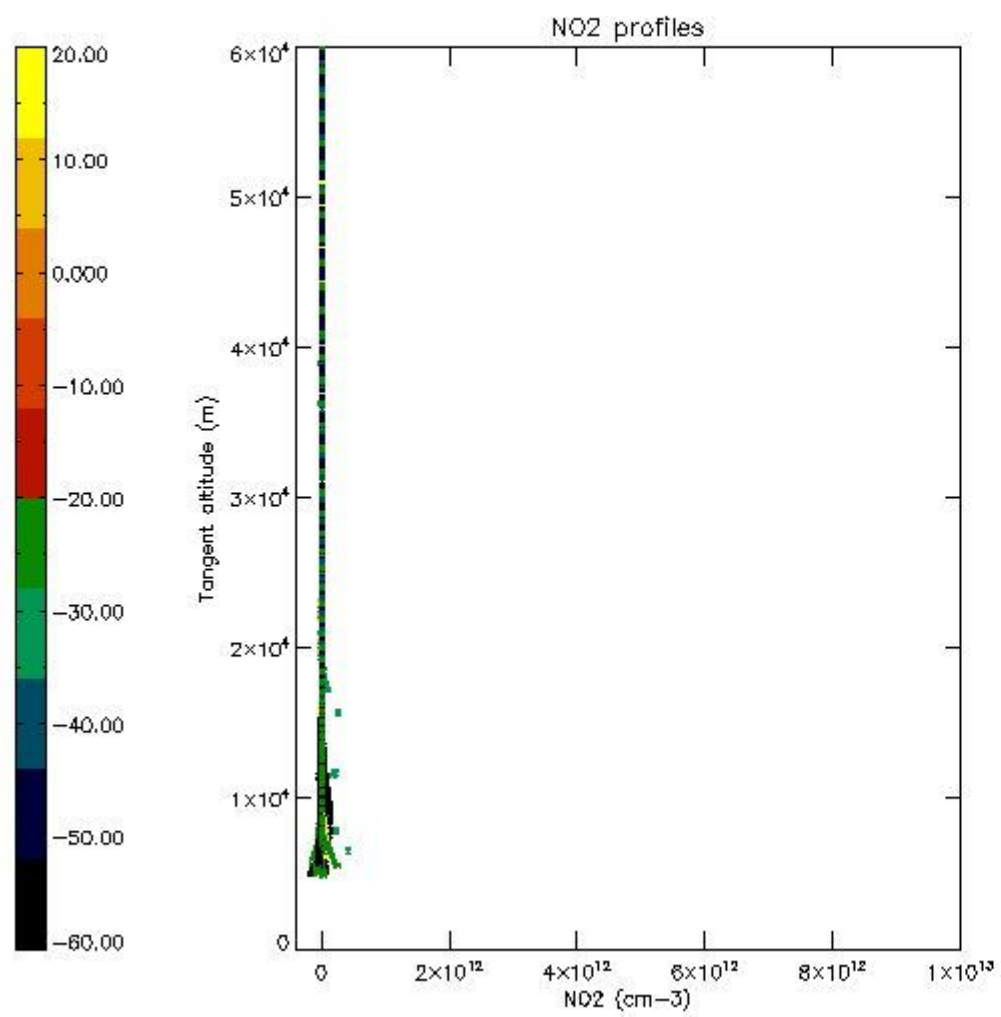
*5.5 Plot ozone profiles where STD < 5% (dark without errors)*

The colorbar represents the latitude.



*5.6 Plot NO<sub>2</sub> profiles for all STD (dark without errors)*

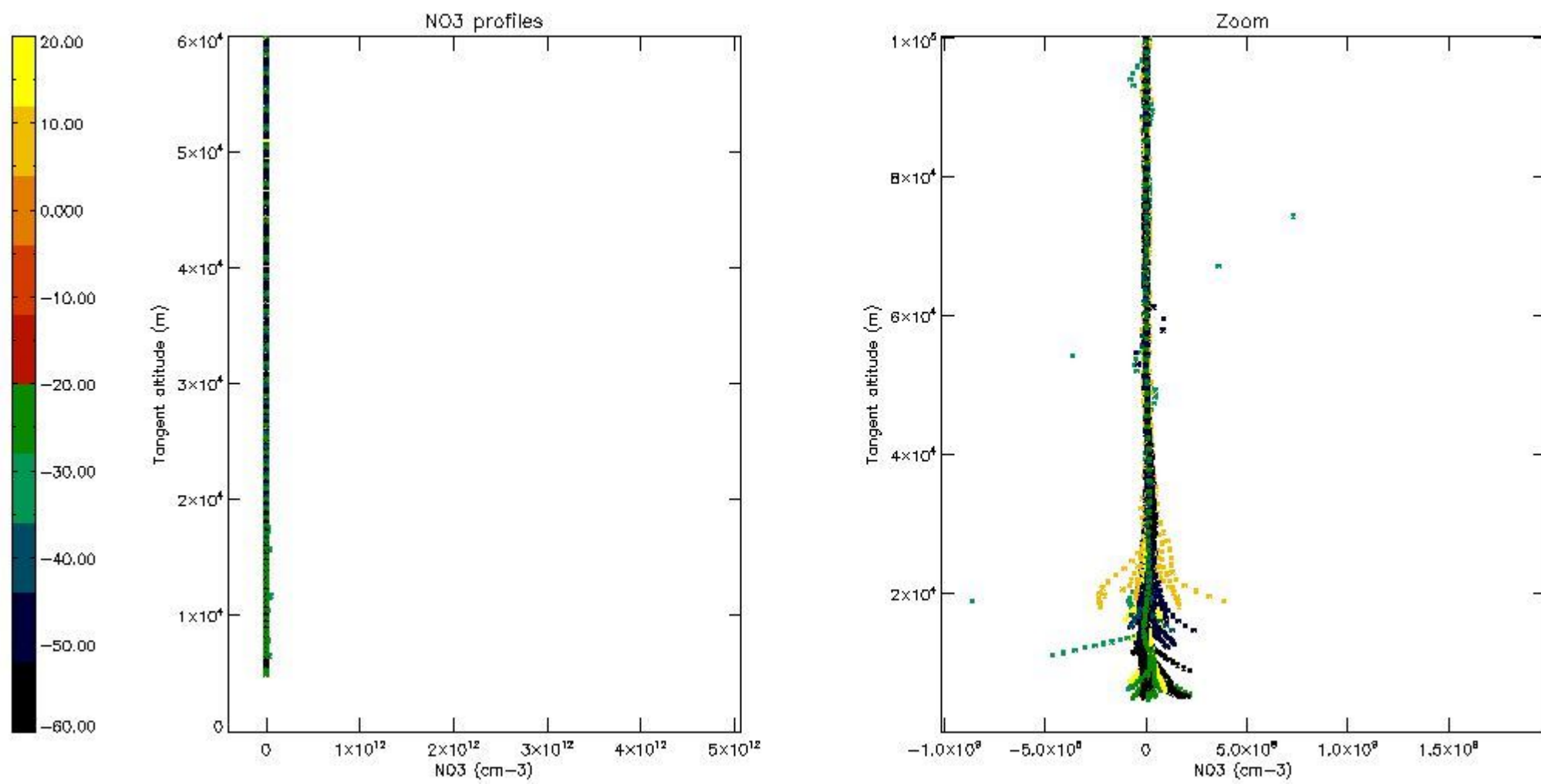
The colorbar represents the latitude.



*5.7 Plot NO3 profiles for all STD (dark without errors)*

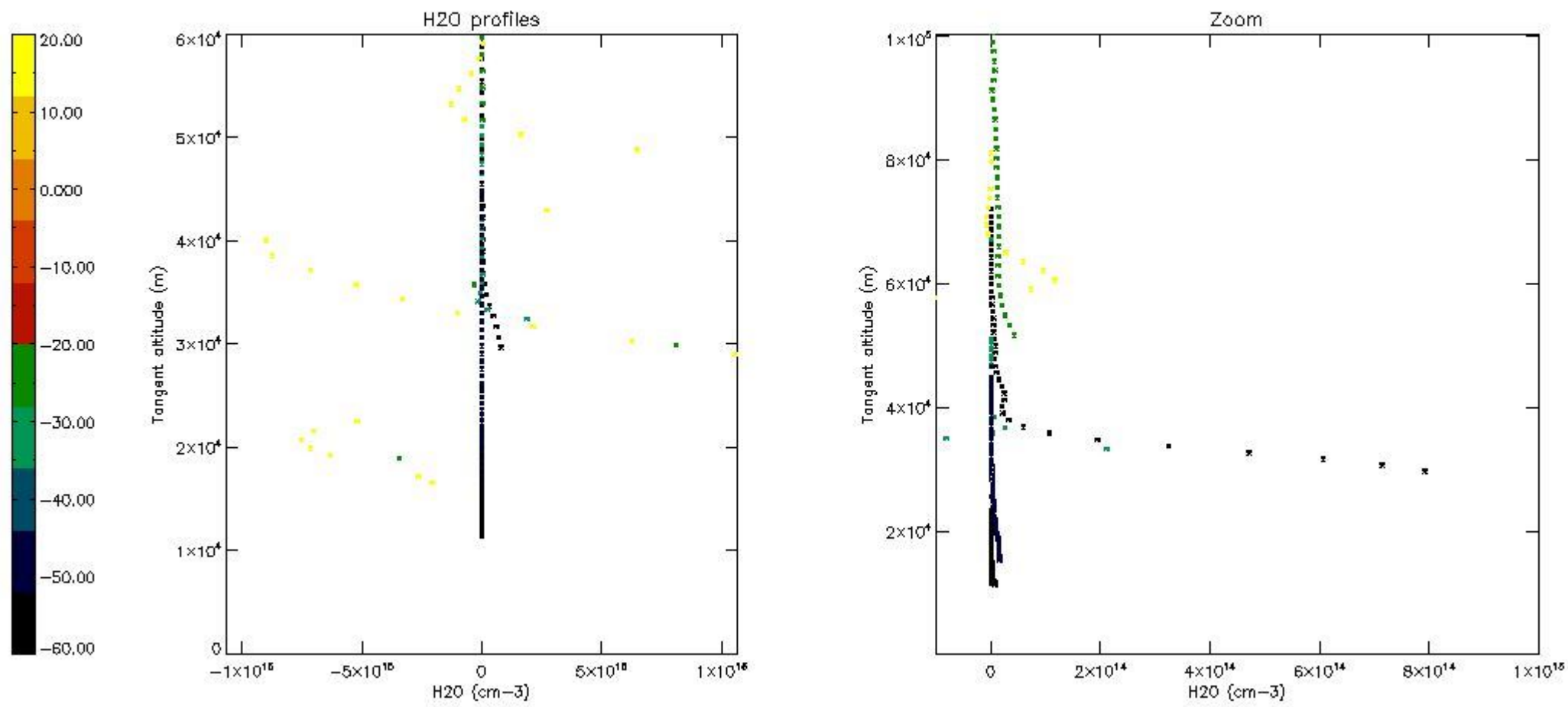
The colorbar represents the latitude.





5.8 Plot H2O profiles for all STD (only for occultations of stars 1,2,3,4,13,14,16,26,63 dark without errors)

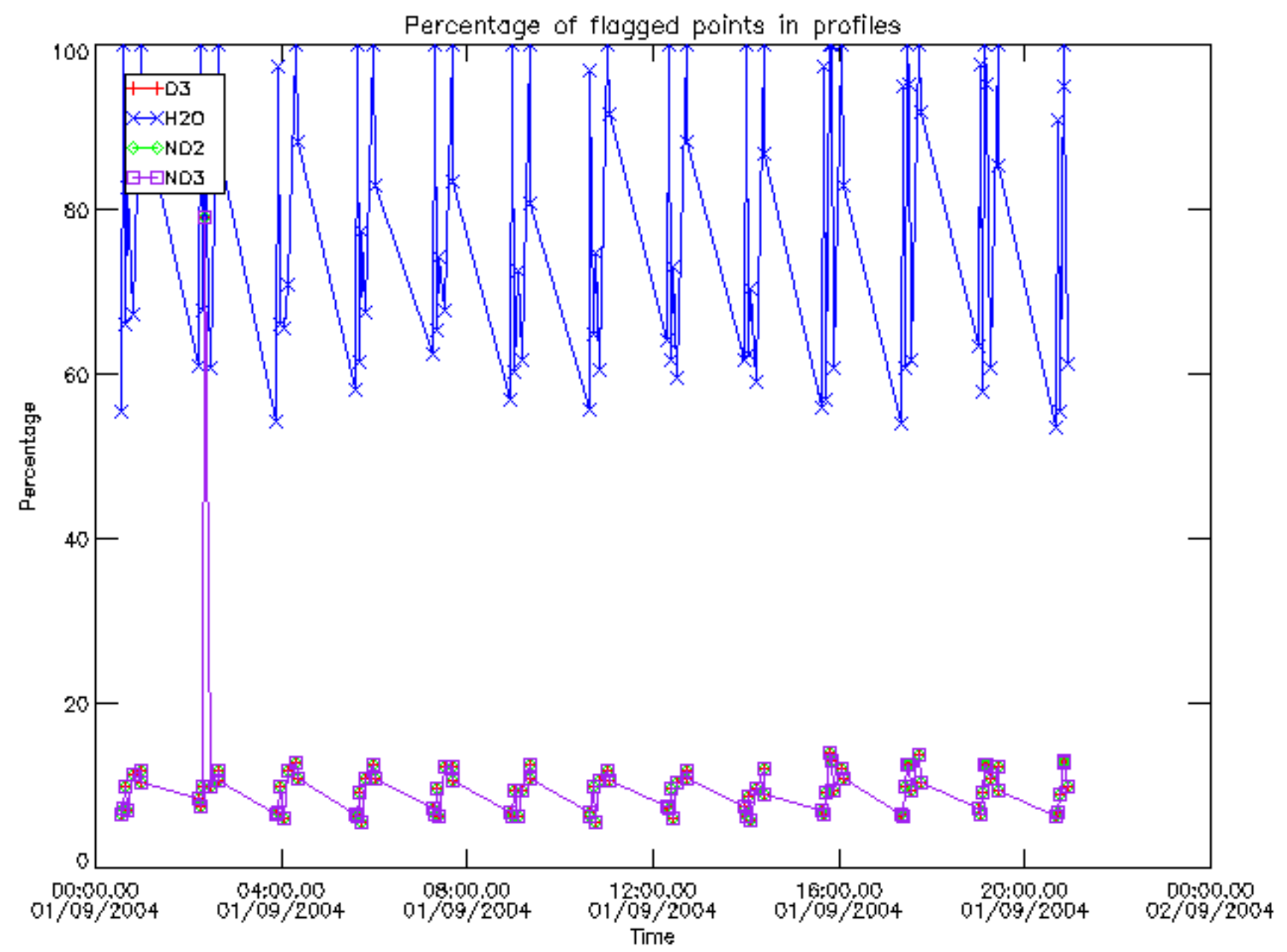
The colorbar represents the latitude.



## 6. Auxiliary Data Files used for the production reported in section 2

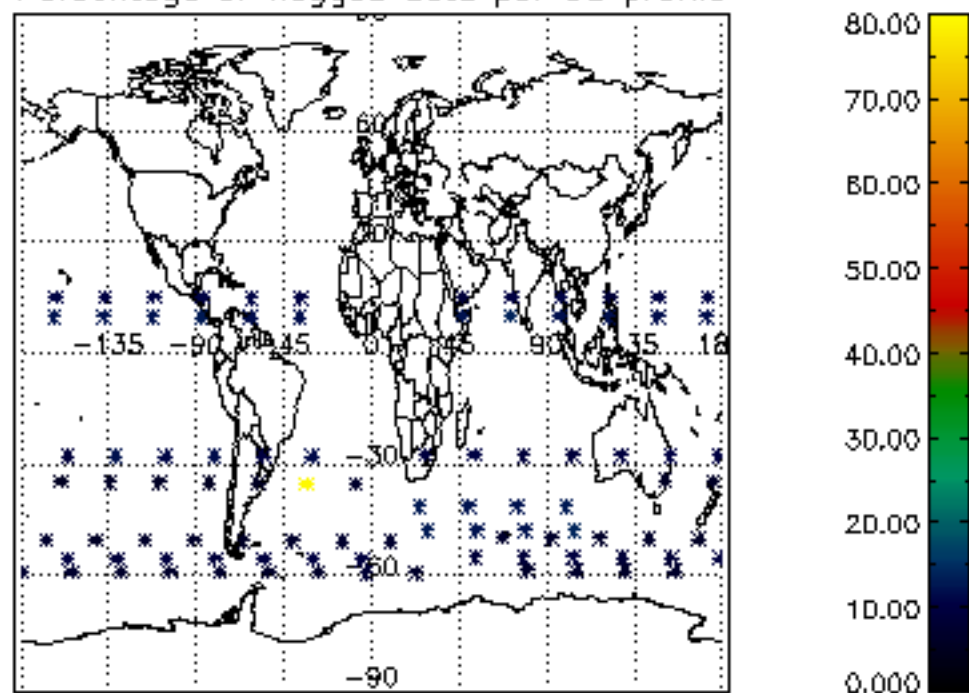
The number reported in the third column indicates since which file (see list in section 2) the corresponding auxiliary file has been used. The fourth column is the date of those product files.

Type	Auxiliary Filename	Used since product	Used since product date
INST_PHYS_CHARACTERISTICS	GOM_INS_AXVIEC20091111_143220_20030716_120000_20500101_000000	1	01-SEP-2004 00:01:00
LEVEL-2_PROC_CONFIG	GOM_PR2_AXVIEC20091111_152718_20020301_000000_20500101_000000	1	01-SEP-2004 00:01:00
CROSS_SECTIONS_FILE	GOM_CRS_AXVIEC20091111_154832_20020301_000000_20500101_000000	1	01-SEP-2004 00:01:00

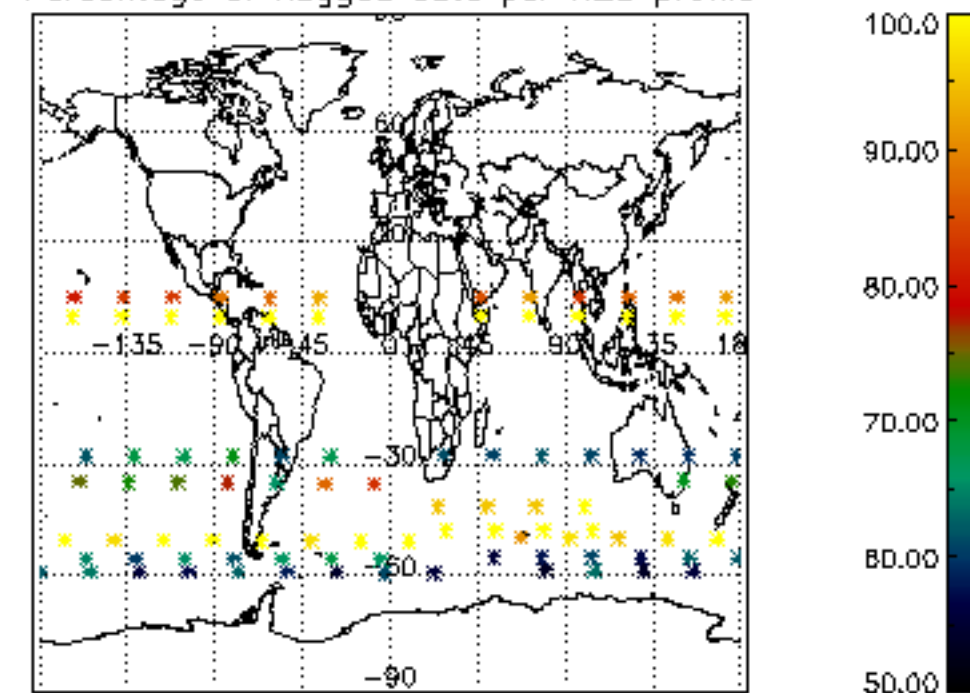




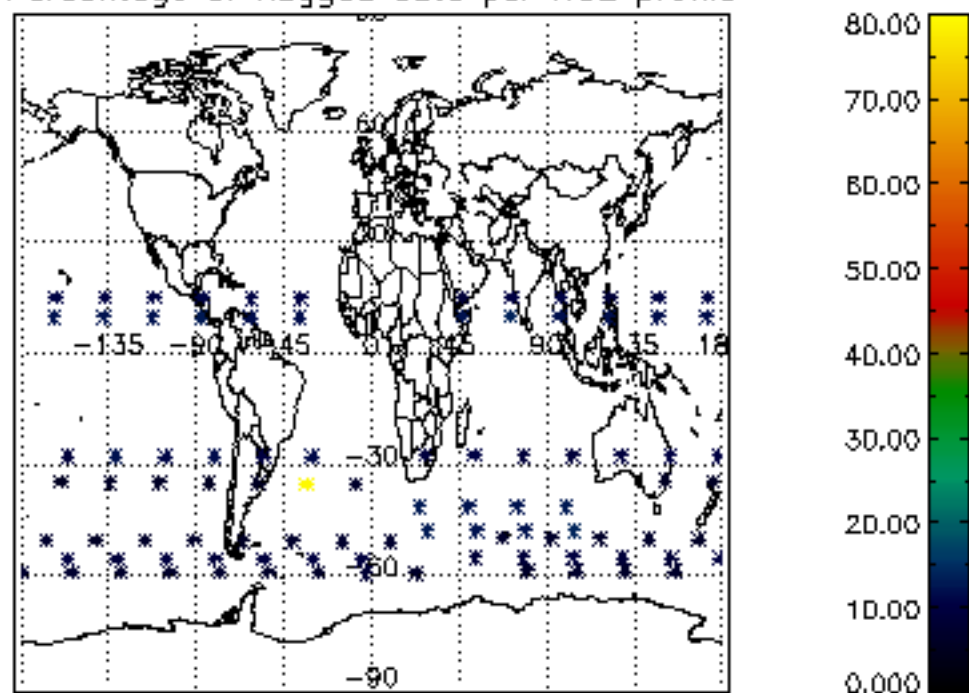
Percentage of flagged data per D3 profile



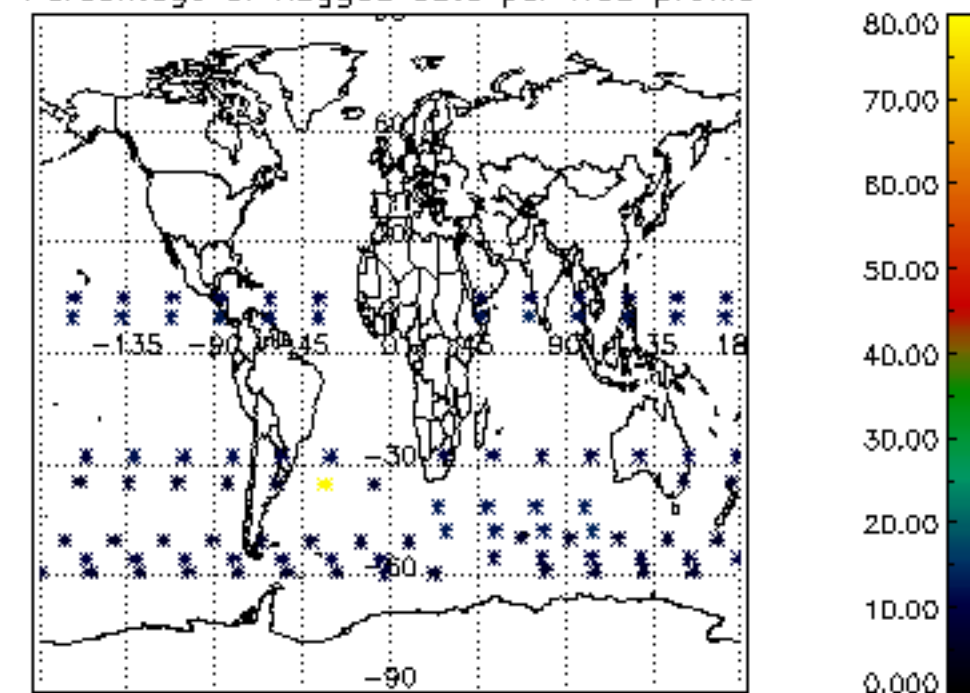
Percentage of flagged data per H2O profile

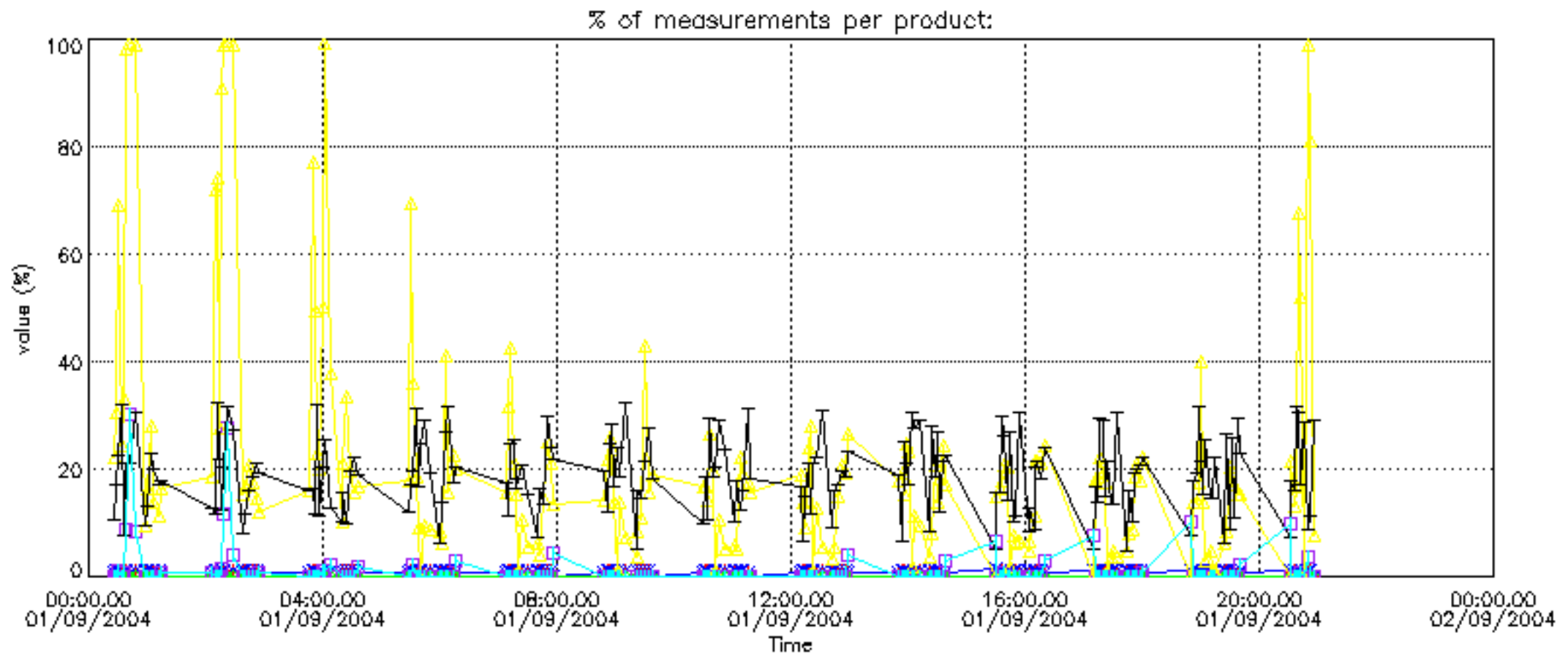


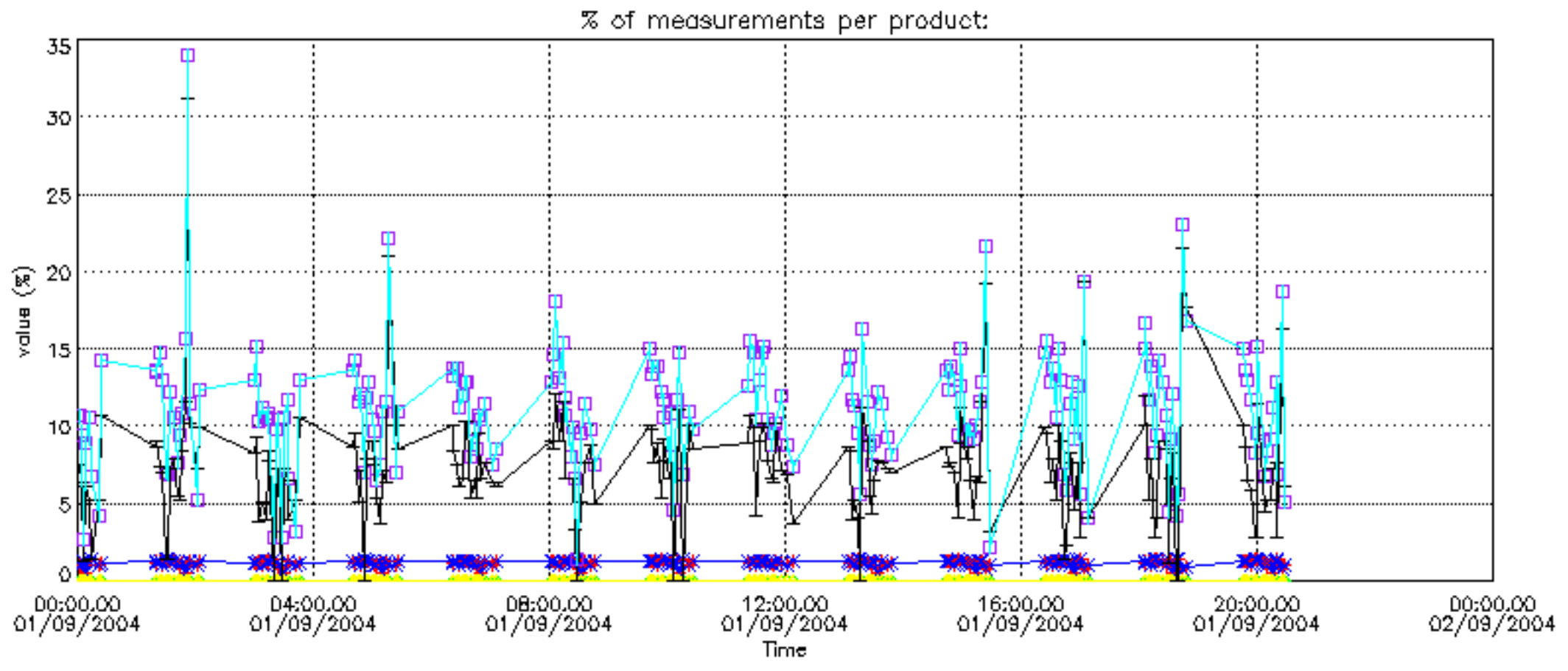
Percentage of flagged data per NO2 profile



Percentage of flagged data per NO3 profile

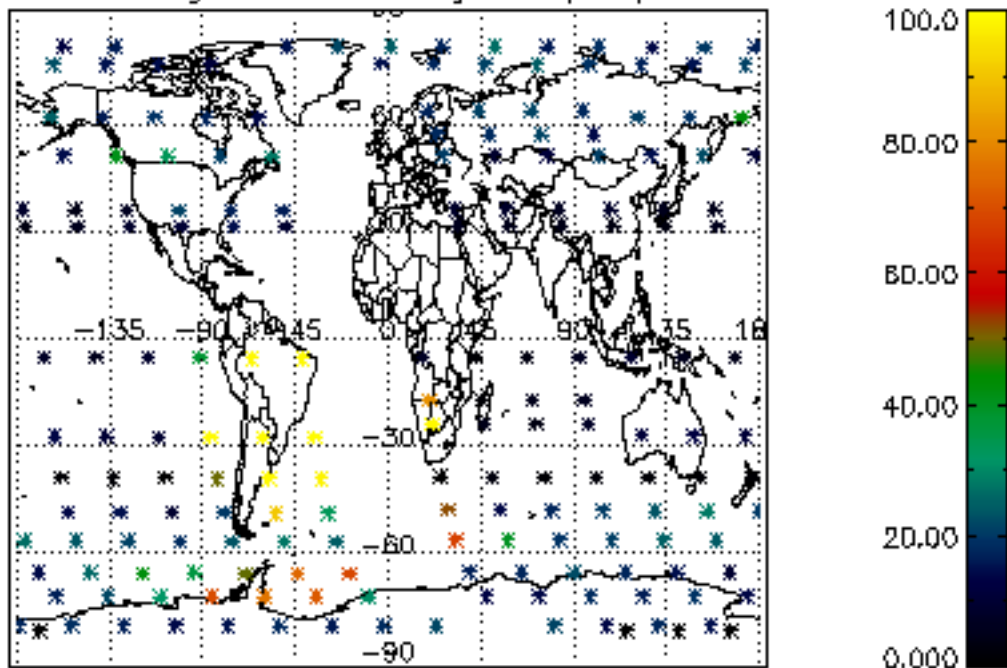




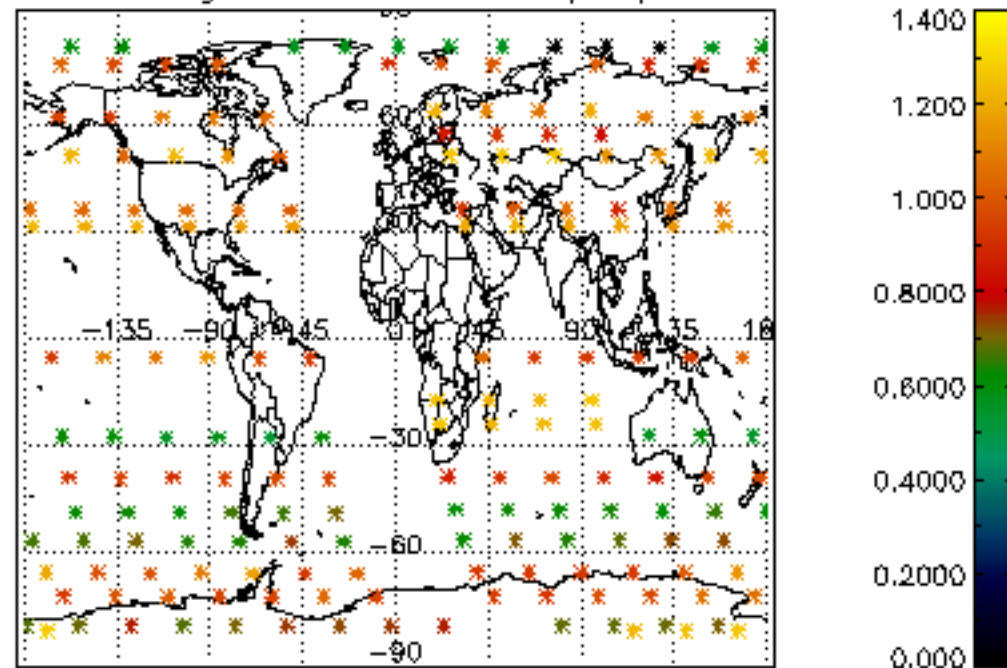




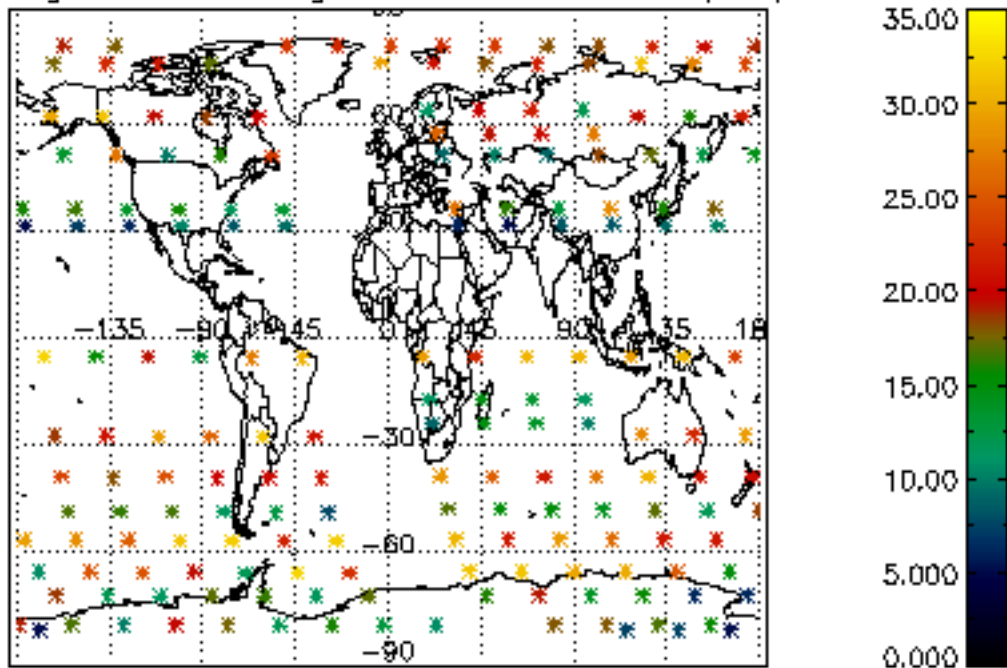
Percentage of cosmic ray hits per profile



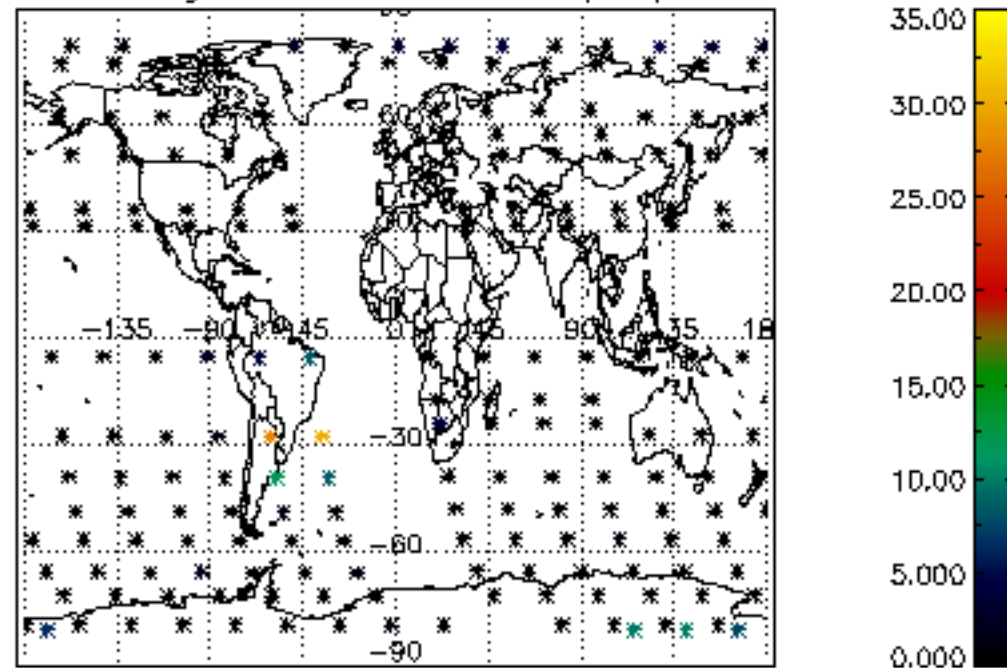
Percentage of datation errors per profile



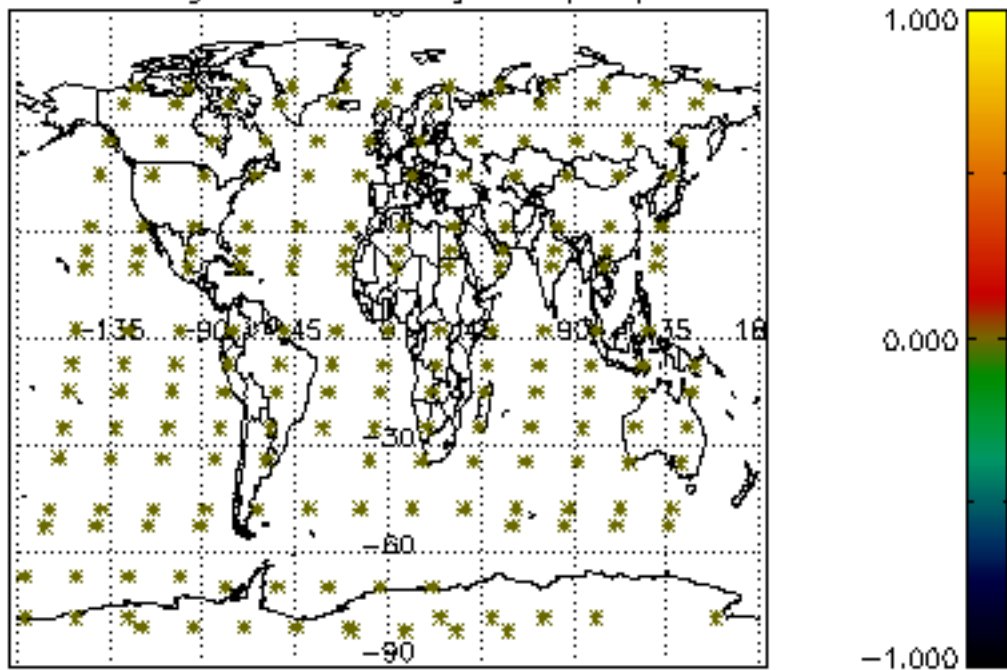
Percentage of star falling outside central band per profile



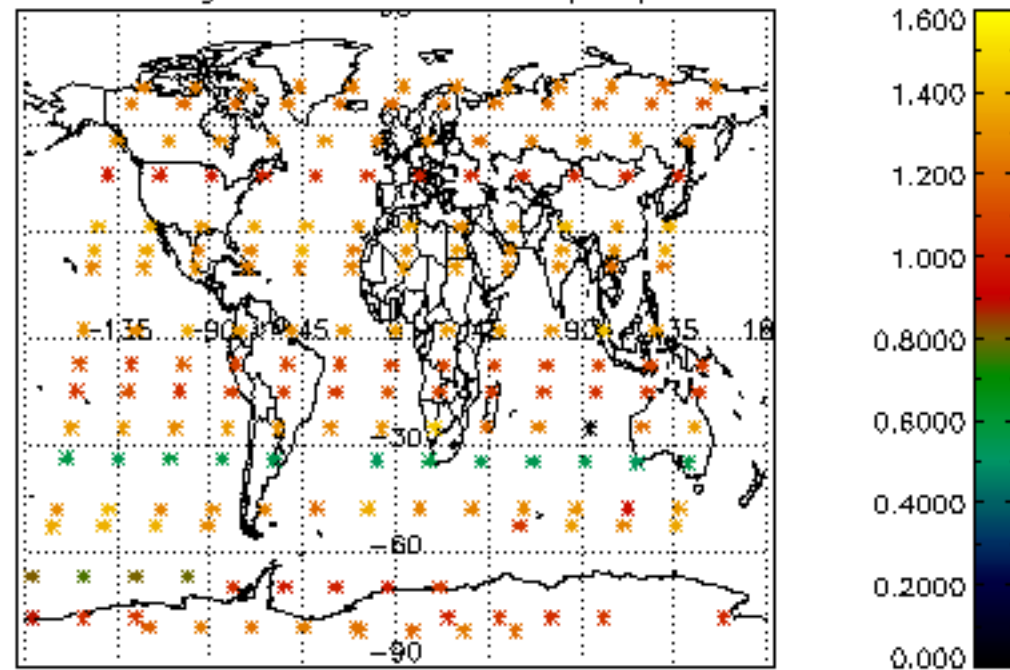
Percentage of saturation errors per profile



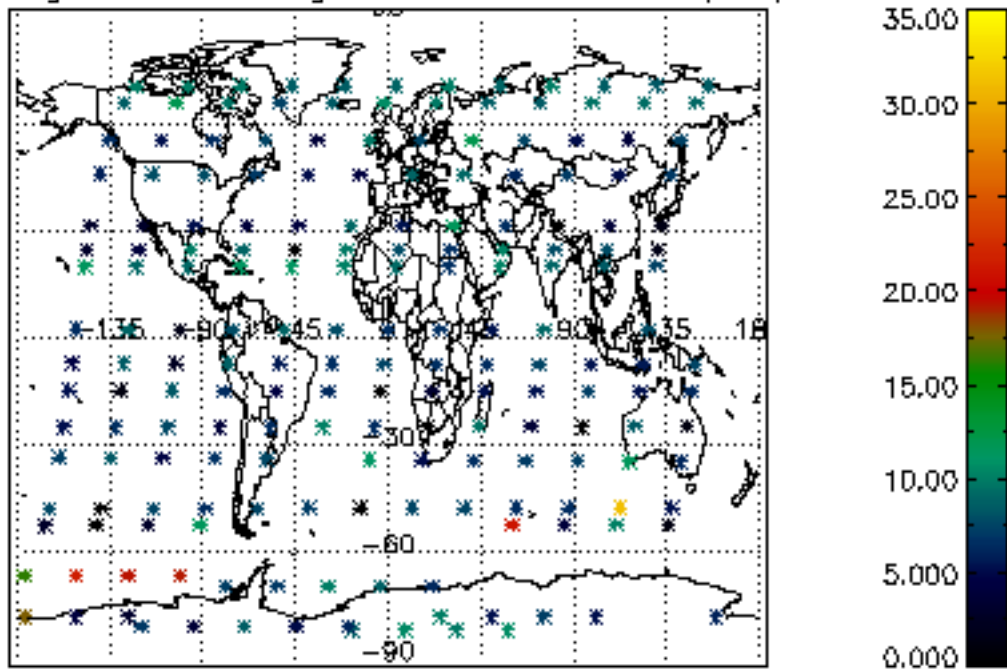
Percentage of cosmic ray hits per profile



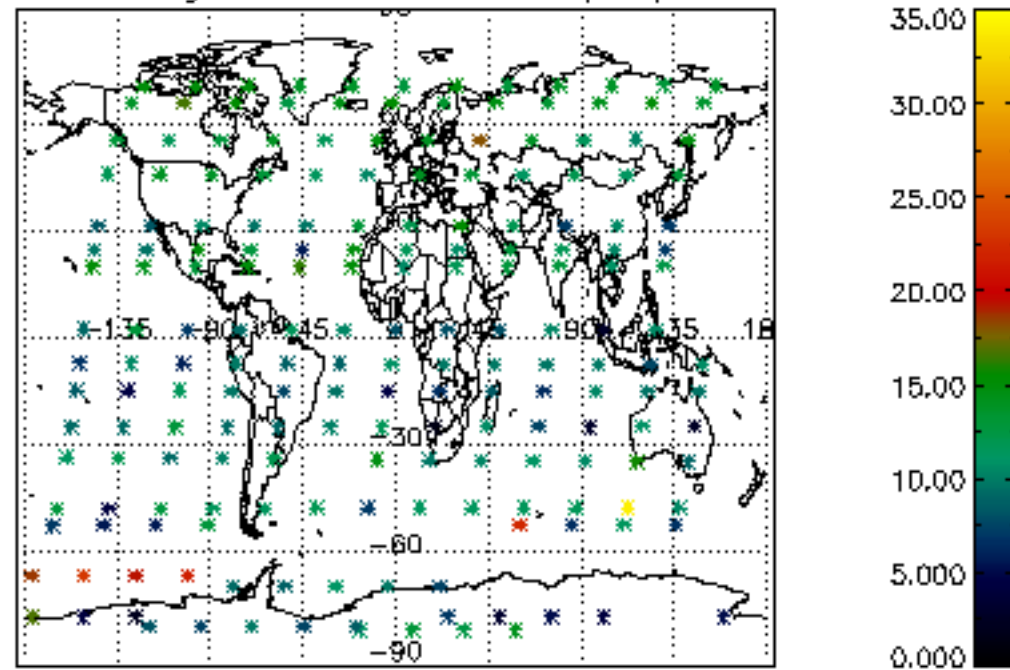
Percentage of datation errors per profile

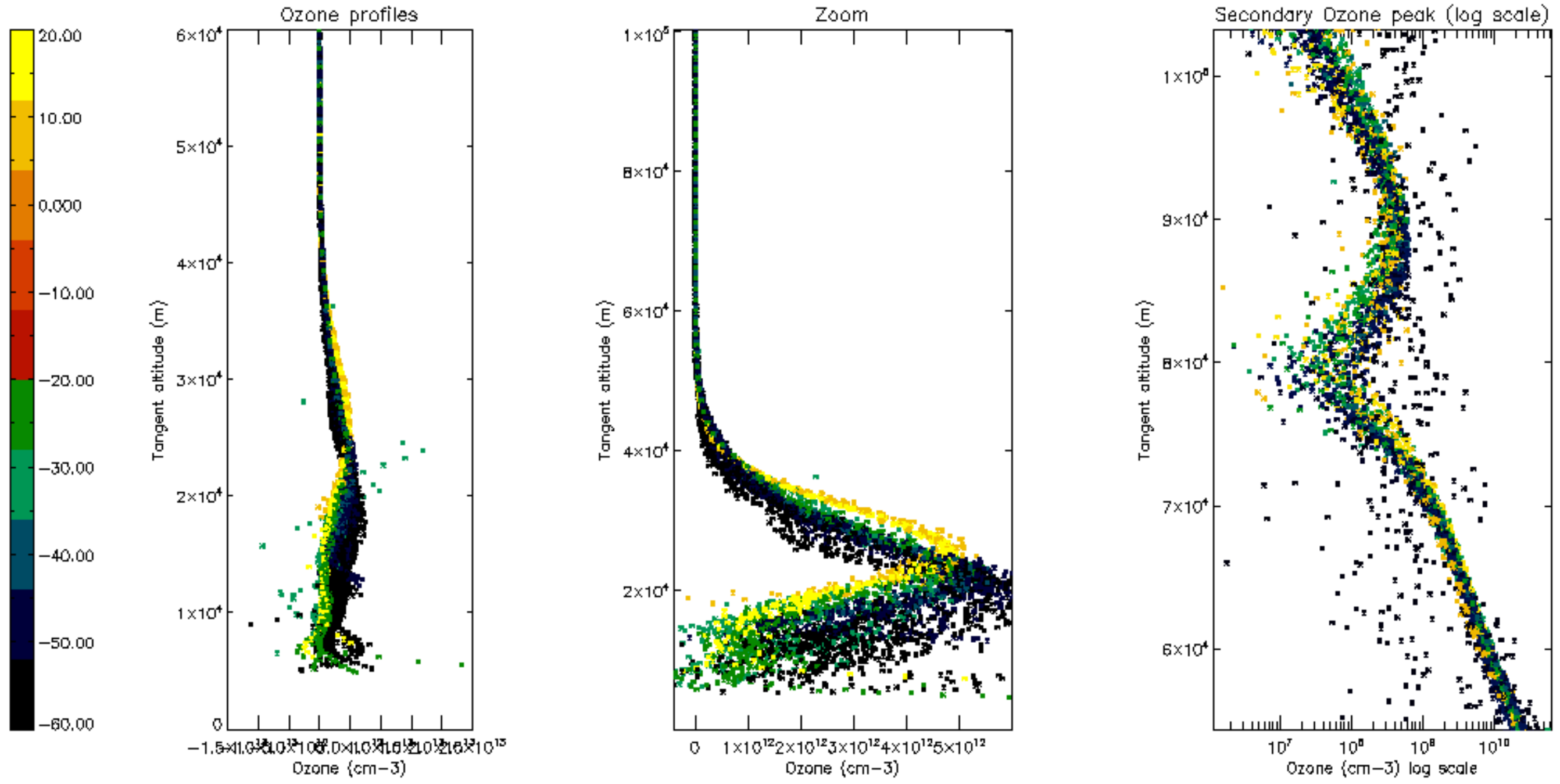


Percentage of star falling outside central band per profile

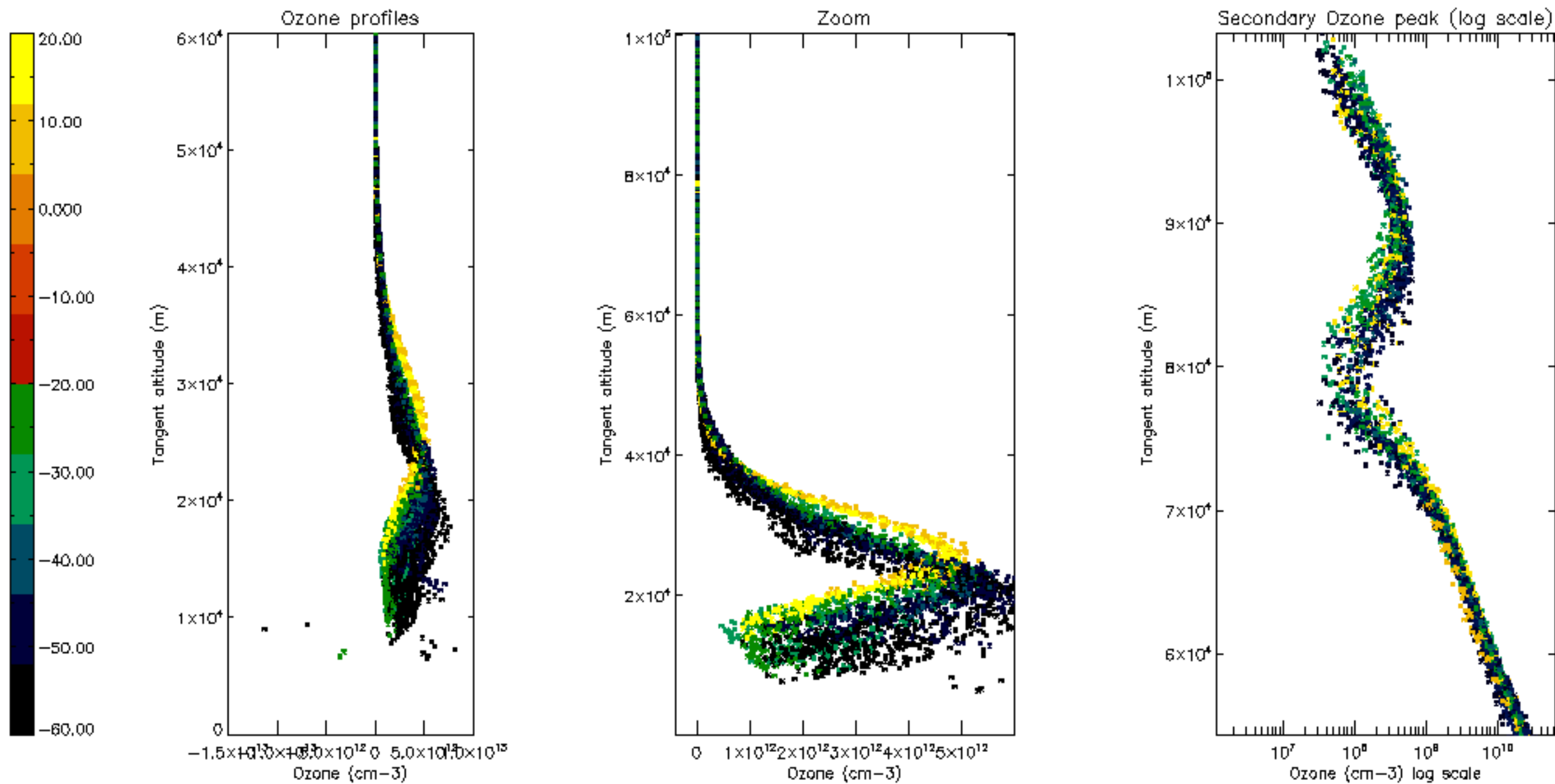


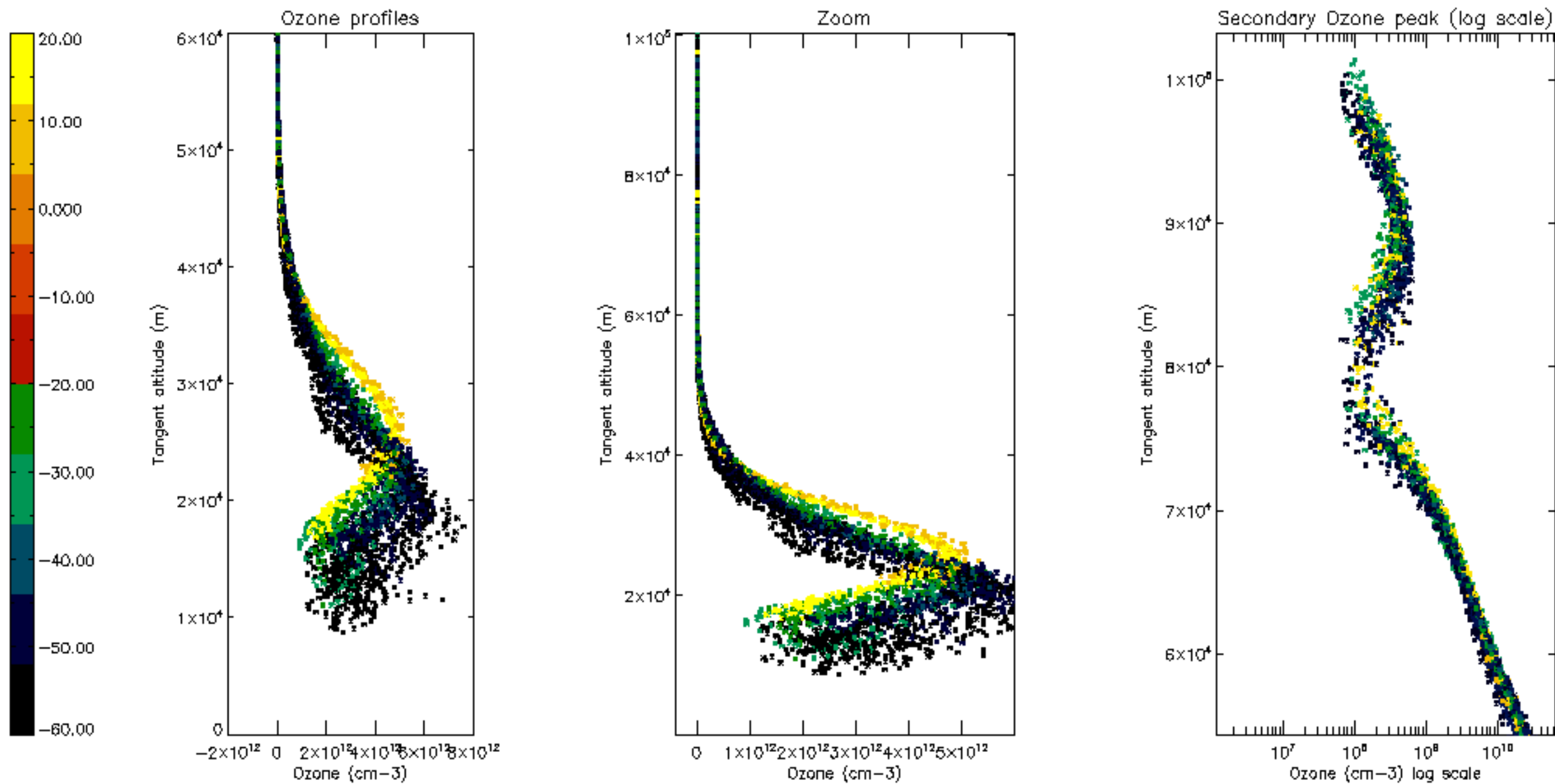
Percentage of saturation errors per profile

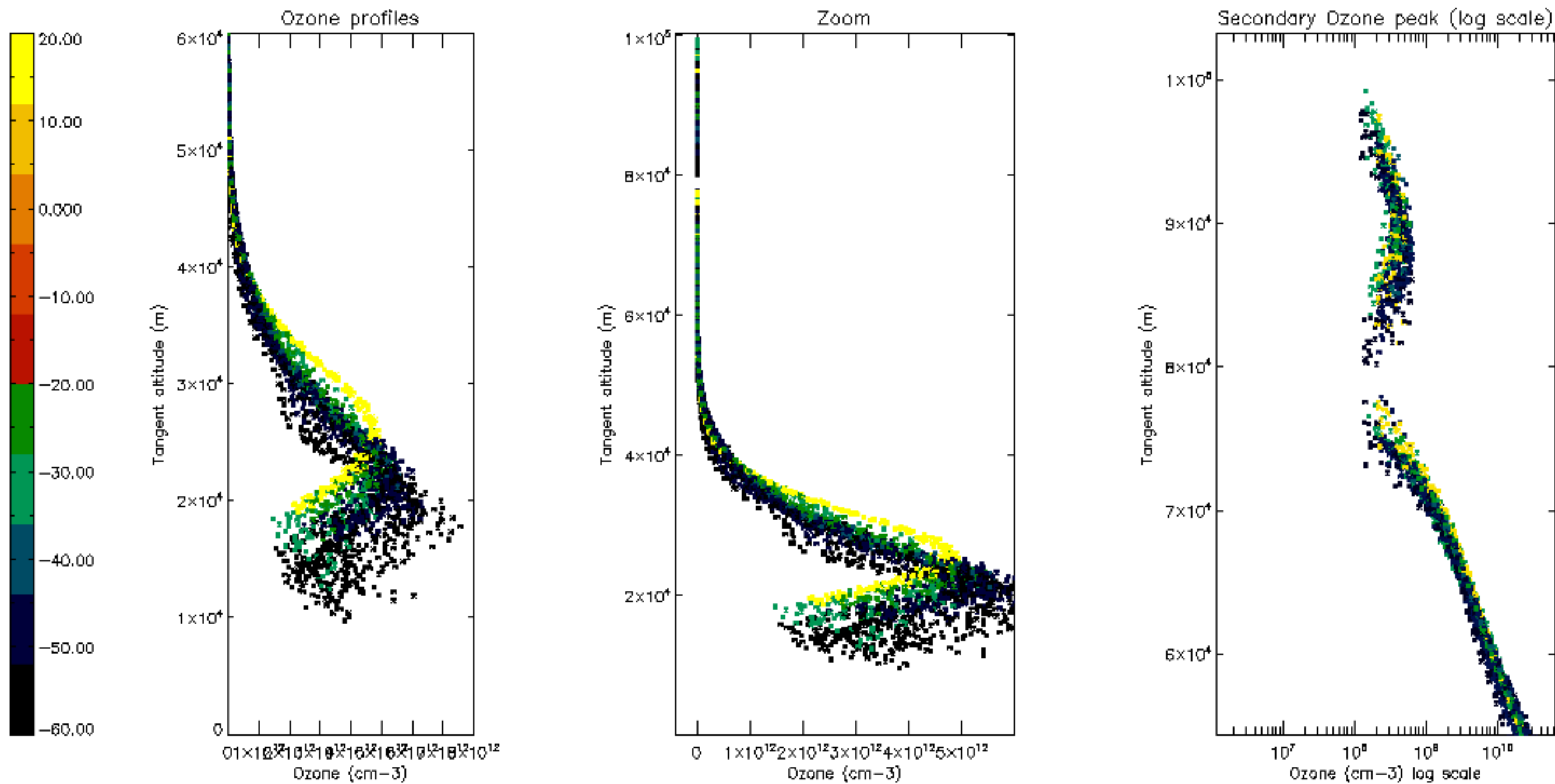




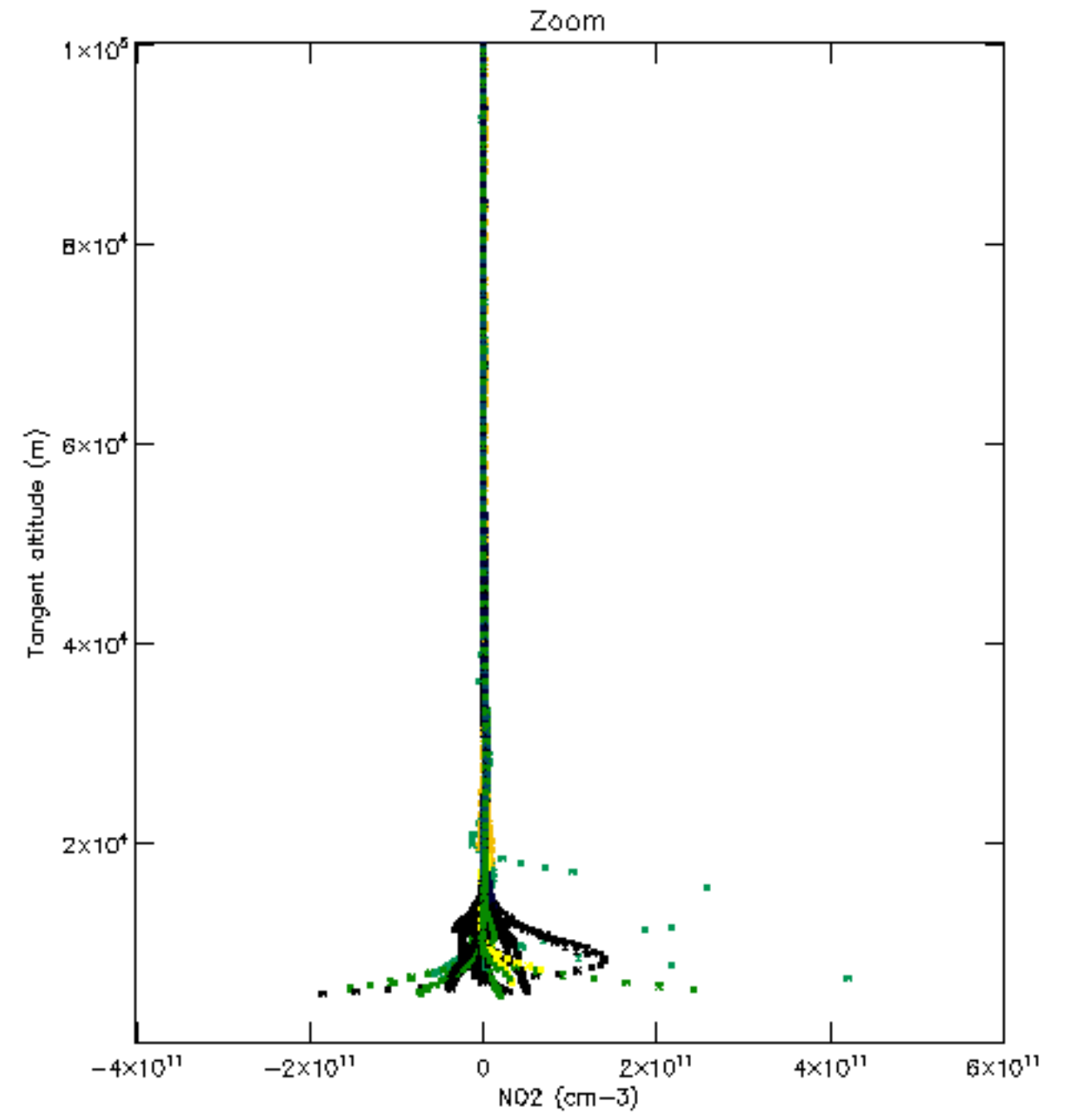
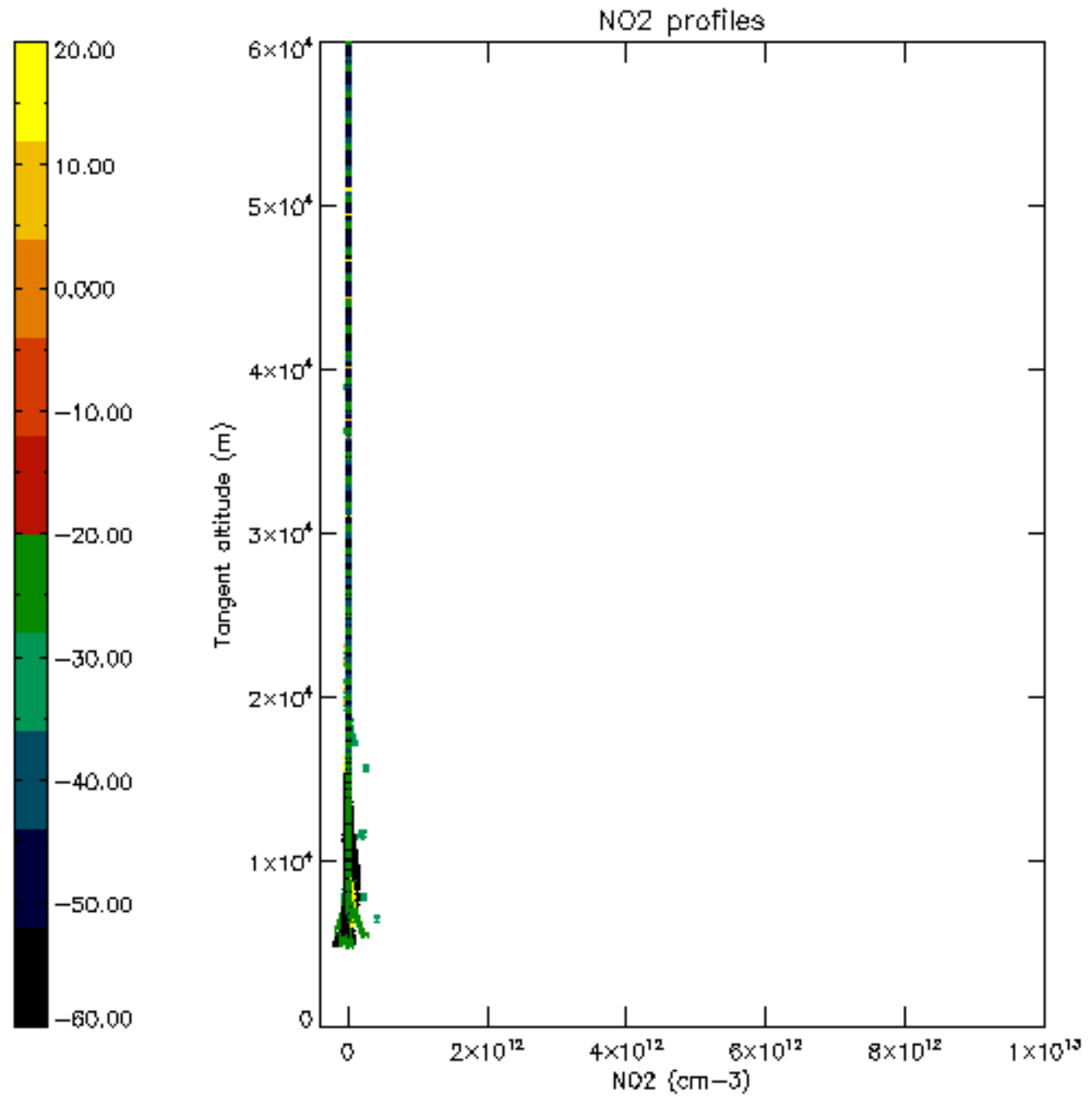


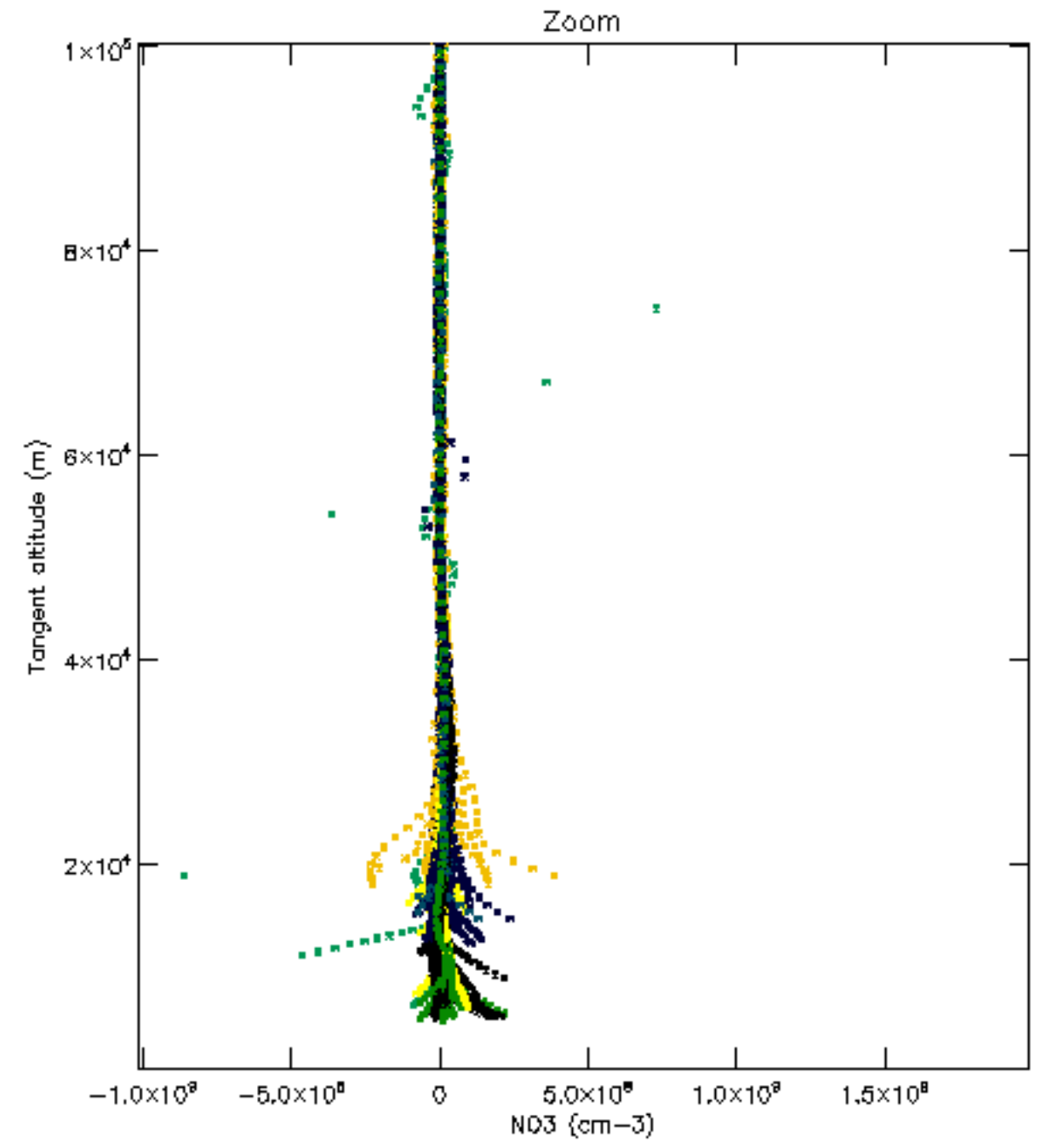
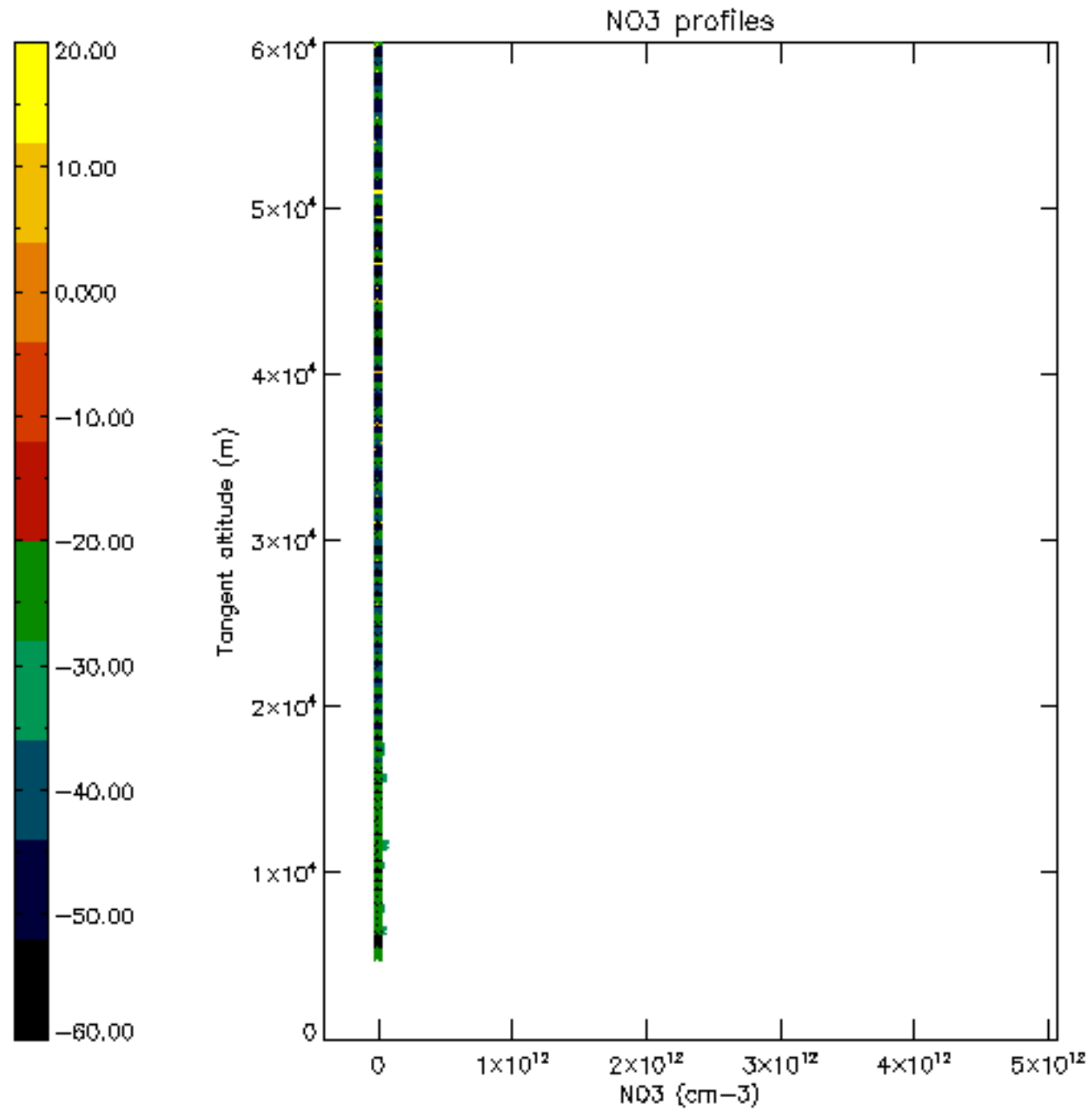


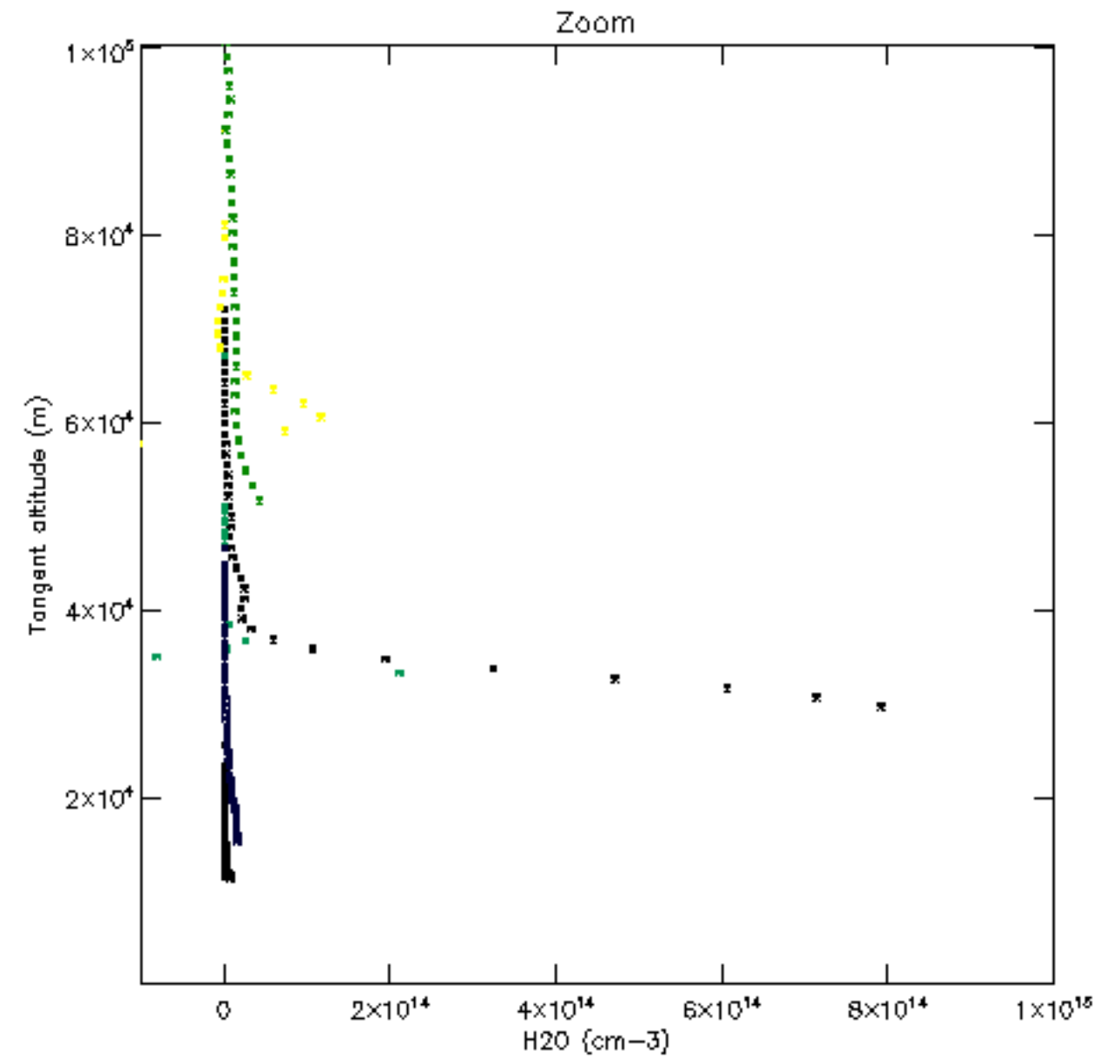
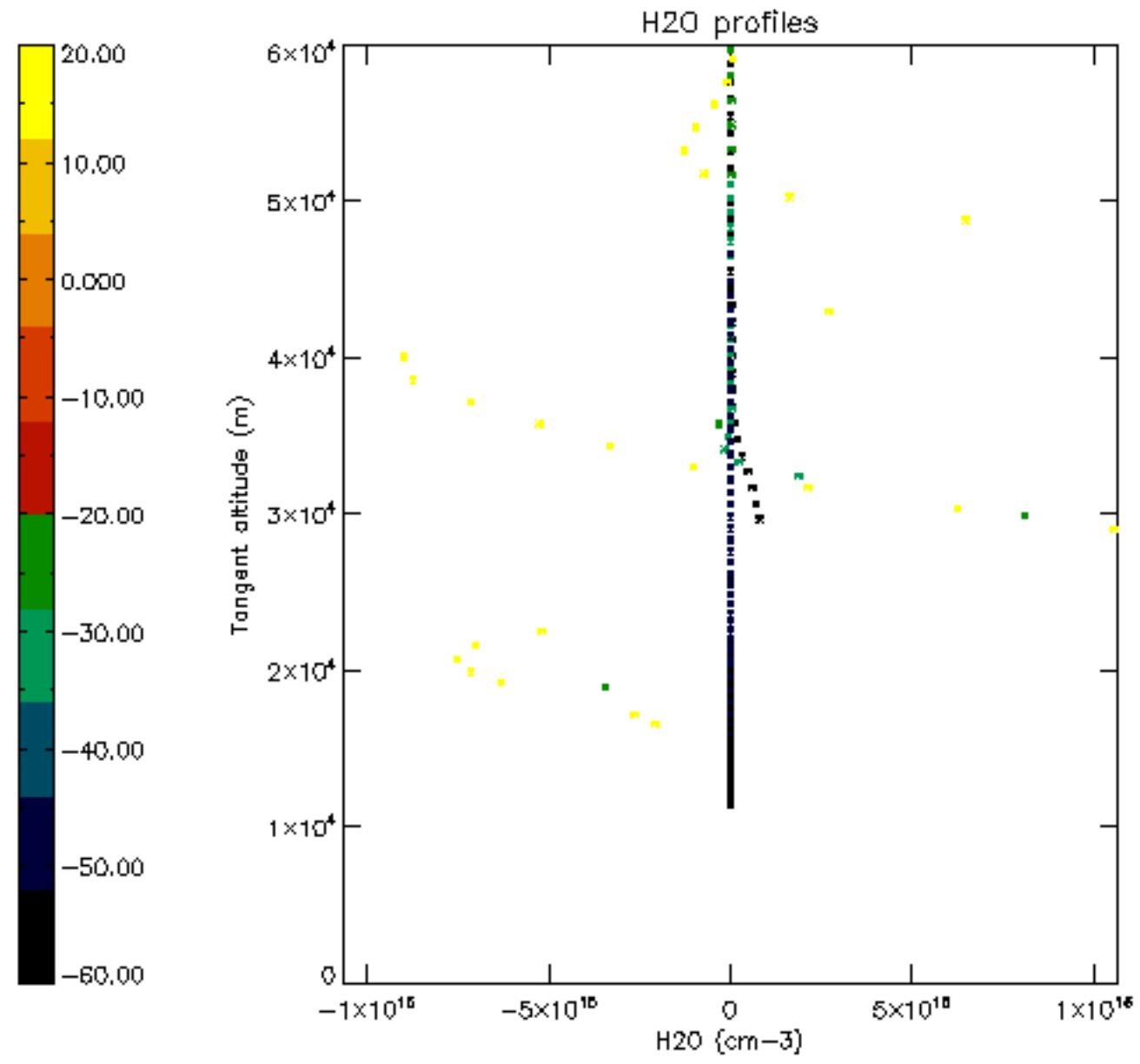




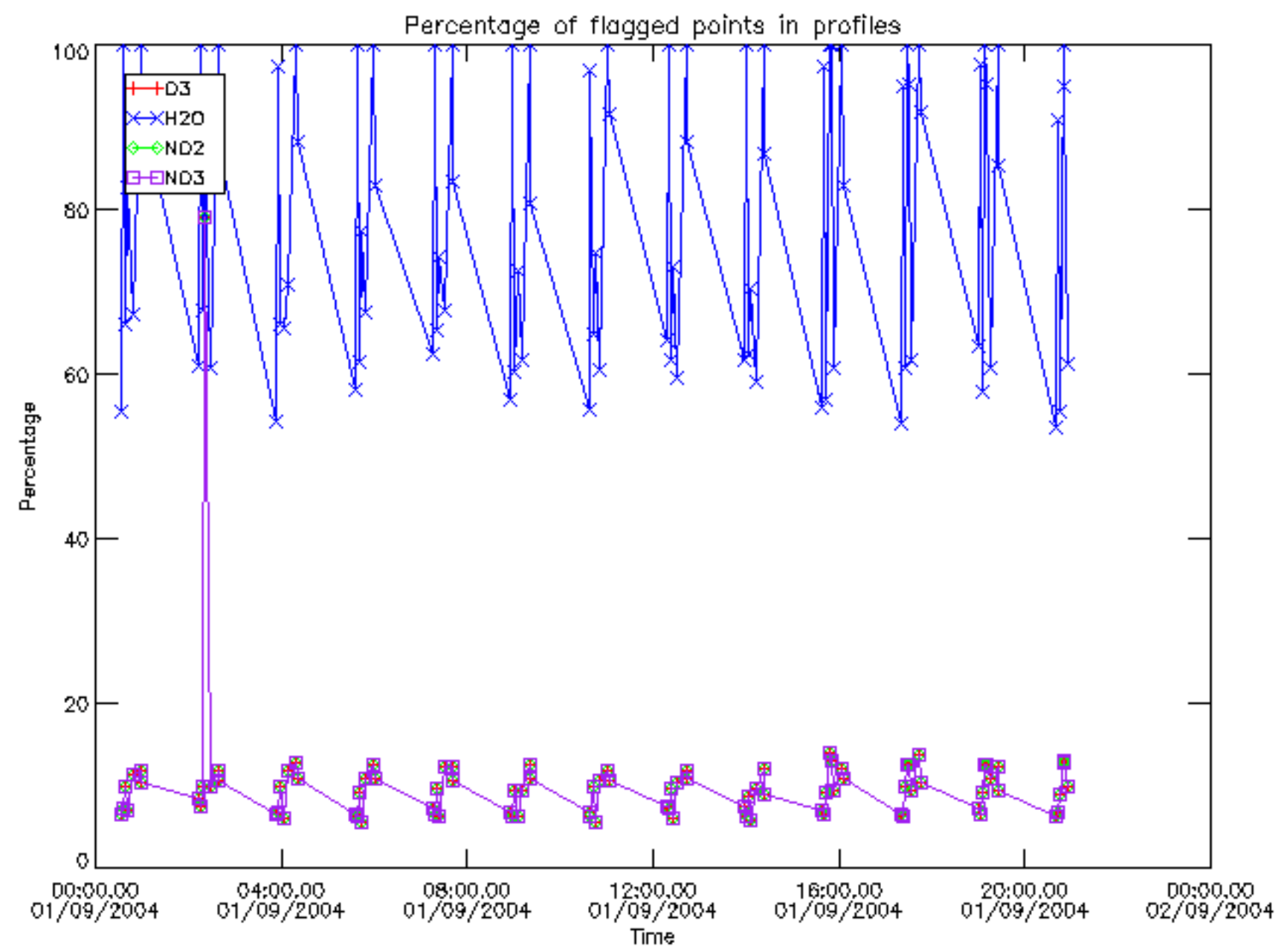




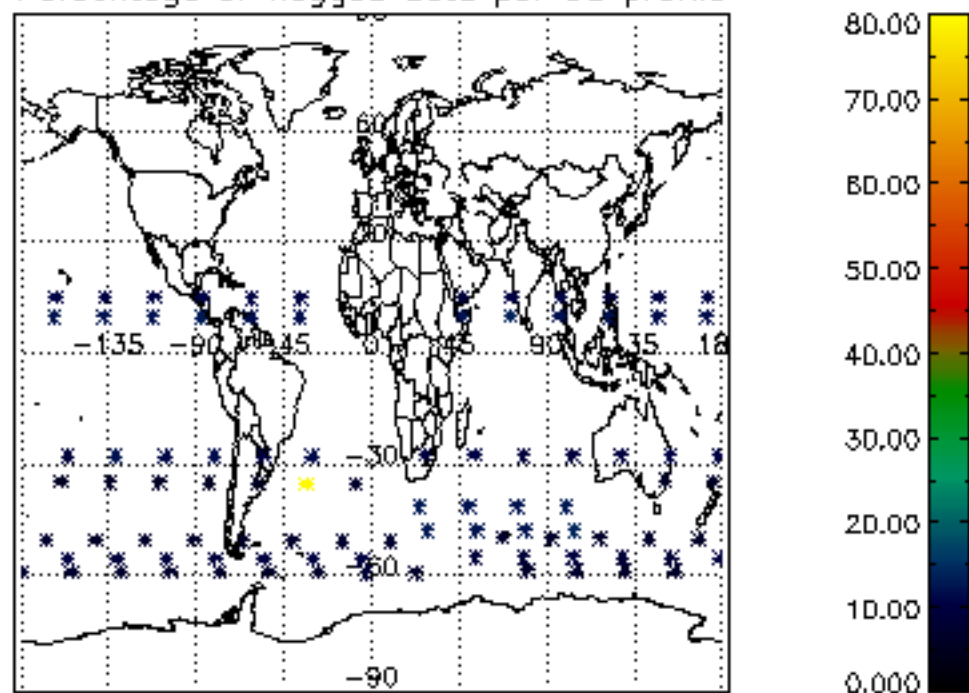




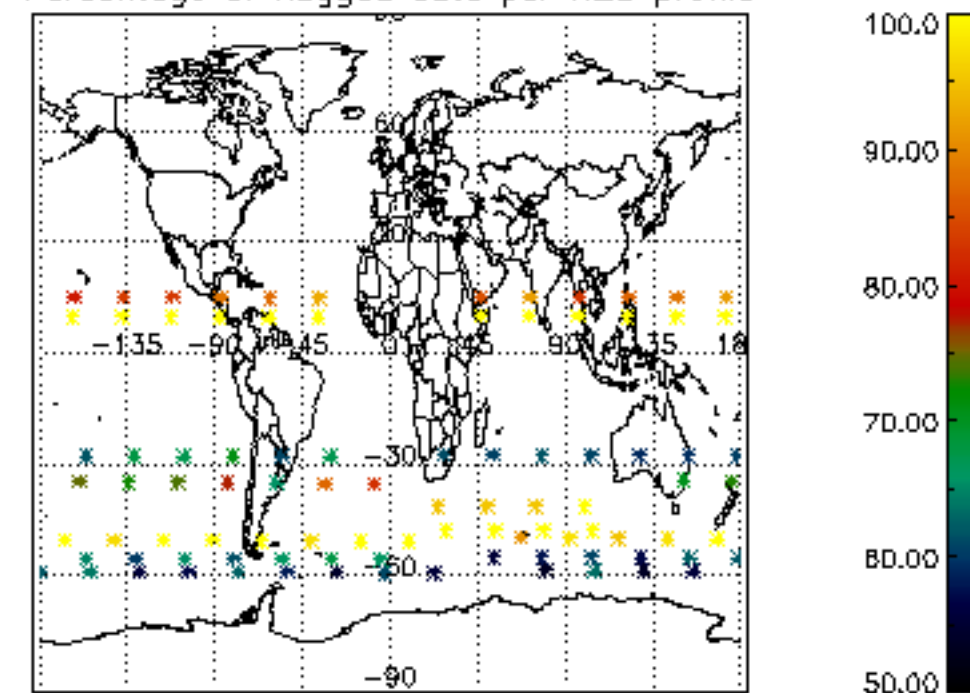




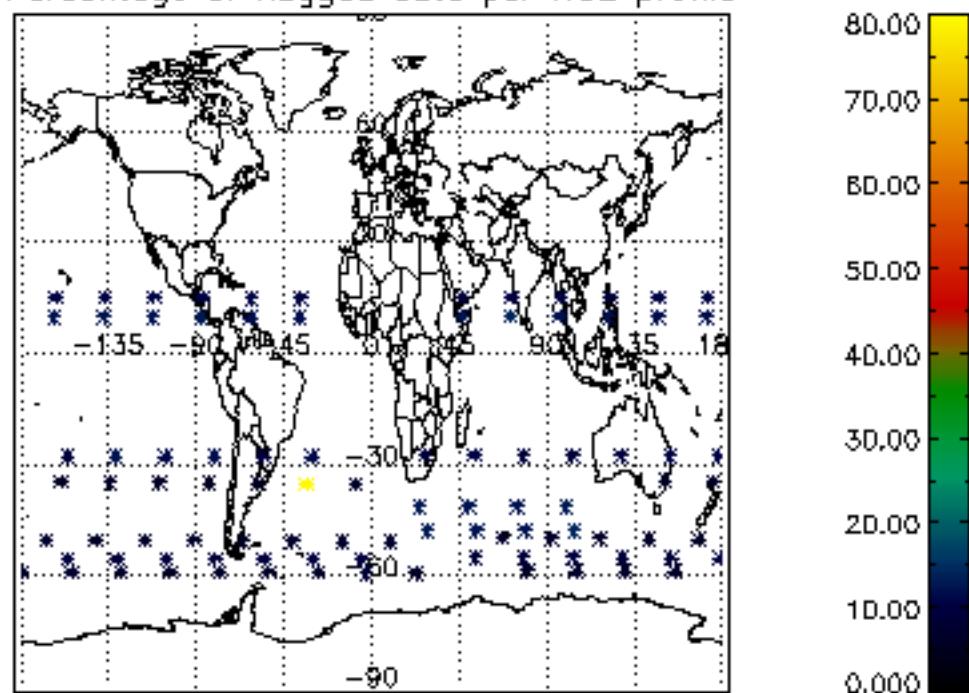
Percentage of flagged data per D3 profile



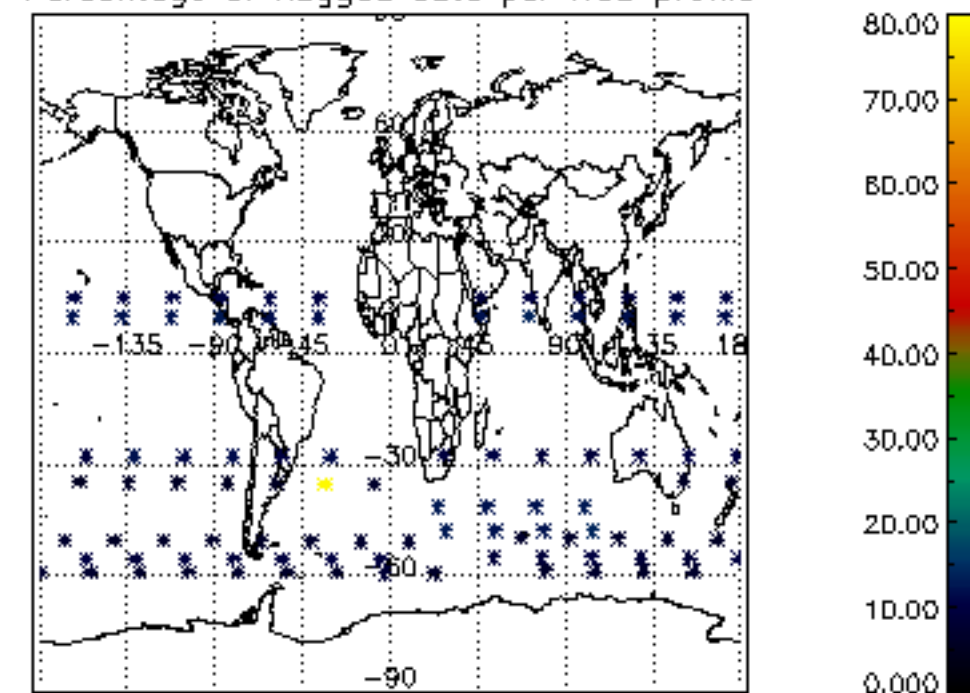
Percentage of flagged data per H2O profile

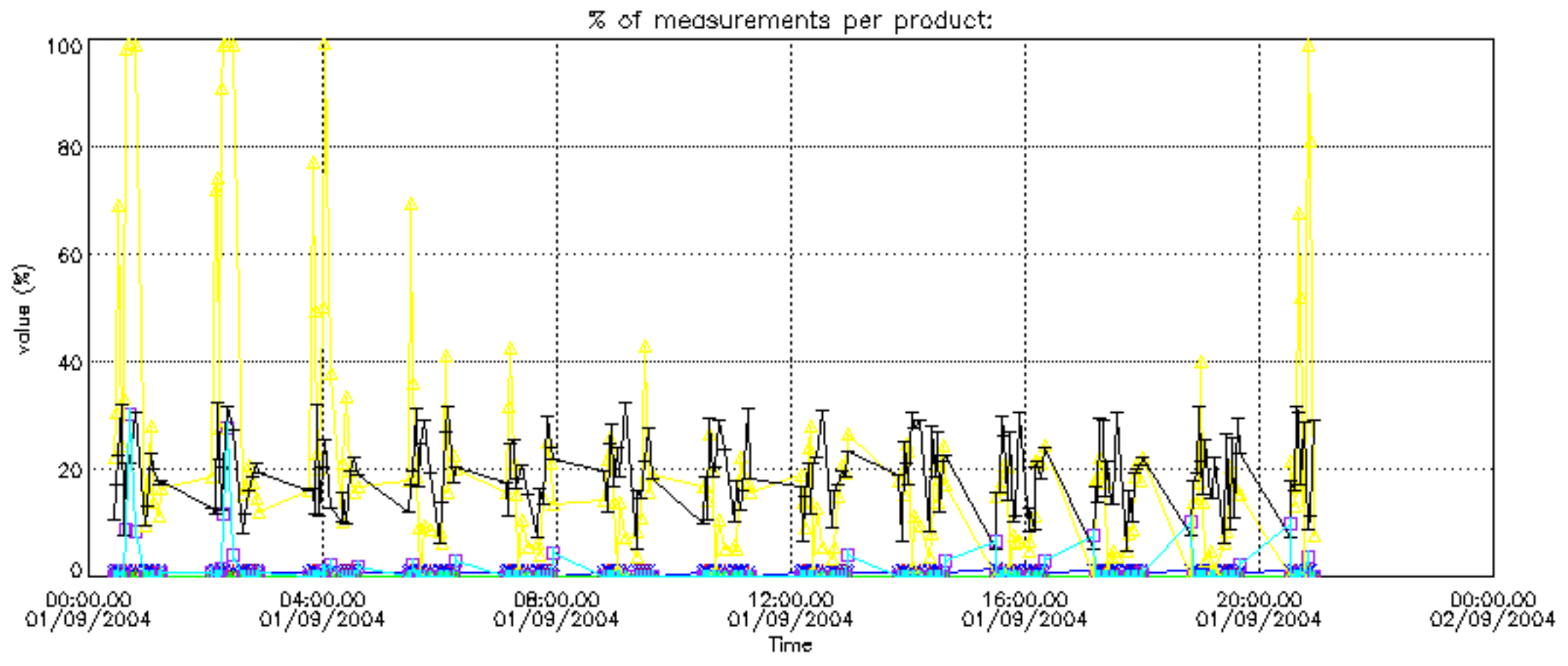


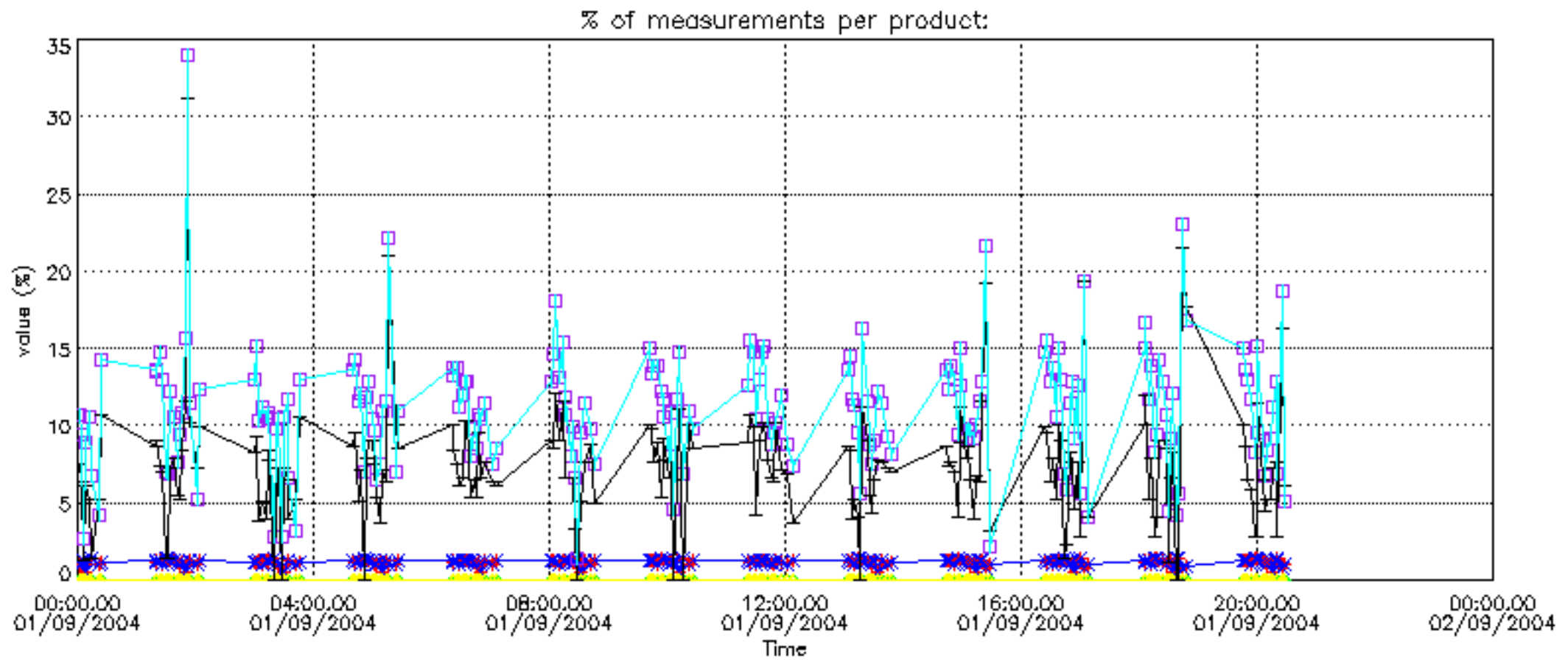
Percentage of flagged data per NO2 profile



Percentage of flagged data per NO3 profile

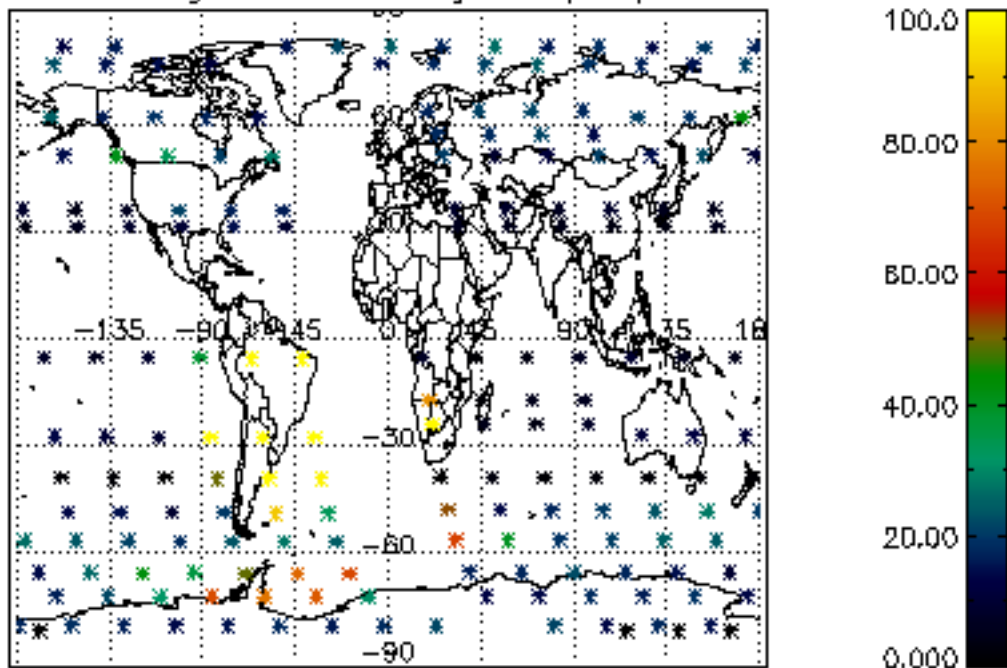




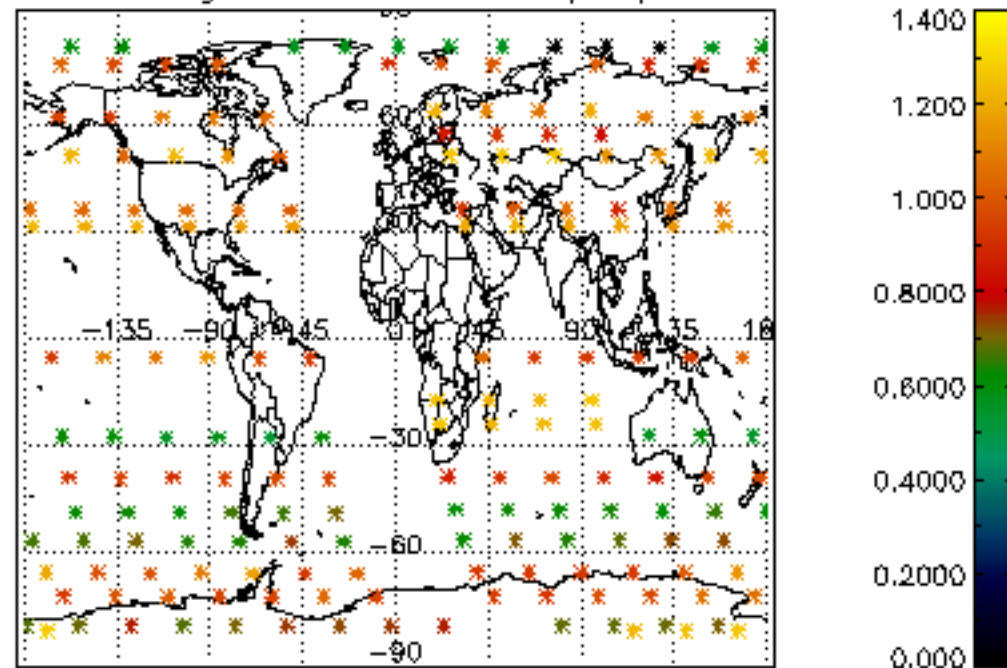




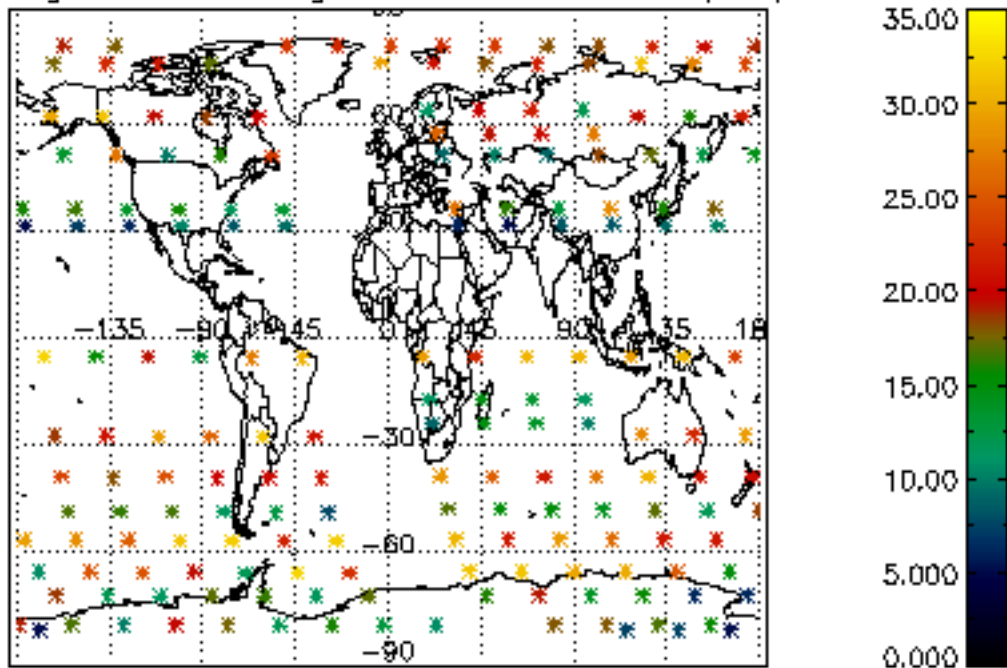
Percentage of cosmic ray hits per profile



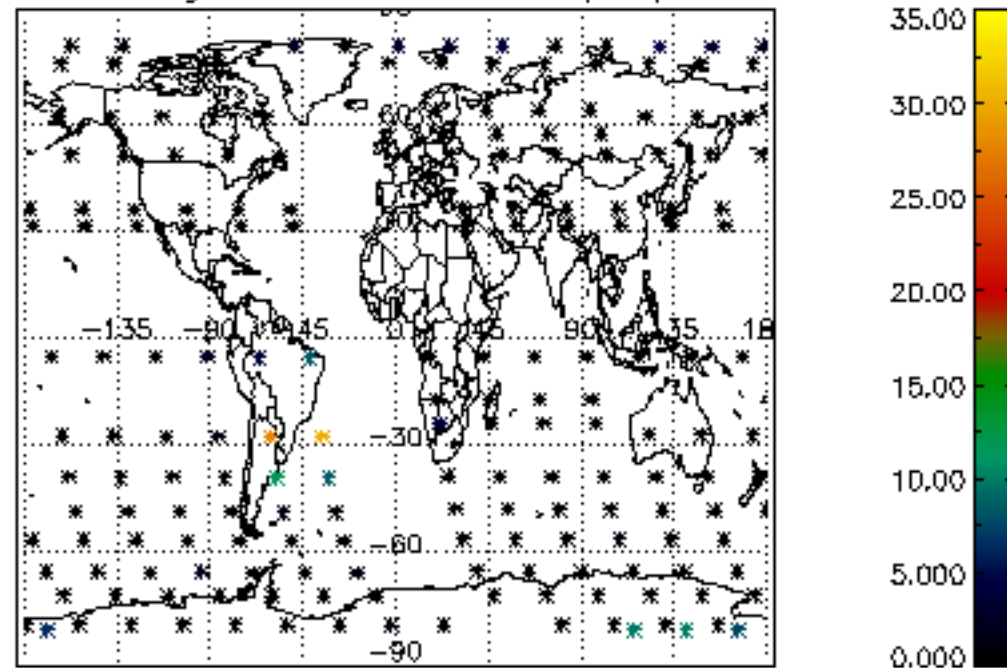
Percentage of datation errors per profile



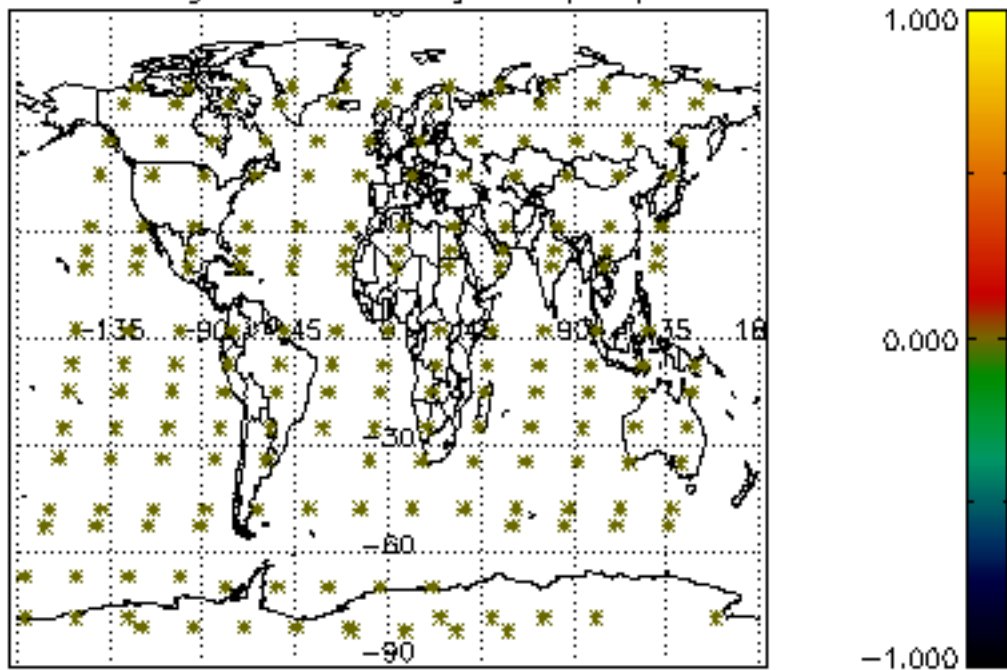
Percentage of star falling outside central band per profile



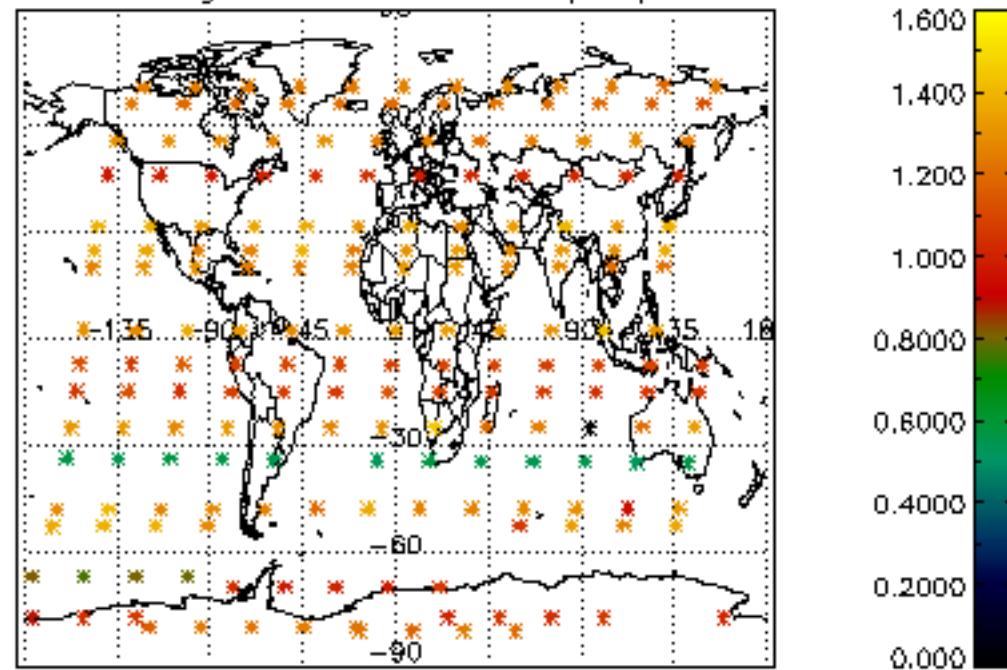
Percentage of saturation errors per profile



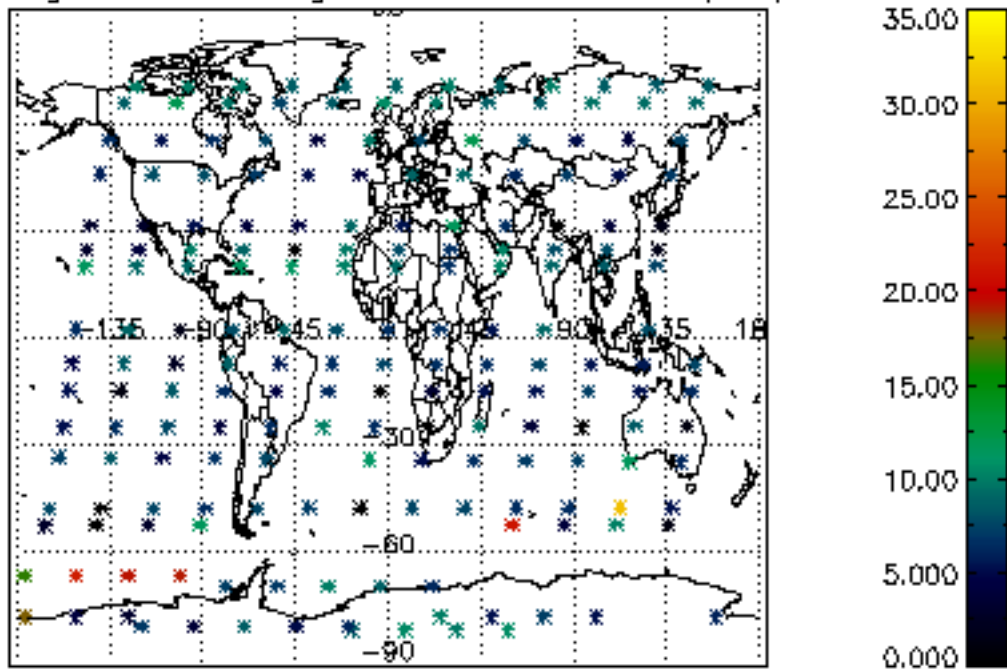
Percentage of cosmic ray hits per profile



Percentage of datation errors per profile



Percentage of star falling outside central band per profile



Percentage of saturation errors per profile

