

GOMOS Level 2 Daily Report

SUMMARY

[1. General Info](#)

[2. Summary of processed GOM_NL_2P products](#)

[3. Level 2 Quality information per product](#)

[3.1 Plot of level 2 quality information per product \(time dependant\)](#)

[3.2 Plot of level 2 quality information per product \(world map\)](#)

[4. Level 1 Quality information per product \(stored on level 2 products\)](#)

[4.1 Plot of level 1 quality information per product \(time dependant\)](#)

[4.1.1 Plot of level 1 quality information per product \(time dependant\): ASCENDING](#)

[4.1.2 Plot of level 1 quality information per product \(time dependant\): DESCENDING](#)

[4.2 Plot of level 1 quality information per product \(world map\)](#)

[4.2.1 Plot of level 1 quality information per product \(world map\): ASCENDING](#)

[4.2.2 Plot of level 1 quality information per product \(world map\): DESCENDING](#)

[5. Ozone profiles based on quality statistics and other trace gas profiles](#)

[5.1 Ozone statistics based on quality of products](#)

[5.2 Plot ozone profiles for all STD \(dark without errors\)](#)

[5.3 Plot ozone profiles where STD < 20% \(dark without errors\)](#)

[5.4. Plot ozone profiles where STD < 10% \(dark without errors\)](#)

[5.5. Plot ozone profiles where STD < 5% \(dark without errors\)](#)

[5.6 Plot NO2 profiles for all STD \(dark without errors\)](#)

[5.7 Plot NO3 profiles for all STD \(dark without errors\)](#)

[5.8 Plot H2O profiles \(only for occultations of stars 1,2,3,4,13,14,16,26,63 dark without errors\) for all STD](#)

[6. Auxiliary Data Files used for the production reported in section 2](#)

This report presents the daily analysis on parameters extracted from GOMOS level 2 data (GOM_NL__2P). It is intended to monitor some important parameters that will impact the quality of these products. A list of level 2 products (and content) that have arrived during the reporting day to the PCF is also given.

Item	Value
Time of report generation	19APR2013 09:07:41
Data source version	GOMOS/6.01
Start time of products	21-08-2004 (21AUG2004 00:00:00)
Stop time of products	22-08-2004 (22AUG2004 00:00:00)
Store outputs in DB	Yes
Nb of level 2 prods	405
Nb of prods with errors	0

2. Summary of processed GOM_NL__2P products.

Nr	Filename	UTC Start time	Limb	Duration	Star Id	Star Name	Star Mag	Star Temp	Nb Meas	Orbit	Prod. error
1	GOM_NL__2PRFIN20040821_000303_000000522029_00360_12939_2680.N1	21-AUG-2004 00:03:03	Dark	52.000	9	Alp Eri	0.45300	24000.	104	12939	No
2	GOM_NL__2PRFIN20040821_000857_000000672029_00360_12939_2681.N1	21-AUG-2004 00:08:57	Straylight	66.500	84	Alp Phe	2.3970	4500.0	133	12939	No
3	GOM_NL__2PRFIN20040821_001157_000000452029_00360_12939_2682.N1	21-AUG-2004 00:11:57	Straylight	44.500	31	Alp Gru	1.7340	15200.	89	12939	No
4	GOM_NL__2PRFIN20040821_001558_000000562029_00360_12939_2683.N1	21-AUG-2004 00:15:58	Twilight_and_stray	56.000	18	24Alp PsA	1.1660	9700.0	112	12939	No
5	GOM_NL__2PRFIN20040821_002116_000000452029_00360_12939_2684.N1	21-AUG-2004 00:21:16	Bright	44.500	142	49Del Cap	2.8500	8900.0	89	12939	No
6	GOM_NL__2PRFIN20040821_002436_000000442029_00360_12939_2685.N1	21-AUG-2004 00:24:36	Bright	44.000	154	22Bet Aqr	2.8990	5700.0	88	12939	No
7	GOM_NL__2PRFIN20040821_002625_000000472029_00360_12939_2686.N1	21-AUG-2004 00:26:25	Bright	47.000	162	34Alp Aqr	2.9440	5350.0	94	12939	No
8	GOM_NL__2PRFIN20040821_002911_000000432029_00360_12939_2687.N1	21-AUG-2004 00:29:11	Bright	42.500	11	53Alp Aql	0.76500	8000.0	85	12939	No
9	GOM_NL__2PRFIN20040821_003116_000000372029_00360_12939_2688.N1	21-AUG-2004 00:31:16	Bright	36.500	168	17Zet Aql	2.9860	11000.	73	12939	No
10	GOM_NL__2PRFIN20040821_003608_000000392029_00360_12939_2689.N1	21-AUG-2004 00:36:08	Bright	38.500	92	53Eps Cyg	2.5000	4500.0	77	12939	No
11	GOM_NL__2PRFIN20040821_003750_000000372029_00360_12939_2690.N1	21-AUG-2004 00:37:50	Bright	37.000	66	37Gam Cyg	2.2080	5900.0	74	12939	No
12	GOM_NL__2PRFIN20040821_003917_000000382029_00360_12939_2691.N1	21-AUG-2004 00:39:17	Bright	38.000	144	18Del Cyg	2.8600	11000.	76	12939	No
13	GOM_NL__2PRFIN20040821_004239_000000402029_00360_12939_2692.N1	21-AUG-2004 00:42:39	Bright	39.500	69	33Gam Dra	2.2310	3800.0	79	12939	No
14	GOM_NL__2PRFIN20040821_004436_000000382029_00360_12939_2693.N1	21-AUG-2004 00:44:36	Bright	38.000	89	5Alp Cep	2.4510	8000.0	76	12939	No
15	GOM_NL__2PRFIN20040821_004847_000000482029_00360_12939_2694.N1	21-AUG-2004 00:48:47	Bright	47.500	74	11Bet Cas	2.2680	6600.0	95	12939	No
16	GOM_NL__2PRFIN20040821_005049_000000422029_00360_12939_2695.N1	21-AUG-2004 00:50:49	Bright	41.500	60	7Bet UMi	2.0810	3950.0	83	12939	No
17	GOM_NL__2PRFIN20040821_005826_000000552029_00360_12939_2696.N1	21-AUG-2004 00:58:26	Bright	55.000	160	23Gam Per	2.9300	4700.0	110	12939	No
18	GOM_NL__2PRFIN20040821_010031_000000622029_00360_12939_2697.N1	21-AUG-2004 01:00:31	Bright	62.000	35	33Alp Per	1.7950	6250.0	124	12939	No
19	GOM_NL__2PRFIN20040821_010423_000000572029_00360_12939_2698.N1	21-AUG-2004 01:04:23	Bright	56.500	6	13Alp Aur	0.080000	3400.0	113	12939	No
20	GOM_NL__2PRFIN20040821_010556_000000662029_00360_12939_2699.N1	21-AUG-2004 01:05:56	Bright	65.500	149	45Eps Per	2.8880	30000.	131	12939	No
21	GOM_NL__2PRFIN20040821_011046_000000592029_00360_12939_2700.N1	21-AUG-2004 01:10:46	Twilight_and_stray	59.000	28	12Bet Tau	1.6500	15200.	118	12939	No
22	GOM_NL__2PRFIN20040821_011338_000000502029_00360_12939_2701.N1	21-AUG-2004 01:13:38	Twilight_and_stray	49.500	44	24Gam Gem	1.9280	11000.	99	12939	No
23	GOM_NL__2PRFIN20040821_011725_000000632029_00360_12939_2702.N1	21-AUG-2004 01:17:25	Dark	63.000	14	58Alp Ori	0.87000	3000.0	126	12939	No
24	GOM_NL__2PRFIN20040821_011853_000000582029_00360_12939_2703.N1	21-AUG-2004 01:18:53	Dark	58.000	27	24Gam Ori	1.6360	26000.	116	12939	No
25	GOM_NL__2PRFIN20040821_012051_000000532029_00360_12939_2704.N1	21-AUG-2004 01:20:51	Dark	53.000	30	46Eps Ori	1.6940	30000.	106	12939	No
26	GOM_NL__2PRFIN20040821_012254_000000512029_00360_12939_2705.N1	21-AUG-2004 01:22:54	Dark	51.000	1	9Alp CMa	-1.4400	11000.	102	12939	No
27	GOM_NL__2PRFIN20040821_012425_000000392029_00360_12939_2706.N1	21-AUG-2004 01:24:25	Dark	39.000	179	24Omi2CMa	3.0320	24000.	78	12939	No
28	GOM_NL__2PRFIN20040821_012553_000000452029_00360_12939_2707.N1	21-AUG-2004 01:25:53	Dark	45.000	23	21Eps CMa	1.5020	26000.	90	12939	No
29	GOM_NL__2PRFIN20040821_012745_000000452029_00360_12939_2708.N1	21-AUG-2004 01:27:45	Dark	44.500	117	Pi Pup	2.7060	3800.0	89	12939	No
30	GOM_NL__2PRFIN20040821_013243_000000452029_00360_12939_2709.N1	21-AUG-2004 01:32:43	Dark	45.000	2	Alp Car	-0.73600	7000.0	90	12939	No
31	GOM_NL__2PRFIN20040821_014012_000000572029_00361_12940_2679.N1	21-AUG-2004 01:40:12	Dark	56.500	157	The1Eri	2.9060	9300.0	113	12940	No
32	GOM_NL__2PRFIN20040821_014340_000000522029_00361_12940_2680.N1	21-AUG-2004 01:43:40	Dark	51.500	9	Alp Eri	0.45300	24000.	103	12940	No
33	GOM_NL__2PRFIN20040821_014932_000000572029_00361_12940_2681.N1	21-AUG-2004 01:49:32	Straylight	57.000	84	Alp Phe	2.3970	4500.0	114	12940	No
34	GOM_NL__2PRFIN20040821_015234_000000442029_00361_12940_2682.N1	21-AUG-2004 01:52:34	Straylight	43.500	31	Alp Gru	1.7340	15200.	87	12940	No
35	GOM_NL__2PRFIN20040821_015634_000000542029_00361_12940_2683.N1	21-AUG-2004 01:56:34	Twilight_and_stray	53.500	18	24Alp PsA	1.1660	9700.0	107	12940	No
36	GOM_NL__2PRFIN20040821_020153_000000442029_00361_12940_2684.N1	21-AUG-2004 02:01:53	Bright	44.000	142	49Del Cap	2.8500	8900.0	88	12940	No
37	GOM_NL__2PRFIN20040821_020512_000000442029_00361_12940_2685.N1	21-AUG-2004 02:05:12	Bright	43.500	154	22Bet Aqr	2.8990	5700.0	87	12940	No
38	GOM_NL__2PRFIN20040821_020701_000000462029_00361_12940_2686.N1	21-AUG-2004 02:07:01	Bright	46.000	162	34Alp Aqr	2.9440	5350.0	92	12940	No
39	GOM_NL__2PRFIN20040821_020947_000000422029_00361_12940_2687.N1	21-AUG-2004 02:09:47	Bright	42.000	11	53Alp Aql	0.76500	8000.0	84	12940	No
40	GOM_NL__2PRFIN20040821_021152_000000392029_00361_12940_2688.N1	21-AUG-2004 02:11:52	Bright	39.000	168	17Zet Aql	2.9860	11000.	78	12940	No
41	GOM_NL__2PRFIN20040821_021825_000000412029_00361_12940_2689.N1	21-AUG-2004 02:18:25	Bright	40.500	66	37Gam Cyg	2.2080	5900.0	81	12940	No
42	GOM_NL__2PRFIN20040821_021952_000000372029_00361_12940_2690.N1	21-AUG-2004 02:19:52	Bright	37.000	144	18Del Cyg	2.8600	11000.	74	12940	No

43	GOM_NL__2PRFIN20040821_022314_000000412029_00361_12940_2691.N1	21-AUG-2004 02:23:14	Bright	40.500	69	33Gam Dra	2.2310	3800.0	81	12940	No
44	GOM_NL__2PRFIN20040821_022511_000000382029_00361_12940_2692.N1	21-AUG-2004 02:25:11	Bright	38.000	89	5Alp Cep	2.4510	8000.0	76	12940	No
45	GOM_NL__2PRFIN20040821_022922_000000492029_00361_12940_2693.N1	21-AUG-2004 02:29:22	Bright	48.500	74	11Bet Cas	2.2680	6600.0	97	12940	No
46	GOM_NL__2PRFIN20040821_023126_000000362029_00361_12940_2694.N1	21-AUG-2004 02:31:26	Bright	36.000	60	7Bet UMi	2.0810	3950.0	72	12940	No
47	GOM_NL__2PRFIN20040821_023901_000000572029_00361_12940_2695.N1	21-AUG-2004 02:39:01	Bright	57.000	160	23Gam Per	2.9300	4700.0	114	12940	No
48	GOM_NL__2PRFIN20040821_024107_000000602029_00361_12940_2696.N1	21-AUG-2004 02:41:07	Bright	59.500	35	33Alp Per	1.7950	6250.0	119	12940	No
49	GOM_NL__2PRFIN20040821_024459_000000572029_00361_12940_2697.N1	21-AUG-2004 02:44:59	Bright	56.500	6	13Alp Aur	0.080000	3400.0	113	12940	No
50	GOM_NL__2PRFIN20040821_024632_000000662029_00361_12940_2698.N1	21-AUG-2004 02:46:32	Bright	65.500	149	45Eps Per	2.8880	30000.	131	12940	No
51	GOM_NL__2PRFIN20040821_025123_000000592029_00361_12940_2699.N1	21-AUG-2004 02:51:23	Tw_i_and_stray	59.000	28	12Bet Tau	1.6500	15200.	118	12940	No
52	GOM_NL__2PRFIN20040821_025415_000000482029_00361_12940_2700.N1	21-AUG-2004 02:54:15	Tw_i_and_stray	47.500	44	24Gam Gem	1.9280	11000.	95	12940	No
53	GOM_NL__2PRFIN20040821_025801_000000602029_00361_12940_2701.N1	21-AUG-2004 02:58:01	Dark	60.000	14	58Alp Ori	0.87000	3000.0	120	12940	No
54	GOM_NL__2PRFIN20040821_025930_000000592029_00361_12940_2702.N1	21-AUG-2004 02:59:30	Dark	58.500	27	24Gam Ori	1.6360	26000.	117	12940	No
55	GOM_NL__2PRFIN20040821_030128_000000582029_00361_12940_2703.N1	21-AUG-2004 03:01:28	Dark	57.500	30	46Eps Ori	1.6940	30000.	115	12940	No
56	GOM_NL__2PRFIN20040821_030330_000000472029_00361_12940_2704.N1	21-AUG-2004 03:03:30	Dark	47.000	1	9Alp CMa	-1.4400	11000.	94	12940	No
57	GOM_NL__2PRFIN20040821_030502_000000402029_00361_12940_2705.N1	21-AUG-2004 03:05:02	Dark	40.000	179	24Omi2CMa	3.0320	24000.	80	12940	No
58	GOM_NL__2PRFIN20040821_030630_000000432029_00361_12940_2706.N1	21-AUG-2004 03:06:30	Dark	42.500	23	21Eps CMa	1.5020	26000.	85	12940	No
59	GOM_NL__2PRFIN20040821_030821_000000422029_00361_12940_2707.N1	21-AUG-2004 03:08:21	Dark	42.000	117	Pi Pup	2.7060	3800.0	84	12940	No
60	GOM_NL__2PRFIN20040821_031320_000000522029_00361_12940_2708.N1	21-AUG-2004 03:13:20	Dark	52.000	2	Alp Car	-0.73600	7000.0	104	12940	No
61	GOM_NL__2PRFIN20040821_032049_000000562029_00362_12941_2679.N1	21-AUG-2004 03:20:49	Dark	55.500	157	The1Eri	2.9060	9300.0	111	12941	No
62	GOM_NL__2PRFIN20040821_032417_000000482029_00362_12941_2680.N1	21-AUG-2004 03:24:17	Dark	48.000	9	Alp Eri	0.45300	24000.	96	12941	No
63	GOM_NL__2PRFIN20040821_033009_000000592029_00362_12941_2681.N1	21-AUG-2004 03:30:09	Straylight	58.500	84	Alp Phe	2.3970	4500.0	117	12941	No
64	GOM_NL__2PRFIN20040821_033310_000000452029_00362_12941_2682.N1	21-AUG-2004 03:33:10	Straylight	44.500	31	Alp Gru	1.7340	15200.	89	12941	No
65	GOM_NL__2PRFIN20040821_033710_000000582029_00362_12941_2683.N1	21-AUG-2004 03:37:10	Tw_i_and_stray	58.000	18	24Alp PsA	1.1660	9700.0	116	12941	No
66	GOM_NL__2PRFIN20040821_034229_000000462029_00362_12941_2684.N1	21-AUG-2004 03:42:29	Bright	46.000	142	49Del Cap	2.8500	8900.0	92	12941	No
67	GOM_NL__2PRFIN20040821_034549_000000422029_00362_12941_2685.N1	21-AUG-2004 03:45:49	Bright	41.500	154	22Bet Aqr	2.8990	5700.0	83	12941	No
68	GOM_NL__2PRFIN20040821_034737_000000472029_00362_12941_2686.N1	21-AUG-2004 03:47:37	Bright	46.500	162	34Alp Aqr	2.9440	5350.0	93	12941	No
69	GOM_NL__2PRFIN20040821_035025_000000392029_00362_12941_2687.N1	21-AUG-2004 03:50:25	Bright	38.500	11	53Alp Aql	0.76500	8000.0	77	12941	No
70	GOM_NL__2PRFIN20040821_035229_000000372029_00362_12941_2688.N1	21-AUG-2004 03:52:29	Bright	37.000	168	17Zet Aql	2.9860	11000.	74	12941	No
71	GOM_NL__2PRFIN20040821_035902_000000372029_00362_12941_2689.N1	21-AUG-2004 03:59:02	Bright	37.000	66	37Gam Cyg	2.2080	5900.0	74	12941	No
72	GOM_NL__2PRFIN20040821_040029_000000372029_00362_12941_2690.N1	21-AUG-2004 04:00:29	Bright	37.000	144	18Del Cyg	2.8600	11000.	74	12941	No
73	GOM_NL__2PRFIN20040821_040351_000000392029_00362_12941_2691.N1	21-AUG-2004 04:03:51	Bright	38.500	69	33Gam Dra	2.2310	3800.0	77	12941	No
74	GOM_NL__2PRFIN20040821_040547_000000372029_00362_12941_2692.N1	21-AUG-2004 04:05:47	Bright	36.500	89	5Alp Cep	2.4510	8000.0	73	12941	No
75	GOM_NL__2PRFIN20040821_040957_000000482029_00362_12941_2693.N1	21-AUG-2004 04:09:57	Bright	48.000	74	11Bet Cas	2.2680	6600.0	96	12941	No
76	GOM_NL__2PRFIN20040821_041202_000000352029_00362_12941_2694.N1	21-AUG-2004 04:12:02	Bright	35.000	60	7Bet UMi	2.0810	3950.0	70	12941	No
77	GOM_NL__2PRFIN20040821_041937_000000572029_00362_12941_2695.N1	21-AUG-2004 04:19:37	Bright	57.000	160	23Gam Per	2.9300	4700.0	114	12941	No
78	GOM_NL__2PRFIN20040821_042142_000000602029_00362_12941_2696.N1	21-AUG-2004 04:21:42	Bright	59.500	35	33Alp Per	1.7950	6250.0	119	12941	No
79	GOM_NL__2PRFIN20040821_042535_000000502029_00362_12941_2697.N1	21-AUG-2004 04:25:35	Bright	50.000	6	13Alp Aur	0.080000	3400.0	100	12941	No
80	GOM_NL__2PRFIN20040821_042707_000000662029_00362_12941_2698.N1	21-AUG-2004 04:27:07	Bright	65.500	149	45Eps Per	2.8880	30000.	131	12941	No
81	GOM_NL__2PRFIN20040821_043159_000000572029_00362_12941_2699.N1	21-AUG-2004 04:31:59	Tw_i_and_stray	57.000	28	12Bet Tau	1.6500	15200.	114	12941	No
82	GOM_NL__2PRFIN20040821_043451_000000472029_00362_12941_2700.N1	21-AUG-2004 04:34:51	Tw_i_and_stray	46.500	44	24Gam Gem	1.9280	11000.	93	12941	No
83	GOM_NL__2PRFIN20040821_043838_000000642029_00362_12941_2701.N1	21-AUG-2004 04:38:38	Dark	64.000	14	58Alp Ori	0.87000	3000.0	128	12941	No
84	GOM_NL__2PRFIN20040821_044006_000000612029_00362_12941_2702.N1	21-AUG-2004 04:40:06	Dark	61.000	27	24Gam Ori	1.6360	26000.	122	12941	No
85	GOM_NL__2PRFIN20040821_044205_000000532029_00362_12941_2703.N1	21-AUG-2004 04:42:05	Dark	53.000	30	46Eps Ori	1.6940	30000.	106	12941	No
86	GOM_NL__2PRFIN20040821_044407_000000492029_00362_12941_2704.N1	21-AUG-2004 04:44:07	Dark	48.500	1	9Alp CMa	-1.4400	11000.	97	12941	No
87	GOM_NL__2PRFIN20040821_044538_000000402029_00362_12941_2705.N1	21-AUG-2004 04:45:38	Dark	40.000	179	24Omi2CMa	3.0320	24000.	80	12941	No
88	GOM_NL__2PRFIN20040821_044706_000000432029_00362_12941_2706.N1	21-AUG-2004 04:47:06	Dark	43.000	23	21Eps CMa	1.5020	26000.	86	12941	No
89	GOM_NL__2PRFIN20040821_044858_000000402029_00362_12941_2707.N1	21-AUG-2004 04:48:58	Dark	39.500	117	Pi Pup	2.7060	3800.0	79	12941	No
90	GOM_NL__2PRFIN20040821_045355_000000452029_00362_12941_2708.N1	21-AUG-2004 04:53:55	Dark	45.000	2	Alp Car	-0.73600	7000.0	90	12941	No
91	GOM_NL__2PRFIN20040821_050127_000000552029_00363_12942_2680.N1	21-AUG-2004 05:01:27	Dark	54.500	157	The1Eri	2.9060	9300.0	109	12942	No
92	GOM_NL__2PRFIN20040821_050454_000000482029_00363_12942_2681.N1	21-AUG-2004 05:04:54	Dark	47.500	9	Alp Eri	0.45300	24000.	95	12942	No
93	GOM_NL__2PRFIN20040821_051046_000000552029_00363_12942_2682.N1	21-AUG-2004 05:10:46	Straylight	54.500	84	Alp Phe	2.3970	4500.0	109	12942	No
94	GOM_NL__2PRFIN20040821_051347_000000432029_00363_12942_2683.N1	21-AUG-2004 05:13:47	Straylight	43.000	31	Alp Gru	1.7340	15200.	86	12942	No
95	GOM_NL__2PRFIN20040821_051747_000000552029_00363_12942_2684.N1	21-AUG-2004 05:17:47	Tw_i_and_stray	55.000	18	24Alp PsA	1.1660	9700.0	110	12942	No
96	GOM_NL__2PRFIN20040821_052306_000000432029_00363_12942_2685.N1	21-AUG-2004 05:23:06	Bright	42.500	142	49Del Cap	2.8500	8900.0	85	12942	No
97	GOM_NL__2PRFIN20040821_052624_000000432029_00363_12942_2686.N1	21-AUG-2004 05:26:24	Bright	42.500	154	22Bet Aqr	2.8990	5700.0	85	12942	No
98	GOM_NL__2PRFIN20040821_052813_000000462029_00363_12942_2687.N1	21-AUG-2004 05:28:13	Bright	46.000	162	34Alp Aqr	2.9440	5350.0	92	12942	No
99	GOM_NL__2PRFIN20040821_053101_000000382029_00363_12942_2688.N1	21-AUG-2004 05:31:01	Bright	37.500	11	53Alp Aql	0.76500	8000.0	75	12942	No
100	GOM_NL__2PRFIN20040821_053305_000000382029_00363_12942_2689.N1	21-AUG-2004 05:33:05	Bright	38.000	168	17Zet Aql	2.9860	11000.	76	12942	No
101	GOM_NL__2PRFIN20040821_053938_000000392029_00363_12942_2690.N1	21-AUG-2004 05:39:38	Bright	38.500	66	37Gam Cyg	2.2080	5900.0	77	12942	No

102	GOM_NL__2PRFIN20040821_054105_000000362029_00363_12942_2691.N1	21-AUG-2004 05:41:05	Bright	35.500	144	18Del Cyg	2.8600	11000.	71	12942	No
103	GOM_NL__2PRFIN20040821_054428_000000402029_00363_12942_2692.N1	21-AUG-2004 05:44:28	Bright	40.000	69	33Gam Dra	2.2310	3800.0	80	12942	No
104	GOM_NL__2PRFIN20040821_054624_000000402029_00363_12942_2693.N1	21-AUG-2004 05:46:24	Bright	39.500	89	5Alp Cep	2.4510	8000.0	79	12942	No
105	GOM_NL__2PRFIN20040821_055032_000000492029_00363_12942_2694.N1	21-AUG-2004 05:50:32	Bright	48.500	74	11Bet Cas	2.2680	6600.0	97	12942	No
106	GOM_NL__2PRFIN20040821_055239_000000392029_00363_12942_2695.N1	21-AUG-2004 05:52:39	Bright	38.500	60	7Bet UMi	2.0810	3950.0	77	12942	No
107	GOM_NL__2PRFIN20040821_060011_000000592029_00363_12942_2696.N1	21-AUG-2004 06:00:11	Bright	58.500	160	23Gam Per	2.9300	4700.0	117	12942	No
108	GOM_NL__2PRFIN20040821_060217_000000592029_00363_12942_2697.N1	21-AUG-2004 06:02:17	Bright	59.000	35	33Alp Per	1.7950	6250.0	118	12942	No
109	GOM_NL__2PRFIN20040821_060610_000000512029_00363_12942_2698.N1	21-AUG-2004 06:06:10	Bright	50.500	6	13Alp Aur	0.080000	3400.0	101	12942	No
110	GOM_NL__2PRFIN20040821_060743_000000662029_00363_12942_2699.N1	21-AUG-2004 06:07:43	Bright	66.000	149	45Eps Per	2.8880	30000.	132	12942	No
111	GOM_NL__2PRFIN20040821_061235_000000592029_00363_12942_2700.N1	21-AUG-2004 06:12:35	Twilight	59.000	28	12Bet Tau	1.6500	15200.	118	12942	No
112	GOM_NL__2PRFIN20040821_061527_000000452029_00363_12942_2701.N1	21-AUG-2004 06:15:27	Twilight	45.000	44	24Gam Gem	1.9280	11000.	90	12942	No
113	GOM_NL__2PRFIN20040821_061915_000000582029_00363_12942_2702.N1	21-AUG-2004 06:19:15	Dark	57.500	14	58Alp Ori	0.87000	3000.0	115	12942	No
114	GOM_NL__2PRFIN20040821_062044_000000612029_00363_12942_2703.N1	21-AUG-2004 06:20:44	Dark	61.000	27	24Gam Ori	1.6360	26000.	122	12942	No
115	GOM_NL__2PRFIN20040821_062241_000000552029_00363_12942_2704.N1	21-AUG-2004 06:22:41	Dark	55.000	30	46Eps Ori	1.6940	30000.	110	12942	No
116	GOM_NL__2PRFIN20040821_062444_000000462029_00363_12942_2705.N1	21-AUG-2004 06:24:44	Dark	46.000	1	9Alp CMa	-1.4400	11000.	92	12942	No
117	GOM_NL__2PRFIN20040821_062615_000000412029_00363_12942_2706.N1	21-AUG-2004 06:26:15	Dark	41.000	179	24Omi2CMa	3.0320	24000.	82	12942	No
118	GOM_NL__2PRFIN20040821_062742_000000452029_00363_12942_2707.N1	21-AUG-2004 06:27:42	Dark	45.000	23	21Eps CMa	1.5020	26000.	90	12942	No
119	GOM_NL__2PRFIN20040821_062934_000000442029_00363_12942_2708.N1	21-AUG-2004 06:29:34	Dark	44.000	117	Pi Pup	2.7060	3800.0	88	12942	No
120	GOM_NL__2PRFIN20040821_063432_000000452029_00363_12942_2709.N1	21-AUG-2004 06:34:32	Dark	45.000	2	Alp Car	-0.73600	7000.0	90	12942	No
121	GOM_NL__2PRFIN20040821_064205_000000562029_00364_12943_2681.N1	21-AUG-2004 06:42:05	Dark	56.000	157	The1Eri	2.9060	9300.0	112	12943	No
122	GOM_NL__2PRFIN20040821_064531_000000472029_00364_12943_2682.N1	21-AUG-2004 06:45:31	Dark	46.500	9	Alp Eri	0.45300	24000.	93	12943	No
123	GOM_NL__2PRFIN20040821_065123_000000622029_00364_12943_2683.N1	21-AUG-2004 06:51:23	Straylight	61.500	84	Alp Phe	2.3970	4500.0	123	12943	No
124	GOM_NL__2PRFIN20040821_065424_000000432029_00364_12943_2684.N1	21-AUG-2004 06:54:24	Straylight	43.000	31	Alp Gru	1.7340	15200.	86	12943	No
125	GOM_NL__2PRFIN20040821_065824_000000542029_00364_12943_2685.N1	21-AUG-2004 06:58:24	Twilight	54.000	18	24Alp PsA	1.1660	9700.0	108	12943	No
126	GOM_NL__2PRFIN20040821_070342_000000422029_00364_12943_2686.N1	21-AUG-2004 07:03:42	Bright	41.500	142	49Del Cap	2.8500	8900.0	83	12943	No
127	GOM_NL__2PRFIN20040821_070701_000000422029_00364_12943_2687.N1	21-AUG-2004 07:07:01	Bright	42.000	154	22Bet Aqr	2.8990	5700.0	84	12943	No
128	GOM_NL__2PRFIN20040821_070848_000000482029_00364_12943_2688.N1	21-AUG-2004 07:08:48	Bright	47.500	162	34Alp Aqr	2.9440	5350.0	95	12943	No
129	GOM_NL__2PRFIN20040821_071138_000000392029_00364_12943_2689.N1	21-AUG-2004 07:11:38	Bright	38.500	11	53Alp Aql	0.76500	8000.0	77	12943	No
130	GOM_NL__2PRFIN20040821_071341_000000392029_00364_12943_2690.N1	21-AUG-2004 07:13:41	Bright	38.500	168	17Zet Aql	2.9860	11000.	77	12943	No
131	GOM_NL__2PRFIN20040821_072015_000000372029_00364_12943_2691.N1	21-AUG-2004 07:20:15	Bright	37.000	66	37Gam Cyg	2.2080	5900.0	74	12943	No
132	GOM_NL__2PRFIN20040821_072141_000000372029_00364_12943_2692.N1	21-AUG-2004 07:21:41	Bright	36.500	144	18Del Cyg	2.8600	11000.	73	12943	No
133	GOM_NL__2PRFIN20040821_072505_000000402029_00364_12943_2693.N1	21-AUG-2004 07:25:05	Bright	39.500	69	33Gam Dra	2.2310	3800.0	79	12943	No
134	GOM_NL__2PRFIN20040821_072700_000000392029_00364_12943_2694.N1	21-AUG-2004 07:27:00	Bright	39.000	89	5Alp Cep	2.4510	8000.0	78	12943	No
135	GOM_NL__2PRFIN20040821_073108_000000452029_00364_12943_2695.N1	21-AUG-2004 07:31:08	Bright	44.500	74	11Bet Cas	2.2680	6600.0	89	12943	No
136	GOM_NL__2PRFIN20040821_073315_000000392029_00364_12943_2696.N1	21-AUG-2004 07:33:15	Bright	38.500	60	7Bet UMi	2.0810	3950.0	77	12943	No
137	GOM_NL__2PRFIN20040821_074047_000000542029_00364_12943_2697.N1	21-AUG-2004 07:40:47	Bright	54.000	160	23Gam Per	2.9300	4700.0	108	12943	No
138	GOM_NL__2PRFIN20040821_074253_000000602029_00364_12943_2698.N1	21-AUG-2004 07:42:53	Bright	59.500	35	33Alp Per	1.7950	6250.0	119	12943	No
139	GOM_NL__2PRFIN20040821_074646_000000542029_00364_12943_2699.N1	21-AUG-2004 07:46:46	Bright	53.500	6	13Alp Aur	0.080000	3400.0	107	12943	No
140	GOM_NL__2PRFIN20040821_074818_000000672029_00364_12943_2700.N1	21-AUG-2004 07:48:18	Bright	67.000	149	45Eps Per	2.8880	30000.	134	12943	No
141	GOM_NL__2PRFIN20040821_075311_000000562029_00364_12943_2701.N1	21-AUG-2004 07:53:11	Twilight	56.000	28	12Bet Tau	1.6500	15200.	112	12943	No
142	GOM_NL__2PRFIN20040821_075604_000000442029_00364_12943_2702.N1	21-AUG-2004 07:56:04	Twilight	43.500	44	24Gam Gem	1.9280	11000.	87	12943	No
143	GOM_NL__2PRFIN20040821_075952_000000572029_00364_12943_2703.N1	21-AUG-2004 07:59:52	Dark	57.000	14	58Alp Ori	0.87000	3000.0	114	12943	No
144	GOM_NL__2PRFIN20040821_080120_000000612029_00364_12943_2704.N1	21-AUG-2004 08:01:20	Dark	60.500	27	24Gam Ori	1.6360	26000.	121	12943	No
145	GOM_NL__2PRFIN20040821_080318_000000582029_00364_12943_2705.N1	21-AUG-2004 08:03:18	Dark	58.000	30	46Eps Ori	1.6940	30000.	116	12943	No
146	GOM_NL__2PRFIN20040821_080520_000000522029_00364_12943_2706.N1	21-AUG-2004 08:05:20	Dark	51.500	1	9Alp CMa	-1.4400	11000.	103	12943	No
147	GOM_NL__2PRFIN20040821_080651_000000422029_00364_12943_2707.N1	21-AUG-2004 08:06:51	Dark	41.500	179	24Omi2CMa	3.0320	24000.	83	12943	No
148	GOM_NL__2PRFIN20040821_080819_000000442029_00364_12943_2708.N1	21-AUG-2004 08:08:19	Dark	43.500	23	21Eps CMa	1.5020	26000.	87	12943	No
149	GOM_NL__2PRFIN20040821_081010_000000442029_00364_12943_2709.N1	21-AUG-2004 08:10:10	Dark	44.000	117	Pi Pup	2.7060	3800.0	88	12943	No
150	GOM_NL__2PRFIN20040821_081509_000000522029_00364_12943_2710.N1	21-AUG-2004 08:15:09	Dark	52.000	2	Alp Car	-0.73600	7000.0	104	12943	No
151	GOM_NL__2PRFIN20040821_082242_000000542029_00365_12944_2682.N1	21-AUG-2004 08:22:42	Dark	53.500	157	The1Eri	2.9060	9300.0	107	12944	No
152	GOM_NL__2PRFIN20040821_082607_000000482029_00365_12944_2683.N1	21-AUG-2004 08:26:07	Dark	48.000	9	Alp Eri	0.45300	24000.	96	12944	No
153	GOM_NL__2PRFIN20040821_083200_000000552029_00365_12944_2684.N1	21-AUG-2004 08:32:00	Straylight	55.000	84	Alp Phe	2.3970	4500.0	110	12944	No
154	GOM_NL__2PRFIN20040821_083500_000000422029_00365_12944_2685.N1	21-AUG-2004 08:35:00	Straylight	41.500	31	Alp Gru	1.7340	15200.	83	12944	No
155	GOM_NL__2PRFIN20040821_083900_000000592029_00365_12944_2686.N1	21-AUG-2004 08:39:00	Twilight	58.500	18	24Alp PsA	1.1660	9700.0	117	12944	No
156	GOM_NL__2PRFIN20040821_084418_000000412029_00365_12944_2687.N1	21-AUG-2004 08:44:18	Bright	41.000	142	49Del Cap	2.8500	8900.0	82	12944	No
157	GOM_NL__2PRFIN20040821_084737_000000432029_00365_12944_2688.N1	21-AUG-2004 08:47:37	Bright	42.500	154	22Bet Aqr	2.8990	5700.0	85	12944	No
158	GOM_NL__2PRFIN20040821_084924_000000482029_00365_12944_2689.N1	21-AUG-2004 08:49:24	Bright	47.500	162	34Alp Aqr	2.9440	5350.0	95	12944	No
159	GOM_NL__2PRFIN20040821_085214_000000402029_00365_12944_2690.N1	21-AUG-2004 08:52:14	Bright	39.500	11	53Alp Aql	0.76500	8000.0	79	12944	No
160	GOM_NL__2PRFIN20040821_085418_000000382029_00365_12944_2691.N1	21-AUG-2004 08:54:18	Bright	38.000	168	17Zet Aql	2.9860	11000.	76	12944	No

161	GOM_NL__2PRFIN20040821_090050_000000382029_00365_12944_2692.N1	21-AUG-2004 09:00:50	Bright	38.000	66	37Gam Cyg	2.2080	5900.0	76	12944	No
162	GOM_NL__2PRFIN20040821_090217_000000372029_00365_12944_2693.N1	21-AUG-2004 09:02:17	Bright	37.000	144	18Del Cyg	2.8600	11000.	74	12944	No
163	GOM_NL__2PRFIN20040821_090540_000000402029_00365_12944_2694.N1	21-AUG-2004 09:05:40	Bright	40.000	69	33Gam Dra	2.2310	3800.0	80	12944	No
164	GOM_NL__2PRFIN20040821_090735_000000402029_00365_12944_2695.N1	21-AUG-2004 09:07:35	Bright	39.500	89	5Alp Cep	2.4510	8000.0	79	12944	No
165	GOM_NL__2PRFIN20040821_091143_000000492029_00365_12944_2696.N1	21-AUG-2004 09:11:43	Bright	48.500	74	11Bet Cas	2.2680	6600.0	97	12944	No
166	GOM_NL__2PRFIN20040821_091351_000000372029_00365_12944_2697.N1	21-AUG-2004 09:13:51	Bright	36.500	60	7Bet UMi	2.0810	3950.0	73	12944	No
167	GOM_NL__2PRFIN20040821_092122_000000592029_00365_12944_2698.N1	21-AUG-2004 09:21:22	Bright	58.500	160	23Gam Per	2.9300	4700.0	117	12944	No
168	GOM_NL__2PRFIN20040821_092328_000000632029_00365_12944_2699.N1	21-AUG-2004 09:23:28	Bright	62.500	35	33Alp Per	1.7950	6250.0	125	12944	No
169	GOM_NL__2PRFIN20040821_092722_000000552029_00365_12944_2700.N1	21-AUG-2004 09:27:22	Bright	55.000	6	13Alp Aur	0.080000	3400.0	110	12944	No
170	GOM_NL__2PRFIN20040821_092855_000000662029_00365_12944_2701.N1	21-AUG-2004 09:28:55	Bright	66.000	149	45Eps Per	2.8880	30000.	132	12944	No
171	GOM_NL__2PRFIN20040821_093347_000000582029_00365_12944_2702.N1	21-AUG-2004 09:33:47	Tw_i_and_stray	58.000	28	12Bet Tau	1.6500	15200.	116	12944	No
172	GOM_NL__2PRFIN20040821_093639_000000502029_00365_12944_2703.N1	21-AUG-2004 09:36:39	Tw_i_and_stray	50.000	44	24Gam Gem	1.9280	11000.	100	12944	No
173	GOM_NL__2PRFIN20040821_094027_000000642029_00365_12944_2704.N1	21-AUG-2004 09:40:27	Dark	63.500	14	58Alp Ori	0.87000	3000.0	127	12944	No
174	GOM_NL__2PRFIN20040821_094158_000000602029_00365_12944_2705.N1	21-AUG-2004 09:41:58	Dark	59.500	27	24Gam Ori	1.6360	26000.	119	12944	No
175	GOM_NL__2PRFIN20040821_094355_000000522029_00365_12944_2706.N1	21-AUG-2004 09:43:55	Dark	51.500	30	46Eps Ori	1.6940	30000.	103	12944	No
176	GOM_NL__2PRFIN20040821_094556_000000482029_00365_12944_2707.N1	21-AUG-2004 09:45:56	Dark	47.500	1	9Alp CMa	-1.4400	11000.	95	12944	No
177	GOM_NL__2PRFIN20040821_094727_000000412029_00365_12944_2708.N1	21-AUG-2004 09:47:27	Dark	41.000	179	24Omi2CMa	3.0320	24000.	82	12944	No
178	GOM_NL__2PRFIN20040821_094854_000000432029_00365_12944_2709.N1	21-AUG-2004 09:48:54	Dark	43.000	23	21Eps CMa	1.5020	26000.	86	12944	No
179	GOM_NL__2PRFIN20040821_095046_000000432029_00365_12944_2710.N1	21-AUG-2004 09:50:46	Dark	43.000	117	Pi Pup	2.7060	3800.0	86	12944	No
180	GOM_NL__2PRFIN20040821_095545_000000482029_00365_12944_2711.N1	21-AUG-2004 09:55:45	Dark	47.500	2	Alp Car	-0.73600	7000.0	95	12944	No
181	GOM_NL__2PRFIN20040821_114356_000000582029_00367_12946_2702.N1	21-AUG-2004 11:43:56	Dark	57.500	157	The1Eri	2.9060	9300.0	115	12946	No
182	GOM_NL__2PRFIN20040821_114720_000000482029_00367_12946_2703.N1	21-AUG-2004 11:47:20	Dark	47.500	9	Alp Eri	0.45300	24000.	95	12946	No
183	GOM_NL__2PRFIN20040821_115235_000000412029_00367_12946_2704.N1	21-AUG-2004 11:52:35	Straylight	40.500	148	Alp Tuc	2.8780	4100.0	81	12946	No
184	GOM_NL__2PRFIN20040821_115458_000000392029_00367_12946_2705.N1	21-AUG-2004 11:54:58	Straylight	39.000	45	Alp Pav	1.9400	26000.	78	12946	No
185	GOM_NL__2PRFIN20040821_120012_000000562029_00367_12946_2706.N1	21-AUG-2004 12:00:12	Tw_i_and_stray	56.000	18	24Alp PsA	1.1660	9700.0	112	12946	No
186	GOM_NL__2PRFIN20040821_120530_000000432029_00367_12946_2707.N1	21-AUG-2004 12:05:30	Bright	42.500	142	49Del Cap	2.8500	8900.0	85	12946	No
187	GOM_NL__2PRFIN20040821_120848_000000422029_00367_12946_2708.N1	21-AUG-2004 12:08:48	Bright	42.000	154	22Bet Aqr	2.8990	5700.0	84	12946	No
188	GOM_NL__2PRFIN20040821_121035_000000472029_00367_12946_2709.N1	21-AUG-2004 12:10:35	Bright	47.000	162	34Alp Aqr	2.9440	5350.0	94	12946	No
189	GOM_NL__2PRFIN20040821_121326_000000372029_00367_12946_2710.N1	21-AUG-2004 12:13:26	Bright	36.500	11	53Alp Aql	0.76500	8000.0	73	12946	No
190	GOM_NL__2PRFIN20040821_121530_000000392029_00367_12946_2711.N1	21-AUG-2004 12:15:30	Bright	39.000	168	17Zet Aql	2.9860	11000.	78	12946	No
191	GOM_NL__2PRFIN20040821_121807_000000622029_00367_12946_2712.N1	21-AUG-2004 12:18:07	Bright	61.500	90	54Alp Peg	2.4870	11000.	123	12946	No
192	GOM_NL__2PRFIN20040821_122020_000000412029_00367_12946_2713.N1	21-AUG-2004 12:20:20	Bright	40.500	92	53Eps Cyg	2.5000	4500.0	81	12946	No
193	GOM_NL__2PRFIN20040821_122202_000000402029_00367_12946_2714.N1	21-AUG-2004 12:22:02	Bright	39.500	66	37Gam Cyg	2.2080	5900.0	79	12946	No
194	GOM_NL__2PRFIN20040821_122329_000000352029_00367_12946_2715.N1	21-AUG-2004 12:23:29	Bright	35.000	144	18Del Cyg	2.8600	11000.	70	12946	No
195	GOM_NL__2PRFIN20040821_122653_000000412029_00367_12946_2716.N1	21-AUG-2004 12:26:53	Bright	40.500	69	33Gam Dra	2.2310	3800.0	81	12946	No
196	GOM_NL__2PRFIN20040821_122846_000000412029_00367_12946_2717.N1	21-AUG-2004 12:28:46	Bright	40.500	89	5Alp Cep	2.4510	8000.0	81	12946	No
197	GOM_NL__2PRFIN20040821_123503_000000402029_00367_12946_2718.N1	21-AUG-2004 12:35:03	Bright	40.000	60	7Bet UMi	2.0810	3950.0	80	12946	No
198	GOM_NL__2PRFIN20040821_124233_000000562029_00367_12946_2719.N1	21-AUG-2004 12:42:33	Bright	56.000	160	23Gam Per	2.9300	4700.0	112	12946	No
199	GOM_NL__2PRFIN20040821_124438_000000632029_00367_12946_2720.N1	21-AUG-2004 12:44:38	Bright	63.000	35	33Alp Per	1.7950	6250.0	126	12946	No
200	GOM_NL__2PRFIN20040821_124833_000000552029_00367_12946_2721.N1	21-AUG-2004 12:48:33	Bright	54.500	6	13Alp Aur	0.080000	3400.0	109	12946	No
201	GOM_NL__2PRFIN20040821_125142_000000592029_00367_12946_2722.N1	21-AUG-2004 12:51:42	Bright	59.000	107	37The Aur	2.6490	11000.	118	12946	No
202	GOM_NL__2PRFIN20040821_125500_000000592029_00367_12946_2723.N1	21-AUG-2004 12:55:00	Tw_i_and_stray	58.500	28	12Bet Tau	1.6500	15200.	117	12946	No
203	GOM_NL__2PRFIN20040821_125753_000000452029_00367_12946_2724.N1	21-AUG-2004 12:57:53	Tw_i_and_stray	45.000	44	24Gam Gem	1.9280	11000.	90	12946	No
204	GOM_NL__2PRFIN20040821_130141_000000572029_00367_12946_2725.N1	21-AUG-2004 13:01:41	Dark	57.000	14	58Alp Ori	0.87000	3000.0	114	12946	No
205	GOM_NL__2PRFIN20040821_130311_000000592029_00367_12946_2726.N1	21-AUG-2004 13:03:11	Dark	59.000	27	24Gam Ori	1.6360	26000.	118	12946	No
206	GOM_NL__2PRFIN20040821_130508_000000582029_00367_12946_2727.N1	21-AUG-2004 13:05:08	Dark	57.500	30	46Eps Ori	1.6940	30000.	115	12946	No
207	GOM_NL__2PRFIN20040821_130709_000000512029_00367_12946_2728.N1	21-AUG-2004 13:07:09	Dark	50.500	1	9Alp CMa	-1.4400	11000.	101	12946	No
208	GOM_NL__2PRFIN20040821_130839_000000412029_00367_12946_2729.N1	21-AUG-2004 13:08:39	Dark	41.000	179	24Omi2CMa	3.0320	24000.	82	12946	No
209	GOM_NL__2PRFIN20040821_131007_000000442029_00367_12946_2730.N1	21-AUG-2004 13:10:07	Dark	43.500	23	21Eps CMa	1.5020	26000.	87	12946	No
210	GOM_NL__2PRFIN20040821_131158_000000442029_00367_12946_2731.N1	21-AUG-2004 13:11:58	Dark	44.000	117	Pi Pup	2.7060	3800.0	88	12946	No
211	GOM_NL__2PRFIN20040821_131657_000000522029_00367_12946_2732.N1	21-AUG-2004 13:16:57	Dark	52.000	2	Alp Car	-0.73600	7000.0	104	12946	No
212	GOM_NL__2PRFIN20040821_132432_000000572029_00368_12947_2702.N1	21-AUG-2004 13:24:32	Dark	57.000	157	The1Eri	2.9060	9300.0	114	12947	No
213	GOM_NL__2PRFIN20040821_132756_000000472029_00368_12947_2703.N1	21-AUG-2004 13:27:56	Dark	47.000	9	Alp Eri	0.45300	24000.	94	12947	No
214	GOM_NL__2PRFIN20040821_133311_000000432029_00368_12947_2704.N1	21-AUG-2004 13:33:11	Straylight	43.000	148	Alp Tuc	2.8780	4100.0	86	12947	No
215	GOM_NL__2PRFIN20040821_133534_000000402029_00368_12947_2705.N1	21-AUG-2004 13:35:34	Straylight	39.500	45	Alp Pav	1.9400	26000.	79	12947	No
216	GOM_NL__2PRFIN20040821_134048_000000572029_00368_12947_2706.N1	21-AUG-2004 13:40:48	Tw_i_and_stray	57.000	18	24Alp PsA	1.1660	9700.0	114	12947	No
217	GOM_NL__2PRFIN20040821_134606_000000452029_00368_12947_2707.N1	21-AUG-2004 13:46:06	Bright	44.500	142	49Del Cap	2.8500	8900.0	89	12947	No
218	GOM_NL__2PRFIN20040821_134924_000000432029_00368_12947_2708.N1	21-AUG-2004 13:49:24	Bright	42.500	154	22Bet Aqr	2.8990	5700.0	85	12947	No
219	GOM_NL__2PRFIN20040821_135112_000000452029_00368_12947_2709.N1	21-AUG-2004 13:51:12	Bright	45.000	162	34Alp Aqr	2.9440	5350.0	90	12947	No

220	GOM_NL__2PRFIN20040821_135401_000000412029_00368_12947_2710.N1	21-AUG-2004 13:54:01	Bright	40.500	11	53Alp Aql	0.76500	8000.0	81	12947	No
221	GOM_NL__2PRFIN20040821_135607_000000392029_00368_12947_2711.N1	21-AUG-2004 13:56:07	Bright	38.500	168	17Zet Aql	2.9860	11000.	77	12947	No
222	GOM_NL__2PRFIN20040821_135842_000000622029_00368_12947_2712.N1	21-AUG-2004 13:58:42	Bright	62.000	90	54Alp Peg	2.4870	11000.	124	12947	No
223	GOM_NL__2PRFIN20040821_140054_000000412029_00368_12947_2713.N1	21-AUG-2004 14:00:54	Bright	40.500	92	53Eps Cyg	2.5000	4500.0	81	12947	No
224	GOM_NL__2PRFIN20040821_140237_000000362029_00368_12947_2714.N1	21-AUG-2004 14:02:37	Bright	36.000	66	37Gam Cyg	2.2080	5900.0	72	12947	No
225	GOM_NL__2PRFIN20040821_140405_000000372029_00368_12947_2715.N1	21-AUG-2004 14:04:05	Bright	36.500	144	18Del Cyg	2.8600	11000.	73	12947	No
226	GOM_NL__2PRFIN20040821_140730_000000432029_00368_12947_2716.N1	21-AUG-2004 14:07:30	Bright	42.500	69	33Gam Dra	2.2310	3800.0	85	12947	No
227	GOM_NL__2PRFIN20040821_140921_000000392029_00368_12947_2717.N1	21-AUG-2004 14:09:21	Bright	38.500	89	5Alp Cep	2.4510	8000.0	77	12947	No
228	GOM_NL__2PRFIN20040821_141540_000000402029_00368_12947_2718.N1	21-AUG-2004 14:15:40	Bright	40.000	60	7Bet UMi	2.0810	3950.0	80	12947	No
229	GOM_NL__2PRFIN20040821_142308_000000572029_00368_12947_2719.N1	21-AUG-2004 14:23:08	Bright	57.000	160	23Gam Per	2.9300	4700.0	114	12947	No
230	GOM_NL__2PRFIN20040821_142513_000000612029_00368_12947_2720.N1	21-AUG-2004 14:25:13	Bright	61.000	35	33Alp Per	1.7950	6250.0	122	12947	No
231	GOM_NL__2PRFIN20040821_142909_000000562029_00368_12947_2721.N1	21-AUG-2004 14:29:09	Bright	55.500	6	13Alp Aur	0.080000	3400.0	111	12947	No
232	GOM_NL__2PRFIN20040821_143218_000000422029_00368_12947_2722.N1	21-AUG-2004 14:32:18	Bright	42.000	107	37The Aur	2.6490	11000.	84	12947	No
233	GOM_NL__2PRFIN20040821_143536_000000582029_00368_12947_2723.N1	21-AUG-2004 14:35:36	Tw_i_and_stray	57.500	28	12Bet Tau	1.6500	15200.	115	12947	No
234	GOM_NL__2PRFIN20040821_143828_000000452029_00368_12947_2724.N1	21-AUG-2004 14:38:28	Tw_i_and_stray	45.000	44	24Gam Gem	1.9280	11000.	90	12947	No
235	GOM_NL__2PRFIN20040821_144217_000000572029_00368_12947_2725.N1	21-AUG-2004 14:42:17	Dark	57.000	14	58Alp Ori	0.87000	3000.0	114	12947	No
236	GOM_NL__2PRFIN20040821_144347_000000592029_00368_12947_2726.N1	21-AUG-2004 14:43:47	Dark	59.000	27	24Gam Ori	1.6360	26000.	118	12947	No
237	GOM_NL__2PRFIN20040821_144545_000000542029_00368_12947_2727.N1	21-AUG-2004 14:45:45	Dark	54.000	30	46Eps Ori	1.6940	30000.	108	12947	No
238	GOM_NL__2PRFIN20040821_144745_000000462029_00368_12947_2728.N1	21-AUG-2004 14:47:45	Dark	45.500	1	9Alp CMa	-1.4400	11000.	91	12947	No
239	GOM_NL__2PRFIN20040821_144915_000000402029_00368_12947_2729.N1	21-AUG-2004 14:49:15	Dark	40.000	179	24Omi2CMa	3.0320	24000.	80	12947	No
240	GOM_NL__2PRFIN20040821_145043_000000452029_00368_12947_2730.N1	21-AUG-2004 14:50:43	Dark	45.000	23	21Eps CMa	1.5020	26000.	90	12947	No
241	GOM_NL__2PRFIN20040821_145234_000000442029_00368_12947_2731.N1	21-AUG-2004 14:52:34	Dark	44.000	117	Pi Pup	2.7060	3800.0	88	12947	No
242	GOM_NL__2PRFIN20040821_145732_000000522029_00368_12947_2732.N1	21-AUG-2004 14:57:32	Dark	52.000	2	Alp Car	-0.73600	7000.0	104	12947	No
243	GOM_NL__2PRFIN20040821_150509_000000552029_00369_12948_2702.N1	21-AUG-2004 15:05:09	Dark	55.000	157	The1Eri	2.9060	9300.0	110	12948	No
244	GOM_NL__2PRFIN20040821_150833_000000462029_00369_12948_2703.N1	21-AUG-2004 15:08:33	Dark	46.000	9	Alp Eri	0.45300	24000.	92	12948	No
245	GOM_NL__2PRFIN20040821_151348_000000422029_00369_12948_2704.N1	21-AUG-2004 15:13:48	Straylight	41.500	148	Alp Tuc	2.8780	4100.0	83	12948	No
246	GOM_NL__2PRFIN20040821_151610_000000422029_00369_12948_2705.N1	21-AUG-2004 15:16:10	Straylight	41.500	45	Alp Pav	1.9400	26000.	83	12948	No
247	GOM_NL__2PRFIN20040821_152125_000000532029_00369_12948_2706.N1	21-AUG-2004 15:21:25	Tw_i_and_stray	52.500	18	24Alp PsA	1.1660	9700.0	105	12948	No
248	GOM_NL__2PRFIN20040821_152642_000000452029_00369_12948_2707.N1	21-AUG-2004 15:26:42	Bright	44.500	142	49Del Cap	2.8500	8900.0	89	12948	No
249	GOM_NL__2PRFIN20040821_153000_000000432029_00369_12948_2708.N1	21-AUG-2004 15:30:00	Bright	42.500	154	22Bet Aqr	2.8990	5700.0	85	12948	No
250	GOM_NL__2PRFIN20040821_153148_000000452029_00369_12948_2709.N1	21-AUG-2004 15:31:48	Bright	45.000	162	34Alp Aqr	2.9440	5350.0	90	12948	No
251	GOM_NL__2PRFIN20040821_153436_000000402029_00369_12948_2710.N1	21-AUG-2004 15:34:36	Bright	39.500	11	53Alp Aql	0.76500	8000.0	79	12948	No
252	GOM_NL__2PRFIN20040821_153643_000000382029_00369_12948_2711.N1	21-AUG-2004 15:36:43	Bright	37.500	168	17Zet Aql	2.9860	11000.	75	12948	No
253	GOM_NL__2PRFIN20040821_153917_000000592029_00369_12948_2712.N1	21-AUG-2004 15:39:17	Bright	58.500	90	54Alp Peg	2.4870	11000.	117	12948	No
254	GOM_NL__2PRFIN20040821_154131_000000392029_00369_12948_2713.N1	21-AUG-2004 15:41:31	Bright	38.500	92	53Eps Cyg	2.5000	4500.0	77	12948	No
255	GOM_NL__2PRFIN20040821_154313_000000402029_00369_12948_2714.N1	21-AUG-2004 15:43:13	Bright	39.500	66	37Gam Cyg	2.2080	5900.0	79	12948	No
256	GOM_NL__2PRFIN20040821_154441_000000372029_00369_12948_2715.N1	21-AUG-2004 15:44:41	Bright	37.000	144	18Del Cyg	2.8600	11000.	74	12948	No
257	GOM_NL__2PRFIN20040821_154806_000000432029_00369_12948_2716.N1	21-AUG-2004 15:48:06	Bright	42.500	69	33Gam Dra	2.2310	3800.0	85	12948	No
258	GOM_NL__2PRFIN20040821_154955_000000422029_00369_12948_2717.N1	21-AUG-2004 15:49:55	Bright	41.500	89	5Alp Cep	2.4510	8000.0	83	12948	No
259	GOM_NL__2PRFIN20040821_155403_000000482029_00369_12948_2718.N1	21-AUG-2004 15:54:03	Bright	48.000	74	11Bet Cas	2.2680	6600.0	96	12948	No
260	GOM_NL__2PRFIN20040821_155616_000000392029_00369_12948_2719.N1	21-AUG-2004 15:56:16	Bright	39.000	60	7Bet UMi	2.0810	3950.0	78	12948	No
261	GOM_NL__2PRFIN20040821_160344_000000552029_00369_12948_2720.N1	21-AUG-2004 16:03:44	Bright	54.500	160	23Gam Per	2.9300	4700.0	109	12948	No
262	GOM_NL__2PRFIN20040821_160549_000000612029_00369_12948_2721.N1	21-AUG-2004 16:05:49	Bright	60.500	35	33Alp Per	1.7950	6250.0	121	12948	No
263	GOM_NL__2PRFIN20040821_160945_000000542029_00369_12948_2722.N1	21-AUG-2004 16:09:45	Bright	54.000	6	13Alp Aur	0.080000	3400.0	108	12948	No
264	GOM_NL__2PRFIN20040821_161254_000000452029_00369_12948_2723.N1	21-AUG-2004 16:12:54	Bright	44.500	107	37The Aur	2.6490	11000.	89	12948	No
265	GOM_NL__2PRFIN20040821_161612_000000572029_00369_12948_2724.N1	21-AUG-2004 16:16:12	Tw_i_and_stray	57.000	28	12Bet Tau	1.6500	15200.	114	12948	No
266	GOM_NL__2PRFIN20040821_161905_000000452029_00369_12948_2725.N1	21-AUG-2004 16:19:05	Tw_i_and_stray	44.500	44	24Gam Gem	1.9280	11000.	89	12948	No
267	GOM_NL__2PRFIN20040821_162253_000000642029_00369_12948_2726.N1	21-AUG-2004 16:22:53	Dark	64.000	14	58Alp Ori	0.87000	3000.0	128	12948	No
268	GOM_NL__2PRFIN20040821_162424_000000592029_00369_12948_2727.N1	21-AUG-2004 16:24:24	Dark	59.000	27	24Gam Ori	1.6360	26000.	118	12948	No
269	GOM_NL__2PRFIN20040821_162621_000000552029_00369_12948_2728.N1	21-AUG-2004 16:26:21	Dark	55.000	30	46Eps Ori	1.6940	30000.	110	12948	No
270	GOM_NL__2PRFIN20040821_162821_000000482029_00369_12948_2729.N1	21-AUG-2004 16:28:21	Dark	48.000	1	9Alp CMa	-1.4400	11000.	96	12948	No
271	GOM_NL__2PRFIN20040821_162952_000000392029_00369_12948_2730.N1	21-AUG-2004 16:29:52	Dark	39.000	179	24Omi2CMa	3.0320	24000.	78	12948	No
272	GOM_NL__2PRFIN20040821_163119_000000452029_00369_12948_2731.N1	21-AUG-2004 16:31:19	Dark	45.000	23	21Eps CMa	1.5020	26000.	90	12948	No
273	GOM_NL__2PRFIN20040821_163310_000000482029_00369_12948_2732.N1	21-AUG-2004 16:33:10	Dark	47.500	117	Pi Pup	2.7060	3800.0	95	12948	No
274	GOM_NL__2PRFIN20040821_163809_000000522029_00369_12948_2733.N1	21-AUG-2004 16:38:09	Dark	52.000	2	Alp Car	-0.73600	7000.0	104	12948	No
275	GOM_NL__2PRFIN20040821_164547_000000552029_00370_12949_2702.N1	21-AUG-2004 16:45:47	Dark	55.000	157	The1Eri	2.9060	9300.0	110	12949	No
276	GOM_NL__2PRFIN20040821_164910_000000482029_00370_12949_2703.N1	21-AUG-2004 16:49:10	Dark	47.500	9	Alp Eri	0.45300	24000.	95	12949	No
277	GOM_NL__2PRFIN20040821_165424_000000422029_00370_12949_2704.N1	21-AUG-2004 16:54:24	Straylight	41.500	148	Alp Tuc	2.8780	4100.0	83	12949	No
278	GOM_NL__2PRFIN20040821_165646_000000392029_00370_12949_2705.N1	21-AUG-2004 16:56:46	Straylight	38.500	45	Alp Pav	1.9400	26000.	77	12949	No

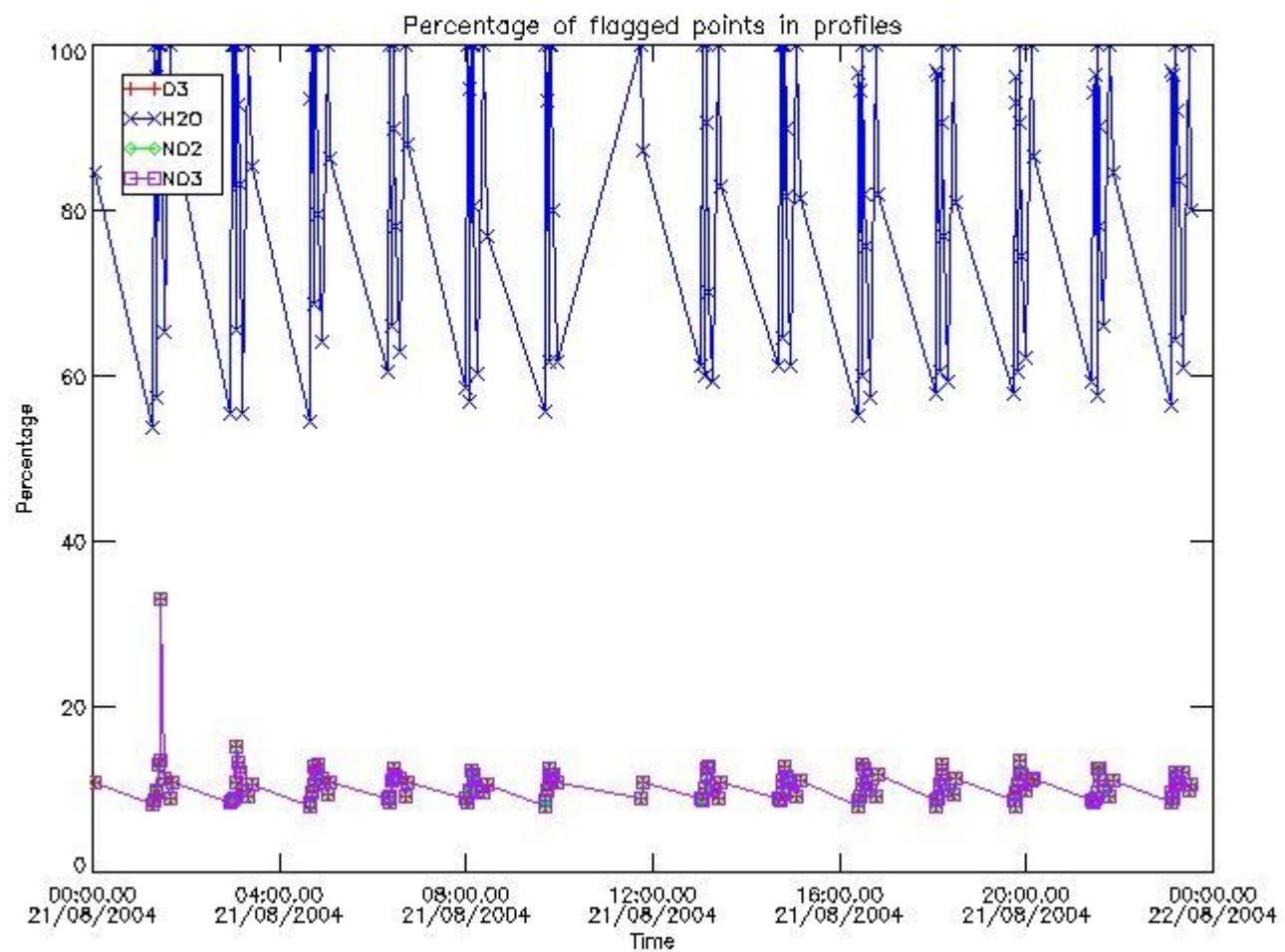
279	GOM_NL__2PRFIN20040821_170201_000000552029_00370_12949_2706.N1	21-AUG-2004 17:02:01	Twilight	55.000	18	24Alp PsA	1.1660	9700.0	110	12949	No
280	GOM_NL__2PRFIN20040821_170718_000000442029_00370_12949_2707.N1	21-AUG-2004 17:07:18	Bright	43.500	142	49Del Cap	2.8500	8900.0	87	12949	No
281	GOM_NL__2PRFIN20040821_171036_000000422029_00370_12949_2708.N1	21-AUG-2004 17:10:36	Bright	42.000	154	22Bet Aqr	2.8990	5700.0	84	12949	No
282	GOM_NL__2PRFIN20040821_171224_000000462029_00370_12949_2709.N1	21-AUG-2004 17:12:24	Bright	45.500	162	34Alp Aqr	2.9440	5350.0	91	12949	No
283	GOM_NL__2PRFIN20040821_171514_000000392029_00370_12949_2710.N1	21-AUG-2004 17:15:14	Bright	38.500	11	53Alp Aql	0.76500	8000.0	77	12949	No
284	GOM_NL__2PRFIN20040821_171719_000000382029_00370_12949_2711.N1	21-AUG-2004 17:17:19	Bright	38.000	168	17Zet Aql	2.9860	11000.	76	12949	No
285	GOM_NL__2PRFIN20040821_171952_000000592029_00370_12949_2712.N1	21-AUG-2004 17:19:52	Bright	59.000	90	54Alp Peg	2.4870	11000.	118	12949	No
286	GOM_NL__2PRFIN20040821_172207_000000372029_00370_12949_2713.N1	21-AUG-2004 17:22:07	Bright	37.000	92	53Eps Cyg	2.5000	4500.0	74	12949	No
287	GOM_NL__2PRFIN20040821_172349_000000392029_00370_12949_2714.N1	21-AUG-2004 17:23:49	Bright	38.500	66	37Gam Cyg	2.2080	5900.0	77	12949	No
288	GOM_NL__2PRFIN20040821_172517_000000372029_00370_12949_2715.N1	21-AUG-2004 17:25:17	Bright	36.500	144	18Del Cyg	2.8600	11000.	73	12949	No
289	GOM_NL__2PRFIN20040821_172843_000000362029_00370_12949_2716.N1	21-AUG-2004 17:28:43	Bright	35.500	69	33Gam Dra	2.2310	3800.0	71	12949	No
290	GOM_NL__2PRFIN20040821_173033_000000402029_00370_12949_2717.N1	21-AUG-2004 17:30:33	Bright	39.500	89	5Alp Cep	2.4510	8000.0	79	12949	No
291	GOM_NL__2PRFIN20040821_173439_000000492029_00370_12949_2718.N1	21-AUG-2004 17:34:39	Bright	48.500	74	11Bet Cas	2.2680	6600.0	97	12949	No
292	GOM_NL__2PRFIN20040821_173651_000000412029_00370_12949_2719.N1	21-AUG-2004 17:36:51	Bright	41.000	60	7Bet UMi	2.0810	3950.0	82	12949	No
293	GOM_NL__2PRFIN20040821_174419_000000582029_00370_12949_2720.N1	21-AUG-2004 17:44:19	Bright	57.500	160	23Gam Per	2.9300	4700.0	115	12949	No
294	GOM_NL__2PRFIN20040821_174625_000000622029_00370_12949_2721.N1	21-AUG-2004 17:46:25	Bright	61.500	35	33Alp Per	1.7950	6250.0	123	12949	No
295	GOM_NL__2PRFIN20040821_175020_000000572029_00370_12949_2722.N1	21-AUG-2004 17:50:20	Bright	57.000	6	13Alp Aur	0.080000	3400.0	114	12949	No
296	GOM_NL__2PRFIN20040821_175330_000000442029_00370_12949_2723.N1	21-AUG-2004 17:53:30	Bright	44.000	107	37The Aur	2.6490	11000.	88	12949	No
297	GOM_NL__2PRFIN20040821_175648_000000562029_00370_12949_2724.N1	21-AUG-2004 17:56:48	Twilight	56.000	28	12Bet Tau	1.6500	15200.	112	12949	No
298	GOM_NL__2PRFIN20040821_175941_000000472029_00370_12949_2725.N1	21-AUG-2004 17:59:41	Twilight	47.000	44	24Gam Gem	1.9280	11000.	94	12949	No
299	GOM_NL__2PRFIN20040821_180330_000000592029_00370_12949_2726.N1	21-AUG-2004 18:03:30	Dark	58.500	14	58Alp Ori	0.87000	3000.0	117	12949	No
300	GOM_NL__2PRFIN20040821_180501_000000642029_00370_12949_2727.N1	21-AUG-2004 18:05:01	Dark	63.500	27	24Gam Ori	1.6360	26000.	127	12949	No
301	GOM_NL__2PRFIN20040821_180658_000000572029_00370_12949_2728.N1	21-AUG-2004 18:06:58	Dark	57.000	30	46Eps Ori	1.6940	30000.	114	12949	No
302	GOM_NL__2PRFIN20040821_180858_000000492029_00370_12949_2729.N1	21-AUG-2004 18:08:58	Dark	48.500	1	9Alp CMa	-1.4400	11000.	97	12949	No
303	GOM_NL__2PRFIN20040821_181028_000000392029_00370_12949_2730.N1	21-AUG-2004 18:10:28	Dark	39.000	179	24Omi2CMa	3.0320	24000.	78	12949	No
304	GOM_NL__2PRFIN20040821_181156_000000442029_00370_12949_2731.N1	21-AUG-2004 18:11:56	Dark	43.500	23	21Eps CMa	1.5020	26000.	87	12949	No
305	GOM_NL__2PRFIN20040821_181347_000000482029_00370_12949_2732.N1	21-AUG-2004 18:13:47	Dark	48.000	117	Pi Pup	2.7060	3800.0	96	12949	No
306	GOM_NL__2PRFIN20040821_181845_000000522029_00370_12949_2733.N1	21-AUG-2004 18:18:45	Dark	52.000	2	Alp Car	-0.73600	7000.0	104	12949	No
307	GOM_NL__2PRFIN20040821_182624_000000542029_00371_12950_2703.N1	21-AUG-2004 18:26:24	Dark	54.000	157	The1Eri	2.9060	9300.0	108	12950	No
308	GOM_NL__2PRFIN20040821_182947_000000452029_00371_12950_2704.N1	21-AUG-2004 18:29:47	Dark	45.000	9	Alp Eri	0.45300	24000.	90	12950	No
309	GOM_NL__2PRFIN20040821_183539_000000652029_00371_12950_2705.N1	21-AUG-2004 18:35:39	Straylight	65.000	84	Alp Phe	2.3970	4500.0	130	12950	No
310	GOM_NL__2PRFIN20040821_183837_000000482029_00371_12950_2706.N1	21-AUG-2004 18:38:37	Straylight	47.500	31	Alp Gru	1.7340	15200.	95	12950	No
311	GOM_NL__2PRFIN20040821_184238_000000552029_00371_12950_2707.N1	21-AUG-2004 18:42:38	Twilight	54.500	18	24Alp PsA	1.1660	9700.0	109	12950	No
312	GOM_NL__2PRFIN20040821_184754_000000432029_00371_12950_2708.N1	21-AUG-2004 18:47:54	Bright	43.000	142	49Del Cap	2.8500	8900.0	86	12950	No
313	GOM_NL__2PRFIN20040821_185112_000000422029_00371_12950_2709.N1	21-AUG-2004 18:51:12	Bright	42.000	154	22Bet Aqr	2.8990	5700.0	84	12950	No
314	GOM_NL__2PRFIN20040821_185259_000000462029_00371_12950_2710.N1	21-AUG-2004 18:52:59	Bright	45.500	162	34Alp Aqr	2.9440	5350.0	91	12950	No
315	GOM_NL__2PRFIN20040821_185550_000000392029_00371_12950_2711.N1	21-AUG-2004 18:55:50	Bright	38.500	11	53Alp Aql	0.76500	8000.0	77	12950	No
316	GOM_NL__2PRFIN20040821_190026_000000592029_00371_12950_2712.N1	21-AUG-2004 19:00:26	Bright	58.500	90	54Alp Peg	2.4870	11000.	117	12950	No
317	GOM_NL__2PRFIN20040821_190243_000000392029_00371_12950_2713.N1	21-AUG-2004 19:02:43	Bright	39.000	92	53Eps Cyg	2.5000	4500.0	78	12950	No
318	GOM_NL__2PRFIN20040821_190425_000000402029_00371_12950_2714.N1	21-AUG-2004 19:04:25	Bright	39.500	66	37Gam Cyg	2.2080	5900.0	79	12950	No
319	GOM_NL__2PRFIN20040821_190552_000000372029_00371_12950_2715.N1	21-AUG-2004 19:05:52	Bright	37.000	144	18Del Cyg	2.8600	11000.	74	12950	No
320	GOM_NL__2PRFIN20040821_190918_000000422029_00371_12950_2716.N1	21-AUG-2004 19:09:18	Bright	42.000	69	33Gam Dra	2.2310	3800.0	84	12950	No
321	GOM_NL__2PRFIN20040821_191109_000000402029_00371_12950_2717.N1	21-AUG-2004 19:11:09	Bright	39.500	89	5Alp Cep	2.4510	8000.0	79	12950	No
322	GOM_NL__2PRFIN20040821_191513_000000502029_00371_12950_2718.N1	21-AUG-2004 19:15:13	Bright	50.000	74	11Bet Cas	2.2680	6600.0	100	12950	No
323	GOM_NL__2PRFIN20040821_191729_000000402029_00371_12950_2719.N1	21-AUG-2004 19:17:29	Bright	39.500	60	7Bet UMi	2.0810	3950.0	79	12950	No
324	GOM_NL__2PRFIN20040821_192454_000000582029_00371_12950_2720.N1	21-AUG-2004 19:24:54	Bright	58.000	160	23Gam Per	2.9300	4700.0	116	12950	No
325	GOM_NL__2PRFIN20040821_192659_000000612029_00371_12950_2721.N1	21-AUG-2004 19:26:59	Bright	60.500	35	33Alp Per	1.7950	6250.0	121	12950	No
326	GOM_NL__2PRFIN20040821_193230_000002552029_00371_12950_2722.N1	21-AUG-2004 19:32:30	Twilight	255.00	173	4Bet Tri	3.0040	8900.0	510	12950	No
327	GOM_NL__2PRFIN20040821_193724_000000572029_00371_12950_2723.N1	21-AUG-2004 19:37:24	Twilight	56.500	28	12Bet Tau	1.6500	15200.	113	12950	No
328	GOM_NL__2PRFIN20040821_194017_000000492029_00371_12950_2724.N1	21-AUG-2004 19:40:17	Twilight	48.500	44	24Gam Gem	1.9280	11000.	97	12950	No
329	GOM_NL__2PRFIN20040821_194407_000000592029_00371_12950_2725.N1	21-AUG-2004 19:44:07	Dark	58.500	14	58Alp Ori	0.87000	3000.0	117	12950	No
330	GOM_NL__2PRFIN20040821_194537_000000642029_00371_12950_2726.N1	21-AUG-2004 19:45:37	Dark	64.000	27	24Gam Ori	1.6360	26000.	128	12950	No
331	GOM_NL__2PRFIN20040821_194735_000000582029_00371_12950_2727.N1	21-AUG-2004 19:47:35	Dark	57.500	30	46Eps Ori	1.6940	30000.	115	12950	No
332	GOM_NL__2PRFIN20040821_194934_000000492029_00371_12950_2728.N1	21-AUG-2004 19:49:34	Dark	48.500	1	9Alp CMa	-1.4400	11000.	97	12950	No
333	GOM_NL__2PRFIN20040821_195105_000000382029_00371_12950_2729.N1	21-AUG-2004 19:51:05	Dark	38.000	179	24Omi2CMa	3.0320	24000.	76	12950	No
334	GOM_NL__2PRFIN20040821_195232_000000442029_00371_12950_2730.N1	21-AUG-2004 19:52:32	Dark	43.500	23	21Eps CMa	1.5020	26000.	87	12950	No
335	GOM_NL__2PRFIN20040821_195423_000000442029_00371_12950_2731.N1	21-AUG-2004 19:54:23	Dark	43.500	117	Pi Pup	2.7060	3800.0	87	12950	No
336	GOM_NL__2PRFIN20040821_195922_000000522029_00371_12950_2732.N1	21-AUG-2004 19:59:22	Dark	52.000	2	Alp Car	-0.73600	7000.0	104	12950	No
337	GOM_NL__2PRFIN20040821_200702_000000552029_00372_12951_2882.N1	21-AUG-2004 20:07:02	Dark	55.000	157	The1Eri	2.9060	9300.0	110	12951	No

397	GOM_NL__2PRFIN20040821_232815_000000562029_00374_12953_2884.N1	21-AUG-2004 23:28:15	Dark	56.000	157	The1Eri	2.9060	9300.0	112	12953	No
398	GOM_NL__2PRFIN20040821_233136_000000482029_00374_12953_2885.N1	21-AUG-2004 23:31:36	Dark	48.000	9	Alp Eri	0.45300	24000.	96	12953	No
399	GOM_NL__2PRFIN20040821_233729_000000642029_00374_12953_2886.N1	21-AUG-2004 23:37:29	Straylight	63.500	84	Alp Phe	2.3970	4500.0	127	12953	No
400	GOM_NL__2PRFIN20040821_234025_000000432029_00374_12953_2887.N1	21-AUG-2004 23:40:25	Straylight	42.500	31	Alp Gru	1.7340	15200.	85	12953	No
401	GOM_NL__2PRFIN20040821_234426_000000552029_00374_12953_2888.N1	21-AUG-2004 23:44:26	Twilight_and_stray	54.500	18	24Alp PsA	1.1660	9700.0	109	12953	No
402	GOM_NL__2PRFIN20040821_234939_000000462029_00374_12953_2889.N1	21-AUG-2004 23:49:39	Bright	46.000	142	49Del Cap	2.8500	8900.0	92	12953	No
403	GOM_NL__2PRFIN20040821_235300_000000422029_00374_12953_2890.N1	21-AUG-2004 23:53:00	Bright	42.000	154	22Bet Aqr	2.8990	5700.0	84	12953	No
404	GOM_NL__2PRFIN20040821_235446_000000462029_00374_12953_2891.N1	21-AUG-2004 23:54:46	Bright	45.500	162	34Alp Aqr	2.9440	5350.0	91	12953	No
405	GOM_NL__2PRFIN20040821_235739_000000372029_00374_12953_2892.N1	21-AUG-2004 23:57:39	Bright	37.000	11	53Alp Aql	0.76500	8000.0	74	12953	No

3. Quality information per product

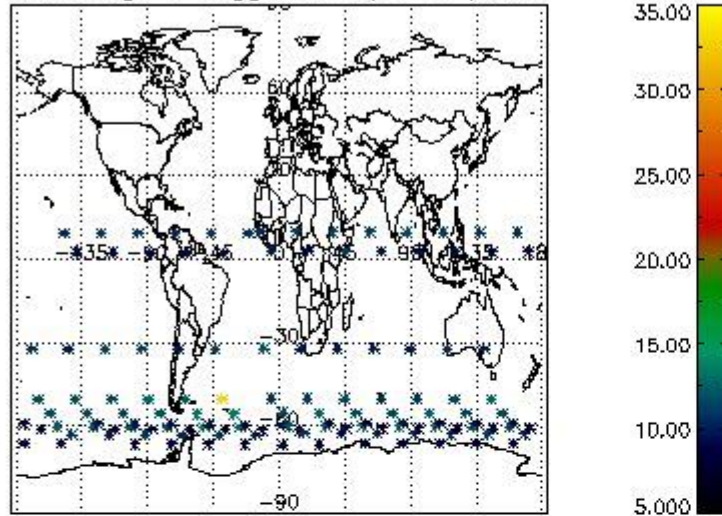
In this section it is plotted some information contained in the Quality Summary data set of the level 2 products. Only products in dark limb conditions and without errors (error flag in the MPH set to "0") are used.

3.1 Plot quality information per product (time dependant)

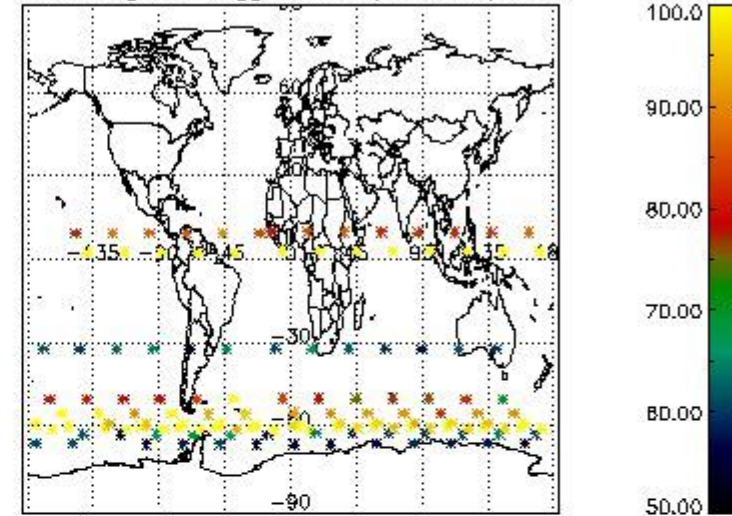


3.2 Plot quality information per product (world map)

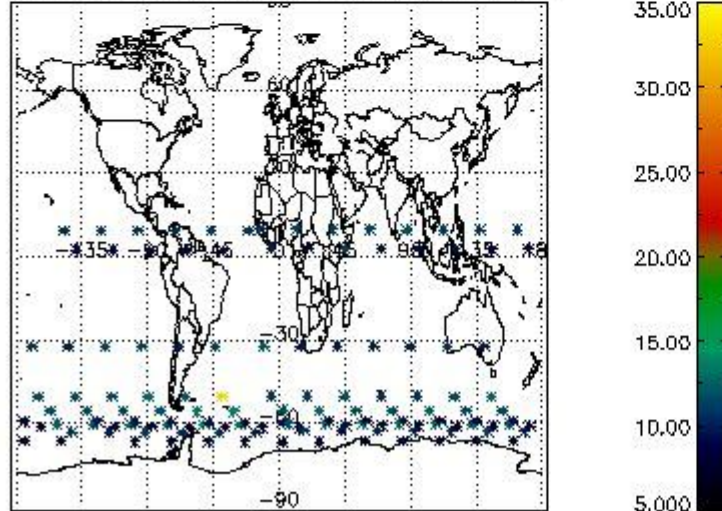
Percentage of flagged data per O3 profile



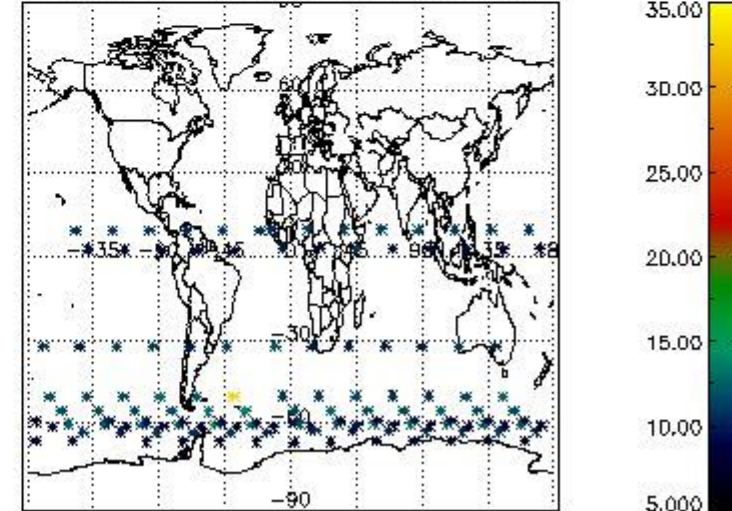
Percentage of flagged data per H2O profile



Percentage of flagged data per NO2 profile



Percentage of flagged data per NO3 profile

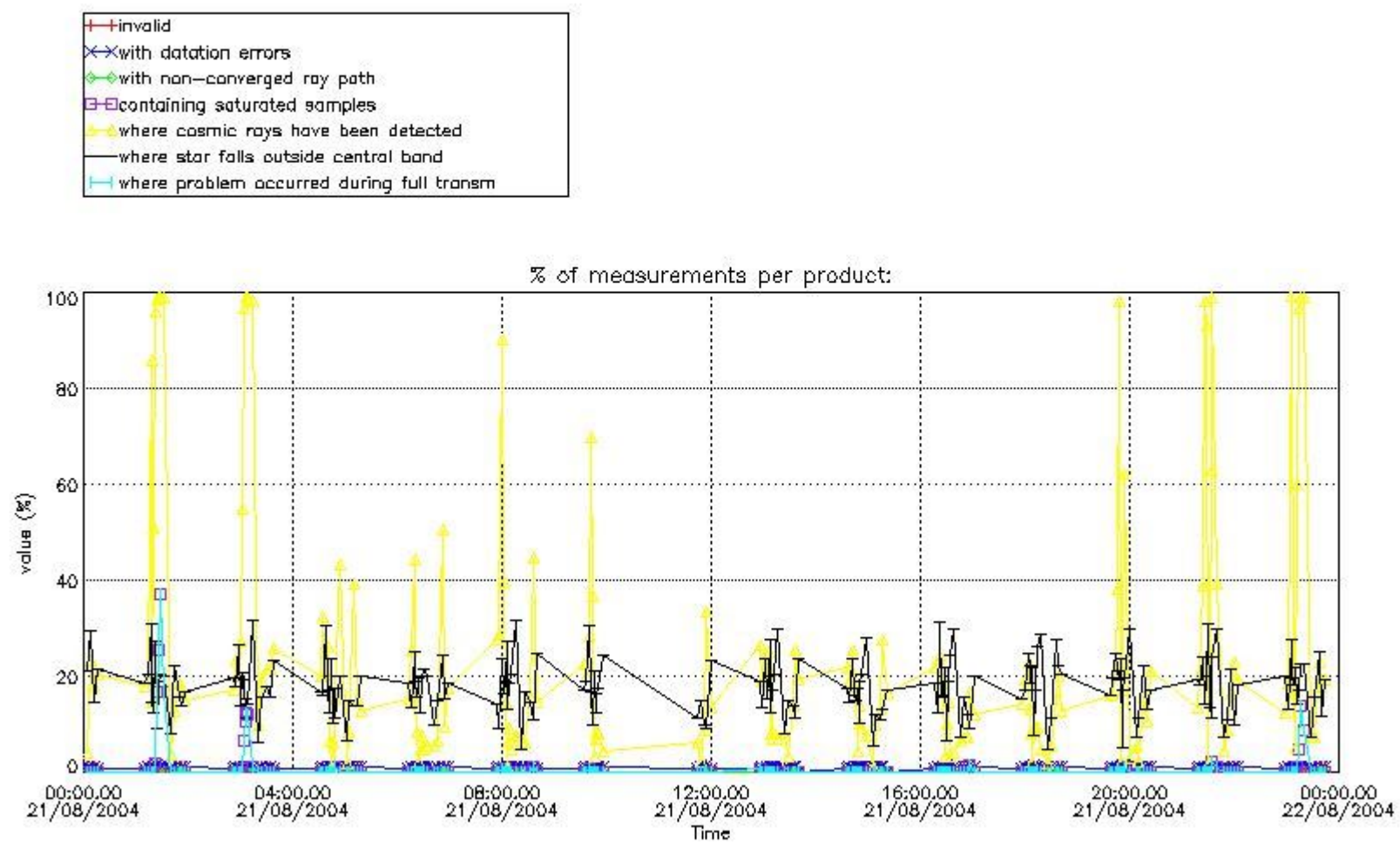


4. Level 1 quality information per product

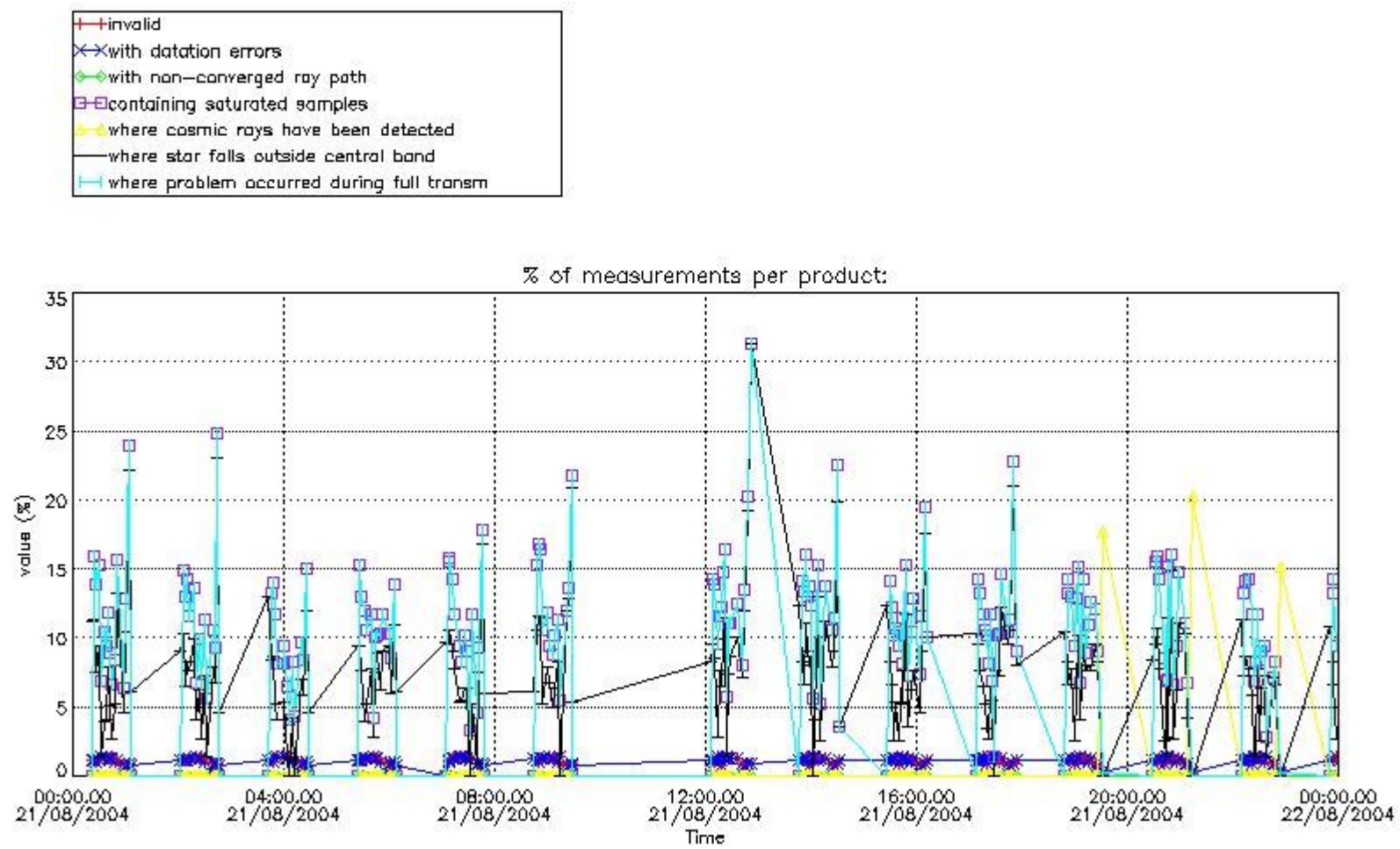
In this section it is plotted some information contained in the Quality Summary data set of the level 2 products that comes from the level 1b processing. Products without errors (error flag in the MPH set to "0") are used.

4.1 Plot quality information per product (time dependant) coming from level 1b processing

4.1.1 Plot level 1 quality information per product (time dependant): ENVISAT ASCENDING passes

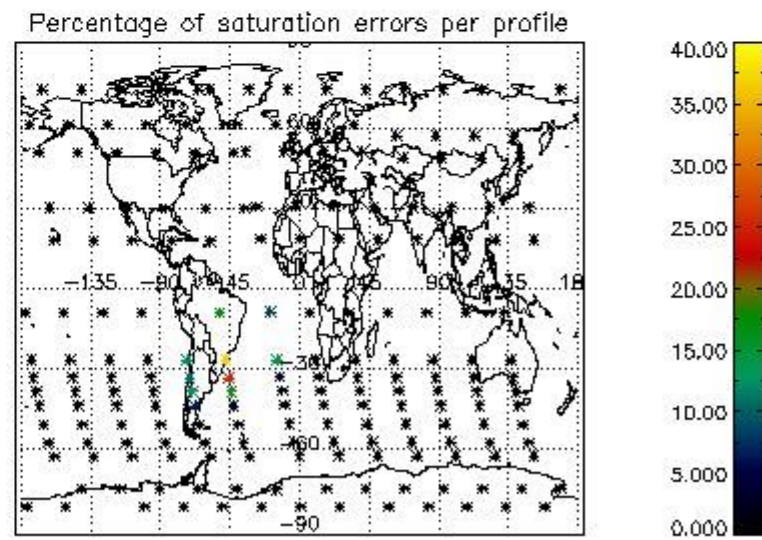
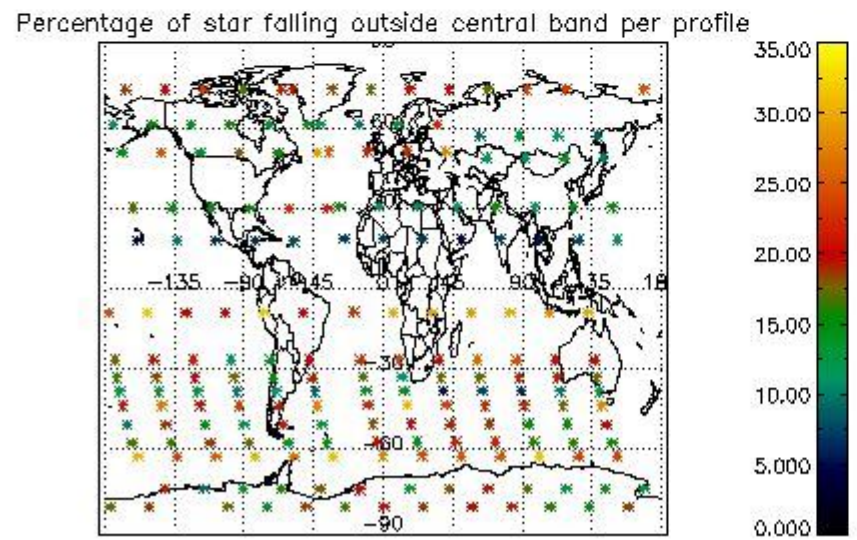
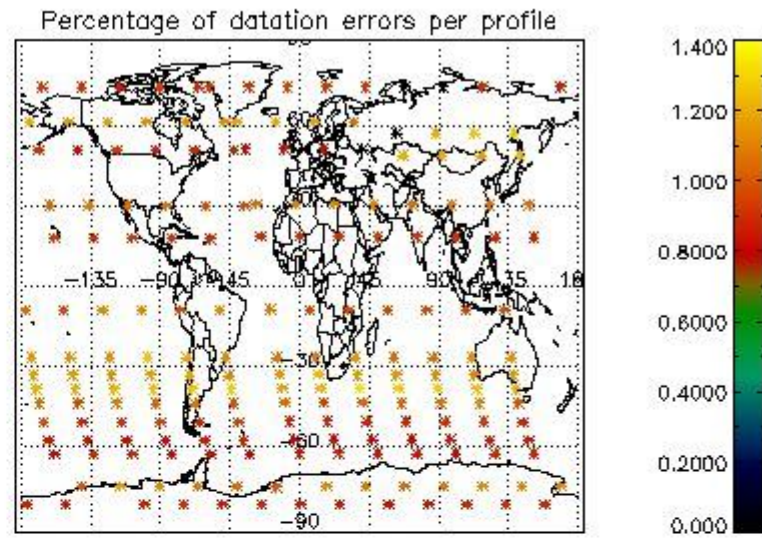
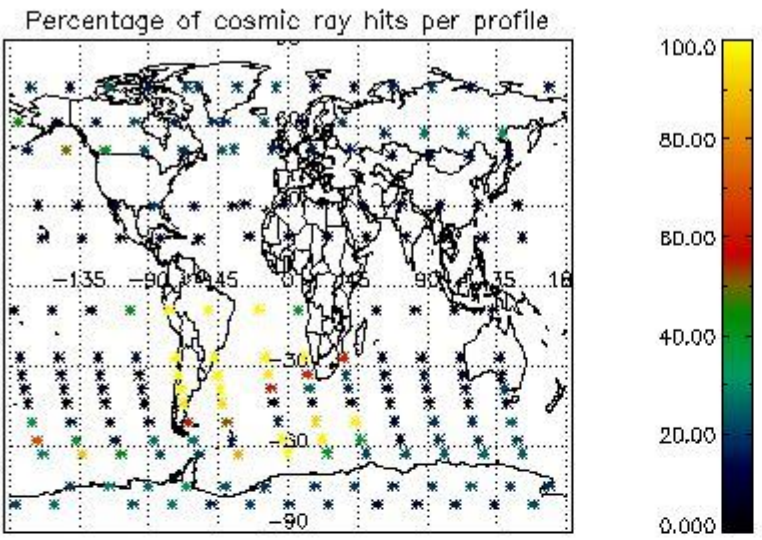


4.1.2 Plot level 1 quality information per product (time dependant): ENVI SAT DESCENDING passes

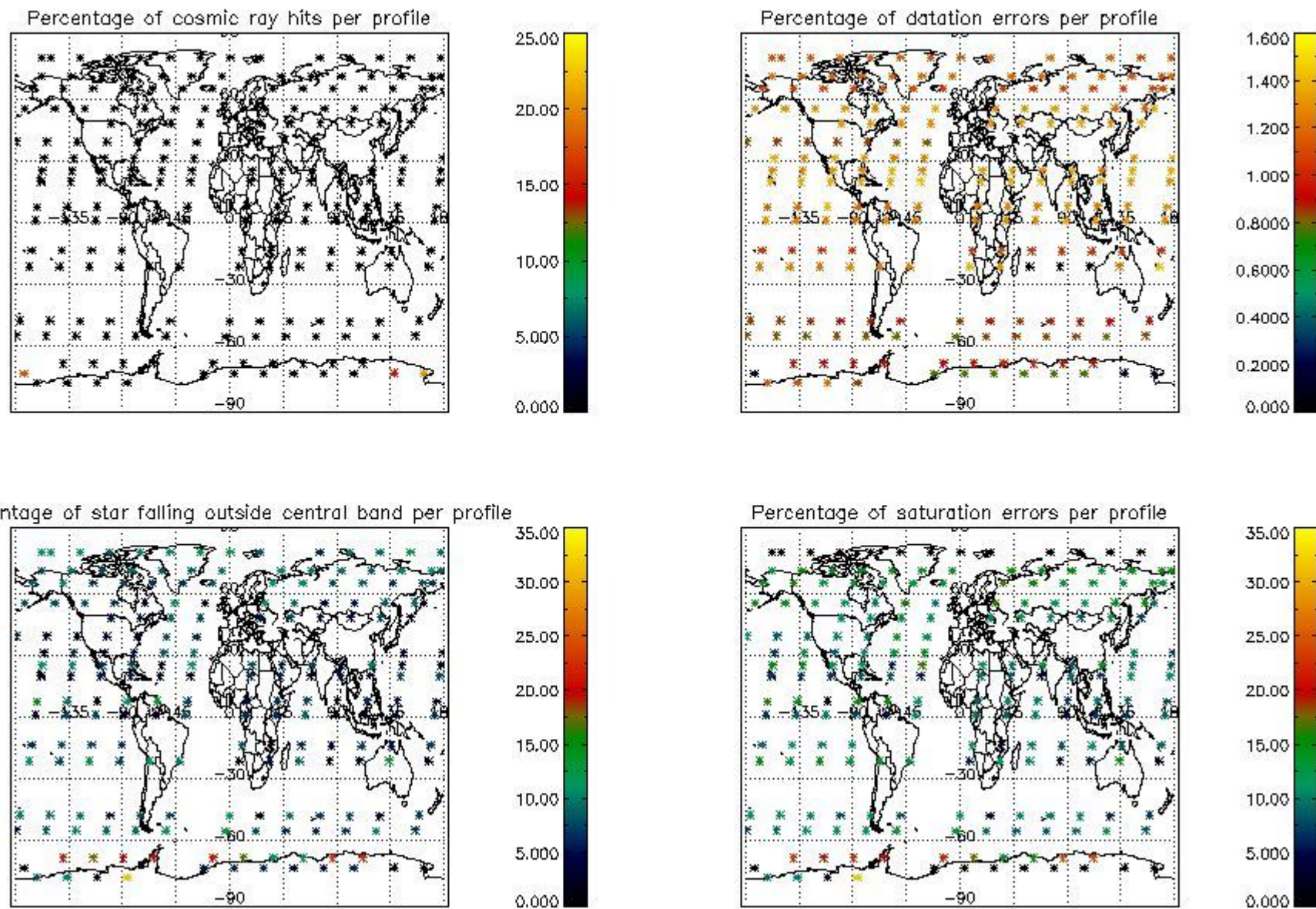


4.2 Plot quality information per product coming from level 1b processing (world map)

4.2.1 Plot level 1 quality information per product (world map): ENVISAT ASCENDING passes



4.2.2 Plot level 1 quality information per product (world map): ENVISAT DESCENDING passes



5. Trace gas profiles

5.1 Ozone statistics based on quality of products

The final quality of the products can be "measured" using the STD (Standard Deviation) attached to every point profile. This information is written to the parameter GOM_NL__2P/NL_LOCAL_SPECIES_DENSITY/o3_std of the level 2 products. The table below shows the statistics for given STD ranges.

The statistics are given with respect to the overall valid production:

- Products without fatal errors: GOM_NL__2P/MPH/PRODUCT_ERR=0
- Valid point profile: GOM_NL__2P/NL_LOCAL_SPECIES_DENSITY/pcd(0)=0

The 'Criteria' is applied to valid points of dark limb products:

- Products in dark limb illumination condition: GOM_NL__2P/NL_SUMMARY_QUALITY/obs_ill_cond=0
- Products without fatal errors: GOM_NL__2P/MPH/PRODUCT_ERR=0
- Valid point profile: GOM_NL__2P/NL_LOCAL_SPECIES_DENSITY/pcd(0)=0

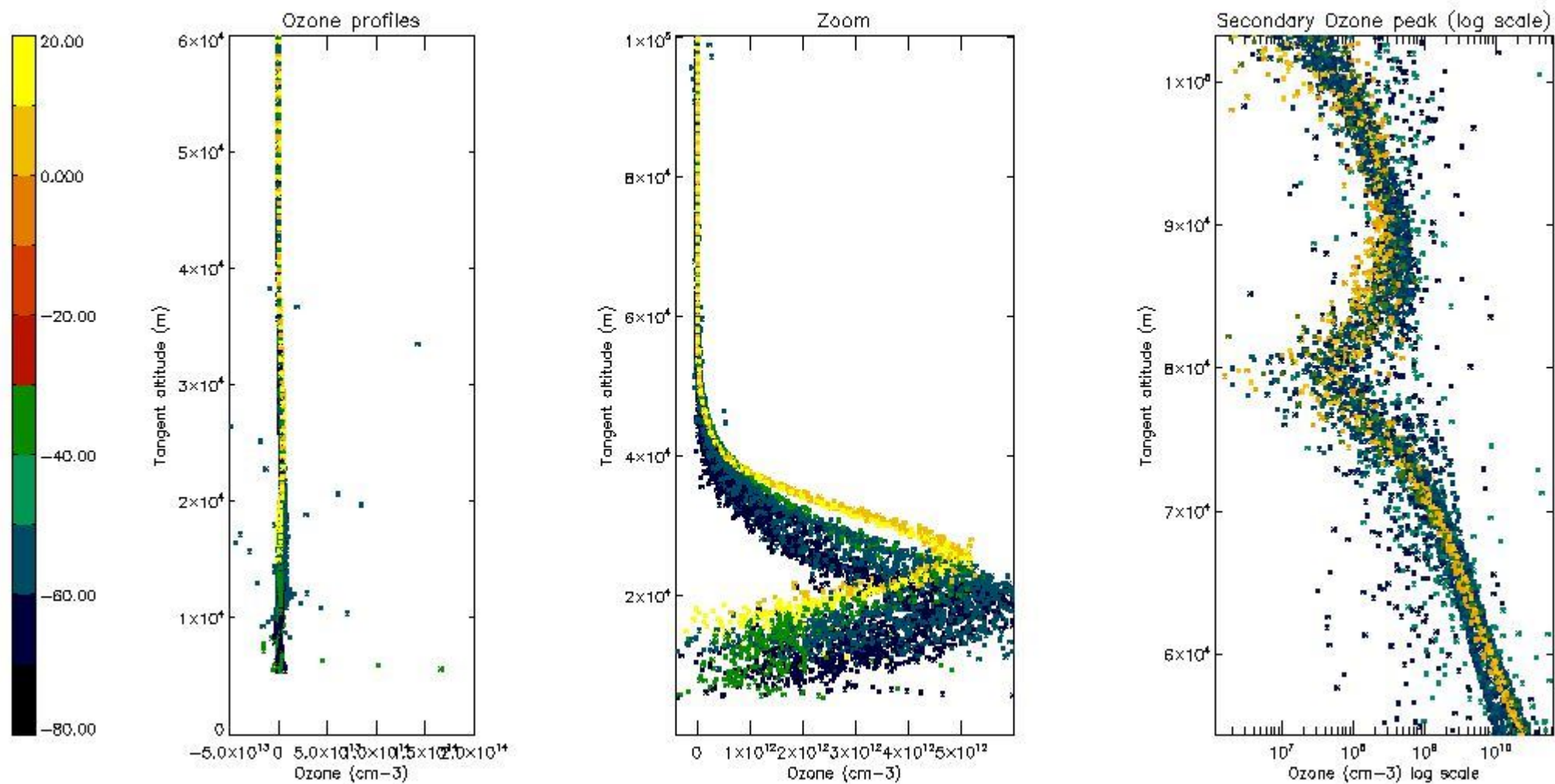
So, the table below shows the percentage of dark limb and valid observations for each criteria with respect to the overall valid daily observations.

Criteria	% of total production
All STD	34
STD < 20	21

STD < 10	18
STD < 5	14

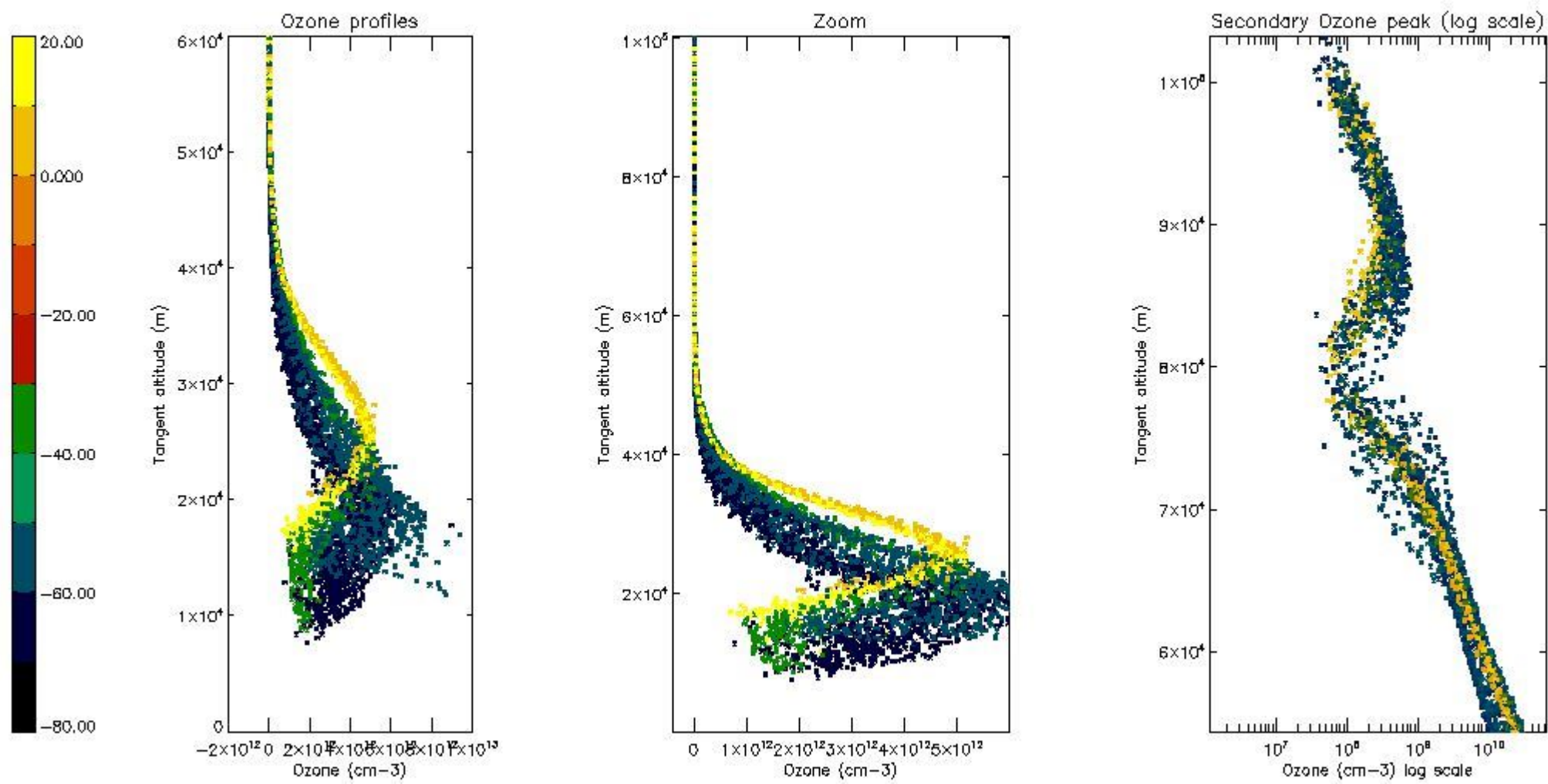
5.2 Plot ozone profiles for all STD (dark without errors)

The colorbar represents the latitude.



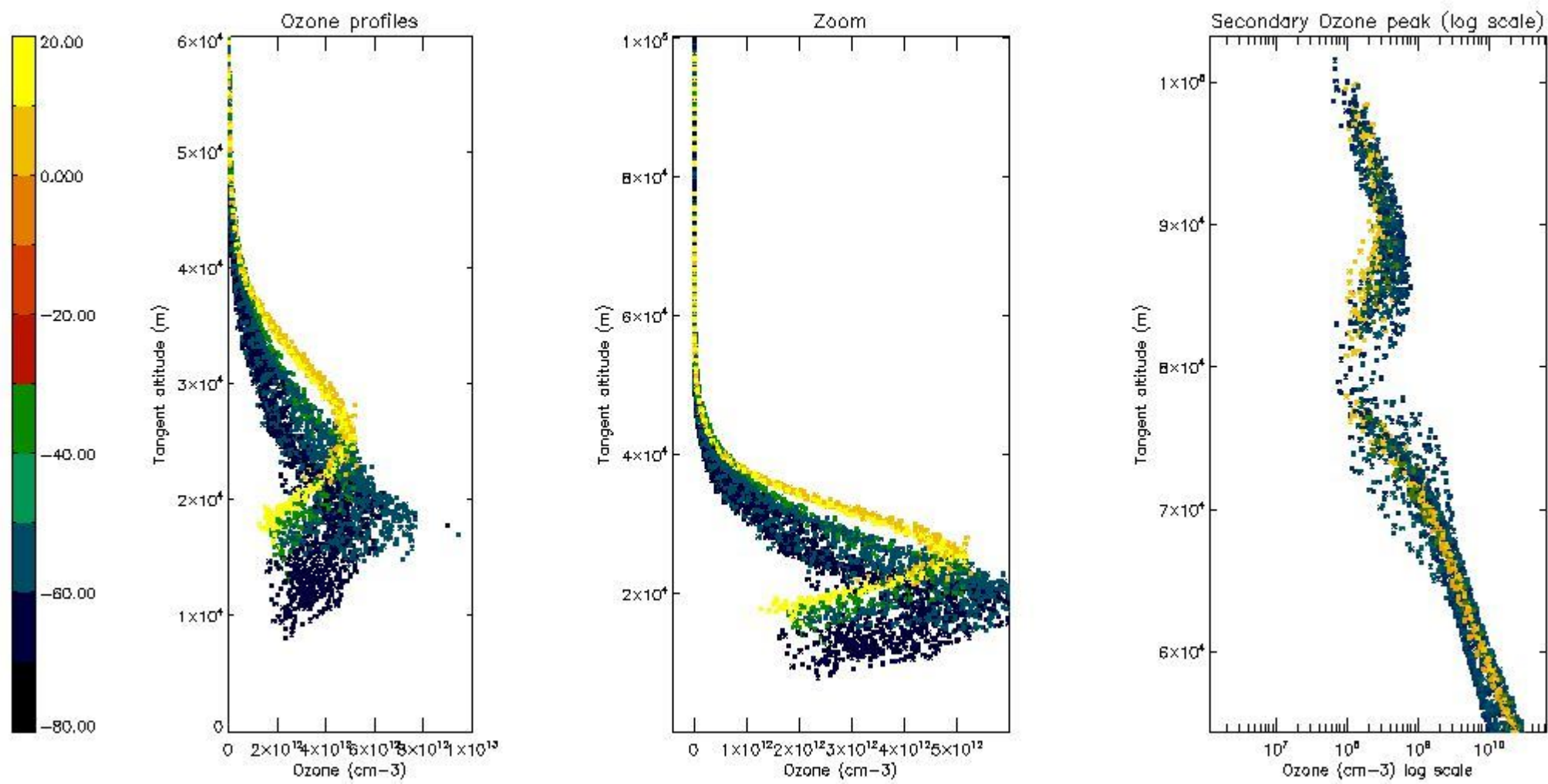
5.3 Plot ozone profiles where STD < 20% (dark without errors)

The colorbar represents the latitude.



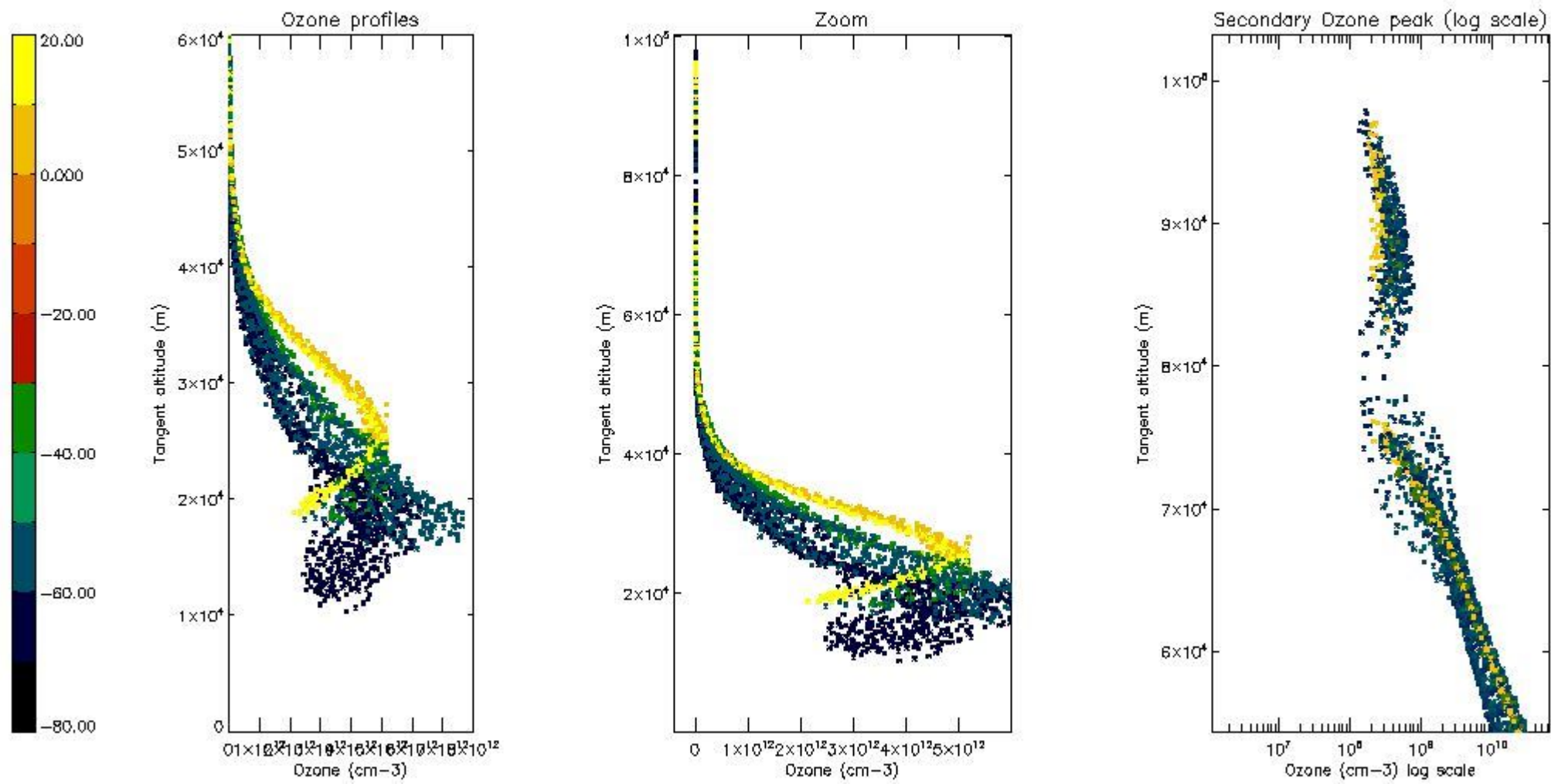
5.4 Plot ozone profiles where STD < 10% (dark without errors)

The colorbar represents the latitude.



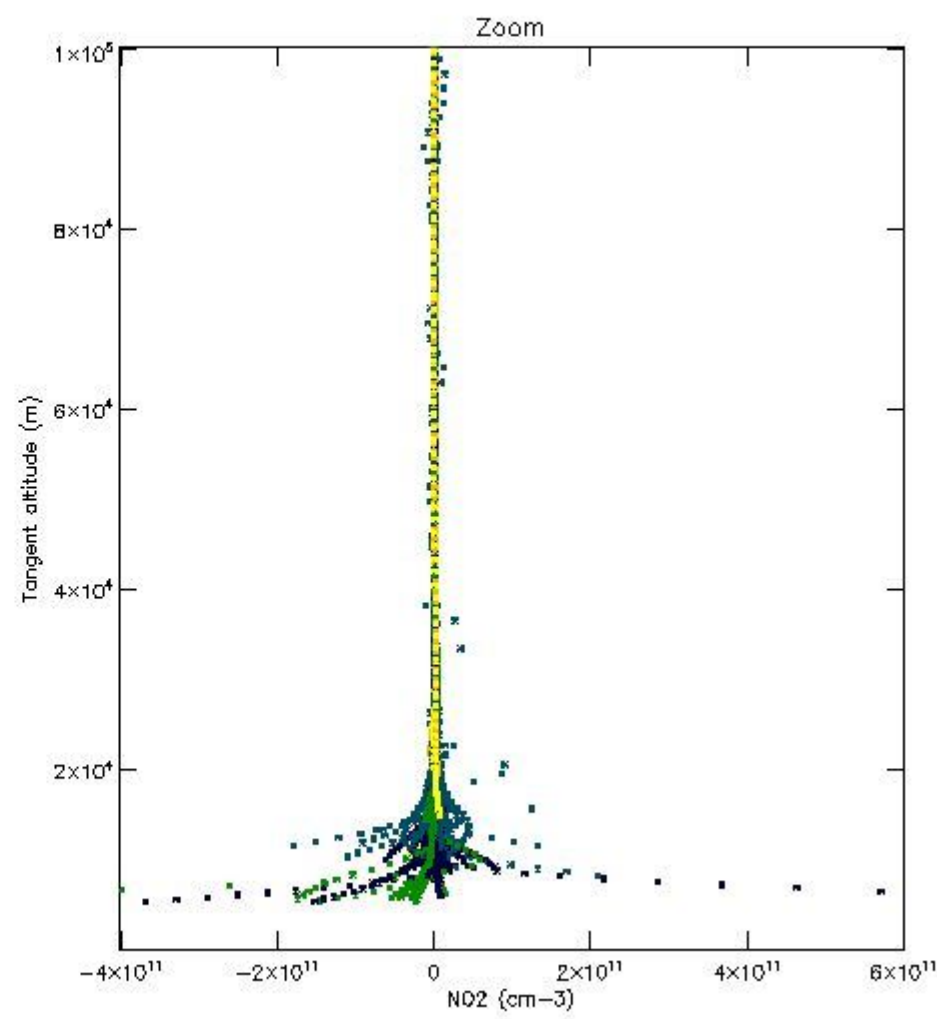
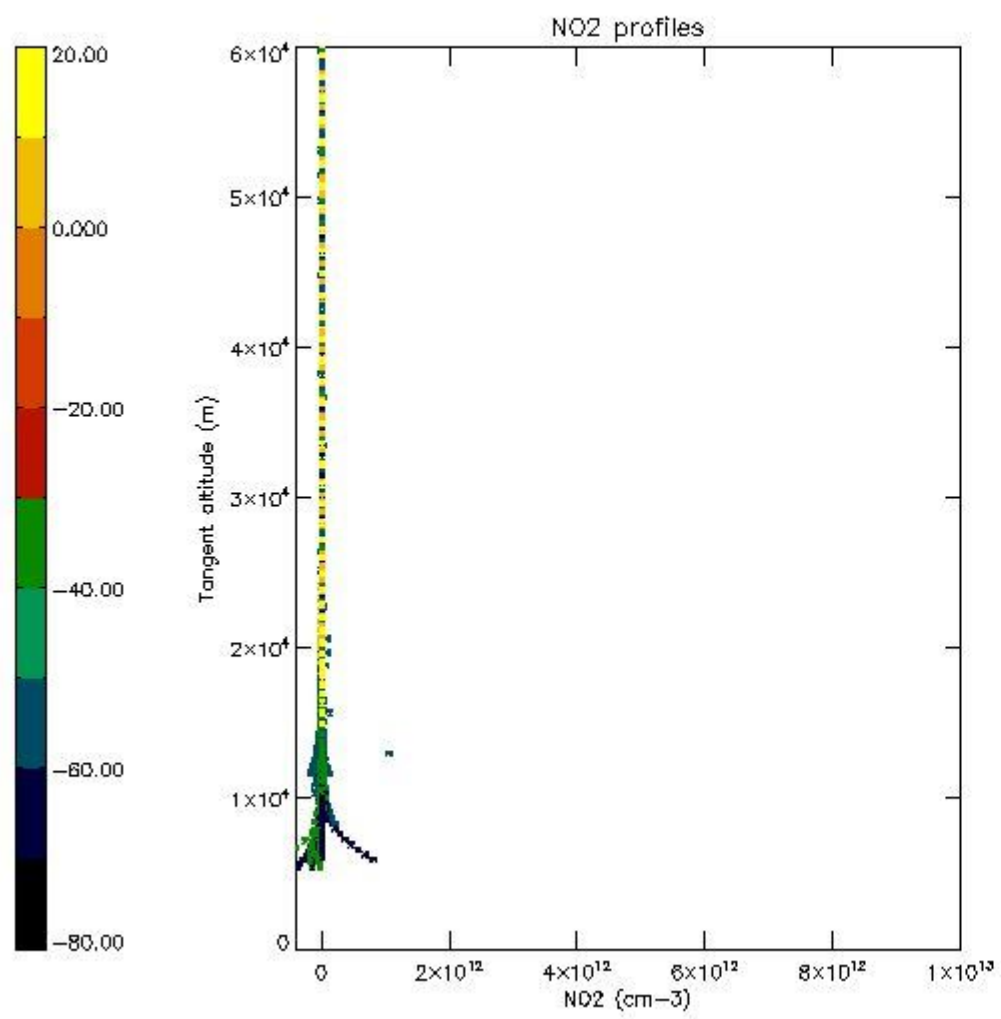
5.5 Plot ozone profiles where STD < 5% (dark without errors)

The colorbar represents the latitude.



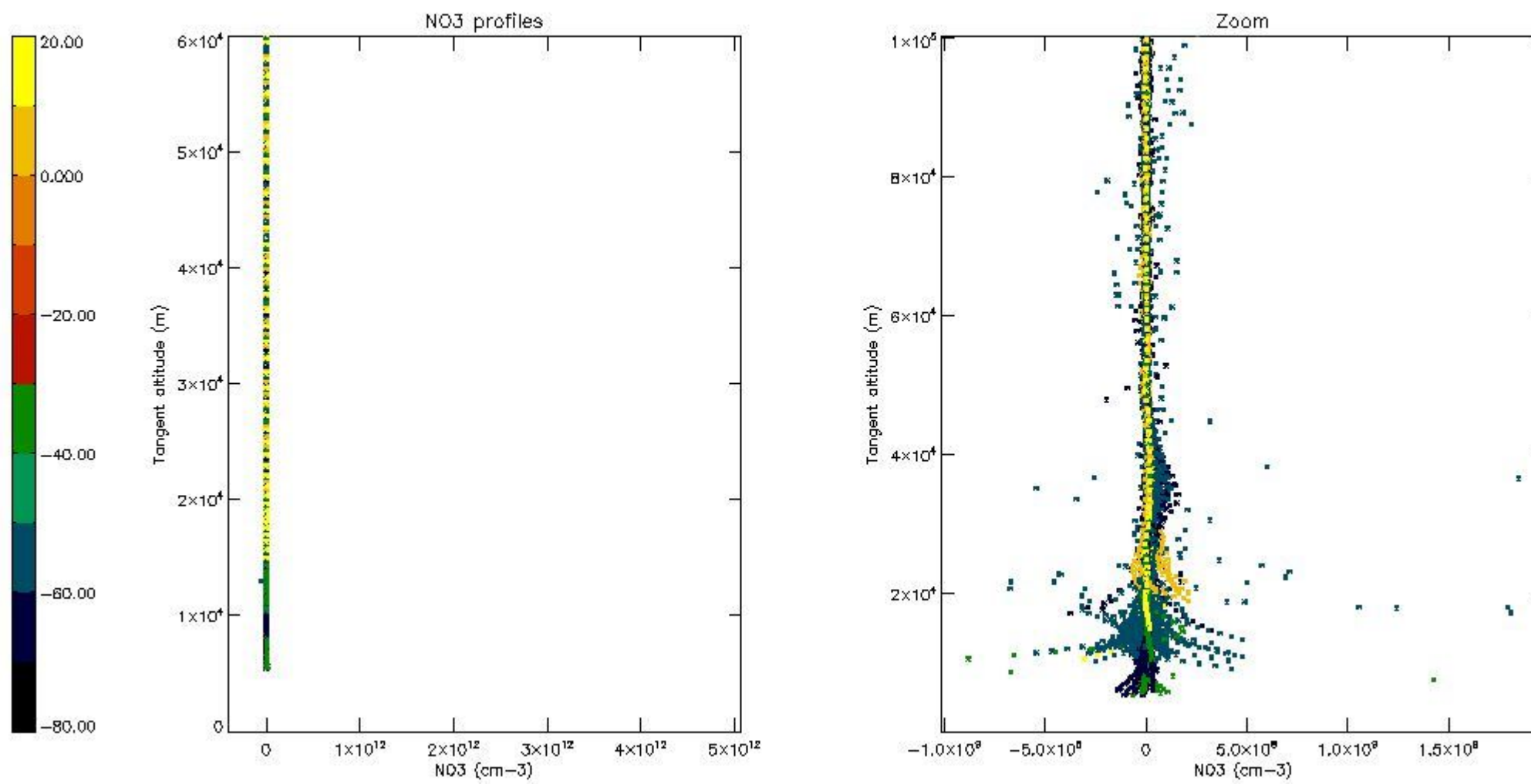
5.6 Plot NO₂ profiles for all STD (dark without errors)

The colorbar represents the latitude.



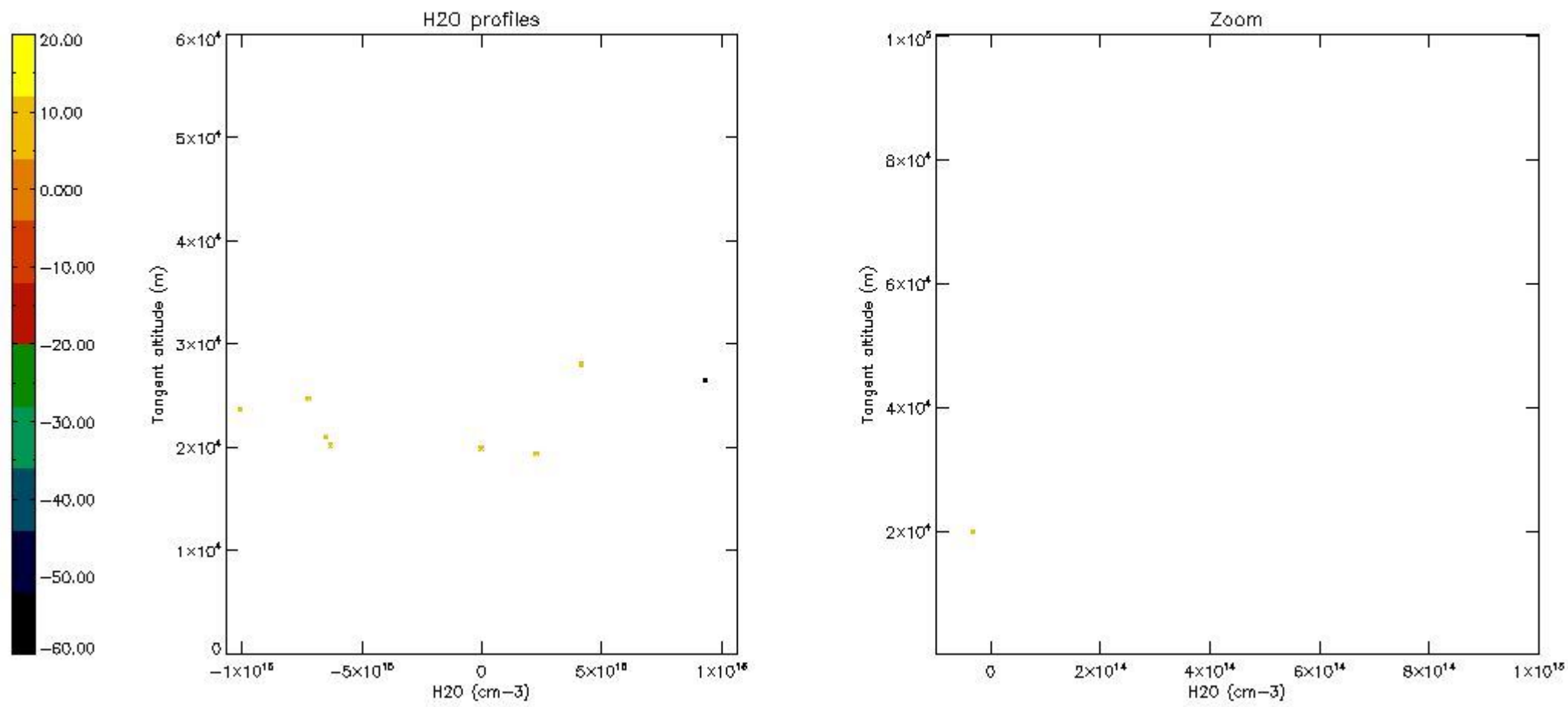
5.7 Plot NO3 profiles for all STD (dark without errors)

The colorbar represents the latitude.



5.8 Plot H2O profiles for all STD (only for occultations of stars 1,2,3,4,13,14,16,26,63 dark without errors)

The colorbar represents the latitude.



6. Auxiliary Data Files used for the production reported in section 2

The number reported in the third column indicates since which file (see list in section 2) the corresponding auxiliary file has been used. The fourth column is the date of those product files.

Type	Auxiliary Filename	Used since product	Used since product date
INST_PHYS_CHARACTERISTICS	GOM_INS_AXVIEC20091111_143220_20030716_120000_20500101_000000	1	21-AUG-2004 00:03:03
LEVEL-2_PROC_CONFIG	GOM_PR2_AXVIEC20091111_152718_20020301_000000_20500101_000000	1	21-AUG-2004 00:03:03
CROSS_SECTIONS_FILE	GOM_CRS_AXVIEC20091111_154832_20020301_000000_20500101_000000	1	21-AUG-2004 00:03:03

GOMOS Level 2 Daily Report

SUMMARY

[1. General Info](#)

[2. Summary of processed GOM_NL_2P products](#)

[3. Level 2 Quality information per product](#)

[3.1 Plot of level 2 quality information per product \(time dependant\)](#)

[3.2 Plot of level 2 quality information per product \(world map\)](#)

[4. Level 1 Quality information per product \(stored on level 2 products\)](#)

[4.1 Plot of level 1 quality information per product \(time dependant\)](#)

[4.1.1 Plot of level 1 quality information per product \(time dependant\): ASCENDING](#)

[4.1.2 Plot of level 1 quality information per product \(time dependant\): DESCENDING](#)

[4.2 Plot of level 1 quality information per product \(world map\)](#)

[4.2.1 Plot of level 1 quality information per product \(world map\): ASCENDING](#)

[4.2.2 Plot of level 1 quality information per product \(world map\): DESCENDING](#)

[5. Ozone profiles based on quality statistics and other trace gas profiles](#)

[5.1 Ozone statistics based on quality of products](#)

[5.2 Plot ozone profiles for all STD \(dark without errors\)](#)

[5.3 Plot ozone profiles where STD < 20% \(dark without errors\)](#)

[5.4. Plot ozone profiles where STD < 10% \(dark without errors\)](#)

[5.5. Plot ozone profiles where STD < 5% \(dark without errors\)](#)

[5.6 Plot NO2 profiles for all STD \(dark without errors\)](#)

[5.7 Plot NO3 profiles for all STD \(dark without errors\)](#)

[5.8 Plot H2O profiles \(only for occultations of stars 1,2,3,4,13,14,16,26,63 dark without errors\) for all STD](#)

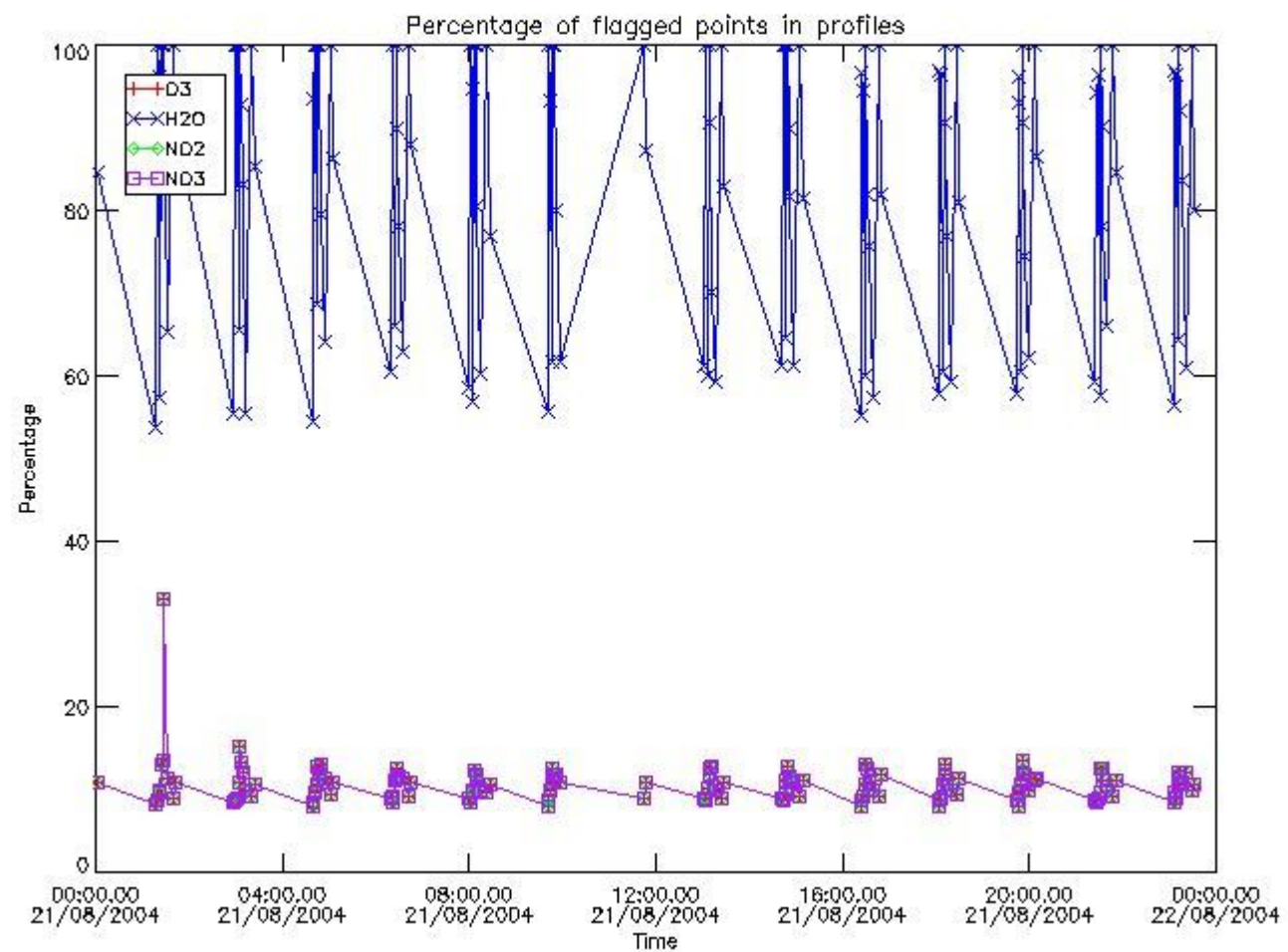
[6. Auxiliary Data Files used for the production reported in section 2](#)

397	GOM_NL__2PRFIN20040821_232815_000000562029_00374_12953_2884.N1	21-AUG-2004 23:28:15	Dark	56.000	157	The1Eri	2.9060	9300.0	112	12953	No
398	GOM_NL__2PRFIN20040821_233136_000000482029_00374_12953_2885.N1	21-AUG-2004 23:31:36	Dark	48.000	9	Alp Eri	0.45300	24000.	96	12953	No
399	GOM_NL__2PRFIN20040821_233729_000000642029_00374_12953_2886.N1	21-AUG-2004 23:37:29	Straylight	63.500	84	Alp Phe	2.3970	4500.0	127	12953	No
400	GOM_NL__2PRFIN20040821_234025_000000432029_00374_12953_2887.N1	21-AUG-2004 23:40:25	Straylight	42.500	31	Alp Gru	1.7340	15200.	85	12953	No
401	GOM_NL__2PRFIN20040821_234426_000000552029_00374_12953_2888.N1	21-AUG-2004 23:44:26	Twilight_and_stray	54.500	18	24Alp PsA	1.1660	9700.0	109	12953	No
402	GOM_NL__2PRFIN20040821_234939_000000462029_00374_12953_2889.N1	21-AUG-2004 23:49:39	Bright	46.000	142	49Del Cap	2.8500	8900.0	92	12953	No
403	GOM_NL__2PRFIN20040821_235300_000000422029_00374_12953_2890.N1	21-AUG-2004 23:53:00	Bright	42.000	154	22Bet Aqr	2.8990	5700.0	84	12953	No
404	GOM_NL__2PRFIN20040821_235446_000000462029_00374_12953_2891.N1	21-AUG-2004 23:54:46	Bright	45.500	162	34Alp Aqr	2.9440	5350.0	91	12953	No
405	GOM_NL__2PRFIN20040821_235739_000000372029_00374_12953_2892.N1	21-AUG-2004 23:57:39	Bright	37.000	11	53Alp Aql	0.76500	8000.0	74	12953	No

3. Quality information per product

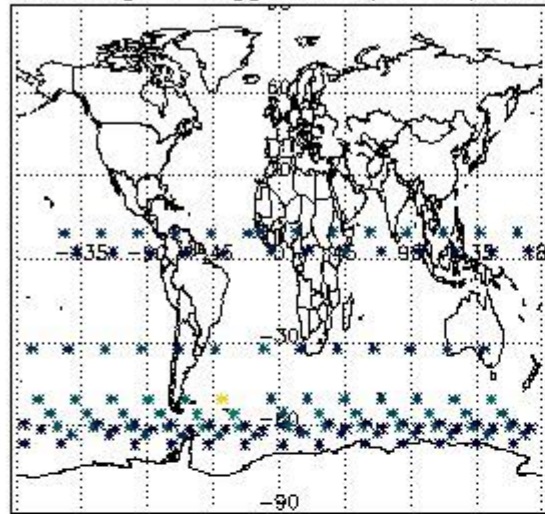
In this section it is plotted some information contained in the Quality Summary data set of the level 2 products. Only products in dark limb conditions and without errors (error flag in the MPH set to "0") are used.

3.1 Plot quality information per product (time dependant)

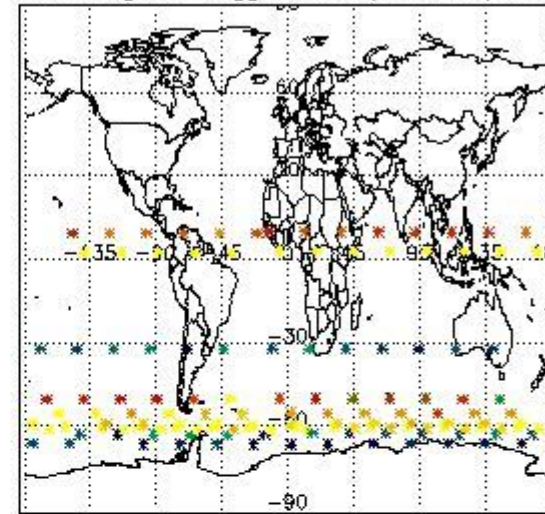


3.2 Plot quality information per product (world map)

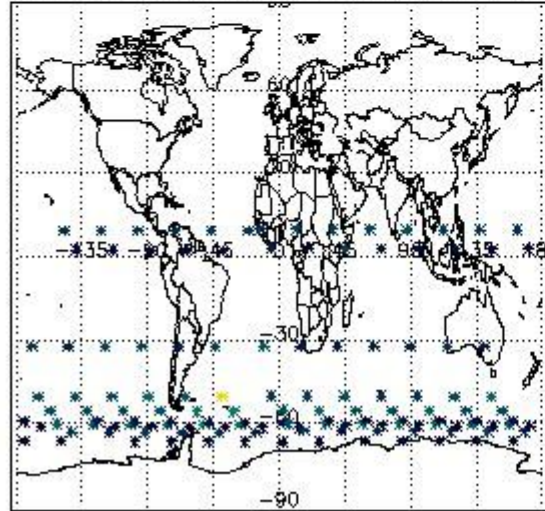
Percentage of flagged data per O3 profile



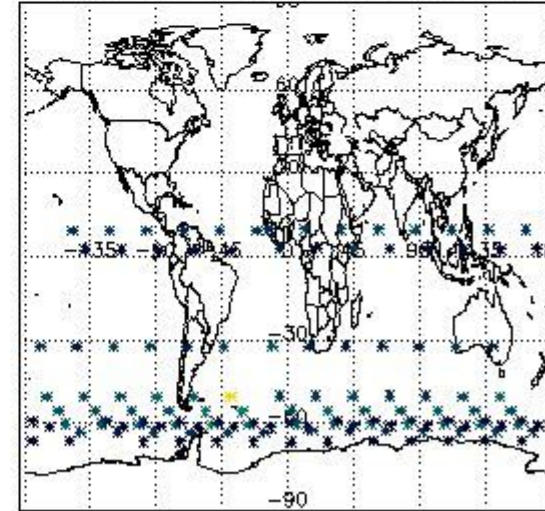
Percentage of flagged data per H2O profile



Percentage of flagged data per NO2 profile



Percentage of flagged data per NO3 profile

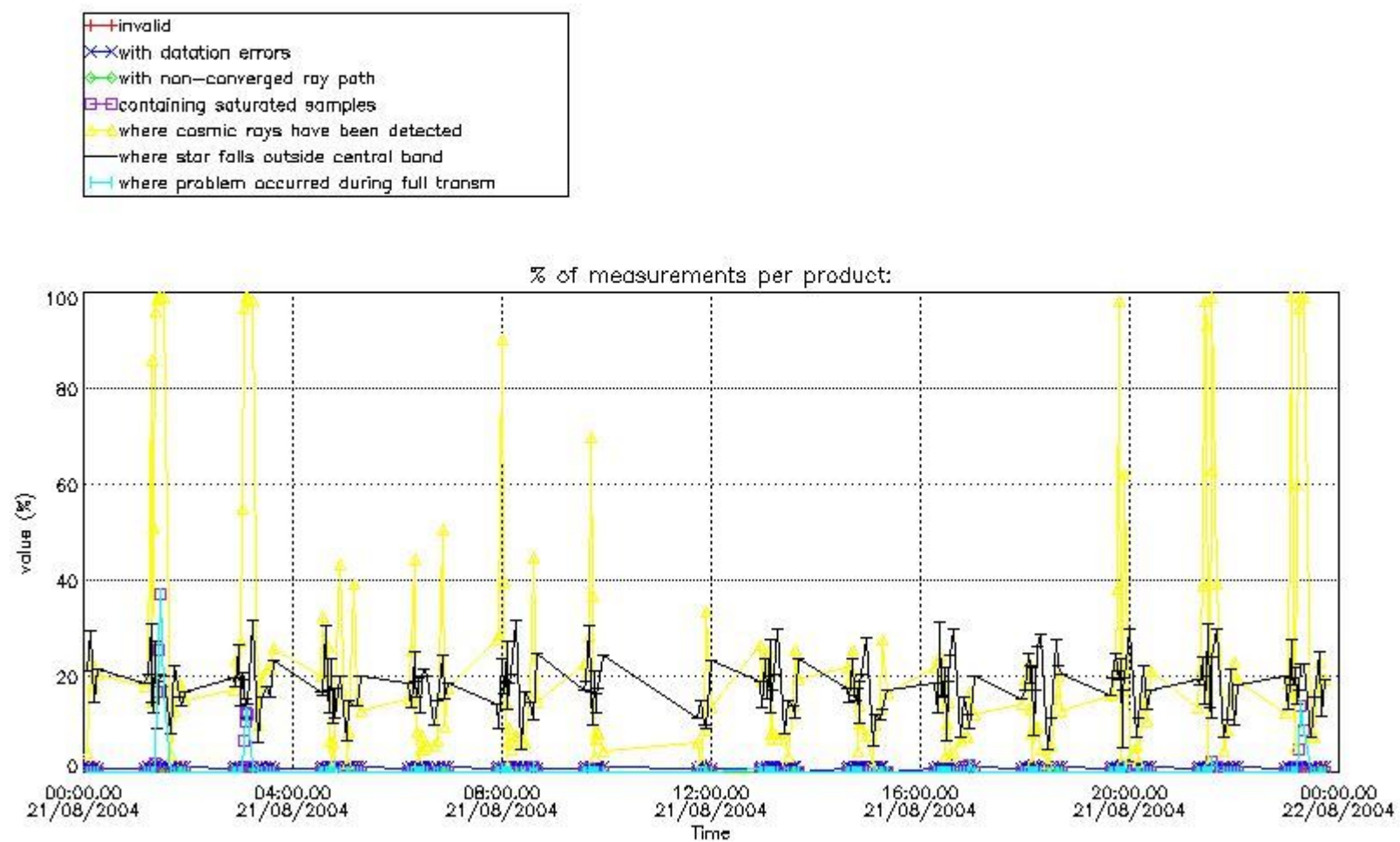


4. Level 1 quality information per product

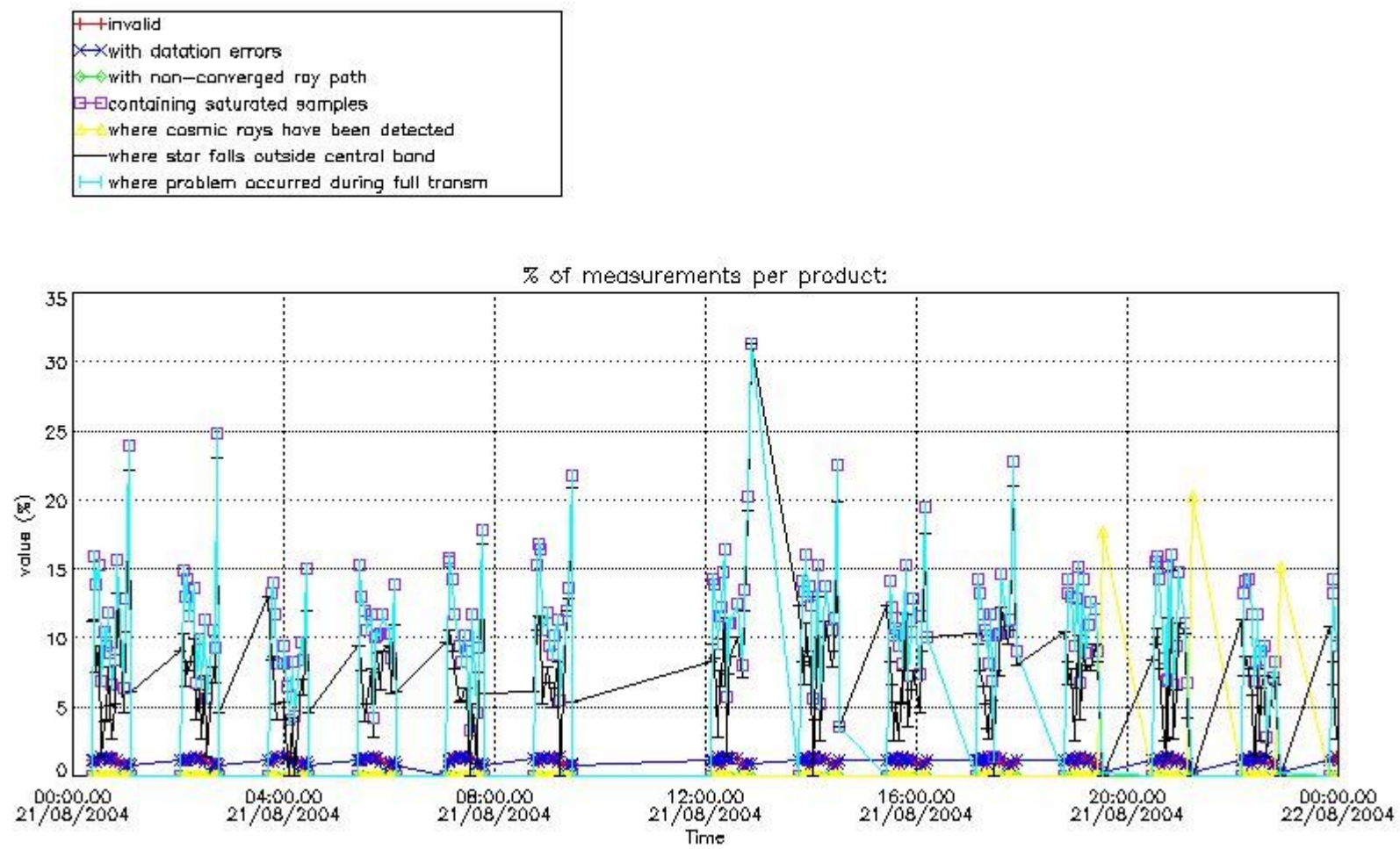
In this section it is plotted some information contained in the Quality Summary data set of the level 2 products that comes from the level 1b processing. Products without errors (error flag in the MPH set to "0") are used.

4.1 Plot quality information per product (time dependant) coming from level 1b processing

4.1.1 Plot level 1 quality information per product (time dependant): ENVISAT ASCENDING passes



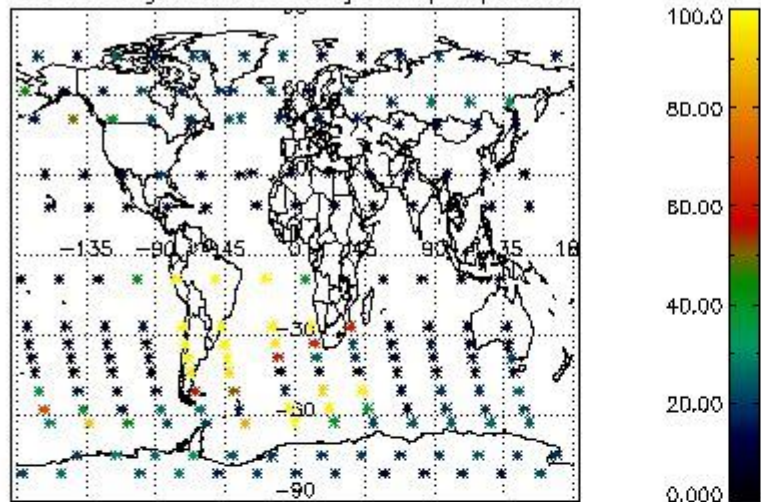
4.1.2 Plot level 1 quality information per product (time dependant): ENVI SAT DESCENDING passes



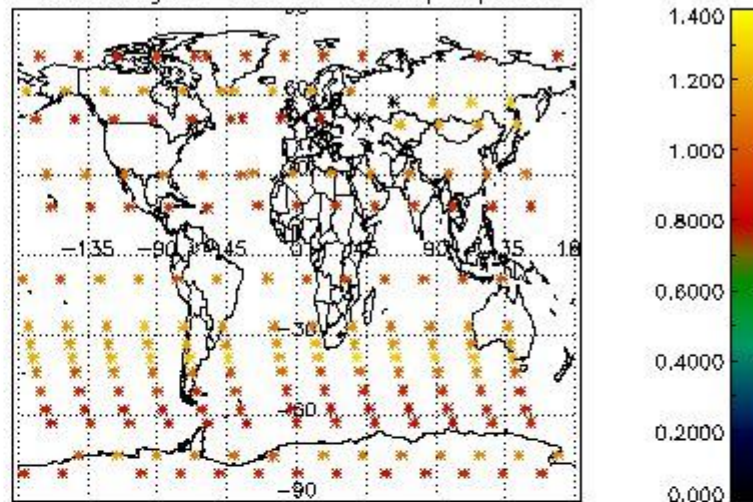
4.2 Plot quality information per product coming from level 1b processing (world map)

4.2.1 Plot level 1 quality information per product (world map): ENVISAT ASCENDING passes

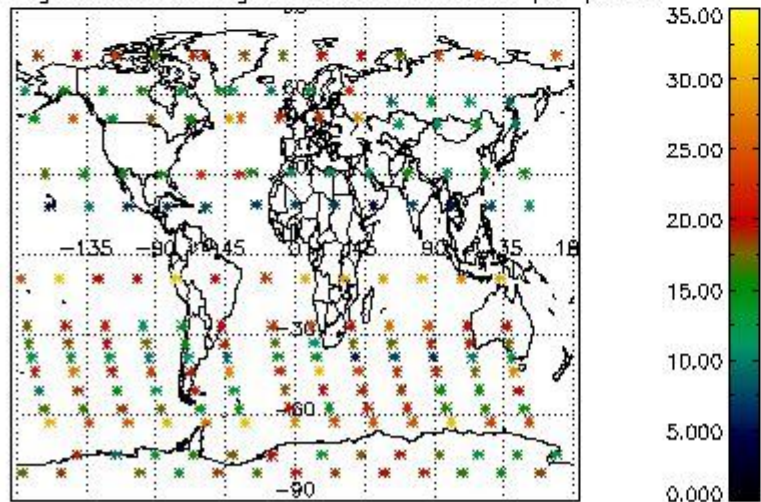
Percentage of cosmic ray hits per profile



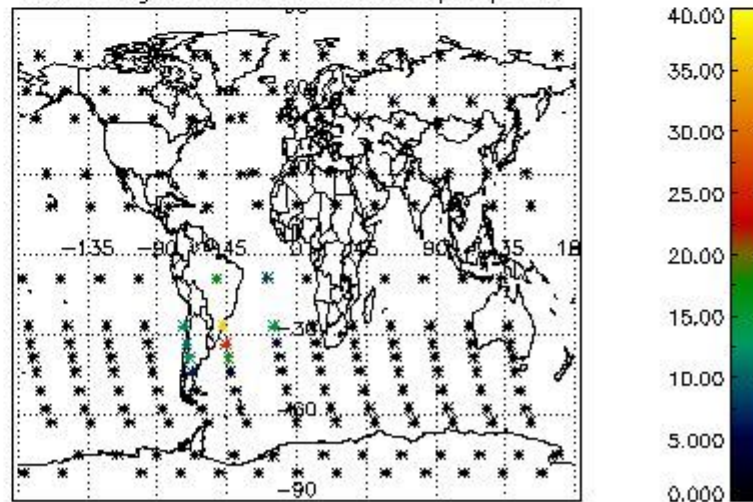
Percentage of datation errors per profile



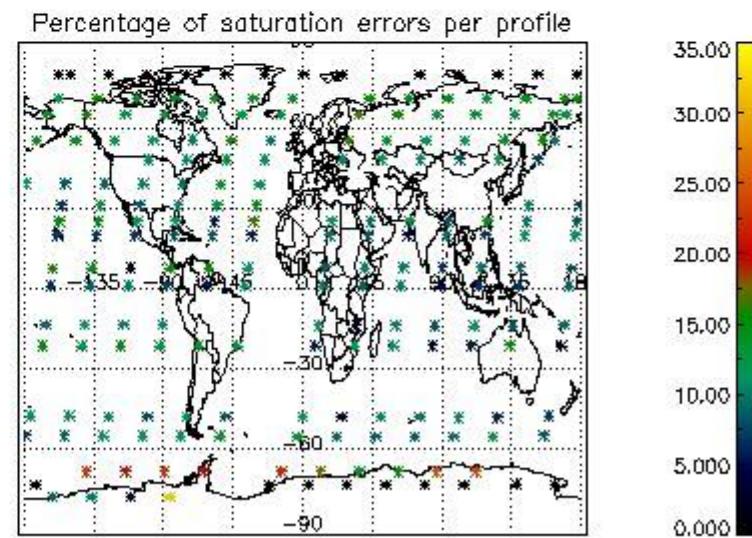
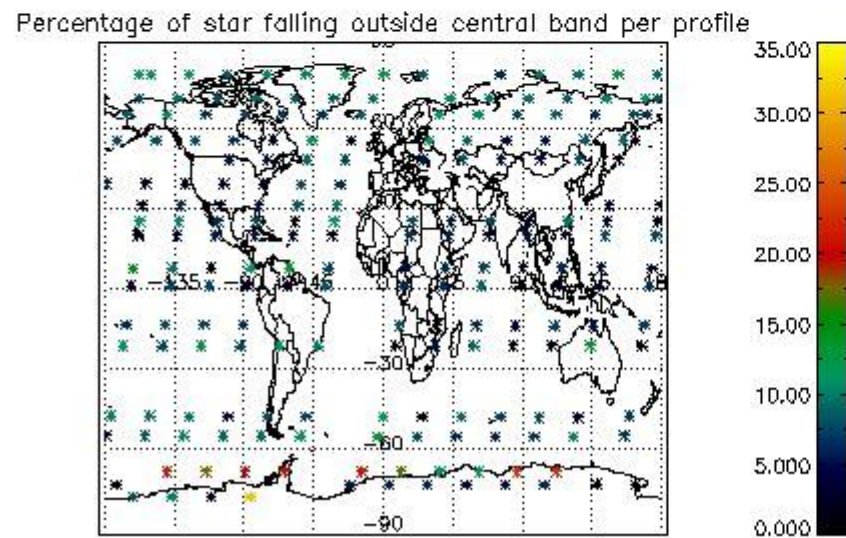
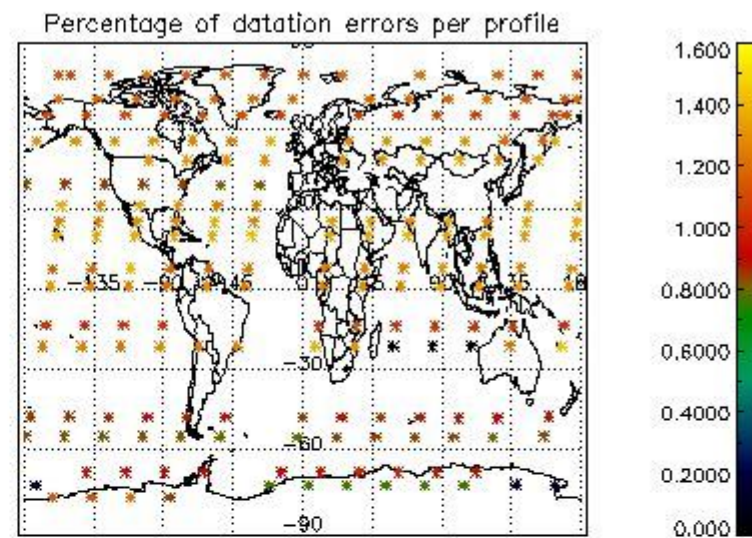
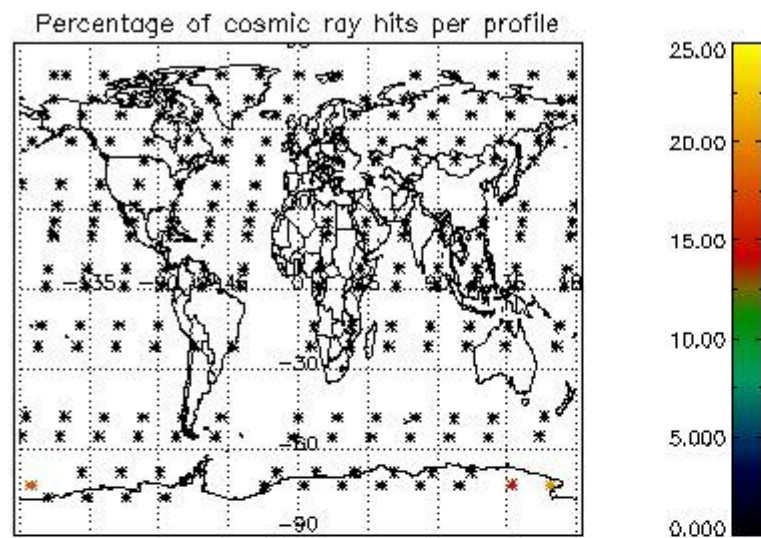
Percentage of star falling outside central band per profile



Percentage of saturation errors per profile



4.2.2 Plot level 1 quality information per product (world map): ENVISAT DESCENDING passes



5. Trace gas profiles

5.1 Ozone statistics based on quality of products

The final quality of the products can be "measured" using the STD (Standard Deviation) attached to every point profile. This information is written to the parameter GOM_NL__2P/NL_LOCAL_SPECIES_DENSITY/o3_std of the level 2 products. The table below shows the statistics for given STD ranges.

The statistics are given with respect to the overall valid production:

- Products without fatal errors: GOM_NL__2P/MPH/PRODUCT_ERR=0
- Valid point profile: GOM_NL__2P/NL_LOCAL_SPECIES_DENSITY/pcd(0)=0

The 'Criteria' is applied to valid points of dark limb products:

- Products in dark limb illumination condition: GOM_NL__2P/NL_SUMMARY_QUALITY/obs_ill_cond=0
- Products without fatal errors: GOM_NL__2P/MPH/PRODUCT_ERR=0
- Valid point profile: GOM_NL__2P/NL_LOCAL_SPECIES_DENSITY/pcd(0)=0

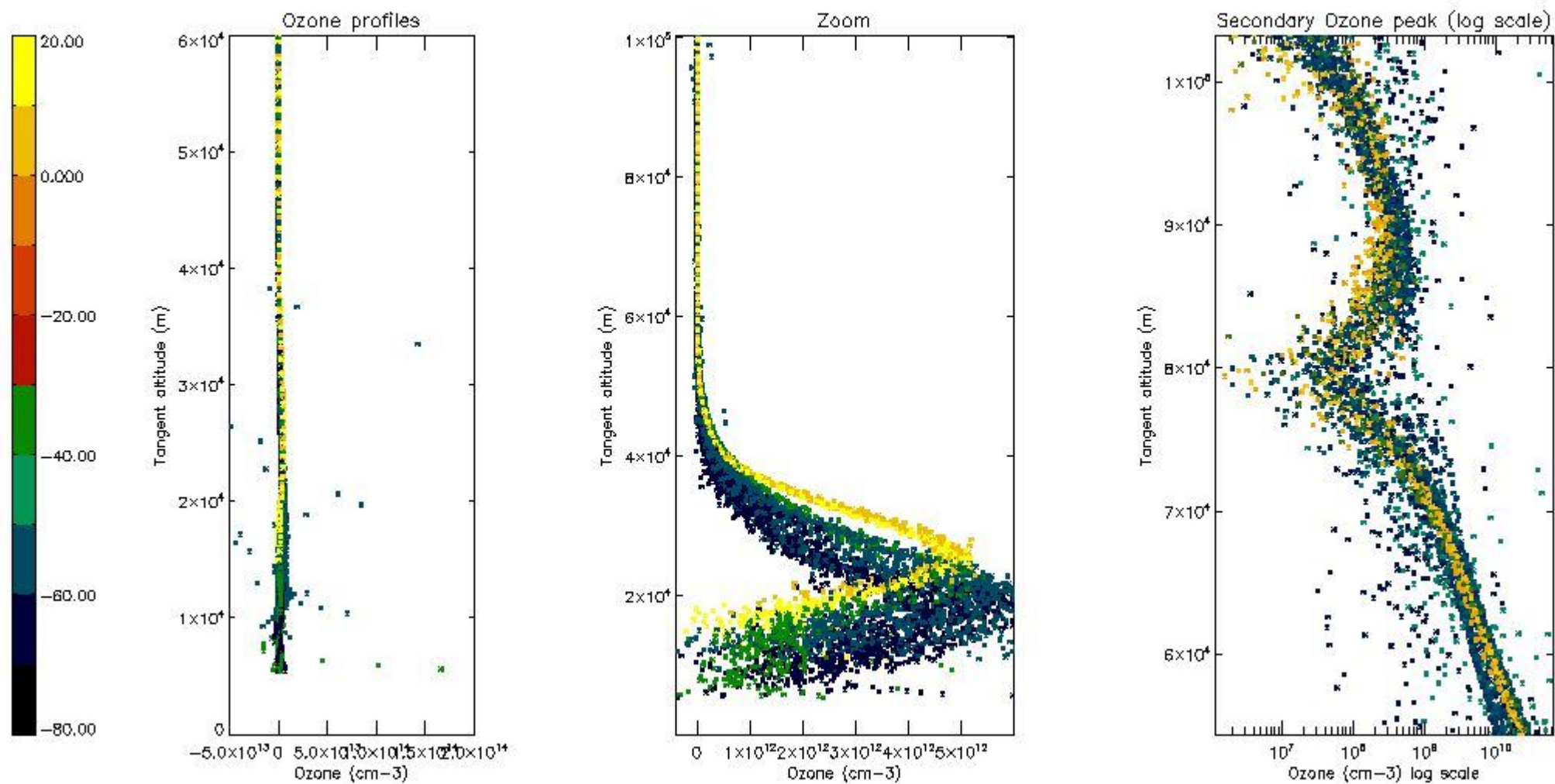
So, the table below shows the percentage of dark limb and valid observations for each criteria with respect to the overall valid daily observations.

Criteria	% of total production
All STD	34
STD < 20	21

STD < 10	18
STD < 5	14

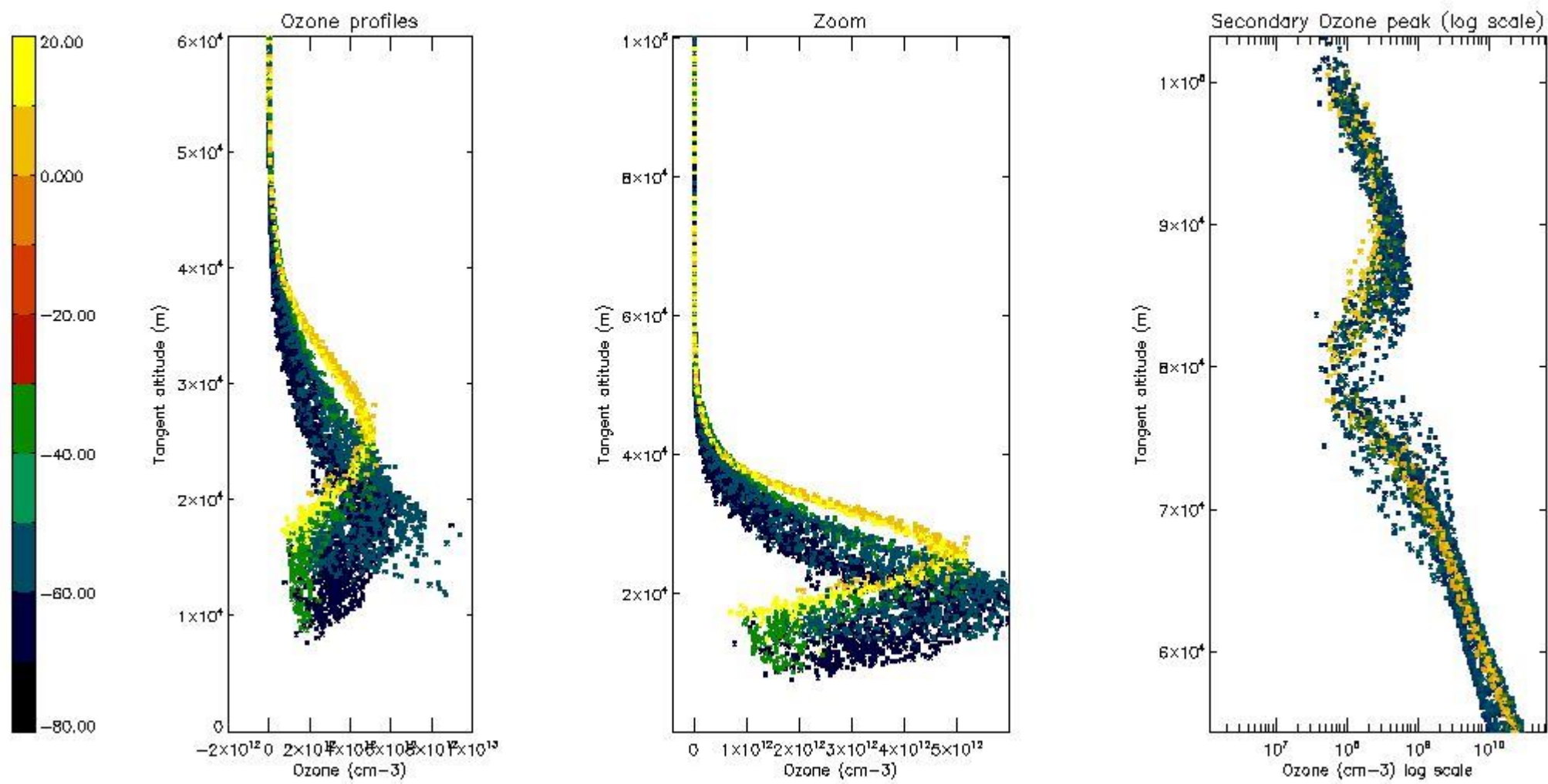
5.2 Plot ozone profiles for all STD (dark without errors)

The colorbar represents the latitude.



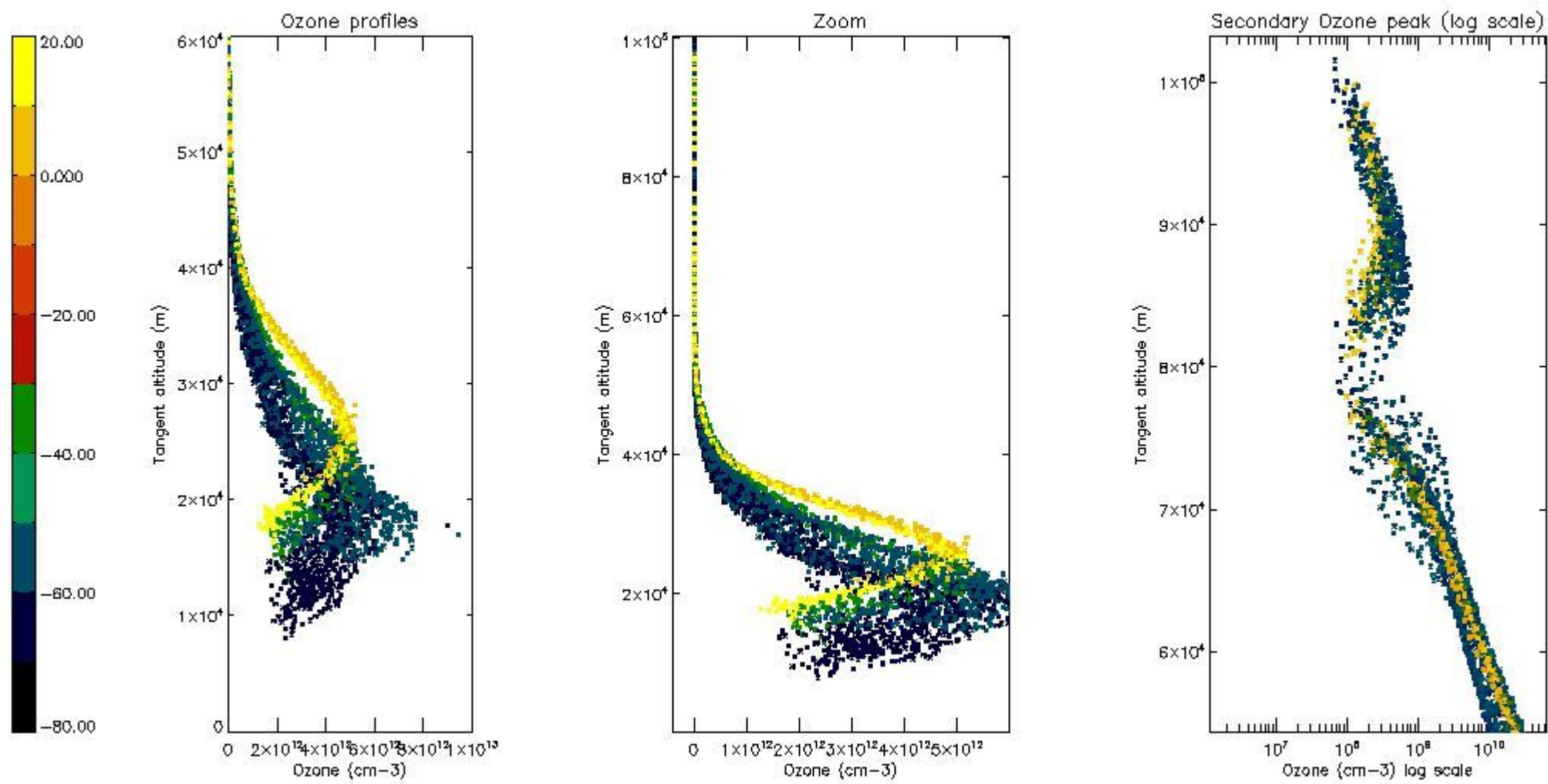
5.3 Plot ozone profiles where STD < 20% (dark without errors)

The colorbar represents the latitude.



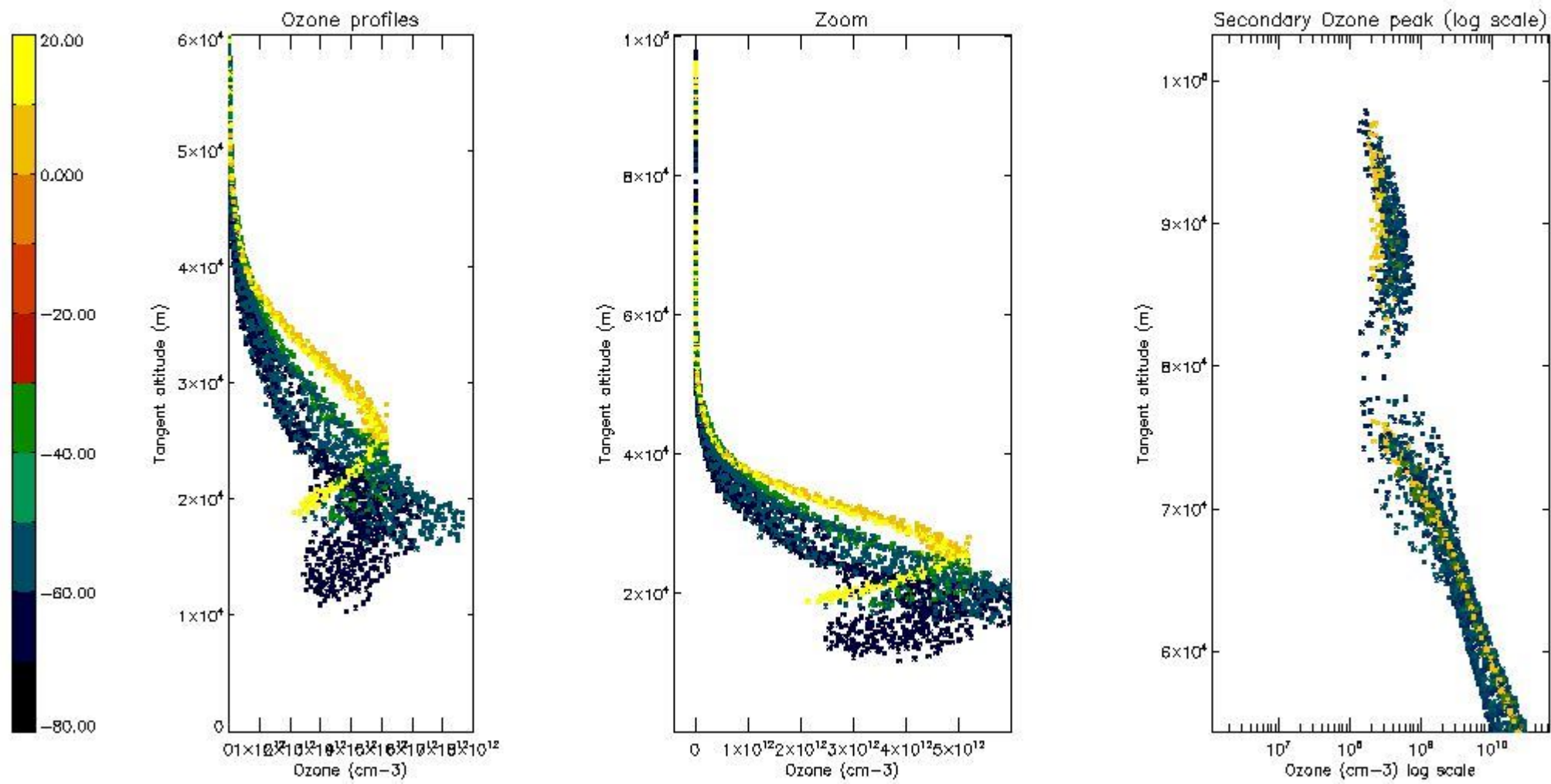
5.4 Plot ozone profiles where STD < 10% (dark without errors)

The colorbar represents the latitude.



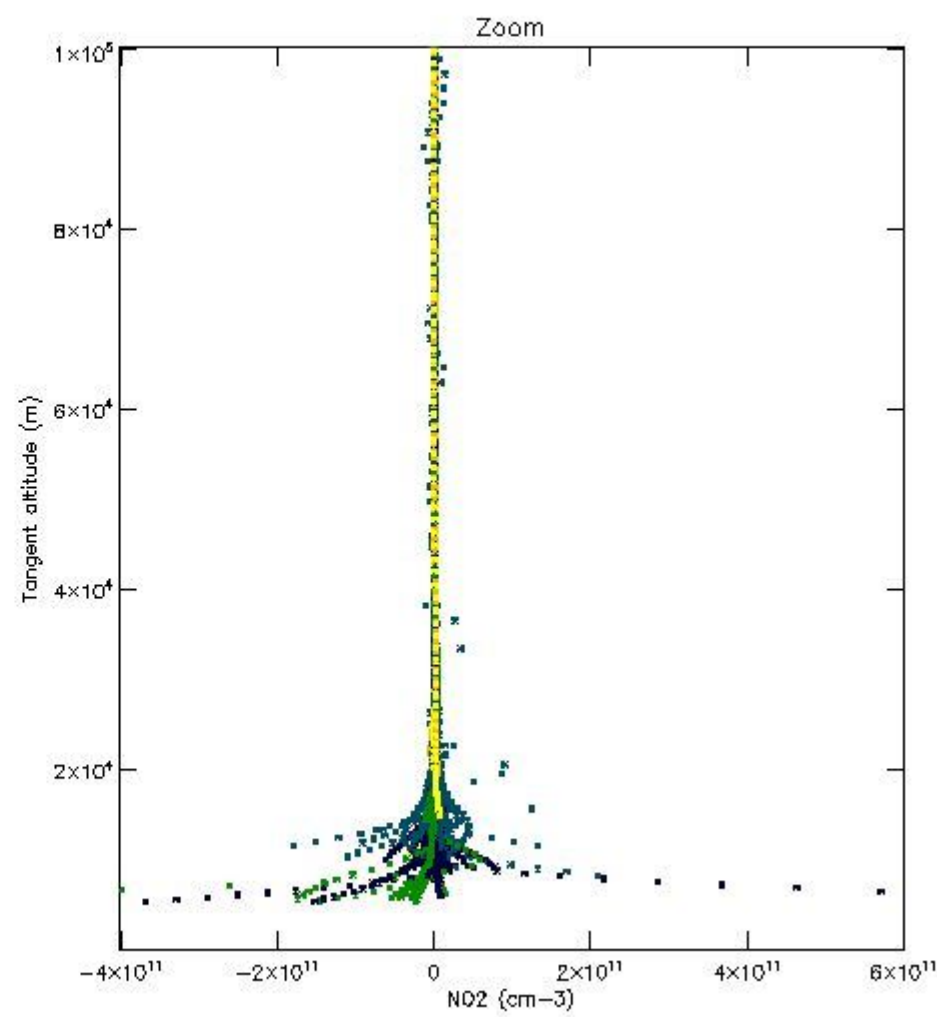
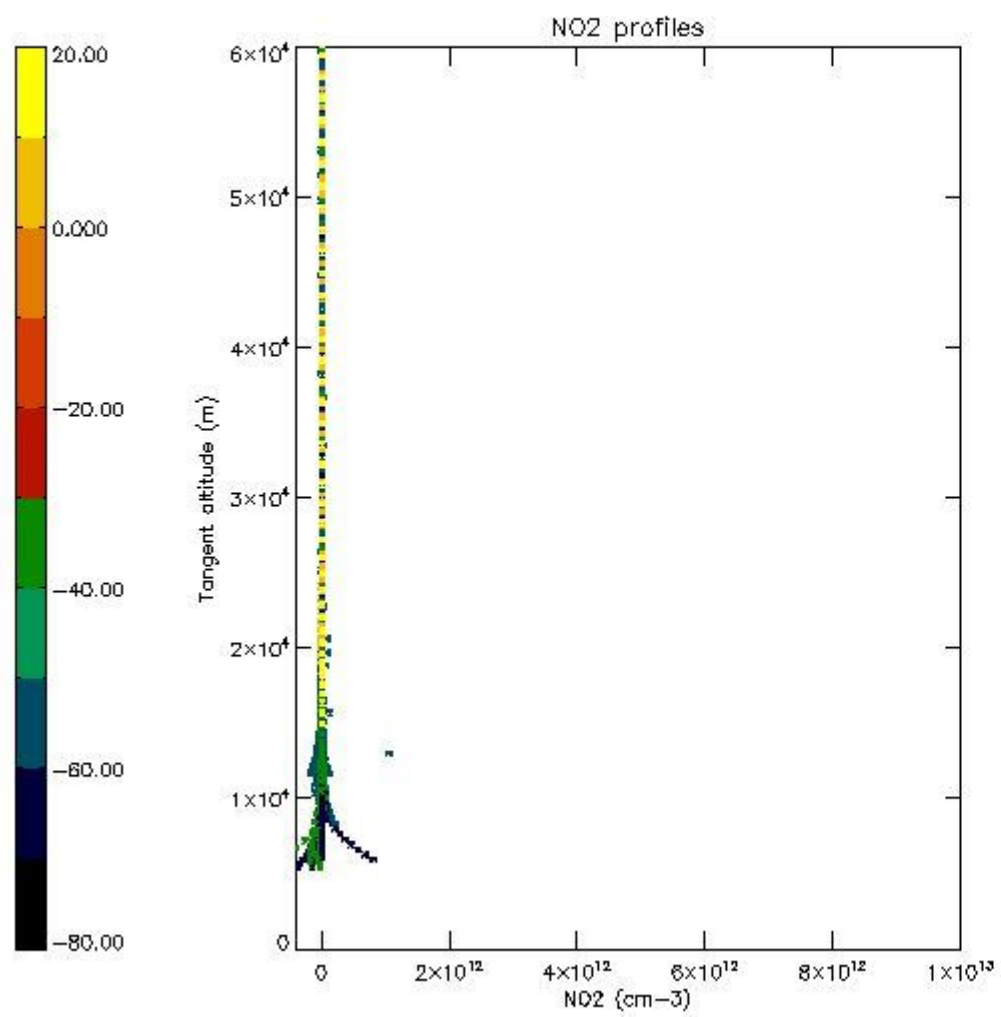
5.5 Plot ozone profiles where STD < 5% (dark without errors)

The colorbar represents the latitude.



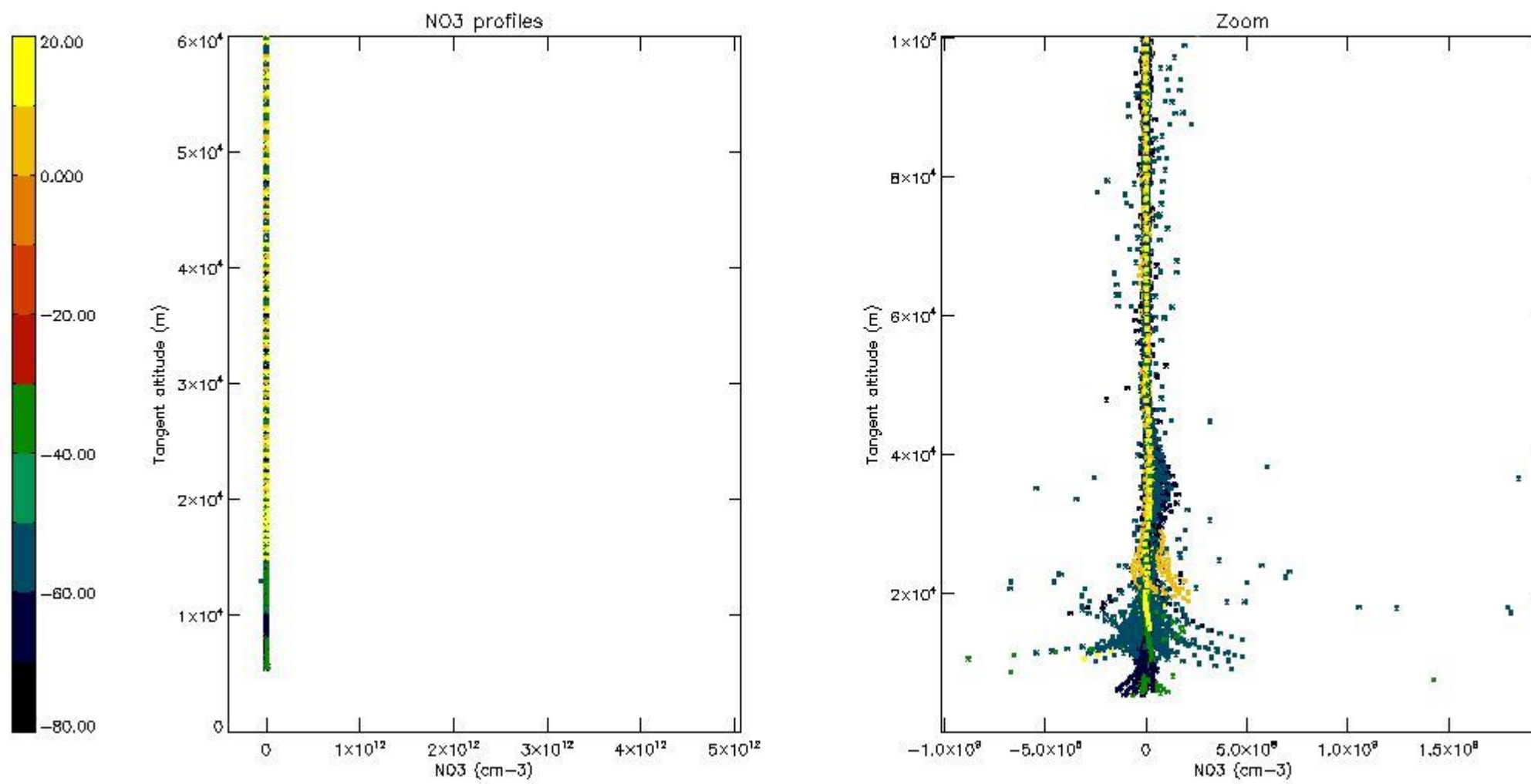
5.6 Plot NO₂ profiles for all STD (dark without errors)

The colorbar represents the latitude.



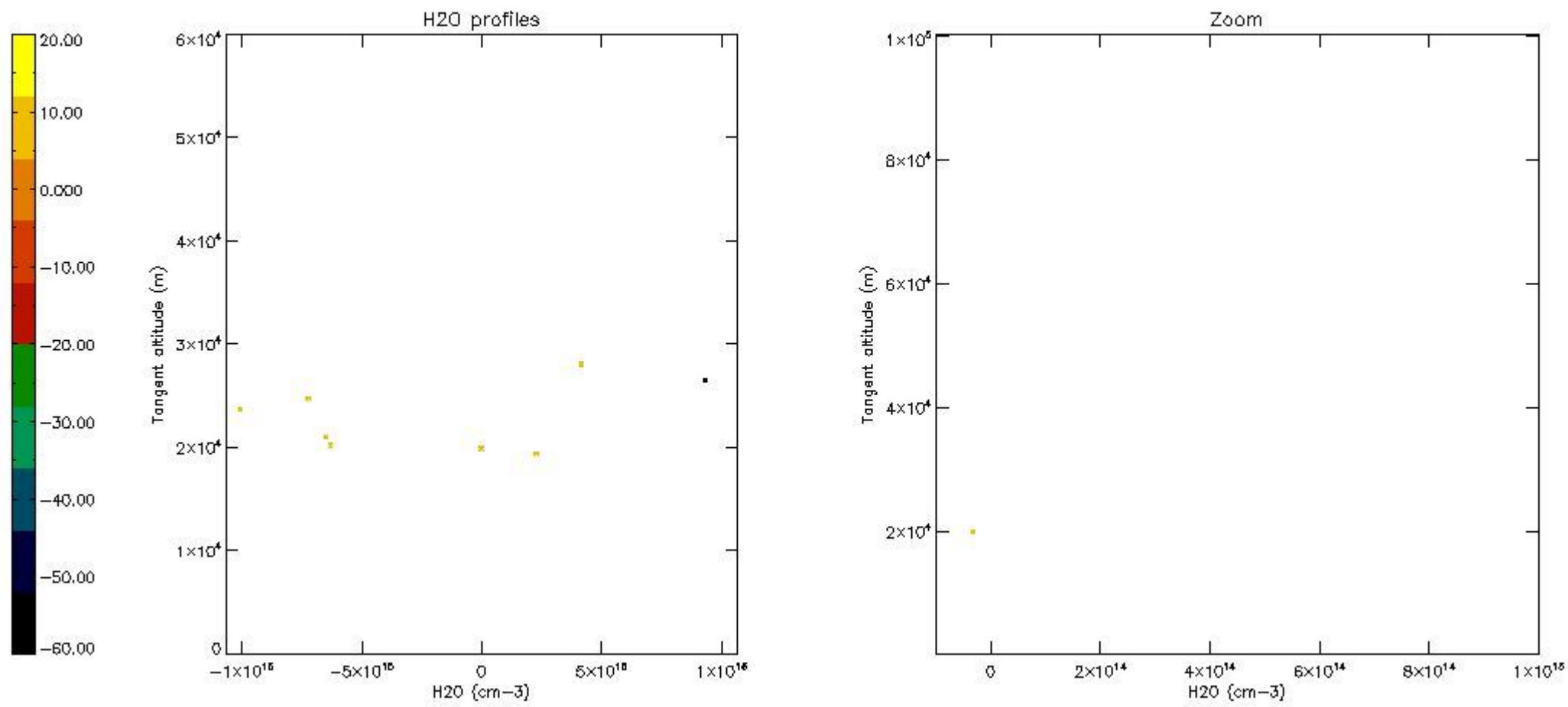
5.7 Plot NO3 profiles for all STD (dark without errors)

The colorbar represents the latitude.



5.8 Plot H2O profiles for all STD (only for occultations of stars 1,2,3,4,13,14,16,26,63 dark without errors)

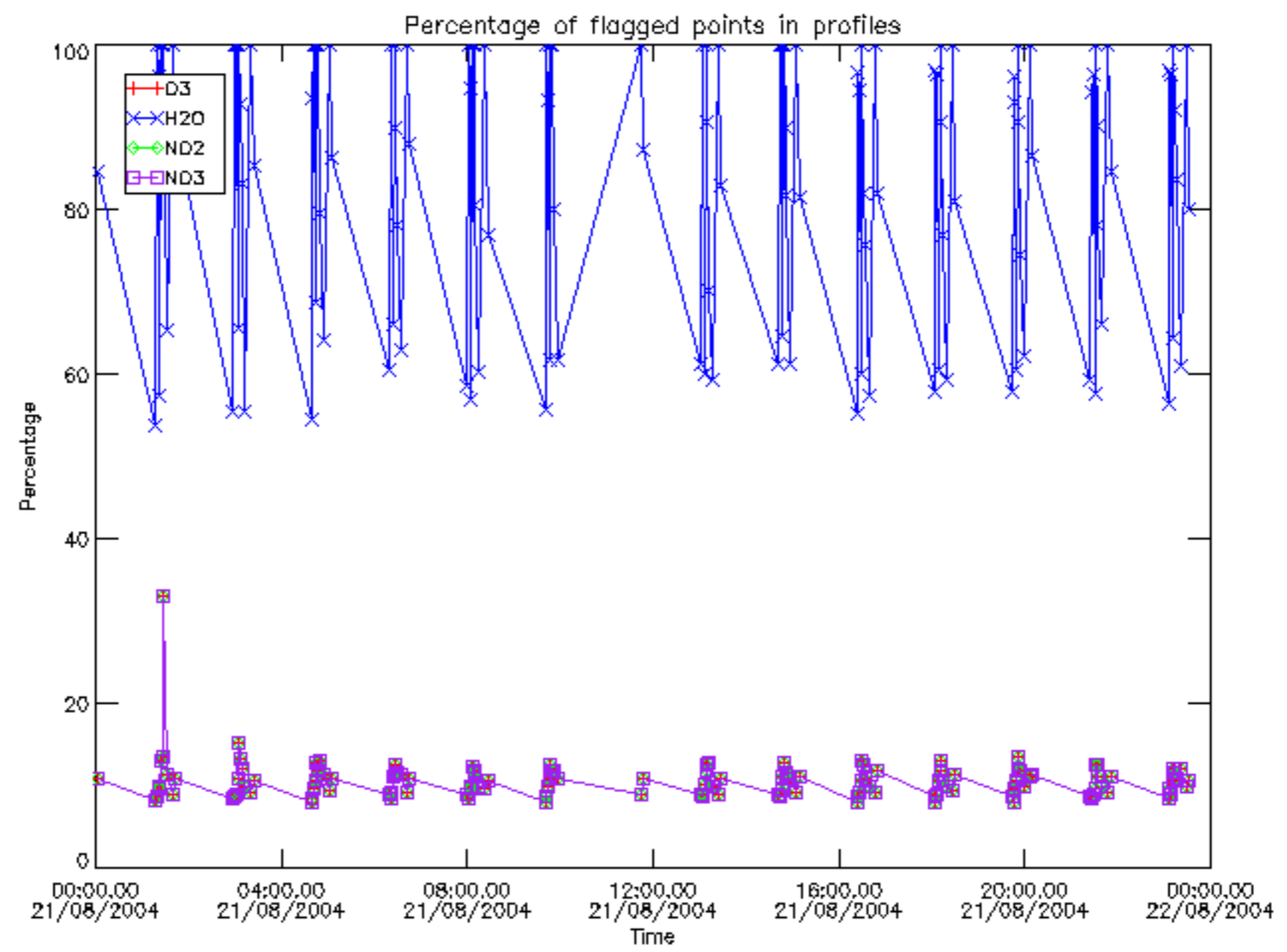
The colorbar represents the latitude.



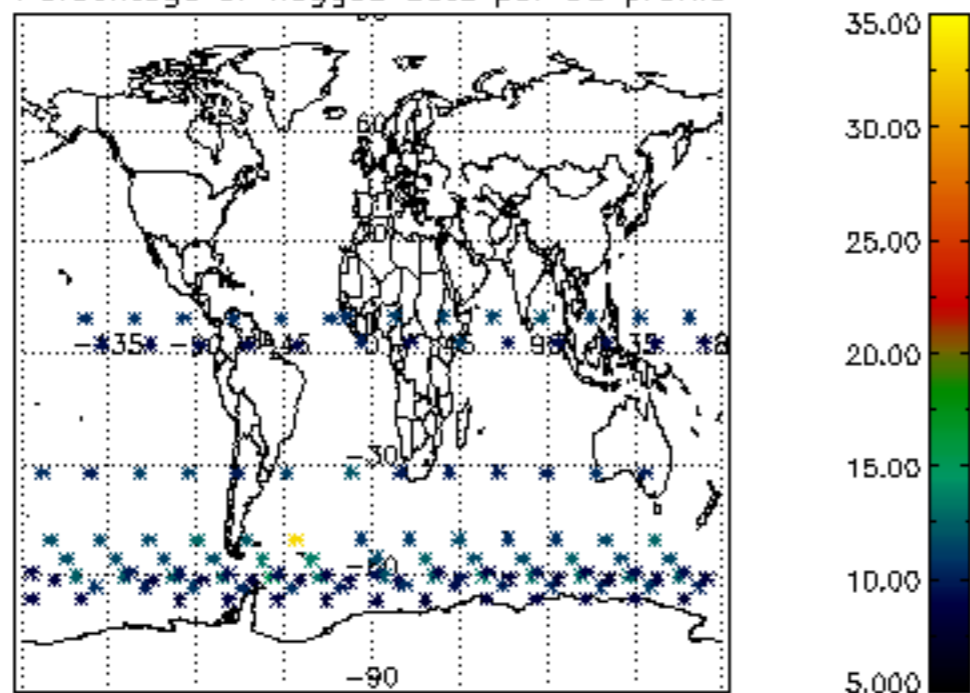
6. Auxiliary Data Files used for the production reported in section 2

The number reported in the third column indicates since which file (see list in section 2) the corresponding auxiliary file has been used. The fourth column is the date of those product files.

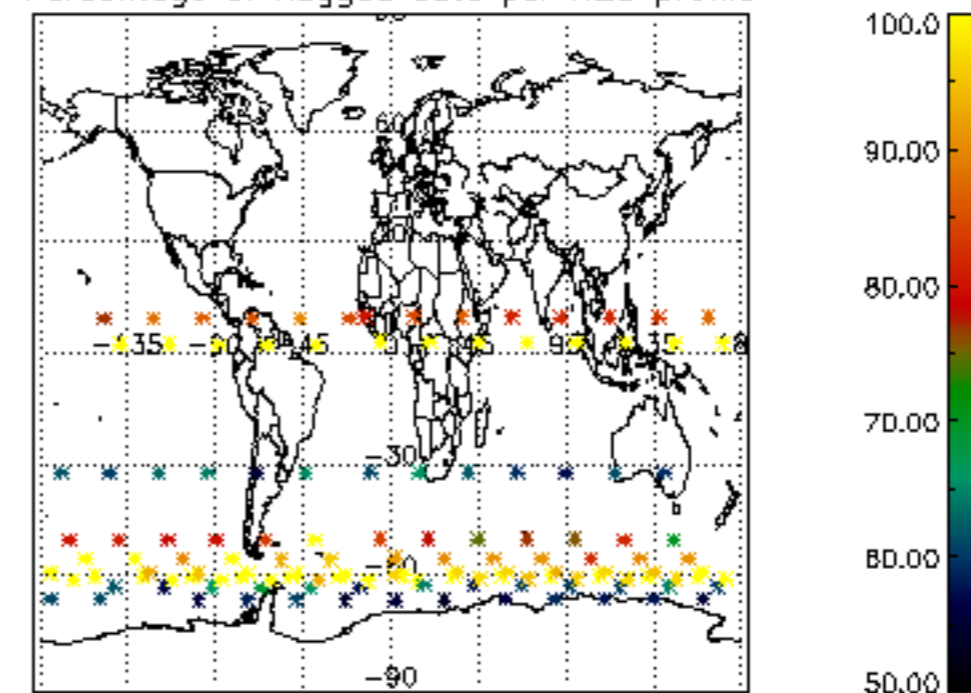
Type	Auxiliary Filename	Used since product	Used since product date
INST_PHYS_CHARACTERISTICS	GOM_INS_AXVIEC20091111_143220_20030716_120000_20500101_000000	1	21-AUG-2004 00:03:03
LEVEL-2_PROC_CONFIG	GOM_PR2_AXVIEC20091111_152718_20020301_000000_20500101_000000	1	21-AUG-2004 00:03:03
CROSS_SECTIONS_FILE	GOM_CRS_AXVIEC20091111_154832_20020301_000000_20500101_000000	1	21-AUG-2004 00:03:03



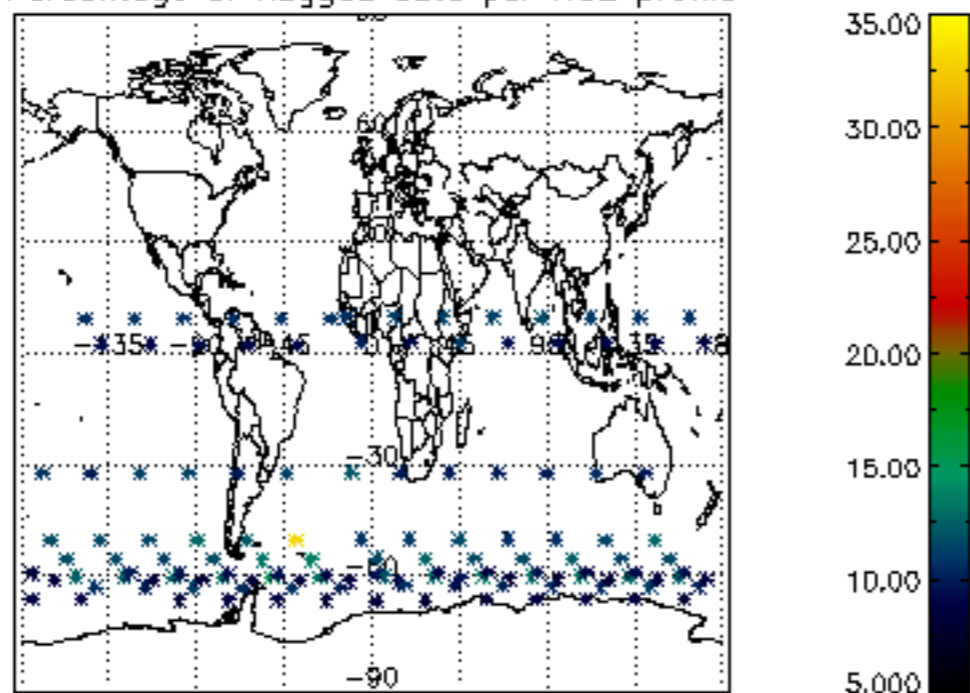
Percentage of flagged data per D3 profile



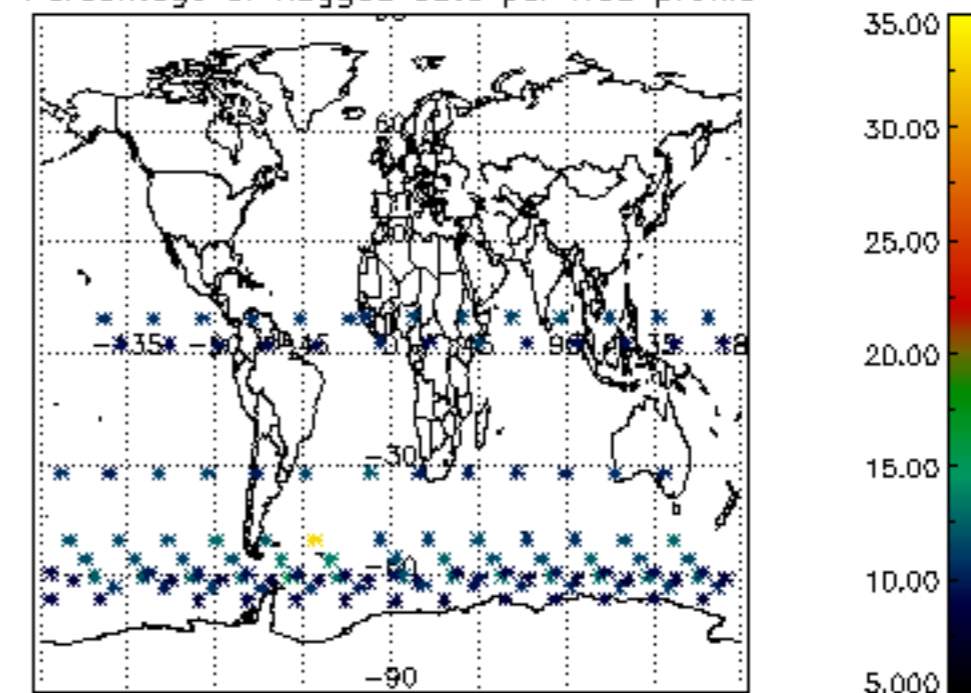
Percentage of flagged data per H2O profile

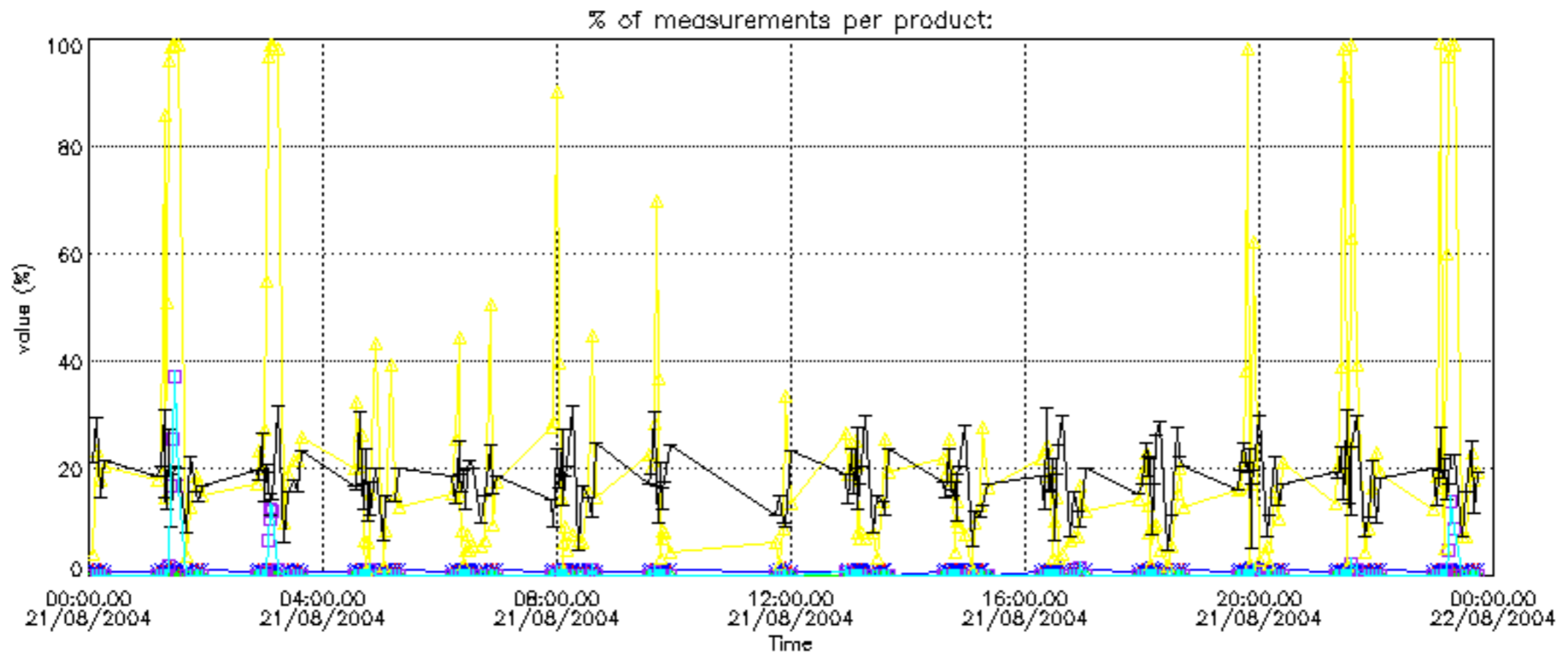


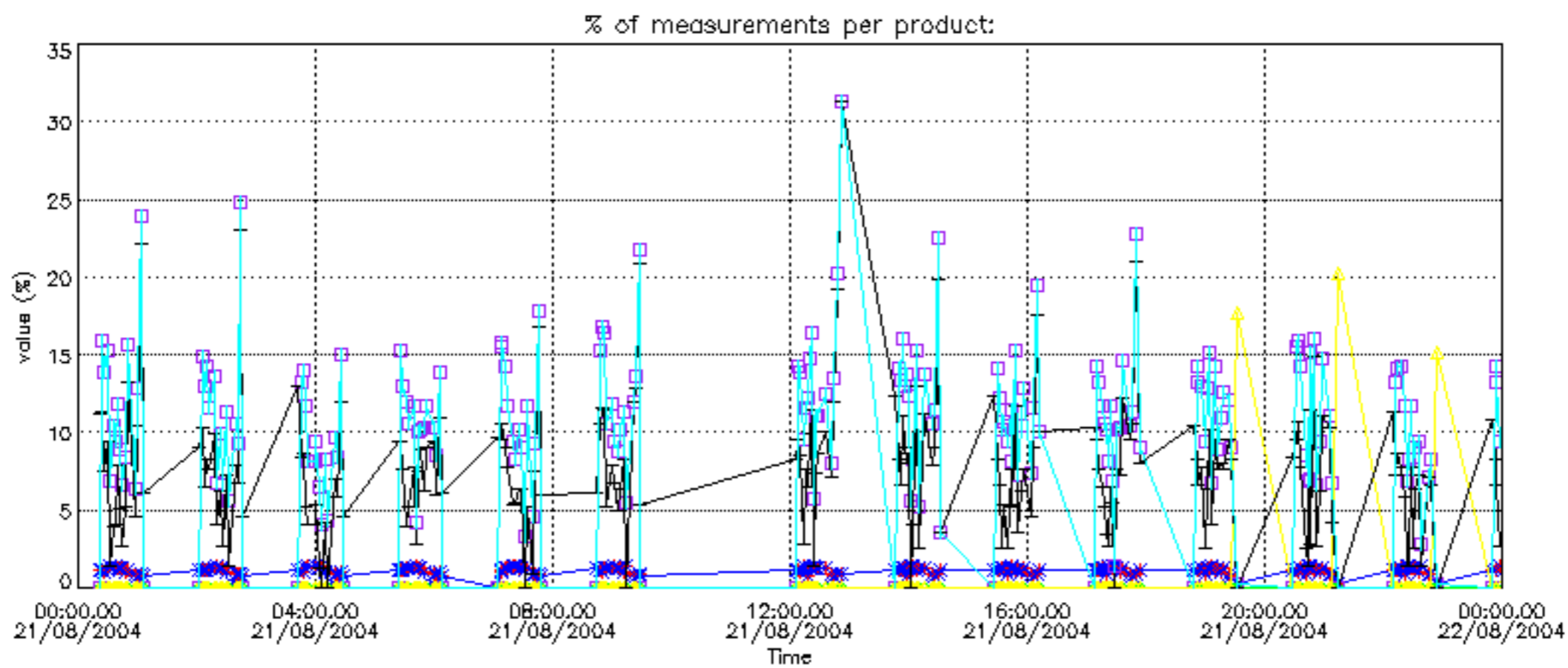
Percentage of flagged data per NO2 profile



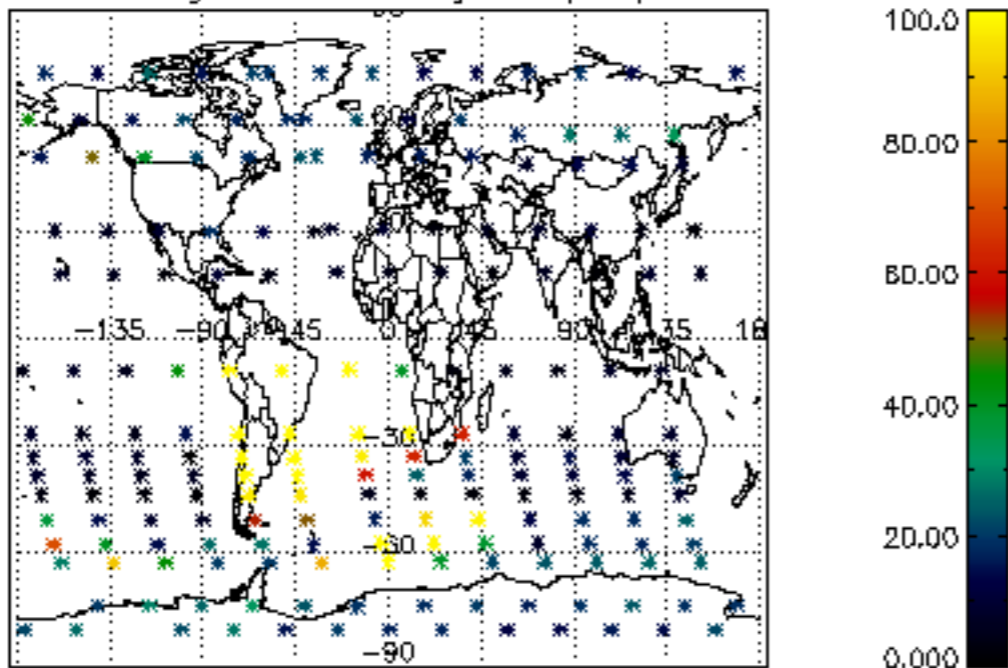
Percentage of flagged data per NO3 profile



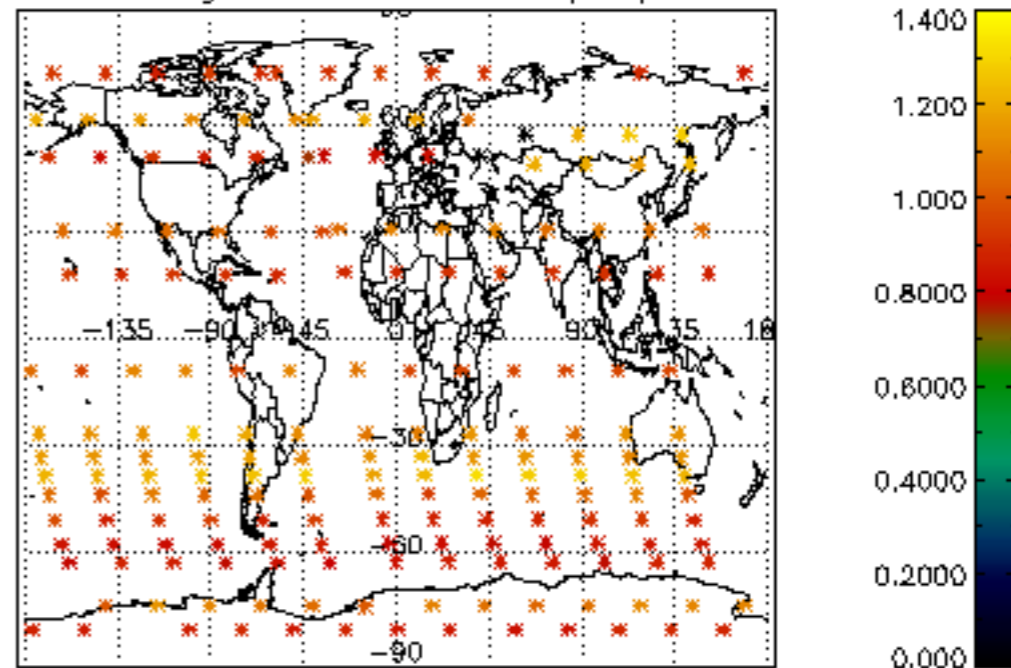




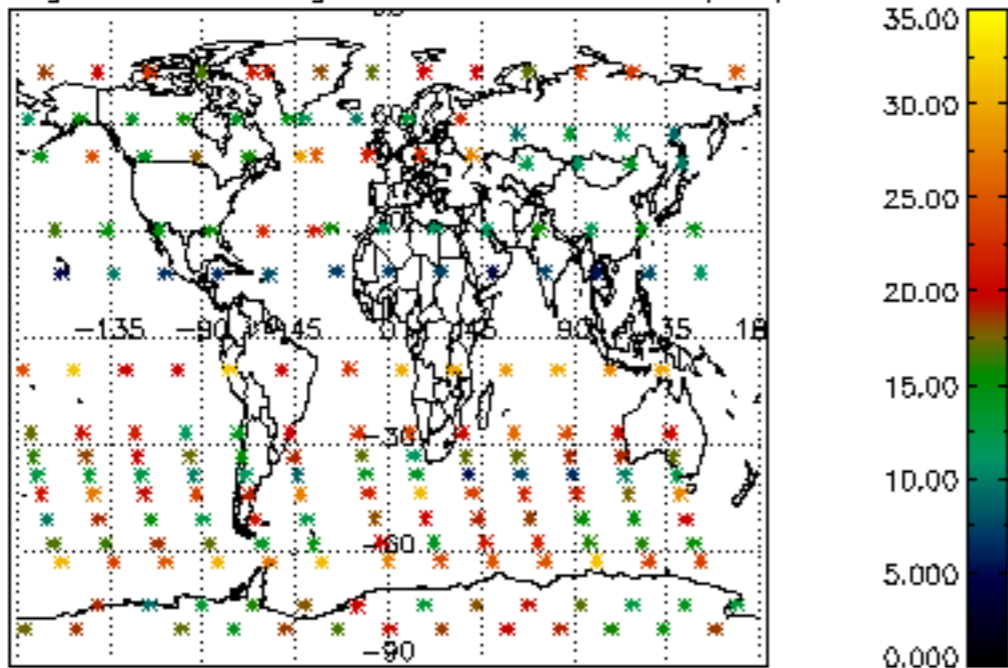
Percentage of cosmic ray hits per profile



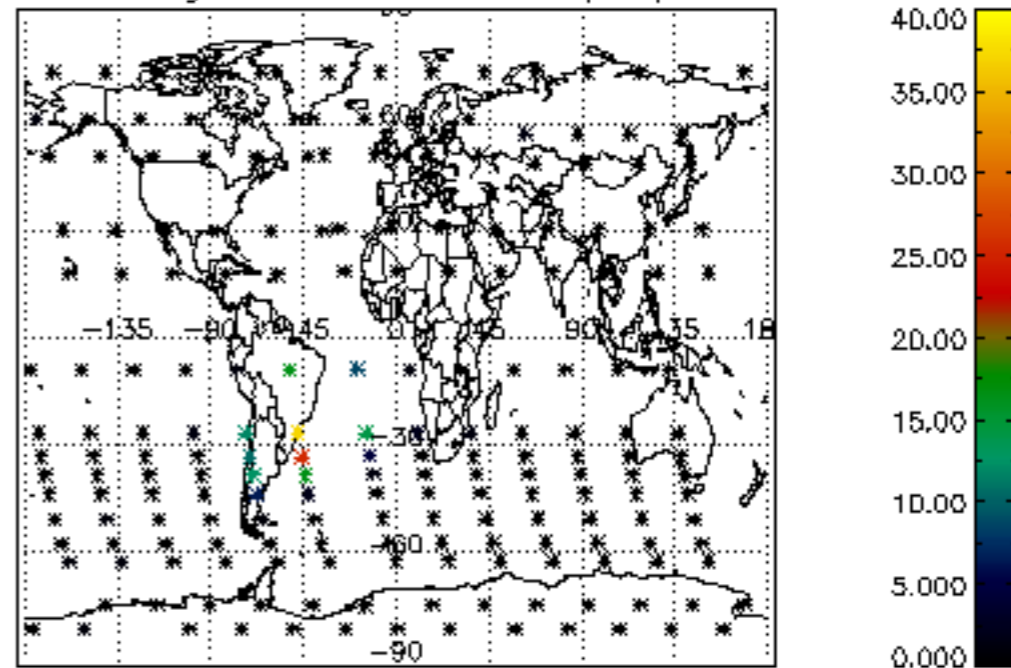
Percentage of datation errors per profile



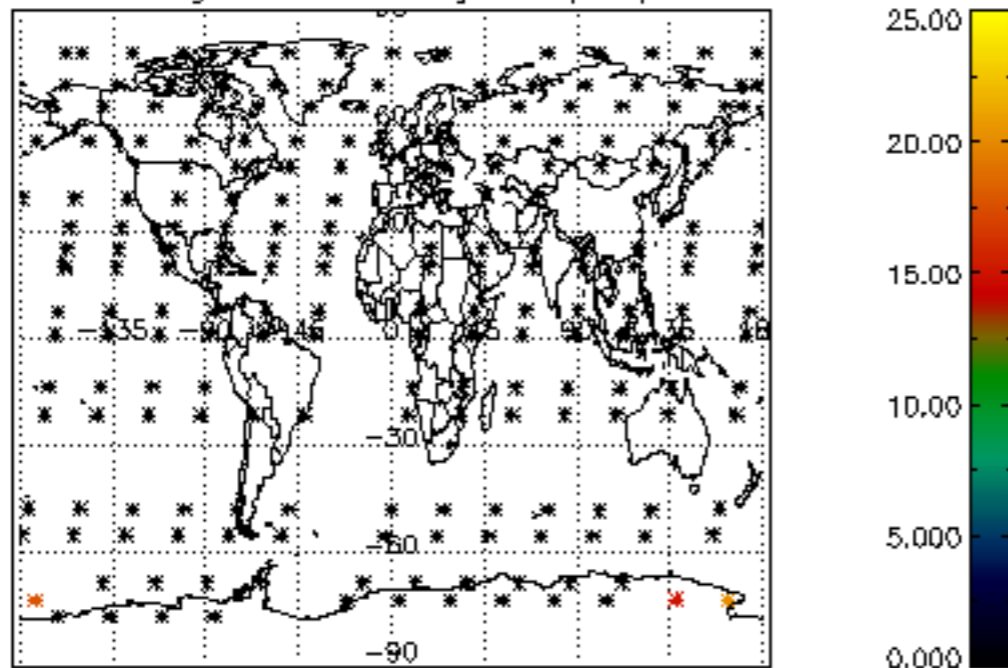
Percentage of star falling outside central band per profile



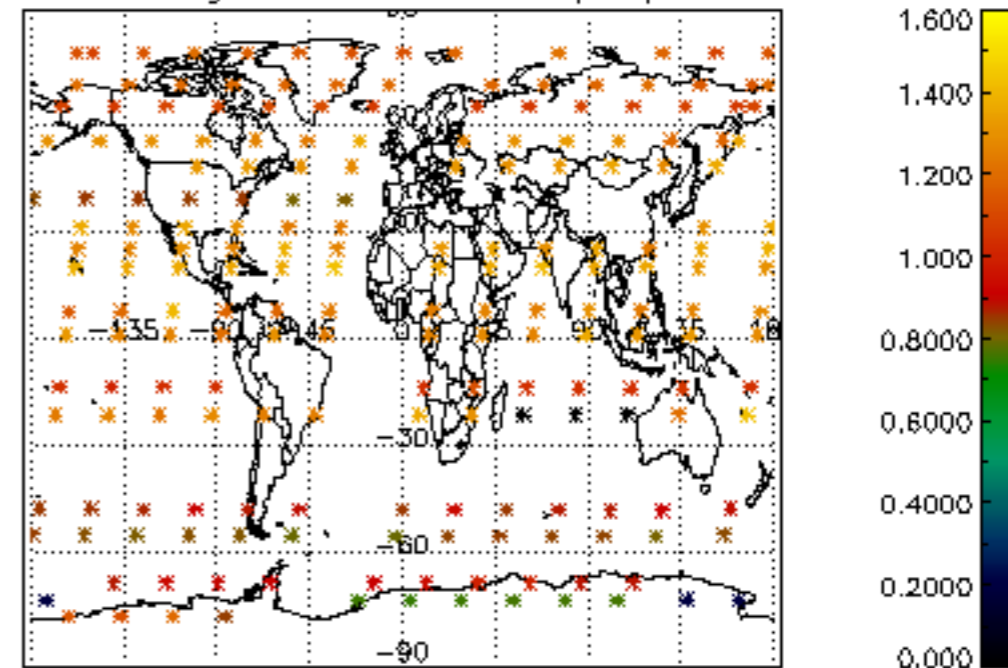
Percentage of saturation errors per profile



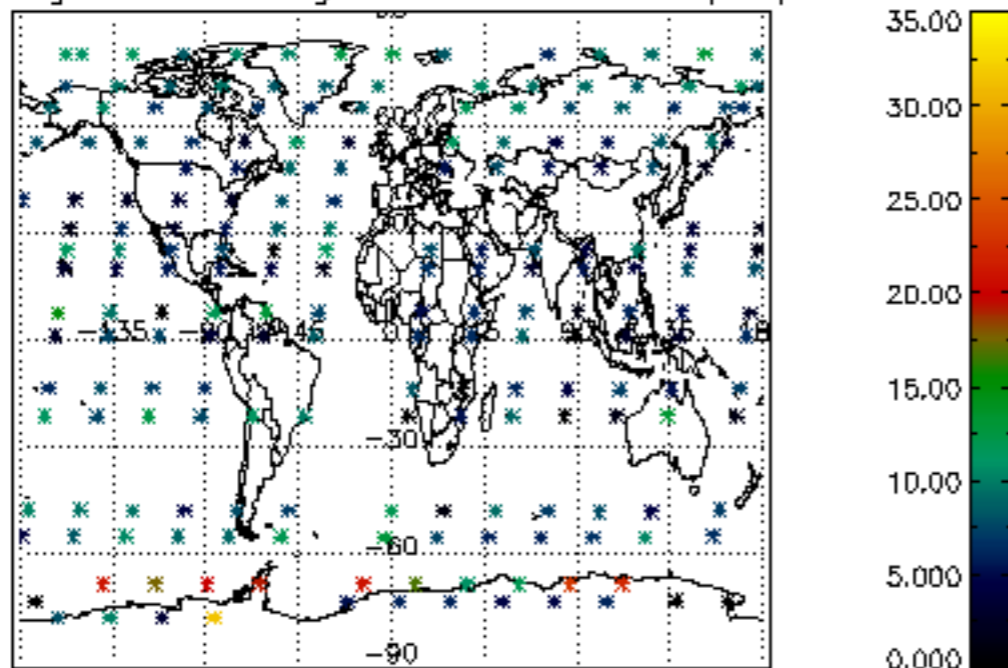
Percentage of cosmic ray hits per profile



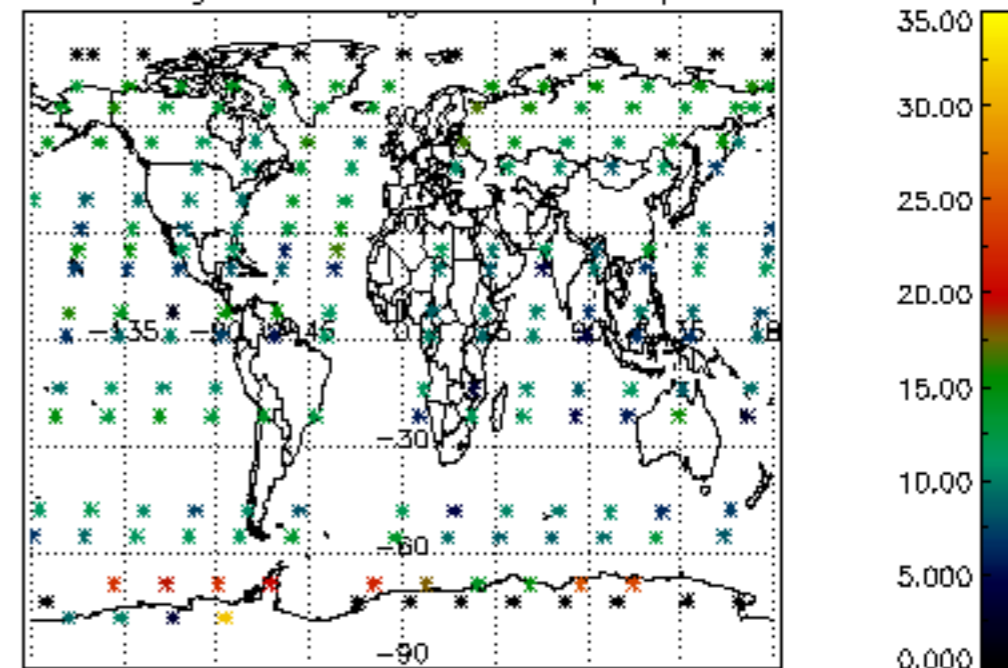
Percentage of datation errors per profile

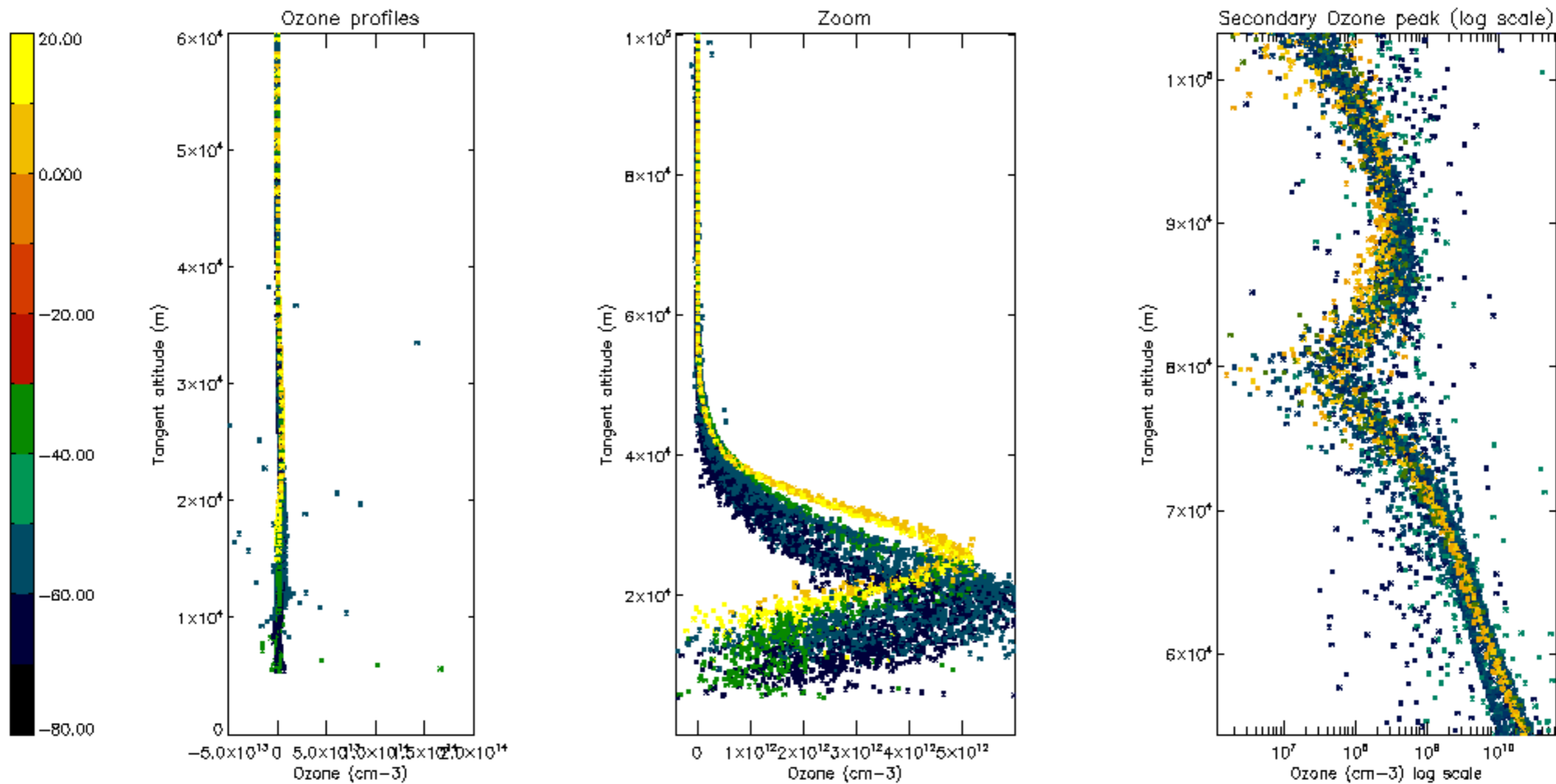


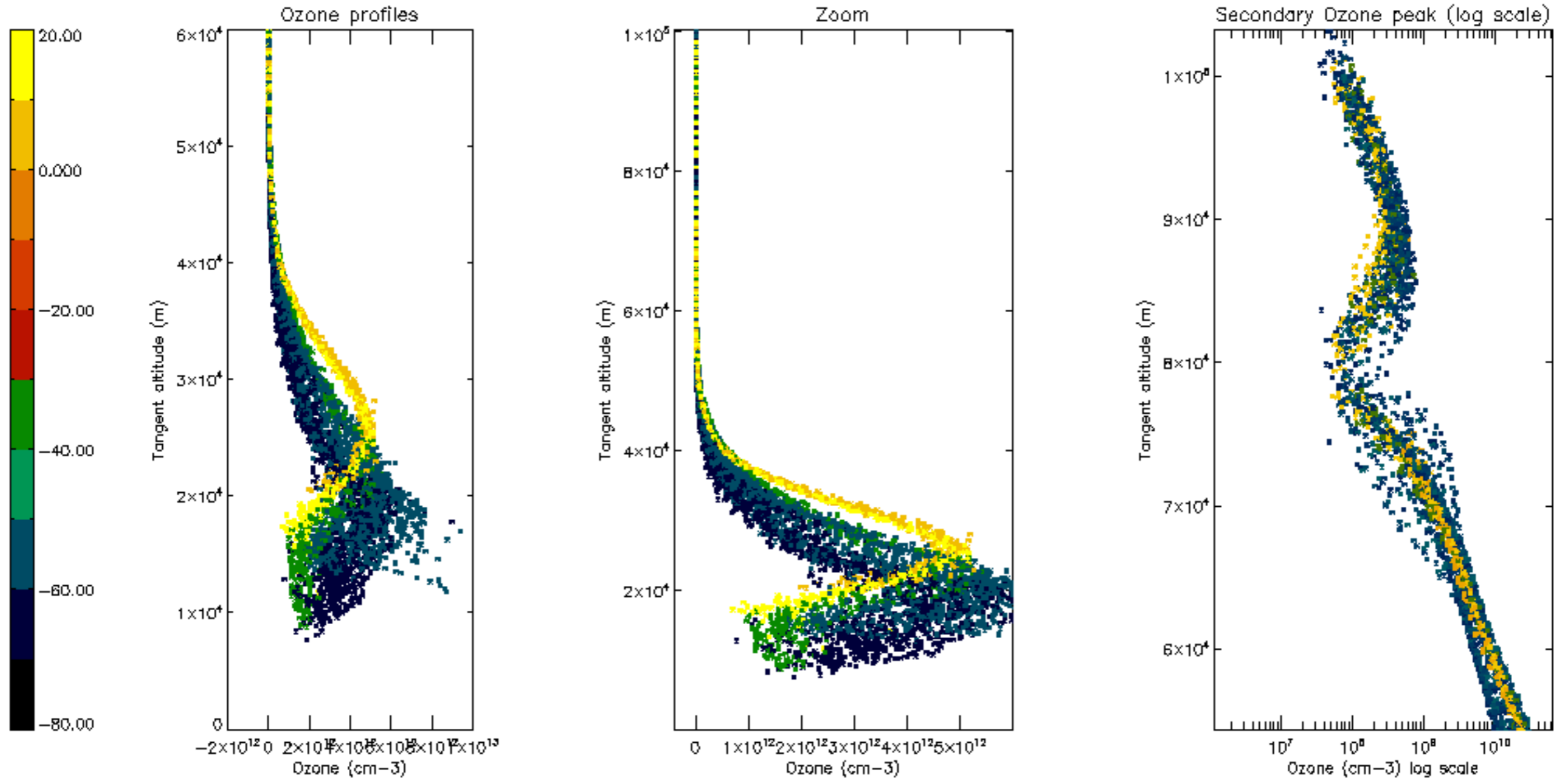
Percentage of star falling outside central band per profile

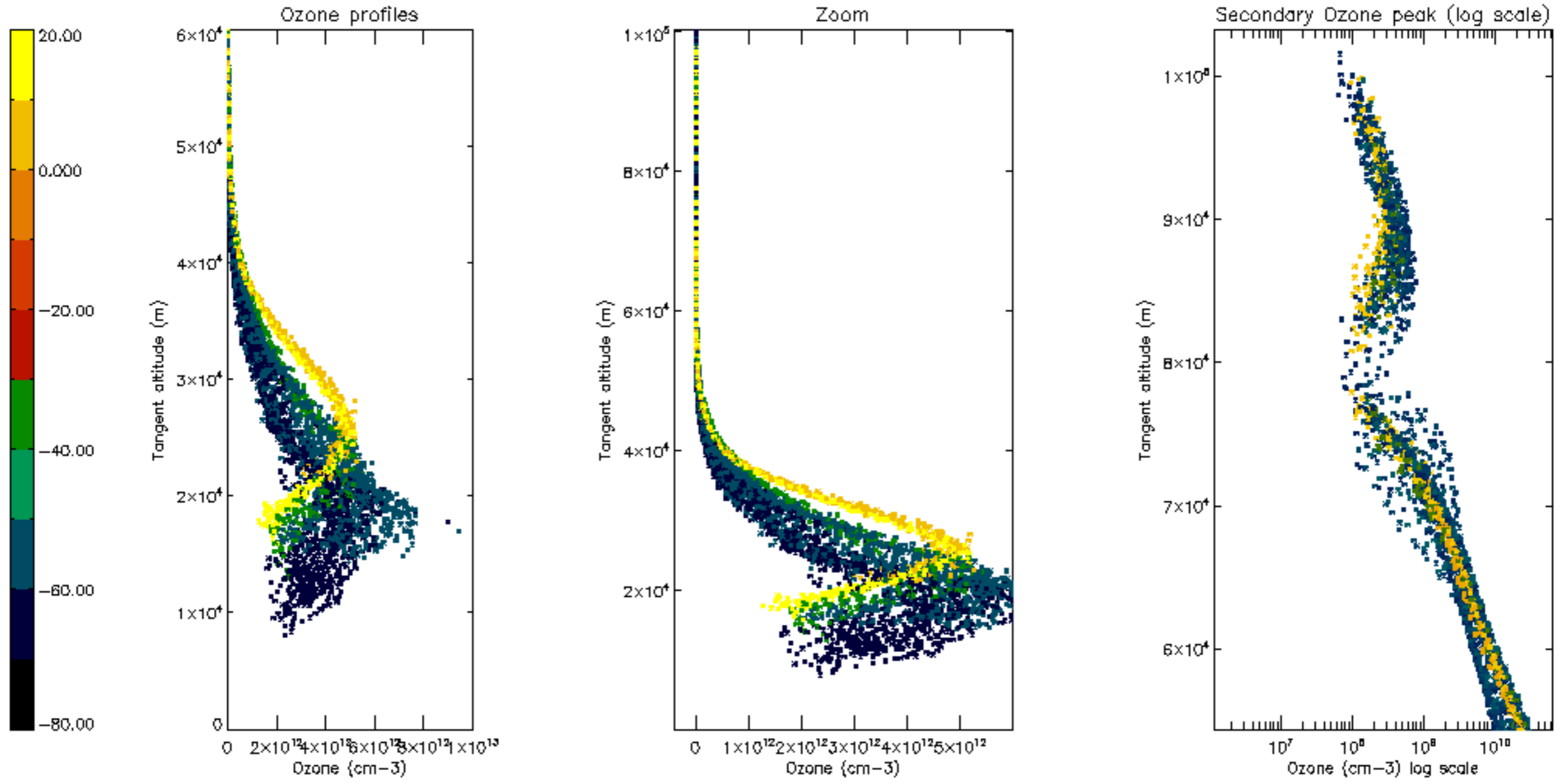


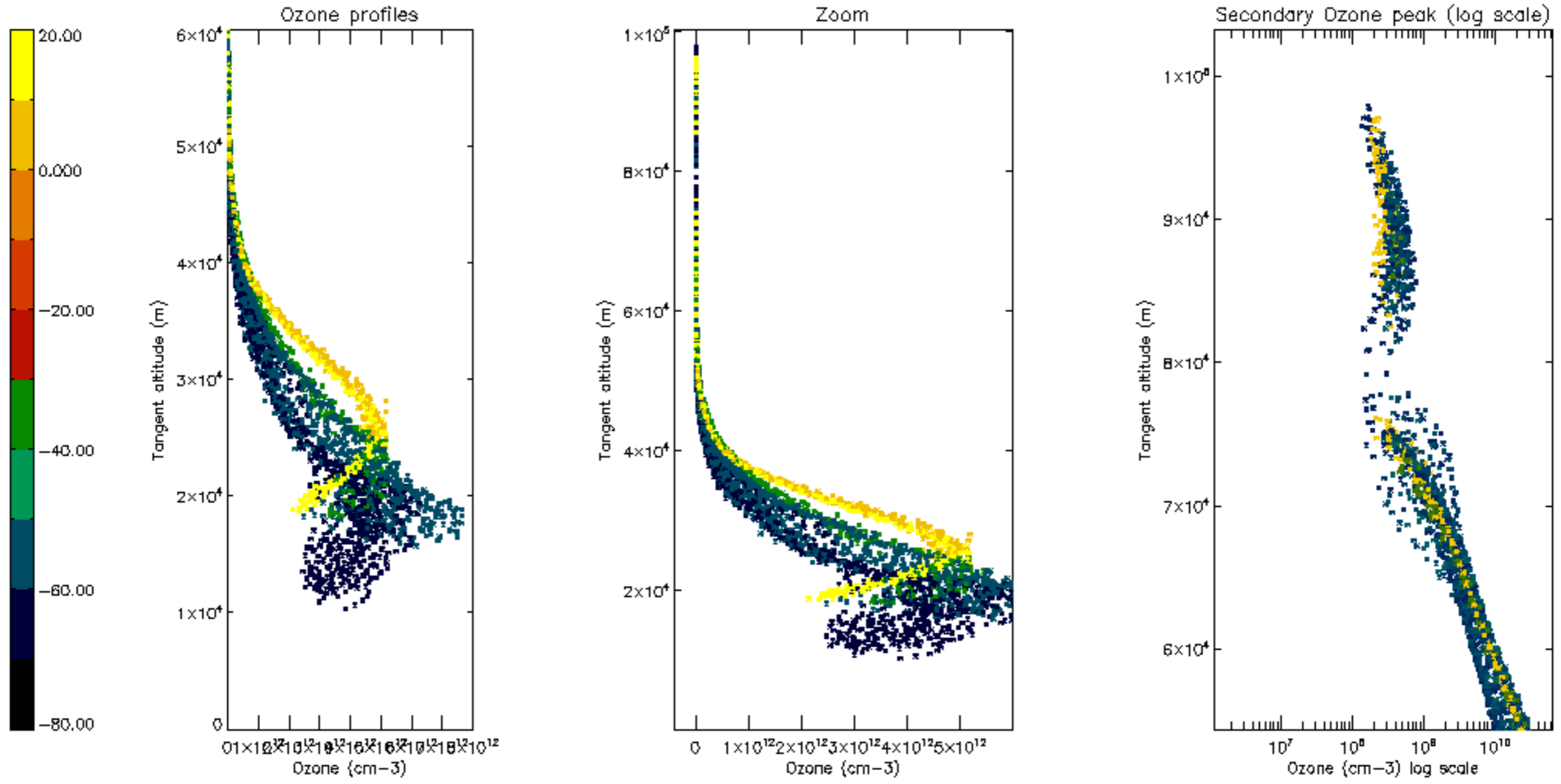
Percentage of saturation errors per profile

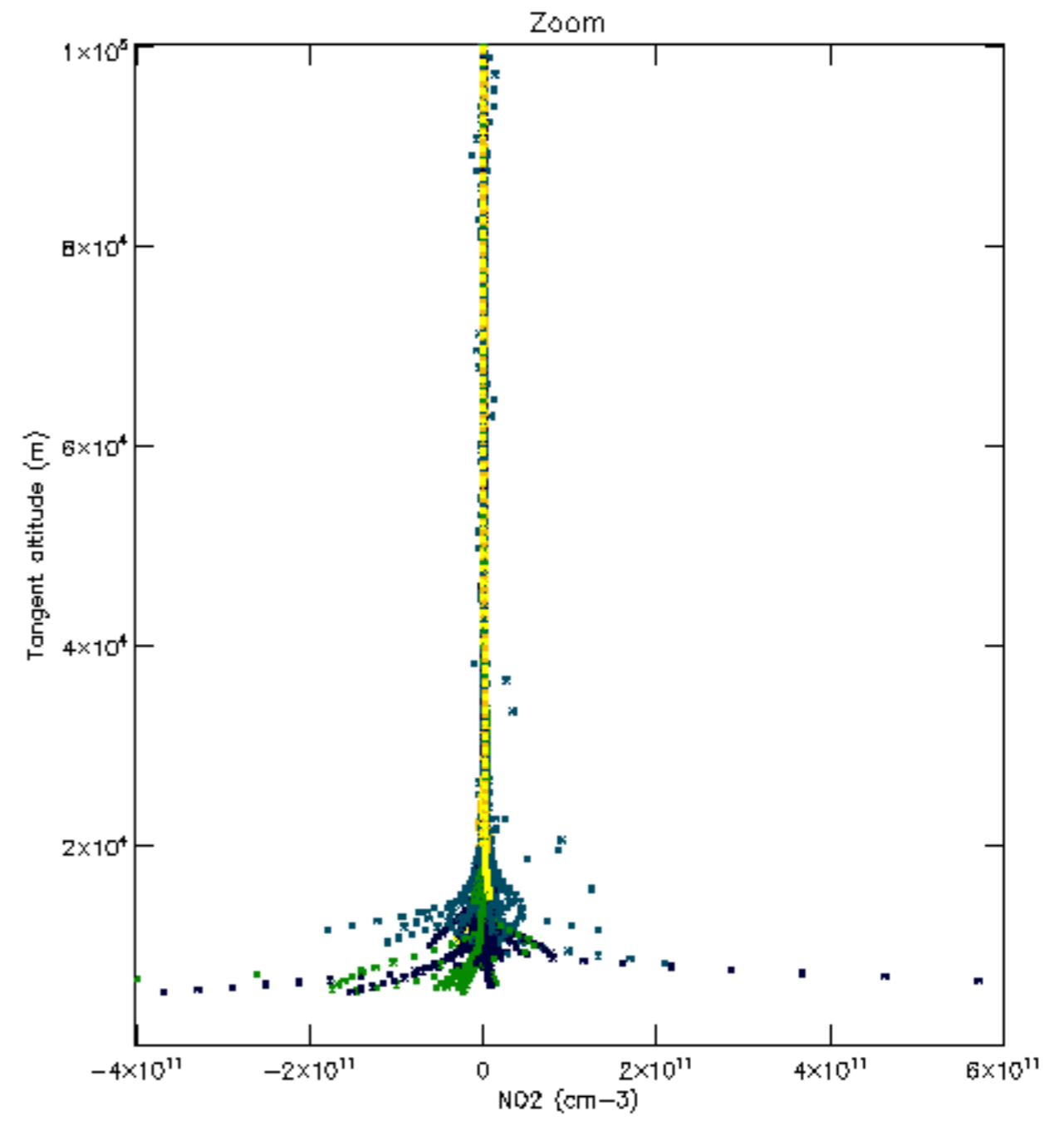
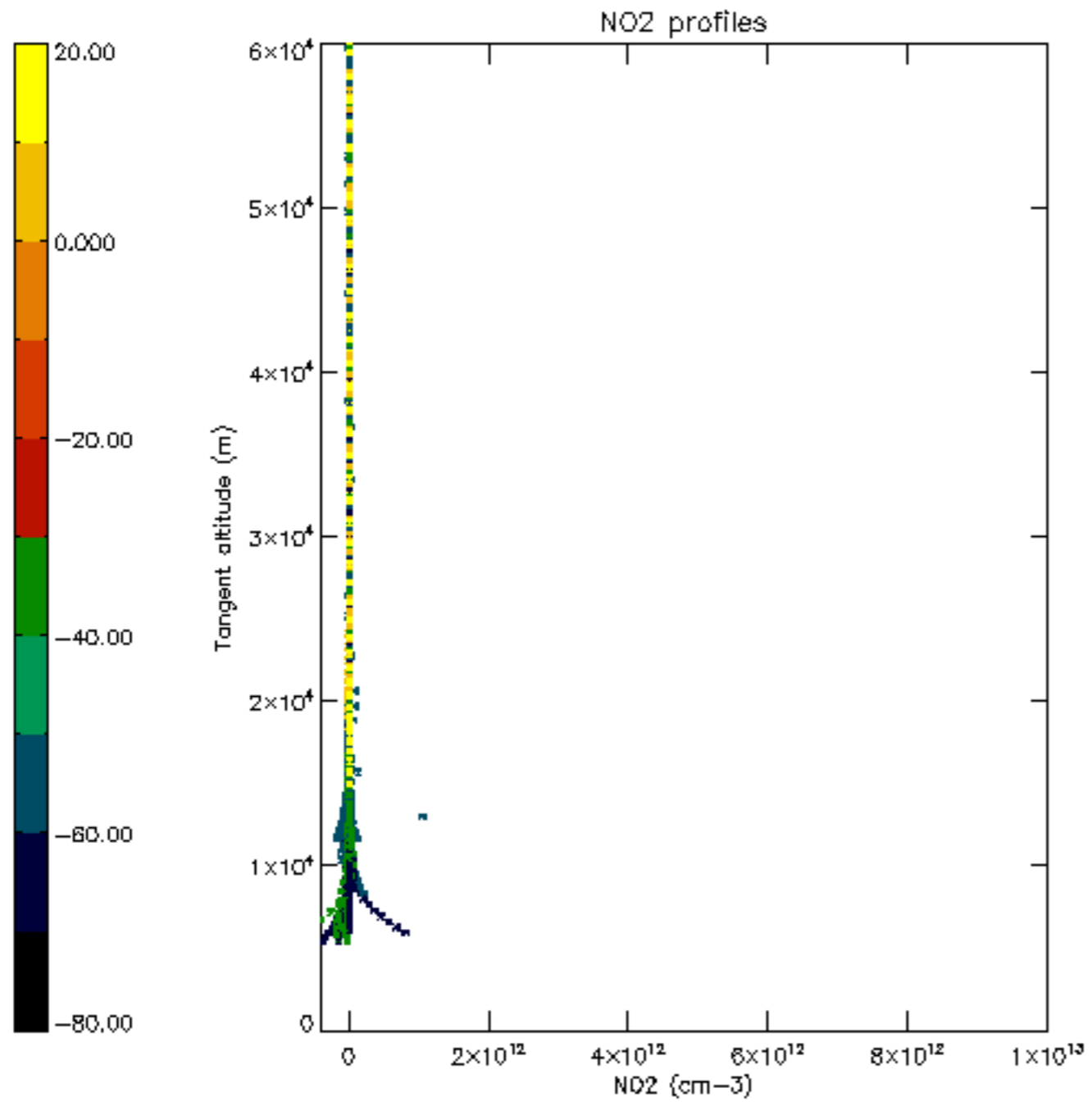


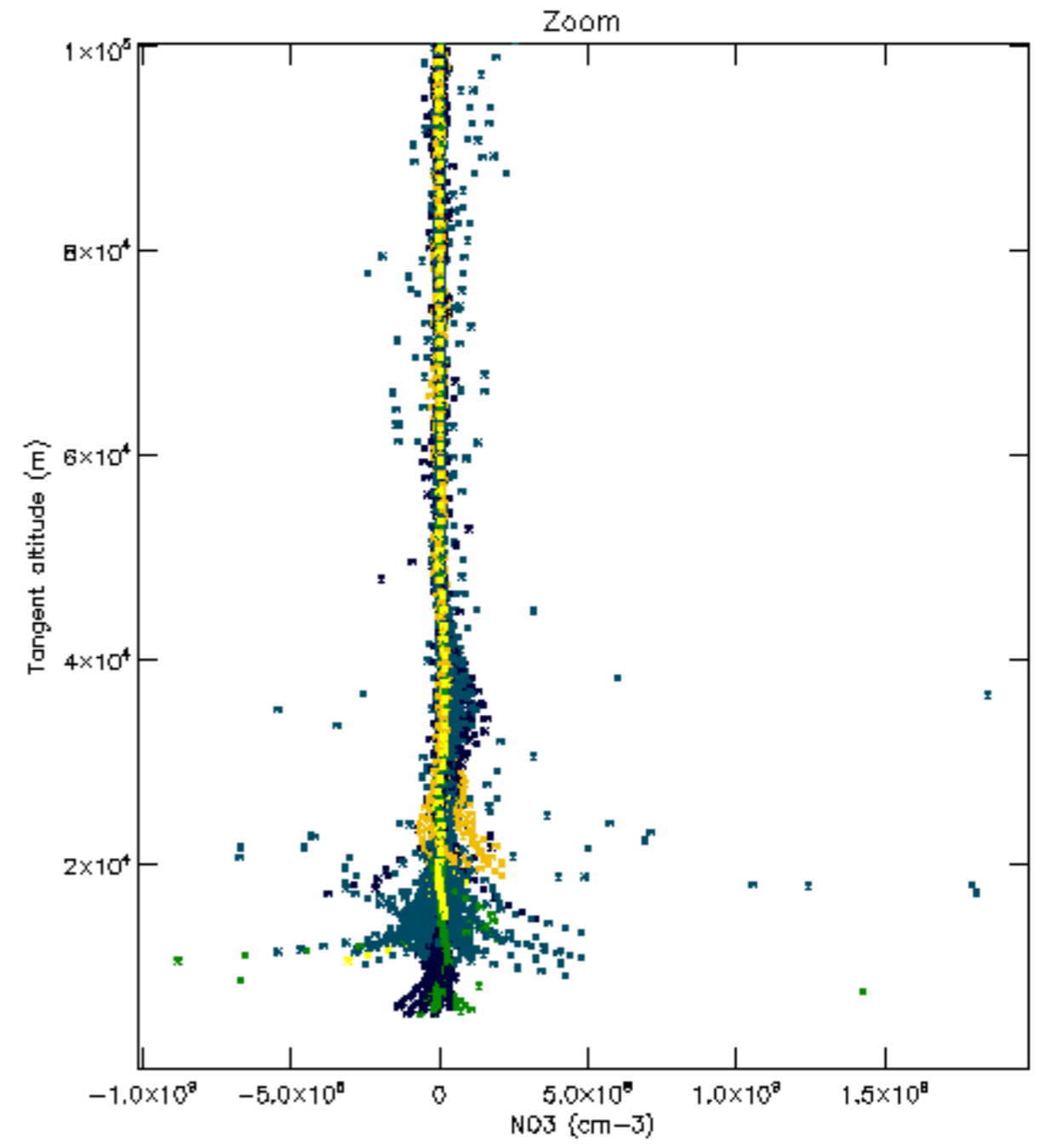
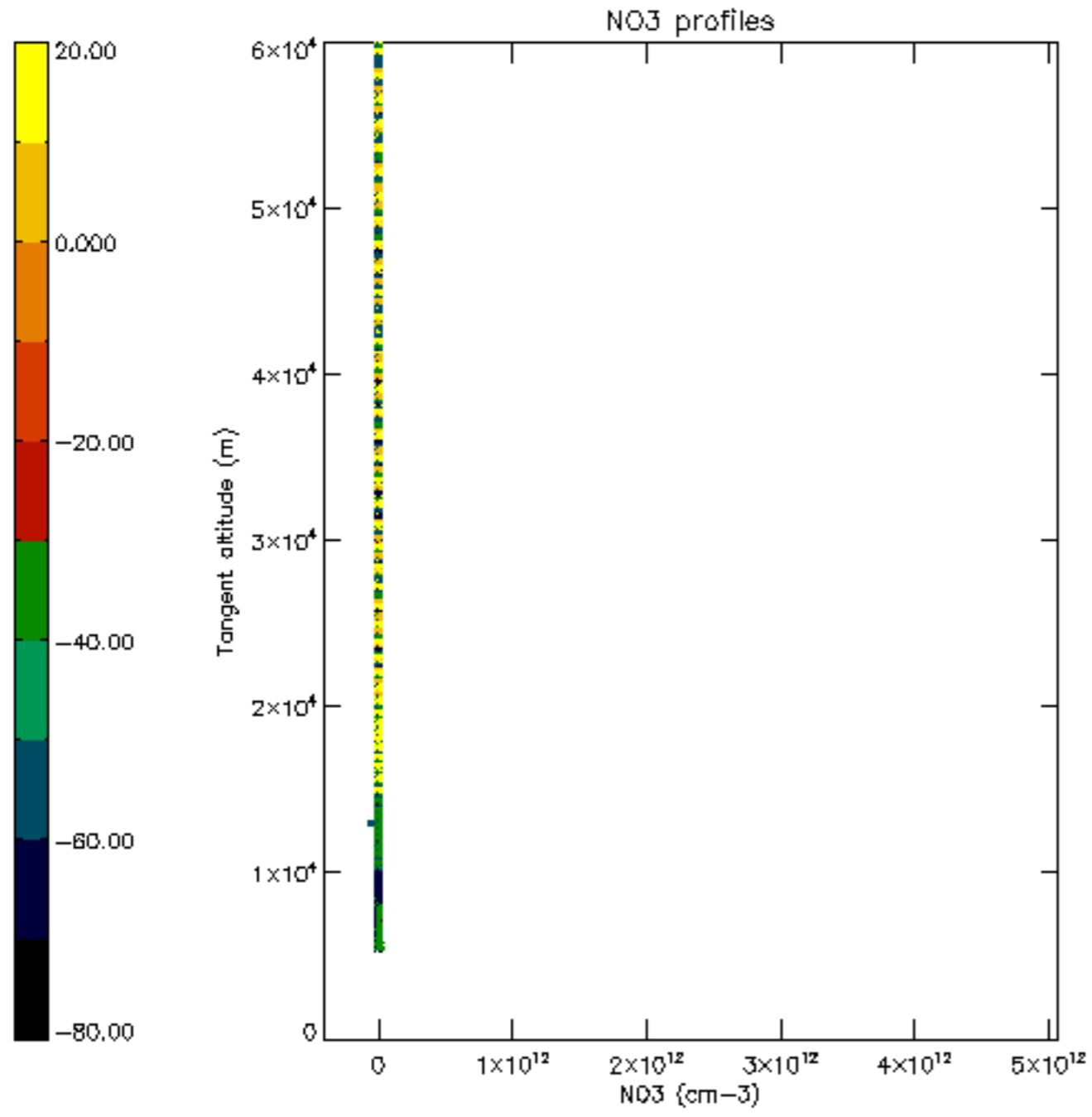


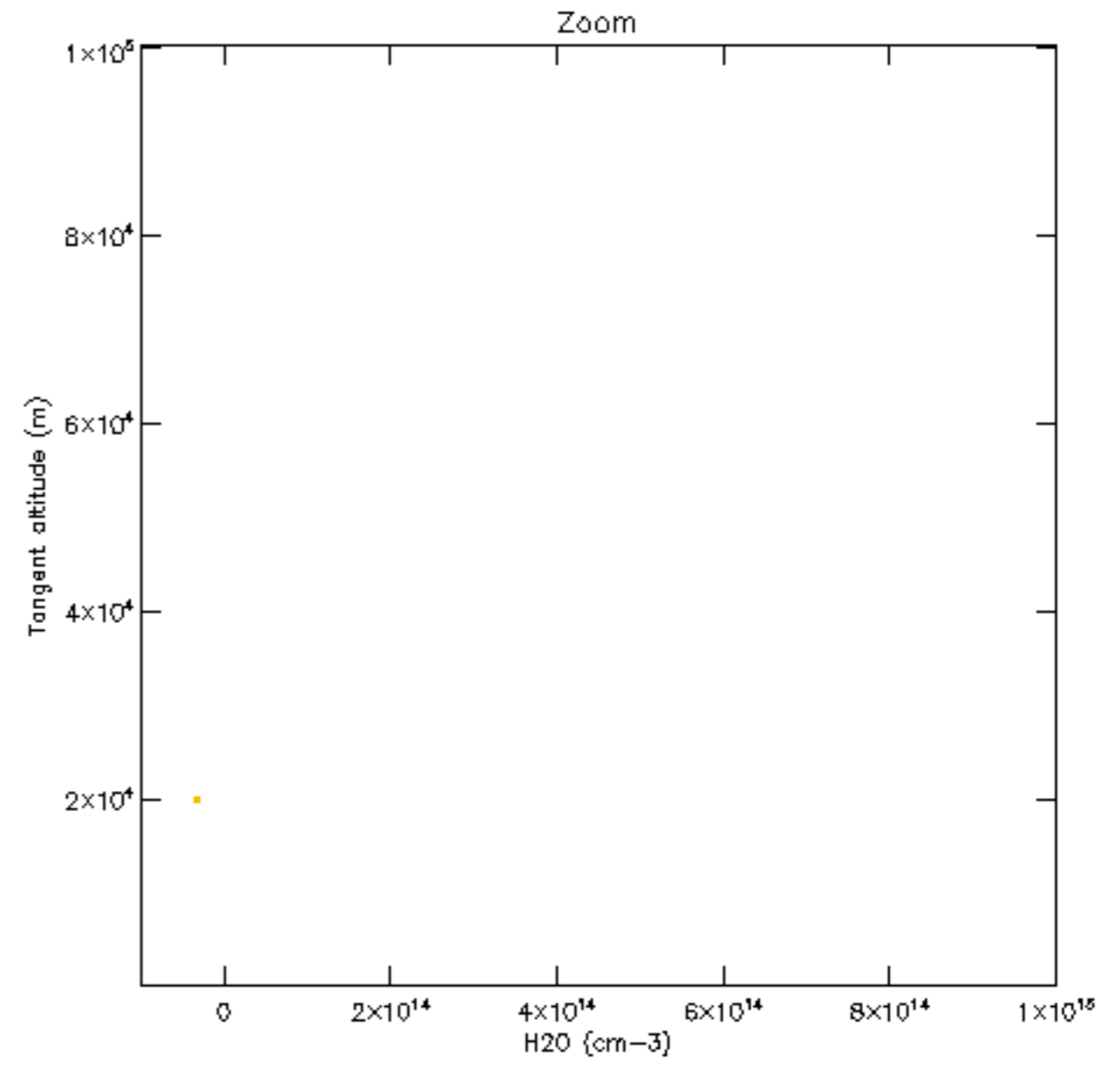
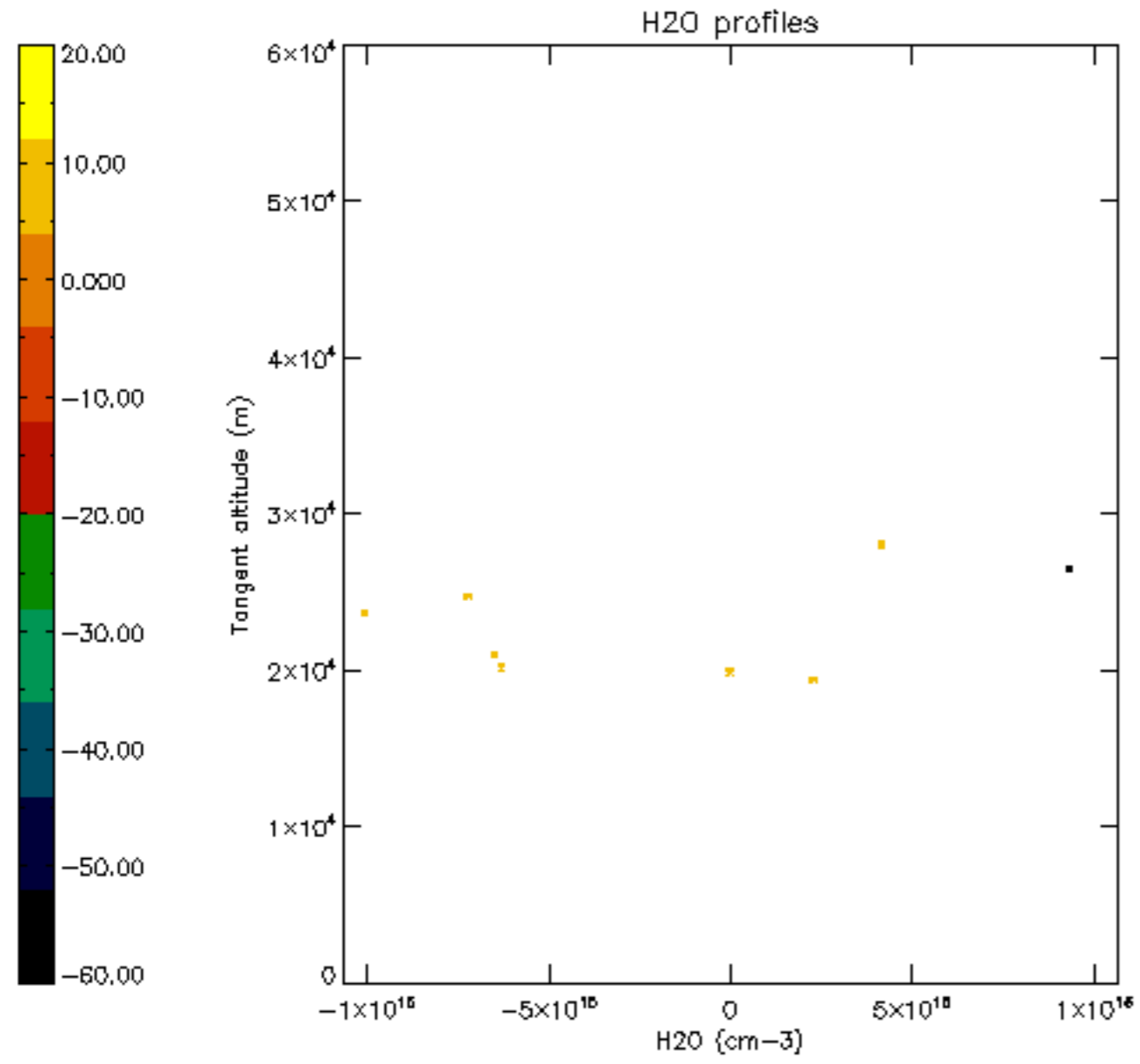


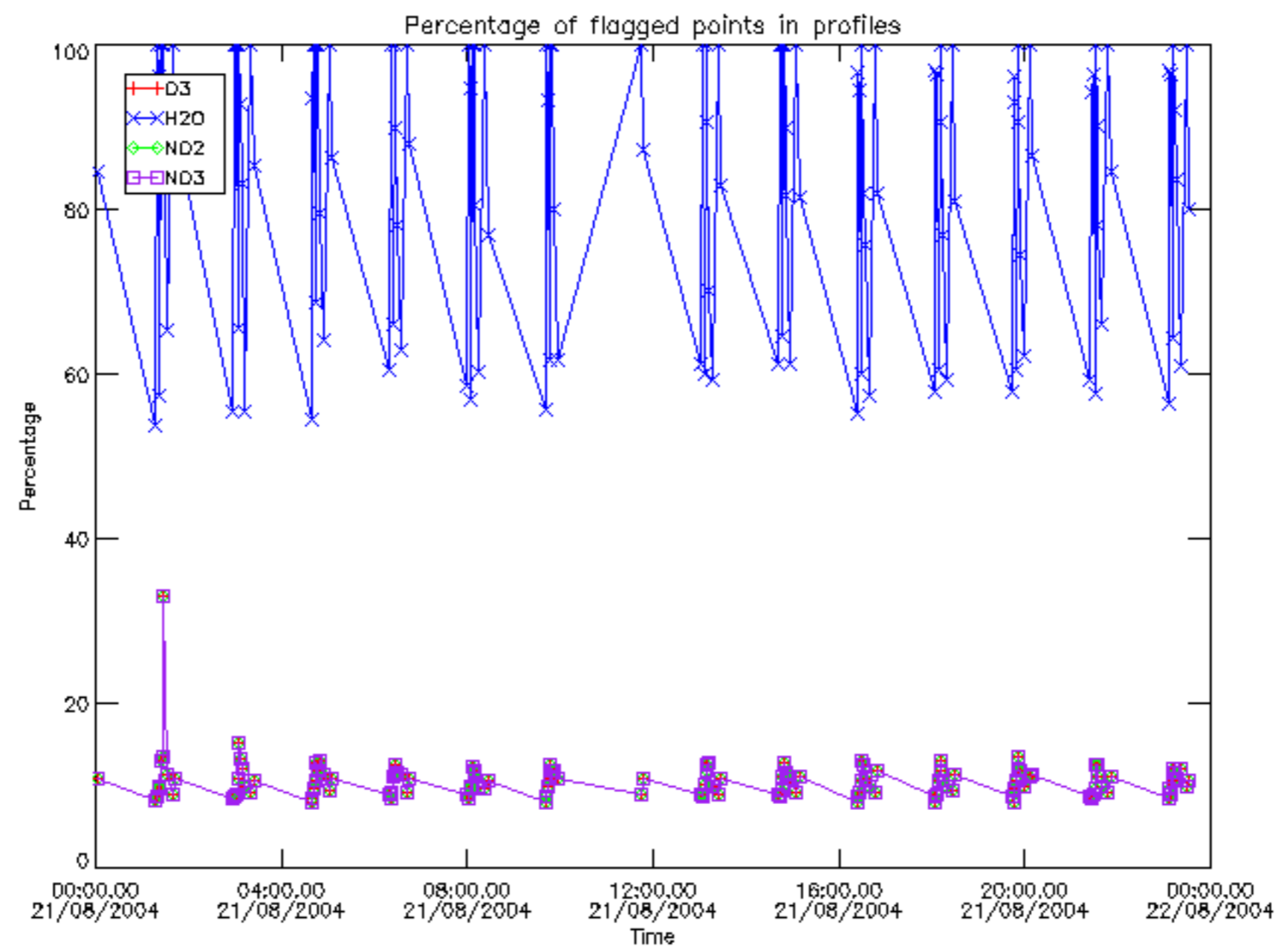




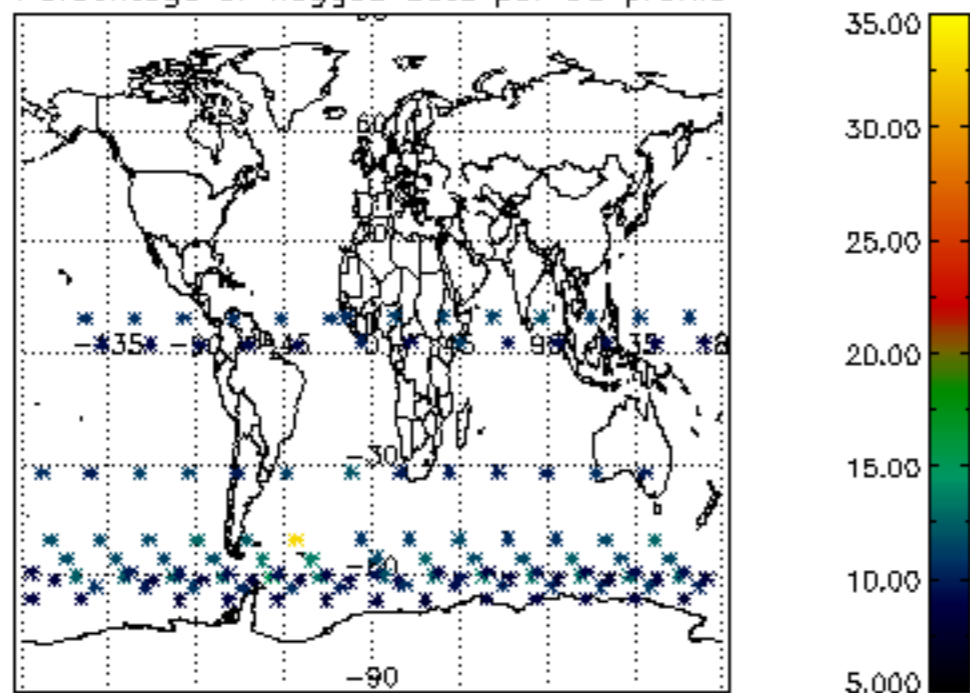




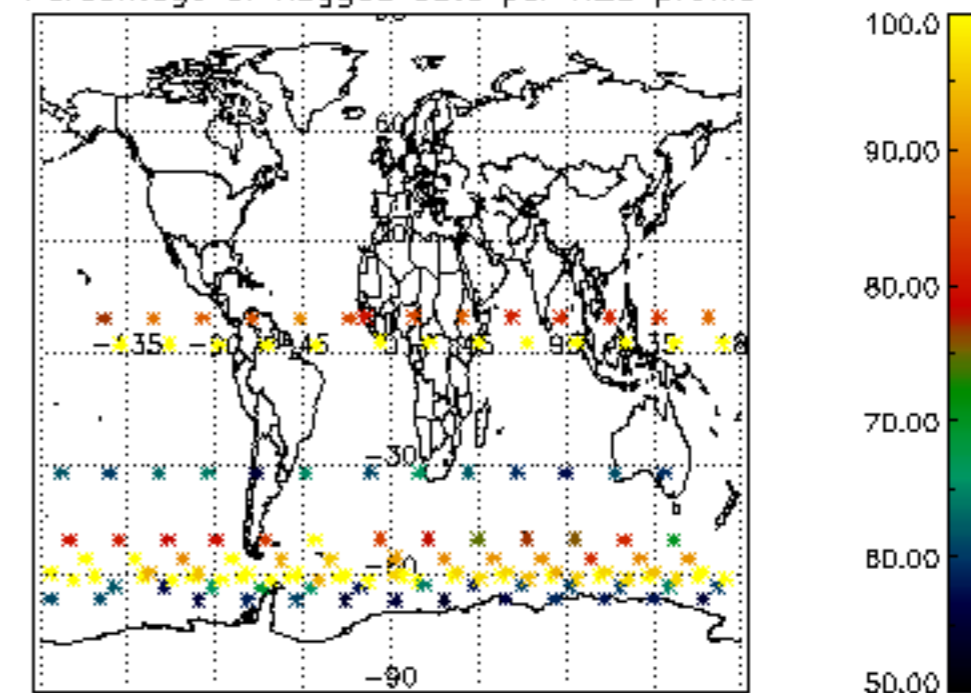




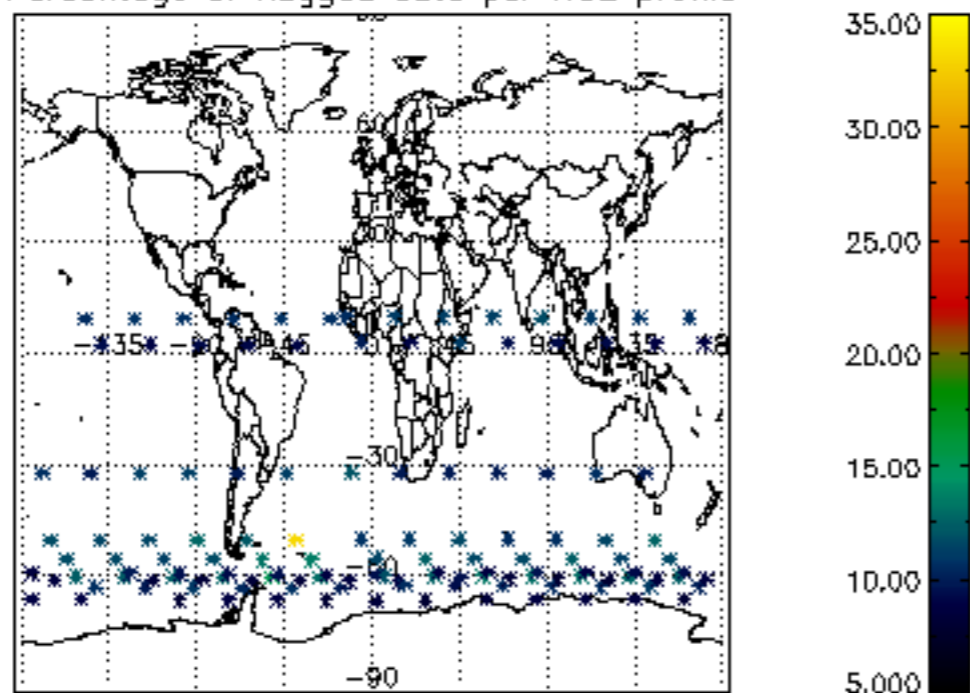
Percentage of flagged data per D3 profile



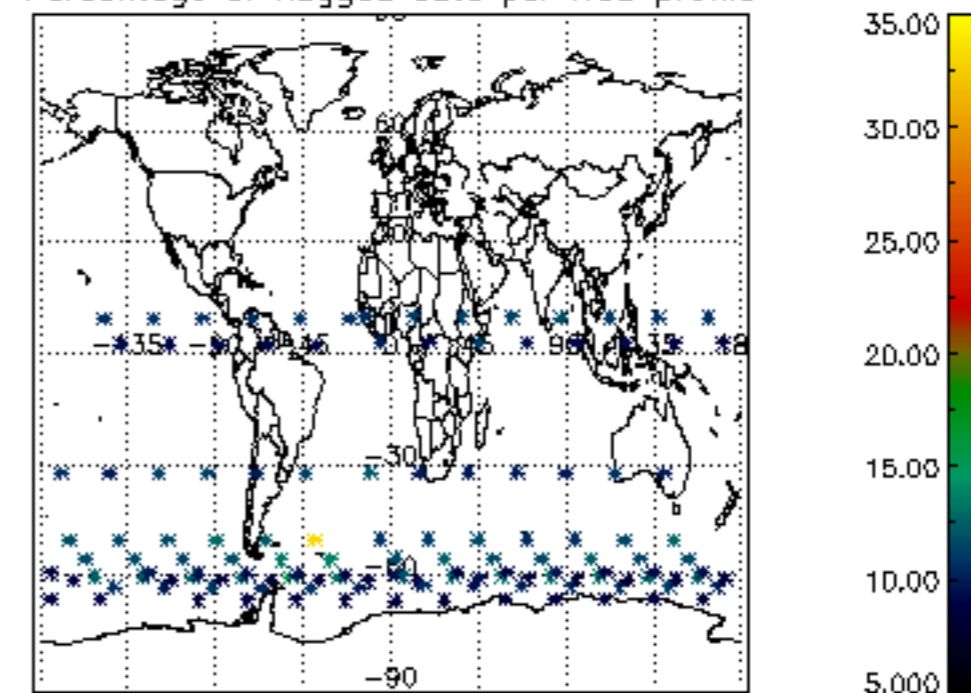
Percentage of flagged data per H2O profile

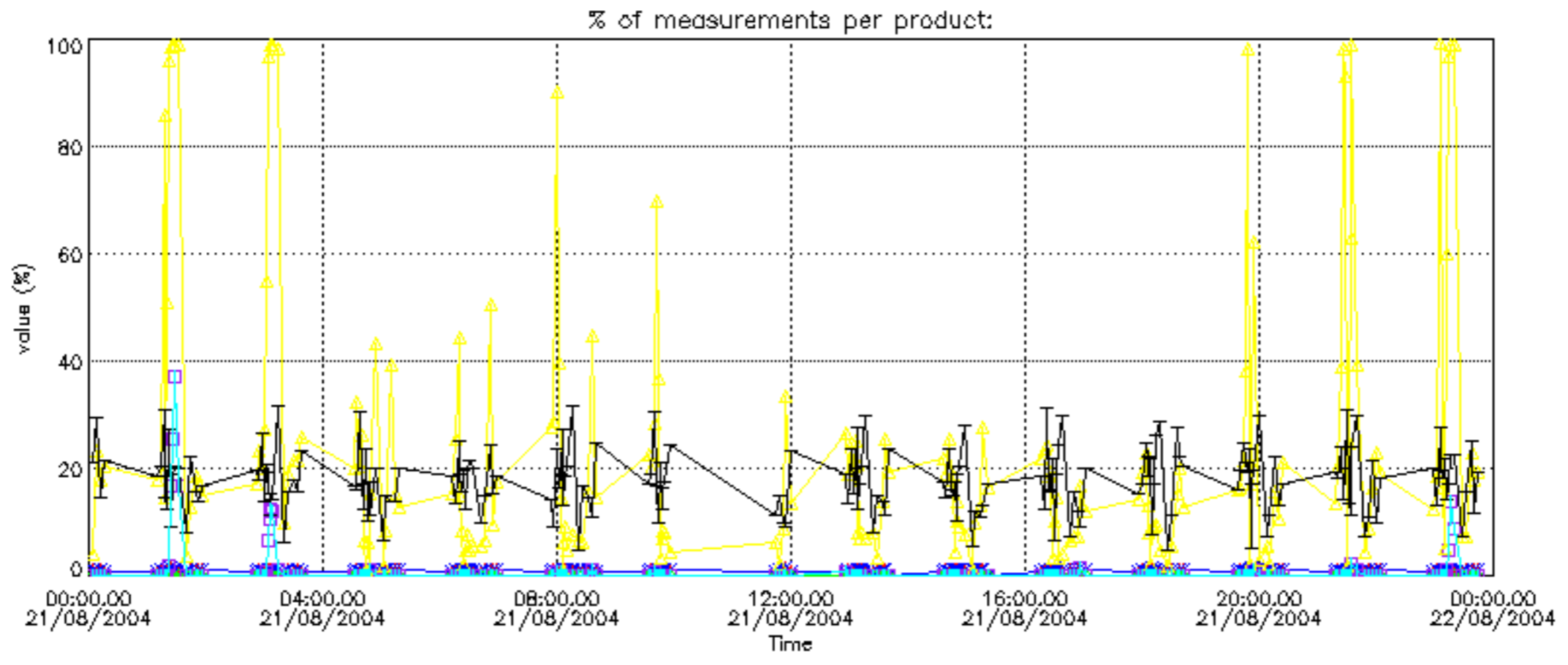


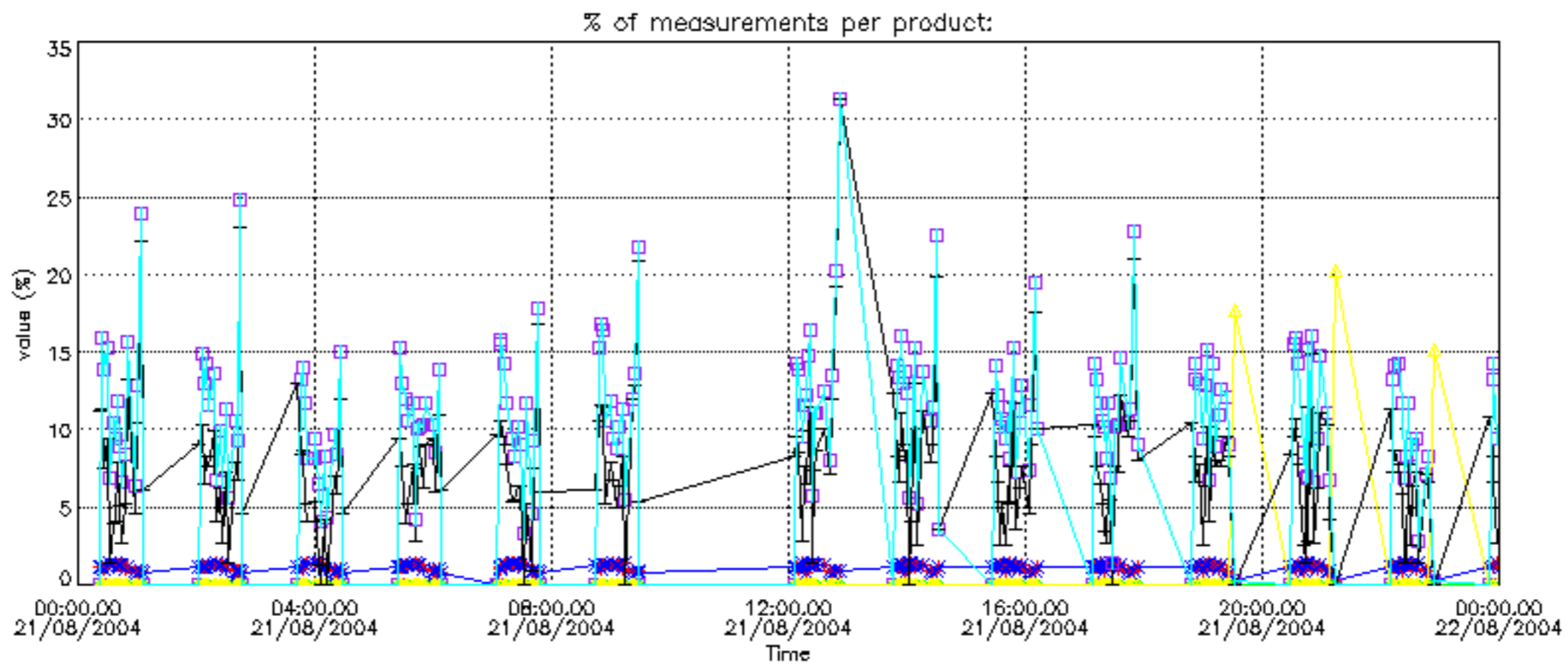
Percentage of flagged data per NO2 profile



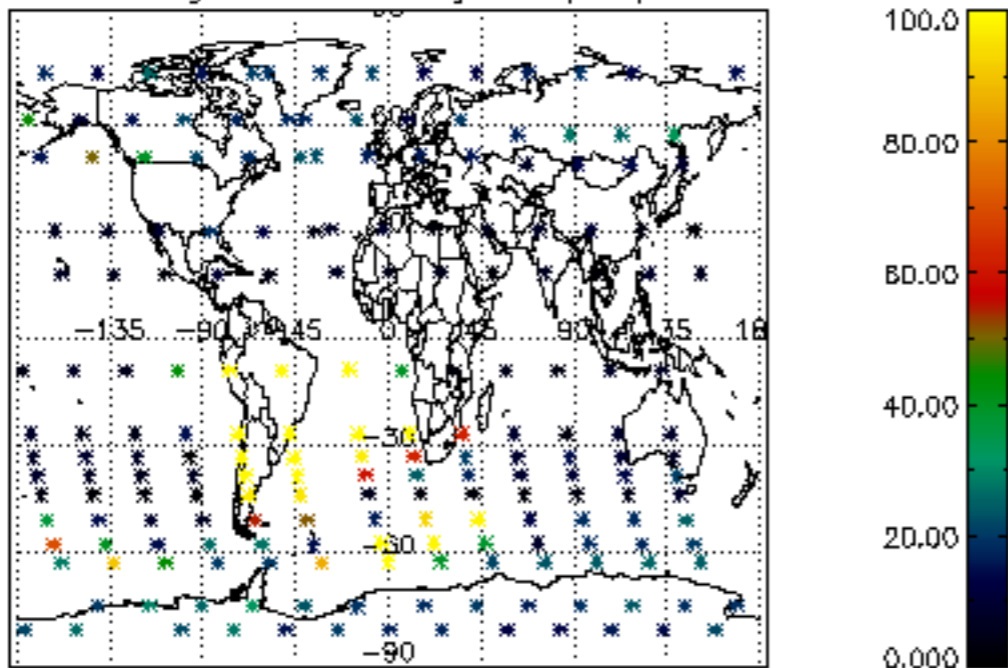
Percentage of flagged data per NO3 profile



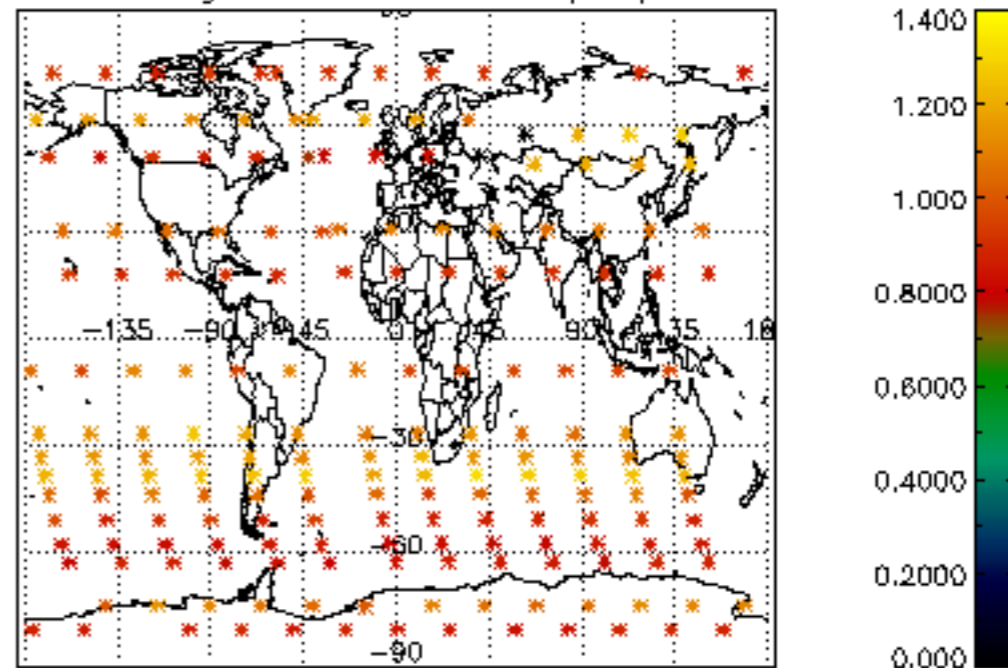




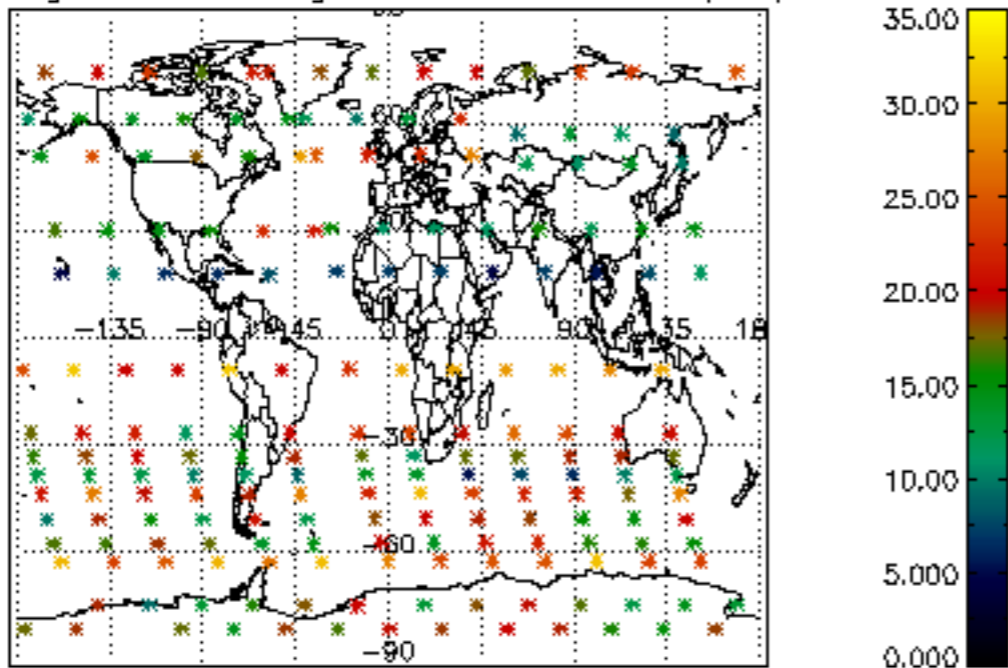
Percentage of cosmic ray hits per profile



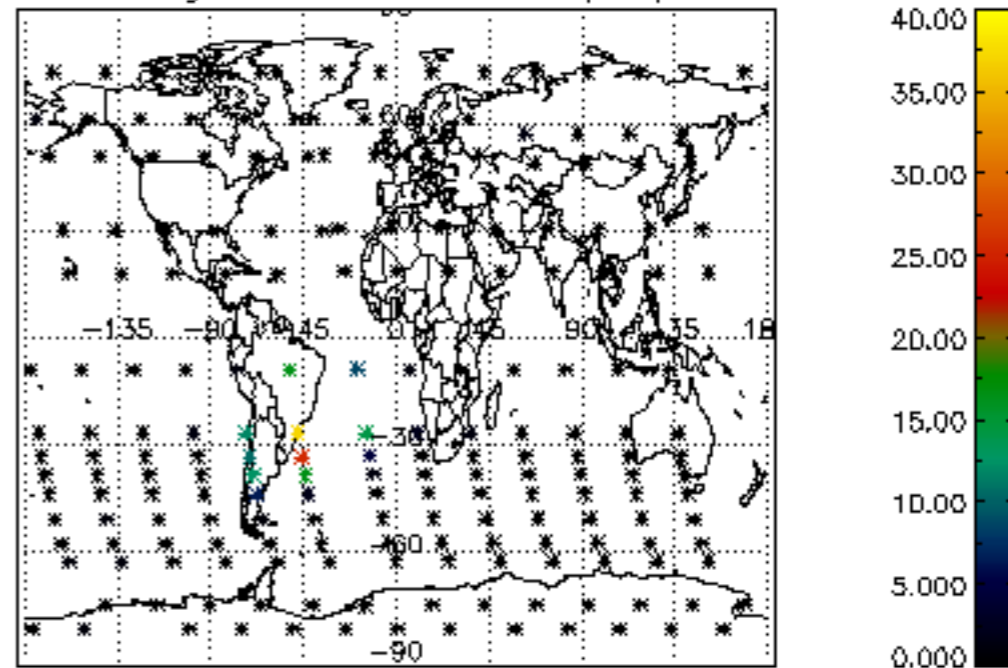
Percentage of datation errors per profile



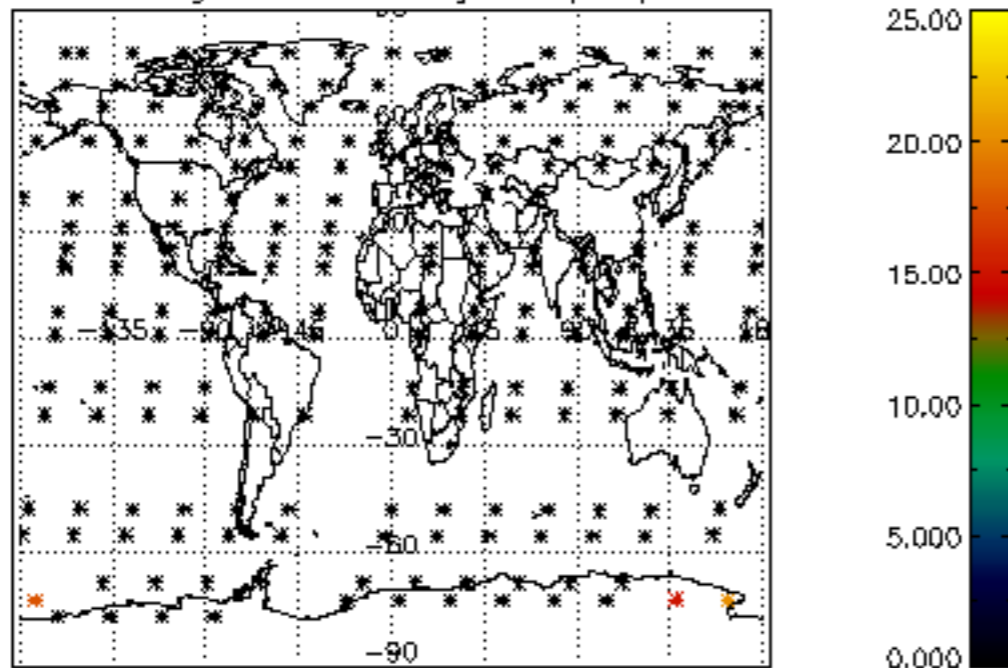
Percentage of star falling outside central band per profile



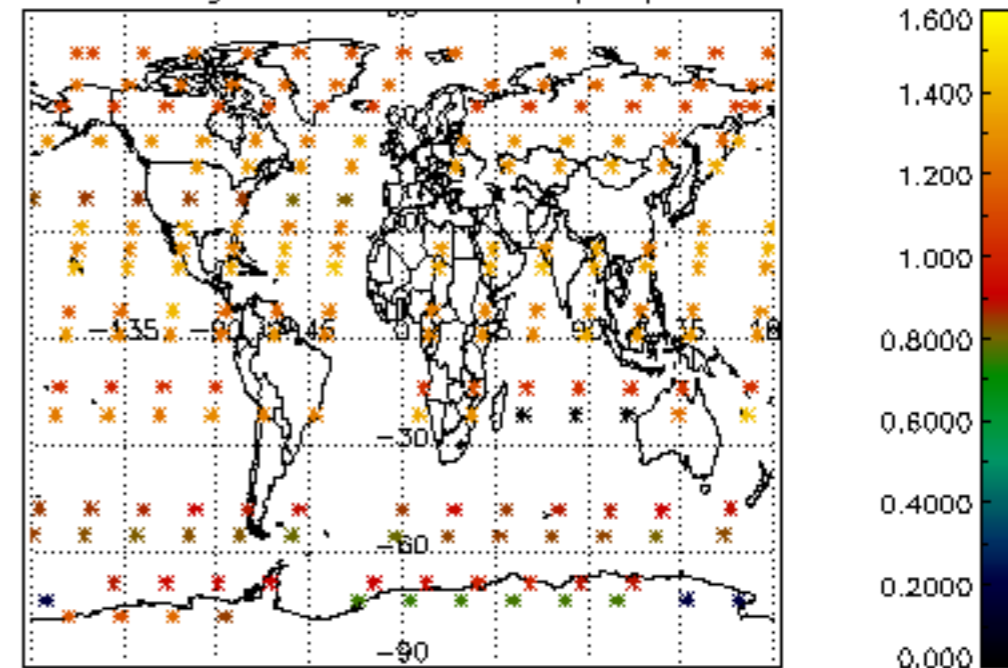
Percentage of saturation errors per profile



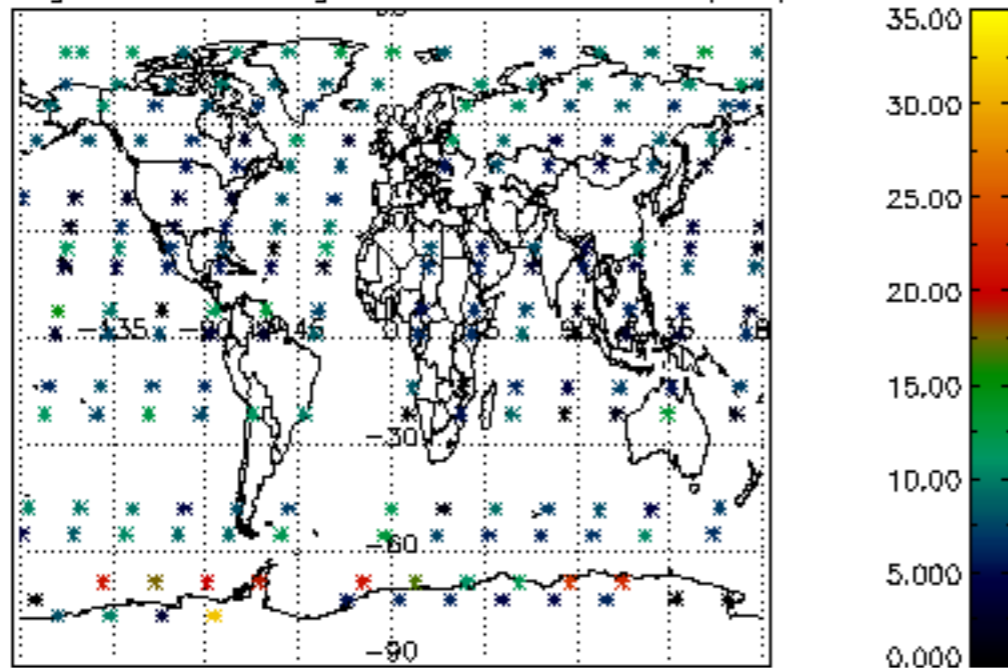
Percentage of cosmic ray hits per profile



Percentage of datation errors per profile



Percentage of star falling outside central band per profile



Percentage of saturation errors per profile

