

GOMOS Level 2 Daily Report

SUMMARY

[1. General Info](#)

[2. Summary of processed GOM_NL_2P products](#)

[3. Level 2 Quality information per product](#)

[3.1 Plot of level 2 quality information per product \(time dependant\)](#)

[3.2 Plot of level 2 quality information per product \(world map\)](#)

[4. Level 1 Quality information per product \(stored on level 2 products\)](#)

[4.1 Plot of level 1 quality information per product \(time dependant\)](#)

[4.1.1 Plot of level 1 quality information per product \(time dependant\): ASCENDING](#)

[4.1.2 Plot of level 1 quality information per product \(time dependant\): DESCENDING](#)

[4.2 Plot of level 1 quality information per product \(world map\)](#)

[4.2.1 Plot of level 1 quality information per product \(world map\): ASCENDING](#)

[4.2.2 Plot of level 1 quality information per product \(world map\): DESCENDING](#)

[5. Ozone profiles based on quality statistics and other trace gas profiles](#)

[5.1 Ozone statistics based on quality of products](#)

[5.2 Plot ozone profiles for all STD \(dark without errors\)](#)

[5.3 Plot ozone profiles where STD < 20% \(dark without errors\)](#)

[5.4. Plot ozone profiles where STD < 10% \(dark without errors\)](#)

[5.5. Plot ozone profiles where STD < 5% \(dark without errors\)](#)

[5.6 Plot NO2 profiles for all STD \(dark without errors\)](#)

[5.7 Plot NO3 profiles for all STD \(dark without errors\)](#)

[5.8 Plot H2O profiles \(only for occultations of stars 1,2,3,4,13,14,16,26,63 dark without errors\) for all STD](#)

[6. Auxiliary Data Files used for the production reported in section 2](#)

This report presents the daily analysis on parameters extracted from GOMOS level 2 data (GOM_NL__2P). It is intended to monitor some important parameters that will impact the quality of these products. A list of level 2 products (and content) that have arrived during the reporting day to the PCF is also given.

Item	Value
Time of report generation	19APR2013 07:36:41
Data source version	GOMOS/6.01
Start time of products	31-07-2004 (31JUL2004 00:00:00)
Stop time of products	01-08-2004 (01AUG2004 00:00:00)
Store outputs in DB	Yes
Nb of level 2 prods	417
Nb of prods with errors	0

2. Summary of processed GOM_NL__2P products.

Nr	Filename	UTC Start time	Limb	Duration	Star Id	Star Name	Star Mag	Star Temp	Nb Meas	Orbit	Prod. error
1	GOM_NL__2PRFIN20040731_000101_000000412029_00059_12638_3530.N1	31-JUL-2004 00:01:01	Bright	40.500	69	33Gam Dra	2.2310	3800.0	81	12638	No
2	GOM_NL__2PRFIN20040731_000459_000000402029_00059_12638_3531.N1	31-JUL-2004 00:04:59	Bright	40.000	119	14Eta Dra	2.7270	4700.0	80	12638	No
3	GOM_NL__2PRFIN20040731_000908_000000402029_00059_12638_3532.N1	31-JUL-2004 00:09:08	Bright	39.500	60	7Bet UMi	2.0810	3950.0	79	12638	No
4	GOM_NL__2PRFIN20040731_001147_000000352029_00059_12638_3533.N1	31-JUL-2004 00:11:47	Bright	35.000	49	1Alp UMi	1.9900	6300.0	70	12638	No
5	GOM_NL__2PRFIN20040731_001430_000000502029_00059_12638_3534.N1	31-JUL-2004 00:14:30	Bright	50.000	76	27Gam Cas	2.3000	30000.	100	12638	No
6	GOM_NL__2PRFIN20040731_002048_000000482029_00059_12638_3535.N1	31-JUL-2004 00:20:48	Bright	48.000	160	23Gam Per	2.9300	4700.0	96	12638	No
7	GOM_NL__2PRFIN20040731_002228_000000512029_00059_12638_3536.N1	31-JUL-2004 00:22:28	Bright	50.500	35	33Alp Per	1.7950	6250.0	101	12638	No
8	GOM_NL__2PRFIN20040731_002543_000000602029_00059_12638_3537.N1	31-JUL-2004 00:25:43	Bright	60.000	79	26Bet Per	2.3100	13100.	120	12638	No
9	GOM_NL__2PRFIN20040731_002926_000000532029_00059_12638_3538.N1	31-JUL-2004 00:29:26	Twi_and_stray	52.500	150	44Zet Per	2.8900	28000.	105	12638	No
10	GOM_NL__2PRFIN20040731_003143_000000422029_00059_12638_3539.N1	31-JUL-2004 00:31:43	Twi_and_stray	42.000	176	23Zet Tau	3.0200	22000.	84	12638	No
11	GOM_NL__2PRFIN20040731_003411_000000612029_00059_12638_3540.N1	31-JUL-2004 00:34:11	Dark	60.500	13	87Alp Tau	0.86700	3800.0	121	12638	No
12	GOM_NL__2PRFIN20040731_003612_000000432029_00059_12638_3541.N1	31-JUL-2004 00:36:12	Dark	43.000	27	24Gam Ori	1.6360	26000.	86	12638	No
13	GOM_NL__2PRFIN20040731_003807_000000422029_00059_12638_3542.N1	31-JUL-2004 00:38:07	Dark	42.000	30	46Eps Ori	1.6940	30000.	84	12638	No
14	GOM_NL__2PRFIN20040731_003927_000000412029_00059_12638_3543.N1	31-JUL-2004 00:39:27	Dark	41.000	125	44Iot Ori	2.7700	30000.	82	12638	No
15	GOM_NL__2PRFIN20040731_004128_000000432029_00059_12638_3544.N1	31-JUL-2004 00:41:28	Dark	43.000	1	9Alp CMa	-1.4400	11000.	86	12638	No
16	GOM_NL__2PRFIN20040731_004521_000000392029_00059_12638_3545.N1	31-JUL-2004 00:45:21	Dark	39.000	177	1Zet CMa	3.0220	26000.	78	12638	No
17	GOM_NL__2PRFIN20040731_005133_000000462029_00059_12638_3546.N1	31-JUL-2004 00:51:33	Dark	45.500	2	Alp Car	-0.73600	7000.0	91	12638	No
18	GOM_NL__2PRFIN20040731_005427_000000492029_00059_12638_3547.N1	31-JUL-2004 00:54:27	Dark	48.500	157	The1Eri	2.9060	9300.0	97	12638	No
19	GOM_NL__2PRFIN20040731_010001_000000552029_00060_12639_3461.N1	31-JUL-2004 01:00:01	Dark	54.500	9	Alp Eri	0.45300	24000.	109	12639	No
20	GOM_NL__2PRFIN20040731_010204_000000412029_00060_12639_3462.N1	31-JUL-2004 01:02:04	Dark	40.500	135	Bet Hyi	2.8200	5800.0	81	12639	No
21	GOM_NL__2PRFIN20040731_010442_000000682029_00060_12639_3463.N1	31-JUL-2004 01:04:42	Straylight	67.500	84	Alp Phe	2.3970	4500.0	135	12639	No
22	GOM_NL__2PRFIN20040731_010655_000000442029_00060_12639_3464.N1	31-JUL-2004 01:06:55	Straylight	43.500	148	Alp Tuc	2.8780	4100.0	87	12639	No
23	GOM_NL__2PRFIN20040731_011015_000000472029_00060_12639_3465.N1	31-JUL-2004 01:10:15	Straylight	46.500	31	Alp Gru	1.7340	15200.	93	12639	No
24	GOM_NL__2PRFIN20040731_011346_000000742029_00060_12639_3466.N1	31-JUL-2004 01:13:46	Twi_and_stray	73.500	18	24Alp PsA	1.1660	9700.0	147	12639	No
25	GOM_NL__2PRFIN20040731_011741_000000442029_00060_12639_3467.N1	31-JUL-2004 01:17:41	Bright	43.500	38	20Eps Sgr	1.8360	11000.	87	12639	No
26	GOM_NL__2PRFIN20040731_011937_000000392029_00060_12639_3468.N1	31-JUL-2004 01:19:37	Bright	39.000	57	34Sig Sgr	2.0660	26000.	78	12639	No
27	GOM_NL__2PRFIN20040731_012108_000000582029_00060_12639_3469.N1	31-JUL-2004 01:21:08	Bright	57.500	142	49Del Cap	2.8500	8900.0	115	12639	No
28	GOM_NL__2PRFIN20040731_012526_000000572029_00060_12639_3470.N1	31-JUL-2004 01:25:26	Bright	57.000	154	22Bet Aqr	2.8990	5700.0	114	12639	No
29	GOM_NL__2PRFIN20040731_012922_000000402029_00060_12639_3471.N1	31-JUL-2004 01:29:22	Bright	40.000	11	53Alp Aql	0.76500	8000.0	80	12639	No
30	GOM_NL__2PRFIN20040731_013046_000000372029_00060_12639_3472.N1	31-JUL-2004 01:30:46	Bright	36.500	168	17Zet Aql	2.9860	11000.	73	12639	No
31	GOM_NL__2PRFIN20040731_013224_000000672029_00060_12639_3473.N1	31-JUL-2004 01:32:24	Bright	67.000	61	8Eps Peg	2.1000	3900.0	134	12639	No
32	GOM_NL__2PRFIN20040731_013750_000000382029_00060_12639_3474.N1	31-JUL-2004 01:37:50	Bright	37.500	5	3Alp Lyr	0.033000	11000.	75	12639	No
33	GOM_NL__2PRFIN20040731_013916_000000422029_00060_12639_3475.N1	31-JUL-2004 01:39:16	Bright	42.000	66	37Gam Cyg	2.2080	5900.0	84	12639	No
34	GOM_NL__2PRFIN20040731_014137_000000422029_00060_12639_3476.N1	31-JUL-2004 01:41:37	Bright	41.500	69	33Gam Dra	2.2310	3800.0	83	12639	No
35	GOM_NL__2PRFIN20040731_014535_000000402029_00060_12639_3477.N1	31-JUL-2004 01:45:35	Bright	40.000	119	14Eta Dra	2.7270	4700.0	80	12639	No
36	GOM_NL__2PRFIN20040731_014945_000000362029_00060_12639_3478.N1	31-JUL-2004 01:49:45	Bright	35.500	60	7Bet UMi	2.0810	3950.0	71	12639	No
37	GOM_NL__2PRFIN20040731_015223_000000352029_00060_12639_3479.N1	31-JUL-2004 01:52:23	Bright	35.000	49	1Alp UMi	1.9900	6300.0	70	12639	No
38	GOM_NL__2PRFIN20040731_015505_000000512029_00060_12639_3480.N1	31-JUL-2004 01:55:05	Bright	50.500	76	27Gam Cas	2.3000	30000.	101	12639	No
39	GOM_NL__2PRFIN20040731_020124_000000562029_00060_12639_3481.N1	31-JUL-2004 02:01:24	Bright	55.500	160	23Gam Per	2.9300	4700.0	111	12639	No
40	GOM_NL__2PRFIN20040731_020303_000000502029_00060_12639_3482.N1	31-JUL-2004 02:03:03	Bright	49.500	35	33Alp Per	1.7950	6250.0	99	12639	No
41	GOM_NL__2PRFIN20040731_020619_000000602029_00060_12639_3483.N1	31-JUL-2004 02:06:19	Bright	60.000	79	26Bet Per	2.3100	13100.	120	12639	No
42	GOM_NL__2PRFIN20040731_021002_000000562029_00060_12639_3484.N1	31-JUL-2004 02:10:02	Twi_and_stray	55.500	150	44Zet Per	2.8900	28000.	111	12639	No

43	GOM_NL__2PRFIN20040731_021219_000000432029_00060_12639_3485.N1	31-JUL-2004 02:12:19	Twilight	42.500	176	23Zet Tau	3.0200	22000.	85	12639	No
44	GOM_NL__2PRFIN20040731_021448_000000632029_00060_12639_3486.N1	31-JUL-2004 02:14:48	Dark	63.000	13	87Alp Tau	0.86700	3800.0	126	12639	No
45	GOM_NL__2PRFIN20040731_021649_000000442029_00060_12639_3487.N1	31-JUL-2004 02:16:49	Dark	44.000	27	24Gam Ori	1.6360	26000.	88	12639	No
46	GOM_NL__2PRFIN20040731_021843_000000422029_00060_12639_3488.N1	31-JUL-2004 02:18:43	Dark	41.500	30	46Eps Ori	1.6940	30000.	83	12639	No
47	GOM_NL__2PRFIN20040731_022003_000000422029_00060_12639_3489.N1	31-JUL-2004 02:20:03	Dark	41.500	125	44Iot Ori	2.7700	30000.	83	12639	No
48	GOM_NL__2PRFIN20040731_022203_000000412029_00060_12639_3490.N1	31-JUL-2004 02:22:03	Dark	40.500	1	9Alp CMa	-1.4400	11000.	81	12639	No
49	GOM_NL__2PRFIN20040731_022557_000000392029_00060_12639_3491.N1	31-JUL-2004 02:25:57	Dark	39.000	177	1Zet CMa	3.0220	26000.	78	12639	No
50	GOM_NL__2PRFIN20040731_023209_000000512029_00060_12639_3492.N1	31-JUL-2004 02:32:09	Dark	51.000	2	Alp Car	-0.73600	7000.0	102	12639	No
51	GOM_NL__2PRFIN20040731_023505_000000492029_00060_12639_3493.N1	31-JUL-2004 02:35:05	Dark	48.500	157	The1Eri	2.9060	9300.0	97	12639	No
52	GOM_NL__2PRFIN20040731_024038_000000532029_00061_12640_3461.N1	31-JUL-2004 02:40:38	Dark	53.000	9	Alp Eri	0.45300	24000.	106	12640	No
53	GOM_NL__2PRFIN20040731_024240_000000402029_00061_12640_3462.N1	31-JUL-2004 02:42:40	Dark	39.500	135	Bet Hyi	2.8200	5800.0	79	12640	No
54	GOM_NL__2PRFIN20040731_024519_000000622029_00061_12640_3463.N1	31-JUL-2004 02:45:19	Straylight	62.000	84	Alp Phe	2.3970	4500.0	124	12640	No
55	GOM_NL__2PRFIN20040731_024732_000000452029_00061_12640_3464.N1	31-JUL-2004 02:47:32	Straylight	44.500	148	Alp Tuc	2.8780	4100.0	89	12640	No
56	GOM_NL__2PRFIN20040731_025052_000000472029_00061_12640_3465.N1	31-JUL-2004 02:50:52	Straylight	46.500	31	Alp Gru	1.7340	15200.	93	12640	No
57	GOM_NL__2PRFIN20040731_025422_000000722029_00061_12640_3466.N1	31-JUL-2004 02:54:22	Twilight	71.500	18	24Alp PsA	1.1660	9700.0	143	12640	No
58	GOM_NL__2PRFIN20040731_025816_000000452029_00061_12640_3467.N1	31-JUL-2004 02:58:16	Bright	44.500	38	20Eps Sgr	1.8360	11000.	89	12640	No
59	GOM_NL__2PRFIN20040731_030013_000000412029_00061_12640_3468.N1	31-JUL-2004 03:00:13	Bright	40.500	57	34Sig Sgr	2.0660	26000.	81	12640	No
60	GOM_NL__2PRFIN20040731_030145_000000552029_00061_12640_3469.N1	31-JUL-2004 03:01:45	Bright	55.000	142	49Del Cap	2.8500	8900.0	110	12640	No
61	GOM_NL__2PRFIN20040731_030602_000000572029_00061_12640_3470.N1	31-JUL-2004 03:06:02	Bright	56.500	154	22Bet Aqr	2.8990	5700.0	113	12640	No
62	GOM_NL__2PRFIN20040731_030957_000000402029_00061_12640_3471.N1	31-JUL-2004 03:09:57	Bright	39.500	11	53Alp Aql	0.76500	8000.0	79	12640	No
63	GOM_NL__2PRFIN20040731_031122_000000362029_00061_12640_3472.N1	31-JUL-2004 03:11:22	Bright	36.000	168	17Zet Aql	2.9860	11000.	72	12640	No
64	GOM_NL__2PRFIN20040731_031259_000000682029_00061_12640_3473.N1	31-JUL-2004 03:12:59	Bright	67.500	61	8Eps Peg	2.1000	3900.0	135	12640	No
65	GOM_NL__2PRFIN20040731_031827_000000382029_00061_12640_3474.N1	31-JUL-2004 03:18:27	Bright	37.500	5	3Alp Lyr	0.033000	11000.	75	12640	No
66	GOM_NL__2PRFIN20040731_031950_000000432029_00061_12640_3475.N1	31-JUL-2004 03:19:50	Bright	42.500	66	37Gam Cyg	2.2080	5900.0	85	12640	No
67	GOM_NL__2PRFIN20040731_032213_000000402029_00061_12640_3476.N1	31-JUL-2004 03:22:13	Bright	40.000	69	33Gam Dra	2.2310	3800.0	80	12640	No
68	GOM_NL__2PRFIN20040731_032612_000000352029_00061_12640_3477.N1	31-JUL-2004 03:26:12	Bright	35.000	119	14Eta Dra	2.7270	4700.0	70	12640	No
69	GOM_NL__2PRFIN20040731_033020_000000382029_00061_12640_3478.N1	31-JUL-2004 03:30:20	Bright	38.000	60	7Bet UMi	2.0810	3950.0	76	12640	No
70	GOM_NL__2PRFIN20040731_033259_000000342029_00061_12640_3479.N1	31-JUL-2004 03:32:59	Bright	34.000	49	1Alp UMi	1.9900	6300.0	68	12640	No
71	GOM_NL__2PRFIN20040731_033541_000000512029_00061_12640_3480.N1	31-JUL-2004 03:35:41	Bright	50.500	76	27Gam Cas	2.3000	30000.	101	12640	No
72	GOM_NL__2PRFIN20040731_034200_000000492029_00061_12640_3481.N1	31-JUL-2004 03:42:00	Bright	48.500	160	23Gam Per	2.9300	4700.0	97	12640	No
73	GOM_NL__2PRFIN20040731_034458_000000802029_00061_12640_3482.N1	31-JUL-2004 03:44:58	Bright	79.500	73	57Gam1And	2.2600	13100.	159	12640	No
74	GOM_NL__2PRFIN20040731_034749_0000002552029_00061_12640_3483.N1	31-JUL-2004 03:47:49	Twilight	255.00	53	43Bet And	2.0480	3300.0	510	12640	No
75	GOM_NL__2PRFIN20040731_035255_000000422029_00061_12640_3484.N1	31-JUL-2004 03:52:55	Twilight	42.000	176	23Zet Tau	3.0200	22000.	84	12640	No
76	GOM_NL__2PRFIN20040731_035524_000000582029_00061_12640_3485.N1	31-JUL-2004 03:55:24	Dark	58.000	13	87Alp Tau	0.86700	3800.0	116	12640	No
77	GOM_NL__2PRFIN20040731_035724_000000442029_00061_12640_3486.N1	31-JUL-2004 03:57:24	Dark	43.500	27	24Gam Ori	1.6360	26000.	87	12640	No
78	GOM_NL__2PRFIN20040731_035919_000000442029_00061_12640_3487.N1	31-JUL-2004 03:59:19	Dark	44.000	30	46Eps Ori	1.6940	30000.	88	12640	No
79	GOM_NL__2PRFIN20040731_040039_000000412029_00061_12640_3488.N1	31-JUL-2004 04:00:39	Dark	40.500	125	44Iot Ori	2.7700	30000.	81	12640	No
80	GOM_NL__2PRFIN20040731_040240_000000422029_00061_12640_3489.N1	31-JUL-2004 04:02:40	Dark	42.000	1	9Alp CMa	-1.4400	11000.	84	12640	No
81	GOM_NL__2PRFIN20040731_040358_000000452029_00061_12640_3490.N1	31-JUL-2004 04:03:58	Dark	44.500	101	11Alp Lep	2.5820	7000.0	89	12640	No
82	GOM_NL__2PRFIN20040731_041246_000000512029_00061_12640_3491.N1	31-JUL-2004 04:12:46	Dark	51.000	2	Alp Car	-0.73600	7000.0	102	12640	No
83	GOM_NL__2PRFIN20040731_041541_000000522029_00061_12640_3492.N1	31-JUL-2004 04:15:41	Dark	51.500	157	The1Eri	2.9060	9300.0	103	12640	No
84	GOM_NL__2PRFIN20040731_042115_000000442029_00062_12641_3462.N1	31-JUL-2004 04:21:15	Dark	44.000	9	Alp Eri	0.45300	24000.	88	12641	No
85	GOM_NL__2PRFIN20040731_042316_000000392029_00062_12641_3463.N1	31-JUL-2004 04:23:16	Dark	39.000	135	Bet Hyi	2.8200	5800.0	78	12641	No
86	GOM_NL__2PRFIN20040731_042557_000000602029_00062_12641_3464.N1	31-JUL-2004 04:25:57	Straylight	60.000	84	Alp Phe	2.3970	4500.0	120	12641	No
87	GOM_NL__2PRFIN20040731_042808_000000442029_00062_12641_3465.N1	31-JUL-2004 04:28:08	Straylight	44.000	148	Alp Tuc	2.8780	4100.0	88	12641	No
88	GOM_NL__2PRFIN20040731_043129_000000472029_00062_12641_3466.N1	31-JUL-2004 04:31:29	Straylight	47.000	31	Alp Gru	1.7340	15200.	94	12641	No
89	GOM_NL__2PRFIN20040731_043459_000000712029_00062_12641_3467.N1	31-JUL-2004 04:34:59	Twilight	71.000	18	24Alp PsA	1.1660	9700.0	142	12641	No
90	GOM_NL__2PRFIN20040731_043852_000000412029_00062_12641_3468.N1	31-JUL-2004 04:38:52	Bright	40.500	38	20Eps Sgr	1.8360	11000.	81	12641	No
91	GOM_NL__2PRFIN20040731_044049_000000412029_00062_12641_3469.N1	31-JUL-2004 04:40:49	Bright	40.500	57	34Sig Sgr	2.0660	26000.	81	12641	No
92	GOM_NL__2PRFIN20040731_044221_000000572029_00062_12641_3470.N1	31-JUL-2004 04:42:21	Bright	57.000	142	49Del Cap	2.8500	8900.0	114	12641	No
93	GOM_NL__2PRFIN20040731_044638_000000572029_00062_12641_3471.N1	31-JUL-2004 04:46:38	Bright	56.500	154	22Bet Aqr	2.8990	5700.0	113	12641	No
94	GOM_NL__2PRFIN20040731_045034_000000402029_00062_12641_3472.N1	31-JUL-2004 04:50:34	Bright	39.500	11	53Alp Aql	0.76500	8000.0	79	12641	No
95	GOM_NL__2PRFIN20040731_045158_000000382029_00062_12641_3473.N1	31-JUL-2004 04:51:58	Bright	37.500	168	17Zet Aql	2.9860	11000.	75	12641	No
96	GOM_NL__2PRFIN20040731_045334_000000642029_00062_12641_3474.N1	31-JUL-2004 04:53:34	Bright	63.500	61	8Eps Peg	2.1000	3900.0	127	12641	No
97	GOM_NL__2PRFIN20040731_045903_000000422029_00062_12641_3475.N1	31-JUL-2004 04:59:03	Bright	42.000	5	3Alp Lyr	0.033000	11000.	84	12641	No
98	GOM_NL__2PRFIN20040731_050027_000000442029_00062_12641_3476.N1	31-JUL-2004 05:00:27	Bright	44.000	66	37Gam Cyg	2.2080	5900.0	88	12641	No
99	GOM_NL__2PRFIN20040731_050250_000000372029_00062_12641_3477.N1	31-JUL-2004 05:02:50	Bright	37.000	69	33Gam Dra	2.2310	3800.0	74	12641	No
100	GOM_NL__2PRFIN20040731_050648_000000372029_00062_12641_3478.N1	31-JUL-2004 05:06:48	Bright	36.500	119	14Eta Dra	2.7270	4700.0	73	12641	No
101	GOM_NL__2PRFIN20040731_051057_000000392029_00062_12641_3479.N1	31-JUL-2004 05:10:57	Bright	39.000	60	7Bet UMi	2.0810	3950.0	78	12641	No

102	GOM_NL__2PRFIN20040731_051335_000000382029_00062_12641_3480.N1	31-JUL-2004 05:13:35	Bright	38.000	49	1Alp UMi	1.9900	6300.0	76	12641	No
103	GOM_NL__2PRFIN20040731_051616_000000602029_00062_12641_3481.N1	31-JUL-2004 05:16:16	Bright	59.500	76	27Gam Cas	2.3000	30000.	119	12641	No
104	GOM_NL__2PRFIN20040731_052233_000000512029_00062_12641_3482.N1	31-JUL-2004 05:22:33	Bright	51.000	160	23Gam Per	2.9300	4700.0	102	12641	No
105	GOM_NL__2PRFIN20040731_052533_000000792029_00062_12641_3483.N1	31-JUL-2004 05:25:33	Bright	79.000	73	57Gam1And	2.2600	13100.	158	12641	No
106	GOM_NL__2PRFIN20040731_052824_000002512029_00062_12641_3484.N1	31-JUL-2004 05:28:24	Twi_and_stray	251.00	53	43Bet And	2.0480	3300.0	502	12641	No
107	GOM_NL__2PRFIN20040731_053331_000000422029_00062_12641_3485.N1	31-JUL-2004 05:33:31	Twi_and_stray	41.500	176	23Zet Tau	3.0200	22000.	83	12641	No
108	GOM_NL__2PRFIN20040731_053600_000000602029_00062_12641_3486.N1	31-JUL-2004 05:36:00	Dark	59.500	13	87Alp Tau	0.86700	3800.0	119	12641	No
109	GOM_NL__2PRFIN20040731_053801_000000452029_00062_12641_3487.N1	31-JUL-2004 05:38:01	Dark	44.500	27	24Gam Ori	1.6360	26000.	89	12641	No
110	GOM_NL__2PRFIN20040731_053955_000000412029_00062_12641_3488.N1	31-JUL-2004 05:39:55	Dark	41.000	30	46Eps Ori	1.6940	30000.	82	12641	No
111	GOM_NL__2PRFIN20040731_054116_000000402029_00062_12641_3489.N1	31-JUL-2004 05:41:16	Dark	40.000	125	44Iot Ori	2.7700	30000.	80	12641	No
112	GOM_NL__2PRFIN20040731_054316_000000452029_00062_12641_3490.N1	31-JUL-2004 05:43:16	Dark	45.000	1	9Alp CMa	-1.4400	11000.	90	12641	No
113	GOM_NL__2PRFIN20040731_054435_000000412029_00062_12641_3491.N1	31-JUL-2004 05:44:35	Dark	41.000	101	11Alp Lep	2.5820	7000.0	82	12641	No
114	GOM_NL__2PRFIN20040731_054709_000000412029_00062_12641_3492.N1	31-JUL-2004 05:47:09	Dark	40.500	177	1Zet CMa	3.0220	26000.	81	12641	No
115	GOM_NL__2PRFIN20040731_055322_000000512029_00062_12641_3493.N1	31-JUL-2004 05:53:22	Dark	51.000	2	Alp Car	-0.73600	7000.0	102	12641	No
116	GOM_NL__2PRFIN20040731_055619_000000492029_00062_12641_3494.N1	31-JUL-2004 05:56:19	Dark	48.500	157	The1Eri	2.9060	9300.0	97	12641	No
117	GOM_NL__2PRFIN20040731_060152_000000572029_00063_12642_3464.N1	31-JUL-2004 06:01:52	Dark	57.000	9	Alp Eri	0.45300	24000.	114	12642	No
118	GOM_NL__2PRFIN20040731_060353_000000392029_00063_12642_3465.N1	31-JUL-2004 06:03:53	Dark	38.500	135	Bet Hyi	2.8200	5800.0	77	12642	No
119	GOM_NL__2PRFIN20040731_060634_000000592029_00063_12642_3466.N1	31-JUL-2004 06:06:34	Straylight	59.000	84	Alp Phe	2.3970	4500.0	118	12642	No
120	GOM_NL__2PRFIN20040731_060845_000000432029_00063_12642_3467.N1	31-JUL-2004 06:08:45	Straylight	43.000	148	Alp Tuc	2.8780	4100.0	86	12642	No
121	GOM_NL__2PRFIN20040731_061205_000000502029_00063_12642_3468.N1	31-JUL-2004 06:12:05	Straylight	49.500	31	Alp Gru	1.7340	15200.	99	12642	No
122	GOM_NL__2PRFIN20040731_061537_000000692029_00063_12642_3469.N1	31-JUL-2004 06:15:37	Twi_and_stray	68.500	18	24Alp PsA	1.1660	9700.0	137	12642	No
123	GOM_NL__2PRFIN20040731_061929_000000432029_00063_12642_3470.N1	31-JUL-2004 06:19:29	Bright	42.500	38	20Eps Sgr	1.8360	11000.	85	12642	No
124	GOM_NL__2PRFIN20040731_062126_000000382029_00063_12642_3471.N1	31-JUL-2004 06:21:26	Bright	38.000	57	34Sig Sgr	2.0660	26000.	76	12642	No
125	GOM_NL__2PRFIN20040731_062258_000000532029_00063_12642_3472.N1	31-JUL-2004 06:22:58	Bright	53.000	142	49Del Cap	2.8500	8900.0	106	12642	No
126	GOM_NL__2PRFIN20040731_062713_000000572029_00063_12642_3473.N1	31-JUL-2004 06:27:13	Bright	56.500	154	22Bet Aqr	2.8990	5700.0	113	12642	No
127	GOM_NL__2PRFIN20040731_063110_000000402029_00063_12642_3474.N1	31-JUL-2004 06:31:10	Bright	39.500	11	53Alp Aql	0.76500	8000.0	79	12642	No
128	GOM_NL__2PRFIN20040731_063234_000000382029_00063_12642_3475.N1	31-JUL-2004 06:32:34	Bright	37.500	168	17Zet Aql	2.9860	11000.	75	12642	No
129	GOM_NL__2PRFIN20040731_063408_000000642029_00063_12642_3476.N1	31-JUL-2004 06:34:08	Bright	63.500	61	8Eps Peg	2.1000	3900.0	127	12642	No
130	GOM_NL__2PRFIN20040731_063939_000000402029_00063_12642_3477.N1	31-JUL-2004 06:39:39	Bright	39.500	5	3Alp Lyr	0.033000	11000.	79	12642	No
131	GOM_NL__2PRFIN20040731_064103_000000432029_00063_12642_3478.N1	31-JUL-2004 06:41:03	Bright	43.000	66	37Gam Cyg	2.2080	5900.0	86	12642	No
132	GOM_NL__2PRFIN20040731_064326_000000382029_00063_12642_3479.N1	31-JUL-2004 06:43:26	Bright	38.000	69	33Gam Dra	2.2310	3800.0	76	12642	No
133	GOM_NL__2PRFIN20040731_064724_000000392029_00063_12642_3480.N1	31-JUL-2004 06:47:24	Bright	38.500	119	14Eta Dra	2.7270	4700.0	77	12642	No
134	GOM_NL__2PRFIN20040731_065134_000000402029_00063_12642_3481.N1	31-JUL-2004 06:51:34	Bright	39.500	60	7Bet UMi	2.0810	3950.0	79	12642	No
135	GOM_NL__2PRFIN20040731_065411_000000382029_00063_12642_3482.N1	31-JUL-2004 06:54:11	Bright	38.000	49	1Alp UMi	1.9900	6300.0	76	12642	No
136	GOM_NL__2PRFIN20040731_065651_000000492029_00063_12642_3483.N1	31-JUL-2004 06:56:51	Bright	49.000	76	27Gam Cas	2.3000	30000.	98	12642	No
137	GOM_NL__2PRFIN20040731_070311_000000502029_00063_12642_3484.N1	31-JUL-2004 07:03:11	Bright	49.500	160	23Gam Per	2.9300	4700.0	99	12642	No
138	GOM_NL__2PRFIN20040731_070609_000000812029_00063_12642_3485.N1	31-JUL-2004 07:06:09	Bright	80.500	73	57Gam1And	2.2600	13100.	161	12642	No
139	GOM_NL__2PRFIN20040731_070859_000002552029_00063_12642_3486.N1	31-JUL-2004 07:08:59	Twi_and_stray	255.00	53	43Bet And	2.0480	3300.0	510	12642	No
140	GOM_NL__2PRFIN20040731_071408_000000422029_00063_12642_3487.N1	31-JUL-2004 07:14:08	Twi_and_stray	42.000	176	23Zet Tau	3.0200	22000.	84	12642	No
141	GOM_NL__2PRFIN20040731_071636_000000632029_00063_12642_3488.N1	31-JUL-2004 07:16:36	Dark	63.000	13	87Alp Tau	0.86700	3800.0	126	12642	No
142	GOM_NL__2PRFIN20040731_071837_000000422029_00063_12642_3489.N1	31-JUL-2004 07:18:37	Dark	41.500	27	24Gam Ori	1.6360	26000.	83	12642	No
143	GOM_NL__2PRFIN20040731_072032_000000412029_00063_12642_3490.N1	31-JUL-2004 07:20:32	Dark	41.000	30	46Eps Ori	1.6940	30000.	82	12642	No
144	GOM_NL__2PRFIN20040731_072152_000000412029_00063_12642_3491.N1	31-JUL-2004 07:21:52	Dark	40.500	125	44Iot Ori	2.7700	30000.	81	12642	No
145	GOM_NL__2PRFIN20040731_072352_000000412029_00063_12642_3492.N1	31-JUL-2004 07:23:52	Dark	40.500	1	9Alp CMa	-1.4400	11000.	81	12642	No
146	GOM_NL__2PRFIN20040731_072511_000000432029_00063_12642_3493.N1	31-JUL-2004 07:25:11	Dark	42.500	101	11Alp Lep	2.5820	7000.0	85	12642	No
147	GOM_NL__2PRFIN20040731_072745_000000382029_00063_12642_3494.N1	31-JUL-2004 07:27:45	Dark	38.000	177	1Zet CMa	3.0220	26000.	76	12642	No
148	GOM_NL__2PRFIN20040731_073358_000000482029_00063_12642_3495.N1	31-JUL-2004 07:33:58	Dark	47.500	2	Alp Car	-0.73600	7000.0	95	12642	No
149	GOM_NL__2PRFIN20040731_073656_000000482029_00063_12642_3496.N1	31-JUL-2004 07:36:56	Dark	48.000	157	The1Eri	2.9060	9300.0	96	12642	No
150	GOM_NL__2PRFIN20040731_074228_000000492029_00064_12643_3466.N1	31-JUL-2004 07:42:28	Dark	49.000	9	Alp Eri	0.45300	24000.	98	12643	No
151	GOM_NL__2PRFIN20040731_074429_000000402029_00064_12643_3467.N1	31-JUL-2004 07:44:29	Dark	39.500	135	Bet Hyi	2.8200	5800.0	79	12643	No
152	GOM_NL__2PRFIN20040731_074711_000000552029_00064_12643_3468.N1	31-JUL-2004 07:47:11	Straylight	54.500	84	Alp Phe	2.3970	4500.0	109	12643	No
153	GOM_NL__2PRFIN20040731_074922_000000502029_00064_12643_3469.N1	31-JUL-2004 07:49:22	Straylight	50.000	148	Alp Tuc	2.8780	4100.0	100	12643	No
154	GOM_NL__2PRFIN20040731_075242_000000472029_00064_12643_3470.N1	31-JUL-2004 07:52:42	Straylight	46.500	31	Alp Gru	1.7340	15200.	93	12643	No
155	GOM_NL__2PRFIN20040731_075613_000000722029_00064_12643_3471.N1	31-JUL-2004 07:56:13	Twi_and_stray	71.500	18	24Alp PsA	1.1660	9700.0	143	12643	No
156	GOM_NL__2PRFIN20040731_080005_000000492029_00064_12643_3472.N1	31-JUL-2004 08:00:05	Bright	49.000	38	20Eps Sgr	1.8360	11000.	98	12643	No
157	GOM_NL__2PRFIN20040731_080202_000000402029_00064_12643_3473.N1	31-JUL-2004 08:02:02	Bright	40.000	57	34Sig Sgr	2.0660	26000.	80	12643	No
158	GOM_NL__2PRFIN20040731_080334_000000552029_00064_12643_3474.N1	31-JUL-2004 08:03:34	Bright	54.500	142	49Del Cap	2.8500	8900.0	109	12643	No
159	GOM_NL__2PRFIN20040731_080749_000000562029_00064_12643_3475.N1	31-JUL-2004 08:07:49	Bright	55.500	154	22Bet Aqr	2.8990	5700.0	111	12643	No
160	GOM_NL__2PRFIN20040731_081145_000000392029_00064_12643_3476.N1	31-JUL-2004 08:11:45	Bright	39.000	11	53Alp Aql	0.76500	8000.0	78	12643	No

161	GOM_NL__2PRFIN20040731_081310_000000372029_00064_12643_3477.N1	31-JUL-2004 08:13:10	Bright	37.000	168	17Zet Aql	2.9860	11000.	74	12643	No
162	GOM_NL__2PRFIN20040731_081444_000000642029_00064_12643_3478.N1	31-JUL-2004 08:14:44	Bright	64.000	61	8Eps Peg	2.1000	3900.0	128	12643	No
163	GOM_NL__2PRFIN20040731_082015_000000372029_00064_12643_3479.N1	31-JUL-2004 08:20:15	Bright	36.500	5	3Alp Lyr	0.033000	11000.	73	12643	No
164	GOM_NL__2PRFIN20040731_082138_000000432029_00064_12643_3480.N1	31-JUL-2004 08:21:38	Bright	42.500	66	37Gam Cyg	2.2080	5900.0	85	12643	No
165	GOM_NL__2PRFIN20040731_082402_000000382029_00064_12643_3481.N1	31-JUL-2004 08:24:02	Bright	38.000	69	33Gam Dra	2.2310	3800.0	76	12643	No
166	GOM_NL__2PRFIN20040731_082801_000000392029_00064_12643_3482.N1	31-JUL-2004 08:28:01	Bright	38.500	119	14Eta Dra	2.7270	4700.0	77	12643	No
167	GOM_NL__2PRFIN20040731_083210_000000392029_00064_12643_3483.N1	31-JUL-2004 08:32:10	Bright	38.500	60	7Bet UMi	2.0810	3950.0	77	12643	No
168	GOM_NL__2PRFIN20040731_083447_000000372029_00064_12643_3484.N1	31-JUL-2004 08:34:47	Bright	37.000	49	1Alp UMi	1.9900	6300.0	74	12643	No
169	GOM_NL__2PRFIN20040731_083726_000000512029_00064_12643_3485.N1	31-JUL-2004 08:37:26	Bright	50.500	76	27Gam Cas	2.3000	30000.	101	12643	No
170	GOM_NL__2PRFIN20040731_084344_000000692029_00064_12643_3486.N1	31-JUL-2004 08:43:44	Bright	69.000	160	23Gam Per	2.9300	4700.0	138	12643	No
171	GOM_NL__2PRFIN20040731_084644_000000842029_00064_12643_3487.N1	31-JUL-2004 08:46:44	Bright	83.500	73	57Gam1And	2.2600	13100.	167	12643	No
172	GOM_NL__2PRFIN20040731_084934_000002502029_00064_12643_3488.N1	31-JUL-2004 08:49:34	Twi_and_stray	249.50	53	43Bet And	2.0480	3300.0	499	12643	No
173	GOM_NL__2PRFIN20040731_085444_000000432029_00064_12643_3489.N1	31-JUL-2004 08:54:44	Twi_and_stray	42.500	176	23Zet Tau	3.0200	22000.	85	12643	No
174	GOM_NL__2PRFIN20040731_085713_000000632029_00064_12643_3490.N1	31-JUL-2004 08:57:13	Dark	63.000	13	87Alp Tau	0.86700	3800.0	126	12643	No
175	GOM_NL__2PRFIN20040731_085914_000000422029_00064_12643_3491.N1	31-JUL-2004 08:59:14	Dark	42.000	27	24Gam Ori	1.6360	26000.	84	12643	No
176	GOM_NL__2PRFIN20040731_090108_000000432029_00064_12643_3492.N1	31-JUL-2004 09:01:08	Dark	42.500	30	46Eps Ori	1.6940	30000.	85	12643	No
177	GOM_NL__2PRFIN20040731_090228_000000422029_00064_12643_3493.N1	31-JUL-2004 09:02:28	Dark	41.500	125	44Iot Ori	2.7700	30000.	83	12643	No
178	GOM_NL__2PRFIN20040731_090428_000000472029_00064_12643_3494.N1	31-JUL-2004 09:04:28	Dark	47.000	1	9Alp CMa	-1.4400	11000.	94	12643	No
179	GOM_NL__2PRFIN20040731_090547_000000432029_00064_12643_3495.N1	31-JUL-2004 09:05:47	Dark	43.000	101	11Alp Lep	2.5820	7000.0	86	12643	No
180	GOM_NL__2PRFIN20040731_090821_000000412029_00064_12643_3496.N1	31-JUL-2004 09:08:21	Dark	40.500	177	1Zet CMa	3.0220	26000.	81	12643	No
181	GOM_NL__2PRFIN20040731_091433_000000452029_00064_12643_3497.N1	31-JUL-2004 09:14:33	Dark	45.000	2	Alp Car	-0.73600	7000.0	90	12643	No
182	GOM_NL__2PRFIN20040731_091733_000000492029_00064_12643_3498.N1	31-JUL-2004 09:17:33	Dark	48.500	157	The1Eri	2.9060	9300.0	97	12643	No
183	GOM_NL__2PRFIN20040731_092304_000000462029_00065_12644_3468.N1	31-JUL-2004 09:23:04	Dark	45.500	9	Alp Eri	0.45300	24000.	91	12644	No
184	GOM_NL__2PRFIN20040731_092505_000000402029_00065_12644_3469.N1	31-JUL-2004 09:25:05	Dark	39.500	135	Bet Hyi	2.8200	5800.0	79	12644	No
185	GOM_NL__2PRFIN20040731_092747_000000622029_00065_12644_3470.N1	31-JUL-2004 09:27:47	Straylight	61.500	84	Alp Phe	2.3970	4500.0	123	12644	No
186	GOM_NL__2PRFIN20040731_092958_000000422029_00065_12644_3471.N1	31-JUL-2004 09:29:58	Straylight	42.000	148	Alp Tuc	2.8780	4100.0	84	12644	No
187	GOM_NL__2PRFIN20040731_093318_000000492029_00065_12644_3472.N1	31-JUL-2004 09:33:18	Straylight	49.000	31	Alp Gru	1.7340	15200.	98	12644	No
188	GOM_NL__2PRFIN20040731_093649_000000682029_00065_12644_3473.N1	31-JUL-2004 09:36:49	Twi_and_stray	67.500	18	24Alp PsA	1.1660	9700.0	135	12644	No
189	GOM_NL__2PRFIN20040731_094041_000000482029_00065_12644_3474.N1	31-JUL-2004 09:40:41	Bright	47.500	38	20Eps Sgr	1.8360	11000.	95	12644	No
190	GOM_NL__2PRFIN20040731_094238_000000402029_00065_12644_3475.N1	31-JUL-2004 09:42:38	Bright	39.500	57	34Sig Sgr	2.0660	26000.	79	12644	No
191	GOM_NL__2PRFIN20040731_094409_000000572029_00065_12644_3476.N1	31-JUL-2004 09:44:09	Bright	56.500	142	49Del Cap	2.8500	8900.0	113	12644	No
192	GOM_NL__2PRFIN20040731_094825_000000562029_00065_12644_3477.N1	31-JUL-2004 09:48:25	Bright	55.500	154	22Bet Aqr	2.8990	5700.0	111	12644	No
193	GOM_NL__2PRFIN20040731_095221_000000402029_00065_12644_3478.N1	31-JUL-2004 09:52:21	Bright	40.000	11	53Alp Aql	0.76500	8000.0	80	12644	No
194	GOM_NL__2PRFIN20040731_095346_000000382029_00065_12644_3479.N1	31-JUL-2004 09:53:46	Bright	38.000	168	17Zet Aql	2.9860	11000.	76	12644	No
195	GOM_NL__2PRFIN20040731_095519_000000632029_00065_12644_3480.N1	31-JUL-2004 09:55:19	Bright	62.500	61	8Eps Peg	2.1000	3900.0	125	12644	No
196	GOM_NL__2PRFIN20040731_100051_000000412029_00065_12644_3481.N1	31-JUL-2004 10:00:51	Bright	41.000	5	3Alp Lyr	0.033000	11000.	82	12644	No
197	GOM_NL__2PRFIN20040731_100213_000000442029_00065_12644_3482.N1	31-JUL-2004 10:02:13	Bright	44.000	66	37Gam Cyg	2.2080	5900.0	88	12644	No
198	GOM_NL__2PRFIN20040731_100438_000000422029_00065_12644_3483.N1	31-JUL-2004 10:04:38	Bright	41.500	69	33Gam Dra	2.2310	3800.0	83	12644	No
199	GOM_NL__2PRFIN20040731_100836_000000402029_00065_12644_3484.N1	31-JUL-2004 10:08:36	Bright	39.500	119	14Eta Dra	2.7270	4700.0	79	12644	No
200	GOM_NL__2PRFIN20040731_101243_000000382029_00065_12644_3485.N1	31-JUL-2004 10:12:43	Bright	38.000	60	7Bet UMi	2.0810	3950.0	76	12644	No
201	GOM_NL__2PRFIN20040731_101802_000000512029_00065_12644_3486.N1	31-JUL-2004 10:18:02	Bright	50.500	76	27Gam Cas	2.3000	30000.	101	12644	No
202	GOM_NL__2PRFIN20040731_102422_000000512029_00065_12644_3487.N1	31-JUL-2004 10:24:22	Bright	50.500	160	23Gam Per	2.9300	4700.0	101	12644	No
203	GOM_NL__2PRFIN20040731_102720_000000852029_00065_12644_3488.N1	31-JUL-2004 10:27:20	Bright	84.500	73	57Gam1And	2.2600	13100.	169	12644	No
204	GOM_NL__2PRFIN20040731_103009_000002532029_00065_12644_3489.N1	31-JUL-2004 10:30:09	Twi_and_stray	253.00	53	43Bet And	2.0480	3300.0	506	12644	No
205	GOM_NL__2PRFIN20040731_103519_000000442029_00065_12644_3490.N1	31-JUL-2004 10:35:19	Twi_and_stray	43.500	176	23Zet Tau	3.0200	22000.	87	12644	No
206	GOM_NL__2PRFIN20040731_103750_000000632029_00065_12644_3491.N1	31-JUL-2004 10:37:50	Dark	63.000	13	87Alp Tau	0.86700	3800.0	126	12644	No
207	GOM_NL__2PRFIN20040731_103950_000000432029_00065_12644_3492.N1	31-JUL-2004 10:39:50	Dark	43.000	27	24Gam Ori	1.6360	26000.	86	12644	No
208	GOM_NL__2PRFIN20040731_104144_000000432029_00065_12644_3493.N1	31-JUL-2004 10:41:44	Dark	42.500	30	46Eps Ori	1.6940	30000.	85	12644	No
209	GOM_NL__2PRFIN20040731_104304_000000422029_00065_12644_3494.N1	31-JUL-2004 10:43:04	Dark	41.500	125	44Iot Ori	2.7700	30000.	83	12644	No
210	GOM_NL__2PRFIN20040731_104504_000000502029_00065_12644_3495.N1	31-JUL-2004 10:45:04	Dark	49.500	1	9Alp CMa	-1.4400	11000.	99	12644	No
211	GOM_NL__2PRFIN20040731_104623_000000442029_00065_12644_3496.N1	31-JUL-2004 10:46:23	Dark	43.500	101	11Alp Lep	2.5820	7000.0	87	12644	No
212	GOM_NL__2PRFIN20040731_104857_000000382029_00065_12644_3497.N1	31-JUL-2004 10:48:57	Dark	37.500	177	1Zet CMa	3.0220	26000.	75	12644	No
213	GOM_NL__2PRFIN20040731_105509_000000512029_00065_12644_3498.N1	31-JUL-2004 10:55:09	Dark	51.000	2	Alp Car	-0.73600	7000.0	102	12644	No
214	GOM_NL__2PRFIN20040731_105809_000000512029_00065_12644_3499.N1	31-JUL-2004 10:58:09	Dark	50.500	157	The1Eri	2.9060	9300.0	101	12644	No
215	GOM_NL__2PRFIN20040731_124418_000000442029_00067_12646_3469.N1	31-JUL-2004 12:44:18	Dark	44.000	9	Alp Eri	0.45300	24000.	88	12646	No
216	GOM_NL__2PRFIN20040731_124617_000000402029_00067_12646_3470.N1	31-JUL-2004 12:46:17	Dark	40.000	135	Bet Hyi	2.8200	5800.0	80	12646	No
217	GOM_NL__2PRFIN20040731_124900_000000632029_00067_12646_3471.N1	31-JUL-2004 12:49:00	Straylight	62.500	84	Alp Phe	2.3970	4500.0	125	12646	No
218	GOM_NL__2PRFIN20040731_125109_000000452029_00067_12646_3472.N1	31-JUL-2004 12:51:09	Straylight	44.500	148	Alp Tuc	2.8780	4100.0	89	12646	No
219	GOM_NL__2PRFIN20040731_125431_000000502029_00067_12646_3473.N1	31-JUL-2004 12:54:31	Straylight	49.500	31	Alp Gru	1.7340	15200.	99	12646	No

220	GOM_NL__2PRFIN20040731_125802_000000722029_00067_12646_3474.N1	31-JUL-2004 12:58:02	Twilight	72.000	18	24Alp PsA	1.1660	9700.0	144	12646	No
221	GOM_NL__2PRFIN20040731_130153_000000522029_00067_12646_3475.N1	31-JUL-2004 13:01:53	Bright	51.500	38	20Eps Sgr	1.8360	11000.	103	12646	No
222	GOM_NL__2PRFIN20040731_130937_000000552029_00067_12646_3476.N1	31-JUL-2004 13:09:37	Bright	54.500	154	22Bet Aqr	2.8990	5700.0	109	12646	No
223	GOM_NL__2PRFIN20040731_131332_000000402029_00067_12646_3477.N1	31-JUL-2004 13:13:32	Bright	39.500	11	53Alp Aql	0.76500	8000.0	79	12646	No
224	GOM_NL__2PRFIN20040731_131457_000000372029_00067_12646_3478.N1	31-JUL-2004 13:14:57	Bright	36.500	168	17Zet Aql	2.9860	11000.	73	12646	No
225	GOM_NL__2PRFIN20040731_132203_000000412029_00067_12646_3479.N1	31-JUL-2004 13:22:03	Bright	40.500	5	3Alp Lyr	0.033000	11000.	81	12646	No
226	GOM_NL__2PRFIN20040731_132325_000000432029_00067_12646_3480.N1	31-JUL-2004 13:23:25	Bright	43.000	66	37Gam Cyg	2.2080	5900.0	86	12646	No
227	GOM_NL__2PRFIN20040731_132550_000000402029_00067_12646_3481.N1	31-JUL-2004 13:25:50	Bright	39.500	69	33Gam Dra	2.2310	3800.0	79	12646	No
228	GOM_NL__2PRFIN20040731_132949_000000402029_00067_12646_3482.N1	31-JUL-2004 13:29:49	Bright	39.500	119	14Eta Dra	2.7270	4700.0	79	12646	No
229	GOM_NL__2PRFIN20040731_133358_000000362029_00067_12646_3483.N1	31-JUL-2004 13:33:58	Bright	36.000	60	7Bet UMi	2.0810	3950.0	72	12646	No
230	GOM_NL__2PRFIN20040731_133634_000000392029_00067_12646_3484.N1	31-JUL-2004 13:36:34	Bright	39.000	49	1Alp UMi	1.9900	6300.0	78	12646	No
231	GOM_NL__2PRFIN20040731_134533_000000652029_00067_12646_3485.N1	31-JUL-2004 13:45:33	Bright	64.500	160	23Gam Per	2.9300	4700.0	129	12646	No
232	GOM_NL__2PRFIN20040731_134831_000000832029_00067_12646_3486.N1	31-JUL-2004 13:48:31	Bright	83.000	73	57Gam1And	2.2600	13100.	166	12646	No
233	GOM_NL__2PRFIN20040731_135119_000002552029_00067_12646_3487.N1	31-JUL-2004 13:51:19	Twilight	255.00	53	43Bet And	2.0480	3300.0	510	12646	No
234	GOM_NL__2PRFIN20040731_135631_000000432029_00067_12646_3488.N1	31-JUL-2004 13:56:31	Twilight	42.500	176	23Zet Tau	3.0200	22000.	85	12646	No
235	GOM_NL__2PRFIN20040731_135902_000000562029_00067_12646_3489.N1	31-JUL-2004 13:59:02	Dark	56.000	13	87Alp Tau	0.86700	3800.0	112	12646	No
236	GOM_NL__2PRFIN20040731_140102_000000462029_00067_12646_3490.N1	31-JUL-2004 14:01:02	Dark	45.500	27	24Gam Ori	1.6360	26000.	91	12646	No
237	GOM_NL__2PRFIN20040731_140257_000000462029_00067_12646_3491.N1	31-JUL-2004 14:02:57	Dark	45.500	30	46Eps Ori	1.6940	30000.	91	12646	No
238	GOM_NL__2PRFIN20040731_140417_000000432029_00067_12646_3492.N1	31-JUL-2004 14:04:17	Dark	42.500	125	44Iot Ori	2.7700	30000.	85	12646	No
239	GOM_NL__2PRFIN20040731_140615_000000452029_00067_12646_3493.N1	31-JUL-2004 14:06:15	Dark	44.500	1	9Alp CMa	-1.4400	11000.	89	12646	No
240	GOM_NL__2PRFIN20040731_140735_000000432029_00067_12646_3494.N1	31-JUL-2004 14:07:35	Dark	42.500	101	11Alp Lep	2.5820	7000.0	85	12646	No
241	GOM_NL__2PRFIN20040731_141009_000000402029_00067_12646_3495.N1	31-JUL-2004 14:10:09	Dark	40.000	177	1Zet CMa	3.0220	26000.	80	12646	No
242	GOM_NL__2PRFIN20040731_141621_000000512029_00067_12646_3496.N1	31-JUL-2004 14:16:21	Dark	51.000	2	Alp Car	-0.73600	7000.0	102	12646	No
243	GOM_NL__2PRFIN20040731_141922_000000492029_00067_12646_3497.N1	31-JUL-2004 14:19:22	Dark	49.000	157	The1Eri	2.9060	9300.0	98	12646	No
244	GOM_NL__2PRFIN20040731_142454_000000492029_00068_12647_3521.N1	31-JUL-2004 14:24:54	Dark	48.500	9	Alp Eri	0.45300	24000.	97	12647	No
245	GOM_NL__2PRFIN20040731_142653_000000412029_00068_12647_3522.N1	31-JUL-2004 14:26:53	Dark	40.500	135	Bet Hyi	2.8200	5800.0	81	12647	No
246	GOM_NL__2PRFIN20040731_142938_000000582029_00068_12647_3523.N1	31-JUL-2004 14:29:38	Straylight	58.000	84	Alp Phe	2.3970	4500.0	116	12647	No
247	GOM_NL__2PRFIN20040731_143145_000000462029_00068_12647_3524.N1	31-JUL-2004 14:31:45	Straylight	45.500	148	Alp Tuc	2.8780	4100.0	91	12647	No
248	GOM_NL__2PRFIN20040731_143507_000000482029_00068_12647_3525.N1	31-JUL-2004 14:35:07	Straylight	48.000	31	Alp Gru	1.7340	15200.	96	12647	No
249	GOM_NL__2PRFIN20040731_143840_000000732029_00068_12647_3526.N1	31-JUL-2004 14:38:40	Twilight	72.500	18	24Alp PsA	1.1660	9700.0	145	12647	No
250	GOM_NL__2PRFIN20040731_144229_000000422029_00068_12647_3527.N1	31-JUL-2004 14:42:29	Bright	41.500	38	20Eps Sgr	1.8360	11000.	83	12647	No
251	GOM_NL__2PRFIN20040731_145012_000000562029_00068_12647_3528.N1	31-JUL-2004 14:50:12	Bright	56.000	154	22Bet Aqr	2.8990	5700.0	112	12647	No
252	GOM_NL__2PRFIN20040731_145408_000000402029_00068_12647_3529.N1	31-JUL-2004 14:54:08	Bright	39.500	11	53Alp Aql	0.76500	8000.0	79	12647	No
253	GOM_NL__2PRFIN20040731_145533_000000372029_00068_12647_3530.N1	31-JUL-2004 14:55:33	Bright	36.500	168	17Zet Aql	2.9860	11000.	73	12647	No
254	GOM_NL__2PRFIN20040731_150238_000000362029_00068_12647_3531.N1	31-JUL-2004 15:02:38	Bright	35.500	5	3Alp Lyr	0.033000	11000.	71	12647	No
255	GOM_NL__2PRFIN20040731_150400_000000442029_00068_12647_3532.N1	31-JUL-2004 15:04:00	Bright	43.500	66	37Gam Cyg	2.2080	5900.0	87	12647	No
256	GOM_NL__2PRFIN20040731_150625_000000412029_00068_12647_3533.N1	31-JUL-2004 15:06:25	Bright	41.000	69	33Gam Dra	2.2310	3800.0	82	12647	No
257	GOM_NL__2PRFIN20040731_151024_000000392029_00068_12647_3534.N1	31-JUL-2004 15:10:24	Bright	39.000	119	14Eta Dra	2.7270	4700.0	78	12647	No
258	GOM_NL__2PRFIN20040731_151434_000000362029_00068_12647_3535.N1	31-JUL-2004 15:14:34	Bright	36.000	60	7Bet UMi	2.0810	3950.0	72	12647	No
259	GOM_NL__2PRFIN20040731_151710_000000392029_00068_12647_3536.N1	31-JUL-2004 15:17:10	Bright	38.500	49	1Alp UMi	1.9900	6300.0	77	12647	No
260	GOM_NL__2PRFIN20040731_151948_000000502029_00068_12647_3537.N1	31-JUL-2004 15:19:48	Bright	49.500	76	27Gam Cas	2.3000	30000.	99	12647	No
261	GOM_NL__2PRFIN20040731_152609_000000472029_00068_12647_3538.N1	31-JUL-2004 15:26:09	Bright	47.000	160	23Gam Per	2.9300	4700.0	94	12647	No
262	GOM_NL__2PRFIN20040731_152907_000000822029_00068_12647_3539.N1	31-JUL-2004 15:29:07	Bright	81.500	73	57Gam1And	2.2600	13100.	163	12647	No
263	GOM_NL__2PRFIN20040731_153154_000002552029_00068_12647_3540.N1	31-JUL-2004 15:31:54	Twilight	255.00	53	43Bet And	2.0480	3300.0	510	12647	No
264	GOM_NL__2PRFIN20040731_153708_000000422029_00068_12647_3541.N1	31-JUL-2004 15:37:08	Twilight	42.000	176	23Zet Tau	3.0200	22000.	84	12647	No
265	GOM_NL__2PRFIN20040731_153939_000000602029_00068_12647_3542.N1	31-JUL-2004 15:39:39	Dark	59.500	13	87Alp Tau	0.86700	3800.0	119	12647	No
266	GOM_NL__2PRFIN20040731_154139_000000462029_00068_12647_3543.N1	31-JUL-2004 15:41:39	Dark	46.000	27	24Gam Ori	1.6360	26000.	92	12647	No
267	GOM_NL__2PRFIN20040731_154333_000000462029_00068_12647_3544.N1	31-JUL-2004 15:43:33	Dark	45.500	30	46Eps Ori	1.6940	30000.	91	12647	No
268	GOM_NL__2PRFIN20040731_154453_000000422029_00068_12647_3545.N1	31-JUL-2004 15:44:53	Dark	41.500	125	44Iot Ori	2.7700	30000.	83	12647	No
269	GOM_NL__2PRFIN20040731_154651_000000452029_00068_12647_3546.N1	31-JUL-2004 15:46:51	Dark	45.000	1	9Alp CMa	-1.4400	11000.	90	12647	No
270	GOM_NL__2PRFIN20040731_154812_000000442029_00068_12647_3547.N1	31-JUL-2004 15:48:12	Dark	44.000	101	11Alp Lep	2.5820	7000.0	88	12647	No
271	GOM_NL__2PRFIN20040731_155046_000000382029_00068_12647_3548.N1	31-JUL-2004 15:50:46	Dark	38.000	177	1Zet CMa	3.0220	26000.	76	12647	No
272	GOM_NL__2PRFIN20040731_155657_000000512029_00068_12647_3549.N1	31-JUL-2004 15:56:57	Dark	51.000	2	Alp Car	-0.73600	7000.0	102	12647	No
273	GOM_NL__2PRFIN20040731_155959_000000492029_00068_12647_3550.N1	31-JUL-2004 15:59:59	Dark	49.000	157	The1Eri	2.9060	9300.0	98	12647	No
274	GOM_NL__2PRFIN20040731_160531_000000482029_00069_12648_3469.N1	31-JUL-2004 16:05:31	Dark	47.500	9	Alp Eri	0.45300	24000.	95	12648	No
275	GOM_NL__2PRFIN20040731_160728_000000412029_00069_12648_3470.N1	31-JUL-2004 16:07:28	Dark	41.000	135	Bet Hyi	2.8200	5800.0	82	12648	No
276	GOM_NL__2PRFIN20040731_161016_000000592029_00069_12648_3471.N1	31-JUL-2004 16:10:16	Straylight	58.500	84	Alp Phe	2.3970	4500.0	117	12648	No
277	GOM_NL__2PRFIN20040731_161222_000000432029_00069_12648_3472.N1	31-JUL-2004 16:12:22	Straylight	42.500	148	Alp Tuc	2.8780	4100.0	85	12648	No
278	GOM_NL__2PRFIN20040731_161544_000000462029_00069_12648_3473.N1	31-JUL-2004 16:15:44	Straylight	45.500	31	Alp Gru	1.7340	15200.	91	12648	No

279	GOM_NL__2PRFIN20040731_161917_000000692029_00069_12648_3474.N1	31-JUL-2004 16:19:17	Twilight	68.500	18	24Alp PsA	1.1660	9700.0	137	12648	No
280	GOM_NL__2PRFIN20040731_162305_000000442029_00069_12648_3475.N1	31-JUL-2004 16:23:05	Bright	44.000	38	20Eps Sgr	1.8360	11000.	88	12648	No
281	GOM_NL__2PRFIN20040731_163048_000000552029_00069_12648_3476.N1	31-JUL-2004 16:30:48	Bright	55.000	154	22Bet Aqr	2.8990	5700.0	110	12648	No
282	GOM_NL__2PRFIN20040731_163444_000000402029_00069_12648_3477.N1	31-JUL-2004 16:34:44	Bright	39.500	11	53Alp Aql	0.76500	8000.0	79	12648	No
283	GOM_NL__2PRFIN20040731_163609_000000382029_00069_12648_3478.N1	31-JUL-2004 16:36:09	Bright	37.500	168	17Zet Aql	2.9860	11000.	75	12648	No
284	GOM_NL__2PRFIN20040731_164314_000000422029_00069_12648_3479.N1	31-JUL-2004 16:43:14	Bright	41.500	5	3Alp Lyr	0.033000	11000.	83	12648	No
285	GOM_NL__2PRFIN20040731_164435_000000442029_00069_12648_3480.N1	31-JUL-2004 16:44:35	Bright	44.000	66	37Gam Cyg	2.2080	5900.0	88	12648	No
286	GOM_NL__2PRFIN20040731_164702_000000402029_00069_12648_3481.N1	31-JUL-2004 16:47:02	Bright	39.500	69	33Gam Dra	2.2310	3800.0	79	12648	No
287	GOM_NL__2PRFIN20040731_165101_000000382029_00069_12648_3482.N1	31-JUL-2004 16:51:01	Bright	38.000	119	14Eta Dra	2.7270	4700.0	76	12648	No
288	GOM_NL__2PRFIN20040731_165511_000000352029_00069_12648_3483.N1	31-JUL-2004 16:55:11	Bright	35.000	60	7Bet UMi	2.0810	3950.0	70	12648	No
289	GOM_NL__2PRFIN20040731_165746_000000402029_00069_12648_3484.N1	31-JUL-2004 16:57:46	Bright	39.500	49	1Alp UMi	1.9900	6300.0	79	12648	No
290	GOM_NL__2PRFIN20040731_170023_000000492029_00069_12648_3485.N1	31-JUL-2004 17:00:23	Bright	49.000	76	27Gam Cas	2.3000	30000.	98	12648	No
291	GOM_NL__2PRFIN20040731_170645_000000642029_00069_12648_3486.N1	31-JUL-2004 17:06:45	Bright	64.000	160	23Gam Per	2.9300	4700.0	128	12648	No
292	GOM_NL__2PRFIN20040731_170942_000000832029_00069_12648_3487.N1	31-JUL-2004 17:09:42	Bright	82.500	73	57Gam1And	2.2600	13100.	165	12648	No
293	GOM_NL__2PRFIN20040731_171230_0000002502029_00069_12648_3488.N1	31-JUL-2004 17:12:30	Twilight	250.00	53	43Bet And	2.0480	3300.0	500	12648	No
294	GOM_NL__2PRFIN20040731_171744_000000432029_00069_12648_3489.N1	31-JUL-2004 17:17:44	Twilight	42.500	176	23Zet Tau	3.0200	22000.	85	12648	No
295	GOM_NL__2PRFIN20040731_172015_000000632029_00069_12648_3490.N1	31-JUL-2004 17:20:15	Dark	63.000	13	87Alp Tau	0.86700	3800.0	126	12648	No
296	GOM_NL__2PRFIN20040731_172215_000000462029_00069_12648_3491.N1	31-JUL-2004 17:22:15	Dark	45.500	27	24Gam Ori	1.6360	26000.	91	12648	No
297	GOM_NL__2PRFIN20040731_172409_000000442029_00069_12648_3492.N1	31-JUL-2004 17:24:09	Dark	44.000	30	46Eps Ori	1.6940	30000.	88	12648	No
298	GOM_NL__2PRFIN20040731_172530_000000412029_00069_12648_3493.N1	31-JUL-2004 17:25:30	Dark	41.000	125	44Iot Ori	2.7700	30000.	82	12648	No
299	GOM_NL__2PRFIN20040731_172728_000000452029_00069_12648_3494.N1	31-JUL-2004 17:27:28	Dark	44.500	1	9Alp CMa	-1.4400	11000.	89	12648	No
300	GOM_NL__2PRFIN20040731_172848_000000432029_00069_12648_3495.N1	31-JUL-2004 17:28:48	Dark	42.500	101	11Alp Lep	2.5820	7000.0	85	12648	No
301	GOM_NL__2PRFIN20040731_173121_000000402029_00069_12648_3496.N1	31-JUL-2004 17:31:21	Dark	39.500	177	1Zet CMa	3.0220	26000.	79	12648	No
302	GOM_NL__2PRFIN20040731_173733_000000512029_00069_12648_3497.N1	31-JUL-2004 17:37:33	Dark	51.000	2	Alp Car	-0.73600	7000.0	102	12648	No
303	GOM_NL__2PRFIN20040731_174037_000000482029_00069_12648_3498.N1	31-JUL-2004 17:40:37	Dark	48.000	157	The1Eri	2.9060	9300.0	96	12648	No
304	GOM_NL__2PRFIN20040731_174608_000000512029_00070_12649_3469.N1	31-JUL-2004 17:46:08	Dark	51.000	9	Alp Eri	0.45300	24000.	102	12649	No
305	GOM_NL__2PRFIN20040731_174804_000000402029_00070_12649_3470.N1	31-JUL-2004 17:48:04	Dark	40.000	135	Bet Hyi	2.8200	5800.0	80	12649	No
306	GOM_NL__2PRFIN20040731_175053_000000572029_00070_12649_3471.N1	31-JUL-2004 17:50:53	Straylight	56.500	84	Alp Phe	2.3970	4500.0	113	12649	No
307	GOM_NL__2PRFIN20040731_175259_000000432029_00070_12649_3472.N1	31-JUL-2004 17:52:59	Straylight	43.000	148	Alp Tuc	2.8780	4100.0	86	12649	No
308	GOM_NL__2PRFIN20040731_175620_000000452029_00070_12649_3473.N1	31-JUL-2004 17:56:20	Straylight	45.000	31	Alp Gru	1.7340	15200.	90	12649	No
309	GOM_NL__2PRFIN20040731_175953_000000662029_00070_12649_3474.N1	31-JUL-2004 17:59:53	Twilight	66.000	18	24Alp PsA	1.1660	9700.0	132	12649	No
310	GOM_NL__2PRFIN20040731_180342_000000462029_00070_12649_3475.N1	31-JUL-2004 18:03:42	Bright	45.500	38	20Eps Sgr	1.8360	11000.	91	12649	No
311	GOM_NL__2PRFIN20040731_181124_000000572029_00070_12649_3476.N1	31-JUL-2004 18:11:24	Bright	57.000	154	22Bet Aqr	2.8990	5700.0	114	12649	No
312	GOM_NL__2PRFIN20040731_181520_000000412029_00070_12649_3477.N1	31-JUL-2004 18:15:20	Bright	40.500	11	53Alp Aql	0.76500	8000.0	81	12649	No
313	GOM_NL__2PRFIN20040731_181645_000000372029_00070_12649_3478.N1	31-JUL-2004 18:16:45	Bright	37.000	168	17Zet Aql	2.9860	11000.	74	12649	No
314	GOM_NL__2PRFIN20040731_182350_000000432029_00070_12649_3479.N1	31-JUL-2004 18:23:50	Bright	43.000	5	3Alp Lyr	0.033000	11000.	86	12649	No
315	GOM_NL__2PRFIN20040731_182511_000000422029_00070_12649_3480.N1	31-JUL-2004 18:25:11	Bright	42.000	66	37Gam Cyg	2.2080	5900.0	84	12649	No
316	GOM_NL__2PRFIN20040731_182738_000000412029_00070_12649_3481.N1	31-JUL-2004 18:27:38	Bright	40.500	69	33Gam Dra	2.2310	3800.0	81	12649	No
317	GOM_NL__2PRFIN20040731_183137_000000402029_00070_12649_3482.N1	31-JUL-2004 18:31:37	Bright	40.000	119	14Eta Dra	2.7270	4700.0	80	12649	No
318	GOM_NL__2PRFIN20040731_183547_000000372029_00070_12649_3483.N1	31-JUL-2004 18:35:47	Bright	37.000	60	7Bet UMi	2.0810	3950.0	74	12649	No
319	GOM_NL__2PRFIN20040731_183822_000000392029_00070_12649_3484.N1	31-JUL-2004 18:38:22	Bright	39.000	49	1Alp UMi	1.9900	6300.0	78	12649	No
320	GOM_NL__2PRFIN20040731_184058_000000512029_00070_12649_3485.N1	31-JUL-2004 18:40:58	Bright	51.000	76	27Gam Cas	2.3000	30000.	102	12649	No
321	GOM_NL__2PRFIN20040731_184721_000000502029_00070_12649_3486.N1	31-JUL-2004 18:47:21	Bright	49.500	160	23Gam Per	2.9300	4700.0	99	12649	No
322	GOM_NL__2PRFIN20040731_185017_000000822029_00070_12649_3487.N1	31-JUL-2004 18:50:17	Bright	82.000	73	57Gam1And	2.2600	13100.	164	12649	No
323	GOM_NL__2PRFIN20040731_185305_0000002552029_00070_12649_3488.N1	31-JUL-2004 18:53:05	Twilight	255.00	53	43Bet And	2.0480	3300.0	510	12649	No
324	GOM_NL__2PRFIN20040731_185820_000000432029_00070_12649_3489.N1	31-JUL-2004 18:58:20	Twilight	43.000	176	23Zet Tau	3.0200	22000.	86	12649	No
325	GOM_NL__2PRFIN20040731_190052_000000562029_00070_12649_3490.N1	31-JUL-2004 19:00:52	Dark	56.000	13	87Alp Tau	0.86700	3800.0	112	12649	No
326	GOM_NL__2PRFIN20040731_190251_000000452029_00070_12649_3491.N1	31-JUL-2004 19:02:51	Dark	44.500	27	24Gam Ori	1.6360	26000.	89	12649	No
327	GOM_NL__2PRFIN20040731_190446_000000432029_00070_12649_3492.N1	31-JUL-2004 19:04:46	Dark	42.500	30	46Eps Ori	1.6940	30000.	85	12649	No
328	GOM_NL__2PRFIN20040731_190606_000000412029_00070_12649_3493.N1	31-JUL-2004 19:06:06	Dark	41.000	125	44Iot Ori	2.7700	30000.	82	12649	No
329	GOM_NL__2PRFIN20040731_190804_000000472029_00070_12649_3494.N1	31-JUL-2004 19:08:04	Dark	46.500	1	9Alp CMa	-1.4400	11000.	93	12649	No
330	GOM_NL__2PRFIN20040731_190924_000000442029_00070_12649_3495.N1	31-JUL-2004 19:09:24	Dark	43.500	101	11Alp Lep	2.5820	7000.0	87	12649	No
331	GOM_NL__2PRFIN20040731_191158_000000402029_00070_12649_3496.N1	31-JUL-2004 19:11:58	Dark	39.500	177	1Zet CMa	3.0220	26000.	79	12649	No
332	GOM_NL__2PRFIN20040731_191809_000000512029_00070_12649_3497.N1	31-JUL-2004 19:18:09	Dark	51.000	2	Alp Car	-0.73600	7000.0	102	12649	No
333	GOM_NL__2PRFIN20040731_192114_000000522029_00070_12649_3498.N1	31-JUL-2004 19:21:14	Dark	51.500	157	The1Eri	2.9060	9300.0	103	12649	No
334	GOM_NL__2PRFIN20040731_192644_000000452029_00071_12650_3469.N1	31-JUL-2004 19:26:44	Dark	45.000	9	Alp Eri	0.45300	24000.	90	12650	No
335	GOM_NL__2PRFIN20040731_192840_000000412029_00071_12650_3470.N1	31-JUL-2004 19:28:40	Dark	41.000	135	Bet Hyi	2.8200	5800.0	82	12650	No
336	GOM_NL__2PRFIN20040731_193130_000000622029_00071_12650_3471.N1	31-JUL-2004 19:31:30	Straylight	61.500	84	Alp Phe	2.3970	4500.0	123	12650	No
337	GOM_NL__2PRFIN20040731_193335_000000462029_00071_12650_3472.N1	31-JUL-2004 19:33:35	Straylight	46.000	148	Alp Tuc	2.8780	4100.0	92	12650	No

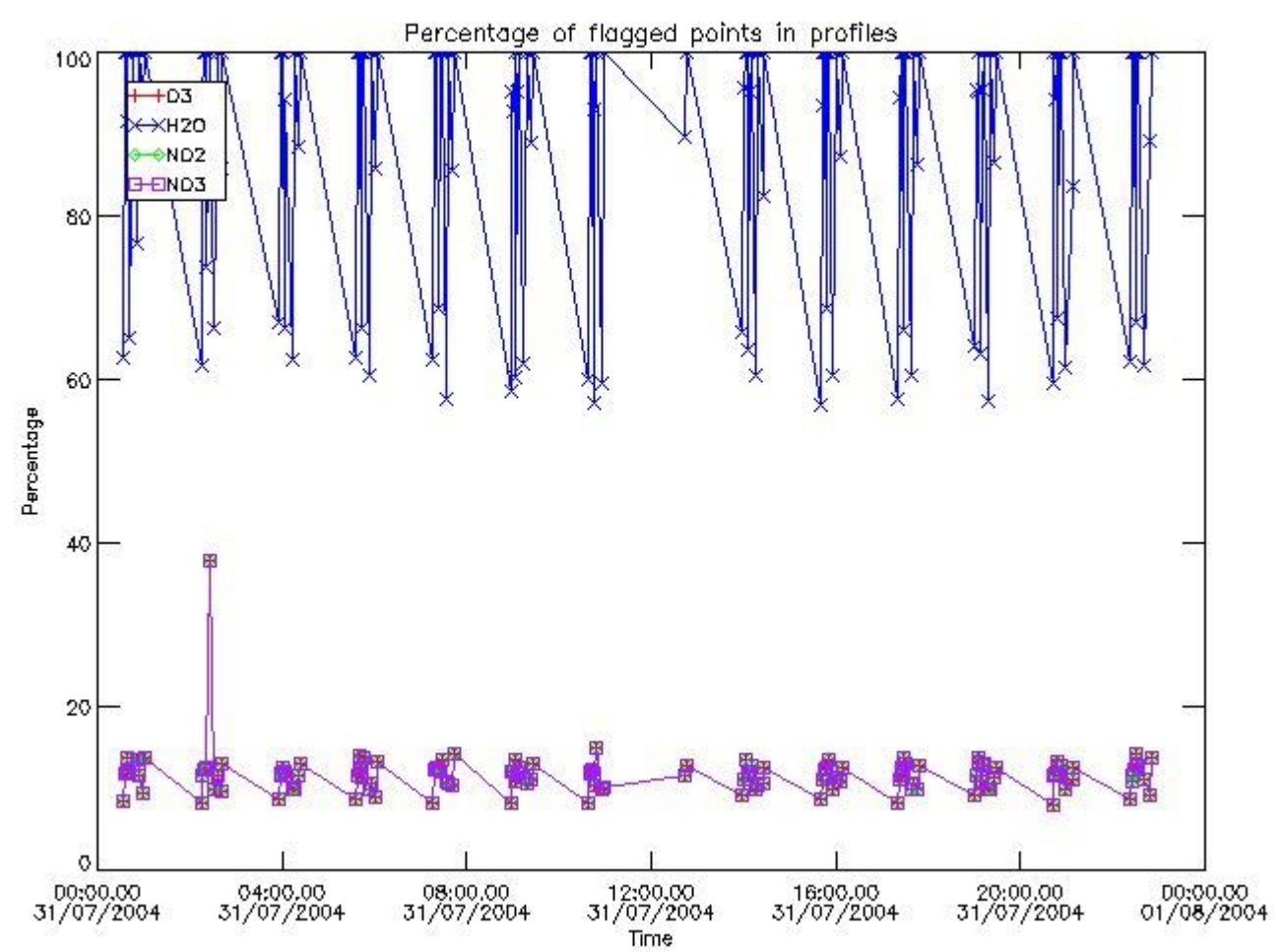
338	GOM_NL__2PRFIN20040731_193656_000000462029_00071_12650_3473.N1	31-JUL-2004 19:36:56	Straylight	45.500	31	Alp Gru	1.7340	15200.	91	12650	No
339	GOM_NL__2PRFIN20040731_194030_000000712029_00071_12650_3474.N1	31-JUL-2004 19:40:30	Tw_i_and_stray	70.500	18	24Alp PsA	1.1660	9700.0	141	12650	No
340	GOM_NL__2PRFIN20040731_194417_000000462029_00071_12650_3475.N1	31-JUL-2004 19:44:17	Bright	46.000	38	20Eps Sgr	1.8360	11000.	92	12650	No
341	GOM_NL__2PRFIN20040731_194536_000000442029_00071_12650_3476.N1	31-JUL-2004 19:45:36	Bright	44.000	116	19Del Sgr	2.7000	4100.0	88	12650	No
342	GOM_NL__2PRFIN20040731_194747_000000552029_00071_12650_3477.N1	31-JUL-2004 19:47:47	Bright	55.000	142	49Del Cap	2.8500	8900.0	110	12650	No
343	GOM_NL__2PRFIN20040731_195159_000000562029_00071_12650_3478.N1	31-JUL-2004 19:51:59	Bright	56.000	154	22Bet Aqr	2.8990	5700.0	112	12650	No
344	GOM_NL__2PRFIN20040731_195555_000000422029_00071_12650_3479.N1	31-JUL-2004 19:55:55	Bright	41.500	11	53Alp Aql	0.76500	8000.0	83	12650	No
345	GOM_NL__2PRFIN20040731_195722_000000372029_00071_12650_3480.N1	31-JUL-2004 19:57:22	Bright	37.000	168	17Zet Aql	2.9860	11000.	74	12650	No
346	GOM_NL__2PRFIN20040731_200427_000000392029_00071_12650_3481.N1	31-JUL-2004 20:04:27	Bright	39.000	5	3Alp Lyr	0.033000	11000.	78	12650	No
347	GOM_NL__2PRFIN20040731_200632_000000372029_00071_12650_3482.N1	31-JUL-2004 20:06:32	Bright	37.000	144	18Del Cyg	2.8600	11000.	74	12650	No
348	GOM_NL__2PRFIN20040731_200814_000000422029_00071_12650_3483.N1	31-JUL-2004 20:08:14	Bright	41.500	69	33Gam Dra	2.2310	3800.0	83	12650	No
349	GOM_NL__2PRFIN20040731_201214_000000392029_00071_12650_3484.N1	31-JUL-2004 20:12:14	Bright	39.000	119	14Eta Dra	2.7270	4700.0	78	12650	No
350	GOM_NL__2PRFIN20040731_201623_000000352029_00071_12650_3485.N1	31-JUL-2004 20:16:23	Bright	34.500	60	7Bet UMi	2.0810	3950.0	69	12650	No
351	GOM_NL__2PRFIN20040731_201858_000000382029_00071_12650_3486.N1	31-JUL-2004 20:18:58	Bright	37.500	49	1Alp UMi	1.9900	6300.0	75	12650	No
352	GOM_NL__2PRFIN20040731_202133_000000502029_00071_12650_3487.N1	31-JUL-2004 20:21:33	Bright	49.500	76	27Gam Cas	2.3000	30000.	99	12650	No
353	GOM_NL__2PRFIN20040731_202756_000000512029_00071_12650_3488.N1	31-JUL-2004 20:27:56	Bright	51.000	160	23Gam Per	2.9300	4700.0	102	12650	No
354	GOM_NL__2PRFIN20040731_203052_000000792029_00071_12650_3489.N1	31-JUL-2004 20:30:52	Bright	79.000	73	57Gam1And	2.2600	13100.	158	12650	No
355	GOM_NL__2PRFIN20040731_203340_000002552029_00071_12650_3490.N1	31-JUL-2004 20:33:40	Tw_i_and_stray	255.00	53	43Bet And	2.0480	3300.0	510	12650	No
356	GOM_NL__2PRFIN20040731_203856_000000442029_00071_12650_3491.N1	31-JUL-2004 20:38:56	Tw_i_and_stray	43.500	176	23Zet Tau	3.0200	22000.	87	12650	No
357	GOM_NL__2PRFIN20040731_204128_000000642029_00071_12650_3492.N1	31-JUL-2004 20:41:28	Dark	63.500	13	87Alp Tau	0.86700	3800.0	127	12650	No
358	GOM_NL__2PRFIN20040731_204328_000000442029_00071_12650_3493.N1	31-JUL-2004 20:43:28	Dark	44.000	27	24Gam Ori	1.6360	26000.	88	12650	No
359	GOM_NL__2PRFIN20040731_204521_000000442029_00071_12650_3494.N1	31-JUL-2004 20:45:21	Dark	43.500	30	46Eps Ori	1.6940	30000.	87	12650	No
360	GOM_NL__2PRFIN20040731_204641_000000432029_00071_12650_3495.N1	31-JUL-2004 20:46:41	Dark	42.500	125	44Iot Ori	2.7700	30000.	85	12650	No
361	GOM_NL__2PRFIN20040731_204840_000000442029_00071_12650_3496.N1	31-JUL-2004 20:48:40	Dark	43.500	1	9Alp CMa	-1.4400	11000.	87	12650	No
362	GOM_NL__2PRFIN20040731_205001_000000452029_00071_12650_3497.N1	31-JUL-2004 20:50:01	Dark	44.500	101	11Alp Lep	2.5820	7000.0	89	12650	No
363	GOM_NL__2PRFIN20040731_205234_000000402029_00071_12650_3498.N1	31-JUL-2004 20:52:34	Dark	40.000	177	1Zet CMa	3.0220	26000.	80	12650	No
364	GOM_NL__2PRFIN20040731_205845_000000512029_00071_12650_3499.N1	31-JUL-2004 20:58:45	Dark	51.000	2	Alp Car	-0.73600	7000.0	102	12650	No
365	GOM_NL__2PRFIN20040731_210721_000000462029_00072_12651_3469.N1	31-JUL-2004 21:07:21	Dark	46.000	9	Alp Eri	0.45300	24000.	92	12651	No
366	GOM_NL__2PRFIN20040731_210916_000000412029_00072_12651_3470.N1	31-JUL-2004 21:09:16	Dark	41.000	135	Bet Hyi	2.8200	5800.0	82	12651	No
367	GOM_NL__2PRFIN20040731_211206_000000602029_00072_12651_3471.N1	31-JUL-2004 21:12:06	Straylight	59.500	84	Alp Phe	2.3970	4500.0	119	12651	No
368	GOM_NL__2PRFIN20040731_211411_000000432029_00072_12651_3472.N1	31-JUL-2004 21:14:11	Straylight	42.500	148	Alp Tuc	2.8780	4100.0	85	12651	No
369	GOM_NL__2PRFIN20040731_211733_000000472029_00072_12651_3473.N1	31-JUL-2004 21:17:33	Straylight	47.000	31	Alp Gru	1.7340	15200.	94	12651	No
370	GOM_NL__2PRFIN20040731_212106_000000722029_00072_12651_3474.N1	31-JUL-2004 21:21:06	Tw_i_and_stray	72.000	18	24Alp PsA	1.1660	9700.0	144	12651	No
371	GOM_NL__2PRFIN20040731_212454_000000452029_00072_12651_3475.N1	31-JUL-2004 21:24:54	Bright	45.000	38	20Eps Sgr	1.8360	11000.	90	12651	No
372	GOM_NL__2PRFIN20040731_212612_000000412029_00072_12651_3476.N1	31-JUL-2004 21:26:12	Bright	40.500	116	19Del Sgr	2.7000	4100.0	81	12651	No
373	GOM_NL__2PRFIN20040731_212823_000000542029_00072_12651_3477.N1	31-JUL-2004 21:28:23	Bright	53.500	142	49Del Cap	2.8500	8900.0	107	12651	No
374	GOM_NL__2PRFIN20040731_213235_000000552029_00072_12651_3478.N1	31-JUL-2004 21:32:35	Bright	55.000	154	22Bet Aqr	2.8990	5700.0	110	12651	No
375	GOM_NL__2PRFIN20040731_213631_000000412029_00072_12651_3479.N1	31-JUL-2004 21:36:31	Bright	40.500	11	53Alp Aql	0.76500	8000.0	81	12651	No
376	GOM_NL__2PRFIN20040731_213757_000000382029_00072_12651_3480.N1	31-JUL-2004 21:37:57	Bright	38.000	168	17Zet Aql	2.9860	11000.	76	12651	No
377	GOM_NL__2PRFIN20040731_214502_000000382029_00072_12651_3481.N1	31-JUL-2004 21:45:02	Bright	37.500	5	3Alp Lyr	0.033000	11000.	75	12651	No
378	GOM_NL__2PRFIN20040731_214707_000000382029_00072_12651_3482.N1	31-JUL-2004 21:47:07	Bright	37.500	144	18Del Cyg	2.8600	11000.	75	12651	No
379	GOM_NL__2PRFIN20040731_214850_000000422029_00072_12651_3483.N1	31-JUL-2004 21:48:50	Bright	42.000	69	33Gam Dra	2.2310	3800.0	84	12651	No
380	GOM_NL__2PRFIN20040731_215250_000000402029_00072_12651_3484.N1	31-JUL-2004 21:52:50	Bright	40.000	119	14Eta Dra	2.7270	4700.0	80	12651	No
381	GOM_NL__2PRFIN20040731_215659_000000342029_00072_12651_3485.N1	31-JUL-2004 21:56:59	Bright	34.000	60	7Bet UMi	2.0810	3950.0	68	12651	No
382	GOM_NL__2PRFIN20040731_215933_000000392029_00072_12651_3486.N1	31-JUL-2004 21:59:33	Bright	39.000	49	1Alp UMi	1.9900	6300.0	78	12651	No
383	GOM_NL__2PRFIN20040731_220209_000000502029_00072_12651_3487.N1	31-JUL-2004 22:02:09	Bright	49.500	76	27Gam Cas	2.3000	30000.	99	12651	No
384	GOM_NL__2PRFIN20040731_220832_000000482029_00072_12651_3488.N1	31-JUL-2004 22:08:32	Bright	47.500	160	23Gam Per	2.9300	4700.0	95	12651	No
385	GOM_NL__2PRFIN20040731_221128_000000852029_00072_12651_3489.N1	31-JUL-2004 22:11:28	Bright	84.500	73	57Gam1And	2.2600	13100.	169	12651	No
386	GOM_NL__2PRFIN20040731_221415_000002552029_00072_12651_3490.N1	31-JUL-2004 22:14:15	Tw_i_and_stray	255.00	53	43Bet And	2.0480	3300.0	510	12651	No
387	GOM_NL__2PRFIN20040731_221933_000000432029_00072_12651_3491.N1	31-JUL-2004 22:19:33	Tw_i_and_stray	43.000	176	23Zet Tau	3.0200	22000.	86	12651	No
388	GOM_NL__2PRFIN20040731_222204_000000642029_00072_12651_3492.N1	31-JUL-2004 22:22:04	Dark	64.000	13	87Alp Tau	0.86700	3800.0	128	12651	No
389	GOM_NL__2PRFIN20040731_222404_000000452029_00072_12651_3493.N1	31-JUL-2004 22:24:04	Dark	44.500	27	24Gam Ori	1.6360	26000.	89	12651	No
390	GOM_NL__2PRFIN20040731_222555_000000472029_00072_12651_3494.N1	31-JUL-2004 22:25:55	Dark	46.500	30	46Eps Ori	1.6940	30000.	93	12651	No
391	GOM_NL__2PRFIN20040731_222718_000000422029_00072_12651_3495.N1	31-JUL-2004 22:27:18	Dark	41.500	125	44Iot Ori	2.7700	30000.	83	12651	No
392	GOM_NL__2PRFIN20040731_222916_000000432029_00072_12651_3496.N1	31-JUL-2004 22:29:16	Dark	43.000	1	9Alp CMa	-1.4400	11000.	86	12651	No
393	GOM_NL__2PRFIN20040731_223037_000000432029_00072_12651_3497.N1	31-JUL-2004 22:30:37	Dark	43.000	101	11Alp Lep	2.5820	7000.0	86	12651	No
394	GOM_NL__2PRFIN20040731_223310_000000402029_00072_12651_3498.N1	31-JUL-2004 22:33:10	Dark	40.000	177	1Zet CMa	3.0220	26000.	80	12651	No
395	GOM_NL__2PRFIN20040731_223921_000000462029_00072_12651_3499.N1	31-JUL-2004 22:39:21	Dark	46.000	2	Alp Car	-0.73600	7000.0	92	12651	No
396	GOM_NL__2PRFIN20040731_224757_000000562029_00073_12652_3469.N1	31-JUL-2004 22:47:57	Dark	56.000	9	Alp Eri	0.45300	24000.	112	12652	No

397	GOM_NL__2PRFIN20040731_224954_000000412029_00073_12652_3470.N1	31-JUL-2004 22:49:54	Dark	41.000	135	Bet Hyi	2.8200	5800.0	82	12652	No
398	GOM_NL__2PRFIN20040731_225242_000000602029_00073_12652_3471.N1	31-JUL-2004 22:52:42	Straylight	60.000	84	Alp Phe	2.3970	4500.0	120	12652	No
399	GOM_NL__2PRFIN20040731_225448_000000432029_00073_12652_3472.N1	31-JUL-2004 22:54:48	Straylight	42.500	148	Alp Tuc	2.8780	4100.0	85	12652	No
400	GOM_NL__2PRFIN20040731_225809_000000482029_00073_12652_3473.N1	31-JUL-2004 22:58:09	Straylight	48.000	31	Alp Gru	1.7340	15200.	96	12652	No
401	GOM_NL__2PRFIN20040731_230142_000000702029_00073_12652_3474.N1	31-JUL-2004 23:01:42	Tw_i_and_stray	70.000	18	24Alp PsA	1.1660	9700.0	140	12652	No
402	GOM_NL__2PRFIN20040731_230530_000000522029_00073_12652_3475.N1	31-JUL-2004 23:05:30	Bright	52.000	38	20Eps Sgr	1.8360	11000.	104	12652	No
403	GOM_NL__2PRFIN20040731_230648_000000432029_00073_12652_3476.N1	31-JUL-2004 23:06:48	Bright	42.500	116	19Del Sgr	2.7000	4100.0	85	12652	No
404	GOM_NL__2PRFIN20040731_230859_000000542029_00073_12652_3477.N1	31-JUL-2004 23:08:59	Bright	53.500	142	49Del Cap	2.8500	8900.0	107	12652	No
405	GOM_NL__2PRFIN20040731_231311_000000542029_00073_12652_3478.N1	31-JUL-2004 23:13:11	Bright	54.000	154	22Bet Aqr	2.8990	5700.0	108	12652	No
406	GOM_NL__2PRFIN20040731_231707_000000412029_00073_12652_3479.N1	31-JUL-2004 23:17:07	Bright	40.500	11	53Alp Aql	0.76500	8000.0	81	12652	No
407	GOM_NL__2PRFIN20040731_231833_000000382029_00073_12652_3480.N1	31-JUL-2004 23:18:33	Bright	38.000	168	17Zet Aql	2.9860	11000.	76	12652	No
408	GOM_NL__2PRFIN20040731_232538_000000402029_00073_12652_3481.N1	31-JUL-2004 23:25:38	Bright	39.500	5	3Alp Lyr	0.033000	11000.	79	12652	No
409	GOM_NL__2PRFIN20040731_232742_000000392029_00073_12652_3482.N1	31-JUL-2004 23:27:42	Bright	38.500	144	18Del Cyg	2.8600	11000.	77	12652	No
410	GOM_NL__2PRFIN20040731_232926_000000412029_00073_12652_3483.N1	31-JUL-2004 23:29:26	Bright	41.000	69	33Gam Dra	2.2310	3800.0	82	12652	No
411	GOM_NL__2PRFIN20040731_233325_000000372029_00073_12652_3484.N1	31-JUL-2004 23:33:25	Bright	36.500	119	14Eta Dra	2.7270	4700.0	73	12652	No
412	GOM_NL__2PRFIN20040731_233735_000000402029_00073_12652_3485.N1	31-JUL-2004 23:37:35	Bright	40.000	60	7Bet UMi	2.0810	3950.0	80	12652	No
413	GOM_NL__2PRFIN20040731_234008_000000402029_00073_12652_3486.N1	31-JUL-2004 23:40:08	Bright	40.000	49	1Alp UMi	1.9900	6300.0	80	12652	No
414	GOM_NL__2PRFIN20040731_234244_000000492029_00073_12652_3487.N1	31-JUL-2004 23:42:44	Bright	49.000	76	27Gam Cas	2.3000	30000.	98	12652	No
415	GOM_NL__2PRFIN20040731_234907_000000632029_00073_12652_3488.N1	31-JUL-2004 23:49:07	Bright	63.000	160	23Gam Per	2.9300	4700.0	126	12652	No
416	GOM_NL__2PRFIN20040731_235203_000000802029_00073_12652_3489.N1	31-JUL-2004 23:52:03	Bright	80.000	73	57Gam1And	2.2600	13100.	160	12652	No
417	GOM_NL__2PRFIN20040731_235450_000002552029_00073_12652_3490.N1	31-JUL-2004 23:54:50	Tw_i_and_stray	255.00	53	43Bet And	2.0480	3300.0	510	12652	No

3. Quality information per product

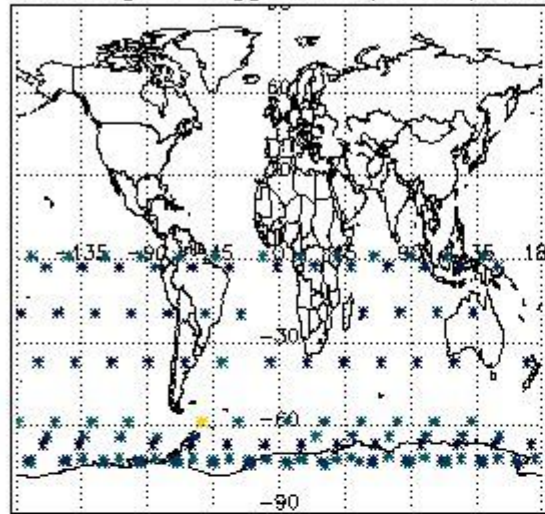
In this section it is plotted some information contained in the Quality Summary data set of the level 2 products. Only products in dark limb conditions and without errors (error flag in the MPH set to "0") are used.

3.1 Plot quality information per product (time dependant)

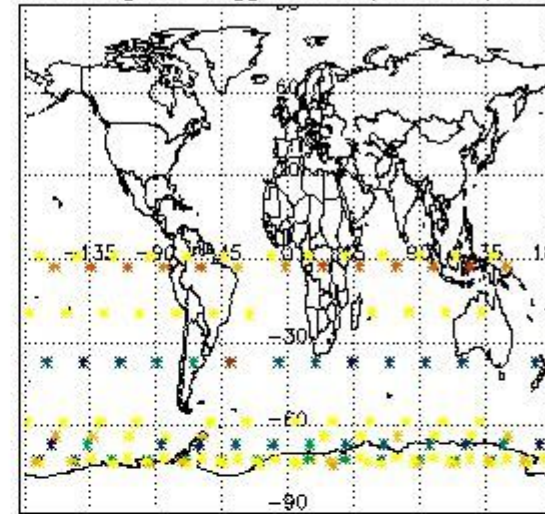


3.2 Plot quality information per product (world map)

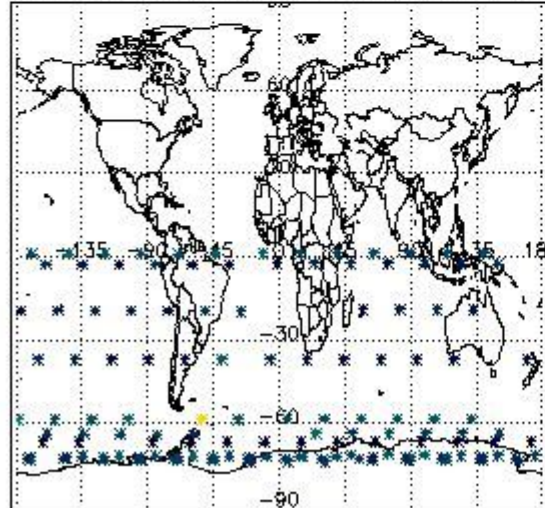
Percentage of flagged data per O3 profile



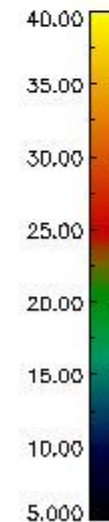
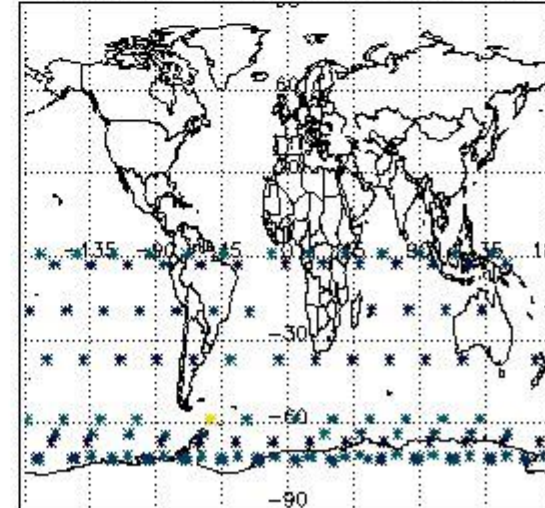
Percentage of flagged data per H2O profile



Percentage of flagged data per NO2 profile



Percentage of flagged data per NO3 profile

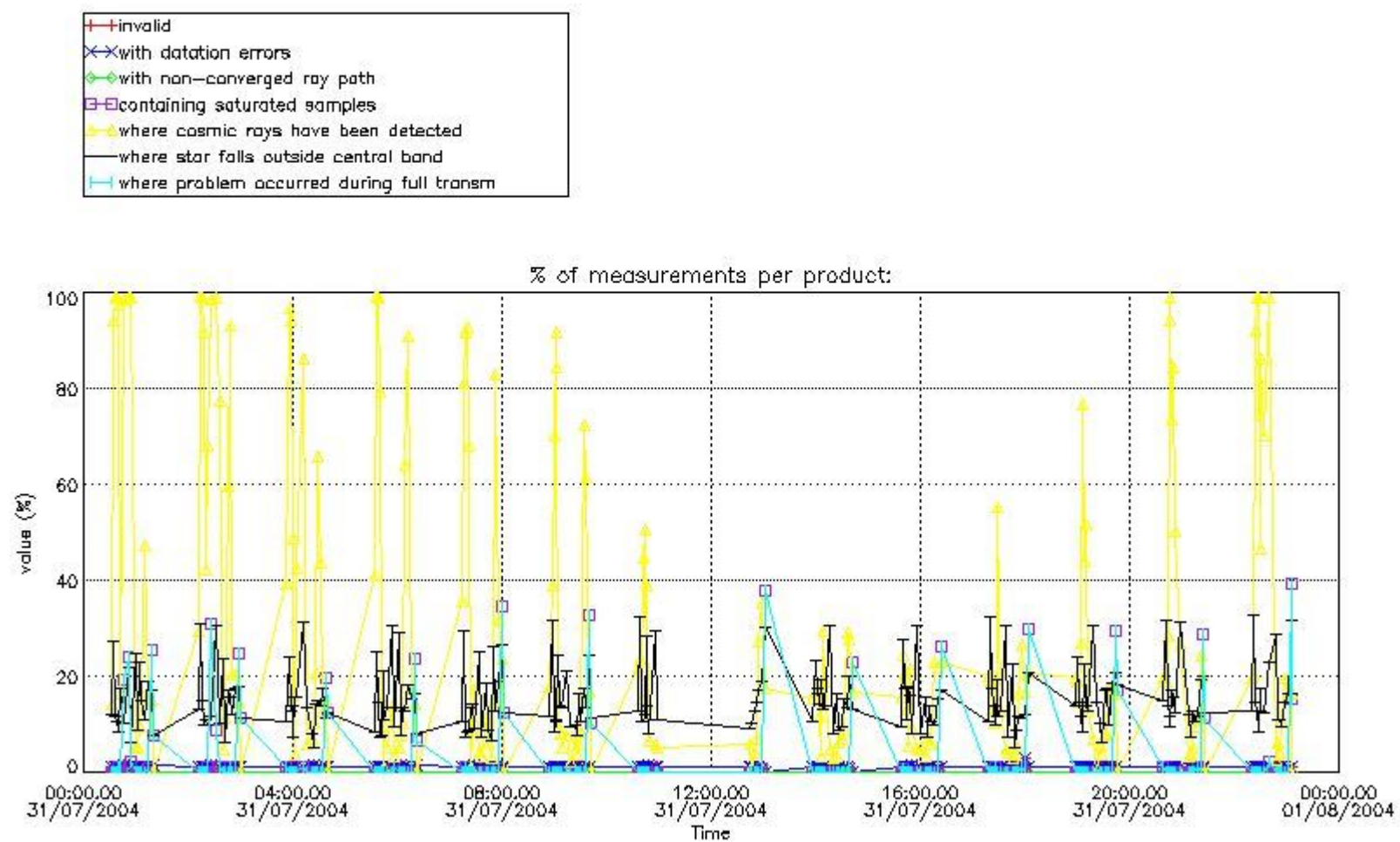


4. Level 1 quality information per product

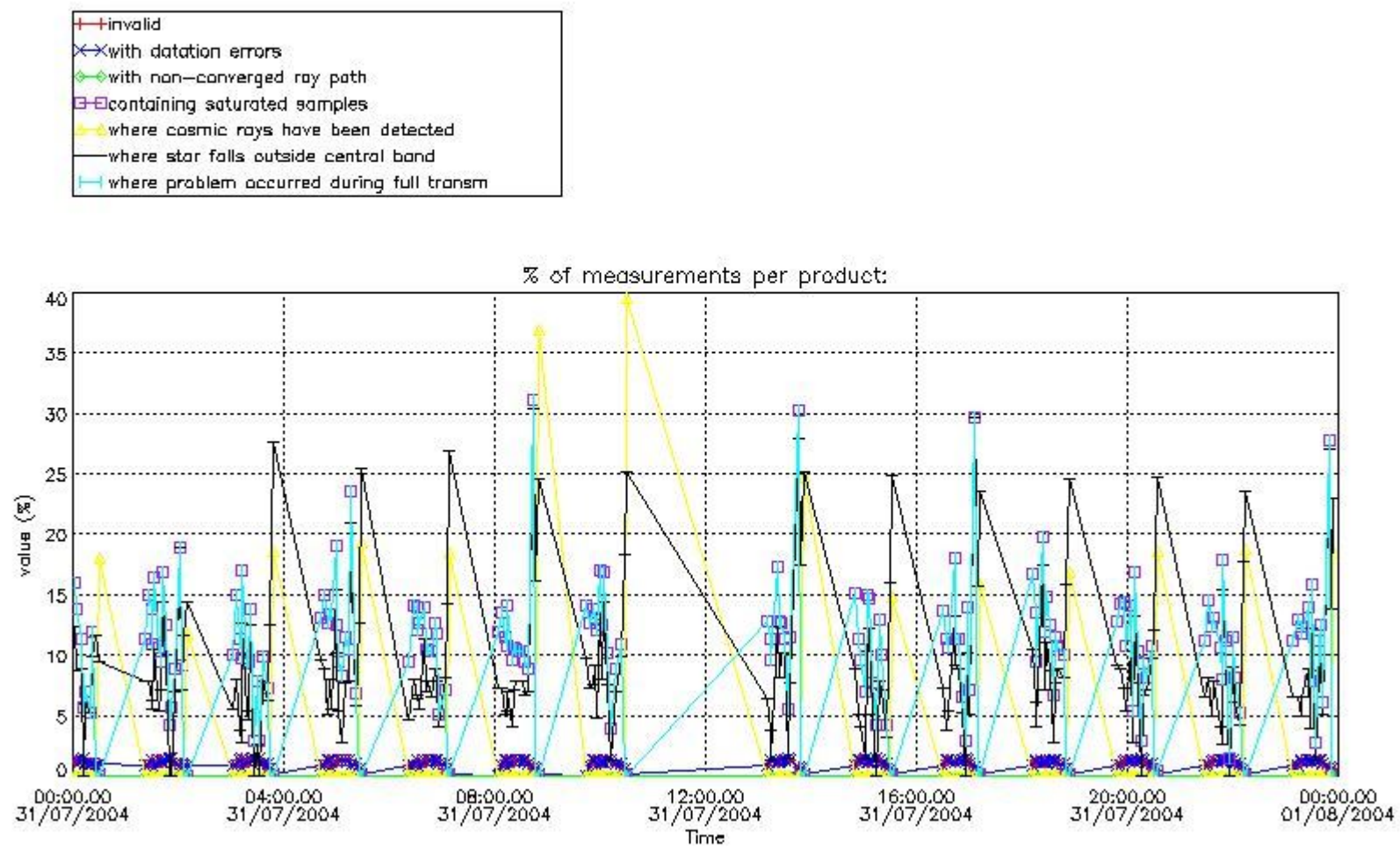
In this section it is plotted some information contained in the Quality Summary data set of the level 2 products that comes from the level 1b processing. Products without errors (error flag in the MPH set to "0") are used.

4.1 Plot quality information per product (time dependant) coming from level 1b processing

4.1.1 Plot level 1 quality information per product (time dependant): ENVISAT ASCENDING passes

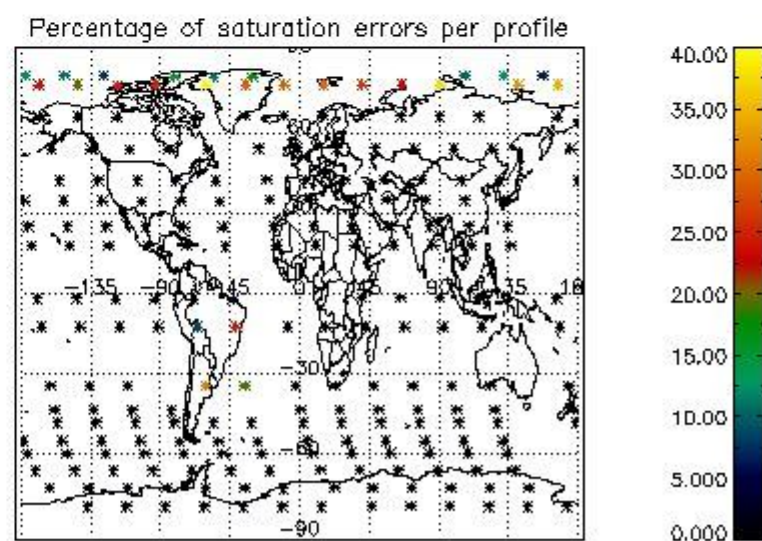
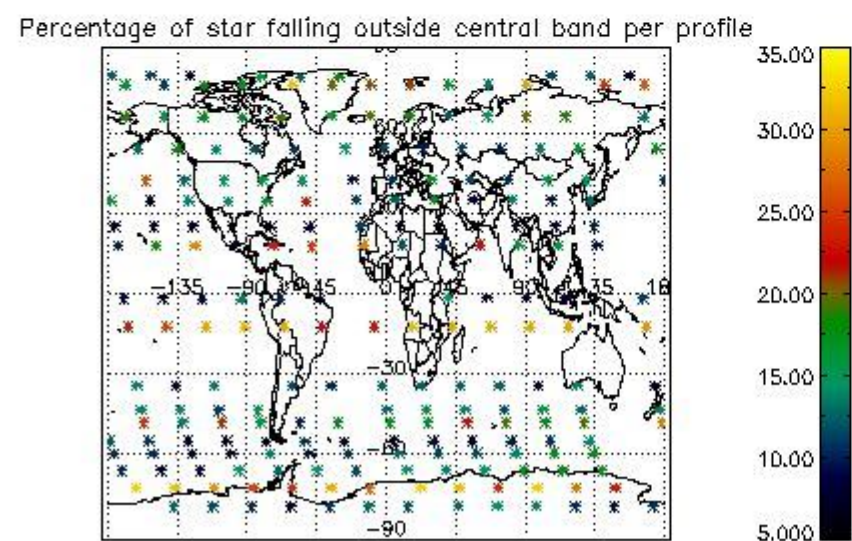
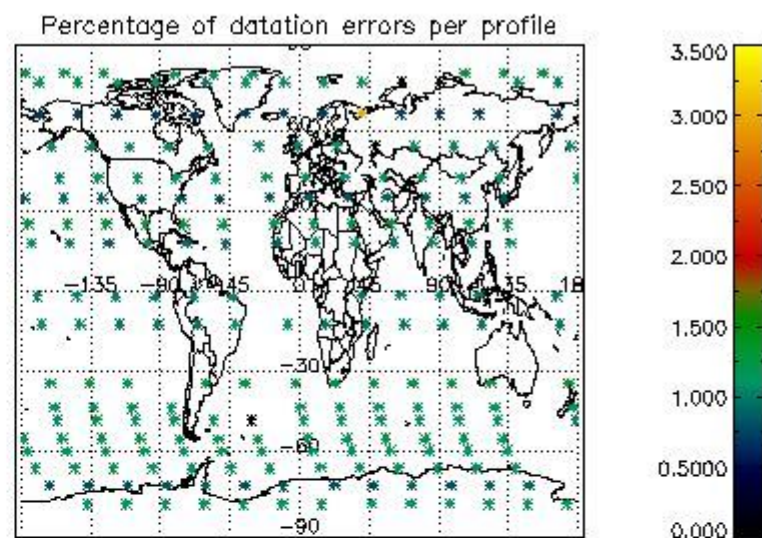
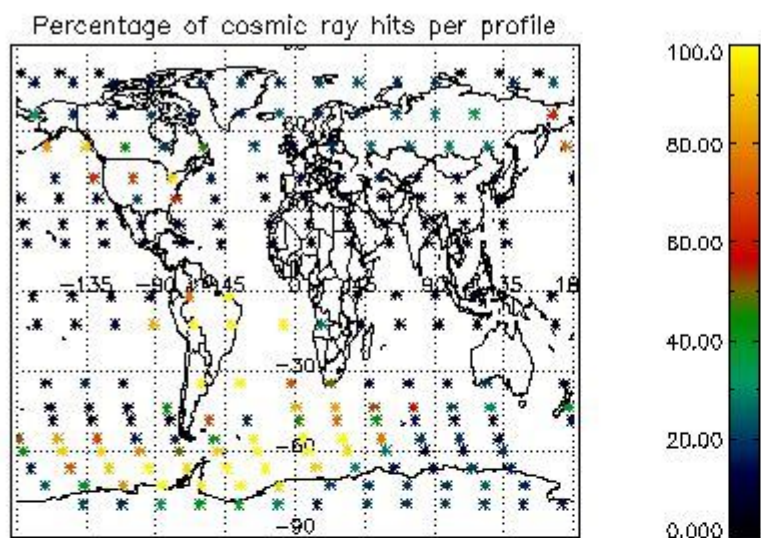


4.1.2 Plot level 1 quality information per product (time dependant): ENVISAT DESCENDING passes

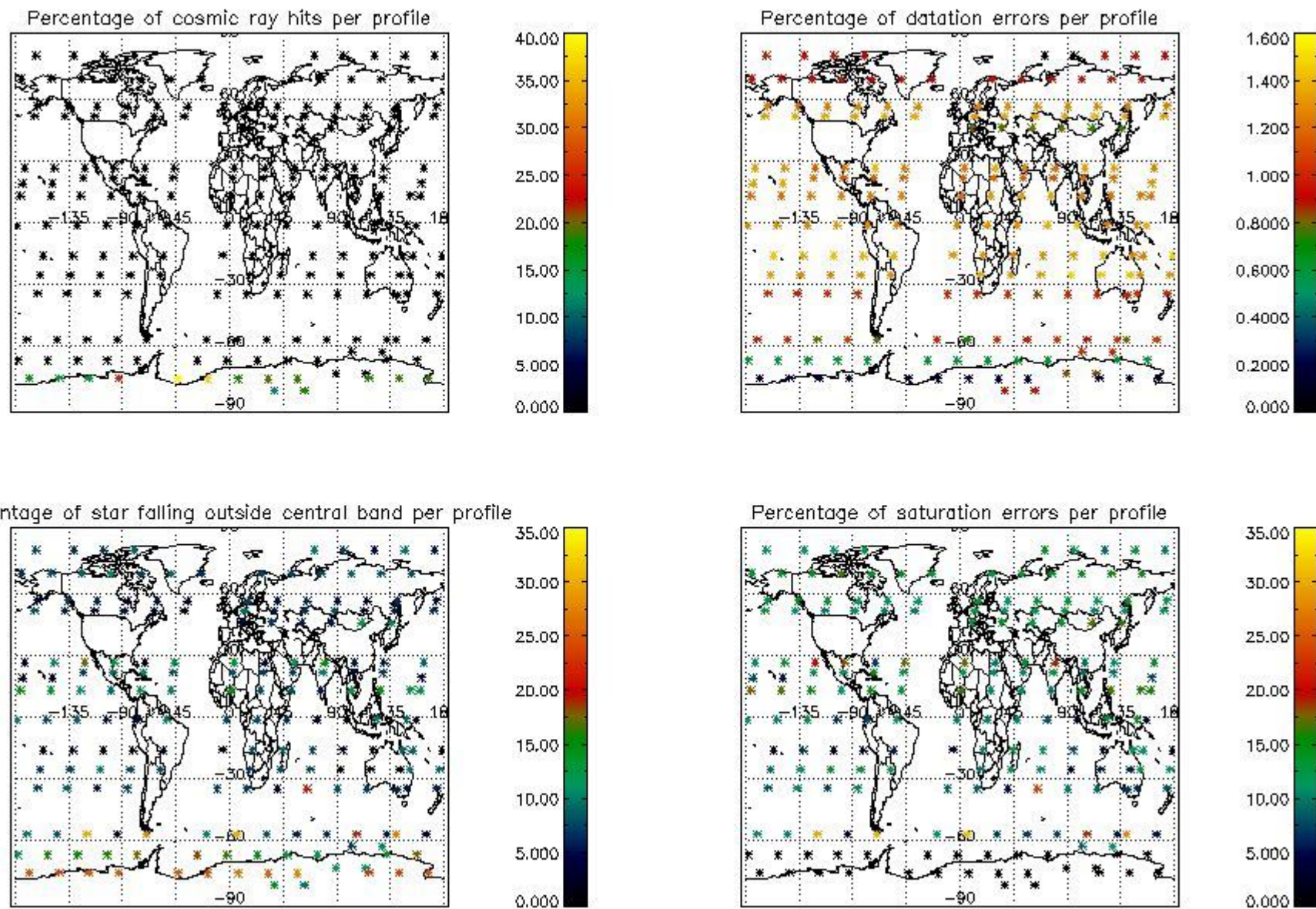


4.2 Plot quality information per product coming from level 1b processing (world map)

4.2.1 Plot level 1 quality information per product (world map): ENVISAT ASCENDING passes



4.2.2 Plot level 1 quality information per product (world map): ENVISAT DESCENDING passes



5. Trace gas profiles

5.1 Ozone statistics based on quality of products

The final quality of the products can be "measured" using the STD (Standard Deviation) attached to every point profile. This information is written to the parameter GOM_NL__2P/NL_LOCAL_SPECIES_DENSITY/o3_std of the level 2 products. The table below shows the statistics for given STD ranges.

The statistics are given with respect to the overall valid production:

- Products without fatal errors: GOM_NL__2P/MPH/PRODUCT_ERR=0
- Valid point profile: GOM_NL__2P/NL_LOCAL_SPECIES_DENSITY/pcd(0)=0

The 'Criteria' is applied to valid points of dark limb products:

- Products in dark limb illumination condition: GOM_NL__2P/NL_SUMMARY_QUALITY/obs_ill_cond=0
- Products without fatal errors: GOM_NL__2P/MPH/PRODUCT_ERR=0
- Valid point profile: GOM_NL__2P/NL_LOCAL_SPECIES_DENSITY/pcd(0)=0

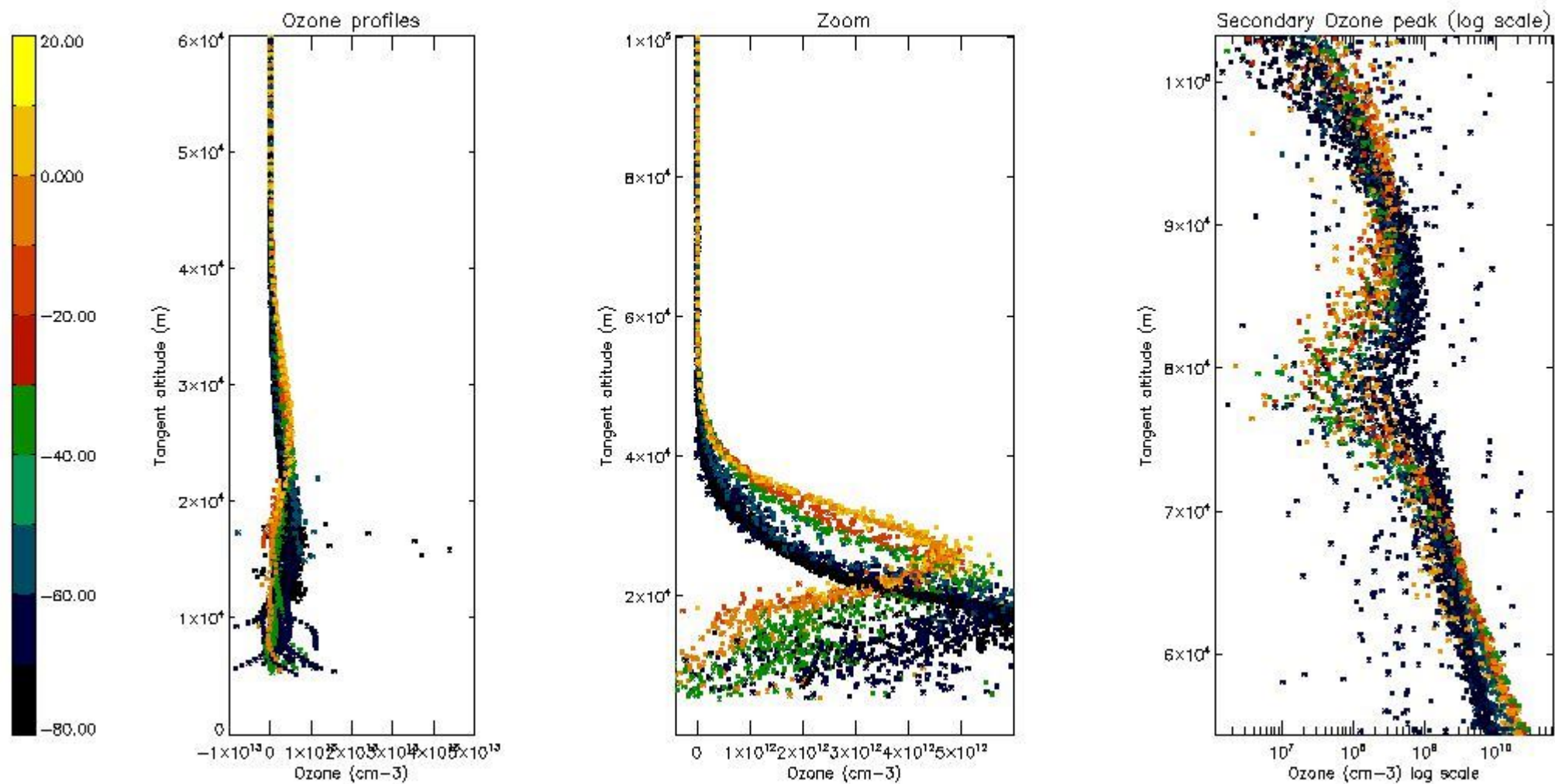
So, the table below shows the percentage of dark limb and valid observations for each criteria with respect to the overall valid daily observations.

Criteria	% of total production
All STD	28
STD < 20	18

STD < 10	15
STD < 5	11

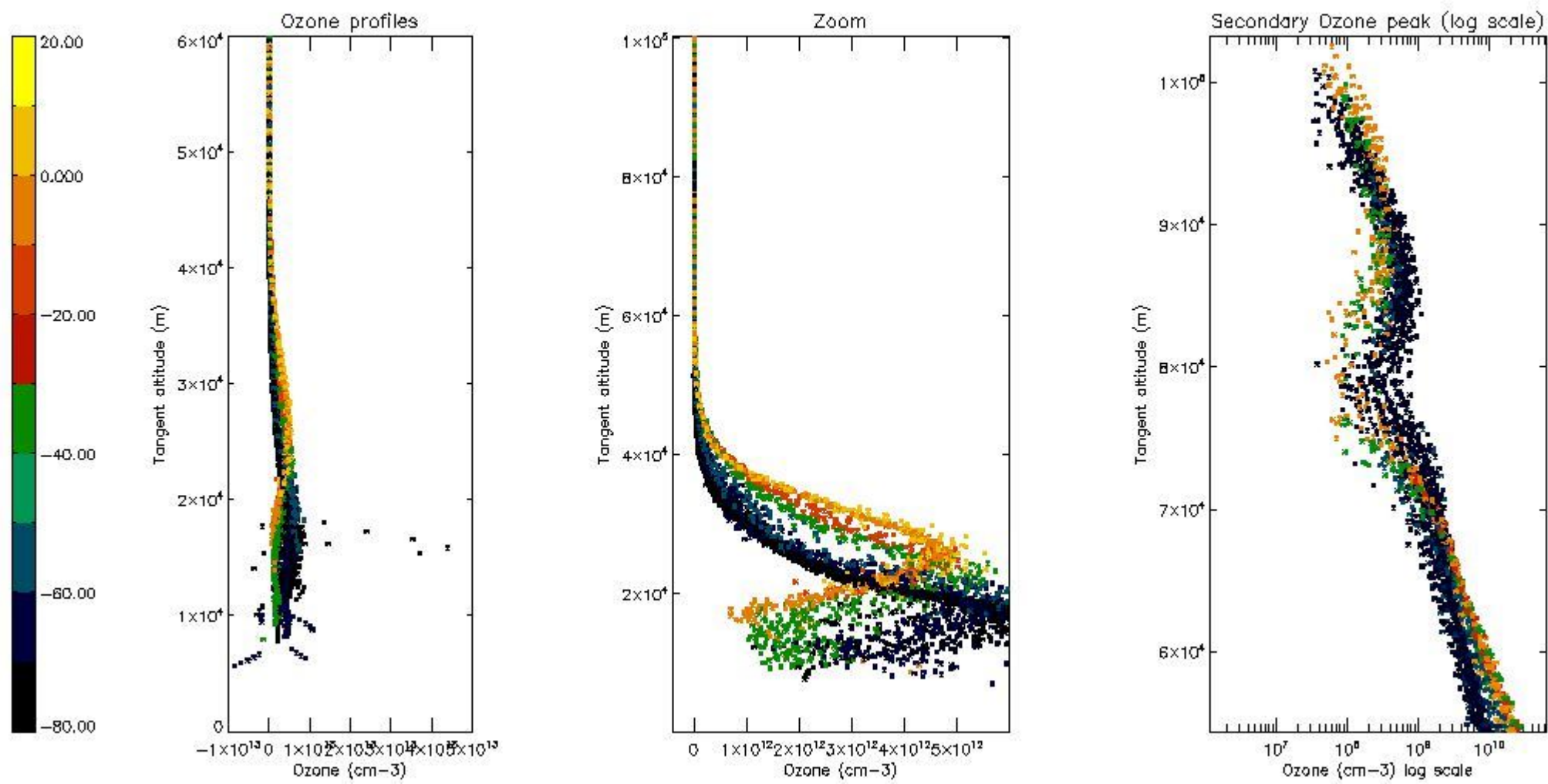
5.2 Plot ozone profiles for all STD (dark without errors)

The colorbar represents the latitude.



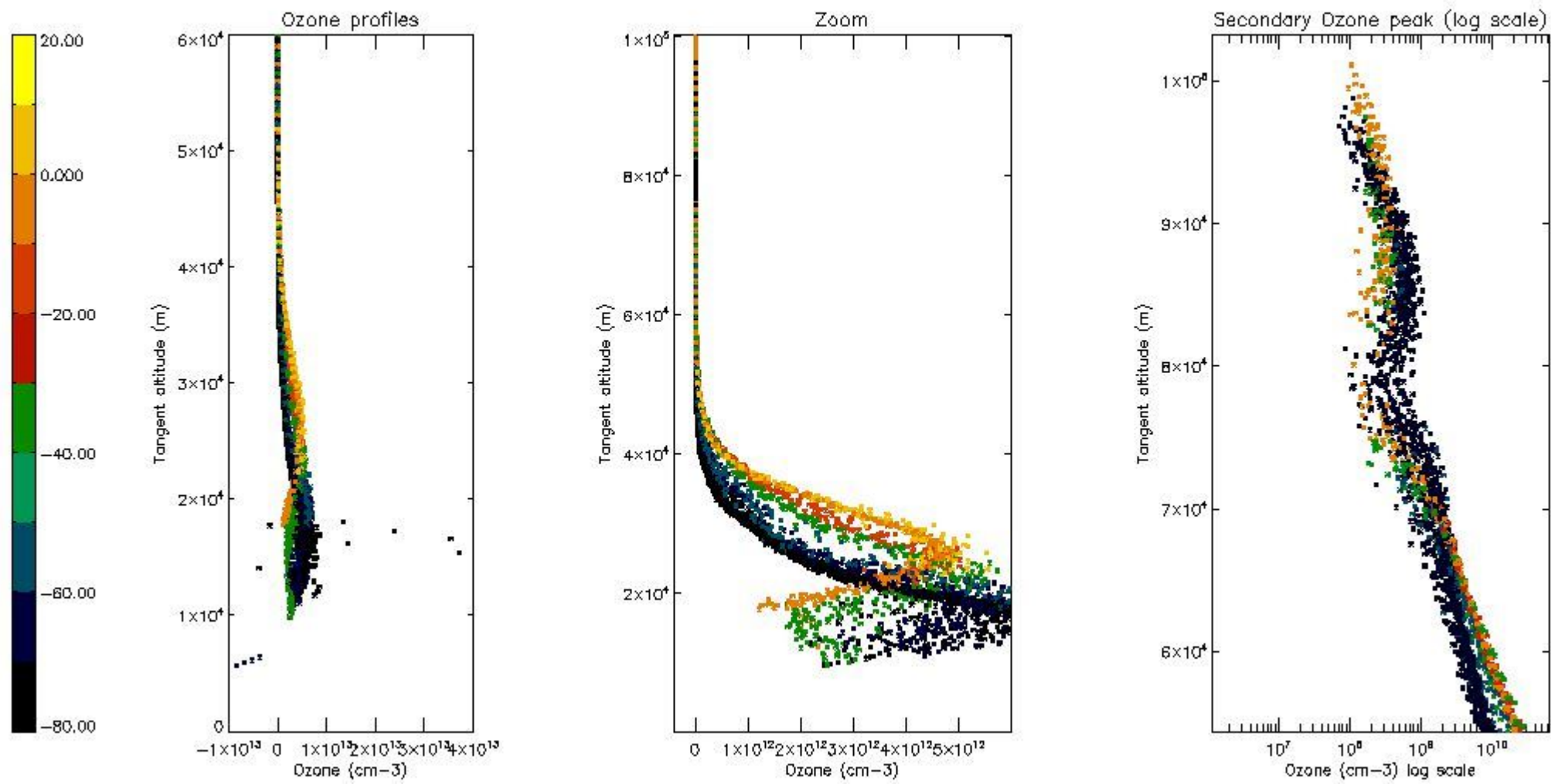
5.3 Plot ozone profiles where STD < 20% (dark without errors)

The colorbar represents the latitude.



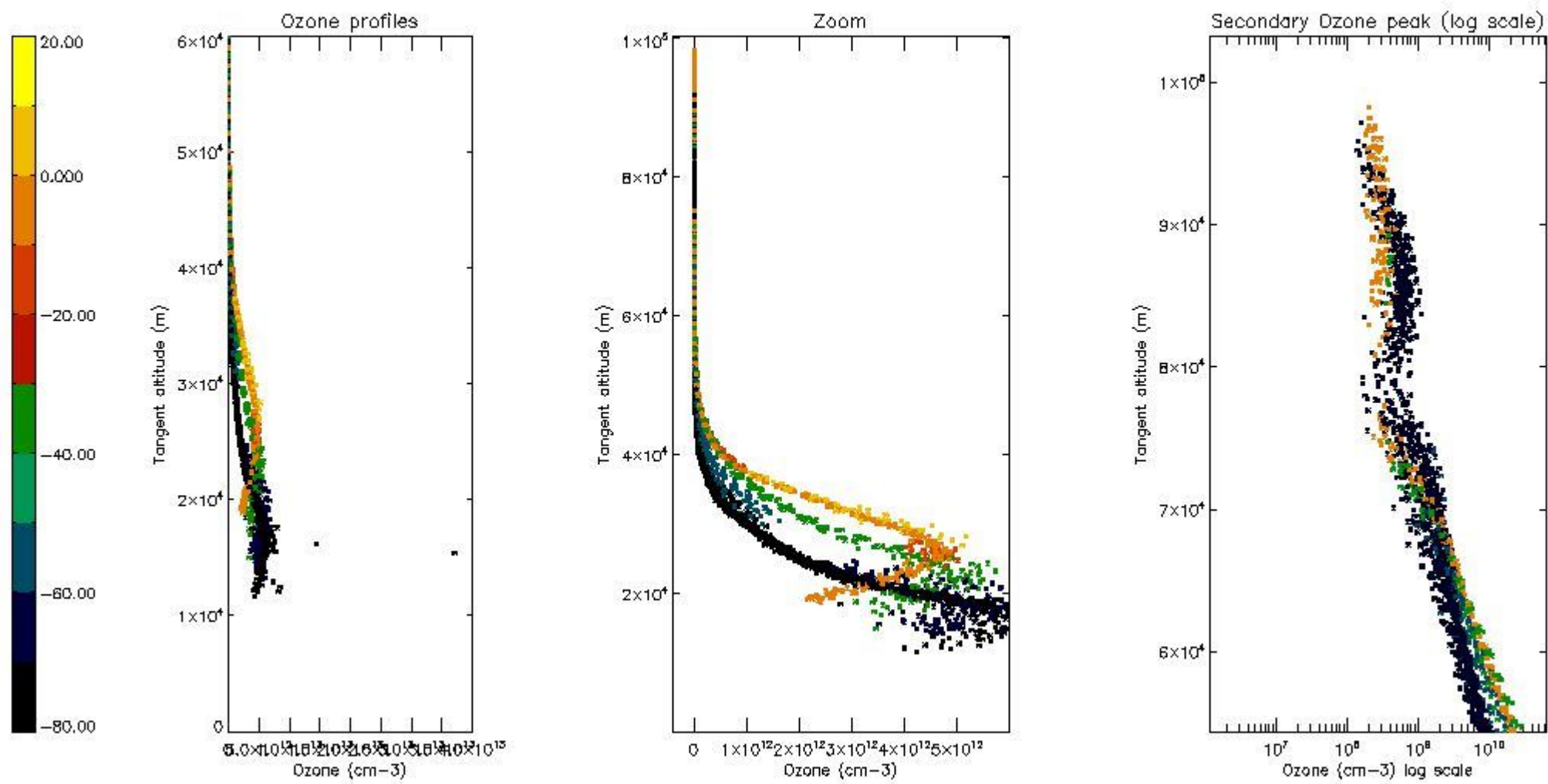
5.4 Plot ozone profiles where STD < 10% (dark without errors)

The colorbar represents the latitude.



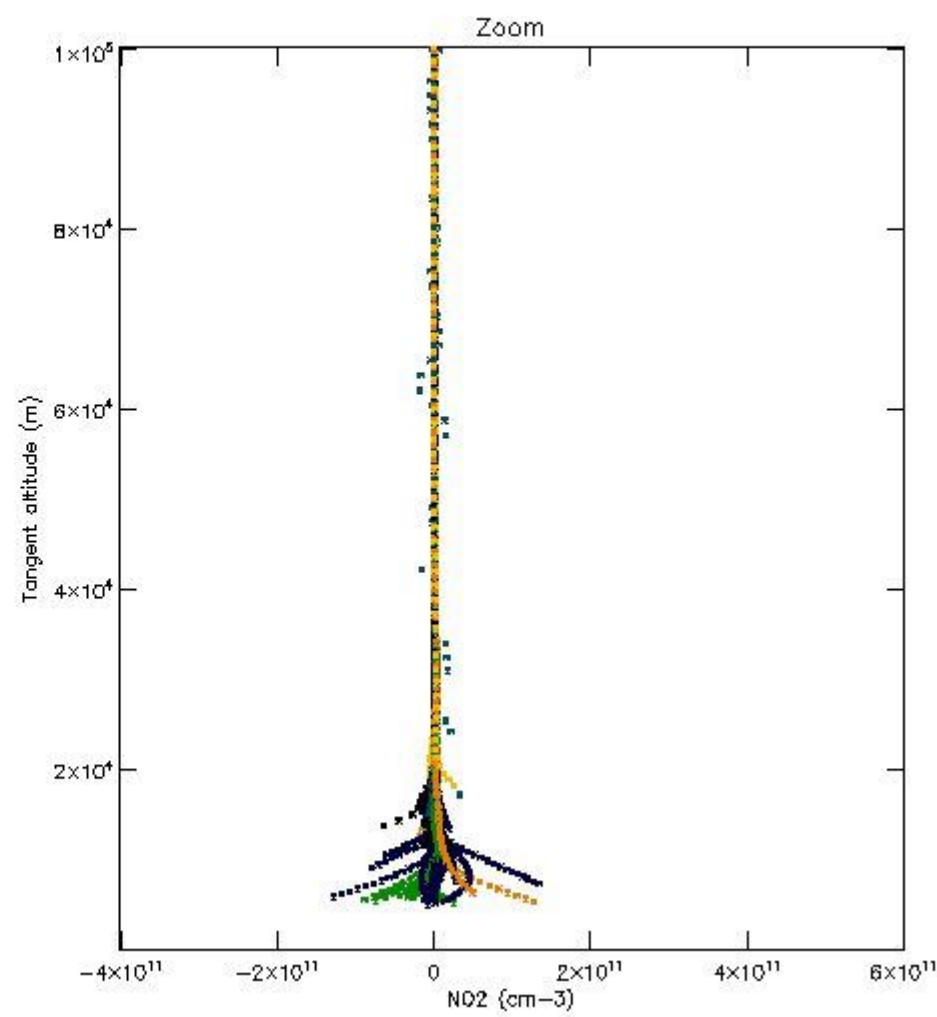
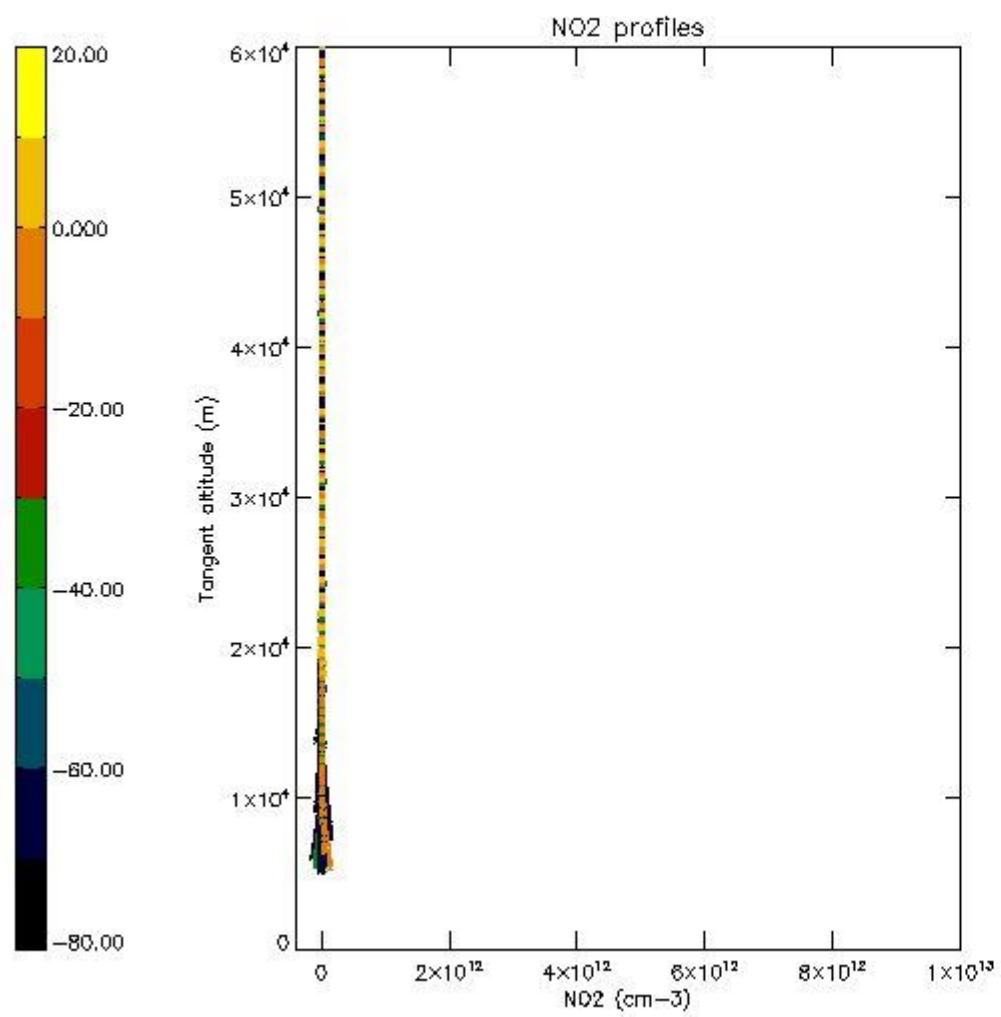
5.5 Plot ozone profiles where $STD < 5\%$ (dark without errors)

The colorbar represents the latitude.



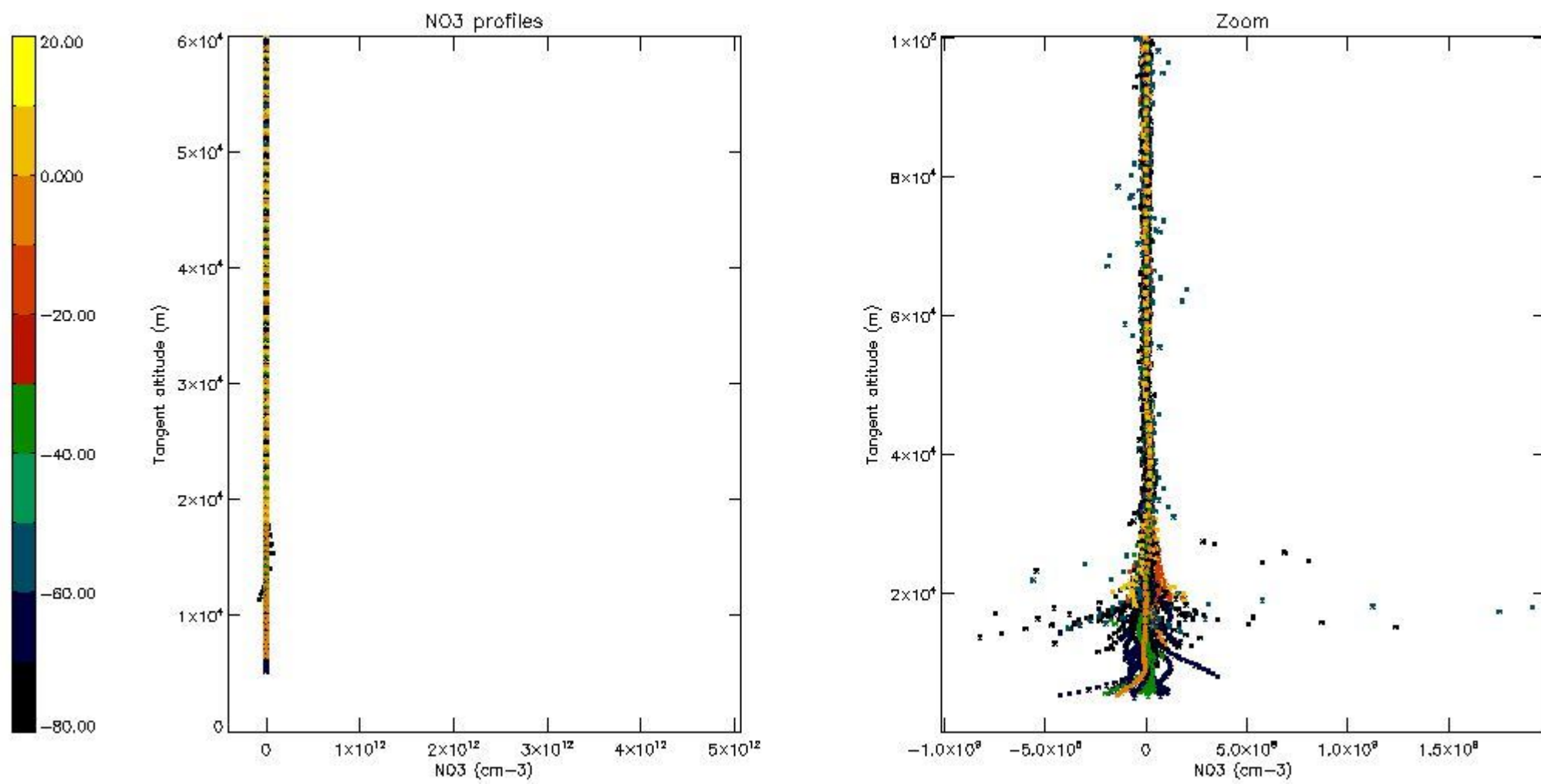
5.6 Plot NO₂ profiles for all STD (dark without errors)

The colorbar represents the latitude.



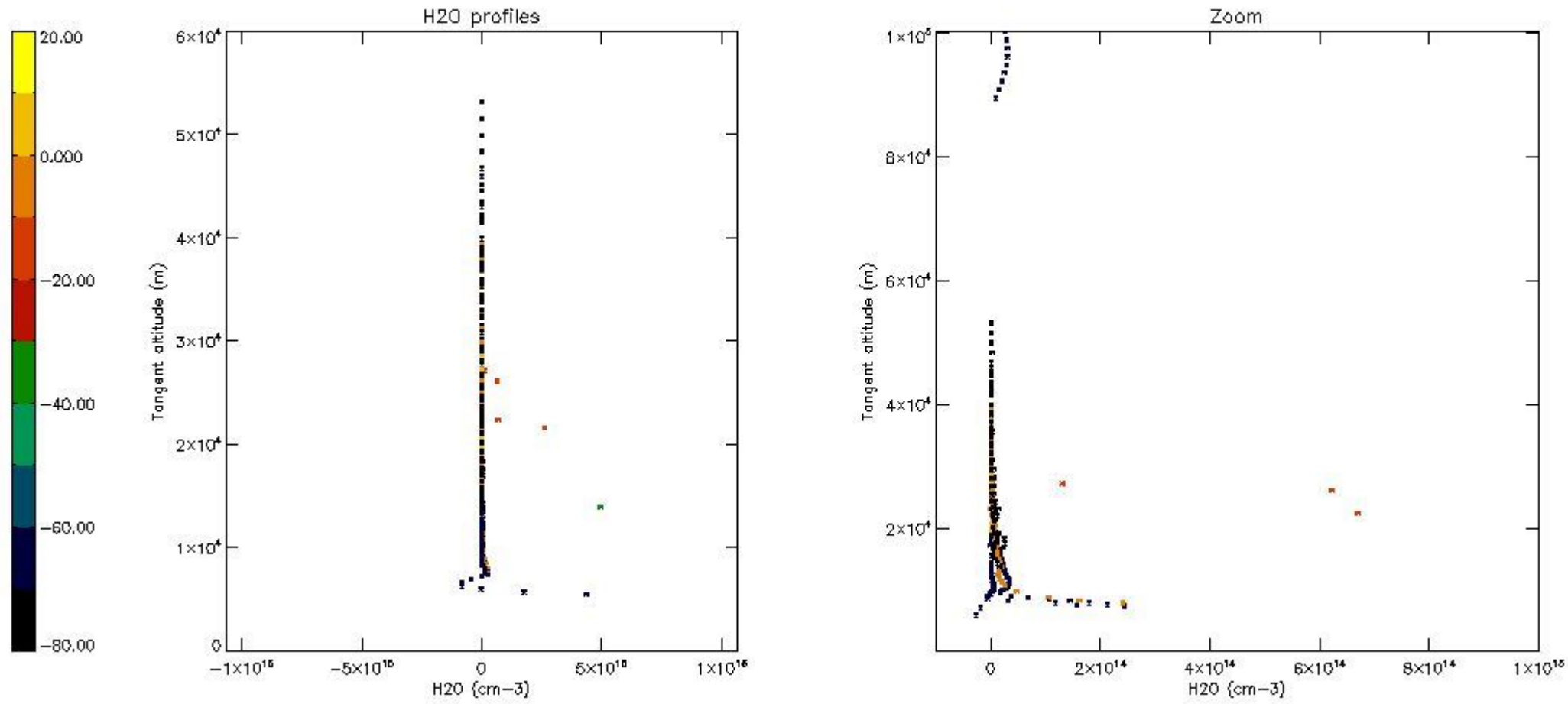
5.7 Plot NO3 profiles for all STD (dark without errors)

The colorbar represents the latitude.



5.8 Plot H2O profiles for all STD (only for occultations of stars 1,2,3,4,13,14,16,26,63 dark without errors)

The colorbar represents the latitude.



6. Auxiliary Data Files used for the production reported in section 2

The number reported in the third column indicates since which file (see list in section 2) the corresponding auxiliary file has been used. The fourth column is the date of those product files.

Type	Auxiliary Filename	Used since product	Used since product date
INST_PHYS_CHARACTERISTICS	GOM_INS_AXVIEC20091111_143220_20030716_120000_20500101_000000	1	31-JUL-2004 00:01:01
LEVEL-2_PROC_CONFIG	GOM_PR2_AXVIEC20091111_152718_20020301_000000_20500101_000000	1	31-JUL-2004 00:01:01
CROSS_SECTIONS_FILE	GOM_CR2_AXVIEC20091111_154832_20020301_000000_20500101_000000	1	31-JUL-2004 00:01:01

GOMOS Level 2 Daily Report

SUMMARY

[1. General Info](#)

[2. Summary of processed GOM_NL_2P products](#)

[3. Level 2 Quality information per product](#)

[3.1 Plot of level 2 quality information per product \(time dependant\)](#)

[3.2 Plot of level 2 quality information per product \(world map\)](#)

[4. Level 1 Quality information per product \(stored on level 2 products\)](#)

[4.1 Plot of level 1 quality information per product \(time dependant\)](#)

[4.1.1 Plot of level 1 quality information per product \(time dependant\): ASCENDING](#)

[4.1.2 Plot of level 1 quality information per product \(time dependant\): DESCENDING](#)

[4.2 Plot of level 1 quality information per product \(world map\)](#)

[4.2.1 Plot of level 1 quality information per product \(world map\): ASCENDING](#)

[4.2.2 Plot of level 1 quality information per product \(world map\): DESCENDING](#)

[5. Ozone profiles based on quality statistics and other trace gas profiles](#)

[5.1 Ozone statistics based on quality of products](#)

[5.2 Plot ozone profiles for all STD \(dark without errors\)](#)

[5.3 Plot ozone profiles where STD < 20% \(dark without errors\)](#)

[5.4. Plot ozone profiles where STD < 10% \(dark without errors\)](#)

[5.5. Plot ozone profiles where STD < 5% \(dark without errors\)](#)

[5.6 Plot NO2 profiles for all STD \(dark without errors\)](#)

[5.7 Plot NO3 profiles for all STD \(dark without errors\)](#)

[5.8 Plot H2O profiles \(only for occultations of stars 1,2,3,4,13,14,16,26,63 dark without errors\) for all STD](#)

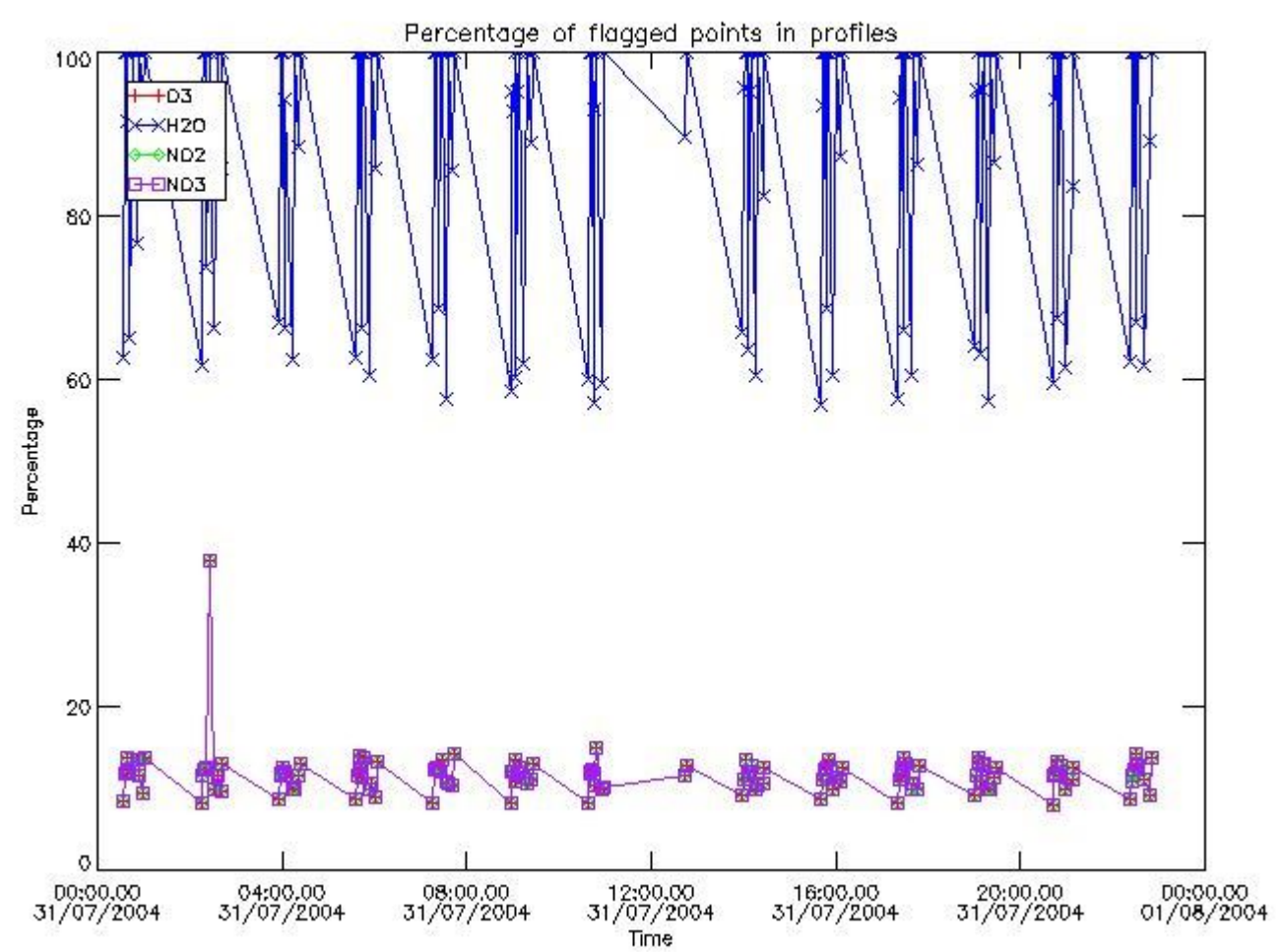
[6. Auxiliary Data Files used for the production reported in section 2](#)

397	GOM_NL__2PRFIN20040731_224954_000000412029_00073_12652_3470.N1	31-JUL-2004 22:49:54	Dark	41.000	135	Bet Hyi	2.8200	5800.0	82	12652	No
398	GOM_NL__2PRFIN20040731_225242_000000602029_00073_12652_3471.N1	31-JUL-2004 22:52:42	Straylight	60.000	84	Alp Phe	2.3970	4500.0	120	12652	No
399	GOM_NL__2PRFIN20040731_225448_000000432029_00073_12652_3472.N1	31-JUL-2004 22:54:48	Straylight	42.500	148	Alp Tuc	2.8780	4100.0	85	12652	No
400	GOM_NL__2PRFIN20040731_225809_000000482029_00073_12652_3473.N1	31-JUL-2004 22:58:09	Straylight	48.000	31	Alp Gru	1.7340	15200.	96	12652	No
401	GOM_NL__2PRFIN20040731_230142_000000702029_00073_12652_3474.N1	31-JUL-2004 23:01:42	Tw_i_and_stray	70.000	18	24Alp PsA	1.1660	9700.0	140	12652	No
402	GOM_NL__2PRFIN20040731_230530_000000522029_00073_12652_3475.N1	31-JUL-2004 23:05:30	Bright	52.000	38	20Eps Sgr	1.8360	11000.	104	12652	No
403	GOM_NL__2PRFIN20040731_230648_000000432029_00073_12652_3476.N1	31-JUL-2004 23:06:48	Bright	42.500	116	19Del Sgr	2.7000	4100.0	85	12652	No
404	GOM_NL__2PRFIN20040731_230859_000000542029_00073_12652_3477.N1	31-JUL-2004 23:08:59	Bright	53.500	142	49Del Cap	2.8500	8900.0	107	12652	No
405	GOM_NL__2PRFIN20040731_231311_000000542029_00073_12652_3478.N1	31-JUL-2004 23:13:11	Bright	54.000	154	22Bet Aqr	2.8990	5700.0	108	12652	No
406	GOM_NL__2PRFIN20040731_231707_000000412029_00073_12652_3479.N1	31-JUL-2004 23:17:07	Bright	40.500	11	53Alp Aql	0.76500	8000.0	81	12652	No
407	GOM_NL__2PRFIN20040731_231833_000000382029_00073_12652_3480.N1	31-JUL-2004 23:18:33	Bright	38.000	168	17Zet Aql	2.9860	11000.	76	12652	No
408	GOM_NL__2PRFIN20040731_232538_000000402029_00073_12652_3481.N1	31-JUL-2004 23:25:38	Bright	39.500	5	3Alp Lyr	0.033000	11000.	79	12652	No
409	GOM_NL__2PRFIN20040731_232742_000000392029_00073_12652_3482.N1	31-JUL-2004 23:27:42	Bright	38.500	144	18Del Cyg	2.8600	11000.	77	12652	No
410	GOM_NL__2PRFIN20040731_232926_000000412029_00073_12652_3483.N1	31-JUL-2004 23:29:26	Bright	41.000	69	33Gam Dra	2.2310	3800.0	82	12652	No
411	GOM_NL__2PRFIN20040731_233325_000000372029_00073_12652_3484.N1	31-JUL-2004 23:33:25	Bright	36.500	119	14Eta Dra	2.7270	4700.0	73	12652	No
412	GOM_NL__2PRFIN20040731_233735_000000402029_00073_12652_3485.N1	31-JUL-2004 23:37:35	Bright	40.000	60	7Bet UMi	2.0810	3950.0	80	12652	No
413	GOM_NL__2PRFIN20040731_234008_000000402029_00073_12652_3486.N1	31-JUL-2004 23:40:08	Bright	40.000	49	1Alp UMi	1.9900	6300.0	80	12652	No
414	GOM_NL__2PRFIN20040731_234244_000000492029_00073_12652_3487.N1	31-JUL-2004 23:42:44	Bright	49.000	76	27Gam Cas	2.3000	30000.	98	12652	No
415	GOM_NL__2PRFIN20040731_234907_000000632029_00073_12652_3488.N1	31-JUL-2004 23:49:07	Bright	63.000	160	23Gam Per	2.9300	4700.0	126	12652	No
416	GOM_NL__2PRFIN20040731_235203_000000802029_00073_12652_3489.N1	31-JUL-2004 23:52:03	Bright	80.000	73	57Gam1And	2.2600	13100.	160	12652	No
417	GOM_NL__2PRFIN20040731_235450_000002552029_00073_12652_3490.N1	31-JUL-2004 23:54:50	Tw_i_and_stray	255.00	53	43Bet And	2.0480	3300.0	510	12652	No

3. Quality information per product

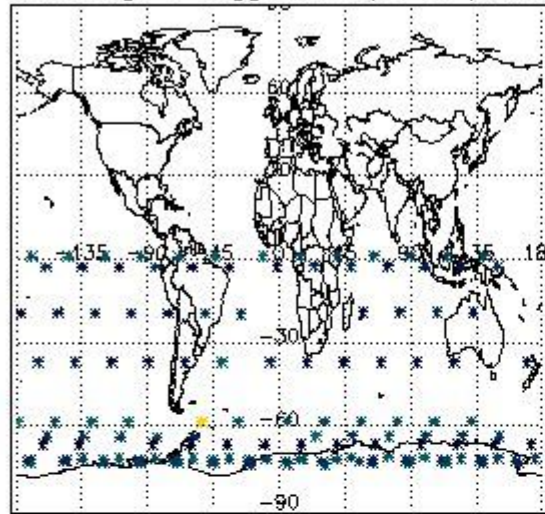
In this section it is plotted some information contained in the Quality Summary data set of the level 2 products. Only products in dark limb conditions and without errors (error flag in the MPH set to "0") are used.

3.1 Plot quality information per product (time dependant)

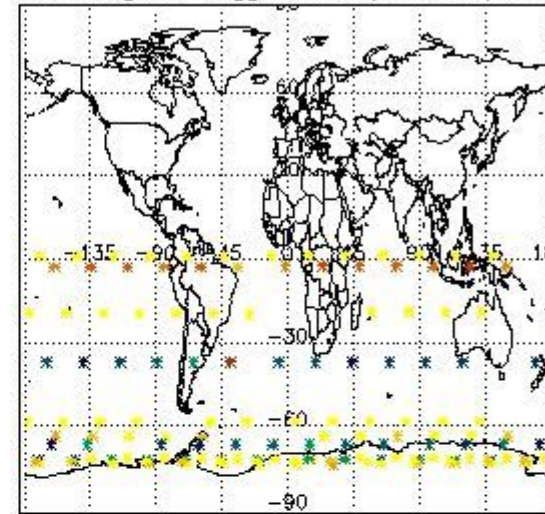


3.2 Plot quality information per product (world map)

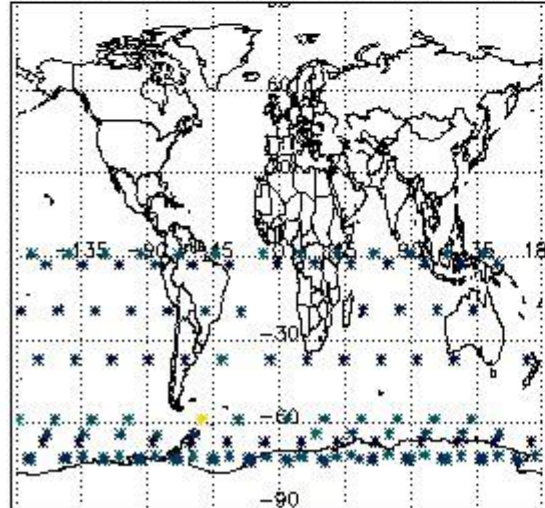
Percentage of flagged data per O3 profile



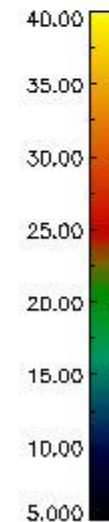
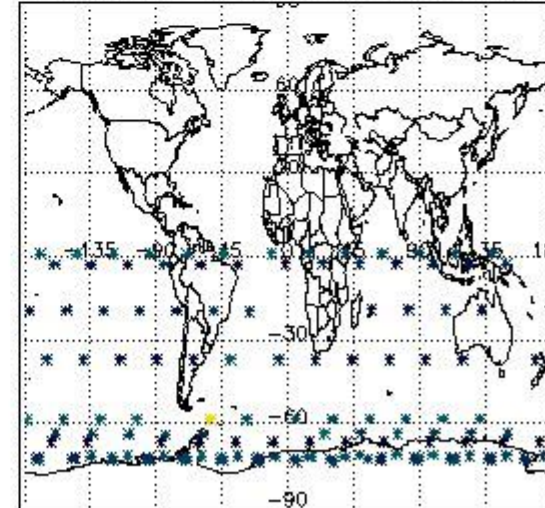
Percentage of flagged data per H2O profile



Percentage of flagged data per NO2 profile



Percentage of flagged data per NO3 profile

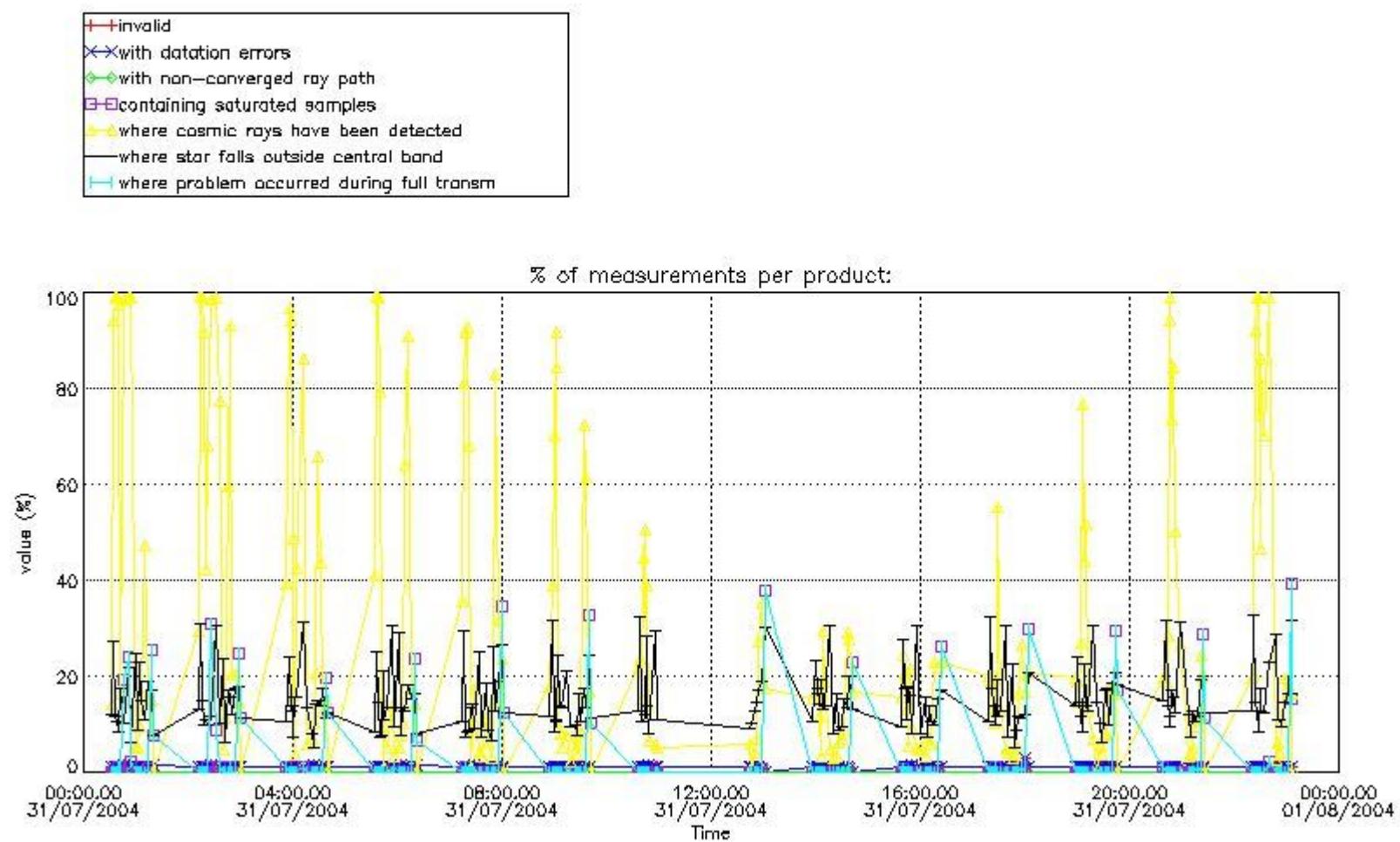


4. Level 1 quality information per product

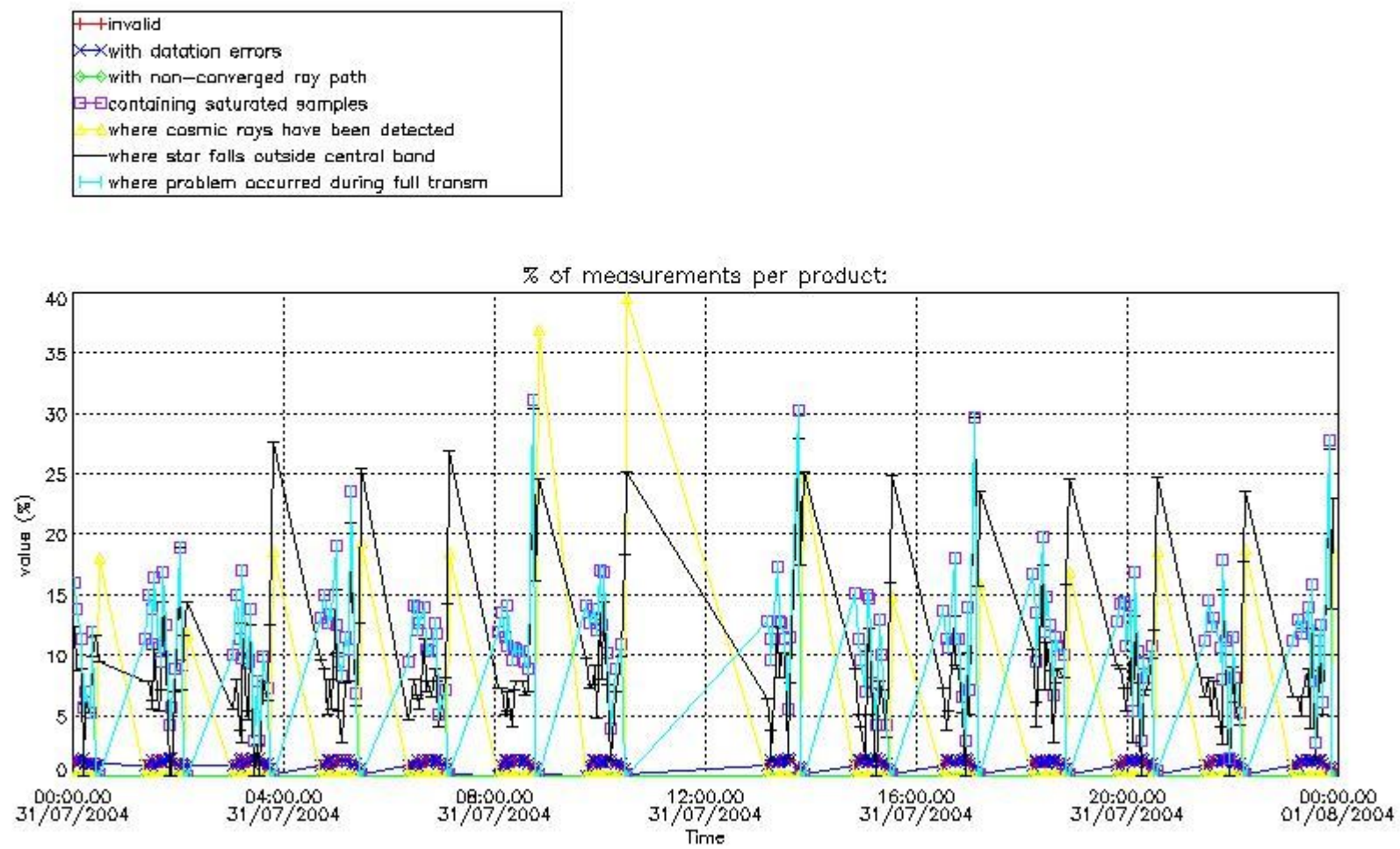
In this section it is plotted some information contained in the Quality Summary data set of the level 2 products that comes from the level 1b processing. Products without errors (error flag in the MPH set to "0") are used.

4.1 Plot quality information per product (time dependant) coming from level 1b processing

4.1.1 Plot level 1 quality information per product (time dependant): ENVISAT ASCENDING passes

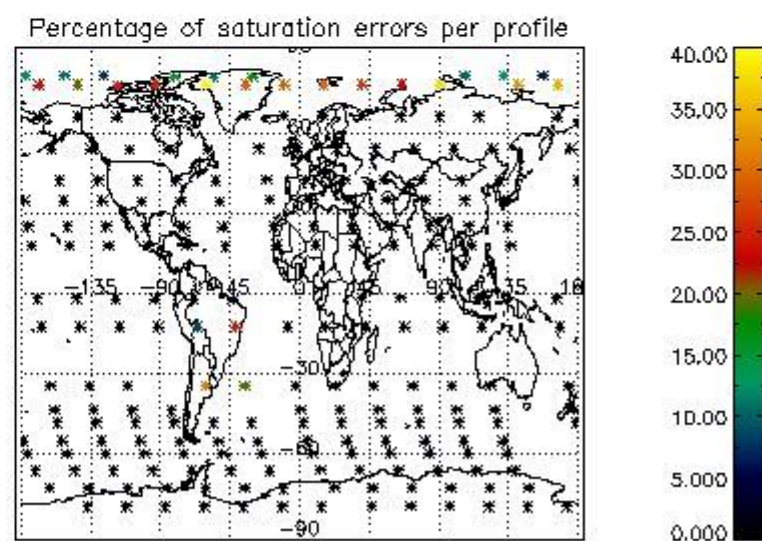
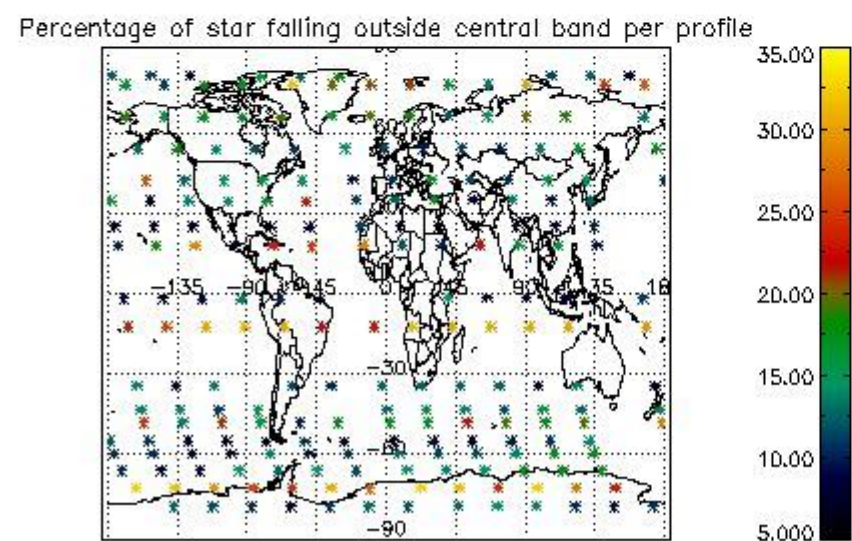
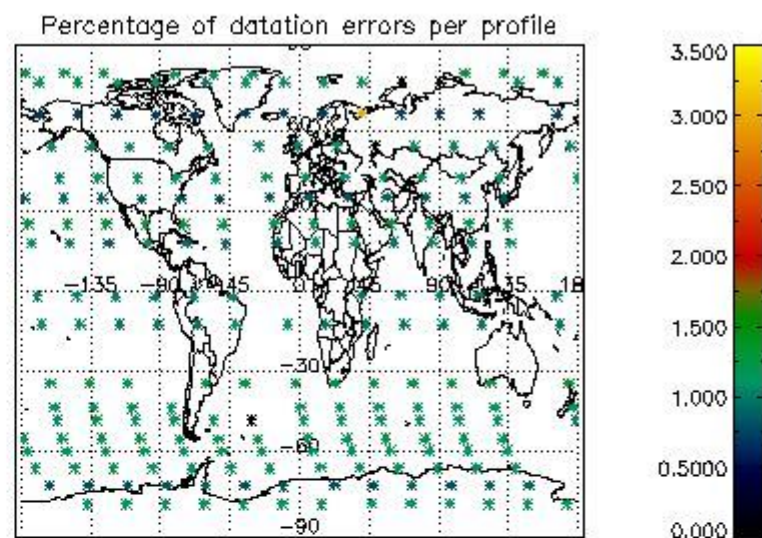
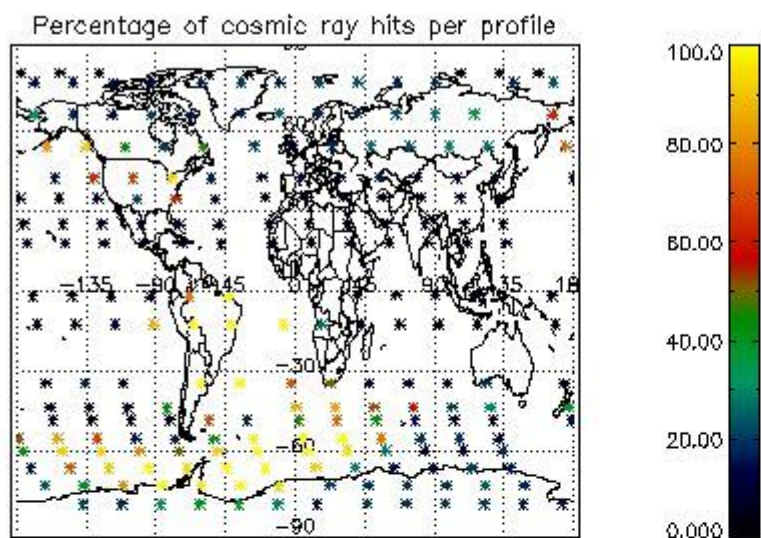


4.1.2 Plot level 1 quality information per product (time dependant): ENVISAT DESCENDING passes

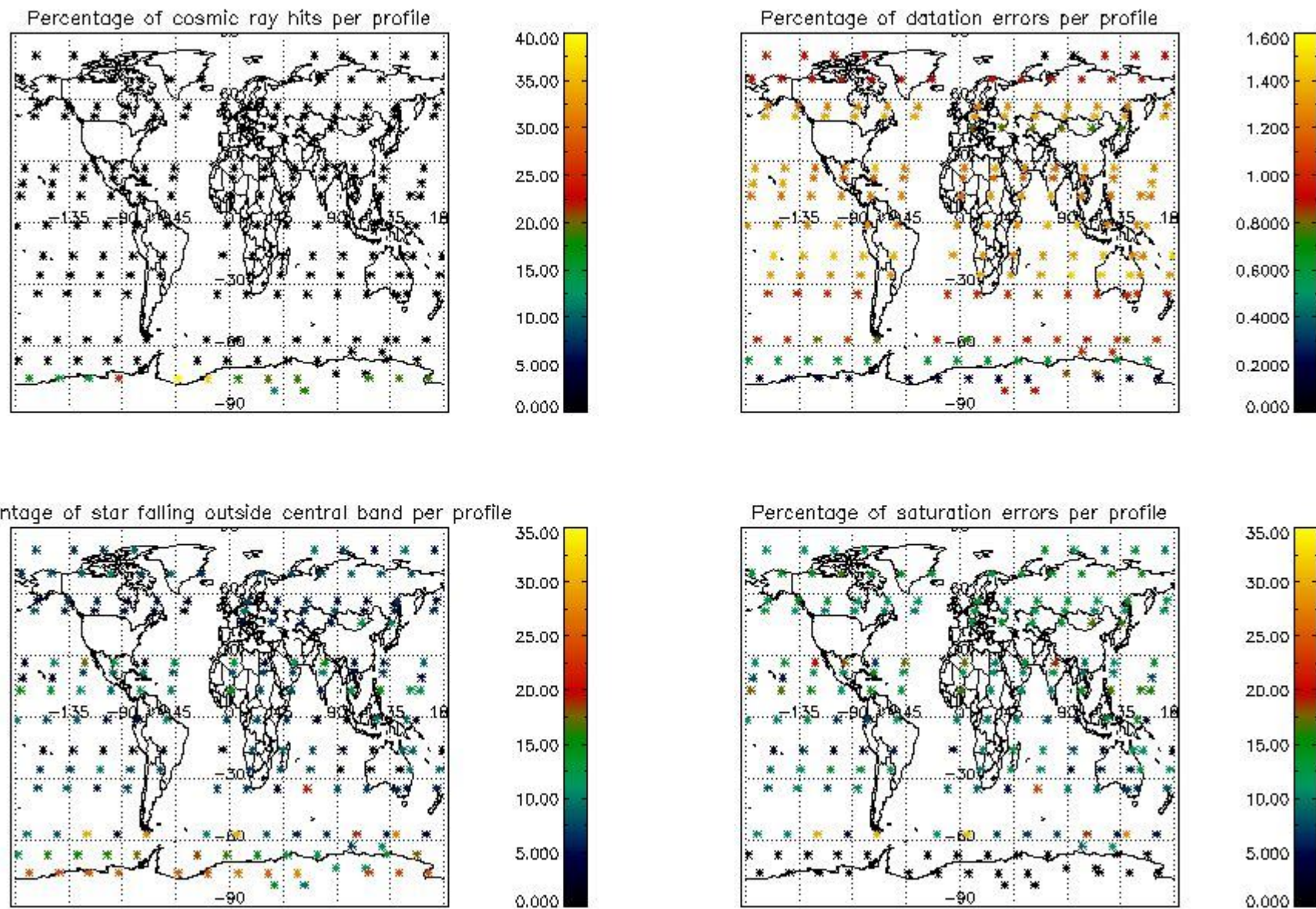


4.2 Plot quality information per product coming from level 1b processing (world map)

4.2.1 Plot level 1 quality information per product (world map): ENVISAT ASCENDING passes



4.2.2 Plot level 1 quality information per product (world map): ENVISAT DESCENDING passes



5. Trace gas profiles

5.1 Ozone statistics based on quality of products

The final quality of the products can be "measured" using the STD (Standard Deviation) attached to every point profile. This information is written to the parameter GOM_NL__2P/NL_LOCAL_SPECIES_DENSITY/o3_std of the level 2 products. The table below shows the statistics for given STD ranges.

The statistics are given with respect to the overall valid production:

- Products without fatal errors: GOM_NL__2P/MPH/PRODUCT_ERR=0
- Valid point profile: GOM_NL__2P/NL_LOCAL_SPECIES_DENSITY/pcd(0)=0

The 'Criteria' is applied to valid points of dark limb products:

- Products in dark limb illumination condition: GOM_NL__2P/NL_SUMMARY_QUALITY/obs_ill_cond=0
- Products without fatal errors: GOM_NL__2P/MPH/PRODUCT_ERR=0
- Valid point profile: GOM_NL__2P/NL_LOCAL_SPECIES_DENSITY/pcd(0)=0

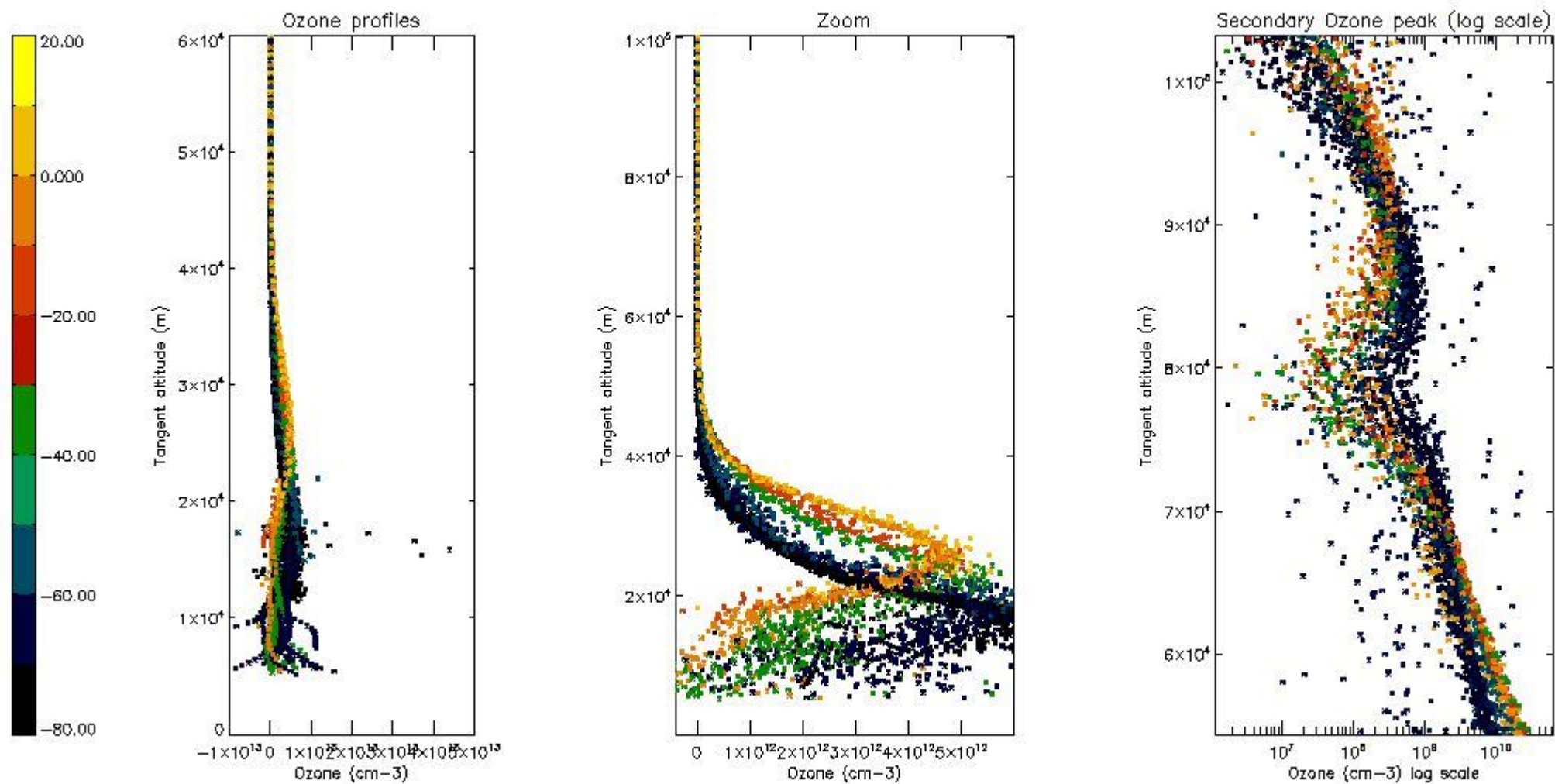
So, the table below shows the percentage of dark limb and valid observations for each criteria with respect to the overall valid daily observations.

Criteria	% of total production
All STD	28
STD < 20	18

STD < 10	15
STD < 5	11

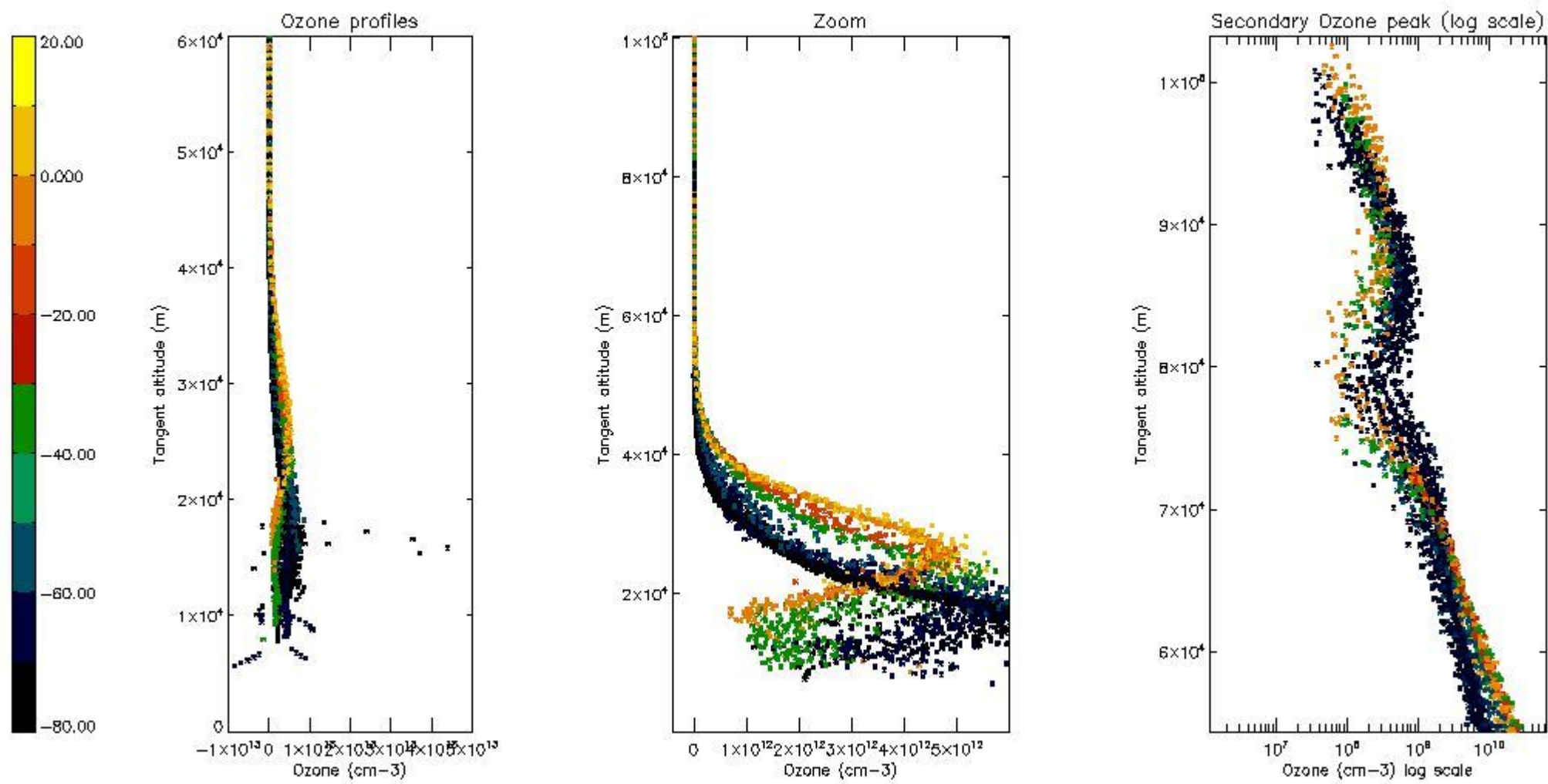
5.2 Plot ozone profiles for all STD (dark without errors)

The colorbar represents the latitude.



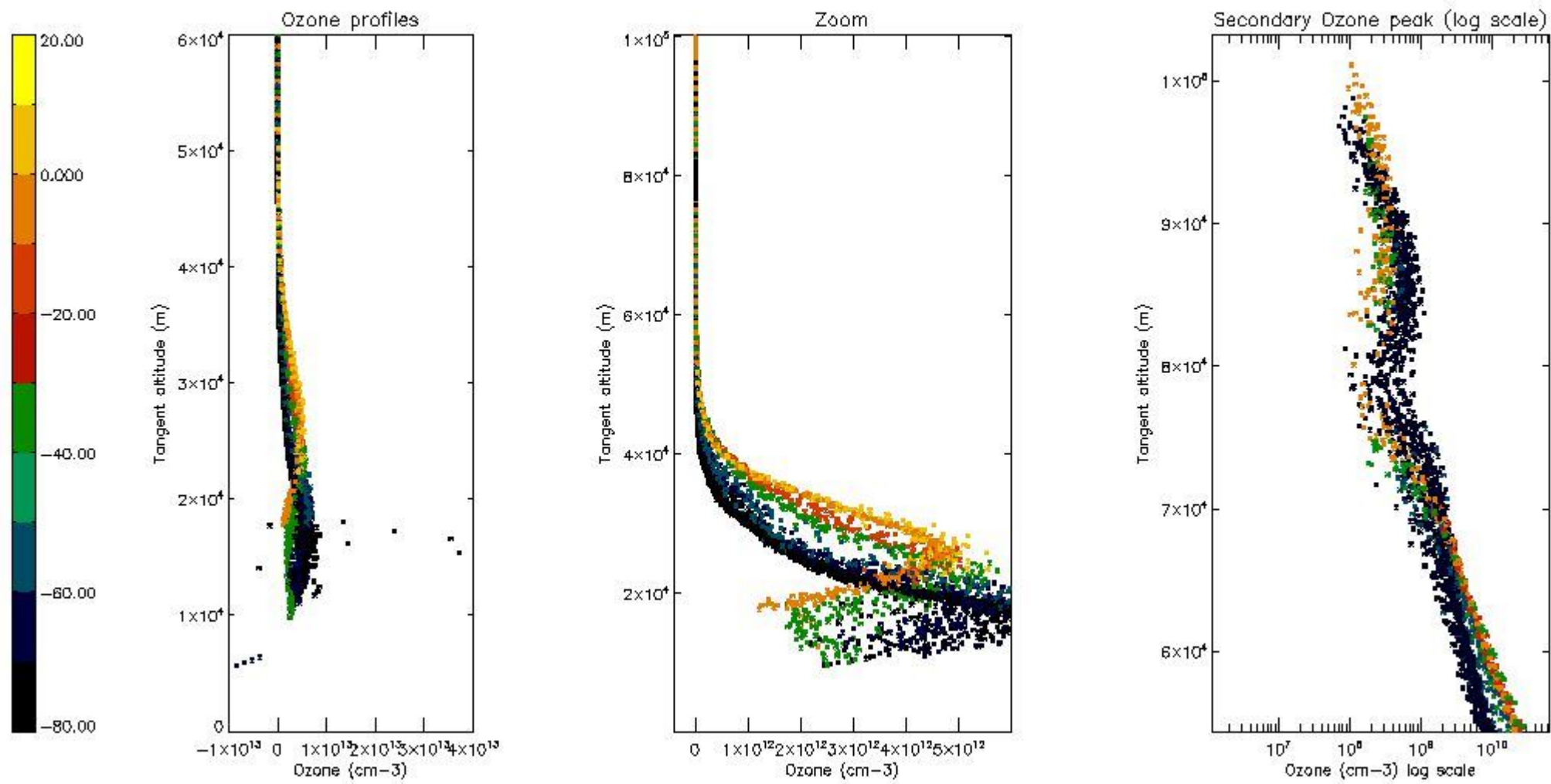
5.3 Plot ozone profiles where STD < 20% (dark without errors)

The colorbar represents the latitude.



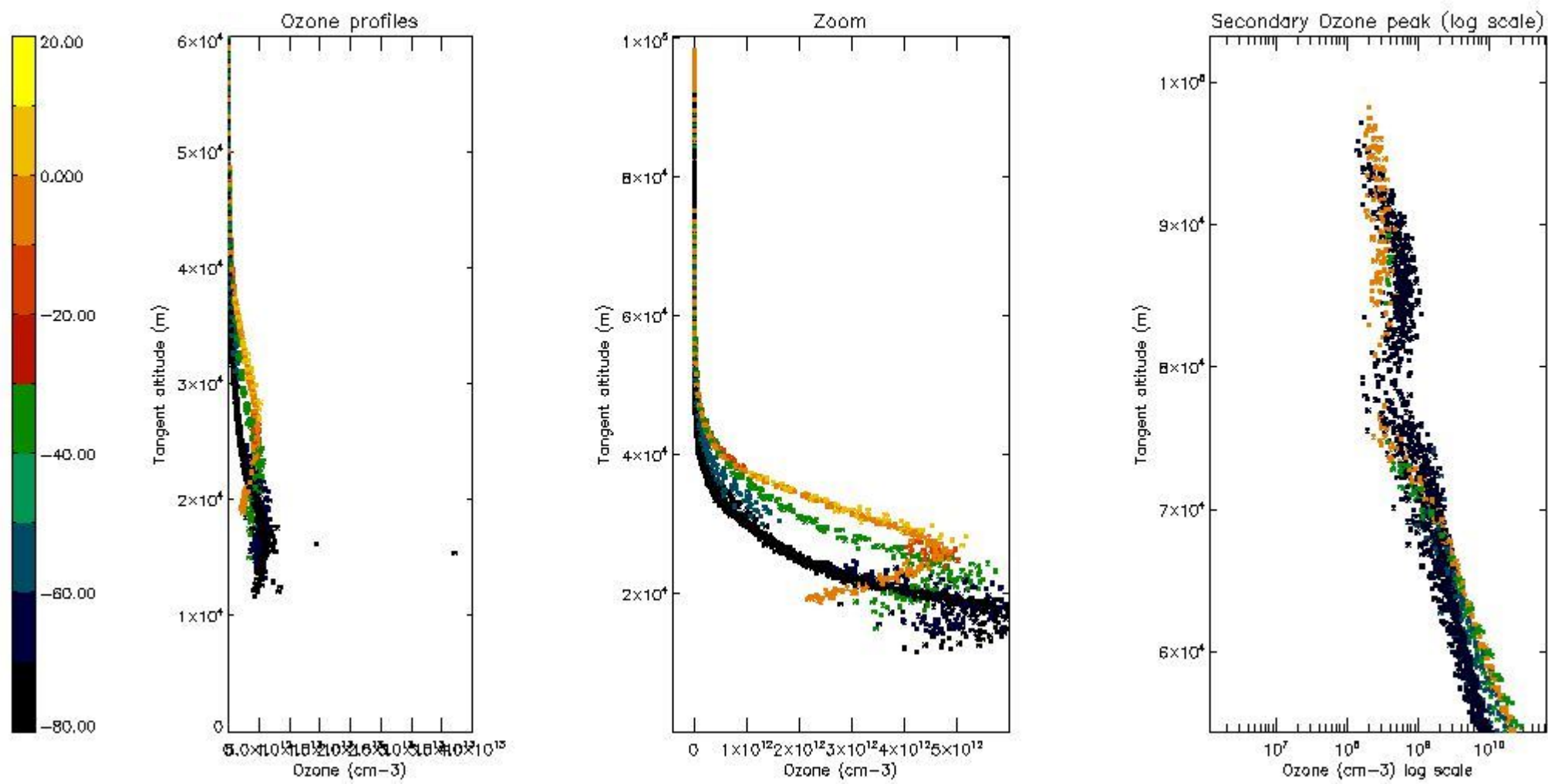
5.4 Plot ozone profiles where $STD < 10\%$ (dark without errors)

The colorbar represents the latitude.



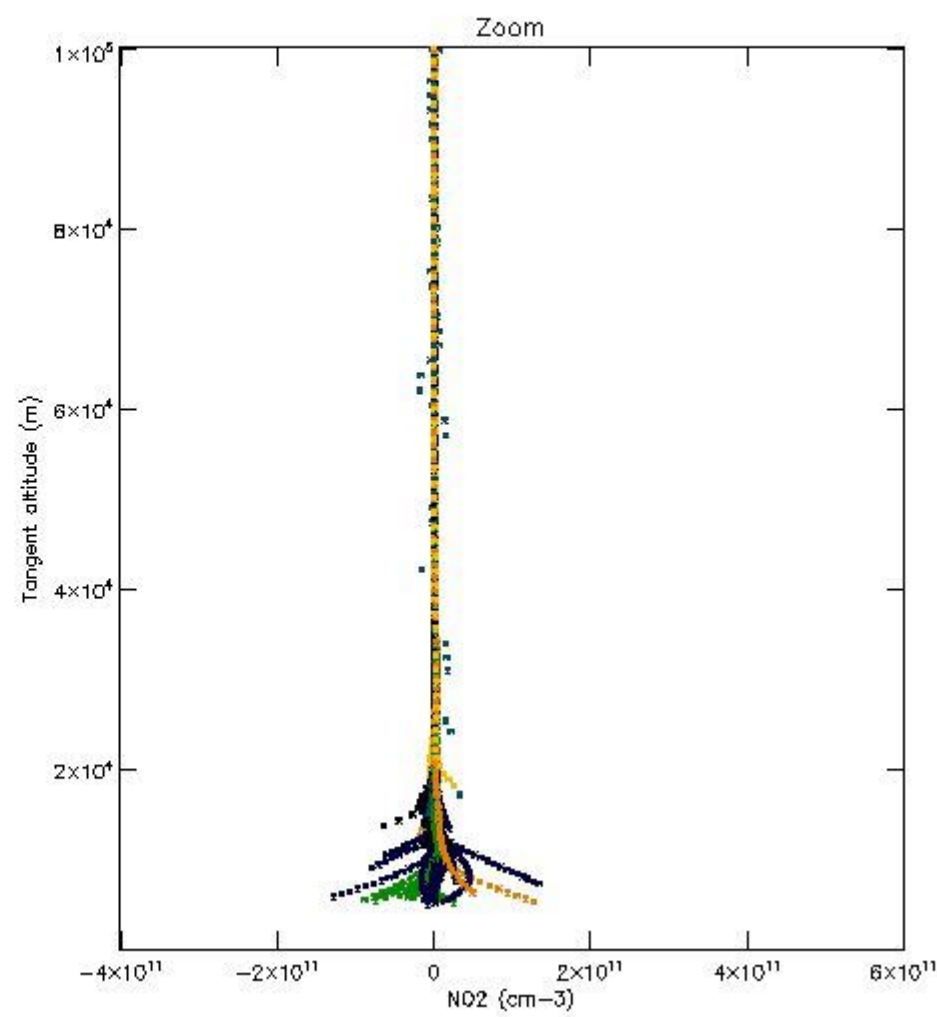
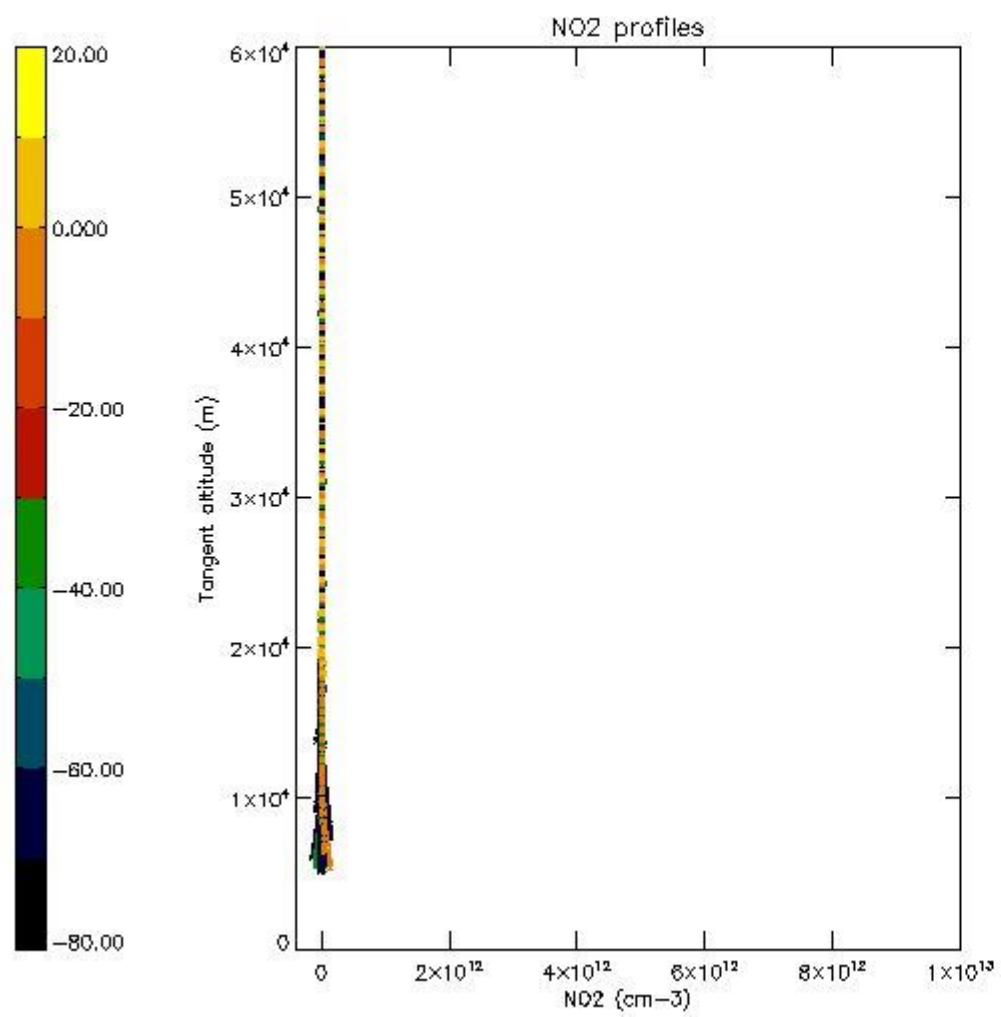
5.5 Plot ozone profiles where STD < 5% (dark without errors)

The colorbar represents the latitude.



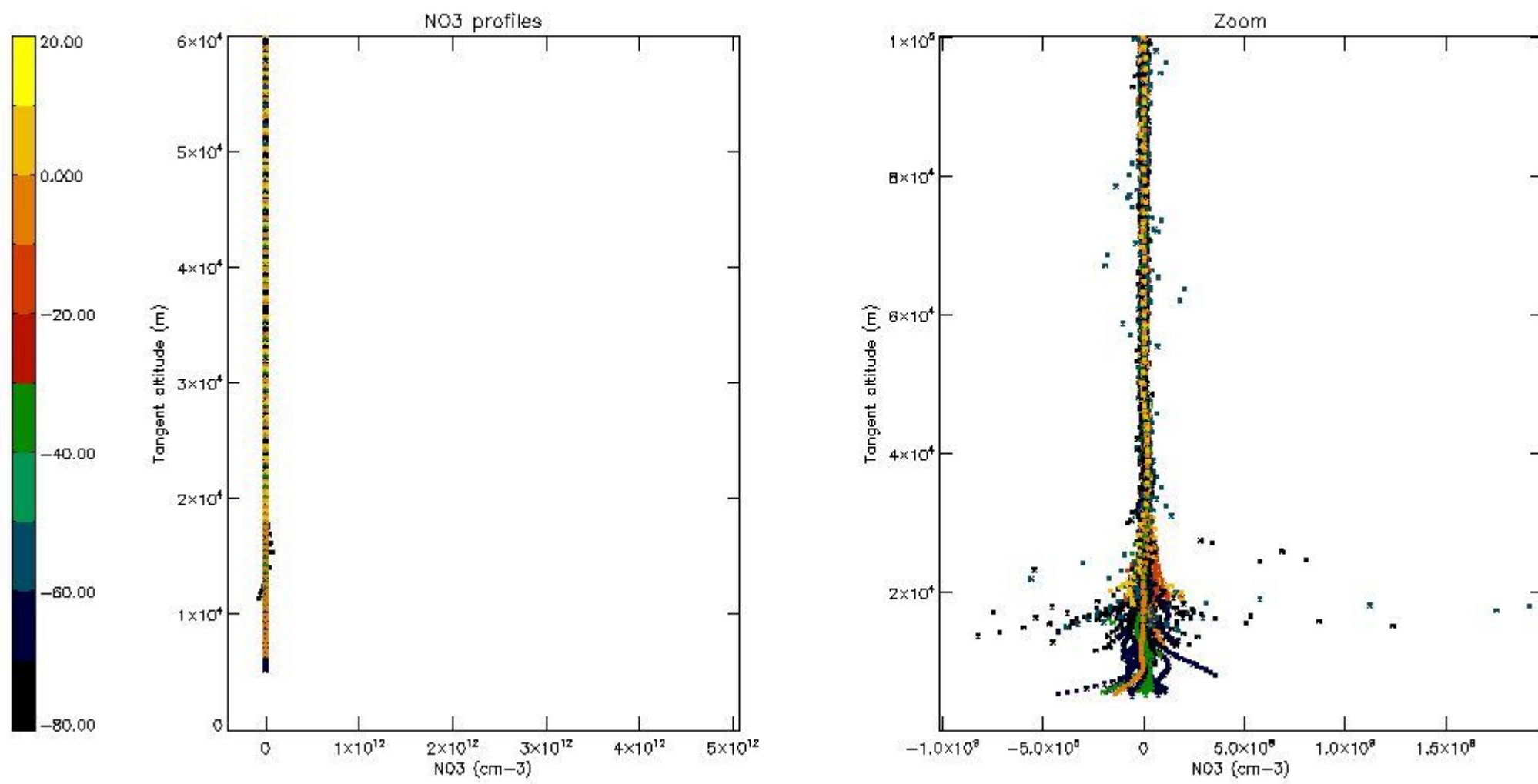
5.6 Plot NO₂ profiles for all STD (dark without errors)

The colorbar represents the latitude.



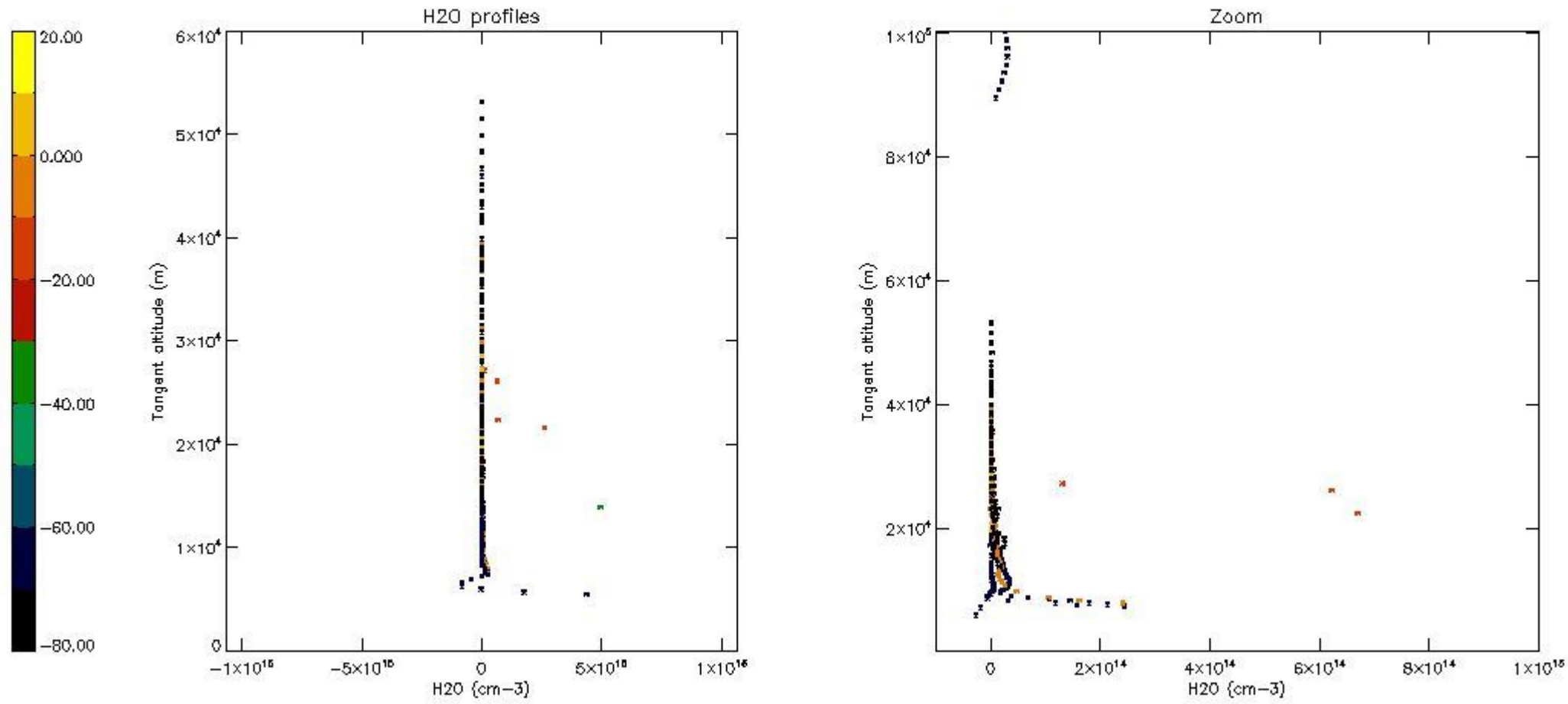
5.7 Plot NO3 profiles for all STD (dark without errors)

The colorbar represents the latitude.



5.8 Plot H₂O profiles for all STD (only for occultations of stars 1,2,3,4,13,14,16,26,63 dark without errors)

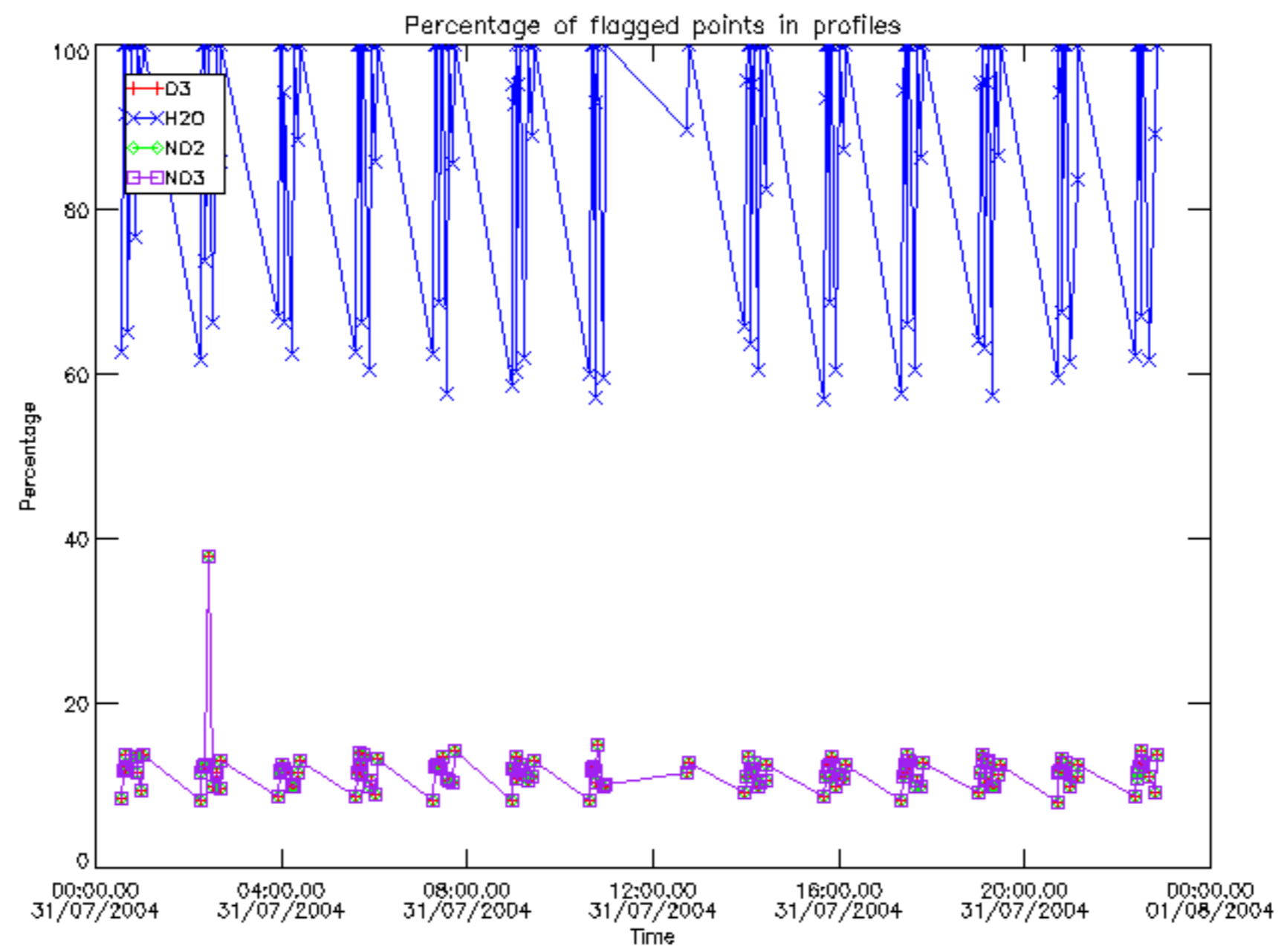
The colorbar represents the latitude.



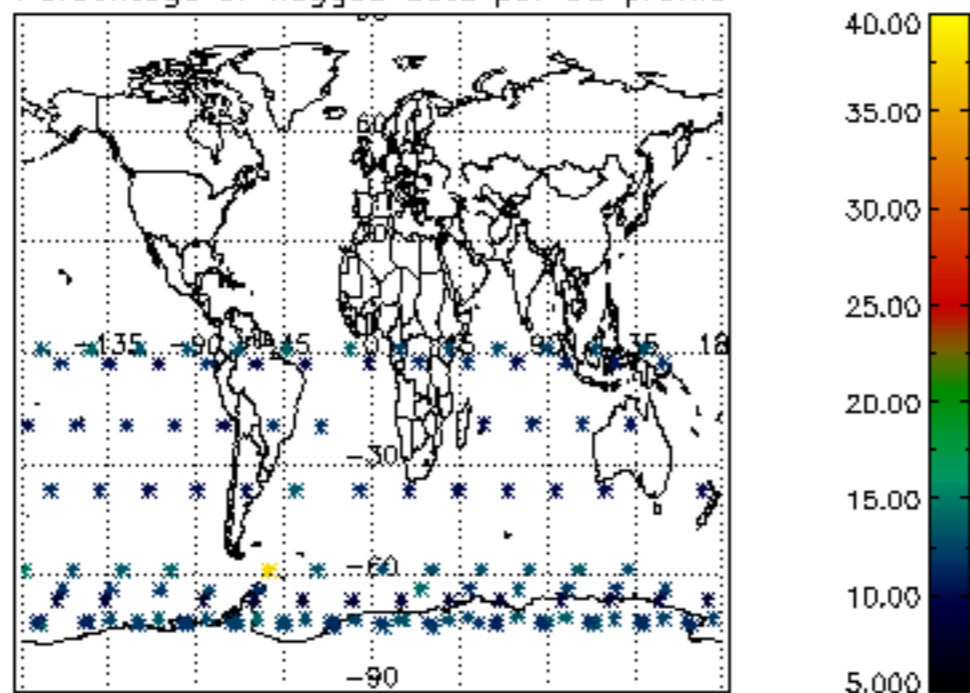
6. Auxiliary Data Files used for the production reported in section 2

The number reported in the third column indicates since which file (see list in section 2) the corresponding auxiliary file has been used. The fourth column is the date of those product files.

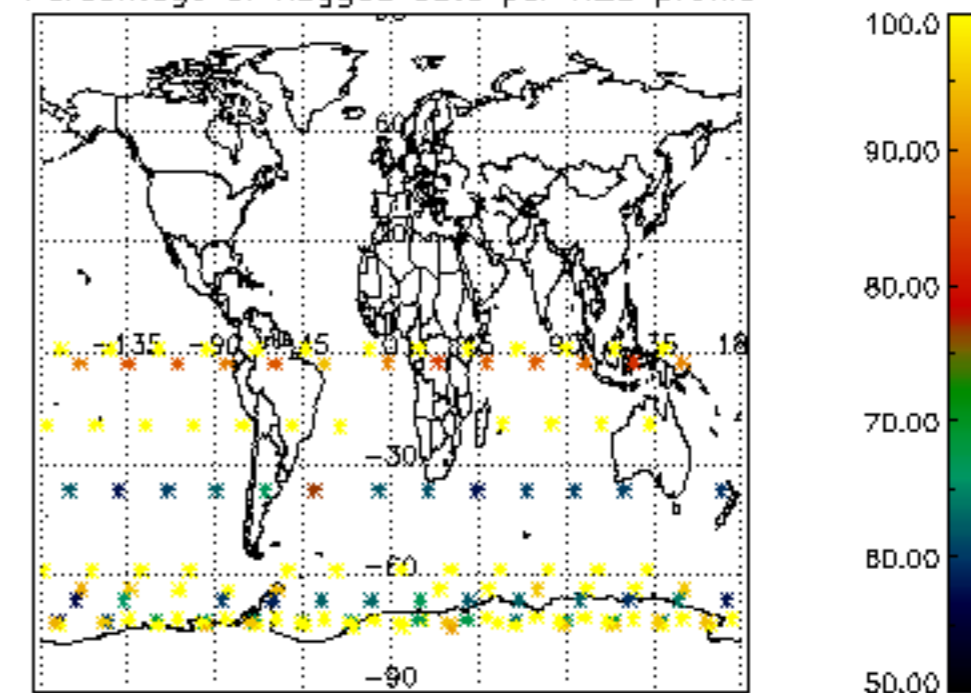
Type	Auxiliary Filename	Used since product	Used since product date
INST_PHYS_CHARACTERISTICS	GOM_INS_AXVIEC20091111_143220_20030716_120000_20500101_000000	1	31-JUL-2004 00:01:01
LEVEL-2_PROC_CONFIG	GOM_PR2_AXVIEC20091111_152718_20020301_000000_20500101_000000	1	31-JUL-2004 00:01:01
CROSS_SECTIONS_FILE	GOM_CRS_AXVIEC20091111_154832_20020301_000000_20500101_000000	1	31-JUL-2004 00:01:01



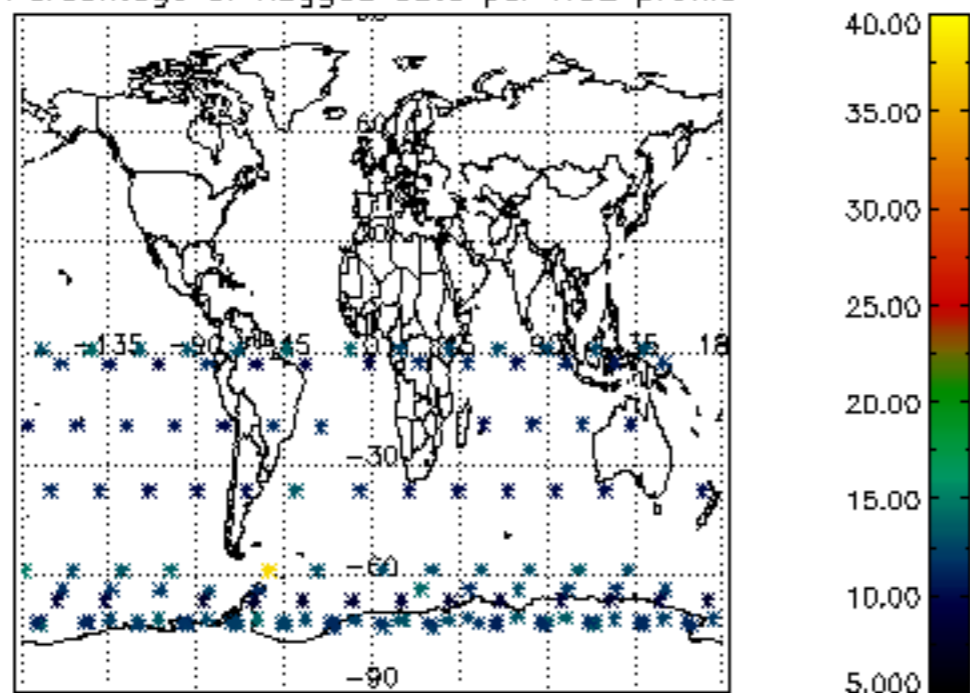
Percentage of flagged data per D3 profile



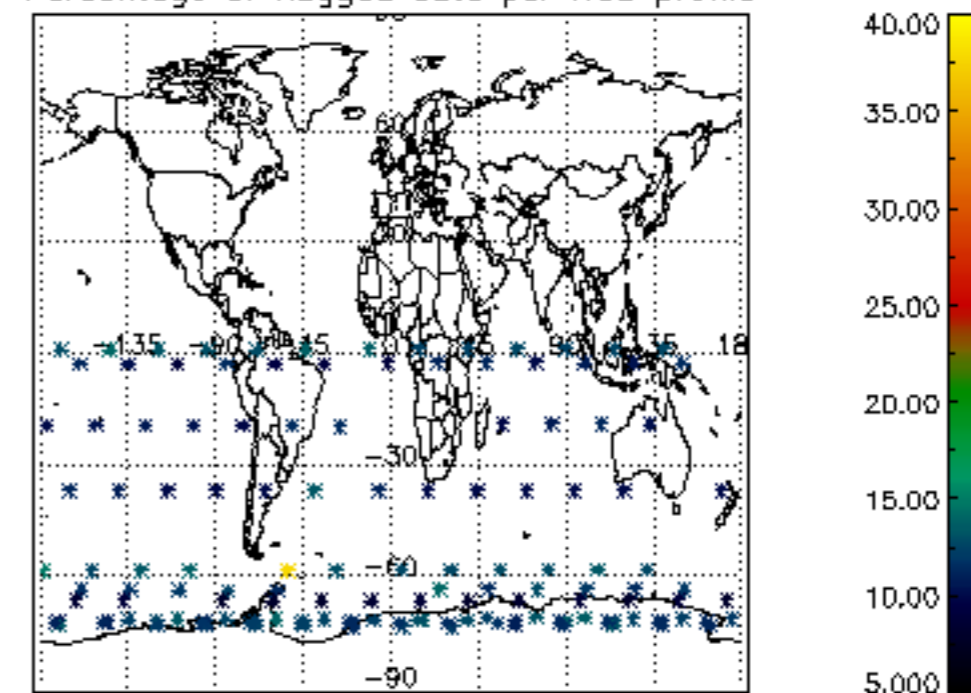
Percentage of flagged data per H2O profile

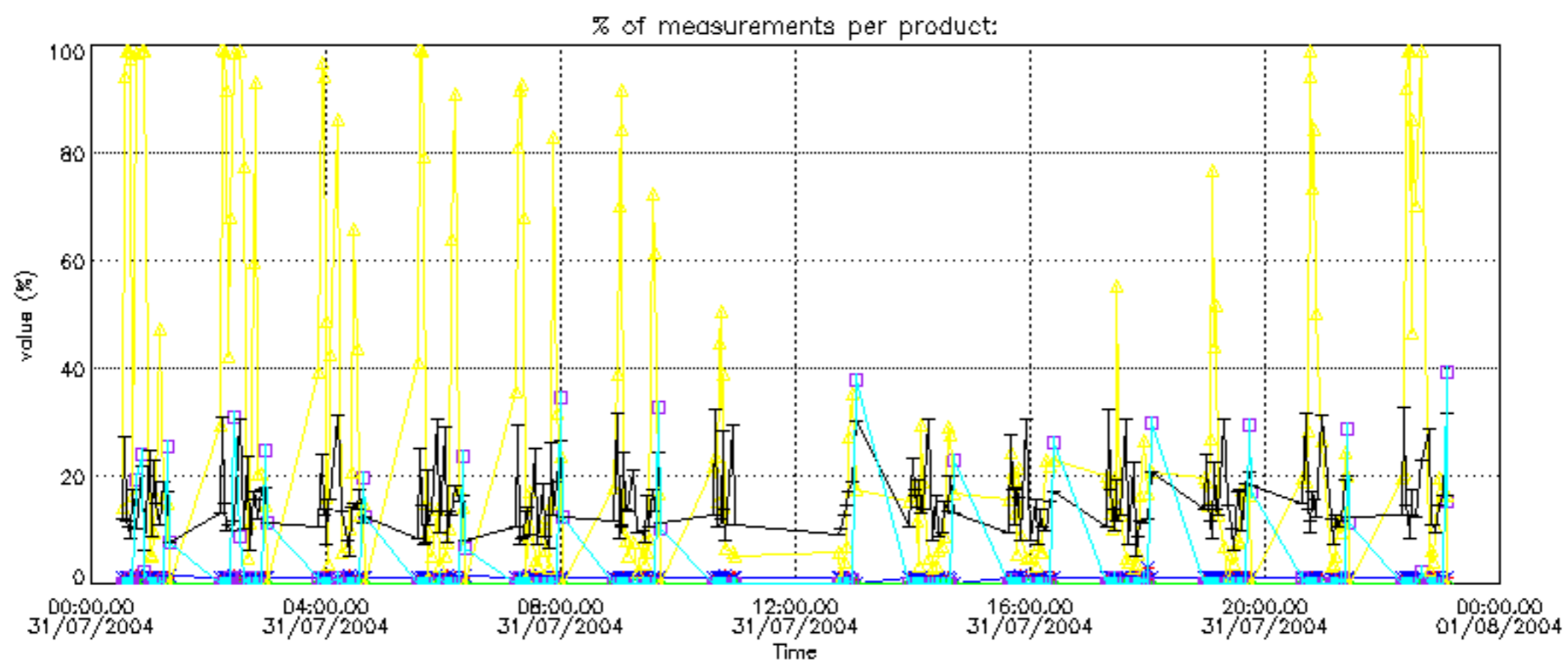


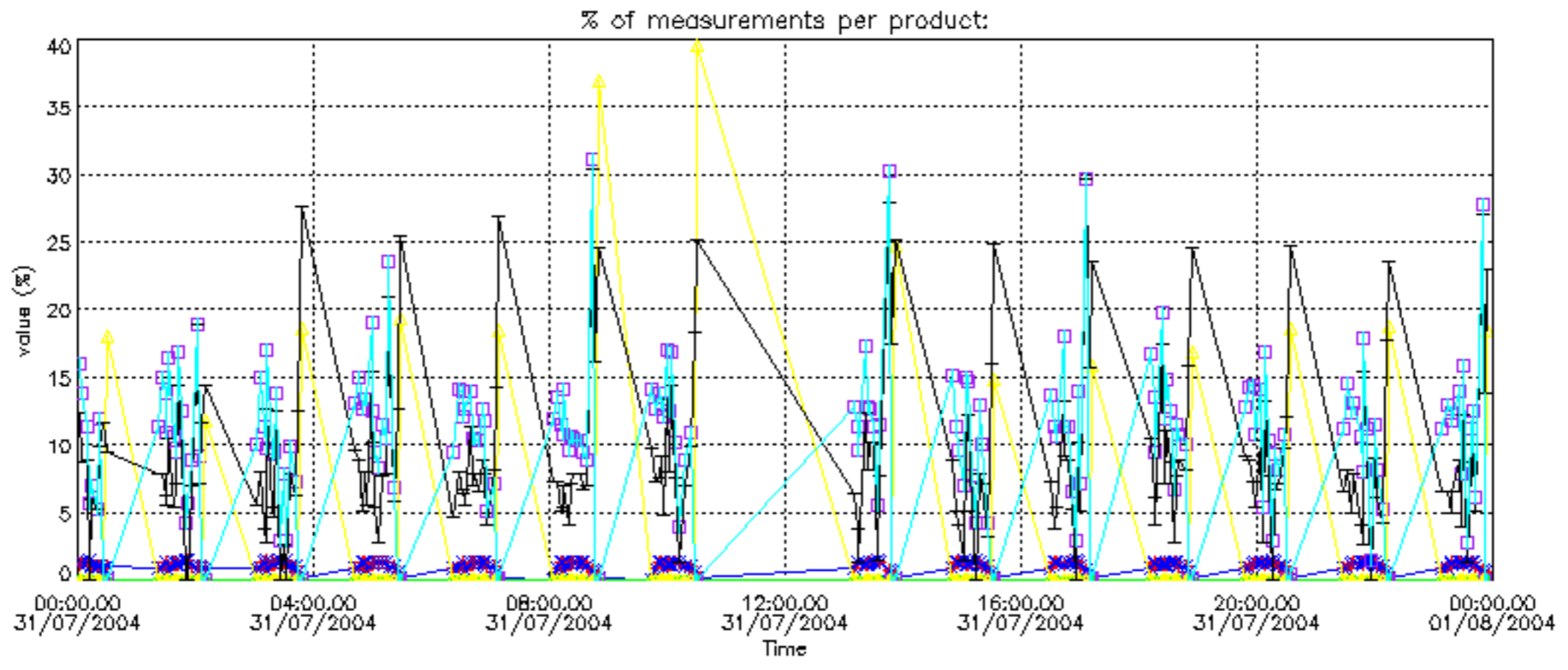
Percentage of flagged data per NO2 profile



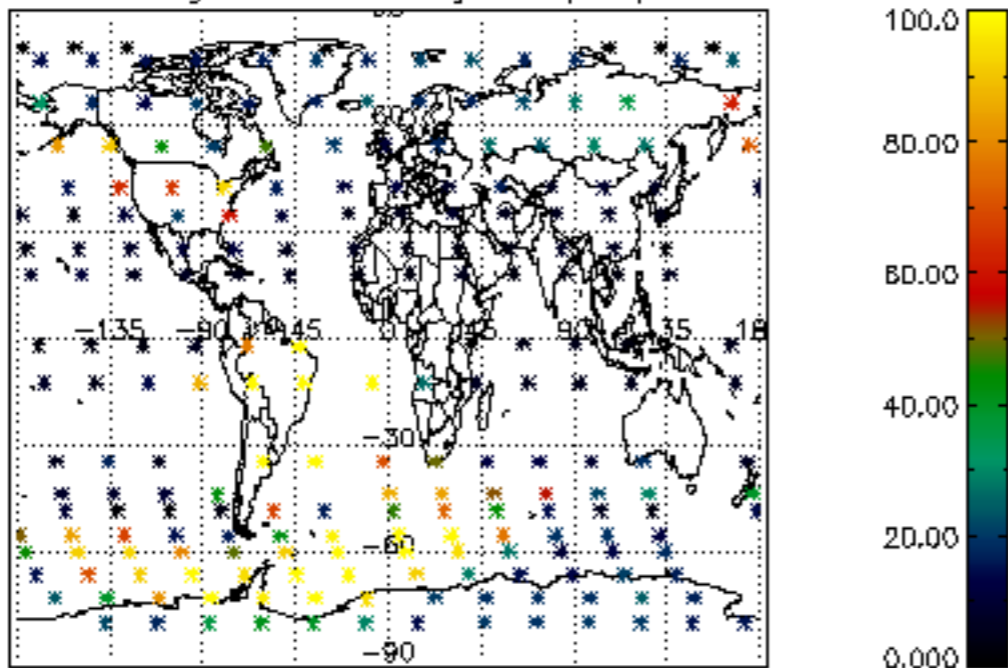
Percentage of flagged data per NO3 profile



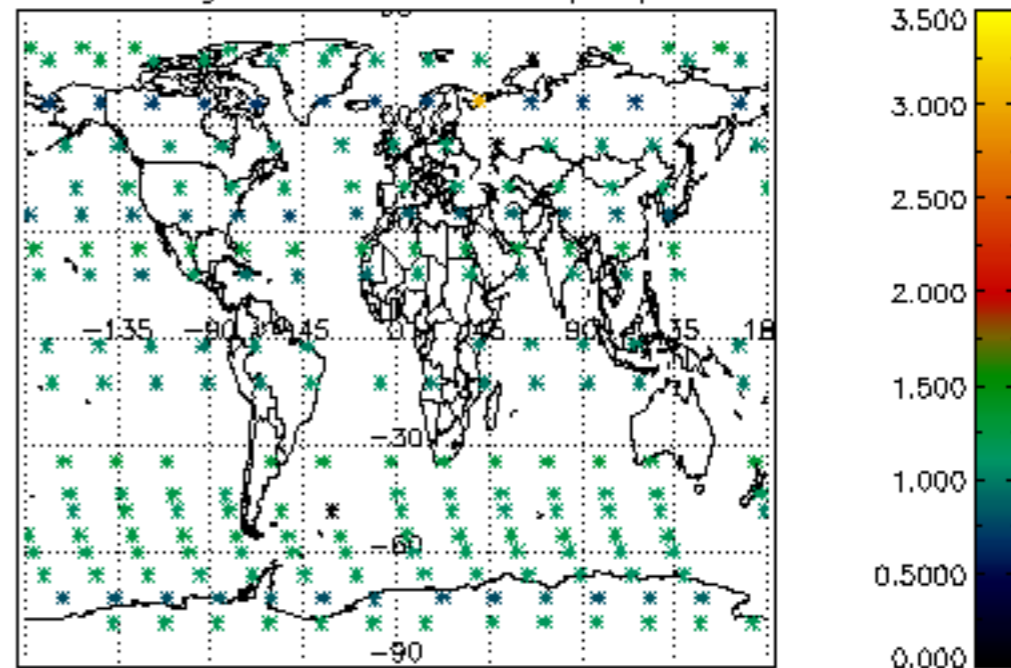




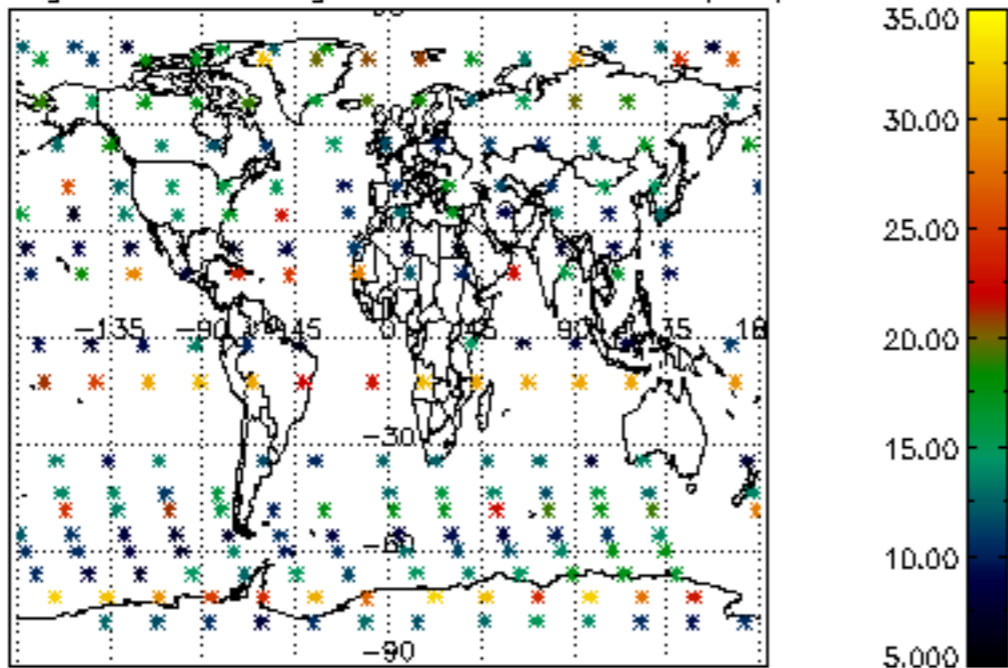
Percentage of cosmic ray hits per profile



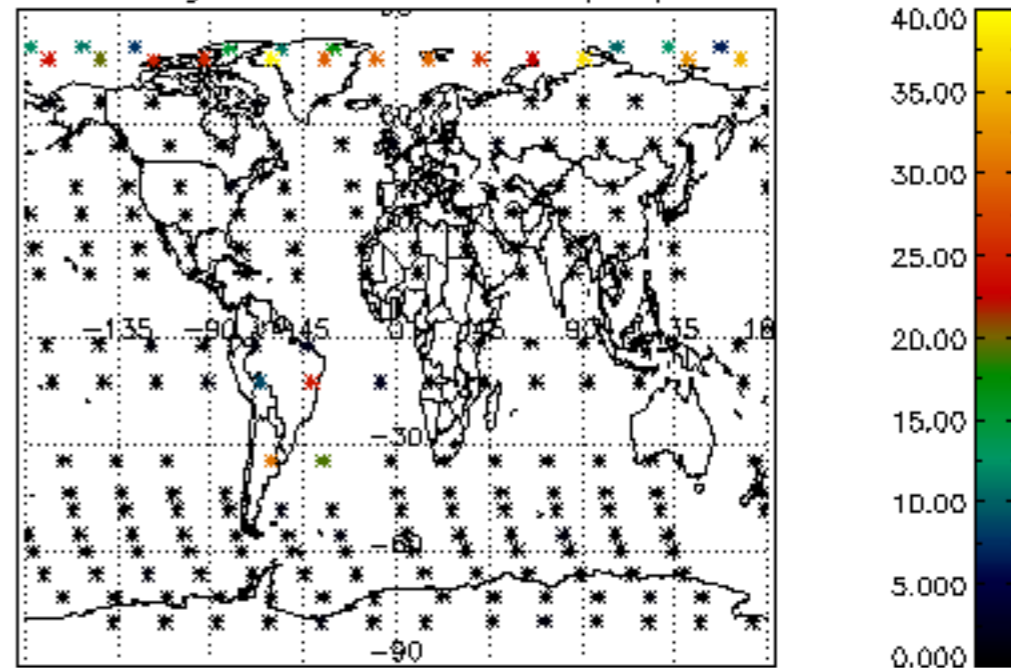
Percentage of datation errors per profile



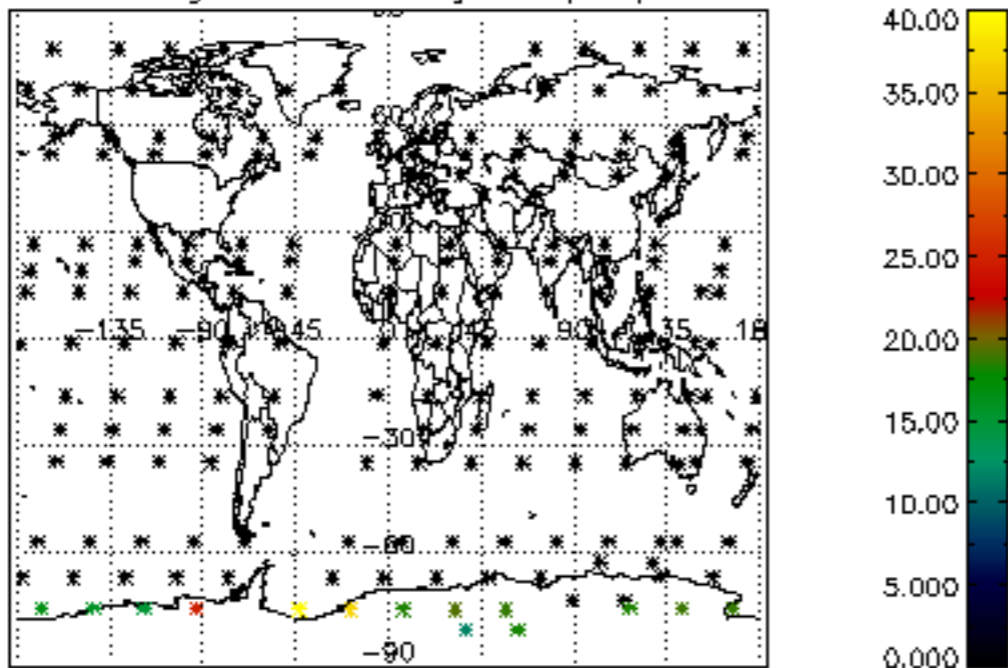
Percentage of star falling outside central band per profile



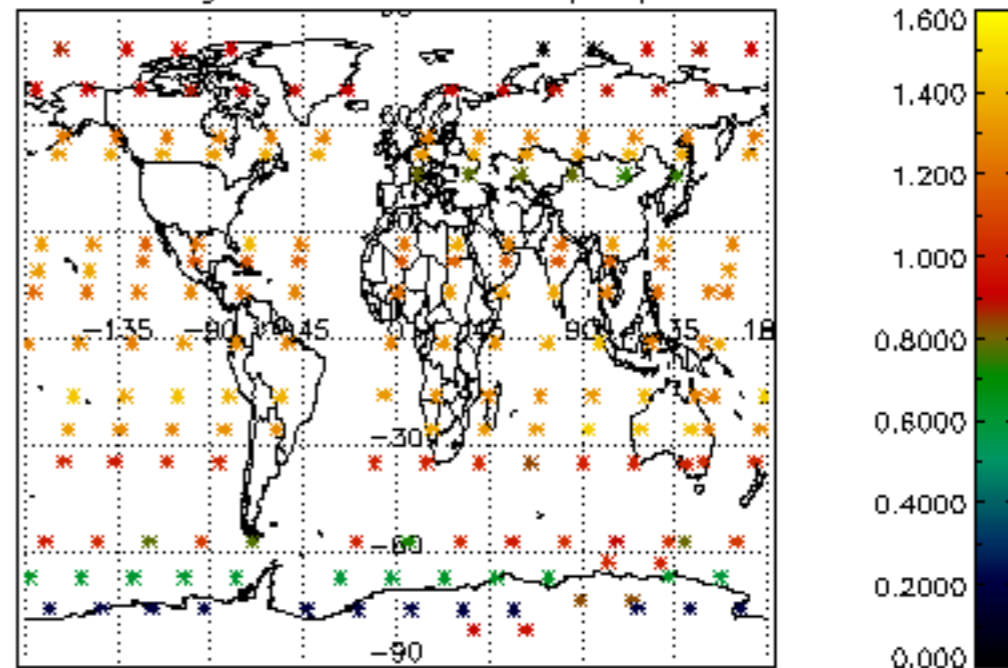
Percentage of saturation errors per profile



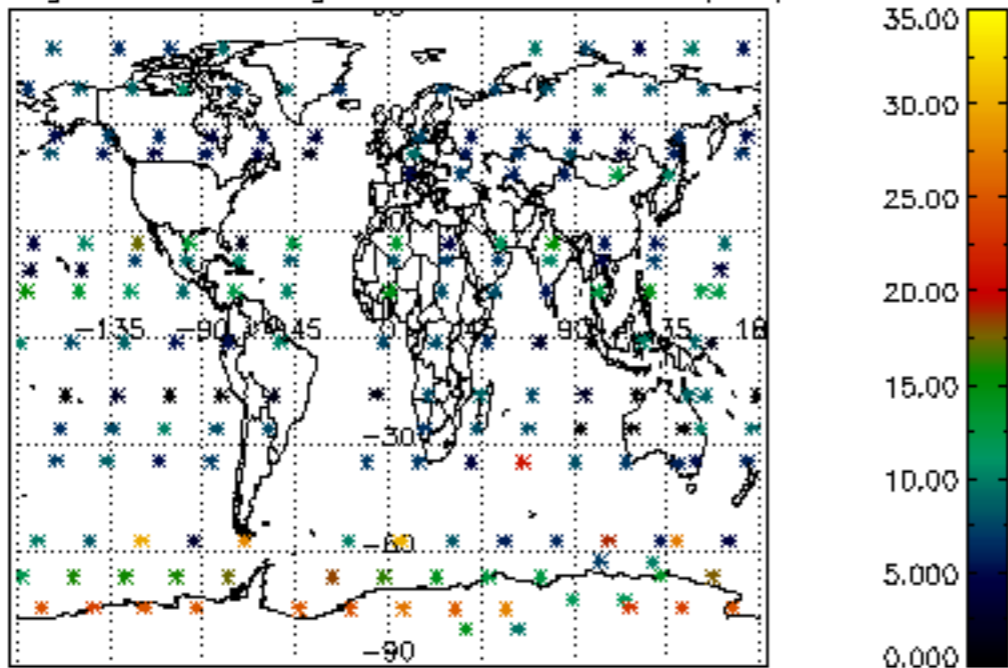
Percentage of cosmic ray hits per profile



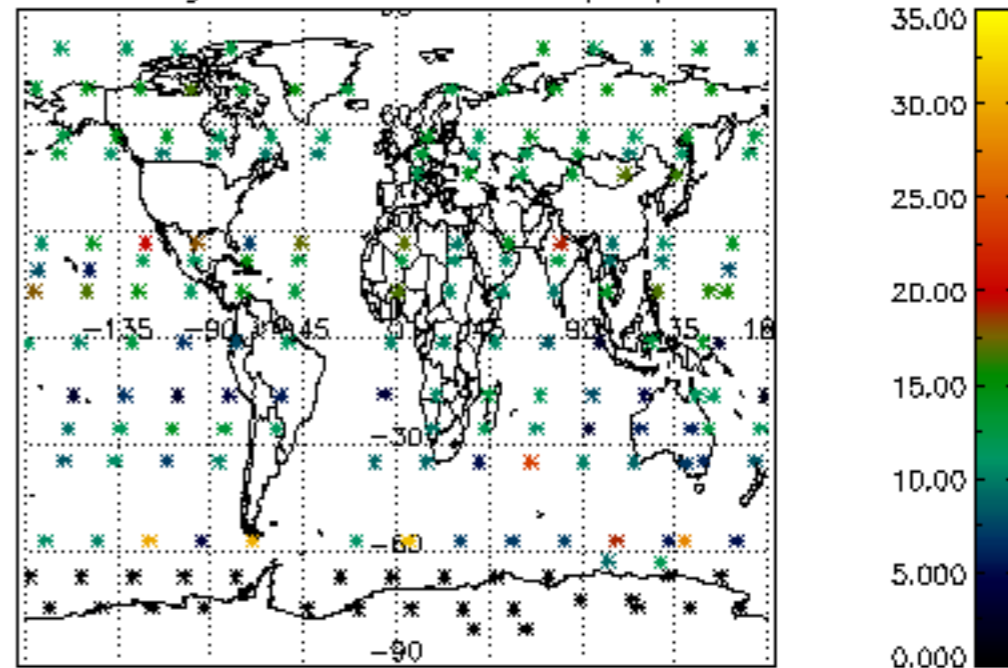
Percentage of datation errors per profile

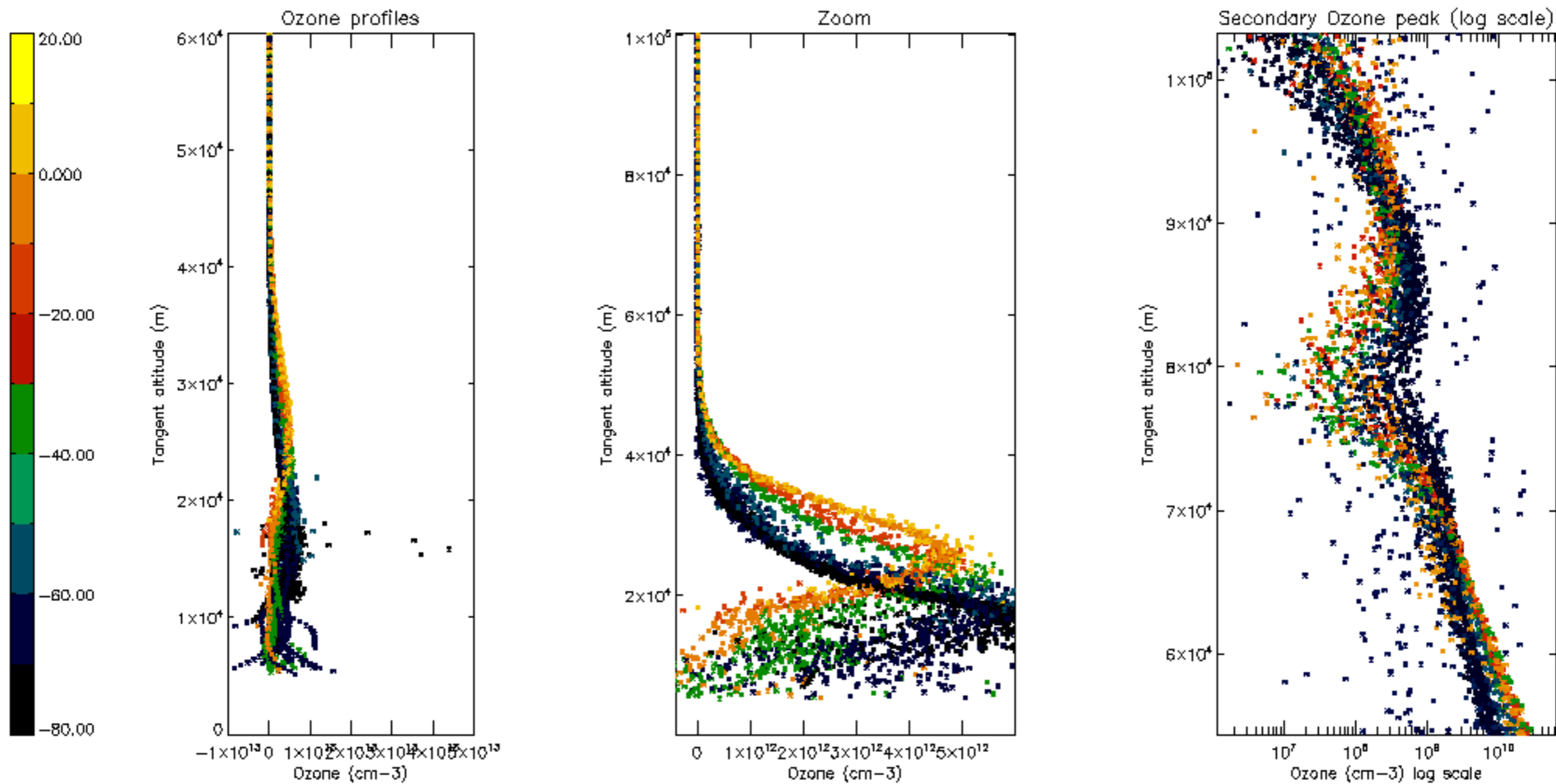


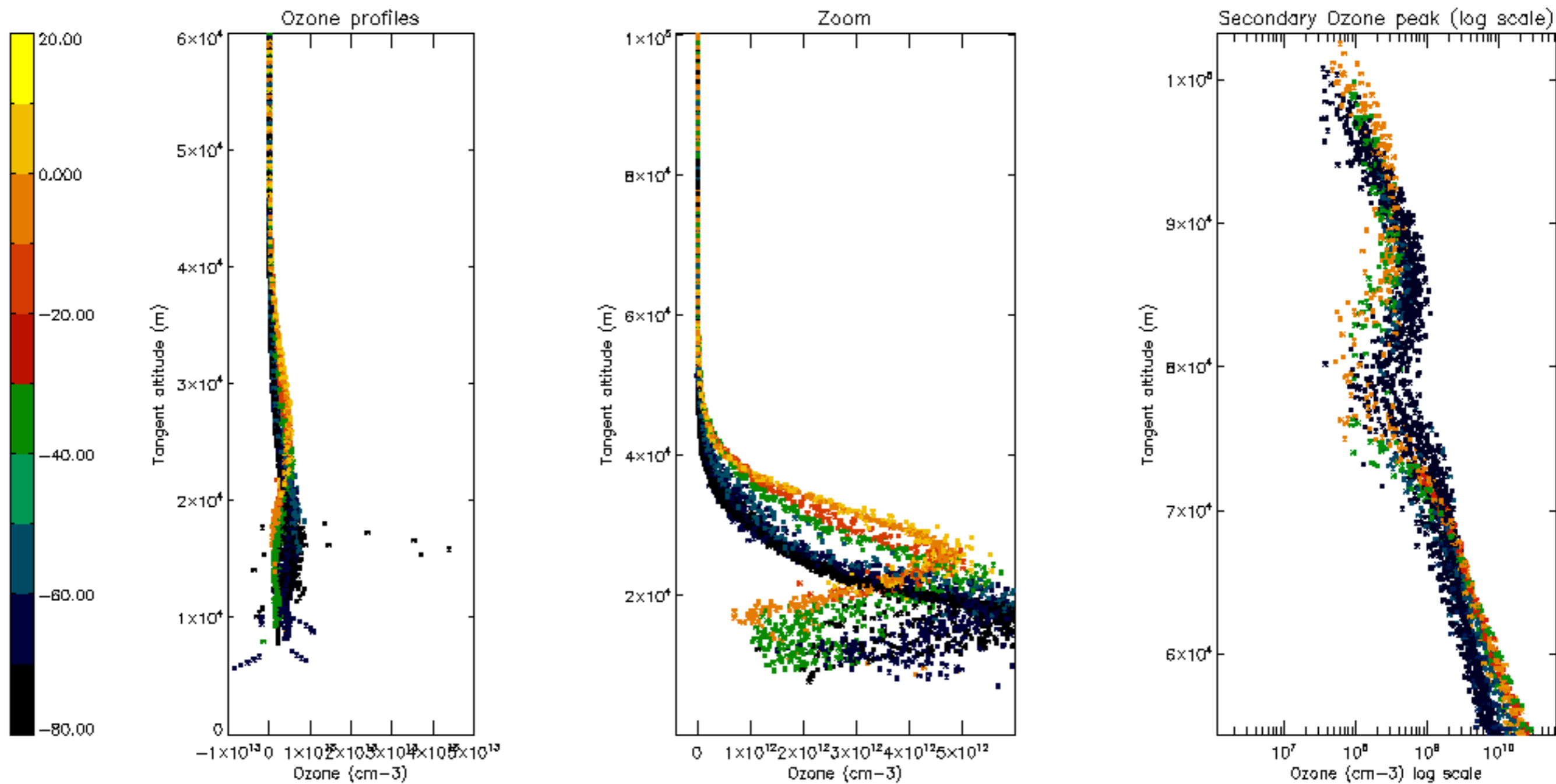
Percentage of star falling outside central band per profile

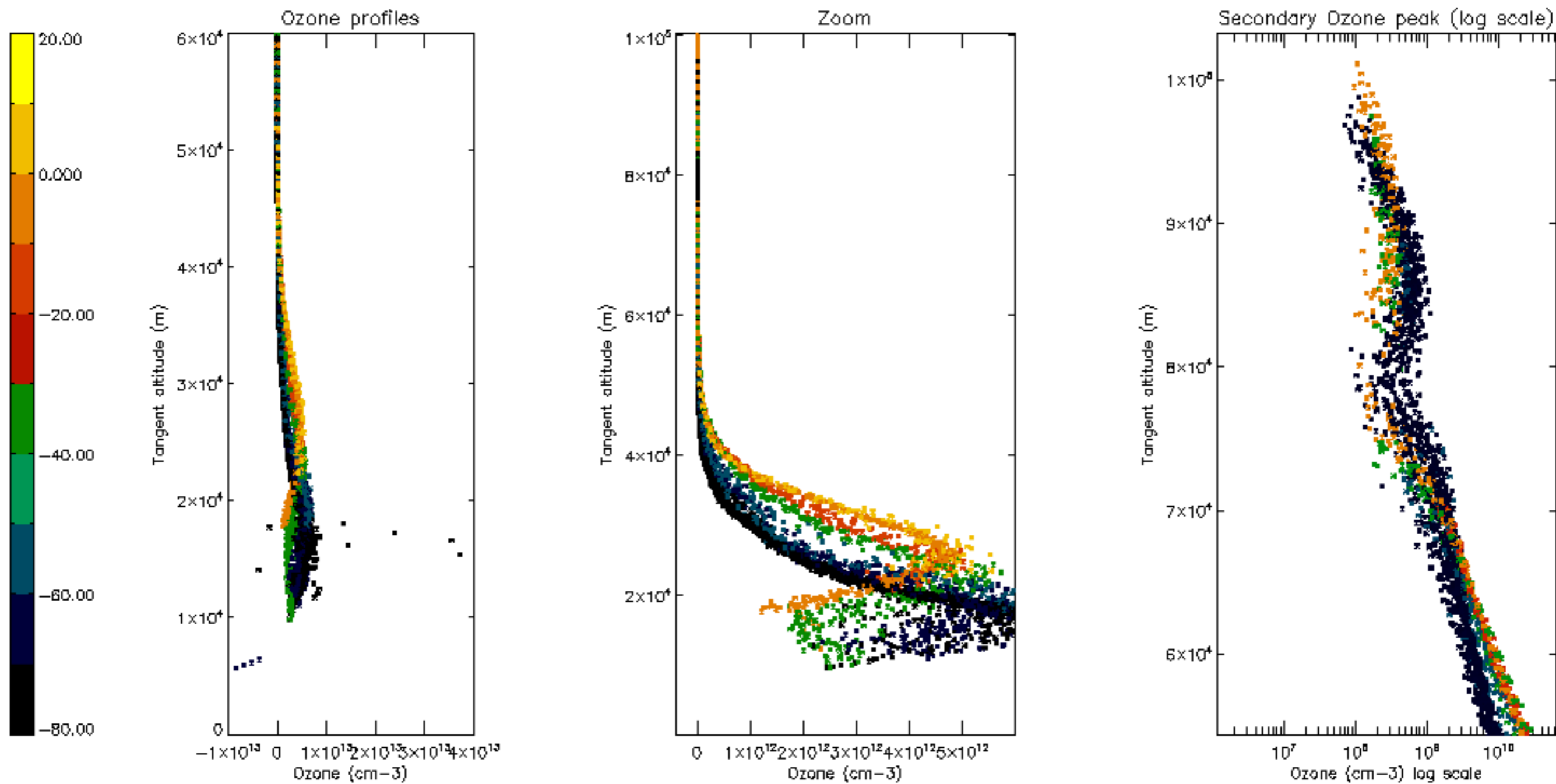


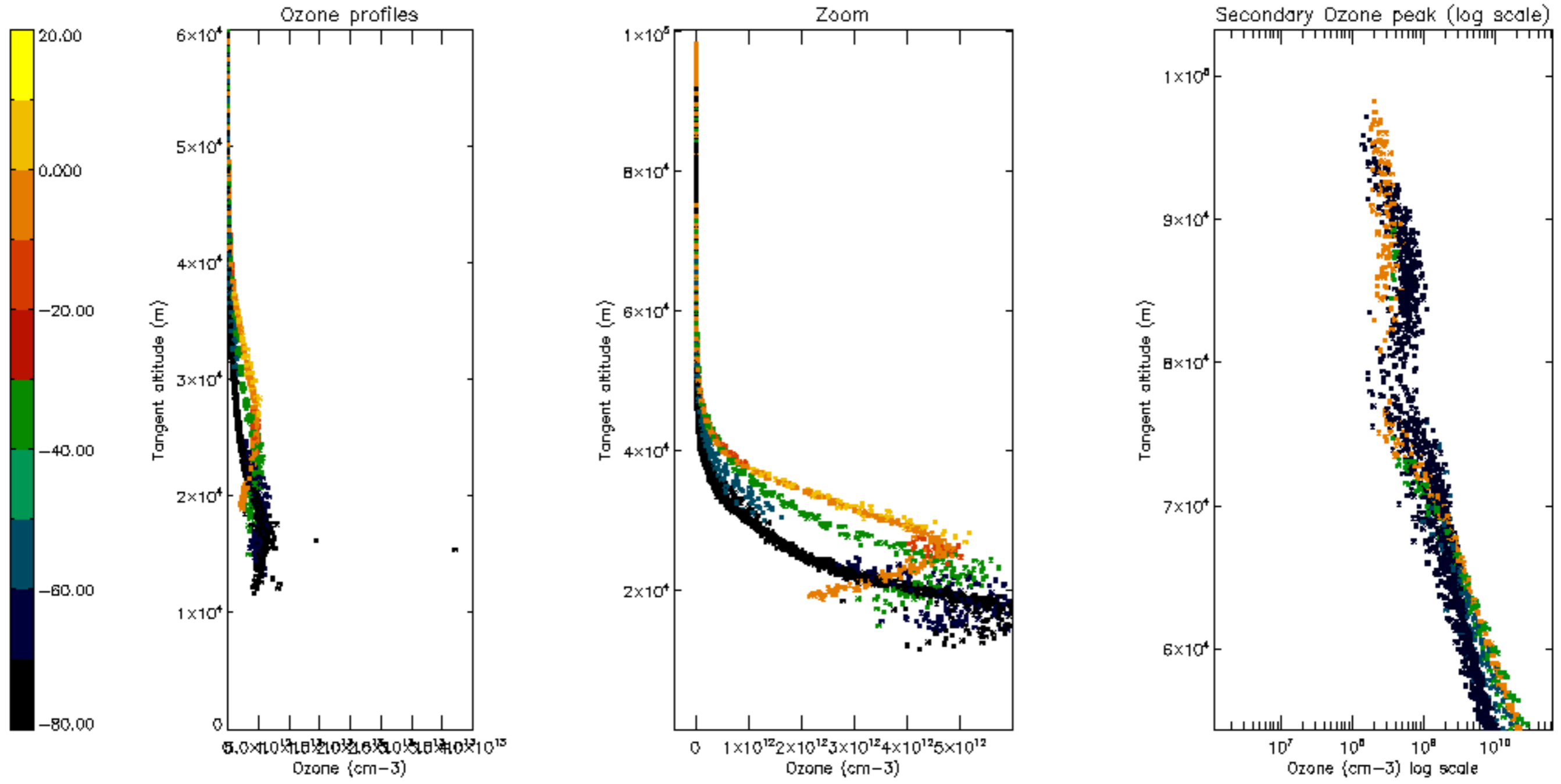
Percentage of saturation errors per profile

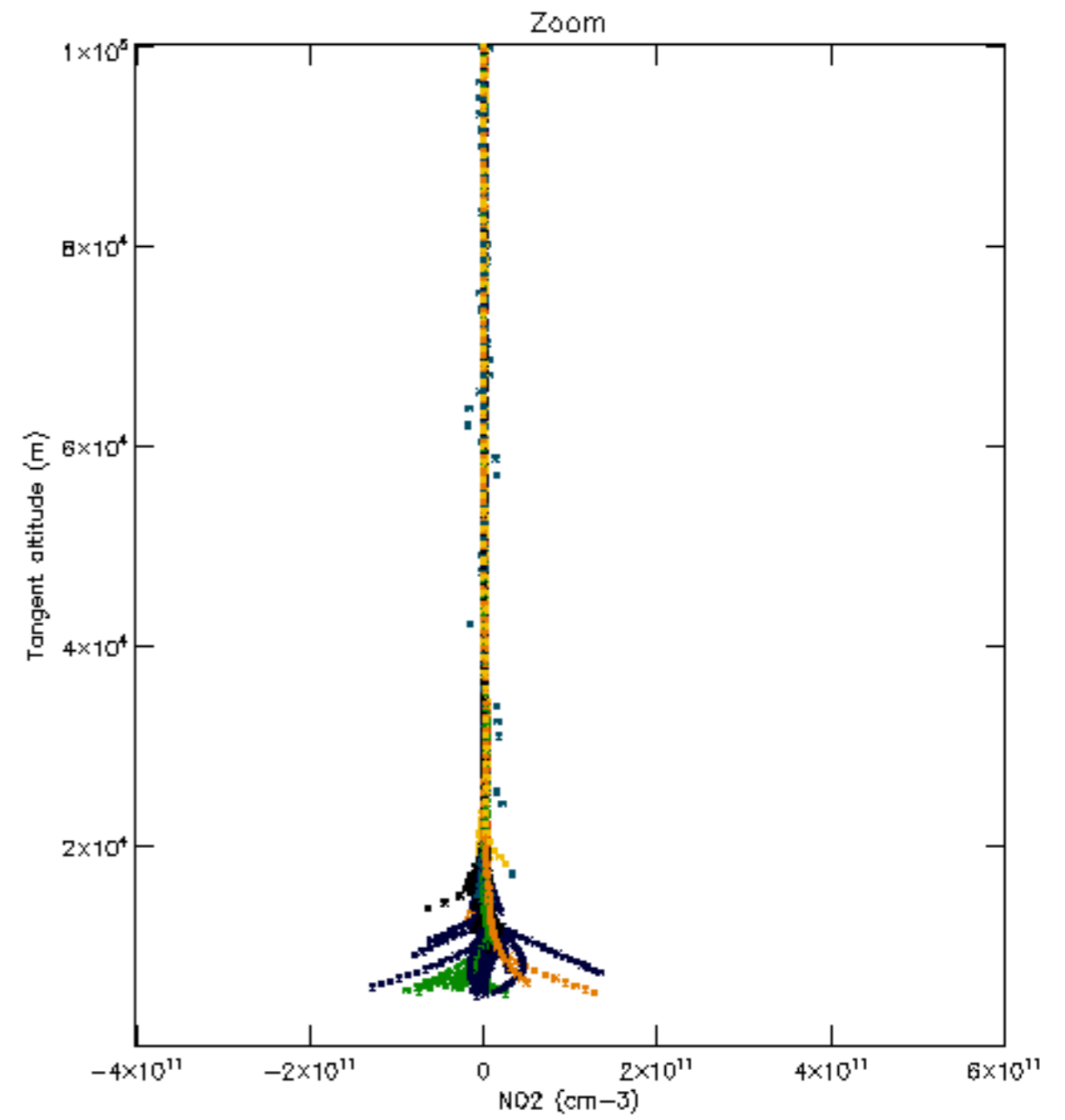
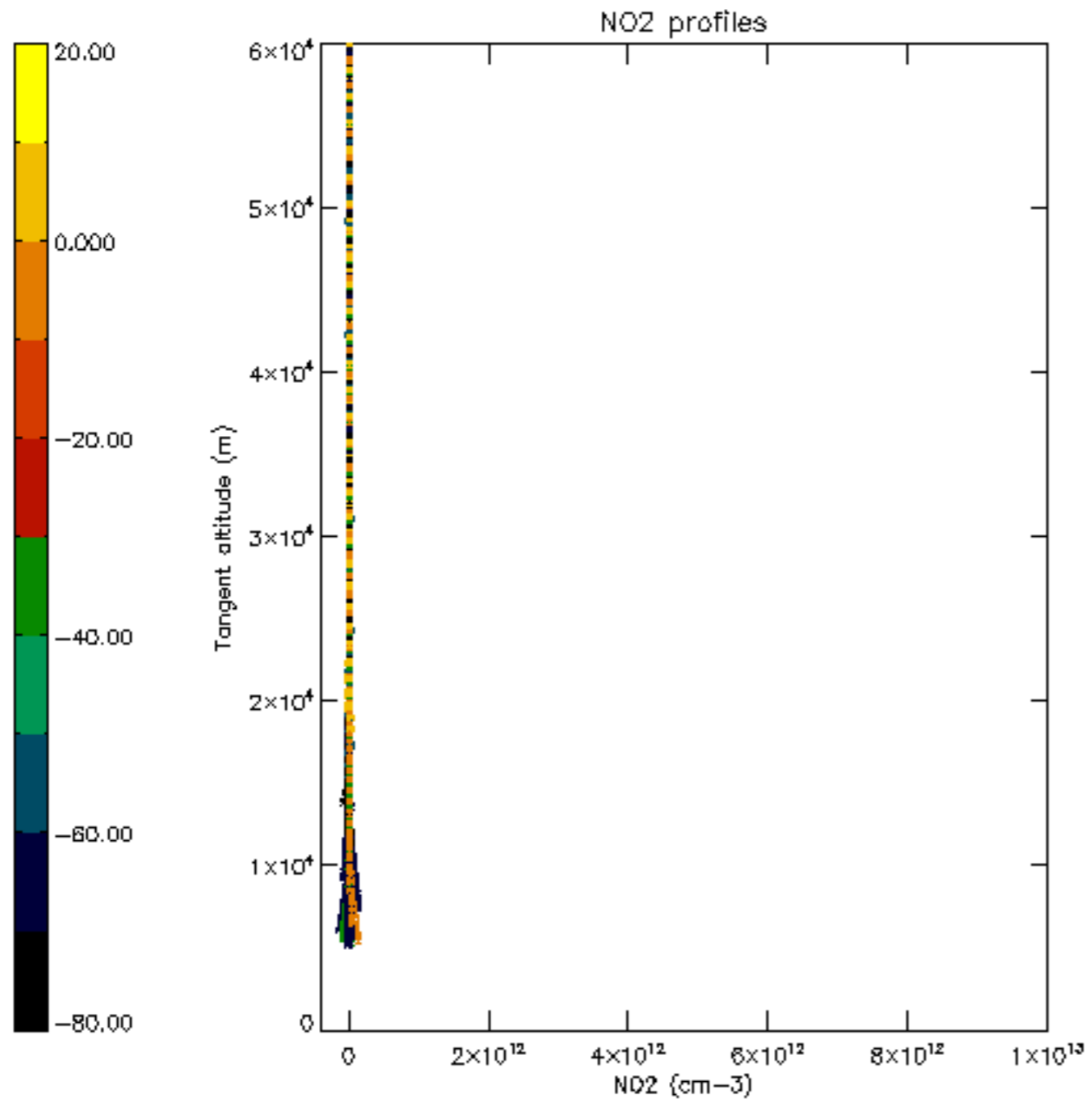


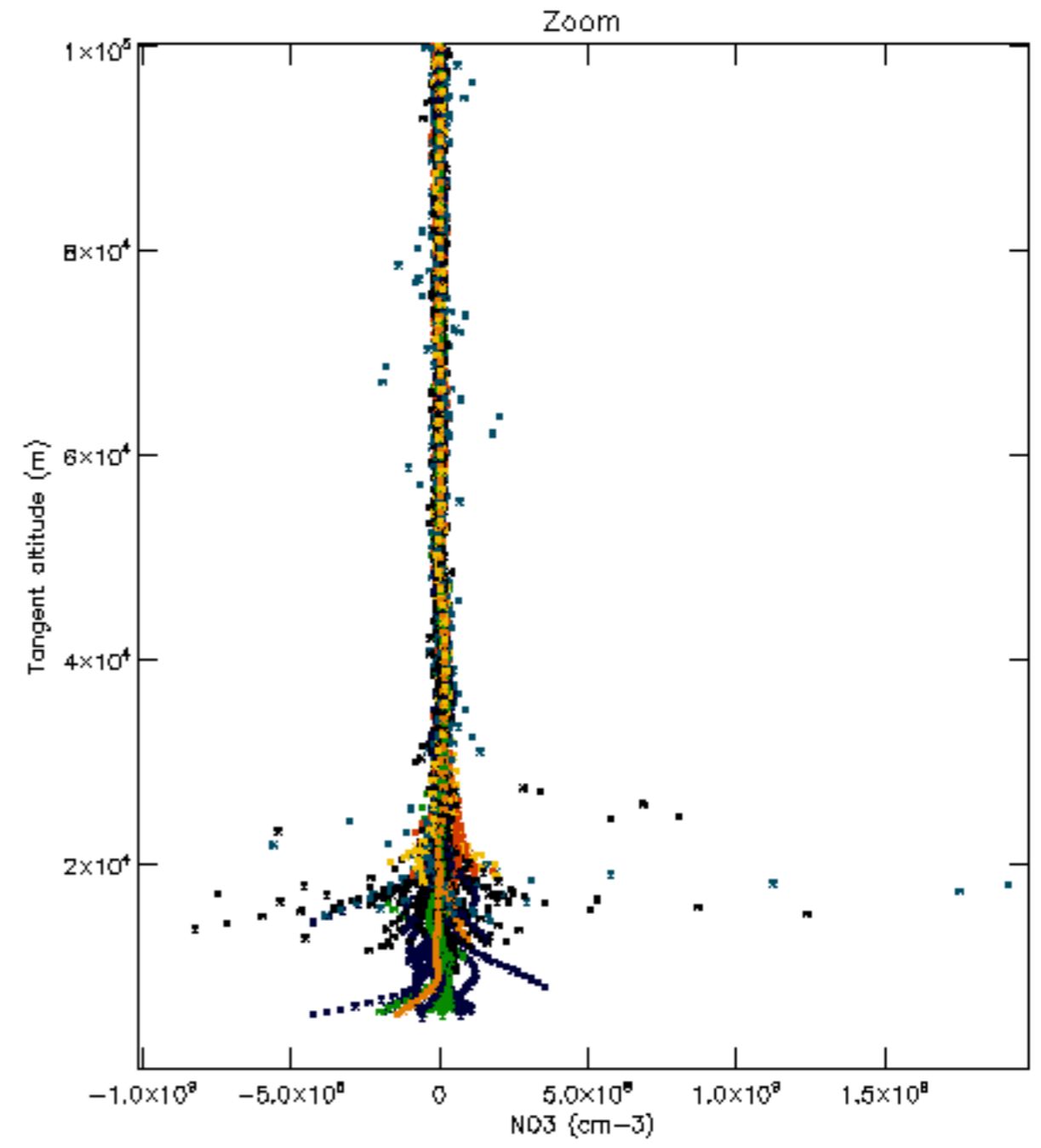
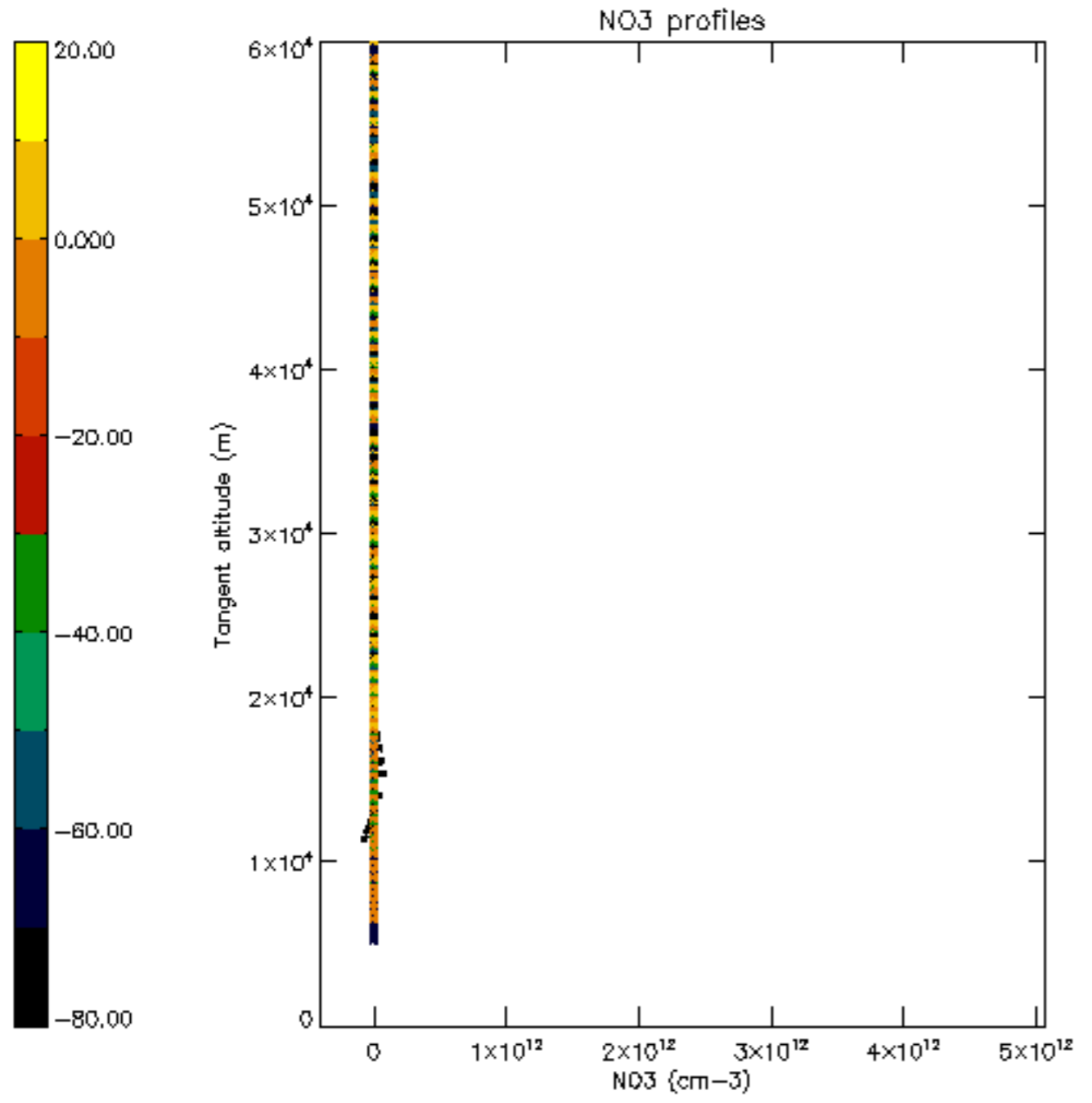


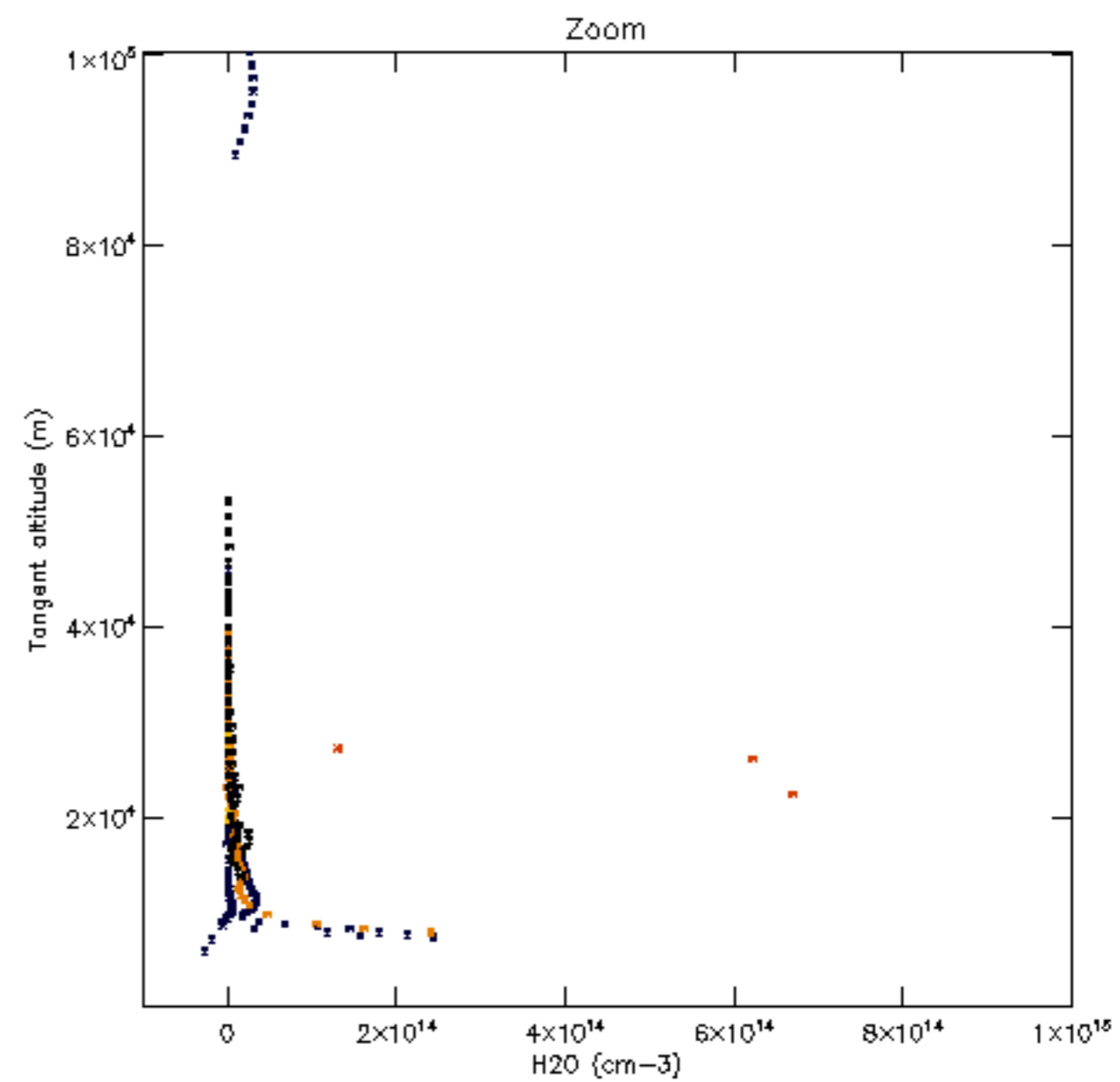
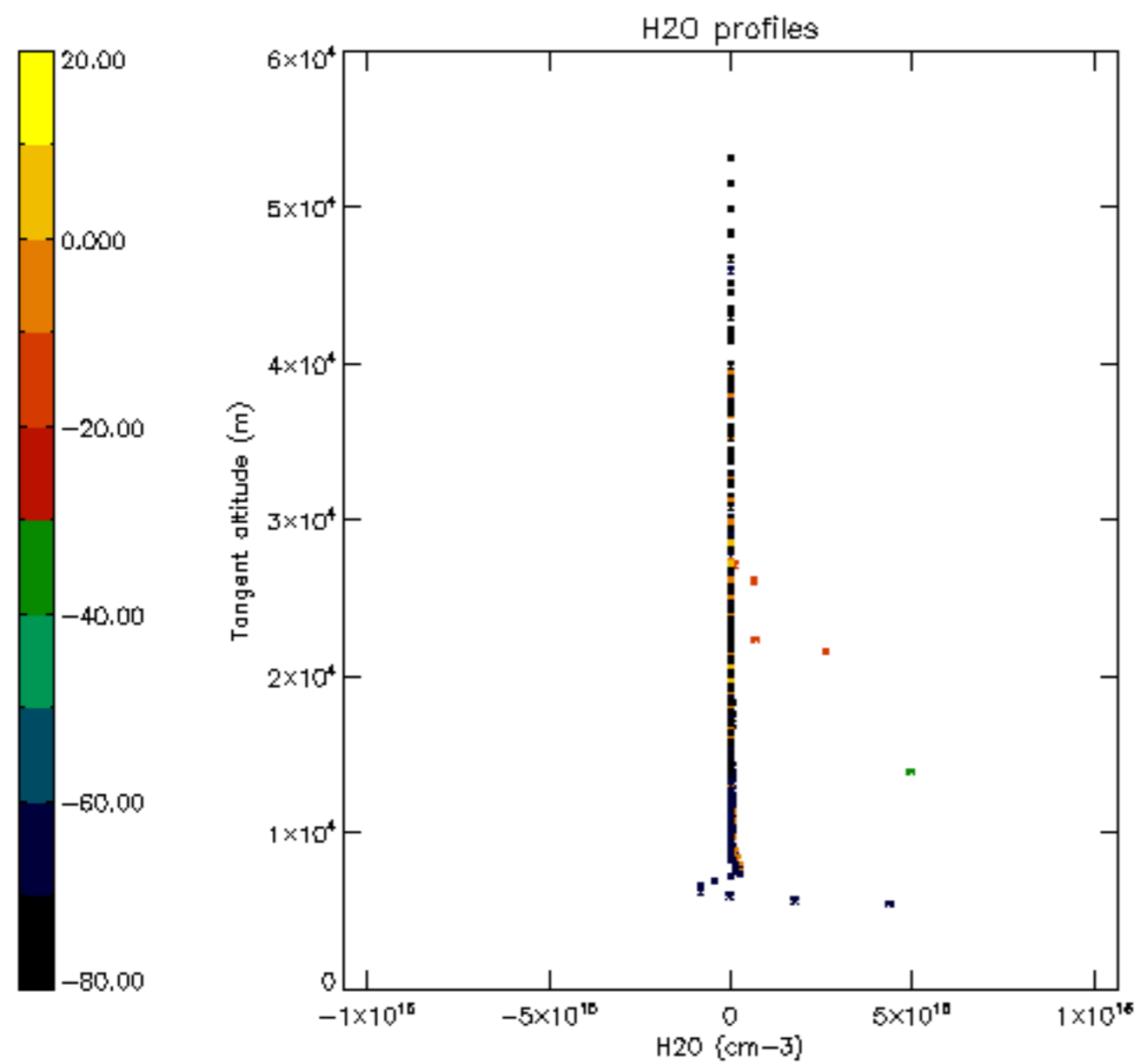


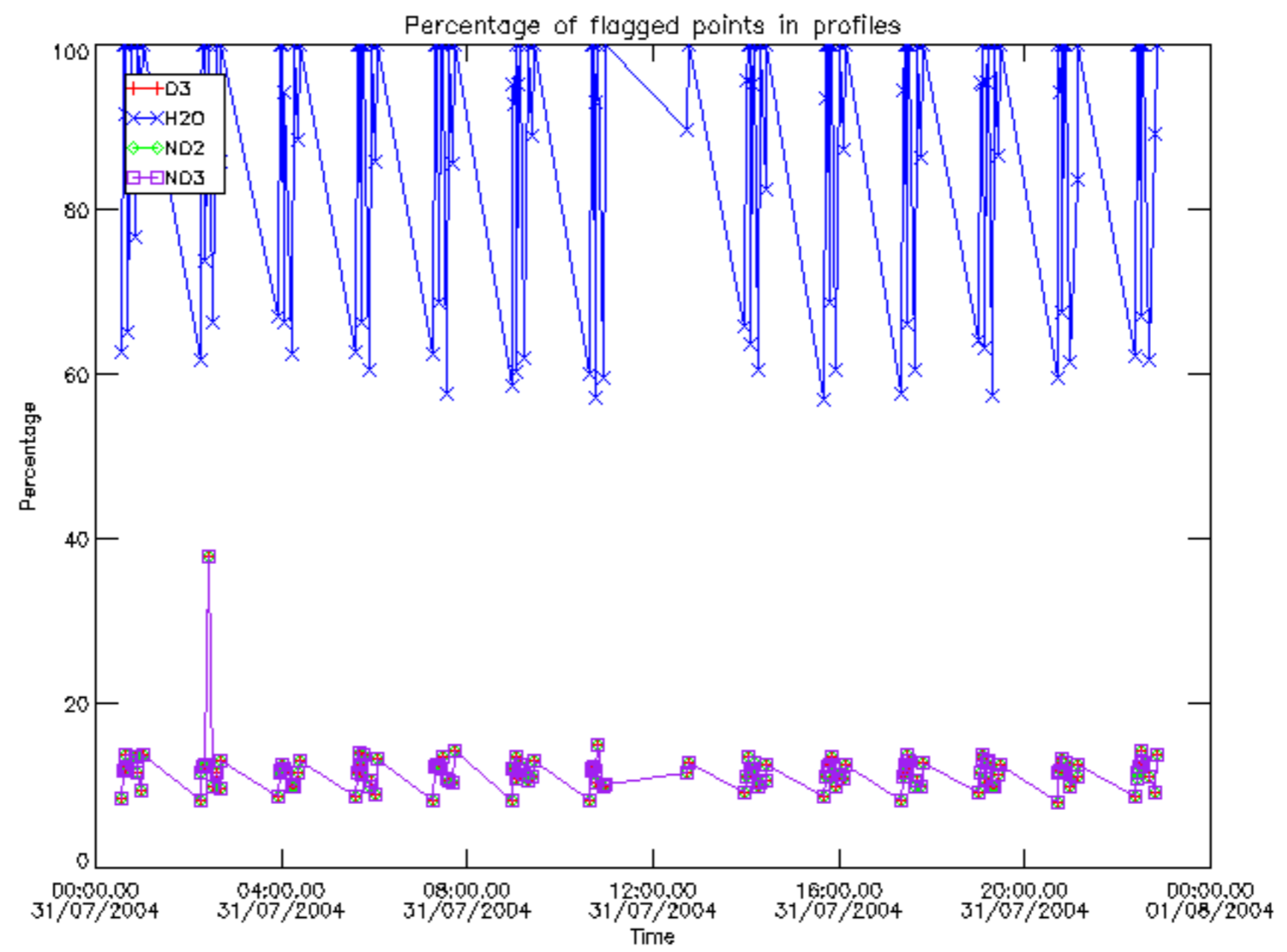




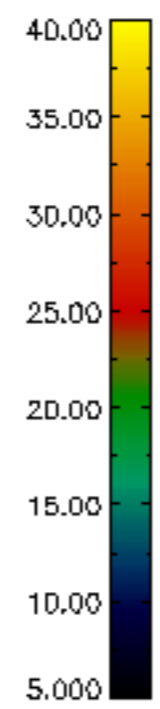
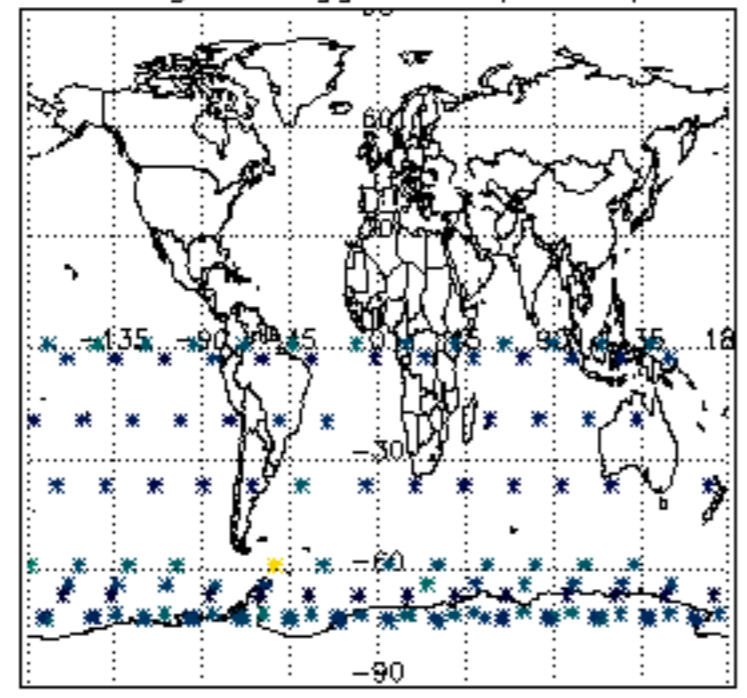




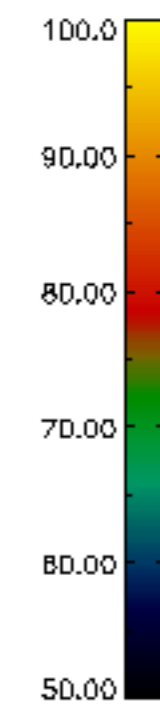
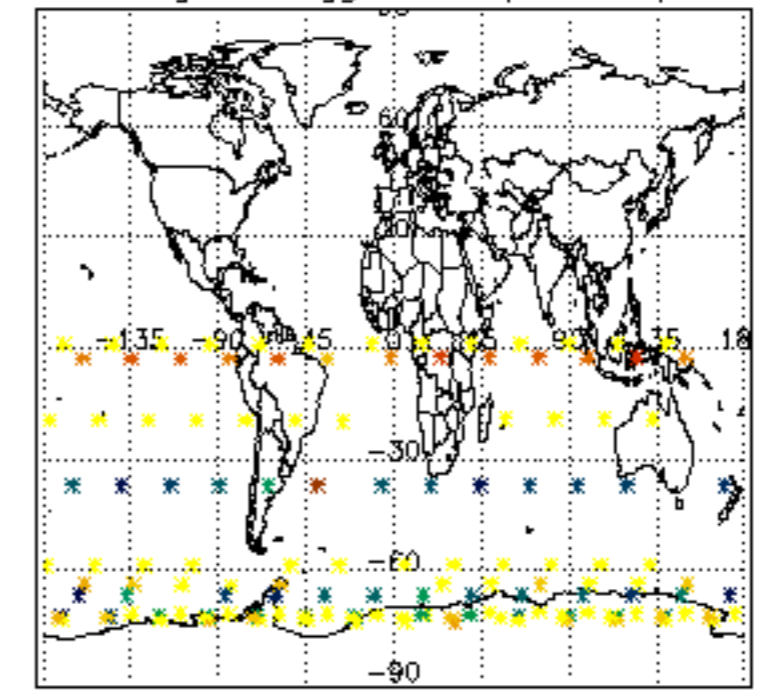




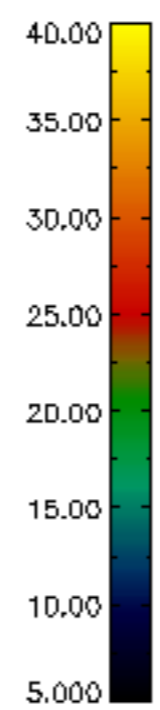
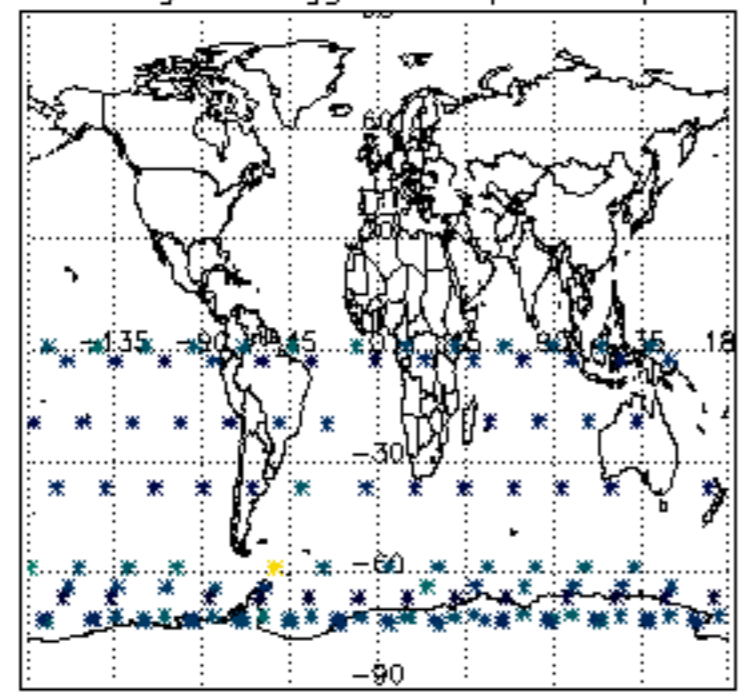
Percentage of flagged data per D3 profile



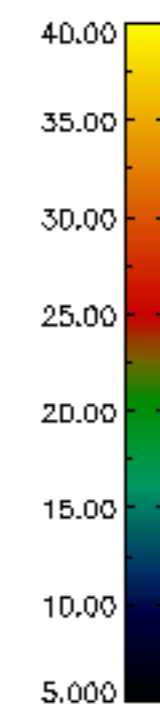
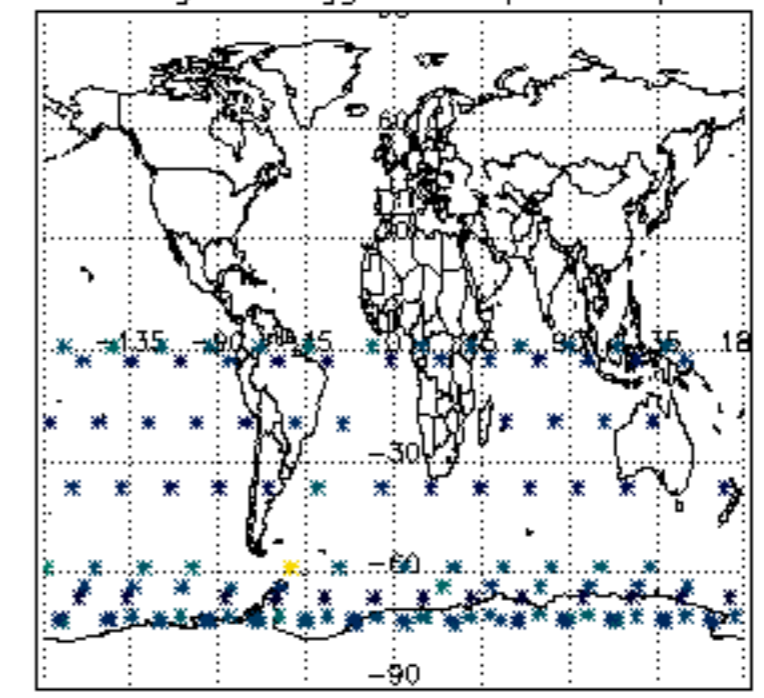
Percentage of flagged data per H2O profile

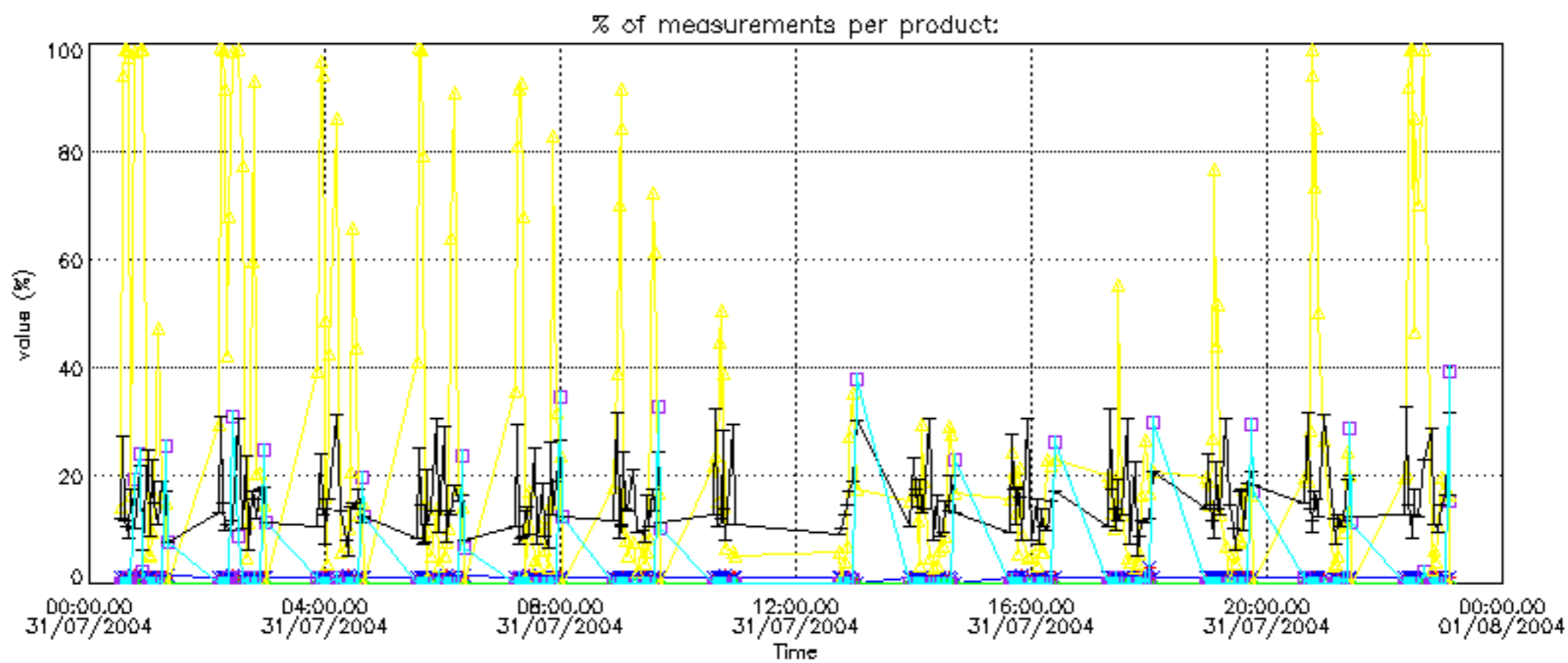


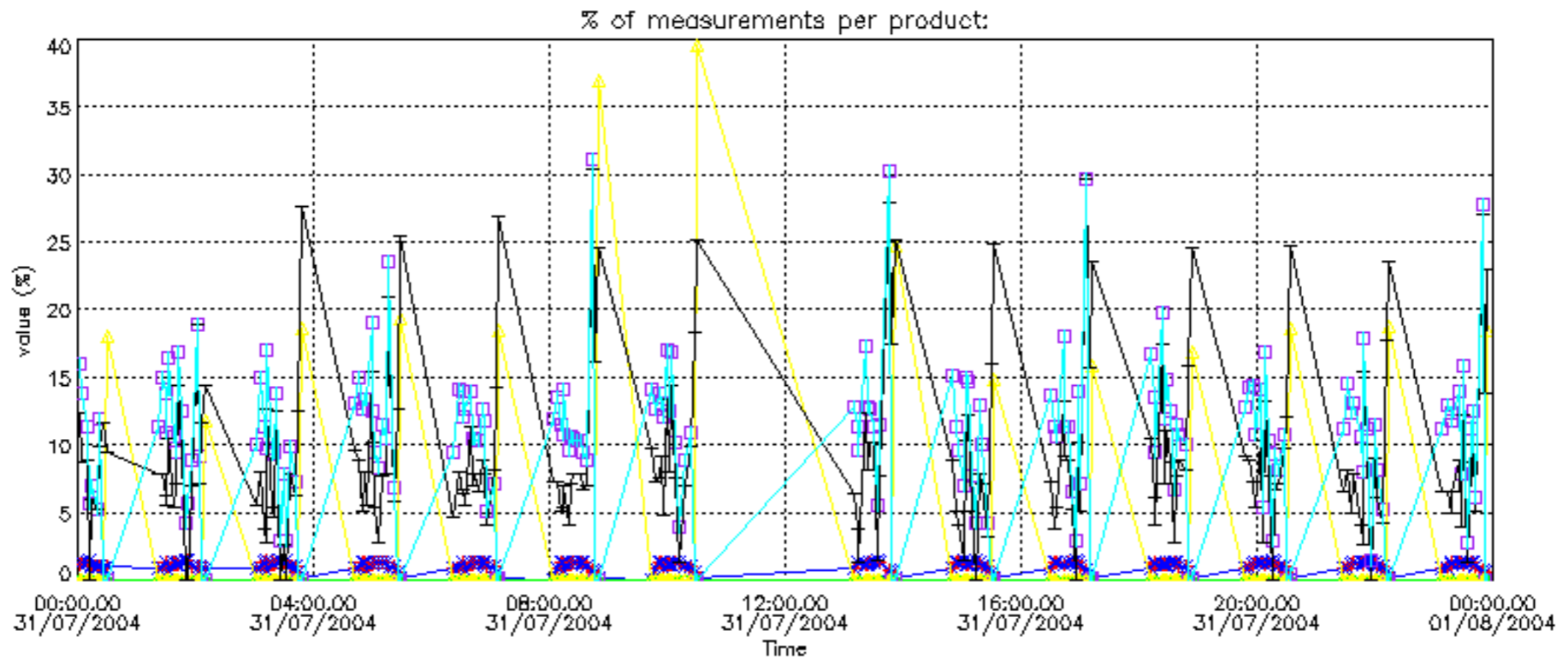
Percentage of flagged data per NO2 profile



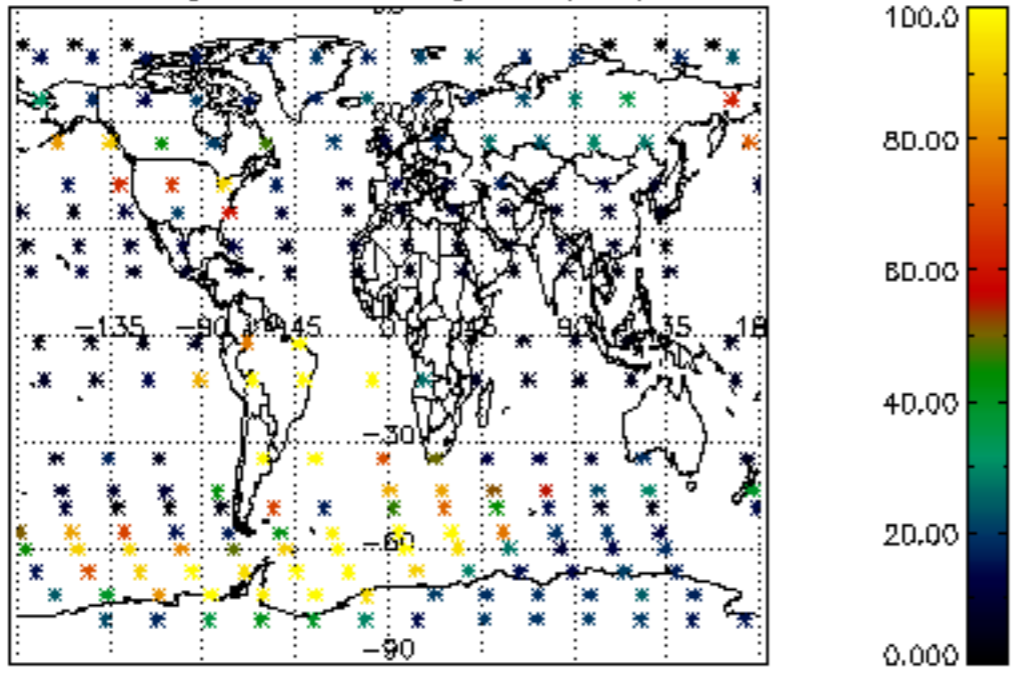
Percentage of flagged data per NO3 profile



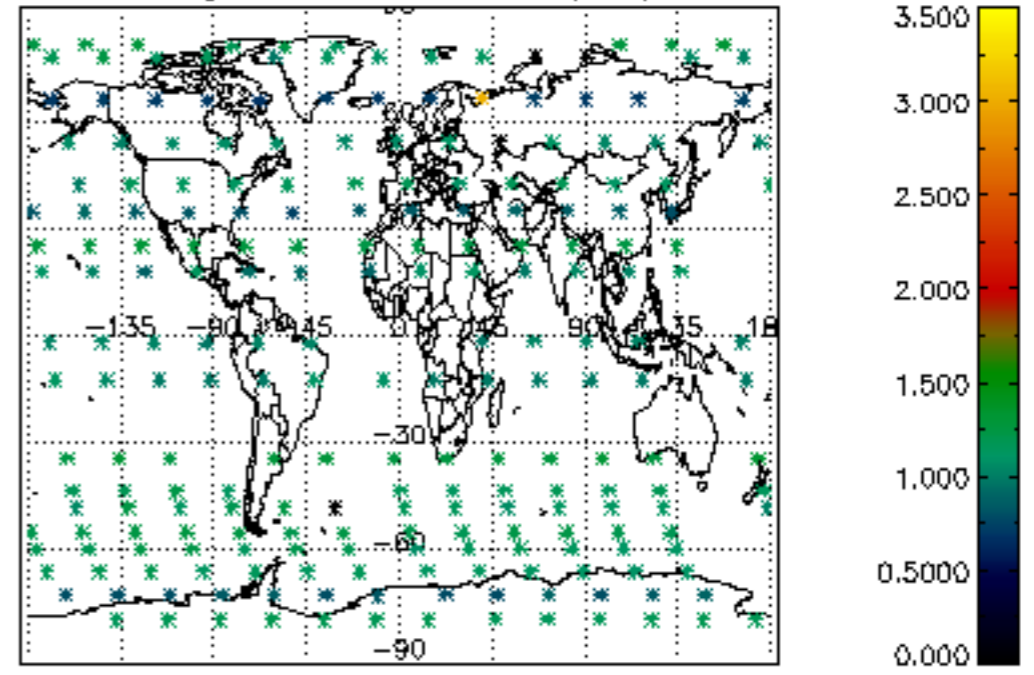




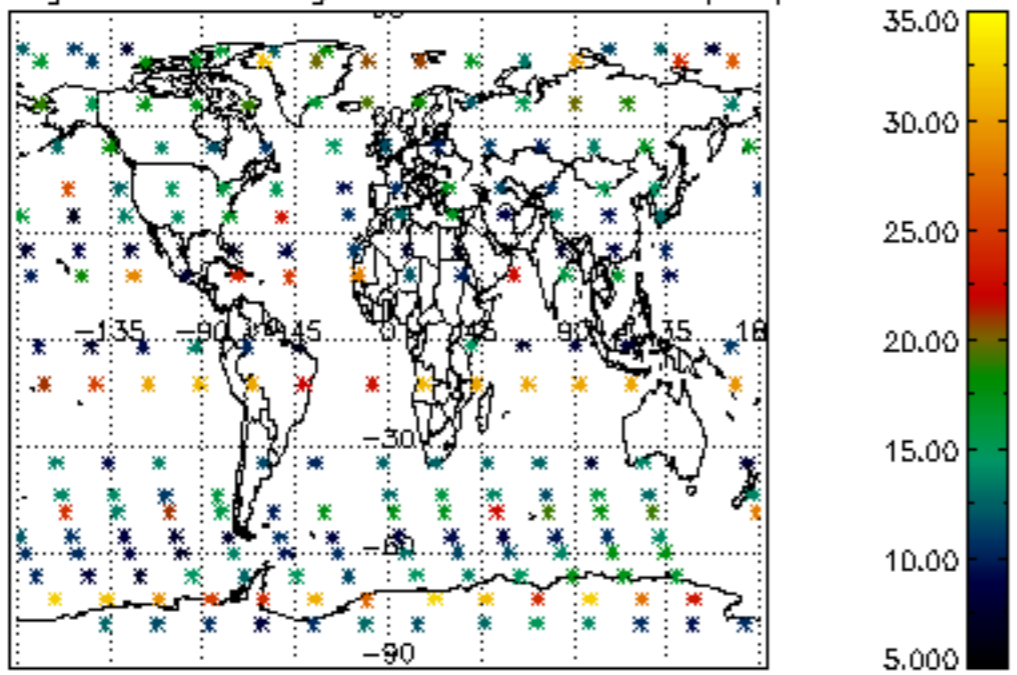
Percentage of cosmic ray hits per profile



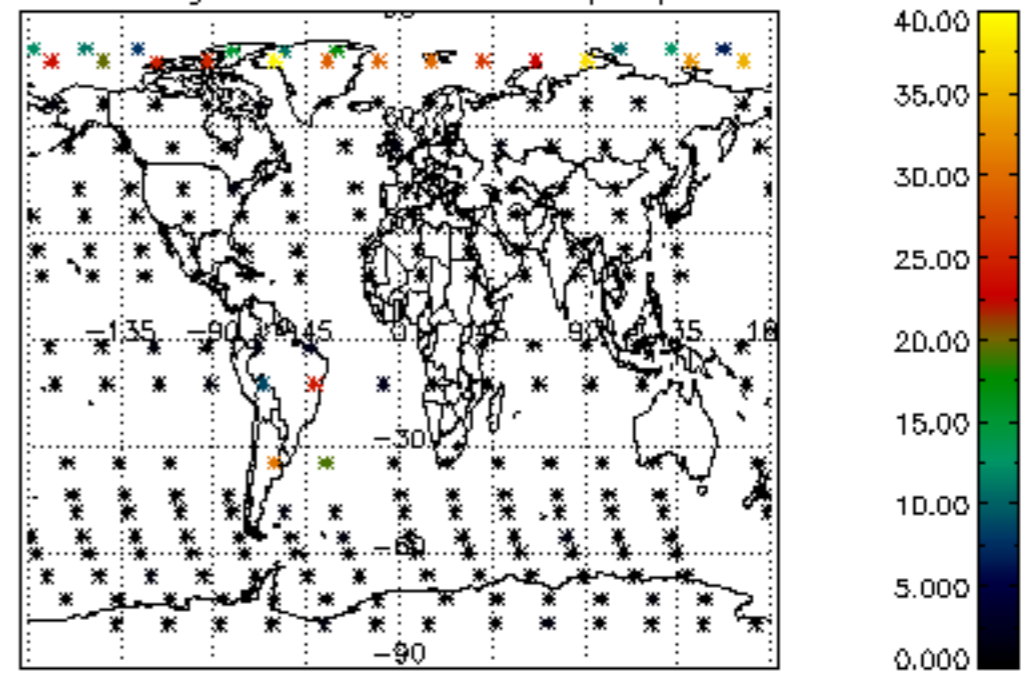
Percentage of datation errors per profile



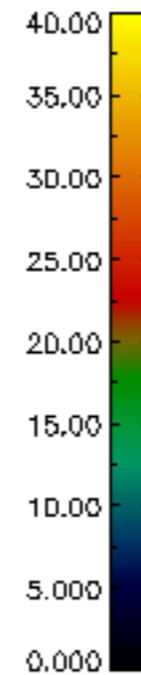
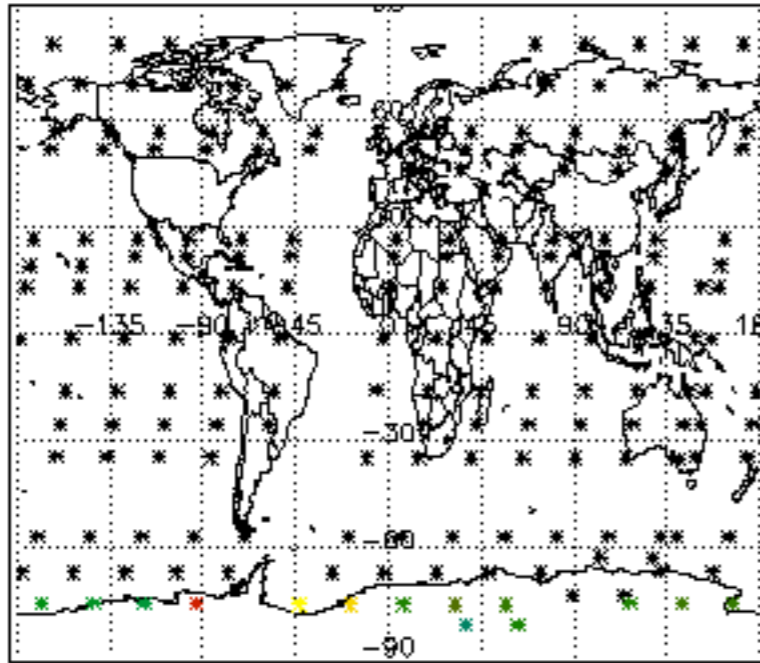
Percentage of star falling outside central band per profile



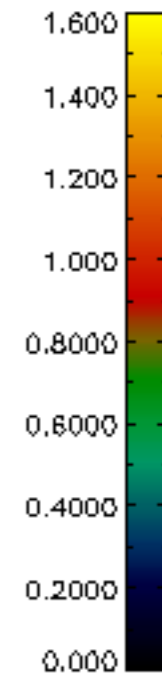
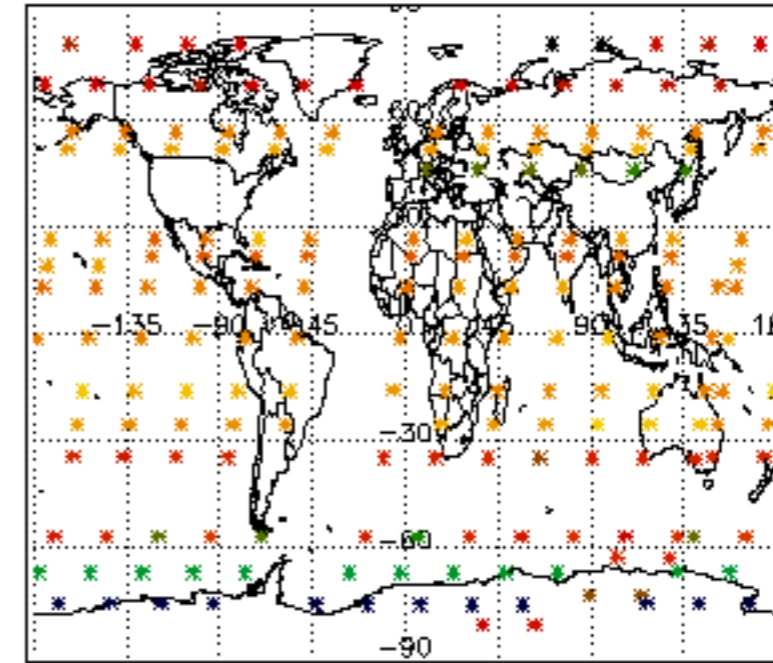
Percentage of saturation errors per profile



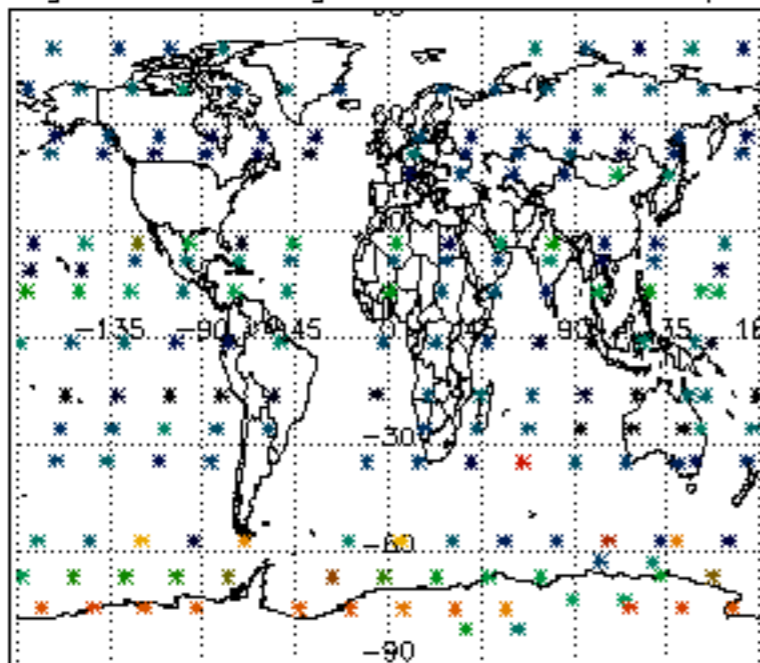
Percentage of cosmic ray hits per profile



Percentage of datation errors per profile



Percentage of star falling outside central band per profile



Percentage of saturation errors per profile

