

# GOMOS Level 2 Daily Report

## SUMMARY

### [1. General Info](#)

### [2. Summary of processed GOM\\_NL\\_\\_2P products](#)

### [3. Level 2 Quality information per product](#)

#### [3.1 Plot of level 2 quality information per product \(time dependant\)](#)

#### [3.2 Plot of level 2 quality information per product \(world map\)](#)

### [4. Level 1 Quality information per product \(stored on level 2 products\)](#)

#### [4.1 Plot of level 1 quality information per product \(time dependant\)](#)

##### [4.1.1 Plot of level 1 quality information per product \(time dependant\): ASCENDING](#)

##### [4.1.2 Plot of level 1 quality information per product \(time dependant\): DESCENDING](#)

#### [4.2 Plot of level 1 quality information per product \(world map\)](#)

##### [4.2.1 Plot of level 1 quality information per product \(world map\): ASCENDING](#)

##### [4.2.2 Plot of level 1 quality information per product \(world map\): DESCENDING](#)

### [5. Ozone profiles based on quality statistics and other trace gas profiles](#)

#### [5.1 Ozone statistics based on quality of products](#)

#### [5.2 Plot ozone profiles for all STD \(dark without errors\)](#)

#### [5.3 Plot ozone profiles where STD < 20% \(dark without errors\)](#)

#### [5.4. Plot ozone profiles where STD < 10% \(dark without errors\)](#)

#### [5.5. Plot ozone profiles where STD < 5% \(dark without errors\)](#)

#### [5.6 Plot NO2 profiles for all STD \(dark without errors\)](#)

#### [5.7 Plot NO3 profiles for all STD \(dark without errors\)](#)

#### [5.8 Plot H2O profiles \(only for occultations of stars 1,2,3,4,13,14,16,26,63 dark without errors\) for all STD](#)

### [6. Auxiliary Data Files used for the production reported in section 2](#)

This report presents the daily analysis on parameters extracted from GOMOS level 2 data (GOM\_NL\_\_2P). It is intended to monitor some important parameters that will impact the quality of these products. A list of level 2 products (and content) that have arrived during the reporting day to the PCF is also given.

Item	Value
Time of report generation	19APR2013 07:32:18
Data source version	GOMOS/6.01
Start time of products	30-07-2004 (30JUL2004 00:00:00)
Stop time of products	31-07-2004 (31JUL2004 00:00:00)
Store outputs in DB	Yes
Nb of level 2 prods	467
Nb of prods with errors	0

## 2. Summary of processed GOM\_NL\_\_2P products.

Nr	Filename	UTC Start time	Limb	Duration	Star Id	Star Name	Star Mag	Star Temp	Nb Meas	Orbit	Prod. error
1	GOM_NL__2PRFIN20040730_000108_000000492029_00045_12624_3520.N1	30-JUL-2004 00:01:08	Straylight	48.500	31	Alp Gru	1.7340	15200.	97	12624	No
2	GOM_NL__2PRFIN20040730_000437_000000742029_00045_12624_3521.N1	30-JUL-2004 00:04:37	Twi_and_stray	74.000	18	24Alp PsA	1.1660	9700.0	148	12624	No
3	GOM_NL__2PRFIN20040730_000839_000000442029_00045_12624_3522.N1	30-JUL-2004 00:08:39	Bright	44.000	38	20Eps Sgr	1.8360	11000.	88	12624	No
4	GOM_NL__2PRFIN20040730_001033_000000442029_00045_12624_3523.N1	30-JUL-2004 00:10:33	Bright	44.000	57	34Sig Sgr	2.0660	26000.	88	12624	No
5	GOM_NL__2PRFIN20040730_001209_000000572029_00045_12624_3524.N1	30-JUL-2004 00:12:09	Bright	57.000	142	49Del Cap	2.8500	8900.0	114	12624	No
6	GOM_NL__2PRFIN20040730_001632_000000572029_00045_12624_3525.N1	30-JUL-2004 00:16:32	Bright	57.000	154	22Bet Aqr	2.8990	5700.0	114	12624	No
7	GOM_NL__2PRFIN20040730_002024_000000402029_00045_12624_3526.N1	30-JUL-2004 00:20:24	Bright	40.000	11	53Alp Aql	0.76500	8000.0	80	12624	No
8	GOM_NL__2PRFIN20040730_002147_000000372029_00045_12624_3527.N1	30-JUL-2004 00:21:47	Bright	36.500	168	17Zet Aql	2.9860	11000.	73	12624	No
9	GOM_NL__2PRFIN20040730_002340_000000702029_00045_12624_3528.N1	30-JUL-2004 00:23:40	Bright	69.500	61	8Eps Peg	2.1000	3900.0	139	12624	No
10	GOM_NL__2PRFIN20040730_002851_000000362029_00045_12624_3529.N1	30-JUL-2004 00:28:51	Bright	36.000	5	3Alp Lyr	0.033000	11000.	72	12624	No
11	GOM_NL__2PRFIN20040730_003023_000000412029_00045_12624_3530.N1	30-JUL-2004 00:30:23	Bright	41.000	66	37Gam Cyg	2.2080	5900.0	82	12624	No
12	GOM_NL__2PRFIN20040730_003233_000000442029_00045_12624_3531.N1	30-JUL-2004 00:32:33	Bright	44.000	69	33Gam Dra	2.2310	3800.0	88	12624	No
13	GOM_NL__2PRFIN20040730_003632_000000382029_00045_12624_3532.N1	30-JUL-2004 00:36:32	Bright	37.500	119	14Eta Dra	2.7270	4700.0	75	12624	No
14	GOM_NL__2PRFIN20040730_004041_000000382029_00045_12624_3533.N1	30-JUL-2004 00:40:41	Bright	37.500	60	7Bet UMi	2.0810	3950.0	75	12624	No
15	GOM_NL__2PRFIN20040730_004324_000000342029_00045_12624_3534.N1	30-JUL-2004 00:43:24	Bright	34.000	49	1Alp UMi	1.9900	6300.0	68	12624	No
16	GOM_NL__2PRFIN20040730_004617_000000512029_00045_12624_3535.N1	30-JUL-2004 00:46:17	Bright	50.500	76	27Gam Cas	2.3000	30000.	101	12624	No
17	GOM_NL__2PRFIN20040730_005230_000000502029_00045_12624_3536.N1	30-JUL-2004 00:52:30	Bright	50.000	160	23Gam Per	2.9300	4700.0	100	12624	No
18	GOM_NL__2PRFIN20040730_005408_000000522029_00045_12624_3537.N1	30-JUL-2004 00:54:08	Bright	51.500	35	33Alp Per	1.7950	6250.0	103	12624	No
19	GOM_NL__2PRFIN20040730_005723_000000602029_00045_12624_3538.N1	30-JUL-2004 00:57:23	Bright	60.000	79	26Bet Per	2.3100	13100.	120	12624	No
20	GOM_NL__2PRFIN20040730_010001_000000962029_00045_12624_3539.N1	30-JUL-2004 01:00:01	Twi_and_stray	95.500	173	4Bet Tri	3.0040	8900.0	191	12624	No
21	GOM_NL__2PRFIN20040730_010317_000000442029_00045_12624_3540.N1	30-JUL-2004 01:03:17	Twi_and_stray	43.500	176	23Zet Tau	3.0200	22000.	87	12624	No
22	GOM_NL__2PRFIN20040730_010542_000000622029_00045_12624_3541.N1	30-JUL-2004 01:05:42	Dark	62.000	13	87Alp Tau	0.86700	3800.0	124	12624	No
23	GOM_NL__2PRFIN20040730_010743_000000462029_00045_12624_3542.N1	30-JUL-2004 01:07:43	Dark	46.000	27	24Gam Ori	1.6360	26000.	92	12624	No
24	GOM_NL__2PRFIN20040730_010938_000000412029_00045_12624_3543.N1	30-JUL-2004 01:09:38	Dark	41.000	30	46Eps Ori	1.6940	30000.	82	12624	No
25	GOM_NL__2PRFIN20040730_011059_000000402029_00045_12624_3544.N1	30-JUL-2004 01:10:59	Dark	40.000	125	44Iot Ori	2.7700	30000.	80	12624	No
26	GOM_NL__2PRFIN20040730_011303_000000442029_00045_12624_3545.N1	30-JUL-2004 01:13:03	Dark	44.000	1	9Alp CMa	-1.4400	11000.	88	12624	No
27	GOM_NL__2PRFIN20040730_011511_000000432029_00045_12624_3546.N1	30-JUL-2004 01:15:11	Dark	43.000	139	9Bet Lep	2.8330	5600.0	86	12624	No
28	GOM_NL__2PRFIN20040730_012551_000000492029_00045_12624_3547.N1	30-JUL-2004 01:25:51	Dark	48.500	157	The1Eri	2.9060	9300.0	97	12624	No
29	GOM_NL__2PRFIN20040730_013128_000000472029_00046_12625_3505.N1	30-JUL-2004 01:31:28	Dark	47.000	9	Alp Eri	0.45300	24000.	94	12625	No
30	GOM_NL__2PRFIN20040730_013337_000000402029_00046_12625_3506.N1	30-JUL-2004 01:33:37	Dark	40.000	135	Bet Hyi	2.8200	5800.0	80	12625	No
31	GOM_NL__2PRFIN20040730_013604_000000712029_00046_12625_3507.N1	30-JUL-2004 01:36:04	Straylight	71.000	84	Alp Phe	2.3970	4500.0	142	12625	No
32	GOM_NL__2PRFIN20040730_013825_000000452029_00046_12625_3508.N1	30-JUL-2004 01:38:25	Straylight	45.000	148	Alp Tuc	2.8780	4100.0	90	12625	No
33	GOM_NL__2PRFIN20040730_014142_000000502029_00046_12625_3509.N1	30-JUL-2004 01:41:42	Straylight	49.500	31	Alp Gru	1.7340	15200.	99	12625	No
34	GOM_NL__2PRFIN20040730_014513_000000762029_00046_12625_3510.N1	30-JUL-2004 01:45:13	Twi_and_stray	75.500	18	24Alp PsA	1.1660	9700.0	151	12625	No
35	GOM_NL__2PRFIN20040730_014915_000000452029_00046_12625_3511.N1	30-JUL-2004 01:49:15	Bright	44.500	38	20Eps Sgr	1.8360	11000.	89	12625	No
36	GOM_NL__2PRFIN20040730_015111_000000392029_00046_12625_3512.N1	30-JUL-2004 01:51:11	Bright	39.000	57	34Sig Sgr	2.0660	26000.	78	12625	No
37	GOM_NL__2PRFIN20040730_015245_000000572029_00046_12625_3513.N1	30-JUL-2004 01:52:45	Bright	57.000	142	49Del Cap	2.8500	8900.0	114	12625	No
38	GOM_NL__2PRFIN20040730_015707_000000562029_00046_12625_3514.N1	30-JUL-2004 01:57:07	Bright	55.500	154	22Bet Aqr	2.8990	5700.0	111	12625	No
39	GOM_NL__2PRFIN20040730_020057_000000432029_00046_12625_3515.N1	30-JUL-2004 02:00:57	Bright	42.500	11	53Alp Aql	0.76500	8000.0	85	12625	No
40	GOM_NL__2PRFIN20040730_020220_000000412029_00046_12625_3516.N1	30-JUL-2004 02:02:20	Bright	41.000	168	17Zet Aql	2.9860	11000.	82	12625	No
41	GOM_NL__2PRFIN20040730_020414_000000712029_00046_12625_3517.N1	30-JUL-2004 02:04:14	Bright	71.000	61	8Eps Peg	2.1000	3900.0	142	12625	No
42	GOM_NL__2PRFIN20040730_020924_000000392029_00046_12625_3518.N1	30-JUL-2004 02:09:24	Bright	39.000	5	3Alp Lyr	0.033000	11000.	78	12625	No

43	GOM_NL__2PRFIN20040730_021058_000000452029_00046_12625_3519.N1	30-JUL-2004 02:10:58	Bright	44.500	66	37Gam Cyg	2.2080	5900.0	89	12625	No
44	GOM_NL__2PRFIN20040730_021309_000000432029_00046_12625_3520.N1	30-JUL-2004 02:13:09	Bright	42.500	69	33Gam Dra	2.2310	3800.0	85	12625	No
45	GOM_NL__2PRFIN20040730_021708_000000392029_00046_12625_3521.N1	30-JUL-2004 02:17:08	Bright	39.000	119	14Eta Dra	2.7270	4700.0	78	12625	No
46	GOM_NL__2PRFIN20040730_022116_000000402029_00046_12625_3522.N1	30-JUL-2004 02:21:16	Bright	39.500	60	7Bet UMi	2.0810	3950.0	79	12625	No
47	GOM_NL__2PRFIN20040730_022400_000000392029_00046_12625_3523.N1	30-JUL-2004 02:24:00	Bright	39.000	49	1Alp UMi	1.9900	6300.0	78	12625	No
48	GOM_NL__2PRFIN20040730_022653_000000492029_00046_12625_3524.N1	30-JUL-2004 02:26:53	Bright	48.500	76	27Gam Cas	2.3000	30000.	97	12625	No
49	GOM_NL__2PRFIN20040730_023307_000000502029_00046_12625_3525.N1	30-JUL-2004 02:33:07	Bright	49.500	160	23Gam Per	2.9300	4700.0	99	12625	No
50	GOM_NL__2PRFIN20040730_023444_000000502029_00046_12625_3526.N1	30-JUL-2004 02:34:44	Bright	50.000	35	33Alp Per	1.7950	6250.0	100	12625	No
51	GOM_NL__2PRFIN20040730_023759_000000562029_00046_12625_3527.N1	30-JUL-2004 02:37:59	Bright	56.000	79	26Bet Per	2.3100	13100.	112	12625	No
52	GOM_NL__2PRFIN20040730_024137_000000552029_00046_12625_3528.N1	30-JUL-2004 02:41:37	Twi_and_stray	54.500	150	44Zet Per	2.8900	28000.	109	12625	No
53	GOM_NL__2PRFIN20040730_024353_000000422029_00046_12625_3529.N1	30-JUL-2004 02:43:53	Twi_and_stray	42.000	176	23Zet Tau	3.0200	22000.	84	12625	No
54	GOM_NL__2PRFIN20040730_024619_000000612029_00046_12625_3530.N1	30-JUL-2004 02:46:19	Dark	60.500	13	87Alp Tau	0.86700	3800.0	121	12625	No
55	GOM_NL__2PRFIN20040730_024820_000000422029_00046_12625_3531.N1	30-JUL-2004 02:48:20	Dark	42.000	27	24Gam Ori	1.6360	26000.	84	12625	No
56	GOM_NL__2PRFIN20040730_025015_000000432029_00046_12625_3532.N1	30-JUL-2004 02:50:15	Dark	42.500	30	46Eps Ori	1.6940	30000.	85	12625	No
57	GOM_NL__2PRFIN20040730_025135_000000412029_00046_12625_3533.N1	30-JUL-2004 02:51:35	Dark	41.000	125	44Iot Ori	2.7700	30000.	82	12625	No
58	GOM_NL__2PRFIN20040730_025339_000000422029_00046_12625_3534.N1	30-JUL-2004 02:53:39	Dark	42.000	1	9Alp CMa	-1.4400	11000.	84	12625	No
59	GOM_NL__2PRFIN20040730_025547_000000452029_00046_12625_3535.N1	30-JUL-2004 02:55:47	Dark	45.000	139	9Bet Lep	2.8330	5600.0	90	12625	No
60	GOM_NL__2PRFIN20040730_025732_000000402029_00046_12625_3536.N1	30-JUL-2004 02:57:32	Dark	40.000	177	1Zet CMa	3.0220	26000.	80	12625	No
61	GOM_NL__2PRFIN20040730_031203_000000512029_00047_12626_3506.N1	30-JUL-2004 03:12:03	Dark	50.500	9	Alp Eri	0.45300	24000.	101	12626	No
62	GOM_NL__2PRFIN20040730_031413_000000412029_00047_12626_3507.N1	30-JUL-2004 03:14:13	Dark	40.500	135	Bet Hyi	2.8200	5800.0	81	12626	No
63	GOM_NL__2PRFIN20040730_031641_000000612029_00047_12626_3508.N1	30-JUL-2004 03:16:41	Straylight	60.500	84	Alp Phe	2.3970	4500.0	121	12626	No
64	GOM_NL__2PRFIN20040730_031902_000000462029_00047_12626_3509.N1	30-JUL-2004 03:19:02	Straylight	46.000	148	Alp Tuc	2.8780	4100.0	92	12626	No
65	GOM_NL__2PRFIN20040730_032221_000000532029_00047_12626_3510.N1	30-JUL-2004 03:22:21	Straylight	52.500	31	Alp Gru	1.7340	15200.	105	12626	No
66	GOM_NL__2PRFIN20040730_032549_000000732029_00047_12626_3511.N1	30-JUL-2004 03:25:49	Twi_and_stray	72.500	18	24Alp PsA	1.1660	9700.0	145	12626	No
67	GOM_NL__2PRFIN20040730_032952_000000422029_00047_12626_3512.N1	30-JUL-2004 03:29:52	Bright	41.500	38	20Eps Sgr	1.8360	11000.	83	12626	No
68	GOM_NL__2PRFIN20040730_033145_000000422029_00047_12626_3513.N1	30-JUL-2004 03:31:45	Bright	42.000	57	34Sig Sgr	2.0660	26000.	84	12626	No
69	GOM_NL__2PRFIN20040730_033319_000000592029_00047_12626_3514.N1	30-JUL-2004 03:33:19	Bright	58.500	142	49Del Cap	2.8500	8900.0	117	12626	No
70	GOM_NL__2PRFIN20040730_033743_000000582029_00047_12626_3515.N1	30-JUL-2004 03:37:43	Bright	57.500	154	22Bet Aqr	2.8990	5700.0	115	12626	No
71	GOM_NL__2PRFIN20040730_034135_000000442029_00047_12626_3516.N1	30-JUL-2004 03:41:35	Bright	44.000	11	53Alp Aql	0.76500	8000.0	88	12626	No
72	GOM_NL__2PRFIN20040730_034256_000000402029_00047_12626_3517.N1	30-JUL-2004 03:42:56	Bright	40.000	168	17Zet Aql	2.9860	11000.	80	12626	No
73	GOM_NL__2PRFIN20040730_034449_000000632029_00047_12626_3518.N1	30-JUL-2004 03:44:49	Bright	63.000	61	8Eps Peg	2.1000	3900.0	126	12626	No
74	GOM_NL__2PRFIN20040730_035002_000000392029_00047_12626_3519.N1	30-JUL-2004 03:50:02	Bright	39.000	5	3Alp Lyr	0.033000	11000.	78	12626	No
75	GOM_NL__2PRFIN20040730_035134_000000422029_00047_12626_3520.N1	30-JUL-2004 03:51:34	Bright	42.000	66	37Gam Cyg	2.2080	5900.0	84	12626	No
76	GOM_NL__2PRFIN20040730_035345_000000442029_00047_12626_3521.N1	30-JUL-2004 03:53:45	Bright	43.500	69	33Gam Dra	2.2310	3800.0	87	12626	No
77	GOM_NL__2PRFIN20040730_035744_000000362029_00047_12626_3522.N1	30-JUL-2004 03:57:44	Bright	36.000	119	14Eta Dra	2.7270	4700.0	72	12626	No
78	GOM_NL__2PRFIN20040730_040154_000000362029_00047_12626_3523.N1	30-JUL-2004 04:01:54	Bright	35.500	60	7Bet UMi	2.0810	3950.0	71	12626	No
79	GOM_NL__2PRFIN20040730_040435_000000382029_00047_12626_3524.N1	30-JUL-2004 04:04:35	Bright	38.000	49	1Alp UMi	1.9900	6300.0	76	12626	No
80	GOM_NL__2PRFIN20040730_040727_000000502029_00047_12626_3525.N1	30-JUL-2004 04:07:27	Bright	49.500	76	27Gam Cas	2.3000	30000.	99	12626	No
81	GOM_NL__2PRFIN20040730_041342_000000512029_00047_12626_3526.N1	30-JUL-2004 04:13:42	Bright	50.500	160	23Gam Per	2.9300	4700.0	101	12626	No
82	GOM_NL__2PRFIN20040730_041520_000000492029_00047_12626_3527.N1	30-JUL-2004 04:15:20	Bright	49.000	35	33Alp Per	1.7950	6250.0	98	12626	No
83	GOM_NL__2PRFIN20040730_041835_000000592029_00047_12626_3528.N1	30-JUL-2004 04:18:35	Bright	58.500	79	26Bet Per	2.3100	13100.	117	12626	No
84	GOM_NL__2PRFIN20040730_042213_000000572029_00047_12626_3529.N1	30-JUL-2004 04:22:13	Twi_and_stray	56.500	150	44Zet Per	2.8900	28000.	113	12626	No
85	GOM_NL__2PRFIN20040730_042429_000000402029_00047_12626_3530.N1	30-JUL-2004 04:24:29	Twi_and_stray	40.000	176	23Zet Tau	3.0200	22000.	80	12626	No
86	GOM_NL__2PRFIN20040730_042656_000000562029_00047_12626_3531.N1	30-JUL-2004 04:26:56	Dark	56.000	13	87Alp Tau	0.86700	3800.0	112	12626	No
87	GOM_NL__2PRFIN20040730_042856_000000452029_00047_12626_3532.N1	30-JUL-2004 04:28:56	Dark	44.500	27	24Gam Ori	1.6360	26000.	89	12626	No
88	GOM_NL__2PRFIN20040730_043052_000000422029_00047_12626_3533.N1	30-JUL-2004 04:30:52	Dark	42.000	30	46Eps Ori	1.6940	30000.	84	12626	No
89	GOM_NL__2PRFIN20040730_043212_000000412029_00047_12626_3534.N1	30-JUL-2004 04:32:12	Dark	40.500	125	44Iot Ori	2.7700	30000.	81	12626	No
90	GOM_NL__2PRFIN20040730_043415_000000432029_00047_12626_3535.N1	30-JUL-2004 04:34:15	Dark	43.000	1	9Alp CMa	-1.4400	11000.	86	12626	No
91	GOM_NL__2PRFIN20040730_043624_000000442029_00047_12626_3536.N1	30-JUL-2004 04:36:24	Dark	43.500	139	9Bet Lep	2.8330	5600.0	87	12626	No
92	GOM_NL__2PRFIN20040730_043808_000000402029_00047_12626_3537.N1	30-JUL-2004 04:38:08	Dark	39.500	177	1Zet CMa	3.0220	26000.	79	12626	No
93	GOM_NL__2PRFIN20040730_045241_000000572029_00048_12627_3507.N1	30-JUL-2004 04:52:41	Dark	57.000	9	Alp Eri	0.45300	24000.	114	12627	No
94	GOM_NL__2PRFIN20040730_045450_000000392029_00048_12627_3508.N1	30-JUL-2004 04:54:50	Dark	39.000	135	Bet Hyi	2.8200	5800.0	78	12627	No
95	GOM_NL__2PRFIN20040730_045719_000000592029_00048_12627_3509.N1	30-JUL-2004 04:57:19	Straylight	59.000	84	Alp Phe	2.3970	4500.0	118	12627	No
96	GOM_NL__2PRFIN20040730_045939_000000442029_00048_12627_3510.N1	30-JUL-2004 04:59:39	Straylight	44.000	148	Alp Tuc	2.8780	4100.0	88	12627	No
97	GOM_NL__2PRFIN20040730_050258_000000482029_00048_12627_3511.N1	30-JUL-2004 05:02:58	Straylight	47.500	31	Alp Gru	1.7340	15200.	95	12627	No
98	GOM_NL__2PRFIN20040730_050626_000000812029_00048_12627_3512.N1	30-JUL-2004 05:06:26	Twi_and_stray	80.500	18	24Alp PsA	1.1660	9700.0	161	12627	No
99	GOM_NL__2PRFIN20040730_051028_000000442029_00048_12627_3513.N1	30-JUL-2004 05:10:28	Bright	44.000	38	20Eps Sgr	1.8360	11000.	88	12627	No
100	GOM_NL__2PRFIN20040730_051223_000000412029_00048_12627_3514.N1	30-JUL-2004 05:12:23	Bright	40.500	57	34Sig Sgr	2.0660	26000.	81	12627	No
101	GOM_NL__2PRFIN20040730_051355_000000602029_00048_12627_3515.N1	30-JUL-2004 05:13:55	Bright	59.500	142	49Del Cap	2.8500	8900.0	119	12627	No

102	GOM_NL__2PRFIN20040730_051818_000000582029_00048_12627_3516.N1	30-JUL-2004 05:18:18	Bright	57.500	154	22Bet Aqr	2.8990	5700.0	115	12627	No
103	GOM_NL__2PRFIN20040730_052211_000000412029_00048_12627_3517.N1	30-JUL-2004 05:22:11	Bright	40.500	11	53Alp Aql	0.76500	8000.0	81	12627	No
104	GOM_NL__2PRFIN20040730_052334_000000392029_00048_12627_3518.N1	30-JUL-2004 05:23:34	Bright	39.000	168	17Zet Aql	2.9860	11000.	78	12627	No
105	GOM_NL__2PRFIN20040730_052523_000000692029_00048_12627_3519.N1	30-JUL-2004 05:25:23	Bright	68.500	61	8Eps Peg	2.1000	3900.0	137	12627	No
106	GOM_NL__2PRFIN20040730_053039_000000382029_00048_12627_3520.N1	30-JUL-2004 05:30:39	Bright	38.000	5	3Alp Lyr	0.033000	11000.	76	12627	No
107	GOM_NL__2PRFIN20040730_053209_000000452029_00048_12627_3521.N1	30-JUL-2004 05:32:09	Bright	44.500	66	37Gam Cyg	2.2080	5900.0	89	12627	No
108	GOM_NL__2PRFIN20040730_053423_000000402029_00048_12627_3522.N1	30-JUL-2004 05:34:23	Bright	40.000	69	33Gam Dra	2.2310	3800.0	80	12627	No
109	GOM_NL__2PRFIN20040730_053820_000000352029_00048_12627_3523.N1	30-JUL-2004 05:38:20	Bright	34.500	119	14Eta Dra	2.7270	4700.0	69	12627	No
110	GOM_NL__2PRFIN20040730_054231_000000352029_00048_12627_3524.N1	30-JUL-2004 05:42:31	Bright	35.000	60	7Bet UMi	2.0810	3950.0	70	12627	No
111	GOM_NL__2PRFIN20040730_054512_000000372029_00048_12627_3525.N1	30-JUL-2004 05:45:12	Bright	36.500	49	1Alp UMi	1.9900	6300.0	73	12627	No
112	GOM_NL__2PRFIN20040730_054803_000000502029_00048_12627_3526.N1	30-JUL-2004 05:48:03	Bright	49.500	76	27Gam Cas	2.3000	30000.	99	12627	No
113	GOM_NL__2PRFIN20040730_055418_000000482029_00048_12627_3527.N1	30-JUL-2004 05:54:18	Bright	48.000	160	23Gam Per	2.9300	4700.0	96	12627	No
114	GOM_NL__2PRFIN20040730_055555_000000492029_00048_12627_3528.N1	30-JUL-2004 05:55:55	Bright	49.000	35	33Alp Per	1.7950	6250.0	98	12627	No
115	GOM_NL__2PRFIN20040730_055910_000000572029_00048_12627_3529.N1	30-JUL-2004 05:59:10	Bright	57.000	79	26Bet Per	2.3100	13100.	114	12627	No
116	GOM_NL__2PRFIN20040730_060249_000000552029_00048_12627_3530.N1	30-JUL-2004 06:02:49	Tw_i_and_stray	55.000	150	44Zet Per	2.8900	28000.	110	12627	No
117	GOM_NL__2PRFIN20040730_060505_000000412029_00048_12627_3531.N1	30-JUL-2004 06:05:05	Tw_i_and_stray	41.000	176	23Zet Tau	3.0200	22000.	82	12627	No
118	GOM_NL__2PRFIN20040730_060731_000000582029_00048_12627_3532.N1	30-JUL-2004 06:07:31	Dark	57.500	13	87Alp Tau	0.86700	3800.0	115	12627	No
119	GOM_NL__2PRFIN20040730_060933_000000462029_00048_12627_3533.N1	30-JUL-2004 06:09:33	Dark	45.500	27	24Gam Ori	1.6360	26000.	91	12627	No
120	GOM_NL__2PRFIN20040730_061128_000000422029_00048_12627_3534.N1	30-JUL-2004 06:11:28	Dark	42.000	30	46Eps Ori	1.6940	30000.	84	12627	No
121	GOM_NL__2PRFIN20040730_061248_000000402029_00048_12627_3535.N1	30-JUL-2004 06:12:48	Dark	40.000	125	44Iot Ori	2.7700	30000.	80	12627	No
122	GOM_NL__2PRFIN20040730_061451_000000472029_00048_12627_3536.N1	30-JUL-2004 06:14:51	Dark	47.000	1	9Alp CMa	-1.4400	11000.	94	12627	No
123	GOM_NL__2PRFIN20040730_061700_000000432029_00048_12627_3537.N1	30-JUL-2004 06:17:00	Dark	42.500	139	9Bet Lep	2.8330	5600.0	85	12627	No
124	GOM_NL__2PRFIN20040730_061844_000000402029_00048_12627_3538.N1	30-JUL-2004 06:18:44	Dark	40.000	177	1Zet CMa	3.0220	26000.	80	12627	No
125	GOM_NL__2PRFIN20040730_063319_000000462029_00049_12628_3429.N1	30-JUL-2004 06:33:19	Dark	45.500	9	Alp Eri	0.45300	24000.	91	12628	No
126	GOM_NL__2PRFIN20040730_063526_000000392029_00049_12628_3430.N1	30-JUL-2004 06:35:26	Dark	39.000	135	Bet Hyi	2.8200	5800.0	78	12628	No
127	GOM_NL__2PRFIN20040730_063756_000000662029_00049_12628_3431.N1	30-JUL-2004 06:37:56	Straylight	65.500	84	Alp Phe	2.3970	4500.0	131	12628	No
128	GOM_NL__2PRFIN20040730_064016_000000432029_00049_12628_3432.N1	30-JUL-2004 06:40:16	Straylight	43.000	148	Alp Tuc	2.8780	4100.0	86	12628	No
129	GOM_NL__2PRFIN20040730_064335_000000512029_00049_12628_3433.N1	30-JUL-2004 06:43:35	Straylight	50.500	31	Alp Gru	1.7340	15200.	101	12628	No
130	GOM_NL__2PRFIN20040730_064703_000000782029_00049_12628_3434.N1	30-JUL-2004 06:47:03	Tw_i_and_stray	78.000	18	24Alp PsA	1.1660	9700.0	156	12628	No
131	GOM_NL__2PRFIN20040730_065104_000000442029_00049_12628_3435.N1	30-JUL-2004 06:51:04	Bright	43.500	38	20Eps Sgr	1.8360	11000.	87	12628	No
132	GOM_NL__2PRFIN20040730_065300_000000412029_00049_12628_3436.N1	30-JUL-2004 06:53:00	Bright	41.000	57	34Sig Sgr	2.0660	26000.	82	12628	No
133	GOM_NL__2PRFIN20040730_065433_000000572029_00049_12628_3437.N1	30-JUL-2004 06:54:33	Bright	57.000	142	49Del Cap	2.8500	8900.0	114	12628	No
134	GOM_NL__2PRFIN20040730_065854_000000582029_00049_12628_3438.N1	30-JUL-2004 06:58:54	Bright	57.500	154	22Bet Aqr	2.8990	5700.0	115	12628	No
135	GOM_NL__2PRFIN20040730_070247_000000412029_00049_12628_3439.N1	30-JUL-2004 07:02:47	Bright	41.000	11	53Alp Aql	0.76500	8000.0	82	12628	No
136	GOM_NL__2PRFIN20040730_070411_000000372029_00049_12628_3440.N1	30-JUL-2004 07:04:11	Bright	37.000	168	17Zet Aql	2.9860	11000.	74	12628	No
137	GOM_NL__2PRFIN20040730_070558_000000722029_00049_12628_3441.N1	30-JUL-2004 07:05:58	Bright	72.000	61	8Eps Peg	2.1000	3900.0	144	12628	No
138	GOM_NL__2PRFIN20040730_071115_000000412029_00049_12628_3442.N1	30-JUL-2004 07:11:15	Bright	41.000	5	3Alp Lyr	0.033000	11000.	82	12628	No
139	GOM_NL__2PRFIN20040730_071245_000000432029_00049_12628_3443.N1	30-JUL-2004 07:12:45	Bright	42.500	66	37Gam Cyg	2.2080	5900.0	85	12628	No
140	GOM_NL__2PRFIN20040730_071500_000000392029_00049_12628_3444.N1	30-JUL-2004 07:15:00	Bright	39.000	69	33Gam Dra	2.2310	3800.0	78	12628	No
141	GOM_NL__2PRFIN20040730_071857_000000382029_00049_12628_3445.N1	30-JUL-2004 07:18:57	Bright	38.000	119	14Eta Dra	2.7270	4700.0	76	12628	No
142	GOM_NL__2PRFIN20040730_072307_000000392029_00049_12628_3446.N1	30-JUL-2004 07:23:07	Bright	39.000	60	7Bet UMi	2.0810	3950.0	78	12628	No
143	GOM_NL__2PRFIN20040730_072548_000000382029_00049_12628_3447.N1	30-JUL-2004 07:25:48	Bright	38.000	49	1Alp UMi	1.9900	6300.0	76	12628	No
144	GOM_NL__2PRFIN20040730_072838_000000502029_00049_12628_3448.N1	30-JUL-2004 07:28:38	Bright	50.000	76	27Gam Cas	2.3000	30000.	100	12628	No
145	GOM_NL__2PRFIN20040730_073453_000000582029_00049_12628_3449.N1	30-JUL-2004 07:34:53	Bright	58.000	160	23Gam Per	2.9300	4700.0	116	12628	No
146	GOM_NL__2PRFIN20040730_073631_000000522029_00049_12628_3450.N1	30-JUL-2004 07:36:31	Bright	51.500	35	33Alp Per	1.7950	6250.0	103	12628	No
147	GOM_NL__2PRFIN20040730_073946_000000582029_00049_12628_3451.N1	30-JUL-2004 07:39:46	Bright	58.000	79	26Bet Per	2.3100	13100.	116	12628	No
148	GOM_NL__2PRFIN20040730_074324_000000562029_00049_12628_3452.N1	30-JUL-2004 07:43:24	Tw_i_and_stray	55.500	150	44Zet Per	2.8900	28000.	111	12628	No
149	GOM_NL__2PRFIN20040730_074541_000000432029_00049_12628_3453.N1	30-JUL-2004 07:45:41	Tw_i_and_stray	43.000	176	23Zet Tau	3.0200	22000.	86	12628	No
150	GOM_NL__2PRFIN20040730_074806_000000622029_00049_12628_3454.N1	30-JUL-2004 07:48:06	Dark	61.500	13	87Alp Tau	0.86700	3800.0	123	12628	No
151	GOM_NL__2PRFIN20040730_075009_000000432029_00049_12628_3455.N1	30-JUL-2004 07:50:09	Dark	42.500	27	24Gam Ori	1.6360	26000.	85	12628	No
152	GOM_NL__2PRFIN20040730_075204_000000412029_00049_12628_3456.N1	30-JUL-2004 07:52:04	Dark	40.500	30	46Eps Ori	1.6940	30000.	81	12628	No
153	GOM_NL__2PRFIN20040730_075324_000000402029_00049_12628_3457.N1	30-JUL-2004 07:53:24	Dark	40.000	125	44Iot Ori	2.7700	30000.	80	12628	No
154	GOM_NL__2PRFIN20040730_075528_000000502029_00049_12628_3458.N1	30-JUL-2004 07:55:28	Dark	49.500	1	9Alp CMa	-1.4400	11000.	99	12628	No
155	GOM_NL__2PRFIN20040730_075737_000000452029_00049_12628_3459.N1	30-JUL-2004 07:57:37	Dark	44.500	139	9Bet Lep	2.8330	5600.0	89	12628	No
156	GOM_NL__2PRFIN20040730_075920_000000402029_00049_12628_3460.N1	30-JUL-2004 07:59:20	Dark	39.500	177	1Zet CMa	3.0220	26000.	79	12628	No
157	GOM_NL__2PRFIN20040730_081355_000000462029_00050_12629_3429.N1	30-JUL-2004 08:13:55	Dark	46.000	9	Alp Eri	0.45300	24000.	92	12629	No
158	GOM_NL__2PRFIN20040730_081602_000000402029_00050_12629_3430.N1	30-JUL-2004 08:16:02	Dark	40.000	135	Bet Hyi	2.8200	5800.0	80	12629	No
159	GOM_NL__2PRFIN20040730_081833_000000592029_00050_12629_3431.N1	30-JUL-2004 08:18:33	Straylight	59.000	84	Alp Phe	2.3970	4500.0	118	12629	No
160	GOM_NL__2PRFIN20040730_082052_000000432029_00050_12629_3432.N1	30-JUL-2004 08:20:52	Straylight	43.000	148	Alp Tuc	2.8780	4100.0	86	12629	No



161	GOM_NL__2PRFIN20040730_082411_000000442029_00050_12629_3433.N1	30-JUL-2004 08:24:11	Straylight	44.000	31	Alp Gru	1.7340	15200.	88	12629	No
162	GOM_NL__2PRFIN20040730_082738_000000712029_00050_12629_3434.N1	30-JUL-2004 08:27:38	Tw_i_and_stray	71.000	18	24Alp PsA	1.1660	9700.0	142	12629	No
163	GOM_NL__2PRFIN20040730_083140_000000492029_00050_12629_3435.N1	30-JUL-2004 08:31:40	Bright	48.500	38	20Eps Sgr	1.8360	11000.	97	12629	No
164	GOM_NL__2PRFIN20040730_083336_000000412029_00050_12629_3436.N1	30-JUL-2004 08:33:36	Bright	41.000	57	34Sig Sgr	2.0660	26000.	82	12629	No
165	GOM_NL__2PRFIN20040730_083509_000000562029_00050_12629_3437.N1	30-JUL-2004 08:35:09	Bright	55.500	142	49Del Cap	2.8500	8900.0	111	12629	No
166	GOM_NL__2PRFIN20040730_083930_000000562029_00050_12629_3438.N1	30-JUL-2004 08:39:30	Bright	56.000	154	22Bet Aqr	2.8990	5700.0	112	12629	No
167	GOM_NL__2PRFIN20040730_084323_000000402029_00050_12629_3439.N1	30-JUL-2004 08:43:23	Bright	40.000	11	53Alp Aql	0.76500	8000.0	80	12629	No
168	GOM_NL__2PRFIN20040730_084446_000000362029_00050_12629_3440.N1	30-JUL-2004 08:44:46	Bright	36.000	168	17Zet Aql	2.9860	11000.	72	12629	No
169	GOM_NL__2PRFIN20040730_084634_000000702029_00050_12629_3441.N1	30-JUL-2004 08:46:34	Bright	69.500	61	8Eps Peg	2.1000	3900.0	139	12629	No
170	GOM_NL__2PRFIN20040730_085151_000000372029_00050_12629_3442.N1	30-JUL-2004 08:51:51	Bright	36.500	5	3Alp Lyr	0.033000	11000.	73	12629	No
171	GOM_NL__2PRFIN20040730_085321_000000442029_00050_12629_3443.N1	30-JUL-2004 08:53:21	Bright	43.500	66	37Gam Cyg	2.2080	5900.0	87	12629	No
172	GOM_NL__2PRFIN20040730_085536_000000402029_00050_12629_3444.N1	30-JUL-2004 08:55:36	Bright	40.000	69	33Gam Dra	2.2310	3800.0	80	12629	No
173	GOM_NL__2PRFIN20040730_085932_000000392029_00050_12629_3445.N1	30-JUL-2004 08:59:32	Bright	38.500	119	14Eta Dra	2.7270	4700.0	77	12629	No
174	GOM_NL__2PRFIN20040730_090342_000000412029_00050_12629_3446.N1	30-JUL-2004 09:03:42	Bright	40.500	60	7Bet UMi	2.0810	3950.0	81	12629	No
175	GOM_NL__2PRFIN20040730_090624_000000382029_00050_12629_3447.N1	30-JUL-2004 09:06:24	Bright	38.000	49	1Alp UMi	1.9900	6300.0	76	12629	No
176	GOM_NL__2PRFIN20040730_090914_000000482029_00050_12629_3448.N1	30-JUL-2004 09:09:14	Bright	48.000	76	27Gam Cas	2.3000	30000.	96	12629	No
177	GOM_NL__2PRFIN20040730_091530_000000482029_00050_12629_3449.N1	30-JUL-2004 09:15:30	Bright	48.000	160	23Gam Per	2.9300	4700.0	96	12629	No
178	GOM_NL__2PRFIN20040730_091707_000000512029_00050_12629_3450.N1	30-JUL-2004 09:17:07	Bright	50.500	35	33Alp Per	1.7950	6250.0	101	12629	No
179	GOM_NL__2PRFIN20040730_092022_000000592029_00050_12629_3451.N1	30-JUL-2004 09:20:22	Bright	58.500	79	26Bet Per	2.3100	13100.	117	12629	No
180	GOM_NL__2PRFIN20040730_092402_000000562029_00050_12629_3452.N1	30-JUL-2004 09:24:02	Tw_i_and_stray	55.500	150	44Zet Per	2.8900	28000.	111	12629	No
181	GOM_NL__2PRFIN20040730_092617_000000412029_00050_12629_3453.N1	30-JUL-2004 09:26:17	Tw_i_and_stray	41.000	176	23Zet Tau	3.0200	22000.	82	12629	No
182	GOM_NL__2PRFIN20040730_092842_000000622029_00050_12629_3454.N1	30-JUL-2004 09:28:42	Dark	62.000	13	87Alp Tau	0.86700	3800.0	124	12629	No
183	GOM_NL__2PRFIN20040730_093045_000000462029_00050_12629_3455.N1	30-JUL-2004 09:30:45	Dark	45.500	27	24Gam Ori	1.6360	26000.	91	12629	No
184	GOM_NL__2PRFIN20040730_093240_000000432029_00050_12629_3456.N1	30-JUL-2004 09:32:40	Dark	43.000	30	46Eps Ori	1.6940	30000.	86	12629	No
185	GOM_NL__2PRFIN20040730_093359_000000432029_00050_12629_3457.N1	30-JUL-2004 09:33:59	Dark	42.500	125	44Iot Ori	2.7700	30000.	85	12629	No
186	GOM_NL__2PRFIN20040730_093603_000000442029_00050_12629_3458.N1	30-JUL-2004 09:36:03	Dark	44.000	1	9Alp CMa	-1.4400	11000.	88	12629	No
187	GOM_NL__2PRFIN20040730_093812_000000462029_00050_12629_3459.N1	30-JUL-2004 09:38:12	Dark	46.000	139	9Bet Lep	2.8330	5600.0	92	12629	No
188	GOM_NL__2PRFIN20040730_093956_000000392029_00050_12629_3460.N1	30-JUL-2004 09:39:56	Dark	38.500	177	1Zet CMa	3.0220	26000.	77	12629	No
189	GOM_NL__2PRFIN20040730_095432_000000452029_00051_12630_3429.N1	30-JUL-2004 09:54:32	Dark	44.500	9	Alp Eri	0.45300	24000.	89	12630	No
190	GOM_NL__2PRFIN20040730_095639_000000392029_00051_12630_3430.N1	30-JUL-2004 09:56:39	Dark	38.500	135	Bet Hyi	2.8200	5800.0	77	12630	No
191	GOM_NL__2PRFIN20040730_095910_000000632029_00051_12630_3431.N1	30-JUL-2004 09:59:10	Straylight	62.500	84	Alp Phe	2.3970	4500.0	125	12630	No
192	GOM_NL__2PRFIN20040730_100128_000000442029_00051_12630_3432.N1	30-JUL-2004 10:01:28	Straylight	43.500	148	Alp Tuc	2.8780	4100.0	87	12630	No
193	GOM_NL__2PRFIN20040730_100448_000000472029_00051_12630_3433.N1	30-JUL-2004 10:04:48	Straylight	47.000	31	Alp Gru	1.7340	15200.	94	12630	No
194	GOM_NL__2PRFIN20040730_100816_000000722029_00051_12630_3434.N1	30-JUL-2004 10:08:16	Tw_i_and_stray	71.500	18	24Alp PsA	1.1660	9700.0	143	12630	No
195	GOM_NL__2PRFIN20040730_101216_000000512029_00051_12630_3435.N1	30-JUL-2004 10:12:16	Bright	51.000	38	20Eps Sgr	1.8360	11000.	102	12630	No
196	GOM_NL__2PRFIN20040730_101412_000000392029_00051_12630_3436.N1	30-JUL-2004 10:14:12	Bright	39.000	57	34Sig Sgr	2.0660	26000.	78	12630	No
197	GOM_NL__2PRFIN20040730_101545_000000582029_00051_12630_3437.N1	30-JUL-2004 10:15:45	Bright	57.500	142	49Del Cap	2.8500	8900.0	115	12630	No
198	GOM_NL__2PRFIN20040730_102006_000000572029_00051_12630_3438.N1	30-JUL-2004 10:20:06	Bright	57.000	154	22Bet Aqr	2.8990	5700.0	114	12630	No
199	GOM_NL__2PRFIN20040730_102359_000000422029_00051_12630_3439.N1	30-JUL-2004 10:23:59	Bright	42.000	11	53Alp Aql	0.76500	8000.0	84	12630	No
200	GOM_NL__2PRFIN20040730_102522_000000372029_00051_12630_3440.N1	30-JUL-2004 10:25:22	Bright	37.000	168	17Zet Aql	2.9860	11000.	74	12630	No
201	GOM_NL__2PRFIN20040730_102709_000000672029_00051_12630_3441.N1	30-JUL-2004 10:27:09	Bright	67.000	61	8Eps Peg	2.1000	3900.0	134	12630	No
202	GOM_NL__2PRFIN20040730_103227_000000412029_00051_12630_3442.N1	30-JUL-2004 10:32:27	Bright	40.500	5	3Alp Lyr	0.033000	11000.	81	12630	No
203	GOM_NL__2PRFIN20040730_103356_000000442029_00051_12630_3443.N1	30-JUL-2004 10:33:56	Bright	44.000	66	37Gam Cyg	2.2080	5900.0	88	12630	No
204	GOM_NL__2PRFIN20040730_103612_000000412029_00051_12630_3444.N1	30-JUL-2004 10:36:12	Bright	40.500	69	33Gam Dra	2.2310	3800.0	81	12630	No
205	GOM_NL__2PRFIN20040730_104009_000000372029_00051_12630_3445.N1	30-JUL-2004 10:40:09	Bright	37.000	119	14Eta Dra	2.7270	4700.0	74	12630	No
206	GOM_NL__2PRFIN20040730_104417_000000402029_00051_12630_3446.N1	30-JUL-2004 10:44:17	Bright	40.000	60	7Bet UMi	2.0810	3950.0	80	12630	No
207	GOM_NL__2PRFIN20040730_104659_000000392029_00051_12630_3447.N1	30-JUL-2004 10:46:59	Bright	38.500	49	1Alp UMi	1.9900	6300.0	77	12630	No
208	GOM_NL__2PRFIN20040730_104948_000000492029_00051_12630_3448.N1	30-JUL-2004 10:49:48	Bright	48.500	76	27Gam Cas	2.3000	30000.	97	12630	No
209	GOM_NL__2PRFIN20040730_105605_000000492029_00051_12630_3449.N1	30-JUL-2004 10:56:05	Bright	49.000	160	23Gam Per	2.9300	4700.0	98	12630	No
210	GOM_NL__2PRFIN20040730_105743_000000482029_00051_12630_3450.N1	30-JUL-2004 10:57:43	Bright	48.000	35	33Alp Per	1.7950	6250.0	96	12630	No
211	GOM_NL__2PRFIN20040730_110057_000000572029_00051_12630_3451.N1	30-JUL-2004 11:00:57	Bright	57.000	79	26Bet Per	2.3100	13100.	114	12630	No
212	GOM_NL__2PRFIN20040730_110438_000000542029_00051_12630_3452.N1	30-JUL-2004 11:04:38	Tw_i_and_stray	54.000	150	44Zet Per	2.8900	28000.	108	12630	No
213	GOM_NL__2PRFIN20040730_110654_000000432029_00051_12630_3453.N1	30-JUL-2004 11:06:54	Tw_i_and_stray	42.500	176	23Zet Tau	3.0200	22000.	85	12630	No
214	GOM_NL__2PRFIN20040730_110921_000000582029_00051_12630_3454.N1	30-JUL-2004 11:09:21	Dark	57.500	13	87Alp Tau	0.86700	3800.0	115	12630	No
215	GOM_NL__2PRFIN20040730_111122_000000452029_00051_12630_3455.N1	30-JUL-2004 11:11:22	Dark	45.000	27	24Gam Ori	1.6360	26000.	90	12630	No
216	GOM_NL__2PRFIN20040730_111316_000000452029_00051_12630_3456.N1	30-JUL-2004 11:13:16	Dark	44.500	30	46Eps Ori	1.6940	30000.	89	12630	No
217	GOM_NL__2PRFIN20040730_111436_000000412029_00051_12630_3457.N1	30-JUL-2004 11:14:36	Dark	41.000	125	44Iot Ori	2.7700	30000.	82	12630	No
218	GOM_NL__2PRFIN20040730_111639_000000512029_00051_12630_3458.N1	30-JUL-2004 11:16:39	Dark	51.000	1	9Alp CMa	-1.4400	11000.	102	12630	No
219	GOM_NL__2PRFIN20040730_112009_000000582029_00051_12630_3459.N1	30-JUL-2004 11:20:09	Dark	58.000	165	34Gam Eri	2.9500	3200.0	116	12630	No

220	GOM_NL__2PRFIN20040730_112646_000000512029_00051_12630_3460.N1	30-JUL-2004 11:26:46	Dark	51.000	2	Alp Car	-0.73600	7000.0	102	12630	No
221	GOM_NL__2PRFIN20040730_112933_000000472029_00051_12630_3461.N1	30-JUL-2004 11:29:33	Dark	47.000	157	The1Eri	2.9060	9300.0	94	12630	No
222	GOM_NL__2PRFIN20040730_113508_000000482029_00052_12631_3508.N1	30-JUL-2004 11:35:08	Dark	48.000	9	Alp Eri	0.45300	24000.	96	12631	No
223	GOM_NL__2PRFIN20040730_113713_000000432029_00052_12631_3509.N1	30-JUL-2004 11:37:13	Dark	43.000	135	Bet Hyi	2.8200	5800.0	86	12631	No
224	GOM_NL__2PRFIN20040730_113946_000000602029_00052_12631_3510.N1	30-JUL-2004 11:39:46	Straylight	59.500	84	Alp Phe	2.3970	4500.0	119	12631	No
225	GOM_NL__2PRFIN20040730_114204_000000422029_00052_12631_3511.N1	30-JUL-2004 11:42:04	Straylight	42.000	148	Alp Tuc	2.8780	4100.0	84	12631	No
226	GOM_NL__2PRFIN20040730_114524_000000502029_00052_12631_3512.N1	30-JUL-2004 11:45:24	Straylight	49.500	31	Alp Gru	1.7340	15200.	99	12631	No
227	GOM_NL__2PRFIN20040730_114853_000000822029_00052_12631_3513.N1	30-JUL-2004 11:48:53	Tw_i_and_stray	81.500	18	24Alp PsA	1.1660	9700.0	163	12631	No
228	GOM_NL__2PRFIN20040730_115252_000000452029_00052_12631_3514.N1	30-JUL-2004 11:52:52	Bright	44.500	38	20Eps Sgr	1.8360	11000.	89	12631	No
229	GOM_NL__2PRFIN20040730_115447_000000412029_00052_12631_3515.N1	30-JUL-2004 11:54:47	Bright	40.500	57	34Sig Sgr	2.0660	26000.	81	12631	No
230	GOM_NL__2PRFIN20040730_115621_000000572029_00052_12631_3516.N1	30-JUL-2004 11:56:21	Bright	56.500	142	49Del Cap	2.8500	8900.0	113	12631	No
231	GOM_NL__2PRFIN20040730_120042_000000572029_00052_12631_3517.N1	30-JUL-2004 12:00:42	Bright	56.500	154	22Bet Aqr	2.8990	5700.0	113	12631	No
232	GOM_NL__2PRFIN20040730_120432_000000422029_00052_12631_3518.N1	30-JUL-2004 12:04:32	Bright	42.000	11	53Alp Aql	0.76500	8000.0	84	12631	No
233	GOM_NL__2PRFIN20040730_120557_000000392029_00052_12631_3519.N1	30-JUL-2004 12:05:57	Bright	39.000	168	17Zet Aql	2.9860	11000.	78	12631	No
234	GOM_NL__2PRFIN20040730_120744_000000652029_00052_12631_3520.N1	30-JUL-2004 12:07:44	Bright	64.500	61	8Eps Peg	2.1000	3900.0	129	12631	No
235	GOM_NL__2PRFIN20040730_121302_000000402029_00052_12631_3521.N1	30-JUL-2004 12:13:02	Bright	39.500	5	3Alp Lyr	0.033000	11000.	79	12631	No
236	GOM_NL__2PRFIN20040730_121431_000000452029_00052_12631_3522.N1	30-JUL-2004 12:14:31	Bright	44.500	66	37Gam Cyg	2.2080	5900.0	89	12631	No
237	GOM_NL__2PRFIN20040730_121647_000000412029_00052_12631_3523.N1	30-JUL-2004 12:16:47	Bright	40.500	69	33Gam Dra	2.2310	3800.0	81	12631	No
238	GOM_NL__2PRFIN20040730_122045_000000392029_00052_12631_3524.N1	30-JUL-2004 12:20:45	Bright	38.500	119	14Eta Dra	2.7270	4700.0	77	12631	No
239	GOM_NL__2PRFIN20040730_122454_000000402029_00052_12631_3525.N1	30-JUL-2004 12:24:54	Bright	39.500	60	7Bet UMi	2.0810	3950.0	79	12631	No
240	GOM_NL__2PRFIN20040730_122733_000000412029_00052_12631_3526.N1	30-JUL-2004 12:27:33	Bright	40.500	49	1Alp UMi	1.9900	6300.0	81	12631	No
241	GOM_NL__2PRFIN20040730_123024_000000502029_00052_12631_3527.N1	30-JUL-2004 12:30:24	Bright	50.000	76	27Gam Cas	2.3000	30000.	100	12631	No
242	GOM_NL__2PRFIN20040730_123641_000000522029_00052_12631_3528.N1	30-JUL-2004 12:36:41	Bright	51.500	160	23Gam Per	2.9300	4700.0	103	12631	No
243	GOM_NL__2PRFIN20040730_123818_000000522029_00052_12631_3529.N1	30-JUL-2004 12:38:18	Bright	51.500	35	33Alp Per	1.7950	6250.0	103	12631	No
244	GOM_NL__2PRFIN20040730_124133_000000572029_00052_12631_3530.N1	30-JUL-2004 12:41:33	Bright	57.000	79	26Bet Per	2.3100	13100.	114	12631	No
245	GOM_NL__2PRFIN20040730_124514_000000562029_00052_12631_3531.N1	30-JUL-2004 12:45:14	Tw_i_and_stray	55.500	150	44Zet Per	2.8900	28000.	111	12631	No
246	GOM_NL__2PRFIN20040730_124730_000000422029_00052_12631_3532.N1	30-JUL-2004 12:47:30	Tw_i_and_stray	41.500	176	23Zet Tau	3.0200	22000.	83	12631	No
247	GOM_NL__2PRFIN20040730_124957_000000622029_00052_12631_3533.N1	30-JUL-2004 12:49:57	Dark	62.000	13	87Alp Tau	0.86700	3800.0	124	12631	No
248	GOM_NL__2PRFIN20040730_125158_000000452029_00052_12631_3534.N1	30-JUL-2004 12:51:58	Dark	44.500	27	24Gam Ori	1.6360	26000.	89	12631	No
249	GOM_NL__2PRFIN20040730_125350_000000452029_00052_12631_3535.N1	30-JUL-2004 12:53:50	Dark	44.500	30	46Eps Ori	1.6940	30000.	89	12631	No
250	GOM_NL__2PRFIN20040730_125510_000000442029_00052_12631_3536.N1	30-JUL-2004 12:55:10	Dark	43.500	125	44Iot Ori	2.7700	30000.	87	12631	No
251	GOM_NL__2PRFIN20040730_125714_000000512029_00052_12631_3537.N1	30-JUL-2004 12:57:14	Dark	50.500	1	9Alp CMa	-1.4400	11000.	101	12631	No
252	GOM_NL__2PRFIN20040730_130045_000000602029_00052_12631_3538.N1	30-JUL-2004 13:00:45	Dark	59.500	165	34Gam Eri	2.9500	3200.0	119	12631	No
253	GOM_NL__2PRFIN20040730_130722_000000472029_00052_12631_3539.N1	30-JUL-2004 13:07:22	Dark	47.000	2	Alp Car	-0.73600	7000.0	94	12631	No
254	GOM_NL__2PRFIN20040730_131010_000000492029_00052_12631_3540.N1	30-JUL-2004 13:10:10	Dark	48.500	157	The1Eri	2.9060	9300.0	97	12631	No
255	GOM_NL__2PRFIN20040730_131544_000000462029_00053_12632_3430.N1	30-JUL-2004 13:15:44	Dark	46.000	9	Alp Eri	0.45300	24000.	92	12632	No
256	GOM_NL__2PRFIN20040730_131751_000000392029_00053_12632_3431.N1	30-JUL-2004 13:17:51	Dark	39.000	135	Bet Hyi	2.8200	5800.0	78	12632	No
257	GOM_NL__2PRFIN20040730_132022_000000632029_00053_12632_3432.N1	30-JUL-2004 13:20:22	Straylight	63.000	84	Alp Phe	2.3970	4500.0	126	12632	No
258	GOM_NL__2PRFIN20040730_132240_000000442029_00053_12632_3433.N1	30-JUL-2004 13:22:40	Straylight	44.000	148	Alp Tuc	2.8780	4100.0	88	12632	No
259	GOM_NL__2PRFIN20040730_132559_000000522029_00053_12632_3434.N1	30-JUL-2004 13:25:59	Straylight	52.000	31	Alp Gru	1.7340	15200.	104	12632	No
260	GOM_NL__2PRFIN20040730_132929_000000772029_00053_12632_3435.N1	30-JUL-2004 13:29:29	Tw_i_and_stray	77.000	18	24Alp PsA	1.1660	9700.0	154	12632	No
261	GOM_NL__2PRFIN20040730_133328_000000442029_00053_12632_3436.N1	30-JUL-2004 13:33:28	Bright	44.000	38	20Eps Sgr	1.8360	11000.	88	12632	No
262	GOM_NL__2PRFIN20040730_133524_000000412029_00053_12632_3437.N1	30-JUL-2004 13:35:24	Bright	41.000	57	34Sig Sgr	2.0660	26000.	82	12632	No
263	GOM_NL__2PRFIN20040730_133658_000000572029_00053_12632_3438.N1	30-JUL-2004 13:36:58	Bright	57.000	142	49Del Cap	2.8500	8900.0	114	12632	No
264	GOM_NL__2PRFIN20040730_134117_000000572029_00053_12632_3439.N1	30-JUL-2004 13:41:17	Bright	57.000	154	22Bet Aqr	2.8990	5700.0	114	12632	No
265	GOM_NL__2PRFIN20040730_134508_000000432029_00053_12632_3440.N1	30-JUL-2004 13:45:08	Bright	43.000	11	53Alp Aql	0.76500	8000.0	86	12632	No
266	GOM_NL__2PRFIN20040730_134631_000000392029_00053_12632_3441.N1	30-JUL-2004 13:46:31	Bright	39.000	168	17Zet Aql	2.9860	11000.	78	12632	No
267	GOM_NL__2PRFIN20040730_134819_000000632029_00053_12632_3442.N1	30-JUL-2004 13:48:19	Bright	62.500	61	8Eps Peg	2.1000	3900.0	125	12632	No
268	GOM_NL__2PRFIN20040730_135338_000000422029_00053_12632_3443.N1	30-JUL-2004 13:53:38	Bright	41.500	5	3Alp Lyr	0.033000	11000.	83	12632	No
269	GOM_NL__2PRFIN20040730_135507_000000452029_00053_12632_3444.N1	30-JUL-2004 13:55:07	Bright	44.500	66	37Gam Cyg	2.2080	5900.0	89	12632	No
270	GOM_NL__2PRFIN20040730_135724_000000412029_00053_12632_3445.N1	30-JUL-2004 13:57:24	Bright	41.000	69	33Gam Dra	2.2310	3800.0	82	12632	No
271	GOM_NL__2PRFIN20040730_140122_000000392029_00053_12632_3446.N1	30-JUL-2004 14:01:22	Bright	38.500	119	14Eta Dra	2.7270	4700.0	77	12632	No
272	GOM_NL__2PRFIN20040730_140531_000000402029_00053_12632_3447.N1	30-JUL-2004 14:05:31	Bright	39.500	60	7Bet UMi	2.0810	3950.0	79	12632	No
273	GOM_NL__2PRFIN20040730_140809_000000382029_00053_12632_3448.N1	30-JUL-2004 14:08:09	Bright	37.500	49	1Alp UMi	1.9900	6300.0	75	12632	No
274	GOM_NL__2PRFIN20040730_141059_000000482029_00053_12632_3449.N1	30-JUL-2004 14:10:59	Bright	47.500	76	27Gam Cas	2.3000	30000.	95	12632	No
275	GOM_NL__2PRFIN20040730_141716_000000662029_00053_12632_3450.N1	30-JUL-2004 14:17:16	Bright	65.500	160	23Gam Per	2.9300	4700.0	131	12632	No
276	GOM_NL__2PRFIN20040730_141854_000000522029_00053_12632_3451.N1	30-JUL-2004 14:18:54	Bright	52.000	35	33Alp Per	1.7950	6250.0	104	12632	No
277	GOM_NL__2PRFIN20040730_142209_000000582029_00053_12632_3452.N1	30-JUL-2004 14:22:09	Bright	58.000	79	26Bet Per	2.3100	13100.	116	12632	No
278	GOM_NL__2PRFIN20040730_142550_000000552029_00053_12632_3453.N1	30-JUL-2004 14:25:50	Tw_i_and_stray	54.500	150	44Zet Per	2.8900	28000.	109	12632	No

279	GOM_NL__2PRFIN20040730_142806_000000442029_00053_12632_3454.N1	30-JUL-2004 14:28:06	Twilight	43.500	176	23Zet Tau	3.0200	22000.	87	12632	No
280	GOM_NL__2PRFIN20040730_143033_000000562029_00053_12632_3455.N1	30-JUL-2004 14:30:33	Dark	56.000	13	87Alp Tau	0.86700	3800.0	112	12632	No
281	GOM_NL__2PRFIN20040730_143234_000000442029_00053_12632_3456.N1	30-JUL-2004 14:32:34	Dark	43.500	27	24Gam Ori	1.6360	26000.	87	12632	No
282	GOM_NL__2PRFIN20040730_143428_000000472029_00053_12632_3457.N1	30-JUL-2004 14:34:28	Dark	47.000	30	46Eps Ori	1.6940	30000.	94	12632	No
283	GOM_NL__2PRFIN20040730_143546_000000452029_00053_12632_3458.N1	30-JUL-2004 14:35:46	Dark	45.000	125	44Iot Ori	2.7700	30000.	90	12632	No
284	GOM_NL__2PRFIN20040730_143751_000000452029_00053_12632_3459.N1	30-JUL-2004 14:37:51	Dark	44.500	1	9Alp CMa	-1.4400	11000.	89	12632	No
285	GOM_NL__2PRFIN20040730_144123_000000552029_00053_12632_3460.N1	30-JUL-2004 14:41:23	Dark	55.000	165	34Gam Eri	2.9500	3200.0	110	12632	No
286	GOM_NL__2PRFIN20040730_144758_000000472029_00053_12632_3461.N1	30-JUL-2004 14:47:58	Dark	47.000	2	Alp Car	-0.73600	7000.0	94	12632	No
287	GOM_NL__2PRFIN20040730_145046_000000482029_00053_12632_3462.N1	30-JUL-2004 14:50:46	Dark	48.000	157	The1Eri	2.9060	9300.0	96	12632	No
288	GOM_NL__2PRFIN20040730_145619_000000522029_00054_12633_3431.N1	30-JUL-2004 14:56:19	Dark	51.500	9	Alp Eri	0.45300	24000.	103	12633	No
289	GOM_NL__2PRFIN20040730_145827_000000392029_00054_12633_3432.N1	30-JUL-2004 14:58:27	Dark	38.500	135	Bet Hyi	2.8200	5800.0	77	12633	No
290	GOM_NL__2PRFIN20040730_150101_000000602029_00054_12633_3433.N1	30-JUL-2004 15:01:01	Straylight	59.500	84	Alp Phe	2.3970	4500.0	119	12633	No
291	GOM_NL__2PRFIN20040730_150316_000000462029_00054_12633_3434.N1	30-JUL-2004 15:03:16	Straylight	45.500	148	Alp Tuc	2.8780	4100.0	91	12633	No
292	GOM_NL__2PRFIN20040730_150636_000000492029_00054_12633_3435.N1	30-JUL-2004 15:06:36	Straylight	48.500	31	Alp Gru	1.7340	15200.	97	12633	No
293	GOM_NL__2PRFIN20040730_151006_000000772029_00054_12633_3436.N1	30-JUL-2004 15:10:06	Twilight	77.000	18	24Alp PsA	1.1660	9700.0	154	12633	No
294	GOM_NL__2PRFIN20040730_151404_000000452029_00054_12633_3437.N1	30-JUL-2004 15:14:04	Bright	45.000	38	20Eps Sgr	1.8360	11000.	90	12633	No
295	GOM_NL__2PRFIN20040730_151600_000000412029_00054_12633_3438.N1	30-JUL-2004 15:16:00	Bright	40.500	57	34Sig Sgr	2.0660	26000.	81	12633	No
296	GOM_NL__2PRFIN20040730_151733_000000572029_00054_12633_3439.N1	30-JUL-2004 15:17:33	Bright	57.000	142	49Del Cap	2.8500	8900.0	114	12633	No
297	GOM_NL__2PRFIN20040730_152153_000000562029_00054_12633_3440.N1	30-JUL-2004 15:21:53	Bright	56.000	154	22Bet Aqr	2.8990	5700.0	112	12633	No
298	GOM_NL__2PRFIN20040730_152546_000000402029_00054_12633_3441.N1	30-JUL-2004 15:25:46	Bright	40.000	11	53Alp Aql	0.76500	8000.0	80	12633	No
299	GOM_NL__2PRFIN20040730_152709_000000382029_00054_12633_3442.N1	30-JUL-2004 15:27:09	Bright	38.000	168	17Zet Aql	2.9860	11000.	76	12633	No
300	GOM_NL__2PRFIN20040730_152854_000000642029_00054_12633_3443.N1	30-JUL-2004 15:28:54	Bright	64.000	61	8Eps Peg	2.1000	3900.0	128	12633	No
301	GOM_NL__2PRFIN20040730_153414_000000412029_00054_12633_3444.N1	30-JUL-2004 15:34:14	Bright	41.000	5	3Alp Lyr	0.033000	11000.	82	12633	No
302	GOM_NL__2PRFIN20040730_153542_000000422029_00054_12633_3445.N1	30-JUL-2004 15:35:42	Bright	42.000	66	37Gam Cyg	2.2080	5900.0	84	12633	No
303	GOM_NL__2PRFIN20040730_153800_000000412029_00054_12633_3446.N1	30-JUL-2004 15:38:00	Bright	40.500	69	33Gam Dra	2.2310	3800.0	81	12633	No
304	GOM_NL__2PRFIN20040730_154157_000000372029_00054_12633_3447.N1	30-JUL-2004 15:41:57	Bright	36.500	119	14Eta Dra	2.7270	4700.0	73	12633	No
305	GOM_NL__2PRFIN20040730_154607_000000362029_00054_12633_3448.N1	30-JUL-2004 15:46:07	Bright	35.500	60	7Bet UMi	2.0810	3950.0	71	12633	No
306	GOM_NL__2PRFIN20040730_154846_000000392029_00054_12633_3449.N1	30-JUL-2004 15:48:46	Bright	39.000	49	1Alp UMi	1.9900	6300.0	78	12633	No
307	GOM_NL__2PRFIN20040730_155134_000000502029_00054_12633_3450.N1	30-JUL-2004 15:51:34	Bright	50.000	76	27Gam Cas	2.3000	30000.	100	12633	No
308	GOM_NL__2PRFIN20040730_155751_000000482029_00054_12633_3451.N1	30-JUL-2004 15:57:51	Bright	48.000	160	23Gam Per	2.9300	4700.0	96	12633	No
309	GOM_NL__2PRFIN20040730_155930_000000502029_00054_12633_3452.N1	30-JUL-2004 15:59:30	Bright	49.500	35	33Alp Per	1.7950	6250.0	99	12633	No
310	GOM_NL__2PRFIN20040730_160245_000000592029_00054_12633_3453.N1	30-JUL-2004 16:02:45	Bright	59.000	79	26Bet Per	2.3100	13100.	118	12633	No
311	GOM_NL__2PRFIN20040730_160625_000000552029_00054_12633_3454.N1	30-JUL-2004 16:06:25	Twilight	55.000	150	44Zet Per	2.8900	28000.	110	12633	No
312	GOM_NL__2PRFIN20040730_160842_000000422029_00054_12633_3455.N1	30-JUL-2004 16:08:42	Twilight	42.000	176	23Zet Tau	3.0200	22000.	84	12633	No
313	GOM_NL__2PRFIN20040730_161110_000000582029_00054_12633_3456.N1	30-JUL-2004 16:11:10	Dark	57.500	13	87Alp Tau	0.86700	3800.0	115	12633	No
314	GOM_NL__2PRFIN20040730_161310_000000492029_00054_12633_3457.N1	30-JUL-2004 16:13:10	Dark	49.000	27	24Gam Ori	1.6360	26000.	98	12633	No
315	GOM_NL__2PRFIN20040730_161505_000000462029_00054_12633_3458.N1	30-JUL-2004 16:15:05	Dark	45.500	30	46Eps Ori	1.6940	30000.	91	12633	No
316	GOM_NL__2PRFIN20040730_161624_000000422029_00054_12633_3459.N1	30-JUL-2004 16:16:24	Dark	41.500	125	44Iot Ori	2.7700	30000.	83	12633	No
317	GOM_NL__2PRFIN20040730_161826_000000452029_00054_12633_3460.N1	30-JUL-2004 16:18:26	Dark	44.500	1	9Alp CMa	-1.4400	11000.	89	12633	No
318	GOM_NL__2PRFIN20040730_162159_000000582029_00054_12633_3461.N1	30-JUL-2004 16:21:59	Dark	57.500	165	34Gam Eri	2.9500	3200.0	115	12633	No
319	GOM_NL__2PRFIN20040730_162834_000000512029_00054_12633_3462.N1	30-JUL-2004 16:28:34	Dark	51.000	2	Alp Car	-0.73600	7000.0	102	12633	No
320	GOM_NL__2PRFIN20040730_163124_000000502029_00054_12633_3463.N1	30-JUL-2004 16:31:24	Dark	49.500	157	The1Eri	2.9060	9300.0	99	12633	No
321	GOM_NL__2PRFIN20040730_163658_000000482029_00055_12634_3432.N1	30-JUL-2004 16:36:58	Dark	47.500	9	Alp Eri	0.45300	24000.	95	12634	No
322	GOM_NL__2PRFIN20040730_163903_000000412029_00055_12634_3433.N1	30-JUL-2004 16:39:03	Dark	40.500	135	Bet Hyi	2.8200	5800.0	81	12634	No
323	GOM_NL__2PRFIN20040730_164138_000000592029_00055_12634_3434.N1	30-JUL-2004 16:41:38	Straylight	58.500	84	Alp Phe	2.3970	4500.0	117	12634	No
324	GOM_NL__2PRFIN20040730_164354_000000432029_00055_12634_3435.N1	30-JUL-2004 16:43:54	Straylight	42.500	148	Alp Tuc	2.8780	4100.0	85	12634	No
325	GOM_NL__2PRFIN20040730_164714_000000472029_00055_12634_3436.N1	30-JUL-2004 16:47:14	Straylight	46.500	31	Alp Gru	1.7340	15200.	93	12634	No
326	GOM_NL__2PRFIN20040730_165043_000000722029_00055_12634_3437.N1	30-JUL-2004 16:50:43	Twilight	71.500	18	24Alp PsA	1.1660	9700.0	143	12634	No
327	GOM_NL__2PRFIN20040730_165440_000000442029_00055_12634_3438.N1	30-JUL-2004 16:54:40	Bright	44.000	38	20Eps Sgr	1.8360	11000.	88	12634	No
328	GOM_NL__2PRFIN20040730_165636_000000412029_00055_12634_3439.N1	30-JUL-2004 16:56:36	Bright	41.000	57	34Sig Sgr	2.0660	26000.	82	12634	No
329	GOM_NL__2PRFIN20040730_165809_000000572029_00055_12634_3440.N1	30-JUL-2004 16:58:09	Bright	57.000	142	49Del Cap	2.8500	8900.0	114	12634	No
330	GOM_NL__2PRFIN20040730_170228_000000572029_00055_12634_3441.N1	30-JUL-2004 17:02:28	Bright	56.500	154	22Bet Aqr	2.8990	5700.0	113	12634	No
331	GOM_NL__2PRFIN20040730_170622_000000402029_00055_12634_3442.N1	30-JUL-2004 17:06:22	Bright	39.500	11	53Alp Aql	0.76500	8000.0	79	12634	No
332	GOM_NL__2PRFIN20040730_170746_000000292029_00055_12634_3443.N1	30-JUL-2004 17:07:46	Bright	29.000	168	17Zet Aql	2.9860	11000.	58	12634	No
333	GOM_NL__2PRFIN20040730_170929_000000652029_00055_12634_3444.N1	30-JUL-2004 17:09:29	Bright	64.500	61	8Eps Peg	2.1000	3900.0	129	12634	No
334	GOM_NL__2PRFIN20040730_171451_000000422029_00055_12634_3445.N1	30-JUL-2004 17:14:51	Bright	41.500	5	3Alp Lyr	0.033000	11000.	83	12634	No
335	GOM_NL__2PRFIN20040730_171618_000000442029_00055_12634_3446.N1	30-JUL-2004 17:16:18	Bright	43.500	66	37Gam Cyg	2.2080	5900.0	87	12634	No
336	GOM_NL__2PRFIN20040730_171836_000000412029_00055_12634_3447.N1	30-JUL-2004 17:18:36	Bright	41.000	69	33Gam Dra	2.2310	3800.0	82	12634	No
337	GOM_NL__2PRFIN20040730_172234_000000402029_00055_12634_3448.N1	30-JUL-2004 17:22:34	Bright	39.500	119	14Eta Dra	2.7270	4700.0	79	12634	No



338	GOM_NL__2PRFIN20040730_172642_000000382029_00055_12634_3449.N1	30-JUL-2004 17:26:42	Bright	38.000	60	7Bet UMi	2.0810	3950.0	76	12634	No
339	GOM_NL__2PRFIN20040730_172923_000000392029_00055_12634_3450.N1	30-JUL-2004 17:29:23	Bright	38.500	49	1Alp UMi	1.9900	6300.0	77	12634	No
340	GOM_NL__2PRFIN20040730_173210_000000502029_00055_12634_3451.N1	30-JUL-2004 17:32:10	Bright	49.500	76	27Gam Cas	2.3000	30000.	99	12634	No
341	GOM_NL__2PRFIN20040730_173827_000000502029_00055_12634_3452.N1	30-JUL-2004 17:38:27	Bright	50.000	160	23Gam Per	2.9300	4700.0	100	12634	No
342	GOM_NL__2PRFIN20040730_174005_000000522029_00055_12634_3453.N1	30-JUL-2004 17:40:05	Bright	52.000	35	33Alp Per	1.7950	6250.0	104	12634	No
343	GOM_NL__2PRFIN20040730_174320_000000602029_00055_12634_3454.N1	30-JUL-2004 17:43:20	Bright	60.000	79	26Bet Per	2.3100	13100.	120	12634	No
344	GOM_NL__2PRFIN20040730_174701_000000552029_00055_12634_3455.N1	30-JUL-2004 17:47:01	Twi_and_stray	54.500	150	44Zet Per	2.8900	28000.	109	12634	No
345	GOM_NL__2PRFIN20040730_174918_000000412029_00055_12634_3456.N1	30-JUL-2004 17:49:18	Twi_and_stray	40.500	176	23Zet Tau	3.0200	22000.	81	12634	No
346	GOM_NL__2PRFIN20040730_175146_000000572029_00055_12634_3457.N1	30-JUL-2004 17:51:46	Dark	56.500	13	87Alp Tau	0.86700	3800.0	113	12634	No
347	GOM_NL__2PRFIN20040730_175347_000000452029_00055_12634_3458.N1	30-JUL-2004 17:53:47	Dark	44.500	27	24Gam Ori	1.6360	26000.	89	12634	No
348	GOM_NL__2PRFIN20040730_175542_000000442029_00055_12634_3459.N1	30-JUL-2004 17:55:42	Dark	43.500	30	46Eps Ori	1.6940	30000.	87	12634	No
349	GOM_NL__2PRFIN20040730_175702_000000422029_00055_12634_3460.N1	30-JUL-2004 17:57:02	Dark	42.000	125	44Iot Ori	2.7700	30000.	84	12634	No
350	GOM_NL__2PRFIN20040730_175903_000000452029_00055_12634_3461.N1	30-JUL-2004 17:59:03	Dark	45.000	1	9Alp CMa	-1.4400	11000.	90	12634	No
351	GOM_NL__2PRFIN20040730_180237_000000592029_00055_12634_3462.N1	30-JUL-2004 18:02:37	Dark	58.500	165	34Gam Eri	2.9500	3200.0	117	12634	No
352	GOM_NL__2PRFIN20040730_180910_000000462029_00055_12634_3463.N1	30-JUL-2004 18:09:10	Dark	46.000	2	Alp Car	-0.73600	7000.0	92	12634	No
353	GOM_NL__2PRFIN20040730_181201_000000472029_00055_12634_3464.N1	30-JUL-2004 18:12:01	Dark	47.000	157	The1Eri	2.9060	9300.0	94	12634	No
354	GOM_NL__2PRFIN20040730_181735_000000532029_00056_12635_3433.N1	30-JUL-2004 18:17:35	Dark	52.500	9	Alp Eri	0.45300	24000.	105	12635	No
355	GOM_NL__2PRFIN20040730_181940_000000382029_00056_12635_3434.N1	30-JUL-2004 18:19:40	Dark	38.000	135	Bet Hyi	2.8200	5800.0	76	12635	No
356	GOM_NL__2PRFIN20040730_182215_000000592029_00056_12635_3435.N1	30-JUL-2004 18:22:15	Straylight	58.500	84	Alp Phe	2.3970	4500.0	117	12635	No
357	GOM_NL__2PRFIN20040730_182430_000000442029_00056_12635_3436.N1	30-JUL-2004 18:24:30	Straylight	44.000	148	Alp Tuc	2.8780	4100.0	88	12635	No
358	GOM_NL__2PRFIN20040730_182750_000000462029_00056_12635_3437.N1	30-JUL-2004 18:27:50	Straylight	45.500	31	Alp Gru	1.7340	15200.	91	12635	No
359	GOM_NL__2PRFIN20040730_183120_000000722029_00056_12635_3438.N1	30-JUL-2004 18:31:20	Twi_and_stray	71.500	18	24Alp PsA	1.1660	9700.0	143	12635	No
360	GOM_NL__2PRFIN20040730_183516_000000432029_00056_12635_3439.N1	30-JUL-2004 18:35:16	Bright	43.000	38	20Eps Sgr	1.8360	11000.	86	12635	No
361	GOM_NL__2PRFIN20040730_183713_000000402029_00056_12635_3440.N1	30-JUL-2004 18:37:13	Bright	40.000	57	34Sig Sgr	2.0660	26000.	80	12635	No
362	GOM_NL__2PRFIN20040730_183846_000000562029_00056_12635_3441.N1	30-JUL-2004 18:38:46	Bright	55.500	142	49Del Cap	2.8500	8900.0	111	12635	No
363	GOM_NL__2PRFIN20040730_184304_000000562029_00056_12635_3442.N1	30-JUL-2004 18:43:04	Bright	56.000	154	22Bet Aqr	2.8990	5700.0	112	12635	No
364	GOM_NL__2PRFIN20040730_184658_000000402029_00056_12635_3443.N1	30-JUL-2004 18:46:58	Bright	40.000	11	53Alp Aql	0.76500	8000.0	80	12635	No
365	GOM_NL__2PRFIN20040730_184823_000000372029_00056_12635_3444.N1	30-JUL-2004 18:48:23	Bright	37.000	168	17Zet Aql	2.9860	11000.	74	12635	No
366	GOM_NL__2PRFIN20040730_185003_000000652029_00056_12635_3445.N1	30-JUL-2004 18:50:03	Bright	65.000	61	8Eps Peg	2.1000	3900.0	130	12635	No
367	GOM_NL__2PRFIN20040730_185527_000000432029_00056_12635_3446.N1	30-JUL-2004 18:55:27	Bright	42.500	5	3Alp Lyr	0.033000	11000.	85	12635	No
368	GOM_NL__2PRFIN20040730_185654_000000442029_00056_12635_3447.N1	30-JUL-2004 18:56:54	Bright	44.000	66	37Gam Cyg	2.2080	5900.0	88	12635	No
369	GOM_NL__2PRFIN20040730_185913_000000392029_00056_12635_3448.N1	30-JUL-2004 18:59:13	Bright	39.000	69	33Gam Dra	2.2310	3800.0	78	12635	No
370	GOM_NL__2PRFIN20040730_190310_000000362029_00056_12635_3449.N1	30-JUL-2004 19:03:10	Bright	36.000	119	14Eta Dra	2.7270	4700.0	72	12635	No
371	GOM_NL__2PRFIN20040730_190720_000000402029_00056_12635_3450.N1	30-JUL-2004 19:07:20	Bright	39.500	60	7Bet UMi	2.0810	3950.0	79	12635	No
372	GOM_NL__2PRFIN20040730_190959_000000382029_00056_12635_3451.N1	30-JUL-2004 19:09:59	Bright	38.000	49	1Alp UMi	1.9900	6300.0	76	12635	No
373	GOM_NL__2PRFIN20040730_191245_000000502029_00056_12635_3452.N1	30-JUL-2004 19:12:45	Bright	49.500	76	27Gam Cas	2.3000	30000.	99	12635	No
374	GOM_NL__2PRFIN20040730_191902_000000502029_00056_12635_3453.N1	30-JUL-2004 19:19:02	Bright	49.500	160	23Gam Per	2.9300	4700.0	99	12635	No
375	GOM_NL__2PRFIN20040730_192041_000000512029_00056_12635_3454.N1	30-JUL-2004 19:20:41	Bright	51.000	35	33Alp Per	1.7950	6250.0	102	12635	No
376	GOM_NL__2PRFIN20040730_192356_000000602029_00056_12635_3455.N1	30-JUL-2004 19:23:56	Bright	60.000	79	26Bet Per	2.3100	13100.	120	12635	No
377	GOM_NL__2PRFIN20040730_192735_000000592029_00056_12635_3456.N1	30-JUL-2004 19:27:35	Twi_and_stray	58.500	150	44Zet Per	2.8900	28000.	117	12635	No
378	GOM_NL__2PRFIN20040730_192955_000000422029_00056_12635_3457.N1	30-JUL-2004 19:29:55	Twi_and_stray	42.000	176	23Zet Tau	3.0200	22000.	84	12635	No
379	GOM_NL__2PRFIN20040730_193222_000000632029_00056_12635_3458.N1	30-JUL-2004 19:32:22	Dark	63.000	13	87Alp Tau	0.86700	3800.0	126	12635	No
380	GOM_NL__2PRFIN20040730_193422_000000472029_00056_12635_3459.N1	30-JUL-2004 19:34:22	Dark	46.500	27	24Gam Ori	1.6360	26000.	93	12635	No
381	GOM_NL__2PRFIN20040730_193618_000000442029_00056_12635_3460.N1	30-JUL-2004 19:36:18	Dark	44.000	30	46Eps Ori	1.6940	30000.	88	12635	No
382	GOM_NL__2PRFIN20040730_193738_000000422029_00056_12635_3461.N1	30-JUL-2004 19:37:38	Dark	41.500	125	44Iot Ori	2.7700	30000.	83	12635	No
383	GOM_NL__2PRFIN20040730_193940_000000402029_00056_12635_3462.N1	30-JUL-2004 19:39:40	Dark	40.000	1	9Alp CMa	-1.4400	11000.	80	12635	No
384	GOM_NL__2PRFIN20040730_194333_000000392029_00056_12635_3463.N1	30-JUL-2004 19:43:33	Dark	39.000	177	1Zet CMa	3.0220	26000.	78	12635	No
385	GOM_NL__2PRFIN20040730_194946_000000482029_00056_12635_3464.N1	30-JUL-2004 19:49:46	Dark	47.500	2	Alp Car	-0.73600	7000.0	95	12635	No
386	GOM_NL__2PRFIN20040730_195238_000000482029_00056_12635_3465.N1	30-JUL-2004 19:52:38	Dark	48.000	157	The1Eri	2.9060	9300.0	96	12635	No
387	GOM_NL__2PRFIN20040730_195812_000000452029_00057_12636_3510.N1	30-JUL-2004 19:58:12	Dark	45.000	9	Alp Eri	0.45300	24000.	90	12636	No
388	GOM_NL__2PRFIN20040730_200016_000000382029_00057_12636_3511.N1	30-JUL-2004 20:00:16	Dark	38.000	135	Bet Hyi	2.8200	5800.0	76	12636	No
389	GOM_NL__2PRFIN20040730_200253_000000572029_00057_12636_3512.N1	30-JUL-2004 20:02:53	Straylight	57.000	84	Alp Phe	2.3970	4500.0	114	12636	No
390	GOM_NL__2PRFIN20040730_200507_000000432029_00057_12636_3513.N1	30-JUL-2004 20:05:07	Straylight	43.000	148	Alp Tuc	2.8780	4100.0	86	12636	No
391	GOM_NL__2PRFIN20040730_200827_000000452029_00057_12636_3514.N1	30-JUL-2004 20:08:27	Straylight	44.500	31	Alp Gru	1.7340	15200.	89	12636	No
392	GOM_NL__2PRFIN20040730_201156_000000812029_00057_12636_3515.N1	30-JUL-2004 20:11:56	Twi_and_stray	80.500	18	24Alp PsA	1.1660	9700.0	161	12636	No
393	GOM_NL__2PRFIN20040730_201553_000000462029_00057_12636_3516.N1	30-JUL-2004 20:15:53	Bright	45.500	38	20Eps Sgr	1.8360	11000.	91	12636	No
394	GOM_NL__2PRFIN20040730_201749_000000382029_00057_12636_3517.N1	30-JUL-2004 20:17:49	Bright	37.500	57	34Sig Sgr	2.0660	26000.	75	12636	No
395	GOM_NL__2PRFIN20040730_201922_000000552029_00057_12636_3518.N1	30-JUL-2004 20:19:22	Bright	54.500	142	49Del Cap	2.8500	8900.0	109	12636	No
396	GOM_NL__2PRFIN20040730_202339_000000572029_00057_12636_3519.N1	30-JUL-2004 20:23:39	Bright	56.500	154	22Bet Aqr	2.8990	5700.0	113	12636	No



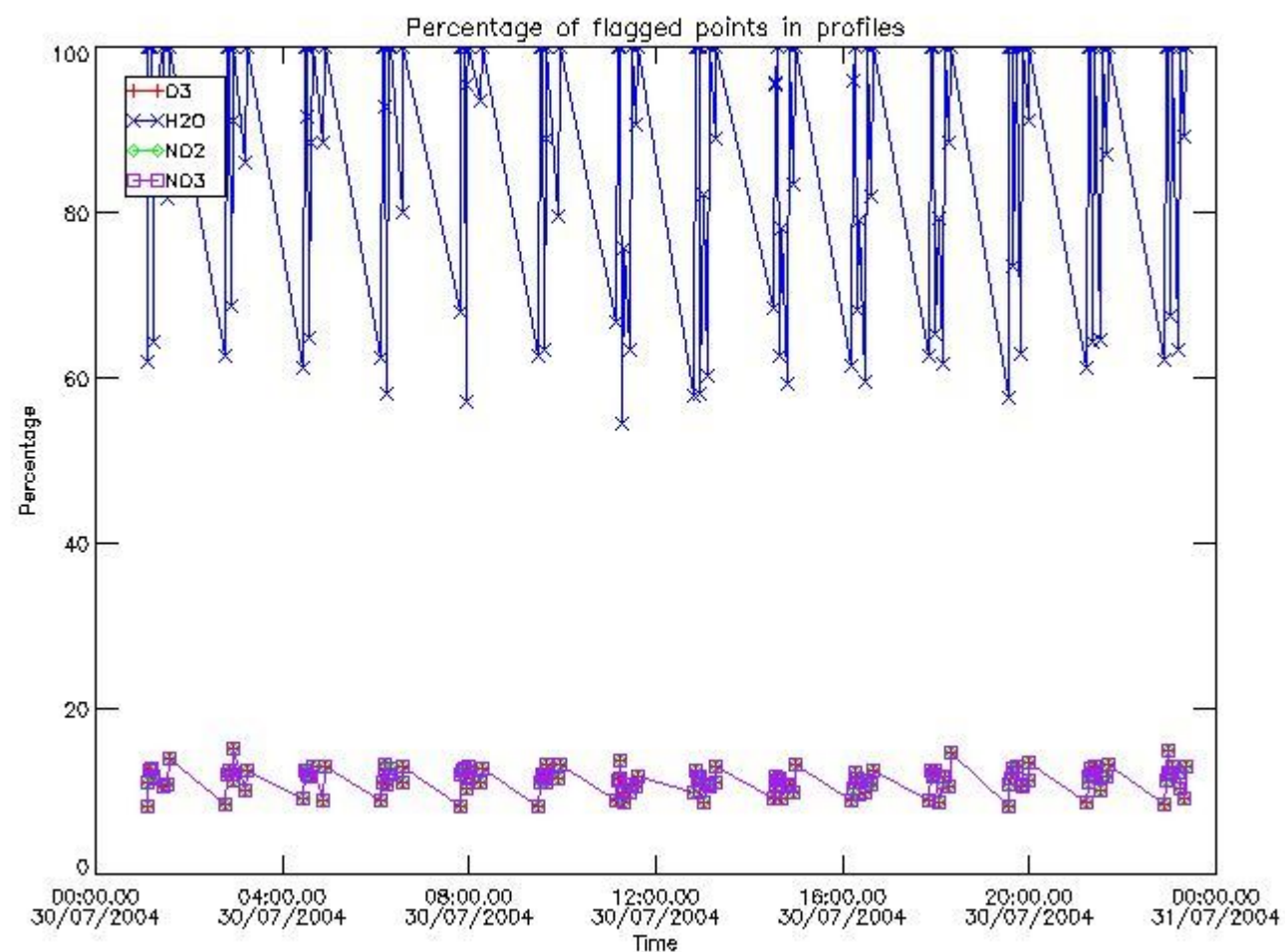
397	GOM_NL__2PRFIN20040730_202734_000000402029_00057_12636_3520.N1	30-JUL-2004 20:27:34	Bright	39.500	11	53Alp Aql	0.76500	8000.0	79	12636	No
398	GOM_NL__2PRFIN20040730_202859_000000372029_00057_12636_3521.N1	30-JUL-2004 20:28:59	Bright	36.500	168	17Zet Aql	2.9860	11000.	73	12636	No
399	GOM_NL__2PRFIN20040730_203038_000000662029_00057_12636_3522.N1	30-JUL-2004 20:30:38	Bright	65.500	61	8Eps Peg	2.1000	3900.0	131	12636	No
400	GOM_NL__2PRFIN20040730_203604_000000362029_00057_12636_3523.N1	30-JUL-2004 20:36:04	Bright	35.500	5	3Alp Lyr	0.033000	11000.	71	12636	No
401	GOM_NL__2PRFIN20040730_203730_000000422029_00057_12636_3524.N1	30-JUL-2004 20:37:30	Bright	42.000	66	37Gam Cyg	2.2080	5900.0	84	12636	No
402	GOM_NL__2PRFIN20040730_203949_000000402029_00057_12636_3525.N1	30-JUL-2004 20:39:49	Bright	39.500	69	33Gam Dra	2.2310	3800.0	79	12636	No
403	GOM_NL__2PRFIN20040730_204347_000000402029_00057_12636_3526.N1	30-JUL-2004 20:43:47	Bright	39.500	119	14Eta Dra	2.7270	4700.0	79	12636	No
404	GOM_NL__2PRFIN20040730_204756_000000392029_00057_12636_3527.N1	30-JUL-2004 20:47:56	Bright	38.500	60	7Bet UMi	2.0810	3950.0	77	12636	No
405	GOM_NL__2PRFIN20040730_205036_000000372029_00057_12636_3528.N1	30-JUL-2004 20:50:36	Bright	37.000	49	1Alp UMi	1.9900	6300.0	74	12636	No
406	GOM_NL__2PRFIN20040730_205320_000000512029_00057_12636_3529.N1	30-JUL-2004 20:53:20	Bright	51.000	76	27Gam Cas	2.3000	30000.	102	12636	No
407	GOM_NL__2PRFIN20040730_205938_000000492029_00057_12636_3530.N1	30-JUL-2004 20:59:38	Bright	49.000	160	23Gam Per	2.9300	4700.0	98	12636	No
408	GOM_NL__2PRFIN20040730_210116_000000522029_00057_12636_3531.N1	30-JUL-2004 21:01:16	Bright	52.000	35	33Alp Per	1.7950	6250.0	104	12636	No
409	GOM_NL__2PRFIN20040730_210432_000000602029_00057_12636_3532.N1	30-JUL-2004 21:04:32	Bright	59.500	79	26Bet Per	2.3100	13100.	119	12636	No
410	GOM_NL__2PRFIN20040730_210813_000000532029_00057_12636_3533.N1	30-JUL-2004 21:08:13	Tw_i_and_stray	52.500	150	44Zet Per	2.8900	28000.	105	12636	No
411	GOM_NL__2PRFIN20040730_211031_000000412029_00057_12636_3534.N1	30-JUL-2004 21:10:31	Tw_i_and_stray	41.000	176	23Zet Tau	3.0200	22000.	82	12636	No
412	GOM_NL__2PRFIN20040730_211259_000000592029_00057_12636_3535.N1	30-JUL-2004 21:12:59	Dark	58.500	13	87Alp Tau	0.86700	3800.0	117	12636	No
413	GOM_NL__2PRFIN20040730_211459_000000462029_00057_12636_3536.N1	30-JUL-2004 21:14:59	Dark	46.000	27	24Gam Ori	1.6360	26000.	92	12636	No
414	GOM_NL__2PRFIN20040730_211655_000000442029_00057_12636_3537.N1	30-JUL-2004 21:16:55	Dark	43.500	30	46Eps Ori	1.6940	30000.	87	12636	No
415	GOM_NL__2PRFIN20040730_211814_000000402029_00057_12636_3538.N1	30-JUL-2004 21:18:14	Dark	40.000	125	44Iot Ori	2.7700	30000.	80	12636	No
416	GOM_NL__2PRFIN20040730_212016_000000432029_00057_12636_3539.N1	30-JUL-2004 21:20:16	Dark	42.500	1	9Alp CMa	-1.4400	11000.	85	12636	No
417	GOM_NL__2PRFIN20040730_212409_000000402029_00057_12636_3540.N1	30-JUL-2004 21:24:09	Dark	39.500	177	1Zet CMa	3.0220	26000.	79	12636	No
418	GOM_NL__2PRFIN20040730_213021_000000502029_00057_12636_3541.N1	30-JUL-2004 21:30:21	Dark	50.000	2	Alp Car	-0.73600	7000.0	100	12636	No
419	GOM_NL__2PRFIN20040730_213315_000000472029_00057_12636_3542.N1	30-JUL-2004 21:33:15	Dark	47.000	157	The1Eri	2.9060	9300.0	94	12636	No
420	GOM_NL__2PRFIN20040730_213848_000000432029_00058_12637_3513.N1	30-JUL-2004 21:38:48	Dark	43.000	9	Alp Eri	0.45300	24000.	86	12637	No
421	GOM_NL__2PRFIN20040730_214052_000000392029_00058_12637_3514.N1	30-JUL-2004 21:40:52	Dark	38.500	135	Bet Hyi	2.8200	5800.0	77	12637	No
422	GOM_NL__2PRFIN20040730_214329_000000612029_00058_12637_3515.N1	30-JUL-2004 21:43:29	Straylight	61.000	84	Alp Phe	2.3970	4500.0	122	12637	No
423	GOM_NL__2PRFIN20040730_214543_000000432029_00058_12637_3516.N1	30-JUL-2004 21:45:43	Straylight	42.500	148	Alp Tuc	2.8780	4100.0	85	12637	No
424	GOM_NL__2PRFIN20040730_214903_000000512029_00058_12637_3517.N1	30-JUL-2004 21:49:03	Straylight	50.500	31	Alp Gru	1.7340	15200.	101	12637	No
425	GOM_NL__2PRFIN20040730_215233_000000732029_00058_12637_3518.N1	30-JUL-2004 21:52:33	Tw_i_and_stray	72.500	18	24Alp PsA	1.1660	9700.0	145	12637	No
426	GOM_NL__2PRFIN20040730_215629_000000412029_00058_12637_3519.N1	30-JUL-2004 21:56:29	Bright	41.000	38	20Eps Sgr	1.8360	11000.	82	12637	No
427	GOM_NL__2PRFIN20040730_215825_000000402029_00058_12637_3520.N1	30-JUL-2004 21:58:25	Bright	39.500	57	34Sig Sgr	2.0660	26000.	79	12637	No
428	GOM_NL__2PRFIN20040730_215956_000000592029_00058_12637_3521.N1	30-JUL-2004 21:59:56	Bright	58.500	142	49Del Cap	2.8500	8900.0	117	12637	No
429	GOM_NL__2PRFIN20040730_220415_000000582029_00058_12637_3522.N1	30-JUL-2004 22:04:15	Bright	57.500	154	22Bet Aqr	2.8990	5700.0	115	12637	No
430	GOM_NL__2PRFIN20040730_220810_000000402029_00058_12637_3523.N1	30-JUL-2004 22:08:10	Bright	39.500	11	53Alp Aql	0.76500	8000.0	79	12637	No
431	GOM_NL__2PRFIN20040730_220934_000000372029_00058_12637_3524.N1	30-JUL-2004 22:09:34	Bright	36.500	168	17Zet Aql	2.9860	11000.	73	12637	No
432	GOM_NL__2PRFIN20040730_221114_000000632029_00058_12637_3525.N1	30-JUL-2004 22:11:14	Bright	62.500	61	8Eps Peg	2.1000	3900.0	125	12637	No
433	GOM_NL__2PRFIN20040730_221638_000000372029_00058_12637_3526.N1	30-JUL-2004 22:16:38	Bright	37.000	5	3Alp Lyr	0.033000	11000.	74	12637	No
434	GOM_NL__2PRFIN20040730_221805_000000422029_00058_12637_3527.N1	30-JUL-2004 22:18:05	Bright	41.500	66	37Gam Cyg	2.2080	5900.0	83	12637	No
435	GOM_NL__2PRFIN20040730_222025_000000382029_00058_12637_3528.N1	30-JUL-2004 22:20:25	Bright	38.000	69	33Gam Dra	2.2310	3800.0	76	12637	No
436	GOM_NL__2PRFIN20040730_222423_000000392029_00058_12637_3529.N1	30-JUL-2004 22:24:23	Bright	39.000	119	14Eta Dra	2.7270	4700.0	78	12637	No
437	GOM_NL__2PRFIN20040730_222832_000000522029_00058_12637_3530.N1	30-JUL-2004 22:28:32	Bright	52.000	60	7Bet UMi	2.0810	3950.0	104	12637	No
438	GOM_NL__2PRFIN20040730_223111_000000392029_00058_12637_3531.N1	30-JUL-2004 22:31:11	Bright	39.000	49	1Alp UMi	1.9900	6300.0	78	12637	No
439	GOM_NL__2PRFIN20040730_223355_000000512029_00058_12637_3532.N1	30-JUL-2004 22:33:55	Bright	50.500	76	27Gam Cas	2.3000	30000.	101	12637	No
440	GOM_NL__2PRFIN20040730_224013_000000552029_00058_12637_3533.N1	30-JUL-2004 22:40:13	Bright	55.000	160	23Gam Per	2.9300	4700.0	110	12637	No
441	GOM_NL__2PRFIN20040730_224152_000000502029_00058_12637_3534.N1	30-JUL-2004 22:41:52	Bright	50.000	35	33Alp Per	1.7950	6250.0	100	12637	No
442	GOM_NL__2PRFIN20040730_224508_000000572029_00058_12637_3535.N1	30-JUL-2004 22:45:08	Bright	57.000	79	26Bet Per	2.3100	13100.	114	12637	No
443	GOM_NL__2PRFIN20040730_224849_000000542029_00058_12637_3536.N1	30-JUL-2004 22:48:49	Tw_i_and_stray	53.500	150	44Zet Per	2.8900	28000.	107	12637	No
444	GOM_NL__2PRFIN20040730_225107_000000432029_00058_12637_3537.N1	30-JUL-2004 22:51:07	Tw_i_and_stray	43.000	176	23Zet Tau	3.0200	22000.	86	12637	No
445	GOM_NL__2PRFIN20040730_225335_000000602029_00058_12637_3538.N1	30-JUL-2004 22:53:35	Dark	60.000	13	87Alp Tau	0.86700	3800.0	120	12637	No
446	GOM_NL__2PRFIN20040730_225535_000000452029_00058_12637_3539.N1	30-JUL-2004 22:55:35	Dark	45.000	27	24Gam Ori	1.6360	26000.	90	12637	No
447	GOM_NL__2PRFIN20040730_225730_000000412029_00058_12637_3540.N1	30-JUL-2004 22:57:30	Dark	41.000	30	46Eps Ori	1.6940	30000.	82	12637	No
448	GOM_NL__2PRFIN20040730_225850_000000422029_00058_12637_3541.N1	30-JUL-2004 22:58:50	Dark	41.500	125	44Iot Ori	2.7700	30000.	83	12637	No
449	GOM_NL__2PRFIN20040730_230052_000000422029_00058_12637_3542.N1	30-JUL-2004 23:00:52	Dark	42.000	1	9Alp CMa	-1.4400	11000.	84	12637	No
450	GOM_NL__2PRFIN20040730_230445_000000392029_00058_12637_3543.N1	30-JUL-2004 23:04:45	Dark	39.000	177	1Zet CMa	3.0220	26000.	78	12637	No
451	GOM_NL__2PRFIN20040730_231058_000000462029_00058_12637_3544.N1	30-JUL-2004 23:10:58	Dark	45.500	2	Alp Car	-0.73600	7000.0	91	12637	No
452	GOM_NL__2PRFIN20040730_231351_000000502029_00058_12637_3545.N1	30-JUL-2004 23:13:51	Dark	49.500	157	The1Eri	2.9060	9300.0	99	12637	No
453	GOM_NL__2PRFIN20040730_231925_000000562029_00059_12638_3515.N1	30-JUL-2004 23:19:25	Dark	56.000	9	Alp Eri	0.45300	24000.	112	12638	No
454	GOM_NL__2PRFIN20040730_232128_000000402029_00059_12638_3516.N1	30-JUL-2004 23:21:28	Dark	39.500	135	Bet Hyi	2.8200	5800.0	79	12638	No
455	GOM_NL__2PRFIN20040730_232405_000000632029_00059_12638_3517.N1	30-JUL-2004 23:24:05	Straylight	63.000	84	Alp Phe	2.3970	4500.0	126	12638	No

456	GOM_NL__2PRFIN20040730_232619_000000422029_00059_12638_3518.N1	30-JUL-2004 23:26:19	Straylight	41.500	148	Alp Tuc	2.8780	4100.0	83	12638	No
457	GOM_NL__2PRFIN20040730_232939_000000572029_00059_12638_3519.N1	30-JUL-2004 23:29:39	Straylight	56.500	31	Alp Gru	1.7340	15200.	113	12638	No
458	GOM_NL__2PRFIN20040730_233309_000000722029_00059_12638_3520.N1	30-JUL-2004 23:33:09	Twilight_and_stray	71.500	18	24Alp PsA	1.1660	9700.0	143	12638	No
459	GOM_NL__2PRFIN20040730_233704_000000442029_00059_12638_3521.N1	30-JUL-2004 23:37:04	Bright	43.500	38	20Eps Sgr	1.8360	11000.	87	12638	No
460	GOM_NL__2PRFIN20040730_233901_000000442029_00059_12638_3522.N1	30-JUL-2004 23:39:01	Bright	44.000	57	34Sig Sgr	2.0660	26000.	88	12638	No
461	GOM_NL__2PRFIN20040730_234032_000000602029_00059_12638_3523.N1	30-JUL-2004 23:40:32	Bright	59.500	142	49Del Cap	2.8500	8900.0	119	12638	No
462	GOM_NL__2PRFIN20040730_234451_000000572029_00059_12638_3524.N1	30-JUL-2004 23:44:51	Bright	56.500	154	22Bet Aqr	2.8990	5700.0	113	12638	No
463	GOM_NL__2PRFIN20040730_234845_000000402029_00059_12638_3525.N1	30-JUL-2004 23:48:45	Bright	40.000	11	53Alp Aql	0.76500	8000.0	80	12638	No
464	GOM_NL__2PRFIN20040730_235010_000000372029_00059_12638_3526.N1	30-JUL-2004 23:50:10	Bright	37.000	168	17Zet Aql	2.9860	11000.	74	12638	No
465	GOM_NL__2PRFIN20040730_235149_000000652029_00059_12638_3527.N1	30-JUL-2004 23:51:49	Bright	64.500	61	8Eps Peg	2.1000	3900.0	129	12638	No
466	GOM_NL__2PRFIN20040730_235714_000000382029_00059_12638_3528.N1	30-JUL-2004 23:57:14	Bright	37.500	5	3Alp Lyr	0.033000	11000.	75	12638	No
467	GOM_NL__2PRFIN20040730_235840_000000432029_00059_12638_3529.N1	30-JUL-2004 23:58:40	Bright	42.500	66	37Gam Cyg	2.2080	5900.0	85	12638	No

### 3. Quality information per product

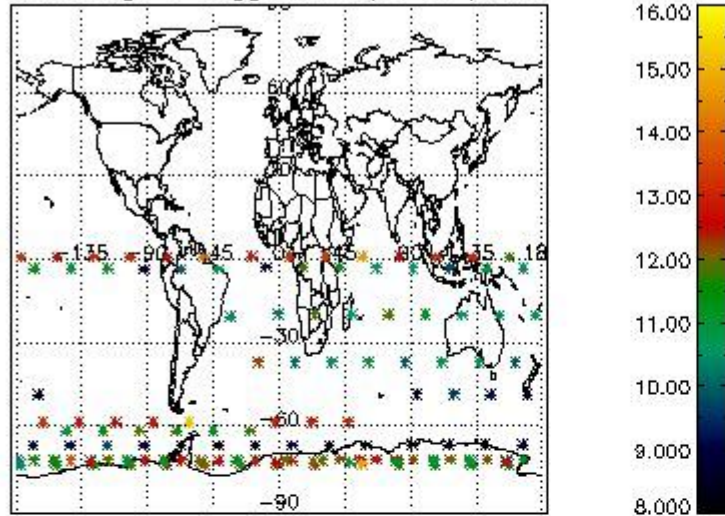
In this section it is plotted some information contained in the Quality Summary data set of the level 2 products. Only products in dark limb conditions and without errors (error flag in the MPH set to "0") are used.

#### 3.1 Plot quality information per product (time dependant)

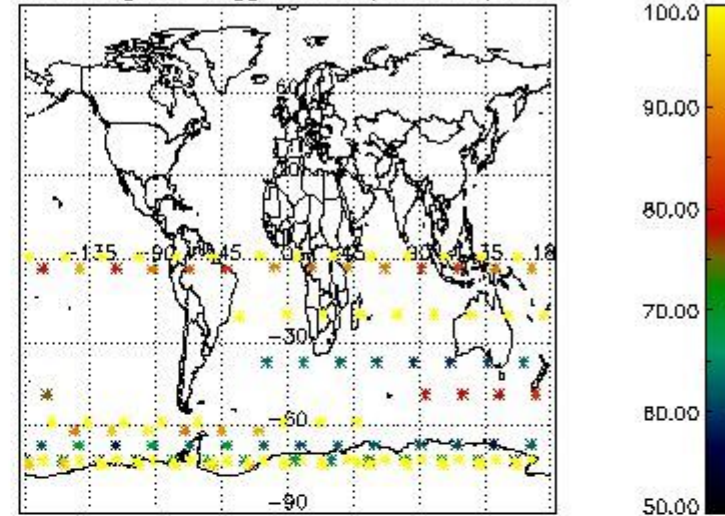


#### 3.2 Plot quality information per product (world map)

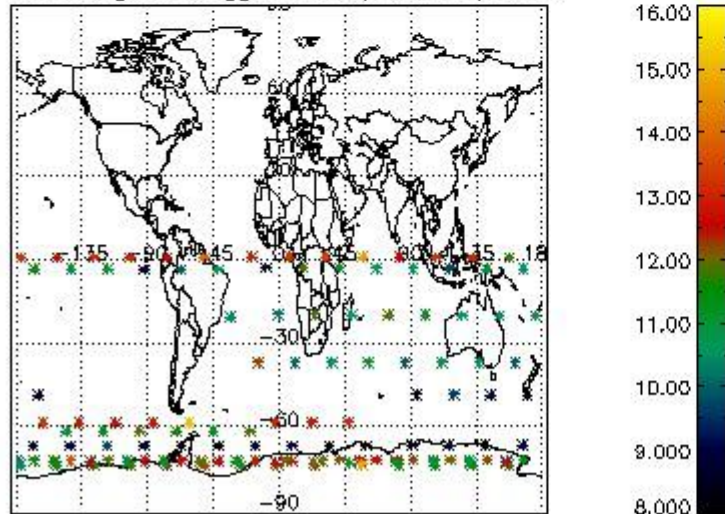
Percentage of flagged data per O3 profile



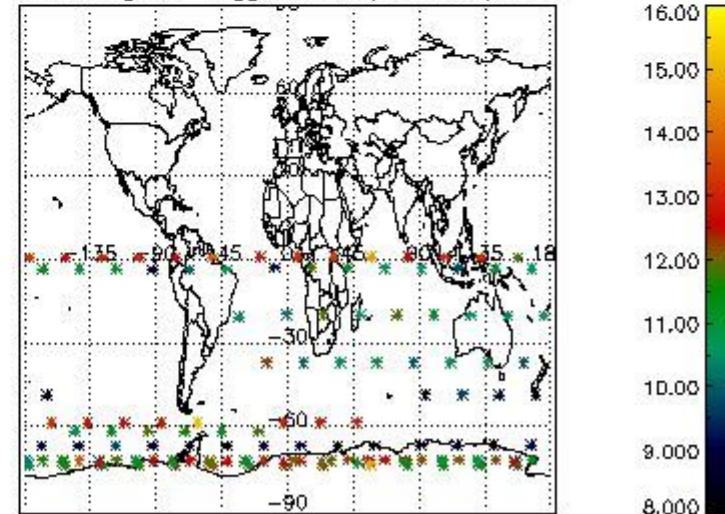
Percentage of flagged data per H2O profile



Percentage of flagged data per NO2 profile



Percentage of flagged data per NO3 profile



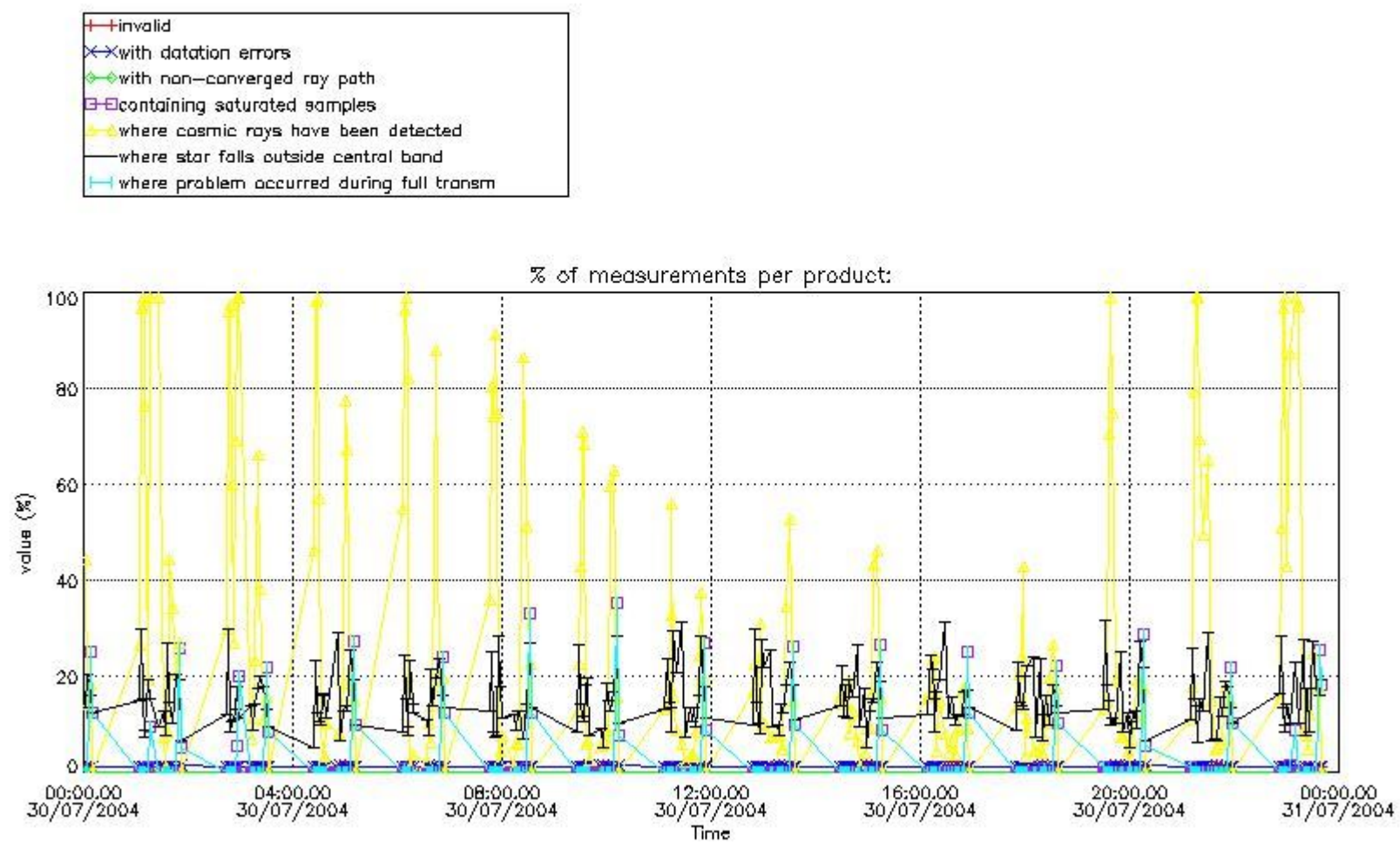
#### 4. Level 1 quality information per product

In this section it is plotted some information contained in the Quality Summary data set of the level 2 products that comes from the level 1b processing. Products without errors (error flag in the MPH set to "0") are used.

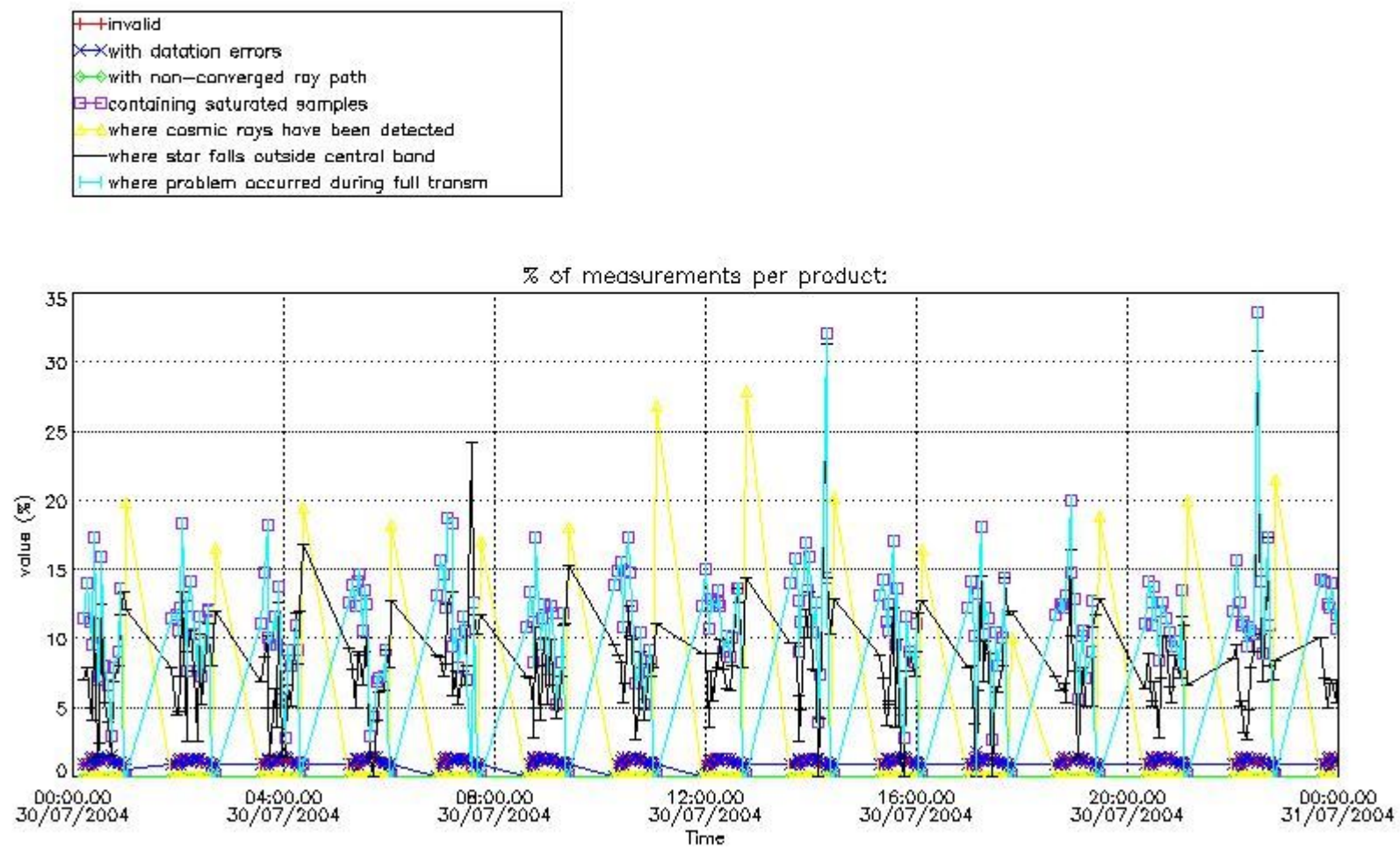
##### 4.1 Plot quality information per product (time dependant) coming from level 1b processing

###### 4.1.1 Plot level 1 quality information per product (time dependant): ENVISAT ASCENDING passes





4.1.2 Plot level 1 quality information per product (time dependant): ENVI SAT DESCENDING passes

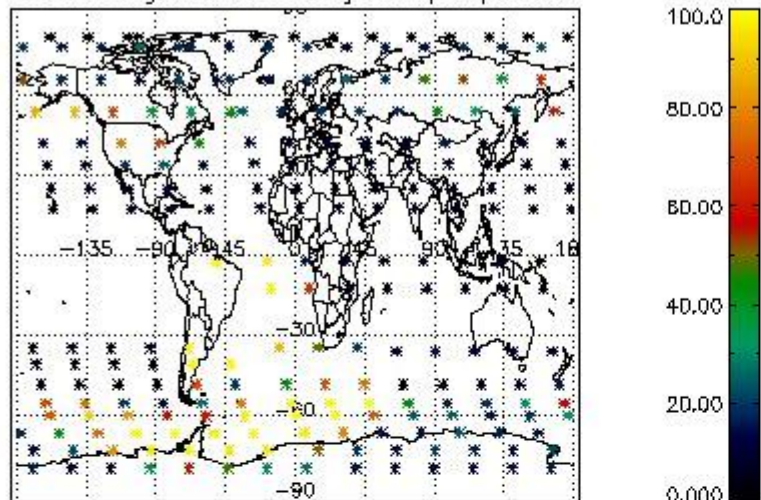


4.2 Plot quality information per product coming from level 1b processing (world map)

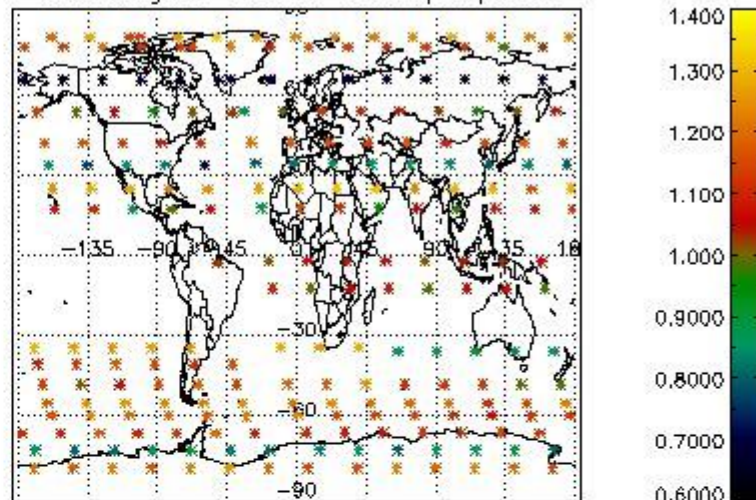
4.2.1 Plot level 1 quality information per product (world map): ENVISAT ASCENDING passes



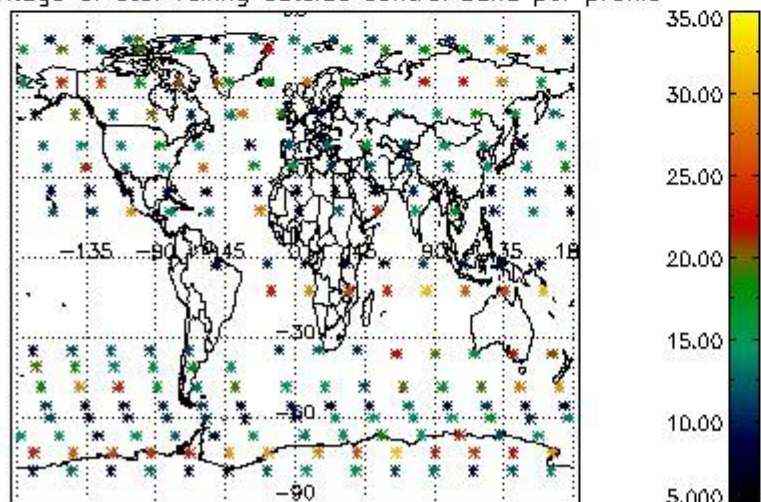
Percentage of cosmic ray hits per profile



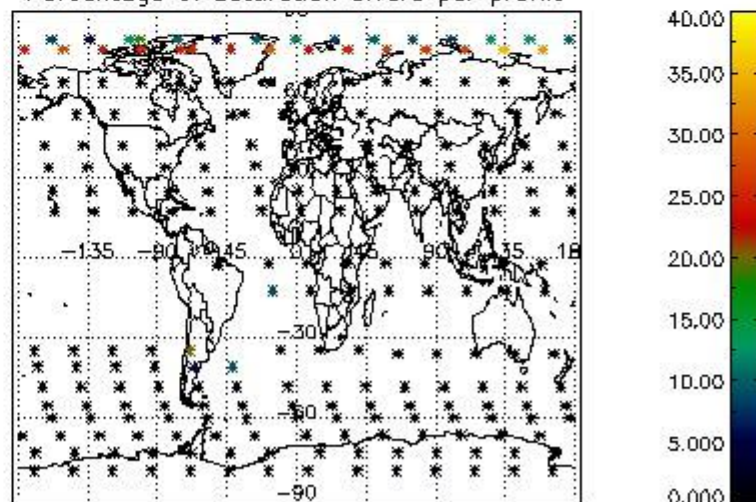
Percentage of datation errors per profile



Percentage of star falling outside central band per profile

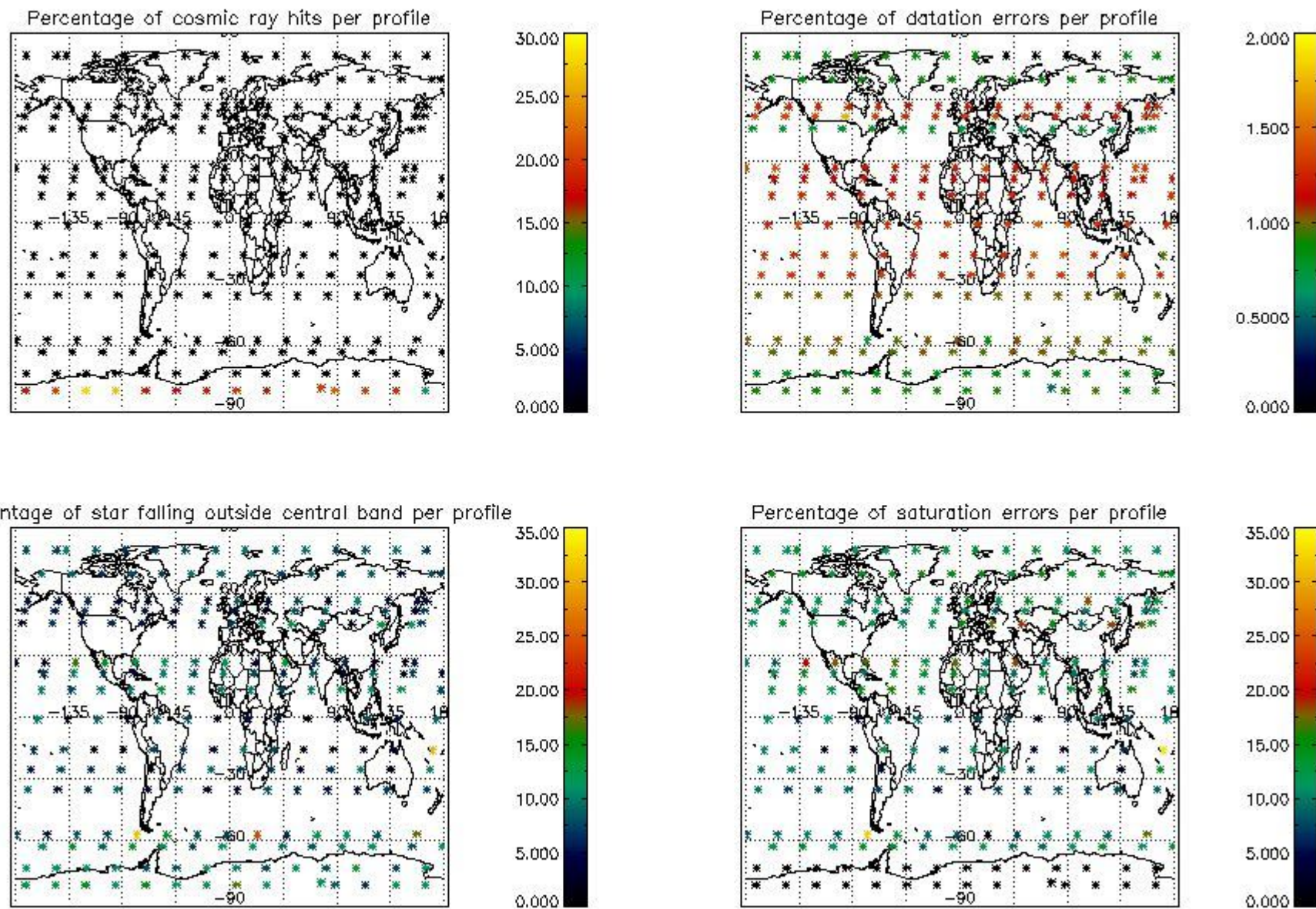


Percentage of saturation errors per profile



4.2.2 Plot level 1 quality information per product (world map): ENVISAT DESCENDING passes





## 5. Trace gas profiles

### 5.1 Ozone statistics based on quality of products

The final quality of the products can be "measured" using the STD (Standard Deviation) attached to every point profile. This information is written to the parameter GOM\_NL\_\_2P/NL\_LOCAL\_SPECIES\_DENSITY/o3\_std of the level 2 products. The table below shows the statistics for given STD ranges.

The statistics are given with respect to the overall valid production:

- Products without fatal errors: GOM\_NL\_\_2P/MPH/PRODUCT\_ERR=0
- Valid point profile: GOM\_NL\_\_2P/NL\_LOCAL\_SPECIES\_DENSITY/pcd(0)=0

The 'Criteria' is applied to valid points of dark limb products:

- Products in dark limb illumination condition: GOM\_NL\_\_2P/NL\_SUMMARY\_QUALITY/obs\_ill\_cond=0
- Products without fatal errors: GOM\_NL\_\_2P/MPH/PRODUCT\_ERR=0
- Valid point profile: GOM\_NL\_\_2P/NL\_LOCAL\_SPECIES\_DENSITY/pcd(0)=0

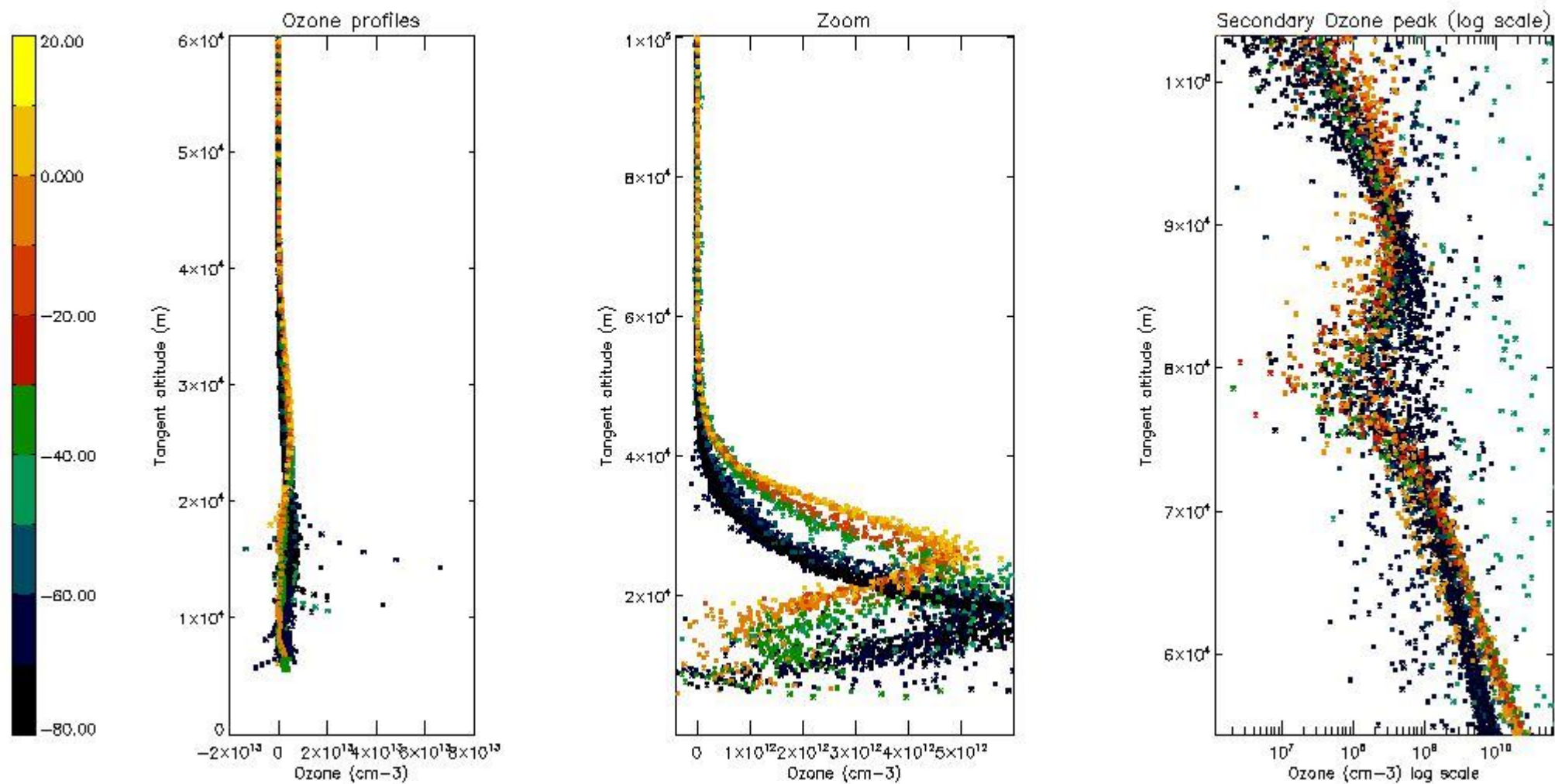
So, the table below shows the percentage of dark limb and valid observations for each criteria with respect to the overall valid daily observations.

Criteria	% of total production
All STD	28
STD < 20	17

STD < 10	14
STD < 5	11

5.2 Plot ozone profiles for all STD (dark without errors)

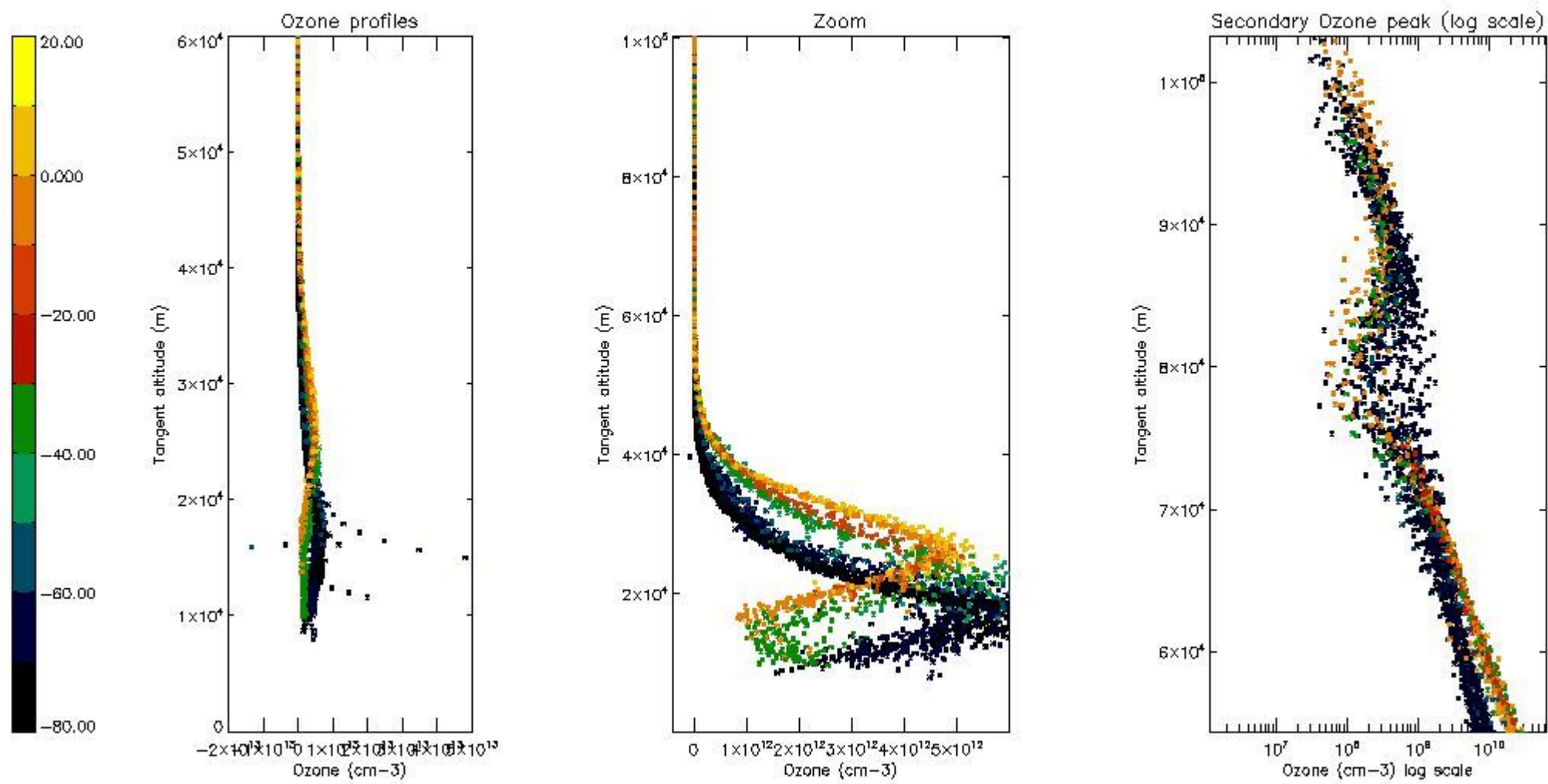
The colorbar represents the latitude.



5.3 Plot ozone profiles where STD < 20% (dark without errors)

The colorbar represents the latitude.

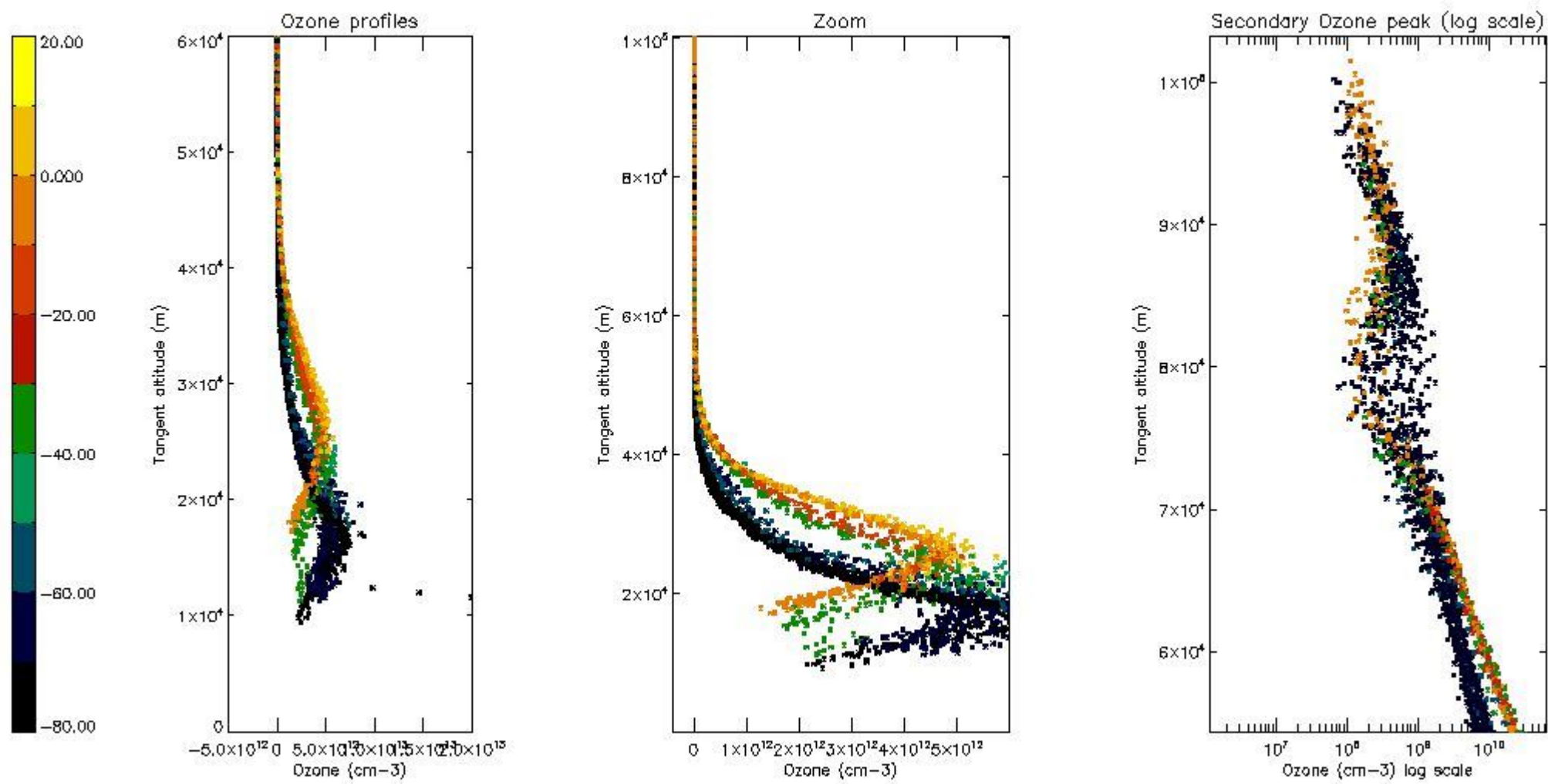




*5.4 Plot ozone profiles where STD < 10% (dark without errors)*

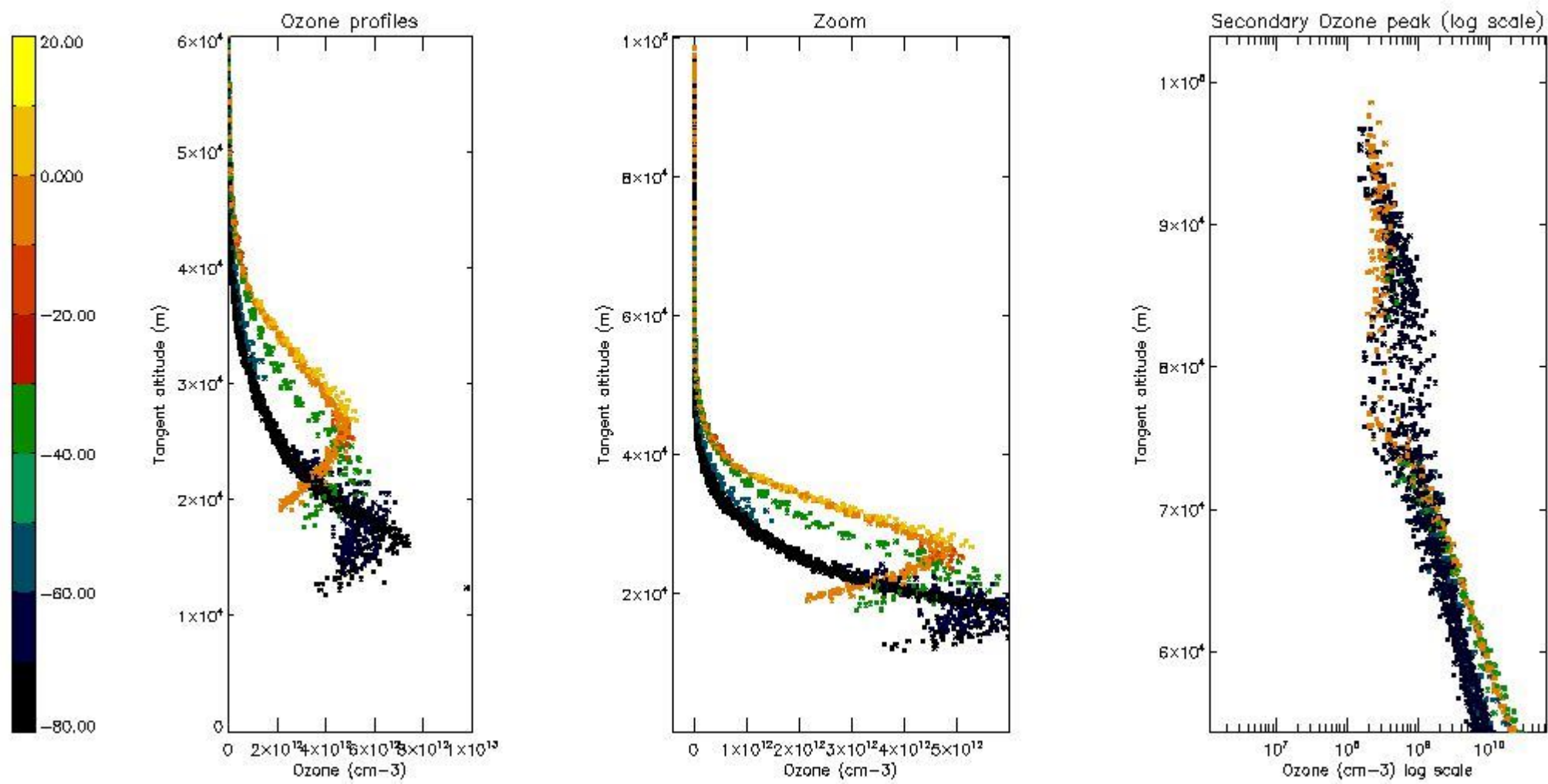
The colorbar represents the latitude.





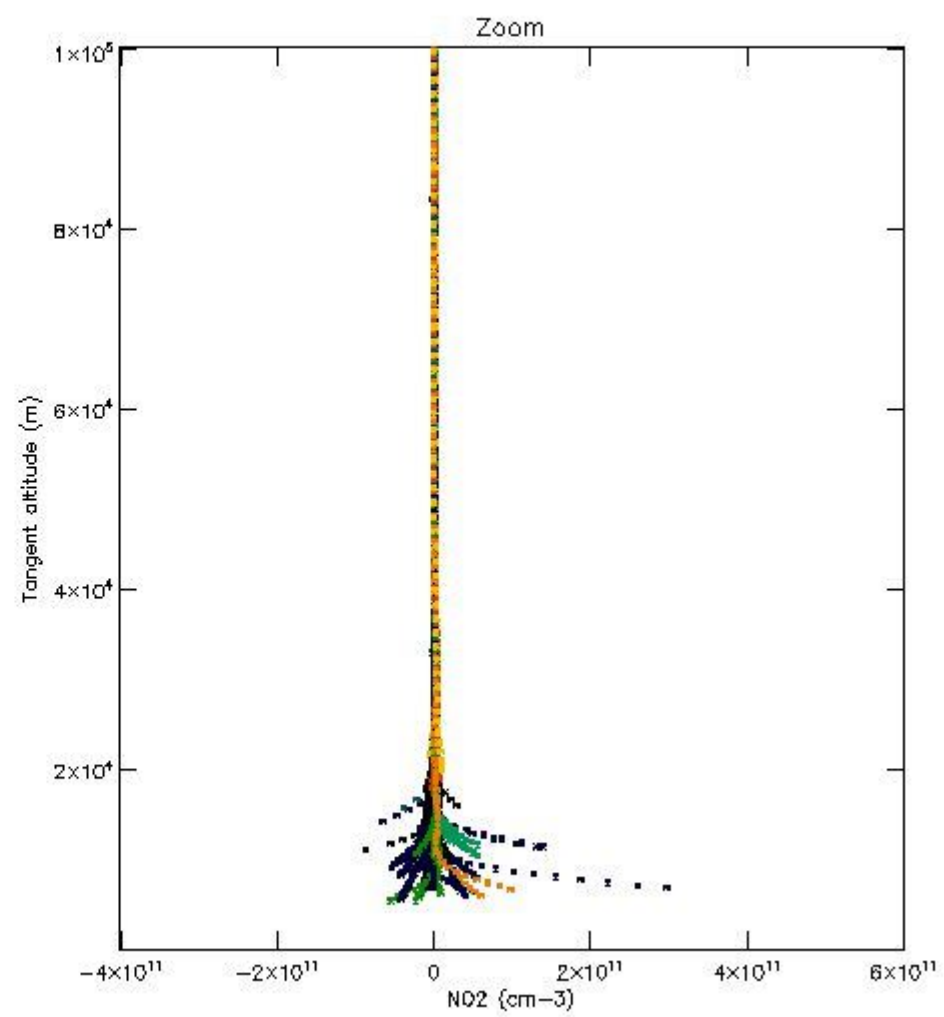
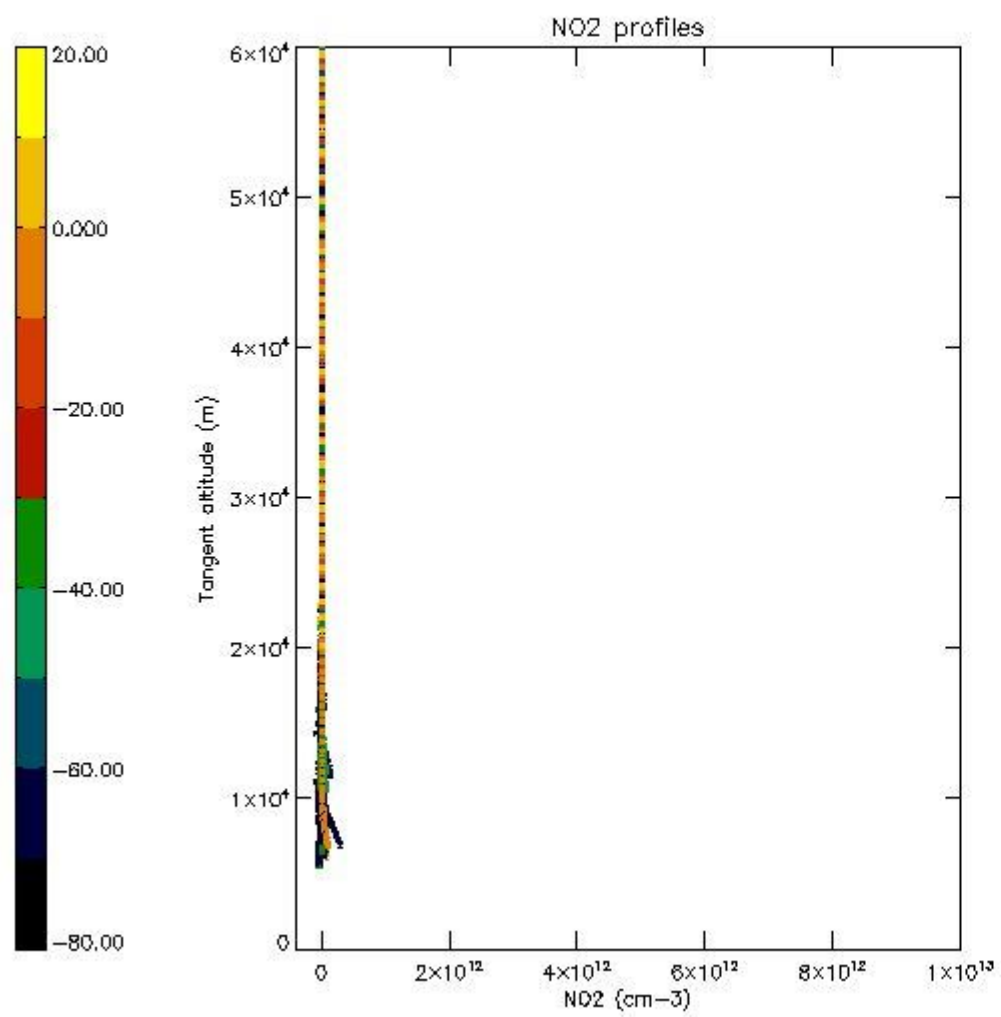
*5.5 Plot ozone profiles where STD < 5% (dark without errors)*

The colorbar represents the latitude.



*5.6 Plot NO<sub>2</sub> profiles for all STD (dark without errors)*

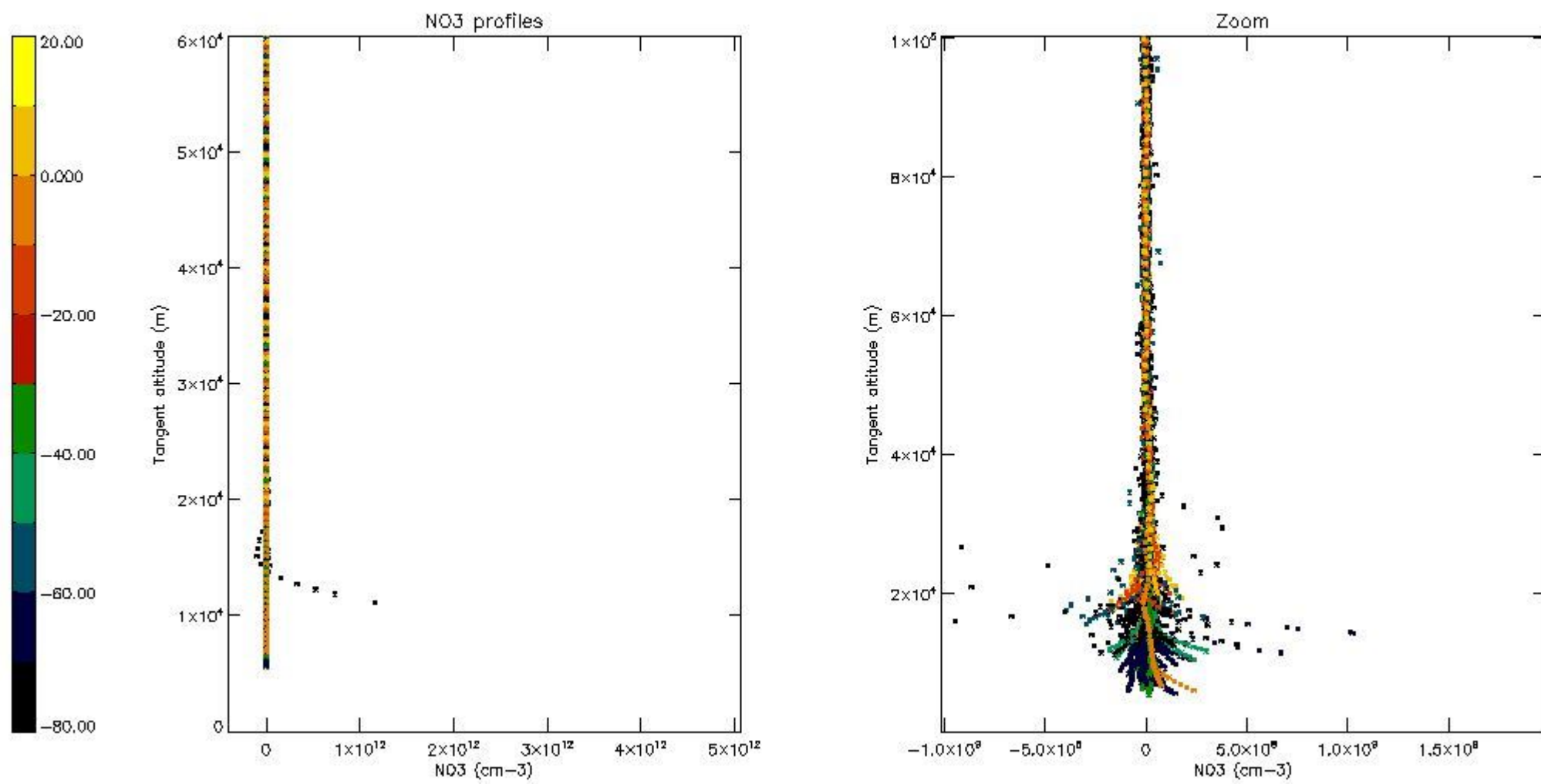
The colorbar represents the latitude.



*5.7 Plot NO3 profiles for all STD (dark without errors)*

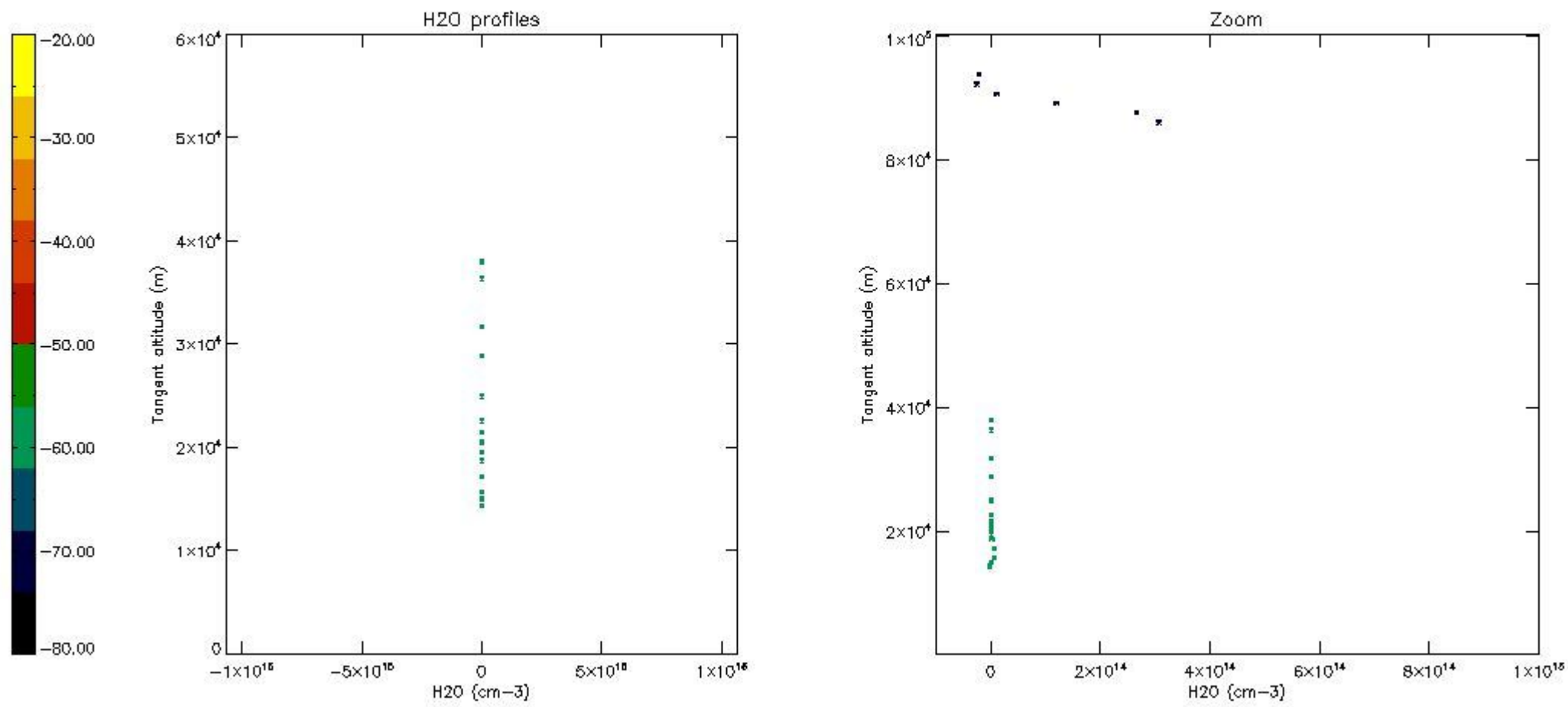
The colorbar represents the latitude.





5.8 Plot H2O profiles for all STD (only for occultations of stars 1,2,3,4,13,14,16,26,63 dark without errors)

The colorbar represents the latitude.



## 6. Auxiliary Data Files used for the production reported in section 2

The number reported in the third column indicates since which file (see list in section 2) the corresponding auxiliary file has been used. The fourth column is the date of those product files.

Type	Auxiliary Filename	Used since product	Used since product date
INST_PHYS_CHARACTERISTICS	GOM_INS_AXVIEC20091111_143220_20030716_120000_20500101_000000	1	30-JUL-2004 00:01:08
LEVEL-2_PROC_CONFIG	GOM_PR2_AXVIEC20091111_152718_20020301_000000_20500101_000000	1	30-JUL-2004 00:01:08
CROSS_SECTIONS_FILE	GOM_CRS_AXVIEC20091111_154832_20020301_000000_20500101_000000	1	30-JUL-2004 00:01:08

# GOMOS Level 2 Daily Report

## SUMMARY

### [1. General Info](#)

### [2. Summary of processed GOM\\_NL\\_2P products](#)

### [3. Level 2 Quality information per product](#)

#### [3.1 Plot of level 2 quality information per product \(time dependant\)](#)

#### [3.2 Plot of level 2 quality information per product \(world map\)](#)

### [4. Level 1 Quality information per product \(stored on level 2 products\)](#)

#### [4.1 Plot of level 1 quality information per product \(time dependant\)](#)

##### [4.1.1 Plot of level 1 quality information per product \(time dependant\): ASCENDING](#)

##### [4.1.2 Plot of level 1 quality information per product \(time dependant\): DESCENDING](#)

#### [4.2 Plot of level 1 quality information per product \(world map\)](#)

##### [4.2.1 Plot of level 1 quality information per product \(world map\): ASCENDING](#)

##### [4.2.2 Plot of level 1 quality information per product \(world map\): DESCENDING](#)

### [5. Ozone profiles based on quality statistics and other trace gas profiles](#)

#### [5.1 Ozone statistics based on quality of products](#)

#### [5.2 Plot ozone profiles for all STD \(dark without errors\)](#)

#### [5.3 Plot ozone profiles where STD < 20% \(dark without errors\)](#)

#### [5.4. Plot ozone profiles where STD < 10% \(dark without errors\)](#)

#### [5.5. Plot ozone profiles where STD < 5% \(dark without errors\)](#)

#### [5.6 Plot NO2 profiles for all STD \(dark without errors\)](#)

#### [5.7 Plot NO3 profiles for all STD \(dark without errors\)](#)

#### [5.8 Plot H2O profiles \(only for occultations of stars 1,2,3,4,13,14,16,26,63 dark without errors\) for all STD](#)

### [6. Auxiliary Data Files used for the production reported in section 2](#)



This report presents the daily analysis on parameters extracted from GOMOS level 2 data (GOM\_NL\_\_2P). It is intended to monitor some important parameters that will impact the quality of these products. A list of level 2 products (and content) that have arrived during the reporting day to the PCF is also given.

Item	Value
Time of report generation	19APR2013 07:32:18
Data source version	GOMOS/6.01
Start time of products	30-07-2004 (30JUL2004 00:00:00)
Stop time of products	31-07-2004 (31JUL2004 00:00:00)
Store outputs in DB	Yes
Nb of level 2 prods	467
Nb of prods with errors	0

## 2. Summary of processed GOM\_NL\_\_2P products.

Nr	Filename	UTC Start time	Limb	Duration	Star Id	Star Name	Star Mag	Star Temp	Nb Meas	Orbit	Prod. error
1	GOM_NL__2PRFIN20040730_000108_000000492029_00045_12624_3520.N1	30-JUL-2004 00:01:08	Straylight	48.500	31	Alp Gru	1.7340	15200.	97	12624	No
2	GOM_NL__2PRFIN20040730_000437_000000742029_00045_12624_3521.N1	30-JUL-2004 00:04:37	Twi_and_stray	74.000	18	24Alp PsA	1.1660	9700.0	148	12624	No
3	GOM_NL__2PRFIN20040730_000839_000000442029_00045_12624_3522.N1	30-JUL-2004 00:08:39	Bright	44.000	38	20Eps Sgr	1.8360	11000.	88	12624	No
4	GOM_NL__2PRFIN20040730_001033_000000442029_00045_12624_3523.N1	30-JUL-2004 00:10:33	Bright	44.000	57	34Sig Sgr	2.0660	26000.	88	12624	No
5	GOM_NL__2PRFIN20040730_001209_000000572029_00045_12624_3524.N1	30-JUL-2004 00:12:09	Bright	57.000	142	49Del Cap	2.8500	8900.0	114	12624	No
6	GOM_NL__2PRFIN20040730_001632_000000572029_00045_12624_3525.N1	30-JUL-2004 00:16:32	Bright	57.000	154	22Bet Aqr	2.8990	5700.0	114	12624	No
7	GOM_NL__2PRFIN20040730_002024_000000402029_00045_12624_3526.N1	30-JUL-2004 00:20:24	Bright	40.000	11	53Alp Aql	0.76500	8000.0	80	12624	No
8	GOM_NL__2PRFIN20040730_002147_000000372029_00045_12624_3527.N1	30-JUL-2004 00:21:47	Bright	36.500	168	17Zet Aql	2.9860	11000.	73	12624	No
9	GOM_NL__2PRFIN20040730_002340_000000702029_00045_12624_3528.N1	30-JUL-2004 00:23:40	Bright	69.500	61	8Eps Peg	2.1000	3900.0	139	12624	No
10	GOM_NL__2PRFIN20040730_002851_000000362029_00045_12624_3529.N1	30-JUL-2004 00:28:51	Bright	36.000	5	3Alp Lyr	0.033000	11000.	72	12624	No
11	GOM_NL__2PRFIN20040730_003023_000000412029_00045_12624_3530.N1	30-JUL-2004 00:30:23	Bright	41.000	66	37Gam Cyg	2.2080	5900.0	82	12624	No
12	GOM_NL__2PRFIN20040730_003233_000000442029_00045_12624_3531.N1	30-JUL-2004 00:32:33	Bright	44.000	69	33Gam Dra	2.2310	3800.0	88	12624	No
13	GOM_NL__2PRFIN20040730_003632_000000382029_00045_12624_3532.N1	30-JUL-2004 00:36:32	Bright	37.500	119	14Eta Dra	2.7270	4700.0	75	12624	No
14	GOM_NL__2PRFIN20040730_004041_000000382029_00045_12624_3533.N1	30-JUL-2004 00:40:41	Bright	37.500	60	7Bet UMi	2.0810	3950.0	75	12624	No
15	GOM_NL__2PRFIN20040730_004324_000000342029_00045_12624_3534.N1	30-JUL-2004 00:43:24	Bright	34.000	49	1Alp UMi	1.9900	6300.0	68	12624	No
16	GOM_NL__2PRFIN20040730_004617_000000512029_00045_12624_3535.N1	30-JUL-2004 00:46:17	Bright	50.500	76	27Gam Cas	2.3000	30000.	101	12624	No
17	GOM_NL__2PRFIN20040730_005230_000000502029_00045_12624_3536.N1	30-JUL-2004 00:52:30	Bright	50.000	160	23Gam Per	2.9300	4700.0	100	12624	No
18	GOM_NL__2PRFIN20040730_005408_000000522029_00045_12624_3537.N1	30-JUL-2004 00:54:08	Bright	51.500	35	33Alp Per	1.7950	6250.0	103	12624	No
19	GOM_NL__2PRFIN20040730_005723_000000602029_00045_12624_3538.N1	30-JUL-2004 00:57:23	Bright	60.000	79	26Bet Per	2.3100	13100.	120	12624	No
20	GOM_NL__2PRFIN20040730_010001_000000962029_00045_12624_3539.N1	30-JUL-2004 01:00:01	Twi_and_stray	95.500	173	4Bet Tri	3.0040	8900.0	191	12624	No
21	GOM_NL__2PRFIN20040730_010317_000000442029_00045_12624_3540.N1	30-JUL-2004 01:03:17	Twi_and_stray	43.500	176	23Zet Tau	3.0200	22000.	87	12624	No
22	GOM_NL__2PRFIN20040730_010542_000000622029_00045_12624_3541.N1	30-JUL-2004 01:05:42	Dark	62.000	13	87Alp Tau	0.86700	3800.0	124	12624	No
23	GOM_NL__2PRFIN20040730_010743_000000462029_00045_12624_3542.N1	30-JUL-2004 01:07:43	Dark	46.000	27	24Gam Ori	1.6360	26000.	92	12624	No
24	GOM_NL__2PRFIN20040730_010938_000000412029_00045_12624_3543.N1	30-JUL-2004 01:09:38	Dark	41.000	30	46Eps Ori	1.6940	30000.	82	12624	No
25	GOM_NL__2PRFIN20040730_011059_000000402029_00045_12624_3544.N1	30-JUL-2004 01:10:59	Dark	40.000	125	44Iot Ori	2.7700	30000.	80	12624	No
26	GOM_NL__2PRFIN20040730_011303_000000442029_00045_12624_3545.N1	30-JUL-2004 01:13:03	Dark	44.000	1	9Alp CMa	-1.4400	11000.	88	12624	No
27	GOM_NL__2PRFIN20040730_011511_000000432029_00045_12624_3546.N1	30-JUL-2004 01:15:11	Dark	43.000	139	9Bet Lep	2.8330	5600.0	86	12624	No
28	GOM_NL__2PRFIN20040730_012551_000000492029_00045_12624_3547.N1	30-JUL-2004 01:25:51	Dark	48.500	157	The1Eri	2.9060	9300.0	97	12624	No
29	GOM_NL__2PRFIN20040730_013128_000000472029_00046_12625_3505.N1	30-JUL-2004 01:31:28	Dark	47.000	9	Alp Eri	0.45300	24000.	94	12625	No
30	GOM_NL__2PRFIN20040730_013337_000000402029_00046_12625_3506.N1	30-JUL-2004 01:33:37	Dark	40.000	135	Bet Hyi	2.8200	5800.0	80	12625	No
31	GOM_NL__2PRFIN20040730_013604_000000712029_00046_12625_3507.N1	30-JUL-2004 01:36:04	Straylight	71.000	84	Alp Phe	2.3970	4500.0	142	12625	No
32	GOM_NL__2PRFIN20040730_013825_000000452029_00046_12625_3508.N1	30-JUL-2004 01:38:25	Straylight	45.000	148	Alp Tuc	2.8780	4100.0	90	12625	No
33	GOM_NL__2PRFIN20040730_014142_000000502029_00046_12625_3509.N1	30-JUL-2004 01:41:42	Straylight	49.500	31	Alp Gru	1.7340	15200.	99	12625	No
34	GOM_NL__2PRFIN20040730_014513_000000762029_00046_12625_3510.N1	30-JUL-2004 01:45:13	Twi_and_stray	75.500	18	24Alp PsA	1.1660	9700.0	151	12625	No
35	GOM_NL__2PRFIN20040730_014915_000000452029_00046_12625_3511.N1	30-JUL-2004 01:49:15	Bright	44.500	38	20Eps Sgr	1.8360	11000.	89	12625	No
36	GOM_NL__2PRFIN20040730_015111_000000392029_00046_12625_3512.N1	30-JUL-2004 01:51:11	Bright	39.000	57	34Sig Sgr	2.0660	26000.	78	12625	No
37	GOM_NL__2PRFIN20040730_015245_000000572029_00046_12625_3513.N1	30-JUL-2004 01:52:45	Bright	57.000	142	49Del Cap	2.8500	8900.0	114	12625	No
38	GOM_NL__2PRFIN20040730_015707_000000562029_00046_12625_3514.N1	30-JUL-2004 01:57:07	Bright	55.500	154	22Bet Aqr	2.8990	5700.0	111	12625	No
39	GOM_NL__2PRFIN20040730_020057_000000432029_00046_12625_3515.N1	30-JUL-2004 02:00:57	Bright	42.500	11	53Alp Aql	0.76500	8000.0	85	12625	No
40	GOM_NL__2PRFIN20040730_020220_000000412029_00046_12625_3516.N1	30-JUL-2004 02:02:20	Bright	41.000	168	17Zet Aql	2.9860	11000.	82	12625	No
41	GOM_NL__2PRFIN20040730_020414_000000712029_00046_12625_3517.N1	30-JUL-2004 02:04:14	Bright	71.000	61	8Eps Peg	2.1000	3900.0	142	12625	No
42	GOM_NL__2PRFIN20040730_020924_000000392029_00046_12625_3518.N1	30-JUL-2004 02:09:24	Bright	39.000	5	3Alp Lyr	0.033000	11000.	78	12625	No

43	GOM_NL__2PRFIN20040730_021058_000000452029_00046_12625_3519.N1	30-JUL-2004 02:10:58	Bright	44.500	66	37Gam Cyg	2.2080	5900.0	89	12625	No
44	GOM_NL__2PRFIN20040730_021309_000000432029_00046_12625_3520.N1	30-JUL-2004 02:13:09	Bright	42.500	69	33Gam Dra	2.2310	3800.0	85	12625	No
45	GOM_NL__2PRFIN20040730_021708_000000392029_00046_12625_3521.N1	30-JUL-2004 02:17:08	Bright	39.000	119	14Eta Dra	2.7270	4700.0	78	12625	No
46	GOM_NL__2PRFIN20040730_022116_000000402029_00046_12625_3522.N1	30-JUL-2004 02:21:16	Bright	39.500	60	7Bet UMi	2.0810	3950.0	79	12625	No
47	GOM_NL__2PRFIN20040730_022400_000000392029_00046_12625_3523.N1	30-JUL-2004 02:24:00	Bright	39.000	49	1Alp UMi	1.9900	6300.0	78	12625	No
48	GOM_NL__2PRFIN20040730_022653_000000492029_00046_12625_3524.N1	30-JUL-2004 02:26:53	Bright	48.500	76	27Gam Cas	2.3000	30000.	97	12625	No
49	GOM_NL__2PRFIN20040730_023307_000000502029_00046_12625_3525.N1	30-JUL-2004 02:33:07	Bright	49.500	160	23Gam Per	2.9300	4700.0	99	12625	No
50	GOM_NL__2PRFIN20040730_023444_000000502029_00046_12625_3526.N1	30-JUL-2004 02:34:44	Bright	50.000	35	33Alp Per	1.7950	6250.0	100	12625	No
51	GOM_NL__2PRFIN20040730_023759_000000562029_00046_12625_3527.N1	30-JUL-2004 02:37:59	Bright	56.000	79	26Bet Per	2.3100	13100.	112	12625	No
52	GOM_NL__2PRFIN20040730_024137_000000552029_00046_12625_3528.N1	30-JUL-2004 02:41:37	Twi_and_stray	54.500	150	44Zet Per	2.8900	28000.	109	12625	No
53	GOM_NL__2PRFIN20040730_024353_000000422029_00046_12625_3529.N1	30-JUL-2004 02:43:53	Twi_and_stray	42.000	176	23Zet Tau	3.0200	22000.	84	12625	No
54	GOM_NL__2PRFIN20040730_024619_000000612029_00046_12625_3530.N1	30-JUL-2004 02:46:19	Dark	60.500	13	87Alp Tau	0.86700	3800.0	121	12625	No
55	GOM_NL__2PRFIN20040730_024820_000000422029_00046_12625_3531.N1	30-JUL-2004 02:48:20	Dark	42.000	27	24Gam Ori	1.6360	26000.	84	12625	No
56	GOM_NL__2PRFIN20040730_025015_000000432029_00046_12625_3532.N1	30-JUL-2004 02:50:15	Dark	42.500	30	46Eps Ori	1.6940	30000.	85	12625	No
57	GOM_NL__2PRFIN20040730_025135_000000412029_00046_12625_3533.N1	30-JUL-2004 02:51:35	Dark	41.000	125	44Iot Ori	2.7700	30000.	82	12625	No
58	GOM_NL__2PRFIN20040730_025339_000000422029_00046_12625_3534.N1	30-JUL-2004 02:53:39	Dark	42.000	1	9Alp CMa	-1.4400	11000.	84	12625	No
59	GOM_NL__2PRFIN20040730_025547_000000452029_00046_12625_3535.N1	30-JUL-2004 02:55:47	Dark	45.000	139	9Bet Lep	2.8330	5600.0	90	12625	No
60	GOM_NL__2PRFIN20040730_025732_000000402029_00046_12625_3536.N1	30-JUL-2004 02:57:32	Dark	40.000	177	1Zet CMa	3.0220	26000.	80	12625	No
61	GOM_NL__2PRFIN20040730_031203_000000512029_00047_12626_3506.N1	30-JUL-2004 03:12:03	Dark	50.500	9	Alp Eri	0.45300	24000.	101	12626	No
62	GOM_NL__2PRFIN20040730_031413_000000412029_00047_12626_3507.N1	30-JUL-2004 03:14:13	Dark	40.500	135	Bet Hyi	2.8200	5800.0	81	12626	No
63	GOM_NL__2PRFIN20040730_031641_000000612029_00047_12626_3508.N1	30-JUL-2004 03:16:41	Straylight	60.500	84	Alp Phe	2.3970	4500.0	121	12626	No
64	GOM_NL__2PRFIN20040730_031902_000000462029_00047_12626_3509.N1	30-JUL-2004 03:19:02	Straylight	46.000	148	Alp Tuc	2.8780	4100.0	92	12626	No
65	GOM_NL__2PRFIN20040730_032221_000000532029_00047_12626_3510.N1	30-JUL-2004 03:22:21	Straylight	52.500	31	Alp Gru	1.7340	15200.	105	12626	No
66	GOM_NL__2PRFIN20040730_032549_000000732029_00047_12626_3511.N1	30-JUL-2004 03:25:49	Twi_and_stray	72.500	18	24Alp PsA	1.1660	9700.0	145	12626	No
67	GOM_NL__2PRFIN20040730_032952_000000422029_00047_12626_3512.N1	30-JUL-2004 03:29:52	Bright	41.500	38	20Eps Sgr	1.8360	11000.	83	12626	No
68	GOM_NL__2PRFIN20040730_033145_000000422029_00047_12626_3513.N1	30-JUL-2004 03:31:45	Bright	42.000	57	34Sig Sgr	2.0660	26000.	84	12626	No
69	GOM_NL__2PRFIN20040730_033319_000000592029_00047_12626_3514.N1	30-JUL-2004 03:33:19	Bright	58.500	142	49Del Cap	2.8500	8900.0	117	12626	No
70	GOM_NL__2PRFIN20040730_033743_000000582029_00047_12626_3515.N1	30-JUL-2004 03:37:43	Bright	57.500	154	22Bet Aqr	2.8990	5700.0	115	12626	No
71	GOM_NL__2PRFIN20040730_034135_000000442029_00047_12626_3516.N1	30-JUL-2004 03:41:35	Bright	44.000	11	53Alp Aql	0.76500	8000.0	88	12626	No
72	GOM_NL__2PRFIN20040730_034256_000000402029_00047_12626_3517.N1	30-JUL-2004 03:42:56	Bright	40.000	168	17Zet Aql	2.9860	11000.	80	12626	No
73	GOM_NL__2PRFIN20040730_034449_000000632029_00047_12626_3518.N1	30-JUL-2004 03:44:49	Bright	63.000	61	8Eps Peg	2.1000	3900.0	126	12626	No
74	GOM_NL__2PRFIN20040730_035002_000000392029_00047_12626_3519.N1	30-JUL-2004 03:50:02	Bright	39.000	5	3Alp Lyr	0.033000	11000.	78	12626	No
75	GOM_NL__2PRFIN20040730_035134_000000422029_00047_12626_3520.N1	30-JUL-2004 03:51:34	Bright	42.000	66	37Gam Cyg	2.2080	5900.0	84	12626	No
76	GOM_NL__2PRFIN20040730_035345_000000442029_00047_12626_3521.N1	30-JUL-2004 03:53:45	Bright	43.500	69	33Gam Dra	2.2310	3800.0	87	12626	No
77	GOM_NL__2PRFIN20040730_035744_000000362029_00047_12626_3522.N1	30-JUL-2004 03:57:44	Bright	36.000	119	14Eta Dra	2.7270	4700.0	72	12626	No
78	GOM_NL__2PRFIN20040730_040154_000000362029_00047_12626_3523.N1	30-JUL-2004 04:01:54	Bright	35.500	60	7Bet UMi	2.0810	3950.0	71	12626	No
79	GOM_NL__2PRFIN20040730_040435_000000382029_00047_12626_3524.N1	30-JUL-2004 04:04:35	Bright	38.000	49	1Alp UMi	1.9900	6300.0	76	12626	No
80	GOM_NL__2PRFIN20040730_040727_000000502029_00047_12626_3525.N1	30-JUL-2004 04:07:27	Bright	49.500	76	27Gam Cas	2.3000	30000.	99	12626	No
81	GOM_NL__2PRFIN20040730_041342_000000512029_00047_12626_3526.N1	30-JUL-2004 04:13:42	Bright	50.500	160	23Gam Per	2.9300	4700.0	101	12626	No
82	GOM_NL__2PRFIN20040730_041520_000000492029_00047_12626_3527.N1	30-JUL-2004 04:15:20	Bright	49.000	35	33Alp Per	1.7950	6250.0	98	12626	No
83	GOM_NL__2PRFIN20040730_041835_000000592029_00047_12626_3528.N1	30-JUL-2004 04:18:35	Bright	58.500	79	26Bet Per	2.3100	13100.	117	12626	No
84	GOM_NL__2PRFIN20040730_042213_000000572029_00047_12626_3529.N1	30-JUL-2004 04:22:13	Twi_and_stray	56.500	150	44Zet Per	2.8900	28000.	113	12626	No
85	GOM_NL__2PRFIN20040730_042429_000000402029_00047_12626_3530.N1	30-JUL-2004 04:24:29	Twi_and_stray	40.000	176	23Zet Tau	3.0200	22000.	80	12626	No
86	GOM_NL__2PRFIN20040730_042656_000000562029_00047_12626_3531.N1	30-JUL-2004 04:26:56	Dark	56.000	13	87Alp Tau	0.86700	3800.0	112	12626	No
87	GOM_NL__2PRFIN20040730_042856_000000452029_00047_12626_3532.N1	30-JUL-2004 04:28:56	Dark	44.500	27	24Gam Ori	1.6360	26000.	89	12626	No
88	GOM_NL__2PRFIN20040730_043052_000000422029_00047_12626_3533.N1	30-JUL-2004 04:30:52	Dark	42.000	30	46Eps Ori	1.6940	30000.	84	12626	No
89	GOM_NL__2PRFIN20040730_043212_000000412029_00047_12626_3534.N1	30-JUL-2004 04:32:12	Dark	40.500	125	44Iot Ori	2.7700	30000.	81	12626	No
90	GOM_NL__2PRFIN20040730_043415_000000432029_00047_12626_3535.N1	30-JUL-2004 04:34:15	Dark	43.000	1	9Alp CMa	-1.4400	11000.	86	12626	No
91	GOM_NL__2PRFIN20040730_043624_000000442029_00047_12626_3536.N1	30-JUL-2004 04:36:24	Dark	43.500	139	9Bet Lep	2.8330	5600.0	87	12626	No
92	GOM_NL__2PRFIN20040730_043808_000000402029_00047_12626_3537.N1	30-JUL-2004 04:38:08	Dark	39.500	177	1Zet CMa	3.0220	26000.	79	12626	No
93	GOM_NL__2PRFIN20040730_045241_000000572029_00048_12627_3507.N1	30-JUL-2004 04:52:41	Dark	57.000	9	Alp Eri	0.45300	24000.	114	12627	No
94	GOM_NL__2PRFIN20040730_045450_000000392029_00048_12627_3508.N1	30-JUL-2004 04:54:50	Dark	39.000	135	Bet Hyi	2.8200	5800.0	78	12627	No
95	GOM_NL__2PRFIN20040730_045719_000000592029_00048_12627_3509.N1	30-JUL-2004 04:57:19	Straylight	59.000	84	Alp Phe	2.3970	4500.0	118	12627	No
96	GOM_NL__2PRFIN20040730_045939_000000442029_00048_12627_3510.N1	30-JUL-2004 04:59:39	Straylight	44.000	148	Alp Tuc	2.8780	4100.0	88	12627	No
97	GOM_NL__2PRFIN20040730_050258_000000482029_00048_12627_3511.N1	30-JUL-2004 05:02:58	Straylight	47.500	31	Alp Gru	1.7340	15200.	95	12627	No
98	GOM_NL__2PRFIN20040730_050626_000000812029_00048_12627_3512.N1	30-JUL-2004 05:06:26	Twi_and_stray	80.500	18	24Alp PsA	1.1660	9700.0	161	12627	No
99	GOM_NL__2PRFIN20040730_051028_000000442029_00048_12627_3513.N1	30-JUL-2004 05:10:28	Bright	44.000	38	20Eps Sgr	1.8360	11000.	88	12627	No
100	GOM_NL__2PRFIN20040730_051223_000000412029_00048_12627_3514.N1	30-JUL-2004 05:12:23	Bright	40.500	57	34Sig Sgr	2.0660	26000.	81	12627	No
101	GOM_NL__2PRFIN20040730_051355_000000602029_00048_12627_3515.N1	30-JUL-2004 05:13:55	Bright	59.500	142	49Del Cap	2.8500	8900.0	119	12627	No

102	GOM_NL__2PRFIN20040730_051818_000000582029_00048_12627_3516.N1	30-JUL-2004 05:18:18	Bright	57.500	154	22Bet Aqr	2.8990	5700.0	115	12627	No
103	GOM_NL__2PRFIN20040730_052211_000000412029_00048_12627_3517.N1	30-JUL-2004 05:22:11	Bright	40.500	11	53Alp Aql	0.76500	8000.0	81	12627	No
104	GOM_NL__2PRFIN20040730_052334_000000392029_00048_12627_3518.N1	30-JUL-2004 05:23:34	Bright	39.000	168	17Zet Aql	2.9860	11000.	78	12627	No
105	GOM_NL__2PRFIN20040730_052523_000000692029_00048_12627_3519.N1	30-JUL-2004 05:25:23	Bright	68.500	61	8Eps Peg	2.1000	3900.0	137	12627	No
106	GOM_NL__2PRFIN20040730_053039_000000382029_00048_12627_3520.N1	30-JUL-2004 05:30:39	Bright	38.000	5	3Alp Lyr	0.033000	11000.	76	12627	No
107	GOM_NL__2PRFIN20040730_053209_000000452029_00048_12627_3521.N1	30-JUL-2004 05:32:09	Bright	44.500	66	37Gam Cyg	2.2080	5900.0	89	12627	No
108	GOM_NL__2PRFIN20040730_053423_000000402029_00048_12627_3522.N1	30-JUL-2004 05:34:23	Bright	40.000	69	33Gam Dra	2.2310	3800.0	80	12627	No
109	GOM_NL__2PRFIN20040730_053820_000000352029_00048_12627_3523.N1	30-JUL-2004 05:38:20	Bright	34.500	119	14Eta Dra	2.7270	4700.0	69	12627	No
110	GOM_NL__2PRFIN20040730_054231_000000352029_00048_12627_3524.N1	30-JUL-2004 05:42:31	Bright	35.000	60	7Bet UMi	2.0810	3950.0	70	12627	No
111	GOM_NL__2PRFIN20040730_054512_000000372029_00048_12627_3525.N1	30-JUL-2004 05:45:12	Bright	36.500	49	1Alp UMi	1.9900	6300.0	73	12627	No
112	GOM_NL__2PRFIN20040730_054803_000000502029_00048_12627_3526.N1	30-JUL-2004 05:48:03	Bright	49.500	76	27Gam Cas	2.3000	30000.	99	12627	No
113	GOM_NL__2PRFIN20040730_055418_000000482029_00048_12627_3527.N1	30-JUL-2004 05:54:18	Bright	48.000	160	23Gam Per	2.9300	4700.0	96	12627	No
114	GOM_NL__2PRFIN20040730_055555_000000492029_00048_12627_3528.N1	30-JUL-2004 05:55:55	Bright	49.000	35	33Alp Per	1.7950	6250.0	98	12627	No
115	GOM_NL__2PRFIN20040730_055910_000000572029_00048_12627_3529.N1	30-JUL-2004 05:59:10	Bright	57.000	79	26Bet Per	2.3100	13100.	114	12627	No
116	GOM_NL__2PRFIN20040730_060249_000000552029_00048_12627_3530.N1	30-JUL-2004 06:02:49	Tw_i_and_stray	55.000	150	44Zet Per	2.8900	28000.	110	12627	No
117	GOM_NL__2PRFIN20040730_060505_000000412029_00048_12627_3531.N1	30-JUL-2004 06:05:05	Tw_i_and_stray	41.000	176	23Zet Tau	3.0200	22000.	82	12627	No
118	GOM_NL__2PRFIN20040730_060731_000000582029_00048_12627_3532.N1	30-JUL-2004 06:07:31	Dark	57.500	13	87Alp Tau	0.86700	3800.0	115	12627	No
119	GOM_NL__2PRFIN20040730_060933_000000462029_00048_12627_3533.N1	30-JUL-2004 06:09:33	Dark	45.500	27	24Gam Ori	1.6360	26000.	91	12627	No
120	GOM_NL__2PRFIN20040730_061128_000000422029_00048_12627_3534.N1	30-JUL-2004 06:11:28	Dark	42.000	30	46Eps Ori	1.6940	30000.	84	12627	No
121	GOM_NL__2PRFIN20040730_061248_000000402029_00048_12627_3535.N1	30-JUL-2004 06:12:48	Dark	40.000	125	44Iot Ori	2.7700	30000.	80	12627	No
122	GOM_NL__2PRFIN20040730_061451_000000472029_00048_12627_3536.N1	30-JUL-2004 06:14:51	Dark	47.000	1	9Alp CMa	-1.4400	11000.	94	12627	No
123	GOM_NL__2PRFIN20040730_061700_000000432029_00048_12627_3537.N1	30-JUL-2004 06:17:00	Dark	42.500	139	9Bet Lep	2.8330	5600.0	85	12627	No
124	GOM_NL__2PRFIN20040730_061844_000000402029_00048_12627_3538.N1	30-JUL-2004 06:18:44	Dark	40.000	177	1Zet CMa	3.0220	26000.	80	12627	No
125	GOM_NL__2PRFIN20040730_063319_000000462029_00049_12628_3429.N1	30-JUL-2004 06:33:19	Dark	45.500	9	Alp Eri	0.45300	24000.	91	12628	No
126	GOM_NL__2PRFIN20040730_063526_000000392029_00049_12628_3430.N1	30-JUL-2004 06:35:26	Dark	39.000	135	Bet Hyi	2.8200	5800.0	78	12628	No
127	GOM_NL__2PRFIN20040730_063756_000000662029_00049_12628_3431.N1	30-JUL-2004 06:37:56	Straylight	65.500	84	Alp Phe	2.3970	4500.0	131	12628	No
128	GOM_NL__2PRFIN20040730_064016_000000432029_00049_12628_3432.N1	30-JUL-2004 06:40:16	Straylight	43.000	148	Alp Tuc	2.8780	4100.0	86	12628	No
129	GOM_NL__2PRFIN20040730_064335_000000512029_00049_12628_3433.N1	30-JUL-2004 06:43:35	Straylight	50.500	31	Alp Gru	1.7340	15200.	101	12628	No
130	GOM_NL__2PRFIN20040730_064703_000000782029_00049_12628_3434.N1	30-JUL-2004 06:47:03	Tw_i_and_stray	78.000	18	24Alp PsA	1.1660	9700.0	156	12628	No
131	GOM_NL__2PRFIN20040730_065104_000000442029_00049_12628_3435.N1	30-JUL-2004 06:51:04	Bright	43.500	38	20Eps Sgr	1.8360	11000.	87	12628	No
132	GOM_NL__2PRFIN20040730_065300_000000412029_00049_12628_3436.N1	30-JUL-2004 06:53:00	Bright	41.000	57	34Sig Sgr	2.0660	26000.	82	12628	No
133	GOM_NL__2PRFIN20040730_065433_000000572029_00049_12628_3437.N1	30-JUL-2004 06:54:33	Bright	57.000	142	49Del Cap	2.8500	8900.0	114	12628	No
134	GOM_NL__2PRFIN20040730_065854_000000582029_00049_12628_3438.N1	30-JUL-2004 06:58:54	Bright	57.500	154	22Bet Aqr	2.8990	5700.0	115	12628	No
135	GOM_NL__2PRFIN20040730_070247_000000412029_00049_12628_3439.N1	30-JUL-2004 07:02:47	Bright	41.000	11	53Alp Aql	0.76500	8000.0	82	12628	No
136	GOM_NL__2PRFIN20040730_070411_000000372029_00049_12628_3440.N1	30-JUL-2004 07:04:11	Bright	37.000	168	17Zet Aql	2.9860	11000.	74	12628	No
137	GOM_NL__2PRFIN20040730_070558_000000722029_00049_12628_3441.N1	30-JUL-2004 07:05:58	Bright	72.000	61	8Eps Peg	2.1000	3900.0	144	12628	No
138	GOM_NL__2PRFIN20040730_071115_000000412029_00049_12628_3442.N1	30-JUL-2004 07:11:15	Bright	41.000	5	3Alp Lyr	0.033000	11000.	82	12628	No
139	GOM_NL__2PRFIN20040730_071245_000000432029_00049_12628_3443.N1	30-JUL-2004 07:12:45	Bright	42.500	66	37Gam Cyg	2.2080	5900.0	85	12628	No
140	GOM_NL__2PRFIN20040730_071500_000000392029_00049_12628_3444.N1	30-JUL-2004 07:15:00	Bright	39.000	69	33Gam Dra	2.2310	3800.0	78	12628	No
141	GOM_NL__2PRFIN20040730_071857_000000382029_00049_12628_3445.N1	30-JUL-2004 07:18:57	Bright	38.000	119	14Eta Dra	2.7270	4700.0	76	12628	No
142	GOM_NL__2PRFIN20040730_072307_000000392029_00049_12628_3446.N1	30-JUL-2004 07:23:07	Bright	39.000	60	7Bet UMi	2.0810	3950.0	78	12628	No
143	GOM_NL__2PRFIN20040730_072548_000000382029_00049_12628_3447.N1	30-JUL-2004 07:25:48	Bright	38.000	49	1Alp UMi	1.9900	6300.0	76	12628	No
144	GOM_NL__2PRFIN20040730_072838_000000502029_00049_12628_3448.N1	30-JUL-2004 07:28:38	Bright	50.000	76	27Gam Cas	2.3000	30000.	100	12628	No
145	GOM_NL__2PRFIN20040730_073453_000000582029_00049_12628_3449.N1	30-JUL-2004 07:34:53	Bright	58.000	160	23Gam Per	2.9300	4700.0	116	12628	No
146	GOM_NL__2PRFIN20040730_073631_000000522029_00049_12628_3450.N1	30-JUL-2004 07:36:31	Bright	51.500	35	33Alp Per	1.7950	6250.0	103	12628	No
147	GOM_NL__2PRFIN20040730_073946_000000582029_00049_12628_3451.N1	30-JUL-2004 07:39:46	Bright	58.000	79	26Bet Per	2.3100	13100.	116	12628	No
148	GOM_NL__2PRFIN20040730_074324_000000562029_00049_12628_3452.N1	30-JUL-2004 07:43:24	Tw_i_and_stray	55.500	150	44Zet Per	2.8900	28000.	111	12628	No
149	GOM_NL__2PRFIN20040730_074541_000000432029_00049_12628_3453.N1	30-JUL-2004 07:45:41	Tw_i_and_stray	43.000	176	23Zet Tau	3.0200	22000.	86	12628	No
150	GOM_NL__2PRFIN20040730_074806_000000622029_00049_12628_3454.N1	30-JUL-2004 07:48:06	Dark	61.500	13	87Alp Tau	0.86700	3800.0	123	12628	No
151	GOM_NL__2PRFIN20040730_075009_000000432029_00049_12628_3455.N1	30-JUL-2004 07:50:09	Dark	42.500	27	24Gam Ori	1.6360	26000.	85	12628	No
152	GOM_NL__2PRFIN20040730_075204_000000412029_00049_12628_3456.N1	30-JUL-2004 07:52:04	Dark	40.500	30	46Eps Ori	1.6940	30000.	81	12628	No
153	GOM_NL__2PRFIN20040730_075324_000000402029_00049_12628_3457.N1	30-JUL-2004 07:53:24	Dark	40.000	125	44Iot Ori	2.7700	30000.	80	12628	No
154	GOM_NL__2PRFIN20040730_075528_000000502029_00049_12628_3458.N1	30-JUL-2004 07:55:28	Dark	49.500	1	9Alp CMa	-1.4400	11000.	99	12628	No
155	GOM_NL__2PRFIN20040730_075737_000000452029_00049_12628_3459.N1	30-JUL-2004 07:57:37	Dark	44.500	139	9Bet Lep	2.8330	5600.0	89	12628	No
156	GOM_NL__2PRFIN20040730_075920_000000402029_00049_12628_3460.N1	30-JUL-2004 07:59:20	Dark	39.500	177	1Zet CMa	3.0220	26000.	79	12628	No
157	GOM_NL__2PRFIN20040730_081355_000000462029_00050_12629_3429.N1	30-JUL-2004 08:13:55	Dark	46.000	9	Alp Eri	0.45300	24000.	92	12629	No
158	GOM_NL__2PRFIN20040730_081602_000000402029_00050_12629_3430.N1	30-JUL-2004 08:16:02	Dark	40.000	135	Bet Hyi	2.8200	5800.0	80	12629	No
159	GOM_NL__2PRFIN20040730_081833_000000592029_00050_12629_3431.N1	30-JUL-2004 08:18:33	Straylight	59.000	84	Alp Phe	2.3970	4500.0	118	12629	No
160	GOM_NL__2PRFIN20040730_082052_000000432029_00050_12629_3432.N1	30-JUL-2004 08:20:52	Straylight	43.000	148	Alp Tuc	2.8780	4100.0	86	12629	No



161	GOM_NL__2PRFIN20040730_082411_000000442029_00050_12629_3433.N1	30-JUL-2004 08:24:11	Straylight	44.000	31	Alp Gru	1.7340	15200.	88	12629	No
162	GOM_NL__2PRFIN20040730_082738_000000712029_00050_12629_3434.N1	30-JUL-2004 08:27:38	Tw_i_and_stray	71.000	18	24Alp PsA	1.1660	9700.0	142	12629	No
163	GOM_NL__2PRFIN20040730_083140_000000492029_00050_12629_3435.N1	30-JUL-2004 08:31:40	Bright	48.500	38	20Eps Sgr	1.8360	11000.	97	12629	No
164	GOM_NL__2PRFIN20040730_083336_000000412029_00050_12629_3436.N1	30-JUL-2004 08:33:36	Bright	41.000	57	34Sig Sgr	2.0660	26000.	82	12629	No
165	GOM_NL__2PRFIN20040730_083509_000000562029_00050_12629_3437.N1	30-JUL-2004 08:35:09	Bright	55.500	142	49Del Cap	2.8500	8900.0	111	12629	No
166	GOM_NL__2PRFIN20040730_083930_000000562029_00050_12629_3438.N1	30-JUL-2004 08:39:30	Bright	56.000	154	22Bet Aqr	2.8990	5700.0	112	12629	No
167	GOM_NL__2PRFIN20040730_084323_000000402029_00050_12629_3439.N1	30-JUL-2004 08:43:23	Bright	40.000	11	53Alp Aql	0.76500	8000.0	80	12629	No
168	GOM_NL__2PRFIN20040730_084446_000000362029_00050_12629_3440.N1	30-JUL-2004 08:44:46	Bright	36.000	168	17Zet Aql	2.9860	11000.	72	12629	No
169	GOM_NL__2PRFIN20040730_084634_000000702029_00050_12629_3441.N1	30-JUL-2004 08:46:34	Bright	69.500	61	8Eps Peg	2.1000	3900.0	139	12629	No
170	GOM_NL__2PRFIN20040730_085151_000000372029_00050_12629_3442.N1	30-JUL-2004 08:51:51	Bright	36.500	5	3Alp Lyr	0.033000	11000.	73	12629	No
171	GOM_NL__2PRFIN20040730_085321_000000442029_00050_12629_3443.N1	30-JUL-2004 08:53:21	Bright	43.500	66	37Gam Cyg	2.2080	5900.0	87	12629	No
172	GOM_NL__2PRFIN20040730_085536_000000402029_00050_12629_3444.N1	30-JUL-2004 08:55:36	Bright	40.000	69	33Gam Dra	2.2310	3800.0	80	12629	No
173	GOM_NL__2PRFIN20040730_085932_000000392029_00050_12629_3445.N1	30-JUL-2004 08:59:32	Bright	38.500	119	14Eta Dra	2.7270	4700.0	77	12629	No
174	GOM_NL__2PRFIN20040730_090342_000000412029_00050_12629_3446.N1	30-JUL-2004 09:03:42	Bright	40.500	60	7Bet UMi	2.0810	3950.0	81	12629	No
175	GOM_NL__2PRFIN20040730_090624_000000382029_00050_12629_3447.N1	30-JUL-2004 09:06:24	Bright	38.000	49	1Alp UMi	1.9900	6300.0	76	12629	No
176	GOM_NL__2PRFIN20040730_090914_000000482029_00050_12629_3448.N1	30-JUL-2004 09:09:14	Bright	48.000	76	27Gam Cas	2.3000	30000.	96	12629	No
177	GOM_NL__2PRFIN20040730_091530_000000482029_00050_12629_3449.N1	30-JUL-2004 09:15:30	Bright	48.000	160	23Gam Per	2.9300	4700.0	96	12629	No
178	GOM_NL__2PRFIN20040730_091707_000000512029_00050_12629_3450.N1	30-JUL-2004 09:17:07	Bright	50.500	35	33Alp Per	1.7950	6250.0	101	12629	No
179	GOM_NL__2PRFIN20040730_092022_000000592029_00050_12629_3451.N1	30-JUL-2004 09:20:22	Bright	58.500	79	26Bet Per	2.3100	13100.	117	12629	No
180	GOM_NL__2PRFIN20040730_092402_000000562029_00050_12629_3452.N1	30-JUL-2004 09:24:02	Tw_i_and_stray	55.500	150	44Zet Per	2.8900	28000.	111	12629	No
181	GOM_NL__2PRFIN20040730_092617_000000412029_00050_12629_3453.N1	30-JUL-2004 09:26:17	Tw_i_and_stray	41.000	176	23Zet Tau	3.0200	22000.	82	12629	No
182	GOM_NL__2PRFIN20040730_092842_000000622029_00050_12629_3454.N1	30-JUL-2004 09:28:42	Dark	62.000	13	87Alp Tau	0.86700	3800.0	124	12629	No
183	GOM_NL__2PRFIN20040730_093045_000000462029_00050_12629_3455.N1	30-JUL-2004 09:30:45	Dark	45.500	27	24Gam Ori	1.6360	26000.	91	12629	No
184	GOM_NL__2PRFIN20040730_093240_000000432029_00050_12629_3456.N1	30-JUL-2004 09:32:40	Dark	43.000	30	46Eps Ori	1.6940	30000.	86	12629	No
185	GOM_NL__2PRFIN20040730_093359_000000432029_00050_12629_3457.N1	30-JUL-2004 09:33:59	Dark	42.500	125	44Iot Ori	2.7700	30000.	85	12629	No
186	GOM_NL__2PRFIN20040730_093603_000000442029_00050_12629_3458.N1	30-JUL-2004 09:36:03	Dark	44.000	1	9Alp CMa	-1.4400	11000.	88	12629	No
187	GOM_NL__2PRFIN20040730_093812_000000462029_00050_12629_3459.N1	30-JUL-2004 09:38:12	Dark	46.000	139	9Bet Lep	2.8330	5600.0	92	12629	No
188	GOM_NL__2PRFIN20040730_093956_000000392029_00050_12629_3460.N1	30-JUL-2004 09:39:56	Dark	38.500	177	1Zet CMa	3.0220	26000.	77	12629	No
189	GOM_NL__2PRFIN20040730_095432_000000452029_00051_12630_3429.N1	30-JUL-2004 09:54:32	Dark	44.500	9	Alp Eri	0.45300	24000.	89	12630	No
190	GOM_NL__2PRFIN20040730_095639_000000392029_00051_12630_3430.N1	30-JUL-2004 09:56:39	Dark	38.500	135	Bet Hyi	2.8200	5800.0	77	12630	No
191	GOM_NL__2PRFIN20040730_095910_000000632029_00051_12630_3431.N1	30-JUL-2004 09:59:10	Straylight	62.500	84	Alp Phe	2.3970	4500.0	125	12630	No
192	GOM_NL__2PRFIN20040730_100128_000000442029_00051_12630_3432.N1	30-JUL-2004 10:01:28	Straylight	43.500	148	Alp Tuc	2.8780	4100.0	87	12630	No
193	GOM_NL__2PRFIN20040730_100448_000000472029_00051_12630_3433.N1	30-JUL-2004 10:04:48	Straylight	47.000	31	Alp Gru	1.7340	15200.	94	12630	No
194	GOM_NL__2PRFIN20040730_100816_000000722029_00051_12630_3434.N1	30-JUL-2004 10:08:16	Tw_i_and_stray	71.500	18	24Alp PsA	1.1660	9700.0	143	12630	No
195	GOM_NL__2PRFIN20040730_101216_000000512029_00051_12630_3435.N1	30-JUL-2004 10:12:16	Bright	51.000	38	20Eps Sgr	1.8360	11000.	102	12630	No
196	GOM_NL__2PRFIN20040730_101412_000000392029_00051_12630_3436.N1	30-JUL-2004 10:14:12	Bright	39.000	57	34Sig Sgr	2.0660	26000.	78	12630	No
197	GOM_NL__2PRFIN20040730_101545_000000582029_00051_12630_3437.N1	30-JUL-2004 10:15:45	Bright	57.500	142	49Del Cap	2.8500	8900.0	115	12630	No
198	GOM_NL__2PRFIN20040730_102006_000000572029_00051_12630_3438.N1	30-JUL-2004 10:20:06	Bright	57.000	154	22Bet Aqr	2.8990	5700.0	114	12630	No
199	GOM_NL__2PRFIN20040730_102359_000000422029_00051_12630_3439.N1	30-JUL-2004 10:23:59	Bright	42.000	11	53Alp Aql	0.76500	8000.0	84	12630	No
200	GOM_NL__2PRFIN20040730_102522_000000372029_00051_12630_3440.N1	30-JUL-2004 10:25:22	Bright	37.000	168	17Zet Aql	2.9860	11000.	74	12630	No
201	GOM_NL__2PRFIN20040730_102709_000000672029_00051_12630_3441.N1	30-JUL-2004 10:27:09	Bright	67.000	61	8Eps Peg	2.1000	3900.0	134	12630	No
202	GOM_NL__2PRFIN20040730_103227_000000412029_00051_12630_3442.N1	30-JUL-2004 10:32:27	Bright	40.500	5	3Alp Lyr	0.033000	11000.	81	12630	No
203	GOM_NL__2PRFIN20040730_103356_000000442029_00051_12630_3443.N1	30-JUL-2004 10:33:56	Bright	44.000	66	37Gam Cyg	2.2080	5900.0	88	12630	No
204	GOM_NL__2PRFIN20040730_103612_000000412029_00051_12630_3444.N1	30-JUL-2004 10:36:12	Bright	40.500	69	33Gam Dra	2.2310	3800.0	81	12630	No
205	GOM_NL__2PRFIN20040730_104009_000000372029_00051_12630_3445.N1	30-JUL-2004 10:40:09	Bright	37.000	119	14Eta Dra	2.7270	4700.0	74	12630	No
206	GOM_NL__2PRFIN20040730_104417_000000402029_00051_12630_3446.N1	30-JUL-2004 10:44:17	Bright	40.000	60	7Bet UMi	2.0810	3950.0	80	12630	No
207	GOM_NL__2PRFIN20040730_104659_000000392029_00051_12630_3447.N1	30-JUL-2004 10:46:59	Bright	38.500	49	1Alp UMi	1.9900	6300.0	77	12630	No
208	GOM_NL__2PRFIN20040730_104948_000000492029_00051_12630_3448.N1	30-JUL-2004 10:49:48	Bright	48.500	76	27Gam Cas	2.3000	30000.	97	12630	No
209	GOM_NL__2PRFIN20040730_105605_000000492029_00051_12630_3449.N1	30-JUL-2004 10:56:05	Bright	49.000	160	23Gam Per	2.9300	4700.0	98	12630	No
210	GOM_NL__2PRFIN20040730_105743_000000482029_00051_12630_3450.N1	30-JUL-2004 10:57:43	Bright	48.000	35	33Alp Per	1.7950	6250.0	96	12630	No
211	GOM_NL__2PRFIN20040730_110057_000000572029_00051_12630_3451.N1	30-JUL-2004 11:00:57	Bright	57.000	79	26Bet Per	2.3100	13100.	114	12630	No
212	GOM_NL__2PRFIN20040730_110438_000000542029_00051_12630_3452.N1	30-JUL-2004 11:04:38	Tw_i_and_stray	54.000	150	44Zet Per	2.8900	28000.	108	12630	No
213	GOM_NL__2PRFIN20040730_110654_000000432029_00051_12630_3453.N1	30-JUL-2004 11:06:54	Tw_i_and_stray	42.500	176	23Zet Tau	3.0200	22000.	85	12630	No
214	GOM_NL__2PRFIN20040730_110921_000000582029_00051_12630_3454.N1	30-JUL-2004 11:09:21	Dark	57.500	13	87Alp Tau	0.86700	3800.0	115	12630	No
215	GOM_NL__2PRFIN20040730_111122_000000452029_00051_12630_3455.N1	30-JUL-2004 11:11:22	Dark	45.000	27	24Gam Ori	1.6360	26000.	90	12630	No
216	GOM_NL__2PRFIN20040730_111316_000000452029_00051_12630_3456.N1	30-JUL-2004 11:13:16	Dark	44.500	30	46Eps Ori	1.6940	30000.	89	12630	No
217	GOM_NL__2PRFIN20040730_111436_000000412029_00051_12630_3457.N1	30-JUL-2004 11:14:36	Dark	41.000	125	44Iot Ori	2.7700	30000.	82	12630	No
218	GOM_NL__2PRFIN20040730_111639_000000512029_00051_12630_3458.N1	30-JUL-2004 11:16:39	Dark	51.000	1	9Alp CMa	-1.4400	11000.	102	12630	No
219	GOM_NL__2PRFIN20040730_112009_000000582029_00051_12630_3459.N1	30-JUL-2004 11:20:09	Dark	58.000	165	34Gam Eri	2.9500	3200.0	116	12630	No

220	GOM_NL__2PRFIN20040730_112646_000000512029_00051_12630_3460.N1	30-JUL-2004 11:26:46	Dark	51.000	2	Alp Car	-0.73600	7000.0	102	12630	No
221	GOM_NL__2PRFIN20040730_112933_000000472029_00051_12630_3461.N1	30-JUL-2004 11:29:33	Dark	47.000	157	The1Eri	2.9060	9300.0	94	12630	No
222	GOM_NL__2PRFIN20040730_113508_000000482029_00052_12631_3508.N1	30-JUL-2004 11:35:08	Dark	48.000	9	Alp Eri	0.45300	24000.	96	12631	No
223	GOM_NL__2PRFIN20040730_113713_000000432029_00052_12631_3509.N1	30-JUL-2004 11:37:13	Dark	43.000	135	Bet Hyi	2.8200	5800.0	86	12631	No
224	GOM_NL__2PRFIN20040730_113946_000000602029_00052_12631_3510.N1	30-JUL-2004 11:39:46	Straylight	59.500	84	Alp Phe	2.3970	4500.0	119	12631	No
225	GOM_NL__2PRFIN20040730_114204_000000422029_00052_12631_3511.N1	30-JUL-2004 11:42:04	Straylight	42.000	148	Alp Tuc	2.8780	4100.0	84	12631	No
226	GOM_NL__2PRFIN20040730_114524_000000502029_00052_12631_3512.N1	30-JUL-2004 11:45:24	Straylight	49.500	31	Alp Gru	1.7340	15200.	99	12631	No
227	GOM_NL__2PRFIN20040730_114853_000000822029_00052_12631_3513.N1	30-JUL-2004 11:48:53	Tw_i_and_stray	81.500	18	24Alp PsA	1.1660	9700.0	163	12631	No
228	GOM_NL__2PRFIN20040730_115252_000000452029_00052_12631_3514.N1	30-JUL-2004 11:52:52	Bright	44.500	38	20Eps Sgr	1.8360	11000.	89	12631	No
229	GOM_NL__2PRFIN20040730_115447_000000412029_00052_12631_3515.N1	30-JUL-2004 11:54:47	Bright	40.500	57	34Sig Sgr	2.0660	26000.	81	12631	No
230	GOM_NL__2PRFIN20040730_115621_000000572029_00052_12631_3516.N1	30-JUL-2004 11:56:21	Bright	56.500	142	49Del Cap	2.8500	8900.0	113	12631	No
231	GOM_NL__2PRFIN20040730_120042_000000572029_00052_12631_3517.N1	30-JUL-2004 12:00:42	Bright	56.500	154	22Bet Aqr	2.8990	5700.0	113	12631	No
232	GOM_NL__2PRFIN20040730_120432_000000422029_00052_12631_3518.N1	30-JUL-2004 12:04:32	Bright	42.000	11	53Alp Aql	0.76500	8000.0	84	12631	No
233	GOM_NL__2PRFIN20040730_120557_000000392029_00052_12631_3519.N1	30-JUL-2004 12:05:57	Bright	39.000	168	17Zet Aql	2.9860	11000.	78	12631	No
234	GOM_NL__2PRFIN20040730_120744_000000652029_00052_12631_3520.N1	30-JUL-2004 12:07:44	Bright	64.500	61	8Eps Peg	2.1000	3900.0	129	12631	No
235	GOM_NL__2PRFIN20040730_121302_000000402029_00052_12631_3521.N1	30-JUL-2004 12:13:02	Bright	39.500	5	3Alp Lyr	0.033000	11000.	79	12631	No
236	GOM_NL__2PRFIN20040730_121431_000000452029_00052_12631_3522.N1	30-JUL-2004 12:14:31	Bright	44.500	66	37Gam Cyg	2.2080	5900.0	89	12631	No
237	GOM_NL__2PRFIN20040730_121647_000000412029_00052_12631_3523.N1	30-JUL-2004 12:16:47	Bright	40.500	69	33Gam Dra	2.2310	3800.0	81	12631	No
238	GOM_NL__2PRFIN20040730_122045_000000392029_00052_12631_3524.N1	30-JUL-2004 12:20:45	Bright	38.500	119	14Eta Dra	2.7270	4700.0	77	12631	No
239	GOM_NL__2PRFIN20040730_122454_000000402029_00052_12631_3525.N1	30-JUL-2004 12:24:54	Bright	39.500	60	7Bet UMi	2.0810	3950.0	79	12631	No
240	GOM_NL__2PRFIN20040730_122733_000000412029_00052_12631_3526.N1	30-JUL-2004 12:27:33	Bright	40.500	49	1Alp UMi	1.9900	6300.0	81	12631	No
241	GOM_NL__2PRFIN20040730_123024_000000502029_00052_12631_3527.N1	30-JUL-2004 12:30:24	Bright	50.000	76	27Gam Cas	2.3000	30000.	100	12631	No
242	GOM_NL__2PRFIN20040730_123641_000000522029_00052_12631_3528.N1	30-JUL-2004 12:36:41	Bright	51.500	160	23Gam Per	2.9300	4700.0	103	12631	No
243	GOM_NL__2PRFIN20040730_123818_000000522029_00052_12631_3529.N1	30-JUL-2004 12:38:18	Bright	51.500	35	33Alp Per	1.7950	6250.0	103	12631	No
244	GOM_NL__2PRFIN20040730_124133_000000572029_00052_12631_3530.N1	30-JUL-2004 12:41:33	Bright	57.000	79	26Bet Per	2.3100	13100.	114	12631	No
245	GOM_NL__2PRFIN20040730_124514_000000562029_00052_12631_3531.N1	30-JUL-2004 12:45:14	Tw_i_and_stray	55.500	150	44Zet Per	2.8900	28000.	111	12631	No
246	GOM_NL__2PRFIN20040730_124730_000000422029_00052_12631_3532.N1	30-JUL-2004 12:47:30	Tw_i_and_stray	41.500	176	23Zet Tau	3.0200	22000.	83	12631	No
247	GOM_NL__2PRFIN20040730_124957_000000622029_00052_12631_3533.N1	30-JUL-2004 12:49:57	Dark	62.000	13	87Alp Tau	0.86700	3800.0	124	12631	No
248	GOM_NL__2PRFIN20040730_125158_000000452029_00052_12631_3534.N1	30-JUL-2004 12:51:58	Dark	44.500	27	24Gam Ori	1.6360	26000.	89	12631	No
249	GOM_NL__2PRFIN20040730_125350_000000452029_00052_12631_3535.N1	30-JUL-2004 12:53:50	Dark	44.500	30	46Eps Ori	1.6940	30000.	89	12631	No
250	GOM_NL__2PRFIN20040730_125510_000000442029_00052_12631_3536.N1	30-JUL-2004 12:55:10	Dark	43.500	125	44Iot Ori	2.7700	30000.	87	12631	No
251	GOM_NL__2PRFIN20040730_125714_000000512029_00052_12631_3537.N1	30-JUL-2004 12:57:14	Dark	50.500	1	9Alp CMa	-1.4400	11000.	101	12631	No
252	GOM_NL__2PRFIN20040730_130045_000000602029_00052_12631_3538.N1	30-JUL-2004 13:00:45	Dark	59.500	165	34Gam Eri	2.9500	3200.0	119	12631	No
253	GOM_NL__2PRFIN20040730_130722_000000472029_00052_12631_3539.N1	30-JUL-2004 13:07:22	Dark	47.000	2	Alp Car	-0.73600	7000.0	94	12631	No
254	GOM_NL__2PRFIN20040730_131010_000000492029_00052_12631_3540.N1	30-JUL-2004 13:10:10	Dark	48.500	157	The1Eri	2.9060	9300.0	97	12631	No
255	GOM_NL__2PRFIN20040730_131544_000000462029_00053_12632_3430.N1	30-JUL-2004 13:15:44	Dark	46.000	9	Alp Eri	0.45300	24000.	92	12632	No
256	GOM_NL__2PRFIN20040730_131751_000000392029_00053_12632_3431.N1	30-JUL-2004 13:17:51	Dark	39.000	135	Bet Hyi	2.8200	5800.0	78	12632	No
257	GOM_NL__2PRFIN20040730_132022_000000632029_00053_12632_3432.N1	30-JUL-2004 13:20:22	Straylight	63.000	84	Alp Phe	2.3970	4500.0	126	12632	No
258	GOM_NL__2PRFIN20040730_132240_000000442029_00053_12632_3433.N1	30-JUL-2004 13:22:40	Straylight	44.000	148	Alp Tuc	2.8780	4100.0	88	12632	No
259	GOM_NL__2PRFIN20040730_132559_000000522029_00053_12632_3434.N1	30-JUL-2004 13:25:59	Straylight	52.000	31	Alp Gru	1.7340	15200.	104	12632	No
260	GOM_NL__2PRFIN20040730_132929_000000772029_00053_12632_3435.N1	30-JUL-2004 13:29:29	Tw_i_and_stray	77.000	18	24Alp PsA	1.1660	9700.0	154	12632	No
261	GOM_NL__2PRFIN20040730_133328_000000442029_00053_12632_3436.N1	30-JUL-2004 13:33:28	Bright	44.000	38	20Eps Sgr	1.8360	11000.	88	12632	No
262	GOM_NL__2PRFIN20040730_133524_000000412029_00053_12632_3437.N1	30-JUL-2004 13:35:24	Bright	41.000	57	34Sig Sgr	2.0660	26000.	82	12632	No
263	GOM_NL__2PRFIN20040730_133658_000000572029_00053_12632_3438.N1	30-JUL-2004 13:36:58	Bright	57.000	142	49Del Cap	2.8500	8900.0	114	12632	No
264	GOM_NL__2PRFIN20040730_134117_000000572029_00053_12632_3439.N1	30-JUL-2004 13:41:17	Bright	57.000	154	22Bet Aqr	2.8990	5700.0	114	12632	No
265	GOM_NL__2PRFIN20040730_134508_000000432029_00053_12632_3440.N1	30-JUL-2004 13:45:08	Bright	43.000	11	53Alp Aql	0.76500	8000.0	86	12632	No
266	GOM_NL__2PRFIN20040730_134631_000000392029_00053_12632_3441.N1	30-JUL-2004 13:46:31	Bright	39.000	168	17Zet Aql	2.9860	11000.	78	12632	No
267	GOM_NL__2PRFIN20040730_134819_000000632029_00053_12632_3442.N1	30-JUL-2004 13:48:19	Bright	62.500	61	8Eps Peg	2.1000	3900.0	125	12632	No
268	GOM_NL__2PRFIN20040730_135338_000000422029_00053_12632_3443.N1	30-JUL-2004 13:53:38	Bright	41.500	5	3Alp Lyr	0.033000	11000.	83	12632	No
269	GOM_NL__2PRFIN20040730_135507_000000452029_00053_12632_3444.N1	30-JUL-2004 13:55:07	Bright	44.500	66	37Gam Cyg	2.2080	5900.0	89	12632	No
270	GOM_NL__2PRFIN20040730_135724_000000412029_00053_12632_3445.N1	30-JUL-2004 13:57:24	Bright	41.000	69	33Gam Dra	2.2310	3800.0	82	12632	No
271	GOM_NL__2PRFIN20040730_140122_000000392029_00053_12632_3446.N1	30-JUL-2004 14:01:22	Bright	38.500	119	14Eta Dra	2.7270	4700.0	77	12632	No
272	GOM_NL__2PRFIN20040730_140531_000000402029_00053_12632_3447.N1	30-JUL-2004 14:05:31	Bright	39.500	60	7Bet UMi	2.0810	3950.0	79	12632	No
273	GOM_NL__2PRFIN20040730_140809_000000382029_00053_12632_3448.N1	30-JUL-2004 14:08:09	Bright	37.500	49	1Alp UMi	1.9900	6300.0	75	12632	No
274	GOM_NL__2PRFIN20040730_141059_000000482029_00053_12632_3449.N1	30-JUL-2004 14:10:59	Bright	47.500	76	27Gam Cas	2.3000	30000.	95	12632	No
275	GOM_NL__2PRFIN20040730_141716_000000662029_00053_12632_3450.N1	30-JUL-2004 14:17:16	Bright	65.500	160	23Gam Per	2.9300	4700.0	131	12632	No
276	GOM_NL__2PRFIN20040730_141854_000000522029_00053_12632_3451.N1	30-JUL-2004 14:18:54	Bright	52.000	35	33Alp Per	1.7950	6250.0	104	12632	No
277	GOM_NL__2PRFIN20040730_142209_000000582029_00053_12632_3452.N1	30-JUL-2004 14:22:09	Bright	58.000	79	26Bet Per	2.3100	13100.	116	12632	No
278	GOM_NL__2PRFIN20040730_142550_000000552029_00053_12632_3453.N1	30-JUL-2004 14:25:50	Tw_i_and_stray	54.500	150	44Zet Per	2.8900	28000.	109	12632	No

279	GOM_NL__2PRFIN20040730_142806_000000442029_00053_12632_3454.N1	30-JUL-2004 14:28:06	Twilight	43.500	176	23Zet Tau	3.0200	22000.	87	12632	No
280	GOM_NL__2PRFIN20040730_143033_000000562029_00053_12632_3455.N1	30-JUL-2004 14:30:33	Dark	56.000	13	87Alp Tau	0.86700	3800.0	112	12632	No
281	GOM_NL__2PRFIN20040730_143234_000000442029_00053_12632_3456.N1	30-JUL-2004 14:32:34	Dark	43.500	27	24Gam Ori	1.6360	26000.	87	12632	No
282	GOM_NL__2PRFIN20040730_143428_000000472029_00053_12632_3457.N1	30-JUL-2004 14:34:28	Dark	47.000	30	46Eps Ori	1.6940	30000.	94	12632	No
283	GOM_NL__2PRFIN20040730_143546_000000452029_00053_12632_3458.N1	30-JUL-2004 14:35:46	Dark	45.000	125	44Iot Ori	2.7700	30000.	90	12632	No
284	GOM_NL__2PRFIN20040730_143751_000000452029_00053_12632_3459.N1	30-JUL-2004 14:37:51	Dark	44.500	1	9Alp CMa	-1.4400	11000.	89	12632	No
285	GOM_NL__2PRFIN20040730_144123_000000552029_00053_12632_3460.N1	30-JUL-2004 14:41:23	Dark	55.000	165	34Gam Eri	2.9500	3200.0	110	12632	No
286	GOM_NL__2PRFIN20040730_144758_000000472029_00053_12632_3461.N1	30-JUL-2004 14:47:58	Dark	47.000	2	Alp Car	-0.73600	7000.0	94	12632	No
287	GOM_NL__2PRFIN20040730_145046_000000482029_00053_12632_3462.N1	30-JUL-2004 14:50:46	Dark	48.000	157	The1Eri	2.9060	9300.0	96	12632	No
288	GOM_NL__2PRFIN20040730_145619_000000522029_00054_12633_3431.N1	30-JUL-2004 14:56:19	Dark	51.500	9	Alp Eri	0.45300	24000.	103	12633	No
289	GOM_NL__2PRFIN20040730_145827_000000392029_00054_12633_3432.N1	30-JUL-2004 14:58:27	Dark	38.500	135	Bet Hyi	2.8200	5800.0	77	12633	No
290	GOM_NL__2PRFIN20040730_150101_000000602029_00054_12633_3433.N1	30-JUL-2004 15:01:01	Straylight	59.500	84	Alp Phe	2.3970	4500.0	119	12633	No
291	GOM_NL__2PRFIN20040730_150316_000000462029_00054_12633_3434.N1	30-JUL-2004 15:03:16	Straylight	45.500	148	Alp Tuc	2.8780	4100.0	91	12633	No
292	GOM_NL__2PRFIN20040730_150636_000000492029_00054_12633_3435.N1	30-JUL-2004 15:06:36	Straylight	48.500	31	Alp Gru	1.7340	15200.	97	12633	No
293	GOM_NL__2PRFIN20040730_151006_000000772029_00054_12633_3436.N1	30-JUL-2004 15:10:06	Twilight	77.000	18	24Alp PsA	1.1660	9700.0	154	12633	No
294	GOM_NL__2PRFIN20040730_151404_000000452029_00054_12633_3437.N1	30-JUL-2004 15:14:04	Bright	45.000	38	20Eps Sgr	1.8360	11000.	90	12633	No
295	GOM_NL__2PRFIN20040730_151600_000000412029_00054_12633_3438.N1	30-JUL-2004 15:16:00	Bright	40.500	57	34Sig Sgr	2.0660	26000.	81	12633	No
296	GOM_NL__2PRFIN20040730_151733_000000572029_00054_12633_3439.N1	30-JUL-2004 15:17:33	Bright	57.000	142	49Del Cap	2.8500	8900.0	114	12633	No
297	GOM_NL__2PRFIN20040730_152153_000000562029_00054_12633_3440.N1	30-JUL-2004 15:21:53	Bright	56.000	154	22Bet Aqr	2.8990	5700.0	112	12633	No
298	GOM_NL__2PRFIN20040730_152546_000000402029_00054_12633_3441.N1	30-JUL-2004 15:25:46	Bright	40.000	11	53Alp Aql	0.76500	8000.0	80	12633	No
299	GOM_NL__2PRFIN20040730_152709_000000382029_00054_12633_3442.N1	30-JUL-2004 15:27:09	Bright	38.000	168	17Zet Aql	2.9860	11000.	76	12633	No
300	GOM_NL__2PRFIN20040730_152854_000000642029_00054_12633_3443.N1	30-JUL-2004 15:28:54	Bright	64.000	61	8Eps Peg	2.1000	3900.0	128	12633	No
301	GOM_NL__2PRFIN20040730_153414_000000412029_00054_12633_3444.N1	30-JUL-2004 15:34:14	Bright	41.000	5	3Alp Lyr	0.033000	11000.	82	12633	No
302	GOM_NL__2PRFIN20040730_153542_000000422029_00054_12633_3445.N1	30-JUL-2004 15:35:42	Bright	42.000	66	37Gam Cyg	2.2080	5900.0	84	12633	No
303	GOM_NL__2PRFIN20040730_153800_000000412029_00054_12633_3446.N1	30-JUL-2004 15:38:00	Bright	40.500	69	33Gam Dra	2.2310	3800.0	81	12633	No
304	GOM_NL__2PRFIN20040730_154157_000000372029_00054_12633_3447.N1	30-JUL-2004 15:41:57	Bright	36.500	119	14Eta Dra	2.7270	4700.0	73	12633	No
305	GOM_NL__2PRFIN20040730_154607_000000362029_00054_12633_3448.N1	30-JUL-2004 15:46:07	Bright	35.500	60	7Bet UMi	2.0810	3950.0	71	12633	No
306	GOM_NL__2PRFIN20040730_154846_000000392029_00054_12633_3449.N1	30-JUL-2004 15:48:46	Bright	39.000	49	1Alp UMi	1.9900	6300.0	78	12633	No
307	GOM_NL__2PRFIN20040730_155134_000000502029_00054_12633_3450.N1	30-JUL-2004 15:51:34	Bright	50.000	76	27Gam Cas	2.3000	30000.	100	12633	No
308	GOM_NL__2PRFIN20040730_155751_000000482029_00054_12633_3451.N1	30-JUL-2004 15:57:51	Bright	48.000	160	23Gam Per	2.9300	4700.0	96	12633	No
309	GOM_NL__2PRFIN20040730_155930_000000502029_00054_12633_3452.N1	30-JUL-2004 15:59:30	Bright	49.500	35	33Alp Per	1.7950	6250.0	99	12633	No
310	GOM_NL__2PRFIN20040730_160245_000000592029_00054_12633_3453.N1	30-JUL-2004 16:02:45	Bright	59.000	79	26Bet Per	2.3100	13100.	118	12633	No
311	GOM_NL__2PRFIN20040730_160625_000000552029_00054_12633_3454.N1	30-JUL-2004 16:06:25	Twilight	55.000	150	44Zet Per	2.8900	28000.	110	12633	No
312	GOM_NL__2PRFIN20040730_160842_000000422029_00054_12633_3455.N1	30-JUL-2004 16:08:42	Twilight	42.000	176	23Zet Tau	3.0200	22000.	84	12633	No
313	GOM_NL__2PRFIN20040730_161110_000000582029_00054_12633_3456.N1	30-JUL-2004 16:11:10	Dark	57.500	13	87Alp Tau	0.86700	3800.0	115	12633	No
314	GOM_NL__2PRFIN20040730_161310_000000492029_00054_12633_3457.N1	30-JUL-2004 16:13:10	Dark	49.000	27	24Gam Ori	1.6360	26000.	98	12633	No
315	GOM_NL__2PRFIN20040730_161505_000000462029_00054_12633_3458.N1	30-JUL-2004 16:15:05	Dark	45.500	30	46Eps Ori	1.6940	30000.	91	12633	No
316	GOM_NL__2PRFIN20040730_161624_000000422029_00054_12633_3459.N1	30-JUL-2004 16:16:24	Dark	41.500	125	44Iot Ori	2.7700	30000.	83	12633	No
317	GOM_NL__2PRFIN20040730_161826_000000452029_00054_12633_3460.N1	30-JUL-2004 16:18:26	Dark	44.500	1	9Alp CMa	-1.4400	11000.	89	12633	No
318	GOM_NL__2PRFIN20040730_162159_000000582029_00054_12633_3461.N1	30-JUL-2004 16:21:59	Dark	57.500	165	34Gam Eri	2.9500	3200.0	115	12633	No
319	GOM_NL__2PRFIN20040730_162834_000000512029_00054_12633_3462.N1	30-JUL-2004 16:28:34	Dark	51.000	2	Alp Car	-0.73600	7000.0	102	12633	No
320	GOM_NL__2PRFIN20040730_163124_000000502029_00054_12633_3463.N1	30-JUL-2004 16:31:24	Dark	49.500	157	The1Eri	2.9060	9300.0	99	12633	No
321	GOM_NL__2PRFIN20040730_163658_000000482029_00055_12634_3432.N1	30-JUL-2004 16:36:58	Dark	47.500	9	Alp Eri	0.45300	24000.	95	12634	No
322	GOM_NL__2PRFIN20040730_163903_000000412029_00055_12634_3433.N1	30-JUL-2004 16:39:03	Dark	40.500	135	Bet Hyi	2.8200	5800.0	81	12634	No
323	GOM_NL__2PRFIN20040730_164138_000000592029_00055_12634_3434.N1	30-JUL-2004 16:41:38	Straylight	58.500	84	Alp Phe	2.3970	4500.0	117	12634	No
324	GOM_NL__2PRFIN20040730_164354_000000432029_00055_12634_3435.N1	30-JUL-2004 16:43:54	Straylight	42.500	148	Alp Tuc	2.8780	4100.0	85	12634	No
325	GOM_NL__2PRFIN20040730_164714_000000472029_00055_12634_3436.N1	30-JUL-2004 16:47:14	Straylight	46.500	31	Alp Gru	1.7340	15200.	93	12634	No
326	GOM_NL__2PRFIN20040730_165043_000000722029_00055_12634_3437.N1	30-JUL-2004 16:50:43	Twilight	71.500	18	24Alp PsA	1.1660	9700.0	143	12634	No
327	GOM_NL__2PRFIN20040730_165440_000000442029_00055_12634_3438.N1	30-JUL-2004 16:54:40	Bright	44.000	38	20Eps Sgr	1.8360	11000.	88	12634	No
328	GOM_NL__2PRFIN20040730_165636_000000412029_00055_12634_3439.N1	30-JUL-2004 16:56:36	Bright	41.000	57	34Sig Sgr	2.0660	26000.	82	12634	No
329	GOM_NL__2PRFIN20040730_165809_000000572029_00055_12634_3440.N1	30-JUL-2004 16:58:09	Bright	57.000	142	49Del Cap	2.8500	8900.0	114	12634	No
330	GOM_NL__2PRFIN20040730_170228_000000572029_00055_12634_3441.N1	30-JUL-2004 17:02:28	Bright	56.500	154	22Bet Aqr	2.8990	5700.0	113	12634	No
331	GOM_NL__2PRFIN20040730_170622_000000402029_00055_12634_3442.N1	30-JUL-2004 17:06:22	Bright	39.500	11	53Alp Aql	0.76500	8000.0	79	12634	No
332	GOM_NL__2PRFIN20040730_170746_000000292029_00055_12634_3443.N1	30-JUL-2004 17:07:46	Bright	29.000	168	17Zet Aql	2.9860	11000.	58	12634	No
333	GOM_NL__2PRFIN20040730_170929_000000652029_00055_12634_3444.N1	30-JUL-2004 17:09:29	Bright	64.500	61	8Eps Peg	2.1000	3900.0	129	12634	No
334	GOM_NL__2PRFIN20040730_171451_000000422029_00055_12634_3445.N1	30-JUL-2004 17:14:51	Bright	41.500	5	3Alp Lyr	0.033000	11000.	83	12634	No
335	GOM_NL__2PRFIN20040730_171618_000000442029_00055_12634_3446.N1	30-JUL-2004 17:16:18	Bright	43.500	66	37Gam Cyg	2.2080	5900.0	87	12634	No
336	GOM_NL__2PRFIN20040730_171836_000000412029_00055_12634_3447.N1	30-JUL-2004 17:18:36	Bright	41.000	69	33Gam Dra	2.2310	3800.0	82	12634	No
337	GOM_NL__2PRFIN20040730_172234_000000402029_00055_12634_3448.N1	30-JUL-2004 17:22:34	Bright	39.500	119	14Eta Dra	2.7270	4700.0	79	12634	No



338	GOM_NL__2PRFIN20040730_172642_000000382029_00055_12634_3449.N1	30-JUL-2004 17:26:42	Bright	38.000	60	7Bet UMi	2.0810	3950.0	76	12634	No
339	GOM_NL__2PRFIN20040730_172923_000000392029_00055_12634_3450.N1	30-JUL-2004 17:29:23	Bright	38.500	49	1Alp UMi	1.9900	6300.0	77	12634	No
340	GOM_NL__2PRFIN20040730_173210_000000502029_00055_12634_3451.N1	30-JUL-2004 17:32:10	Bright	49.500	76	27Gam Cas	2.3000	30000.	99	12634	No
341	GOM_NL__2PRFIN20040730_173827_000000502029_00055_12634_3452.N1	30-JUL-2004 17:38:27	Bright	50.000	160	23Gam Per	2.9300	4700.0	100	12634	No
342	GOM_NL__2PRFIN20040730_174005_000000522029_00055_12634_3453.N1	30-JUL-2004 17:40:05	Bright	52.000	35	33Alp Per	1.7950	6250.0	104	12634	No
343	GOM_NL__2PRFIN20040730_174320_000000602029_00055_12634_3454.N1	30-JUL-2004 17:43:20	Bright	60.000	79	26Bet Per	2.3100	13100.	120	12634	No
344	GOM_NL__2PRFIN20040730_174701_000000552029_00055_12634_3455.N1	30-JUL-2004 17:47:01	Twi_and_stray	54.500	150	44Zet Per	2.8900	28000.	109	12634	No
345	GOM_NL__2PRFIN20040730_174918_000000412029_00055_12634_3456.N1	30-JUL-2004 17:49:18	Twi_and_stray	40.500	176	23Zet Tau	3.0200	22000.	81	12634	No
346	GOM_NL__2PRFIN20040730_175146_000000572029_00055_12634_3457.N1	30-JUL-2004 17:51:46	Dark	56.500	13	87Alp Tau	0.86700	3800.0	113	12634	No
347	GOM_NL__2PRFIN20040730_175347_000000452029_00055_12634_3458.N1	30-JUL-2004 17:53:47	Dark	44.500	27	24Gam Ori	1.6360	26000.	89	12634	No
348	GOM_NL__2PRFIN20040730_175542_000000442029_00055_12634_3459.N1	30-JUL-2004 17:55:42	Dark	43.500	30	46Eps Ori	1.6940	30000.	87	12634	No
349	GOM_NL__2PRFIN20040730_175702_000000422029_00055_12634_3460.N1	30-JUL-2004 17:57:02	Dark	42.000	125	44Iot Ori	2.7700	30000.	84	12634	No
350	GOM_NL__2PRFIN20040730_175903_000000452029_00055_12634_3461.N1	30-JUL-2004 17:59:03	Dark	45.000	1	9Alp CMa	-1.4400	11000.	90	12634	No
351	GOM_NL__2PRFIN20040730_180237_000000592029_00055_12634_3462.N1	30-JUL-2004 18:02:37	Dark	58.500	165	34Gam Eri	2.9500	3200.0	117	12634	No
352	GOM_NL__2PRFIN20040730_180910_000000462029_00055_12634_3463.N1	30-JUL-2004 18:09:10	Dark	46.000	2	Alp Car	-0.73600	7000.0	92	12634	No
353	GOM_NL__2PRFIN20040730_181201_000000472029_00055_12634_3464.N1	30-JUL-2004 18:12:01	Dark	47.000	157	The1Eri	2.9060	9300.0	94	12634	No
354	GOM_NL__2PRFIN20040730_181735_000000532029_00056_12635_3433.N1	30-JUL-2004 18:17:35	Dark	52.500	9	Alp Eri	0.45300	24000.	105	12635	No
355	GOM_NL__2PRFIN20040730_181940_000000382029_00056_12635_3434.N1	30-JUL-2004 18:19:40	Dark	38.000	135	Bet Hyi	2.8200	5800.0	76	12635	No
356	GOM_NL__2PRFIN20040730_182215_000000592029_00056_12635_3435.N1	30-JUL-2004 18:22:15	Straylight	58.500	84	Alp Phe	2.3970	4500.0	117	12635	No
357	GOM_NL__2PRFIN20040730_182430_000000442029_00056_12635_3436.N1	30-JUL-2004 18:24:30	Straylight	44.000	148	Alp Tuc	2.8780	4100.0	88	12635	No
358	GOM_NL__2PRFIN20040730_182750_000000462029_00056_12635_3437.N1	30-JUL-2004 18:27:50	Straylight	45.500	31	Alp Gru	1.7340	15200.	91	12635	No
359	GOM_NL__2PRFIN20040730_183120_000000722029_00056_12635_3438.N1	30-JUL-2004 18:31:20	Twi_and_stray	71.500	18	24Alp PsA	1.1660	9700.0	143	12635	No
360	GOM_NL__2PRFIN20040730_183516_000000432029_00056_12635_3439.N1	30-JUL-2004 18:35:16	Bright	43.000	38	20Eps Sgr	1.8360	11000.	86	12635	No
361	GOM_NL__2PRFIN20040730_183713_000000402029_00056_12635_3440.N1	30-JUL-2004 18:37:13	Bright	40.000	57	34Sig Sgr	2.0660	26000.	80	12635	No
362	GOM_NL__2PRFIN20040730_183846_000000562029_00056_12635_3441.N1	30-JUL-2004 18:38:46	Bright	55.500	142	49Del Cap	2.8500	8900.0	111	12635	No
363	GOM_NL__2PRFIN20040730_184304_000000562029_00056_12635_3442.N1	30-JUL-2004 18:43:04	Bright	56.000	154	22Bet Aqr	2.8990	5700.0	112	12635	No
364	GOM_NL__2PRFIN20040730_184658_000000402029_00056_12635_3443.N1	30-JUL-2004 18:46:58	Bright	40.000	11	53Alp Aql	0.76500	8000.0	80	12635	No
365	GOM_NL__2PRFIN20040730_184823_000000372029_00056_12635_3444.N1	30-JUL-2004 18:48:23	Bright	37.000	168	17Zet Aql	2.9860	11000.	74	12635	No
366	GOM_NL__2PRFIN20040730_185003_000000652029_00056_12635_3445.N1	30-JUL-2004 18:50:03	Bright	65.000	61	8Eps Peg	2.1000	3900.0	130	12635	No
367	GOM_NL__2PRFIN20040730_185527_000000432029_00056_12635_3446.N1	30-JUL-2004 18:55:27	Bright	42.500	5	3Alp Lyr	0.033000	11000.	85	12635	No
368	GOM_NL__2PRFIN20040730_185654_000000442029_00056_12635_3447.N1	30-JUL-2004 18:56:54	Bright	44.000	66	37Gam Cyg	2.2080	5900.0	88	12635	No
369	GOM_NL__2PRFIN20040730_185913_000000392029_00056_12635_3448.N1	30-JUL-2004 18:59:13	Bright	39.000	69	33Gam Dra	2.2310	3800.0	78	12635	No
370	GOM_NL__2PRFIN20040730_190310_000000362029_00056_12635_3449.N1	30-JUL-2004 19:03:10	Bright	36.000	119	14Eta Dra	2.7270	4700.0	72	12635	No
371	GOM_NL__2PRFIN20040730_190720_000000402029_00056_12635_3450.N1	30-JUL-2004 19:07:20	Bright	39.500	60	7Bet UMi	2.0810	3950.0	79	12635	No
372	GOM_NL__2PRFIN20040730_190959_000000382029_00056_12635_3451.N1	30-JUL-2004 19:09:59	Bright	38.000	49	1Alp UMi	1.9900	6300.0	76	12635	No
373	GOM_NL__2PRFIN20040730_191245_000000502029_00056_12635_3452.N1	30-JUL-2004 19:12:45	Bright	49.500	76	27Gam Cas	2.3000	30000.	99	12635	No
374	GOM_NL__2PRFIN20040730_191902_000000502029_00056_12635_3453.N1	30-JUL-2004 19:19:02	Bright	49.500	160	23Gam Per	2.9300	4700.0	99	12635	No
375	GOM_NL__2PRFIN20040730_192041_000000512029_00056_12635_3454.N1	30-JUL-2004 19:20:41	Bright	51.000	35	33Alp Per	1.7950	6250.0	102	12635	No
376	GOM_NL__2PRFIN20040730_192356_000000602029_00056_12635_3455.N1	30-JUL-2004 19:23:56	Bright	60.000	79	26Bet Per	2.3100	13100.	120	12635	No
377	GOM_NL__2PRFIN20040730_192735_000000592029_00056_12635_3456.N1	30-JUL-2004 19:27:35	Twi_and_stray	58.500	150	44Zet Per	2.8900	28000.	117	12635	No
378	GOM_NL__2PRFIN20040730_192955_000000422029_00056_12635_3457.N1	30-JUL-2004 19:29:55	Twi_and_stray	42.000	176	23Zet Tau	3.0200	22000.	84	12635	No
379	GOM_NL__2PRFIN20040730_193222_000000632029_00056_12635_3458.N1	30-JUL-2004 19:32:22	Dark	63.000	13	87Alp Tau	0.86700	3800.0	126	12635	No
380	GOM_NL__2PRFIN20040730_193422_000000472029_00056_12635_3459.N1	30-JUL-2004 19:34:22	Dark	46.500	27	24Gam Ori	1.6360	26000.	93	12635	No
381	GOM_NL__2PRFIN20040730_193618_000000442029_00056_12635_3460.N1	30-JUL-2004 19:36:18	Dark	44.000	30	46Eps Ori	1.6940	30000.	88	12635	No
382	GOM_NL__2PRFIN20040730_193738_000000422029_00056_12635_3461.N1	30-JUL-2004 19:37:38	Dark	41.500	125	44Iot Ori	2.7700	30000.	83	12635	No
383	GOM_NL__2PRFIN20040730_193940_000000402029_00056_12635_3462.N1	30-JUL-2004 19:39:40	Dark	40.000	1	9Alp CMa	-1.4400	11000.	80	12635	No
384	GOM_NL__2PRFIN20040730_194333_000000392029_00056_12635_3463.N1	30-JUL-2004 19:43:33	Dark	39.000	177	1Zet CMa	3.0220	26000.	78	12635	No
385	GOM_NL__2PRFIN20040730_194946_000000482029_00056_12635_3464.N1	30-JUL-2004 19:49:46	Dark	47.500	2	Alp Car	-0.73600	7000.0	95	12635	No
386	GOM_NL__2PRFIN20040730_195238_000000482029_00056_12635_3465.N1	30-JUL-2004 19:52:38	Dark	48.000	157	The1Eri	2.9060	9300.0	96	12635	No
387	GOM_NL__2PRFIN20040730_195812_000000452029_00057_12636_3510.N1	30-JUL-2004 19:58:12	Dark	45.000	9	Alp Eri	0.45300	24000.	90	12636	No
388	GOM_NL__2PRFIN20040730_200016_000000382029_00057_12636_3511.N1	30-JUL-2004 20:00:16	Dark	38.000	135	Bet Hyi	2.8200	5800.0	76	12636	No
389	GOM_NL__2PRFIN20040730_200253_000000572029_00057_12636_3512.N1	30-JUL-2004 20:02:53	Straylight	57.000	84	Alp Phe	2.3970	4500.0	114	12636	No
390	GOM_NL__2PRFIN20040730_200507_000000432029_00057_12636_3513.N1	30-JUL-2004 20:05:07	Straylight	43.000	148	Alp Tuc	2.8780	4100.0	86	12636	No
391	GOM_NL__2PRFIN20040730_200827_000000452029_00057_12636_3514.N1	30-JUL-2004 20:08:27	Straylight	44.500	31	Alp Gru	1.7340	15200.	89	12636	No
392	GOM_NL__2PRFIN20040730_201156_000000812029_00057_12636_3515.N1	30-JUL-2004 20:11:56	Twi_and_stray	80.500	18	24Alp PsA	1.1660	9700.0	161	12636	No
393	GOM_NL__2PRFIN20040730_201553_000000462029_00057_12636_3516.N1	30-JUL-2004 20:15:53	Bright	45.500	38	20Eps Sgr	1.8360	11000.	91	12636	No
394	GOM_NL__2PRFIN20040730_201749_000000382029_00057_12636_3517.N1	30-JUL-2004 20:17:49	Bright	37.500	57	34Sig Sgr	2.0660	26000.	75	12636	No
395	GOM_NL__2PRFIN20040730_201922_000000552029_00057_12636_3518.N1	30-JUL-2004 20:19:22	Bright	54.500	142	49Del Cap	2.8500	8900.0	109	12636	No
396	GOM_NL__2PRFIN20040730_202339_000000572029_00057_12636_3519.N1	30-JUL-2004 20:23:39	Bright	56.500	154	22Bet Aqr	2.8990	5700.0	113	12636	No

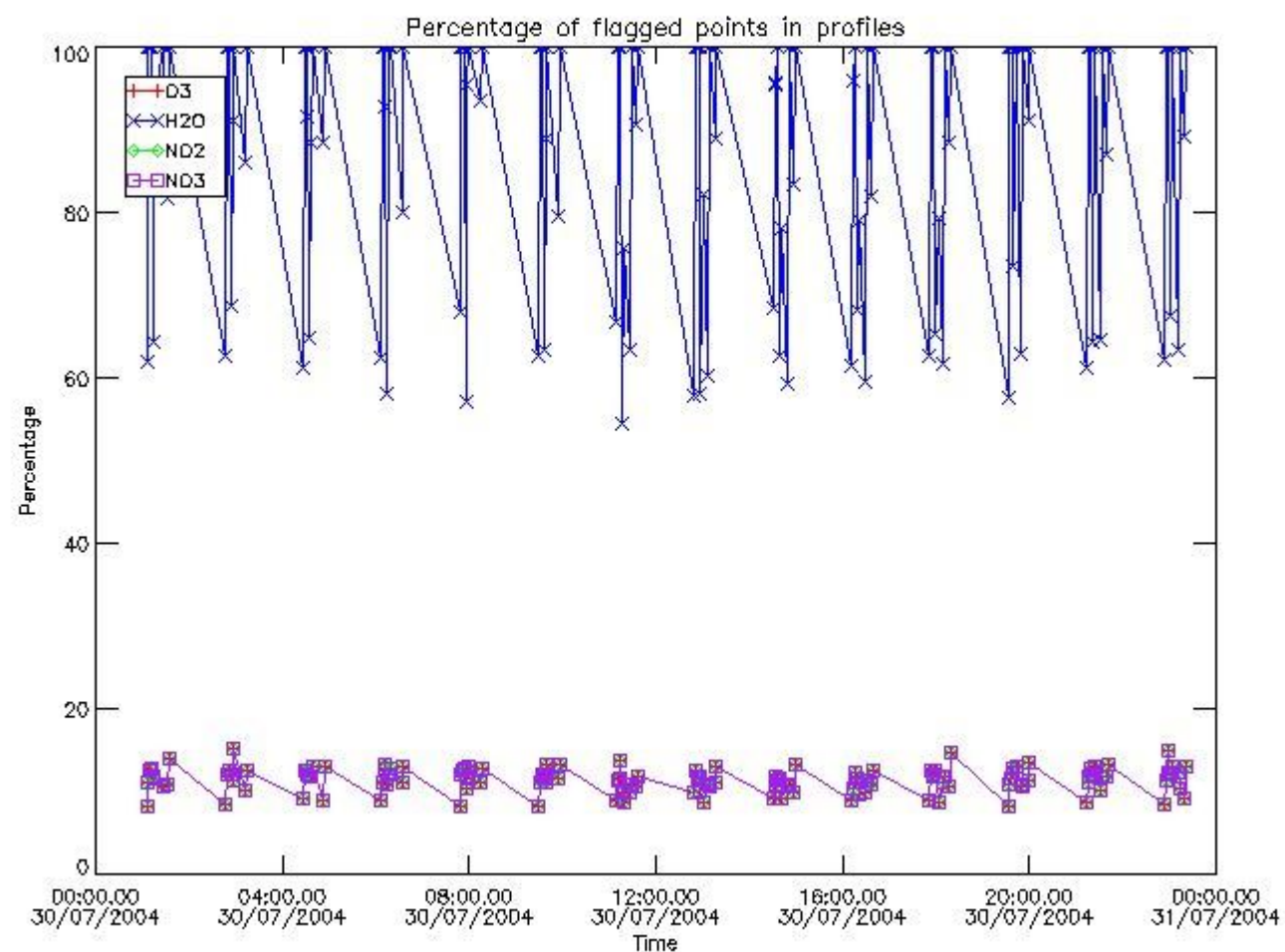
397	GOM_NL__2PRFIN20040730_202734_000000402029_00057_12636_3520.N1	30-JUL-2004 20:27:34	Bright	39.500	11	53Alp Aql	0.76500	8000.0	79	12636	No
398	GOM_NL__2PRFIN20040730_202859_000000372029_00057_12636_3521.N1	30-JUL-2004 20:28:59	Bright	36.500	168	17Zet Aql	2.9860	11000.	73	12636	No
399	GOM_NL__2PRFIN20040730_203038_000000662029_00057_12636_3522.N1	30-JUL-2004 20:30:38	Bright	65.500	61	8Eps Peg	2.1000	3900.0	131	12636	No
400	GOM_NL__2PRFIN20040730_203604_000000362029_00057_12636_3523.N1	30-JUL-2004 20:36:04	Bright	35.500	5	3Alp Lyr	0.033000	11000.	71	12636	No
401	GOM_NL__2PRFIN20040730_203730_000000422029_00057_12636_3524.N1	30-JUL-2004 20:37:30	Bright	42.000	66	37Gam Cyg	2.2080	5900.0	84	12636	No
402	GOM_NL__2PRFIN20040730_203949_000000402029_00057_12636_3525.N1	30-JUL-2004 20:39:49	Bright	39.500	69	33Gam Dra	2.2310	3800.0	79	12636	No
403	GOM_NL__2PRFIN20040730_204347_000000402029_00057_12636_3526.N1	30-JUL-2004 20:43:47	Bright	39.500	119	14Eta Dra	2.7270	4700.0	79	12636	No
404	GOM_NL__2PRFIN20040730_204756_000000392029_00057_12636_3527.N1	30-JUL-2004 20:47:56	Bright	38.500	60	7Bet UMi	2.0810	3950.0	77	12636	No
405	GOM_NL__2PRFIN20040730_205036_000000372029_00057_12636_3528.N1	30-JUL-2004 20:50:36	Bright	37.000	49	1Alp UMi	1.9900	6300.0	74	12636	No
406	GOM_NL__2PRFIN20040730_205320_000000512029_00057_12636_3529.N1	30-JUL-2004 20:53:20	Bright	51.000	76	27Gam Cas	2.3000	30000.	102	12636	No
407	GOM_NL__2PRFIN20040730_205938_000000492029_00057_12636_3530.N1	30-JUL-2004 20:59:38	Bright	49.000	160	23Gam Per	2.9300	4700.0	98	12636	No
408	GOM_NL__2PRFIN20040730_210116_000000522029_00057_12636_3531.N1	30-JUL-2004 21:01:16	Bright	52.000	35	33Alp Per	1.7950	6250.0	104	12636	No
409	GOM_NL__2PRFIN20040730_210432_000000602029_00057_12636_3532.N1	30-JUL-2004 21:04:32	Bright	59.500	79	26Bet Per	2.3100	13100.	119	12636	No
410	GOM_NL__2PRFIN20040730_210813_000000532029_00057_12636_3533.N1	30-JUL-2004 21:08:13	Tw_i_and_stray	52.500	150	44Zet Per	2.8900	28000.	105	12636	No
411	GOM_NL__2PRFIN20040730_211031_000000412029_00057_12636_3534.N1	30-JUL-2004 21:10:31	Tw_i_and_stray	41.000	176	23Zet Tau	3.0200	22000.	82	12636	No
412	GOM_NL__2PRFIN20040730_211259_000000592029_00057_12636_3535.N1	30-JUL-2004 21:12:59	Dark	58.500	13	87Alp Tau	0.86700	3800.0	117	12636	No
413	GOM_NL__2PRFIN20040730_211459_000000462029_00057_12636_3536.N1	30-JUL-2004 21:14:59	Dark	46.000	27	24Gam Ori	1.6360	26000.	92	12636	No
414	GOM_NL__2PRFIN20040730_211655_000000442029_00057_12636_3537.N1	30-JUL-2004 21:16:55	Dark	43.500	30	46Eps Ori	1.6940	30000.	87	12636	No
415	GOM_NL__2PRFIN20040730_211814_000000402029_00057_12636_3538.N1	30-JUL-2004 21:18:14	Dark	40.000	125	44Iot Ori	2.7700	30000.	80	12636	No
416	GOM_NL__2PRFIN20040730_212016_000000432029_00057_12636_3539.N1	30-JUL-2004 21:20:16	Dark	42.500	1	9Alp CMa	-1.4400	11000.	85	12636	No
417	GOM_NL__2PRFIN20040730_212409_000000402029_00057_12636_3540.N1	30-JUL-2004 21:24:09	Dark	39.500	177	1Zet CMa	3.0220	26000.	79	12636	No
418	GOM_NL__2PRFIN20040730_213021_000000502029_00057_12636_3541.N1	30-JUL-2004 21:30:21	Dark	50.000	2	Alp Car	-0.73600	7000.0	100	12636	No
419	GOM_NL__2PRFIN20040730_213315_000000472029_00057_12636_3542.N1	30-JUL-2004 21:33:15	Dark	47.000	157	The1Eri	2.9060	9300.0	94	12636	No
420	GOM_NL__2PRFIN20040730_213848_000000432029_00058_12637_3513.N1	30-JUL-2004 21:38:48	Dark	43.000	9	Alp Eri	0.45300	24000.	86	12637	No
421	GOM_NL__2PRFIN20040730_214052_000000392029_00058_12637_3514.N1	30-JUL-2004 21:40:52	Dark	38.500	135	Bet Hyi	2.8200	5800.0	77	12637	No
422	GOM_NL__2PRFIN20040730_214329_000000612029_00058_12637_3515.N1	30-JUL-2004 21:43:29	Straylight	61.000	84	Alp Phe	2.3970	4500.0	122	12637	No
423	GOM_NL__2PRFIN20040730_214543_000000432029_00058_12637_3516.N1	30-JUL-2004 21:45:43	Straylight	42.500	148	Alp Tuc	2.8780	4100.0	85	12637	No
424	GOM_NL__2PRFIN20040730_214903_000000512029_00058_12637_3517.N1	30-JUL-2004 21:49:03	Straylight	50.500	31	Alp Gru	1.7340	15200.	101	12637	No
425	GOM_NL__2PRFIN20040730_215233_000000732029_00058_12637_3518.N1	30-JUL-2004 21:52:33	Tw_i_and_stray	72.500	18	24Alp PsA	1.1660	9700.0	145	12637	No
426	GOM_NL__2PRFIN20040730_215629_000000412029_00058_12637_3519.N1	30-JUL-2004 21:56:29	Bright	41.000	38	20Eps Sgr	1.8360	11000.	82	12637	No
427	GOM_NL__2PRFIN20040730_215825_000000402029_00058_12637_3520.N1	30-JUL-2004 21:58:25	Bright	39.500	57	34Sig Sgr	2.0660	26000.	79	12637	No
428	GOM_NL__2PRFIN20040730_215956_000000592029_00058_12637_3521.N1	30-JUL-2004 21:59:56	Bright	58.500	142	49Del Cap	2.8500	8900.0	117	12637	No
429	GOM_NL__2PRFIN20040730_220415_000000582029_00058_12637_3522.N1	30-JUL-2004 22:04:15	Bright	57.500	154	22Bet Aqr	2.8990	5700.0	115	12637	No
430	GOM_NL__2PRFIN20040730_220810_000000402029_00058_12637_3523.N1	30-JUL-2004 22:08:10	Bright	39.500	11	53Alp Aql	0.76500	8000.0	79	12637	No
431	GOM_NL__2PRFIN20040730_220934_000000372029_00058_12637_3524.N1	30-JUL-2004 22:09:34	Bright	36.500	168	17Zet Aql	2.9860	11000.	73	12637	No
432	GOM_NL__2PRFIN20040730_221114_000000632029_00058_12637_3525.N1	30-JUL-2004 22:11:14	Bright	62.500	61	8Eps Peg	2.1000	3900.0	125	12637	No
433	GOM_NL__2PRFIN20040730_221638_000000372029_00058_12637_3526.N1	30-JUL-2004 22:16:38	Bright	37.000	5	3Alp Lyr	0.033000	11000.	74	12637	No
434	GOM_NL__2PRFIN20040730_221805_000000422029_00058_12637_3527.N1	30-JUL-2004 22:18:05	Bright	41.500	66	37Gam Cyg	2.2080	5900.0	83	12637	No
435	GOM_NL__2PRFIN20040730_222025_000000382029_00058_12637_3528.N1	30-JUL-2004 22:20:25	Bright	38.000	69	33Gam Dra	2.2310	3800.0	76	12637	No
436	GOM_NL__2PRFIN20040730_222423_000000392029_00058_12637_3529.N1	30-JUL-2004 22:24:23	Bright	39.000	119	14Eta Dra	2.7270	4700.0	78	12637	No
437	GOM_NL__2PRFIN20040730_222832_000000522029_00058_12637_3530.N1	30-JUL-2004 22:28:32	Bright	52.000	60	7Bet UMi	2.0810	3950.0	104	12637	No
438	GOM_NL__2PRFIN20040730_223111_000000392029_00058_12637_3531.N1	30-JUL-2004 22:31:11	Bright	39.000	49	1Alp UMi	1.9900	6300.0	78	12637	No
439	GOM_NL__2PRFIN20040730_223355_000000512029_00058_12637_3532.N1	30-JUL-2004 22:33:55	Bright	50.500	76	27Gam Cas	2.3000	30000.	101	12637	No
440	GOM_NL__2PRFIN20040730_224013_000000552029_00058_12637_3533.N1	30-JUL-2004 22:40:13	Bright	55.000	160	23Gam Per	2.9300	4700.0	110	12637	No
441	GOM_NL__2PRFIN20040730_224152_000000502029_00058_12637_3534.N1	30-JUL-2004 22:41:52	Bright	50.000	35	33Alp Per	1.7950	6250.0	100	12637	No
442	GOM_NL__2PRFIN20040730_224508_000000572029_00058_12637_3535.N1	30-JUL-2004 22:45:08	Bright	57.000	79	26Bet Per	2.3100	13100.	114	12637	No
443	GOM_NL__2PRFIN20040730_224849_000000542029_00058_12637_3536.N1	30-JUL-2004 22:48:49	Tw_i_and_stray	53.500	150	44Zet Per	2.8900	28000.	107	12637	No
444	GOM_NL__2PRFIN20040730_225107_000000432029_00058_12637_3537.N1	30-JUL-2004 22:51:07	Tw_i_and_stray	43.000	176	23Zet Tau	3.0200	22000.	86	12637	No
445	GOM_NL__2PRFIN20040730_225335_000000602029_00058_12637_3538.N1	30-JUL-2004 22:53:35	Dark	60.000	13	87Alp Tau	0.86700	3800.0	120	12637	No
446	GOM_NL__2PRFIN20040730_225535_000000452029_00058_12637_3539.N1	30-JUL-2004 22:55:35	Dark	45.000	27	24Gam Ori	1.6360	26000.	90	12637	No
447	GOM_NL__2PRFIN20040730_225730_000000412029_00058_12637_3540.N1	30-JUL-2004 22:57:30	Dark	41.000	30	46Eps Ori	1.6940	30000.	82	12637	No
448	GOM_NL__2PRFIN20040730_225850_000000422029_00058_12637_3541.N1	30-JUL-2004 22:58:50	Dark	41.500	125	44Iot Ori	2.7700	30000.	83	12637	No
449	GOM_NL__2PRFIN20040730_230052_000000422029_00058_12637_3542.N1	30-JUL-2004 23:00:52	Dark	42.000	1	9Alp CMa	-1.4400	11000.	84	12637	No
450	GOM_NL__2PRFIN20040730_230445_000000392029_00058_12637_3543.N1	30-JUL-2004 23:04:45	Dark	39.000	177	1Zet CMa	3.0220	26000.	78	12637	No
451	GOM_NL__2PRFIN20040730_231058_000000462029_00058_12637_3544.N1	30-JUL-2004 23:10:58	Dark	45.500	2	Alp Car	-0.73600	7000.0	91	12637	No
452	GOM_NL__2PRFIN20040730_231351_000000502029_00058_12637_3545.N1	30-JUL-2004 23:13:51	Dark	49.500	157	The1Eri	2.9060	9300.0	99	12637	No
453	GOM_NL__2PRFIN20040730_231925_000000562029_00059_12638_3515.N1	30-JUL-2004 23:19:25	Dark	56.000	9	Alp Eri	0.45300	24000.	112	12638	No
454	GOM_NL__2PRFIN20040730_232128_000000402029_00059_12638_3516.N1	30-JUL-2004 23:21:28	Dark	39.500	135	Bet Hyi	2.8200	5800.0	79	12638	No
455	GOM_NL__2PRFIN20040730_232405_000000632029_00059_12638_3517.N1	30-JUL-2004 23:24:05	Straylight	63.000	84	Alp Phe	2.3970	4500.0	126	12638	No

456	GOM_NL__2PRFIN20040730_232619_000000422029_00059_12638_3518.N1	30-JUL-2004 23:26:19	Straylight	41.500	148	Alp Tuc	2.8780	4100.0	83	12638	No
457	GOM_NL__2PRFIN20040730_232939_000000572029_00059_12638_3519.N1	30-JUL-2004 23:29:39	Straylight	56.500	31	Alp Gru	1.7340	15200.	113	12638	No
458	GOM_NL__2PRFIN20040730_233309_000000722029_00059_12638_3520.N1	30-JUL-2004 23:33:09	Twl_and_stray	71.500	18	24Alp PsA	1.1660	9700.0	143	12638	No
459	GOM_NL__2PRFIN20040730_233704_000000442029_00059_12638_3521.N1	30-JUL-2004 23:37:04	Bright	43.500	38	20Eps Sgr	1.8360	11000.	87	12638	No
460	GOM_NL__2PRFIN20040730_233901_000000442029_00059_12638_3522.N1	30-JUL-2004 23:39:01	Bright	44.000	57	34Sig Sgr	2.0660	26000.	88	12638	No
461	GOM_NL__2PRFIN20040730_234032_000000602029_00059_12638_3523.N1	30-JUL-2004 23:40:32	Bright	59.500	142	49Del Cap	2.8500	8900.0	119	12638	No
462	GOM_NL__2PRFIN20040730_234451_000000572029_00059_12638_3524.N1	30-JUL-2004 23:44:51	Bright	56.500	154	22Bet Aqr	2.8990	5700.0	113	12638	No
463	GOM_NL__2PRFIN20040730_234845_000000402029_00059_12638_3525.N1	30-JUL-2004 23:48:45	Bright	40.000	11	53Alp Aql	0.76500	8000.0	80	12638	No
464	GOM_NL__2PRFIN20040730_235010_000000372029_00059_12638_3526.N1	30-JUL-2004 23:50:10	Bright	37.000	168	17Zet Aql	2.9860	11000.	74	12638	No
465	GOM_NL__2PRFIN20040730_235149_000000652029_00059_12638_3527.N1	30-JUL-2004 23:51:49	Bright	64.500	61	8Eps Peg	2.1000	3900.0	129	12638	No
466	GOM_NL__2PRFIN20040730_235714_000000382029_00059_12638_3528.N1	30-JUL-2004 23:57:14	Bright	37.500	5	3Alp Lyr	0.033000	11000.	75	12638	No
467	GOM_NL__2PRFIN20040730_235840_000000432029_00059_12638_3529.N1	30-JUL-2004 23:58:40	Bright	42.500	66	37Gam Cyg	2.2080	5900.0	85	12638	No

### 3. Quality information per product

In this section it is plotted some information contained in the Quality Summary data set of the level 2 products. Only products in dark limb conditions and without errors (error flag in the MPH set to "0") are used.

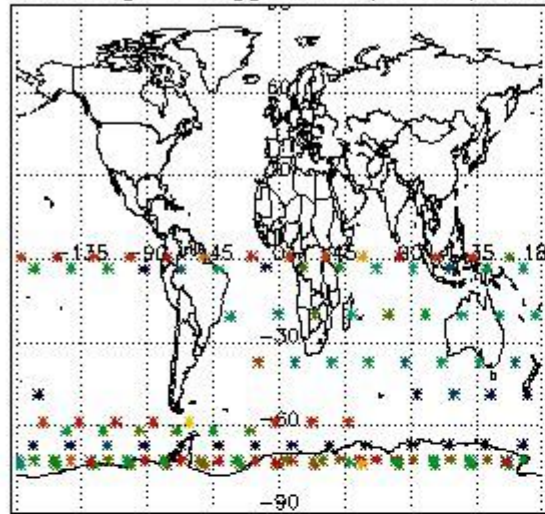
#### 3.1 Plot quality information per product (time dependant)



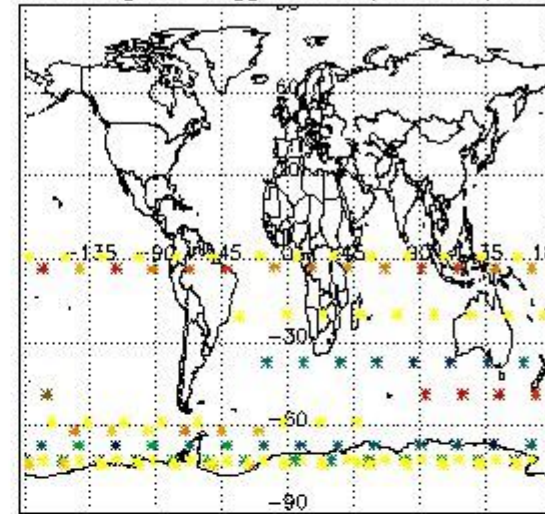
#### 3.2 Plot quality information per product (world map)




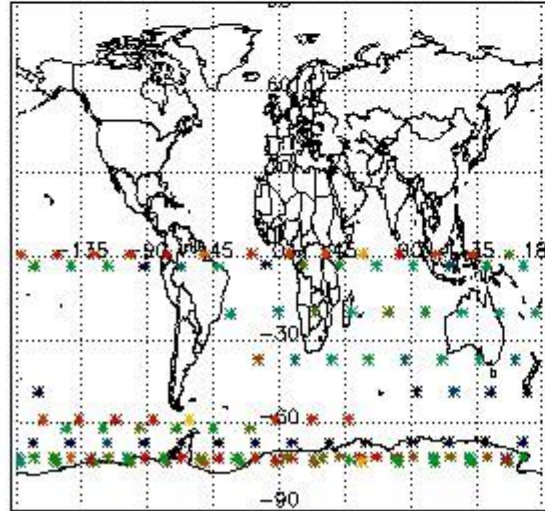
Percentage of flagged data per O3 profile



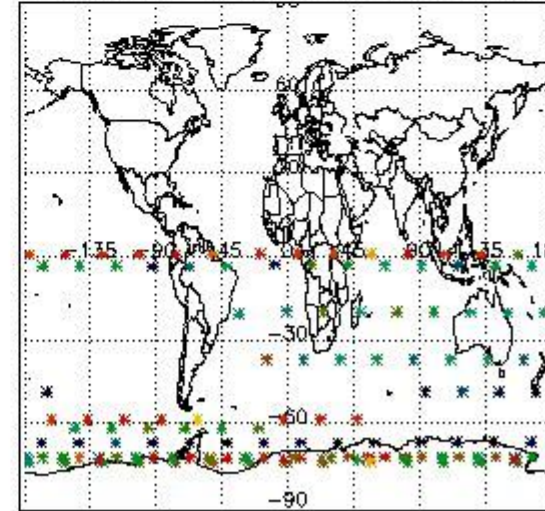
Percentage of flagged data per H2O profile



Percentage of flagged data per NO2 profile



Percentage of flagged data per NO3 profile

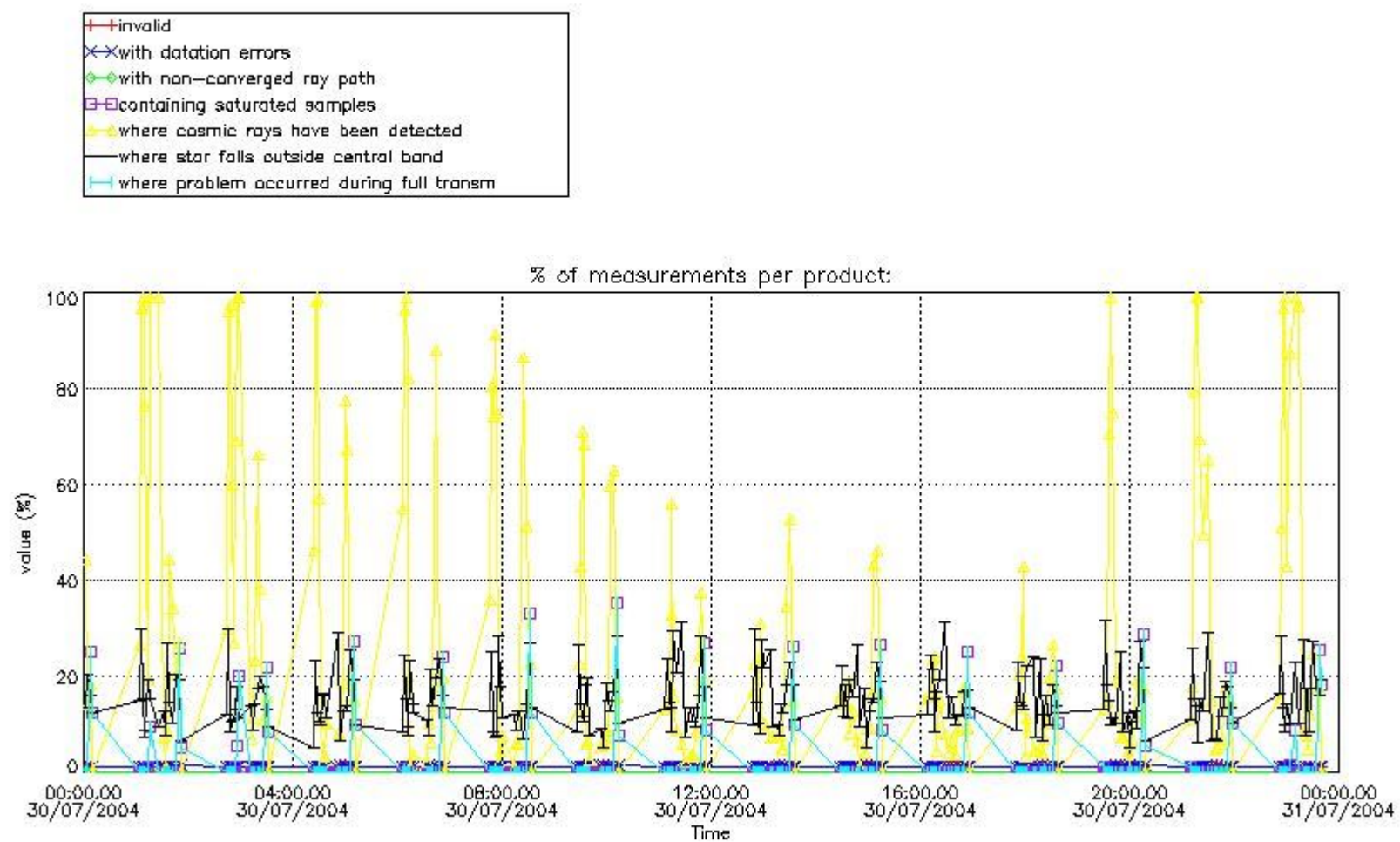


#### 4. Level 1 quality information per product

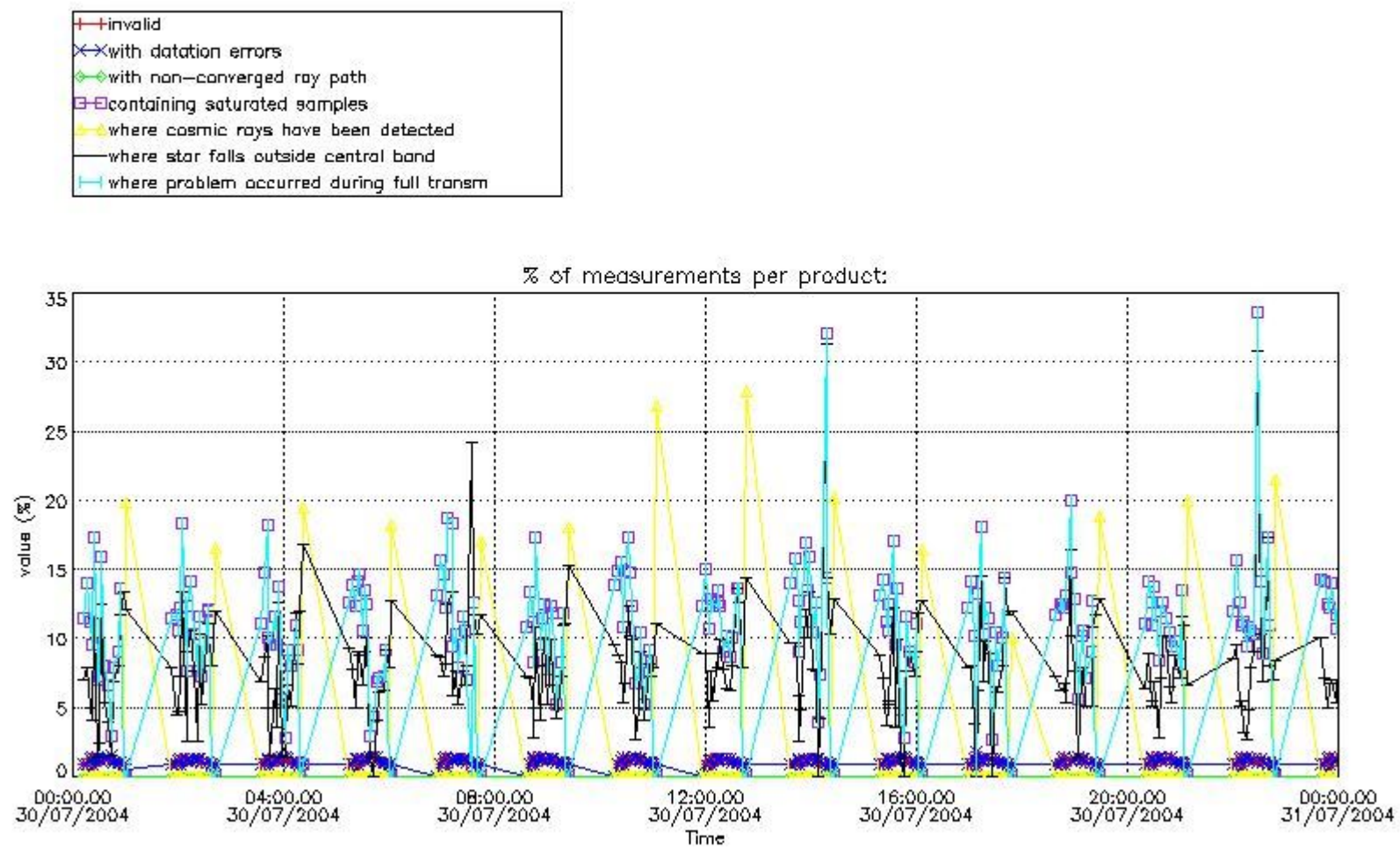
In this section it is plotted some information contained in the Quality Summary data set of the level 2 products that comes from the level 1b processing. Products without errors (error flag in the MPH set to "0") are used.

##### 4.1 Plot quality information per product (time dependant) coming from level 1b processing

###### 4.1.1 Plot level 1 quality information per product (time dependant): ENVISAT ASCENDING passes



4.1.2 Plot level 1 quality information per product (time dependant): ENVI SAT DESCENDING passes

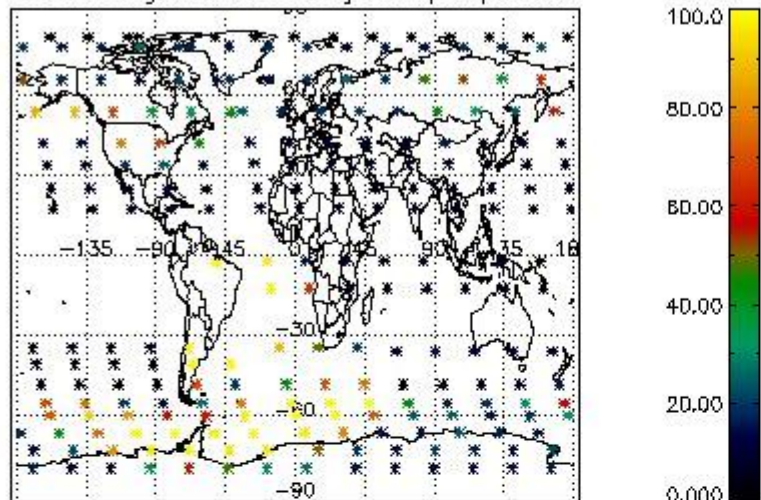


*4.2 Plot quality information per product coming from level 1b processing (world map)*

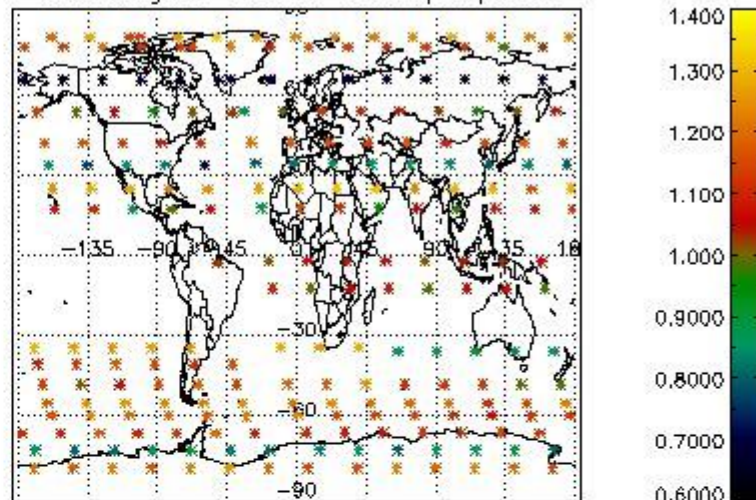
*4.2.1 Plot level 1 quality information per product (world map): ENVISAT ASCENDING passes*



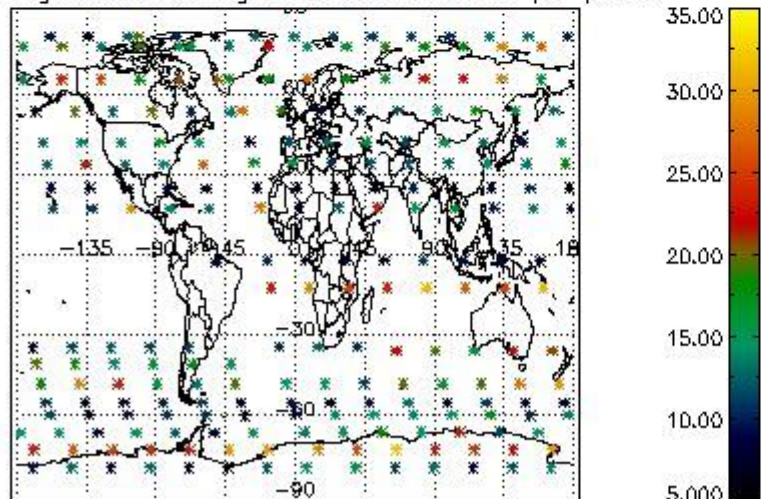
Percentage of cosmic ray hits per profile



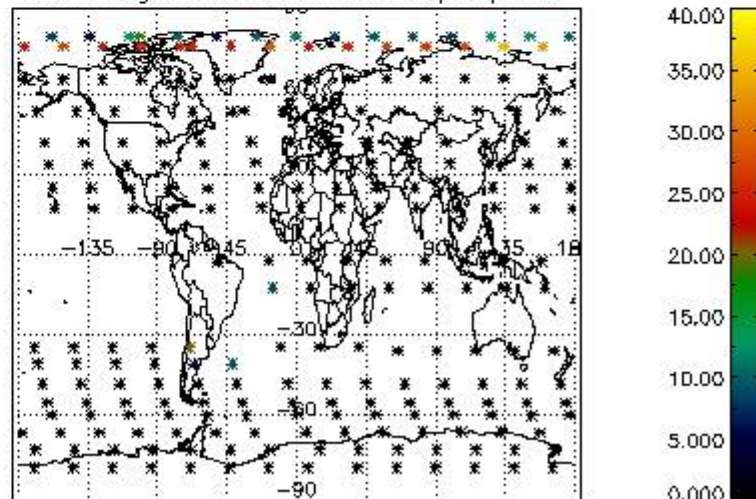
Percentage of datation errors per profile



Percentage of star falling outside central band per profile

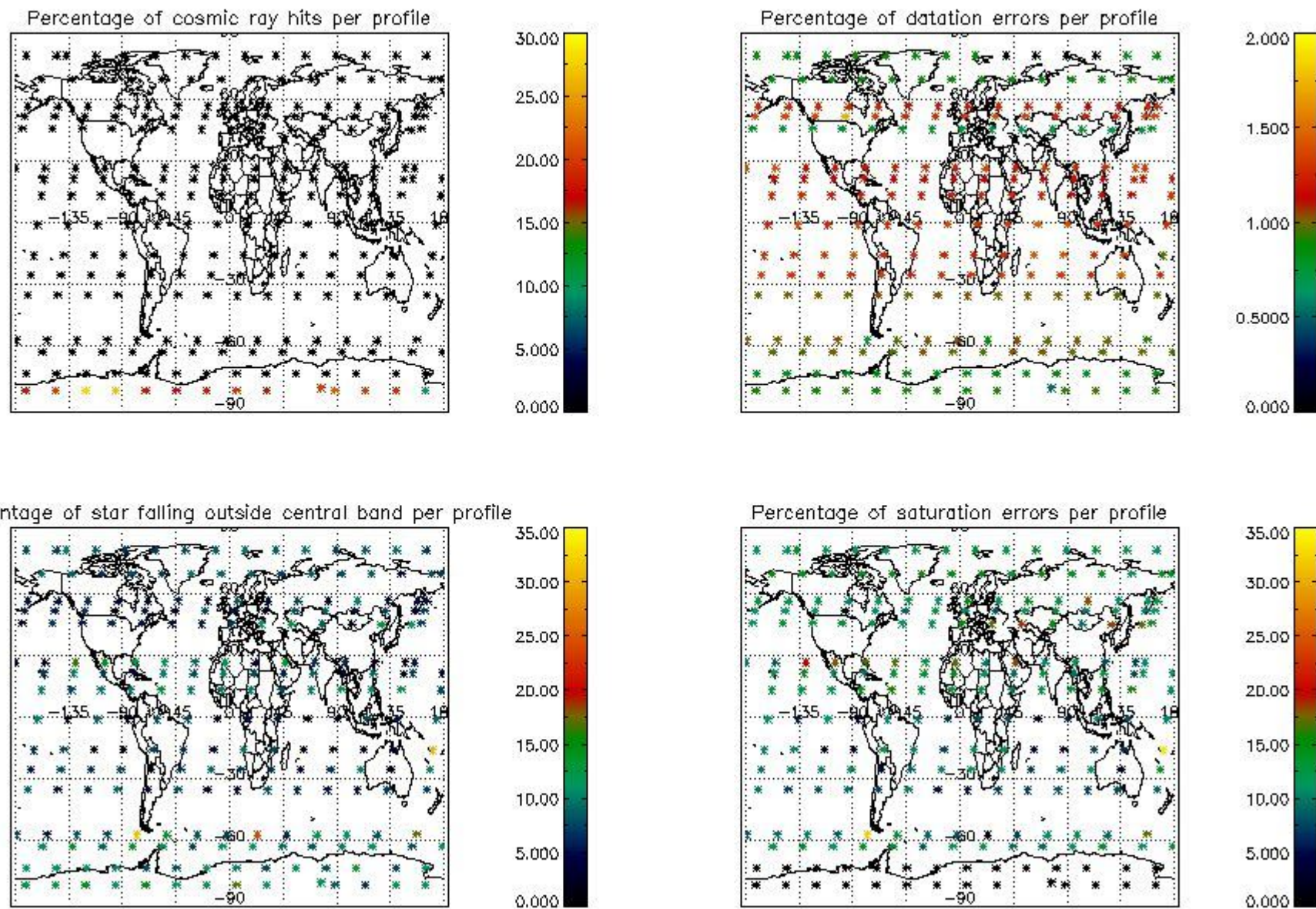


Percentage of saturation errors per profile



4.2.2 Plot level 1 quality information per product (world map): ENVISAT DESCENDING passes





## 5. Trace gas profiles

### 5.1 Ozone statistics based on quality of products

The final quality of the products can be "measured" using the STD (Standard Deviation) attached to every point profile. This information is written to the parameter GOM\_NL\_\_2P/NL\_LOCAL\_SPECIES\_DENSITY/o3\_std of the level 2 products. The table below shows the statistics for given STD ranges.

The statistics are given with respect to the overall valid production:

- Products without fatal errors: GOM\_NL\_\_2P/MPH/PRODUCT\_ERR=0
- Valid point profile: GOM\_NL\_\_2P/NL\_LOCAL\_SPECIES\_DENSITY/pcd(0)=0

The 'Criteria' is applied to valid points of dark limb products:

- Products in dark limb illumination condition: GOM\_NL\_\_2P/NL\_SUMMARY\_QUALITY/obs\_ill\_cond=0
- Products without fatal errors: GOM\_NL\_\_2P/MPH/PRODUCT\_ERR=0
- Valid point profile: GOM\_NL\_\_2P/NL\_LOCAL\_SPECIES\_DENSITY/pcd(0)=0

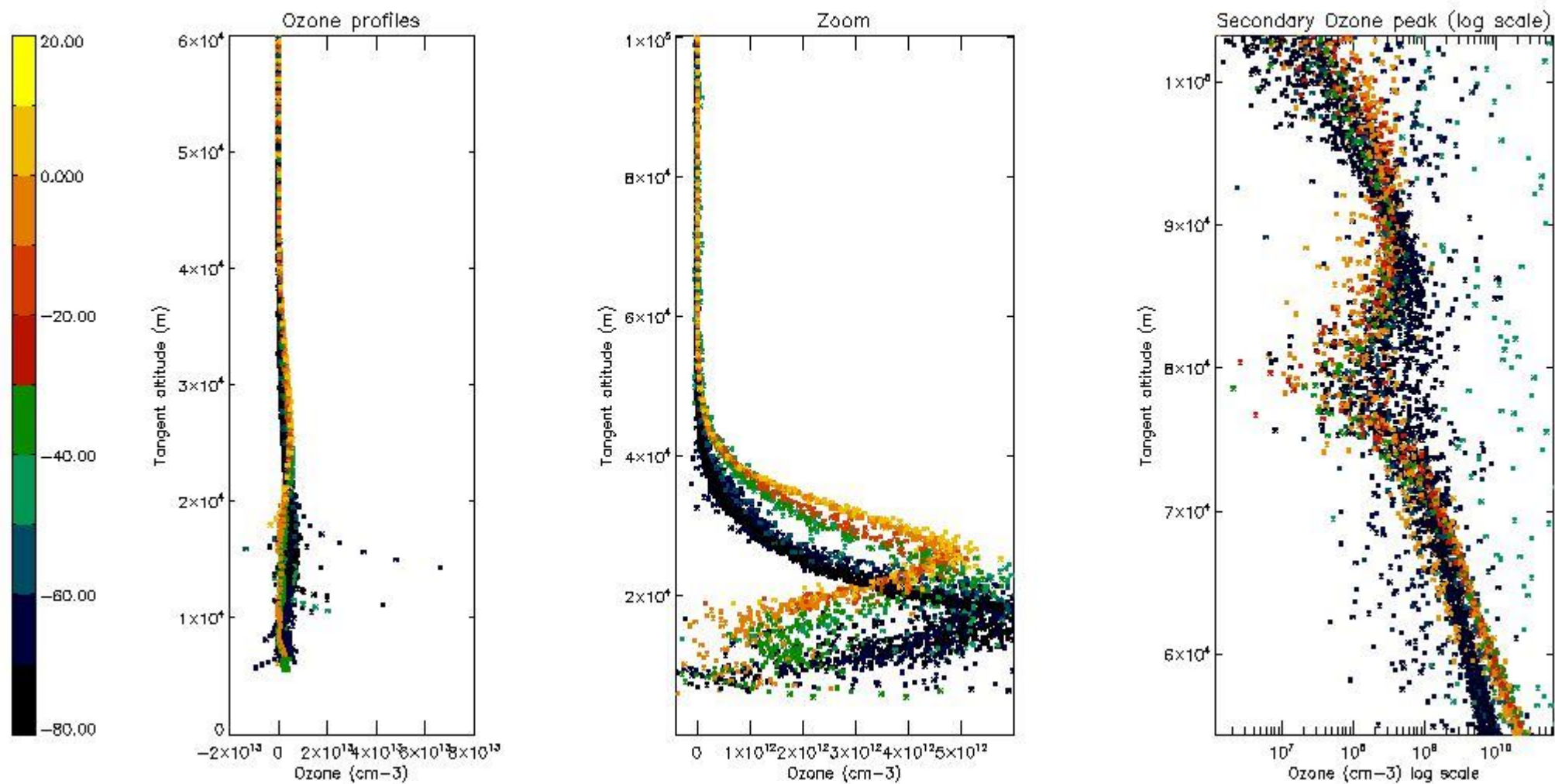
So, the table below shows the percentage of dark limb and valid observations for each criteria with respect to the overall valid daily observations.

Criteria	% of total production
All STD	28
STD < 20	17

STD < 10	14
STD < 5	11

5.2 Plot ozone profiles for all STD (dark without errors)

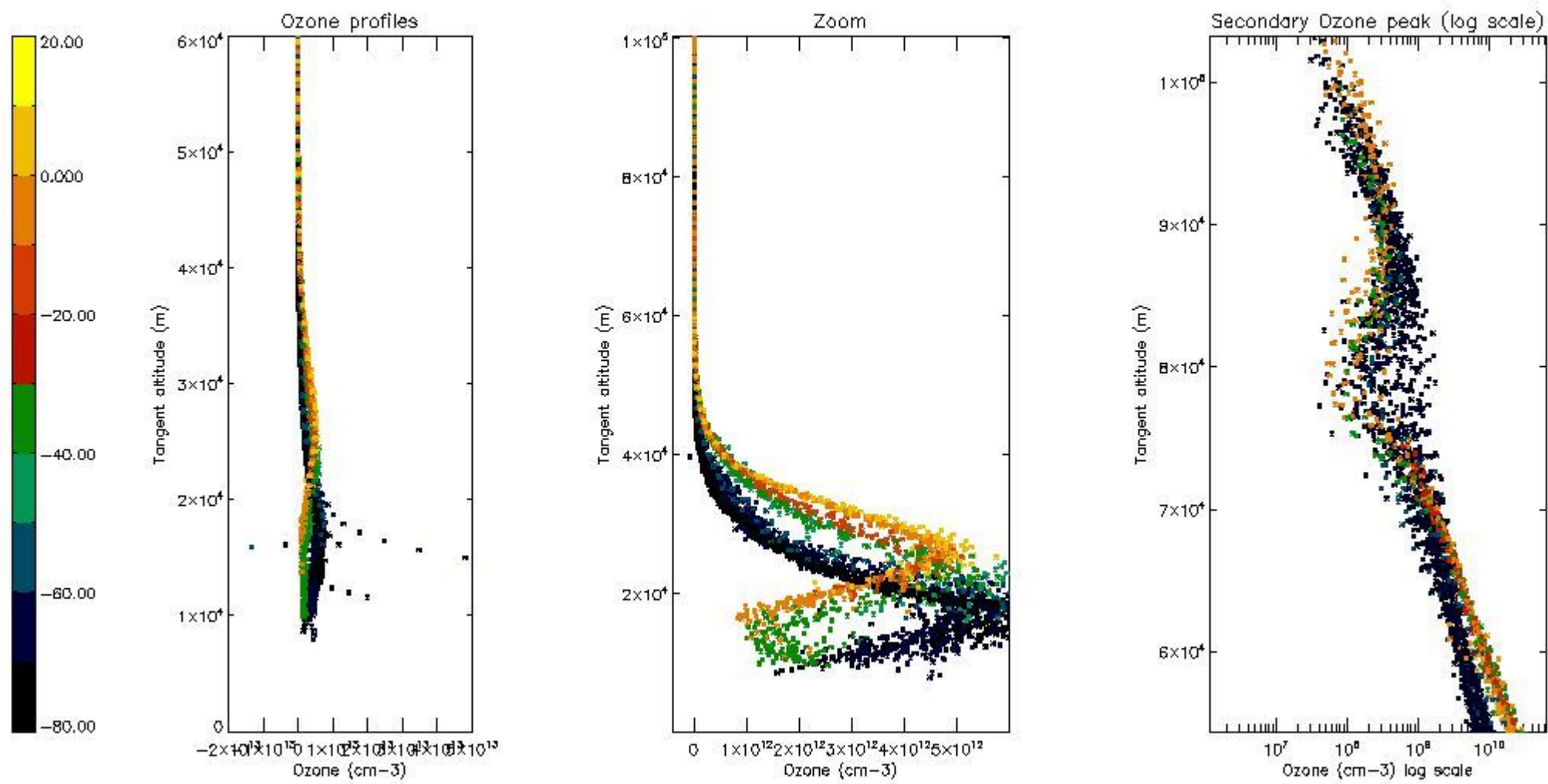
The colorbar represents the latitude.



5.3 Plot ozone profiles where STD < 20% (dark without errors)

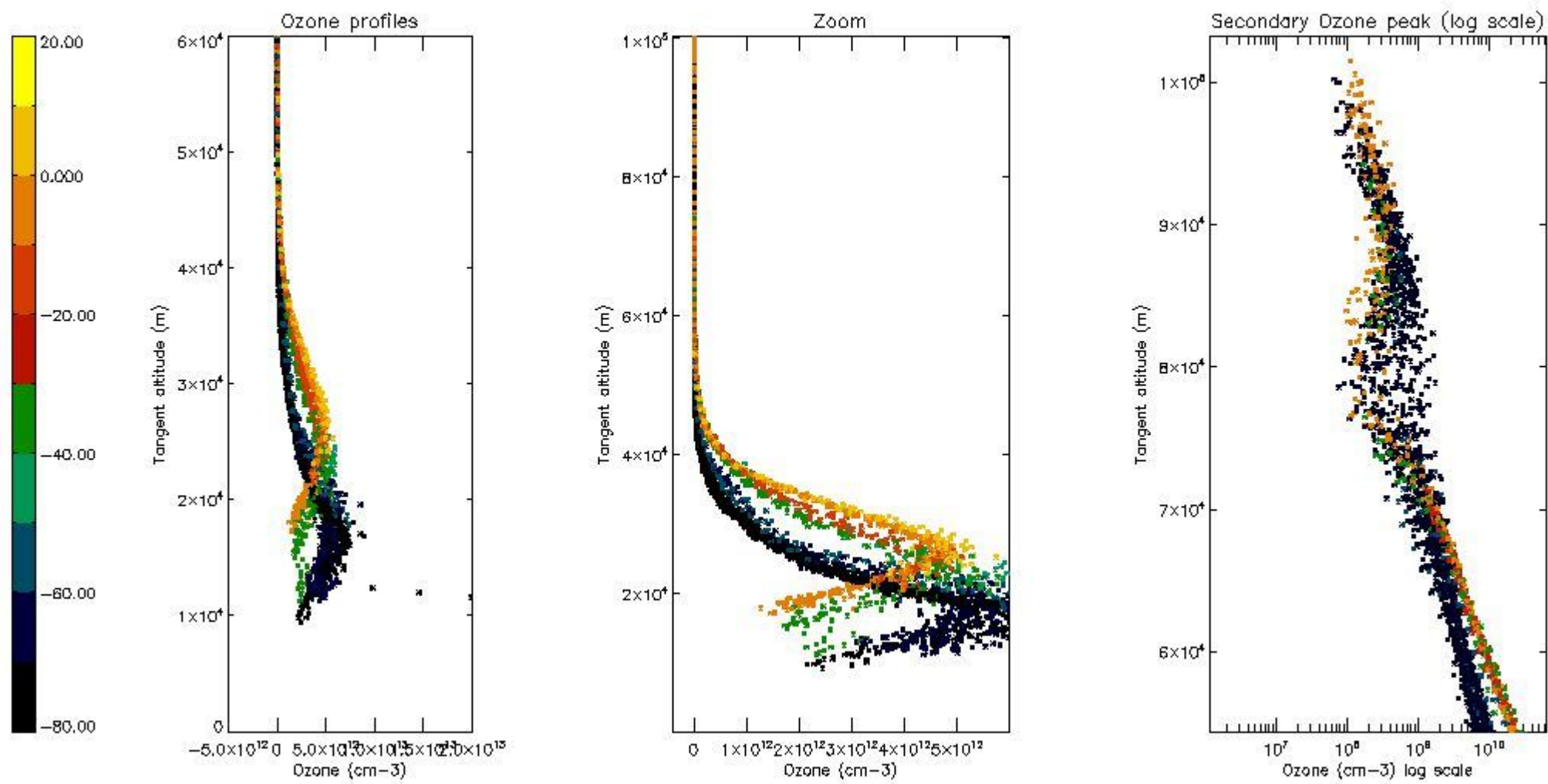
The colorbar represents the latitude.





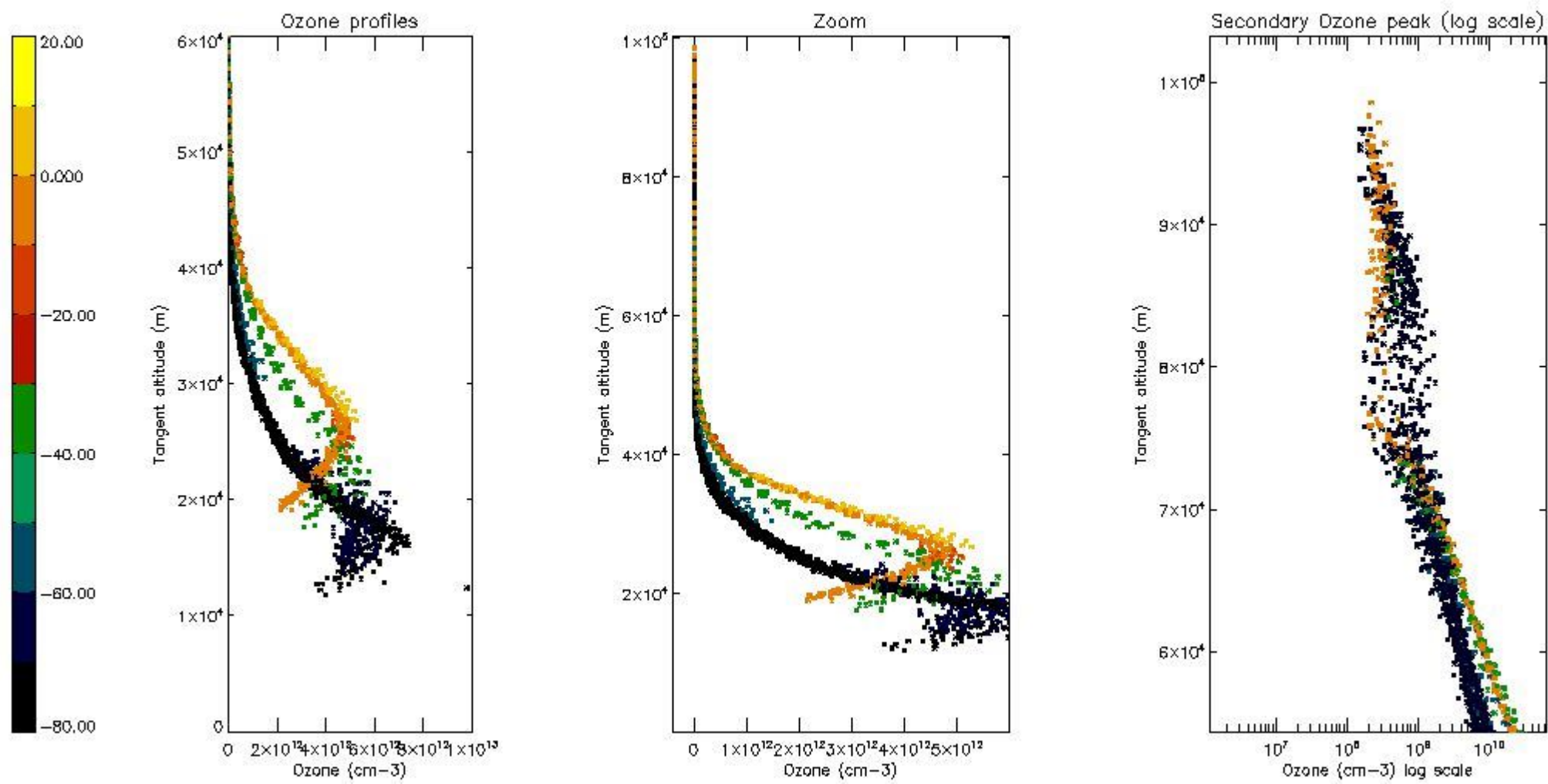
*5.4 Plot ozone profiles where STD < 10% (dark without errors)*

The colorbar represents the latitude.



*5.5 Plot ozone profiles where STD < 5% (dark without errors)*

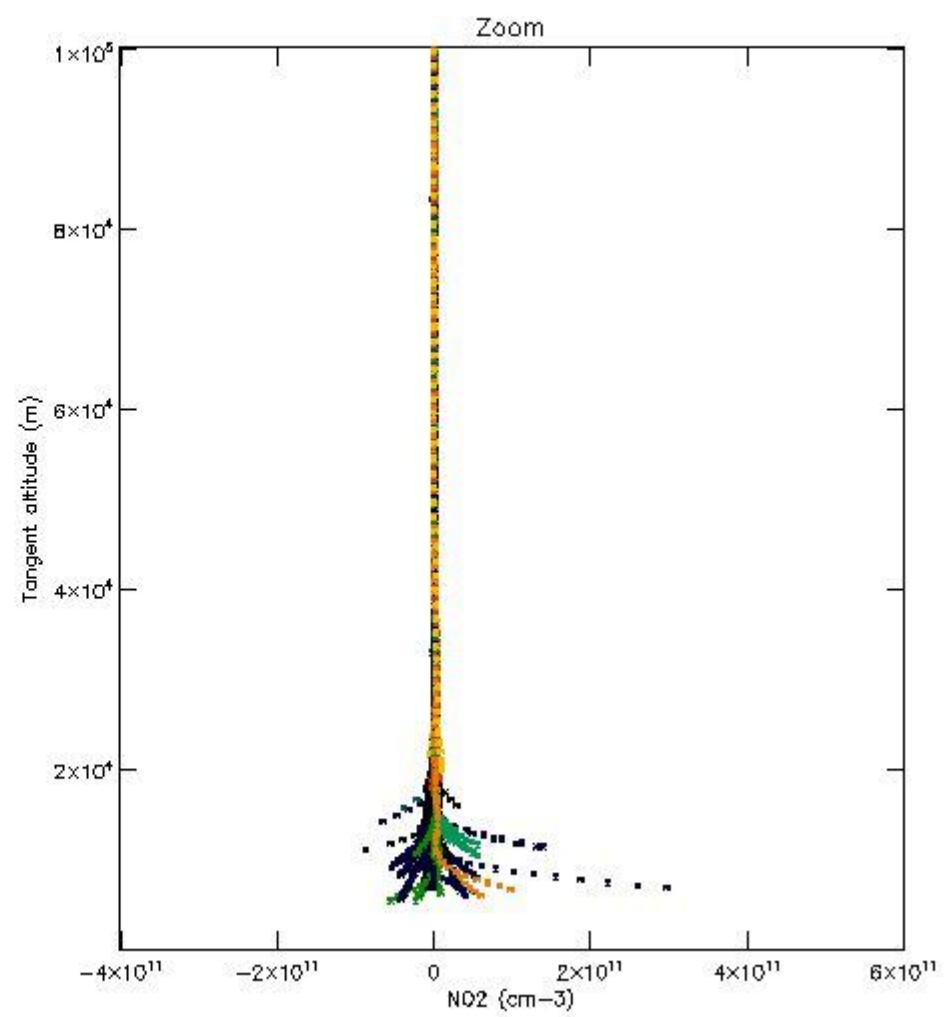
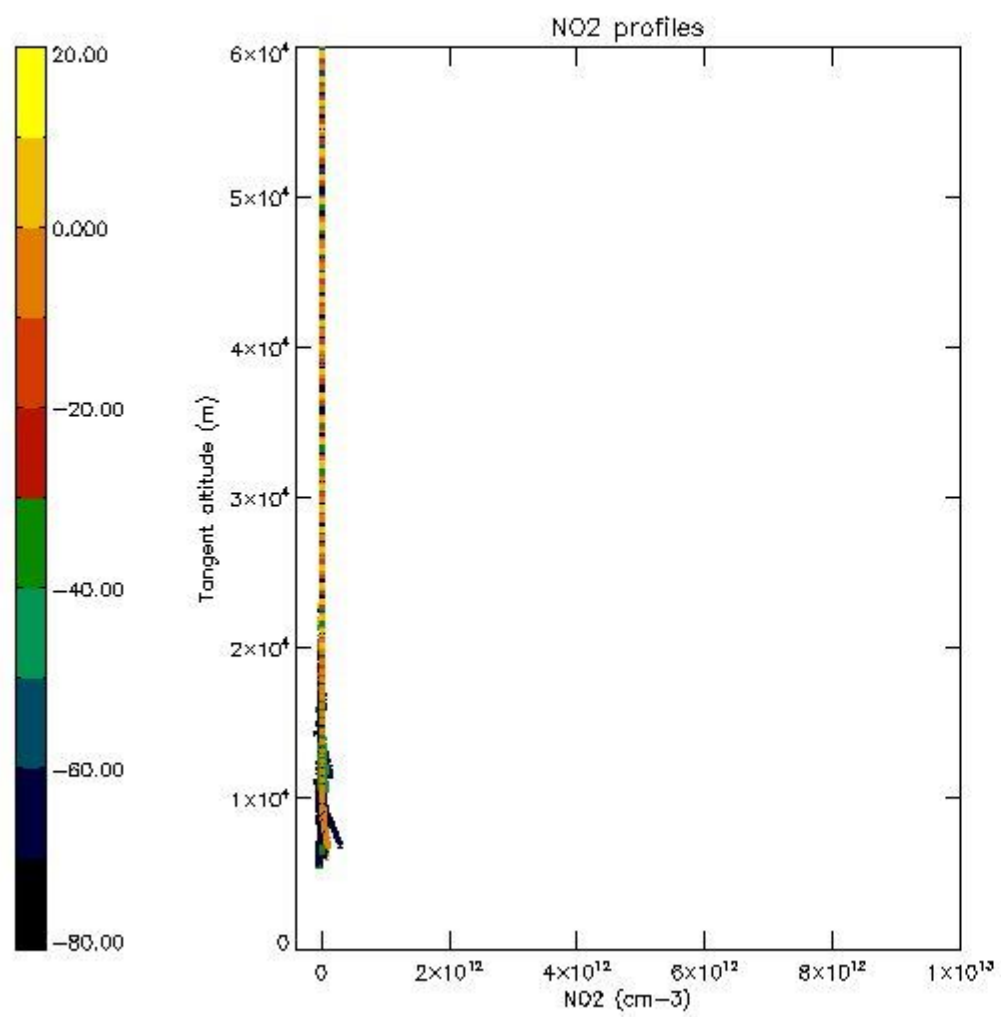
The colorbar represents the latitude.



*5.6 Plot NO<sub>2</sub> profiles for all STD (dark without errors)*

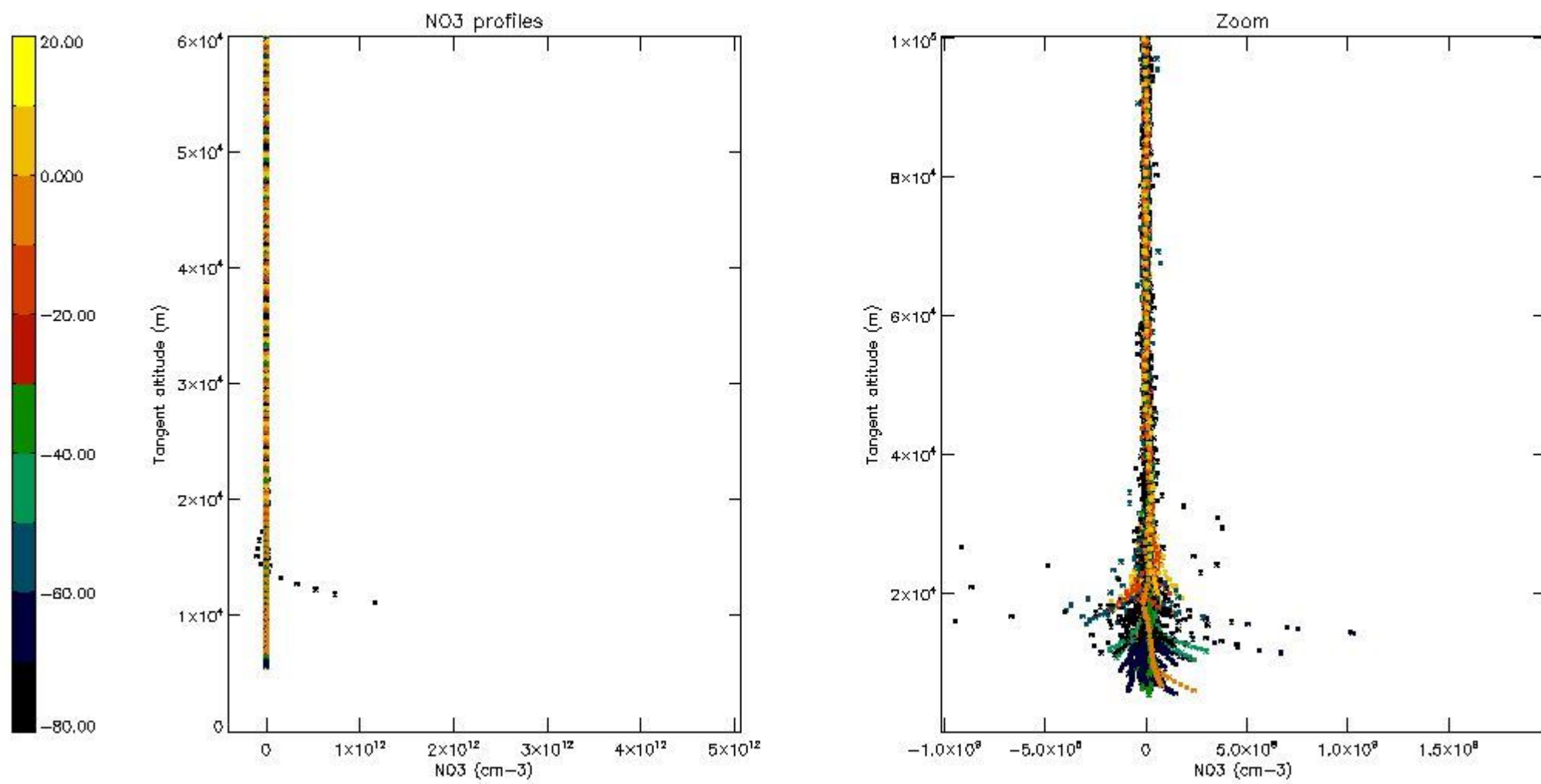
The colorbar represents the latitude.





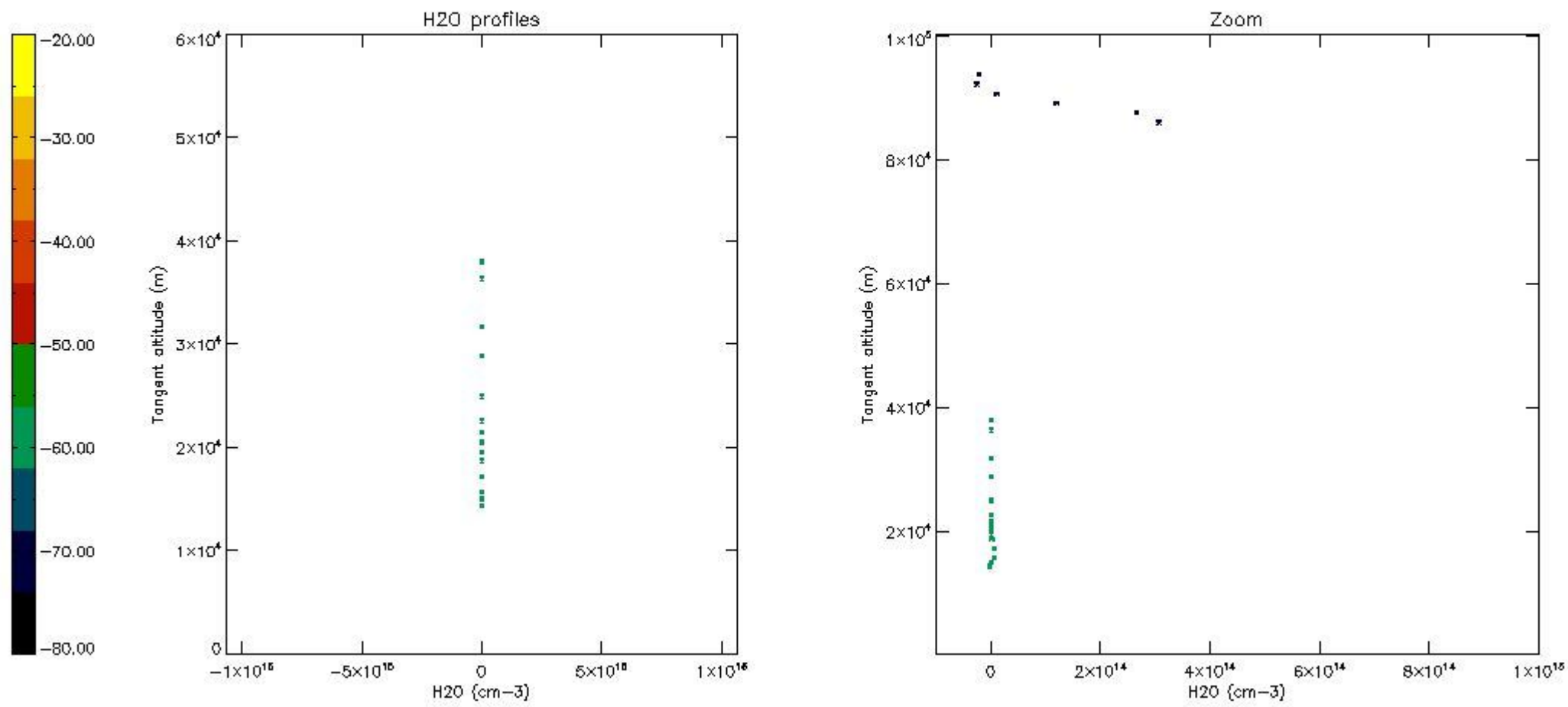
*5.7 Plot NO3 profiles for all STD (dark without errors)*

The colorbar represents the latitude.



*5.8 Plot H2O profiles for all STD (only for occultations of stars 1,2,3,4,13,14,16,26,63 dark without errors)*

The colorbar represents the latitude.

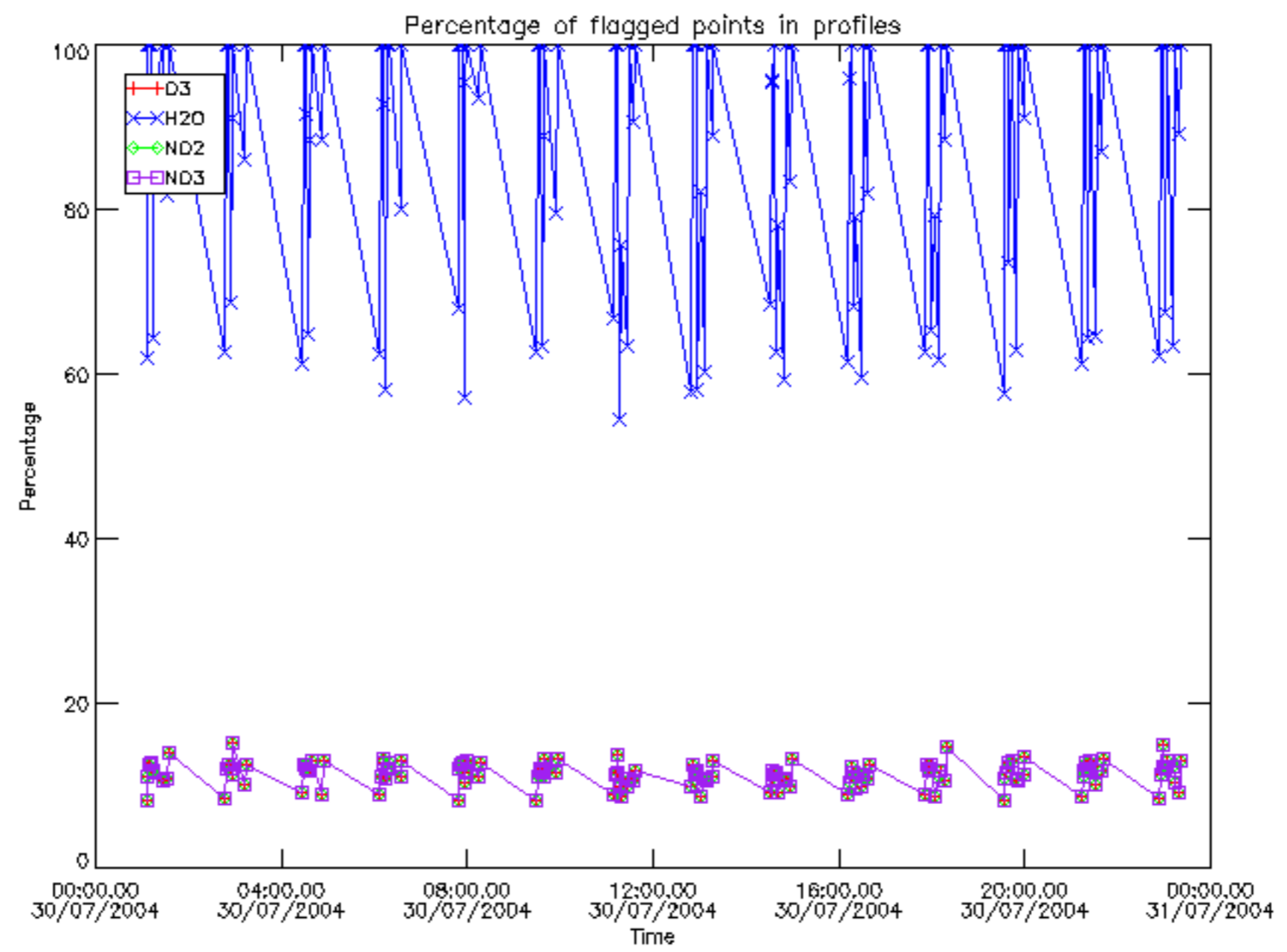


## 6. Auxiliary Data Files used for the production reported in section 2

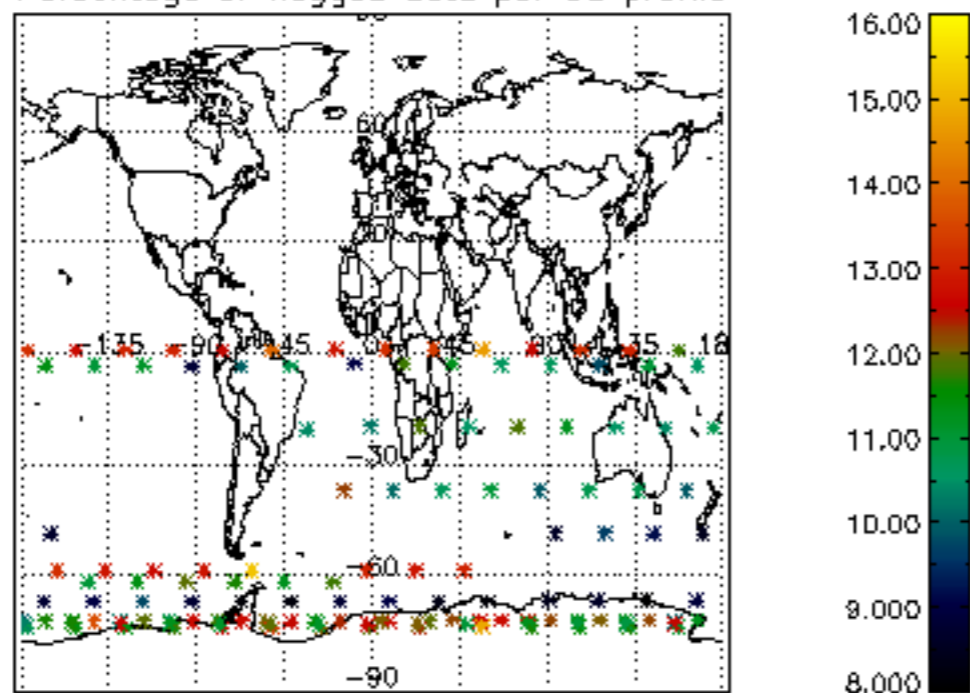
The number reported in the third column indicates since which file (see list in section 2) the corresponding auxiliary file has been used. The fourth column is the date of those product files.

Type	Auxiliary Filename	Used since product	Used since product date
INST_PHYS_CHARACTERISTICS	GOM_INS_AXVIEC20091111_143220_20030716_120000_20500101_000000	1	30-JUL-2004 00:01:08
LEVEL-2_PROC_CONFIG	GOM_PR2_AXVIEC20091111_152718_20020301_000000_20500101_000000	1	30-JUL-2004 00:01:08
CROSS_SECTIONS_FILE	GOM_CRS_AXVIEC20091111_154832_20020301_000000_20500101_000000	1	30-JUL-2004 00:01:08

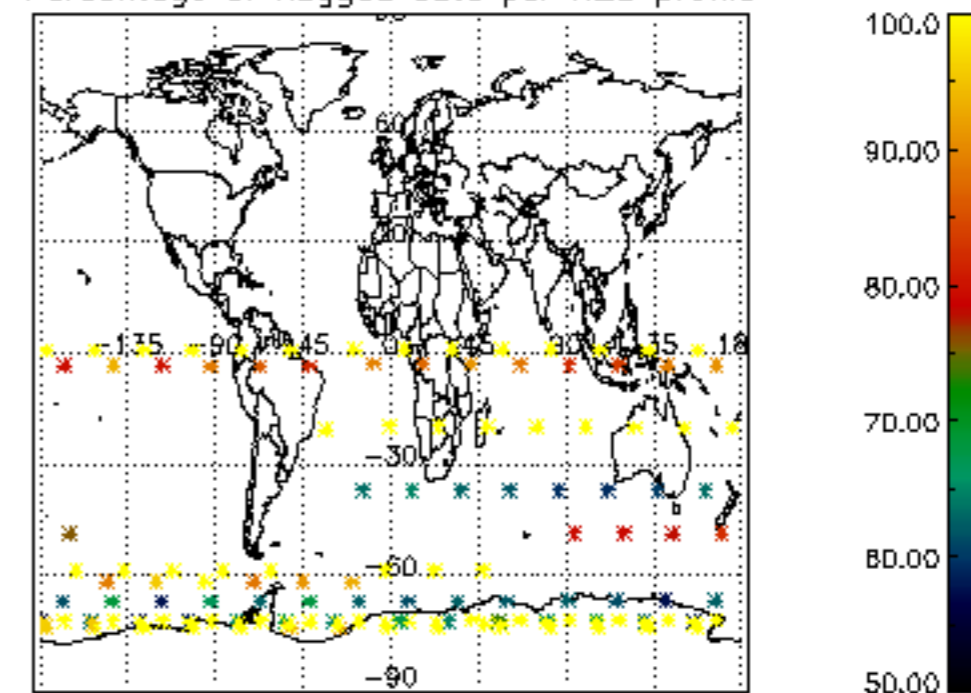




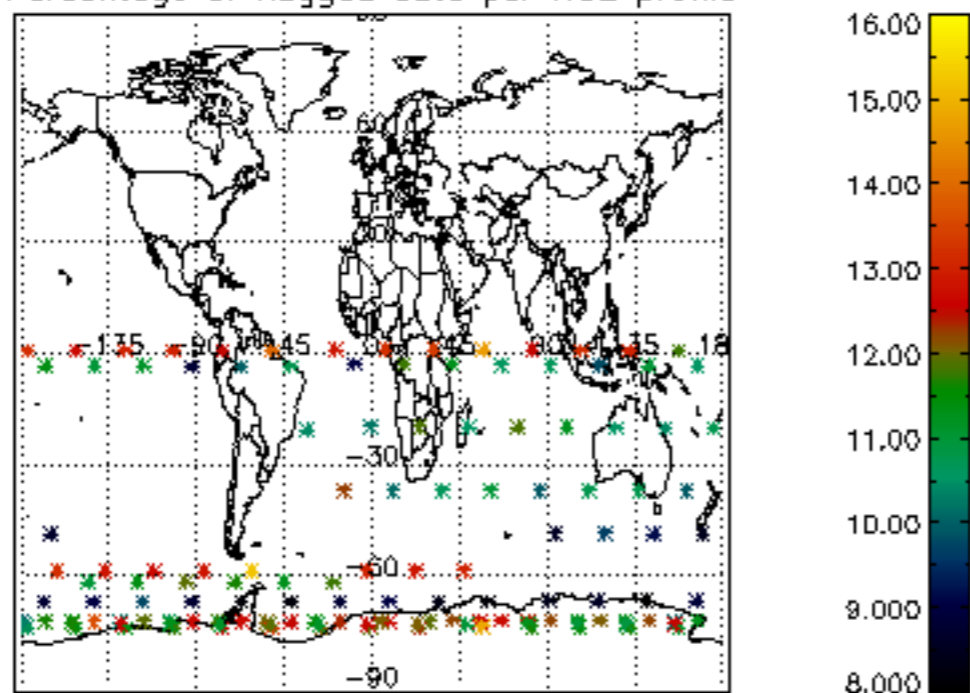
Percentage of flagged data per D3 profile



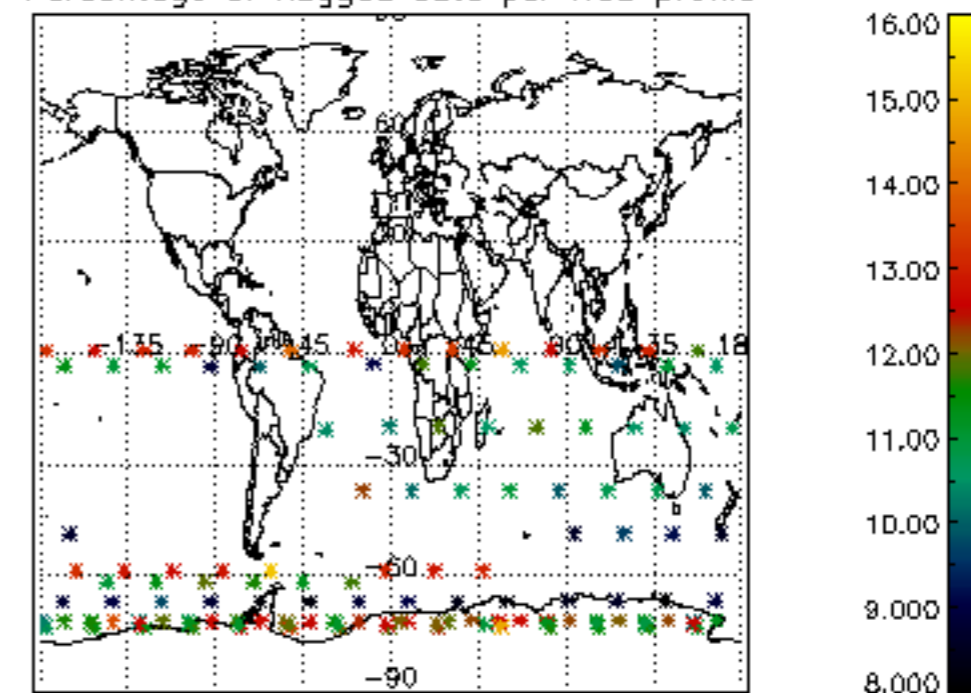
Percentage of flagged data per H2O profile

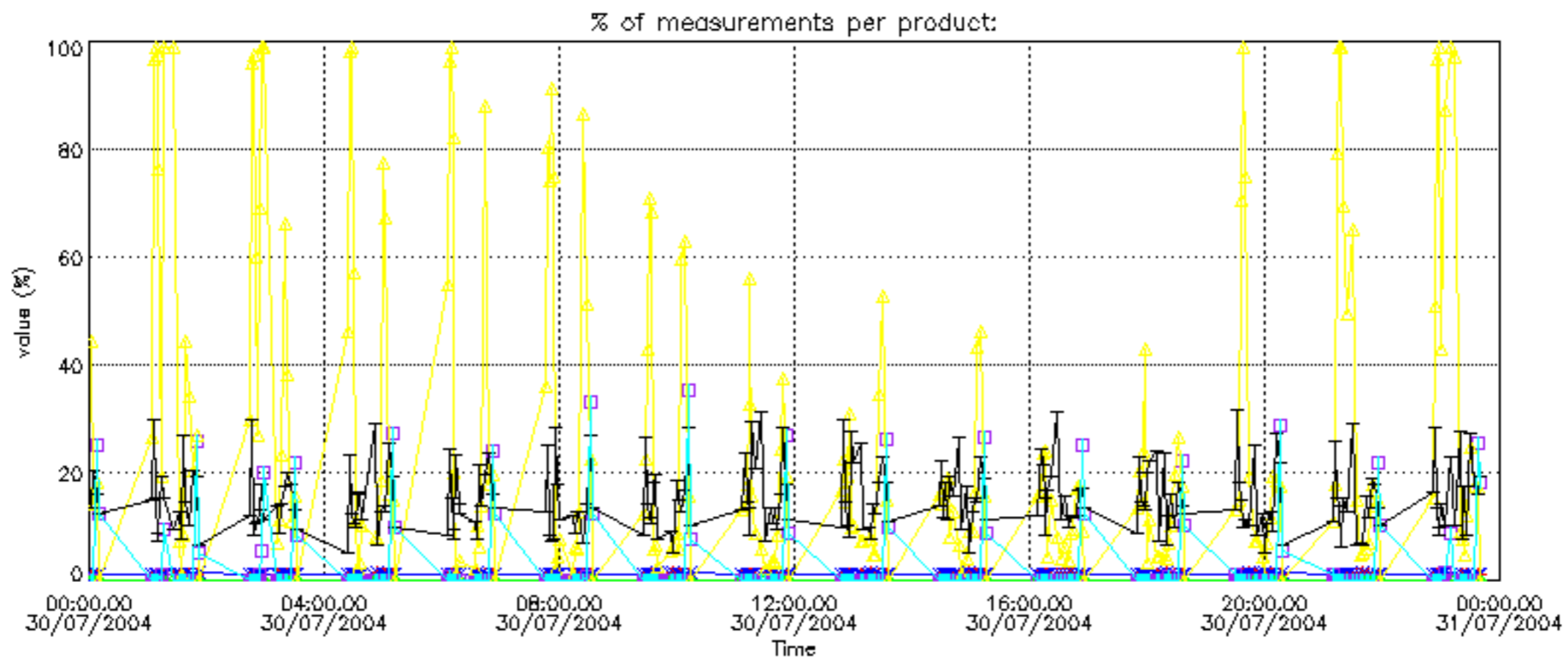


Percentage of flagged data per NO2 profile

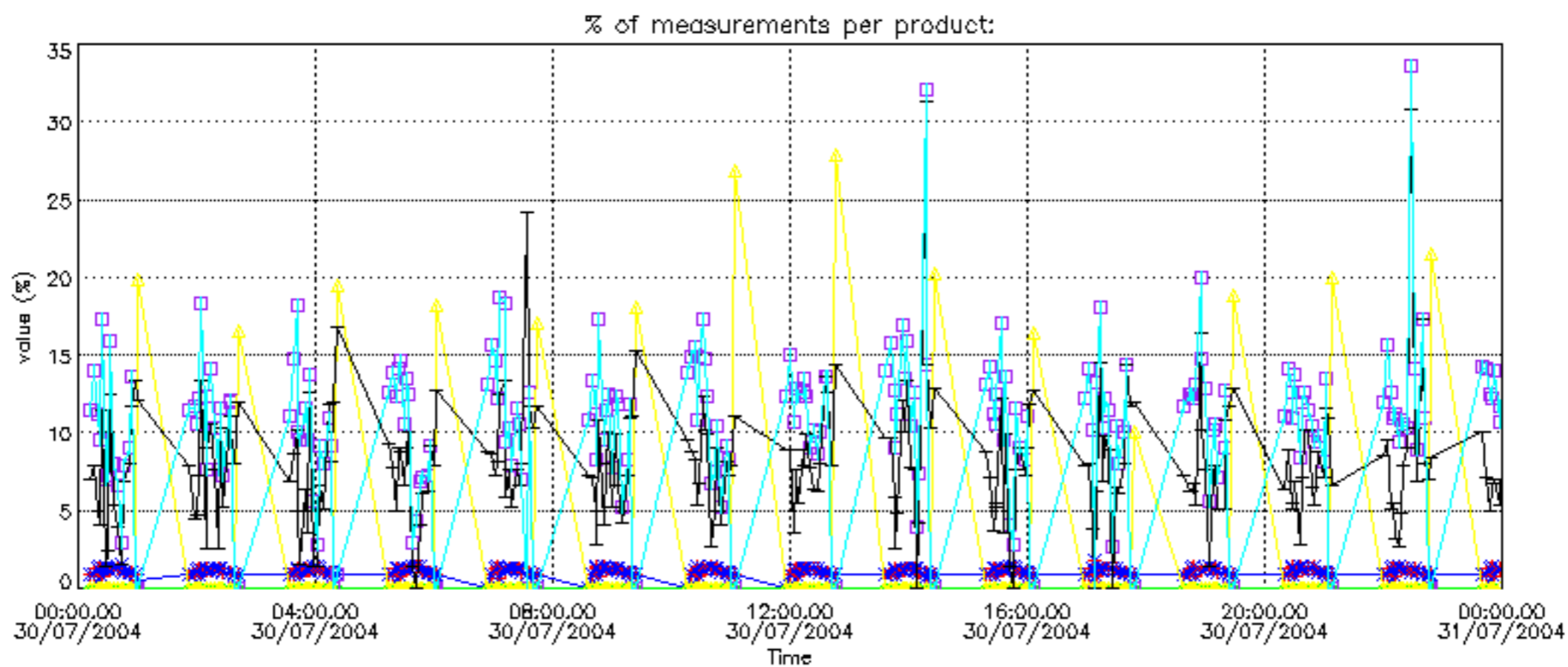


Percentage of flagged data per NO3 profile

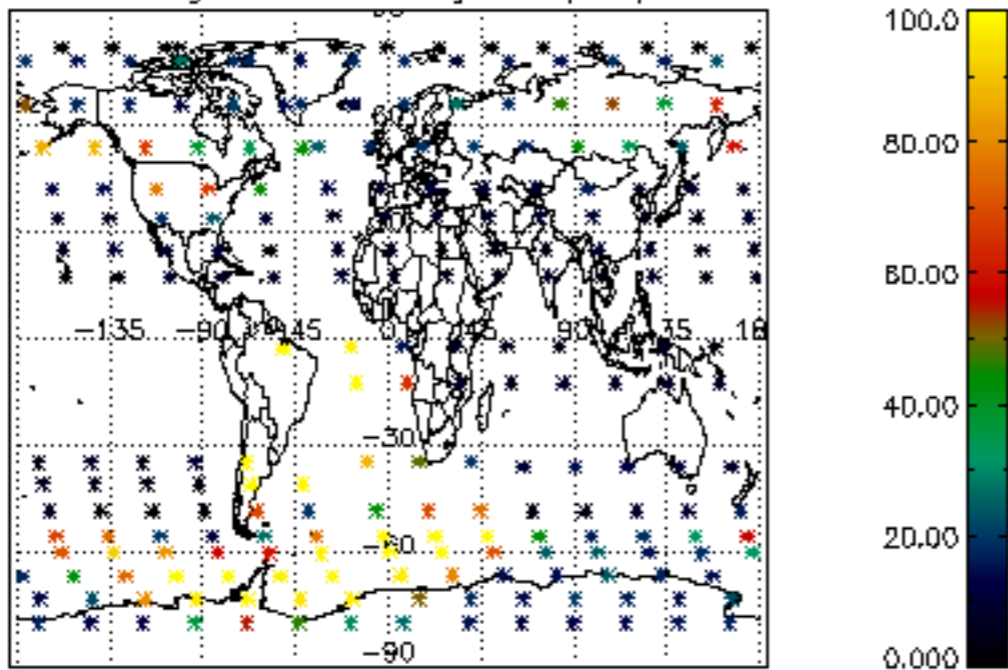




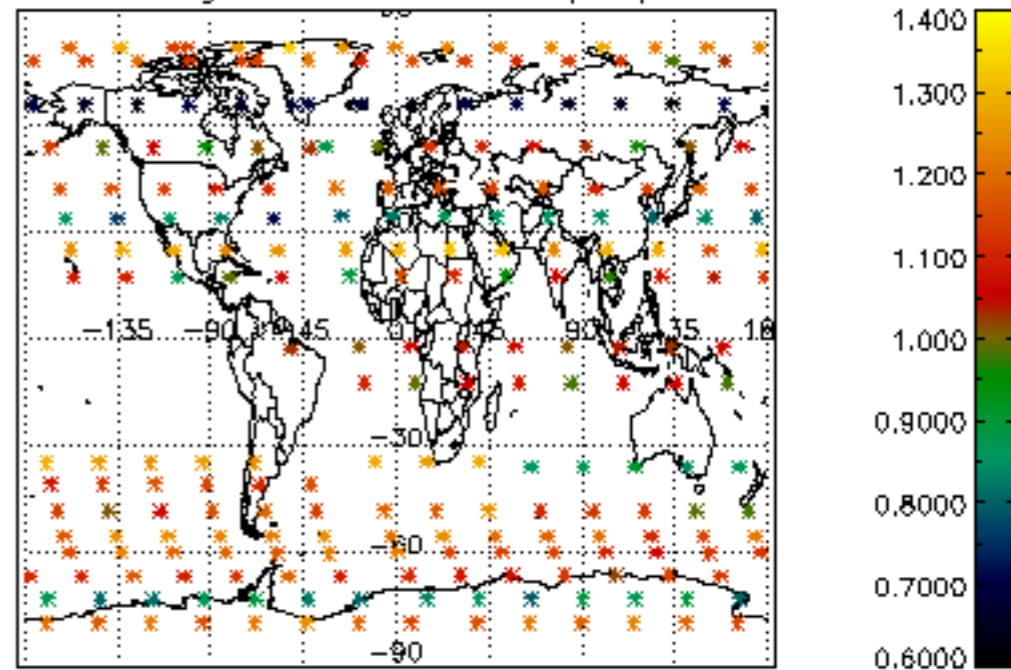




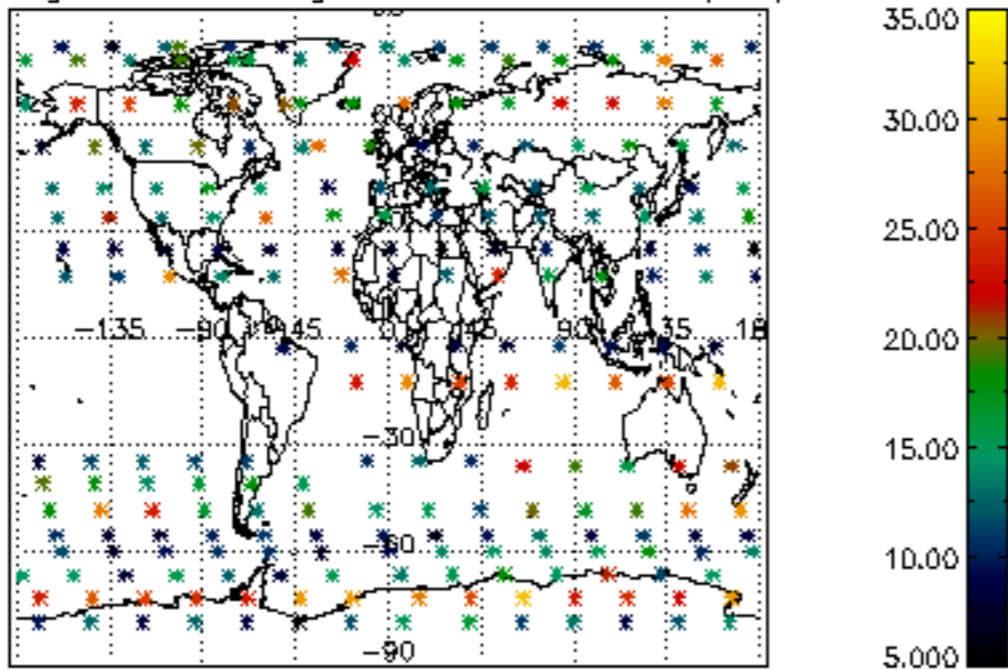
Percentage of cosmic ray hits per profile



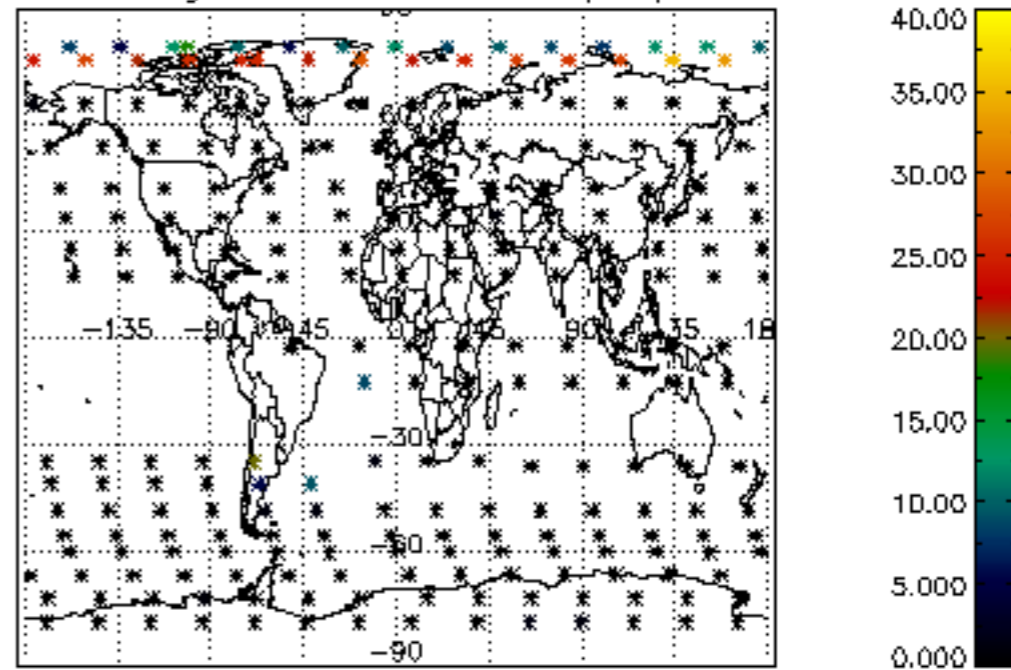
Percentage of datation errors per profile



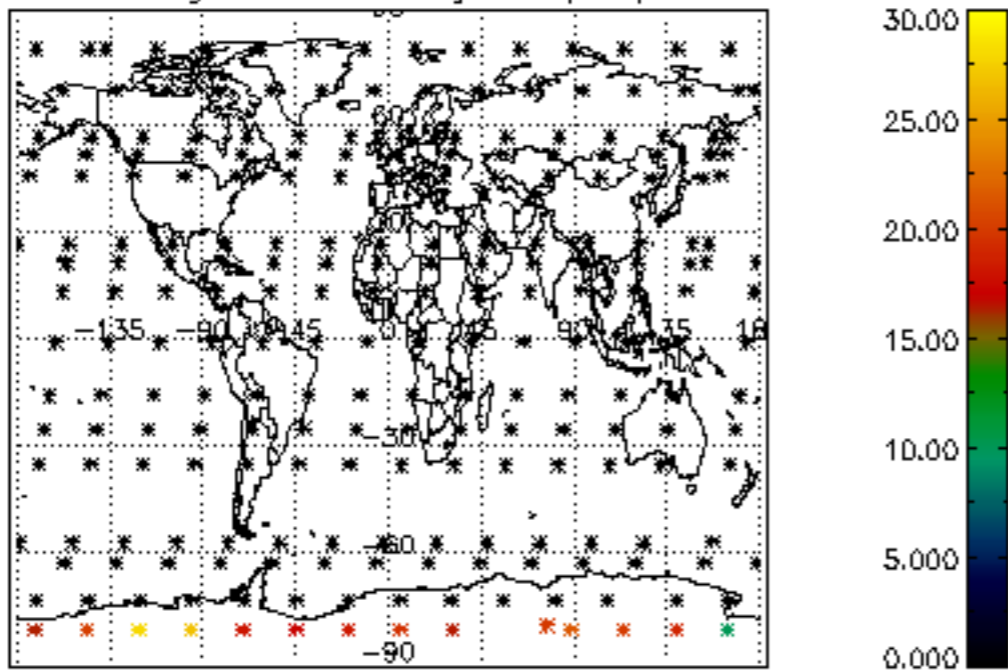
Percentage of star falling outside central band per profile



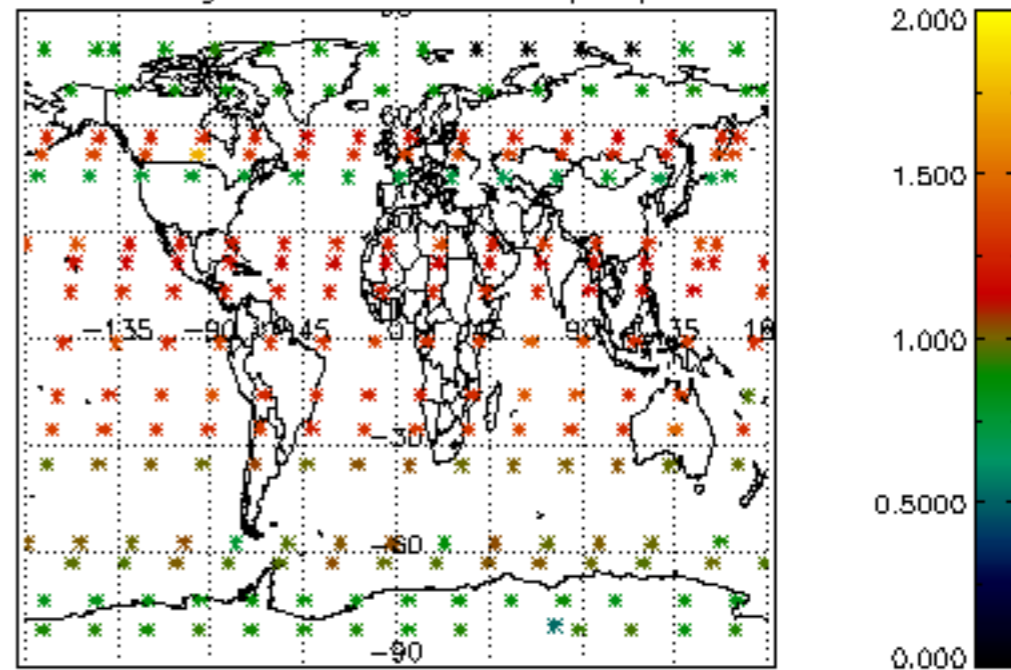
Percentage of saturation errors per profile



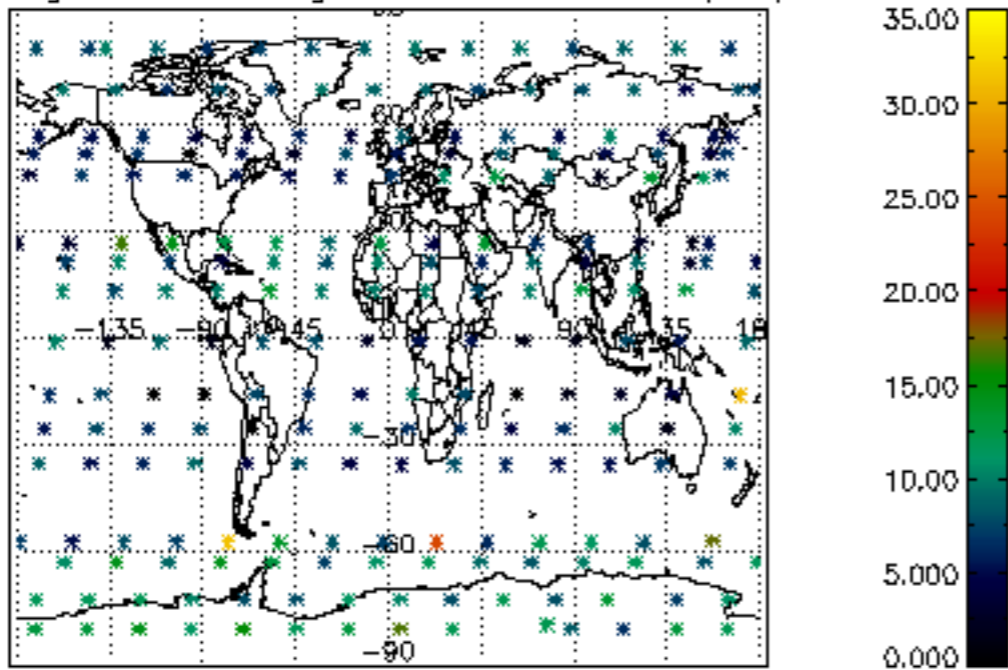
Percentage of cosmic ray hits per profile



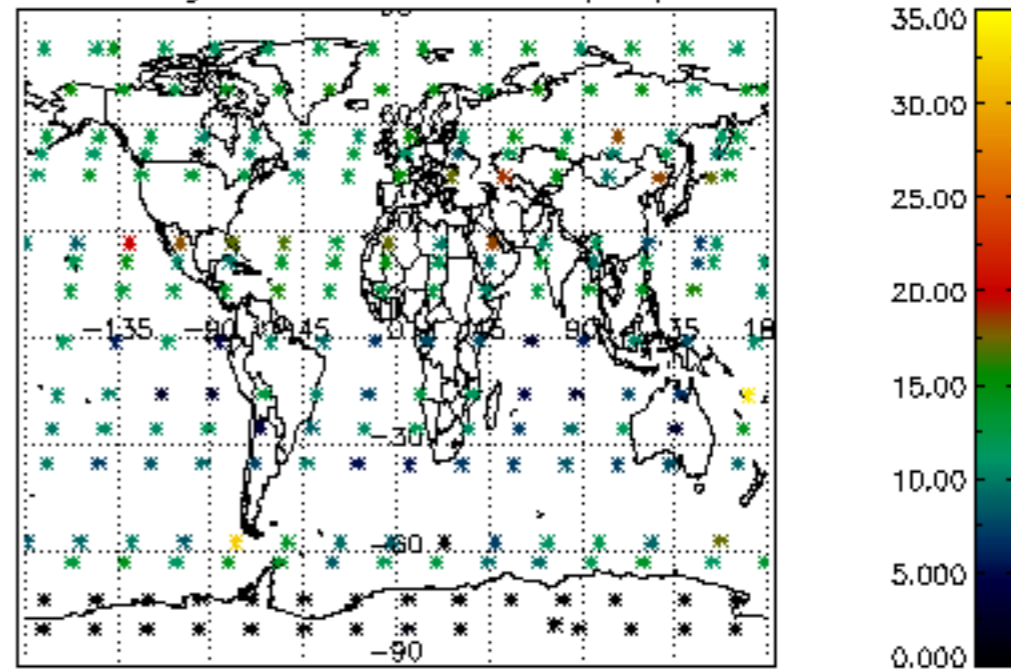
Percentage of datation errors per profile



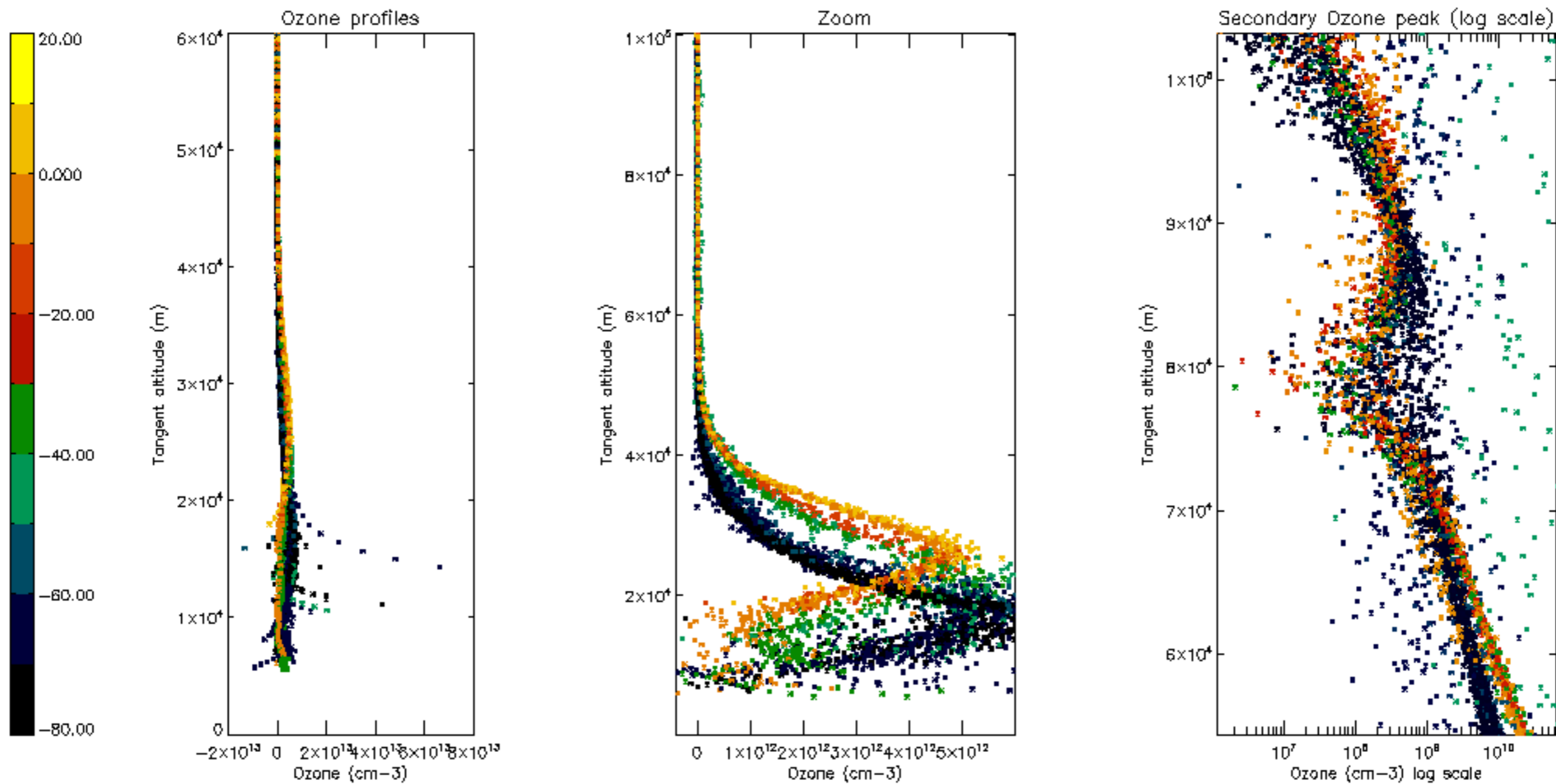
Percentage of star falling outside central band per profile

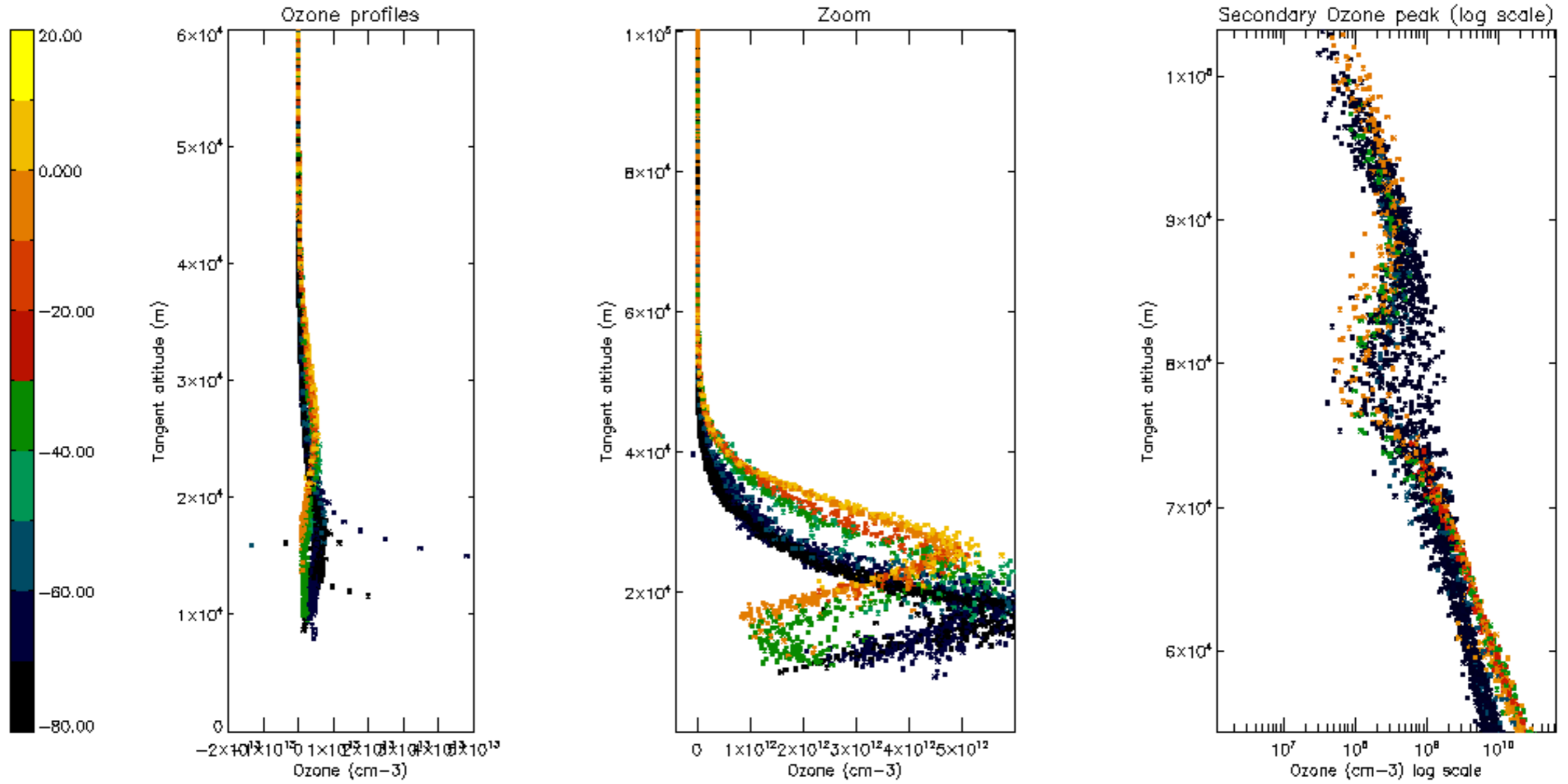


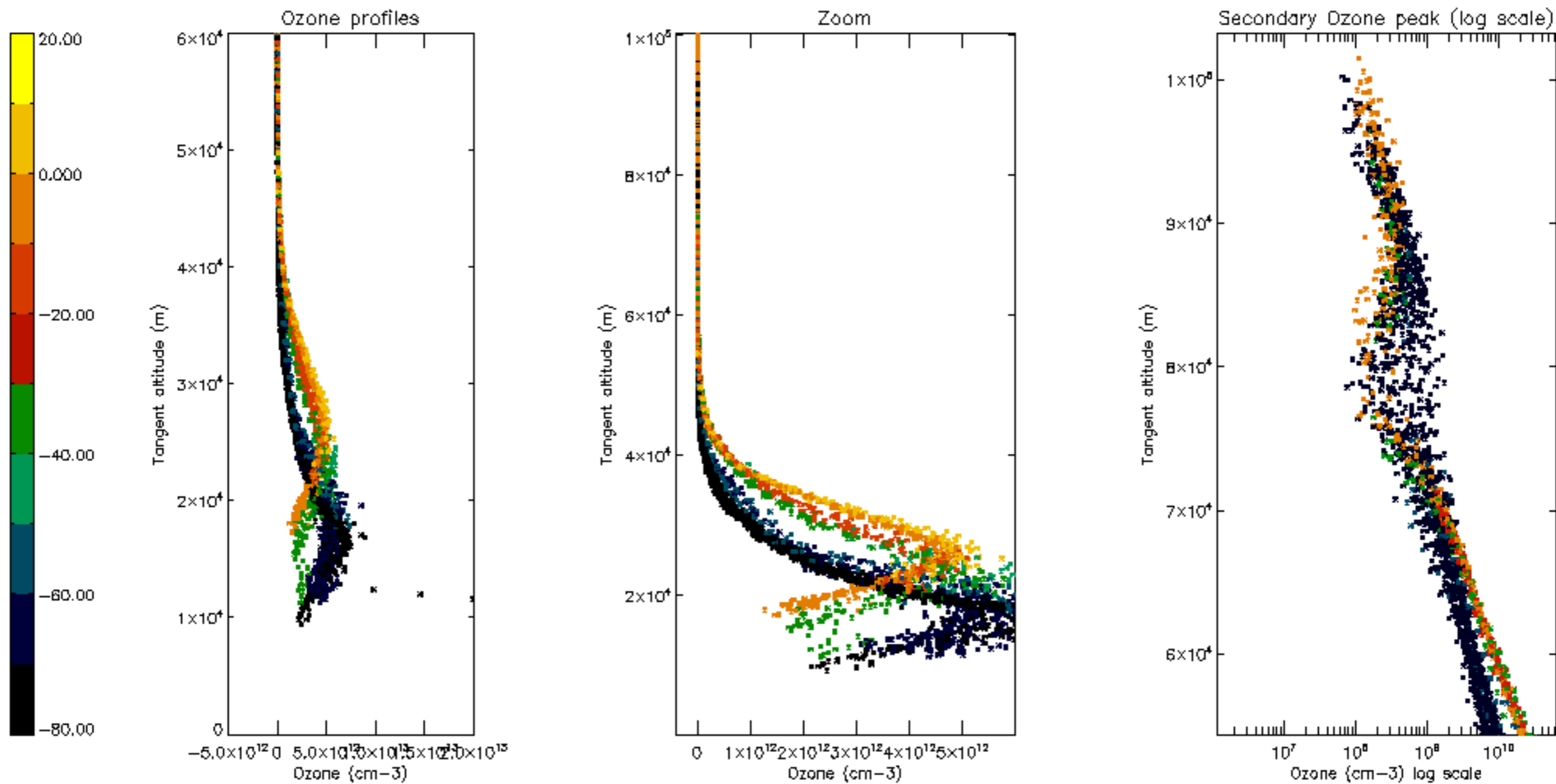
Percentage of saturation errors per profile



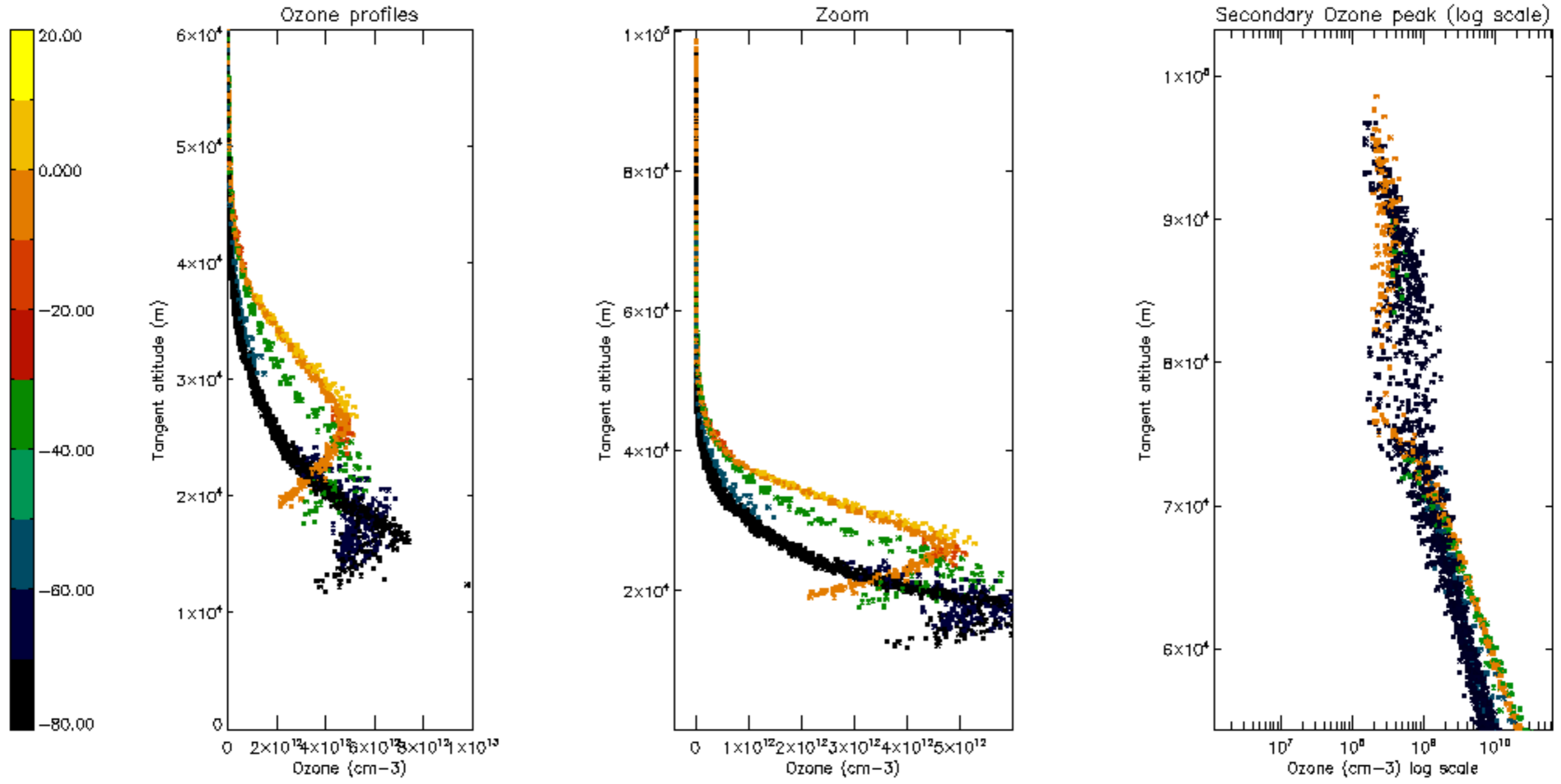


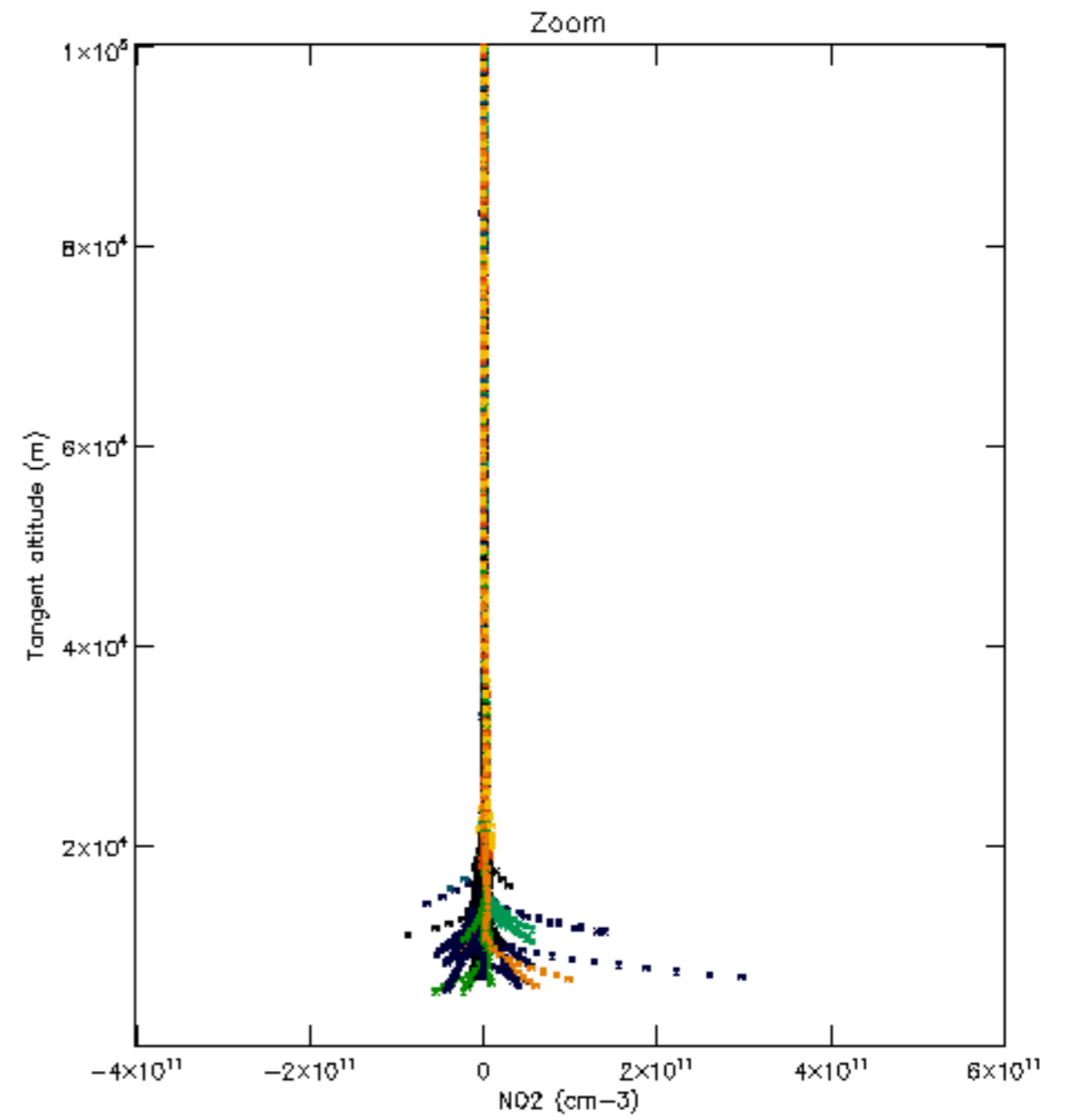
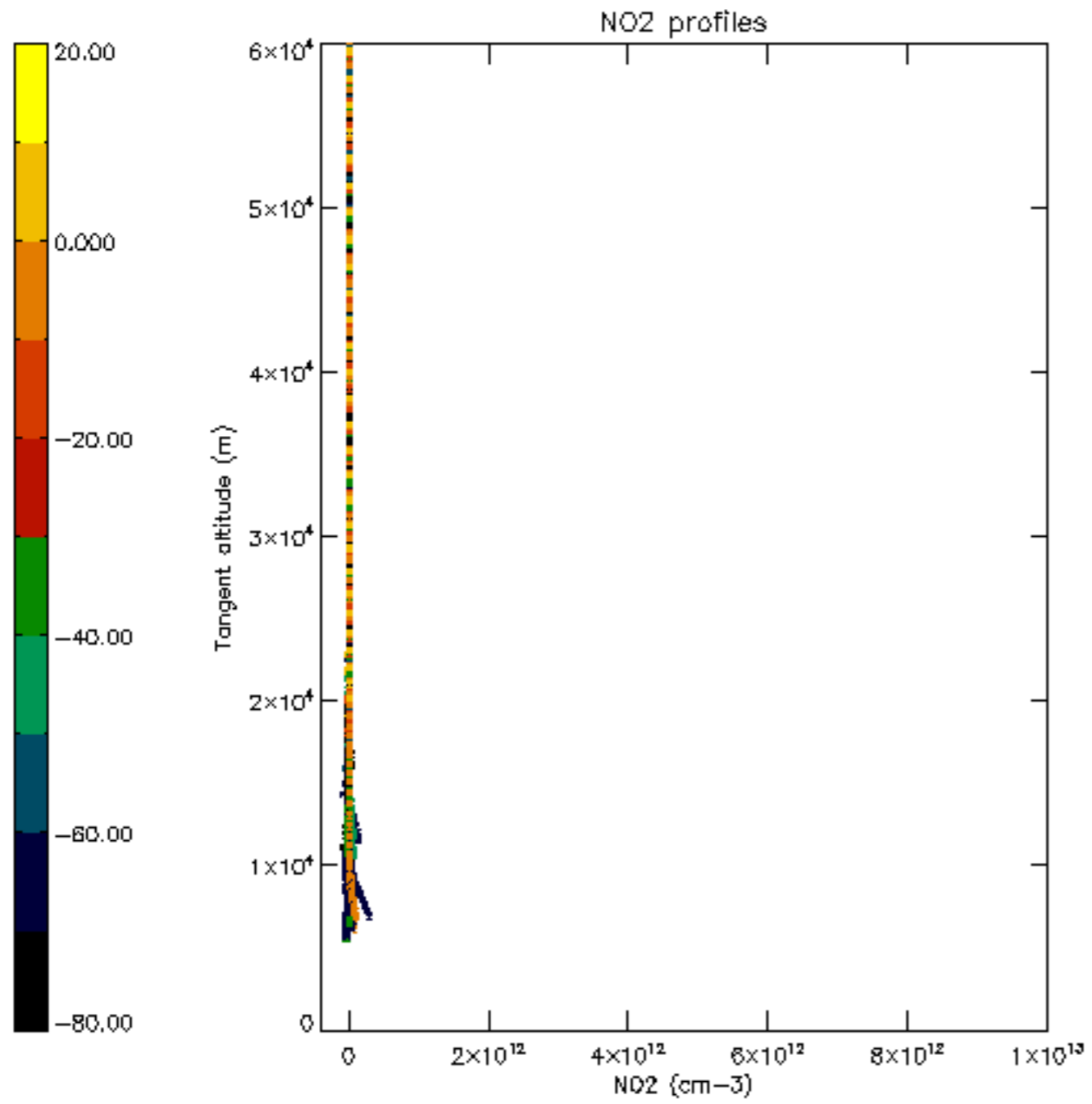


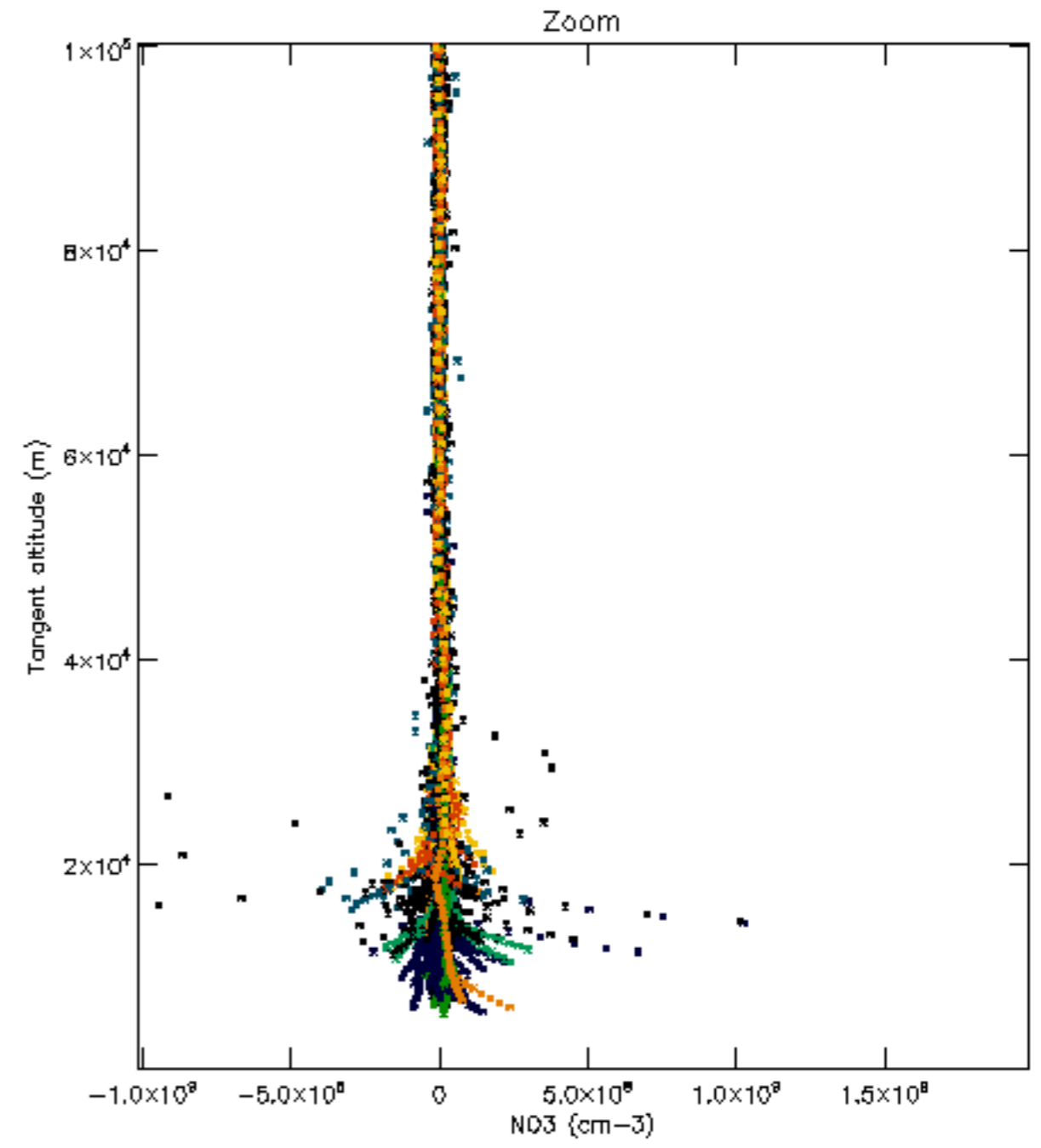
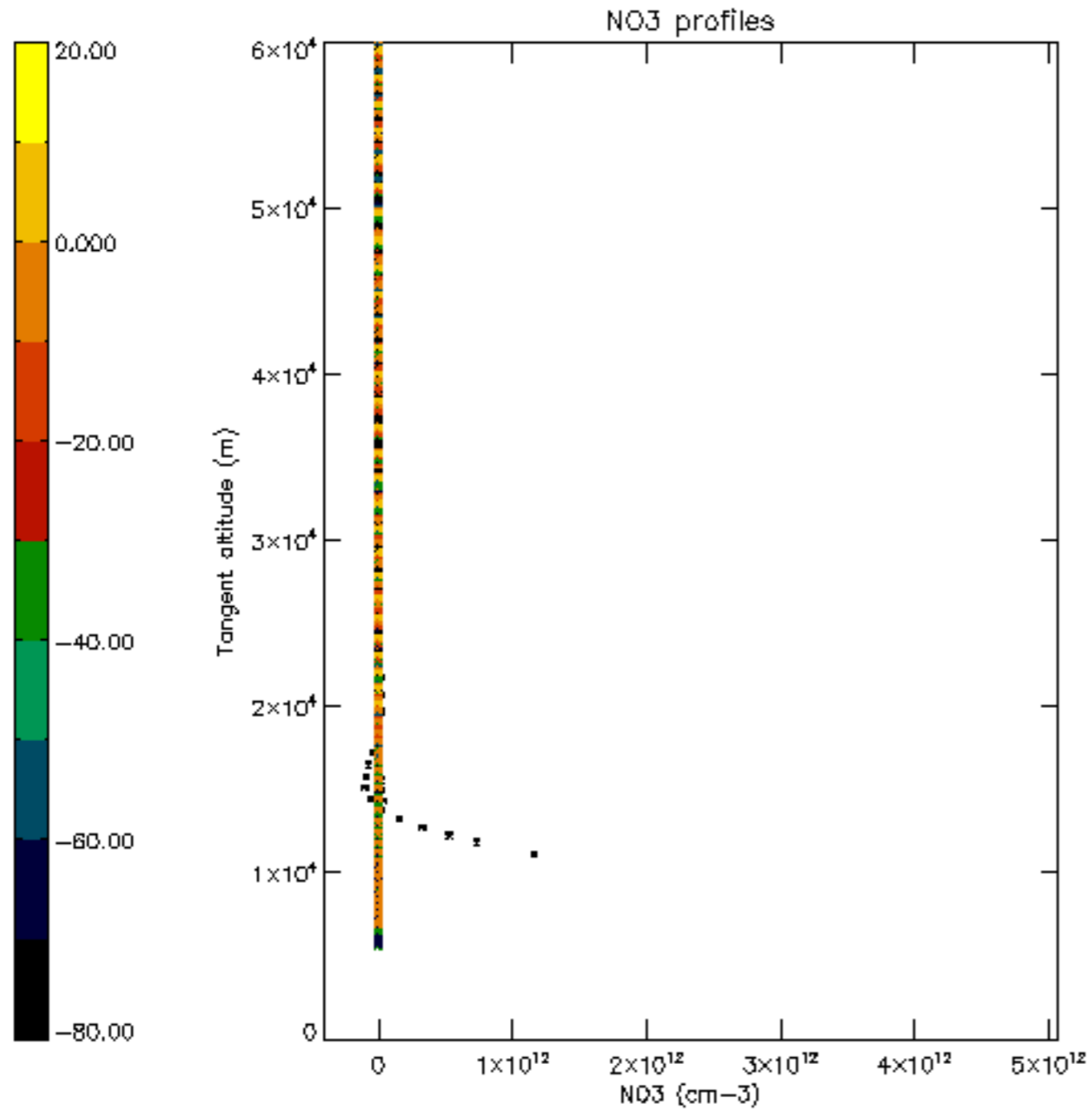




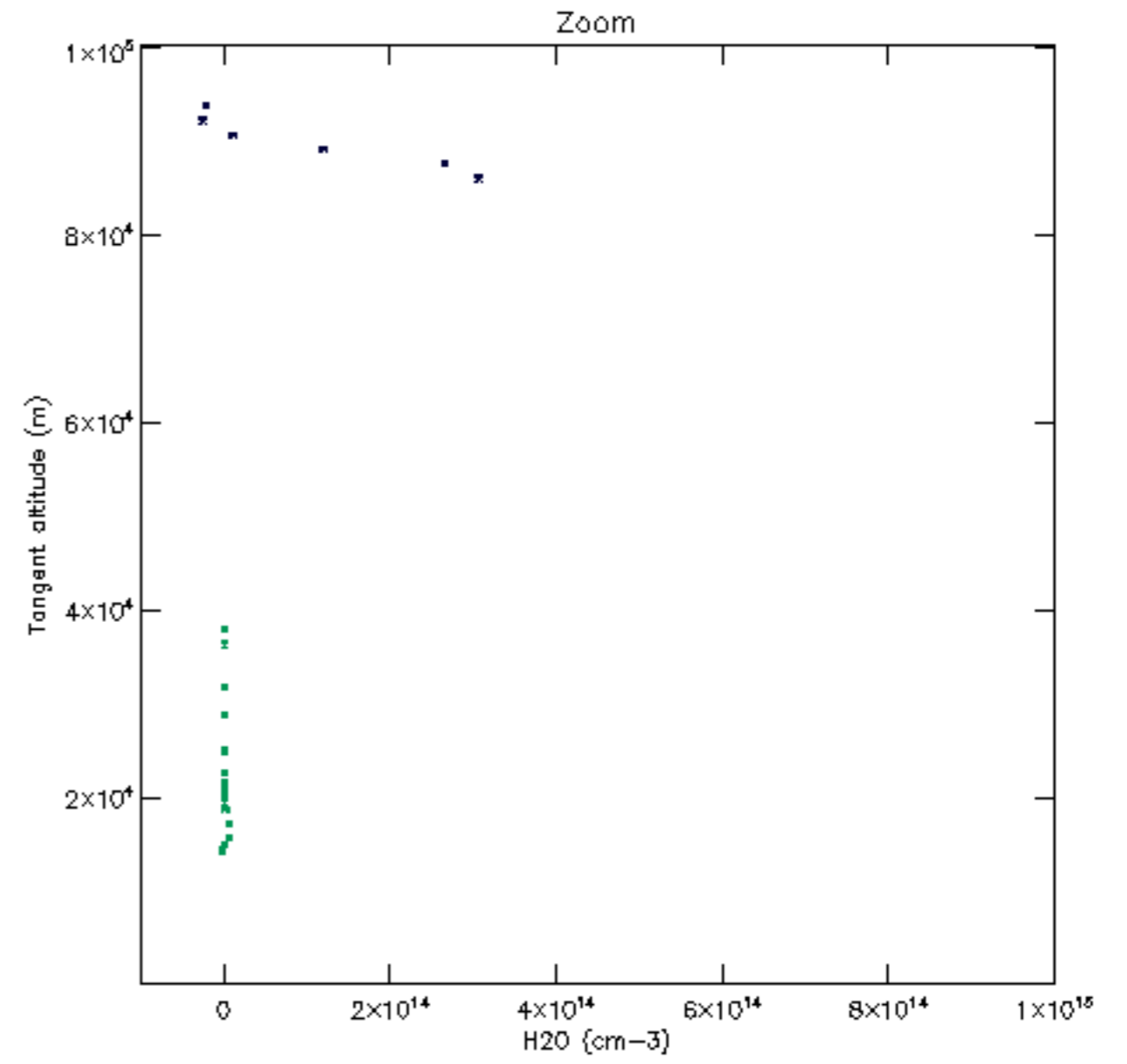
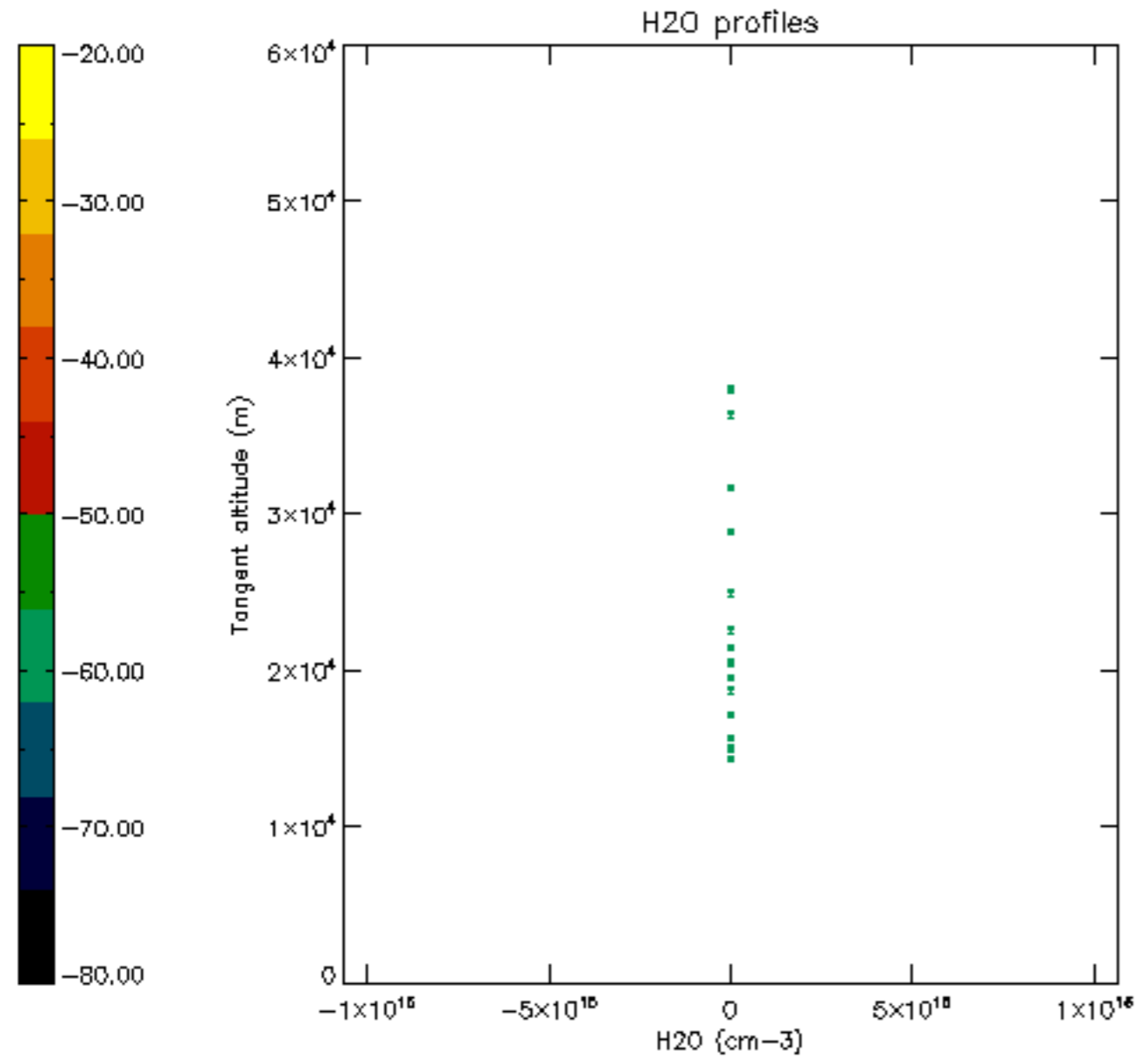


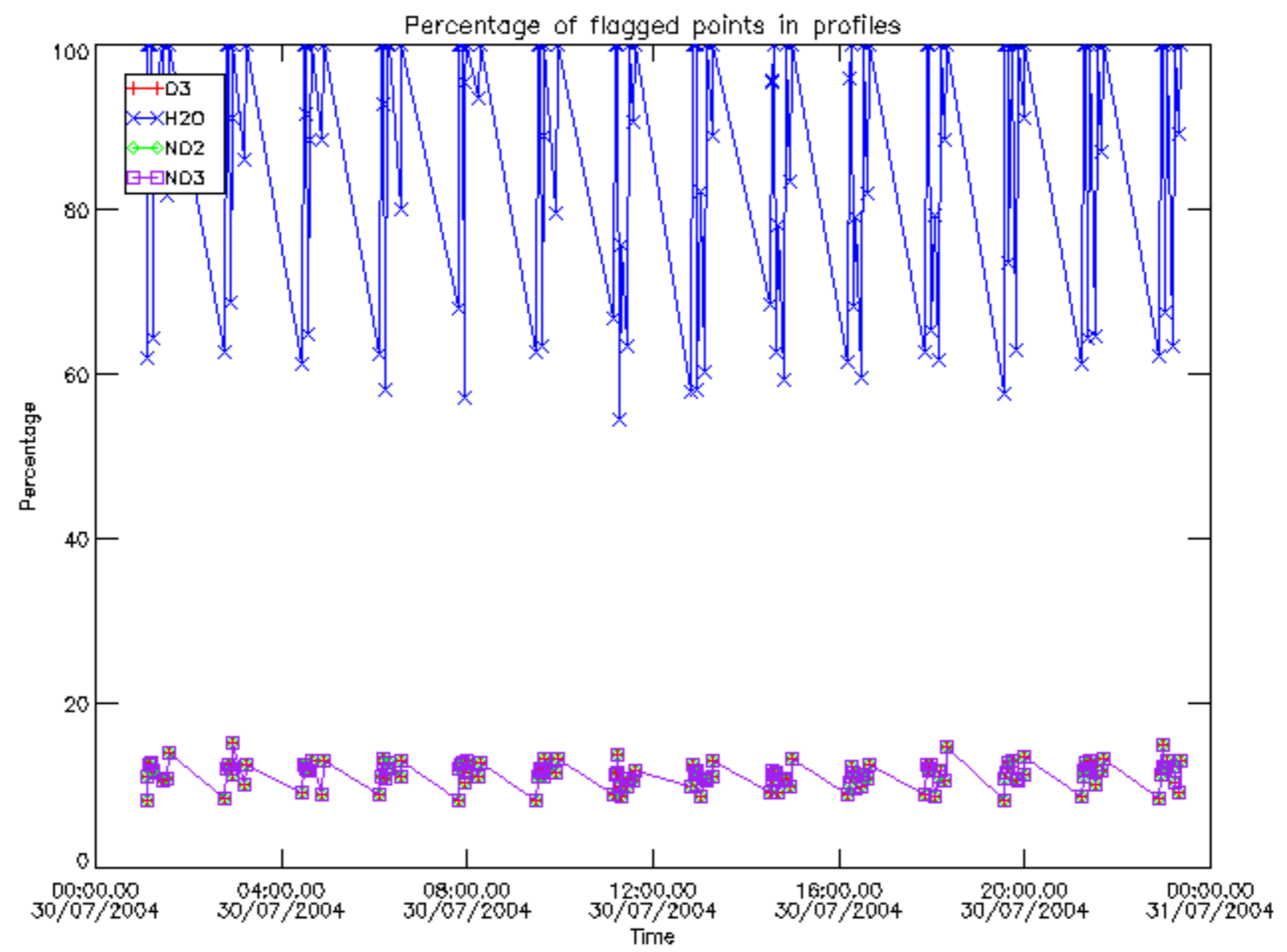




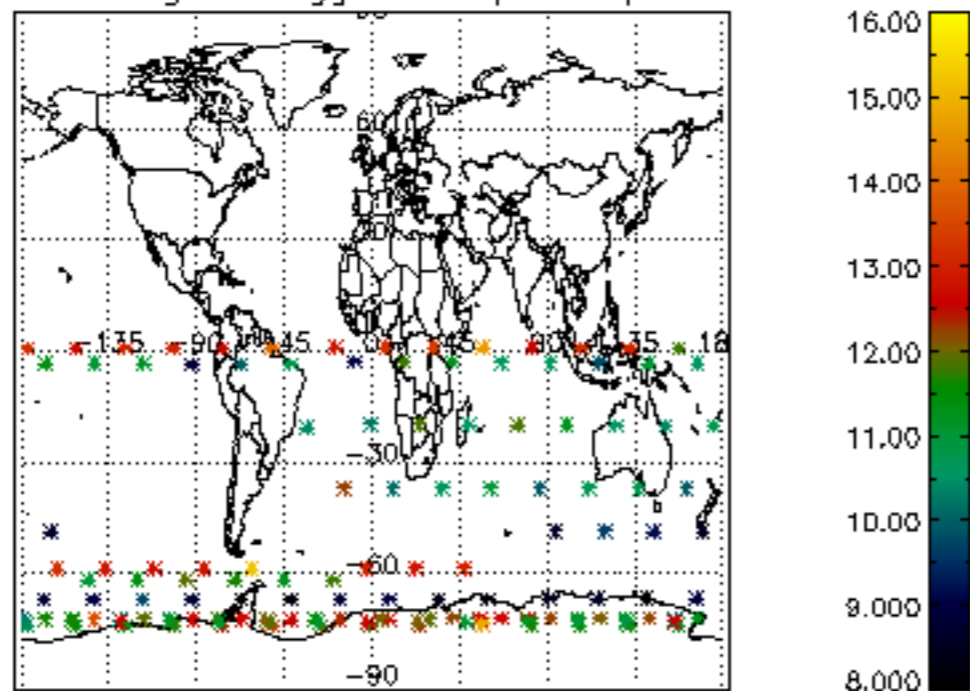




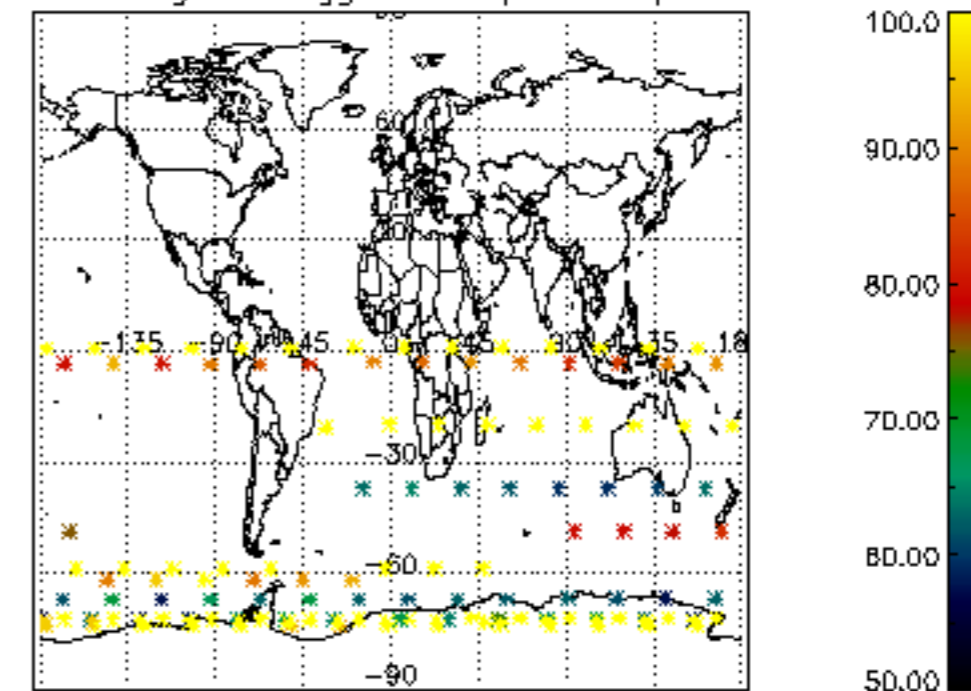




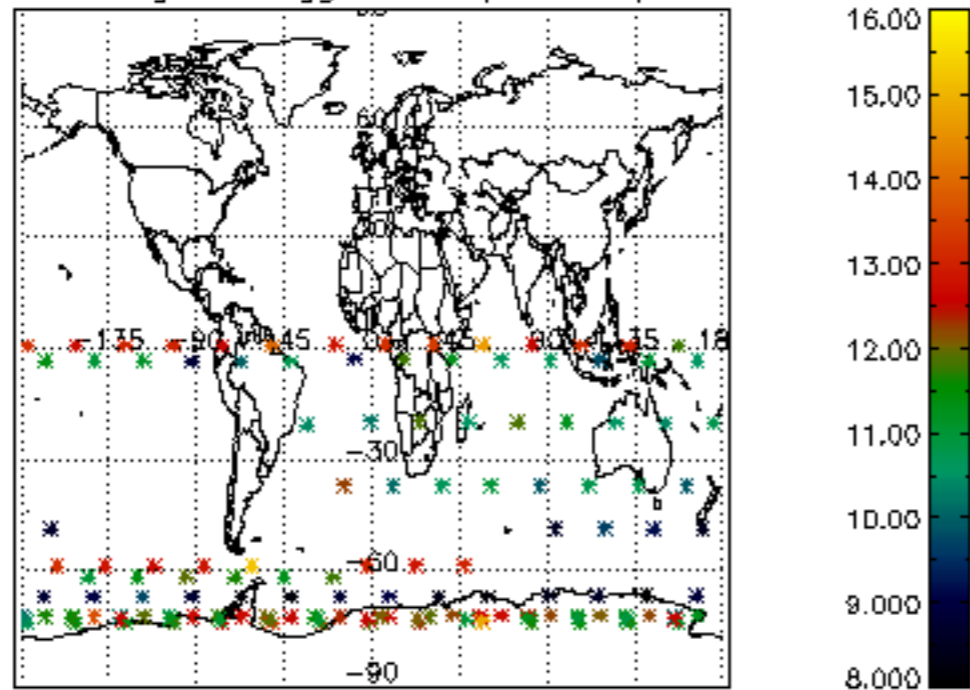
Percentage of flagged data per D3 profile



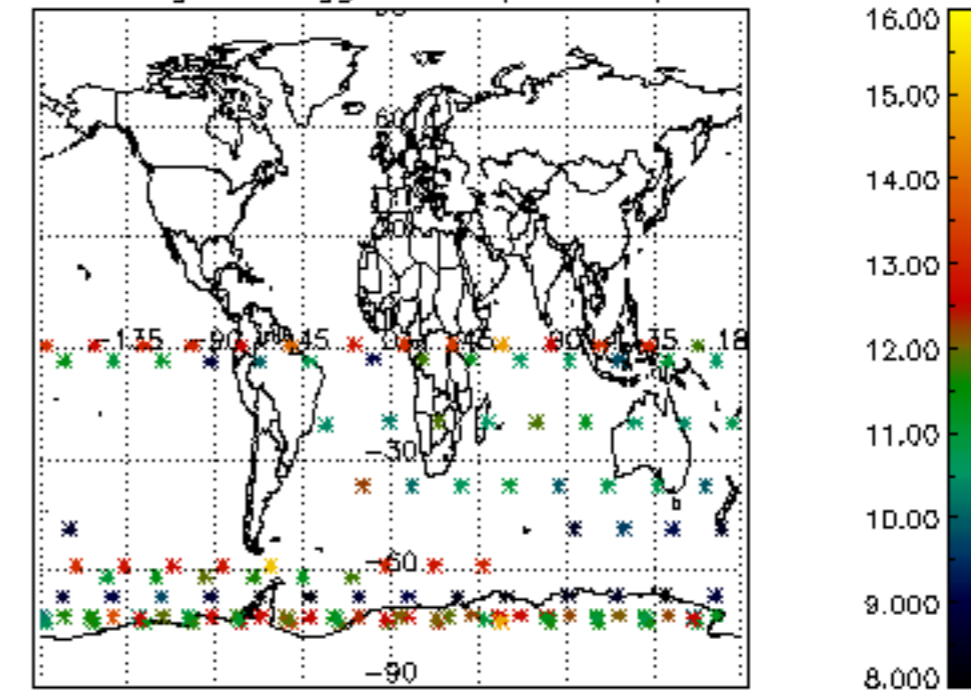
Percentage of flagged data per H2O profile



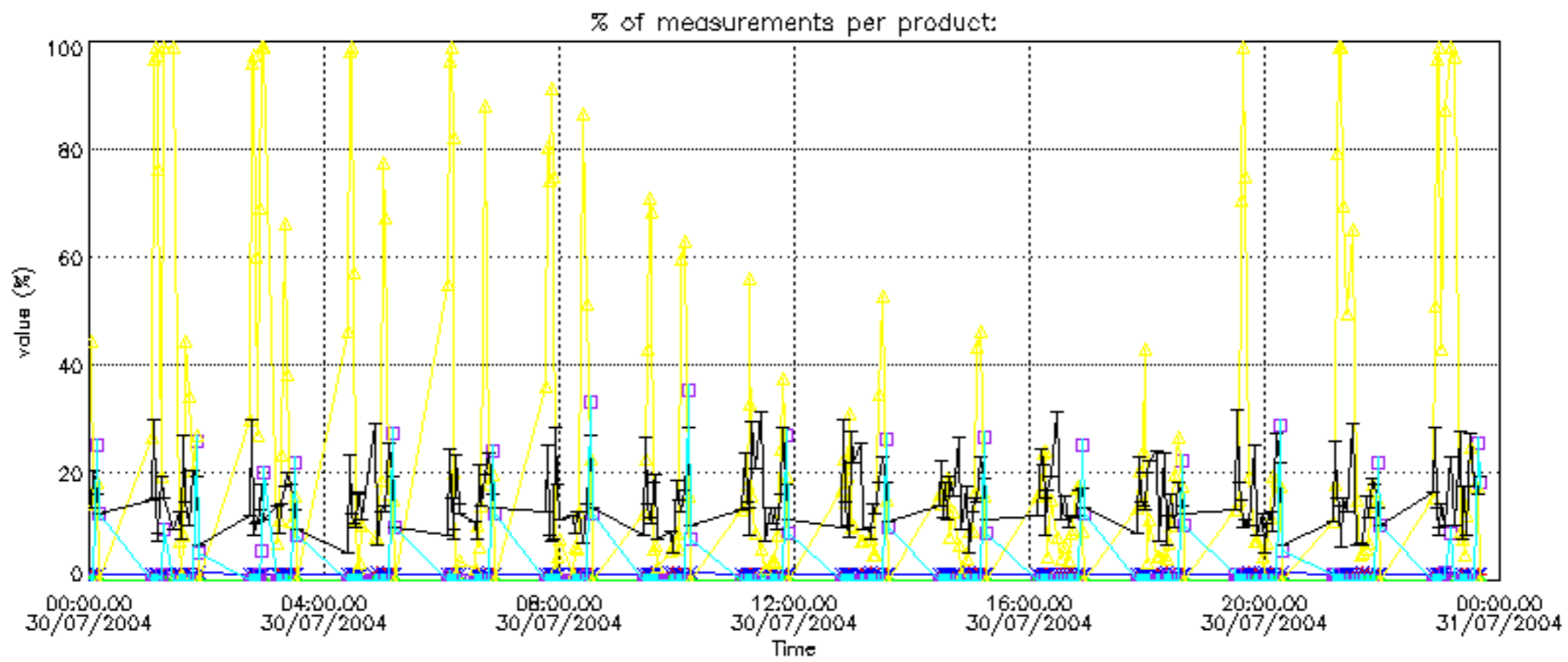
Percentage of flagged data per NO2 profile

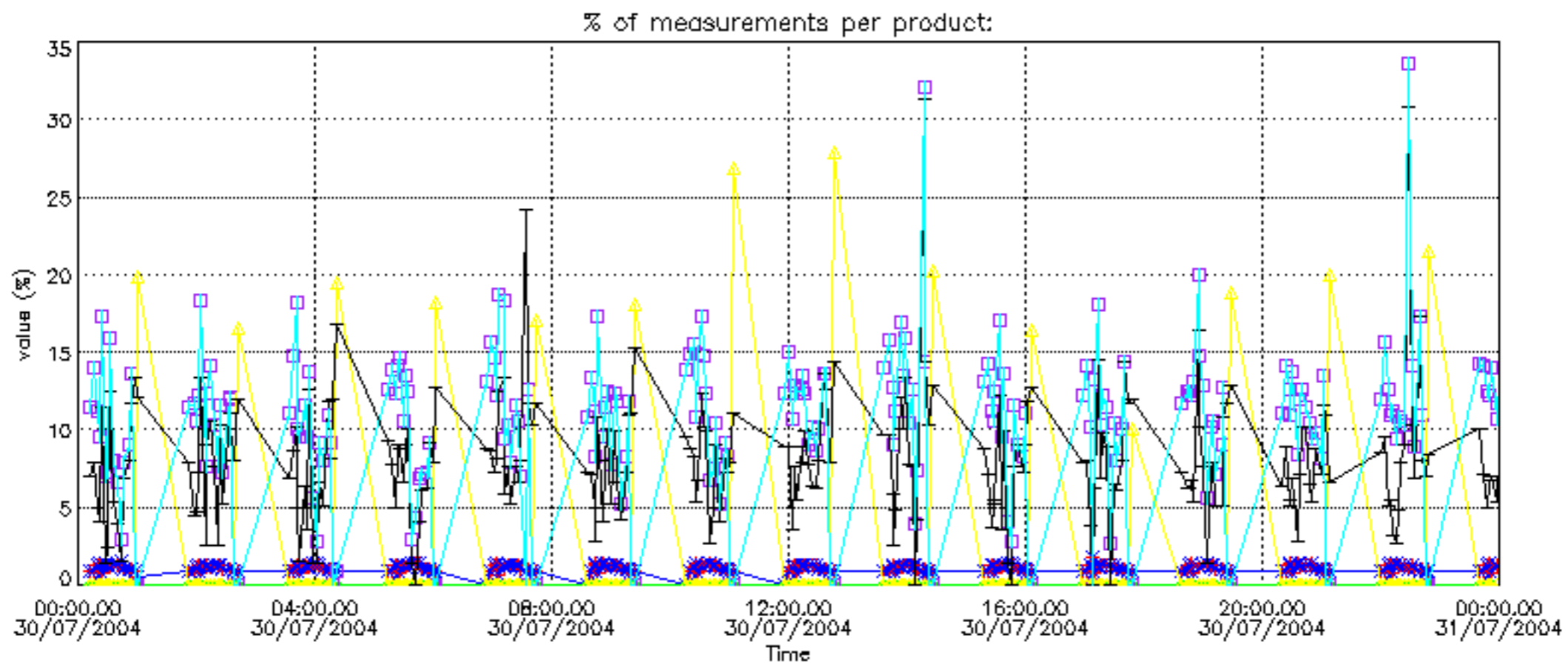


Percentage of flagged data per NO3 profile

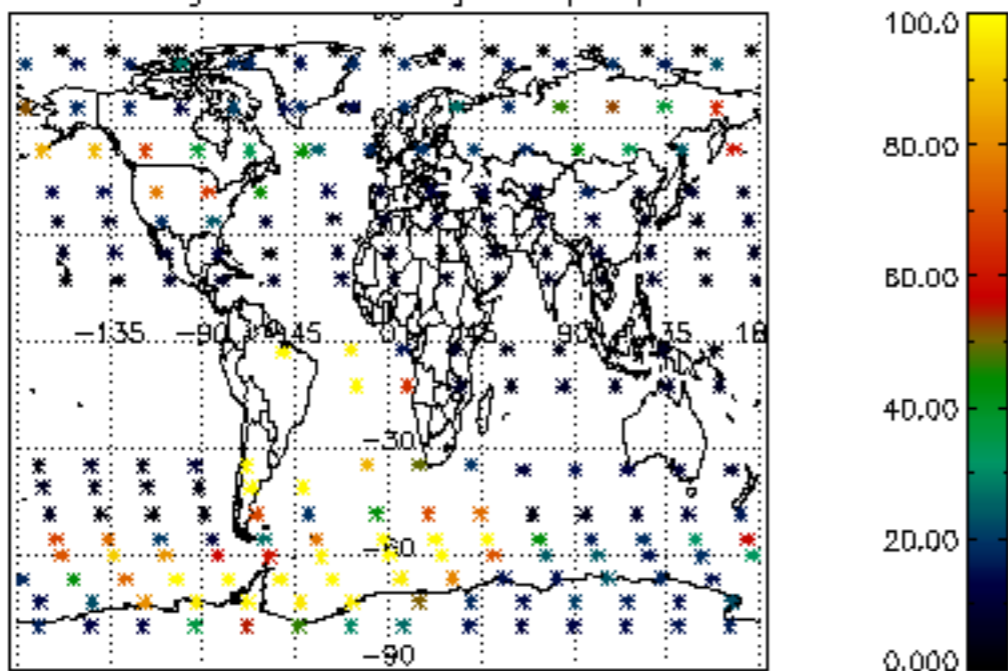




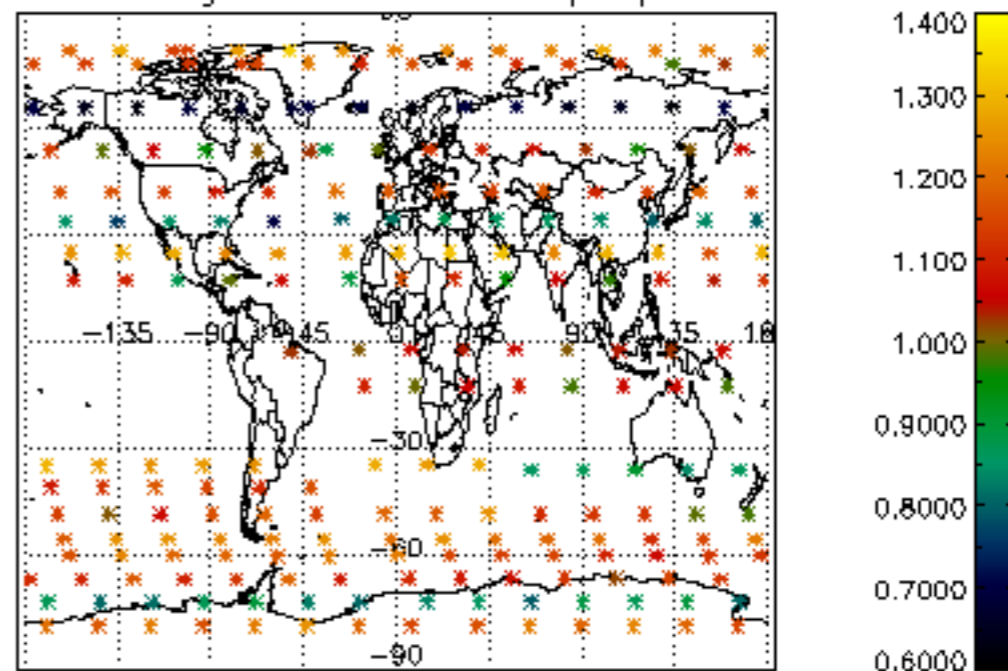




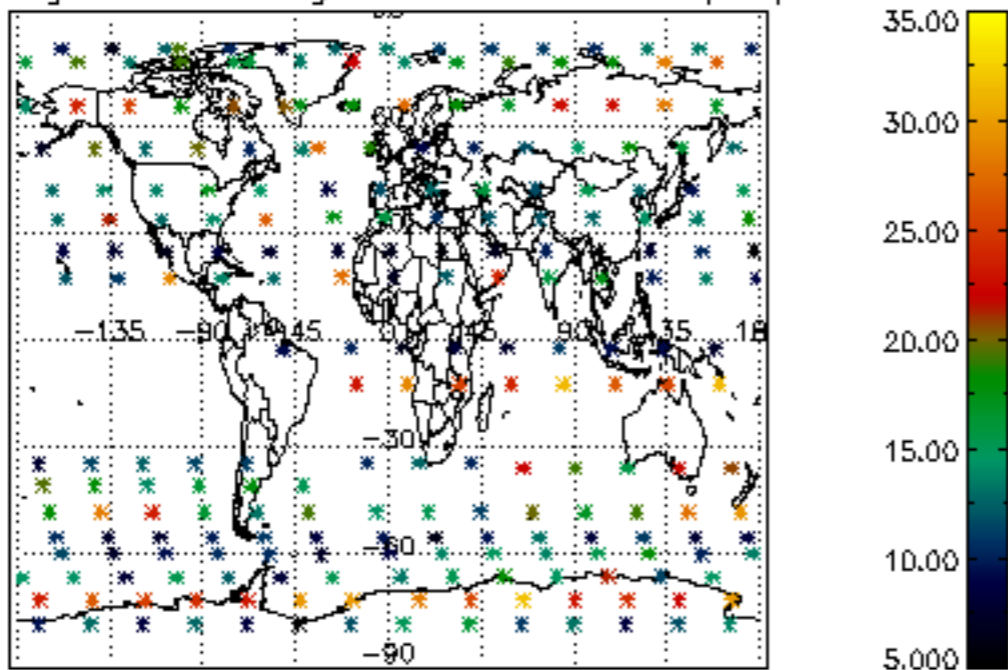
Percentage of cosmic ray hits per profile



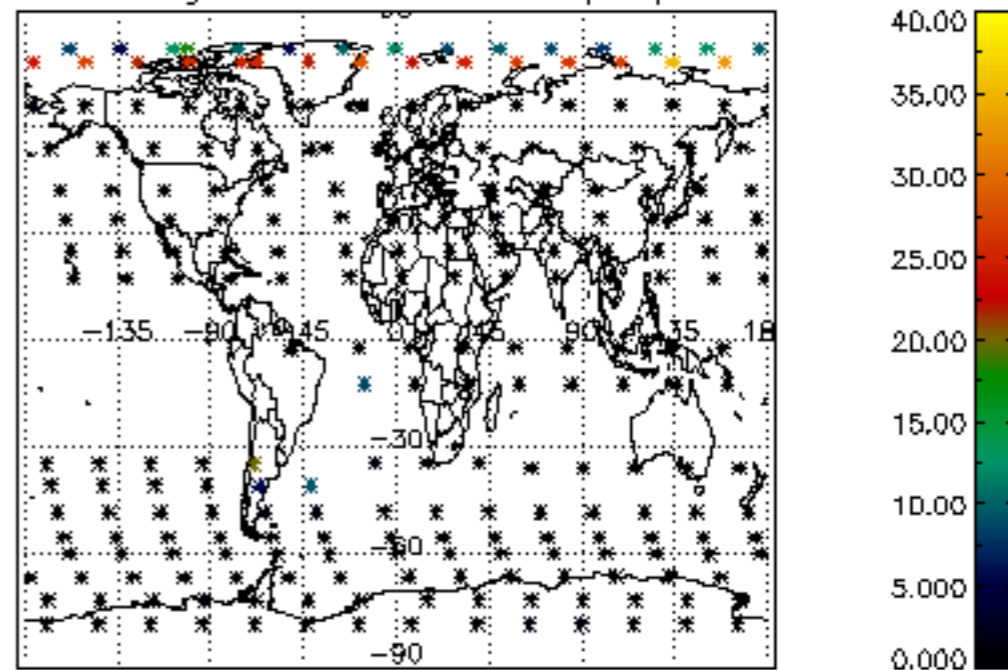
Percentage of datation errors per profile



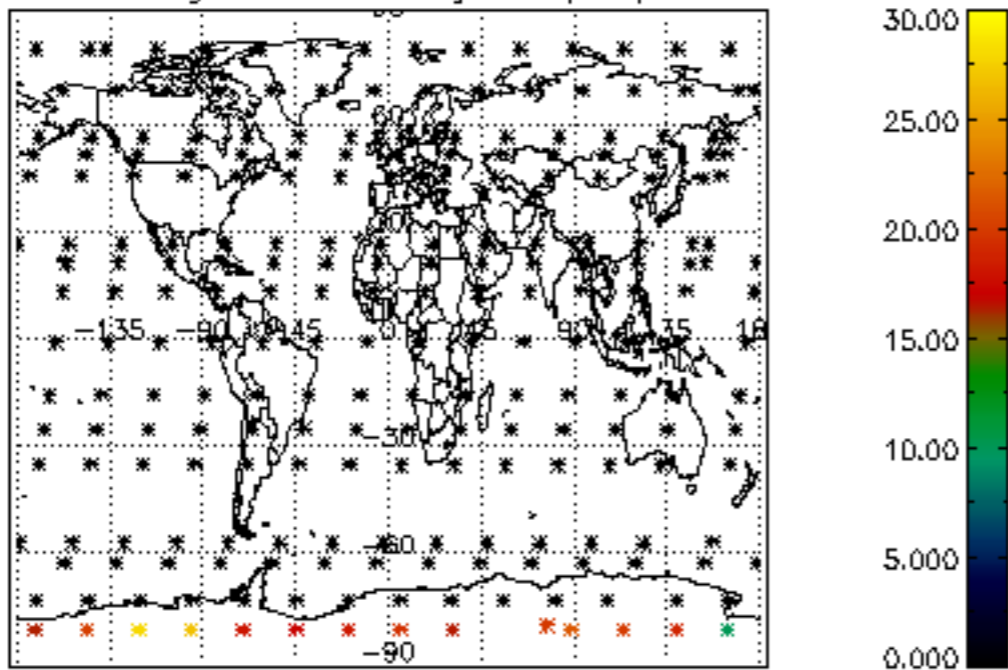
Percentage of star falling outside central band per profile



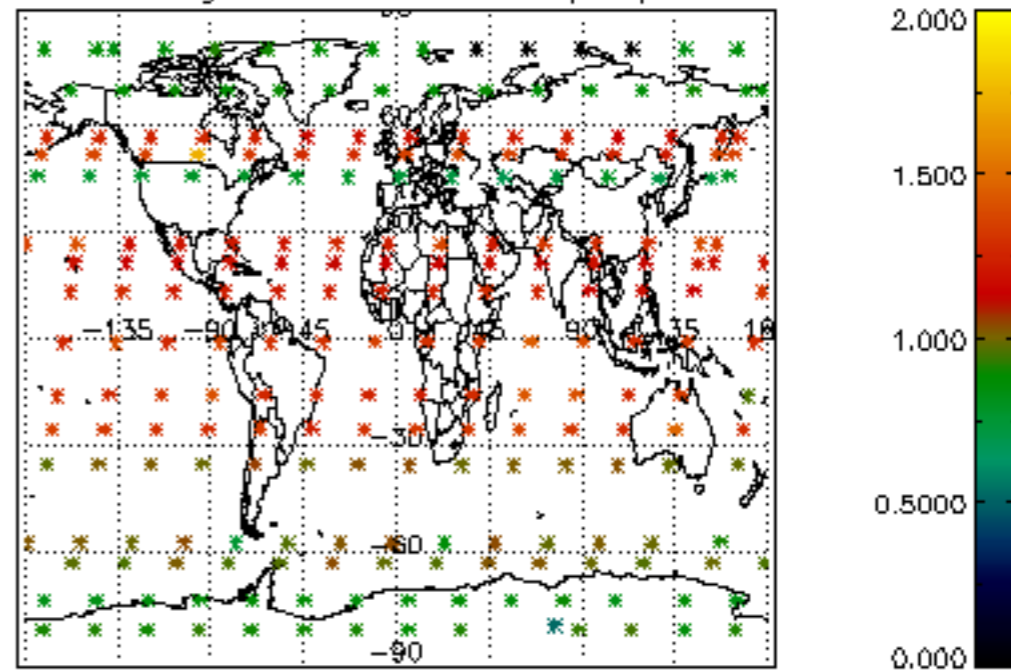
Percentage of saturation errors per profile



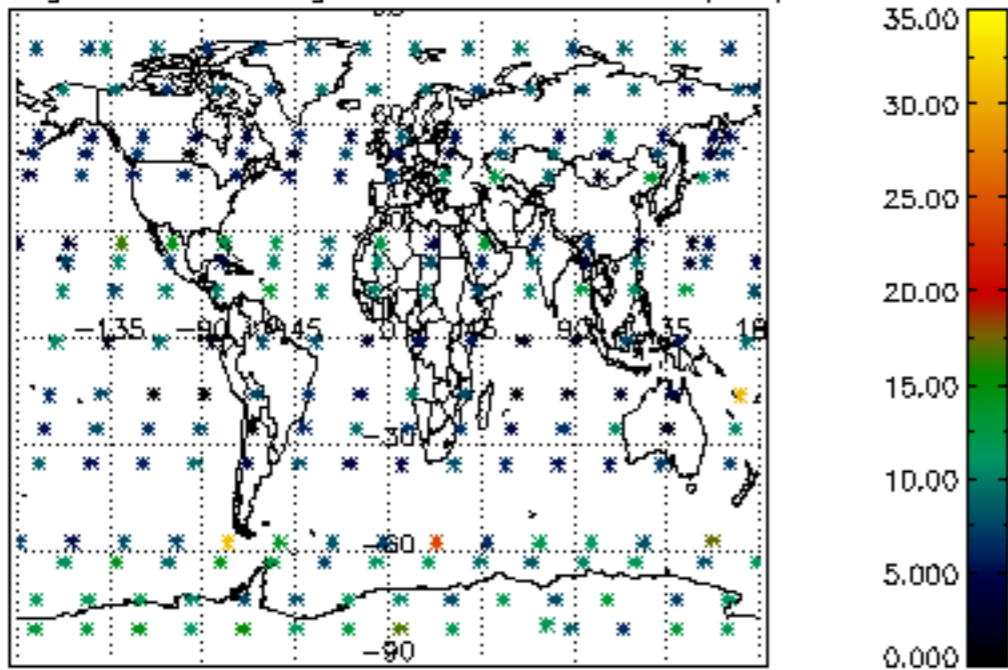
Percentage of cosmic ray hits per profile



Percentage of datation errors per profile



Percentage of star falling outside central band per profile



Percentage of saturation errors per profile

