

# GOMOS Level 2 Daily Report

## SUMMARY

### [1. General Info](#)

### [2. Summary of processed GOM\\_NL\\_2P products](#)

### [3. Level 2 Quality information per product](#)

#### [3.1 Plot of level 2 quality information per product \(time dependant\)](#)

#### [3.2 Plot of level 2 quality information per product \(world map\)](#)

### [4. Level 1 Quality information per product \(stored on level 2 products\)](#)

#### [4.1 Plot of level 1 quality information per product \(time dependant\)](#)

##### [4.1.1 Plot of level 1 quality information per product \(time dependant\): ASCENDING](#)

##### [4.1.2 Plot of level 1 quality information per product \(time dependant\): DESCENDING](#)

#### [4.2 Plot of level 1 quality information per product \(world map\)](#)

##### [4.2.1 Plot of level 1 quality information per product \(world map\): ASCENDING](#)

##### [4.2.2 Plot of level 1 quality information per product \(world map\): DESCENDING](#)

### [5. Ozone profiles based on quality statistics and other trace gas profiles](#)

#### [5.1 Ozone statistics based on quality of products](#)

#### [5.2 Plot ozone profiles for all STD \(dark without errors\)](#)

#### [5.3 Plot ozone profiles where STD < 20% \(dark without errors\)](#)

#### [5.4. Plot ozone profiles where STD < 10% \(dark without errors\)](#)

#### [5.5. Plot ozone profiles where STD < 5% \(dark without errors\)](#)

#### [5.6 Plot NO2 profiles for all STD \(dark without errors\)](#)

#### [5.7 Plot NO3 profiles for all STD \(dark without errors\)](#)

#### [5.8 Plot H2O profiles \(only for occultations of stars 1,2,3,4,13,14,16,26,63 dark without errors\) for all STD](#)

### [6. Auxiliary Data Files used for the production reported in section 2](#)

This report presents the daily analysis on parameters extracted from GOMOS level 2 data (GOM\_NL\_\_2P). It is intended to monitor some important parameters that will impact the quality of these products. A list of level 2 products (and content) that have arrived during the reporting day to the PCF is also given.

Item	Value
Time of report generation	19APR2013 07:13:37
Data source version	GOMOS/6.01
Start time of products	26-07-2004 (26JUL2004 00:00:00)
Stop time of products	27-07-2004 (27JUL2004 00:00:00)
Store outputs in DB	Yes
Nb of level 2 prods	478
Nb of prods with errors	0

## 2. Summary of processed GOM\_NL\_\_2P products.

Nr	Filename	UTC Start time	Limb	Duration	Star Id	Star Name	Star Mag	Star Temp	Nb Meas	Orbit	Prod. error
1	GOM_NL__2PRFIN20040726_000007_000000472028_00488_12566_3261.N1	26-JUL-2004 00:00:07	Dark	46.500	139	9Bet Lep	2.8330	5600.0	93	12566	No
2	GOM_NL__2PRFIN20040726_000206_000000402028_00488_12566_3262.N1	26-JUL-2004 00:02:06	Dark	39.500	177	1Zet CMa	3.0220	26000.	79	12566	No
3	GOM_NL__2PRFIN20040726_000331_000000452028_00488_12566_3263.N1	26-JUL-2004 00:03:31	Dark	44.500	108	Alp Col	2.6520	15200.	89	12566	No
4	GOM_NL__2PRFIN20040726_001015_000000482028_00488_12566_3264.N1	26-JUL-2004 00:10:15	Dark	47.500	157	The1Eri	2.9060	9300.0	95	12566	No
5	GOM_NL__2PRFIN20040726_001605_000000462028_00489_12567_3444.N1	26-JUL-2004 00:16:05	Dark	45.500	9	Alp Eri	0.45300	24000.	91	12567	No
6	GOM_NL__2PRFIN20040726_001840_000000412028_00489_12567_3445.N1	26-JUL-2004 00:18:40	Dark	40.500	135	Bet Hyi	2.8200	5800.0	81	12567	No
7	GOM_NL__2PRFIN20040726_002017_000000622028_00489_12567_3446.N1	26-JUL-2004 00:20:17	Straylight	62.000	84	Alp Phe	2.3970	4500.0	124	12567	No
8	GOM_NL__2PRFIN20040726_002316_000000432028_00489_12567_3447.N1	26-JUL-2004 00:23:16	Straylight	43.000	148	Alp Tuc	2.8780	4100.0	86	12567	No
9	GOM_NL__2PRFIN20040726_002642_000000422028_00489_12567_3448.N1	26-JUL-2004 00:26:42	Straylight	42.000	45	Alp Pav	1.9400	26000.	84	12567	No
10	GOM_NL__2PRFIN20040726_002943_000000752028_00489_12567_3449.N1	26-JUL-2004 00:29:43	Tw_i_and_stray	75.000	18	24Alp PsA	1.1660	9700.0	150	12567	No
11	GOM_NL__2PRFIN20040726_003424_000000442028_00489_12567_3450.N1	26-JUL-2004 00:34:24	Bright	43.500	38	20Eps Sgr	1.8360	11000.	87	12567	No
12	GOM_NL__2PRFIN20040726_003617_000000412028_00489_12567_3451.N1	26-JUL-2004 00:36:17	Bright	41.000	57	34Sig Sgr	2.0660	26000.	82	12567	No
13	GOM_NL__2PRFIN20040726_003758_000000612028_00489_12567_3452.N1	26-JUL-2004 00:37:58	Bright	60.500	142	49Del Cap	2.8500	8900.0	121	12567	No
14	GOM_NL__2PRFIN20040726_004241_000000632028_00489_12567_3453.N1	26-JUL-2004 00:42:41	Bright	63.000	154	22Bet Aqr	2.8990	5700.0	126	12567	No
15	GOM_NL__2PRFIN20040726_004622_000000422028_00489_12567_3454.N1	26-JUL-2004 00:46:22	Bright	42.000	11	53Alp Aql	0.76500	8000.0	84	12567	No
16	GOM_NL__2PRFIN20040726_004759_000000382028_00489_12567_3455.N1	26-JUL-2004 00:47:59	Bright	37.500	59	55Alp Oph	2.0800	8900.0	75	12567	No
17	GOM_NL__2PRFIN20040726_005039_000000722028_00489_12567_3456.N1	26-JUL-2004 00:50:39	Bright	72.000	61	8Eps Peg	2.1000	3900.0	144	12567	No
18	GOM_NL__2PRFIN20040726_005440_000000402028_00489_12567_3457.N1	26-JUL-2004 00:54:40	Bright	39.500	5	3Alp Lyr	0.033000	11000.	79	12567	No
19	GOM_NL__2PRFIN20040726_005711_000000422028_00489_12567_3458.N1	26-JUL-2004 00:57:11	Bright	41.500	144	18Del Cyg	2.8600	11000.	83	12567	No
20	GOM_NL__2PRFIN20040726_005847_000000382028_00489_12567_3459.N1	26-JUL-2004 00:58:47	Bright	37.500	130	23Bet Dra	2.7990	5800.0	75	12567	No
21	GOM_NL__2PRFIN20040726_010206_000000392028_00489_12567_3460.N1	26-JUL-2004 01:02:06	Bright	38.500	119	14Eta Dra	2.7270	4700.0	77	12567	No
22	GOM_NL__2PRFIN20040726_010404_000000422028_00489_12567_3461.N1	26-JUL-2004 01:04:04	Bright	42.000	89	5Alp Cep	2.4510	8000.0	84	12567	No
23	GOM_NL__2PRFIN20040726_010619_000000372028_00489_12567_3462.N1	26-JUL-2004 01:06:19	Bright	36.500	60	7Bet UMi	2.0810	3950.0	73	12567	No
24	GOM_NL__2PRFIN20040726_010914_000000412028_00489_12567_3463.N1	26-JUL-2004 01:09:14	Bright	40.500	49	1Alp UMi	1.9900	6300.0	81	12567	No
25	GOM_NL__2PRFIN20040726_011100_000000542028_00489_12567_3464.N1	26-JUL-2004 01:11:00	Bright	53.500	74	11Bet Cas	2.2680	6600.0	107	12567	No
26	GOM_NL__2PRFIN20040726_011247_000000492028_00489_12567_3465.N1	26-JUL-2004 01:12:47	Bright	49.000	76	27Gam Cas	2.3000	30000.	98	12567	No
27	GOM_NL__2PRFIN20040726_011841_000000462028_00489_12567_3466.N1	26-JUL-2004 01:18:41	Bright	45.500	160	23Gam Per	2.9300	4700.0	91	12567	No
28	GOM_NL__2PRFIN20040726_012014_000000492028_00489_12567_3467.N1	26-JUL-2004 01:20:14	Bright	48.500	35	33Alp Per	1.7950	6250.0	97	12567	No
29	GOM_NL__2PRFIN20040726_012151_000000742028_00489_12567_3468.N1	26-JUL-2004 01:21:51	Bright	74.000	73	57Gam1And	2.2600	13100.	148	12567	No
30	GOM_NL__2PRFIN20040726_012451_000001922028_00489_12567_3469.N1	26-JUL-2004 01:24:51	Straylight	192.00	53	43Bet And	2.0480	3300.0	384	12567	No
31	GOM_NL__2PRFIN20040726_012940_000000542028_00489_12567_3470.N1	26-JUL-2004 01:29:40	Dark	54.000	146	25Eta Tau	2.8730	15200.	108	12567	No
32	GOM_NL__2PRFIN20040726_013113_000000592028_00489_12567_3471.N1	26-JUL-2004 01:31:13	Dark	59.000	13	87Alp Tau	0.86700	3800.0	118	12567	No
33	GOM_NL__2PRFIN20040726_013319_000000432028_00489_12567_3472.N1	26-JUL-2004 01:33:19	Dark	43.000	27	24Gam Ori	1.6360	26000.	86	12567	No
34	GOM_NL__2PRFIN20040726_013512_000000432028_00489_12567_3473.N1	26-JUL-2004 01:35:12	Dark	43.000	30	46Eps Ori	1.6940	30000.	86	12567	No
35	GOM_NL__2PRFIN20040726_013735_000000502028_00489_12567_3474.N1	26-JUL-2004 01:37:35	Dark	50.000	7	19Bet Ori	0.10000	14000.	100	12567	No
36	GOM_NL__2PRFIN20040726_013919_000000412028_00489_12567_3475.N1	26-JUL-2004 01:39:19	Dark	40.500	47	2Bet CMa	1.9760	28000.	81	12567	No
37	GOM_NL__2PRFIN20040726_014044_000000432028_00489_12567_3476.N1	26-JUL-2004 01:40:44	Dark	42.500	139	9Bet Lep	2.8330	5600.0	85	12567	No
38	GOM_NL__2PRFIN20040726_014242_000000392028_00489_12567_3477.N1	26-JUL-2004 01:42:42	Dark	39.000	177	1Zet CMa	3.0220	26000.	78	12567	No
39	GOM_NL__2PRFIN20040726_014410_000000402028_00489_12567_3478.N1	26-JUL-2004 01:44:10	Dark	39.500	108	Alp Col	2.6520	15200.	79	12567	No
40	GOM_NL__2PRFIN20040726_015052_000000492028_00489_12567_3479.N1	26-JUL-2004 01:50:52	Dark	48.500	157	The1Eri	2.9060	9300.0	97	12567	No
41	GOM_NL__2PRFIN20040726_015642_000000582028_00490_12568_3338.N1	26-JUL-2004 01:56:42	Dark	58.000	9	Alp Eri	0.45300	24000.	116	12568	No
42	GOM_NL__2PRFIN20040726_015916_000000402028_00490_12568_3339.N1	26-JUL-2004 01:59:16	Dark	40.000	135	Bet Hyi	2.8200	5800.0	80	12568	No

43	GOM_NL__2PRFIN20040726_020054_000000572028_00490_12568_3340.N1	26-JUL-2004 02:00:54	Straylight	56.500	84	Alp Phe	2.3970	4500.0	113	12568	No
44	GOM_NL__2PRFIN20040726_020351_000000432028_00490_12568_3341.N1	26-JUL-2004 02:03:51	Straylight	42.500	148	Alp Tuc	2.8780	4100.0	85	12568	No
45	GOM_NL__2PRFIN20040726_020717_000000482028_00490_12568_3342.N1	26-JUL-2004 02:07:17	Straylight	47.500	45	Alp Pav	1.9400	26000.	95	12568	No
46	GOM_NL__2PRFIN20040726_021020_000000772028_00490_12568_3343.N1	26-JUL-2004 02:10:20	Twi_and_stray	76.500	18	24Alp PsA	1.1660	9700.0	153	12568	No
47	GOM_NL__2PRFIN20040726_021459_000000432028_00490_12568_3344.N1	26-JUL-2004 02:14:59	Bright	43.000	38	20Eps Sgr	1.8360	11000.	86	12568	No
48	GOM_NL__2PRFIN20040726_021654_000000412028_00490_12568_3345.N1	26-JUL-2004 02:16:54	Bright	40.500	57	34Sig Sgr	2.0660	26000.	81	12568	No
49	GOM_NL__2PRFIN20040726_021834_000000612028_00490_12568_3346.N1	26-JUL-2004 02:18:34	Bright	60.500	142	49Del Cap	2.8500	8900.0	121	12568	No
50	GOM_NL__2PRFIN20040726_022317_000000632028_00490_12568_3347.N1	26-JUL-2004 02:23:17	Bright	63.000	154	22Bet Aqr	2.8990	5700.0	126	12568	No
51	GOM_NL__2PRFIN20040726_022656_000000442028_00490_12568_3348.N1	26-JUL-2004 02:26:56	Bright	44.000	11	53Alp Aql	0.76500	8000.0	88	12568	No
52	GOM_NL__2PRFIN20040726_022836_000000402028_00490_12568_3349.N1	26-JUL-2004 02:28:36	Bright	39.500	59	55Alp Oph	2.0800	8900.0	79	12568	No
53	GOM_NL__2PRFIN20040726_023113_000000802028_00490_12568_3350.N1	26-JUL-2004 02:31:13	Bright	79.500	61	8Eps Peg	2.1000	3900.0	159	12568	No
54	GOM_NL__2PRFIN20040726_023516_000000402028_00490_12568_3351.N1	26-JUL-2004 02:35:16	Bright	39.500	5	3Alp Lyr	0.033000	11000.	79	12568	No
55	GOM_NL__2PRFIN20040726_023746_000000402028_00490_12568_3352.N1	26-JUL-2004 02:37:46	Bright	40.000	144	18Del Cyg	2.8600	11000.	80	12568	No
56	GOM_NL__2PRFIN20040726_023921_000000392028_00490_12568_3353.N1	26-JUL-2004 02:39:21	Bright	38.500	130	23Bet Dra	2.7990	5800.0	77	12568	No
57	GOM_NL__2PRFIN20040726_024240_000000402028_00490_12568_3354.N1	26-JUL-2004 02:42:40	Bright	40.000	119	14Eta Dra	2.7270	4700.0	80	12568	No
58	GOM_NL__2PRFIN20040726_024439_000000402028_00490_12568_3355.N1	26-JUL-2004 02:44:39	Bright	40.000	89	5Alp Cep	2.4510	8000.0	80	12568	No
59	GOM_NL__2PRFIN20040726_024653_000000412028_00490_12568_3356.N1	26-JUL-2004 02:46:53	Bright	41.000	60	7Bet UMi	2.0810	3950.0	82	12568	No
60	GOM_NL__2PRFIN20040726_024952_000000392028_00490_12568_3357.N1	26-JUL-2004 02:49:52	Bright	38.500	49	1Alp UMi	1.9900	6300.0	77	12568	No
61	GOM_NL__2PRFIN20040726_025135_000000532028_00490_12568_3358.N1	26-JUL-2004 02:51:35	Bright	53.000	74	11Bet Cas	2.2680	6600.0	106	12568	No
62	GOM_NL__2PRFIN20040726_025323_000000502028_00490_12568_3359.N1	26-JUL-2004 02:53:23	Bright	49.500	76	27Gam Cas	2.3000	30000.	99	12568	No
63	GOM_NL__2PRFIN20040726_025916_000000472028_00490_12568_3360.N1	26-JUL-2004 02:59:16	Bright	46.500	160	23Gam Per	2.9300	4700.0	93	12568	No
64	GOM_NL__2PRFIN20040726_030049_000000472028_00490_12568_3361.N1	26-JUL-2004 03:00:49	Bright	46.500	35	33Alp Per	1.7950	6250.0	93	12568	No
65	GOM_NL__2PRFIN20040726_030226_000000762028_00490_12568_3362.N1	26-JUL-2004 03:02:26	Bright	75.500	73	57Gam1And	2.2600	13100.	151	12568	No
66	GOM_NL__2PRFIN20040726_030526_000001922028_00490_12568_3363.N1	26-JUL-2004 03:05:26	Straylight	192.00	53	43Bet And	2.0480	3300.0	384	12568	No
67	GOM_NL__2PRFIN20040726_031016_000000542028_00490_12568_3364.N1	26-JUL-2004 03:10:16	Dark	54.000	146	25Eta Tau	2.8730	15200.	108	12568	No
68	GOM_NL__2PRFIN20040726_031151_000000592028_00490_12568_3365.N1	26-JUL-2004 03:11:51	Dark	59.000	13	87Alp Tau	0.86700	3800.0	118	12568	No
69	GOM_NL__2PRFIN20040726_031355_000000432028_00490_12568_3366.N1	26-JUL-2004 03:13:55	Dark	43.000	27	24Gam Ori	1.6360	26000.	86	12568	No
70	GOM_NL__2PRFIN20040726_031548_000000452028_00490_12568_3367.N1	26-JUL-2004 03:15:48	Dark	45.000	30	46Eps Ori	1.6940	30000.	90	12568	No
71	GOM_NL__2PRFIN20040726_031809_000000482028_00490_12568_3368.N1	26-JUL-2004 03:18:09	Dark	48.000	7	19Bet Ori	0.10000	14000.	96	12568	No
72	GOM_NL__2PRFIN20040726_031955_000000372028_00490_12568_3369.N1	26-JUL-2004 03:19:55	Dark	37.000	47	2Bet CMa	1.9760	28000.	74	12568	No
73	GOM_NL__2PRFIN20040726_032120_000000432028_00490_12568_3370.N1	26-JUL-2004 03:21:20	Dark	43.000	139	9Bet Lep	2.8330	5600.0	86	12568	No
74	GOM_NL__2PRFIN20040726_032318_000000402028_00490_12568_3371.N1	26-JUL-2004 03:23:18	Dark	40.000	177	1Zet CMa	3.0220	26000.	80	12568	No
75	GOM_NL__2PRFIN20040726_032445_000000402028_00490_12568_3372.N1	26-JUL-2004 03:24:45	Dark	40.000	108	Alp Col	2.6520	15200.	80	12568	No
76	GOM_NL__2PRFIN20040726_033130_000000462028_00490_12568_3373.N1	26-JUL-2004 03:31:30	Dark	46.000	157	The1Eri	2.9060	9300.0	92	12568	No
77	GOM_NL__2PRFIN20040726_033719_000000452028_00491_12569_3340.N1	26-JUL-2004 03:37:19	Dark	45.000	9	Alp Eri	0.45300	24000.	90	12569	No
78	GOM_NL__2PRFIN20040726_033952_000000392028_00491_12569_3341.N1	26-JUL-2004 03:39:52	Dark	39.000	135	Bet Hyi	2.8200	5800.0	78	12569	No
79	GOM_NL__2PRFIN20040726_034131_000000592028_00491_12569_3342.N1	26-JUL-2004 03:41:31	Straylight	58.500	84	Alp Phe	2.3970	4500.0	117	12569	No
80	GOM_NL__2PRFIN20040726_034429_000000442028_00491_12569_3343.N1	26-JUL-2004 03:44:29	Straylight	44.000	148	Alp Tuc	2.8780	4100.0	88	12569	No
81	GOM_NL__2PRFIN20040726_034756_000000412028_00491_12569_3344.N1	26-JUL-2004 03:47:56	Straylight	41.000	45	Alp Pav	1.9400	26000.	82	12569	No
82	GOM_NL__2PRFIN20040726_035057_000000782028_00491_12569_3345.N1	26-JUL-2004 03:50:57	Twi_and_stray	78.000	18	24Alp PsA	1.1660	9700.0	156	12569	No
83	GOM_NL__2PRFIN20040726_035536_000000422028_00491_12569_3346.N1	26-JUL-2004 03:55:36	Bright	41.500	38	20Eps Sgr	1.8360	11000.	83	12569	No
84	GOM_NL__2PRFIN20040726_035730_000000382028_00491_12569_3347.N1	26-JUL-2004 03:57:30	Bright	38.000	57	34Sig Sgr	2.0660	26000.	76	12569	No
85	GOM_NL__2PRFIN20040726_035910_000000602028_00491_12569_3348.N1	26-JUL-2004 03:59:10	Bright	60.000	142	49Del Cap	2.8500	8900.0	120	12569	No
86	GOM_NL__2PRFIN20040726_040352_000000652028_00491_12569_3349.N1	26-JUL-2004 04:03:52	Bright	64.500	154	22Bet Aqr	2.8990	5700.0	129	12569	No
87	GOM_NL__2PRFIN20040726_040734_000000432028_00491_12569_3350.N1	26-JUL-2004 04:07:34	Bright	42.500	11	53Alp Aql	0.76500	8000.0	85	12569	No
88	GOM_NL__2PRFIN20040726_040912_000000372028_00491_12569_3351.N1	26-JUL-2004 04:09:12	Bright	37.000	59	55Alp Oph	2.0800	8900.0	74	12569	No
89	GOM_NL__2PRFIN20040726_041148_000000772028_00491_12569_3352.N1	26-JUL-2004 04:11:48	Bright	76.500	61	8Eps Peg	2.1000	3900.0	153	12569	No
90	GOM_NL__2PRFIN20040726_041555_000000382028_00491_12569_3353.N1	26-JUL-2004 04:15:55	Bright	38.000	5	3Alp Lyr	0.033000	11000.	76	12569	No
91	GOM_NL__2PRFIN20040726_041823_000000392028_00491_12569_3354.N1	26-JUL-2004 04:18:23	Bright	39.000	144	18Del Cyg	2.8600	11000.	78	12569	No
92	GOM_NL__2PRFIN20040726_042000_000000382028_00491_12569_3355.N1	26-JUL-2004 04:20:00	Bright	37.500	130	23Bet Dra	2.7990	5800.0	75	12569	No
93	GOM_NL__2PRFIN20040726_042319_000000362028_00491_12569_3356.N1	26-JUL-2004 04:23:19	Bright	35.500	119	14Eta Dra	2.7270	4700.0	71	12569	No
94	GOM_NL__2PRFIN20040726_042514_000000422028_00491_12569_3357.N1	26-JUL-2004 04:25:14	Bright	42.000	89	5Alp Cep	2.4510	8000.0	84	12569	No
95	GOM_NL__2PRFIN20040726_042732_000000392028_00491_12569_3358.N1	26-JUL-2004 04:27:32	Bright	38.500	60	7Bet UMi	2.0810	3950.0	77	12569	No
96	GOM_NL__2PRFIN20040726_043029_000000382028_00491_12569_3359.N1	26-JUL-2004 04:30:29	Bright	38.000	49	1Alp UMi	1.9900	6300.0	76	12569	No
97	GOM_NL__2PRFIN20040726_043210_000000532028_00491_12569_3360.N1	26-JUL-2004 04:32:10	Bright	52.500	74	11Bet Cas	2.2680	6600.0	105	12569	No
98	GOM_NL__2PRFIN20040726_043358_000000492028_00491_12569_3361.N1	26-JUL-2004 04:33:58	Bright	48.500	76	27Gam Cas	2.3000	30000.	97	12569	No
99	GOM_NL__2PRFIN20040726_043952_000000462028_00491_12569_3362.N1	26-JUL-2004 04:39:52	Bright	45.500	160	23Gam Per	2.9300	4700.0	91	12569	No
100	GOM_NL__2PRFIN20040726_044125_000000472028_00491_12569_3363.N1	26-JUL-2004 04:41:25	Bright	47.000	35	33Alp Per	1.7950	6250.0	94	12569	No
101	GOM_NL__2PRFIN20040726_044302_000000742028_00491_12569_3364.N1	26-JUL-2004 04:43:02	Bright	74.000	73	57Gam1And	2.2600	13100.	148	12569	No

102	GOM_NL__2PRFIN20040726_044602_000001952028_00491_12569_3365.N1	26-JUL-2004 04:46:02	Straylight	195.00	53	43Bet And	2.0480	3300.0	390	12569	No
103	GOM_NL__2PRFIN20040726_045053_000000542028_00491_12569_3366.N1	26-JUL-2004 04:50:53	Dark	54.000	146	25Eta Tau	2.8730	15200.	108	12569	No
104	GOM_NL__2PRFIN20040726_045228_000000592028_00491_12569_3367.N1	26-JUL-2004 04:52:28	Dark	59.000	13	87Alp Tau	0.86700	3800.0	118	12569	No
105	GOM_NL__2PRFIN20040726_045431_000000452028_00491_12569_3368.N1	26-JUL-2004 04:54:31	Dark	44.500	27	24Gam Ori	1.6360	26000.	89	12569	No
106	GOM_NL__2PRFIN20040726_045627_000000422028_00491_12569_3369.N1	26-JUL-2004 04:56:27	Dark	41.500	30	46Eps Ori	1.6940	30000.	83	12569	No
107	GOM_NL__2PRFIN20040726_045847_000000422028_00491_12569_3370.N1	26-JUL-2004 04:58:47	Dark	41.500	7	19Bet Ori	0.10000	14000.	83	12569	No
108	GOM_NL__2PRFIN20040726_050031_000000382028_00491_12569_3371.N1	26-JUL-2004 05:00:31	Dark	38.000	47	2Bet CMa	1.9760	28000.	76	12569	No
109	GOM_NL__2PRFIN20040726_050156_000000432028_00491_12569_3372.N1	26-JUL-2004 05:01:56	Dark	42.500	139	9Bet Lep	2.8330	5600.0	85	12569	No
110	GOM_NL__2PRFIN20040726_050354_000000402028_00491_12569_3373.N1	26-JUL-2004 05:03:54	Dark	39.500	177	1Zet CMa	3.0220	26000.	79	12569	No
111	GOM_NL__2PRFIN20040726_050520_000000432028_00491_12569_3374.N1	26-JUL-2004 05:05:20	Dark	43.000	108	Alp Col	2.6520	15200.	86	12569	No
112	GOM_NL__2PRFIN20040726_051206_000000492028_00491_12569_3375.N1	26-JUL-2004 05:12:06	Dark	48.500	157	The1Eri	2.9060	9300.0	97	12569	No
113	GOM_NL__2PRFIN20040726_051756_000000562028_00492_12570_3342.N1	26-JUL-2004 05:17:56	Dark	55.500	9	Alp Eri	0.45300	24000.	111	12570	No
114	GOM_NL__2PRFIN20040726_052028_000000402028_00492_12570_3343.N1	26-JUL-2004 05:20:28	Dark	39.500	135	Bet Hyi	2.8200	5800.0	79	12570	No
115	GOM_NL__2PRFIN20040726_052208_000000612028_00492_12570_3344.N1	26-JUL-2004 05:22:08	Straylight	60.500	84	Alp Phe	2.3970	4500.0	121	12570	No
116	GOM_NL__2PRFIN20040726_052505_000000442028_00492_12570_3345.N1	26-JUL-2004 05:25:05	Straylight	43.500	148	Alp Tuc	2.8780	4100.0	87	12570	No
117	GOM_NL__2PRFIN20040726_052818_000000532028_00492_12570_3346.N1	26-JUL-2004 05:28:18	Straylight	52.500	31	Alp Gru	1.7340	15200.	105	12570	No
118	GOM_NL__2PRFIN20040726_053134_000000762028_00492_12570_3347.N1	26-JUL-2004 05:31:34	Tw_i_and_stray	76.000	18	24Alp PsA	1.1660	9700.0	152	12570	No
119	GOM_NL__2PRFIN20040726_053612_000000412028_00492_12570_3348.N1	26-JUL-2004 05:36:12	Bright	41.000	38	20Eps Sgr	1.8360	11000.	82	12570	No
120	GOM_NL__2PRFIN20040726_053807_000000402028_00492_12570_3349.N1	26-JUL-2004 05:38:07	Bright	39.500	57	34Sig Sgr	2.0660	26000.	79	12570	No
121	GOM_NL__2PRFIN20040726_053945_000000622028_00492_12570_3350.N1	26-JUL-2004 05:39:45	Bright	61.500	142	49Del Cap	2.8500	8900.0	123	12570	No
122	GOM_NL__2PRFIN20040726_054427_000000642028_00492_12570_3351.N1	26-JUL-2004 05:44:27	Bright	64.000	154	22Bet Aqr	2.8990	5700.0	128	12570	No
123	GOM_NL__2PRFIN20040726_054811_000000432028_00492_12570_3352.N1	26-JUL-2004 05:48:11	Bright	42.500	11	53Alp Aql	0.76500	8000.0	85	12570	No
124	GOM_NL__2PRFIN20040726_054948_000000382028_00492_12570_3353.N1	26-JUL-2004 05:49:48	Bright	37.500	59	55Alp Oph	2.0800	8900.0	75	12570	No
125	GOM_NL__2PRFIN20040726_055222_000000792028_00492_12570_3354.N1	26-JUL-2004 05:52:22	Bright	78.500	61	8Eps Peg	2.1000	3900.0	157	12570	No
126	GOM_NL__2PRFIN20040726_055631_000000382028_00492_12570_3355.N1	26-JUL-2004 05:56:31	Bright	37.500	5	3Alp Lyr	0.033000	11000.	75	12570	No
127	GOM_NL__2PRFIN20040726_055858_000000402028_00492_12570_3356.N1	26-JUL-2004 05:58:58	Bright	39.500	144	18Del Cyg	2.8600	11000.	79	12570	No
128	GOM_NL__2PRFIN20040726_060036_000000392028_00492_12570_3357.N1	26-JUL-2004 06:00:36	Bright	38.500	130	23Bet Dra	2.7990	5800.0	77	12570	No
129	GOM_NL__2PRFIN20040726_060356_000000372028_00492_12570_3358.N1	26-JUL-2004 06:03:56	Bright	37.000	119	14Eta Dra	2.7270	4700.0	74	12570	No
130	GOM_NL__2PRFIN20040726_060550_000000432028_00492_12570_3359.N1	26-JUL-2004 06:05:50	Bright	43.000	89	5Alp Cep	2.4510	8000.0	86	12570	No
131	GOM_NL__2PRFIN20040726_060808_000000402028_00492_12570_3360.N1	26-JUL-2004 06:08:08	Bright	39.500	60	7Bet UMi	2.0810	3950.0	79	12570	No
132	GOM_NL__2PRFIN20040726_061105_000000382028_00492_12570_3361.N1	26-JUL-2004 06:11:05	Bright	38.000	49	1Alp UMi	1.9900	6300.0	76	12570	No
133	GOM_NL__2PRFIN20040726_061245_000000522028_00492_12570_3362.N1	26-JUL-2004 06:12:45	Bright	52.000	74	11Bet Cas	2.2680	6600.0	104	12570	No
134	GOM_NL__2PRFIN20040726_061432_000000712028_00492_12570_3363.N1	26-JUL-2004 06:14:32	Bright	71.000	76	27Gam Cas	2.3000	30000.	142	12570	No
135	GOM_NL__2PRFIN20040726_062027_000000482028_00492_12570_3364.N1	26-JUL-2004 06:20:27	Bright	48.000	160	23Gam Per	2.9300	4700.0	96	12570	No
136	GOM_NL__2PRFIN20040726_062201_000000482028_00492_12570_3365.N1	26-JUL-2004 06:22:01	Bright	47.500	35	33Alp Per	1.7950	6250.0	95	12570	No
137	GOM_NL__2PRFIN20040726_062337_000000752028_00492_12570_3366.N1	26-JUL-2004 06:23:37	Bright	75.000	73	57Gam1And	2.2600	13100.	150	12570	No
138	GOM_NL__2PRFIN20040726_062637_000001772028_00492_12570_3367.N1	26-JUL-2004 06:26:37	Straylight	176.50	53	43Bet And	2.0480	3300.0	353	12570	No
139	GOM_NL__2PRFIN20040726_063129_000000552028_00492_12570_3368.N1	26-JUL-2004 06:31:29	Dark	55.000	146	25Eta Tau	2.8730	15200.	110	12570	No
140	GOM_NL__2PRFIN20040726_063304_000000572028_00492_12570_3369.N1	26-JUL-2004 06:33:04	Dark	57.000	13	87Alp Tau	0.86700	3800.0	114	12570	No
141	GOM_NL__2PRFIN20040726_063508_000000442028_00492_12570_3370.N1	26-JUL-2004 06:35:08	Dark	44.000	27	24Gam Ori	1.6360	26000.	88	12570	No
142	GOM_NL__2PRFIN20040726_063703_000000402028_00492_12570_3371.N1	26-JUL-2004 06:37:03	Dark	39.500	30	46Eps Ori	1.6940	30000.	79	12570	No
143	GOM_NL__2PRFIN20040726_063924_000000412028_00492_12570_3372.N1	26-JUL-2004 06:39:24	Dark	40.500	7	19Bet Ori	0.10000	14000.	81	12570	No
144	GOM_NL__2PRFIN20040726_064107_000000422028_00492_12570_3373.N1	26-JUL-2004 06:41:07	Dark	41.500	47	2Bet CMa	1.9760	28000.	83	12570	No
145	GOM_NL__2PRFIN20040726_064233_000000422028_00492_12570_3374.N1	26-JUL-2004 06:42:33	Dark	42.000	139	9Bet Lep	2.8330	5600.0	84	12570	No
146	GOM_NL__2PRFIN20040726_064430_000000402028_00492_12570_3375.N1	26-JUL-2004 06:44:30	Dark	40.000	177	1Zet CMa	3.0220	26000.	80	12570	No
147	GOM_NL__2PRFIN20040726_064555_000000422028_00492_12570_3376.N1	26-JUL-2004 06:45:55	Dark	42.000	108	Alp Col	2.6520	15200.	84	12570	No
148	GOM_NL__2PRFIN20040726_065243_000000472028_00492_12570_3377.N1	26-JUL-2004 06:52:43	Dark	47.000	157	The1Eri	2.9060	9300.0	94	12570	No
149	GOM_NL__2PRFIN20040726_065833_000000572028_00493_12571_3229.N1	26-JUL-2004 06:58:33	Dark	57.000	9	Alp Eri	0.45300	24000.	114	12571	No
150	GOM_NL__2PRFIN20040726_070105_000000392028_00493_12571_3230.N1	26-JUL-2004 07:01:05	Dark	39.000	135	Bet Hyi	2.8200	5800.0	78	12571	No
151	GOM_NL__2PRFIN20040726_070246_000000622028_00493_12571_3231.N1	26-JUL-2004 07:02:46	Straylight	62.000	84	Alp Phe	2.3970	4500.0	124	12571	No
152	GOM_NL__2PRFIN20040726_070542_000000412028_00493_12571_3232.N1	26-JUL-2004 07:05:42	Straylight	41.000	148	Alp Tuc	2.8780	4100.0	82	12571	No
153	GOM_NL__2PRFIN20040726_070855_000000482028_00493_12571_3233.N1	26-JUL-2004 07:08:55	Straylight	48.000	31	Alp Gru	1.7340	15200.	96	12571	No
154	GOM_NL__2PRFIN20040726_071210_000000782028_00493_12571_3234.N1	26-JUL-2004 07:12:10	Tw_i_and_stray	77.500	18	24Alp PsA	1.1660	9700.0	155	12571	No
155	GOM_NL__2PRFIN20040726_071648_000000432028_00493_12571_3235.N1	26-JUL-2004 07:16:48	Bright	43.000	38	20Eps Sgr	1.8360	11000.	86	12571	No
156	GOM_NL__2PRFIN20040726_071843_000000402028_00493_12571_3236.N1	26-JUL-2004 07:18:43	Bright	39.500	57	34Sig Sgr	2.0660	26000.	79	12571	No
157	GOM_NL__2PRFIN20040726_072021_000000602028_00493_12571_3237.N1	26-JUL-2004 07:20:21	Bright	60.000	142	49Del Cap	2.8500	8900.0	120	12571	No
158	GOM_NL__2PRFIN20040726_072503_000000632028_00493_12571_3238.N1	26-JUL-2004 07:25:03	Bright	63.000	154	22Bet Aqr	2.8990	5700.0	126	12571	No
159	GOM_NL__2PRFIN20040726_072847_000000402028_00493_12571_3239.N1	26-JUL-2004 07:28:47	Bright	40.000	11	53Alp Aql	0.76500	8000.0	80	12571	No
160	GOM_NL__2PRFIN20040726_073025_000000392028_00493_12571_3240.N1	26-JUL-2004 07:30:25	Bright	39.000	59	55Alp Oph	2.0800	8900.0	78	12571	No



161	GOM_NL__2PRFIN20040726_073257_000000732028_00493_12571_3241.N1	26-JUL-2004 07:32:57	Bright	73.000	61	8Eps Peg	2.1000	3900.0	146	12571	No
162	GOM_NL__2PRFIN20040726_073707_000000422028_00493_12571_3242.N1	26-JUL-2004 07:37:07	Bright	41.500	5	3Alp Lyr	0.033000	11000.	83	12571	No
163	GOM_NL__2PRFIN20040726_073934_000000412028_00493_12571_3243.N1	26-JUL-2004 07:39:34	Bright	40.500	144	18Del Cyg	2.8600	11000.	81	12571	No
164	GOM_NL__2PRFIN20040726_074113_000000382028_00493_12571_3244.N1	26-JUL-2004 07:41:13	Bright	38.000	130	23Bet Dra	2.7990	5800.0	76	12571	No
165	GOM_NL__2PRFIN20040726_074432_000000402028_00493_12571_3245.N1	26-JUL-2004 07:44:32	Bright	39.500	119	14Eta Dra	2.7270	4700.0	79	12571	No
166	GOM_NL__2PRFIN20040726_074626_000000422028_00493_12571_3246.N1	26-JUL-2004 07:46:26	Bright	42.000	89	5Alp Cep	2.4510	8000.0	84	12571	No
167	GOM_NL__2PRFIN20040726_074845_000000352028_00493_12571_3247.N1	26-JUL-2004 07:48:45	Bright	35.000	60	7Bet UMi	2.0810	3950.0	70	12571	No
168	GOM_NL__2PRFIN20040726_075141_000000392028_00493_12571_3248.N1	26-JUL-2004 07:51:41	Bright	38.500	49	1Alp UMi	1.9900	6300.0	77	12571	No
169	GOM_NL__2PRFIN20040726_075320_000000512028_00493_12571_3249.N1	26-JUL-2004 07:53:20	Bright	50.500	74	11Bet Cas	2.2680	6600.0	101	12571	No
170	GOM_NL__2PRFIN20040726_075508_000000522028_00493_12571_3250.N1	26-JUL-2004 07:55:08	Bright	51.500	76	27Gam Cas	2.3000	30000.	103	12571	No
171	GOM_NL__2PRFIN20040726_080104_000000472028_00493_12571_3251.N1	26-JUL-2004 08:01:04	Bright	46.500	160	23Gam Per	2.9300	4700.0	93	12571	No
172	GOM_NL__2PRFIN20040726_080236_000000502028_00493_12571_3252.N1	26-JUL-2004 08:02:36	Bright	49.500	35	33Alp Per	1.7950	6250.0	99	12571	No
173	GOM_NL__2PRFIN20040726_080413_000000762028_00493_12571_3253.N1	26-JUL-2004 08:04:13	Bright	75.500	73	57Gam1And	2.2600	13100.	151	12571	No
174	GOM_NL__2PRFIN20040726_080713_000001712028_00493_12571_3254.N1	26-JUL-2004 08:07:13	Straylight	171.00	53	43Bet And	2.0480	3300.0	342	12571	No
175	GOM_NL__2PRFIN20040726_081205_000000562028_00493_12571_3255.N1	26-JUL-2004 08:12:05	Dark	56.000	146	25Eta Tau	2.8730	15200.	112	12571	No
176	GOM_NL__2PRFIN20040726_081341_000000562028_00493_12571_3256.N1	26-JUL-2004 08:13:41	Dark	56.000	13	87Alp Tau	0.86700	3800.0	112	12571	No
177	GOM_NL__2PRFIN20040726_081545_000000402028_00493_12571_3257.N1	26-JUL-2004 08:15:45	Dark	40.000	27	24Gam Ori	1.6360	26000.	80	12571	No
178	GOM_NL__2PRFIN20040726_081740_000000402028_00493_12571_3258.N1	26-JUL-2004 08:17:40	Dark	39.500	30	46Eps Ori	1.6940	30000.	79	12571	No
179	GOM_NL__2PRFIN20040726_082001_000000512028_00493_12571_3259.N1	26-JUL-2004 08:20:01	Dark	50.500	7	19Bet Ori	0.10000	14000.	101	12571	No
180	GOM_NL__2PRFIN20040726_082143_000000422028_00493_12571_3260.N1	26-JUL-2004 08:21:43	Dark	42.000	47	2Bet CMa	1.9760	28000.	84	12571	No
181	GOM_NL__2PRFIN20040726_082309_000000442028_00493_12571_3261.N1	26-JUL-2004 08:23:09	Dark	44.000	139	9Bet Lep	2.8330	5600.0	88	12571	No
182	GOM_NL__2PRFIN20040726_082506_000000402028_00493_12571_3262.N1	26-JUL-2004 08:25:06	Dark	39.500	177	1Zet CMa	3.0220	26000.	79	12571	No
183	GOM_NL__2PRFIN20040726_082634_000000412028_00493_12571_3263.N1	26-JUL-2004 08:26:34	Dark	41.000	108	Alp Col	2.6520	15200.	82	12571	No
184	GOM_NL__2PRFIN20040726_083320_000000472028_00493_12571_3264.N1	26-JUL-2004 08:33:20	Dark	46.500	157	The1Eri	2.9060	9300.0	93	12571	No
185	GOM_NL__2PRFIN20040726_083910_000000452028_00494_12572_3229.N1	26-JUL-2004 08:39:10	Dark	45.000	9	Alp Eri	0.45300	24000.	90	12572	No
186	GOM_NL__2PRFIN20040726_084141_000000382028_00494_12572_3230.N1	26-JUL-2004 08:41:41	Dark	37.500	135	Bet Hyi	2.8200	5800.0	75	12572	No
187	GOM_NL__2PRFIN20040726_084323_000000672028_00494_12572_3231.N1	26-JUL-2004 08:43:23	Straylight	66.500	84	Alp Phe	2.3970	4500.0	133	12572	No
188	GOM_NL__2PRFIN20040726_084619_000000442028_00494_12572_3232.N1	26-JUL-2004 08:46:19	Straylight	44.000	148	Alp Tuc	2.8780	4100.0	88	12572	No
189	GOM_NL__2PRFIN20040726_084932_000000502028_00494_12572_3233.N1	26-JUL-2004 08:49:32	Straylight	49.500	31	Alp Gru	1.7340	15200.	99	12572	No
190	GOM_NL__2PRFIN20040726_085247_000000872028_00494_12572_3234.N1	26-JUL-2004 08:52:47	Tw_i_and_stray	86.500	18	24Alp PsA	1.1660	9700.0	173	12572	No
191	GOM_NL__2PRFIN20040726_085724_000000442028_00494_12572_3235.N1	26-JUL-2004 08:57:24	Bright	44.000	38	20Eps Sgr	1.8360	11000.	88	12572	No
192	GOM_NL__2PRFIN20040726_085920_000000382028_00494_12572_3236.N1	26-JUL-2004 08:59:20	Bright	38.000	57	34Sig Sgr	2.0660	26000.	76	12572	No
193	GOM_NL__2PRFIN20040726_090057_000000602028_00494_12572_3237.N1	26-JUL-2004 09:00:57	Bright	60.000	142	49Del Cap	2.8500	8900.0	120	12572	No
194	GOM_NL__2PRFIN20040726_090539_000000622028_00494_12572_3238.N1	26-JUL-2004 09:05:39	Bright	62.000	154	22Bet Aqr	2.8990	5700.0	124	12572	No
195	GOM_NL__2PRFIN20040726_090923_000000422028_00494_12572_3239.N1	26-JUL-2004 09:09:23	Bright	41.500	11	53Alp Aql	0.76500	8000.0	83	12572	No
196	GOM_NL__2PRFIN20040726_091101_000000392028_00494_12572_3240.N1	26-JUL-2004 09:11:01	Bright	39.000	59	55Alp Oph	2.0800	8900.0	78	12572	No
197	GOM_NL__2PRFIN20040726_091331_000000762028_00494_12572_3241.N1	26-JUL-2004 09:13:31	Bright	76.000	61	8Eps Peg	2.1000	3900.0	152	12572	No
198	GOM_NL__2PRFIN20040726_091743_000000372028_00494_12572_3242.N1	26-JUL-2004 09:17:43	Bright	37.000	5	3Alp Lyr	0.033000	11000.	74	12572	No
199	GOM_NL__2PRFIN20040726_092010_000000412028_00494_12572_3243.N1	26-JUL-2004 09:20:10	Bright	40.500	144	18Del Cyg	2.8600	11000.	81	12572	No
200	GOM_NL__2PRFIN20040726_092149_000000382028_00494_12572_3244.N1	26-JUL-2004 09:21:49	Bright	38.000	130	23Bet Dra	2.7990	5800.0	76	12572	No
201	GOM_NL__2PRFIN20040726_092508_000000382028_00494_12572_3245.N1	26-JUL-2004 09:25:08	Bright	37.500	119	14Eta Dra	2.7270	4700.0	75	12572	No
202	GOM_NL__2PRFIN20040726_092702_000000412028_00494_12572_3246.N1	26-JUL-2004 09:27:02	Bright	41.000	89	5Alp Cep	2.4510	8000.0	82	12572	No
203	GOM_NL__2PRFIN20040726_092921_000000342028_00494_12572_3247.N1	26-JUL-2004 09:29:21	Bright	34.000	60	7Bet UMi	2.0810	3950.0	68	12572	No
204	GOM_NL__2PRFIN20040726_093217_000000372028_00494_12572_3248.N1	26-JUL-2004 09:32:17	Bright	37.000	49	1Alp UMi	1.9900	6300.0	74	12572	No
205	GOM_NL__2PRFIN20040726_093356_000000532028_00494_12572_3249.N1	26-JUL-2004 09:33:56	Bright	52.500	74	11Bet Cas	2.2680	6600.0	105	12572	No
206	GOM_NL__2PRFIN20040726_093543_000000512028_00494_12572_3250.N1	26-JUL-2004 09:35:43	Bright	50.500	76	27Gam Cas	2.3000	30000.	101	12572	No
207	GOM_NL__2PRFIN20040726_094139_000000662028_00494_12572_3251.N1	26-JUL-2004 09:41:39	Bright	66.000	160	23Gam Per	2.9300	4700.0	132	12572	No
208	GOM_NL__2PRFIN20040726_094312_000000482028_00494_12572_3252.N1	26-JUL-2004 09:43:12	Bright	48.000	35	33Alp Per	1.7950	6250.0	96	12572	No
209	GOM_NL__2PRFIN20040726_094448_000000752028_00494_12572_3253.N1	26-JUL-2004 09:44:48	Bright	74.500	73	57Gam1And	2.2600	13100.	149	12572	No
210	GOM_NL__2PRFIN20040726_094748_000001692028_00494_12572_3254.N1	26-JUL-2004 09:47:48	Straylight	168.50	53	43Bet And	2.0480	3300.0	337	12572	No
211	GOM_NL__2PRFIN20040726_095242_000000542028_00494_12572_3255.N1	26-JUL-2004 09:52:42	Dark	53.500	146	25Eta Tau	2.8730	15200.	107	12572	No
212	GOM_NL__2PRFIN20040726_095417_000000592028_00494_12572_3256.N1	26-JUL-2004 09:54:17	Dark	59.000	13	87Alp Tau	0.86700	3800.0	118	12572	No
213	GOM_NL__2PRFIN20040726_095621_000000402028_00494_12572_3257.N1	26-JUL-2004 09:56:21	Dark	39.500	27	24Gam Ori	1.6360	26000.	79	12572	No
214	GOM_NL__2PRFIN20040726_095816_000000422028_00494_12572_3258.N1	26-JUL-2004 09:58:16	Dark	41.500	30	46Eps Ori	1.6940	30000.	83	12572	No
215	GOM_NL__2PRFIN20040726_100037_000000542028_00494_12572_3259.N1	26-JUL-2004 10:00:37	Dark	53.500	7	19Bet Ori	0.10000	14000.	107	12572	No
216	GOM_NL__2PRFIN20040726_100219_000000412028_00494_12572_3260.N1	26-JUL-2004 10:02:19	Dark	41.000	47	2Bet CMa	1.9760	28000.	82	12572	No
217	GOM_NL__2PRFIN20040726_100346_000000432028_00494_12572_3261.N1	26-JUL-2004 10:03:46	Dark	42.500	139	9Bet Lep	2.8330	5600.0	85	12572	No
218	GOM_NL__2PRFIN20040726_100542_000000402028_00494_12572_3262.N1	26-JUL-2004 10:05:42	Dark	39.500	177	1Zet CMa	3.0220	26000.	79	12572	No
219	GOM_NL__2PRFIN20040726_100710_000000432028_00494_12572_3263.N1	26-JUL-2004 10:07:10	Dark	42.500	108	Alp Col	2.6520	15200.	85	12572	No

220	GOM_NL__2PRFIN20040726_101357_000000472028_00494_12572_3264.N1	26-JUL-2004 10:13:57	Dark	46.500	157	The1Eri	2.9060	9300.0	93	12572	No
221	GOM_NL__2PRFIN20040726_101946_000000452028_00495_12573_3229.N1	26-JUL-2004 10:19:46	Dark	45.000	9	Alp Eri	0.45300	24000.	90	12573	No
222	GOM_NL__2PRFIN20040726_102217_000000382028_00495_12573_3230.N1	26-JUL-2004 10:22:17	Dark	38.000	135	Bet Hyi	2.8200	5800.0	76	12573	No
223	GOM_NL__2PRFIN20040726_102400_000000562028_00495_12573_3231.N1	26-JUL-2004 10:24:00	Straylight	55.500	84	Alp Phe	2.3970	4500.0	111	12573	No
224	GOM_NL__2PRFIN20040726_102655_000000442028_00495_12573_3232.N1	26-JUL-2004 10:26:55	Straylight	44.000	148	Alp Tuc	2.8780	4100.0	88	12573	No
225	GOM_NL__2PRFIN20040726_103008_000000512028_00495_12573_3233.N1	26-JUL-2004 10:30:08	Straylight	50.500	31	Alp Gru	1.7340	15200.	101	12573	No
226	GOM_NL__2PRFIN20040726_103324_000000792028_00495_12573_3234.N1	26-JUL-2004 10:33:24	Tw_i_and_stray	78.500	18	24Alp PsA	1.1660	9700.0	157	12573	No
227	GOM_NL__2PRFIN20040726_103800_000000412028_00495_12573_3235.N1	26-JUL-2004 10:38:00	Bright	41.000	38	20Eps Sgr	1.8360	11000.	82	12573	No
228	GOM_NL__2PRFIN20040726_103955_000000392028_00495_12573_3236.N1	26-JUL-2004 10:39:55	Bright	39.000	57	34Sig Sgr	2.0660	26000.	78	12573	No
229	GOM_NL__2PRFIN20040726_104133_000000612028_00495_12573_3237.N1	26-JUL-2004 10:41:33	Bright	61.000	142	49Del Cap	2.8500	8900.0	122	12573	No
230	GOM_NL__2PRFIN20040726_104614_000000622028_00495_12573_3238.N1	26-JUL-2004 10:46:14	Bright	61.500	154	22Bet Aqr	2.8990	5700.0	123	12573	No
231	GOM_NL__2PRFIN20040726_104958_000000412028_00495_12573_3239.N1	26-JUL-2004 10:49:58	Bright	40.500	11	53Alp Aql	0.76500	8000.0	81	12573	No
232	GOM_NL__2PRFIN20040726_105137_000000402028_00495_12573_3240.N1	26-JUL-2004 10:51:37	Bright	39.500	59	55Alp Oph	2.0800	8900.0	79	12573	No
233	GOM_NL__2PRFIN20040726_105406_000000712028_00495_12573_3241.N1	26-JUL-2004 10:54:06	Bright	70.500	61	8Eps Peg	2.1000	3900.0	141	12573	No
234	GOM_NL__2PRFIN20040726_105819_000000402028_00495_12573_3242.N1	26-JUL-2004 10:58:19	Bright	40.000	5	3Alp Lyr	0.033000	11000.	80	12573	No
235	GOM_NL__2PRFIN20040726_110045_000000402028_00495_12573_3243.N1	26-JUL-2004 11:00:45	Bright	39.500	144	18Del Cyg	2.8600	11000.	79	12573	No
236	GOM_NL__2PRFIN20040726_110225_000000392028_00495_12573_3244.N1	26-JUL-2004 11:02:25	Bright	39.000	130	23Bet Dra	2.7990	5800.0	78	12573	No
237	GOM_NL__2PRFIN20040726_110544_000000382028_00495_12573_3245.N1	26-JUL-2004 11:05:44	Bright	38.000	119	14Eta Dra	2.7270	4700.0	76	12573	No
238	GOM_NL__2PRFIN20040726_110737_000000412028_00495_12573_3246.N1	26-JUL-2004 11:07:37	Bright	41.000	89	5Alp Cep	2.4510	8000.0	82	12573	No
239	GOM_NL__2PRFIN20040726_110957_000000362028_00495_12573_3247.N1	26-JUL-2004 11:09:57	Bright	36.000	60	7Bet UMi	2.0810	3950.0	72	12573	No
240	GOM_NL__2PRFIN20040726_111253_000000382028_00495_12573_3248.N1	26-JUL-2004 11:12:53	Bright	38.000	49	1Alp UMi	1.9900	6300.0	76	12573	No
241	GOM_NL__2PRFIN20040726_111431_000000532028_00495_12573_3249.N1	26-JUL-2004 11:14:31	Bright	53.000	74	11Bet Cas	2.2680	6600.0	106	12573	No
242	GOM_NL__2PRFIN20040726_111619_000000492028_00495_12573_3250.N1	26-JUL-2004 11:16:19	Bright	48.500	76	27Gam Cas	2.3000	30000.	97	12573	No
243	GOM_NL__2PRFIN20040726_112212_000000502028_00495_12573_3251.N1	26-JUL-2004 11:22:12	Bright	49.500	160	23Gam Per	2.9300	4700.0	99	12573	No
244	GOM_NL__2PRFIN20040726_112348_000000472028_00495_12573_3252.N1	26-JUL-2004 11:23:48	Bright	46.500	35	33Alp Per	1.7950	6250.0	93	12573	No
245	GOM_NL__2PRFIN20040726_112524_000000752028_00495_12573_3253.N1	26-JUL-2004 11:25:24	Bright	74.500	73	57Gam1And	2.2600	13100.	149	12573	No
246	GOM_NL__2PRFIN20040726_112823_000001942028_00495_12573_3254.N1	26-JUL-2004 11:28:23	Straylight	193.50	53	43Bet And	2.0480	3300.0	387	12573	No
247	GOM_NL__2PRFIN20040726_113317_000000572028_00495_12573_3255.N1	26-JUL-2004 11:33:17	Dark	57.000	146	25Eta Tau	2.8730	15200.	114	12573	No
248	GOM_NL__2PRFIN20040726_113453_000000572028_00495_12573_3256.N1	26-JUL-2004 11:34:53	Dark	56.500	13	87Alp Tau	0.86700	3800.0	113	12573	No
249	GOM_NL__2PRFIN20040726_113657_000000452028_00495_12573_3257.N1	26-JUL-2004 11:36:57	Dark	44.500	27	24Gam Ori	1.6360	26000.	89	12573	No
250	GOM_NL__2PRFIN20040726_113852_000000452028_00495_12573_3258.N1	26-JUL-2004 11:38:52	Dark	45.000	30	46Eps Ori	1.6940	30000.	90	12573	No
251	GOM_NL__2PRFIN20040726_114114_000000532028_00495_12573_3259.N1	26-JUL-2004 11:41:14	Dark	52.500	7	19Bet Ori	0.10000	14000.	105	12573	No
252	GOM_NL__2PRFIN20040726_114255_000000412028_00495_12573_3260.N1	26-JUL-2004 11:42:55	Dark	41.000	47	2Bet CMa	1.9760	28000.	82	12573	No
253	GOM_NL__2PRFIN20040726_114422_000000442028_00495_12573_3261.N1	26-JUL-2004 11:44:22	Dark	44.000	139	9Bet Lep	2.8330	5600.0	88	12573	No
254	GOM_NL__2PRFIN20040726_114618_000000402028_00495_12573_3262.N1	26-JUL-2004 11:46:18	Dark	40.000	177	1Zet CMa	3.0220	26000.	80	12573	No
255	GOM_NL__2PRFIN20040726_114746_000000392028_00495_12573_3263.N1	26-JUL-2004 11:47:46	Dark	39.000	108	Alp Col	2.6520	15200.	78	12573	No
256	GOM_NL__2PRFIN20040726_115433_000000492028_00495_12573_3264.N1	26-JUL-2004 11:54:33	Dark	48.500	157	The1Eri	2.9060	9300.0	97	12573	No
257	GOM_NL__2PRFIN20040726_120022_000000482028_00496_12574_3229.N1	26-JUL-2004 12:00:22	Dark	48.000	9	Alp Eri	0.45300	24000.	96	12574	No
258	GOM_NL__2PRFIN20040726_120253_000000382028_00496_12574_3230.N1	26-JUL-2004 12:02:53	Dark	37.500	135	Bet Hyi	2.8200	5800.0	75	12574	No
259	GOM_NL__2PRFIN20040726_120437_000000592028_00496_12574_3231.N1	26-JUL-2004 12:04:37	Straylight	59.000	84	Alp Phe	2.3970	4500.0	118	12574	No
260	GOM_NL__2PRFIN20040726_120731_000000432028_00496_12574_3232.N1	26-JUL-2004 12:07:31	Straylight	43.000	148	Alp Tuc	2.8780	4100.0	86	12574	No
261	GOM_NL__2PRFIN20040726_121045_000000472028_00496_12574_3233.N1	26-JUL-2004 12:10:45	Straylight	46.500	31	Alp Gru	1.7340	15200.	93	12574	No
262	GOM_NL__2PRFIN20040726_121401_000000742028_00496_12574_3234.N1	26-JUL-2004 12:14:01	Tw_i_and_stray	73.500	18	24Alp PsA	1.1660	9700.0	147	12574	No
263	GOM_NL__2PRFIN20040726_121836_000000402028_00496_12574_3235.N1	26-JUL-2004 12:18:36	Bright	40.000	38	20Eps Sgr	1.8360	11000.	80	12574	No
264	GOM_NL__2PRFIN20040726_122031_000000502028_00496_12574_3236.N1	26-JUL-2004 12:20:31	Bright	50.000	57	34Sig Sgr	2.0660	26000.	100	12574	No
265	GOM_NL__2PRFIN20040726_122209_000000612028_00496_12574_3237.N1	26-JUL-2004 12:22:09	Bright	61.000	142	49Del Cap	2.8500	8900.0	122	12574	No
266	GOM_NL__2PRFIN20040726_122650_000000632028_00496_12574_3238.N1	26-JUL-2004 12:26:50	Bright	63.000	154	22Bet Aqr	2.8990	5700.0	126	12574	No
267	GOM_NL__2PRFIN20040726_123034_000000412028_00496_12574_3239.N1	26-JUL-2004 12:30:34	Bright	40.500	11	53Alp Aql	0.76500	8000.0	81	12574	No
268	GOM_NL__2PRFIN20040726_123213_000000402028_00496_12574_3240.N1	26-JUL-2004 12:32:13	Bright	40.000	59	55Alp Oph	2.0800	8900.0	80	12574	No
269	GOM_NL__2PRFIN20040726_123441_000000792028_00496_12574_3241.N1	26-JUL-2004 12:34:41	Bright	78.500	61	8Eps Peg	2.1000	3900.0	157	12574	No
270	GOM_NL__2PRFIN20040726_123854_000000362028_00496_12574_3242.N1	26-JUL-2004 12:38:54	Bright	35.500	5	3Alp Lyr	0.033000	11000.	71	12574	No
271	GOM_NL__2PRFIN20040726_124121_000000402028_00496_12574_3243.N1	26-JUL-2004 12:41:21	Bright	39.500	144	18Del Cyg	2.8600	11000.	79	12574	No
272	GOM_NL__2PRFIN20040726_124300_000000382028_00496_12574_3244.N1	26-JUL-2004 12:43:00	Bright	38.000	130	23Bet Dra	2.7990	5800.0	76	12574	No
273	GOM_NL__2PRFIN20040726_124620_000000392028_00496_12574_3245.N1	26-JUL-2004 12:46:20	Bright	38.500	119	14Eta Dra	2.7270	4700.0	77	12574	No
274	GOM_NL__2PRFIN20040726_124812_000000422028_00496_12574_3246.N1	26-JUL-2004 12:48:12	Bright	41.500	89	5Alp Cep	2.4510	8000.0	83	12574	No
275	GOM_NL__2PRFIN20040726_125033_000000402028_00496_12574_3247.N1	26-JUL-2004 12:50:33	Bright	39.500	60	7Bet UMi	2.0810	3950.0	79	12574	No
276	GOM_NL__2PRFIN20040726_125329_000000382028_00496_12574_3248.N1	26-JUL-2004 12:53:29	Bright	37.500	49	1Alp UMi	1.9900	6300.0	75	12574	No
277	GOM_NL__2PRFIN20040726_125505_000000532028_00496_12574_3249.N1	26-JUL-2004 12:55:05	Bright	53.000	74	11Bet Cas	2.2680	6600.0	106	12574	No
278	GOM_NL__2PRFIN20040726_125654_000000492028_00496_12574_3250.N1	26-JUL-2004 12:56:54	Bright	49.000	76	27Gam Cas	2.3000	30000.	98	12574	No

279	GOM_NL__2PRFIN20040726_130248_000000602028_00496_12574_3251.N1	26-JUL-2004 13:02:48	Bright	59.500	160	23Gam Per	2.9300	4700.0	119	12574	No
280	GOM_NL__2PRFIN20040726_130423_000000492028_00496_12574_3252.N1	26-JUL-2004 13:04:23	Bright	48.500	35	33Alp Per	1.7950	6250.0	97	12574	No
281	GOM_NL__2PRFIN20040726_130559_000000742028_00496_12574_3253.N1	26-JUL-2004 13:05:59	Bright	74.000	73	57Gam1And	2.2600	13100.	148	12574	No
282	GOM_NL__2PRFIN20040726_130859_000001682028_00496_12574_3254.N1	26-JUL-2004 13:08:59	Straylight	168.00	53	43Bet And	2.0480	3300.0	336	12574	No
283	GOM_NL__2PRFIN20040726_131354_000000552028_00496_12574_3255.N1	26-JUL-2004 13:13:54	Dark	55.000	146	25Eta Tau	2.8730	15200.	110	12574	No
284	GOM_NL__2PRFIN20040726_131529_000000592028_00496_12574_3256.N1	26-JUL-2004 13:15:29	Dark	59.000	13	87Alp Tau	0.86700	3800.0	118	12574	No
285	GOM_NL__2PRFIN20040726_131733_000000452028_00496_12574_3257.N1	26-JUL-2004 13:17:33	Dark	44.500	27	24Gam Ori	1.6360	26000.	89	12574	No
286	GOM_NL__2PRFIN20040726_131929_000000442028_00496_12574_3258.N1	26-JUL-2004 13:19:29	Dark	43.500	30	46Eps Ori	1.6940	30000.	87	12574	No
287	GOM_NL__2PRFIN20040726_132150_000000522028_00496_12574_3259.N1	26-JUL-2004 13:21:50	Dark	52.000	7	19Bet Ori	0.10000	14000.	104	12574	No
288	GOM_NL__2PRFIN20040726_132331_000000412028_00496_12574_3260.N1	26-JUL-2004 13:23:31	Dark	41.000	47	2Bet CMa	1.9760	28000.	82	12574	No
289	GOM_NL__2PRFIN20040726_132458_000000422028_00496_12574_3261.N1	26-JUL-2004 13:24:58	Dark	42.000	139	9Bet Lep	2.8330	5600.0	84	12574	No
290	GOM_NL__2PRFIN20040726_132654_000000412028_00496_12574_3262.N1	26-JUL-2004 13:26:54	Dark	41.000	177	1Zet CMa	3.0220	26000.	82	12574	No
291	GOM_NL__2PRFIN20040726_132822_000000422028_00496_12574_3263.N1	26-JUL-2004 13:28:22	Dark	41.500	108	Alp Col	2.6520	15200.	83	12574	No
292	GOM_NL__2PRFIN20040726_133510_000000492028_00496_12574_3264.N1	26-JUL-2004 13:35:10	Dark	48.500	157	The1Eri	2.9060	9300.0	97	12574	No
293	GOM_NL__2PRFIN20040726_134059_000000492028_00497_12575_3249.N1	26-JUL-2004 13:40:59	Dark	48.500	9	Alp Eri	0.45300	24000.	97	12575	No
294	GOM_NL__2PRFIN20040726_134329_000000392028_00497_12575_3250.N1	26-JUL-2004 13:43:29	Dark	38.500	135	Bet Hyi	2.8200	5800.0	77	12575	No
295	GOM_NL__2PRFIN20040726_134514_000000642028_00497_12575_3251.N1	26-JUL-2004 13:45:14	Straylight	63.500	84	Alp Phe	2.3970	4500.0	127	12575	No
296	GOM_NL__2PRFIN20040726_134807_000000452028_00497_12575_3252.N1	26-JUL-2004 13:48:07	Straylight	45.000	148	Alp Tuc	2.8780	4100.0	90	12575	No
297	GOM_NL__2PRFIN20040726_135120_000000472028_00497_12575_3253.N1	26-JUL-2004 13:51:20	Straylight	46.500	31	Alp Gru	1.7340	15200.	93	12575	No
298	GOM_NL__2PRFIN20040726_135437_000000782028_00497_12575_3254.N1	26-JUL-2004 13:54:37	Tw_i_and_stray	78.000	18	24Alp PsA	1.1660	9700.0	156	12575	No
299	GOM_NL__2PRFIN20040726_135912_000000472028_00497_12575_3255.N1	26-JUL-2004 13:59:12	Bright	46.500	38	20Eps Sgr	1.8360	11000.	93	12575	No
300	GOM_NL__2PRFIN20040726_140107_000000402028_00497_12575_3256.N1	26-JUL-2004 14:01:07	Bright	39.500	57	34Sig Sgr	2.0660	26000.	79	12575	No
301	GOM_NL__2PRFIN20040726_140245_000000612028_00497_12575_3257.N1	26-JUL-2004 14:02:45	Bright	60.500	142	49Del Cap	2.8500	8900.0	121	12575	No
302	GOM_NL__2PRFIN20040726_140726_000000612028_00497_12575_3258.N1	26-JUL-2004 14:07:26	Bright	61.000	154	22Bet Aqr	2.8990	5700.0	122	12575	No
303	GOM_NL__2PRFIN20040726_141110_000000432028_00497_12575_3259.N1	26-JUL-2004 14:11:10	Bright	43.000	11	53Alp Aql	0.76500	8000.0	86	12575	No
304	GOM_NL__2PRFIN20040726_141249_000000372028_00497_12575_3260.N1	26-JUL-2004 14:12:49	Bright	37.000	59	55Alp Oph	2.0800	8900.0	74	12575	No
305	GOM_NL__2PRFIN20040726_141515_000000752028_00497_12575_3261.N1	26-JUL-2004 14:15:15	Bright	74.500	61	8Eps Peg	2.1000	3900.0	149	12575	No
306	GOM_NL__2PRFIN20040726_141930_000000412028_00497_12575_3262.N1	26-JUL-2004 14:19:30	Bright	41.000	5	3Alp Lyr	0.033000	11000.	82	12575	No
307	GOM_NL__2PRFIN20040726_142157_000000382028_00497_12575_3263.N1	26-JUL-2004 14:21:57	Bright	38.000	144	18Del Cyg	2.8600	11000.	76	12575	No
308	GOM_NL__2PRFIN20040726_142337_000000382028_00497_12575_3264.N1	26-JUL-2004 14:23:37	Bright	38.000	130	23Bet Dra	2.7990	5800.0	76	12575	No
309	GOM_NL__2PRFIN20040726_142657_000000352028_00497_12575_3265.N1	26-JUL-2004 14:26:57	Bright	34.500	119	14Eta Dra	2.7270	4700.0	69	12575	No
310	GOM_NL__2PRFIN20040726_142848_000000432028_00497_12575_3266.N1	26-JUL-2004 14:28:48	Bright	42.500	89	5Alp Cep	2.4510	8000.0	85	12575	No
311	GOM_NL__2PRFIN20040726_143110_000000382028_00497_12575_3267.N1	26-JUL-2004 14:31:10	Bright	38.000	60	7Bet UMi	2.0810	3950.0	76	12575	No
312	GOM_NL__2PRFIN20040726_143405_000000342028_00497_12575_3268.N1	26-JUL-2004 14:34:05	Bright	34.000	49	1Alp UMi	1.9900	6300.0	68	12575	No
313	GOM_NL__2PRFIN20040726_143541_000000532028_00497_12575_3269.N1	26-JUL-2004 14:35:41	Bright	52.500	74	11Bet Cas	2.2680	6600.0	105	12575	No
314	GOM_NL__2PRFIN20040726_143729_000000512028_00497_12575_3270.N1	26-JUL-2004 14:37:29	Bright	51.000	76	27Gam Cas	2.3000	30000.	102	12575	No
315	GOM_NL__2PRFIN20040726_144326_000000462028_00497_12575_3271.N1	26-JUL-2004 14:43:26	Bright	46.000	160	23Gam Per	2.9300	4700.0	92	12575	No
316	GOM_NL__2PRFIN20040726_144459_000000562028_00497_12575_3272.N1	26-JUL-2004 14:44:59	Bright	56.000	35	33Alp Per	1.7950	6250.0	112	12575	No
317	GOM_NL__2PRFIN20040726_144635_000000762028_00497_12575_3273.N1	26-JUL-2004 14:46:35	Bright	75.500	73	57Gam1And	2.2600	13100.	151	12575	No
318	GOM_NL__2PRFIN20040726_144934_000002252028_00497_12575_3274.N1	26-JUL-2004 14:49:34	Straylight	224.50	53	43Bet And	2.0480	3300.0	449	12575	No
319	GOM_NL__2PRFIN20040726_145431_000000532028_00497_12575_3275.N1	26-JUL-2004 14:54:31	Dark	53.000	146	25Eta Tau	2.8730	15200.	106	12575	No
320	GOM_NL__2PRFIN20040726_145606_000000592028_00497_12575_3276.N1	26-JUL-2004 14:56:06	Dark	59.000	13	87Alp Tau	0.86700	3800.0	118	12575	No
321	GOM_NL__2PRFIN20040726_145809_000000462028_00497_12575_3277.N1	26-JUL-2004 14:58:09	Dark	46.000	27	24Gam Ori	1.6360	26000.	92	12575	No
322	GOM_NL__2PRFIN20040726_150005_000000442028_00497_12575_3278.N1	26-JUL-2004 15:00:05	Dark	44.000	30	46Eps Ori	1.6940	30000.	88	12575	No
323	GOM_NL__2PRFIN20040726_150226_000000482028_00497_12575_3279.N1	26-JUL-2004 15:02:26	Dark	48.000	7	19Bet Ori	0.10000	14000.	96	12575	No
324	GOM_NL__2PRFIN20040726_150407_000000442028_00497_12575_3280.N1	26-JUL-2004 15:04:07	Dark	43.500	47	2Bet CMa	1.9760	28000.	87	12575	No
325	GOM_NL__2PRFIN20040726_150535_000000452028_00497_12575_3281.N1	26-JUL-2004 15:05:35	Dark	44.500	139	9Bet Lep	2.8330	5600.0	89	12575	No
326	GOM_NL__2PRFIN20040726_150730_000000402028_00497_12575_3282.N1	26-JUL-2004 15:07:30	Dark	40.000	177	1Zet CMa	3.0220	26000.	80	12575	No
327	GOM_NL__2PRFIN20040726_150859_000000422028_00497_12575_3283.N1	26-JUL-2004 15:08:59	Dark	41.500	108	Alp Col	2.6520	15200.	83	12575	No
328	GOM_NL__2PRFIN20040726_151547_000000472028_00497_12575_3284.N1	26-JUL-2004 15:15:47	Dark	47.000	157	The1Eri	2.9060	9300.0	94	12575	No
329	GOM_NL__2PRFIN20040726_152136_000000532028_00498_12576_3249.N1	26-JUL-2004 15:21:36	Dark	53.000	9	Alp Eri	0.45300	24000.	106	12576	No
330	GOM_NL__2PRFIN20040726_152405_000000412028_00498_12576_3250.N1	26-JUL-2004 15:24:05	Dark	40.500	135	Bet Hyi	2.8200	5800.0	81	12576	No
331	GOM_NL__2PRFIN20040726_152550_000000602028_00498_12576_3251.N1	26-JUL-2004 15:25:50	Straylight	59.500	84	Alp Phe	2.3970	4500.0	119	12576	No
332	GOM_NL__2PRFIN20040726_152844_000000442028_00498_12576_3252.N1	26-JUL-2004 15:28:44	Straylight	43.500	148	Alp Tuc	2.8780	4100.0	87	12576	No
333	GOM_NL__2PRFIN20040726_153156_000000492028_00498_12576_3253.N1	26-JUL-2004 15:31:56	Straylight	49.000	31	Alp Gru	1.7340	15200.	98	12576	No
334	GOM_NL__2PRFIN20040726_153515_000000752028_00498_12576_3254.N1	26-JUL-2004 15:35:15	Tw_i_and_stray	75.000	18	24Alp PsA	1.1660	9700.0	150	12576	No
335	GOM_NL__2PRFIN20040726_153948_000000432028_00498_12576_3255.N1	26-JUL-2004 15:39:48	Bright	42.500	38	20Eps Sgr	1.8360	11000.	85	12576	No
336	GOM_NL__2PRFIN20040726_154143_000000392028_00498_12576_3256.N1	26-JUL-2004 15:41:43	Bright	38.500	57	34Sig Sgr	2.0660	26000.	77	12576	No
337	GOM_NL__2PRFIN20040726_154321_000000602028_00498_12576_3257.N1	26-JUL-2004 15:43:21	Bright	60.000	142	49Del Cap	2.8500	8900.0	120	12576	No



338	GOM_NL__2PRFIN20040726_154802_000000632028_00498_12576_3258.N1	26-JUL-2004 15:48:02	Bright	62.500	154	22Bet Aqr	2.8990	5700.0	125	12576	No
339	GOM_NL__2PRFIN20040726_155145_000000412028_00498_12576_3259.N1	26-JUL-2004 15:51:45	Bright	41.000	11	53Alp Aql	0.76500	8000.0	82	12576	No
340	GOM_NL__2PRFIN20040726_155325_000000372028_00498_12576_3260.N1	26-JUL-2004 15:53:25	Bright	37.000	59	55Alp Oph	2.0800	8900.0	74	12576	No
341	GOM_NL__2PRFIN20040726_155550_000000782028_00498_12576_3261.N1	26-JUL-2004 15:55:50	Bright	78.000	61	8Eps Peg	2.1000	3900.0	156	12576	No
342	GOM_NL__2PRFIN20040726_160006_000000382028_00498_12576_3262.N1	26-JUL-2004 16:00:06	Bright	37.500	5	3Alp Lyr	0.033000	11000.	75	12576	No
343	GOM_NL__2PRFIN20040726_160232_000000402028_00498_12576_3263.N1	26-JUL-2004 16:02:32	Bright	40.000	144	18Del Cyg	2.8600	11000.	80	12576	No
344	GOM_NL__2PRFIN20040726_160412_000000392028_00498_12576_3264.N1	26-JUL-2004 16:04:12	Bright	38.500	130	23Bet Dra	2.7990	5800.0	77	12576	No
345	GOM_NL__2PRFIN20040726_160732_000000392028_00498_12576_3265.N1	26-JUL-2004 16:07:32	Bright	39.000	119	14Eta Dra	2.7270	4700.0	78	12576	No
346	GOM_NL__2PRFIN20040726_160923_000000412028_00498_12576_3266.N1	26-JUL-2004 16:09:23	Bright	40.500	89	5Alp Cep	2.4510	8000.0	81	12576	No
347	GOM_NL__2PRFIN20040726_161143_000000402028_00498_12576_3267.N1	26-JUL-2004 16:11:43	Bright	39.500	60	7Bet UMi	2.0810	3950.0	79	12576	No
348	GOM_NL__2PRFIN20040726_161440_000000392028_00498_12576_3268.N1	26-JUL-2004 16:14:40	Bright	38.500	49	1Alp UMi	1.9900	6300.0	77	12576	No
349	GOM_NL__2PRFIN20040726_161616_000000532028_00498_12576_3269.N1	26-JUL-2004 16:16:16	Bright	52.500	74	11Bet Cas	2.2680	6600.0	105	12576	No
350	GOM_NL__2PRFIN20040726_161805_000000492028_00498_12576_3270.N1	26-JUL-2004 16:18:05	Bright	48.500	76	27Gam Cas	2.3000	30000.	97	12576	No
351	GOM_NL__2PRFIN20040726_162359_000000492028_00498_12576_3271.N1	26-JUL-2004 16:23:59	Bright	49.000	160	23Gam Per	2.9300	4700.0	98	12576	No
352	GOM_NL__2PRFIN20040726_162535_000000482028_00498_12576_3272.N1	26-JUL-2004 16:25:35	Bright	48.000	35	33Alp Per	1.7950	6250.0	96	12576	No
353	GOM_NL__2PRFIN20040726_162711_000000732028_00498_12576_3273.N1	26-JUL-2004 16:27:11	Bright	72.500	73	57Gam1And	2.2600	13100.	145	12576	No
354	GOM_NL__2PRFIN20040726_163010_000001922028_00498_12576_3274.N1	26-JUL-2004 16:30:10	Straylight	191.50	53	43Bet And	2.0480	3300.0	383	12576	No
355	GOM_NL__2PRFIN20040726_163506_000000542028_00498_12576_3275.N1	26-JUL-2004 16:35:06	Dark	53.500	146	25Eta Tau	2.8730	15200.	107	12576	No
356	GOM_NL__2PRFIN20040726_163639_000000552028_00498_12576_3276.N1	26-JUL-2004 16:36:39	Dark	54.500	13	87Alp Tau	0.86700	3800.0	109	12576	No
357	GOM_NL__2PRFIN20040726_163843_000000462028_00498_12576_3277.N1	26-JUL-2004 16:38:43	Dark	46.000	27	24Gam Ori	1.6360	26000.	92	12576	No
358	GOM_NL__2PRFIN20040726_164041_000000442028_00498_12576_3278.N1	26-JUL-2004 16:40:41	Dark	44.000	30	46Eps Ori	1.6940	30000.	88	12576	No
359	GOM_NL__2PRFIN20040726_164302_000000522028_00498_12576_3279.N1	26-JUL-2004 16:43:02	Dark	52.000	7	19Bet Ori	0.10000	14000.	104	12576	No
360	GOM_NL__2PRFIN20040726_164443_000000412028_00498_12576_3280.N1	26-JUL-2004 16:44:43	Dark	40.500	47	2Bet CMa	1.9760	28000.	81	12576	No
361	GOM_NL__2PRFIN20040726_164610_000000452028_00498_12576_3281.N1	26-JUL-2004 16:46:10	Dark	44.500	139	9Bet Lep	2.8330	5600.0	89	12576	No
362	GOM_NL__2PRFIN20040726_164806_000000412028_00498_12576_3282.N1	26-JUL-2004 16:48:06	Dark	40.500	177	1Zet CMa	3.0220	26000.	81	12576	No
363	GOM_NL__2PRFIN20040726_164932_000000442028_00498_12576_3283.N1	26-JUL-2004 16:49:32	Dark	44.000	108	Alp Col	2.6520	15200.	88	12576	No
364	GOM_NL__2PRFIN20040726_165624_000000472028_00498_12576_3284.N1	26-JUL-2004 16:56:24	Dark	47.000	157	The1Eri	2.9060	9300.0	94	12576	No
365	GOM_NL__2PRFIN20040726_170212_000000492028_00499_12577_3249.N1	26-JUL-2004 17:02:12	Dark	48.500	9	Alp Eri	0.45300	24000.	97	12577	No
366	GOM_NL__2PRFIN20040726_170441_000000402028_00499_12577_3250.N1	26-JUL-2004 17:04:41	Dark	40.000	135	Bet Hyi	2.8200	5800.0	80	12577	No
367	GOM_NL__2PRFIN20040726_170627_000000612028_00499_12577_3251.N1	26-JUL-2004 17:06:27	Straylight	60.500	84	Alp Phe	2.3970	4500.0	121	12577	No
368	GOM_NL__2PRFIN20040726_170920_000000452028_00499_12577_3252.N1	26-JUL-2004 17:09:20	Straylight	44.500	148	Alp Tuc	2.8780	4100.0	89	12577	No
369	GOM_NL__2PRFIN20040726_171233_000000492028_00499_12577_3253.N1	26-JUL-2004 17:12:33	Straylight	49.000	31	Alp Gru	1.7340	15200.	98	12577	No
370	GOM_NL__2PRFIN20040726_171551_000000762028_00499_12577_3254.N1	26-JUL-2004 17:15:51	Tw_i_and_stray	76.000	18	24Alp PsA	1.1660	9700.0	152	12577	No
371	GOM_NL__2PRFIN20040726_172023_000000432028_00499_12577_3255.N1	26-JUL-2004 17:20:23	Bright	43.000	38	20Eps Sgr	1.8360	11000.	86	12577	No
372	GOM_NL__2PRFIN20040726_172218_000000402028_00499_12577_3256.N1	26-JUL-2004 17:22:18	Bright	39.500	57	34Sig Sgr	2.0660	26000.	79	12577	No
373	GOM_NL__2PRFIN20040726_172357_000000622028_00499_12577_3257.N1	26-JUL-2004 17:23:57	Bright	62.000	142	49Del Cap	2.8500	8900.0	124	12577	No
374	GOM_NL__2PRFIN20040726_172838_000000622028_00499_12577_3258.N1	26-JUL-2004 17:28:38	Bright	62.000	154	22Bet Aqr	2.8990	5700.0	124	12577	No
375	GOM_NL__2PRFIN20040726_173221_000000422028_00499_12577_3259.N1	26-JUL-2004 17:32:21	Bright	41.500	11	53Alp Aql	0.76500	8000.0	83	12577	No
376	GOM_NL__2PRFIN20040726_173401_000000392028_00499_12577_3260.N1	26-JUL-2004 17:34:01	Bright	38.500	59	55Alp Oph	2.0800	8900.0	77	12577	No
377	GOM_NL__2PRFIN20040726_173625_000000772028_00499_12577_3261.N1	26-JUL-2004 17:36:25	Bright	77.000	61	8Eps Peg	2.1000	3900.0	154	12577	No
378	GOM_NL__2PRFIN20040726_174042_000000422028_00499_12577_3262.N1	26-JUL-2004 17:40:42	Bright	41.500	5	3Alp Lyr	0.033000	11000.	83	12577	No
379	GOM_NL__2PRFIN20040726_174307_000000402028_00499_12577_3263.N1	26-JUL-2004 17:43:07	Bright	40.000	144	18Del Cyg	2.8600	11000.	80	12577	No
380	GOM_NL__2PRFIN20040726_174448_000000402028_00499_12577_3264.N1	26-JUL-2004 17:44:48	Bright	40.000	130	23Bet Dra	2.7990	5800.0	80	12577	No
381	GOM_NL__2PRFIN20040726_174808_000000402028_00499_12577_3265.N1	26-JUL-2004 17:48:08	Bright	40.000	119	14Eta Dra	2.7270	4700.0	80	12577	No
382	GOM_NL__2PRFIN20040726_174959_000000412028_00499_12577_3266.N1	26-JUL-2004 17:49:59	Bright	41.000	89	5Alp Cep	2.4510	8000.0	82	12577	No
383	GOM_NL__2PRFIN20040726_175219_000000382028_00499_12577_3267.N1	26-JUL-2004 17:52:19	Bright	37.500	60	7Bet UMi	2.0810	3950.0	75	12577	No
384	GOM_NL__2PRFIN20040726_175516_000000392028_00499_12577_3268.N1	26-JUL-2004 17:55:16	Bright	39.000	49	1Alp UMi	1.9900	6300.0	78	12577	No
385	GOM_NL__2PRFIN20040726_175651_000000532028_00499_12577_3269.N1	26-JUL-2004 17:56:51	Bright	52.500	74	11Bet Cas	2.2680	6600.0	105	12577	No
386	GOM_NL__2PRFIN20040726_175840_000000512028_00499_12577_3270.N1	26-JUL-2004 17:58:40	Bright	51.000	76	27Gam Cas	2.3000	30000.	102	12577	No
387	GOM_NL__2PRFIN20040726_180437_000000462028_00499_12577_3271.N1	26-JUL-2004 18:04:37	Bright	46.000	160	23Gam Per	2.9300	4700.0	92	12577	No
388	GOM_NL__2PRFIN20040726_180610_000000492028_00499_12577_3272.N1	26-JUL-2004 18:06:10	Bright	48.500	35	33Alp Per	1.7950	6250.0	97	12577	No
389	GOM_NL__2PRFIN20040726_180746_000000712028_00499_12577_3273.N1	26-JUL-2004 18:07:46	Bright	70.500	73	57Gam1And	2.2600	13100.	141	12577	No
390	GOM_NL__2PRFIN20040726_181045_000002252028_00499_12577_3274.N1	26-JUL-2004 18:10:45	Straylight	224.50	53	43Bet And	2.0480	3300.0	449	12577	No
391	GOM_NL__2PRFIN20040726_181543_000000562028_00499_12577_3275.N1	26-JUL-2004 18:15:43	Dark	55.500	146	25Eta Tau	2.8730	15200.	111	12577	No
392	GOM_NL__2PRFIN20040726_181717_000000572028_00499_12577_3276.N1	26-JUL-2004 18:17:17	Dark	57.000	13	87Alp Tau	0.86700	3800.0	114	12577	No
393	GOM_NL__2PRFIN20040726_181921_000000472028_00499_12577_3277.N1	26-JUL-2004 18:19:21	Dark	46.500	27	24Gam Ori	1.6360	26000.	93	12577	No
394	GOM_NL__2PRFIN20040726_182117_000000422028_00499_12577_3278.N1	26-JUL-2004 18:21:17	Dark	42.000	30	46Eps Ori	1.6940	30000.	84	12577	No
395	GOM_NL__2PRFIN20040726_182338_000000512028_00499_12577_3279.N1	26-JUL-2004 18:23:38	Dark	51.000	7	19Bet Ori	0.10000	14000.	102	12577	No
396	GOM_NL__2PRFIN20040726_182520_000000412028_00499_12577_3280.N1	26-JUL-2004 18:25:20	Dark	41.000	47	2Bet CMa	1.9760	28000.	82	12577	No



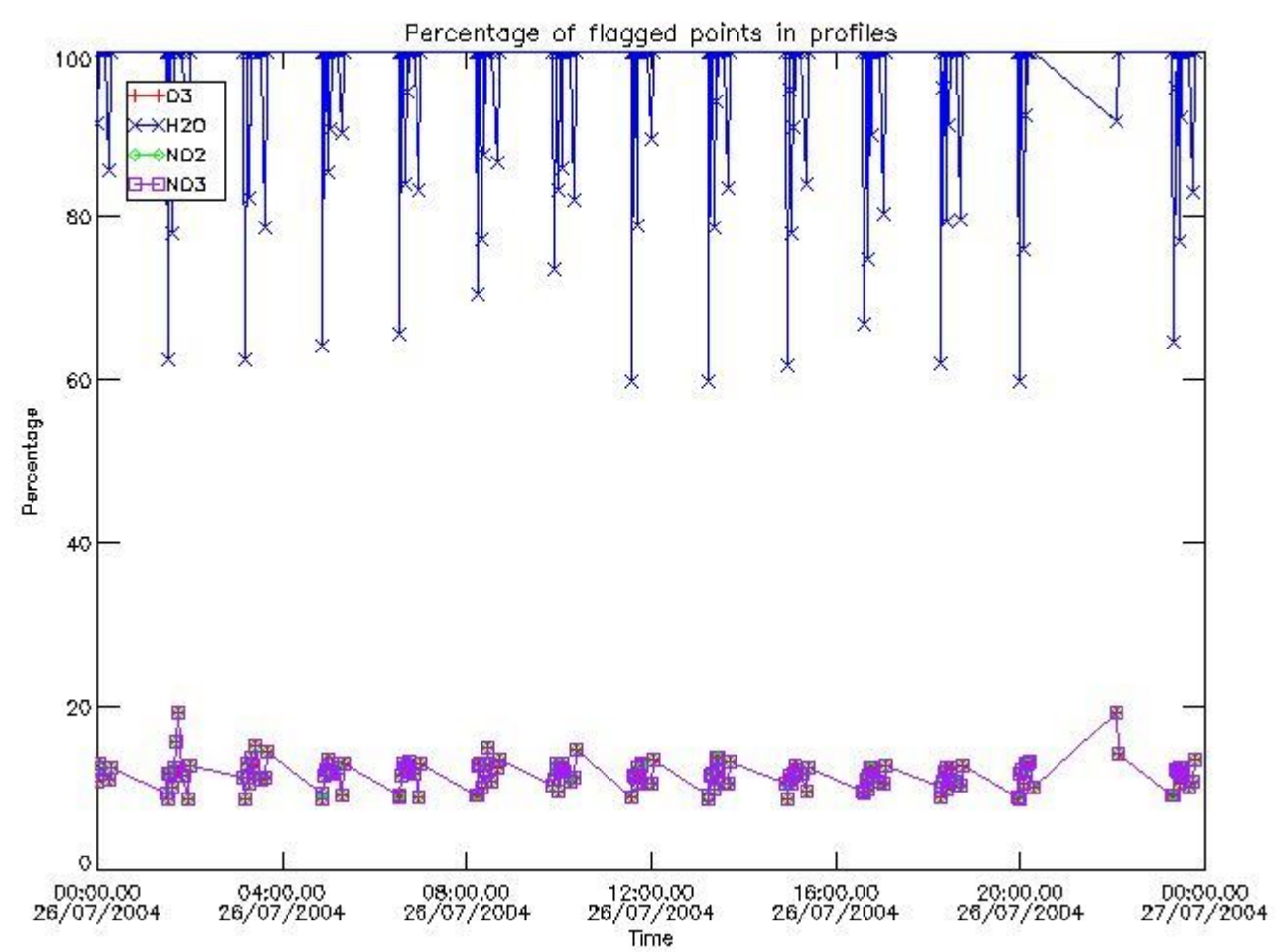
397	GOM_NL__2PRFIN20040726_182646_000000462028_00499_12577_3281.N1	26-JUL-2004 18:26:46	Dark	45.500	139	9Bet Lep	2.8330	5600.0	91	12577	No
398	GOM_NL__2PRFIN20040726_182842_000000412028_00499_12577_3282.N1	26-JUL-2004 18:28:42	Dark	40.500	177	1Zet CMa	3.0220	26000.	81	12577	No
399	GOM_NL__2PRFIN20040726_183008_000000442028_00499_12577_3283.N1	26-JUL-2004 18:30:08	Dark	44.000	108	Alp Col	2.6520	15200.	88	12577	No
400	GOM_NL__2PRFIN20040726_183700_000000482028_00499_12577_3284.N1	26-JUL-2004 18:37:00	Dark	47.500	157	The1Eri	2.9060	9300.0	95	12577	No
401	GOM_NL__2PRFIN20040726_184248_000000502028_00500_12578_3249.N1	26-JUL-2004 18:42:48	Dark	49.500	9	Alp Eri	0.45300	24000.	99	12578	No
402	GOM_NL__2PRFIN20040726_184517_000000402028_00500_12578_3250.N1	26-JUL-2004 18:45:17	Dark	40.000	135	Bet Hyi	2.8200	5800.0	80	12578	No
403	GOM_NL__2PRFIN20040726_184704_000000602028_00500_12578_3251.N1	26-JUL-2004 18:47:04	Straylight	60.000	84	Alp Phe	2.3970	4500.0	120	12578	No
404	GOM_NL__2PRFIN20040726_184956_000000432028_00500_12578_3252.N1	26-JUL-2004 18:49:56	Straylight	43.000	148	Alp Tuc	2.8780	4100.0	86	12578	No
405	GOM_NL__2PRFIN20040726_185308_000000502028_00500_12578_3253.N1	26-JUL-2004 18:53:08	Straylight	49.500	31	Alp Gru	1.7340	15200.	99	12578	No
406	GOM_NL__2PRFIN20040726_185628_000000752028_00500_12578_3254.N1	26-JUL-2004 18:56:28	Tw_i_and_stray	75.000	18	24Alp PsA	1.1660	9700.0	150	12578	No
407	GOM_NL__2PRFIN20040726_190100_000000432028_00500_12578_3255.N1	26-JUL-2004 19:01:00	Bright	42.500	38	20Eps Sgr	1.8360	11000.	85	12578	No
408	GOM_NL__2PRFIN20040726_190255_000000412028_00500_12578_3256.N1	26-JUL-2004 19:02:55	Bright	40.500	57	34Sig Sgr	2.0660	26000.	81	12578	No
409	GOM_NL__2PRFIN20040726_190433_000000612028_00500_12578_3257.N1	26-JUL-2004 19:04:33	Bright	61.000	142	49Del Cap	2.8500	8900.0	122	12578	No
410	GOM_NL__2PRFIN20040726_190914_000000582028_00500_12578_3258.N1	26-JUL-2004 19:09:14	Bright	58.000	154	22Bet Aqr	2.8990	5700.0	116	12578	No
411	GOM_NL__2PRFIN20040726_191256_000000432028_00500_12578_3259.N1	26-JUL-2004 19:12:56	Bright	42.500	11	53Alp Aql	0.76500	8000.0	85	12578	No
412	GOM_NL__2PRFIN20040726_191438_000000402028_00500_12578_3260.N1	26-JUL-2004 19:14:38	Bright	39.500	59	55Alp Oph	2.0800	8900.0	79	12578	No
413	GOM_NL__2PRFIN20040726_191700_000000742028_00500_12578_3261.N1	26-JUL-2004 19:17:00	Bright	74.000	61	8Eps Peg	2.1000	3900.0	148	12578	No
414	GOM_NL__2PRFIN20040726_192118_000000422028_00500_12578_3262.N1	26-JUL-2004 19:21:18	Bright	41.500	5	3Alp Lyr	0.033000	11000.	83	12578	No
415	GOM_NL__2PRFIN20040726_192343_000000392028_00500_12578_3263.N1	26-JUL-2004 19:23:43	Bright	38.500	144	18Del Cyg	2.8600	11000.	77	12578	No
416	GOM_NL__2PRFIN20040726_192524_000000402028_00500_12578_3264.N1	26-JUL-2004 19:25:24	Bright	40.000	130	23Bet Dra	2.7990	5800.0	80	12578	No
417	GOM_NL__2PRFIN20040726_192842_000000412028_00500_12578_3265.N1	26-JUL-2004 19:28:42	Bright	41.000	119	14Eta Dra	2.7270	4700.0	82	12578	No
418	GOM_NL__2PRFIN20040726_193034_000000422028_00500_12578_3266.N1	26-JUL-2004 19:30:34	Bright	42.000	89	5Alp Cep	2.4510	8000.0	84	12578	No
419	GOM_NL__2PRFIN20040726_193257_000000362028_00500_12578_3267.N1	26-JUL-2004 19:32:57	Bright	35.500	60	7Bet UMi	2.0810	3950.0	71	12578	No
420	GOM_NL__2PRFIN20040726_193549_000000412028_00500_12578_3268.N1	26-JUL-2004 19:35:49	Bright	41.000	49	1Alp UMi	1.9900	6300.0	82	12578	No
421	GOM_NL__2PRFIN20040726_193727_000000522028_00500_12578_3269.N1	26-JUL-2004 19:37:27	Bright	52.000	74	11Bet Cas	2.2680	6600.0	104	12578	No
422	GOM_NL__2PRFIN20040726_193915_000000492028_00500_12578_3270.N1	26-JUL-2004 19:39:15	Bright	48.500	76	27Gam Cas	2.3000	30000.	97	12578	No
423	GOM_NL__2PRFIN20040726_194512_000000492028_00500_12578_3271.N1	26-JUL-2004 19:45:12	Bright	49.000	160	23Gam Per	2.9300	4700.0	98	12578	No
424	GOM_NL__2PRFIN20040726_194646_000000492028_00500_12578_3272.N1	26-JUL-2004 19:46:46	Bright	48.500	35	33Alp Per	1.7950	6250.0	97	12578	No
425	GOM_NL__2PRFIN20040726_194821_000000782028_00500_12578_3273.N1	26-JUL-2004 19:48:21	Bright	78.000	73	57Gam1And	2.2600	13100.	156	12578	No
426	GOM_NL__2PRFIN20040726_195121_000002172028_00500_12578_3274.N1	26-JUL-2004 19:51:21	Straylight	216.50	53	43Bet And	2.0480	3300.0	433	12578	No
427	GOM_NL__2PRFIN20040726_195618_000000572028_00500_12578_3275.N1	26-JUL-2004 19:56:18	Dark	57.000	146	25Eta Tau	2.8730	15200.	114	12578	No
428	GOM_NL__2PRFIN20040726_195754_000000592028_00500_12578_3276.N1	26-JUL-2004 19:57:54	Dark	59.000	13	87Alp Tau	0.86700	3800.0	118	12578	No
429	GOM_NL__2PRFIN20040726_195957_000000432028_00500_12578_3277.N1	26-JUL-2004 19:59:57	Dark	43.000	27	24Gam Ori	1.6360	26000.	86	12578	No
430	GOM_NL__2PRFIN20040726_200152_000000422028_00500_12578_3278.N1	26-JUL-2004 20:01:52	Dark	41.500	30	46Eps Ori	1.6940	30000.	83	12578	No
431	GOM_NL__2PRFIN20040726_200414_000000482028_00500_12578_3279.N1	26-JUL-2004 20:04:14	Dark	48.000	7	19Bet Ori	0.10000	14000.	96	12578	No
432	GOM_NL__2PRFIN20040726_200556_000000422028_00500_12578_3280.N1	26-JUL-2004 20:05:56	Dark	41.500	47	2Bet CMa	1.9760	28000.	83	12578	No
433	GOM_NL__2PRFIN20040726_200721_000000472028_00500_12578_3281.N1	26-JUL-2004 20:07:21	Dark	46.500	139	9Bet Lep	2.8330	5600.0	93	12578	No
434	GOM_NL__2PRFIN20040726_200918_000000402028_00500_12578_3282.N1	26-JUL-2004 20:09:18	Dark	39.500	177	1Zet CMa	3.0220	26000.	79	12578	No
435	GOM_NL__2PRFIN20040726_201045_000000432028_00500_12578_3283.N1	26-JUL-2004 20:10:45	Dark	42.500	108	Alp Col	2.6520	15200.	85	12578	No
436	GOM_NL__2PRFIN20040726_201735_000000502028_00500_12578_3284.N1	26-JUL-2004 20:17:35	Dark	49.500	157	The1Eri	2.9060	9300.0	99	12578	No
437	GOM_NL__2PRFIN20040726_220359_000000482029_00001_12580_3249.N1	26-JUL-2004 22:03:59	Dark	47.500	9	Alp Eri	0.45300	24000.	95	12580	No
438	GOM_NL__2PRFIN20040726_220630_000000402029_00001_12580_3250.N1	26-JUL-2004 22:06:30	Dark	39.500	135	Bet Hyi	2.8200	5800.0	79	12580	No
439	GOM_NL__2PRFIN20040726_220817_000000612029_00001_12580_3251.N1	26-JUL-2004 22:08:17	Straylight	60.500	84	Alp Phe	2.3970	4500.0	121	12580	No
440	GOM_NL__2PRFIN20040726_221109_000000482029_00001_12580_3252.N1	26-JUL-2004 22:11:09	Straylight	48.000	148	Alp Tuc	2.8780	4100.0	96	12580	No
441	GOM_NL__2PRFIN20040726_221423_000000542029_00001_12580_3253.N1	26-JUL-2004 22:14:23	Straylight	53.500	31	Alp Gru	1.7340	15200.	107	12580	No
442	GOM_NL__2PRFIN20040726_221742_000000762029_00001_12580_3254.N1	26-JUL-2004 22:17:42	Tw_i_and_stray	75.500	18	24Alp PsA	1.1660	9700.0	151	12580	No
443	GOM_NL__2PRFIN20040726_222212_000000432029_00001_12580_3255.N1	26-JUL-2004 22:22:12	Bright	42.500	38	20Eps Sgr	1.8360	11000.	85	12580	No
444	GOM_NL__2PRFIN20040726_222408_000000382029_00001_12580_3256.N1	26-JUL-2004 22:24:08	Bright	37.500	57	34Sig Sgr	2.0660	26000.	75	12580	No
445	GOM_NL__2PRFIN20040726_222546_000000592029_00001_12580_3257.N1	26-JUL-2004 22:25:46	Bright	58.500	142	49Del Cap	2.8500	8900.0	117	12580	No
446	GOM_NL__2PRFIN20040726_223025_000000602029_00001_12580_3258.N1	26-JUL-2004 22:30:25	Bright	59.500	154	22Bet Aqr	2.8990	5700.0	119	12580	No
447	GOM_NL__2PRFIN20040726_223408_000000422029_00001_12580_3259.N1	26-JUL-2004 22:34:08	Bright	42.000	11	53Alp Aql	0.76500	8000.0	84	12580	No
448	GOM_NL__2PRFIN20040726_223550_000000412029_00001_12580_3260.N1	26-JUL-2004 22:35:50	Bright	40.500	59	55Alp Oph	2.0800	8900.0	81	12580	No
449	GOM_NL__2PRFIN20040726_223809_000000712029_00001_12580_3261.N1	26-JUL-2004 22:38:09	Bright	70.500	61	8Eps Peg	2.1000	3900.0	141	12580	No
450	GOM_NL__2PRFIN20040726_224229_000000432029_00001_12580_3262.N1	26-JUL-2004 22:42:29	Bright	43.000	5	3Alp Lyr	0.033000	11000.	86	12580	No
451	GOM_NL__2PRFIN20040726_224423_000000452029_00001_12580_3263.N1	26-JUL-2004 22:44:23	Bright	45.000	66	37Gam Cyg	2.2080	5900.0	90	12580	No
452	GOM_NL__2PRFIN20040726_224609_000000422029_00001_12580_3264.N1	26-JUL-2004 22:46:09	Bright	42.000	69	33Gam Dra	2.2310	3800.0	84	12580	No
453	GOM_NL__2PRFIN20040726_224957_000000392029_00001_12580_3265.N1	26-JUL-2004 22:49:57	Bright	39.000	119	14Eta Dra	2.7270	4700.0	78	12580	No
454	GOM_NL__2PRFIN20040726_225145_000000422029_00001_12580_3266.N1	26-JUL-2004 22:51:45	Bright	42.000	89	5Alp Cep	2.4510	8000.0	84	12580	No
455	GOM_NL__2PRFIN20040726_225407_000000372029_00001_12580_3267.N1	26-JUL-2004 22:54:07	Bright	37.000	60	7Bet UMi	2.0810	3950.0	74	12580	No

456	GOM_NL__2PRFIN20040726_225704_000000372029_00001_12580_3268.N1	26-JUL-2004 22:57:04	Bright	37.000	49	1Alp UMi	1.9900	6300.0	74	12580	No
457	GOM_NL__2PRFIN20040726_225837_000000522029_00001_12580_3269.N1	26-JUL-2004 22:58:37	Bright	52.000	74	11Bet Cas	2.2680	6600.0	104	12580	No
458	GOM_NL__2PRFIN20040726_230026_000000492029_00001_12580_3270.N1	26-JUL-2004 23:00:26	Bright	49.000	76	27Gam Cas	2.3000	30000.	98	12580	No
459	GOM_NL__2PRFIN20040726_230623_000000662029_00001_12580_3271.N1	26-JUL-2004 23:06:23	Bright	66.000	160	23Gam Per	2.9300	4700.0	132	12580	No
460	GOM_NL__2PRFIN20040726_230757_000000502029_00001_12580_3272.N1	26-JUL-2004 23:07:57	Bright	49.500	35	33Alp Per	1.7950	6250.0	99	12580	No
461	GOM_NL__2PRFIN20040726_230932_000000752029_00001_12580_3273.N1	26-JUL-2004 23:09:32	Bright	75.000	73	57Gam1And	2.2600	13100.	150	12580	No
462	GOM_NL__2PRFIN20040726_231232_000001892029_00001_12580_3274.N1	26-JUL-2004 23:12:32	Straylight	188.50	53	43Bet And	2.0480	3300.0	377	12580	No
463	GOM_NL__2PRFIN20040726_231732_000000562029_00001_12580_3275.N1	26-JUL-2004 23:17:32	Dark	56.000	146	25Eta Tau	2.8730	15200.	112	12580	No
464	GOM_NL__2PRFIN20040726_231906_000000562029_00001_12580_3276.N1	26-JUL-2004 23:19:06	Dark	55.500	13	87Alp Tau	0.86700	3800.0	111	12580	No
465	GOM_NL__2PRFIN20040726_232108_000000462029_00001_12580_3277.N1	26-JUL-2004 23:21:08	Dark	45.500	27	24Gam Ori	1.6360	26000.	91	12580	No
466	GOM_NL__2PRFIN20040726_232305_000000432029_00001_12580_3278.N1	26-JUL-2004 23:23:05	Dark	42.500	30	46Eps Ori	1.6940	30000.	85	12580	No
467	GOM_NL__2PRFIN20040726_232526_000000482029_00001_12580_3279.N1	26-JUL-2004 23:25:26	Dark	48.000	7	19Bet Ori	0.10000	14000.	96	12580	No
468	GOM_NL__2PRFIN20040726_232708_000000412029_00001_12580_3280.N1	26-JUL-2004 23:27:08	Dark	40.500	47	2Bet CMa	1.9760	28000.	81	12580	No
469	GOM_NL__2PRFIN20040726_232835_000000442029_00001_12580_3281.N1	26-JUL-2004 23:28:35	Dark	44.000	139	9Bet Lep	2.8330	5600.0	88	12580	No
470	GOM_NL__2PRFIN20040726_233029_000000412029_00001_12580_3282.N1	26-JUL-2004 23:30:29	Dark	41.000	177	1Zet CMa	3.0220	26000.	82	12580	No
471	GOM_NL__2PRFIN20040726_233157_000000442029_00001_12580_3283.N1	26-JUL-2004 23:31:57	Dark	43.500	108	Alp Col	2.6520	15200.	87	12580	No
472	GOM_NL__2PRFIN20040726_233848_000000502029_00001_12580_3284.N1	26-JUL-2004 23:38:48	Dark	50.000	157	The1Eri	2.9060	9300.0	100	12580	No
473	GOM_NL__2PRFIN20040726_234438_000000472029_00002_12581_3249.N1	26-JUL-2004 23:44:38	Dark	47.000	9	Alp Eri	0.45300	24000.	94	12581	No
474	GOM_NL__2PRFIN20040726_234707_000000382029_00002_12581_3250.N1	26-JUL-2004 23:47:07	Dark	37.500	135	Bet Hyi	2.8200	5800.0	75	12581	No
475	GOM_NL__2PRFIN20040726_234855_000000672029_00002_12581_3251.N1	26-JUL-2004 23:48:55	Straylight	66.500	84	Alp Phe	2.3970	4500.0	133	12581	No
476	GOM_NL__2PRFIN20040726_235145_000000512029_00002_12581_3252.N1	26-JUL-2004 23:51:45	Straylight	51.000	148	Alp Tuc	2.8780	4100.0	102	12581	No
477	GOM_NL__2PRFIN20040726_235459_000000472029_00002_12581_3253.N1	26-JUL-2004 23:54:59	Straylight	47.000	31	Alp Gru	1.7340	15200.	94	12581	No
478	GOM_NL__2PRFIN20040726_235819_000000842029_00002_12581_3254.N1	26-JUL-2004 23:58:19	Tw_i_and_stray	84.000	18	24Alp PsA	1.1660	9700.0	168	12581	No

### 3. Quality information per product

In this section it is plotted some information contained in the Quality Summary data set of the level 2 products. Only products in dark limb conditions and without errors (error flag in the MPH set to "0") are used.

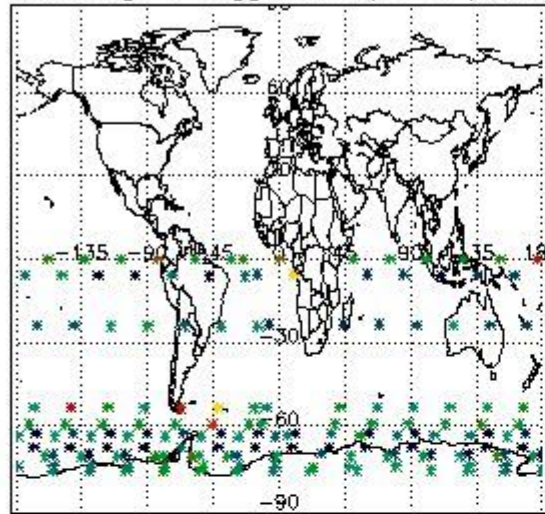
#### 3.1 Plot quality information per product (time dependant)



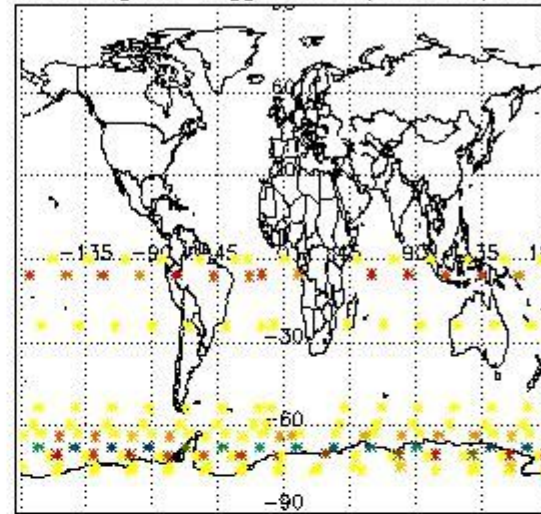
3.2 Plot quality information per product (world map)



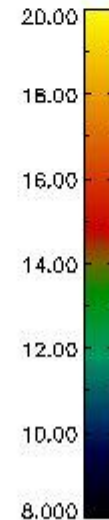
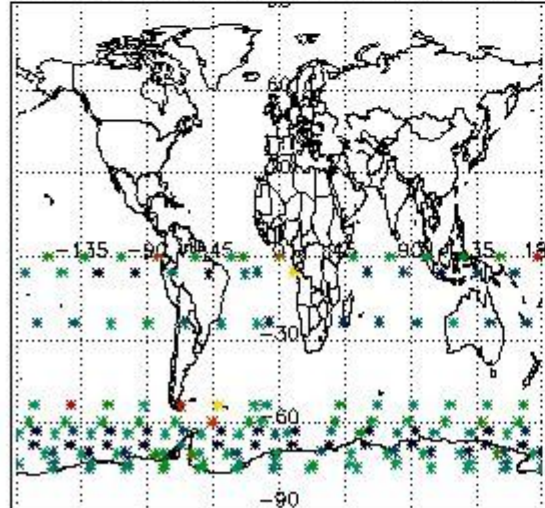
Percentage of flagged data per O3 profile



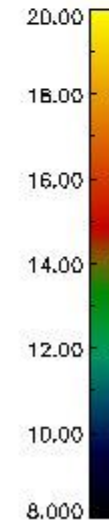
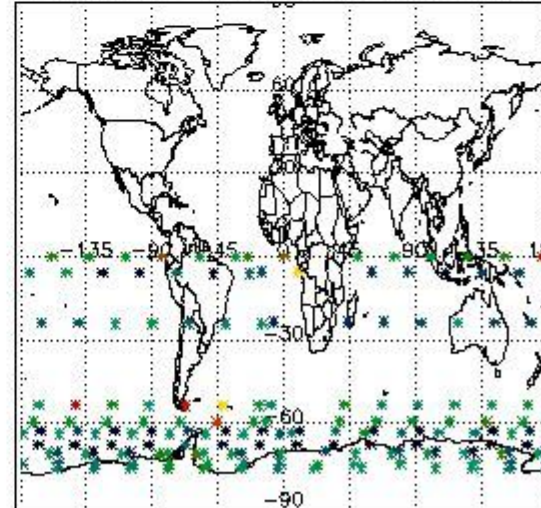
Percentage of flagged data per H2O profile



Percentage of flagged data per NO2 profile



Percentage of flagged data per NO3 profile

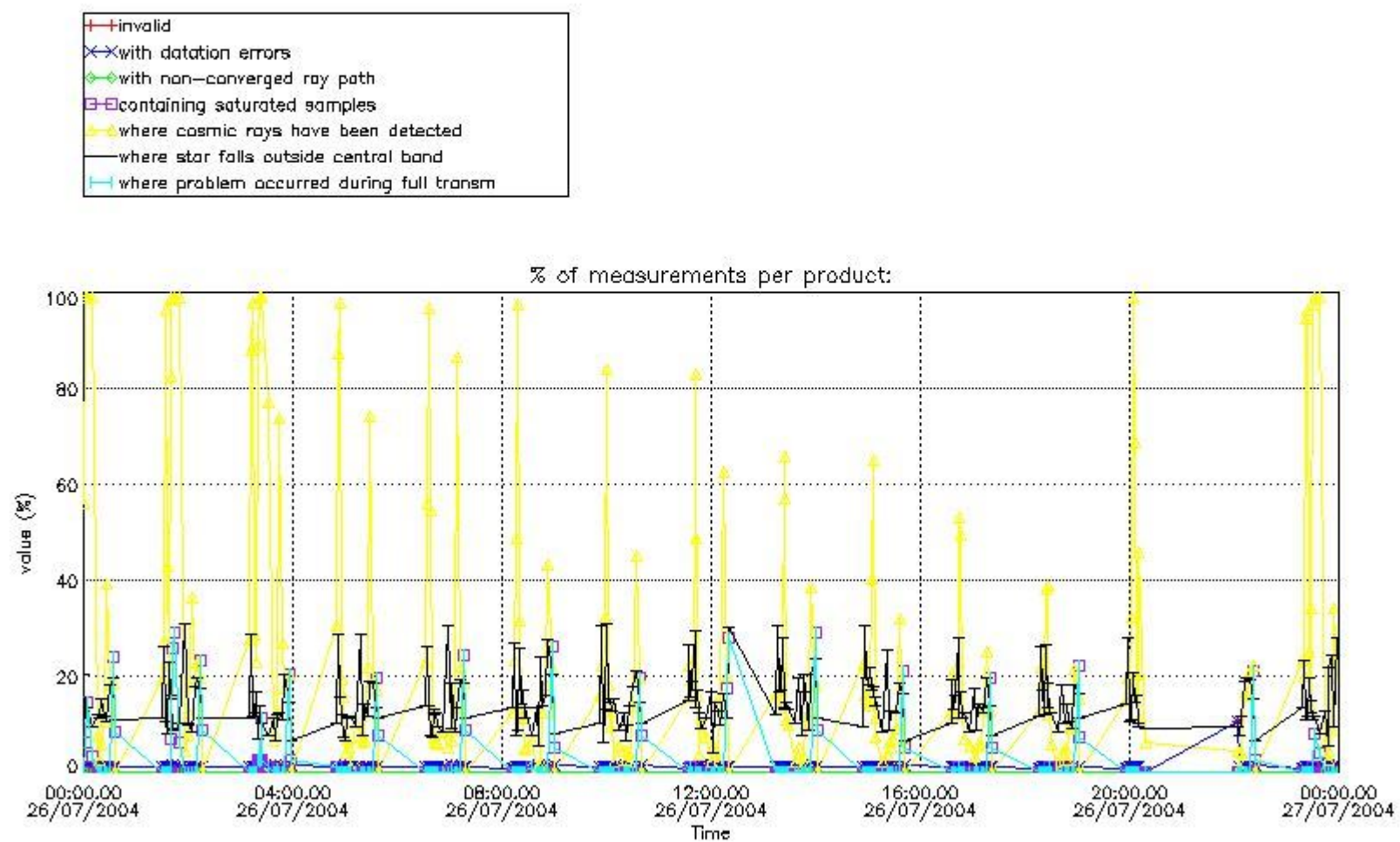


#### 4. Level 1 quality information per product

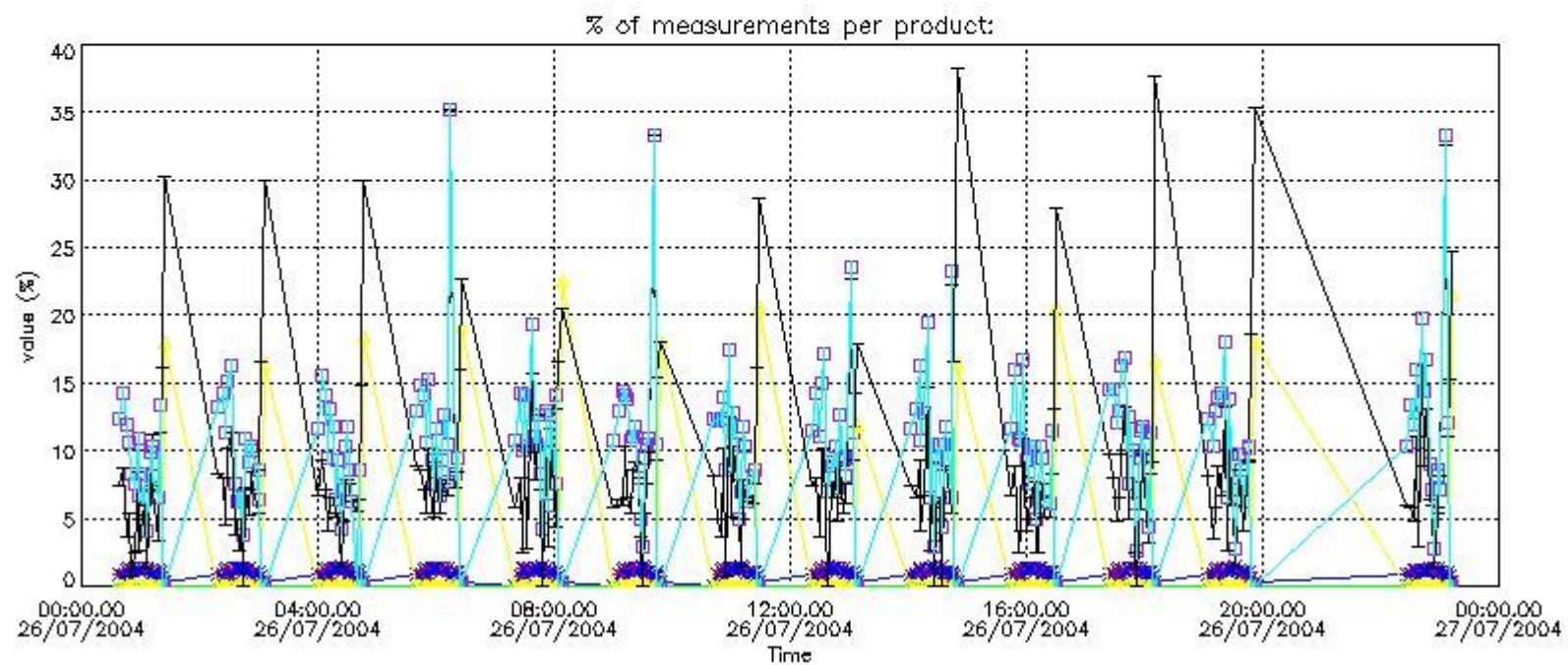
In this section it is plotted some information contained in the Quality Summary data set of the level 2 products that comes from the level 1b processing. Products without errors (error flag in the MPH set to "0") are used.

##### 4.1 Plot quality information per product (time dependant) coming from level 1b processing

##### 4.1.1 Plot level 1 quality information per product (time dependant): ENVISAT ASCENDING passes



4.1.2 Plot level 1 quality information per product (time dependant): ENVI SAT DESCENDING passes

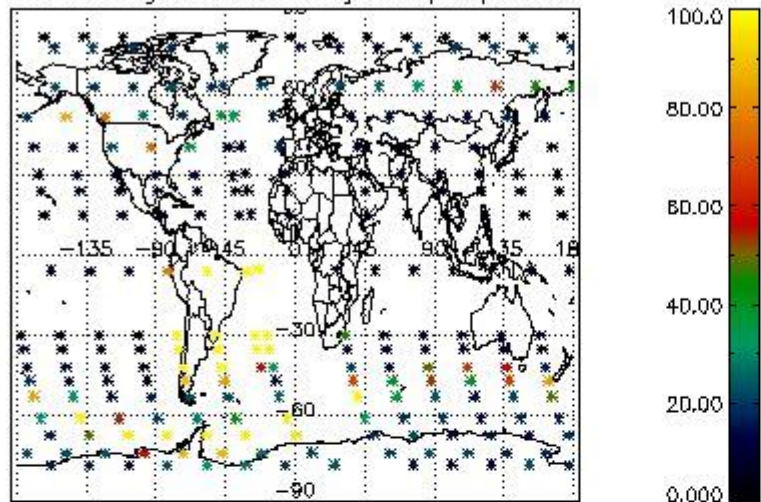


*4.2 Plot quality information per product coming from level 1b processing (world map)*

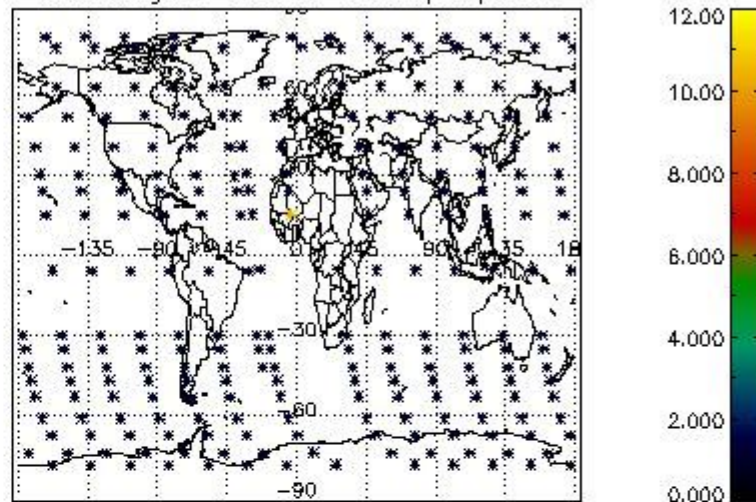
*4.2.1 Plot level 1 quality information per product (world map): ENVISAT ASCENDING passes*



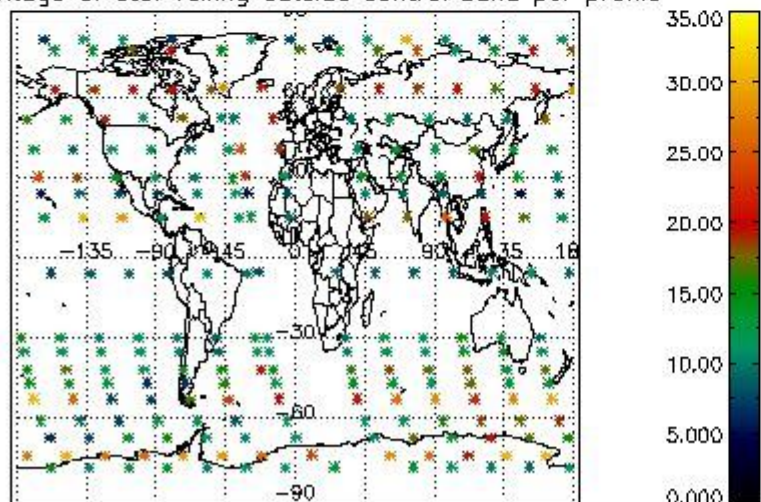
Percentage of cosmic ray hits per profile



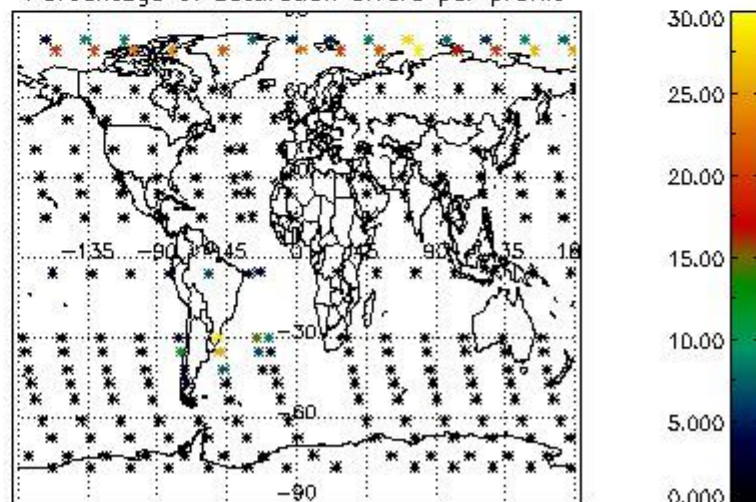
Percentage of datation errors per profile



Percentage of star falling outside central band per profile

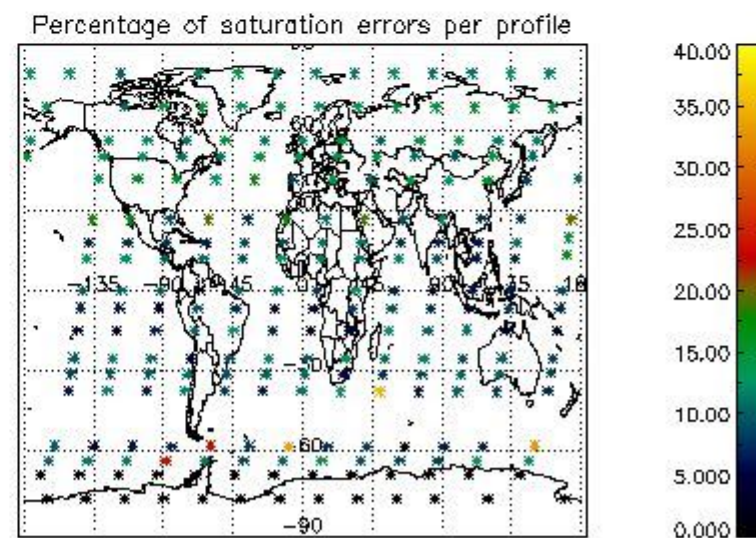
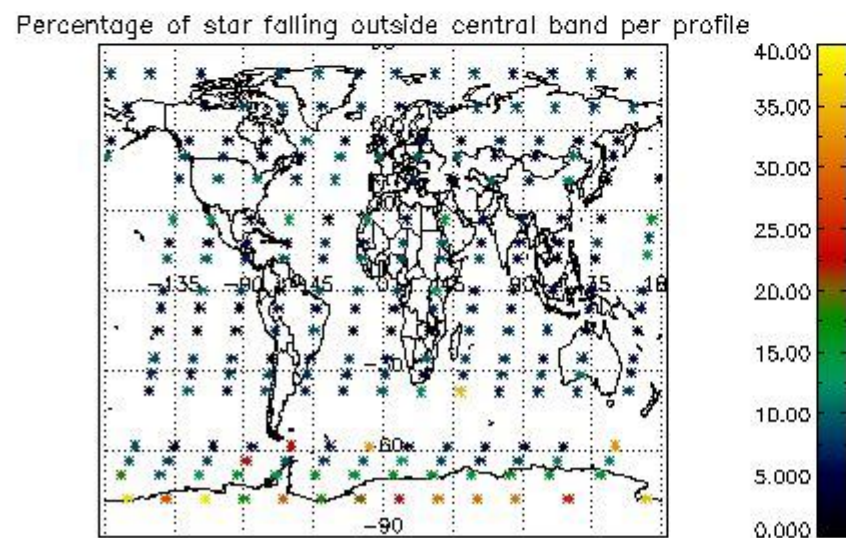
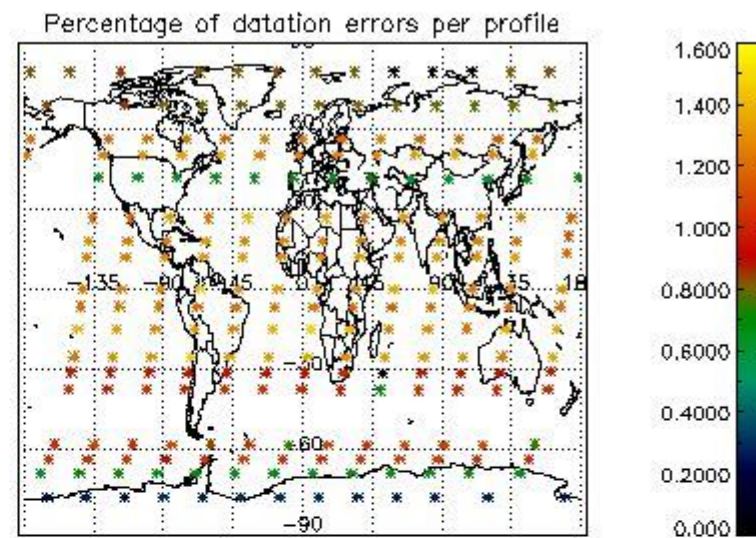
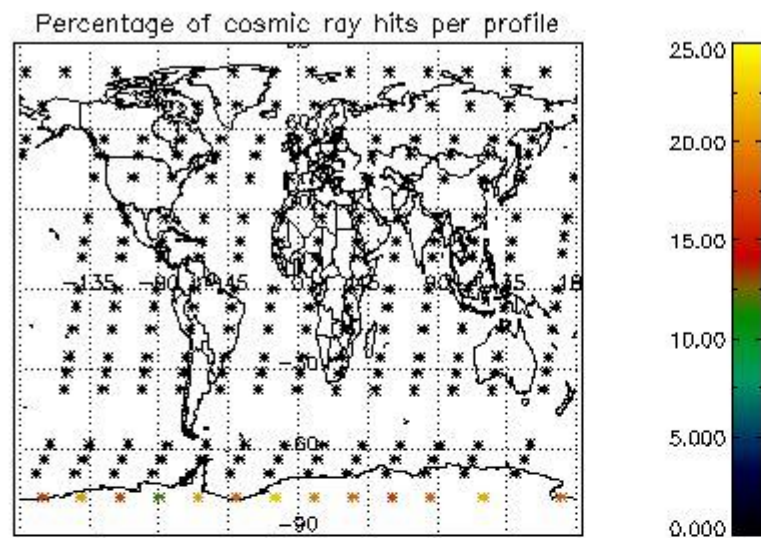


Percentage of saturation errors per profile



4.2.2 Plot level 1 quality information per product (world map): ENVISAT DESCENDING passes





## 5. Trace gas profiles

### 5.1 Ozone statistics based on quality of products

The final quality of the products can be "measured" using the STD (Standard Deviation) attached to every point profile. This information is written to the parameter GOM\_NL\_\_2P/NL\_LOCAL\_SPECIES\_DENSITY/o3\_std of the level 2 products. The table below shows the statistics for given STD ranges.

The statistics are given with respect to the overall valid production:

- Products without fatal errors: GOM\_NL\_\_2P/MPH/PRODUCT\_ERR=0
- Valid point profile: GOM\_NL\_\_2P/NL\_LOCAL\_SPECIES\_DENSITY/pcd(0)=0

The 'Criteria' is applied to valid points of dark limb products:

- Products in dark limb illumination condition: GOM\_NL\_\_2P/NL\_SUMMARY\_QUALITY/obs\_ill\_cond=0
- Products without fatal errors: GOM\_NL\_\_2P/MPH/PRODUCT\_ERR=0
- Valid point profile: GOM\_NL\_\_2P/NL\_LOCAL\_SPECIES\_DENSITY/pcd(0)=0

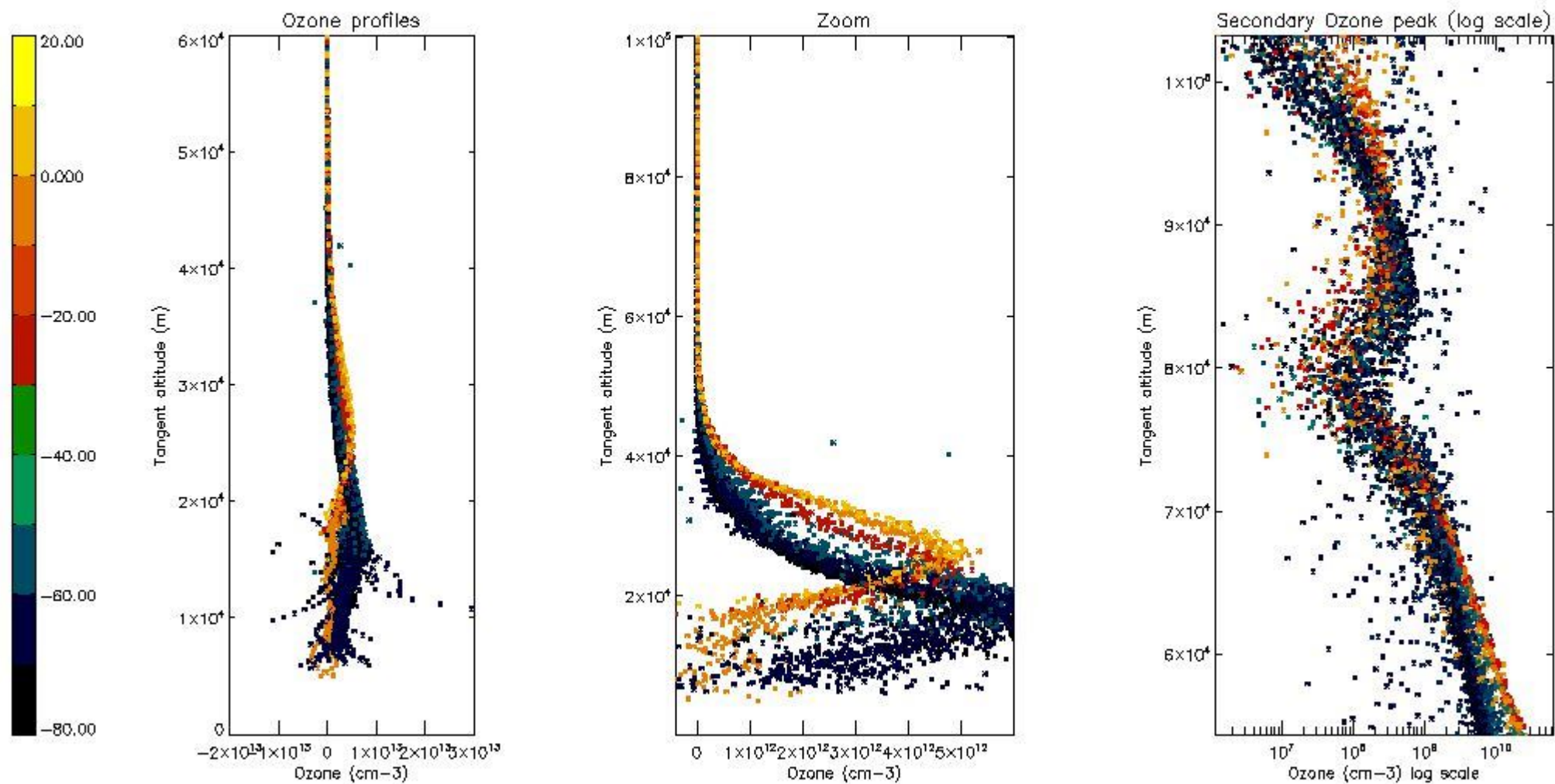
So, the table below shows the percentage of dark limb and valid observations for each criteria with respect to the overall valid daily observations.

Criteria	% of total production
All STD	30
STD < 20	17

STD < 10	14
STD < 5	10

5.2 Plot ozone profiles for all STD (dark without errors)

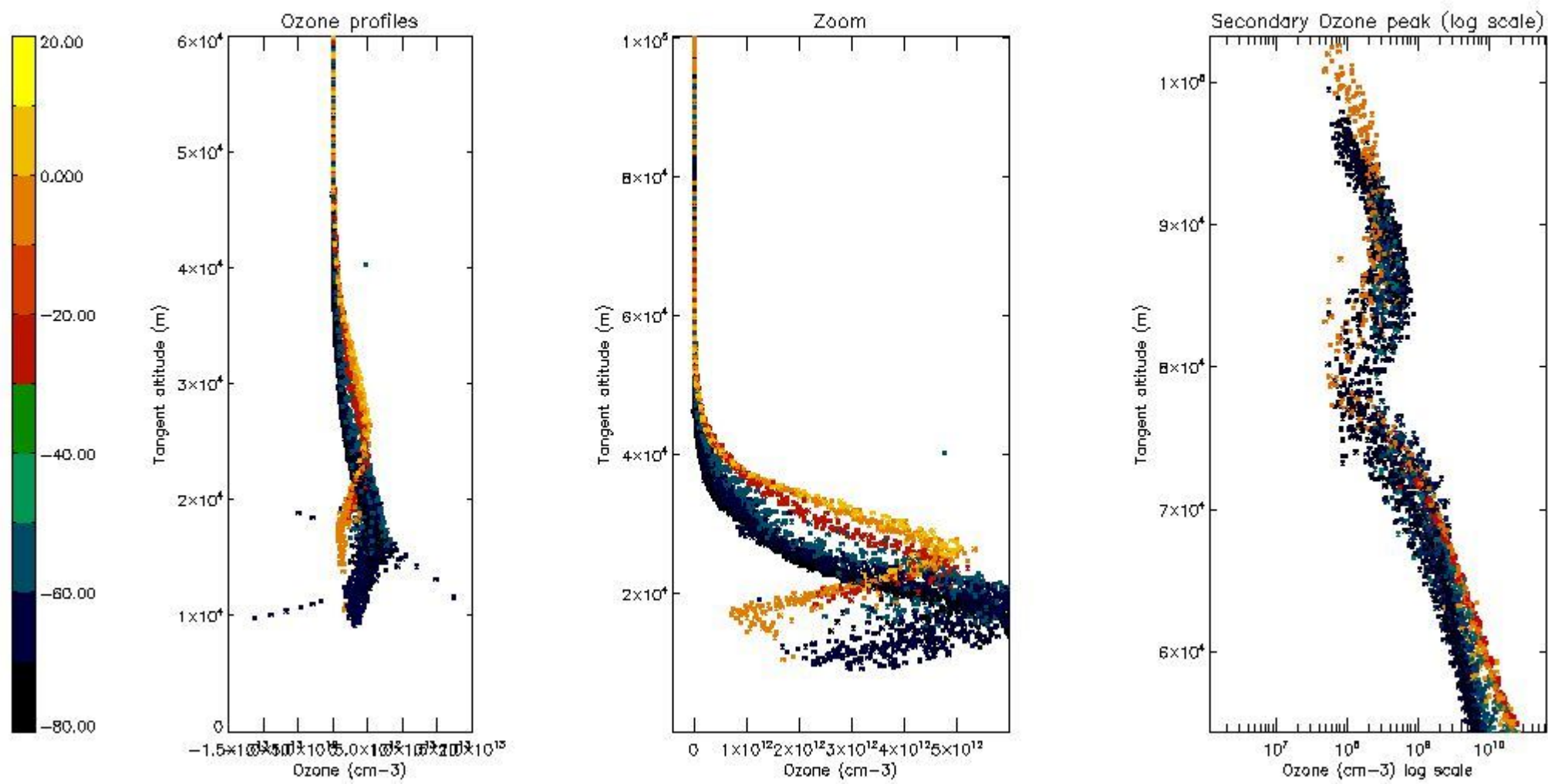
The colorbar represents the latitude.



5.3 Plot ozone profiles where STD < 20% (dark without errors)

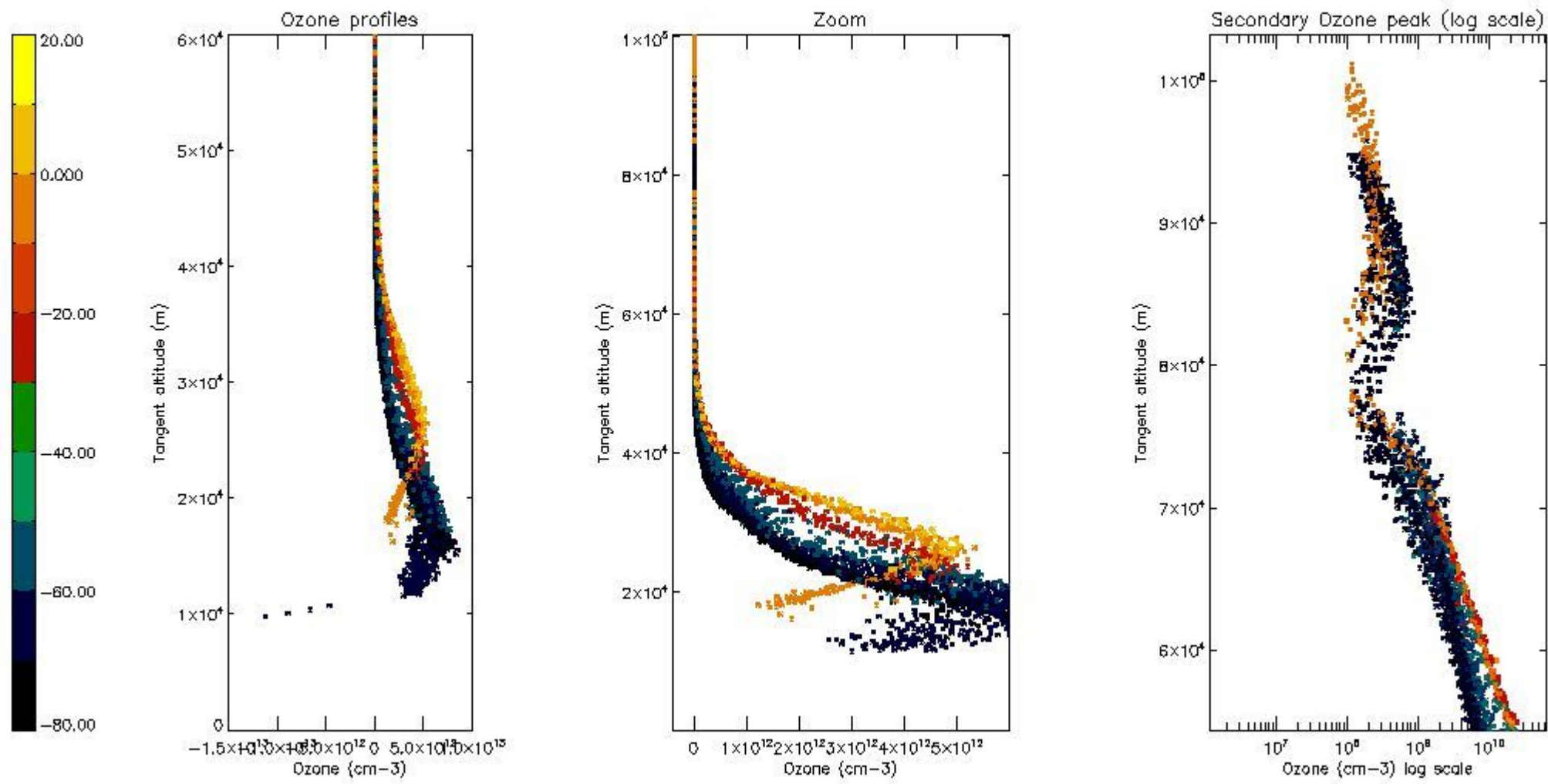
The colorbar represents the latitude.





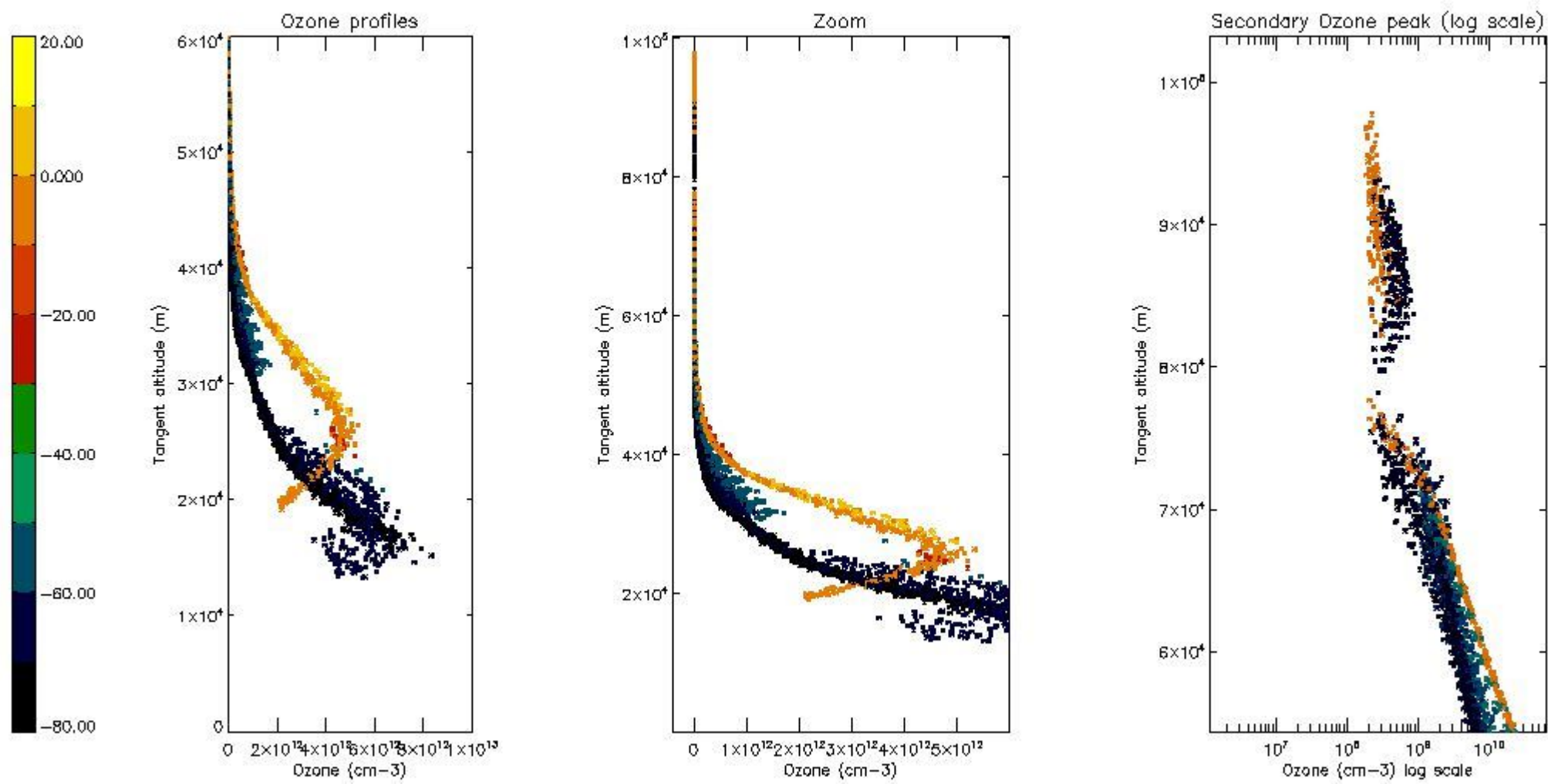
*5.4 Plot ozone profiles where STD < 10% (dark without errors)*

The colorbar represents the latitude.



*5.5 Plot ozone profiles where STD < 5% (dark without errors)*

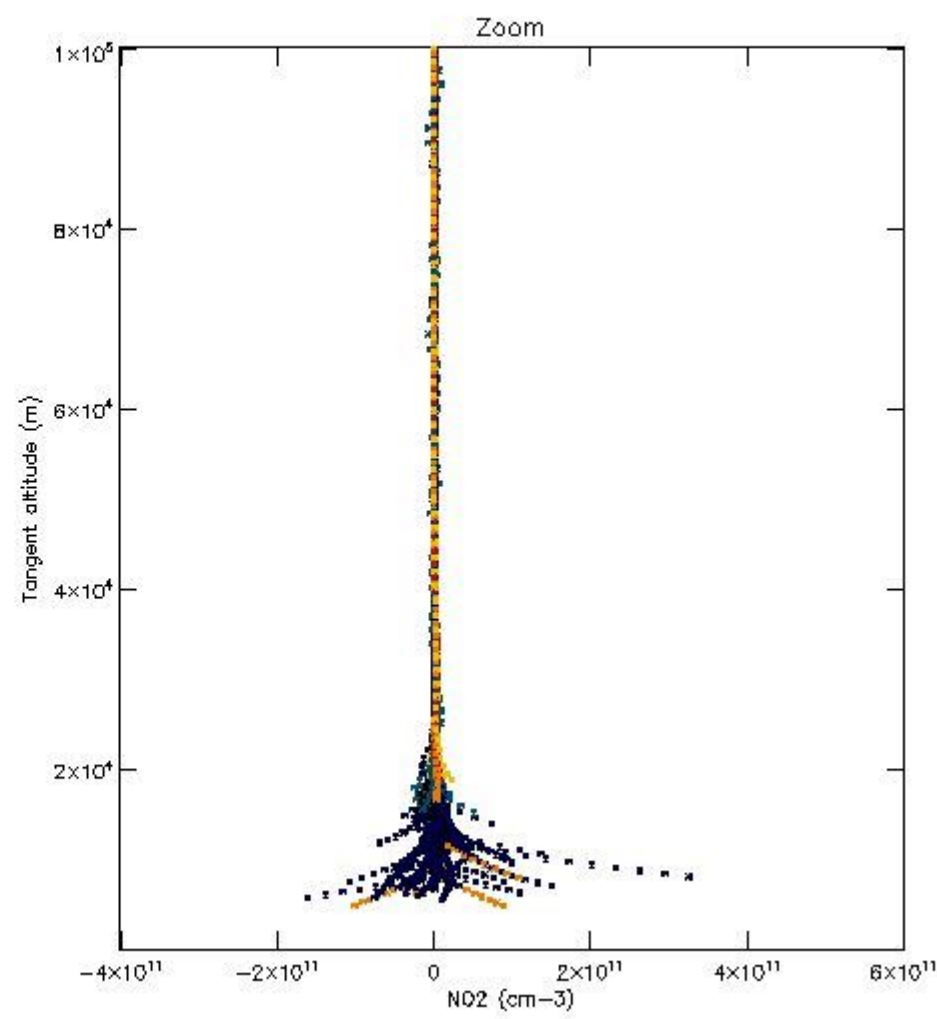
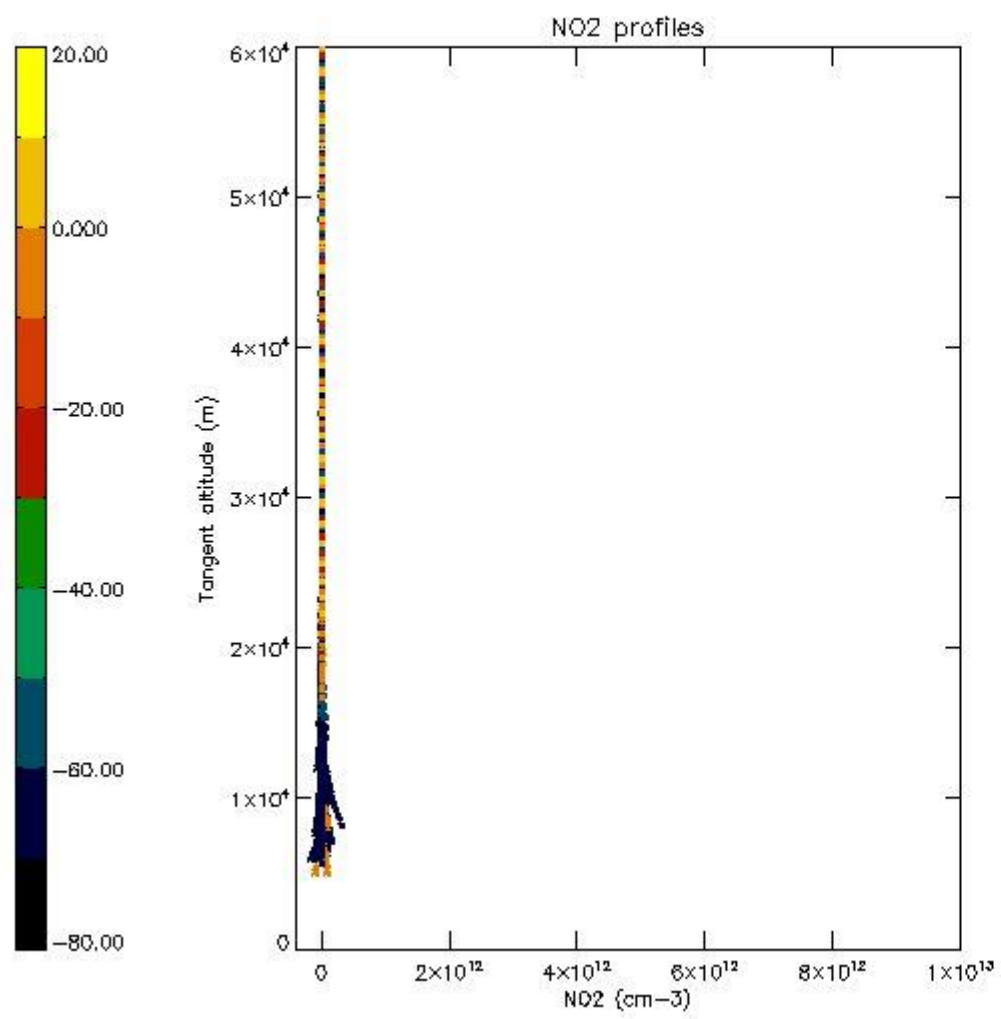
The colorbar represents the latitude.



*5.6 Plot NO<sub>2</sub> profiles for all STD (dark without errors)*

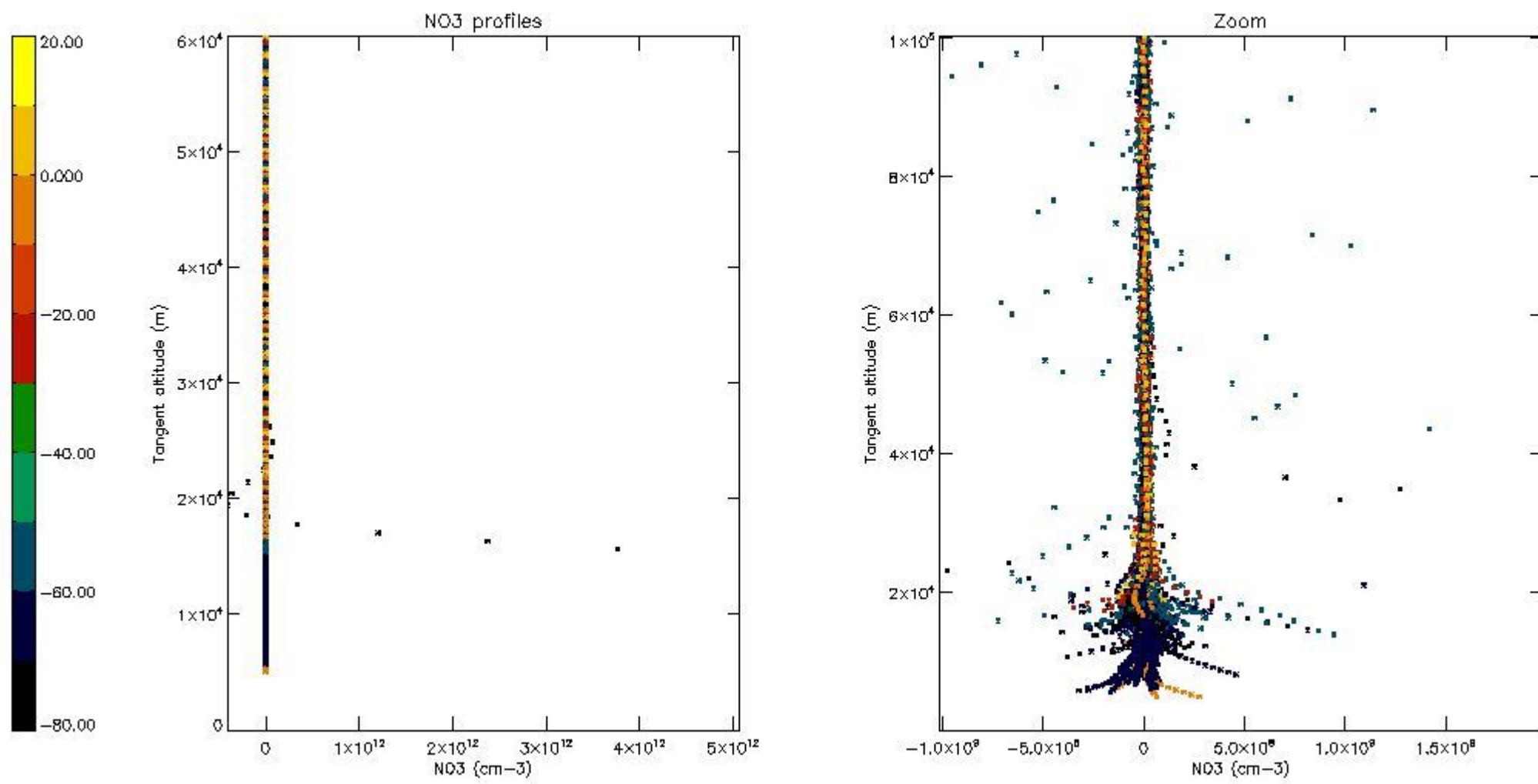
The colorbar represents the latitude.





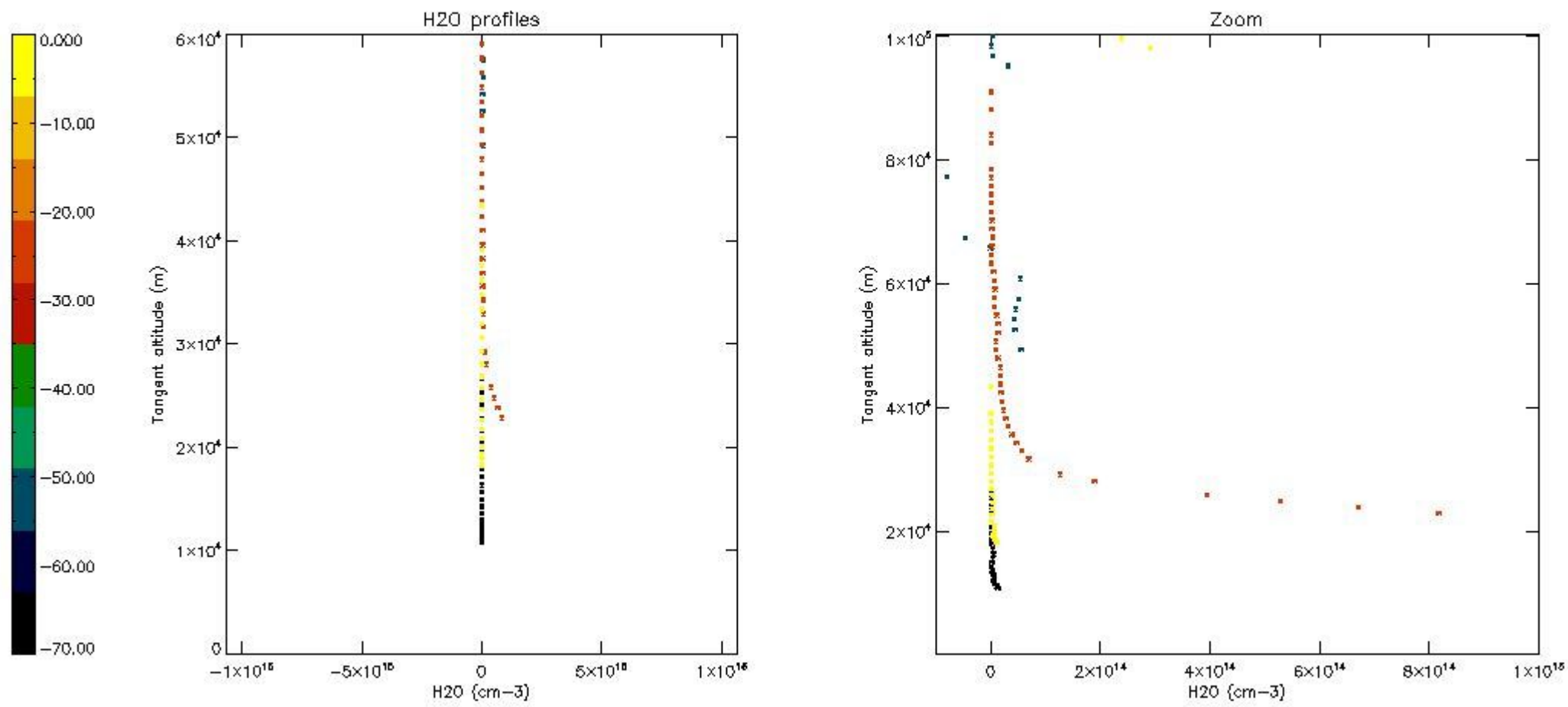
*5.7 Plot NO3 profiles for all STD (dark without errors)*

The colorbar represents the latitude.



*5.8 Plot H2O profiles for all STD (only for occultations of stars 1,2,3,4,13,14,16,26,63 dark without errors)*

The colorbar represents the latitude.



## 6. Auxiliary Data Files used for the production reported in section 2

The number reported in the third column indicates since which file (see list in section 2) the corresponding auxiliary file has been used. The fourth column is the date of those product files.

Type	Auxiliary Filename	Used since product	Used since product date
INST_PHYS_CHARACTERISTICS	GOM_INS_AXVIEC20091111_143220_20030716_120000_20500101_000000	1	26-JUL-2004 00:00:07
LEVEL-2_PROC_CONFIG	GOM_PR2_AXVIEC20091111_152718_20020301_000000_20500101_000000	1	26-JUL-2004 00:00:07
CROSS_SECTIONS_FILE	GOM_CRS_AXVIEC20091111_154832_20020301_000000_20500101_000000	1	26-JUL-2004 00:00:07



# GOMOS Level 2 Daily Report

## SUMMARY

### [1. General Info](#)

### [2. Summary of processed GOM\\_NL\\_2P products](#)

### [3. Level 2 Quality information per product](#)

#### [3.1 Plot of level 2 quality information per product \(time dependant\)](#)

#### [3.2 Plot of level 2 quality information per product \(world map\)](#)

### [4. Level 1 Quality information per product \(stored on level 2 products\)](#)

#### [4.1 Plot of level 1 quality information per product \(time dependant\)](#)

##### [4.1.1 Plot of level 1 quality information per product \(time dependant\): ASCENDING](#)

##### [4.1.2 Plot of level 1 quality information per product \(time dependant\): DESCENDING](#)

#### [4.2 Plot of level 1 quality information per product \(world map\)](#)

##### [4.2.1 Plot of level 1 quality information per product \(world map\): ASCENDING](#)

##### [4.2.2 Plot of level 1 quality information per product \(world map\): DESCENDING](#)

### [5. Ozone profiles based on quality statistics and other trace gas profiles](#)

#### [5.1 Ozone statistics based on quality of products](#)

#### [5.2 Plot ozone profiles for all STD \(dark without errors\)](#)

#### [5.3 Plot ozone profiles where STD < 20% \(dark without errors\)](#)

#### [5.4. Plot ozone profiles where STD < 10% \(dark without errors\)](#)

#### [5.5. Plot ozone profiles where STD < 5% \(dark without errors\)](#)

#### [5.6 Plot NO2 profiles for all STD \(dark without errors\)](#)

#### [5.7 Plot NO3 profiles for all STD \(dark without errors\)](#)

#### [5.8 Plot H2O profiles \(only for occultations of stars 1,2,3,4,13,14,16,26,63 dark without errors\) for all STD](#)

### [6. Auxiliary Data Files used for the production reported in section 2](#)

This report presents the daily analysis on parameters extracted from GOMOS level 2 data (GOM\_NL\_\_2P). It is intended to monitor some important parameters that will impact the quality of these products. A list of level 2 products (and content) that have arrived during the reporting day to the PCF is also given.

Item	Value
Time of report generation	19APR2013 07:13:37
Data source version	GOMOS/6.01
Start time of products	26-07-2004 (26JUL2004 00:00:00)
Stop time of products	27-07-2004 (27JUL2004 00:00:00)
Store outputs in DB	Yes
Nb of level 2 prods	478
Nb of prods with errors	0

## 2. Summary of processed GOM\_NL\_\_2P products.

Nr	Filename	UTC Start time	Limb	Duration	Star Id	Star Name	Star Mag	Star Temp	Nb Meas	Orbit	Prod. error
1	GOM_NL__2PRFIN20040726_000007_000000472028_00488_12566_3261.N1	26-JUL-2004 00:00:07	Dark	46.500	139	9Bet Lep	2.8330	5600.0	93	12566	No
2	GOM_NL__2PRFIN20040726_000206_000000402028_00488_12566_3262.N1	26-JUL-2004 00:02:06	Dark	39.500	177	1Zet CMa	3.0220	26000.	79	12566	No
3	GOM_NL__2PRFIN20040726_000331_000000452028_00488_12566_3263.N1	26-JUL-2004 00:03:31	Dark	44.500	108	Alp Col	2.6520	15200.	89	12566	No
4	GOM_NL__2PRFIN20040726_001015_000000482028_00488_12566_3264.N1	26-JUL-2004 00:10:15	Dark	47.500	157	The1Eri	2.9060	9300.0	95	12566	No
5	GOM_NL__2PRFIN20040726_001605_000000462028_00489_12567_3444.N1	26-JUL-2004 00:16:05	Dark	45.500	9	Alp Eri	0.45300	24000.	91	12567	No
6	GOM_NL__2PRFIN20040726_001840_000000412028_00489_12567_3445.N1	26-JUL-2004 00:18:40	Dark	40.500	135	Bet Hyi	2.8200	5800.0	81	12567	No
7	GOM_NL__2PRFIN20040726_002017_000000622028_00489_12567_3446.N1	26-JUL-2004 00:20:17	Straylight	62.000	84	Alp Phe	2.3970	4500.0	124	12567	No
8	GOM_NL__2PRFIN20040726_002316_000000432028_00489_12567_3447.N1	26-JUL-2004 00:23:16	Straylight	43.000	148	Alp Tuc	2.8780	4100.0	86	12567	No
9	GOM_NL__2PRFIN20040726_002642_000000422028_00489_12567_3448.N1	26-JUL-2004 00:26:42	Straylight	42.000	45	Alp Pav	1.9400	26000.	84	12567	No
10	GOM_NL__2PRFIN20040726_002943_000000752028_00489_12567_3449.N1	26-JUL-2004 00:29:43	Tw_i_and_stray	75.000	18	24Alp PsA	1.1660	9700.0	150	12567	No
11	GOM_NL__2PRFIN20040726_003424_000000442028_00489_12567_3450.N1	26-JUL-2004 00:34:24	Bright	43.500	38	20Eps Sgr	1.8360	11000.	87	12567	No
12	GOM_NL__2PRFIN20040726_003617_000000412028_00489_12567_3451.N1	26-JUL-2004 00:36:17	Bright	41.000	57	34Sig Sgr	2.0660	26000.	82	12567	No
13	GOM_NL__2PRFIN20040726_003758_000000612028_00489_12567_3452.N1	26-JUL-2004 00:37:58	Bright	60.500	142	49Del Cap	2.8500	8900.0	121	12567	No
14	GOM_NL__2PRFIN20040726_004241_000000632028_00489_12567_3453.N1	26-JUL-2004 00:42:41	Bright	63.000	154	22Bet Aqr	2.8990	5700.0	126	12567	No
15	GOM_NL__2PRFIN20040726_004622_000000422028_00489_12567_3454.N1	26-JUL-2004 00:46:22	Bright	42.000	11	53Alp Aql	0.76500	8000.0	84	12567	No
16	GOM_NL__2PRFIN20040726_004759_000000382028_00489_12567_3455.N1	26-JUL-2004 00:47:59	Bright	37.500	59	55Alp Oph	2.0800	8900.0	75	12567	No
17	GOM_NL__2PRFIN20040726_005039_000000722028_00489_12567_3456.N1	26-JUL-2004 00:50:39	Bright	72.000	61	8Eps Peg	2.1000	3900.0	144	12567	No
18	GOM_NL__2PRFIN20040726_005440_000000402028_00489_12567_3457.N1	26-JUL-2004 00:54:40	Bright	39.500	5	3Alp Lyr	0.033000	11000.	79	12567	No
19	GOM_NL__2PRFIN20040726_005711_000000422028_00489_12567_3458.N1	26-JUL-2004 00:57:11	Bright	41.500	144	18Del Cyg	2.8600	11000.	83	12567	No
20	GOM_NL__2PRFIN20040726_005847_000000382028_00489_12567_3459.N1	26-JUL-2004 00:58:47	Bright	37.500	130	23Bet Dra	2.7990	5800.0	75	12567	No
21	GOM_NL__2PRFIN20040726_010206_000000392028_00489_12567_3460.N1	26-JUL-2004 01:02:06	Bright	38.500	119	14Eta Dra	2.7270	4700.0	77	12567	No
22	GOM_NL__2PRFIN20040726_010404_000000422028_00489_12567_3461.N1	26-JUL-2004 01:04:04	Bright	42.000	89	5Alp Cep	2.4510	8000.0	84	12567	No
23	GOM_NL__2PRFIN20040726_010619_000000372028_00489_12567_3462.N1	26-JUL-2004 01:06:19	Bright	36.500	60	7Bet UMi	2.0810	3950.0	73	12567	No
24	GOM_NL__2PRFIN20040726_010914_000000412028_00489_12567_3463.N1	26-JUL-2004 01:09:14	Bright	40.500	49	1Alp UMi	1.9900	6300.0	81	12567	No
25	GOM_NL__2PRFIN20040726_011100_000000542028_00489_12567_3464.N1	26-JUL-2004 01:11:00	Bright	53.500	74	11Bet Cas	2.2680	6600.0	107	12567	No
26	GOM_NL__2PRFIN20040726_011247_000000492028_00489_12567_3465.N1	26-JUL-2004 01:12:47	Bright	49.000	76	27Gam Cas	2.3000	30000.	98	12567	No
27	GOM_NL__2PRFIN20040726_011841_000000462028_00489_12567_3466.N1	26-JUL-2004 01:18:41	Bright	45.500	160	23Gam Per	2.9300	4700.0	91	12567	No
28	GOM_NL__2PRFIN20040726_012014_000000492028_00489_12567_3467.N1	26-JUL-2004 01:20:14	Bright	48.500	35	33Alp Per	1.7950	6250.0	97	12567	No
29	GOM_NL__2PRFIN20040726_012151_000000742028_00489_12567_3468.N1	26-JUL-2004 01:21:51	Bright	74.000	73	57Gam1And	2.2600	13100.	148	12567	No
30	GOM_NL__2PRFIN20040726_012451_000001922028_00489_12567_3469.N1	26-JUL-2004 01:24:51	Straylight	192.00	53	43Bet And	2.0480	3300.0	384	12567	No
31	GOM_NL__2PRFIN20040726_012940_000000542028_00489_12567_3470.N1	26-JUL-2004 01:29:40	Dark	54.000	146	25Eta Tau	2.8730	15200.	108	12567	No
32	GOM_NL__2PRFIN20040726_013113_000000592028_00489_12567_3471.N1	26-JUL-2004 01:31:13	Dark	59.000	13	87Alp Tau	0.86700	3800.0	118	12567	No
33	GOM_NL__2PRFIN20040726_013319_000000432028_00489_12567_3472.N1	26-JUL-2004 01:33:19	Dark	43.000	27	24Gam Ori	1.6360	26000.	86	12567	No
34	GOM_NL__2PRFIN20040726_013512_000000432028_00489_12567_3473.N1	26-JUL-2004 01:35:12	Dark	43.000	30	46Eps Ori	1.6940	30000.	86	12567	No
35	GOM_NL__2PRFIN20040726_013735_000000502028_00489_12567_3474.N1	26-JUL-2004 01:37:35	Dark	50.000	7	19Bet Ori	0.10000	14000.	100	12567	No
36	GOM_NL__2PRFIN20040726_013919_000000412028_00489_12567_3475.N1	26-JUL-2004 01:39:19	Dark	40.500	47	2Bet CMa	1.9760	28000.	81	12567	No
37	GOM_NL__2PRFIN20040726_014044_000000432028_00489_12567_3476.N1	26-JUL-2004 01:40:44	Dark	42.500	139	9Bet Lep	2.8330	5600.0	85	12567	No
38	GOM_NL__2PRFIN20040726_014242_000000392028_00489_12567_3477.N1	26-JUL-2004 01:42:42	Dark	39.000	177	1Zet CMa	3.0220	26000.	78	12567	No
39	GOM_NL__2PRFIN20040726_014410_000000402028_00489_12567_3478.N1	26-JUL-2004 01:44:10	Dark	39.500	108	Alp Col	2.6520	15200.	79	12567	No
40	GOM_NL__2PRFIN20040726_015052_000000492028_00489_12567_3479.N1	26-JUL-2004 01:50:52	Dark	48.500	157	The1Eri	2.9060	9300.0	97	12567	No
41	GOM_NL__2PRFIN20040726_015642_000000582028_00490_12568_3338.N1	26-JUL-2004 01:56:42	Dark	58.000	9	Alp Eri	0.45300	24000.	116	12568	No
42	GOM_NL__2PRFIN20040726_015916_000000402028_00490_12568_3339.N1	26-JUL-2004 01:59:16	Dark	40.000	135	Bet Hyi	2.8200	5800.0	80	12568	No

43	GOM_NL__2PRFIN20040726_020054_000000572028_00490_12568_3340.N1	26-JUL-2004 02:00:54	Straylight	56.500	84	Alp Phe	2.3970	4500.0	113	12568	No
44	GOM_NL__2PRFIN20040726_020351_000000432028_00490_12568_3341.N1	26-JUL-2004 02:03:51	Straylight	42.500	148	Alp Tuc	2.8780	4100.0	85	12568	No
45	GOM_NL__2PRFIN20040726_020717_000000482028_00490_12568_3342.N1	26-JUL-2004 02:07:17	Straylight	47.500	45	Alp Pav	1.9400	26000.	95	12568	No
46	GOM_NL__2PRFIN20040726_021020_000000772028_00490_12568_3343.N1	26-JUL-2004 02:10:20	Twi_and_stray	76.500	18	24Alp PsA	1.1660	9700.0	153	12568	No
47	GOM_NL__2PRFIN20040726_021459_000000432028_00490_12568_3344.N1	26-JUL-2004 02:14:59	Bright	43.000	38	20Eps Sgr	1.8360	11000.	86	12568	No
48	GOM_NL__2PRFIN20040726_021654_000000412028_00490_12568_3345.N1	26-JUL-2004 02:16:54	Bright	40.500	57	34Sig Sgr	2.0660	26000.	81	12568	No
49	GOM_NL__2PRFIN20040726_021834_000000612028_00490_12568_3346.N1	26-JUL-2004 02:18:34	Bright	60.500	142	49Del Cap	2.8500	8900.0	121	12568	No
50	GOM_NL__2PRFIN20040726_022317_000000632028_00490_12568_3347.N1	26-JUL-2004 02:23:17	Bright	63.000	154	22Bet Aqr	2.8990	5700.0	126	12568	No
51	GOM_NL__2PRFIN20040726_022656_000000442028_00490_12568_3348.N1	26-JUL-2004 02:26:56	Bright	44.000	11	53Alp Aql	0.76500	8000.0	88	12568	No
52	GOM_NL__2PRFIN20040726_022836_000000402028_00490_12568_3349.N1	26-JUL-2004 02:28:36	Bright	39.500	59	55Alp Oph	2.0800	8900.0	79	12568	No
53	GOM_NL__2PRFIN20040726_023113_000000802028_00490_12568_3350.N1	26-JUL-2004 02:31:13	Bright	79.500	61	8Eps Peg	2.1000	3900.0	159	12568	No
54	GOM_NL__2PRFIN20040726_023516_000000402028_00490_12568_3351.N1	26-JUL-2004 02:35:16	Bright	39.500	5	3Alp Lyr	0.033000	11000.	79	12568	No
55	GOM_NL__2PRFIN20040726_023746_000000402028_00490_12568_3352.N1	26-JUL-2004 02:37:46	Bright	40.000	144	18Del Cyg	2.8600	11000.	80	12568	No
56	GOM_NL__2PRFIN20040726_023921_000000392028_00490_12568_3353.N1	26-JUL-2004 02:39:21	Bright	38.500	130	23Bet Dra	2.7990	5800.0	77	12568	No
57	GOM_NL__2PRFIN20040726_024240_000000402028_00490_12568_3354.N1	26-JUL-2004 02:42:40	Bright	40.000	119	14Eta Dra	2.7270	4700.0	80	12568	No
58	GOM_NL__2PRFIN20040726_024439_000000402028_00490_12568_3355.N1	26-JUL-2004 02:44:39	Bright	40.000	89	5Alp Cep	2.4510	8000.0	80	12568	No
59	GOM_NL__2PRFIN20040726_024653_000000412028_00490_12568_3356.N1	26-JUL-2004 02:46:53	Bright	41.000	60	7Bet UMi	2.0810	3950.0	82	12568	No
60	GOM_NL__2PRFIN20040726_024952_000000392028_00490_12568_3357.N1	26-JUL-2004 02:49:52	Bright	38.500	49	1Alp UMi	1.9900	6300.0	77	12568	No
61	GOM_NL__2PRFIN20040726_025135_000000532028_00490_12568_3358.N1	26-JUL-2004 02:51:35	Bright	53.000	74	11Bet Cas	2.2680	6600.0	106	12568	No
62	GOM_NL__2PRFIN20040726_025323_000000502028_00490_12568_3359.N1	26-JUL-2004 02:53:23	Bright	49.500	76	27Gam Cas	2.3000	30000.	99	12568	No
63	GOM_NL__2PRFIN20040726_025916_000000472028_00490_12568_3360.N1	26-JUL-2004 02:59:16	Bright	46.500	160	23Gam Per	2.9300	4700.0	93	12568	No
64	GOM_NL__2PRFIN20040726_030049_000000472028_00490_12568_3361.N1	26-JUL-2004 03:00:49	Bright	46.500	35	33Alp Per	1.7950	6250.0	93	12568	No
65	GOM_NL__2PRFIN20040726_030226_000000762028_00490_12568_3362.N1	26-JUL-2004 03:02:26	Bright	75.500	73	57Gam1And	2.2600	13100.	151	12568	No
66	GOM_NL__2PRFIN20040726_030526_000001922028_00490_12568_3363.N1	26-JUL-2004 03:05:26	Straylight	192.00	53	43Bet And	2.0480	3300.0	384	12568	No
67	GOM_NL__2PRFIN20040726_031016_000000542028_00490_12568_3364.N1	26-JUL-2004 03:10:16	Dark	54.000	146	25Eta Tau	2.8730	15200.	108	12568	No
68	GOM_NL__2PRFIN20040726_031151_000000592028_00490_12568_3365.N1	26-JUL-2004 03:11:51	Dark	59.000	13	87Alp Tau	0.86700	3800.0	118	12568	No
69	GOM_NL__2PRFIN20040726_031355_000000432028_00490_12568_3366.N1	26-JUL-2004 03:13:55	Dark	43.000	27	24Gam Ori	1.6360	26000.	86	12568	No
70	GOM_NL__2PRFIN20040726_031548_000000452028_00490_12568_3367.N1	26-JUL-2004 03:15:48	Dark	45.000	30	46Eps Ori	1.6940	30000.	90	12568	No
71	GOM_NL__2PRFIN20040726_031809_000000482028_00490_12568_3368.N1	26-JUL-2004 03:18:09	Dark	48.000	7	19Bet Ori	0.10000	14000.	96	12568	No
72	GOM_NL__2PRFIN20040726_031955_000000372028_00490_12568_3369.N1	26-JUL-2004 03:19:55	Dark	37.000	47	2Bet CMa	1.9760	28000.	74	12568	No
73	GOM_NL__2PRFIN20040726_032120_000000432028_00490_12568_3370.N1	26-JUL-2004 03:21:20	Dark	43.000	139	9Bet Lep	2.8330	5600.0	86	12568	No
74	GOM_NL__2PRFIN20040726_032318_000000402028_00490_12568_3371.N1	26-JUL-2004 03:23:18	Dark	40.000	177	1Zet CMa	3.0220	26000.	80	12568	No
75	GOM_NL__2PRFIN20040726_032445_000000402028_00490_12568_3372.N1	26-JUL-2004 03:24:45	Dark	40.000	108	Alp Col	2.6520	15200.	80	12568	No
76	GOM_NL__2PRFIN20040726_033130_000000462028_00490_12568_3373.N1	26-JUL-2004 03:31:30	Dark	46.000	157	The1Eri	2.9060	9300.0	92	12568	No
77	GOM_NL__2PRFIN20040726_033719_000000452028_00491_12569_3340.N1	26-JUL-2004 03:37:19	Dark	45.000	9	Alp Eri	0.45300	24000.	90	12569	No
78	GOM_NL__2PRFIN20040726_033952_000000392028_00491_12569_3341.N1	26-JUL-2004 03:39:52	Dark	39.000	135	Bet Hyi	2.8200	5800.0	78	12569	No
79	GOM_NL__2PRFIN20040726_034131_000000592028_00491_12569_3342.N1	26-JUL-2004 03:41:31	Straylight	58.500	84	Alp Phe	2.3970	4500.0	117	12569	No
80	GOM_NL__2PRFIN20040726_034429_000000442028_00491_12569_3343.N1	26-JUL-2004 03:44:29	Straylight	44.000	148	Alp Tuc	2.8780	4100.0	88	12569	No
81	GOM_NL__2PRFIN20040726_034756_000000412028_00491_12569_3344.N1	26-JUL-2004 03:47:56	Straylight	41.000	45	Alp Pav	1.9400	26000.	82	12569	No
82	GOM_NL__2PRFIN20040726_035057_000000782028_00491_12569_3345.N1	26-JUL-2004 03:50:57	Twi_and_stray	78.000	18	24Alp PsA	1.1660	9700.0	156	12569	No
83	GOM_NL__2PRFIN20040726_035536_000000422028_00491_12569_3346.N1	26-JUL-2004 03:55:36	Bright	41.500	38	20Eps Sgr	1.8360	11000.	83	12569	No
84	GOM_NL__2PRFIN20040726_035730_000000382028_00491_12569_3347.N1	26-JUL-2004 03:57:30	Bright	38.000	57	34Sig Sgr	2.0660	26000.	76	12569	No
85	GOM_NL__2PRFIN20040726_035910_000000602028_00491_12569_3348.N1	26-JUL-2004 03:59:10	Bright	60.000	142	49Del Cap	2.8500	8900.0	120	12569	No
86	GOM_NL__2PRFIN20040726_040352_000000652028_00491_12569_3349.N1	26-JUL-2004 04:03:52	Bright	64.500	154	22Bet Aqr	2.8990	5700.0	129	12569	No
87	GOM_NL__2PRFIN20040726_040734_000000432028_00491_12569_3350.N1	26-JUL-2004 04:07:34	Bright	42.500	11	53Alp Aql	0.76500	8000.0	85	12569	No
88	GOM_NL__2PRFIN20040726_040912_000000372028_00491_12569_3351.N1	26-JUL-2004 04:09:12	Bright	37.000	59	55Alp Oph	2.0800	8900.0	74	12569	No
89	GOM_NL__2PRFIN20040726_041148_000000772028_00491_12569_3352.N1	26-JUL-2004 04:11:48	Bright	76.500	61	8Eps Peg	2.1000	3900.0	153	12569	No
90	GOM_NL__2PRFIN20040726_041555_000000382028_00491_12569_3353.N1	26-JUL-2004 04:15:55	Bright	38.000	5	3Alp Lyr	0.033000	11000.	76	12569	No
91	GOM_NL__2PRFIN20040726_041823_000000392028_00491_12569_3354.N1	26-JUL-2004 04:18:23	Bright	39.000	144	18Del Cyg	2.8600	11000.	78	12569	No
92	GOM_NL__2PRFIN20040726_042000_000000382028_00491_12569_3355.N1	26-JUL-2004 04:20:00	Bright	37.500	130	23Bet Dra	2.7990	5800.0	75	12569	No
93	GOM_NL__2PRFIN20040726_042319_000000362028_00491_12569_3356.N1	26-JUL-2004 04:23:19	Bright	35.500	119	14Eta Dra	2.7270	4700.0	71	12569	No
94	GOM_NL__2PRFIN20040726_042514_000000422028_00491_12569_3357.N1	26-JUL-2004 04:25:14	Bright	42.000	89	5Alp Cep	2.4510	8000.0	84	12569	No
95	GOM_NL__2PRFIN20040726_042732_000000392028_00491_12569_3358.N1	26-JUL-2004 04:27:32	Bright	38.500	60	7Bet UMi	2.0810	3950.0	77	12569	No
96	GOM_NL__2PRFIN20040726_043029_000000382028_00491_12569_3359.N1	26-JUL-2004 04:30:29	Bright	38.000	49	1Alp UMi	1.9900	6300.0	76	12569	No
97	GOM_NL__2PRFIN20040726_043210_000000532028_00491_12569_3360.N1	26-JUL-2004 04:32:10	Bright	52.500	74	11Bet Cas	2.2680	6600.0	105	12569	No
98	GOM_NL__2PRFIN20040726_043358_000000492028_00491_12569_3361.N1	26-JUL-2004 04:33:58	Bright	48.500	76	27Gam Cas	2.3000	30000.	97	12569	No
99	GOM_NL__2PRFIN20040726_043952_000000462028_00491_12569_3362.N1	26-JUL-2004 04:39:52	Bright	45.500	160	23Gam Per	2.9300	4700.0	91	12569	No
100	GOM_NL__2PRFIN20040726_044125_000000472028_00491_12569_3363.N1	26-JUL-2004 04:41:25	Bright	47.000	35	33Alp Per	1.7950	6250.0	94	12569	No
101	GOM_NL__2PRFIN20040726_044302_000000742028_00491_12569_3364.N1	26-JUL-2004 04:43:02	Bright	74.000	73	57Gam1And	2.2600	13100.	148	12569	No



102	GOM_NL__2PRFIN20040726_044602_000001952028_00491_12569_3365.N1	26-JUL-2004 04:46:02	Straylight	195.00	53	43Bet And	2.0480	3300.0	390	12569	No
103	GOM_NL__2PRFIN20040726_045053_000000542028_00491_12569_3366.N1	26-JUL-2004 04:50:53	Dark	54.000	146	25Eta Tau	2.8730	15200.	108	12569	No
104	GOM_NL__2PRFIN20040726_045228_000000592028_00491_12569_3367.N1	26-JUL-2004 04:52:28	Dark	59.000	13	87Alp Tau	0.86700	3800.0	118	12569	No
105	GOM_NL__2PRFIN20040726_045431_000000452028_00491_12569_3368.N1	26-JUL-2004 04:54:31	Dark	44.500	27	24Gam Ori	1.6360	26000.	89	12569	No
106	GOM_NL__2PRFIN20040726_045627_000000422028_00491_12569_3369.N1	26-JUL-2004 04:56:27	Dark	41.500	30	46Eps Ori	1.6940	30000.	83	12569	No
107	GOM_NL__2PRFIN20040726_045847_000000422028_00491_12569_3370.N1	26-JUL-2004 04:58:47	Dark	41.500	7	19Bet Ori	0.10000	14000.	83	12569	No
108	GOM_NL__2PRFIN20040726_050031_000000382028_00491_12569_3371.N1	26-JUL-2004 05:00:31	Dark	38.000	47	2Bet CMa	1.9760	28000.	76	12569	No
109	GOM_NL__2PRFIN20040726_050156_000000432028_00491_12569_3372.N1	26-JUL-2004 05:01:56	Dark	42.500	139	9Bet Lep	2.8330	5600.0	85	12569	No
110	GOM_NL__2PRFIN20040726_050354_000000402028_00491_12569_3373.N1	26-JUL-2004 05:03:54	Dark	39.500	177	1Zet CMa	3.0220	26000.	79	12569	No
111	GOM_NL__2PRFIN20040726_050520_000000432028_00491_12569_3374.N1	26-JUL-2004 05:05:20	Dark	43.000	108	Alp Col	2.6520	15200.	86	12569	No
112	GOM_NL__2PRFIN20040726_051206_000000492028_00491_12569_3375.N1	26-JUL-2004 05:12:06	Dark	48.500	157	The1Eri	2.9060	9300.0	97	12569	No
113	GOM_NL__2PRFIN20040726_051756_000000562028_00492_12570_3342.N1	26-JUL-2004 05:17:56	Dark	55.500	9	Alp Eri	0.45300	24000.	111	12570	No
114	GOM_NL__2PRFIN20040726_052028_000000402028_00492_12570_3343.N1	26-JUL-2004 05:20:28	Dark	39.500	135	Bet Hyi	2.8200	5800.0	79	12570	No
115	GOM_NL__2PRFIN20040726_052208_000000612028_00492_12570_3344.N1	26-JUL-2004 05:22:08	Straylight	60.500	84	Alp Phe	2.3970	4500.0	121	12570	No
116	GOM_NL__2PRFIN20040726_052505_000000442028_00492_12570_3345.N1	26-JUL-2004 05:25:05	Straylight	43.500	148	Alp Tuc	2.8780	4100.0	87	12570	No
117	GOM_NL__2PRFIN20040726_052818_000000532028_00492_12570_3346.N1	26-JUL-2004 05:28:18	Straylight	52.500	31	Alp Gru	1.7340	15200.	105	12570	No
118	GOM_NL__2PRFIN20040726_053134_000000762028_00492_12570_3347.N1	26-JUL-2004 05:31:34	Tw_i_and_stray	76.000	18	24Alp PsA	1.1660	9700.0	152	12570	No
119	GOM_NL__2PRFIN20040726_053612_000000412028_00492_12570_3348.N1	26-JUL-2004 05:36:12	Bright	41.000	38	20Eps Sgr	1.8360	11000.	82	12570	No
120	GOM_NL__2PRFIN20040726_053807_000000402028_00492_12570_3349.N1	26-JUL-2004 05:38:07	Bright	39.500	57	34Sig Sgr	2.0660	26000.	79	12570	No
121	GOM_NL__2PRFIN20040726_053945_000000622028_00492_12570_3350.N1	26-JUL-2004 05:39:45	Bright	61.500	142	49Del Cap	2.8500	8900.0	123	12570	No
122	GOM_NL__2PRFIN20040726_054427_000000642028_00492_12570_3351.N1	26-JUL-2004 05:44:27	Bright	64.000	154	22Bet Aqr	2.8990	5700.0	128	12570	No
123	GOM_NL__2PRFIN20040726_054811_000000432028_00492_12570_3352.N1	26-JUL-2004 05:48:11	Bright	42.500	11	53Alp Aql	0.76500	8000.0	85	12570	No
124	GOM_NL__2PRFIN20040726_054948_000000382028_00492_12570_3353.N1	26-JUL-2004 05:49:48	Bright	37.500	59	55Alp Oph	2.0800	8900.0	75	12570	No
125	GOM_NL__2PRFIN20040726_055222_000000792028_00492_12570_3354.N1	26-JUL-2004 05:52:22	Bright	78.500	61	8Eps Peg	2.1000	3900.0	157	12570	No
126	GOM_NL__2PRFIN20040726_055631_000000382028_00492_12570_3355.N1	26-JUL-2004 05:56:31	Bright	37.500	5	3Alp Lyr	0.033000	11000.	75	12570	No
127	GOM_NL__2PRFIN20040726_055858_000000402028_00492_12570_3356.N1	26-JUL-2004 05:58:58	Bright	39.500	144	18Del Cyg	2.8600	11000.	79	12570	No
128	GOM_NL__2PRFIN20040726_060036_000000392028_00492_12570_3357.N1	26-JUL-2004 06:00:36	Bright	38.500	130	23Bet Dra	2.7990	5800.0	77	12570	No
129	GOM_NL__2PRFIN20040726_060356_000000372028_00492_12570_3358.N1	26-JUL-2004 06:03:56	Bright	37.000	119	14Eta Dra	2.7270	4700.0	74	12570	No
130	GOM_NL__2PRFIN20040726_060550_000000432028_00492_12570_3359.N1	26-JUL-2004 06:05:50	Bright	43.000	89	5Alp Cep	2.4510	8000.0	86	12570	No
131	GOM_NL__2PRFIN20040726_060808_000000402028_00492_12570_3360.N1	26-JUL-2004 06:08:08	Bright	39.500	60	7Bet UMi	2.0810	3950.0	79	12570	No
132	GOM_NL__2PRFIN20040726_061105_000000382028_00492_12570_3361.N1	26-JUL-2004 06:11:05	Bright	38.000	49	1Alp UMi	1.9900	6300.0	76	12570	No
133	GOM_NL__2PRFIN20040726_061245_000000522028_00492_12570_3362.N1	26-JUL-2004 06:12:45	Bright	52.000	74	11Bet Cas	2.2680	6600.0	104	12570	No
134	GOM_NL__2PRFIN20040726_061432_000000712028_00492_12570_3363.N1	26-JUL-2004 06:14:32	Bright	71.000	76	27Gam Cas	2.3000	30000.	142	12570	No
135	GOM_NL__2PRFIN20040726_062027_000000482028_00492_12570_3364.N1	26-JUL-2004 06:20:27	Bright	48.000	160	23Gam Per	2.9300	4700.0	96	12570	No
136	GOM_NL__2PRFIN20040726_062201_000000482028_00492_12570_3365.N1	26-JUL-2004 06:22:01	Bright	47.500	35	33Alp Per	1.7950	6250.0	95	12570	No
137	GOM_NL__2PRFIN20040726_062337_000000752028_00492_12570_3366.N1	26-JUL-2004 06:23:37	Bright	75.000	73	57Gam1And	2.2600	13100.	150	12570	No
138	GOM_NL__2PRFIN20040726_062637_000001772028_00492_12570_3367.N1	26-JUL-2004 06:26:37	Straylight	176.50	53	43Bet And	2.0480	3300.0	353	12570	No
139	GOM_NL__2PRFIN20040726_063129_000000552028_00492_12570_3368.N1	26-JUL-2004 06:31:29	Dark	55.000	146	25Eta Tau	2.8730	15200.	110	12570	No
140	GOM_NL__2PRFIN20040726_063304_000000572028_00492_12570_3369.N1	26-JUL-2004 06:33:04	Dark	57.000	13	87Alp Tau	0.86700	3800.0	114	12570	No
141	GOM_NL__2PRFIN20040726_063508_000000442028_00492_12570_3370.N1	26-JUL-2004 06:35:08	Dark	44.000	27	24Gam Ori	1.6360	26000.	88	12570	No
142	GOM_NL__2PRFIN20040726_063703_000000402028_00492_12570_3371.N1	26-JUL-2004 06:37:03	Dark	39.500	30	46Eps Ori	1.6940	30000.	79	12570	No
143	GOM_NL__2PRFIN20040726_063924_000000412028_00492_12570_3372.N1	26-JUL-2004 06:39:24	Dark	40.500	7	19Bet Ori	0.10000	14000.	81	12570	No
144	GOM_NL__2PRFIN20040726_064107_000000422028_00492_12570_3373.N1	26-JUL-2004 06:41:07	Dark	41.500	47	2Bet CMa	1.9760	28000.	83	12570	No
145	GOM_NL__2PRFIN20040726_064233_000000422028_00492_12570_3374.N1	26-JUL-2004 06:42:33	Dark	42.000	139	9Bet Lep	2.8330	5600.0	84	12570	No
146	GOM_NL__2PRFIN20040726_064430_000000402028_00492_12570_3375.N1	26-JUL-2004 06:44:30	Dark	40.000	177	1Zet CMa	3.0220	26000.	80	12570	No
147	GOM_NL__2PRFIN20040726_064555_000000422028_00492_12570_3376.N1	26-JUL-2004 06:45:55	Dark	42.000	108	Alp Col	2.6520	15200.	84	12570	No
148	GOM_NL__2PRFIN20040726_065243_000000472028_00492_12570_3377.N1	26-JUL-2004 06:52:43	Dark	47.000	157	The1Eri	2.9060	9300.0	94	12570	No
149	GOM_NL__2PRFIN20040726_065833_000000572028_00493_12571_3229.N1	26-JUL-2004 06:58:33	Dark	57.000	9	Alp Eri	0.45300	24000.	114	12571	No
150	GOM_NL__2PRFIN20040726_070105_000000392028_00493_12571_3230.N1	26-JUL-2004 07:01:05	Dark	39.000	135	Bet Hyi	2.8200	5800.0	78	12571	No
151	GOM_NL__2PRFIN20040726_070246_000000622028_00493_12571_3231.N1	26-JUL-2004 07:02:46	Straylight	62.000	84	Alp Phe	2.3970	4500.0	124	12571	No
152	GOM_NL__2PRFIN20040726_070542_000000412028_00493_12571_3232.N1	26-JUL-2004 07:05:42	Straylight	41.000	148	Alp Tuc	2.8780	4100.0	82	12571	No
153	GOM_NL__2PRFIN20040726_070855_000000482028_00493_12571_3233.N1	26-JUL-2004 07:08:55	Straylight	48.000	31	Alp Gru	1.7340	15200.	96	12571	No
154	GOM_NL__2PRFIN20040726_071210_000000782028_00493_12571_3234.N1	26-JUL-2004 07:12:10	Tw_i_and_stray	77.500	18	24Alp PsA	1.1660	9700.0	155	12571	No
155	GOM_NL__2PRFIN20040726_071648_000000432028_00493_12571_3235.N1	26-JUL-2004 07:16:48	Bright	43.000	38	20Eps Sgr	1.8360	11000.	86	12571	No
156	GOM_NL__2PRFIN20040726_071843_000000402028_00493_12571_3236.N1	26-JUL-2004 07:18:43	Bright	39.500	57	34Sig Sgr	2.0660	26000.	79	12571	No
157	GOM_NL__2PRFIN20040726_072021_000000602028_00493_12571_3237.N1	26-JUL-2004 07:20:21	Bright	60.000	142	49Del Cap	2.8500	8900.0	120	12571	No
158	GOM_NL__2PRFIN20040726_072503_000000632028_00493_12571_3238.N1	26-JUL-2004 07:25:03	Bright	63.000	154	22Bet Aqr	2.8990	5700.0	126	12571	No
159	GOM_NL__2PRFIN20040726_072847_000000402028_00493_12571_3239.N1	26-JUL-2004 07:28:47	Bright	40.000	11	53Alp Aql	0.76500	8000.0	80	12571	No
160	GOM_NL__2PRFIN20040726_073025_000000392028_00493_12571_3240.N1	26-JUL-2004 07:30:25	Bright	39.000	59	55Alp Oph	2.0800	8900.0	78	12571	No

161	GOM_NL__2PRFIN20040726_073257_000000732028_00493_12571_3241.N1	26-JUL-2004 07:32:57	Bright	73.000	61	8Eps Peg	2.1000	3900.0	146	12571	No
162	GOM_NL__2PRFIN20040726_073707_000000422028_00493_12571_3242.N1	26-JUL-2004 07:37:07	Bright	41.500	5	3Alp Lyr	0.033000	11000.	83	12571	No
163	GOM_NL__2PRFIN20040726_073934_000000412028_00493_12571_3243.N1	26-JUL-2004 07:39:34	Bright	40.500	144	18Del Cyg	2.8600	11000.	81	12571	No
164	GOM_NL__2PRFIN20040726_074113_000000382028_00493_12571_3244.N1	26-JUL-2004 07:41:13	Bright	38.000	130	23Bet Dra	2.7990	5800.0	76	12571	No
165	GOM_NL__2PRFIN20040726_074432_000000402028_00493_12571_3245.N1	26-JUL-2004 07:44:32	Bright	39.500	119	14Eta Dra	2.7270	4700.0	79	12571	No
166	GOM_NL__2PRFIN20040726_074626_000000422028_00493_12571_3246.N1	26-JUL-2004 07:46:26	Bright	42.000	89	5Alp Cep	2.4510	8000.0	84	12571	No
167	GOM_NL__2PRFIN20040726_074845_000000352028_00493_12571_3247.N1	26-JUL-2004 07:48:45	Bright	35.000	60	7Bet UMi	2.0810	3950.0	70	12571	No
168	GOM_NL__2PRFIN20040726_075141_000000392028_00493_12571_3248.N1	26-JUL-2004 07:51:41	Bright	38.500	49	1Alp UMi	1.9900	6300.0	77	12571	No
169	GOM_NL__2PRFIN20040726_075320_000000512028_00493_12571_3249.N1	26-JUL-2004 07:53:20	Bright	50.500	74	11Bet Cas	2.2680	6600.0	101	12571	No
170	GOM_NL__2PRFIN20040726_075508_000000522028_00493_12571_3250.N1	26-JUL-2004 07:55:08	Bright	51.500	76	27Gam Cas	2.3000	30000.	103	12571	No
171	GOM_NL__2PRFIN20040726_080104_000000472028_00493_12571_3251.N1	26-JUL-2004 08:01:04	Bright	46.500	160	23Gam Per	2.9300	4700.0	93	12571	No
172	GOM_NL__2PRFIN20040726_080236_000000502028_00493_12571_3252.N1	26-JUL-2004 08:02:36	Bright	49.500	35	33Alp Per	1.7950	6250.0	99	12571	No
173	GOM_NL__2PRFIN20040726_080413_000000762028_00493_12571_3253.N1	26-JUL-2004 08:04:13	Bright	75.500	73	57Gam1And	2.2600	13100.	151	12571	No
174	GOM_NL__2PRFIN20040726_080713_000001712028_00493_12571_3254.N1	26-JUL-2004 08:07:13	Straylight	171.00	53	43Bet And	2.0480	3300.0	342	12571	No
175	GOM_NL__2PRFIN20040726_081205_000000562028_00493_12571_3255.N1	26-JUL-2004 08:12:05	Dark	56.000	146	25Eta Tau	2.8730	15200.	112	12571	No
176	GOM_NL__2PRFIN20040726_081341_000000562028_00493_12571_3256.N1	26-JUL-2004 08:13:41	Dark	56.000	13	87Alp Tau	0.86700	3800.0	112	12571	No
177	GOM_NL__2PRFIN20040726_081545_000000402028_00493_12571_3257.N1	26-JUL-2004 08:15:45	Dark	40.000	27	24Gam Ori	1.6360	26000.	80	12571	No
178	GOM_NL__2PRFIN20040726_081740_000000402028_00493_12571_3258.N1	26-JUL-2004 08:17:40	Dark	39.500	30	46Eps Ori	1.6940	30000.	79	12571	No
179	GOM_NL__2PRFIN20040726_082001_000000512028_00493_12571_3259.N1	26-JUL-2004 08:20:01	Dark	50.500	7	19Bet Ori	0.10000	14000.	101	12571	No
180	GOM_NL__2PRFIN20040726_082143_000000422028_00493_12571_3260.N1	26-JUL-2004 08:21:43	Dark	42.000	47	2Bet CMa	1.9760	28000.	84	12571	No
181	GOM_NL__2PRFIN20040726_082309_000000442028_00493_12571_3261.N1	26-JUL-2004 08:23:09	Dark	44.000	139	9Bet Lep	2.8330	5600.0	88	12571	No
182	GOM_NL__2PRFIN20040726_082506_000000402028_00493_12571_3262.N1	26-JUL-2004 08:25:06	Dark	39.500	177	1Zet CMa	3.0220	26000.	79	12571	No
183	GOM_NL__2PRFIN20040726_082634_000000412028_00493_12571_3263.N1	26-JUL-2004 08:26:34	Dark	41.000	108	Alp Col	2.6520	15200.	82	12571	No
184	GOM_NL__2PRFIN20040726_083320_000000472028_00493_12571_3264.N1	26-JUL-2004 08:33:20	Dark	46.500	157	The1Eri	2.9060	9300.0	93	12571	No
185	GOM_NL__2PRFIN20040726_083910_000000452028_00494_12572_3229.N1	26-JUL-2004 08:39:10	Dark	45.000	9	Alp Eri	0.45300	24000.	90	12572	No
186	GOM_NL__2PRFIN20040726_084141_000000382028_00494_12572_3230.N1	26-JUL-2004 08:41:41	Dark	37.500	135	Bet Hyi	2.8200	5800.0	75	12572	No
187	GOM_NL__2PRFIN20040726_084323_000000672028_00494_12572_3231.N1	26-JUL-2004 08:43:23	Straylight	66.500	84	Alp Phe	2.3970	4500.0	133	12572	No
188	GOM_NL__2PRFIN20040726_084619_000000442028_00494_12572_3232.N1	26-JUL-2004 08:46:19	Straylight	44.000	148	Alp Tuc	2.8780	4100.0	88	12572	No
189	GOM_NL__2PRFIN20040726_084932_000000502028_00494_12572_3233.N1	26-JUL-2004 08:49:32	Straylight	49.500	31	Alp Gru	1.7340	15200.	99	12572	No
190	GOM_NL__2PRFIN20040726_085247_000000872028_00494_12572_3234.N1	26-JUL-2004 08:52:47	Tw_i_and_stray	86.500	18	24Alp PsA	1.1660	9700.0	173	12572	No
191	GOM_NL__2PRFIN20040726_085724_000000442028_00494_12572_3235.N1	26-JUL-2004 08:57:24	Bright	44.000	38	20Eps Sgr	1.8360	11000.	88	12572	No
192	GOM_NL__2PRFIN20040726_085920_000000382028_00494_12572_3236.N1	26-JUL-2004 08:59:20	Bright	38.000	57	34Sig Sgr	2.0660	26000.	76	12572	No
193	GOM_NL__2PRFIN20040726_090057_000000602028_00494_12572_3237.N1	26-JUL-2004 09:00:57	Bright	60.000	142	49Del Cap	2.8500	8900.0	120	12572	No
194	GOM_NL__2PRFIN20040726_090539_000000622028_00494_12572_3238.N1	26-JUL-2004 09:05:39	Bright	62.000	154	22Bet Aqr	2.8990	5700.0	124	12572	No
195	GOM_NL__2PRFIN20040726_090923_000000422028_00494_12572_3239.N1	26-JUL-2004 09:09:23	Bright	41.500	11	53Alp Aql	0.76500	8000.0	83	12572	No
196	GOM_NL__2PRFIN20040726_091101_000000392028_00494_12572_3240.N1	26-JUL-2004 09:11:01	Bright	39.000	59	55Alp Oph	2.0800	8900.0	78	12572	No
197	GOM_NL__2PRFIN20040726_091331_000000762028_00494_12572_3241.N1	26-JUL-2004 09:13:31	Bright	76.000	61	8Eps Peg	2.1000	3900.0	152	12572	No
198	GOM_NL__2PRFIN20040726_091743_000000372028_00494_12572_3242.N1	26-JUL-2004 09:17:43	Bright	37.000	5	3Alp Lyr	0.033000	11000.	74	12572	No
199	GOM_NL__2PRFIN20040726_092010_000000412028_00494_12572_3243.N1	26-JUL-2004 09:20:10	Bright	40.500	144	18Del Cyg	2.8600	11000.	81	12572	No
200	GOM_NL__2PRFIN20040726_092149_000000382028_00494_12572_3244.N1	26-JUL-2004 09:21:49	Bright	38.000	130	23Bet Dra	2.7990	5800.0	76	12572	No
201	GOM_NL__2PRFIN20040726_092508_000000382028_00494_12572_3245.N1	26-JUL-2004 09:25:08	Bright	37.500	119	14Eta Dra	2.7270	4700.0	75	12572	No
202	GOM_NL__2PRFIN20040726_092702_000000412028_00494_12572_3246.N1	26-JUL-2004 09:27:02	Bright	41.000	89	5Alp Cep	2.4510	8000.0	82	12572	No
203	GOM_NL__2PRFIN20040726_092921_000000342028_00494_12572_3247.N1	26-JUL-2004 09:29:21	Bright	34.000	60	7Bet UMi	2.0810	3950.0	68	12572	No
204	GOM_NL__2PRFIN20040726_093217_000000372028_00494_12572_3248.N1	26-JUL-2004 09:32:17	Bright	37.000	49	1Alp UMi	1.9900	6300.0	74	12572	No
205	GOM_NL__2PRFIN20040726_093356_000000532028_00494_12572_3249.N1	26-JUL-2004 09:33:56	Bright	52.500	74	11Bet Cas	2.2680	6600.0	105	12572	No
206	GOM_NL__2PRFIN20040726_093543_000000512028_00494_12572_3250.N1	26-JUL-2004 09:35:43	Bright	50.500	76	27Gam Cas	2.3000	30000.	101	12572	No
207	GOM_NL__2PRFIN20040726_094139_000000662028_00494_12572_3251.N1	26-JUL-2004 09:41:39	Bright	66.000	160	23Gam Per	2.9300	4700.0	132	12572	No
208	GOM_NL__2PRFIN20040726_094312_000000482028_00494_12572_3252.N1	26-JUL-2004 09:43:12	Bright	48.000	35	33Alp Per	1.7950	6250.0	96	12572	No
209	GOM_NL__2PRFIN20040726_094448_000000752028_00494_12572_3253.N1	26-JUL-2004 09:44:48	Bright	74.500	73	57Gam1And	2.2600	13100.	149	12572	No
210	GOM_NL__2PRFIN20040726_094748_000001692028_00494_12572_3254.N1	26-JUL-2004 09:47:48	Straylight	168.50	53	43Bet And	2.0480	3300.0	337	12572	No
211	GOM_NL__2PRFIN20040726_095242_000000542028_00494_12572_3255.N1	26-JUL-2004 09:52:42	Dark	53.500	146	25Eta Tau	2.8730	15200.	107	12572	No
212	GOM_NL__2PRFIN20040726_095417_000000592028_00494_12572_3256.N1	26-JUL-2004 09:54:17	Dark	59.000	13	87Alp Tau	0.86700	3800.0	118	12572	No
213	GOM_NL__2PRFIN20040726_095621_000000402028_00494_12572_3257.N1	26-JUL-2004 09:56:21	Dark	39.500	27	24Gam Ori	1.6360	26000.	79	12572	No
214	GOM_NL__2PRFIN20040726_095816_000000422028_00494_12572_3258.N1	26-JUL-2004 09:58:16	Dark	41.500	30	46Eps Ori	1.6940	30000.	83	12572	No
215	GOM_NL__2PRFIN20040726_100037_000000542028_00494_12572_3259.N1	26-JUL-2004 10:00:37	Dark	53.500	7	19Bet Ori	0.10000	14000.	107	12572	No
216	GOM_NL__2PRFIN20040726_100219_000000412028_00494_12572_3260.N1	26-JUL-2004 10:02:19	Dark	41.000	47	2Bet CMa	1.9760	28000.	82	12572	No
217	GOM_NL__2PRFIN20040726_100346_000000432028_00494_12572_3261.N1	26-JUL-2004 10:03:46	Dark	42.500	139	9Bet Lep	2.8330	5600.0	85	12572	No
218	GOM_NL__2PRFIN20040726_100542_000000402028_00494_12572_3262.N1	26-JUL-2004 10:05:42	Dark	39.500	177	1Zet CMa	3.0220	26000.	79	12572	No
219	GOM_NL__2PRFIN20040726_100710_000000432028_00494_12572_3263.N1	26-JUL-2004 10:07:10	Dark	42.500	108	Alp Col	2.6520	15200.	85	12572	No

220	GOM_NL__2PRFIN20040726_101357_000000472028_00494_12572_3264.N1	26-JUL-2004 10:13:57	Dark	46.500	157	The1Eri	2.9060	9300.0	93	12572	No
221	GOM_NL__2PRFIN20040726_101946_000000452028_00495_12573_3229.N1	26-JUL-2004 10:19:46	Dark	45.000	9	Alp Eri	0.45300	24000.	90	12573	No
222	GOM_NL__2PRFIN20040726_102217_000000382028_00495_12573_3230.N1	26-JUL-2004 10:22:17	Dark	38.000	135	Bet Hyi	2.8200	5800.0	76	12573	No
223	GOM_NL__2PRFIN20040726_102400_000000562028_00495_12573_3231.N1	26-JUL-2004 10:24:00	Straylight	55.500	84	Alp Phe	2.3970	4500.0	111	12573	No
224	GOM_NL__2PRFIN20040726_102655_000000442028_00495_12573_3232.N1	26-JUL-2004 10:26:55	Straylight	44.000	148	Alp Tuc	2.8780	4100.0	88	12573	No
225	GOM_NL__2PRFIN20040726_103008_000000512028_00495_12573_3233.N1	26-JUL-2004 10:30:08	Straylight	50.500	31	Alp Gru	1.7340	15200.	101	12573	No
226	GOM_NL__2PRFIN20040726_103324_000000792028_00495_12573_3234.N1	26-JUL-2004 10:33:24	Tw_i_and_stray	78.500	18	24Alp PsA	1.1660	9700.0	157	12573	No
227	GOM_NL__2PRFIN20040726_103800_000000412028_00495_12573_3235.N1	26-JUL-2004 10:38:00	Bright	41.000	38	20Eps Sgr	1.8360	11000.	82	12573	No
228	GOM_NL__2PRFIN20040726_103955_000000392028_00495_12573_3236.N1	26-JUL-2004 10:39:55	Bright	39.000	57	34Sig Sgr	2.0660	26000.	78	12573	No
229	GOM_NL__2PRFIN20040726_104133_000000612028_00495_12573_3237.N1	26-JUL-2004 10:41:33	Bright	61.000	142	49Del Cap	2.8500	8900.0	122	12573	No
230	GOM_NL__2PRFIN20040726_104614_000000622028_00495_12573_3238.N1	26-JUL-2004 10:46:14	Bright	61.500	154	22Bet Aqr	2.8990	5700.0	123	12573	No
231	GOM_NL__2PRFIN20040726_104958_000000412028_00495_12573_3239.N1	26-JUL-2004 10:49:58	Bright	40.500	11	53Alp Aql	0.76500	8000.0	81	12573	No
232	GOM_NL__2PRFIN20040726_105137_000000402028_00495_12573_3240.N1	26-JUL-2004 10:51:37	Bright	39.500	59	55Alp Oph	2.0800	8900.0	79	12573	No
233	GOM_NL__2PRFIN20040726_105406_000000712028_00495_12573_3241.N1	26-JUL-2004 10:54:06	Bright	70.500	61	8Eps Peg	2.1000	3900.0	141	12573	No
234	GOM_NL__2PRFIN20040726_105819_000000402028_00495_12573_3242.N1	26-JUL-2004 10:58:19	Bright	40.000	5	3Alp Lyr	0.033000	11000.	80	12573	No
235	GOM_NL__2PRFIN20040726_110045_000000402028_00495_12573_3243.N1	26-JUL-2004 11:00:45	Bright	39.500	144	18Del Cyg	2.8600	11000.	79	12573	No
236	GOM_NL__2PRFIN20040726_110225_000000392028_00495_12573_3244.N1	26-JUL-2004 11:02:25	Bright	39.000	130	23Bet Dra	2.7990	5800.0	78	12573	No
237	GOM_NL__2PRFIN20040726_110544_000000382028_00495_12573_3245.N1	26-JUL-2004 11:05:44	Bright	38.000	119	14Eta Dra	2.7270	4700.0	76	12573	No
238	GOM_NL__2PRFIN20040726_110737_000000412028_00495_12573_3246.N1	26-JUL-2004 11:07:37	Bright	41.000	89	5Alp Cep	2.4510	8000.0	82	12573	No
239	GOM_NL__2PRFIN20040726_110957_000000362028_00495_12573_3247.N1	26-JUL-2004 11:09:57	Bright	36.000	60	7Bet UMi	2.0810	3950.0	72	12573	No
240	GOM_NL__2PRFIN20040726_111253_000000382028_00495_12573_3248.N1	26-JUL-2004 11:12:53	Bright	38.000	49	1Alp UMi	1.9900	6300.0	76	12573	No
241	GOM_NL__2PRFIN20040726_111431_000000532028_00495_12573_3249.N1	26-JUL-2004 11:14:31	Bright	53.000	74	11Bet Cas	2.2680	6600.0	106	12573	No
242	GOM_NL__2PRFIN20040726_111619_000000492028_00495_12573_3250.N1	26-JUL-2004 11:16:19	Bright	48.500	76	27Gam Cas	2.3000	30000.	97	12573	No
243	GOM_NL__2PRFIN20040726_112212_000000502028_00495_12573_3251.N1	26-JUL-2004 11:22:12	Bright	49.500	160	23Gam Per	2.9300	4700.0	99	12573	No
244	GOM_NL__2PRFIN20040726_112348_000000472028_00495_12573_3252.N1	26-JUL-2004 11:23:48	Bright	46.500	35	33Alp Per	1.7950	6250.0	93	12573	No
245	GOM_NL__2PRFIN20040726_112524_000000752028_00495_12573_3253.N1	26-JUL-2004 11:25:24	Bright	74.500	73	57Gam1And	2.2600	13100.	149	12573	No
246	GOM_NL__2PRFIN20040726_112823_000001942028_00495_12573_3254.N1	26-JUL-2004 11:28:23	Straylight	193.50	53	43Bet And	2.0480	3300.0	387	12573	No
247	GOM_NL__2PRFIN20040726_113317_000000572028_00495_12573_3255.N1	26-JUL-2004 11:33:17	Dark	57.000	146	25Eta Tau	2.8730	15200.	114	12573	No
248	GOM_NL__2PRFIN20040726_113453_000000572028_00495_12573_3256.N1	26-JUL-2004 11:34:53	Dark	56.500	13	87Alp Tau	0.86700	3800.0	113	12573	No
249	GOM_NL__2PRFIN20040726_113657_000000452028_00495_12573_3257.N1	26-JUL-2004 11:36:57	Dark	44.500	27	24Gam Ori	1.6360	26000.	89	12573	No
250	GOM_NL__2PRFIN20040726_113852_000000452028_00495_12573_3258.N1	26-JUL-2004 11:38:52	Dark	45.000	30	46Eps Ori	1.6940	30000.	90	12573	No
251	GOM_NL__2PRFIN20040726_114114_000000532028_00495_12573_3259.N1	26-JUL-2004 11:41:14	Dark	52.500	7	19Bet Ori	0.10000	14000.	105	12573	No
252	GOM_NL__2PRFIN20040726_114255_000000412028_00495_12573_3260.N1	26-JUL-2004 11:42:55	Dark	41.000	47	2Bet CMa	1.9760	28000.	82	12573	No
253	GOM_NL__2PRFIN20040726_114422_000000442028_00495_12573_3261.N1	26-JUL-2004 11:44:22	Dark	44.000	139	9Bet Lep	2.8330	5600.0	88	12573	No
254	GOM_NL__2PRFIN20040726_114618_000000402028_00495_12573_3262.N1	26-JUL-2004 11:46:18	Dark	40.000	177	1Zet CMa	3.0220	26000.	80	12573	No
255	GOM_NL__2PRFIN20040726_114746_000000392028_00495_12573_3263.N1	26-JUL-2004 11:47:46	Dark	39.000	108	Alp Col	2.6520	15200.	78	12573	No
256	GOM_NL__2PRFIN20040726_115433_000000492028_00495_12573_3264.N1	26-JUL-2004 11:54:33	Dark	48.500	157	The1Eri	2.9060	9300.0	97	12573	No
257	GOM_NL__2PRFIN20040726_120022_000000482028_00496_12574_3229.N1	26-JUL-2004 12:00:22	Dark	48.000	9	Alp Eri	0.45300	24000.	96	12574	No
258	GOM_NL__2PRFIN20040726_120253_000000382028_00496_12574_3230.N1	26-JUL-2004 12:02:53	Dark	37.500	135	Bet Hyi	2.8200	5800.0	75	12574	No
259	GOM_NL__2PRFIN20040726_120437_000000592028_00496_12574_3231.N1	26-JUL-2004 12:04:37	Straylight	59.000	84	Alp Phe	2.3970	4500.0	118	12574	No
260	GOM_NL__2PRFIN20040726_120731_000000432028_00496_12574_3232.N1	26-JUL-2004 12:07:31	Straylight	43.000	148	Alp Tuc	2.8780	4100.0	86	12574	No
261	GOM_NL__2PRFIN20040726_121045_000000472028_00496_12574_3233.N1	26-JUL-2004 12:10:45	Straylight	46.500	31	Alp Gru	1.7340	15200.	93	12574	No
262	GOM_NL__2PRFIN20040726_121401_000000742028_00496_12574_3234.N1	26-JUL-2004 12:14:01	Tw_i_and_stray	73.500	18	24Alp PsA	1.1660	9700.0	147	12574	No
263	GOM_NL__2PRFIN20040726_121836_000000402028_00496_12574_3235.N1	26-JUL-2004 12:18:36	Bright	40.000	38	20Eps Sgr	1.8360	11000.	80	12574	No
264	GOM_NL__2PRFIN20040726_122031_000000502028_00496_12574_3236.N1	26-JUL-2004 12:20:31	Bright	50.000	57	34Sig Sgr	2.0660	26000.	100	12574	No
265	GOM_NL__2PRFIN20040726_122209_000000612028_00496_12574_3237.N1	26-JUL-2004 12:22:09	Bright	61.000	142	49Del Cap	2.8500	8900.0	122	12574	No
266	GOM_NL__2PRFIN20040726_122650_000000632028_00496_12574_3238.N1	26-JUL-2004 12:26:50	Bright	63.000	154	22Bet Aqr	2.8990	5700.0	126	12574	No
267	GOM_NL__2PRFIN20040726_123034_000000412028_00496_12574_3239.N1	26-JUL-2004 12:30:34	Bright	40.500	11	53Alp Aql	0.76500	8000.0	81	12574	No
268	GOM_NL__2PRFIN20040726_123213_000000402028_00496_12574_3240.N1	26-JUL-2004 12:32:13	Bright	40.000	59	55Alp Oph	2.0800	8900.0	80	12574	No
269	GOM_NL__2PRFIN20040726_123441_000000792028_00496_12574_3241.N1	26-JUL-2004 12:34:41	Bright	78.500	61	8Eps Peg	2.1000	3900.0	157	12574	No
270	GOM_NL__2PRFIN20040726_123854_000000362028_00496_12574_3242.N1	26-JUL-2004 12:38:54	Bright	35.500	5	3Alp Lyr	0.033000	11000.	71	12574	No
271	GOM_NL__2PRFIN20040726_124121_000000402028_00496_12574_3243.N1	26-JUL-2004 12:41:21	Bright	39.500	144	18Del Cyg	2.8600	11000.	79	12574	No
272	GOM_NL__2PRFIN20040726_124300_000000382028_00496_12574_3244.N1	26-JUL-2004 12:43:00	Bright	38.000	130	23Bet Dra	2.7990	5800.0	76	12574	No
273	GOM_NL__2PRFIN20040726_124620_000000392028_00496_12574_3245.N1	26-JUL-2004 12:46:20	Bright	38.500	119	14Eta Dra	2.7270	4700.0	77	12574	No
274	GOM_NL__2PRFIN20040726_124812_000000422028_00496_12574_3246.N1	26-JUL-2004 12:48:12	Bright	41.500	89	5Alp Cep	2.4510	8000.0	83	12574	No
275	GOM_NL__2PRFIN20040726_125033_000000402028_00496_12574_3247.N1	26-JUL-2004 12:50:33	Bright	39.500	60	7Bet UMi	2.0810	3950.0	79	12574	No
276	GOM_NL__2PRFIN20040726_125329_000000382028_00496_12574_3248.N1	26-JUL-2004 12:53:29	Bright	37.500	49	1Alp UMi	1.9900	6300.0	75	12574	No
277	GOM_NL__2PRFIN20040726_125505_000000532028_00496_12574_3249.N1	26-JUL-2004 12:55:05	Bright	53.000	74	11Bet Cas	2.2680	6600.0	106	12574	No
278	GOM_NL__2PRFIN20040726_125654_000000492028_00496_12574_3250.N1	26-JUL-2004 12:56:54	Bright	49.000	76	27Gam Cas	2.3000	30000.	98	12574	No



279	GOM_NL__2PRFIN20040726_130248_000000602028_00496_12574_3251.N1	26-JUL-2004 13:02:48	Bright	59.500	160	23Gam Per	2.9300	4700.0	119	12574	No
280	GOM_NL__2PRFIN20040726_130423_000000492028_00496_12574_3252.N1	26-JUL-2004 13:04:23	Bright	48.500	35	33Alp Per	1.7950	6250.0	97	12574	No
281	GOM_NL__2PRFIN20040726_130559_000000742028_00496_12574_3253.N1	26-JUL-2004 13:05:59	Bright	74.000	73	57Gam1And	2.2600	13100.	148	12574	No
282	GOM_NL__2PRFIN20040726_130859_000001682028_00496_12574_3254.N1	26-JUL-2004 13:08:59	Straylight	168.00	53	43Bet And	2.0480	3300.0	336	12574	No
283	GOM_NL__2PRFIN20040726_131354_000000552028_00496_12574_3255.N1	26-JUL-2004 13:13:54	Dark	55.000	146	25Eta Tau	2.8730	15200.	110	12574	No
284	GOM_NL__2PRFIN20040726_131529_000000592028_00496_12574_3256.N1	26-JUL-2004 13:15:29	Dark	59.000	13	87Alp Tau	0.86700	3800.0	118	12574	No
285	GOM_NL__2PRFIN20040726_131733_000000452028_00496_12574_3257.N1	26-JUL-2004 13:17:33	Dark	44.500	27	24Gam Ori	1.6360	26000.	89	12574	No
286	GOM_NL__2PRFIN20040726_131929_000000442028_00496_12574_3258.N1	26-JUL-2004 13:19:29	Dark	43.500	30	46Eps Ori	1.6940	30000.	87	12574	No
287	GOM_NL__2PRFIN20040726_132150_000000522028_00496_12574_3259.N1	26-JUL-2004 13:21:50	Dark	52.000	7	19Bet Ori	0.10000	14000.	104	12574	No
288	GOM_NL__2PRFIN20040726_132331_000000412028_00496_12574_3260.N1	26-JUL-2004 13:23:31	Dark	41.000	47	2Bet CMa	1.9760	28000.	82	12574	No
289	GOM_NL__2PRFIN20040726_132458_000000422028_00496_12574_3261.N1	26-JUL-2004 13:24:58	Dark	42.000	139	9Bet Lep	2.8330	5600.0	84	12574	No
290	GOM_NL__2PRFIN20040726_132654_000000412028_00496_12574_3262.N1	26-JUL-2004 13:26:54	Dark	41.000	177	1Zet CMa	3.0220	26000.	82	12574	No
291	GOM_NL__2PRFIN20040726_132822_000000422028_00496_12574_3263.N1	26-JUL-2004 13:28:22	Dark	41.500	108	Alp Col	2.6520	15200.	83	12574	No
292	GOM_NL__2PRFIN20040726_133510_000000492028_00496_12574_3264.N1	26-JUL-2004 13:35:10	Dark	48.500	157	The1Eri	2.9060	9300.0	97	12574	No
293	GOM_NL__2PRFIN20040726_134059_000000492028_00497_12575_3249.N1	26-JUL-2004 13:40:59	Dark	48.500	9	Alp Eri	0.45300	24000.	97	12575	No
294	GOM_NL__2PRFIN20040726_134329_000000392028_00497_12575_3250.N1	26-JUL-2004 13:43:29	Dark	38.500	135	Bet Hyi	2.8200	5800.0	77	12575	No
295	GOM_NL__2PRFIN20040726_134514_000000642028_00497_12575_3251.N1	26-JUL-2004 13:45:14	Straylight	63.500	84	Alp Phe	2.3970	4500.0	127	12575	No
296	GOM_NL__2PRFIN20040726_134807_000000452028_00497_12575_3252.N1	26-JUL-2004 13:48:07	Straylight	45.000	148	Alp Tuc	2.8780	4100.0	90	12575	No
297	GOM_NL__2PRFIN20040726_135120_000000472028_00497_12575_3253.N1	26-JUL-2004 13:51:20	Straylight	46.500	31	Alp Gru	1.7340	15200.	93	12575	No
298	GOM_NL__2PRFIN20040726_135437_000000782028_00497_12575_3254.N1	26-JUL-2004 13:54:37	Tw_i_and_stray	78.000	18	24Alp PsA	1.1660	9700.0	156	12575	No
299	GOM_NL__2PRFIN20040726_135912_000000472028_00497_12575_3255.N1	26-JUL-2004 13:59:12	Bright	46.500	38	20Eps Sgr	1.8360	11000.	93	12575	No
300	GOM_NL__2PRFIN20040726_140107_000000402028_00497_12575_3256.N1	26-JUL-2004 14:01:07	Bright	39.500	57	34Sig Sgr	2.0660	26000.	79	12575	No
301	GOM_NL__2PRFIN20040726_140245_000000612028_00497_12575_3257.N1	26-JUL-2004 14:02:45	Bright	60.500	142	49Del Cap	2.8500	8900.0	121	12575	No
302	GOM_NL__2PRFIN20040726_140726_000000612028_00497_12575_3258.N1	26-JUL-2004 14:07:26	Bright	61.000	154	22Bet Aqr	2.8990	5700.0	122	12575	No
303	GOM_NL__2PRFIN20040726_141110_000000432028_00497_12575_3259.N1	26-JUL-2004 14:11:10	Bright	43.000	11	53Alp Aql	0.76500	8000.0	86	12575	No
304	GOM_NL__2PRFIN20040726_141249_000000372028_00497_12575_3260.N1	26-JUL-2004 14:12:49	Bright	37.000	59	55Alp Oph	2.0800	8900.0	74	12575	No
305	GOM_NL__2PRFIN20040726_141515_000000752028_00497_12575_3261.N1	26-JUL-2004 14:15:15	Bright	74.500	61	8Eps Peg	2.1000	3900.0	149	12575	No
306	GOM_NL__2PRFIN20040726_141930_000000412028_00497_12575_3262.N1	26-JUL-2004 14:19:30	Bright	41.000	5	3Alp Lyr	0.033000	11000.	82	12575	No
307	GOM_NL__2PRFIN20040726_142157_000000382028_00497_12575_3263.N1	26-JUL-2004 14:21:57	Bright	38.000	144	18Del Cyg	2.8600	11000.	76	12575	No
308	GOM_NL__2PRFIN20040726_142337_000000382028_00497_12575_3264.N1	26-JUL-2004 14:23:37	Bright	38.000	130	23Bet Dra	2.7990	5800.0	76	12575	No
309	GOM_NL__2PRFIN20040726_142657_000000352028_00497_12575_3265.N1	26-JUL-2004 14:26:57	Bright	34.500	119	14Eta Dra	2.7270	4700.0	69	12575	No
310	GOM_NL__2PRFIN20040726_142848_000000432028_00497_12575_3266.N1	26-JUL-2004 14:28:48	Bright	42.500	89	5Alp Cep	2.4510	8000.0	85	12575	No
311	GOM_NL__2PRFIN20040726_143110_000000382028_00497_12575_3267.N1	26-JUL-2004 14:31:10	Bright	38.000	60	7Bet UMi	2.0810	3950.0	76	12575	No
312	GOM_NL__2PRFIN20040726_143405_000000342028_00497_12575_3268.N1	26-JUL-2004 14:34:05	Bright	34.000	49	1Alp UMi	1.9900	6300.0	68	12575	No
313	GOM_NL__2PRFIN20040726_143541_000000532028_00497_12575_3269.N1	26-JUL-2004 14:35:41	Bright	52.500	74	11Bet Cas	2.2680	6600.0	105	12575	No
314	GOM_NL__2PRFIN20040726_143729_000000512028_00497_12575_3270.N1	26-JUL-2004 14:37:29	Bright	51.000	76	27Gam Cas	2.3000	30000.	102	12575	No
315	GOM_NL__2PRFIN20040726_144326_000000462028_00497_12575_3271.N1	26-JUL-2004 14:43:26	Bright	46.000	160	23Gam Per	2.9300	4700.0	92	12575	No
316	GOM_NL__2PRFIN20040726_144459_000000562028_00497_12575_3272.N1	26-JUL-2004 14:44:59	Bright	56.000	35	33Alp Per	1.7950	6250.0	112	12575	No
317	GOM_NL__2PRFIN20040726_144635_000000762028_00497_12575_3273.N1	26-JUL-2004 14:46:35	Bright	75.500	73	57Gam1And	2.2600	13100.	151	12575	No
318	GOM_NL__2PRFIN20040726_144934_000002252028_00497_12575_3274.N1	26-JUL-2004 14:49:34	Straylight	224.50	53	43Bet And	2.0480	3300.0	449	12575	No
319	GOM_NL__2PRFIN20040726_145431_000000532028_00497_12575_3275.N1	26-JUL-2004 14:54:31	Dark	53.000	146	25Eta Tau	2.8730	15200.	106	12575	No
320	GOM_NL__2PRFIN20040726_145606_000000592028_00497_12575_3276.N1	26-JUL-2004 14:56:06	Dark	59.000	13	87Alp Tau	0.86700	3800.0	118	12575	No
321	GOM_NL__2PRFIN20040726_145809_000000462028_00497_12575_3277.N1	26-JUL-2004 14:58:09	Dark	46.000	27	24Gam Ori	1.6360	26000.	92	12575	No
322	GOM_NL__2PRFIN20040726_150005_000000442028_00497_12575_3278.N1	26-JUL-2004 15:00:05	Dark	44.000	30	46Eps Ori	1.6940	30000.	88	12575	No
323	GOM_NL__2PRFIN20040726_150226_000000482028_00497_12575_3279.N1	26-JUL-2004 15:02:26	Dark	48.000	7	19Bet Ori	0.10000	14000.	96	12575	No
324	GOM_NL__2PRFIN20040726_150407_000000442028_00497_12575_3280.N1	26-JUL-2004 15:04:07	Dark	43.500	47	2Bet CMa	1.9760	28000.	87	12575	No
325	GOM_NL__2PRFIN20040726_150535_000000452028_00497_12575_3281.N1	26-JUL-2004 15:05:35	Dark	44.500	139	9Bet Lep	2.8330	5600.0	89	12575	No
326	GOM_NL__2PRFIN20040726_150730_000000402028_00497_12575_3282.N1	26-JUL-2004 15:07:30	Dark	40.000	177	1Zet CMa	3.0220	26000.	80	12575	No
327	GOM_NL__2PRFIN20040726_150859_000000422028_00497_12575_3283.N1	26-JUL-2004 15:08:59	Dark	41.500	108	Alp Col	2.6520	15200.	83	12575	No
328	GOM_NL__2PRFIN20040726_151547_000000472028_00497_12575_3284.N1	26-JUL-2004 15:15:47	Dark	47.000	157	The1Eri	2.9060	9300.0	94	12575	No
329	GOM_NL__2PRFIN20040726_152136_000000532028_00498_12576_3249.N1	26-JUL-2004 15:21:36	Dark	53.000	9	Alp Eri	0.45300	24000.	106	12576	No
330	GOM_NL__2PRFIN20040726_152405_000000412028_00498_12576_3250.N1	26-JUL-2004 15:24:05	Dark	40.500	135	Bet Hyi	2.8200	5800.0	81	12576	No
331	GOM_NL__2PRFIN20040726_152550_000000602028_00498_12576_3251.N1	26-JUL-2004 15:25:50	Straylight	59.500	84	Alp Phe	2.3970	4500.0	119	12576	No
332	GOM_NL__2PRFIN20040726_152844_000000442028_00498_12576_3252.N1	26-JUL-2004 15:28:44	Straylight	43.500	148	Alp Tuc	2.8780	4100.0	87	12576	No
333	GOM_NL__2PRFIN20040726_153156_000000492028_00498_12576_3253.N1	26-JUL-2004 15:31:56	Straylight	49.000	31	Alp Gru	1.7340	15200.	98	12576	No
334	GOM_NL__2PRFIN20040726_153515_000000752028_00498_12576_3254.N1	26-JUL-2004 15:35:15	Tw_i_and_stray	75.000	18	24Alp PsA	1.1660	9700.0	150	12576	No
335	GOM_NL__2PRFIN20040726_153948_000000432028_00498_12576_3255.N1	26-JUL-2004 15:39:48	Bright	42.500	38	20Eps Sgr	1.8360	11000.	85	12576	No
336	GOM_NL__2PRFIN20040726_154143_000000392028_00498_12576_3256.N1	26-JUL-2004 15:41:43	Bright	38.500	57	34Sig Sgr	2.0660	26000.	77	12576	No
337	GOM_NL__2PRFIN20040726_154321_000000602028_00498_12576_3257.N1	26-JUL-2004 15:43:21	Bright	60.000	142	49Del Cap	2.8500	8900.0	120	12576	No

338	GOM_NL__2PRFIN20040726_154802_000000632028_00498_12576_3258.N1	26-JUL-2004 15:48:02	Bright	62.500	154	22Bet Aqr	2.8990	5700.0	125	12576	No
339	GOM_NL__2PRFIN20040726_155145_000000412028_00498_12576_3259.N1	26-JUL-2004 15:51:45	Bright	41.000	11	53Alp Aql	0.76500	8000.0	82	12576	No
340	GOM_NL__2PRFIN20040726_155325_000000372028_00498_12576_3260.N1	26-JUL-2004 15:53:25	Bright	37.000	59	55Alp Oph	2.0800	8900.0	74	12576	No
341	GOM_NL__2PRFIN20040726_155550_000000782028_00498_12576_3261.N1	26-JUL-2004 15:55:50	Bright	78.000	61	8Eps Peg	2.1000	3900.0	156	12576	No
342	GOM_NL__2PRFIN20040726_160006_000000382028_00498_12576_3262.N1	26-JUL-2004 16:00:06	Bright	37.500	5	3Alp Lyr	0.033000	11000.	75	12576	No
343	GOM_NL__2PRFIN20040726_160232_000000402028_00498_12576_3263.N1	26-JUL-2004 16:02:32	Bright	40.000	144	18Del Cyg	2.8600	11000.	80	12576	No
344	GOM_NL__2PRFIN20040726_160412_000000392028_00498_12576_3264.N1	26-JUL-2004 16:04:12	Bright	38.500	130	23Bet Dra	2.7990	5800.0	77	12576	No
345	GOM_NL__2PRFIN20040726_160732_000000392028_00498_12576_3265.N1	26-JUL-2004 16:07:32	Bright	39.000	119	14Eta Dra	2.7270	4700.0	78	12576	No
346	GOM_NL__2PRFIN20040726_160923_000000412028_00498_12576_3266.N1	26-JUL-2004 16:09:23	Bright	40.500	89	5Alp Cep	2.4510	8000.0	81	12576	No
347	GOM_NL__2PRFIN20040726_161143_000000402028_00498_12576_3267.N1	26-JUL-2004 16:11:43	Bright	39.500	60	7Bet UMi	2.0810	3950.0	79	12576	No
348	GOM_NL__2PRFIN20040726_161440_000000392028_00498_12576_3268.N1	26-JUL-2004 16:14:40	Bright	38.500	49	1Alp UMi	1.9900	6300.0	77	12576	No
349	GOM_NL__2PRFIN20040726_161616_000000532028_00498_12576_3269.N1	26-JUL-2004 16:16:16	Bright	52.500	74	11Bet Cas	2.2680	6600.0	105	12576	No
350	GOM_NL__2PRFIN20040726_161805_000000492028_00498_12576_3270.N1	26-JUL-2004 16:18:05	Bright	48.500	76	27Gam Cas	2.3000	30000.	97	12576	No
351	GOM_NL__2PRFIN20040726_162359_000000492028_00498_12576_3271.N1	26-JUL-2004 16:23:59	Bright	49.000	160	23Gam Per	2.9300	4700.0	98	12576	No
352	GOM_NL__2PRFIN20040726_162535_000000482028_00498_12576_3272.N1	26-JUL-2004 16:25:35	Bright	48.000	35	33Alp Per	1.7950	6250.0	96	12576	No
353	GOM_NL__2PRFIN20040726_162711_000000732028_00498_12576_3273.N1	26-JUL-2004 16:27:11	Bright	72.500	73	57Gam1And	2.2600	13100.	145	12576	No
354	GOM_NL__2PRFIN20040726_163010_000001922028_00498_12576_3274.N1	26-JUL-2004 16:30:10	Straylight	191.50	53	43Bet And	2.0480	3300.0	383	12576	No
355	GOM_NL__2PRFIN20040726_163506_000000542028_00498_12576_3275.N1	26-JUL-2004 16:35:06	Dark	53.500	146	25Eta Tau	2.8730	15200.	107	12576	No
356	GOM_NL__2PRFIN20040726_163639_000000552028_00498_12576_3276.N1	26-JUL-2004 16:36:39	Dark	54.500	13	87Alp Tau	0.86700	3800.0	109	12576	No
357	GOM_NL__2PRFIN20040726_163843_000000462028_00498_12576_3277.N1	26-JUL-2004 16:38:43	Dark	46.000	27	24Gam Ori	1.6360	26000.	92	12576	No
358	GOM_NL__2PRFIN20040726_164041_000000442028_00498_12576_3278.N1	26-JUL-2004 16:40:41	Dark	44.000	30	46Eps Ori	1.6940	30000.	88	12576	No
359	GOM_NL__2PRFIN20040726_164302_000000522028_00498_12576_3279.N1	26-JUL-2004 16:43:02	Dark	52.000	7	19Bet Ori	0.10000	14000.	104	12576	No
360	GOM_NL__2PRFIN20040726_164443_000000412028_00498_12576_3280.N1	26-JUL-2004 16:44:43	Dark	40.500	47	2Bet CMa	1.9760	28000.	81	12576	No
361	GOM_NL__2PRFIN20040726_164610_000000452028_00498_12576_3281.N1	26-JUL-2004 16:46:10	Dark	44.500	139	9Bet Lep	2.8330	5600.0	89	12576	No
362	GOM_NL__2PRFIN20040726_164806_000000412028_00498_12576_3282.N1	26-JUL-2004 16:48:06	Dark	40.500	177	1Zet CMa	3.0220	26000.	81	12576	No
363	GOM_NL__2PRFIN20040726_164932_000000442028_00498_12576_3283.N1	26-JUL-2004 16:49:32	Dark	44.000	108	Alp Col	2.6520	15200.	88	12576	No
364	GOM_NL__2PRFIN20040726_165624_000000472028_00498_12576_3284.N1	26-JUL-2004 16:56:24	Dark	47.000	157	The1Eri	2.9060	9300.0	94	12576	No
365	GOM_NL__2PRFIN20040726_170212_000000492028_00499_12577_3249.N1	26-JUL-2004 17:02:12	Dark	48.500	9	Alp Eri	0.45300	24000.	97	12577	No
366	GOM_NL__2PRFIN20040726_170441_000000402028_00499_12577_3250.N1	26-JUL-2004 17:04:41	Dark	40.000	135	Bet Hyi	2.8200	5800.0	80	12577	No
367	GOM_NL__2PRFIN20040726_170627_000000612028_00499_12577_3251.N1	26-JUL-2004 17:06:27	Straylight	60.500	84	Alp Phe	2.3970	4500.0	121	12577	No
368	GOM_NL__2PRFIN20040726_170920_000000452028_00499_12577_3252.N1	26-JUL-2004 17:09:20	Straylight	44.500	148	Alp Tuc	2.8780	4100.0	89	12577	No
369	GOM_NL__2PRFIN20040726_171233_000000492028_00499_12577_3253.N1	26-JUL-2004 17:12:33	Straylight	49.000	31	Alp Gru	1.7340	15200.	98	12577	No
370	GOM_NL__2PRFIN20040726_171551_000000762028_00499_12577_3254.N1	26-JUL-2004 17:15:51	Tw_i_and_stray	76.000	18	24Alp PsA	1.1660	9700.0	152	12577	No
371	GOM_NL__2PRFIN20040726_172023_000000432028_00499_12577_3255.N1	26-JUL-2004 17:20:23	Bright	43.000	38	20Eps Sgr	1.8360	11000.	86	12577	No
372	GOM_NL__2PRFIN20040726_172218_000000402028_00499_12577_3256.N1	26-JUL-2004 17:22:18	Bright	39.500	57	34Sig Sgr	2.0660	26000.	79	12577	No
373	GOM_NL__2PRFIN20040726_172357_000000622028_00499_12577_3257.N1	26-JUL-2004 17:23:57	Bright	62.000	142	49Del Cap	2.8500	8900.0	124	12577	No
374	GOM_NL__2PRFIN20040726_172838_000000622028_00499_12577_3258.N1	26-JUL-2004 17:28:38	Bright	62.000	154	22Bet Aqr	2.8990	5700.0	124	12577	No
375	GOM_NL__2PRFIN20040726_173221_000000422028_00499_12577_3259.N1	26-JUL-2004 17:32:21	Bright	41.500	11	53Alp Aql	0.76500	8000.0	83	12577	No
376	GOM_NL__2PRFIN20040726_173401_000000392028_00499_12577_3260.N1	26-JUL-2004 17:34:01	Bright	38.500	59	55Alp Oph	2.0800	8900.0	77	12577	No
377	GOM_NL__2PRFIN20040726_173625_000000772028_00499_12577_3261.N1	26-JUL-2004 17:36:25	Bright	77.000	61	8Eps Peg	2.1000	3900.0	154	12577	No
378	GOM_NL__2PRFIN20040726_174042_000000422028_00499_12577_3262.N1	26-JUL-2004 17:40:42	Bright	41.500	5	3Alp Lyr	0.033000	11000.	83	12577	No
379	GOM_NL__2PRFIN20040726_174307_000000402028_00499_12577_3263.N1	26-JUL-2004 17:43:07	Bright	40.000	144	18Del Cyg	2.8600	11000.	80	12577	No
380	GOM_NL__2PRFIN20040726_174448_000000402028_00499_12577_3264.N1	26-JUL-2004 17:44:48	Bright	40.000	130	23Bet Dra	2.7990	5800.0	80	12577	No
381	GOM_NL__2PRFIN20040726_174808_000000402028_00499_12577_3265.N1	26-JUL-2004 17:48:08	Bright	40.000	119	14Eta Dra	2.7270	4700.0	80	12577	No
382	GOM_NL__2PRFIN20040726_174959_000000412028_00499_12577_3266.N1	26-JUL-2004 17:49:59	Bright	41.000	89	5Alp Cep	2.4510	8000.0	82	12577	No
383	GOM_NL__2PRFIN20040726_175219_000000382028_00499_12577_3267.N1	26-JUL-2004 17:52:19	Bright	37.500	60	7Bet UMi	2.0810	3950.0	75	12577	No
384	GOM_NL__2PRFIN20040726_175516_000000392028_00499_12577_3268.N1	26-JUL-2004 17:55:16	Bright	39.000	49	1Alp UMi	1.9900	6300.0	78	12577	No
385	GOM_NL__2PRFIN20040726_175651_000000532028_00499_12577_3269.N1	26-JUL-2004 17:56:51	Bright	52.500	74	11Bet Cas	2.2680	6600.0	105	12577	No
386	GOM_NL__2PRFIN20040726_175840_000000512028_00499_12577_3270.N1	26-JUL-2004 17:58:40	Bright	51.000	76	27Gam Cas	2.3000	30000.	102	12577	No
387	GOM_NL__2PRFIN20040726_180437_000000462028_00499_12577_3271.N1	26-JUL-2004 18:04:37	Bright	46.000	160	23Gam Per	2.9300	4700.0	92	12577	No
388	GOM_NL__2PRFIN20040726_180610_000000492028_00499_12577_3272.N1	26-JUL-2004 18:06:10	Bright	48.500	35	33Alp Per	1.7950	6250.0	97	12577	No
389	GOM_NL__2PRFIN20040726_180746_000000712028_00499_12577_3273.N1	26-JUL-2004 18:07:46	Bright	70.500	73	57Gam1And	2.2600	13100.	141	12577	No
390	GOM_NL__2PRFIN20040726_181045_000002252028_00499_12577_3274.N1	26-JUL-2004 18:10:45	Straylight	224.50	53	43Bet And	2.0480	3300.0	449	12577	No
391	GOM_NL__2PRFIN20040726_181543_000000562028_00499_12577_3275.N1	26-JUL-2004 18:15:43	Dark	55.500	146	25Eta Tau	2.8730	15200.	111	12577	No
392	GOM_NL__2PRFIN20040726_181717_000000572028_00499_12577_3276.N1	26-JUL-2004 18:17:17	Dark	57.000	13	87Alp Tau	0.86700	3800.0	114	12577	No
393	GOM_NL__2PRFIN20040726_181921_000000472028_00499_12577_3277.N1	26-JUL-2004 18:19:21	Dark	46.500	27	24Gam Ori	1.6360	26000.	93	12577	No
394	GOM_NL__2PRFIN20040726_182117_000000422028_00499_12577_3278.N1	26-JUL-2004 18:21:17	Dark	42.000	30	46Eps Ori	1.6940	30000.	84	12577	No
395	GOM_NL__2PRFIN20040726_182338_000000512028_00499_12577_3279.N1	26-JUL-2004 18:23:38	Dark	51.000	7	19Bet Ori	0.10000	14000.	102	12577	No
396	GOM_NL__2PRFIN20040726_182520_000000412028_00499_12577_3280.N1	26-JUL-2004 18:25:20	Dark	41.000	47	2Bet CMa	1.9760	28000.	82	12577	No

397	GOM_NL__2PRFIN20040726_182646_000000462028_00499_12577_3281.N1	26-JUL-2004 18:26:46	Dark	45.500	139	9Bet Lep	2.8330	5600.0	91	12577	No
398	GOM_NL__2PRFIN20040726_182842_000000412028_00499_12577_3282.N1	26-JUL-2004 18:28:42	Dark	40.500	177	1Zet CMa	3.0220	26000.	81	12577	No
399	GOM_NL__2PRFIN20040726_183008_000000442028_00499_12577_3283.N1	26-JUL-2004 18:30:08	Dark	44.000	108	Alp Col	2.6520	15200.	88	12577	No
400	GOM_NL__2PRFIN20040726_183700_000000482028_00499_12577_3284.N1	26-JUL-2004 18:37:00	Dark	47.500	157	The1Eri	2.9060	9300.0	95	12577	No
401	GOM_NL__2PRFIN20040726_184248_000000502028_00500_12578_3249.N1	26-JUL-2004 18:42:48	Dark	49.500	9	Alp Eri	0.45300	24000.	99	12578	No
402	GOM_NL__2PRFIN20040726_184517_000000402028_00500_12578_3250.N1	26-JUL-2004 18:45:17	Dark	40.000	135	Bet Hyi	2.8200	5800.0	80	12578	No
403	GOM_NL__2PRFIN20040726_184704_000000602028_00500_12578_3251.N1	26-JUL-2004 18:47:04	Straylight	60.000	84	Alp Phe	2.3970	4500.0	120	12578	No
404	GOM_NL__2PRFIN20040726_184956_000000432028_00500_12578_3252.N1	26-JUL-2004 18:49:56	Straylight	43.000	148	Alp Tuc	2.8780	4100.0	86	12578	No
405	GOM_NL__2PRFIN20040726_185308_000000502028_00500_12578_3253.N1	26-JUL-2004 18:53:08	Straylight	49.500	31	Alp Gru	1.7340	15200.	99	12578	No
406	GOM_NL__2PRFIN20040726_185628_000000752028_00500_12578_3254.N1	26-JUL-2004 18:56:28	Tw_i_and_stray	75.000	18	24Alp PsA	1.1660	9700.0	150	12578	No
407	GOM_NL__2PRFIN20040726_190100_000000432028_00500_12578_3255.N1	26-JUL-2004 19:01:00	Bright	42.500	38	20Eps Sgr	1.8360	11000.	85	12578	No
408	GOM_NL__2PRFIN20040726_190255_000000412028_00500_12578_3256.N1	26-JUL-2004 19:02:55	Bright	40.500	57	34Sig Sgr	2.0660	26000.	81	12578	No
409	GOM_NL__2PRFIN20040726_190433_000000612028_00500_12578_3257.N1	26-JUL-2004 19:04:33	Bright	61.000	142	49Del Cap	2.8500	8900.0	122	12578	No
410	GOM_NL__2PRFIN20040726_190914_000000582028_00500_12578_3258.N1	26-JUL-2004 19:09:14	Bright	58.000	154	22Bet Aqr	2.8990	5700.0	116	12578	No
411	GOM_NL__2PRFIN20040726_191256_000000432028_00500_12578_3259.N1	26-JUL-2004 19:12:56	Bright	42.500	11	53Alp Aql	0.76500	8000.0	85	12578	No
412	GOM_NL__2PRFIN20040726_191438_000000402028_00500_12578_3260.N1	26-JUL-2004 19:14:38	Bright	39.500	59	55Alp Oph	2.0800	8900.0	79	12578	No
413	GOM_NL__2PRFIN20040726_191700_000000742028_00500_12578_3261.N1	26-JUL-2004 19:17:00	Bright	74.000	61	8Eps Peg	2.1000	3900.0	148	12578	No
414	GOM_NL__2PRFIN20040726_192118_000000422028_00500_12578_3262.N1	26-JUL-2004 19:21:18	Bright	41.500	5	3Alp Lyr	0.033000	11000.	83	12578	No
415	GOM_NL__2PRFIN20040726_192343_000000392028_00500_12578_3263.N1	26-JUL-2004 19:23:43	Bright	38.500	144	18Del Cyg	2.8600	11000.	77	12578	No
416	GOM_NL__2PRFIN20040726_192524_000000402028_00500_12578_3264.N1	26-JUL-2004 19:25:24	Bright	40.000	130	23Bet Dra	2.7990	5800.0	80	12578	No
417	GOM_NL__2PRFIN20040726_192842_000000412028_00500_12578_3265.N1	26-JUL-2004 19:28:42	Bright	41.000	119	14Eta Dra	2.7270	4700.0	82	12578	No
418	GOM_NL__2PRFIN20040726_193034_000000422028_00500_12578_3266.N1	26-JUL-2004 19:30:34	Bright	42.000	89	5Alp Cep	2.4510	8000.0	84	12578	No
419	GOM_NL__2PRFIN20040726_193257_000000362028_00500_12578_3267.N1	26-JUL-2004 19:32:57	Bright	35.500	60	7Bet UMi	2.0810	3950.0	71	12578	No
420	GOM_NL__2PRFIN20040726_193549_000000412028_00500_12578_3268.N1	26-JUL-2004 19:35:49	Bright	41.000	49	1Alp UMi	1.9900	6300.0	82	12578	No
421	GOM_NL__2PRFIN20040726_193727_000000522028_00500_12578_3269.N1	26-JUL-2004 19:37:27	Bright	52.000	74	11Bet Cas	2.2680	6600.0	104	12578	No
422	GOM_NL__2PRFIN20040726_193915_000000492028_00500_12578_3270.N1	26-JUL-2004 19:39:15	Bright	48.500	76	27Gam Cas	2.3000	30000.	97	12578	No
423	GOM_NL__2PRFIN20040726_194512_000000492028_00500_12578_3271.N1	26-JUL-2004 19:45:12	Bright	49.000	160	23Gam Per	2.9300	4700.0	98	12578	No
424	GOM_NL__2PRFIN20040726_194646_000000492028_00500_12578_3272.N1	26-JUL-2004 19:46:46	Bright	48.500	35	33Alp Per	1.7950	6250.0	97	12578	No
425	GOM_NL__2PRFIN20040726_194821_000000782028_00500_12578_3273.N1	26-JUL-2004 19:48:21	Bright	78.000	73	57Gam1And	2.2600	13100.	156	12578	No
426	GOM_NL__2PRFIN20040726_195121_000002172028_00500_12578_3274.N1	26-JUL-2004 19:51:21	Straylight	216.50	53	43Bet And	2.0480	3300.0	433	12578	No
427	GOM_NL__2PRFIN20040726_195618_000000572028_00500_12578_3275.N1	26-JUL-2004 19:56:18	Dark	57.000	146	25Eta Tau	2.8730	15200.	114	12578	No
428	GOM_NL__2PRFIN20040726_195754_000000592028_00500_12578_3276.N1	26-JUL-2004 19:57:54	Dark	59.000	13	87Alp Tau	0.86700	3800.0	118	12578	No
429	GOM_NL__2PRFIN20040726_195957_000000432028_00500_12578_3277.N1	26-JUL-2004 19:59:57	Dark	43.000	27	24Gam Ori	1.6360	26000.	86	12578	No
430	GOM_NL__2PRFIN20040726_200152_000000422028_00500_12578_3278.N1	26-JUL-2004 20:01:52	Dark	41.500	30	46Eps Ori	1.6940	30000.	83	12578	No
431	GOM_NL__2PRFIN20040726_200414_000000482028_00500_12578_3279.N1	26-JUL-2004 20:04:14	Dark	48.000	7	19Bet Ori	0.10000	14000.	96	12578	No
432	GOM_NL__2PRFIN20040726_200556_000000422028_00500_12578_3280.N1	26-JUL-2004 20:05:56	Dark	41.500	47	2Bet CMa	1.9760	28000.	83	12578	No
433	GOM_NL__2PRFIN20040726_200721_000000472028_00500_12578_3281.N1	26-JUL-2004 20:07:21	Dark	46.500	139	9Bet Lep	2.8330	5600.0	93	12578	No
434	GOM_NL__2PRFIN20040726_200918_000000402028_00500_12578_3282.N1	26-JUL-2004 20:09:18	Dark	39.500	177	1Zet CMa	3.0220	26000.	79	12578	No
435	GOM_NL__2PRFIN20040726_201045_000000432028_00500_12578_3283.N1	26-JUL-2004 20:10:45	Dark	42.500	108	Alp Col	2.6520	15200.	85	12578	No
436	GOM_NL__2PRFIN20040726_201735_000000502028_00500_12578_3284.N1	26-JUL-2004 20:17:35	Dark	49.500	157	The1Eri	2.9060	9300.0	99	12578	No
437	GOM_NL__2PRFIN20040726_220359_000000482029_00001_12580_3249.N1	26-JUL-2004 22:03:59	Dark	47.500	9	Alp Eri	0.45300	24000.	95	12580	No
438	GOM_NL__2PRFIN20040726_220630_000000402029_00001_12580_3250.N1	26-JUL-2004 22:06:30	Dark	39.500	135	Bet Hyi	2.8200	5800.0	79	12580	No
439	GOM_NL__2PRFIN20040726_220817_000000612029_00001_12580_3251.N1	26-JUL-2004 22:08:17	Straylight	60.500	84	Alp Phe	2.3970	4500.0	121	12580	No
440	GOM_NL__2PRFIN20040726_221109_000000482029_00001_12580_3252.N1	26-JUL-2004 22:11:09	Straylight	48.000	148	Alp Tuc	2.8780	4100.0	96	12580	No
441	GOM_NL__2PRFIN20040726_221423_000000542029_00001_12580_3253.N1	26-JUL-2004 22:14:23	Straylight	53.500	31	Alp Gru	1.7340	15200.	107	12580	No
442	GOM_NL__2PRFIN20040726_221742_000000762029_00001_12580_3254.N1	26-JUL-2004 22:17:42	Tw_i_and_stray	75.500	18	24Alp PsA	1.1660	9700.0	151	12580	No
443	GOM_NL__2PRFIN20040726_222212_000000432029_00001_12580_3255.N1	26-JUL-2004 22:22:12	Bright	42.500	38	20Eps Sgr	1.8360	11000.	85	12580	No
444	GOM_NL__2PRFIN20040726_222408_000000382029_00001_12580_3256.N1	26-JUL-2004 22:24:08	Bright	37.500	57	34Sig Sgr	2.0660	26000.	75	12580	No
445	GOM_NL__2PRFIN20040726_222546_000000592029_00001_12580_3257.N1	26-JUL-2004 22:25:46	Bright	58.500	142	49Del Cap	2.8500	8900.0	117	12580	No
446	GOM_NL__2PRFIN20040726_223025_000000602029_00001_12580_3258.N1	26-JUL-2004 22:30:25	Bright	59.500	154	22Bet Aqr	2.8990	5700.0	119	12580	No
447	GOM_NL__2PRFIN20040726_223408_000000422029_00001_12580_3259.N1	26-JUL-2004 22:34:08	Bright	42.000	11	53Alp Aql	0.76500	8000.0	84	12580	No
448	GOM_NL__2PRFIN20040726_223550_000000412029_00001_12580_3260.N1	26-JUL-2004 22:35:50	Bright	40.500	59	55Alp Oph	2.0800	8900.0	81	12580	No
449	GOM_NL__2PRFIN20040726_223809_000000712029_00001_12580_3261.N1	26-JUL-2004 22:38:09	Bright	70.500	61	8Eps Peg	2.1000	3900.0	141	12580	No
450	GOM_NL__2PRFIN20040726_224229_000000432029_00001_12580_3262.N1	26-JUL-2004 22:42:29	Bright	43.000	5	3Alp Lyr	0.033000	11000.	86	12580	No
451	GOM_NL__2PRFIN20040726_224423_000000452029_00001_12580_3263.N1	26-JUL-2004 22:44:23	Bright	45.000	66	37Gam Cyg	2.2080	5900.0	90	12580	No
452	GOM_NL__2PRFIN20040726_224609_000000422029_00001_12580_3264.N1	26-JUL-2004 22:46:09	Bright	42.000	69	33Gam Dra	2.2310	3800.0	84	12580	No
453	GOM_NL__2PRFIN20040726_224957_000000392029_00001_12580_3265.N1	26-JUL-2004 22:49:57	Bright	39.000	119	14Eta Dra	2.7270	4700.0	78	12580	No
454	GOM_NL__2PRFIN20040726_225145_000000422029_00001_12580_3266.N1	26-JUL-2004 22:51:45	Bright	42.000	89	5Alp Cep	2.4510	8000.0	84	12580	No
455	GOM_NL__2PRFIN20040726_225407_000000372029_00001_12580_3267.N1	26-JUL-2004 22:54:07	Bright	37.000	60	7Bet UMi	2.0810	3950.0	74	12580	No

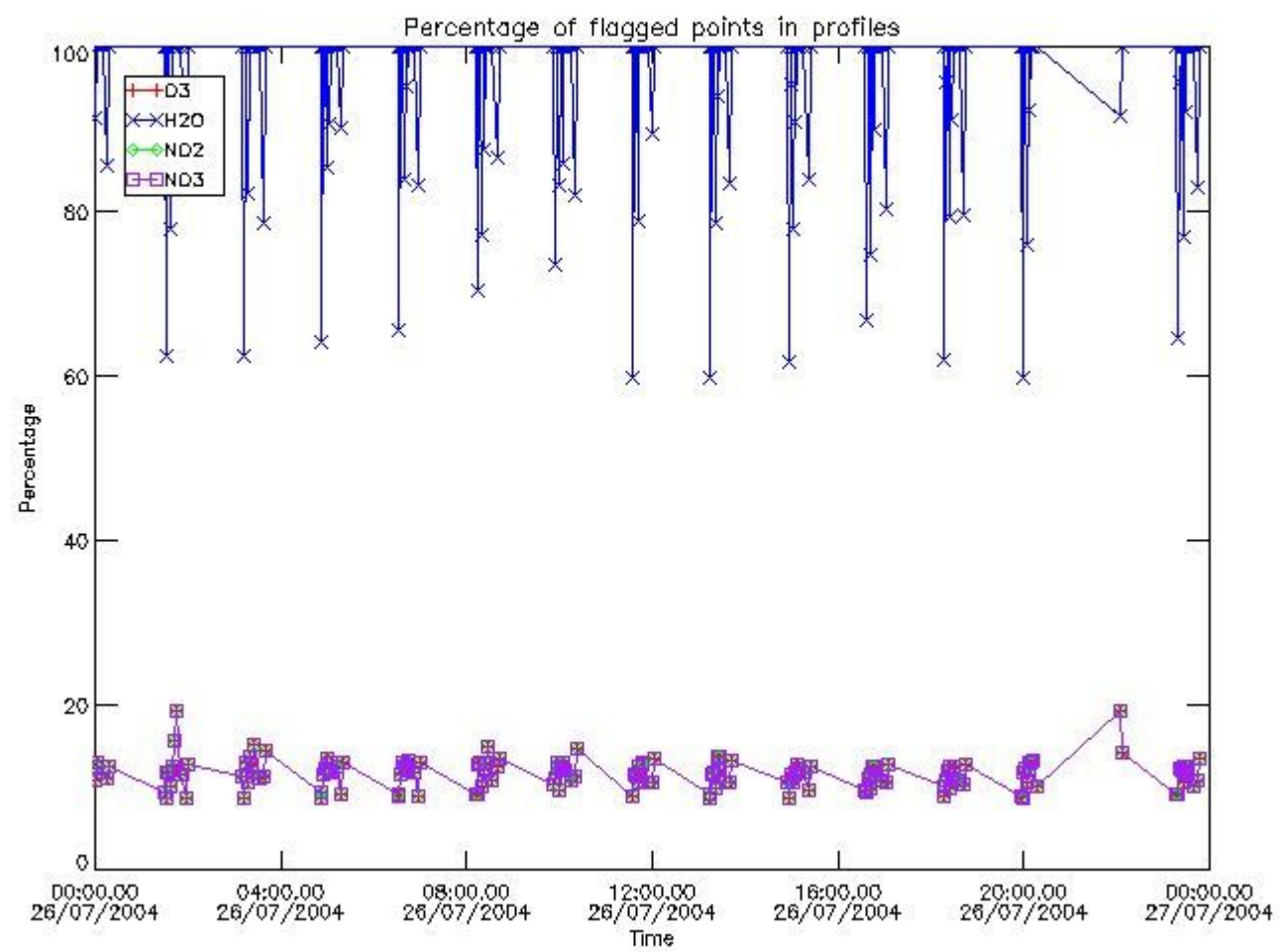


456	GOM_NL__2PRFIN20040726_225704_000000372029_00001_12580_3268.N1	26-JUL-2004 22:57:04	Bright	37.000	49	1Alp UMi	1.9900	6300.0	74	12580	No
457	GOM_NL__2PRFIN20040726_225837_000000522029_00001_12580_3269.N1	26-JUL-2004 22:58:37	Bright	52.000	74	11Bet Cas	2.2680	6600.0	104	12580	No
458	GOM_NL__2PRFIN20040726_230026_000000492029_00001_12580_3270.N1	26-JUL-2004 23:00:26	Bright	49.000	76	27Gam Cas	2.3000	30000.	98	12580	No
459	GOM_NL__2PRFIN20040726_230623_000000662029_00001_12580_3271.N1	26-JUL-2004 23:06:23	Bright	66.000	160	23Gam Per	2.9300	4700.0	132	12580	No
460	GOM_NL__2PRFIN20040726_230757_000000502029_00001_12580_3272.N1	26-JUL-2004 23:07:57	Bright	49.500	35	33Alp Per	1.7950	6250.0	99	12580	No
461	GOM_NL__2PRFIN20040726_230932_000000752029_00001_12580_3273.N1	26-JUL-2004 23:09:32	Bright	75.000	73	57Gam1And	2.2600	13100.	150	12580	No
462	GOM_NL__2PRFIN20040726_231232_000001892029_00001_12580_3274.N1	26-JUL-2004 23:12:32	Straylight	188.50	53	43Bet And	2.0480	3300.0	377	12580	No
463	GOM_NL__2PRFIN20040726_231732_000000562029_00001_12580_3275.N1	26-JUL-2004 23:17:32	Dark	56.000	146	25Eta Tau	2.8730	15200.	112	12580	No
464	GOM_NL__2PRFIN20040726_231906_000000562029_00001_12580_3276.N1	26-JUL-2004 23:19:06	Dark	55.500	13	87Alp Tau	0.86700	3800.0	111	12580	No
465	GOM_NL__2PRFIN20040726_232108_000000462029_00001_12580_3277.N1	26-JUL-2004 23:21:08	Dark	45.500	27	24Gam Ori	1.6360	26000.	91	12580	No
466	GOM_NL__2PRFIN20040726_232305_000000432029_00001_12580_3278.N1	26-JUL-2004 23:23:05	Dark	42.500	30	46Eps Ori	1.6940	30000.	85	12580	No
467	GOM_NL__2PRFIN20040726_232526_000000482029_00001_12580_3279.N1	26-JUL-2004 23:25:26	Dark	48.000	7	19Bet Ori	0.10000	14000.	96	12580	No
468	GOM_NL__2PRFIN20040726_232708_000000412029_00001_12580_3280.N1	26-JUL-2004 23:27:08	Dark	40.500	47	2Bet CMa	1.9760	28000.	81	12580	No
469	GOM_NL__2PRFIN20040726_232835_000000442029_00001_12580_3281.N1	26-JUL-2004 23:28:35	Dark	44.000	139	9Bet Lep	2.8330	5600.0	88	12580	No
470	GOM_NL__2PRFIN20040726_233029_000000412029_00001_12580_3282.N1	26-JUL-2004 23:30:29	Dark	41.000	177	1Zet CMa	3.0220	26000.	82	12580	No
471	GOM_NL__2PRFIN20040726_233157_000000442029_00001_12580_3283.N1	26-JUL-2004 23:31:57	Dark	43.500	108	Alp Col	2.6520	15200.	87	12580	No
472	GOM_NL__2PRFIN20040726_233848_000000502029_00001_12580_3284.N1	26-JUL-2004 23:38:48	Dark	50.000	157	The1Eri	2.9060	9300.0	100	12580	No
473	GOM_NL__2PRFIN20040726_234438_000000472029_00002_12581_3249.N1	26-JUL-2004 23:44:38	Dark	47.000	9	Alp Eri	0.45300	24000.	94	12581	No
474	GOM_NL__2PRFIN20040726_234707_000000382029_00002_12581_3250.N1	26-JUL-2004 23:47:07	Dark	37.500	135	Bet Hyi	2.8200	5800.0	75	12581	No
475	GOM_NL__2PRFIN20040726_234855_000000672029_00002_12581_3251.N1	26-JUL-2004 23:48:55	Straylight	66.500	84	Alp Phe	2.3970	4500.0	133	12581	No
476	GOM_NL__2PRFIN20040726_235145_000000512029_00002_12581_3252.N1	26-JUL-2004 23:51:45	Straylight	51.000	148	Alp Tuc	2.8780	4100.0	102	12581	No
477	GOM_NL__2PRFIN20040726_235459_000000472029_00002_12581_3253.N1	26-JUL-2004 23:54:59	Straylight	47.000	31	Alp Gru	1.7340	15200.	94	12581	No
478	GOM_NL__2PRFIN20040726_235819_000000842029_00002_12581_3254.N1	26-JUL-2004 23:58:19	Tw_i_and_stray	84.000	18	24Alp PsA	1.1660	9700.0	168	12581	No

### 3. Quality information per product

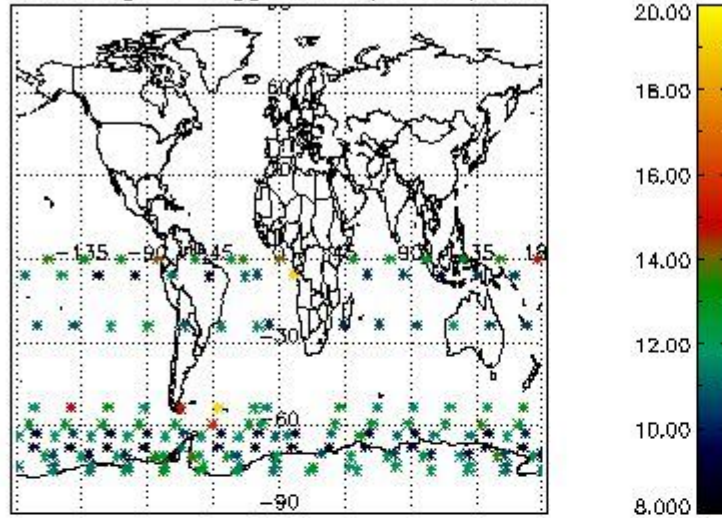
In this section it is plotted some information contained in the Quality Summary data set of the level 2 products. Only products in dark limb conditions and without errors (error flag in the MPH set to "0") are used.

#### 3.1 Plot quality information per product (time dependant)

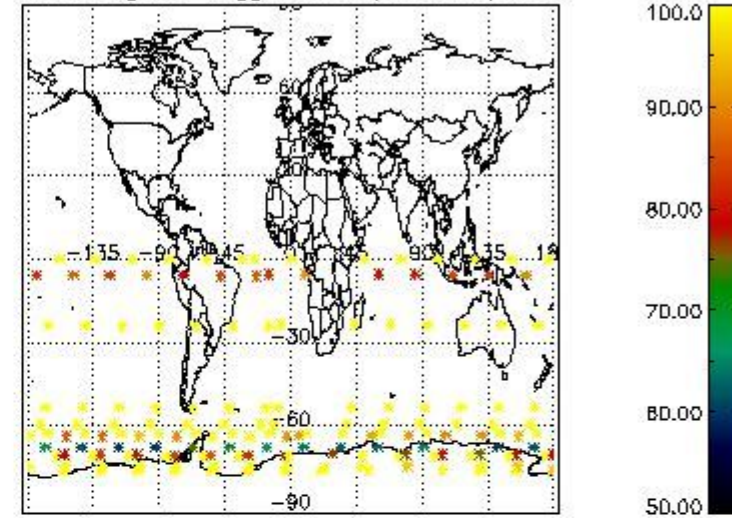


3.2 Plot quality information per product (world map)

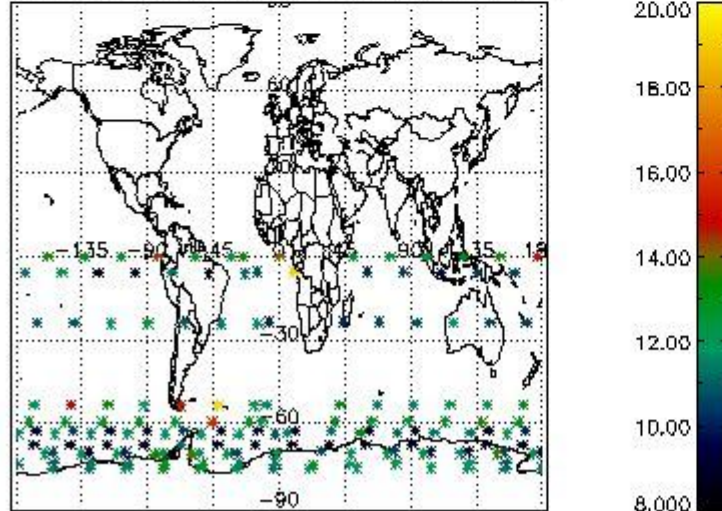
Percentage of flagged data per O3 profile



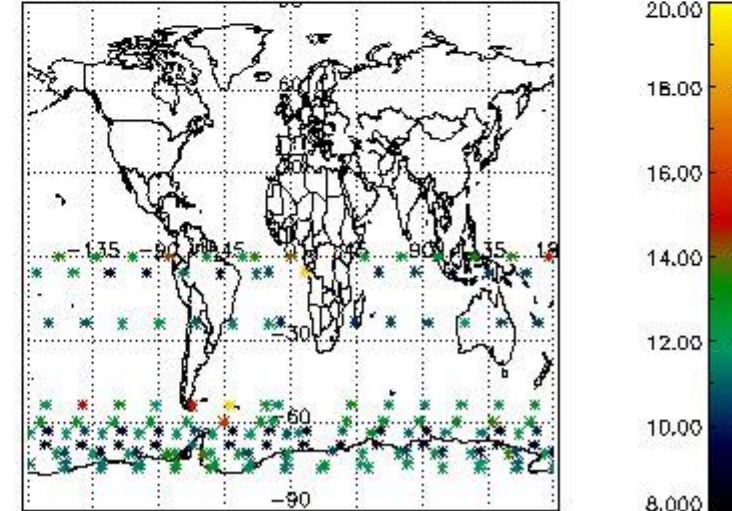
Percentage of flagged data per H2O profile



Percentage of flagged data per NO2 profile



Percentage of flagged data per NO3 profile



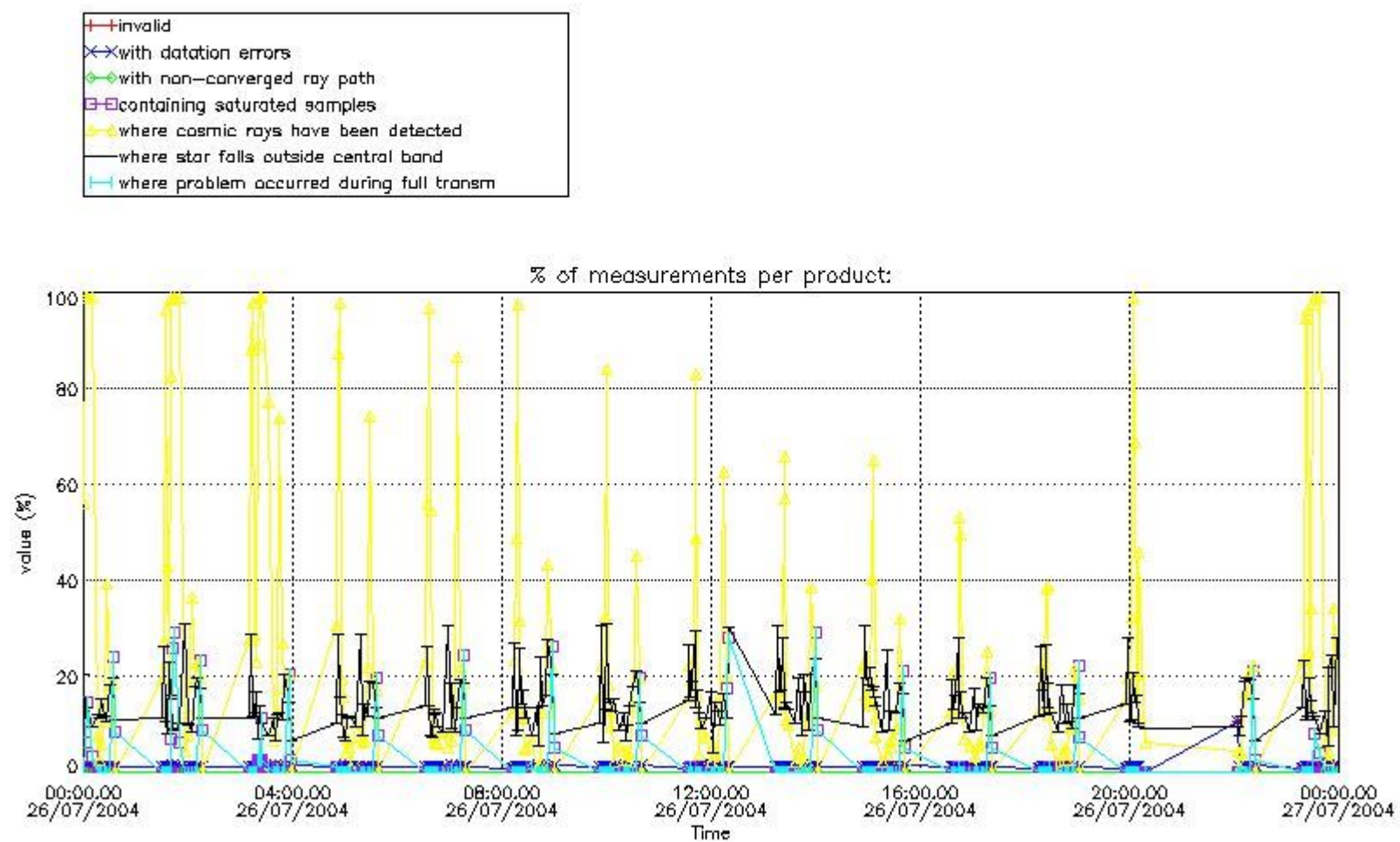
#### 4. Level 1 quality information per product

In this section it is plotted some information contained in the Quality Summary data set of the level 2 products that comes from the level 1b processing. Products without errors (error flag in the MPH set to "0") are used.

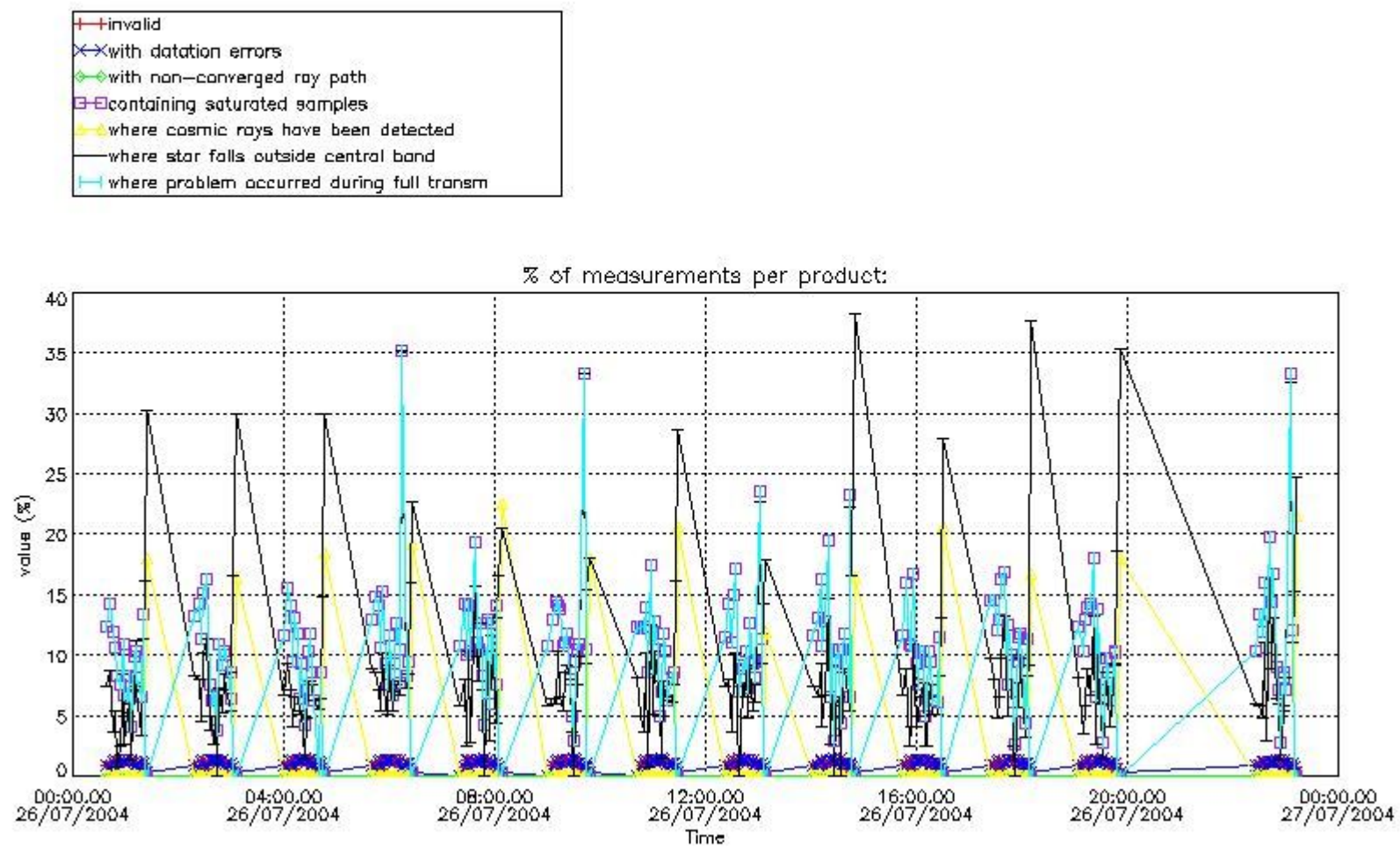
##### 4.1 Plot quality information per product (time dependant) coming from level 1b processing

##### 4.1.1 Plot level 1 quality information per product (time dependant): ENVISAT ASCENDING passes





4.1.2 Plot level 1 quality information per product (time dependant): ENVISAT DESCENDING passes

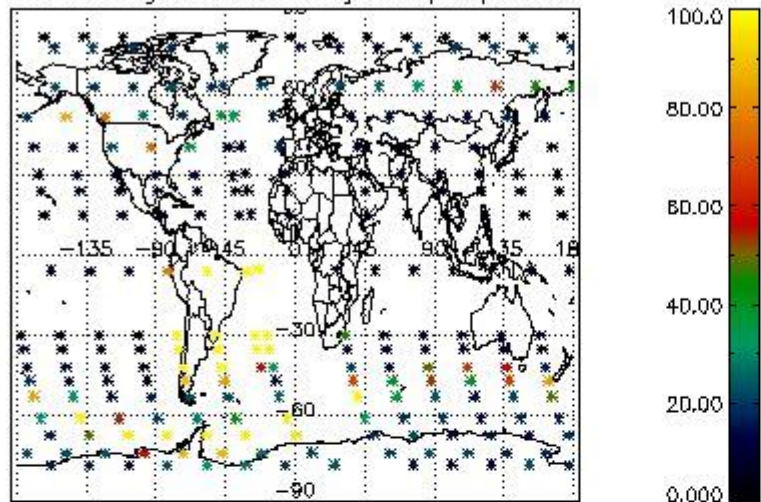


*4.2 Plot quality information per product coming from level 1b processing (world map)*

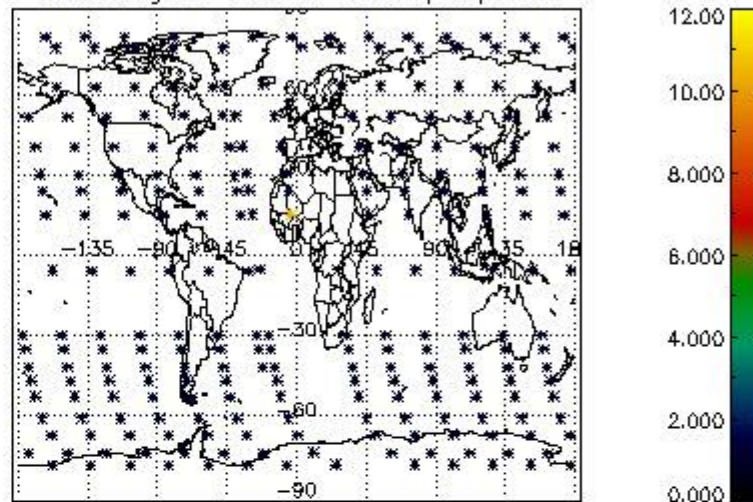
*4.2.1 Plot level 1 quality information per product (world map): ENVISAT ASCENDING passes*



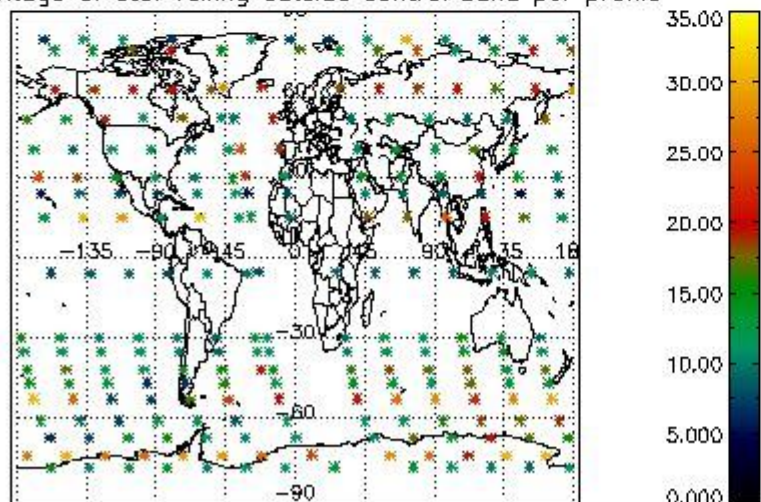
Percentage of cosmic ray hits per profile



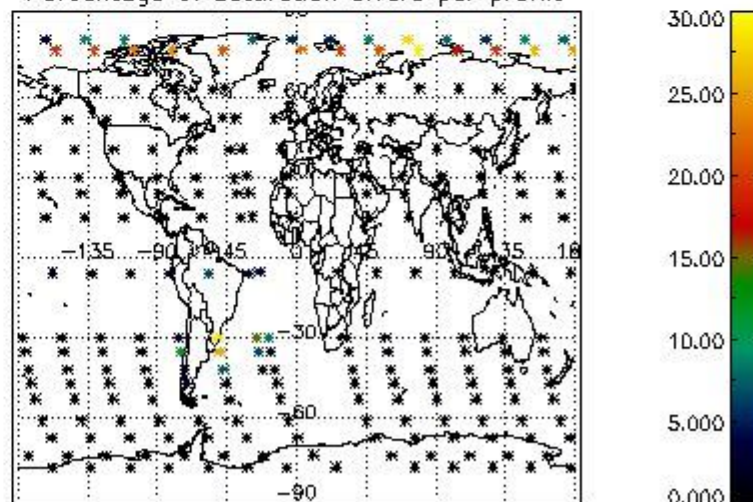
Percentage of datation errors per profile



Percentage of star falling outside central band per profile

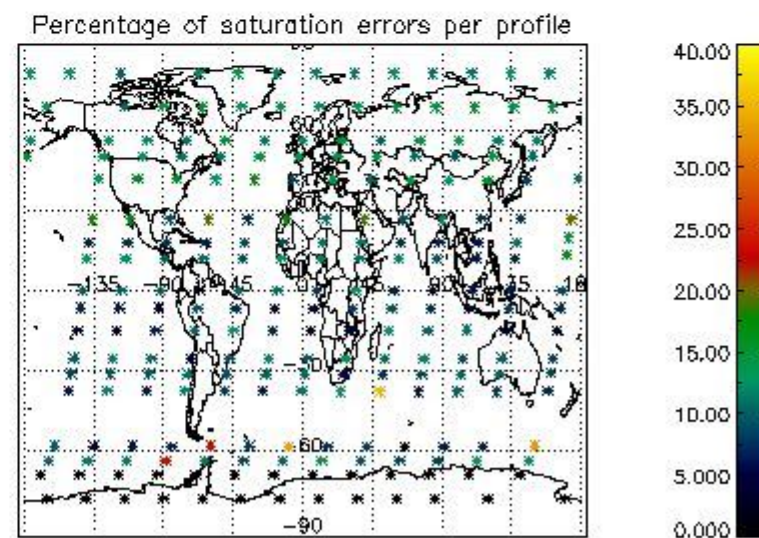
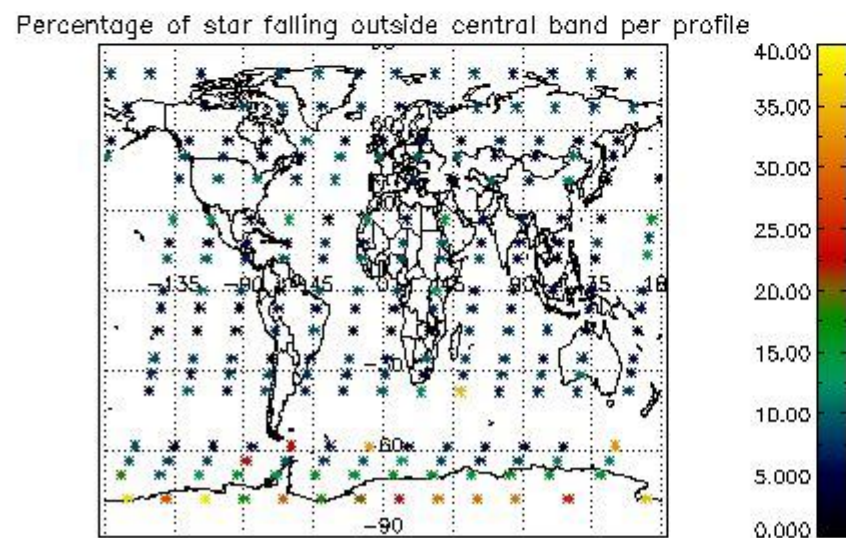
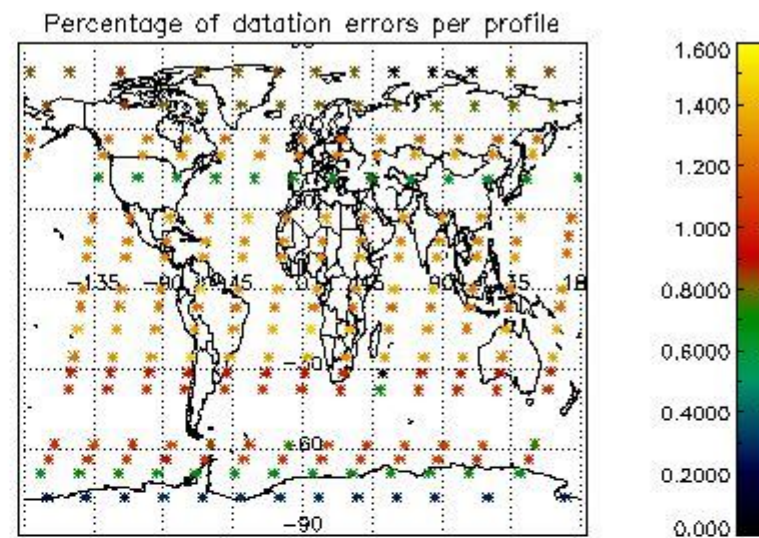
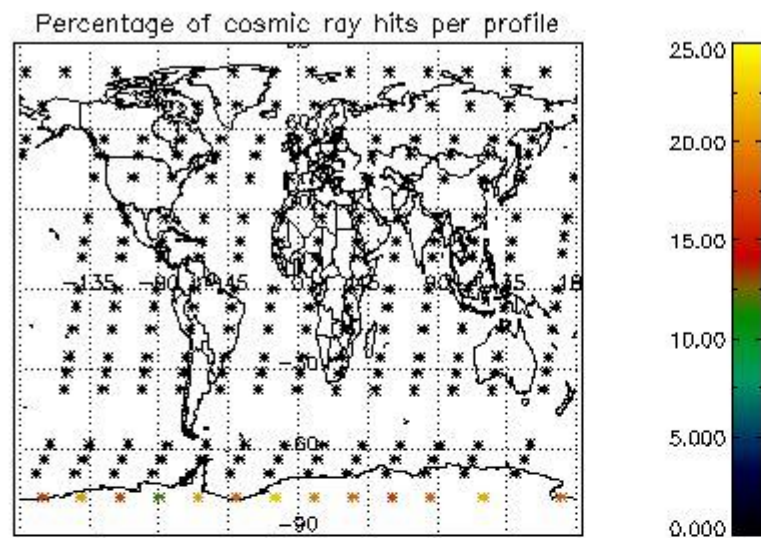


Percentage of saturation errors per profile



4.2.2 Plot level 1 quality information per product (world map): ENVISAT DESCENDING passes





## 5. Trace gas profiles

### 5.1 Ozone statistics based on quality of products

The final quality of the products can be "measured" using the STD (Standard Deviation) attached to every point profile. This information is written to the parameter GOM\_NL\_\_2P/NL\_LOCAL\_SPECIES\_DENSITY/o3\_std of the level 2 products. The table below shows the statistics for given STD ranges.

The statistics are given with respect to the overall valid production:

- Products without fatal errors: GOM\_NL\_\_2P/MPH/PRODUCT\_ERR=0
- Valid point profile: GOM\_NL\_\_2P/NL\_LOCAL\_SPECIES\_DENSITY/pcd(0)=0

The 'Criteria' is applied to valid points of dark limb products:

- Products in dark limb illumination condition: GOM\_NL\_\_2P/NL\_SUMMARY\_QUALITY/obs\_ill\_cond=0
- Products without fatal errors: GOM\_NL\_\_2P/MPH/PRODUCT\_ERR=0
- Valid point profile: GOM\_NL\_\_2P/NL\_LOCAL\_SPECIES\_DENSITY/pcd(0)=0

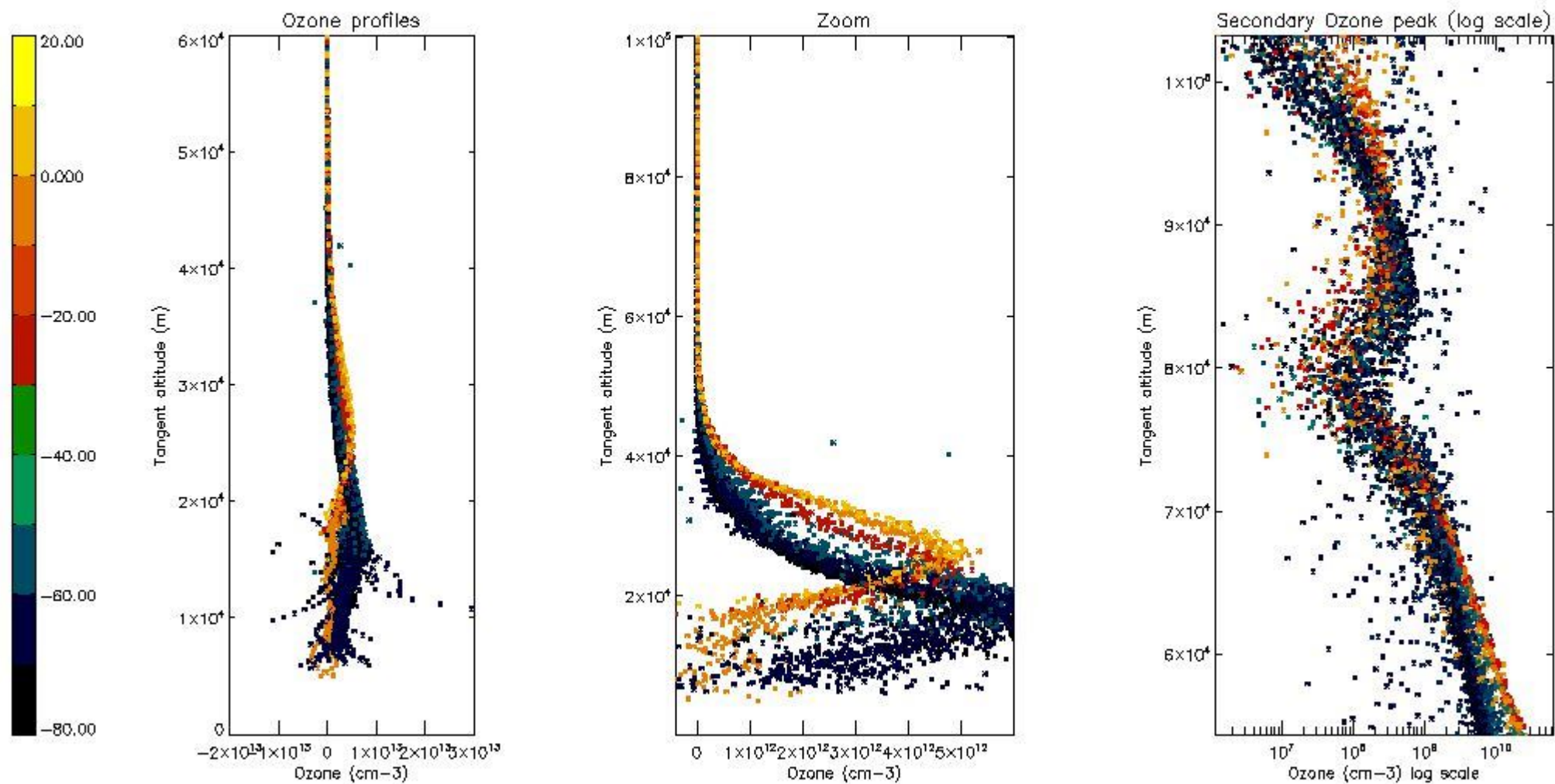
So, the table below shows the percentage of dark limb and valid observations for each criteria with respect to the overall valid daily observations.

Criteria	% of total production
All STD	30
STD < 20	17

STD < 10	14
STD < 5	10

5.2 Plot ozone profiles for all STD (dark without errors)

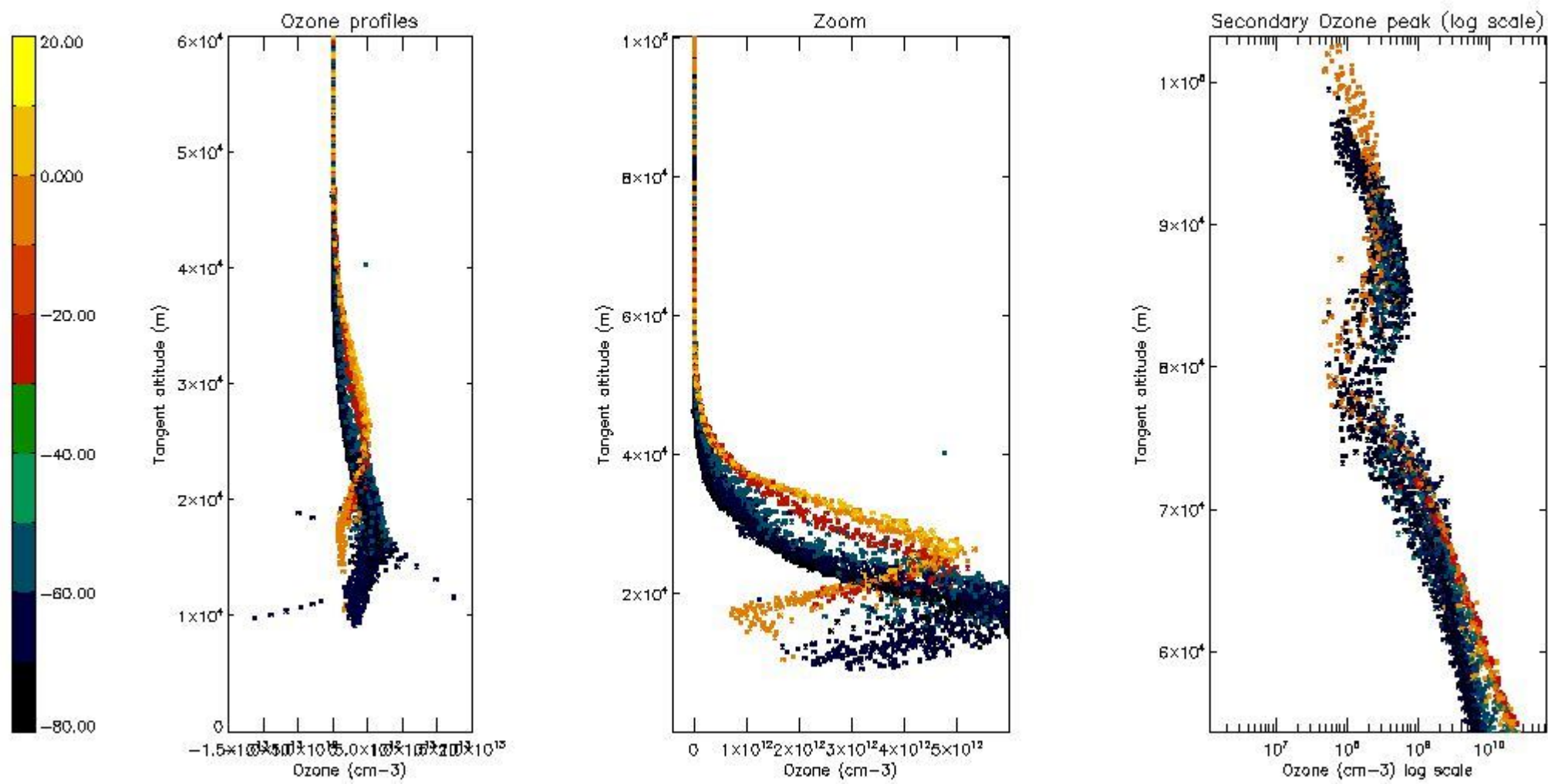
The colorbar represents the latitude.



5.3 Plot ozone profiles where STD < 20% (dark without errors)

The colorbar represents the latitude.

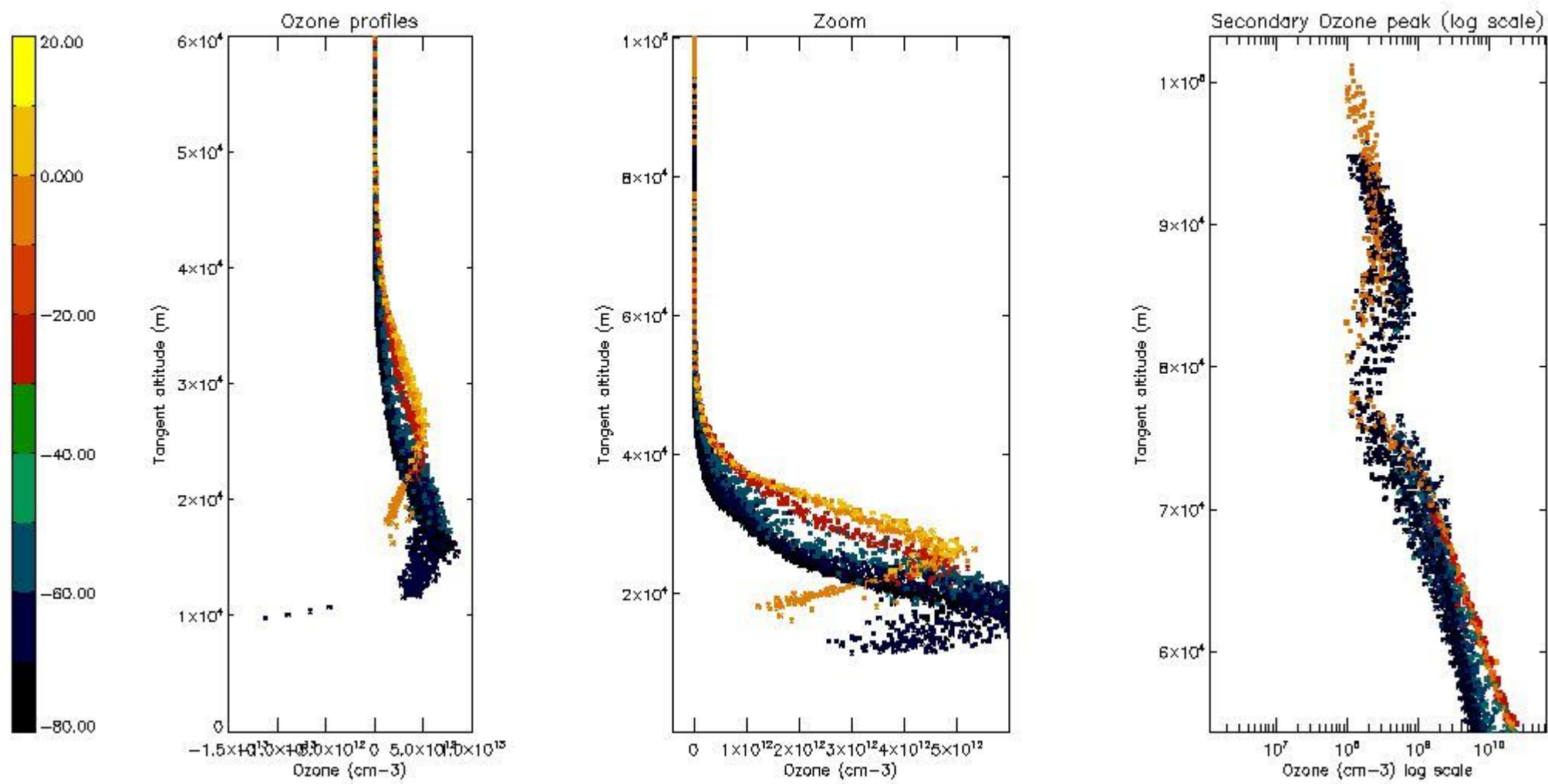




*5.4 Plot ozone profiles where STD < 10% (dark without errors)*

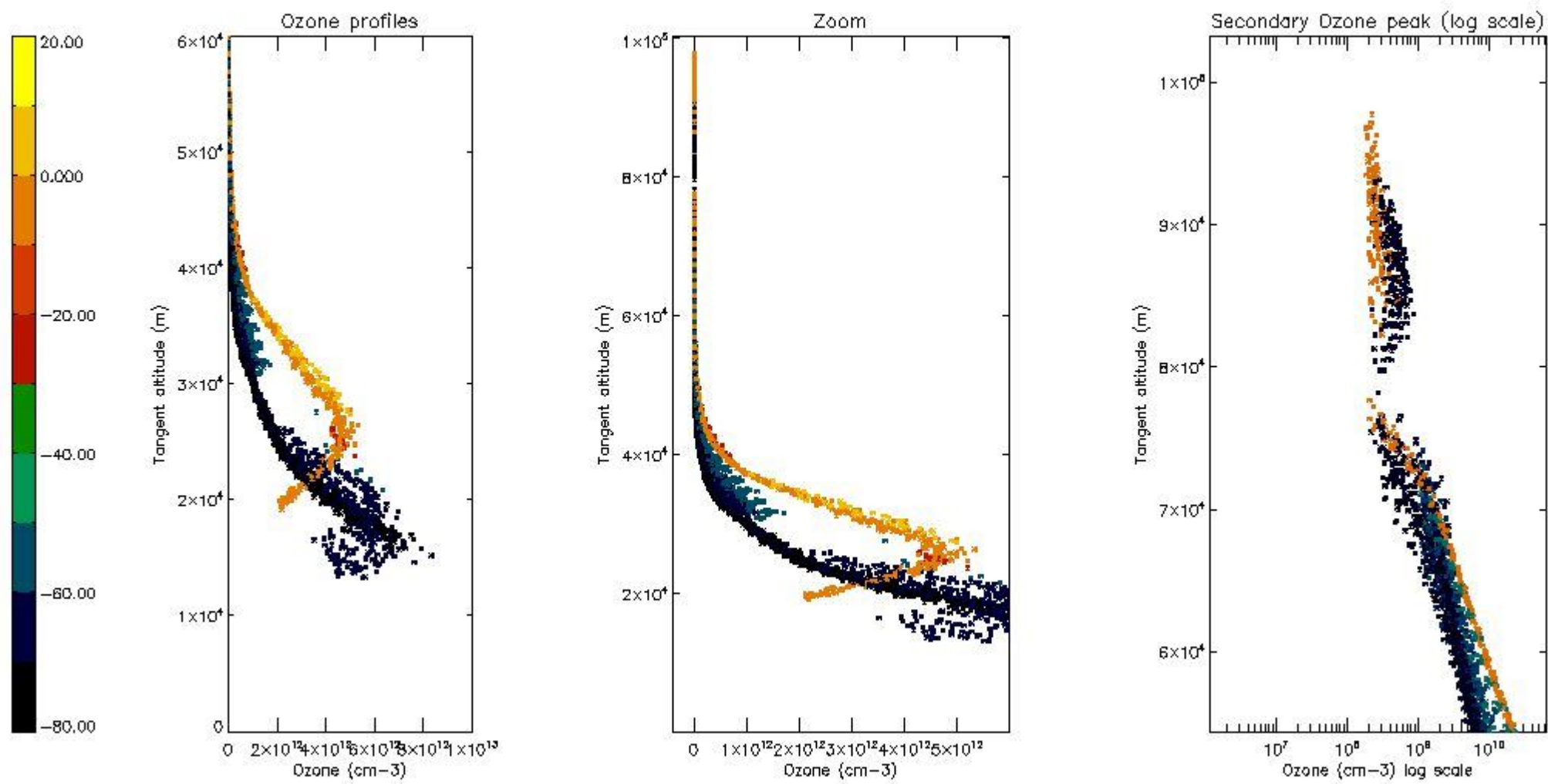
The colorbar represents the latitude.





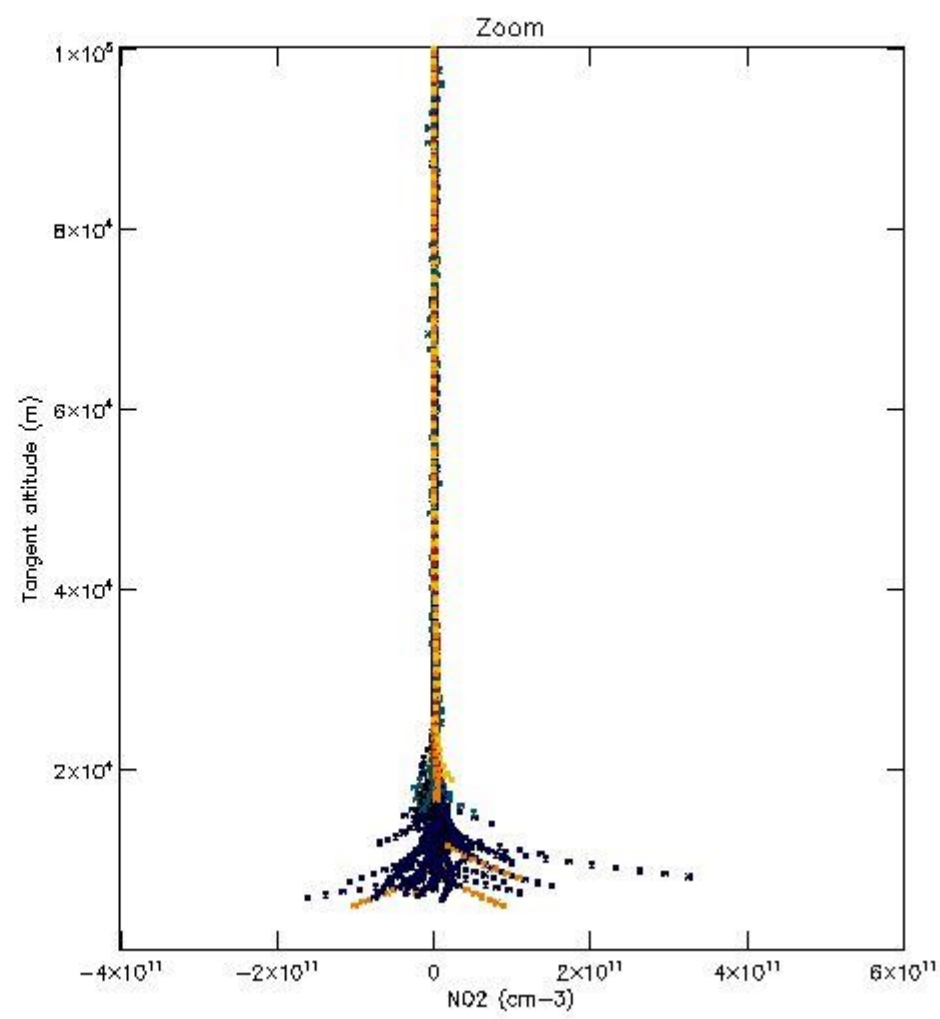
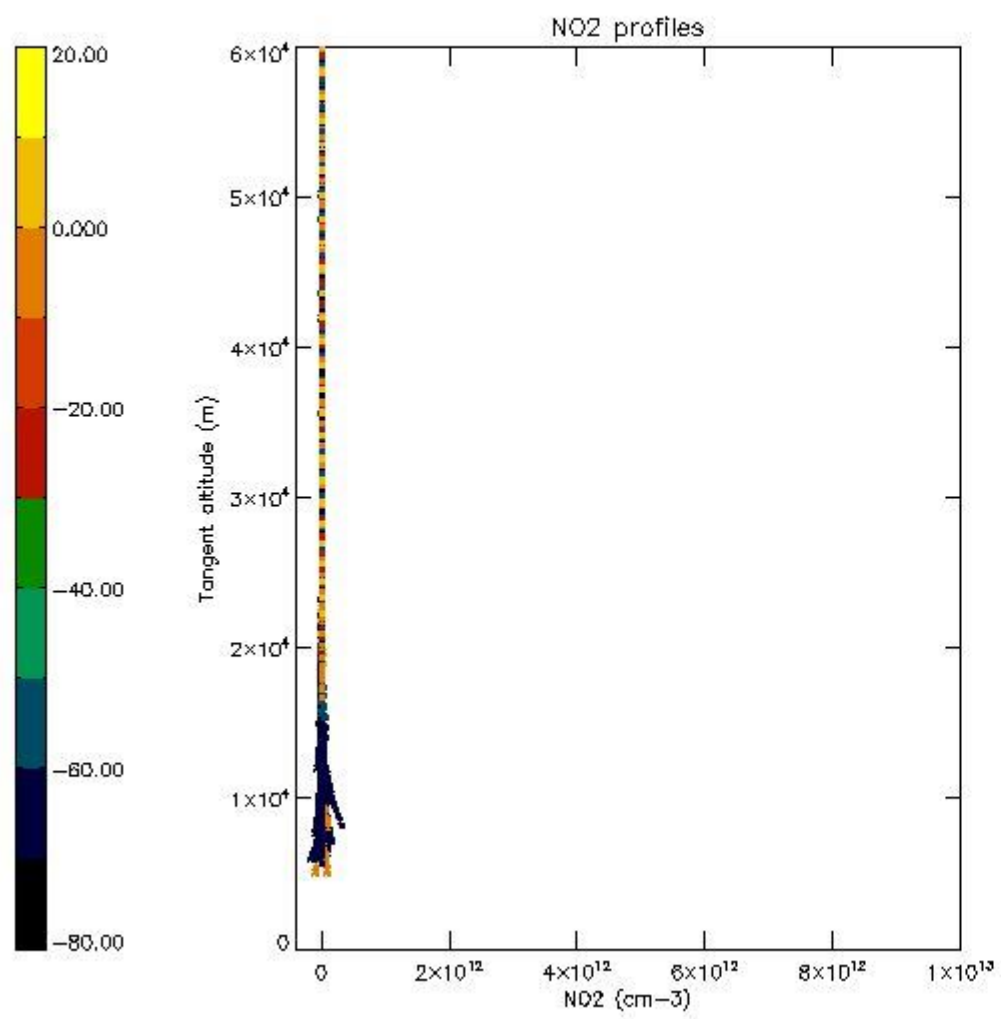
*5.5 Plot ozone profiles where STD < 5% (dark without errors)*

The colorbar represents the latitude.



*5.6 Plot NO<sub>2</sub> profiles for all STD (dark without errors)*

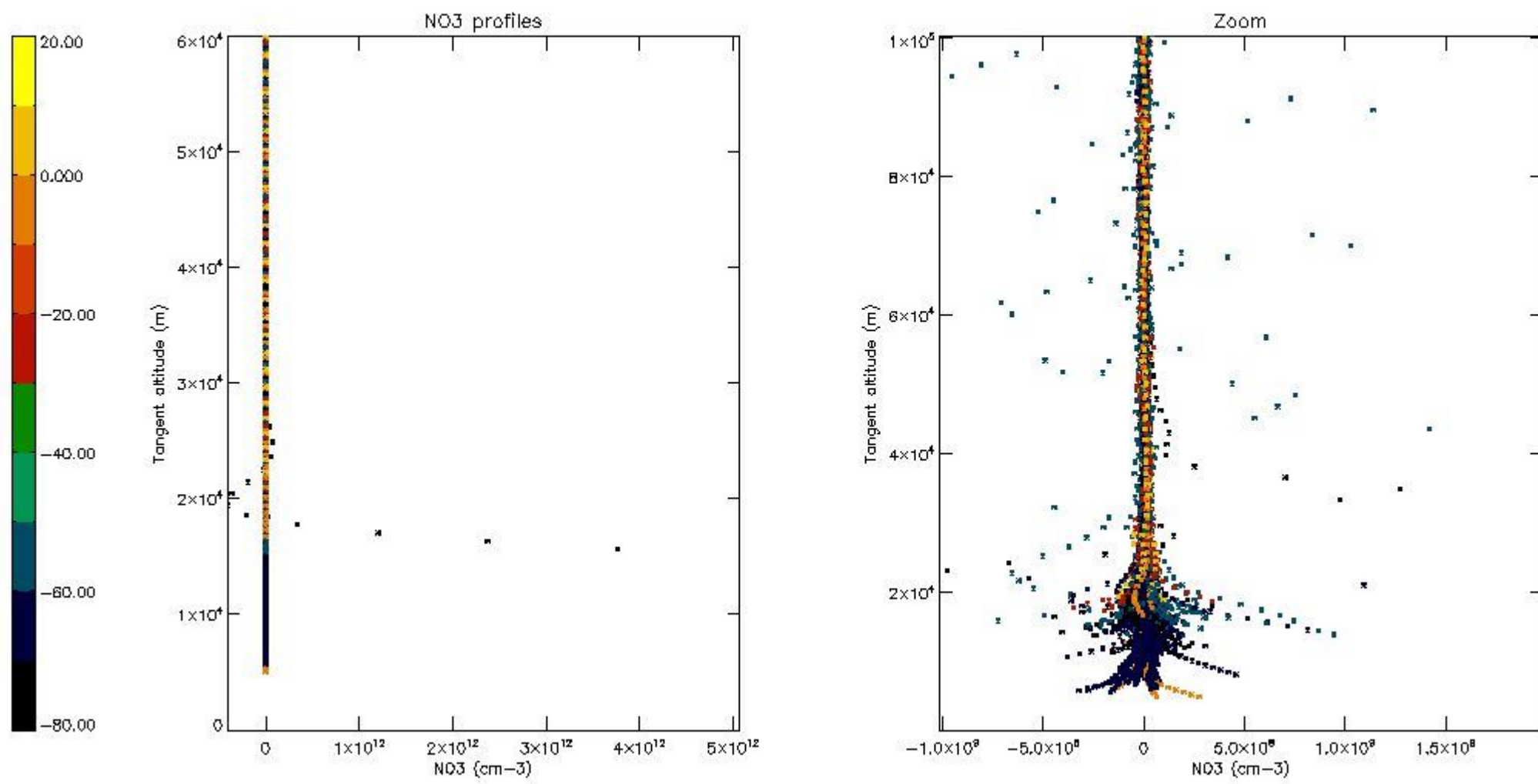
The colorbar represents the latitude.



*5.7 Plot NO3 profiles for all STD (dark without errors)*

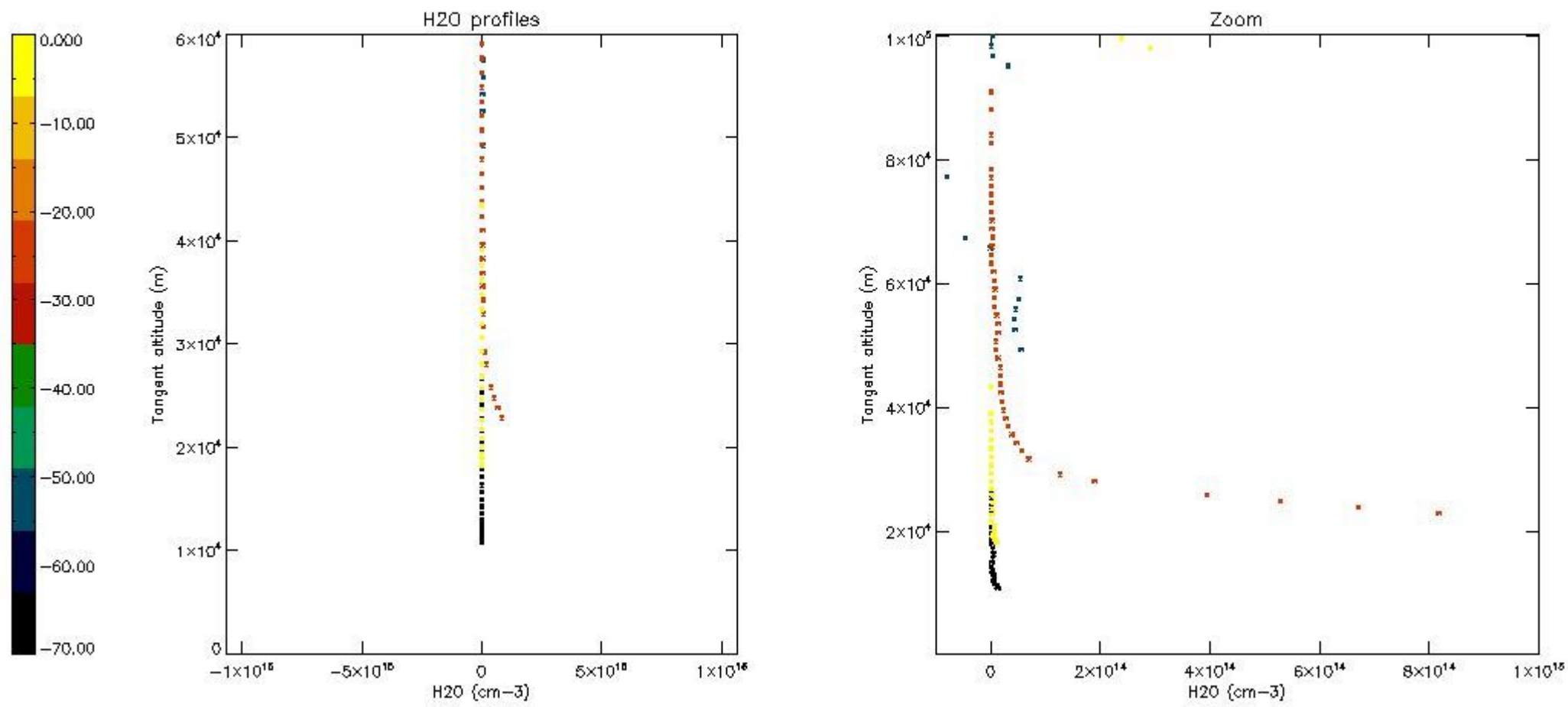
The colorbar represents the latitude.





*5.8 Plot H2O profiles for all STD (only for occultations of stars 1,2,3,4,13,14,16,26,63 dark without errors)*

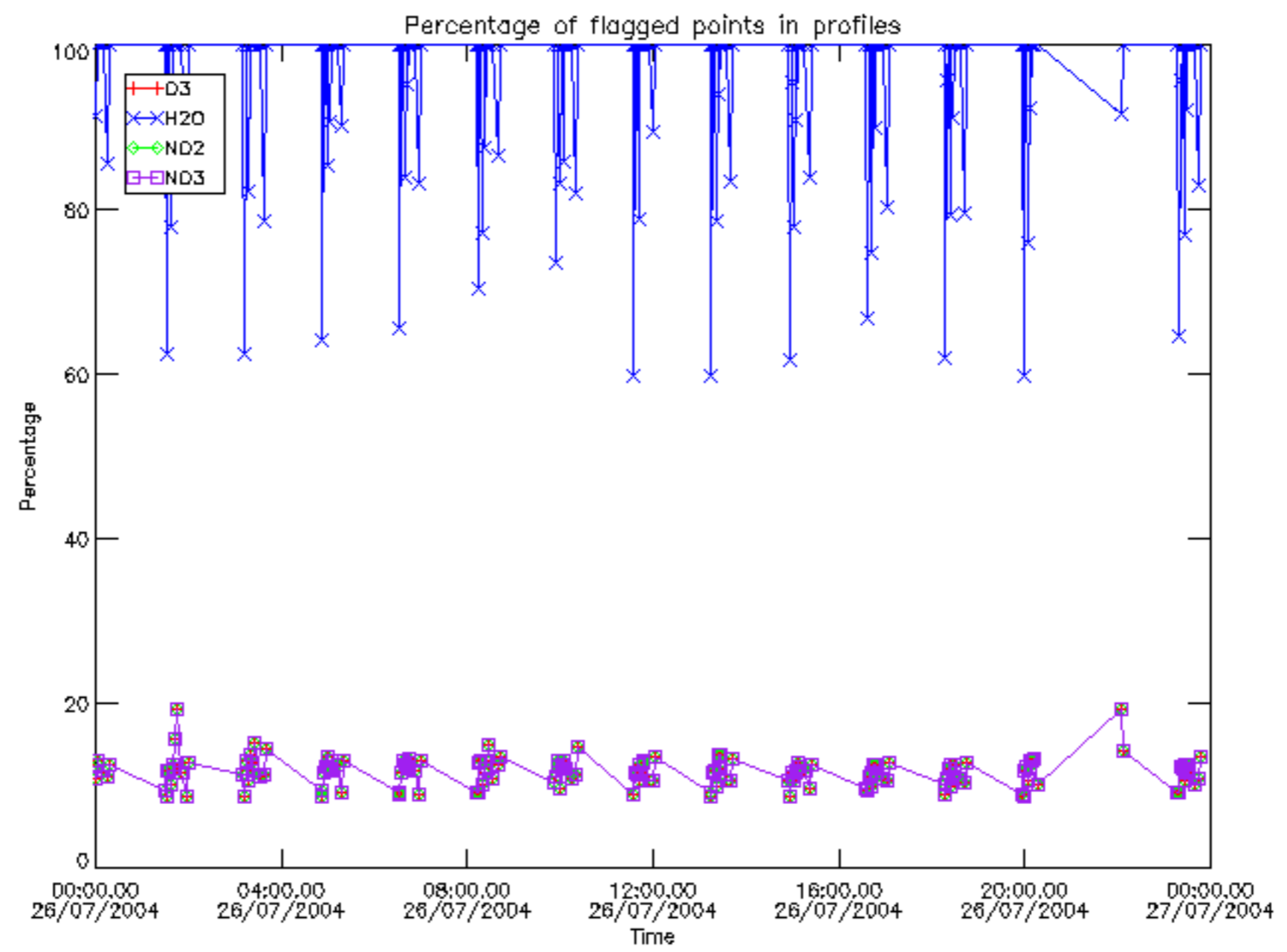
The colorbar represents the latitude.



## 6. Auxiliary Data Files used for the production reported in section 2

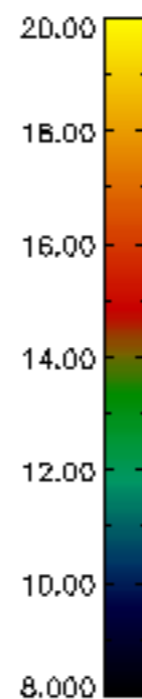
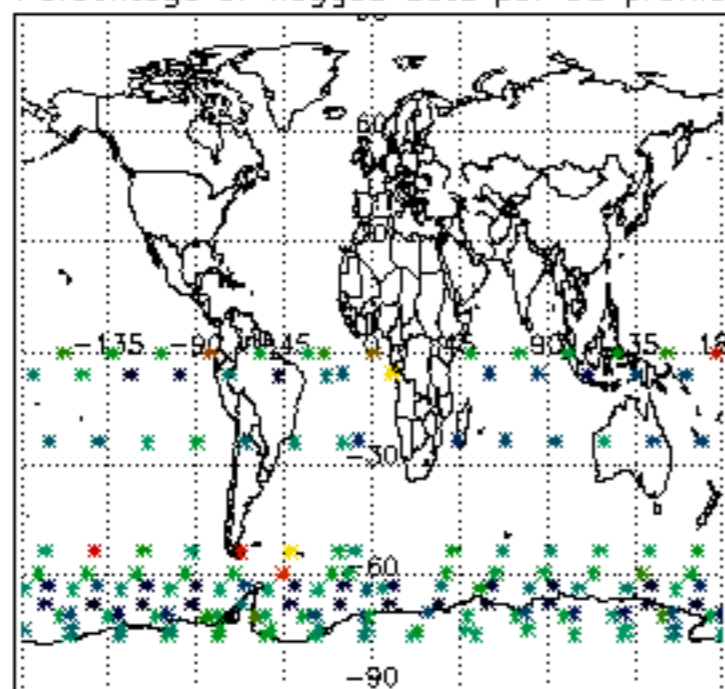
The number reported in the third column indicates since which file (see list in section 2) the corresponding auxiliary file has been used. The fourth column is the date of those product files.

Type	Auxiliary Filename	Used since product	Used since product date
INST_PHYS_CHARACTERISTICS	GOM_INS_AXVIEC20091111_143220_20030716_120000_20500101_000000	1	26-JUL-2004 00:00:07
LEVEL-2_PROC_CONFIG	GOM_PR2_AXVIEC20091111_152718_20020301_000000_20500101_000000	1	26-JUL-2004 00:00:07
CROSS_SECTIONS_FILE	GOM_CRS_AXVIEC20091111_154832_20020301_000000_20500101_000000	1	26-JUL-2004 00:00:07

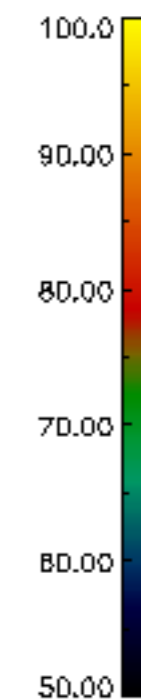
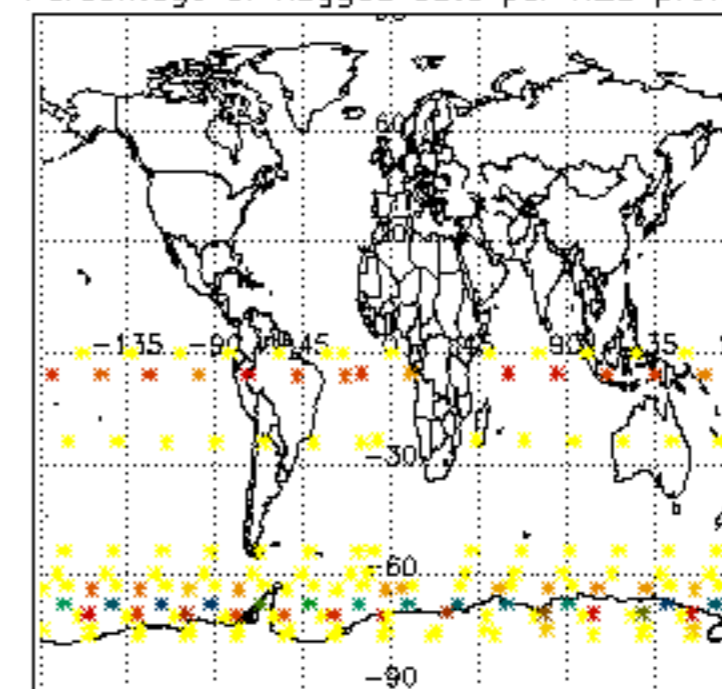




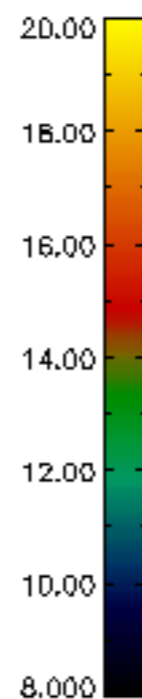
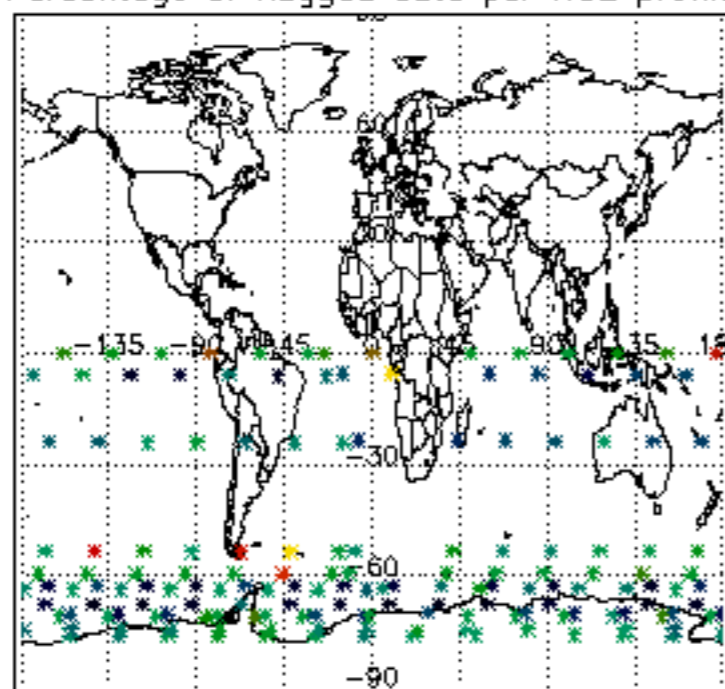
Percentage of flagged data per D3 profile



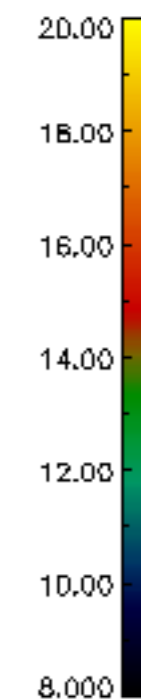
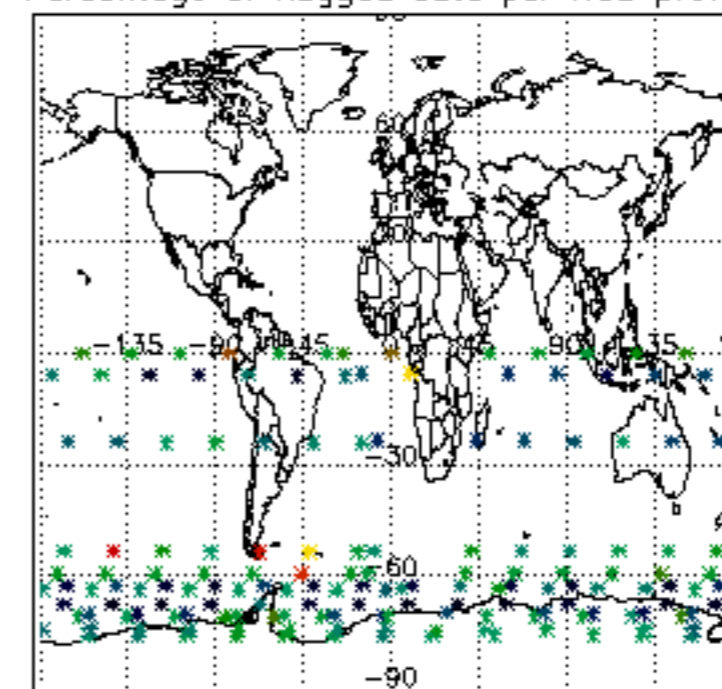
Percentage of flagged data per H2O profile

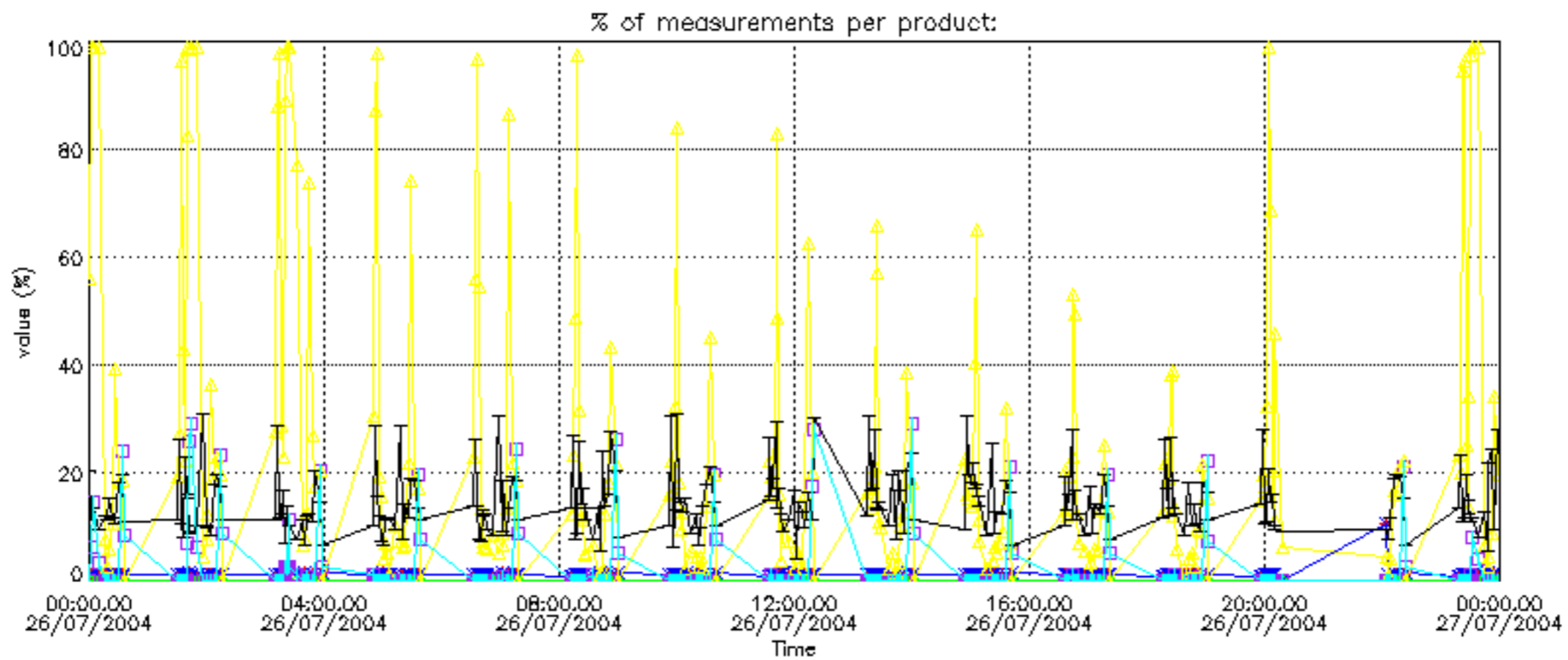


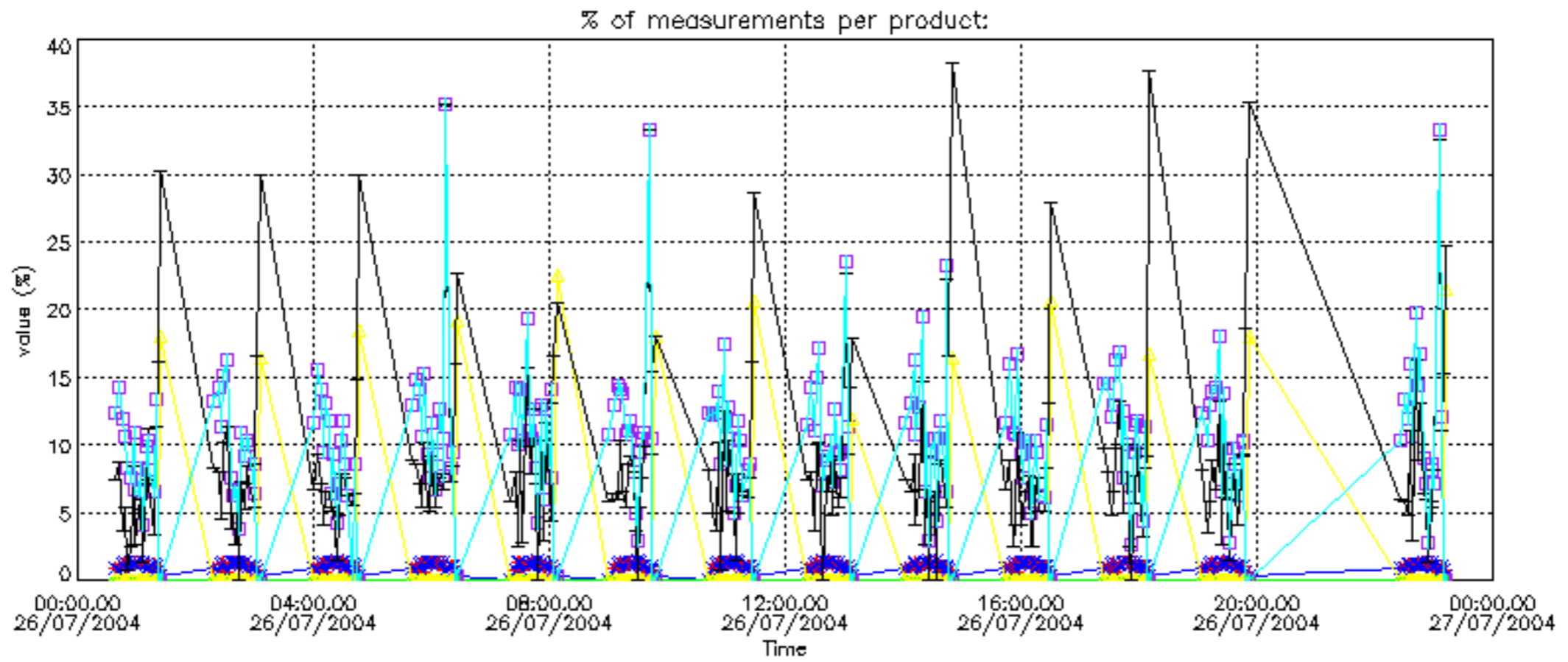
Percentage of flagged data per NO2 profile



Percentage of flagged data per NO3 profile

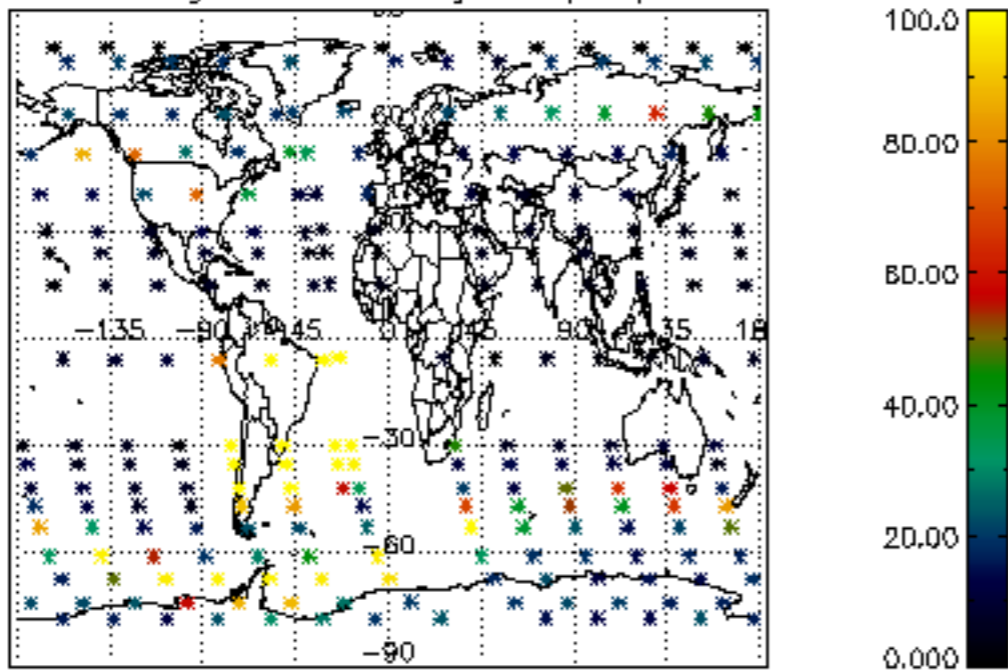




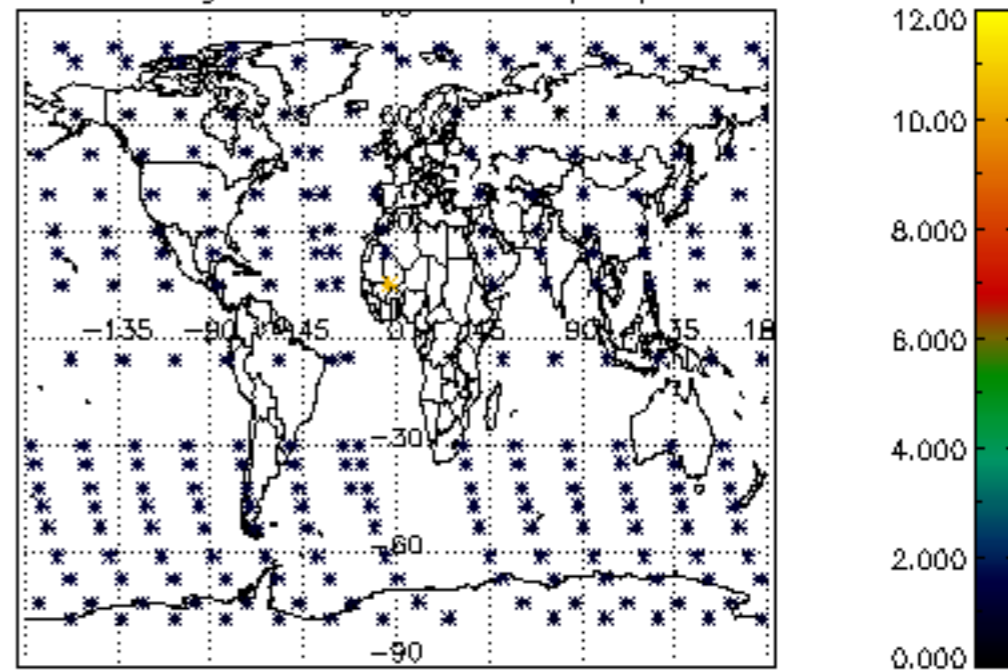




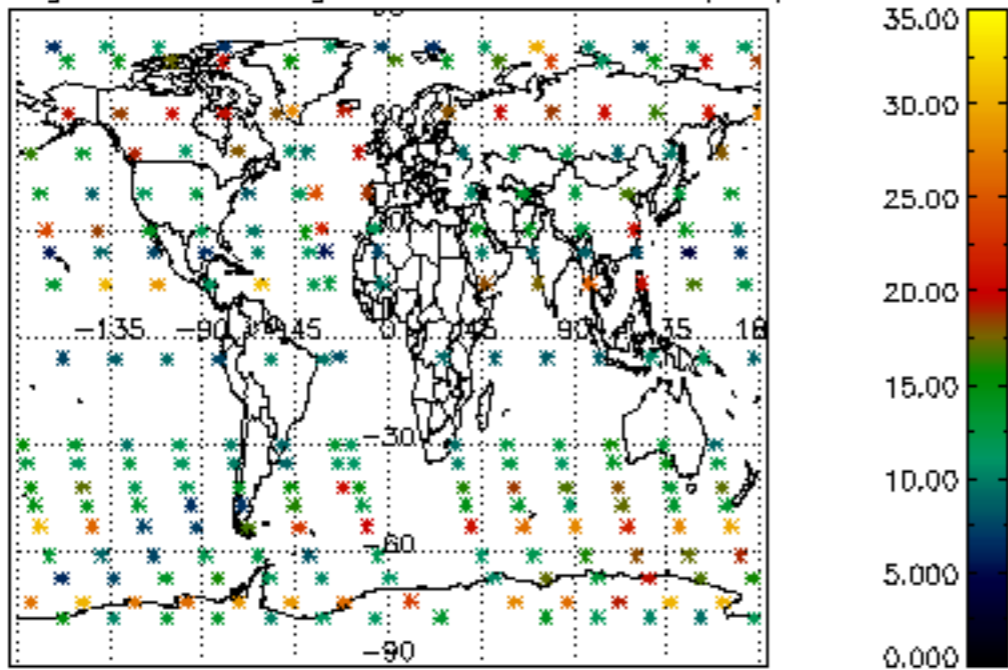
Percentage of cosmic ray hits per profile



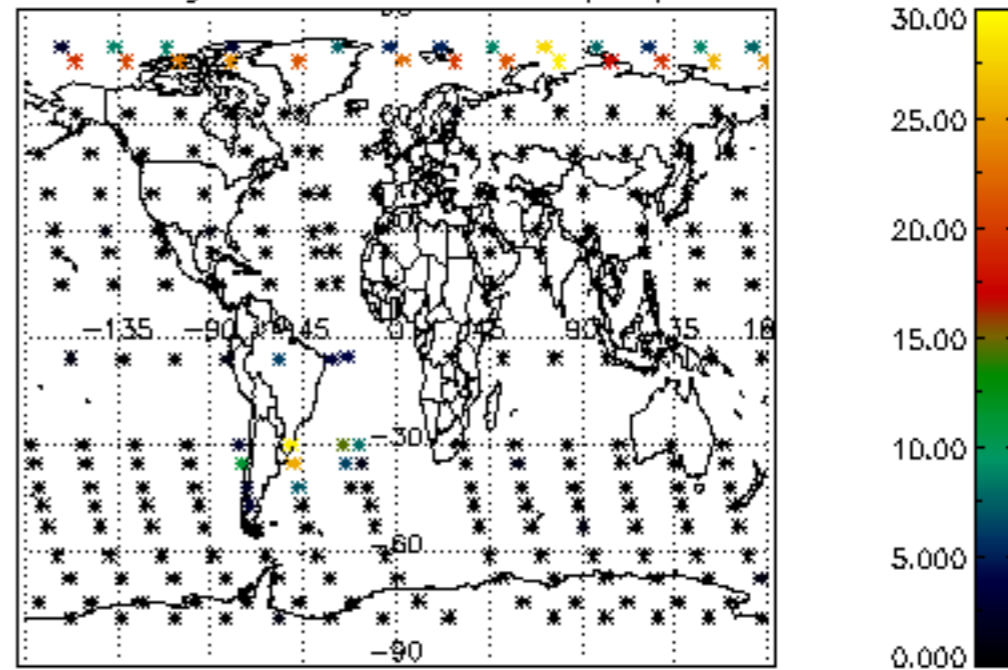
Percentage of datation errors per profile



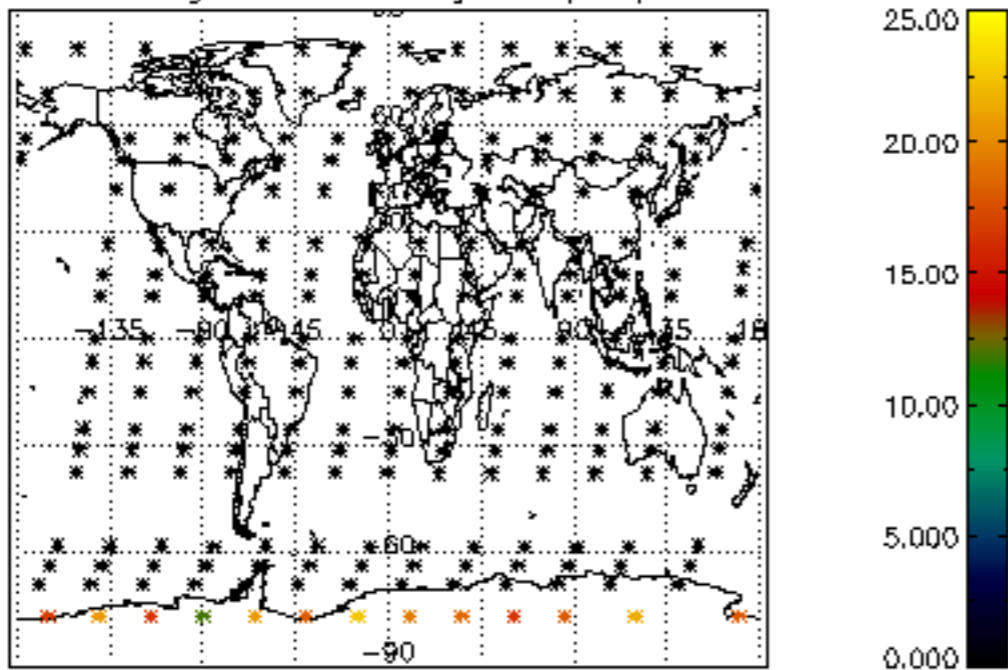
Percentage of star falling outside central band per profile



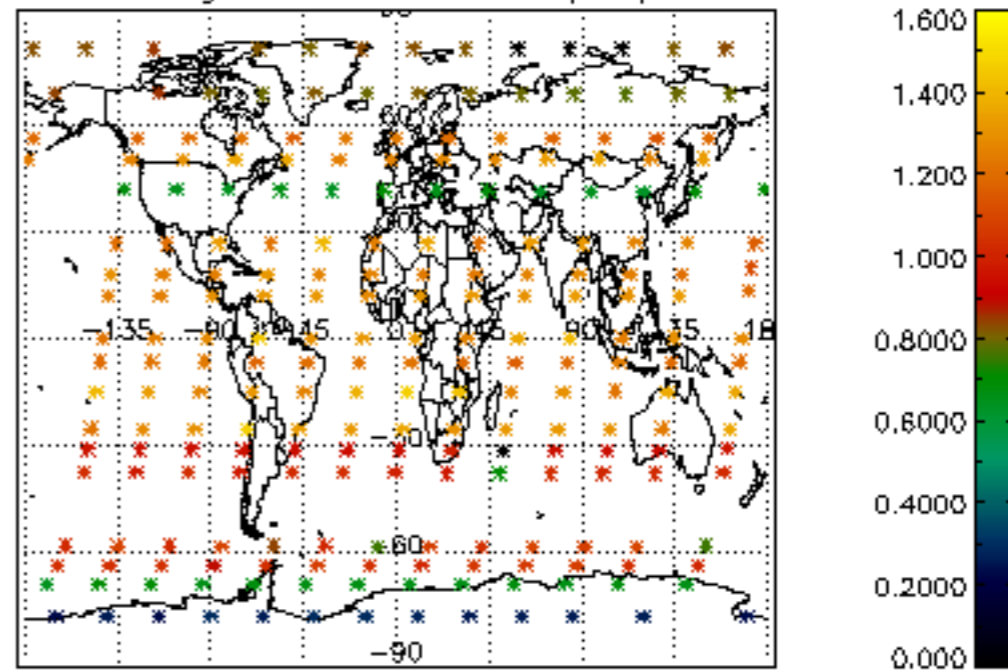
Percentage of saturation errors per profile



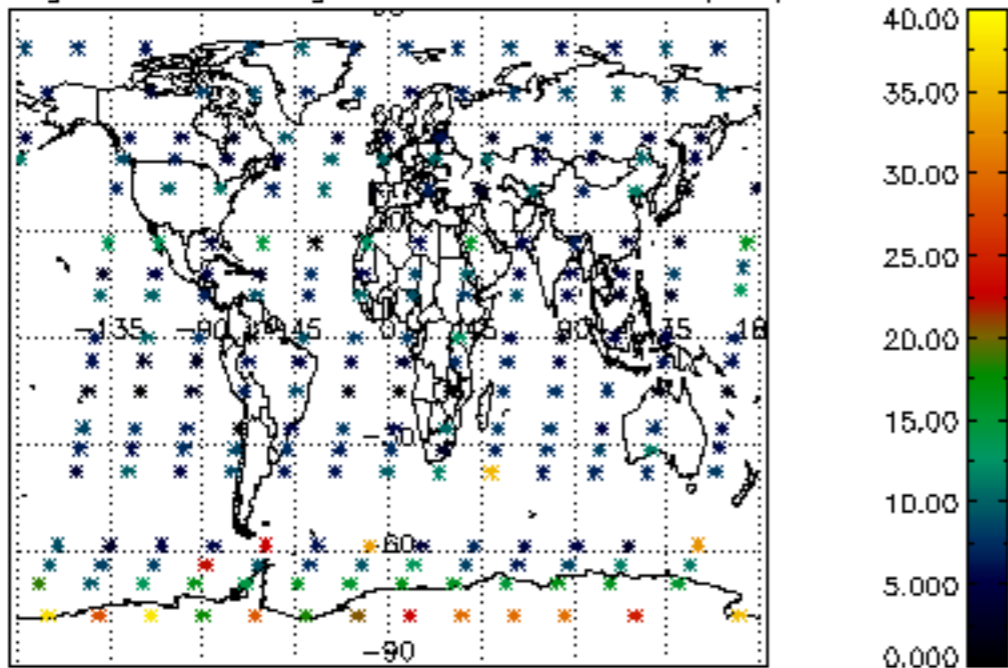
Percentage of cosmic ray hits per profile



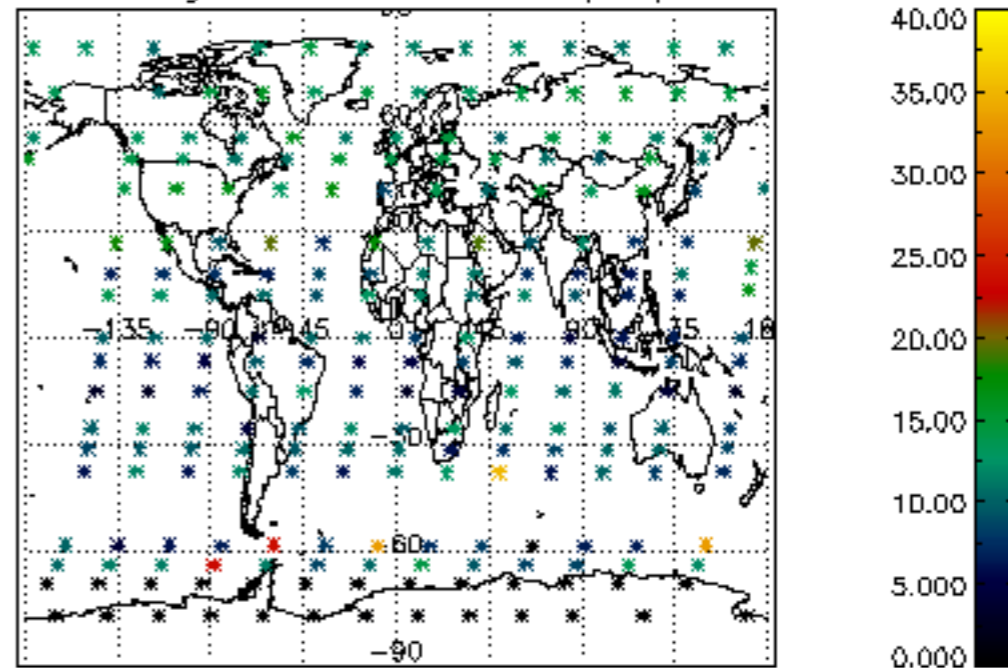
Percentage of datation errors per profile

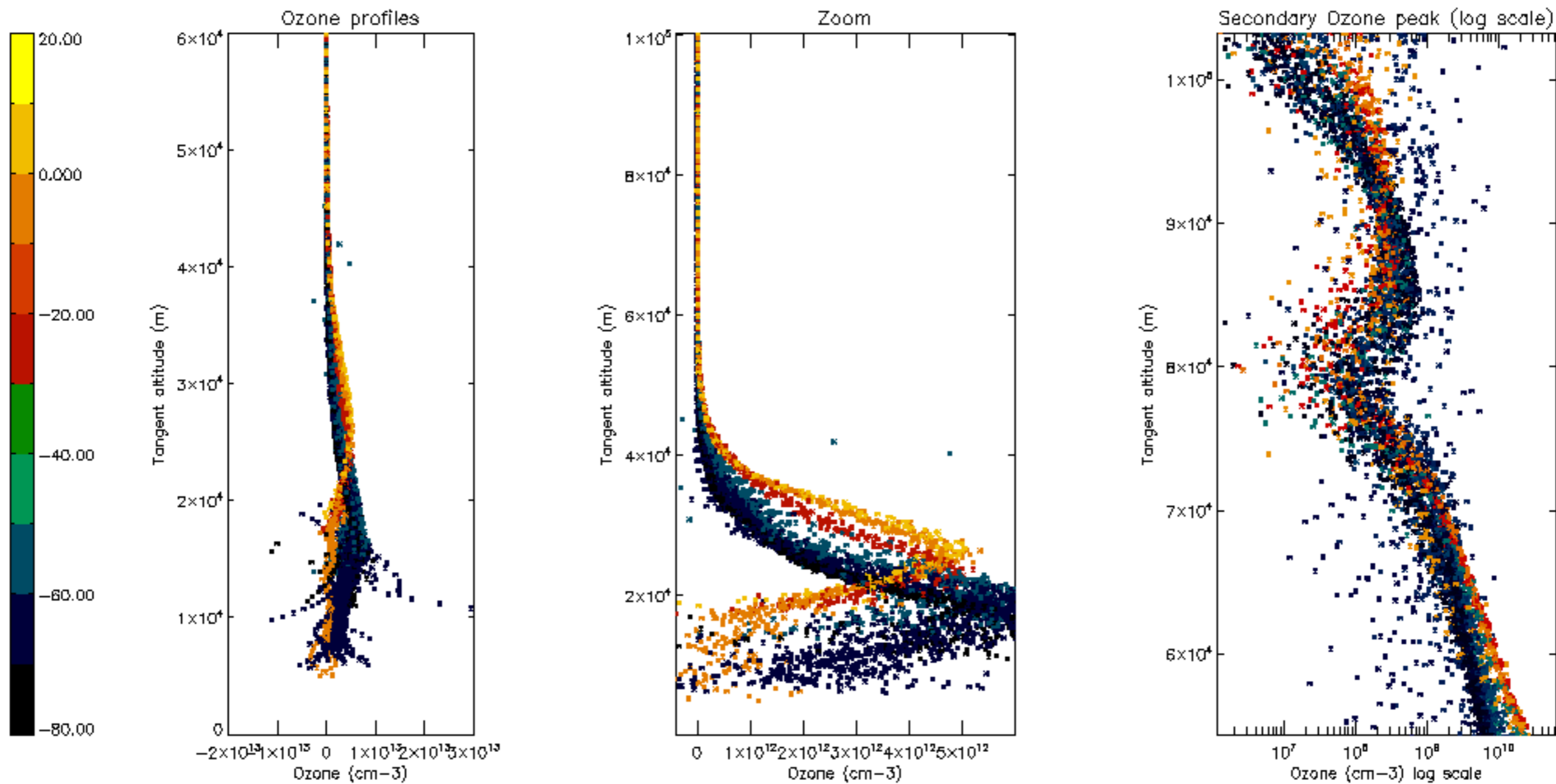


Percentage of star falling outside central band per profile

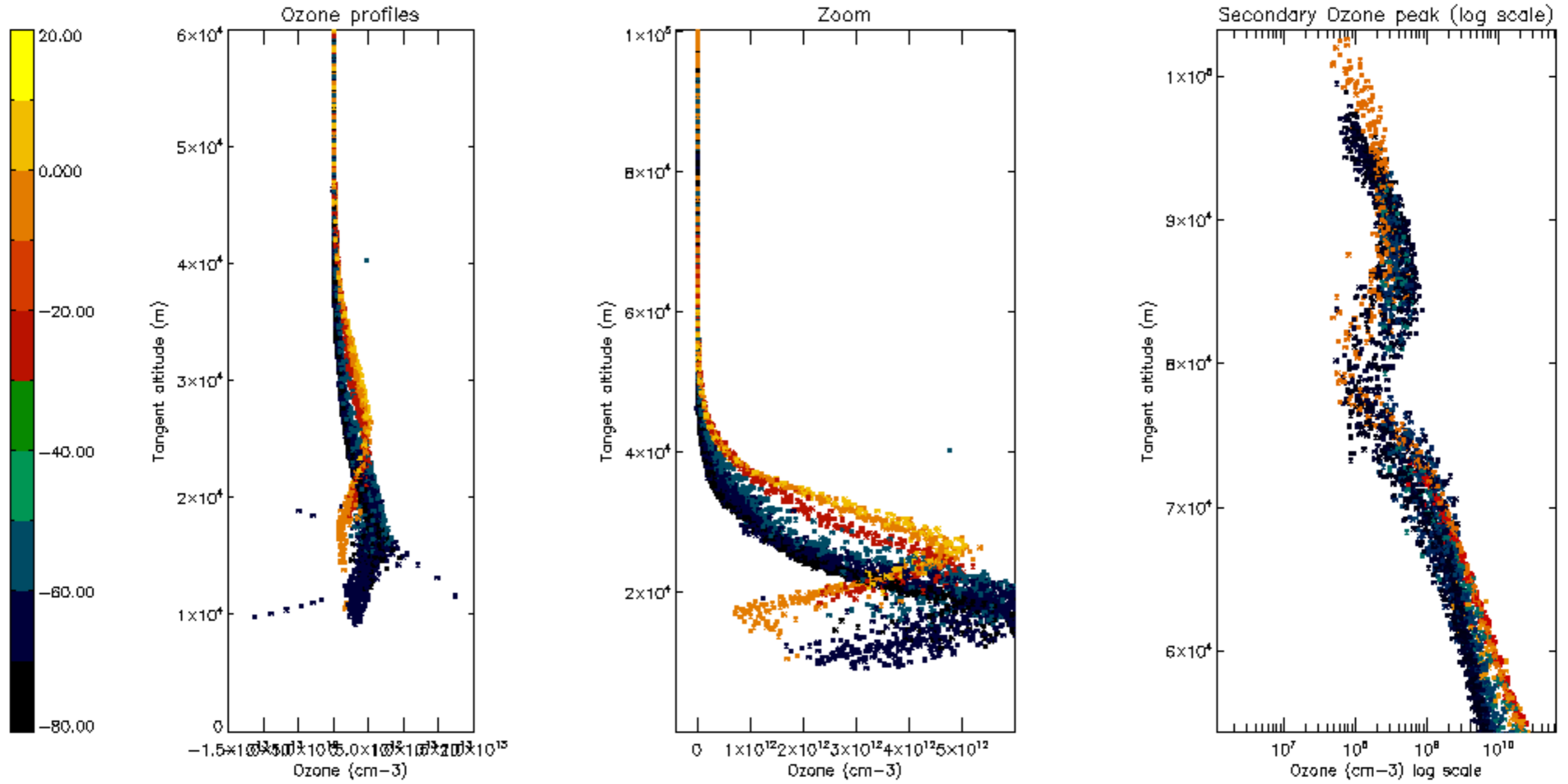


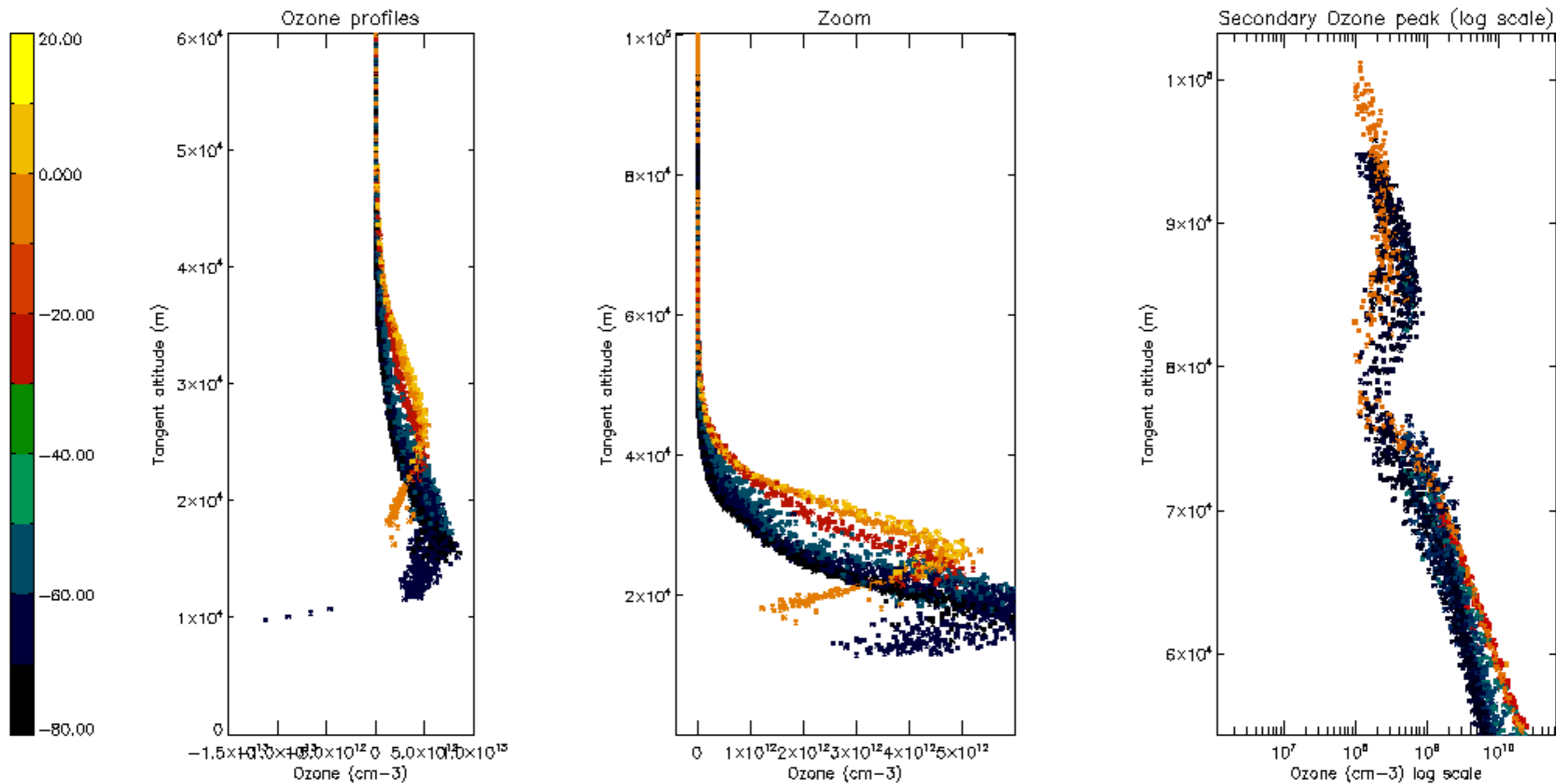
Percentage of saturation errors per profile

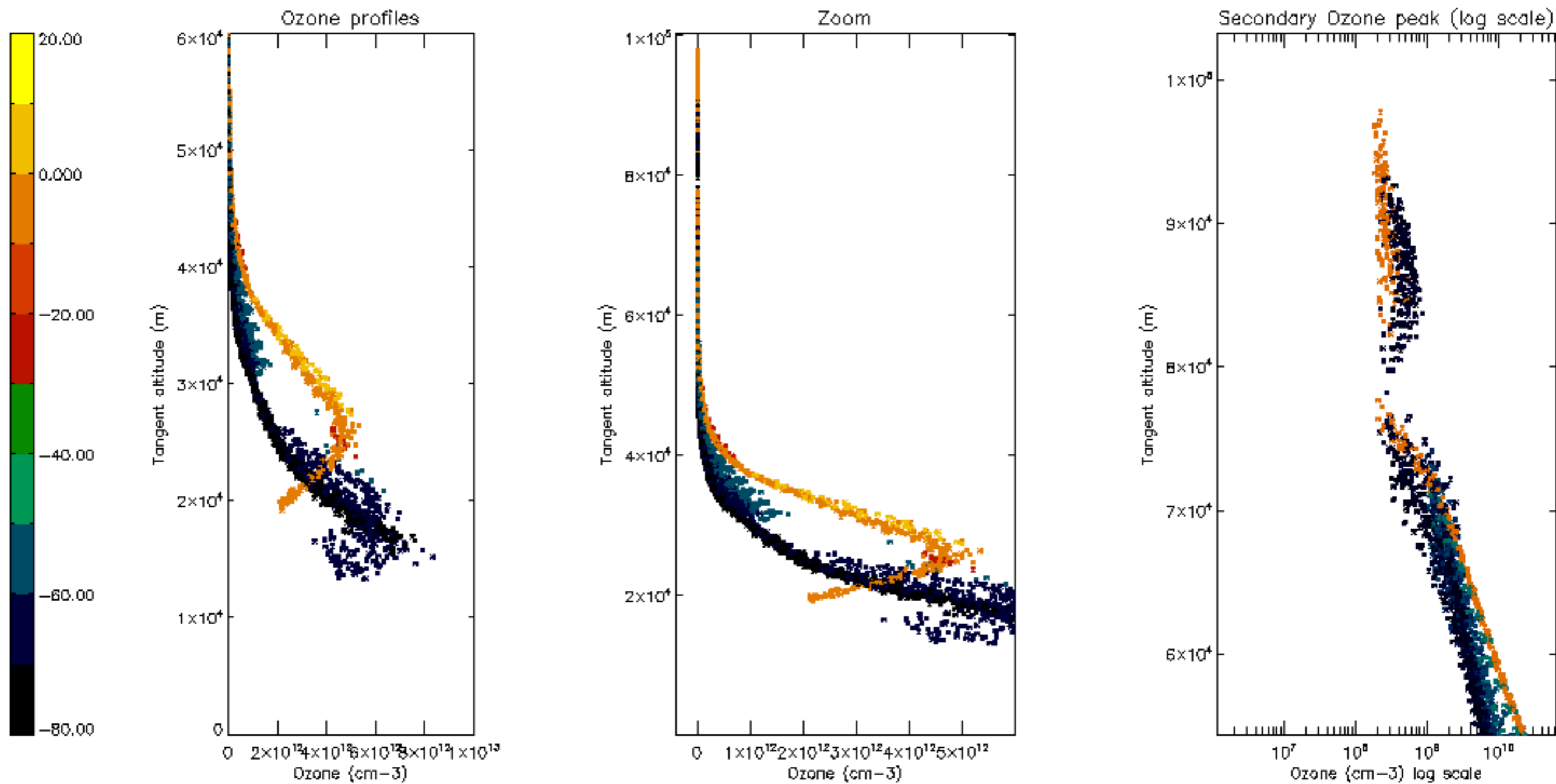




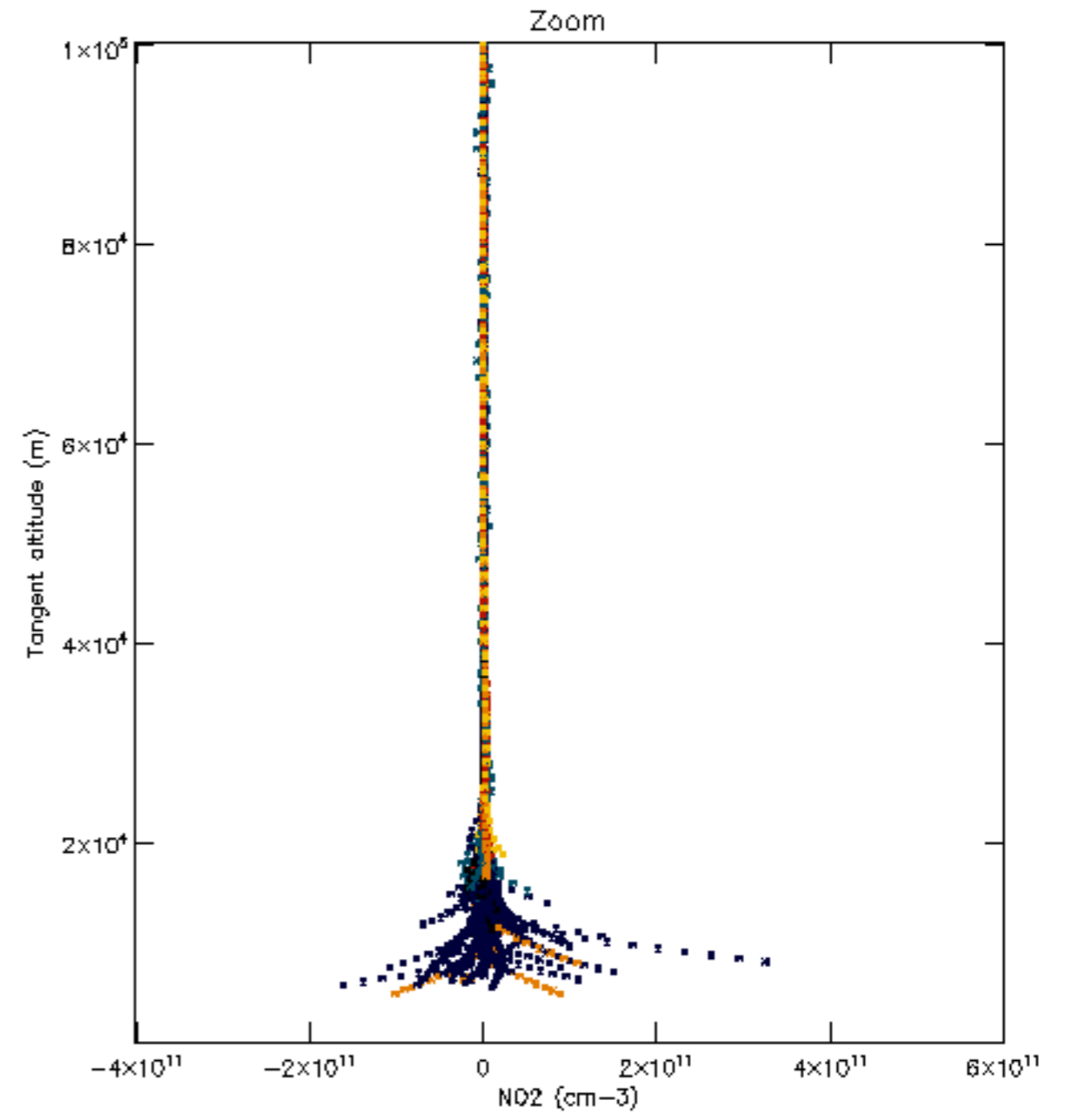
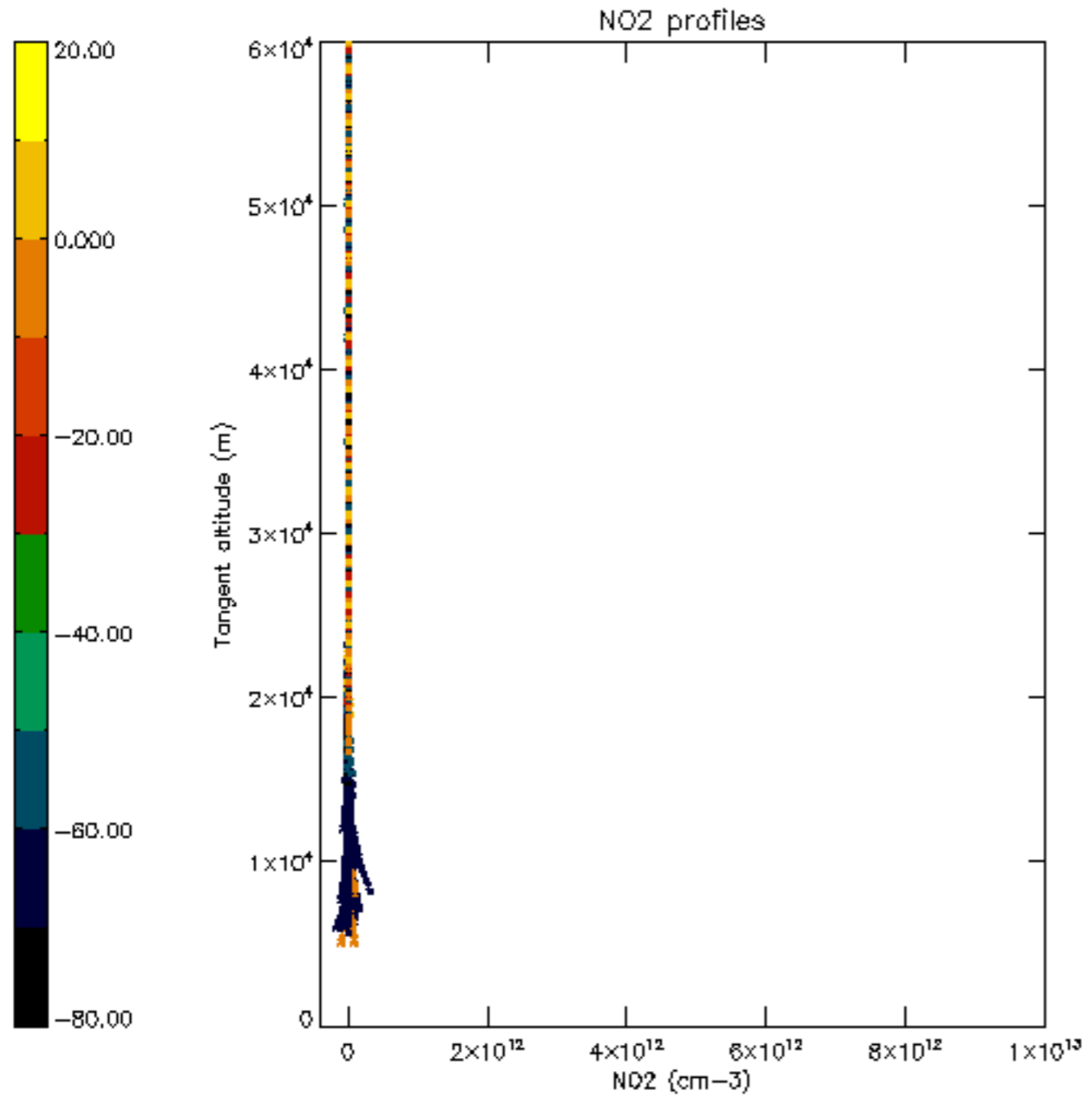


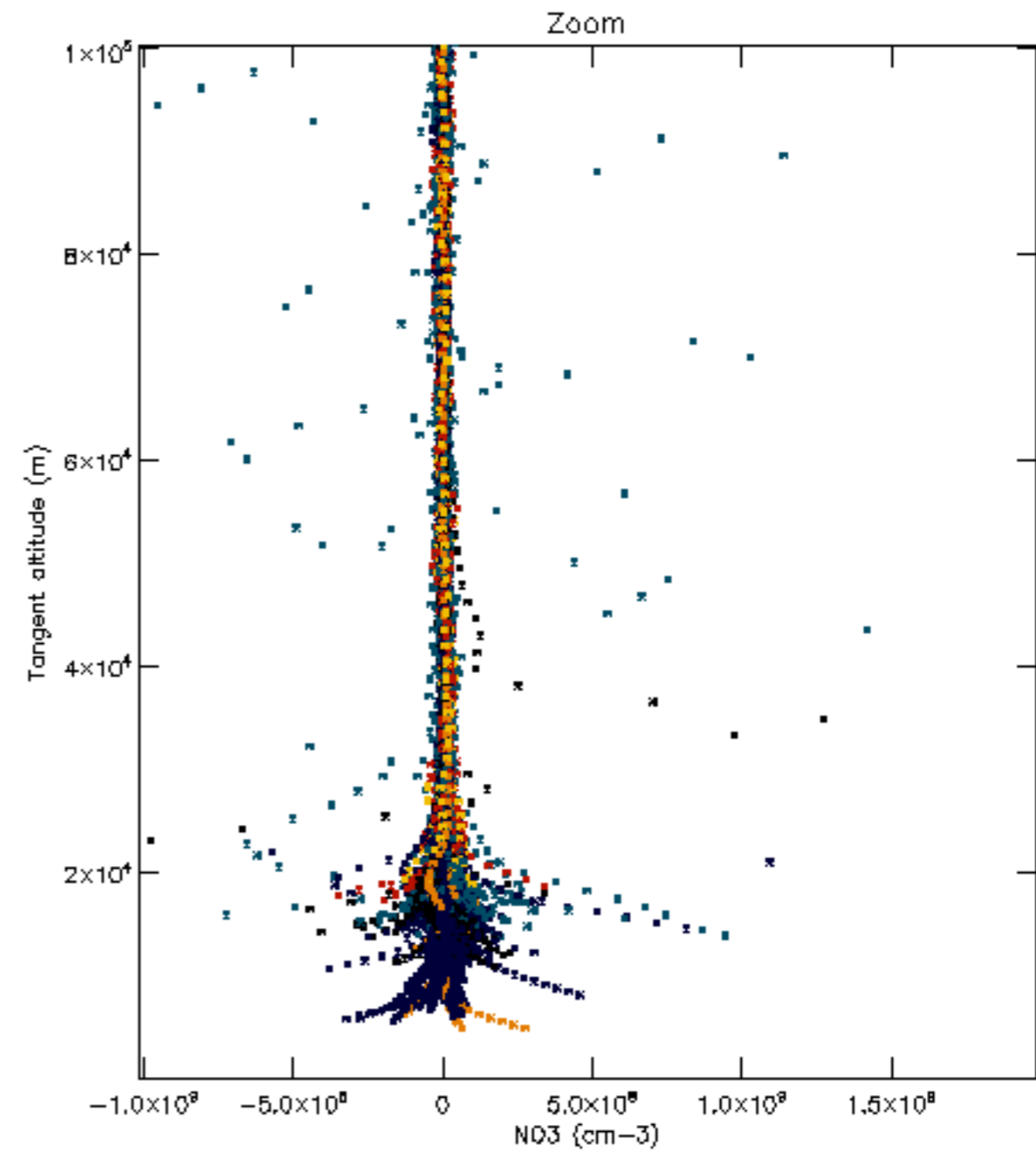
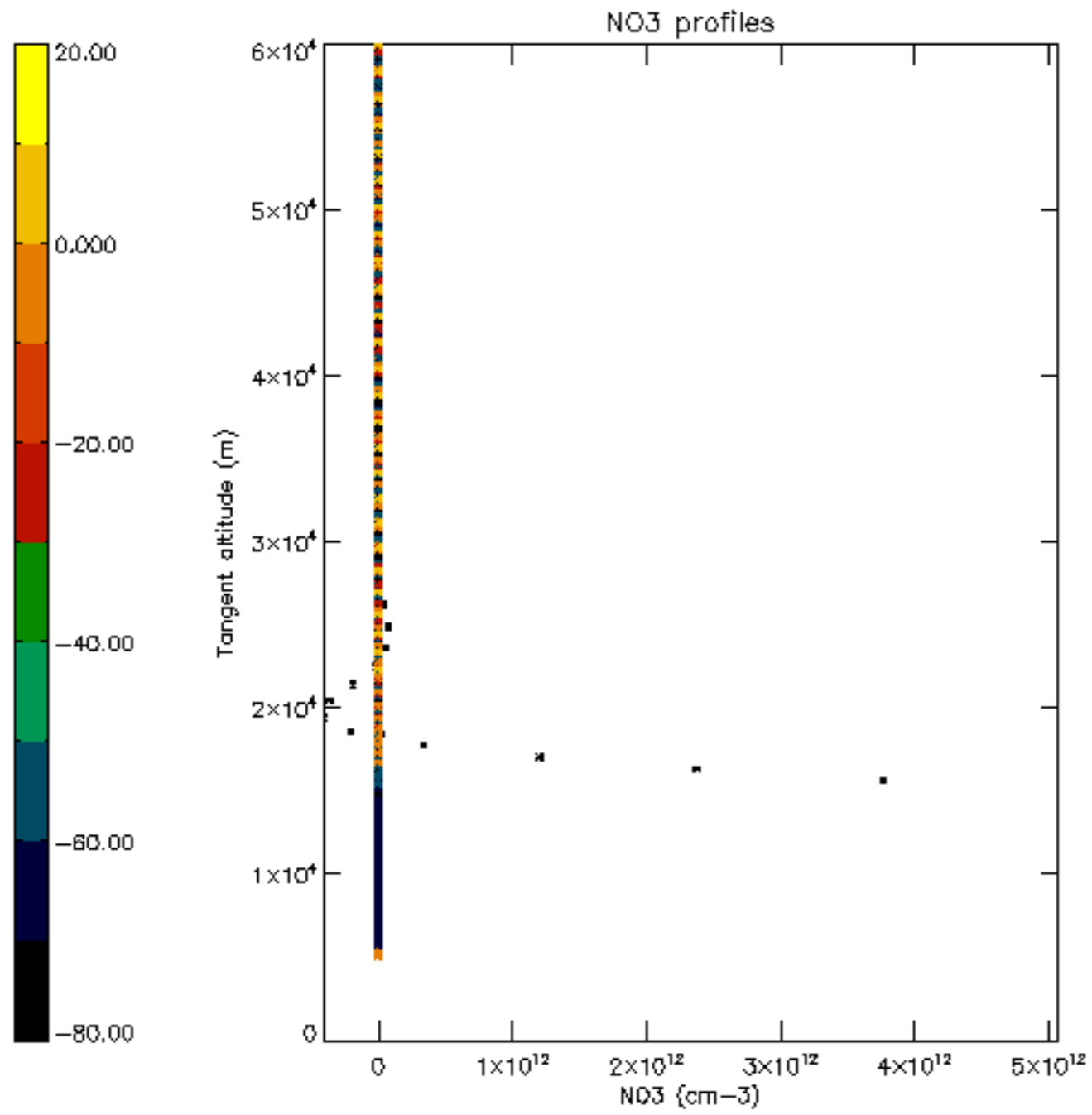


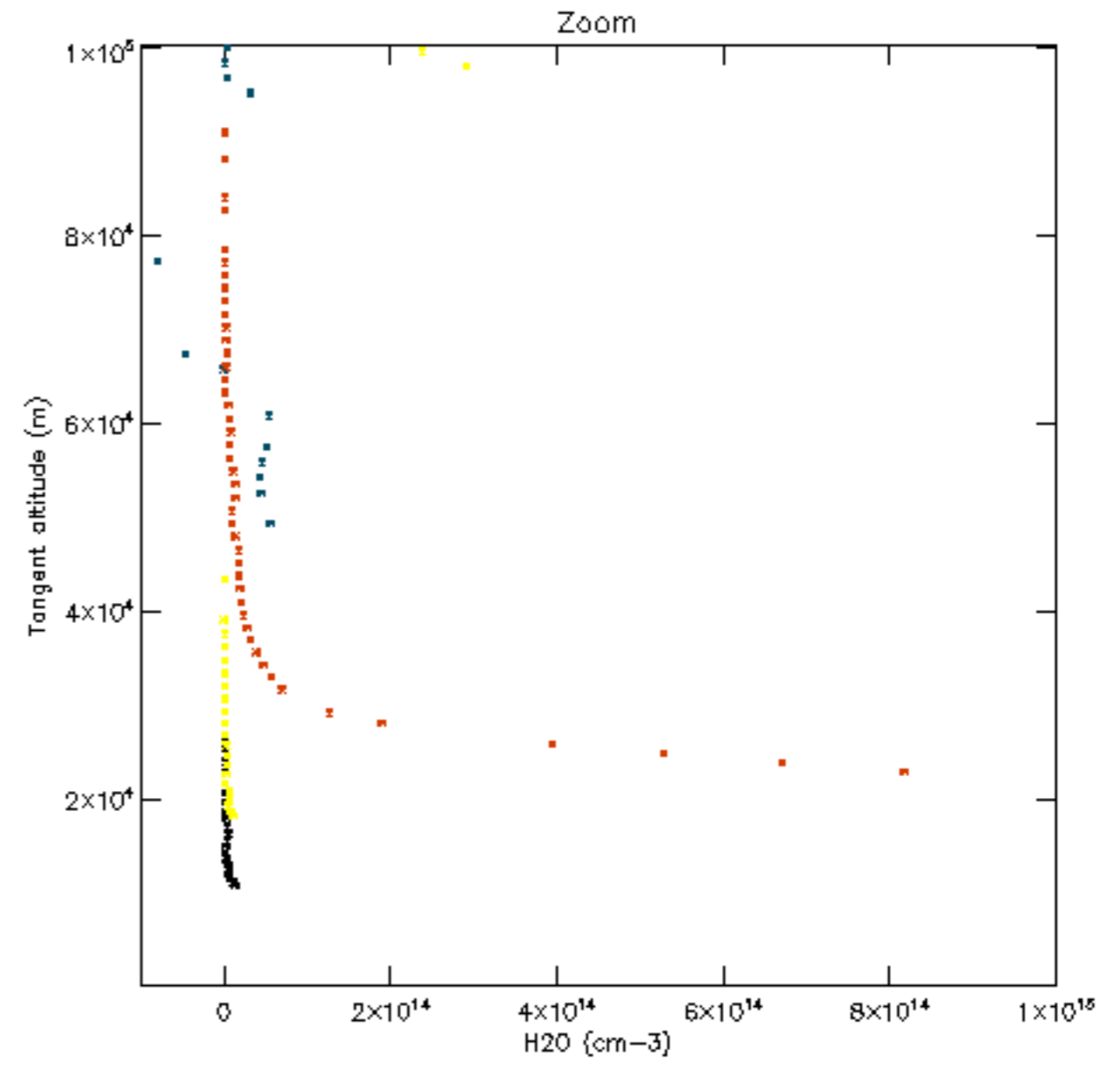
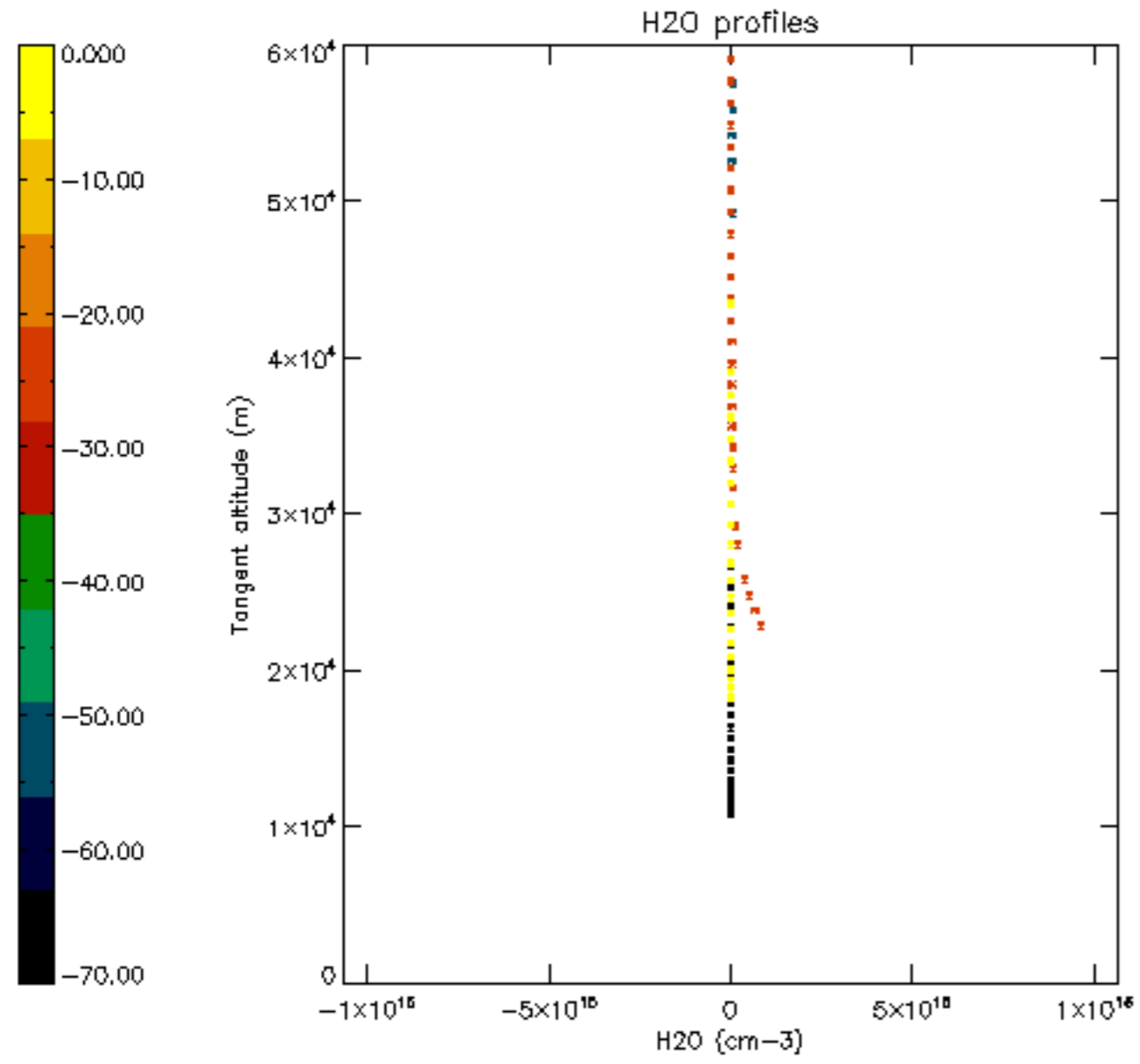




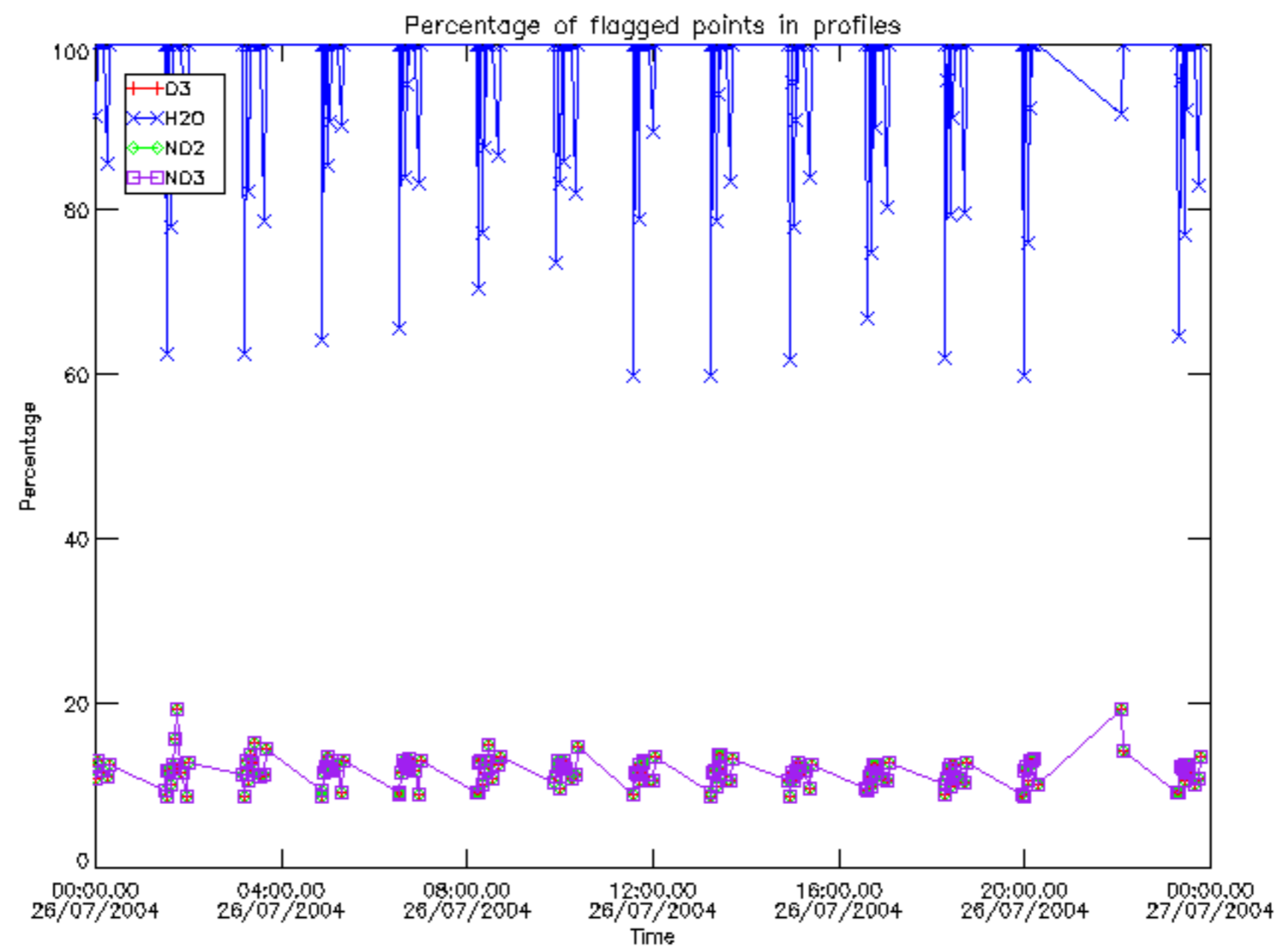




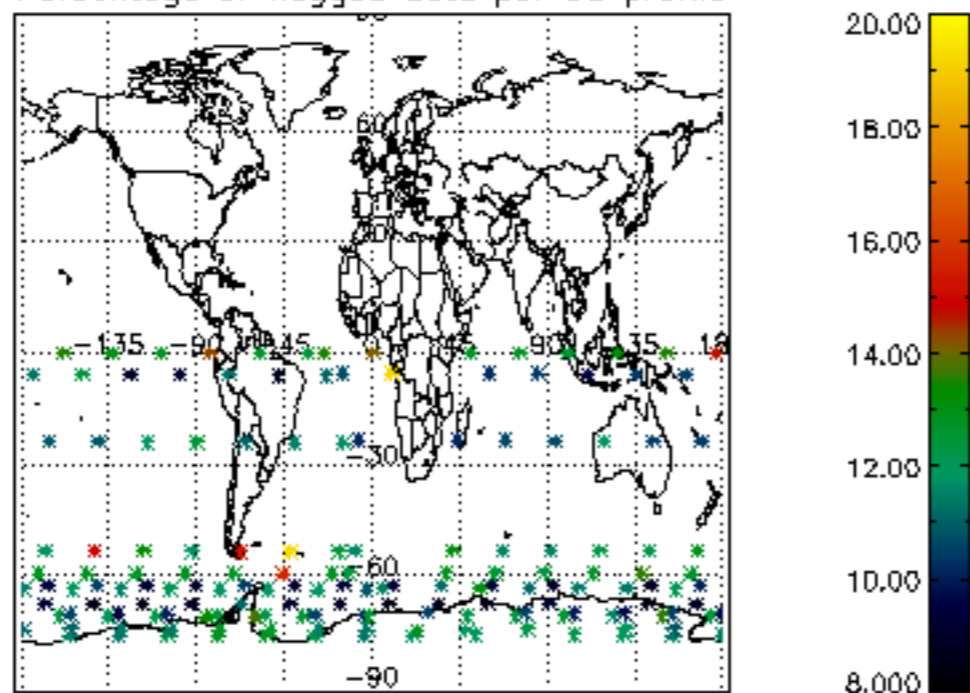




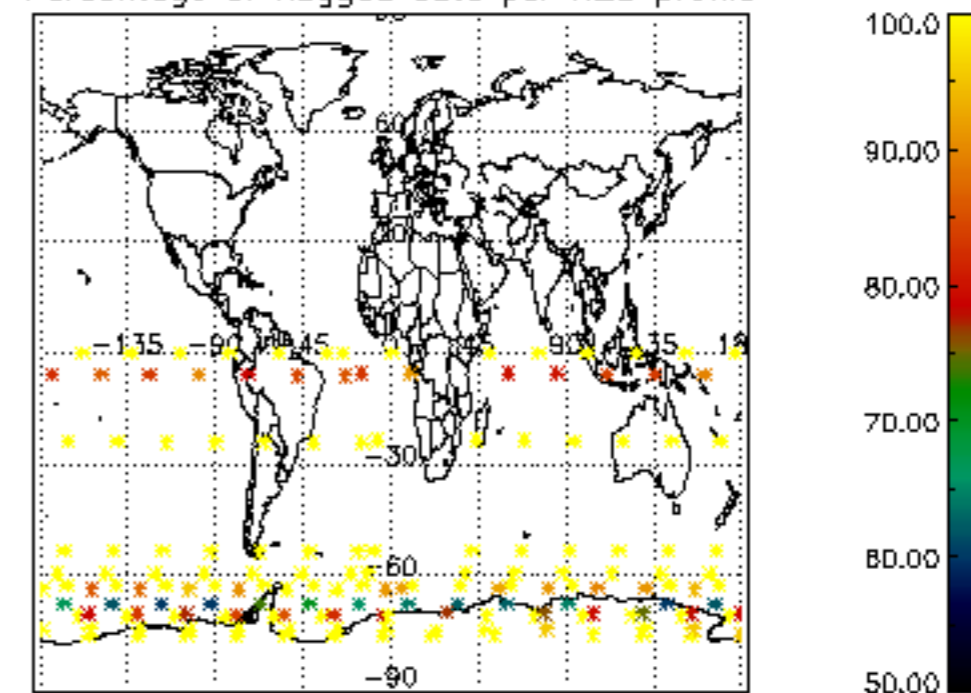




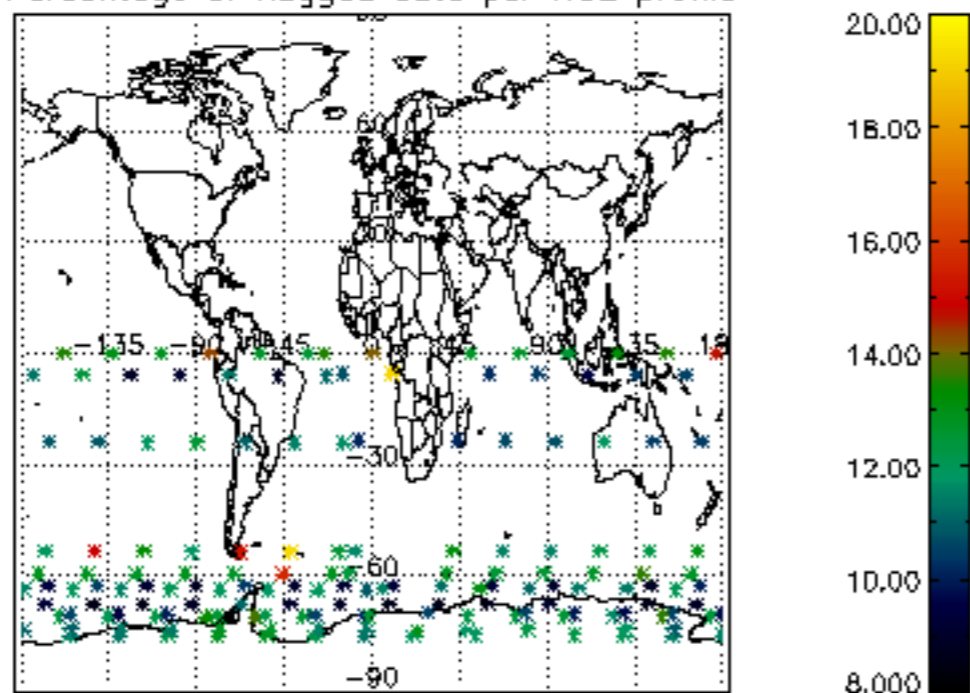
Percentage of flagged data per D3 profile



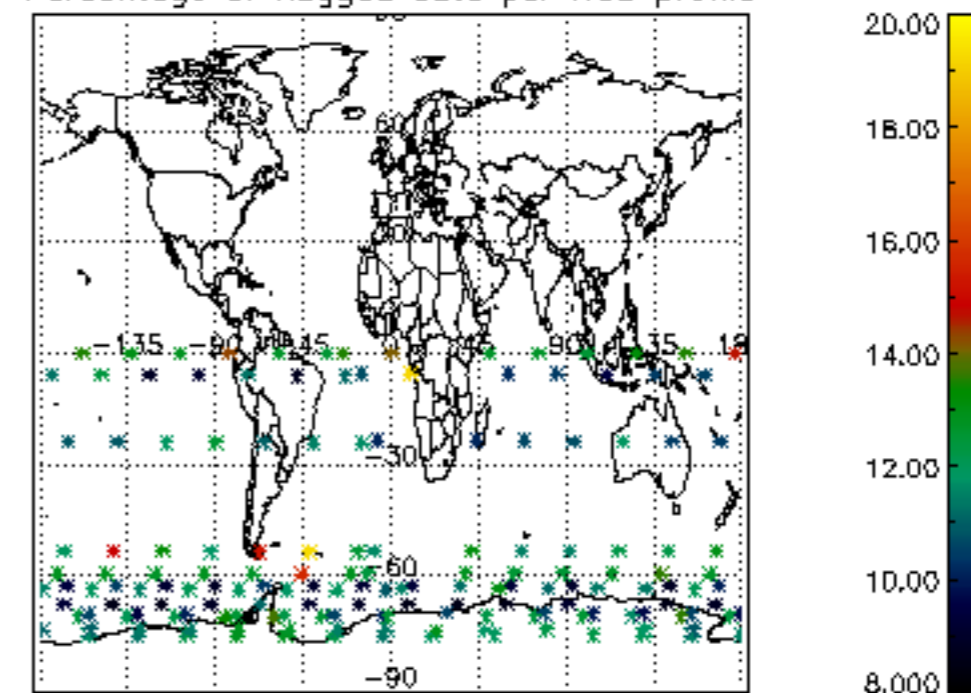
Percentage of flagged data per H2O profile

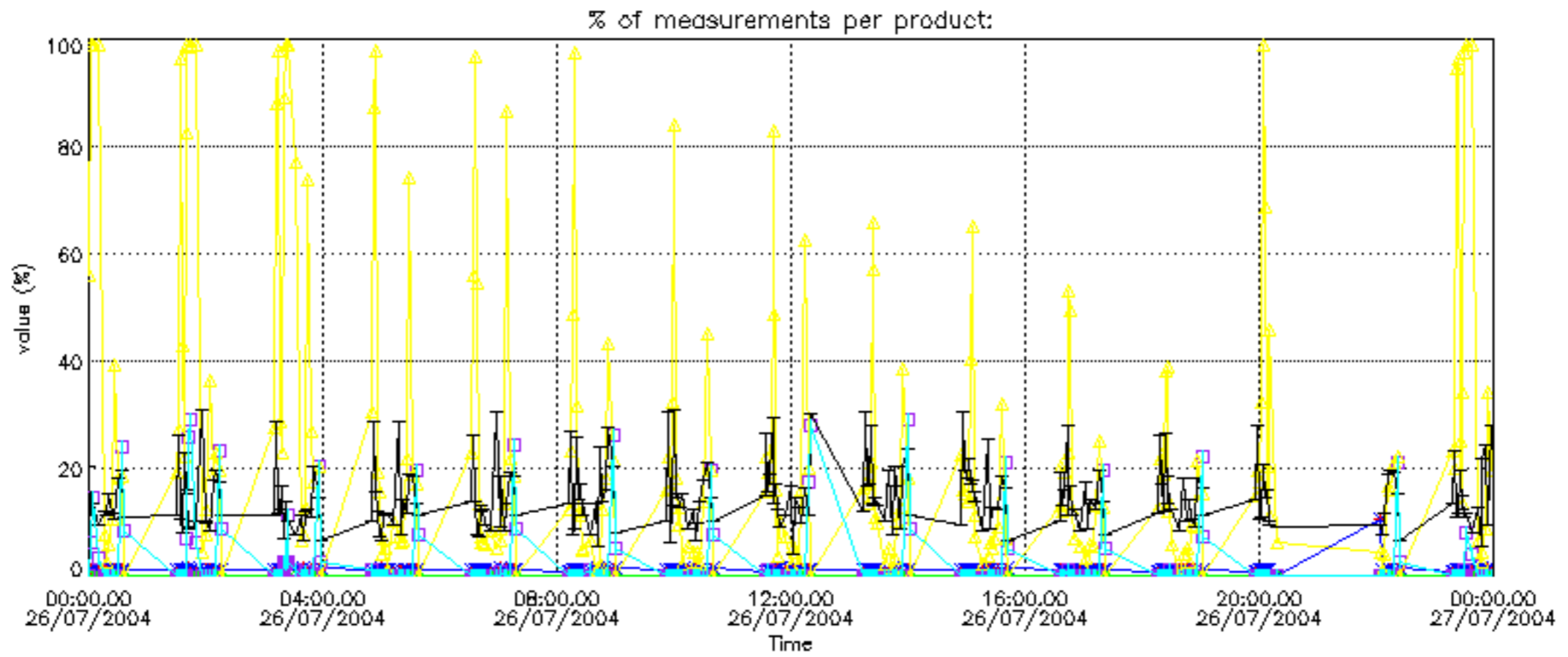


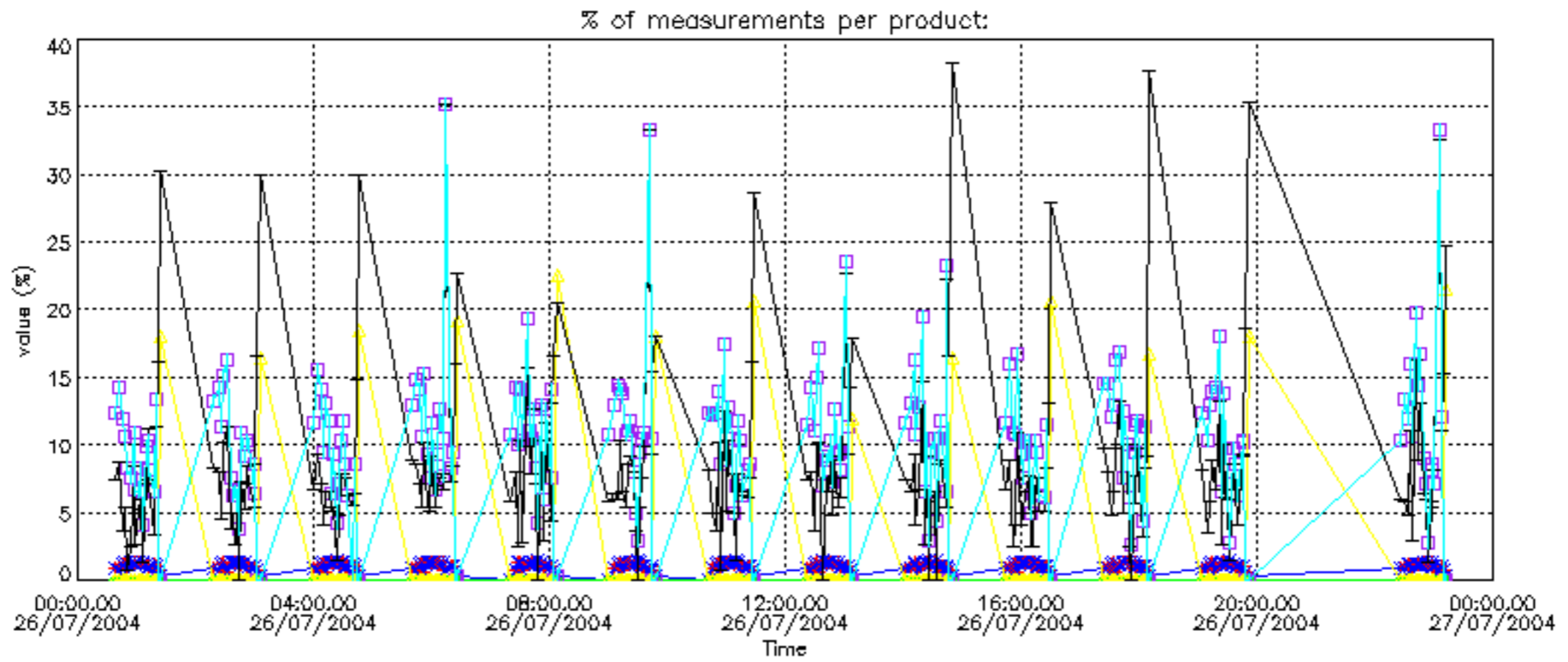
Percentage of flagged data per NO2 profile



Percentage of flagged data per NO3 profile

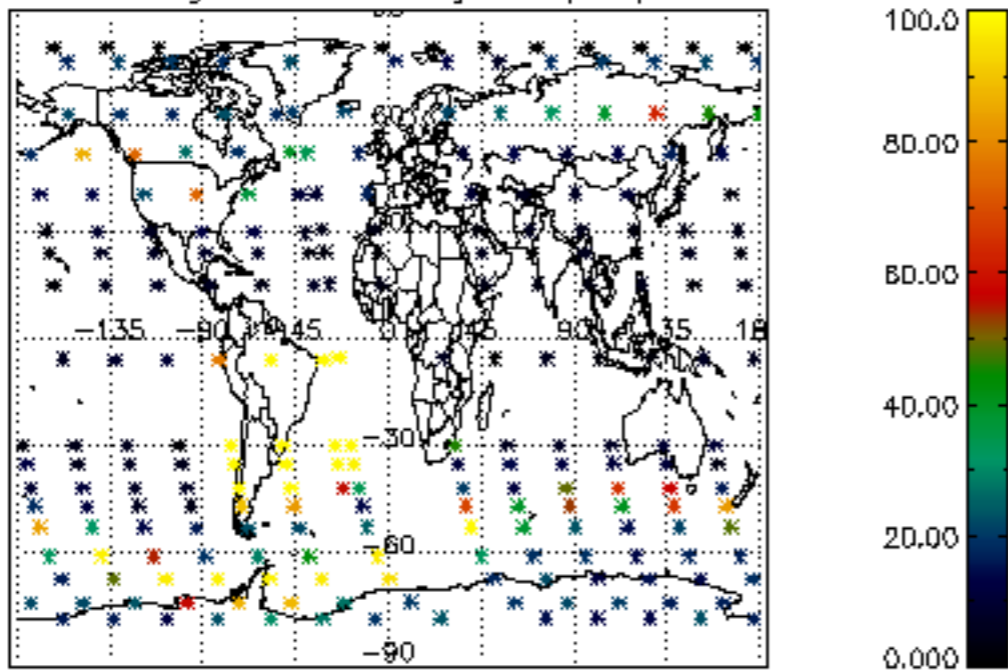




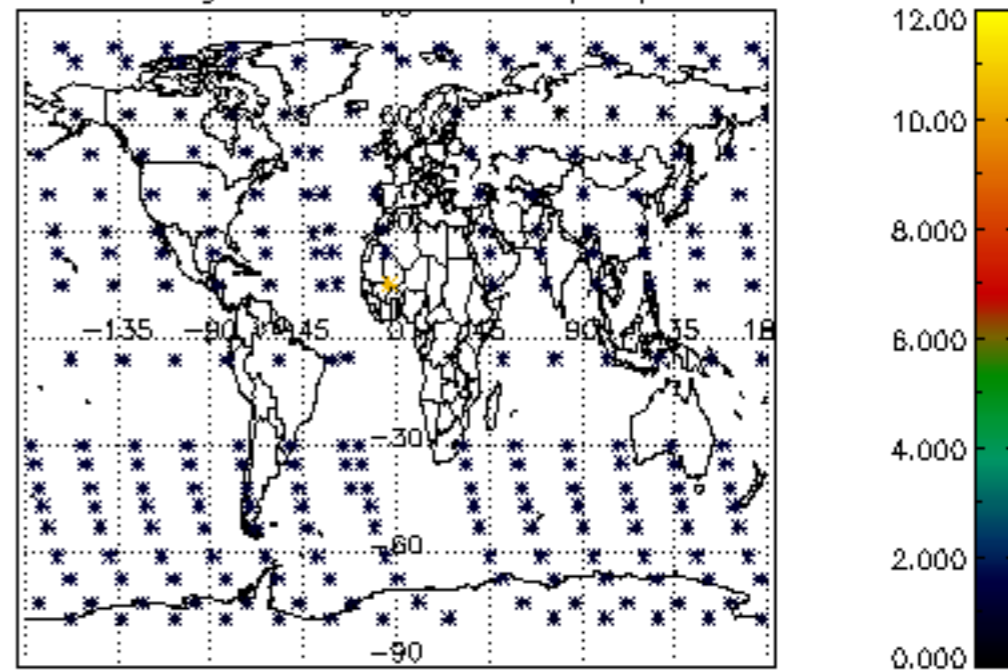




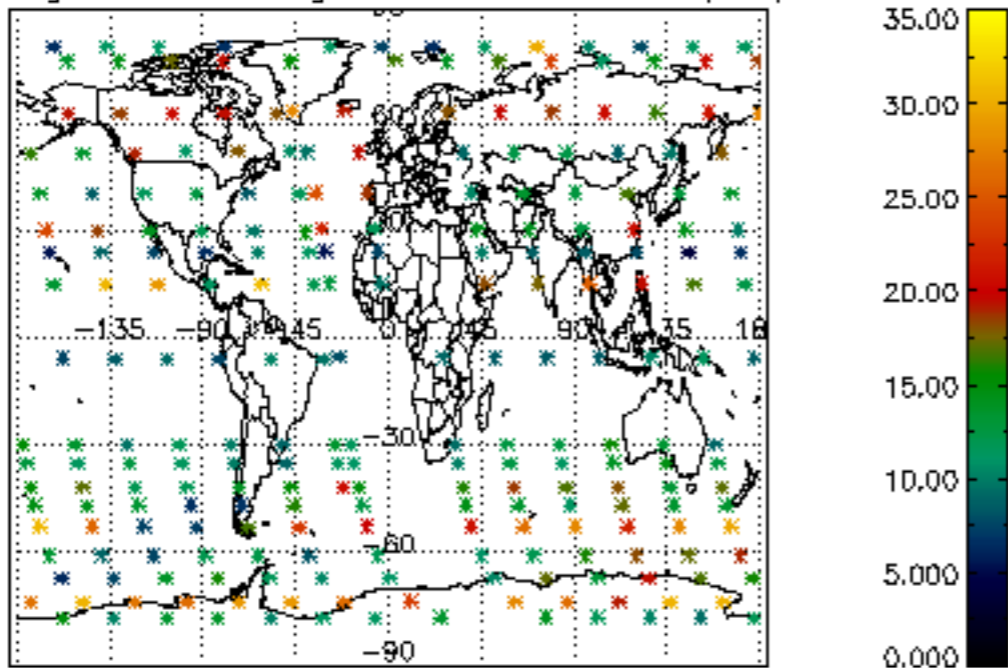
Percentage of cosmic ray hits per profile



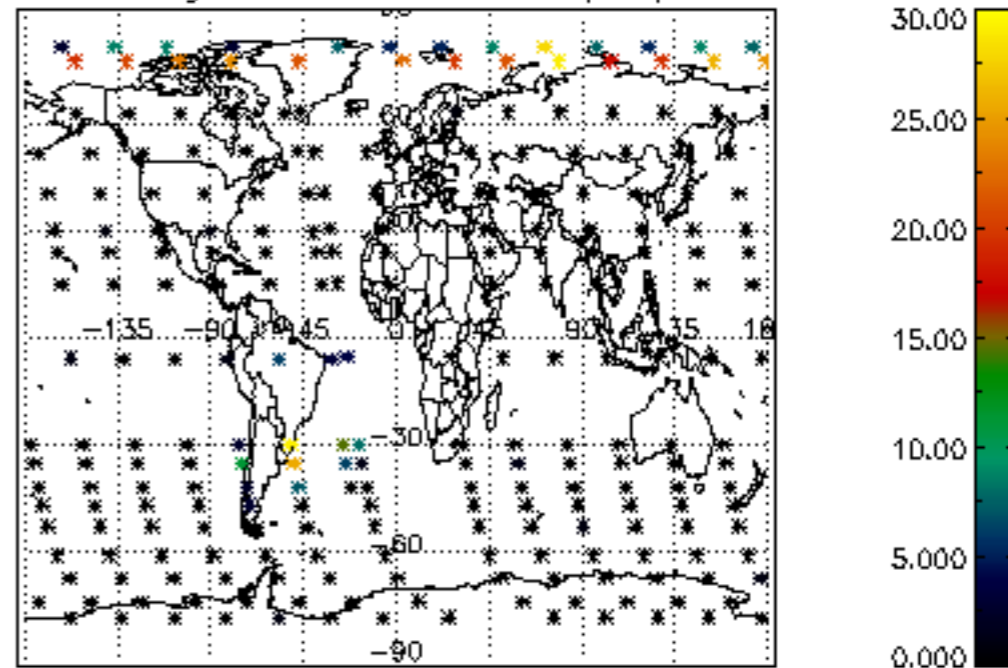
Percentage of datation errors per profile



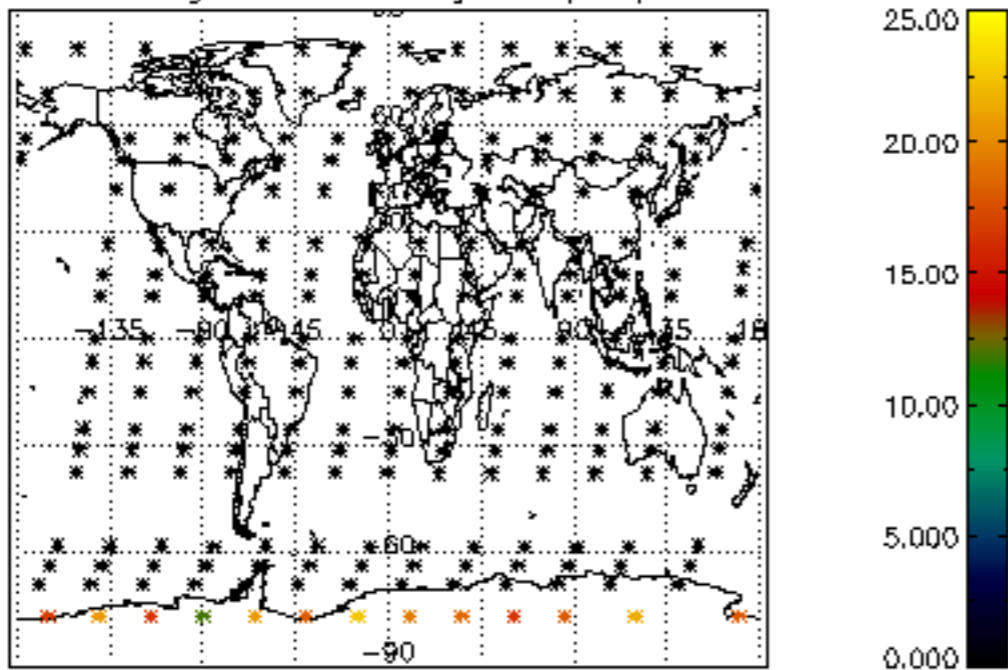
Percentage of star falling outside central band per profile



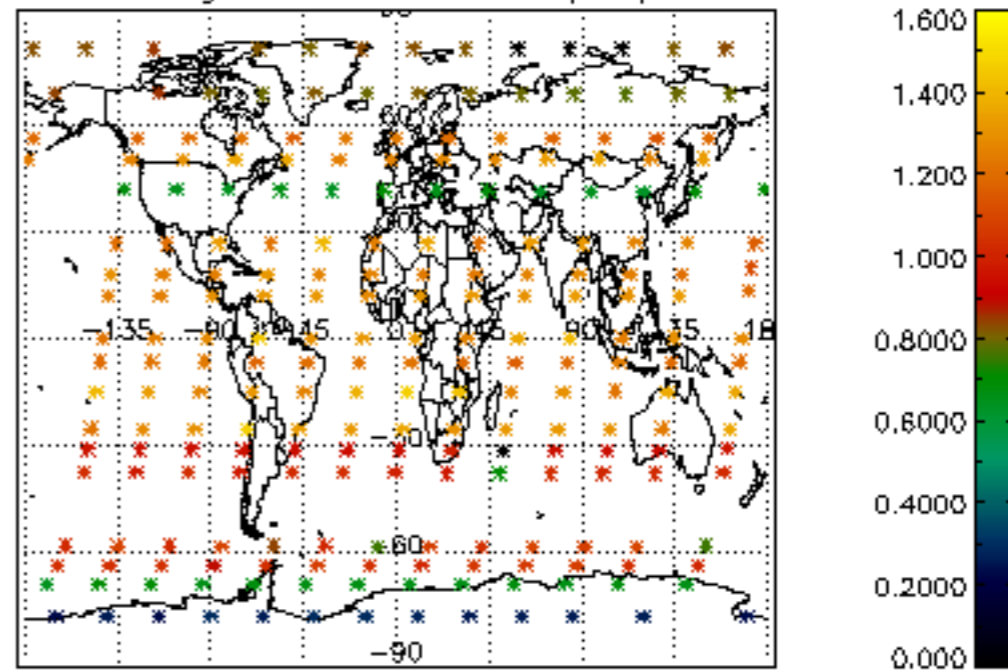
Percentage of saturation errors per profile



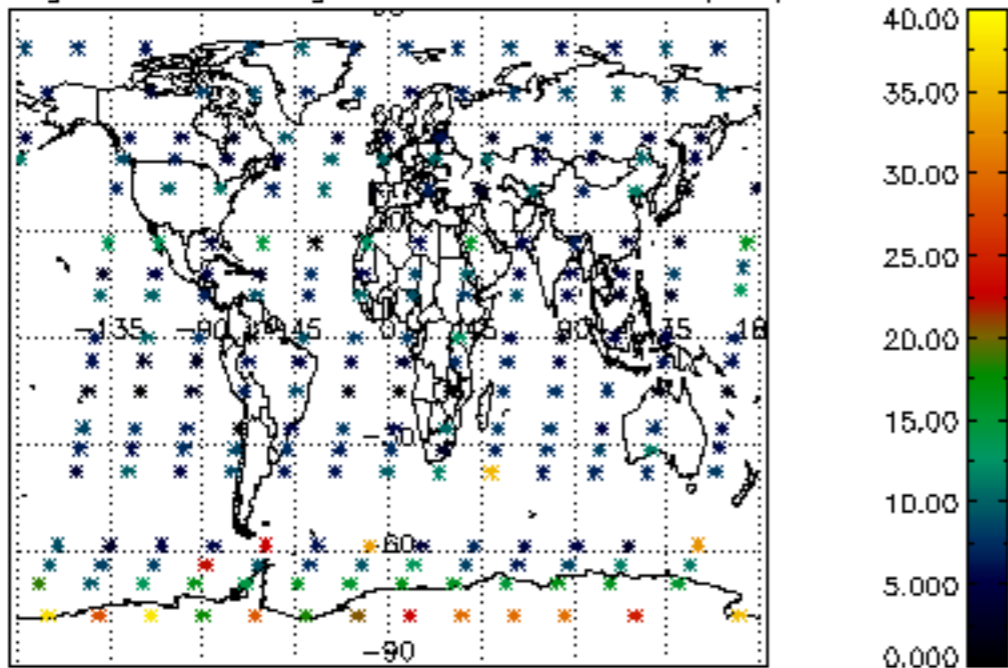
Percentage of cosmic ray hits per profile



Percentage of datation errors per profile



Percentage of star falling outside central band per profile



Percentage of saturation errors per profile

