

GOMOS Level 2 Daily Report

SUMMARY

[1. General Info](#)

[2. Summary of processed GOM_NL_2P products](#)

[3. Level 2 Quality information per product](#)

[3.1 Plot of level 2 quality information per product \(time dependant\)](#)

[3.2 Plot of level 2 quality information per product \(world map\)](#)

[4. Level 1 Quality information per product \(stored on level 2 products\)](#)

[4.1 Plot of level 1 quality information per product \(time dependant\)](#)

[4.1.1 Plot of level 1 quality information per product \(time dependant\): ASCENDING](#)

[4.1.2 Plot of level 1 quality information per product \(time dependant\): DESCENDING](#)

[4.2 Plot of level 1 quality information per product \(world map\)](#)

[4.2.1 Plot of level 1 quality information per product \(world map\): ASCENDING](#)

[4.2.2 Plot of level 1 quality information per product \(world map\): DESCENDING](#)

[5. Ozone profiles based on quality statistics and other trace gas profiles](#)

[5.1 Ozone statistics based on quality of products](#)

[5.2 Plot ozone profiles for all STD \(dark without errors\)](#)

[5.3 Plot ozone profiles where STD < 20% \(dark without errors\)](#)

[5.4. Plot ozone profiles where STD < 10% \(dark without errors\)](#)

[5.5. Plot ozone profiles where STD < 5% \(dark without errors\)](#)

[5.6 Plot NO2 profiles for all STD \(dark without errors\)](#)

[5.7 Plot NO3 profiles for all STD \(dark without errors\)](#)

[5.8 Plot H2O profiles \(only for occultations of stars 1,2,3,4,13,14,16,26,63 dark without errors\) for all STD](#)

[6. Auxiliary Data Files used for the production reported in section 2](#)

This report presents the daily analysis on parameters extracted from GOMOS level 2 data (GOM_NL__2P). It is intended to monitor some important parameters that will impact the quality of these products. A list of level 2 products (and content) that have arrived during the reporting day to the PCF is also given.

Item	Value
Time of report generation	19APR2013 06:45:01
Data source version	GOMOS/6.01
Start time of products	20-07-2004 (20JUL2004 00:00:00)
Stop time of products	21-07-2004 (21JUL2004 00:00:00)
Store outputs in DB	Yes
Nb of level 2 prods	411
Nb of prods with errors	0

2. Summary of processed GOM_NL__2P products.

Nr	Filename	UTC Start time	Limb	Duration	Star Id	Star Name	Star Mag	Star Temp	Nb Meas	Orbit	Prod. error
1	GOM_NL__2PRFIN20040720_000339_000000542028_00403_12481_3062.N1	20-JUL-2004 00:03:39	Dark	53.500	9	Alp Eri	0.45300	24000.	107	12481	No
2	GOM_NL__2PRFIN20040720_000648_000000402028_00403_12481_3063.N1	20-JUL-2004 00:06:48	Dark	39.500	135	Bet Hyi	2.8200	5800.0	79	12481	No
3	GOM_NL__2PRFIN20040720_001103_000000432028_00403_12481_3064.N1	20-JUL-2004 00:11:03	Straylight	43.000	148	Alp Tuc	2.8780	4100.0	86	12481	No
4	GOM_NL__2PRFIN20040720_001235_000000662028_00403_12481_3065.N1	20-JUL-2004 00:12:35	Straylight	66.000	63	Bet Gru	2.1500	2800.0	132	12481	No
5	GOM_NL__2PRFIN20040720_001405_000000482028_00403_12481_3066.N1	20-JUL-2004 00:14:05	Straylight	47.500	31	Alp Gru	1.7340	15200.	95	12481	No
6	GOM_NL__2PRFIN20040720_001649_000000832028_00403_12481_3067.N1	20-JUL-2004 00:16:49	Straylight	82.500	18	24Alp PsA	1.1660	9700.0	165	12481	No
7	GOM_NL__2PRFIN20040720_002125_000000422028_00403_12481_3068.N1	20-JUL-2004 00:21:25	Twilight	41.500	178	lot1Sco	3.0220	6550.0	83	12481	No
8	GOM_NL__2PRFIN20040720_002238_000000452028_00403_12481_3069.N1	20-JUL-2004 00:22:38	Bright	44.500	38	20Eps Sgr	1.8360	11000.	89	12481	No
9	GOM_NL__2PRFIN20040720_002433_000000422028_00403_12481_3070.N1	20-JUL-2004 00:24:33	Bright	42.000	57	34Sig Sgr	2.0660	26000.	84	12481	No
10	GOM_NL__2PRFIN20040720_002620_000000702028_00403_12481_3071.N1	20-JUL-2004 00:26:20	Bright	70.000	142	49Del Cap	2.8500	8900.0	140	12481	No
11	GOM_NL__2PRFIN20040720_003348_000000402028_00403_12481_3072.N1	20-JUL-2004 00:33:48	Bright	40.000	126	60Bet Oph	2.7700	4250.0	80	12481	No
12	GOM_NL__2PRFIN20040720_003614_000000402028_00403_12481_3073.N1	20-JUL-2004 00:36:14	Bright	39.500	168	17Zet Aql	2.9860	11000.	79	12481	No
13	GOM_NL__2PRFIN20040720_004212_000000372028_00403_12481_3074.N1	20-JUL-2004 00:42:12	Bright	37.000	133	40Zet Her	2.8070	6000.0	74	12481	No
14	GOM_NL__2PRFIN20040720_005014_000000392028_00403_12481_3075.N1	20-JUL-2004 00:50:14	Bright	39.000	119	14Eta Dra	2.7270	4700.0	78	12481	No
15	GOM_NL__2PRFIN20040720_005318_000000452028_00403_12481_3076.N1	20-JUL-2004 00:53:18	Bright	45.000	89	5Alp Cep	2.4510	8000.0	90	12481	No
16	GOM_NL__2PRFIN20040720_005747_000000362028_00403_12481_3077.N1	20-JUL-2004 00:57:47	Bright	36.000	49	1Alp UMi	1.9900	6300.0	72	12481	No
17	GOM_NL__2PRFIN20040720_010036_000000522028_00403_12481_3078.N1	20-JUL-2004 01:00:36	Bright	52.000	74	11Bet Cas	2.2680	6600.0	104	12481	No
18	GOM_NL__2PRFIN20040720_010208_000000542028_00403_12481_3079.N1	20-JUL-2004 01:02:08	Bright	53.500	76	27Gam Cas	2.3000	30000.	107	12481	No
19	GOM_NL__2PRFIN20040720_010733_000000432028_00403_12481_3080.N1	20-JUL-2004 01:07:33	Bright	42.500	160	23Gam Per	2.9300	4700.0	85	12481	No
20	GOM_NL__2PRFIN20040720_010859_000000452028_00403_12481_3081.N1	20-JUL-2004 01:08:59	Bright	45.000	35	33Alp Per	1.7950	6250.0	90	12481	No
21	GOM_NL__2PRFIN20040720_011050_000000662028_00403_12481_3082.N1	20-JUL-2004 01:10:50	Bright	66.000	73	57Gam1And	2.2600	13100.	132	12481	No
22	GOM_NL__2PRFIN20040720_011347_000001262028_00403_12481_3083.N1	20-JUL-2004 01:13:47	Straylight	125.50	53	43Bet And	2.0480	3300.0	251	12481	No
23	GOM_NL__2PRFIN20040720_011746_000000512028_00403_12481_3084.N1	20-JUL-2004 01:17:46	Twilight	50.500	146	25Eta Tau	2.8730	15200.	101	12481	No
24	GOM_NL__2PRFIN20040720_011917_000000492028_00403_12481_3085.N1	20-JUL-2004 01:19:17	Twilight	49.000	13	87Alp Tau	0.86700	3800.0	98	12481	No
25	GOM_NL__2PRFIN20040720_012332_000000402028_00403_12481_3086.N1	20-JUL-2004 01:23:32	Dark	40.000	33	50Zet Ori	1.7660	30000.	80	12481	No
26	GOM_NL__2PRFIN20040720_012538_000000412028_00403_12481_3087.N1	20-JUL-2004 01:25:38	Dark	41.000	7	19Bet Ori	0.10000	14000.	82	12481	No
27	GOM_NL__2PRFIN20040720_012759_000000442028_00403_12481_3088.N1	20-JUL-2004 01:27:59	Dark	43.500	101	11Alp Lep	2.5820	7000.0	87	12481	No
28	GOM_NL__2PRFIN20040720_013811_000000482028_00403_12481_3089.N1	20-JUL-2004 01:38:11	Dark	47.500	157	The1Eri	2.9060	9300.0	95	12481	No
29	GOM_NL__2PRFIN20040720_014415_000000532028_00404_12482_3064.N1	20-JUL-2004 01:44:15	Dark	52.500	9	Alp Eri	0.45300	24000.	105	12482	No
30	GOM_NL__2PRFIN20040720_014724_000000412028_00404_12482_3065.N1	20-JUL-2004 01:47:24	Dark	40.500	135	Bet Hyi	2.8200	5800.0	81	12482	No
31	GOM_NL__2PRFIN20040720_015139_000000452028_00404_12482_3066.N1	20-JUL-2004 01:51:39	Straylight	45.000	148	Alp Tuc	2.8780	4100.0	90	12482	No
32	GOM_NL__2PRFIN20040720_015311_000000662028_00404_12482_3067.N1	20-JUL-2004 01:53:11	Straylight	66.000	63	Bet Gru	2.1500	2800.0	132	12482	No
33	GOM_NL__2PRFIN20040720_015441_000000512028_00404_12482_3068.N1	20-JUL-2004 01:54:41	Straylight	50.500	31	Alp Gru	1.7340	15200.	101	12482	No
34	GOM_NL__2PRFIN20040720_015726_000000812028_00404_12482_3069.N1	20-JUL-2004 01:57:26	Straylight	80.500	18	24Alp PsA	1.1660	9700.0	161	12482	No
35	GOM_NL__2PRFIN20040720_020201_000000412028_00404_12482_3070.N1	20-JUL-2004 02:02:01	Twilight	40.500	178	lot1Sco	3.0220	6550.0	81	12482	No
36	GOM_NL__2PRFIN20040720_020314_000000442028_00404_12482_3071.N1	20-JUL-2004 02:03:14	Bright	43.500	38	20Eps Sgr	1.8360	11000.	87	12482	No
37	GOM_NL__2PRFIN20040720_020508_000000392028_00404_12482_3072.N1	20-JUL-2004 02:05:08	Bright	39.000	57	34Sig Sgr	2.0660	26000.	78	12482	No
38	GOM_NL__2PRFIN20040720_020657_000000712028_00404_12482_3073.N1	20-JUL-2004 02:06:57	Bright	71.000	142	49Del Cap	2.8500	8900.0	142	12482	No
39	GOM_NL__2PRFIN20040720_021426_000000382028_00404_12482_3074.N1	20-JUL-2004 02:14:26	Bright	37.500	126	60Bet Oph	2.7700	4250.0	75	12482	No
40	GOM_NL__2PRFIN20040720_021650_000000392028_00404_12482_3075.N1	20-JUL-2004 02:16:50	Bright	39.000	168	17Zet Aql	2.9860	11000.	78	12482	No
41	GOM_NL__2PRFIN20040720_022248_000000402028_00404_12482_3076.N1	20-JUL-2004 02:22:48	Bright	39.500	133	40Zet Her	2.8070	6000.0	79	12482	No
42	GOM_NL__2PRFIN20040720_023050_000000372028_00404_12482_3077.N1	20-JUL-2004 02:30:50	Bright	36.500	119	14Eta Dra	2.7270	4700.0	73	12482	No

43	GOM_NL__2PRFIN20040720_023353_000000422028_00404_12482_3078.N1	20-JUL-2004 02:33:53	Bright	41.500	89	5Alp Cep	2.4510	8000.0	83	12482	No
44	GOM_NL__2PRFIN20040720_023821_000000372028_00404_12482_3079.N1	20-JUL-2004 02:38:21	Bright	37.000	49	1Alp UMi	1.9900	6300.0	74	12482	No
45	GOM_NL__2PRFIN20040720_024110_000000522028_00404_12482_3080.N1	20-JUL-2004 02:41:10	Bright	52.000	74	11Bet Cas	2.2680	6600.0	104	12482	No
46	GOM_NL__2PRFIN20040720_024243_000000492028_00404_12482_3081.N1	20-JUL-2004 02:42:43	Bright	48.500	76	27Gam Cas	2.3000	30000.	97	12482	No
47	GOM_NL__2PRFIN20040720_024809_000000432028_00404_12482_3082.N1	20-JUL-2004 02:48:09	Bright	43.000	160	23Gam Per	2.9300	4700.0	86	12482	No
48	GOM_NL__2PRFIN20040720_024935_000000462028_00404_12482_3083.N1	20-JUL-2004 02:49:35	Bright	45.500	35	33Alp Per	1.7950	6250.0	91	12482	No
49	GOM_NL__2PRFIN20040720_025126_000000682028_00404_12482_3084.N1	20-JUL-2004 02:51:26	Bright	67.500	73	57Gam1And	2.2600	13100.	135	12482	No
50	GOM_NL__2PRFIN20040720_025423_000001362028_00404_12482_3085.N1	20-JUL-2004 02:54:23	Straylight	136.00	53	43Bet And	2.0480	3300.0	272	12482	No
51	GOM_NL__2PRFIN20040720_025822_000000492028_00404_12482_3086.N1	20-JUL-2004 02:58:22	Twilight	48.500	146	25Eta Tau	2.8730	15200.	97	12482	No
52	GOM_NL__2PRFIN20040720_025955_000000512028_00404_12482_3087.N1	20-JUL-2004 02:59:55	Twilight	51.000	13	87Alp Tau	0.86700	3800.0	102	12482	No
53	GOM_NL__2PRFIN20040720_030409_000000412028_00404_12482_3088.N1	20-JUL-2004 03:04:09	Dark	40.500	33	50Zet Ori	1.7660	30000.	81	12482	No
54	GOM_NL__2PRFIN20040720_030614_000000482028_00404_12482_3089.N1	20-JUL-2004 03:06:14	Dark	48.000	7	19Bet Ori	0.10000	14000.	96	12482	No
55	GOM_NL__2PRFIN20040720_030837_000000422028_00404_12482_3090.N1	20-JUL-2004 03:08:37	Dark	41.500	101	11Alp Lep	2.5820	7000.0	83	12482	No
56	GOM_NL__2PRFIN20040720_031849_000000472028_00404_12482_3091.N1	20-JUL-2004 03:18:49	Dark	46.500	157	The1Eri	2.9060	9300.0	93	12482	No
57	GOM_NL__2PRFIN20040720_032453_000000452028_00405_12483_3065.N1	20-JUL-2004 03:24:53	Dark	45.000	9	Alp Eri	0.45300	24000.	90	12483	No
58	GOM_NL__2PRFIN20040720_032800_000000412028_00405_12483_3066.N1	20-JUL-2004 03:28:00	Dark	40.500	135	Bet Hyi	2.8200	5800.0	81	12483	No
59	GOM_NL__2PRFIN20040720_033216_000000452028_00405_12483_3067.N1	20-JUL-2004 03:32:16	Straylight	45.000	148	Alp Tuc	2.8780	4100.0	90	12483	No
60	GOM_NL__2PRFIN20040720_033349_000000572028_00405_12483_3068.N1	20-JUL-2004 03:33:49	Straylight	57.000	63	Bet Gru	2.1500	2800.0	114	12483	No
61	GOM_NL__2PRFIN20040720_033518_000000492028_00405_12483_3069.N1	20-JUL-2004 03:35:18	Straylight	49.000	31	Alp Gru	1.7340	15200.	98	12483	No
62	GOM_NL__2PRFIN20040720_033803_000000822028_00405_12483_3070.N1	20-JUL-2004 03:38:03	Straylight	82.000	18	24Alp PsA	1.1660	9700.0	164	12483	No
63	GOM_NL__2PRFIN20040720_034237_000000412028_00405_12483_3071.N1	20-JUL-2004 03:42:37	Twi_and_stray	40.500	178	lot1Sco	3.0220	6550.0	81	12483	No
64	GOM_NL__2PRFIN20040720_034348_000000432028_00405_12483_3072.N1	20-JUL-2004 03:43:48	Bright	43.000	38	20Eps Sgr	1.8360	11000.	86	12483	No
65	GOM_NL__2PRFIN20040720_034545_000000422028_00405_12483_3073.N1	20-JUL-2004 03:45:45	Bright	41.500	57	34Sig Sgr	2.0660	26000.	83	12483	No
66	GOM_NL__2PRFIN20040720_034732_000000722028_00405_12483_3074.N1	20-JUL-2004 03:47:32	Bright	72.000	142	49Del Cap	2.8500	8900.0	144	12483	No
67	GOM_NL__2PRFIN20040720_035502_000000392028_00405_12483_3075.N1	20-JUL-2004 03:55:02	Bright	38.500	126	60Bet Oph	2.7700	4250.0	77	12483	No
68	GOM_NL__2PRFIN20040720_035726_000000412028_00405_12483_3076.N1	20-JUL-2004 03:57:26	Bright	40.500	168	17Zet Aql	2.9860	11000.	81	12483	No
69	GOM_NL__2PRFIN20040720_040325_000000382028_00405_12483_3077.N1	20-JUL-2004 04:03:25	Bright	38.000	133	40Zet Her	2.8070	6000.0	76	12483	No
70	GOM_NL__2PRFIN20040720_041126_000000362028_00405_12483_3078.N1	20-JUL-2004 04:11:26	Bright	35.500	119	14Eta Dra	2.7270	4700.0	71	12483	No
71	GOM_NL__2PRFIN20040720_041429_000000402028_00405_12483_3079.N1	20-JUL-2004 04:14:29	Bright	40.000	89	5Alp Cep	2.4510	8000.0	80	12483	No
72	GOM_NL__2PRFIN20040720_041900_000000372028_00405_12483_3080.N1	20-JUL-2004 04:19:00	Bright	36.500	49	1Alp UMi	1.9900	6300.0	73	12483	No
73	GOM_NL__2PRFIN20040720_042145_000000522028_00405_12483_3081.N1	20-JUL-2004 04:21:45	Bright	52.000	74	11Bet Cas	2.2680	6600.0	104	12483	No
74	GOM_NL__2PRFIN20040720_042319_000000502028_00405_12483_3082.N1	20-JUL-2004 04:23:19	Bright	49.500	76	27Gam Cas	2.3000	30000.	99	12483	No
75	GOM_NL__2PRFIN20040720_042845_000000522028_00405_12483_3083.N1	20-JUL-2004 04:28:45	Bright	52.000	160	23Gam Per	2.9300	4700.0	104	12483	No
76	GOM_NL__2PRFIN20040720_043010_000000452028_00405_12483_3084.N1	20-JUL-2004 04:30:10	Bright	45.000	35	33Alp Per	1.7950	6250.0	90	12483	No
77	GOM_NL__2PRFIN20040720_043201_000000672028_00405_12483_3085.N1	20-JUL-2004 04:32:01	Bright	66.500	73	57Gam1And	2.2600	13100.	133	12483	No
78	GOM_NL__2PRFIN20040720_043458_000001282028_00405_12483_3086.N1	20-JUL-2004 04:34:58	Straylight	128.00	53	43Bet And	2.0480	3300.0	256	12483	No
79	GOM_NL__2PRFIN20040720_043858_000000502028_00405_12483_3087.N1	20-JUL-2004 04:38:58	Twilight	49.500	146	25Eta Tau	2.8730	15200.	99	12483	No
80	GOM_NL__2PRFIN20040720_044030_000000522028_00405_12483_3088.N1	20-JUL-2004 04:40:30	Twilight	51.500	13	87Alp Tau	0.86700	3800.0	103	12483	No
81	GOM_NL__2PRFIN20040720_044443_000000422028_00405_12483_3089.N1	20-JUL-2004 04:44:43	Dark	41.500	33	50Zet Ori	1.7660	30000.	83	12483	No
82	GOM_NL__2PRFIN20040720_044649_000000482028_00405_12483_3090.N1	20-JUL-2004 04:46:49	Dark	47.500	7	19Bet Ori	0.10000	14000.	95	12483	No
83	GOM_NL__2PRFIN20040720_044913_000000432028_00405_12483_3091.N1	20-JUL-2004 04:49:13	Dark	42.500	101	11Alp Lep	2.5820	7000.0	85	12483	No
84	GOM_NL__2PRFIN20040720_045926_000000462028_00405_12483_3092.N1	20-JUL-2004 04:59:26	Dark	45.500	157	The1Eri	2.9060	9300.0	91	12483	No
85	GOM_NL__2PRFIN20040720_050530_000000532028_00406_12484_3067.N1	20-JUL-2004 05:05:30	Dark	53.000	9	Alp Eri	0.45300	24000.	106	12484	No
86	GOM_NL__2PRFIN20040720_050837_000000412028_00406_12484_3068.N1	20-JUL-2004 05:08:37	Dark	40.500	135	Bet Hyi	2.8200	5800.0	81	12484	No
87	GOM_NL__2PRFIN20040720_051253_000000432028_00406_12484_3069.N1	20-JUL-2004 05:12:53	Straylight	42.500	148	Alp Tuc	2.8780	4100.0	85	12484	No
88	GOM_NL__2PRFIN20040720_051426_000000662028_00406_12484_3070.N1	20-JUL-2004 05:14:26	Straylight	66.000	63	Bet Gru	2.1500	2800.0	132	12484	No
89	GOM_NL__2PRFIN20040720_051554_000000512028_00406_12484_3071.N1	20-JUL-2004 05:15:54	Straylight	50.500	31	Alp Gru	1.7340	15200.	101	12484	No
90	GOM_NL__2PRFIN20040720_051839_000000822028_00406_12484_3072.N1	20-JUL-2004 05:18:39	Straylight	82.000	18	24Alp PsA	1.1660	9700.0	164	12484	No
91	GOM_NL__2PRFIN20040720_052312_000000442028_00406_12484_3073.N1	20-JUL-2004 05:23:12	Twi_and_stray	44.000	178	lot1Sco	3.0220	6550.0	88	12484	No
92	GOM_NL__2PRFIN20040720_052427_000000422028_00406_12484_3074.N1	20-JUL-2004 05:24:27	Bright	41.500	38	20Eps Sgr	1.8360	11000.	83	12484	No
93	GOM_NL__2PRFIN20040720_052621_000000402028_00406_12484_3075.N1	20-JUL-2004 05:26:21	Bright	40.000	57	34Sig Sgr	2.0660	26000.	80	12484	No
94	GOM_NL__2PRFIN20040720_052807_000000722028_00406_12484_3076.N1	20-JUL-2004 05:28:07	Bright	71.500	142	49Del Cap	2.8500	8900.0	143	12484	No
95	GOM_NL__2PRFIN20040720_053539_000000372028_00406_12484_3077.N1	20-JUL-2004 05:35:39	Bright	37.000	126	60Bet Oph	2.7700	4250.0	74	12484	No
96	GOM_NL__2PRFIN20040720_053802_000000392028_00406_12484_3078.N1	20-JUL-2004 05:38:02	Bright	39.000	168	17Zet Aql	2.9860	11000.	78	12484	No
97	GOM_NL__2PRFIN20040720_054402_000000392028_00406_12484_3079.N1	20-JUL-2004 05:44:02	Bright	38.500	133	40Zet Her	2.8070	6000.0	77	12484	No
98	GOM_NL__2PRFIN20040720_055203_000000392028_00406_12484_3080.N1	20-JUL-2004 05:52:03	Bright	38.500	119	14Eta Dra	2.7270	4700.0	77	12484	No
99	GOM_NL__2PRFIN20040720_055504_000000442028_00406_12484_3081.N1	20-JUL-2004 05:55:04	Bright	43.500	89	5Alp Cep	2.4510	8000.0	87	12484	No
100	GOM_NL__2PRFIN20040720_055936_000000382028_00406_12484_3082.N1	20-JUL-2004 05:59:36	Bright	38.000	49	1Alp UMi	1.9900	6300.0	76	12484	No
101	GOM_NL__2PRFIN20040720_060221_000000532028_00406_12484_3083.N1	20-JUL-2004 06:02:21	Bright	52.500	74	11Bet Cas	2.2680	6600.0	105	12484	No

102	GOM_NL__2PRFIN20040720_060355_000000502028_00406_12484_3084.N1	20-JUL-2004 06:03:55	Bright	50.000	76	27Gam Cas	2.3000	30000.	100	12484	No
103	GOM_NL__2PRFIN20040720_060920_000000442028_00406_12484_3085.N1	20-JUL-2004 06:09:20	Bright	43.500	160	23Gam Per	2.9300	4700.0	87	12484	No
104	GOM_NL__2PRFIN20040720_061046_000000442028_00406_12484_3086.N1	20-JUL-2004 06:10:46	Bright	44.000	35	33Alp Per	1.7950	6250.0	88	12484	No
105	GOM_NL__2PRFIN20040720_061237_000000702028_00406_12484_3087.N1	20-JUL-2004 06:12:37	Bright	70.000	73	57Gam1And	2.2600	13100.	140	12484	No
106	GOM_NL__2PRFIN20040720_061534_000001322028_00406_12484_3088.N1	20-JUL-2004 06:15:34	Straylight	131.50	53	43Bet And	2.0480	3300.0	263	12484	No
107	GOM_NL__2PRFIN20040720_061934_000000502028_00406_12484_3089.N1	20-JUL-2004 06:19:34	Twilight	50.000	146	25Eta Tau	2.8730	15200.	100	12484	No
108	GOM_NL__2PRFIN20040720_062106_000000522028_00406_12484_3090.N1	20-JUL-2004 06:21:06	Twilight	52.000	13	87Alp Tau	0.86700	3800.0	104	12484	No
109	GOM_NL__2PRFIN20040720_062519_000000442028_00406_12484_3091.N1	20-JUL-2004 06:25:19	Dark	44.000	33	50Zet Ori	1.7660	30000.	88	12484	No
110	GOM_NL__2PRFIN20040720_062727_000000462028_00406_12484_3092.N1	20-JUL-2004 06:27:27	Dark	46.000	7	19Bet Ori	0.10000	14000.	92	12484	No
111	GOM_NL__2PRFIN20040720_062949_000000432028_00406_12484_3093.N1	20-JUL-2004 06:29:49	Dark	43.000	101	11Alp Lep	2.5820	7000.0	86	12484	No
112	GOM_NL__2PRFIN20040720_064003_000000462028_00406_12484_3094.N1	20-JUL-2004 06:40:03	Dark	45.500	157	The1Eri	2.9060	9300.0	91	12484	No
113	GOM_NL__2PRFIN20040720_064607_000000452028_00407_12485_3070.N1	20-JUL-2004 06:46:07	Dark	44.500	9	Alp Eri	0.45300	24000.	89	12485	No
114	GOM_NL__2PRFIN20040720_064913_000000392028_00407_12485_3071.N1	20-JUL-2004 06:49:13	Dark	38.500	135	Bet Hyi	2.8200	5800.0	77	12485	No
115	GOM_NL__2PRFIN20040720_065330_000000462028_00407_12485_3072.N1	20-JUL-2004 06:53:30	Straylight	45.500	148	Alp Tuc	2.8780	4100.0	91	12485	No
116	GOM_NL__2PRFIN20040720_065502_000000662028_00407_12485_3073.N1	20-JUL-2004 06:55:02	Straylight	66.000	63	Bet Gru	2.1500	2800.0	132	12485	No
117	GOM_NL__2PRFIN20040720_065631_000000502028_00407_12485_3074.N1	20-JUL-2004 06:56:31	Straylight	50.000	31	Alp Gru	1.7340	15200.	100	12485	No
118	GOM_NL__2PRFIN20040720_065916_000000912028_00407_12485_3075.N1	20-JUL-2004 06:59:16	Straylight	91.000	18	24Alp PsA	1.1660	9700.0	182	12485	No
119	GOM_NL__2PRFIN20040720_070349_000000432028_00407_12485_3076.N1	20-JUL-2004 07:03:49	Tw_and_stray	42.500	178	lot1Sco	3.0220	6550.0	85	12485	No
120	GOM_NL__2PRFIN20040720_070503_000000432028_00407_12485_3077.N1	20-JUL-2004 07:05:03	Bright	42.500	38	20Eps Sgr	1.8360	11000.	85	12485	No
121	GOM_NL__2PRFIN20040720_070657_000000392028_00407_12485_3078.N1	20-JUL-2004 07:06:57	Bright	38.500	57	34Sig Sgr	2.0660	26000.	77	12485	No
122	GOM_NL__2PRFIN20040720_070842_000000752028_00407_12485_3079.N1	20-JUL-2004 07:08:42	Bright	74.500	142	49Del Cap	2.8500	8900.0	149	12485	No
123	GOM_NL__2PRFIN20040720_071616_000000362028_00407_12485_3080.N1	20-JUL-2004 07:16:16	Bright	35.500	126	60Bet Oph	2.7700	4250.0	71	12485	No
124	GOM_NL__2PRFIN20040720_071838_000000392028_00407_12485_3081.N1	20-JUL-2004 07:18:38	Bright	39.000	168	17Zet Aql	2.9860	11000.	78	12485	No
125	GOM_NL__2PRFIN20040720_072438_000000382028_00407_12485_3082.N1	20-JUL-2004 07:24:38	Bright	37.500	133	40Zet Her	2.8070	6000.0	75	12485	No
126	GOM_NL__2PRFIN20040720_072835_000000422028_00407_12485_3083.N1	20-JUL-2004 07:28:35	Bright	41.500	144	18Del Cyg	2.8600	11000.	83	12485	No
127	GOM_NL__2PRFIN20040720_073033_000000492028_00407_12485_3084.N1	20-JUL-2004 07:30:33	Bright	48.500	19	50Alp Cyg	1.2460	10500.	97	12485	No
128	GOM_NL__2PRFIN20040720_073239_000000382028_00407_12485_3085.N1	20-JUL-2004 07:32:39	Bright	37.500	119	14Eta Dra	2.7270	4700.0	75	12485	No
129	GOM_NL__2PRFIN20040720_073539_000000422028_00407_12485_3086.N1	20-JUL-2004 07:35:39	Bright	41.500	89	5Alp Cep	2.4510	8000.0	83	12485	No
130	GOM_NL__2PRFIN20040720_074012_000000382028_00407_12485_3087.N1	20-JUL-2004 07:40:12	Bright	38.000	49	1Alp UMi	1.9900	6300.0	76	12485	No
131	GOM_NL__2PRFIN20040720_074255_000000522028_00407_12485_3088.N1	20-JUL-2004 07:42:55	Bright	52.000	74	11Bet Cas	2.2680	6600.0	104	12485	No
132	GOM_NL__2PRFIN20040720_074430_000000512028_00407_12485_3089.N1	20-JUL-2004 07:44:30	Bright	50.500	76	27Gam Cas	2.3000	30000.	101	12485	No
133	GOM_NL__2PRFIN20040720_074956_000000452028_00407_12485_3090.N1	20-JUL-2004 07:49:56	Bright	44.500	160	23Gam Per	2.9300	4700.0	89	12485	No
134	GOM_NL__2PRFIN20040720_075122_000000452028_00407_12485_3091.N1	20-JUL-2004 07:51:22	Bright	45.000	35	33Alp Per	1.7950	6250.0	90	12485	No
135	GOM_NL__2PRFIN20040720_075312_000000712028_00407_12485_3092.N1	20-JUL-2004 07:53:12	Bright	70.500	73	57Gam1And	2.2600	13100.	141	12485	No
136	GOM_NL__2PRFIN20040720_075610_000001472028_00407_12485_3093.N1	20-JUL-2004 07:56:10	Straylight	147.00	53	43Bet And	2.0480	3300.0	294	12485	No
137	GOM_NL__2PRFIN20040720_080010_000000492028_00407_12485_3094.N1	20-JUL-2004 08:00:10	Twilight	49.000	146	25Eta Tau	2.8730	15200.	98	12485	No
138	GOM_NL__2PRFIN20040720_080144_000000512028_00407_12485_3095.N1	20-JUL-2004 08:01:44	Twilight	51.000	13	87Alp Tau	0.86700	3800.0	102	12485	No
139	GOM_NL__2PRFIN20040720_080548_000000432028_00407_12485_3096.N1	20-JUL-2004 08:05:48	Dark	43.000	30	46Eps Ori	1.6940	30000.	86	12485	No
140	GOM_NL__2PRFIN20040720_080803_000000502028_00407_12485_3097.N1	20-JUL-2004 08:08:03	Dark	49.500	7	19Bet Ori	0.10000	14000.	99	12485	No
141	GOM_NL__2PRFIN20040720_081026_000000412028_00407_12485_3098.N1	20-JUL-2004 08:10:26	Dark	41.000	101	11Alp Lep	2.5820	7000.0	82	12485	No
142	GOM_NL__2PRFIN20040720_082040_000000452028_00407_12485_3099.N1	20-JUL-2004 08:20:40	Dark	44.500	157	The1Eri	2.9060	9300.0	89	12485	No
143	GOM_NL__2PRFIN20040720_082643_000000452028_00408_12486_3092.N1	20-JUL-2004 08:26:43	Dark	44.500	9	Alp Eri	0.45300	24000.	89	12486	No
144	GOM_NL__2PRFIN20040720_082949_000000392028_00408_12486_3093.N1	20-JUL-2004 08:29:49	Dark	39.000	135	Bet Hyi	2.8200	5800.0	78	12486	No
145	GOM_NL__2PRFIN20040720_083406_000000462028_00408_12486_3094.N1	20-JUL-2004 08:34:06	Straylight	45.500	148	Alp Tuc	2.8780	4100.0	91	12486	No
146	GOM_NL__2PRFIN20040720_083539_000000662028_00408_12486_3095.N1	20-JUL-2004 08:35:39	Straylight	66.000	63	Bet Gru	2.1500	2800.0	132	12486	No
147	GOM_NL__2PRFIN20040720_083708_000000512028_00408_12486_3096.N1	20-JUL-2004 08:37:08	Straylight	51.000	31	Alp Gru	1.7340	15200.	102	12486	No
148	GOM_NL__2PRFIN20040720_083953_000000832028_00408_12486_3097.N1	20-JUL-2004 08:39:53	Straylight	83.000	18	24Alp PsA	1.1660	9700.0	166	12486	No
149	GOM_NL__2PRFIN20040720_084425_000000412028_00408_12486_3098.N1	20-JUL-2004 08:44:25	Tw_and_stray	40.500	178	lot1Sco	3.0220	6550.0	81	12486	No
150	GOM_NL__2PRFIN20040720_084540_000000442028_00408_12486_3099.N1	20-JUL-2004 08:45:40	Bright	43.500	38	20Eps Sgr	1.8360	11000.	87	12486	No
151	GOM_NL__2PRFIN20040720_084734_000000412028_00408_12486_3100.N1	20-JUL-2004 08:47:34	Bright	40.500	57	34Sig Sgr	2.0660	26000.	81	12486	No
152	GOM_NL__2PRFIN20040720_084918_000000732028_00408_12486_3101.N1	20-JUL-2004 08:49:18	Bright	72.500	142	49Del Cap	2.8500	8900.0	145	12486	No
153	GOM_NL__2PRFIN20040720_085652_000000382028_00408_12486_3102.N1	20-JUL-2004 08:56:52	Bright	37.500	126	60Bet Oph	2.7700	4250.0	75	12486	No
154	GOM_NL__2PRFIN20040720_085914_000000372028_00408_12486_3103.N1	20-JUL-2004 08:59:14	Bright	37.000	168	17Zet Aql	2.9860	11000.	74	12486	No
155	GOM_NL__2PRFIN20040720_090514_000000382028_00408_12486_3104.N1	20-JUL-2004 09:05:14	Bright	37.500	133	40Zet Her	2.8070	6000.0	75	12486	No
156	GOM_NL__2PRFIN20040720_090910_000000422028_00408_12486_3105.N1	20-JUL-2004 09:09:10	Bright	41.500	144	18Del Cyg	2.8600	11000.	83	12486	No
157	GOM_NL__2PRFIN20040720_091108_000000502028_00408_12486_3106.N1	20-JUL-2004 09:11:08	Bright	50.000	19	50Alp Cyg	1.2460	10500.	100	12486	No
158	GOM_NL__2PRFIN20040720_091316_000000382028_00408_12486_3107.N1	20-JUL-2004 09:13:16	Bright	38.000	119	14Eta Dra	2.7270	4700.0	76	12486	No
159	GOM_NL__2PRFIN20040720_091615_000000432028_00408_12486_3108.N1	20-JUL-2004 09:16:15	Bright	43.000	89	5Alp Cep	2.4510	8000.0	86	12486	No
160	GOM_NL__2PRFIN20040720_092048_000000382028_00408_12486_3109.N1	20-JUL-2004 09:20:48	Bright	38.000	49	1Alp UMi	1.9900	6300.0	76	12486	No

161	GOM_NL__2PRFIN20040720_092331_000000542028_00408_12486_3110.N1	20-JUL-2004 09:23:31	Bright	54.000	74	11Bet Cas	2.2680	6600.0	108	12486	No
162	GOM_NL__2PRFIN20040720_092506_000000472028_00408_12486_3111.N1	20-JUL-2004 09:25:06	Bright	47.000	76	27Gam Cas	2.3000	30000.	94	12486	No
163	GOM_NL__2PRFIN20040720_093031_000000432028_00408_12486_3112.N1	20-JUL-2004 09:30:31	Bright	43.000	160	23Gam Per	2.9300	4700.0	86	12486	No
164	GOM_NL__2PRFIN20040720_093158_000000472028_00408_12486_3113.N1	20-JUL-2004 09:31:58	Bright	46.500	35	33Alp Per	1.7950	6250.0	93	12486	No
165	GOM_NL__2PRFIN20040720_093348_000000702028_00408_12486_3114.N1	20-JUL-2004 09:33:48	Bright	70.000	73	57Gam1And	2.2600	13100.	140	12486	No
166	GOM_NL__2PRFIN20040720_093646_000001442028_00408_12486_3115.N1	20-JUL-2004 09:36:46	Straylight	143.50	53	43Bet And	2.0480	3300.0	287	12486	No
167	GOM_NL__2PRFIN20040720_094047_000000512028_00408_12486_3116.N1	20-JUL-2004 09:40:47	Twilight	50.500	146	25Eta Tau	2.8730	15200.	101	12486	No
168	GOM_NL__2PRFIN20040720_094220_000000532028_00408_12486_3117.N1	20-JUL-2004 09:42:20	Twilight	53.000	13	87Alp Tau	0.86700	3800.0	106	12486	No
169	GOM_NL__2PRFIN20040720_094624_000000442028_00408_12486_3118.N1	20-JUL-2004 09:46:24	Dark	44.000	30	46Eps Ori	1.6940	30000.	88	12486	No
170	GOM_NL__2PRFIN20040720_094840_000000482028_00408_12486_3119.N1	20-JUL-2004 09:48:40	Dark	47.500	7	19Bet Ori	0.10000	14000.	95	12486	No
171	GOM_NL__2PRFIN20040720_095102_000000412028_00408_12486_3120.N1	20-JUL-2004 09:51:02	Dark	40.500	101	11Alp Lep	2.5820	7000.0	81	12486	No
172	GOM_NL__2PRFIN20040720_100117_000000462028_00408_12486_3121.N1	20-JUL-2004 10:01:17	Dark	45.500	157	The1Eri	2.9060	9300.0	91	12486	No
173	GOM_NL__2PRFIN20040720_100720_000000432028_00409_12487_3093.N1	20-JUL-2004 10:07:20	Dark	43.000	9	Alp Eri	0.45300	24000.	86	12487	No
174	GOM_NL__2PRFIN20040720_101026_000000402028_00409_12487_3094.N1	20-JUL-2004 10:10:26	Dark	39.500	135	Bet Hyi	2.8200	5800.0	79	12487	No
175	GOM_NL__2PRFIN20040720_101443_000000442028_00409_12487_3095.N1	20-JUL-2004 10:14:43	Straylight	44.000	148	Alp Tuc	2.8780	4100.0	88	12487	No
176	GOM_NL__2PRFIN20040720_101616_000000572028_00409_12487_3096.N1	20-JUL-2004 10:16:16	Straylight	57.000	63	Bet Gru	2.1500	2800.0	114	12487	No
177	GOM_NL__2PRFIN20040720_101744_000000522028_00409_12487_3097.N1	20-JUL-2004 10:17:44	Straylight	52.000	31	Alp Gru	1.7340	15200.	104	12487	No
178	GOM_NL__2PRFIN20040720_102030_000000842028_00409_12487_3098.N1	20-JUL-2004 10:20:30	Straylight	83.500	18	24Alp PsA	1.1660	9700.0	167	12487	No
179	GOM_NL__2PRFIN20040720_102501_000000422028_00409_12487_3099.N1	20-JUL-2004 10:25:01	Tw_and_stray	41.500	178	lot1Sco	3.0220	6550.0	83	12487	No
180	GOM_NL__2PRFIN20040720_102616_000000442028_00409_12487_3100.N1	20-JUL-2004 10:26:16	Bright	43.500	38	20Eps Sgr	1.8360	11000.	87	12487	No
181	GOM_NL__2PRFIN20040720_102810_000000412028_00409_12487_3101.N1	20-JUL-2004 10:28:10	Bright	40.500	57	34Sig Sgr	2.0660	26000.	81	12487	No
182	GOM_NL__2PRFIN20040720_102955_000000692028_00409_12487_3102.N1	20-JUL-2004 10:29:55	Bright	69.000	142	49Del Cap	2.8500	8900.0	138	12487	No
183	GOM_NL__2PRFIN20040720_103727_000000402028_00409_12487_3103.N1	20-JUL-2004 10:37:27	Bright	39.500	126	60Bet Oph	2.7700	4250.0	79	12487	No
184	GOM_NL__2PRFIN20040720_103950_000000392028_00409_12487_3104.N1	20-JUL-2004 10:39:50	Bright	38.500	168	17Zet Aql	2.9860	11000.	77	12487	No
185	GOM_NL__2PRFIN20040720_104551_000000362028_00409_12487_3105.N1	20-JUL-2004 10:45:51	Bright	36.000	133	40Zet Her	2.8070	6000.0	72	12487	No
186	GOM_NL__2PRFIN20040720_104946_000000412028_00409_12487_3106.N1	20-JUL-2004 10:49:46	Bright	40.500	144	18Del Cyg	2.8600	11000.	81	12487	No
187	GOM_NL__2PRFIN20040720_105144_000000532028_00409_12487_3107.N1	20-JUL-2004 10:51:44	Bright	52.500	19	50Alp Cyg	1.2460	10500.	105	12487	No
188	GOM_NL__2PRFIN20040720_105351_000000382028_00409_12487_3108.N1	20-JUL-2004 10:53:51	Bright	38.000	119	14Eta Dra	2.7270	4700.0	76	12487	No
189	GOM_NL__2PRFIN20040720_105650_000000452028_00409_12487_3109.N1	20-JUL-2004 10:56:50	Bright	44.500	89	5Alp Cep	2.4510	8000.0	89	12487	No
190	GOM_NL__2PRFIN20040720_110124_000000392028_00409_12487_3110.N1	20-JUL-2004 11:01:24	Bright	38.500	49	1Alp UMi	1.9900	6300.0	77	12487	No
191	GOM_NL__2PRFIN20040720_110406_000000522028_00409_12487_3111.N1	20-JUL-2004 11:04:06	Bright	52.000	74	11Bet Cas	2.2680	6600.0	104	12487	No
192	GOM_NL__2PRFIN20040720_110541_000000492028_00409_12487_3112.N1	20-JUL-2004 11:05:41	Bright	48.500	76	27Gam Cas	2.3000	30000.	97	12487	No
193	GOM_NL__2PRFIN20040720_111107_000000442028_00409_12487_3113.N1	20-JUL-2004 11:11:07	Bright	44.000	160	23Gam Per	2.9300	4700.0	88	12487	No
194	GOM_NL__2PRFIN20040720_111233_000000462028_00409_12487_3114.N1	20-JUL-2004 11:12:33	Bright	46.000	35	33Alp Per	1.7950	6250.0	92	12487	No
195	GOM_NL__2PRFIN20040720_111424_000000722028_00409_12487_3115.N1	20-JUL-2004 11:14:24	Bright	72.000	73	57Gam1And	2.2600	13100.	144	12487	No
196	GOM_NL__2PRFIN20040720_111721_000001592028_00409_12487_3116.N1	20-JUL-2004 11:17:21	Straylight	158.50	53	43Bet And	2.0480	3300.0	317	12487	No
197	GOM_NL__2PRFIN20040720_112123_000000502028_00409_12487_3117.N1	20-JUL-2004 11:21:23	Twilight	49.500	146	25Eta Tau	2.8730	15200.	99	12487	No
198	GOM_NL__2PRFIN20040720_112257_000000562028_00409_12487_3118.N1	20-JUL-2004 11:22:57	Twilight	56.000	13	87Alp Tau	0.86700	3800.0	112	12487	No
199	GOM_NL__2PRFIN20040720_112700_000000442028_00409_12487_3119.N1	20-JUL-2004 11:27:00	Dark	43.500	30	46Eps Ori	1.6940	30000.	87	12487	No
200	GOM_NL__2PRFIN20040720_112915_000000522028_00409_12487_3120.N1	20-JUL-2004 11:29:15	Dark	52.000	7	19Bet Ori	0.10000	14000.	104	12487	No
201	GOM_NL__2PRFIN20040720_113138_000000432028_00409_12487_3121.N1	20-JUL-2004 11:31:38	Dark	43.000	101	11Alp Lep	2.5820	7000.0	86	12487	No
202	GOM_NL__2PRFIN20040720_121804_000000362028_00410_12488_2326.N1	20-JUL-2004 12:18:04	Bright	36.000	126	60Bet Oph	2.7700	4250.0	72	12488	No
203	GOM_NL__2PRFIN20040720_122025_000000392028_00410_12488_2327.N1	20-JUL-2004 12:20:25	Bright	38.500	168	17Zet Aql	2.9860	11000.	77	12488	No
204	GOM_NL__2PRFIN20040720_122626_000000402028_00410_12488_2328.N1	20-JUL-2004 12:26:26	Bright	40.000	133	40Zet Her	2.8070	6000.0	80	12488	No
205	GOM_NL__2PRFIN20040720_123021_000000412028_00410_12488_2329.N1	20-JUL-2004 12:30:21	Bright	41.000	144	18Del Cyg	2.8600	11000.	82	12488	No
206	GOM_NL__2PRFIN20040720_123219_000000522028_00410_12488_2330.N1	20-JUL-2004 12:32:19	Bright	51.500	19	50Alp Cyg	1.2460	10500.	103	12488	No
207	GOM_NL__2PRFIN20040720_123427_000000382028_00410_12488_2331.N1	20-JUL-2004 12:34:27	Bright	38.000	119	14Eta Dra	2.7270	4700.0	76	12488	No
208	GOM_NL__2PRFIN20040720_123726_000000432028_00410_12488_2332.N1	20-JUL-2004 12:37:26	Bright	42.500	89	5Alp Cep	2.4510	8000.0	85	12488	No
209	GOM_NL__2PRFIN20040720_124200_000000382028_00410_12488_2333.N1	20-JUL-2004 12:42:00	Bright	38.000	49	1Alp UMi	1.9900	6300.0	76	12488	No
210	GOM_NL__2PRFIN20040720_124441_000000532028_00410_12488_2334.N1	20-JUL-2004 12:44:41	Bright	53.000	74	11Bet Cas	2.2680	6600.0	106	12488	No
211	GOM_NL__2PRFIN20040720_124616_000000492028_00410_12488_2335.N1	20-JUL-2004 12:46:16	Bright	49.000	76	27Gam Cas	2.3000	30000.	98	12488	No
212	GOM_NL__2PRFIN20040720_125143_000000622028_00410_12488_2336.N1	20-JUL-2004 12:51:43	Bright	61.500	160	23Gam Per	2.9300	4700.0	123	12488	No
213	GOM_NL__2PRFIN20040720_125309_000000622028_00410_12488_2337.N1	20-JUL-2004 12:53:09	Bright	62.000	35	33Alp Per	1.7950	6250.0	124	12488	No
214	GOM_NL__2PRFIN20040720_125459_000000702028_00410_12488_2338.N1	20-JUL-2004 12:54:59	Bright	70.000	73	57Gam1And	2.2600	13100.	140	12488	No
215	GOM_NL__2PRFIN20040720_125757_000001322028_00410_12488_2339.N1	20-JUL-2004 12:57:57	Straylight	131.50	53	43Bet And	2.0480	3300.0	263	12488	No
216	GOM_NL__2PRFIN20040720_130159_000000512028_00410_12488_2340.N1	20-JUL-2004 13:01:59	Twilight	50.500	146	25Eta Tau	2.8730	15200.	101	12488	No
217	GOM_NL__2PRFIN20040720_130334_000000562028_00410_12488_2341.N1	20-JUL-2004 13:03:34	Twilight	56.000	13	87Alp Tau	0.86700	3800.0	112	12488	No
218	GOM_NL__2PRFIN20040720_130737_000000422028_00410_12488_2342.N1	20-JUL-2004 13:07:37	Dark	42.000	30	46Eps Ori	1.6940	30000.	84	12488	No
219	GOM_NL__2PRFIN20040720_130952_000000522028_00410_12488_2343.N1	20-JUL-2004 13:09:52	Dark	51.500	7	19Bet Ori	0.10000	14000.	103	12488	No

220	GOM_NL__2PRFIN20040720_131214_000000432028_00410_12488_2344.N1	20-JUL-2004 13:12:14	Dark	42.500	101	11Alp Lep	2.5820	7000.0	85	12488	No
221	GOM_NL__2PRFIN20040720_132230_000000472028_00410_12488_2345.N1	20-JUL-2004 13:22:30	Dark	46.500	157	The1Eri	2.9060	9300.0	93	12488	No
222	GOM_NL__2PRFIN20040720_132833_000000452028_00411_12489_2125.N1	20-JUL-2004 13:28:33	Dark	44.500	9	Alp Eri	0.45300	24000.	89	12489	No
223	GOM_NL__2PRFIN20040720_133138_000000392028_00411_12489_2126.N1	20-JUL-2004 13:31:38	Dark	38.500	135	Bet Hyi	2.8200	5800.0	77	12489	No
224	GOM_NL__2PRFIN20040720_133555_000000412028_00411_12489_2127.N1	20-JUL-2004 13:35:55	Straylight	41.000	148	Alp Tuc	2.8780	4100.0	82	12489	No
225	GOM_NL__2PRFIN20040720_133730_000000532028_00411_12489_2128.N1	20-JUL-2004 13:37:30	Straylight	52.500	63	Bet Gru	2.1500	2800.0	105	12489	No
226	GOM_NL__2PRFIN20040720_133858_000000502028_00411_12489_2129.N1	20-JUL-2004 13:38:58	Straylight	50.000	31	Alp Gru	1.7340	15200.	100	12489	No
227	GOM_NL__2PRFIN20040720_134144_000000792028_00411_12489_2130.N1	20-JUL-2004 13:41:44	Straylight	78.500	18	24Alp PsA	1.1660	9700.0	157	12489	No
228	GOM_NL__2PRFIN20040720_134613_000000422028_00411_12489_2131.N1	20-JUL-2004 13:46:13	Twi_and_stray	41.500	178	lot1Sco	3.0220	6550.0	83	12489	No
229	GOM_NL__2PRFIN20040720_134727_000000422028_00411_12489_2132.N1	20-JUL-2004 13:47:27	Bright	42.000	38	20Eps Sgr	1.8360	11000.	84	12489	No
230	GOM_NL__2PRFIN20040720_134922_000000412028_00411_12489_2133.N1	20-JUL-2004 13:49:22	Bright	40.500	57	34Sig Sgr	2.0660	26000.	81	12489	No
231	GOM_NL__2PRFIN20040720_135108_000000722028_00411_12489_2134.N1	20-JUL-2004 13:51:08	Bright	72.000	142	49Del Cap	2.8500	8900.0	144	12489	No
232	GOM_NL__2PRFIN20040720_135840_000000382028_00411_12489_2135.N1	20-JUL-2004 13:58:40	Bright	38.000	126	60Bet Oph	2.7700	4250.0	76	12489	No
233	GOM_NL__2PRFIN20040720_140101_000000392028_00411_12489_2136.N1	20-JUL-2004 14:01:01	Bright	39.000	168	17Zet Aql	2.9860	11000.	78	12489	No
234	GOM_NL__2PRFIN20040720_140703_000000362028_00411_12489_2137.N1	20-JUL-2004 14:07:03	Bright	36.000	133	40Zet Her	2.8070	6000.0	72	12489	No
235	GOM_NL__2PRFIN20040720_141057_000000412028_00411_12489_2138.N1	20-JUL-2004 14:10:57	Bright	41.000	144	18Del Cyg	2.8600	11000.	82	12489	No
236	GOM_NL__2PRFIN20040720_141254_000000432028_00411_12489_2139.N1	20-JUL-2004 14:12:54	Bright	43.000	19	50Alp Cyg	1.2460	10500.	86	12489	No
237	GOM_NL__2PRFIN20040720_141504_000000392028_00411_12489_2140.N1	20-JUL-2004 14:15:04	Bright	39.000	119	14Eta Dra	2.7270	4700.0	78	12489	No
238	GOM_NL__2PRFIN20040720_141801_000000422028_00411_12489_2141.N1	20-JUL-2004 14:18:01	Bright	42.000	89	5Alp Cep	2.4510	8000.0	84	12489	No
239	GOM_NL__2PRFIN20040720_142236_000000342028_00411_12489_2142.N1	20-JUL-2004 14:22:36	Bright	34.000	49	1Alp UMi	1.9900	6300.0	68	12489	No
240	GOM_NL__2PRFIN20040720_142517_000000532028_00411_12489_2143.N1	20-JUL-2004 14:25:17	Bright	53.000	74	11Bet Cas	2.2680	6600.0	106	12489	No
241	GOM_NL__2PRFIN20040720_142652_000000482028_00411_12489_2144.N1	20-JUL-2004 14:26:52	Bright	47.500	76	27Gam Cas	2.3000	30000.	95	12489	No
242	GOM_NL__2PRFIN20040720_143218_000000432028_00411_12489_2145.N1	20-JUL-2004 14:32:18	Bright	43.000	160	23Gam Per	2.9300	4700.0	86	12489	No
243	GOM_NL__2PRFIN20040720_143345_000000452028_00411_12489_2146.N1	20-JUL-2004 14:33:45	Bright	44.500	35	33Alp Per	1.7950	6250.0	89	12489	No
244	GOM_NL__2PRFIN20040720_143535_000000692028_00411_12489_2147.N1	20-JUL-2004 14:35:35	Bright	68.500	73	57Gam1And	2.2600	13100.	137	12489	No
245	GOM_NL__2PRFIN20040720_143833_000001252028_00411_12489_2148.N1	20-JUL-2004 14:38:33	Straylight	124.50	53	43Bet And	2.0480	3300.0	249	12489	No
246	GOM_NL__2PRFIN20040720_144235_000000482028_00411_12489_2149.N1	20-JUL-2004 14:42:35	Twilight	48.000	146	25Eta Tau	2.8730	15200.	96	12489	No
247	GOM_NL__2PRFIN20040720_144410_000000562028_00411_12489_2150.N1	20-JUL-2004 14:44:10	Twilight	56.000	13	87Alp Tau	0.86700	3800.0	112	12489	No
248	GOM_NL__2PRFIN20040720_144814_000000422028_00411_12489_2151.N1	20-JUL-2004 14:48:14	Dark	41.500	30	46Eps Ori	1.6940	30000.	83	12489	No
249	GOM_NL__2PRFIN20040720_145029_000000452028_00411_12489_2152.N1	20-JUL-2004 14:50:29	Dark	45.000	7	19Bet Ori	0.10000	14000.	90	12489	No
250	GOM_NL__2PRFIN20040720_145251_000000402028_00411_12489_2153.N1	20-JUL-2004 14:52:51	Dark	39.500	101	11Alp Lep	2.5820	7000.0	79	12489	No
251	GOM_NL__2PRFIN20040720_150307_000000462028_00411_12489_2154.N1	20-JUL-2004 15:03:07	Dark	46.000	157	The1Eri	2.9060	9300.0	92	12489	No
252	GOM_NL__2PRFIN20040720_150909_000000452028_00412_12490_2125.N1	20-JUL-2004 15:09:09	Dark	44.500	9	Alp Eri	0.45300	24000.	89	12490	No
253	GOM_NL__2PRFIN20040720_151213_000000412028_00412_12490_2126.N1	20-JUL-2004 15:12:13	Dark	41.000	135	Bet Hyi	2.8200	5800.0	82	12490	No
254	GOM_NL__2PRFIN20040720_151632_000000452028_00412_12490_2127.N1	20-JUL-2004 15:16:32	Straylight	44.500	148	Alp Tuc	2.8780	4100.0	89	12490	No
255	GOM_NL__2PRFIN20040720_151806_000000532028_00412_12490_2128.N1	20-JUL-2004 15:18:06	Straylight	52.500	63	Bet Gru	2.1500	2800.0	105	12490	No
256	GOM_NL__2PRFIN20040720_151935_000000492028_00412_12490_2129.N1	20-JUL-2004 15:19:35	Straylight	49.000	31	Alp Gru	1.7340	15200.	98	12490	No
257	GOM_NL__2PRFIN20040720_152222_000000822028_00412_12490_2130.N1	20-JUL-2004 15:22:22	Straylight	81.500	18	24Alp PsA	1.1660	9700.0	163	12490	No
258	GOM_NL__2PRFIN20040720_152710_000000412028_00412_12490_2131.N1	20-JUL-2004 15:27:10	Twi_and_stray	41.000	85	Kap Sco	2.4070	28000.	82	12490	No
259	GOM_NL__2PRFIN20040720_152852_000000492028_00412_12490_2132.N1	20-JUL-2004 15:28:52	Bright	48.500	103	38Zet Sgr	2.6000	9700.0	97	12490	No
260	GOM_NL__2PRFIN20040720_153145_000000702028_00412_12490_2133.N1	20-JUL-2004 15:31:45	Bright	69.500	142	49Del Cap	2.8500	8900.0	139	12490	No
261	GOM_NL__2PRFIN20040720_153915_000000382028_00412_12490_2134.N1	20-JUL-2004 15:39:15	Bright	37.500	126	60Bet Oph	2.7700	4250.0	75	12490	No
262	GOM_NL__2PRFIN20040720_154137_000000402028_00412_12490_2135.N1	20-JUL-2004 15:41:37	Bright	39.500	168	17Zet Aql	2.9860	11000.	79	12490	No
263	GOM_NL__2PRFIN20040720_154738_000000412028_00412_12490_2136.N1	20-JUL-2004 15:47:38	Bright	40.500	133	40Zet Her	2.8070	6000.0	81	12490	No
264	GOM_NL__2PRFIN20040720_155132_000000412028_00412_12490_2137.N1	20-JUL-2004 15:51:32	Bright	41.000	144	18Del Cyg	2.8600	11000.	82	12490	No
265	GOM_NL__2PRFIN20040720_155329_000000502028_00412_12490_2138.N1	20-JUL-2004 15:53:29	Bright	49.500	19	50Alp Cyg	1.2460	10500.	99	12490	No
266	GOM_NL__2PRFIN20040720_155539_000000392028_00412_12490_2139.N1	20-JUL-2004 15:55:39	Bright	39.000	119	14Eta Dra	2.7270	4700.0	78	12490	No
267	GOM_NL__2PRFIN20040720_155837_000000442028_00412_12490_2140.N1	20-JUL-2004 15:58:37	Bright	43.500	89	5Alp Cep	2.4510	8000.0	87	12490	No
268	GOM_NL__2PRFIN20040720_160312_000000382028_00412_12490_2141.N1	20-JUL-2004 16:03:12	Bright	37.500	49	1Alp UMi	1.9900	6300.0	75	12490	No
269	GOM_NL__2PRFIN20040720_160552_000000532028_00412_12490_2142.N1	20-JUL-2004 16:05:52	Bright	52.500	74	11Bet Cas	2.2680	6600.0	105	12490	No
270	GOM_NL__2PRFIN20040720_160727_000000482028_00412_12490_2143.N1	20-JUL-2004 16:07:27	Bright	48.000	76	27Gam Cas	2.3000	30000.	96	12490	No
271	GOM_NL__2PRFIN20040720_161254_000000632028_00412_12490_2144.N1	20-JUL-2004 16:12:54	Bright	63.000	160	23Gam Per	2.9300	4700.0	126	12490	No
272	GOM_NL__2PRFIN20040720_161421_000000462028_00412_12490_2145.N1	20-JUL-2004 16:14:21	Bright	45.500	35	33Alp Per	1.7950	6250.0	91	12490	No
273	GOM_NL__2PRFIN20040720_161610_000000642028_00412_12490_2146.N1	20-JUL-2004 16:16:10	Bright	63.500	73	57Gam1And	2.2600	13100.	127	12490	No
274	GOM_NL__2PRFIN20040720_161908_000001632028_00412_12490_2147.N1	20-JUL-2004 16:19:08	Straylight	163.00	53	43Bet And	2.0480	3300.0	326	12490	No
275	GOM_NL__2PRFIN20040720_162311_000000512028_00412_12490_2148.N1	20-JUL-2004 16:23:11	Twilight	51.000	146	25Eta Tau	2.8730	15200.	102	12490	No
276	GOM_NL__2PRFIN20040720_162446_000000532028_00412_12490_2149.N1	20-JUL-2004 16:24:46	Twilight	52.500	13	87Alp Tau	0.86700	3800.0	105	12490	No
277	GOM_NL__2PRFIN20040720_162653_000000442028_00412_12490_2150.N1	20-JUL-2004 16:26:53	Dark	44.000	27	24Gam Ori	1.6360	26000.	88	12490	No
278	GOM_NL__2PRFIN20040720_162849_000000422028_00412_12490_2151.N1	20-JUL-2004 16:28:49	Dark	42.000	30	46Eps Ori	1.6940	30000.	84	12490	No

279	GOM_NL__2PRFIN20040720_163105_000000422028_00412_12490_2152.N1	20-JUL-2004 16:31:05	Dark	41.500	7	19Bet Ori	0.10000	14000.	83	12490	No
280	GOM_NL__2PRFIN20040720_163327_000000422028_00412_12490_2153.N1	20-JUL-2004 16:33:27	Dark	41.500	101	11Alp Lep	2.5820	7000.0	83	12490	No
281	GOM_NL__2PRFIN20040720_164344_000000442028_00412_12490_2154.N1	20-JUL-2004 16:43:44	Dark	43.500	157	The1Eri	2.9060	9300.0	87	12490	No
282	GOM_NL__2PRFIN20040720_164946_000000462028_00413_12491_2125.N1	20-JUL-2004 16:49:46	Dark	46.000	9	Alp Eri	0.45300	24000.	92	12491	No
283	GOM_NL__2PRFIN20040720_165250_000000382028_00413_12491_2126.N1	20-JUL-2004 16:52:50	Dark	38.000	135	Bet Hyi	2.8200	5800.0	76	12491	No
284	GOM_NL__2PRFIN20040720_165709_000000442028_00413_12491_2127.N1	20-JUL-2004 16:57:09	Straylight	43.500	148	Alp Tuc	2.8780	4100.0	87	12491	No
285	GOM_NL__2PRFIN20040720_165843_000000512028_00413_12491_2128.N1	20-JUL-2004 16:58:43	Straylight	50.500	63	Bet Gru	2.1500	2800.0	101	12491	No
286	GOM_NL__2PRFIN20040720_170011_000000472028_00413_12491_2129.N1	20-JUL-2004 17:00:11	Straylight	47.000	31	Alp Gru	1.7340	15200.	94	12491	No
287	GOM_NL__2PRFIN20040720_170258_000000852028_00413_12491_2130.N1	20-JUL-2004 17:02:58	Straylight	85.000	18	24Alp PsA	1.1660	9700.0	170	12491	No
288	GOM_NL__2PRFIN20040720_170746_000000412028_00413_12491_2131.N1	20-JUL-2004 17:07:46	Twi_and_stray	41.000	85	Kap Sco	2.4070	28000.	82	12491	No
289	GOM_NL__2PRFIN20040720_170929_000000512028_00413_12491_2132.N1	20-JUL-2004 17:09:29	Bright	50.500	103	38Zet Sgr	2.6000	9700.0	101	12491	No
290	GOM_NL__2PRFIN20040720_171220_000000712028_00413_12491_2133.N1	20-JUL-2004 17:12:20	Bright	70.500	142	49Del Cap	2.8500	8900.0	141	12491	No
291	GOM_NL__2PRFIN20040720_171952_000000372028_00413_12491_2134.N1	20-JUL-2004 17:19:52	Bright	37.000	126	60Bet Oph	2.7700	4250.0	74	12491	No
292	GOM_NL__2PRFIN20040720_172213_000000392028_00413_12491_2135.N1	20-JUL-2004 17:22:13	Bright	38.500	168	17Zet Aql	2.9860	11000.	77	12491	No
293	GOM_NL__2PRFIN20040720_172816_000000362028_00413_12491_2136.N1	20-JUL-2004 17:28:16	Bright	36.000	133	40Zet Her	2.8070	6000.0	72	12491	No
294	GOM_NL__2PRFIN20040720_173208_000000412028_00413_12491_2137.N1	20-JUL-2004 17:32:08	Bright	40.500	144	18Del Cyg	2.8600	11000.	81	12491	No
295	GOM_NL__2PRFIN20040720_173405_000000492028_00413_12491_2138.N1	20-JUL-2004 17:34:05	Bright	48.500	19	50Alp Cyg	1.2460	10500.	97	12491	No
296	GOM_NL__2PRFIN20040720_173616_000000392028_00413_12491_2139.N1	20-JUL-2004 17:36:16	Bright	38.500	119	14Eta Dra	2.7270	4700.0	77	12491	No
297	GOM_NL__2PRFIN20040720_173912_000000422028_00413_12491_2140.N1	20-JUL-2004 17:39:12	Bright	41.500	89	5Alp Cep	2.4510	8000.0	83	12491	No
298	GOM_NL__2PRFIN20040720_174348_000000392028_00413_12491_2141.N1	20-JUL-2004 17:43:48	Bright	38.500	49	1Alp UMi	1.9900	6300.0	77	12491	No
299	GOM_NL__2PRFIN20040720_174627_000000532028_00413_12491_2142.N1	20-JUL-2004 17:46:27	Bright	53.000	74	11Bet Cas	2.2680	6600.0	106	12491	No
300	GOM_NL__2PRFIN20040720_174803_000000492028_00413_12491_2143.N1	20-JUL-2004 17:48:03	Bright	48.500	76	27Gam Cas	2.3000	30000.	97	12491	No
301	GOM_NL__2PRFIN20040720_175330_000000542028_00413_12491_2144.N1	20-JUL-2004 17:53:30	Bright	54.000	160	23Gam Per	2.9300	4700.0	108	12491	No
302	GOM_NL__2PRFIN20040720_175456_000000462028_00413_12491_2145.N1	20-JUL-2004 17:54:56	Bright	45.500	35	33Alp Per	1.7950	6250.0	91	12491	No
303	GOM_NL__2PRFIN20040720_175646_000000712028_00413_12491_2146.N1	20-JUL-2004 17:56:46	Bright	71.000	73	57Gam1And	2.2600	13100.	142	12491	No
304	GOM_NL__2PRFIN20040720_175944_000001482028_00413_12491_2147.N1	20-JUL-2004 17:59:44	Straylight	148.00	53	43Bet And	2.0480	3300.0	296	12491	No
305	GOM_NL__2PRFIN20040720_180348_000000512028_00413_12491_2148.N1	20-JUL-2004 18:03:48	Twilight	50.500	146	25Eta Tau	2.8730	15200.	101	12491	No
306	GOM_NL__2PRFIN20040720_180523_000000542028_00413_12491_2149.N1	20-JUL-2004 18:05:23	Twilight	54.000	13	87Alp Tau	0.86700	3800.0	108	12491	No
307	GOM_NL__2PRFIN20040720_180730_000000432028_00413_12491_2150.N1	20-JUL-2004 18:07:30	Dark	43.000	27	24Gam Ori	1.6360	26000.	86	12491	No
308	GOM_NL__2PRFIN20040720_180926_000000402028_00413_12491_2151.N1	20-JUL-2004 18:09:26	Dark	40.000	30	46Eps Ori	1.6940	30000.	80	12491	No
309	GOM_NL__2PRFIN20040720_181141_000000422028_00413_12491_2152.N1	20-JUL-2004 18:11:41	Dark	41.500	7	19Bet Ori	0.10000	14000.	83	12491	No
310	GOM_NL__2PRFIN20040720_181403_000000402028_00413_12491_2153.N1	20-JUL-2004 18:14:03	Dark	40.000	101	11Alp Lep	2.5820	7000.0	80	12491	No
311	GOM_NL__2PRFIN20040720_182421_000000442028_00413_12491_2154.N1	20-JUL-2004 18:24:21	Dark	44.000	157	The1Eri	2.9060	9300.0	88	12491	No
312	GOM_NL__2PRFIN20040720_183023_000000442028_00414_12492_2125.N1	20-JUL-2004 18:30:23	Dark	43.500	9	Alp Eri	0.45300	24000.	87	12492	No
313	GOM_NL__2PRFIN20040720_183327_000000382028_00414_12492_2126.N1	20-JUL-2004 18:33:27	Dark	38.000	135	Bet Hyi	2.8200	5800.0	76	12492	No
314	GOM_NL__2PRFIN20040720_183745_000000432028_00414_12492_2127.N1	20-JUL-2004 18:37:45	Straylight	43.000	148	Alp Tuc	2.8780	4100.0	86	12492	No
315	GOM_NL__2PRFIN20040720_183920_000000642028_00414_12492_2128.N1	20-JUL-2004 18:39:20	Straylight	64.000	63	Bet Gru	2.1500	2800.0	128	12492	No
316	GOM_NL__2PRFIN20040720_184048_000000582028_00414_12492_2129.N1	20-JUL-2004 18:40:48	Straylight	58.000	31	Alp Gru	1.7340	15200.	116	12492	No
317	GOM_NL__2PRFIN20040720_184335_000000832028_00414_12492_2130.N1	20-JUL-2004 18:43:35	Straylight	83.000	18	24Alp PsA	1.1660	9700.0	166	12492	No
318	GOM_NL__2PRFIN20040720_184822_000000412028_00414_12492_2131.N1	20-JUL-2004 18:48:22	Twi_and_stray	41.000	85	Kap Sco	2.4070	28000.	82	12492	No
319	GOM_NL__2PRFIN20040720_185005_000000422028_00414_12492_2132.N1	20-JUL-2004 18:50:05	Bright	41.500	103	38Zet Sgr	2.6000	9700.0	83	12492	No
320	GOM_NL__2PRFIN20040720_185256_000000712028_00414_12492_2133.N1	20-JUL-2004 18:52:56	Bright	71.000	142	49Del Cap	2.8500	8900.0	142	12492	No
321	GOM_NL__2PRFIN20040720_190029_000000372028_00414_12492_2134.N1	20-JUL-2004 19:00:29	Bright	37.000	126	60Bet Oph	2.7700	4250.0	74	12492	No
322	GOM_NL__2PRFIN20040720_190249_000000382028_00414_12492_2135.N1	20-JUL-2004 19:02:49	Bright	38.000	168	17Zet Aql	2.9860	11000.	76	12492	No
323	GOM_NL__2PRFIN20040720_190852_000000382028_00414_12492_2136.N1	20-JUL-2004 19:08:52	Bright	37.500	133	40Zet Her	2.8070	6000.0	75	12492	No
324	GOM_NL__2PRFIN20040720_191244_000000412028_00414_12492_2137.N1	20-JUL-2004 19:12:44	Bright	40.500	144	18Del Cyg	2.8600	11000.	81	12492	No
325	GOM_NL__2PRFIN20040720_191441_000000492028_00414_12492_2138.N1	20-JUL-2004 19:14:41	Bright	48.500	19	50Alp Cyg	1.2460	10500.	97	12492	No
326	GOM_NL__2PRFIN20040720_191653_000000382028_00414_12492_2139.N1	20-JUL-2004 19:16:53	Bright	37.500	119	14Eta Dra	2.7270	4700.0	75	12492	No
327	GOM_NL__2PRFIN20040720_191948_000000432028_00414_12492_2140.N1	20-JUL-2004 19:19:48	Bright	42.500	89	5Alp Cep	2.4510	8000.0	85	12492	No
328	GOM_NL__2PRFIN20040720_192424_000000402028_00414_12492_2141.N1	20-JUL-2004 19:24:24	Bright	39.500	49	1Alp UMi	1.9900	6300.0	79	12492	No
329	GOM_NL__2PRFIN20040720_192701_000000542028_00414_12492_2142.N1	20-JUL-2004 19:27:01	Bright	53.500	74	11Bet Cas	2.2680	6600.0	107	12492	No
330	GOM_NL__2PRFIN20040720_192838_000000492028_00414_12492_2143.N1	20-JUL-2004 19:28:38	Bright	49.000	76	27Gam Cas	2.3000	30000.	98	12492	No
331	GOM_NL__2PRFIN20040720_193406_000000442028_00414_12492_2144.N1	20-JUL-2004 19:34:06	Bright	43.500	160	23Gam Per	2.9300	4700.0	87	12492	No
332	GOM_NL__2PRFIN20040720_193532_000000462028_00414_12492_2145.N1	20-JUL-2004 19:35:32	Bright	46.000	35	33Alp Per	1.7950	6250.0	92	12492	No
333	GOM_NL__2PRFIN20040720_193721_000000692028_00414_12492_2146.N1	20-JUL-2004 19:37:21	Bright	68.500	73	57Gam1And	2.2600	13100.	137	12492	No
334	GOM_NL__2PRFIN20040720_194020_000001332028_00414_12492_2147.N1	20-JUL-2004 19:40:20	Straylight	132.50	53	43Bet And	2.0480	3300.0	265	12492	No
335	GOM_NL__2PRFIN20040720_194423_000000512028_00414_12492_2148.N1	20-JUL-2004 19:44:23	Twilight	50.500	146	25Eta Tau	2.8730	15200.	101	12492	No
336	GOM_NL__2PRFIN20040720_194559_000000562028_00414_12492_2149.N1	20-JUL-2004 19:45:59	Twilight	56.000	13	87Alp Tau	0.86700	3800.0	112	12492	No
337	GOM_NL__2PRFIN20040720_194806_000000422028_00414_12492_2150.N1	20-JUL-2004 19:48:06	Dark	42.000	27	24Gam Ori	1.6360	26000.	84	12492	No

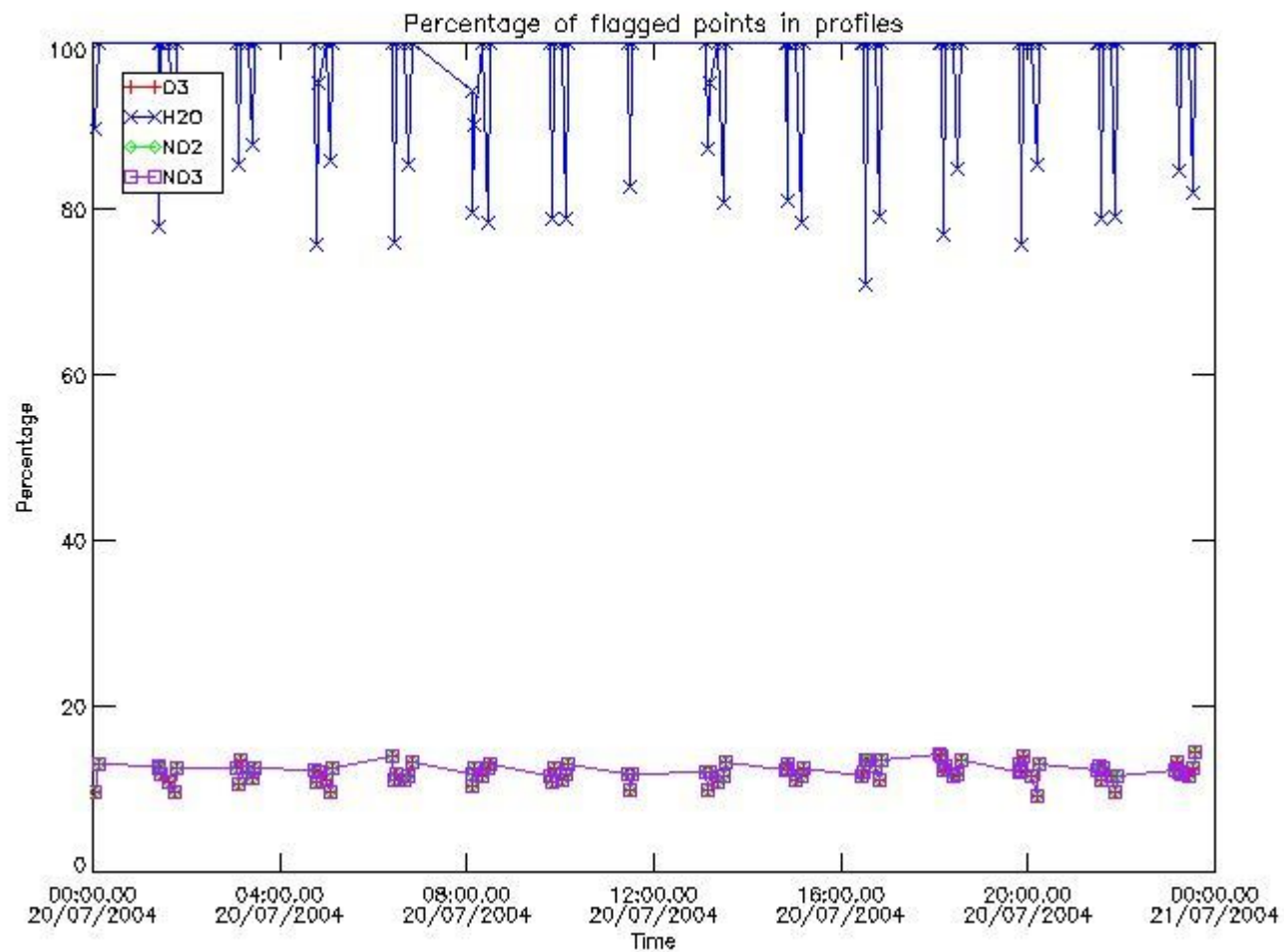
338	GOM_NL__2PRFIN20040720_195003_000000402028_00414_12492_2151.N1	20-JUL-2004 19:50:03	Dark	39.500	30	46Eps Ori	1.6940	30000.	79	12492	No
339	GOM_NL__2PRFIN20040720_195218_000000422028_00414_12492_2152.N1	20-JUL-2004 19:52:18	Dark	41.500	7	19Bet Ori	0.10000	14000.	83	12492	No
340	GOM_NL__2PRFIN20040720_195440_000000402028_00414_12492_2153.N1	20-JUL-2004 19:54:40	Dark	40.000	101	11Alp Lep	2.5820	7000.0	80	12492	No
341	GOM_NL__2PRFIN20040720_200458_000000452028_00414_12492_2154.N1	20-JUL-2004 20:04:58	Dark	44.500	157	The1Eri	2.9060	9300.0	89	12492	No
342	GOM_NL__2PRFIN20040720_201059_000000552028_00415_12493_2125.N1	20-JUL-2004 20:10:59	Dark	55.000	9	Alp Eri	0.45300	24000.	110	12493	No
343	GOM_NL__2PRFIN20040720_201403_000000392028_00415_12493_2126.N1	20-JUL-2004 20:14:03	Dark	39.000	135	Bet Hyi	2.8200	5800.0	78	12493	No
344	GOM_NL__2PRFIN20040720_201821_000000432028_00415_12493_2127.N1	20-JUL-2004 20:18:21	Straylight	42.500	148	Alp Tuc	2.8780	4100.0	85	12493	No
345	GOM_NL__2PRFIN20040720_201957_000000612028_00415_12493_2128.N1	20-JUL-2004 20:19:57	Straylight	60.500	63	Bet Gru	2.1500	2800.0	121	12493	No
346	GOM_NL__2PRFIN20040720_202125_000000562028_00415_12493_2129.N1	20-JUL-2004 20:21:25	Straylight	56.000	31	Alp Gru	1.7340	15200.	112	12493	No
347	GOM_NL__2PRFIN20040720_202412_000000842028_00415_12493_2130.N1	20-JUL-2004 20:24:12	Straylight	84.000	18	24Alp PsA	1.1660	9700.0	168	12493	No
348	GOM_NL__2PRFIN20040720_202859_000000422028_00415_12493_2131.N1	20-JUL-2004 20:28:59	Twilight	42.000	85	Kap Sco	2.4070	28000.	84	12493	No
349	GOM_NL__2PRFIN20040720_203041_000000452028_00415_12493_2132.N1	20-JUL-2004 20:30:41	Bright	45.000	103	38Zet Sgr	2.6000	9700.0	90	12493	No
350	GOM_NL__2PRFIN20040720_203332_000000712028_00415_12493_2133.N1	20-JUL-2004 20:33:32	Bright	70.500	142	49Del Cap	2.8500	8900.0	141	12493	No
351	GOM_NL__2PRFIN20040720_204105_000000392028_00415_12493_2134.N1	20-JUL-2004 20:41:05	Bright	38.500	126	60Bet Oph	2.7700	4250.0	77	12493	No
352	GOM_NL__2PRFIN20040720_204325_000000382028_00415_12493_2135.N1	20-JUL-2004 20:43:25	Bright	38.000	168	17Zet Aql	2.9860	11000.	76	12493	No
353	GOM_NL__2PRFIN20040720_204928_000000392028_00415_12493_2136.N1	20-JUL-2004 20:49:28	Bright	38.500	133	40Zet Her	2.8070	6000.0	77	12493	No
354	GOM_NL__2PRFIN20040720_205319_000000402028_00415_12493_2137.N1	20-JUL-2004 20:53:19	Bright	39.500	144	18Del Cyg	2.8600	11000.	79	12493	No
355	GOM_NL__2PRFIN20040720_205516_000000512028_00415_12493_2138.N1	20-JUL-2004 20:55:16	Bright	50.500	19	50Alp Cyg	1.2460	10500.	101	12493	No
356	GOM_NL__2PRFIN20040720_205729_000000382028_00415_12493_2139.N1	20-JUL-2004 20:57:29	Bright	38.000	119	14Eta Dra	2.7270	4700.0	76	12493	No
357	GOM_NL__2PRFIN20040720_210023_000000402028_00415_12493_2140.N1	20-JUL-2004 21:00:23	Bright	40.000	89	5Alp Cep	2.4510	8000.0	80	12493	No
358	GOM_NL__2PRFIN20040720_210500_000000372028_00415_12493_2141.N1	20-JUL-2004 21:05:00	Bright	37.000	49	1Alp UMi	1.9900	6300.0	74	12493	No
359	GOM_NL__2PRFIN20040720_210737_000000532028_00415_12493_2142.N1	20-JUL-2004 21:07:37	Bright	52.500	74	11Bet Cas	2.2680	6600.0	105	12493	No
360	GOM_NL__2PRFIN20040720_210913_000000502028_00415_12493_2143.N1	20-JUL-2004 21:09:13	Bright	49.500	76	27Gam Cas	2.3000	30000.	99	12493	No
361	GOM_NL__2PRFIN20040720_211442_000000432028_00415_12493_2144.N1	20-JUL-2004 21:14:42	Bright	43.000	160	23Gam Per	2.9300	4700.0	86	12493	No
362	GOM_NL__2PRFIN20040720_211607_000000472028_00415_12493_2145.N1	20-JUL-2004 21:16:07	Bright	46.500	35	33Alp Per	1.7950	6250.0	93	12493	No
363	GOM_NL__2PRFIN20040720_211757_000000672028_00415_12493_2146.N1	20-JUL-2004 21:17:57	Bright	66.500	73	57Gam1And	2.2600	13100.	133	12493	No
364	GOM_NL__2PRFIN20040720_212055_000001302028_00415_12493_2147.N1	20-JUL-2004 21:20:55	Straylight	129.50	53	43Bet And	2.0480	3300.0	259	12493	No
365	GOM_NL__2PRFIN20040720_212500_000000522028_00415_12493_2148.N1	20-JUL-2004 21:25:00	Twilight	51.500	146	25Eta Tau	2.8730	15200.	103	12493	No
366	GOM_NL__2PRFIN20040720_212635_000000512028_00415_12493_2149.N1	20-JUL-2004 21:26:35	Twilight	50.500	13	87Alp Tau	0.86700	3800.0	101	12493	No
367	GOM_NL__2PRFIN20040720_212842_000000422028_00415_12493_2150.N1	20-JUL-2004 21:28:42	Dark	41.500	27	24Gam Ori	1.6360	26000.	83	12493	No
368	GOM_NL__2PRFIN20040720_213039_000000402028_00415_12493_2151.N1	20-JUL-2004 21:30:39	Dark	40.000	30	46Eps Ori	1.6940	30000.	80	12493	No
369	GOM_NL__2PRFIN20040720_213254_000000462028_00415_12493_2152.N1	20-JUL-2004 21:32:54	Dark	45.500	7	19Bet Ori	0.10000	14000.	91	12493	No
370	GOM_NL__2PRFIN20040720_213515_000000412028_00415_12493_2153.N1	20-JUL-2004 21:35:15	Dark	40.500	101	11Alp Lep	2.5820	7000.0	81	12493	No
371	GOM_NL__2PRFIN20040720_214534_000000452028_00415_12493_2154.N1	20-JUL-2004 21:45:34	Dark	44.500	157	The1Eri	2.9060	9300.0	89	12493	No
372	GOM_NL__2PRFIN20040720_215135_000000532028_00416_12494_2327.N1	20-JUL-2004 21:51:35	Dark	53.000	9	Alp Eri	0.45300	24000.	106	12494	No
373	GOM_NL__2PRFIN20040720_215436_000000442028_00416_12494_2328.N1	20-JUL-2004 21:54:36	Dark	44.000	135	Bet Hyi	2.8200	5800.0	88	12494	No
374	GOM_NL__2PRFIN20040720_215857_000000472028_00416_12494_2329.N1	20-JUL-2004 21:58:57	Straylight	46.500	148	Alp Tuc	2.8780	4100.0	93	12494	No
375	GOM_NL__2PRFIN20040720_220033_000000662028_00416_12494_2330.N1	20-JUL-2004 22:00:33	Straylight	66.000	63	Bet Gru	2.1500	2800.0	132	12494	No
376	GOM_NL__2PRFIN20040720_220200_000000592028_00416_12494_2331.N1	20-JUL-2004 22:02:00	Straylight	58.500	31	Alp Gru	1.7340	15200.	117	12494	No
377	GOM_NL__2PRFIN20040720_220450_000000832028_00416_12494_2332.N1	20-JUL-2004 22:04:50	Straylight	83.000	18	24Alp PsA	1.1660	9700.0	166	12494	No
378	GOM_NL__2PRFIN20040720_220935_000000422028_00416_12494_2333.N1	20-JUL-2004 22:09:35	Twilight	41.500	85	Kap Sco	2.4070	28000.	83	12494	No
379	GOM_NL__2PRFIN20040720_221116_000000422028_00416_12494_2334.N1	20-JUL-2004 22:11:16	Bright	42.000	103	38Zet Sgr	2.6000	9700.0	84	12494	No
380	GOM_NL__2PRFIN20040720_221408_000000702028_00416_12494_2335.N1	20-JUL-2004 22:14:08	Bright	70.000	142	49Del Cap	2.8500	8900.0	140	12494	No
381	GOM_NL__2PRFIN20040720_222140_000000382028_00416_12494_2336.N1	20-JUL-2004 22:21:40	Bright	37.500	126	60Bet Oph	2.7700	4250.0	75	12494	No
382	GOM_NL__2PRFIN20040720_222400_000000392028_00416_12494_2337.N1	20-JUL-2004 22:24:00	Bright	38.500	168	17Zet Aql	2.9860	11000.	77	12494	No
383	GOM_NL__2PRFIN20040720_223004_000000392028_00416_12494_2338.N1	20-JUL-2004 22:30:04	Bright	39.000	133	40Zet Her	2.8070	6000.0	78	12494	No
384	GOM_NL__2PRFIN20040720_223355_000000392028_00416_12494_2339.N1	20-JUL-2004 22:33:55	Bright	38.500	144	18Del Cyg	2.8600	11000.	77	12494	No
385	GOM_NL__2PRFIN20040720_223550_000000502028_00416_12494_2340.N1	20-JUL-2004 22:35:50	Bright	49.500	19	50Alp Cyg	1.2460	10500.	99	12494	No
386	GOM_NL__2PRFIN20040720_223805_000000382028_00416_12494_2341.N1	20-JUL-2004 22:38:05	Bright	38.000	119	14Eta Dra	2.7270	4700.0	76	12494	No
387	GOM_NL__2PRFIN20040720_224059_000000402028_00416_12494_2342.N1	20-JUL-2004 22:40:59	Bright	40.000	89	5Alp Cep	2.4510	8000.0	80	12494	No
388	GOM_NL__2PRFIN20040720_224535_000000392028_00416_12494_2343.N1	20-JUL-2004 22:45:35	Bright	38.500	49	1Alp UMi	1.9900	6300.0	77	12494	No
389	GOM_NL__2PRFIN20040720_224810_000000562028_00416_12494_2344.N1	20-JUL-2004 22:48:10	Bright	55.500	74	11Bet Cas	2.2680	6600.0	111	12494	No
390	GOM_NL__2PRFIN20040720_224949_000000492028_00416_12494_2345.N1	20-JUL-2004 22:49:49	Bright	49.000	76	27Gam Cas	2.3000	30000.	98	12494	No
391	GOM_NL__2PRFIN20040720_225517_000000442028_00416_12494_2346.N1	20-JUL-2004 22:55:17	Bright	44.000	160	23Gam Per	2.9300	4700.0	88	12494	No
392	GOM_NL__2PRFIN20040720_225643_000000482028_00416_12494_2347.N1	20-JUL-2004 22:56:43	Bright	47.500	35	33Alp Per	1.7950	6250.0	95	12494	No
393	GOM_NL__2PRFIN20040720_225833_000000642028_00416_12494_2348.N1	20-JUL-2004 22:58:33	Bright	63.500	73	57Gam1And	2.2600	13100.	127	12494	No
394	GOM_NL__2PRFIN20040720_230131_000001332028_00416_12494_2349.N1	20-JUL-2004 23:01:31	Straylight	133.00	53	43Bet And	2.0480	3300.0	266	12494	No
395	GOM_NL__2PRFIN20040720_230535_000000502028_00416_12494_2350.N1	20-JUL-2004 23:05:35	Twilight	50.000	146	25Eta Tau	2.8730	15200.	100	12494	No
396	GOM_NL__2PRFIN20040720_230711_000000562028_00416_12494_2351.N1	20-JUL-2004 23:07:11	Twilight	56.000	13	87Alp Tau	0.86700	3800.0	112	12494	No

397	GOM_NL__2PRFIN20040720_230917_000000422028_00416_12494_2352.N1	20-JUL-2004 23:09:17	Dark	41.500	27	24Gam Ori	1.6360	26000.	83	12494	No
398	GOM_NL__2PRFIN20040720_231114_000000392028_00416_12494_2353.N1	20-JUL-2004 23:11:14	Dark	38.500	30	46Eps Ori	1.6940	30000.	77	12494	No
399	GOM_NL__2PRFIN20040720_231329_000000432028_00416_12494_2354.N1	20-JUL-2004 23:13:29	Dark	42.500	7	19Bet Ori	0.10000	14000.	85	12494	No
400	GOM_NL__2PRFIN20040720_231551_000000432028_00416_12494_2355.N1	20-JUL-2004 23:15:51	Dark	43.000	101	11Alp Lep	2.5820	7000.0	86	12494	No
401	GOM_NL__2PRFIN20040720_232610_000000442028_00416_12494_2356.N1	20-JUL-2004 23:26:10	Dark	44.000	157	The1Eri	2.9060	9300.0	88	12494	No
402	GOM_NL__2PRFIN20040720_233212_000000452028_00417_12495_2349.N1	20-JUL-2004 23:32:12	Dark	44.500	9	Alp Eri	0.45300	24000.	89	12495	No
403	GOM_NL__2PRFIN20040720_233514_000000392028_00417_12495_2350.N1	20-JUL-2004 23:35:14	Dark	39.000	135	Bet Hyi	2.8200	5800.0	78	12495	No
404	GOM_NL__2PRFIN20040720_233933_000000472028_00417_12495_2351.N1	20-JUL-2004 23:39:33	Straylight	47.000	148	Alp Tuc	2.8780	4100.0	94	12495	No
405	GOM_NL__2PRFIN20040720_234109_000000612028_00417_12495_2352.N1	20-JUL-2004 23:41:09	Straylight	61.000	63	Bet Gru	2.1500	2800.0	122	12495	No
406	GOM_NL__2PRFIN20040720_234237_000000502028_00417_12495_2353.N1	20-JUL-2004 23:42:37	Straylight	50.000	31	Alp Gru	1.7340	15200.	100	12495	No
407	GOM_NL__2PRFIN20040720_234527_000000822028_00417_12495_2354.N1	20-JUL-2004 23:45:27	Straylight	82.000	18	24Alp PsA	1.1660	9700.0	164	12495	No
408	GOM_NL__2PRFIN20040720_234950_000000422028_00417_12495_2355.N1	20-JUL-2004 23:49:50	Twilight_and_stray	41.500	178	lot1Sco	3.0220	6550.0	83	12495	No
409	GOM_NL__2PRFIN20040720_235103_000000462028_00417_12495_2356.N1	20-JUL-2004 23:51:03	Bright	45.500	38	20Eps Sgr	1.8360	11000.	91	12495	No
410	GOM_NL__2PRFIN20040720_235258_000000412028_00417_12495_2357.N1	20-JUL-2004 23:52:58	Bright	40.500	57	34Sig Sgr	2.0660	26000.	81	12495	No
411	GOM_NL__2PRFIN20040720_235444_000000712028_00417_12495_2358.N1	20-JUL-2004 23:54:44	Bright	70.500	142	49Del Cap	2.8500	8900.0	141	12495	No

3. Quality information per product


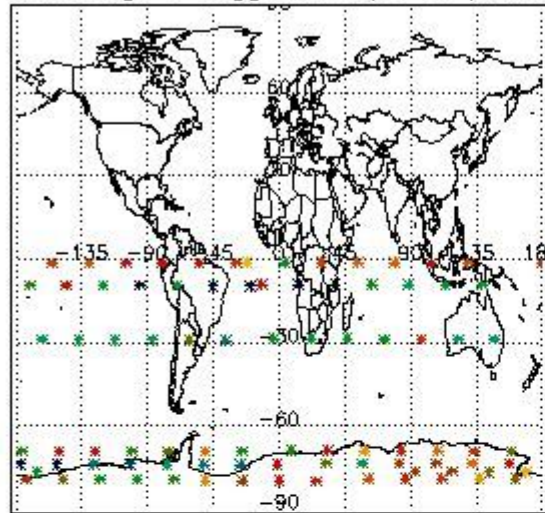
In this section it is plotted some information contained in the Quality Summary data set of the level 2 products. Only products in dark limb conditions and without errors (error flag in the MPH set to "0") are used.

3.1 Plot quality information per product (time dependant)

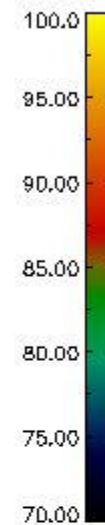
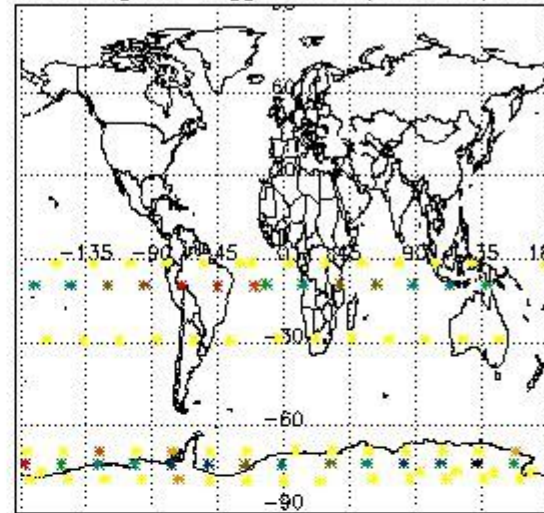


3.2 Plot quality information per product (world map)


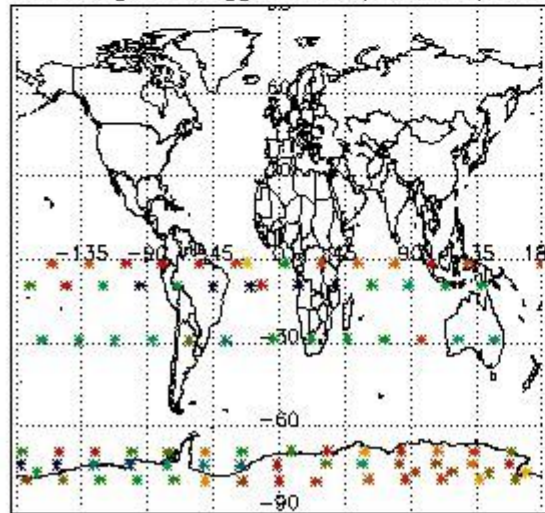
Percentage of flagged data per O3 profile



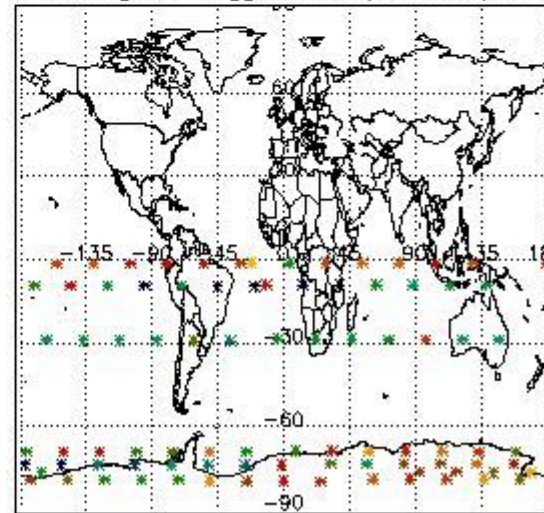
Percentage of flagged data per H2O profile



Percentage of flagged data per NO2 profile



Percentage of flagged data per NO3 profile

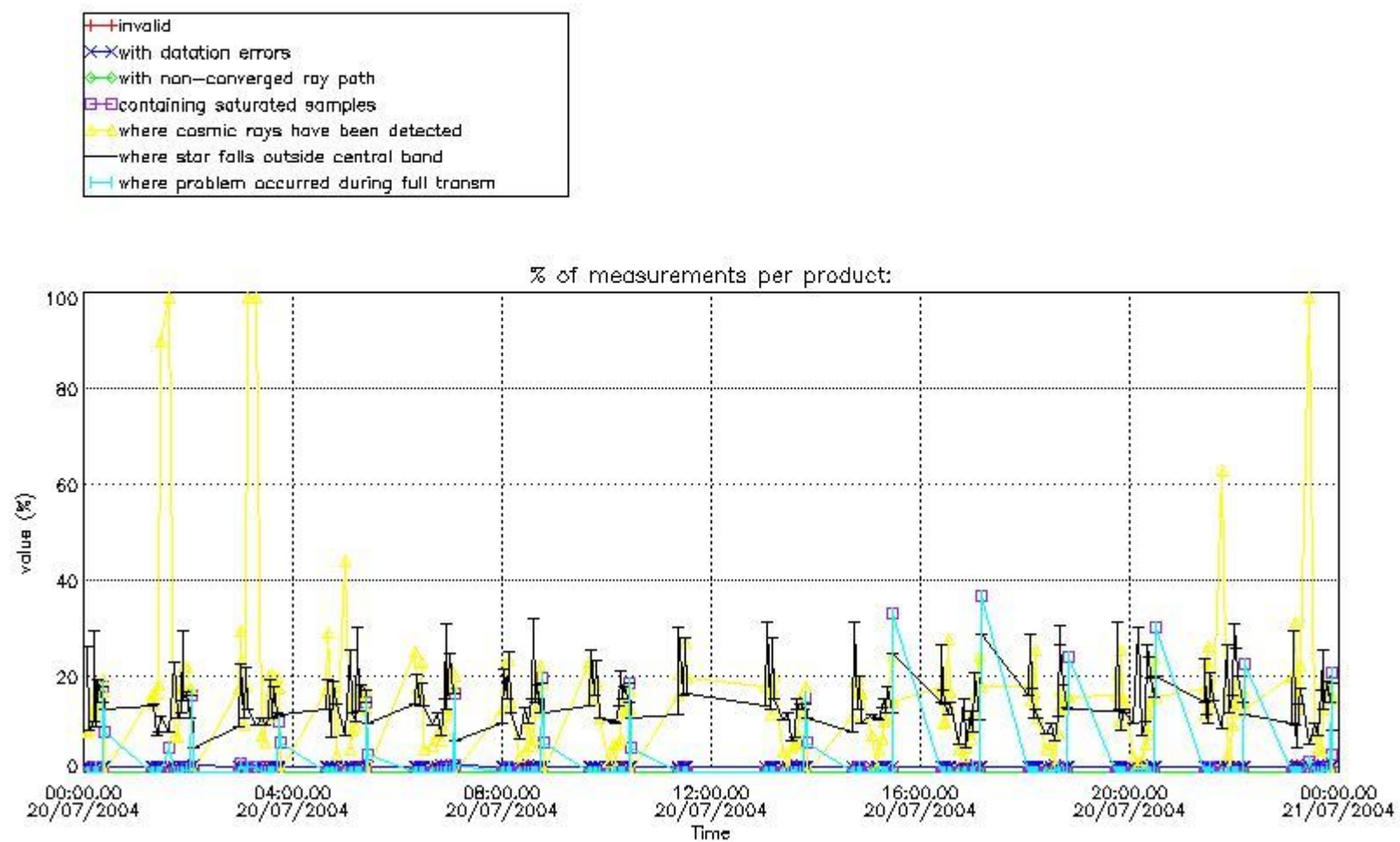


4. Level 1 quality information per product

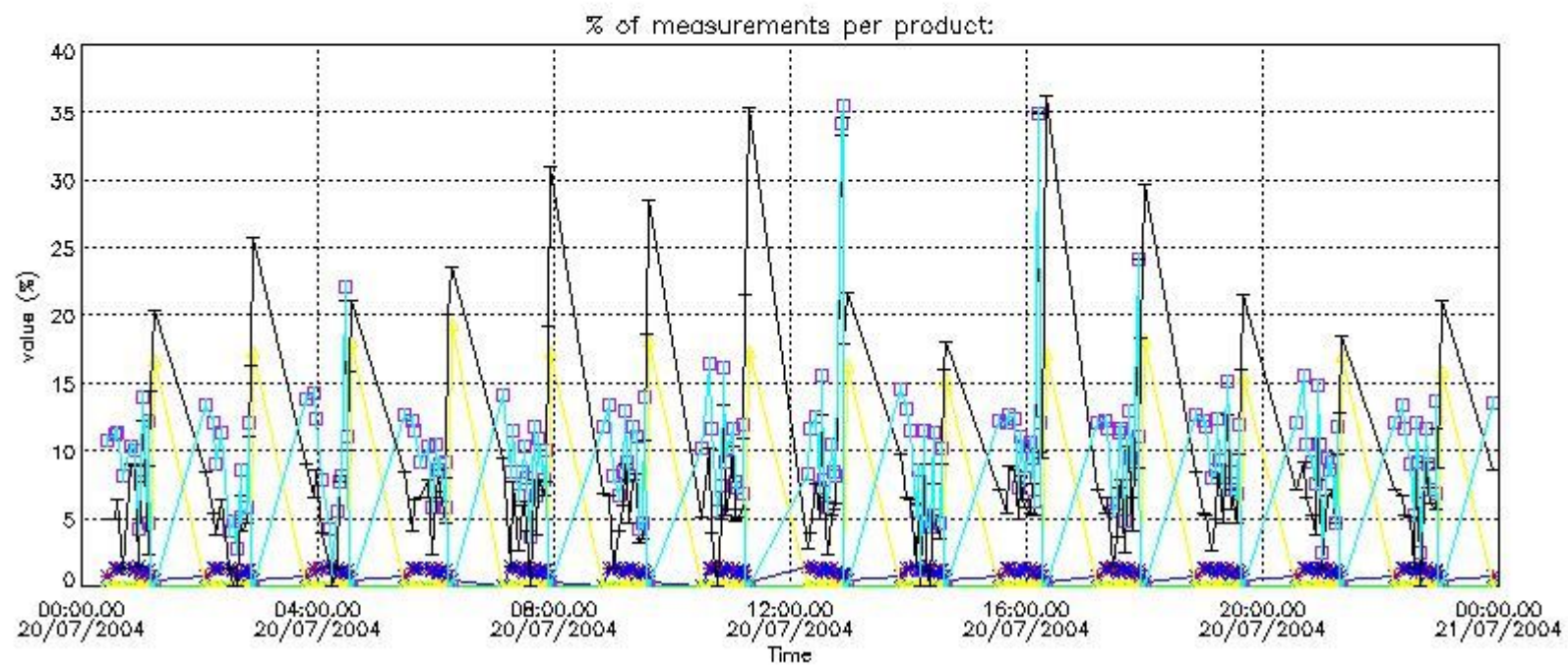
In this section it is plotted some information contained in the Quality Summary data set of the level 2 products that comes from the level 1b processing. Products without errors (error flag in the MPH set to "0") are used.

4.1 Plot quality information per product (time dependant) coming from level 1b processing

4.1.1 Plot level 1 quality information per product (time dependant): ENVISAT ASCENDING passes



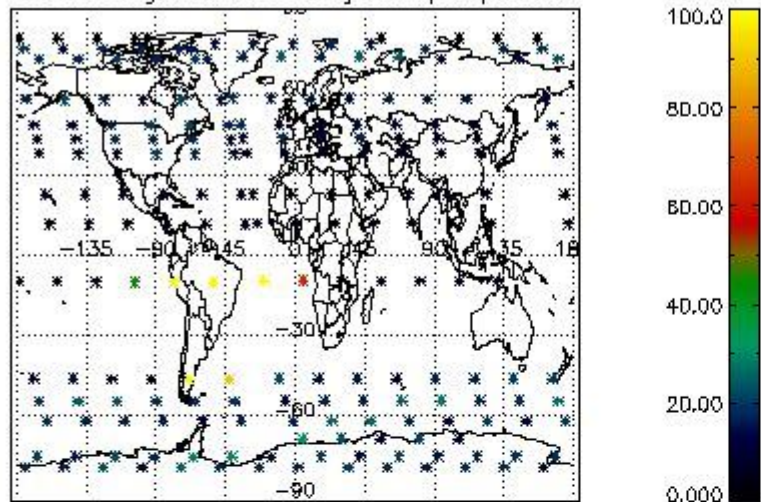
4.1.2 Plot level 1 quality information per product (time dependant): ENVI SAT DESCENDING passes



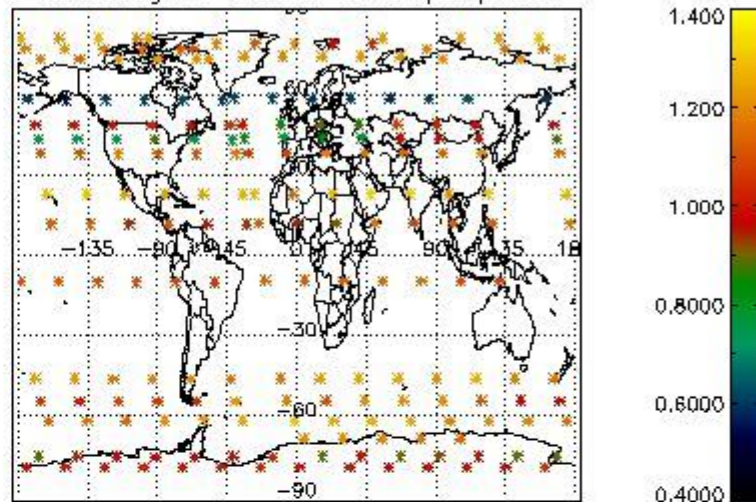
4.2 Plot quality information per product coming from level 1b processing (world map)

4.2.1 Plot level 1 quality information per product (world map): ENVISAT ASCENDING passes

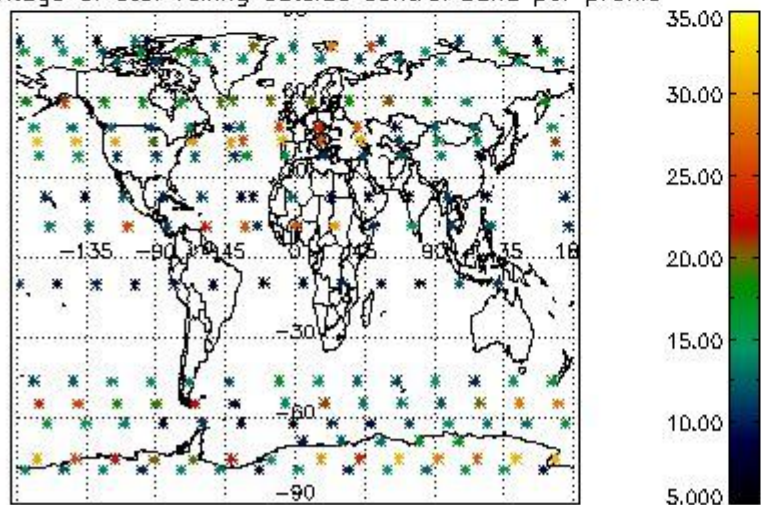
Percentage of cosmic ray hits per profile



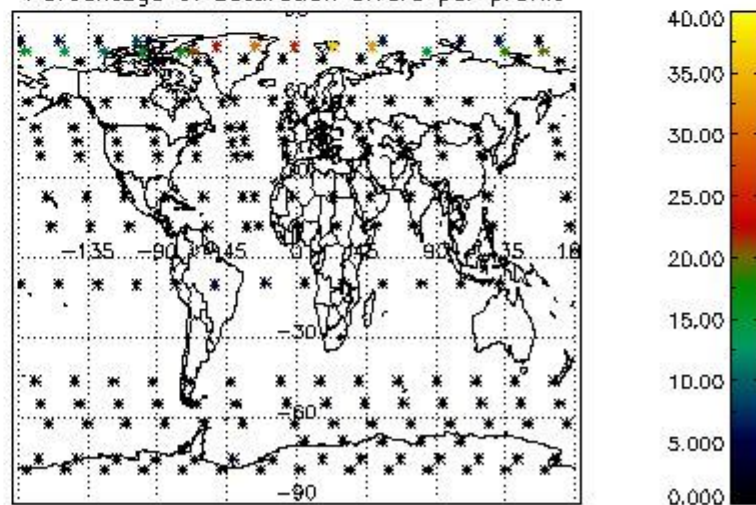
Percentage of datation errors per profile



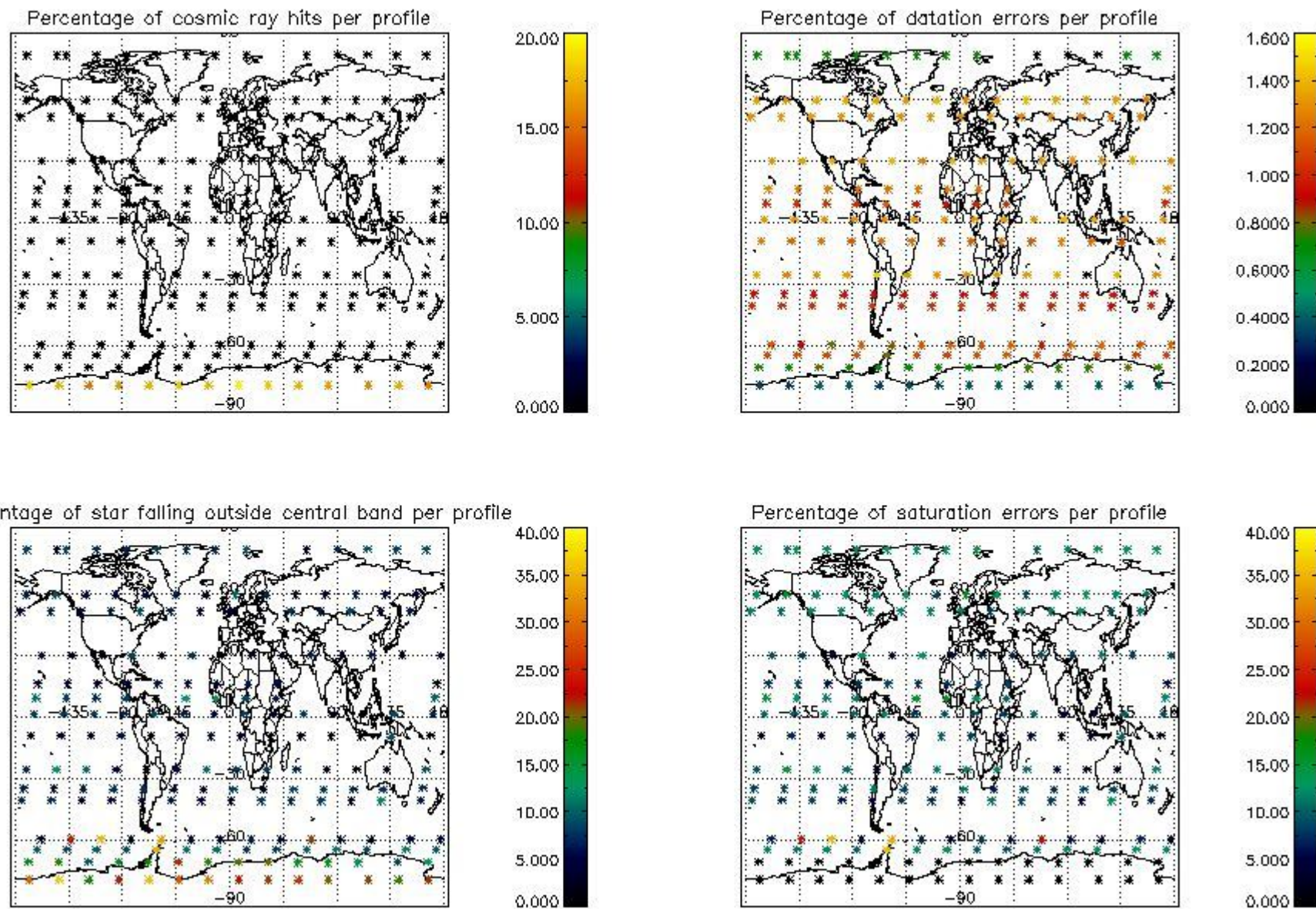
Percentage of star falling outside central band per profile



Percentage of saturation errors per profile



4.2.2 Plot level 1 quality information per product (world map): ENVISAT DESCENDING passes



5. Trace gas profiles

5.1 Ozone statistics based on quality of products

The final quality of the products can be "measured" using the STD (Standard Deviation) attached to every point profile. This information is written to the parameter GOM_NL__2P/NL_LOCAL_SPECIES_DENSITY/o3_std of the level 2 products. The table below shows the statistics for given STD ranges.

The statistics are given with respect to the overall valid production:

- Products without fatal errors: GOM_NL__2P/MPH/PRODUCT_ERR=0
- Valid point profile: GOM_NL__2P/NL_LOCAL_SPECIES_DENSITY/pcd(0)=0

The 'Criteria' is applied to valid points of dark limb products:

- Products in dark limb illumination condition: GOM_NL__2P/NL_SUMMARY_QUALITY/obs_ill_cond=0
- Products without fatal errors: GOM_NL__2P/MPH/PRODUCT_ERR=0
- Valid point profile: GOM_NL__2P/NL_LOCAL_SPECIES_DENSITY/pcd(0)=0

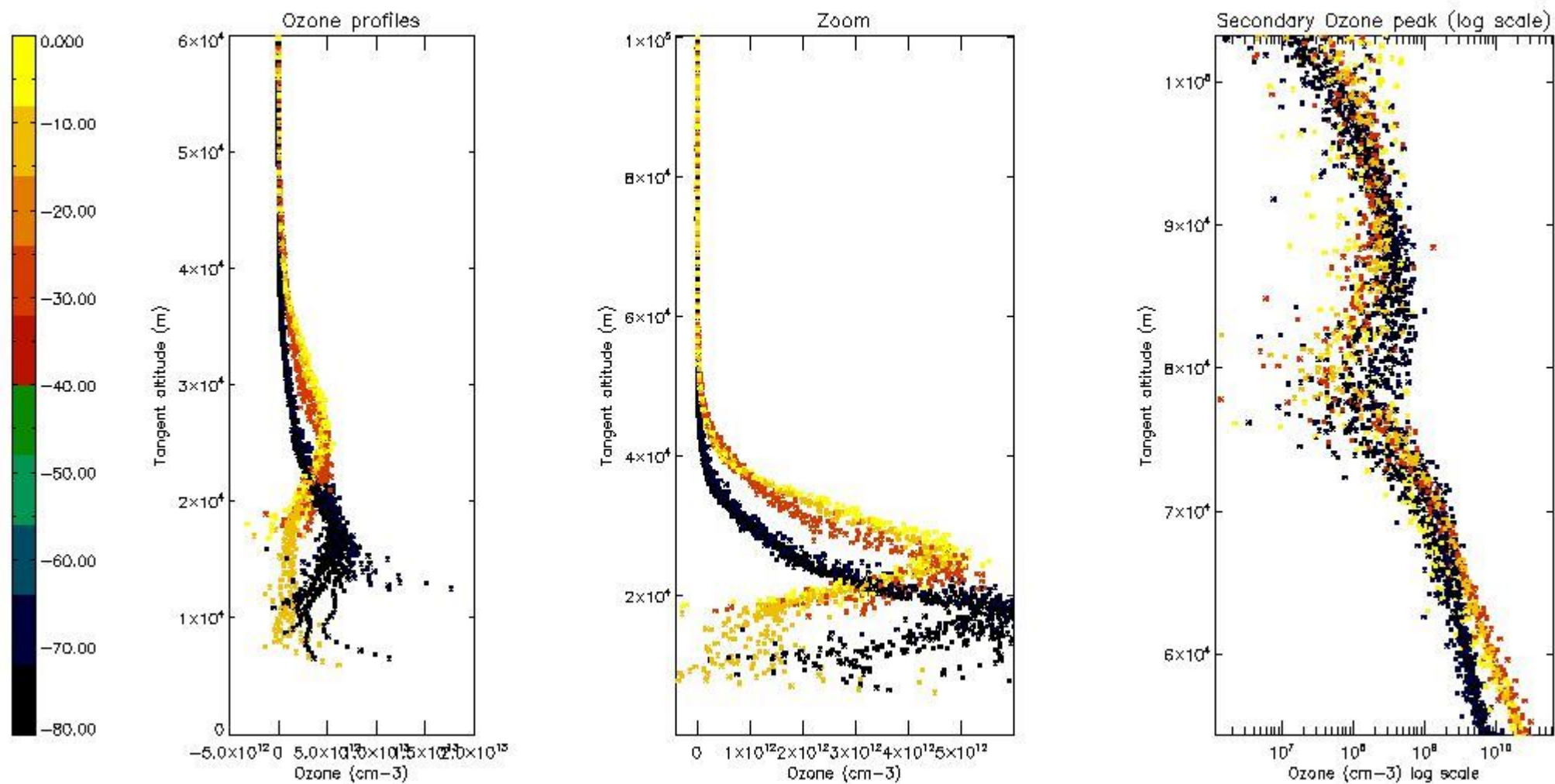
So, the table below shows the percentage of dark limb and valid observations for each criteria with respect to the overall valid daily observations.

Criteria	% of total production
All STD	18
STD < 20	11

STD < 10	10
STD < 5	6

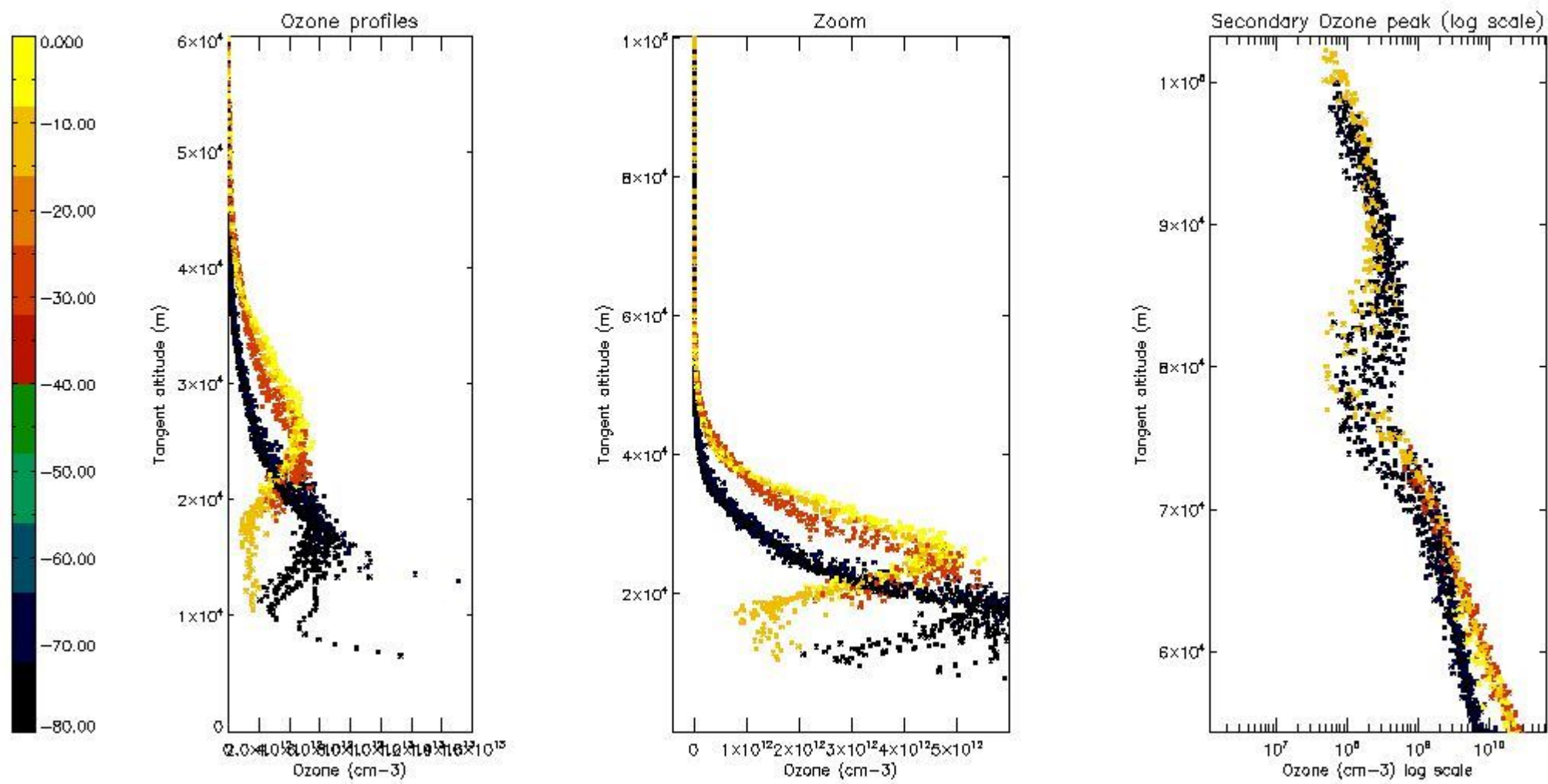
5.2 Plot ozone profiles for all STD (dark without errors)

The colorbar represents the latitude.



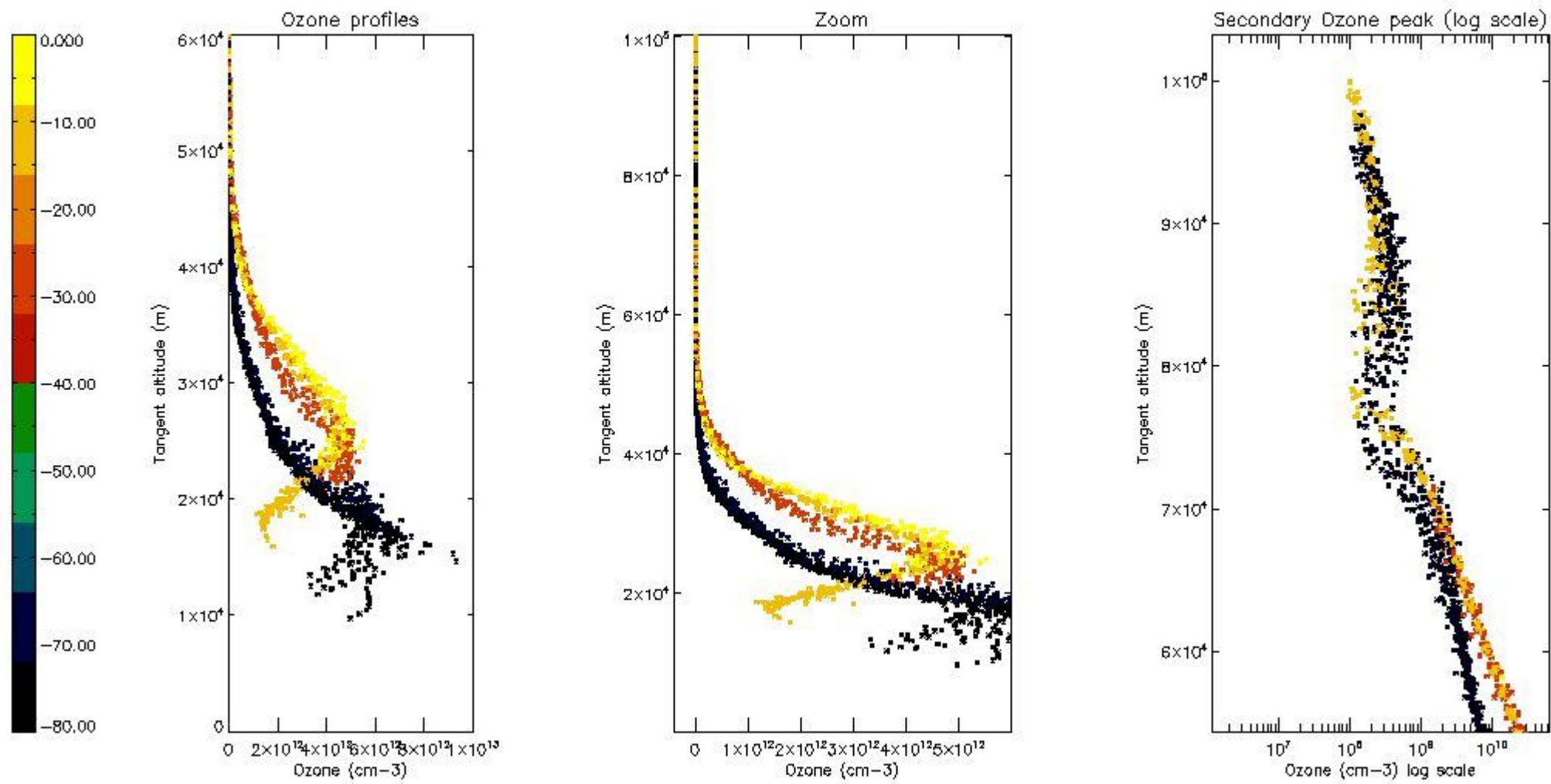
5.3 Plot ozone profiles where STD < 20% (dark without errors)

The colorbar represents the latitude.



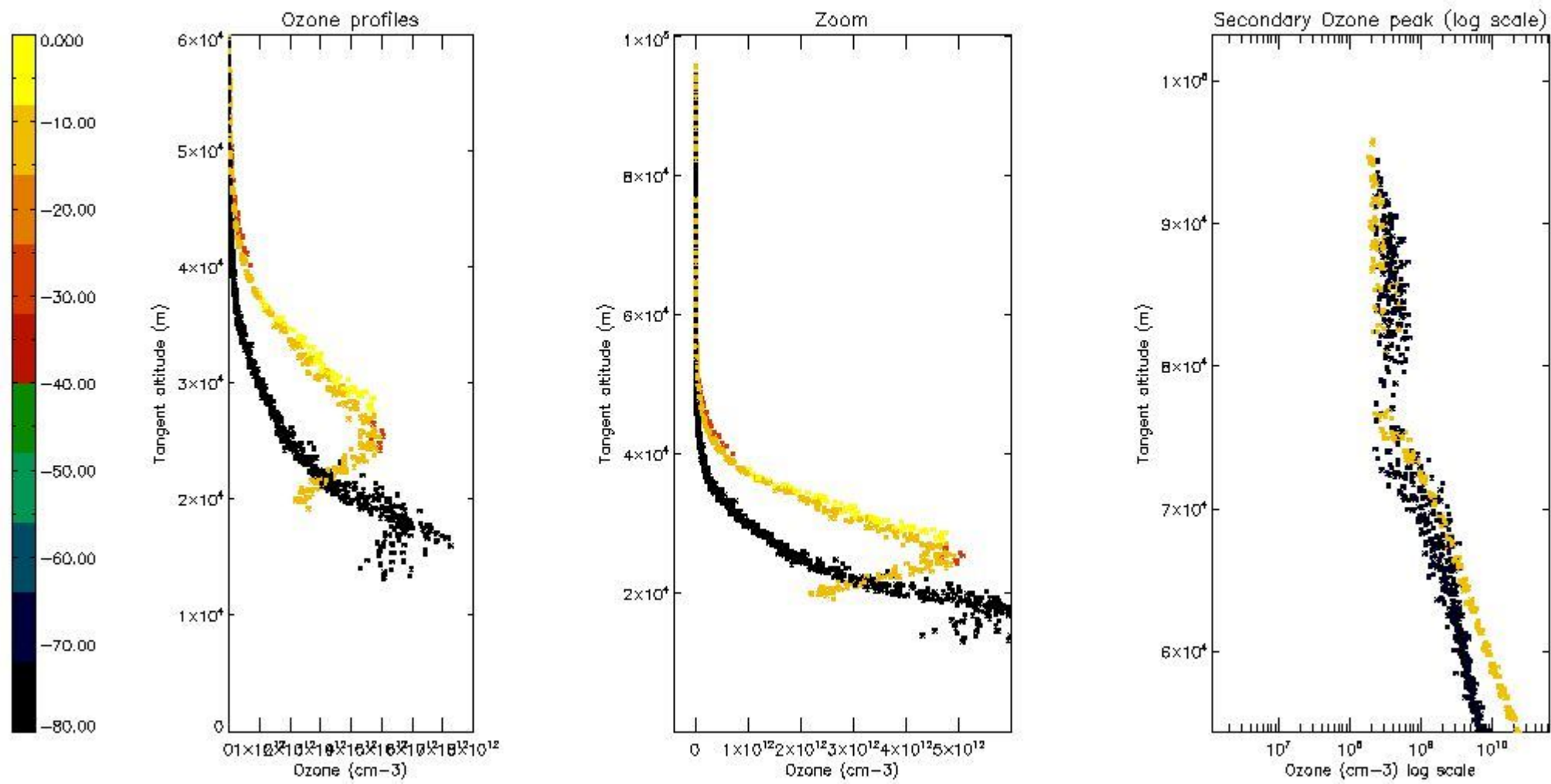
5.4 Plot ozone profiles where STD < 10% (dark without errors)

The colorbar represents the latitude.



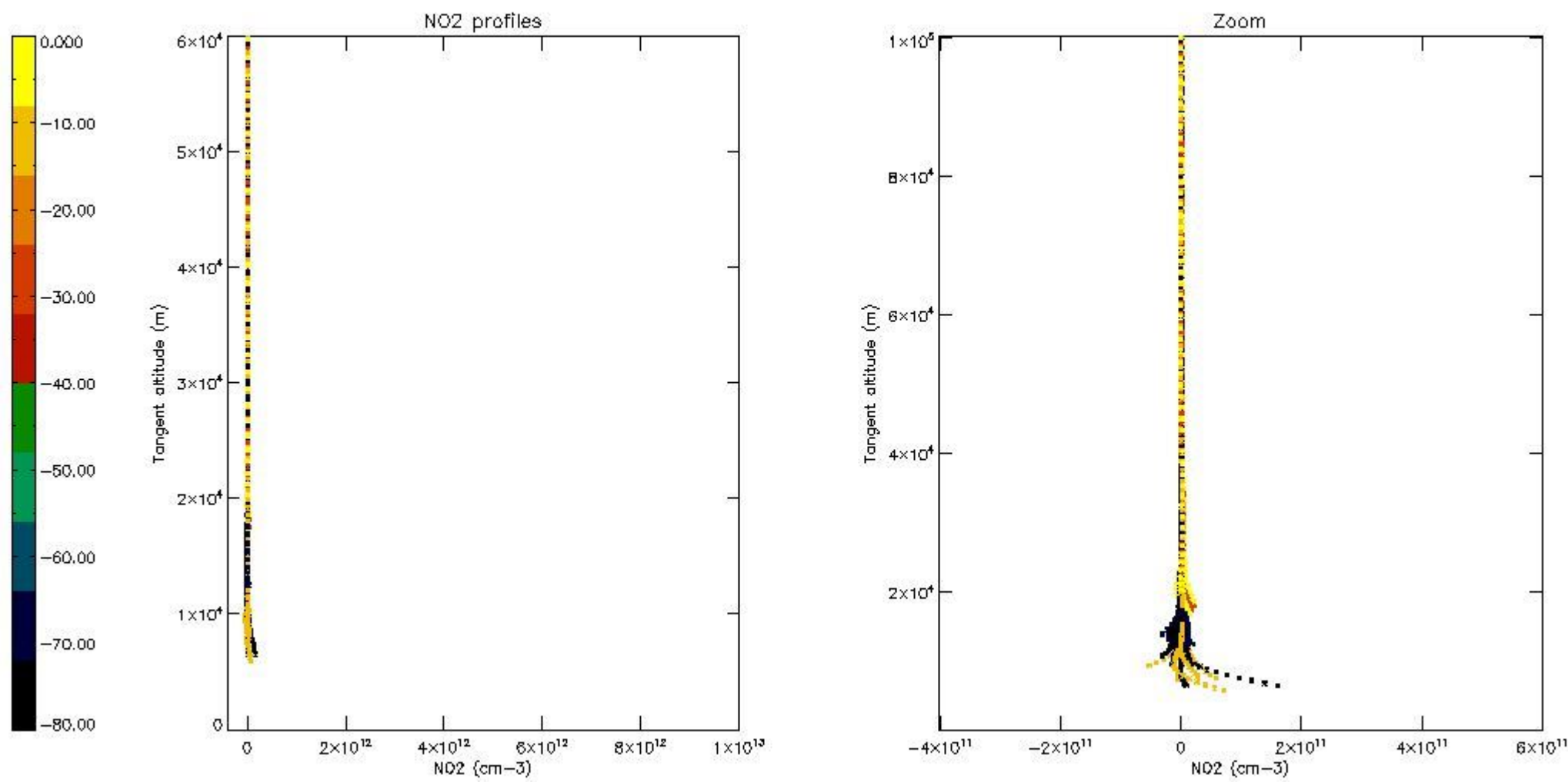
5.5 Plot ozone profiles where STD < 5% (dark without errors)

The colorbar represents the latitude.



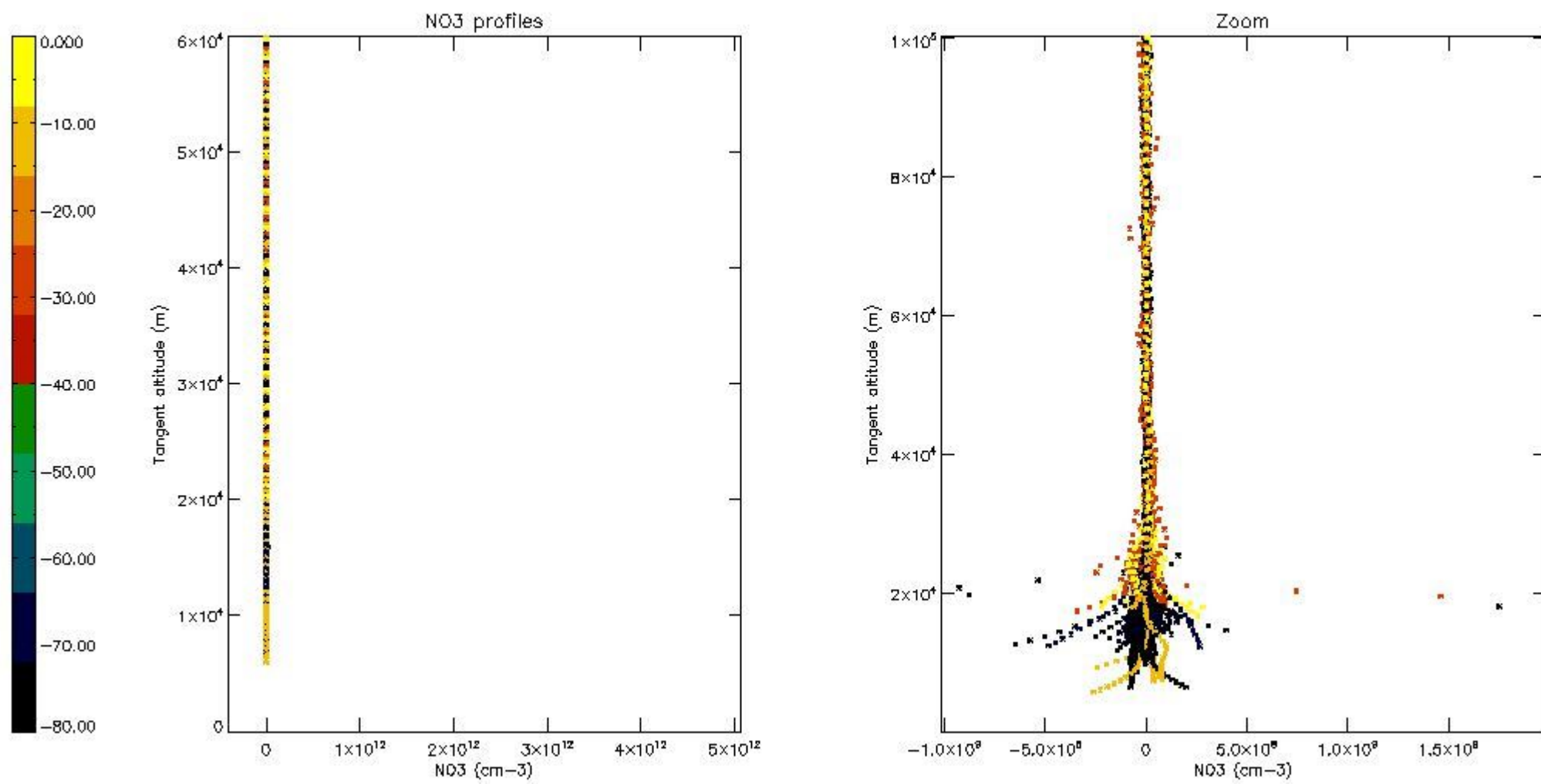
5.6 Plot NO₂ profiles for all STD (dark without errors)

The colorbar represents the latitude.



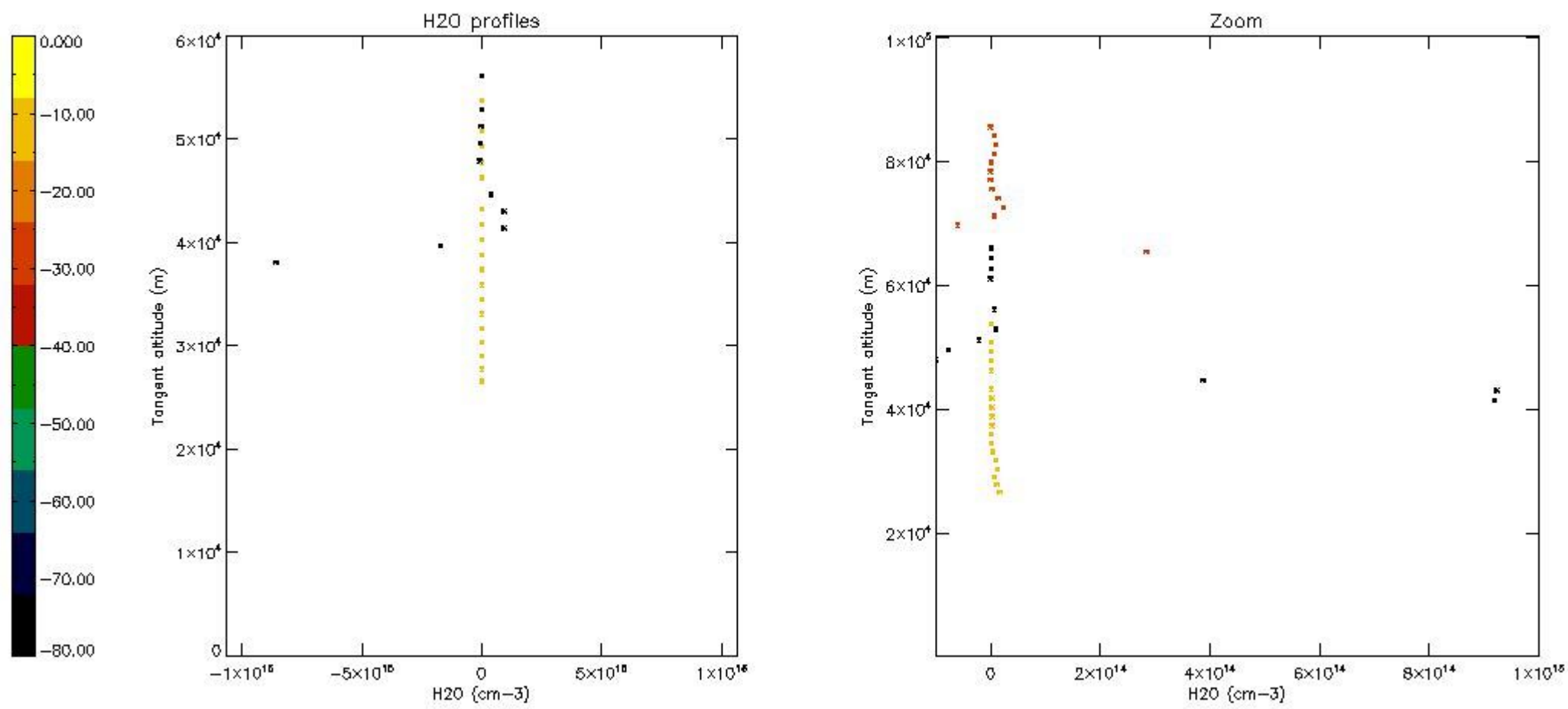
5.7 Plot NO3 profiles for all STD (dark without errors)

The colorbar represents the latitude.



5.8 Plot H₂O profiles for all STD (only for occultations of stars 1,2,3,4,13,14,16,26,63 dark without errors)

The colorbar represents the latitude.



6. Auxiliary Data Files used for the production reported in section 2

The number reported in the third column indicates since which file (see list in section 2) the corresponding auxiliary file has been used. The fourth column is the date of those product files.

Type	Auxiliary Filename	Used since product	Used since product date
INST_PHYS_CHARACTERISTICS	GOM_INS_AXVIEC20091111_143220_20030716_120000_20500101_000000	1	20-JUL-2004 00:03:39
LEVEL-2_PROC_CONFIG	GOM_PR2_AXVIEC20091111_152718_20020301_000000_20500101_000000	1	20-JUL-2004 00:03:39
CROSS_SECTIONS_FILE	GOM_CRS_AXVIEC20091111_154832_20020301_000000_20500101_000000	1	20-JUL-2004 00:03:39

GOMOS Level 2 Daily Report

SUMMARY

[1. General Info](#)

[2. Summary of processed GOM_NL_2P products](#)

[3. Level 2 Quality information per product](#)

[3.1 Plot of level 2 quality information per product \(time dependant\)](#)

[3.2 Plot of level 2 quality information per product \(world map\)](#)

[4. Level 1 Quality information per product \(stored on level 2 products\)](#)

[4.1 Plot of level 1 quality information per product \(time dependant\)](#)

[4.1.1 Plot of level 1 quality information per product \(time dependant\): ASCENDING](#)

[4.1.2 Plot of level 1 quality information per product \(time dependant\): DESCENDING](#)

[4.2 Plot of level 1 quality information per product \(world map\)](#)

[4.2.1 Plot of level 1 quality information per product \(world map\): ASCENDING](#)

[4.2.2 Plot of level 1 quality information per product \(world map\): DESCENDING](#)

[5. Ozone profiles based on quality statistics and other trace gas profiles](#)

[5.1 Ozone statistics based on quality of products](#)

[5.2 Plot ozone profiles for all STD \(dark without errors\)](#)

[5.3 Plot ozone profiles where STD < 20% \(dark without errors\)](#)

[5.4. Plot ozone profiles where STD < 10% \(dark without errors\)](#)

[5.5. Plot ozone profiles where STD < 5% \(dark without errors\)](#)

[5.6 Plot NO2 profiles for all STD \(dark without errors\)](#)

[5.7 Plot NO3 profiles for all STD \(dark without errors\)](#)

[5.8 Plot H2O profiles \(only for occultations of stars 1,2,3,4,13,14,16,26,63 dark without errors\) for all STD](#)

[6. Auxiliary Data Files used for the production reported in section 2](#)

This report presents the daily analysis on parameters extracted from GOMOS level 2 data (GOM_NL__2P). It is intended to monitor some important parameters that will impact the quality of these products. A list of level 2 products (and content) that have arrived during the reporting day to the PCF is also given.

Item	Value
Time of report generation	19APR2013 06:45:01
Data source version	GOMOS/6.01
Start time of products	20-07-2004 (20JUL2004 00:00:00)
Stop time of products	21-07-2004 (21JUL2004 00:00:00)
Store outputs in DB	Yes
Nb of level 2 prods	411
Nb of prods with errors	0

2. Summary of processed GOM_NL__2P products.

Nr	Filename	UTC Start time	Limb	Duration	Star Id	Star Name	Star Mag	Star Temp	Nb Meas	Orbit	Prod. error
1	GOM_NL__2PRFIN20040720_000339_000000542028_00403_12481_3062.N1	20-JUL-2004 00:03:39	Dark	53.500	9	Alp Eri	0.45300	24000.	107	12481	No
2	GOM_NL__2PRFIN20040720_000648_000000402028_00403_12481_3063.N1	20-JUL-2004 00:06:48	Dark	39.500	135	Bet Hyi	2.8200	5800.0	79	12481	No
3	GOM_NL__2PRFIN20040720_001103_000000432028_00403_12481_3064.N1	20-JUL-2004 00:11:03	Straylight	43.000	148	Alp Tuc	2.8780	4100.0	86	12481	No
4	GOM_NL__2PRFIN20040720_001235_000000662028_00403_12481_3065.N1	20-JUL-2004 00:12:35	Straylight	66.000	63	Bet Gru	2.1500	2800.0	132	12481	No
5	GOM_NL__2PRFIN20040720_001405_000000482028_00403_12481_3066.N1	20-JUL-2004 00:14:05	Straylight	47.500	31	Alp Gru	1.7340	15200.	95	12481	No
6	GOM_NL__2PRFIN20040720_001649_000000832028_00403_12481_3067.N1	20-JUL-2004 00:16:49	Straylight	82.500	18	24Alp PsA	1.1660	9700.0	165	12481	No
7	GOM_NL__2PRFIN20040720_002125_000000422028_00403_12481_3068.N1	20-JUL-2004 00:21:25	Twilight	41.500	178	lot1Sco	3.0220	6550.0	83	12481	No
8	GOM_NL__2PRFIN20040720_002238_000000452028_00403_12481_3069.N1	20-JUL-2004 00:22:38	Bright	44.500	38	20Eps Sgr	1.8360	11000.	89	12481	No
9	GOM_NL__2PRFIN20040720_002433_000000422028_00403_12481_3070.N1	20-JUL-2004 00:24:33	Bright	42.000	57	34Sig Sgr	2.0660	26000.	84	12481	No
10	GOM_NL__2PRFIN20040720_002620_000000702028_00403_12481_3071.N1	20-JUL-2004 00:26:20	Bright	70.000	142	49Del Cap	2.8500	8900.0	140	12481	No
11	GOM_NL__2PRFIN20040720_003348_000000402028_00403_12481_3072.N1	20-JUL-2004 00:33:48	Bright	40.000	126	60Bet Oph	2.7700	4250.0	80	12481	No
12	GOM_NL__2PRFIN20040720_003614_000000402028_00403_12481_3073.N1	20-JUL-2004 00:36:14	Bright	39.500	168	17Zet Aql	2.9860	11000.	79	12481	No
13	GOM_NL__2PRFIN20040720_004212_000000372028_00403_12481_3074.N1	20-JUL-2004 00:42:12	Bright	37.000	133	40Zet Her	2.8070	6000.0	74	12481	No
14	GOM_NL__2PRFIN20040720_005014_000000392028_00403_12481_3075.N1	20-JUL-2004 00:50:14	Bright	39.000	119	14Eta Dra	2.7270	4700.0	78	12481	No
15	GOM_NL__2PRFIN20040720_005318_000000452028_00403_12481_3076.N1	20-JUL-2004 00:53:18	Bright	45.000	89	5Alp Cep	2.4510	8000.0	90	12481	No
16	GOM_NL__2PRFIN20040720_005747_000000362028_00403_12481_3077.N1	20-JUL-2004 00:57:47	Bright	36.000	49	1Alp UMi	1.9900	6300.0	72	12481	No
17	GOM_NL__2PRFIN20040720_010036_000000522028_00403_12481_3078.N1	20-JUL-2004 01:00:36	Bright	52.000	74	11Bet Cas	2.2680	6600.0	104	12481	No
18	GOM_NL__2PRFIN20040720_010208_000000542028_00403_12481_3079.N1	20-JUL-2004 01:02:08	Bright	53.500	76	27Gam Cas	2.3000	30000.	107	12481	No
19	GOM_NL__2PRFIN20040720_010733_000000432028_00403_12481_3080.N1	20-JUL-2004 01:07:33	Bright	42.500	160	23Gam Per	2.9300	4700.0	85	12481	No
20	GOM_NL__2PRFIN20040720_010859_000000452028_00403_12481_3081.N1	20-JUL-2004 01:08:59	Bright	45.000	35	33Alp Per	1.7950	6250.0	90	12481	No
21	GOM_NL__2PRFIN20040720_011050_000000662028_00403_12481_3082.N1	20-JUL-2004 01:10:50	Bright	66.000	73	57Gam1And	2.2600	13100.	132	12481	No
22	GOM_NL__2PRFIN20040720_011347_000001262028_00403_12481_3083.N1	20-JUL-2004 01:13:47	Straylight	125.50	53	43Bet And	2.0480	3300.0	251	12481	No
23	GOM_NL__2PRFIN20040720_011746_000000512028_00403_12481_3084.N1	20-JUL-2004 01:17:46	Twilight	50.500	146	25Eta Tau	2.8730	15200.	101	12481	No
24	GOM_NL__2PRFIN20040720_011917_000000492028_00403_12481_3085.N1	20-JUL-2004 01:19:17	Twilight	49.000	13	87Alp Tau	0.86700	3800.0	98	12481	No
25	GOM_NL__2PRFIN20040720_012332_000000402028_00403_12481_3086.N1	20-JUL-2004 01:23:32	Dark	40.000	33	50Zet Ori	1.7660	30000.	80	12481	No
26	GOM_NL__2PRFIN20040720_012538_000000412028_00403_12481_3087.N1	20-JUL-2004 01:25:38	Dark	41.000	7	19Bet Ori	0.10000	14000.	82	12481	No
27	GOM_NL__2PRFIN20040720_012759_000000442028_00403_12481_3088.N1	20-JUL-2004 01:27:59	Dark	43.500	101	11Alp Lep	2.5820	7000.0	87	12481	No
28	GOM_NL__2PRFIN20040720_013811_000000482028_00403_12481_3089.N1	20-JUL-2004 01:38:11	Dark	47.500	157	The1Eri	2.9060	9300.0	95	12481	No
29	GOM_NL__2PRFIN20040720_014415_000000532028_00404_12482_3064.N1	20-JUL-2004 01:44:15	Dark	52.500	9	Alp Eri	0.45300	24000.	105	12482	No
30	GOM_NL__2PRFIN20040720_014724_000000412028_00404_12482_3065.N1	20-JUL-2004 01:47:24	Dark	40.500	135	Bet Hyi	2.8200	5800.0	81	12482	No
31	GOM_NL__2PRFIN20040720_015139_000000452028_00404_12482_3066.N1	20-JUL-2004 01:51:39	Straylight	45.000	148	Alp Tuc	2.8780	4100.0	90	12482	No
32	GOM_NL__2PRFIN20040720_015311_000000662028_00404_12482_3067.N1	20-JUL-2004 01:53:11	Straylight	66.000	63	Bet Gru	2.1500	2800.0	132	12482	No
33	GOM_NL__2PRFIN20040720_015441_000000512028_00404_12482_3068.N1	20-JUL-2004 01:54:41	Straylight	50.500	31	Alp Gru	1.7340	15200.	101	12482	No
34	GOM_NL__2PRFIN20040720_015726_000000812028_00404_12482_3069.N1	20-JUL-2004 01:57:26	Straylight	80.500	18	24Alp PsA	1.1660	9700.0	161	12482	No
35	GOM_NL__2PRFIN20040720_020201_000000412028_00404_12482_3070.N1	20-JUL-2004 02:02:01	Twilight	40.500	178	lot1Sco	3.0220	6550.0	81	12482	No
36	GOM_NL__2PRFIN20040720_020314_000000442028_00404_12482_3071.N1	20-JUL-2004 02:03:14	Bright	43.500	38	20Eps Sgr	1.8360	11000.	87	12482	No
37	GOM_NL__2PRFIN20040720_020508_000000392028_00404_12482_3072.N1	20-JUL-2004 02:05:08	Bright	39.000	57	34Sig Sgr	2.0660	26000.	78	12482	No
38	GOM_NL__2PRFIN20040720_020657_000000712028_00404_12482_3073.N1	20-JUL-2004 02:06:57	Bright	71.000	142	49Del Cap	2.8500	8900.0	142	12482	No
39	GOM_NL__2PRFIN20040720_021426_000000382028_00404_12482_3074.N1	20-JUL-2004 02:14:26	Bright	37.500	126	60Bet Oph	2.7700	4250.0	75	12482	No
40	GOM_NL__2PRFIN20040720_021650_000000392028_00404_12482_3075.N1	20-JUL-2004 02:16:50	Bright	39.000	168	17Zet Aql	2.9860	11000.	78	12482	No
41	GOM_NL__2PRFIN20040720_022248_000000402028_00404_12482_3076.N1	20-JUL-2004 02:22:48	Bright	39.500	133	40Zet Her	2.8070	6000.0	79	12482	No
42	GOM_NL__2PRFIN20040720_023050_000000372028_00404_12482_3077.N1	20-JUL-2004 02:30:50	Bright	36.500	119	14Eta Dra	2.7270	4700.0	73	12482	No

43	GOM_NL__2PRFIN20040720_023353_000000422028_00404_12482_3078.N1	20-JUL-2004 02:33:53	Bright	41.500	89	5Alp Cep	2.4510	8000.0	83	12482	No
44	GOM_NL__2PRFIN20040720_023821_000000372028_00404_12482_3079.N1	20-JUL-2004 02:38:21	Bright	37.000	49	1Alp UMi	1.9900	6300.0	74	12482	No
45	GOM_NL__2PRFIN20040720_024110_000000522028_00404_12482_3080.N1	20-JUL-2004 02:41:10	Bright	52.000	74	11Bet Cas	2.2680	6600.0	104	12482	No
46	GOM_NL__2PRFIN20040720_024243_000000492028_00404_12482_3081.N1	20-JUL-2004 02:42:43	Bright	48.500	76	27Gam Cas	2.3000	30000.	97	12482	No
47	GOM_NL__2PRFIN20040720_024809_000000432028_00404_12482_3082.N1	20-JUL-2004 02:48:09	Bright	43.000	160	23Gam Per	2.9300	4700.0	86	12482	No
48	GOM_NL__2PRFIN20040720_024935_000000462028_00404_12482_3083.N1	20-JUL-2004 02:49:35	Bright	45.500	35	33Alp Per	1.7950	6250.0	91	12482	No
49	GOM_NL__2PRFIN20040720_025126_000000682028_00404_12482_3084.N1	20-JUL-2004 02:51:26	Bright	67.500	73	57Gam1And	2.2600	13100.	135	12482	No
50	GOM_NL__2PRFIN20040720_025423_000001362028_00404_12482_3085.N1	20-JUL-2004 02:54:23	Straylight	136.00	53	43Bet And	2.0480	3300.0	272	12482	No
51	GOM_NL__2PRFIN20040720_025822_000000492028_00404_12482_3086.N1	20-JUL-2004 02:58:22	Twilight	48.500	146	25Eta Tau	2.8730	15200.	97	12482	No
52	GOM_NL__2PRFIN20040720_025955_000000512028_00404_12482_3087.N1	20-JUL-2004 02:59:55	Twilight	51.000	13	87Alp Tau	0.86700	3800.0	102	12482	No
53	GOM_NL__2PRFIN20040720_030409_000000412028_00404_12482_3088.N1	20-JUL-2004 03:04:09	Dark	40.500	33	50Zet Ori	1.7660	30000.	81	12482	No
54	GOM_NL__2PRFIN20040720_030614_000000482028_00404_12482_3089.N1	20-JUL-2004 03:06:14	Dark	48.000	7	19Bet Ori	0.10000	14000.	96	12482	No
55	GOM_NL__2PRFIN20040720_030837_000000422028_00404_12482_3090.N1	20-JUL-2004 03:08:37	Dark	41.500	101	11Alp Lep	2.5820	7000.0	83	12482	No
56	GOM_NL__2PRFIN20040720_031849_000000472028_00404_12482_3091.N1	20-JUL-2004 03:18:49	Dark	46.500	157	The1Eri	2.9060	9300.0	93	12482	No
57	GOM_NL__2PRFIN20040720_032453_000000452028_00405_12483_3065.N1	20-JUL-2004 03:24:53	Dark	45.000	9	Alp Eri	0.45300	24000.	90	12483	No
58	GOM_NL__2PRFIN20040720_032800_000000412028_00405_12483_3066.N1	20-JUL-2004 03:28:00	Dark	40.500	135	Bet Hyi	2.8200	5800.0	81	12483	No
59	GOM_NL__2PRFIN20040720_033216_000000452028_00405_12483_3067.N1	20-JUL-2004 03:32:16	Straylight	45.000	148	Alp Tuc	2.8780	4100.0	90	12483	No
60	GOM_NL__2PRFIN20040720_033349_000000572028_00405_12483_3068.N1	20-JUL-2004 03:33:49	Straylight	57.000	63	Bet Gru	2.1500	2800.0	114	12483	No
61	GOM_NL__2PRFIN20040720_033518_000000492028_00405_12483_3069.N1	20-JUL-2004 03:35:18	Straylight	49.000	31	Alp Gru	1.7340	15200.	98	12483	No
62	GOM_NL__2PRFIN20040720_033803_000000822028_00405_12483_3070.N1	20-JUL-2004 03:38:03	Straylight	82.000	18	24Alp PsA	1.1660	9700.0	164	12483	No
63	GOM_NL__2PRFIN20040720_034237_000000412028_00405_12483_3071.N1	20-JUL-2004 03:42:37	Tw_and_stray	40.500	178	lot1Sco	3.0220	6550.0	81	12483	No
64	GOM_NL__2PRFIN20040720_034348_000000432028_00405_12483_3072.N1	20-JUL-2004 03:43:48	Bright	43.000	38	20Eps Sgr	1.8360	11000.	86	12483	No
65	GOM_NL__2PRFIN20040720_034545_000000422028_00405_12483_3073.N1	20-JUL-2004 03:45:45	Bright	41.500	57	34Sig Sgr	2.0660	26000.	83	12483	No
66	GOM_NL__2PRFIN20040720_034732_000000722028_00405_12483_3074.N1	20-JUL-2004 03:47:32	Bright	72.000	142	49Del Cap	2.8500	8900.0	144	12483	No
67	GOM_NL__2PRFIN20040720_035502_000000392028_00405_12483_3075.N1	20-JUL-2004 03:55:02	Bright	38.500	126	60Bet Oph	2.7700	4250.0	77	12483	No
68	GOM_NL__2PRFIN20040720_035726_000000412028_00405_12483_3076.N1	20-JUL-2004 03:57:26	Bright	40.500	168	17Zet Aql	2.9860	11000.	81	12483	No
69	GOM_NL__2PRFIN20040720_040325_000000382028_00405_12483_3077.N1	20-JUL-2004 04:03:25	Bright	38.000	133	40Zet Her	2.8070	6000.0	76	12483	No
70	GOM_NL__2PRFIN20040720_041126_000000362028_00405_12483_3078.N1	20-JUL-2004 04:11:26	Bright	35.500	119	14Eta Dra	2.7270	4700.0	71	12483	No
71	GOM_NL__2PRFIN20040720_041429_000000402028_00405_12483_3079.N1	20-JUL-2004 04:14:29	Bright	40.000	89	5Alp Cep	2.4510	8000.0	80	12483	No
72	GOM_NL__2PRFIN20040720_041900_000000372028_00405_12483_3080.N1	20-JUL-2004 04:19:00	Bright	36.500	49	1Alp UMi	1.9900	6300.0	73	12483	No
73	GOM_NL__2PRFIN20040720_042145_000000522028_00405_12483_3081.N1	20-JUL-2004 04:21:45	Bright	52.000	74	11Bet Cas	2.2680	6600.0	104	12483	No
74	GOM_NL__2PRFIN20040720_042319_000000502028_00405_12483_3082.N1	20-JUL-2004 04:23:19	Bright	49.500	76	27Gam Cas	2.3000	30000.	99	12483	No
75	GOM_NL__2PRFIN20040720_042845_000000522028_00405_12483_3083.N1	20-JUL-2004 04:28:45	Bright	52.000	160	23Gam Per	2.9300	4700.0	104	12483	No
76	GOM_NL__2PRFIN20040720_043010_000000452028_00405_12483_3084.N1	20-JUL-2004 04:30:10	Bright	45.000	35	33Alp Per	1.7950	6250.0	90	12483	No
77	GOM_NL__2PRFIN20040720_043201_000000672028_00405_12483_3085.N1	20-JUL-2004 04:32:01	Bright	66.500	73	57Gam1And	2.2600	13100.	133	12483	No
78	GOM_NL__2PRFIN20040720_043458_000001282028_00405_12483_3086.N1	20-JUL-2004 04:34:58	Straylight	128.00	53	43Bet And	2.0480	3300.0	256	12483	No
79	GOM_NL__2PRFIN20040720_043858_000000502028_00405_12483_3087.N1	20-JUL-2004 04:38:58	Twilight	49.500	146	25Eta Tau	2.8730	15200.	99	12483	No
80	GOM_NL__2PRFIN20040720_044030_000000522028_00405_12483_3088.N1	20-JUL-2004 04:40:30	Twilight	51.500	13	87Alp Tau	0.86700	3800.0	103	12483	No
81	GOM_NL__2PRFIN20040720_044443_000000422028_00405_12483_3089.N1	20-JUL-2004 04:44:43	Dark	41.500	33	50Zet Ori	1.7660	30000.	83	12483	No
82	GOM_NL__2PRFIN20040720_044649_000000482028_00405_12483_3090.N1	20-JUL-2004 04:46:49	Dark	47.500	7	19Bet Ori	0.10000	14000.	95	12483	No
83	GOM_NL__2PRFIN20040720_044913_000000432028_00405_12483_3091.N1	20-JUL-2004 04:49:13	Dark	42.500	101	11Alp Lep	2.5820	7000.0	85	12483	No
84	GOM_NL__2PRFIN20040720_045926_000000462028_00405_12483_3092.N1	20-JUL-2004 04:59:26	Dark	45.500	157	The1Eri	2.9060	9300.0	91	12483	No
85	GOM_NL__2PRFIN20040720_050530_000000532028_00406_12484_3067.N1	20-JUL-2004 05:05:30	Dark	53.000	9	Alp Eri	0.45300	24000.	106	12484	No
86	GOM_NL__2PRFIN20040720_050837_000000412028_00406_12484_3068.N1	20-JUL-2004 05:08:37	Dark	40.500	135	Bet Hyi	2.8200	5800.0	81	12484	No
87	GOM_NL__2PRFIN20040720_051253_000000432028_00406_12484_3069.N1	20-JUL-2004 05:12:53	Straylight	42.500	148	Alp Tuc	2.8780	4100.0	85	12484	No
88	GOM_NL__2PRFIN20040720_051426_000000662028_00406_12484_3070.N1	20-JUL-2004 05:14:26	Straylight	66.000	63	Bet Gru	2.1500	2800.0	132	12484	No
89	GOM_NL__2PRFIN20040720_051554_000000512028_00406_12484_3071.N1	20-JUL-2004 05:15:54	Straylight	50.500	31	Alp Gru	1.7340	15200.	101	12484	No
90	GOM_NL__2PRFIN20040720_051839_000000822028_00406_12484_3072.N1	20-JUL-2004 05:18:39	Straylight	82.000	18	24Alp PsA	1.1660	9700.0	164	12484	No
91	GOM_NL__2PRFIN20040720_052312_000000442028_00406_12484_3073.N1	20-JUL-2004 05:23:12	Tw_and_stray	44.000	178	lot1Sco	3.0220	6550.0	88	12484	No
92	GOM_NL__2PRFIN20040720_052427_000000422028_00406_12484_3074.N1	20-JUL-2004 05:24:27	Bright	41.500	38	20Eps Sgr	1.8360	11000.	83	12484	No
93	GOM_NL__2PRFIN20040720_052621_000000402028_00406_12484_3075.N1	20-JUL-2004 05:26:21	Bright	40.000	57	34Sig Sgr	2.0660	26000.	80	12484	No
94	GOM_NL__2PRFIN20040720_052807_000000722028_00406_12484_3076.N1	20-JUL-2004 05:28:07	Bright	71.500	142	49Del Cap	2.8500	8900.0	143	12484	No
95	GOM_NL__2PRFIN20040720_053539_000000372028_00406_12484_3077.N1	20-JUL-2004 05:35:39	Bright	37.000	126	60Bet Oph	2.7700	4250.0	74	12484	No
96	GOM_NL__2PRFIN20040720_053802_000000392028_00406_12484_3078.N1	20-JUL-2004 05:38:02	Bright	39.000	168	17Zet Aql	2.9860	11000.	78	12484	No
97	GOM_NL__2PRFIN20040720_054402_000000392028_00406_12484_3079.N1	20-JUL-2004 05:44:02	Bright	38.500	133	40Zet Her	2.8070	6000.0	77	12484	No
98	GOM_NL__2PRFIN20040720_055203_000000392028_00406_12484_3080.N1	20-JUL-2004 05:52:03	Bright	38.500	119	14Eta Dra	2.7270	4700.0	77	12484	No
99	GOM_NL__2PRFIN20040720_055504_000000442028_00406_12484_3081.N1	20-JUL-2004 05:55:04	Bright	43.500	89	5Alp Cep	2.4510	8000.0	87	12484	No
100	GOM_NL__2PRFIN20040720_055936_000000382028_00406_12484_3082.N1	20-JUL-2004 05:59:36	Bright	38.000	49	1Alp UMi	1.9900	6300.0	76	12484	No
101	GOM_NL__2PRFIN20040720_060221_000000532028_00406_12484_3083.N1	20-JUL-2004 06:02:21	Bright	52.500	74	11Bet Cas	2.2680	6600.0	105	12484	No

102	GOM_NL__2PRFIN20040720_060355_000000502028_00406_12484_3084.N1	20-JUL-2004 06:03:55	Bright	50.000	76	27Gam Cas	2.3000	30000.	100	12484	No
103	GOM_NL__2PRFIN20040720_060920_000000442028_00406_12484_3085.N1	20-JUL-2004 06:09:20	Bright	43.500	160	23Gam Per	2.9300	4700.0	87	12484	No
104	GOM_NL__2PRFIN20040720_061046_000000442028_00406_12484_3086.N1	20-JUL-2004 06:10:46	Bright	44.000	35	33Alp Per	1.7950	6250.0	88	12484	No
105	GOM_NL__2PRFIN20040720_061237_000000702028_00406_12484_3087.N1	20-JUL-2004 06:12:37	Bright	70.000	73	57Gam1And	2.2600	13100.	140	12484	No
106	GOM_NL__2PRFIN20040720_061534_000001322028_00406_12484_3088.N1	20-JUL-2004 06:15:34	Straylight	131.50	53	43Bet And	2.0480	3300.0	263	12484	No
107	GOM_NL__2PRFIN20040720_061934_000000502028_00406_12484_3089.N1	20-JUL-2004 06:19:34	Twilight	50.000	146	25Eta Tau	2.8730	15200.	100	12484	No
108	GOM_NL__2PRFIN20040720_062106_000000522028_00406_12484_3090.N1	20-JUL-2004 06:21:06	Twilight	52.000	13	87Alp Tau	0.86700	3800.0	104	12484	No
109	GOM_NL__2PRFIN20040720_062519_000000442028_00406_12484_3091.N1	20-JUL-2004 06:25:19	Dark	44.000	33	50Zet Ori	1.7660	30000.	88	12484	No
110	GOM_NL__2PRFIN20040720_062727_000000462028_00406_12484_3092.N1	20-JUL-2004 06:27:27	Dark	46.000	7	19Bet Ori	0.10000	14000.	92	12484	No
111	GOM_NL__2PRFIN20040720_062949_000000432028_00406_12484_3093.N1	20-JUL-2004 06:29:49	Dark	43.000	101	11Alp Lep	2.5820	7000.0	86	12484	No
112	GOM_NL__2PRFIN20040720_064003_000000462028_00406_12484_3094.N1	20-JUL-2004 06:40:03	Dark	45.500	157	The1Eri	2.9060	9300.0	91	12484	No
113	GOM_NL__2PRFIN20040720_064607_000000452028_00407_12485_3070.N1	20-JUL-2004 06:46:07	Dark	44.500	9	Alp Eri	0.45300	24000.	89	12485	No
114	GOM_NL__2PRFIN20040720_064913_000000392028_00407_12485_3071.N1	20-JUL-2004 06:49:13	Dark	38.500	135	Bet Hyi	2.8200	5800.0	77	12485	No
115	GOM_NL__2PRFIN20040720_065330_000000462028_00407_12485_3072.N1	20-JUL-2004 06:53:30	Straylight	45.500	148	Alp Tuc	2.8780	4100.0	91	12485	No
116	GOM_NL__2PRFIN20040720_065502_000000662028_00407_12485_3073.N1	20-JUL-2004 06:55:02	Straylight	66.000	63	Bet Gru	2.1500	2800.0	132	12485	No
117	GOM_NL__2PRFIN20040720_065631_000000502028_00407_12485_3074.N1	20-JUL-2004 06:56:31	Straylight	50.000	31	Alp Gru	1.7340	15200.	100	12485	No
118	GOM_NL__2PRFIN20040720_065916_000000912028_00407_12485_3075.N1	20-JUL-2004 06:59:16	Straylight	91.000	18	24Alp PsA	1.1660	9700.0	182	12485	No
119	GOM_NL__2PRFIN20040720_070349_000000432028_00407_12485_3076.N1	20-JUL-2004 07:03:49	Tw_and_stray	42.500	178	lot1Sco	3.0220	6550.0	85	12485	No
120	GOM_NL__2PRFIN20040720_070503_000000432028_00407_12485_3077.N1	20-JUL-2004 07:05:03	Bright	42.500	38	20Eps Sgr	1.8360	11000.	85	12485	No
121	GOM_NL__2PRFIN20040720_070657_000000392028_00407_12485_3078.N1	20-JUL-2004 07:06:57	Bright	38.500	57	34Sig Sgr	2.0660	26000.	77	12485	No
122	GOM_NL__2PRFIN20040720_070842_000000752028_00407_12485_3079.N1	20-JUL-2004 07:08:42	Bright	74.500	142	49Del Cap	2.8500	8900.0	149	12485	No
123	GOM_NL__2PRFIN20040720_071616_000000362028_00407_12485_3080.N1	20-JUL-2004 07:16:16	Bright	35.500	126	60Bet Oph	2.7700	4250.0	71	12485	No
124	GOM_NL__2PRFIN20040720_071838_000000392028_00407_12485_3081.N1	20-JUL-2004 07:18:38	Bright	39.000	168	17Zet Aql	2.9860	11000.	78	12485	No
125	GOM_NL__2PRFIN20040720_072438_000000382028_00407_12485_3082.N1	20-JUL-2004 07:24:38	Bright	37.500	133	40Zet Her	2.8070	6000.0	75	12485	No
126	GOM_NL__2PRFIN20040720_072835_000000422028_00407_12485_3083.N1	20-JUL-2004 07:28:35	Bright	41.500	144	18Del Cyg	2.8600	11000.	83	12485	No
127	GOM_NL__2PRFIN20040720_073033_000000492028_00407_12485_3084.N1	20-JUL-2004 07:30:33	Bright	48.500	19	50Alp Cyg	1.2460	10500.	97	12485	No
128	GOM_NL__2PRFIN20040720_073239_000000382028_00407_12485_3085.N1	20-JUL-2004 07:32:39	Bright	37.500	119	14Eta Dra	2.7270	4700.0	75	12485	No
129	GOM_NL__2PRFIN20040720_073539_000000422028_00407_12485_3086.N1	20-JUL-2004 07:35:39	Bright	41.500	89	5Alp Cep	2.4510	8000.0	83	12485	No
130	GOM_NL__2PRFIN20040720_074012_000000382028_00407_12485_3087.N1	20-JUL-2004 07:40:12	Bright	38.000	49	1Alp UMi	1.9900	6300.0	76	12485	No
131	GOM_NL__2PRFIN20040720_074255_000000522028_00407_12485_3088.N1	20-JUL-2004 07:42:55	Bright	52.000	74	11Bet Cas	2.2680	6600.0	104	12485	No
132	GOM_NL__2PRFIN20040720_074430_000000512028_00407_12485_3089.N1	20-JUL-2004 07:44:30	Bright	50.500	76	27Gam Cas	2.3000	30000.	101	12485	No
133	GOM_NL__2PRFIN20040720_074956_000000452028_00407_12485_3090.N1	20-JUL-2004 07:49:56	Bright	44.500	160	23Gam Per	2.9300	4700.0	89	12485	No
134	GOM_NL__2PRFIN20040720_075122_000000452028_00407_12485_3091.N1	20-JUL-2004 07:51:22	Bright	45.000	35	33Alp Per	1.7950	6250.0	90	12485	No
135	GOM_NL__2PRFIN20040720_075312_000000712028_00407_12485_3092.N1	20-JUL-2004 07:53:12	Bright	70.500	73	57Gam1And	2.2600	13100.	141	12485	No
136	GOM_NL__2PRFIN20040720_075610_000001472028_00407_12485_3093.N1	20-JUL-2004 07:56:10	Straylight	147.00	53	43Bet And	2.0480	3300.0	294	12485	No
137	GOM_NL__2PRFIN20040720_080010_000000492028_00407_12485_3094.N1	20-JUL-2004 08:00:10	Twilight	49.000	146	25Eta Tau	2.8730	15200.	98	12485	No
138	GOM_NL__2PRFIN20040720_080144_000000512028_00407_12485_3095.N1	20-JUL-2004 08:01:44	Twilight	51.000	13	87Alp Tau	0.86700	3800.0	102	12485	No
139	GOM_NL__2PRFIN20040720_080548_000000432028_00407_12485_3096.N1	20-JUL-2004 08:05:48	Dark	43.000	30	46Eps Ori	1.6940	30000.	86	12485	No
140	GOM_NL__2PRFIN20040720_080803_000000502028_00407_12485_3097.N1	20-JUL-2004 08:08:03	Dark	49.500	7	19Bet Ori	0.10000	14000.	99	12485	No
141	GOM_NL__2PRFIN20040720_081026_000000412028_00407_12485_3098.N1	20-JUL-2004 08:10:26	Dark	41.000	101	11Alp Lep	2.5820	7000.0	82	12485	No
142	GOM_NL__2PRFIN20040720_082040_000000452028_00407_12485_3099.N1	20-JUL-2004 08:20:40	Dark	44.500	157	The1Eri	2.9060	9300.0	89	12485	No
143	GOM_NL__2PRFIN20040720_082643_000000452028_00408_12486_3092.N1	20-JUL-2004 08:26:43	Dark	44.500	9	Alp Eri	0.45300	24000.	89	12486	No
144	GOM_NL__2PRFIN20040720_082949_000000392028_00408_12486_3093.N1	20-JUL-2004 08:29:49	Dark	39.000	135	Bet Hyi	2.8200	5800.0	78	12486	No
145	GOM_NL__2PRFIN20040720_083406_000000462028_00408_12486_3094.N1	20-JUL-2004 08:34:06	Straylight	45.500	148	Alp Tuc	2.8780	4100.0	91	12486	No
146	GOM_NL__2PRFIN20040720_083539_000000662028_00408_12486_3095.N1	20-JUL-2004 08:35:39	Straylight	66.000	63	Bet Gru	2.1500	2800.0	132	12486	No
147	GOM_NL__2PRFIN20040720_083708_000000512028_00408_12486_3096.N1	20-JUL-2004 08:37:08	Straylight	51.000	31	Alp Gru	1.7340	15200.	102	12486	No
148	GOM_NL__2PRFIN20040720_083953_000000832028_00408_12486_3097.N1	20-JUL-2004 08:39:53	Straylight	83.000	18	24Alp PsA	1.1660	9700.0	166	12486	No
149	GOM_NL__2PRFIN20040720_084425_000000412028_00408_12486_3098.N1	20-JUL-2004 08:44:25	Tw_and_stray	40.500	178	lot1Sco	3.0220	6550.0	81	12486	No
150	GOM_NL__2PRFIN20040720_084540_000000442028_00408_12486_3099.N1	20-JUL-2004 08:45:40	Bright	43.500	38	20Eps Sgr	1.8360	11000.	87	12486	No
151	GOM_NL__2PRFIN20040720_084734_000000412028_00408_12486_3100.N1	20-JUL-2004 08:47:34	Bright	40.500	57	34Sig Sgr	2.0660	26000.	81	12486	No
152	GOM_NL__2PRFIN20040720_084918_000000732028_00408_12486_3101.N1	20-JUL-2004 08:49:18	Bright	72.500	142	49Del Cap	2.8500	8900.0	145	12486	No
153	GOM_NL__2PRFIN20040720_085652_000000382028_00408_12486_3102.N1	20-JUL-2004 08:56:52	Bright	37.500	126	60Bet Oph	2.7700	4250.0	75	12486	No
154	GOM_NL__2PRFIN20040720_085914_000000372028_00408_12486_3103.N1	20-JUL-2004 08:59:14	Bright	37.000	168	17Zet Aql	2.9860	11000.	74	12486	No
155	GOM_NL__2PRFIN20040720_090514_000000382028_00408_12486_3104.N1	20-JUL-2004 09:05:14	Bright	37.500	133	40Zet Her	2.8070	6000.0	75	12486	No
156	GOM_NL__2PRFIN20040720_090910_000000422028_00408_12486_3105.N1	20-JUL-2004 09:09:10	Bright	41.500	144	18Del Cyg	2.8600	11000.	83	12486	No
157	GOM_NL__2PRFIN20040720_091108_000000502028_00408_12486_3106.N1	20-JUL-2004 09:11:08	Bright	50.000	19	50Alp Cyg	1.2460	10500.	100	12486	No
158	GOM_NL__2PRFIN20040720_091316_000000382028_00408_12486_3107.N1	20-JUL-2004 09:13:16	Bright	38.000	119	14Eta Dra	2.7270	4700.0	76	12486	No
159	GOM_NL__2PRFIN20040720_091615_000000432028_00408_12486_3108.N1	20-JUL-2004 09:16:15	Bright	43.000	89	5Alp Cep	2.4510	8000.0	86	12486	No
160	GOM_NL__2PRFIN20040720_092048_000000382028_00408_12486_3109.N1	20-JUL-2004 09:20:48	Bright	38.000	49	1Alp UMi	1.9900	6300.0	76	12486	No

161	GOM_NL__2PRFIN20040720_092331_000000542028_00408_12486_3110.N1	20-JUL-2004 09:23:31	Bright	54.000	74	11Bet Cas	2.2680	6600.0	108	12486	No
162	GOM_NL__2PRFIN20040720_092506_000000472028_00408_12486_3111.N1	20-JUL-2004 09:25:06	Bright	47.000	76	27Gam Cas	2.3000	30000.	94	12486	No
163	GOM_NL__2PRFIN20040720_093031_000000432028_00408_12486_3112.N1	20-JUL-2004 09:30:31	Bright	43.000	160	23Gam Per	2.9300	4700.0	86	12486	No
164	GOM_NL__2PRFIN20040720_093158_000000472028_00408_12486_3113.N1	20-JUL-2004 09:31:58	Bright	46.500	35	33Alp Per	1.7950	6250.0	93	12486	No
165	GOM_NL__2PRFIN20040720_093348_000000702028_00408_12486_3114.N1	20-JUL-2004 09:33:48	Bright	70.000	73	57Gam1And	2.2600	13100.	140	12486	No
166	GOM_NL__2PRFIN20040720_093646_000001442028_00408_12486_3115.N1	20-JUL-2004 09:36:46	Straylight	143.50	53	43Bet And	2.0480	3300.0	287	12486	No
167	GOM_NL__2PRFIN20040720_094047_000000512028_00408_12486_3116.N1	20-JUL-2004 09:40:47	Twilight	50.500	146	25Eta Tau	2.8730	15200.	101	12486	No
168	GOM_NL__2PRFIN20040720_094220_000000532028_00408_12486_3117.N1	20-JUL-2004 09:42:20	Twilight	53.000	13	87Alp Tau	0.86700	3800.0	106	12486	No
169	GOM_NL__2PRFIN20040720_094624_000000442028_00408_12486_3118.N1	20-JUL-2004 09:46:24	Dark	44.000	30	46Eps Ori	1.6940	30000.	88	12486	No
170	GOM_NL__2PRFIN20040720_094840_000000482028_00408_12486_3119.N1	20-JUL-2004 09:48:40	Dark	47.500	7	19Bet Ori	0.10000	14000.	95	12486	No
171	GOM_NL__2PRFIN20040720_095102_000000412028_00408_12486_3120.N1	20-JUL-2004 09:51:02	Dark	40.500	101	11Alp Lep	2.5820	7000.0	81	12486	No
172	GOM_NL__2PRFIN20040720_100117_000000462028_00408_12486_3121.N1	20-JUL-2004 10:01:17	Dark	45.500	157	The1Eri	2.9060	9300.0	91	12486	No
173	GOM_NL__2PRFIN20040720_100720_000000432028_00409_12487_3093.N1	20-JUL-2004 10:07:20	Dark	43.000	9	Alp Eri	0.45300	24000.	86	12487	No
174	GOM_NL__2PRFIN20040720_101026_000000402028_00409_12487_3094.N1	20-JUL-2004 10:10:26	Dark	39.500	135	Bet Hyi	2.8200	5800.0	79	12487	No
175	GOM_NL__2PRFIN20040720_101443_000000442028_00409_12487_3095.N1	20-JUL-2004 10:14:43	Straylight	44.000	148	Alp Tuc	2.8780	4100.0	88	12487	No
176	GOM_NL__2PRFIN20040720_101616_000000572028_00409_12487_3096.N1	20-JUL-2004 10:16:16	Straylight	57.000	63	Bet Gru	2.1500	2800.0	114	12487	No
177	GOM_NL__2PRFIN20040720_101744_000000522028_00409_12487_3097.N1	20-JUL-2004 10:17:44	Straylight	52.000	31	Alp Gru	1.7340	15200.	104	12487	No
178	GOM_NL__2PRFIN20040720_102030_000000842028_00409_12487_3098.N1	20-JUL-2004 10:20:30	Straylight	83.500	18	24Alp PsA	1.1660	9700.0	167	12487	No
179	GOM_NL__2PRFIN20040720_102501_000000422028_00409_12487_3099.N1	20-JUL-2004 10:25:01	Tw_and_stray	41.500	178	lot1Sco	3.0220	6550.0	83	12487	No
180	GOM_NL__2PRFIN20040720_102616_000000442028_00409_12487_3100.N1	20-JUL-2004 10:26:16	Bright	43.500	38	20Eps Sgr	1.8360	11000.	87	12487	No
181	GOM_NL__2PRFIN20040720_102810_000000412028_00409_12487_3101.N1	20-JUL-2004 10:28:10	Bright	40.500	57	34Sig Sgr	2.0660	26000.	81	12487	No
182	GOM_NL__2PRFIN20040720_102955_000000692028_00409_12487_3102.N1	20-JUL-2004 10:29:55	Bright	69.000	142	49Del Cap	2.8500	8900.0	138	12487	No
183	GOM_NL__2PRFIN20040720_103727_000000402028_00409_12487_3103.N1	20-JUL-2004 10:37:27	Bright	39.500	126	60Bet Oph	2.7700	4250.0	79	12487	No
184	GOM_NL__2PRFIN20040720_103950_000000392028_00409_12487_3104.N1	20-JUL-2004 10:39:50	Bright	38.500	168	17Zet Aql	2.9860	11000.	77	12487	No
185	GOM_NL__2PRFIN20040720_104551_000000362028_00409_12487_3105.N1	20-JUL-2004 10:45:51	Bright	36.000	133	40Zet Her	2.8070	6000.0	72	12487	No
186	GOM_NL__2PRFIN20040720_104946_000000412028_00409_12487_3106.N1	20-JUL-2004 10:49:46	Bright	40.500	144	18Del Cyg	2.8600	11000.	81	12487	No
187	GOM_NL__2PRFIN20040720_105144_000000532028_00409_12487_3107.N1	20-JUL-2004 10:51:44	Bright	52.500	19	50Alp Cyg	1.2460	10500.	105	12487	No
188	GOM_NL__2PRFIN20040720_105351_000000382028_00409_12487_3108.N1	20-JUL-2004 10:53:51	Bright	38.000	119	14Eta Dra	2.7270	4700.0	76	12487	No
189	GOM_NL__2PRFIN20040720_105650_000000452028_00409_12487_3109.N1	20-JUL-2004 10:56:50	Bright	44.500	89	5Alp Cep	2.4510	8000.0	89	12487	No
190	GOM_NL__2PRFIN20040720_110124_000000392028_00409_12487_3110.N1	20-JUL-2004 11:01:24	Bright	38.500	49	1Alp UMi	1.9900	6300.0	77	12487	No
191	GOM_NL__2PRFIN20040720_110406_000000522028_00409_12487_3111.N1	20-JUL-2004 11:04:06	Bright	52.000	74	11Bet Cas	2.2680	6600.0	104	12487	No
192	GOM_NL__2PRFIN20040720_110541_000000492028_00409_12487_3112.N1	20-JUL-2004 11:05:41	Bright	48.500	76	27Gam Cas	2.3000	30000.	97	12487	No
193	GOM_NL__2PRFIN20040720_111107_000000442028_00409_12487_3113.N1	20-JUL-2004 11:11:07	Bright	44.000	160	23Gam Per	2.9300	4700.0	88	12487	No
194	GOM_NL__2PRFIN20040720_111233_000000462028_00409_12487_3114.N1	20-JUL-2004 11:12:33	Bright	46.000	35	33Alp Per	1.7950	6250.0	92	12487	No
195	GOM_NL__2PRFIN20040720_111424_000000722028_00409_12487_3115.N1	20-JUL-2004 11:14:24	Bright	72.000	73	57Gam1And	2.2600	13100.	144	12487	No
196	GOM_NL__2PRFIN20040720_111721_000001592028_00409_12487_3116.N1	20-JUL-2004 11:17:21	Straylight	158.50	53	43Bet And	2.0480	3300.0	317	12487	No
197	GOM_NL__2PRFIN20040720_112123_000000502028_00409_12487_3117.N1	20-JUL-2004 11:21:23	Twilight	49.500	146	25Eta Tau	2.8730	15200.	99	12487	No
198	GOM_NL__2PRFIN20040720_112257_000000562028_00409_12487_3118.N1	20-JUL-2004 11:22:57	Twilight	56.000	13	87Alp Tau	0.86700	3800.0	112	12487	No
199	GOM_NL__2PRFIN20040720_112700_000000442028_00409_12487_3119.N1	20-JUL-2004 11:27:00	Dark	43.500	30	46Eps Ori	1.6940	30000.	87	12487	No
200	GOM_NL__2PRFIN20040720_112915_000000522028_00409_12487_3120.N1	20-JUL-2004 11:29:15	Dark	52.000	7	19Bet Ori	0.10000	14000.	104	12487	No
201	GOM_NL__2PRFIN20040720_113138_000000432028_00409_12487_3121.N1	20-JUL-2004 11:31:38	Dark	43.000	101	11Alp Lep	2.5820	7000.0	86	12487	No
202	GOM_NL__2PRFIN20040720_121804_000000362028_00410_12488_2326.N1	20-JUL-2004 12:18:04	Bright	36.000	126	60Bet Oph	2.7700	4250.0	72	12488	No
203	GOM_NL__2PRFIN20040720_122025_000000392028_00410_12488_2327.N1	20-JUL-2004 12:20:25	Bright	38.500	168	17Zet Aql	2.9860	11000.	77	12488	No
204	GOM_NL__2PRFIN20040720_122626_000000402028_00410_12488_2328.N1	20-JUL-2004 12:26:26	Bright	40.000	133	40Zet Her	2.8070	6000.0	80	12488	No
205	GOM_NL__2PRFIN20040720_123021_000000412028_00410_12488_2329.N1	20-JUL-2004 12:30:21	Bright	41.000	144	18Del Cyg	2.8600	11000.	82	12488	No
206	GOM_NL__2PRFIN20040720_123219_000000522028_00410_12488_2330.N1	20-JUL-2004 12:32:19	Bright	51.500	19	50Alp Cyg	1.2460	10500.	103	12488	No
207	GOM_NL__2PRFIN20040720_123427_000000382028_00410_12488_2331.N1	20-JUL-2004 12:34:27	Bright	38.000	119	14Eta Dra	2.7270	4700.0	76	12488	No
208	GOM_NL__2PRFIN20040720_123726_000000432028_00410_12488_2332.N1	20-JUL-2004 12:37:26	Bright	42.500	89	5Alp Cep	2.4510	8000.0	85	12488	No
209	GOM_NL__2PRFIN20040720_124200_000000382028_00410_12488_2333.N1	20-JUL-2004 12:42:00	Bright	38.000	49	1Alp UMi	1.9900	6300.0	76	12488	No
210	GOM_NL__2PRFIN20040720_124441_000000532028_00410_12488_2334.N1	20-JUL-2004 12:44:41	Bright	53.000	74	11Bet Cas	2.2680	6600.0	106	12488	No
211	GOM_NL__2PRFIN20040720_124616_000000492028_00410_12488_2335.N1	20-JUL-2004 12:46:16	Bright	49.000	76	27Gam Cas	2.3000	30000.	98	12488	No
212	GOM_NL__2PRFIN20040720_125143_000000622028_00410_12488_2336.N1	20-JUL-2004 12:51:43	Bright	61.500	160	23Gam Per	2.9300	4700.0	123	12488	No
213	GOM_NL__2PRFIN20040720_125309_000000622028_00410_12488_2337.N1	20-JUL-2004 12:53:09	Bright	62.000	35	33Alp Per	1.7950	6250.0	124	12488	No
214	GOM_NL__2PRFIN20040720_125459_000000702028_00410_12488_2338.N1	20-JUL-2004 12:54:59	Bright	70.000	73	57Gam1And	2.2600	13100.	140	12488	No
215	GOM_NL__2PRFIN20040720_125757_000001322028_00410_12488_2339.N1	20-JUL-2004 12:57:57	Straylight	131.50	53	43Bet And	2.0480	3300.0	263	12488	No
216	GOM_NL__2PRFIN20040720_130159_000000512028_00410_12488_2340.N1	20-JUL-2004 13:01:59	Twilight	50.500	146	25Eta Tau	2.8730	15200.	101	12488	No
217	GOM_NL__2PRFIN20040720_130334_000000562028_00410_12488_2341.N1	20-JUL-2004 13:03:34	Twilight	56.000	13	87Alp Tau	0.86700	3800.0	112	12488	No
218	GOM_NL__2PRFIN20040720_130737_000000422028_00410_12488_2342.N1	20-JUL-2004 13:07:37	Dark	42.000	30	46Eps Ori	1.6940	30000.	84	12488	No
219	GOM_NL__2PRFIN20040720_130952_000000522028_00410_12488_2343.N1	20-JUL-2004 13:09:52	Dark	51.500	7	19Bet Ori	0.10000	14000.	103	12488	No

220	GOM_NL__2PRFIN20040720_131214_000000432028_00410_12488_2344.N1	20-JUL-2004 13:12:14	Dark	42.500	101	11Alp Lep	2.5820	7000.0	85	12488	No
221	GOM_NL__2PRFIN20040720_132230_000000472028_00410_12488_2345.N1	20-JUL-2004 13:22:30	Dark	46.500	157	The1Eri	2.9060	9300.0	93	12488	No
222	GOM_NL__2PRFIN20040720_132833_000000452028_00411_12489_2125.N1	20-JUL-2004 13:28:33	Dark	44.500	9	Alp Eri	0.45300	24000.	89	12489	No
223	GOM_NL__2PRFIN20040720_133138_000000392028_00411_12489_2126.N1	20-JUL-2004 13:31:38	Dark	38.500	135	Bet Hyi	2.8200	5800.0	77	12489	No
224	GOM_NL__2PRFIN20040720_133555_000000412028_00411_12489_2127.N1	20-JUL-2004 13:35:55	Straylight	41.000	148	Alp Tuc	2.8780	4100.0	82	12489	No
225	GOM_NL__2PRFIN20040720_133730_000000532028_00411_12489_2128.N1	20-JUL-2004 13:37:30	Straylight	52.500	63	Bet Gru	2.1500	2800.0	105	12489	No
226	GOM_NL__2PRFIN20040720_133858_000000502028_00411_12489_2129.N1	20-JUL-2004 13:38:58	Straylight	50.000	31	Alp Gru	1.7340	15200.	100	12489	No
227	GOM_NL__2PRFIN20040720_134144_000000792028_00411_12489_2130.N1	20-JUL-2004 13:41:44	Straylight	78.500	18	24Alp PsA	1.1660	9700.0	157	12489	No
228	GOM_NL__2PRFIN20040720_134613_000000422028_00411_12489_2131.N1	20-JUL-2004 13:46:13	Twi_and_stray	41.500	178	lot1Sco	3.0220	6550.0	83	12489	No
229	GOM_NL__2PRFIN20040720_134727_000000422028_00411_12489_2132.N1	20-JUL-2004 13:47:27	Bright	42.000	38	20Eps Sgr	1.8360	11000.	84	12489	No
230	GOM_NL__2PRFIN20040720_134922_000000412028_00411_12489_2133.N1	20-JUL-2004 13:49:22	Bright	40.500	57	34Sig Sgr	2.0660	26000.	81	12489	No
231	GOM_NL__2PRFIN20040720_135108_000000722028_00411_12489_2134.N1	20-JUL-2004 13:51:08	Bright	72.000	142	49Del Cap	2.8500	8900.0	144	12489	No
232	GOM_NL__2PRFIN20040720_135840_000000382028_00411_12489_2135.N1	20-JUL-2004 13:58:40	Bright	38.000	126	60Bet Oph	2.7700	4250.0	76	12489	No
233	GOM_NL__2PRFIN20040720_140101_000000392028_00411_12489_2136.N1	20-JUL-2004 14:01:01	Bright	39.000	168	17Zet Aql	2.9860	11000.	78	12489	No
234	GOM_NL__2PRFIN20040720_140703_000000362028_00411_12489_2137.N1	20-JUL-2004 14:07:03	Bright	36.000	133	40Zet Her	2.8070	6000.0	72	12489	No
235	GOM_NL__2PRFIN20040720_141057_000000412028_00411_12489_2138.N1	20-JUL-2004 14:10:57	Bright	41.000	144	18Del Cyg	2.8600	11000.	82	12489	No
236	GOM_NL__2PRFIN20040720_141254_000000432028_00411_12489_2139.N1	20-JUL-2004 14:12:54	Bright	43.000	19	50Alp Cyg	1.2460	10500.	86	12489	No
237	GOM_NL__2PRFIN20040720_141504_000000392028_00411_12489_2140.N1	20-JUL-2004 14:15:04	Bright	39.000	119	14Eta Dra	2.7270	4700.0	78	12489	No
238	GOM_NL__2PRFIN20040720_141801_000000422028_00411_12489_2141.N1	20-JUL-2004 14:18:01	Bright	42.000	89	5Alp Cep	2.4510	8000.0	84	12489	No
239	GOM_NL__2PRFIN20040720_142236_000000342028_00411_12489_2142.N1	20-JUL-2004 14:22:36	Bright	34.000	49	1Alp UMi	1.9900	6300.0	68	12489	No
240	GOM_NL__2PRFIN20040720_142517_000000532028_00411_12489_2143.N1	20-JUL-2004 14:25:17	Bright	53.000	74	11Bet Cas	2.2680	6600.0	106	12489	No
241	GOM_NL__2PRFIN20040720_142652_000000482028_00411_12489_2144.N1	20-JUL-2004 14:26:52	Bright	47.500	76	27Gam Cas	2.3000	30000.	95	12489	No
242	GOM_NL__2PRFIN20040720_143218_000000432028_00411_12489_2145.N1	20-JUL-2004 14:32:18	Bright	43.000	160	23Gam Per	2.9300	4700.0	86	12489	No
243	GOM_NL__2PRFIN20040720_143345_000000452028_00411_12489_2146.N1	20-JUL-2004 14:33:45	Bright	44.500	35	33Alp Per	1.7950	6250.0	89	12489	No
244	GOM_NL__2PRFIN20040720_143535_000000692028_00411_12489_2147.N1	20-JUL-2004 14:35:35	Bright	68.500	73	57Gam1And	2.2600	13100.	137	12489	No
245	GOM_NL__2PRFIN20040720_143833_000001252028_00411_12489_2148.N1	20-JUL-2004 14:38:33	Straylight	124.50	53	43Bet And	2.0480	3300.0	249	12489	No
246	GOM_NL__2PRFIN20040720_144235_000000482028_00411_12489_2149.N1	20-JUL-2004 14:42:35	Twilight	48.000	146	25Eta Tau	2.8730	15200.	96	12489	No
247	GOM_NL__2PRFIN20040720_144410_000000562028_00411_12489_2150.N1	20-JUL-2004 14:44:10	Twilight	56.000	13	87Alp Tau	0.86700	3800.0	112	12489	No
248	GOM_NL__2PRFIN20040720_144814_000000422028_00411_12489_2151.N1	20-JUL-2004 14:48:14	Dark	41.500	30	46Eps Ori	1.6940	30000.	83	12489	No
249	GOM_NL__2PRFIN20040720_145029_000000452028_00411_12489_2152.N1	20-JUL-2004 14:50:29	Dark	45.000	7	19Bet Ori	0.10000	14000.	90	12489	No
250	GOM_NL__2PRFIN20040720_145251_000000402028_00411_12489_2153.N1	20-JUL-2004 14:52:51	Dark	39.500	101	11Alp Lep	2.5820	7000.0	79	12489	No
251	GOM_NL__2PRFIN20040720_150307_000000462028_00411_12489_2154.N1	20-JUL-2004 15:03:07	Dark	46.000	157	The1Eri	2.9060	9300.0	92	12489	No
252	GOM_NL__2PRFIN20040720_150909_000000452028_00412_12490_2125.N1	20-JUL-2004 15:09:09	Dark	44.500	9	Alp Eri	0.45300	24000.	89	12490	No
253	GOM_NL__2PRFIN20040720_151213_000000412028_00412_12490_2126.N1	20-JUL-2004 15:12:13	Dark	41.000	135	Bet Hyi	2.8200	5800.0	82	12490	No
254	GOM_NL__2PRFIN20040720_151632_000000452028_00412_12490_2127.N1	20-JUL-2004 15:16:32	Straylight	44.500	148	Alp Tuc	2.8780	4100.0	89	12490	No
255	GOM_NL__2PRFIN20040720_151806_000000532028_00412_12490_2128.N1	20-JUL-2004 15:18:06	Straylight	52.500	63	Bet Gru	2.1500	2800.0	105	12490	No
256	GOM_NL__2PRFIN20040720_151935_000000492028_00412_12490_2129.N1	20-JUL-2004 15:19:35	Straylight	49.000	31	Alp Gru	1.7340	15200.	98	12490	No
257	GOM_NL__2PRFIN20040720_152222_000000822028_00412_12490_2130.N1	20-JUL-2004 15:22:22	Straylight	81.500	18	24Alp PsA	1.1660	9700.0	163	12490	No
258	GOM_NL__2PRFIN20040720_152710_000000412028_00412_12490_2131.N1	20-JUL-2004 15:27:10	Twi_and_stray	41.000	85	Kap Sco	2.4070	28000.	82	12490	No
259	GOM_NL__2PRFIN20040720_152852_000000492028_00412_12490_2132.N1	20-JUL-2004 15:28:52	Bright	48.500	103	38Zet Sgr	2.6000	9700.0	97	12490	No
260	GOM_NL__2PRFIN20040720_153145_000000702028_00412_12490_2133.N1	20-JUL-2004 15:31:45	Bright	69.500	142	49Del Cap	2.8500	8900.0	139	12490	No
261	GOM_NL__2PRFIN20040720_153915_000000382028_00412_12490_2134.N1	20-JUL-2004 15:39:15	Bright	37.500	126	60Bet Oph	2.7700	4250.0	75	12490	No
262	GOM_NL__2PRFIN20040720_154137_000000402028_00412_12490_2135.N1	20-JUL-2004 15:41:37	Bright	39.500	168	17Zet Aql	2.9860	11000.	79	12490	No
263	GOM_NL__2PRFIN20040720_154738_000000412028_00412_12490_2136.N1	20-JUL-2004 15:47:38	Bright	40.500	133	40Zet Her	2.8070	6000.0	81	12490	No
264	GOM_NL__2PRFIN20040720_155132_000000412028_00412_12490_2137.N1	20-JUL-2004 15:51:32	Bright	41.000	144	18Del Cyg	2.8600	11000.	82	12490	No
265	GOM_NL__2PRFIN20040720_155329_000000502028_00412_12490_2138.N1	20-JUL-2004 15:53:29	Bright	49.500	19	50Alp Cyg	1.2460	10500.	99	12490	No
266	GOM_NL__2PRFIN20040720_155539_000000392028_00412_12490_2139.N1	20-JUL-2004 15:55:39	Bright	39.000	119	14Eta Dra	2.7270	4700.0	78	12490	No
267	GOM_NL__2PRFIN20040720_155837_000000442028_00412_12490_2140.N1	20-JUL-2004 15:58:37	Bright	43.500	89	5Alp Cep	2.4510	8000.0	87	12490	No
268	GOM_NL__2PRFIN20040720_160312_000000382028_00412_12490_2141.N1	20-JUL-2004 16:03:12	Bright	37.500	49	1Alp UMi	1.9900	6300.0	75	12490	No
269	GOM_NL__2PRFIN20040720_160552_000000532028_00412_12490_2142.N1	20-JUL-2004 16:05:52	Bright	52.500	74	11Bet Cas	2.2680	6600.0	105	12490	No
270	GOM_NL__2PRFIN20040720_160727_000000482028_00412_12490_2143.N1	20-JUL-2004 16:07:27	Bright	48.000	76	27Gam Cas	2.3000	30000.	96	12490	No
271	GOM_NL__2PRFIN20040720_161254_000000632028_00412_12490_2144.N1	20-JUL-2004 16:12:54	Bright	63.000	160	23Gam Per	2.9300	4700.0	126	12490	No
272	GOM_NL__2PRFIN20040720_161421_000000462028_00412_12490_2145.N1	20-JUL-2004 16:14:21	Bright	45.500	35	33Alp Per	1.7950	6250.0	91	12490	No
273	GOM_NL__2PRFIN20040720_161610_000000642028_00412_12490_2146.N1	20-JUL-2004 16:16:10	Bright	63.500	73	57Gam1And	2.2600	13100.	127	12490	No
274	GOM_NL__2PRFIN20040720_161908_000001632028_00412_12490_2147.N1	20-JUL-2004 16:19:08	Straylight	163.00	53	43Bet And	2.0480	3300.0	326	12490	No
275	GOM_NL__2PRFIN20040720_162311_000000512028_00412_12490_2148.N1	20-JUL-2004 16:23:11	Twilight	51.000	146	25Eta Tau	2.8730	15200.	102	12490	No
276	GOM_NL__2PRFIN20040720_162446_000000532028_00412_12490_2149.N1	20-JUL-2004 16:24:46	Twilight	52.500	13	87Alp Tau	0.86700	3800.0	105	12490	No
277	GOM_NL__2PRFIN20040720_162653_000000442028_00412_12490_2150.N1	20-JUL-2004 16:26:53	Dark	44.000	27	24Gam Ori	1.6360	26000.	88	12490	No
278	GOM_NL__2PRFIN20040720_162849_000000422028_00412_12490_2151.N1	20-JUL-2004 16:28:49	Dark	42.000	30	46Eps Ori	1.6940	30000.	84	12490	No

279	GOM_NL__2PRFIN20040720_163105_000000422028_00412_12490_2152.N1	20-JUL-2004 16:31:05	Dark	41.500	7	19Bet Ori	0.10000	14000.	83	12490	No
280	GOM_NL__2PRFIN20040720_163327_000000422028_00412_12490_2153.N1	20-JUL-2004 16:33:27	Dark	41.500	101	11Alp Lep	2.5820	7000.0	83	12490	No
281	GOM_NL__2PRFIN20040720_164344_000000442028_00412_12490_2154.N1	20-JUL-2004 16:43:44	Dark	43.500	157	The1Eri	2.9060	9300.0	87	12490	No
282	GOM_NL__2PRFIN20040720_164946_000000462028_00413_12491_2125.N1	20-JUL-2004 16:49:46	Dark	46.000	9	Alp Eri	0.45300	24000.	92	12491	No
283	GOM_NL__2PRFIN20040720_165250_000000382028_00413_12491_2126.N1	20-JUL-2004 16:52:50	Dark	38.000	135	Bet Hyi	2.8200	5800.0	76	12491	No
284	GOM_NL__2PRFIN20040720_165709_000000442028_00413_12491_2127.N1	20-JUL-2004 16:57:09	Straylight	43.500	148	Alp Tuc	2.8780	4100.0	87	12491	No
285	GOM_NL__2PRFIN20040720_165843_000000512028_00413_12491_2128.N1	20-JUL-2004 16:58:43	Straylight	50.500	63	Bet Gru	2.1500	2800.0	101	12491	No
286	GOM_NL__2PRFIN20040720_170011_000000472028_00413_12491_2129.N1	20-JUL-2004 17:00:11	Straylight	47.000	31	Alp Gru	1.7340	15200.	94	12491	No
287	GOM_NL__2PRFIN20040720_170258_000000852028_00413_12491_2130.N1	20-JUL-2004 17:02:58	Straylight	85.000	18	24Alp PsA	1.1660	9700.0	170	12491	No
288	GOM_NL__2PRFIN20040720_170746_000000412028_00413_12491_2131.N1	20-JUL-2004 17:07:46	Twi_and_stray	41.000	85	Kap Sco	2.4070	28000.	82	12491	No
289	GOM_NL__2PRFIN20040720_170929_000000512028_00413_12491_2132.N1	20-JUL-2004 17:09:29	Bright	50.500	103	38Zet Sgr	2.6000	9700.0	101	12491	No
290	GOM_NL__2PRFIN20040720_171220_000000712028_00413_12491_2133.N1	20-JUL-2004 17:12:20	Bright	70.500	142	49Del Cap	2.8500	8900.0	141	12491	No
291	GOM_NL__2PRFIN20040720_171952_000000372028_00413_12491_2134.N1	20-JUL-2004 17:19:52	Bright	37.000	126	60Bet Oph	2.7700	4250.0	74	12491	No
292	GOM_NL__2PRFIN20040720_172213_000000392028_00413_12491_2135.N1	20-JUL-2004 17:22:13	Bright	38.500	168	17Zet Aql	2.9860	11000.	77	12491	No
293	GOM_NL__2PRFIN20040720_172816_000000362028_00413_12491_2136.N1	20-JUL-2004 17:28:16	Bright	36.000	133	40Zet Her	2.8070	6000.0	72	12491	No
294	GOM_NL__2PRFIN20040720_173208_000000412028_00413_12491_2137.N1	20-JUL-2004 17:32:08	Bright	40.500	144	18Del Cyg	2.8600	11000.	81	12491	No
295	GOM_NL__2PRFIN20040720_173405_000000492028_00413_12491_2138.N1	20-JUL-2004 17:34:05	Bright	48.500	19	50Alp Cyg	1.2460	10500.	97	12491	No
296	GOM_NL__2PRFIN20040720_173616_000000392028_00413_12491_2139.N1	20-JUL-2004 17:36:16	Bright	38.500	119	14Eta Dra	2.7270	4700.0	77	12491	No
297	GOM_NL__2PRFIN20040720_173912_000000422028_00413_12491_2140.N1	20-JUL-2004 17:39:12	Bright	41.500	89	5Alp Cep	2.4510	8000.0	83	12491	No
298	GOM_NL__2PRFIN20040720_174348_000000392028_00413_12491_2141.N1	20-JUL-2004 17:43:48	Bright	38.500	49	1Alp UMi	1.9900	6300.0	77	12491	No
299	GOM_NL__2PRFIN20040720_174627_000000532028_00413_12491_2142.N1	20-JUL-2004 17:46:27	Bright	53.000	74	11Bet Cas	2.2680	6600.0	106	12491	No
300	GOM_NL__2PRFIN20040720_174803_000000492028_00413_12491_2143.N1	20-JUL-2004 17:48:03	Bright	48.500	76	27Gam Cas	2.3000	30000.	97	12491	No
301	GOM_NL__2PRFIN20040720_175330_000000542028_00413_12491_2144.N1	20-JUL-2004 17:53:30	Bright	54.000	160	23Gam Per	2.9300	4700.0	108	12491	No
302	GOM_NL__2PRFIN20040720_175456_000000462028_00413_12491_2145.N1	20-JUL-2004 17:54:56	Bright	45.500	35	33Alp Per	1.7950	6250.0	91	12491	No
303	GOM_NL__2PRFIN20040720_175646_000000712028_00413_12491_2146.N1	20-JUL-2004 17:56:46	Bright	71.000	73	57Gam1And	2.2600	13100.	142	12491	No
304	GOM_NL__2PRFIN20040720_175944_000001482028_00413_12491_2147.N1	20-JUL-2004 17:59:44	Straylight	148.00	53	43Bet And	2.0480	3300.0	296	12491	No
305	GOM_NL__2PRFIN20040720_180348_000000512028_00413_12491_2148.N1	20-JUL-2004 18:03:48	Twilight	50.500	146	25Eta Tau	2.8730	15200.	101	12491	No
306	GOM_NL__2PRFIN20040720_180523_000000542028_00413_12491_2149.N1	20-JUL-2004 18:05:23	Twilight	54.000	13	87Alp Tau	0.86700	3800.0	108	12491	No
307	GOM_NL__2PRFIN20040720_180730_000000432028_00413_12491_2150.N1	20-JUL-2004 18:07:30	Dark	43.000	27	24Gam Ori	1.6360	26000.	86	12491	No
308	GOM_NL__2PRFIN20040720_180926_000000402028_00413_12491_2151.N1	20-JUL-2004 18:09:26	Dark	40.000	30	46Eps Ori	1.6940	30000.	80	12491	No
309	GOM_NL__2PRFIN20040720_181141_000000422028_00413_12491_2152.N1	20-JUL-2004 18:11:41	Dark	41.500	7	19Bet Ori	0.10000	14000.	83	12491	No
310	GOM_NL__2PRFIN20040720_181403_000000402028_00413_12491_2153.N1	20-JUL-2004 18:14:03	Dark	40.000	101	11Alp Lep	2.5820	7000.0	80	12491	No
311	GOM_NL__2PRFIN20040720_182421_000000442028_00413_12491_2154.N1	20-JUL-2004 18:24:21	Dark	44.000	157	The1Eri	2.9060	9300.0	88	12491	No
312	GOM_NL__2PRFIN20040720_183023_000000442028_00414_12492_2125.N1	20-JUL-2004 18:30:23	Dark	43.500	9	Alp Eri	0.45300	24000.	87	12492	No
313	GOM_NL__2PRFIN20040720_183327_000000382028_00414_12492_2126.N1	20-JUL-2004 18:33:27	Dark	38.000	135	Bet Hyi	2.8200	5800.0	76	12492	No
314	GOM_NL__2PRFIN20040720_183745_000000432028_00414_12492_2127.N1	20-JUL-2004 18:37:45	Straylight	43.000	148	Alp Tuc	2.8780	4100.0	86	12492	No
315	GOM_NL__2PRFIN20040720_183920_000000642028_00414_12492_2128.N1	20-JUL-2004 18:39:20	Straylight	64.000	63	Bet Gru	2.1500	2800.0	128	12492	No
316	GOM_NL__2PRFIN20040720_184048_000000582028_00414_12492_2129.N1	20-JUL-2004 18:40:48	Straylight	58.000	31	Alp Gru	1.7340	15200.	116	12492	No
317	GOM_NL__2PRFIN20040720_184335_000000832028_00414_12492_2130.N1	20-JUL-2004 18:43:35	Straylight	83.000	18	24Alp PsA	1.1660	9700.0	166	12492	No
318	GOM_NL__2PRFIN20040720_184822_000000412028_00414_12492_2131.N1	20-JUL-2004 18:48:22	Twi_and_stray	41.000	85	Kap Sco	2.4070	28000.	82	12492	No
319	GOM_NL__2PRFIN20040720_185005_000000422028_00414_12492_2132.N1	20-JUL-2004 18:50:05	Bright	41.500	103	38Zet Sgr	2.6000	9700.0	83	12492	No
320	GOM_NL__2PRFIN20040720_185256_000000712028_00414_12492_2133.N1	20-JUL-2004 18:52:56	Bright	71.000	142	49Del Cap	2.8500	8900.0	142	12492	No
321	GOM_NL__2PRFIN20040720_190029_000000372028_00414_12492_2134.N1	20-JUL-2004 19:00:29	Bright	37.000	126	60Bet Oph	2.7700	4250.0	74	12492	No
322	GOM_NL__2PRFIN20040720_190249_000000382028_00414_12492_2135.N1	20-JUL-2004 19:02:49	Bright	38.000	168	17Zet Aql	2.9860	11000.	76	12492	No
323	GOM_NL__2PRFIN20040720_190852_000000382028_00414_12492_2136.N1	20-JUL-2004 19:08:52	Bright	37.500	133	40Zet Her	2.8070	6000.0	75	12492	No
324	GOM_NL__2PRFIN20040720_191244_000000412028_00414_12492_2137.N1	20-JUL-2004 19:12:44	Bright	40.500	144	18Del Cyg	2.8600	11000.	81	12492	No
325	GOM_NL__2PRFIN20040720_191441_000000492028_00414_12492_2138.N1	20-JUL-2004 19:14:41	Bright	48.500	19	50Alp Cyg	1.2460	10500.	97	12492	No
326	GOM_NL__2PRFIN20040720_191653_000000382028_00414_12492_2139.N1	20-JUL-2004 19:16:53	Bright	37.500	119	14Eta Dra	2.7270	4700.0	75	12492	No
327	GOM_NL__2PRFIN20040720_191948_000000432028_00414_12492_2140.N1	20-JUL-2004 19:19:48	Bright	42.500	89	5Alp Cep	2.4510	8000.0	85	12492	No
328	GOM_NL__2PRFIN20040720_192424_000000402028_00414_12492_2141.N1	20-JUL-2004 19:24:24	Bright	39.500	49	1Alp UMi	1.9900	6300.0	79	12492	No
329	GOM_NL__2PRFIN20040720_192701_000000542028_00414_12492_2142.N1	20-JUL-2004 19:27:01	Bright	53.500	74	11Bet Cas	2.2680	6600.0	107	12492	No
330	GOM_NL__2PRFIN20040720_192838_000000492028_00414_12492_2143.N1	20-JUL-2004 19:28:38	Bright	49.000	76	27Gam Cas	2.3000	30000.	98	12492	No
331	GOM_NL__2PRFIN20040720_193406_000000442028_00414_12492_2144.N1	20-JUL-2004 19:34:06	Bright	43.500	160	23Gam Per	2.9300	4700.0	87	12492	No
332	GOM_NL__2PRFIN20040720_193532_000000462028_00414_12492_2145.N1	20-JUL-2004 19:35:32	Bright	46.000	35	33Alp Per	1.7950	6250.0	92	12492	No
333	GOM_NL__2PRFIN20040720_193721_000000692028_00414_12492_2146.N1	20-JUL-2004 19:37:21	Bright	68.500	73	57Gam1And	2.2600	13100.	137	12492	No
334	GOM_NL__2PRFIN20040720_194020_000001332028_00414_12492_2147.N1	20-JUL-2004 19:40:20	Straylight	132.50	53	43Bet And	2.0480	3300.0	265	12492	No
335	GOM_NL__2PRFIN20040720_194423_000000512028_00414_12492_2148.N1	20-JUL-2004 19:44:23	Twilight	50.500	146	25Eta Tau	2.8730	15200.	101	12492	No
336	GOM_NL__2PRFIN20040720_194559_000000562028_00414_12492_2149.N1	20-JUL-2004 19:45:59	Twilight	56.000	13	87Alp Tau	0.86700	3800.0	112	12492	No
337	GOM_NL__2PRFIN20040720_194806_000000422028_00414_12492_2150.N1	20-JUL-2004 19:48:06	Dark	42.000	27	24Gam Ori	1.6360	26000.	84	12492	No

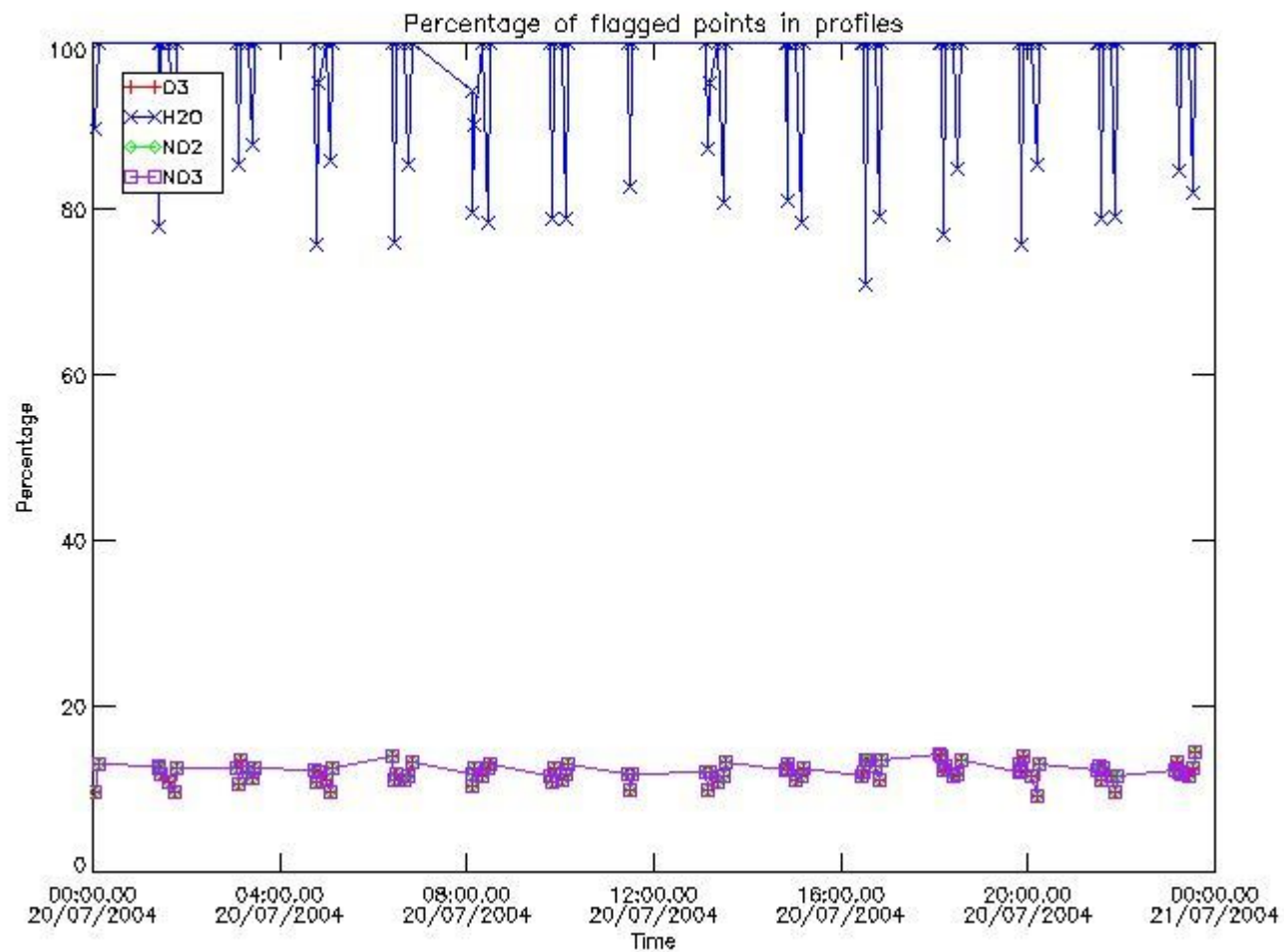
338	GOM_NL__2PRFIN20040720_195003_000000402028_00414_12492_2151.N1	20-JUL-2004 19:50:03	Dark	39.500	30	46Eps Ori	1.6940	30000.	79	12492	No
339	GOM_NL__2PRFIN20040720_195218_000000422028_00414_12492_2152.N1	20-JUL-2004 19:52:18	Dark	41.500	7	19Bet Ori	0.10000	14000.	83	12492	No
340	GOM_NL__2PRFIN20040720_195440_000000402028_00414_12492_2153.N1	20-JUL-2004 19:54:40	Dark	40.000	101	11Alp Lep	2.5820	7000.0	80	12492	No
341	GOM_NL__2PRFIN20040720_200458_000000452028_00414_12492_2154.N1	20-JUL-2004 20:04:58	Dark	44.500	157	The1Eri	2.9060	9300.0	89	12492	No
342	GOM_NL__2PRFIN20040720_201059_000000552028_00415_12493_2125.N1	20-JUL-2004 20:10:59	Dark	55.000	9	Alp Eri	0.45300	24000.	110	12493	No
343	GOM_NL__2PRFIN20040720_201403_000000392028_00415_12493_2126.N1	20-JUL-2004 20:14:03	Dark	39.000	135	Bet Hyi	2.8200	5800.0	78	12493	No
344	GOM_NL__2PRFIN20040720_201821_000000432028_00415_12493_2127.N1	20-JUL-2004 20:18:21	Straylight	42.500	148	Alp Tuc	2.8780	4100.0	85	12493	No
345	GOM_NL__2PRFIN20040720_201957_000000612028_00415_12493_2128.N1	20-JUL-2004 20:19:57	Straylight	60.500	63	Bet Gru	2.1500	2800.0	121	12493	No
346	GOM_NL__2PRFIN20040720_202125_000000562028_00415_12493_2129.N1	20-JUL-2004 20:21:25	Straylight	56.000	31	Alp Gru	1.7340	15200.	112	12493	No
347	GOM_NL__2PRFIN20040720_202412_000000842028_00415_12493_2130.N1	20-JUL-2004 20:24:12	Straylight	84.000	18	24Alp PsA	1.1660	9700.0	168	12493	No
348	GOM_NL__2PRFIN20040720_202859_000000422028_00415_12493_2131.N1	20-JUL-2004 20:28:59	Twilight	42.000	85	Kap Sco	2.4070	28000.	84	12493	No
349	GOM_NL__2PRFIN20040720_203041_000000452028_00415_12493_2132.N1	20-JUL-2004 20:30:41	Bright	45.000	103	38Zet Sgr	2.6000	9700.0	90	12493	No
350	GOM_NL__2PRFIN20040720_203332_000000712028_00415_12493_2133.N1	20-JUL-2004 20:33:32	Bright	70.500	142	49Del Cap	2.8500	8900.0	141	12493	No
351	GOM_NL__2PRFIN20040720_204105_000000392028_00415_12493_2134.N1	20-JUL-2004 20:41:05	Bright	38.500	126	60Bet Oph	2.7700	4250.0	77	12493	No
352	GOM_NL__2PRFIN20040720_204325_000000382028_00415_12493_2135.N1	20-JUL-2004 20:43:25	Bright	38.000	168	17Zet Aql	2.9860	11000.	76	12493	No
353	GOM_NL__2PRFIN20040720_204928_000000392028_00415_12493_2136.N1	20-JUL-2004 20:49:28	Bright	38.500	133	40Zet Her	2.8070	6000.0	77	12493	No
354	GOM_NL__2PRFIN20040720_205319_000000402028_00415_12493_2137.N1	20-JUL-2004 20:53:19	Bright	39.500	144	18Del Cyg	2.8600	11000.	79	12493	No
355	GOM_NL__2PRFIN20040720_205516_000000512028_00415_12493_2138.N1	20-JUL-2004 20:55:16	Bright	50.500	19	50Alp Cyg	1.2460	10500.	101	12493	No
356	GOM_NL__2PRFIN20040720_205729_000000382028_00415_12493_2139.N1	20-JUL-2004 20:57:29	Bright	38.000	119	14Eta Dra	2.7270	4700.0	76	12493	No
357	GOM_NL__2PRFIN20040720_210023_000000402028_00415_12493_2140.N1	20-JUL-2004 21:00:23	Bright	40.000	89	5Alp Cep	2.4510	8000.0	80	12493	No
358	GOM_NL__2PRFIN20040720_210500_000000372028_00415_12493_2141.N1	20-JUL-2004 21:05:00	Bright	37.000	49	1Alp UMi	1.9900	6300.0	74	12493	No
359	GOM_NL__2PRFIN20040720_210737_000000532028_00415_12493_2142.N1	20-JUL-2004 21:07:37	Bright	52.500	74	11Bet Cas	2.2680	6600.0	105	12493	No
360	GOM_NL__2PRFIN20040720_210913_000000502028_00415_12493_2143.N1	20-JUL-2004 21:09:13	Bright	49.500	76	27Gam Cas	2.3000	30000.	99	12493	No
361	GOM_NL__2PRFIN20040720_211442_000000432028_00415_12493_2144.N1	20-JUL-2004 21:14:42	Bright	43.000	160	23Gam Per	2.9300	4700.0	86	12493	No
362	GOM_NL__2PRFIN20040720_211607_000000472028_00415_12493_2145.N1	20-JUL-2004 21:16:07	Bright	46.500	35	33Alp Per	1.7950	6250.0	93	12493	No
363	GOM_NL__2PRFIN20040720_211757_000000672028_00415_12493_2146.N1	20-JUL-2004 21:17:57	Bright	66.500	73	57Gam1And	2.2600	13100.	133	12493	No
364	GOM_NL__2PRFIN20040720_212055_000001302028_00415_12493_2147.N1	20-JUL-2004 21:20:55	Straylight	129.50	53	43Bet And	2.0480	3300.0	259	12493	No
365	GOM_NL__2PRFIN20040720_212500_000000522028_00415_12493_2148.N1	20-JUL-2004 21:25:00	Twilight	51.500	146	25Eta Tau	2.8730	15200.	103	12493	No
366	GOM_NL__2PRFIN20040720_212635_000000512028_00415_12493_2149.N1	20-JUL-2004 21:26:35	Twilight	50.500	13	87Alp Tau	0.86700	3800.0	101	12493	No
367	GOM_NL__2PRFIN20040720_212842_000000422028_00415_12493_2150.N1	20-JUL-2004 21:28:42	Dark	41.500	27	24Gam Ori	1.6360	26000.	83	12493	No
368	GOM_NL__2PRFIN20040720_213039_000000402028_00415_12493_2151.N1	20-JUL-2004 21:30:39	Dark	40.000	30	46Eps Ori	1.6940	30000.	80	12493	No
369	GOM_NL__2PRFIN20040720_213254_000000462028_00415_12493_2152.N1	20-JUL-2004 21:32:54	Dark	45.500	7	19Bet Ori	0.10000	14000.	91	12493	No
370	GOM_NL__2PRFIN20040720_213515_000000412028_00415_12493_2153.N1	20-JUL-2004 21:35:15	Dark	40.500	101	11Alp Lep	2.5820	7000.0	81	12493	No
371	GOM_NL__2PRFIN20040720_214534_000000452028_00415_12493_2154.N1	20-JUL-2004 21:45:34	Dark	44.500	157	The1Eri	2.9060	9300.0	89	12493	No
372	GOM_NL__2PRFIN20040720_215135_000000532028_00416_12494_2327.N1	20-JUL-2004 21:51:35	Dark	53.000	9	Alp Eri	0.45300	24000.	106	12494	No
373	GOM_NL__2PRFIN20040720_215436_000000442028_00416_12494_2328.N1	20-JUL-2004 21:54:36	Dark	44.000	135	Bet Hyi	2.8200	5800.0	88	12494	No
374	GOM_NL__2PRFIN20040720_215857_000000472028_00416_12494_2329.N1	20-JUL-2004 21:58:57	Straylight	46.500	148	Alp Tuc	2.8780	4100.0	93	12494	No
375	GOM_NL__2PRFIN20040720_220033_000000662028_00416_12494_2330.N1	20-JUL-2004 22:00:33	Straylight	66.000	63	Bet Gru	2.1500	2800.0	132	12494	No
376	GOM_NL__2PRFIN20040720_220200_000000592028_00416_12494_2331.N1	20-JUL-2004 22:02:00	Straylight	58.500	31	Alp Gru	1.7340	15200.	117	12494	No
377	GOM_NL__2PRFIN20040720_220450_000000832028_00416_12494_2332.N1	20-JUL-2004 22:04:50	Straylight	83.000	18	24Alp PsA	1.1660	9700.0	166	12494	No
378	GOM_NL__2PRFIN20040720_220935_000000422028_00416_12494_2333.N1	20-JUL-2004 22:09:35	Twilight	41.500	85	Kap Sco	2.4070	28000.	83	12494	No
379	GOM_NL__2PRFIN20040720_221116_000000422028_00416_12494_2334.N1	20-JUL-2004 22:11:16	Bright	42.000	103	38Zet Sgr	2.6000	9700.0	84	12494	No
380	GOM_NL__2PRFIN20040720_221408_000000702028_00416_12494_2335.N1	20-JUL-2004 22:14:08	Bright	70.000	142	49Del Cap	2.8500	8900.0	140	12494	No
381	GOM_NL__2PRFIN20040720_222140_000000382028_00416_12494_2336.N1	20-JUL-2004 22:21:40	Bright	37.500	126	60Bet Oph	2.7700	4250.0	75	12494	No
382	GOM_NL__2PRFIN20040720_222400_000000392028_00416_12494_2337.N1	20-JUL-2004 22:24:00	Bright	38.500	168	17Zet Aql	2.9860	11000.	77	12494	No
383	GOM_NL__2PRFIN20040720_223004_000000392028_00416_12494_2338.N1	20-JUL-2004 22:30:04	Bright	39.000	133	40Zet Her	2.8070	6000.0	78	12494	No
384	GOM_NL__2PRFIN20040720_223355_000000392028_00416_12494_2339.N1	20-JUL-2004 22:33:55	Bright	38.500	144	18Del Cyg	2.8600	11000.	77	12494	No
385	GOM_NL__2PRFIN20040720_223550_000000502028_00416_12494_2340.N1	20-JUL-2004 22:35:50	Bright	49.500	19	50Alp Cyg	1.2460	10500.	99	12494	No
386	GOM_NL__2PRFIN20040720_223805_000000382028_00416_12494_2341.N1	20-JUL-2004 22:38:05	Bright	38.000	119	14Eta Dra	2.7270	4700.0	76	12494	No
387	GOM_NL__2PRFIN20040720_224059_000000402028_00416_12494_2342.N1	20-JUL-2004 22:40:59	Bright	40.000	89	5Alp Cep	2.4510	8000.0	80	12494	No
388	GOM_NL__2PRFIN20040720_224535_000000392028_00416_12494_2343.N1	20-JUL-2004 22:45:35	Bright	38.500	49	1Alp UMi	1.9900	6300.0	77	12494	No
389	GOM_NL__2PRFIN20040720_224810_000000562028_00416_12494_2344.N1	20-JUL-2004 22:48:10	Bright	55.500	74	11Bet Cas	2.2680	6600.0	111	12494	No
390	GOM_NL__2PRFIN20040720_224949_000000492028_00416_12494_2345.N1	20-JUL-2004 22:49:49	Bright	49.000	76	27Gam Cas	2.3000	30000.	98	12494	No
391	GOM_NL__2PRFIN20040720_225517_000000442028_00416_12494_2346.N1	20-JUL-2004 22:55:17	Bright	44.000	160	23Gam Per	2.9300	4700.0	88	12494	No
392	GOM_NL__2PRFIN20040720_225643_000000482028_00416_12494_2347.N1	20-JUL-2004 22:56:43	Bright	47.500	35	33Alp Per	1.7950	6250.0	95	12494	No
393	GOM_NL__2PRFIN20040720_225833_000000642028_00416_12494_2348.N1	20-JUL-2004 22:58:33	Bright	63.500	73	57Gam1And	2.2600	13100.	127	12494	No
394	GOM_NL__2PRFIN20040720_230131_000001332028_00416_12494_2349.N1	20-JUL-2004 23:01:31	Straylight	133.00	53	43Bet And	2.0480	3300.0	266	12494	No
395	GOM_NL__2PRFIN20040720_230535_000000502028_00416_12494_2350.N1	20-JUL-2004 23:05:35	Twilight	50.000	146	25Eta Tau	2.8730	15200.	100	12494	No
396	GOM_NL__2PRFIN20040720_230711_000000562028_00416_12494_2351.N1	20-JUL-2004 23:07:11	Twilight	56.000	13	87Alp Tau	0.86700	3800.0	112	12494	No

397	GOM_NL__2PRFIN20040720_230917_000000422028_00416_12494_2352.N1	20-JUL-2004 23:09:17	Dark	41.500	27	24Gam Ori	1.6360	26000.	83	12494	No
398	GOM_NL__2PRFIN20040720_231114_000000392028_00416_12494_2353.N1	20-JUL-2004 23:11:14	Dark	38.500	30	46Eps Ori	1.6940	30000.	77	12494	No
399	GOM_NL__2PRFIN20040720_231329_000000432028_00416_12494_2354.N1	20-JUL-2004 23:13:29	Dark	42.500	7	19Bet Ori	0.10000	14000.	85	12494	No
400	GOM_NL__2PRFIN20040720_231551_000000432028_00416_12494_2355.N1	20-JUL-2004 23:15:51	Dark	43.000	101	11Alp Lep	2.5820	7000.0	86	12494	No
401	GOM_NL__2PRFIN20040720_232610_000000442028_00416_12494_2356.N1	20-JUL-2004 23:26:10	Dark	44.000	157	The1Eri	2.9060	9300.0	88	12494	No
402	GOM_NL__2PRFIN20040720_233212_000000452028_00417_12495_2349.N1	20-JUL-2004 23:32:12	Dark	44.500	9	Alp Eri	0.45300	24000.	89	12495	No
403	GOM_NL__2PRFIN20040720_233514_000000392028_00417_12495_2350.N1	20-JUL-2004 23:35:14	Dark	39.000	135	Bet Hyi	2.8200	5800.0	78	12495	No
404	GOM_NL__2PRFIN20040720_233933_000000472028_00417_12495_2351.N1	20-JUL-2004 23:39:33	Straylight	47.000	148	Alp Tuc	2.8780	4100.0	94	12495	No
405	GOM_NL__2PRFIN20040720_234109_000000612028_00417_12495_2352.N1	20-JUL-2004 23:41:09	Straylight	61.000	63	Bet Gru	2.1500	2800.0	122	12495	No
406	GOM_NL__2PRFIN20040720_234237_000000502028_00417_12495_2353.N1	20-JUL-2004 23:42:37	Straylight	50.000	31	Alp Gru	1.7340	15200.	100	12495	No
407	GOM_NL__2PRFIN20040720_234527_000000822028_00417_12495_2354.N1	20-JUL-2004 23:45:27	Straylight	82.000	18	24Alp PsA	1.1660	9700.0	164	12495	No
408	GOM_NL__2PRFIN20040720_234950_000000422028_00417_12495_2355.N1	20-JUL-2004 23:49:50	Twilight_and_stray	41.500	178	lot1Sco	3.0220	6550.0	83	12495	No
409	GOM_NL__2PRFIN20040720_235103_000000462028_00417_12495_2356.N1	20-JUL-2004 23:51:03	Bright	45.500	38	20Eps Sgr	1.8360	11000.	91	12495	No
410	GOM_NL__2PRFIN20040720_235258_000000412028_00417_12495_2357.N1	20-JUL-2004 23:52:58	Bright	40.500	57	34Sig Sgr	2.0660	26000.	81	12495	No
411	GOM_NL__2PRFIN20040720_235444_000000712028_00417_12495_2358.N1	20-JUL-2004 23:54:44	Bright	70.500	142	49Del Cap	2.8500	8900.0	141	12495	No

3. Quality information per product

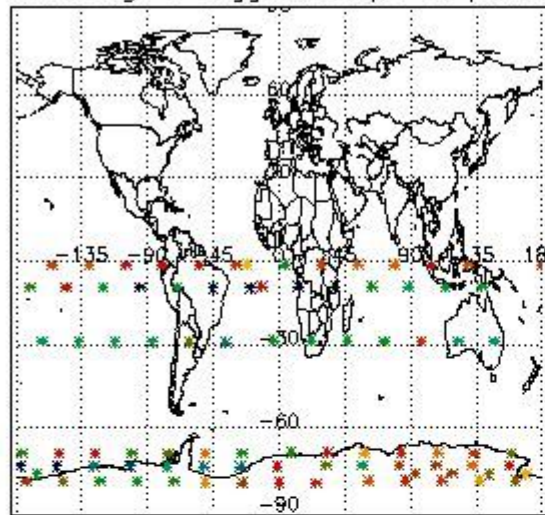
In this section it is plotted some information contained in the Quality Summary data set of the level 2 products. Only products in dark limb conditions and without errors (error flag in the MPH set to "0") are used.

3.1 Plot quality information per product (time dependant)

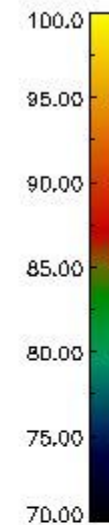
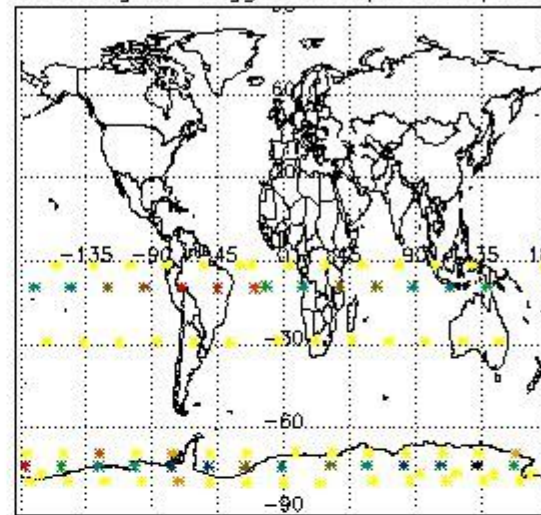


3.2 Plot quality information per product (world map)


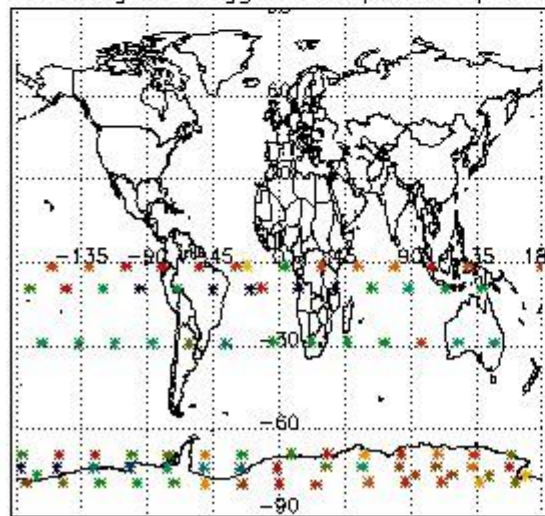
Percentage of flagged data per O3 profile



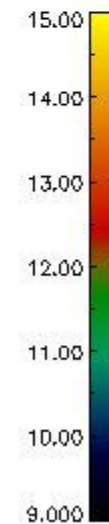
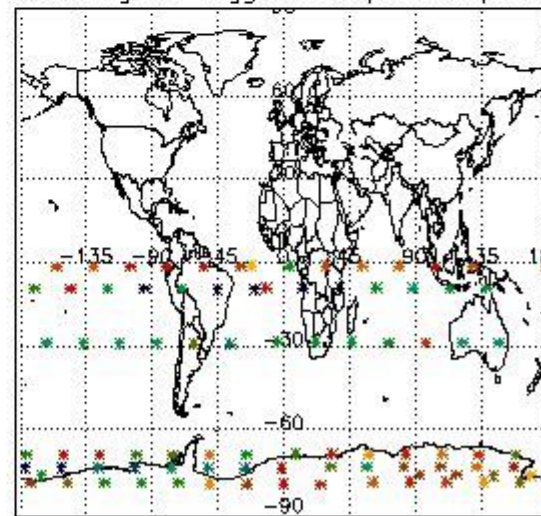
Percentage of flagged data per H2O profile



Percentage of flagged data per NO2 profile



Percentage of flagged data per NO3 profile

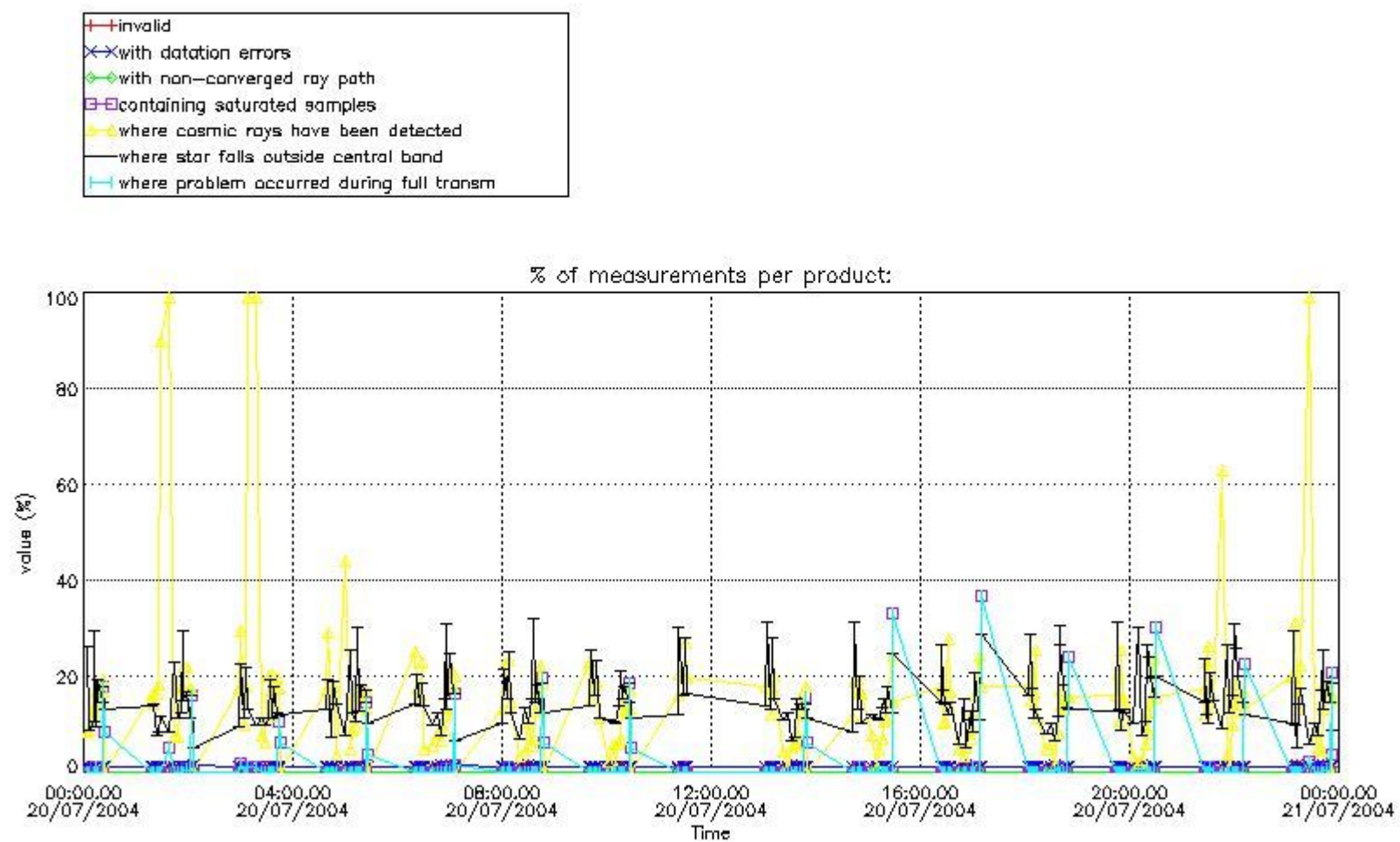


4. Level 1 quality information per product

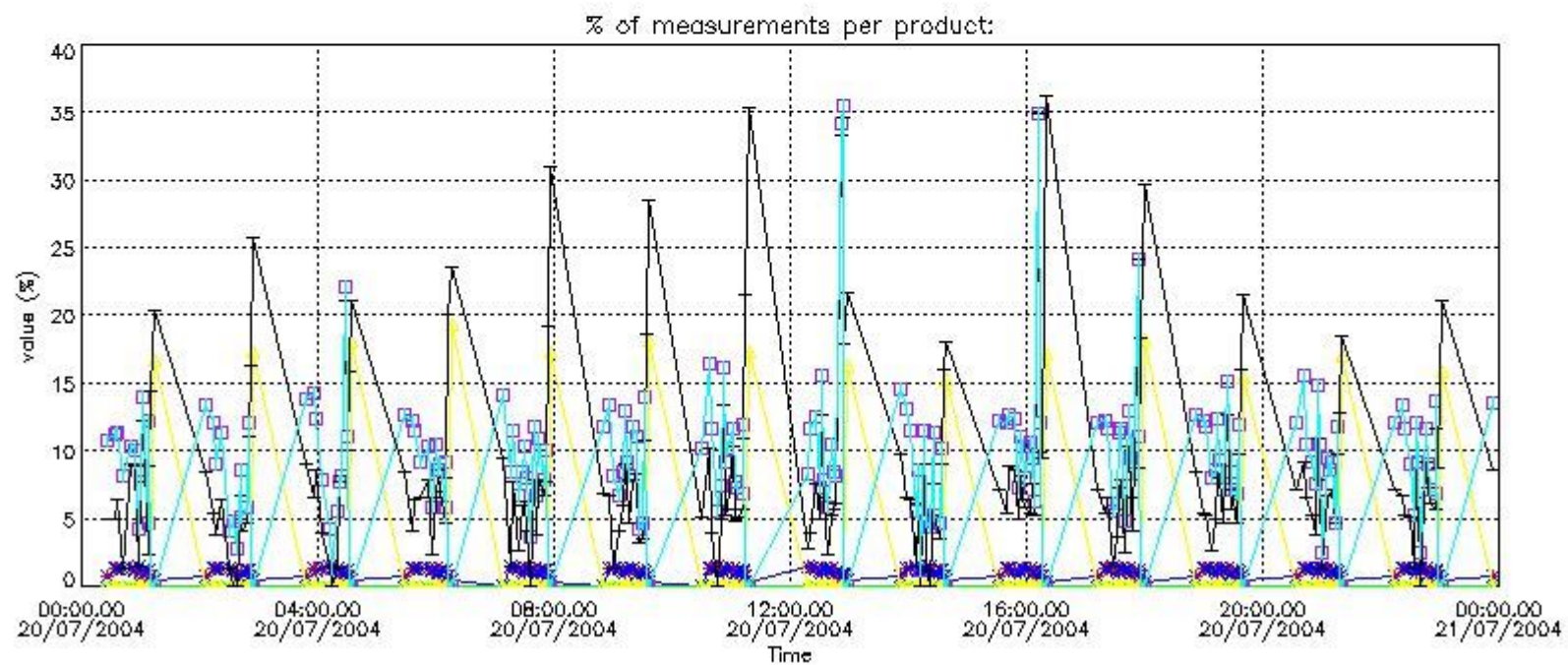
In this section it is plotted some information contained in the Quality Summary data set of the level 2 products that comes from the level 1b processing. Products without errors (error flag in the MPH set to "0") are used.

4.1 Plot quality information per product (time dependant) coming from level 1b processing

4.1.1 Plot level 1 quality information per product (time dependant): ENVISAT ASCENDING passes



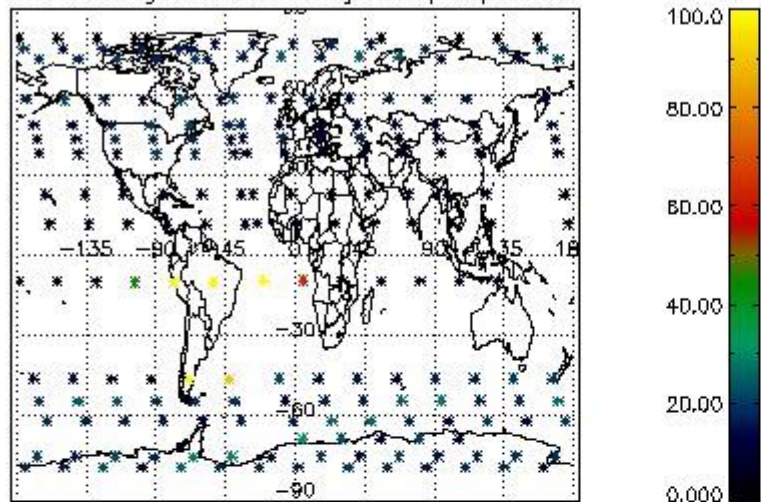
4.1.2 Plot level 1 quality information per product (time dependant): ENVI SAT DESCENDING passes



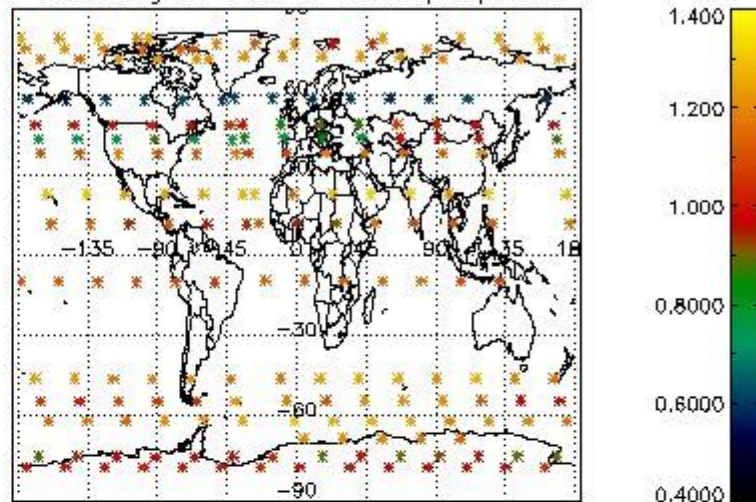
4.2 Plot quality information per product coming from level 1b processing (world map)

4.2.1 Plot level 1 quality information per product (world map): ENVISAT ASCENDING passes

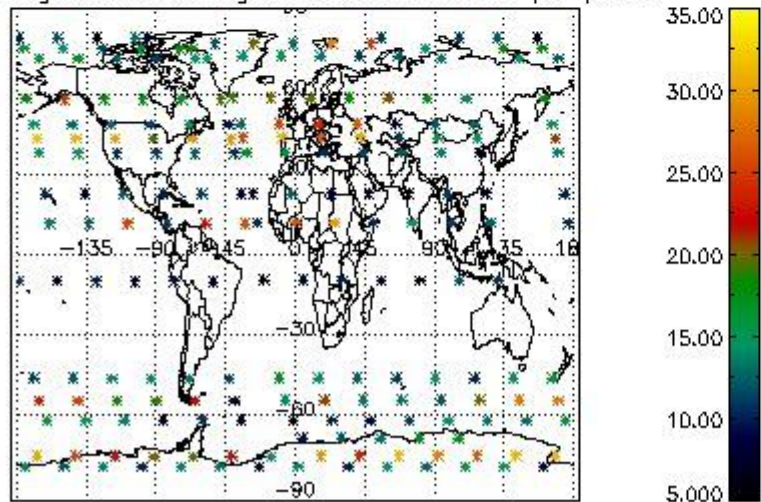
Percentage of cosmic ray hits per profile



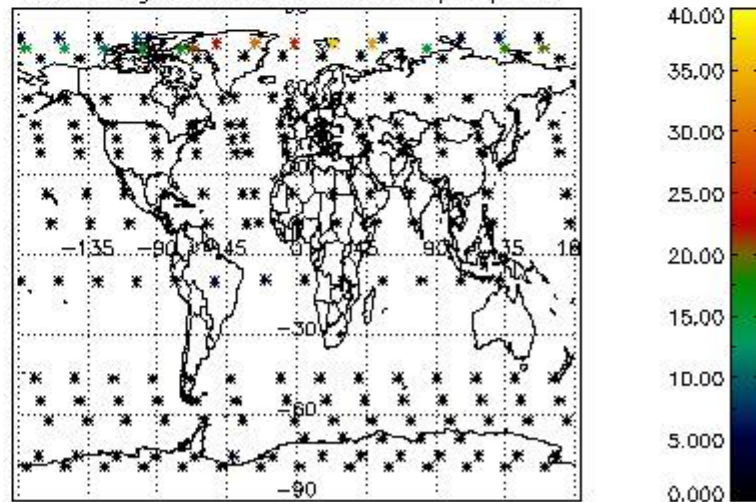
Percentage of datation errors per profile



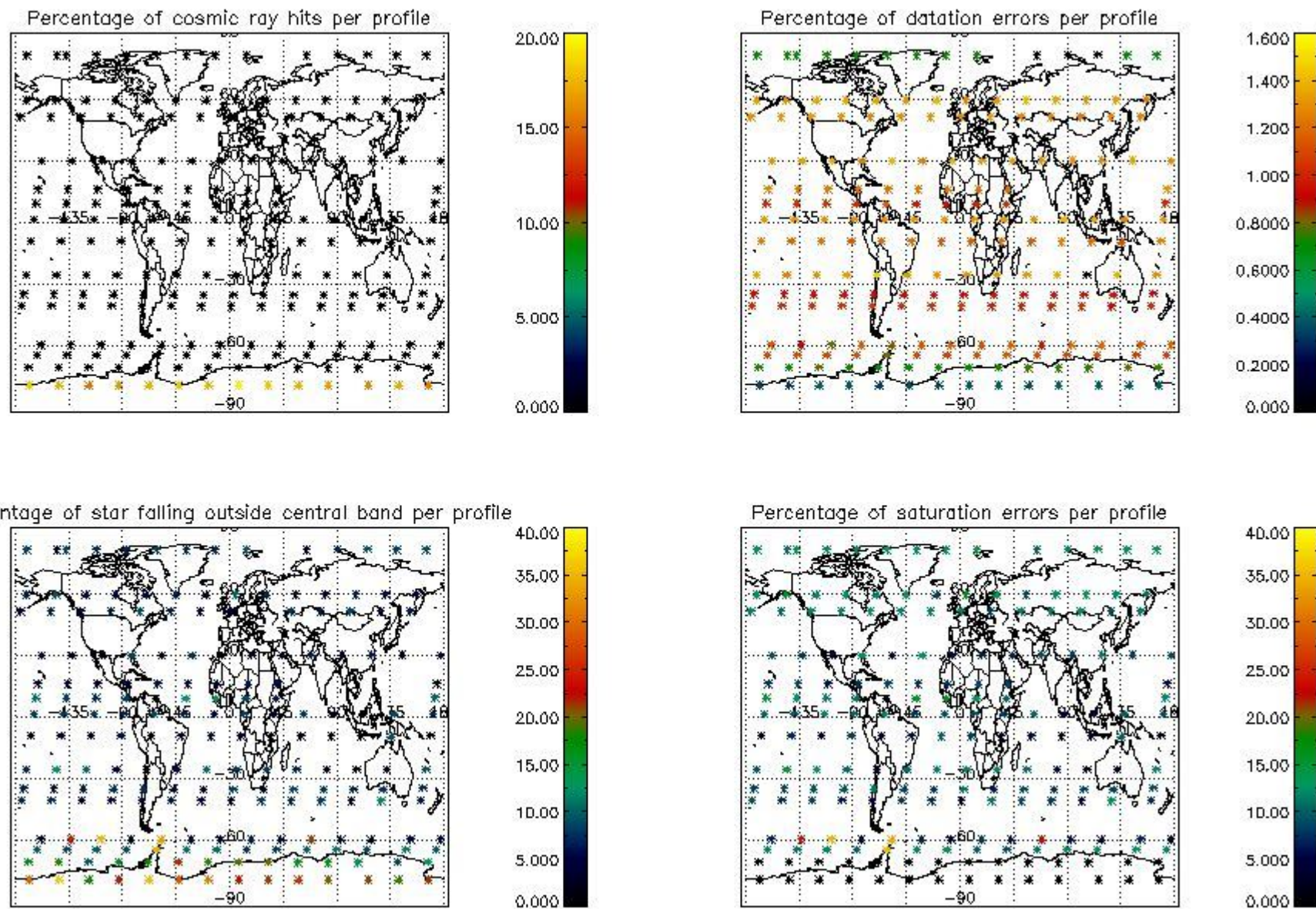
Percentage of star falling outside central band per profile



Percentage of saturation errors per profile



4.2.2 Plot level 1 quality information per product (world map): ENVISAT DESCENDING passes



5. Trace gas profiles

5.1 Ozone statistics based on quality of products

The final quality of the products can be "measured" using the STD (Standard Deviation) attached to every point profile. This information is written to the parameter GOM_NL__2P/NL_LOCAL_SPECIES_DENSITY/o3_std of the level 2 products. The table below shows the statistics for given STD ranges.

The statistics are given with respect to the overall valid production:

- Products without fatal errors: GOM_NL__2P/MPH/PRODUCT_ERR=0
- Valid point profile: GOM_NL__2P/NL_LOCAL_SPECIES_DENSITY/pcd(0)=0

The 'Criteria' is applied to valid points of dark limb products:

- Products in dark limb illumination condition: GOM_NL__2P/NL_SUMMARY_QUALITY/obs_ill_cond=0
- Products without fatal errors: GOM_NL__2P/MPH/PRODUCT_ERR=0
- Valid point profile: GOM_NL__2P/NL_LOCAL_SPECIES_DENSITY/pcd(0)=0

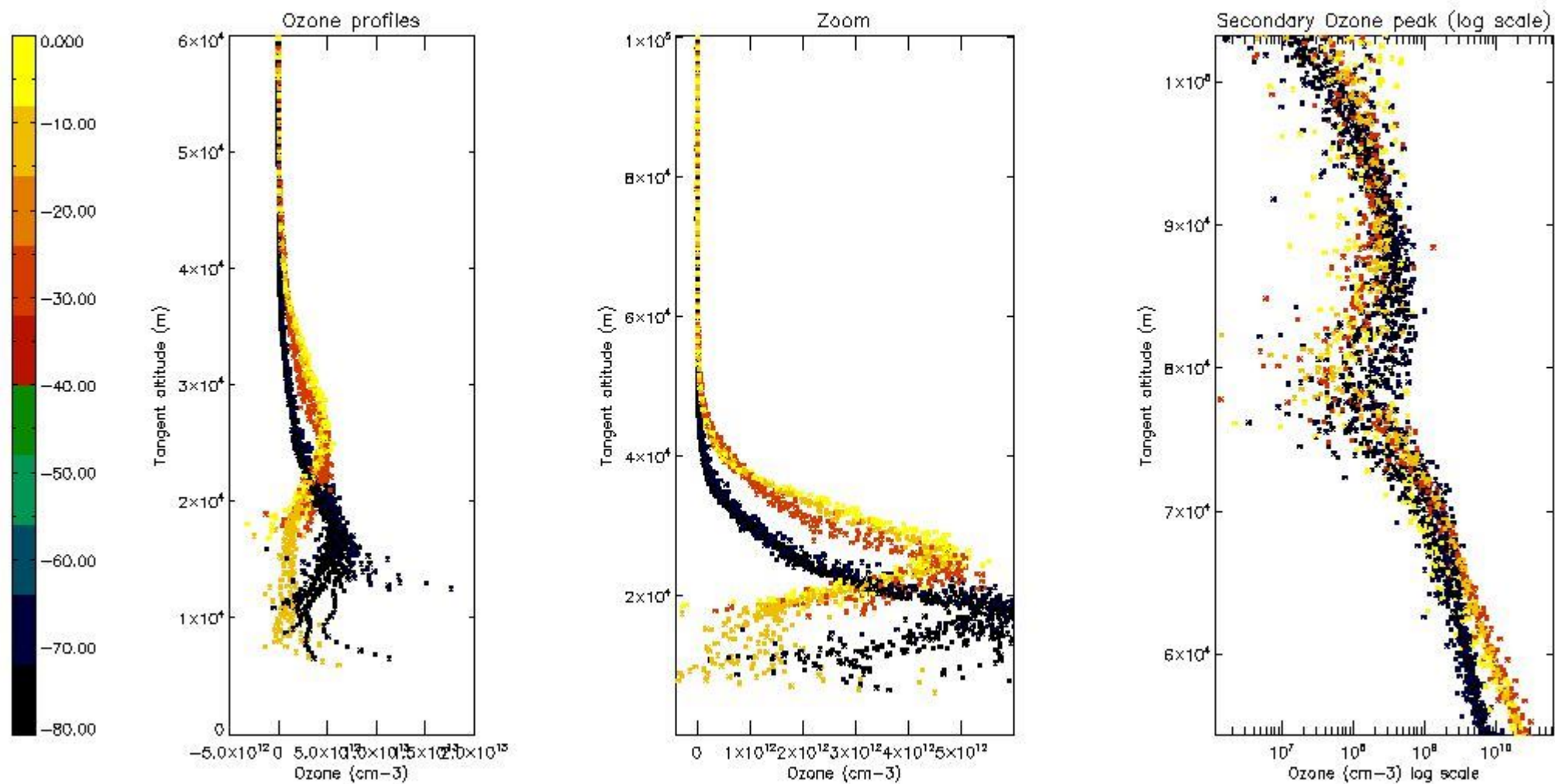
So, the table below shows the percentage of dark limb and valid observations for each criteria with respect to the overall valid daily observations.

Criteria	% of total production
All STD	18
STD < 20	11

STD < 10	10
STD < 5	6

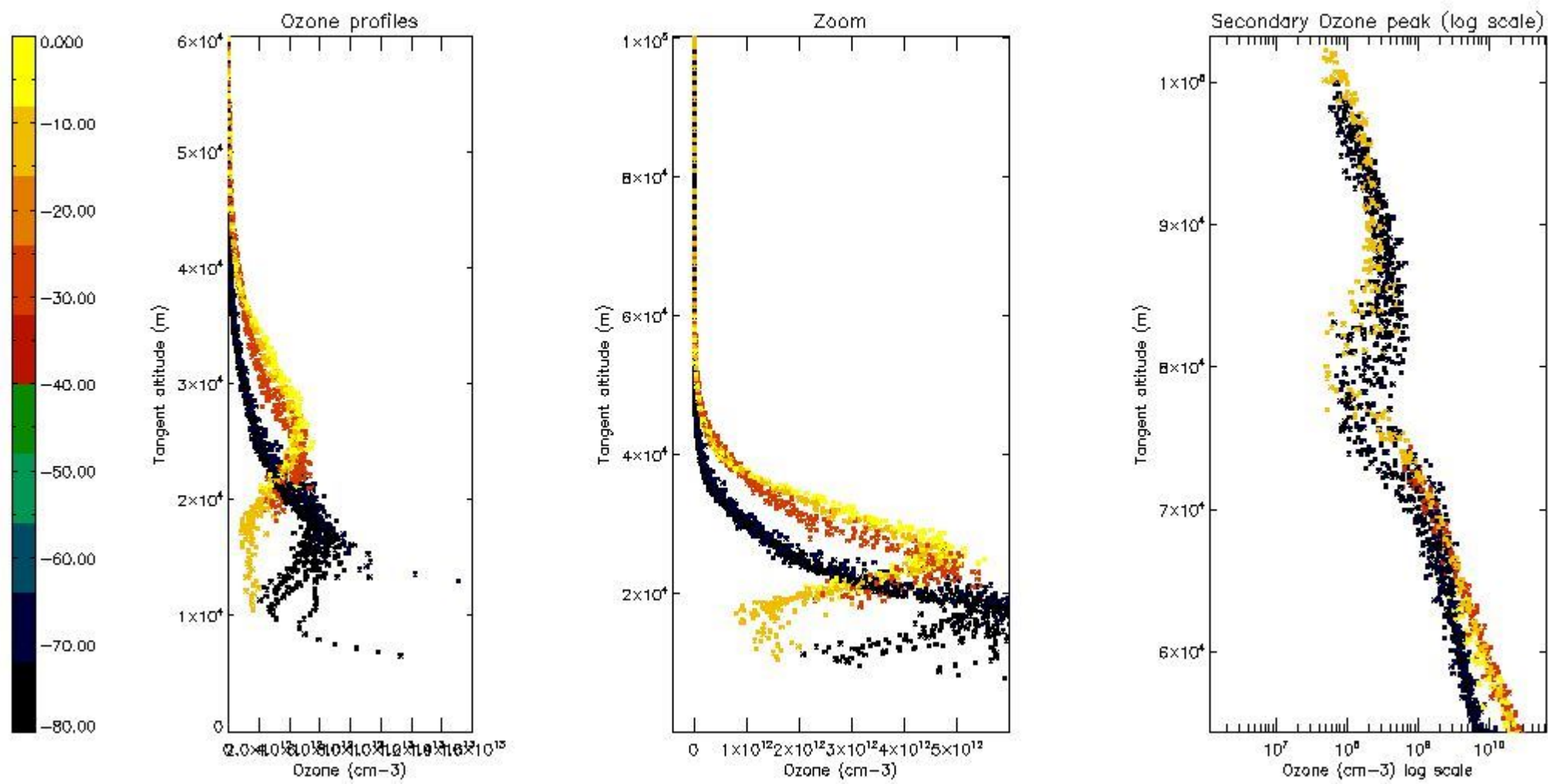
5.2 Plot ozone profiles for all STD (dark without errors)

The colorbar represents the latitude.



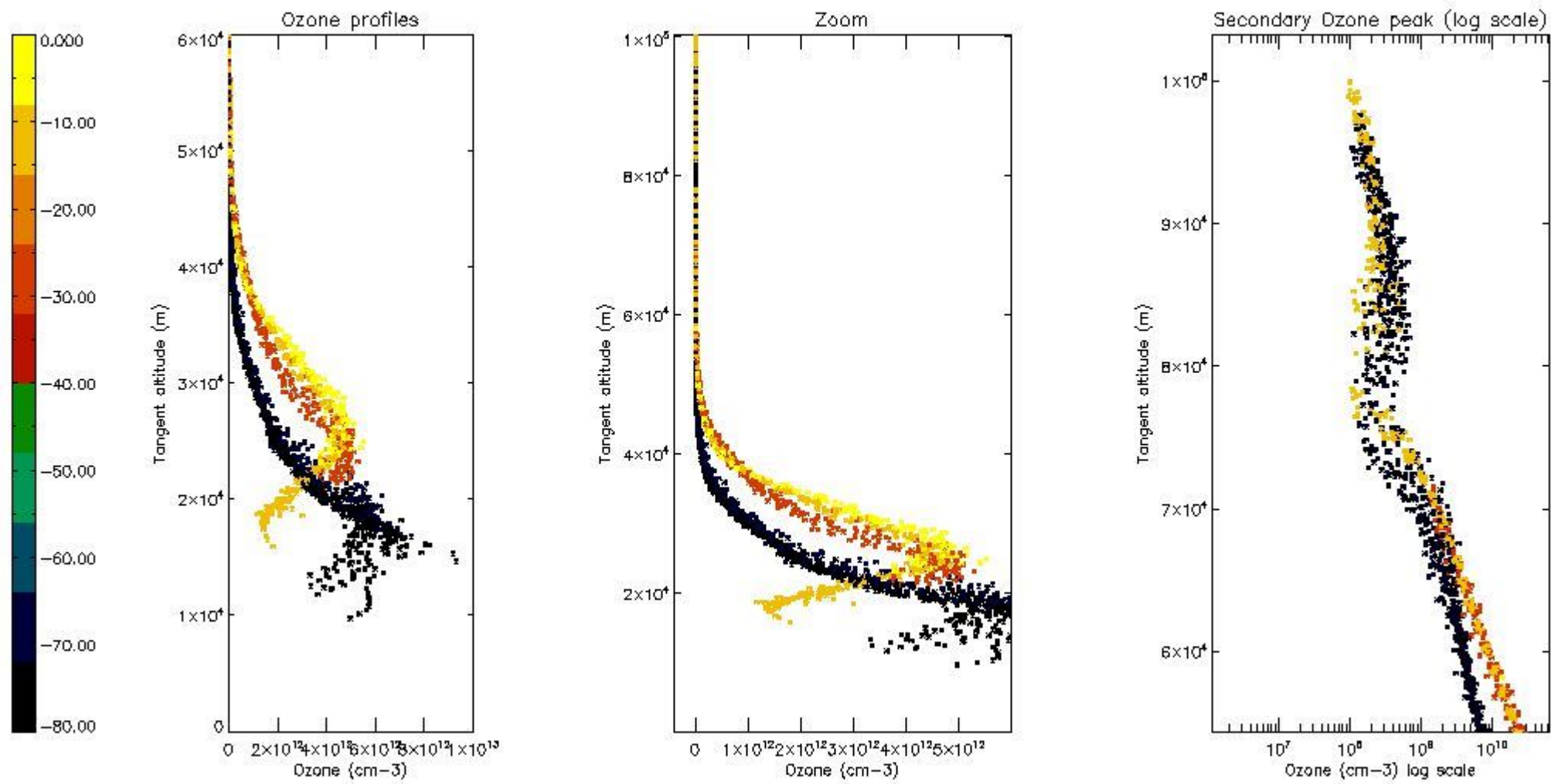
5.3 Plot ozone profiles where STD < 20% (dark without errors)

The colorbar represents the latitude.



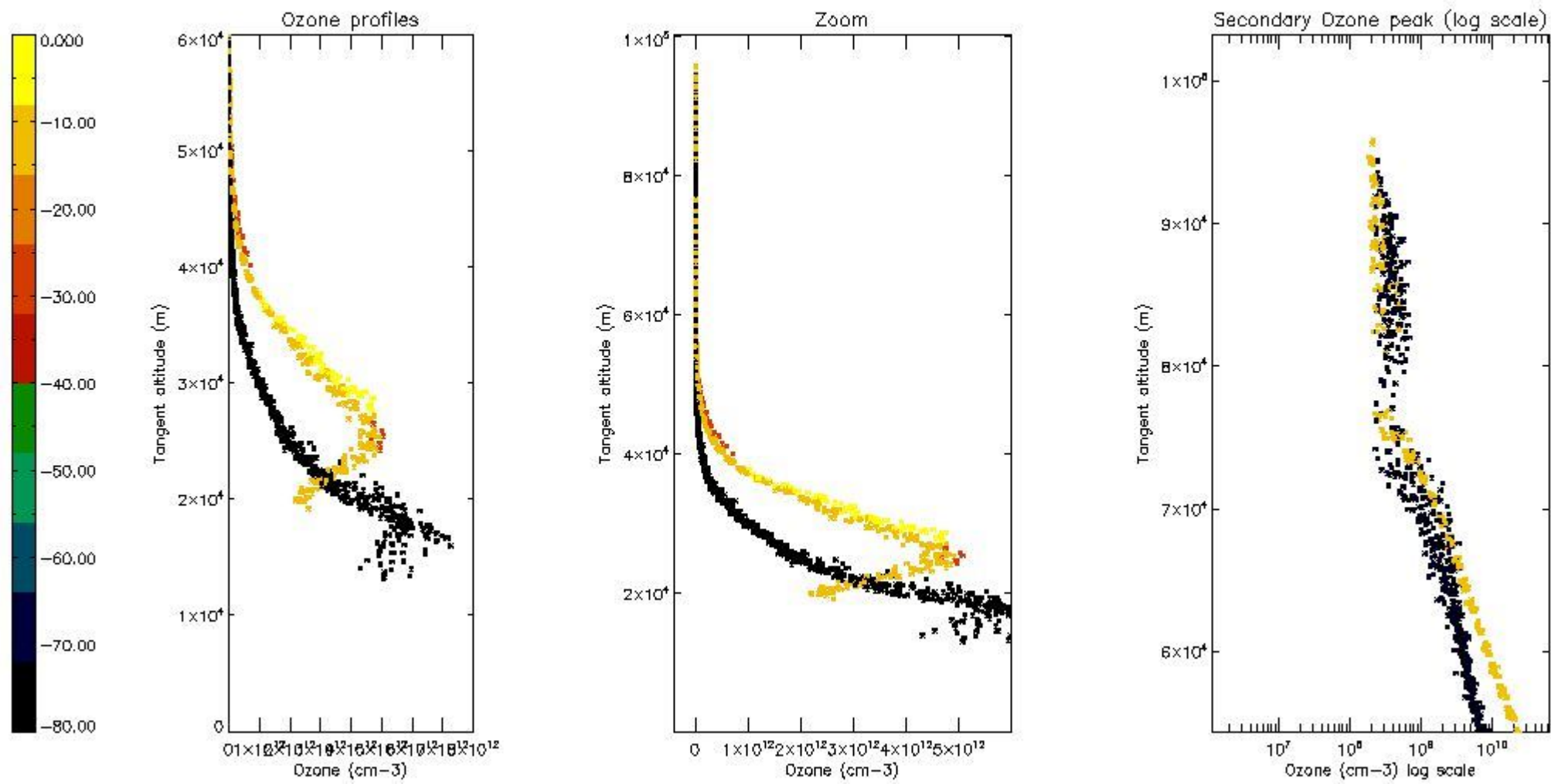
5.4 Plot ozone profiles where STD < 10% (dark without errors)

The colorbar represents the latitude.



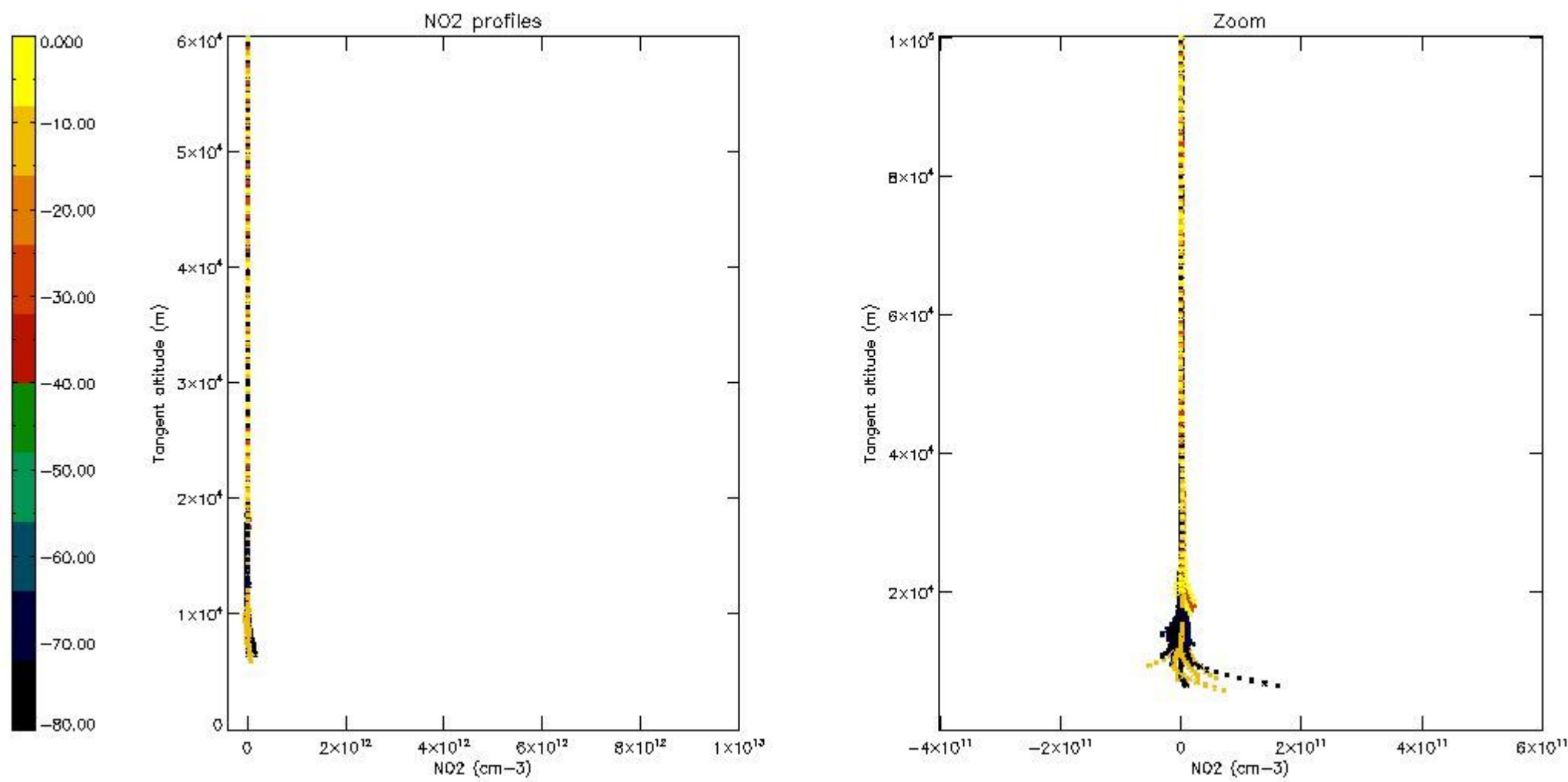
5.5 Plot ozone profiles where STD < 5% (dark without errors)

The colorbar represents the latitude.



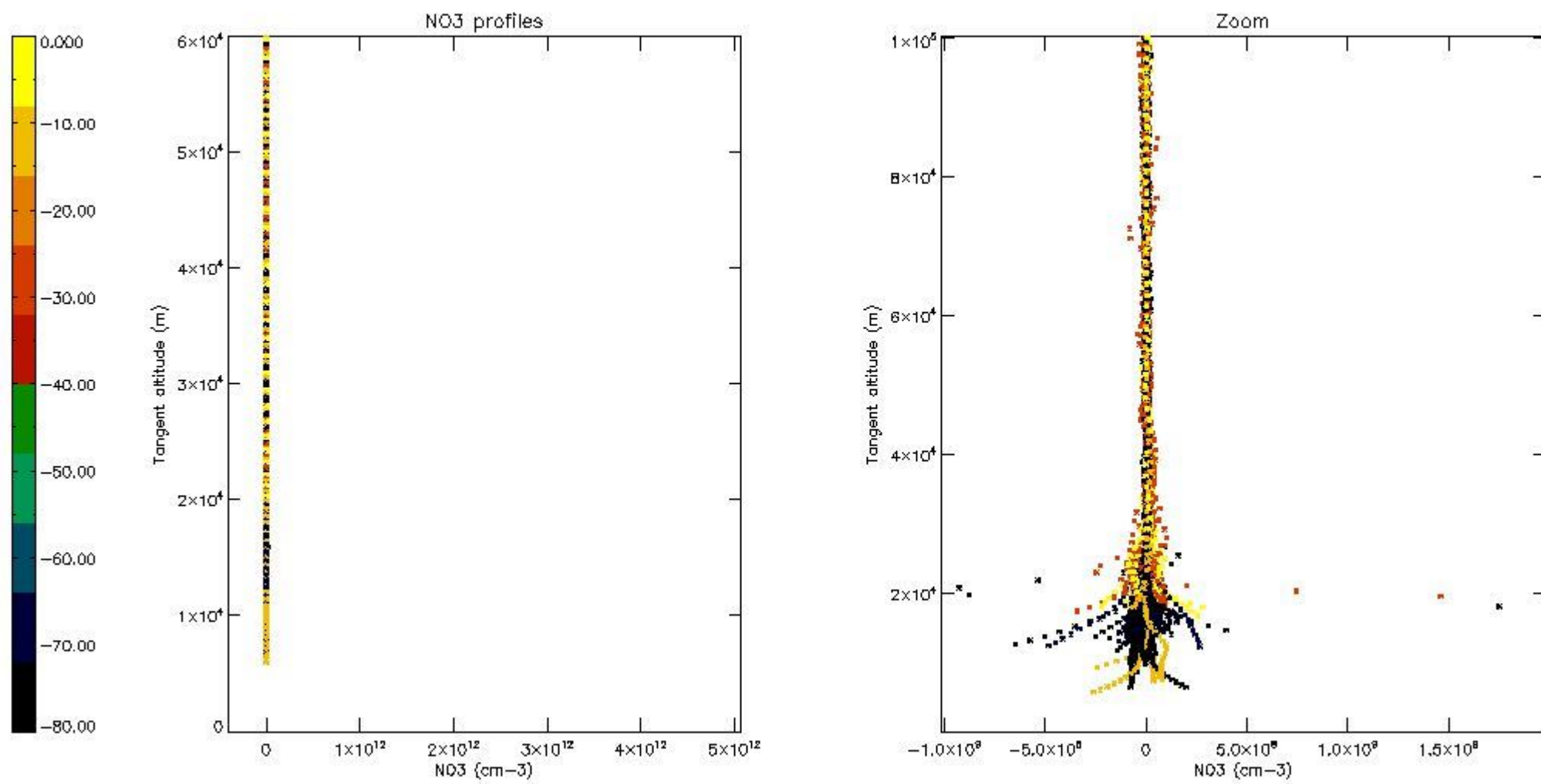
5.6 Plot NO₂ profiles for all STD (dark without errors)

The colorbar represents the latitude.



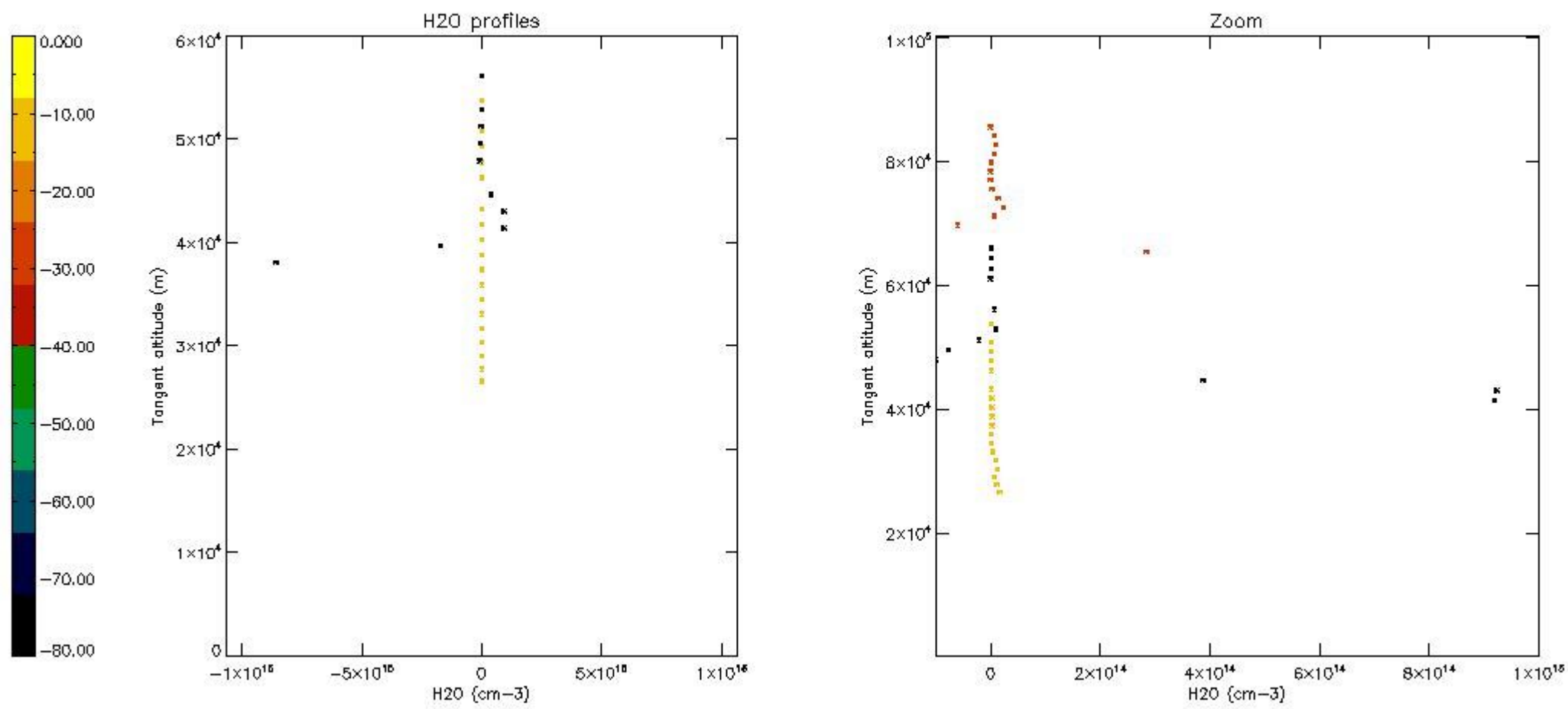
5.7 Plot NO3 profiles for all STD (dark without errors)

The colorbar represents the latitude.



5.8 Plot H2O profiles for all STD (only for occultations of stars 1,2,3,4,13,14,16,26,63 dark without errors)

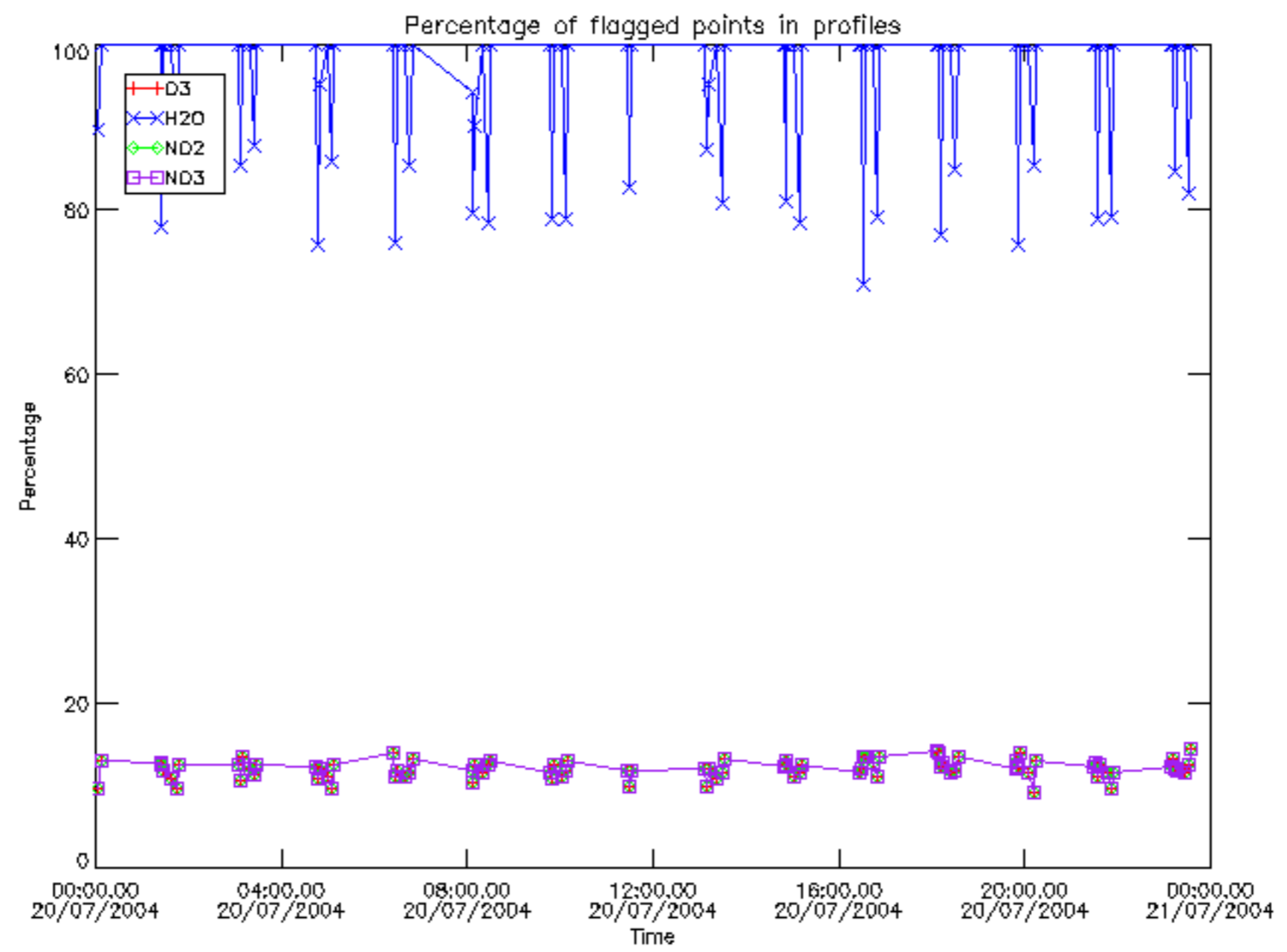
The colorbar represents the latitude.



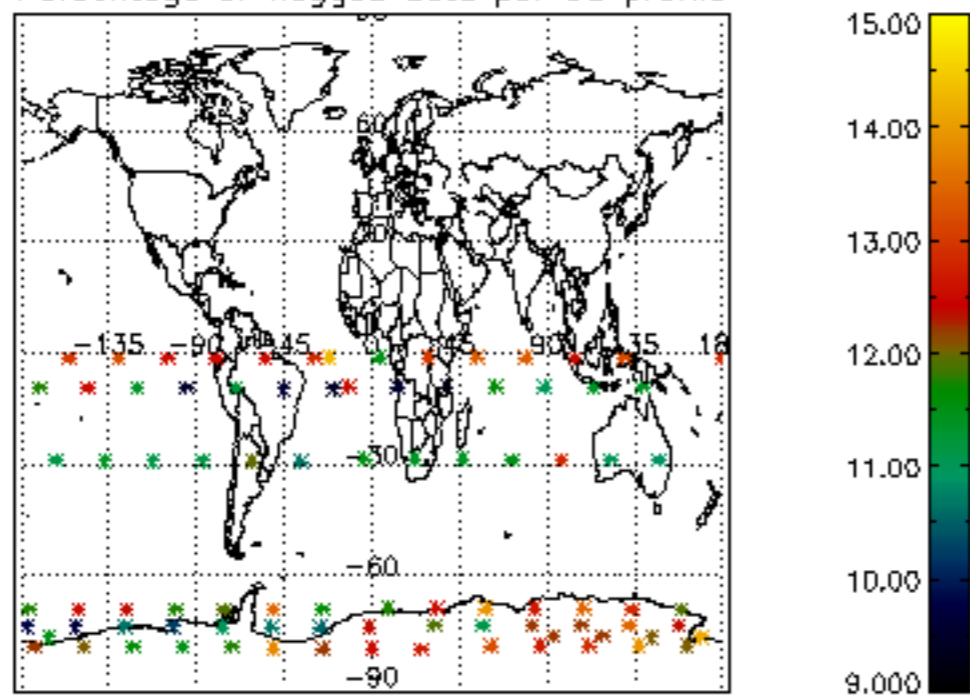
6. Auxiliary Data Files used for the production reported in section 2

The number reported in the third column indicates since which file (see list in section 2) the corresponding auxiliary file has been used. The fourth column is the date of those product files.

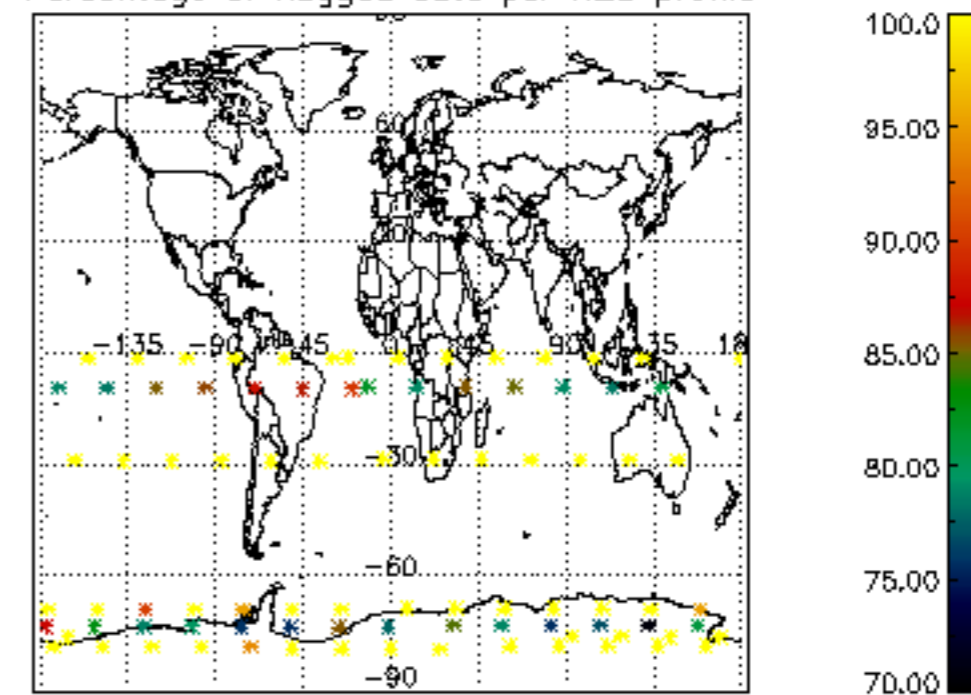
Type	Auxiliary Filename	Used since product	Used since product date
INST_PHYS_CHARACTERISTICS	GOM_INS_AXVIEC20091111_143220_20030716_120000_20500101_000000	1	20-JUL-2004 00:03:39
LEVEL-2_PROC_CONFIG	GOM_PR2_AXVIEC20091111_152718_20020301_000000_20500101_000000	1	20-JUL-2004 00:03:39
CROSS_SECTIONS_FILE	GOM_CRS_AXVIEC20091111_154832_20020301_000000_20500101_000000	1	20-JUL-2004 00:03:39



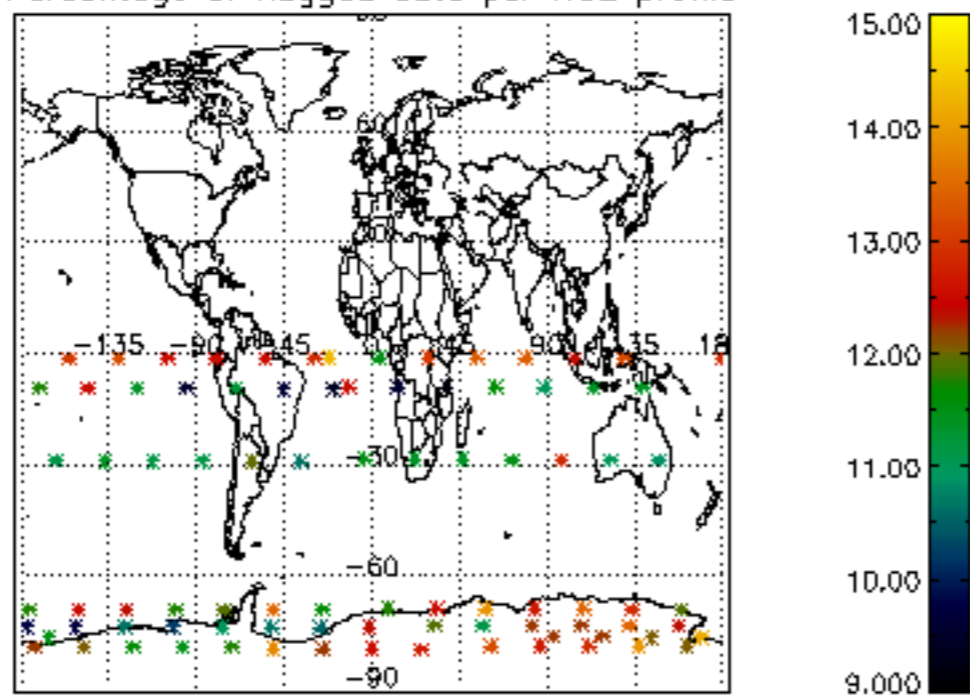
Percentage of flagged data per D3 profile



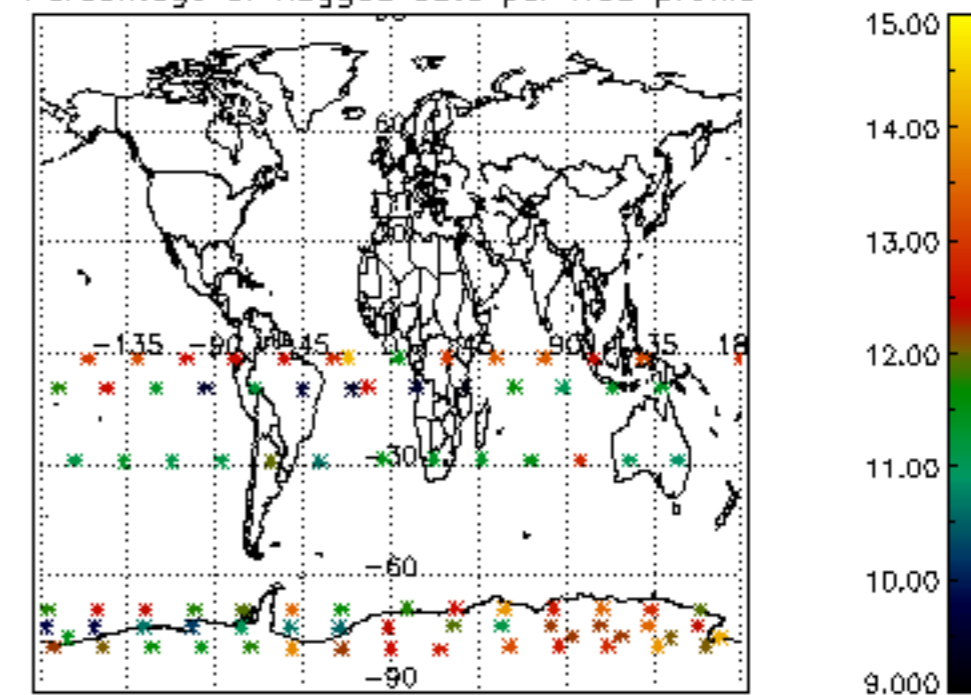
Percentage of flagged data per H2O profile

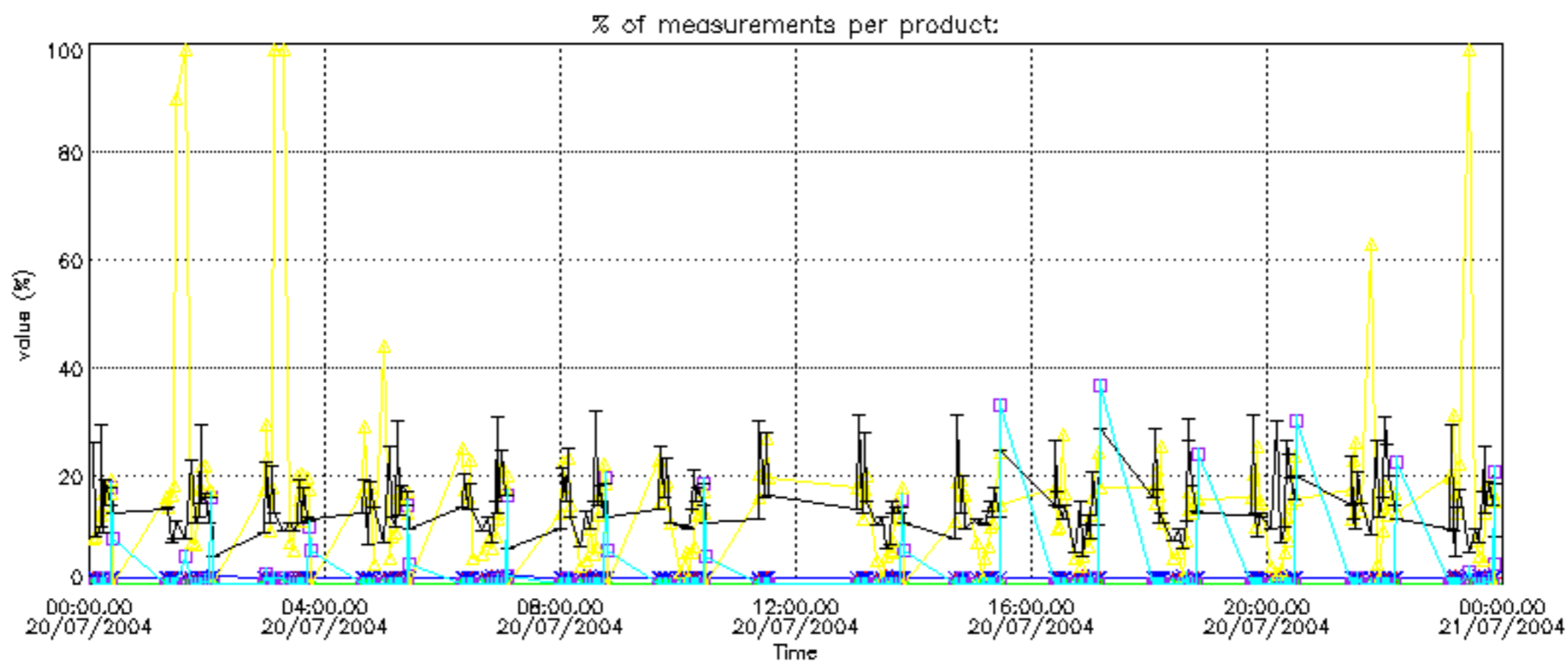


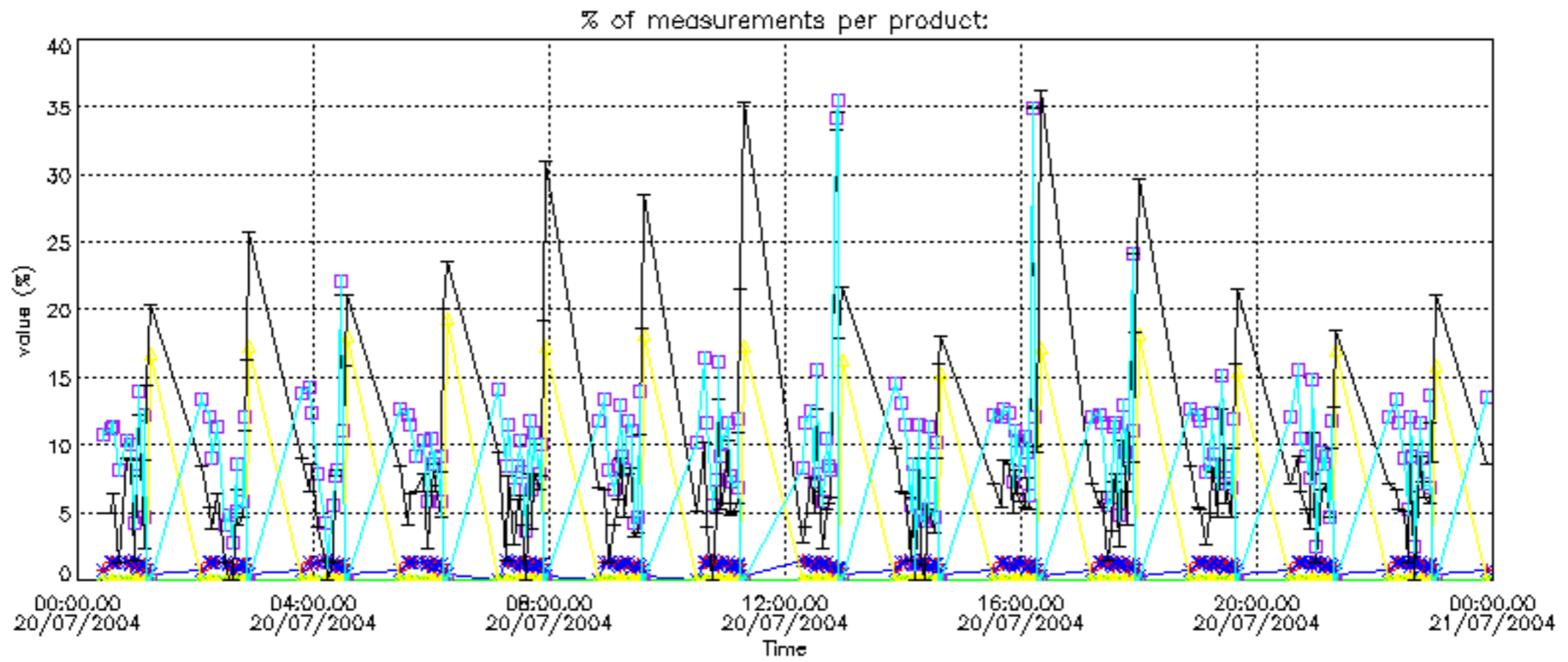
Percentage of flagged data per NO2 profile



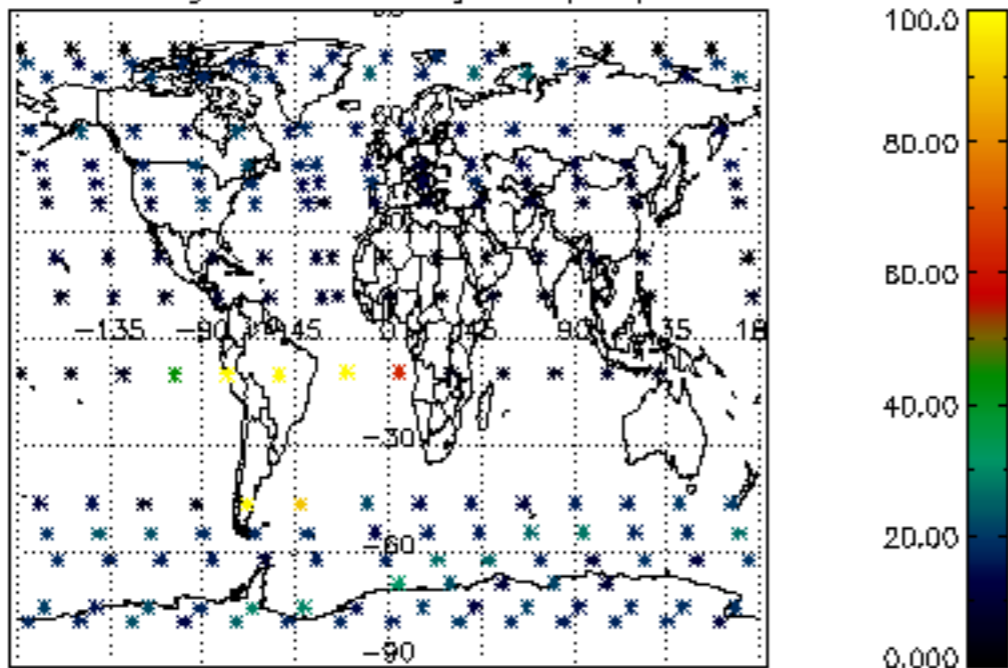
Percentage of flagged data per NO3 profile



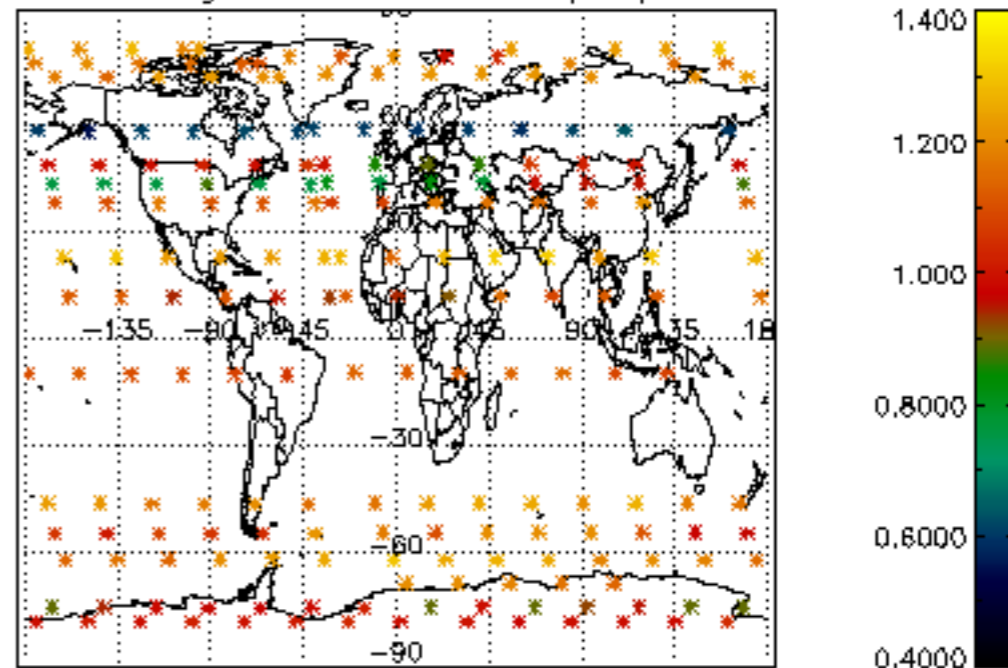




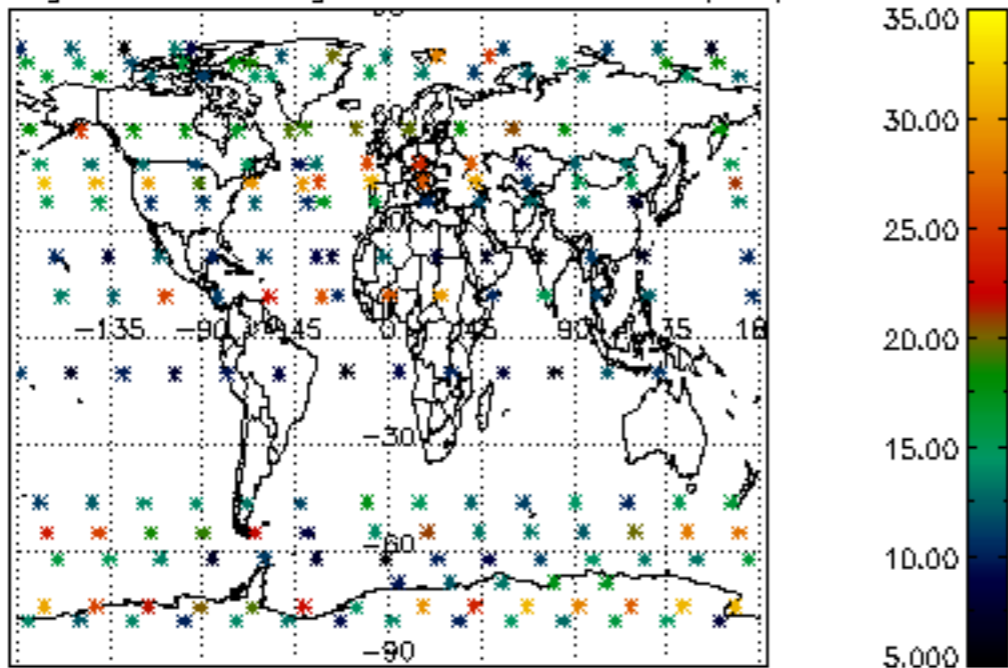
Percentage of cosmic ray hits per profile



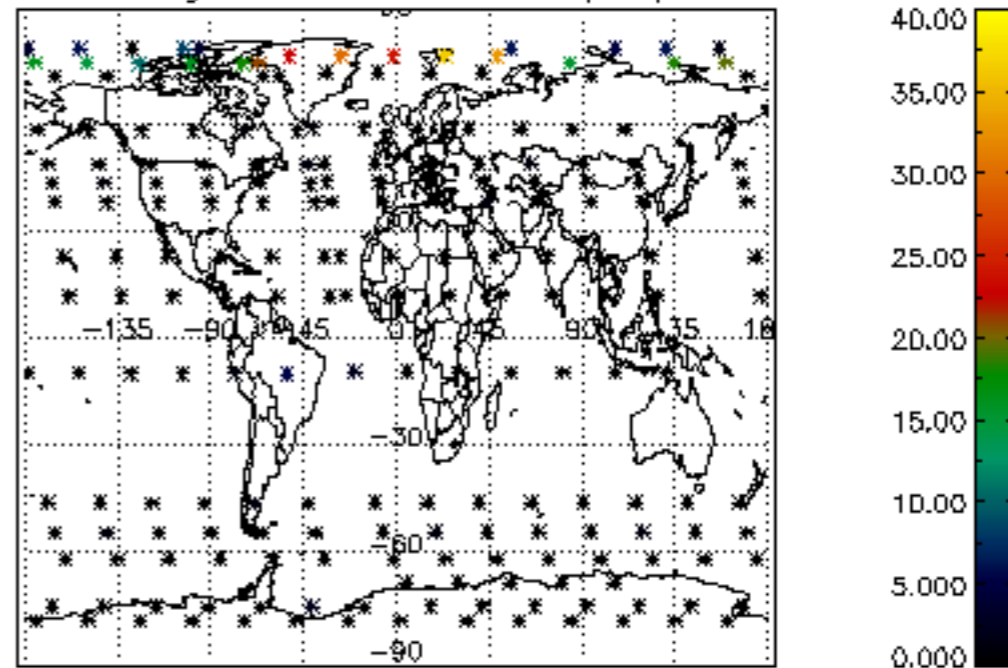
Percentage of datation errors per profile



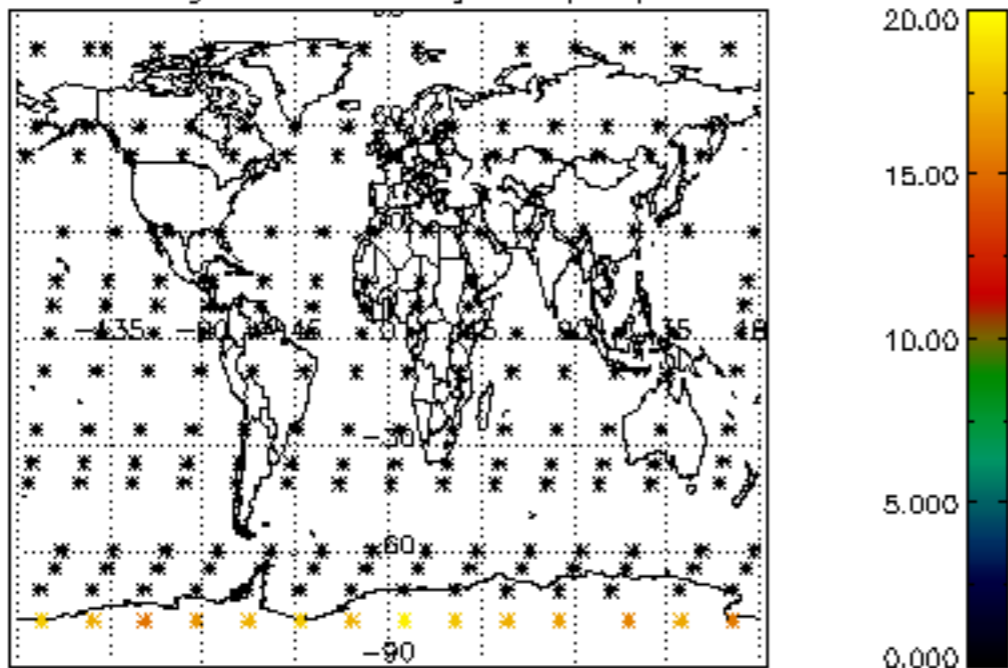
Percentage of star falling outside central band per profile



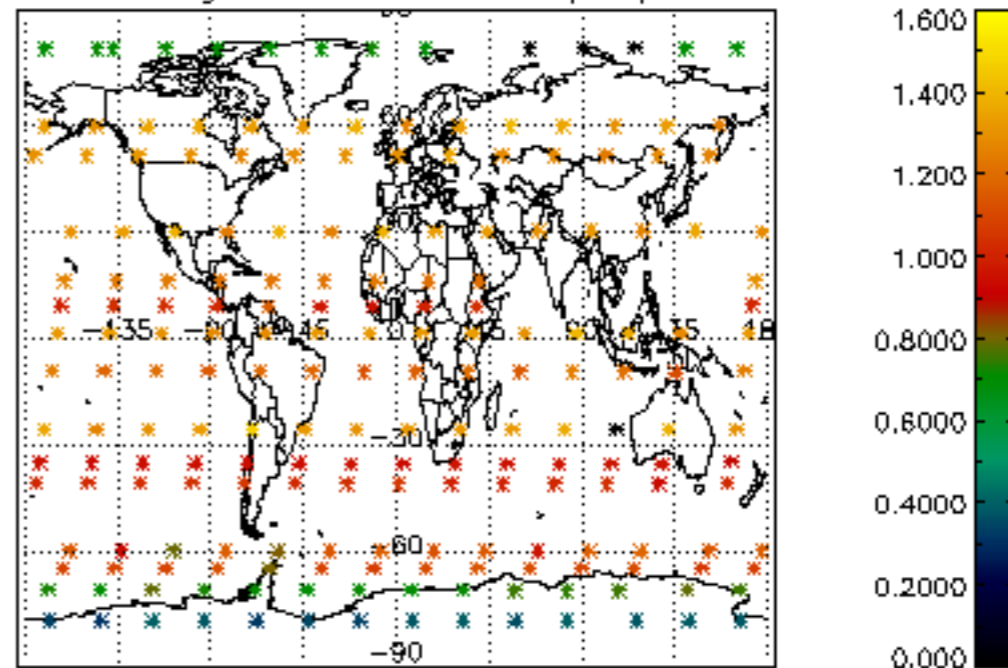
Percentage of saturation errors per profile



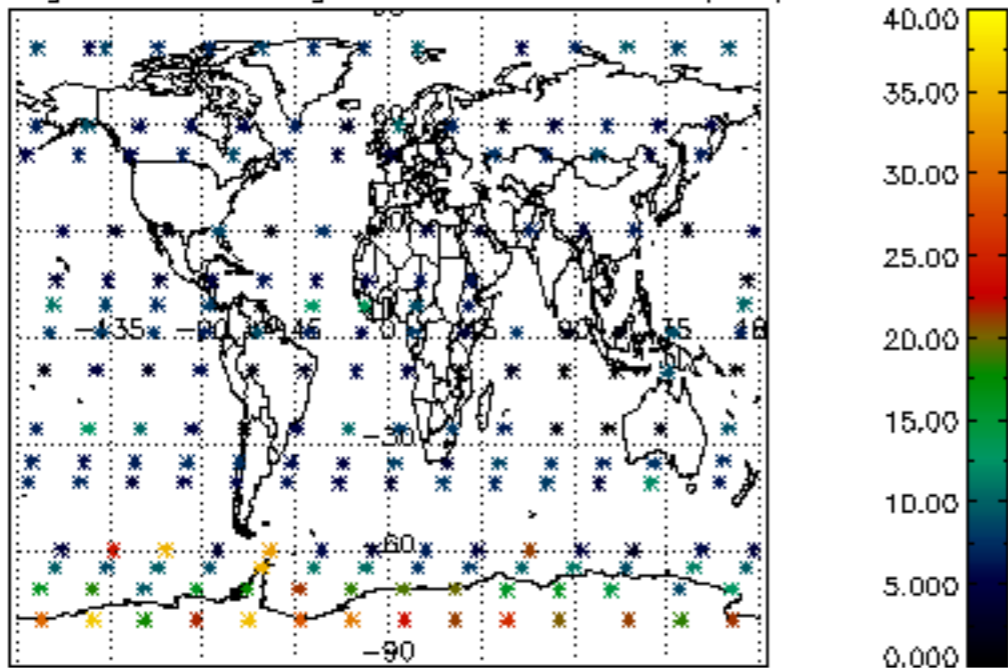
Percentage of cosmic ray hits per profile



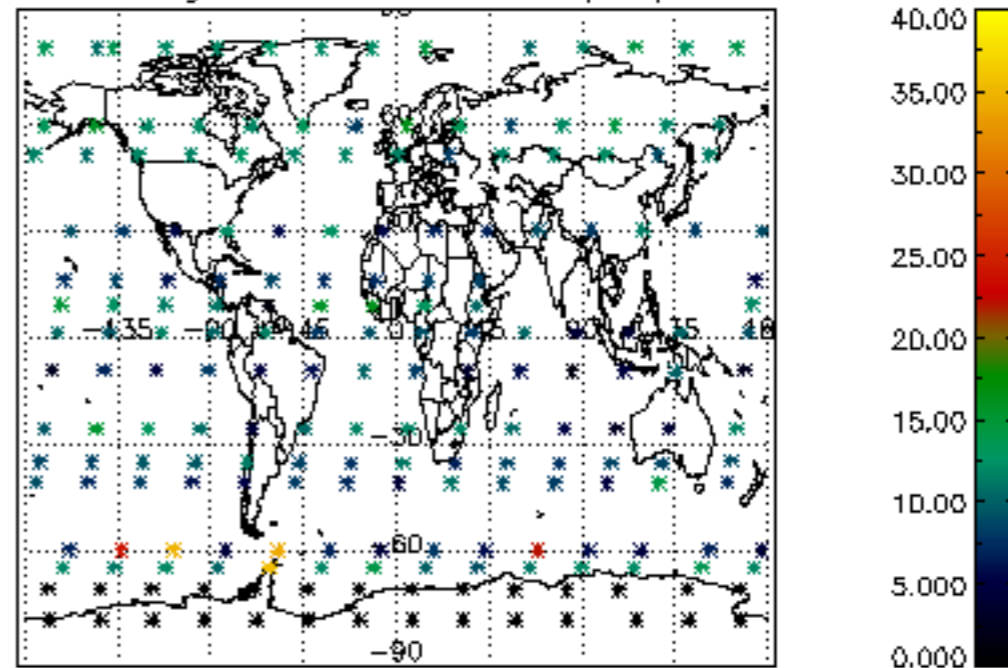
Percentage of datation errors per profile

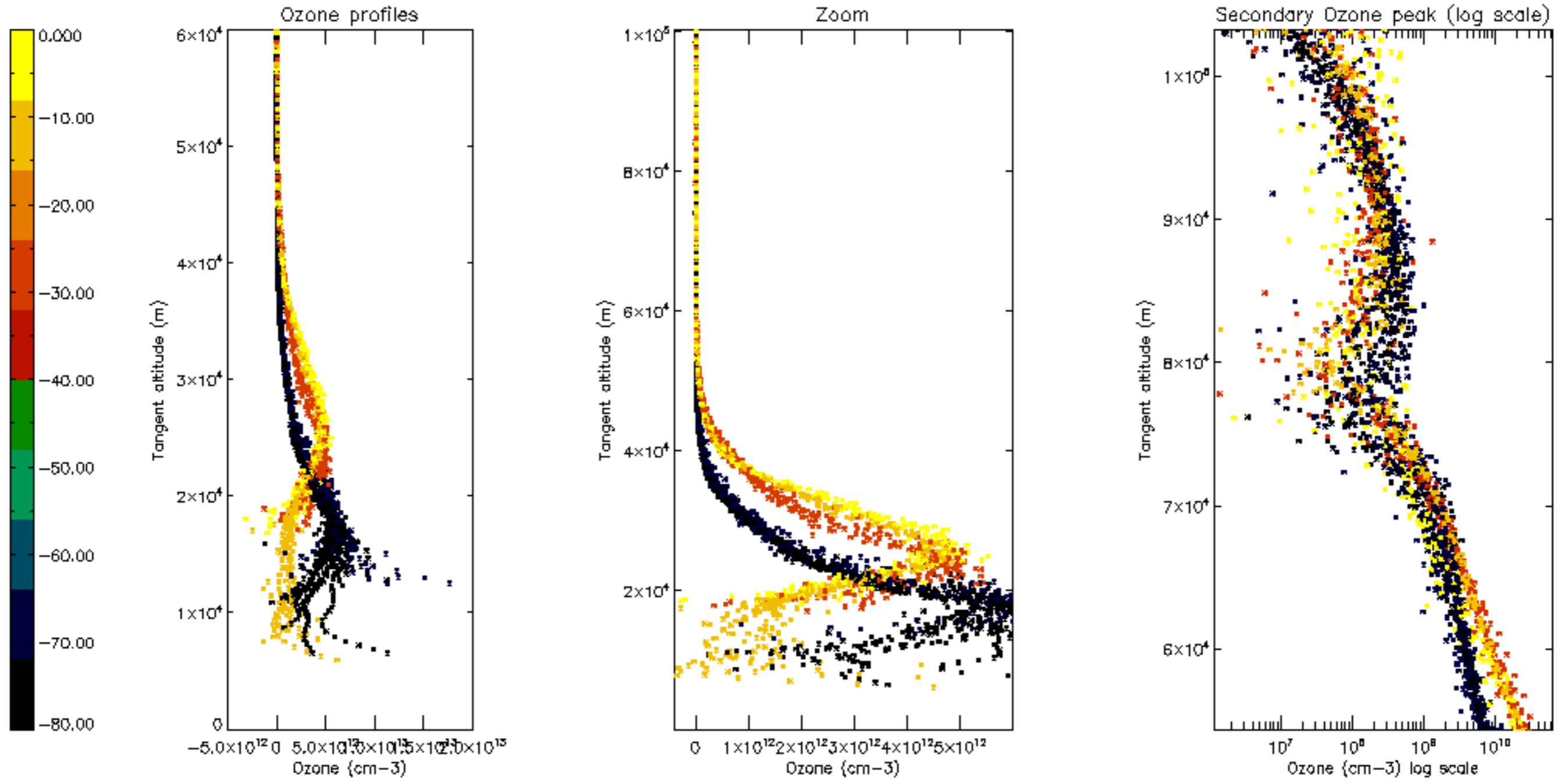


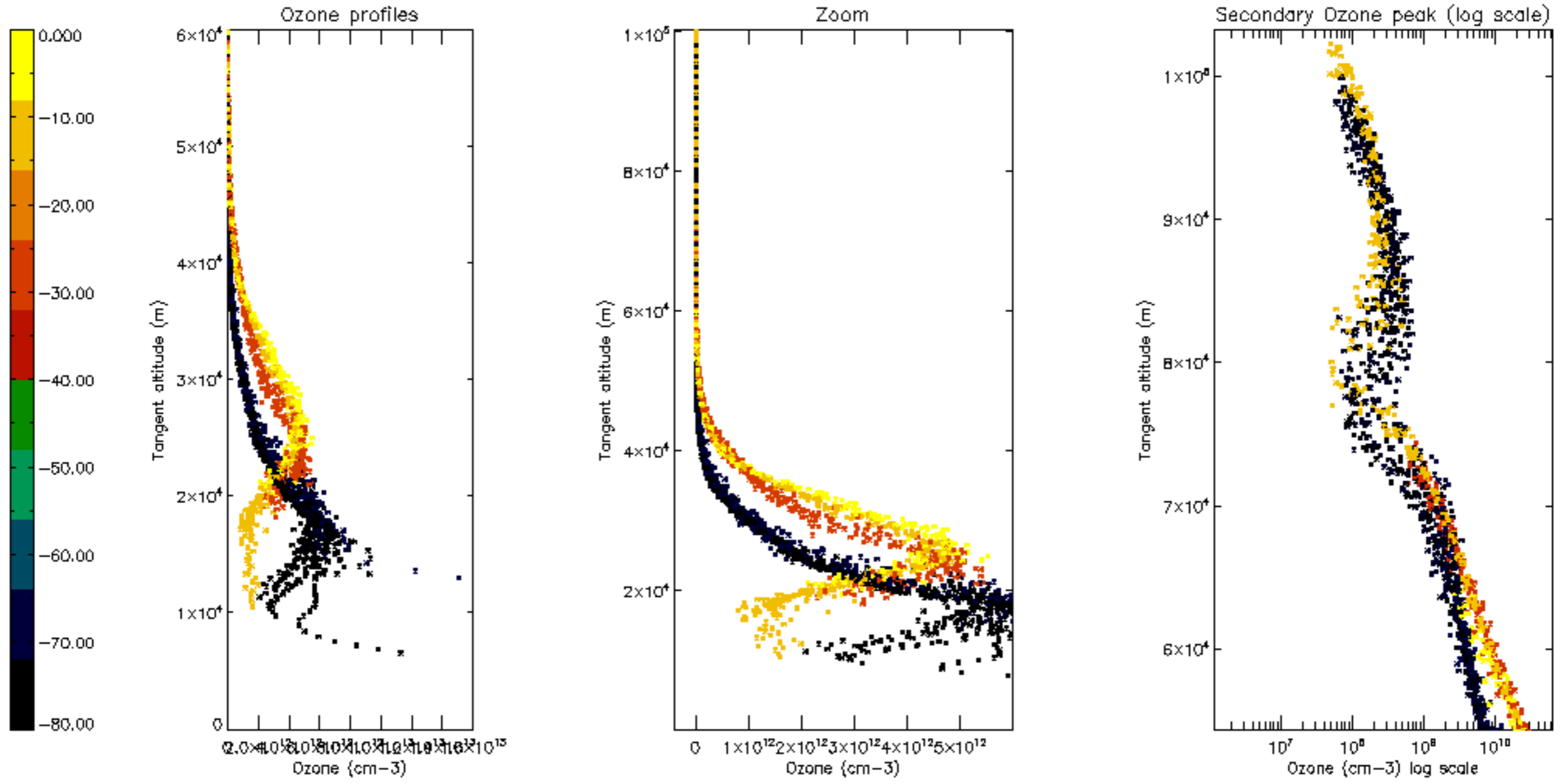
Percentage of star falling outside central band per profile

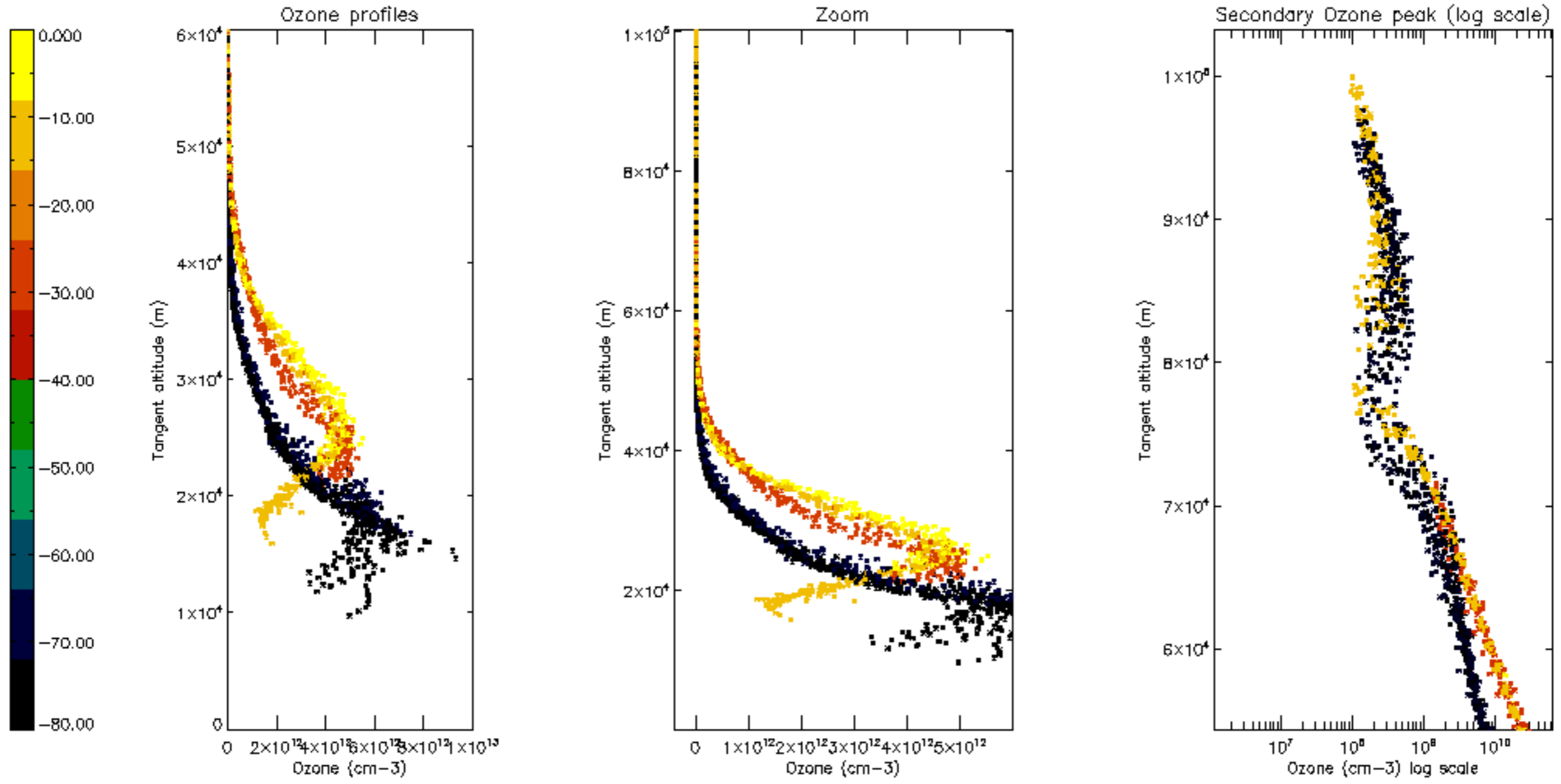


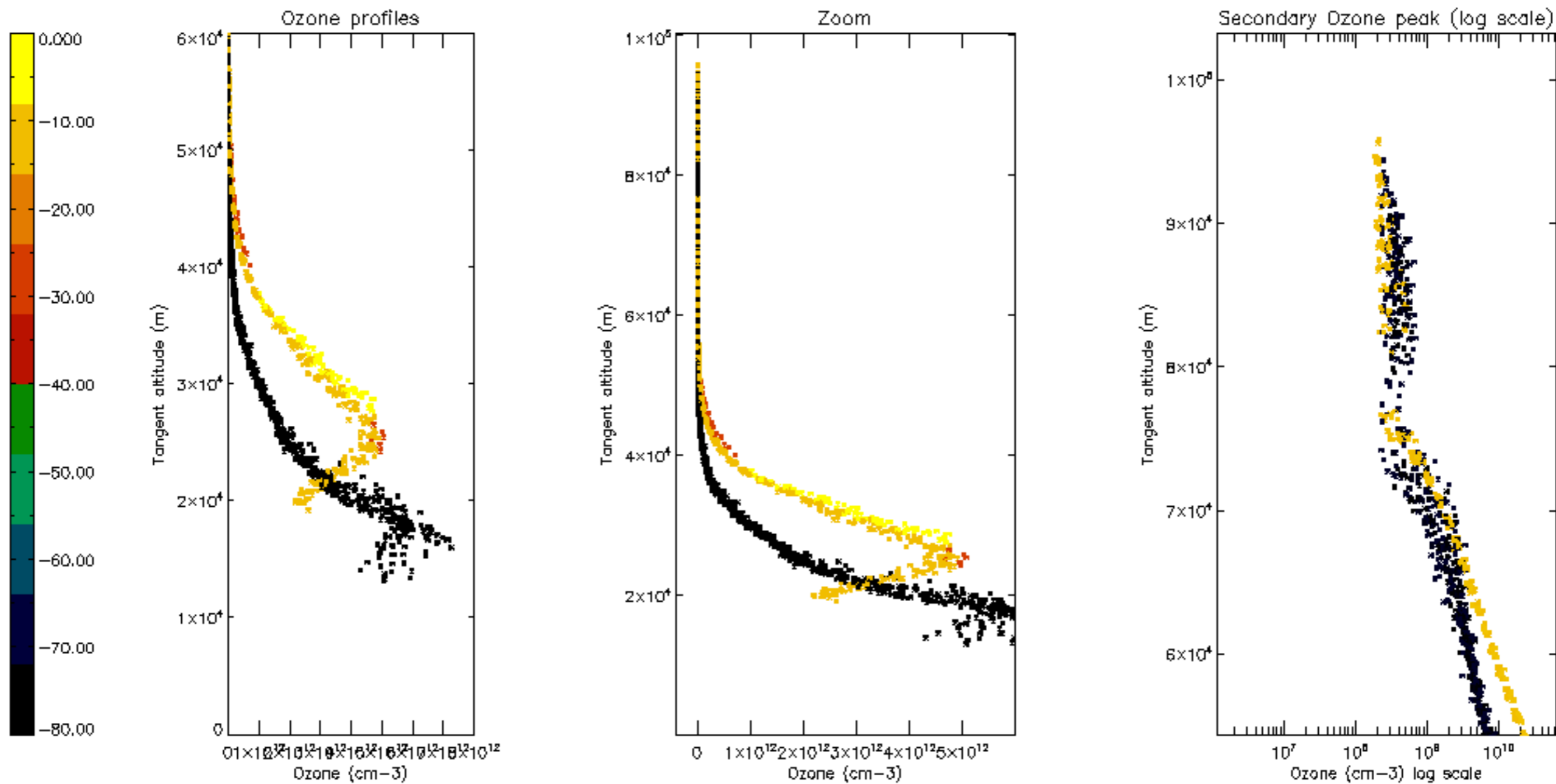
Percentage of saturation errors per profile

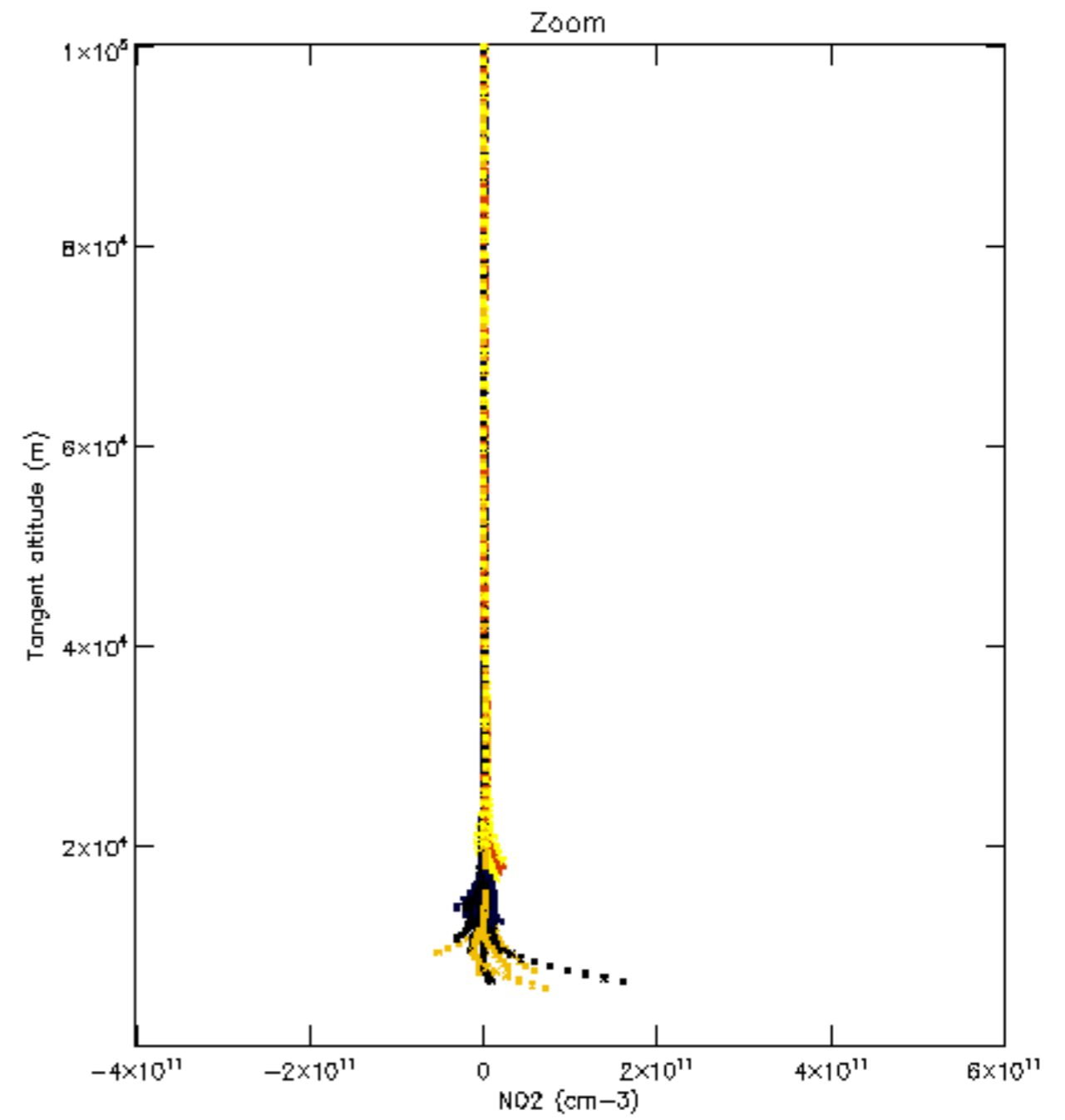
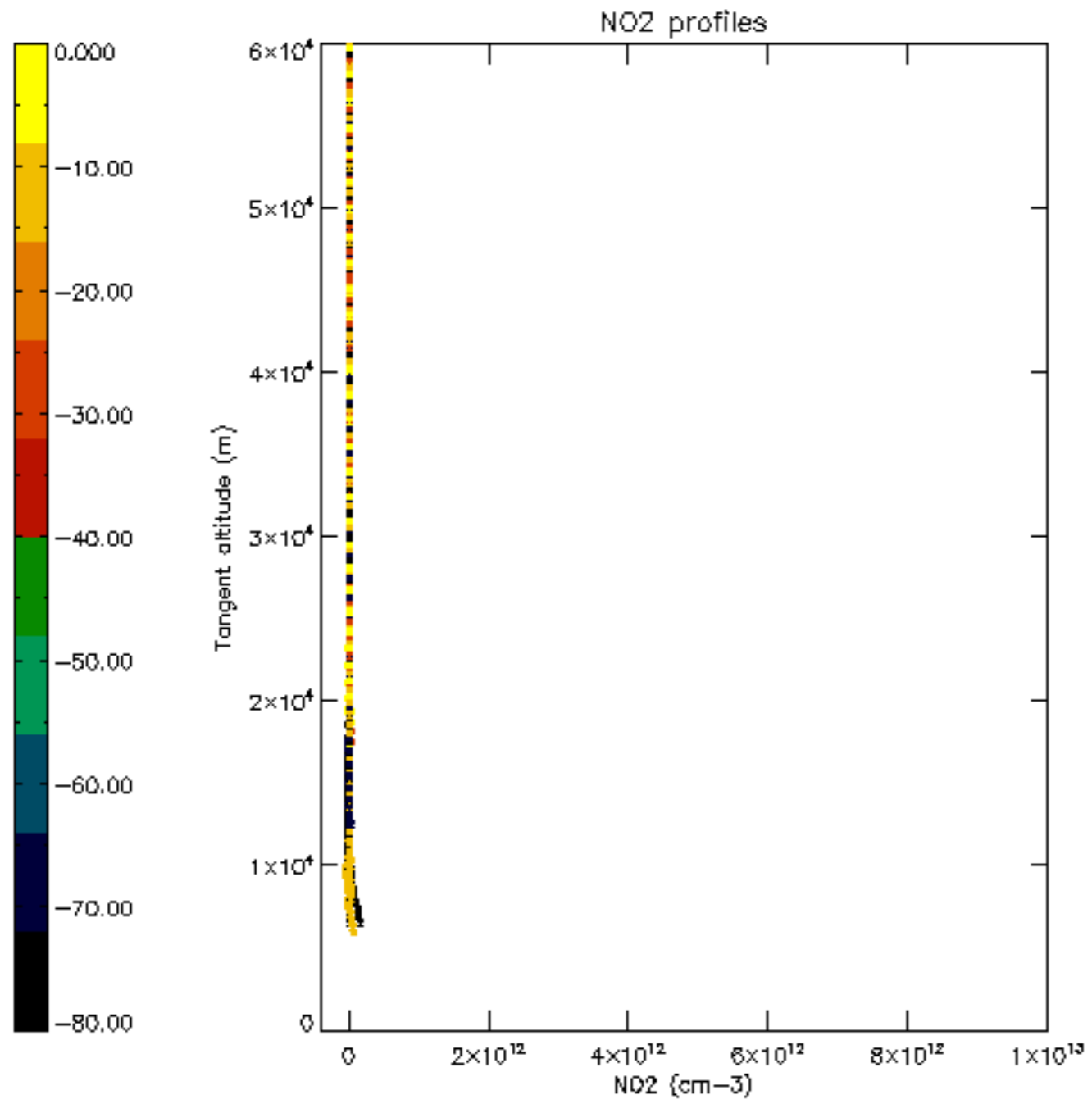


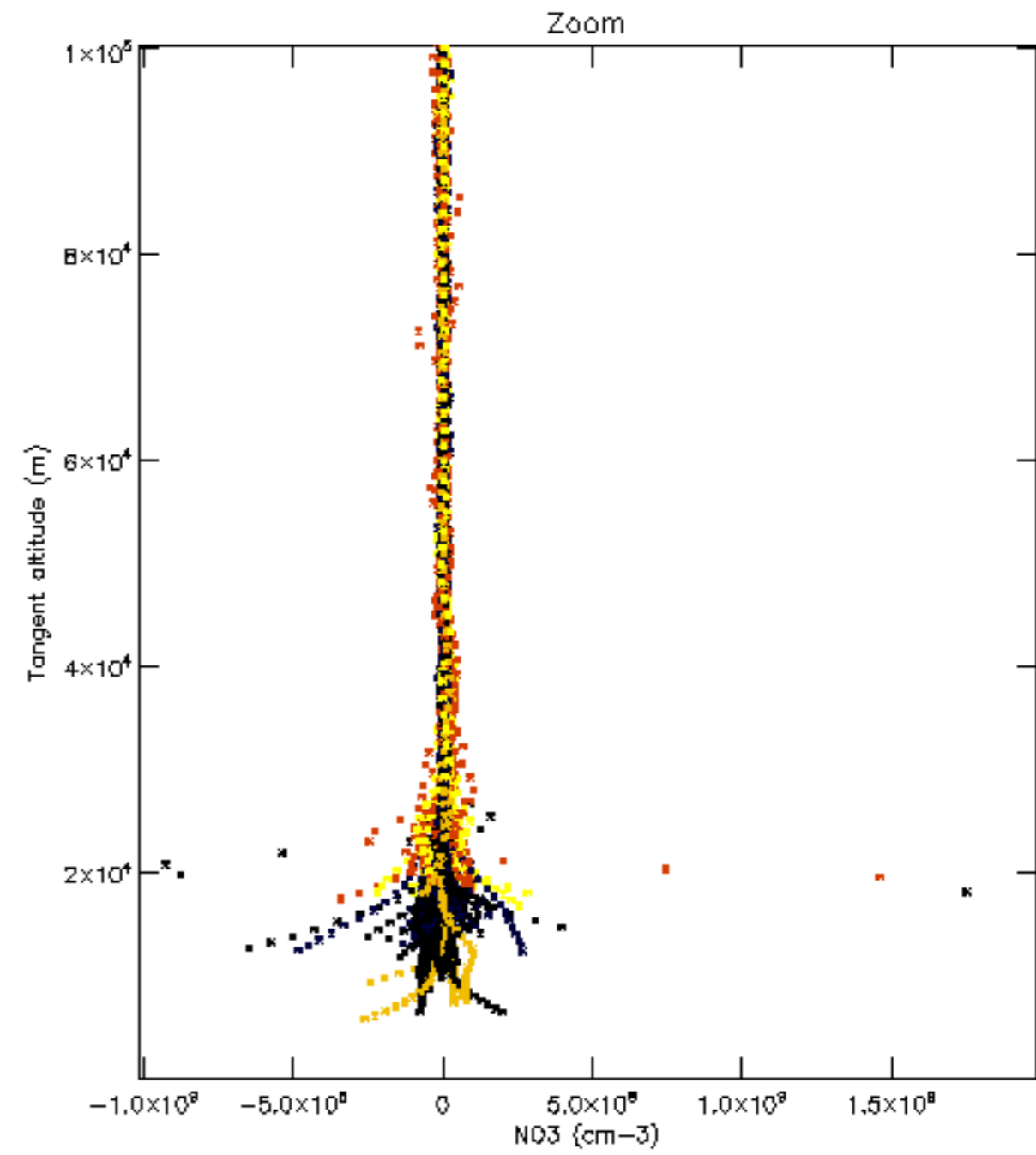
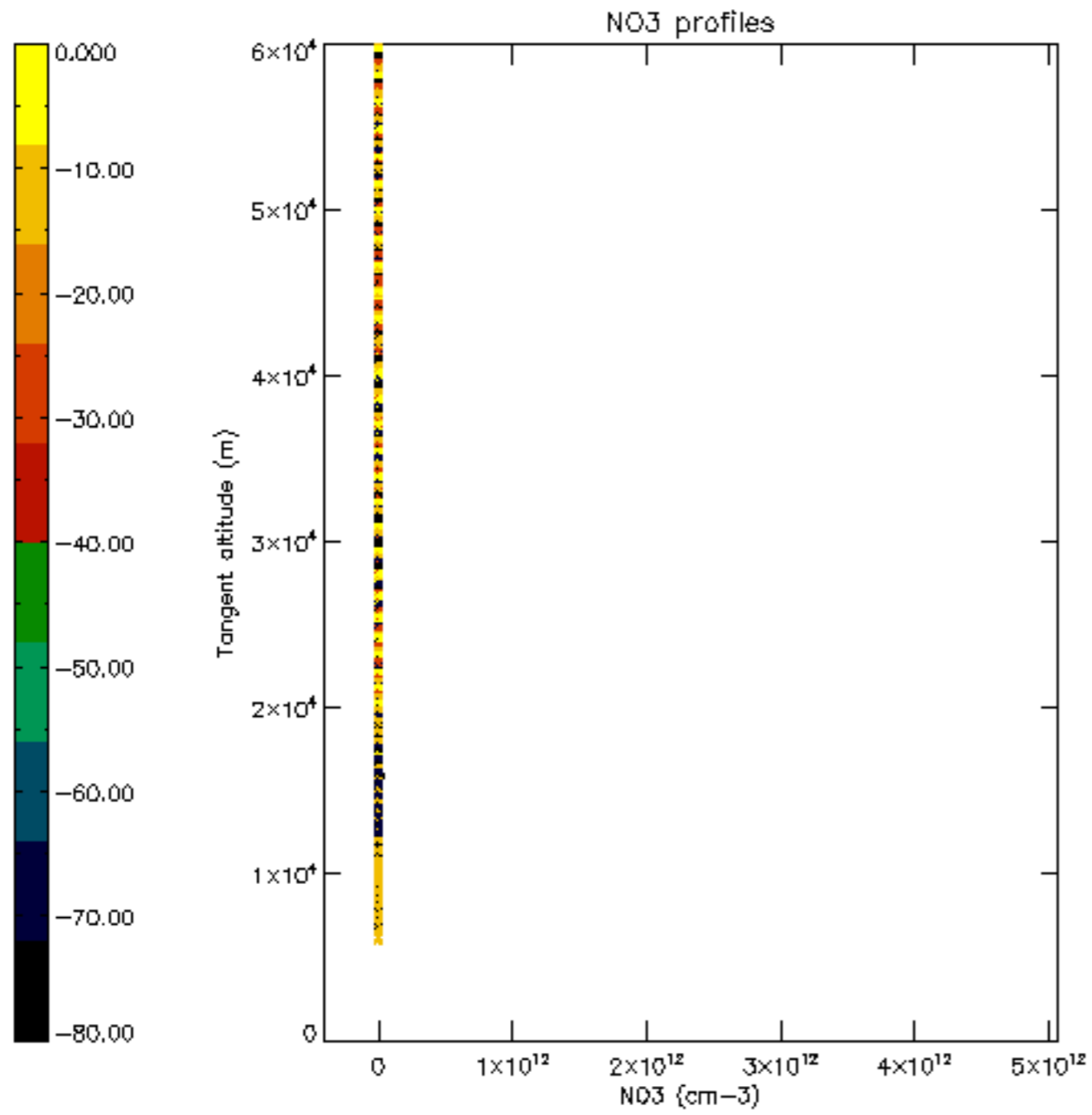


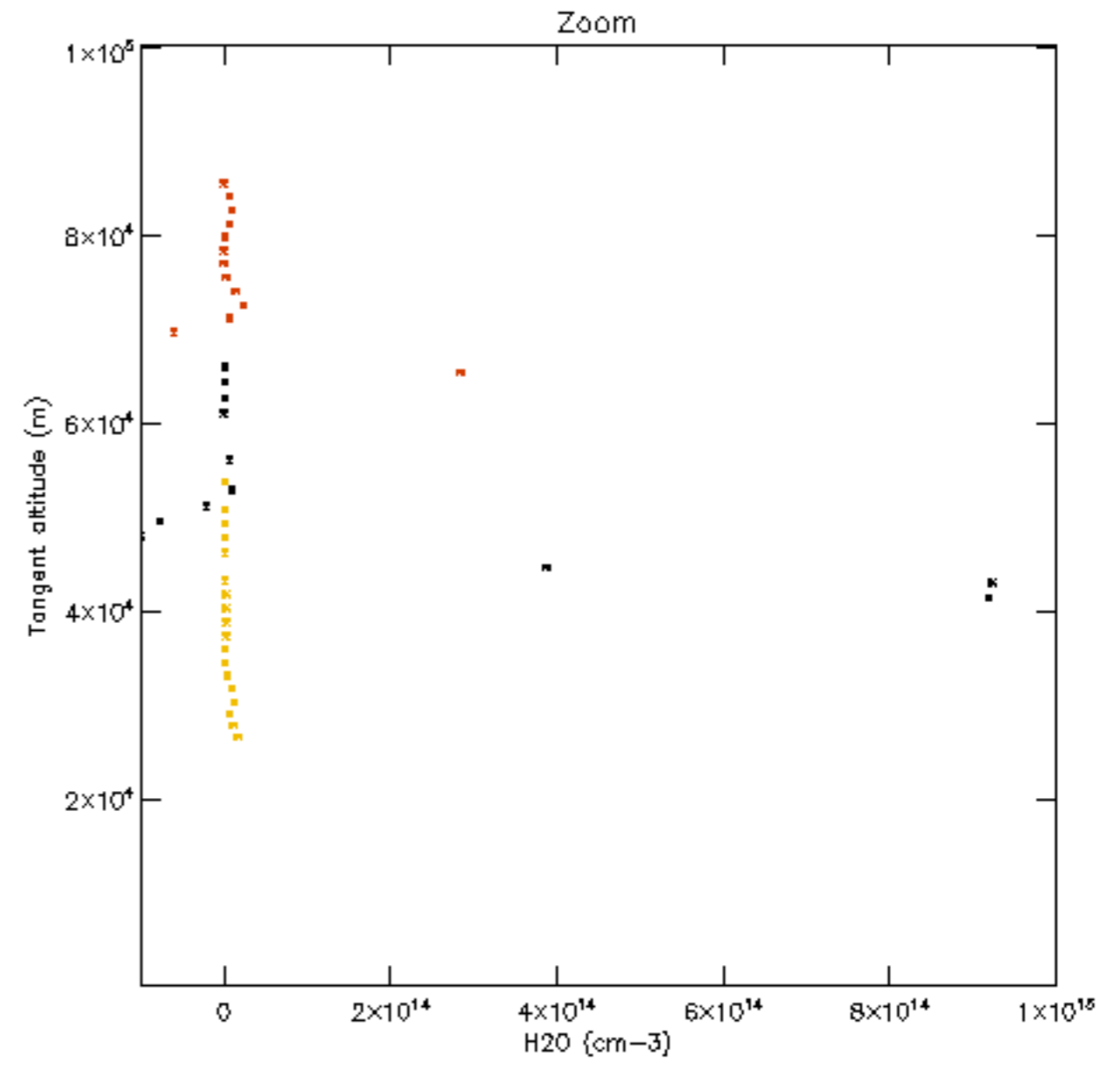
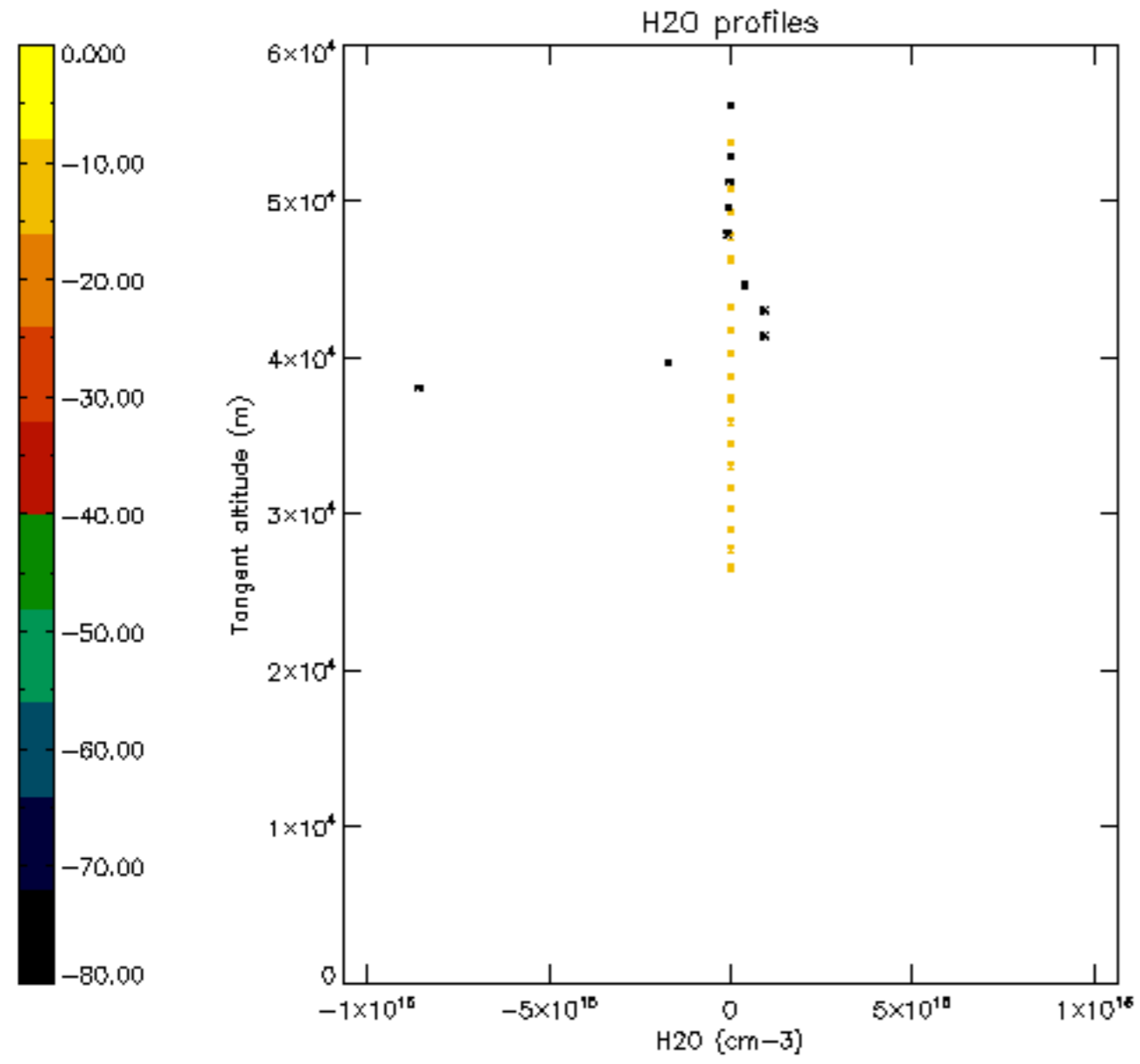


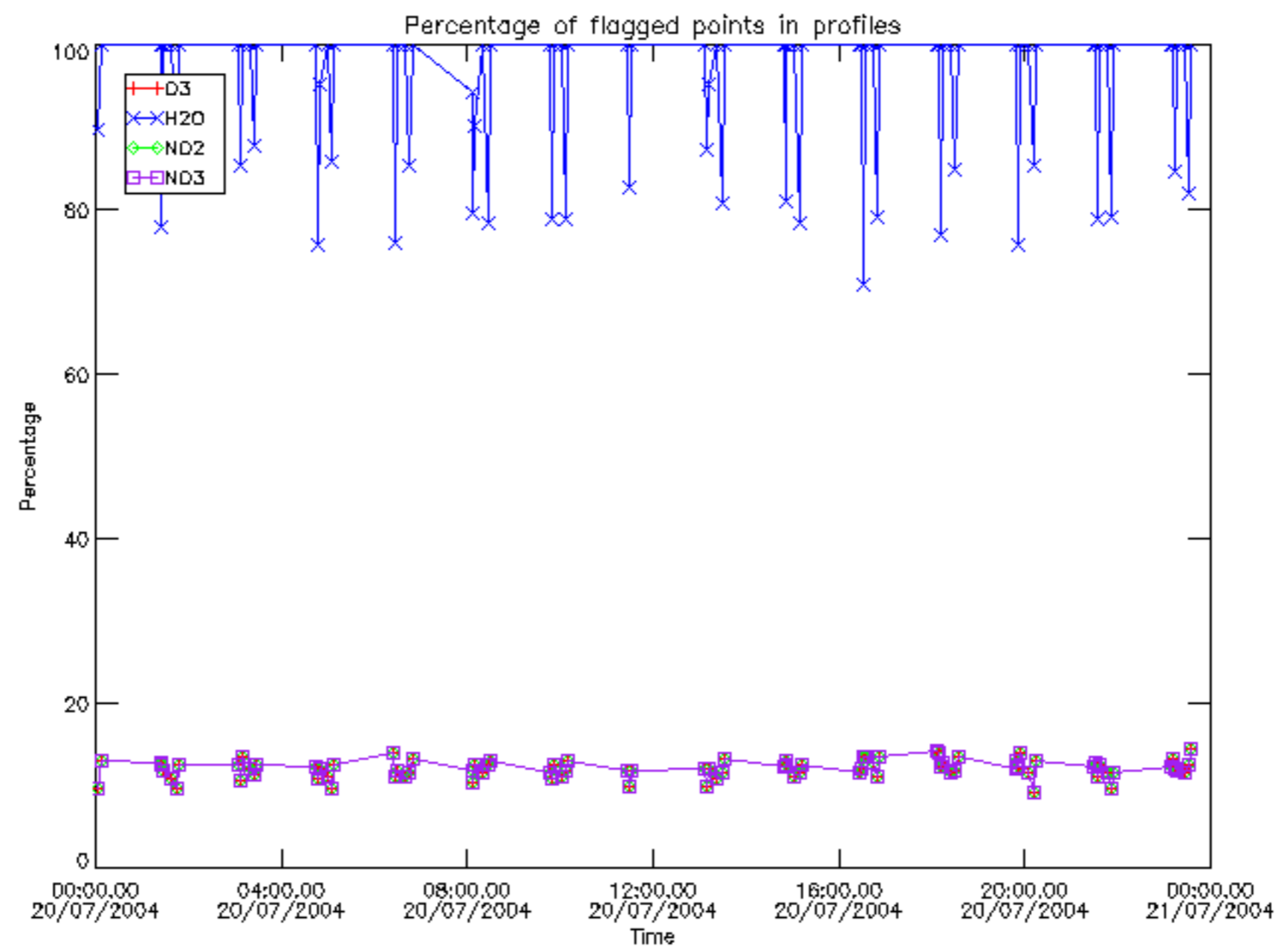




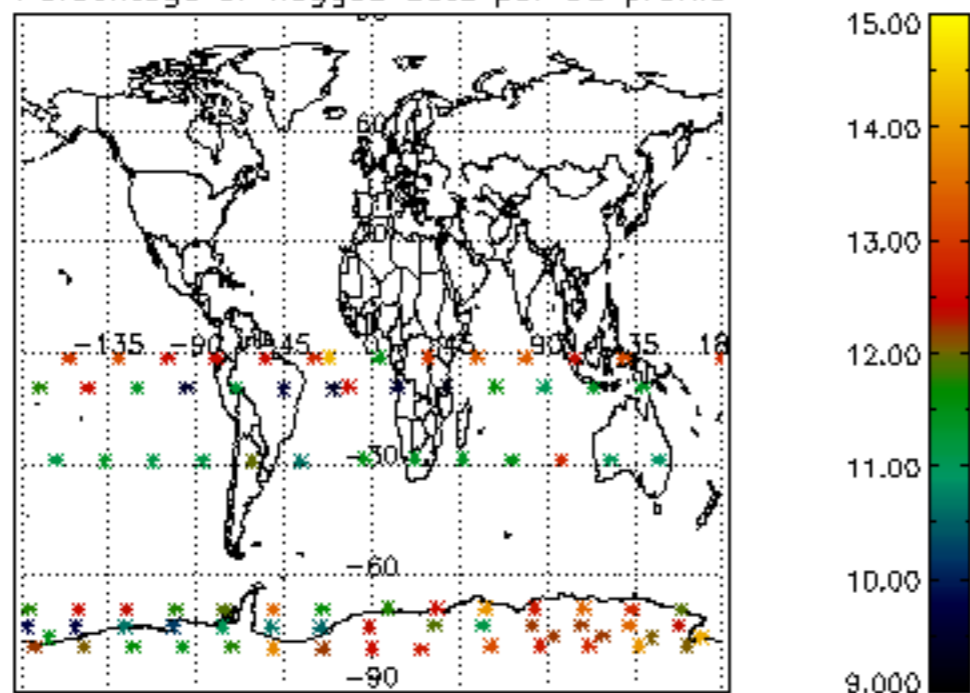




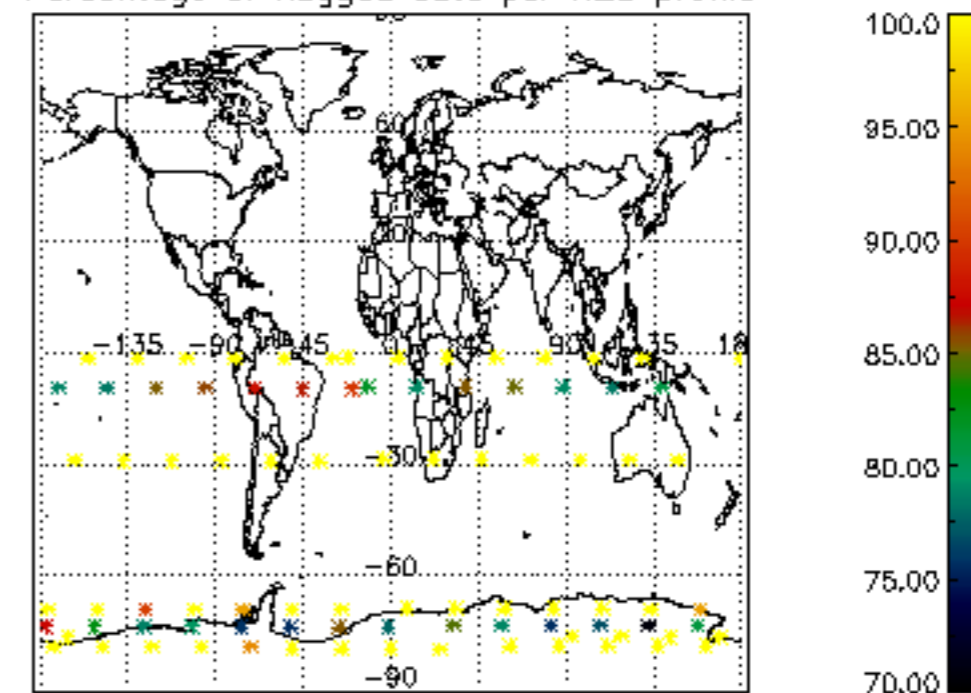




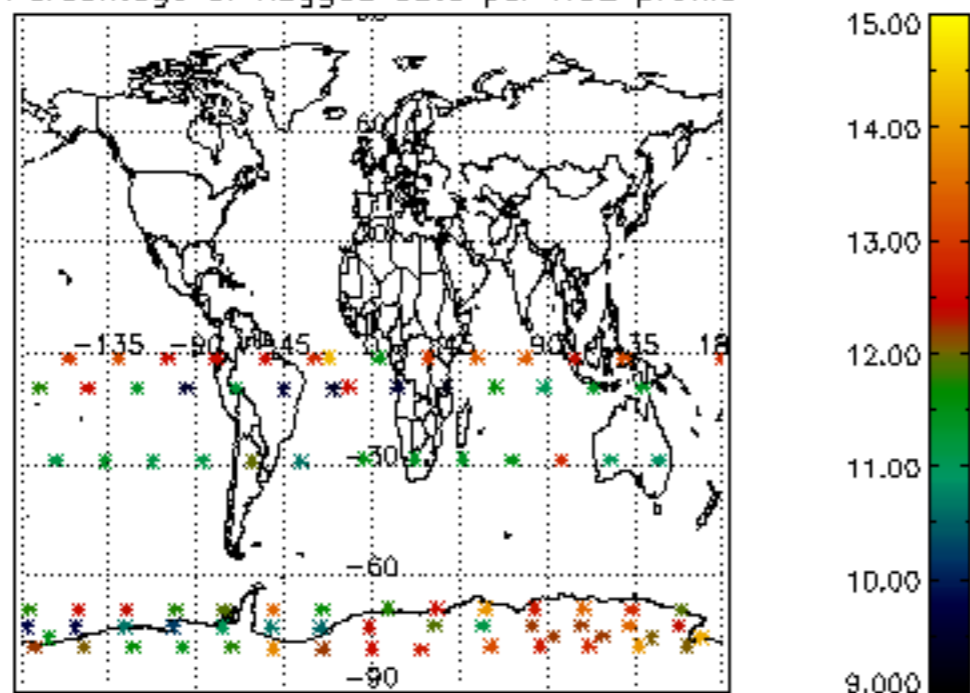
Percentage of flagged data per D3 profile



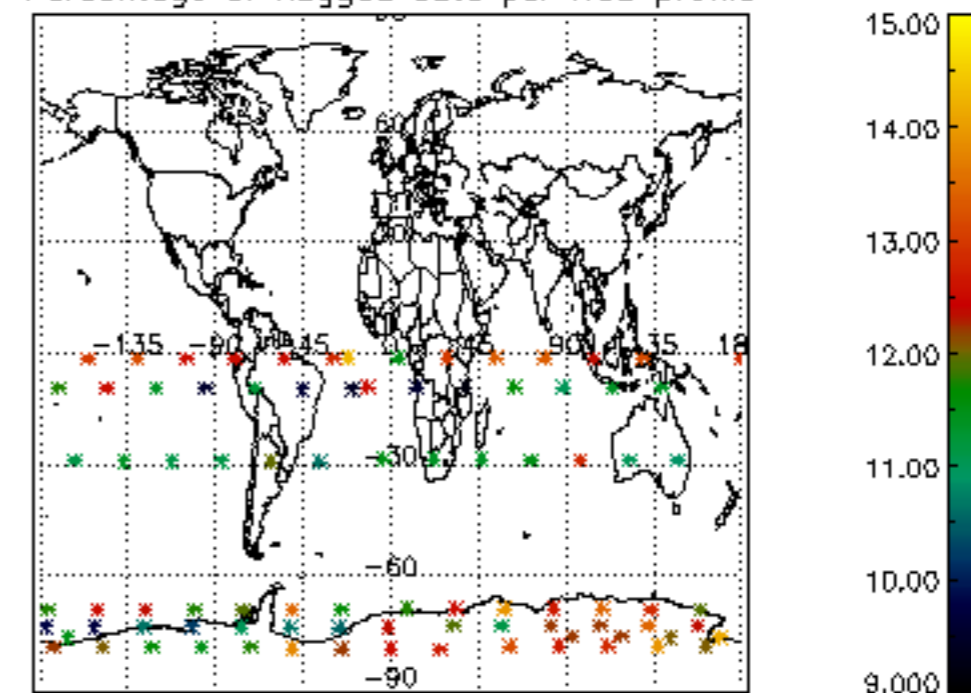
Percentage of flagged data per H2O profile

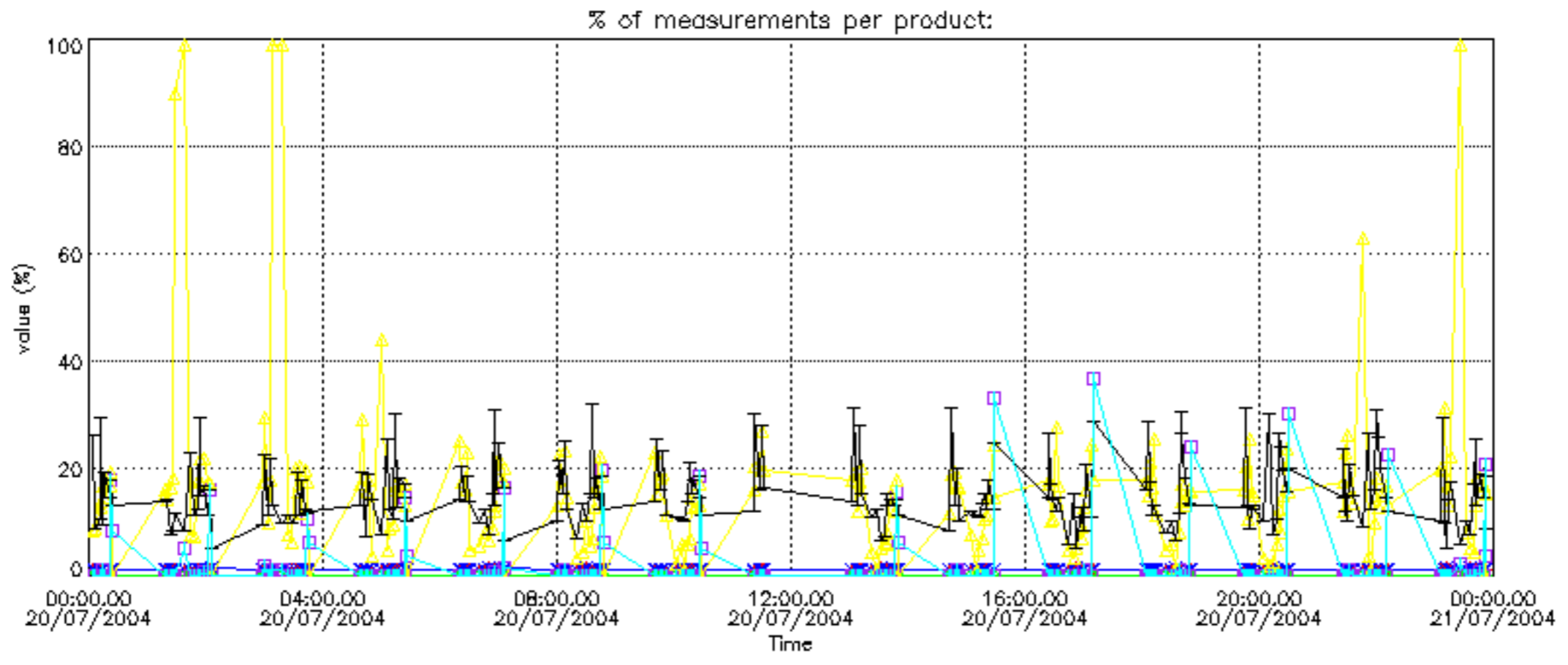


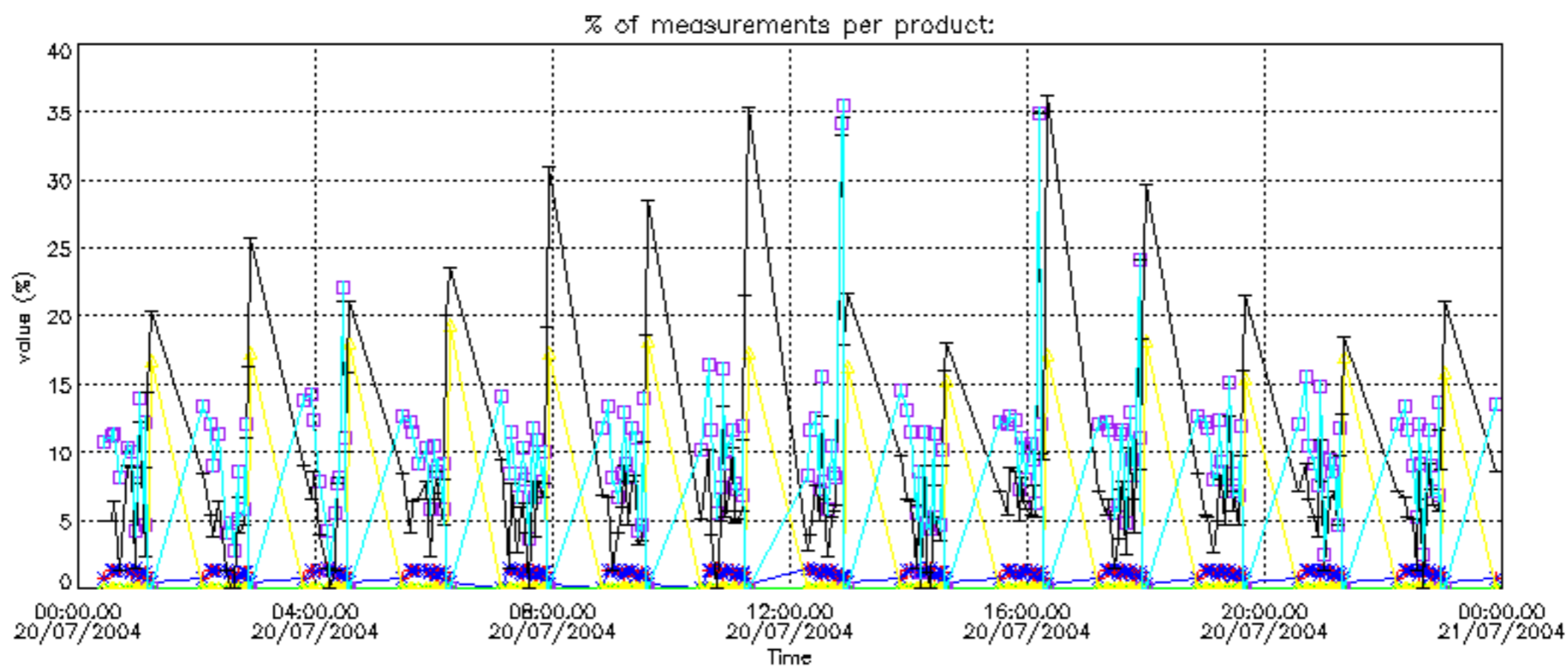
Percentage of flagged data per NO2 profile



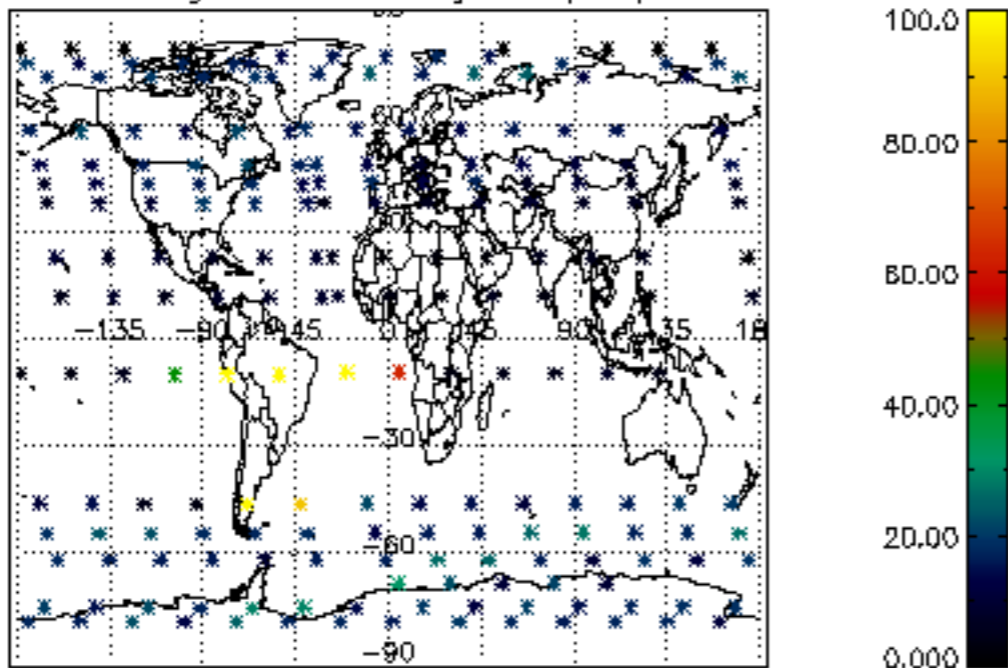
Percentage of flagged data per NO3 profile



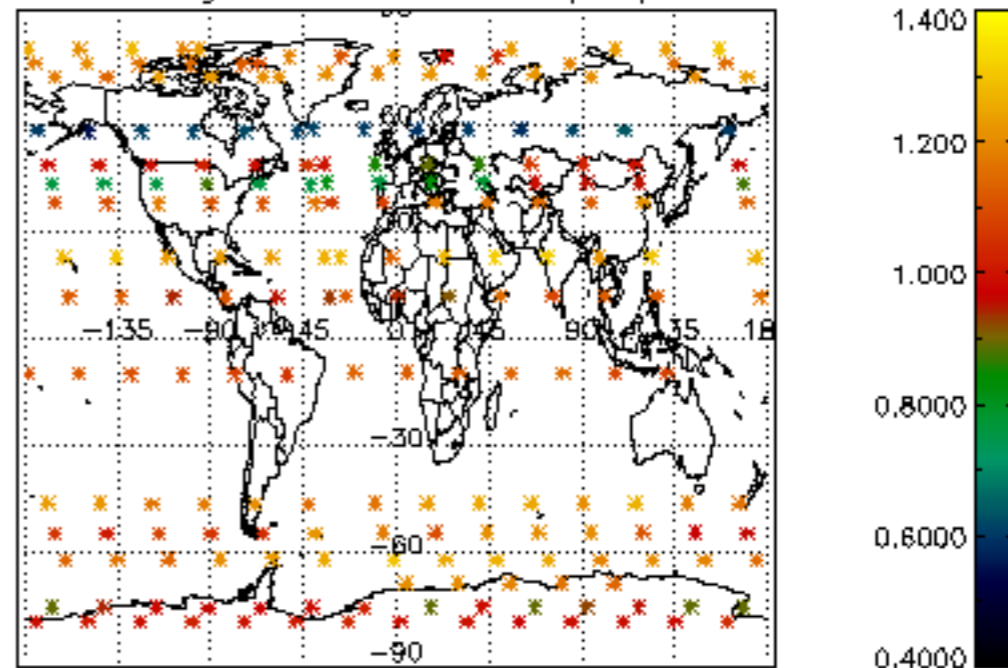




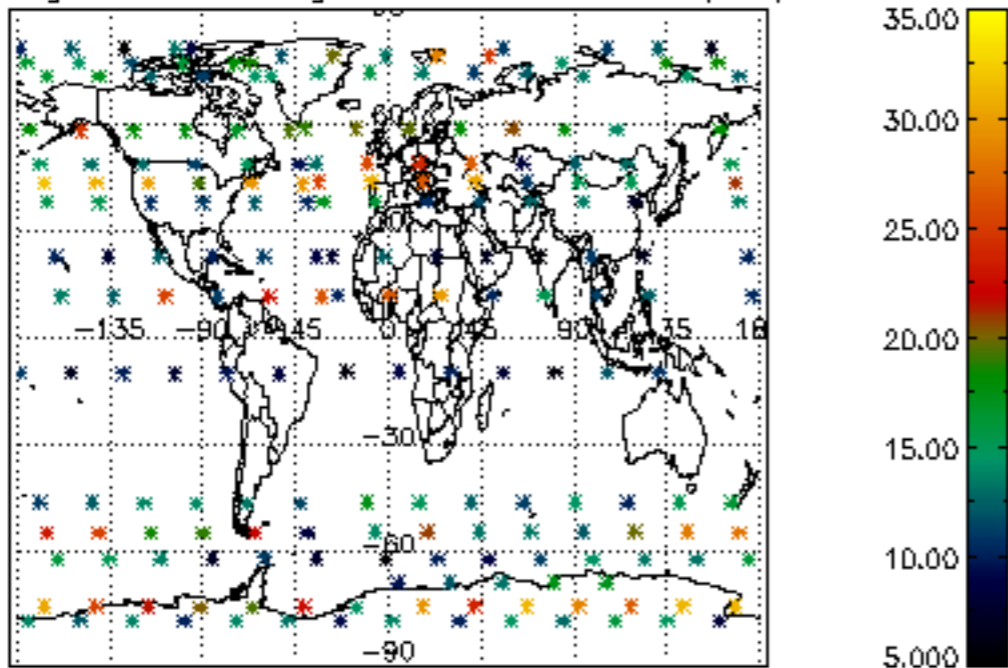
Percentage of cosmic ray hits per profile



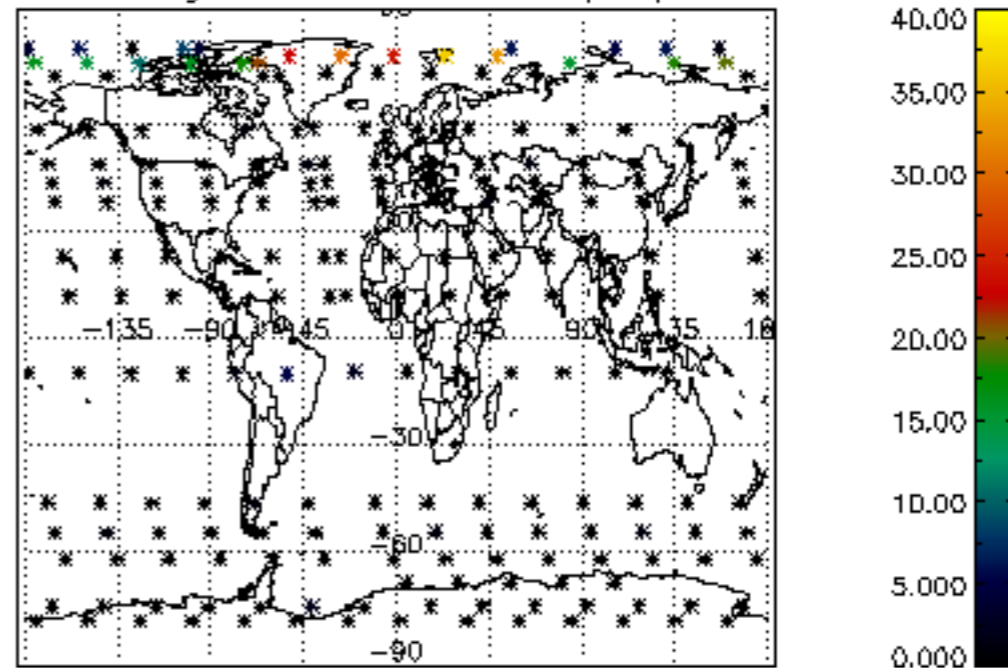
Percentage of datation errors per profile



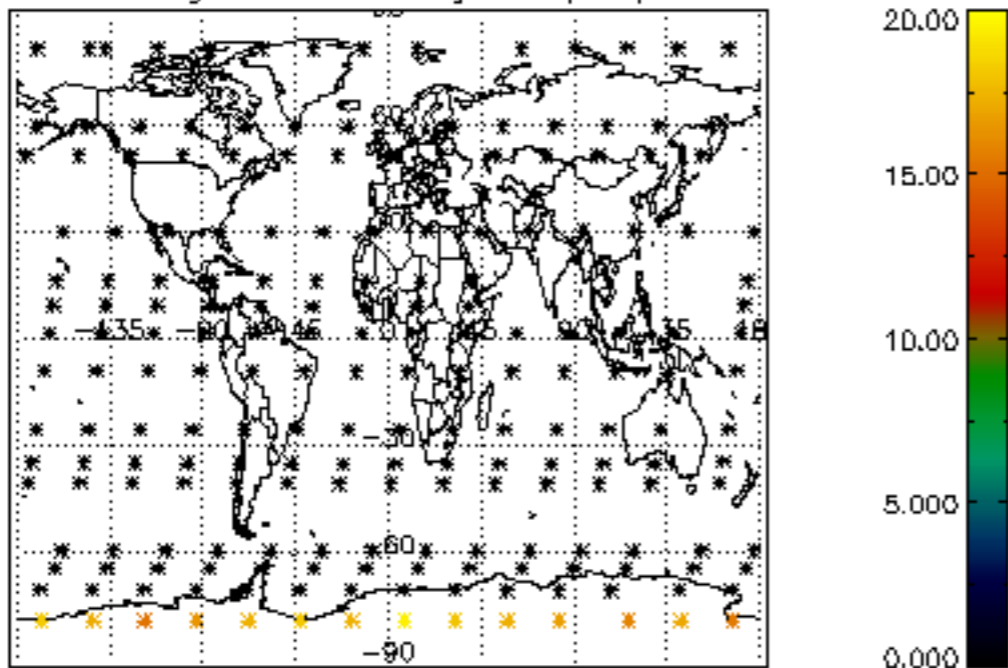
Percentage of star falling outside central band per profile



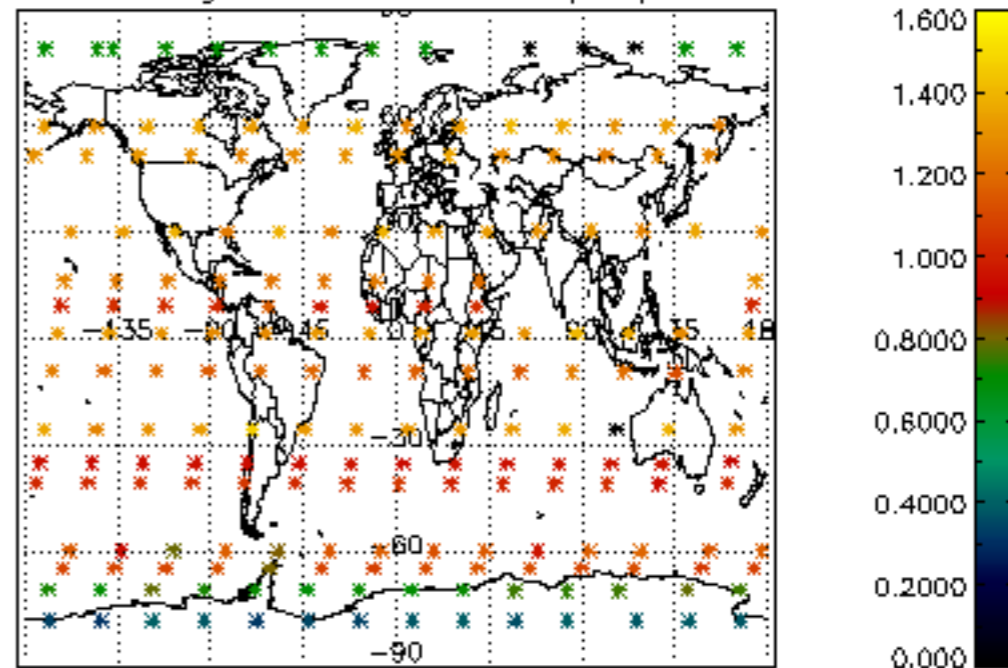
Percentage of saturation errors per profile



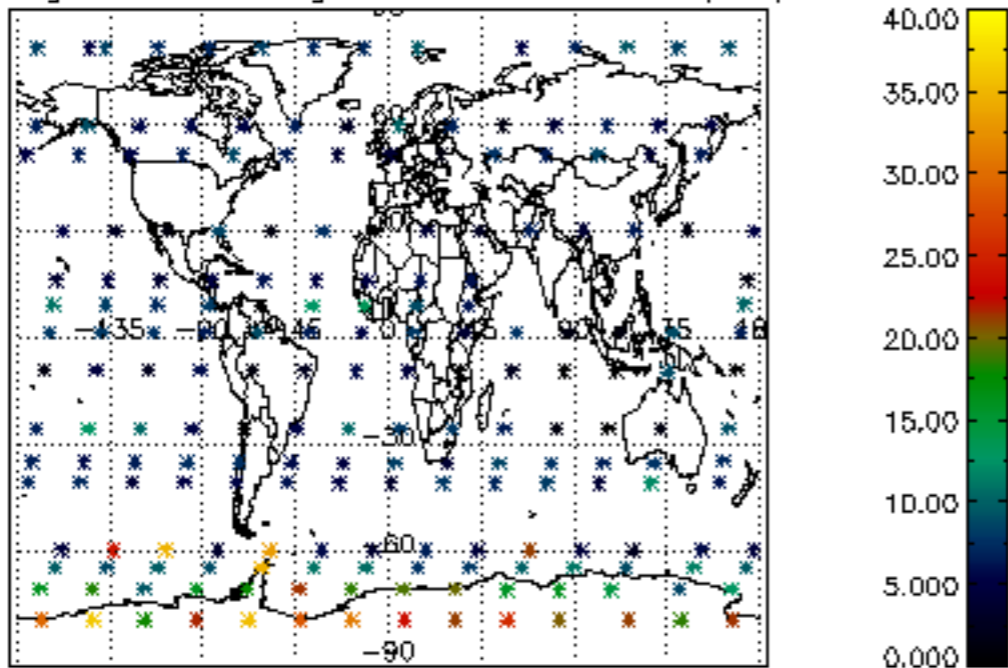
Percentage of cosmic ray hits per profile



Percentage of datation errors per profile



Percentage of star falling outside central band per profile



Percentage of saturation errors per profile

