

GOMOS Level 2 Daily Report

SUMMARY

[1. General Info](#)

[2. Summary of processed GOM_NL_2P products](#)

[3. Level 2 Quality information per product](#)

[3.1 Plot of level 2 quality information per product \(time dependant\)](#)

[3.2 Plot of level 2 quality information per product \(world map\)](#)

[4. Level 1 Quality information per product \(stored on level 2 products\)](#)

[4.1 Plot of level 1 quality information per product \(time dependant\)](#)

[4.1.1 Plot of level 1 quality information per product \(time dependant\): ASCENDING](#)

[4.1.2 Plot of level 1 quality information per product \(time dependant\): DESCENDING](#)

[4.2 Plot of level 1 quality information per product \(world map\)](#)

[4.2.1 Plot of level 1 quality information per product \(world map\): ASCENDING](#)

[4.2.2 Plot of level 1 quality information per product \(world map\): DESCENDING](#)

[5. Ozone profiles based on quality statistics and other trace gas profiles](#)

[5.1 Ozone statistics based on quality of products](#)

[5.2 Plot ozone profiles for all STD \(dark without errors\)](#)

[5.3 Plot ozone profiles where STD < 20% \(dark without errors\)](#)

[5.4. Plot ozone profiles where STD < 10% \(dark without errors\)](#)

[5.5. Plot ozone profiles where STD < 5% \(dark without errors\)](#)

[5.6 Plot NO2 profiles for all STD \(dark without errors\)](#)

[5.7 Plot NO3 profiles for all STD \(dark without errors\)](#)

[5.8 Plot H2O profiles \(only for occultations of stars 1,2,3,4,13,14,16,26,63 dark without errors\) for all STD](#)

[6. Auxiliary Data Files used for the production reported in section 2](#)

This report presents the daily analysis on parameters extracted from GOMOS level 2 data (GOM_NL__2P). It is intended to monitor some important parameters that will impact the quality of these products. A list of level 2 products (and content) that have arrived during the reporting day to the PCF is also given.

Item	Value
Time of report generation	19APR2013 06:36:36
Data source version	GOMOS/6.01
Start time of products	18-07-2004 (18JUL2004 00:00:00)
Stop time of products	19-07-2004 (19JUL2004 00:00:00)
Store outputs in DB	Yes
Nb of level 2 prods	404
Nb of prods with errors	0

2. Summary of processed GOM_NL__2P products.

Nr	Filename	UTC Start time	Limb	Duration	Star Id	Star Name	Star Mag	Star Temp	Nb Meas	Orbit	Prod. error
1	GOM_NL__2PRFIN20040718_000440_000000402028_00374_12452_2834.N1	18-JUL-2004 00:04:40	Bright	39.500	133	40Zet Her	2.8070	6000.0	79	12452	No
2	GOM_NL__2PRFIN20040718_000925_000000392028_00374_12452_2835.N1	18-JUL-2004 00:09:25	Bright	39.000	69	33Gam Dra	2.2310	3800.0	78	12452	No
3	GOM_NL__2PRFIN20040718_001113_000000522028_00374_12452_2836.N1	18-JUL-2004 00:11:13	Bright	51.500	19	50Alp Cyg	1.2460	10500.	103	12452	No
4	GOM_NL__2PRFIN20040718_001612_000000412028_00374_12452_2837.N1	18-JUL-2004 00:16:12	Bright	41.000	89	5Alp Cep	2.4510	8000.0	82	12452	No
5	GOM_NL__2PRFIN20040718_002025_000000402028_00374_12452_2838.N1	18-JUL-2004 00:20:25	Bright	39.500	49	1Alp UMi	1.9900	6300.0	79	12452	No
6	GOM_NL__2PRFIN20040718_002333_000000532028_00374_12452_2839.N1	18-JUL-2004 00:23:33	Bright	53.000	74	11Bet Cas	2.2680	6600.0	106	12452	No
7	GOM_NL__2PRFIN20040718_002532_000000542028_00374_12452_2840.N1	18-JUL-2004 00:25:32	Bright	54.000	68	18Alp Cas	2.2250	4500.0	108	12452	No
8	GOM_NL__2PRFIN20040718_003017_000000452028_00374_12452_2841.N1	18-JUL-2004 00:30:17	Bright	44.500	160	23Gam Per	2.9300	4700.0	89	12452	No
9	GOM_NL__2PRFIN20040718_003140_000000452028_00374_12452_2842.N1	18-JUL-2004 00:31:40	Bright	44.500	35	33Alp Per	1.7950	6250.0	89	12452	No
10	GOM_NL__2PRFIN20040718_003335_000000642028_00374_12452_2843.N1	18-JUL-2004 00:33:35	Bright	64.000	73	57Gam1And	2.2600	13100.	128	12452	No
11	GOM_NL__2PRFIN20040718_003630_000001272028_00374_12452_2844.N1	18-JUL-2004 00:36:30	Straylight	127.00	53	43Bet And	2.0480	3300.0	254	12452	No
12	GOM_NL__2PRFIN20040718_004015_000000502028_00374_12452_2845.N1	18-JUL-2004 00:40:15	Twilight	49.500	146	25Eta Tau	2.8730	15200.	99	12452	No
13	GOM_NL__2PRFIN20040718_004150_000000522028_00374_12452_2846.N1	18-JUL-2004 00:41:50	Twilight	51.500	13	87Alp Tau	0.86700	3800.0	103	12452	No
14	GOM_NL__2PRFIN20040718_004810_000000462028_00374_12452_2847.N1	18-JUL-2004 00:48:10	Dark	45.500	7	19Bet Ori	0.10000	14000.	91	12452	No
15	GOM_NL__2PRFIN20040718_005034_000000392028_00374_12452_2848.N1	18-JUL-2004 00:50:34	Dark	39.000	101	11Alp Lep	2.5820	7000.0	78	12452	No
16	GOM_NL__2PRFIN20040718_010027_000000472028_00374_12452_2849.N1	18-JUL-2004 01:00:27	Dark	47.000	157	The1Eri	2.9060	9300.0	94	12452	No
17	GOM_NL__2PRFIN20040718_010636_000000442028_00375_12453_2822.N1	18-JUL-2004 01:06:36	Dark	43.500	9	Alp Eri	0.45300	24000.	87	12453	No
18	GOM_NL__2PRFIN20040718_010954_000000412028_00375_12453_2823.N1	18-JUL-2004 01:09:54	Dark	40.500	135	Bet Hyi	2.8200	5800.0	81	12453	No
19	GOM_NL__2PRFIN20040718_011402_000000442028_00375_12453_2824.N1	18-JUL-2004 01:14:02	Straylight	43.500	148	Alp Tuc	2.8780	4100.0	87	12453	No
20	GOM_NL__2PRFIN20040718_011527_000000672028_00375_12453_2825.N1	18-JUL-2004 01:15:27	Straylight	66.500	63	Bet Gru	2.1500	2800.0	133	12453	No
21	GOM_NL__2PRFIN20040718_011659_000000522028_00375_12453_2826.N1	18-JUL-2004 01:16:59	Straylight	52.000	31	Alp Gru	1.7340	15200.	104	12453	No
22	GOM_NL__2PRFIN20040718_011931_000000882028_00375_12453_2827.N1	18-JUL-2004 01:19:31	Straylight	87.500	18	24Alp PsA	1.1660	9700.0	175	12453	No
23	GOM_NL__2PRFIN20040718_012351_000000452028_00375_12453_2828.N1	18-JUL-2004 01:23:51	Twilight	45.000	40	The Sco	1.8590	7100.0	90	12453	No
24	GOM_NL__2PRFIN20040718_012547_000000442028_00375_12453_2829.N1	18-JUL-2004 01:25:47	Twilight	43.500	38	20Eps Sgr	1.8360	11000.	87	12453	No
25	GOM_NL__2PRFIN20040718_012740_000000412028_00375_12453_2830.N1	18-JUL-2004 01:27:40	Bright	41.000	57	34Sig Sgr	2.0660	26000.	82	12453	No
26	GOM_NL__2PRFIN20040718_012933_000000722028_00375_12453_2831.N1	18-JUL-2004 01:29:33	Bright	71.500	142	49Del Cap	2.8500	8900.0	143	12453	No
27	GOM_NL__2PRFIN20040718_013659_000000382028_00375_12453_2832.N1	18-JUL-2004 01:36:59	Bright	38.000	126	60Bet Oph	2.7700	4250.0	76	12453	No
28	GOM_NL__2PRFIN20040718_013916_000000392028_00375_12453_2833.N1	18-JUL-2004 01:39:16	Bright	38.500	59	55Alp Oph	2.0800	8900.0	77	12453	No
29	GOM_NL__2PRFIN20040718_014517_000000392028_00375_12453_2834.N1	18-JUL-2004 01:45:17	Bright	38.500	133	40Zet Her	2.8070	6000.0	77	12453	No
30	GOM_NL__2PRFIN20040718_015000_000000392028_00375_12453_2835.N1	18-JUL-2004 01:50:00	Bright	39.000	69	33Gam Dra	2.2310	3800.0	78	12453	No
31	GOM_NL__2PRFIN20040718_015148_000000442028_00375_12453_2836.N1	18-JUL-2004 01:51:48	Bright	44.000	19	50Alp Cyg	1.2460	10500.	88	12453	No
32	GOM_NL__2PRFIN20040718_015648_000000412028_00375_12453_2837.N1	18-JUL-2004 01:56:48	Bright	40.500	89	5Alp Cep	2.4510	8000.0	81	12453	No
33	GOM_NL__2PRFIN20040718_020101_000000362028_00375_12453_2838.N1	18-JUL-2004 02:01:01	Bright	35.500	49	1Alp UMi	1.9900	6300.0	71	12453	No
34	GOM_NL__2PRFIN20040718_020409_000000542028_00375_12453_2839.N1	18-JUL-2004 02:04:09	Bright	53.500	74	11Bet Cas	2.2680	6600.0	107	12453	No
35	GOM_NL__2PRFIN20040718_020607_000000552028_00375_12453_2840.N1	18-JUL-2004 02:06:07	Bright	54.500	68	18Alp Cas	2.2250	4500.0	109	12453	No
36	GOM_NL__2PRFIN20040718_021053_000000422028_00375_12453_2841.N1	18-JUL-2004 02:10:53	Bright	41.500	160	23Gam Per	2.9300	4700.0	83	12453	No
37	GOM_NL__2PRFIN20040718_021215_000000462028_00375_12453_2842.N1	18-JUL-2004 02:12:15	Bright	45.500	35	33Alp Per	1.7950	6250.0	91	12453	No
38	GOM_NL__2PRFIN20040718_021411_000000662028_00375_12453_2843.N1	18-JUL-2004 02:14:11	Bright	65.500	73	57Gam1And	2.2600	13100.	131	12453	No
39	GOM_NL__2PRFIN20040718_021706_000001302028_00375_12453_2844.N1	18-JUL-2004 02:17:06	Straylight	130.00	53	43Bet And	2.0480	3300.0	260	12453	No
40	GOM_NL__2PRFIN20040718_022052_000000502028_00375_12453_2845.N1	18-JUL-2004 02:20:52	Twilight	49.500	146	25Eta Tau	2.8730	15200.	99	12453	No
41	GOM_NL__2PRFIN20040718_022226_000000532028_00375_12453_2846.N1	18-JUL-2004 02:22:26	Twilight	53.000	13	87Alp Tau	0.86700	3800.0	106	12453	No
42	GOM_NL__2PRFIN20040718_022845_000000392028_00375_12453_2847.N1	18-JUL-2004 02:28:45	Dark	38.500	7	19Bet Ori	0.10000	14000.	77	12453	No

43	GOM_NL__2PRFIN20040718_023110_000000352028_00375_12453_2848.N1	18-JUL-2004 02:31:10	Dark	34.500	101	11Alp Lep	2.5820	7000.0	69	12453	No
44	GOM_NL__2PRFIN20040718_024104_000000482028_00375_12453_2849.N1	18-JUL-2004 02:41:04	Dark	48.000	157	The1Eri	2.9060	9300.0	96	12453	No
45	GOM_NL__2PRFIN20040718_024712_000000432028_00376_12454_2822.N1	18-JUL-2004 02:47:12	Dark	42.500	9	Alp Eri	0.45300	24000.	85	12454	No
46	GOM_NL__2PRFIN20040718_025030_000000402028_00376_12454_2823.N1	18-JUL-2004 02:50:30	Dark	39.500	135	Bet Hyi	2.8200	5800.0	79	12454	No
47	GOM_NL__2PRFIN20040718_025440_000000432028_00376_12454_2824.N1	18-JUL-2004 02:54:40	Straylight	43.000	148	Alp Tuc	2.8780	4100.0	86	12454	No
48	GOM_NL__2PRFIN20040718_025604_000000572028_00376_12454_2825.N1	18-JUL-2004 02:56:04	Straylight	56.500	63	Bet Gru	2.1500	2800.0	113	12454	No
49	GOM_NL__2PRFIN20040718_025736_000000532028_00376_12454_2826.N1	18-JUL-2004 02:57:36	Straylight	52.500	31	Alp Gru	1.7340	15200.	105	12454	No
50	GOM_NL__2PRFIN20040718_030008_000000802028_00376_12454_2827.N1	18-JUL-2004 03:00:08	Straylight	79.500	18	24Alp PsA	1.1660	9700.0	159	12454	No
51	GOM_NL__2PRFIN20040718_030427_000000462028_00376_12454_2828.N1	18-JUL-2004 03:04:27	Twi_and_stray	45.500	40	The Sco	1.8590	7100.0	91	12454	No
52	GOM_NL__2PRFIN20040718_030623_000000452028_00376_12454_2829.N1	18-JUL-2004 03:06:23	Twi_and_stray	44.500	38	20Eps Sgr	1.8360	11000.	89	12454	No
53	GOM_NL__2PRFIN20040718_030817_000000412028_00376_12454_2830.N1	18-JUL-2004 03:08:17	Bright	41.000	57	34Sig Sgr	2.0660	26000.	82	12454	No
54	GOM_NL__2PRFIN20040718_031008_000000762028_00376_12454_2831.N1	18-JUL-2004 03:10:08	Bright	75.500	142	49Del Cap	2.8500	8900.0	151	12454	No
55	GOM_NL__2PRFIN20040718_031735_000000382028_00376_12454_2832.N1	18-JUL-2004 03:17:35	Bright	38.000	126	60Bet Oph	2.7700	4250.0	76	12454	No
56	GOM_NL__2PRFIN20040718_031953_000000382028_00376_12454_2833.N1	18-JUL-2004 03:19:53	Bright	38.000	59	55Alp Oph	2.0800	8900.0	76	12454	No
57	GOM_NL__2PRFIN20040718_032553_000000372028_00376_12454_2834.N1	18-JUL-2004 03:25:53	Bright	36.500	133	40Zet Her	2.8070	6000.0	73	12454	No
58	GOM_NL__2PRFIN20040718_033037_000000392028_00376_12454_2835.N1	18-JUL-2004 03:30:37	Bright	39.000	69	33Gam Dra	2.2310	3800.0	78	12454	No
59	GOM_NL__2PRFIN20040718_033223_000000452028_00376_12454_2836.N1	18-JUL-2004 03:32:23	Bright	45.000	19	50Alp Cyg	1.2460	10500.	90	12454	No
60	GOM_NL__2PRFIN20040718_033723_000000442028_00376_12454_2837.N1	18-JUL-2004 03:37:23	Bright	44.000	89	5Alp Cep	2.4510	8000.0	88	12454	No
61	GOM_NL__2PRFIN20040718_034138_000000392028_00376_12454_2838.N1	18-JUL-2004 03:41:38	Bright	38.500	49	1Alp UMi	1.9900	6300.0	77	12454	No
62	GOM_NL__2PRFIN20040718_034444_000000532028_00376_12454_2839.N1	18-JUL-2004 03:44:44	Bright	53.000	74	11Bet Cas	2.2680	6600.0	106	12454	No
63	GOM_NL__2PRFIN20040718_034642_000000552028_00376_12454_2840.N1	18-JUL-2004 03:46:42	Bright	55.000	68	18Alp Cas	2.2250	4500.0	110	12454	No
64	GOM_NL__2PRFIN20040718_035128_000000622028_00376_12454_2841.N1	18-JUL-2004 03:51:28	Bright	62.000	160	23Gam Per	2.9300	4700.0	124	12454	No
65	GOM_NL__2PRFIN20040718_035252_000000452028_00376_12454_2842.N1	18-JUL-2004 03:52:52	Bright	45.000	35	33Alp Per	1.7950	6250.0	90	12454	No
66	GOM_NL__2PRFIN20040718_035447_000000672028_00376_12454_2843.N1	18-JUL-2004 03:54:47	Bright	66.500	73	57Gam1And	2.2600	13100.	133	12454	No
67	GOM_NL__2PRFIN20040718_035742_000001262028_00376_12454_2844.N1	18-JUL-2004 03:57:42	Straylight	125.50	53	43Bet And	2.0480	3300.0	251	12454	No
68	GOM_NL__2PRFIN20040718_040128_000000502028_00376_12454_2845.N1	18-JUL-2004 04:01:28	Twilight	49.500	146	25Eta Tau	2.8730	15200.	99	12454	No
69	GOM_NL__2PRFIN20040718_040303_000000502028_00376_12454_2846.N1	18-JUL-2004 04:03:03	Twilight	49.500	13	87Alp Tau	0.86700	3800.0	99	12454	No
70	GOM_NL__2PRFIN20040718_040922_000000352028_00376_12454_2847.N1	18-JUL-2004 04:09:22	Dark	35.000	7	19Bet Ori	0.10000	14000.	70	12454	No
71	GOM_NL__2PRFIN20040718_041145_000000372028_00376_12454_2848.N1	18-JUL-2004 04:11:45	Dark	37.000	101	11Alp Lep	2.5820	7000.0	74	12454	No
72	GOM_NL__2PRFIN20040718_042143_000000452028_00376_12454_2849.N1	18-JUL-2004 04:21:43	Dark	44.500	157	The1Eri	2.9060	9300.0	89	12454	No
73	GOM_NL__2PRFIN20040718_042749_000000562028_00377_12455_2842.N1	18-JUL-2004 04:27:49	Dark	55.500	9	Alp Eri	0.45300	24000.	111	12455	No
74	GOM_NL__2PRFIN20040718_043107_000000412028_00377_12455_2843.N1	18-JUL-2004 04:31:07	Dark	41.000	135	Bet Hyi	2.8200	5800.0	82	12455	No
75	GOM_NL__2PRFIN20040718_043516_000000462028_00377_12455_2844.N1	18-JUL-2004 04:35:16	Straylight	45.500	148	Alp Tuc	2.8780	4100.0	91	12455	No
76	GOM_NL__2PRFIN20040718_043641_000000572028_00377_12455_2845.N1	18-JUL-2004 04:36:41	Straylight	56.500	63	Bet Gru	2.1500	2800.0	113	12455	No
77	GOM_NL__2PRFIN20040718_043813_000000502028_00377_12455_2846.N1	18-JUL-2004 04:38:13	Straylight	50.000	31	Alp Gru	1.7340	15200.	100	12455	No
78	GOM_NL__2PRFIN20040718_044045_000000842028_00377_12455_2847.N1	18-JUL-2004 04:40:45	Straylight	84.000	18	24Alp PsA	1.1660	9700.0	168	12455	No
79	GOM_NL__2PRFIN20040718_044503_000000412028_00377_12455_2848.N1	18-JUL-2004 04:45:03	Twi_and_stray	41.000	40	The Sco	1.8590	7100.0	82	12455	No
80	GOM_NL__2PRFIN20040718_044700_000000432028_00377_12455_2849.N1	18-JUL-2004 04:47:00	Twi_and_stray	42.500	38	20Eps Sgr	1.8360	11000.	85	12455	No
81	GOM_NL__2PRFIN20040718_044853_000000412028_00377_12455_2850.N1	18-JUL-2004 04:48:53	Bright	40.500	57	34Sig Sgr	2.0660	26000.	81	12455	No
82	GOM_NL__2PRFIN20040718_045044_000000762028_00377_12455_2851.N1	18-JUL-2004 04:50:44	Bright	75.500	142	49Del Cap	2.8500	8900.0	151	12455	No
83	GOM_NL__2PRFIN20040718_045812_000000392028_00377_12455_2852.N1	18-JUL-2004 04:58:12	Bright	38.500	126	60Bet Oph	2.7700	4250.0	77	12455	No
84	GOM_NL__2PRFIN20040718_050030_000000392028_00377_12455_2853.N1	18-JUL-2004 05:00:30	Bright	38.500	59	55Alp Oph	2.0800	8900.0	77	12455	No
85	GOM_NL__2PRFIN20040718_050629_000000372028_00377_12455_2854.N1	18-JUL-2004 05:06:29	Bright	37.000	133	40Zet Her	2.8070	6000.0	74	12455	No
86	GOM_NL__2PRFIN20040718_051113_000000372028_00377_12455_2855.N1	18-JUL-2004 05:11:13	Bright	37.000	69	33Gam Dra	2.2310	3800.0	74	12455	No
87	GOM_NL__2PRFIN20040718_051258_000000502028_00377_12455_2856.N1	18-JUL-2004 05:12:58	Bright	49.500	19	50Alp Cyg	1.2460	10500.	99	12455	No
88	GOM_NL__2PRFIN20040718_051758_000000442028_00377_12455_2857.N1	18-JUL-2004 05:17:58	Bright	43.500	89	5Alp Cep	2.4510	8000.0	87	12455	No
89	GOM_NL__2PRFIN20040718_052214_000000352028_00377_12455_2858.N1	18-JUL-2004 05:22:14	Bright	35.000	49	1Alp UMi	1.9900	6300.0	70	12455	No
90	GOM_NL__2PRFIN20040718_052520_000000522028_00377_12455_2859.N1	18-JUL-2004 05:25:20	Bright	52.000	74	11Bet Cas	2.2680	6600.0	104	12455	No
91	GOM_NL__2PRFIN20040718_052718_000000552028_00377_12455_2860.N1	18-JUL-2004 05:27:18	Bright	54.500	68	18Alp Cas	2.2250	4500.0	109	12455	No
92	GOM_NL__2PRFIN20040718_053204_000000422028_00377_12455_2861.N1	18-JUL-2004 05:32:04	Bright	42.000	160	23Gam Per	2.9300	4700.0	84	12455	No
93	GOM_NL__2PRFIN20040718_053327_000000442028_00377_12455_2862.N1	18-JUL-2004 05:33:27	Bright	43.500	35	33Alp Per	1.7950	6250.0	87	12455	No
94	GOM_NL__2PRFIN20040718_053522_000000682028_00377_12455_2863.N1	18-JUL-2004 05:35:22	Bright	67.500	73	57Gam1And	2.2600	13100.	135	12455	No
95	GOM_NL__2PRFIN20040718_053818_000001202028_00377_12455_2864.N1	18-JUL-2004 05:38:18	Straylight	119.50	53	43Bet And	2.0480	3300.0	239	12455	No
96	GOM_NL__2PRFIN20040718_054202_000000522028_00377_12455_2865.N1	18-JUL-2004 05:42:02	Twilight	52.000	146	25Eta Tau	2.8730	15200.	104	12455	No
97	GOM_NL__2PRFIN20040718_054339_000000502028_00377_12455_2866.N1	18-JUL-2004 05:43:39	Twilight	49.500	13	87Alp Tau	0.86700	3800.0	99	12455	No
98	GOM_NL__2PRFIN20040718_054958_000000372028_00377_12455_2867.N1	18-JUL-2004 05:49:58	Dark	36.500	7	19Bet Ori	0.10000	14000.	73	12455	No
99	GOM_NL__2PRFIN20040718_055221_000000422028_00377_12455_2868.N1	18-JUL-2004 05:52:21	Dark	41.500	101	11Alp Lep	2.5820	7000.0	83	12455	No
100	GOM_NL__2PRFIN20040718_060220_000000462028_00377_12455_2869.N1	18-JUL-2004 06:02:20	Dark	45.500	157	The1Eri	2.9060	9300.0	91	12455	No
101	GOM_NL__2PRFIN20040718_060826_000000432028_00378_12456_2843.N1	18-JUL-2004 06:08:26	Dark	43.000	9	Alp Eri	0.45300	24000.	86	12456	No

102	GOM_NL__2PRFIN20040718_061144_000000402028_00378_12456_2844.N1	18-JUL-2004 06:11:44	Dark	40.000	135	Bet Hyi	2.8200	5800.0	80	12456	No
103	GOM_NL__2PRFIN20040718_061553_000000452028_00378_12456_2845.N1	18-JUL-2004 06:15:53	Straylight	44.500	148	Alp Tuc	2.8780	4100.0	89	12456	No
104	GOM_NL__2PRFIN20040718_061718_000000542028_00378_12456_2846.N1	18-JUL-2004 06:17:18	Straylight	54.000	63	Bet Gru	2.1500	2800.0	108	12456	No
105	GOM_NL__2PRFIN20040718_061850_000000532028_00378_12456_2847.N1	18-JUL-2004 06:18:50	Straylight	52.500	31	Alp Gru	1.7340	15200.	105	12456	No
106	GOM_NL__2PRFIN20040718_062121_000000902028_00378_12456_2848.N1	18-JUL-2004 06:21:21	Straylight	89.500	18	24Alp PsA	1.1660	9700.0	179	12456	No
107	GOM_NL__2PRFIN20040718_062540_000000432028_00378_12456_2849.N1	18-JUL-2004 06:25:40	Twi_and_stray	42.500	40	The Sco	1.8590	7100.0	85	12456	No
108	GOM_NL__2PRFIN20040718_062737_000000422028_00378_12456_2850.N1	18-JUL-2004 06:27:37	Twi_and_stray	42.000	38	20Eps Sgr	1.8360	11000.	84	12456	No
109	GOM_NL__2PRFIN20040718_062930_000000422028_00378_12456_2851.N1	18-JUL-2004 06:29:30	Bright	41.500	57	34Sig Sgr	2.0660	26000.	83	12456	No
110	GOM_NL__2PRFIN20040718_063120_000000782028_00378_12456_2852.N1	18-JUL-2004 06:31:20	Bright	77.500	142	49Del Cap	2.8500	8900.0	155	12456	No
111	GOM_NL__2PRFIN20040718_063849_000000392028_00378_12456_2853.N1	18-JUL-2004 06:38:49	Bright	38.500	126	60Bet Oph	2.7700	4250.0	77	12456	No
112	GOM_NL__2PRFIN20040718_064106_000000382028_00378_12456_2854.N1	18-JUL-2004 06:41:06	Bright	38.000	59	55Alp Oph	2.0800	8900.0	76	12456	No
113	GOM_NL__2PRFIN20040718_064705_000000382028_00378_12456_2855.N1	18-JUL-2004 06:47:05	Bright	38.000	133	40Zet Her	2.8070	6000.0	76	12456	No
114	GOM_NL__2PRFIN20040718_065150_000000392028_00378_12456_2856.N1	18-JUL-2004 06:51:50	Bright	38.500	69	33Gam Dra	2.2310	3800.0	77	12456	No
115	GOM_NL__2PRFIN20040718_065334_000000502028_00378_12456_2857.N1	18-JUL-2004 06:53:34	Bright	49.500	19	50Alp Cyg	1.2460	10500.	99	12456	No
116	GOM_NL__2PRFIN20040718_065834_000000422028_00378_12456_2858.N1	18-JUL-2004 06:58:34	Bright	42.000	89	5Alp Cep	2.4510	8000.0	84	12456	No
117	GOM_NL__2PRFIN20040718_070250_000000382028_00378_12456_2859.N1	18-JUL-2004 07:02:50	Bright	38.000	49	1Alp UMi	1.9900	6300.0	76	12456	No
118	GOM_NL__2PRFIN20040718_070555_000000532028_00378_12456_2860.N1	18-JUL-2004 07:05:55	Bright	53.000	74	11Bet Cas	2.2680	6600.0	106	12456	No
119	GOM_NL__2PRFIN20040718_070753_000000542028_00378_12456_2861.N1	18-JUL-2004 07:07:53	Bright	54.000	68	18Alp Cas	2.2250	4500.0	108	12456	No
120	GOM_NL__2PRFIN20040718_071240_000000432028_00378_12456_2862.N1	18-JUL-2004 07:12:40	Bright	43.000	160	23Gam Per	2.9300	4700.0	86	12456	No
121	GOM_NL__2PRFIN20040718_071403_000000452028_00378_12456_2863.N1	18-JUL-2004 07:14:03	Bright	44.500	35	33Alp Per	1.7950	6250.0	89	12456	No
122	GOM_NL__2PRFIN20040718_071558_000000682028_00378_12456_2864.N1	18-JUL-2004 07:15:58	Bright	67.500	73	57Gam1And	2.2600	13100.	135	12456	No
123	GOM_NL__2PRFIN20040718_071853_000001132028_00378_12456_2865.N1	18-JUL-2004 07:18:53	Straylight	113.00	53	43Bet And	2.0480	3300.0	226	12456	No
124	GOM_NL__2PRFIN20040718_072240_000000452028_00378_12456_2866.N1	18-JUL-2004 07:22:40	Twilight	45.000	146	25Eta Tau	2.8730	15200.	90	12456	No
125	GOM_NL__2PRFIN20040718_072415_000000412028_00378_12456_2867.N1	18-JUL-2004 07:24:15	Twilight	41.000	13	87Alp Tau	0.86700	3800.0	82	12456	No
126	GOM_NL__2PRFIN20040718_073034_000000522028_00378_12456_2868.N1	18-JUL-2004 07:30:34	Dark	52.000	7	19Bet Ori	0.10000	14000.	104	12456	No
127	GOM_NL__2PRFIN20040718_073258_000000412028_00378_12456_2869.N1	18-JUL-2004 07:32:58	Dark	41.000	101	11Alp Lep	2.5820	7000.0	82	12456	No
128	GOM_NL__2PRFIN20040718_074257_000000462028_00378_12456_2870.N1	18-JUL-2004 07:42:57	Dark	45.500	157	The1Eri	2.9060	9300.0	91	12456	No
129	GOM_NL__2PRFIN20040718_074903_000000532028_00379_12457_2844.N1	18-JUL-2004 07:49:03	Dark	52.500	9	Alp Eri	0.45300	24000.	105	12457	No
130	GOM_NL__2PRFIN20040718_075220_000000392028_00379_12457_2845.N1	18-JUL-2004 07:52:20	Dark	38.500	135	Bet Hyi	2.8200	5800.0	77	12457	No
131	GOM_NL__2PRFIN20040718_075630_000000452028_00379_12457_2846.N1	18-JUL-2004 07:56:30	Straylight	44.500	148	Alp Tuc	2.8780	4100.0	89	12457	No
132	GOM_NL__2PRFIN20040718_075755_000000662028_00379_12457_2847.N1	18-JUL-2004 07:57:55	Straylight	66.000	63	Bet Gru	2.1500	2800.0	132	12457	No
133	GOM_NL__2PRFIN20040718_075927_000000512028_00379_12457_2848.N1	18-JUL-2004 07:59:27	Straylight	50.500	31	Alp Gru	1.7340	15200.	101	12457	No
134	GOM_NL__2PRFIN20040718_080159_000000872028_00379_12457_2849.N1	18-JUL-2004 08:01:59	Straylight	87.000	18	24Alp PsA	1.1660	9700.0	174	12457	No
135	GOM_NL__2PRFIN20040718_080616_000000432028_00379_12457_2850.N1	18-JUL-2004 08:06:16	Twi_and_stray	43.000	40	The Sco	1.8590	7100.0	86	12457	No
136	GOM_NL__2PRFIN20040718_080813_000000442028_00379_12457_2851.N1	18-JUL-2004 08:08:13	Twi_and_stray	43.500	38	20Eps Sgr	1.8360	11000.	87	12457	No
137	GOM_NL__2PRFIN20040718_081006_000000392028_00379_12457_2852.N1	18-JUL-2004 08:10:06	Bright	39.000	57	34Sig Sgr	2.0660	26000.	78	12457	No
138	GOM_NL__2PRFIN20040718_081156_000000762028_00379_12457_2853.N1	18-JUL-2004 08:11:56	Bright	76.000	142	49Del Cap	2.8500	8900.0	152	12457	No
139	GOM_NL__2PRFIN20040718_081924_000000392028_00379_12457_2854.N1	18-JUL-2004 08:19:24	Bright	38.500	126	60Bet Oph	2.7700	4250.0	77	12457	No
140	GOM_NL__2PRFIN20040718_082142_000000362028_00379_12457_2855.N1	18-JUL-2004 08:21:42	Bright	35.500	59	55Alp Oph	2.0800	8900.0	71	12457	No
141	GOM_NL__2PRFIN20040718_082742_000000392028_00379_12457_2856.N1	18-JUL-2004 08:27:42	Bright	39.000	133	40Zet Her	2.8070	6000.0	78	12457	No
142	GOM_NL__2PRFIN20040718_083225_000000422028_00379_12457_2857.N1	18-JUL-2004 08:32:25	Bright	41.500	69	33Gam Dra	2.2310	3800.0	83	12457	No
143	GOM_NL__2PRFIN20040718_083409_000000502028_00379_12457_2858.N1	18-JUL-2004 08:34:09	Bright	50.000	19	50Alp Cyg	1.2460	10500.	100	12457	No
144	GOM_NL__2PRFIN20040718_083909_000000432028_00379_12457_2859.N1	18-JUL-2004 08:39:09	Bright	43.000	89	5Alp Cep	2.4510	8000.0	86	12457	No
145	GOM_NL__2PRFIN20040718_084326_000000382028_00379_12457_2860.N1	18-JUL-2004 08:43:26	Bright	38.000	49	1Alp UMi	1.9900	6300.0	76	12457	No
146	GOM_NL__2PRFIN20040718_084628_000000542028_00379_12457_2861.N1	18-JUL-2004 08:46:28	Bright	54.000	74	11Bet Cas	2.2680	6600.0	108	12457	No
147	GOM_NL__2PRFIN20040718_084828_000000592028_00379_12457_2862.N1	18-JUL-2004 08:48:28	Bright	58.500	68	18Alp Cas	2.2250	4500.0	117	12457	No
148	GOM_NL__2PRFIN20040718_085316_000000452028_00379_12457_2863.N1	18-JUL-2004 08:53:16	Bright	44.500	160	23Gam Per	2.9300	4700.0	89	12457	No
149	GOM_NL__2PRFIN20040718_085439_000000452028_00379_12457_2864.N1	18-JUL-2004 08:54:39	Bright	44.500	35	33Alp Per	1.7950	6250.0	89	12457	No
150	GOM_NL__2PRFIN20040718_085634_000000652028_00379_12457_2865.N1	18-JUL-2004 08:56:34	Bright	65.000	73	57Gam1And	2.2600	13100.	130	12457	No
151	GOM_NL__2PRFIN20040718_085929_000001362028_00379_12457_2866.N1	18-JUL-2004 08:59:29	Straylight	136.00	53	43Bet And	2.0480	3300.0	272	12457	No
152	GOM_NL__2PRFIN20040718_090316_000000492028_00379_12457_2867.N1	18-JUL-2004 09:03:16	Twilight	49.000	146	25Eta Tau	2.8730	15200.	98	12457	No
153	GOM_NL__2PRFIN20040718_090452_000000382028_00379_12457_2868.N1	18-JUL-2004 09:04:52	Twilight	37.500	13	87Alp Tau	0.86700	3800.0	75	12457	No
154	GOM_NL__2PRFIN20040718_091110_000000472028_00379_12457_2869.N1	18-JUL-2004 09:11:10	Dark	46.500	7	19Bet Ori	0.10000	14000.	93	12457	No
155	GOM_NL__2PRFIN20040718_091334_000000422028_00379_12457_2870.N1	18-JUL-2004 09:13:34	Dark	42.000	101	11Alp Lep	2.5820	7000.0	84	12457	No
156	GOM_NL__2PRFIN20040718_092334_000000432028_00379_12457_2871.N1	18-JUL-2004 09:23:34	Dark	42.500	157	The1Eri	2.9060	9300.0	85	12457	No
157	GOM_NL__2PRFIN20040718_092939_000000522028_00380_12458_2844.N1	18-JUL-2004 09:29:39	Dark	52.000	9	Alp Eri	0.45300	24000.	104	12458	No
158	GOM_NL__2PRFIN20040718_093256_000000402028_00380_12458_2845.N1	18-JUL-2004 09:32:56	Dark	40.000	135	Bet Hyi	2.8200	5800.0	80	12458	No
159	GOM_NL__2PRFIN20040718_093706_000000442028_00380_12458_2846.N1	18-JUL-2004 09:37:06	Straylight	44.000	148	Alp Tuc	2.8780	4100.0	88	12458	No
160	GOM_NL__2PRFIN20040718_093831_000000662028_00380_12458_2847.N1	18-JUL-2004 09:38:31	Straylight	66.000	63	Bet Gru	2.1500	2800.0	132	12458	No

161	GOM_NL__2PRFIN20040718_094003_000000592028_00380_12458_2848.N1	18-JUL-2004 09:40:03	Straylight	58.500	31	Alp Gru	1.7340	15200.	117	12458	No
162	GOM_NL__2PRFIN20040718_094236_000000832028_00380_12458_2849.N1	18-JUL-2004 09:42:36	Straylight	83.000	18	24Alp PsA	1.1660	9700.0	166	12458	No
163	GOM_NL__2PRFIN20040718_094652_000000442028_00380_12458_2850.N1	18-JUL-2004 09:46:52	Twi_and_stray	43.500	40	The Sco	1.8590	7100.0	87	12458	No
164	GOM_NL__2PRFIN20040718_094849_000000422028_00380_12458_2851.N1	18-JUL-2004 09:48:49	Twi_and_stray	42.000	38	20Eps Sgr	1.8360	11000.	84	12458	No
165	GOM_NL__2PRFIN20040718_095042_000000412028_00380_12458_2852.N1	18-JUL-2004 09:50:42	Bright	41.000	57	34Sig Sgr	2.0660	26000.	82	12458	No
166	GOM_NL__2PRFIN20040718_095232_000000712028_00380_12458_2853.N1	18-JUL-2004 09:52:32	Bright	71.000	142	49Del Cap	2.8500	8900.0	142	12458	No
167	GOM_NL__2PRFIN20040718_100000_000000382028_00380_12458_2854.N1	18-JUL-2004 10:00:00	Bright	37.500	126	60Bet Oph	2.7700	4250.0	75	12458	No
168	GOM_NL__2PRFIN20040718_100218_000000392028_00380_12458_2855.N1	18-JUL-2004 10:02:18	Bright	39.000	59	55Alp Oph	2.0800	8900.0	78	12458	No
169	GOM_NL__2PRFIN20040718_100818_000000412028_00380_12458_2856.N1	18-JUL-2004 10:08:18	Bright	40.500	133	40Zet Her	2.8070	6000.0	81	12458	No
170	GOM_NL__2PRFIN20040718_101300_000000402028_00380_12458_2857.N1	18-JUL-2004 10:13:00	Bright	39.500	69	33Gam Dra	2.2310	3800.0	79	12458	No
171	GOM_NL__2PRFIN20040718_101444_000000502028_00380_12458_2858.N1	18-JUL-2004 10:14:44	Bright	49.500	19	50Alp Cyg	1.2460	10500.	99	12458	No
172	GOM_NL__2PRFIN20040718_101944_000000442028_00380_12458_2859.N1	18-JUL-2004 10:19:44	Bright	44.000	89	5Alp Cep	2.4510	8000.0	88	12458	No
173	GOM_NL__2PRFIN20040718_102402_000000382028_00380_12458_2860.N1	18-JUL-2004 10:24:02	Bright	37.500	49	1Alp UMi	1.9900	6300.0	75	12458	No
174	GOM_NL__2PRFIN20040718_102705_000000522028_00380_12458_2861.N1	18-JUL-2004 10:27:05	Bright	52.000	74	11Bet Cas	2.2680	6600.0	104	12458	No
175	GOM_NL__2PRFIN20040718_102903_000000562028_00380_12458_2862.N1	18-JUL-2004 10:29:03	Bright	55.500	68	18Alp Cas	2.2250	4500.0	111	12458	No
176	GOM_NL__2PRFIN20040718_103351_000000442028_00380_12458_2863.N1	18-JUL-2004 10:33:51	Bright	43.500	160	23Gam Per	2.9300	4700.0	87	12458	No
177	GOM_NL__2PRFIN20040718_103515_000000472028_00380_12458_2864.N1	18-JUL-2004 10:35:15	Bright	47.000	35	33Alp Per	1.7950	6250.0	94	12458	No
178	GOM_NL__2PRFIN20040718_103710_000000652028_00380_12458_2865.N1	18-JUL-2004 10:37:10	Bright	64.500	73	57Gam1And	2.2600	13100.	129	12458	No
179	GOM_NL__2PRFIN20040718_104004_000001242028_00380_12458_2866.N1	18-JUL-2004 10:40:04	Straylight	124.00	53	43Bet And	2.0480	3300.0	248	12458	No
180	GOM_NL__2PRFIN20040718_104353_000000492028_00380_12458_2867.N1	18-JUL-2004 10:43:53	Twilight	49.000	146	25Eta Tau	2.8730	15200.	98	12458	No
181	GOM_NL__2PRFIN20040718_104527_000000492028_00380_12458_2868.N1	18-JUL-2004 10:45:27	Twilight	48.500	13	87Alp Tau	0.86700	3800.0	97	12458	No
182	GOM_NL__2PRFIN20040718_105146_000000472028_00380_12458_2869.N1	18-JUL-2004 10:51:46	Dark	46.500	7	19Bet Ori	0.10000	14000.	93	12458	No
183	GOM_NL__2PRFIN20040718_105410_000000412028_00380_12458_2870.N1	18-JUL-2004 10:54:10	Dark	41.000	101	11Alp Lep	2.5820	7000.0	82	12458	No
184	GOM_NL__2PRFIN20040718_110410_000000442028_00380_12458_2871.N1	18-JUL-2004 11:04:10	Dark	43.500	157	The1Eri	2.9060	9300.0	87	12458	No
185	GOM_NL__2PRFIN20040718_111015_000000462028_00381_12459_2844.N1	18-JUL-2004 11:10:15	Dark	45.500	9	Alp Eri	0.45300	24000.	91	12459	No
186	GOM_NL__2PRFIN20040718_111331_000000392028_00381_12459_2845.N1	18-JUL-2004 11:13:31	Dark	38.500	135	Bet Hyi	2.8200	5800.0	77	12459	No
187	GOM_NL__2PRFIN20040718_111742_000000452028_00381_12459_2846.N1	18-JUL-2004 11:17:42	Straylight	44.500	148	Alp Tuc	2.8780	4100.0	89	12459	No
188	GOM_NL__2PRFIN20040718_111908_000000642028_00381_12459_2847.N1	18-JUL-2004 11:19:08	Straylight	63.500	63	Bet Gru	2.1500	2800.0	127	12459	No
189	GOM_NL__2PRFIN20040718_112039_000000522028_00381_12459_2848.N1	18-JUL-2004 11:20:39	Straylight	51.500	31	Alp Gru	1.7340	15200.	103	12459	No
190	GOM_NL__2PRFIN20040718_112314_000000912028_00381_12459_2849.N1	18-JUL-2004 11:23:14	Straylight	90.500	18	24Alp PsA	1.1660	9700.0	181	12459	No
191	GOM_NL__2PRFIN20040718_112728_000000432028_00381_12459_2850.N1	18-JUL-2004 11:27:28	Twi_and_stray	43.000	40	The Sco	1.8590	7100.0	86	12459	No
192	GOM_NL__2PRFIN20040718_112924_000000452028_00381_12459_2851.N1	18-JUL-2004 11:29:24	Twi_and_stray	44.500	38	20Eps Sgr	1.8360	11000.	89	12459	No
193	GOM_NL__2PRFIN20040718_113117_000000412028_00381_12459_2852.N1	18-JUL-2004 11:31:17	Bright	40.500	57	34Sig Sgr	2.0660	26000.	81	12459	No
194	GOM_NL__2PRFIN20040718_113309_000000732028_00381_12459_2853.N1	18-JUL-2004 11:33:09	Bright	72.500	142	49Del Cap	2.8500	8900.0	145	12459	No
195	GOM_NL__2PRFIN20040718_114035_000000392028_00381_12459_2854.N1	18-JUL-2004 11:40:35	Bright	38.500	126	60Bet Oph	2.7700	4250.0	77	12459	No
196	GOM_NL__2PRFIN20040718_114253_000000402028_00381_12459_2855.N1	18-JUL-2004 11:42:53	Bright	39.500	59	55Alp Oph	2.0800	8900.0	79	12459	No
197	GOM_NL__2PRFIN20040718_114854_000000402028_00381_12459_2856.N1	18-JUL-2004 11:48:54	Bright	40.000	133	40Zet Her	2.8070	6000.0	80	12459	No
198	GOM_NL__2PRFIN20040718_115336_000000422028_00381_12459_2857.N1	18-JUL-2004 11:53:36	Bright	41.500	69	33Gam Dra	2.2310	3800.0	83	12459	No
199	GOM_NL__2PRFIN20040718_115519_000000512028_00381_12459_2858.N1	18-JUL-2004 11:55:19	Bright	51.000	19	50Alp Cyg	1.2460	10500.	102	12459	No
200	GOM_NL__2PRFIN20040718_120020_000000452028_00381_12459_2859.N1	18-JUL-2004 12:00:20	Bright	44.500	89	5Alp Cep	2.4510	8000.0	89	12459	No
201	GOM_NL__2PRFIN20040718_120437_000000402028_00381_12459_2860.N1	18-JUL-2004 12:04:37	Bright	39.500	49	1Alp UMi	1.9900	6300.0	79	12459	No
202	GOM_NL__2PRFIN20040718_120740_000000542028_00381_12459_2861.N1	18-JUL-2004 12:07:40	Bright	53.500	74	11Bet Cas	2.2680	6600.0	107	12459	No
203	GOM_NL__2PRFIN20040718_120939_000000522028_00381_12459_2862.N1	18-JUL-2004 12:09:39	Bright	52.000	68	18Alp Cas	2.2250	4500.0	104	12459	No
204	GOM_NL__2PRFIN20040718_121427_000000452028_00381_12459_2863.N1	18-JUL-2004 12:14:27	Bright	44.500	160	23Gam Per	2.9300	4700.0	89	12459	No
205	GOM_NL__2PRFIN20040718_121551_000000452028_00381_12459_2864.N1	18-JUL-2004 12:15:51	Bright	45.000	35	33Alp Per	1.7950	6250.0	90	12459	No
206	GOM_NL__2PRFIN20040718_121745_000000692028_00381_12459_2865.N1	18-JUL-2004 12:17:45	Bright	68.500	73	57Gam1And	2.2600	13100.	137	12459	No
207	GOM_NL__2PRFIN20040718_122040_000001382028_00381_12459_2866.N1	18-JUL-2004 12:20:40	Straylight	138.00	53	43Bet And	2.0480	3300.0	276	12459	No
208	GOM_NL__2PRFIN20040718_122429_000000502028_00381_12459_2867.N1	18-JUL-2004 12:24:29	Twilight	50.000	146	25Eta Tau	2.8730	15200.	100	12459	No
209	GOM_NL__2PRFIN20040718_122604_000000532028_00381_12459_2868.N1	18-JUL-2004 12:26:04	Twilight	53.000	13	87Alp Tau	0.86700	3800.0	106	12459	No
210	GOM_NL__2PRFIN20040718_123222_000000462028_00381_12459_2869.N1	18-JUL-2004 12:32:22	Dark	46.000	7	19Bet Ori	0.10000	14000.	92	12459	No
211	GOM_NL__2PRFIN20040718_123444_000000452028_00381_12459_2870.N1	18-JUL-2004 12:34:44	Dark	45.000	101	11Alp Lep	2.5820	7000.0	90	12459	No
212	GOM_NL__2PRFIN20040718_124446_000000462028_00381_12459_2871.N1	18-JUL-2004 12:44:46	Dark	46.000	157	The1Eri	2.9060	9300.0	92	12459	No
213	GOM_NL__2PRFIN20040718_125052_000000492028_00382_12460_2844.N1	18-JUL-2004 12:50:52	Dark	48.500	9	Alp Eri	0.45300	24000.	97	12460	No
214	GOM_NL__2PRFIN20040718_125408_000000422028_00382_12460_2845.N1	18-JUL-2004 12:54:08	Dark	42.000	135	Bet Hyi	2.8200	5800.0	84	12460	No
215	GOM_NL__2PRFIN20040718_125818_000000502028_00382_12460_2846.N1	18-JUL-2004 12:58:18	Straylight	50.000	148	Alp Tuc	2.8780	4100.0	100	12460	No
216	GOM_NL__2PRFIN20040718_125944_000000572028_00382_12460_2847.N1	18-JUL-2004 12:59:44	Straylight	57.000	63	Bet Gru	2.1500	2800.0	114	12460	No
217	GOM_NL__2PRFIN20040718_130115_000000492028_00382_12460_2848.N1	18-JUL-2004 13:01:15	Straylight	49.000	31	Alp Gru	1.7340	15200.	98	12460	No
218	GOM_NL__2PRFIN20040718_130350_000000872028_00382_12460_2849.N1	18-JUL-2004 13:03:50	Straylight	86.500	18	24Alp PsA	1.1660	9700.0	173	12460	No
219	GOM_NL__2PRFIN20040718_130804_000000422028_00382_12460_2850.N1	18-JUL-2004 13:08:04	Twi_and_stray	42.000	40	The Sco	1.8590	7100.0	84	12460	No

220	GOM_NL__2PRFIN20040718_131001_000000442028_00382_12460_2851.N1	18-JUL-2004 13:10:01	Twilight	44.000	38	20Eps Sgr	1.8360	11000.	88	12460	No
221	GOM_NL__2PRFIN20040718_131154_000000402028_00382_12460_2852.N1	18-JUL-2004 13:11:54	Bright	39.500	57	34Sig Sgr	2.0660	26000.	79	12460	No
222	GOM_NL__2PRFIN20040718_131345_000000742028_00382_12460_2853.N1	18-JUL-2004 13:13:45	Bright	73.500	142	49Del Cap	2.8500	8900.0	147	12460	No
223	GOM_NL__2PRFIN20040718_132111_000000392028_00382_12460_2854.N1	18-JUL-2004 13:21:11	Bright	39.000	126	60Bet Oph	2.7700	4250.0	78	12460	No
224	GOM_NL__2PRFIN20040718_132342_000000402028_00382_12460_2855.N1	18-JUL-2004 13:23:42	Bright	40.000	168	17Zet Aql	2.9860	11000.	80	12460	No
225	GOM_NL__2PRFIN20040718_132930_000000392028_00382_12460_2856.N1	18-JUL-2004 13:29:30	Bright	39.000	133	40Zet Her	2.8070	6000.0	78	12460	No
226	GOM_NL__2PRFIN20040718_133412_000000422028_00382_12460_2857.N1	18-JUL-2004 13:34:12	Bright	41.500	69	33Gam Dra	2.2310	3800.0	83	12460	No
227	GOM_NL__2PRFIN20040718_133554_000000502028_00382_12460_2858.N1	18-JUL-2004 13:35:54	Bright	49.500	19	50Alp Cyg	1.2460	10500.	99	12460	No
228	GOM_NL__2PRFIN20040718_134055_000000452028_00382_12460_2859.N1	18-JUL-2004 13:40:55	Bright	44.500	89	5Alp Cep	2.4510	8000.0	89	12460	No
229	GOM_NL__2PRFIN20040718_134816_000000532028_00382_12460_2860.N1	18-JUL-2004 13:48:16	Bright	52.500	74	11Bet Cas	2.2680	6600.0	105	12460	No
230	GOM_NL__2PRFIN20040718_135014_000000542028_00382_12460_2861.N1	18-JUL-2004 13:50:14	Bright	54.000	68	18Alp Cas	2.2250	4500.0	108	12460	No
231	GOM_NL__2PRFIN20040718_135503_000000432028_00382_12460_2862.N1	18-JUL-2004 13:55:03	Bright	42.500	160	23Gam Per	2.9300	4700.0	85	12460	No
232	GOM_NL__2PRFIN20040718_135627_000000432028_00382_12460_2863.N1	18-JUL-2004 13:56:27	Bright	43.000	35	33Alp Per	1.7950	6250.0	86	12460	No
233	GOM_NL__2PRFIN20040718_135821_000000672028_00382_12460_2864.N1	18-JUL-2004 13:58:21	Bright	67.000	73	57Gam1And	2.2600	13100.	134	12460	No
234	GOM_NL__2PRFIN20040718_140116_000001442028_00382_12460_2865.N1	18-JUL-2004 14:01:16	Straylight	144.00	53	43Bet And	2.0480	3300.0	288	12460	No
235	GOM_NL__2PRFIN20040718_140505_000000502028_00382_12460_2866.N1	18-JUL-2004 14:05:05	Twilight	49.500	146	25Eta Tau	2.8730	15200.	99	12460	No
236	GOM_NL__2PRFIN20040718_140640_000000552028_00382_12460_2867.N1	18-JUL-2004 14:06:40	Twilight	54.500	13	87Alp Tau	0.86700	3800.0	109	12460	No
237	GOM_NL__2PRFIN20040718_141033_000000402028_00382_12460_2868.N1	18-JUL-2004 14:10:33	Dark	40.000	72	34Del Ori	2.2500	30000.	80	12460	No
238	GOM_NL__2PRFIN20040718_141258_000000522028_00382_12460_2869.N1	18-JUL-2004 14:12:58	Dark	52.000	7	19Bet Ori	0.10000	14000.	104	12460	No
239	GOM_NL__2PRFIN20040718_141614_000000442028_00382_12460_2870.N1	18-JUL-2004 14:16:14	Dark	44.000	139	9Bet Lep	2.8330	5600.0	88	12460	No
240	GOM_NL__2PRFIN20040718_142523_000000492028_00382_12460_2871.N1	18-JUL-2004 14:25:23	Dark	48.500	157	The1Eri	2.9060	9300.0	97	12460	No
241	GOM_NL__2PRFIN20040718_143128_000000482028_00383_12461_2845.N1	18-JUL-2004 14:31:28	Dark	47.500	9	Alp Eri	0.45300	24000.	95	12461	No
242	GOM_NL__2PRFIN20040718_143444_000000412028_00383_12461_2846.N1	18-JUL-2004 14:34:44	Dark	41.000	135	Bet Hyi	2.8200	5800.0	82	12461	No
243	GOM_NL__2PRFIN20040718_143854_000000462028_00383_12461_2847.N1	18-JUL-2004 14:38:54	Straylight	45.500	148	Alp Tuc	2.8780	4100.0	91	12461	No
244	GOM_NL__2PRFIN20040718_144021_000000632028_00383_12461_2848.N1	18-JUL-2004 14:40:21	Straylight	63.000	63	Bet Gru	2.1500	2800.0	126	12461	No
245	GOM_NL__2PRFIN20040718_144153_000000542028_00383_12461_2849.N1	18-JUL-2004 14:41:53	Straylight	54.000	31	Alp Gru	1.7340	15200.	108	12461	No
246	GOM_NL__2PRFIN20040718_144427_000000842028_00383_12461_2850.N1	18-JUL-2004 14:44:27	Straylight	84.000	18	24Alp PsA	1.1660	9700.0	168	12461	No
247	GOM_NL__2PRFIN20040718_144839_000000442028_00383_12461_2851.N1	18-JUL-2004 14:48:39	Twilight	43.500	40	The Sco	1.8590	7100.0	87	12461	No
248	GOM_NL__2PRFIN20040718_145036_000000402028_00383_12461_2852.N1	18-JUL-2004 14:50:36	Twilight	40.000	38	20Eps Sgr	1.8360	11000.	80	12461	No
249	GOM_NL__2PRFIN20040718_145229_000000422028_00383_12461_2853.N1	18-JUL-2004 14:52:29	Bright	41.500	57	34Sig Sgr	2.0660	26000.	83	12461	No
250	GOM_NL__2PRFIN20040718_145421_000000752028_00383_12461_2854.N1	18-JUL-2004 14:54:21	Bright	74.500	142	49Del Cap	2.8500	8900.0	149	12461	No
251	GOM_NL__2PRFIN20040718_150147_000000402028_00383_12461_2855.N1	18-JUL-2004 15:01:47	Bright	39.500	126	60Bet Oph	2.7700	4250.0	79	12461	No
252	GOM_NL__2PRFIN20040718_150418_000000402028_00383_12461_2856.N1	18-JUL-2004 15:04:18	Bright	40.000	168	17Zet Aql	2.9860	11000.	80	12461	No
253	GOM_NL__2PRFIN20040718_151006_000000392028_00383_12461_2857.N1	18-JUL-2004 15:10:06	Bright	39.000	133	40Zet Her	2.8070	6000.0	78	12461	No
254	GOM_NL__2PRFIN20040718_151448_000000372028_00383_12461_2858.N1	18-JUL-2004 15:14:48	Bright	37.000	69	33Gam Dra	2.2310	3800.0	74	12461	No
255	GOM_NL__2PRFIN20040718_151629_000000512028_00383_12461_2859.N1	18-JUL-2004 15:16:29	Bright	50.500	19	50Alp Cyg	1.2460	10500.	101	12461	No
256	GOM_NL__2PRFIN20040718_152131_000000442028_00383_12461_2860.N1	18-JUL-2004 15:21:31	Bright	44.000	89	5Alp Cep	2.4510	8000.0	88	12461	No
257	GOM_NL__2PRFIN20040718_152550_000000382028_00383_12461_2861.N1	18-JUL-2004 15:25:50	Bright	37.500	49	1Alp UMi	1.9900	6300.0	75	12461	No
258	GOM_NL__2PRFIN20040718_152849_000000552028_00383_12461_2862.N1	18-JUL-2004 15:28:49	Bright	54.500	74	11Bet Cas	2.2680	6600.0	109	12461	No
259	GOM_NL__2PRFIN20040718_153049_000000562028_00383_12461_2863.N1	18-JUL-2004 15:30:49	Bright	55.500	68	18Alp Cas	2.2250	4500.0	111	12461	No
260	GOM_NL__2PRFIN20040718_153538_000000622028_00383_12461_2864.N1	18-JUL-2004 15:35:38	Bright	62.000	160	23Gam Per	2.9300	4700.0	124	12461	No
261	GOM_NL__2PRFIN20040718_153702_000000582028_00383_12461_2865.N1	18-JUL-2004 15:37:02	Bright	58.000	35	33Alp Per	1.7950	6250.0	116	12461	No
262	GOM_NL__2PRFIN20040718_153857_000000682028_00383_12461_2866.N1	18-JUL-2004 15:38:57	Bright	67.500	73	57Gam1And	2.2600	13100.	135	12461	No
263	GOM_NL__2PRFIN20040718_154151_000001242028_00383_12461_2867.N1	18-JUL-2004 15:41:51	Straylight	124.00	53	43Bet And	2.0480	3300.0	248	12461	No
264	GOM_NL__2PRFIN20040718_154542_000000482028_00383_12461_2868.N1	18-JUL-2004 15:45:42	Twilight	47.500	146	25Eta Tau	2.8730	15200.	95	12461	No
265	GOM_NL__2PRFIN20040718_154715_000000552028_00383_12461_2869.N1	18-JUL-2004 15:47:15	Twilight	55.000	13	87Alp Tau	0.86700	3800.0	110	12461	No
266	GOM_NL__2PRFIN20040718_155110_000000402028_00383_12461_2870.N1	18-JUL-2004 15:51:10	Dark	40.000	72	34Del Ori	2.2500	30000.	80	12461	No
267	GOM_NL__2PRFIN20040718_155335_000000452028_00383_12461_2871.N1	18-JUL-2004 15:53:35	Dark	44.500	7	19Bet Ori	0.10000	14000.	89	12461	No
268	GOM_NL__2PRFIN20040718_155650_000000442028_00383_12461_2872.N1	18-JUL-2004 15:56:50	Dark	43.500	139	9Bet Lep	2.8330	5600.0	87	12461	No
269	GOM_NL__2PRFIN20040718_160600_000000442028_00383_12461_2873.N1	18-JUL-2004 16:06:00	Dark	43.500	157	The1Eri	2.9060	9300.0	87	12461	No
270	GOM_NL__2PRFIN20040718_161205_000000472028_00384_12462_2845.N1	18-JUL-2004 16:12:05	Dark	47.000	9	Alp Eri	0.45300	24000.	94	12462	No
271	GOM_NL__2PRFIN20040718_161520_000000402028_00384_12462_2846.N1	18-JUL-2004 16:15:20	Dark	40.000	135	Bet Hyi	2.8200	5800.0	80	12462	No
272	GOM_NL__2PRFIN20040718_161931_000000452028_00384_12462_2847.N1	18-JUL-2004 16:19:31	Straylight	45.000	148	Alp Tuc	2.8780	4100.0	90	12462	No
273	GOM_NL__2PRFIN20040718_162058_000000542028_00384_12462_2848.N1	18-JUL-2004 16:20:58	Straylight	54.000	63	Bet Gru	2.1500	2800.0	108	12462	No
274	GOM_NL__2PRFIN20040718_162229_000000512028_00384_12462_2849.N1	18-JUL-2004 16:22:29	Straylight	50.500	31	Alp Gru	1.7340	15200.	101	12462	No
275	GOM_NL__2PRFIN20040718_162505_000000822028_00384_12462_2850.N1	18-JUL-2004 16:25:05	Straylight	82.000	18	24Alp PsA	1.1660	9700.0	164	12462	No
276	GOM_NL__2PRFIN20040718_162916_000000432028_00384_12462_2851.N1	18-JUL-2004 16:29:16	Twilight	43.000	40	The Sco	1.8590	7100.0	86	12462	No
277	GOM_NL__2PRFIN20040718_163112_000000432028_00384_12462_2852.N1	18-JUL-2004 16:31:12	Twilight	43.000	38	20Eps Sgr	1.8360	11000.	86	12462	No
278	GOM_NL__2PRFIN20040718_163306_000000422028_00384_12462_2853.N1	18-JUL-2004 16:33:06	Bright	42.000	57	34Sig Sgr	2.0660	26000.	84	12462	No

279	GOM_NL__2PRFIN20040718_163456_000000732028_00384_12462_2854.N1	18-JUL-2004 16:34:56	Bright	73.000	142	49Del Cap	2.8500	8900.0	146	12462	No
280	GOM_NL__2PRFIN20040718_164224_000000392028_00384_12462_2855.N1	18-JUL-2004 16:42:24	Bright	38.500	126	60Bet Oph	2.7700	4250.0	77	12462	No
281	GOM_NL__2PRFIN20040718_164454_000000402028_00384_12462_2856.N1	18-JUL-2004 16:44:54	Bright	39.500	168	17Zet Aql	2.9860	11000.	79	12462	No
282	GOM_NL__2PRFIN20040718_165043_000000392028_00384_12462_2857.N1	18-JUL-2004 16:50:43	Bright	38.500	133	40Zet Her	2.8070	6000.0	77	12462	No
283	GOM_NL__2PRFIN20040718_165524_000000402028_00384_12462_2858.N1	18-JUL-2004 16:55:24	Bright	39.500	69	33Gam Dra	2.2310	3800.0	79	12462	No
284	GOM_NL__2PRFIN20040718_165703_000000512028_00384_12462_2859.N1	18-JUL-2004 16:57:03	Bright	50.500	19	50Alp Cyg	1.2460	10500.	101	12462	No
285	GOM_NL__2PRFIN20040718_170205_000000462028_00384_12462_2860.N1	18-JUL-2004 17:02:05	Bright	45.500	89	5Alp Cep	2.4510	8000.0	91	12462	No
286	GOM_NL__2PRFIN20040718_170626_000000392028_00384_12462_2861.N1	18-JUL-2004 17:06:26	Bright	39.000	49	1Alp UMi	1.9900	6300.0	78	12462	No
287	GOM_NL__2PRFIN20040718_170925_000000542028_00384_12462_2862.N1	18-JUL-2004 17:09:25	Bright	54.000	74	11Bet Cas	2.2680	6600.0	108	12462	No
288	GOM_NL__2PRFIN20040718_171124_000000542028_00384_12462_2863.N1	18-JUL-2004 17:11:24	Bright	53.500	68	18Alp Cas	2.2250	4500.0	107	12462	No
289	GOM_NL__2PRFIN20040718_171613_000000622028_00384_12462_2864.N1	18-JUL-2004 17:16:13	Bright	62.000	160	23Gam Per	2.9300	4700.0	124	12462	No
290	GOM_NL__2PRFIN20040718_171738_000000462028_00384_12462_2865.N1	18-JUL-2004 17:17:38	Bright	46.000	35	33Alp Per	1.7950	6250.0	92	12462	No
291	GOM_NL__2PRFIN20040718_171932_000000622028_00384_12462_2866.N1	18-JUL-2004 17:19:32	Bright	62.000	73	57Gam1And	2.2600	13100.	124	12462	No
292	GOM_NL__2PRFIN20040718_172228_000001252028_00384_12462_2867.N1	18-JUL-2004 17:22:28	Straylight	124.50	53	43Bet And	2.0480	3300.0	249	12462	No
293	GOM_NL__2PRFIN20040718_172618_000000502028_00384_12462_2868.N1	18-JUL-2004 17:26:18	Twilight	49.500	146	25Eta Tau	2.8730	15200.	99	12462	No
294	GOM_NL__2PRFIN20040718_172752_000000502028_00384_12462_2869.N1	18-JUL-2004 17:27:52	Twilight	50.000	13	87Alp Tau	0.86700	3800.0	100	12462	No
295	GOM_NL__2PRFIN20040718_173146_000000392028_00384_12462_2870.N1	18-JUL-2004 17:31:46	Dark	38.500	72	34Del Ori	2.2500	30000.	77	12462	No
296	GOM_NL__2PRFIN20040718_173411_000000412028_00384_12462_2871.N1	18-JUL-2004 17:34:11	Dark	41.000	7	19Bet Ori	0.10000	14000.	82	12462	No
297	GOM_NL__2PRFIN20040718_173725_000000432028_00384_12462_2872.N1	18-JUL-2004 17:37:25	Dark	42.500	139	9Bet Lep	2.8330	5600.0	85	12462	No
298	GOM_NL__2PRFIN20040718_174637_000000462028_00384_12462_2873.N1	18-JUL-2004 17:46:37	Dark	46.000	157	The1Eri	2.9060	9300.0	92	12462	No
299	GOM_NL__2PRFIN20040718_175242_000000532028_00385_12463_2846.N1	18-JUL-2004 17:52:42	Dark	53.000	9	Alp Eri	0.45300	24000.	106	12463	No
300	GOM_NL__2PRFIN20040718_175554_000000422028_00385_12463_2847.N1	18-JUL-2004 17:55:54	Dark	42.000	135	Bet Hyi	2.8200	5800.0	84	12463	No
301	GOM_NL__2PRFIN20040718_180008_000000422028_00385_12463_2848.N1	18-JUL-2004 18:00:08	Straylight	42.000	148	Alp Tuc	2.8780	4100.0	84	12463	No
302	GOM_NL__2PRFIN20040718_180135_000000582028_00385_12463_2849.N1	18-JUL-2004 18:01:35	Straylight	58.000	63	Bet Gru	2.1500	2800.0	116	12463	No
303	GOM_NL__2PRFIN20040718_180306_000000492028_00385_12463_2850.N1	18-JUL-2004 18:03:06	Straylight	49.000	31	Alp Gru	1.7340	15200.	98	12463	No
304	GOM_NL__2PRFIN20040718_180542_000000842028_00385_12463_2851.N1	18-JUL-2004 18:05:42	Straylight	84.000	18	24Alp PsA	1.1660	9700.0	168	12463	No
305	GOM_NL__2PRFIN20040718_180952_000000442028_00385_12463_2852.N1	18-JUL-2004 18:09:52	Twi_and_stray	44.000	40	The Sco	1.8590	7100.0	88	12463	No
306	GOM_NL__2PRFIN20040718_181148_000000472028_00385_12463_2853.N1	18-JUL-2004 18:11:48	Twi_and_stray	46.500	38	20Eps Sgr	1.8360	11000.	93	12463	No
307	GOM_NL__2PRFIN20040718_181343_000000412028_00385_12463_2854.N1	18-JUL-2004 18:13:43	Bright	40.500	57	34Sig Sgr	2.0660	26000.	81	12463	No
308	GOM_NL__2PRFIN20040718_181533_000000752028_00385_12463_2855.N1	18-JUL-2004 18:15:33	Bright	74.500	142	49Del Cap	2.8500	8900.0	149	12463	No
309	GOM_NL__2PRFIN20040718_182300_000000382028_00385_12463_2856.N1	18-JUL-2004 18:23:00	Bright	37.500	126	60Bet Oph	2.7700	4250.0	75	12463	No
310	GOM_NL__2PRFIN20040718_182530_000000392028_00385_12463_2857.N1	18-JUL-2004 18:25:30	Bright	39.000	168	17Zet Aql	2.9860	11000.	78	12463	No
311	GOM_NL__2PRFIN20040718_183119_000000392028_00385_12463_2858.N1	18-JUL-2004 18:31:19	Bright	38.500	133	40Zet Her	2.8070	6000.0	77	12463	No
312	GOM_NL__2PRFIN20040718_183600_000000412028_00385_12463_2859.N1	18-JUL-2004 18:36:00	Bright	41.000	69	33Gam Dra	2.2310	3800.0	82	12463	No
313	GOM_NL__2PRFIN20040718_183739_000000512028_00385_12463_2860.N1	18-JUL-2004 18:37:39	Bright	50.500	19	50Alp Cyg	1.2460	10500.	101	12463	No
314	GOM_NL__2PRFIN20040718_184241_000000432028_00385_12463_2861.N1	18-JUL-2004 18:42:41	Bright	42.500	89	5Alp Cep	2.4510	8000.0	85	12463	No
315	GOM_NL__2PRFIN20040718_184702_000000372028_00385_12463_2862.N1	18-JUL-2004 18:47:02	Bright	37.000	49	1Alp UMi	1.9900	6300.0	74	12463	No
316	GOM_NL__2PRFIN20040718_184959_000000552028_00385_12463_2863.N1	18-JUL-2004 18:49:59	Bright	54.500	74	11Bet Cas	2.2680	6600.0	109	12463	No
317	GOM_NL__2PRFIN20040718_185200_000000552028_00385_12463_2864.N1	18-JUL-2004 18:52:00	Bright	54.500	68	18Alp Cas	2.2250	4500.0	109	12463	No
318	GOM_NL__2PRFIN20040718_185650_000000622028_00385_12463_2865.N1	18-JUL-2004 18:56:50	Bright	62.000	160	23Gam Per	2.9300	4700.0	124	12463	No
319	GOM_NL__2PRFIN20040718_185814_000000432028_00385_12463_2866.N1	18-JUL-2004 18:58:14	Bright	43.000	35	33Alp Per	1.7950	6250.0	86	12463	No
320	GOM_NL__2PRFIN20040718_190008_000000662028_00385_12463_2867.N1	18-JUL-2004 19:00:08	Bright	65.500	73	57Gam1And	2.2600	13100.	131	12463	No
321	GOM_NL__2PRFIN20040718_190303_000001262028_00385_12463_2868.N1	18-JUL-2004 19:03:03	Straylight	126.00	53	43Bet And	2.0480	3300.0	252	12463	No
322	GOM_NL__2PRFIN20040718_190654_000000492028_00385_12463_2869.N1	18-JUL-2004 19:06:54	Twilight	48.500	146	25Eta Tau	2.8730	15200.	97	12463	No
323	GOM_NL__2PRFIN20040718_190828_000000552028_00385_12463_2870.N1	18-JUL-2004 19:08:28	Twilight	55.000	13	87Alp Tau	0.86700	3800.0	110	12463	No
324	GOM_NL__2PRFIN20040718_191222_000000392028_00385_12463_2871.N1	18-JUL-2004 19:12:22	Dark	38.500	72	34Del Ori	2.2500	30000.	77	12463	No
325	GOM_NL__2PRFIN20040718_191447_000000392028_00385_12463_2872.N1	18-JUL-2004 19:14:47	Dark	39.000	7	19Bet Ori	0.10000	14000.	78	12463	No
326	GOM_NL__2PRFIN20040718_191800_000000452028_00385_12463_2873.N1	18-JUL-2004 19:18:00	Dark	45.000	139	9Bet Lep	2.8330	5600.0	90	12463	No
327	GOM_NL__2PRFIN20040718_192714_000000442028_00385_12463_2874.N1	18-JUL-2004 19:27:14	Dark	44.000	157	The1Eri	2.9060	9300.0	88	12463	No
328	GOM_NL__2PRFIN20040718_193318_000000452028_00386_12464_2848.N1	18-JUL-2004 19:33:18	Dark	45.000	9	Alp Eri	0.45300	24000.	90	12464	No
329	GOM_NL__2PRFIN20040718_193633_000000412028_00386_12464_2849.N1	18-JUL-2004 19:36:33	Dark	40.500	135	Bet Hyi	2.8200	5800.0	81	12464	No
330	GOM_NL__2PRFIN20040718_194043_000000442028_00386_12464_2850.N1	18-JUL-2004 19:40:43	Straylight	44.000	148	Alp Tuc	2.8780	4100.0	88	12464	No
331	GOM_NL__2PRFIN20040718_194211_000000642028_00386_12464_2851.N1	18-JUL-2004 19:42:11	Straylight	63.500	63	Bet Gru	2.1500	2800.0	127	12464	No
332	GOM_NL__2PRFIN20040718_194343_000000492028_00386_12464_2852.N1	18-JUL-2004 19:43:43	Straylight	49.000	31	Alp Gru	1.7340	15200.	98	12464	No
333	GOM_NL__2PRFIN20040718_194619_000000822028_00386_12464_2853.N1	18-JUL-2004 19:46:19	Straylight	81.500	18	24Alp PsA	1.1660	9700.0	163	12464	No
334	GOM_NL__2PRFIN20040718_195029_000000442028_00386_12464_2854.N1	18-JUL-2004 19:50:29	Twi_and_stray	43.500	40	The Sco	1.8590	7100.0	87	12464	No
335	GOM_NL__2PRFIN20040718_195222_000000442028_00386_12464_2855.N1	18-JUL-2004 19:52:22	Twi_and_stray	44.000	38	20Eps Sgr	1.8360	11000.	88	12464	No
336	GOM_NL__2PRFIN20040718_195419_000000412028_00386_12464_2856.N1	18-JUL-2004 19:54:19	Bright	40.500	57	34Sig Sgr	2.0660	26000.	81	12464	No
337	GOM_NL__2PRFIN20040718_195609_000000742028_00386_12464_2857.N1	18-JUL-2004 19:56:09	Bright	73.500	142	49Del Cap	2.8500	8900.0	147	12464	No

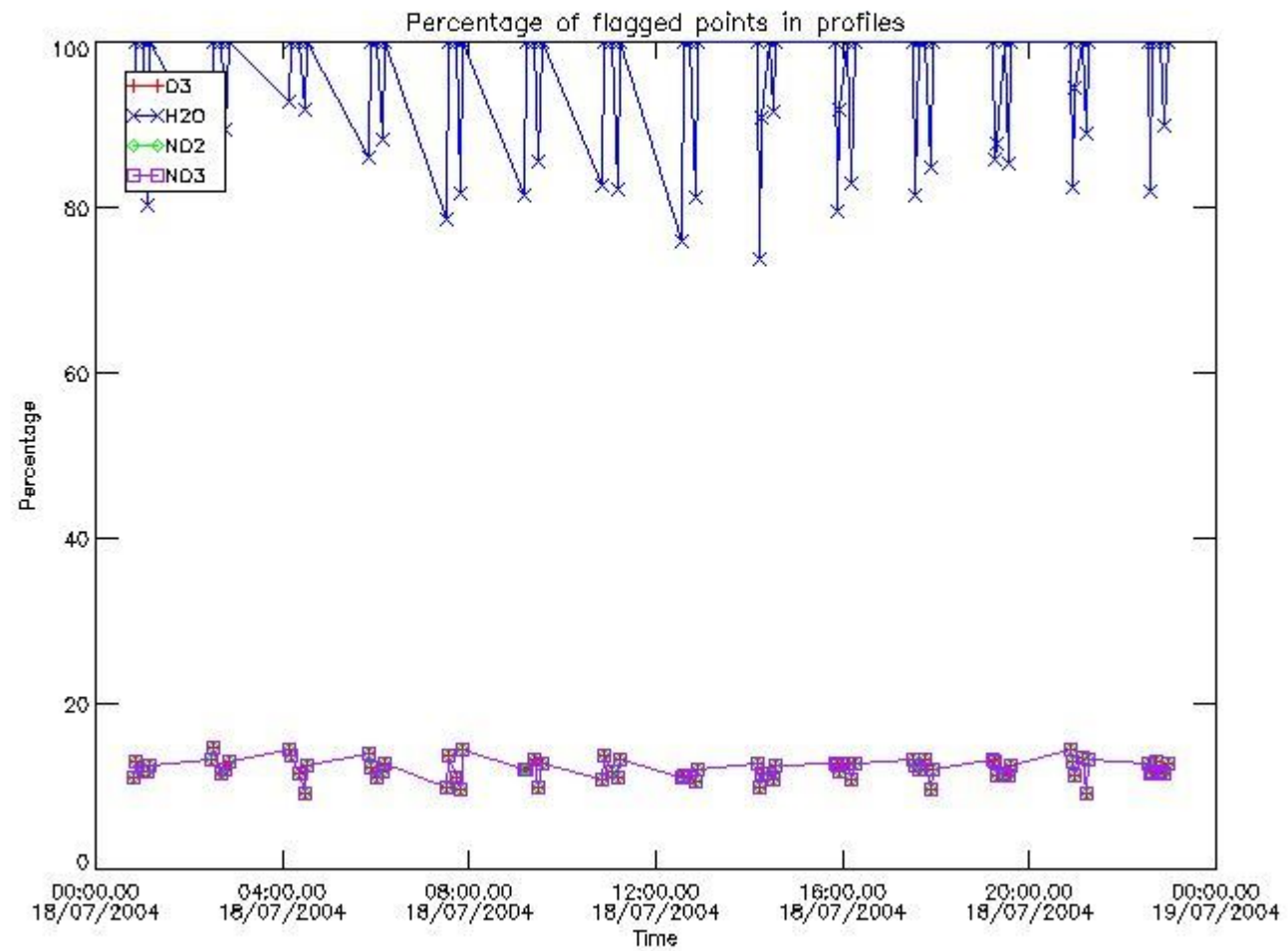
338	GOM_NL__2PRFIN20040718_200334_000000412028_00386_12464_2858.N1	18-JUL-2004 20:03:34	Bright	40.500	126	60Bet Oph	2.7700	4250.0	81	12464	No
339	GOM_NL__2PRFIN20040718_200605_000000402028_00386_12464_2859.N1	18-JUL-2004 20:06:05	Bright	39.500	168	17Zet Aql	2.9860	11000.	79	12464	No
340	GOM_NL__2PRFIN20040718_201155_000000372028_00386_12464_2860.N1	18-JUL-2004 20:11:55	Bright	37.000	133	40Zet Her	2.8070	6000.0	74	12464	No
341	GOM_NL__2PRFIN20040718_201636_000000402028_00386_12464_2861.N1	18-JUL-2004 20:16:36	Bright	39.500	69	33Gam Dra	2.2310	3800.0	79	12464	No
342	GOM_NL__2PRFIN20040718_201814_000000532028_00386_12464_2862.N1	18-JUL-2004 20:18:14	Bright	52.500	19	50Alp Cyg	1.2460	10500.	105	12464	No
343	GOM_NL__2PRFIN20040718_202317_000000452028_00386_12464_2863.N1	18-JUL-2004 20:23:17	Bright	45.000	89	5Alp Cep	2.4510	8000.0	90	12464	No
344	GOM_NL__2PRFIN20040718_202737_000000392028_00386_12464_2864.N1	18-JUL-2004 20:27:37	Bright	38.500	49	1Alp UMi	1.9900	6300.0	77	12464	No
345	GOM_NL__2PRFIN20040718_203037_000000542028_00386_12464_2865.N1	18-JUL-2004 20:30:37	Bright	54.000	74	11Bet Cas	2.2680	6600.0	108	12464	No
346	GOM_NL__2PRFIN20040718_203235_000000542028_00386_12464_2866.N1	18-JUL-2004 20:32:35	Bright	54.000	68	18Alp Cas	2.2250	4500.0	108	12464	No
347	GOM_NL__2PRFIN20040718_203726_000000452028_00386_12464_2867.N1	18-JUL-2004 20:37:26	Bright	44.500	160	23Gam Per	2.9300	4700.0	89	12464	No
348	GOM_NL__2PRFIN20040718_203850_000000442028_00386_12464_2868.N1	18-JUL-2004 20:38:50	Bright	44.000	35	33Alp Per	1.7950	6250.0	88	12464	No
349	GOM_NL__2PRFIN20040718_204044_000000692028_00386_12464_2869.N1	18-JUL-2004 20:40:44	Bright	69.000	73	57Gam1And	2.2600	13100.	138	12464	No
350	GOM_NL__2PRFIN20040718_204339_000001282028_00386_12464_2870.N1	18-JUL-2004 20:43:39	Straylight	127.50	53	43Bet And	2.0480	3300.0	255	12464	No
351	GOM_NL__2PRFIN20040718_204730_000000502028_00386_12464_2871.N1	18-JUL-2004 20:47:30	Twilight	50.000	146	25Eta Tau	2.8730	15200.	100	12464	No
352	GOM_NL__2PRFIN20040718_204904_000000522028_00386_12464_2872.N1	18-JUL-2004 20:49:04	Twilight	51.500	13	87Alp Tau	0.86700	3800.0	103	12464	No
353	GOM_NL__2PRFIN20040718_205258_000000392028_00386_12464_2873.N1	18-JUL-2004 20:52:58	Dark	38.500	72	34Del Ori	2.2500	30000.	77	12464	No
354	GOM_NL__2PRFIN20040718_205523_000000432028_00386_12464_2874.N1	18-JUL-2004 20:55:23	Dark	43.000	7	19Bet Ori	0.10000	14000.	86	12464	No
355	GOM_NL__2PRFIN20040718_205838_000000452028_00386_12464_2875.N1	18-JUL-2004 20:58:38	Dark	45.000	139	9Bet Lep	2.8330	5600.0	90	12464	No
356	GOM_NL__2PRFIN20040718_210750_000000492028_00386_12464_2876.N1	18-JUL-2004 21:07:50	Dark	49.000	157	The1Eri	2.9060	9300.0	98	12464	No
357	GOM_NL__2PRFIN20040718_211354_000000552028_00387_12465_2941.N1	18-JUL-2004 21:13:54	Dark	55.000	9	Alp Eri	0.45300	24000.	110	12465	No
358	GOM_NL__2PRFIN20040718_211709_000000392028_00387_12465_2942.N1	18-JUL-2004 21:17:09	Dark	38.500	135	Bet Hyi	2.8200	5800.0	77	12465	No
359	GOM_NL__2PRFIN20040718_212120_000000442028_00387_12465_2943.N1	18-JUL-2004 21:21:20	Straylight	43.500	148	Alp Tuc	2.8780	4100.0	87	12465	No
360	GOM_NL__2PRFIN20040718_212248_000000512028_00387_12465_2944.N1	18-JUL-2004 21:22:48	Straylight	51.000	63	Bet Gru	2.1500	2800.0	102	12465	No
361	GOM_NL__2PRFIN20040718_212419_000000472028_00387_12465_2945.N1	18-JUL-2004 21:24:19	Straylight	47.000	31	Alp Gru	1.7340	15200.	94	12465	No
362	GOM_NL__2PRFIN20040718_212656_000000842028_00387_12465_2946.N1	18-JUL-2004 21:26:56	Straylight	83.500	18	24Alp PsA	1.1660	9700.0	167	12465	No
363	GOM_NL__2PRFIN20040718_213104_000000452028_00387_12465_2947.N1	18-JUL-2004 21:31:04	Twi_and_stray	44.500	40	The Sco	1.8590	7100.0	89	12465	No
364	GOM_NL__2PRFIN20040718_213258_000000472028_00387_12465_2948.N1	18-JUL-2004 21:32:58	Twi_and_stray	47.000	38	20Eps Sgr	1.8360	11000.	94	12465	No
365	GOM_NL__2PRFIN20040718_213455_000000422028_00387_12465_2949.N1	18-JUL-2004 21:34:55	Bright	42.000	57	34Sig Sgr	2.0660	26000.	84	12465	No
366	GOM_NL__2PRFIN20040718_213645_000000712028_00387_12465_2950.N1	18-JUL-2004 21:36:45	Bright	71.000	142	49Del Cap	2.8500	8900.0	142	12465	No
367	GOM_NL__2PRFIN20040718_214412_000000392028_00387_12465_2951.N1	18-JUL-2004 21:44:12	Bright	38.500	126	60Bet Oph	2.7700	4250.0	77	12465	No
368	GOM_NL__2PRFIN20040718_214640_000000412028_00387_12465_2952.N1	18-JUL-2004 21:46:40	Bright	41.000	168	17Zet Aql	2.9860	11000.	82	12465	No
369	GOM_NL__2PRFIN20040718_215232_000000392028_00387_12465_2953.N1	18-JUL-2004 21:52:32	Bright	38.500	133	40Zet Her	2.8070	6000.0	77	12465	No
370	GOM_NL__2PRFIN20040718_215712_000000362028_00387_12465_2954.N1	18-JUL-2004 21:57:12	Bright	35.500	69	33Gam Dra	2.2310	3800.0	71	12465	No
371	GOM_NL__2PRFIN20040718_220352_000000452028_00387_12465_2955.N1	18-JUL-2004 22:03:52	Bright	44.500	89	5Alp Cep	2.4510	8000.0	89	12465	No
372	GOM_NL__2PRFIN20040718_220813_000000362028_00387_12465_2956.N1	18-JUL-2004 22:08:13	Bright	35.500	49	1Alp UMi	1.9900	6300.0	71	12465	No
373	GOM_NL__2PRFIN20040718_221109_000000552028_00387_12465_2957.N1	18-JUL-2004 22:11:09	Bright	54.500	74	11Bet Cas	2.2680	6600.0	109	12465	No
374	GOM_NL__2PRFIN20040718_221310_000000552028_00387_12465_2958.N1	18-JUL-2004 22:13:10	Bright	55.000	68	18Alp Cas	2.2250	4500.0	110	12465	No
375	GOM_NL__2PRFIN20040718_221802_000000432028_00387_12465_2959.N1	18-JUL-2004 22:18:02	Bright	43.000	160	23Gam Per	2.9300	4700.0	86	12465	No
376	GOM_NL__2PRFIN20040718_221926_000000472028_00387_12465_2960.N1	18-JUL-2004 22:19:26	Bright	46.500	35	33Alp Per	1.7950	6250.0	93	12465	No
377	GOM_NL__2PRFIN20040718_222119_000000692028_00387_12465_2961.N1	18-JUL-2004 22:21:19	Bright	68.500	73	57Gam1And	2.2600	13100.	137	12465	No
378	GOM_NL__2PRFIN20040718_222415_000001402028_00387_12465_2962.N1	18-JUL-2004 22:24:15	Straylight	140.00	53	43Bet And	2.0480	3300.0	280	12465	No
379	GOM_NL__2PRFIN20040718_222806_000000492028_00387_12465_2963.N1	18-JUL-2004 22:28:06	Twilight	49.000	146	25Eta Tau	2.8730	15200.	98	12465	No
380	GOM_NL__2PRFIN20040718_222941_000000502028_00387_12465_2964.N1	18-JUL-2004 22:29:41	Twilight	50.000	13	87Alp Tau	0.86700	3800.0	100	12465	No
381	GOM_NL__2PRFIN20040718_223345_000000402028_00387_12465_2965.N1	18-JUL-2004 22:33:45	Dark	40.000	30	46Eps Ori	1.6940	30000.	80	12465	No
382	GOM_NL__2PRFIN20040718_223559_000000452028_00387_12465_2966.N1	18-JUL-2004 22:35:59	Dark	44.500	7	19Bet Ori	0.10000	14000.	89	12465	No
383	GOM_NL__2PRFIN20040718_223821_000000432028_00387_12465_2967.N1	18-JUL-2004 22:38:21	Dark	43.000	101	11Alp Lep	2.5820	7000.0	86	12465	No
384	GOM_NL__2PRFIN20040718_224248_000000402028_00387_12465_2968.N1	18-JUL-2004 22:42:48	Dark	39.500	108	Alp Col	2.6520	15200.	79	12465	No
385	GOM_NL__2PRFIN20040718_224826_000000442028_00387_12465_2969.N1	18-JUL-2004 22:48:26	Dark	43.500	157	The1Eri	2.9060	9300.0	87	12465	No
386	GOM_NL__2PRFIN20040718_225431_000000452028_00388_12466_2942.N1	18-JUL-2004 22:54:31	Dark	44.500	9	Alp Eri	0.45300	24000.	89	12466	No
387	GOM_NL__2PRFIN20040718_225745_000000402028_00388_12466_2943.N1	18-JUL-2004 22:57:45	Dark	40.000	135	Bet Hyi	2.8200	5800.0	80	12466	No
388	GOM_NL__2PRFIN20040718_230154_000000462028_00388_12466_2944.N1	18-JUL-2004 23:01:54	Straylight	46.000	148	Alp Tuc	2.8780	4100.0	92	12466	No
389	GOM_NL__2PRFIN20040718_230325_000000632028_00388_12466_2945.N1	18-JUL-2004 23:03:25	Straylight	63.000	63	Bet Gru	2.1500	2800.0	126	12466	No
390	GOM_NL__2PRFIN20040718_230456_000000492028_00388_12466_2946.N1	18-JUL-2004 23:04:56	Straylight	48.500	31	Alp Gru	1.7340	15200.	97	12466	No
391	GOM_NL__2PRFIN20040718_230733_000000852028_00388_12466_2947.N1	18-JUL-2004 23:07:33	Straylight	85.000	18	24Alp PsA	1.1660	9700.0	170	12466	No
392	GOM_NL__2PRFIN20040718_231140_000000422028_00388_12466_2948.N1	18-JUL-2004 23:11:40	Twi_and_stray	42.000	40	The Sco	1.8590	7100.0	84	12466	No
393	GOM_NL__2PRFIN20040718_231336_000000442028_00388_12466_2949.N1	18-JUL-2004 23:13:36	Twi_and_stray	43.500	38	20Eps Sgr	1.8360	11000.	87	12466	No
394	GOM_NL__2PRFIN20040718_231531_000000422028_00388_12466_2950.N1	18-JUL-2004 23:15:31	Bright	41.500	57	34Sig Sgr	2.0660	26000.	83	12466	No
395	GOM_NL__2PRFIN20040718_231721_000000732028_00388_12466_2951.N1	18-JUL-2004 23:17:21	Bright	73.000	142	49Del Cap	2.8500	8900.0	146	12466	No
396	GOM_NL__2PRFIN20040718_232448_000000382028_00388_12466_2952.N1	18-JUL-2004 23:24:48	Bright	37.500	126	60Bet Oph	2.7700	4250.0	75	12466	No

397	GOM_NL__2PRFIN20040718_232714_000000432028_00388_12466_2953.N1	18-JUL-2004 23:27:14	Bright	43.000	168	17Zet Aql	2.9860	11000.	86	12466	No
398	GOM_NL__2PRFIN20040718_233308_000000392028_00388_12466_2954.N1	18-JUL-2004 23:33:08	Bright	38.500	133	40Zet Her	2.8070	6000.0	77	12466	No
399	GOM_NL__2PRFIN20040718_233745_000000392028_00388_12466_2955.N1	18-JUL-2004 23:37:45	Bright	38.500	69	33Gam Dra	2.2310	3800.0	77	12466	No
400	GOM_NL__2PRFIN20040718_234427_000000422028_00388_12466_2956.N1	18-JUL-2004 23:44:27	Bright	42.000	89	5Alp Cep	2.4510	8000.0	84	12466	No
401	GOM_NL__2PRFIN20040718_234848_000000362028_00388_12466_2957.N1	18-JUL-2004 23:48:48	Bright	36.000	49	1Alp UMi	1.9900	6300.0	72	12466	No
402	GOM_NL__2PRFIN20040718_235147_000000532028_00388_12466_2958.N1	18-JUL-2004 23:51:47	Bright	52.500	74	11Bet Cas	2.2680	6600.0	105	12466	No
403	GOM_NL__2PRFIN20040718_235345_000000562028_00388_12466_2959.N1	18-JUL-2004 23:53:45	Bright	56.000	68	18Alp Cas	2.2250	4500.0	112	12466	No
404	GOM_NL__2PRFIN20040718_235837_000000452028_00388_12466_2960.N1	18-JUL-2004 23:58:37	Bright	44.500	160	23Gam Per	2.9300	4700.0	89	12466	No

3. Quality information per product

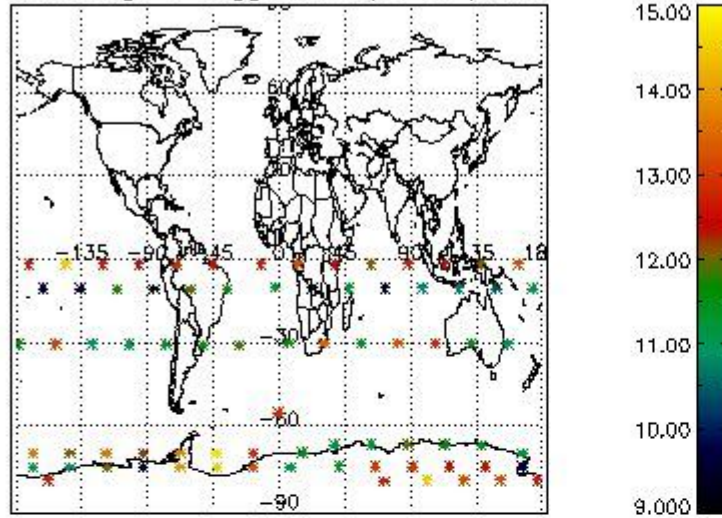
In this section it is plotted some information contained in the Quality Summary data set of the level 2 products. Only products in dark limb conditions and without errors (error flag in the MPH set to "0") are used.

3.1 Plot quality information per product (time dependant)

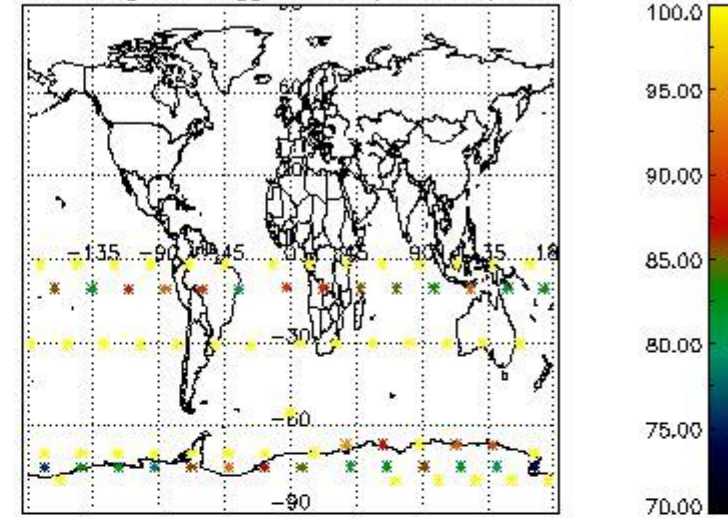


3.2 Plot quality information per product (world map)

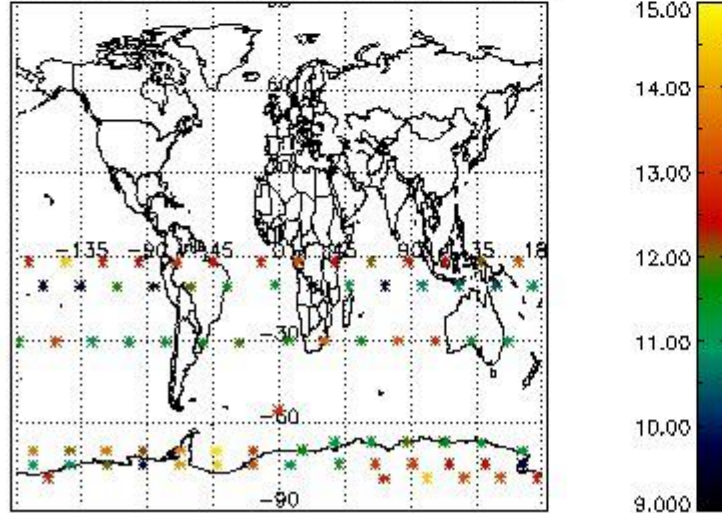
Percentage of flagged data per O3 profile



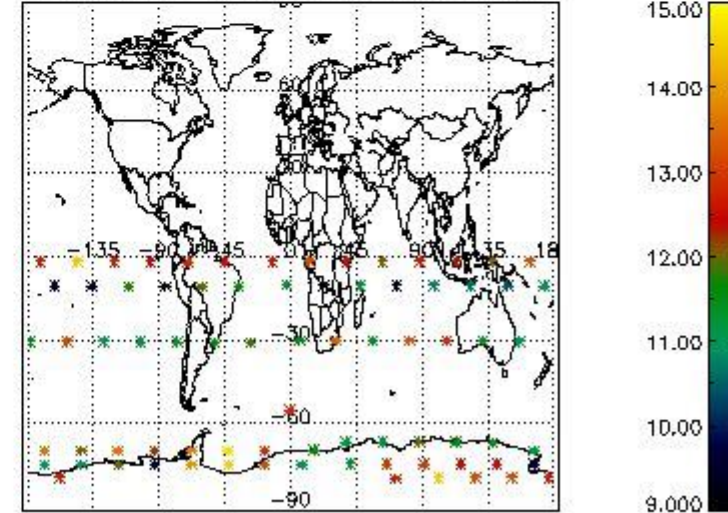
Percentage of flagged data per H2O profile



Percentage of flagged data per NO2 profile



Percentage of flagged data per NO3 profile

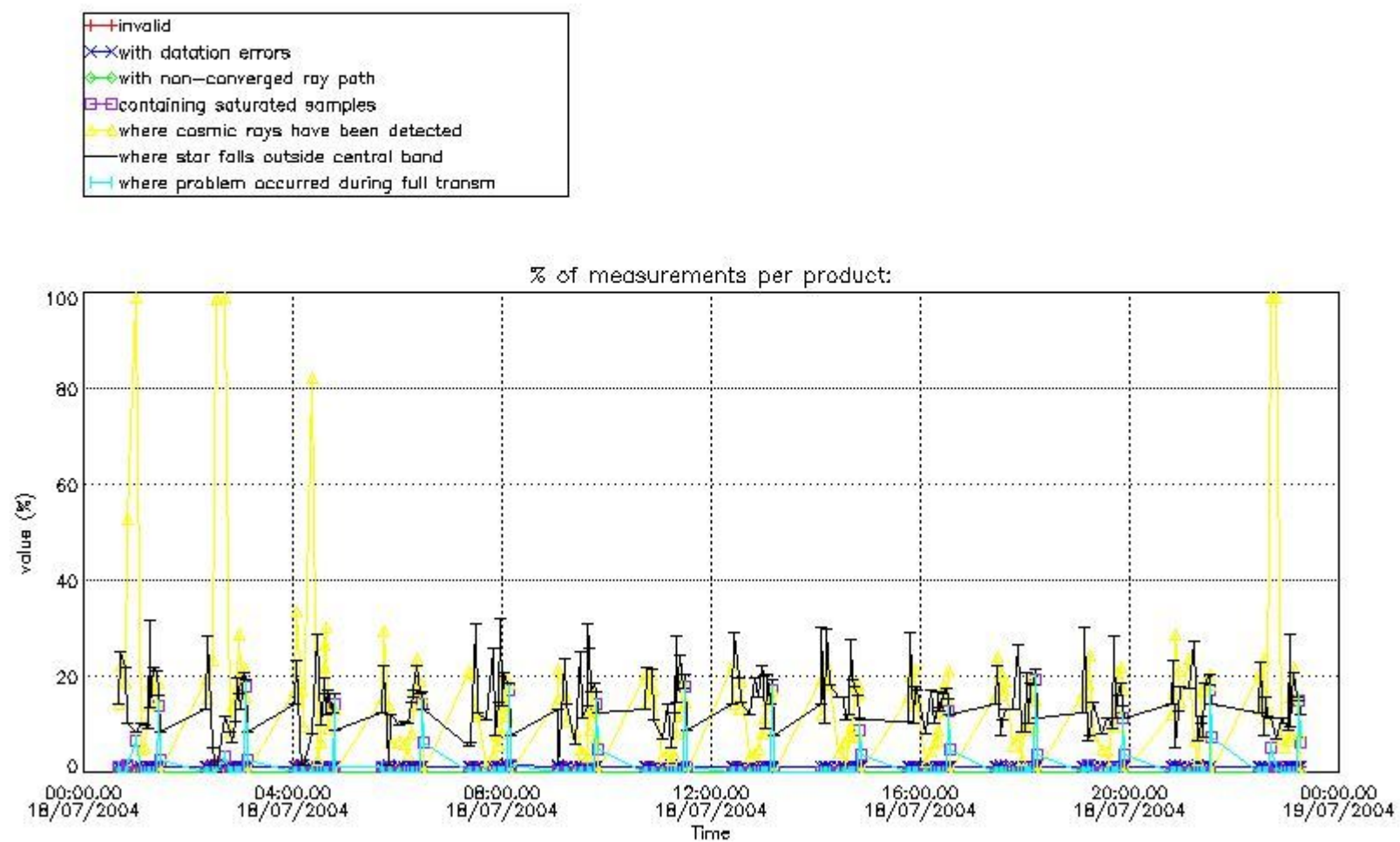


4. Level 1 quality information per product

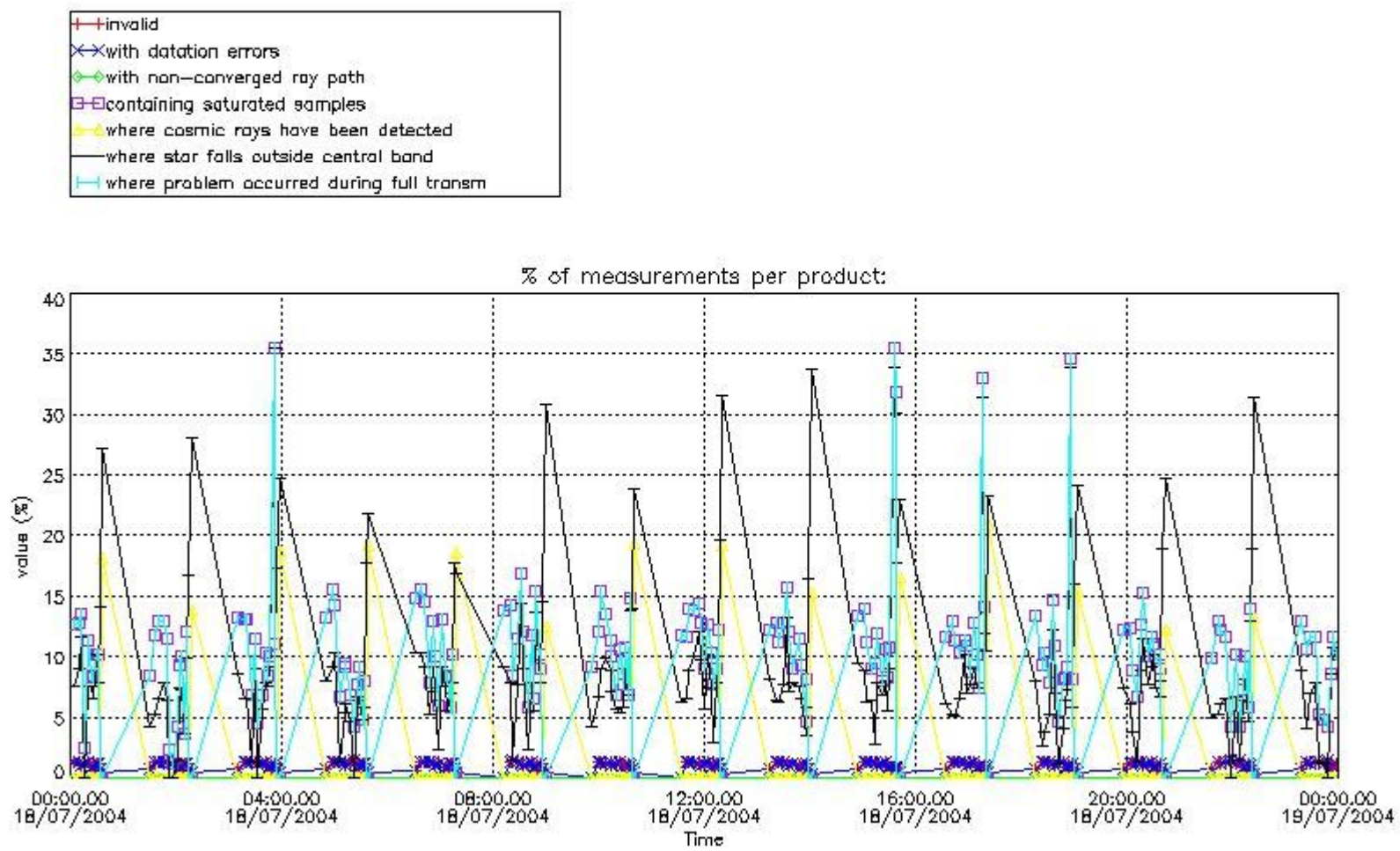
In this section it is plotted some information contained in the Quality Summary data set of the level 2 products that comes from the level 1b processing. Products without errors (error flag in the MPH set to "0") are used.

4.1 Plot quality information per product (time dependant) coming from level 1b processing

4.1.1 Plot level 1 quality information per product (time dependant): ENVISAT ASCENDING passes



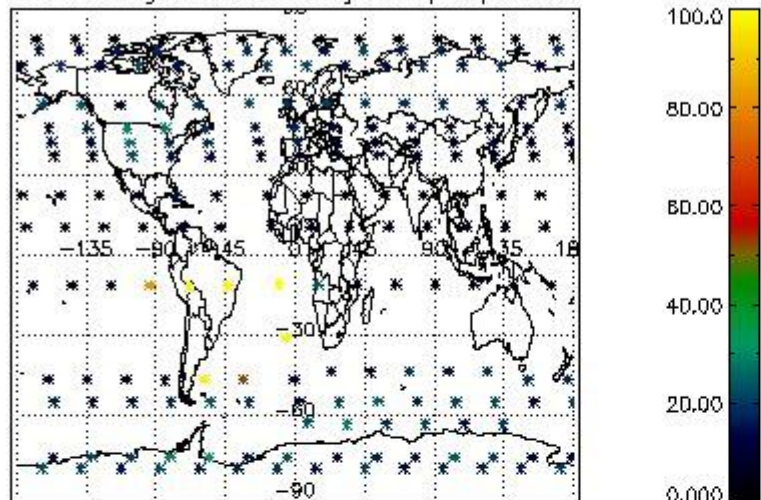
4.1.2 Plot level 1 quality information per product (time dependant): ENVI SAT DESCENDING passes



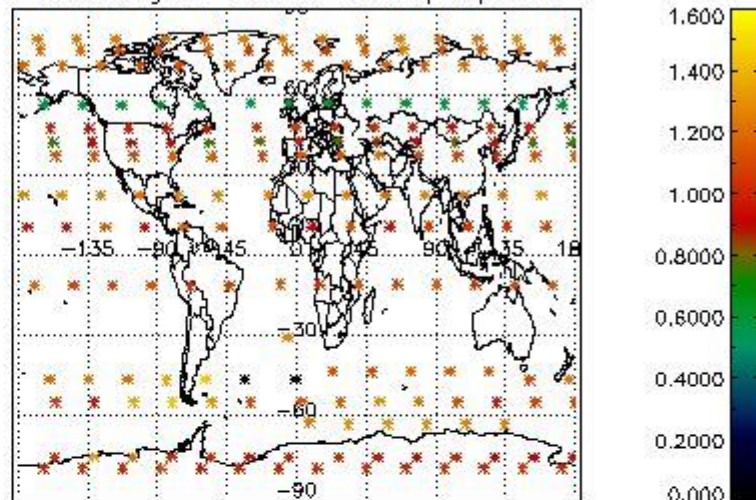
4.2 Plot quality information per product coming from level 1b processing (world map)

4.2.1 Plot level 1 quality information per product (world map): ENVISAT ASCENDING passes

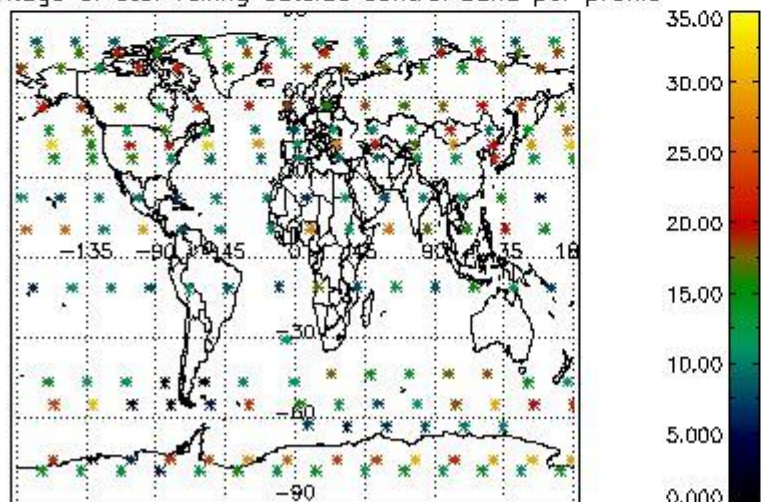
Percentage of cosmic ray hits per profile



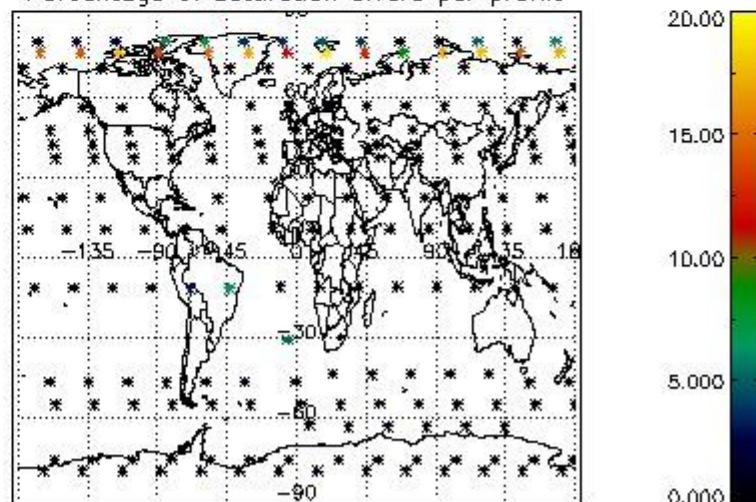
Percentage of datation errors per profile



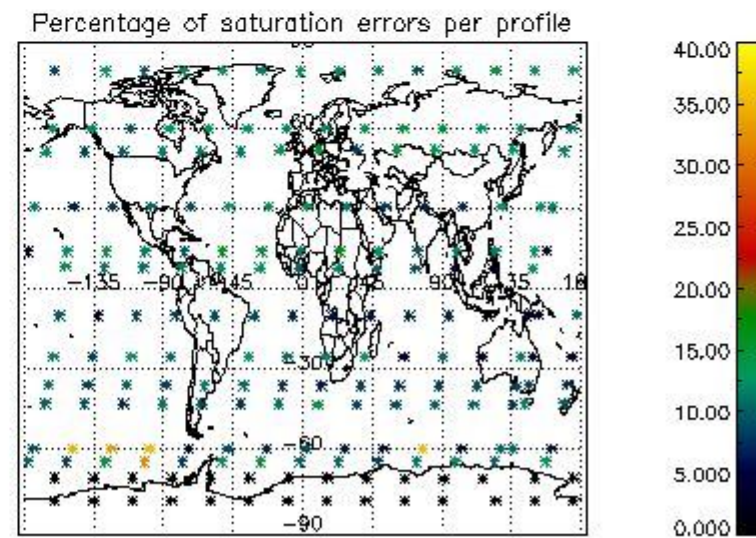
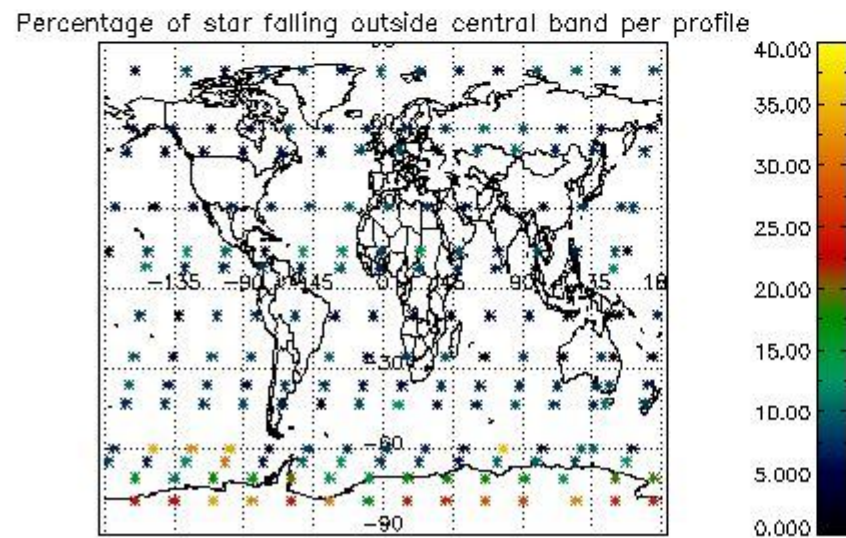
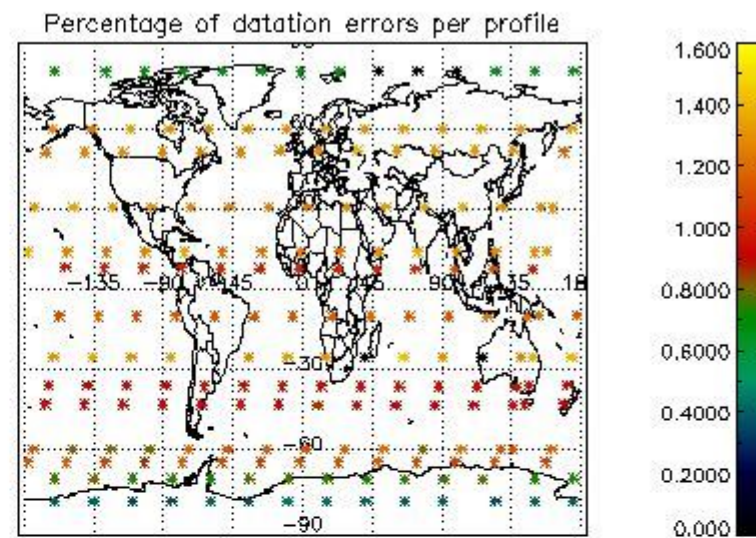
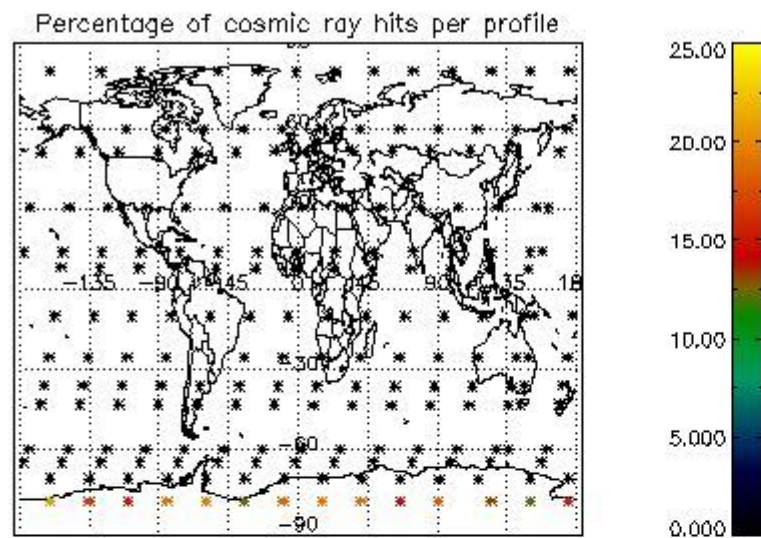
Percentage of star falling outside central band per profile



Percentage of saturation errors per profile



4.2.2 Plot level 1 quality information per product (world map): ENVISAT DESCENDING passes



5. Trace gas profiles

5.1 Ozone statistics based on quality of products

The final quality of the products can be "measured" using the STD (Standard Deviation) attached to every point profile. This information is written to the parameter GOM_NL__2P/NL_LOCAL_SPECIES_DENSITY/o3_std of the level 2 products. The table below shows the statistics for given STD ranges.

The statistics are given with respect to the overall valid production:

- Products without fatal errors: GOM_NL__2P/MPH/PRODUCT_ERR=0
- Valid point profile: GOM_NL__2P/NL_LOCAL_SPECIES_DENSITY/pcd(0)=0

The 'Criteria' is applied to valid points of dark limb products:

- Products in dark limb illumination condition: GOM_NL__2P/NL_SUMMARY_QUALITY/obs_ill_cond=0
- Products without fatal errors: GOM_NL__2P/MPH/PRODUCT_ERR=0
- Valid point profile: GOM_NL__2P/NL_LOCAL_SPECIES_DENSITY/pcd(0)=0

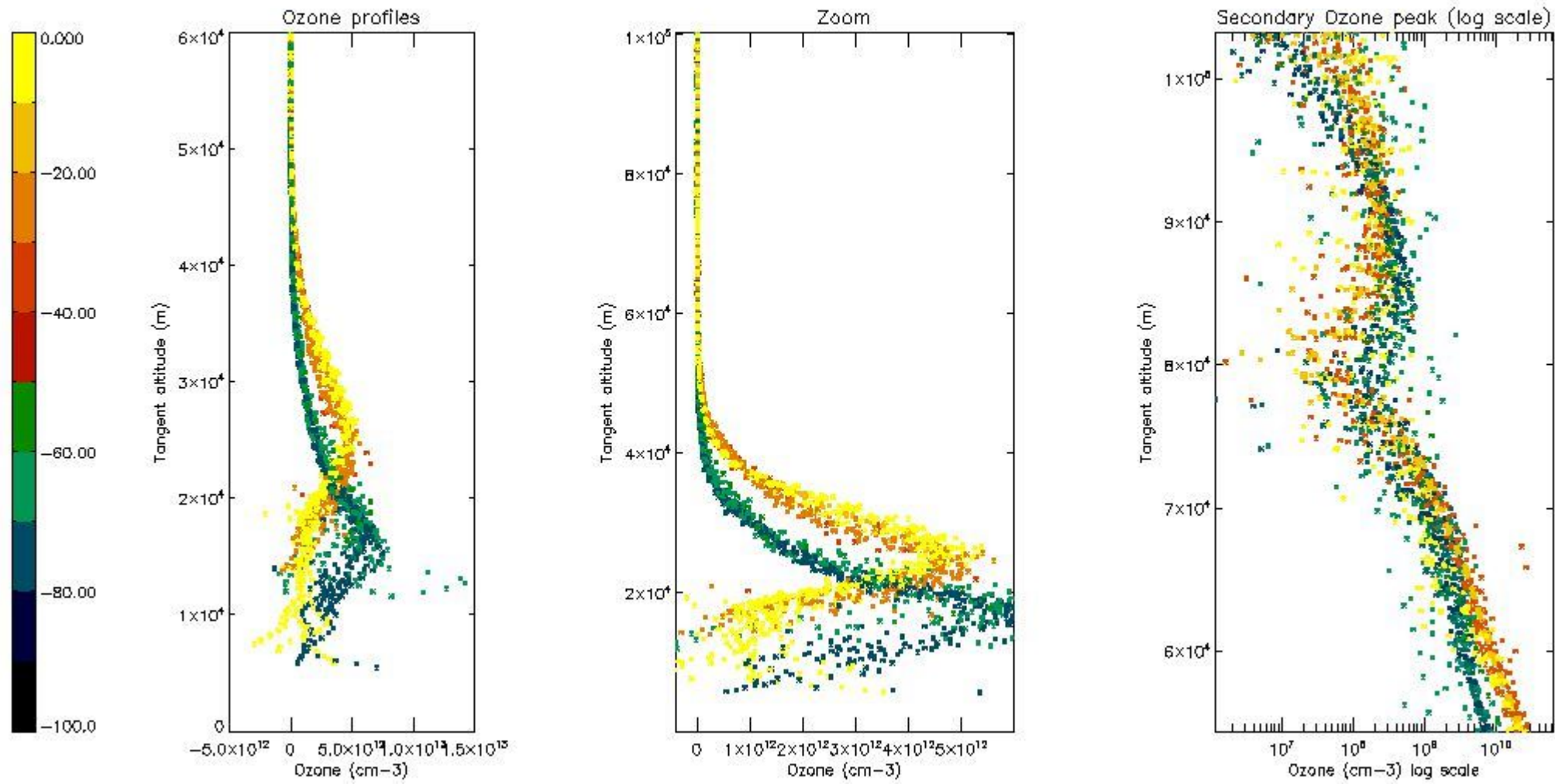
So, the table below shows the percentage of dark limb and valid observations for each criteria with respect to the overall valid daily observations.

Criteria	% of total production
All STD	16
STD < 20	9

STD < 10	7
STD < 5	5

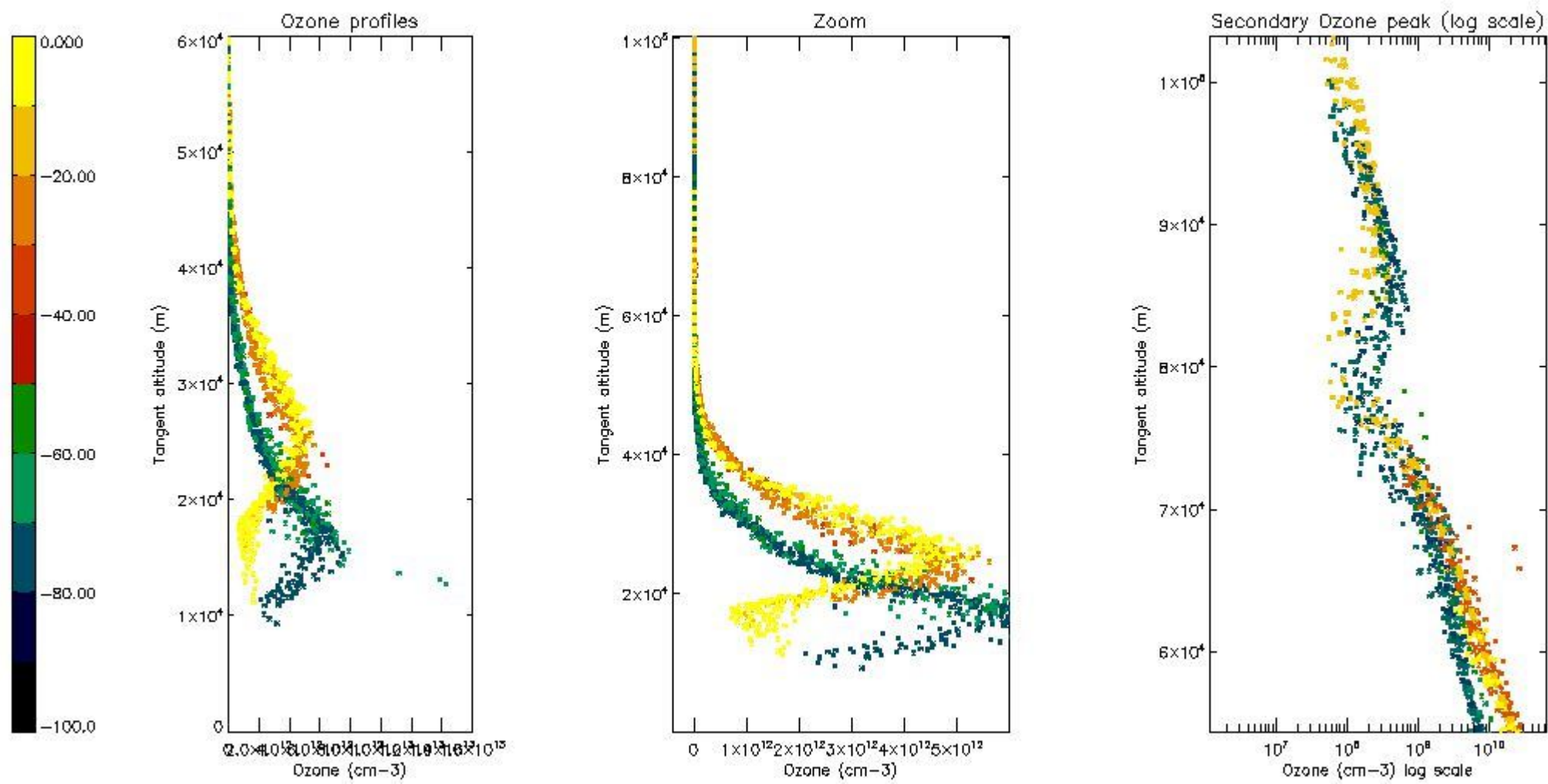
5.2 Plot ozone profiles for all STD (dark without errors)

The colorbar represents the latitude.



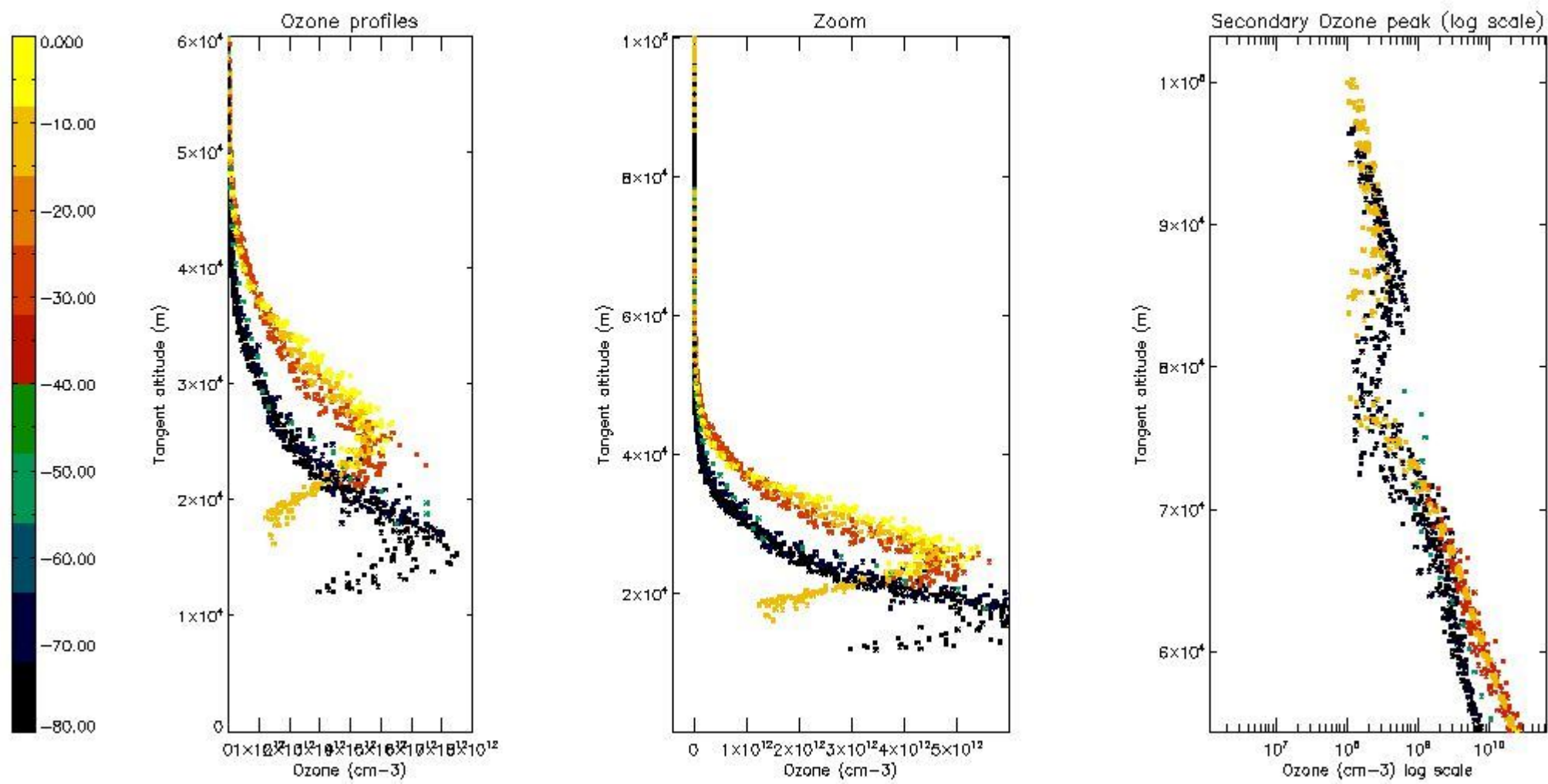
5.3 Plot ozone profiles where STD < 20% (dark without errors)

The colorbar represents the latitude.



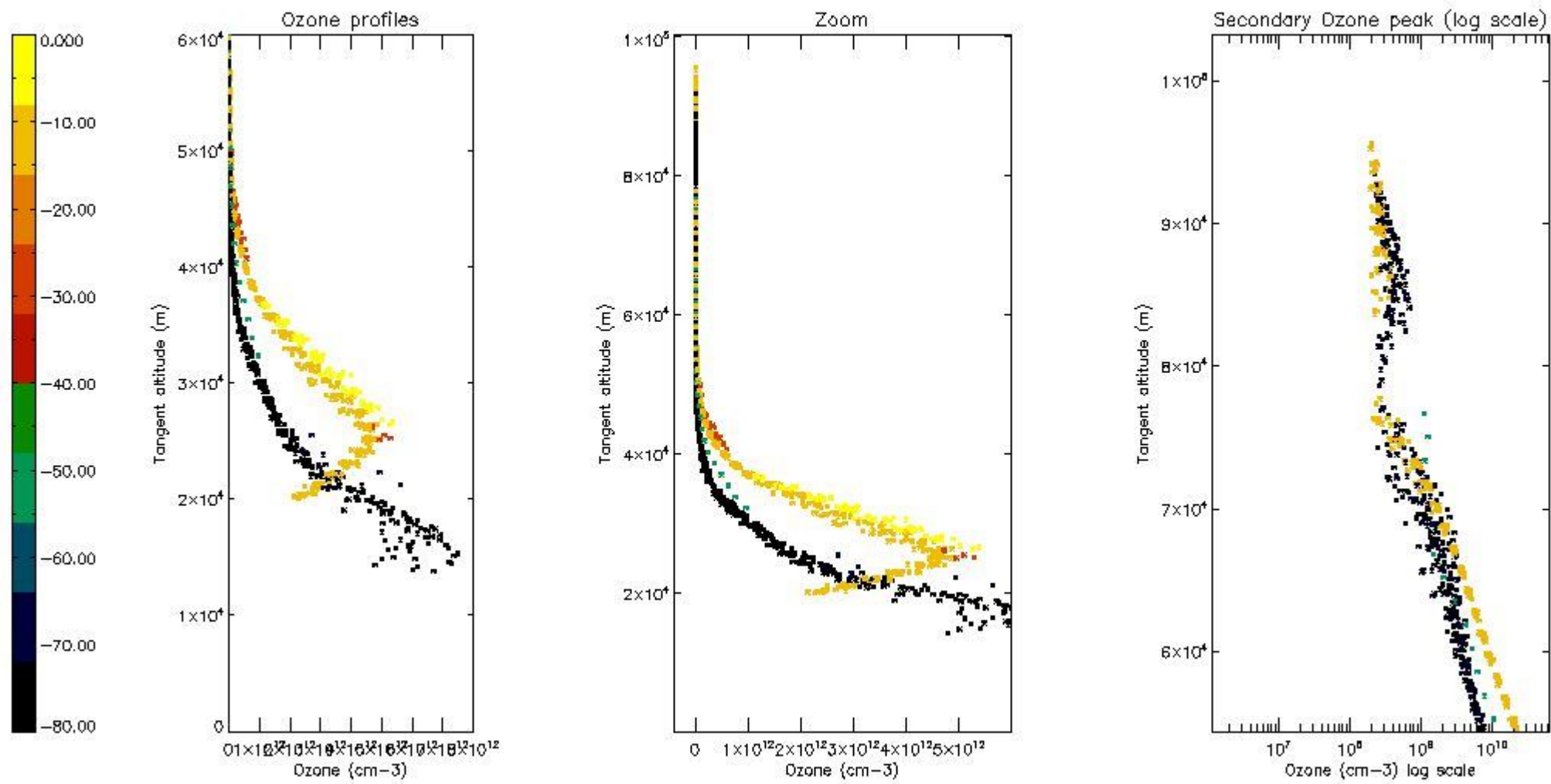
5.4 Plot ozone profiles where STD < 10% (dark without errors)

The colorbar represents the latitude.



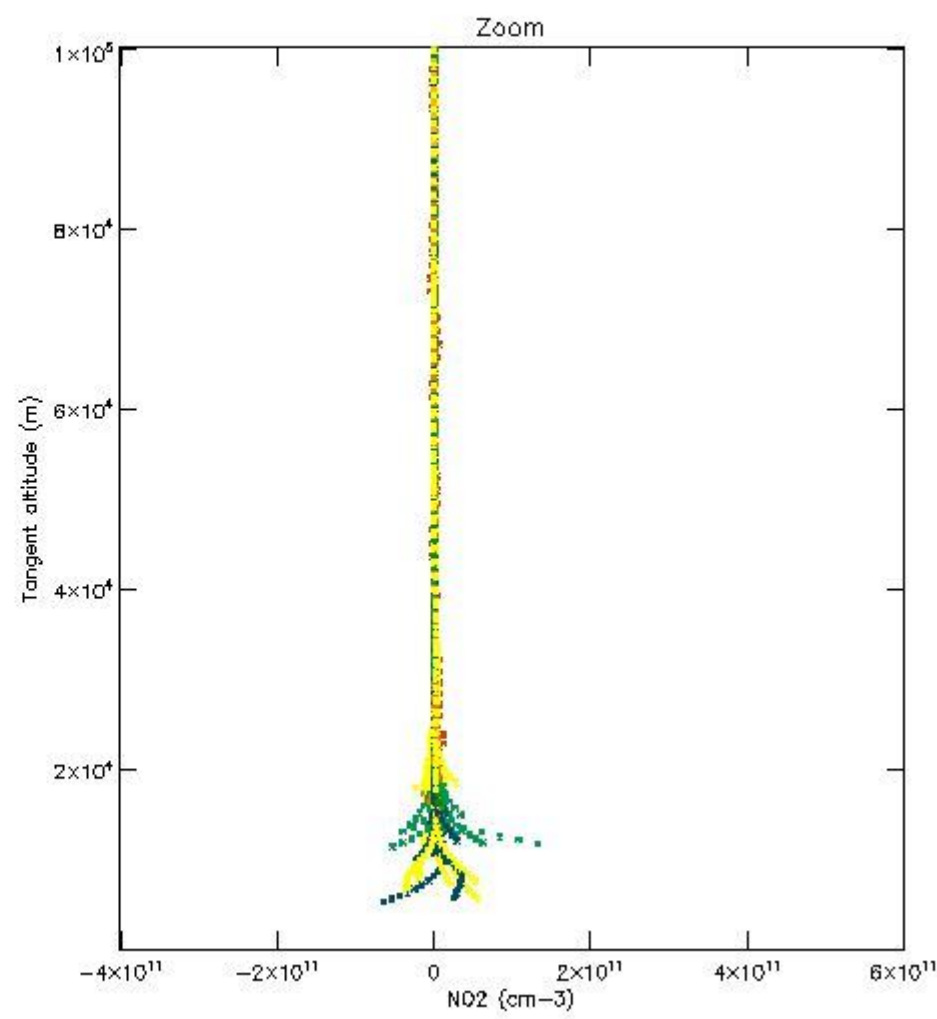
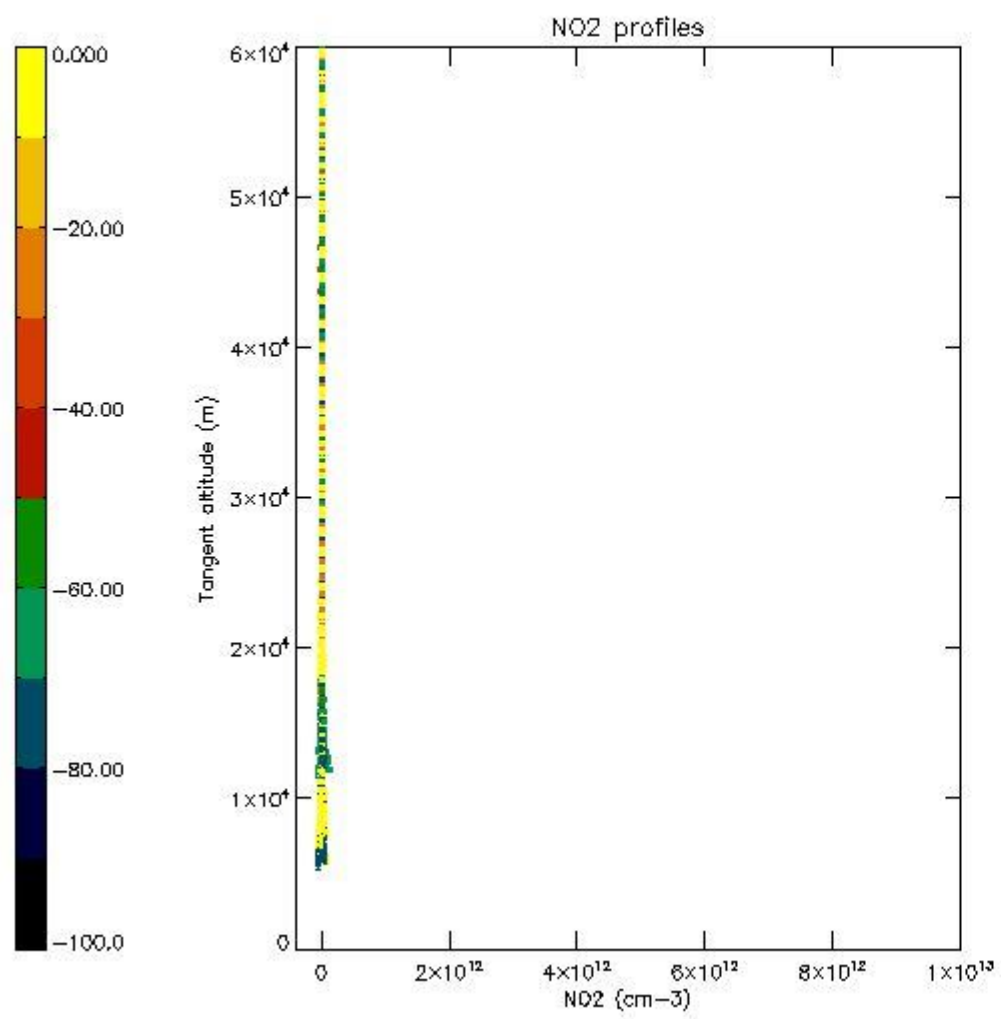
5.5 Plot ozone profiles where STD < 5% (dark without errors)

The colorbar represents the latitude.



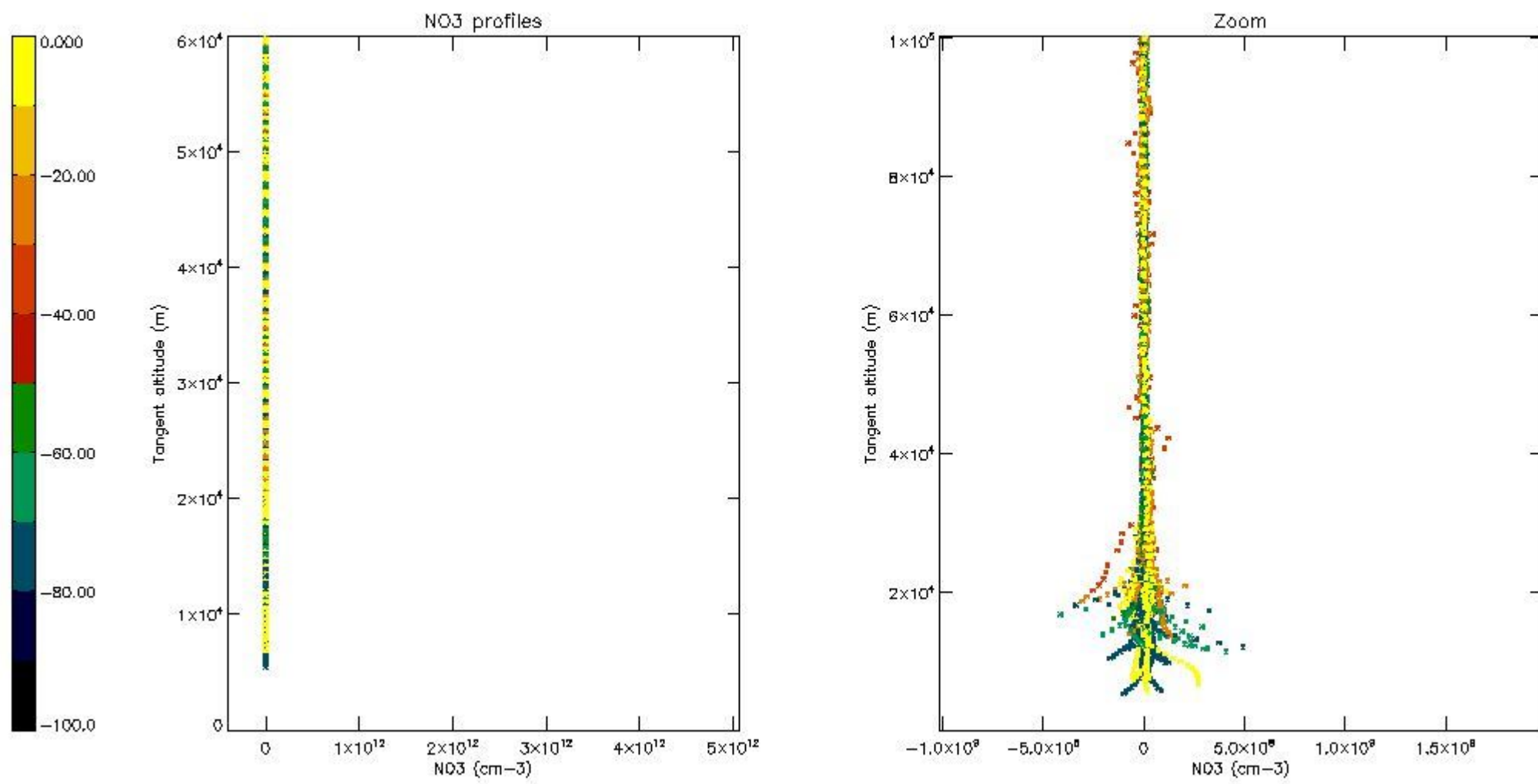
5.6 Plot NO₂ profiles for all STD (dark without errors)

The colorbar represents the latitude.



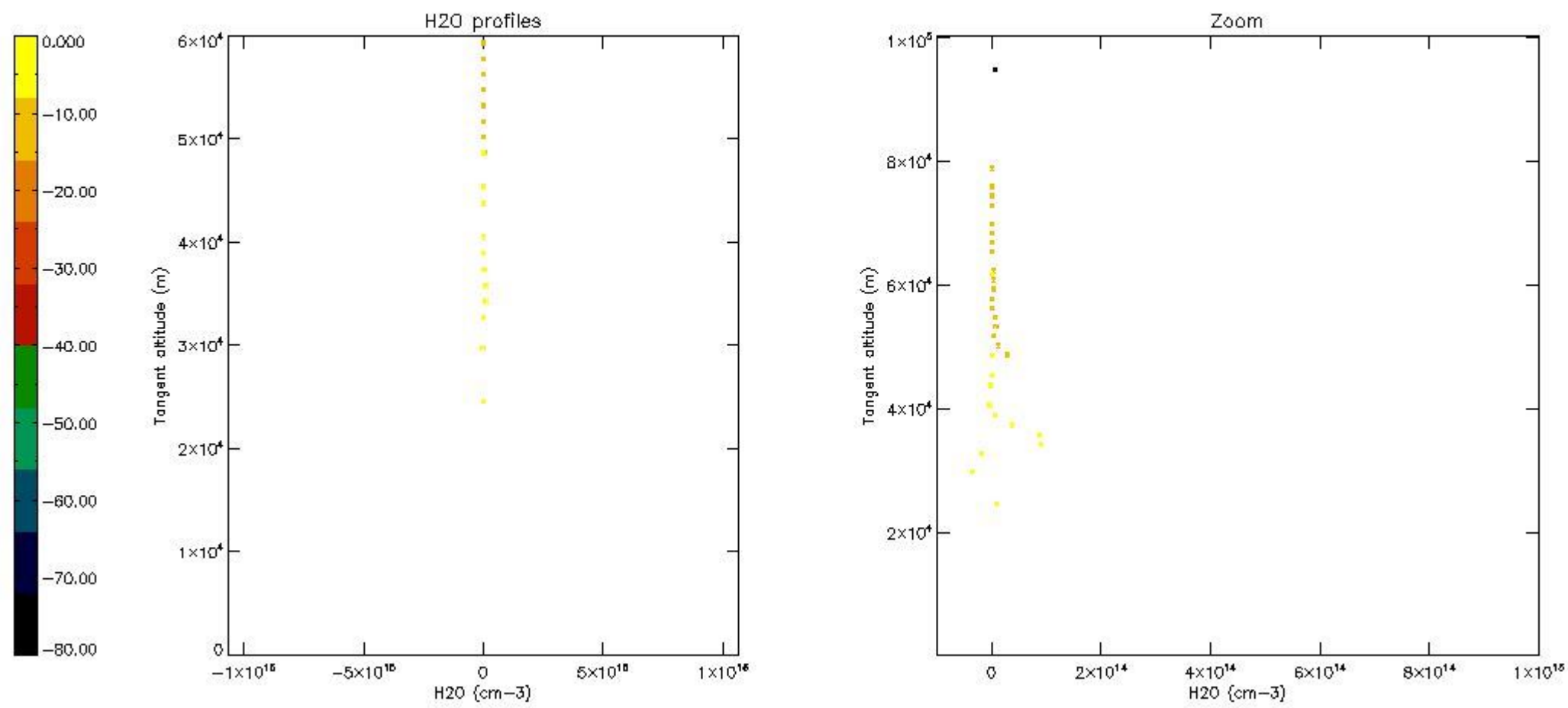
5.7 Plot NO3 profiles for all STD (dark without errors)

The colorbar represents the latitude.



5.8 Plot H2O profiles for all STD (only for occultations of stars 1,2,3,4,13,14,16,26,63 dark without errors)

The colorbar represents the latitude.



6. Auxiliary Data Files used for the production reported in section 2

The number reported in the third column indicates since which file (see list in section 2) the corresponding auxiliary file has been used. The fourth column is the date of those product files.

Type	Auxiliary Filename	Used since product	Used since product date
INST_PHYS_CHARACTERISTICS	GOM_INS_AXVIEC20091111_143220_20030716_120000_20500101_000000	1	18-JUL-2004 00:04:40
LEVEL-2_PROC_CONFIG	GOM_PR2_AXVIEC20091111_152718_20020301_000000_20500101_000000	1	18-JUL-2004 00:04:40
CROSS_SECTIONS_FILE	GOM_CRS_AXVIEC20091111_154832_20020301_000000_20500101_000000	1	18-JUL-2004 00:04:40

GOMOS Level 2 Daily Report

SUMMARY

[1. General Info](#)

[2. Summary of processed GOM_NL_2P products](#)

[3. Level 2 Quality information per product](#)

[3.1 Plot of level 2 quality information per product \(time dependant\)](#)

[3.2 Plot of level 2 quality information per product \(world map\)](#)

[4. Level 1 Quality information per product \(stored on level 2 products\)](#)

[4.1 Plot of level 1 quality information per product \(time dependant\)](#)

[4.1.1 Plot of level 1 quality information per product \(time dependant\): ASCENDING](#)

[4.1.2 Plot of level 1 quality information per product \(time dependant\): DESCENDING](#)

[4.2 Plot of level 1 quality information per product \(world map\)](#)

[4.2.1 Plot of level 1 quality information per product \(world map\): ASCENDING](#)

[4.2.2 Plot of level 1 quality information per product \(world map\): DESCENDING](#)

[5. Ozone profiles based on quality statistics and other trace gas profiles](#)

[5.1 Ozone statistics based on quality of products](#)

[5.2 Plot ozone profiles for all STD \(dark without errors\)](#)

[5.3 Plot ozone profiles where STD < 20% \(dark without errors\)](#)

[5.4. Plot ozone profiles where STD < 10% \(dark without errors\)](#)

[5.5. Plot ozone profiles where STD < 5% \(dark without errors\)](#)

[5.6 Plot NO2 profiles for all STD \(dark without errors\)](#)

[5.7 Plot NO3 profiles for all STD \(dark without errors\)](#)

[5.8 Plot H2O profiles \(only for occultations of stars 1,2,3,4,13,14,16,26,63 dark without errors\) for all STD](#)

[6. Auxiliary Data Files used for the production reported in section 2](#)

This report presents the daily analysis on parameters extracted from GOMOS level 2 data (GOM_NL__2P). It is intended to monitor some important parameters that will impact the quality of these products. A list of level 2 products (and content) that have arrived during the reporting day to the PCF is also given.

Item	Value
Time of report generation	19APR2013 06:36:36
Data source version	GOMOS/6.01
Start time of products	18-07-2004 (18JUL2004 00:00:00)
Stop time of products	19-07-2004 (19JUL2004 00:00:00)
Store outputs in DB	Yes
Nb of level 2 prods	404
Nb of prods with errors	0

2. Summary of processed GOM_NL__2P products.

Nr	Filename	UTC Start time	Limb	Duration	Star Id	Star Name	Star Mag	Star Temp	Nb Meas	Orbit	Prod. error
1	GOM_NL__2PRFIN20040718_000440_000000402028_00374_12452_2834.N1	18-JUL-2004 00:04:40	Bright	39.500	133	40Zet Her	2.8070	6000.0	79	12452	No
2	GOM_NL__2PRFIN20040718_000925_000000392028_00374_12452_2835.N1	18-JUL-2004 00:09:25	Bright	39.000	69	33Gam Dra	2.2310	3800.0	78	12452	No
3	GOM_NL__2PRFIN20040718_001113_000000522028_00374_12452_2836.N1	18-JUL-2004 00:11:13	Bright	51.500	19	50Alp Cyg	1.2460	10500.	103	12452	No
4	GOM_NL__2PRFIN20040718_001612_000000412028_00374_12452_2837.N1	18-JUL-2004 00:16:12	Bright	41.000	89	5Alp Cep	2.4510	8000.0	82	12452	No
5	GOM_NL__2PRFIN20040718_002025_000000402028_00374_12452_2838.N1	18-JUL-2004 00:20:25	Bright	39.500	49	1Alp UMi	1.9900	6300.0	79	12452	No
6	GOM_NL__2PRFIN20040718_002333_000000532028_00374_12452_2839.N1	18-JUL-2004 00:23:33	Bright	53.000	74	11Bet Cas	2.2680	6600.0	106	12452	No
7	GOM_NL__2PRFIN20040718_002532_000000542028_00374_12452_2840.N1	18-JUL-2004 00:25:32	Bright	54.000	68	18Alp Cas	2.2250	4500.0	108	12452	No
8	GOM_NL__2PRFIN20040718_003017_000000452028_00374_12452_2841.N1	18-JUL-2004 00:30:17	Bright	44.500	160	23Gam Per	2.9300	4700.0	89	12452	No
9	GOM_NL__2PRFIN20040718_003140_000000452028_00374_12452_2842.N1	18-JUL-2004 00:31:40	Bright	44.500	35	33Alp Per	1.7950	6250.0	89	12452	No
10	GOM_NL__2PRFIN20040718_003335_000000642028_00374_12452_2843.N1	18-JUL-2004 00:33:35	Bright	64.000	73	57Gam1And	2.2600	13100.	128	12452	No
11	GOM_NL__2PRFIN20040718_003630_000001272028_00374_12452_2844.N1	18-JUL-2004 00:36:30	Straylight	127.00	53	43Bet And	2.0480	3300.0	254	12452	No
12	GOM_NL__2PRFIN20040718_004015_000000502028_00374_12452_2845.N1	18-JUL-2004 00:40:15	Twilight	49.500	146	25Eta Tau	2.8730	15200.	99	12452	No
13	GOM_NL__2PRFIN20040718_004150_000000522028_00374_12452_2846.N1	18-JUL-2004 00:41:50	Twilight	51.500	13	87Alp Tau	0.86700	3800.0	103	12452	No
14	GOM_NL__2PRFIN20040718_004810_000000462028_00374_12452_2847.N1	18-JUL-2004 00:48:10	Dark	45.500	7	19Bet Ori	0.10000	14000.	91	12452	No
15	GOM_NL__2PRFIN20040718_005034_000000392028_00374_12452_2848.N1	18-JUL-2004 00:50:34	Dark	39.000	101	11Alp Lep	2.5820	7000.0	78	12452	No
16	GOM_NL__2PRFIN20040718_010027_000000472028_00374_12452_2849.N1	18-JUL-2004 01:00:27	Dark	47.000	157	The1Eri	2.9060	9300.0	94	12452	No
17	GOM_NL__2PRFIN20040718_010636_000000442028_00375_12453_2822.N1	18-JUL-2004 01:06:36	Dark	43.500	9	Alp Eri	0.45300	24000.	87	12453	No
18	GOM_NL__2PRFIN20040718_010954_000000412028_00375_12453_2823.N1	18-JUL-2004 01:09:54	Dark	40.500	135	Bet Hyi	2.8200	5800.0	81	12453	No
19	GOM_NL__2PRFIN20040718_011402_000000442028_00375_12453_2824.N1	18-JUL-2004 01:14:02	Straylight	43.500	148	Alp Tuc	2.8780	4100.0	87	12453	No
20	GOM_NL__2PRFIN20040718_011527_000000672028_00375_12453_2825.N1	18-JUL-2004 01:15:27	Straylight	66.500	63	Bet Gru	2.1500	2800.0	133	12453	No
21	GOM_NL__2PRFIN20040718_011659_000000522028_00375_12453_2826.N1	18-JUL-2004 01:16:59	Straylight	52.000	31	Alp Gru	1.7340	15200.	104	12453	No
22	GOM_NL__2PRFIN20040718_011931_000000882028_00375_12453_2827.N1	18-JUL-2004 01:19:31	Straylight	87.500	18	24Alp PsA	1.1660	9700.0	175	12453	No
23	GOM_NL__2PRFIN20040718_012351_000000452028_00375_12453_2828.N1	18-JUL-2004 01:23:51	Twilight	45.000	40	The Sco	1.8590	7100.0	90	12453	No
24	GOM_NL__2PRFIN20040718_012547_000000442028_00375_12453_2829.N1	18-JUL-2004 01:25:47	Twilight	43.500	38	20Eps Sgr	1.8360	11000.	87	12453	No
25	GOM_NL__2PRFIN20040718_012740_000000412028_00375_12453_2830.N1	18-JUL-2004 01:27:40	Bright	41.000	57	34Sig Sgr	2.0660	26000.	82	12453	No
26	GOM_NL__2PRFIN20040718_012933_000000722028_00375_12453_2831.N1	18-JUL-2004 01:29:33	Bright	71.500	142	49Del Cap	2.8500	8900.0	143	12453	No
27	GOM_NL__2PRFIN20040718_013659_000000382028_00375_12453_2832.N1	18-JUL-2004 01:36:59	Bright	38.000	126	60Bet Oph	2.7700	4250.0	76	12453	No
28	GOM_NL__2PRFIN20040718_013916_000000392028_00375_12453_2833.N1	18-JUL-2004 01:39:16	Bright	38.500	59	55Alp Oph	2.0800	8900.0	77	12453	No
29	GOM_NL__2PRFIN20040718_014517_000000392028_00375_12453_2834.N1	18-JUL-2004 01:45:17	Bright	38.500	133	40Zet Her	2.8070	6000.0	77	12453	No
30	GOM_NL__2PRFIN20040718_015000_000000392028_00375_12453_2835.N1	18-JUL-2004 01:50:00	Bright	39.000	69	33Gam Dra	2.2310	3800.0	78	12453	No
31	GOM_NL__2PRFIN20040718_015148_000000442028_00375_12453_2836.N1	18-JUL-2004 01:51:48	Bright	44.000	19	50Alp Cyg	1.2460	10500.	88	12453	No
32	GOM_NL__2PRFIN20040718_015648_000000412028_00375_12453_2837.N1	18-JUL-2004 01:56:48	Bright	40.500	89	5Alp Cep	2.4510	8000.0	81	12453	No
33	GOM_NL__2PRFIN20040718_020101_000000362028_00375_12453_2838.N1	18-JUL-2004 02:01:01	Bright	35.500	49	1Alp UMi	1.9900	6300.0	71	12453	No
34	GOM_NL__2PRFIN20040718_020409_000000542028_00375_12453_2839.N1	18-JUL-2004 02:04:09	Bright	53.500	74	11Bet Cas	2.2680	6600.0	107	12453	No
35	GOM_NL__2PRFIN20040718_020607_000000552028_00375_12453_2840.N1	18-JUL-2004 02:06:07	Bright	54.500	68	18Alp Cas	2.2250	4500.0	109	12453	No
36	GOM_NL__2PRFIN20040718_021053_000000422028_00375_12453_2841.N1	18-JUL-2004 02:10:53	Bright	41.500	160	23Gam Per	2.9300	4700.0	83	12453	No
37	GOM_NL__2PRFIN20040718_021215_000000462028_00375_12453_2842.N1	18-JUL-2004 02:12:15	Bright	45.500	35	33Alp Per	1.7950	6250.0	91	12453	No
38	GOM_NL__2PRFIN20040718_021411_000000662028_00375_12453_2843.N1	18-JUL-2004 02:14:11	Bright	65.500	73	57Gam1And	2.2600	13100.	131	12453	No
39	GOM_NL__2PRFIN20040718_021706_000001302028_00375_12453_2844.N1	18-JUL-2004 02:17:06	Straylight	130.00	53	43Bet And	2.0480	3300.0	260	12453	No
40	GOM_NL__2PRFIN20040718_022052_000000502028_00375_12453_2845.N1	18-JUL-2004 02:20:52	Twilight	49.500	146	25Eta Tau	2.8730	15200.	99	12453	No
41	GOM_NL__2PRFIN20040718_022226_000000532028_00375_12453_2846.N1	18-JUL-2004 02:22:26	Twilight	53.000	13	87Alp Tau	0.86700	3800.0	106	12453	No
42	GOM_NL__2PRFIN20040718_022845_000000392028_00375_12453_2847.N1	18-JUL-2004 02:28:45	Dark	38.500	7	19Bet Ori	0.10000	14000.	77	12453	No

43	GOM_NL__2PRFIN20040718_023110_000000352028_00375_12453_2848.N1	18-JUL-2004 02:31:10	Dark	34.500	101	11Alp Lep	2.5820	7000.0	69	12453	No
44	GOM_NL__2PRFIN20040718_024104_000000482028_00375_12453_2849.N1	18-JUL-2004 02:41:04	Dark	48.000	157	The1Eri	2.9060	9300.0	96	12453	No
45	GOM_NL__2PRFIN20040718_024712_000000432028_00376_12454_2822.N1	18-JUL-2004 02:47:12	Dark	42.500	9	Alp Eri	0.45300	24000.	85	12454	No
46	GOM_NL__2PRFIN20040718_025030_000000402028_00376_12454_2823.N1	18-JUL-2004 02:50:30	Dark	39.500	135	Bet Hyi	2.8200	5800.0	79	12454	No
47	GOM_NL__2PRFIN20040718_025440_000000432028_00376_12454_2824.N1	18-JUL-2004 02:54:40	Straylight	43.000	148	Alp Tuc	2.8780	4100.0	86	12454	No
48	GOM_NL__2PRFIN20040718_025604_000000572028_00376_12454_2825.N1	18-JUL-2004 02:56:04	Straylight	56.500	63	Bet Gru	2.1500	2800.0	113	12454	No
49	GOM_NL__2PRFIN20040718_025736_000000532028_00376_12454_2826.N1	18-JUL-2004 02:57:36	Straylight	52.500	31	Alp Gru	1.7340	15200.	105	12454	No
50	GOM_NL__2PRFIN20040718_030008_000000802028_00376_12454_2827.N1	18-JUL-2004 03:00:08	Straylight	79.500	18	24Alp PsA	1.1660	9700.0	159	12454	No
51	GOM_NL__2PRFIN20040718_030427_000000462028_00376_12454_2828.N1	18-JUL-2004 03:04:27	Twi_and_stray	45.500	40	The Sco	1.8590	7100.0	91	12454	No
52	GOM_NL__2PRFIN20040718_030623_000000452028_00376_12454_2829.N1	18-JUL-2004 03:06:23	Twi_and_stray	44.500	38	20Eps Sgr	1.8360	11000.	89	12454	No
53	GOM_NL__2PRFIN20040718_030817_000000412028_00376_12454_2830.N1	18-JUL-2004 03:08:17	Bright	41.000	57	34Sig Sgr	2.0660	26000.	82	12454	No
54	GOM_NL__2PRFIN20040718_031008_000000762028_00376_12454_2831.N1	18-JUL-2004 03:10:08	Bright	75.500	142	49Del Cap	2.8500	8900.0	151	12454	No
55	GOM_NL__2PRFIN20040718_031735_000000382028_00376_12454_2832.N1	18-JUL-2004 03:17:35	Bright	38.000	126	60Bet Oph	2.7700	4250.0	76	12454	No
56	GOM_NL__2PRFIN20040718_031953_000000382028_00376_12454_2833.N1	18-JUL-2004 03:19:53	Bright	38.000	59	55Alp Oph	2.0800	8900.0	76	12454	No
57	GOM_NL__2PRFIN20040718_032553_000000372028_00376_12454_2834.N1	18-JUL-2004 03:25:53	Bright	36.500	133	40Zet Her	2.8070	6000.0	73	12454	No
58	GOM_NL__2PRFIN20040718_033037_000000392028_00376_12454_2835.N1	18-JUL-2004 03:30:37	Bright	39.000	69	33Gam Dra	2.2310	3800.0	78	12454	No
59	GOM_NL__2PRFIN20040718_033223_000000452028_00376_12454_2836.N1	18-JUL-2004 03:32:23	Bright	45.000	19	50Alp Cyg	1.2460	10500.	90	12454	No
60	GOM_NL__2PRFIN20040718_033723_000000442028_00376_12454_2837.N1	18-JUL-2004 03:37:23	Bright	44.000	89	5Alp Cep	2.4510	8000.0	88	12454	No
61	GOM_NL__2PRFIN20040718_034138_000000392028_00376_12454_2838.N1	18-JUL-2004 03:41:38	Bright	38.500	49	1Alp UMi	1.9900	6300.0	77	12454	No
62	GOM_NL__2PRFIN20040718_034444_000000532028_00376_12454_2839.N1	18-JUL-2004 03:44:44	Bright	53.000	74	11Bet Cas	2.2680	6600.0	106	12454	No
63	GOM_NL__2PRFIN20040718_034642_000000552028_00376_12454_2840.N1	18-JUL-2004 03:46:42	Bright	55.000	68	18Alp Cas	2.2250	4500.0	110	12454	No
64	GOM_NL__2PRFIN20040718_035128_000000622028_00376_12454_2841.N1	18-JUL-2004 03:51:28	Bright	62.000	160	23Gam Per	2.9300	4700.0	124	12454	No
65	GOM_NL__2PRFIN20040718_035252_000000452028_00376_12454_2842.N1	18-JUL-2004 03:52:52	Bright	45.000	35	33Alp Per	1.7950	6250.0	90	12454	No
66	GOM_NL__2PRFIN20040718_035447_000000672028_00376_12454_2843.N1	18-JUL-2004 03:54:47	Bright	66.500	73	57Gam1And	2.2600	13100.	133	12454	No
67	GOM_NL__2PRFIN20040718_035742_000001262028_00376_12454_2844.N1	18-JUL-2004 03:57:42	Straylight	125.50	53	43Bet And	2.0480	3300.0	251	12454	No
68	GOM_NL__2PRFIN20040718_040128_000000502028_00376_12454_2845.N1	18-JUL-2004 04:01:28	Twilight	49.500	146	25Eta Tau	2.8730	15200.	99	12454	No
69	GOM_NL__2PRFIN20040718_040303_000000502028_00376_12454_2846.N1	18-JUL-2004 04:03:03	Twilight	49.500	13	87Alp Tau	0.86700	3800.0	99	12454	No
70	GOM_NL__2PRFIN20040718_040922_000000352028_00376_12454_2847.N1	18-JUL-2004 04:09:22	Dark	35.000	7	19Bet Ori	0.10000	14000.	70	12454	No
71	GOM_NL__2PRFIN20040718_041145_000000372028_00376_12454_2848.N1	18-JUL-2004 04:11:45	Dark	37.000	101	11Alp Lep	2.5820	7000.0	74	12454	No
72	GOM_NL__2PRFIN20040718_042143_000000452028_00376_12454_2849.N1	18-JUL-2004 04:21:43	Dark	44.500	157	The1Eri	2.9060	9300.0	89	12454	No
73	GOM_NL__2PRFIN20040718_042749_000000562028_00377_12455_2842.N1	18-JUL-2004 04:27:49	Dark	55.500	9	Alp Eri	0.45300	24000.	111	12455	No
74	GOM_NL__2PRFIN20040718_043107_000000412028_00377_12455_2843.N1	18-JUL-2004 04:31:07	Dark	41.000	135	Bet Hyi	2.8200	5800.0	82	12455	No
75	GOM_NL__2PRFIN20040718_043516_000000462028_00377_12455_2844.N1	18-JUL-2004 04:35:16	Straylight	45.500	148	Alp Tuc	2.8780	4100.0	91	12455	No
76	GOM_NL__2PRFIN20040718_043641_000000572028_00377_12455_2845.N1	18-JUL-2004 04:36:41	Straylight	56.500	63	Bet Gru	2.1500	2800.0	113	12455	No
77	GOM_NL__2PRFIN20040718_043813_000000502028_00377_12455_2846.N1	18-JUL-2004 04:38:13	Straylight	50.000	31	Alp Gru	1.7340	15200.	100	12455	No
78	GOM_NL__2PRFIN20040718_044045_000000842028_00377_12455_2847.N1	18-JUL-2004 04:40:45	Straylight	84.000	18	24Alp PsA	1.1660	9700.0	168	12455	No
79	GOM_NL__2PRFIN20040718_044503_000000412028_00377_12455_2848.N1	18-JUL-2004 04:45:03	Twi_and_stray	41.000	40	The Sco	1.8590	7100.0	82	12455	No
80	GOM_NL__2PRFIN20040718_044700_000000432028_00377_12455_2849.N1	18-JUL-2004 04:47:00	Twi_and_stray	42.500	38	20Eps Sgr	1.8360	11000.	85	12455	No
81	GOM_NL__2PRFIN20040718_044853_000000412028_00377_12455_2850.N1	18-JUL-2004 04:48:53	Bright	40.500	57	34Sig Sgr	2.0660	26000.	81	12455	No
82	GOM_NL__2PRFIN20040718_045044_000000762028_00377_12455_2851.N1	18-JUL-2004 04:50:44	Bright	75.500	142	49Del Cap	2.8500	8900.0	151	12455	No
83	GOM_NL__2PRFIN20040718_045812_000000392028_00377_12455_2852.N1	18-JUL-2004 04:58:12	Bright	38.500	126	60Bet Oph	2.7700	4250.0	77	12455	No
84	GOM_NL__2PRFIN20040718_050030_000000392028_00377_12455_2853.N1	18-JUL-2004 05:00:30	Bright	38.500	59	55Alp Oph	2.0800	8900.0	77	12455	No
85	GOM_NL__2PRFIN20040718_050629_000000372028_00377_12455_2854.N1	18-JUL-2004 05:06:29	Bright	37.000	133	40Zet Her	2.8070	6000.0	74	12455	No
86	GOM_NL__2PRFIN20040718_051113_000000372028_00377_12455_2855.N1	18-JUL-2004 05:11:13	Bright	37.000	69	33Gam Dra	2.2310	3800.0	74	12455	No
87	GOM_NL__2PRFIN20040718_051258_000000502028_00377_12455_2856.N1	18-JUL-2004 05:12:58	Bright	49.500	19	50Alp Cyg	1.2460	10500.	99	12455	No
88	GOM_NL__2PRFIN20040718_051758_000000442028_00377_12455_2857.N1	18-JUL-2004 05:17:58	Bright	43.500	89	5Alp Cep	2.4510	8000.0	87	12455	No
89	GOM_NL__2PRFIN20040718_052214_000000352028_00377_12455_2858.N1	18-JUL-2004 05:22:14	Bright	35.000	49	1Alp UMi	1.9900	6300.0	70	12455	No
90	GOM_NL__2PRFIN20040718_052520_000000522028_00377_12455_2859.N1	18-JUL-2004 05:25:20	Bright	52.000	74	11Bet Cas	2.2680	6600.0	104	12455	No
91	GOM_NL__2PRFIN20040718_052718_000000552028_00377_12455_2860.N1	18-JUL-2004 05:27:18	Bright	54.500	68	18Alp Cas	2.2250	4500.0	109	12455	No
92	GOM_NL__2PRFIN20040718_053204_000000422028_00377_12455_2861.N1	18-JUL-2004 05:32:04	Bright	42.000	160	23Gam Per	2.9300	4700.0	84	12455	No
93	GOM_NL__2PRFIN20040718_053327_000000442028_00377_12455_2862.N1	18-JUL-2004 05:33:27	Bright	43.500	35	33Alp Per	1.7950	6250.0	87	12455	No
94	GOM_NL__2PRFIN20040718_053522_000000682028_00377_12455_2863.N1	18-JUL-2004 05:35:22	Bright	67.500	73	57Gam1And	2.2600	13100.	135	12455	No
95	GOM_NL__2PRFIN20040718_053818_000001202028_00377_12455_2864.N1	18-JUL-2004 05:38:18	Straylight	119.50	53	43Bet And	2.0480	3300.0	239	12455	No
96	GOM_NL__2PRFIN20040718_054202_000000522028_00377_12455_2865.N1	18-JUL-2004 05:42:02	Twilight	52.000	146	25Eta Tau	2.8730	15200.	104	12455	No
97	GOM_NL__2PRFIN20040718_054339_000000502028_00377_12455_2866.N1	18-JUL-2004 05:43:39	Twilight	49.500	13	87Alp Tau	0.86700	3800.0	99	12455	No
98	GOM_NL__2PRFIN20040718_054958_000000372028_00377_12455_2867.N1	18-JUL-2004 05:49:58	Dark	36.500	7	19Bet Ori	0.10000	14000.	73	12455	No
99	GOM_NL__2PRFIN20040718_055221_000000422028_00377_12455_2868.N1	18-JUL-2004 05:52:21	Dark	41.500	101	11Alp Lep	2.5820	7000.0	83	12455	No
100	GOM_NL__2PRFIN20040718_060220_000000462028_00377_12455_2869.N1	18-JUL-2004 06:02:20	Dark	45.500	157	The1Eri	2.9060	9300.0	91	12455	No
101	GOM_NL__2PRFIN20040718_060826_000000432028_00378_12456_2843.N1	18-JUL-2004 06:08:26	Dark	43.000	9	Alp Eri	0.45300	24000.	86	12456	No

102	GOM_NL__2PRFIN20040718_061144_000000402028_00378_12456_2844.N1	18-JUL-2004 06:11:44	Dark	40.000	135	Bet Hyi	2.8200	5800.0	80	12456	No
103	GOM_NL__2PRFIN20040718_061553_000000452028_00378_12456_2845.N1	18-JUL-2004 06:15:53	Straylight	44.500	148	Alp Tuc	2.8780	4100.0	89	12456	No
104	GOM_NL__2PRFIN20040718_061718_000000542028_00378_12456_2846.N1	18-JUL-2004 06:17:18	Straylight	54.000	63	Bet Gru	2.1500	2800.0	108	12456	No
105	GOM_NL__2PRFIN20040718_061850_000000532028_00378_12456_2847.N1	18-JUL-2004 06:18:50	Straylight	52.500	31	Alp Gru	1.7340	15200.	105	12456	No
106	GOM_NL__2PRFIN20040718_062121_000000902028_00378_12456_2848.N1	18-JUL-2004 06:21:21	Straylight	89.500	18	24Alp PsA	1.1660	9700.0	179	12456	No
107	GOM_NL__2PRFIN20040718_062540_000000432028_00378_12456_2849.N1	18-JUL-2004 06:25:40	Twi_and_stray	42.500	40	The Sco	1.8590	7100.0	85	12456	No
108	GOM_NL__2PRFIN20040718_062737_000000422028_00378_12456_2850.N1	18-JUL-2004 06:27:37	Twi_and_stray	42.000	38	20Eps Sgr	1.8360	11000.	84	12456	No
109	GOM_NL__2PRFIN20040718_062930_000000422028_00378_12456_2851.N1	18-JUL-2004 06:29:30	Bright	41.500	57	34Sig Sgr	2.0660	26000.	83	12456	No
110	GOM_NL__2PRFIN20040718_063120_000000782028_00378_12456_2852.N1	18-JUL-2004 06:31:20	Bright	77.500	142	49Del Cap	2.8500	8900.0	155	12456	No
111	GOM_NL__2PRFIN20040718_063849_000000392028_00378_12456_2853.N1	18-JUL-2004 06:38:49	Bright	38.500	126	60Bet Oph	2.7700	4250.0	77	12456	No
112	GOM_NL__2PRFIN20040718_064106_000000382028_00378_12456_2854.N1	18-JUL-2004 06:41:06	Bright	38.000	59	55Alp Oph	2.0800	8900.0	76	12456	No
113	GOM_NL__2PRFIN20040718_064705_000000382028_00378_12456_2855.N1	18-JUL-2004 06:47:05	Bright	38.000	133	40Zet Her	2.8070	6000.0	76	12456	No
114	GOM_NL__2PRFIN20040718_065150_000000392028_00378_12456_2856.N1	18-JUL-2004 06:51:50	Bright	38.500	69	33Gam Dra	2.2310	3800.0	77	12456	No
115	GOM_NL__2PRFIN20040718_065334_000000502028_00378_12456_2857.N1	18-JUL-2004 06:53:34	Bright	49.500	19	50Alp Cyg	1.2460	10500.	99	12456	No
116	GOM_NL__2PRFIN20040718_065834_000000422028_00378_12456_2858.N1	18-JUL-2004 06:58:34	Bright	42.000	89	5Alp Cep	2.4510	8000.0	84	12456	No
117	GOM_NL__2PRFIN20040718_070250_000000382028_00378_12456_2859.N1	18-JUL-2004 07:02:50	Bright	38.000	49	1Alp UMi	1.9900	6300.0	76	12456	No
118	GOM_NL__2PRFIN20040718_070555_000000532028_00378_12456_2860.N1	18-JUL-2004 07:05:55	Bright	53.000	74	11Bet Cas	2.2680	6600.0	106	12456	No
119	GOM_NL__2PRFIN20040718_070753_000000542028_00378_12456_2861.N1	18-JUL-2004 07:07:53	Bright	54.000	68	18Alp Cas	2.2250	4500.0	108	12456	No
120	GOM_NL__2PRFIN20040718_071240_000000432028_00378_12456_2862.N1	18-JUL-2004 07:12:40	Bright	43.000	160	23Gam Per	2.9300	4700.0	86	12456	No
121	GOM_NL__2PRFIN20040718_071403_000000452028_00378_12456_2863.N1	18-JUL-2004 07:14:03	Bright	44.500	35	33Alp Per	1.7950	6250.0	89	12456	No
122	GOM_NL__2PRFIN20040718_071558_000000682028_00378_12456_2864.N1	18-JUL-2004 07:15:58	Bright	67.500	73	57Gam1And	2.2600	13100.	135	12456	No
123	GOM_NL__2PRFIN20040718_071853_000001132028_00378_12456_2865.N1	18-JUL-2004 07:18:53	Straylight	113.00	53	43Bet And	2.0480	3300.0	226	12456	No
124	GOM_NL__2PRFIN20040718_072240_000000452028_00378_12456_2866.N1	18-JUL-2004 07:22:40	Twilight	45.000	146	25Eta Tau	2.8730	15200.	90	12456	No
125	GOM_NL__2PRFIN20040718_072415_000000412028_00378_12456_2867.N1	18-JUL-2004 07:24:15	Twilight	41.000	13	87Alp Tau	0.86700	3800.0	82	12456	No
126	GOM_NL__2PRFIN20040718_073034_000000522028_00378_12456_2868.N1	18-JUL-2004 07:30:34	Dark	52.000	7	19Bet Ori	0.10000	14000.	104	12456	No
127	GOM_NL__2PRFIN20040718_073258_000000412028_00378_12456_2869.N1	18-JUL-2004 07:32:58	Dark	41.000	101	11Alp Lep	2.5820	7000.0	82	12456	No
128	GOM_NL__2PRFIN20040718_074257_000000462028_00378_12456_2870.N1	18-JUL-2004 07:42:57	Dark	45.500	157	The1Eri	2.9060	9300.0	91	12456	No
129	GOM_NL__2PRFIN20040718_074903_000000532028_00379_12457_2844.N1	18-JUL-2004 07:49:03	Dark	52.500	9	Alp Eri	0.45300	24000.	105	12457	No
130	GOM_NL__2PRFIN20040718_075220_000000392028_00379_12457_2845.N1	18-JUL-2004 07:52:20	Dark	38.500	135	Bet Hyi	2.8200	5800.0	77	12457	No
131	GOM_NL__2PRFIN20040718_075630_000000452028_00379_12457_2846.N1	18-JUL-2004 07:56:30	Straylight	44.500	148	Alp Tuc	2.8780	4100.0	89	12457	No
132	GOM_NL__2PRFIN20040718_075755_000000662028_00379_12457_2847.N1	18-JUL-2004 07:57:55	Straylight	66.000	63	Bet Gru	2.1500	2800.0	132	12457	No
133	GOM_NL__2PRFIN20040718_075927_000000512028_00379_12457_2848.N1	18-JUL-2004 07:59:27	Straylight	50.500	31	Alp Gru	1.7340	15200.	101	12457	No
134	GOM_NL__2PRFIN20040718_080159_000000872028_00379_12457_2849.N1	18-JUL-2004 08:01:59	Straylight	87.000	18	24Alp PsA	1.1660	9700.0	174	12457	No
135	GOM_NL__2PRFIN20040718_080616_000000432028_00379_12457_2850.N1	18-JUL-2004 08:06:16	Twi_and_stray	43.000	40	The Sco	1.8590	7100.0	86	12457	No
136	GOM_NL__2PRFIN20040718_080813_000000442028_00379_12457_2851.N1	18-JUL-2004 08:08:13	Twi_and_stray	43.500	38	20Eps Sgr	1.8360	11000.	87	12457	No
137	GOM_NL__2PRFIN20040718_081006_000000392028_00379_12457_2852.N1	18-JUL-2004 08:10:06	Bright	39.000	57	34Sig Sgr	2.0660	26000.	78	12457	No
138	GOM_NL__2PRFIN20040718_081156_000000762028_00379_12457_2853.N1	18-JUL-2004 08:11:56	Bright	76.000	142	49Del Cap	2.8500	8900.0	152	12457	No
139	GOM_NL__2PRFIN20040718_081924_000000392028_00379_12457_2854.N1	18-JUL-2004 08:19:24	Bright	38.500	126	60Bet Oph	2.7700	4250.0	77	12457	No
140	GOM_NL__2PRFIN20040718_082142_000000362028_00379_12457_2855.N1	18-JUL-2004 08:21:42	Bright	35.500	59	55Alp Oph	2.0800	8900.0	71	12457	No
141	GOM_NL__2PRFIN20040718_082742_000000392028_00379_12457_2856.N1	18-JUL-2004 08:27:42	Bright	39.000	133	40Zet Her	2.8070	6000.0	78	12457	No
142	GOM_NL__2PRFIN20040718_083225_000000422028_00379_12457_2857.N1	18-JUL-2004 08:32:25	Bright	41.500	69	33Gam Dra	2.2310	3800.0	83	12457	No
143	GOM_NL__2PRFIN20040718_083409_000000502028_00379_12457_2858.N1	18-JUL-2004 08:34:09	Bright	50.000	19	50Alp Cyg	1.2460	10500.	100	12457	No
144	GOM_NL__2PRFIN20040718_083909_000000432028_00379_12457_2859.N1	18-JUL-2004 08:39:09	Bright	43.000	89	5Alp Cep	2.4510	8000.0	86	12457	No
145	GOM_NL__2PRFIN20040718_084326_000000382028_00379_12457_2860.N1	18-JUL-2004 08:43:26	Bright	38.000	49	1Alp UMi	1.9900	6300.0	76	12457	No
146	GOM_NL__2PRFIN20040718_084628_000000542028_00379_12457_2861.N1	18-JUL-2004 08:46:28	Bright	54.000	74	11Bet Cas	2.2680	6600.0	108	12457	No
147	GOM_NL__2PRFIN20040718_084828_000000592028_00379_12457_2862.N1	18-JUL-2004 08:48:28	Bright	58.500	68	18Alp Cas	2.2250	4500.0	117	12457	No
148	GOM_NL__2PRFIN20040718_085316_000000452028_00379_12457_2863.N1	18-JUL-2004 08:53:16	Bright	44.500	160	23Gam Per	2.9300	4700.0	89	12457	No
149	GOM_NL__2PRFIN20040718_085439_000000452028_00379_12457_2864.N1	18-JUL-2004 08:54:39	Bright	44.500	35	33Alp Per	1.7950	6250.0	89	12457	No
150	GOM_NL__2PRFIN20040718_085634_000000652028_00379_12457_2865.N1	18-JUL-2004 08:56:34	Bright	65.000	73	57Gam1And	2.2600	13100.	130	12457	No
151	GOM_NL__2PRFIN20040718_085929_000001362028_00379_12457_2866.N1	18-JUL-2004 08:59:29	Straylight	136.00	53	43Bet And	2.0480	3300.0	272	12457	No
152	GOM_NL__2PRFIN20040718_090316_000000492028_00379_12457_2867.N1	18-JUL-2004 09:03:16	Twilight	49.000	146	25Eta Tau	2.8730	15200.	98	12457	No
153	GOM_NL__2PRFIN20040718_090452_000000382028_00379_12457_2868.N1	18-JUL-2004 09:04:52	Twilight	37.500	13	87Alp Tau	0.86700	3800.0	75	12457	No
154	GOM_NL__2PRFIN20040718_091110_000000472028_00379_12457_2869.N1	18-JUL-2004 09:11:10	Dark	46.500	7	19Bet Ori	0.10000	14000.	93	12457	No
155	GOM_NL__2PRFIN20040718_091334_000000422028_00379_12457_2870.N1	18-JUL-2004 09:13:34	Dark	42.000	101	11Alp Lep	2.5820	7000.0	84	12457	No
156	GOM_NL__2PRFIN20040718_092334_000000432028_00379_12457_2871.N1	18-JUL-2004 09:23:34	Dark	42.500	157	The1Eri	2.9060	9300.0	85	12457	No
157	GOM_NL__2PRFIN20040718_092939_000000522028_00380_12458_2844.N1	18-JUL-2004 09:29:39	Dark	52.000	9	Alp Eri	0.45300	24000.	104	12458	No
158	GOM_NL__2PRFIN20040718_093256_000000402028_00380_12458_2845.N1	18-JUL-2004 09:32:56	Dark	40.000	135	Bet Hyi	2.8200	5800.0	80	12458	No
159	GOM_NL__2PRFIN20040718_093706_000000442028_00380_12458_2846.N1	18-JUL-2004 09:37:06	Straylight	44.000	148	Alp Tuc	2.8780	4100.0	88	12458	No
160	GOM_NL__2PRFIN20040718_093831_000000662028_00380_12458_2847.N1	18-JUL-2004 09:38:31	Straylight	66.000	63	Bet Gru	2.1500	2800.0	132	12458	No

161	GOM_NL__2PRFIN20040718_094003_000000592028_00380_12458_2848.N1	18-JUL-2004 09:40:03	Straylight	58.500	31	Alp Gru	1.7340	15200.	117	12458	No
162	GOM_NL__2PRFIN20040718_094236_000000832028_00380_12458_2849.N1	18-JUL-2004 09:42:36	Straylight	83.000	18	24Alp PsA	1.1660	9700.0	166	12458	No
163	GOM_NL__2PRFIN20040718_094652_000000442028_00380_12458_2850.N1	18-JUL-2004 09:46:52	Twi_and_stray	43.500	40	The Sco	1.8590	7100.0	87	12458	No
164	GOM_NL__2PRFIN20040718_094849_000000422028_00380_12458_2851.N1	18-JUL-2004 09:48:49	Twi_and_stray	42.000	38	20Eps Sgr	1.8360	11000.	84	12458	No
165	GOM_NL__2PRFIN20040718_095042_000000412028_00380_12458_2852.N1	18-JUL-2004 09:50:42	Bright	41.000	57	34Sig Sgr	2.0660	26000.	82	12458	No
166	GOM_NL__2PRFIN20040718_095232_000000712028_00380_12458_2853.N1	18-JUL-2004 09:52:32	Bright	71.000	142	49Del Cap	2.8500	8900.0	142	12458	No
167	GOM_NL__2PRFIN20040718_100000_000000382028_00380_12458_2854.N1	18-JUL-2004 10:00:00	Bright	37.500	126	60Bet Oph	2.7700	4250.0	75	12458	No
168	GOM_NL__2PRFIN20040718_100218_000000392028_00380_12458_2855.N1	18-JUL-2004 10:02:18	Bright	39.000	59	55Alp Oph	2.0800	8900.0	78	12458	No
169	GOM_NL__2PRFIN20040718_100818_000000412028_00380_12458_2856.N1	18-JUL-2004 10:08:18	Bright	40.500	133	40Zet Her	2.8070	6000.0	81	12458	No
170	GOM_NL__2PRFIN20040718_101300_000000402028_00380_12458_2857.N1	18-JUL-2004 10:13:00	Bright	39.500	69	33Gam Dra	2.2310	3800.0	79	12458	No
171	GOM_NL__2PRFIN20040718_101444_000000502028_00380_12458_2858.N1	18-JUL-2004 10:14:44	Bright	49.500	19	50Alp Cyg	1.2460	10500.	99	12458	No
172	GOM_NL__2PRFIN20040718_101944_000000442028_00380_12458_2859.N1	18-JUL-2004 10:19:44	Bright	44.000	89	5Alp Cep	2.4510	8000.0	88	12458	No
173	GOM_NL__2PRFIN20040718_102402_000000382028_00380_12458_2860.N1	18-JUL-2004 10:24:02	Bright	37.500	49	1Alp UMi	1.9900	6300.0	75	12458	No
174	GOM_NL__2PRFIN20040718_102705_000000522028_00380_12458_2861.N1	18-JUL-2004 10:27:05	Bright	52.000	74	11Bet Cas	2.2680	6600.0	104	12458	No
175	GOM_NL__2PRFIN20040718_102903_000000562028_00380_12458_2862.N1	18-JUL-2004 10:29:03	Bright	55.500	68	18Alp Cas	2.2250	4500.0	111	12458	No
176	GOM_NL__2PRFIN20040718_103351_000000442028_00380_12458_2863.N1	18-JUL-2004 10:33:51	Bright	43.500	160	23Gam Per	2.9300	4700.0	87	12458	No
177	GOM_NL__2PRFIN20040718_103515_000000472028_00380_12458_2864.N1	18-JUL-2004 10:35:15	Bright	47.000	35	33Alp Per	1.7950	6250.0	94	12458	No
178	GOM_NL__2PRFIN20040718_103710_000000652028_00380_12458_2865.N1	18-JUL-2004 10:37:10	Bright	64.500	73	57Gam1And	2.2600	13100.	129	12458	No
179	GOM_NL__2PRFIN20040718_104004_000001242028_00380_12458_2866.N1	18-JUL-2004 10:40:04	Straylight	124.00	53	43Bet And	2.0480	3300.0	248	12458	No
180	GOM_NL__2PRFIN20040718_104353_000000492028_00380_12458_2867.N1	18-JUL-2004 10:43:53	Twilight	49.000	146	25Eta Tau	2.8730	15200.	98	12458	No
181	GOM_NL__2PRFIN20040718_104527_000000492028_00380_12458_2868.N1	18-JUL-2004 10:45:27	Twilight	48.500	13	87Alp Tau	0.86700	3800.0	97	12458	No
182	GOM_NL__2PRFIN20040718_105146_000000472028_00380_12458_2869.N1	18-JUL-2004 10:51:46	Dark	46.500	7	19Bet Ori	0.10000	14000.	93	12458	No
183	GOM_NL__2PRFIN20040718_105410_000000412028_00380_12458_2870.N1	18-JUL-2004 10:54:10	Dark	41.000	101	11Alp Lep	2.5820	7000.0	82	12458	No
184	GOM_NL__2PRFIN20040718_110410_000000442028_00380_12458_2871.N1	18-JUL-2004 11:04:10	Dark	43.500	157	The1Eri	2.9060	9300.0	87	12458	No
185	GOM_NL__2PRFIN20040718_111015_000000462028_00381_12459_2844.N1	18-JUL-2004 11:10:15	Dark	45.500	9	Alp Eri	0.45300	24000.	91	12459	No
186	GOM_NL__2PRFIN20040718_111331_000000392028_00381_12459_2845.N1	18-JUL-2004 11:13:31	Dark	38.500	135	Bet Hyi	2.8200	5800.0	77	12459	No
187	GOM_NL__2PRFIN20040718_111742_000000452028_00381_12459_2846.N1	18-JUL-2004 11:17:42	Straylight	44.500	148	Alp Tuc	2.8780	4100.0	89	12459	No
188	GOM_NL__2PRFIN20040718_111908_000000642028_00381_12459_2847.N1	18-JUL-2004 11:19:08	Straylight	63.500	63	Bet Gru	2.1500	2800.0	127	12459	No
189	GOM_NL__2PRFIN20040718_112039_000000522028_00381_12459_2848.N1	18-JUL-2004 11:20:39	Straylight	51.500	31	Alp Gru	1.7340	15200.	103	12459	No
190	GOM_NL__2PRFIN20040718_112314_000000912028_00381_12459_2849.N1	18-JUL-2004 11:23:14	Straylight	90.500	18	24Alp PsA	1.1660	9700.0	181	12459	No
191	GOM_NL__2PRFIN20040718_112728_000000432028_00381_12459_2850.N1	18-JUL-2004 11:27:28	Twi_and_stray	43.000	40	The Sco	1.8590	7100.0	86	12459	No
192	GOM_NL__2PRFIN20040718_112924_000000452028_00381_12459_2851.N1	18-JUL-2004 11:29:24	Twi_and_stray	44.500	38	20Eps Sgr	1.8360	11000.	89	12459	No
193	GOM_NL__2PRFIN20040718_113117_000000412028_00381_12459_2852.N1	18-JUL-2004 11:31:17	Bright	40.500	57	34Sig Sgr	2.0660	26000.	81	12459	No
194	GOM_NL__2PRFIN20040718_113309_000000732028_00381_12459_2853.N1	18-JUL-2004 11:33:09	Bright	72.500	142	49Del Cap	2.8500	8900.0	145	12459	No
195	GOM_NL__2PRFIN20040718_114035_000000392028_00381_12459_2854.N1	18-JUL-2004 11:40:35	Bright	38.500	126	60Bet Oph	2.7700	4250.0	77	12459	No
196	GOM_NL__2PRFIN20040718_114253_000000402028_00381_12459_2855.N1	18-JUL-2004 11:42:53	Bright	39.500	59	55Alp Oph	2.0800	8900.0	79	12459	No
197	GOM_NL__2PRFIN20040718_114854_000000402028_00381_12459_2856.N1	18-JUL-2004 11:48:54	Bright	40.000	133	40Zet Her	2.8070	6000.0	80	12459	No
198	GOM_NL__2PRFIN20040718_115336_000000422028_00381_12459_2857.N1	18-JUL-2004 11:53:36	Bright	41.500	69	33Gam Dra	2.2310	3800.0	83	12459	No
199	GOM_NL__2PRFIN20040718_115519_000000512028_00381_12459_2858.N1	18-JUL-2004 11:55:19	Bright	51.000	19	50Alp Cyg	1.2460	10500.	102	12459	No
200	GOM_NL__2PRFIN20040718_120020_000000452028_00381_12459_2859.N1	18-JUL-2004 12:00:20	Bright	44.500	89	5Alp Cep	2.4510	8000.0	89	12459	No
201	GOM_NL__2PRFIN20040718_120437_000000402028_00381_12459_2860.N1	18-JUL-2004 12:04:37	Bright	39.500	49	1Alp UMi	1.9900	6300.0	79	12459	No
202	GOM_NL__2PRFIN20040718_120740_000000542028_00381_12459_2861.N1	18-JUL-2004 12:07:40	Bright	53.500	74	11Bet Cas	2.2680	6600.0	107	12459	No
203	GOM_NL__2PRFIN20040718_120939_000000522028_00381_12459_2862.N1	18-JUL-2004 12:09:39	Bright	52.000	68	18Alp Cas	2.2250	4500.0	104	12459	No
204	GOM_NL__2PRFIN20040718_121427_000000452028_00381_12459_2863.N1	18-JUL-2004 12:14:27	Bright	44.500	160	23Gam Per	2.9300	4700.0	89	12459	No
205	GOM_NL__2PRFIN20040718_121551_000000452028_00381_12459_2864.N1	18-JUL-2004 12:15:51	Bright	45.000	35	33Alp Per	1.7950	6250.0	90	12459	No
206	GOM_NL__2PRFIN20040718_121745_000000692028_00381_12459_2865.N1	18-JUL-2004 12:17:45	Bright	68.500	73	57Gam1And	2.2600	13100.	137	12459	No
207	GOM_NL__2PRFIN20040718_122040_000001382028_00381_12459_2866.N1	18-JUL-2004 12:20:40	Straylight	138.00	53	43Bet And	2.0480	3300.0	276	12459	No
208	GOM_NL__2PRFIN20040718_122429_000000502028_00381_12459_2867.N1	18-JUL-2004 12:24:29	Twilight	50.000	146	25Eta Tau	2.8730	15200.	100	12459	No
209	GOM_NL__2PRFIN20040718_122604_000000532028_00381_12459_2868.N1	18-JUL-2004 12:26:04	Twilight	53.000	13	87Alp Tau	0.86700	3800.0	106	12459	No
210	GOM_NL__2PRFIN20040718_123222_000000462028_00381_12459_2869.N1	18-JUL-2004 12:32:22	Dark	46.000	7	19Bet Ori	0.10000	14000.	92	12459	No
211	GOM_NL__2PRFIN20040718_123444_000000452028_00381_12459_2870.N1	18-JUL-2004 12:34:44	Dark	45.000	101	11Alp Lep	2.5820	7000.0	90	12459	No
212	GOM_NL__2PRFIN20040718_124446_000000462028_00381_12459_2871.N1	18-JUL-2004 12:44:46	Dark	46.000	157	The1Eri	2.9060	9300.0	92	12459	No
213	GOM_NL__2PRFIN20040718_125052_000000492028_00382_12460_2844.N1	18-JUL-2004 12:50:52	Dark	48.500	9	Alp Eri	0.45300	24000.	97	12460	No
214	GOM_NL__2PRFIN20040718_125408_000000422028_00382_12460_2845.N1	18-JUL-2004 12:54:08	Dark	42.000	135	Bet Hyi	2.8200	5800.0	84	12460	No
215	GOM_NL__2PRFIN20040718_125818_000000502028_00382_12460_2846.N1	18-JUL-2004 12:58:18	Straylight	50.000	148	Alp Tuc	2.8780	4100.0	100	12460	No
216	GOM_NL__2PRFIN20040718_125944_000000572028_00382_12460_2847.N1	18-JUL-2004 12:59:44	Straylight	57.000	63	Bet Gru	2.1500	2800.0	114	12460	No
217	GOM_NL__2PRFIN20040718_130115_000000492028_00382_12460_2848.N1	18-JUL-2004 13:01:15	Straylight	49.000	31	Alp Gru	1.7340	15200.	98	12460	No
218	GOM_NL__2PRFIN20040718_130350_000000872028_00382_12460_2849.N1	18-JUL-2004 13:03:50	Straylight	86.500	18	24Alp PsA	1.1660	9700.0	173	12460	No
219	GOM_NL__2PRFIN20040718_130804_000000422028_00382_12460_2850.N1	18-JUL-2004 13:08:04	Twi_and_stray	42.000	40	The Sco	1.8590	7100.0	84	12460	No

220	GOM_NL__2PRFIN20040718_131001_000000442028_00382_12460_2851.N1	18-JUL-2004 13:10:01	Twilight	44.000	38	20Eps Sgr	1.8360	11000.	88	12460	No
221	GOM_NL__2PRFIN20040718_131154_000000402028_00382_12460_2852.N1	18-JUL-2004 13:11:54	Bright	39.500	57	34Sig Sgr	2.0660	26000.	79	12460	No
222	GOM_NL__2PRFIN20040718_131345_000000742028_00382_12460_2853.N1	18-JUL-2004 13:13:45	Bright	73.500	142	49Del Cap	2.8500	8900.0	147	12460	No
223	GOM_NL__2PRFIN20040718_132111_000000392028_00382_12460_2854.N1	18-JUL-2004 13:21:11	Bright	39.000	126	60Bet Oph	2.7700	4250.0	78	12460	No
224	GOM_NL__2PRFIN20040718_132342_000000402028_00382_12460_2855.N1	18-JUL-2004 13:23:42	Bright	40.000	168	17Zet Aql	2.9860	11000.	80	12460	No
225	GOM_NL__2PRFIN20040718_132930_000000392028_00382_12460_2856.N1	18-JUL-2004 13:29:30	Bright	39.000	133	40Zet Her	2.8070	6000.0	78	12460	No
226	GOM_NL__2PRFIN20040718_133412_000000422028_00382_12460_2857.N1	18-JUL-2004 13:34:12	Bright	41.500	69	33Gam Dra	2.2310	3800.0	83	12460	No
227	GOM_NL__2PRFIN20040718_133554_000000502028_00382_12460_2858.N1	18-JUL-2004 13:35:54	Bright	49.500	19	50Alp Cyg	1.2460	10500.	99	12460	No
228	GOM_NL__2PRFIN20040718_134055_000000452028_00382_12460_2859.N1	18-JUL-2004 13:40:55	Bright	44.500	89	5Alp Cep	2.4510	8000.0	89	12460	No
229	GOM_NL__2PRFIN20040718_134816_000000532028_00382_12460_2860.N1	18-JUL-2004 13:48:16	Bright	52.500	74	11Bet Cas	2.2680	6600.0	105	12460	No
230	GOM_NL__2PRFIN20040718_135014_000000542028_00382_12460_2861.N1	18-JUL-2004 13:50:14	Bright	54.000	68	18Alp Cas	2.2250	4500.0	108	12460	No
231	GOM_NL__2PRFIN20040718_135503_000000432028_00382_12460_2862.N1	18-JUL-2004 13:55:03	Bright	42.500	160	23Gam Per	2.9300	4700.0	85	12460	No
232	GOM_NL__2PRFIN20040718_135627_000000432028_00382_12460_2863.N1	18-JUL-2004 13:56:27	Bright	43.000	35	33Alp Per	1.7950	6250.0	86	12460	No
233	GOM_NL__2PRFIN20040718_135821_000000672028_00382_12460_2864.N1	18-JUL-2004 13:58:21	Bright	67.000	73	57Gam1And	2.2600	13100.	134	12460	No
234	GOM_NL__2PRFIN20040718_140116_000001442028_00382_12460_2865.N1	18-JUL-2004 14:01:16	Straylight	144.00	53	43Bet And	2.0480	3300.0	288	12460	No
235	GOM_NL__2PRFIN20040718_140505_000000502028_00382_12460_2866.N1	18-JUL-2004 14:05:05	Twilight	49.500	146	25Eta Tau	2.8730	15200.	99	12460	No
236	GOM_NL__2PRFIN20040718_140640_000000552028_00382_12460_2867.N1	18-JUL-2004 14:06:40	Twilight	54.500	13	87Alp Tau	0.86700	3800.0	109	12460	No
237	GOM_NL__2PRFIN20040718_141033_000000402028_00382_12460_2868.N1	18-JUL-2004 14:10:33	Dark	40.000	72	34Del Ori	2.2500	30000.	80	12460	No
238	GOM_NL__2PRFIN20040718_141258_000000522028_00382_12460_2869.N1	18-JUL-2004 14:12:58	Dark	52.000	7	19Bet Ori	0.10000	14000.	104	12460	No
239	GOM_NL__2PRFIN20040718_141614_000000442028_00382_12460_2870.N1	18-JUL-2004 14:16:14	Dark	44.000	139	9Bet Lep	2.8330	5600.0	88	12460	No
240	GOM_NL__2PRFIN20040718_142523_000000492028_00382_12460_2871.N1	18-JUL-2004 14:25:23	Dark	48.500	157	The1Eri	2.9060	9300.0	97	12460	No
241	GOM_NL__2PRFIN20040718_143128_000000482028_00383_12461_2845.N1	18-JUL-2004 14:31:28	Dark	47.500	9	Alp Eri	0.45300	24000.	95	12461	No
242	GOM_NL__2PRFIN20040718_143444_000000412028_00383_12461_2846.N1	18-JUL-2004 14:34:44	Dark	41.000	135	Bet Hyi	2.8200	5800.0	82	12461	No
243	GOM_NL__2PRFIN20040718_143854_000000462028_00383_12461_2847.N1	18-JUL-2004 14:38:54	Straylight	45.500	148	Alp Tuc	2.8780	4100.0	91	12461	No
244	GOM_NL__2PRFIN20040718_144021_000000632028_00383_12461_2848.N1	18-JUL-2004 14:40:21	Straylight	63.000	63	Bet Gru	2.1500	2800.0	126	12461	No
245	GOM_NL__2PRFIN20040718_144153_000000542028_00383_12461_2849.N1	18-JUL-2004 14:41:53	Straylight	54.000	31	Alp Gru	1.7340	15200.	108	12461	No
246	GOM_NL__2PRFIN20040718_144427_000000842028_00383_12461_2850.N1	18-JUL-2004 14:44:27	Straylight	84.000	18	24Alp PsA	1.1660	9700.0	168	12461	No
247	GOM_NL__2PRFIN20040718_144839_000000442028_00383_12461_2851.N1	18-JUL-2004 14:48:39	Twilight	43.500	40	The Sco	1.8590	7100.0	87	12461	No
248	GOM_NL__2PRFIN20040718_145036_000000402028_00383_12461_2852.N1	18-JUL-2004 14:50:36	Twilight	40.000	38	20Eps Sgr	1.8360	11000.	80	12461	No
249	GOM_NL__2PRFIN20040718_145229_000000422028_00383_12461_2853.N1	18-JUL-2004 14:52:29	Bright	41.500	57	34Sig Sgr	2.0660	26000.	83	12461	No
250	GOM_NL__2PRFIN20040718_145421_000000752028_00383_12461_2854.N1	18-JUL-2004 14:54:21	Bright	74.500	142	49Del Cap	2.8500	8900.0	149	12461	No
251	GOM_NL__2PRFIN20040718_150147_000000402028_00383_12461_2855.N1	18-JUL-2004 15:01:47	Bright	39.500	126	60Bet Oph	2.7700	4250.0	79	12461	No
252	GOM_NL__2PRFIN20040718_150418_000000402028_00383_12461_2856.N1	18-JUL-2004 15:04:18	Bright	40.000	168	17Zet Aql	2.9860	11000.	80	12461	No
253	GOM_NL__2PRFIN20040718_151006_000000392028_00383_12461_2857.N1	18-JUL-2004 15:10:06	Bright	39.000	133	40Zet Her	2.8070	6000.0	78	12461	No
254	GOM_NL__2PRFIN20040718_151448_000000372028_00383_12461_2858.N1	18-JUL-2004 15:14:48	Bright	37.000	69	33Gam Dra	2.2310	3800.0	74	12461	No
255	GOM_NL__2PRFIN20040718_151629_000000512028_00383_12461_2859.N1	18-JUL-2004 15:16:29	Bright	50.500	19	50Alp Cyg	1.2460	10500.	101	12461	No
256	GOM_NL__2PRFIN20040718_152131_000000442028_00383_12461_2860.N1	18-JUL-2004 15:21:31	Bright	44.000	89	5Alp Cep	2.4510	8000.0	88	12461	No
257	GOM_NL__2PRFIN20040718_152550_000000382028_00383_12461_2861.N1	18-JUL-2004 15:25:50	Bright	37.500	49	1Alp UMi	1.9900	6300.0	75	12461	No
258	GOM_NL__2PRFIN20040718_152849_000000552028_00383_12461_2862.N1	18-JUL-2004 15:28:49	Bright	54.500	74	11Bet Cas	2.2680	6600.0	109	12461	No
259	GOM_NL__2PRFIN20040718_153049_000000562028_00383_12461_2863.N1	18-JUL-2004 15:30:49	Bright	55.500	68	18Alp Cas	2.2250	4500.0	111	12461	No
260	GOM_NL__2PRFIN20040718_153538_000000622028_00383_12461_2864.N1	18-JUL-2004 15:35:38	Bright	62.000	160	23Gam Per	2.9300	4700.0	124	12461	No
261	GOM_NL__2PRFIN20040718_153702_000000582028_00383_12461_2865.N1	18-JUL-2004 15:37:02	Bright	58.000	35	33Alp Per	1.7950	6250.0	116	12461	No
262	GOM_NL__2PRFIN20040718_153857_000000682028_00383_12461_2866.N1	18-JUL-2004 15:38:57	Bright	67.500	73	57Gam1And	2.2600	13100.	135	12461	No
263	GOM_NL__2PRFIN20040718_154151_000001242028_00383_12461_2867.N1	18-JUL-2004 15:41:51	Straylight	124.00	53	43Bet And	2.0480	3300.0	248	12461	No
264	GOM_NL__2PRFIN20040718_154542_000000482028_00383_12461_2868.N1	18-JUL-2004 15:45:42	Twilight	47.500	146	25Eta Tau	2.8730	15200.	95	12461	No
265	GOM_NL__2PRFIN20040718_154715_000000552028_00383_12461_2869.N1	18-JUL-2004 15:47:15	Twilight	55.000	13	87Alp Tau	0.86700	3800.0	110	12461	No
266	GOM_NL__2PRFIN20040718_155110_000000402028_00383_12461_2870.N1	18-JUL-2004 15:51:10	Dark	40.000	72	34Del Ori	2.2500	30000.	80	12461	No
267	GOM_NL__2PRFIN20040718_155335_000000452028_00383_12461_2871.N1	18-JUL-2004 15:53:35	Dark	44.500	7	19Bet Ori	0.10000	14000.	89	12461	No
268	GOM_NL__2PRFIN20040718_155650_000000442028_00383_12461_2872.N1	18-JUL-2004 15:56:50	Dark	43.500	139	9Bet Lep	2.8330	5600.0	87	12461	No
269	GOM_NL__2PRFIN20040718_160600_000000442028_00383_12461_2873.N1	18-JUL-2004 16:06:00	Dark	43.500	157	The1Eri	2.9060	9300.0	87	12461	No
270	GOM_NL__2PRFIN20040718_161205_000000472028_00384_12462_2845.N1	18-JUL-2004 16:12:05	Dark	47.000	9	Alp Eri	0.45300	24000.	94	12462	No
271	GOM_NL__2PRFIN20040718_161520_000000402028_00384_12462_2846.N1	18-JUL-2004 16:15:20	Dark	40.000	135	Bet Hyi	2.8200	5800.0	80	12462	No
272	GOM_NL__2PRFIN20040718_161931_000000452028_00384_12462_2847.N1	18-JUL-2004 16:19:31	Straylight	45.000	148	Alp Tuc	2.8780	4100.0	90	12462	No
273	GOM_NL__2PRFIN20040718_162058_000000542028_00384_12462_2848.N1	18-JUL-2004 16:20:58	Straylight	54.000	63	Bet Gru	2.1500	2800.0	108	12462	No
274	GOM_NL__2PRFIN20040718_162229_000000512028_00384_12462_2849.N1	18-JUL-2004 16:22:29	Straylight	50.500	31	Alp Gru	1.7340	15200.	101	12462	No
275	GOM_NL__2PRFIN20040718_162505_000000822028_00384_12462_2850.N1	18-JUL-2004 16:25:05	Straylight	82.000	18	24Alp PsA	1.1660	9700.0	164	12462	No
276	GOM_NL__2PRFIN20040718_162916_000000432028_00384_12462_2851.N1	18-JUL-2004 16:29:16	Twilight	43.000	40	The Sco	1.8590	7100.0	86	12462	No
277	GOM_NL__2PRFIN20040718_163112_000000432028_00384_12462_2852.N1	18-JUL-2004 16:31:12	Twilight	43.000	38	20Eps Sgr	1.8360	11000.	86	12462	No
278	GOM_NL__2PRFIN20040718_163306_000000422028_00384_12462_2853.N1	18-JUL-2004 16:33:06	Bright	42.000	57	34Sig Sgr	2.0660	26000.	84	12462	No

279	GOM_NL__2PRFIN20040718_163456_000000732028_00384_12462_2854.N1	18-JUL-2004 16:34:56	Bright	73.000	142	49Del Cap	2.8500	8900.0	146	12462	No
280	GOM_NL__2PRFIN20040718_164224_000000392028_00384_12462_2855.N1	18-JUL-2004 16:42:24	Bright	38.500	126	60Bet Oph	2.7700	4250.0	77	12462	No
281	GOM_NL__2PRFIN20040718_164454_000000402028_00384_12462_2856.N1	18-JUL-2004 16:44:54	Bright	39.500	168	17Zet Aql	2.9860	11000.	79	12462	No
282	GOM_NL__2PRFIN20040718_165043_000000392028_00384_12462_2857.N1	18-JUL-2004 16:50:43	Bright	38.500	133	40Zet Her	2.8070	6000.0	77	12462	No
283	GOM_NL__2PRFIN20040718_165524_000000402028_00384_12462_2858.N1	18-JUL-2004 16:55:24	Bright	39.500	69	33Gam Dra	2.2310	3800.0	79	12462	No
284	GOM_NL__2PRFIN20040718_165703_000000512028_00384_12462_2859.N1	18-JUL-2004 16:57:03	Bright	50.500	19	50Alp Cyg	1.2460	10500.	101	12462	No
285	GOM_NL__2PRFIN20040718_170205_000000462028_00384_12462_2860.N1	18-JUL-2004 17:02:05	Bright	45.500	89	5Alp Cep	2.4510	8000.0	91	12462	No
286	GOM_NL__2PRFIN20040718_170626_000000392028_00384_12462_2861.N1	18-JUL-2004 17:06:26	Bright	39.000	49	1Alp UMi	1.9900	6300.0	78	12462	No
287	GOM_NL__2PRFIN20040718_170925_000000542028_00384_12462_2862.N1	18-JUL-2004 17:09:25	Bright	54.000	74	11Bet Cas	2.2680	6600.0	108	12462	No
288	GOM_NL__2PRFIN20040718_171124_000000542028_00384_12462_2863.N1	18-JUL-2004 17:11:24	Bright	53.500	68	18Alp Cas	2.2250	4500.0	107	12462	No
289	GOM_NL__2PRFIN20040718_171613_000000622028_00384_12462_2864.N1	18-JUL-2004 17:16:13	Bright	62.000	160	23Gam Per	2.9300	4700.0	124	12462	No
290	GOM_NL__2PRFIN20040718_171738_000000462028_00384_12462_2865.N1	18-JUL-2004 17:17:38	Bright	46.000	35	33Alp Per	1.7950	6250.0	92	12462	No
291	GOM_NL__2PRFIN20040718_171932_000000622028_00384_12462_2866.N1	18-JUL-2004 17:19:32	Bright	62.000	73	57Gam1And	2.2600	13100.	124	12462	No
292	GOM_NL__2PRFIN20040718_172228_000001252028_00384_12462_2867.N1	18-JUL-2004 17:22:28	Straylight	124.50	53	43Bet And	2.0480	3300.0	249	12462	No
293	GOM_NL__2PRFIN20040718_172618_000000502028_00384_12462_2868.N1	18-JUL-2004 17:26:18	Twilight	49.500	146	25Eta Tau	2.8730	15200.	99	12462	No
294	GOM_NL__2PRFIN20040718_172752_000000502028_00384_12462_2869.N1	18-JUL-2004 17:27:52	Twilight	50.000	13	87Alp Tau	0.86700	3800.0	100	12462	No
295	GOM_NL__2PRFIN20040718_173146_000000392028_00384_12462_2870.N1	18-JUL-2004 17:31:46	Dark	38.500	72	34Del Ori	2.2500	30000.	77	12462	No
296	GOM_NL__2PRFIN20040718_173411_000000412028_00384_12462_2871.N1	18-JUL-2004 17:34:11	Dark	41.000	7	19Bet Ori	0.10000	14000.	82	12462	No
297	GOM_NL__2PRFIN20040718_173725_000000432028_00384_12462_2872.N1	18-JUL-2004 17:37:25	Dark	42.500	139	9Bet Lep	2.8330	5600.0	85	12462	No
298	GOM_NL__2PRFIN20040718_174637_000000462028_00384_12462_2873.N1	18-JUL-2004 17:46:37	Dark	46.000	157	The1Eri	2.9060	9300.0	92	12462	No
299	GOM_NL__2PRFIN20040718_175242_000000532028_00385_12463_2846.N1	18-JUL-2004 17:52:42	Dark	53.000	9	Alp Eri	0.45300	24000.	106	12463	No
300	GOM_NL__2PRFIN20040718_175554_000000422028_00385_12463_2847.N1	18-JUL-2004 17:55:54	Dark	42.000	135	Bet Hyi	2.8200	5800.0	84	12463	No
301	GOM_NL__2PRFIN20040718_180008_000000422028_00385_12463_2848.N1	18-JUL-2004 18:00:08	Straylight	42.000	148	Alp Tuc	2.8780	4100.0	84	12463	No
302	GOM_NL__2PRFIN20040718_180135_000000582028_00385_12463_2849.N1	18-JUL-2004 18:01:35	Straylight	58.000	63	Bet Gru	2.1500	2800.0	116	12463	No
303	GOM_NL__2PRFIN20040718_180306_000000492028_00385_12463_2850.N1	18-JUL-2004 18:03:06	Straylight	49.000	31	Alp Gru	1.7340	15200.	98	12463	No
304	GOM_NL__2PRFIN20040718_180542_000000842028_00385_12463_2851.N1	18-JUL-2004 18:05:42	Straylight	84.000	18	24Alp PsA	1.1660	9700.0	168	12463	No
305	GOM_NL__2PRFIN20040718_180952_000000442028_00385_12463_2852.N1	18-JUL-2004 18:09:52	Twi_and_stray	44.000	40	The Sco	1.8590	7100.0	88	12463	No
306	GOM_NL__2PRFIN20040718_181148_000000472028_00385_12463_2853.N1	18-JUL-2004 18:11:48	Twi_and_stray	46.500	38	20Eps Sgr	1.8360	11000.	93	12463	No
307	GOM_NL__2PRFIN20040718_181343_000000412028_00385_12463_2854.N1	18-JUL-2004 18:13:43	Bright	40.500	57	34Sig Sgr	2.0660	26000.	81	12463	No
308	GOM_NL__2PRFIN20040718_181533_000000752028_00385_12463_2855.N1	18-JUL-2004 18:15:33	Bright	74.500	142	49Del Cap	2.8500	8900.0	149	12463	No
309	GOM_NL__2PRFIN20040718_182300_000000382028_00385_12463_2856.N1	18-JUL-2004 18:23:00	Bright	37.500	126	60Bet Oph	2.7700	4250.0	75	12463	No
310	GOM_NL__2PRFIN20040718_182530_000000392028_00385_12463_2857.N1	18-JUL-2004 18:25:30	Bright	39.000	168	17Zet Aql	2.9860	11000.	78	12463	No
311	GOM_NL__2PRFIN20040718_183119_000000392028_00385_12463_2858.N1	18-JUL-2004 18:31:19	Bright	38.500	133	40Zet Her	2.8070	6000.0	77	12463	No
312	GOM_NL__2PRFIN20040718_183600_000000412028_00385_12463_2859.N1	18-JUL-2004 18:36:00	Bright	41.000	69	33Gam Dra	2.2310	3800.0	82	12463	No
313	GOM_NL__2PRFIN20040718_183739_000000512028_00385_12463_2860.N1	18-JUL-2004 18:37:39	Bright	50.500	19	50Alp Cyg	1.2460	10500.	101	12463	No
314	GOM_NL__2PRFIN20040718_184241_000000432028_00385_12463_2861.N1	18-JUL-2004 18:42:41	Bright	42.500	89	5Alp Cep	2.4510	8000.0	85	12463	No
315	GOM_NL__2PRFIN20040718_184702_000000372028_00385_12463_2862.N1	18-JUL-2004 18:47:02	Bright	37.000	49	1Alp UMi	1.9900	6300.0	74	12463	No
316	GOM_NL__2PRFIN20040718_184959_000000552028_00385_12463_2863.N1	18-JUL-2004 18:49:59	Bright	54.500	74	11Bet Cas	2.2680	6600.0	109	12463	No
317	GOM_NL__2PRFIN20040718_185200_000000552028_00385_12463_2864.N1	18-JUL-2004 18:52:00	Bright	54.500	68	18Alp Cas	2.2250	4500.0	109	12463	No
318	GOM_NL__2PRFIN20040718_185650_000000622028_00385_12463_2865.N1	18-JUL-2004 18:56:50	Bright	62.000	160	23Gam Per	2.9300	4700.0	124	12463	No
319	GOM_NL__2PRFIN20040718_185814_000000432028_00385_12463_2866.N1	18-JUL-2004 18:58:14	Bright	43.000	35	33Alp Per	1.7950	6250.0	86	12463	No
320	GOM_NL__2PRFIN20040718_190008_000000662028_00385_12463_2867.N1	18-JUL-2004 19:00:08	Bright	65.500	73	57Gam1And	2.2600	13100.	131	12463	No
321	GOM_NL__2PRFIN20040718_190303_000001262028_00385_12463_2868.N1	18-JUL-2004 19:03:03	Straylight	126.00	53	43Bet And	2.0480	3300.0	252	12463	No
322	GOM_NL__2PRFIN20040718_190654_000000492028_00385_12463_2869.N1	18-JUL-2004 19:06:54	Twilight	48.500	146	25Eta Tau	2.8730	15200.	97	12463	No
323	GOM_NL__2PRFIN20040718_190828_000000552028_00385_12463_2870.N1	18-JUL-2004 19:08:28	Twilight	55.000	13	87Alp Tau	0.86700	3800.0	110	12463	No
324	GOM_NL__2PRFIN20040718_191222_000000392028_00385_12463_2871.N1	18-JUL-2004 19:12:22	Dark	38.500	72	34Del Ori	2.2500	30000.	77	12463	No
325	GOM_NL__2PRFIN20040718_191447_000000392028_00385_12463_2872.N1	18-JUL-2004 19:14:47	Dark	39.000	7	19Bet Ori	0.10000	14000.	78	12463	No
326	GOM_NL__2PRFIN20040718_191800_000000452028_00385_12463_2873.N1	18-JUL-2004 19:18:00	Dark	45.000	139	9Bet Lep	2.8330	5600.0	90	12463	No
327	GOM_NL__2PRFIN20040718_192714_000000442028_00385_12463_2874.N1	18-JUL-2004 19:27:14	Dark	44.000	157	The1Eri	2.9060	9300.0	88	12463	No
328	GOM_NL__2PRFIN20040718_193318_000000452028_00386_12464_2848.N1	18-JUL-2004 19:33:18	Dark	45.000	9	Alp Eri	0.45300	24000.	90	12464	No
329	GOM_NL__2PRFIN20040718_193633_000000412028_00386_12464_2849.N1	18-JUL-2004 19:36:33	Dark	40.500	135	Bet Hyi	2.8200	5800.0	81	12464	No
330	GOM_NL__2PRFIN20040718_194043_000000442028_00386_12464_2850.N1	18-JUL-2004 19:40:43	Straylight	44.000	148	Alp Tuc	2.8780	4100.0	88	12464	No
331	GOM_NL__2PRFIN20040718_194211_000000642028_00386_12464_2851.N1	18-JUL-2004 19:42:11	Straylight	63.500	63	Bet Gru	2.1500	2800.0	127	12464	No
332	GOM_NL__2PRFIN20040718_194343_000000492028_00386_12464_2852.N1	18-JUL-2004 19:43:43	Straylight	49.000	31	Alp Gru	1.7340	15200.	98	12464	No
333	GOM_NL__2PRFIN20040718_194619_000000822028_00386_12464_2853.N1	18-JUL-2004 19:46:19	Straylight	81.500	18	24Alp PsA	1.1660	9700.0	163	12464	No
334	GOM_NL__2PRFIN20040718_195029_000000442028_00386_12464_2854.N1	18-JUL-2004 19:50:29	Twi_and_stray	43.500	40	The Sco	1.8590	7100.0	87	12464	No
335	GOM_NL__2PRFIN20040718_195222_000000442028_00386_12464_2855.N1	18-JUL-2004 19:52:22	Twi_and_stray	44.000	38	20Eps Sgr	1.8360	11000.	88	12464	No
336	GOM_NL__2PRFIN20040718_195419_000000412028_00386_12464_2856.N1	18-JUL-2004 19:54:19	Bright	40.500	57	34Sig Sgr	2.0660	26000.	81	12464	No
337	GOM_NL__2PRFIN20040718_195609_000000742028_00386_12464_2857.N1	18-JUL-2004 19:56:09	Bright	73.500	142	49Del Cap	2.8500	8900.0	147	12464	No

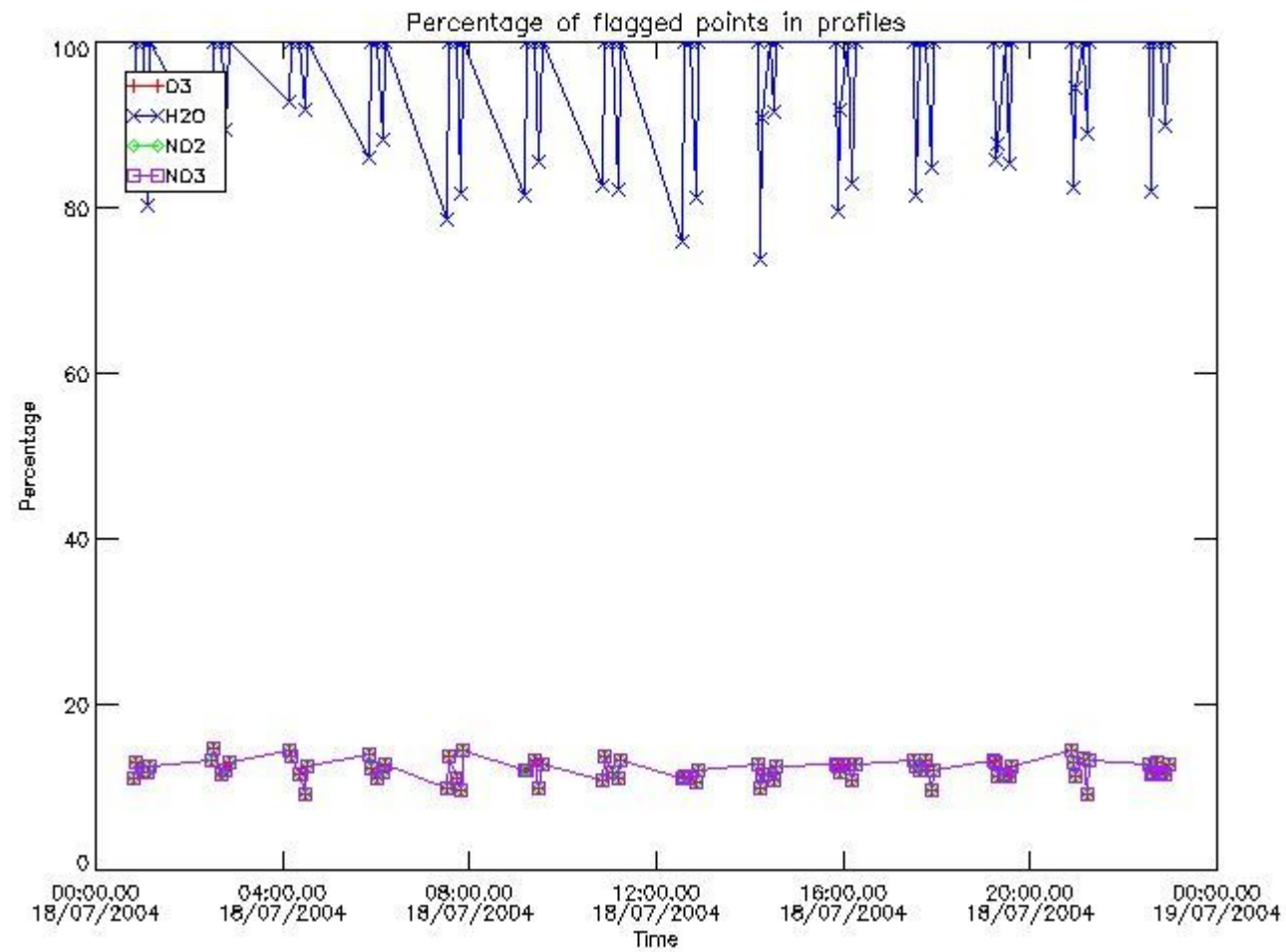
338	GOM_NL__2PRFIN20040718_200334_000000412028_00386_12464_2858.N1	18-JUL-2004 20:03:34	Bright	40.500	126	60Bet Oph	2.7700	4250.0	81	12464	No
339	GOM_NL__2PRFIN20040718_200605_000000402028_00386_12464_2859.N1	18-JUL-2004 20:06:05	Bright	39.500	168	17Zet Aql	2.9860	11000.	79	12464	No
340	GOM_NL__2PRFIN20040718_201155_000000372028_00386_12464_2860.N1	18-JUL-2004 20:11:55	Bright	37.000	133	40Zet Her	2.8070	6000.0	74	12464	No
341	GOM_NL__2PRFIN20040718_201636_000000402028_00386_12464_2861.N1	18-JUL-2004 20:16:36	Bright	39.500	69	33Gam Dra	2.2310	3800.0	79	12464	No
342	GOM_NL__2PRFIN20040718_201814_000000532028_00386_12464_2862.N1	18-JUL-2004 20:18:14	Bright	52.500	19	50Alp Cyg	1.2460	10500.	105	12464	No
343	GOM_NL__2PRFIN20040718_202317_000000452028_00386_12464_2863.N1	18-JUL-2004 20:23:17	Bright	45.000	89	5Alp Cep	2.4510	8000.0	90	12464	No
344	GOM_NL__2PRFIN20040718_202737_000000392028_00386_12464_2864.N1	18-JUL-2004 20:27:37	Bright	38.500	49	1Alp UMi	1.9900	6300.0	77	12464	No
345	GOM_NL__2PRFIN20040718_203037_000000542028_00386_12464_2865.N1	18-JUL-2004 20:30:37	Bright	54.000	74	11Bet Cas	2.2680	6600.0	108	12464	No
346	GOM_NL__2PRFIN20040718_203235_000000542028_00386_12464_2866.N1	18-JUL-2004 20:32:35	Bright	54.000	68	18Alp Cas	2.2250	4500.0	108	12464	No
347	GOM_NL__2PRFIN20040718_203726_000000452028_00386_12464_2867.N1	18-JUL-2004 20:37:26	Bright	44.500	160	23Gam Per	2.9300	4700.0	89	12464	No
348	GOM_NL__2PRFIN20040718_203850_000000442028_00386_12464_2868.N1	18-JUL-2004 20:38:50	Bright	44.000	35	33Alp Per	1.7950	6250.0	88	12464	No
349	GOM_NL__2PRFIN20040718_204044_000000692028_00386_12464_2869.N1	18-JUL-2004 20:40:44	Bright	69.000	73	57Gam1And	2.2600	13100.	138	12464	No
350	GOM_NL__2PRFIN20040718_204339_000001282028_00386_12464_2870.N1	18-JUL-2004 20:43:39	Straylight	127.50	53	43Bet And	2.0480	3300.0	255	12464	No
351	GOM_NL__2PRFIN20040718_204730_000000502028_00386_12464_2871.N1	18-JUL-2004 20:47:30	Twilight	50.000	146	25Eta Tau	2.8730	15200.	100	12464	No
352	GOM_NL__2PRFIN20040718_204904_000000522028_00386_12464_2872.N1	18-JUL-2004 20:49:04	Twilight	51.500	13	87Alp Tau	0.86700	3800.0	103	12464	No
353	GOM_NL__2PRFIN20040718_205258_000000392028_00386_12464_2873.N1	18-JUL-2004 20:52:58	Dark	38.500	72	34Del Ori	2.2500	30000.	77	12464	No
354	GOM_NL__2PRFIN20040718_205523_000000432028_00386_12464_2874.N1	18-JUL-2004 20:55:23	Dark	43.000	7	19Bet Ori	0.10000	14000.	86	12464	No
355	GOM_NL__2PRFIN20040718_205838_000000452028_00386_12464_2875.N1	18-JUL-2004 20:58:38	Dark	45.000	139	9Bet Lep	2.8330	5600.0	90	12464	No
356	GOM_NL__2PRFIN20040718_210750_000000492028_00386_12464_2876.N1	18-JUL-2004 21:07:50	Dark	49.000	157	The1Eri	2.9060	9300.0	98	12464	No
357	GOM_NL__2PRFIN20040718_211354_000000552028_00387_12465_2941.N1	18-JUL-2004 21:13:54	Dark	55.000	9	Alp Eri	0.45300	24000.	110	12465	No
358	GOM_NL__2PRFIN20040718_211709_000000392028_00387_12465_2942.N1	18-JUL-2004 21:17:09	Dark	38.500	135	Bet Hyi	2.8200	5800.0	77	12465	No
359	GOM_NL__2PRFIN20040718_212120_000000442028_00387_12465_2943.N1	18-JUL-2004 21:21:20	Straylight	43.500	148	Alp Tuc	2.8780	4100.0	87	12465	No
360	GOM_NL__2PRFIN20040718_212248_000000512028_00387_12465_2944.N1	18-JUL-2004 21:22:48	Straylight	51.000	63	Bet Gru	2.1500	2800.0	102	12465	No
361	GOM_NL__2PRFIN20040718_212419_000000472028_00387_12465_2945.N1	18-JUL-2004 21:24:19	Straylight	47.000	31	Alp Gru	1.7340	15200.	94	12465	No
362	GOM_NL__2PRFIN20040718_212656_000000842028_00387_12465_2946.N1	18-JUL-2004 21:26:56	Straylight	83.500	18	24Alp PsA	1.1660	9700.0	167	12465	No
363	GOM_NL__2PRFIN20040718_213104_000000452028_00387_12465_2947.N1	18-JUL-2004 21:31:04	Twi_and_stray	44.500	40	The Sco	1.8590	7100.0	89	12465	No
364	GOM_NL__2PRFIN20040718_213258_000000472028_00387_12465_2948.N1	18-JUL-2004 21:32:58	Twi_and_stray	47.000	38	20Eps Sgr	1.8360	11000.	94	12465	No
365	GOM_NL__2PRFIN20040718_213455_000000422028_00387_12465_2949.N1	18-JUL-2004 21:34:55	Bright	42.000	57	34Sig Sgr	2.0660	26000.	84	12465	No
366	GOM_NL__2PRFIN20040718_213645_000000712028_00387_12465_2950.N1	18-JUL-2004 21:36:45	Bright	71.000	142	49Del Cap	2.8500	8900.0	142	12465	No
367	GOM_NL__2PRFIN20040718_214412_000000392028_00387_12465_2951.N1	18-JUL-2004 21:44:12	Bright	38.500	126	60Bet Oph	2.7700	4250.0	77	12465	No
368	GOM_NL__2PRFIN20040718_214640_000000412028_00387_12465_2952.N1	18-JUL-2004 21:46:40	Bright	41.000	168	17Zet Aql	2.9860	11000.	82	12465	No
369	GOM_NL__2PRFIN20040718_215232_000000392028_00387_12465_2953.N1	18-JUL-2004 21:52:32	Bright	38.500	133	40Zet Her	2.8070	6000.0	77	12465	No
370	GOM_NL__2PRFIN20040718_215712_000000362028_00387_12465_2954.N1	18-JUL-2004 21:57:12	Bright	35.500	69	33Gam Dra	2.2310	3800.0	71	12465	No
371	GOM_NL__2PRFIN20040718_220352_000000452028_00387_12465_2955.N1	18-JUL-2004 22:03:52	Bright	44.500	89	5Alp Cep	2.4510	8000.0	89	12465	No
372	GOM_NL__2PRFIN20040718_220813_000000362028_00387_12465_2956.N1	18-JUL-2004 22:08:13	Bright	35.500	49	1Alp UMi	1.9900	6300.0	71	12465	No
373	GOM_NL__2PRFIN20040718_221109_000000552028_00387_12465_2957.N1	18-JUL-2004 22:11:09	Bright	54.500	74	11Bet Cas	2.2680	6600.0	109	12465	No
374	GOM_NL__2PRFIN20040718_221310_000000552028_00387_12465_2958.N1	18-JUL-2004 22:13:10	Bright	55.000	68	18Alp Cas	2.2250	4500.0	110	12465	No
375	GOM_NL__2PRFIN20040718_221802_000000432028_00387_12465_2959.N1	18-JUL-2004 22:18:02	Bright	43.000	160	23Gam Per	2.9300	4700.0	86	12465	No
376	GOM_NL__2PRFIN20040718_221926_000000472028_00387_12465_2960.N1	18-JUL-2004 22:19:26	Bright	46.500	35	33Alp Per	1.7950	6250.0	93	12465	No
377	GOM_NL__2PRFIN20040718_222119_000000692028_00387_12465_2961.N1	18-JUL-2004 22:21:19	Bright	68.500	73	57Gam1And	2.2600	13100.	137	12465	No
378	GOM_NL__2PRFIN20040718_222415_000001402028_00387_12465_2962.N1	18-JUL-2004 22:24:15	Straylight	140.00	53	43Bet And	2.0480	3300.0	280	12465	No
379	GOM_NL__2PRFIN20040718_222806_000000492028_00387_12465_2963.N1	18-JUL-2004 22:28:06	Twilight	49.000	146	25Eta Tau	2.8730	15200.	98	12465	No
380	GOM_NL__2PRFIN20040718_222941_000000502028_00387_12465_2964.N1	18-JUL-2004 22:29:41	Twilight	50.000	13	87Alp Tau	0.86700	3800.0	100	12465	No
381	GOM_NL__2PRFIN20040718_223345_000000402028_00387_12465_2965.N1	18-JUL-2004 22:33:45	Dark	40.000	30	46Eps Ori	1.6940	30000.	80	12465	No
382	GOM_NL__2PRFIN20040718_223559_000000452028_00387_12465_2966.N1	18-JUL-2004 22:35:59	Dark	44.500	7	19Bet Ori	0.10000	14000.	89	12465	No
383	GOM_NL__2PRFIN20040718_223821_000000432028_00387_12465_2967.N1	18-JUL-2004 22:38:21	Dark	43.000	101	11Alp Lep	2.5820	7000.0	86	12465	No
384	GOM_NL__2PRFIN20040718_224248_000000402028_00387_12465_2968.N1	18-JUL-2004 22:42:48	Dark	39.500	108	Alp Col	2.6520	15200.	79	12465	No
385	GOM_NL__2PRFIN20040718_224826_000000442028_00387_12465_2969.N1	18-JUL-2004 22:48:26	Dark	43.500	157	The1Eri	2.9060	9300.0	87	12465	No
386	GOM_NL__2PRFIN20040718_225431_000000452028_00388_12466_2942.N1	18-JUL-2004 22:54:31	Dark	44.500	9	Alp Eri	0.45300	24000.	89	12466	No
387	GOM_NL__2PRFIN20040718_225745_000000402028_00388_12466_2943.N1	18-JUL-2004 22:57:45	Dark	40.000	135	Bet Hyi	2.8200	5800.0	80	12466	No
388	GOM_NL__2PRFIN20040718_230154_000000462028_00388_12466_2944.N1	18-JUL-2004 23:01:54	Straylight	46.000	148	Alp Tuc	2.8780	4100.0	92	12466	No
389	GOM_NL__2PRFIN20040718_230325_000000632028_00388_12466_2945.N1	18-JUL-2004 23:03:25	Straylight	63.000	63	Bet Gru	2.1500	2800.0	126	12466	No
390	GOM_NL__2PRFIN20040718_230456_000000492028_00388_12466_2946.N1	18-JUL-2004 23:04:56	Straylight	48.500	31	Alp Gru	1.7340	15200.	97	12466	No
391	GOM_NL__2PRFIN20040718_230733_000000852028_00388_12466_2947.N1	18-JUL-2004 23:07:33	Straylight	85.000	18	24Alp PsA	1.1660	9700.0	170	12466	No
392	GOM_NL__2PRFIN20040718_231140_000000422028_00388_12466_2948.N1	18-JUL-2004 23:11:40	Twi_and_stray	42.000	40	The Sco	1.8590	7100.0	84	12466	No
393	GOM_NL__2PRFIN20040718_231336_000000442028_00388_12466_2949.N1	18-JUL-2004 23:13:36	Twi_and_stray	43.500	38	20Eps Sgr	1.8360	11000.	87	12466	No
394	GOM_NL__2PRFIN20040718_231531_000000422028_00388_12466_2950.N1	18-JUL-2004 23:15:31	Bright	41.500	57	34Sig Sgr	2.0660	26000.	83	12466	No
395	GOM_NL__2PRFIN20040718_231721_000000732028_00388_12466_2951.N1	18-JUL-2004 23:17:21	Bright	73.000	142	49Del Cap	2.8500	8900.0	146	12466	No
396	GOM_NL__2PRFIN20040718_232448_000000382028_00388_12466_2952.N1	18-JUL-2004 23:24:48	Bright	37.500	126	60Bet Oph	2.7700	4250.0	75	12466	No

397	GOM_NL__2PRFIN20040718_232714_000000432028_00388_12466_2953.N1	18-JUL-2004 23:27:14	Bright	43.000	168	17Zet Aql	2.9860	11000.	86	12466	No
398	GOM_NL__2PRFIN20040718_233308_000000392028_00388_12466_2954.N1	18-JUL-2004 23:33:08	Bright	38.500	133	40Zet Her	2.8070	6000.0	77	12466	No
399	GOM_NL__2PRFIN20040718_233745_000000392028_00388_12466_2955.N1	18-JUL-2004 23:37:45	Bright	38.500	69	33Gam Dra	2.2310	3800.0	77	12466	No
400	GOM_NL__2PRFIN20040718_234427_000000422028_00388_12466_2956.N1	18-JUL-2004 23:44:27	Bright	42.000	89	5Alp Cep	2.4510	8000.0	84	12466	No
401	GOM_NL__2PRFIN20040718_234848_000000362028_00388_12466_2957.N1	18-JUL-2004 23:48:48	Bright	36.000	49	1Alp UMi	1.9900	6300.0	72	12466	No
402	GOM_NL__2PRFIN20040718_235147_000000532028_00388_12466_2958.N1	18-JUL-2004 23:51:47	Bright	52.500	74	11Bet Cas	2.2680	6600.0	105	12466	No
403	GOM_NL__2PRFIN20040718_235345_000000562028_00388_12466_2959.N1	18-JUL-2004 23:53:45	Bright	56.000	68	18Alp Cas	2.2250	4500.0	112	12466	No
404	GOM_NL__2PRFIN20040718_235837_000000452028_00388_12466_2960.N1	18-JUL-2004 23:58:37	Bright	44.500	160	23Gam Per	2.9300	4700.0	89	12466	No

3. Quality information per product

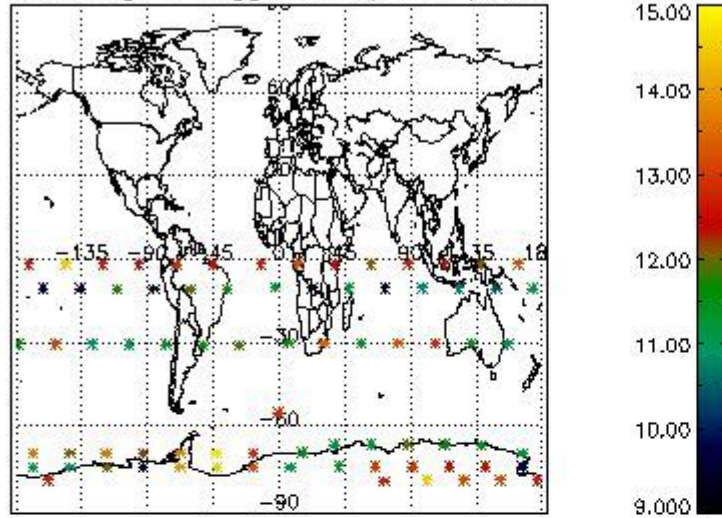
In this section it is plotted some information contained in the Quality Summary data set of the level 2 products. Only products in dark limb conditions and without errors (error flag in the MPH set to "0") are used.

3.1 Plot quality information per product (time dependant)

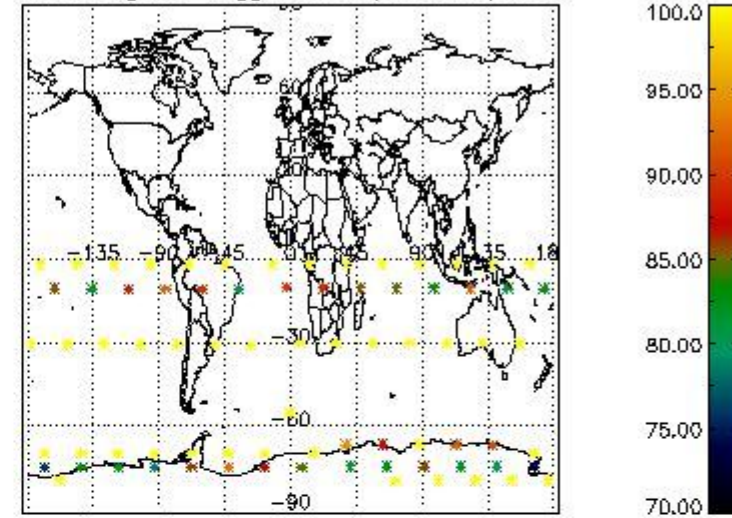


3.2 Plot quality information per product (world map)

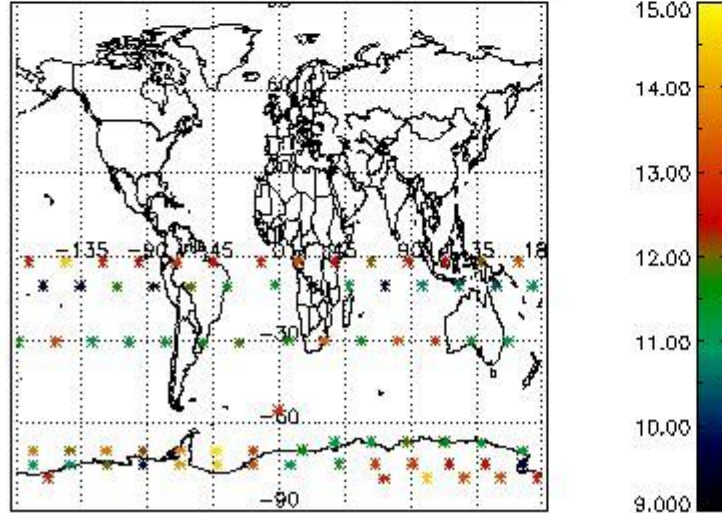
Percentage of flagged data per O3 profile



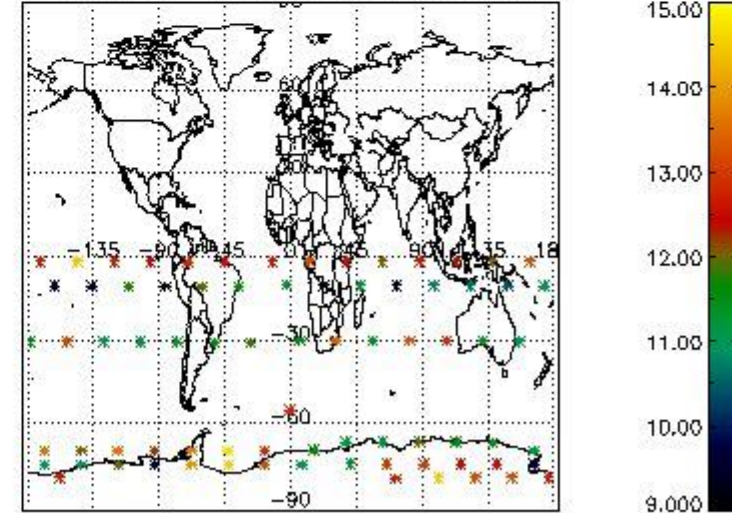
Percentage of flagged data per H2O profile



Percentage of flagged data per NO2 profile



Percentage of flagged data per NO3 profile

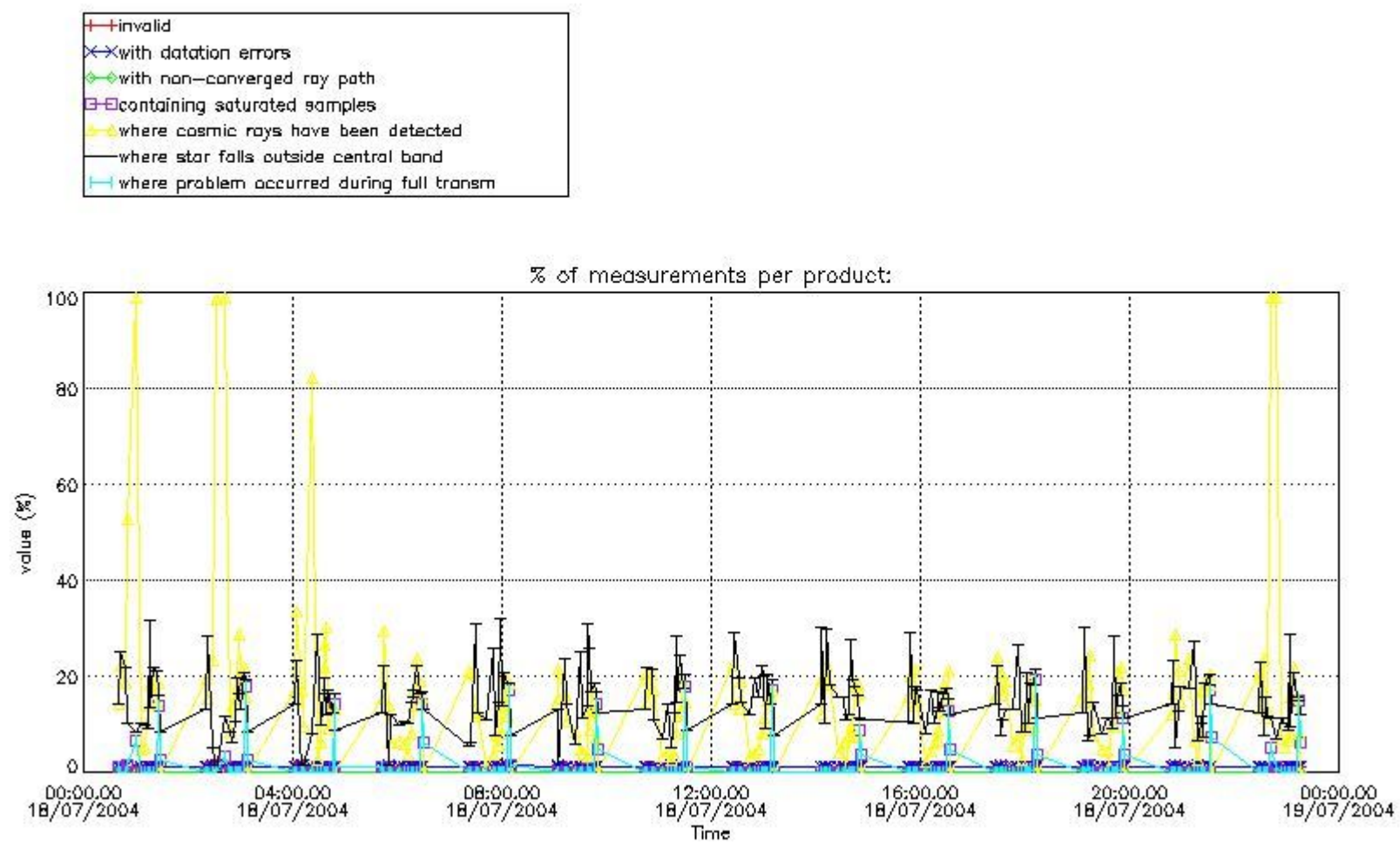


4. Level 1 quality information per product

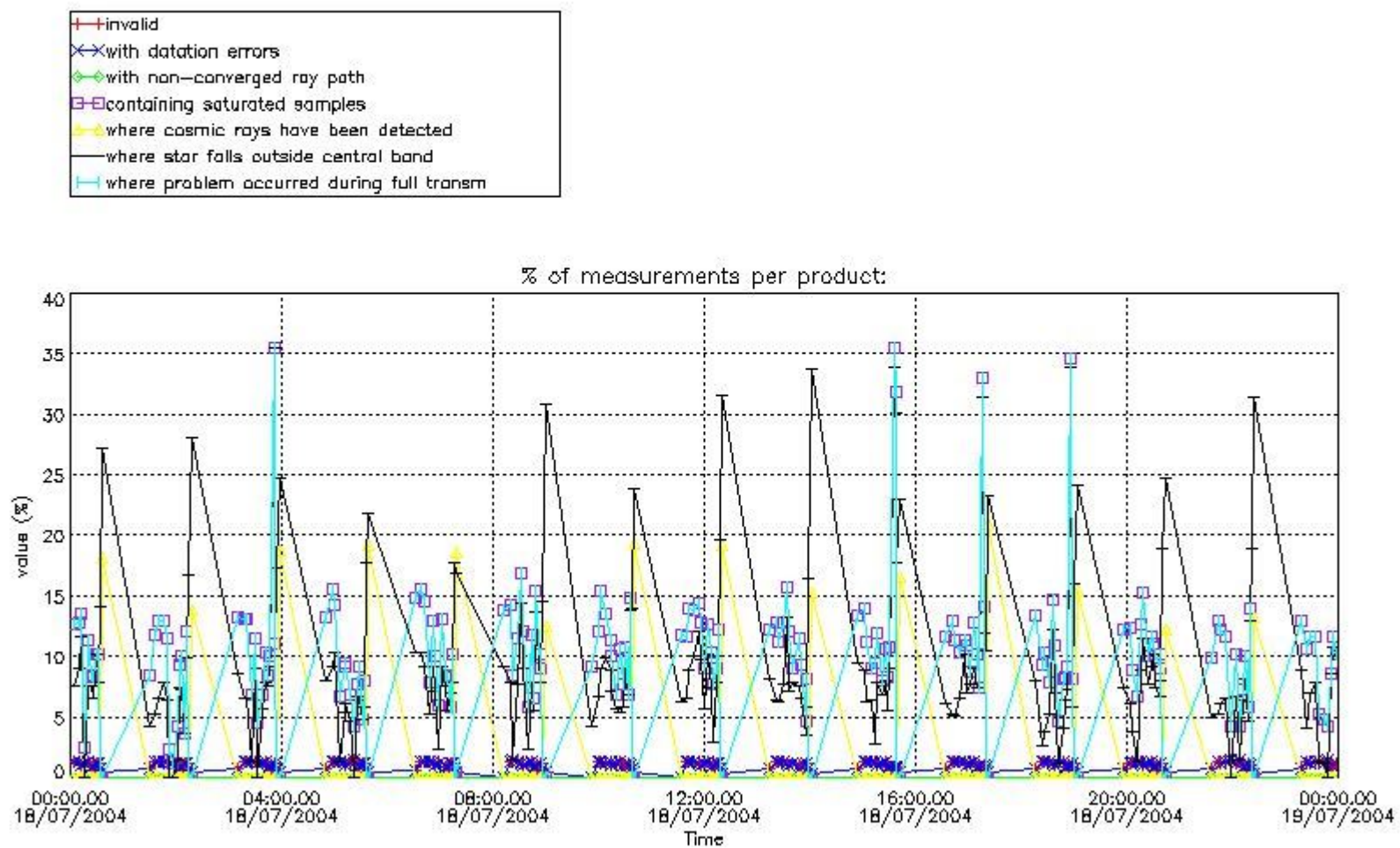
In this section it is plotted some information contained in the Quality Summary data set of the level 2 products that comes from the level 1b processing. Products without errors (error flag in the MPH set to "0") are used.

4.1 Plot quality information per product (time dependant) coming from level 1b processing

4.1.1 Plot level 1 quality information per product (time dependant): ENVISAT ASCENDING passes



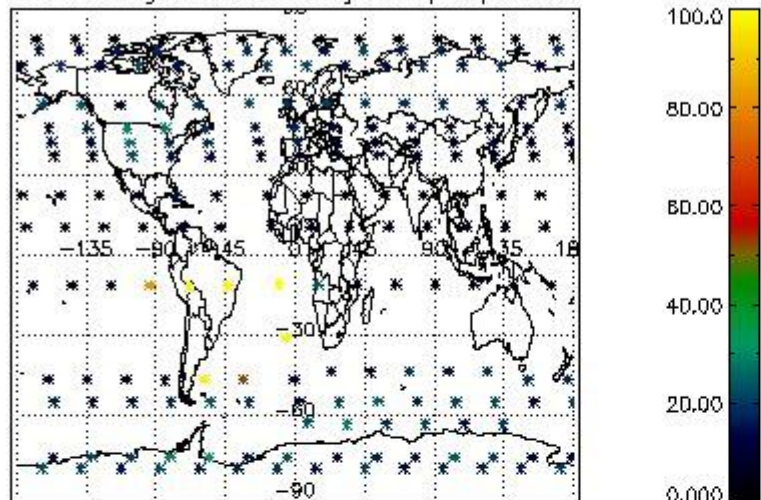
4.1.2 Plot level 1 quality information per product (time dependant): ENVI SAT DESCENDING passes



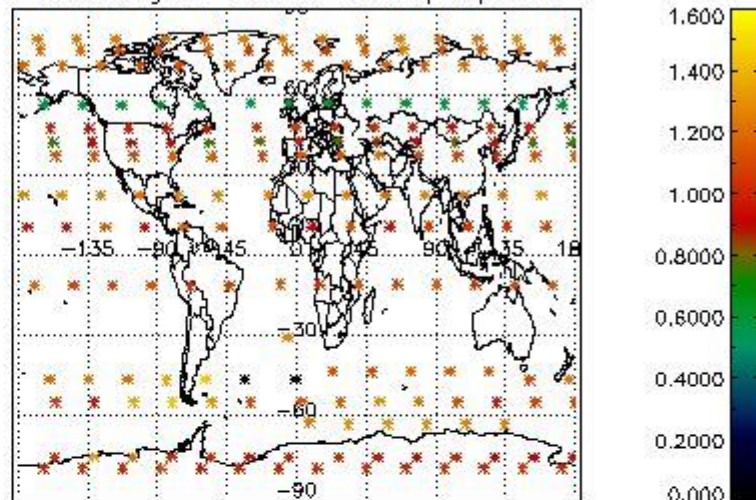
4.2 Plot quality information per product coming from level 1b processing (world map)

4.2.1 Plot level 1 quality information per product (world map): ENVISAT ASCENDING passes

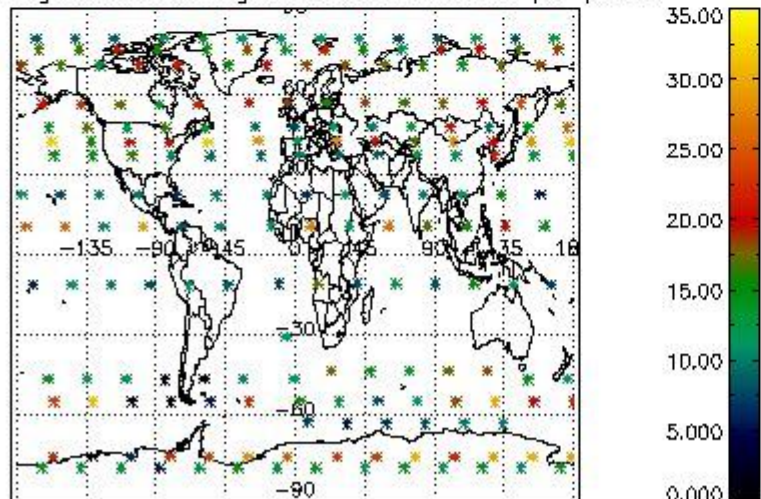
Percentage of cosmic ray hits per profile



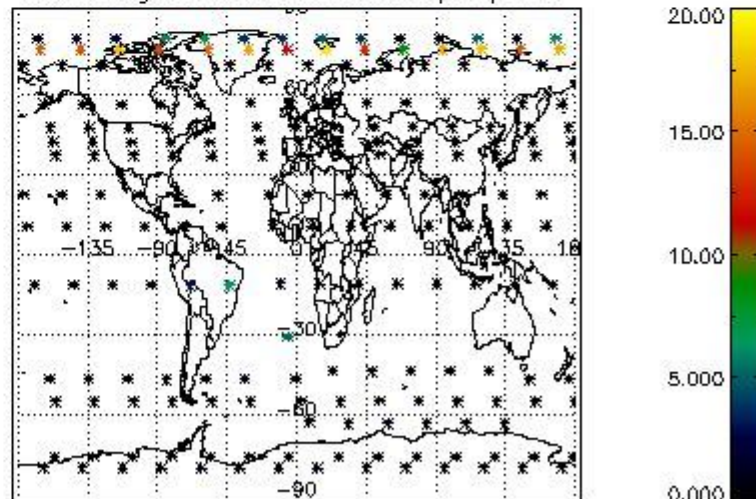
Percentage of datation errors per profile



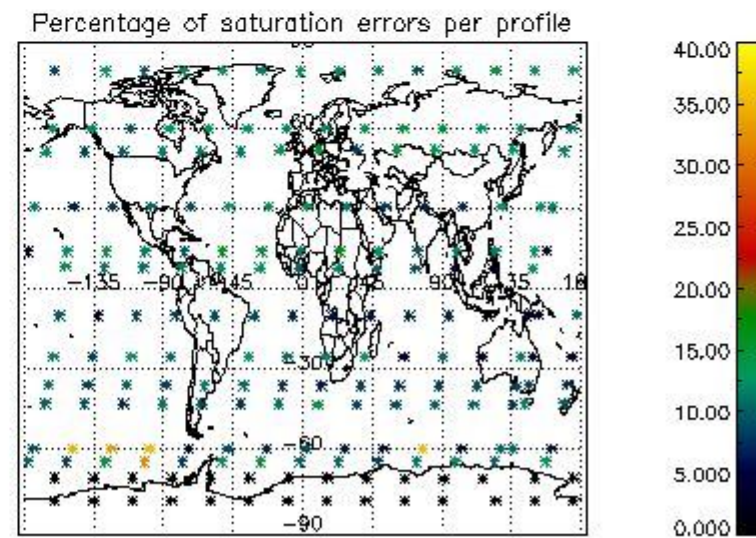
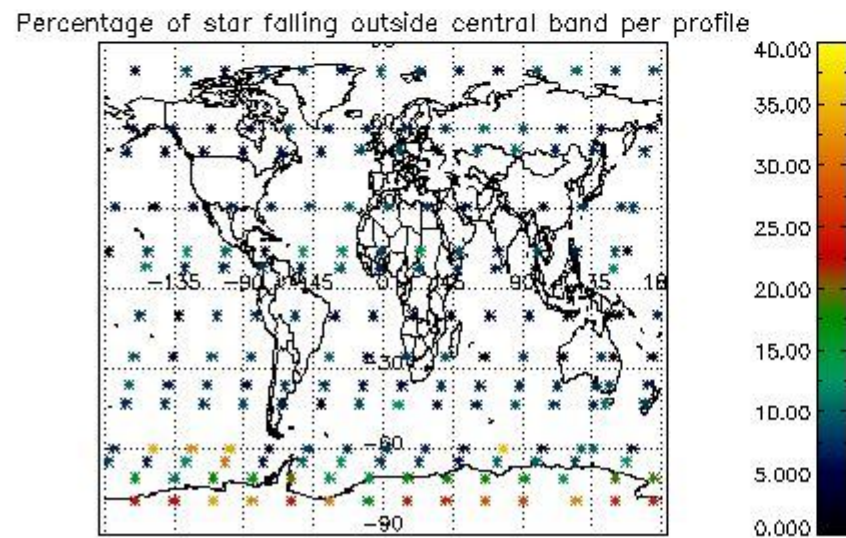
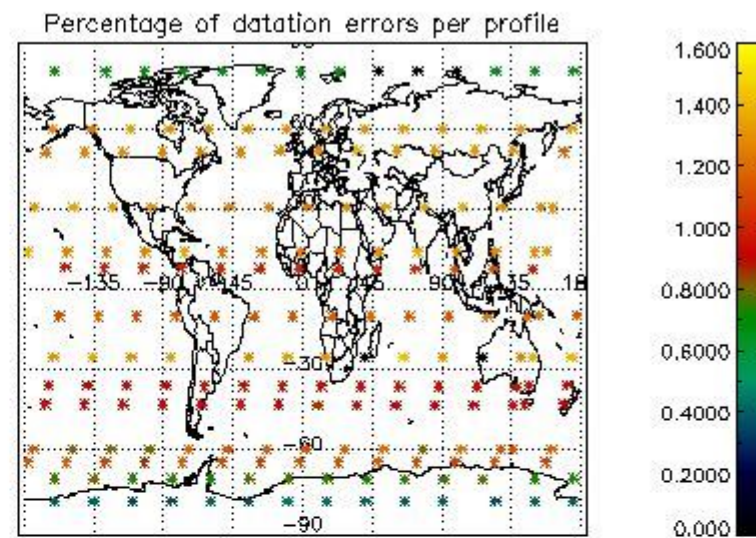
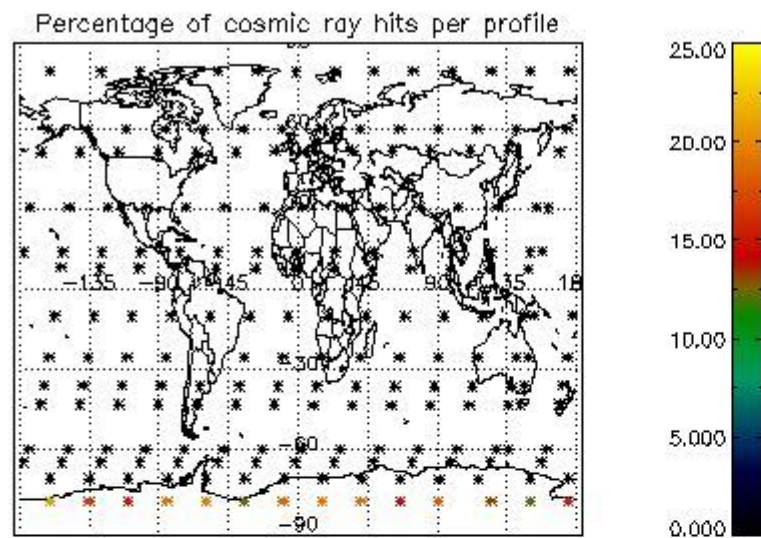
Percentage of star falling outside central band per profile



Percentage of saturation errors per profile



4.2.2 Plot level 1 quality information per product (world map): ENVISAT DESCENDING passes



5. Trace gas profiles

5.1 Ozone statistics based on quality of products

The final quality of the products can be "measured" using the STD (Standard Deviation) attached to every point profile. This information is written to the parameter GOM_NL__2P/NL_LOCAL_SPECIES_DENSITY/o3_std of the level 2 products. The table below shows the statistics for given STD ranges.

The statistics are given with respect to the overall valid production:

- Products without fatal errors: GOM_NL__2P/MPH/PRODUCT_ERR=0
- Valid point profile: GOM_NL__2P/NL_LOCAL_SPECIES_DENSITY/pcd(0)=0

The 'Criteria' is applied to valid points of dark limb products:

- Products in dark limb illumination condition: GOM_NL__2P/NL_SUMMARY_QUALITY/obs_ill_cond=0
- Products without fatal errors: GOM_NL__2P/MPH/PRODUCT_ERR=0
- Valid point profile: GOM_NL__2P/NL_LOCAL_SPECIES_DENSITY/pcd(0)=0

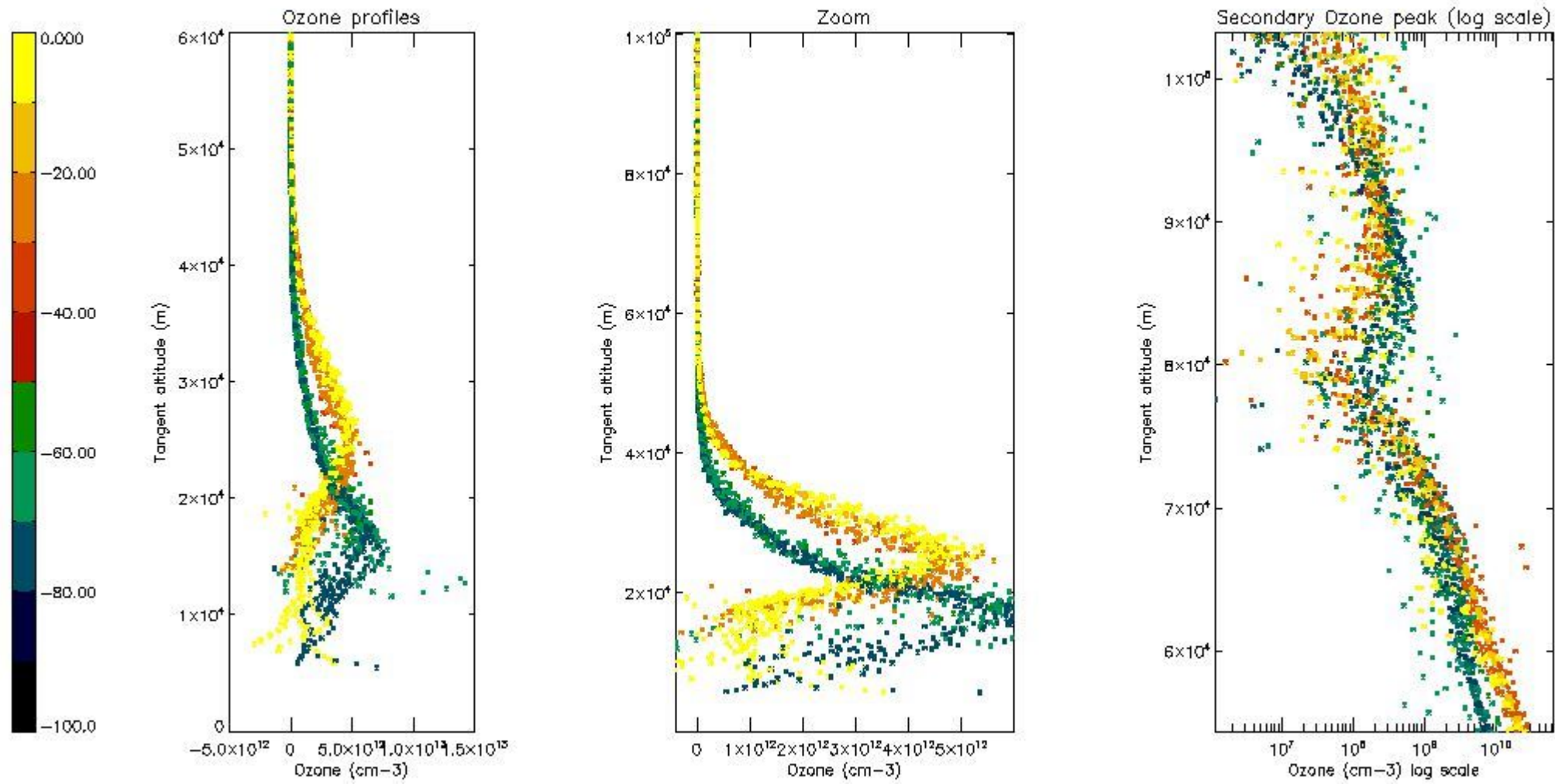
So, the table below shows the percentage of dark limb and valid observations for each criteria with respect to the overall valid daily observations.

Criteria	% of total production
All STD	16
STD < 20	9

STD < 10	7
STD < 5	5

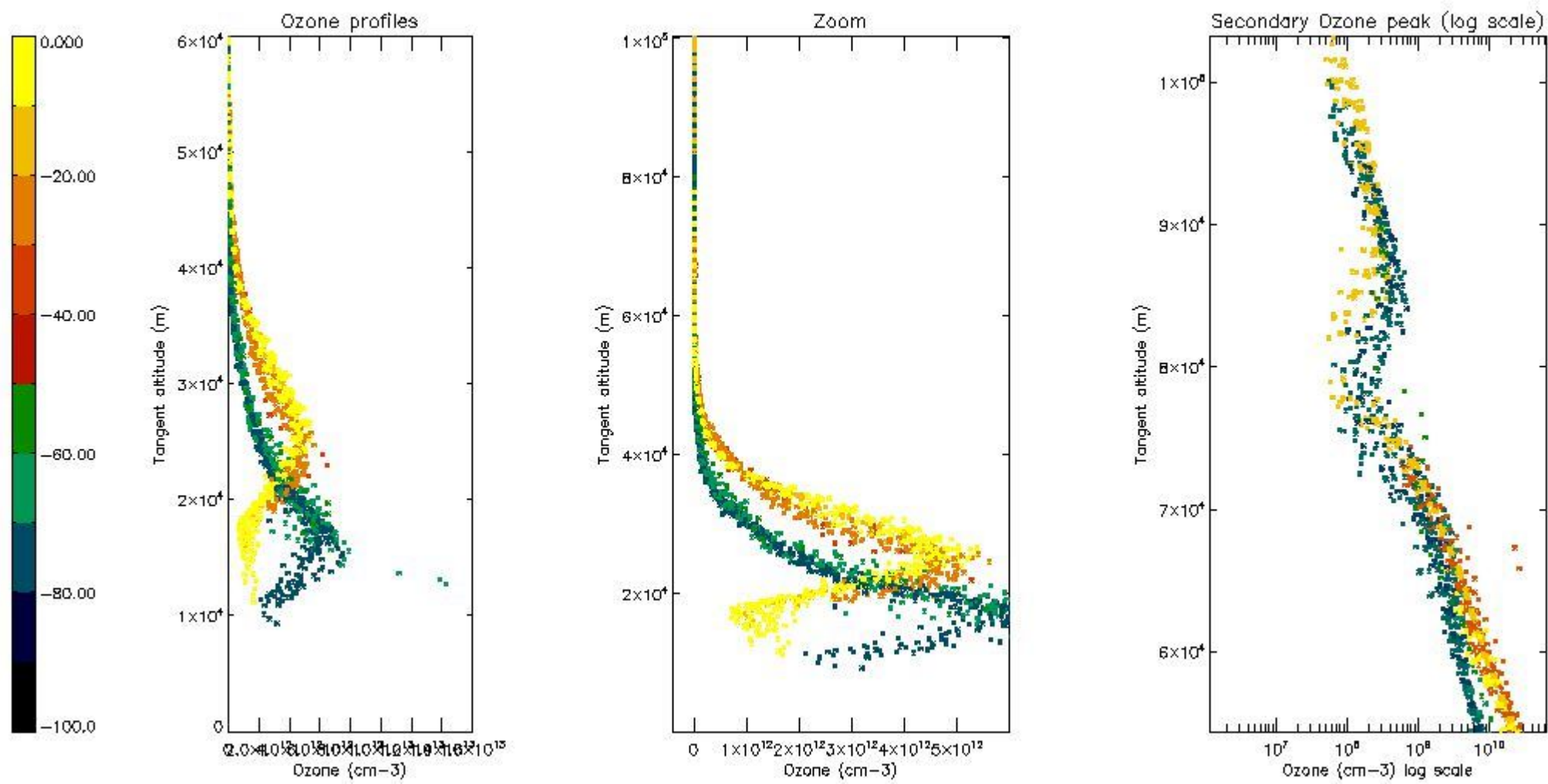
5.2 Plot ozone profiles for all STD (dark without errors)

The colorbar represents the latitude.



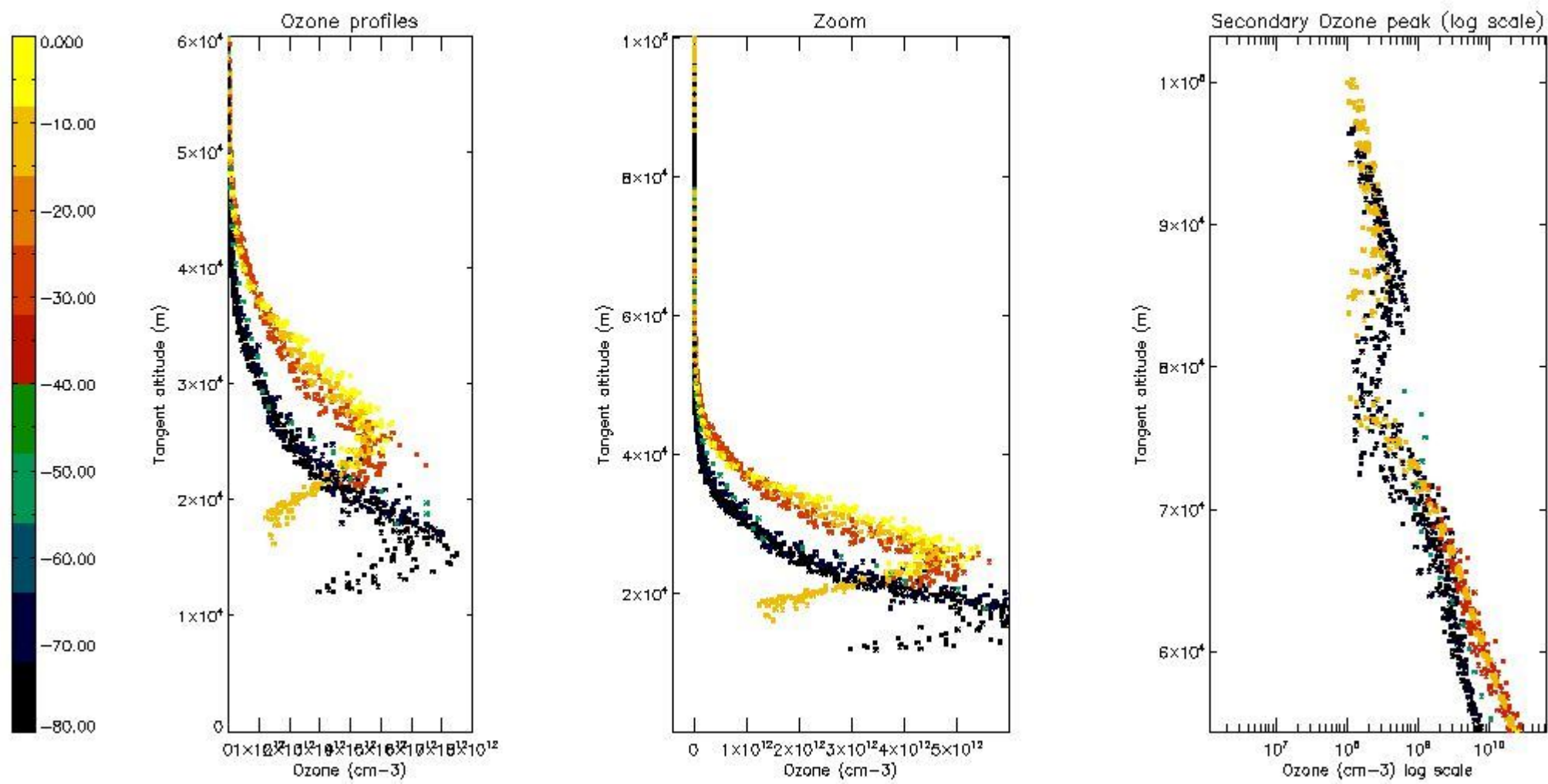
5.3 Plot ozone profiles where STD < 20% (dark without errors)

The colorbar represents the latitude.



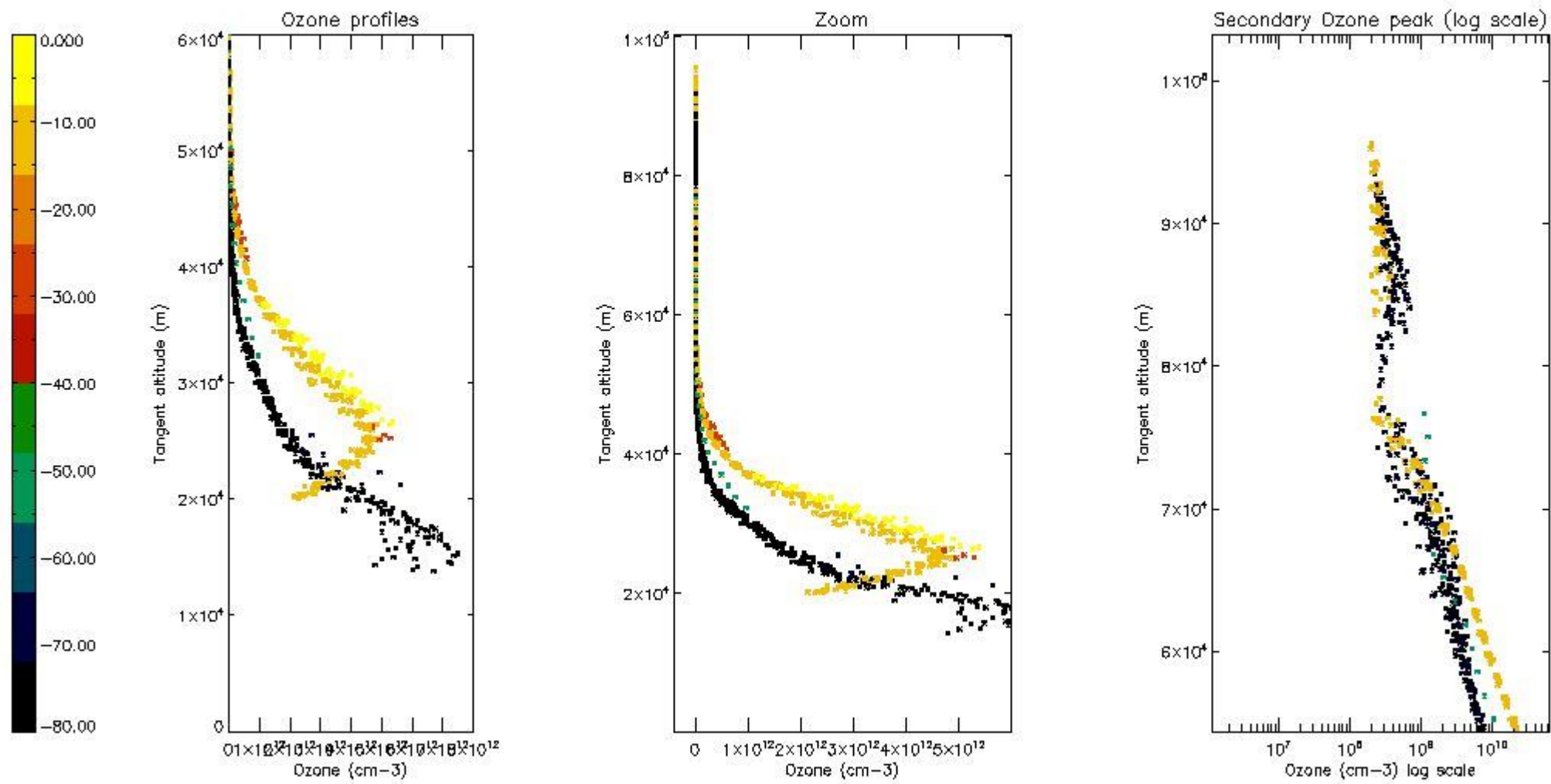
5.4 Plot ozone profiles where STD < 10% (dark without errors)

The colorbar represents the latitude.



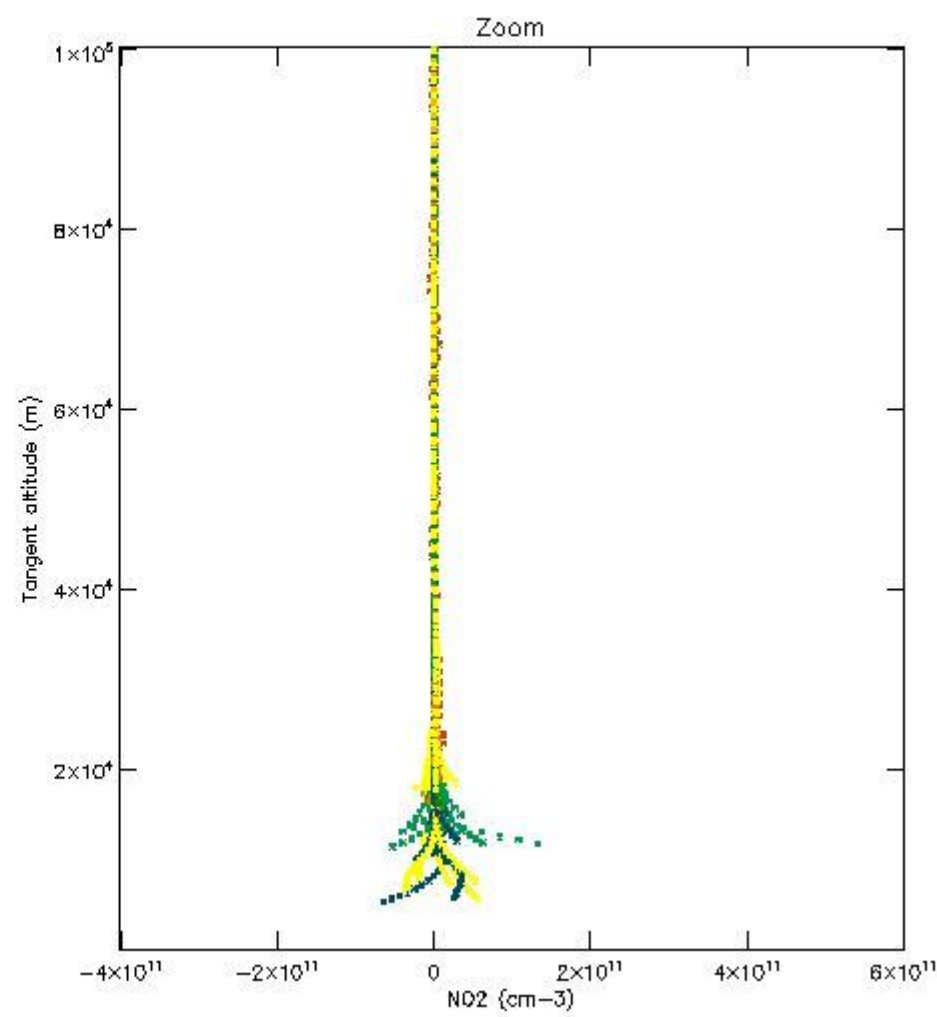
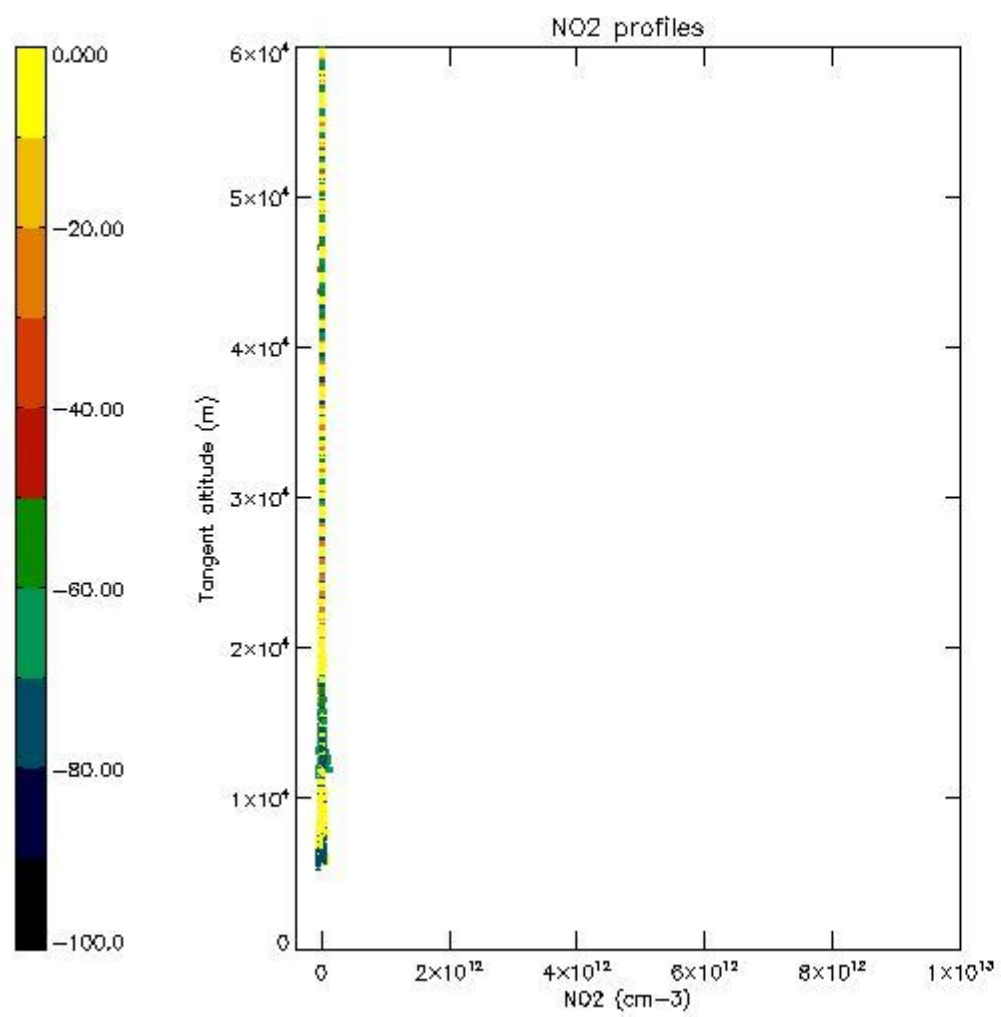
5.5 Plot ozone profiles where STD < 5% (dark without errors)

The colorbar represents the latitude.



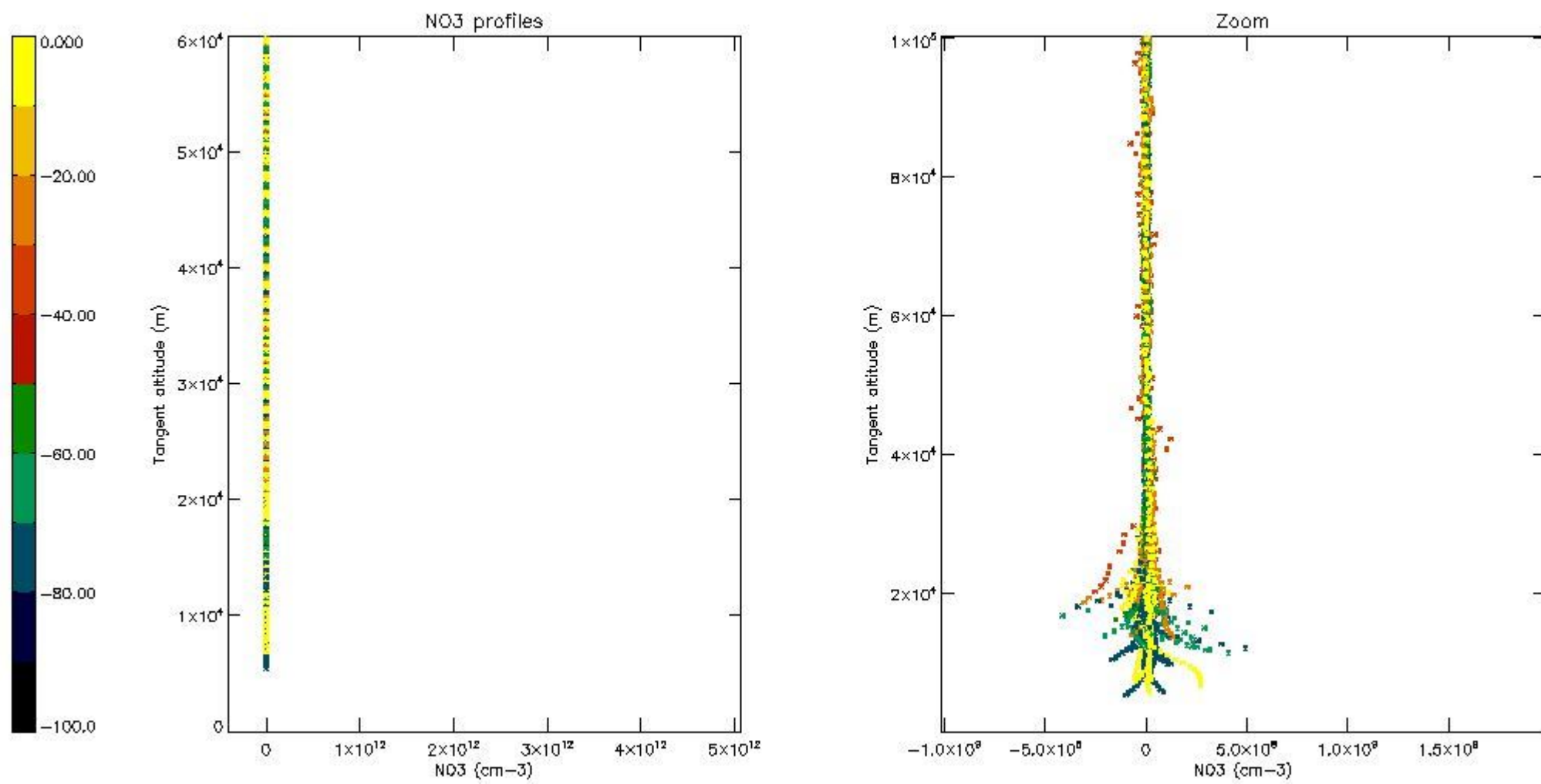
5.6 Plot NO₂ profiles for all STD (dark without errors)

The colorbar represents the latitude.



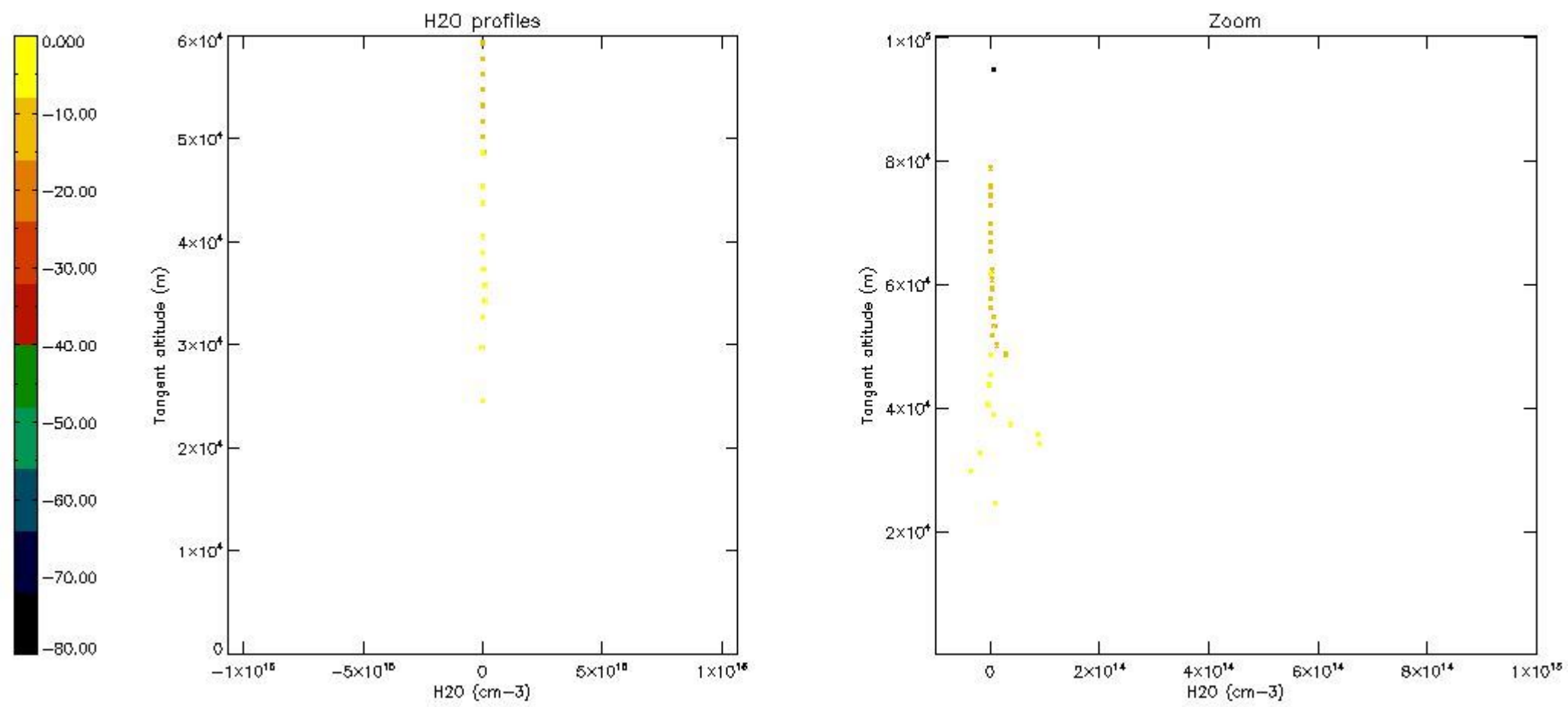
5.7 Plot NO3 profiles for all STD (dark without errors)

The colorbar represents the latitude.



5.8 Plot H2O profiles for all STD (only for occultations of stars 1,2,3,4,13,14,16,26,63 dark without errors)

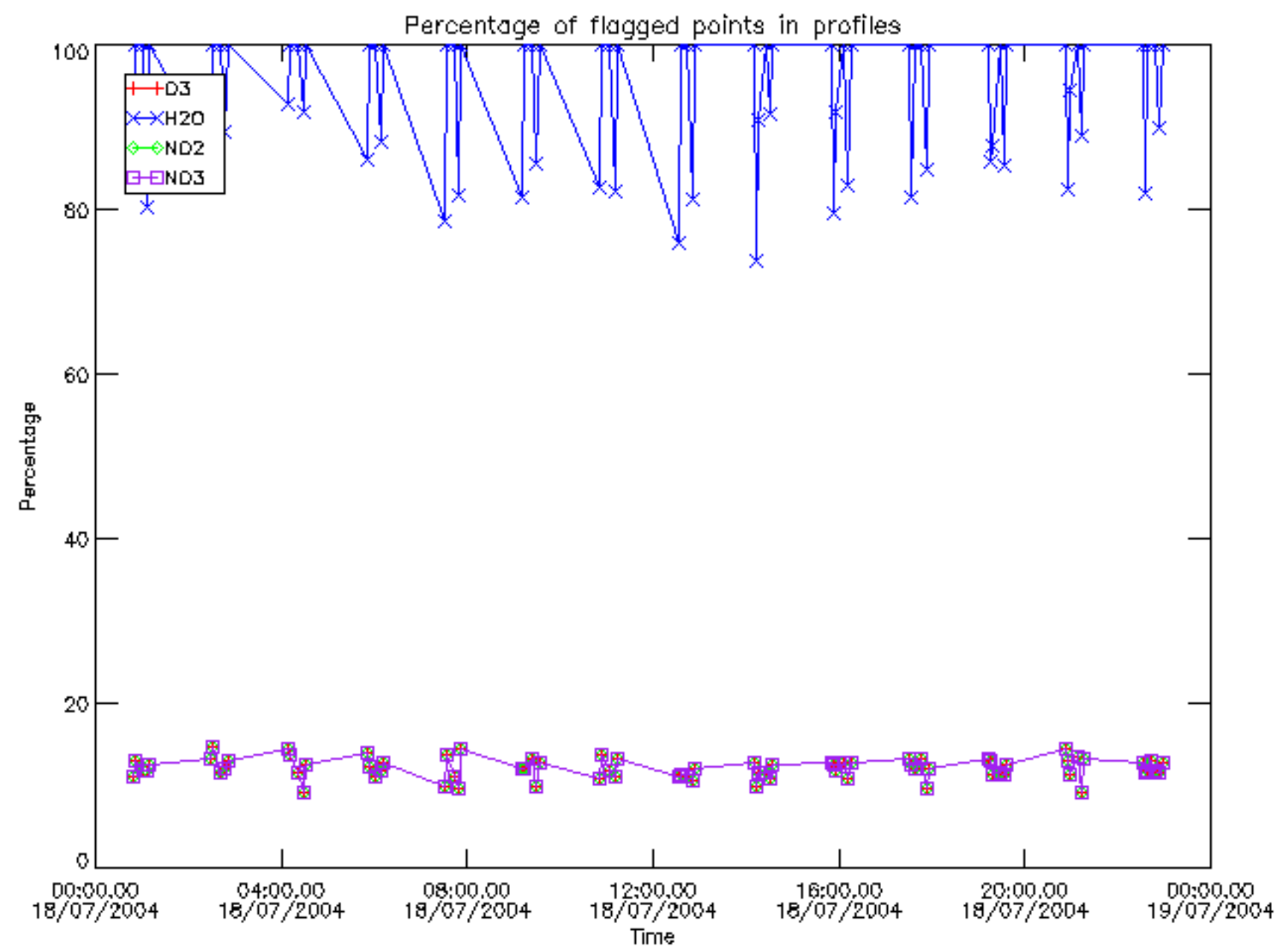
The colorbar represents the latitude.



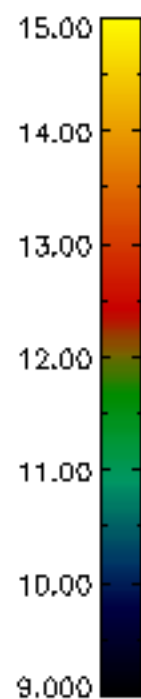
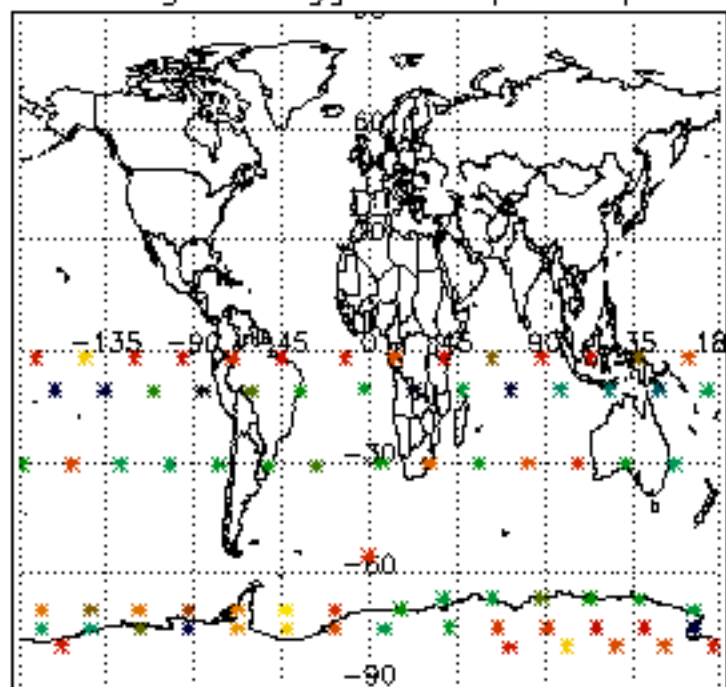
6. Auxiliary Data Files used for the production reported in section 2

The number reported in the third column indicates since which file (see list in section 2) the corresponding auxiliary file has been used. The fourth column is the date of those product files.

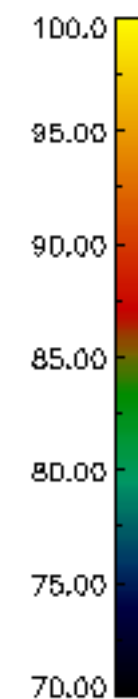
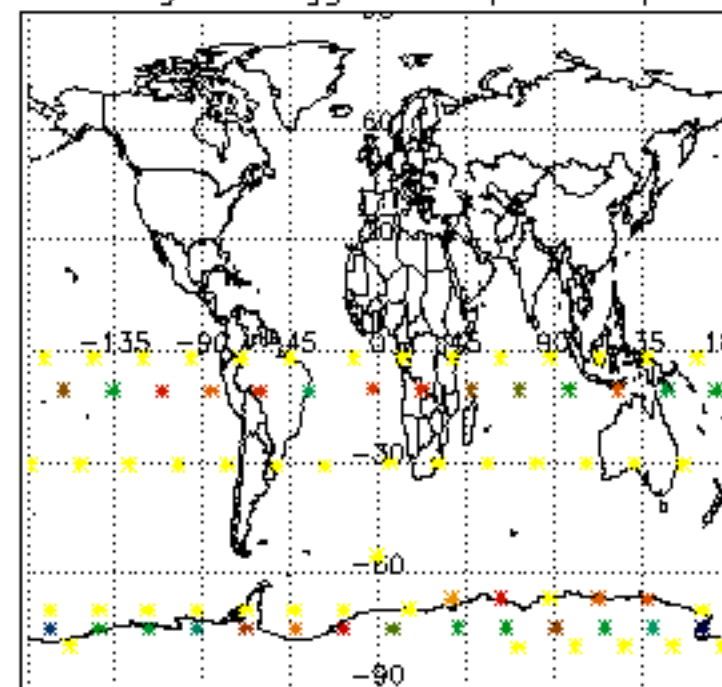
Type	Auxiliary Filename	Used since product	Used since product date
INST_PHYS_CHARACTERISTICS	GOM_INS_AXVIEC20091111_143220_20030716_120000_20500101_000000	1	18-JUL-2004 00:04:40
LEVEL-2_PROC_CONFIG	GOM_PR2_AXVIEC20091111_152718_20020301_000000_20500101_000000	1	18-JUL-2004 00:04:40
CROSS_SECTIONS_FILE	GOM_CRS_AXVIEC20091111_154832_20020301_000000_20500101_000000	1	18-JUL-2004 00:04:40



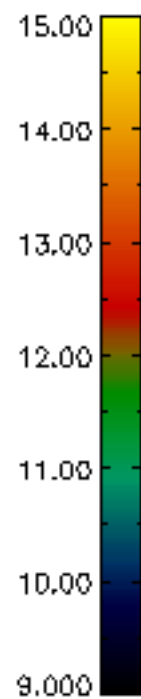
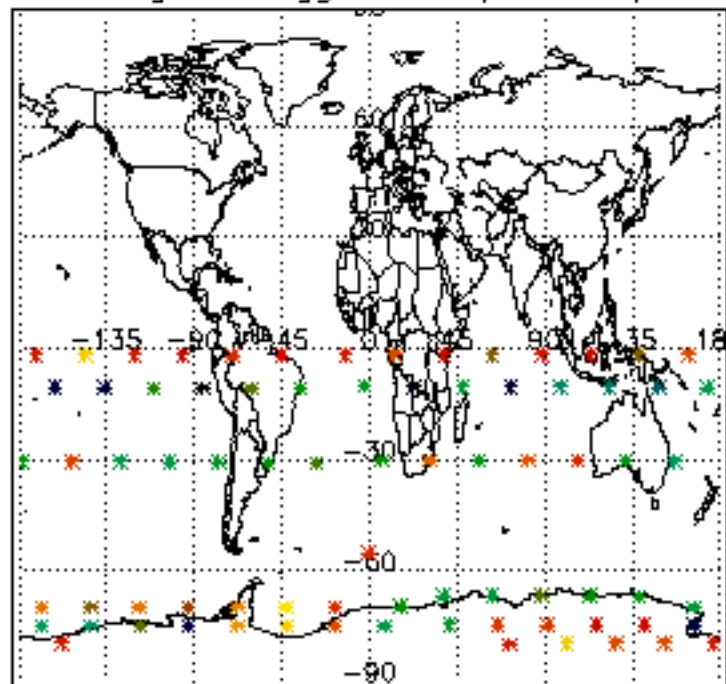
Percentage of flagged data per D3 profile



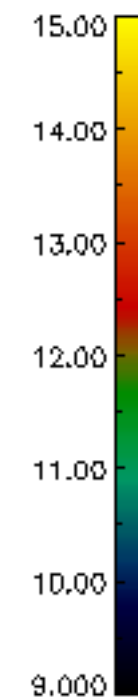
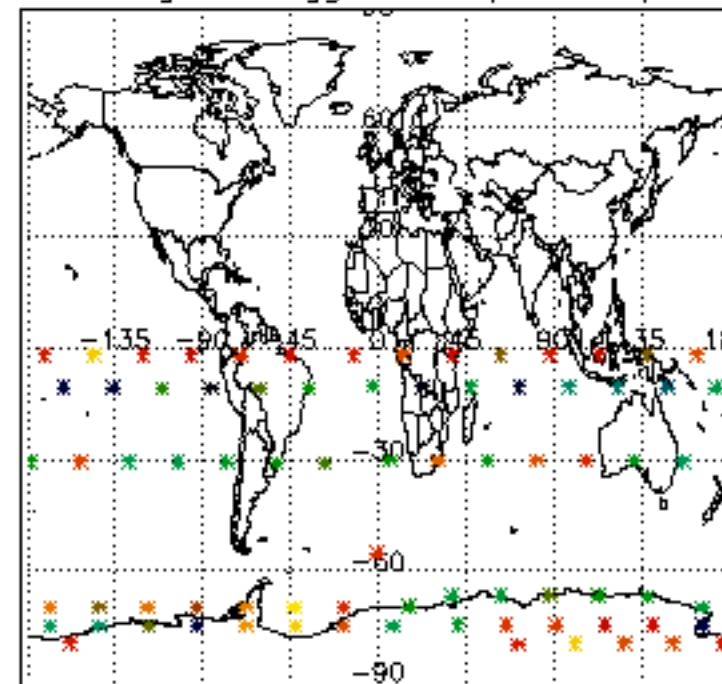
Percentage of flagged data per H2O profile

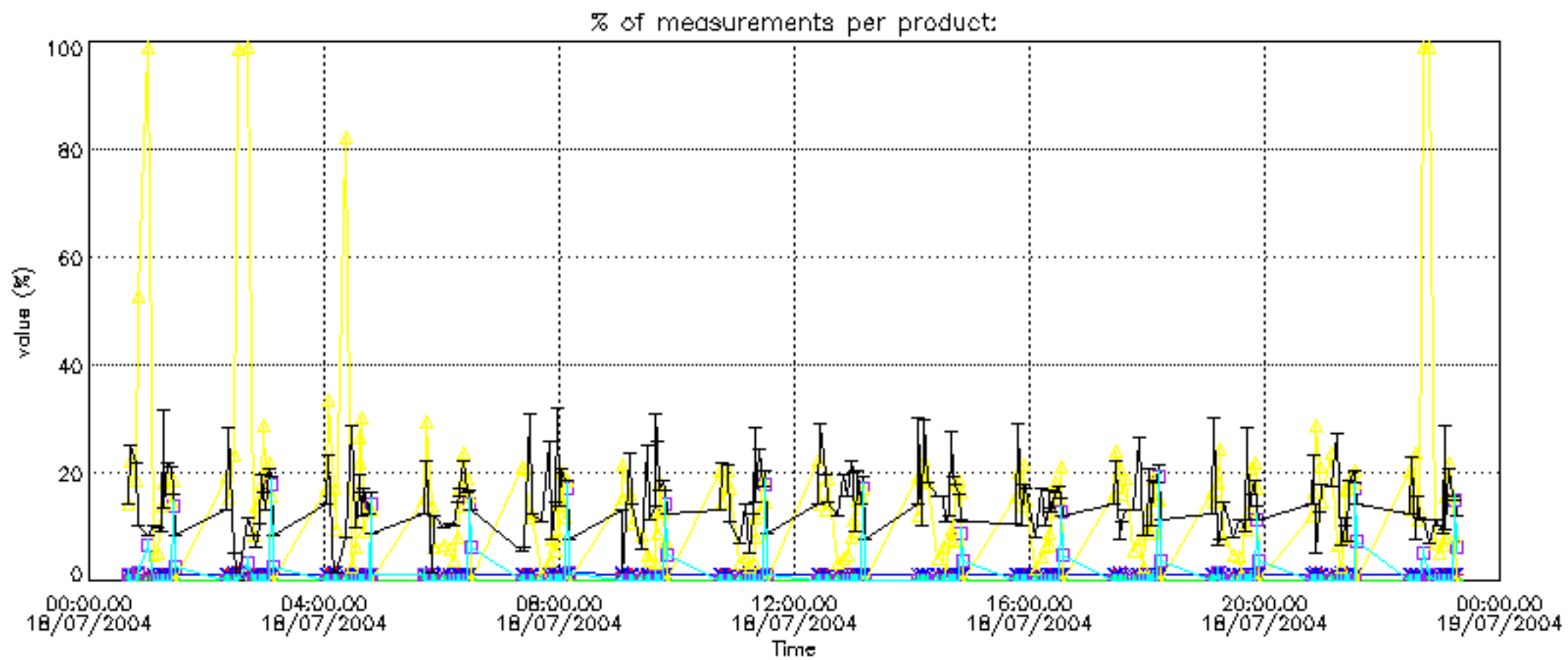


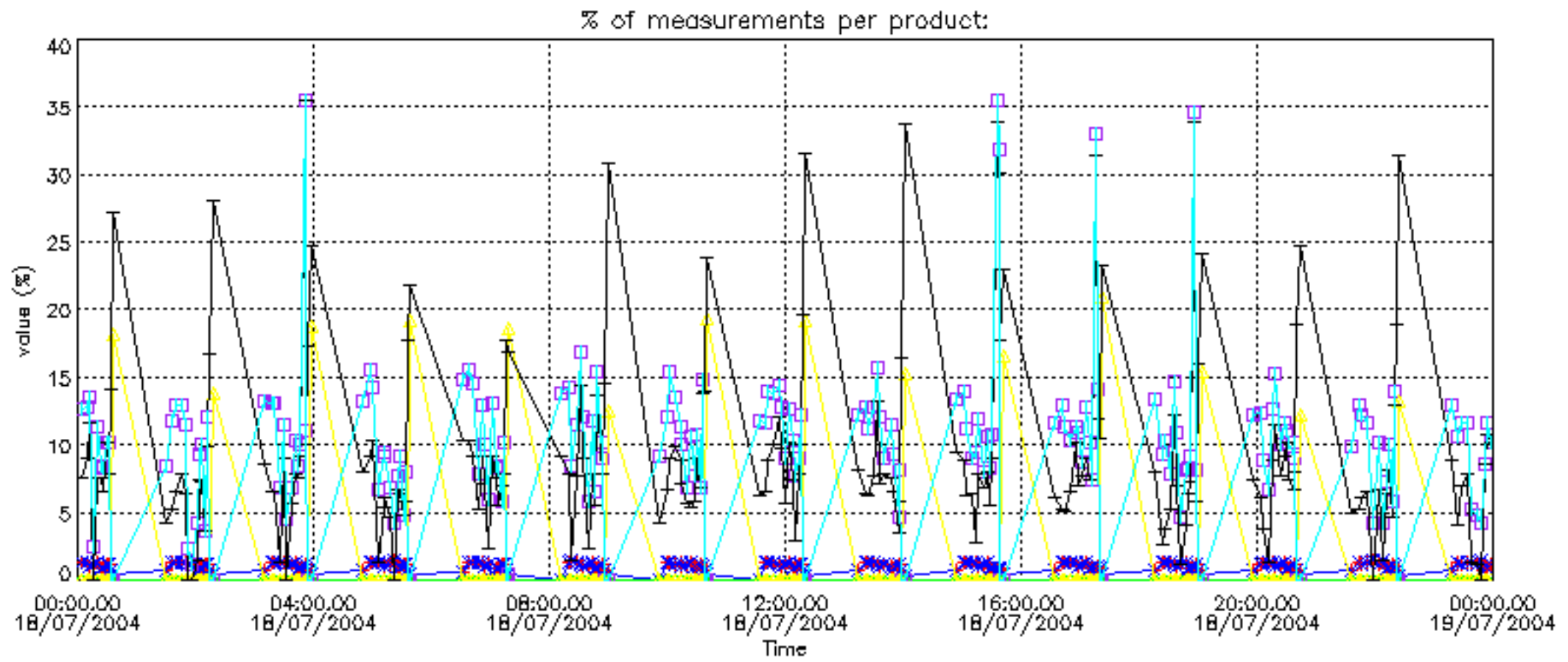
Percentage of flagged data per NO2 profile



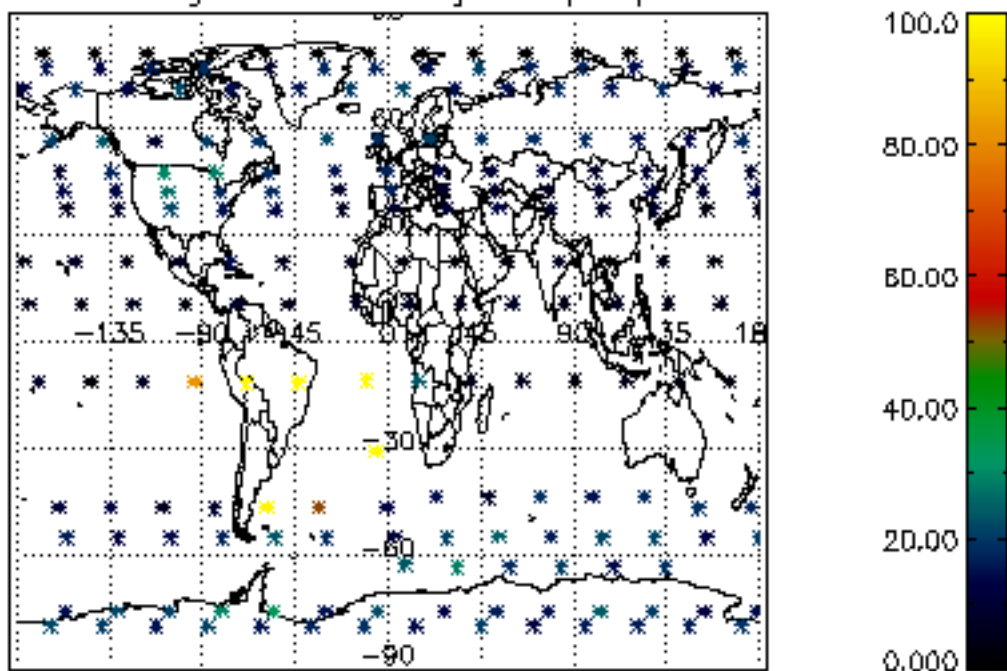
Percentage of flagged data per NO3 profile



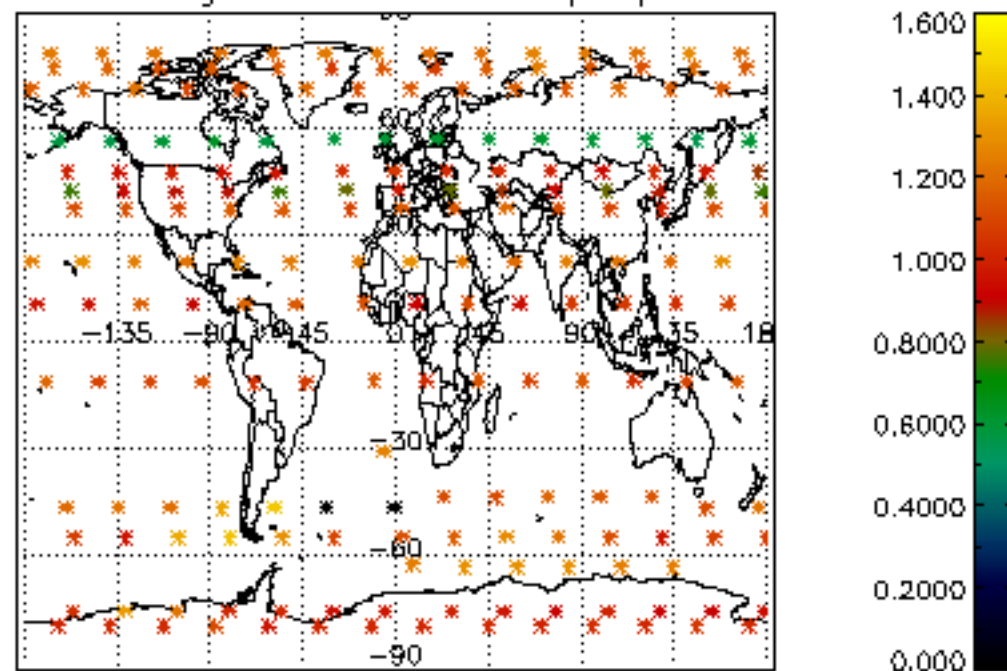




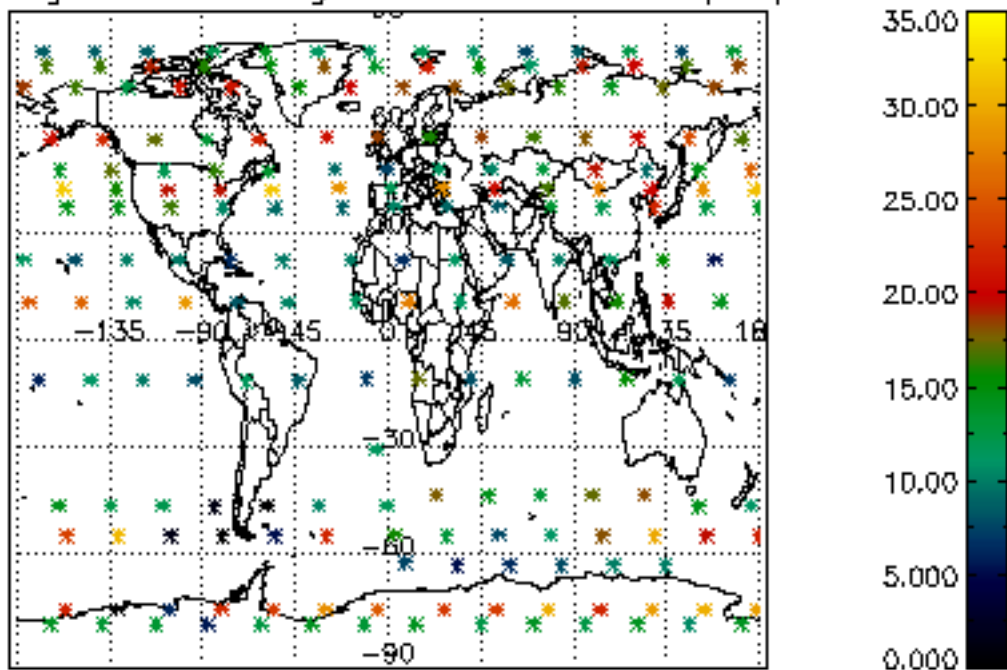
Percentage of cosmic ray hits per profile



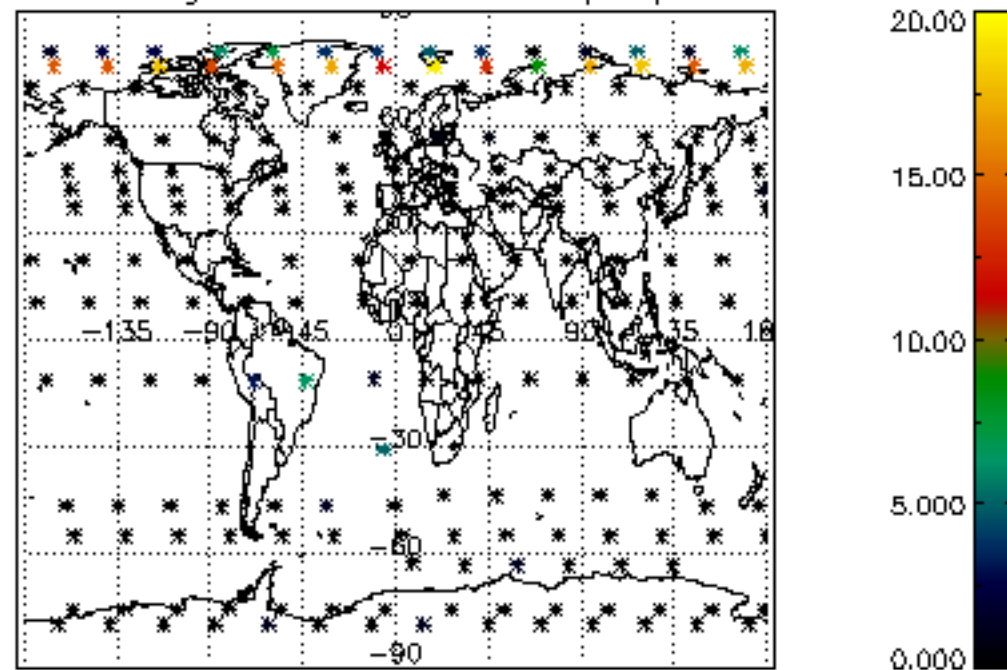
Percentage of datation errors per profile



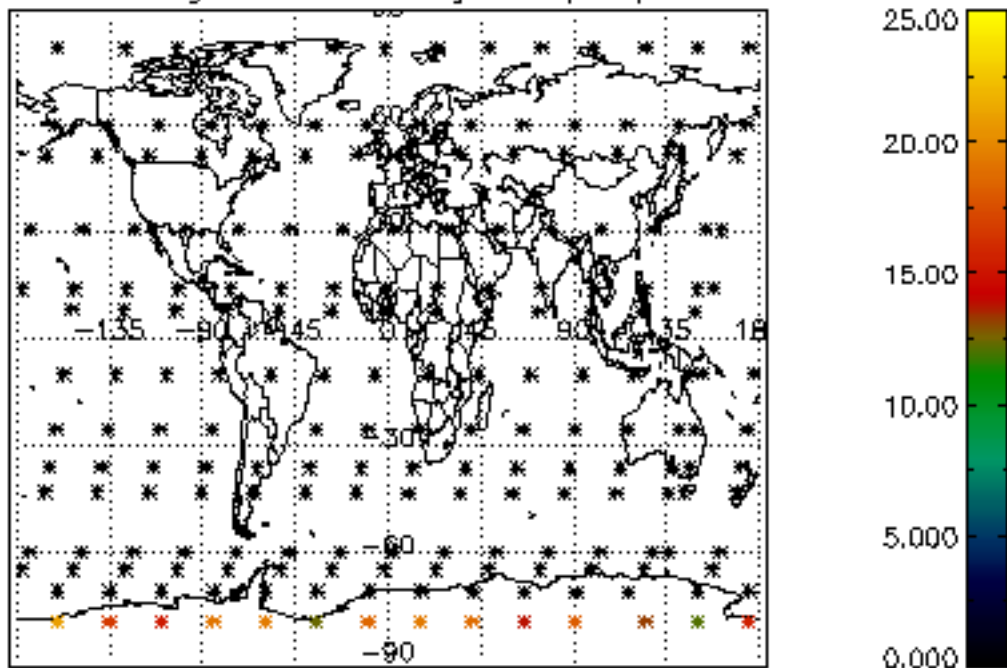
Percentage of star falling outside central band per profile



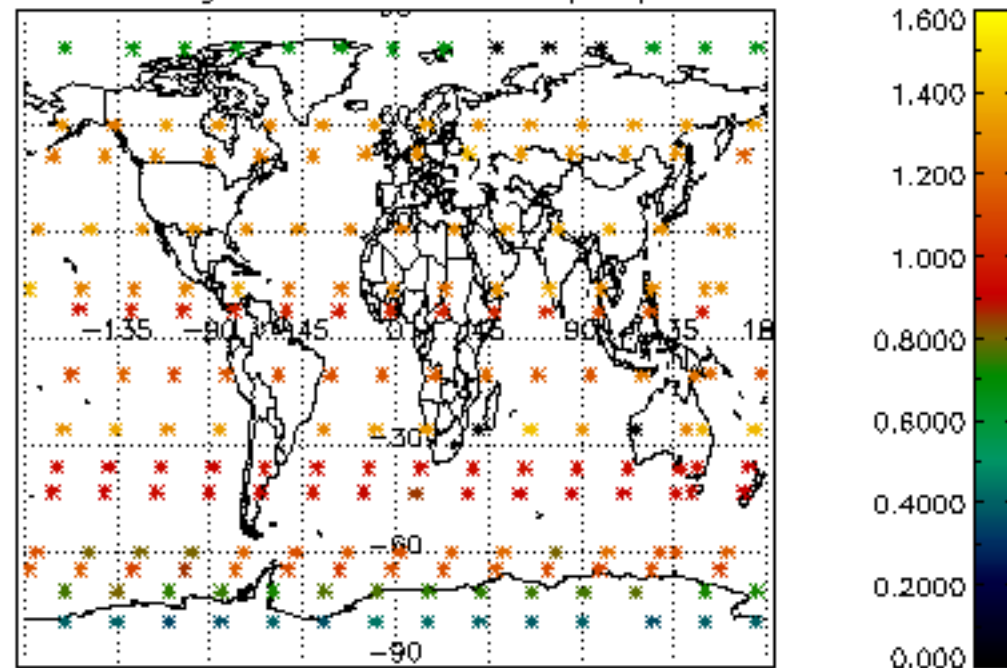
Percentage of saturation errors per profile



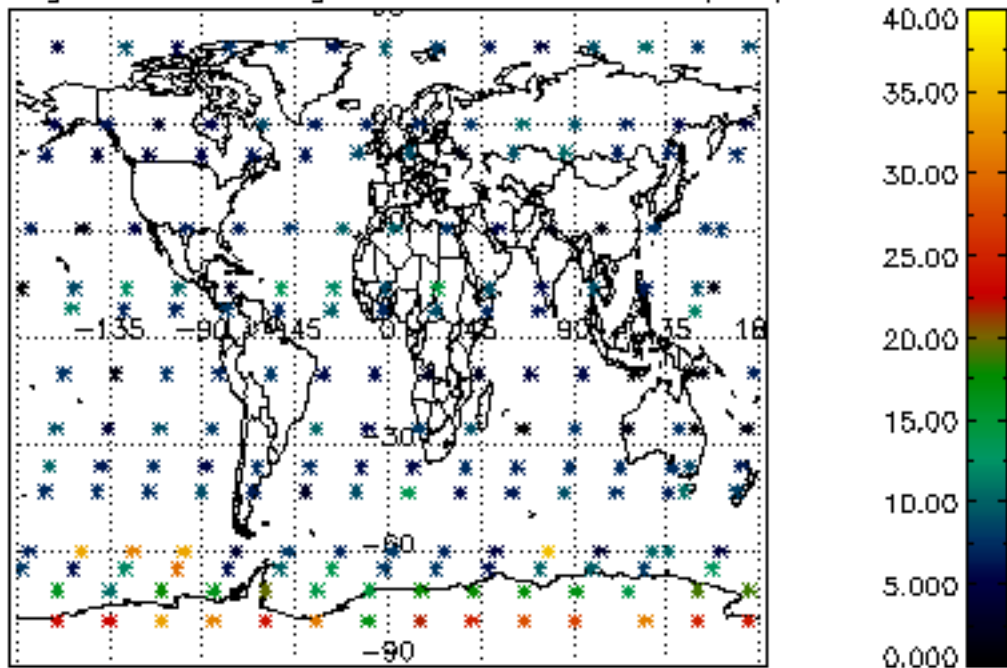
Percentage of cosmic ray hits per profile



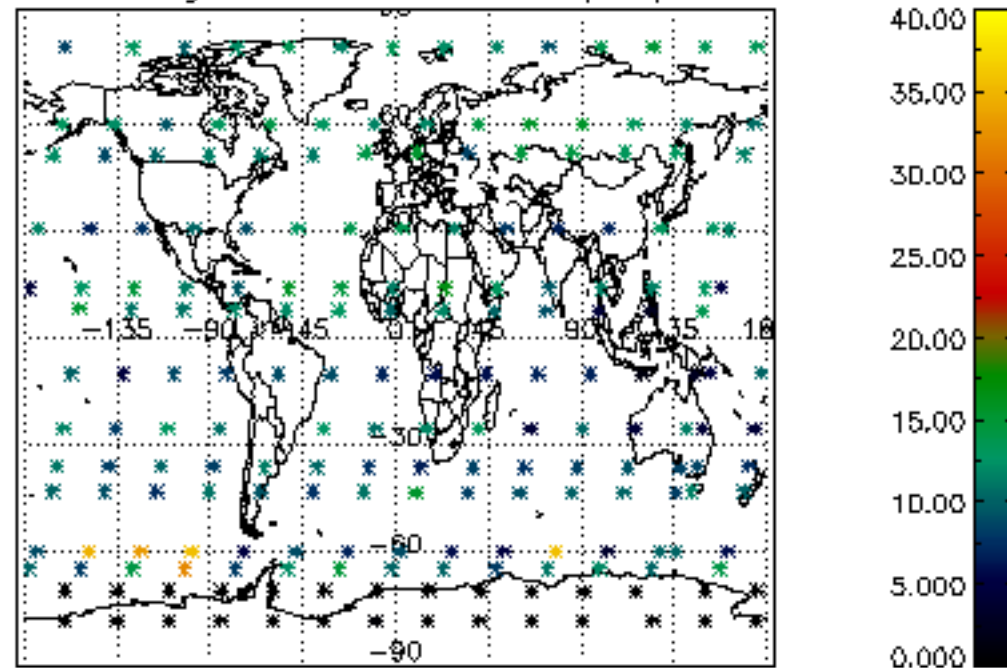
Percentage of datation errors per profile

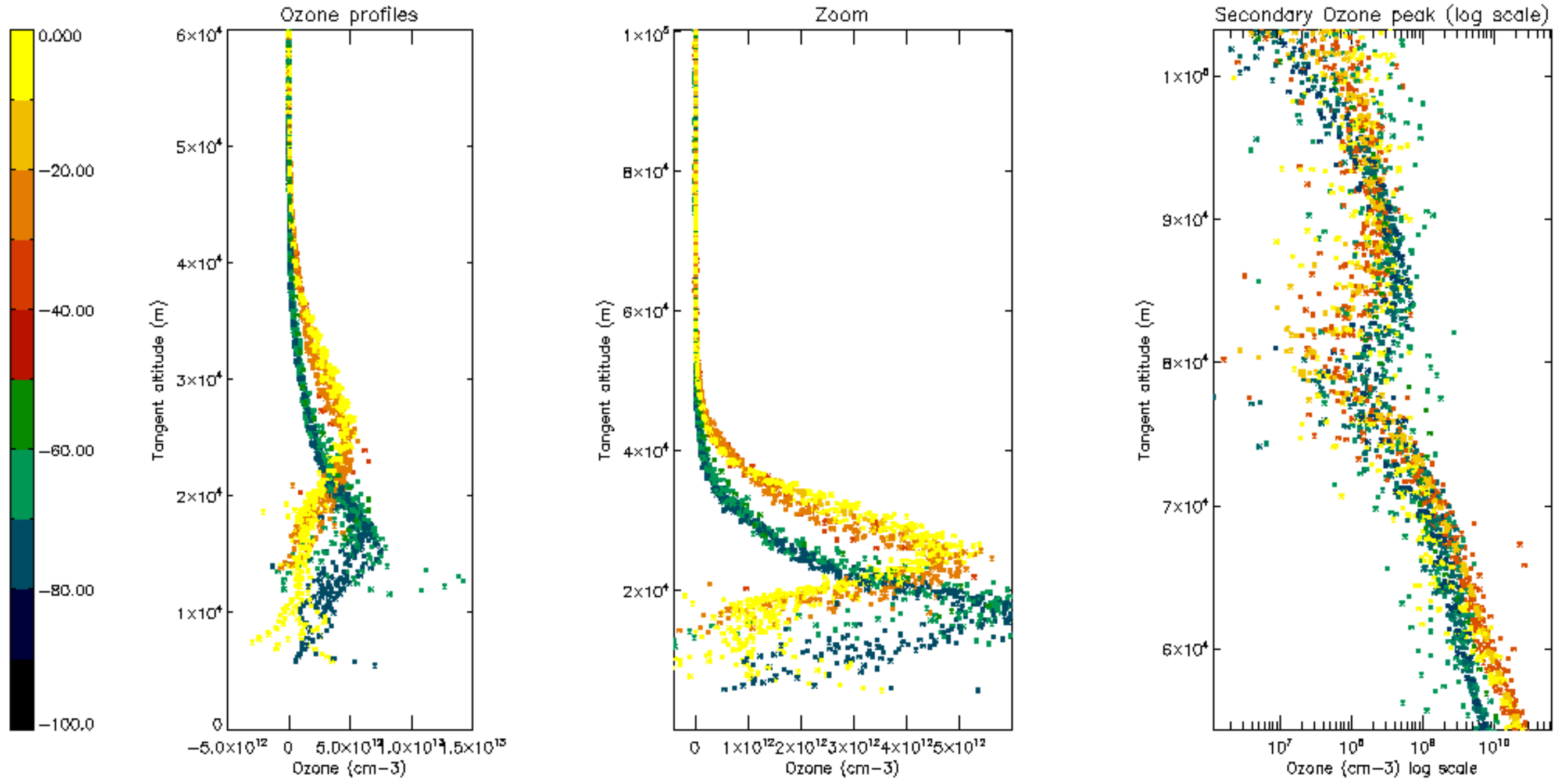


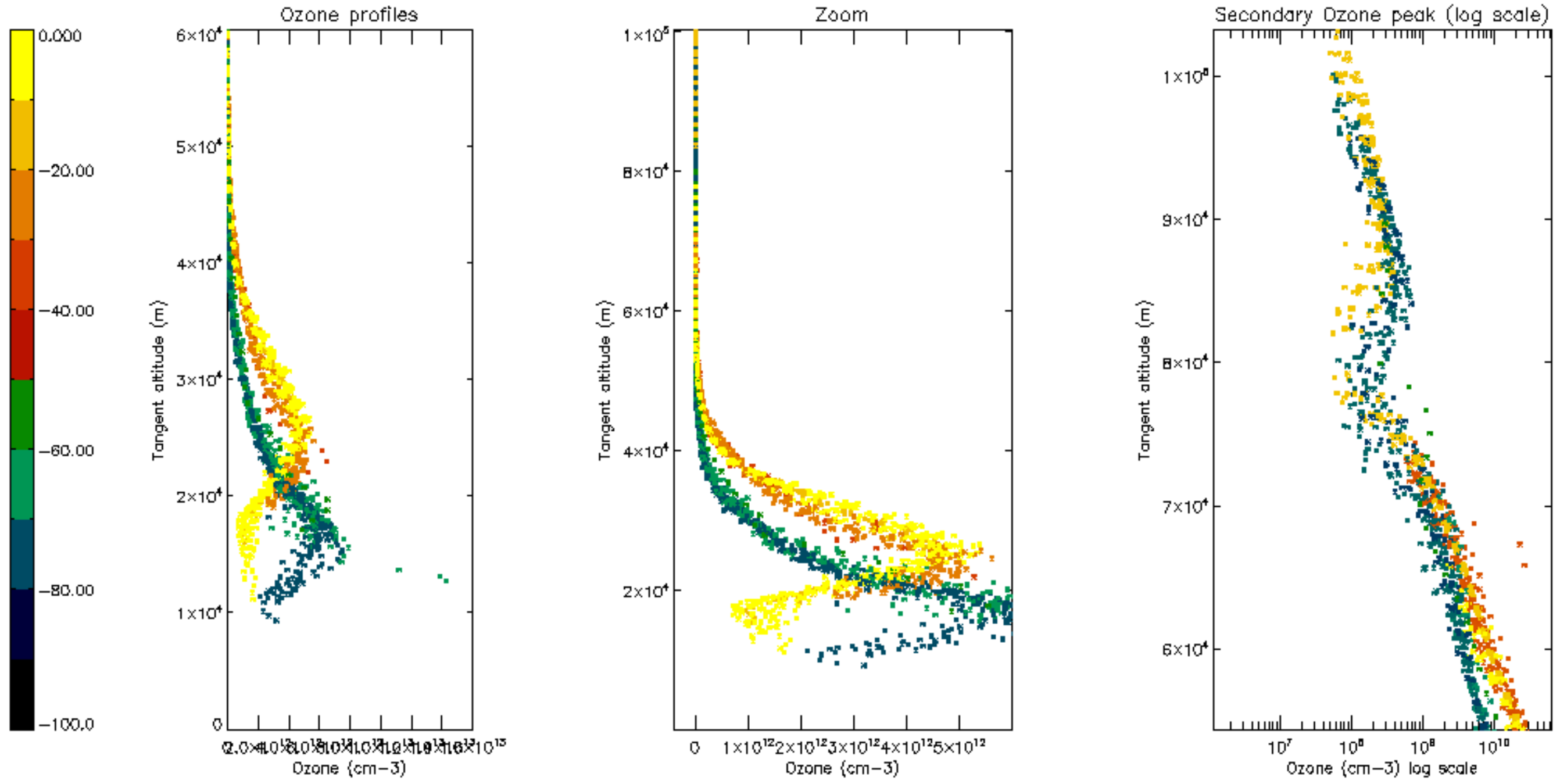
Percentage of star falling outside central band per profile

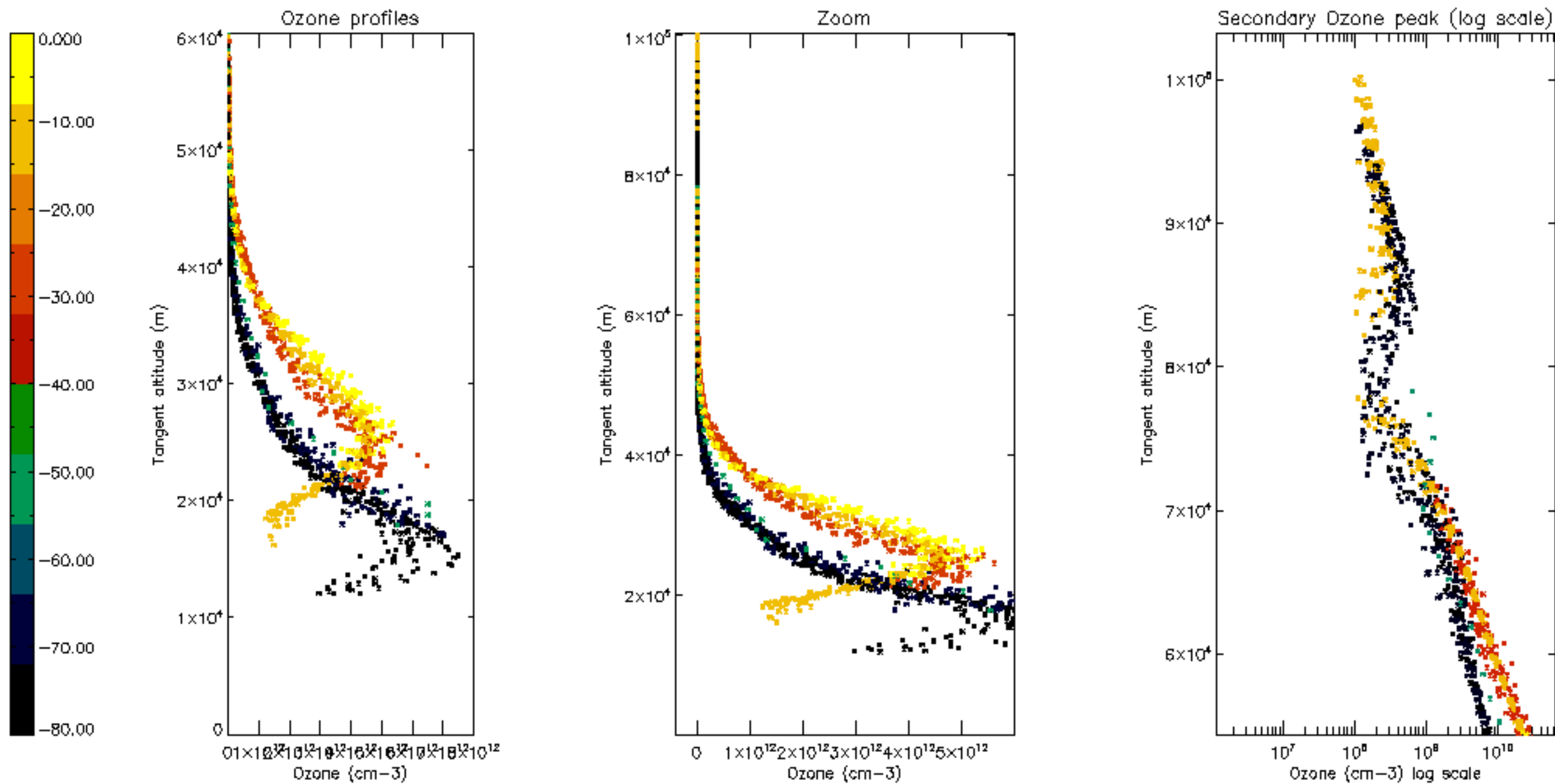


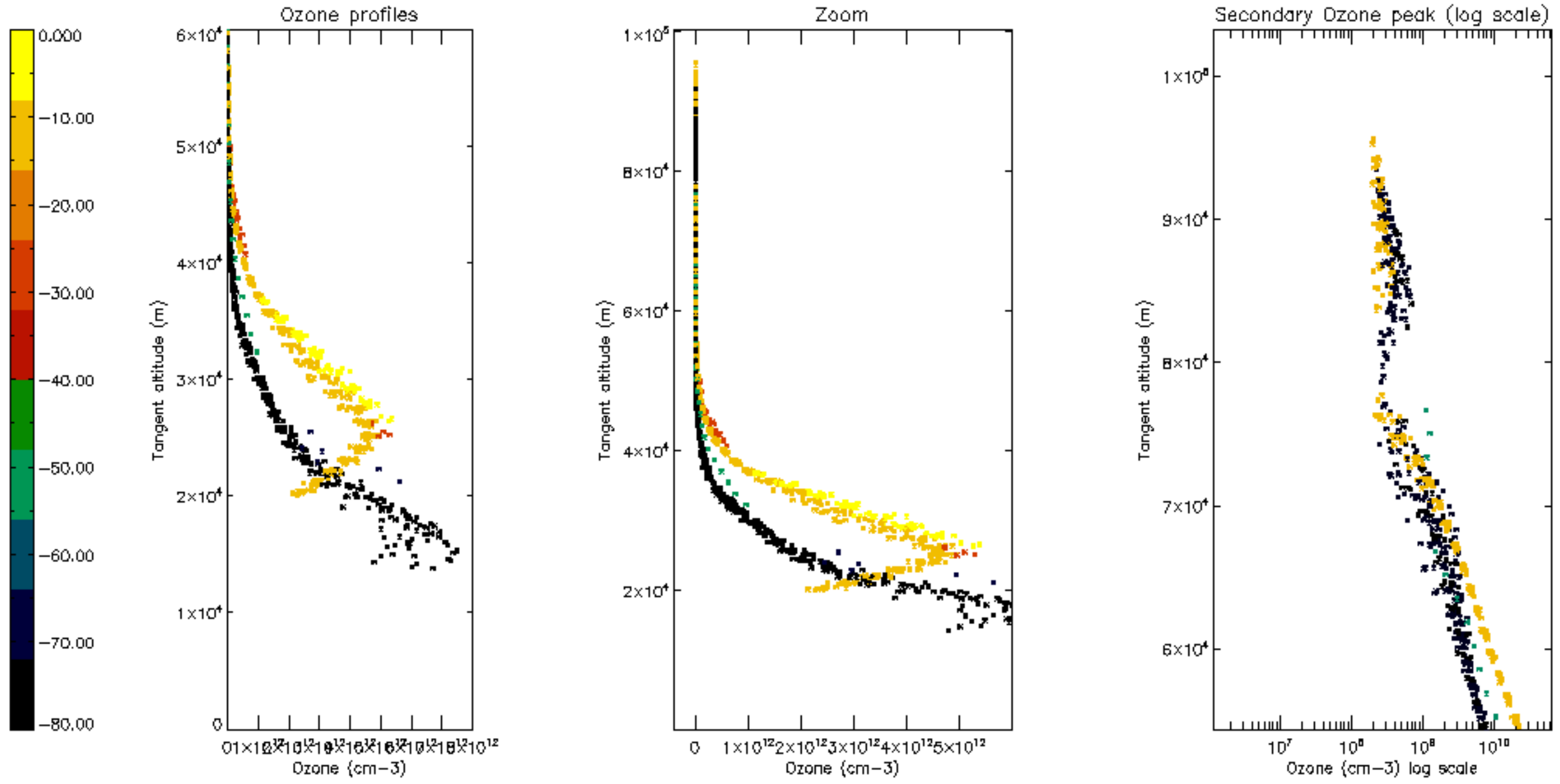
Percentage of saturation errors per profile

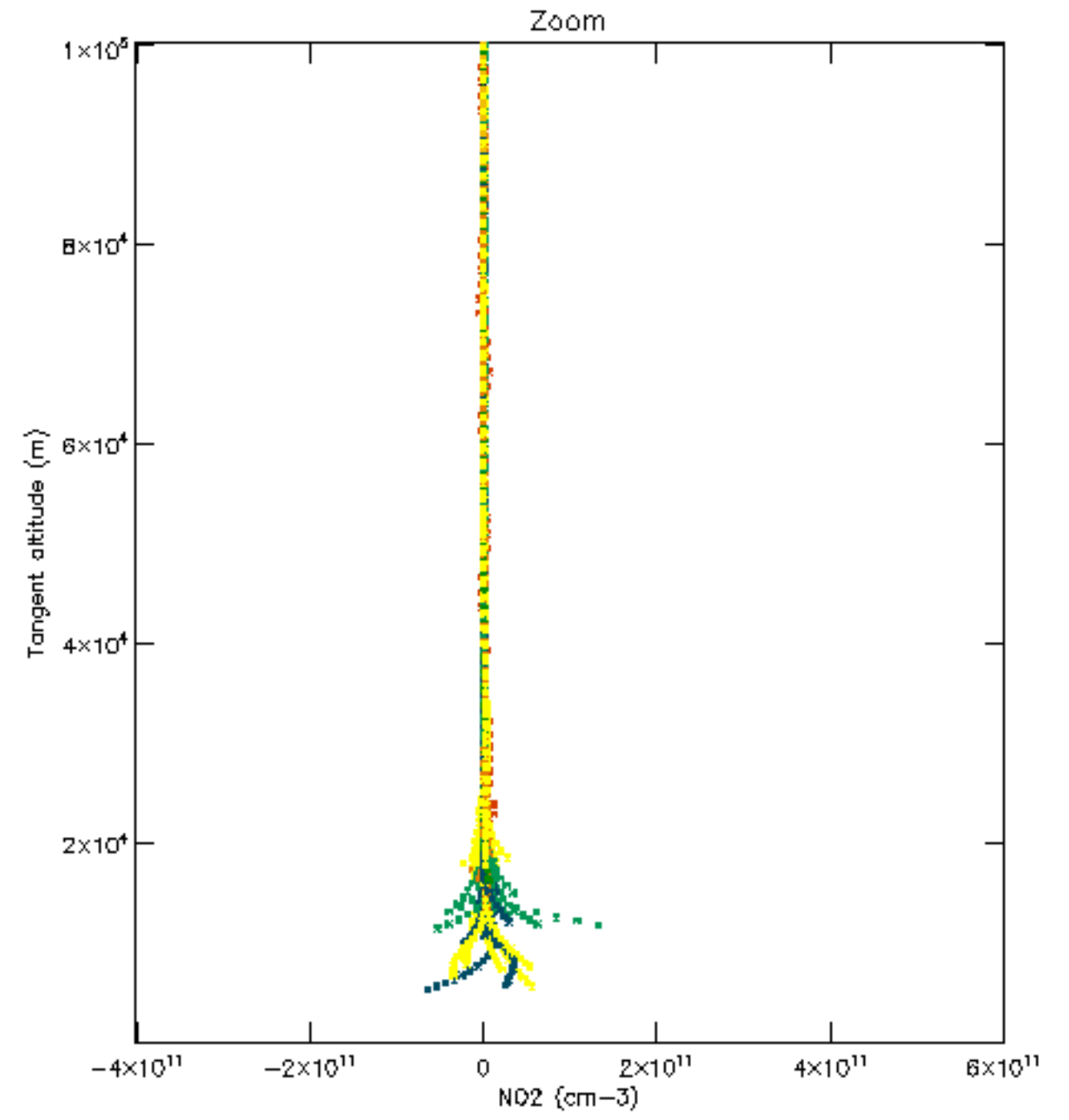
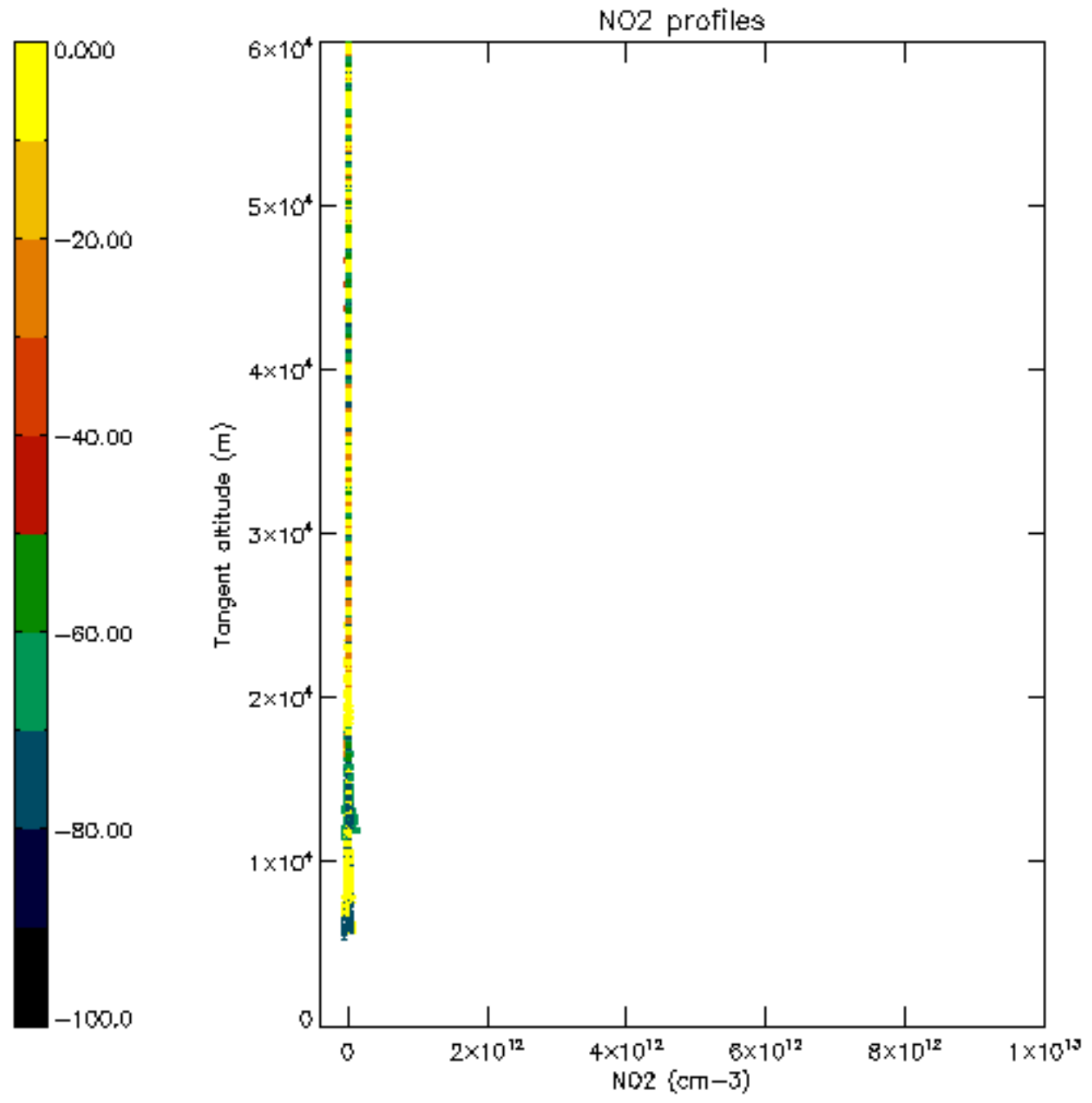


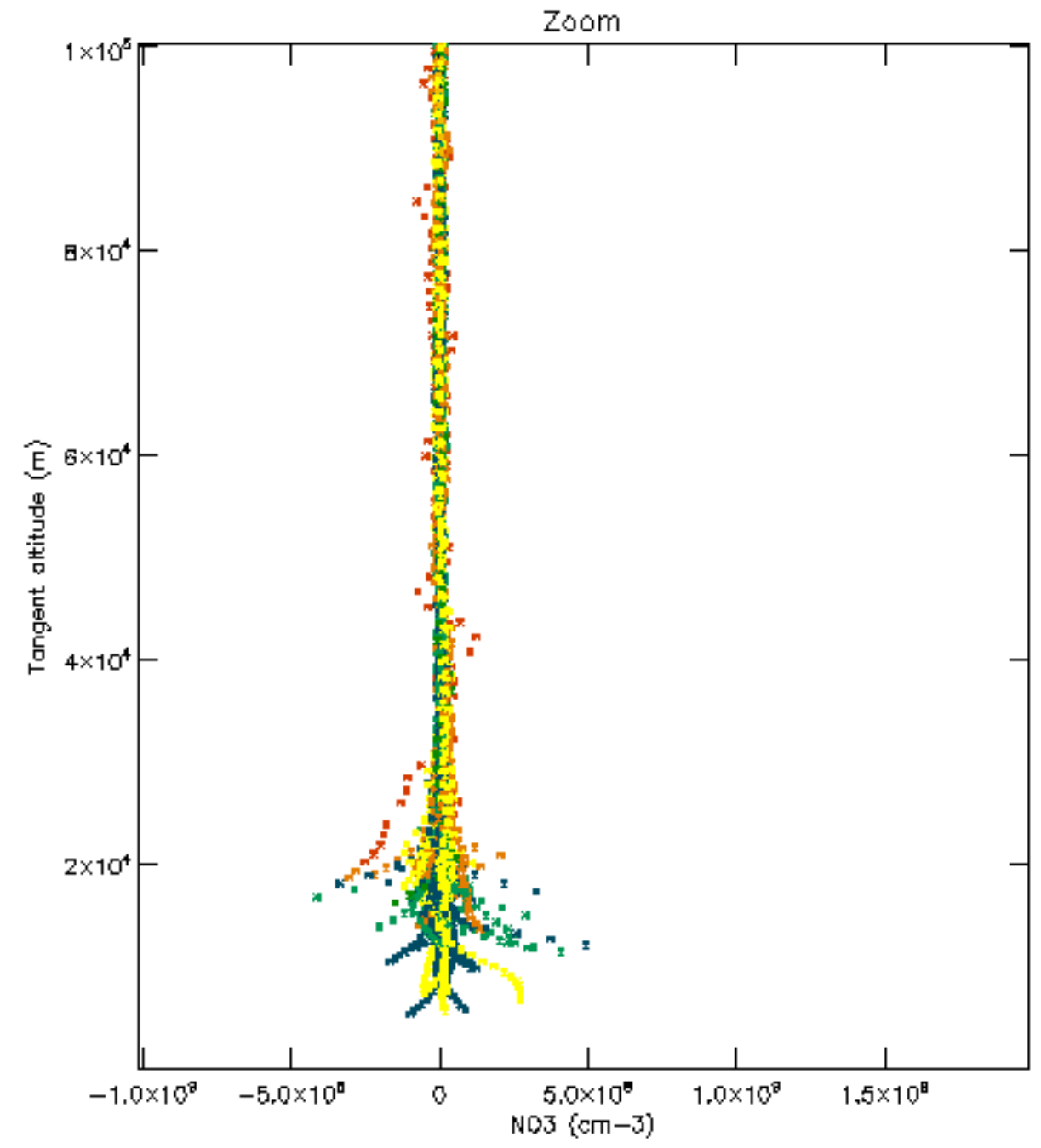
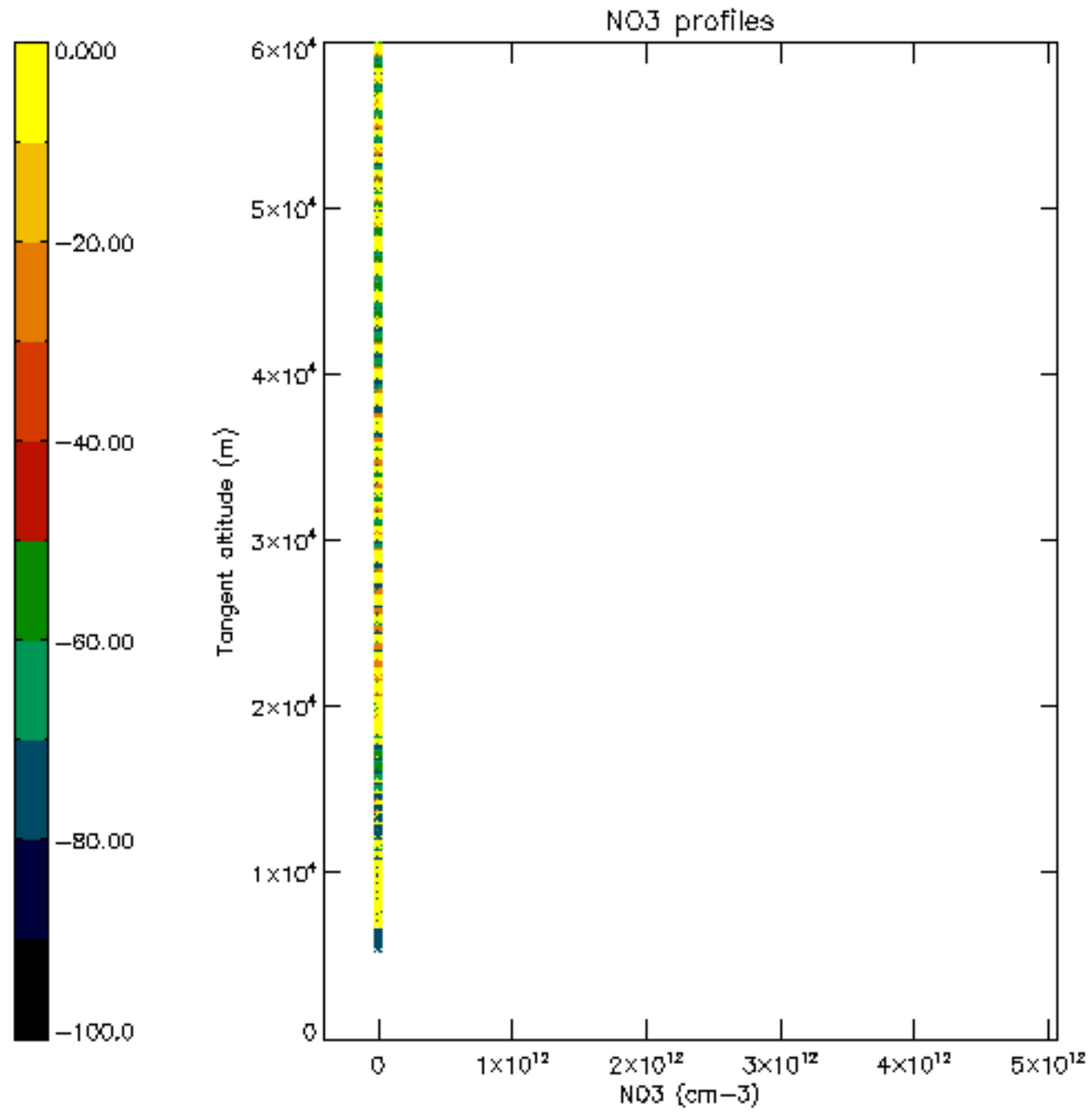


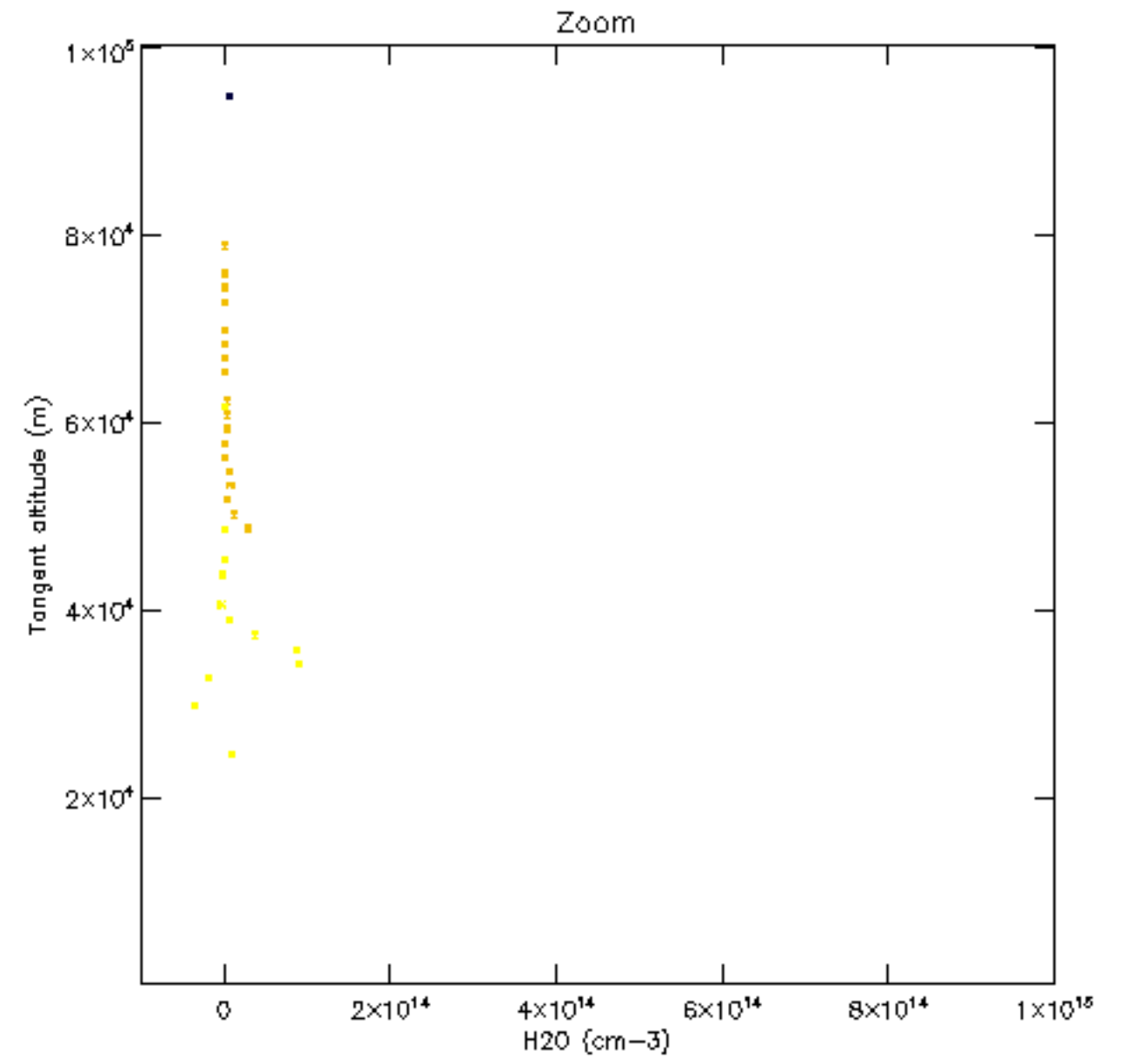
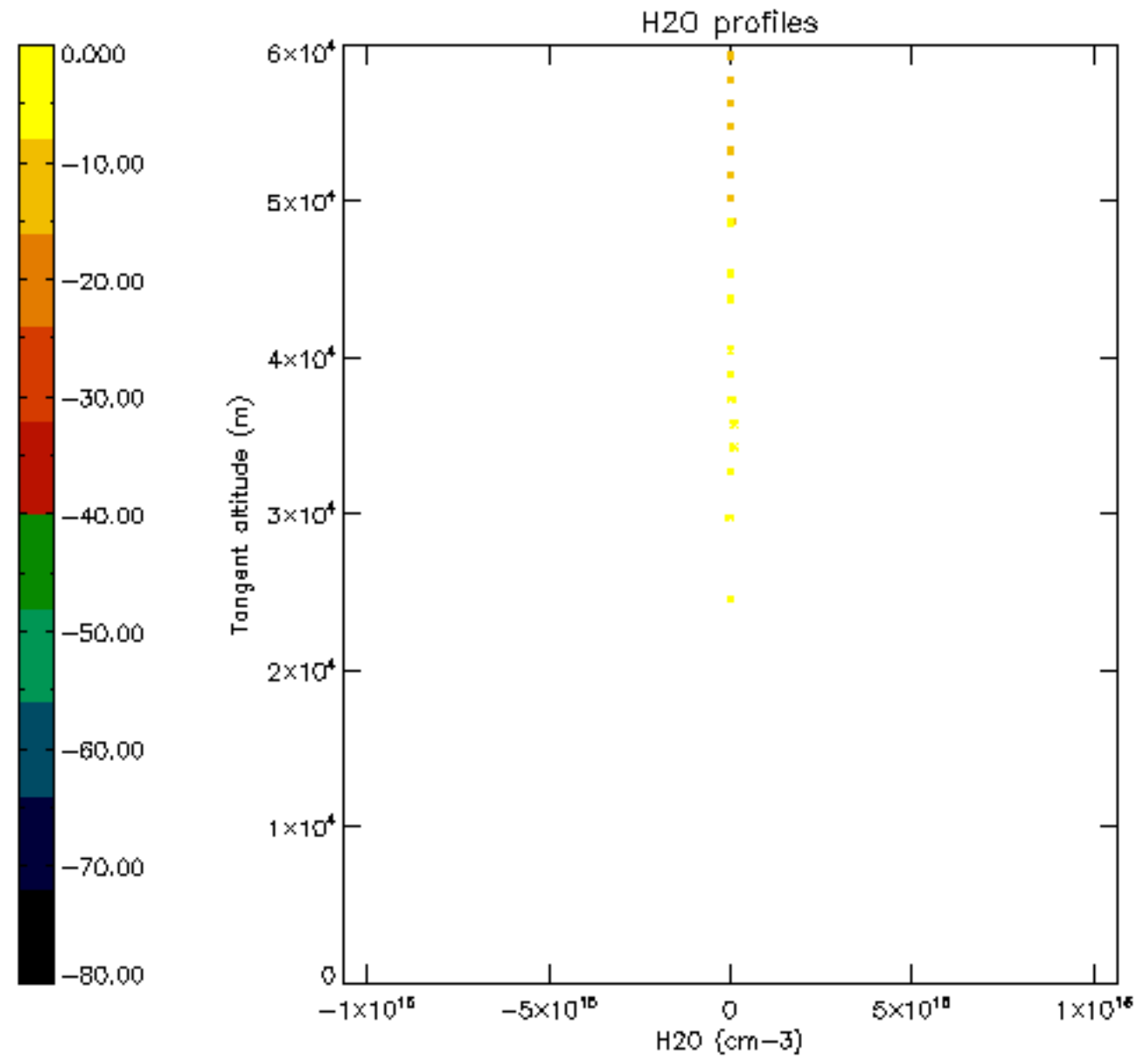


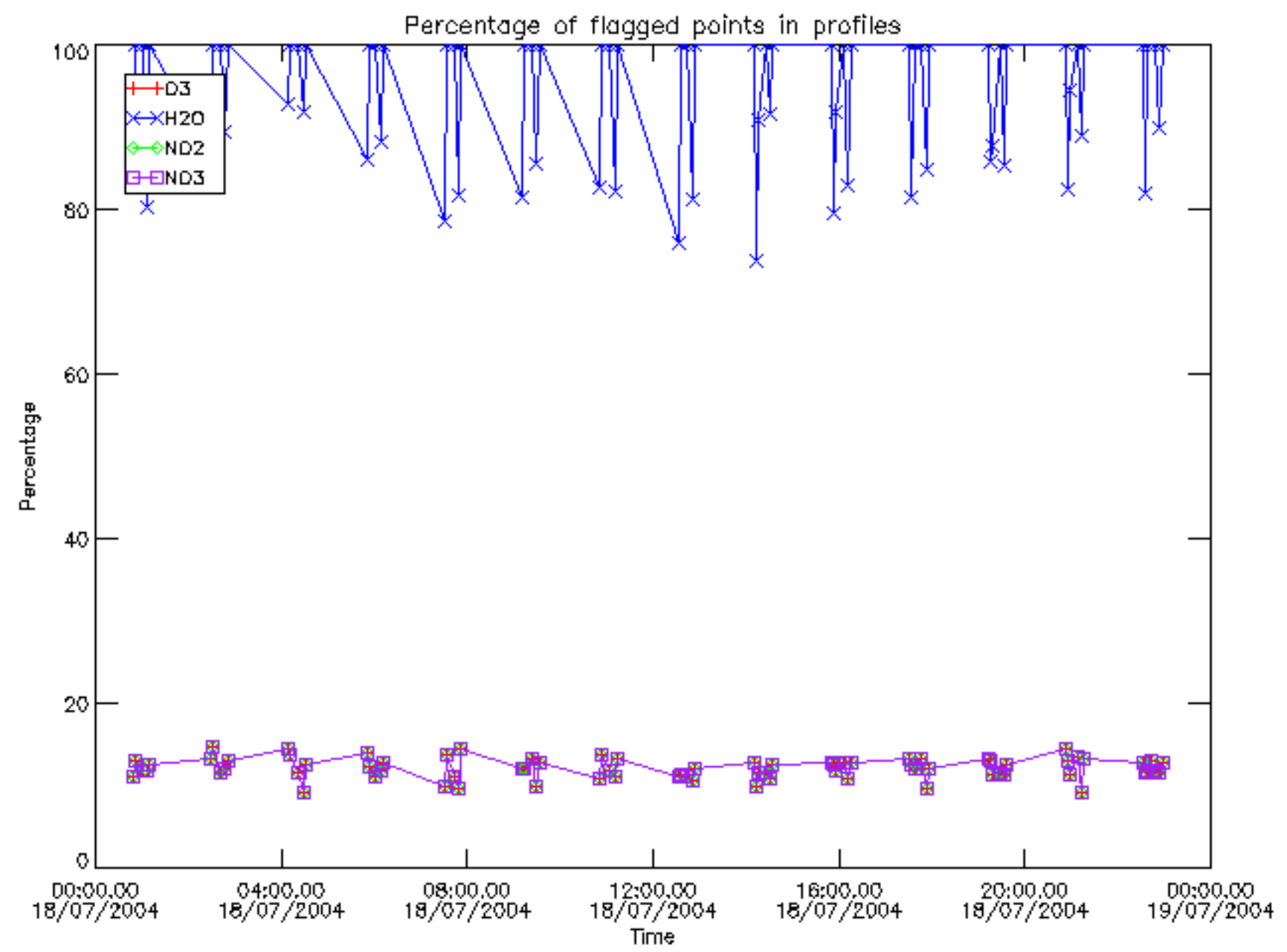




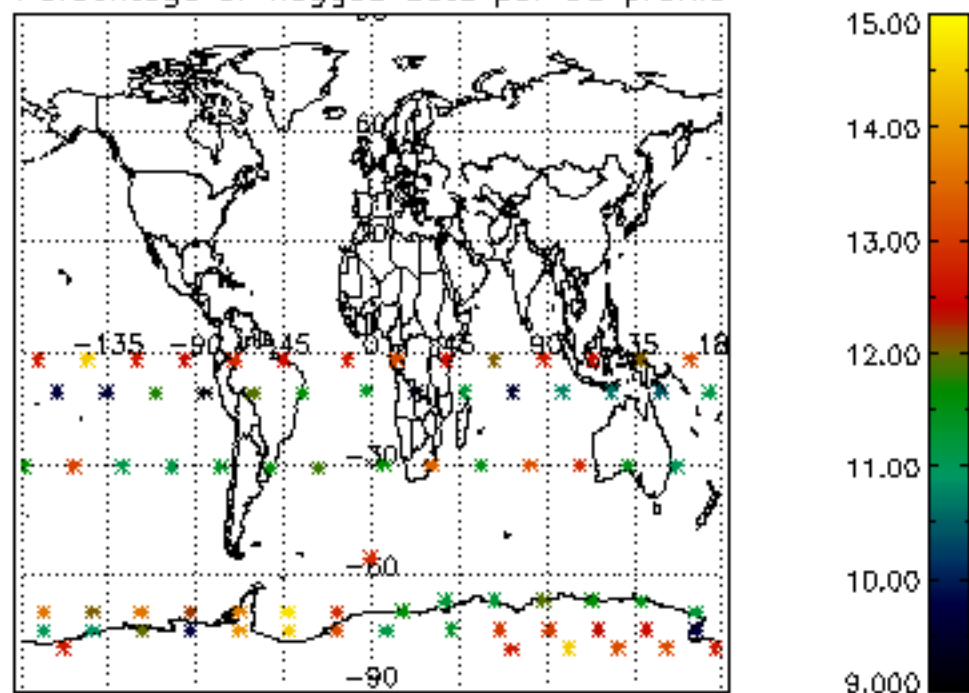




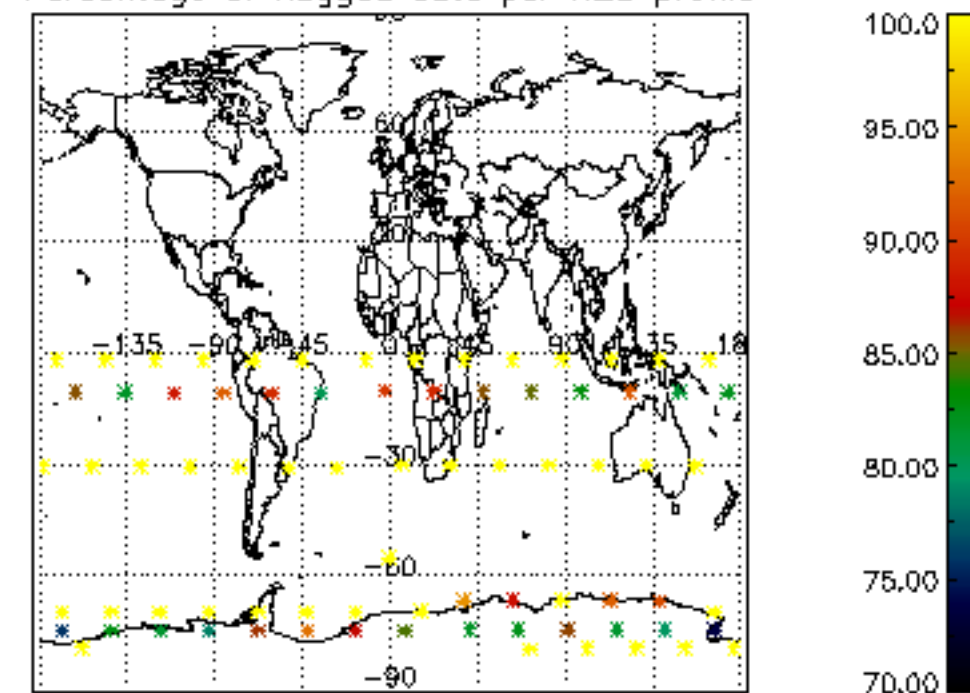




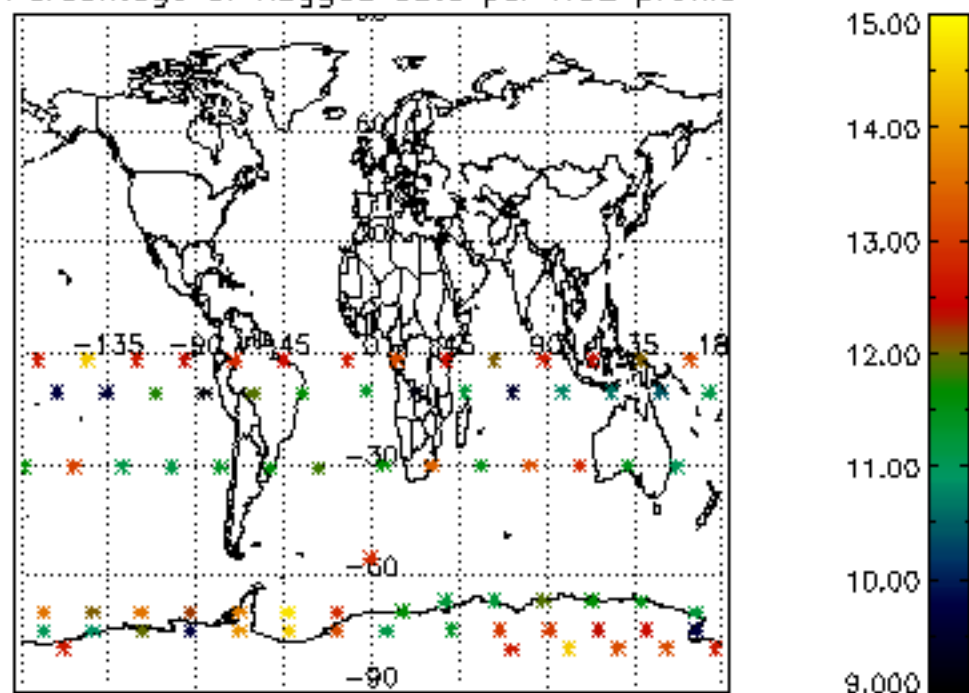
Percentage of flagged data per D3 profile



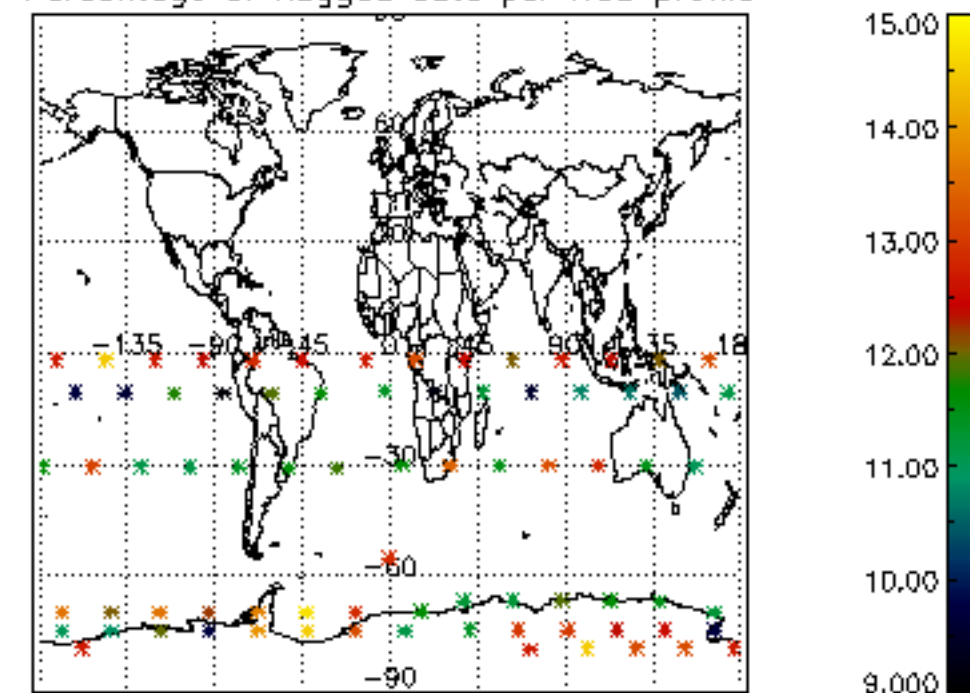
Percentage of flagged data per H2O profile

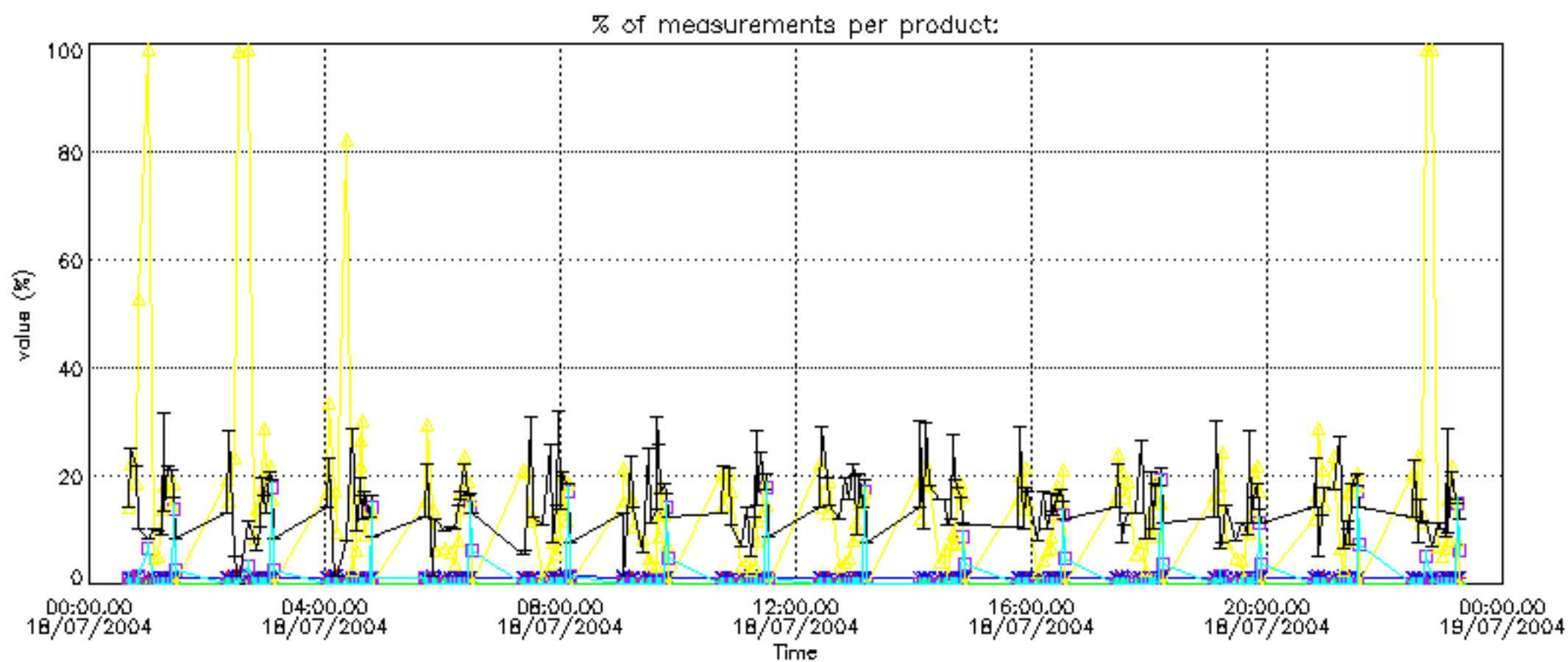


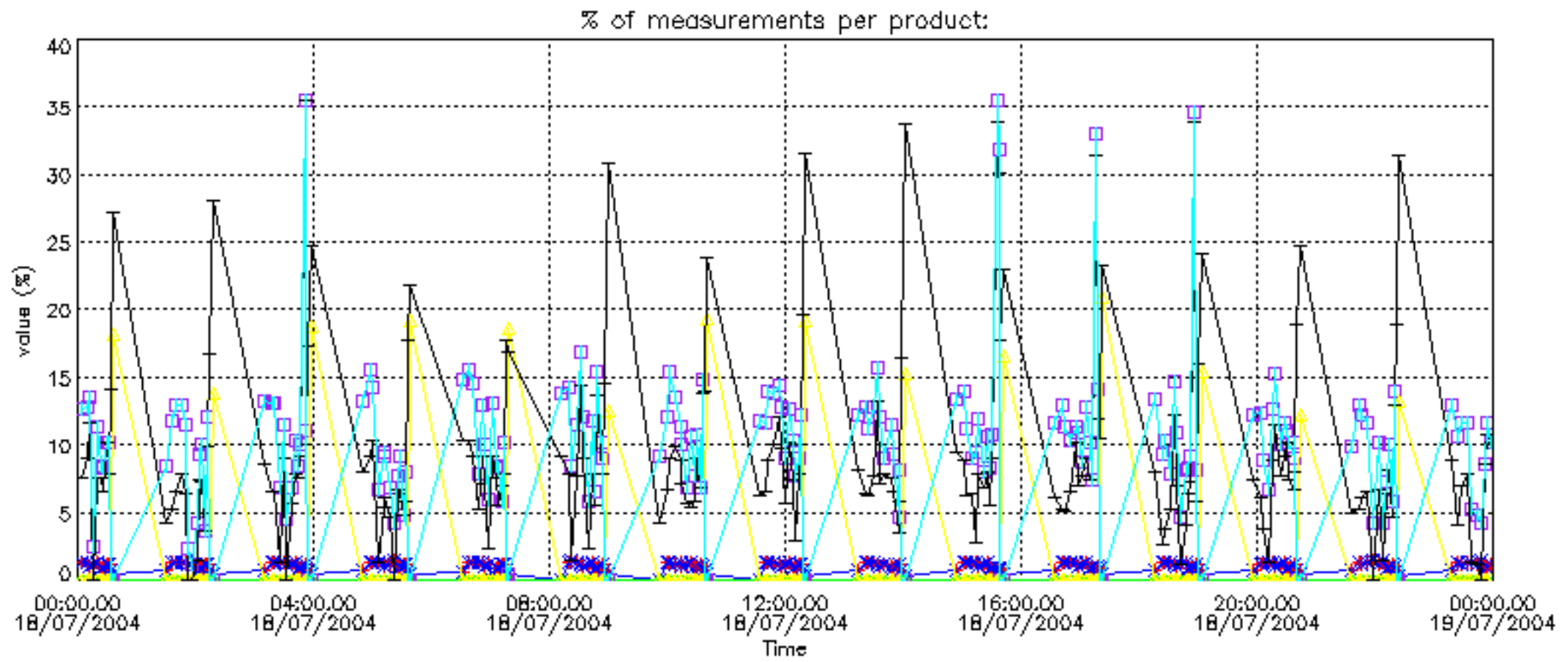
Percentage of flagged data per NO2 profile



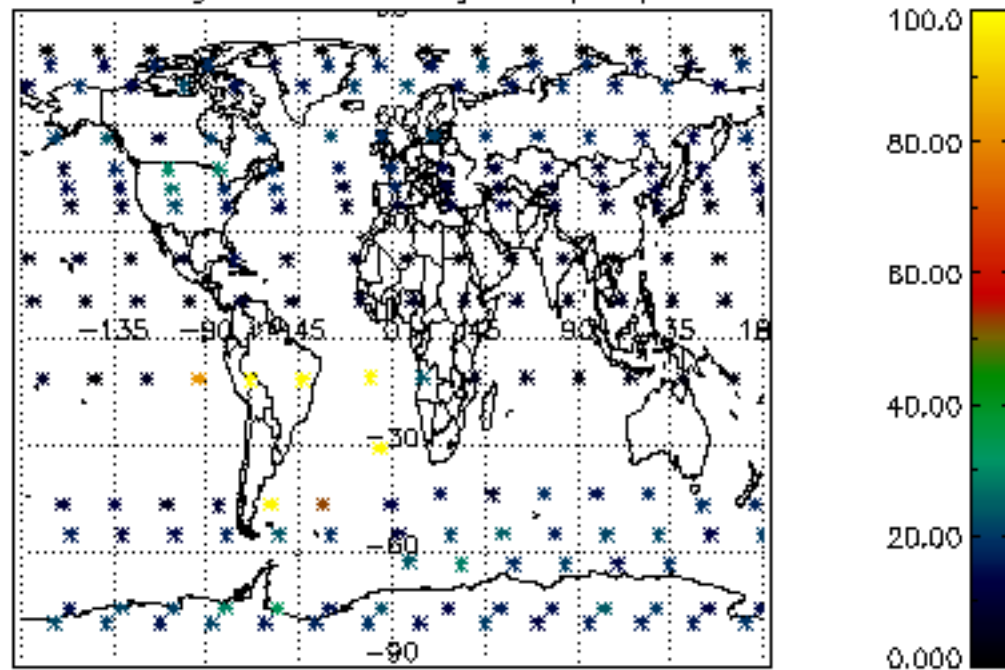
Percentage of flagged data per NO3 profile



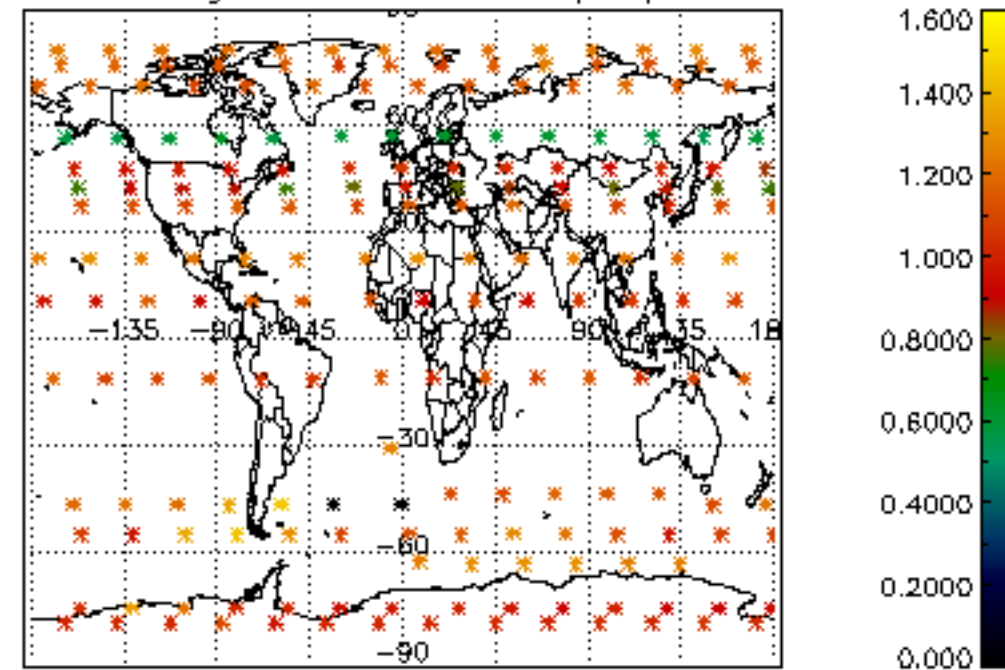




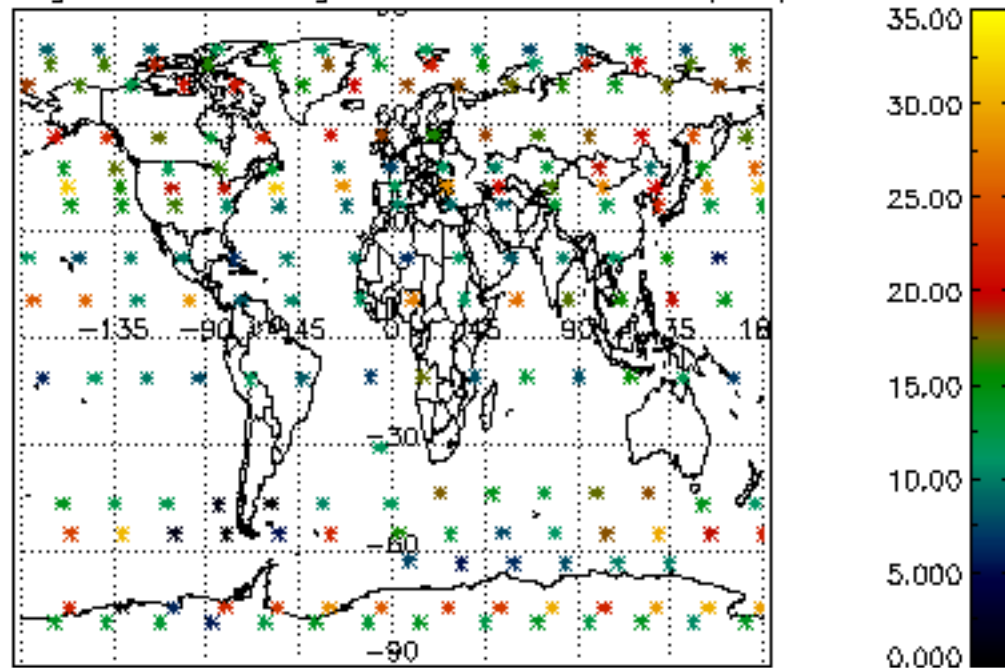
Percentage of cosmic ray hits per profile



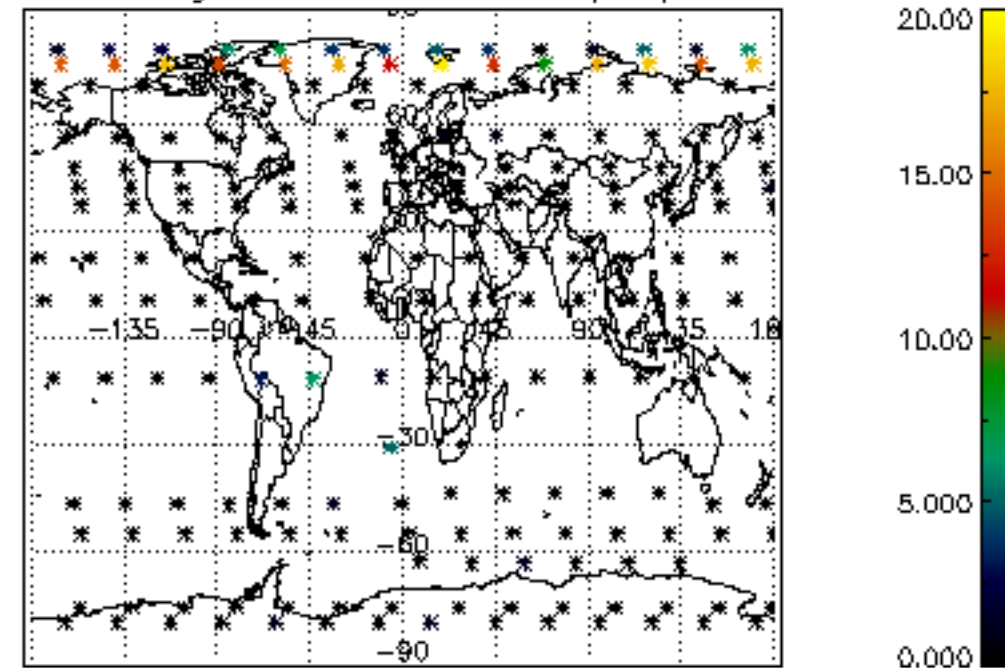
Percentage of datation errors per profile



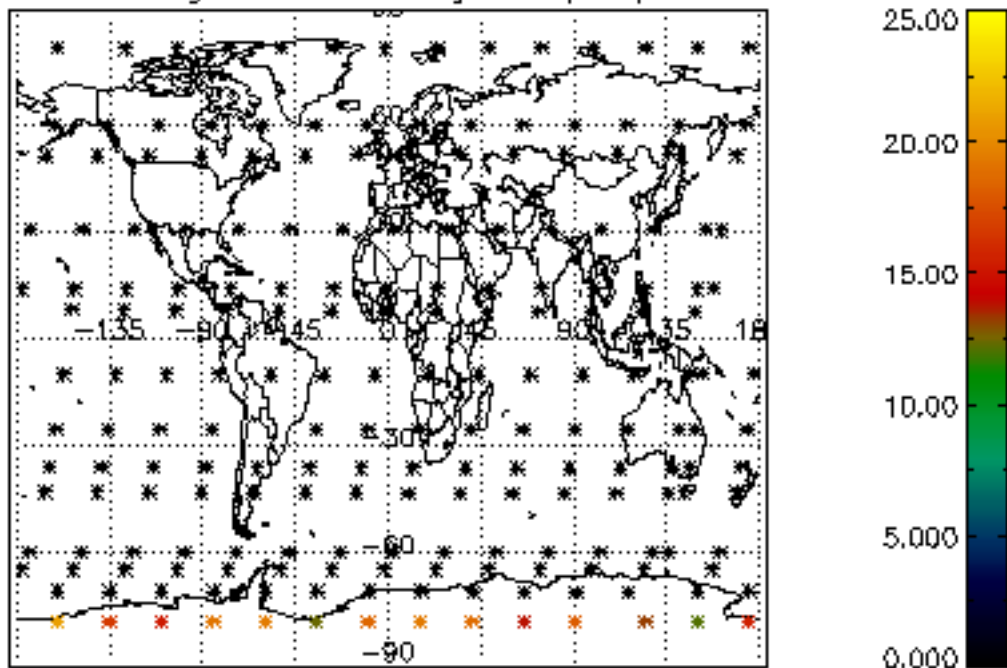
Percentage of star falling outside central band per profile



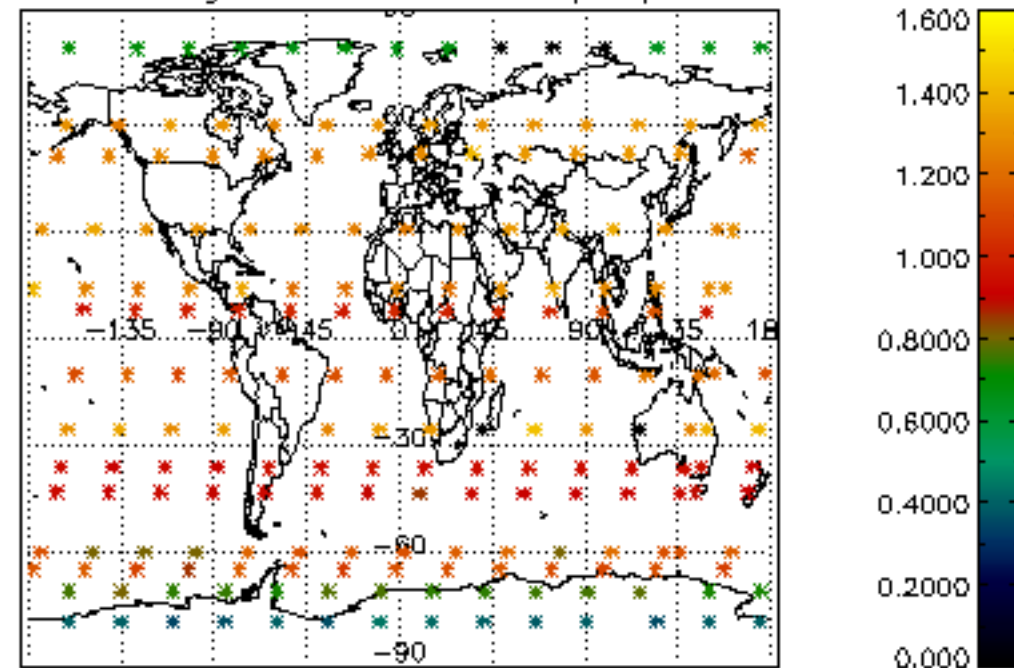
Percentage of saturation errors per profile



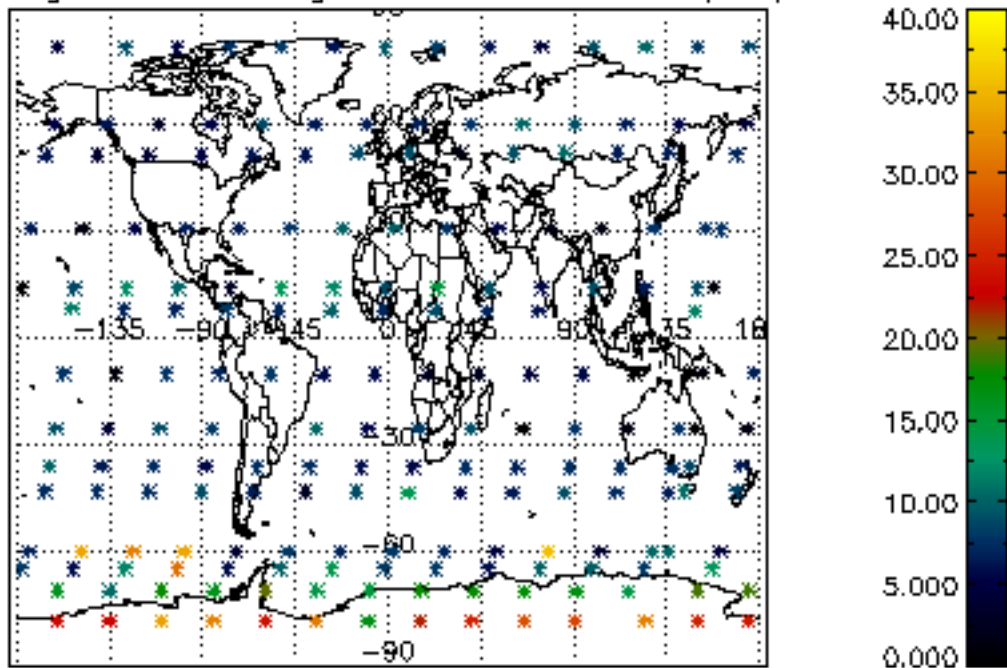
Percentage of cosmic ray hits per profile



Percentage of datation errors per profile



Percentage of star falling outside central band per profile



Percentage of saturation errors per profile

