

GOMOS Level 2 Daily Report

SUMMARY

[1. General Info](#)

[2. Summary of processed GOM_NL_2P products](#)

[3. Level 2 Quality information per product](#)

[3.1 Plot of level 2 quality information per product \(time dependant\)](#)

[3.2 Plot of level 2 quality information per product \(world map\)](#)

[4. Level 1 Quality information per product \(stored on level 2 products\)](#)

[4.1 Plot of level 1 quality information per product \(time dependant\)](#)

[4.1.1 Plot of level 1 quality information per product \(time dependant\): ASCENDING](#)

[4.1.2 Plot of level 1 quality information per product \(time dependant\): DESCENDING](#)

[4.2 Plot of level 1 quality information per product \(world map\)](#)

[4.2.1 Plot of level 1 quality information per product \(world map\): ASCENDING](#)

[4.2.2 Plot of level 1 quality information per product \(world map\): DESCENDING](#)

[5. Ozone profiles based on quality statistics and other trace gas profiles](#)

[5.1 Ozone statistics based on quality of products](#)

[5.2 Plot ozone profiles for all STD \(dark without errors\)](#)

[5.3 Plot ozone profiles where STD < 20% \(dark without errors\)](#)

[5.4. Plot ozone profiles where STD < 10% \(dark without errors\)](#)

[5.5. Plot ozone profiles where STD < 5% \(dark without errors\)](#)

[5.6 Plot NO2 profiles for all STD \(dark without errors\)](#)

[5.7 Plot NO3 profiles for all STD \(dark without errors\)](#)

[5.8 Plot H2O profiles \(only for occultations of stars 1,2,3,4,13,14,16,26,63 dark without errors\) for all STD](#)

[6. Auxiliary Data Files used for the production reported in section 2](#)

This report presents the daily analysis on parameters extracted from GOMOS level 2 data (GOM_NL__2P). It is intended to monitor some important parameters that will impact the quality of these products. A list of level 2 products (and content) that have arrived during the reporting day to the PCF is also given.

Item	Value
Time of report generation	19APR2013 06:32:23
Data source version	GOMOS/6.01
Start time of products	17-07-2004 (17JUL2004 00:00:00)
Stop time of products	18-07-2004 (18JUL2004 00:00:00)
Store outputs in DB	Yes
Nb of level 2 prods	364
Nb of prods with errors	0

2. Summary of processed GOM_NL__2P products.

Nr	Filename	UTC Start time	Limb	Duration	Star Id	Star Name	Star Mag	Star Temp	Nb Meas	Orbit	Prod. error
1	GOM_NL__2PRFIN20040717_000052_000000392028_00360_12438_2868.N1	17-JUL-2004 00:00:52	Dark	39.000	135	Bet Hyi	2.8200	5800.0	78	12438	No
2	GOM_NL__2PRFIN20040717_000616_000000642028_00360_12438_2869.N1	17-JUL-2004 00:06:16	Straylight	64.000	63	Bet Gru	2.1500	2800.0	128	12438	No
3	GOM_NL__2PRFIN20040717_000749_000000542028_00360_12438_2870.N1	17-JUL-2004 00:07:49	Straylight	53.500	31	Alp Gru	1.7340	15200.	107	12438	No
4	GOM_NL__2PRFIN20040717_001014_000000912028_00360_12438_2871.N1	17-JUL-2004 00:10:14	Straylight	91.000	18	24Alp PsA	1.1660	9700.0	182	12438	No
5	GOM_NL__2PRFIN20040717_001450_000000452028_00360_12438_2872.N1	17-JUL-2004 00:14:50	Twilight	45.000	40	The Sco	1.8590	7100.0	90	12438	No
6	GOM_NL__2PRFIN20040717_001646_000000422028_00360_12438_2873.N1	17-JUL-2004 00:16:46	Twilight	41.500	38	20Eps Sgr	1.8360	11000.	83	12438	No
7	GOM_NL__2PRFIN20040717_001837_000000442028_00360_12438_2874.N1	17-JUL-2004 00:18:37	Bright	43.500	57	34Sig Sgr	2.0660	26000.	87	12438	No
8	GOM_NL__2PRFIN20040717_002032_000000792028_00360_12438_2875.N1	17-JUL-2004 00:20:32	Bright	79.000	142	49Del Cap	2.8500	8900.0	158	12438	No
9	GOM_NL__2PRFIN20040717_002757_000000402028_00360_12438_2876.N1	17-JUL-2004 00:27:57	Bright	39.500	126	60Bet Oph	2.7700	4250.0	79	12438	No
10	GOM_NL__2PRFIN20040717_003013_000000412028_00360_12438_2877.N1	17-JUL-2004 00:30:13	Bright	40.500	59	55Alp Oph	2.0800	8900.0	81	12438	No
11	GOM_NL__2PRFIN20040717_003610_000000412028_00360_12438_2878.N1	17-JUL-2004 00:36:10	Bright	41.000	133	40Zet Her	2.8070	6000.0	82	12438	No
12	GOM_NL__2PRFIN20040717_003738_000000402028_00360_12438_2879.N1	17-JUL-2004 00:37:38	Bright	39.500	5	3Alp Lyr	0.033000	11000.	79	12438	No
13	GOM_NL__2PRFIN20040717_004101_000000362028_00360_12438_2880.N1	17-JUL-2004 00:41:01	Bright	35.500	69	33Gam Dra	2.2310	3800.0	71	12438	No
14	GOM_NL__2PRFIN20040717_004419_000000402028_00360_12438_2881.N1	17-JUL-2004 00:44:19	Bright	40.000	119	14Eta Dra	2.7270	4700.0	80	12438	No
15	GOM_NL__2PRFIN20040717_004834_000000352028_00360_12438_2882.N1	17-JUL-2004 00:48:34	Bright	35.000	60	7Bet UMi	2.0810	3950.0	70	12438	No
16	GOM_NL__2PRFIN20040717_005203_000000382028_00360_12438_2883.N1	17-JUL-2004 00:52:03	Bright	37.500	49	1Alp UMi	1.9900	6300.0	75	12438	No
17	GOM_NL__2PRFIN20040717_005520_000000542028_00360_12438_2884.N1	17-JUL-2004 00:55:20	Bright	53.500	74	11Bet Cas	2.2680	6600.0	107	12438	No
18	GOM_NL__2PRFIN20040717_005718_000000542028_00360_12438_2885.N1	17-JUL-2004 00:57:18	Bright	54.000	68	18Alp Cas	2.2250	4500.0	108	12438	No
19	GOM_NL__2PRFIN20040717_010156_000000432028_00360_12438_2886.N1	17-JUL-2004 01:01:56	Bright	43.000	160	23Gam Per	2.9300	4700.0	86	12438	No
20	GOM_NL__2PRFIN20040717_010318_000000462028_00360_12438_2887.N1	17-JUL-2004 01:03:18	Bright	45.500	35	33Alp Per	1.7950	6250.0	91	12438	No
21	GOM_NL__2PRFIN20040717_010515_000000662028_00360_12438_2888.N1	17-JUL-2004 01:05:15	Bright	65.500	73	57Gam1And	2.2600	13100.	131	12438	No
22	GOM_NL__2PRFIN20040717_010809_000001122028_00360_12438_2889.N1	17-JUL-2004 01:08:09	Straylight	112.00	53	43Bet And	2.0480	3300.0	224	12438	No
23	GOM_NL__2PRFIN20040717_011148_000000492028_00360_12438_2890.N1	17-JUL-2004 01:11:48	Twilight	48.500	146	25Eta Tau	2.8730	15200.	97	12438	No
24	GOM_NL__2PRFIN20040717_011323_000000552028_00360_12438_2891.N1	17-JUL-2004 01:13:23	Twilight	55.000	13	87Alp Tau	0.86700	3800.0	110	12438	No
25	GOM_NL__2PRFIN20040717_011942_000000422028_00360_12438_2892.N1	17-JUL-2004 01:19:42	Dark	41.500	7	19Bet Ori	0.10000	14000.	83	12438	No
26	GOM_NL__2PRFIN20040717_012208_000000412028_00360_12438_2893.N1	17-JUL-2004 01:22:08	Dark	40.500	101	11Alp Lep	2.5820	7000.0	81	12438	No
27	GOM_NL__2PRFIN20040717_013154_000000482028_00360_12438_2894.N1	17-JUL-2004 01:31:54	Dark	47.500	157	The1Eri	2.9060	9300.0	95	12438	No
28	GOM_NL__2PRFIN20040717_013804_000000502028_00361_12439_2881.N1	17-JUL-2004 01:38:04	Dark	50.000	9	Alp Eri	0.45300	24000.	100	12439	No
29	GOM_NL__2PRFIN20040717_014127_000000412028_00361_12439_2882.N1	17-JUL-2004 01:41:27	Dark	41.000	135	Bet Hyi	2.8200	5800.0	82	12439	No
30	GOM_NL__2PRFIN20040717_014653_000000662028_00361_12439_2883.N1	17-JUL-2004 01:46:53	Straylight	66.000	63	Bet Gru	2.1500	2800.0	132	12439	No
31	GOM_NL__2PRFIN20040717_014826_000000502028_00361_12439_2884.N1	17-JUL-2004 01:48:26	Straylight	50.000	31	Alp Gru	1.7340	15200.	100	12439	No
32	GOM_NL__2PRFIN20040717_015052_000000872028_00361_12439_2885.N1	17-JUL-2004 01:50:52	Straylight	87.000	18	24Alp PsA	1.1660	9700.0	174	12439	No
33	GOM_NL__2PRFIN20040717_015526_000000432028_00361_12439_2886.N1	17-JUL-2004 01:55:26	Twilight	42.500	40	The Sco	1.8590	7100.0	85	12439	No
34	GOM_NL__2PRFIN20040717_015721_000000452028_00361_12439_2887.N1	17-JUL-2004 01:57:21	Twilight	44.500	38	20Eps Sgr	1.8360	11000.	89	12439	No
35	GOM_NL__2PRFIN20040717_015913_000000442028_00361_12439_2888.N1	17-JUL-2004 01:59:13	Bright	43.500	57	34Sig Sgr	2.0660	26000.	87	12439	No
36	GOM_NL__2PRFIN20040717_020108_000000792028_00361_12439_2889.N1	17-JUL-2004 02:01:08	Bright	79.000	142	49Del Cap	2.8500	8900.0	158	12439	No
37	GOM_NL__2PRFIN20040717_020833_000000402028_00361_12439_2890.N1	17-JUL-2004 02:08:33	Bright	39.500	126	60Bet Oph	2.7700	4250.0	79	12439	No
38	GOM_NL__2PRFIN20040717_021049_000000402028_00361_12439_2891.N1	17-JUL-2004 02:10:49	Bright	40.000	59	55Alp Oph	2.0800	8900.0	80	12439	No
39	GOM_NL__2PRFIN20040717_021648_000000392028_00361_12439_2892.N1	17-JUL-2004 02:16:48	Bright	38.500	133	40Zet Her	2.8070	6000.0	77	12439	No
40	GOM_NL__2PRFIN20040717_021814_000000432028_00361_12439_2893.N1	17-JUL-2004 02:18:14	Bright	43.000	5	3Alp Lyr	0.033000	11000.	86	12439	No
41	GOM_NL__2PRFIN20040717_022138_000000362028_00361_12439_2894.N1	17-JUL-2004 02:21:38	Bright	35.500	69	33Gam Dra	2.2310	3800.0	71	12439	No
42	GOM_NL__2PRFIN20040717_022455_000000392028_00361_12439_2895.N1	17-JUL-2004 02:24:55	Bright	39.000	119	14Eta Dra	2.7270	4700.0	78	12439	No

43	GOM_NL__2PRFIN20040717_022909_000000422028_00361_12439_2896.N1	17-JUL-2004 02:29:09	Bright	41.500	60	7Bet UMi	2.0810	3950.0	83	12439	No
44	GOM_NL__2PRFIN20040717_023239_000000372028_00361_12439_2897.N1	17-JUL-2004 02:32:39	Bright	36.500	49	1Alp UMi	1.9900	6300.0	73	12439	No
45	GOM_NL__2PRFIN20040717_023556_000000522028_00361_12439_2898.N1	17-JUL-2004 02:35:56	Bright	52.000	74	11Bet Cas	2.2680	6600.0	104	12439	No
46	GOM_NL__2PRFIN20040717_023754_000000552028_00361_12439_2899.N1	17-JUL-2004 02:37:54	Bright	55.000	68	18Alp Cas	2.2250	4500.0	110	12439	No
47	GOM_NL__2PRFIN20040717_024232_000000442028_00361_12439_2900.N1	17-JUL-2004 02:42:32	Bright	43.500	160	23Gam Per	2.9300	4700.0	87	12439	No
48	GOM_NL__2PRFIN20040717_024353_000000442028_00361_12439_2901.N1	17-JUL-2004 02:43:53	Bright	44.000	35	33Alp Per	1.7950	6250.0	88	12439	No
49	GOM_NL__2PRFIN20040717_024551_000000662028_00361_12439_2902.N1	17-JUL-2004 02:45:51	Bright	65.500	73	57Gam1And	2.2600	13100.	131	12439	No
50	GOM_NL__2PRFIN20040717_024845_000001152028_00361_12439_2903.N1	17-JUL-2004 02:48:45	Straylight	114.50	53	43Bet And	2.0480	3300.0	229	12439	No
51	GOM_NL__2PRFIN20040717_025224_000000492028_00361_12439_2904.N1	17-JUL-2004 02:52:24	Twilight	49.000	146	25Eta Tau	2.8730	15200.	98	12439	No
52	GOM_NL__2PRFIN20040717_025400_000000472028_00361_12439_2905.N1	17-JUL-2004 02:54:00	Twilight	46.500	13	87Alp Tau	0.86700	3800.0	93	12439	No
53	GOM_NL__2PRFIN20040717_030019_000000412028_00361_12439_2906.N1	17-JUL-2004 03:00:19	Dark	40.500	7	19Bet Ori	0.10000	14000.	81	12439	No
54	GOM_NL__2PRFIN20040717_030244_000000372028_00361_12439_2907.N1	17-JUL-2004 03:02:44	Dark	37.000	101	11Alp Lep	2.5820	7000.0	74	12439	No
55	GOM_NL__2PRFIN20040717_031233_000000432028_00361_12439_2908.N1	17-JUL-2004 03:12:33	Dark	43.000	157	The1Eri	2.9060	9300.0	86	12439	No
56	GOM_NL__2PRFIN20040717_031841_000000482028_00362_12440_2878.N1	17-JUL-2004 03:18:41	Dark	47.500	9	Alp Eri	0.45300	24000.	95	12440	No
57	GOM_NL__2PRFIN20040717_032205_000000392028_00362_12440_2879.N1	17-JUL-2004 03:22:05	Dark	39.000	135	Bet Hyi	2.8200	5800.0	78	12440	No
58	GOM_NL__2PRFIN20040717_032729_000000572028_00362_12440_2880.N1	17-JUL-2004 03:27:29	Straylight	56.500	63	Bet Gru	2.1500	2800.0	113	12440	No
59	GOM_NL__2PRFIN20040717_032904_000000522028_00362_12440_2881.N1	17-JUL-2004 03:29:04	Straylight	52.000	31	Alp Gru	1.7340	15200.	104	12440	No
60	GOM_NL__2PRFIN20040717_033128_000000832028_00362_12440_2882.N1	17-JUL-2004 03:31:28	Straylight	83.000	18	24Alp PsA	1.1660	9700.0	166	12440	No
61	GOM_NL__2PRFIN20040717_033602_000000432028_00362_12440_2883.N1	17-JUL-2004 03:36:02	Twi_and_stray	42.500	40	The Sco	1.8590	7100.0	85	12440	No
62	GOM_NL__2PRFIN20040717_033758_000000442028_00362_12440_2884.N1	17-JUL-2004 03:37:58	Twi_and_stray	43.500	38	20Eps Sgr	1.8360	11000.	87	12440	No
63	GOM_NL__2PRFIN20040717_033952_000000422028_00362_12440_2885.N1	17-JUL-2004 03:39:52	Bright	41.500	57	34Sig Sgr	2.0660	26000.	83	12440	No
64	GOM_NL__2PRFIN20040717_034144_000000782028_00362_12440_2886.N1	17-JUL-2004 03:41:44	Bright	77.500	142	49Del Cap	2.8500	8900.0	155	12440	No
65	GOM_NL__2PRFIN20040717_034910_000000392028_00362_12440_2887.N1	17-JUL-2004 03:49:10	Bright	39.000	126	60Bet Oph	2.7700	4250.0	78	12440	No
66	GOM_NL__2PRFIN20040717_035128_000000392028_00362_12440_2888.N1	17-JUL-2004 03:51:28	Bright	38.500	59	55Alp Oph	2.0800	8900.0	77	12440	No
67	GOM_NL__2PRFIN20040717_040215_000000392028_00362_12440_2889.N1	17-JUL-2004 04:02:15	Bright	38.500	69	33Gam Dra	2.2310	3800.0	77	12440	No
68	GOM_NL__2PRFIN20040717_040411_000000492028_00362_12440_2890.N1	17-JUL-2004 04:04:11	Bright	49.000	19	50Alp Cyg	1.2460	10500.	98	12440	No
69	GOM_NL__2PRFIN20040717_040908_000000452028_00362_12440_2891.N1	17-JUL-2004 04:09:08	Bright	45.000	89	5Alp Cep	2.4510	8000.0	90	12440	No
70	GOM_NL__2PRFIN20040717_041315_000000372028_00362_12440_2892.N1	17-JUL-2004 04:13:15	Bright	36.500	49	1Alp UMi	1.9900	6300.0	73	12440	No
71	GOM_NL__2PRFIN20040717_041631_000000532028_00362_12440_2893.N1	17-JUL-2004 04:16:31	Bright	53.000	74	11Bet Cas	2.2680	6600.0	106	12440	No
72	GOM_NL__2PRFIN20040717_041829_000000532028_00362_12440_2894.N1	17-JUL-2004 04:18:29	Bright	53.000	68	18Alp Cas	2.2250	4500.0	106	12440	No
73	GOM_NL__2PRFIN20040717_042308_000000512028_00362_12440_2895.N1	17-JUL-2004 04:23:08	Bright	51.000	160	23Gam Per	2.9300	4700.0	102	12440	No
74	GOM_NL__2PRFIN20040717_042430_000000462028_00362_12440_2896.N1	17-JUL-2004 04:24:30	Bright	45.500	35	33Alp Per	1.7950	6250.0	91	12440	No
75	GOM_NL__2PRFIN20040717_042627_000000652028_00362_12440_2897.N1	17-JUL-2004 04:26:27	Bright	65.000	73	57Gam1And	2.2600	13100.	130	12440	No
76	GOM_NL__2PRFIN20040717_042921_000001192028_00362_12440_2898.N1	17-JUL-2004 04:29:21	Straylight	119.00	53	43Bet And	2.0480	3300.0	238	12440	No
77	GOM_NL__2PRFIN20040717_043301_000000462028_00362_12440_2899.N1	17-JUL-2004 04:33:01	Twilight	45.500	146	25Eta Tau	2.8730	15200.	91	12440	No
78	GOM_NL__2PRFIN20040717_043436_000000482028_00362_12440_2900.N1	17-JUL-2004 04:34:36	Twilight	47.500	13	87Alp Tau	0.86700	3800.0	95	12440	No
79	GOM_NL__2PRFIN20040717_044055_000000382028_00362_12440_2901.N1	17-JUL-2004 04:40:55	Dark	37.500	7	19Bet Ori	0.10000	14000.	75	12440	No
80	GOM_NL__2PRFIN20040717_044321_000000412028_00362_12440_2902.N1	17-JUL-2004 04:43:21	Dark	40.500	101	11Alp Lep	2.5820	7000.0	81	12440	No
81	GOM_NL__2PRFIN20040717_045310_000000452028_00362_12440_2903.N1	17-JUL-2004 04:53:10	Dark	45.000	157	The1Eri	2.9060	9300.0	90	12440	No
82	GOM_NL__2PRFIN20040717_045918_000000562028_00363_12441_2876.N1	17-JUL-2004 04:59:18	Dark	55.500	9	Alp Eri	0.45300	24000.	111	12441	No
83	GOM_NL__2PRFIN20040717_050241_000000392028_00363_12441_2877.N1	17-JUL-2004 05:02:41	Dark	39.000	135	Bet Hyi	2.8200	5800.0	78	12441	No
84	GOM_NL__2PRFIN20040717_050806_000000542028_00363_12441_2878.N1	17-JUL-2004 05:08:06	Straylight	54.000	63	Bet Gru	2.1500	2800.0	108	12441	No
85	GOM_NL__2PRFIN20040717_050941_000000502028_00363_12441_2879.N1	17-JUL-2004 05:09:41	Straylight	50.000	31	Alp Gru	1.7340	15200.	100	12441	No
86	GOM_NL__2PRFIN20040717_051205_000000902028_00363_12441_2880.N1	17-JUL-2004 05:12:05	Straylight	89.500	18	24Alp PsA	1.1660	9700.0	179	12441	No
87	GOM_NL__2PRFIN20040717_051639_000000502028_00363_12441_2881.N1	17-JUL-2004 05:16:39	Twi_and_stray	49.500	40	The Sco	1.8590	7100.0	99	12441	No
88	GOM_NL__2PRFIN20040717_051834_000000422028_00363_12441_2882.N1	17-JUL-2004 05:18:34	Twi_and_stray	42.000	38	20Eps Sgr	1.8360	11000.	84	12441	No
89	GOM_NL__2PRFIN20040717_052028_000000412028_00363_12441_2883.N1	17-JUL-2004 05:20:28	Bright	40.500	57	34Sig Sgr	2.0660	26000.	81	12441	No
90	GOM_NL__2PRFIN20040717_052219_000000762028_00363_12441_2884.N1	17-JUL-2004 05:22:19	Bright	75.500	142	49Del Cap	2.8500	8900.0	151	12441	No
91	GOM_NL__2PRFIN20040717_052947_000000392028_00363_12441_2885.N1	17-JUL-2004 05:29:47	Bright	38.500	126	60Bet Oph	2.7700	4250.0	77	12441	No
92	GOM_NL__2PRFIN20040717_053204_000000382028_00363_12441_2886.N1	17-JUL-2004 05:32:04	Bright	38.000	59	55Alp Oph	2.0800	8900.0	76	12441	No
93	GOM_NL__2PRFIN20040717_054251_000000392028_00363_12441_2887.N1	17-JUL-2004 05:42:51	Bright	38.500	69	33Gam Dra	2.2310	3800.0	77	12441	No
94	GOM_NL__2PRFIN20040717_054447_000000512028_00363_12441_2888.N1	17-JUL-2004 05:44:47	Bright	50.500	19	50Alp Cyg	1.2460	10500.	101	12441	No
95	GOM_NL__2PRFIN20040717_054943_000000452028_00363_12441_2889.N1	17-JUL-2004 05:49:43	Bright	44.500	89	5Alp Cep	2.4510	8000.0	89	12441	No
96	GOM_NL__2PRFIN20040717_055352_000000352028_00363_12441_2890.N1	17-JUL-2004 05:53:52	Bright	35.000	49	1Alp UMi	1.9900	6300.0	70	12441	No
97	GOM_NL__2PRFIN20040717_055707_000000522028_00363_12441_2891.N1	17-JUL-2004 05:57:07	Bright	52.000	74	11Bet Cas	2.2680	6600.0	104	12441	No
98	GOM_NL__2PRFIN20040717_055904_000000562028_00363_12441_2892.N1	17-JUL-2004 05:59:04	Bright	55.500	68	18Alp Cas	2.2250	4500.0	111	12441	No
99	GOM_NL__2PRFIN20040717_060344_000000512028_00363_12441_2893.N1	17-JUL-2004 06:03:44	Bright	50.500	160	23Gam Per	2.9300	4700.0	101	12441	No
100	GOM_NL__2PRFIN20040717_060506_000000452028_00363_12441_2894.N1	17-JUL-2004 06:05:06	Bright	44.500	35	33Alp Per	1.7950	6250.0	89	12441	No
101	GOM_NL__2PRFIN20040717_060702_000000652028_00363_12441_2895.N1	17-JUL-2004 06:07:02	Bright	65.000	73	57Gam1And	2.2600	13100.	130	12441	No

102	GOM_NL__2PRFIN20040717_060956_000001112028_00363_12441_2896.N1	17-JUL-2004 06:09:56	Straylight	111.00	53	43Bet And	2.0480	3300.0	222	12441	No
103	GOM_NL__2PRFIN20040717_061338_000000472028_00363_12441_2897.N1	17-JUL-2004 06:13:38	Twilight	47.000	146	25Eta Tau	2.8730	15200.	94	12441	No
104	GOM_NL__2PRFIN20040717_061513_000000522028_00363_12441_2898.N1	17-JUL-2004 06:15:13	Twilight	51.500	13	87Alp Tau	0.86700	3800.0	103	12441	No
105	GOM_NL__2PRFIN20040717_062132_000000432028_00363_12441_2899.N1	17-JUL-2004 06:21:32	Dark	43.000	7	19Bet Ori	0.10000	14000.	86	12441	No
106	GOM_NL__2PRFIN20040717_062357_000000422028_00363_12441_2900.N1	17-JUL-2004 06:23:57	Dark	41.500	101	11Alp Lep	2.5820	7000.0	83	12441	No
107	GOM_NL__2PRFIN20040717_063347_000000442028_00363_12441_2901.N1	17-JUL-2004 06:33:47	Dark	43.500	157	The1Eri	2.9060	9300.0	87	12441	No
108	GOM_NL__2PRFIN20040717_063955_000000472028_00364_12442_2881.N1	17-JUL-2004 06:39:55	Dark	46.500	9	Alp Eri	0.45300	24000.	93	12442	No
109	GOM_NL__2PRFIN20040717_064317_000000402028_00364_12442_2882.N1	17-JUL-2004 06:43:17	Dark	39.500	135	Bet Hyi	2.8200	5800.0	79	12442	No
110	GOM_NL__2PRFIN20040717_064843_000000602028_00364_12442_2883.N1	17-JUL-2004 06:48:43	Straylight	59.500	63	Bet Gru	2.1500	2800.0	119	12442	No
111	GOM_NL__2PRFIN20040717_065017_000000502028_00364_12442_2884.N1	17-JUL-2004 06:50:17	Straylight	49.500	31	Alp Gru	1.7340	15200.	99	12442	No
112	GOM_NL__2PRFIN20040717_065242_000000882028_00364_12442_2885.N1	17-JUL-2004 06:52:42	Straylight	87.500	18	24Alp PsA	1.1660	9700.0	175	12442	No
113	GOM_NL__2PRFIN20040717_065715_000000412028_00364_12442_2886.N1	17-JUL-2004 06:57:15	Twi_and_stray	41.000	40	The Sco	1.8590	7100.0	82	12442	No
114	GOM_NL__2PRFIN20040717_065911_000000412028_00364_12442_2887.N1	17-JUL-2004 06:59:11	Twi_and_stray	41.000	38	20Eps Sgr	1.8360	11000.	82	12442	No
115	GOM_NL__2PRFIN20040717_070105_000000412028_00364_12442_2888.N1	17-JUL-2004 07:01:05	Bright	40.500	57	34Sig Sgr	2.0660	26000.	81	12442	No
116	GOM_NL__2PRFIN20040717_070255_000000782028_00364_12442_2889.N1	17-JUL-2004 07:02:55	Bright	77.500	142	49Del Cap	2.8500	8900.0	155	12442	No
117	GOM_NL__2PRFIN20040717_071023_000000392028_00364_12442_2890.N1	17-JUL-2004 07:10:23	Bright	39.000	126	60Bet Oph	2.7700	4250.0	78	12442	No
118	GOM_NL__2PRFIN20040717_071241_000000382028_00364_12442_2891.N1	17-JUL-2004 07:12:41	Bright	38.000	59	55Alp Oph	2.0800	8900.0	76	12442	No
119	GOM_NL__2PRFIN20040717_072327_000000402028_00364_12442_2892.N1	17-JUL-2004 07:23:27	Bright	39.500	69	33Gam Dra	2.2310	3800.0	79	12442	No
120	GOM_NL__2PRFIN20040717_072522_000000512028_00364_12442_2893.N1	17-JUL-2004 07:25:22	Bright	50.500	19	50Alp Cyg	1.2460	10500.	101	12442	No
121	GOM_NL__2PRFIN20040717_073019_000000462028_00364_12442_2894.N1	17-JUL-2004 07:30:19	Bright	45.500	89	5Alp Cep	2.4510	8000.0	91	12442	No
122	GOM_NL__2PRFIN20040717_073428_000000382028_00364_12442_2895.N1	17-JUL-2004 07:34:28	Bright	38.000	49	1Alp UMi	1.9900	6300.0	76	12442	No
123	GOM_NL__2PRFIN20040717_073741_000000532028_00364_12442_2896.N1	17-JUL-2004 07:37:41	Bright	53.000	74	11Bet Cas	2.2680	6600.0	106	12442	No
124	GOM_NL__2PRFIN20040717_073939_000000542028_00364_12442_2897.N1	17-JUL-2004 07:39:39	Bright	53.500	68	18Alp Cas	2.2250	4500.0	107	12442	No
125	GOM_NL__2PRFIN20040717_074420_000000432028_00364_12442_2898.N1	17-JUL-2004 07:44:20	Bright	42.500	160	23Gam Per	2.9300	4700.0	85	12442	No
126	GOM_NL__2PRFIN20040717_074542_000000452028_00364_12442_2899.N1	17-JUL-2004 07:45:42	Bright	44.500	35	33Alp Per	1.7950	6250.0	89	12442	No
127	GOM_NL__2PRFIN20040717_074738_000000672028_00364_12442_2900.N1	17-JUL-2004 07:47:38	Bright	67.000	73	57Gam1And	2.2600	13100.	134	12442	No
128	GOM_NL__2PRFIN20040717_075032_000001122028_00364_12442_2901.N1	17-JUL-2004 07:50:32	Straylight	112.00	53	43Bet And	2.0480	3300.0	224	12442	No
129	GOM_NL__2PRFIN20040717_075414_000000472028_00364_12442_2902.N1	17-JUL-2004 07:54:14	Twilight	47.000	146	25Eta Tau	2.8730	15200.	94	12442	No
130	GOM_NL__2PRFIN20040717_075549_000000552028_00364_12442_2903.N1	17-JUL-2004 07:55:49	Twilight	55.000	13	87Alp Tau	0.86700	3800.0	110	12442	No
131	GOM_NL__2PRFIN20040717_080208_000000522028_00364_12442_2904.N1	17-JUL-2004 08:02:08	Dark	52.000	7	19Bet Ori	0.10000	14000.	104	12442	No
132	GOM_NL__2PRFIN20040717_080433_000000402028_00364_12442_2905.N1	17-JUL-2004 08:04:33	Dark	40.000	101	11Alp Lep	2.5820	7000.0	80	12442	No
133	GOM_NL__2PRFIN20040717_081424_000000442028_00364_12442_2906.N1	17-JUL-2004 08:14:24	Dark	44.000	157	The1Eri	2.9060	9300.0	88	12442	No
134	GOM_NL__2PRFIN20040717_082031_000000432028_00365_12443_2869.N1	17-JUL-2004 08:20:31	Dark	43.000	9	Alp Eri	0.45300	24000.	86	12443	No
135	GOM_NL__2PRFIN20040717_082353_000000392028_00365_12443_2870.N1	17-JUL-2004 08:23:53	Dark	38.500	135	Bet Hyi	2.8200	5800.0	77	12443	No
136	GOM_NL__2PRFIN20040717_082921_000000672028_00365_12443_2871.N1	17-JUL-2004 08:29:21	Straylight	67.000	63	Bet Gru	2.1500	2800.0	134	12443	No
137	GOM_NL__2PRFIN20040717_083054_000000502028_00365_12443_2872.N1	17-JUL-2004 08:30:54	Straylight	49.500	31	Alp Gru	1.7340	15200.	99	12443	No
138	GOM_NL__2PRFIN20040717_083319_000000882028_00365_12443_2873.N1	17-JUL-2004 08:33:19	Straylight	87.500	18	24Alp PsA	1.1660	9700.0	175	12443	No
139	GOM_NL__2PRFIN20040717_083751_000000432028_00365_12443_2874.N1	17-JUL-2004 08:37:51	Twi_and_stray	43.000	40	The Sco	1.8590	7100.0	86	12443	No
140	GOM_NL__2PRFIN20040717_083947_000000422028_00365_12443_2875.N1	17-JUL-2004 08:39:47	Twi_and_stray	42.000	38	20Eps Sgr	1.8360	11000.	84	12443	No
141	GOM_NL__2PRFIN20040717_084141_000000392028_00365_12443_2876.N1	17-JUL-2004 08:41:41	Bright	39.000	57	34Sig Sgr	2.0660	26000.	78	12443	No
142	GOM_NL__2PRFIN20040717_084332_000000772028_00365_12443_2877.N1	17-JUL-2004 08:43:32	Bright	77.000	142	49Del Cap	2.8500	8900.0	154	12443	No
143	GOM_NL__2PRFIN20040717_085059_000000382028_00365_12443_2878.N1	17-JUL-2004 08:50:59	Bright	38.000	126	60Bet Oph	2.7700	4250.0	76	12443	No
144	GOM_NL__2PRFIN20040717_085317_000000372028_00365_12443_2879.N1	17-JUL-2004 08:53:17	Bright	36.500	59	55Alp Oph	2.0800	8900.0	73	12443	No
145	GOM_NL__2PRFIN20040717_090403_000000402028_00365_12443_2880.N1	17-JUL-2004 09:04:03	Bright	39.500	69	33Gam Dra	2.2310	3800.0	79	12443	No
146	GOM_NL__2PRFIN20040717_090557_000000522028_00365_12443_2881.N1	17-JUL-2004 09:05:57	Bright	51.500	19	50Alp Cyg	1.2460	10500.	103	12443	No
147	GOM_NL__2PRFIN20040717_091054_000000402028_00365_12443_2882.N1	17-JUL-2004 09:10:54	Bright	40.000	89	5Alp Cep	2.4510	8000.0	80	12443	No
148	GOM_NL__2PRFIN20040717_091504_000000372028_00365_12443_2883.N1	17-JUL-2004 09:15:04	Bright	37.000	49	1Alp UMi	1.9900	6300.0	74	12443	No
149	GOM_NL__2PRFIN20040717_091817_000000542028_00365_12443_2884.N1	17-JUL-2004 09:18:17	Bright	53.500	74	11Bet Cas	2.2680	6600.0	107	12443	No
150	GOM_NL__2PRFIN20040717_092015_000000542028_00365_12443_2885.N1	17-JUL-2004 09:20:15	Bright	54.000	68	18Alp Cas	2.2250	4500.0	108	12443	No
151	GOM_NL__2PRFIN20040717_092455_000000432028_00365_12443_2886.N1	17-JUL-2004 09:24:55	Bright	43.000	160	23Gam Per	2.9300	4700.0	86	12443	No
152	GOM_NL__2PRFIN20040717_092618_000000452028_00365_12443_2887.N1	17-JUL-2004 09:26:18	Bright	44.500	35	33Alp Per	1.7950	6250.0	89	12443	No
153	GOM_NL__2PRFIN20040717_092813_000000652028_00365_12443_2888.N1	17-JUL-2004 09:28:13	Bright	65.000	73	57Gam1And	2.2600	13100.	130	12443	No
154	GOM_NL__2PRFIN20040717_093108_000001162028_00365_12443_2889.N1	17-JUL-2004 09:31:08	Straylight	116.00	53	43Bet And	2.0480	3300.0	232	12443	No
155	GOM_NL__2PRFIN20040717_093450_000000472028_00365_12443_2890.N1	17-JUL-2004 09:34:50	Twilight	46.500	146	25Eta Tau	2.8730	15200.	93	12443	No
156	GOM_NL__2PRFIN20040717_093625_000000372028_00365_12443_2891.N1	17-JUL-2004 09:36:25	Twilight	37.000	13	87Alp Tau	0.86700	3800.0	74	12443	No
157	GOM_NL__2PRFIN20040717_094244_000000512028_00365_12443_2892.N1	17-JUL-2004 09:42:44	Dark	51.000	7	19Bet Ori	0.10000	14000.	102	12443	No
158	GOM_NL__2PRFIN20040717_094509_000000442028_00365_12443_2893.N1	17-JUL-2004 09:45:09	Dark	43.500	101	11Alp Lep	2.5820	7000.0	87	12443	No
159	GOM_NL__2PRFIN20040717_095501_000000442028_00365_12443_2894.N1	17-JUL-2004 09:55:01	Dark	43.500	157	The1Eri	2.9060	9300.0	87	12443	No
160	GOM_NL__2PRFIN20040717_100107_000000432028_00366_12444_2863.N1	17-JUL-2004 10:01:07	Dark	43.000	9	Alp Eri	0.45300	24000.	86	12444	No

161	GOM_NL__2PRFIN20040717_100429_000000412028_00366_12444_2864.N1	17-JUL-2004 10:04:29	Dark	40.500	135	Bet Hyi	2.8200	5800.0	81	12444	No
162	GOM_NL__2PRFIN20040717_100957_000000572028_00366_12444_2865.N1	17-JUL-2004 10:09:57	Straylight	57.000	63	Bet Gru	2.1500	2800.0	114	12444	No
163	GOM_NL__2PRFIN20040717_101130_000000562028_00366_12444_2866.N1	17-JUL-2004 10:11:30	Straylight	56.000	31	Alp Gru	1.7340	15200.	112	12444	No
164	GOM_NL__2PRFIN20040717_101357_000000862028_00366_12444_2867.N1	17-JUL-2004 10:13:57	Straylight	86.000	18	24Alp PsA	1.1660	9700.0	172	12444	No
165	GOM_NL__2PRFIN20040717_101827_000000442028_00366_12444_2868.N1	17-JUL-2004 10:18:27	Twi_and_stray	43.500	40	The Sco	1.8590	7100.0	87	12444	No
166	GOM_NL__2PRFIN20040717_102023_000000442028_00366_12444_2869.N1	17-JUL-2004 10:20:23	Twi_and_stray	44.000	38	20Eps Sgr	1.8360	11000.	88	12444	No
167	GOM_NL__2PRFIN20040717_102216_000000402028_00366_12444_2870.N1	17-JUL-2004 10:22:16	Bright	40.000	57	34Sig Sgr	2.0660	26000.	80	12444	No
168	GOM_NL__2PRFIN20040717_102408_000000742028_00366_12444_2871.N1	17-JUL-2004 10:24:08	Bright	73.500	142	49Del Cap	2.8500	8900.0	147	12444	No
169	GOM_NL__2PRFIN20040717_103135_000000372028_00366_12444_2872.N1	17-JUL-2004 10:31:35	Bright	37.000	126	60Bet Oph	2.7700	4250.0	74	12444	No
170	GOM_NL__2PRFIN20040717_103352_000000382028_00366_12444_2873.N1	17-JUL-2004 10:33:52	Bright	37.500	59	55Alp Oph	2.0800	8900.0	75	12444	No
171	GOM_NL__2PRFIN20040717_104438_000000412028_00366_12444_2874.N1	17-JUL-2004 10:44:38	Bright	40.500	69	33Gam Dra	2.2310	3800.0	81	12444	No
172	GOM_NL__2PRFIN20040717_104632_000000502028_00366_12444_2875.N1	17-JUL-2004 10:46:32	Bright	50.000	19	50Alp Cyg	1.2460	10500.	100	12444	No
173	GOM_NL__2PRFIN20040717_105130_000000442028_00366_12444_2876.N1	17-JUL-2004 10:51:30	Bright	43.500	89	5Alp Cep	2.4510	8000.0	87	12444	No
174	GOM_NL__2PRFIN20040717_105539_000000382028_00366_12444_2877.N1	17-JUL-2004 10:55:39	Bright	37.500	49	1Alp UMi	1.9900	6300.0	75	12444	No
175	GOM_NL__2PRFIN20040717_105853_000000512028_00366_12444_2878.N1	17-JUL-2004 10:58:53	Bright	50.500	74	11Bet Cas	2.2680	6600.0	101	12444	No
176	GOM_NL__2PRFIN20040717_110050_000000542028_00366_12444_2879.N1	17-JUL-2004 11:00:50	Bright	54.000	68	18Alp Cas	2.2250	4500.0	108	12444	No
177	GOM_NL__2PRFIN20040717_110531_000000422028_00366_12444_2880.N1	17-JUL-2004 11:05:31	Bright	42.000	160	23Gam Per	2.9300	4700.0	84	12444	No
178	GOM_NL__2PRFIN20040717_110653_000000462028_00366_12444_2881.N1	17-JUL-2004 11:06:53	Bright	46.000	35	33Alp Per	1.7950	6250.0	92	12444	No
179	GOM_NL__2PRFIN20040717_110849_000000682028_00366_12444_2882.N1	17-JUL-2004 11:08:49	Bright	67.500	73	57Gam1And	2.2600	13100.	135	12444	No
180	GOM_NL__2PRFIN20040717_111144_000001342028_00366_12444_2883.N1	17-JUL-2004 11:11:44	Straylight	134.00	53	43Bet And	2.0480	3300.0	268	12444	No
181	GOM_NL__2PRFIN20040717_111526_000000472028_00366_12444_2884.N1	17-JUL-2004 11:15:26	Twilight	47.000	146	25Eta Tau	2.8730	15200.	94	12444	No
182	GOM_NL__2PRFIN20040717_111701_000000482028_00366_12444_2885.N1	17-JUL-2004 11:17:01	Twilight	47.500	13	87Alp Tau	0.86700	3800.0	95	12444	No
183	GOM_NL__2PRFIN20040717_112319_000000512028_00366_12444_2886.N1	17-JUL-2004 11:23:19	Dark	51.000	7	19Bet Ori	0.10000	14000.	102	12444	No
184	GOM_NL__2PRFIN20040717_112545_000000412028_00366_12444_2887.N1	17-JUL-2004 11:25:45	Dark	40.500	101	11Alp Lep	2.5820	7000.0	81	12444	No
185	GOM_NL__2PRFIN20040717_113536_000000442028_00366_12444_2888.N1	17-JUL-2004 11:35:36	Dark	44.000	157	The1Eri	2.9060	9300.0	88	12444	No
186	GOM_NL__2PRFIN20040717_132220_000000432028_00368_12446_2885.N1	17-JUL-2004 13:22:20	Dark	43.000	9	Alp Eri	0.45300	24000.	86	12446	No
187	GOM_NL__2PRFIN20040717_132542_000000392028_00368_12446_2886.N1	17-JUL-2004 13:25:42	Dark	38.500	135	Bet Hyi	2.8200	5800.0	77	12446	No
188	GOM_NL__2PRFIN20040717_132948_000000452028_00368_12446_2887.N1	17-JUL-2004 13:29:48	Straylight	45.000	148	Alp Tuc	2.8780	4100.0	90	12446	No
189	GOM_NL__2PRFIN20040717_133110_000000672028_00368_12446_2888.N1	17-JUL-2004 13:31:10	Straylight	67.000	63	Bet Gru	2.1500	2800.0	134	12446	No
190	GOM_NL__2PRFIN20040717_133243_000000512028_00368_12446_2889.N1	17-JUL-2004 13:32:43	Straylight	50.500	31	Alp Gru	1.7340	15200.	101	12446	No
191	GOM_NL__2PRFIN20040717_133510_000000842028_00368_12446_2890.N1	17-JUL-2004 13:35:10	Straylight	83.500	18	24Alp PsA	1.1660	9700.0	167	12446	No
192	GOM_NL__2PRFIN20040717_133939_000000432028_00368_12446_2891.N1	17-JUL-2004 13:39:39	Twi_and_stray	43.000	40	The Sco	1.8590	7100.0	86	12446	No
193	GOM_NL__2PRFIN20040717_134135_000000422028_00368_12446_2892.N1	17-JUL-2004 13:41:35	Twi_and_stray	41.500	38	20Eps Sgr	1.8360	11000.	83	12446	No
194	GOM_NL__2PRFIN20040717_134329_000000402028_00368_12446_2893.N1	17-JUL-2004 13:43:29	Bright	39.500	57	34Sig Sgr	2.0660	26000.	79	12446	No
195	GOM_NL__2PRFIN20040717_134520_000000762028_00368_12446_2894.N1	17-JUL-2004 13:45:20	Bright	75.500	142	49Del Cap	2.8500	8900.0	151	12446	No
196	GOM_NL__2PRFIN20040717_135247_000000392028_00368_12446_2895.N1	17-JUL-2004 13:52:47	Bright	38.500	126	60Bet Oph	2.7700	4250.0	77	12446	No
197	GOM_NL__2PRFIN20040717_135504_000000372028_00368_12446_2896.N1	17-JUL-2004 13:55:04	Bright	36.500	59	55Alp Oph	2.0800	8900.0	73	12446	No
198	GOM_NL__2PRFIN20040717_140103_000000362028_00368_12446_2897.N1	17-JUL-2004 14:01:03	Bright	36.000	133	40Zet Her	2.8070	6000.0	72	12446	No
199	GOM_NL__2PRFIN20040717_140550_000000412028_00368_12446_2898.N1	17-JUL-2004 14:05:50	Bright	40.500	69	33Gam Dra	2.2310	3800.0	81	12446	No
200	GOM_NL__2PRFIN20040717_140742_000000512028_00368_12446_2899.N1	17-JUL-2004 14:07:42	Bright	51.000	19	50Alp Cyg	1.2460	10500.	102	12446	No
201	GOM_NL__2PRFIN20040717_141240_000000442028_00368_12446_2900.N1	17-JUL-2004 14:12:40	Bright	44.000	89	5Alp Cep	2.4510	8000.0	88	12446	No
202	GOM_NL__2PRFIN20040717_141651_000000372028_00368_12446_2901.N1	17-JUL-2004 14:16:51	Bright	36.500	49	1Alp UMi	1.9900	6300.0	73	12446	No
203	GOM_NL__2PRFIN20040717_142002_000000532028_00368_12446_2902.N1	17-JUL-2004 14:20:02	Bright	52.500	74	11Bet Cas	2.2680	6600.0	105	12446	No
204	GOM_NL__2PRFIN20040717_142200_000000552028_00368_12446_2903.N1	17-JUL-2004 14:22:00	Bright	54.500	68	18Alp Cas	2.2250	4500.0	109	12446	No
205	GOM_NL__2PRFIN20040717_142643_000000432028_00368_12446_2904.N1	17-JUL-2004 14:26:43	Bright	42.500	160	23Gam Per	2.9300	4700.0	85	12446	No
206	GOM_NL__2PRFIN20040717_142805_000000452028_00368_12446_2905.N1	17-JUL-2004 14:28:05	Bright	45.000	35	33Alp Per	1.7950	6250.0	90	12446	No
207	GOM_NL__2PRFIN20040717_143000_000000632028_00368_12446_2906.N1	17-JUL-2004 14:30:00	Bright	62.500	73	57Gam1And	2.2600	13100.	125	12446	No
208	GOM_NL__2PRFIN20040717_143255_000001142028_00368_12446_2907.N1	17-JUL-2004 14:32:55	Straylight	114.00	53	43Bet And	2.0480	3300.0	228	12446	No
209	GOM_NL__2PRFIN20040717_143639_000000482028_00368_12446_2908.N1	17-JUL-2004 14:36:39	Twilight	47.500	146	25Eta Tau	2.8730	15200.	95	12446	No
210	GOM_NL__2PRFIN20040717_143813_000000552028_00368_12446_2909.N1	17-JUL-2004 14:38:13	Twilight	55.000	13	87Alp Tau	0.86700	3800.0	110	12446	No
211	GOM_NL__2PRFIN20040717_144432_000000462028_00368_12446_2910.N1	17-JUL-2004 14:44:32	Dark	46.000	7	19Bet Ori	0.10000	14000.	92	12446	No
212	GOM_NL__2PRFIN20040717_144748_000000422028_00368_12446_2911.N1	17-JUL-2004 14:47:48	Dark	41.500	139	9Bet Lep	2.8330	5600.0	83	12446	No
213	GOM_NL__2PRFIN20040717_145650_000000442028_00368_12446_2912.N1	17-JUL-2004 14:56:50	Dark	43.500	157	The1Eri	2.9060	9300.0	87	12446	No
214	GOM_NL__2PRFIN20040717_150257_000000442028_00369_12447_2886.N1	17-JUL-2004 15:02:57	Dark	44.000	9	Alp Eri	0.45300	24000.	88	12447	No
215	GOM_NL__2PRFIN20040717_150618_000000402028_00369_12447_2887.N1	17-JUL-2004 15:06:18	Dark	39.500	135	Bet Hyi	2.8200	5800.0	79	12447	No
216	GOM_NL__2PRFIN20040717_151025_000000442028_00369_12447_2888.N1	17-JUL-2004 15:10:25	Straylight	44.000	148	Alp Tuc	2.8780	4100.0	88	12447	No
217	GOM_NL__2PRFIN20040717_151147_000000542028_00369_12447_2889.N1	17-JUL-2004 15:11:47	Straylight	54.000	63	Bet Gru	2.1500	2800.0	108	12447	No
218	GOM_NL__2PRFIN20040717_151320_000000492028_00369_12447_2890.N1	17-JUL-2004 15:13:20	Straylight	48.500	31	Alp Gru	1.7340	15200.	97	12447	No
219	GOM_NL__2PRFIN20040717_151548_000000802028_00369_12447_2891.N1	17-JUL-2004 15:15:48	Straylight	80.000	18	24Alp PsA	1.1660	9700.0	160	12447	No

220	GOM_NL__2PRFIN20040717_152014_000000462028_00369_12447_2892.N1	17-JUL-2004 15:20:14	Twilight	46.000	40	The Sco	1.8590	7100.0	92	12447	No
221	GOM_NL__2PRFIN20040717_152211_000000422028_00369_12447_2893.N1	17-JUL-2004 15:22:11	Twilight	42.000	38	20Eps Sgr	1.8360	11000.	84	12447	No
222	GOM_NL__2PRFIN20040717_152404_000000432028_00369_12447_2894.N1	17-JUL-2004 15:24:04	Bright	42.500	57	34Sig Sgr	2.0660	26000.	85	12447	No
223	GOM_NL__2PRFIN20040717_152556_000000762028_00369_12447_2895.N1	17-JUL-2004 15:25:56	Bright	75.500	142	49Del Cap	2.8500	8900.0	151	12447	No
224	GOM_NL__2PRFIN20040717_153323_000000382028_00369_12447_2896.N1	17-JUL-2004 15:33:23	Bright	37.500	126	60Bet Oph	2.7700	4250.0	75	12447	No
225	GOM_NL__2PRFIN20040717_153540_000000372028_00369_12447_2897.N1	17-JUL-2004 15:35:40	Bright	36.500	59	55Alp Oph	2.0800	8900.0	73	12447	No
226	GOM_NL__2PRFIN20040717_154139_000000392028_00369_12447_2898.N1	17-JUL-2004 15:41:39	Bright	38.500	133	40Zet Her	2.8070	6000.0	77	12447	No
227	GOM_NL__2PRFIN20040717_154626_000000392028_00369_12447_2899.N1	17-JUL-2004 15:46:26	Bright	39.000	69	33Gam Dra	2.2310	3800.0	78	12447	No
228	GOM_NL__2PRFIN20040717_154818_000000512028_00369_12447_2900.N1	17-JUL-2004 15:48:18	Bright	51.000	19	50Alp Cyg	1.2460	10500.	102	12447	No
229	GOM_NL__2PRFIN20040717_155316_000000412028_00369_12447_2901.N1	17-JUL-2004 15:53:16	Bright	40.500	89	5Alp Cep	2.4510	8000.0	81	12447	No
230	GOM_NL__2PRFIN20040717_155727_000000372028_00369_12447_2902.N1	17-JUL-2004 15:57:27	Bright	37.000	49	1Alp UMi	1.9900	6300.0	74	12447	No
231	GOM_NL__2PRFIN20040717_160036_000000552028_00369_12447_2903.N1	17-JUL-2004 16:00:36	Bright	54.500	74	11Bet Cas	2.2680	6600.0	109	12447	No
232	GOM_NL__2PRFIN20040717_160236_000000552028_00369_12447_2904.N1	17-JUL-2004 16:02:36	Bright	55.000	68	18Alp Cas	2.2250	4500.0	110	12447	No
233	GOM_NL__2PRFIN20040717_160718_000000512028_00369_12447_2905.N1	17-JUL-2004 16:07:18	Bright	50.500	160	23Gam Per	2.9300	4700.0	101	12447	No
234	GOM_NL__2PRFIN20040717_160841_000000472028_00369_12447_2906.N1	17-JUL-2004 16:08:41	Bright	46.500	35	33Alp Per	1.7950	6250.0	93	12447	No
235	GOM_NL__2PRFIN20040717_161037_000000632028_00369_12447_2907.N1	17-JUL-2004 16:10:37	Bright	62.500	73	57Gam1And	2.2600	13100.	125	12447	No
236	GOM_NL__2PRFIN20040717_161331_000001112028_00369_12447_2908.N1	17-JUL-2004 16:13:31	Straylight	111.00	53	43Bet And	2.0480	3300.0	222	12447	No
237	GOM_NL__2PRFIN20040717_161715_000000492028_00369_12447_2909.N1	17-JUL-2004 16:17:15	Twilight	49.000	146	25Eta Tau	2.8730	15200.	98	12447	No
238	GOM_NL__2PRFIN20040717_161849_000000522028_00369_12447_2910.N1	17-JUL-2004 16:18:49	Twilight	52.000	13	87Alp Tau	0.86700	3800.0	104	12447	No
239	GOM_NL__2PRFIN20040717_162508_000000452028_00369_12447_2911.N1	17-JUL-2004 16:25:08	Dark	45.000	7	19Bet Ori	0.10000	14000.	90	12447	No
240	GOM_NL__2PRFIN20040717_162824_000000432028_00369_12447_2912.N1	17-JUL-2004 16:28:24	Dark	43.000	139	9Bet Lep	2.8330	5600.0	86	12447	No
241	GOM_NL__2PRFIN20040717_163727_000000442028_00369_12447_2913.N1	17-JUL-2004 16:37:27	Dark	44.000	157	The1Eri	2.9060	9300.0	88	12447	No
242	GOM_NL__2PRFIN20040717_164333_000000482028_00370_12448_2893.N1	17-JUL-2004 16:43:33	Dark	48.000	9	Alp Eri	0.45300	24000.	96	12448	No
243	GOM_NL__2PRFIN20040717_164653_000000422028_00370_12448_2894.N1	17-JUL-2004 16:46:53	Dark	41.500	135	Bet Hyi	2.8200	5800.0	83	12448	No
244	GOM_NL__2PRFIN20040717_165101_000000432028_00370_12448_2895.N1	17-JUL-2004 16:51:01	Straylight	42.500	148	Alp Tuc	2.8780	4100.0	85	12448	No
245	GOM_NL__2PRFIN20040717_165224_000000532028_00370_12448_2896.N1	17-JUL-2004 16:52:24	Straylight	52.500	63	Bet Gru	2.1500	2800.0	105	12448	No
246	GOM_NL__2PRFIN20040717_165356_000000512028_00370_12448_2897.N1	17-JUL-2004 16:53:56	Straylight	51.000	31	Alp Gru	1.7340	15200.	102	12448	No
247	GOM_NL__2PRFIN20040717_165625_000000832028_00370_12448_2898.N1	17-JUL-2004 16:56:25	Straylight	83.000	18	24Alp PsA	1.1660	9700.0	166	12448	No
248	GOM_NL__2PRFIN20040717_170051_000000452028_00370_12448_2899.N1	17-JUL-2004 17:00:51	Twilight	45.000	40	The Sco	1.8590	7100.0	90	12448	No
249	GOM_NL__2PRFIN20040717_170247_000000412028_00370_12448_2900.N1	17-JUL-2004 17:02:47	Twilight	41.000	38	20Eps Sgr	1.8360	11000.	82	12448	No
250	GOM_NL__2PRFIN20040717_170441_000000412028_00370_12448_2901.N1	17-JUL-2004 17:04:41	Bright	41.000	57	34Sig Sgr	2.0660	26000.	82	12448	No
251	GOM_NL__2PRFIN20040717_170632_000000772028_00370_12448_2902.N1	17-JUL-2004 17:06:32	Bright	76.500	142	49Del Cap	2.8500	8900.0	153	12448	No
252	GOM_NL__2PRFIN20040717_171359_000000382028_00370_12448_2903.N1	17-JUL-2004 17:13:59	Bright	37.500	126	60Bet Oph	2.7700	4250.0	75	12448	No
253	GOM_NL__2PRFIN20040717_171617_000000402028_00370_12448_2904.N1	17-JUL-2004 17:16:17	Bright	39.500	59	55Alp Oph	2.0800	8900.0	79	12448	No
254	GOM_NL__2PRFIN20040717_172215_000000402028_00370_12448_2905.N1	17-JUL-2004 17:22:15	Bright	40.000	133	40Zet Her	2.8070	6000.0	80	12448	No
255	GOM_NL__2PRFIN20040717_172702_000000382028_00370_12448_2906.N1	17-JUL-2004 17:27:02	Bright	38.000	69	33Gam Dra	2.2310	3800.0	76	12448	No
256	GOM_NL__2PRFIN20040717_172853_000000522028_00370_12448_2907.N1	17-JUL-2004 17:28:53	Bright	52.000	19	50Alp Cyg	1.2460	10500.	104	12448	No
257	GOM_NL__2PRFIN20040717_173350_000000452028_00370_12448_2908.N1	17-JUL-2004 17:33:50	Bright	44.500	89	5Alp Cep	2.4510	8000.0	89	12448	No
258	GOM_NL__2PRFIN20040717_173803_000000392028_00370_12448_2909.N1	17-JUL-2004 17:38:03	Bright	38.500	49	1Alp UMi	1.9900	6300.0	77	12448	No
259	GOM_NL__2PRFIN20040717_174113_000000532028_00370_12448_2910.N1	17-JUL-2004 17:41:13	Bright	53.000	74	11Bet Cas	2.2680	6600.0	106	12448	No
260	GOM_NL__2PRFIN20040717_174311_000000552028_00370_12448_2911.N1	17-JUL-2004 17:43:11	Bright	54.500	68	18Alp Cas	2.2250	4500.0	109	12448	No
261	GOM_NL__2PRFIN20040717_174754_000000572028_00370_12448_2912.N1	17-JUL-2004 17:47:54	Bright	56.500	160	23Gam Per	2.9300	4700.0	113	12448	No
262	GOM_NL__2PRFIN20040717_174917_000000442028_00370_12448_2913.N1	17-JUL-2004 17:49:17	Bright	43.500	35	33Alp Per	1.7950	6250.0	87	12448	No
263	GOM_NL__2PRFIN20040717_175112_000000652028_00370_12448_2914.N1	17-JUL-2004 17:51:12	Bright	65.000	73	57Gam1And	2.2600	13100.	130	12448	No
264	GOM_NL__2PRFIN20040717_175407_000001142028_00370_12448_2915.N1	17-JUL-2004 17:54:07	Straylight	114.00	53	43Bet And	2.0480	3300.0	228	12448	No
265	GOM_NL__2PRFIN20040717_175751_000000492028_00370_12448_2916.N1	17-JUL-2004 17:57:51	Twilight	49.000	146	25Eta Tau	2.8730	15200.	98	12448	No
266	GOM_NL__2PRFIN20040717_175926_000000552028_00370_12448_2917.N1	17-JUL-2004 17:59:26	Twilight	55.000	13	87Alp Tau	0.86700	3800.0	110	12448	No
267	GOM_NL__2PRFIN20040717_180545_000000402028_00370_12448_2918.N1	17-JUL-2004 18:05:45	Dark	39.500	7	19Bet Ori	0.10000	14000.	79	12448	No
268	GOM_NL__2PRFIN20040717_180901_000000432028_00370_12448_2919.N1	17-JUL-2004 18:09:01	Dark	42.500	139	9Bet Lep	2.8330	5600.0	85	12448	No
269	GOM_NL__2PRFIN20040717_181803_000000492028_00370_12448_2920.N1	17-JUL-2004 18:18:03	Dark	48.500	157	The1Eri	2.9060	9300.0	97	12448	No
270	GOM_NL__2PRFIN20040717_182410_000000542028_00371_12449_2887.N1	17-JUL-2004 18:24:10	Dark	54.000	9	Alp Eri	0.45300	24000.	108	12449	No
271	GOM_NL__2PRFIN20040717_182730_000000402028_00371_12449_2888.N1	17-JUL-2004 18:27:30	Dark	39.500	135	Bet Hyi	2.8200	5800.0	79	12449	No
272	GOM_NL__2PRFIN20040717_183138_000000422028_00371_12449_2889.N1	17-JUL-2004 18:31:38	Straylight	41.500	148	Alp Tuc	2.8780	4100.0	83	12449	No
273	GOM_NL__2PRFIN20040717_183301_000000562028_00371_12449_2890.N1	17-JUL-2004 18:33:01	Straylight	55.500	63	Bet Gru	2.1500	2800.0	111	12449	No
274	GOM_NL__2PRFIN20040717_183433_000000492028_00371_12449_2891.N1	17-JUL-2004 18:34:33	Straylight	48.500	31	Alp Gru	1.7340	15200.	97	12449	No
275	GOM_NL__2PRFIN20040717_183702_000000872028_00371_12449_2892.N1	17-JUL-2004 18:37:02	Straylight	86.500	18	24Alp PsA	1.1660	9700.0	173	12449	No
276	GOM_NL__2PRFIN20040717_184127_000000452028_00371_12449_2893.N1	17-JUL-2004 18:41:27	Twilight	45.000	40	The Sco	1.8590	7100.0	90	12449	No
277	GOM_NL__2PRFIN20040717_184323_000000442028_00371_12449_2894.N1	17-JUL-2004 18:43:23	Twilight	44.000	38	20Eps Sgr	1.8360	11000.	88	12449	No
278	GOM_NL__2PRFIN20040717_184517_000000412028_00371_12449_2895.N1	17-JUL-2004 18:45:17	Bright	41.000	57	34Sig Sgr	2.0660	26000.	82	12449	No

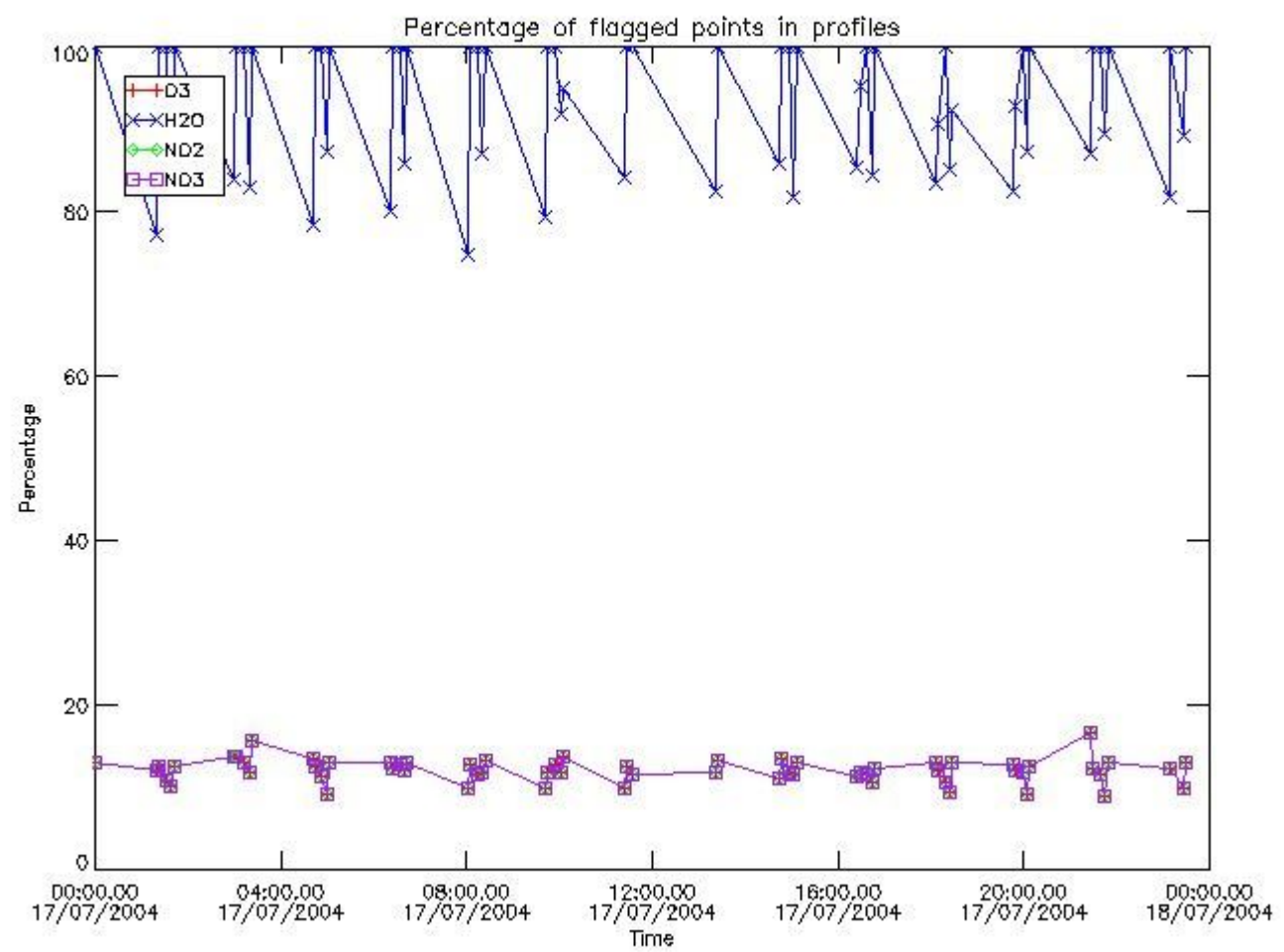
279	GOM_NL__2PRFIN20040717_184709_000000762028_00371_12449_2896.N1	17-JUL-2004 18:47:09	Bright	75.500	142	49Del Cap	2.8500	8900.0	151	12449	No
280	GOM_NL__2PRFIN20040717_185435_000000392028_00371_12449_2897.N1	17-JUL-2004 18:54:35	Bright	38.500	126	60Bet Oph	2.7700	4250.0	77	12449	No
281	GOM_NL__2PRFIN20040717_185653_000000372028_00371_12449_2898.N1	17-JUL-2004 18:56:53	Bright	37.000	59	55Alp Oph	2.0800	8900.0	74	12449	No
282	GOM_NL__2PRFIN20040717_190252_000000402028_00371_12449_2899.N1	17-JUL-2004 19:02:52	Bright	39.500	133	40Zet Her	2.8070	6000.0	79	12449	No
283	GOM_NL__2PRFIN20040717_190738_000000412028_00371_12449_2900.N1	17-JUL-2004 19:07:38	Bright	40.500	69	33Gam Dra	2.2310	3800.0	81	12449	No
284	GOM_NL__2PRFIN20040717_190928_000000512028_00371_12449_2901.N1	17-JUL-2004 19:09:28	Bright	51.000	19	50Alp Cyg	1.2460	10500.	102	12449	No
285	GOM_NL__2PRFIN20040717_191426_000000442028_00371_12449_2902.N1	17-JUL-2004 19:14:26	Bright	43.500	89	5Alp Cep	2.4510	8000.0	87	12449	No
286	GOM_NL__2PRFIN20040717_191839_000000382028_00371_12449_2903.N1	17-JUL-2004 19:18:39	Bright	37.500	49	1Alp UMi	1.9900	6300.0	75	12449	No
287	GOM_NL__2PRFIN20040717_192148_000000542028_00371_12449_2904.N1	17-JUL-2004 19:21:48	Bright	53.500	74	11Bet Cas	2.2680	6600.0	107	12449	No
288	GOM_NL__2PRFIN20040717_192347_000000562028_00371_12449_2905.N1	17-JUL-2004 19:23:47	Bright	55.500	68	18Alp Cas	2.2250	4500.0	111	12449	No
289	GOM_NL__2PRFIN20040717_192830_000000552028_00371_12449_2906.N1	17-JUL-2004 19:28:30	Bright	55.000	160	23Gam Per	2.9300	4700.0	110	12449	No
290	GOM_NL__2PRFIN20040717_192952_000000442028_00371_12449_2907.N1	17-JUL-2004 19:29:52	Bright	43.500	35	33Alp Per	1.7950	6250.0	87	12449	No
291	GOM_NL__2PRFIN20040717_193148_000000652028_00371_12449_2908.N1	17-JUL-2004 19:31:48	Bright	65.000	73	57Gam1And	2.2600	13100.	130	12449	No
292	GOM_NL__2PRFIN20040717_193443_000001162028_00371_12449_2909.N1	17-JUL-2004 19:34:43	Straylight	115.50	53	43Bet And	2.0480	3300.0	231	12449	No
293	GOM_NL__2PRFIN20040717_193827_000000492028_00371_12449_2910.N1	17-JUL-2004 19:38:27	Twilight	48.500	146	25Eta Tau	2.8730	15200.	97	12449	No
294	GOM_NL__2PRFIN20040717_194002_000000552028_00371_12449_2911.N1	17-JUL-2004 19:40:02	Twilight	55.000	13	87Alp Tau	0.86700	3800.0	110	12449	No
295	GOM_NL__2PRFIN20040717_194621_000000402028_00371_12449_2912.N1	17-JUL-2004 19:46:21	Dark	40.000	7	19Bet Ori	0.10000	14000.	80	12449	No
296	GOM_NL__2PRFIN20040717_194937_000000422028_00371_12449_2913.N1	17-JUL-2004 19:49:37	Dark	42.000	139	9Bet Lep	2.8330	5600.0	84	12449	No
297	GOM_NL__2PRFIN20040717_195840_000000442028_00371_12449_2914.N1	17-JUL-2004 19:58:40	Dark	43.500	157	The1Eri	2.9060	9300.0	87	12449	No
298	GOM_NL__2PRFIN20040717_200446_000000552028_00372_12450_2822.N1	17-JUL-2004 20:04:46	Dark	55.000	9	Alp Eri	0.45300	24000.	110	12450	No
299	GOM_NL__2PRFIN20040717_200806_000000412028_00372_12450_2823.N1	17-JUL-2004 20:08:06	Dark	41.000	135	Bet Hyi	2.8200	5800.0	82	12450	No
300	GOM_NL__2PRFIN20040717_201214_000000432028_00372_12450_2824.N1	17-JUL-2004 20:12:14	Straylight	42.500	148	Alp Tuc	2.8780	4100.0	85	12450	No
301	GOM_NL__2PRFIN20040717_201337_000000632028_00372_12450_2825.N1	17-JUL-2004 20:13:37	Straylight	62.500	63	Bet Gru	2.1500	2800.0	125	12450	No
302	GOM_NL__2PRFIN20040717_201510_000000502028_00372_12450_2826.N1	17-JUL-2004 20:15:10	Straylight	49.500	31	Alp Gru	1.7340	15200.	99	12450	No
303	GOM_NL__2PRFIN20040717_201740_000000902028_00372_12450_2827.N1	17-JUL-2004 20:17:40	Straylight	89.500	18	24Alp PsA	1.1660	9700.0	179	12450	No
304	GOM_NL__2PRFIN20040717_202203_000000462028_00372_12450_2828.N1	17-JUL-2004 20:22:03	Twi_and_stray	45.500	40	The Sco	1.8590	7100.0	91	12450	No
305	GOM_NL__2PRFIN20040717_202359_000000442028_00372_12450_2829.N1	17-JUL-2004 20:23:59	Twi_and_stray	43.500	38	20Eps Sgr	1.8360	11000.	87	12450	No
306	GOM_NL__2PRFIN20040717_202553_000000402028_00372_12450_2830.N1	17-JUL-2004 20:25:53	Bright	40.000	57	34Sig Sgr	2.0660	26000.	80	12450	No
307	GOM_NL__2PRFIN20040717_202744_000000772028_00372_12450_2831.N1	17-JUL-2004 20:27:44	Bright	77.000	142	49Del Cap	2.8500	8900.0	154	12450	No
308	GOM_NL__2PRFIN20040717_203512_000000382028_00372_12450_2832.N1	17-JUL-2004 20:35:12	Bright	38.000	126	60Bet Oph	2.7700	4250.0	76	12450	No
309	GOM_NL__2PRFIN20040717_203729_000000382028_00372_12450_2833.N1	17-JUL-2004 20:37:29	Bright	38.000	59	55Alp Oph	2.0800	8900.0	76	12450	No
310	GOM_NL__2PRFIN20040717_204328_000000402028_00372_12450_2834.N1	17-JUL-2004 20:43:28	Bright	39.500	133	40Zet Her	2.8070	6000.0	79	12450	No
311	GOM_NL__2PRFIN20040717_204814_000000412028_00372_12450_2835.N1	17-JUL-2004 20:48:14	Bright	40.500	69	33Gam Dra	2.2310	3800.0	81	12450	No
312	GOM_NL__2PRFIN20040717_205003_000000532028_00372_12450_2836.N1	17-JUL-2004 20:50:03	Bright	52.500	19	50Alp Cyg	1.2460	10500.	105	12450	No
313	GOM_NL__2PRFIN20040717_205502_000000432028_00372_12450_2837.N1	17-JUL-2004 20:55:02	Bright	43.000	89	5Alp Cep	2.4510	8000.0	86	12450	No
314	GOM_NL__2PRFIN20040717_205915_000000372028_00372_12450_2838.N1	17-JUL-2004 20:59:15	Bright	37.000	49	1Alp UMi	1.9900	6300.0	74	12450	No
315	GOM_NL__2PRFIN20040717_210223_000000532028_00372_12450_2839.N1	17-JUL-2004 21:02:23	Bright	52.500	74	11Bet Cas	2.2680	6600.0	105	12450	No
316	GOM_NL__2PRFIN20040717_210422_000000552028_00372_12450_2840.N1	17-JUL-2004 21:04:22	Bright	54.500	68	18Alp Cas	2.2250	4500.0	109	12450	No
317	GOM_NL__2PRFIN20040717_210906_000000432028_00372_12450_2841.N1	17-JUL-2004 21:09:06	Bright	42.500	160	23Gam Per	2.9300	4700.0	85	12450	No
318	GOM_NL__2PRFIN20040717_211028_000000462028_00372_12450_2842.N1	17-JUL-2004 21:10:28	Bright	45.500	35	33Alp Per	1.7950	6250.0	91	12450	No
319	GOM_NL__2PRFIN20040717_211224_000000652028_00372_12450_2843.N1	17-JUL-2004 21:12:24	Bright	64.500	73	57Gam1And	2.2600	13100.	129	12450	No
320	GOM_NL__2PRFIN20040717_211519_000001162028_00372_12450_2844.N1	17-JUL-2004 21:15:19	Straylight	116.00	53	43Bet And	2.0480	3300.0	232	12450	No
321	GOM_NL__2PRFIN20040717_211903_000000482028_00372_12450_2845.N1	17-JUL-2004 21:19:03	Twilight	47.500	146	25Eta Tau	2.8730	15200.	95	12450	No
322	GOM_NL__2PRFIN20040717_212038_000000502028_00372_12450_2846.N1	17-JUL-2004 21:20:38	Twilight	50.000	13	87Alp Tau	0.86700	3800.0	100	12450	No
323	GOM_NL__2PRFIN20040717_212657_000000432028_00372_12450_2847.N1	17-JUL-2004 21:26:57	Dark	43.000	7	19Bet Ori	0.10000	14000.	86	12450	No
324	GOM_NL__2PRFIN20040717_212921_000000422028_00372_12450_2848.N1	17-JUL-2004 21:29:21	Dark	41.500	101	11Alp Lep	2.5820	7000.0	83	12450	No
325	GOM_NL__2PRFIN20040717_213916_000000442028_00372_12450_2849.N1	17-JUL-2004 21:39:16	Dark	44.000	157	The1Eri	2.9060	9300.0	88	12450	No
326	GOM_NL__2PRFIN20040717_214523_000000572028_00373_12451_2822.N1	17-JUL-2004 21:45:23	Dark	57.000	9	Alp Eri	0.45300	24000.	114	12451	No
327	GOM_NL__2PRFIN20040717_214842_000000392028_00373_12451_2823.N1	17-JUL-2004 21:48:42	Dark	39.000	135	Bet Hyi	2.8200	5800.0	78	12451	No
328	GOM_NL__2PRFIN20040717_215250_000000472028_00373_12451_2824.N1	17-JUL-2004 21:52:50	Straylight	46.500	148	Alp Tuc	2.8780	4100.0	93	12451	No
329	GOM_NL__2PRFIN20040717_215414_000000662028_00373_12451_2825.N1	17-JUL-2004 21:54:14	Straylight	66.000	63	Bet Gru	2.1500	2800.0	132	12451	No
330	GOM_NL__2PRFIN20040717_215546_000000592028_00373_12451_2826.N1	17-JUL-2004 21:55:46	Straylight	58.500	31	Alp Gru	1.7340	15200.	117	12451	No
331	GOM_NL__2PRFIN20040717_215817_000000842028_00373_12451_2827.N1	17-JUL-2004 21:58:17	Straylight	83.500	18	24Alp PsA	1.1660	9700.0	167	12451	No
332	GOM_NL__2PRFIN20040717_220239_000000452028_00373_12451_2828.N1	17-JUL-2004 22:02:39	Twi_and_stray	44.500	40	The Sco	1.8590	7100.0	89	12451	No
333	GOM_NL__2PRFIN20040717_220435_000000452028_00373_12451_2829.N1	17-JUL-2004 22:04:35	Twi_and_stray	44.500	38	20Eps Sgr	1.8360	11000.	89	12451	No
334	GOM_NL__2PRFIN20040717_220629_000000422028_00373_12451_2830.N1	17-JUL-2004 22:06:29	Bright	41.500	57	34Sig Sgr	2.0660	26000.	83	12451	No
335	GOM_NL__2PRFIN20040717_220820_000000742028_00373_12451_2831.N1	17-JUL-2004 22:08:20	Bright	74.000	142	49Del Cap	2.8500	8900.0	148	12451	No
336	GOM_NL__2PRFIN20040717_221547_000000382028_00373_12451_2832.N1	17-JUL-2004 22:15:47	Bright	37.500	126	60Bet Oph	2.7700	4250.0	75	12451	No
337	GOM_NL__2PRFIN20040717_221805_000000392028_00373_12451_2833.N1	17-JUL-2004 22:18:05	Bright	38.500	59	55Alp Oph	2.0800	8900.0	77	12451	No

338	GOM_NL__2PRFIN20040717_222404_000000392028_00373_12451_2834.N1	17-JUL-2004 22:24:04	Bright	38.500	133	40Zet Her	2.8070	6000.0	77	12451	No
339	GOM_NL__2PRFIN20040717_222849_000000402028_00373_12451_2835.N1	17-JUL-2004 22:28:49	Bright	39.500	69	33Gam Dra	2.2310	3800.0	79	12451	No
340	GOM_NL__2PRFIN20040717_223038_000000512028_00373_12451_2836.N1	17-JUL-2004 22:30:38	Bright	50.500	19	50Alp Cyg	1.2460	10500.	101	12451	No
341	GOM_NL__2PRFIN20040717_223537_000000432028_00373_12451_2837.N1	17-JUL-2004 22:35:37	Bright	42.500	89	5Alp Cep	2.4510	8000.0	85	12451	No
342	GOM_NL__2PRFIN20040717_223950_000000372028_00373_12451_2838.N1	17-JUL-2004 22:39:50	Bright	37.000	49	1Alp UMi	1.9900	6300.0	74	12451	No
343	GOM_NL__2PRFIN20040717_224259_000000522028_00373_12451_2839.N1	17-JUL-2004 22:42:59	Bright	51.500	74	11Bet Cas	2.2680	6600.0	103	12451	No
344	GOM_NL__2PRFIN20040717_224457_000000542028_00373_12451_2840.N1	17-JUL-2004 22:44:57	Bright	53.500	68	18Alp Cas	2.2250	4500.0	107	12451	No
345	GOM_NL__2PRFIN20040717_224941_000000422028_00373_12451_2841.N1	17-JUL-2004 22:49:41	Bright	42.000	160	23Gam Per	2.9300	4700.0	84	12451	No
346	GOM_NL__2PRFIN20040717_225104_000000452028_00373_12451_2842.N1	17-JUL-2004 22:51:04	Bright	45.000	35	33Alp Per	1.7950	6250.0	90	12451	No
347	GOM_NL__2PRFIN20040717_225300_000000672028_00373_12451_2843.N1	17-JUL-2004 22:53:00	Bright	66.500	73	57Gam1And	2.2600	13100.	133	12451	No
348	GOM_NL__2PRFIN20040717_225554_000001442028_00373_12451_2844.N1	17-JUL-2004 22:55:54	Straylight	143.50	53	43Bet And	2.0480	3300.0	287	12451	No
349	GOM_NL__2PRFIN20040717_225939_000000492028_00373_12451_2845.N1	17-JUL-2004 22:59:39	Twilight	48.500	146	25Eta Tau	2.8730	15200.	97	12451	No
350	GOM_NL__2PRFIN20040717_230113_000000502028_00373_12451_2846.N1	17-JUL-2004 23:01:13	Twilight	50.000	13	87Alp Tau	0.86700	3800.0	100	12451	No
351	GOM_NL__2PRFIN20040717_230733_000000422028_00373_12451_2847.N1	17-JUL-2004 23:07:33	Dark	41.500	7	19Bet Ori	0.10000	14000.	83	12451	No
352	GOM_NL__2PRFIN20040717_230957_000000422028_00373_12451_2848.N1	17-JUL-2004 23:09:57	Dark	41.500	101	11Alp Lep	2.5820	7000.0	83	12451	No
353	GOM_NL__2PRFIN20040717_232559_000000522028_00374_12452_2822.N1	17-JUL-2004 23:25:59	Dark	51.500	9	Alp Eri	0.45300	24000.	103	12452	No
354	GOM_NL__2PRFIN20040717_232919_000000392028_00374_12452_2823.N1	17-JUL-2004 23:29:19	Dark	39.000	135	Bet Hyi	2.8200	5800.0	78	12452	No
355	GOM_NL__2PRFIN20040717_233326_000000442028_00374_12452_2824.N1	17-JUL-2004 23:33:26	Straylight	43.500	148	Alp Tuc	2.8780	4100.0	87	12452	No
356	GOM_NL__2PRFIN20040717_233450_000000622028_00374_12452_2825.N1	17-JUL-2004 23:34:50	Straylight	61.500	63	Bet Gru	2.1500	2800.0	123	12452	No
357	GOM_NL__2PRFIN20040717_233622_000000502028_00374_12452_2826.N1	17-JUL-2004 23:36:22	Straylight	49.500	31	Alp Gru	1.7340	15200.	99	12452	No
358	GOM_NL__2PRFIN20040717_233854_000000862028_00374_12452_2827.N1	17-JUL-2004 23:38:54	Straylight	86.000	18	24Alp PsA	1.1660	9700.0	172	12452	No
359	GOM_NL__2PRFIN20040717_234315_000000492028_00374_12452_2828.N1	17-JUL-2004 23:43:15	Tw_i_and_stray	49.000	40	The Sco	1.8590	7100.0	98	12452	No
360	GOM_NL__2PRFIN20040717_234511_000000452028_00374_12452_2829.N1	17-JUL-2004 23:45:11	Tw_i_and_stray	44.500	38	20Eps Sgr	1.8360	11000.	89	12452	No
361	GOM_NL__2PRFIN20040717_234704_000000422028_00374_12452_2830.N1	17-JUL-2004 23:47:04	Bright	42.000	57	34Sig Sgr	2.0660	26000.	84	12452	No
362	GOM_NL__2PRFIN20040717_234856_000000752028_00374_12452_2831.N1	17-JUL-2004 23:48:56	Bright	75.000	142	49Del Cap	2.8500	8900.0	150	12452	No
363	GOM_NL__2PRFIN20040717_235623_000000382028_00374_12452_2832.N1	17-JUL-2004 23:56:23	Bright	38.000	126	60Bet Oph	2.7700	4250.0	76	12452	No
364	GOM_NL__2PRFIN20040717_235840_000000382028_00374_12452_2833.N1	17-JUL-2004 23:58:40	Bright	37.500	59	55Alp Oph	2.0800	8900.0	75	12452	No

3. Quality information per product

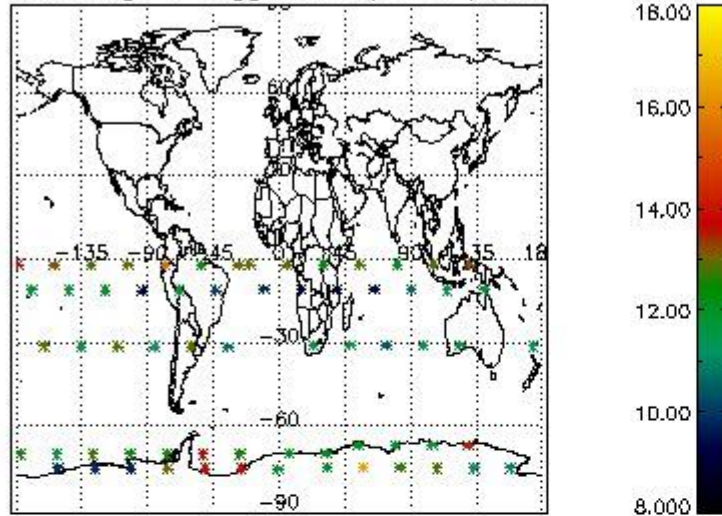
In this section it is plotted some information contained in the Quality Summary data set of the level 2 products. Only products in dark limb conditions and without errors (error flag in the MPH set to "0") are used.

3.1 Plot quality information per product (time dependant)

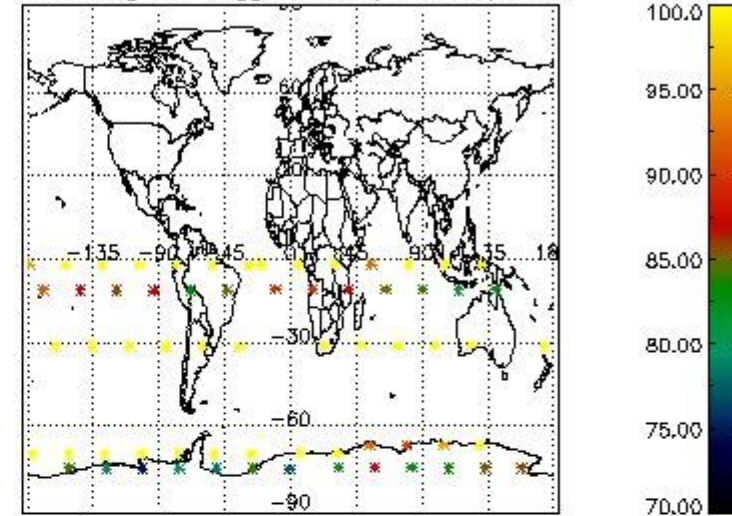


3.2 Plot quality information per product (world map)

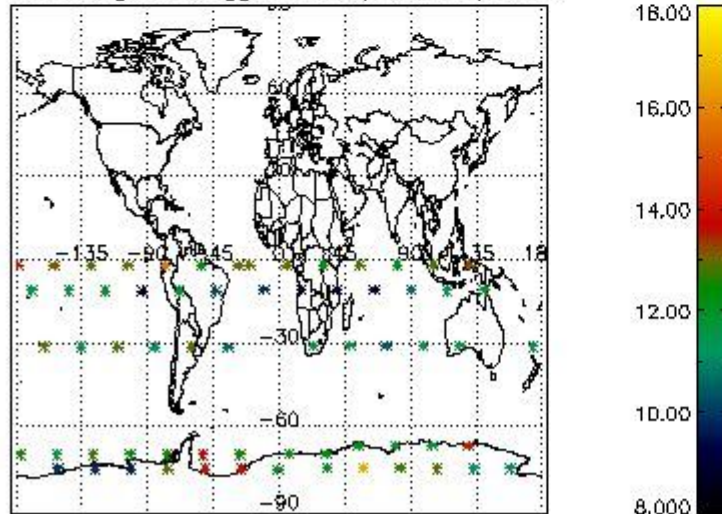
Percentage of flagged data per O3 profile



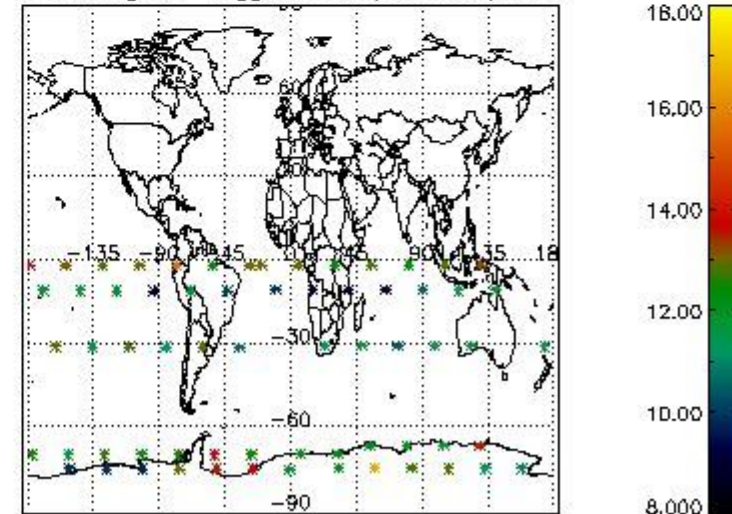
Percentage of flagged data per H2O profile



Percentage of flagged data per NO2 profile



Percentage of flagged data per NO3 profile

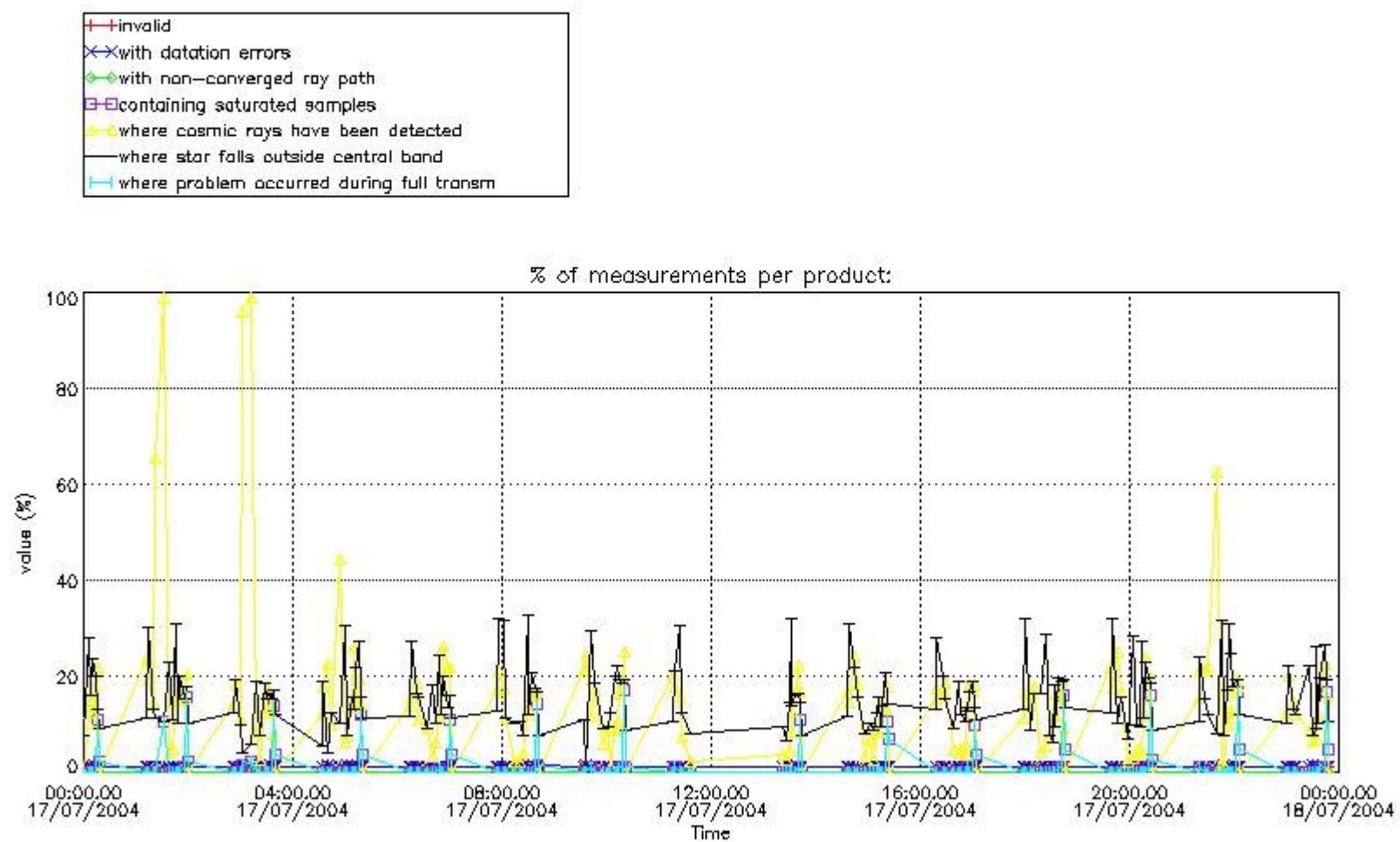


4. Level 1 quality information per product

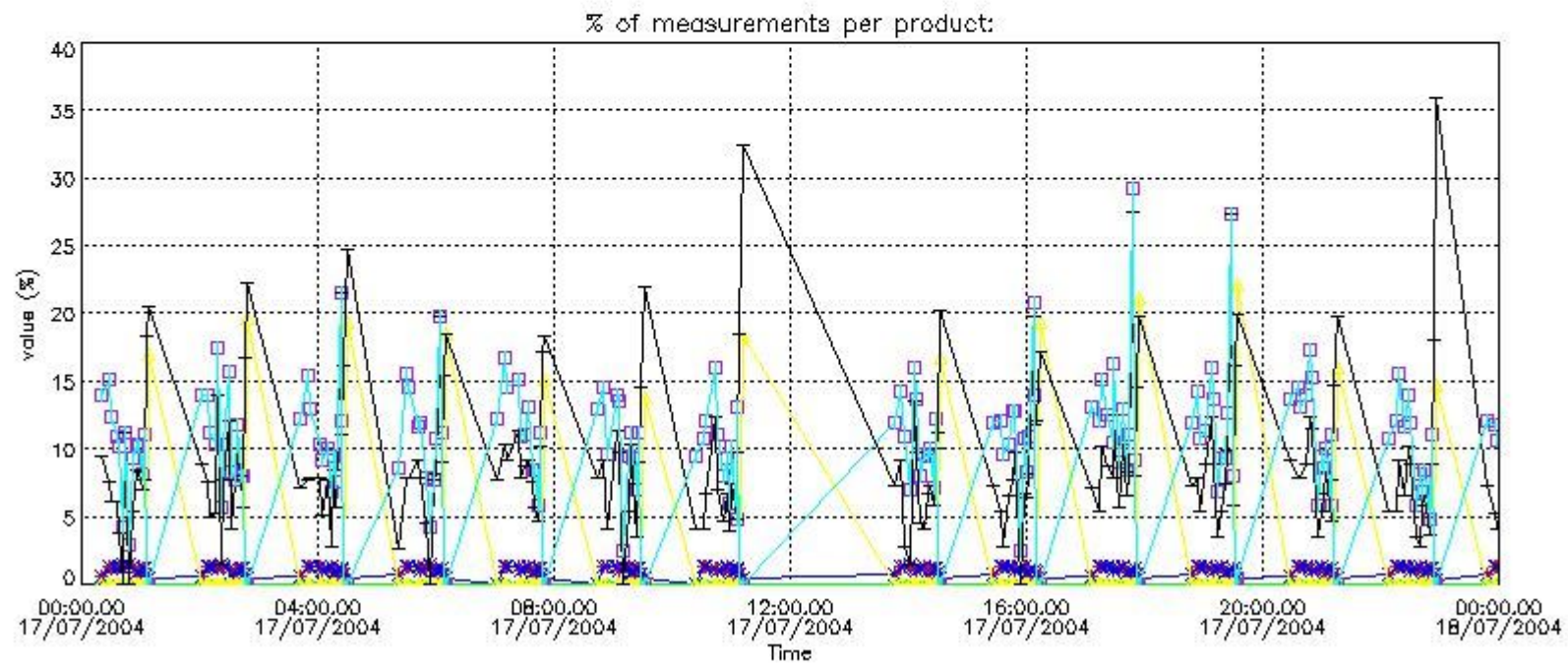
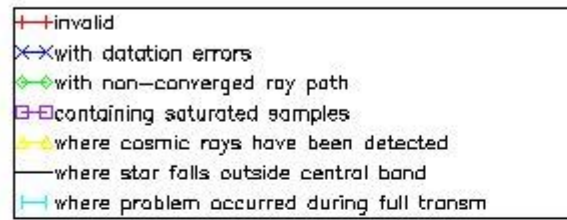
In this section it is plotted some information contained in the Quality Summary data set of the level 2 products that comes from the level 1b processing. Products without errors (error flag in the MPH set to "0") are used.

4.1 Plot quality information per product (time dependant) coming from level 1b processing

4.1.1 Plot level 1 quality information per product (time dependant): ENVISAT ASCENDING passes

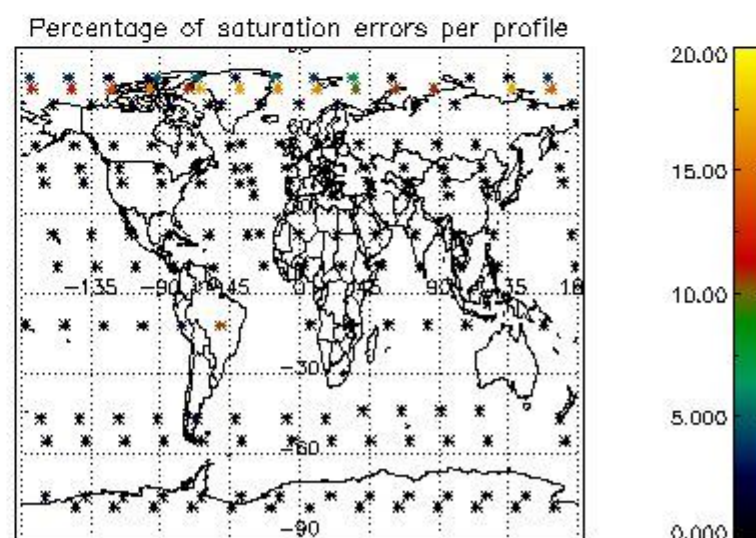
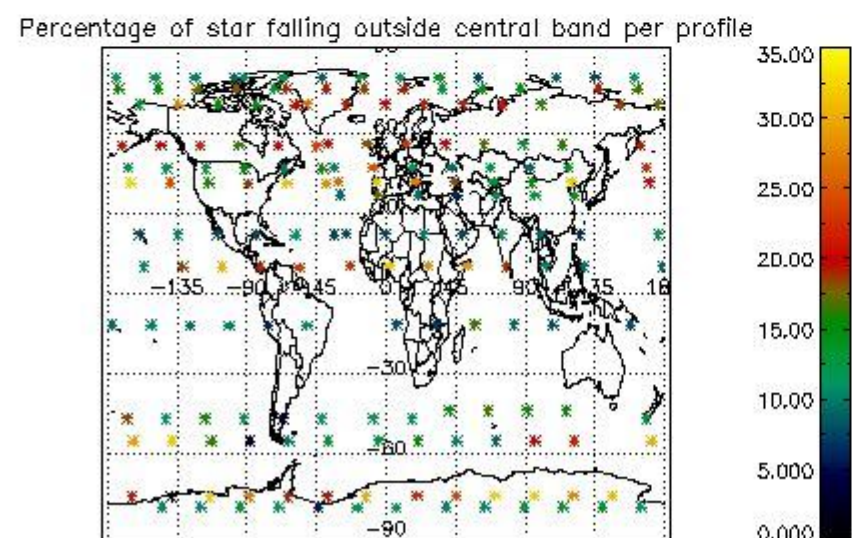
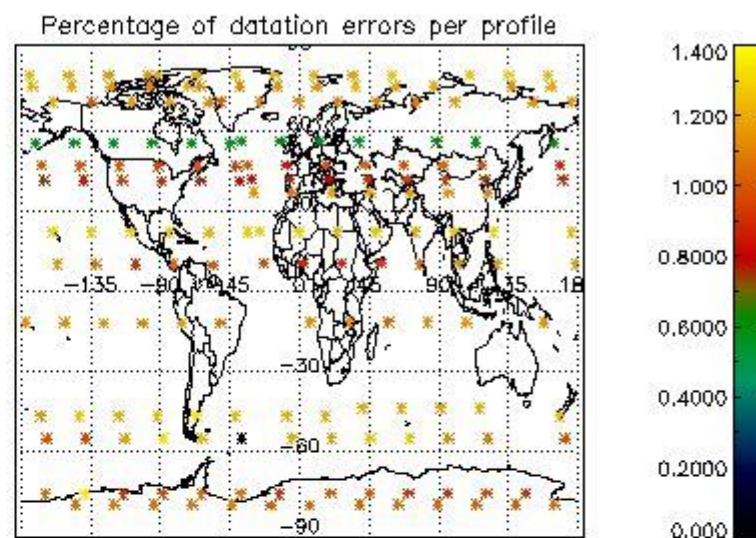
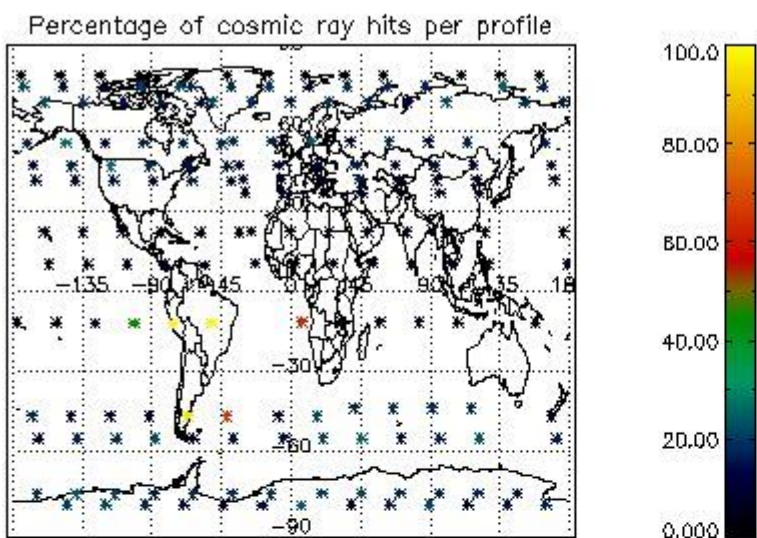


4.1.2 Plot level 1 quality information per product (time dependant): ENVI SAT DESCENDING passes

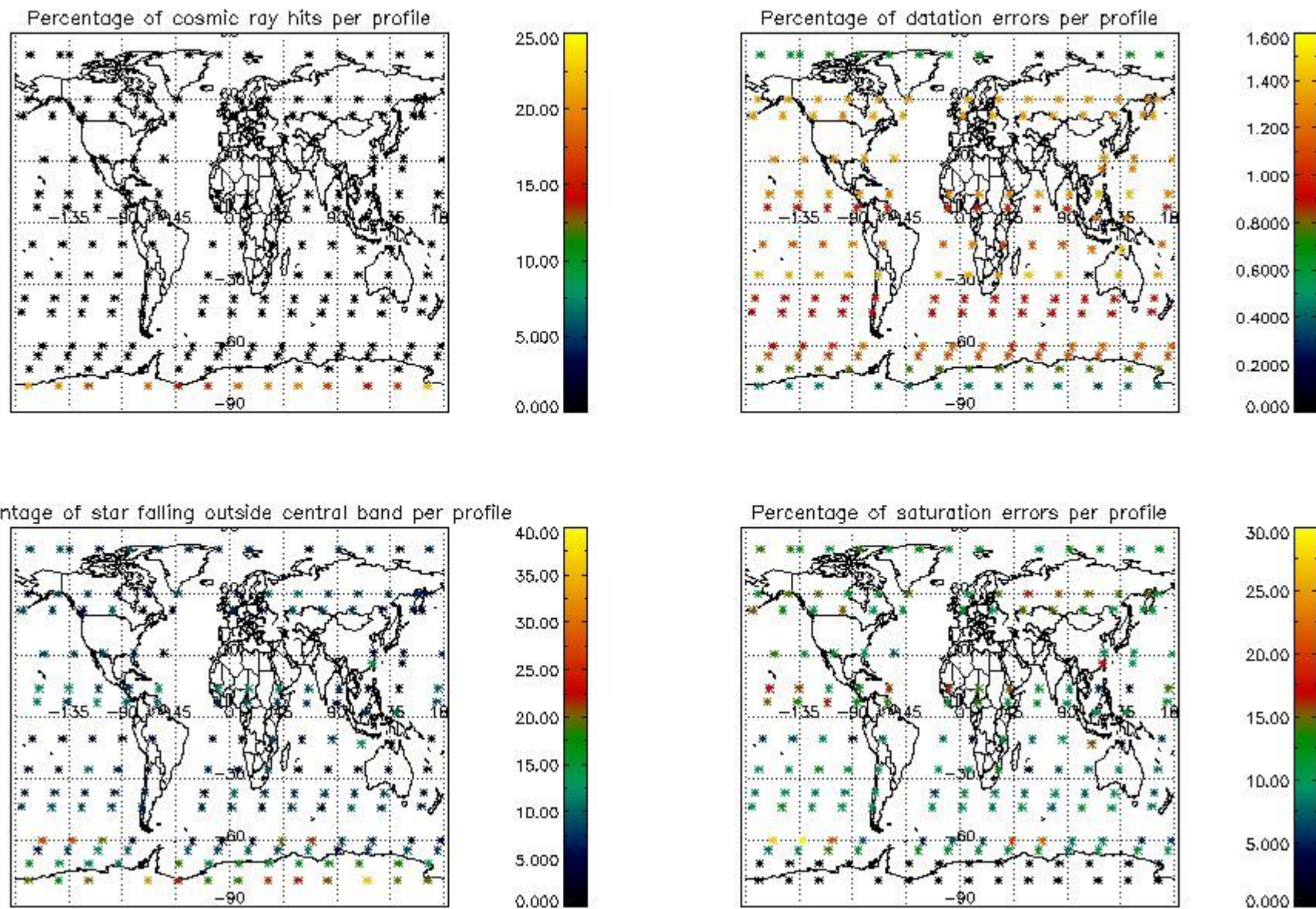


4.2 Plot quality information per product coming from level 1b processing (world map)

4.2.1 Plot level 1 quality information per product (world map): ENVISAT ASCENDING passes



4.2.2 Plot level 1 quality information per product (world map): ENVISAT DESCENDING passes



5. Trace gas profiles

5.1 Ozone statistics based on quality of products

The final quality of the products can be "measured" using the STD (Standard Deviation) attached to every point profile. This information is written to the parameter GOM_NL__2P/NL_LOCAL_SPECIES_DENSITY/o3_std of the level 2 products. The table below shows the statistics for given STD ranges.

The statistics are given with respect to the overall valid production:

- Products without fatal errors: GOM_NL__2P/MPH/PRODUCT_ERR=0
- Valid point profile: GOM_NL__2P/NL_LOCAL_SPECIES_DENSITY/pcd(0)=0

The 'Criteria' is applied to valid points of dark limb products:

- Products in dark limb illumination condition: GOM_NL__2P/NL_SUMMARY_QUALITY/obs_ill_cond=0
- Products without fatal errors: GOM_NL__2P/MPH/PRODUCT_ERR=0
- Valid point profile: GOM_NL__2P/NL_LOCAL_SPECIES_DENSITY/pcd(0)=0

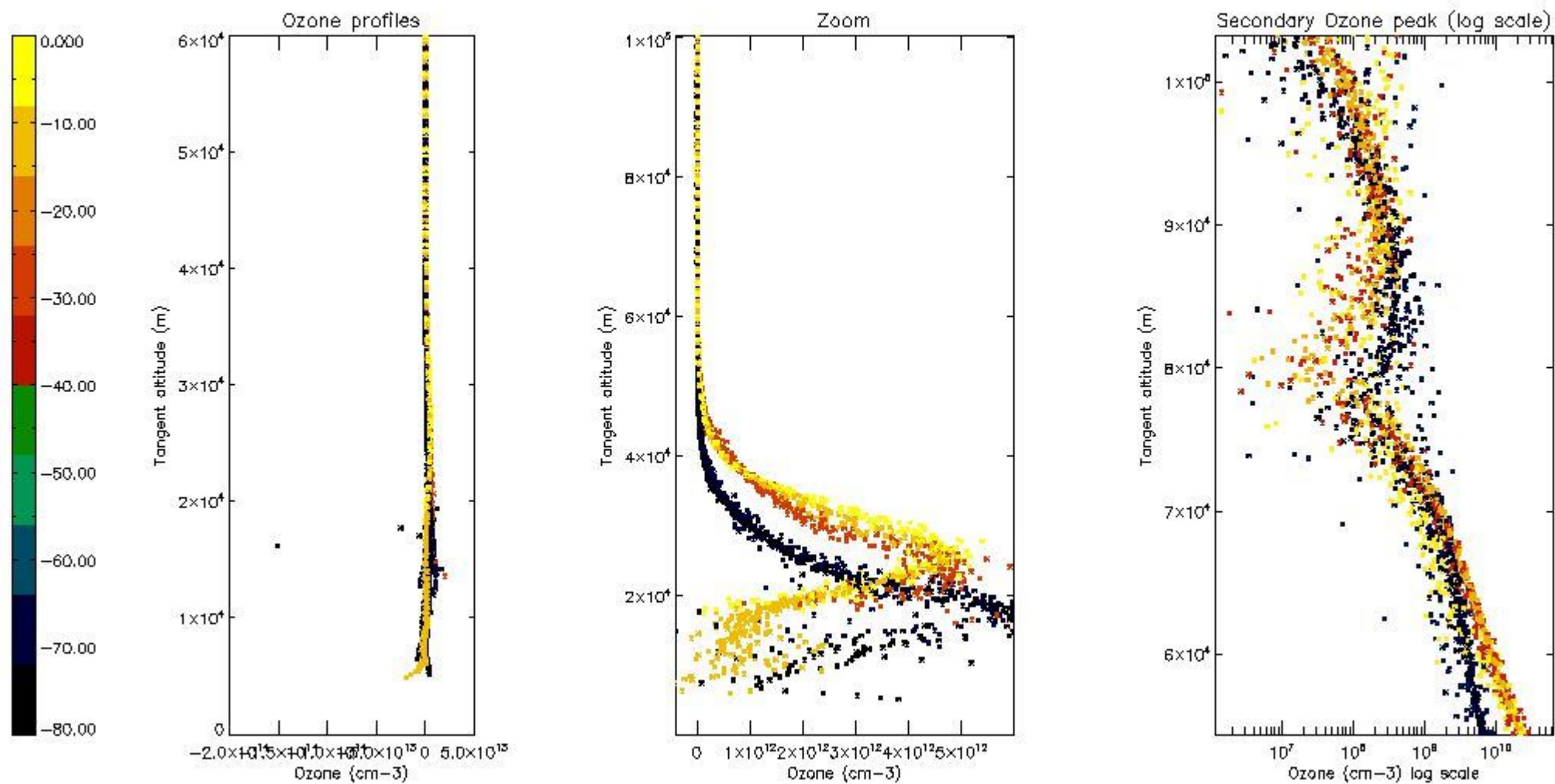
So, the table below shows the percentage of dark limb and valid observations for each criteria with respect to the overall valid daily observations.

Criteria	% of total production
All STD	15
STD < 20	9

STD < 10	7
STD < 5	4

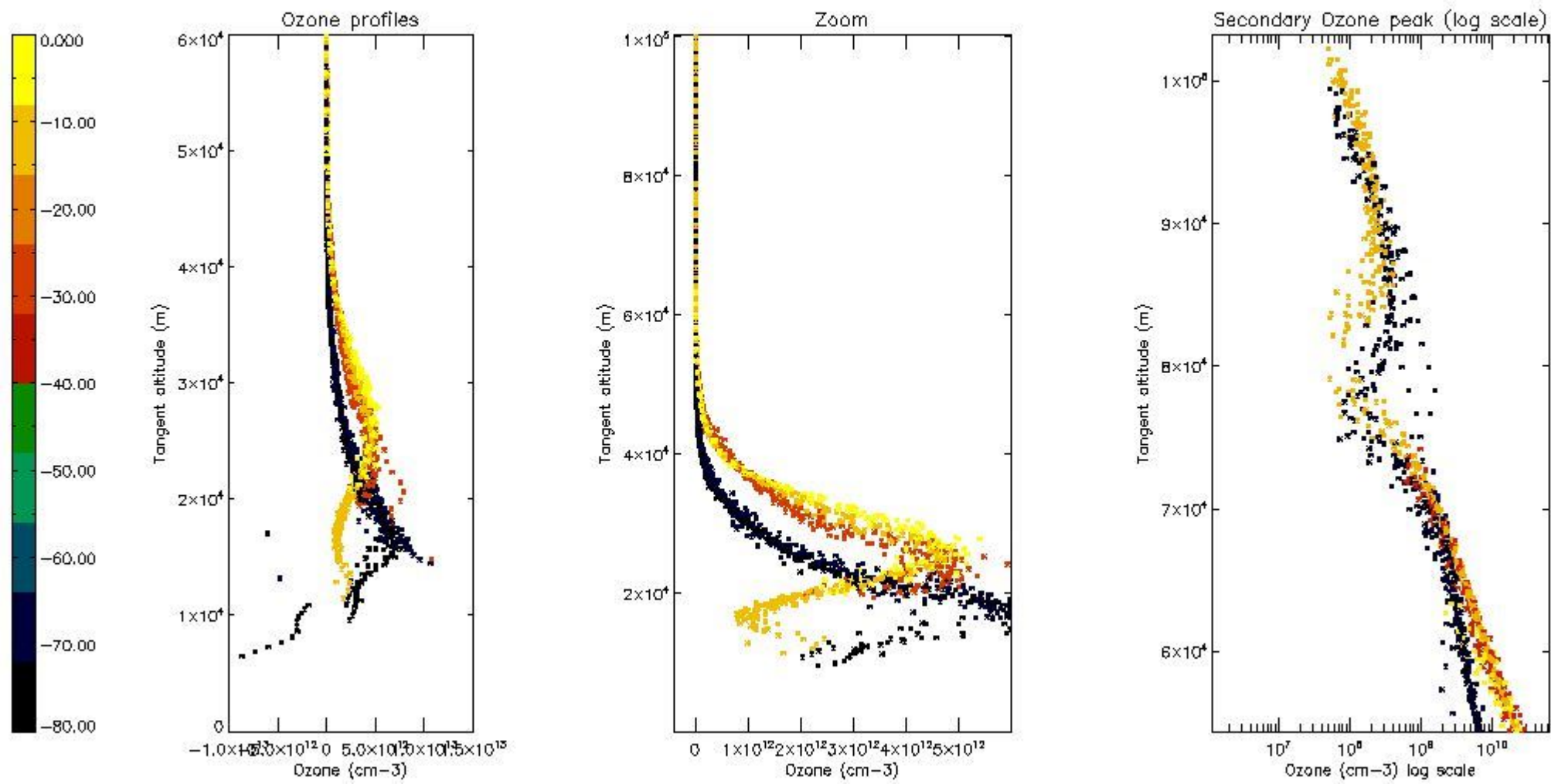
5.2 Plot ozone profiles for all STD (dark without errors)

The colorbar represents the latitude.



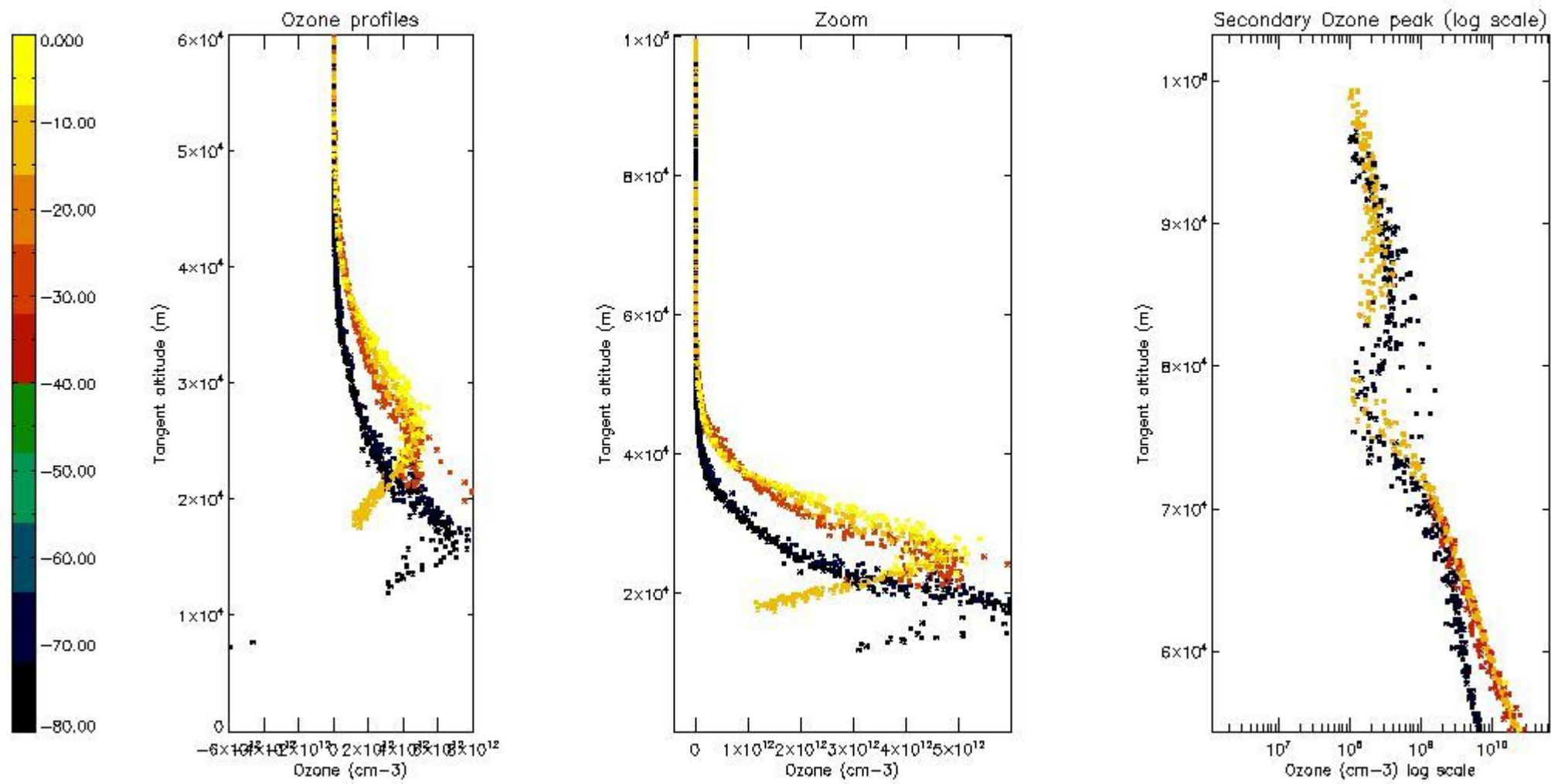
5.3 Plot ozone profiles where STD < 20% (dark without errors)

The colorbar represents the latitude.



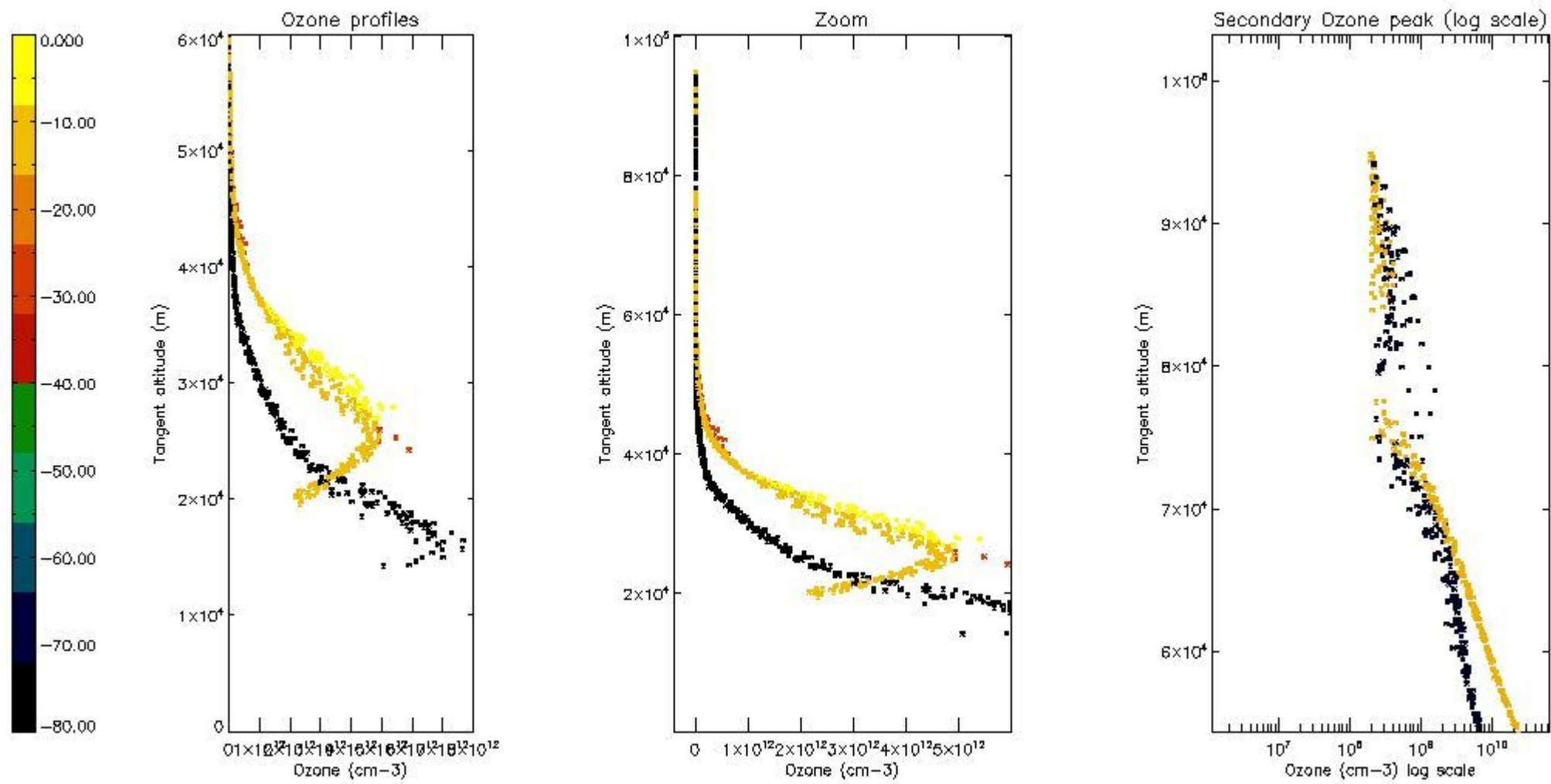
5.4 Plot ozone profiles where STD < 10% (dark without errors)

The colorbar represents the latitude.



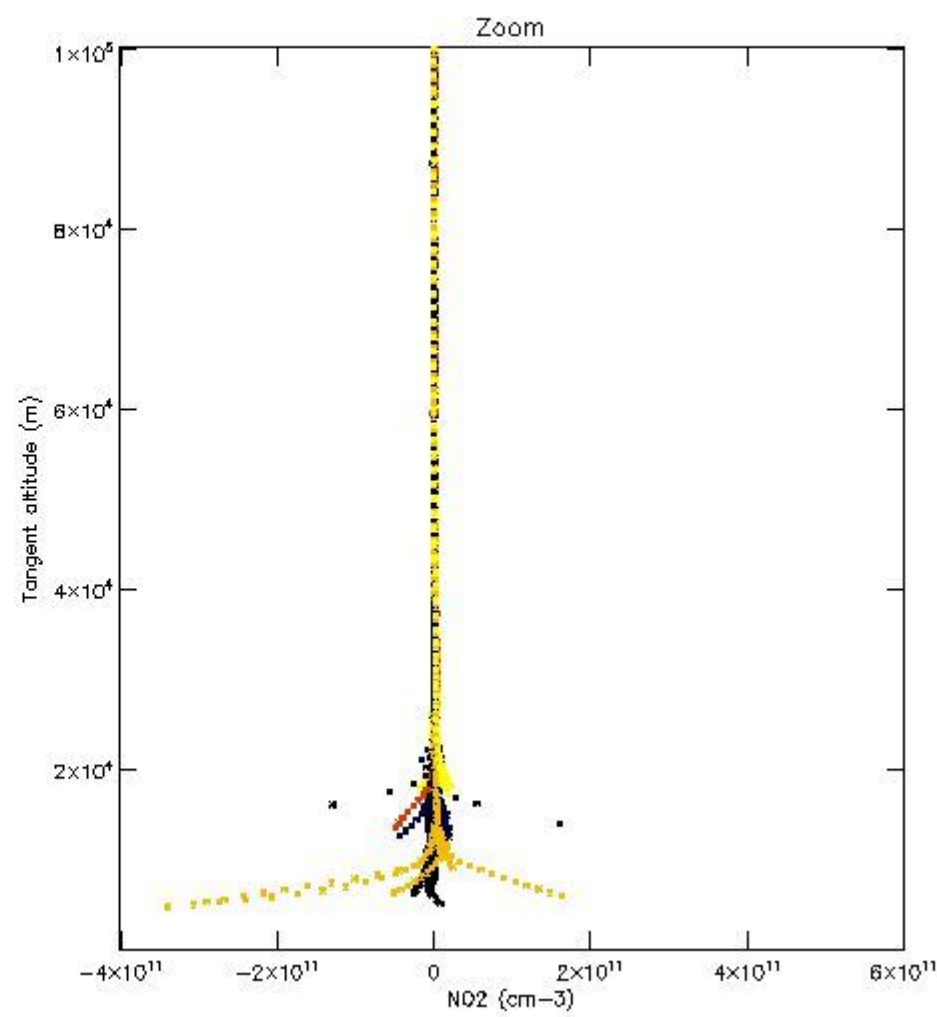
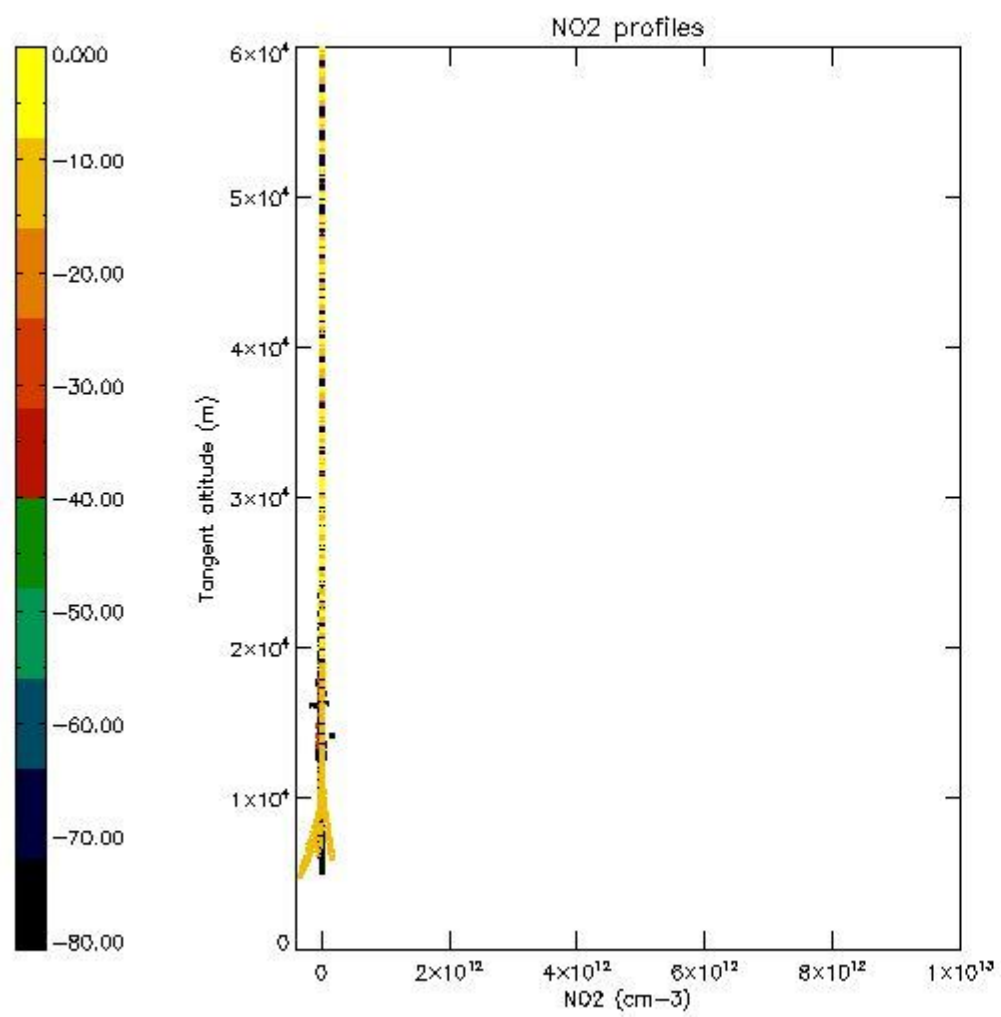
5.5 Plot ozone profiles where STD < 5% (dark without errors)

The colorbar represents the latitude.



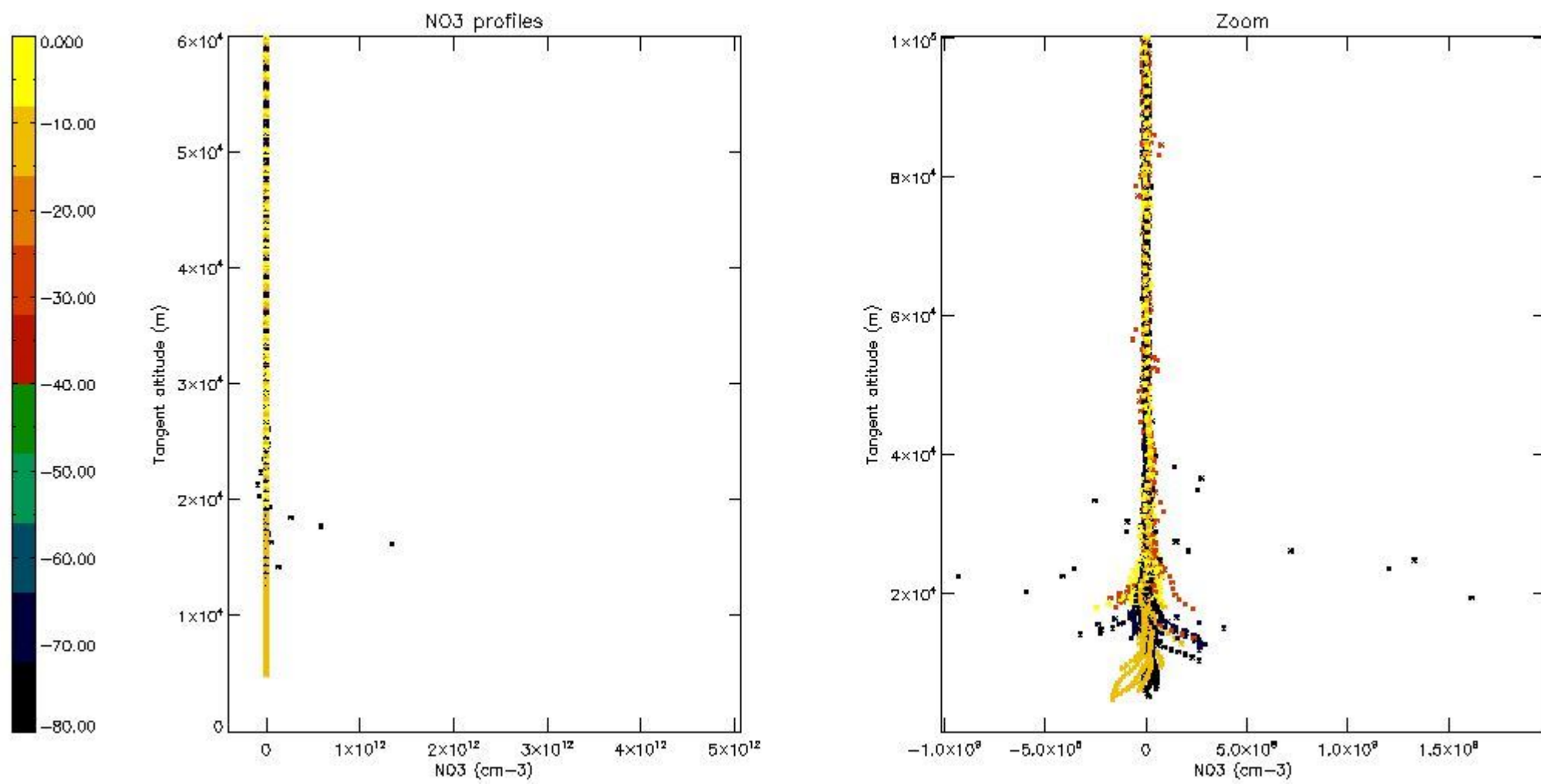
5.6 Plot NO₂ profiles for all STD (dark without errors)

The colorbar represents the latitude.



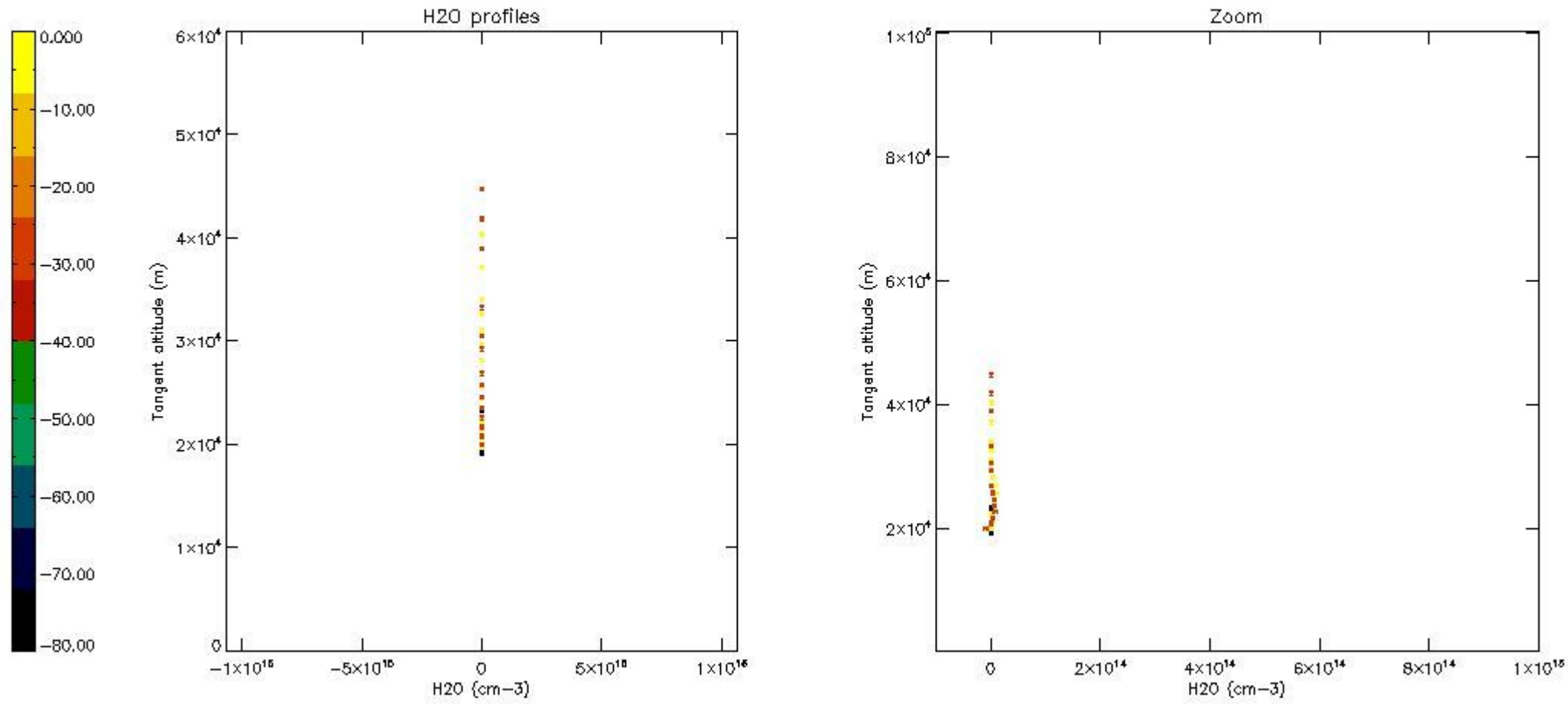
5.7 Plot NO3 profiles for all STD (dark without errors)

The colorbar represents the latitude.



5.8 Plot H2O profiles for all STD (only for occultations of stars 1,2,3,4,13,14,16,26,63 dark without errors)

The colorbar represents the latitude.



6. Auxiliary Data Files used for the production reported in section 2

The number reported in the third column indicates since which file (see list in section 2) the corresponding auxiliary file has been used. The fourth column is the date of those product files.

Type	Auxiliary Filename	Used since product	Used since product date
INST_PHYS_CHARACTERISTICS	GOM_INS_AXVIEC20091111_143220_20030716_120000_20500101_000000	1	17-JUL-2004 00:00:52
LEVEL-2_PROC_CONFIG	GOM_PR2_AXVIEC20091111_152718_20020301_000000_20500101_000000	1	17-JUL-2004 00:00:52
CROSS_SECTIONS_FILE	GOM_CRS_AXVIEC20091111_154832_20020301_000000_20500101_000000	1	17-JUL-2004 00:00:52

GOMOS Level 2 Daily Report

SUMMARY

[1. General Info](#)

[2. Summary of processed GOM_NL_2P products](#)

[3. Level 2 Quality information per product](#)

[3.1 Plot of level 2 quality information per product \(time dependant\)](#)

[3.2 Plot of level 2 quality information per product \(world map\)](#)

[4. Level 1 Quality information per product \(stored on level 2 products\)](#)

[4.1 Plot of level 1 quality information per product \(time dependant\)](#)

[4.1.1 Plot of level 1 quality information per product \(time dependant\): ASCENDING](#)

[4.1.2 Plot of level 1 quality information per product \(time dependant\): DESCENDING](#)

[4.2 Plot of level 1 quality information per product \(world map\)](#)

[4.2.1 Plot of level 1 quality information per product \(world map\): ASCENDING](#)

[4.2.2 Plot of level 1 quality information per product \(world map\): DESCENDING](#)

[5. Ozone profiles based on quality statistics and other trace gas profiles](#)

[5.1 Ozone statistics based on quality of products](#)

[5.2 Plot ozone profiles for all STD \(dark without errors\)](#)

[5.3 Plot ozone profiles where STD < 20% \(dark without errors\)](#)

[5.4. Plot ozone profiles where STD < 10% \(dark without errors\)](#)

[5.5. Plot ozone profiles where STD < 5% \(dark without errors\)](#)

[5.6 Plot NO2 profiles for all STD \(dark without errors\)](#)

[5.7 Plot NO3 profiles for all STD \(dark without errors\)](#)

[5.8 Plot H2O profiles \(only for occultations of stars 1,2,3,4,13,14,16,26,63 dark without errors\) for all STD](#)

[6. Auxiliary Data Files used for the production reported in section 2](#)

This report presents the daily analysis on parameters extracted from GOMOS level 2 data (GOM_NL__2P). It is intended to monitor some important parameters that will impact the quality of these products. A list of level 2 products (and content) that have arrived during the reporting day to the PCF is also given.

Item	Value
Time of report generation	19APR2013 06:32:23
Data source version	GOMOS/6.01
Start time of products	17-07-2004 (17JUL2004 00:00:00)
Stop time of products	18-07-2004 (18JUL2004 00:00:00)
Store outputs in DB	Yes
Nb of level 2 prods	364
Nb of prods with errors	0

2. Summary of processed GOM_NL__2P products.

Nr	Filename	UTC Start time	Limb	Duration	Star Id	Star Name	Star Mag	Star Temp	Nb Meas	Orbit	Prod. error
1	GOM_NL__2PRFIN20040717_000052_000000392028_00360_12438_2868.N1	17-JUL-2004 00:00:52	Dark	39.000	135	Bet Hyi	2.8200	5800.0	78	12438	No
2	GOM_NL__2PRFIN20040717_000616_000000642028_00360_12438_2869.N1	17-JUL-2004 00:06:16	Straylight	64.000	63	Bet Gru	2.1500	2800.0	128	12438	No
3	GOM_NL__2PRFIN20040717_000749_000000542028_00360_12438_2870.N1	17-JUL-2004 00:07:49	Straylight	53.500	31	Alp Gru	1.7340	15200.	107	12438	No
4	GOM_NL__2PRFIN20040717_001014_000000912028_00360_12438_2871.N1	17-JUL-2004 00:10:14	Straylight	91.000	18	24Alp PsA	1.1660	9700.0	182	12438	No
5	GOM_NL__2PRFIN20040717_001450_000000452028_00360_12438_2872.N1	17-JUL-2004 00:14:50	Twi_and_stray	45.000	40	The Sco	1.8590	7100.0	90	12438	No
6	GOM_NL__2PRFIN20040717_001646_000000422028_00360_12438_2873.N1	17-JUL-2004 00:16:46	Twi_and_stray	41.500	38	20Eps Sgr	1.8360	11000.	83	12438	No
7	GOM_NL__2PRFIN20040717_001837_000000442028_00360_12438_2874.N1	17-JUL-2004 00:18:37	Bright	43.500	57	34Sig Sgr	2.0660	26000.	87	12438	No
8	GOM_NL__2PRFIN20040717_002032_000000792028_00360_12438_2875.N1	17-JUL-2004 00:20:32	Bright	79.000	142	49Del Cap	2.8500	8900.0	158	12438	No
9	GOM_NL__2PRFIN20040717_002757_000000402028_00360_12438_2876.N1	17-JUL-2004 00:27:57	Bright	39.500	126	60Bet Oph	2.7700	4250.0	79	12438	No
10	GOM_NL__2PRFIN20040717_003013_000000412028_00360_12438_2877.N1	17-JUL-2004 00:30:13	Bright	40.500	59	55Alp Oph	2.0800	8900.0	81	12438	No
11	GOM_NL__2PRFIN20040717_003610_000000412028_00360_12438_2878.N1	17-JUL-2004 00:36:10	Bright	41.000	133	40Zet Her	2.8070	6000.0	82	12438	No
12	GOM_NL__2PRFIN20040717_003738_000000402028_00360_12438_2879.N1	17-JUL-2004 00:37:38	Bright	39.500	5	3Alp Lyr	0.033000	11000.	79	12438	No
13	GOM_NL__2PRFIN20040717_004101_000000362028_00360_12438_2880.N1	17-JUL-2004 00:41:01	Bright	35.500	69	33Gam Dra	2.2310	3800.0	71	12438	No
14	GOM_NL__2PRFIN20040717_004419_000000402028_00360_12438_2881.N1	17-JUL-2004 00:44:19	Bright	40.000	119	14Eta Dra	2.7270	4700.0	80	12438	No
15	GOM_NL__2PRFIN20040717_004834_000000352028_00360_12438_2882.N1	17-JUL-2004 00:48:34	Bright	35.000	60	7Bet UMi	2.0810	3950.0	70	12438	No
16	GOM_NL__2PRFIN20040717_005203_000000382028_00360_12438_2883.N1	17-JUL-2004 00:52:03	Bright	37.500	49	1Alp UMi	1.9900	6300.0	75	12438	No
17	GOM_NL__2PRFIN20040717_005520_000000542028_00360_12438_2884.N1	17-JUL-2004 00:55:20	Bright	53.500	74	11Bet Cas	2.2680	6600.0	107	12438	No
18	GOM_NL__2PRFIN20040717_005718_000000542028_00360_12438_2885.N1	17-JUL-2004 00:57:18	Bright	54.000	68	18Alp Cas	2.2250	4500.0	108	12438	No
19	GOM_NL__2PRFIN20040717_010156_000000432028_00360_12438_2886.N1	17-JUL-2004 01:01:56	Bright	43.000	160	23Gam Per	2.9300	4700.0	86	12438	No
20	GOM_NL__2PRFIN20040717_010318_000000462028_00360_12438_2887.N1	17-JUL-2004 01:03:18	Bright	45.500	35	33Alp Per	1.7950	6250.0	91	12438	No
21	GOM_NL__2PRFIN20040717_010515_000000662028_00360_12438_2888.N1	17-JUL-2004 01:05:15	Bright	65.500	73	57Gam1And	2.2600	13100.	131	12438	No
22	GOM_NL__2PRFIN20040717_010809_000001122028_00360_12438_2889.N1	17-JUL-2004 01:08:09	Straylight	112.00	53	43Bet And	2.0480	3300.0	224	12438	No
23	GOM_NL__2PRFIN20040717_011148_000000492028_00360_12438_2890.N1	17-JUL-2004 01:11:48	Twilight	48.500	146	25Eta Tau	2.8730	15200.	97	12438	No
24	GOM_NL__2PRFIN20040717_011323_000000552028_00360_12438_2891.N1	17-JUL-2004 01:13:23	Twilight	55.000	13	87Alp Tau	0.86700	3800.0	110	12438	No
25	GOM_NL__2PRFIN20040717_011942_000000422028_00360_12438_2892.N1	17-JUL-2004 01:19:42	Dark	41.500	7	19Bet Ori	0.10000	14000.	83	12438	No
26	GOM_NL__2PRFIN20040717_012208_000000412028_00360_12438_2893.N1	17-JUL-2004 01:22:08	Dark	40.500	101	11Alp Lep	2.5820	7000.0	81	12438	No
27	GOM_NL__2PRFIN20040717_013154_000000482028_00360_12438_2894.N1	17-JUL-2004 01:31:54	Dark	47.500	157	The1Eri	2.9060	9300.0	95	12438	No
28	GOM_NL__2PRFIN20040717_013804_000000502028_00361_12439_2881.N1	17-JUL-2004 01:38:04	Dark	50.000	9	Alp Eri	0.45300	24000.	100	12439	No
29	GOM_NL__2PRFIN20040717_014127_000000412028_00361_12439_2882.N1	17-JUL-2004 01:41:27	Dark	41.000	135	Bet Hyi	2.8200	5800.0	82	12439	No
30	GOM_NL__2PRFIN20040717_014653_000000662028_00361_12439_2883.N1	17-JUL-2004 01:46:53	Straylight	66.000	63	Bet Gru	2.1500	2800.0	132	12439	No
31	GOM_NL__2PRFIN20040717_014826_000000502028_00361_12439_2884.N1	17-JUL-2004 01:48:26	Straylight	50.000	31	Alp Gru	1.7340	15200.	100	12439	No
32	GOM_NL__2PRFIN20040717_015052_000000872028_00361_12439_2885.N1	17-JUL-2004 01:50:52	Straylight	87.000	18	24Alp PsA	1.1660	9700.0	174	12439	No
33	GOM_NL__2PRFIN20040717_015526_000000432028_00361_12439_2886.N1	17-JUL-2004 01:55:26	Twi_and_stray	42.500	40	The Sco	1.8590	7100.0	85	12439	No
34	GOM_NL__2PRFIN20040717_015721_000000452028_00361_12439_2887.N1	17-JUL-2004 01:57:21	Twi_and_stray	44.500	38	20Eps Sgr	1.8360	11000.	89	12439	No
35	GOM_NL__2PRFIN20040717_015913_000000442028_00361_12439_2888.N1	17-JUL-2004 01:59:13	Bright	43.500	57	34Sig Sgr	2.0660	26000.	87	12439	No
36	GOM_NL__2PRFIN20040717_020108_000000792028_00361_12439_2889.N1	17-JUL-2004 02:01:08	Bright	79.000	142	49Del Cap	2.8500	8900.0	158	12439	No
37	GOM_NL__2PRFIN20040717_020833_000000402028_00361_12439_2890.N1	17-JUL-2004 02:08:33	Bright	39.500	126	60Bet Oph	2.7700	4250.0	79	12439	No
38	GOM_NL__2PRFIN20040717_021049_000000402028_00361_12439_2891.N1	17-JUL-2004 02:10:49	Bright	40.000	59	55Alp Oph	2.0800	8900.0	80	12439	No
39	GOM_NL__2PRFIN20040717_021648_000000392028_00361_12439_2892.N1	17-JUL-2004 02:16:48	Bright	38.500	133	40Zet Her	2.8070	6000.0	77	12439	No
40	GOM_NL__2PRFIN20040717_021814_000000432028_00361_12439_2893.N1	17-JUL-2004 02:18:14	Bright	43.000	5	3Alp Lyr	0.033000	11000.	86	12439	No
41	GOM_NL__2PRFIN20040717_022138_000000362028_00361_12439_2894.N1	17-JUL-2004 02:21:38	Bright	35.500	69	33Gam Dra	2.2310	3800.0	71	12439	No
42	GOM_NL__2PRFIN20040717_022455_000000392028_00361_12439_2895.N1	17-JUL-2004 02:24:55	Bright	39.000	119	14Eta Dra	2.7270	4700.0	78	12439	No

43	GOM_NL__2PRFIN20040717_022909_000000422028_00361_12439_2896.N1	17-JUL-2004 02:29:09	Bright	41.500	60	7Bet UMi	2.0810	3950.0	83	12439	No
44	GOM_NL__2PRFIN20040717_023239_000000372028_00361_12439_2897.N1	17-JUL-2004 02:32:39	Bright	36.500	49	1Alp UMi	1.9900	6300.0	73	12439	No
45	GOM_NL__2PRFIN20040717_023556_000000522028_00361_12439_2898.N1	17-JUL-2004 02:35:56	Bright	52.000	74	11Bet Cas	2.2680	6600.0	104	12439	No
46	GOM_NL__2PRFIN20040717_023754_000000552028_00361_12439_2899.N1	17-JUL-2004 02:37:54	Bright	55.000	68	18Alp Cas	2.2250	4500.0	110	12439	No
47	GOM_NL__2PRFIN20040717_024232_000000442028_00361_12439_2900.N1	17-JUL-2004 02:42:32	Bright	43.500	160	23Gam Per	2.9300	4700.0	87	12439	No
48	GOM_NL__2PRFIN20040717_024353_000000442028_00361_12439_2901.N1	17-JUL-2004 02:43:53	Bright	44.000	35	33Alp Per	1.7950	6250.0	88	12439	No
49	GOM_NL__2PRFIN20040717_024551_000000662028_00361_12439_2902.N1	17-JUL-2004 02:45:51	Bright	65.500	73	57Gam1And	2.2600	13100.	131	12439	No
50	GOM_NL__2PRFIN20040717_024845_000001152028_00361_12439_2903.N1	17-JUL-2004 02:48:45	Straylight	114.50	53	43Bet And	2.0480	3300.0	229	12439	No
51	GOM_NL__2PRFIN20040717_025224_000000492028_00361_12439_2904.N1	17-JUL-2004 02:52:24	Twilight	49.000	146	25Eta Tau	2.8730	15200.	98	12439	No
52	GOM_NL__2PRFIN20040717_025400_000000472028_00361_12439_2905.N1	17-JUL-2004 02:54:00	Twilight	46.500	13	87Alp Tau	0.86700	3800.0	93	12439	No
53	GOM_NL__2PRFIN20040717_030019_000000412028_00361_12439_2906.N1	17-JUL-2004 03:00:19	Dark	40.500	7	19Bet Ori	0.10000	14000.	81	12439	No
54	GOM_NL__2PRFIN20040717_030244_000000372028_00361_12439_2907.N1	17-JUL-2004 03:02:44	Dark	37.000	101	11Alp Lep	2.5820	7000.0	74	12439	No
55	GOM_NL__2PRFIN20040717_031233_000000432028_00361_12439_2908.N1	17-JUL-2004 03:12:33	Dark	43.000	157	The1Eri	2.9060	9300.0	86	12439	No
56	GOM_NL__2PRFIN20040717_031841_000000482028_00362_12440_2878.N1	17-JUL-2004 03:18:41	Dark	47.500	9	Alp Eri	0.45300	24000.	95	12440	No
57	GOM_NL__2PRFIN20040717_032205_000000392028_00362_12440_2879.N1	17-JUL-2004 03:22:05	Dark	39.000	135	Bet Hyi	2.8200	5800.0	78	12440	No
58	GOM_NL__2PRFIN20040717_032729_000000572028_00362_12440_2880.N1	17-JUL-2004 03:27:29	Straylight	56.500	63	Bet Gru	2.1500	2800.0	113	12440	No
59	GOM_NL__2PRFIN20040717_032904_000000522028_00362_12440_2881.N1	17-JUL-2004 03:29:04	Straylight	52.000	31	Alp Gru	1.7340	15200.	104	12440	No
60	GOM_NL__2PRFIN20040717_033128_000000832028_00362_12440_2882.N1	17-JUL-2004 03:31:28	Straylight	83.000	18	24Alp PsA	1.1660	9700.0	166	12440	No
61	GOM_NL__2PRFIN20040717_033602_000000432028_00362_12440_2883.N1	17-JUL-2004 03:36:02	Twi_and_stray	42.500	40	The Sco	1.8590	7100.0	85	12440	No
62	GOM_NL__2PRFIN20040717_033758_000000442028_00362_12440_2884.N1	17-JUL-2004 03:37:58	Twi_and_stray	43.500	38	20Eps Sgr	1.8360	11000.	87	12440	No
63	GOM_NL__2PRFIN20040717_033952_000000422028_00362_12440_2885.N1	17-JUL-2004 03:39:52	Bright	41.500	57	34Sig Sgr	2.0660	26000.	83	12440	No
64	GOM_NL__2PRFIN20040717_034144_000000782028_00362_12440_2886.N1	17-JUL-2004 03:41:44	Bright	77.500	142	49Del Cap	2.8500	8900.0	155	12440	No
65	GOM_NL__2PRFIN20040717_034910_000000392028_00362_12440_2887.N1	17-JUL-2004 03:49:10	Bright	39.000	126	60Bet Oph	2.7700	4250.0	78	12440	No
66	GOM_NL__2PRFIN20040717_035128_000000392028_00362_12440_2888.N1	17-JUL-2004 03:51:28	Bright	38.500	59	55Alp Oph	2.0800	8900.0	77	12440	No
67	GOM_NL__2PRFIN20040717_040215_000000392028_00362_12440_2889.N1	17-JUL-2004 04:02:15	Bright	38.500	69	33Gam Dra	2.2310	3800.0	77	12440	No
68	GOM_NL__2PRFIN20040717_040411_000000492028_00362_12440_2890.N1	17-JUL-2004 04:04:11	Bright	49.000	19	50Alp Cyg	1.2460	10500.	98	12440	No
69	GOM_NL__2PRFIN20040717_040908_000000452028_00362_12440_2891.N1	17-JUL-2004 04:09:08	Bright	45.000	89	5Alp Cep	2.4510	8000.0	90	12440	No
70	GOM_NL__2PRFIN20040717_041315_000000372028_00362_12440_2892.N1	17-JUL-2004 04:13:15	Bright	36.500	49	1Alp UMi	1.9900	6300.0	73	12440	No
71	GOM_NL__2PRFIN20040717_041631_000000532028_00362_12440_2893.N1	17-JUL-2004 04:16:31	Bright	53.000	74	11Bet Cas	2.2680	6600.0	106	12440	No
72	GOM_NL__2PRFIN20040717_041829_000000532028_00362_12440_2894.N1	17-JUL-2004 04:18:29	Bright	53.000	68	18Alp Cas	2.2250	4500.0	106	12440	No
73	GOM_NL__2PRFIN20040717_042308_000000512028_00362_12440_2895.N1	17-JUL-2004 04:23:08	Bright	51.000	160	23Gam Per	2.9300	4700.0	102	12440	No
74	GOM_NL__2PRFIN20040717_042430_000000462028_00362_12440_2896.N1	17-JUL-2004 04:24:30	Bright	45.500	35	33Alp Per	1.7950	6250.0	91	12440	No
75	GOM_NL__2PRFIN20040717_042627_000000652028_00362_12440_2897.N1	17-JUL-2004 04:26:27	Bright	65.000	73	57Gam1And	2.2600	13100.	130	12440	No
76	GOM_NL__2PRFIN20040717_042921_000001192028_00362_12440_2898.N1	17-JUL-2004 04:29:21	Straylight	119.00	53	43Bet And	2.0480	3300.0	238	12440	No
77	GOM_NL__2PRFIN20040717_043301_000000462028_00362_12440_2899.N1	17-JUL-2004 04:33:01	Twilight	45.500	146	25Eta Tau	2.8730	15200.	91	12440	No
78	GOM_NL__2PRFIN20040717_043436_000000482028_00362_12440_2900.N1	17-JUL-2004 04:34:36	Twilight	47.500	13	87Alp Tau	0.86700	3800.0	95	12440	No
79	GOM_NL__2PRFIN20040717_044055_000000382028_00362_12440_2901.N1	17-JUL-2004 04:40:55	Dark	37.500	7	19Bet Ori	0.10000	14000.	75	12440	No
80	GOM_NL__2PRFIN20040717_044321_000000412028_00362_12440_2902.N1	17-JUL-2004 04:43:21	Dark	40.500	101	11Alp Lep	2.5820	7000.0	81	12440	No
81	GOM_NL__2PRFIN20040717_045310_000000452028_00362_12440_2903.N1	17-JUL-2004 04:53:10	Dark	45.000	157	The1Eri	2.9060	9300.0	90	12440	No
82	GOM_NL__2PRFIN20040717_045918_000000562028_00363_12441_2876.N1	17-JUL-2004 04:59:18	Dark	55.500	9	Alp Eri	0.45300	24000.	111	12441	No
83	GOM_NL__2PRFIN20040717_050241_000000392028_00363_12441_2877.N1	17-JUL-2004 05:02:41	Dark	39.000	135	Bet Hyi	2.8200	5800.0	78	12441	No
84	GOM_NL__2PRFIN20040717_050806_000000542028_00363_12441_2878.N1	17-JUL-2004 05:08:06	Straylight	54.000	63	Bet Gru	2.1500	2800.0	108	12441	No
85	GOM_NL__2PRFIN20040717_050941_000000502028_00363_12441_2879.N1	17-JUL-2004 05:09:41	Straylight	50.000	31	Alp Gru	1.7340	15200.	100	12441	No
86	GOM_NL__2PRFIN20040717_051205_000000902028_00363_12441_2880.N1	17-JUL-2004 05:12:05	Straylight	89.500	18	24Alp PsA	1.1660	9700.0	179	12441	No
87	GOM_NL__2PRFIN20040717_051639_000000502028_00363_12441_2881.N1	17-JUL-2004 05:16:39	Twi_and_stray	49.500	40	The Sco	1.8590	7100.0	99	12441	No
88	GOM_NL__2PRFIN20040717_051834_000000422028_00363_12441_2882.N1	17-JUL-2004 05:18:34	Twi_and_stray	42.000	38	20Eps Sgr	1.8360	11000.	84	12441	No
89	GOM_NL__2PRFIN20040717_052028_000000412028_00363_12441_2883.N1	17-JUL-2004 05:20:28	Bright	40.500	57	34Sig Sgr	2.0660	26000.	81	12441	No
90	GOM_NL__2PRFIN20040717_052219_000000762028_00363_12441_2884.N1	17-JUL-2004 05:22:19	Bright	75.500	142	49Del Cap	2.8500	8900.0	151	12441	No
91	GOM_NL__2PRFIN20040717_052947_000000392028_00363_12441_2885.N1	17-JUL-2004 05:29:47	Bright	38.500	126	60Bet Oph	2.7700	4250.0	77	12441	No
92	GOM_NL__2PRFIN20040717_053204_000000382028_00363_12441_2886.N1	17-JUL-2004 05:32:04	Bright	38.000	59	55Alp Oph	2.0800	8900.0	76	12441	No
93	GOM_NL__2PRFIN20040717_054251_000000392028_00363_12441_2887.N1	17-JUL-2004 05:42:51	Bright	38.500	69	33Gam Dra	2.2310	3800.0	77	12441	No
94	GOM_NL__2PRFIN20040717_054447_000000512028_00363_12441_2888.N1	17-JUL-2004 05:44:47	Bright	50.500	19	50Alp Cyg	1.2460	10500.	101	12441	No
95	GOM_NL__2PRFIN20040717_054943_000000452028_00363_12441_2889.N1	17-JUL-2004 05:49:43	Bright	44.500	89	5Alp Cep	2.4510	8000.0	89	12441	No
96	GOM_NL__2PRFIN20040717_055352_000000352028_00363_12441_2890.N1	17-JUL-2004 05:53:52	Bright	35.000	49	1Alp UMi	1.9900	6300.0	70	12441	No
97	GOM_NL__2PRFIN20040717_055707_000000522028_00363_12441_2891.N1	17-JUL-2004 05:57:07	Bright	52.000	74	11Bet Cas	2.2680	6600.0	104	12441	No
98	GOM_NL__2PRFIN20040717_055904_000000562028_00363_12441_2892.N1	17-JUL-2004 05:59:04	Bright	55.500	68	18Alp Cas	2.2250	4500.0	111	12441	No
99	GOM_NL__2PRFIN20040717_060344_000000512028_00363_12441_2893.N1	17-JUL-2004 06:03:44	Bright	50.500	160	23Gam Per	2.9300	4700.0	101	12441	No
100	GOM_NL__2PRFIN20040717_060506_000000452028_00363_12441_2894.N1	17-JUL-2004 06:05:06	Bright	44.500	35	33Alp Per	1.7950	6250.0	89	12441	No
101	GOM_NL__2PRFIN20040717_060702_000000652028_00363_12441_2895.N1	17-JUL-2004 06:07:02	Bright	65.000	73	57Gam1And	2.2600	13100.	130	12441	No

102	GOM_NL__2PRFIN20040717_060956_000001112028_00363_12441_2896.N1	17-JUL-2004 06:09:56	Straylight	111.00	53	43Bet And	2.0480	3300.0	222	12441	No
103	GOM_NL__2PRFIN20040717_061338_000000472028_00363_12441_2897.N1	17-JUL-2004 06:13:38	Twilight	47.000	146	25Eta Tau	2.8730	15200.	94	12441	No
104	GOM_NL__2PRFIN20040717_061513_000000522028_00363_12441_2898.N1	17-JUL-2004 06:15:13	Twilight	51.500	13	87Alp Tau	0.86700	3800.0	103	12441	No
105	GOM_NL__2PRFIN20040717_062132_000000432028_00363_12441_2899.N1	17-JUL-2004 06:21:32	Dark	43.000	7	19Bet Ori	0.10000	14000.	86	12441	No
106	GOM_NL__2PRFIN20040717_062357_000000422028_00363_12441_2900.N1	17-JUL-2004 06:23:57	Dark	41.500	101	11Alp Lep	2.5820	7000.0	83	12441	No
107	GOM_NL__2PRFIN20040717_063347_000000442028_00363_12441_2901.N1	17-JUL-2004 06:33:47	Dark	43.500	157	The1Eri	2.9060	9300.0	87	12441	No
108	GOM_NL__2PRFIN20040717_063955_000000472028_00364_12442_2881.N1	17-JUL-2004 06:39:55	Dark	46.500	9	Alp Eri	0.45300	24000.	93	12442	No
109	GOM_NL__2PRFIN20040717_064317_000000402028_00364_12442_2882.N1	17-JUL-2004 06:43:17	Dark	39.500	135	Bet Hyi	2.8200	5800.0	79	12442	No
110	GOM_NL__2PRFIN20040717_064843_000000602028_00364_12442_2883.N1	17-JUL-2004 06:48:43	Straylight	59.500	63	Bet Gru	2.1500	2800.0	119	12442	No
111	GOM_NL__2PRFIN20040717_065017_000000502028_00364_12442_2884.N1	17-JUL-2004 06:50:17	Straylight	49.500	31	Alp Gru	1.7340	15200.	99	12442	No
112	GOM_NL__2PRFIN20040717_065242_000000882028_00364_12442_2885.N1	17-JUL-2004 06:52:42	Straylight	87.500	18	24Alp PsA	1.1660	9700.0	175	12442	No
113	GOM_NL__2PRFIN20040717_065715_000000412028_00364_12442_2886.N1	17-JUL-2004 06:57:15	Twi_and_stray	41.000	40	The Sco	1.8590	7100.0	82	12442	No
114	GOM_NL__2PRFIN20040717_065911_000000412028_00364_12442_2887.N1	17-JUL-2004 06:59:11	Twi_and_stray	41.000	38	20Eps Sgr	1.8360	11000.	82	12442	No
115	GOM_NL__2PRFIN20040717_070105_000000412028_00364_12442_2888.N1	17-JUL-2004 07:01:05	Bright	40.500	57	34Sig Sgr	2.0660	26000.	81	12442	No
116	GOM_NL__2PRFIN20040717_070255_000000782028_00364_12442_2889.N1	17-JUL-2004 07:02:55	Bright	77.500	142	49Del Cap	2.8500	8900.0	155	12442	No
117	GOM_NL__2PRFIN20040717_071023_000000392028_00364_12442_2890.N1	17-JUL-2004 07:10:23	Bright	39.000	126	60Bet Oph	2.7700	4250.0	78	12442	No
118	GOM_NL__2PRFIN20040717_071241_000000382028_00364_12442_2891.N1	17-JUL-2004 07:12:41	Bright	38.000	59	55Alp Oph	2.0800	8900.0	76	12442	No
119	GOM_NL__2PRFIN20040717_072327_000000402028_00364_12442_2892.N1	17-JUL-2004 07:23:27	Bright	39.500	69	33Gam Dra	2.2310	3800.0	79	12442	No
120	GOM_NL__2PRFIN20040717_072522_000000512028_00364_12442_2893.N1	17-JUL-2004 07:25:22	Bright	50.500	19	50Alp Cyg	1.2460	10500.	101	12442	No
121	GOM_NL__2PRFIN20040717_073019_000000462028_00364_12442_2894.N1	17-JUL-2004 07:30:19	Bright	45.500	89	5Alp Cep	2.4510	8000.0	91	12442	No
122	GOM_NL__2PRFIN20040717_073428_000000382028_00364_12442_2895.N1	17-JUL-2004 07:34:28	Bright	38.000	49	1Alp UMi	1.9900	6300.0	76	12442	No
123	GOM_NL__2PRFIN20040717_073741_000000532028_00364_12442_2896.N1	17-JUL-2004 07:37:41	Bright	53.000	74	11Bet Cas	2.2680	6600.0	106	12442	No
124	GOM_NL__2PRFIN20040717_073939_000000542028_00364_12442_2897.N1	17-JUL-2004 07:39:39	Bright	53.500	68	18Alp Cas	2.2250	4500.0	107	12442	No
125	GOM_NL__2PRFIN20040717_074420_000000432028_00364_12442_2898.N1	17-JUL-2004 07:44:20	Bright	42.500	160	23Gam Per	2.9300	4700.0	85	12442	No
126	GOM_NL__2PRFIN20040717_074542_000000452028_00364_12442_2899.N1	17-JUL-2004 07:45:42	Bright	44.500	35	33Alp Per	1.7950	6250.0	89	12442	No
127	GOM_NL__2PRFIN20040717_074738_000000672028_00364_12442_2900.N1	17-JUL-2004 07:47:38	Bright	67.000	73	57Gam1And	2.2600	13100.	134	12442	No
128	GOM_NL__2PRFIN20040717_075032_000001122028_00364_12442_2901.N1	17-JUL-2004 07:50:32	Straylight	112.00	53	43Bet And	2.0480	3300.0	224	12442	No
129	GOM_NL__2PRFIN20040717_075414_000000472028_00364_12442_2902.N1	17-JUL-2004 07:54:14	Twilight	47.000	146	25Eta Tau	2.8730	15200.	94	12442	No
130	GOM_NL__2PRFIN20040717_075549_000000552028_00364_12442_2903.N1	17-JUL-2004 07:55:49	Twilight	55.000	13	87Alp Tau	0.86700	3800.0	110	12442	No
131	GOM_NL__2PRFIN20040717_080208_000000522028_00364_12442_2904.N1	17-JUL-2004 08:02:08	Dark	52.000	7	19Bet Ori	0.10000	14000.	104	12442	No
132	GOM_NL__2PRFIN20040717_080433_000000402028_00364_12442_2905.N1	17-JUL-2004 08:04:33	Dark	40.000	101	11Alp Lep	2.5820	7000.0	80	12442	No
133	GOM_NL__2PRFIN20040717_081424_000000442028_00364_12442_2906.N1	17-JUL-2004 08:14:24	Dark	44.000	157	The1Eri	2.9060	9300.0	88	12442	No
134	GOM_NL__2PRFIN20040717_082031_000000432028_00365_12443_2869.N1	17-JUL-2004 08:20:31	Dark	43.000	9	Alp Eri	0.45300	24000.	86	12443	No
135	GOM_NL__2PRFIN20040717_082353_000000392028_00365_12443_2870.N1	17-JUL-2004 08:23:53	Dark	38.500	135	Bet Hyi	2.8200	5800.0	77	12443	No
136	GOM_NL__2PRFIN20040717_082921_000000672028_00365_12443_2871.N1	17-JUL-2004 08:29:21	Straylight	67.000	63	Bet Gru	2.1500	2800.0	134	12443	No
137	GOM_NL__2PRFIN20040717_083054_000000502028_00365_12443_2872.N1	17-JUL-2004 08:30:54	Straylight	49.500	31	Alp Gru	1.7340	15200.	99	12443	No
138	GOM_NL__2PRFIN20040717_083319_000000882028_00365_12443_2873.N1	17-JUL-2004 08:33:19	Straylight	87.500	18	24Alp PsA	1.1660	9700.0	175	12443	No
139	GOM_NL__2PRFIN20040717_083751_000000432028_00365_12443_2874.N1	17-JUL-2004 08:37:51	Twi_and_stray	43.000	40	The Sco	1.8590	7100.0	86	12443	No
140	GOM_NL__2PRFIN20040717_083947_000000422028_00365_12443_2875.N1	17-JUL-2004 08:39:47	Twi_and_stray	42.000	38	20Eps Sgr	1.8360	11000.	84	12443	No
141	GOM_NL__2PRFIN20040717_084141_000000392028_00365_12443_2876.N1	17-JUL-2004 08:41:41	Bright	39.000	57	34Sig Sgr	2.0660	26000.	78	12443	No
142	GOM_NL__2PRFIN20040717_084332_000000772028_00365_12443_2877.N1	17-JUL-2004 08:43:32	Bright	77.000	142	49Del Cap	2.8500	8900.0	154	12443	No
143	GOM_NL__2PRFIN20040717_085059_000000382028_00365_12443_2878.N1	17-JUL-2004 08:50:59	Bright	38.000	126	60Bet Oph	2.7700	4250.0	76	12443	No
144	GOM_NL__2PRFIN20040717_085317_000000372028_00365_12443_2879.N1	17-JUL-2004 08:53:17	Bright	36.500	59	55Alp Oph	2.0800	8900.0	73	12443	No
145	GOM_NL__2PRFIN20040717_090403_000000402028_00365_12443_2880.N1	17-JUL-2004 09:04:03	Bright	39.500	69	33Gam Dra	2.2310	3800.0	79	12443	No
146	GOM_NL__2PRFIN20040717_090557_000000522028_00365_12443_2881.N1	17-JUL-2004 09:05:57	Bright	51.500	19	50Alp Cyg	1.2460	10500.	103	12443	No
147	GOM_NL__2PRFIN20040717_091054_000000402028_00365_12443_2882.N1	17-JUL-2004 09:10:54	Bright	40.000	89	5Alp Cep	2.4510	8000.0	80	12443	No
148	GOM_NL__2PRFIN20040717_091504_000000372028_00365_12443_2883.N1	17-JUL-2004 09:15:04	Bright	37.000	49	1Alp UMi	1.9900	6300.0	74	12443	No
149	GOM_NL__2PRFIN20040717_091817_000000542028_00365_12443_2884.N1	17-JUL-2004 09:18:17	Bright	53.500	74	11Bet Cas	2.2680	6600.0	107	12443	No
150	GOM_NL__2PRFIN20040717_092015_000000542028_00365_12443_2885.N1	17-JUL-2004 09:20:15	Bright	54.000	68	18Alp Cas	2.2250	4500.0	108	12443	No
151	GOM_NL__2PRFIN20040717_092455_000000432028_00365_12443_2886.N1	17-JUL-2004 09:24:55	Bright	43.000	160	23Gam Per	2.9300	4700.0	86	12443	No
152	GOM_NL__2PRFIN20040717_092618_000000452028_00365_12443_2887.N1	17-JUL-2004 09:26:18	Bright	44.500	35	33Alp Per	1.7950	6250.0	89	12443	No
153	GOM_NL__2PRFIN20040717_092813_000000652028_00365_12443_2888.N1	17-JUL-2004 09:28:13	Bright	65.000	73	57Gam1And	2.2600	13100.	130	12443	No
154	GOM_NL__2PRFIN20040717_093108_000001162028_00365_12443_2889.N1	17-JUL-2004 09:31:08	Straylight	116.00	53	43Bet And	2.0480	3300.0	232	12443	No
155	GOM_NL__2PRFIN20040717_093450_000000472028_00365_12443_2890.N1	17-JUL-2004 09:34:50	Twilight	46.500	146	25Eta Tau	2.8730	15200.	93	12443	No
156	GOM_NL__2PRFIN20040717_093625_000000372028_00365_12443_2891.N1	17-JUL-2004 09:36:25	Twilight	37.000	13	87Alp Tau	0.86700	3800.0	74	12443	No
157	GOM_NL__2PRFIN20040717_094244_000000512028_00365_12443_2892.N1	17-JUL-2004 09:42:44	Dark	51.000	7	19Bet Ori	0.10000	14000.	102	12443	No
158	GOM_NL__2PRFIN20040717_094509_000000442028_00365_12443_2893.N1	17-JUL-2004 09:45:09	Dark	43.500	101	11Alp Lep	2.5820	7000.0	87	12443	No
159	GOM_NL__2PRFIN20040717_095501_000000442028_00365_12443_2894.N1	17-JUL-2004 09:55:01	Dark	43.500	157	The1Eri	2.9060	9300.0	87	12443	No
160	GOM_NL__2PRFIN20040717_100107_000000432028_00366_12444_2863.N1	17-JUL-2004 10:01:07	Dark	43.000	9	Alp Eri	0.45300	24000.	86	12444	No

161	GOM_NL__2PRFIN20040717_100429_000000412028_00366_12444_2864.N1	17-JUL-2004 10:04:29	Dark	40.500	135	Bet Hyi	2.8200	5800.0	81	12444	No
162	GOM_NL__2PRFIN20040717_100957_000000572028_00366_12444_2865.N1	17-JUL-2004 10:09:57	Straylight	57.000	63	Bet Gru	2.1500	2800.0	114	12444	No
163	GOM_NL__2PRFIN20040717_101130_000000562028_00366_12444_2866.N1	17-JUL-2004 10:11:30	Straylight	56.000	31	Alp Gru	1.7340	15200.	112	12444	No
164	GOM_NL__2PRFIN20040717_101357_000000862028_00366_12444_2867.N1	17-JUL-2004 10:13:57	Straylight	86.000	18	24Alp PsA	1.1660	9700.0	172	12444	No
165	GOM_NL__2PRFIN20040717_101827_000000442028_00366_12444_2868.N1	17-JUL-2004 10:18:27	Twi_and_stray	43.500	40	The Sco	1.8590	7100.0	87	12444	No
166	GOM_NL__2PRFIN20040717_102023_000000442028_00366_12444_2869.N1	17-JUL-2004 10:20:23	Twi_and_stray	44.000	38	20Eps Sgr	1.8360	11000.	88	12444	No
167	GOM_NL__2PRFIN20040717_102216_000000402028_00366_12444_2870.N1	17-JUL-2004 10:22:16	Bright	40.000	57	34Sig Sgr	2.0660	26000.	80	12444	No
168	GOM_NL__2PRFIN20040717_102408_000000742028_00366_12444_2871.N1	17-JUL-2004 10:24:08	Bright	73.500	142	49Del Cap	2.8500	8900.0	147	12444	No
169	GOM_NL__2PRFIN20040717_103135_000000372028_00366_12444_2872.N1	17-JUL-2004 10:31:35	Bright	37.000	126	60Bet Oph	2.7700	4250.0	74	12444	No
170	GOM_NL__2PRFIN20040717_103352_000000382028_00366_12444_2873.N1	17-JUL-2004 10:33:52	Bright	37.500	59	55Alp Oph	2.0800	8900.0	75	12444	No
171	GOM_NL__2PRFIN20040717_104438_000000412028_00366_12444_2874.N1	17-JUL-2004 10:44:38	Bright	40.500	69	33Gam Dra	2.2310	3800.0	81	12444	No
172	GOM_NL__2PRFIN20040717_104632_000000502028_00366_12444_2875.N1	17-JUL-2004 10:46:32	Bright	50.000	19	50Alp Cyg	1.2460	10500.	100	12444	No
173	GOM_NL__2PRFIN20040717_105130_000000442028_00366_12444_2876.N1	17-JUL-2004 10:51:30	Bright	43.500	89	5Alp Cep	2.4510	8000.0	87	12444	No
174	GOM_NL__2PRFIN20040717_105539_000000382028_00366_12444_2877.N1	17-JUL-2004 10:55:39	Bright	37.500	49	1Alp UMi	1.9900	6300.0	75	12444	No
175	GOM_NL__2PRFIN20040717_105853_000000512028_00366_12444_2878.N1	17-JUL-2004 10:58:53	Bright	50.500	74	11Bet Cas	2.2680	6600.0	101	12444	No
176	GOM_NL__2PRFIN20040717_110050_000000542028_00366_12444_2879.N1	17-JUL-2004 11:00:50	Bright	54.000	68	18Alp Cas	2.2250	4500.0	108	12444	No
177	GOM_NL__2PRFIN20040717_110531_000000422028_00366_12444_2880.N1	17-JUL-2004 11:05:31	Bright	42.000	160	23Gam Per	2.9300	4700.0	84	12444	No
178	GOM_NL__2PRFIN20040717_110653_000000462028_00366_12444_2881.N1	17-JUL-2004 11:06:53	Bright	46.000	35	33Alp Per	1.7950	6250.0	92	12444	No
179	GOM_NL__2PRFIN20040717_110849_000000682028_00366_12444_2882.N1	17-JUL-2004 11:08:49	Bright	67.500	73	57Gam1And	2.2600	13100.	135	12444	No
180	GOM_NL__2PRFIN20040717_111144_000001342028_00366_12444_2883.N1	17-JUL-2004 11:11:44	Straylight	134.00	53	43Bet And	2.0480	3300.0	268	12444	No
181	GOM_NL__2PRFIN20040717_111526_000000472028_00366_12444_2884.N1	17-JUL-2004 11:15:26	Twilight	47.000	146	25Eta Tau	2.8730	15200.	94	12444	No
182	GOM_NL__2PRFIN20040717_111701_000000482028_00366_12444_2885.N1	17-JUL-2004 11:17:01	Twilight	47.500	13	87Alp Tau	0.86700	3800.0	95	12444	No
183	GOM_NL__2PRFIN20040717_112319_000000512028_00366_12444_2886.N1	17-JUL-2004 11:23:19	Dark	51.000	7	19Bet Ori	0.10000	14000.	102	12444	No
184	GOM_NL__2PRFIN20040717_112545_000000412028_00366_12444_2887.N1	17-JUL-2004 11:25:45	Dark	40.500	101	11Alp Lep	2.5820	7000.0	81	12444	No
185	GOM_NL__2PRFIN20040717_113536_000000442028_00366_12444_2888.N1	17-JUL-2004 11:35:36	Dark	44.000	157	The1Eri	2.9060	9300.0	88	12444	No
186	GOM_NL__2PRFIN20040717_132220_000000432028_00368_12446_2885.N1	17-JUL-2004 13:22:20	Dark	43.000	9	Alp Eri	0.45300	24000.	86	12446	No
187	GOM_NL__2PRFIN20040717_132542_000000392028_00368_12446_2886.N1	17-JUL-2004 13:25:42	Dark	38.500	135	Bet Hyi	2.8200	5800.0	77	12446	No
188	GOM_NL__2PRFIN20040717_132948_000000452028_00368_12446_2887.N1	17-JUL-2004 13:29:48	Straylight	45.000	148	Alp Tuc	2.8780	4100.0	90	12446	No
189	GOM_NL__2PRFIN20040717_133110_000000672028_00368_12446_2888.N1	17-JUL-2004 13:31:10	Straylight	67.000	63	Bet Gru	2.1500	2800.0	134	12446	No
190	GOM_NL__2PRFIN20040717_133243_000000512028_00368_12446_2889.N1	17-JUL-2004 13:32:43	Straylight	50.500	31	Alp Gru	1.7340	15200.	101	12446	No
191	GOM_NL__2PRFIN20040717_133510_000000842028_00368_12446_2890.N1	17-JUL-2004 13:35:10	Straylight	83.500	18	24Alp PsA	1.1660	9700.0	167	12446	No
192	GOM_NL__2PRFIN20040717_133939_000000432028_00368_12446_2891.N1	17-JUL-2004 13:39:39	Twi_and_stray	43.000	40	The Sco	1.8590	7100.0	86	12446	No
193	GOM_NL__2PRFIN20040717_134135_000000422028_00368_12446_2892.N1	17-JUL-2004 13:41:35	Twi_and_stray	41.500	38	20Eps Sgr	1.8360	11000.	83	12446	No
194	GOM_NL__2PRFIN20040717_134329_000000402028_00368_12446_2893.N1	17-JUL-2004 13:43:29	Bright	39.500	57	34Sig Sgr	2.0660	26000.	79	12446	No
195	GOM_NL__2PRFIN20040717_134520_000000762028_00368_12446_2894.N1	17-JUL-2004 13:45:20	Bright	75.500	142	49Del Cap	2.8500	8900.0	151	12446	No
196	GOM_NL__2PRFIN20040717_135247_000000392028_00368_12446_2895.N1	17-JUL-2004 13:52:47	Bright	38.500	126	60Bet Oph	2.7700	4250.0	77	12446	No
197	GOM_NL__2PRFIN20040717_135504_000000372028_00368_12446_2896.N1	17-JUL-2004 13:55:04	Bright	36.500	59	55Alp Oph	2.0800	8900.0	73	12446	No
198	GOM_NL__2PRFIN20040717_140103_000000362028_00368_12446_2897.N1	17-JUL-2004 14:01:03	Bright	36.000	133	40Zet Her	2.8070	6000.0	72	12446	No
199	GOM_NL__2PRFIN20040717_140550_000000412028_00368_12446_2898.N1	17-JUL-2004 14:05:50	Bright	40.500	69	33Gam Dra	2.2310	3800.0	81	12446	No
200	GOM_NL__2PRFIN20040717_140742_000000512028_00368_12446_2899.N1	17-JUL-2004 14:07:42	Bright	51.000	19	50Alp Cyg	1.2460	10500.	102	12446	No
201	GOM_NL__2PRFIN20040717_141240_000000442028_00368_12446_2900.N1	17-JUL-2004 14:12:40	Bright	44.000	89	5Alp Cep	2.4510	8000.0	88	12446	No
202	GOM_NL__2PRFIN20040717_141651_000000372028_00368_12446_2901.N1	17-JUL-2004 14:16:51	Bright	36.500	49	1Alp UMi	1.9900	6300.0	73	12446	No
203	GOM_NL__2PRFIN20040717_142002_000000532028_00368_12446_2902.N1	17-JUL-2004 14:20:02	Bright	52.500	74	11Bet Cas	2.2680	6600.0	105	12446	No
204	GOM_NL__2PRFIN20040717_142200_000000552028_00368_12446_2903.N1	17-JUL-2004 14:22:00	Bright	54.500	68	18Alp Cas	2.2250	4500.0	109	12446	No
205	GOM_NL__2PRFIN20040717_142643_000000432028_00368_12446_2904.N1	17-JUL-2004 14:26:43	Bright	42.500	160	23Gam Per	2.9300	4700.0	85	12446	No
206	GOM_NL__2PRFIN20040717_142805_000000452028_00368_12446_2905.N1	17-JUL-2004 14:28:05	Bright	45.000	35	33Alp Per	1.7950	6250.0	90	12446	No
207	GOM_NL__2PRFIN20040717_143000_000000632028_00368_12446_2906.N1	17-JUL-2004 14:30:00	Bright	62.500	73	57Gam1And	2.2600	13100.	125	12446	No
208	GOM_NL__2PRFIN20040717_143255_000001142028_00368_12446_2907.N1	17-JUL-2004 14:32:55	Straylight	114.00	53	43Bet And	2.0480	3300.0	228	12446	No
209	GOM_NL__2PRFIN20040717_143639_000000482028_00368_12446_2908.N1	17-JUL-2004 14:36:39	Twilight	47.500	146	25Eta Tau	2.8730	15200.	95	12446	No
210	GOM_NL__2PRFIN20040717_143813_000000552028_00368_12446_2909.N1	17-JUL-2004 14:38:13	Twilight	55.000	13	87Alp Tau	0.86700	3800.0	110	12446	No
211	GOM_NL__2PRFIN20040717_144432_000000462028_00368_12446_2910.N1	17-JUL-2004 14:44:32	Dark	46.000	7	19Bet Ori	0.10000	14000.	92	12446	No
212	GOM_NL__2PRFIN20040717_144748_000000422028_00368_12446_2911.N1	17-JUL-2004 14:47:48	Dark	41.500	139	9Bet Lep	2.8330	5600.0	83	12446	No
213	GOM_NL__2PRFIN20040717_145650_000000442028_00368_12446_2912.N1	17-JUL-2004 14:56:50	Dark	43.500	157	The1Eri	2.9060	9300.0	87	12446	No
214	GOM_NL__2PRFIN20040717_150257_000000442028_00369_12447_2886.N1	17-JUL-2004 15:02:57	Dark	44.000	9	Alp Eri	0.45300	24000.	88	12447	No
215	GOM_NL__2PRFIN20040717_150618_000000402028_00369_12447_2887.N1	17-JUL-2004 15:06:18	Dark	39.500	135	Bet Hyi	2.8200	5800.0	79	12447	No
216	GOM_NL__2PRFIN20040717_151025_000000442028_00369_12447_2888.N1	17-JUL-2004 15:10:25	Straylight	44.000	148	Alp Tuc	2.8780	4100.0	88	12447	No
217	GOM_NL__2PRFIN20040717_151147_000000542028_00369_12447_2889.N1	17-JUL-2004 15:11:47	Straylight	54.000	63	Bet Gru	2.1500	2800.0	108	12447	No
218	GOM_NL__2PRFIN20040717_151320_000000492028_00369_12447_2890.N1	17-JUL-2004 15:13:20	Straylight	48.500	31	Alp Gru	1.7340	15200.	97	12447	No
219	GOM_NL__2PRFIN20040717_151548_000000802028_00369_12447_2891.N1	17-JUL-2004 15:15:48	Straylight	80.000	18	24Alp PsA	1.1660	9700.0	160	12447	No

220	GOM_NL__2PRFIN20040717_152014_000000462028_00369_12447_2892.N1	17-JUL-2004 15:20:14	Twilight	46.000	40	The Sco	1.8590	7100.0	92	12447	No
221	GOM_NL__2PRFIN20040717_152211_000000422028_00369_12447_2893.N1	17-JUL-2004 15:22:11	Twilight	42.000	38	20Eps Sgr	1.8360	11000.	84	12447	No
222	GOM_NL__2PRFIN20040717_152404_000000432028_00369_12447_2894.N1	17-JUL-2004 15:24:04	Bright	42.500	57	34Sig Sgr	2.0660	26000.	85	12447	No
223	GOM_NL__2PRFIN20040717_152556_000000762028_00369_12447_2895.N1	17-JUL-2004 15:25:56	Bright	75.500	142	49Del Cap	2.8500	8900.0	151	12447	No
224	GOM_NL__2PRFIN20040717_153323_000000382028_00369_12447_2896.N1	17-JUL-2004 15:33:23	Bright	37.500	126	60Bet Oph	2.7700	4250.0	75	12447	No
225	GOM_NL__2PRFIN20040717_153540_000000372028_00369_12447_2897.N1	17-JUL-2004 15:35:40	Bright	36.500	59	55Alp Oph	2.0800	8900.0	73	12447	No
226	GOM_NL__2PRFIN20040717_154139_000000392028_00369_12447_2898.N1	17-JUL-2004 15:41:39	Bright	38.500	133	40Zet Her	2.8070	6000.0	77	12447	No
227	GOM_NL__2PRFIN20040717_154626_000000392028_00369_12447_2899.N1	17-JUL-2004 15:46:26	Bright	39.000	69	33Gam Dra	2.2310	3800.0	78	12447	No
228	GOM_NL__2PRFIN20040717_154818_000000512028_00369_12447_2900.N1	17-JUL-2004 15:48:18	Bright	51.000	19	50Alp Cyg	1.2460	10500.	102	12447	No
229	GOM_NL__2PRFIN20040717_155316_000000412028_00369_12447_2901.N1	17-JUL-2004 15:53:16	Bright	40.500	89	5Alp Cep	2.4510	8000.0	81	12447	No
230	GOM_NL__2PRFIN20040717_155727_000000372028_00369_12447_2902.N1	17-JUL-2004 15:57:27	Bright	37.000	49	1Alp UMi	1.9900	6300.0	74	12447	No
231	GOM_NL__2PRFIN20040717_160036_000000552028_00369_12447_2903.N1	17-JUL-2004 16:00:36	Bright	54.500	74	11Bet Cas	2.2680	6600.0	109	12447	No
232	GOM_NL__2PRFIN20040717_160236_000000552028_00369_12447_2904.N1	17-JUL-2004 16:02:36	Bright	55.000	68	18Alp Cas	2.2250	4500.0	110	12447	No
233	GOM_NL__2PRFIN20040717_160718_000000512028_00369_12447_2905.N1	17-JUL-2004 16:07:18	Bright	50.500	160	23Gam Per	2.9300	4700.0	101	12447	No
234	GOM_NL__2PRFIN20040717_160841_000000472028_00369_12447_2906.N1	17-JUL-2004 16:08:41	Bright	46.500	35	33Alp Per	1.7950	6250.0	93	12447	No
235	GOM_NL__2PRFIN20040717_161037_000000632028_00369_12447_2907.N1	17-JUL-2004 16:10:37	Bright	62.500	73	57Gam1And	2.2600	13100.	125	12447	No
236	GOM_NL__2PRFIN20040717_161331_000001112028_00369_12447_2908.N1	17-JUL-2004 16:13:31	Straylight	111.00	53	43Bet And	2.0480	3300.0	222	12447	No
237	GOM_NL__2PRFIN20040717_161715_000000492028_00369_12447_2909.N1	17-JUL-2004 16:17:15	Twilight	49.000	146	25Eta Tau	2.8730	15200.	98	12447	No
238	GOM_NL__2PRFIN20040717_161849_000000522028_00369_12447_2910.N1	17-JUL-2004 16:18:49	Twilight	52.000	13	87Alp Tau	0.86700	3800.0	104	12447	No
239	GOM_NL__2PRFIN20040717_162508_000000452028_00369_12447_2911.N1	17-JUL-2004 16:25:08	Dark	45.000	7	19Bet Ori	0.10000	14000.	90	12447	No
240	GOM_NL__2PRFIN20040717_162824_000000432028_00369_12447_2912.N1	17-JUL-2004 16:28:24	Dark	43.000	139	9Bet Lep	2.8330	5600.0	86	12447	No
241	GOM_NL__2PRFIN20040717_163727_000000442028_00369_12447_2913.N1	17-JUL-2004 16:37:27	Dark	44.000	157	The1Eri	2.9060	9300.0	88	12447	No
242	GOM_NL__2PRFIN20040717_164333_000000482028_00370_12448_2893.N1	17-JUL-2004 16:43:33	Dark	48.000	9	Alp Eri	0.45300	24000.	96	12448	No
243	GOM_NL__2PRFIN20040717_164653_000000422028_00370_12448_2894.N1	17-JUL-2004 16:46:53	Dark	41.500	135	Bet Hyi	2.8200	5800.0	83	12448	No
244	GOM_NL__2PRFIN20040717_165101_000000432028_00370_12448_2895.N1	17-JUL-2004 16:51:01	Straylight	42.500	148	Alp Tuc	2.8780	4100.0	85	12448	No
245	GOM_NL__2PRFIN20040717_165224_000000532028_00370_12448_2896.N1	17-JUL-2004 16:52:24	Straylight	52.500	63	Bet Gru	2.1500	2800.0	105	12448	No
246	GOM_NL__2PRFIN20040717_165356_000000512028_00370_12448_2897.N1	17-JUL-2004 16:53:56	Straylight	51.000	31	Alp Gru	1.7340	15200.	102	12448	No
247	GOM_NL__2PRFIN20040717_165625_000000832028_00370_12448_2898.N1	17-JUL-2004 16:56:25	Straylight	83.000	18	24Alp PsA	1.1660	9700.0	166	12448	No
248	GOM_NL__2PRFIN20040717_170051_000000452028_00370_12448_2899.N1	17-JUL-2004 17:00:51	Twilight	45.000	40	The Sco	1.8590	7100.0	90	12448	No
249	GOM_NL__2PRFIN20040717_170247_000000412028_00370_12448_2900.N1	17-JUL-2004 17:02:47	Twilight	41.000	38	20Eps Sgr	1.8360	11000.	82	12448	No
250	GOM_NL__2PRFIN20040717_170441_000000412028_00370_12448_2901.N1	17-JUL-2004 17:04:41	Bright	41.000	57	34Sig Sgr	2.0660	26000.	82	12448	No
251	GOM_NL__2PRFIN20040717_170632_000000772028_00370_12448_2902.N1	17-JUL-2004 17:06:32	Bright	76.500	142	49Del Cap	2.8500	8900.0	153	12448	No
252	GOM_NL__2PRFIN20040717_171359_000000382028_00370_12448_2903.N1	17-JUL-2004 17:13:59	Bright	37.500	126	60Bet Oph	2.7700	4250.0	75	12448	No
253	GOM_NL__2PRFIN20040717_171617_000000402028_00370_12448_2904.N1	17-JUL-2004 17:16:17	Bright	39.500	59	55Alp Oph	2.0800	8900.0	79	12448	No
254	GOM_NL__2PRFIN20040717_172215_000000402028_00370_12448_2905.N1	17-JUL-2004 17:22:15	Bright	40.000	133	40Zet Her	2.8070	6000.0	80	12448	No
255	GOM_NL__2PRFIN20040717_172702_000000382028_00370_12448_2906.N1	17-JUL-2004 17:27:02	Bright	38.000	69	33Gam Dra	2.2310	3800.0	76	12448	No
256	GOM_NL__2PRFIN20040717_172853_000000522028_00370_12448_2907.N1	17-JUL-2004 17:28:53	Bright	52.000	19	50Alp Cyg	1.2460	10500.	104	12448	No
257	GOM_NL__2PRFIN20040717_173350_000000452028_00370_12448_2908.N1	17-JUL-2004 17:33:50	Bright	44.500	89	5Alp Cep	2.4510	8000.0	89	12448	No
258	GOM_NL__2PRFIN20040717_173803_000000392028_00370_12448_2909.N1	17-JUL-2004 17:38:03	Bright	38.500	49	1Alp UMi	1.9900	6300.0	77	12448	No
259	GOM_NL__2PRFIN20040717_174113_000000532028_00370_12448_2910.N1	17-JUL-2004 17:41:13	Bright	53.000	74	11Bet Cas	2.2680	6600.0	106	12448	No
260	GOM_NL__2PRFIN20040717_174311_000000552028_00370_12448_2911.N1	17-JUL-2004 17:43:11	Bright	54.500	68	18Alp Cas	2.2250	4500.0	109	12448	No
261	GOM_NL__2PRFIN20040717_174754_000000572028_00370_12448_2912.N1	17-JUL-2004 17:47:54	Bright	56.500	160	23Gam Per	2.9300	4700.0	113	12448	No
262	GOM_NL__2PRFIN20040717_174917_000000442028_00370_12448_2913.N1	17-JUL-2004 17:49:17	Bright	43.500	35	33Alp Per	1.7950	6250.0	87	12448	No
263	GOM_NL__2PRFIN20040717_175112_000000652028_00370_12448_2914.N1	17-JUL-2004 17:51:12	Bright	65.000	73	57Gam1And	2.2600	13100.	130	12448	No
264	GOM_NL__2PRFIN20040717_175407_000001142028_00370_12448_2915.N1	17-JUL-2004 17:54:07	Straylight	114.00	53	43Bet And	2.0480	3300.0	228	12448	No
265	GOM_NL__2PRFIN20040717_175751_000000492028_00370_12448_2916.N1	17-JUL-2004 17:57:51	Twilight	49.000	146	25Eta Tau	2.8730	15200.	98	12448	No
266	GOM_NL__2PRFIN20040717_175926_000000552028_00370_12448_2917.N1	17-JUL-2004 17:59:26	Twilight	55.000	13	87Alp Tau	0.86700	3800.0	110	12448	No
267	GOM_NL__2PRFIN20040717_180545_000000402028_00370_12448_2918.N1	17-JUL-2004 18:05:45	Dark	39.500	7	19Bet Ori	0.10000	14000.	79	12448	No
268	GOM_NL__2PRFIN20040717_180901_000000432028_00370_12448_2919.N1	17-JUL-2004 18:09:01	Dark	42.500	139	9Bet Lep	2.8330	5600.0	85	12448	No
269	GOM_NL__2PRFIN20040717_181803_000000492028_00370_12448_2920.N1	17-JUL-2004 18:18:03	Dark	48.500	157	The1Eri	2.9060	9300.0	97	12448	No
270	GOM_NL__2PRFIN20040717_182410_000000542028_00371_12449_2887.N1	17-JUL-2004 18:24:10	Dark	54.000	9	Alp Eri	0.45300	24000.	108	12449	No
271	GOM_NL__2PRFIN20040717_182730_000000402028_00371_12449_2888.N1	17-JUL-2004 18:27:30	Dark	39.500	135	Bet Hyi	2.8200	5800.0	79	12449	No
272	GOM_NL__2PRFIN20040717_183138_000000422028_00371_12449_2889.N1	17-JUL-2004 18:31:38	Straylight	41.500	148	Alp Tuc	2.8780	4100.0	83	12449	No
273	GOM_NL__2PRFIN20040717_183301_000000562028_00371_12449_2890.N1	17-JUL-2004 18:33:01	Straylight	55.500	63	Bet Gru	2.1500	2800.0	111	12449	No
274	GOM_NL__2PRFIN20040717_183433_000000492028_00371_12449_2891.N1	17-JUL-2004 18:34:33	Straylight	48.500	31	Alp Gru	1.7340	15200.	97	12449	No
275	GOM_NL__2PRFIN20040717_183702_000000872028_00371_12449_2892.N1	17-JUL-2004 18:37:02	Straylight	86.500	18	24Alp PsA	1.1660	9700.0	173	12449	No
276	GOM_NL__2PRFIN20040717_184127_000000452028_00371_12449_2893.N1	17-JUL-2004 18:41:27	Twilight	45.000	40	The Sco	1.8590	7100.0	90	12449	No
277	GOM_NL__2PRFIN20040717_184323_000000442028_00371_12449_2894.N1	17-JUL-2004 18:43:23	Twilight	44.000	38	20Eps Sgr	1.8360	11000.	88	12449	No
278	GOM_NL__2PRFIN20040717_184517_000000412028_00371_12449_2895.N1	17-JUL-2004 18:45:17	Bright	41.000	57	34Sig Sgr	2.0660	26000.	82	12449	No

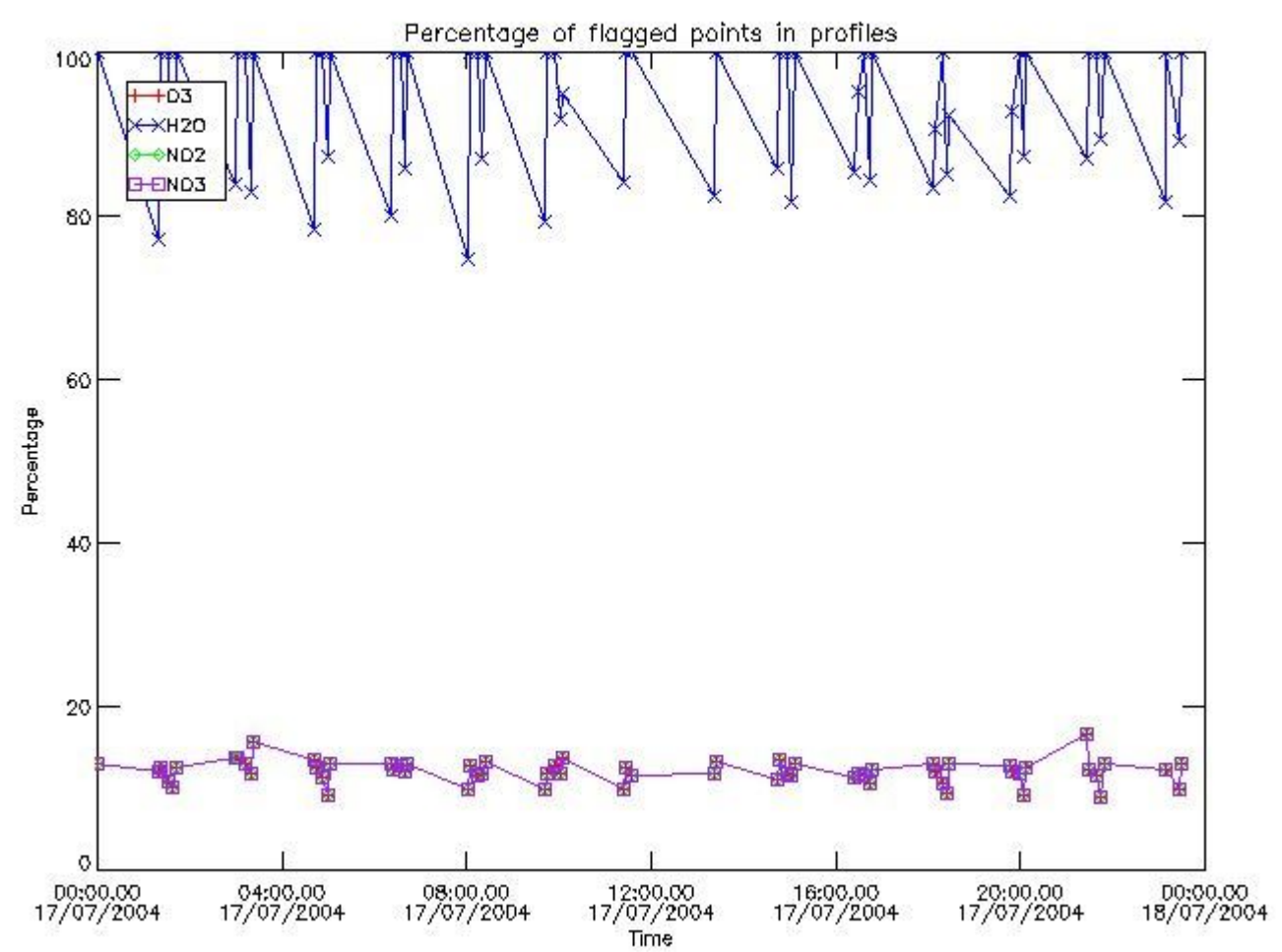
279	GOM_NL__2PRFIN20040717_184709_000000762028_00371_12449_2896.N1	17-JUL-2004 18:47:09	Bright	75.500	142	49Del Cap	2.8500	8900.0	151	12449	No
280	GOM_NL__2PRFIN20040717_185435_000000392028_00371_12449_2897.N1	17-JUL-2004 18:54:35	Bright	38.500	126	60Bet Oph	2.7700	4250.0	77	12449	No
281	GOM_NL__2PRFIN20040717_185653_000000372028_00371_12449_2898.N1	17-JUL-2004 18:56:53	Bright	37.000	59	55Alp Oph	2.0800	8900.0	74	12449	No
282	GOM_NL__2PRFIN20040717_190252_000000402028_00371_12449_2899.N1	17-JUL-2004 19:02:52	Bright	39.500	133	40Zet Her	2.8070	6000.0	79	12449	No
283	GOM_NL__2PRFIN20040717_190738_000000412028_00371_12449_2900.N1	17-JUL-2004 19:07:38	Bright	40.500	69	33Gam Dra	2.2310	3800.0	81	12449	No
284	GOM_NL__2PRFIN20040717_190928_000000512028_00371_12449_2901.N1	17-JUL-2004 19:09:28	Bright	51.000	19	50Alp Cyg	1.2460	10500.	102	12449	No
285	GOM_NL__2PRFIN20040717_191426_000000442028_00371_12449_2902.N1	17-JUL-2004 19:14:26	Bright	43.500	89	5Alp Cep	2.4510	8000.0	87	12449	No
286	GOM_NL__2PRFIN20040717_191839_000000382028_00371_12449_2903.N1	17-JUL-2004 19:18:39	Bright	37.500	49	1Alp UMi	1.9900	6300.0	75	12449	No
287	GOM_NL__2PRFIN20040717_192148_000000542028_00371_12449_2904.N1	17-JUL-2004 19:21:48	Bright	53.500	74	11Bet Cas	2.2680	6600.0	107	12449	No
288	GOM_NL__2PRFIN20040717_192347_000000562028_00371_12449_2905.N1	17-JUL-2004 19:23:47	Bright	55.500	68	18Alp Cas	2.2250	4500.0	111	12449	No
289	GOM_NL__2PRFIN20040717_192830_000000552028_00371_12449_2906.N1	17-JUL-2004 19:28:30	Bright	55.000	160	23Gam Per	2.9300	4700.0	110	12449	No
290	GOM_NL__2PRFIN20040717_192952_000000442028_00371_12449_2907.N1	17-JUL-2004 19:29:52	Bright	43.500	35	33Alp Per	1.7950	6250.0	87	12449	No
291	GOM_NL__2PRFIN20040717_193148_000000652028_00371_12449_2908.N1	17-JUL-2004 19:31:48	Bright	65.000	73	57Gam1And	2.2600	13100.	130	12449	No
292	GOM_NL__2PRFIN20040717_193443_000001162028_00371_12449_2909.N1	17-JUL-2004 19:34:43	Straylight	115.50	53	43Bet And	2.0480	3300.0	231	12449	No
293	GOM_NL__2PRFIN20040717_193827_000000492028_00371_12449_2910.N1	17-JUL-2004 19:38:27	Twilight	48.500	146	25Eta Tau	2.8730	15200.	97	12449	No
294	GOM_NL__2PRFIN20040717_194002_000000552028_00371_12449_2911.N1	17-JUL-2004 19:40:02	Twilight	55.000	13	87Alp Tau	0.86700	3800.0	110	12449	No
295	GOM_NL__2PRFIN20040717_194621_000000402028_00371_12449_2912.N1	17-JUL-2004 19:46:21	Dark	40.000	7	19Bet Ori	0.10000	14000.	80	12449	No
296	GOM_NL__2PRFIN20040717_194937_000000422028_00371_12449_2913.N1	17-JUL-2004 19:49:37	Dark	42.000	139	9Bet Lep	2.8330	5600.0	84	12449	No
297	GOM_NL__2PRFIN20040717_195840_000000442028_00371_12449_2914.N1	17-JUL-2004 19:58:40	Dark	43.500	157	The1Eri	2.9060	9300.0	87	12449	No
298	GOM_NL__2PRFIN20040717_200446_000000552028_00372_12450_2822.N1	17-JUL-2004 20:04:46	Dark	55.000	9	Alp Eri	0.45300	24000.	110	12450	No
299	GOM_NL__2PRFIN20040717_200806_000000412028_00372_12450_2823.N1	17-JUL-2004 20:08:06	Dark	41.000	135	Bet Hyi	2.8200	5800.0	82	12450	No
300	GOM_NL__2PRFIN20040717_201214_000000432028_00372_12450_2824.N1	17-JUL-2004 20:12:14	Straylight	42.500	148	Alp Tuc	2.8780	4100.0	85	12450	No
301	GOM_NL__2PRFIN20040717_201337_000000632028_00372_12450_2825.N1	17-JUL-2004 20:13:37	Straylight	62.500	63	Bet Gru	2.1500	2800.0	125	12450	No
302	GOM_NL__2PRFIN20040717_201510_000000502028_00372_12450_2826.N1	17-JUL-2004 20:15:10	Straylight	49.500	31	Alp Gru	1.7340	15200.	99	12450	No
303	GOM_NL__2PRFIN20040717_201740_000000902028_00372_12450_2827.N1	17-JUL-2004 20:17:40	Straylight	89.500	18	24Alp PsA	1.1660	9700.0	179	12450	No
304	GOM_NL__2PRFIN20040717_202203_000000462028_00372_12450_2828.N1	17-JUL-2004 20:22:03	Twi_and_stray	45.500	40	The Sco	1.8590	7100.0	91	12450	No
305	GOM_NL__2PRFIN20040717_202359_000000442028_00372_12450_2829.N1	17-JUL-2004 20:23:59	Twi_and_stray	43.500	38	20Eps Sgr	1.8360	11000.	87	12450	No
306	GOM_NL__2PRFIN20040717_202553_000000402028_00372_12450_2830.N1	17-JUL-2004 20:25:53	Bright	40.000	57	34Sig Sgr	2.0660	26000.	80	12450	No
307	GOM_NL__2PRFIN20040717_202744_000000772028_00372_12450_2831.N1	17-JUL-2004 20:27:44	Bright	77.000	142	49Del Cap	2.8500	8900.0	154	12450	No
308	GOM_NL__2PRFIN20040717_203512_000000382028_00372_12450_2832.N1	17-JUL-2004 20:35:12	Bright	38.000	126	60Bet Oph	2.7700	4250.0	76	12450	No
309	GOM_NL__2PRFIN20040717_203729_000000382028_00372_12450_2833.N1	17-JUL-2004 20:37:29	Bright	38.000	59	55Alp Oph	2.0800	8900.0	76	12450	No
310	GOM_NL__2PRFIN20040717_204328_000000402028_00372_12450_2834.N1	17-JUL-2004 20:43:28	Bright	39.500	133	40Zet Her	2.8070	6000.0	79	12450	No
311	GOM_NL__2PRFIN20040717_204814_000000412028_00372_12450_2835.N1	17-JUL-2004 20:48:14	Bright	40.500	69	33Gam Dra	2.2310	3800.0	81	12450	No
312	GOM_NL__2PRFIN20040717_205003_000000532028_00372_12450_2836.N1	17-JUL-2004 20:50:03	Bright	52.500	19	50Alp Cyg	1.2460	10500.	105	12450	No
313	GOM_NL__2PRFIN20040717_205502_000000432028_00372_12450_2837.N1	17-JUL-2004 20:55:02	Bright	43.000	89	5Alp Cep	2.4510	8000.0	86	12450	No
314	GOM_NL__2PRFIN20040717_205915_000000372028_00372_12450_2838.N1	17-JUL-2004 20:59:15	Bright	37.000	49	1Alp UMi	1.9900	6300.0	74	12450	No
315	GOM_NL__2PRFIN20040717_210223_000000532028_00372_12450_2839.N1	17-JUL-2004 21:02:23	Bright	52.500	74	11Bet Cas	2.2680	6600.0	105	12450	No
316	GOM_NL__2PRFIN20040717_210422_000000552028_00372_12450_2840.N1	17-JUL-2004 21:04:22	Bright	54.500	68	18Alp Cas	2.2250	4500.0	109	12450	No
317	GOM_NL__2PRFIN20040717_210906_000000432028_00372_12450_2841.N1	17-JUL-2004 21:09:06	Bright	42.500	160	23Gam Per	2.9300	4700.0	85	12450	No
318	GOM_NL__2PRFIN20040717_211028_000000462028_00372_12450_2842.N1	17-JUL-2004 21:10:28	Bright	45.500	35	33Alp Per	1.7950	6250.0	91	12450	No
319	GOM_NL__2PRFIN20040717_211224_000000652028_00372_12450_2843.N1	17-JUL-2004 21:12:24	Bright	64.500	73	57Gam1And	2.2600	13100.	129	12450	No
320	GOM_NL__2PRFIN20040717_211519_000001162028_00372_12450_2844.N1	17-JUL-2004 21:15:19	Straylight	116.00	53	43Bet And	2.0480	3300.0	232	12450	No
321	GOM_NL__2PRFIN20040717_211903_000000482028_00372_12450_2845.N1	17-JUL-2004 21:19:03	Twilight	47.500	146	25Eta Tau	2.8730	15200.	95	12450	No
322	GOM_NL__2PRFIN20040717_212038_000000502028_00372_12450_2846.N1	17-JUL-2004 21:20:38	Twilight	50.000	13	87Alp Tau	0.86700	3800.0	100	12450	No
323	GOM_NL__2PRFIN20040717_212657_000000432028_00372_12450_2847.N1	17-JUL-2004 21:26:57	Dark	43.000	7	19Bet Ori	0.10000	14000.	86	12450	No
324	GOM_NL__2PRFIN20040717_212921_000000422028_00372_12450_2848.N1	17-JUL-2004 21:29:21	Dark	41.500	101	11Alp Lep	2.5820	7000.0	83	12450	No
325	GOM_NL__2PRFIN20040717_213916_000000442028_00372_12450_2849.N1	17-JUL-2004 21:39:16	Dark	44.000	157	The1Eri	2.9060	9300.0	88	12450	No
326	GOM_NL__2PRFIN20040717_214523_000000572028_00373_12451_2822.N1	17-JUL-2004 21:45:23	Dark	57.000	9	Alp Eri	0.45300	24000.	114	12451	No
327	GOM_NL__2PRFIN20040717_214842_000000392028_00373_12451_2823.N1	17-JUL-2004 21:48:42	Dark	39.000	135	Bet Hyi	2.8200	5800.0	78	12451	No
328	GOM_NL__2PRFIN20040717_215250_000000472028_00373_12451_2824.N1	17-JUL-2004 21:52:50	Straylight	46.500	148	Alp Tuc	2.8780	4100.0	93	12451	No
329	GOM_NL__2PRFIN20040717_215414_000000662028_00373_12451_2825.N1	17-JUL-2004 21:54:14	Straylight	66.000	63	Bet Gru	2.1500	2800.0	132	12451	No
330	GOM_NL__2PRFIN20040717_215546_000000592028_00373_12451_2826.N1	17-JUL-2004 21:55:46	Straylight	58.500	31	Alp Gru	1.7340	15200.	117	12451	No
331	GOM_NL__2PRFIN20040717_215817_000000842028_00373_12451_2827.N1	17-JUL-2004 21:58:17	Straylight	83.500	18	24Alp PsA	1.1660	9700.0	167	12451	No
332	GOM_NL__2PRFIN20040717_220239_000000452028_00373_12451_2828.N1	17-JUL-2004 22:02:39	Twi_and_stray	44.500	40	The Sco	1.8590	7100.0	89	12451	No
333	GOM_NL__2PRFIN20040717_220435_000000452028_00373_12451_2829.N1	17-JUL-2004 22:04:35	Twi_and_stray	44.500	38	20Eps Sgr	1.8360	11000.	89	12451	No
334	GOM_NL__2PRFIN20040717_220629_000000422028_00373_12451_2830.N1	17-JUL-2004 22:06:29	Bright	41.500	57	34Sig Sgr	2.0660	26000.	83	12451	No
335	GOM_NL__2PRFIN20040717_220820_000000742028_00373_12451_2831.N1	17-JUL-2004 22:08:20	Bright	74.000	142	49Del Cap	2.8500	8900.0	148	12451	No
336	GOM_NL__2PRFIN20040717_221547_000000382028_00373_12451_2832.N1	17-JUL-2004 22:15:47	Bright	37.500	126	60Bet Oph	2.7700	4250.0	75	12451	No
337	GOM_NL__2PRFIN20040717_221805_000000392028_00373_12451_2833.N1	17-JUL-2004 22:18:05	Bright	38.500	59	55Alp Oph	2.0800	8900.0	77	12451	No

338	GOM_NL__2PRFIN20040717_222404_000000392028_00373_12451_2834.N1	17-JUL-2004 22:24:04	Bright	38.500	133	40Zet Her	2.8070	6000.0	77	12451	No
339	GOM_NL__2PRFIN20040717_222849_000000402028_00373_12451_2835.N1	17-JUL-2004 22:28:49	Bright	39.500	69	33Gam Dra	2.2310	3800.0	79	12451	No
340	GOM_NL__2PRFIN20040717_223038_000000512028_00373_12451_2836.N1	17-JUL-2004 22:30:38	Bright	50.500	19	50Alp Cyg	1.2460	10500.	101	12451	No
341	GOM_NL__2PRFIN20040717_223537_000000432028_00373_12451_2837.N1	17-JUL-2004 22:35:37	Bright	42.500	89	5Alp Cep	2.4510	8000.0	85	12451	No
342	GOM_NL__2PRFIN20040717_223950_000000372028_00373_12451_2838.N1	17-JUL-2004 22:39:50	Bright	37.000	49	1Alp UMi	1.9900	6300.0	74	12451	No
343	GOM_NL__2PRFIN20040717_224259_000000522028_00373_12451_2839.N1	17-JUL-2004 22:42:59	Bright	51.500	74	11Bet Cas	2.2680	6600.0	103	12451	No
344	GOM_NL__2PRFIN20040717_224457_000000542028_00373_12451_2840.N1	17-JUL-2004 22:44:57	Bright	53.500	68	18Alp Cas	2.2250	4500.0	107	12451	No
345	GOM_NL__2PRFIN20040717_224941_000000422028_00373_12451_2841.N1	17-JUL-2004 22:49:41	Bright	42.000	160	23Gam Per	2.9300	4700.0	84	12451	No
346	GOM_NL__2PRFIN20040717_225104_000000452028_00373_12451_2842.N1	17-JUL-2004 22:51:04	Bright	45.000	35	33Alp Per	1.7950	6250.0	90	12451	No
347	GOM_NL__2PRFIN20040717_225300_000000672028_00373_12451_2843.N1	17-JUL-2004 22:53:00	Bright	66.500	73	57Gam1And	2.2600	13100.	133	12451	No
348	GOM_NL__2PRFIN20040717_225554_000001442028_00373_12451_2844.N1	17-JUL-2004 22:55:54	Straylight	143.50	53	43Bet And	2.0480	3300.0	287	12451	No
349	GOM_NL__2PRFIN20040717_225939_000000492028_00373_12451_2845.N1	17-JUL-2004 22:59:39	Twilight	48.500	146	25Eta Tau	2.8730	15200.	97	12451	No
350	GOM_NL__2PRFIN20040717_230113_000000502028_00373_12451_2846.N1	17-JUL-2004 23:01:13	Twilight	50.000	13	87Alp Tau	0.86700	3800.0	100	12451	No
351	GOM_NL__2PRFIN20040717_230733_000000422028_00373_12451_2847.N1	17-JUL-2004 23:07:33	Dark	41.500	7	19Bet Ori	0.10000	14000.	83	12451	No
352	GOM_NL__2PRFIN20040717_230957_000000422028_00373_12451_2848.N1	17-JUL-2004 23:09:57	Dark	41.500	101	11Alp Lep	2.5820	7000.0	83	12451	No
353	GOM_NL__2PRFIN20040717_232559_000000522028_00374_12452_2822.N1	17-JUL-2004 23:25:59	Dark	51.500	9	Alp Eri	0.45300	24000.	103	12452	No
354	GOM_NL__2PRFIN20040717_232919_000000392028_00374_12452_2823.N1	17-JUL-2004 23:29:19	Dark	39.000	135	Bet Hyi	2.8200	5800.0	78	12452	No
355	GOM_NL__2PRFIN20040717_233326_000000442028_00374_12452_2824.N1	17-JUL-2004 23:33:26	Straylight	43.500	148	Alp Tuc	2.8780	4100.0	87	12452	No
356	GOM_NL__2PRFIN20040717_233450_000000622028_00374_12452_2825.N1	17-JUL-2004 23:34:50	Straylight	61.500	63	Bet Gru	2.1500	2800.0	123	12452	No
357	GOM_NL__2PRFIN20040717_233622_000000502028_00374_12452_2826.N1	17-JUL-2004 23:36:22	Straylight	49.500	31	Alp Gru	1.7340	15200.	99	12452	No
358	GOM_NL__2PRFIN20040717_233854_000000862028_00374_12452_2827.N1	17-JUL-2004 23:38:54	Straylight	86.000	18	24Alp PsA	1.1660	9700.0	172	12452	No
359	GOM_NL__2PRFIN20040717_234315_000000492028_00374_12452_2828.N1	17-JUL-2004 23:43:15	Tw_i_and_stray	49.000	40	The Sco	1.8590	7100.0	98	12452	No
360	GOM_NL__2PRFIN20040717_234511_000000452028_00374_12452_2829.N1	17-JUL-2004 23:45:11	Tw_i_and_stray	44.500	38	20Eps Sgr	1.8360	11000.	89	12452	No
361	GOM_NL__2PRFIN20040717_234704_000000422028_00374_12452_2830.N1	17-JUL-2004 23:47:04	Bright	42.000	57	34Sig Sgr	2.0660	26000.	84	12452	No
362	GOM_NL__2PRFIN20040717_234856_000000752028_00374_12452_2831.N1	17-JUL-2004 23:48:56	Bright	75.000	142	49Del Cap	2.8500	8900.0	150	12452	No
363	GOM_NL__2PRFIN20040717_235623_000000382028_00374_12452_2832.N1	17-JUL-2004 23:56:23	Bright	38.000	126	60Bet Oph	2.7700	4250.0	76	12452	No
364	GOM_NL__2PRFIN20040717_235840_000000382028_00374_12452_2833.N1	17-JUL-2004 23:58:40	Bright	37.500	59	55Alp Oph	2.0800	8900.0	75	12452	No

3. Quality information per product

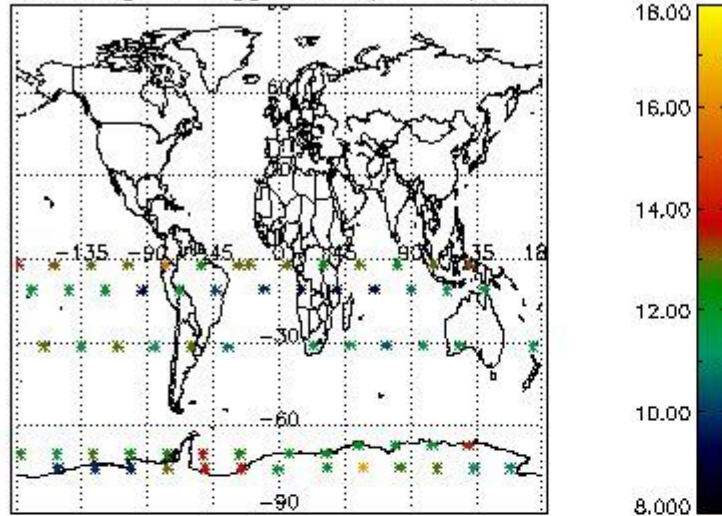
In this section it is plotted some information contained in the Quality Summary data set of the level 2 products. Only products in dark limb conditions and without errors (error flag in the MPH set to "0") are used.

3.1 Plot quality information per product (time dependant)

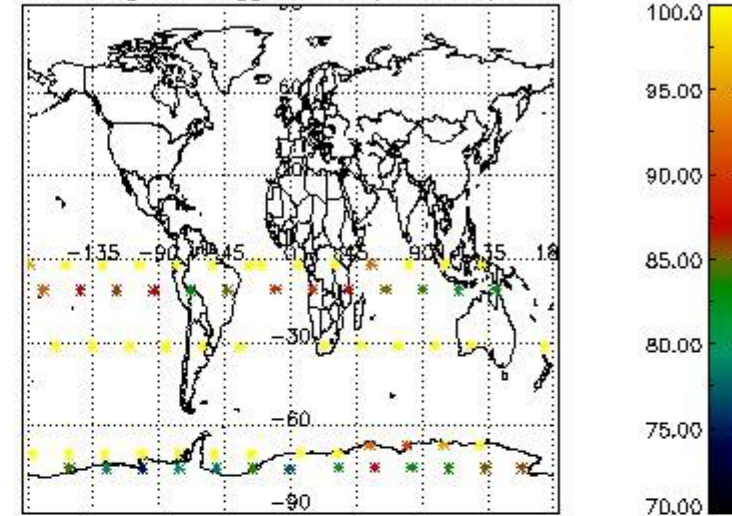


3.2 Plot quality information per product (world map)

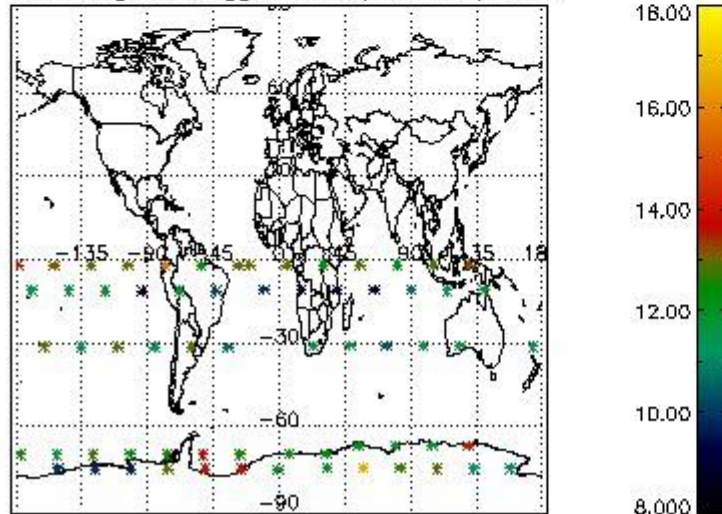
Percentage of flagged data per O3 profile



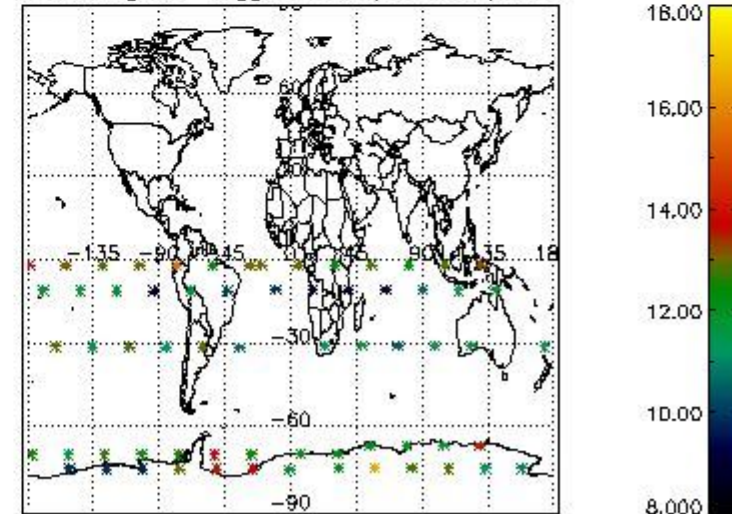
Percentage of flagged data per H2O profile



Percentage of flagged data per NO2 profile



Percentage of flagged data per NO3 profile

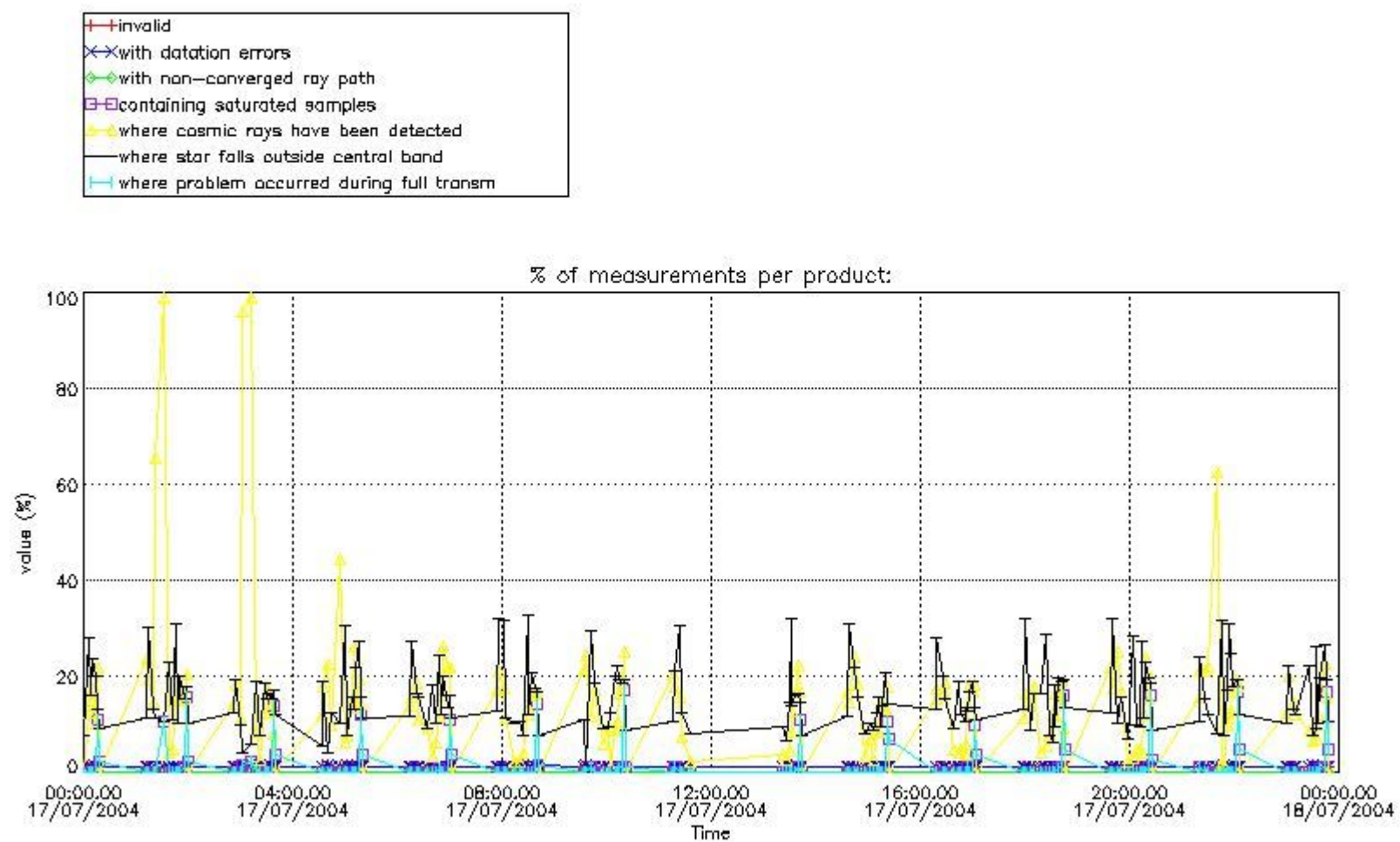


4. Level 1 quality information per product

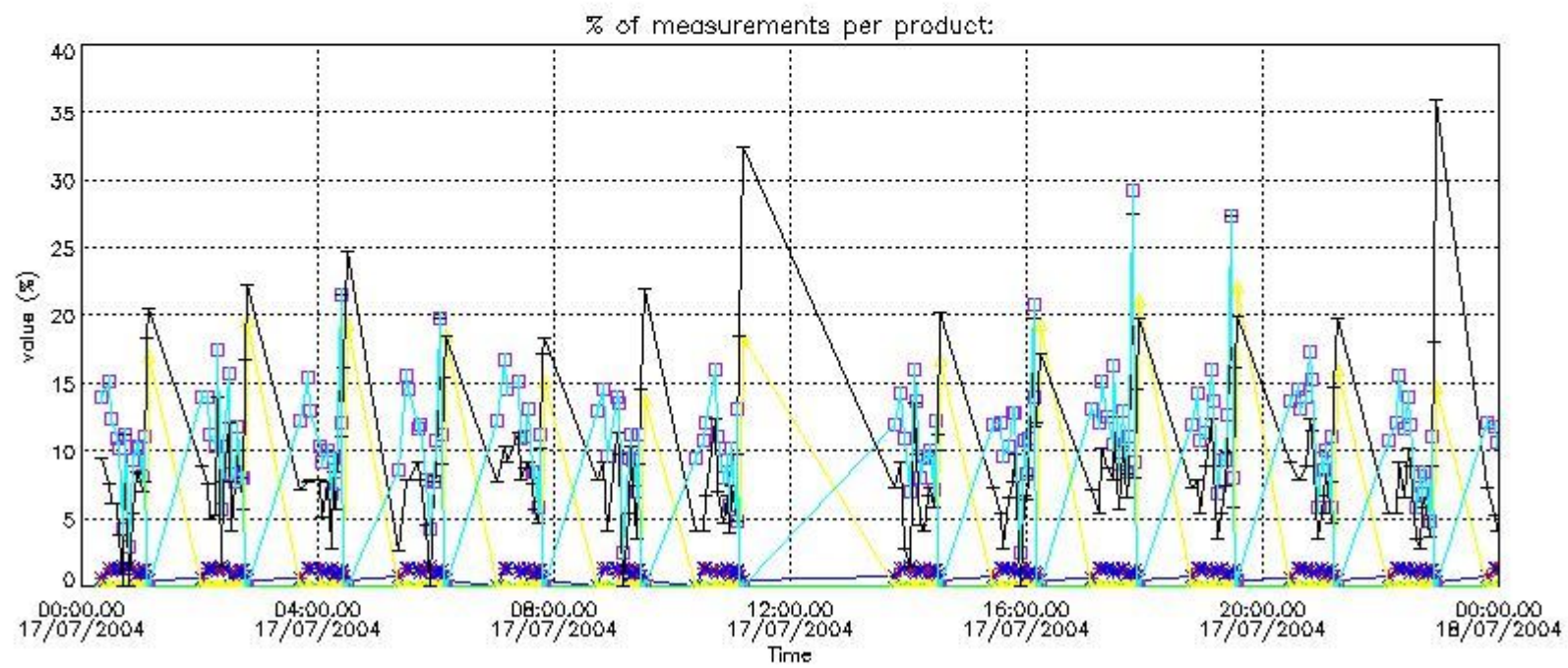
In this section it is plotted some information contained in the Quality Summary data set of the level 2 products that comes from the level 1b processing. Products without errors (error flag in the MPH set to "0") are used.

4.1 Plot quality information per product (time dependant) coming from level 1b processing

4.1.1 Plot level 1 quality information per product (time dependant): ENVISAT ASCENDING passes

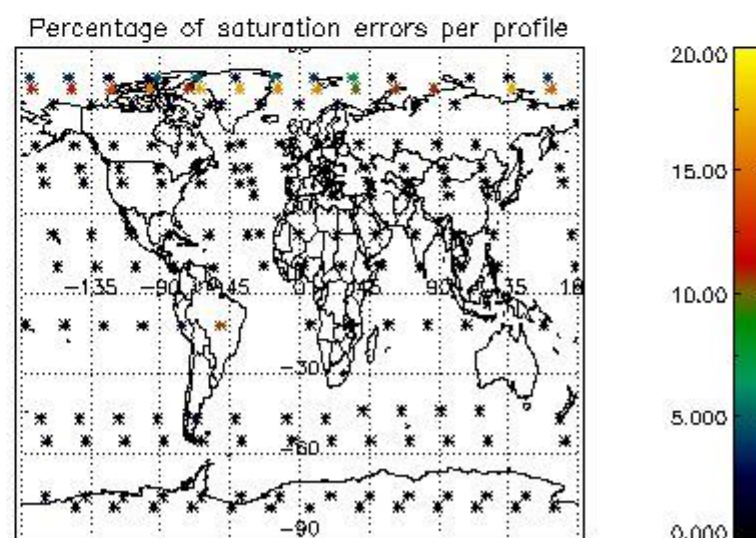
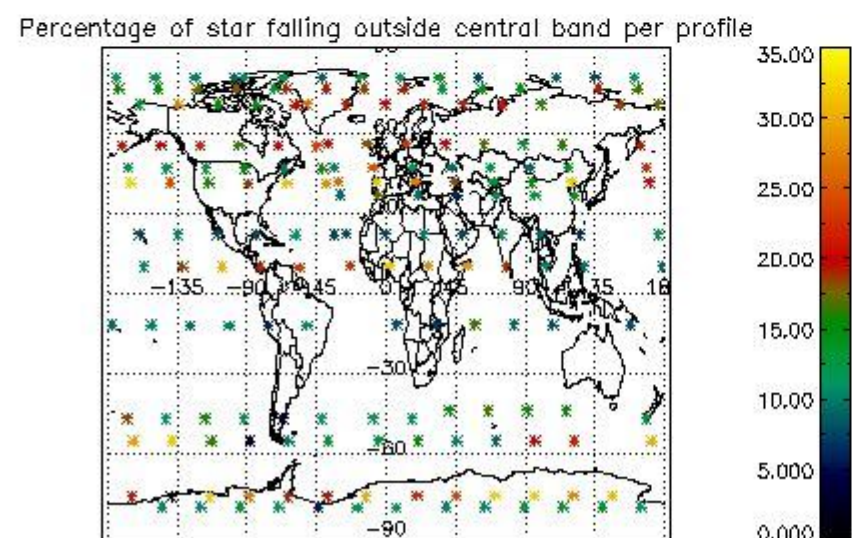
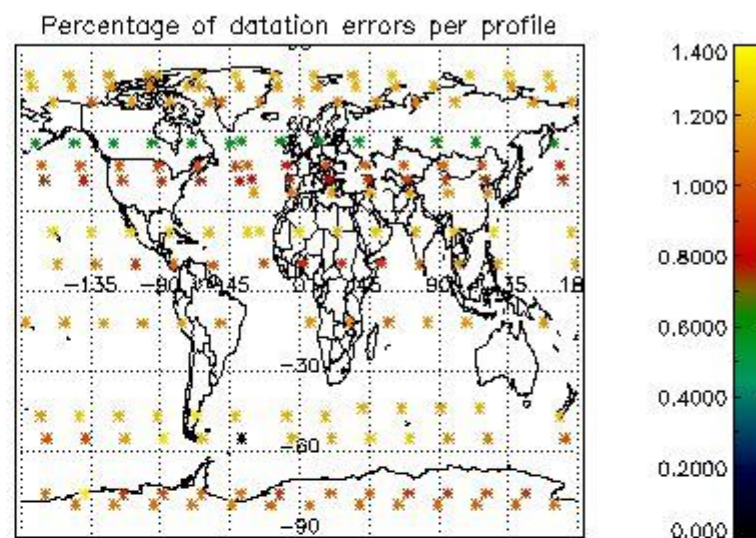
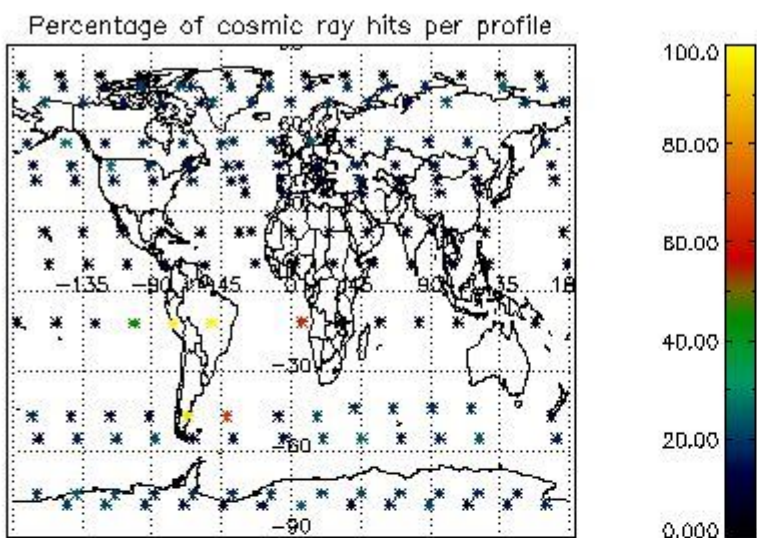


4.1.2 Plot level 1 quality information per product (time dependant): ENVI SAT DESCENDING passes

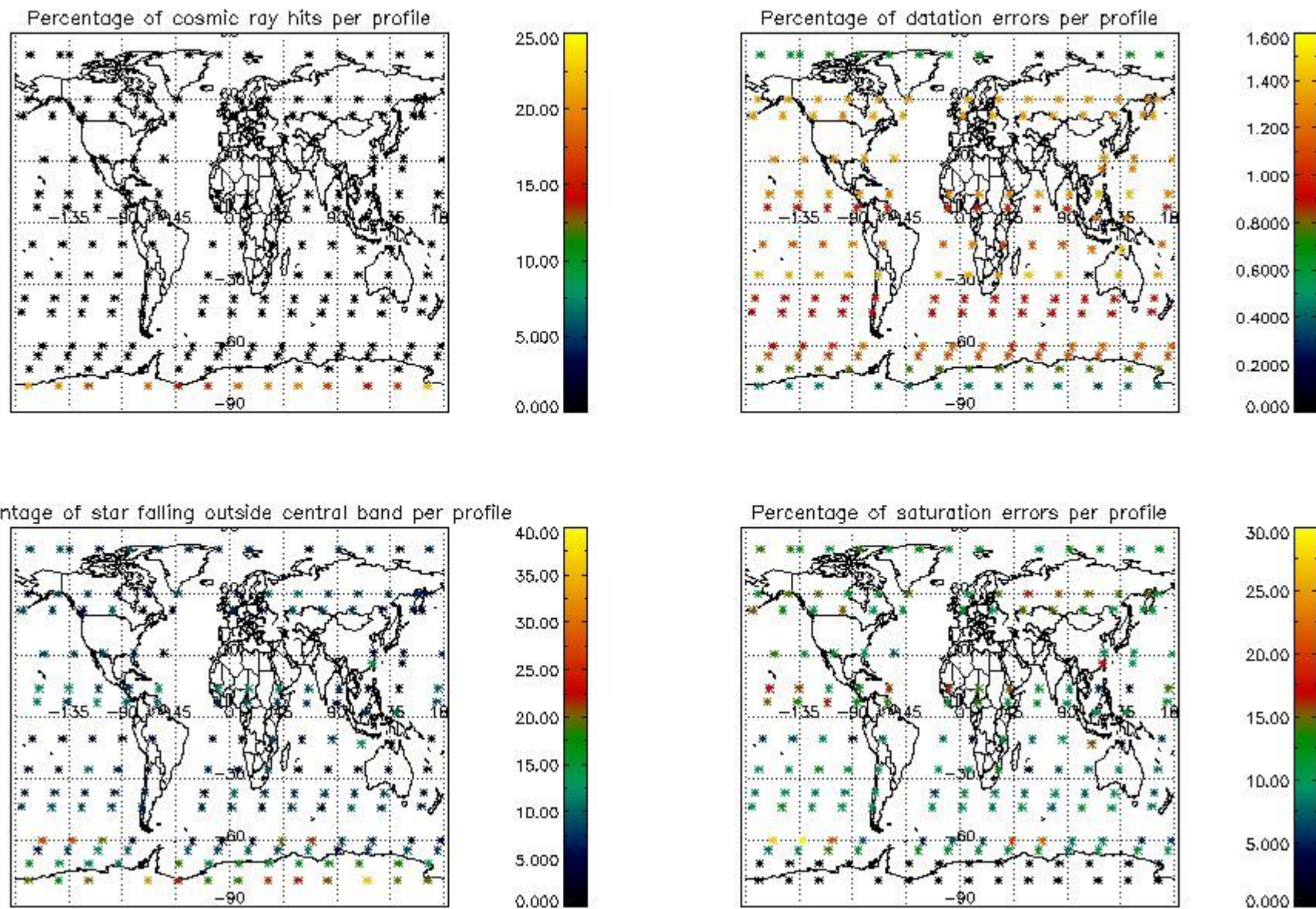


4.2 Plot quality information per product coming from level 1b processing (world map)

4.2.1 Plot level 1 quality information per product (world map): ENVISAT ASCENDING passes



4.2.2 Plot level 1 quality information per product (world map): ENVISAT DESCENDING passes



5. Trace gas profiles

5.1 Ozone statistics based on quality of products

The final quality of the products can be "measured" using the STD (Standard Deviation) attached to every point profile. This information is written to the parameter GOM_NL__2P/NL_LOCAL_SPECIES_DENSITY/o3_std of the level 2 products. The table below shows the statistics for given STD ranges.

The statistics are given with respect to the overall valid production:

- Products without fatal errors: GOM_NL__2P/MPH/PRODUCT_ERR=0
- Valid point profile: GOM_NL__2P/NL_LOCAL_SPECIES_DENSITY/pcd(0)=0

The 'Criteria' is applied to valid points of dark limb products:

- Products in dark limb illumination condition: GOM_NL__2P/NL_SUMMARY_QUALITY/obs_ill_cond=0
- Products without fatal errors: GOM_NL__2P/MPH/PRODUCT_ERR=0
- Valid point profile: GOM_NL__2P/NL_LOCAL_SPECIES_DENSITY/pcd(0)=0

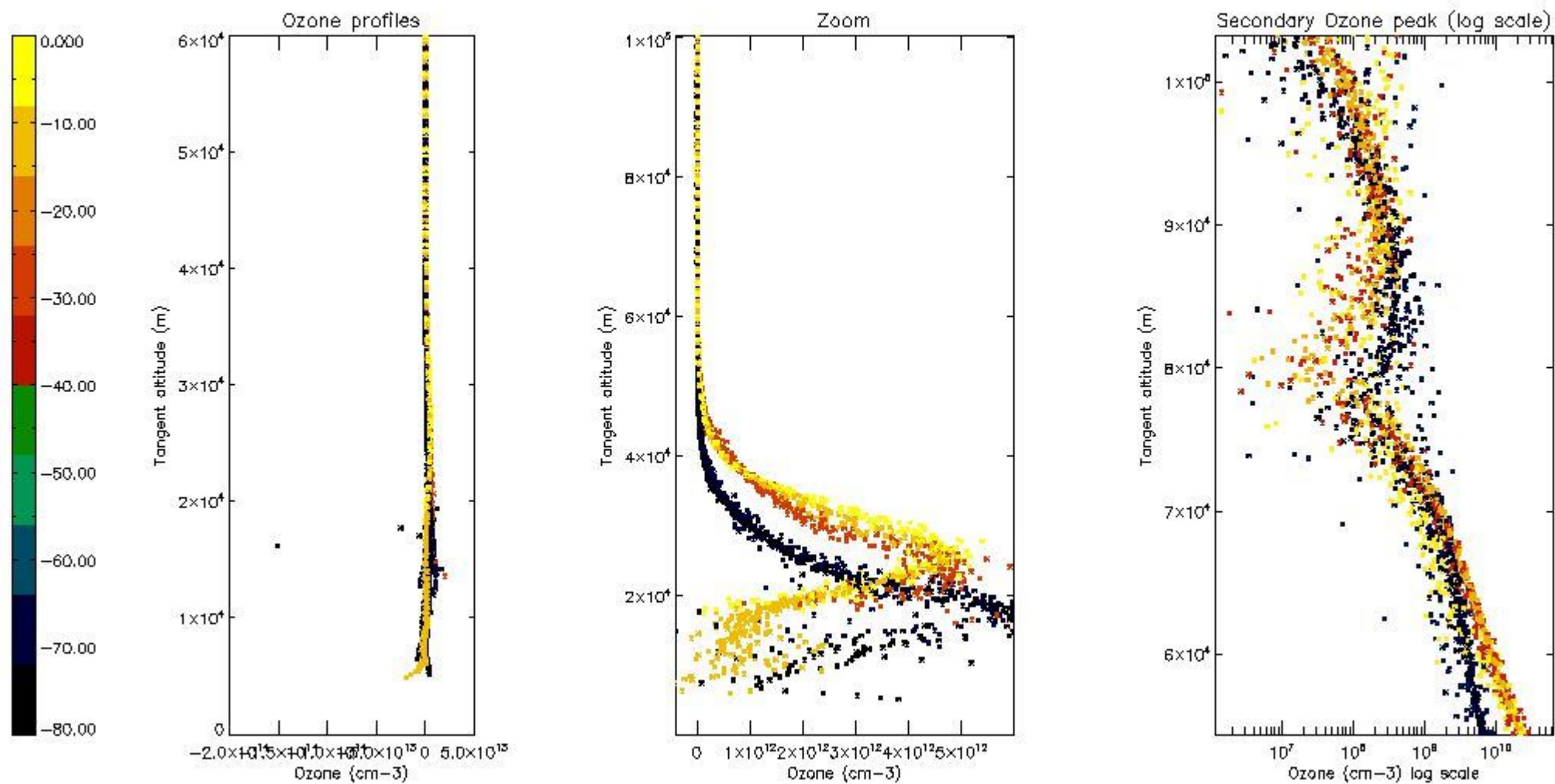
So, the table below shows the percentage of dark limb and valid observations for each criteria with respect to the overall valid daily observations.

Criteria	% of total production
All STD	15
STD < 20	9

STD < 10	7
STD < 5	4

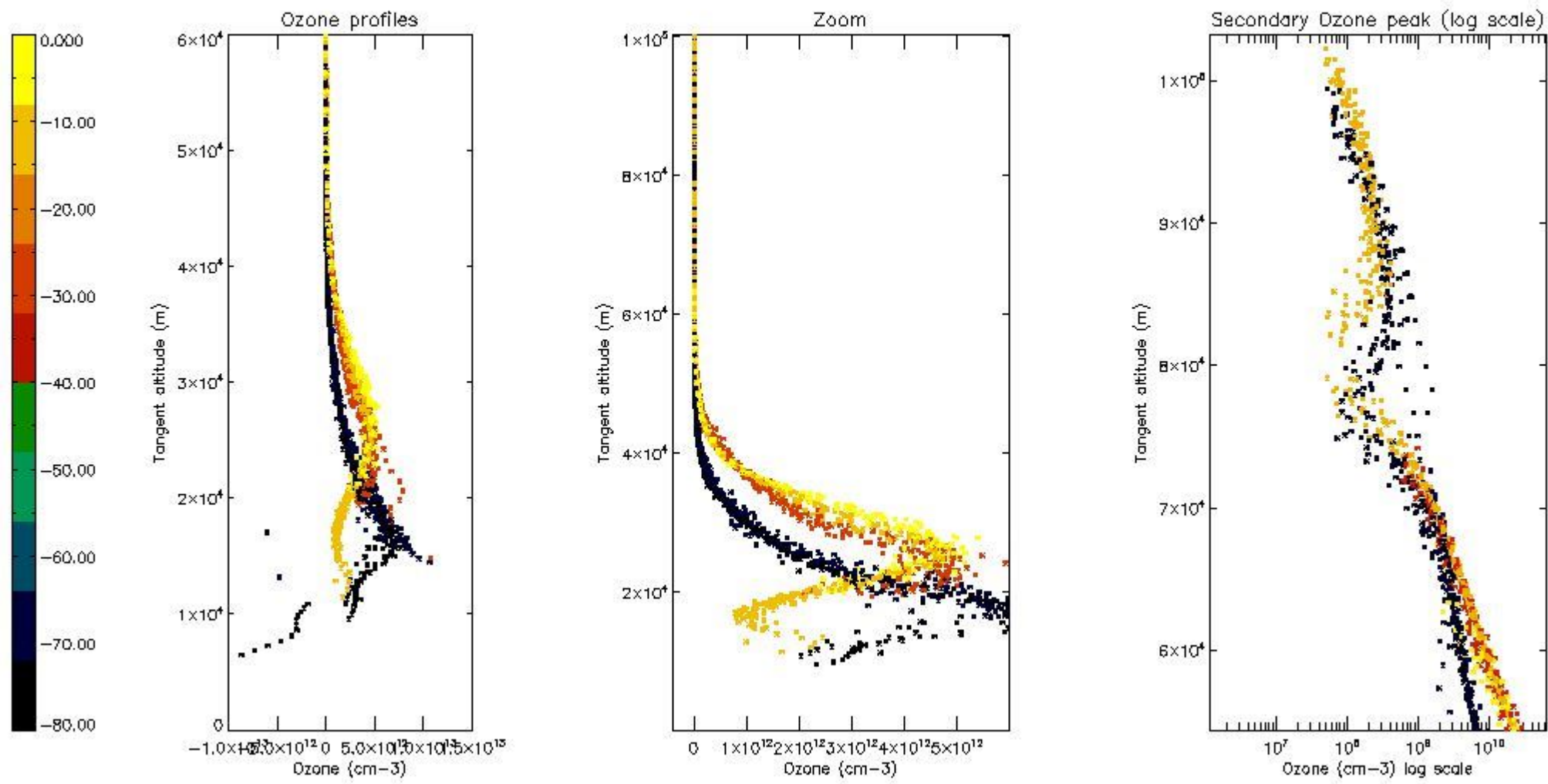
5.2 Plot ozone profiles for all STD (dark without errors)

The colorbar represents the latitude.



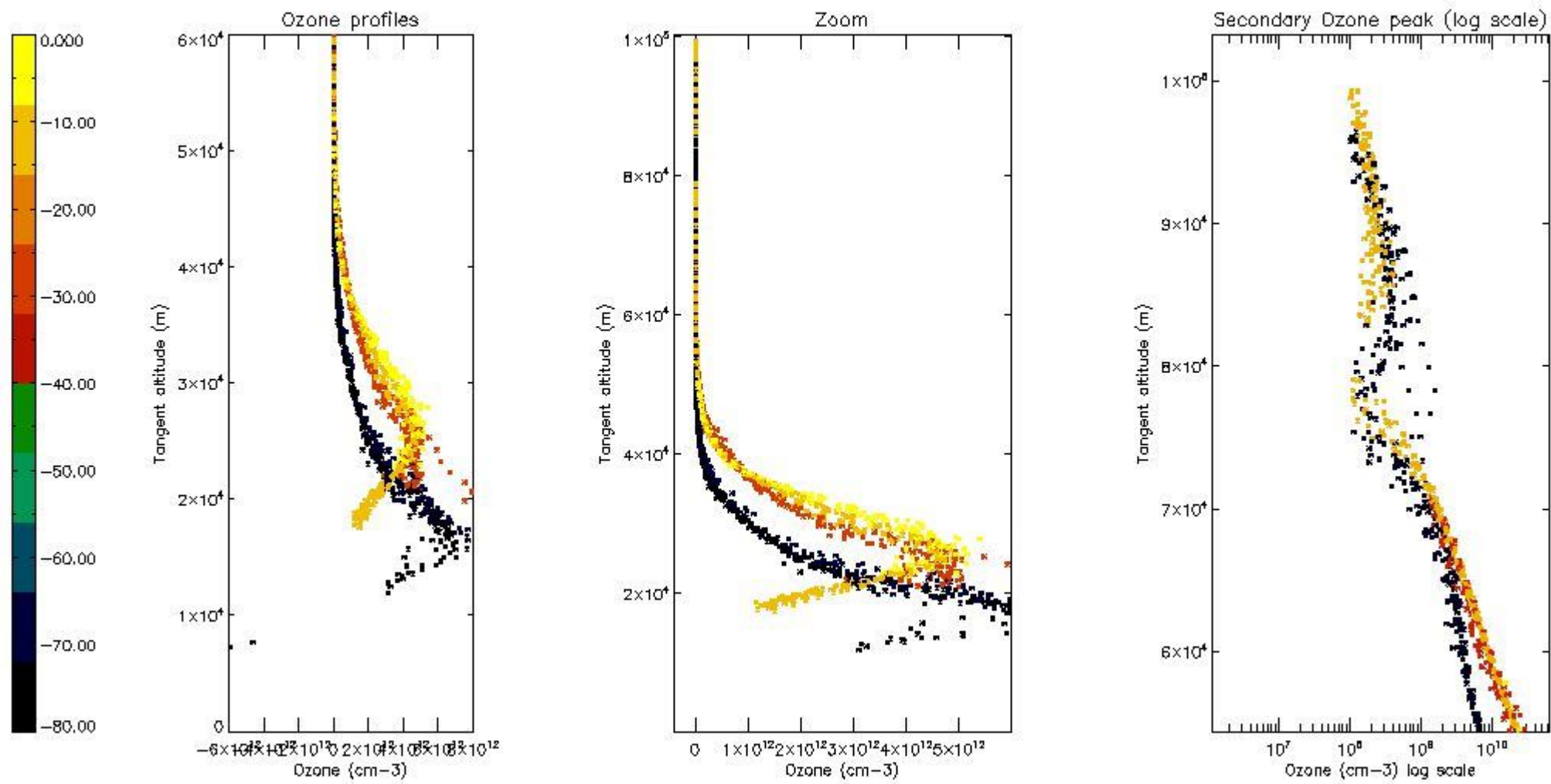
5.3 Plot ozone profiles where STD < 20% (dark without errors)

The colorbar represents the latitude.



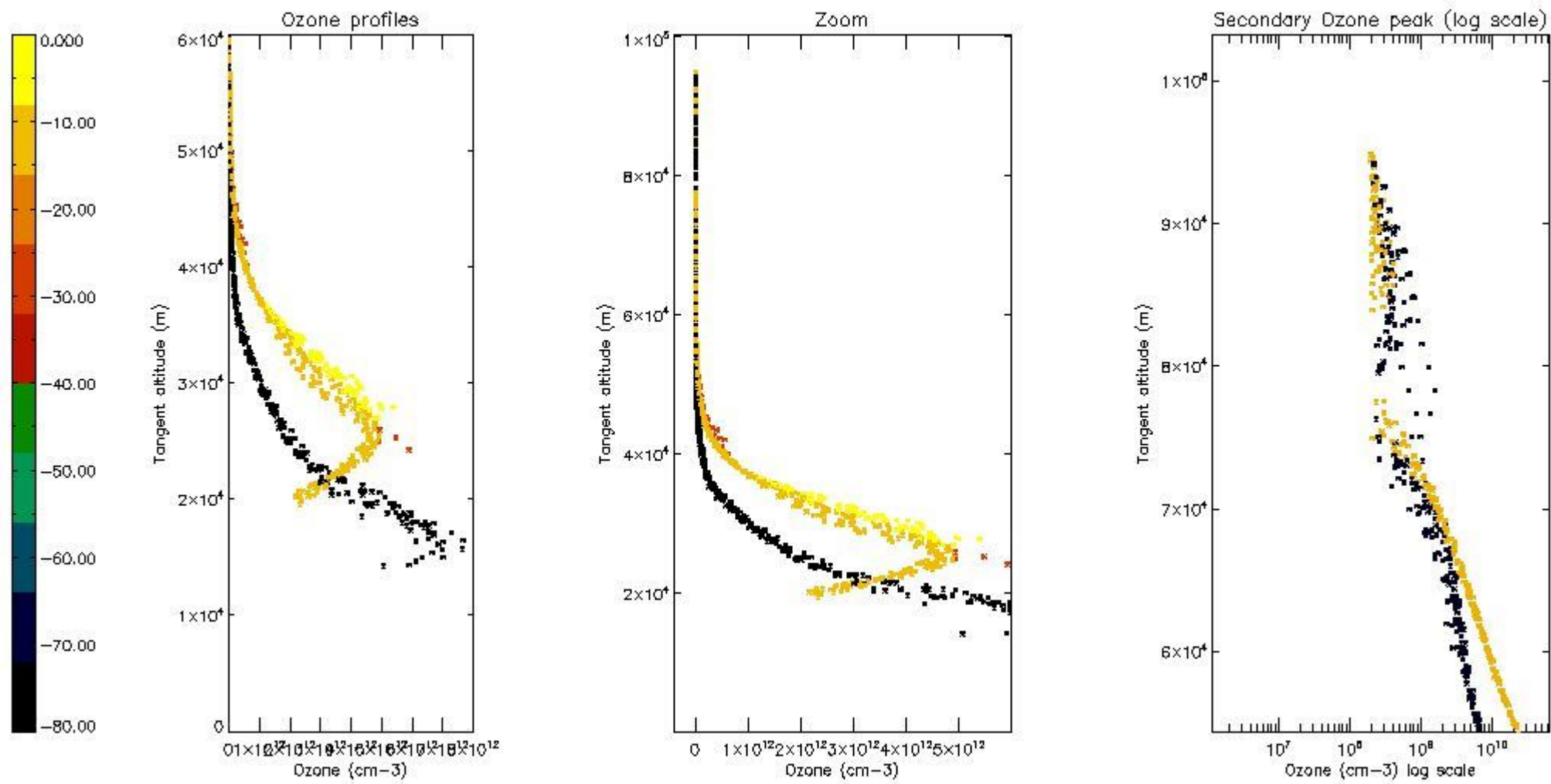
5.4 Plot ozone profiles where STD < 10% (dark without errors)

The colorbar represents the latitude.



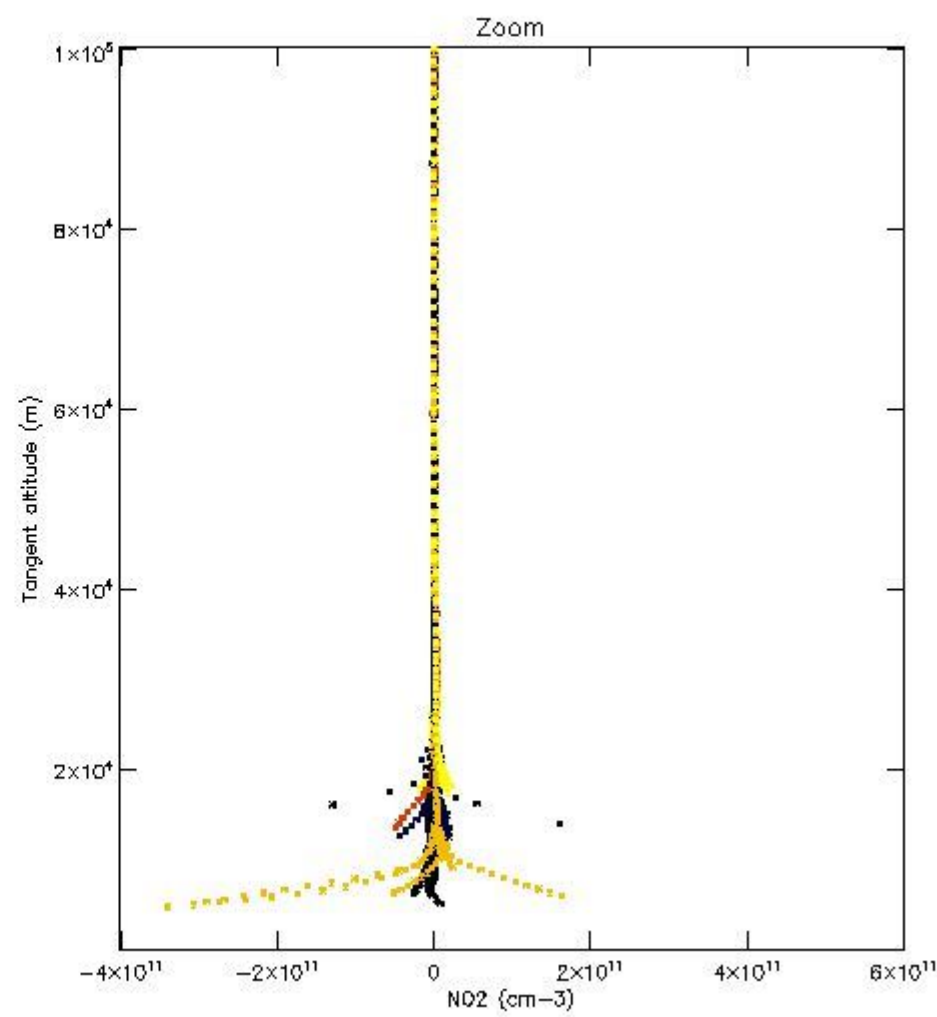
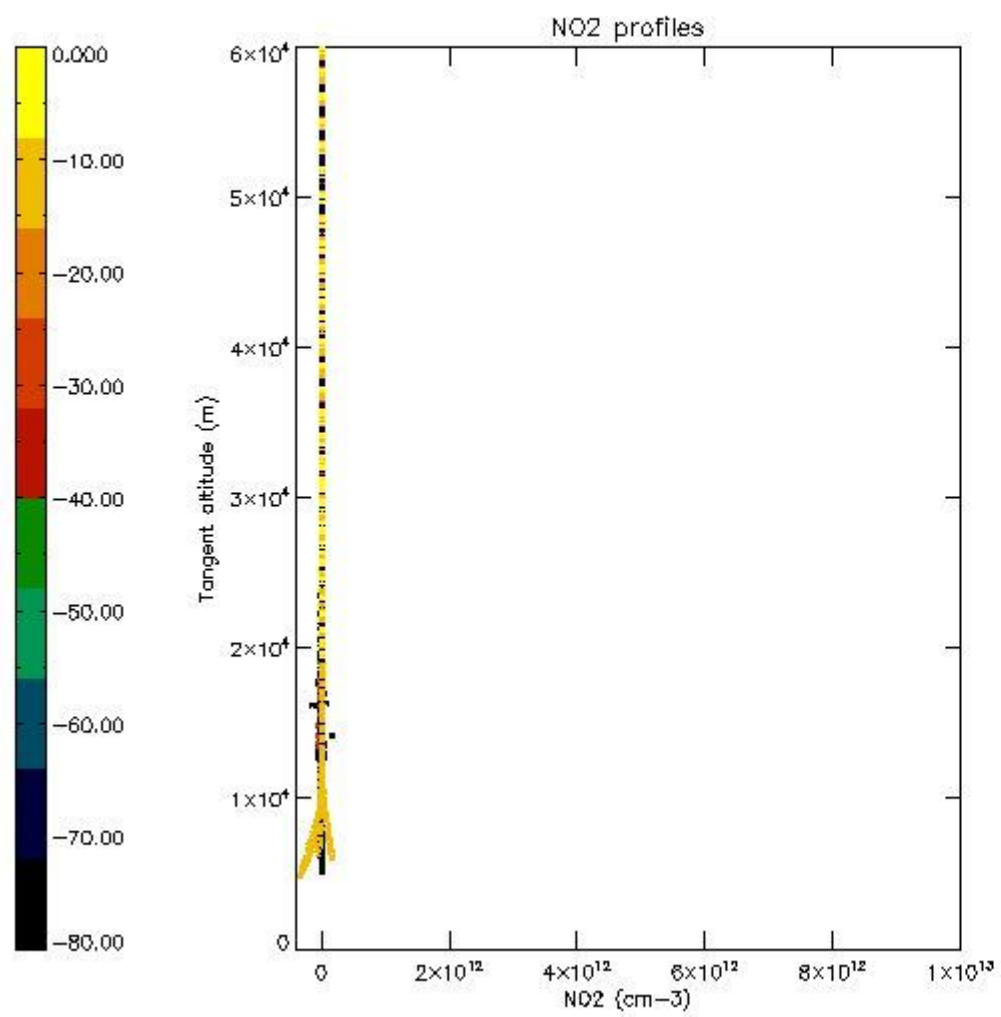
5.5 Plot ozone profiles where STD < 5% (dark without errors)

The colorbar represents the latitude.



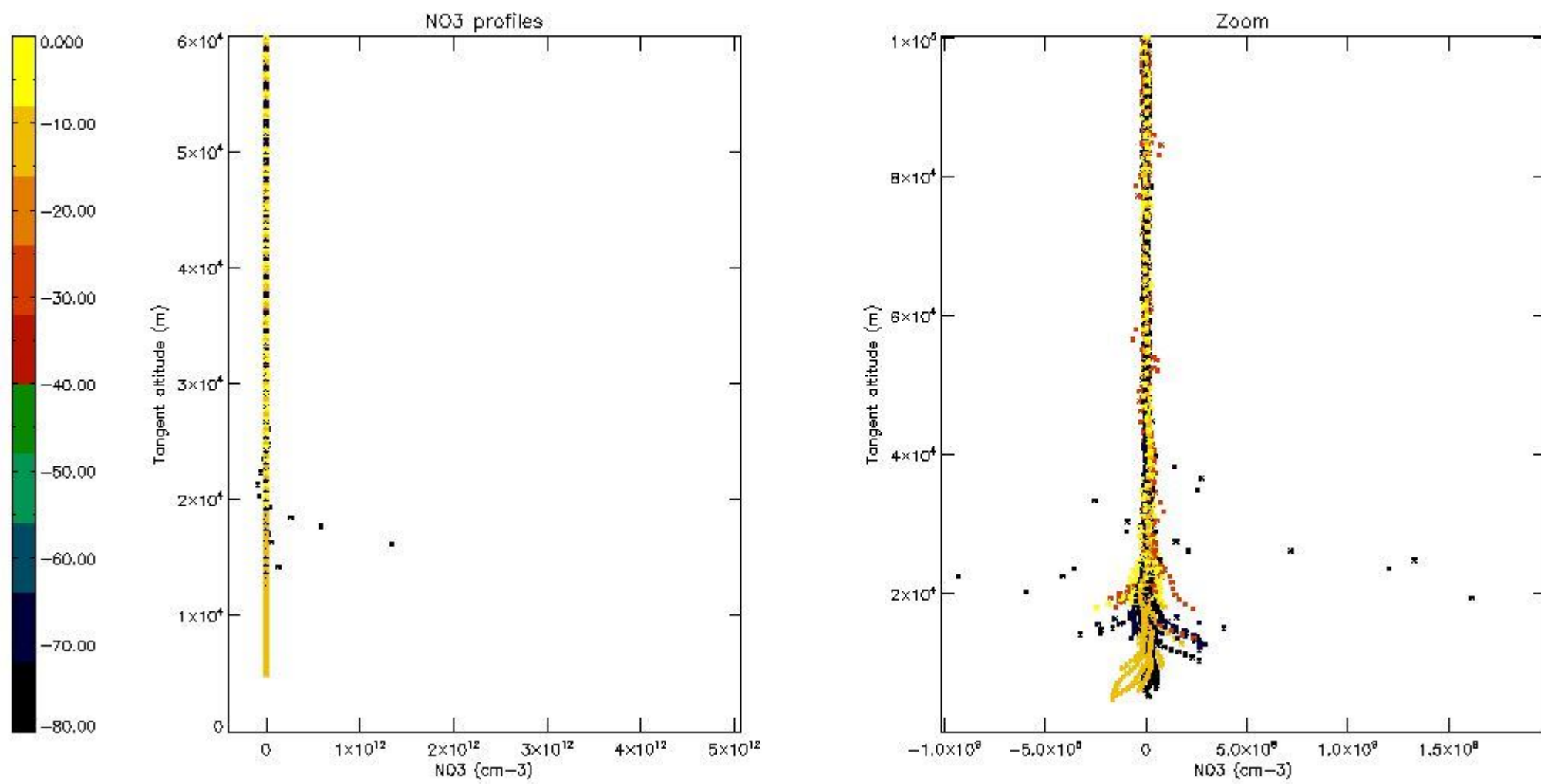
5.6 Plot NO₂ profiles for all STD (dark without errors)

The colorbar represents the latitude.



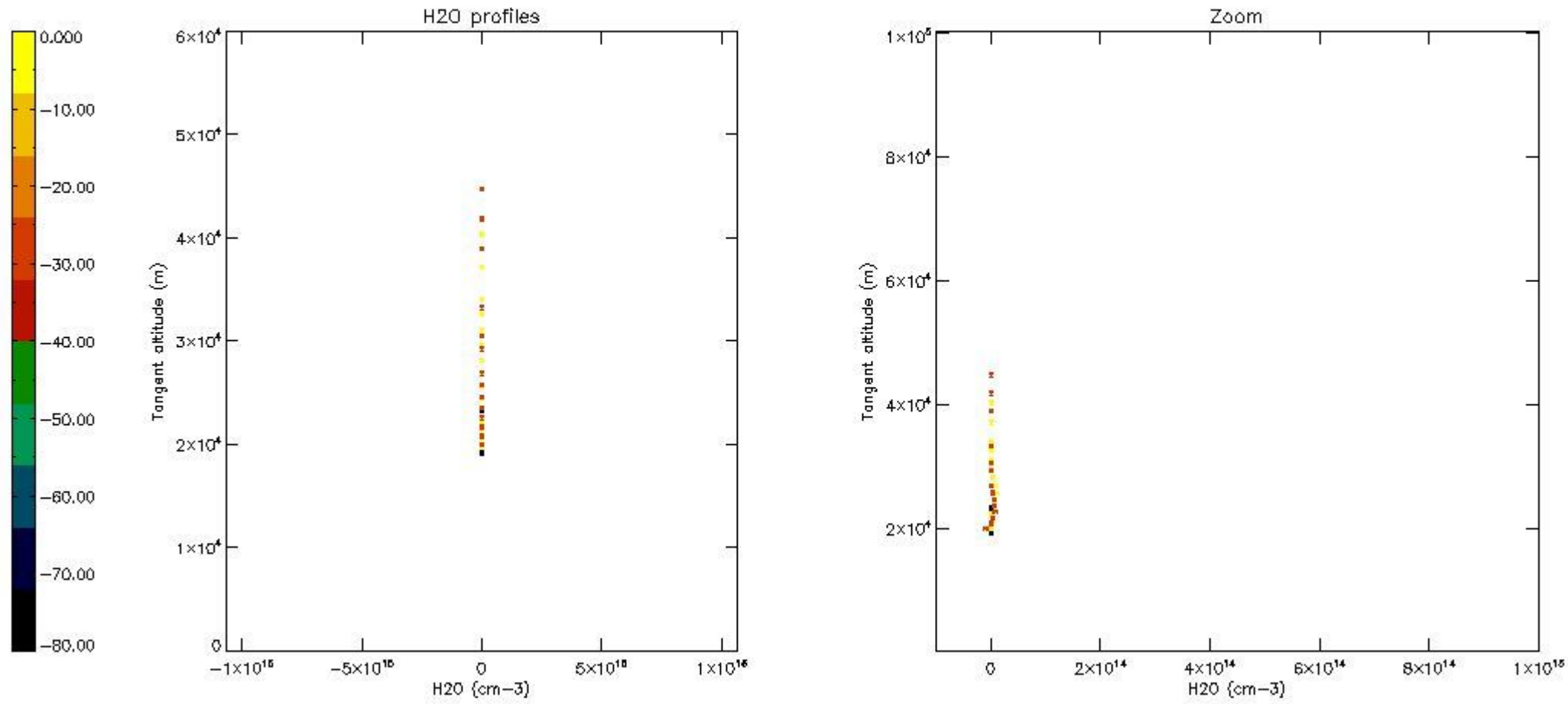
5.7 Plot NO3 profiles for all STD (dark without errors)

The colorbar represents the latitude.



5.8 Plot H2O profiles for all STD (only for occultations of stars 1,2,3,4,13,14,16,26,63 dark without errors)

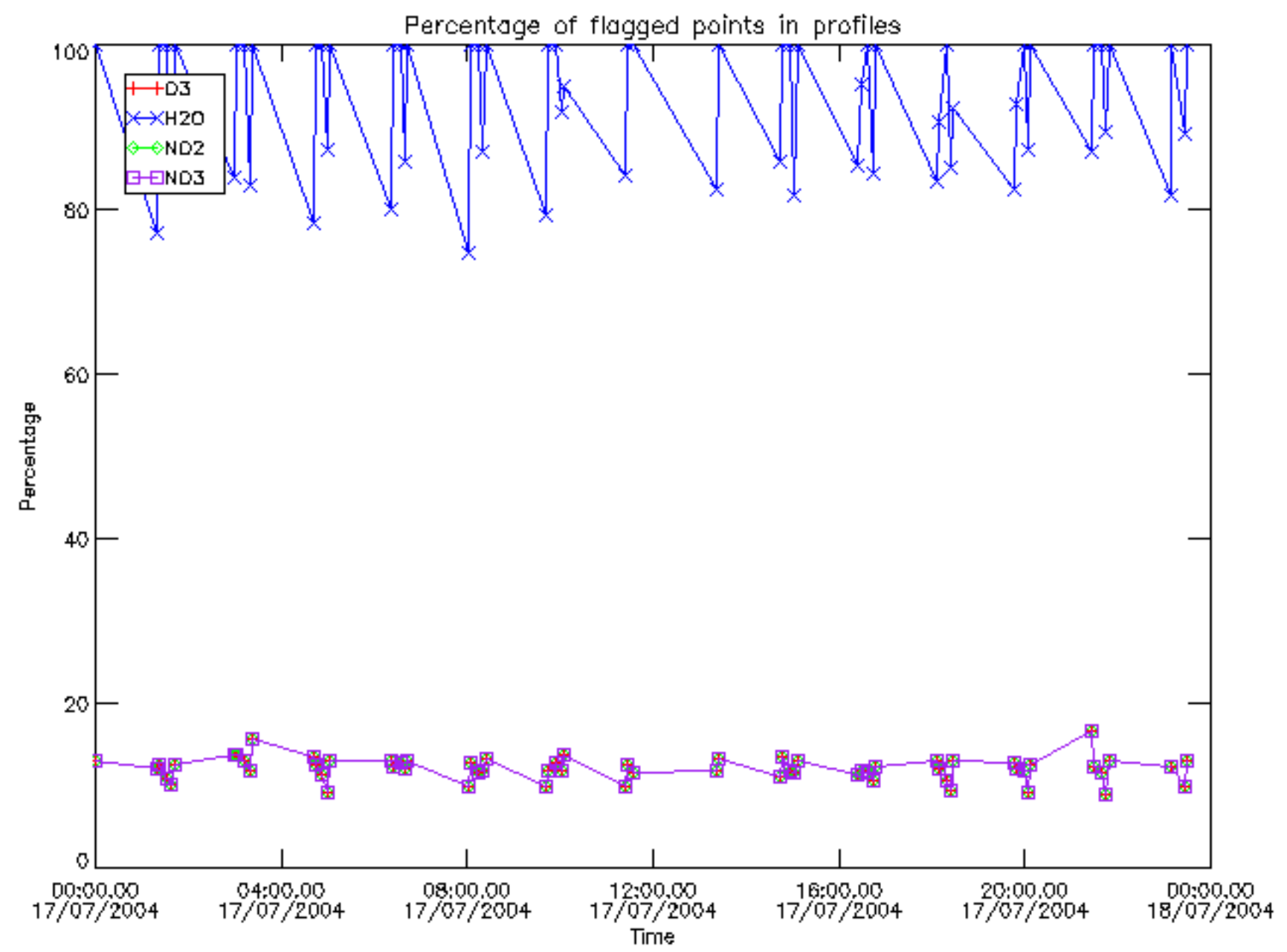
The colorbar represents the latitude.



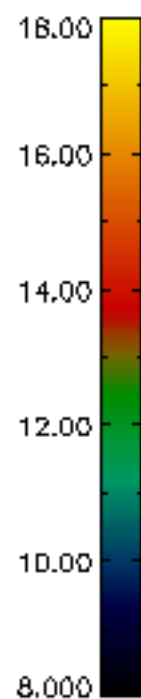
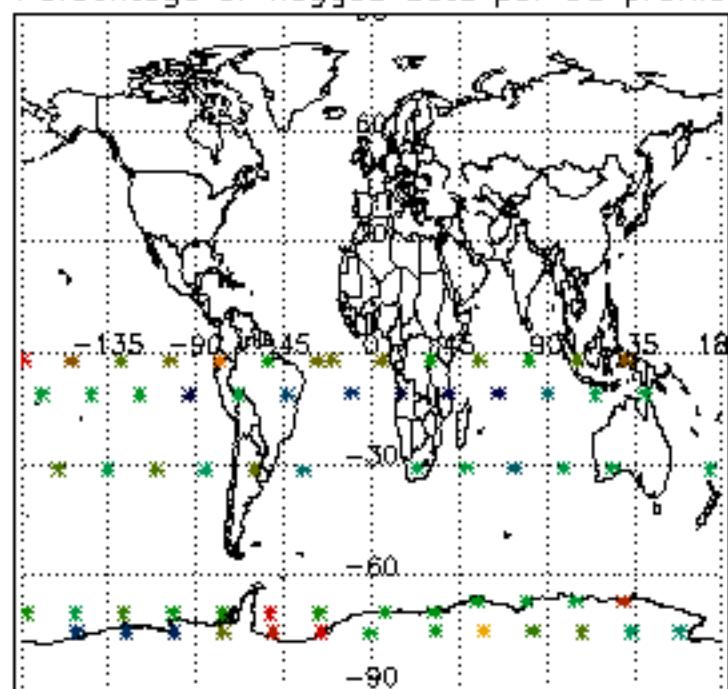
6. Auxiliary Data Files used for the production reported in section 2

The number reported in the third column indicates since which file (see list in section 2) the corresponding auxiliary file has been used. The fourth column is the date of those product files.

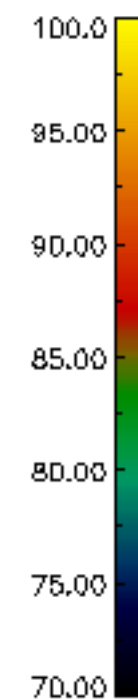
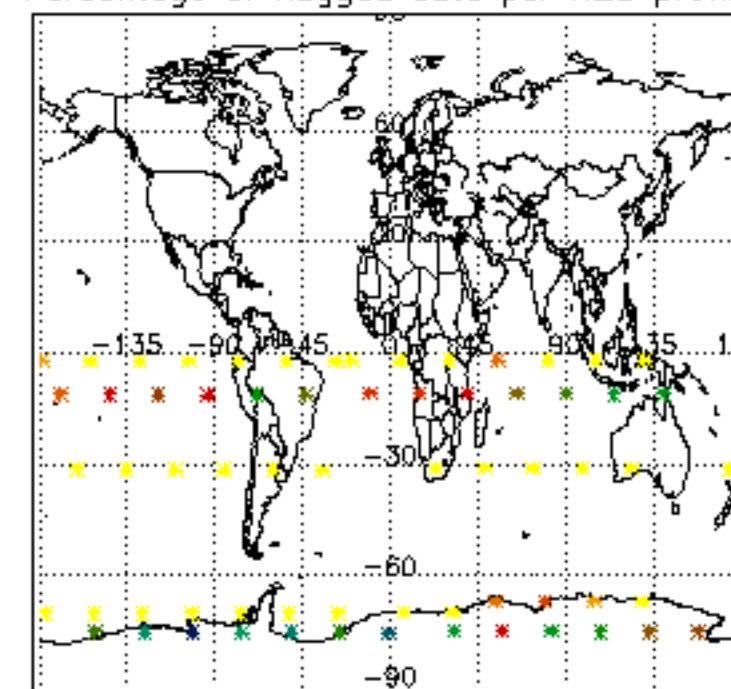
Type	Auxiliary Filename	Used since product	Used since product date
INST_PHYS_CHARACTERISTICS	GOM_INS_AXVIEC20091111_143220_20030716_120000_20500101_000000	1	17-JUL-2004 00:00:52
LEVEL-2_PROC_CONFIG	GOM_PR2_AXVIEC20091111_152718_20020301_000000_20500101_000000	1	17-JUL-2004 00:00:52
CROSS_SECTIONS_FILE	GOM_CRS_AXVIEC20091111_154832_20020301_000000_20500101_000000	1	17-JUL-2004 00:00:52



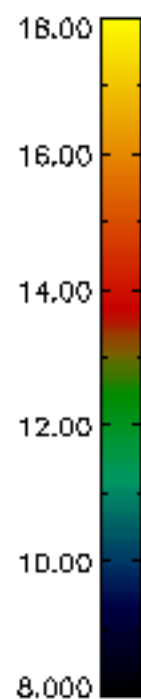
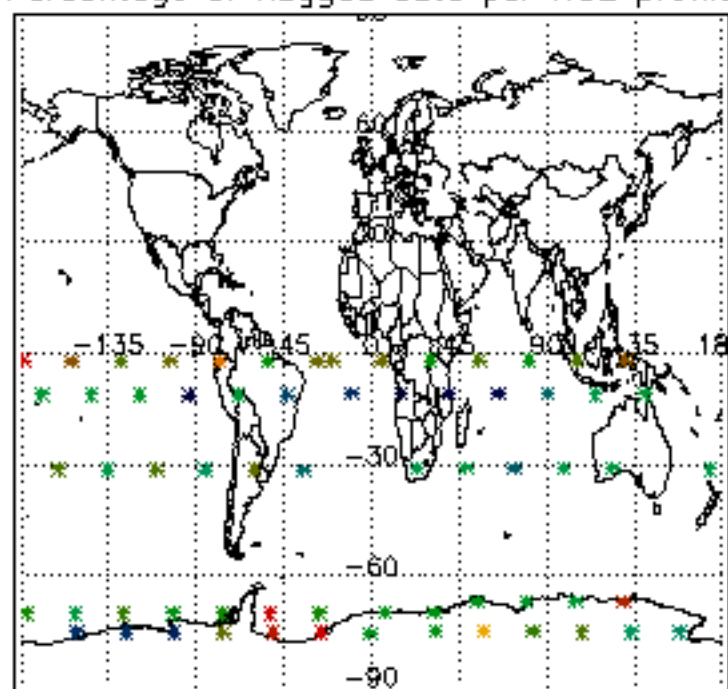
Percentage of flagged data per D3 profile



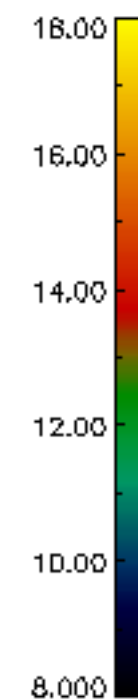
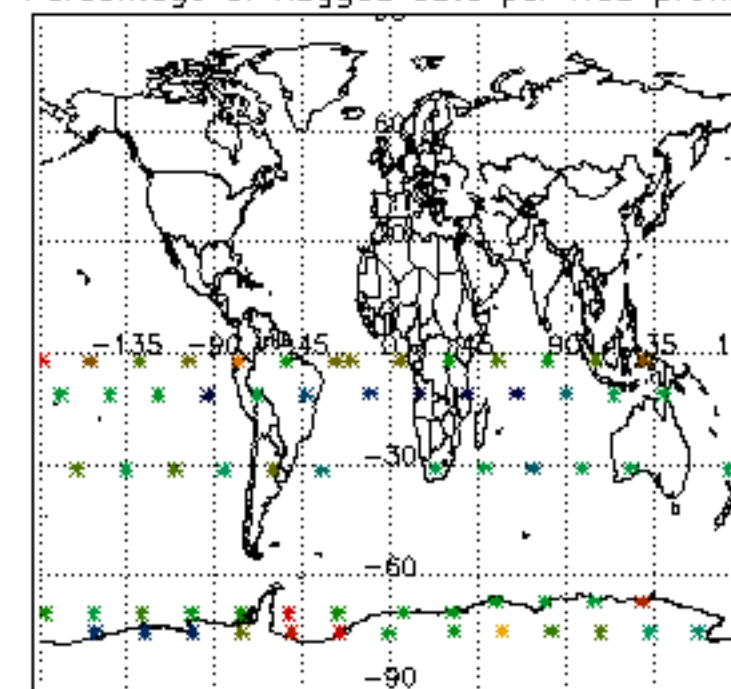
Percentage of flagged data per H2O profile

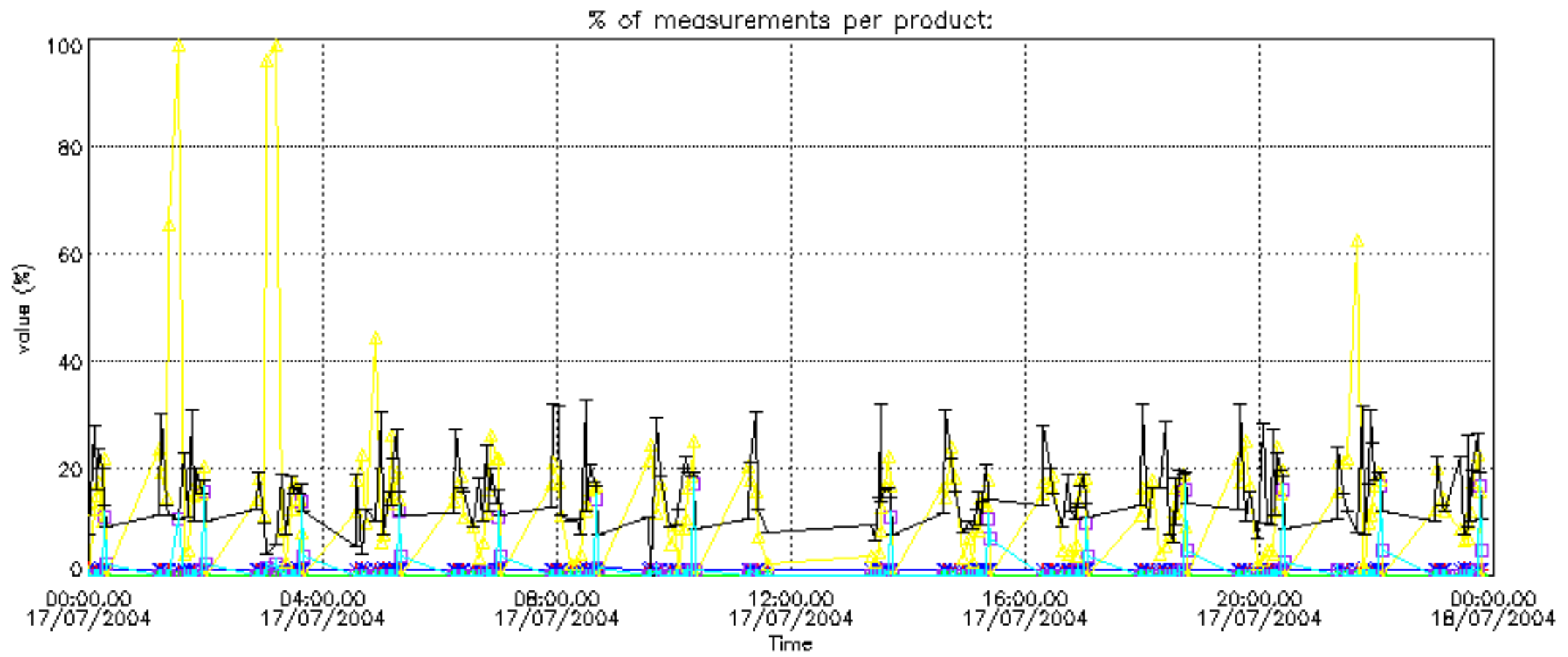


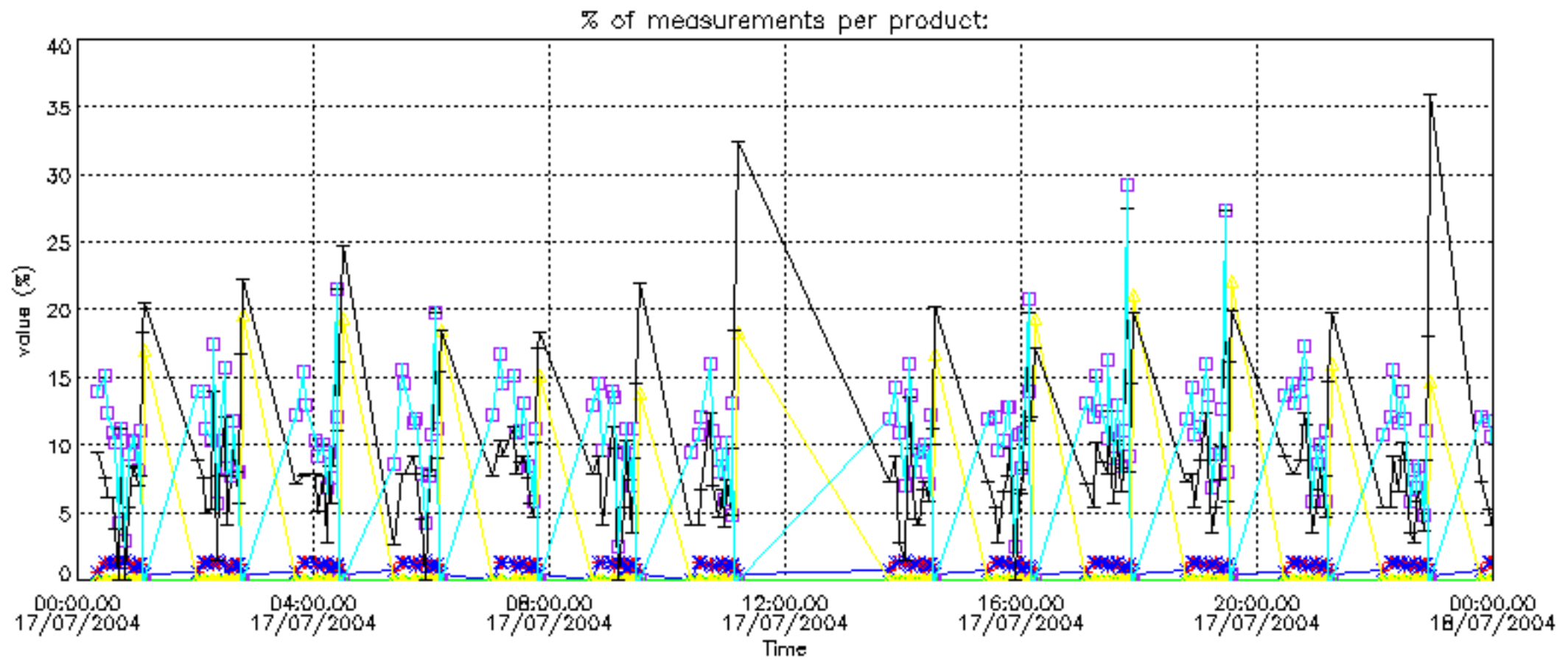
Percentage of flagged data per NO2 profile



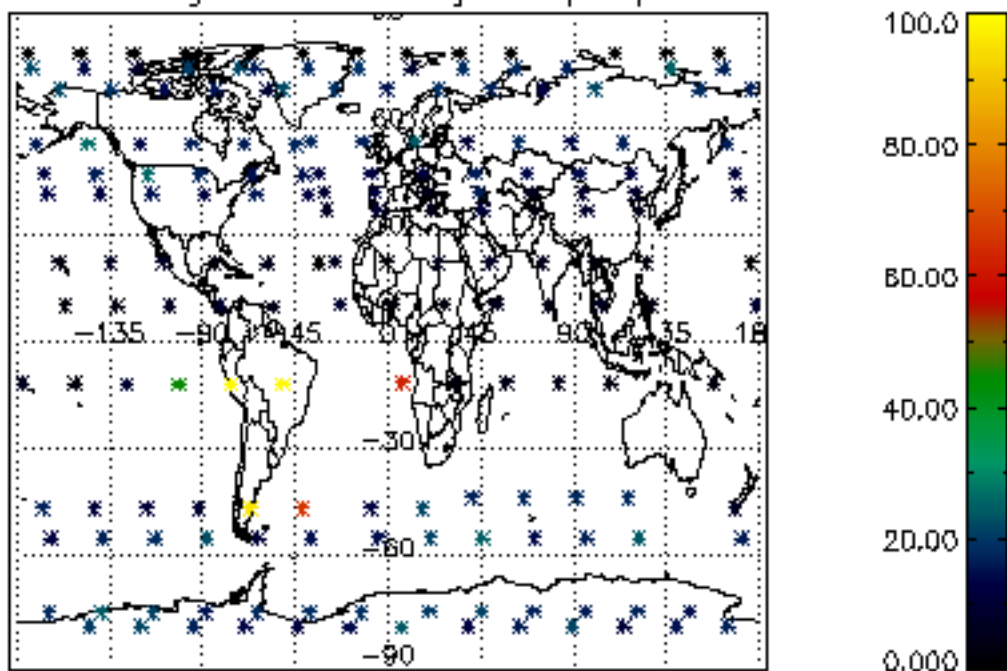
Percentage of flagged data per NO3 profile



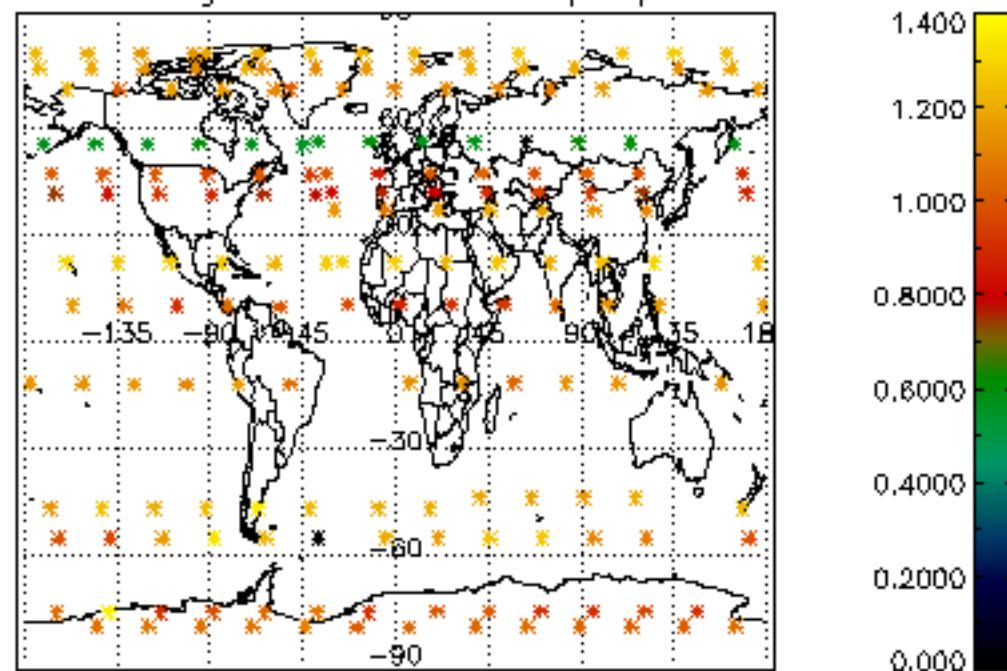




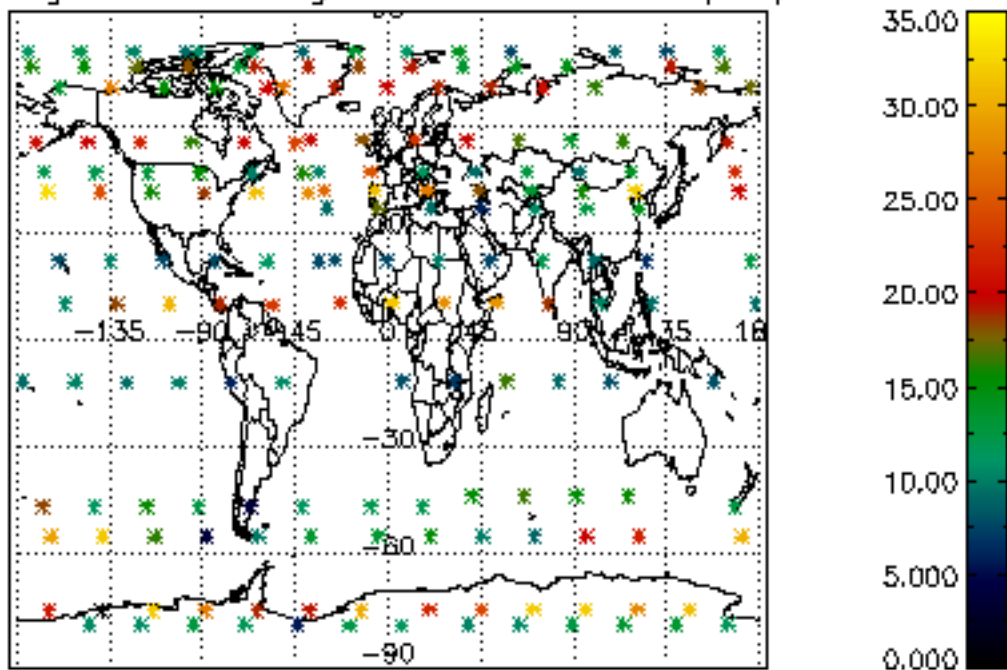
Percentage of cosmic ray hits per profile



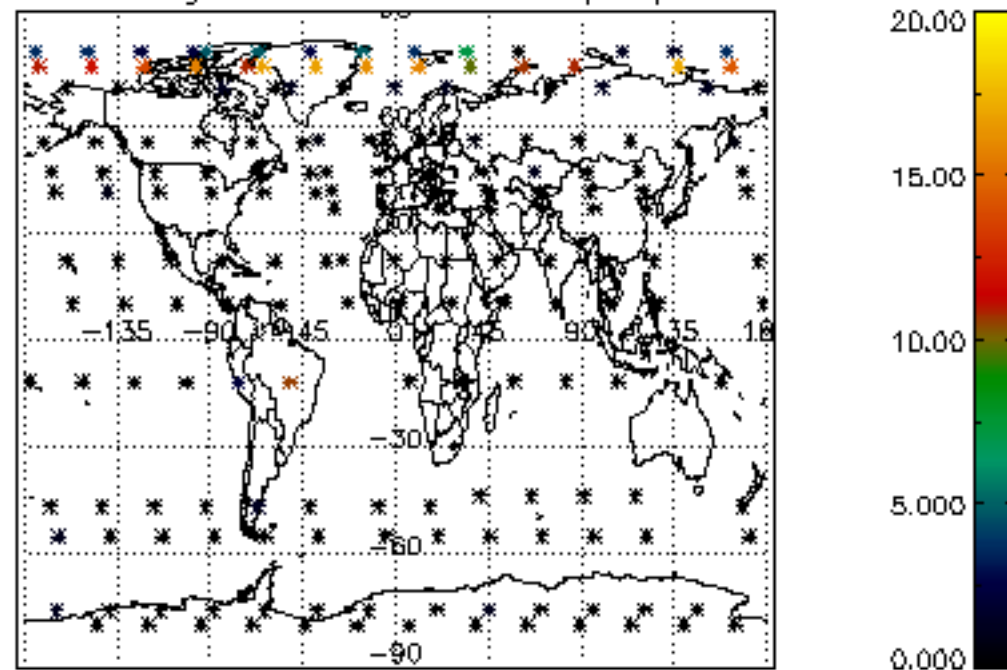
Percentage of datation errors per profile



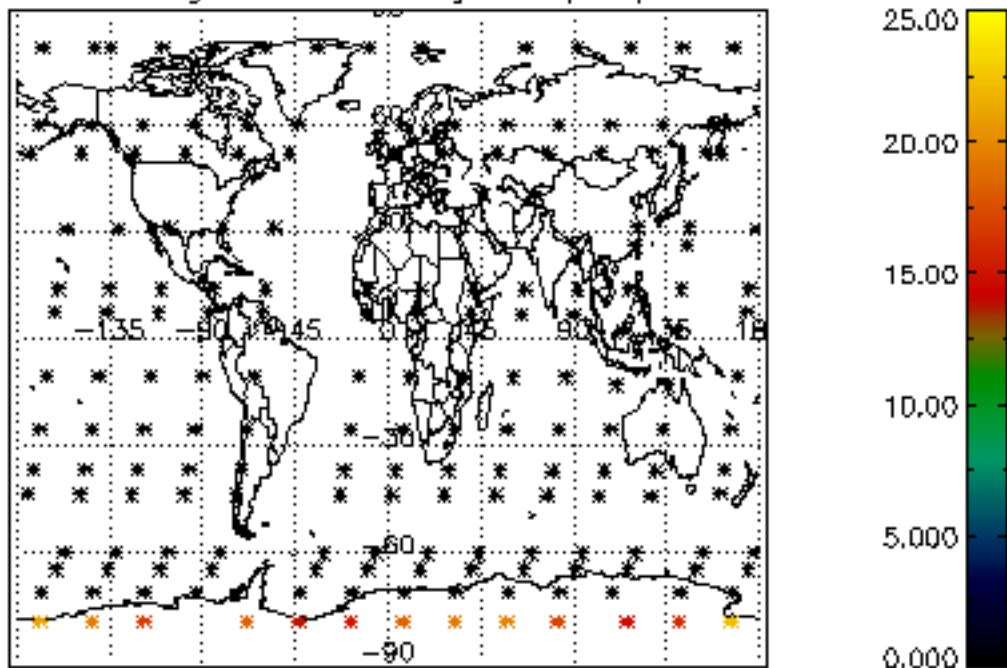
Percentage of star falling outside central band per profile



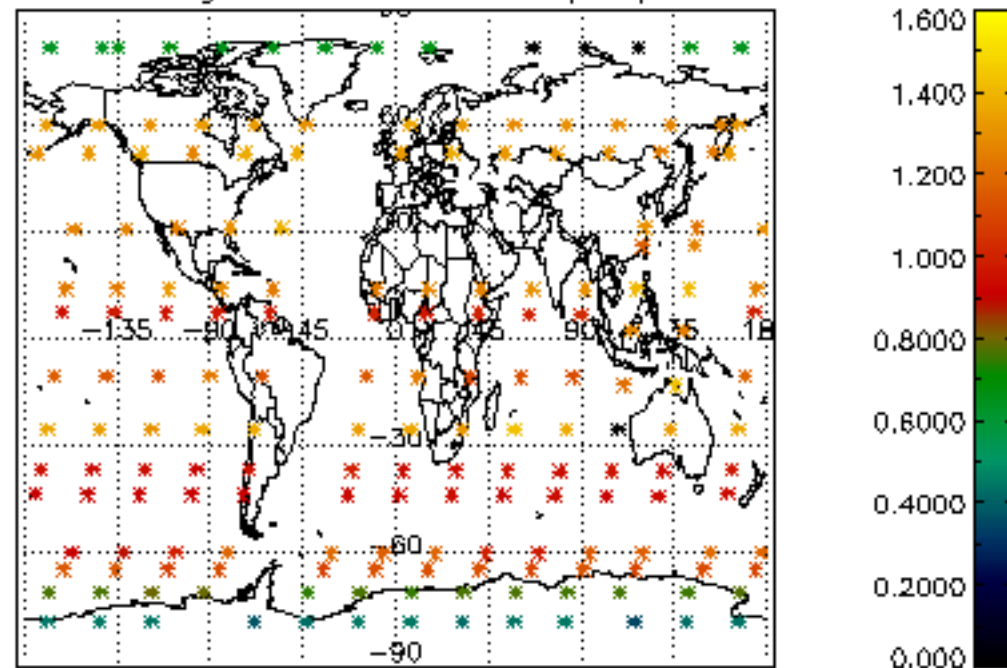
Percentage of saturation errors per profile



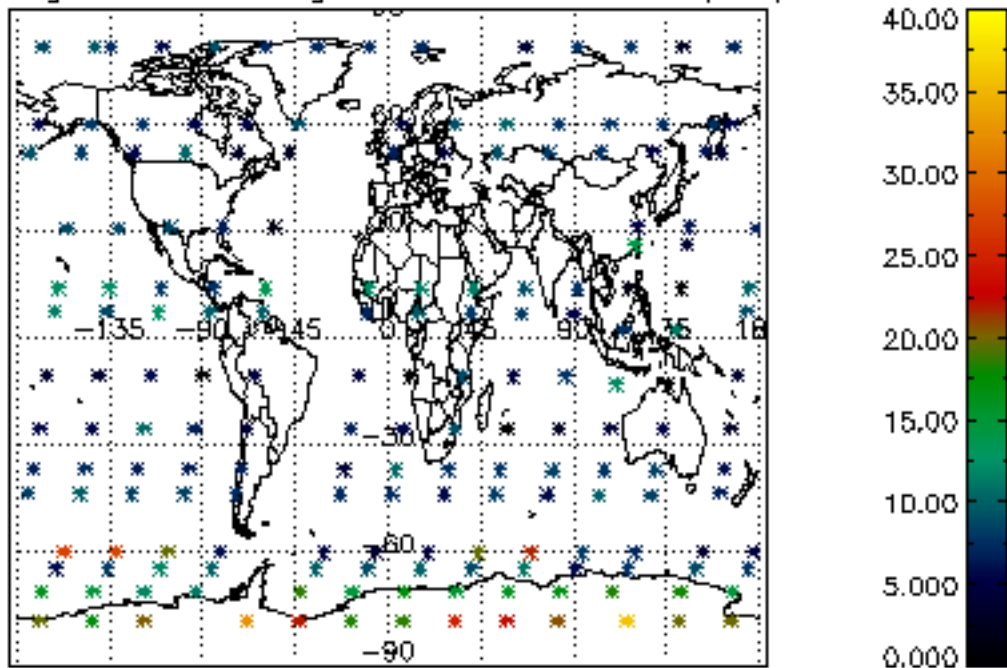
Percentage of cosmic ray hits per profile



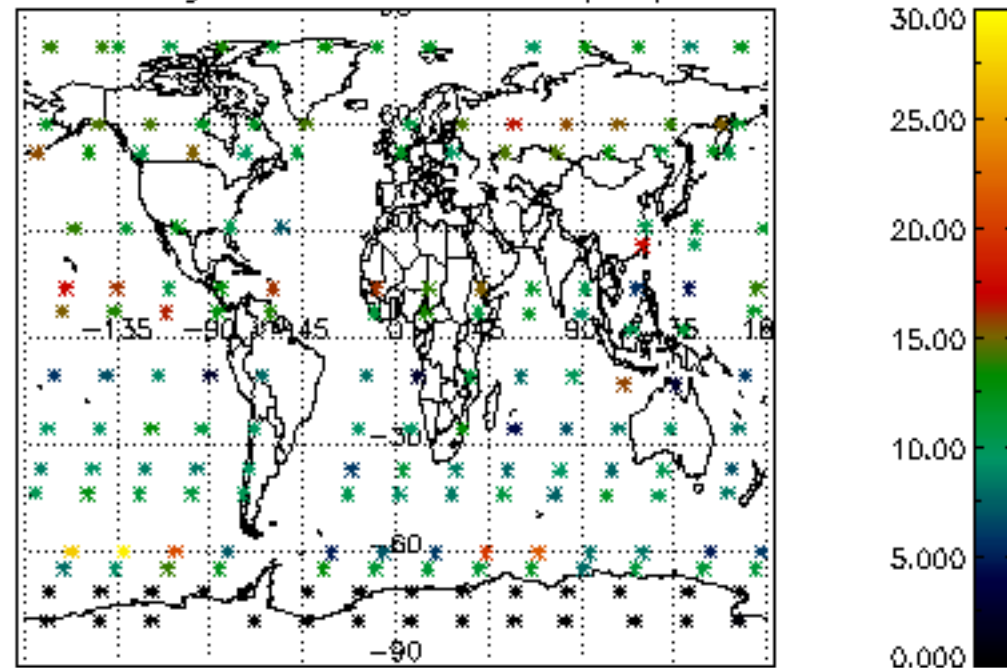
Percentage of datation errors per profile

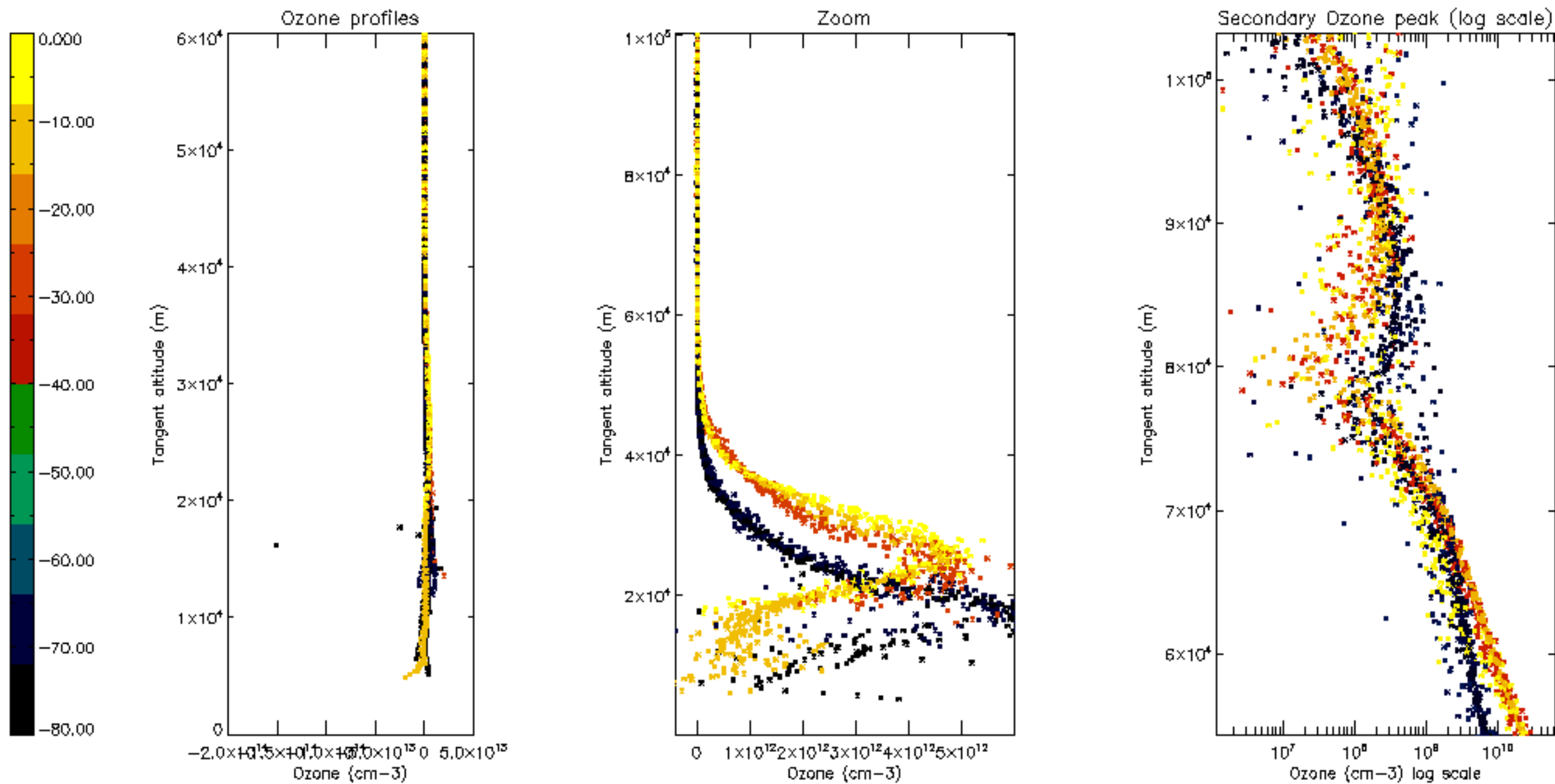


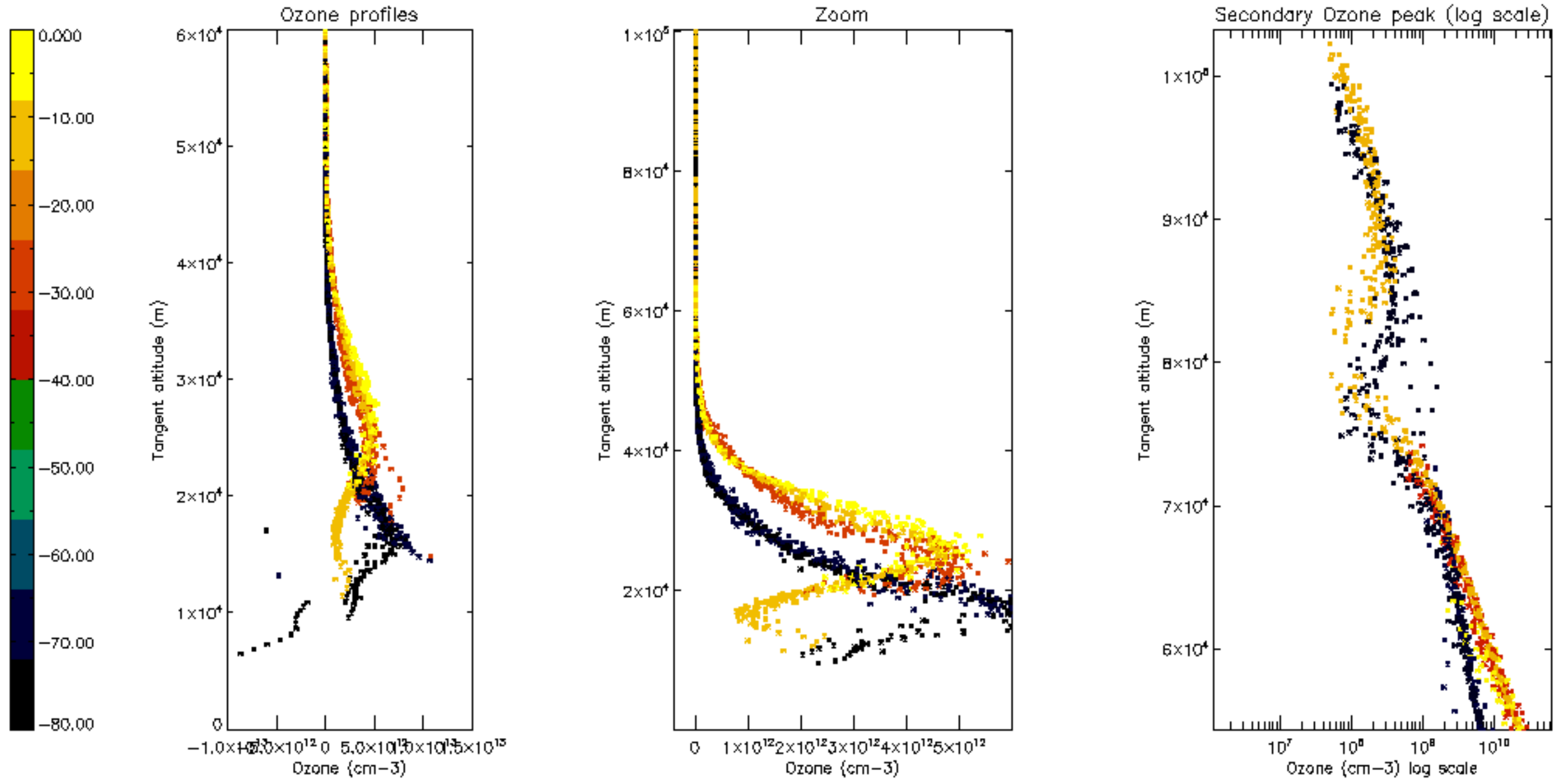
Percentage of star falling outside central band per profile

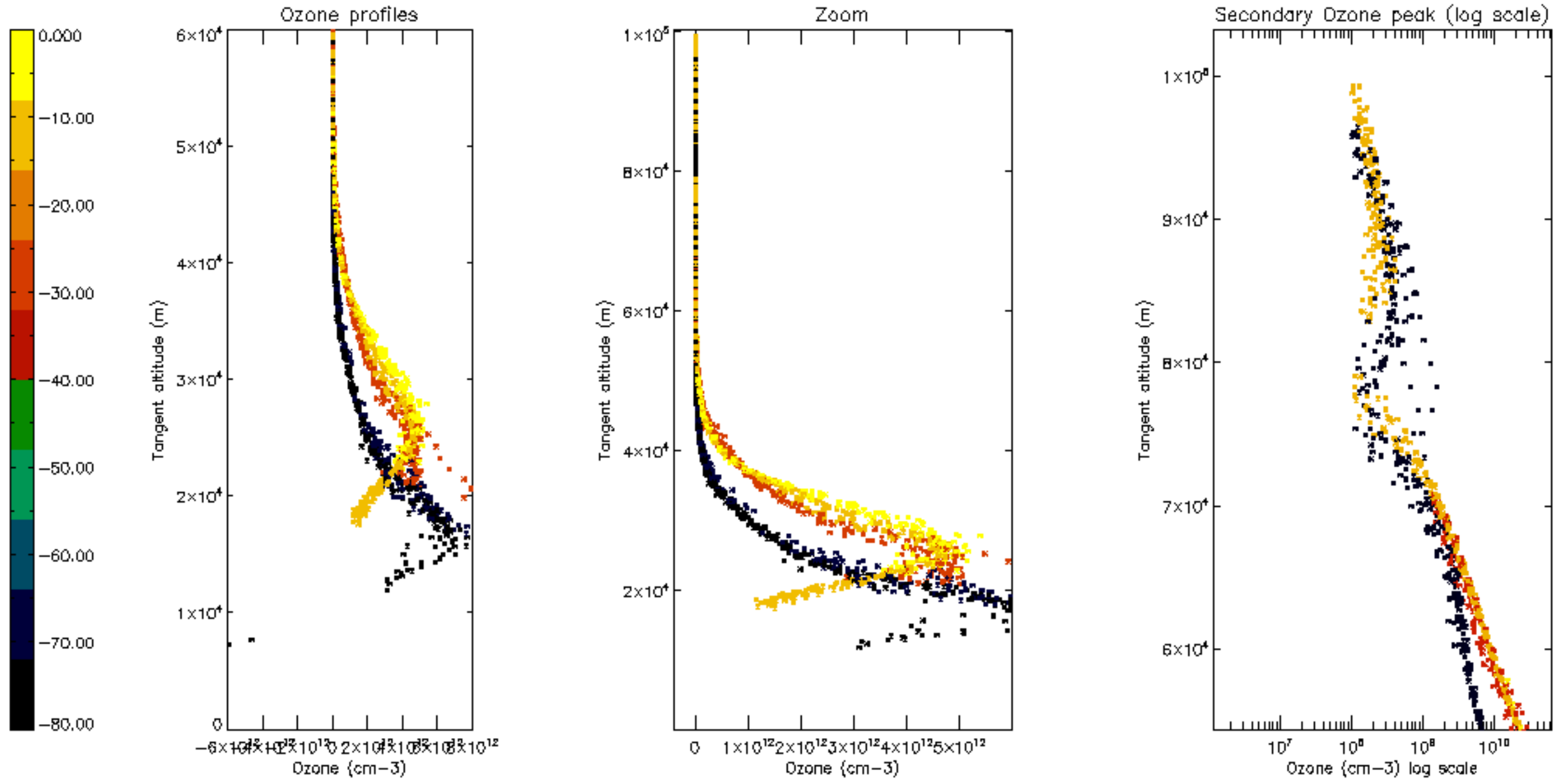


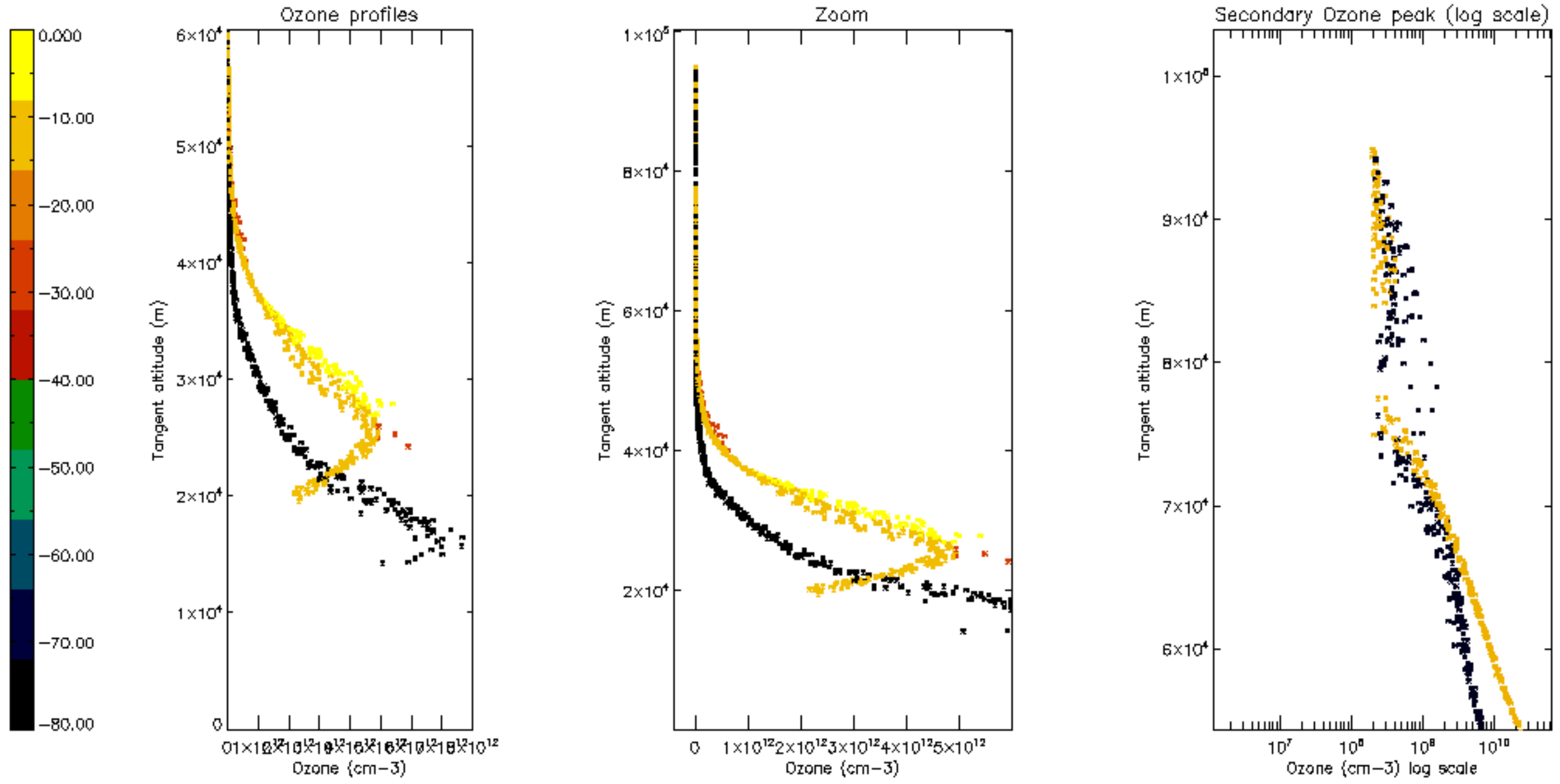
Percentage of saturation errors per profile

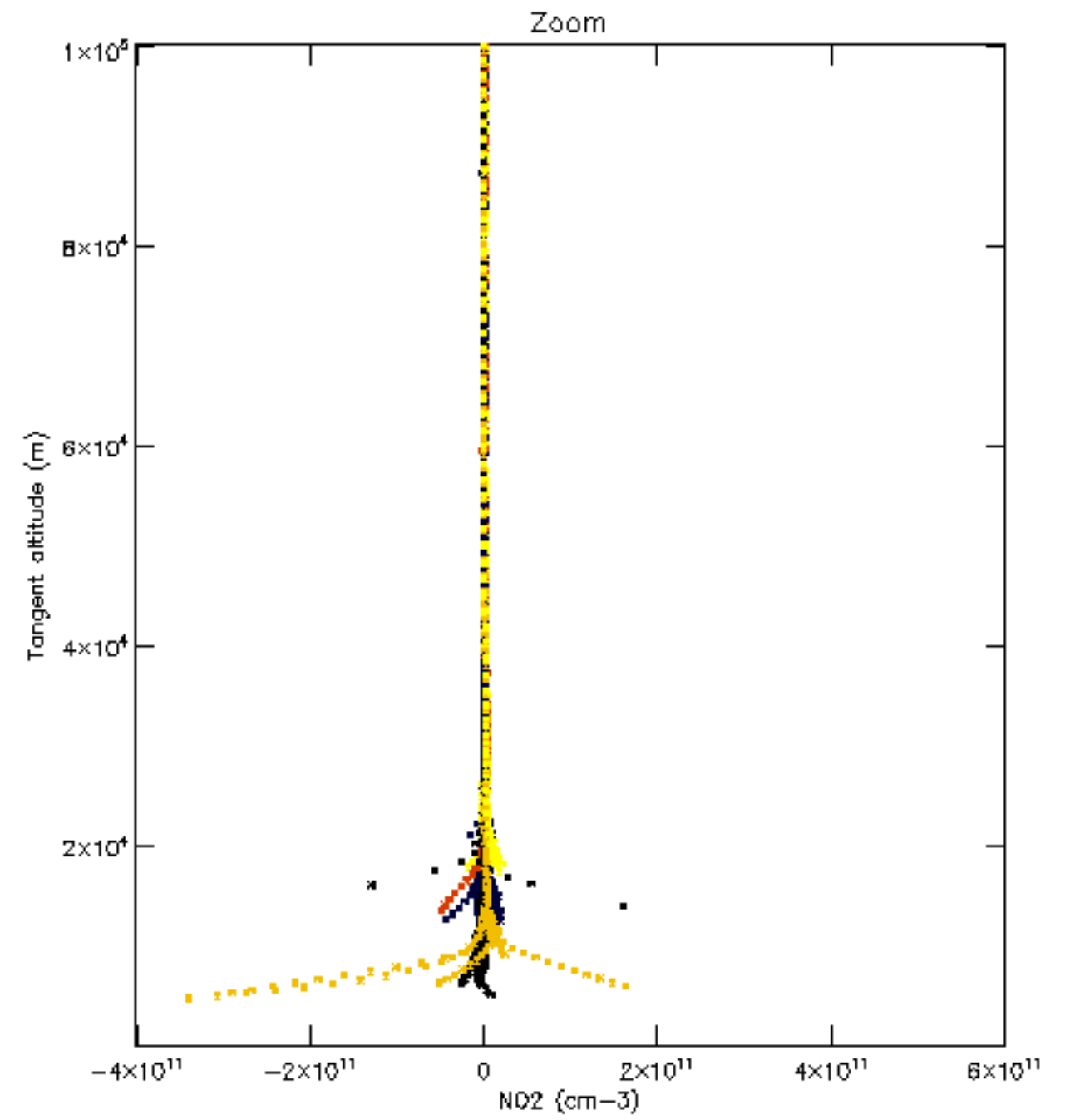
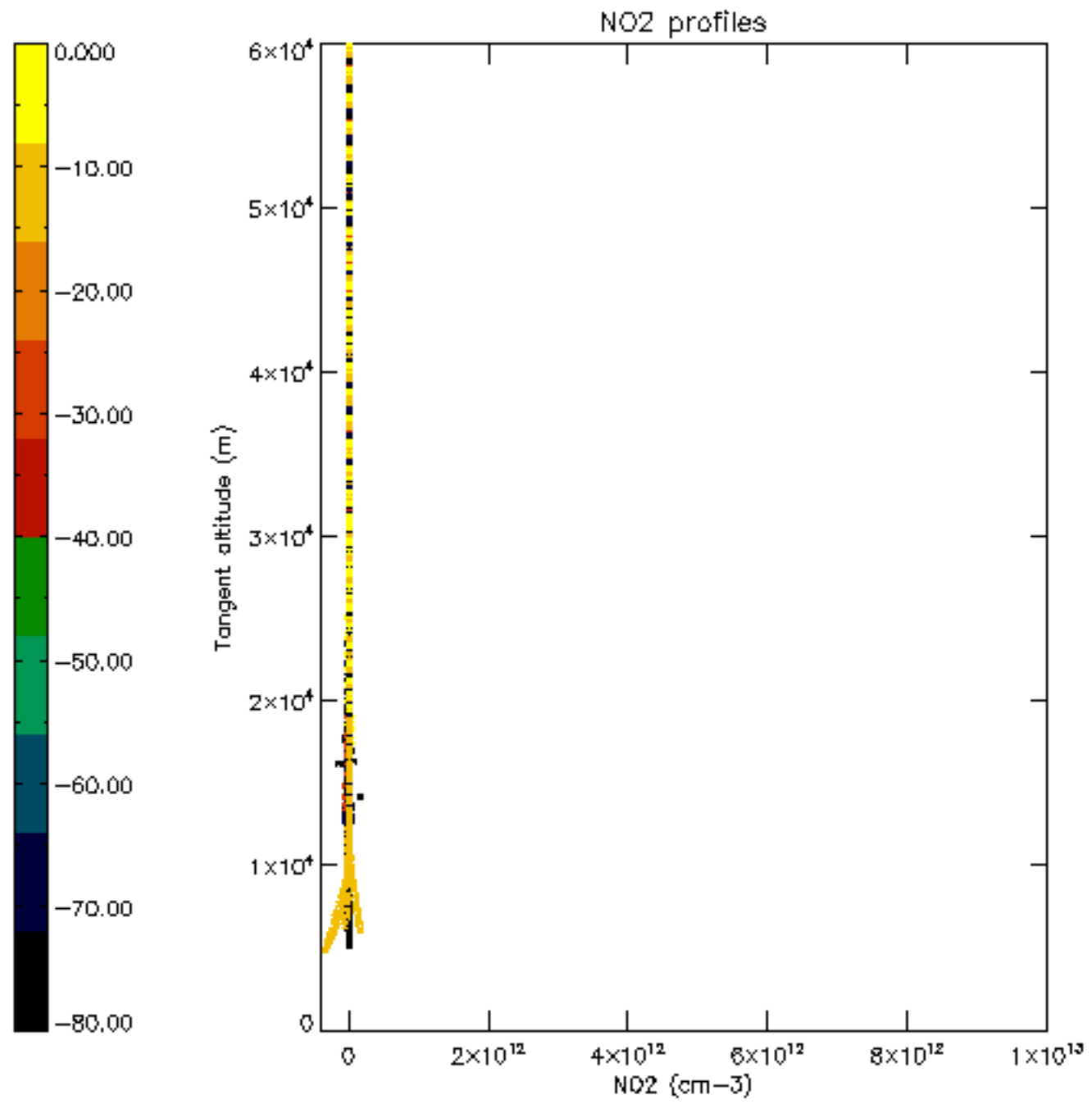


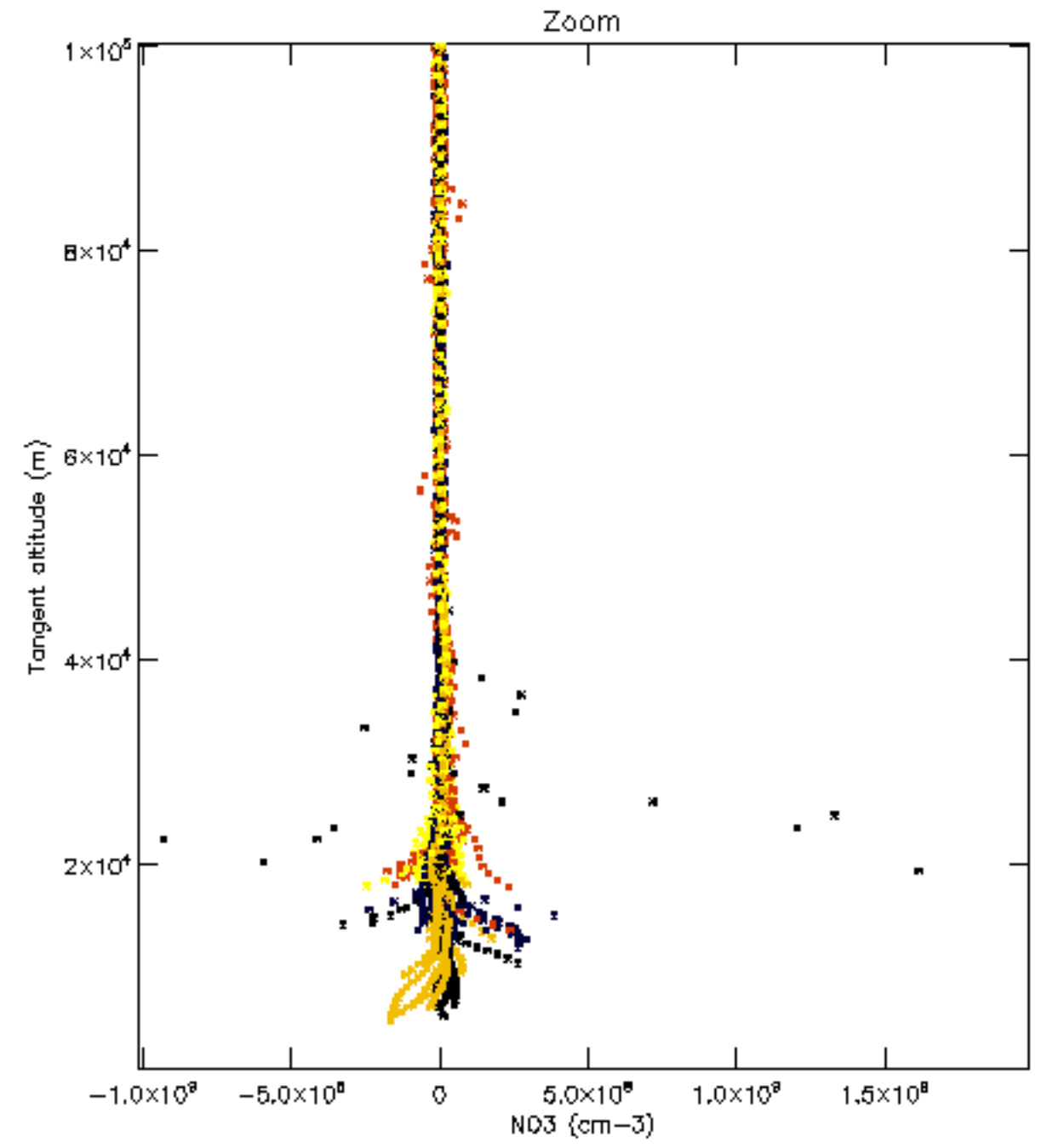
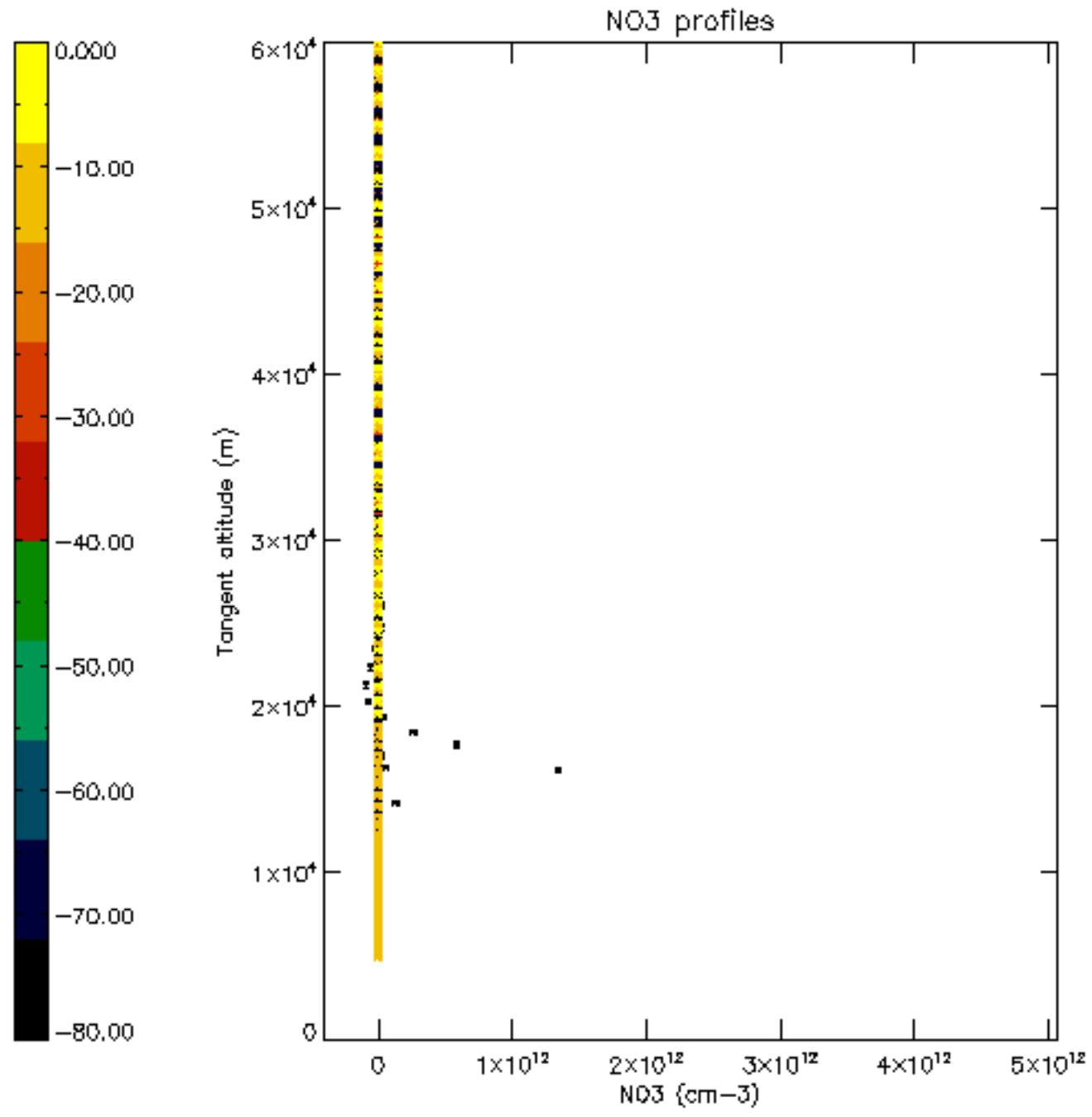


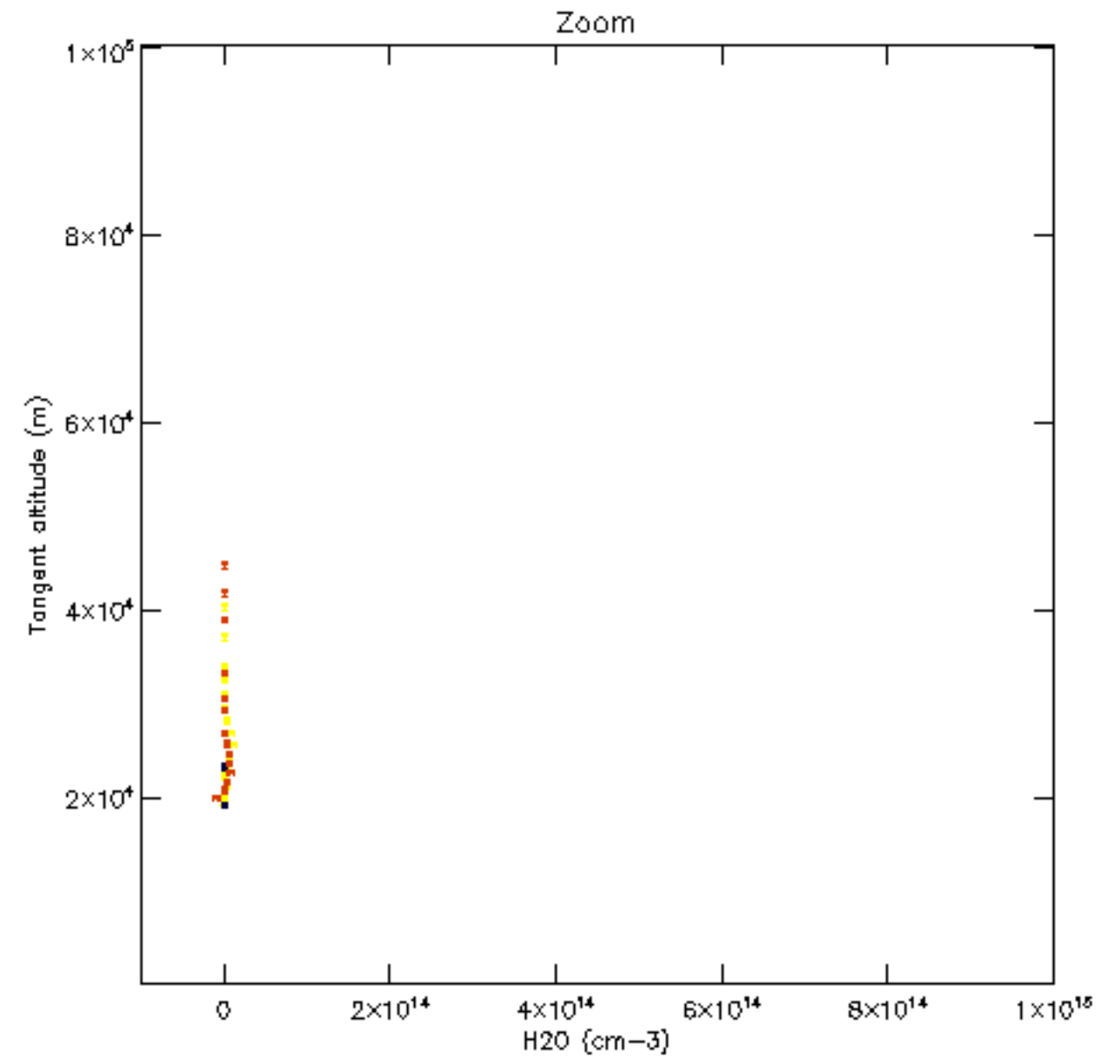
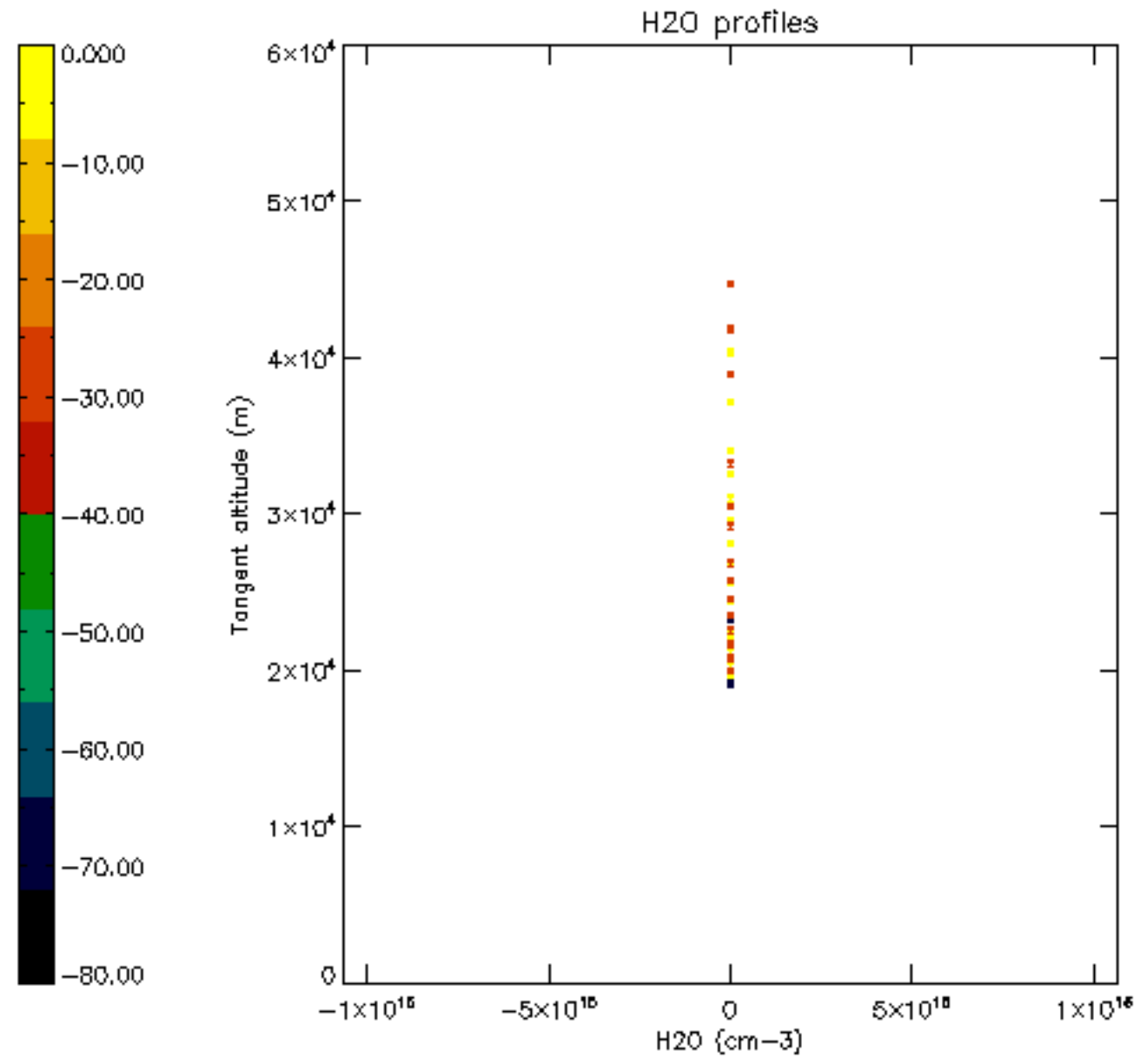


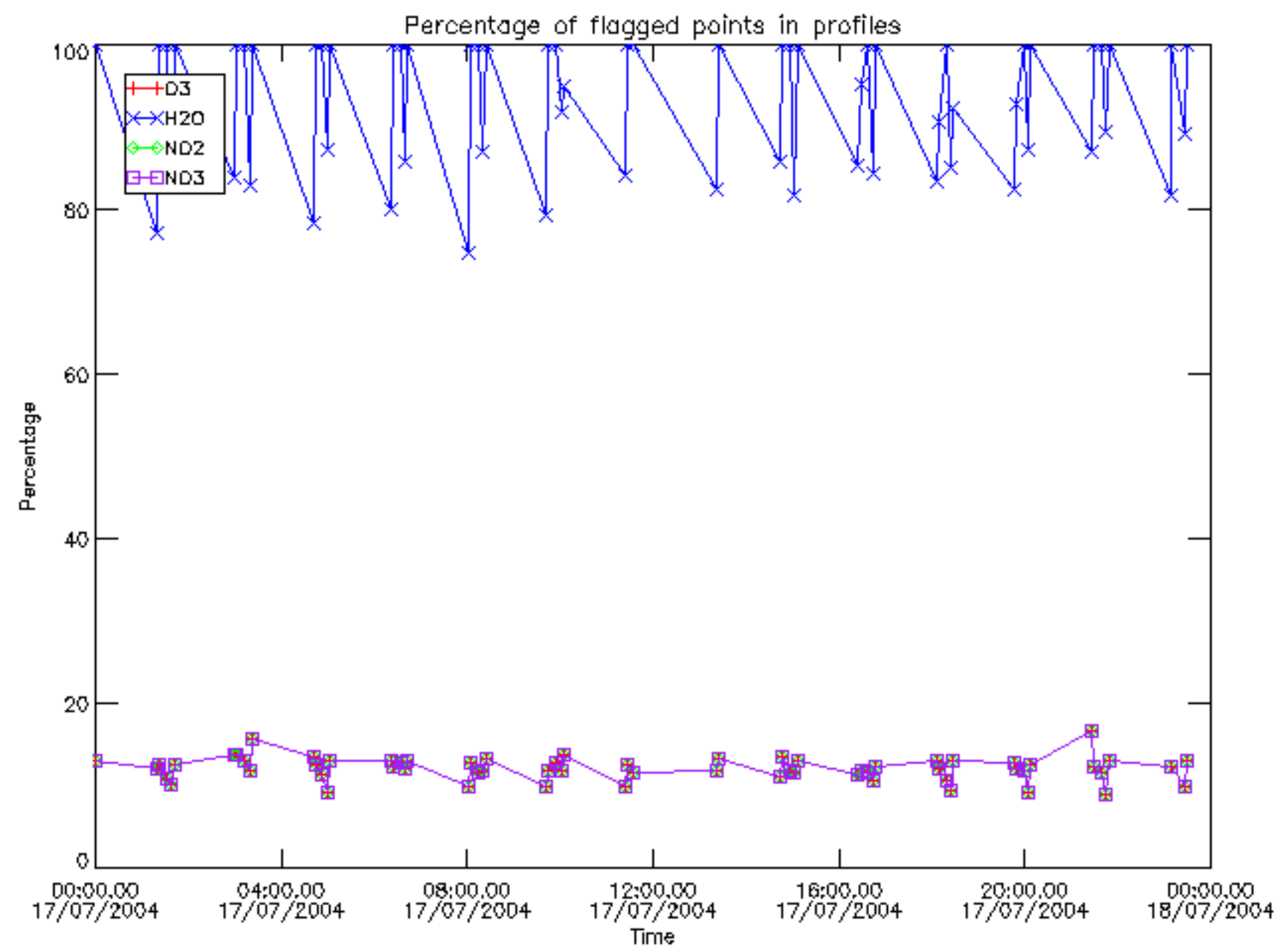




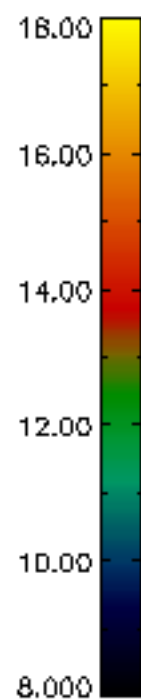
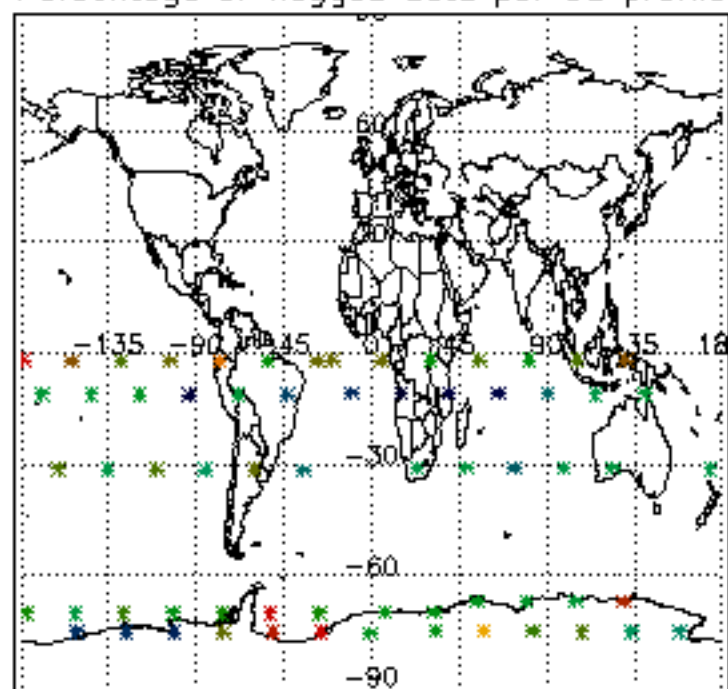




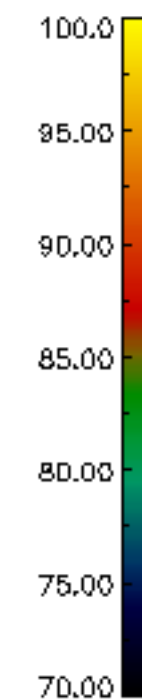
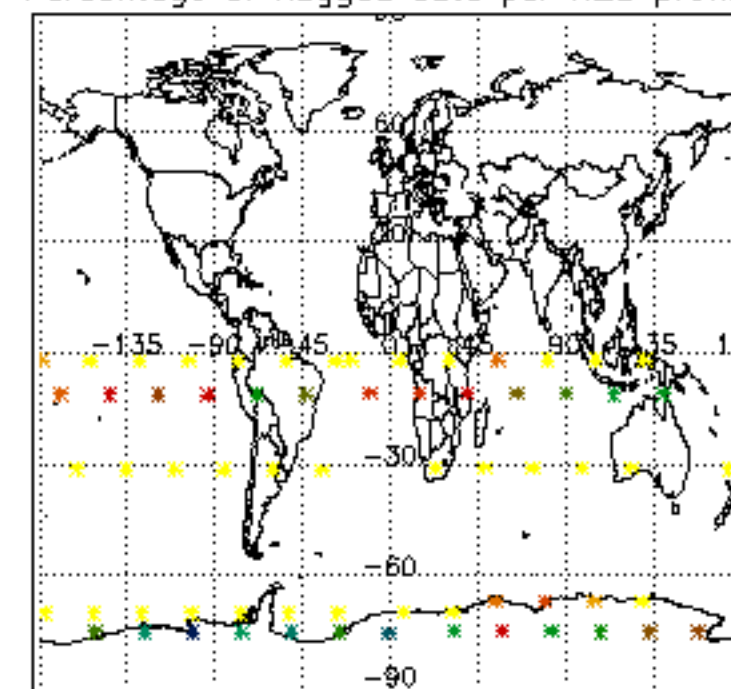




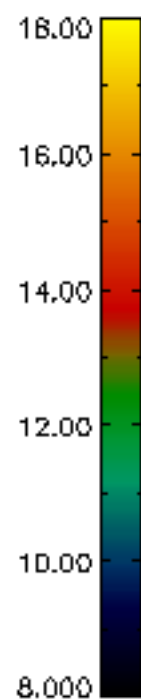
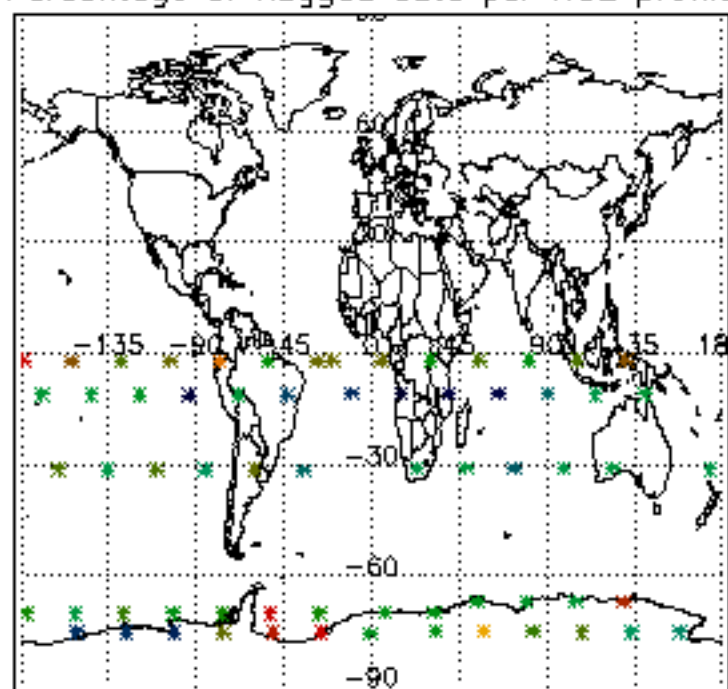
Percentage of flagged data per D3 profile



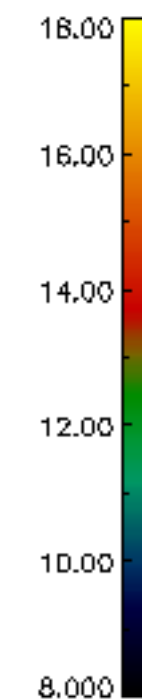
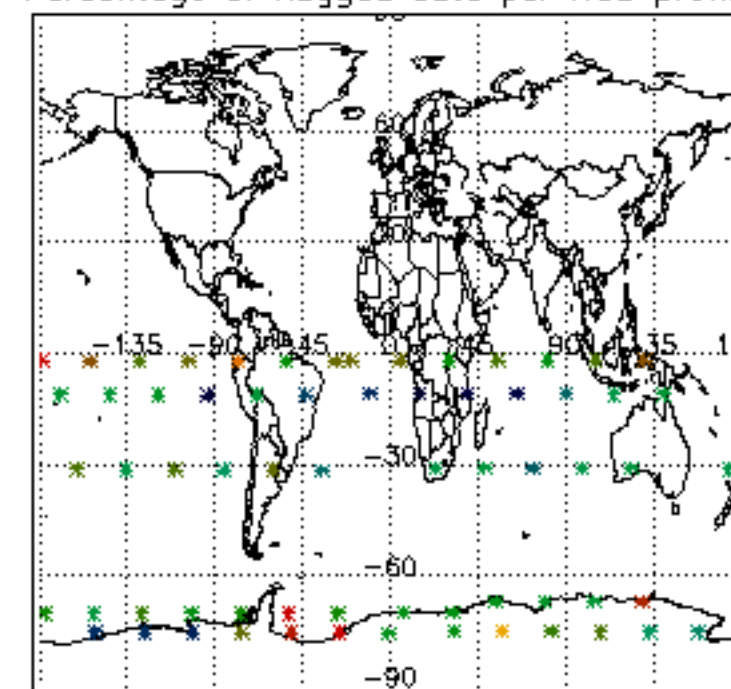
Percentage of flagged data per H2O profile

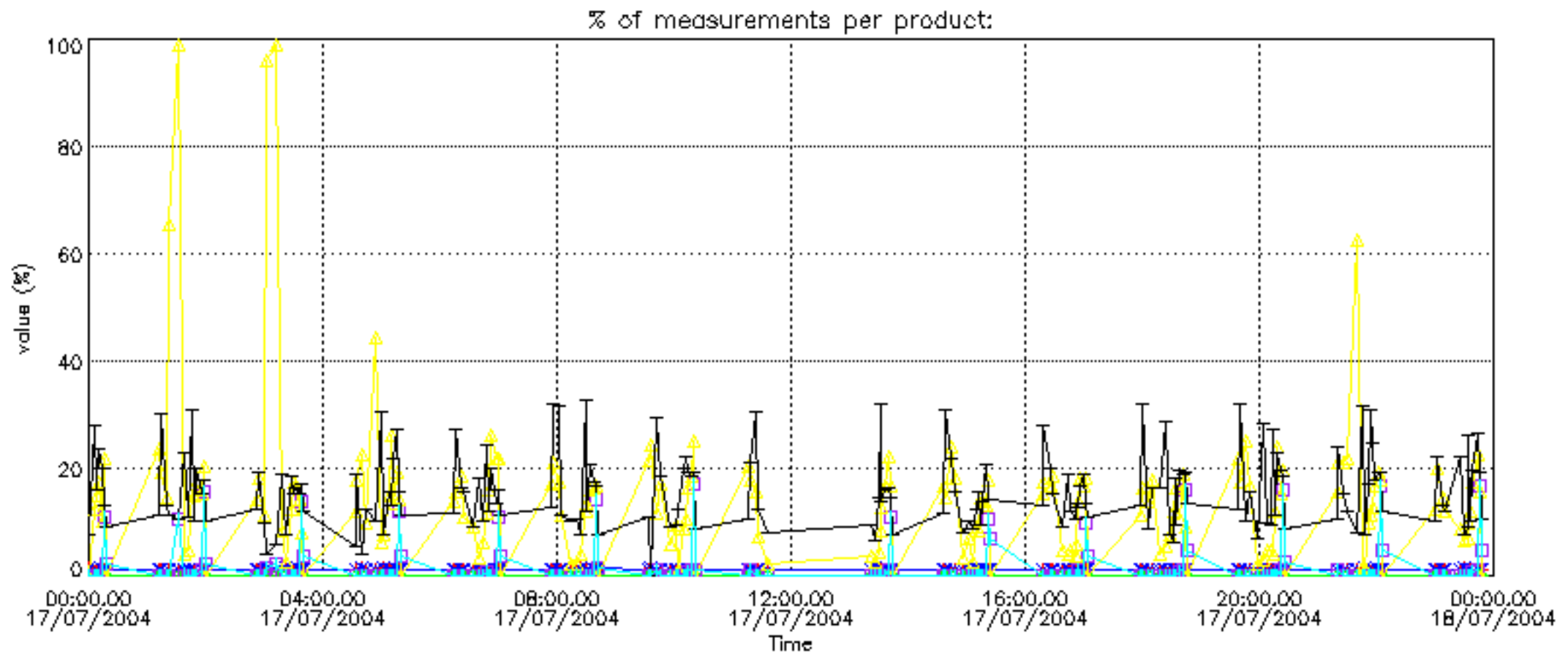


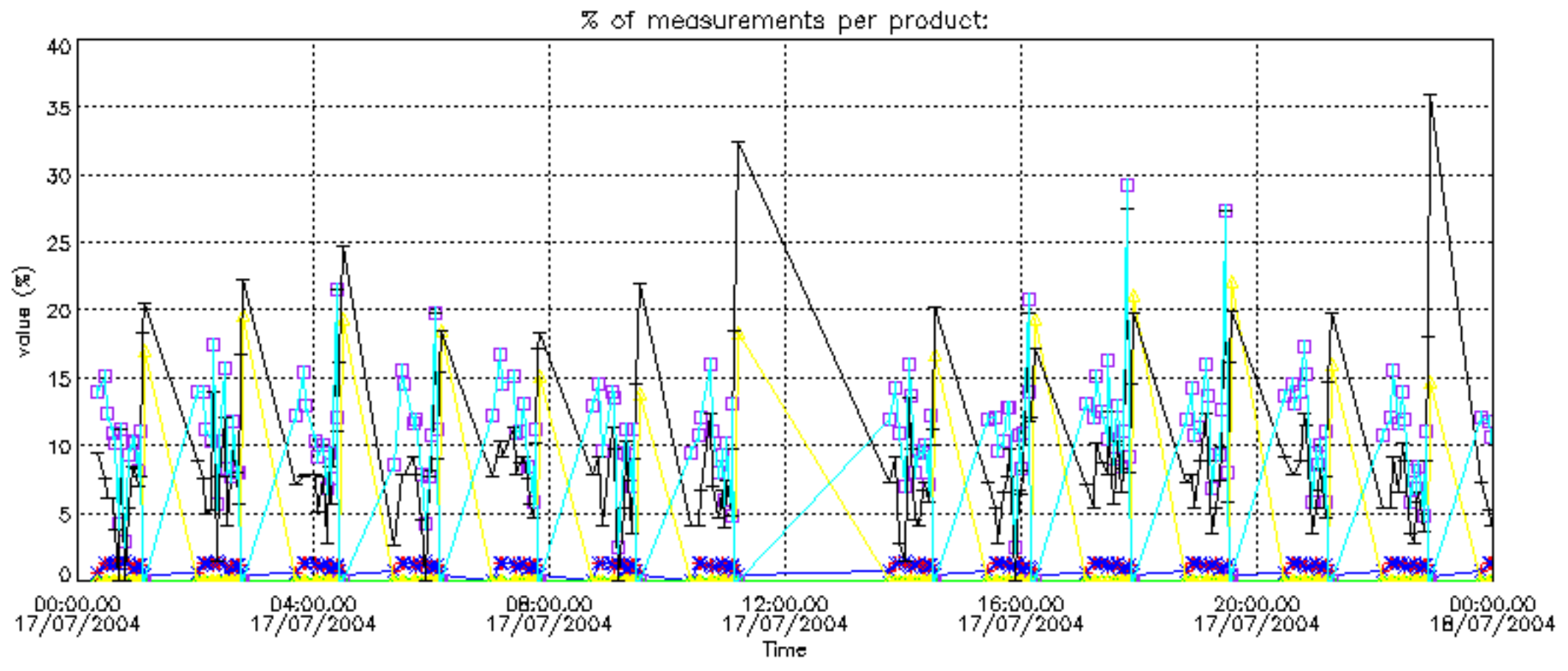
Percentage of flagged data per NO2 profile



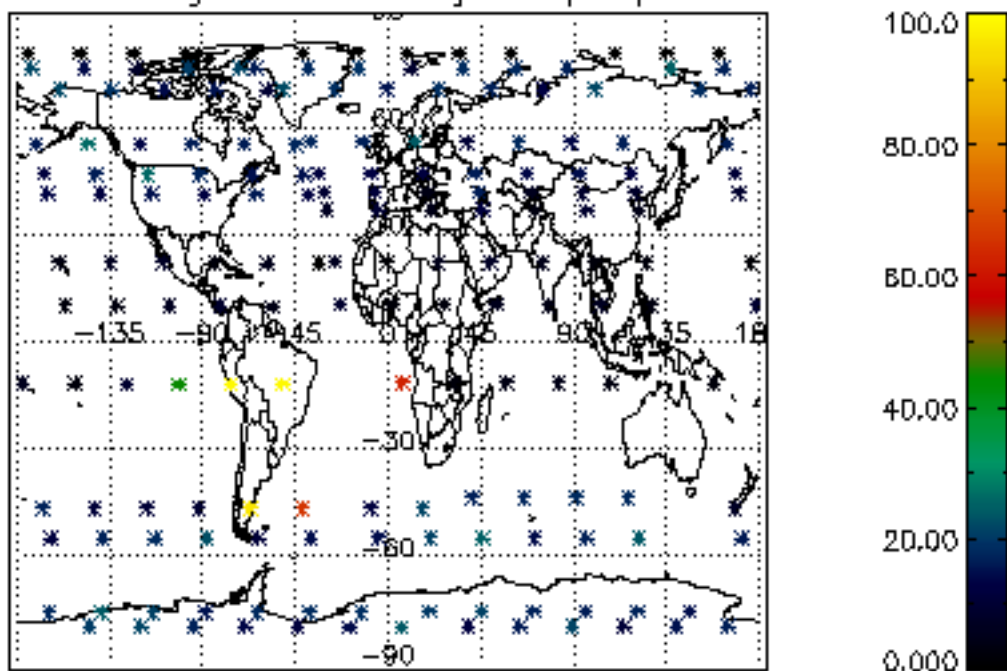
Percentage of flagged data per NO3 profile



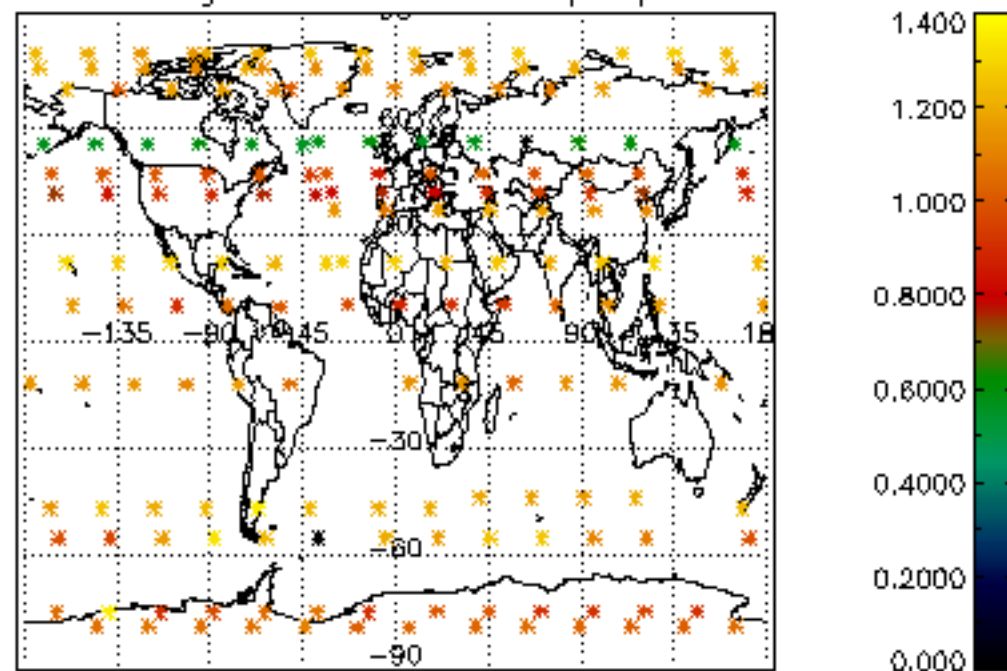




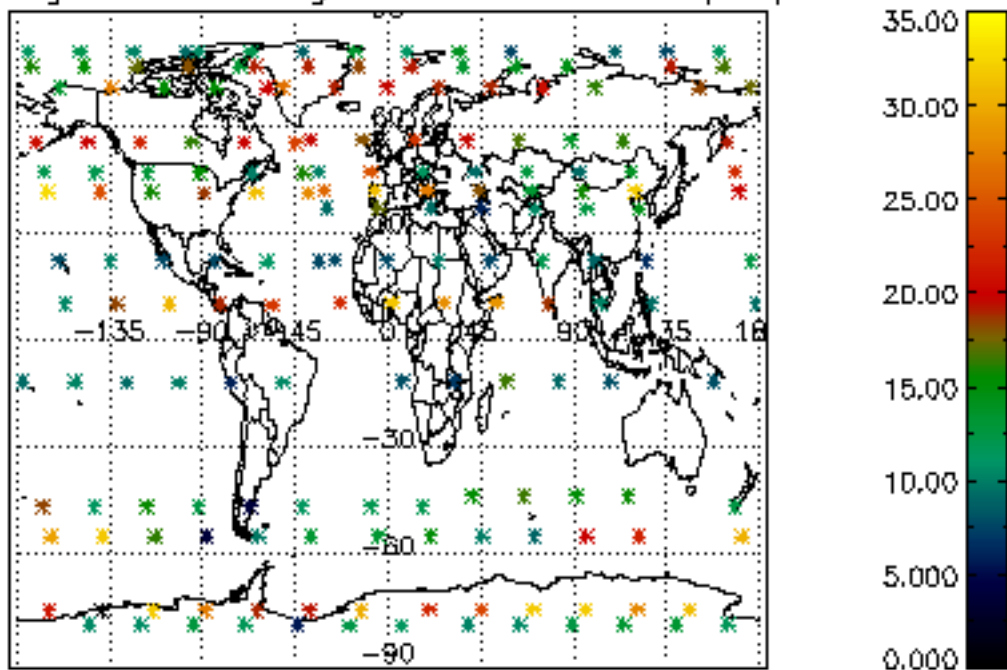
Percentage of cosmic ray hits per profile



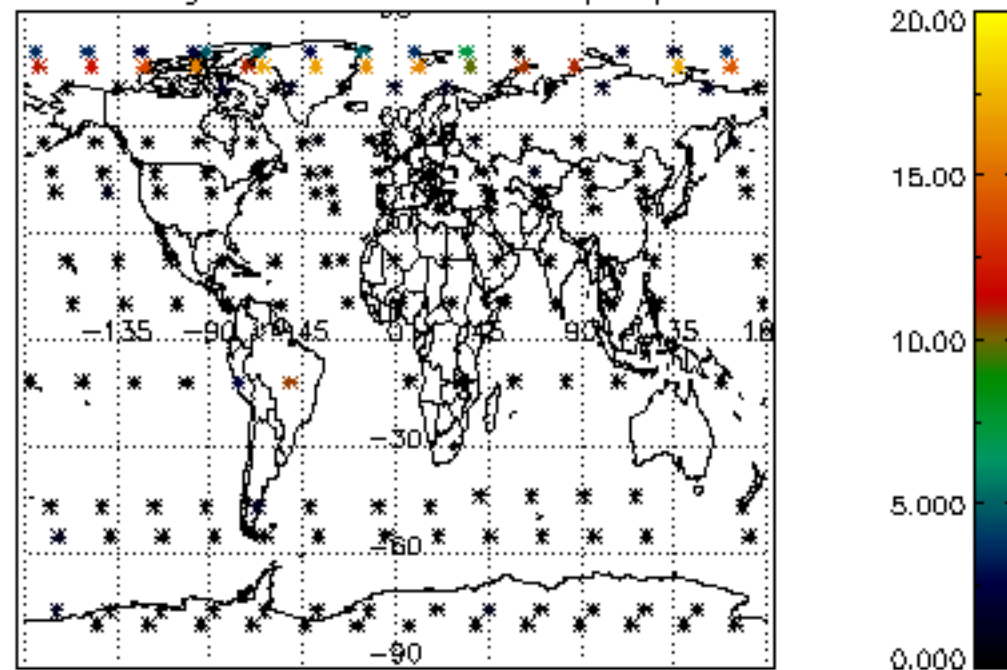
Percentage of datation errors per profile



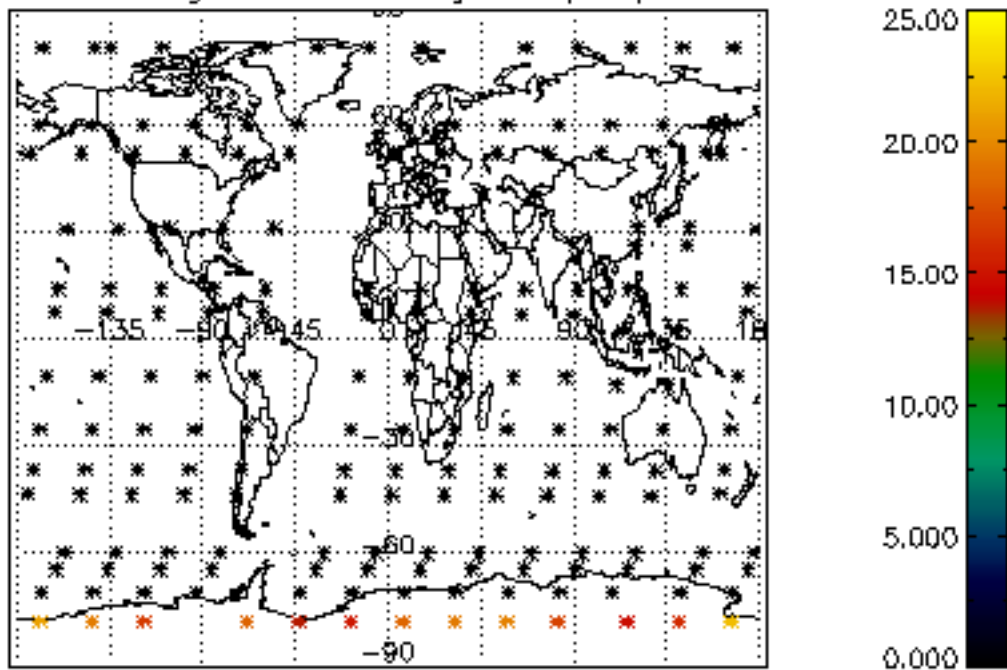
Percentage of star falling outside central band per profile



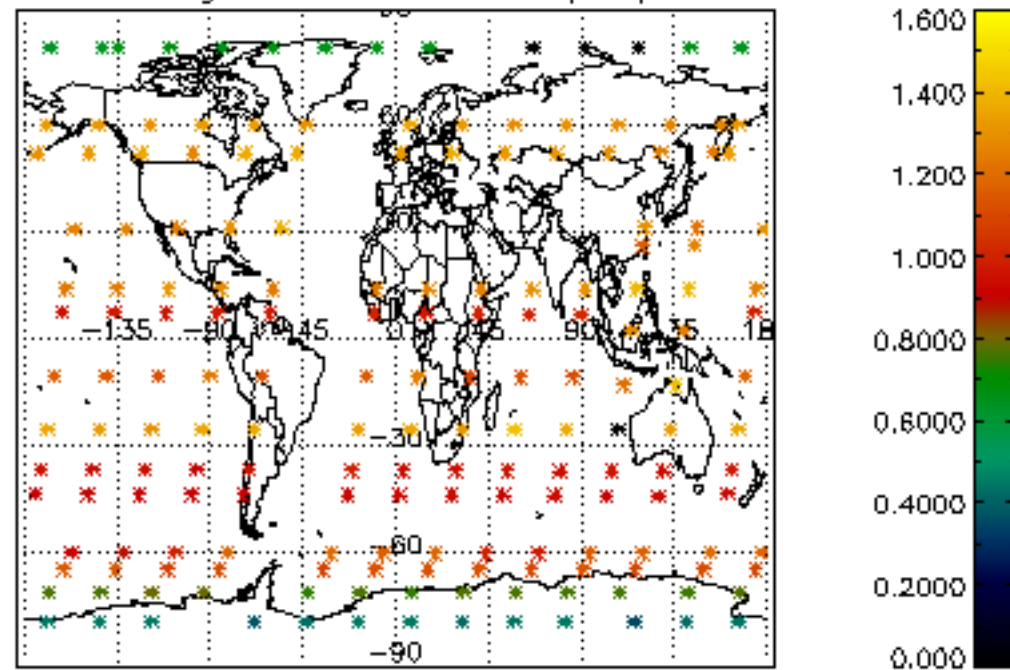
Percentage of saturation errors per profile



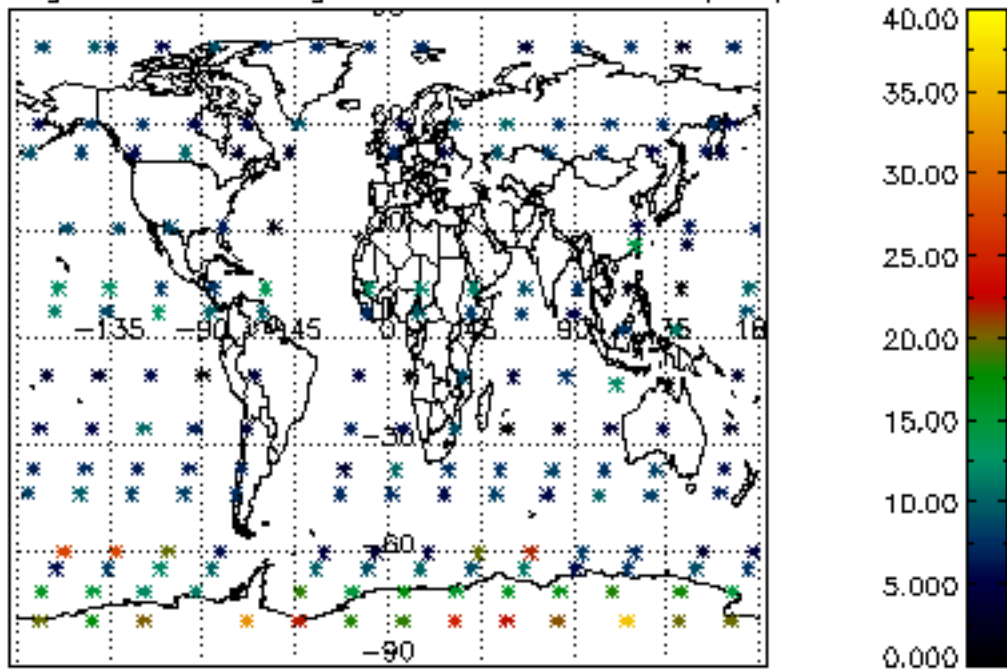
Percentage of cosmic ray hits per profile



Percentage of datation errors per profile



Percentage of star falling outside central band per profile



Percentage of saturation errors per profile

