

GOMOS Level 2 Daily Report

SUMMARY

[1. General Info](#)

[2. Summary of processed GOM_NL_2P products](#)

[3. Level 2 Quality information per product](#)

[3.1 Plot of level 2 quality information per product \(time dependant\)](#)

[3.2 Plot of level 2 quality information per product \(world map\)](#)

[4. Level 1 Quality information per product \(stored on level 2 products\)](#)

[4.1 Plot of level 1 quality information per product \(time dependant\)](#)

[4.1.1 Plot of level 1 quality information per product \(time dependant\): ASCENDING](#)

[4.1.2 Plot of level 1 quality information per product \(time dependant\): DESCENDING](#)

[4.2 Plot of level 1 quality information per product \(world map\)](#)

[4.2.1 Plot of level 1 quality information per product \(world map\): ASCENDING](#)

[4.2.2 Plot of level 1 quality information per product \(world map\): DESCENDING](#)

[5. Ozone profiles based on quality statistics and other trace gas profiles](#)

[5.1 Ozone statistics based on quality of products](#)

[5.2 Plot ozone profiles for all STD \(dark without errors\)](#)

[5.3 Plot ozone profiles where STD < 20% \(dark without errors\)](#)

[5.4. Plot ozone profiles where STD < 10% \(dark without errors\)](#)

[5.5. Plot ozone profiles where STD < 5% \(dark without errors\)](#)

[5.6 Plot NO2 profiles for all STD \(dark without errors\)](#)

[5.7 Plot NO3 profiles for all STD \(dark without errors\)](#)

[5.8 Plot H2O profiles \(only for occultations of stars 1,2,3,4,13,14,16,26,63 dark without errors\) for all STD](#)

[6. Auxiliary Data Files used for the production reported in section 2](#)

This report presents the daily analysis on parameters extracted from GOMOS level 2 data (GOM_NL__2P). It is intended to monitor some important parameters that will impact the quality of these products. A list of level 2 products (and content) that have arrived during the reporting day to the PCF is also given.

Item	Value
Time of report generation	19APR2013 06:01:58
Data source version	GOMOS/6.01
Start time of products	10-07-2004 (10JUL2004 00:00:00)
Stop time of products	11-07-2004 (11JUL2004 00:00:00)
Store outputs in DB	Yes
Nb of level 2 prods	186
Nb of prods with errors	0

2. Summary of processed GOM_NL__2P products.

Nr	Filename	UTC Start time	Limb	Duration	Star Id	Star Name	Star Mag	Star Temp	Nb Meas	Orbit	Prod. error
1	GOM_NL__2PRFIN20040710_000135_000000422028_00259_12337_2734.N1	10-JUL-2004 00:01:35	Dark	42.000	165	34Gam Eri	2.9500	3200.0	84	12337	No
2	GOM_NL__2PRFIN20040710_001633_000000472028_00260_12338_2733.N1	10-JUL-2004 00:16:33	Dark	46.500	9	Alp Eri	0.45300	24000.	93	12338	No
3	GOM_NL__2PRFIN20040710_002033_000000402028_00260_12338_2734.N1	10-JUL-2004 00:20:33	Dark	39.500	135	Bet Hyi	2.8200	5800.0	79	12338	No
4	GOM_NL__2PRFIN20040710_002457_000000662028_00260_12338_2735.N1	10-JUL-2004 00:24:57	Straylight	65.500	63	Bet Gru	2.1500	2800.0	131	12338	No
5	GOM_NL__2PRFIN20040710_002804_000000892028_00260_12338_2736.N1	10-JUL-2004 00:28:04	Straylight	88.500	18	24Alp PsA	1.1660	9700.0	177	12338	No
6	GOM_NL__2PRFIN20040710_003120_000000422028_00260_12338_2737.N1	10-JUL-2004 00:31:20	Straylight	42.000	141	Bet Ara	2.8400	4600.0	84	12338	No
7	GOM_NL__2PRFIN20040710_003252_000000392028_00260_12338_2738.N1	10-JUL-2004 00:32:52	Twilight	39.000	147	Alp Ara	2.8770	26000.	78	12338	No
8	GOM_NL__2PRFIN20040710_003442_000000442028_00260_12338_2739.N1	10-JUL-2004 00:34:42	Twilight	44.000	40	The Sco	1.8590	7100.0	88	12338	No
9	GOM_NL__2PRFIN20040710_003621_000000412028_00260_12338_2740.N1	10-JUL-2004 00:36:21	Twilight	40.500	25	35Lam Sco	1.6200	28000.	81	12338	No
10	GOM_NL__2PRFIN20040710_003825_000000432028_00260_12338_2741.N1	10-JUL-2004 00:38:25	Bright	42.500	57	34Sig Sgr	2.0660	26000.	85	12338	No
11	GOM_NL__2PRFIN20040710_004032_000001042028_00260_12338_2742.N1	10-JUL-2004 00:40:32	Bright	104.00	142	49Del Cap	2.8500	8900.0	208	12338	No
12	GOM_NL__2PRFIN20040710_004752_000000392028_00260_12338_2743.N1	10-JUL-2004 00:47:52	Bright	38.500	126	60Bet Oph	2.7700	4250.0	77	12338	No
13	GOM_NL__2PRFIN20040710_005009_000000382028_00260_12338_2744.N1	10-JUL-2004 00:50:09	Bright	37.500	59	55Alp Oph	2.0800	8900.0	75	12338	No
14	GOM_NL__2PRFIN20040710_005318_000000402028_00260_12338_2745.N1	10-JUL-2004 00:53:18	Bright	39.500	127	27Bet Her	2.7810	4700.0	79	12338	No
15	GOM_NL__2PRFIN20040710_005552_000000412028_00260_12338_2746.N1	10-JUL-2004 00:55:52	Bright	40.500	133	40Zet Her	2.8070	6000.0	81	12338	No
16	GOM_NL__2PRFIN20040710_005806_000000402028_00260_12338_2747.N1	10-JUL-2004 00:58:06	Bright	39.500	5	3Alp Lyr	0.033000	11000.	79	12338	No
17	GOM_NL__2PRFIN20040710_010115_000000382028_00260_12338_2748.N1	10-JUL-2004 01:01:15	Bright	37.500	69	33Gam Dra	2.2310	3800.0	75	12338	No
18	GOM_NL__2PRFIN20040710_010407_000000422028_00260_12338_2749.N1	10-JUL-2004 01:04:07	Bright	41.500	119	14Eta Dra	2.7270	4700.0	83	12338	No
19	GOM_NL__2PRFIN20040710_010819_000000402028_00260_12338_2750.N1	10-JUL-2004 01:08:19	Bright	39.500	60	7Bet UMi	2.0810	3950.0	79	12338	No
20	GOM_NL__2PRFIN20040710_011208_000000412028_00260_12338_2751.N1	10-JUL-2004 01:12:08	Bright	41.000	49	1Alp UMi	1.9900	6300.0	82	12338	No
21	GOM_NL__2PRFIN20040710_011635_000000522028_00260_12338_2752.N1	10-JUL-2004 01:16:35	Bright	51.500	74	11Bet Cas	2.2680	6600.0	103	12338	No
22	GOM_NL__2PRFIN20040710_011838_000000452028_00260_12338_2753.N1	10-JUL-2004 01:18:38	Bright	45.000	110	37Del Cas	2.6780	8900.0	90	12338	No
23	GOM_NL__2PRFIN20040710_012218_000000422028_00260_12338_2754.N1	10-JUL-2004 01:22:18	Bright	42.000	160	23Gam Per	2.9300	4700.0	84	12338	No
24	GOM_NL__2PRFIN20040710_012413_000000432028_00260_12338_2755.N1	10-JUL-2004 01:24:13	Bright	43.000	175	39Del Per	3.0100	19400.	86	12338	No
25	GOM_NL__2PRFIN20040710_012541_000000562028_00260_12338_2756.N1	10-JUL-2004 01:25:41	Bright	55.500	73	57Gam1And	2.2600	13100.	111	12338	No
26	GOM_NL__2PRFIN20040710_012825_000000902028_00260_12338_2757.N1	10-JUL-2004 01:28:25	Twilight	89.500	53	43Bet And	2.0480	3300.0	179	12338	No
27	GOM_NL__2PRFIN20040710_013129_000000482028_00260_12338_2758.N1	10-JUL-2004 01:31:29	Twilight	47.500	146	25Eta Tau	2.8730	15200.	95	12338	No
28	GOM_NL__2PRFIN20040710_013341_000000652028_00260_12338_2759.N1	10-JUL-2004 01:33:41	Dark	64.500	50	13Alp Ari	2.0070	4250.0	129	12338	No
29	GOM_NL__2PRFIN20040710_013930_000000372028_00260_12338_2760.N1	10-JUL-2004 01:39:30	Dark	37.000	7	19Bet Ori	0.10000	14000.	74	12338	No
30	GOM_NL__2PRFIN20040710_014212_000000452028_00260_12338_2761.N1	10-JUL-2004 01:42:12	Dark	44.500	165	34Gam Eri	2.9500	3200.0	89	12338	No
31	GOM_NL__2PRFIN20040710_015058_000000422028_00260_12338_2762.N1	10-JUL-2004 01:50:58	Dark	41.500	157	The1Eri	2.9060	9300.0	83	12338	No
32	GOM_NL__2PRFIN20040710_015709_000000532028_00261_12339_2734.N1	10-JUL-2004 01:57:09	Dark	52.500	9	Alp Eri	0.45300	24000.	105	12339	No
33	GOM_NL__2PRFIN20040710_020109_000000402028_00261_12339_2735.N1	10-JUL-2004 02:01:09	Dark	40.000	135	Bet Hyi	2.8200	5800.0	80	12339	No
34	GOM_NL__2PRFIN20040710_020534_000000602028_00261_12339_2736.N1	10-JUL-2004 02:05:34	Straylight	59.500	63	Bet Gru	2.1500	2800.0	119	12339	No
35	GOM_NL__2PRFIN20040710_020842_000000882028_00261_12339_2737.N1	10-JUL-2004 02:08:42	Straylight	88.000	18	24Alp PsA	1.1660	9700.0	176	12339	No
36	GOM_NL__2PRFIN20040710_021157_000000422028_00261_12339_2738.N1	10-JUL-2004 02:11:57	Straylight	41.500	141	Bet Ara	2.8400	4600.0	83	12339	No
37	GOM_NL__2PRFIN20040710_021327_000000402028_00261_12339_2739.N1	10-JUL-2004 02:13:27	Twilight	40.000	147	Alp Ara	2.8770	26000.	80	12339	No
38	GOM_NL__2PRFIN20040710_021518_000000422028_00261_12339_2740.N1	10-JUL-2004 02:15:18	Twilight	42.000	40	The Sco	1.8590	7100.0	84	12339	No
39	GOM_NL__2PRFIN20040710_021657_000000452028_00261_12339_2741.N1	10-JUL-2004 02:16:57	Twilight	44.500	25	35Lam Sco	1.6200	28000.	89	12339	No
40	GOM_NL__2PRFIN20040710_021901_000000442028_00261_12339_2742.N1	10-JUL-2004 02:19:01	Bright	43.500	57	34Sig Sgr	2.0660	26000.	87	12339	No
41	GOM_NL__2PRFIN20040710_022108_000001022028_00261_12339_2743.N1	10-JUL-2004 02:21:08	Bright	102.00	142	49Del Cap	2.8500	8900.0	204	12339	No
42	GOM_NL__2PRFIN20040710_022827_000000392028_00261_12339_2744.N1	10-JUL-2004 02:28:27	Bright	38.500	126	60Bet Oph	2.7700	4250.0	77	12339	No

43	GOM_NL__2PRFIN20040710_023043_000000422028_00261_12339_2745.N1	10-JUL-2004 02:30:43	Bright	41.500	59	55Alp Oph	2.0800	8900.0	83	12339	No
44	GOM_NL__2PRFIN20040710_023353_000000392028_00261_12339_2746.N1	10-JUL-2004 02:33:53	Bright	39.000	127	27Bet Her	2.7810	4700.0	78	12339	No
45	GOM_NL__2PRFIN20040710_023628_000000392028_00261_12339_2747.N1	10-JUL-2004 02:36:28	Bright	38.500	133	40Zet Her	2.8070	6000.0	77	12339	No
46	GOM_NL__2PRFIN20040710_023842_000000452028_00261_12339_2748.N1	10-JUL-2004 02:38:42	Bright	44.500	5	3Alp Lyr	0.033000	11000.	89	12339	No
47	GOM_NL__2PRFIN20040710_024151_000000392028_00261_12339_2749.N1	10-JUL-2004 02:41:51	Bright	39.000	69	33Gam Dra	2.2310	3800.0	78	12339	No
48	GOM_NL__2PRFIN20040710_024443_000000382028_00261_12339_2750.N1	10-JUL-2004 02:44:43	Bright	38.000	119	14Eta Dra	2.7270	4700.0	76	12339	No
49	GOM_NL__2PRFIN20040710_024853_000000402028_00261_12339_2751.N1	10-JUL-2004 02:48:53	Bright	39.500	60	7Bet UMi	2.0810	3950.0	79	12339	No
50	GOM_NL__2PRFIN20040710_025245_000000362028_00261_12339_2752.N1	10-JUL-2004 02:52:45	Bright	35.500	49	1Alp UMi	1.9900	6300.0	71	12339	No
51	GOM_NL__2PRFIN20040710_025710_000000512028_00261_12339_2753.N1	10-JUL-2004 02:57:10	Bright	50.500	74	11Bet Cas	2.2680	6600.0	101	12339	No
52	GOM_NL__2PRFIN20040710_025914_000000522028_00261_12339_2754.N1	10-JUL-2004 02:59:14	Bright	51.500	110	37Del Cas	2.6780	8900.0	103	12339	No
53	GOM_NL__2PRFIN20040710_030253_000000422028_00261_12339_2755.N1	10-JUL-2004 03:02:53	Bright	41.500	160	23Gam Per	2.9300	4700.0	83	12339	No
54	GOM_NL__2PRFIN20040710_030449_000000402028_00261_12339_2756.N1	10-JUL-2004 03:04:49	Bright	40.000	175	39Del Per	3.0100	19400.	80	12339	No
55	GOM_NL__2PRFIN20040710_030616_000000612028_00261_12339_2757.N1	10-JUL-2004 03:06:16	Bright	61.000	73	57Gam1And	2.2600	13100.	122	12339	No
56	GOM_NL__2PRFIN20040710_030901_000000942028_00261_12339_2758.N1	10-JUL-2004 03:09:01	Twilight	93.500	53	43Bet And	2.0480	3300.0	187	12339	No
57	GOM_NL__2PRFIN20040710_031205_000000462028_00261_12339_2759.N1	10-JUL-2004 03:12:05	Twilight	45.500	146	25Eta Tau	2.8730	15200.	91	12339	No
58	GOM_NL__2PRFIN20040710_031417_000000722028_00261_12339_2760.N1	10-JUL-2004 03:14:17	Dark	71.500	50	13Alp Ari	2.0070	4250.0	143	12339	No
59	GOM_NL__2PRFIN20040710_032006_000000362028_00261_12339_2761.N1	10-JUL-2004 03:20:06	Dark	36.000	7	19Bet Ori	0.10000	14000.	72	12339	No
60	GOM_NL__2PRFIN20040710_032246_000000462028_00261_12339_2762.N1	10-JUL-2004 03:22:46	Dark	45.500	165	34Gam Eri	2.9500	3200.0	91	12339	No
61	GOM_NL__2PRFIN20040710_033136_000000442028_00261_12339_2763.N1	10-JUL-2004 03:31:36	Dark	43.500	157	The1Eri	2.9060	9300.0	87	12339	No
62	GOM_NL__2PRFIN20040710_170239_000000542028_00270_12348_2585.N1	10-JUL-2004 17:02:39	Dark	53.500	9	Alp Eri	0.45300	24000.	107	12348	No
63	GOM_NL__2PRFIN20040710_170635_000000402028_00270_12348_2586.N1	10-JUL-2004 17:06:35	Dark	39.500	135	Bet Hyi	2.8200	5800.0	79	12348	No
64	GOM_NL__2PRFIN20040710_171106_000000532028_00270_12348_2587.N1	10-JUL-2004 17:11:06	Straylight	53.000	63	Bet Gru	2.1500	2800.0	106	12348	No
65	GOM_NL__2PRFIN20040710_171418_000000932028_00270_12348_2588.N1	10-JUL-2004 17:14:18	Straylight	93.000	18	24Alp PsA	1.1660	9700.0	186	12348	No
66	GOM_NL__2PRFIN20040710_171720_000000412028_00270_12348_2589.N1	10-JUL-2004 17:17:20	Straylight	41.000	141	Bet Ara	2.8400	4600.0	82	12348	No
67	GOM_NL__2PRFIN20040710_171853_000000382028_00270_12348_2590.N1	10-JUL-2004 17:18:53	Twilight	38.000	147	Alp Ara	2.8770	26000.	76	12348	No
68	GOM_NL__2PRFIN20040710_172043_000000432028_00270_12348_2591.N1	10-JUL-2004 17:20:43	Twilight	43.000	40	The Sco	1.8590	7100.0	86	12348	No
69	GOM_NL__2PRFIN20040710_172223_000000422028_00270_12348_2592.N1	10-JUL-2004 17:22:23	Bright	42.000	25	35Lam Sco	1.6200	28000.	84	12348	No
70	GOM_NL__2PRFIN20040710_172428_000000412028_00270_12348_2593.N1	10-JUL-2004 17:24:28	Bright	40.500	57	34Sig Sgr	2.0660	26000.	81	12348	No
71	GOM_NL__2PRFIN20040710_172632_000001002028_00270_12348_2594.N1	10-JUL-2004 17:26:32	Bright	100.00	142	49Del Cap	2.8500	8900.0	200	12348	No
72	GOM_NL__2PRFIN20040710_173350_000000402028_00270_12348_2595.N1	10-JUL-2004 17:33:50	Bright	40.000	126	60Bet Oph	2.7700	4250.0	80	12348	No
73	GOM_NL__2PRFIN20040710_173610_000000392028_00270_12348_2596.N1	10-JUL-2004 17:36:10	Bright	39.000	59	55Alp Oph	2.0800	8900.0	78	12348	No
74	GOM_NL__2PRFIN20040710_173919_000000422028_00270_12348_2597.N1	10-JUL-2004 17:39:19	Bright	41.500	127	27Bet Her	2.7810	4700.0	83	12348	No
75	GOM_NL__2PRFIN20040710_174151_000000412028_00270_12348_2598.N1	10-JUL-2004 17:41:51	Bright	41.000	133	40Zet Her	2.8070	6000.0	82	12348	No
76	GOM_NL__2PRFIN20040710_174404_000000402028_00270_12348_2599.N1	10-JUL-2004 17:44:04	Bright	40.000	5	3Alp Lyr	0.033000	11000.	80	12348	No
77	GOM_NL__2PRFIN20040710_174714_000000412028_00270_12348_2600.N1	10-JUL-2004 17:47:14	Bright	41.000	69	33Gam Dra	2.2310	3800.0	82	12348	No
78	GOM_NL__2PRFIN20040710_175010_000000392028_00270_12348_2601.N1	10-JUL-2004 17:50:10	Bright	39.000	119	14Eta Dra	2.7270	4700.0	78	12348	No
79	GOM_NL__2PRFIN20040710_175419_000000392028_00270_12348_2602.N1	10-JUL-2004 17:54:19	Bright	38.500	60	7Bet UMi	2.0810	3950.0	77	12348	No
80	GOM_NL__2PRFIN20040710_175809_000000402028_00270_12348_2603.N1	10-JUL-2004 17:58:09	Bright	39.500	49	1Alp UMi	1.9900	6300.0	79	12348	No
81	GOM_NL__2PRFIN20040710_180228_000000522028_00270_12348_2604.N1	10-JUL-2004 18:02:28	Bright	51.500	74	11Bet Cas	2.2680	6600.0	103	12348	No
82	GOM_NL__2PRFIN20040710_180434_000000562028_00270_12348_2605.N1	10-JUL-2004 18:04:34	Bright	56.000	110	37Del Cas	2.6780	8900.0	112	12348	No
83	GOM_NL__2PRFIN20040710_180816_000000432028_00270_12348_2606.N1	10-JUL-2004 18:08:16	Bright	42.500	160	23Gam Per	2.9300	4700.0	85	12348	No
84	GOM_NL__2PRFIN20040710_181011_000000412028_00270_12348_2607.N1	10-JUL-2004 18:10:11	Bright	41.000	175	39Del Per	3.0100	19400.	82	12348	No
85	GOM_NL__2PRFIN20040710_181138_000000622028_00270_12348_2608.N1	10-JUL-2004 18:11:38	Bright	62.000	73	57Gam1And	2.2600	13100.	124	12348	No
86	GOM_NL__2PRFIN20040710_181424_000000922028_00270_12348_2609.N1	10-JUL-2004 18:14:24	Twilight	92.000	53	43Bet And	2.0480	3300.0	184	12348	No
87	GOM_NL__2PRFIN20040710_181733_000000462028_00270_12348_2610.N1	10-JUL-2004 18:17:33	Twilight	46.000	146	25Eta Tau	2.8730	15200.	92	12348	No
88	GOM_NL__2PRFIN20040710_181945_000000712028_00270_12348_2611.N1	10-JUL-2004 18:19:45	Dark	70.500	50	13Alp Ari	2.0070	4250.0	141	12348	No
89	GOM_NL__2PRFIN20040710_182531_000000402028_00270_12348_2612.N1	10-JUL-2004 18:25:31	Dark	39.500	7	19Bet Ori	0.10000	14000.	79	12348	No
90	GOM_NL__2PRFIN20040710_182854_000000412028_00270_12348_2613.N1	10-JUL-2004 18:28:54	Dark	41.000	139	9Bet Lep	2.8330	5600.0	82	12348	No
91	GOM_NL__2PRFIN20040710_183705_000000422028_00270_12348_2614.N1	10-JUL-2004 18:37:05	Dark	42.000	157	The1Eri	2.9060	9300.0	84	12348	No
92	GOM_NL__2PRFIN20040710_184315_000000522028_00271_12349_2586.N1	10-JUL-2004 18:43:15	Dark	51.500	9	Alp Eri	0.45300	24000.	103	12349	No
93	GOM_NL__2PRFIN20040710_184711_000000412028_00271_12349_2587.N1	10-JUL-2004 18:47:11	Dark	41.000	135	Bet Hyi	2.8200	5800.0	82	12349	No
94	GOM_NL__2PRFIN20040710_185142_000000632028_00271_12349_2588.N1	10-JUL-2004 18:51:42	Straylight	62.500	63	Bet Gru	2.1500	2800.0	125	12349	No
95	GOM_NL__2PRFIN20040710_185456_000000912028_00271_12349_2589.N1	10-JUL-2004 18:54:56	Straylight	90.500	18	24Alp PsA	1.1660	9700.0	181	12349	No
96	GOM_NL__2PRFIN20040710_185757_000000502028_00271_12349_2590.N1	10-JUL-2004 18:57:57	Straylight	50.000	141	Bet Ara	2.8400	4600.0	100	12349	No
97	GOM_NL__2PRFIN20040710_185928_000000412028_00271_12349_2591.N1	10-JUL-2004 18:59:28	Twilight	40.500	147	Alp Ara	2.8770	26000.	81	12349	No
98	GOM_NL__2PRFIN20040710_190120_000000402028_00271_12349_2592.N1	10-JUL-2004 19:01:20	Twilight	39.500	40	The Sco	1.8590	7100.0	79	12349	No
99	GOM_NL__2PRFIN20040710_190259_000000402028_00271_12349_2593.N1	10-JUL-2004 19:02:59	Bright	40.000	25	35Lam Sco	1.6200	28000.	80	12349	No
100	GOM_NL__2PRFIN20040710_190504_000000402028_00271_12349_2594.N1	10-JUL-2004 19:05:04	Bright	39.500	57	34Sig Sgr	2.0660	26000.	79	12349	No
101	GOM_NL__2PRFIN20040710_190708_000001002028_00271_12349_2595.N1	10-JUL-2004 19:07:08	Bright	100.00	142	49Del Cap	2.8500	8900.0	200	12349	No

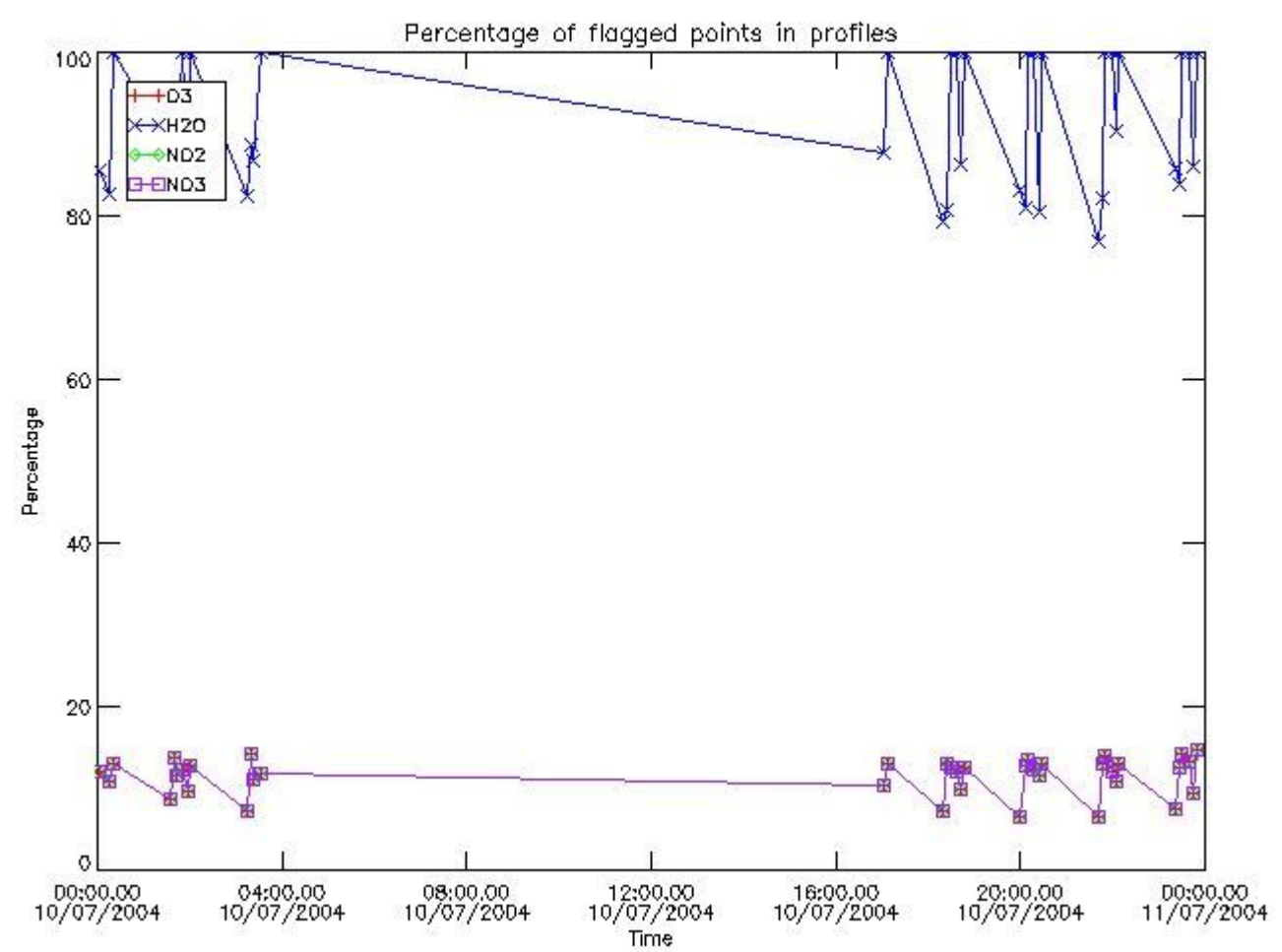
102	GOM_NL__2PRFIN20040710_191429_000000382028_00271_12349_2596.N1	10-JUL-2004 19:14:29	Bright	38.000	126	60Bet Oph	2.7700	4250.0	76	12349	No
103	GOM_NL__2PRFIN20040710_191646_000000372028_00271_12349_2597.N1	10-JUL-2004 19:16:46	Bright	37.000	59	55Alp Oph	2.0800	8900.0	74	12349	No
104	GOM_NL__2PRFIN20040710_191956_000000392028_00271_12349_2598.N1	10-JUL-2004 19:19:56	Bright	38.500	127	27Bet Her	2.7810	4700.0	77	12349	No
105	GOM_NL__2PRFIN20040710_192229_000000382028_00271_12349_2599.N1	10-JUL-2004 19:22:29	Bright	37.500	133	40Zet Her	2.8070	6000.0	75	12349	No
106	GOM_NL__2PRFIN20040710_192440_000000382028_00271_12349_2600.N1	10-JUL-2004 19:24:40	Bright	37.500	5	3Alp Lyr	0.033000	11000.	75	12349	No
107	GOM_NL__2PRFIN20040710_192750_000000392028_00271_12349_2601.N1	10-JUL-2004 19:27:50	Bright	39.000	69	33Gam Dra	2.2310	3800.0	78	12349	No
108	GOM_NL__2PRFIN20040710_193047_000000392028_00271_12349_2602.N1	10-JUL-2004 19:30:47	Bright	38.500	119	14Eta Dra	2.7270	4700.0	77	12349	No
109	GOM_NL__2PRFIN20040710_193457_000000362028_00271_12349_2603.N1	10-JUL-2004 19:34:57	Bright	36.000	60	7Bet UMi	2.0810	3950.0	72	12349	No
110	GOM_NL__2PRFIN20040710_193846_000000372028_00271_12349_2604.N1	10-JUL-2004 19:38:46	Bright	37.000	49	1Alp UMi	1.9900	6300.0	74	12349	No
111	GOM_NL__2PRFIN20040710_194303_000000502028_00271_12349_2605.N1	10-JUL-2004 19:43:03	Bright	50.000	74	11Bet Cas	2.2680	6600.0	100	12349	No
112	GOM_NL__2PRFIN20040710_194509_000000572028_00271_12349_2606.N1	10-JUL-2004 19:45:09	Bright	56.500	110	37Del Cas	2.6780	8900.0	113	12349	No
113	GOM_NL__2PRFIN20040710_194852_000000432028_00271_12349_2607.N1	10-JUL-2004 19:48:52	Bright	42.500	160	23Gam Per	2.9300	4700.0	85	12349	No
114	GOM_NL__2PRFIN20040710_195047_000000402028_00271_12349_2608.N1	10-JUL-2004 19:50:47	Bright	39.500	175	39Del Per	3.0100	19400.	79	12349	No
115	GOM_NL__2PRFIN20040710_195214_000000612028_00271_12349_2609.N1	10-JUL-2004 19:52:14	Bright	61.000	73	57Gam1And	2.2600	13100.	122	12349	No
116	GOM_NL__2PRFIN20040710_195459_000000922028_00271_12349_2610.N1	10-JUL-2004 19:54:59	Twi_and_stray	91.500	53	43Bet And	2.0480	3300.0	183	12349	No
117	GOM_NL__2PRFIN20040710_195810_000000462028_00271_12349_2611.N1	10-JUL-2004 19:58:10	Twilight	45.500	146	25Eta Tau	2.8730	15200.	91	12349	No
118	GOM_NL__2PRFIN20040710_200022_000000782028_00271_12349_2612.N1	10-JUL-2004 20:00:22	Dark	78.000	50	13Alp Ari	2.0070	4250.0	156	12349	No
119	GOM_NL__2PRFIN20040710_200607_000000402028_00271_12349_2613.N1	10-JUL-2004 20:06:07	Dark	40.000	7	19Bet Ori	0.10000	14000.	80	12349	No
120	GOM_NL__2PRFIN20040710_200930_000000382028_00271_12349_2614.N1	10-JUL-2004 20:09:30	Dark	37.500	139	9Bet Lep	2.8330	5600.0	75	12349	No
121	GOM_NL__2PRFIN20040710_201741_000000422028_00271_12349_2615.N1	10-JUL-2004 20:17:41	Dark	41.500	157	The1Eri	2.9060	9300.0	83	12349	No
122	GOM_NL__2PRFIN20040710_202352_000000442028_00272_12350_2587.N1	10-JUL-2004 20:23:52	Dark	44.000	9	Alp Eri	0.45300	24000.	88	12350	No
123	GOM_NL__2PRFIN20040710_202747_000000402028_00272_12350_2588.N1	10-JUL-2004 20:27:47	Dark	39.500	135	Bet Hyi	2.8200	5800.0	79	12350	No
124	GOM_NL__2PRFIN20040710_203219_000000542028_00272_12350_2589.N1	10-JUL-2004 20:32:19	Straylight	53.500	63	Bet Gru	2.1500	2800.0	107	12350	No
125	GOM_NL__2PRFIN20040710_203534_000000912028_00272_12350_2590.N1	10-JUL-2004 20:35:34	Straylight	90.500	18	24Alp PsA	1.1660	9700.0	181	12350	No
126	GOM_NL__2PRFIN20040710_203833_000000472028_00272_12350_2591.N1	10-JUL-2004 20:38:33	Straylight	47.000	141	Bet Ara	2.8400	4600.0	94	12350	No
127	GOM_NL__2PRFIN20040710_204004_000000402028_00272_12350_2592.N1	10-JUL-2004 20:40:04	Twi_and_stray	40.000	147	Alp Ara	2.8770	26000.	80	12350	No
128	GOM_NL__2PRFIN20040710_204156_000000432028_00272_12350_2593.N1	10-JUL-2004 20:41:56	Twi_and_stray	43.000	40	The Sco	1.8590	7100.0	86	12350	No
129	GOM_NL__2PRFIN20040710_204336_000000442028_00272_12350_2594.N1	10-JUL-2004 20:43:36	Bright	44.000	25	35Lam Sco	1.6200	28000.	88	12350	No
130	GOM_NL__2PRFIN20040710_204540_000000522028_00272_12350_2595.N1	10-JUL-2004 20:45:40	Bright	52.000	57	34Sig Sgr	2.0660	26000.	104	12350	No
131	GOM_NL__2PRFIN20040710_204744_000000992028_00272_12350_2596.N1	10-JUL-2004 20:47:44	Bright	98.500	142	49Del Cap	2.8500	8900.0	197	12350	No
132	GOM_NL__2PRFIN20040710_205505_000000382028_00272_12350_2597.N1	10-JUL-2004 20:55:05	Bright	37.500	126	60Bet Oph	2.7700	4250.0	75	12350	No
133	GOM_NL__2PRFIN20040710_205723_000000372028_00272_12350_2598.N1	10-JUL-2004 20:57:23	Bright	37.000	59	55Alp Oph	2.0800	8900.0	74	12350	No
134	GOM_NL__2PRFIN20040710_210032_000000382028_00272_12350_2599.N1	10-JUL-2004 21:00:32	Bright	38.000	127	27Bet Her	2.7810	4700.0	76	12350	No
135	GOM_NL__2PRFIN20040710_210306_000000392028_00272_12350_2600.N1	10-JUL-2004 21:03:06	Bright	39.000	133	40Zet Her	2.8070	6000.0	78	12350	No
136	GOM_NL__2PRFIN20040710_210515_000000392028_00272_12350_2601.N1	10-JUL-2004 21:05:15	Bright	39.000	5	3Alp Lyr	0.033000	11000.	78	12350	No
137	GOM_NL__2PRFIN20040710_210826_000000412028_00272_12350_2602.N1	10-JUL-2004 21:08:26	Bright	41.000	69	33Gam Dra	2.2310	3800.0	82	12350	No
138	GOM_NL__2PRFIN20040710_211123_000000392028_00272_12350_2603.N1	10-JUL-2004 21:11:23	Bright	39.000	119	14Eta Dra	2.7270	4700.0	78	12350	No
139	GOM_NL__2PRFIN20040710_211533_000000392028_00272_12350_2604.N1	10-JUL-2004 21:15:33	Bright	39.000	60	7Bet UMi	2.0810	3950.0	78	12350	No
140	GOM_NL__2PRFIN20040710_211922_000000382028_00272_12350_2605.N1	10-JUL-2004 21:19:22	Bright	37.500	49	1Alp UMi	1.9900	6300.0	75	12350	No
141	GOM_NL__2PRFIN20040710_212338_000000522028_00272_12350_2606.N1	10-JUL-2004 21:23:38	Bright	51.500	74	11Bet Cas	2.2680	6600.0	103	12350	No
142	GOM_NL__2PRFIN20040710_212544_000000492028_00272_12350_2607.N1	10-JUL-2004 21:25:44	Bright	48.500	110	37Del Cas	2.6780	8900.0	97	12350	No
143	GOM_NL__2PRFIN20040710_212928_000000452028_00272_12350_2608.N1	10-JUL-2004 21:29:28	Bright	45.000	160	23Gam Per	2.9300	4700.0	90	12350	No
144	GOM_NL__2PRFIN20040710_213125_000000402028_00272_12350_2609.N1	10-JUL-2004 21:31:25	Bright	39.500	175	39Del Per	3.0100	19400.	79	12350	No
145	GOM_NL__2PRFIN20040710_213249_000000602028_00272_12350_2610.N1	10-JUL-2004 21:32:49	Bright	59.500	73	57Gam1And	2.2600	13100.	119	12350	No
146	GOM_NL__2PRFIN20040710_213535_000000962028_00272_12350_2611.N1	10-JUL-2004 21:35:35	Twi_and_stray	96.000	53	43Bet And	2.0480	3300.0	192	12350	No
147	GOM_NL__2PRFIN20040710_213846_000000442028_00272_12350_2612.N1	10-JUL-2004 21:38:46	Twilight	43.500	146	25Eta Tau	2.8730	15200.	87	12350	No
148	GOM_NL__2PRFIN20040710_214058_000000792028_00272_12350_2613.N1	10-JUL-2004 21:40:58	Dark	78.500	50	13Alp Ari	2.0070	4250.0	157	12350	No
149	GOM_NL__2PRFIN20040710_214643_000000402028_00272_12350_2614.N1	10-JUL-2004 21:46:43	Dark	39.500	7	19Bet Ori	0.10000	14000.	79	12350	No
150	GOM_NL__2PRFIN20040710_214916_000000372028_00272_12350_2615.N1	10-JUL-2004 21:49:16	Dark	36.500	101	11Alp Lep	2.5820	7000.0	73	12350	No
151	GOM_NL__2PRFIN20040710_215818_000000432028_00272_12350_2616.N1	10-JUL-2004 21:58:18	Dark	42.500	157	The1Eri	2.9060	9300.0	85	12350	No
152	GOM_NL__2PRFIN20040710_220428_000000472028_00273_12351_2588.N1	10-JUL-2004 22:04:28	Dark	47.000	9	Alp Eri	0.45300	24000.	94	12351	No
153	GOM_NL__2PRFIN20040710_220824_000000402028_00273_12351_2589.N1	10-JUL-2004 22:08:24	Dark	39.500	135	Bet Hyi	2.8200	5800.0	79	12351	No
154	GOM_NL__2PRFIN20040710_221256_000000672028_00273_12351_2590.N1	10-JUL-2004 22:12:56	Straylight	66.500	63	Bet Gru	2.1500	2800.0	133	12351	No
155	GOM_NL__2PRFIN20040710_221611_000000962028_00273_12351_2591.N1	10-JUL-2004 22:16:11	Straylight	95.500	18	24Alp PsA	1.1660	9700.0	191	12351	No
156	GOM_NL__2PRFIN20040710_221909_000000412028_00273_12351_2592.N1	10-JUL-2004 22:19:09	Straylight	41.000	141	Bet Ara	2.8400	4600.0	82	12351	No
157	GOM_NL__2PRFIN20040710_222041_000000402028_00273_12351_2593.N1	10-JUL-2004 22:20:41	Twi_and_stray	40.000	147	Alp Ara	2.8770	26000.	80	12351	No
158	GOM_NL__2PRFIN20040710_222232_000000482028_00273_12351_2594.N1	10-JUL-2004 22:22:32	Twi_and_stray	48.000	40	The Sco	1.8590	7100.0	96	12351	No
159	GOM_NL__2PRFIN20040710_222412_000000422028_00273_12351_2595.N1	10-JUL-2004 22:24:12	Bright	42.000	25	35Lam Sco	1.6200	28000.	84	12351	No
160	GOM_NL__2PRFIN20040710_222615_000000412028_00273_12351_2596.N1	10-JUL-2004 22:26:15	Bright	41.000	57	34Sig Sgr	2.0660	26000.	82	12351	No

161	GOM_NL__2PRFIN20040710_222820_000000962028_00273_12351_2597.N1	10-JUL-2004 22:28:20	Bright	95.500	142	49Del Cap	2.8500	8900.0	191	12351	No
162	GOM_NL__2PRFIN20040710_223540_000000382028_00273_12351_2598.N1	10-JUL-2004 22:35:40	Bright	38.000	126	60Bet Oph	2.7700	4250.0	76	12351	No
163	GOM_NL__2PRFIN20040710_223758_000000392028_00273_12351_2599.N1	10-JUL-2004 22:37:58	Bright	38.500	59	55Alp Oph	2.0800	8900.0	77	12351	No
164	GOM_NL__2PRFIN20040710_224108_000000402028_00273_12351_2600.N1	10-JUL-2004 22:41:08	Bright	40.000	127	27Bet Her	2.7810	4700.0	80	12351	No
165	GOM_NL__2PRFIN20040710_224342_000000372028_00273_12351_2601.N1	10-JUL-2004 22:43:42	Bright	36.500	133	40Zet Her	2.8070	6000.0	73	12351	No
166	GOM_NL__2PRFIN20040710_224551_000000422028_00273_12351_2602.N1	10-JUL-2004 22:45:51	Bright	41.500	5	3Alp Lyr	0.033000	11000.	83	12351	No
167	GOM_NL__2PRFIN20040710_224902_000000422028_00273_12351_2603.N1	10-JUL-2004 22:49:02	Bright	42.000	69	33Gam Dra	2.2310	3800.0	84	12351	No
168	GOM_NL__2PRFIN20040710_225159_000000392028_00273_12351_2604.N1	10-JUL-2004 22:51:59	Bright	39.000	119	14Eta Dra	2.7270	4700.0	78	12351	No
169	GOM_NL__2PRFIN20040710_225607_000000422028_00273_12351_2605.N1	10-JUL-2004 22:56:07	Bright	41.500	60	7Bet UMi	2.0810	3950.0	83	12351	No
170	GOM_NL__2PRFIN20040710_225957_000000372028_00273_12351_2606.N1	10-JUL-2004 22:59:57	Bright	36.500	49	1Alp UMi	1.9900	6300.0	73	12351	No
171	GOM_NL__2PRFIN20040710_230414_000000502028_00273_12351_2607.N1	10-JUL-2004 23:04:14	Bright	50.000	74	11Bet Cas	2.2680	6600.0	100	12351	No
172	GOM_NL__2PRFIN20040710_230621_000000442028_00273_12351_2608.N1	10-JUL-2004 23:06:21	Bright	44.000	110	37Del Cas	2.6780	8900.0	88	12351	No
173	GOM_NL__2PRFIN20040710_231003_000000482028_00273_12351_2609.N1	10-JUL-2004 23:10:03	Bright	48.000	160	23Gam Per	2.9300	4700.0	96	12351	No
174	GOM_NL__2PRFIN20040710_231159_000000412028_00273_12351_2610.N1	10-JUL-2004 23:11:59	Bright	41.000	175	39Del Per	3.0100	19400.	82	12351	No
175	GOM_NL__2PRFIN20040710_231325_000000612028_00273_12351_2611.N1	10-JUL-2004 23:13:25	Bright	60.500	73	57Gam1And	2.2600	13100.	121	12351	No
176	GOM_NL__2PRFIN20040710_231611_000000932028_00273_12351_2612.N1	10-JUL-2004 23:16:11	Twilight	92.500	53	43Bet And	2.0480	3300.0	185	12351	No
177	GOM_NL__2PRFIN20040710_231921_000000462028_00273_12351_2613.N1	10-JUL-2004 23:19:21	Twilight	46.000	146	25Eta Tau	2.8730	15200.	92	12351	No
178	GOM_NL__2PRFIN20040710_232135_000000682028_00273_12351_2614.N1	10-JUL-2004 23:21:35	Dark	67.500	50	13Alp Ari	2.0070	4250.0	135	12351	No
179	GOM_NL__2PRFIN20040710_232719_000000412028_00273_12351_2615.N1	10-JUL-2004 23:27:19	Dark	40.500	7	19Bet Ori	0.10000	14000.	81	12351	No
180	GOM_NL__2PRFIN20040710_232952_000000362028_00273_12351_2616.N1	10-JUL-2004 23:29:52	Dark	36.000	101	11Alp Lep	2.5820	7000.0	72	12351	No
181	GOM_NL__2PRFIN20040710_233854_000000422028_00273_12351_2617.N1	10-JUL-2004 23:38:54	Dark	42.000	157	The1Eri	2.9060	9300.0	84	12351	No
182	GOM_NL__2PRFIN20040710_234504_000000552028_00274_12352_2588.N1	10-JUL-2004 23:45:04	Dark	54.500	9	Alp Eri	0.45300	24000.	109	12352	No
183	GOM_NL__2PRFIN20040710_234901_000000382028_00274_12352_2589.N1	10-JUL-2004 23:49:01	Dark	38.000	135	Bet Hyi	2.8200	5800.0	76	12352	No
184	GOM_NL__2PRFIN20040710_235332_000000642028_00274_12352_2590.N1	10-JUL-2004 23:53:32	Straylight	63.500	63	Bet Gru	2.1500	2800.0	127	12352	No
185	GOM_NL__2PRFIN20040710_235648_000000902028_00274_12352_2591.N1	10-JUL-2004 23:56:48	Straylight	89.500	18	24Alp PsA	1.1660	9700.0	179	12352	No
186	GOM_NL__2PRFIN20040710_235945_000000412028_00274_12352_2592.N1	10-JUL-2004 23:59:45	Straylight	41.000	141	Bet Ara	2.8400	4600.0	82	12352	No

3. Quality information per product

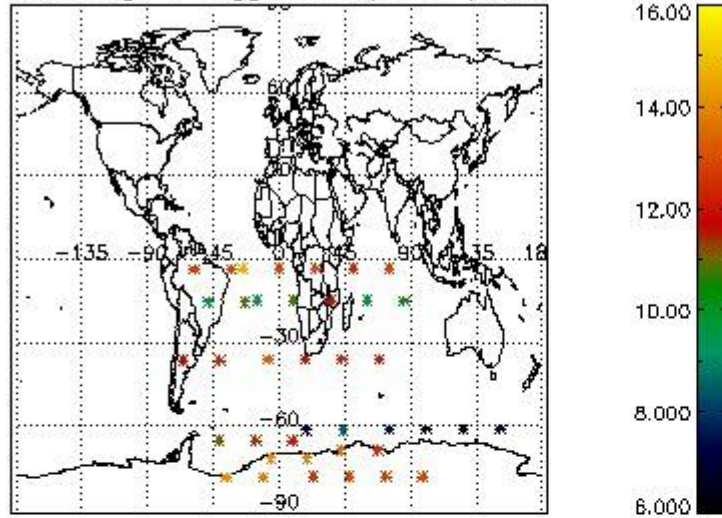
In this section it is plotted some information contained in the Quality Summary data set of the level 2 products. Only products in dark limb conditions and without errors (error flag in the MPH set to "0") are used.

3.1 Plot quality information per product (time dependant)

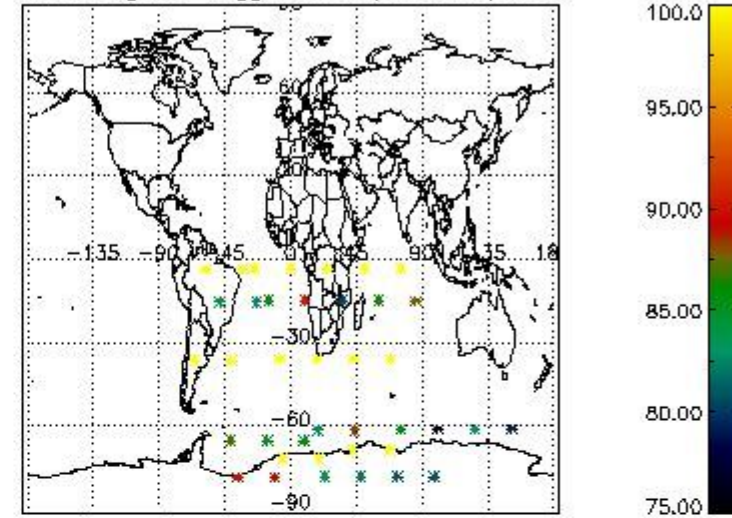


3.2 Plot quality information per product (world map)

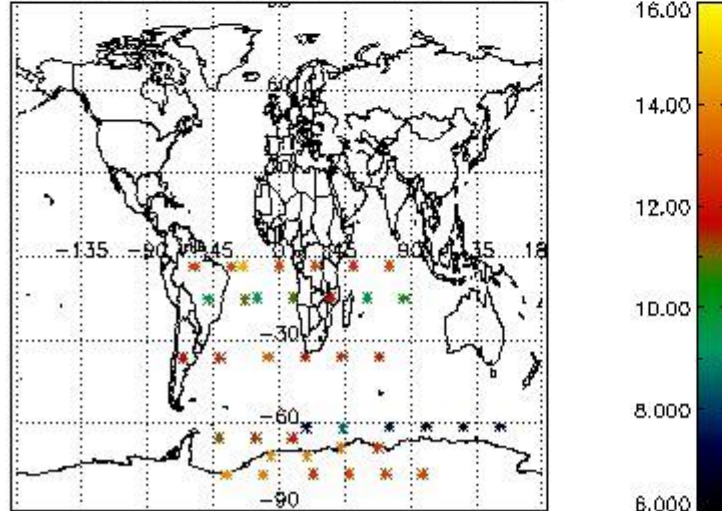
Percentage of flagged data per O3 profile



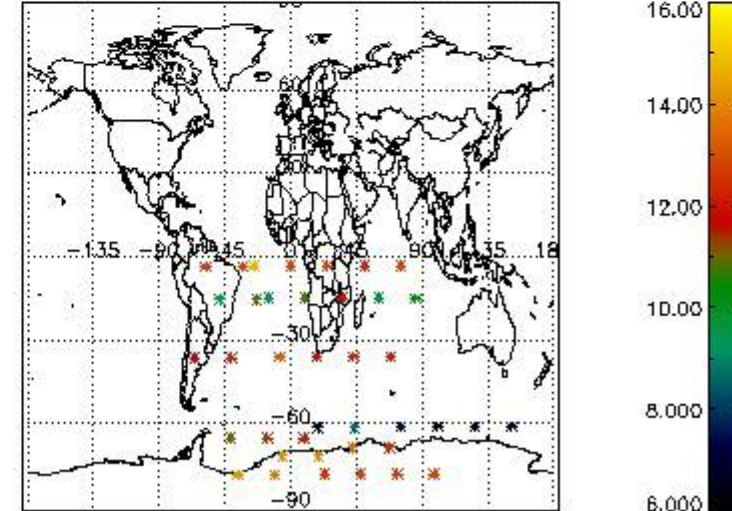
Percentage of flagged data per H2O profile



Percentage of flagged data per NO2 profile



Percentage of flagged data per NO3 profile

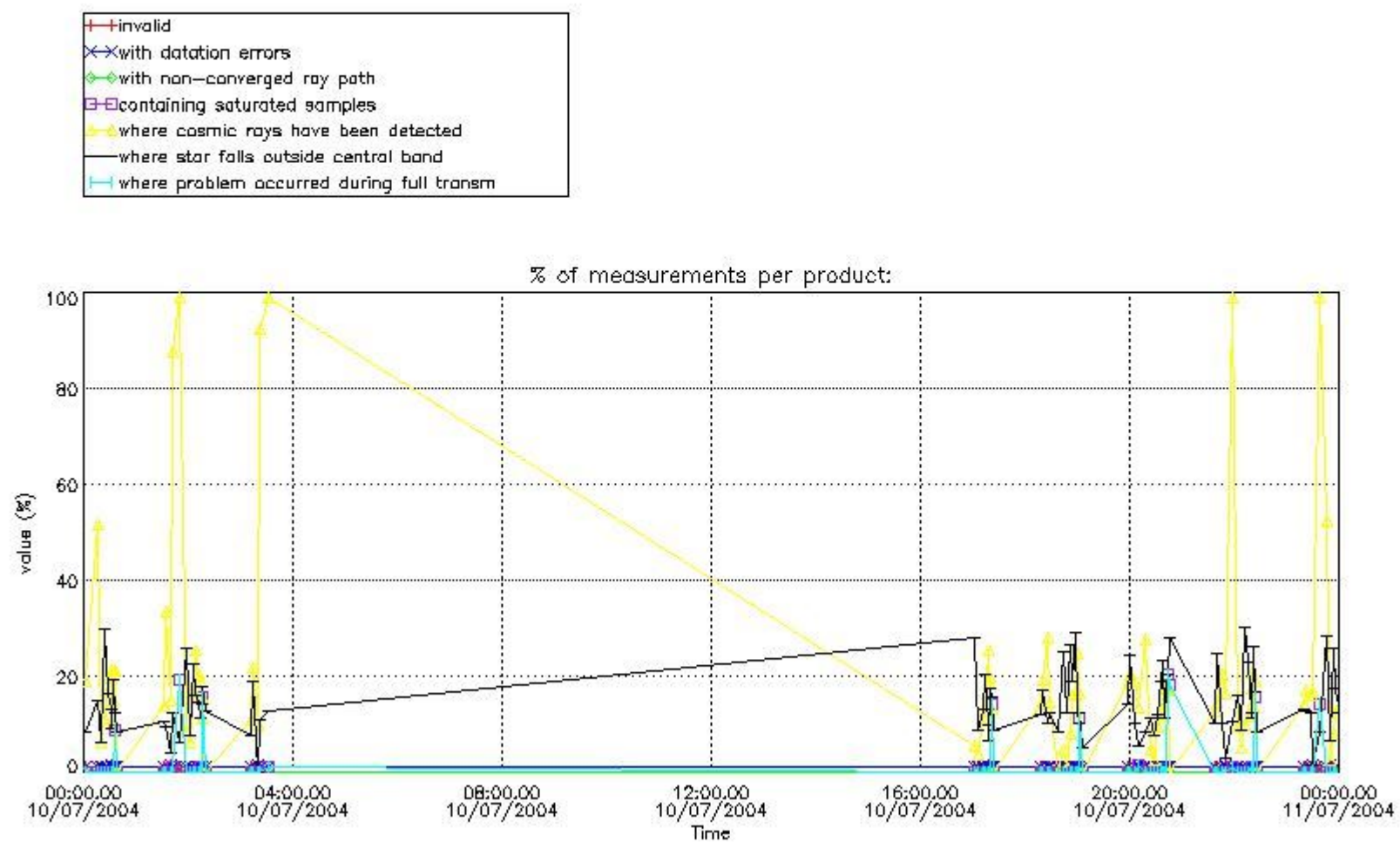


4. Level 1 quality information per product

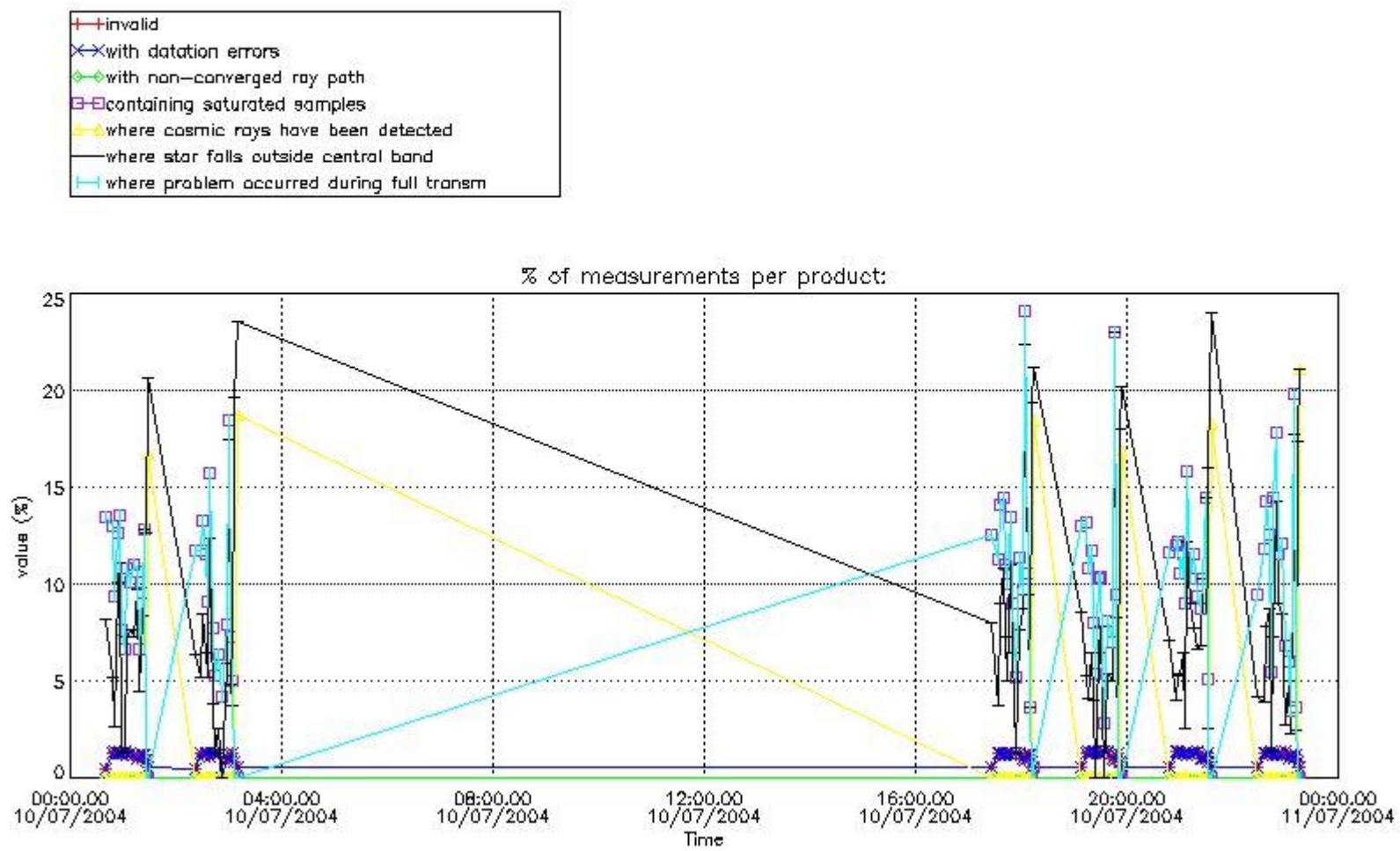
In this section it is plotted some information contained in the Quality Summary data set of the level 2 products that comes from the level 1b processing. Products without errors (error flag in the MPH set to "0") are used.

4.1 Plot quality information per product (time dependant) coming from level 1b processing

4.1.1 Plot level 1 quality information per product (time dependant): ENVISAT ASCENDING passes



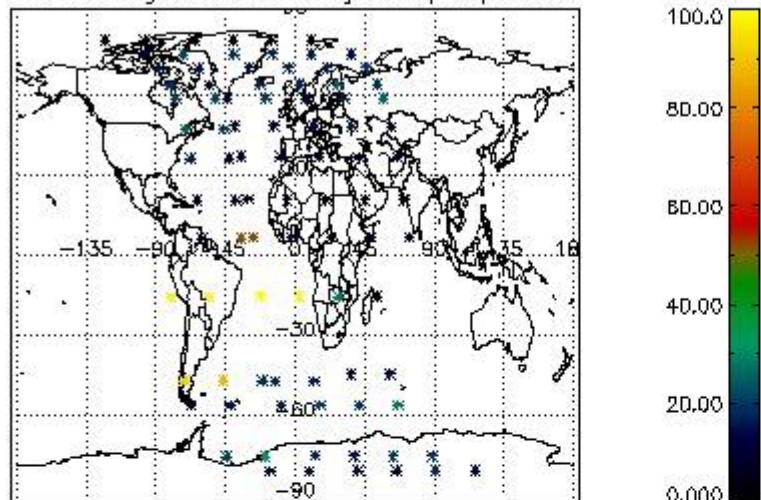
4.1.2 Plot level 1 quality information per product (time dependant): ENVISAT DESCENDING passes



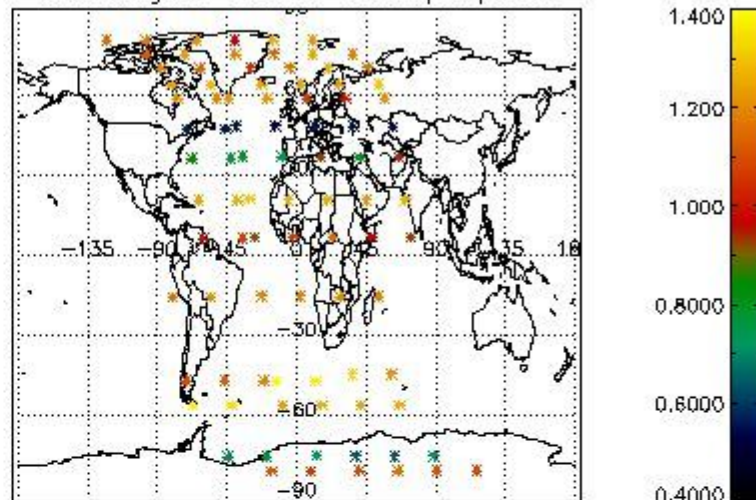
4.2 Plot quality information per product coming from level 1b processing (world map)

4.2.1 Plot level 1 quality information per product (world map): ENVISAT ASCENDING passes

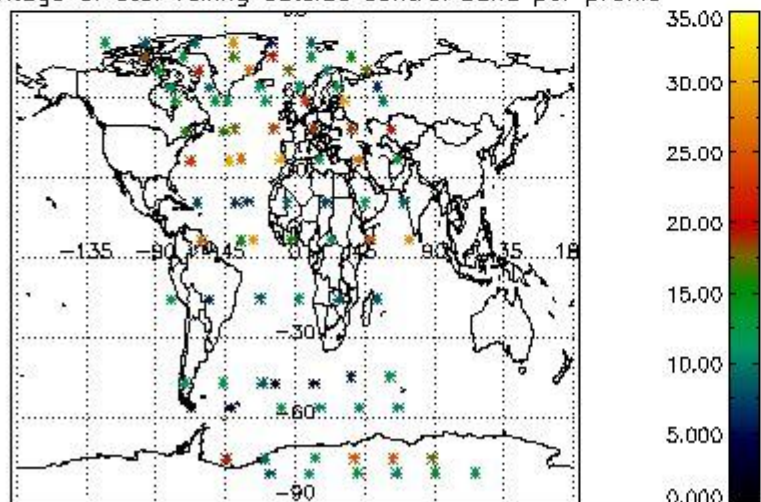
Percentage of cosmic ray hits per profile



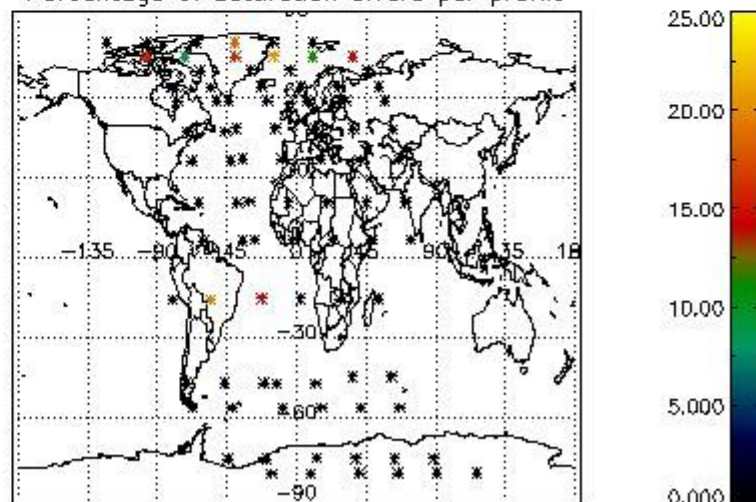
Percentage of datation errors per profile



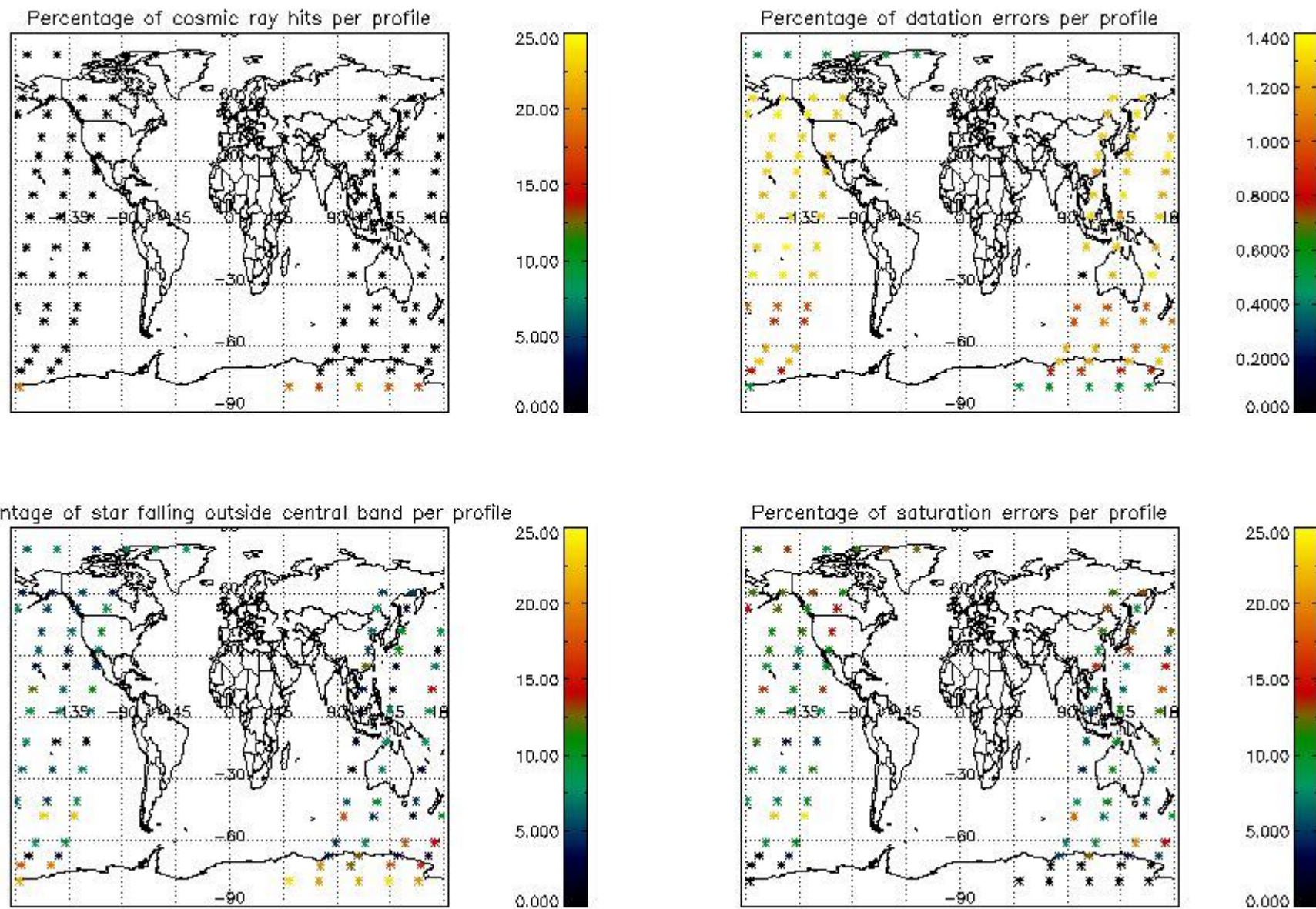
Percentage of star falling outside central band per profile



Percentage of saturation errors per profile



4.2.2 Plot level 1 quality information per product (world map): ENVISAT DESCENDING passes



5. Trace gas profiles

5.1 Ozone statistics based on quality of products

The final quality of the products can be "measured" using the STD (Standard Deviation) attached to every point profile. This information is written to the parameter GOM_NL__2P/NL_LOCAL_SPECIES_DENSITY/o3_std of the level 2 products. The table below shows the statistics for given STD ranges.

The statistics are given with respect to the overall valid production:

- Products without fatal errors: GOM_NL__2P/MPH/PRODUCT_ERR=0
- Valid point profile: GOM_NL__2P/NL_LOCAL_SPECIES_DENSITY/pcd(0)=0

The 'Criteria' is applied to valid points of dark limb products:

- Products in dark limb illumination condition: GOM_NL__2P/NL_SUMMARY_QUALITY/obs_ill_cond=0
- Products without fatal errors: GOM_NL__2P/MPH/PRODUCT_ERR=0
- Valid point profile: GOM_NL__2P/NL_LOCAL_SPECIES_DENSITY/pcd(0)=0

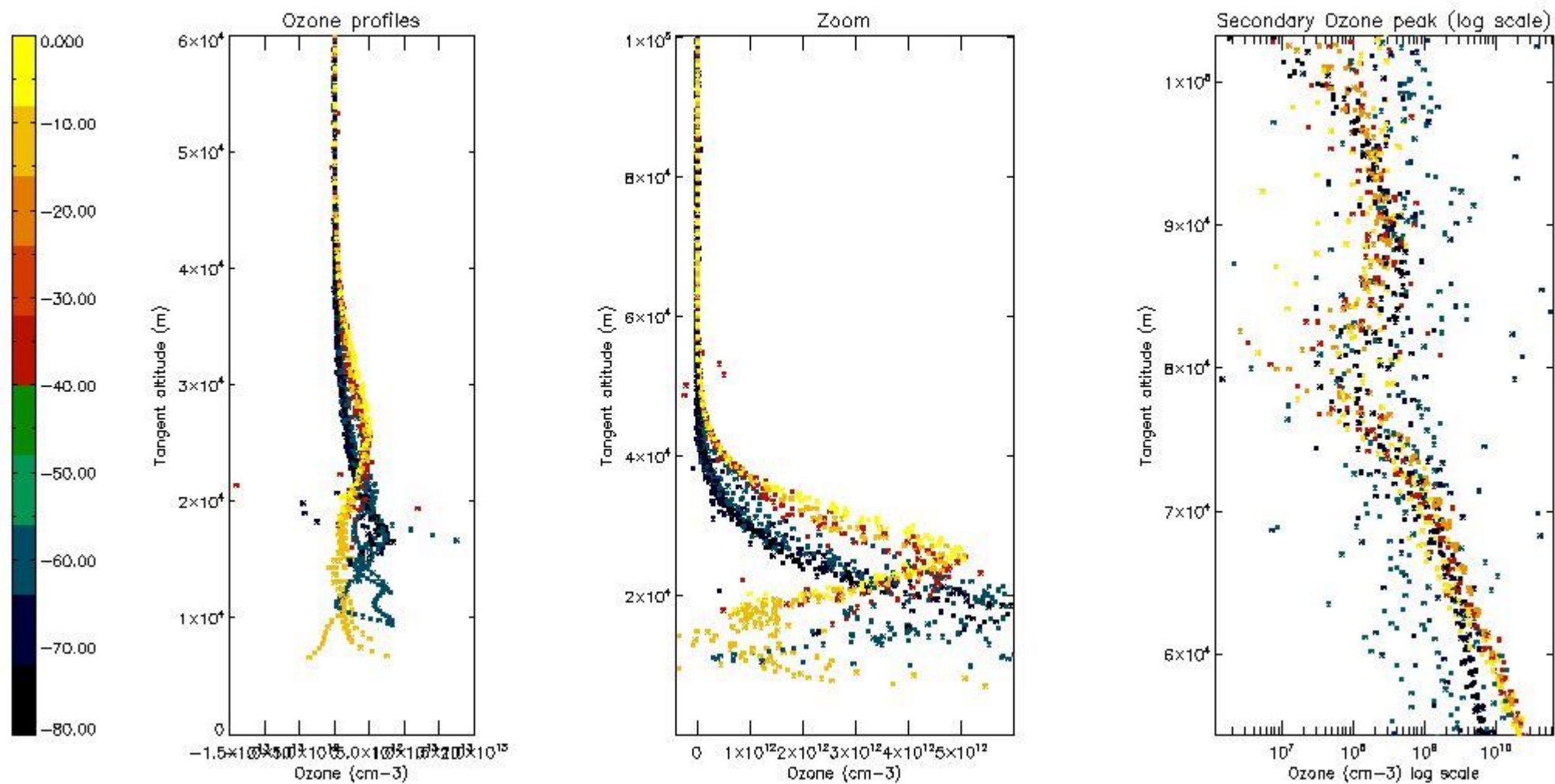
So, the table below shows the percentage of dark limb and valid observations for each criteria with respect to the overall valid daily observations.

Criteria	% of total production
All STD	20
STD < 20	9

STD < 10	7
STD < 5	4

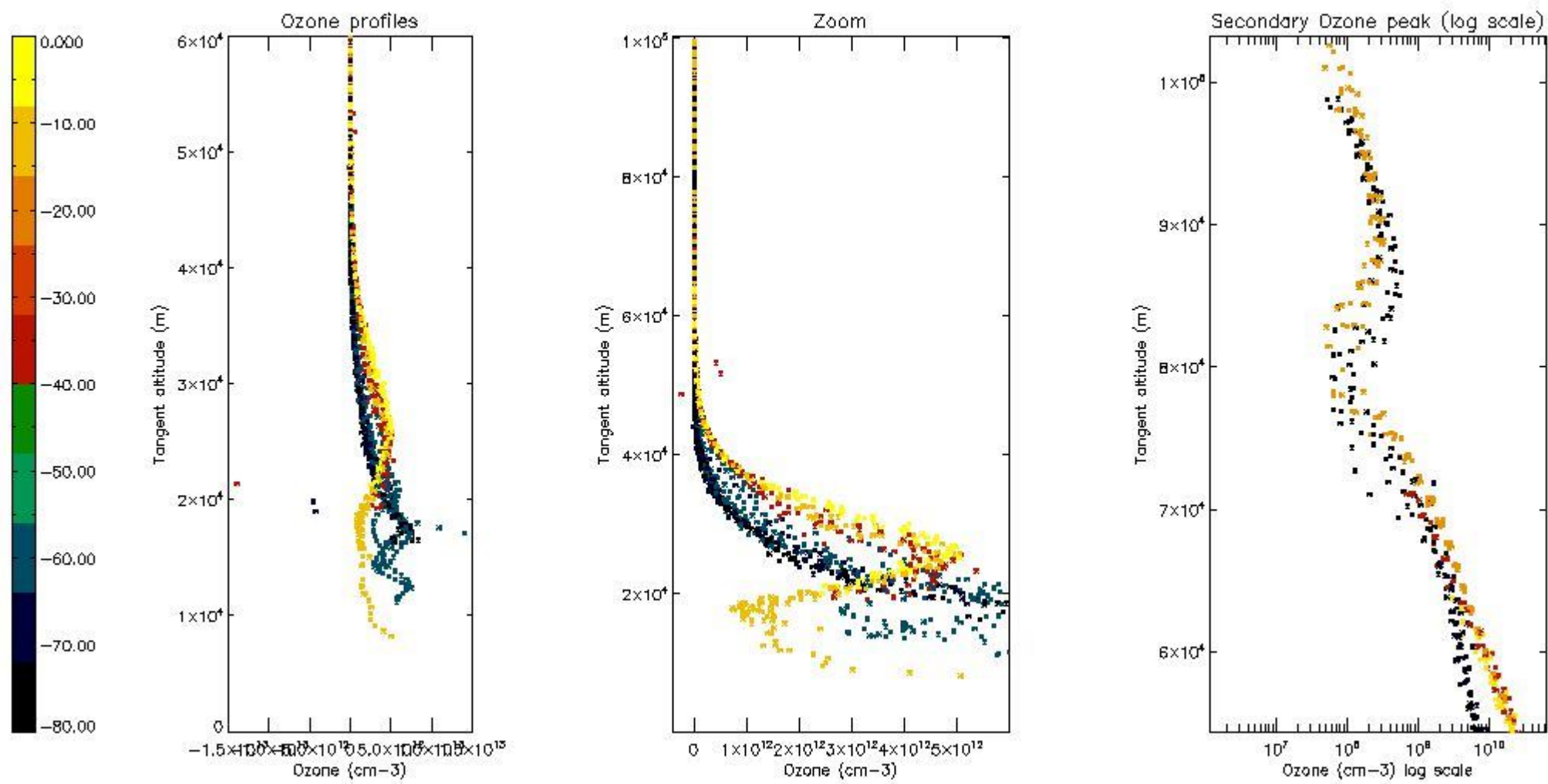
5.2 Plot ozone profiles for all STD (dark without errors)

The colorbar represents the latitude.



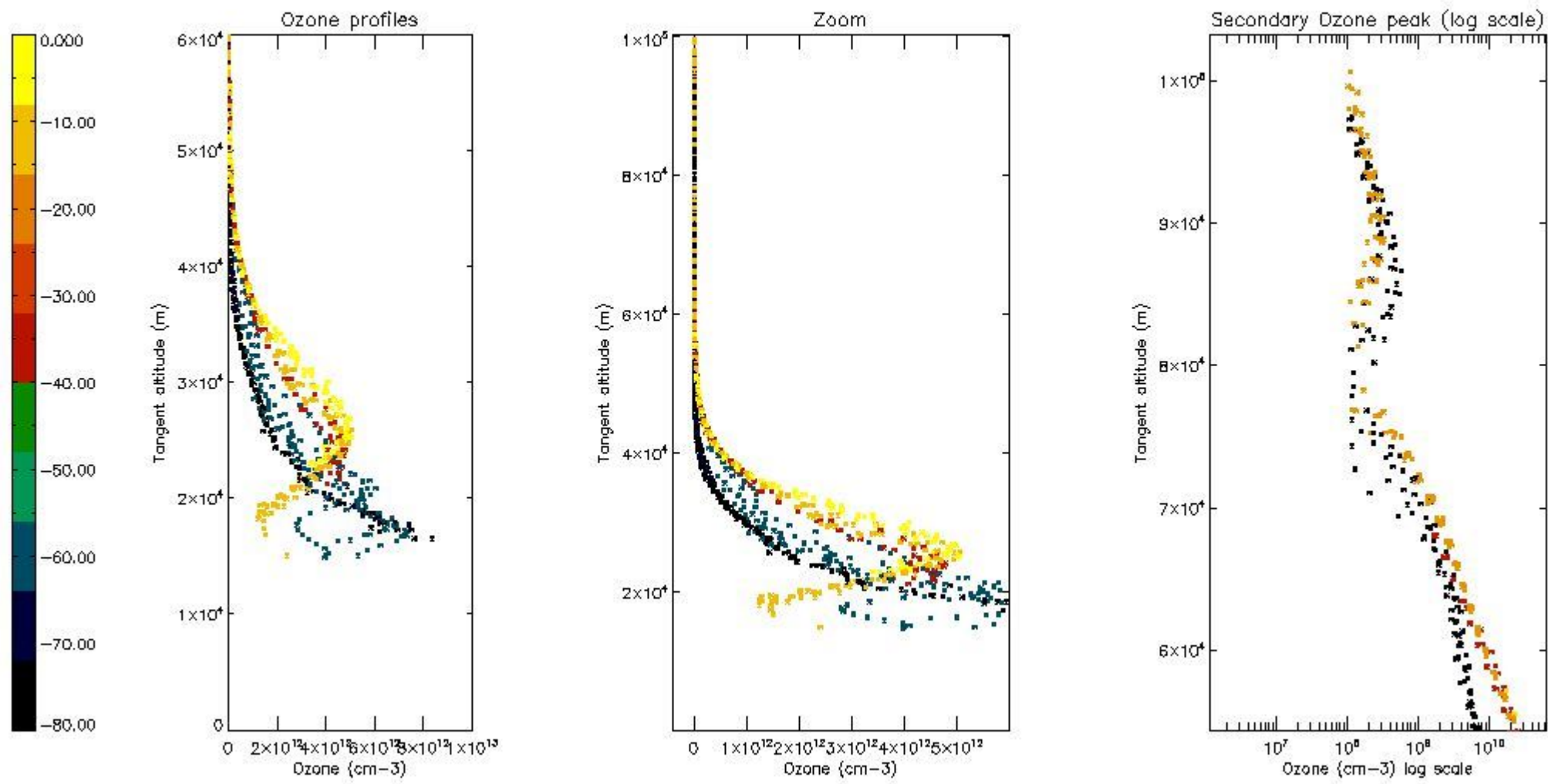
5.3 Plot ozone profiles where STD < 20% (dark without errors)

The colorbar represents the latitude.



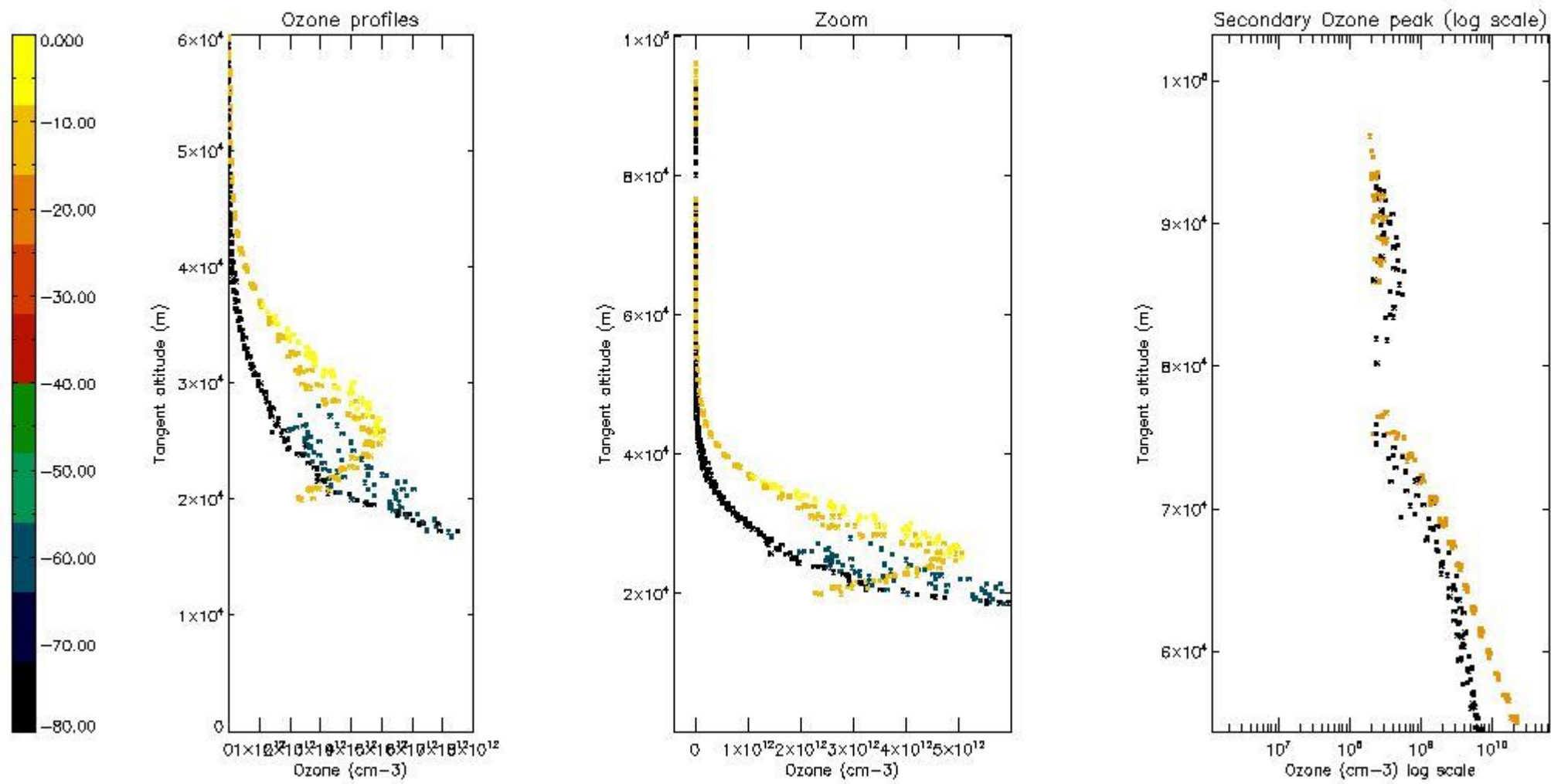
5.4 Plot ozone profiles where STD < 10% (dark without errors)

The colorbar represents the latitude.



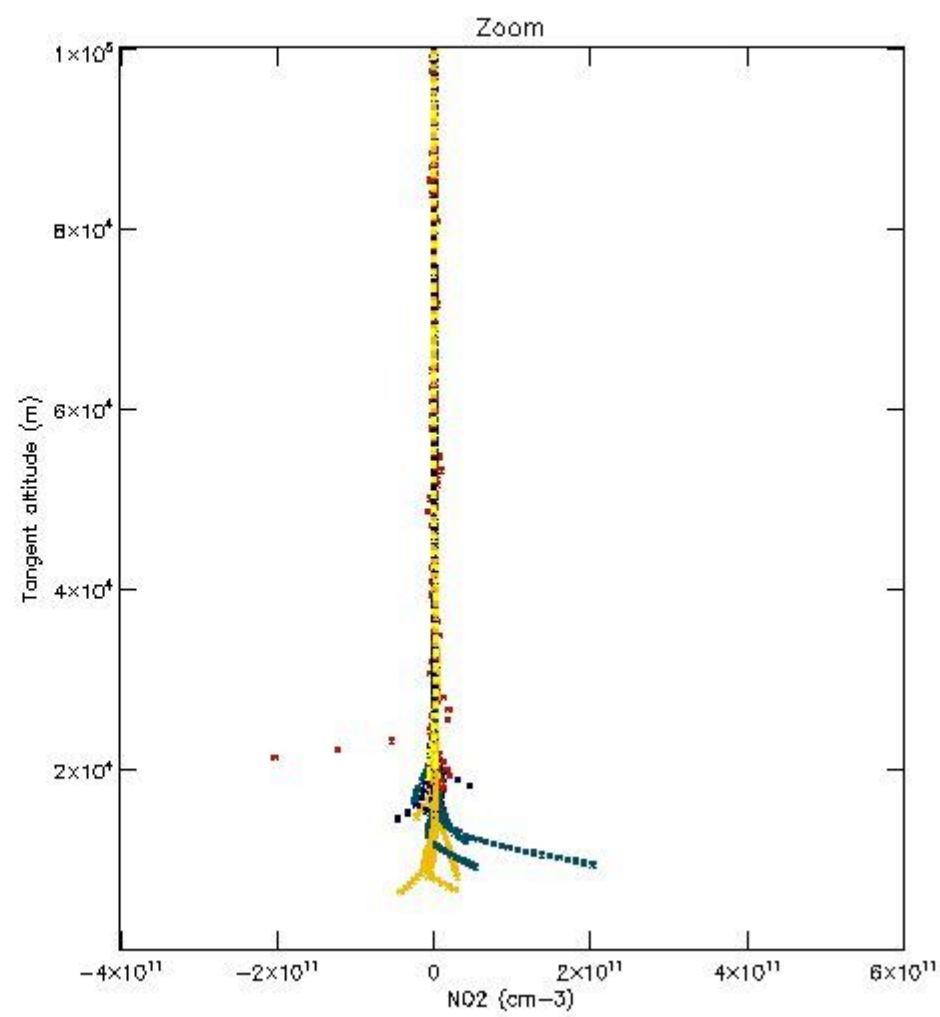
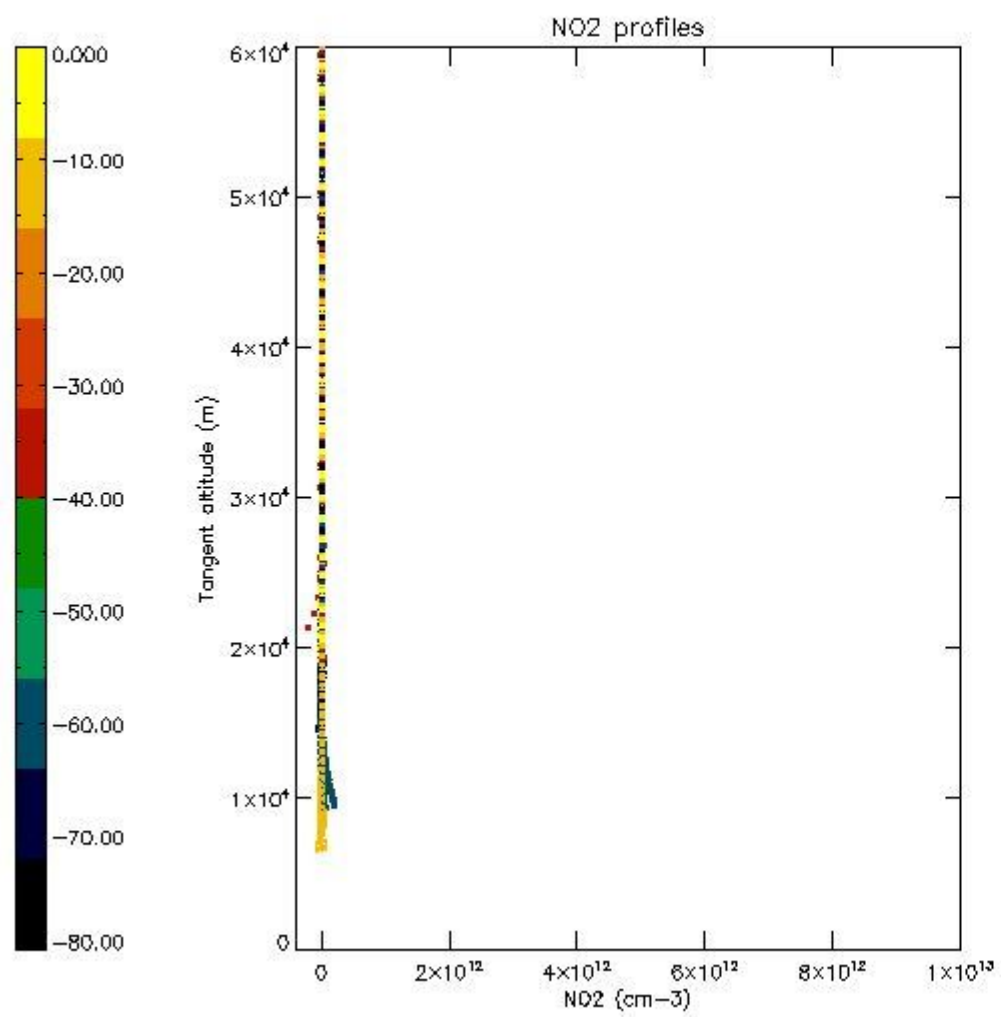
5.5 Plot ozone profiles where STD < 5% (dark without errors)

The colorbar represents the latitude.



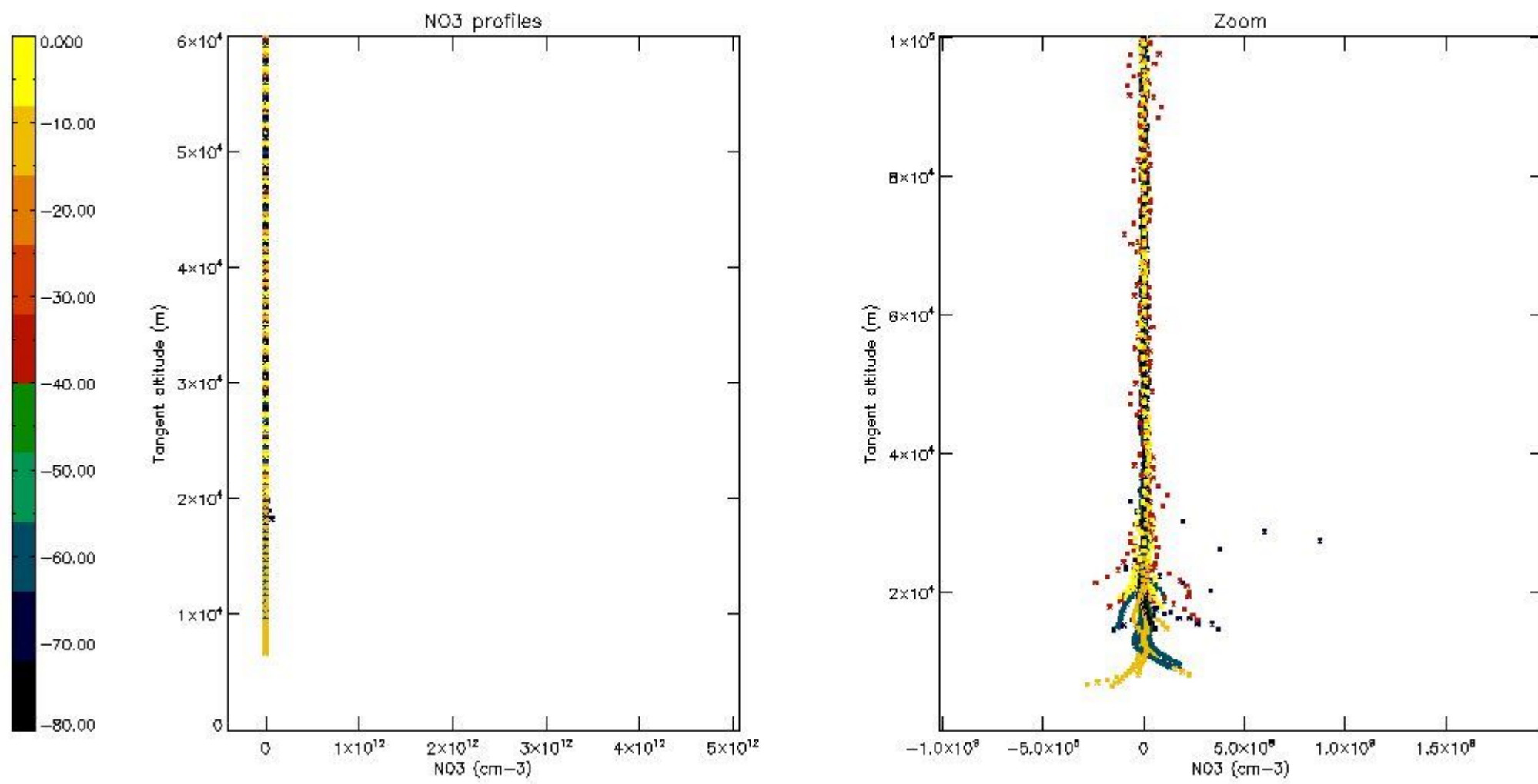
5.6 Plot NO₂ profiles for all STD (dark without errors)

The colorbar represents the latitude.



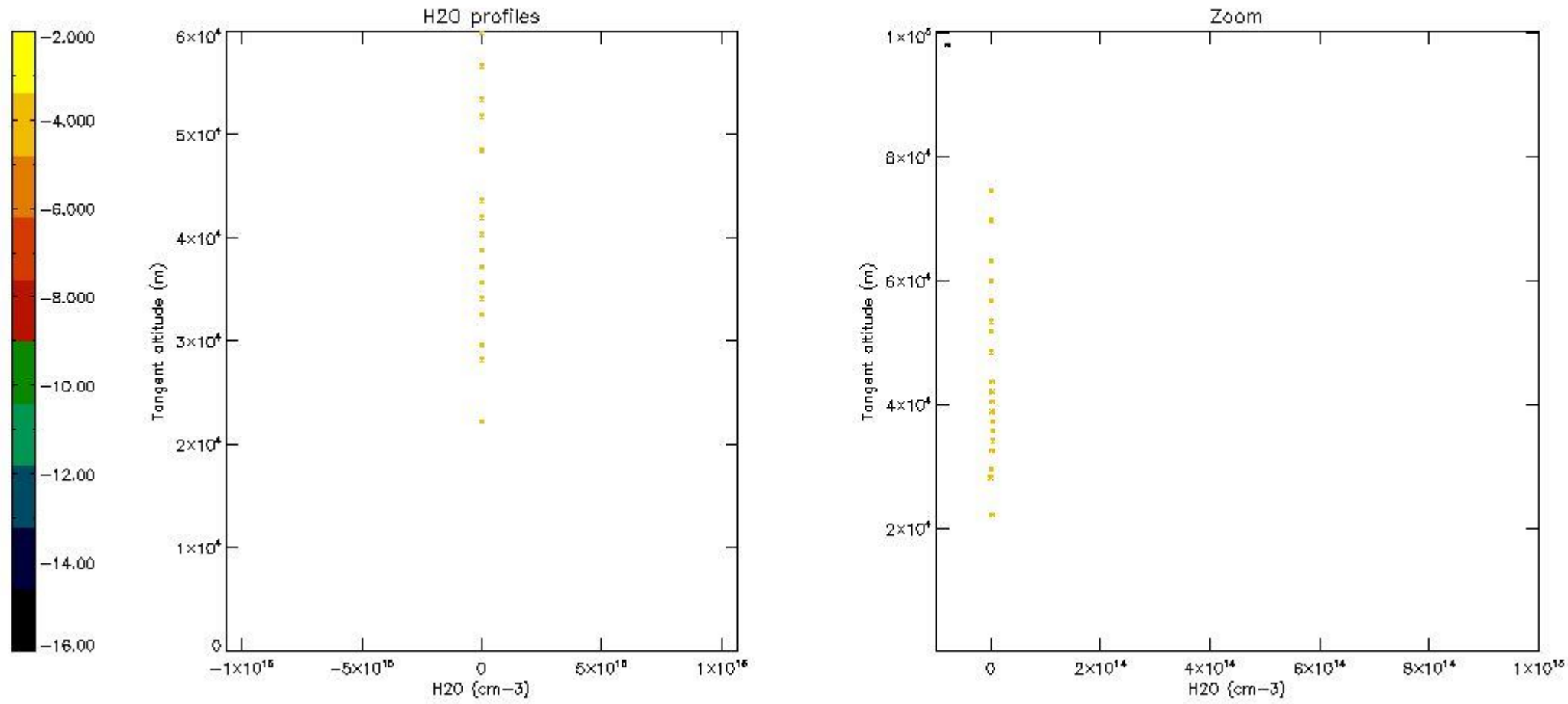
5.7 Plot NO3 profiles for all STD (dark without errors)

The colorbar represents the latitude.



5.8 Plot H₂O profiles for all STD (only for occultations of stars 1,2,3,4,13,14,16,26,63 dark without errors)

The colorbar represents the latitude.



6. Auxiliary Data Files used for the production reported in section 2

The number reported in the third column indicates since which file (see list in section 2) the corresponding auxiliary file has been used. The fourth column is the date of those product files.

Type	Auxiliary Filename	Used since product	Used since product date
INST_PHYS_CHARACTERISTICS	GOM_INS_AXVIEC20091111_143220_20030716_120000_20500101_000000	1	10-JUL-2004 00:01:35
LEVEL-2_PROC_CONFIG	GOM_PR2_AXVIEC20091111_152718_20020301_000000_20500101_000000	1	10-JUL-2004 00:01:35
CROSS_SECTIONS_FILE	GOM_CRS_AXVIEC20091111_154832_20020301_000000_20500101_000000	1	10-JUL-2004 00:01:35

GOMOS Level 2 Daily Report

SUMMARY

[1. General Info](#)

[2. Summary of processed GOM_NL_2P products](#)

[3. Level 2 Quality information per product](#)

[3.1 Plot of level 2 quality information per product \(time dependant\)](#)

[3.2 Plot of level 2 quality information per product \(world map\)](#)

[4. Level 1 Quality information per product \(stored on level 2 products\)](#)

[4.1 Plot of level 1 quality information per product \(time dependant\)](#)

[4.1.1 Plot of level 1 quality information per product \(time dependant\): ASCENDING](#)

[4.1.2 Plot of level 1 quality information per product \(time dependant\): DESCENDING](#)

[4.2 Plot of level 1 quality information per product \(world map\)](#)

[4.2.1 Plot of level 1 quality information per product \(world map\): ASCENDING](#)

[4.2.2 Plot of level 1 quality information per product \(world map\): DESCENDING](#)

[5. Ozone profiles based on quality statistics and other trace gas profiles](#)

[5.1 Ozone statistics based on quality of products](#)

[5.2 Plot ozone profiles for all STD \(dark without errors\)](#)

[5.3 Plot ozone profiles where STD < 20% \(dark without errors\)](#)

[5.4. Plot ozone profiles where STD < 10% \(dark without errors\)](#)

[5.5. Plot ozone profiles where STD < 5% \(dark without errors\)](#)

[5.6 Plot NO2 profiles for all STD \(dark without errors\)](#)

[5.7 Plot NO3 profiles for all STD \(dark without errors\)](#)

[5.8 Plot H2O profiles \(only for occultations of stars 1,2,3,4,13,14,16,26,63 dark without errors\) for all STD](#)

[6. Auxiliary Data Files used for the production reported in section 2](#)

This report presents the daily analysis on parameters extracted from GOMOS level 2 data (GOM_NL__2P). It is intended to monitor some important parameters that will impact the quality of these products. A list of level 2 products (and content) that have arrived during the reporting day to the PCF is also given.

Item	Value
Time of report generation	19APR2013 06:01:58
Data source version	GOMOS/6.01
Start time of products	10-07-2004 (10JUL2004 00:00:00)
Stop time of products	11-07-2004 (11JUL2004 00:00:00)
Store outputs in DB	Yes
Nb of level 2 prods	186
Nb of prods with errors	0

2. Summary of processed GOM_NL__2P products.

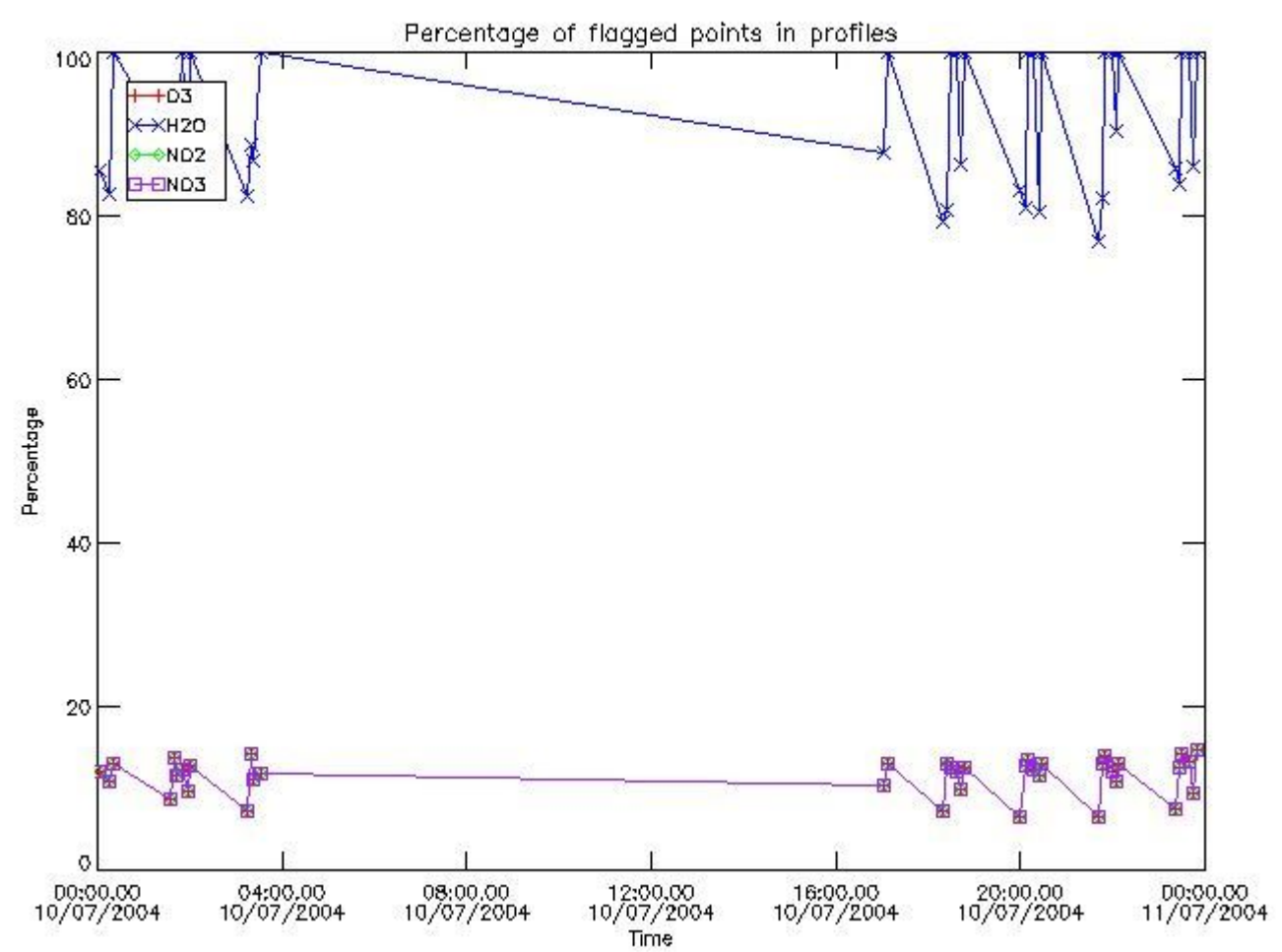
Nr	Filename	UTC Start time	Limb	Duration	Star Id	Star Name	Star Mag	Star Temp	Nb Meas	Orbit	Prod. error
1	GOM_NL__2PRFIN20040710_000135_000000422028_00259_12337_2734.N1	10-JUL-2004 00:01:35	Dark	42.000	165	34Gam Eri	2.9500	3200.0	84	12337	No
2	GOM_NL__2PRFIN20040710_001633_000000472028_00260_12338_2733.N1	10-JUL-2004 00:16:33	Dark	46.500	9	Alp Eri	0.45300	24000.	93	12338	No
3	GOM_NL__2PRFIN20040710_002033_000000402028_00260_12338_2734.N1	10-JUL-2004 00:20:33	Dark	39.500	135	Bet Hyi	2.8200	5800.0	79	12338	No
4	GOM_NL__2PRFIN20040710_002457_000000662028_00260_12338_2735.N1	10-JUL-2004 00:24:57	Straylight	65.500	63	Bet Gru	2.1500	2800.0	131	12338	No
5	GOM_NL__2PRFIN20040710_002804_000000892028_00260_12338_2736.N1	10-JUL-2004 00:28:04	Straylight	88.500	18	24Alp PsA	1.1660	9700.0	177	12338	No
6	GOM_NL__2PRFIN20040710_003120_000000422028_00260_12338_2737.N1	10-JUL-2004 00:31:20	Straylight	42.000	141	Bet Ara	2.8400	4600.0	84	12338	No
7	GOM_NL__2PRFIN20040710_003252_000000392028_00260_12338_2738.N1	10-JUL-2004 00:32:52	Twilight	39.000	147	Alp Ara	2.8770	26000.	78	12338	No
8	GOM_NL__2PRFIN20040710_003442_000000442028_00260_12338_2739.N1	10-JUL-2004 00:34:42	Twilight	44.000	40	The Sco	1.8590	7100.0	88	12338	No
9	GOM_NL__2PRFIN20040710_003621_000000412028_00260_12338_2740.N1	10-JUL-2004 00:36:21	Twilight	40.500	25	35Lam Sco	1.6200	28000.	81	12338	No
10	GOM_NL__2PRFIN20040710_003825_000000432028_00260_12338_2741.N1	10-JUL-2004 00:38:25	Bright	42.500	57	34Sig Sgr	2.0660	26000.	85	12338	No
11	GOM_NL__2PRFIN20040710_004032_000001042028_00260_12338_2742.N1	10-JUL-2004 00:40:32	Bright	104.00	142	49Del Cap	2.8500	8900.0	208	12338	No
12	GOM_NL__2PRFIN20040710_004752_000000392028_00260_12338_2743.N1	10-JUL-2004 00:47:52	Bright	38.500	126	60Bet Oph	2.7700	4250.0	77	12338	No
13	GOM_NL__2PRFIN20040710_005009_000000382028_00260_12338_2744.N1	10-JUL-2004 00:50:09	Bright	37.500	59	55Alp Oph	2.0800	8900.0	75	12338	No
14	GOM_NL__2PRFIN20040710_005318_000000402028_00260_12338_2745.N1	10-JUL-2004 00:53:18	Bright	39.500	127	27Bet Her	2.7810	4700.0	79	12338	No
15	GOM_NL__2PRFIN20040710_005552_000000412028_00260_12338_2746.N1	10-JUL-2004 00:55:52	Bright	40.500	133	40Zet Her	2.8070	6000.0	81	12338	No
16	GOM_NL__2PRFIN20040710_005806_000000402028_00260_12338_2747.N1	10-JUL-2004 00:58:06	Bright	39.500	5	3Alp Lyr	0.033000	11000.	79	12338	No
17	GOM_NL__2PRFIN20040710_010115_000000382028_00260_12338_2748.N1	10-JUL-2004 01:01:15	Bright	37.500	69	33Gam Dra	2.2310	3800.0	75	12338	No
18	GOM_NL__2PRFIN20040710_010407_000000422028_00260_12338_2749.N1	10-JUL-2004 01:04:07	Bright	41.500	119	14Eta Dra	2.7270	4700.0	83	12338	No
19	GOM_NL__2PRFIN20040710_010819_000000402028_00260_12338_2750.N1	10-JUL-2004 01:08:19	Bright	39.500	60	7Bet UMi	2.0810	3950.0	79	12338	No
20	GOM_NL__2PRFIN20040710_011208_000000412028_00260_12338_2751.N1	10-JUL-2004 01:12:08	Bright	41.000	49	1Alp UMi	1.9900	6300.0	82	12338	No
21	GOM_NL__2PRFIN20040710_011635_000000522028_00260_12338_2752.N1	10-JUL-2004 01:16:35	Bright	51.500	74	11Bet Cas	2.2680	6600.0	103	12338	No
22	GOM_NL__2PRFIN20040710_011838_000000452028_00260_12338_2753.N1	10-JUL-2004 01:18:38	Bright	45.000	110	37Del Cas	2.6780	8900.0	90	12338	No
23	GOM_NL__2PRFIN20040710_012218_000000422028_00260_12338_2754.N1	10-JUL-2004 01:22:18	Bright	42.000	160	23Gam Per	2.9300	4700.0	84	12338	No
24	GOM_NL__2PRFIN20040710_012413_000000432028_00260_12338_2755.N1	10-JUL-2004 01:24:13	Bright	43.000	175	39Del Per	3.0100	19400.	86	12338	No
25	GOM_NL__2PRFIN20040710_012541_000000562028_00260_12338_2756.N1	10-JUL-2004 01:25:41	Bright	55.500	73	57Gam1And	2.2600	13100.	111	12338	No
26	GOM_NL__2PRFIN20040710_012825_000000902028_00260_12338_2757.N1	10-JUL-2004 01:28:25	Twilight	89.500	53	43Bet And	2.0480	3300.0	179	12338	No
27	GOM_NL__2PRFIN20040710_013129_000000482028_00260_12338_2758.N1	10-JUL-2004 01:31:29	Twilight	47.500	146	25Eta Tau	2.8730	15200.	95	12338	No
28	GOM_NL__2PRFIN20040710_013341_000000652028_00260_12338_2759.N1	10-JUL-2004 01:33:41	Dark	64.500	50	13Alp Ari	2.0070	4250.0	129	12338	No
29	GOM_NL__2PRFIN20040710_013930_000000372028_00260_12338_2760.N1	10-JUL-2004 01:39:30	Dark	37.000	7	19Bet Ori	0.10000	14000.	74	12338	No
30	GOM_NL__2PRFIN20040710_014212_000000452028_00260_12338_2761.N1	10-JUL-2004 01:42:12	Dark	44.500	165	34Gam Eri	2.9500	3200.0	89	12338	No
31	GOM_NL__2PRFIN20040710_015058_000000422028_00260_12338_2762.N1	10-JUL-2004 01:50:58	Dark	41.500	157	The1Eri	2.9060	9300.0	83	12338	No
32	GOM_NL__2PRFIN20040710_015709_000000532028_00261_12339_2734.N1	10-JUL-2004 01:57:09	Dark	52.500	9	Alp Eri	0.45300	24000.	105	12339	No
33	GOM_NL__2PRFIN20040710_020109_000000402028_00261_12339_2735.N1	10-JUL-2004 02:01:09	Dark	40.000	135	Bet Hyi	2.8200	5800.0	80	12339	No
34	GOM_NL__2PRFIN20040710_020534_000000602028_00261_12339_2736.N1	10-JUL-2004 02:05:34	Straylight	59.500	63	Bet Gru	2.1500	2800.0	119	12339	No
35	GOM_NL__2PRFIN20040710_020842_000000882028_00261_12339_2737.N1	10-JUL-2004 02:08:42	Straylight	88.000	18	24Alp PsA	1.1660	9700.0	176	12339	No
36	GOM_NL__2PRFIN20040710_021157_000000422028_00261_12339_2738.N1	10-JUL-2004 02:11:57	Straylight	41.500	141	Bet Ara	2.8400	4600.0	83	12339	No
37	GOM_NL__2PRFIN20040710_021327_000000402028_00261_12339_2739.N1	10-JUL-2004 02:13:27	Twilight	40.000	147	Alp Ara	2.8770	26000.	80	12339	No
38	GOM_NL__2PRFIN20040710_021518_000000422028_00261_12339_2740.N1	10-JUL-2004 02:15:18	Twilight	42.000	40	The Sco	1.8590	7100.0	84	12339	No
39	GOM_NL__2PRFIN20040710_021657_000000452028_00261_12339_2741.N1	10-JUL-2004 02:16:57	Twilight	44.500	25	35Lam Sco	1.6200	28000.	89	12339	No
40	GOM_NL__2PRFIN20040710_021901_000000442028_00261_12339_2742.N1	10-JUL-2004 02:19:01	Bright	43.500	57	34Sig Sgr	2.0660	26000.	87	12339	No
41	GOM_NL__2PRFIN20040710_022108_000001022028_00261_12339_2743.N1	10-JUL-2004 02:21:08	Bright	102.00	142	49Del Cap	2.8500	8900.0	204	12339	No
42	GOM_NL__2PRFIN20040710_022827_000000392028_00261_12339_2744.N1	10-JUL-2004 02:28:27	Bright	38.500	126	60Bet Oph	2.7700	4250.0	77	12339	No

161	GOM_NL__2PRFIN20040710_222820_000000962028_00273_12351_2597.N1	10-JUL-2004 22:28:20	Bright	95.500	142	49Del Cap	2.8500	8900.0	191	12351	No
162	GOM_NL__2PRFIN20040710_223540_000000382028_00273_12351_2598.N1	10-JUL-2004 22:35:40	Bright	38.000	126	60Bet Oph	2.7700	4250.0	76	12351	No
163	GOM_NL__2PRFIN20040710_223758_000000392028_00273_12351_2599.N1	10-JUL-2004 22:37:58	Bright	38.500	59	55Alp Oph	2.0800	8900.0	77	12351	No
164	GOM_NL__2PRFIN20040710_224108_000000402028_00273_12351_2600.N1	10-JUL-2004 22:41:08	Bright	40.000	127	27Bet Her	2.7810	4700.0	80	12351	No
165	GOM_NL__2PRFIN20040710_224342_000000372028_00273_12351_2601.N1	10-JUL-2004 22:43:42	Bright	36.500	133	40Zet Her	2.8070	6000.0	73	12351	No
166	GOM_NL__2PRFIN20040710_224551_000000422028_00273_12351_2602.N1	10-JUL-2004 22:45:51	Bright	41.500	5	3Alp Lyr	0.033000	11000.	83	12351	No
167	GOM_NL__2PRFIN20040710_224902_000000422028_00273_12351_2603.N1	10-JUL-2004 22:49:02	Bright	42.000	69	33Gam Dra	2.2310	3800.0	84	12351	No
168	GOM_NL__2PRFIN20040710_225159_000000392028_00273_12351_2604.N1	10-JUL-2004 22:51:59	Bright	39.000	119	14Eta Dra	2.7270	4700.0	78	12351	No
169	GOM_NL__2PRFIN20040710_225607_000000422028_00273_12351_2605.N1	10-JUL-2004 22:56:07	Bright	41.500	60	7Bet UMi	2.0810	3950.0	83	12351	No
170	GOM_NL__2PRFIN20040710_225957_000000372028_00273_12351_2606.N1	10-JUL-2004 22:59:57	Bright	36.500	49	1Alp UMi	1.9900	6300.0	73	12351	No
171	GOM_NL__2PRFIN20040710_230414_000000502028_00273_12351_2607.N1	10-JUL-2004 23:04:14	Bright	50.000	74	11Bet Cas	2.2680	6600.0	100	12351	No
172	GOM_NL__2PRFIN20040710_230621_000000442028_00273_12351_2608.N1	10-JUL-2004 23:06:21	Bright	44.000	110	37Del Cas	2.6780	8900.0	88	12351	No
173	GOM_NL__2PRFIN20040710_231003_000000482028_00273_12351_2609.N1	10-JUL-2004 23:10:03	Bright	48.000	160	23Gam Per	2.9300	4700.0	96	12351	No
174	GOM_NL__2PRFIN20040710_231159_000000412028_00273_12351_2610.N1	10-JUL-2004 23:11:59	Bright	41.000	175	39Del Per	3.0100	19400.	82	12351	No
175	GOM_NL__2PRFIN20040710_231325_000000612028_00273_12351_2611.N1	10-JUL-2004 23:13:25	Bright	60.500	73	57Gam1And	2.2600	13100.	121	12351	No
176	GOM_NL__2PRFIN20040710_231611_000000932028_00273_12351_2612.N1	10-JUL-2004 23:16:11	Twilight	92.500	53	43Bet And	2.0480	3300.0	185	12351	No
177	GOM_NL__2PRFIN20040710_231921_000000462028_00273_12351_2613.N1	10-JUL-2004 23:19:21	Twilight	46.000	146	25Eta Tau	2.8730	15200.	92	12351	No
178	GOM_NL__2PRFIN20040710_232135_000000682028_00273_12351_2614.N1	10-JUL-2004 23:21:35	Dark	67.500	50	13Alp Ari	2.0070	4250.0	135	12351	No
179	GOM_NL__2PRFIN20040710_232719_000000412028_00273_12351_2615.N1	10-JUL-2004 23:27:19	Dark	40.500	7	19Bet Ori	0.10000	14000.	81	12351	No
180	GOM_NL__2PRFIN20040710_232952_000000362028_00273_12351_2616.N1	10-JUL-2004 23:29:52	Dark	36.000	101	11Alp Lep	2.5820	7000.0	72	12351	No
181	GOM_NL__2PRFIN20040710_233854_000000422028_00273_12351_2617.N1	10-JUL-2004 23:38:54	Dark	42.000	157	The1Eri	2.9060	9300.0	84	12351	No
182	GOM_NL__2PRFIN20040710_234504_000000552028_00274_12352_2588.N1	10-JUL-2004 23:45:04	Dark	54.500	9	Alp Eri	0.45300	24000.	109	12352	No
183	GOM_NL__2PRFIN20040710_234901_000000382028_00274_12352_2589.N1	10-JUL-2004 23:49:01	Dark	38.000	135	Bet Hyi	2.8200	5800.0	76	12352	No
184	GOM_NL__2PRFIN20040710_235332_000000642028_00274_12352_2590.N1	10-JUL-2004 23:53:32	Straylight	63.500	63	Bet Gru	2.1500	2800.0	127	12352	No
185	GOM_NL__2PRFIN20040710_235648_000000902028_00274_12352_2591.N1	10-JUL-2004 23:56:48	Straylight	89.500	18	24Alp PsA	1.1660	9700.0	179	12352	No
186	GOM_NL__2PRFIN20040710_235945_000000412028_00274_12352_2592.N1	10-JUL-2004 23:59:45	Straylight	41.000	141	Bet Ara	2.8400	4600.0	82	12352	No

3. Quality information per product

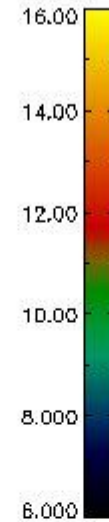
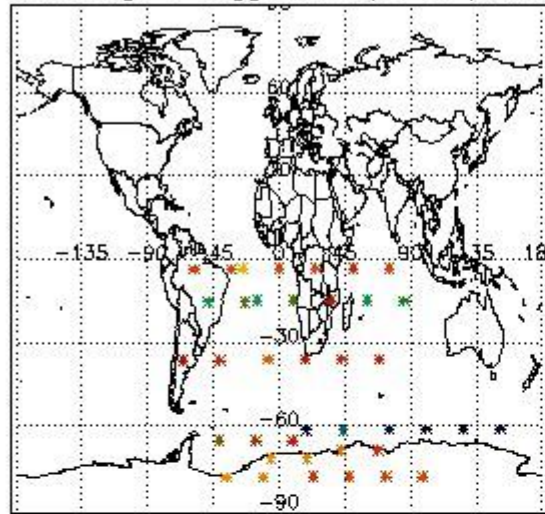
In this section it is plotted some information contained in the Quality Summary data set of the level 2 products. Only products in dark limb conditions and without errors (error flag in the MPH set to "0") are used.

3.1 Plot quality information per product (time dependant)

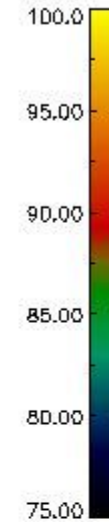
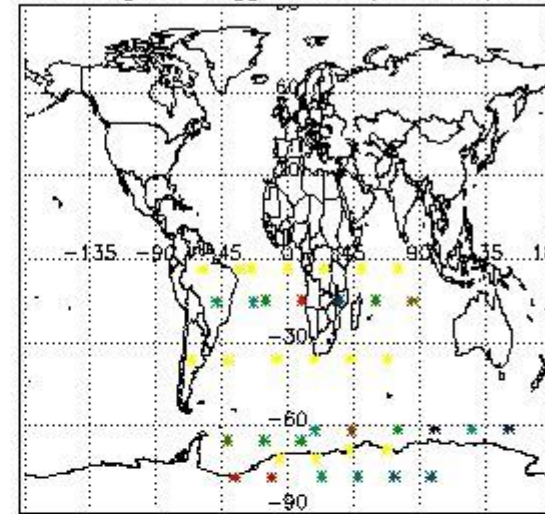


3.2 Plot quality information per product (world map)

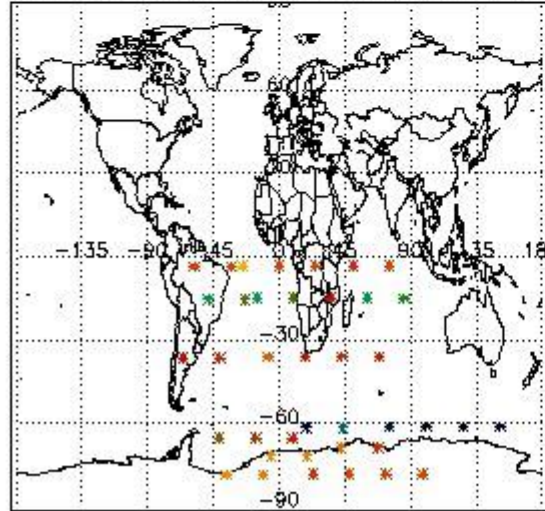
Percentage of flagged data per O3 profile



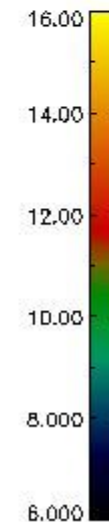
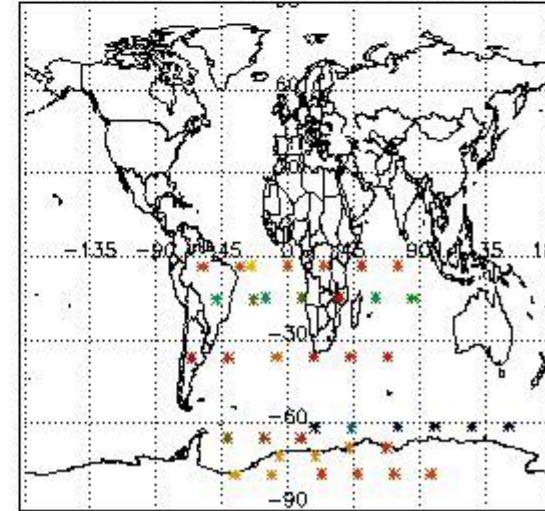
Percentage of flagged data per H2O profile



Percentage of flagged data per NO2 profile



Percentage of flagged data per NO3 profile

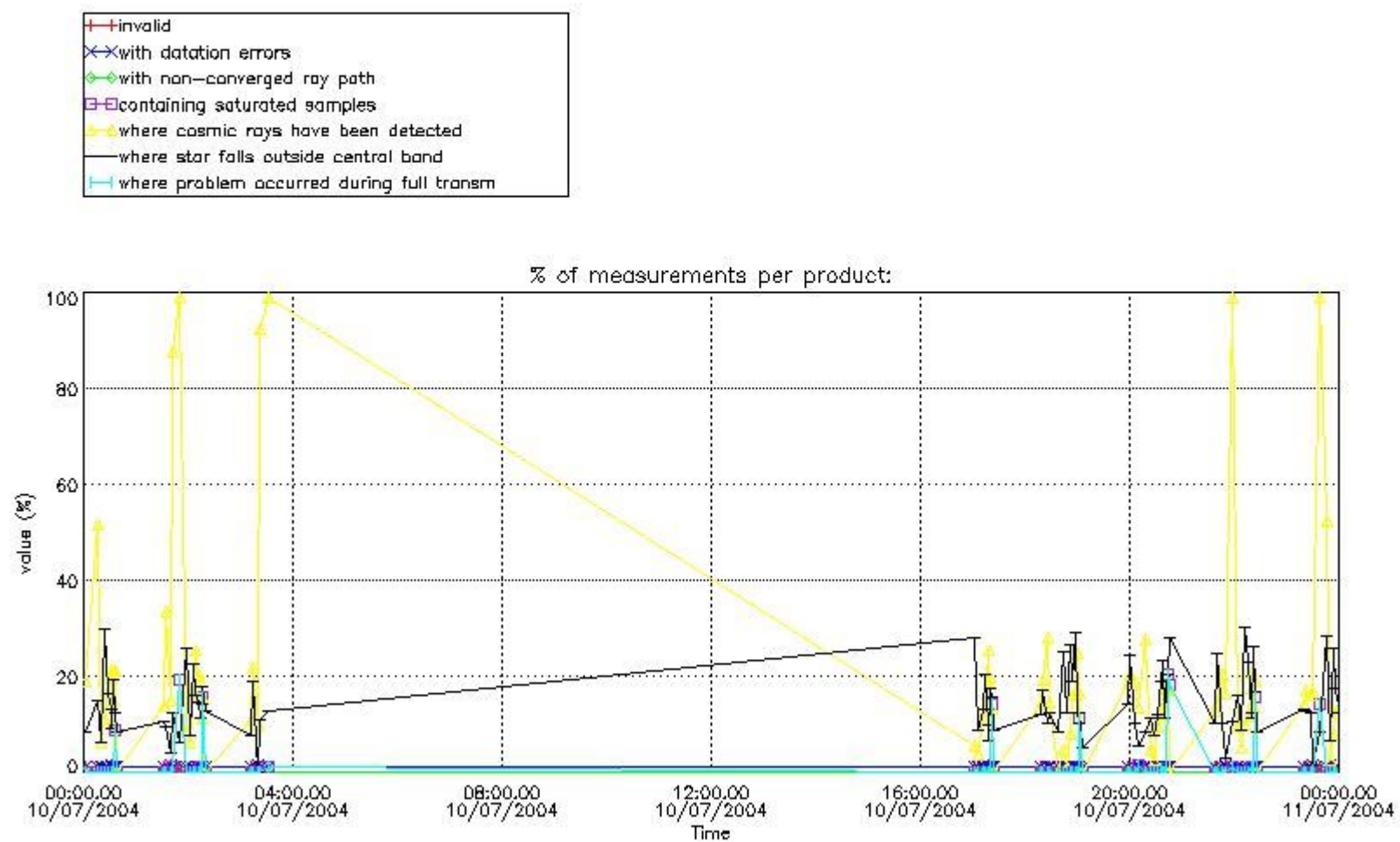


4. Level 1 quality information per product

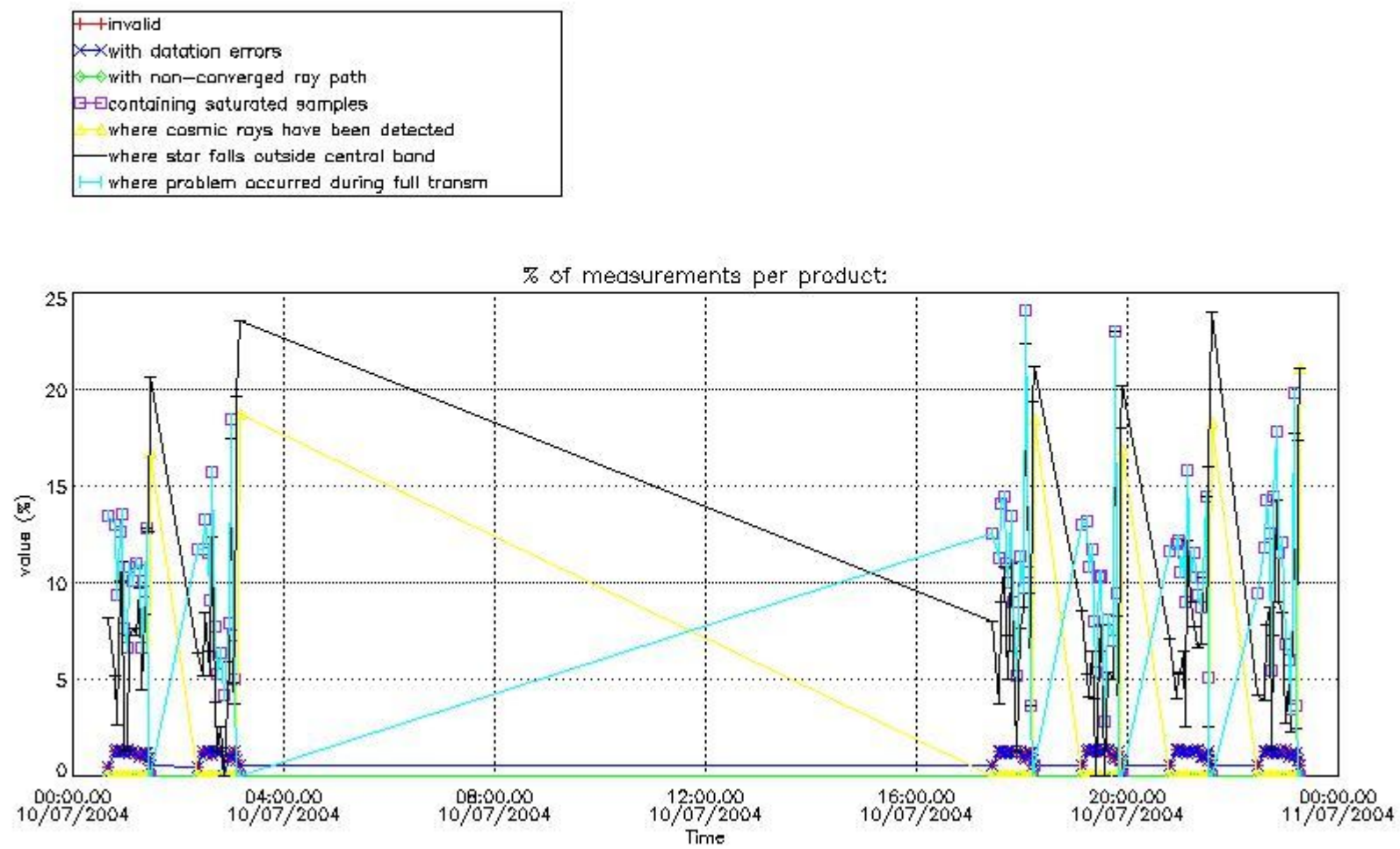
In this section it is plotted some information contained in the Quality Summary data set of the level 2 products that comes from the level 1b processing. Products without errors (error flag in the MPH set to "0") are used.

4.1 Plot quality information per product (time dependant) coming from level 1b processing

4.1.1 Plot level 1 quality information per product (time dependant): ENVISAT ASCENDING passes



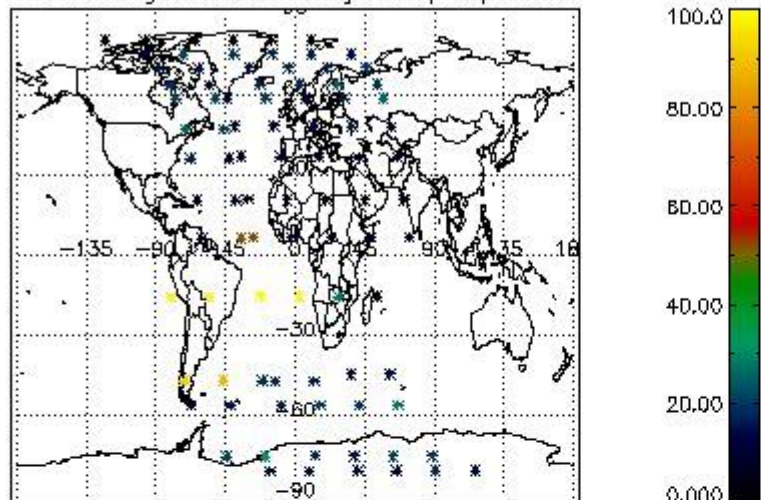
4.1.2 Plot level 1 quality information per product (time dependant): ENVI SAT DESCENDING passes



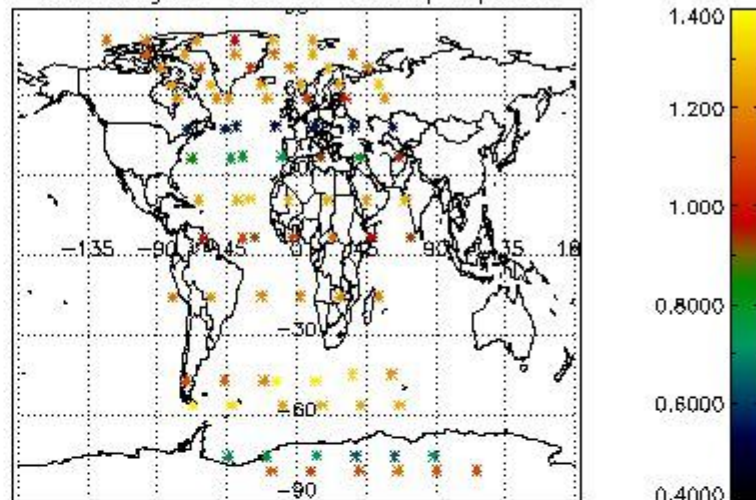
4.2 Plot quality information per product coming from level 1b processing (world map)

4.2.1 Plot level 1 quality information per product (world map): ENVISAT ASCENDING passes

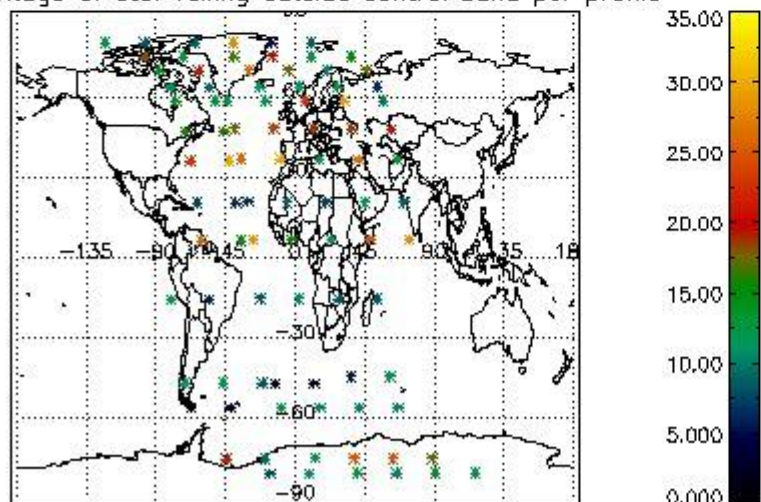
Percentage of cosmic ray hits per profile



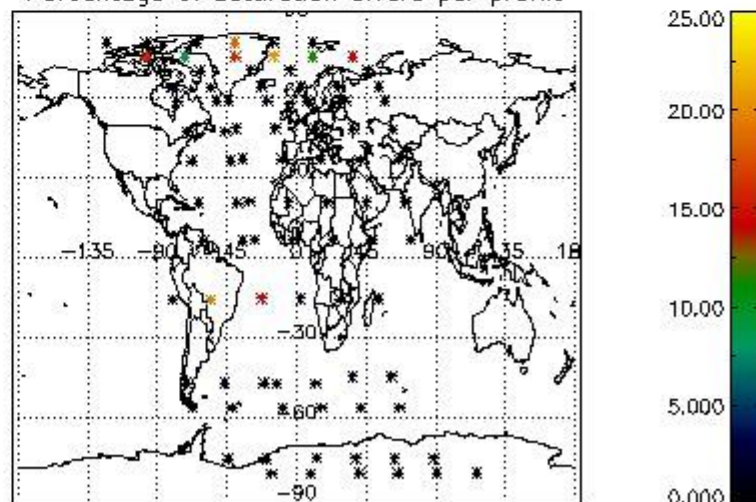
Percentage of datation errors per profile



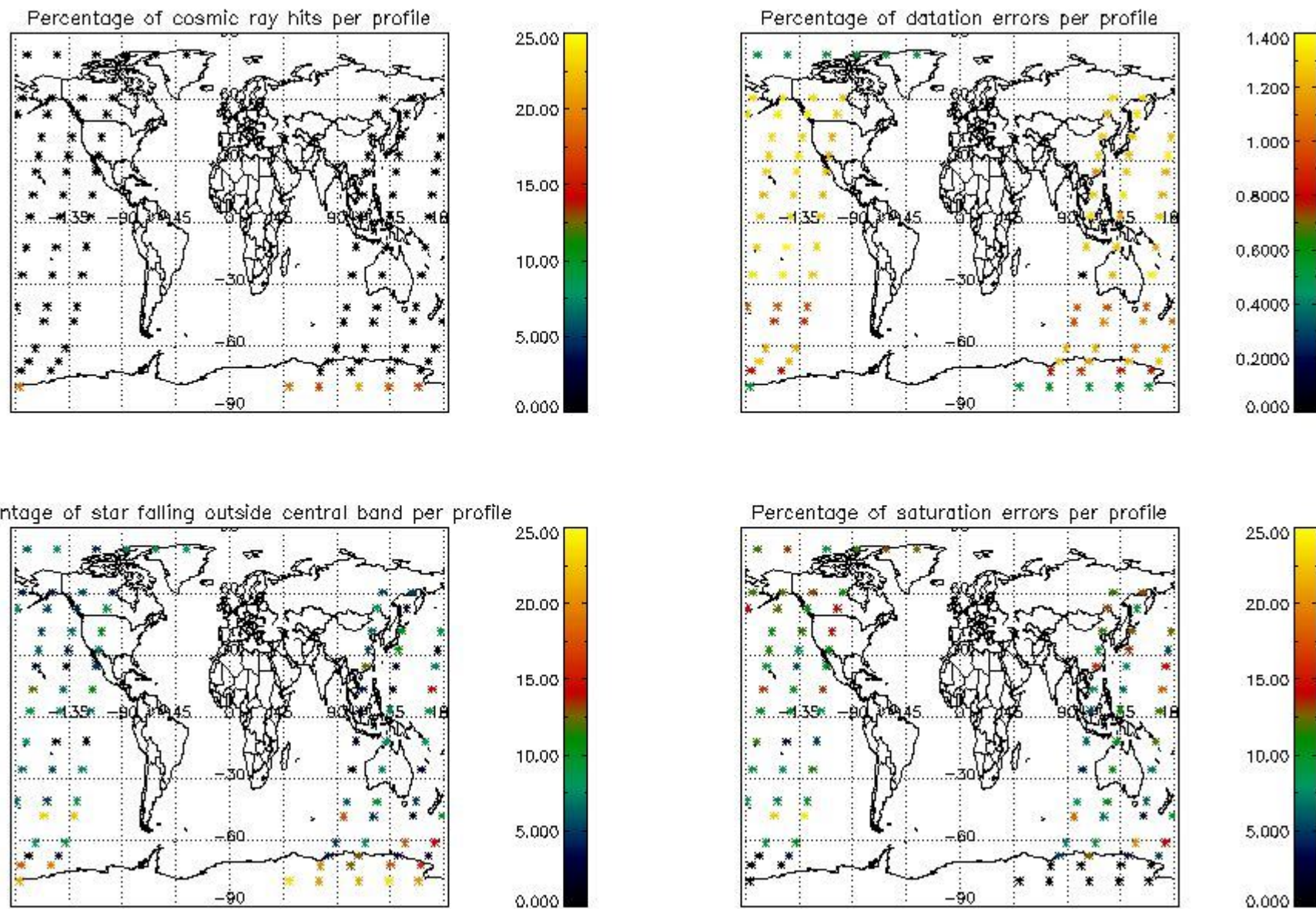
Percentage of star falling outside central band per profile



Percentage of saturation errors per profile



4.2.2 Plot level 1 quality information per product (world map): ENVISAT DESCENDING passes



5. Trace gas profiles

5.1 Ozone statistics based on quality of products

The final quality of the products can be "measured" using the STD (Standard Deviation) attached to every point profile. This information is written to the parameter GOM_NL__2P/NL_LOCAL_SPECIES_DENSITY/o3_std of the level 2 products. The table below shows the statistics for given STD ranges.

The statistics are given with respect to the overall valid production:

- Products without fatal errors: GOM_NL__2P/MPH/PRODUCT_ERR=0
- Valid point profile: GOM_NL__2P/NL_LOCAL_SPECIES_DENSITY/pcd(0)=0

The 'Criteria' is applied to valid points of dark limb products:

- Products in dark limb illumination condition: GOM_NL__2P/NL_SUMMARY_QUALITY/obs_ill_cond=0
- Products without fatal errors: GOM_NL__2P/MPH/PRODUCT_ERR=0
- Valid point profile: GOM_NL__2P/NL_LOCAL_SPECIES_DENSITY/pcd(0)=0

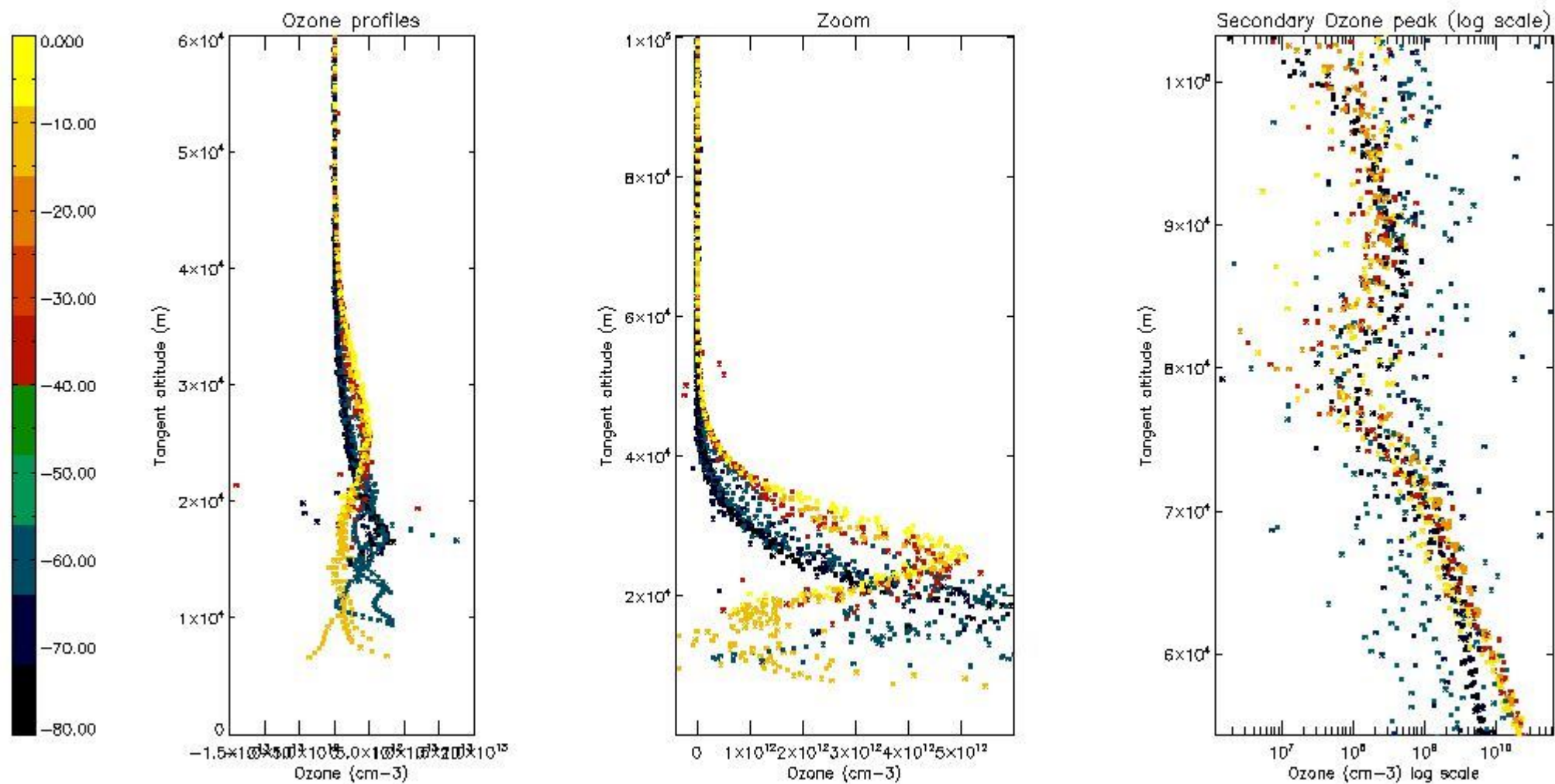
So, the table below shows the percentage of dark limb and valid observations for each criteria with respect to the overall valid daily observations.

Criteria	% of total production
All STD	20
STD < 20	9

STD < 10	7
STD < 5	4

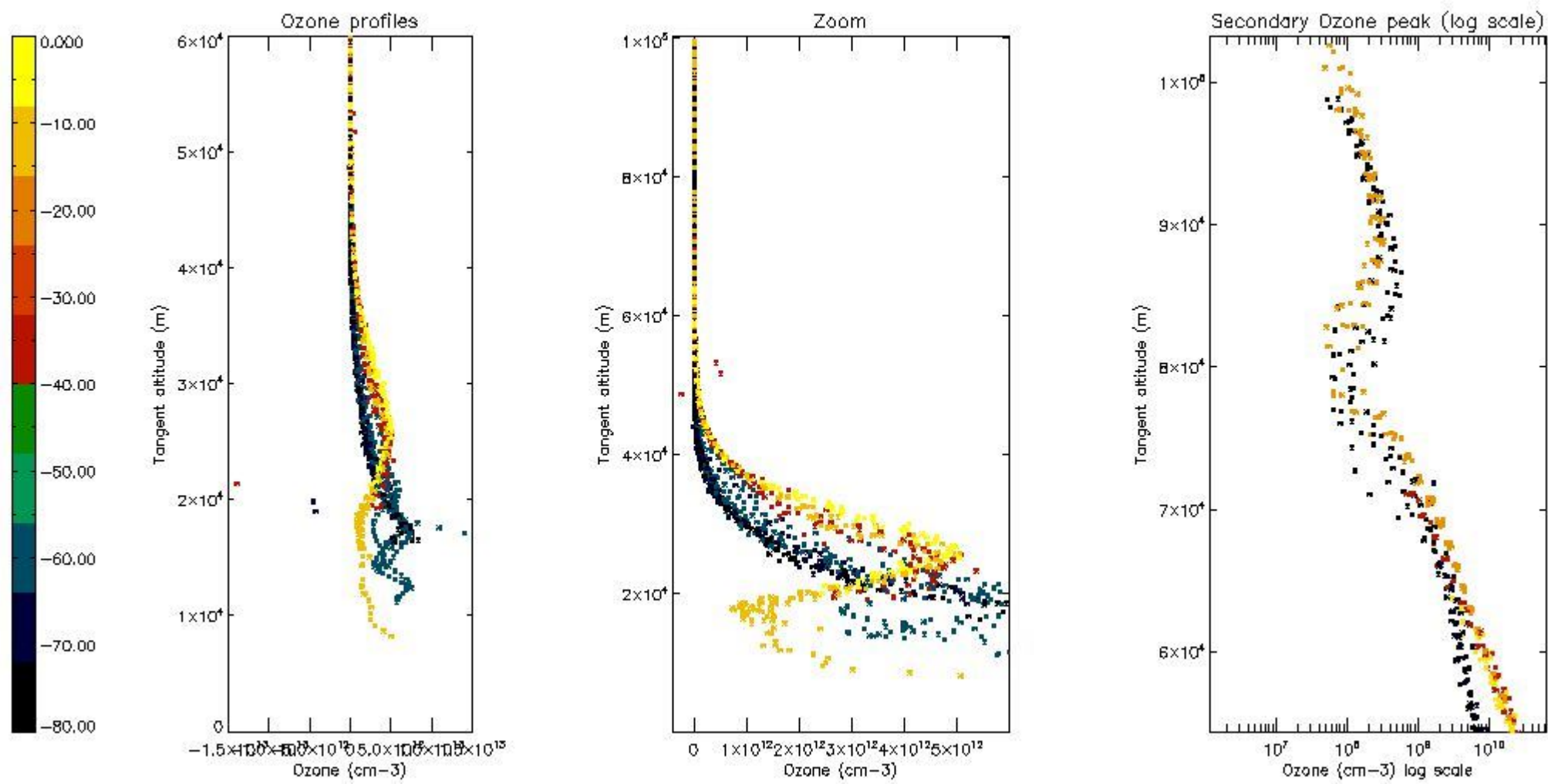
5.2 Plot ozone profiles for all STD (dark without errors)

The colorbar represents the latitude.



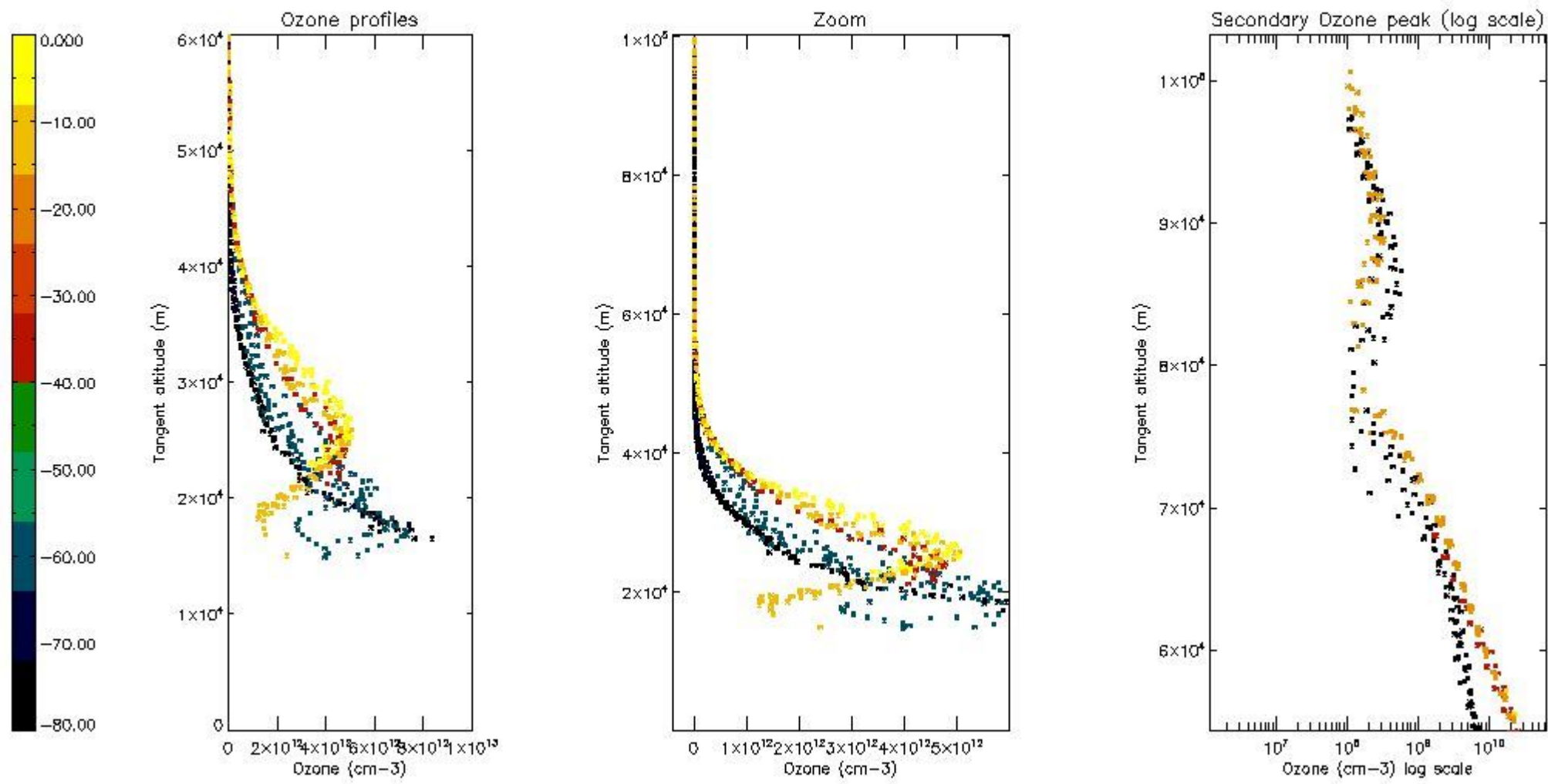
5.3 Plot ozone profiles where STD < 20% (dark without errors)

The colorbar represents the latitude.



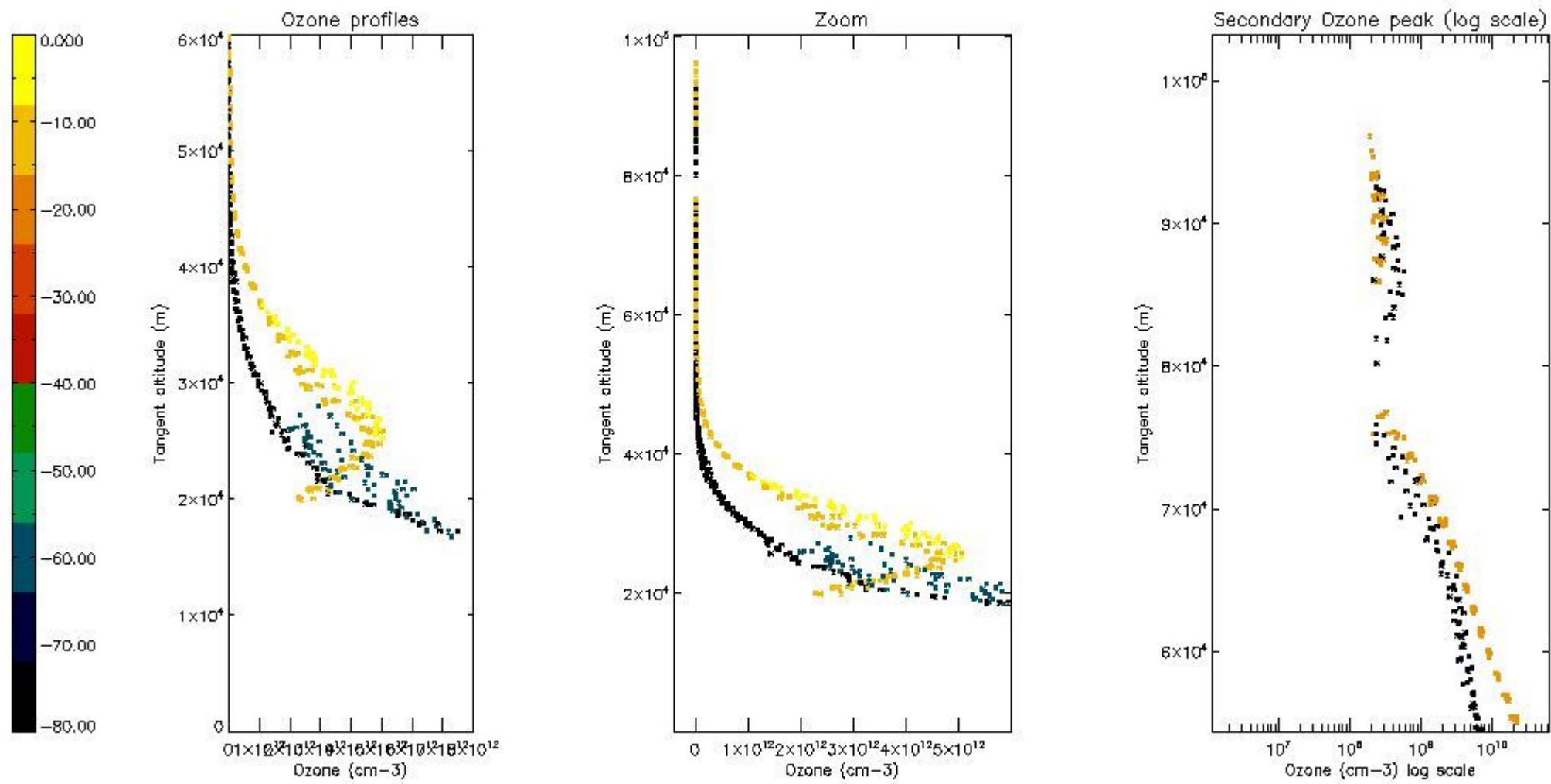
5.4 Plot ozone profiles where STD < 10% (dark without errors)

The colorbar represents the latitude.



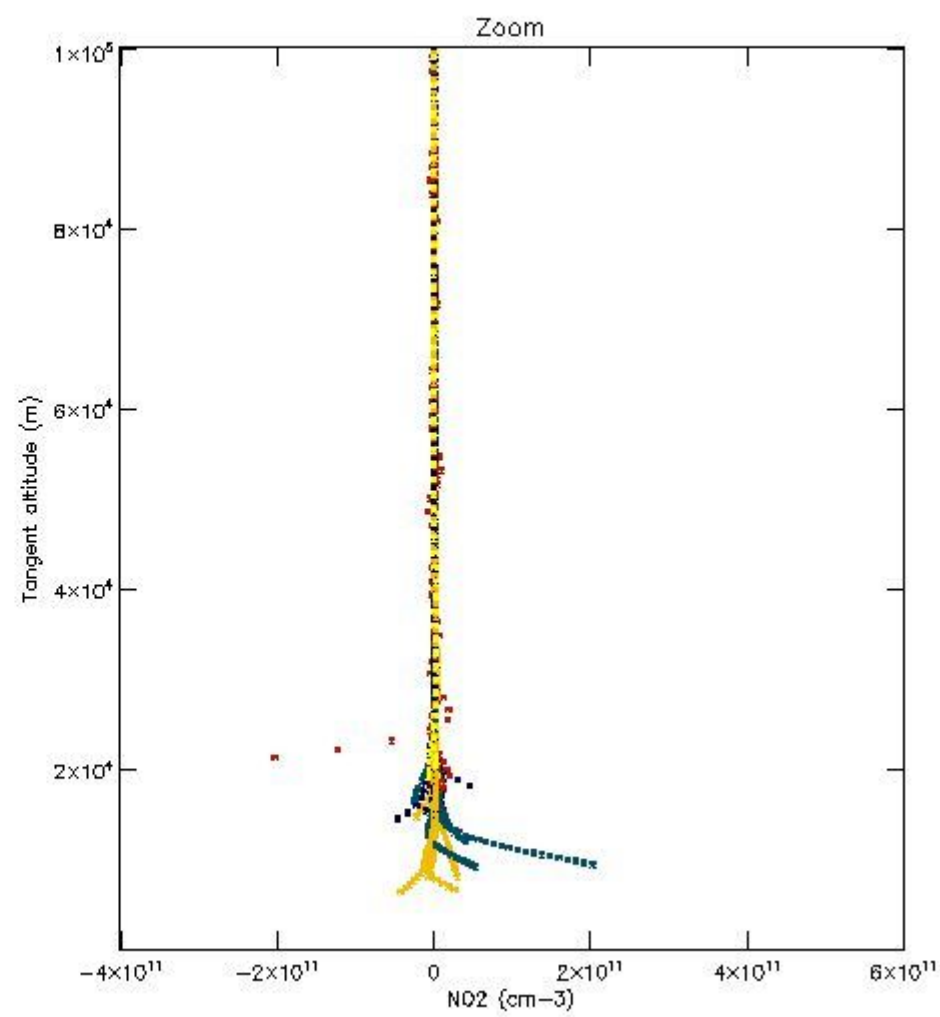
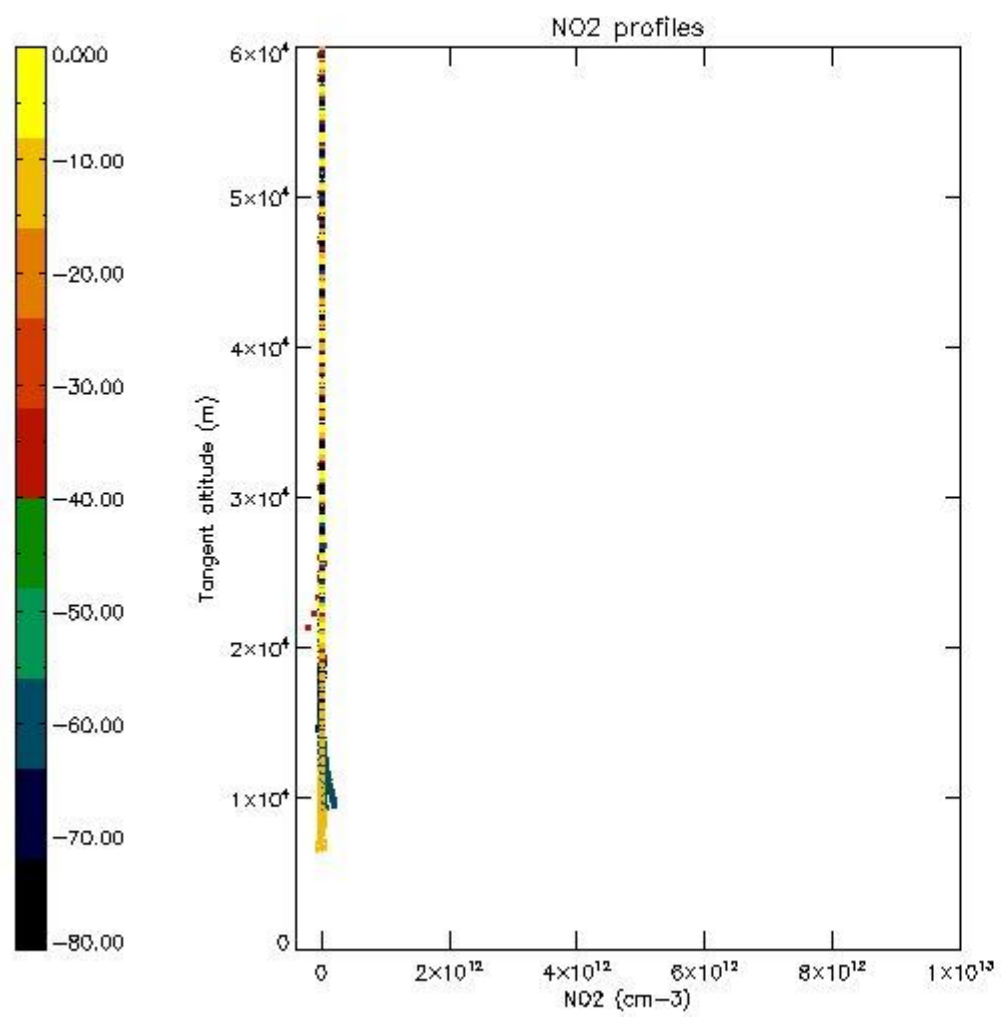
5.5 Plot ozone profiles where STD < 5% (dark without errors)

The colorbar represents the latitude.



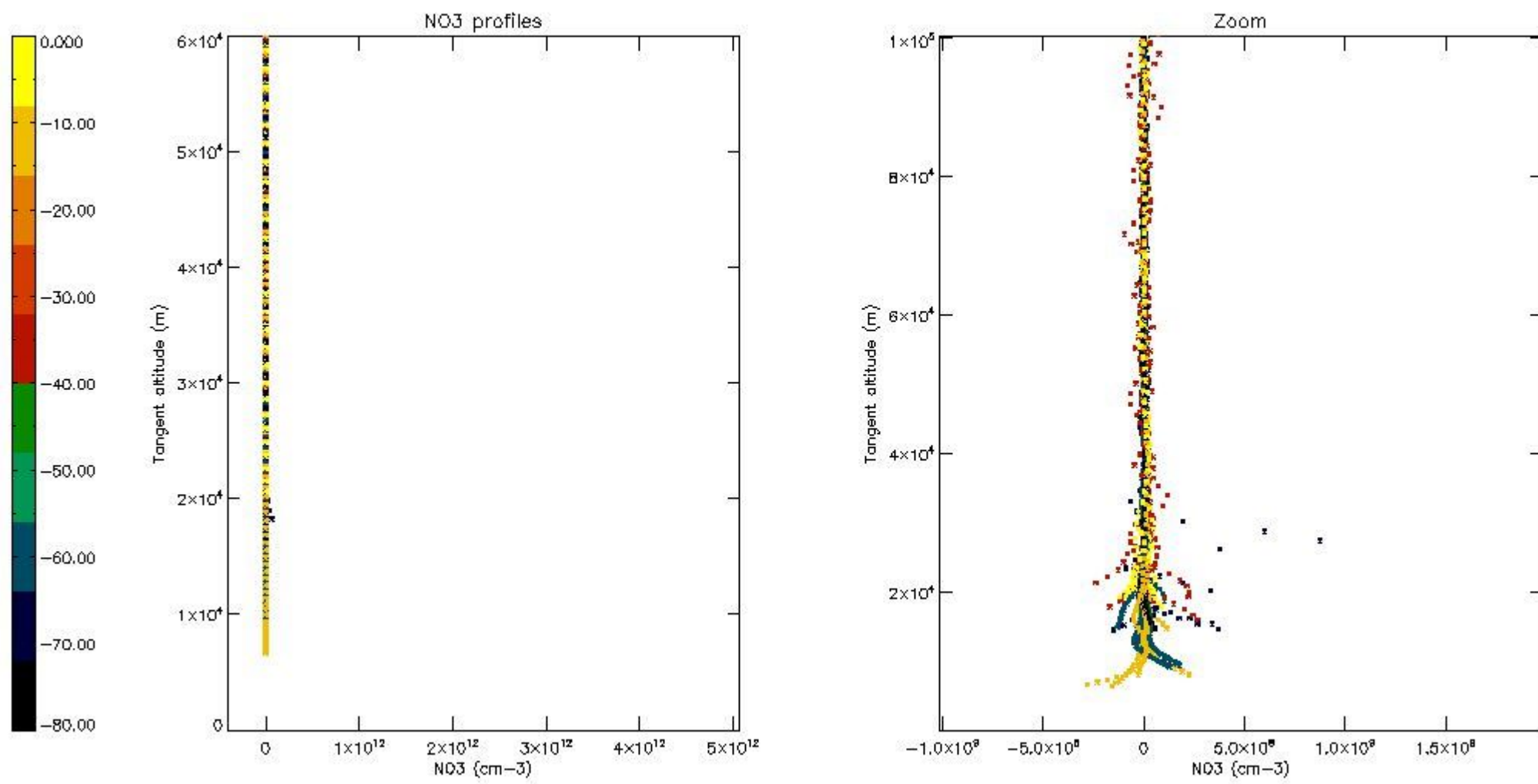
5.6 Plot NO₂ profiles for all STD (dark without errors)

The colorbar represents the latitude.



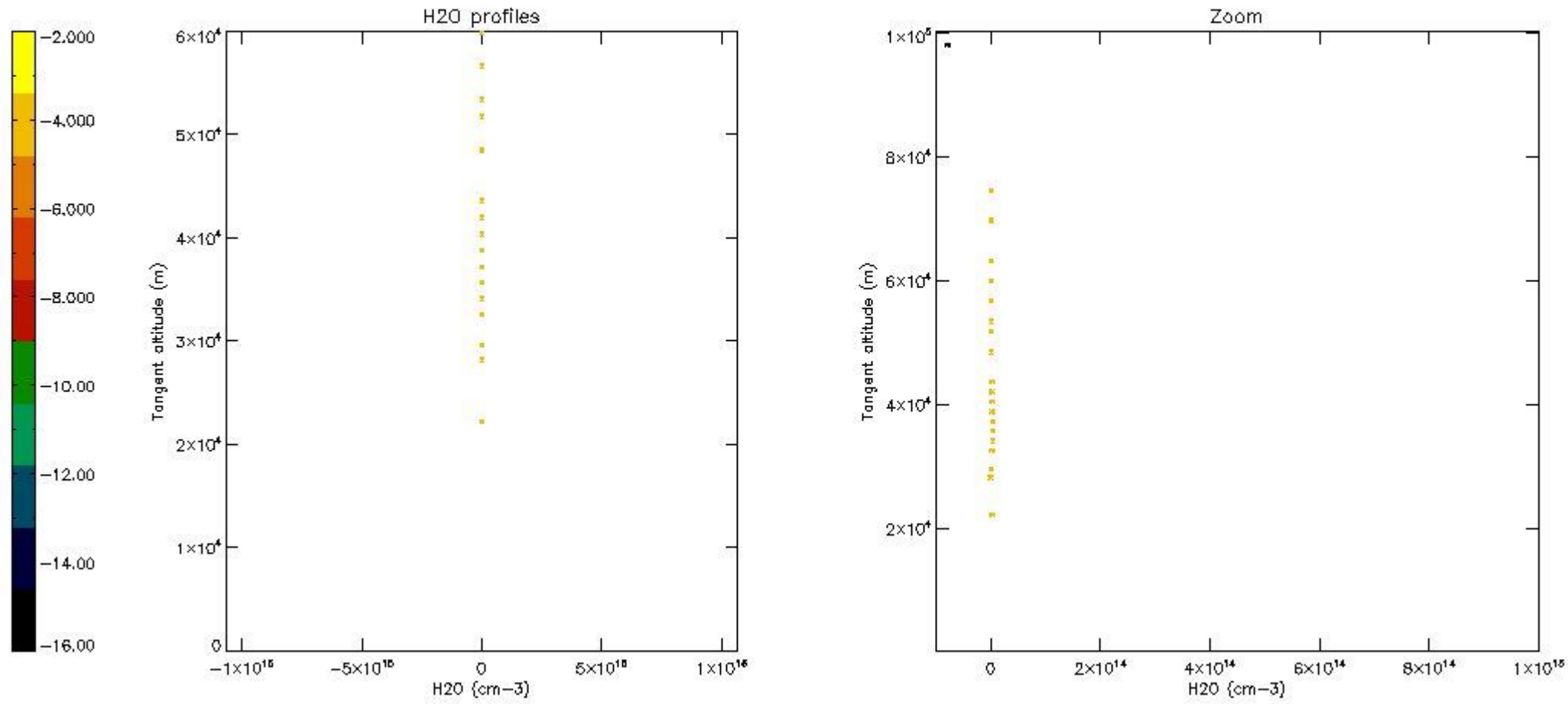
5.7 Plot NO3 profiles for all STD (dark without errors)

The colorbar represents the latitude.



5.8 Plot H2O profiles for all STD (only for occultations of stars 1,2,3,4,13,14,16,26,63 dark without errors)

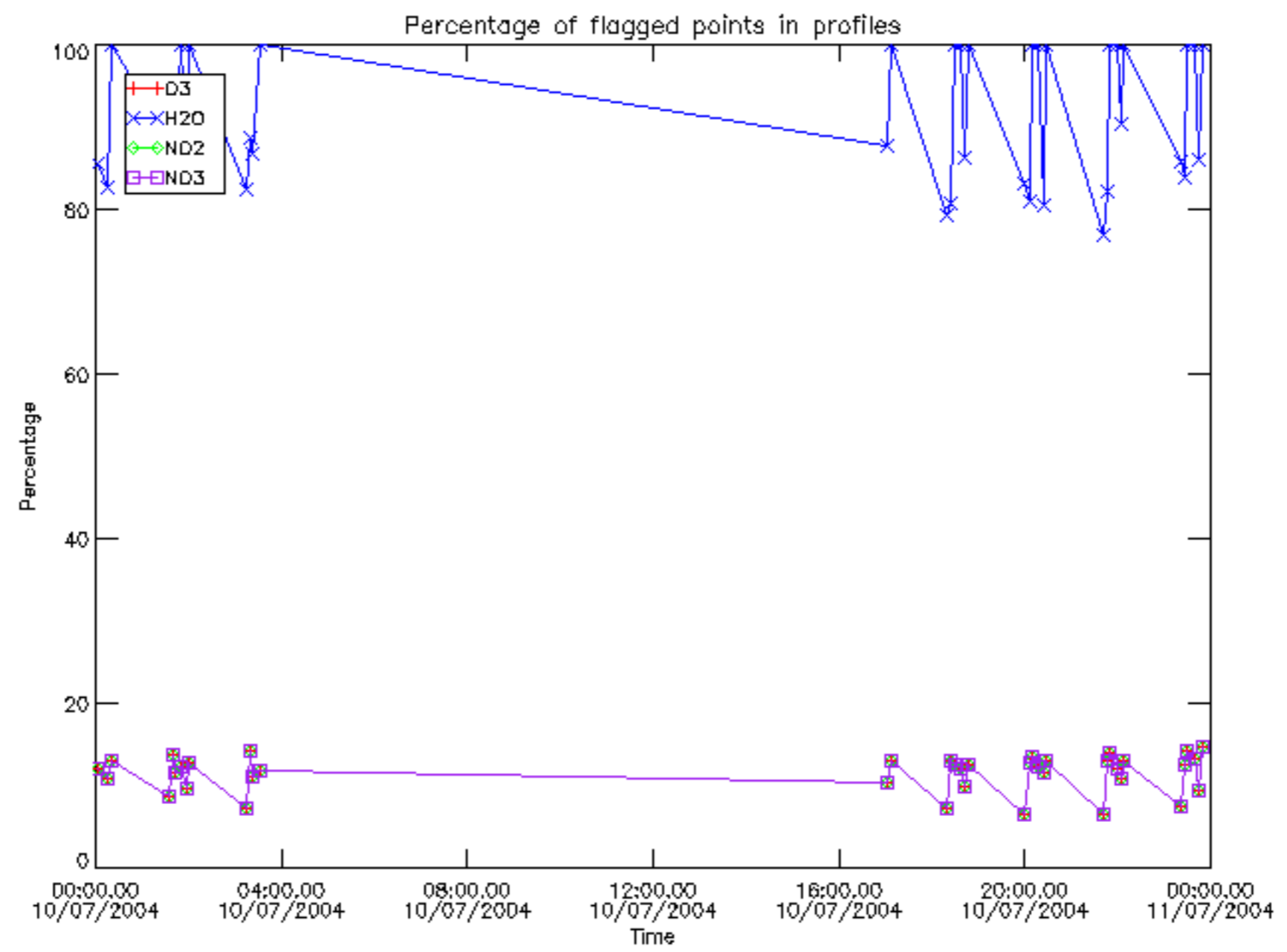
The colorbar represents the latitude.



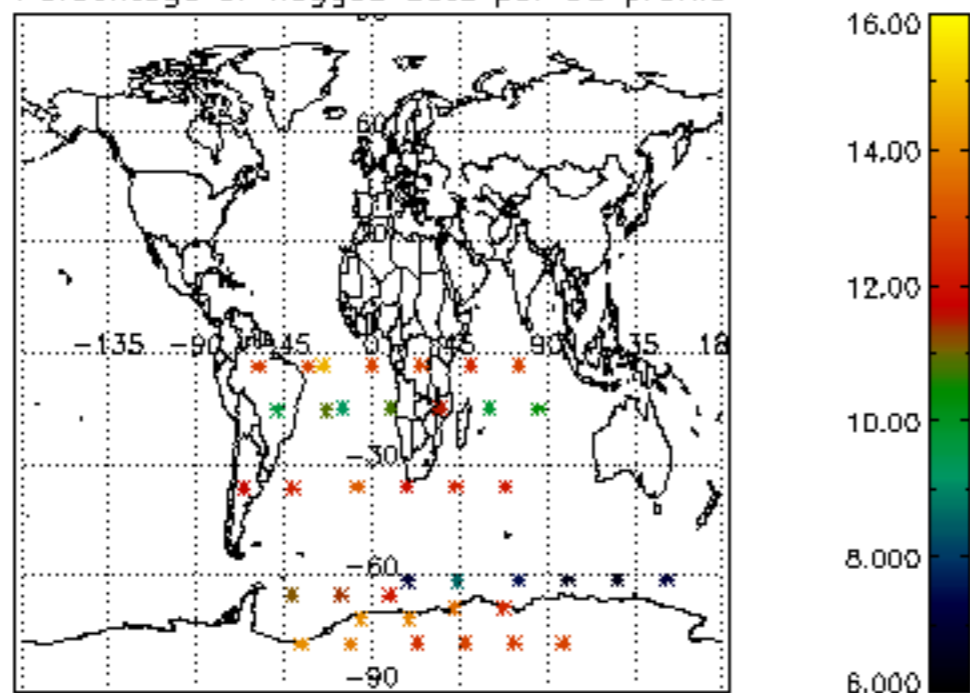
6. Auxiliary Data Files used for the production reported in section 2

The number reported in the third column indicates since which file (see list in section 2) the corresponding auxiliary file has been used. The fourth column is the date of those product files.

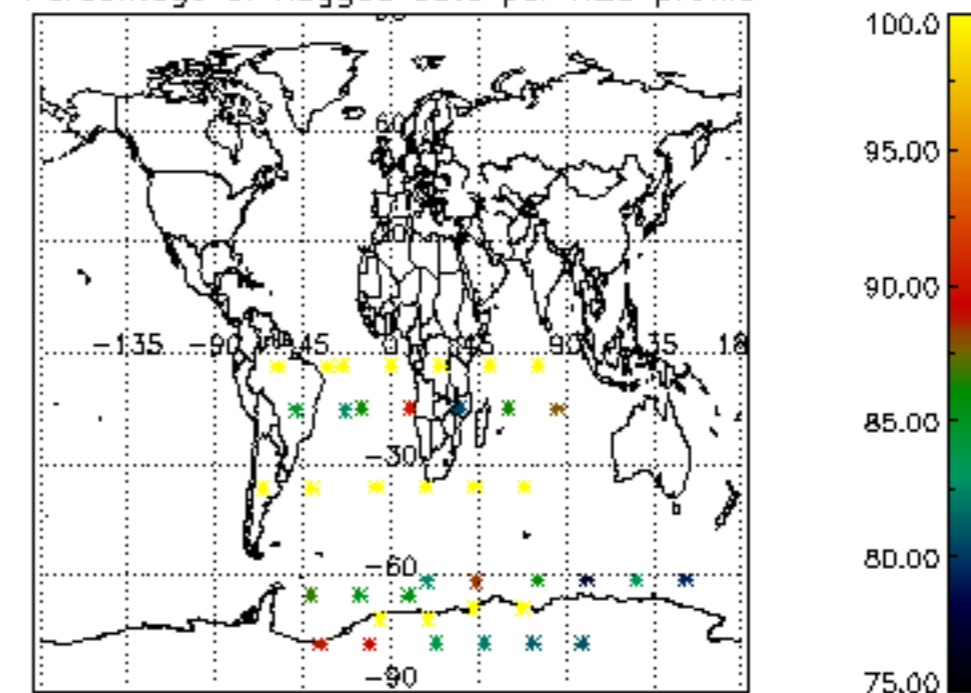
Type	Auxiliary Filename	Used since product	Used since product date
INST_PHYS_CHARACTERISTICS	GOM_INS_AXVIEC20091111_143220_20030716_120000_20500101_000000	1	10-JUL-2004 00:01:35
LEVEL-2_PROC_CONFIG	GOM_PR2_AXVIEC20091111_152718_20020301_000000_20500101_000000	1	10-JUL-2004 00:01:35
CROSS_SECTIONS_FILE	GOM_CRS_AXVIEC20091111_154832_20020301_000000_20500101_000000	1	10-JUL-2004 00:01:35



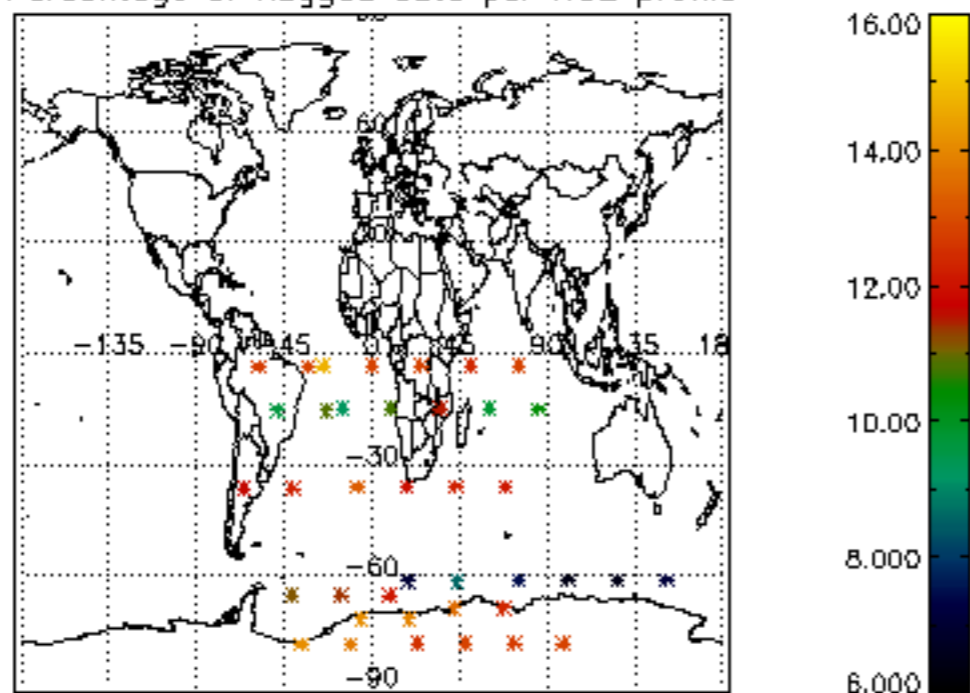
Percentage of flagged data per D3 profile



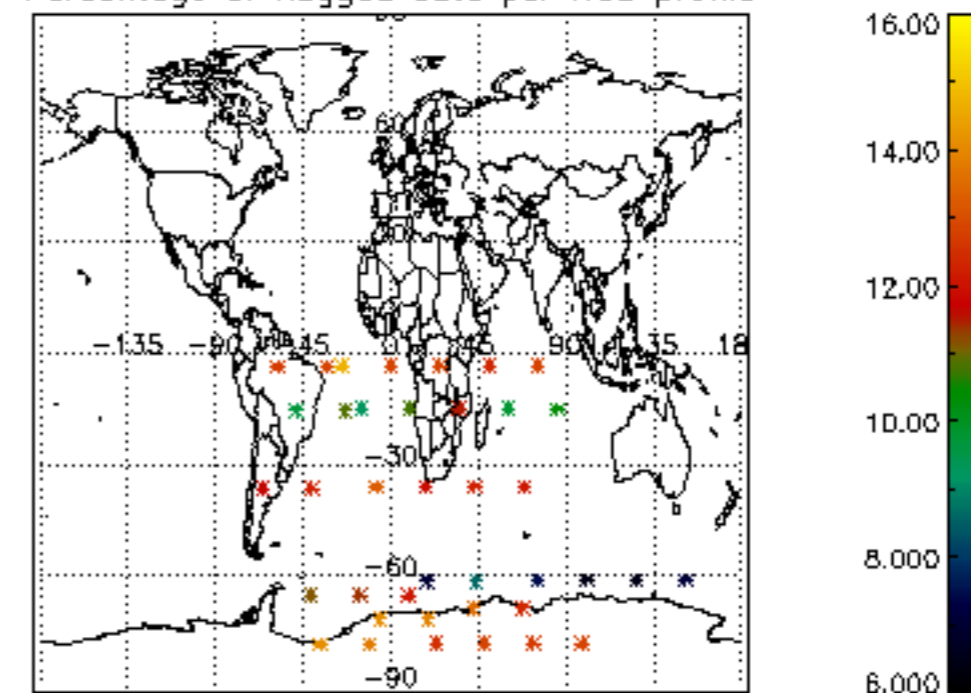
Percentage of flagged data per H2O profile

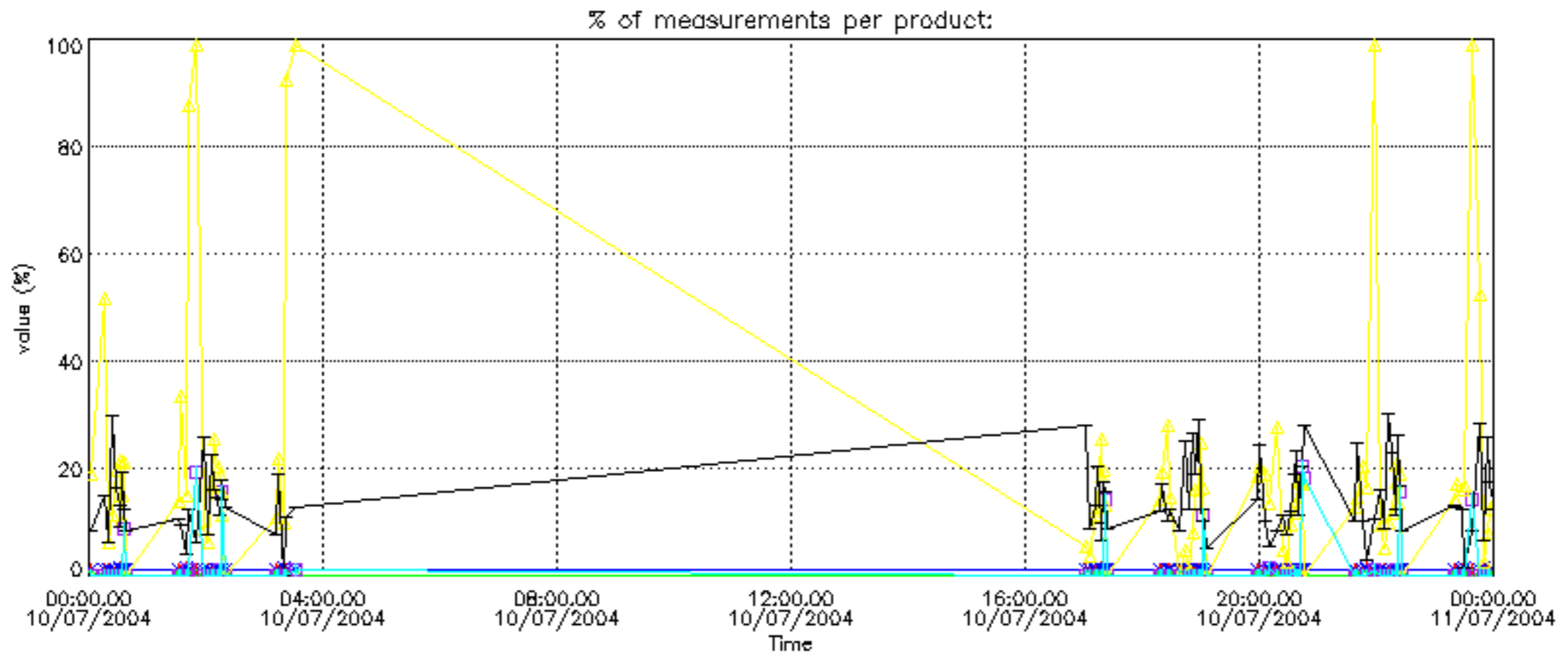


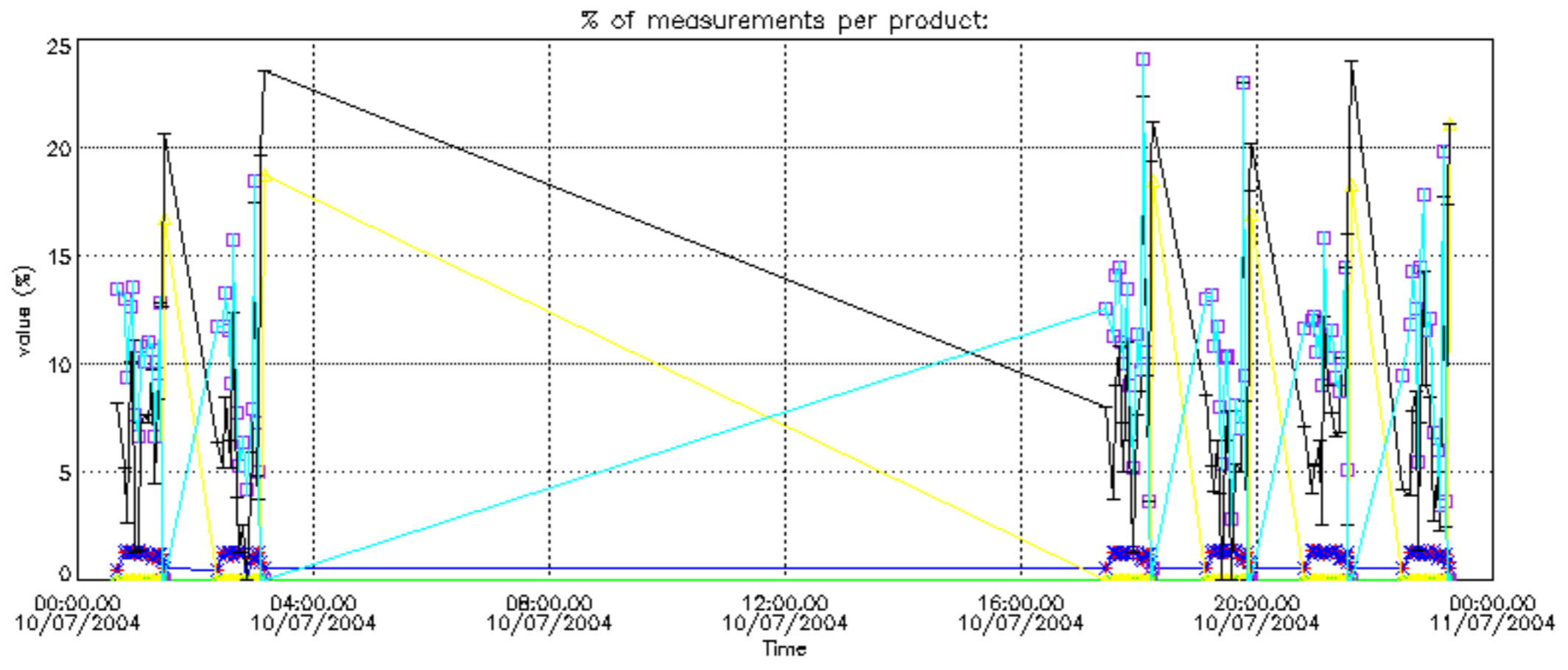
Percentage of flagged data per NO2 profile



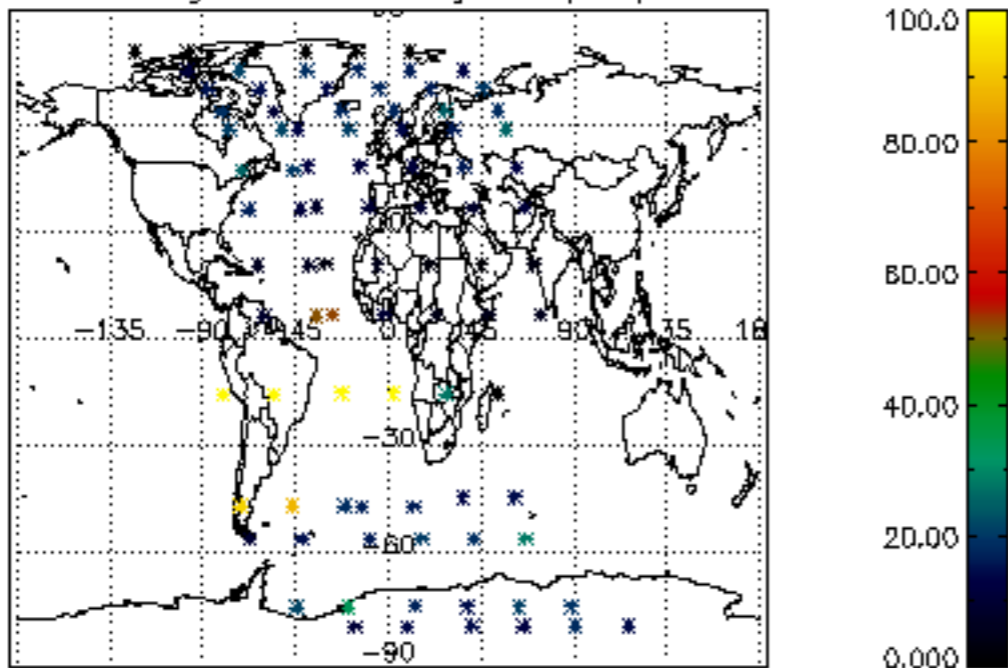
Percentage of flagged data per NO3 profile



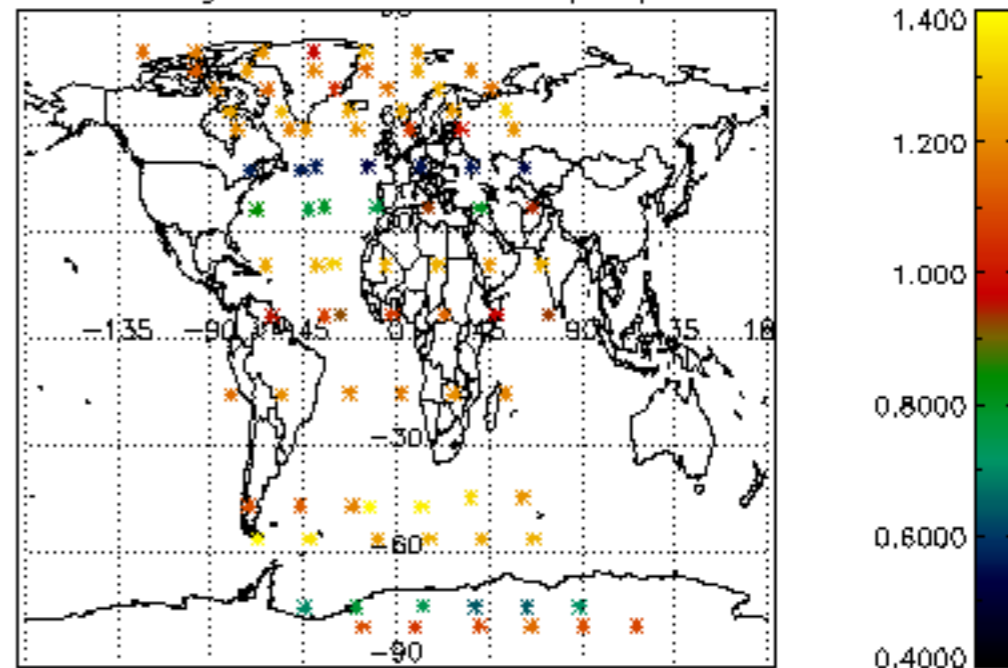




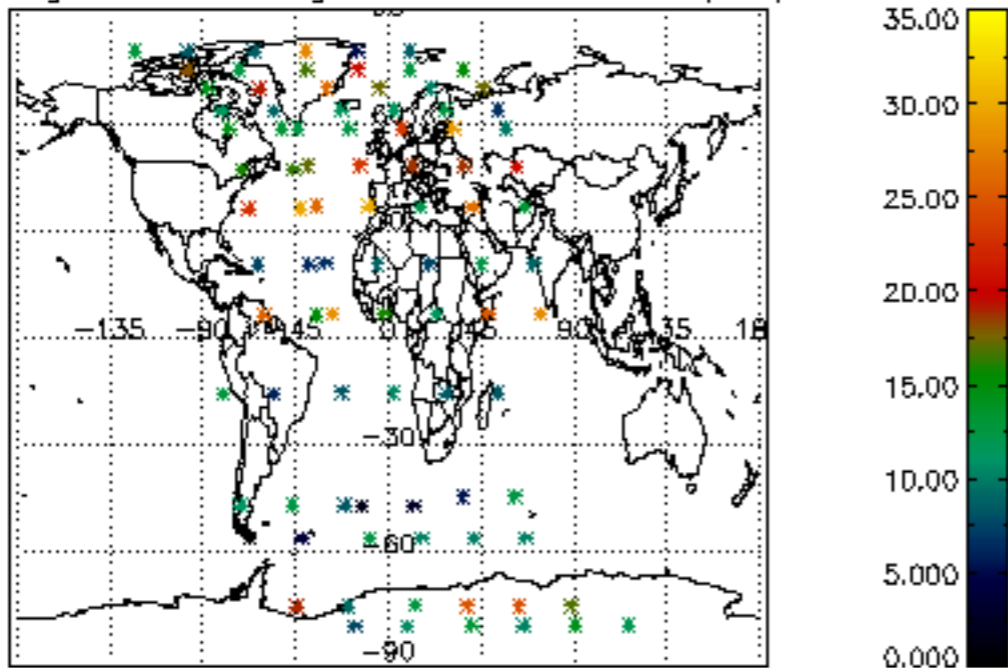
Percentage of cosmic ray hits per profile



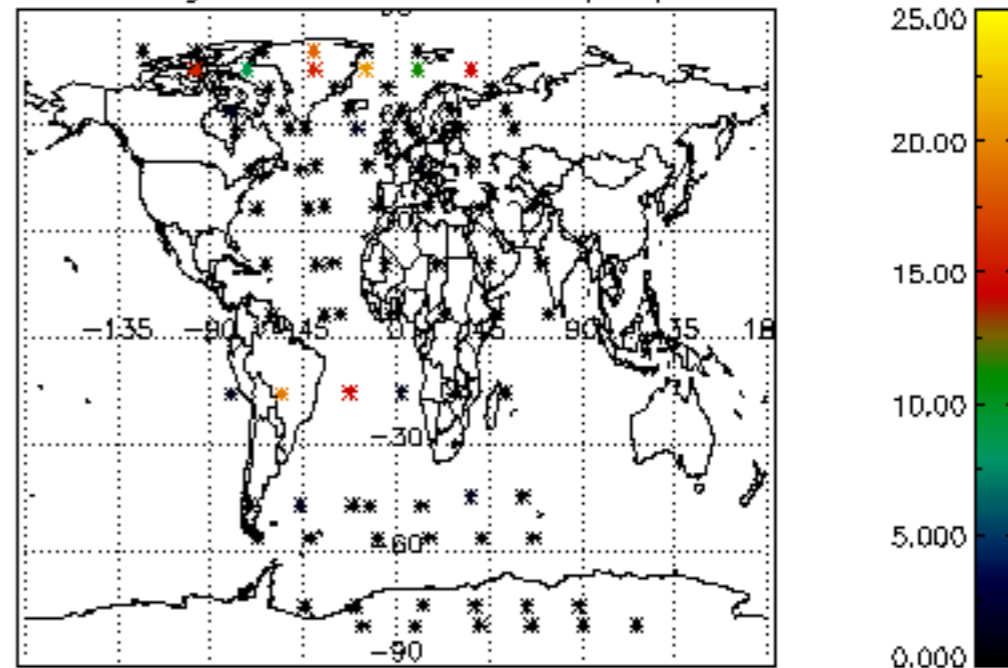
Percentage of datation errors per profile



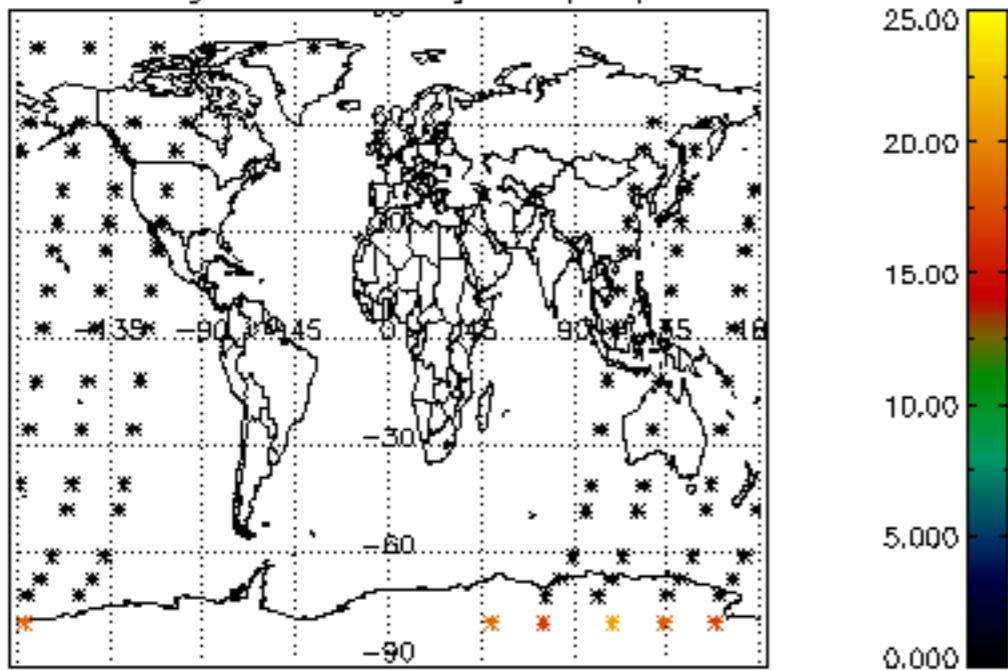
Percentage of star falling outside central band per profile



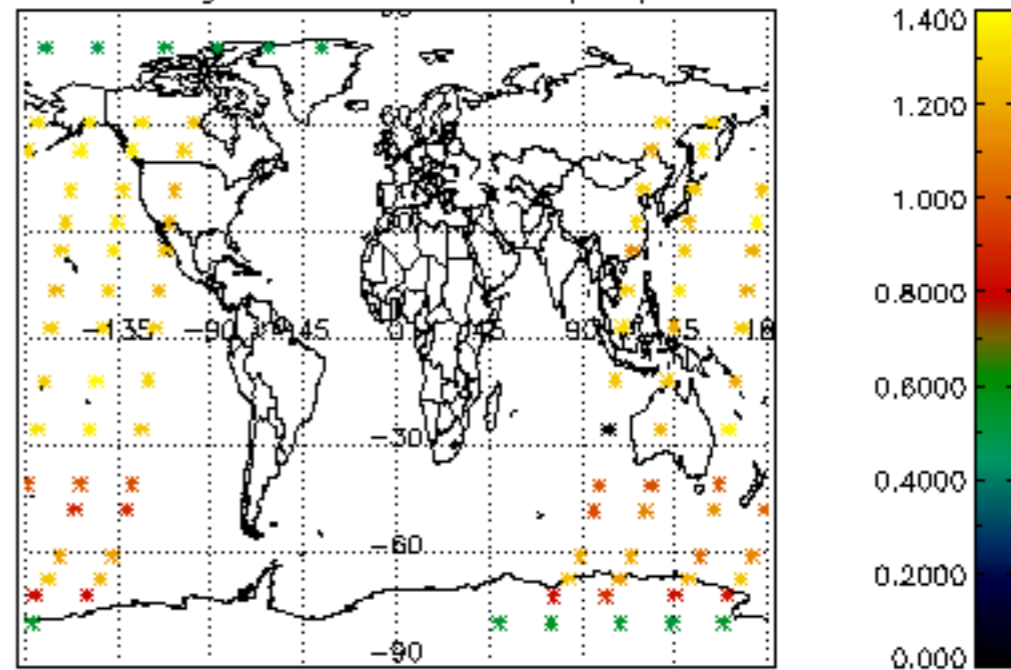
Percentage of saturation errors per profile



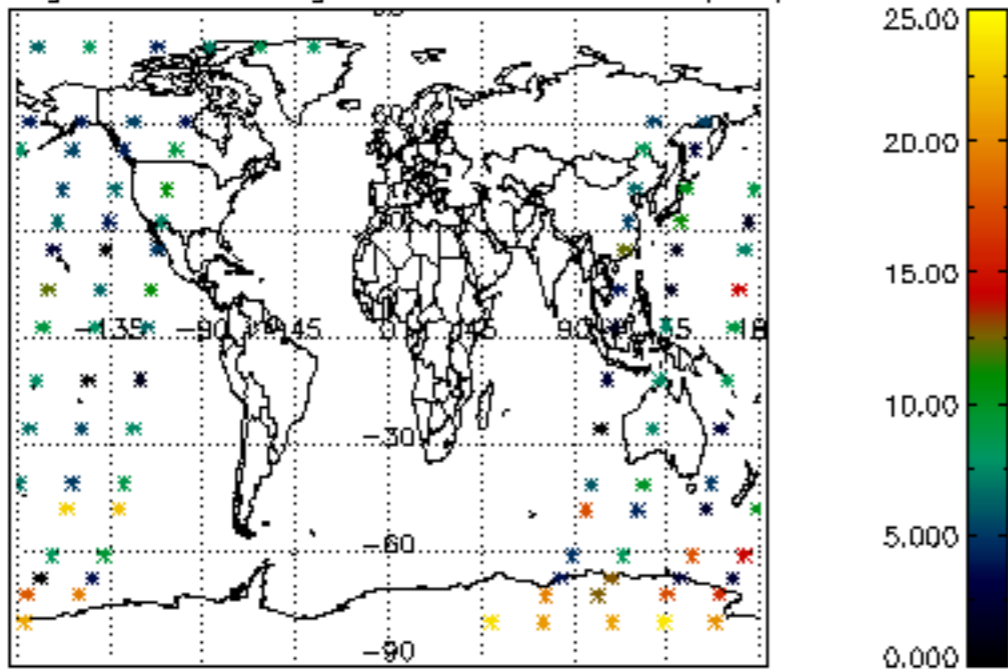
Percentage of cosmic ray hits per profile



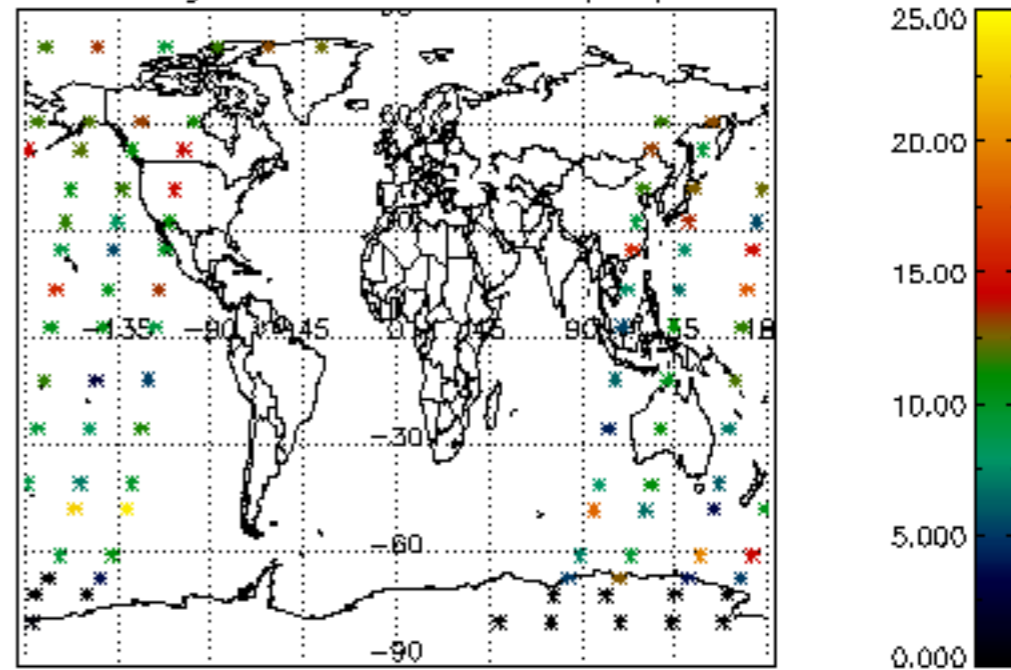
Percentage of datation errors per profile

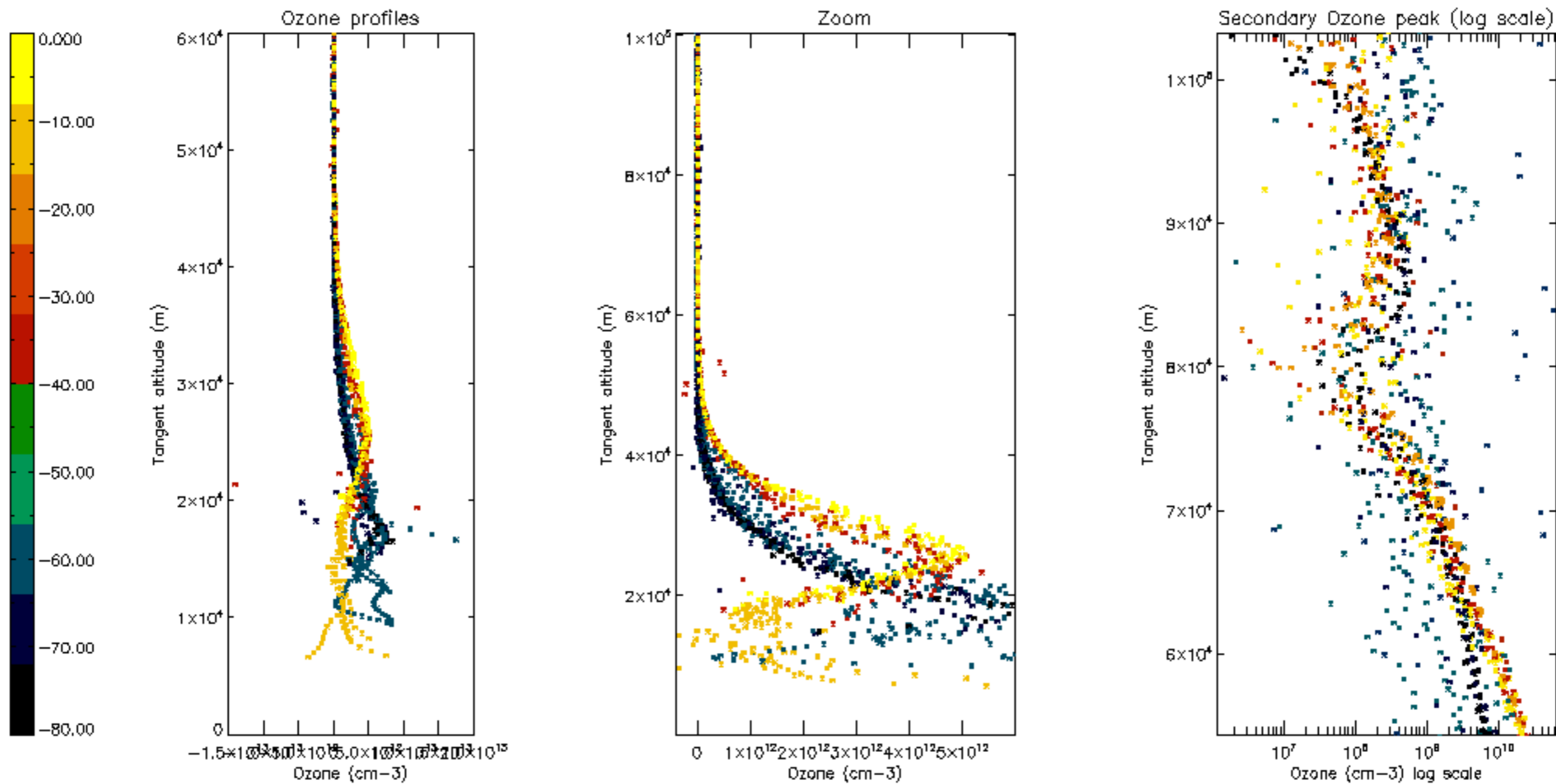


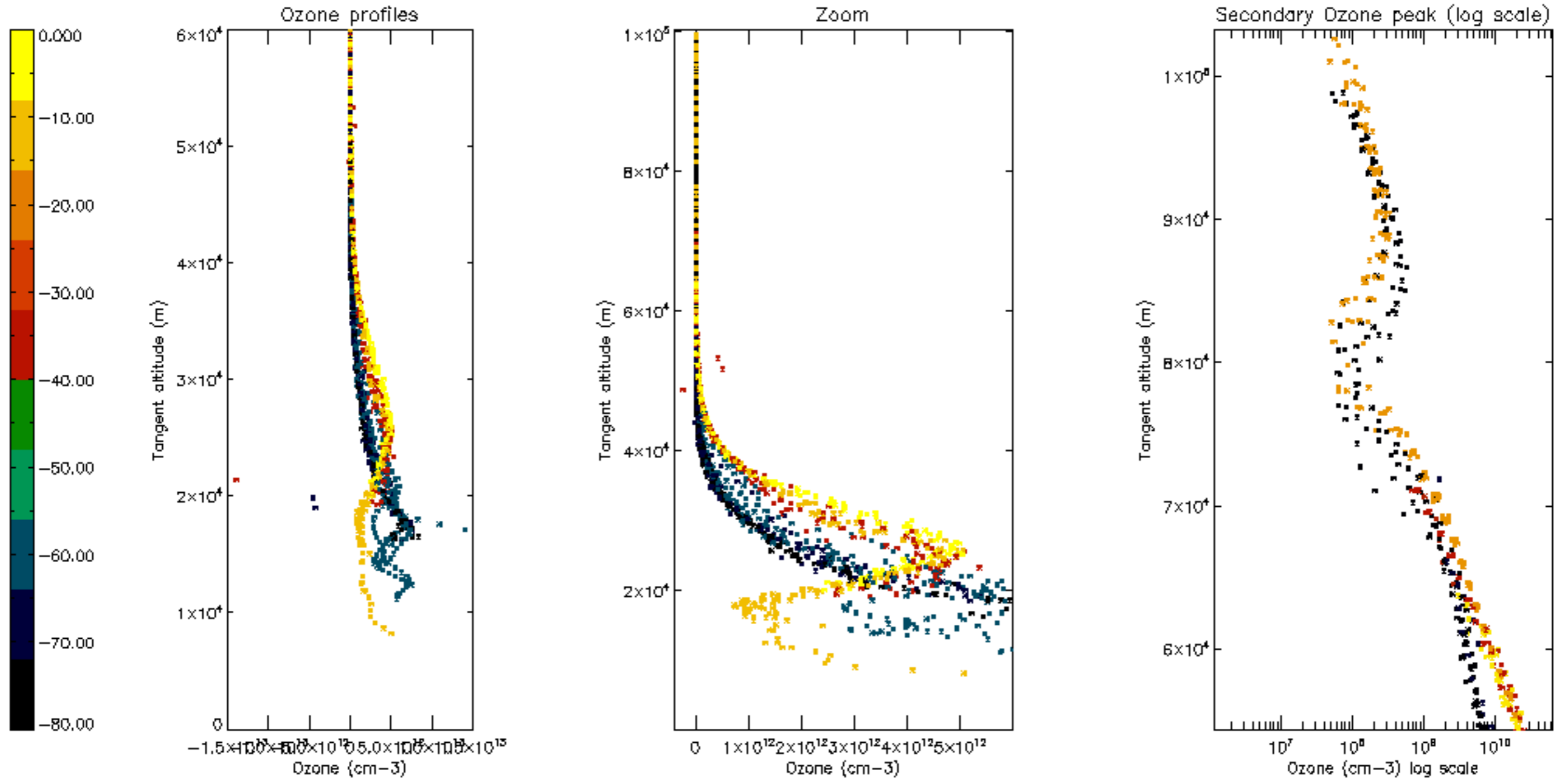
Percentage of star falling outside central band per profile

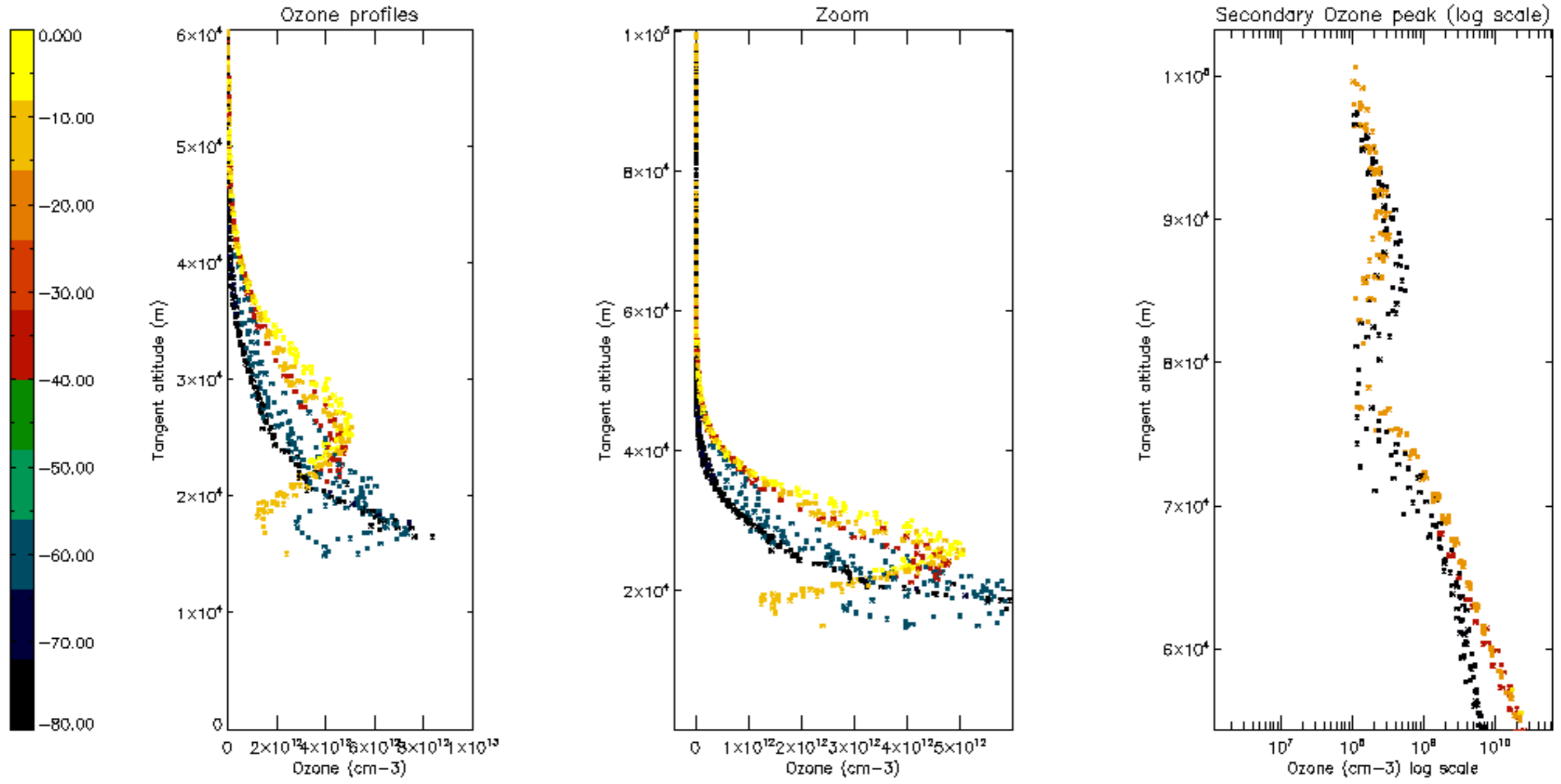


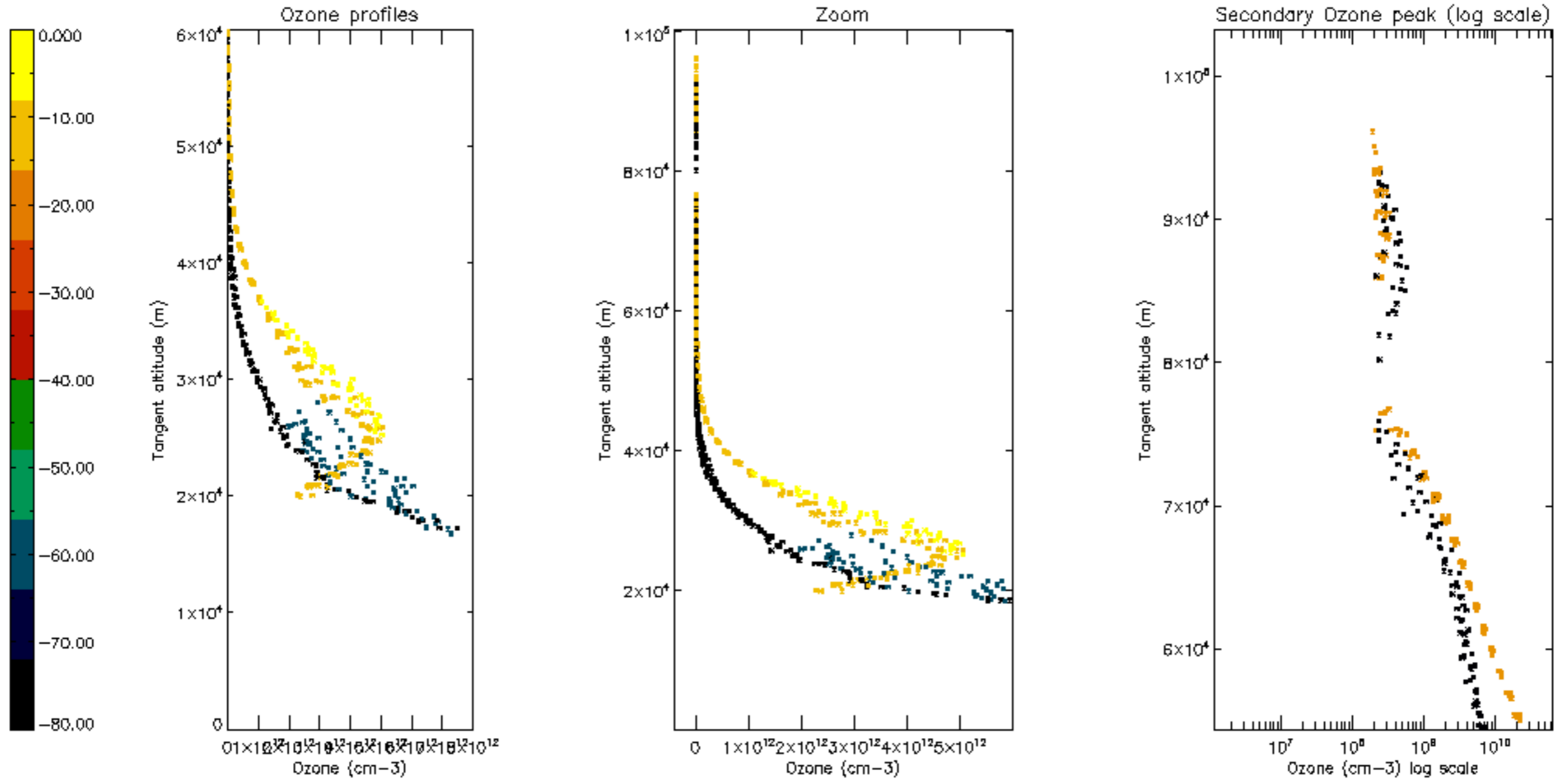
Percentage of saturation errors per profile

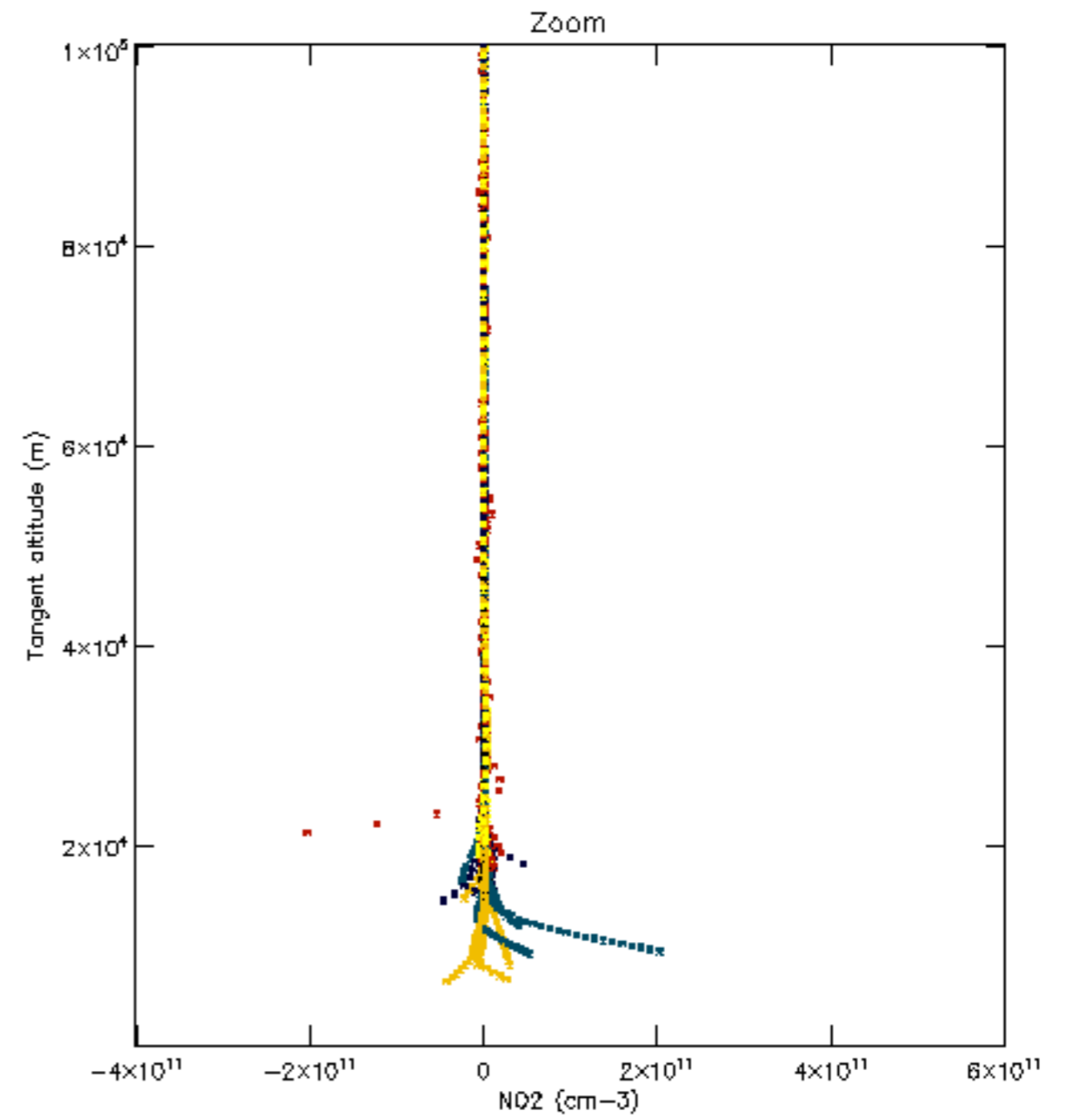
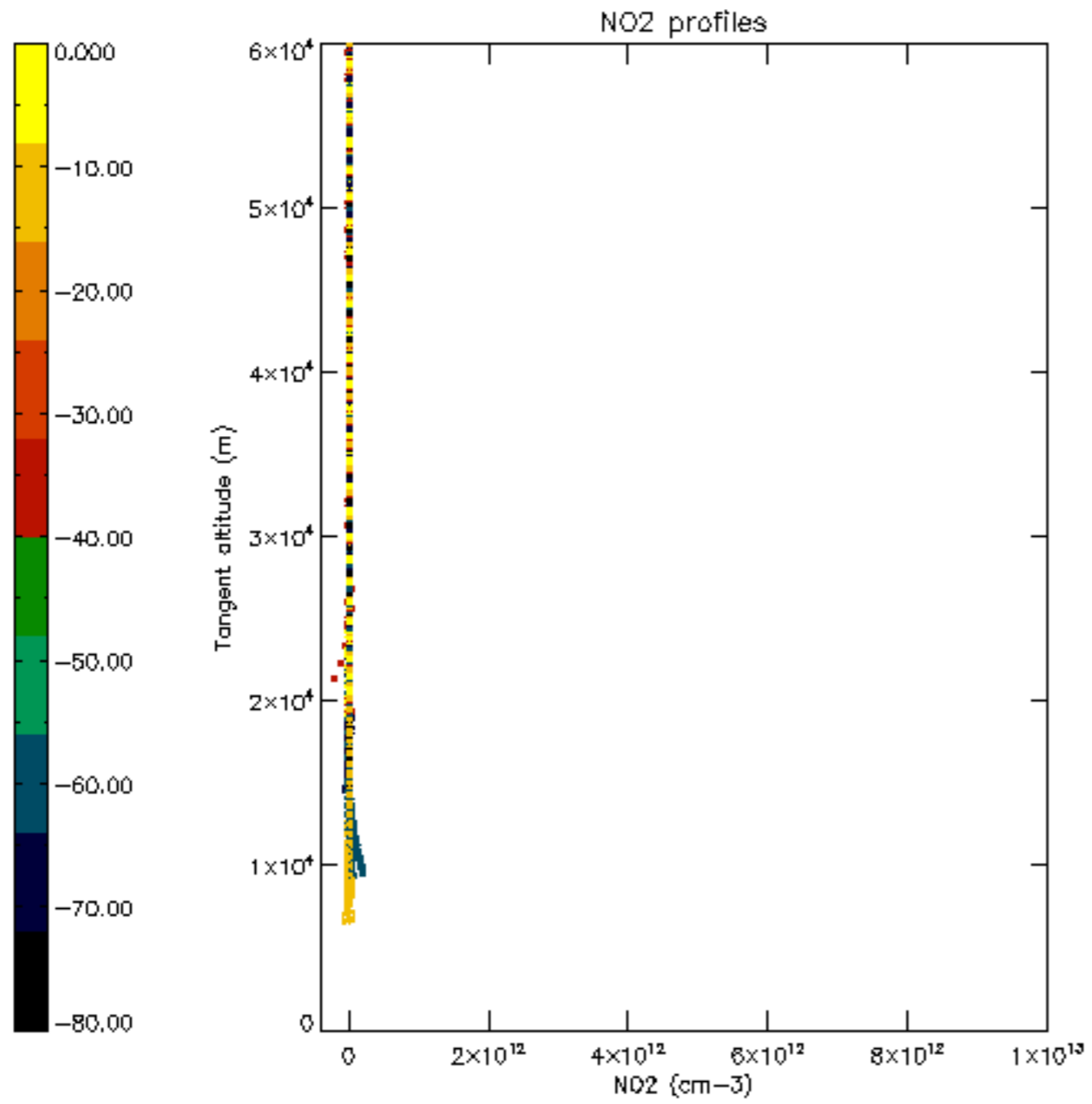


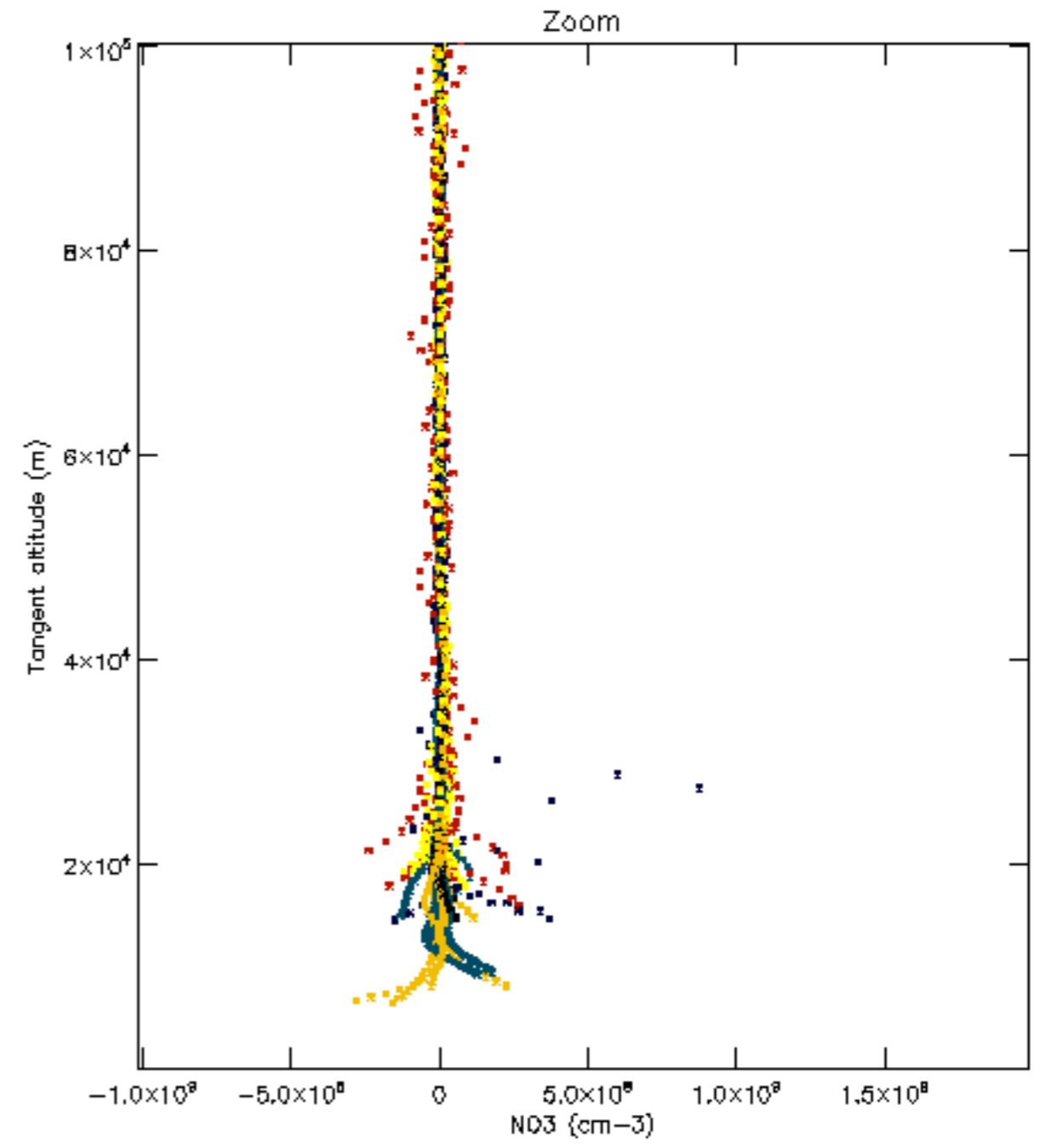
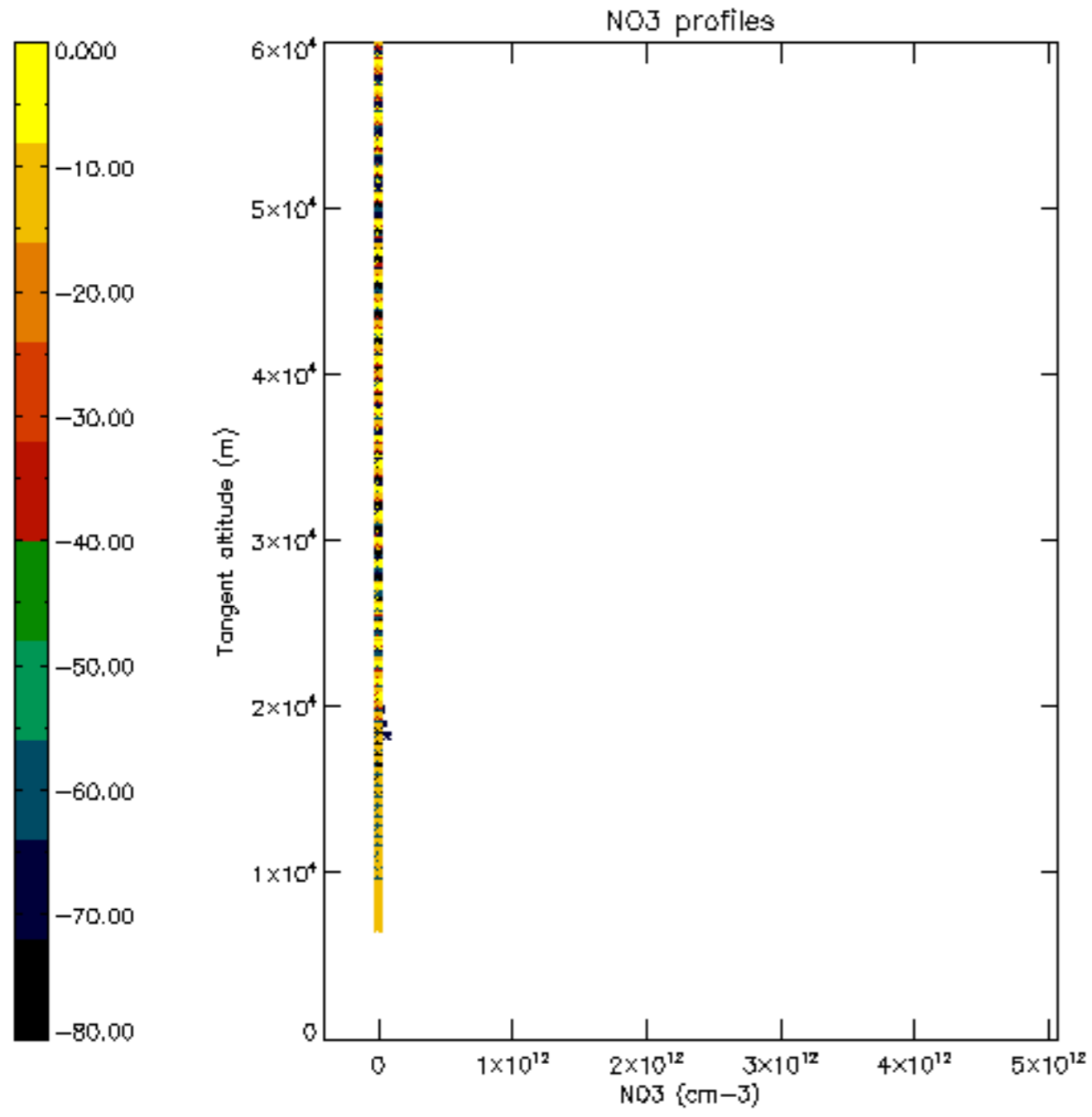


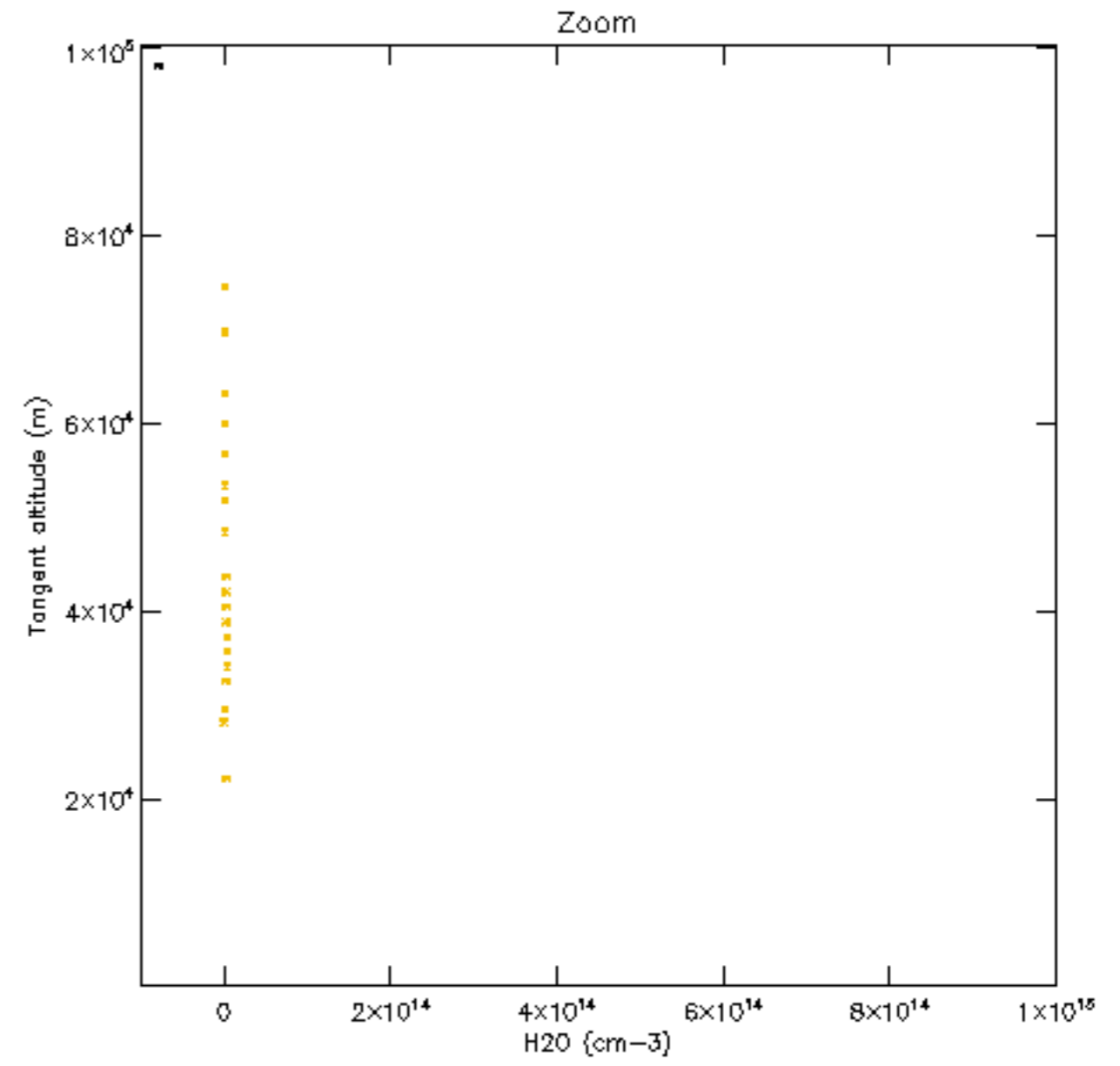
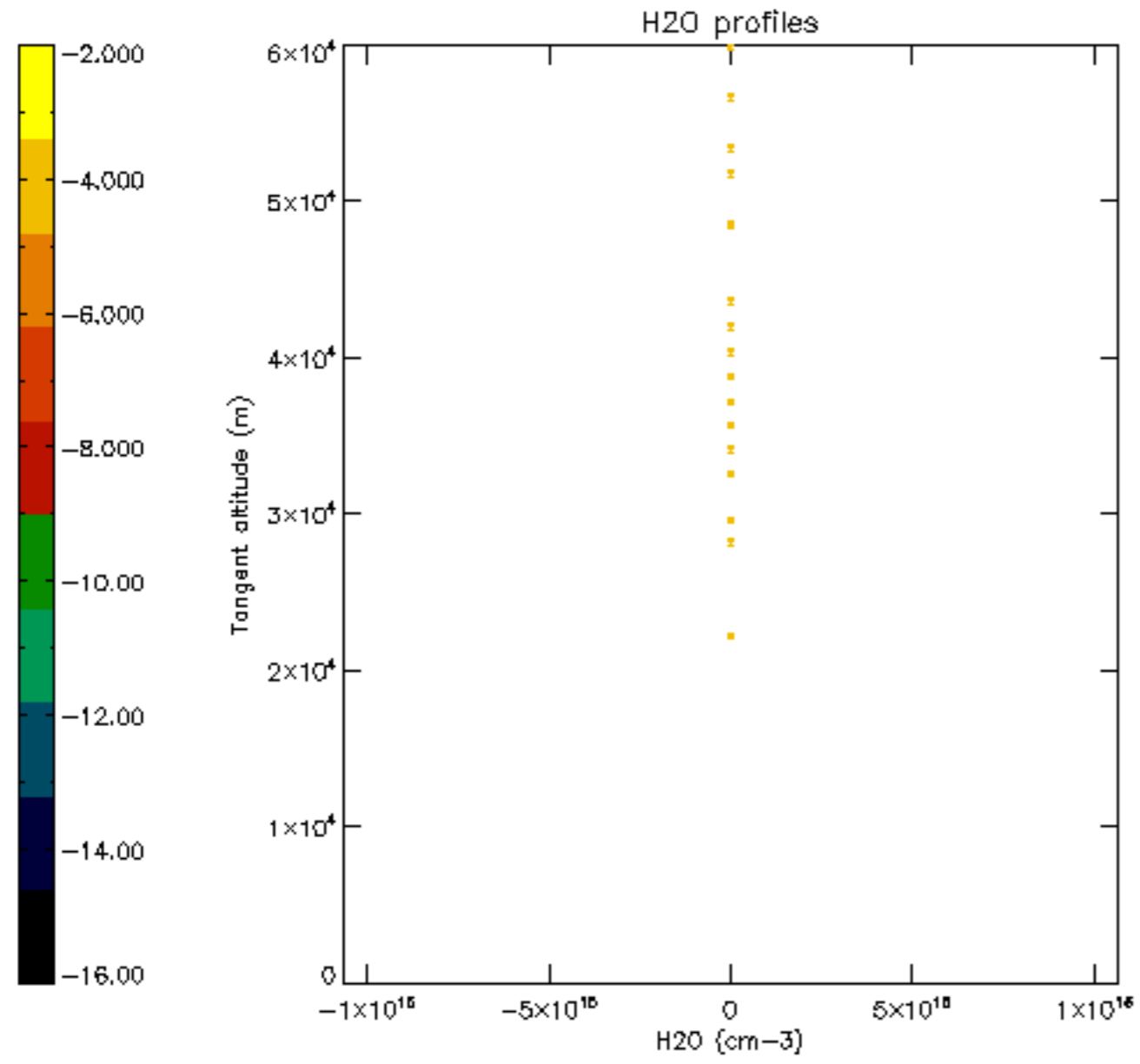


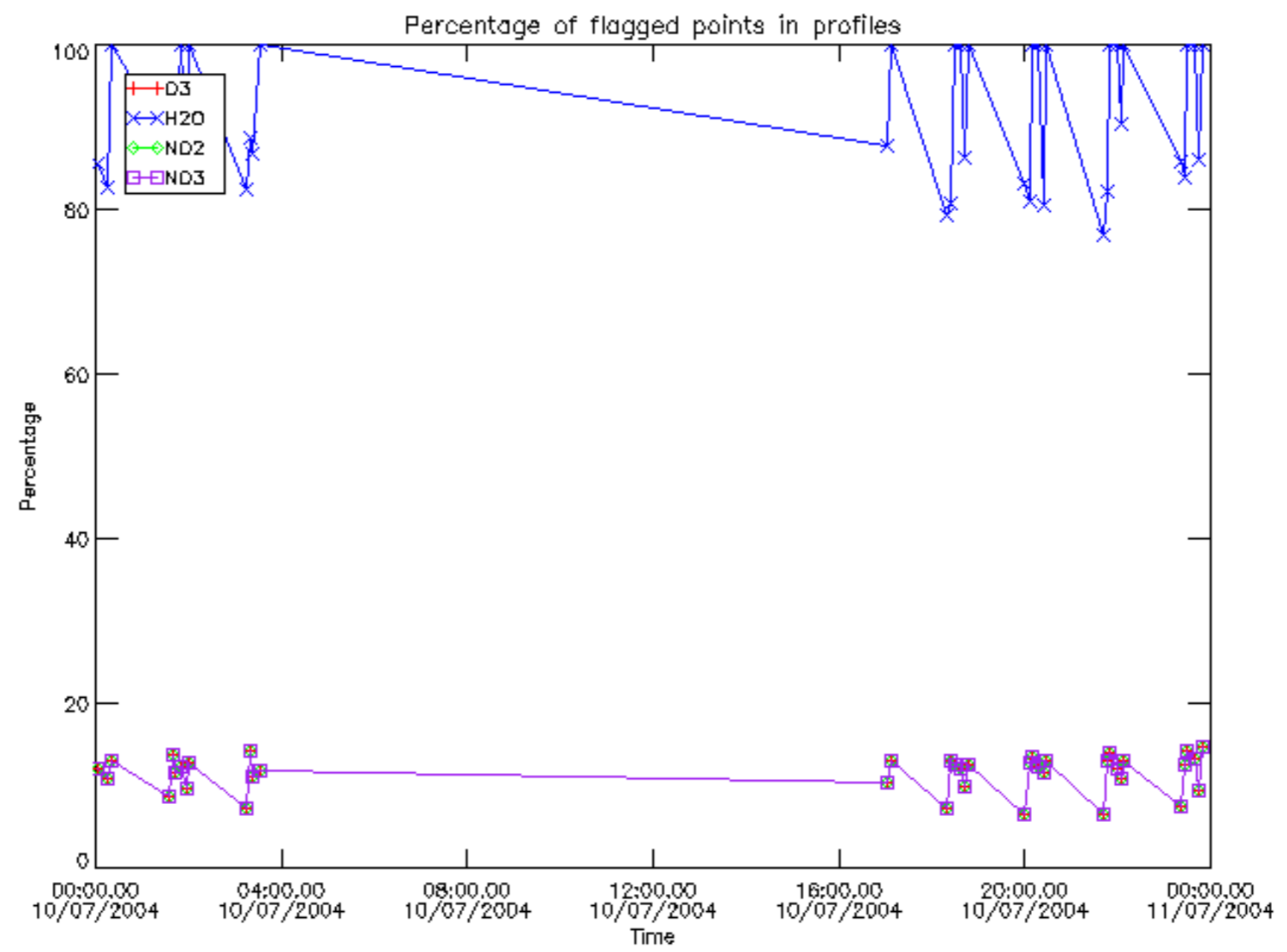




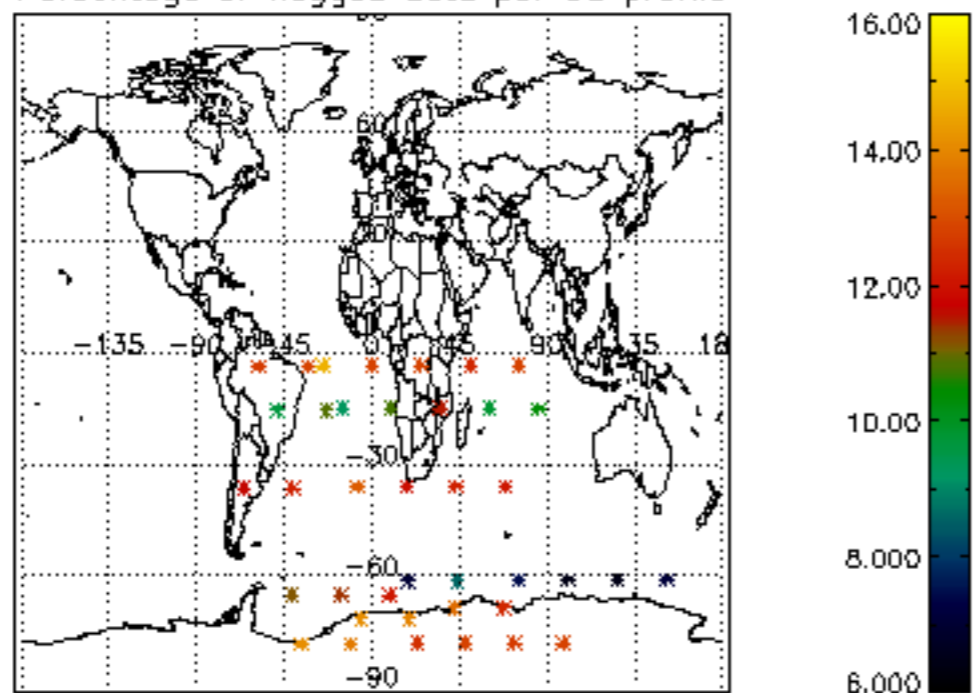




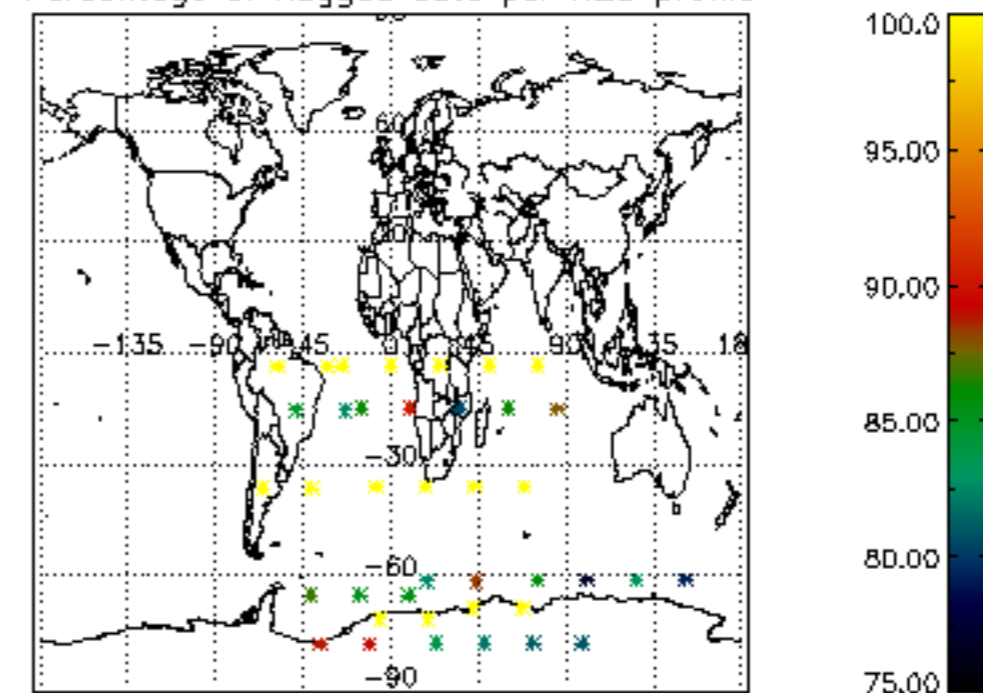




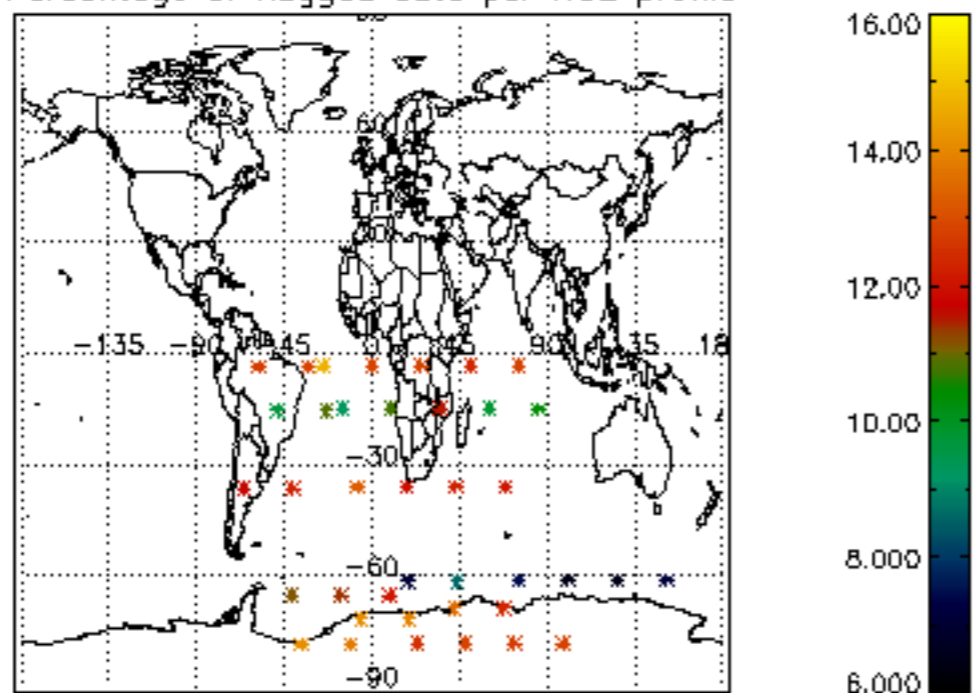
Percentage of flagged data per D3 profile



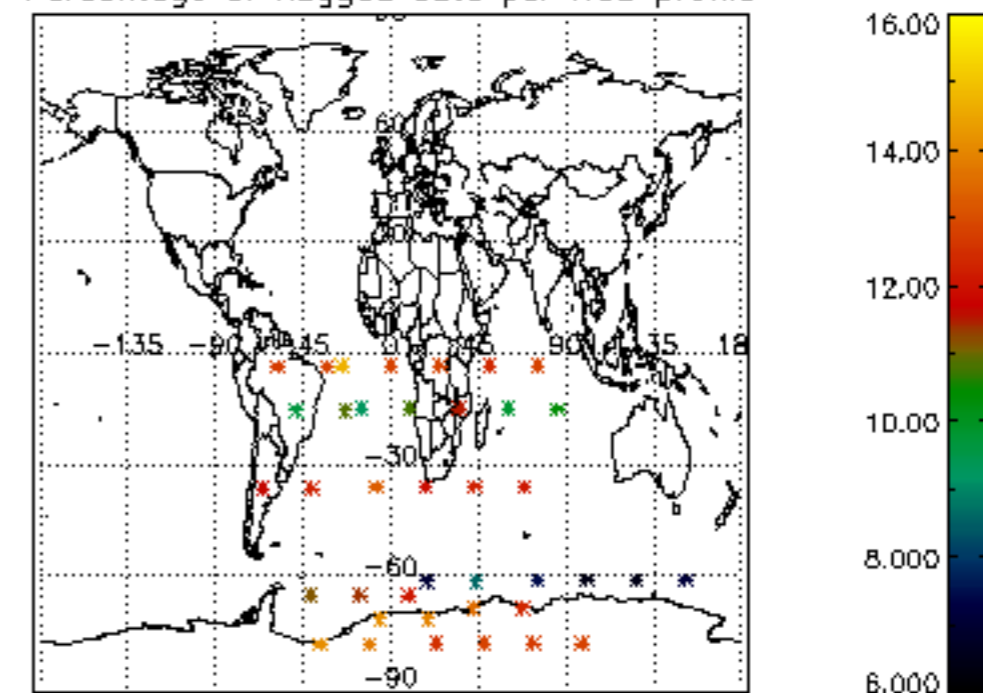
Percentage of flagged data per H2O profile

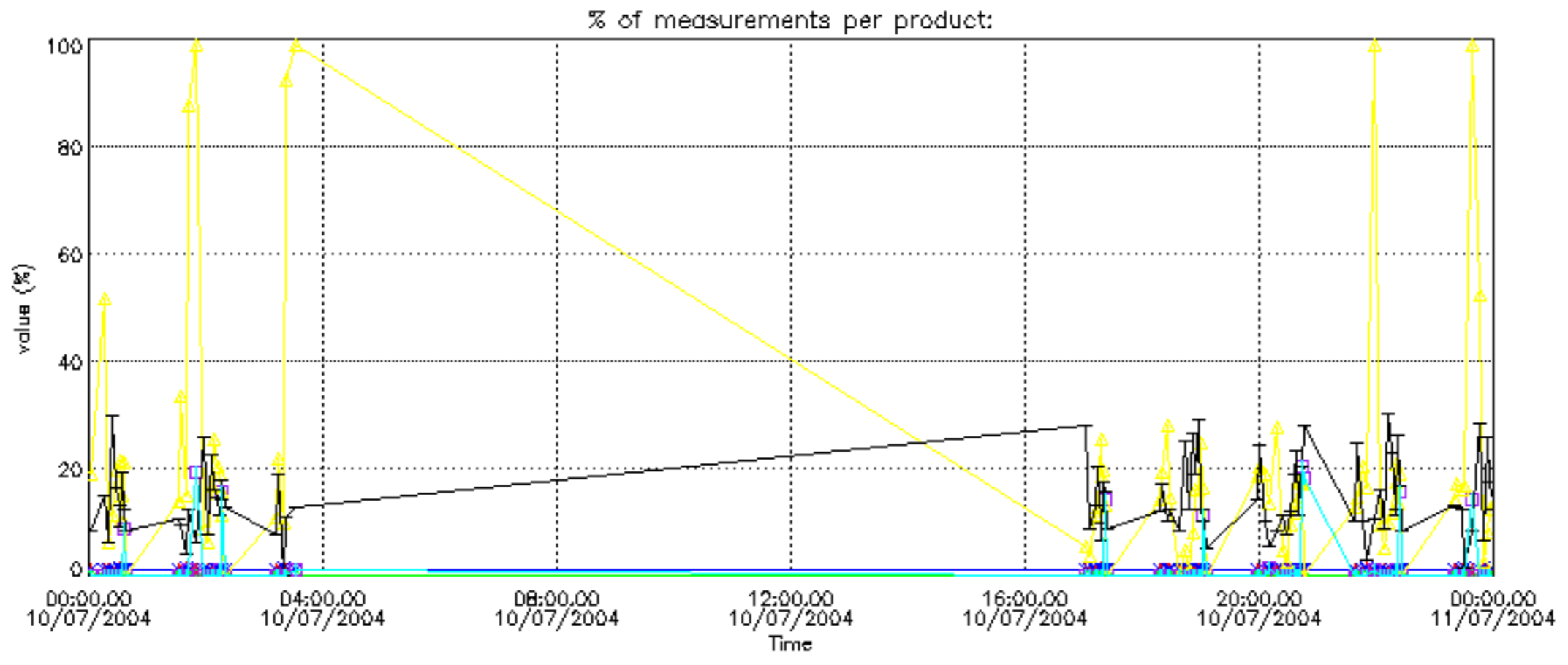


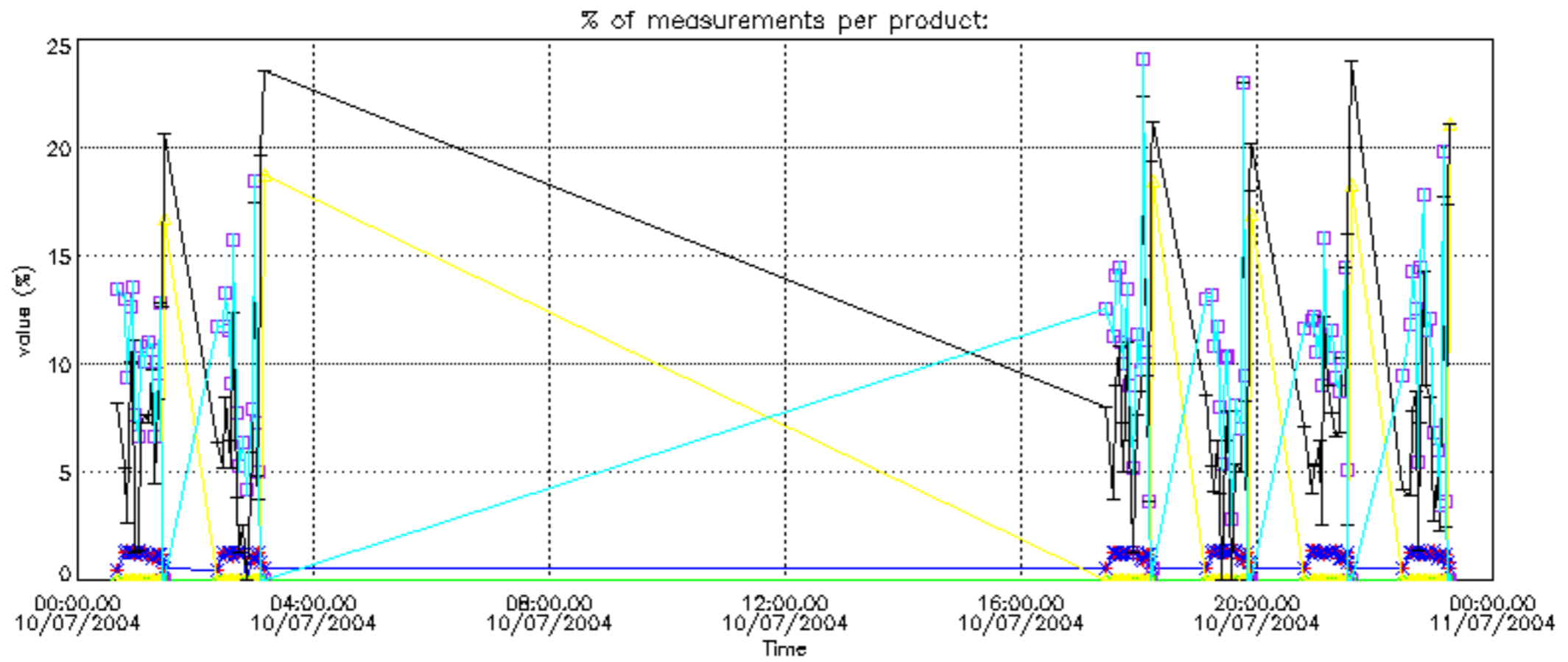
Percentage of flagged data per NO2 profile



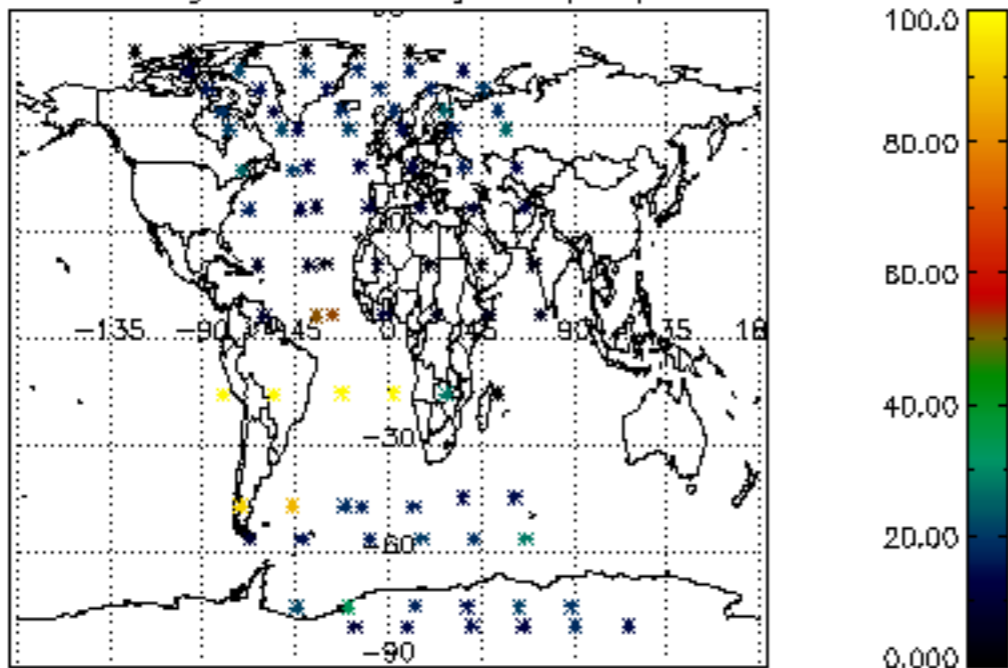
Percentage of flagged data per NO3 profile



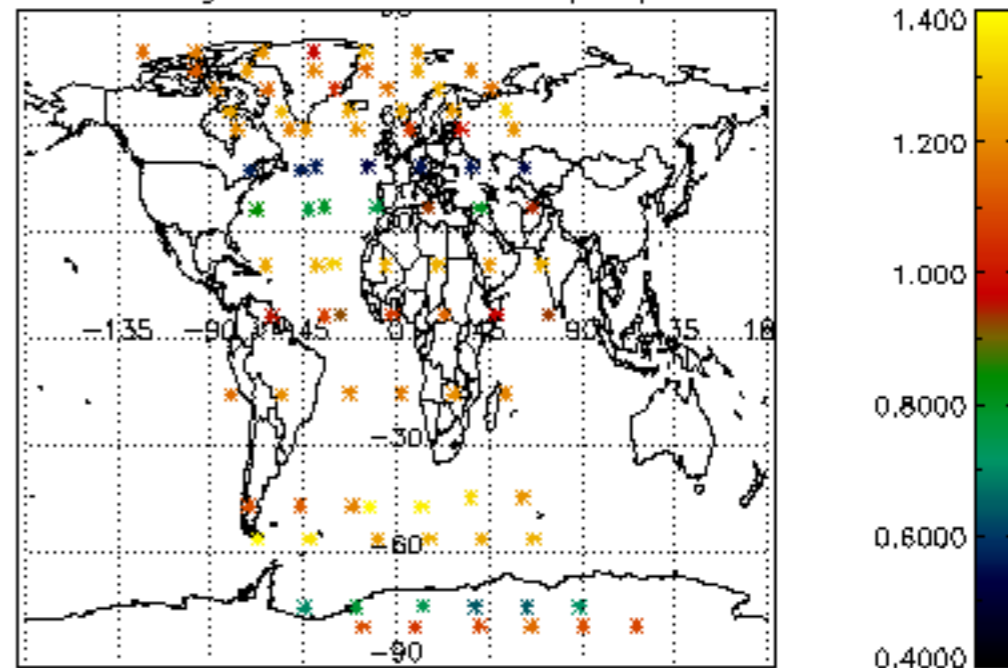




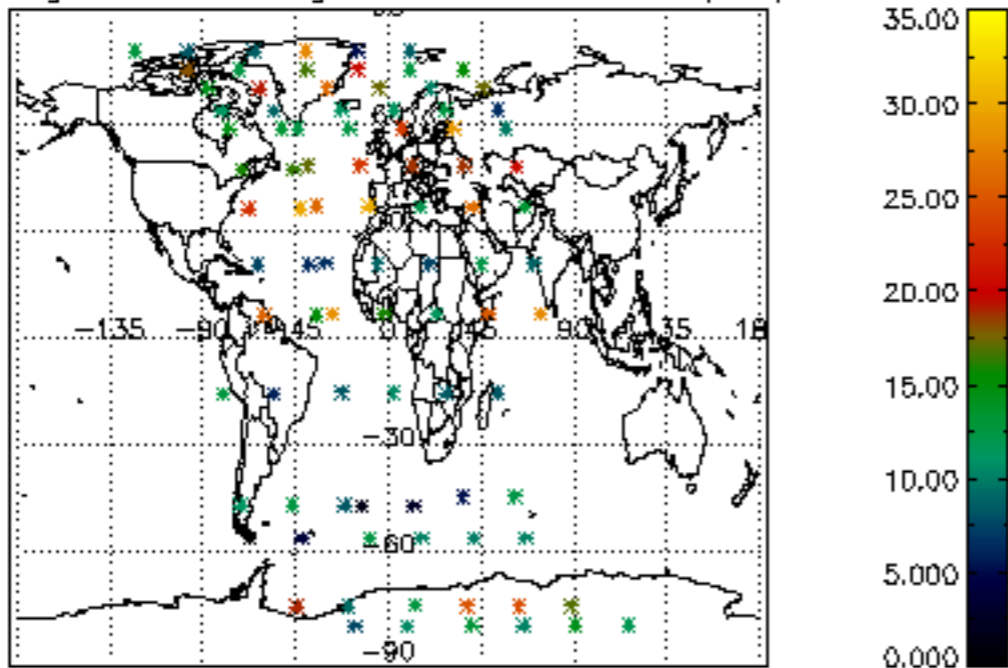
Percentage of cosmic ray hits per profile



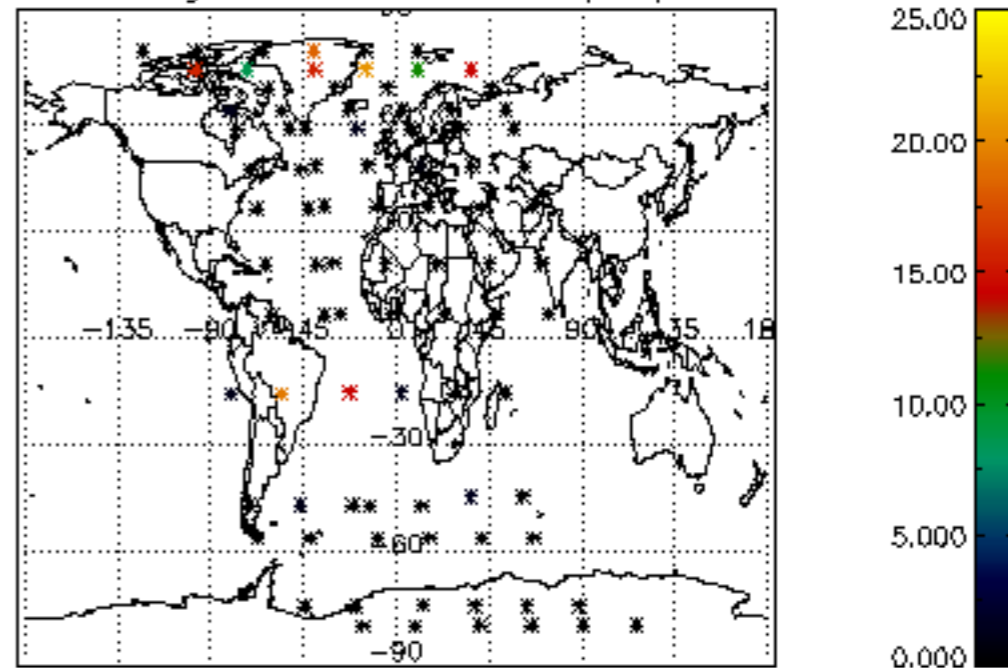
Percentage of datation errors per profile



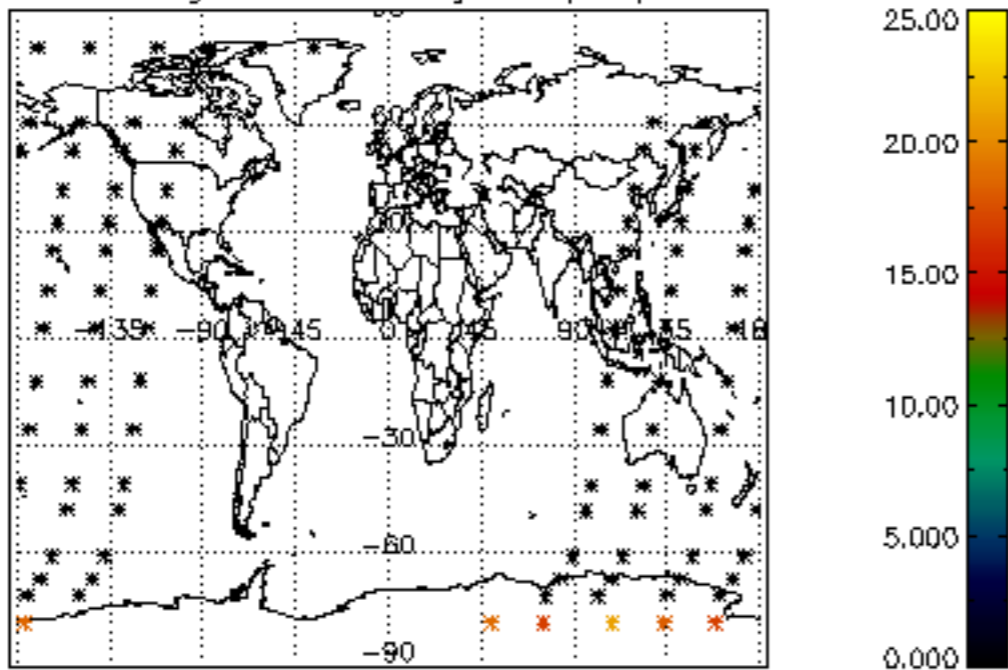
Percentage of star falling outside central band per profile



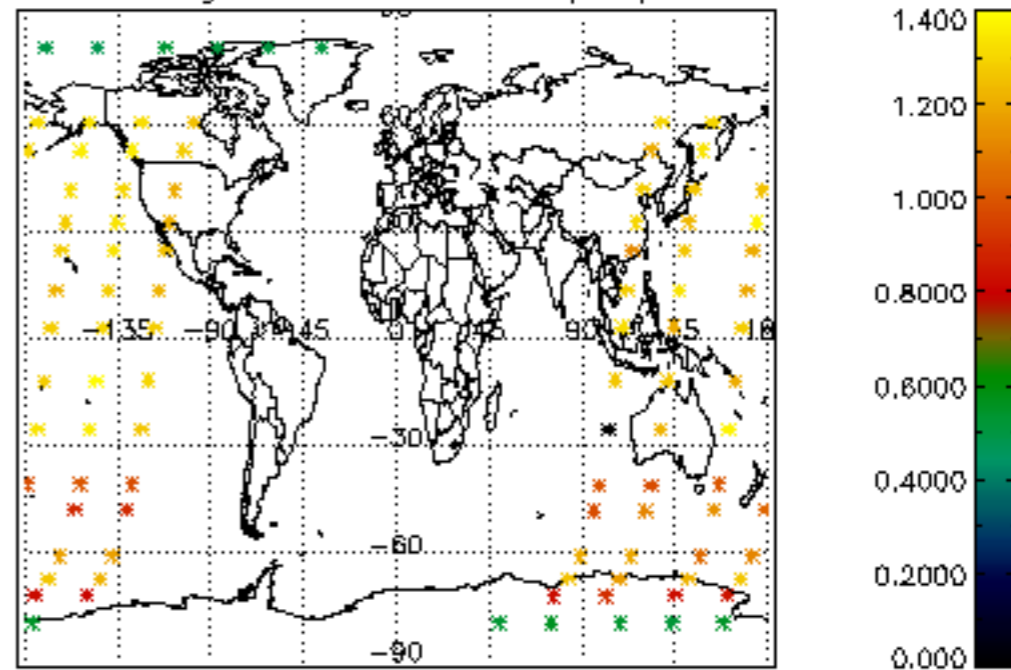
Percentage of saturation errors per profile



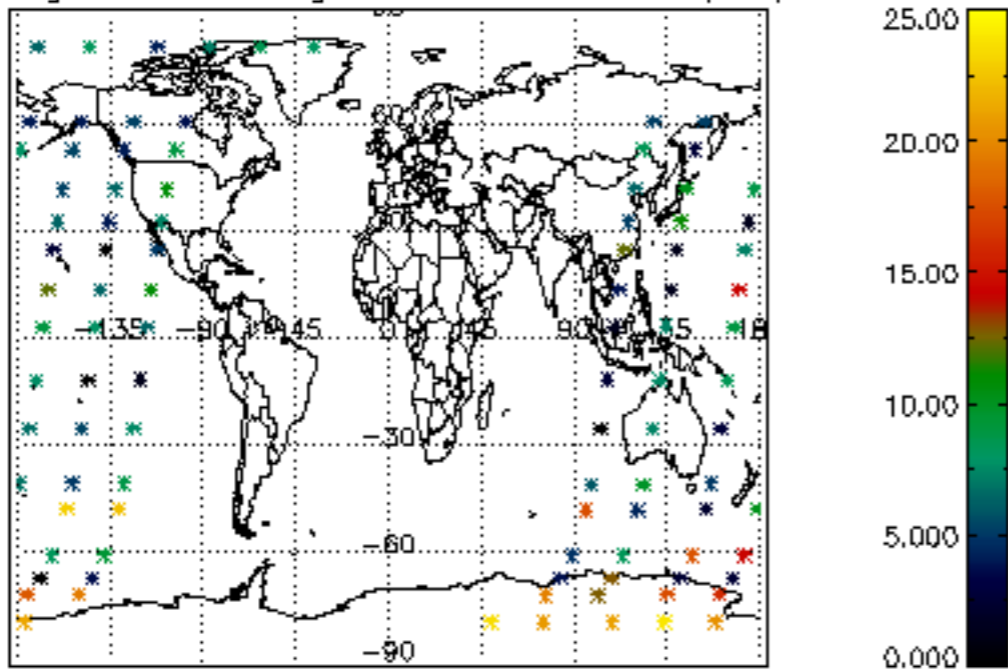
Percentage of cosmic ray hits per profile



Percentage of datation errors per profile



Percentage of star falling outside central band per profile



Percentage of saturation errors per profile

