

# GOMOS Level 2 Daily Report

## SUMMARY

### [1. General Info](#)

### [2. Summary of processed GOM\\_NL\\_2P products](#)

### [3. Level 2 Quality information per product](#)

#### [3.1 Plot of level 2 quality information per product \(time dependant\)](#)

#### [3.2 Plot of level 2 quality information per product \(world map\)](#)

### [4. Level 1 Quality information per product \(stored on level 2 products\)](#)

#### [4.1 Plot of level 1 quality information per product \(time dependant\)](#)

##### [4.1.1 Plot of level 1 quality information per product \(time dependant\): ASCENDING](#)

##### [4.1.2 Plot of level 1 quality information per product \(time dependant\): DESCENDING](#)

#### [4.2 Plot of level 1 quality information per product \(world map\)](#)

##### [4.2.1 Plot of level 1 quality information per product \(world map\): ASCENDING](#)

##### [4.2.2 Plot of level 1 quality information per product \(world map\): DESCENDING](#)

### [5. Ozone profiles based on quality statistics and other trace gas profiles](#)

#### [5.1 Ozone statistics based on quality of products](#)

#### [5.2 Plot ozone profiles for all STD \(dark without errors\)](#)

#### [5.3 Plot ozone profiles where STD < 20% \(dark without errors\)](#)

#### [5.4. Plot ozone profiles where STD < 10% \(dark without errors\)](#)

#### [5.5. Plot ozone profiles where STD < 5% \(dark without errors\)](#)

#### [5.6 Plot NO2 profiles for all STD \(dark without errors\)](#)

#### [5.7 Plot NO3 profiles for all STD \(dark without errors\)](#)

#### [5.8 Plot H2O profiles \(only for occultations of stars 1,2,3,4,13,14,16,26,63 dark without errors\) for all STD](#)

### [6. Auxiliary Data Files used for the production reported in section 2](#)

This report presents the daily analysis on parameters extracted from GOMOS level 2 data (GOM\_NL\_\_2P). It is intended to monitor some important parameters that will impact the quality of these products. A list of level 2 products (and content) that have arrived during the reporting day to the PCF is also given.

| Item                      | Value                           |
|---------------------------|---------------------------------|
| Time of report generation | 19APR2013 05:41:23              |
| Data source version       | GOMOS/6.01                      |
| Start time of products    | 05-07-2004 (05JUL2004 00:00:00) |
| Stop time of products     | 06-07-2004 (06JUL2004 00:00:00) |
| Store outputs in DB       | Yes                             |
| Nb of level 2 prods       | 475                             |
| Nb of prods with errors   | 0                               |

## 2. Summary of processed GOM\_NL\_\_2P products.

| Nr | Filename   | UTC Start time       | Limb          | Duration | Star Id | Star Name | Star Mag | Star Temp | Nb Meas | Orbit | Prod. error |
|----|--|----------------------|---------------|----------|---------|-----------|----------|-----------|---------|-------|-------------|
| 1  | GOM_NL__2PRFIN20040705_000058_000000382028_00188_12266_2493.N1 | 05-JUL-2004 00:00:58 | Bright        | 38.000   | 98      | 13Zet Oph | 2.5710   | 30000.    | 76      | 12266 | No          |
| 2  | GOM_NL__2PRFIN20040705_000311_000000422028_00188_12266_2494.N1 | 05-JUL-2004 00:03:11 | Bright        | 41.500   | 120     | 1Del Oph  | 2.7340   | 3200.0    | 83      | 12266 | No          |
| 3  | GOM_NL__2PRFIN20040705_000441_000000392028_00188_12266_2495.N1 | 05-JUL-2004 00:04:41 | Bright        | 38.500   | 126     | 60Bet Oph | 2.7700   | 4250.0    | 77      | 12266 | No          |
| 4  | GOM_NL__2PRFIN20040705_000658_000000392028_00188_12266_2496.N1 | 05-JUL-2004 00:06:58 | Bright        | 38.500   | 59      | 55Alp Oph | 2.0800   | 8900.0    | 77      | 12266 | No          |
| 5  | GOM_NL__2PRFIN20040705_000950_000000422028_00188_12266_2497.N1 | 05-JUL-2004 00:09:50 | Bright        | 41.500   | 127     | 27Bet Her | 2.7810   | 4700.0    | 83      | 12266 | No          |
| 6  | GOM_NL__2PRFIN20040705_001232_000000362028_00188_12266_2498.N1 | 05-JUL-2004 00:12:32 | Bright        | 36.000   | 133     | 40Zet Her | 2.8070   | 6000.0    | 72      | 12266 | No          |
| 7  | GOM_NL__2PRFIN20040705_001523_000000402028_00188_12266_2499.N1 | 05-JUL-2004 00:15:23 | Bright        | 39.500   | 5       | 3Alp Lyr  | 0.033000 | 11000.    | 79      | 12266 | No          |
| 8  | GOM_NL__2PRFIN20040705_001819_000000402028_00188_12266_2500.N1 | 05-JUL-2004 00:18:19 | Bright        | 39.500   | 130     | 23Bet Dra | 2.7990   | 5800.0    | 79      | 12266 | No          |
| 9  | GOM_NL__2PRFIN20040705_002054_000000392028_00188_12266_2501.N1 | 05-JUL-2004 00:20:54 | Bright        | 38.500   | 119     | 14Eta Dra | 2.7270   | 4700.0    | 77      | 12266 | No          |
| 10 | GOM_NL__2PRFIN20040705_002249_000000592028_00188_12266_2502.N1 | 05-JUL-2004 00:22:49 | Bright        | 58.500   | 19      | 50Alp Cyg | 1.2460   | 10500.    | 117     | 12266 | No          |
| 11 | GOM_NL__2PRFIN20040705_002458_000000392028_00188_12266_2503.N1 | 05-JUL-2004 00:24:58 | Bright        | 38.500   | 60      | 7Bet UMi  | 2.0810   | 3950.0    | 77      | 12266 | No          |
| 12 | GOM_NL__2PRFIN20040705_002642_000000462028_00188_12266_2504.N1 | 05-JUL-2004 00:26:42 | Bright        | 45.500   | 89      | 5Alp Cep  | 2.4510   | 8000.0    | 91      | 12266 | No          |
| 13 | GOM_NL__2PRFIN20040705_002903_000000352028_00188_12266_2505.N1 | 05-JUL-2004 00:29:03 | Bright        | 34.500   | 49      | 1Alp UMi  | 1.9900   | 6300.0    | 69      | 12266 | No          |
| 14 | GOM_NL__2PRFIN20040705_003411_000000502028_00188_12266_2506.N1 | 05-JUL-2004 00:34:11 | Bright        | 50.000   | 74      | 11Bet Cas | 2.2680   | 6600.0    | 100     | 12266 | No          |
| 15 | GOM_NL__2PRFIN20040705_003557_000000562028_00188_12266_2507.N1 | 05-JUL-2004 00:35:57 | Bright        | 55.500   | 110     | 37Del Cas | 2.6780   | 8900.0    | 111     | 12266 | No          |
| 16 | GOM_NL__2PRFIN20040705_003917_000000442028_00188_12266_2508.N1 | 05-JUL-2004 00:39:17 | Bright        | 43.500   | 160     | 23Gam Per | 2.9300   | 4700.0    | 87      | 12266 | No          |
| 17 | GOM_NL__2PRFIN20040705_004105_000000382028_00188_12266_2509.N1 | 05-JUL-2004 00:41:05 | Bright        | 38.000   | 175     | 39Del Per | 3.0100   | 19400.    | 76      | 12266 | No          |
| 18 | GOM_NL__2PRFIN20040705_004241_000000552028_00188_12266_2510.N1 | 05-JUL-2004 00:42:41 | Bright        | 54.500   | 73      | 57Gam1And | 2.2600   | 13100.    | 109     | 12266 | No          |
| 19 | GOM_NL__2PRFIN20040705_004519_000000792028_00188_12266_2511.N1 | 05-JUL-2004 00:45:19 | Twi_and_stray | 78.500   | 53      | 43Bet And | 2.0480   | 3300.0    | 157     | 12266 | No          |
| 20 | GOM_NL__2PRFIN20040705_004809_000000422028_00188_12266_2512.N1 | 05-JUL-2004 00:48:09 | Twilight      | 41.500   | 146     | 25Eta Tau | 2.8730   | 15200.    | 83      | 12266 | No          |
| 21 | GOM_NL__2PRFIN20040705_005001_000000642028_00188_12266_2513.N1 | 05-JUL-2004 00:50:01 | Dark          | 64.000   | 50      | 13Alp Ari | 2.0070   | 4250.0    | 128     | 12266 | No          |
| 22 | GOM_NL__2PRFIN20040705_005502_000000582028_00188_12266_2514.N1 | 05-JUL-2004 00:55:02 | Dark          | 57.500   | 94      | 92Alp Cet | 2.5260   | 3100.0    | 115     | 12266 | No          |
| 23 | GOM_NL__2PRFIN20040705_005835_000000452028_00188_12266_2515.N1 | 05-JUL-2004 00:58:35 | Dark          | 44.500   | 165     | 34Gam Eri | 2.9500   | 3200.0    | 89      | 12266 | No          |
| 24 | GOM_NL__2PRFIN20040705_011126_000000832028_00188_12266_2516.N1 | 05-JUL-2004 01:11:26 | Dark          | 82.500   | 52      | 16Bet Cet | 2.0370   | 4500.0    | 165     | 12266 | No          |
| 25 | GOM_NL__2PRFIN20040705_011457_000000522028_00189_12267_2503.N1 | 05-JUL-2004 01:14:57 | Dark          | 52.000   | 84      | Alp Phe   | 2.3970   | 4500.0    | 104     | 12267 | No          |
| 26 | GOM_NL__2PRFIN20040705_011745_000000402028_00189_12267_2504.N1 | 05-JUL-2004 01:17:45 | Dark          | 39.500   | 135     | Bet Hyi   | 2.8200   | 5800.0    | 79      | 12267 | No          |
| 27 | GOM_NL__2PRFIN20040705_012120_000000662028_00189_12267_2505.N1 | 05-JUL-2004 01:21:20 | Straylight    | 66.000   | 63      | Bet Gru   | 2.1500   | 2800.0    | 132     | 12267 | No          |
| 28 | GOM_NL__2PRFIN20040705_012340_000000892028_00189_12267_2506.N1 | 05-JUL-2004 01:23:40 | Straylight    | 89.000   | 18      | 24Alp PsA | 1.1660   | 9700.0    | 178     | 12267 | No          |
| 29 | GOM_NL__2PRFIN20040705_012614_000000602028_00189_12267_2507.N1 | 05-JUL-2004 01:26:14 | Straylight    | 59.500   | 172     | Gam Gru   | 3.0030   | 13100.    | 119     | 12267 | No          |
| 30 | GOM_NL__2PRFIN20040705_012840_000000422028_00189_12267_2508.N1 | 05-JUL-2004 01:28:40 | Straylight    | 42.000   | 141     | Bet Ara   | 2.8400   | 4600.0    | 84      | 12267 | No          |
| 31 | GOM_NL__2PRFIN20040705_013008_000000392028_00189_12267_2509.N1 | 05-JUL-2004 01:30:08 | Twi_and_stray | 39.000   | 147     | Alp Ara   | 2.8770   | 26000.    | 78      | 12267 | No          |
| 32 | GOM_NL__2PRFIN20040705_013155_000000462028_00189_12267_2510.N1 | 05-JUL-2004 01:31:55 | Twi_and_stray | 45.500   | 40      | The Sco   | 1.8590   | 7100.0    | 91      | 12267 | No          |
| 33 | GOM_NL__2PRFIN20040705_013336_000000422028_00189_12267_2511.N1 | 05-JUL-2004 01:33:36 | Twi_and_stray | 41.500   | 25      | 35Lam Sco | 1.6200   | 28000.    | 83      | 12267 | No          |
| 34 | GOM_NL__2PRFIN20040705_013501_000000472028_00189_12267_2512.N1 | 05-JUL-2004 01:35:01 | Bright        | 47.000   | 116     | 19Del Sgr | 2.7000   | 4100.0    | 94      | 12267 | No          |
| 35 | GOM_NL__2PRFIN20040705_013706_000000462028_00189_12267_2513.N1 | 05-JUL-2004 01:37:06 | Bright        | 46.000   | 155     | 41Pi Sgr  | 2.9000   | 6600.0    | 92      | 12267 | No          |
| 36 | GOM_NL__2PRFIN20040705_013946_000000402028_00189_12267_2514.N1 | 05-JUL-2004 01:39:46 | Bright        | 39.500   | 86      | 35Eta Oph | 2.4300   | 10200.    | 79      | 12267 | No          |
| 37 | GOM_NL__2PRFIN20040705_014134_000000392028_00189_12267_2515.N1 | 05-JUL-2004 01:41:34 | Bright        | 38.500   | 98      | 13Zet Oph | 2.5710   | 30000.    | 77      | 12267 | No          |
| 38 | GOM_NL__2PRFIN20040705_014348_000000392028_00189_12267_2516.N1 | 05-JUL-2004 01:43:48 | Bright        | 39.000   | 120     | 1Del Oph  | 2.7340   | 3200.0    | 78      | 12267 | No          |
| 39 | GOM_NL__2PRFIN20040705_014516_000000382028_00189_12267_2517.N1 | 05-JUL-2004 01:45:16 | Bright        | 38.000   | 126     | 60Bet Oph | 2.7700   | 4250.0    | 76      | 12267 | No          |
| 40 | GOM_NL__2PRFIN20040705_014732_000000412028_00189_12267_2518.N1 | 05-JUL-2004 01:47:32 | Bright        | 40.500   | 59      | 55Alp Oph | 2.0800   | 8900.0    | 81      | 12267 | No          |
| 41 | GOM_NL__2PRFIN20040705_015028_000000402028_00189_12267_2519.N1 | 05-JUL-2004 01:50:28 | Bright        | 40.000   | 127     | 27Bet Her | 2.7810   | 4700.0    | 80      | 12267 | No          |
| 42 | GOM_NL__2PRFIN20040705_015308_000000402028_00189_12267_2520.N1 | 05-JUL-2004 01:53:08 | Bright        | 39.500   | 133     | 40Zet Her | 2.8070   | 6000.0    | 79      | 12267 | No          |

|     |  |                      |               |        |     |           |          |        |     |       |    |
|-----|--|----------------------|---------------|--------|-----|-----------|----------|--------|-----|-------|----|
| 43  | GOM_NL__2PRFIN20040705_015559_000000472028_00189_12267_2521.N1 | 05-JUL-2004 01:55:59 | Bright        | 46.500 | 5   | 3Alp Lyr  | 0.033000 | 11000. | 93  | 12267 | No |
| 44  | GOM_NL__2PRFIN20040705_015855_000000382028_00189_12267_2522.N1 | 05-JUL-2004 01:58:55 | Bright        | 38.000 | 130 | 23Bet Dra | 2.7990   | 5800.0 | 76  | 12267 | No |
| 45  | GOM_NL__2PRFIN20040705_020128_000000412028_00189_12267_2523.N1 | 05-JUL-2004 02:01:28 | Bright        | 40.500 | 119 | 14Eta Dra | 2.7270   | 4700.0 | 81  | 12267 | No |
| 46  | GOM_NL__2PRFIN20040705_020324_000000592028_00189_12267_2524.N1 | 05-JUL-2004 02:03:24 | Bright        | 59.000 | 19  | 50Alp Cyg | 1.2460   | 10500. | 118 | 12267 | No |
| 47  | GOM_NL__2PRFIN20040705_020535_000000382028_00189_12267_2525.N1 | 05-JUL-2004 02:05:35 | Bright        | 37.500 | 60  | 7Bet UMi  | 2.0810   | 3950.0 | 75  | 12267 | No |
| 48  | GOM_NL__2PRFIN20040705_020716_000000472028_00189_12267_2526.N1 | 05-JUL-2004 02:07:16 | Bright        | 46.500 | 89  | 5Alp Cep  | 2.4510   | 8000.0 | 93  | 12267 | No |
| 49  | GOM_NL__2PRFIN20040705_020936_000000392028_00189_12267_2527.N1 | 05-JUL-2004 02:09:36 | Bright        | 39.000 | 49  | 1Alp UMi  | 1.9900   | 6300.0 | 78  | 12267 | No |
| 50  | GOM_NL__2PRFIN20040705_021446_000000512028_00189_12267_2528.N1 | 05-JUL-2004 02:14:46 | Bright        | 50.500 | 74  | 11Bet Cas | 2.2680   | 6600.0 | 101 | 12267 | No |
| 51  | GOM_NL__2PRFIN20040705_021632_000000442028_00189_12267_2529.N1 | 05-JUL-2004 02:16:32 | Bright        | 43.500 | 110 | 37Del Cas | 2.6780   | 8900.0 | 87  | 12267 | No |
| 52  | GOM_NL__2PRFIN20040705_021953_000000572028_00189_12267_2530.N1 | 05-JUL-2004 02:19:53 | Bright        | 57.000 | 160 | 23Gam Per | 2.9300   | 4700.0 | 114 | 12267 | No |
| 53  | GOM_NL__2PRFIN20040705_022139_000000552028_00189_12267_2531.N1 | 05-JUL-2004 02:21:39 | Bright        | 55.000 | 175 | 39Del Per | 3.0100   | 19400. | 110 | 12267 | No |
| 54  | GOM_NL__2PRFIN20040705_022317_000000522028_00189_12267_2532.N1 | 05-JUL-2004 02:23:17 | Bright        | 52.000 | 73  | 57Gam1And | 2.2600   | 13100. | 104 | 12267 | No |
| 55  | GOM_NL__2PRFIN20040705_022555_000000832028_00189_12267_2533.N1 | 05-JUL-2004 02:25:55 | Twi_and_stray | 83.000 | 53  | 43Bet And | 2.0480   | 3300.0 | 166 | 12267 | No |
| 56  | GOM_NL__2PRFIN20040705_022845_000000442028_00189_12267_2534.N1 | 05-JUL-2004 02:28:45 | Twilight      | 43.500 | 146 | 25Eta Tau | 2.8730   | 15200. | 87  | 12267 | No |
| 57  | GOM_NL__2PRFIN20040705_023037_000000682028_00189_12267_2535.N1 | 05-JUL-2004 02:30:37 | Dark          | 67.500 | 50  | 13Alp Ari | 2.0070   | 4250.0 | 135 | 12267 | No |
| 58  | GOM_NL__2PRFIN20040705_023540_000000552028_00189_12267_2536.N1 | 05-JUL-2004 02:35:40 | Dark          | 54.500 | 94  | 92Alp Cet | 2.5260   | 3100.0 | 109 | 12267 | No |
| 59  | GOM_NL__2PRFIN20040705_023912_000000412028_00189_12267_2537.N1 | 05-JUL-2004 02:39:12 | Dark          | 41.000 | 165 | 34Gam Eri | 2.9500   | 3200.0 | 82  | 12267 | No |
| 60  | GOM_NL__2PRFIN20040705_024748_000000452028_00189_12267_2538.N1 | 05-JUL-2004 02:47:48 | Dark          | 45.000 | 157 | The1Eri   | 2.9060   | 9300.0 | 90  | 12267 | No |
| 61  | GOM_NL__2PRFIN20040705_025203_000000932028_00189_12267_2539.N1 | 05-JUL-2004 02:52:03 | Dark          | 93.000 | 52  | 16Bet Cet | 2.0370   | 4500.0 | 186 | 12267 | No |
| 62  | GOM_NL__2PRFIN20040705_025534_000000552028_00190_12268_2505.N1 | 05-JUL-2004 02:55:34 | Dark          | 55.000 | 84  | Alp Phe   | 2.3970   | 4500.0 | 110 | 12268 | No |
| 63  | GOM_NL__2PRFIN20040705_025821_000000392028_00190_12268_2506.N1 | 05-JUL-2004 02:58:21 | Dark          | 38.500 | 135 | Bet Hyi   | 2.8200   | 5800.0 | 77  | 12268 | No |
| 64  | GOM_NL__2PRFIN20040705_030157_000000572028_00190_12268_2507.N1 | 05-JUL-2004 03:01:57 | Straylight    | 56.500 | 63  | Bet Gru   | 2.1500   | 2800.0 | 113 | 12268 | No |
| 65  | GOM_NL__2PRFIN20040705_030417_000000882028_00190_12268_2508.N1 | 05-JUL-2004 03:04:17 | Straylight    | 88.000 | 18  | 24Alp PsA | 1.1660   | 9700.0 | 176 | 12268 | No |
| 66  | GOM_NL__2PRFIN20040705_030651_000000602028_00190_12268_2509.N1 | 05-JUL-2004 03:06:51 | Straylight    | 60.000 | 172 | Gam Gru   | 3.0030   | 13100. | 120 | 12268 | No |
| 67  | GOM_NL__2PRFIN20040705_030915_000000402028_00190_12268_2510.N1 | 05-JUL-2004 03:09:15 | Straylight    | 40.000 | 141 | Bet Ara   | 2.8400   | 4600.0 | 80  | 12268 | No |
| 68  | GOM_NL__2PRFIN20040705_031044_000000402028_00190_12268_2511.N1 | 05-JUL-2004 03:10:44 | Twi_and_stray | 39.500 | 147 | Alp Ara   | 2.8770   | 26000. | 79  | 12268 | No |
| 69  | GOM_NL__2PRFIN20040705_031233_000000452028_00190_12268_2512.N1 | 05-JUL-2004 03:12:33 | Twi_and_stray | 45.000 | 40  | The Sco   | 1.8590   | 7100.0 | 90  | 12268 | No |
| 70  | GOM_NL__2PRFIN20040705_031413_000000442028_00190_12268_2513.N1 | 05-JUL-2004 03:14:13 | Twi_and_stray | 44.000 | 25  | 35Lam Sco | 1.6200   | 28000. | 88  | 12268 | No |
| 71  | GOM_NL__2PRFIN20040705_031539_000000542028_00190_12268_2514.N1 | 05-JUL-2004 03:15:39 | Bright        | 53.500 | 116 | 19Del Sgr | 2.7000   | 4100.0 | 107 | 12268 | No |
| 72  | GOM_NL__2PRFIN20040705_031742_000000452028_00190_12268_2515.N1 | 05-JUL-2004 03:17:42 | Bright        | 45.000 | 155 | 41Pi Sgr  | 2.9000   | 6600.0 | 90  | 12268 | No |
| 73  | GOM_NL__2PRFIN20040705_032022_000000392028_00190_12268_2516.N1 | 05-JUL-2004 03:20:22 | Bright        | 39.000 | 86  | 35Eta Oph | 2.4300   | 10200. | 78  | 12268 | No |
| 74  | GOM_NL__2PRFIN20040705_032210_000000382028_00190_12268_2517.N1 | 05-JUL-2004 03:22:10 | Bright        | 37.500 | 98  | 13Zet Oph | 2.5710   | 30000. | 75  | 12268 | No |
| 75  | GOM_NL__2PRFIN20040705_032424_000000392028_00190_12268_2518.N1 | 05-JUL-2004 03:24:24 | Bright        | 38.500 | 120 | 1Del Oph  | 2.7340   | 3200.0 | 77  | 12268 | No |
| 76  | GOM_NL__2PRFIN20040705_032553_000000382028_00190_12268_2519.N1 | 05-JUL-2004 03:25:53 | Bright        | 37.500 | 126 | 60Bet Oph | 2.7700   | 4250.0 | 75  | 12268 | No |
| 77  | GOM_NL__2PRFIN20040705_032810_000000382028_00190_12268_2520.N1 | 05-JUL-2004 03:28:10 | Bright        | 38.000 | 59  | 55Alp Oph | 2.0800   | 8900.0 | 76  | 12268 | No |
| 78  | GOM_NL__2PRFIN20040705_033104_000000392028_00190_12268_2521.N1 | 05-JUL-2004 03:31:04 | Bright        | 39.000 | 127 | 27Bet Her | 2.7810   | 4700.0 | 78  | 12268 | No |
| 79  | GOM_NL__2PRFIN20040705_033344_000000392028_00190_12268_2522.N1 | 05-JUL-2004 03:33:44 | Bright        | 39.000 | 133 | 40Zet Her | 2.8070   | 6000.0 | 78  | 12268 | No |
| 80  | GOM_NL__2PRFIN20040705_033634_000000422028_00190_12268_2523.N1 | 05-JUL-2004 03:36:34 | Bright        | 42.000 | 5   | 3Alp Lyr  | 0.033000 | 11000. | 84  | 12268 | No |
| 81  | GOM_NL__2PRFIN20040705_033931_000000392028_00190_12268_2524.N1 | 05-JUL-2004 03:39:31 | Bright        | 39.000 | 130 | 23Bet Dra | 2.7990   | 5800.0 | 78  | 12268 | No |
| 82  | GOM_NL__2PRFIN20040705_034204_000000412028_00190_12268_2525.N1 | 05-JUL-2004 03:42:04 | Bright        | 40.500 | 119 | 14Eta Dra | 2.7270   | 4700.0 | 81  | 12268 | No |
| 83  | GOM_NL__2PRFIN20040705_034359_000000592028_00190_12268_2526.N1 | 05-JUL-2004 03:43:59 | Bright        | 58.500 | 19  | 50Alp Cyg | 1.2460   | 10500. | 117 | 12268 | No |
| 84  | GOM_NL__2PRFIN20040705_034612_000000382028_00190_12268_2527.N1 | 05-JUL-2004 03:46:12 | Bright        | 38.000 | 60  | 7Bet UMi  | 2.0810   | 3950.0 | 76  | 12268 | No |
| 85  | GOM_NL__2PRFIN20040705_034752_000000452028_00190_12268_2528.N1 | 05-JUL-2004 03:47:52 | Bright        | 45.000 | 89  | 5Alp Cep  | 2.4510   | 8000.0 | 90  | 12268 | No |
| 86  | GOM_NL__2PRFIN20040705_035014_000000372028_00190_12268_2529.N1 | 05-JUL-2004 03:50:14 | Bright        | 36.500 | 49  | 1Alp UMi  | 1.9900   | 6300.0 | 73  | 12268 | No |
| 87  | GOM_NL__2PRFIN20040705_035522_000000492028_00190_12268_2530.N1 | 05-JUL-2004 03:55:22 | Bright        | 49.000 | 74  | 11Bet Cas | 2.2680   | 6600.0 | 98  | 12268 | No |
| 88  | GOM_NL__2PRFIN20040705_035708_000000582028_00190_12268_2531.N1 | 05-JUL-2004 03:57:08 | Bright        | 57.500 | 110 | 37Del Cas | 2.6780   | 8900.0 | 115 | 12268 | No |
| 89  | GOM_NL__2PRFIN20040705_040029_000000402028_00190_12268_2532.N1 | 05-JUL-2004 04:00:29 | Bright        | 40.000 | 160 | 23Gam Per | 2.9300   | 4700.0 | 80  | 12268 | No |
| 90  | GOM_NL__2PRFIN20040705_040215_000000402028_00190_12268_2533.N1 | 05-JUL-2004 04:02:15 | Bright        | 40.000 | 175 | 39Del Per | 3.0100   | 19400. | 80  | 12268 | No |
| 91  | GOM_NL__2PRFIN20040705_040353_000000562028_00190_12268_2534.N1 | 05-JUL-2004 04:03:53 | Bright        | 56.000 | 73  | 57Gam1And | 2.2600   | 13100. | 112 | 12268 | No |
| 92  | GOM_NL__2PRFIN20040705_040631_000000882028_00190_12268_2535.N1 | 05-JUL-2004 04:06:31 | Twi_and_stray | 88.000 | 53  | 43Bet And | 2.0480   | 3300.0 | 176 | 12268 | No |
| 93  | GOM_NL__2PRFIN20040705_040921_000000442028_00190_12268_2536.N1 | 05-JUL-2004 04:09:21 | Twilight      | 44.000 | 146 | 25Eta Tau | 2.8730   | 15200. | 88  | 12268 | No |
| 94  | GOM_NL__2PRFIN20040705_041114_000000692028_00190_12268_2537.N1 | 05-JUL-2004 04:11:14 | Dark          | 69.000 | 50  | 13Alp Ari | 2.0070   | 4250.0 | 138 | 12268 | No |
| 95  | GOM_NL__2PRFIN20040705_041616_000000532028_00190_12268_2538.N1 | 05-JUL-2004 04:16:16 | Dark          | 53.000 | 94  | 92Alp Cet | 2.5260   | 3100.0 | 106 | 12268 | No |
| 96  | GOM_NL__2PRFIN20040705_041950_000000412028_00190_12268_2539.N1 | 05-JUL-2004 04:19:50 | Dark          | 40.500 | 165 | 34Gam Eri | 2.9500   | 3200.0 | 81  | 12268 | No |
| 97  | GOM_NL__2PRFIN20040705_043242_000000802028_00190_12268_2540.N1 | 05-JUL-2004 04:32:42 | Dark          | 80.000 | 52  | 16Bet Cet | 2.0370   | 4500.0 | 160 | 12268 | No |
| 98  | GOM_NL__2PRFIN20040705_043611_000000512028_00191_12269_2525.N1 | 05-JUL-2004 04:36:11 | Dark          | 51.000 | 84  | Alp Phe   | 2.3970   | 4500.0 | 102 | 12269 | No |
| 99  | GOM_NL__2PRFIN20040705_043857_000000402028_00191_12269_2526.N1 | 05-JUL-2004 04:38:57 | Dark          | 39.500 | 135 | Bet Hyi   | 2.8200   | 5800.0 | 79  | 12269 | No |
| 100 | GOM_NL__2PRFIN20040705_044234_000000562028_00191_12269_2527.N1 | 05-JUL-2004 04:42:34 | Straylight    | 55.500 | 63  | Bet Gru   | 2.1500   | 2800.0 | 111 | 12269 | No |
| 101 | GOM_NL__2PRFIN20040705_044455_000000892028_00191_12269_2528.N1 | 05-JUL-2004 04:44:55 | Straylight    | 89.000 | 18  | 24Alp PsA | 1.1660   | 9700.0 | 178 | 12269 | No |

|     |  |                      |               |        |     |           |          |        |     |       |    |
|-----|--|----------------------|---------------|--------|-----|-----------|----------|--------|-----|-------|----|
| 102 | GOM_NL__2PRFIN20040705_044727_000000592028_00191_12269_2529.N1 | 05-JUL-2004 04:47:27 | Straylight    | 58.500 | 172 | Gam Gru   | 3.0030   | 13100. | 117 | 12269 | No |
| 103 | GOM_NL__2PRFIN20040705_044952_000000402028_00191_12269_2530.N1 | 05-JUL-2004 04:49:52 | Straylight    | 40.000 | 141 | Bet Ara   | 2.8400   | 4600.0 | 80  | 12269 | No |
| 104 | GOM_NL__2PRFIN20040705_045121_000000392028_00191_12269_2531.N1 | 05-JUL-2004 04:51:21 | Twi_and_stray | 39.000 | 147 | Alp Ara   | 2.8770   | 26000. | 78  | 12269 | No |
| 105 | GOM_NL__2PRFIN20040705_045310_000000422028_00191_12269_2532.N1 | 05-JUL-2004 04:53:10 | Twi_and_stray | 42.000 | 40  | The Sco   | 1.8590   | 7100.0 | 84  | 12269 | No |
| 106 | GOM_NL__2PRFIN20040705_045449_000000442028_00191_12269_2533.N1 | 05-JUL-2004 04:54:49 | Twi_and_stray | 44.000 | 25  | 35Lam Sco | 1.6200   | 28000. | 88  | 12269 | No |
| 107 | GOM_NL__2PRFIN20040705_045616_000000502028_00191_12269_2534.N1 | 05-JUL-2004 04:56:16 | Bright        | 49.500 | 116 | 19Del Sgr | 2.7000   | 4100.0 | 99  | 12269 | No |
| 108 | GOM_NL__2PRFIN20040705_045819_000000442028_00191_12269_2535.N1 | 05-JUL-2004 04:58:19 | Bright        | 44.000 | 155 | 41Pi Sgr  | 2.9000   | 6600.0 | 88  | 12269 | No |
| 109 | GOM_NL__2PRFIN20040705_050059_000000392028_00191_12269_2536.N1 | 05-JUL-2004 05:00:59 | Bright        | 39.000 | 86  | 35Eta Oph | 2.4300   | 10200. | 78  | 12269 | No |
| 110 | GOM_NL__2PRFIN20040705_050246_000000382028_00191_12269_2537.N1 | 05-JUL-2004 05:02:46 | Bright        | 38.000 | 98  | 13Zet Oph | 2.5710   | 30000. | 76  | 12269 | No |
| 111 | GOM_NL__2PRFIN20040705_050500_000000392028_00191_12269_2538.N1 | 05-JUL-2004 05:05:00 | Bright        | 39.000 | 120 | 1Del Oph  | 2.7340   | 3200.0 | 78  | 12269 | No |
| 112 | GOM_NL__2PRFIN20040705_050628_000000392028_00191_12269_2539.N1 | 05-JUL-2004 05:06:28 | Bright        | 38.500 | 126 | 60Bet Oph | 2.7700   | 4250.0 | 77  | 12269 | No |
| 113 | GOM_NL__2PRFIN20040705_050847_000000382028_00191_12269_2540.N1 | 05-JUL-2004 05:08:47 | Bright        | 38.000 | 59  | 55Alp Oph | 2.0800   | 8900.0 | 76  | 12269 | No |
| 114 | GOM_NL__2PRFIN20040705_051141_000000362028_00191_12269_2541.N1 | 05-JUL-2004 05:11:41 | Bright        | 35.500 | 127 | 27Bet Her | 2.7810   | 4700.0 | 71  | 12269 | No |
| 115 | GOM_NL__2PRFIN20040705_051421_000000372028_00191_12269_2542.N1 | 05-JUL-2004 05:14:21 | Bright        | 36.500 | 133 | 40Zet Her | 2.8070   | 6000.0 | 73  | 12269 | No |
| 116 | GOM_NL__2PRFIN20040705_051710_000000462028_00191_12269_2543.N1 | 05-JUL-2004 05:17:10 | Bright        | 46.000 | 5   | 3Alp Lyr  | 0.033000 | 11000. | 92  | 12269 | No |
| 117 | GOM_NL__2PRFIN20040705_052007_000000382028_00191_12269_2544.N1 | 05-JUL-2004 05:20:07 | Bright        | 38.000 | 130 | 23Bet Dra | 2.7990   | 5800.0 | 76  | 12269 | No |
| 118 | GOM_NL__2PRFIN20040705_052242_000000392028_00191_12269_2545.N1 | 05-JUL-2004 05:22:42 | Bright        | 38.500 | 119 | 14Eta Dra | 2.7270   | 4700.0 | 77  | 12269 | No |
| 119 | GOM_NL__2PRFIN20040705_052434_000000562028_00191_12269_2546.N1 | 05-JUL-2004 05:24:34 | Bright        | 55.500 | 19  | 50Alp Cyg | 1.2460   | 10500. | 111 | 12269 | No |
| 120 | GOM_NL__2PRFIN20040705_052647_000000392028_00191_12269_2547.N1 | 05-JUL-2004 05:26:47 | Bright        | 39.000 | 60  | 7Bet UMi  | 2.0810   | 3950.0 | 78  | 12269 | No |
| 121 | GOM_NL__2PRFIN20040705_052827_000000482028_00191_12269_2548.N1 | 05-JUL-2004 05:28:27 | Bright        | 47.500 | 89  | 5Alp Cep  | 2.4510   | 8000.0 | 95  | 12269 | No |
| 122 | GOM_NL__2PRFIN20040705_053051_000000362028_00191_12269_2549.N1 | 05-JUL-2004 05:30:51 | Bright        | 36.000 | 49  | 1Alp UMi  | 1.9900   | 6300.0 | 72  | 12269 | No |
| 123 | GOM_NL__2PRFIN20040705_053557_000000512028_00191_12269_2550.N1 | 05-JUL-2004 05:35:57 | Bright        | 50.500 | 74  | 11Bet Cas | 2.2680   | 6600.0 | 101 | 12269 | No |
| 124 | GOM_NL__2PRFIN20040705_053743_000000632028_00191_12269_2551.N1 | 05-JUL-2004 05:37:43 | Bright        | 63.000 | 110 | 37Del Cas | 2.6780   | 8900.0 | 126 | 12269 | No |
| 125 | GOM_NL__2PRFIN20040705_054104_000000412028_00191_12269_2552.N1 | 05-JUL-2004 05:41:04 | Bright        | 41.000 | 160 | 23Gam Per | 2.9300   | 4700.0 | 82  | 12269 | No |
| 126 | GOM_NL__2PRFIN20040705_054253_000000392028_00191_12269_2553.N1 | 05-JUL-2004 05:42:53 | Bright        | 38.500 | 175 | 39Del Per | 3.0100   | 19400. | 77  | 12269 | No |
| 127 | GOM_NL__2PRFIN20040705_054429_000000532028_00191_12269_2554.N1 | 05-JUL-2004 05:44:29 | Bright        | 52.500 | 73  | 57Gam1And | 2.2600   | 13100. | 105 | 12269 | No |
| 128 | GOM_NL__2PRFIN20040705_054707_000000792028_00191_12269_2555.N1 | 05-JUL-2004 05:47:07 | Twi_and_stray | 79.000 | 53  | 43Bet And | 2.0480   | 3300.0 | 158 | 12269 | No |
| 129 | GOM_NL__2PRFIN20040705_054957_000000422028_00191_12269_2556.N1 | 05-JUL-2004 05:49:57 | Twilight      | 42.000 | 146 | 25Eta Tau | 2.8730   | 15200. | 84  | 12269 | No |
| 130 | GOM_NL__2PRFIN20040705_055150_000000622028_00191_12269_2557.N1 | 05-JUL-2004 05:51:50 | Dark          | 61.500 | 50  | 13Alp Ari | 2.0070   | 4250.0 | 123 | 12269 | No |
| 131 | GOM_NL__2PRFIN20040705_055651_000000472028_00191_12269_2558.N1 | 05-JUL-2004 05:56:51 | Dark          | 46.500 | 94  | 92Alp Cet | 2.5260   | 3100.0 | 93  | 12269 | No |
| 132 | GOM_NL__2PRFIN20040705_060024_000000462028_00191_12269_2559.N1 | 05-JUL-2004 06:00:24 | Dark          | 45.500 | 165 | 34Gam Eri | 2.9500   | 3200.0 | 91  | 12269 | No |
| 133 | GOM_NL__2PRFIN20040705_060859_000000452028_00191_12269_2560.N1 | 05-JUL-2004 06:08:59 | Dark          | 44.500 | 157 | The1Eri   | 2.9060   | 9300.0 | 89  | 12269 | No |
| 134 | GOM_NL__2PRFIN20040705_061319_000000872028_00191_12269_2561.N1 | 05-JUL-2004 06:13:19 | Dark          | 86.500 | 52  | 16Bet Cet | 2.0370   | 4500.0 | 173 | 12269 | No |
| 135 | GOM_NL__2PRFIN20040705_061648_000000652028_00192_12270_2522.N1 | 05-JUL-2004 06:16:48 | Dark          | 64.500 | 84  | Alp Phe   | 2.3970   | 4500.0 | 129 | 12270 | No |
| 136 | GOM_NL__2PRFIN20040705_061932_000000412028_00192_12270_2523.N1 | 05-JUL-2004 06:19:32 | Dark          | 41.000 | 135 | Bet Hyi   | 2.8200   | 5800.0 | 82  | 12270 | No |
| 137 | GOM_NL__2PRFIN20040705_062311_000000582028_00192_12270_2524.N1 | 05-JUL-2004 06:23:11 | Straylight    | 57.500 | 63  | Bet Gru   | 2.1500   | 2800.0 | 115 | 12270 | No |
| 138 | GOM_NL__2PRFIN20040705_062533_000001022028_00192_12270_2525.N1 | 05-JUL-2004 06:25:33 | Straylight    | 101.50 | 18  | 24Alp PsA | 1.1660   | 9700.0 | 203 | 12270 | No |
| 139 | GOM_NL__2PRFIN20040705_062805_000000592028_00192_12270_2526.N1 | 05-JUL-2004 06:28:05 | Straylight    | 59.000 | 172 | Gam Gru   | 3.0030   | 13100. | 118 | 12270 | No |
| 140 | GOM_NL__2PRFIN20040705_063028_000000422028_00192_12270_2527.N1 | 05-JUL-2004 06:30:28 | Straylight    | 41.500 | 141 | Bet Ara   | 2.8400   | 4600.0 | 83  | 12270 | No |
| 141 | GOM_NL__2PRFIN20040705_063157_000000402028_00192_12270_2528.N1 | 05-JUL-2004 06:31:57 | Twi_and_stray | 40.000 | 147 | Alp Ara   | 2.8770   | 26000. | 80  | 12270 | No |
| 142 | GOM_NL__2PRFIN20040705_063346_000000432028_00192_12270_2529.N1 | 05-JUL-2004 06:33:46 | Twi_and_stray | 42.500 | 40  | The Sco   | 1.8590   | 7100.0 | 85  | 12270 | No |
| 143 | GOM_NL__2PRFIN20040705_063526_000000422028_00192_12270_2530.N1 | 05-JUL-2004 06:35:26 | Twi_and_stray | 42.000 | 25  | 35Lam Sco | 1.6200   | 28000. | 84  | 12270 | No |
| 144 | GOM_NL__2PRFIN20040705_063653_000000522028_00192_12270_2531.N1 | 05-JUL-2004 06:36:53 | Bright        | 52.000 | 116 | 19Del Sgr | 2.7000   | 4100.0 | 104 | 12270 | No |
| 145 | GOM_NL__2PRFIN20040705_063855_000000452028_00192_12270_2532.N1 | 05-JUL-2004 06:38:55 | Bright        | 44.500 | 155 | 41Pi Sgr  | 2.9000   | 6600.0 | 89  | 12270 | No |
| 146 | GOM_NL__2PRFIN20040705_064136_000000382028_00192_12270_2533.N1 | 05-JUL-2004 06:41:36 | Bright        | 38.000 | 86  | 35Eta Oph | 2.4300   | 10200. | 76  | 12270 | No |
| 147 | GOM_NL__2PRFIN20040705_064322_000000392028_00192_12270_2534.N1 | 05-JUL-2004 06:43:22 | Bright        | 39.000 | 98  | 13Zet Oph | 2.5710   | 30000. | 78  | 12270 | No |
| 148 | GOM_NL__2PRFIN20040705_064705_000000392028_00192_12270_2535.N1 | 05-JUL-2004 06:47:05 | Bright        | 39.000 | 126 | 60Bet Oph | 2.7700   | 4250.0 | 78  | 12270 | No |
| 149 | GOM_NL__2PRFIN20040705_064923_000000382028_00192_12270_2536.N1 | 05-JUL-2004 06:49:23 | Bright        | 38.000 | 59  | 55Alp Oph | 2.0800   | 8900.0 | 76  | 12270 | No |
| 150 | GOM_NL__2PRFIN20040705_065217_000000402028_00192_12270_2537.N1 | 05-JUL-2004 06:52:17 | Bright        | 39.500 | 127 | 27Bet Her | 2.7810   | 4700.0 | 79  | 12270 | No |
| 151 | GOM_NL__2PRFIN20040705_065457_000000392028_00192_12270_2538.N1 | 05-JUL-2004 06:54:57 | Bright        | 39.000 | 133 | 40Zet Her | 2.8070   | 6000.0 | 78  | 12270 | No |
| 152 | GOM_NL__2PRFIN20040705_065746_000000482028_00192_12270_2539.N1 | 05-JUL-2004 06:57:46 | Bright        | 47.500 | 5   | 3Alp Lyr  | 0.033000 | 11000. | 95  | 12270 | No |
| 153 | GOM_NL__2PRFIN20040705_070043_000000392028_00192_12270_2540.N1 | 05-JUL-2004 07:00:43 | Bright        | 39.000 | 130 | 23Bet Dra | 2.7990   | 5800.0 | 78  | 12270 | No |
| 154 | GOM_NL__2PRFIN20040705_070318_000000382028_00192_12270_2541.N1 | 05-JUL-2004 07:03:18 | Bright        | 38.000 | 119 | 14Eta Dra | 2.7270   | 4700.0 | 76  | 12270 | No |
| 155 | GOM_NL__2PRFIN20040705_070508_000000572028_00192_12270_2542.N1 | 05-JUL-2004 07:05:08 | Bright        | 57.000 | 19  | 50Alp Cyg | 1.2460   | 10500. | 114 | 12270 | No |
| 156 | GOM_NL__2PRFIN20040705_070724_000000412028_00192_12270_2543.N1 | 05-JUL-2004 07:07:24 | Bright        | 40.500 | 60  | 7Bet UMi  | 2.0810   | 3950.0 | 81  | 12270 | No |
| 157 | GOM_NL__2PRFIN20040705_070902_000000472028_00192_12270_2544.N1 | 05-JUL-2004 07:09:02 | Bright        | 46.500 | 89  | 5Alp Cep  | 2.4510   | 8000.0 | 93  | 12270 | No |
| 158 | GOM_NL__2PRFIN20040705_071127_000000372028_00192_12270_2545.N1 | 05-JUL-2004 07:11:27 | Bright        | 36.500 | 49  | 1Alp UMi  | 1.9900   | 6300.0 | 73  | 12270 | No |
| 159 | GOM_NL__2PRFIN20040705_071632_000000512028_00192_12270_2546.N1 | 05-JUL-2004 07:16:32 | Bright        | 50.500 | 74  | 11Bet Cas | 2.2680   | 6600.0 | 101 | 12270 | No |
| 160 | GOM_NL__2PRFIN20040705_071819_000000452028_00192_12270_2547.N1 | 05-JUL-2004 07:18:19 | Bright        | 44.500 | 110 | 37Del Cas | 2.6780   | 8900.0 | 89  | 12270 | No |



|     |  |                      |               |        |     |           |          |        |     |       |    |
|-----|--|----------------------|---------------|--------|-----|-----------|----------|--------|-----|-------|----|
| 161 | GOM_NL__2PRFIN20040705_072141_000000412028_00192_12270_2548.N1 | 05-JUL-2004 07:21:41 | Bright        | 41.000 | 160 | 23Gam Per | 2.9300   | 4700.0 | 82  | 12270 | No |
| 162 | GOM_NL__2PRFIN20040705_072328_000000392028_00192_12270_2549.N1 | 05-JUL-2004 07:23:28 | Bright        | 39.000 | 175 | 39Del Per | 3.0100   | 19400. | 78  | 12270 | No |
| 163 | GOM_NL__2PRFIN20040705_072505_000000542028_00192_12270_2550.N1 | 05-JUL-2004 07:25:05 | Bright        | 54.000 | 73  | 57Gam1And | 2.2600   | 13100. | 108 | 12270 | No |
| 164 | GOM_NL__2PRFIN20040705_072743_000000812028_00192_12270_2551.N1 | 05-JUL-2004 07:27:43 | Twi_and_stray | 81.000 | 53  | 43Bet And | 2.0480   | 3300.0 | 162 | 12270 | No |
| 165 | GOM_NL__2PRFIN20040705_073033_000000432028_00192_12270_2552.N1 | 05-JUL-2004 07:30:33 | Twilight      | 43.000 | 146 | 25Eta Tau | 2.8730   | 15200. | 86  | 12270 | No |
| 166 | GOM_NL__2PRFIN20040705_073226_000000642028_00192_12270_2553.N1 | 05-JUL-2004 07:32:26 | Dark          | 64.000 | 50  | 13Alp Ari | 2.0070   | 4250.0 | 128 | 12270 | No |
| 167 | GOM_NL__2PRFIN20040705_074102_000000392028_00192_12270_2554.N1 | 05-JUL-2004 07:41:02 | Dark          | 39.000 | 165 | 34Gam Eri | 2.9500   | 3200.0 | 78  | 12270 | No |
| 168 | GOM_NL__2PRFIN20040705_074935_000000442028_00192_12270_2555.N1 | 05-JUL-2004 07:49:35 | Dark          | 44.000 | 157 | The1Eri   | 2.9060   | 9300.0 | 88  | 12270 | No |
| 169 | GOM_NL__2PRFIN20040705_075358_000001032028_00192_12270_2556.N1 | 05-JUL-2004 07:53:58 | Dark          | 103.00 | 52  | 16Bet Cet | 2.0370   | 4500.0 | 206 | 12270 | No |
| 170 | GOM_NL__2PRFIN20040705_075725_000000522028_00193_12271_2506.N1 | 05-JUL-2004 07:57:25 | Dark          | 51.500 | 84  | Alp Phe   | 2.3970   | 4500.0 | 103 | 12271 | No |
| 171 | GOM_NL__2PRFIN20040705_080009_000000392028_00193_12271_2507.N1 | 05-JUL-2004 08:00:09 | Dark          | 38.500 | 135 | Bet Hyi   | 2.8200   | 5800.0 | 77  | 12271 | No |
| 172 | GOM_NL__2PRFIN20040705_080348_000000682028_00193_12271_2508.N1 | 05-JUL-2004 08:03:48 | Straylight    | 68.000 | 63  | Bet Gru   | 2.1500   | 2800.0 | 136 | 12271 | No |
| 173 | GOM_NL__2PRFIN20040705_080610_000001032028_00193_12271_2509.N1 | 05-JUL-2004 08:06:10 | Straylight    | 103.00 | 18  | 24Alp PsA | 1.1660   | 9700.0 | 206 | 12271 | No |
| 174 | GOM_NL__2PRFIN20040705_080841_000000582028_00193_12271_2510.N1 | 05-JUL-2004 08:08:41 | Straylight    | 58.000 | 172 | Gam Gru   | 3.0030   | 13100. | 116 | 12271 | No |
| 175 | GOM_NL__2PRFIN20040705_081104_000000432028_00193_12271_2511.N1 | 05-JUL-2004 08:11:04 | Straylight    | 42.500 | 141 | Bet Ara   | 2.8400   | 4600.0 | 85  | 12271 | No |
| 176 | GOM_NL__2PRFIN20040705_081234_000000392028_00193_12271_2512.N1 | 05-JUL-2004 08:12:34 | Twi_and_stray | 39.000 | 147 | Alp Ara   | 2.8770   | 26000. | 78  | 12271 | No |
| 177 | GOM_NL__2PRFIN20040705_081423_000000412028_00193_12271_2513.N1 | 05-JUL-2004 08:14:23 | Twi_and_stray | 41.000 | 40  | The Sco   | 1.8590   | 7100.0 | 82  | 12271 | No |
| 178 | GOM_NL__2PRFIN20040705_081602_000000422028_00193_12271_2514.N1 | 05-JUL-2004 08:16:02 | Twi_and_stray | 41.500 | 25  | 35Lam Sco | 1.6200   | 28000. | 83  | 12271 | No |
| 179 | GOM_NL__2PRFIN20040705_081729_000000452028_00193_12271_2515.N1 | 05-JUL-2004 08:17:29 | Bright        | 44.500 | 116 | 19Del Sgr | 2.7000   | 4100.0 | 89  | 12271 | No |
| 180 | GOM_NL__2PRFIN20040705_081931_000000432028_00193_12271_2516.N1 | 05-JUL-2004 08:19:31 | Bright        | 43.000 | 155 | 41Pi Sgr  | 2.9000   | 6600.0 | 86  | 12271 | No |
| 181 | GOM_NL__2PRFIN20040705_082212_000000392028_00193_12271_2517.N1 | 05-JUL-2004 08:22:12 | Bright        | 38.500 | 86  | 35Eta Oph | 2.4300   | 10200. | 77  | 12271 | No |
| 182 | GOM_NL__2PRFIN20040705_082359_000000372028_00193_12271_2518.N1 | 05-JUL-2004 08:23:59 | Bright        | 37.000 | 98  | 13Zet Oph | 2.5710   | 30000. | 74  | 12271 | No |
| 183 | GOM_NL__2PRFIN20040705_082741_000000392028_00193_12271_2519.N1 | 05-JUL-2004 08:27:41 | Bright        | 38.500 | 126 | 60Bet Oph | 2.7700   | 4250.0 | 77  | 12271 | No |
| 184 | GOM_NL__2PRFIN20040705_082959_000000382028_00193_12271_2520.N1 | 05-JUL-2004 08:29:59 | Bright        | 38.000 | 59  | 55Alp Oph | 2.0800   | 8900.0 | 76  | 12271 | No |
| 185 | GOM_NL__2PRFIN20040705_083254_000000382028_00193_12271_2521.N1 | 05-JUL-2004 08:32:54 | Bright        | 38.000 | 127 | 27Bet Her | 2.7810   | 4700.0 | 76  | 12271 | No |
| 186 | GOM_NL__2PRFIN20040705_083534_000000362028_00193_12271_2522.N1 | 05-JUL-2004 08:35:34 | Bright        | 35.500 | 133 | 40Zet Her | 2.8070   | 6000.0 | 71  | 12271 | No |
| 187 | GOM_NL__2PRFIN20040705_083822_000000452028_00193_12271_2523.N1 | 05-JUL-2004 08:38:22 | Bright        | 45.000 | 5   | 3Alp Lyr  | 0.033000 | 11000. | 90  | 12271 | No |
| 188 | GOM_NL__2PRFIN20040705_084119_000000392028_00193_12271_2524.N1 | 05-JUL-2004 08:41:19 | Bright        | 38.500 | 130 | 23Bet Dra | 2.7990   | 5800.0 | 77  | 12271 | No |
| 189 | GOM_NL__2PRFIN20040705_084355_000000382028_00193_12271_2525.N1 | 05-JUL-2004 08:43:55 | Bright        | 37.500 | 119 | 14Eta Dra | 2.7270   | 4700.0 | 75  | 12271 | No |
| 190 | GOM_NL__2PRFIN20040705_084543_000000562028_00193_12271_2526.N1 | 05-JUL-2004 08:45:43 | Bright        | 55.500 | 19  | 50Alp Cyg | 1.2460   | 10500. | 111 | 12271 | No |
| 191 | GOM_NL__2PRFIN20040705_084800_000000382028_00193_12271_2527.N1 | 05-JUL-2004 08:48:00 | Bright        | 37.500 | 60  | 7Bet UMi  | 2.0810   | 3950.0 | 75  | 12271 | No |
| 192 | GOM_NL__2PRFIN20040705_084938_000000462028_00193_12271_2528.N1 | 05-JUL-2004 08:49:38 | Bright        | 45.500 | 89  | 5Alp Cep  | 2.4510   | 8000.0 | 91  | 12271 | No |
| 193 | GOM_NL__2PRFIN20040705_085203_000000352028_00193_12271_2529.N1 | 05-JUL-2004 08:52:03 | Bright        | 35.000 | 49  | 1Alp UMi  | 1.9900   | 6300.0 | 70  | 12271 | No |
| 194 | GOM_NL__2PRFIN20040705_085707_000000512028_00193_12271_2530.N1 | 05-JUL-2004 08:57:07 | Bright        | 51.000 | 74  | 11Bet Cas | 2.2680   | 6600.0 | 102 | 12271 | No |
| 195 | GOM_NL__2PRFIN20040705_085855_000000462028_00193_12271_2531.N1 | 05-JUL-2004 08:58:55 | Bright        | 45.500 | 110 | 37Del Cas | 2.6780   | 8900.0 | 91  | 12271 | No |
| 196 | GOM_NL__2PRFIN20040705_090217_000000542028_00193_12271_2532.N1 | 05-JUL-2004 09:02:17 | Bright        | 54.000 | 160 | 23Gam Per | 2.9300   | 4700.0 | 108 | 12271 | No |
| 197 | GOM_NL__2PRFIN20040705_090406_000000422028_00193_12271_2533.N1 | 05-JUL-2004 09:04:06 | Bright        | 41.500 | 175 | 39Del Per | 3.0100   | 19400. | 83  | 12271 | No |
| 198 | GOM_NL__2PRFIN20040705_090540_000000572028_00193_12271_2534.N1 | 05-JUL-2004 09:05:40 | Bright        | 56.500 | 73  | 57Gam1And | 2.2600   | 13100. | 113 | 12271 | No |
| 199 | GOM_NL__2PRFIN20040705_090819_000000952028_00193_12271_2535.N1 | 05-JUL-2004 09:08:19 | Twi_and_stray | 95.000 | 53  | 43Bet And | 2.0480   | 3300.0 | 190 | 12271 | No |
| 200 | GOM_NL__2PRFIN20040705_091110_000000422028_00193_12271_2536.N1 | 05-JUL-2004 09:11:10 | Twilight      | 41.500 | 146 | 25Eta Tau | 2.8730   | 15200. | 83  | 12271 | No |
| 201 | GOM_NL__2PRFIN20040705_091302_000000652028_00193_12271_2537.N1 | 05-JUL-2004 09:13:02 | Dark          | 65.000 | 50  | 13Alp Ari | 2.0070   | 4250.0 | 130 | 12271 | No |
| 202 | GOM_NL__2PRFIN20040705_092139_000000462028_00193_12271_2538.N1 | 05-JUL-2004 09:21:39 | Dark          | 45.500 | 165 | 34Gam Eri | 2.9500   | 3200.0 | 91  | 12271 | No |
| 203 | GOM_NL__2PRFIN20040705_093014_000000432028_00193_12271_2539.N1 | 05-JUL-2004 09:30:14 | Dark          | 43.000 | 157 | The1Eri   | 2.9060   | 9300.0 | 86  | 12271 | No |
| 204 | GOM_NL__2PRFIN20040705_093435_000000832028_00193_12271_2540.N1 | 05-JUL-2004 09:34:35 | Dark          | 82.500 | 52  | 16Bet Cet | 2.0370   | 4500.0 | 165 | 12271 | No |
| 205 | GOM_NL__2PRFIN20040705_093802_000000572028_00194_12272_2507.N1 | 05-JUL-2004 09:38:02 | Dark          | 56.500 | 84  | Alp Phe   | 2.3970   | 4500.0 | 113 | 12272 | No |
| 206 | GOM_NL__2PRFIN20040705_094046_000000392028_00194_12272_2508.N1 | 05-JUL-2004 09:40:46 | Dark          | 39.000 | 135 | Bet Hyi   | 2.8200   | 5800.0 | 78  | 12272 | No |
| 207 | GOM_NL__2PRFIN20040705_094425_000000572028_00194_12272_2509.N1 | 05-JUL-2004 09:44:25 | Straylight    | 56.500 | 63  | Bet Gru   | 2.1500   | 2800.0 | 113 | 12272 | No |
| 208 | GOM_NL__2PRFIN20040705_094647_000000862028_00194_12272_2510.N1 | 05-JUL-2004 09:46:47 | Straylight    | 86.000 | 18  | 24Alp PsA | 1.1660   | 9700.0 | 172 | 12272 | No |
| 209 | GOM_NL__2PRFIN20040705_094918_000000612028_00194_12272_2511.N1 | 05-JUL-2004 09:49:18 | Straylight    | 60.500 | 172 | Gam Gru   | 3.0030   | 13100. | 121 | 12272 | No |
| 210 | GOM_NL__2PRFIN20040705_095140_000000422028_00194_12272_2512.N1 | 05-JUL-2004 09:51:40 | Straylight    | 41.500 | 141 | Bet Ara   | 2.8400   | 4600.0 | 83  | 12272 | No |
| 211 | GOM_NL__2PRFIN20040705_095310_000000392028_00194_12272_2513.N1 | 05-JUL-2004 09:53:10 | Twi_and_stray | 39.000 | 147 | Alp Ara   | 2.8770   | 26000. | 78  | 12272 | No |
| 212 | GOM_NL__2PRFIN20040705_095459_000000432028_00194_12272_2514.N1 | 05-JUL-2004 09:54:59 | Twi_and_stray | 43.000 | 40  | The Sco   | 1.8590   | 7100.0 | 86  | 12272 | No |
| 213 | GOM_NL__2PRFIN20040705_095638_000000472028_00194_12272_2515.N1 | 05-JUL-2004 09:56:38 | Twi_and_stray | 47.000 | 25  | 35Lam Sco | 1.6200   | 28000. | 94  | 12272 | No |
| 214 | GOM_NL__2PRFIN20040705_095805_000000492028_00194_12272_2516.N1 | 05-JUL-2004 09:58:05 | Bright        | 48.500 | 116 | 19Del Sgr | 2.7000   | 4100.0 | 97  | 12272 | No |
| 215 | GOM_NL__2PRFIN20040705_100008_000000452028_00194_12272_2517.N1 | 05-JUL-2004 10:00:08 | Bright        | 45.000 | 155 | 41Pi Sgr  | 2.9000   | 6600.0 | 90  | 12272 | No |
| 216 | GOM_NL__2PRFIN20040705_100248_000000382028_00194_12272_2518.N1 | 05-JUL-2004 10:02:48 | Bright        | 37.500 | 86  | 35Eta Oph | 2.4300   | 10200. | 75  | 12272 | No |
| 217 | GOM_NL__2PRFIN20040705_100435_000000392028_00194_12272_2519.N1 | 05-JUL-2004 10:04:35 | Bright        | 38.500 | 98  | 13Zet Oph | 2.5710   | 30000. | 77  | 12272 | No |
| 218 | GOM_NL__2PRFIN20040705_100817_000000382028_00194_12272_2520.N1 | 05-JUL-2004 10:08:17 | Bright        | 38.000 | 126 | 60Bet Oph | 2.7700   | 4250.0 | 76  | 12272 | No |
| 219 | GOM_NL__2PRFIN20040705_101035_000000362028_00194_12272_2521.N1 | 05-JUL-2004 10:10:35 | Bright        | 36.000 | 59  | 55Alp Oph | 2.0800   | 8900.0 | 72  | 12272 | No |

|     |  |                      |               |        |     |           |          |        |     |       |    |
|-----|--|----------------------|---------------|--------|-----|-----------|----------|--------|-----|-------|----|
| 220 | GOM_NL__2PRFIN20040705_101330_000000362028_00194_12272_2522.N1 | 05-JUL-2004 10:13:30 | Bright        | 36.000 | 127 | 27Bet Her | 2.7810   | 4700.0 | 72  | 12272 | No |
| 221 | GOM_NL__2PRFIN20040705_101609_000000382028_00194_12272_2523.N1 | 05-JUL-2004 10:16:09 | Bright        | 38.000 | 133 | 40Zet Her | 2.8070   | 6000.0 | 76  | 12272 | No |
| 222 | GOM_NL__2PRFIN20040705_101857_000000472028_00194_12272_2524.N1 | 05-JUL-2004 10:18:57 | Bright        | 46.500 | 5   | 3Alp Lyr  | 0.033000 | 11000. | 93  | 12272 | No |
| 223 | GOM_NL__2PRFIN20040705_102155_000000382028_00194_12272_2525.N1 | 05-JUL-2004 10:21:55 | Bright        | 38.000 | 130 | 23Bet Dra | 2.7990   | 5800.0 | 76  | 12272 | No |
| 224 | GOM_NL__2PRFIN20040705_102431_000000382028_00194_12272_2526.N1 | 05-JUL-2004 10:24:31 | Bright        | 37.500 | 119 | 14Eta Dra | 2.7270   | 4700.0 | 75  | 12272 | No |
| 225 | GOM_NL__2PRFIN20040705_102618_000000592028_00194_12272_2527.N1 | 05-JUL-2004 10:26:18 | Bright        | 59.000 | 19  | 50Alp Cyg | 1.2460   | 10500. | 118 | 12272 | No |
| 226 | GOM_NL__2PRFIN20040705_102836_000000392028_00194_12272_2528.N1 | 05-JUL-2004 10:28:36 | Bright        | 38.500 | 60  | 7Bet UMi  | 2.0810   | 3950.0 | 77  | 12272 | No |
| 227 | GOM_NL__2PRFIN20040705_103013_000000442028_00194_12272_2529.N1 | 05-JUL-2004 10:30:13 | Bright        | 44.000 | 89  | 5Alp Cep  | 2.4510   | 8000.0 | 88  | 12272 | No |
| 228 | GOM_NL__2PRFIN20040705_103239_000000392028_00194_12272_2530.N1 | 05-JUL-2004 10:32:39 | Bright        | 39.000 | 49  | 1Alp UMi  | 1.9900   | 6300.0 | 78  | 12272 | No |
| 229 | GOM_NL__2PRFIN20040705_103744_000000492028_00194_12272_2531.N1 | 05-JUL-2004 10:37:44 | Bright        | 48.500 | 74  | 11Bet Cas | 2.2680   | 6600.0 | 97  | 12272 | No |
| 230 | GOM_NL__2PRFIN20040705_103931_000000442028_00194_12272_2532.N1 | 05-JUL-2004 10:39:31 | Bright        | 43.500 | 110 | 37Del Cas | 2.6780   | 8900.0 | 87  | 12272 | No |
| 231 | GOM_NL__2PRFIN20040705_104252_000000392028_00194_12272_2533.N1 | 05-JUL-2004 10:42:52 | Bright        | 39.000 | 160 | 23Gam Per | 2.9300   | 4700.0 | 78  | 12272 | No |
| 232 | GOM_NL__2PRFIN20040705_104441_000000382028_00194_12272_2534.N1 | 05-JUL-2004 10:44:41 | Bright        | 37.500 | 175 | 39Del Per | 3.0100   | 19400. | 75  | 12272 | No |
| 233 | GOM_NL__2PRFIN20040705_104616_000000562028_00194_12272_2535.N1 | 05-JUL-2004 10:46:16 | Bright        | 55.500 | 73  | 57Gam1And | 2.2600   | 13100. | 111 | 12272 | No |
| 234 | GOM_NL__2PRFIN20040705_104854_000000862028_00194_12272_2536.N1 | 05-JUL-2004 10:48:54 | Twi_and_stray | 86.000 | 53  | 43Bet And | 2.0480   | 3300.0 | 172 | 12272 | No |
| 235 | GOM_NL__2PRFIN20040705_105146_000000412028_00194_12272_2537.N1 | 05-JUL-2004 10:51:46 | Twilight      | 41.000 | 146 | 25Eta Tau | 2.8730   | 15200. | 82  | 12272 | No |
| 236 | GOM_NL__2PRFIN20040705_105338_000000762028_00194_12272_2538.N1 | 05-JUL-2004 10:53:38 | Dark          | 76.000 | 50  | 13Alp Ari | 2.0070   | 4250.0 | 152 | 12272 | No |
| 237 | GOM_NL__2PRFIN20040705_110215_000000472028_00194_12272_2539.N1 | 05-JUL-2004 11:02:15 | Dark          | 46.500 | 165 | 34Gam Eri | 2.9500   | 3200.0 | 93  | 12272 | No |
| 238 | GOM_NL__2PRFIN20040705_111050_000000432028_00194_12272_2540.N1 | 05-JUL-2004 11:10:50 | Dark          | 43.000 | 157 | The1Eri   | 2.9060   | 9300.0 | 86  | 12272 | No |
| 239 | GOM_NL__2PRFIN20040705_111513_000000962028_00194_12272_2541.N1 | 05-JUL-2004 11:15:13 | Dark          | 96.000 | 52  | 16Bet Cet | 2.0370   | 4500.0 | 192 | 12272 | No |
| 240 | GOM_NL__2PRFIN20040705_111839_000000632028_00195_12273_2508.N1 | 05-JUL-2004 11:18:39 | Dark          | 62.500 | 84  | Alp Phe   | 2.3970   | 4500.0 | 125 | 12273 | No |
| 241 | GOM_NL__2PRFIN20040705_112122_000000402028_00195_12273_2509.N1 | 05-JUL-2004 11:21:22 | Dark          | 39.500 | 135 | Bet Hyi   | 2.8200   | 5800.0 | 79  | 12273 | No |
| 242 | GOM_NL__2PRFIN20040705_112502_000000572028_00195_12273_2510.N1 | 05-JUL-2004 11:25:02 | Straylight    | 57.000 | 63  | Bet Gru   | 2.1500   | 2800.0 | 114 | 12273 | No |
| 243 | GOM_NL__2PRFIN20040705_112725_000000872028_00195_12273_2511.N1 | 05-JUL-2004 11:27:25 | Straylight    | 87.000 | 18  | 24Alp PsA | 1.1660   | 9700.0 | 174 | 12273 | No |
| 244 | GOM_NL__2PRFIN20040705_112955_000000592028_00195_12273_2512.N1 | 05-JUL-2004 11:29:55 | Straylight    | 58.500 | 172 | Gam Gru   | 3.0030   | 13100. | 117 | 12273 | No |
| 245 | GOM_NL__2PRFIN20040705_113216_000000412028_00195_12273_2513.N1 | 05-JUL-2004 11:32:16 | Straylight    | 41.000 | 141 | Bet Ara   | 2.8400   | 4600.0 | 82  | 12273 | No |
| 246 | GOM_NL__2PRFIN20040705_113346_000000392028_00195_12273_2514.N1 | 05-JUL-2004 11:33:46 | Twi_and_stray | 39.000 | 147 | Alp Ara   | 2.8770   | 26000. | 78  | 12273 | No |
| 247 | GOM_NL__2PRFIN20040705_113534_000000472028_00195_12273_2515.N1 | 05-JUL-2004 11:35:34 | Twi_and_stray | 46.500 | 40  | The Sco   | 1.8590   | 7100.0 | 93  | 12273 | No |
| 248 | GOM_NL__2PRFIN20040705_113714_000000422028_00195_12273_2516.N1 | 05-JUL-2004 11:37:14 | Twi_and_stray | 41.500 | 25  | 35Lam Sco | 1.6200   | 28000. | 83  | 12273 | No |
| 249 | GOM_NL__2PRFIN20040705_113841_000000442028_00195_12273_2517.N1 | 05-JUL-2004 11:38:41 | Bright        | 44.000 | 116 | 19Del Sgr | 2.7000   | 4100.0 | 88  | 12273 | No |
| 250 | GOM_NL__2PRFIN20040705_114043_000000442028_00195_12273_2518.N1 | 05-JUL-2004 11:40:43 | Bright        | 43.500 | 155 | 41Pi Sgr  | 2.9000   | 6600.0 | 87  | 12273 | No |
| 251 | GOM_NL__2PRFIN20040705_114323_000000382028_00195_12273_2519.N1 | 05-JUL-2004 11:43:23 | Bright        | 38.000 | 86  | 35Eta Oph | 2.4300   | 10200. | 76  | 12273 | No |
| 252 | GOM_NL__2PRFIN20040705_114511_000000382028_00195_12273_2520.N1 | 05-JUL-2004 11:45:11 | Bright        | 38.000 | 98  | 13Zet Oph | 2.5710   | 30000. | 76  | 12273 | No |
| 253 | GOM_NL__2PRFIN20040705_114853_000000382028_00195_12273_2521.N1 | 05-JUL-2004 11:48:53 | Bright        | 38.000 | 126 | 60Bet Oph | 2.7700   | 4250.0 | 76  | 12273 | No |
| 254 | GOM_NL__2PRFIN20040705_115111_000000392028_00195_12273_2522.N1 | 05-JUL-2004 11:51:11 | Bright        | 38.500 | 59  | 55Alp Oph | 2.0800   | 8900.0 | 77  | 12273 | No |
| 255 | GOM_NL__2PRFIN20040705_115406_000000382028_00195_12273_2523.N1 | 05-JUL-2004 11:54:06 | Bright        | 38.000 | 127 | 27Bet Her | 2.7810   | 4700.0 | 76  | 12273 | No |
| 256 | GOM_NL__2PRFIN20040705_115645_000000372028_00195_12273_2524.N1 | 05-JUL-2004 11:56:45 | Bright        | 37.000 | 133 | 40Zet Her | 2.8070   | 6000.0 | 74  | 12273 | No |
| 257 | GOM_NL__2PRFIN20040705_115932_000000402028_00195_12273_2525.N1 | 05-JUL-2004 11:59:32 | Bright        | 40.000 | 5   | 3Alp Lyr  | 0.033000 | 11000. | 80  | 12273 | No |
| 258 | GOM_NL__2PRFIN20040705_120231_000000382028_00195_12273_2526.N1 | 05-JUL-2004 12:02:31 | Bright        | 38.000 | 130 | 23Bet Dra | 2.7990   | 5800.0 | 76  | 12273 | No |
| 259 | GOM_NL__2PRFIN20040705_120506_000000392028_00195_12273_2527.N1 | 05-JUL-2004 12:05:06 | Bright        | 38.500 | 119 | 14Eta Dra | 2.7270   | 4700.0 | 77  | 12273 | No |
| 260 | GOM_NL__2PRFIN20040705_120653_000000572028_00195_12273_2528.N1 | 05-JUL-2004 12:06:53 | Bright        | 57.000 | 19  | 50Alp Cyg | 1.2460   | 10500. | 114 | 12273 | No |
| 261 | GOM_NL__2PRFIN20040705_120912_000000402028_00195_12273_2529.N1 | 05-JUL-2004 12:09:12 | Bright        | 39.500 | 60  | 7Bet UMi  | 2.0810   | 3950.0 | 79  | 12273 | No |
| 262 | GOM_NL__2PRFIN20040705_121049_000000462028_00195_12273_2530.N1 | 05-JUL-2004 12:10:49 | Bright        | 45.500 | 89  | 5Alp Cep  | 2.4510   | 8000.0 | 91  | 12273 | No |
| 263 | GOM_NL__2PRFIN20040705_121314_000000382028_00195_12273_2531.N1 | 05-JUL-2004 12:13:14 | Bright        | 38.000 | 49  | 1Alp UMi  | 1.9900   | 6300.0 | 76  | 12273 | No |
| 264 | GOM_NL__2PRFIN20040705_121818_000000492028_00195_12273_2532.N1 | 05-JUL-2004 12:18:18 | Bright        | 49.000 | 74  | 11Bet Cas | 2.2680   | 6600.0 | 98  | 12273 | No |
| 265 | GOM_NL__2PRFIN20040705_122006_000000472028_00195_12273_2533.N1 | 05-JUL-2004 12:20:06 | Bright        | 47.000 | 110 | 37Del Cas | 2.6780   | 8900.0 | 94  | 12273 | No |
| 266 | GOM_NL__2PRFIN20040705_122329_000000412028_00195_12273_2534.N1 | 05-JUL-2004 12:23:29 | Bright        | 40.500 | 160 | 23Gam Per | 2.9300   | 4700.0 | 81  | 12273 | No |
| 267 | GOM_NL__2PRFIN20040705_122517_000000492028_00195_12273_2535.N1 | 05-JUL-2004 12:25:17 | Bright        | 49.000 | 175 | 39Del Per | 3.0100   | 19400. | 98  | 12273 | No |
| 268 | GOM_NL__2PRFIN20040705_122652_000000582028_00195_12273_2536.N1 | 05-JUL-2004 12:26:52 | Bright        | 57.500 | 73  | 57Gam1And | 2.2600   | 13100. | 115 | 12273 | No |
| 269 | GOM_NL__2PRFIN20040705_122930_000000952028_00195_12273_2537.N1 | 05-JUL-2004 12:29:30 | Twi_and_stray | 95.000 | 53  | 43Bet And | 2.0480   | 3300.0 | 190 | 12273 | No |
| 270 | GOM_NL__2PRFIN20040705_123222_000000432028_00195_12273_2538.N1 | 05-JUL-2004 12:32:22 | Twilight      | 43.000 | 146 | 25Eta Tau | 2.8730   | 15200. | 86  | 12273 | No |
| 271 | GOM_NL__2PRFIN20040705_123415_000000662028_00195_12273_2539.N1 | 05-JUL-2004 12:34:15 | Dark          | 65.500 | 50  | 13Alp Ari | 2.0070   | 4250.0 | 131 | 12273 | No |
| 272 | GOM_NL__2PRFIN20040705_124251_000000462028_00195_12273_2540.N1 | 05-JUL-2004 12:42:51 | Dark          | 46.000 | 165 | 34Gam Eri | 2.9500   | 3200.0 | 92  | 12273 | No |
| 273 | GOM_NL__2PRFIN20040705_125126_000000422028_00195_12273_2541.N1 | 05-JUL-2004 12:51:26 | Dark          | 41.500 | 157 | The1Eri   | 2.9060   | 9300.0 | 83  | 12273 | No |
| 274 | GOM_NL__2PRFIN20040705_125552_000000832028_00195_12273_2542.N1 | 05-JUL-2004 12:55:52 | Dark          | 83.000 | 52  | 16Bet Cet | 2.0370   | 4500.0 | 166 | 12273 | No |
| 275 | GOM_NL__2PRFIN20040705_125916_000000582028_00196_12274_2509.N1 | 05-JUL-2004 12:59:16 | Dark          | 57.500 | 84  | Alp Phe   | 2.3970   | 4500.0 | 115 | 12274 | No |
| 276 | GOM_NL__2PRFIN20040705_130157_000000392028_00196_12274_2510.N1 | 05-JUL-2004 13:01:57 | Dark          | 39.000 | 135 | Bet Hyi   | 2.8200   | 5800.0 | 78  | 12274 | No |
| 277 | GOM_NL__2PRFIN20040705_130539_000000552028_00196_12274_2511.N1 | 05-JUL-2004 13:05:39 | Straylight    | 55.000 | 63  | Bet Gru   | 2.1500   | 2800.0 | 110 | 12274 | No |
| 278 | GOM_NL__2PRFIN20040705_130803_000000852028_00196_12274_2512.N1 | 05-JUL-2004 13:08:03 | Straylight    | 84.500 | 18  | 24Alp PsA | 1.1660   | 9700.0 | 169 | 12274 | No |

|     |  |                      |                |        |     |           |          |        |     |       |    |
|-----|--|----------------------|----------------|--------|-----|-----------|----------|--------|-----|-------|----|
| 279 | GOM_NL__2PRFIN20040705_131032_000000592028_00196_12274_2513.N1 | 05-JUL-2004 13:10:32 | Straylight     | 58.500 | 172 | Gam Gru   | 3.0030   | 13100. | 117 | 12274 | No |
| 280 | GOM_NL__2PRFIN20040705_131252_000000452028_00196_12274_2514.N1 | 05-JUL-2004 13:12:52 | Straylight     | 45.000 | 141 | Bet Ara   | 2.8400   | 4600.0 | 90  | 12274 | No |
| 281 | GOM_NL__2PRFIN20040705_131421_000000412028_00196_12274_2515.N1 | 05-JUL-2004 13:14:21 | Tw_i_and_stray | 41.000 | 147 | Alp Ara   | 2.8770   | 26000. | 82  | 12274 | No |
| 282 | GOM_NL__2PRFIN20040705_131610_000000452028_00196_12274_2516.N1 | 05-JUL-2004 13:16:10 | Tw_i_and_stray | 45.000 | 40  | The Sco   | 1.8590   | 7100.0 | 90  | 12274 | No |
| 283 | GOM_NL__2PRFIN20040705_131750_000000432028_00196_12274_2517.N1 | 05-JUL-2004 13:17:50 | Tw_i_and_stray | 43.000 | 25  | 35Lam Sco | 1.6200   | 28000. | 86  | 12274 | No |
| 284 | GOM_NL__2PRFIN20040705_131917_000000512028_00196_12274_2518.N1 | 05-JUL-2004 13:19:17 | Bright         | 51.000 | 116 | 19Del Sgr | 2.7000   | 4100.0 | 102 | 12274 | No |
| 285 | GOM_NL__2PRFIN20040705_132119_000000432028_00196_12274_2519.N1 | 05-JUL-2004 13:21:19 | Bright         | 43.000 | 155 | 41Pi Sgr  | 2.9000   | 6600.0 | 86  | 12274 | No |
| 286 | GOM_NL__2PRFIN20040705_132359_000000392028_00196_12274_2520.N1 | 05-JUL-2004 13:23:59 | Bright         | 39.000 | 86  | 35Eta Oph | 2.4300   | 10200. | 78  | 12274 | No |
| 287 | GOM_NL__2PRFIN20040705_132547_000000402028_00196_12274_2521.N1 | 05-JUL-2004 13:25:47 | Bright         | 39.500 | 98  | 13Zet Oph | 2.5710   | 30000. | 79  | 12274 | No |
| 288 | GOM_NL__2PRFIN20040705_132929_000000392028_00196_12274_2522.N1 | 05-JUL-2004 13:29:29 | Bright         | 38.500 | 126 | 60Bet Oph | 2.7700   | 4250.0 | 77  | 12274 | No |
| 289 | GOM_NL__2PRFIN20040705_133147_000000372028_00196_12274_2523.N1 | 05-JUL-2004 13:31:47 | Bright         | 36.500 | 59  | 55Alp Oph | 2.0800   | 8900.0 | 73  | 12274 | No |
| 290 | GOM_NL__2PRFIN20040705_133442_000000382028_00196_12274_2524.N1 | 05-JUL-2004 13:34:42 | Bright         | 38.000 | 127 | 27Bet Her | 2.7810   | 4700.0 | 76  | 12274 | No |
| 291 | GOM_NL__2PRFIN20040705_133721_000000372028_00196_12274_2525.N1 | 05-JUL-2004 13:37:21 | Bright         | 37.000 | 133 | 40Zet Her | 2.8070   | 6000.0 | 74  | 12274 | No |
| 292 | GOM_NL__2PRFIN20040705_134008_000000432028_00196_12274_2526.N1 | 05-JUL-2004 13:40:08 | Bright         | 42.500 | 5   | 3Alp Lyr  | 0.033000 | 11000. | 85  | 12274 | No |
| 293 | GOM_NL__2PRFIN20040705_134306_000000382028_00196_12274_2527.N1 | 05-JUL-2004 13:43:06 | Bright         | 38.000 | 130 | 23Bet Dra | 2.7990   | 5800.0 | 76  | 12274 | No |
| 294 | GOM_NL__2PRFIN20040705_134542_000000382028_00196_12274_2528.N1 | 05-JUL-2004 13:45:42 | Bright         | 37.500 | 119 | 14Eta Dra | 2.7270   | 4700.0 | 75  | 12274 | No |
| 295 | GOM_NL__2PRFIN20040705_134727_000000582028_00196_12274_2529.N1 | 05-JUL-2004 13:47:27 | Bright         | 57.500 | 19  | 50Alp Cyg | 1.2460   | 10500. | 115 | 12274 | No |
| 296 | GOM_NL__2PRFIN20040705_134948_000000372028_00196_12274_2530.N1 | 05-JUL-2004 13:49:48 | Bright         | 37.000 | 60  | 7Bet UMi  | 2.0810   | 3950.0 | 74  | 12274 | No |
| 297 | GOM_NL__2PRFIN20040705_135351_000000362028_00196_12274_2531.N1 | 05-JUL-2004 13:53:51 | Bright         | 35.500 | 49  | 1Alp UMi  | 1.9900   | 6300.0 | 71  | 12274 | No |
| 298 | GOM_NL__2PRFIN20040705_135854_000000502028_00196_12274_2532.N1 | 05-JUL-2004 13:58:54 | Bright         | 49.500 | 74  | 11Bet Cas | 2.2680   | 6600.0 | 99  | 12274 | No |
| 299 | GOM_NL__2PRFIN20040705_140042_000000432028_00196_12274_2533.N1 | 05-JUL-2004 14:00:42 | Bright         | 43.000 | 110 | 37Del Cas | 2.6780   | 8900.0 | 86  | 12274 | No |
| 300 | GOM_NL__2PRFIN20040705_140404_000000402028_00196_12274_2534.N1 | 05-JUL-2004 14:04:04 | Bright         | 40.000 | 160 | 23Gam Per | 2.9300   | 4700.0 | 80  | 12274 | No |
| 301 | GOM_NL__2PRFIN20040705_140554_000000422028_00196_12274_2535.N1 | 05-JUL-2004 14:05:54 | Bright         | 42.000 | 175 | 39Del Per | 3.0100   | 19400. | 84  | 12274 | No |
| 302 | GOM_NL__2PRFIN20040705_140727_000000552028_00196_12274_2536.N1 | 05-JUL-2004 14:07:27 | Bright         | 54.500 | 73  | 57Gam1And | 2.2600   | 13100. | 109 | 12274 | No |
| 303 | GOM_NL__2PRFIN20040705_141006_000000922028_00196_12274_2537.N1 | 05-JUL-2004 14:10:06 | Tw_i_and_stray | 91.500 | 53  | 43Bet And | 2.0480   | 3300.0 | 183 | 12274 | No |
| 304 | GOM_NL__2PRFIN20040705_141258_000000442028_00196_12274_2538.N1 | 05-JUL-2004 14:12:58 | Twilight       | 43.500 | 146 | 25Eta Tau | 2.8730   | 15200. | 87  | 12274 | No |
| 305 | GOM_NL__2PRFIN20040705_141451_000000682028_00196_12274_2539.N1 | 05-JUL-2004 14:14:51 | Dark           | 68.000 | 50  | 13Alp Ari | 2.0070   | 4250.0 | 136 | 12274 | No |
| 306 | GOM_NL__2PRFIN20040705_142328_000000492028_00196_12274_2540.N1 | 05-JUL-2004 14:23:28 | Dark           | 49.000 | 165 | 34Gam Eri | 2.9500   | 3200.0 | 98  | 12274 | No |
| 307 | GOM_NL__2PRFIN20040705_143203_000000422028_00196_12274_2541.N1 | 05-JUL-2004 14:32:03 | Dark           | 42.000 | 157 | The1Eri   | 2.9060   | 9300.0 | 84  | 12274 | No |
| 308 | GOM_NL__2PRFIN20040705_143630_000000982028_00196_12274_2542.N1 | 05-JUL-2004 14:36:30 | Dark           | 98.000 | 52  | 16Bet Cet | 2.0370   | 4500.0 | 196 | 12274 | No |
| 309 | GOM_NL__2PRFIN20040705_143953_000000532028_00197_12275_2510.N1 | 05-JUL-2004 14:39:53 | Dark           | 53.000 | 84  | Alp Phe   | 2.3970   | 4500.0 | 106 | 12275 | No |
| 310 | GOM_NL__2PRFIN20040705_144234_000000402028_00197_12275_2511.N1 | 05-JUL-2004 14:42:34 | Dark           | 39.500 | 135 | Bet Hyi   | 2.8200   | 5800.0 | 79  | 12275 | No |
| 311 | GOM_NL__2PRFIN20040705_144615_000000552028_00197_12275_2512.N1 | 05-JUL-2004 14:46:15 | Straylight     | 55.000 | 63  | Bet Gru   | 2.1500   | 2800.0 | 110 | 12275 | No |
| 312 | GOM_NL__2PRFIN20040705_144841_000000982028_00197_12275_2513.N1 | 05-JUL-2004 14:48:41 | Straylight     | 97.500 | 18  | 24Alp PsA | 1.1660   | 9700.0 | 195 | 12275 | No |
| 313 | GOM_NL__2PRFIN20040705_145109_000000592028_00197_12275_2514.N1 | 05-JUL-2004 14:51:09 | Straylight     | 59.000 | 172 | Gam Gru   | 3.0030   | 13100. | 118 | 12275 | No |
| 314 | GOM_NL__2PRFIN20040705_145328_000000392028_00197_12275_2515.N1 | 05-JUL-2004 14:53:28 | Straylight     | 38.500 | 141 | Bet Ara   | 2.8400   | 4600.0 | 77  | 12275 | No |
| 315 | GOM_NL__2PRFIN20040705_145457_000000412028_00197_12275_2516.N1 | 05-JUL-2004 14:54:57 | Tw_i_and_stray | 41.000 | 147 | Alp Ara   | 2.8770   | 26000. | 82  | 12275 | No |
| 316 | GOM_NL__2PRFIN20040705_145647_000000402028_00197_12275_2517.N1 | 05-JUL-2004 14:56:47 | Tw_i_and_stray | 39.500 | 40  | The Sco   | 1.8590   | 7100.0 | 79  | 12275 | No |
| 317 | GOM_NL__2PRFIN20040705_145826_000000402028_00197_12275_2518.N1 | 05-JUL-2004 14:58:26 | Tw_i_and_stray | 39.500 | 25  | 35Lam Sco | 1.6200   | 28000. | 79  | 12275 | No |
| 318 | GOM_NL__2PRFIN20040705_145953_000000492028_00197_12275_2519.N1 | 05-JUL-2004 14:59:53 | Bright         | 48.500 | 116 | 19Del Sgr | 2.7000   | 4100.0 | 97  | 12275 | No |
| 319 | GOM_NL__2PRFIN20040705_150156_000000442028_00197_12275_2520.N1 | 05-JUL-2004 15:01:56 | Bright         | 43.500 | 155 | 41Pi Sgr  | 2.9000   | 6600.0 | 87  | 12275 | No |
| 320 | GOM_NL__2PRFIN20040705_150436_000000382028_00197_12275_2521.N1 | 05-JUL-2004 15:04:36 | Bright         | 38.000 | 86  | 35Eta Oph | 2.4300   | 10200. | 76  | 12275 | No |
| 321 | GOM_NL__2PRFIN20040705_150624_000000392028_00197_12275_2522.N1 | 05-JUL-2004 15:06:24 | Bright         | 39.000 | 98  | 13Zet Oph | 2.5710   | 30000. | 78  | 12275 | No |
| 322 | GOM_NL__2PRFIN20040705_151005_000000382028_00197_12275_2523.N1 | 05-JUL-2004 15:10:05 | Bright         | 38.000 | 126 | 60Bet Oph | 2.7700   | 4250.0 | 76  | 12275 | No |
| 323 | GOM_NL__2PRFIN20040705_151222_000000382028_00197_12275_2524.N1 | 05-JUL-2004 15:12:22 | Bright         | 38.000 | 59  | 55Alp Oph | 2.0800   | 8900.0 | 76  | 12275 | No |
| 324 | GOM_NL__2PRFIN20040705_151518_000000392028_00197_12275_2525.N1 | 05-JUL-2004 15:15:18 | Bright         | 39.000 | 127 | 27Bet Her | 2.7810   | 4700.0 | 78  | 12275 | No |
| 325 | GOM_NL__2PRFIN20040705_151756_000000372028_00197_12275_2526.N1 | 05-JUL-2004 15:17:56 | Bright         | 37.000 | 133 | 40Zet Her | 2.8070   | 6000.0 | 74  | 12275 | No |
| 326 | GOM_NL__2PRFIN20040705_152043_000000442028_00197_12275_2527.N1 | 05-JUL-2004 15:20:43 | Bright         | 44.000 | 5   | 3Alp Lyr  | 0.033000 | 11000. | 88  | 12275 | No |
| 327 | GOM_NL__2PRFIN20040705_152342_000000392028_00197_12275_2528.N1 | 05-JUL-2004 15:23:42 | Bright         | 38.500 | 130 | 23Bet Dra | 2.7990   | 5800.0 | 77  | 12275 | No |
| 328 | GOM_NL__2PRFIN20040705_152619_000000392028_00197_12275_2529.N1 | 05-JUL-2004 15:26:19 | Bright         | 38.500 | 119 | 14Eta Dra | 2.7270   | 4700.0 | 77  | 12275 | No |
| 329 | GOM_NL__2PRFIN20040705_152803_000000532028_00197_12275_2530.N1 | 05-JUL-2004 15:28:03 | Bright         | 52.500 | 19  | 50Alp Cyg | 1.2460   | 10500. | 105 | 12275 | No |
| 330 | GOM_NL__2PRFIN20040705_153024_000000362028_00197_12275_2531.N1 | 05-JUL-2004 15:30:24 | Bright         | 35.500 | 60  | 7Bet UMi  | 2.0810   | 3950.0 | 71  | 12275 | No |
| 331 | GOM_NL__2PRFIN20040705_153159_000000462028_00197_12275_2532.N1 | 05-JUL-2004 15:31:59 | Bright         | 45.500 | 89  | 5Alp Cep  | 2.4510   | 8000.0 | 91  | 12275 | No |
| 332 | GOM_NL__2PRFIN20040705_153427_000000382028_00197_12275_2533.N1 | 05-JUL-2004 15:34:27 | Bright         | 37.500 | 49  | 1Alp UMi  | 1.9900   | 6300.0 | 75  | 12275 | No |
| 333 | GOM_NL__2PRFIN20040705_153929_000000512028_00197_12275_2534.N1 | 05-JUL-2004 15:39:29 | Bright         | 51.000 | 74  | 11Bet Cas | 2.2680   | 6600.0 | 102 | 12275 | No |
| 334 | GOM_NL__2PRFIN20040705_154118_000000552028_00197_12275_2535.N1 | 05-JUL-2004 15:41:18 | Bright         | 54.500 | 110 | 37Del Cas | 2.6780   | 8900.0 | 109 | 12275 | No |
| 335 | GOM_NL__2PRFIN20040705_154440_000000442028_00197_12275_2536.N1 | 05-JUL-2004 15:44:40 | Bright         | 43.500 | 160 | 23Gam Per | 2.9300   | 4700.0 | 87  | 12275 | No |
| 336 | GOM_NL__2PRFIN20040705_154630_000000362028_00197_12275_2537.N1 | 05-JUL-2004 15:46:30 | Bright         | 36.000 | 175 | 39Del Per | 3.0100   | 19400. | 72  | 12275 | No |
| 337 | GOM_NL__2PRFIN20040705_154804_000000502028_00197_12275_2538.N1 | 05-JUL-2004 15:48:04 | Bright         | 50.000 | 73  | 57Gam1And | 2.2600   | 13100. | 100 | 12275 | No |



|     |  |                      |            |        |     |           |          |        |     |       |    |
|-----|--|----------------------|------------|--------|-----|-----------|----------|--------|-----|-------|----|
| 338 | GOM_NL__2PRFIN20040705_155042_000000842028_00197_12275_2539.N1 | 05-JUL-2004 15:50:42 | Twilight   | 83.500 | 53  | 43Bet And | 2.0480   | 3300.0 | 167 | 12275 | No |
| 339 | GOM_NL__2PRFIN20040705_155334_000000442028_00197_12275_2540.N1 | 05-JUL-2004 15:53:34 | Twilight   | 44.000 | 146 | 25Eta Tau | 2.8730   | 15200. | 88  | 12275 | No |
| 340 | GOM_NL__2PRFIN20040705_155528_000000652028_00197_12275_2541.N1 | 05-JUL-2004 15:55:28 | Dark       | 64.500 | 50  | 13Alp Ari | 2.0070   | 4250.0 | 129 | 12275 | No |
| 341 | GOM_NL__2PRFIN20040705_155725_000002552028_00197_12275_2542.N1 | 05-JUL-2004 15:57:25 | Dark       | 255.00 | 58  | 21Alp And | 2.0730   | 11000. | 510 | 12275 | No |
| 342 | GOM_NL__2PRFIN20040705_160405_000000462028_00197_12275_2543.N1 | 05-JUL-2004 16:04:05 | Dark       | 46.000 | 165 | 34Gam Eri | 2.9500   | 3200.0 | 92  | 12275 | No |
| 343 | GOM_NL__2PRFIN20040705_161240_000000422028_00197_12275_2544.N1 | 05-JUL-2004 16:12:40 | Dark       | 42.000 | 157 | The1Eri   | 2.9060   | 9300.0 | 84  | 12275 | No |
| 344 | GOM_NL__2PRFIN20040705_161707_000000842028_00197_12275_2545.N1 | 05-JUL-2004 16:17:07 | Dark       | 84.000 | 52  | 16Bet Cet | 2.0370   | 4500.0 | 168 | 12275 | No |
| 345 | GOM_NL__2PRFIN20040705_162030_000000542028_00198_12276_2513.N1 | 05-JUL-2004 16:20:30 | Dark       | 53.500 | 84  | Alp Phe   | 2.3970   | 4500.0 | 107 | 12276 | No |
| 346 | GOM_NL__2PRFIN20040705_162310_000000402028_00198_12276_2514.N1 | 05-JUL-2004 16:23:10 | Dark       | 40.000 | 135 | Bet Hyi   | 2.8200   | 5800.0 | 80  | 12276 | No |
| 347 | GOM_NL__2PRFIN20040705_162652_000000542028_00198_12276_2515.N1 | 05-JUL-2004 16:26:52 | Straylight | 54.000 | 63  | Bet Gru   | 2.1500   | 2800.0 | 108 | 12276 | No |
| 348 | GOM_NL__2PRFIN20040705_162918_000000992028_00198_12276_2516.N1 | 05-JUL-2004 16:29:18 | Straylight | 98.500 | 18  | 24Alp PsA | 1.1660   | 9700.0 | 197 | 12276 | No |
| 349 | GOM_NL__2PRFIN20040705_163146_000000592028_00198_12276_2517.N1 | 05-JUL-2004 16:31:46 | Straylight | 59.000 | 172 | Gam Gru   | 3.0030   | 13100. | 118 | 12276 | No |
| 350 | GOM_NL__2PRFIN20040705_163404_000000402028_00198_12276_2518.N1 | 05-JUL-2004 16:34:04 | Straylight | 40.000 | 141 | Bet Ara   | 2.8400   | 4600.0 | 80  | 12276 | No |
| 351 | GOM_NL__2PRFIN20040705_163533_000000392028_00198_12276_2519.N1 | 05-JUL-2004 16:35:33 | Twilight   | 38.500 | 147 | Alp Ara   | 2.8770   | 26000. | 77  | 12276 | No |
| 352 | GOM_NL__2PRFIN20040705_163723_000000452028_00198_12276_2520.N1 | 05-JUL-2004 16:37:23 | Twilight   | 44.500 | 40  | The Sco   | 1.8590   | 7100.0 | 89  | 12276 | No |
| 353 | GOM_NL__2PRFIN20040705_163902_000000412028_00198_12276_2521.N1 | 05-JUL-2004 16:39:02 | Twilight   | 41.000 | 25  | 35Lam Sco | 1.6200   | 28000. | 82  | 12276 | No |
| 354 | GOM_NL__2PRFIN20040705_164029_000000472028_00198_12276_2522.N1 | 05-JUL-2004 16:40:29 | Bright     | 47.000 | 116 | 19Del Sgr | 2.7000   | 4100.0 | 94  | 12276 | No |
| 355 | GOM_NL__2PRFIN20040705_164232_000000452028_00198_12276_2523.N1 | 05-JUL-2004 16:42:32 | Bright     | 44.500 | 155 | 41Pi Sgr  | 2.9000   | 6600.0 | 89  | 12276 | No |
| 356 | GOM_NL__2PRFIN20040705_164512_000000402028_00198_12276_2524.N1 | 05-JUL-2004 16:45:12 | Bright     | 39.500 | 86  | 35Eta Oph | 2.4300   | 10200. | 79  | 12276 | No |
| 357 | GOM_NL__2PRFIN20040705_164659_000000392028_00198_12276_2525.N1 | 05-JUL-2004 16:46:59 | Bright     | 38.500 | 98  | 13Zet Oph | 2.5710   | 30000. | 77  | 12276 | No |
| 358 | GOM_NL__2PRFIN20040705_165041_000000382028_00198_12276_2526.N1 | 05-JUL-2004 16:50:41 | Bright     | 37.500 | 126 | 60Bet Oph | 2.7700   | 4250.0 | 75  | 12276 | No |
| 359 | GOM_NL__2PRFIN20040705_165258_000000402028_00198_12276_2527.N1 | 05-JUL-2004 16:52:58 | Bright     | 40.000 | 59  | 55Alp Oph | 2.0800   | 8900.0 | 80  | 12276 | No |
| 360 | GOM_NL__2PRFIN20040705_165554_000000392028_00198_12276_2528.N1 | 05-JUL-2004 16:55:54 | Bright     | 39.000 | 127 | 27Bet Her | 2.7810   | 4700.0 | 78  | 12276 | No |
| 361 | GOM_NL__2PRFIN20040705_165833_000000392028_00198_12276_2529.N1 | 05-JUL-2004 16:58:33 | Bright     | 38.500 | 133 | 40Zet Her | 2.8070   | 6000.0 | 77  | 12276 | No |
| 362 | GOM_NL__2PRFIN20040705_170119_000000462028_00198_12276_2530.N1 | 05-JUL-2004 17:01:19 | Bright     | 45.500 | 5   | 3Alp Lyr  | 0.033000 | 11000. | 91  | 12276 | No |
| 363 | GOM_NL__2PRFIN20040705_170418_000000392028_00198_12276_2531.N1 | 05-JUL-2004 17:04:18 | Bright     | 39.000 | 130 | 23Bet Dra | 2.7990   | 5800.0 | 78  | 12276 | No |
| 364 | GOM_NL__2PRFIN20040705_170655_000000382028_00198_12276_2532.N1 | 05-JUL-2004 17:06:55 | Bright     | 38.000 | 119 | 14Eta Dra | 2.7270   | 4700.0 | 76  | 12276 | No |
| 365 | GOM_NL__2PRFIN20040705_170837_000000552028_00198_12276_2533.N1 | 05-JUL-2004 17:08:37 | Bright     | 54.500 | 19  | 50Alp Cyg | 1.2460   | 10500. | 109 | 12276 | No |
| 366 | GOM_NL__2PRFIN20040705_171100_000000392028_00198_12276_2534.N1 | 05-JUL-2004 17:11:00 | Bright     | 39.000 | 60  | 7Bet UMi  | 2.0810   | 3950.0 | 78  | 12276 | No |
| 367 | GOM_NL__2PRFIN20040705_171235_000000472028_00198_12276_2535.N1 | 05-JUL-2004 17:12:35 | Bright     | 46.500 | 89  | 5Alp Cep  | 2.4510   | 8000.0 | 93  | 12276 | No |
| 368 | GOM_NL__2PRFIN20040705_171503_000000392028_00198_12276_2536.N1 | 05-JUL-2004 17:15:03 | Bright     | 38.500 | 49  | 1Alp UMi  | 1.9900   | 6300.0 | 77  | 12276 | No |
| 369 | GOM_NL__2PRFIN20040705_172004_000000502028_00198_12276_2537.N1 | 05-JUL-2004 17:20:04 | Bright     | 50.000 | 74  | 11Bet Cas | 2.2680   | 6600.0 | 100 | 12276 | No |
| 370 | GOM_NL__2PRFIN20040705_172153_000000512028_00198_12276_2538.N1 | 05-JUL-2004 17:21:53 | Bright     | 51.000 | 110 | 37Del Cas | 2.6780   | 8900.0 | 102 | 12276 | No |
| 371 | GOM_NL__2PRFIN20040705_172516_000000512028_00198_12276_2539.N1 | 05-JUL-2004 17:25:16 | Bright     | 51.000 | 160 | 23Gam Per | 2.9300   | 4700.0 | 102 | 12276 | No |
| 372 | GOM_NL__2PRFIN20040705_172706_000000552028_00198_12276_2540.N1 | 05-JUL-2004 17:27:06 | Bright     | 55.000 | 175 | 39Del Per | 3.0100   | 19400. | 110 | 12276 | No |
| 373 | GOM_NL__2PRFIN20040705_172840_000000592028_00198_12276_2541.N1 | 05-JUL-2004 17:28:40 | Bright     | 58.500 | 73  | 57Gam1And | 2.2600   | 13100. | 117 | 12276 | No |
| 374 | GOM_NL__2PRFIN20040705_173119_000000772028_00198_12276_2542.N1 | 05-JUL-2004 17:31:19 | Twilight   | 76.500 | 53  | 43Bet And | 2.0480   | 3300.0 | 153 | 12276 | No |
| 375 | GOM_NL__2PRFIN20040705_173411_000000422028_00198_12276_2543.N1 | 05-JUL-2004 17:34:11 | Twilight   | 42.000 | 146 | 25Eta Tau | 2.8730   | 15200. | 84  | 12276 | No |
| 376 | GOM_NL__2PRFIN20040705_173604_000000722028_00198_12276_2544.N1 | 05-JUL-2004 17:36:04 | Dark       | 71.500 | 50  | 13Alp Ari | 2.0070   | 4250.0 | 143 | 12276 | No |
| 377 | GOM_NL__2PRFIN20040705_173803_000002552028_00198_12276_2545.N1 | 05-JUL-2004 17:38:03 | Dark       | 255.00 | 58  | 21Alp And | 2.0730   | 11000. | 510 | 12276 | No |
| 378 | GOM_NL__2PRFIN20040705_174441_000000452028_00198_12276_2546.N1 | 05-JUL-2004 17:44:41 | Dark       | 44.500 | 165 | 34Gam Eri | 2.9500   | 3200.0 | 89  | 12276 | No |
| 379 | GOM_NL__2PRFIN20040705_175317_000000422028_00198_12276_2547.N1 | 05-JUL-2004 17:53:17 | Dark       | 42.000 | 157 | The1Eri   | 2.9060   | 9300.0 | 84  | 12276 | No |
| 380 | GOM_NL__2PRFIN20040705_175746_000000912028_00198_12276_2548.N1 | 05-JUL-2004 17:57:46 | Dark       | 91.000 | 52  | 16Bet Cet | 2.0370   | 4500.0 | 182 | 12276 | No |
| 381 | GOM_NL__2PRFIN20040705_180108_000000552028_00199_12277_2313.N1 | 05-JUL-2004 18:01:08 | Dark       | 54.500 | 84  | Alp Phe   | 2.3970   | 4500.0 | 109 | 12277 | No |
| 382 | GOM_NL__2PRFIN20040705_180346_000000392028_00199_12277_2314.N1 | 05-JUL-2004 18:03:46 | Dark       | 38.500 | 135 | Bet Hyi   | 2.8200   | 5800.0 | 77  | 12277 | No |
| 383 | GOM_NL__2PRFIN20040705_180729_000000562028_00199_12277_2315.N1 | 05-JUL-2004 18:07:29 | Straylight | 55.500 | 63  | Bet Gru   | 2.1500   | 2800.0 | 111 | 12277 | No |
| 384 | GOM_NL__2PRFIN20040705_180956_000000832028_00199_12277_2316.N1 | 05-JUL-2004 18:09:56 | Straylight | 82.500 | 18  | 24Alp PsA | 1.1660   | 9700.0 | 165 | 12277 | No |
| 385 | GOM_NL__2PRFIN20040705_181223_000000562028_00199_12277_2317.N1 | 05-JUL-2004 18:12:23 | Straylight | 56.000 | 172 | Gam Gru   | 3.0030   | 13100. | 112 | 12277 | No |
| 386 | GOM_NL__2PRFIN20040705_181440_000000482028_00199_12277_2318.N1 | 05-JUL-2004 18:14:40 | Straylight | 48.000 | 141 | Bet Ara   | 2.8400   | 4600.0 | 96  | 12277 | No |
| 387 | GOM_NL__2PRFIN20040705_181610_000000412028_00199_12277_2319.N1 | 05-JUL-2004 18:16:10 | Twilight   | 40.500 | 147 | Alp Ara   | 2.8770   | 26000. | 81  | 12277 | No |
| 388 | GOM_NL__2PRFIN20040705_181759_000000422028_00199_12277_2320.N1 | 05-JUL-2004 18:17:59 | Twilight   | 41.500 | 40  | The Sco   | 1.8590   | 7100.0 | 83  | 12277 | No |
| 389 | GOM_NL__2PRFIN20040705_181938_000000432028_00199_12277_2321.N1 | 05-JUL-2004 18:19:38 | Twilight   | 42.500 | 25  | 35Lam Sco | 1.6200   | 28000. | 85  | 12277 | No |
| 390 | GOM_NL__2PRFIN20040705_182105_000000492028_00199_12277_2322.N1 | 05-JUL-2004 18:21:05 | Bright     | 49.000 | 116 | 19Del Sgr | 2.7000   | 4100.0 | 98  | 12277 | No |
| 391 | GOM_NL__2PRFIN20040705_182308_000000452028_00199_12277_2323.N1 | 05-JUL-2004 18:23:08 | Bright     | 44.500 | 155 | 41Pi Sgr  | 2.9000   | 6600.0 | 89  | 12277 | No |
| 392 | GOM_NL__2PRFIN20040705_182548_000000392028_00199_12277_2324.N1 | 05-JUL-2004 18:25:48 | Bright     | 38.500 | 86  | 35Eta Oph | 2.4300   | 10200. | 77  | 12277 | No |
| 393 | GOM_NL__2PRFIN20040705_182736_000000392028_00199_12277_2325.N1 | 05-JUL-2004 18:27:36 | Bright     | 38.500 | 98  | 13Zet Oph | 2.5710   | 30000. | 77  | 12277 | No |
| 394 | GOM_NL__2PRFIN20040705_183117_000000382028_00199_12277_2326.N1 | 05-JUL-2004 18:31:17 | Bright     | 37.500 | 126 | 60Bet Oph | 2.7700   | 4250.0 | 75  | 12277 | No |
| 395 | GOM_NL__2PRFIN20040705_183334_000000402028_00199_12277_2327.N1 | 05-JUL-2004 18:33:34 | Bright     | 39.500 | 59  | 55Alp Oph | 2.0800   | 8900.0 | 79  | 12277 | No |
| 396 | GOM_NL__2PRFIN20040705_183629_000000402028_00199_12277_2328.N1 | 05-JUL-2004 18:36:29 | Bright     | 40.000 | 127 | 27Bet Her | 2.7810   | 4700.0 | 80  | 12277 | No |



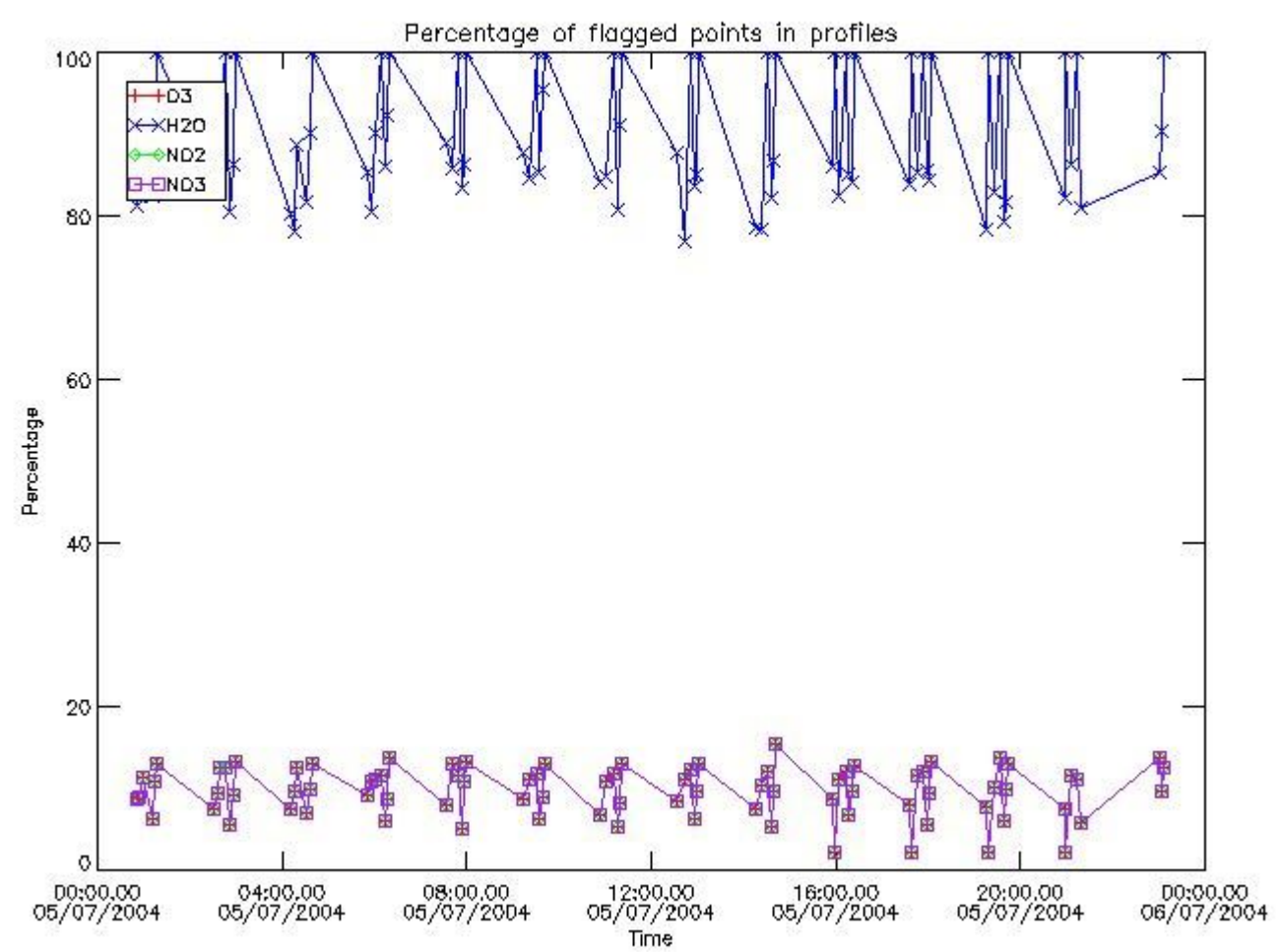
|     |  |                      |                |        |     |           |          |        |     |       |    |
|-----|--|----------------------|----------------|--------|-----|-----------|----------|--------|-----|-------|----|
| 397 | GOM_NL__2PRFIN20040705_183909_000000392028_00199_12277_2329.N1 | 05-JUL-2004 18:39:09 | Bright         | 39.000 | 133 | 40Zet Her | 2.8070   | 6000.0 | 78  | 12277 | No |
| 398 | GOM_NL__2PRFIN20040705_184155_000000422028_00199_12277_2330.N1 | 05-JUL-2004 18:41:55 | Bright         | 42.000 | 5   | 3Alp Lyr  | 0.033000 | 11000. | 84  | 12277 | No |
| 399 | GOM_NL__2PRFIN20040705_184454_000000382028_00199_12277_2331.N1 | 05-JUL-2004 18:44:54 | Bright         | 38.000 | 130 | 23Bet Dra | 2.7990   | 5800.0 | 76  | 12277 | No |
| 400 | GOM_NL__2PRFIN20040705_184731_000000382028_00199_12277_2332.N1 | 05-JUL-2004 18:47:31 | Bright         | 37.500 | 119 | 14Eta Dra | 2.7270   | 4700.0 | 75  | 12277 | No |
| 401 | GOM_NL__2PRFIN20040705_184912_000000592028_00199_12277_2333.N1 | 05-JUL-2004 18:49:12 | Bright         | 59.000 | 19  | 50Alp Cyg | 1.2460   | 10500. | 118 | 12277 | No |
| 402 | GOM_NL__2PRFIN20040705_185136_000000362028_00199_12277_2334.N1 | 05-JUL-2004 18:51:36 | Bright         | 36.000 | 60  | 7Bet UMi  | 2.0810   | 3950.0 | 72  | 12277 | No |
| 403 | GOM_NL__2PRFIN20040705_185309_000000462028_00199_12277_2335.N1 | 05-JUL-2004 18:53:09 | Bright         | 46.000 | 89  | 5Alp Cep  | 2.4510   | 8000.0 | 92  | 12277 | No |
| 404 | GOM_NL__2PRFIN20040705_185539_000000382028_00199_12277_2336.N1 | 05-JUL-2004 18:55:39 | Bright         | 38.000 | 49  | 1Alp UMi  | 1.9900   | 6300.0 | 76  | 12277 | No |
| 405 | GOM_NL__2PRFIN20040705_190040_000000492028_00199_12277_2337.N1 | 05-JUL-2004 19:00:40 | Bright         | 49.000 | 74  | 11Bet Cas | 2.2680   | 6600.0 | 98  | 12277 | No |
| 406 | GOM_NL__2PRFIN20040705_190229_000000482028_00199_12277_2338.N1 | 05-JUL-2004 19:02:29 | Bright         | 47.500 | 110 | 37Del Cas | 2.6780   | 8900.0 | 95  | 12277 | No |
| 407 | GOM_NL__2PRFIN20040705_190551_000000402028_00199_12277_2339.N1 | 05-JUL-2004 19:05:51 | Bright         | 40.000 | 160 | 23Gam Per | 2.9300   | 4700.0 | 80  | 12277 | No |
| 408 | GOM_NL__2PRFIN20040705_190741_000000382028_00199_12277_2340.N1 | 05-JUL-2004 19:07:41 | Bright         | 37.500 | 175 | 39Del Per | 3.0100   | 19400. | 75  | 12277 | No |
| 409 | GOM_NL__2PRFIN20040705_190915_000000532028_00199_12277_2341.N1 | 05-JUL-2004 19:09:15 | Bright         | 52.500 | 73  | 57Gam1And | 2.2600   | 13100. | 105 | 12277 | No |
| 410 | GOM_NL__2PRFIN20040705_191154_000000872028_00199_12277_2342.N1 | 05-JUL-2004 19:11:54 | Tw_i_and_stray | 86.500 | 53  | 43Bet And | 2.0480   | 3300.0 | 173 | 12277 | No |
| 411 | GOM_NL__2PRFIN20040705_191447_000000452028_00199_12277_2343.N1 | 05-JUL-2004 19:14:47 | Twilight       | 44.500 | 146 | 25Eta Tau | 2.8730   | 15200. | 89  | 12277 | No |
| 412 | GOM_NL__2PRFIN20040705_191640_000000672028_00199_12277_2344.N1 | 05-JUL-2004 19:16:40 | Dark           | 67.000 | 50  | 13Alp Ari | 2.0070   | 4250.0 | 134 | 12277 | No |
| 413 | GOM_NL__2PRFIN20040705_191842_000002552028_00199_12277_2345.N1 | 05-JUL-2004 19:18:42 | Dark           | 255.00 | 58  | 21Alp And | 2.0730   | 11000. | 510 | 12277 | No |
| 414 | GOM_NL__2PRFIN20040705_192517_000000502028_00199_12277_2346.N1 | 05-JUL-2004 19:25:17 | Dark           | 50.000 | 165 | 34Gam Eri | 2.9500   | 3200.0 | 100 | 12277 | No |
| 415 | GOM_NL__2PRFIN20040705_193353_000000412028_00199_12277_2347.N1 | 05-JUL-2004 19:33:53 | Dark           | 41.000 | 157 | The1Eri   | 2.9060   | 9300.0 | 82  | 12277 | No |
| 416 | GOM_NL__2PRFIN20040705_193824_000000852028_00199_12277_2348.N1 | 05-JUL-2004 19:38:24 | Dark           | 84.500 | 52  | 16Bet Cet | 2.0370   | 4500.0 | 169 | 12277 | No |
| 417 | GOM_NL__2PRFIN20040705_194145_000000522028_00200_12278_2535.N1 | 05-JUL-2004 19:41:45 | Dark           | 52.000 | 84  | Alp Phe   | 2.3970   | 4500.0 | 104 | 12278 | No |
| 418 | GOM_NL__2PRFIN20040705_194423_000000392028_00200_12278_2536.N1 | 05-JUL-2004 19:44:23 | Dark           | 39.000 | 135 | Bet Hyi   | 2.8200   | 5800.0 | 78  | 12278 | No |
| 419 | GOM_NL__2PRFIN20040705_194806_000000652028_00200_12278_2537.N1 | 05-JUL-2004 19:48:06 | Straylight     | 65.000 | 63  | Bet Gru   | 2.1500   | 2800.0 | 130 | 12278 | No |
| 420 | GOM_NL__2PRFIN20040705_195034_000001022028_00200_12278_2538.N1 | 05-JUL-2004 19:50:34 | Straylight     | 102.00 | 18  | 24Alp PsA | 1.1660   | 9700.0 | 204 | 12278 | No |
| 421 | GOM_NL__2PRFIN20040705_195300_000000582028_00200_12278_2539.N1 | 05-JUL-2004 19:53:00 | Straylight     | 57.500 | 172 | Gam Gru   | 3.0030   | 13100. | 115 | 12278 | No |
| 422 | GOM_NL__2PRFIN20040705_195517_000000482028_00200_12278_2540.N1 | 05-JUL-2004 19:55:17 | Straylight     | 47.500 | 141 | Bet Ara   | 2.8400   | 4600.0 | 95  | 12278 | No |
| 423 | GOM_NL__2PRFIN20040705_195646_000000402028_00200_12278_2541.N1 | 05-JUL-2004 19:56:46 | Tw_i_and_stray | 40.000 | 147 | Alp Ara   | 2.8770   | 26000. | 80  | 12278 | No |
| 424 | GOM_NL__2PRFIN20040705_195835_000000472028_00200_12278_2542.N1 | 05-JUL-2004 19:58:35 | Tw_i_and_stray | 47.000 | 40  | The Sco   | 1.8590   | 7100.0 | 94  | 12278 | No |
| 425 | GOM_NL__2PRFIN20040705_200014_000000452028_00200_12278_2543.N1 | 05-JUL-2004 20:00:14 | Tw_i_and_stray | 44.500 | 25  | 35Lam Sco | 1.6200   | 28000. | 89  | 12278 | No |
| 426 | GOM_NL__2PRFIN20040705_200141_000000482028_00200_12278_2544.N1 | 05-JUL-2004 20:01:41 | Bright         | 47.500 | 116 | 19Del Sgr | 2.7000   | 4100.0 | 95  | 12278 | No |
| 427 | GOM_NL__2PRFIN20040705_200344_000000442028_00200_12278_2545.N1 | 05-JUL-2004 20:03:44 | Bright         | 43.500 | 155 | 41Pi Sgr  | 2.9000   | 6600.0 | 87  | 12278 | No |
| 428 | GOM_NL__2PRFIN20040705_200624_000000402028_00200_12278_2546.N1 | 05-JUL-2004 20:06:24 | Bright         | 39.500 | 86  | 35Eta Oph | 2.4300   | 10200. | 79  | 12278 | No |
| 429 | GOM_NL__2PRFIN20040705_200812_000000382028_00200_12278_2547.N1 | 05-JUL-2004 20:08:12 | Bright         | 37.500 | 98  | 13Zet Oph | 2.5710   | 30000. | 75  | 12278 | No |
| 430 | GOM_NL__2PRFIN20040705_201152_000000392028_00200_12278_2548.N1 | 05-JUL-2004 20:11:52 | Bright         | 38.500 | 126 | 60Bet Oph | 2.7700   | 4250.0 | 77  | 12278 | No |
| 431 | GOM_NL__2PRFIN20040705_201408_000000412028_00200_12278_2549.N1 | 05-JUL-2004 20:14:08 | Bright         | 41.000 | 59  | 55Alp Oph | 2.0800   | 8900.0 | 82  | 12278 | No |
| 432 | GOM_NL__2PRFIN20040705_201706_000000392028_00200_12278_2550.N1 | 05-JUL-2004 20:17:06 | Bright         | 39.000 | 127 | 27Bet Her | 2.7810   | 4700.0 | 78  | 12278 | No |
| 433 | GOM_NL__2PRFIN20040705_201945_000000402028_00200_12278_2551.N1 | 05-JUL-2004 20:19:45 | Bright         | 39.500 | 133 | 40Zet Her | 2.8070   | 6000.0 | 79  | 12278 | No |
| 434 | GOM_NL__2PRFIN20040705_202229_000000442028_00200_12278_2552.N1 | 05-JUL-2004 20:22:29 | Bright         | 44.000 | 5   | 3Alp Lyr  | 0.033000 | 11000. | 88  | 12278 | No |
| 435 | GOM_NL__2PRFIN20040705_202530_000000402028_00200_12278_2553.N1 | 05-JUL-2004 20:25:30 | Bright         | 40.000 | 130 | 23Bet Dra | 2.7990   | 5800.0 | 80  | 12278 | No |
| 436 | GOM_NL__2PRFIN20040705_202804_000000422028_00200_12278_2554.N1 | 05-JUL-2004 20:28:04 | Bright         | 41.500 | 119 | 14Eta Dra | 2.7270   | 4700.0 | 83  | 12278 | No |
| 437 | GOM_NL__2PRFIN20040705_202947_000000572028_00200_12278_2555.N1 | 05-JUL-2004 20:29:47 | Bright         | 56.500 | 19  | 50Alp Cyg | 1.2460   | 10500. | 113 | 12278 | No |
| 438 | GOM_NL__2PRFIN20040705_203213_000000372028_00200_12278_2556.N1 | 05-JUL-2004 20:32:13 | Bright         | 36.500 | 60  | 7Bet UMi  | 2.0810   | 3950.0 | 73  | 12278 | No |
| 439 | GOM_NL__2PRFIN20040705_203345_000000472028_00200_12278_2557.N1 | 05-JUL-2004 20:33:45 | Bright         | 46.500 | 89  | 5Alp Cep  | 2.4510   | 8000.0 | 93  | 12278 | No |
| 440 | GOM_NL__2PRFIN20040705_203614_000000392028_00200_12278_2558.N1 | 05-JUL-2004 20:36:14 | Bright         | 39.000 | 49  | 1Alp UMi  | 1.9900   | 6300.0 | 78  | 12278 | No |
| 441 | GOM_NL__2PRFIN20040705_204115_000000492028_00200_12278_2559.N1 | 05-JUL-2004 20:41:15 | Bright         | 49.000 | 74  | 11Bet Cas | 2.2680   | 6600.0 | 98  | 12278 | No |
| 442 | GOM_NL__2PRFIN20040705_204304_000000452028_00200_12278_2560.N1 | 05-JUL-2004 20:43:04 | Bright         | 44.500 | 110 | 37Del Cas | 2.6780   | 8900.0 | 89  | 12278 | No |
| 443 | GOM_NL__2PRFIN20040705_204628_000000572028_00200_12278_2561.N1 | 05-JUL-2004 20:46:28 | Bright         | 57.000 | 160 | 23Gam Per | 2.9300   | 4700.0 | 114 | 12278 | No |
| 444 | GOM_NL__2PRFIN20040705_204817_000000552028_00200_12278_2562.N1 | 05-JUL-2004 20:48:17 | Bright         | 55.000 | 175 | 39Del Per | 3.0100   | 19400. | 110 | 12278 | No |
| 445 | GOM_NL__2PRFIN20040705_204951_000000542028_00200_12278_2563.N1 | 05-JUL-2004 20:49:51 | Bright         | 53.500 | 73  | 57Gam1And | 2.2600   | 13100. | 107 | 12278 | No |
| 446 | GOM_NL__2PRFIN20040705_205231_000000832028_00200_12278_2564.N1 | 05-JUL-2004 20:52:31 | Tw_i_and_stray | 83.000 | 53  | 43Bet And | 2.0480   | 3300.0 | 166 | 12278 | No |
| 447 | GOM_NL__2PRFIN20040705_205523_000000442028_00200_12278_2565.N1 | 05-JUL-2004 20:55:23 | Twilight       | 44.000 | 146 | 25Eta Tau | 2.8730   | 15200. | 88  | 12278 | No |
| 448 | GOM_NL__2PRFIN20040705_205716_000000682028_00200_12278_2566.N1 | 05-JUL-2004 20:57:16 | Dark           | 67.500 | 50  | 13Alp Ari | 2.0070   | 4250.0 | 135 | 12278 | No |
| 449 | GOM_NL__2PRFIN20040705_205920_000002552028_00200_12278_2567.N1 | 05-JUL-2004 20:59:20 | Dark           | 255.00 | 58  | 21Alp And | 2.0730   | 11000. | 510 | 12278 | No |
| 450 | GOM_NL__2PRFIN20040705_210553_000000452028_00200_12278_2568.N1 | 05-JUL-2004 21:05:53 | Dark           | 44.500 | 165 | 34Gam Eri | 2.9500   | 3200.0 | 89  | 12278 | No |
| 451 | GOM_NL__2PRFIN20040705_211427_000000462028_00200_12278_2569.N1 | 05-JUL-2004 21:14:27 | Dark           | 46.000 | 157 | The1Eri   | 2.9060   | 9300.0 | 92  | 12278 | No |
| 452 | GOM_NL__2PRFIN20040705_211903_000000872028_00200_12278_2570.N1 | 05-JUL-2004 21:19:03 | Dark           | 86.500 | 52  | 16Bet Cet | 2.0370   | 4500.0 | 173 | 12278 | No |
| 453 | GOM_NL__2PRFIN20040705_230116_000000552028_00202_12280_2315.N1 | 05-JUL-2004 23:01:16 | Dark           | 55.000 | 9   | Alp Eri   | 0.45300  | 24000. | 110 | 12280 | No |
| 454 | GOM_NL__2PRFIN20040705_230259_000000532028_00202_12280_2316.N1 | 05-JUL-2004 23:02:59 | Dark           | 52.500 | 84  | Alp Phe   | 2.3970   | 4500.0 | 105 | 12280 | No |
| 455 | GOM_NL__2PRFIN20040705_230534_000000412028_00202_12280_2317.N1 | 05-JUL-2004 23:05:34 | Dark           | 40.500 | 135 | Bet Hyi   | 2.8200   | 5800.0 | 81  | 12280 | No |

|     |  |                      |               |        |     |           |          |        |     |       |    |
|-----|--|----------------------|---------------|--------|-----|-----------|----------|--------|-----|-------|----|
| 456 | GOM_NL__2PRFIN20040705_230919_000000562028_00202_12280_2318.N1 | 05-JUL-2004 23:09:19 | Straylight    | 55.500 | 63  | Bet Gru   | 2.1500   | 2800.0 | 111 | 12280 | No |
| 457 | GOM_NL__2PRFIN20040705_231149_000001022028_00202_12280_2319.N1 | 05-JUL-2004 23:11:49 | Straylight    | 102.00 | 18  | 24Alp PsA | 1.1660   | 9700.0 | 204 | 12280 | No |
| 458 | GOM_NL__2PRFIN20040705_231414_000000602028_00202_12280_2320.N1 | 05-JUL-2004 23:14:14 | Straylight    | 59.500 | 172 | Gam Gru   | 3.0030   | 13100. | 119 | 12280 | No |
| 459 | GOM_NL__2PRFIN20040705_231629_000000422028_00202_12280_2321.N1 | 05-JUL-2004 23:16:29 | Straylight    | 42.000 | 141 | Bet Ara   | 2.8400   | 4600.0 | 84  | 12280 | No |
| 460 | GOM_NL__2PRFIN20040705_231758_000000402028_00202_12280_2322.N1 | 05-JUL-2004 23:17:58 | Twi_and_stray | 39.500 | 147 | Alp Ara   | 2.8770   | 26000. | 79  | 12280 | No |
| 461 | GOM_NL__2PRFIN20040705_231947_000000452028_00202_12280_2323.N1 | 05-JUL-2004 23:19:47 | Twi_and_stray | 44.500 | 40  | The Sco   | 1.8590   | 7100.0 | 89  | 12280 | No |
| 462 | GOM_NL__2PRFIN20040705_232124_000000462028_00202_12280_2324.N1 | 05-JUL-2004 23:21:24 | Twi_and_stray | 46.000 | 25  | 35Lam Sco | 1.6200   | 28000. | 92  | 12280 | No |
| 463 | GOM_NL__2PRFIN20040705_232251_000000522028_00202_12280_2325.N1 | 05-JUL-2004 23:22:51 | Bright        | 52.000 | 116 | 19Del Sgr | 2.7000   | 4100.0 | 104 | 12280 | No |
| 464 | GOM_NL__2PRFIN20040705_232455_000000442028_00202_12280_2326.N1 | 05-JUL-2004 23:24:55 | Bright        | 44.000 | 155 | 41Pi Sgr  | 2.9000   | 6600.0 | 88  | 12280 | No |
| 465 | GOM_NL__2PRFIN20040705_232734_000000412028_00202_12280_2327.N1 | 05-JUL-2004 23:27:34 | Bright        | 41.000 | 86  | 35Eta Oph | 2.4300   | 10200. | 82  | 12280 | No |
| 466 | GOM_NL__2PRFIN20040705_232925_000000392028_00202_12280_2328.N1 | 05-JUL-2004 23:29:25 | Bright        | 38.500 | 98  | 13Zet Oph | 2.5710   | 30000. | 77  | 12280 | No |
| 467 | GOM_NL__2PRFIN20040705_233304_000000392028_00202_12280_2329.N1 | 05-JUL-2004 23:33:04 | Bright        | 38.500 | 126 | 60Bet Oph | 2.7700   | 4250.0 | 77  | 12280 | No |
| 468 | GOM_NL__2PRFIN20040705_233521_000000392028_00202_12280_2330.N1 | 05-JUL-2004 23:35:21 | Bright        | 38.500 | 59  | 55Alp Oph | 2.0800   | 8900.0 | 77  | 12280 | No |
| 469 | GOM_NL__2PRFIN20040705_233816_000000412028_00202_12280_2331.N1 | 05-JUL-2004 23:38:16 | Bright        | 41.000 | 127 | 27Bet Her | 2.7810   | 4700.0 | 82  | 12280 | No |
| 470 | GOM_NL__2PRFIN20040705_234057_000000372028_00202_12280_2332.N1 | 05-JUL-2004 23:40:57 | Bright        | 36.500 | 133 | 40Zet Her | 2.8070   | 6000.0 | 73  | 12280 | No |
| 471 | GOM_NL__2PRFIN20040705_234341_000000402028_00202_12280_2333.N1 | 05-JUL-2004 23:43:41 | Bright        | 40.000 | 5   | 3Alp Lyr  | 0.033000 | 11000. | 80  | 12280 | No |
| 472 | GOM_NL__2PRFIN20040705_234641_000000392028_00202_12280_2334.N1 | 05-JUL-2004 23:46:41 | Bright        | 38.500 | 130 | 23Bet Dra | 2.7990   | 5800.0 | 77  | 12280 | No |
| 473 | GOM_NL__2PRFIN20040705_234918_000000392028_00202_12280_2335.N1 | 05-JUL-2004 23:49:18 | Bright        | 38.500 | 119 | 14Eta Dra | 2.7270   | 4700.0 | 77  | 12280 | No |
| 474 | GOM_NL__2PRFIN20040705_235056_000000592028_00202_12280_2336.N1 | 05-JUL-2004 23:50:56 | Bright        | 59.000 | 19  | 50Alp Cyg | 1.2460   | 10500. | 118 | 12280 | No |
| 475 | GOM_NL__2PRFIN20040705_235726_000000372028_00202_12280_2337.N1 | 05-JUL-2004 23:57:26 | Bright        | 37.000 | 49  | 1Alp UMi  | 1.9900   | 6300.0 | 74  | 12280 | No |

### 3. Quality information per product

In this section it is plotted some information contained in the Quality Summary data set of the level 2 products. Only products in dark limb conditions and without errors (error flag in the MPH set to "0") are used.


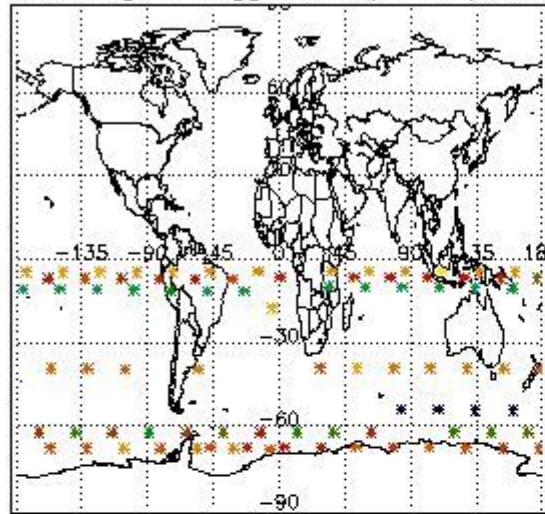
#### 3.1 Plot quality information per product (time dependant)



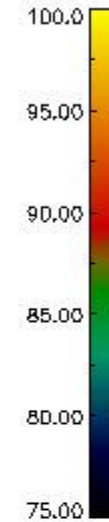
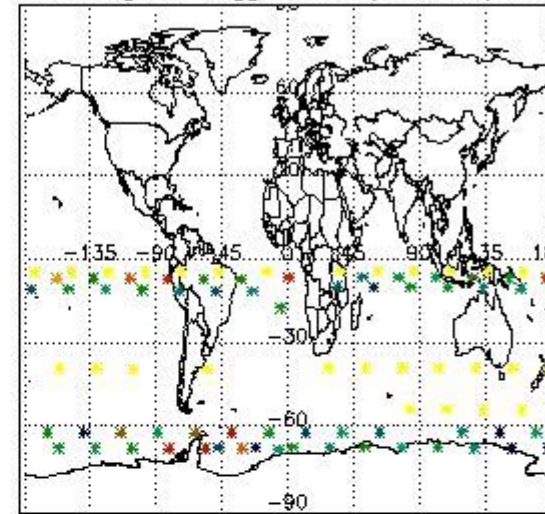
3.2 Plot quality information per product (world map)



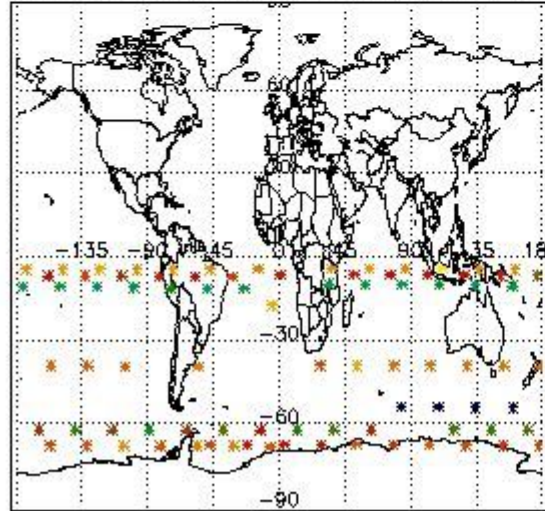
Percentage of flagged data per O3 profile



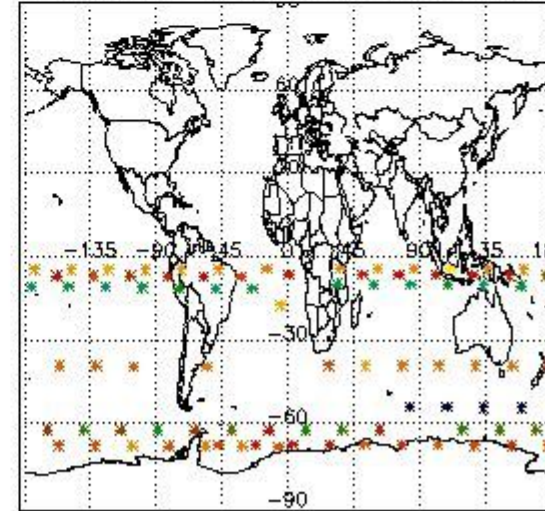
Percentage of flagged data per H2O profile



Percentage of flagged data per NO2 profile



Percentage of flagged data per NO3 profile

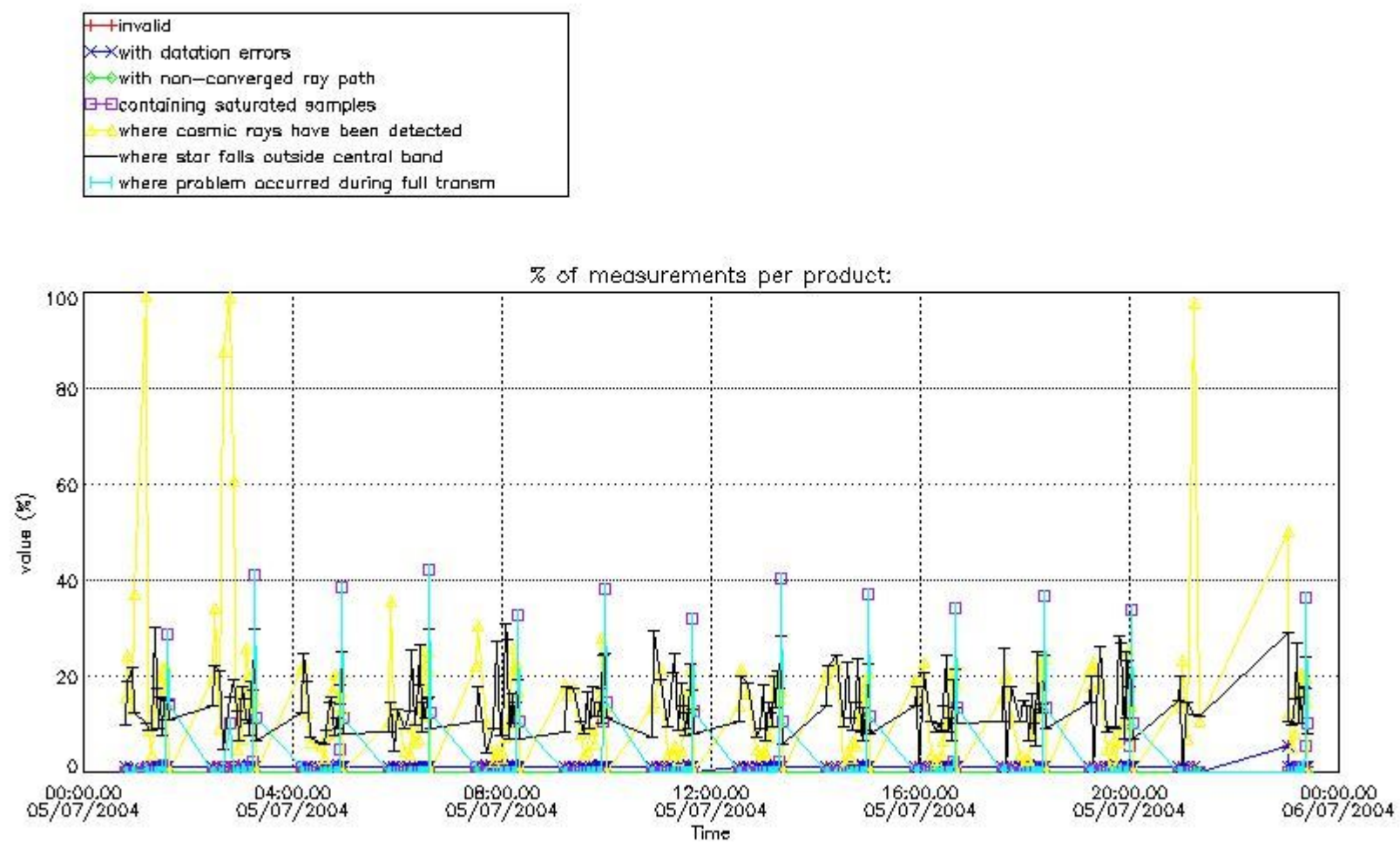


#### 4. Level 1 quality information per product

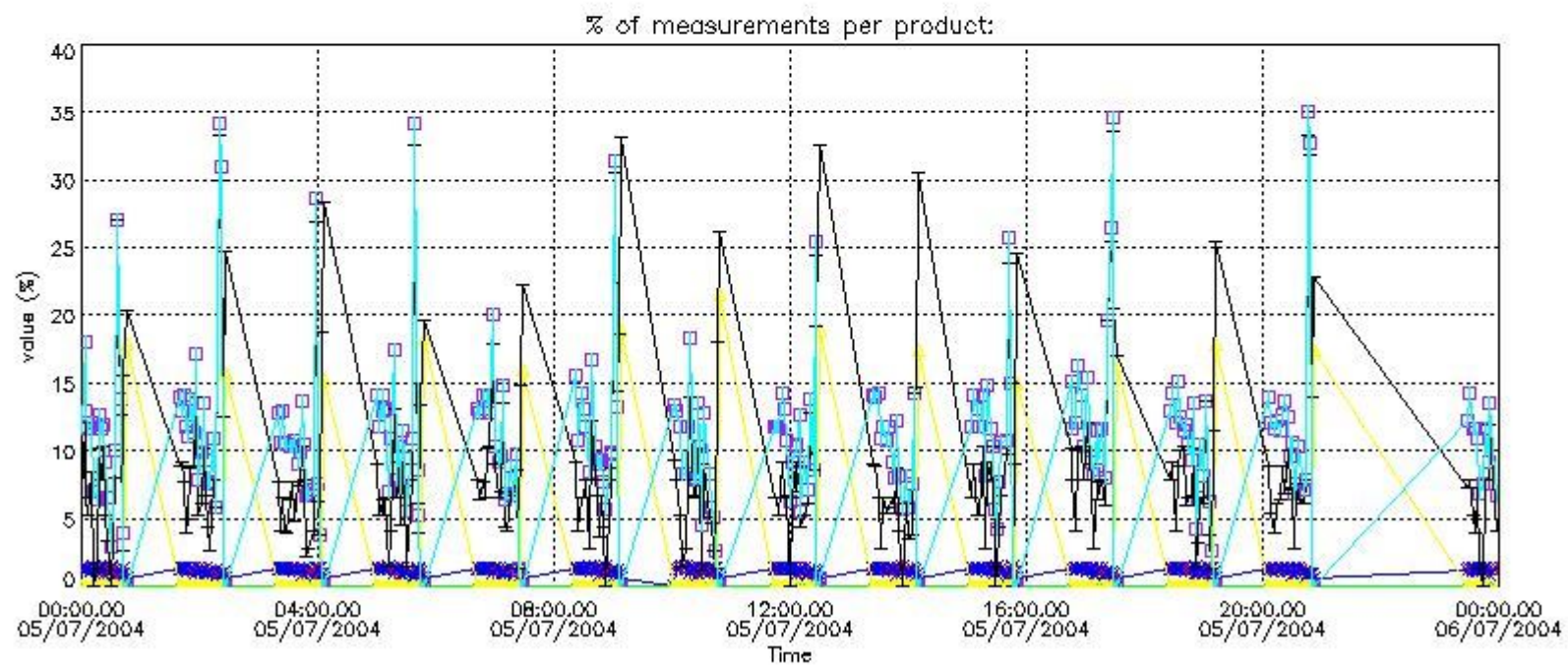
In this section it is plotted some information contained in the Quality Summary data set of the level 2 products that comes from the level 1b processing. Products without errors (error flag in the MPH set to "0") are used.

##### 4.1 Plot quality information per product (time dependant) coming from level 1b processing

###### 4.1.1 Plot level 1 quality information per product (time dependant): ENVISAT ASCENDING passes



4.1.2 Plot level 1 quality information per product (time dependant): ENVI SAT DESCENDING passes

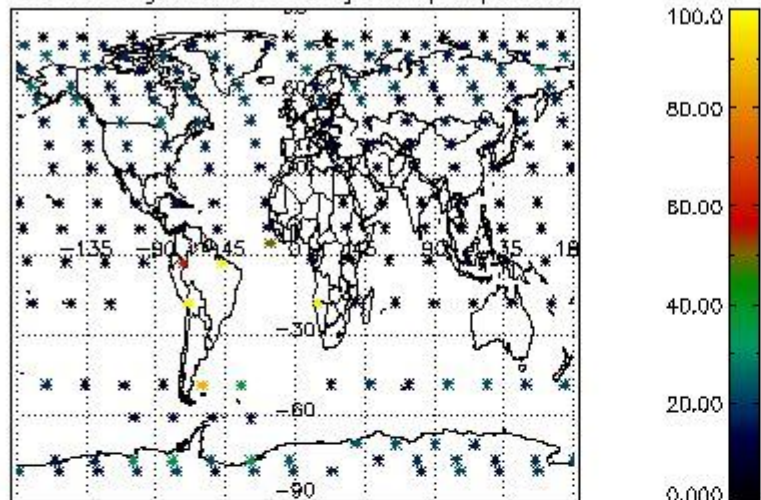


#### 4.2 Plot quality information per product coming from level 1b processing (world map)

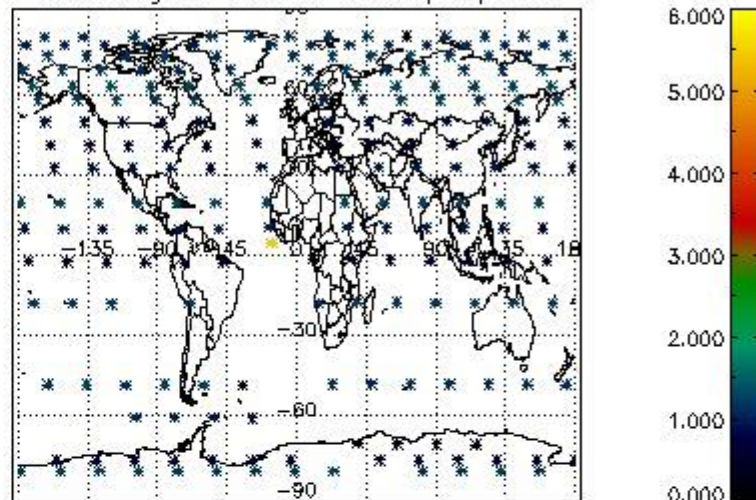
##### 4.2.1 Plot level 1 quality information per product (world map): ENVISAT ASCENDING passes



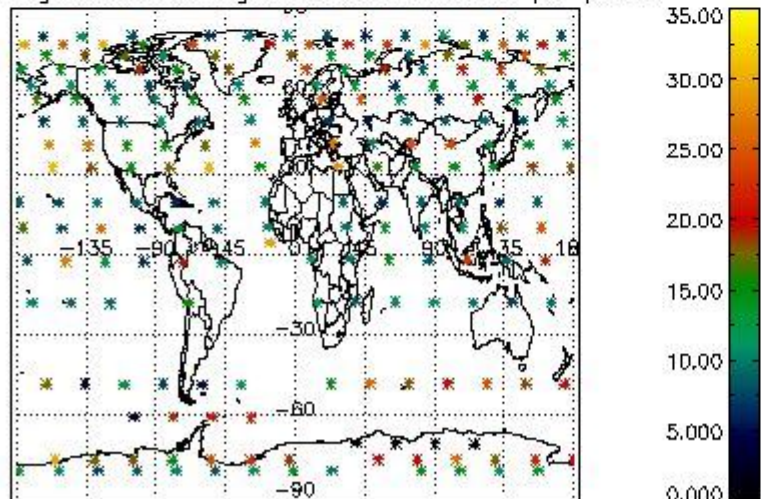
Percentage of cosmic ray hits per profile



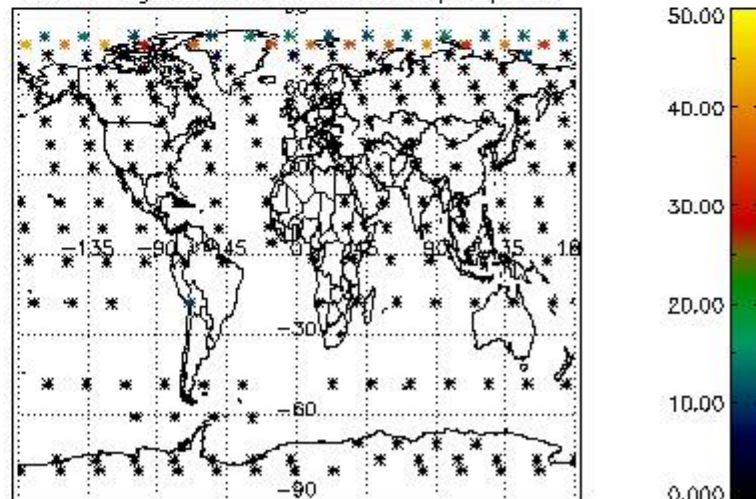
Percentage of datation errors per profile



Percentage of star falling outside central band per profile

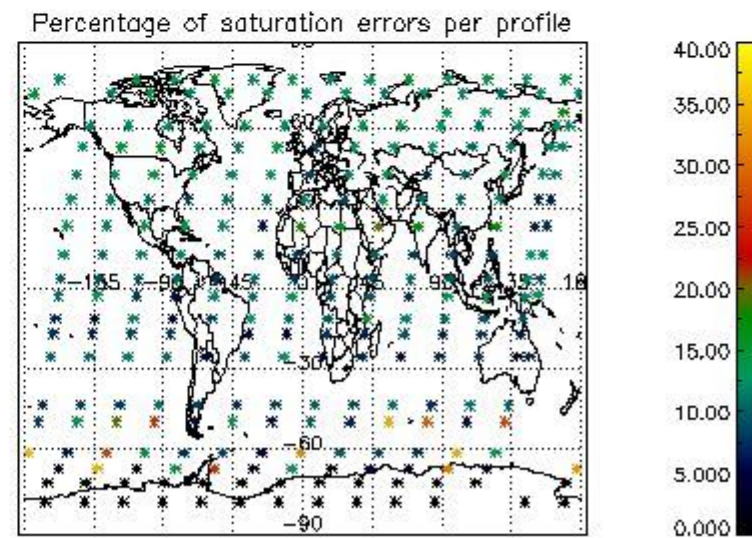
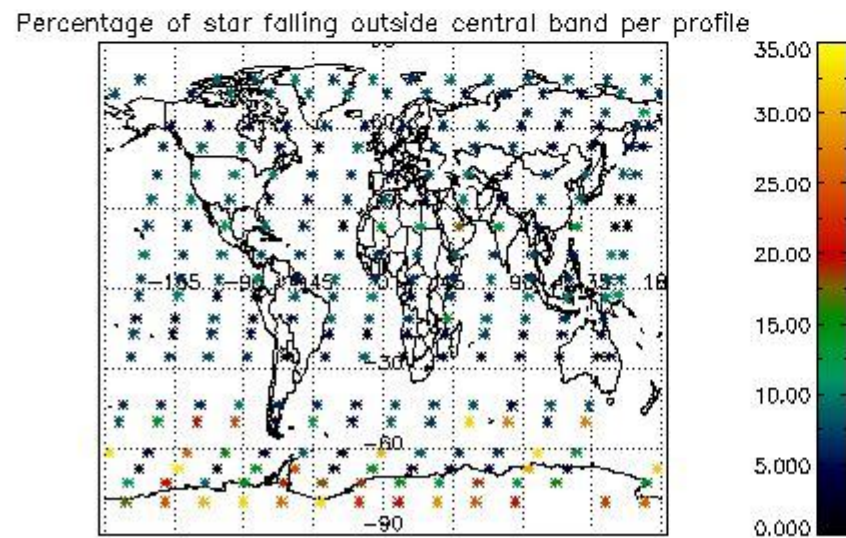
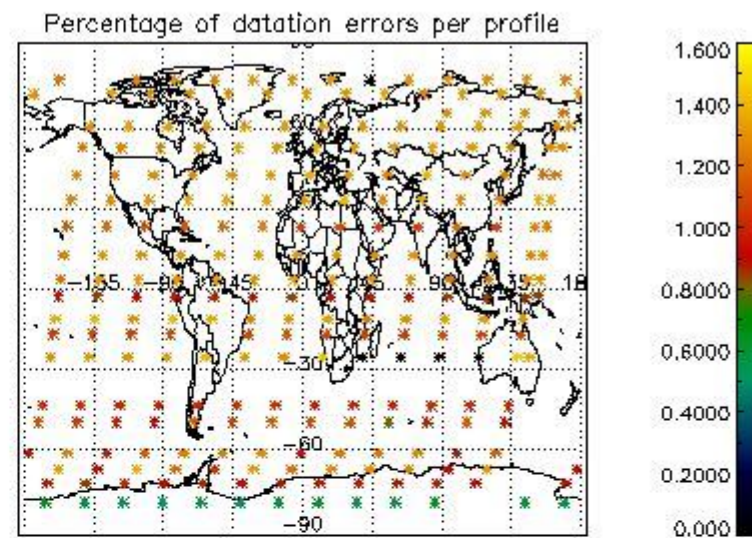
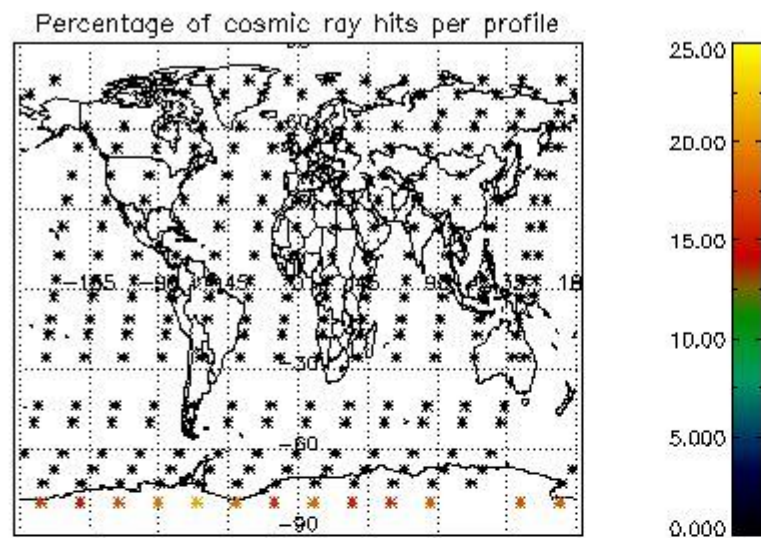


Percentage of saturation errors per profile



4.2.2 Plot level 1 quality information per product (world map): ENVISAT DESCENDING passes





## 5. Trace gas profiles

### 5.1 Ozone statistics based on quality of products

The final quality of the products can be "measured" using the STD (Standard Deviation) attached to every point profile. This information is written to the parameter GOM\_NL\_\_2P/NL\_LOCAL\_SPECIES\_DENSITY/o3\_std of the level 2 products. The table below shows the statistics for given STD ranges.

The statistics are given with respect to the overall valid production:

- Products without fatal errors: GOM\_NL\_\_2P/MPH/PRODUCT\_ERR=0
- Valid point profile: GOM\_NL\_\_2P/NL\_LOCAL\_SPECIES\_DENSITY/pcd(0)=0

The 'Criteria' is applied to valid points of dark limb products:

- Products in dark limb illumination condition: GOM\_NL\_\_2P/NL\_SUMMARY\_QUALITY/obs\_ill\_cond=0
- Products without fatal errors: GOM\_NL\_\_2P/MPH/PRODUCT\_ERR=0
- Valid point profile: GOM\_NL\_\_2P/NL\_LOCAL\_SPECIES\_DENSITY/pcd(0)=0

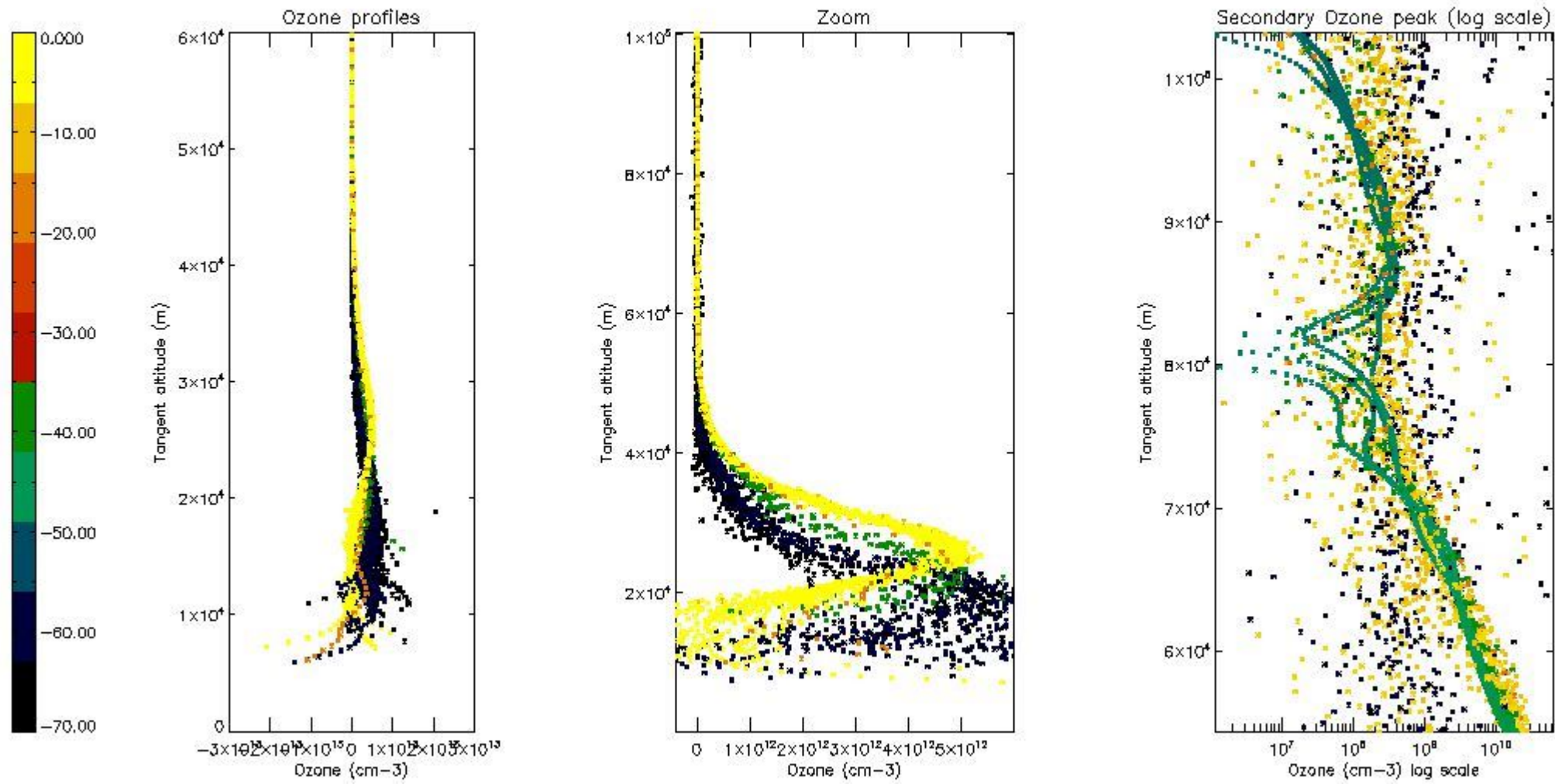
So, the table below shows the percentage of dark limb and valid observations for each criteria with respect to the overall valid daily observations.

| Criteria | % of total production |
|----------|-----------------------|
| All STD  | 25                    |
| STD < 20 | 10                    |

|          |   |
|----------|---|
| STD < 10 | 7 |
| STD < 5  | 4 |

5.2 Plot ozone profiles for all STD (dark without errors)

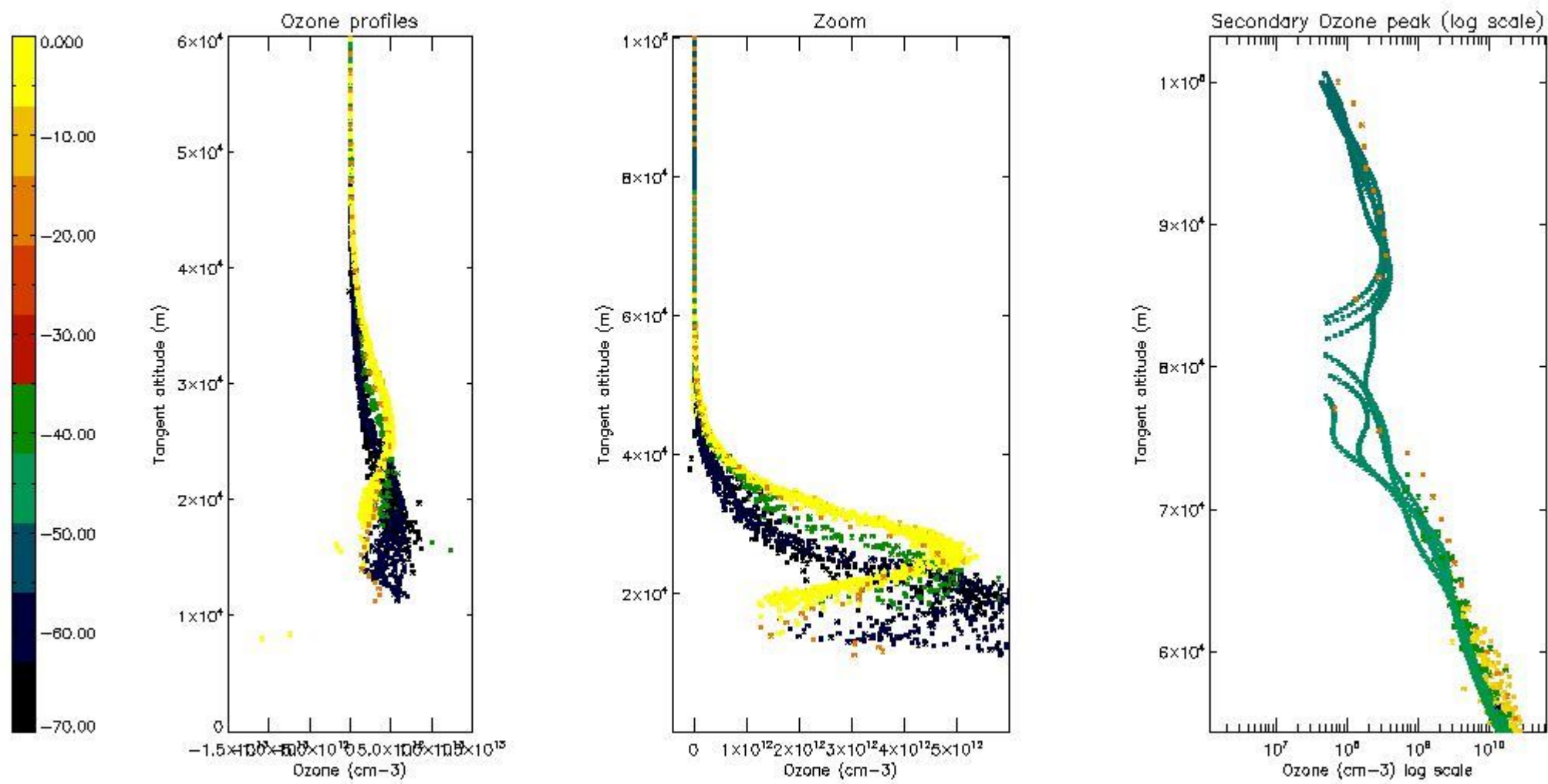
The colorbar represents the latitude.



5.3 Plot ozone profiles where STD < 20% (dark without errors)

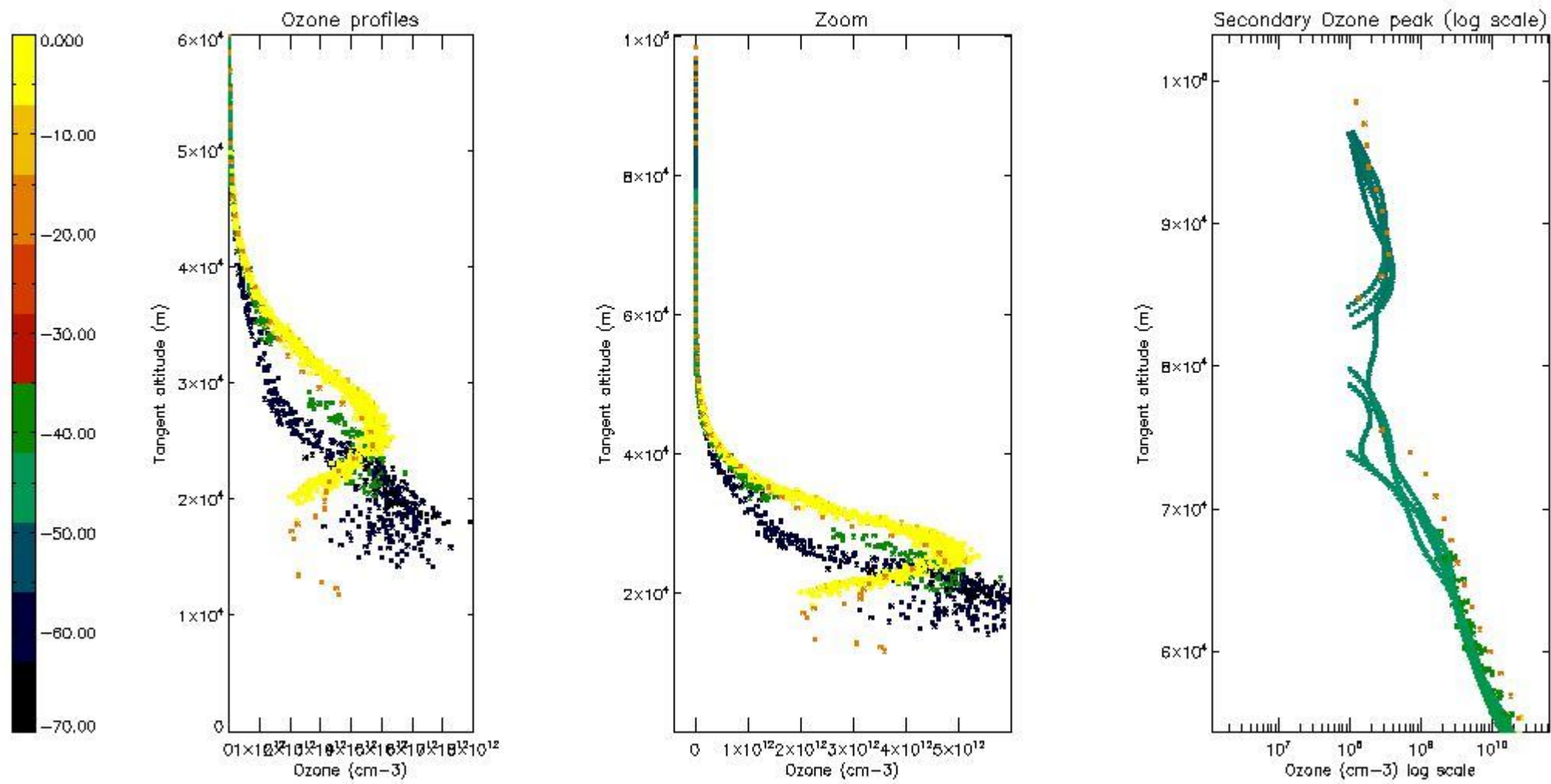
The colorbar represents the latitude.





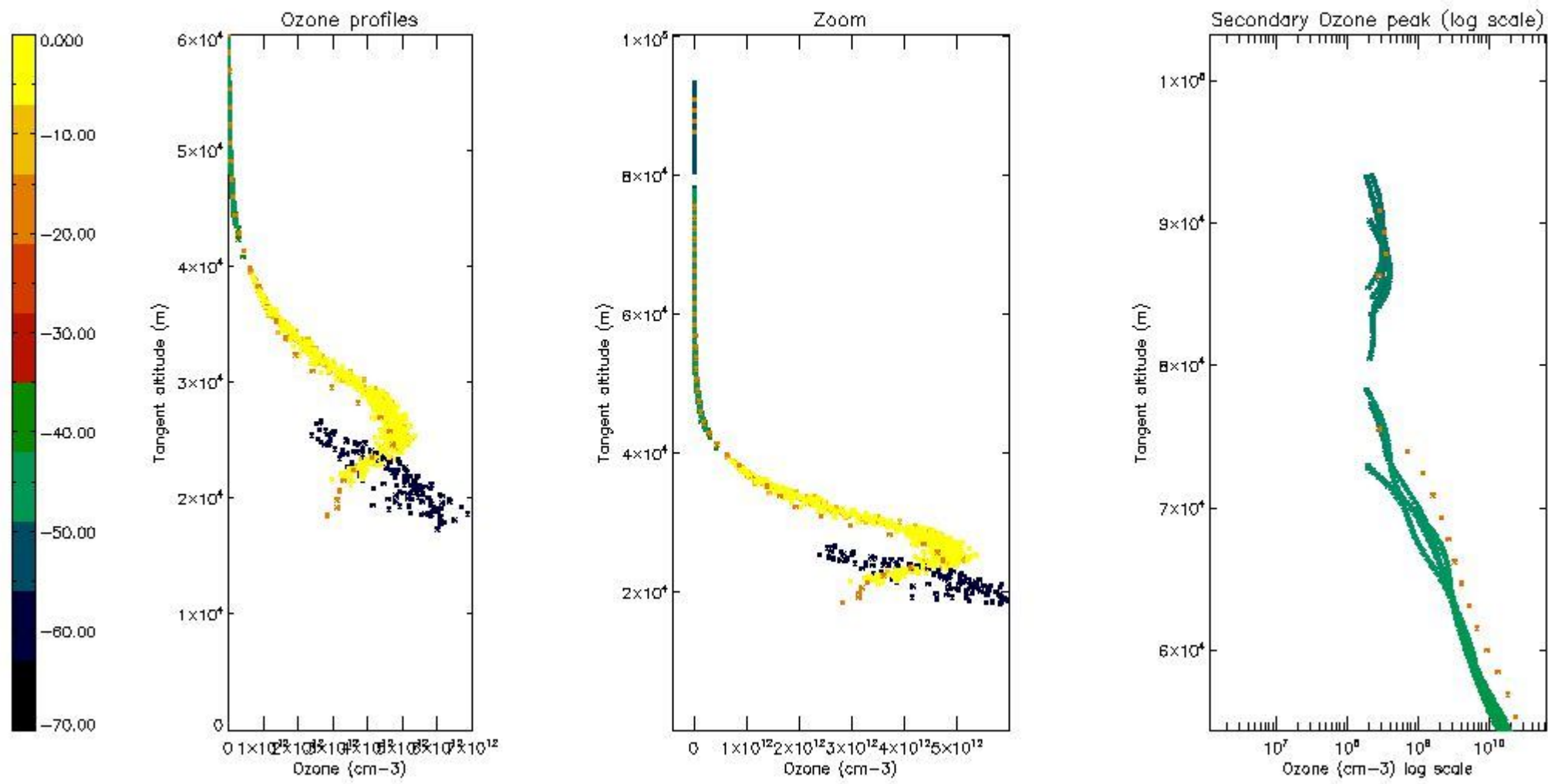
*5.4 Plot ozone profiles where  $STD < 10\%$  (dark without errors)*

The colorbar represents the latitude.



*5.5 Plot ozone profiles where STD < 5% (dark without errors)*

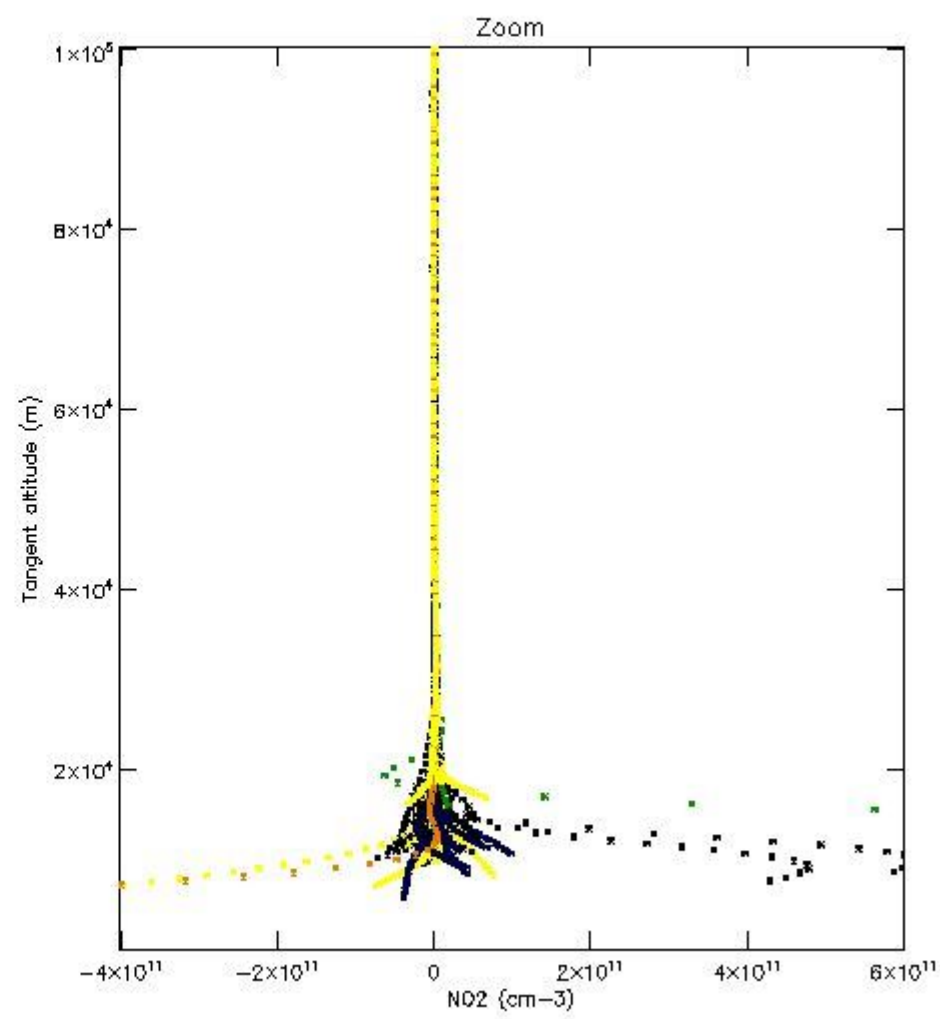
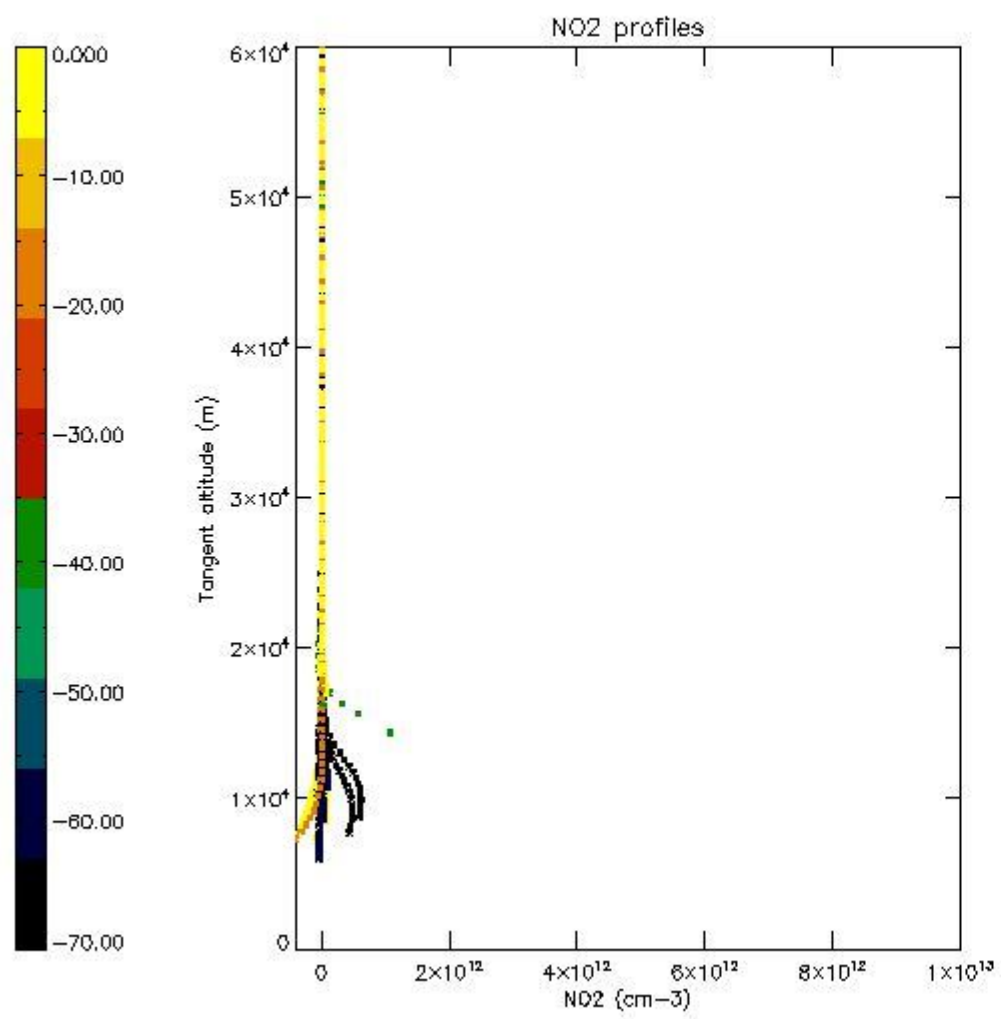
The colorbar represents the latitude.



*5.6 Plot NO<sub>2</sub> profiles for all STD (dark without errors)*

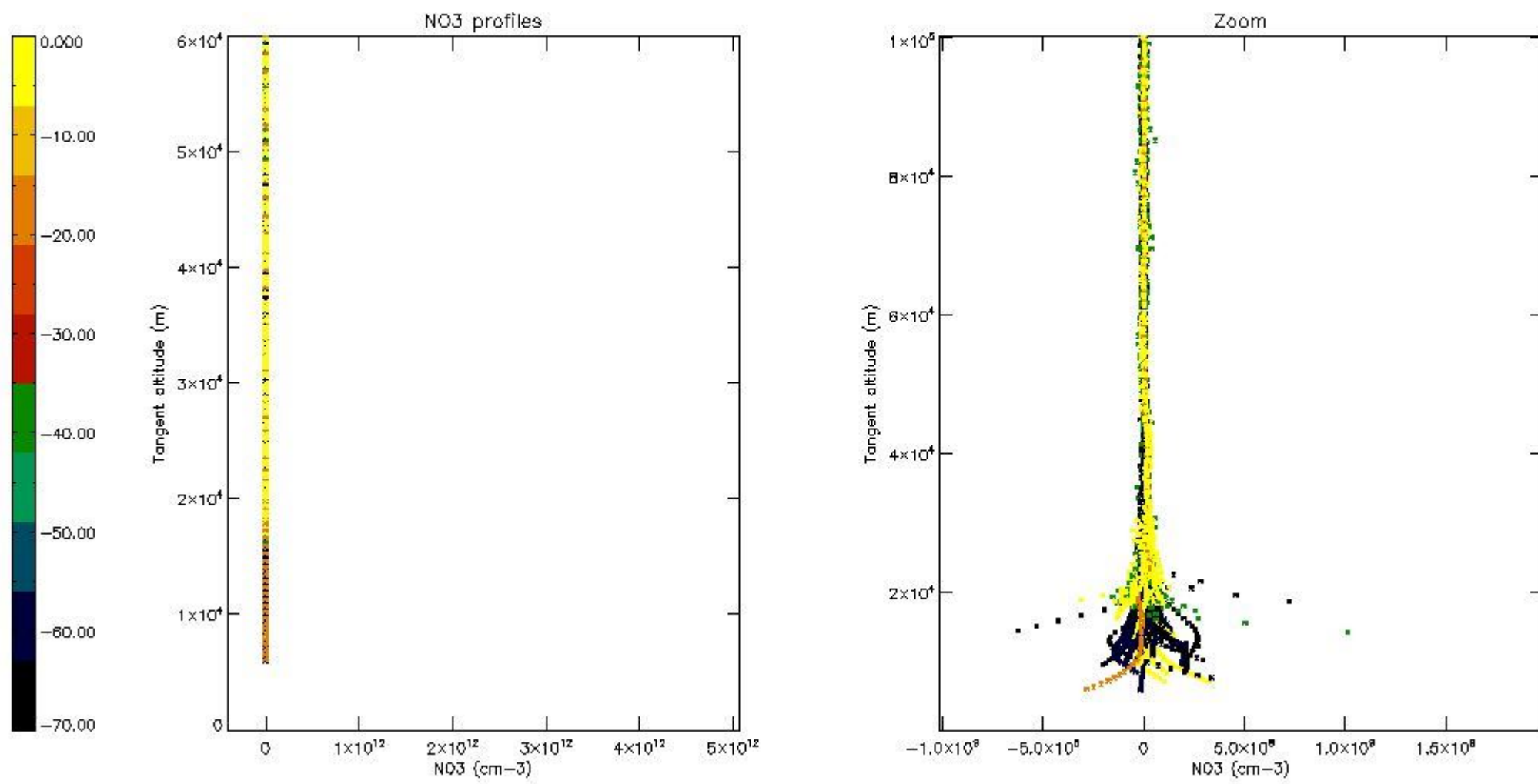
The colorbar represents the latitude.





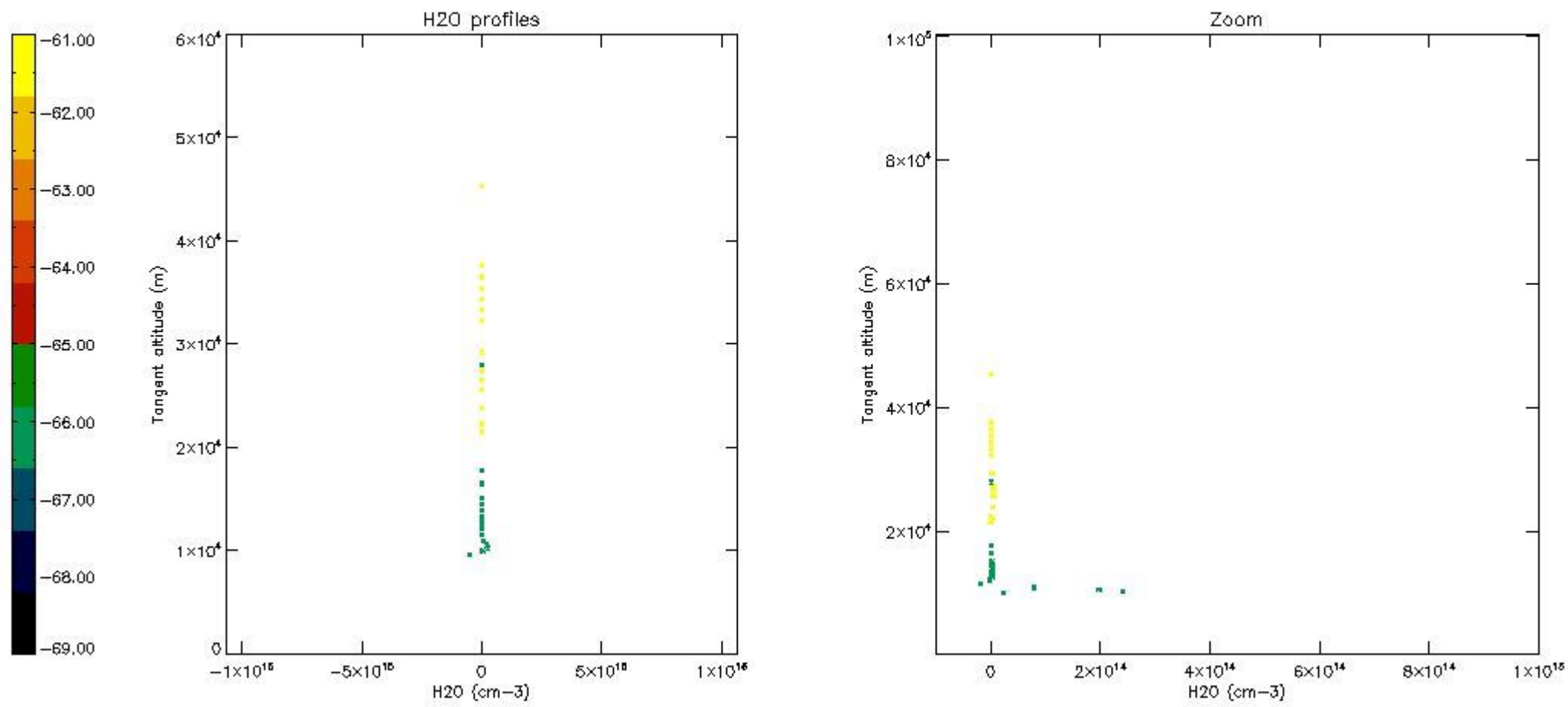
*5.7 Plot NO3 profiles for all STD (dark without errors)*

The colorbar represents the latitude.



5.8 Plot H2O profiles for all STD (only for occultations of stars 1,2,3,4,13,14,16,26,63 dark without errors)

The colorbar represents the latitude.



## 6. Auxiliary Data Files used for the production reported in section 2

The number reported in the third column indicates since which file (see list in section 2) the corresponding auxiliary file has been used. The fourth column is the date of those product files.

| Type                      | Auxiliary Filename  | Used since product | Used since product date |
|---------------------------|---|--------------------|-------------------------|
| INST_PHYS_CHARACTERISTICS | GOM_INS_AXVIEC20091111_143220_20030716_120000_20500101_000000 | 1                  | 05-JUL-2004 00:00:58    |
| LEVEL-2_PROC_CONFIG       | GOM_PR2_AXVIEC20091111_152718_20020301_000000_20500101_000000 | 1                  | 05-JUL-2004 00:00:58    |
| CROSS_SECTIONS_FILE       | GOM_CRS_AXVIEC20091111_154832_20020301_000000_20500101_000000 | 1                  | 05-JUL-2004 00:00:58    |

# GOMOS Level 2 Daily Report

## SUMMARY

### [1. General Info](#)

### [2. Summary of processed GOM\\_NL\\_2P products](#)

### [3. Level 2 Quality information per product](#)

#### [3.1 Plot of level 2 quality information per product \(time dependant\)](#)

#### [3.2 Plot of level 2 quality information per product \(world map\)](#)

### [4. Level 1 Quality information per product \(stored on level 2 products\)](#)

#### [4.1 Plot of level 1 quality information per product \(time dependant\)](#)

##### [4.1.1 Plot of level 1 quality information per product \(time dependant\): ASCENDING](#)

##### [4.1.2 Plot of level 1 quality information per product \(time dependant\): DESCENDING](#)

#### [4.2 Plot of level 1 quality information per product \(world map\)](#)

##### [4.2.1 Plot of level 1 quality information per product \(world map\): ASCENDING](#)

##### [4.2.2 Plot of level 1 quality information per product \(world map\): DESCENDING](#)

### [5. Ozone profiles based on quality statistics and other trace gas profiles](#)

#### [5.1 Ozone statistics based on quality of products](#)

#### [5.2 Plot ozone profiles for all STD \(dark without errors\)](#)

#### [5.3 Plot ozone profiles where STD < 20% \(dark without errors\)](#)

#### [5.4. Plot ozone profiles where STD < 10% \(dark without errors\)](#)

#### [5.5. Plot ozone profiles where STD < 5% \(dark without errors\)](#)

#### [5.6 Plot NO2 profiles for all STD \(dark without errors\)](#)

#### [5.7 Plot NO3 profiles for all STD \(dark without errors\)](#)

#### [5.8 Plot H2O profiles \(only for occultations of stars 1,2,3,4,13,14,16,26,63 dark without errors\) for all STD](#)

### [6. Auxiliary Data Files used for the production reported in section 2](#)



This report presents the daily analysis on parameters extracted from GOMOS level 2 data (GOM\_NL\_\_2P). It is intended to monitor some important parameters that will impact the quality of these products. A list of level 2 products (and content) that have arrived during the reporting day to the PCF is also given.

| Item                      | Value                           |
|---------------------------|---------------------------------|
| Time of report generation | 19APR2013 05:41:23              |
| Data source version       | GOMOS/6.01                      |
| Start time of products    | 05-07-2004 (05JUL2004 00:00:00) |
| Stop time of products     | 06-07-2004 (06JUL2004 00:00:00) |
| Store outputs in DB       | Yes                             |
| Nb of level 2 prods       | 475                             |
| Nb of prods with errors   | 0                               |

## 2. Summary of processed GOM\_NL\_\_2P products.

| Nr | Filename   | UTC Start time       | Limb          | Duration | Star Id | Star Name | Star Mag | Star Temp | Nb Meas | Orbit | Prod. error |
|----|--|----------------------|---------------|----------|---------|-----------|----------|-----------|---------|-------|-------------|
| 1  | GOM_NL__2PRFIN20040705_000058_000000382028_00188_12266_2493.N1 | 05-JUL-2004 00:00:58 | Bright        | 38.000   | 98      | 13Zet Oph | 2.5710   | 30000.    | 76      | 12266 | No          |
| 2  | GOM_NL__2PRFIN20040705_000311_000000422028_00188_12266_2494.N1 | 05-JUL-2004 00:03:11 | Bright        | 41.500   | 120     | 1Del Oph  | 2.7340   | 3200.0    | 83      | 12266 | No          |
| 3  | GOM_NL__2PRFIN20040705_000441_000000392028_00188_12266_2495.N1 | 05-JUL-2004 00:04:41 | Bright        | 38.500   | 126     | 60Bet Oph | 2.7700   | 4250.0    | 77      | 12266 | No          |
| 4  | GOM_NL__2PRFIN20040705_000658_000000392028_00188_12266_2496.N1 | 05-JUL-2004 00:06:58 | Bright        | 38.500   | 59      | 55Alp Oph | 2.0800   | 8900.0    | 77      | 12266 | No          |
| 5  | GOM_NL__2PRFIN20040705_000950_000000422028_00188_12266_2497.N1 | 05-JUL-2004 00:09:50 | Bright        | 41.500   | 127     | 27Bet Her | 2.7810   | 4700.0    | 83      | 12266 | No          |
| 6  | GOM_NL__2PRFIN20040705_001232_000000362028_00188_12266_2498.N1 | 05-JUL-2004 00:12:32 | Bright        | 36.000   | 133     | 40Zet Her | 2.8070   | 6000.0    | 72      | 12266 | No          |
| 7  | GOM_NL__2PRFIN20040705_001523_000000402028_00188_12266_2499.N1 | 05-JUL-2004 00:15:23 | Bright        | 39.500   | 5       | 3Alp Lyr  | 0.033000 | 11000.    | 79      | 12266 | No          |
| 8  | GOM_NL__2PRFIN20040705_001819_000000402028_00188_12266_2500.N1 | 05-JUL-2004 00:18:19 | Bright        | 39.500   | 130     | 23Bet Dra | 2.7990   | 5800.0    | 79      | 12266 | No          |
| 9  | GOM_NL__2PRFIN20040705_002054_000000392028_00188_12266_2501.N1 | 05-JUL-2004 00:20:54 | Bright        | 38.500   | 119     | 14Eta Dra | 2.7270   | 4700.0    | 77      | 12266 | No          |
| 10 | GOM_NL__2PRFIN20040705_002249_000000592028_00188_12266_2502.N1 | 05-JUL-2004 00:22:49 | Bright        | 58.500   | 19      | 50Alp Cyg | 1.2460   | 10500.    | 117     | 12266 | No          |
| 11 | GOM_NL__2PRFIN20040705_002458_000000392028_00188_12266_2503.N1 | 05-JUL-2004 00:24:58 | Bright        | 38.500   | 60      | 7Bet UMi  | 2.0810   | 3950.0    | 77      | 12266 | No          |
| 12 | GOM_NL__2PRFIN20040705_002642_000000462028_00188_12266_2504.N1 | 05-JUL-2004 00:26:42 | Bright        | 45.500   | 89      | 5Alp Cep  | 2.4510   | 8000.0    | 91      | 12266 | No          |
| 13 | GOM_NL__2PRFIN20040705_002903_000000352028_00188_12266_2505.N1 | 05-JUL-2004 00:29:03 | Bright        | 34.500   | 49      | 1Alp UMi  | 1.9900   | 6300.0    | 69      | 12266 | No          |
| 14 | GOM_NL__2PRFIN20040705_003411_000000502028_00188_12266_2506.N1 | 05-JUL-2004 00:34:11 | Bright        | 50.000   | 74      | 11Bet Cas | 2.2680   | 6600.0    | 100     | 12266 | No          |
| 15 | GOM_NL__2PRFIN20040705_003557_000000562028_00188_12266_2507.N1 | 05-JUL-2004 00:35:57 | Bright        | 55.500   | 110     | 37Del Cas | 2.6780   | 8900.0    | 111     | 12266 | No          |
| 16 | GOM_NL__2PRFIN20040705_003917_000000442028_00188_12266_2508.N1 | 05-JUL-2004 00:39:17 | Bright        | 43.500   | 160     | 23Gam Per | 2.9300   | 4700.0    | 87      | 12266 | No          |
| 17 | GOM_NL__2PRFIN20040705_004105_000000382028_00188_12266_2509.N1 | 05-JUL-2004 00:41:05 | Bright        | 38.000   | 175     | 39Del Per | 3.0100   | 19400.    | 76      | 12266 | No          |
| 18 | GOM_NL__2PRFIN20040705_004241_000000552028_00188_12266_2510.N1 | 05-JUL-2004 00:42:41 | Bright        | 54.500   | 73      | 57Gam1And | 2.2600   | 13100.    | 109     | 12266 | No          |
| 19 | GOM_NL__2PRFIN20040705_004519_000000792028_00188_12266_2511.N1 | 05-JUL-2004 00:45:19 | Twi_and_stray | 78.500   | 53      | 43Bet And | 2.0480   | 3300.0    | 157     | 12266 | No          |
| 20 | GOM_NL__2PRFIN20040705_004809_000000422028_00188_12266_2512.N1 | 05-JUL-2004 00:48:09 | Twilight      | 41.500   | 146     | 25Eta Tau | 2.8730   | 15200.    | 83      | 12266 | No          |
| 21 | GOM_NL__2PRFIN20040705_005001_000000642028_00188_12266_2513.N1 | 05-JUL-2004 00:50:01 | Dark          | 64.000   | 50      | 13Alp Ari | 2.0070   | 4250.0    | 128     | 12266 | No          |
| 22 | GOM_NL__2PRFIN20040705_005502_000000582028_00188_12266_2514.N1 | 05-JUL-2004 00:55:02 | Dark          | 57.500   | 94      | 92Alp Cet | 2.5260   | 3100.0    | 115     | 12266 | No          |
| 23 | GOM_NL__2PRFIN20040705_005835_000000452028_00188_12266_2515.N1 | 05-JUL-2004 00:58:35 | Dark          | 44.500   | 165     | 34Gam Eri | 2.9500   | 3200.0    | 89      | 12266 | No          |
| 24 | GOM_NL__2PRFIN20040705_011126_000000832028_00188_12266_2516.N1 | 05-JUL-2004 01:11:26 | Dark          | 82.500   | 52      | 16Bet Cet | 2.0370   | 4500.0    | 165     | 12266 | No          |
| 25 | GOM_NL__2PRFIN20040705_011457_000000522028_00189_12267_2503.N1 | 05-JUL-2004 01:14:57 | Dark          | 52.000   | 84      | Alp Phe   | 2.3970   | 4500.0    | 104     | 12267 | No          |
| 26 | GOM_NL__2PRFIN20040705_011745_000000402028_00189_12267_2504.N1 | 05-JUL-2004 01:17:45 | Dark          | 39.500   | 135     | Bet Hyi   | 2.8200   | 5800.0    | 79      | 12267 | No          |
| 27 | GOM_NL__2PRFIN20040705_012120_000000662028_00189_12267_2505.N1 | 05-JUL-2004 01:21:20 | Straylight    | 66.000   | 63      | Bet Gru   | 2.1500   | 2800.0    | 132     | 12267 | No          |
| 28 | GOM_NL__2PRFIN20040705_012340_000000892028_00189_12267_2506.N1 | 05-JUL-2004 01:23:40 | Straylight    | 89.000   | 18      | 24Alp PsA | 1.1660   | 9700.0    | 178     | 12267 | No          |
| 29 | GOM_NL__2PRFIN20040705_012614_000000602028_00189_12267_2507.N1 | 05-JUL-2004 01:26:14 | Straylight    | 59.500   | 172     | Gam Gru   | 3.0030   | 13100.    | 119     | 12267 | No          |
| 30 | GOM_NL__2PRFIN20040705_012840_000000422028_00189_12267_2508.N1 | 05-JUL-2004 01:28:40 | Straylight    | 42.000   | 141     | Bet Ara   | 2.8400   | 4600.0    | 84      | 12267 | No          |
| 31 | GOM_NL__2PRFIN20040705_013008_000000392028_00189_12267_2509.N1 | 05-JUL-2004 01:30:08 | Twi_and_stray | 39.000   | 147     | Alp Ara   | 2.8770   | 26000.    | 78      | 12267 | No          |
| 32 | GOM_NL__2PRFIN20040705_013155_000000462028_00189_12267_2510.N1 | 05-JUL-2004 01:31:55 | Twi_and_stray | 45.500   | 40      | The Sco   | 1.8590   | 7100.0    | 91      | 12267 | No          |
| 33 | GOM_NL__2PRFIN20040705_013336_000000422028_00189_12267_2511.N1 | 05-JUL-2004 01:33:36 | Twi_and_stray | 41.500   | 25      | 35Lam Sco | 1.6200   | 28000.    | 83      | 12267 | No          |
| 34 | GOM_NL__2PRFIN20040705_013501_000000472028_00189_12267_2512.N1 | 05-JUL-2004 01:35:01 | Bright        | 47.000   | 116     | 19Del Sgr | 2.7000   | 4100.0    | 94      | 12267 | No          |
| 35 | GOM_NL__2PRFIN20040705_013706_000000462028_00189_12267_2513.N1 | 05-JUL-2004 01:37:06 | Bright        | 46.000   | 155     | 41Pi Sgr  | 2.9000   | 6600.0    | 92      | 12267 | No          |
| 36 | GOM_NL__2PRFIN20040705_013946_000000402028_00189_12267_2514.N1 | 05-JUL-2004 01:39:46 | Bright        | 39.500   | 86      | 35Eta Oph | 2.4300   | 10200.    | 79      | 12267 | No          |
| 37 | GOM_NL__2PRFIN20040705_014134_000000392028_00189_12267_2515.N1 | 05-JUL-2004 01:41:34 | Bright        | 38.500   | 98      | 13Zet Oph | 2.5710   | 30000.    | 77      | 12267 | No          |
| 38 | GOM_NL__2PRFIN20040705_014348_000000392028_00189_12267_2516.N1 | 05-JUL-2004 01:43:48 | Bright        | 39.000   | 120     | 1Del Oph  | 2.7340   | 3200.0    | 78      | 12267 | No          |
| 39 | GOM_NL__2PRFIN20040705_014516_000000382028_00189_12267_2517.N1 | 05-JUL-2004 01:45:16 | Bright        | 38.000   | 126     | 60Bet Oph | 2.7700   | 4250.0    | 76      | 12267 | No          |
| 40 | GOM_NL__2PRFIN20040705_014732_000000412028_00189_12267_2518.N1 | 05-JUL-2004 01:47:32 | Bright        | 40.500   | 59      | 55Alp Oph | 2.0800   | 8900.0    | 81      | 12267 | No          |
| 41 | GOM_NL__2PRFIN20040705_015028_000000402028_00189_12267_2519.N1 | 05-JUL-2004 01:50:28 | Bright        | 40.000   | 127     | 27Bet Her | 2.7810   | 4700.0    | 80      | 12267 | No          |
| 42 | GOM_NL__2PRFIN20040705_015308_000000402028_00189_12267_2520.N1 | 05-JUL-2004 01:53:08 | Bright        | 39.500   | 133     | 40Zet Her | 2.8070   | 6000.0    | 79      | 12267 | No          |

|     |  |                      |               |        |     |           |          |        |     |       |    |
|-----|--|----------------------|---------------|--------|-----|-----------|----------|--------|-----|-------|----|
| 43  | GOM_NL__2PRFIN20040705_015559_000000472028_00189_12267_2521.N1 | 05-JUL-2004 01:55:59 | Bright        | 46.500 | 5   | 3Alp Lyr  | 0.033000 | 11000. | 93  | 12267 | No |
| 44  | GOM_NL__2PRFIN20040705_015855_000000382028_00189_12267_2522.N1 | 05-JUL-2004 01:58:55 | Bright        | 38.000 | 130 | 23Bet Dra | 2.7990   | 5800.0 | 76  | 12267 | No |
| 45  | GOM_NL__2PRFIN20040705_020128_000000412028_00189_12267_2523.N1 | 05-JUL-2004 02:01:28 | Bright        | 40.500 | 119 | 14Eta Dra | 2.7270   | 4700.0 | 81  | 12267 | No |
| 46  | GOM_NL__2PRFIN20040705_020324_000000592028_00189_12267_2524.N1 | 05-JUL-2004 02:03:24 | Bright        | 59.000 | 19  | 50Alp Cyg | 1.2460   | 10500. | 118 | 12267 | No |
| 47  | GOM_NL__2PRFIN20040705_020535_000000382028_00189_12267_2525.N1 | 05-JUL-2004 02:05:35 | Bright        | 37.500 | 60  | 7Bet UMi  | 2.0810   | 3950.0 | 75  | 12267 | No |
| 48  | GOM_NL__2PRFIN20040705_020716_000000472028_00189_12267_2526.N1 | 05-JUL-2004 02:07:16 | Bright        | 46.500 | 89  | 5Alp Cep  | 2.4510   | 8000.0 | 93  | 12267 | No |
| 49  | GOM_NL__2PRFIN20040705_020936_000000392028_00189_12267_2527.N1 | 05-JUL-2004 02:09:36 | Bright        | 39.000 | 49  | 1Alp UMi  | 1.9900   | 6300.0 | 78  | 12267 | No |
| 50  | GOM_NL__2PRFIN20040705_021446_000000512028_00189_12267_2528.N1 | 05-JUL-2004 02:14:46 | Bright        | 50.500 | 74  | 11Bet Cas | 2.2680   | 6600.0 | 101 | 12267 | No |
| 51  | GOM_NL__2PRFIN20040705_021632_000000442028_00189_12267_2529.N1 | 05-JUL-2004 02:16:32 | Bright        | 43.500 | 110 | 37Del Cas | 2.6780   | 8900.0 | 87  | 12267 | No |
| 52  | GOM_NL__2PRFIN20040705_021953_000000572028_00189_12267_2530.N1 | 05-JUL-2004 02:19:53 | Bright        | 57.000 | 160 | 23Gam Per | 2.9300   | 4700.0 | 114 | 12267 | No |
| 53  | GOM_NL__2PRFIN20040705_022139_000000552028_00189_12267_2531.N1 | 05-JUL-2004 02:21:39 | Bright        | 55.000 | 175 | 39Del Per | 3.0100   | 19400. | 110 | 12267 | No |
| 54  | GOM_NL__2PRFIN20040705_022317_000000522028_00189_12267_2532.N1 | 05-JUL-2004 02:23:17 | Bright        | 52.000 | 73  | 57Gam1And | 2.2600   | 13100. | 104 | 12267 | No |
| 55  | GOM_NL__2PRFIN20040705_022555_000000832028_00189_12267_2533.N1 | 05-JUL-2004 02:25:55 | Twi_and_stray | 83.000 | 53  | 43Bet And | 2.0480   | 3300.0 | 166 | 12267 | No |
| 56  | GOM_NL__2PRFIN20040705_022845_000000442028_00189_12267_2534.N1 | 05-JUL-2004 02:28:45 | Twilight      | 43.500 | 146 | 25Eta Tau | 2.8730   | 15200. | 87  | 12267 | No |
| 57  | GOM_NL__2PRFIN20040705_023037_000000682028_00189_12267_2535.N1 | 05-JUL-2004 02:30:37 | Dark          | 67.500 | 50  | 13Alp Ari | 2.0070   | 4250.0 | 135 | 12267 | No |
| 58  | GOM_NL__2PRFIN20040705_023540_000000552028_00189_12267_2536.N1 | 05-JUL-2004 02:35:40 | Dark          | 54.500 | 94  | 92Alp Cet | 2.5260   | 3100.0 | 109 | 12267 | No |
| 59  | GOM_NL__2PRFIN20040705_023912_000000412028_00189_12267_2537.N1 | 05-JUL-2004 02:39:12 | Dark          | 41.000 | 165 | 34Gam Eri | 2.9500   | 3200.0 | 82  | 12267 | No |
| 60  | GOM_NL__2PRFIN20040705_024748_000000452028_00189_12267_2538.N1 | 05-JUL-2004 02:47:48 | Dark          | 45.000 | 157 | The1Eri   | 2.9060   | 9300.0 | 90  | 12267 | No |
| 61  | GOM_NL__2PRFIN20040705_025203_000000932028_00189_12267_2539.N1 | 05-JUL-2004 02:52:03 | Dark          | 93.000 | 52  | 16Bet Cet | 2.0370   | 4500.0 | 186 | 12267 | No |
| 62  | GOM_NL__2PRFIN20040705_025534_000000552028_00190_12268_2505.N1 | 05-JUL-2004 02:55:34 | Dark          | 55.000 | 84  | Alp Phe   | 2.3970   | 4500.0 | 110 | 12268 | No |
| 63  | GOM_NL__2PRFIN20040705_025821_000000392028_00190_12268_2506.N1 | 05-JUL-2004 02:58:21 | Dark          | 38.500 | 135 | Bet Hyi   | 2.8200   | 5800.0 | 77  | 12268 | No |
| 64  | GOM_NL__2PRFIN20040705_030157_000000572028_00190_12268_2507.N1 | 05-JUL-2004 03:01:57 | Straylight    | 56.500 | 63  | Bet Gru   | 2.1500   | 2800.0 | 113 | 12268 | No |
| 65  | GOM_NL__2PRFIN20040705_030417_000000882028_00190_12268_2508.N1 | 05-JUL-2004 03:04:17 | Straylight    | 88.000 | 18  | 24Alp PsA | 1.1660   | 9700.0 | 176 | 12268 | No |
| 66  | GOM_NL__2PRFIN20040705_030651_000000602028_00190_12268_2509.N1 | 05-JUL-2004 03:06:51 | Straylight    | 60.000 | 172 | Gam Gru   | 3.0030   | 13100. | 120 | 12268 | No |
| 67  | GOM_NL__2PRFIN20040705_030915_000000402028_00190_12268_2510.N1 | 05-JUL-2004 03:09:15 | Straylight    | 40.000 | 141 | Bet Ara   | 2.8400   | 4600.0 | 80  | 12268 | No |
| 68  | GOM_NL__2PRFIN20040705_031044_000000402028_00190_12268_2511.N1 | 05-JUL-2004 03:10:44 | Twi_and_stray | 39.500 | 147 | Alp Ara   | 2.8770   | 26000. | 79  | 12268 | No |
| 69  | GOM_NL__2PRFIN20040705_031233_000000452028_00190_12268_2512.N1 | 05-JUL-2004 03:12:33 | Twi_and_stray | 45.000 | 40  | The Sco   | 1.8590   | 7100.0 | 90  | 12268 | No |
| 70  | GOM_NL__2PRFIN20040705_031413_000000442028_00190_12268_2513.N1 | 05-JUL-2004 03:14:13 | Twi_and_stray | 44.000 | 25  | 35Lam Sco | 1.6200   | 28000. | 88  | 12268 | No |
| 71  | GOM_NL__2PRFIN20040705_031539_000000542028_00190_12268_2514.N1 | 05-JUL-2004 03:15:39 | Bright        | 53.500 | 116 | 19Del Sgr | 2.7000   | 4100.0 | 107 | 12268 | No |
| 72  | GOM_NL__2PRFIN20040705_031742_000000452028_00190_12268_2515.N1 | 05-JUL-2004 03:17:42 | Bright        | 45.000 | 155 | 41Pi Sgr  | 2.9000   | 6600.0 | 90  | 12268 | No |
| 73  | GOM_NL__2PRFIN20040705_032022_000000392028_00190_12268_2516.N1 | 05-JUL-2004 03:20:22 | Bright        | 39.000 | 86  | 35Eta Oph | 2.4300   | 10200. | 78  | 12268 | No |
| 74  | GOM_NL__2PRFIN20040705_032210_000000382028_00190_12268_2517.N1 | 05-JUL-2004 03:22:10 | Bright        | 37.500 | 98  | 13Zet Oph | 2.5710   | 30000. | 75  | 12268 | No |
| 75  | GOM_NL__2PRFIN20040705_032424_000000392028_00190_12268_2518.N1 | 05-JUL-2004 03:24:24 | Bright        | 38.500 | 120 | 1Del Oph  | 2.7340   | 3200.0 | 77  | 12268 | No |
| 76  | GOM_NL__2PRFIN20040705_032553_000000382028_00190_12268_2519.N1 | 05-JUL-2004 03:25:53 | Bright        | 37.500 | 126 | 60Bet Oph | 2.7700   | 4250.0 | 75  | 12268 | No |
| 77  | GOM_NL__2PRFIN20040705_032810_000000382028_00190_12268_2520.N1 | 05-JUL-2004 03:28:10 | Bright        | 38.000 | 59  | 55Alp Oph | 2.0800   | 8900.0 | 76  | 12268 | No |
| 78  | GOM_NL__2PRFIN20040705_033104_000000392028_00190_12268_2521.N1 | 05-JUL-2004 03:31:04 | Bright        | 39.000 | 127 | 27Bet Her | 2.7810   | 4700.0 | 78  | 12268 | No |
| 79  | GOM_NL__2PRFIN20040705_033344_000000392028_00190_12268_2522.N1 | 05-JUL-2004 03:33:44 | Bright        | 39.000 | 133 | 40Zet Her | 2.8070   | 6000.0 | 78  | 12268 | No |
| 80  | GOM_NL__2PRFIN20040705_033634_000000422028_00190_12268_2523.N1 | 05-JUL-2004 03:36:34 | Bright        | 42.000 | 5   | 3Alp Lyr  | 0.033000 | 11000. | 84  | 12268 | No |
| 81  | GOM_NL__2PRFIN20040705_033931_000000392028_00190_12268_2524.N1 | 05-JUL-2004 03:39:31 | Bright        | 39.000 | 130 | 23Bet Dra | 2.7990   | 5800.0 | 78  | 12268 | No |
| 82  | GOM_NL__2PRFIN20040705_034204_000000412028_00190_12268_2525.N1 | 05-JUL-2004 03:42:04 | Bright        | 40.500 | 119 | 14Eta Dra | 2.7270   | 4700.0 | 81  | 12268 | No |
| 83  | GOM_NL__2PRFIN20040705_034359_000000592028_00190_12268_2526.N1 | 05-JUL-2004 03:43:59 | Bright        | 58.500 | 19  | 50Alp Cyg | 1.2460   | 10500. | 117 | 12268 | No |
| 84  | GOM_NL__2PRFIN20040705_034612_000000382028_00190_12268_2527.N1 | 05-JUL-2004 03:46:12 | Bright        | 38.000 | 60  | 7Bet UMi  | 2.0810   | 3950.0 | 76  | 12268 | No |
| 85  | GOM_NL__2PRFIN20040705_034752_000000452028_00190_12268_2528.N1 | 05-JUL-2004 03:47:52 | Bright        | 45.000 | 89  | 5Alp Cep  | 2.4510   | 8000.0 | 90  | 12268 | No |
| 86  | GOM_NL__2PRFIN20040705_035014_000000372028_00190_12268_2529.N1 | 05-JUL-2004 03:50:14 | Bright        | 36.500 | 49  | 1Alp UMi  | 1.9900   | 6300.0 | 73  | 12268 | No |
| 87  | GOM_NL__2PRFIN20040705_035522_000000492028_00190_12268_2530.N1 | 05-JUL-2004 03:55:22 | Bright        | 49.000 | 74  | 11Bet Cas | 2.2680   | 6600.0 | 98  | 12268 | No |
| 88  | GOM_NL__2PRFIN20040705_035708_000000582028_00190_12268_2531.N1 | 05-JUL-2004 03:57:08 | Bright        | 57.500 | 110 | 37Del Cas | 2.6780   | 8900.0 | 115 | 12268 | No |
| 89  | GOM_NL__2PRFIN20040705_040029_000000402028_00190_12268_2532.N1 | 05-JUL-2004 04:00:29 | Bright        | 40.000 | 160 | 23Gam Per | 2.9300   | 4700.0 | 80  | 12268 | No |
| 90  | GOM_NL__2PRFIN20040705_040215_000000402028_00190_12268_2533.N1 | 05-JUL-2004 04:02:15 | Bright        | 40.000 | 175 | 39Del Per | 3.0100   | 19400. | 80  | 12268 | No |
| 91  | GOM_NL__2PRFIN20040705_040353_000000562028_00190_12268_2534.N1 | 05-JUL-2004 04:03:53 | Bright        | 56.000 | 73  | 57Gam1And | 2.2600   | 13100. | 112 | 12268 | No |
| 92  | GOM_NL__2PRFIN20040705_040631_000000882028_00190_12268_2535.N1 | 05-JUL-2004 04:06:31 | Twi_and_stray | 88.000 | 53  | 43Bet And | 2.0480   | 3300.0 | 176 | 12268 | No |
| 93  | GOM_NL__2PRFIN20040705_040921_000000442028_00190_12268_2536.N1 | 05-JUL-2004 04:09:21 | Twilight      | 44.000 | 146 | 25Eta Tau | 2.8730   | 15200. | 88  | 12268 | No |
| 94  | GOM_NL__2PRFIN20040705_041114_000000692028_00190_12268_2537.N1 | 05-JUL-2004 04:11:14 | Dark          | 69.000 | 50  | 13Alp Ari | 2.0070   | 4250.0 | 138 | 12268 | No |
| 95  | GOM_NL__2PRFIN20040705_041616_000000532028_00190_12268_2538.N1 | 05-JUL-2004 04:16:16 | Dark          | 53.000 | 94  | 92Alp Cet | 2.5260   | 3100.0 | 106 | 12268 | No |
| 96  | GOM_NL__2PRFIN20040705_041950_000000412028_00190_12268_2539.N1 | 05-JUL-2004 04:19:50 | Dark          | 40.500 | 165 | 34Gam Eri | 2.9500   | 3200.0 | 81  | 12268 | No |
| 97  | GOM_NL__2PRFIN20040705_043242_000000802028_00190_12268_2540.N1 | 05-JUL-2004 04:32:42 | Dark          | 80.000 | 52  | 16Bet Cet | 2.0370   | 4500.0 | 160 | 12268 | No |
| 98  | GOM_NL__2PRFIN20040705_043611_000000512028_00191_12269_2525.N1 | 05-JUL-2004 04:36:11 | Dark          | 51.000 | 84  | Alp Phe   | 2.3970   | 4500.0 | 102 | 12269 | No |
| 99  | GOM_NL__2PRFIN20040705_043857_000000402028_00191_12269_2526.N1 | 05-JUL-2004 04:38:57 | Dark          | 39.500 | 135 | Bet Hyi   | 2.8200   | 5800.0 | 79  | 12269 | No |
| 100 | GOM_NL__2PRFIN20040705_044234_000000562028_00191_12269_2527.N1 | 05-JUL-2004 04:42:34 | Straylight    | 55.500 | 63  | Bet Gru   | 2.1500   | 2800.0 | 111 | 12269 | No |
| 101 | GOM_NL__2PRFIN20040705_044455_000000892028_00191_12269_2528.N1 | 05-JUL-2004 04:44:55 | Straylight    | 89.000 | 18  | 24Alp PsA | 1.1660   | 9700.0 | 178 | 12269 | No |

|     |  |                      |               |        |     |           |          |        |     |       |    |
|-----|--|----------------------|---------------|--------|-----|-----------|----------|--------|-----|-------|----|
| 102 | GOM_NL__2PRFIN20040705_044727_000000592028_00191_12269_2529.N1 | 05-JUL-2004 04:47:27 | Straylight    | 58.500 | 172 | Gam Gru   | 3.0030   | 13100. | 117 | 12269 | No |
| 103 | GOM_NL__2PRFIN20040705_044952_000000402028_00191_12269_2530.N1 | 05-JUL-2004 04:49:52 | Straylight    | 40.000 | 141 | Bet Ara   | 2.8400   | 4600.0 | 80  | 12269 | No |
| 104 | GOM_NL__2PRFIN20040705_045121_000000392028_00191_12269_2531.N1 | 05-JUL-2004 04:51:21 | Twi_and_stray | 39.000 | 147 | Alp Ara   | 2.8770   | 26000. | 78  | 12269 | No |
| 105 | GOM_NL__2PRFIN20040705_045310_000000422028_00191_12269_2532.N1 | 05-JUL-2004 04:53:10 | Twi_and_stray | 42.000 | 40  | The Sco   | 1.8590   | 7100.0 | 84  | 12269 | No |
| 106 | GOM_NL__2PRFIN20040705_045449_000000442028_00191_12269_2533.N1 | 05-JUL-2004 04:54:49 | Twi_and_stray | 44.000 | 25  | 35Lam Sco | 1.6200   | 28000. | 88  | 12269 | No |
| 107 | GOM_NL__2PRFIN20040705_045616_000000502028_00191_12269_2534.N1 | 05-JUL-2004 04:56:16 | Bright        | 49.500 | 116 | 19Del Sgr | 2.7000   | 4100.0 | 99  | 12269 | No |
| 108 | GOM_NL__2PRFIN20040705_045819_000000442028_00191_12269_2535.N1 | 05-JUL-2004 04:58:19 | Bright        | 44.000 | 155 | 41Pi Sgr  | 2.9000   | 6600.0 | 88  | 12269 | No |
| 109 | GOM_NL__2PRFIN20040705_050059_000000392028_00191_12269_2536.N1 | 05-JUL-2004 05:00:59 | Bright        | 39.000 | 86  | 35Eta Oph | 2.4300   | 10200. | 78  | 12269 | No |
| 110 | GOM_NL__2PRFIN20040705_050246_000000382028_00191_12269_2537.N1 | 05-JUL-2004 05:02:46 | Bright        | 38.000 | 98  | 13Zet Oph | 2.5710   | 30000. | 76  | 12269 | No |
| 111 | GOM_NL__2PRFIN20040705_050500_000000392028_00191_12269_2538.N1 | 05-JUL-2004 05:05:00 | Bright        | 39.000 | 120 | 1Del Oph  | 2.7340   | 3200.0 | 78  | 12269 | No |
| 112 | GOM_NL__2PRFIN20040705_050628_000000392028_00191_12269_2539.N1 | 05-JUL-2004 05:06:28 | Bright        | 38.500 | 126 | 60Bet Oph | 2.7700   | 4250.0 | 77  | 12269 | No |
| 113 | GOM_NL__2PRFIN20040705_050847_000000382028_00191_12269_2540.N1 | 05-JUL-2004 05:08:47 | Bright        | 38.000 | 59  | 55Alp Oph | 2.0800   | 8900.0 | 76  | 12269 | No |
| 114 | GOM_NL__2PRFIN20040705_051141_000000362028_00191_12269_2541.N1 | 05-JUL-2004 05:11:41 | Bright        | 35.500 | 127 | 27Bet Her | 2.7810   | 4700.0 | 71  | 12269 | No |
| 115 | GOM_NL__2PRFIN20040705_051421_000000372028_00191_12269_2542.N1 | 05-JUL-2004 05:14:21 | Bright        | 36.500 | 133 | 40Zet Her | 2.8070   | 6000.0 | 73  | 12269 | No |
| 116 | GOM_NL__2PRFIN20040705_051710_000000462028_00191_12269_2543.N1 | 05-JUL-2004 05:17:10 | Bright        | 46.000 | 5   | 3Alp Lyr  | 0.033000 | 11000. | 92  | 12269 | No |
| 117 | GOM_NL__2PRFIN20040705_052007_000000382028_00191_12269_2544.N1 | 05-JUL-2004 05:20:07 | Bright        | 38.000 | 130 | 23Bet Dra | 2.7990   | 5800.0 | 76  | 12269 | No |
| 118 | GOM_NL__2PRFIN20040705_052242_000000392028_00191_12269_2545.N1 | 05-JUL-2004 05:22:42 | Bright        | 38.500 | 119 | 14Eta Dra | 2.7270   | 4700.0 | 77  | 12269 | No |
| 119 | GOM_NL__2PRFIN20040705_052434_000000562028_00191_12269_2546.N1 | 05-JUL-2004 05:24:34 | Bright        | 55.500 | 19  | 50Alp Cyg | 1.2460   | 10500. | 111 | 12269 | No |
| 120 | GOM_NL__2PRFIN20040705_052647_000000392028_00191_12269_2547.N1 | 05-JUL-2004 05:26:47 | Bright        | 39.000 | 60  | 7Bet UMi  | 2.0810   | 3950.0 | 78  | 12269 | No |
| 121 | GOM_NL__2PRFIN20040705_052827_000000482028_00191_12269_2548.N1 | 05-JUL-2004 05:28:27 | Bright        | 47.500 | 89  | 5Alp Cep  | 2.4510   | 8000.0 | 95  | 12269 | No |
| 122 | GOM_NL__2PRFIN20040705_053051_000000362028_00191_12269_2549.N1 | 05-JUL-2004 05:30:51 | Bright        | 36.000 | 49  | 1Alp UMi  | 1.9900   | 6300.0 | 72  | 12269 | No |
| 123 | GOM_NL__2PRFIN20040705_053557_000000512028_00191_12269_2550.N1 | 05-JUL-2004 05:35:57 | Bright        | 50.500 | 74  | 11Bet Cas | 2.2680   | 6600.0 | 101 | 12269 | No |
| 124 | GOM_NL__2PRFIN20040705_053743_000000632028_00191_12269_2551.N1 | 05-JUL-2004 05:37:43 | Bright        | 63.000 | 110 | 37Del Cas | 2.6780   | 8900.0 | 126 | 12269 | No |
| 125 | GOM_NL__2PRFIN20040705_054104_000000412028_00191_12269_2552.N1 | 05-JUL-2004 05:41:04 | Bright        | 41.000 | 160 | 23Gam Per | 2.9300   | 4700.0 | 82  | 12269 | No |
| 126 | GOM_NL__2PRFIN20040705_054253_000000392028_00191_12269_2553.N1 | 05-JUL-2004 05:42:53 | Bright        | 38.500 | 175 | 39Del Per | 3.0100   | 19400. | 77  | 12269 | No |
| 127 | GOM_NL__2PRFIN20040705_054429_000000532028_00191_12269_2554.N1 | 05-JUL-2004 05:44:29 | Bright        | 52.500 | 73  | 57Gam1And | 2.2600   | 13100. | 105 | 12269 | No |
| 128 | GOM_NL__2PRFIN20040705_054707_000000792028_00191_12269_2555.N1 | 05-JUL-2004 05:47:07 | Twi_and_stray | 79.000 | 53  | 43Bet And | 2.0480   | 3300.0 | 158 | 12269 | No |
| 129 | GOM_NL__2PRFIN20040705_054957_000000422028_00191_12269_2556.N1 | 05-JUL-2004 05:49:57 | Twilight      | 42.000 | 146 | 25Eta Tau | 2.8730   | 15200. | 84  | 12269 | No |
| 130 | GOM_NL__2PRFIN20040705_055150_000000622028_00191_12269_2557.N1 | 05-JUL-2004 05:51:50 | Dark          | 61.500 | 50  | 13Alp Ari | 2.0070   | 4250.0 | 123 | 12269 | No |
| 131 | GOM_NL__2PRFIN20040705_055651_000000472028_00191_12269_2558.N1 | 05-JUL-2004 05:56:51 | Dark          | 46.500 | 94  | 92Alp Cet | 2.5260   | 3100.0 | 93  | 12269 | No |
| 132 | GOM_NL__2PRFIN20040705_060024_000000462028_00191_12269_2559.N1 | 05-JUL-2004 06:00:24 | Dark          | 45.500 | 165 | 34Gam Eri | 2.9500   | 3200.0 | 91  | 12269 | No |
| 133 | GOM_NL__2PRFIN20040705_060859_000000452028_00191_12269_2560.N1 | 05-JUL-2004 06:08:59 | Dark          | 44.500 | 157 | The1Eri   | 2.9060   | 9300.0 | 89  | 12269 | No |
| 134 | GOM_NL__2PRFIN20040705_061319_000000872028_00191_12269_2561.N1 | 05-JUL-2004 06:13:19 | Dark          | 86.500 | 52  | 16Bet Cet | 2.0370   | 4500.0 | 173 | 12269 | No |
| 135 | GOM_NL__2PRFIN20040705_061648_000000652028_00192_12270_2522.N1 | 05-JUL-2004 06:16:48 | Dark          | 64.500 | 84  | Alp Phe   | 2.3970   | 4500.0 | 129 | 12270 | No |
| 136 | GOM_NL__2PRFIN20040705_061932_000000412028_00192_12270_2523.N1 | 05-JUL-2004 06:19:32 | Dark          | 41.000 | 135 | Bet Hyi   | 2.8200   | 5800.0 | 82  | 12270 | No |
| 137 | GOM_NL__2PRFIN20040705_062311_000000582028_00192_12270_2524.N1 | 05-JUL-2004 06:23:11 | Straylight    | 57.500 | 63  | Bet Gru   | 2.1500   | 2800.0 | 115 | 12270 | No |
| 138 | GOM_NL__2PRFIN20040705_062533_000001022028_00192_12270_2525.N1 | 05-JUL-2004 06:25:33 | Straylight    | 101.50 | 18  | 24Alp PsA | 1.1660   | 9700.0 | 203 | 12270 | No |
| 139 | GOM_NL__2PRFIN20040705_062805_000000592028_00192_12270_2526.N1 | 05-JUL-2004 06:28:05 | Straylight    | 59.000 | 172 | Gam Gru   | 3.0030   | 13100. | 118 | 12270 | No |
| 140 | GOM_NL__2PRFIN20040705_063028_000000422028_00192_12270_2527.N1 | 05-JUL-2004 06:30:28 | Straylight    | 41.500 | 141 | Bet Ara   | 2.8400   | 4600.0 | 83  | 12270 | No |
| 141 | GOM_NL__2PRFIN20040705_063157_000000402028_00192_12270_2528.N1 | 05-JUL-2004 06:31:57 | Twi_and_stray | 40.000 | 147 | Alp Ara   | 2.8770   | 26000. | 80  | 12270 | No |
| 142 | GOM_NL__2PRFIN20040705_063346_000000432028_00192_12270_2529.N1 | 05-JUL-2004 06:33:46 | Twi_and_stray | 42.500 | 40  | The Sco   | 1.8590   | 7100.0 | 85  | 12270 | No |
| 143 | GOM_NL__2PRFIN20040705_063526_000000422028_00192_12270_2530.N1 | 05-JUL-2004 06:35:26 | Twi_and_stray | 42.000 | 25  | 35Lam Sco | 1.6200   | 28000. | 84  | 12270 | No |
| 144 | GOM_NL__2PRFIN20040705_063653_000000522028_00192_12270_2531.N1 | 05-JUL-2004 06:36:53 | Bright        | 52.000 | 116 | 19Del Sgr | 2.7000   | 4100.0 | 104 | 12270 | No |
| 145 | GOM_NL__2PRFIN20040705_063855_000000452028_00192_12270_2532.N1 | 05-JUL-2004 06:38:55 | Bright        | 44.500 | 155 | 41Pi Sgr  | 2.9000   | 6600.0 | 89  | 12270 | No |
| 146 | GOM_NL__2PRFIN20040705_064136_000000382028_00192_12270_2533.N1 | 05-JUL-2004 06:41:36 | Bright        | 38.000 | 86  | 35Eta Oph | 2.4300   | 10200. | 76  | 12270 | No |
| 147 | GOM_NL__2PRFIN20040705_064322_000000392028_00192_12270_2534.N1 | 05-JUL-2004 06:43:22 | Bright        | 39.000 | 98  | 13Zet Oph | 2.5710   | 30000. | 78  | 12270 | No |
| 148 | GOM_NL__2PRFIN20040705_064705_000000392028_00192_12270_2535.N1 | 05-JUL-2004 06:47:05 | Bright        | 39.000 | 126 | 60Bet Oph | 2.7700   | 4250.0 | 78  | 12270 | No |
| 149 | GOM_NL__2PRFIN20040705_064923_000000382028_00192_12270_2536.N1 | 05-JUL-2004 06:49:23 | Bright        | 38.000 | 59  | 55Alp Oph | 2.0800   | 8900.0 | 76  | 12270 | No |
| 150 | GOM_NL__2PRFIN20040705_065217_000000402028_00192_12270_2537.N1 | 05-JUL-2004 06:52:17 | Bright        | 39.500 | 127 | 27Bet Her | 2.7810   | 4700.0 | 79  | 12270 | No |
| 151 | GOM_NL__2PRFIN20040705_065457_000000392028_00192_12270_2538.N1 | 05-JUL-2004 06:54:57 | Bright        | 39.000 | 133 | 40Zet Her | 2.8070   | 6000.0 | 78  | 12270 | No |
| 152 | GOM_NL__2PRFIN20040705_065746_000000482028_00192_12270_2539.N1 | 05-JUL-2004 06:57:46 | Bright        | 47.500 | 5   | 3Alp Lyr  | 0.033000 | 11000. | 95  | 12270 | No |
| 153 | GOM_NL__2PRFIN20040705_070043_000000392028_00192_12270_2540.N1 | 05-JUL-2004 07:00:43 | Bright        | 39.000 | 130 | 23Bet Dra | 2.7990   | 5800.0 | 78  | 12270 | No |
| 154 | GOM_NL__2PRFIN20040705_070318_000000382028_00192_12270_2541.N1 | 05-JUL-2004 07:03:18 | Bright        | 38.000 | 119 | 14Eta Dra | 2.7270   | 4700.0 | 76  | 12270 | No |
| 155 | GOM_NL__2PRFIN20040705_070508_000000572028_00192_12270_2542.N1 | 05-JUL-2004 07:05:08 | Bright        | 57.000 | 19  | 50Alp Cyg | 1.2460   | 10500. | 114 | 12270 | No |
| 156 | GOM_NL__2PRFIN20040705_070724_000000412028_00192_12270_2543.N1 | 05-JUL-2004 07:07:24 | Bright        | 40.500 | 60  | 7Bet UMi  | 2.0810   | 3950.0 | 81  | 12270 | No |
| 157 | GOM_NL__2PRFIN20040705_070902_000000472028_00192_12270_2544.N1 | 05-JUL-2004 07:09:02 | Bright        | 46.500 | 89  | 5Alp Cep  | 2.4510   | 8000.0 | 93  | 12270 | No |
| 158 | GOM_NL__2PRFIN20040705_071127_000000372028_00192_12270_2545.N1 | 05-JUL-2004 07:11:27 | Bright        | 36.500 | 49  | 1Alp UMi  | 1.9900   | 6300.0 | 73  | 12270 | No |
| 159 | GOM_NL__2PRFIN20040705_071632_000000512028_00192_12270_2546.N1 | 05-JUL-2004 07:16:32 | Bright        | 50.500 | 74  | 11Bet Cas | 2.2680   | 6600.0 | 101 | 12270 | No |
| 160 | GOM_NL__2PRFIN20040705_071819_000000452028_00192_12270_2547.N1 | 05-JUL-2004 07:18:19 | Bright        | 44.500 | 110 | 37Del Cas | 2.6780   | 8900.0 | 89  | 12270 | No |



|     |  |                      |               |        |     |           |          |        |     |       |    |
|-----|--|----------------------|---------------|--------|-----|-----------|----------|--------|-----|-------|----|
| 161 | GOM_NL__2PRFIN20040705_072141_000000412028_00192_12270_2548.N1 | 05-JUL-2004 07:21:41 | Bright        | 41.000 | 160 | 23Gam Per | 2.9300   | 4700.0 | 82  | 12270 | No |
| 162 | GOM_NL__2PRFIN20040705_072328_000000392028_00192_12270_2549.N1 | 05-JUL-2004 07:23:28 | Bright        | 39.000 | 175 | 39Del Per | 3.0100   | 19400. | 78  | 12270 | No |
| 163 | GOM_NL__2PRFIN20040705_072505_000000542028_00192_12270_2550.N1 | 05-JUL-2004 07:25:05 | Bright        | 54.000 | 73  | 57Gam1And | 2.2600   | 13100. | 108 | 12270 | No |
| 164 | GOM_NL__2PRFIN20040705_072743_000000812028_00192_12270_2551.N1 | 05-JUL-2004 07:27:43 | Twi_and_stray | 81.000 | 53  | 43Bet And | 2.0480   | 3300.0 | 162 | 12270 | No |
| 165 | GOM_NL__2PRFIN20040705_073033_000000432028_00192_12270_2552.N1 | 05-JUL-2004 07:30:33 | Twilight      | 43.000 | 146 | 25Eta Tau | 2.8730   | 15200. | 86  | 12270 | No |
| 166 | GOM_NL__2PRFIN20040705_073226_000000642028_00192_12270_2553.N1 | 05-JUL-2004 07:32:26 | Dark          | 64.000 | 50  | 13Alp Ari | 2.0070   | 4250.0 | 128 | 12270 | No |
| 167 | GOM_NL__2PRFIN20040705_074102_000000392028_00192_12270_2554.N1 | 05-JUL-2004 07:41:02 | Dark          | 39.000 | 165 | 34Gam Eri | 2.9500   | 3200.0 | 78  | 12270 | No |
| 168 | GOM_NL__2PRFIN20040705_074935_000000442028_00192_12270_2555.N1 | 05-JUL-2004 07:49:35 | Dark          | 44.000 | 157 | The1Eri   | 2.9060   | 9300.0 | 88  | 12270 | No |
| 169 | GOM_NL__2PRFIN20040705_075358_000001032028_00192_12270_2556.N1 | 05-JUL-2004 07:53:58 | Dark          | 103.00 | 52  | 16Bet Cet | 2.0370   | 4500.0 | 206 | 12270 | No |
| 170 | GOM_NL__2PRFIN20040705_075725_000000522028_00193_12271_2506.N1 | 05-JUL-2004 07:57:25 | Dark          | 51.500 | 84  | Alp Phe   | 2.3970   | 4500.0 | 103 | 12271 | No |
| 171 | GOM_NL__2PRFIN20040705_080009_000000392028_00193_12271_2507.N1 | 05-JUL-2004 08:00:09 | Dark          | 38.500 | 135 | Bet Hyi   | 2.8200   | 5800.0 | 77  | 12271 | No |
| 172 | GOM_NL__2PRFIN20040705_080348_000000682028_00193_12271_2508.N1 | 05-JUL-2004 08:03:48 | Straylight    | 68.000 | 63  | Bet Gru   | 2.1500   | 2800.0 | 136 | 12271 | No |
| 173 | GOM_NL__2PRFIN20040705_080610_000001032028_00193_12271_2509.N1 | 05-JUL-2004 08:06:10 | Straylight    | 103.00 | 18  | 24Alp PsA | 1.1660   | 9700.0 | 206 | 12271 | No |
| 174 | GOM_NL__2PRFIN20040705_080841_000000582028_00193_12271_2510.N1 | 05-JUL-2004 08:08:41 | Straylight    | 58.000 | 172 | Gam Gru   | 3.0030   | 13100. | 116 | 12271 | No |
| 175 | GOM_NL__2PRFIN20040705_081104_000000432028_00193_12271_2511.N1 | 05-JUL-2004 08:11:04 | Straylight    | 42.500 | 141 | Bet Ara   | 2.8400   | 4600.0 | 85  | 12271 | No |
| 176 | GOM_NL__2PRFIN20040705_081234_000000392028_00193_12271_2512.N1 | 05-JUL-2004 08:12:34 | Twi_and_stray | 39.000 | 147 | Alp Ara   | 2.8770   | 26000. | 78  | 12271 | No |
| 177 | GOM_NL__2PRFIN20040705_081423_000000412028_00193_12271_2513.N1 | 05-JUL-2004 08:14:23 | Twi_and_stray | 41.000 | 40  | The Sco   | 1.8590   | 7100.0 | 82  | 12271 | No |
| 178 | GOM_NL__2PRFIN20040705_081602_000000422028_00193_12271_2514.N1 | 05-JUL-2004 08:16:02 | Twi_and_stray | 41.500 | 25  | 35Lam Sco | 1.6200   | 28000. | 83  | 12271 | No |
| 179 | GOM_NL__2PRFIN20040705_081729_000000452028_00193_12271_2515.N1 | 05-JUL-2004 08:17:29 | Bright        | 44.500 | 116 | 19Del Sgr | 2.7000   | 4100.0 | 89  | 12271 | No |
| 180 | GOM_NL__2PRFIN20040705_081931_000000432028_00193_12271_2516.N1 | 05-JUL-2004 08:19:31 | Bright        | 43.000 | 155 | 41Pi Sgr  | 2.9000   | 6600.0 | 86  | 12271 | No |
| 181 | GOM_NL__2PRFIN20040705_082212_000000392028_00193_12271_2517.N1 | 05-JUL-2004 08:22:12 | Bright        | 38.500 | 86  | 35Eta Oph | 2.4300   | 10200. | 77  | 12271 | No |
| 182 | GOM_NL__2PRFIN20040705_082359_000000372028_00193_12271_2518.N1 | 05-JUL-2004 08:23:59 | Bright        | 37.000 | 98  | 13Zet Oph | 2.5710   | 30000. | 74  | 12271 | No |
| 183 | GOM_NL__2PRFIN20040705_082741_000000392028_00193_12271_2519.N1 | 05-JUL-2004 08:27:41 | Bright        | 38.500 | 126 | 60Bet Oph | 2.7700   | 4250.0 | 77  | 12271 | No |
| 184 | GOM_NL__2PRFIN20040705_082959_000000382028_00193_12271_2520.N1 | 05-JUL-2004 08:29:59 | Bright        | 38.000 | 59  | 55Alp Oph | 2.0800   | 8900.0 | 76  | 12271 | No |
| 185 | GOM_NL__2PRFIN20040705_083254_000000382028_00193_12271_2521.N1 | 05-JUL-2004 08:32:54 | Bright        | 38.000 | 127 | 27Bet Her | 2.7810   | 4700.0 | 76  | 12271 | No |
| 186 | GOM_NL__2PRFIN20040705_083534_000000362028_00193_12271_2522.N1 | 05-JUL-2004 08:35:34 | Bright        | 35.500 | 133 | 40Zet Her | 2.8070   | 6000.0 | 71  | 12271 | No |
| 187 | GOM_NL__2PRFIN20040705_083822_000000452028_00193_12271_2523.N1 | 05-JUL-2004 08:38:22 | Bright        | 45.000 | 5   | 3Alp Lyr  | 0.033000 | 11000. | 90  | 12271 | No |
| 188 | GOM_NL__2PRFIN20040705_084119_000000392028_00193_12271_2524.N1 | 05-JUL-2004 08:41:19 | Bright        | 38.500 | 130 | 23Bet Dra | 2.7990   | 5800.0 | 77  | 12271 | No |
| 189 | GOM_NL__2PRFIN20040705_084355_000000382028_00193_12271_2525.N1 | 05-JUL-2004 08:43:55 | Bright        | 37.500 | 119 | 14Eta Dra | 2.7270   | 4700.0 | 75  | 12271 | No |
| 190 | GOM_NL__2PRFIN20040705_084543_000000562028_00193_12271_2526.N1 | 05-JUL-2004 08:45:43 | Bright        | 55.500 | 19  | 50Alp Cyg | 1.2460   | 10500. | 111 | 12271 | No |
| 191 | GOM_NL__2PRFIN20040705_084800_000000382028_00193_12271_2527.N1 | 05-JUL-2004 08:48:00 | Bright        | 37.500 | 60  | 7Bet UMi  | 2.0810   | 3950.0 | 75  | 12271 | No |
| 192 | GOM_NL__2PRFIN20040705_084938_000000462028_00193_12271_2528.N1 | 05-JUL-2004 08:49:38 | Bright        | 45.500 | 89  | 5Alp Cep  | 2.4510   | 8000.0 | 91  | 12271 | No |
| 193 | GOM_NL__2PRFIN20040705_085203_000000352028_00193_12271_2529.N1 | 05-JUL-2004 08:52:03 | Bright        | 35.000 | 49  | 1Alp UMi  | 1.9900   | 6300.0 | 70  | 12271 | No |
| 194 | GOM_NL__2PRFIN20040705_085707_000000512028_00193_12271_2530.N1 | 05-JUL-2004 08:57:07 | Bright        | 51.000 | 74  | 11Bet Cas | 2.2680   | 6600.0 | 102 | 12271 | No |
| 195 | GOM_NL__2PRFIN20040705_085855_000000462028_00193_12271_2531.N1 | 05-JUL-2004 08:58:55 | Bright        | 45.500 | 110 | 37Del Cas | 2.6780   | 8900.0 | 91  | 12271 | No |
| 196 | GOM_NL__2PRFIN20040705_090217_000000542028_00193_12271_2532.N1 | 05-JUL-2004 09:02:17 | Bright        | 54.000 | 160 | 23Gam Per | 2.9300   | 4700.0 | 108 | 12271 | No |
| 197 | GOM_NL__2PRFIN20040705_090406_000000422028_00193_12271_2533.N1 | 05-JUL-2004 09:04:06 | Bright        | 41.500 | 175 | 39Del Per | 3.0100   | 19400. | 83  | 12271 | No |
| 198 | GOM_NL__2PRFIN20040705_090540_000000572028_00193_12271_2534.N1 | 05-JUL-2004 09:05:40 | Bright        | 56.500 | 73  | 57Gam1And | 2.2600   | 13100. | 113 | 12271 | No |
| 199 | GOM_NL__2PRFIN20040705_090819_000000952028_00193_12271_2535.N1 | 05-JUL-2004 09:08:19 | Twi_and_stray | 95.000 | 53  | 43Bet And | 2.0480   | 3300.0 | 190 | 12271 | No |
| 200 | GOM_NL__2PRFIN20040705_091110_000000422028_00193_12271_2536.N1 | 05-JUL-2004 09:11:10 | Twilight      | 41.500 | 146 | 25Eta Tau | 2.8730   | 15200. | 83  | 12271 | No |
| 201 | GOM_NL__2PRFIN20040705_091302_000000652028_00193_12271_2537.N1 | 05-JUL-2004 09:13:02 | Dark          | 65.000 | 50  | 13Alp Ari | 2.0070   | 4250.0 | 130 | 12271 | No |
| 202 | GOM_NL__2PRFIN20040705_092139_000000462028_00193_12271_2538.N1 | 05-JUL-2004 09:21:39 | Dark          | 45.500 | 165 | 34Gam Eri | 2.9500   | 3200.0 | 91  | 12271 | No |
| 203 | GOM_NL__2PRFIN20040705_093014_000000432028_00193_12271_2539.N1 | 05-JUL-2004 09:30:14 | Dark          | 43.000 | 157 | The1Eri   | 2.9060   | 9300.0 | 86  | 12271 | No |
| 204 | GOM_NL__2PRFIN20040705_093435_000000832028_00193_12271_2540.N1 | 05-JUL-2004 09:34:35 | Dark          | 82.500 | 52  | 16Bet Cet | 2.0370   | 4500.0 | 165 | 12271 | No |
| 205 | GOM_NL__2PRFIN20040705_093802_000000572028_00194_12272_2507.N1 | 05-JUL-2004 09:38:02 | Dark          | 56.500 | 84  | Alp Phe   | 2.3970   | 4500.0 | 113 | 12272 | No |
| 206 | GOM_NL__2PRFIN20040705_094046_000000392028_00194_12272_2508.N1 | 05-JUL-2004 09:40:46 | Dark          | 39.000 | 135 | Bet Hyi   | 2.8200   | 5800.0 | 78  | 12272 | No |
| 207 | GOM_NL__2PRFIN20040705_094425_000000572028_00194_12272_2509.N1 | 05-JUL-2004 09:44:25 | Straylight    | 56.500 | 63  | Bet Gru   | 2.1500   | 2800.0 | 113 | 12272 | No |
| 208 | GOM_NL__2PRFIN20040705_094647_000000862028_00194_12272_2510.N1 | 05-JUL-2004 09:46:47 | Straylight    | 86.000 | 18  | 24Alp PsA | 1.1660   | 9700.0 | 172 | 12272 | No |
| 209 | GOM_NL__2PRFIN20040705_094918_000000612028_00194_12272_2511.N1 | 05-JUL-2004 09:49:18 | Straylight    | 60.500 | 172 | Gam Gru   | 3.0030   | 13100. | 121 | 12272 | No |
| 210 | GOM_NL__2PRFIN20040705_095140_000000422028_00194_12272_2512.N1 | 05-JUL-2004 09:51:40 | Straylight    | 41.500 | 141 | Bet Ara   | 2.8400   | 4600.0 | 83  | 12272 | No |
| 211 | GOM_NL__2PRFIN20040705_095310_000000392028_00194_12272_2513.N1 | 05-JUL-2004 09:53:10 | Twi_and_stray | 39.000 | 147 | Alp Ara   | 2.8770   | 26000. | 78  | 12272 | No |
| 212 | GOM_NL__2PRFIN20040705_095459_000000432028_00194_12272_2514.N1 | 05-JUL-2004 09:54:59 | Twi_and_stray | 43.000 | 40  | The Sco   | 1.8590   | 7100.0 | 86  | 12272 | No |
| 213 | GOM_NL__2PRFIN20040705_095638_000000472028_00194_12272_2515.N1 | 05-JUL-2004 09:56:38 | Twi_and_stray | 47.000 | 25  | 35Lam Sco | 1.6200   | 28000. | 94  | 12272 | No |
| 214 | GOM_NL__2PRFIN20040705_095805_000000492028_00194_12272_2516.N1 | 05-JUL-2004 09:58:05 | Bright        | 48.500 | 116 | 19Del Sgr | 2.7000   | 4100.0 | 97  | 12272 | No |
| 215 | GOM_NL__2PRFIN20040705_100008_000000452028_00194_12272_2517.N1 | 05-JUL-2004 10:00:08 | Bright        | 45.000 | 155 | 41Pi Sgr  | 2.9000   | 6600.0 | 90  | 12272 | No |
| 216 | GOM_NL__2PRFIN20040705_100248_000000382028_00194_12272_2518.N1 | 05-JUL-2004 10:02:48 | Bright        | 37.500 | 86  | 35Eta Oph | 2.4300   | 10200. | 75  | 12272 | No |
| 217 | GOM_NL__2PRFIN20040705_100435_000000392028_00194_12272_2519.N1 | 05-JUL-2004 10:04:35 | Bright        | 38.500 | 98  | 13Zet Oph | 2.5710   | 30000. | 77  | 12272 | No |
| 218 | GOM_NL__2PRFIN20040705_100817_000000382028_00194_12272_2520.N1 | 05-JUL-2004 10:08:17 | Bright        | 38.000 | 126 | 60Bet Oph | 2.7700   | 4250.0 | 76  | 12272 | No |
| 219 | GOM_NL__2PRFIN20040705_101035_000000362028_00194_12272_2521.N1 | 05-JUL-2004 10:10:35 | Bright        | 36.000 | 59  | 55Alp Oph | 2.0800   | 8900.0 | 72  | 12272 | No |

|     |  |                      |               |        |     |           |          |        |     |       |    |
|-----|--|----------------------|---------------|--------|-----|-----------|----------|--------|-----|-------|----|
| 220 | GOM_NL__2PRFIN20040705_101330_000000362028_00194_12272_2522.N1 | 05-JUL-2004 10:13:30 | Bright        | 36.000 | 127 | 27Bet Her | 2.7810   | 4700.0 | 72  | 12272 | No |
| 221 | GOM_NL__2PRFIN20040705_101609_000000382028_00194_12272_2523.N1 | 05-JUL-2004 10:16:09 | Bright        | 38.000 | 133 | 40Zet Her | 2.8070   | 6000.0 | 76  | 12272 | No |
| 222 | GOM_NL__2PRFIN20040705_101857_000000472028_00194_12272_2524.N1 | 05-JUL-2004 10:18:57 | Bright        | 46.500 | 5   | 3Alp Lyr  | 0.033000 | 11000. | 93  | 12272 | No |
| 223 | GOM_NL__2PRFIN20040705_102155_000000382028_00194_12272_2525.N1 | 05-JUL-2004 10:21:55 | Bright        | 38.000 | 130 | 23Bet Dra | 2.7990   | 5800.0 | 76  | 12272 | No |
| 224 | GOM_NL__2PRFIN20040705_102431_000000382028_00194_12272_2526.N1 | 05-JUL-2004 10:24:31 | Bright        | 37.500 | 119 | 14Eta Dra | 2.7270   | 4700.0 | 75  | 12272 | No |
| 225 | GOM_NL__2PRFIN20040705_102618_000000592028_00194_12272_2527.N1 | 05-JUL-2004 10:26:18 | Bright        | 59.000 | 19  | 50Alp Cyg | 1.2460   | 10500. | 118 | 12272 | No |
| 226 | GOM_NL__2PRFIN20040705_102836_000000392028_00194_12272_2528.N1 | 05-JUL-2004 10:28:36 | Bright        | 38.500 | 60  | 7Bet UMi  | 2.0810   | 3950.0 | 77  | 12272 | No |
| 227 | GOM_NL__2PRFIN20040705_103013_000000442028_00194_12272_2529.N1 | 05-JUL-2004 10:30:13 | Bright        | 44.000 | 89  | 5Alp Cep  | 2.4510   | 8000.0 | 88  | 12272 | No |
| 228 | GOM_NL__2PRFIN20040705_103239_000000392028_00194_12272_2530.N1 | 05-JUL-2004 10:32:39 | Bright        | 39.000 | 49  | 1Alp UMi  | 1.9900   | 6300.0 | 78  | 12272 | No |
| 229 | GOM_NL__2PRFIN20040705_103744_000000492028_00194_12272_2531.N1 | 05-JUL-2004 10:37:44 | Bright        | 48.500 | 74  | 11Bet Cas | 2.2680   | 6600.0 | 97  | 12272 | No |
| 230 | GOM_NL__2PRFIN20040705_103931_000000442028_00194_12272_2532.N1 | 05-JUL-2004 10:39:31 | Bright        | 43.500 | 110 | 37Del Cas | 2.6780   | 8900.0 | 87  | 12272 | No |
| 231 | GOM_NL__2PRFIN20040705_104252_000000392028_00194_12272_2533.N1 | 05-JUL-2004 10:42:52 | Bright        | 39.000 | 160 | 23Gam Per | 2.9300   | 4700.0 | 78  | 12272 | No |
| 232 | GOM_NL__2PRFIN20040705_104441_000000382028_00194_12272_2534.N1 | 05-JUL-2004 10:44:41 | Bright        | 37.500 | 175 | 39Del Per | 3.0100   | 19400. | 75  | 12272 | No |
| 233 | GOM_NL__2PRFIN20040705_104616_000000562028_00194_12272_2535.N1 | 05-JUL-2004 10:46:16 | Bright        | 55.500 | 73  | 57Gam1And | 2.2600   | 13100. | 111 | 12272 | No |
| 234 | GOM_NL__2PRFIN20040705_104854_000000862028_00194_12272_2536.N1 | 05-JUL-2004 10:48:54 | Twi_and_stray | 86.000 | 53  | 43Bet And | 2.0480   | 3300.0 | 172 | 12272 | No |
| 235 | GOM_NL__2PRFIN20040705_105146_000000412028_00194_12272_2537.N1 | 05-JUL-2004 10:51:46 | Twilight      | 41.000 | 146 | 25Eta Tau | 2.8730   | 15200. | 82  | 12272 | No |
| 236 | GOM_NL__2PRFIN20040705_105338_000000762028_00194_12272_2538.N1 | 05-JUL-2004 10:53:38 | Dark          | 76.000 | 50  | 13Alp Ari | 2.0070   | 4250.0 | 152 | 12272 | No |
| 237 | GOM_NL__2PRFIN20040705_110215_000000472028_00194_12272_2539.N1 | 05-JUL-2004 11:02:15 | Dark          | 46.500 | 165 | 34Gam Eri | 2.9500   | 3200.0 | 93  | 12272 | No |
| 238 | GOM_NL__2PRFIN20040705_111050_000000432028_00194_12272_2540.N1 | 05-JUL-2004 11:10:50 | Dark          | 43.000 | 157 | The1Eri   | 2.9060   | 9300.0 | 86  | 12272 | No |
| 239 | GOM_NL__2PRFIN20040705_111513_000000962028_00194_12272_2541.N1 | 05-JUL-2004 11:15:13 | Dark          | 96.000 | 52  | 16Bet Cet | 2.0370   | 4500.0 | 192 | 12272 | No |
| 240 | GOM_NL__2PRFIN20040705_111839_000000632028_00195_12273_2508.N1 | 05-JUL-2004 11:18:39 | Dark          | 62.500 | 84  | Alp Phe   | 2.3970   | 4500.0 | 125 | 12273 | No |
| 241 | GOM_NL__2PRFIN20040705_112122_000000402028_00195_12273_2509.N1 | 05-JUL-2004 11:21:22 | Dark          | 39.500 | 135 | Bet Hyi   | 2.8200   | 5800.0 | 79  | 12273 | No |
| 242 | GOM_NL__2PRFIN20040705_112502_000000572028_00195_12273_2510.N1 | 05-JUL-2004 11:25:02 | Straylight    | 57.000 | 63  | Bet Gru   | 2.1500   | 2800.0 | 114 | 12273 | No |
| 243 | GOM_NL__2PRFIN20040705_112725_000000872028_00195_12273_2511.N1 | 05-JUL-2004 11:27:25 | Straylight    | 87.000 | 18  | 24Alp PsA | 1.1660   | 9700.0 | 174 | 12273 | No |
| 244 | GOM_NL__2PRFIN20040705_112955_000000592028_00195_12273_2512.N1 | 05-JUL-2004 11:29:55 | Straylight    | 58.500 | 172 | Gam Gru   | 3.0030   | 13100. | 117 | 12273 | No |
| 245 | GOM_NL__2PRFIN20040705_113216_000000412028_00195_12273_2513.N1 | 05-JUL-2004 11:32:16 | Straylight    | 41.000 | 141 | Bet Ara   | 2.8400   | 4600.0 | 82  | 12273 | No |
| 246 | GOM_NL__2PRFIN20040705_113346_000000392028_00195_12273_2514.N1 | 05-JUL-2004 11:33:46 | Twi_and_stray | 39.000 | 147 | Alp Ara   | 2.8770   | 26000. | 78  | 12273 | No |
| 247 | GOM_NL__2PRFIN20040705_113534_000000472028_00195_12273_2515.N1 | 05-JUL-2004 11:35:34 | Twi_and_stray | 46.500 | 40  | The Sco   | 1.8590   | 7100.0 | 93  | 12273 | No |
| 248 | GOM_NL__2PRFIN20040705_113714_000000422028_00195_12273_2516.N1 | 05-JUL-2004 11:37:14 | Twi_and_stray | 41.500 | 25  | 35Lam Sco | 1.6200   | 28000. | 83  | 12273 | No |
| 249 | GOM_NL__2PRFIN20040705_113841_000000442028_00195_12273_2517.N1 | 05-JUL-2004 11:38:41 | Bright        | 44.000 | 116 | 19Del Sgr | 2.7000   | 4100.0 | 88  | 12273 | No |
| 250 | GOM_NL__2PRFIN20040705_114043_000000442028_00195_12273_2518.N1 | 05-JUL-2004 11:40:43 | Bright        | 43.500 | 155 | 41Pi Sgr  | 2.9000   | 6600.0 | 87  | 12273 | No |
| 251 | GOM_NL__2PRFIN20040705_114323_000000382028_00195_12273_2519.N1 | 05-JUL-2004 11:43:23 | Bright        | 38.000 | 86  | 35Eta Oph | 2.4300   | 10200. | 76  | 12273 | No |
| 252 | GOM_NL__2PRFIN20040705_114511_000000382028_00195_12273_2520.N1 | 05-JUL-2004 11:45:11 | Bright        | 38.000 | 98  | 13Zet Oph | 2.5710   | 30000. | 76  | 12273 | No |
| 253 | GOM_NL__2PRFIN20040705_114853_000000382028_00195_12273_2521.N1 | 05-JUL-2004 11:48:53 | Bright        | 38.000 | 126 | 60Bet Oph | 2.7700   | 4250.0 | 76  | 12273 | No |
| 254 | GOM_NL__2PRFIN20040705_115111_000000392028_00195_12273_2522.N1 | 05-JUL-2004 11:51:11 | Bright        | 38.500 | 59  | 55Alp Oph | 2.0800   | 8900.0 | 77  | 12273 | No |
| 255 | GOM_NL__2PRFIN20040705_115406_000000382028_00195_12273_2523.N1 | 05-JUL-2004 11:54:06 | Bright        | 38.000 | 127 | 27Bet Her | 2.7810   | 4700.0 | 76  | 12273 | No |
| 256 | GOM_NL__2PRFIN20040705_115645_000000372028_00195_12273_2524.N1 | 05-JUL-2004 11:56:45 | Bright        | 37.000 | 133 | 40Zet Her | 2.8070   | 6000.0 | 74  | 12273 | No |
| 257 | GOM_NL__2PRFIN20040705_115932_000000402028_00195_12273_2525.N1 | 05-JUL-2004 11:59:32 | Bright        | 40.000 | 5   | 3Alp Lyr  | 0.033000 | 11000. | 80  | 12273 | No |
| 258 | GOM_NL__2PRFIN20040705_120231_000000382028_00195_12273_2526.N1 | 05-JUL-2004 12:02:31 | Bright        | 38.000 | 130 | 23Bet Dra | 2.7990   | 5800.0 | 76  | 12273 | No |
| 259 | GOM_NL__2PRFIN20040705_120506_000000392028_00195_12273_2527.N1 | 05-JUL-2004 12:05:06 | Bright        | 38.500 | 119 | 14Eta Dra | 2.7270   | 4700.0 | 77  | 12273 | No |
| 260 | GOM_NL__2PRFIN20040705_120653_000000572028_00195_12273_2528.N1 | 05-JUL-2004 12:06:53 | Bright        | 57.000 | 19  | 50Alp Cyg | 1.2460   | 10500. | 114 | 12273 | No |
| 261 | GOM_NL__2PRFIN20040705_120912_000000402028_00195_12273_2529.N1 | 05-JUL-2004 12:09:12 | Bright        | 39.500 | 60  | 7Bet UMi  | 2.0810   | 3950.0 | 79  | 12273 | No |
| 262 | GOM_NL__2PRFIN20040705_121049_000000462028_00195_12273_2530.N1 | 05-JUL-2004 12:10:49 | Bright        | 45.500 | 89  | 5Alp Cep  | 2.4510   | 8000.0 | 91  | 12273 | No |
| 263 | GOM_NL__2PRFIN20040705_121314_000000382028_00195_12273_2531.N1 | 05-JUL-2004 12:13:14 | Bright        | 38.000 | 49  | 1Alp UMi  | 1.9900   | 6300.0 | 76  | 12273 | No |
| 264 | GOM_NL__2PRFIN20040705_121818_000000492028_00195_12273_2532.N1 | 05-JUL-2004 12:18:18 | Bright        | 49.000 | 74  | 11Bet Cas | 2.2680   | 6600.0 | 98  | 12273 | No |
| 265 | GOM_NL__2PRFIN20040705_122006_000000472028_00195_12273_2533.N1 | 05-JUL-2004 12:20:06 | Bright        | 47.000 | 110 | 37Del Cas | 2.6780   | 8900.0 | 94  | 12273 | No |
| 266 | GOM_NL__2PRFIN20040705_122329_000000412028_00195_12273_2534.N1 | 05-JUL-2004 12:23:29 | Bright        | 40.500 | 160 | 23Gam Per | 2.9300   | 4700.0 | 81  | 12273 | No |
| 267 | GOM_NL__2PRFIN20040705_122517_000000492028_00195_12273_2535.N1 | 05-JUL-2004 12:25:17 | Bright        | 49.000 | 175 | 39Del Per | 3.0100   | 19400. | 98  | 12273 | No |
| 268 | GOM_NL__2PRFIN20040705_122652_000000582028_00195_12273_2536.N1 | 05-JUL-2004 12:26:52 | Bright        | 57.500 | 73  | 57Gam1And | 2.2600   | 13100. | 115 | 12273 | No |
| 269 | GOM_NL__2PRFIN20040705_122930_000000952028_00195_12273_2537.N1 | 05-JUL-2004 12:29:30 | Twi_and_stray | 95.000 | 53  | 43Bet And | 2.0480   | 3300.0 | 190 | 12273 | No |
| 270 | GOM_NL__2PRFIN20040705_123222_000000432028_00195_12273_2538.N1 | 05-JUL-2004 12:32:22 | Twilight      | 43.000 | 146 | 25Eta Tau | 2.8730   | 15200. | 86  | 12273 | No |
| 271 | GOM_NL__2PRFIN20040705_123415_000000662028_00195_12273_2539.N1 | 05-JUL-2004 12:34:15 | Dark          | 65.500 | 50  | 13Alp Ari | 2.0070   | 4250.0 | 131 | 12273 | No |
| 272 | GOM_NL__2PRFIN20040705_124251_000000462028_00195_12273_2540.N1 | 05-JUL-2004 12:42:51 | Dark          | 46.000 | 165 | 34Gam Eri | 2.9500   | 3200.0 | 92  | 12273 | No |
| 273 | GOM_NL__2PRFIN20040705_125126_000000422028_00195_12273_2541.N1 | 05-JUL-2004 12:51:26 | Dark          | 41.500 | 157 | The1Eri   | 2.9060   | 9300.0 | 83  | 12273 | No |
| 274 | GOM_NL__2PRFIN20040705_125552_000000832028_00195_12273_2542.N1 | 05-JUL-2004 12:55:52 | Dark          | 83.000 | 52  | 16Bet Cet | 2.0370   | 4500.0 | 166 | 12273 | No |
| 275 | GOM_NL__2PRFIN20040705_125916_000000582028_00196_12274_2509.N1 | 05-JUL-2004 12:59:16 | Dark          | 57.500 | 84  | Alp Phe   | 2.3970   | 4500.0 | 115 | 12274 | No |
| 276 | GOM_NL__2PRFIN20040705_130157_000000392028_00196_12274_2510.N1 | 05-JUL-2004 13:01:57 | Dark          | 39.000 | 135 | Bet Hyi   | 2.8200   | 5800.0 | 78  | 12274 | No |
| 277 | GOM_NL__2PRFIN20040705_130539_000000552028_00196_12274_2511.N1 | 05-JUL-2004 13:05:39 | Straylight    | 55.000 | 63  | Bet Gru   | 2.1500   | 2800.0 | 110 | 12274 | No |
| 278 | GOM_NL__2PRFIN20040705_130803_000000852028_00196_12274_2512.N1 | 05-JUL-2004 13:08:03 | Straylight    | 84.500 | 18  | 24Alp PsA | 1.1660   | 9700.0 | 169 | 12274 | No |

|     |  |                      |                |        |     |           |          |        |     |       |    |
|-----|--|----------------------|----------------|--------|-----|-----------|----------|--------|-----|-------|----|
| 279 | GOM_NL__2PRFIN20040705_131032_000000592028_00196_12274_2513.N1 | 05-JUL-2004 13:10:32 | Straylight     | 58.500 | 172 | Gam Gru   | 3.0030   | 13100. | 117 | 12274 | No |
| 280 | GOM_NL__2PRFIN20040705_131252_000000452028_00196_12274_2514.N1 | 05-JUL-2004 13:12:52 | Straylight     | 45.000 | 141 | Bet Ara   | 2.8400   | 4600.0 | 90  | 12274 | No |
| 281 | GOM_NL__2PRFIN20040705_131421_000000412028_00196_12274_2515.N1 | 05-JUL-2004 13:14:21 | Tw_i_and_stray | 41.000 | 147 | Alp Ara   | 2.8770   | 26000. | 82  | 12274 | No |
| 282 | GOM_NL__2PRFIN20040705_131610_000000452028_00196_12274_2516.N1 | 05-JUL-2004 13:16:10 | Tw_i_and_stray | 45.000 | 40  | The Sco   | 1.8590   | 7100.0 | 90  | 12274 | No |
| 283 | GOM_NL__2PRFIN20040705_131750_000000432028_00196_12274_2517.N1 | 05-JUL-2004 13:17:50 | Tw_i_and_stray | 43.000 | 25  | 35Lam Sco | 1.6200   | 28000. | 86  | 12274 | No |
| 284 | GOM_NL__2PRFIN20040705_131917_000000512028_00196_12274_2518.N1 | 05-JUL-2004 13:19:17 | Bright         | 51.000 | 116 | 19Del Sgr | 2.7000   | 4100.0 | 102 | 12274 | No |
| 285 | GOM_NL__2PRFIN20040705_132119_000000432028_00196_12274_2519.N1 | 05-JUL-2004 13:21:19 | Bright         | 43.000 | 155 | 41Pi Sgr  | 2.9000   | 6600.0 | 86  | 12274 | No |
| 286 | GOM_NL__2PRFIN20040705_132359_000000392028_00196_12274_2520.N1 | 05-JUL-2004 13:23:59 | Bright         | 39.000 | 86  | 35Eta Oph | 2.4300   | 10200. | 78  | 12274 | No |
| 287 | GOM_NL__2PRFIN20040705_132547_000000402028_00196_12274_2521.N1 | 05-JUL-2004 13:25:47 | Bright         | 39.500 | 98  | 13Zet Oph | 2.5710   | 30000. | 79  | 12274 | No |
| 288 | GOM_NL__2PRFIN20040705_132929_000000392028_00196_12274_2522.N1 | 05-JUL-2004 13:29:29 | Bright         | 38.500 | 126 | 60Bet Oph | 2.7700   | 4250.0 | 77  | 12274 | No |
| 289 | GOM_NL__2PRFIN20040705_133147_000000372028_00196_12274_2523.N1 | 05-JUL-2004 13:31:47 | Bright         | 36.500 | 59  | 55Alp Oph | 2.0800   | 8900.0 | 73  | 12274 | No |
| 290 | GOM_NL__2PRFIN20040705_133442_000000382028_00196_12274_2524.N1 | 05-JUL-2004 13:34:42 | Bright         | 38.000 | 127 | 27Bet Her | 2.7810   | 4700.0 | 76  | 12274 | No |
| 291 | GOM_NL__2PRFIN20040705_133721_000000372028_00196_12274_2525.N1 | 05-JUL-2004 13:37:21 | Bright         | 37.000 | 133 | 40Zet Her | 2.8070   | 6000.0 | 74  | 12274 | No |
| 292 | GOM_NL__2PRFIN20040705_134008_000000432028_00196_12274_2526.N1 | 05-JUL-2004 13:40:08 | Bright         | 42.500 | 5   | 3Alp Lyr  | 0.033000 | 11000. | 85  | 12274 | No |
| 293 | GOM_NL__2PRFIN20040705_134306_000000382028_00196_12274_2527.N1 | 05-JUL-2004 13:43:06 | Bright         | 38.000 | 130 | 23Bet Dra | 2.7990   | 5800.0 | 76  | 12274 | No |
| 294 | GOM_NL__2PRFIN20040705_134542_000000382028_00196_12274_2528.N1 | 05-JUL-2004 13:45:42 | Bright         | 37.500 | 119 | 14Eta Dra | 2.7270   | 4700.0 | 75  | 12274 | No |
| 295 | GOM_NL__2PRFIN20040705_134727_000000582028_00196_12274_2529.N1 | 05-JUL-2004 13:47:27 | Bright         | 57.500 | 19  | 50Alp Cyg | 1.2460   | 10500. | 115 | 12274 | No |
| 296 | GOM_NL__2PRFIN20040705_134948_000000372028_00196_12274_2530.N1 | 05-JUL-2004 13:49:48 | Bright         | 37.000 | 60  | 7Bet UMi  | 2.0810   | 3950.0 | 74  | 12274 | No |
| 297 | GOM_NL__2PRFIN20040705_135351_000000362028_00196_12274_2531.N1 | 05-JUL-2004 13:53:51 | Bright         | 35.500 | 49  | 1Alp UMi  | 1.9900   | 6300.0 | 71  | 12274 | No |
| 298 | GOM_NL__2PRFIN20040705_135854_000000502028_00196_12274_2532.N1 | 05-JUL-2004 13:58:54 | Bright         | 49.500 | 74  | 11Bet Cas | 2.2680   | 6600.0 | 99  | 12274 | No |
| 299 | GOM_NL__2PRFIN20040705_140042_000000432028_00196_12274_2533.N1 | 05-JUL-2004 14:00:42 | Bright         | 43.000 | 110 | 37Del Cas | 2.6780   | 8900.0 | 86  | 12274 | No |
| 300 | GOM_NL__2PRFIN20040705_140404_000000402028_00196_12274_2534.N1 | 05-JUL-2004 14:04:04 | Bright         | 40.000 | 160 | 23Gam Per | 2.9300   | 4700.0 | 80  | 12274 | No |
| 301 | GOM_NL__2PRFIN20040705_140554_000000422028_00196_12274_2535.N1 | 05-JUL-2004 14:05:54 | Bright         | 42.000 | 175 | 39Del Per | 3.0100   | 19400. | 84  | 12274 | No |
| 302 | GOM_NL__2PRFIN20040705_140727_000000552028_00196_12274_2536.N1 | 05-JUL-2004 14:07:27 | Bright         | 54.500 | 73  | 57Gam1And | 2.2600   | 13100. | 109 | 12274 | No |
| 303 | GOM_NL__2PRFIN20040705_141006_000000922028_00196_12274_2537.N1 | 05-JUL-2004 14:10:06 | Tw_i_and_stray | 91.500 | 53  | 43Bet And | 2.0480   | 3300.0 | 183 | 12274 | No |
| 304 | GOM_NL__2PRFIN20040705_141258_000000442028_00196_12274_2538.N1 | 05-JUL-2004 14:12:58 | Twilight       | 43.500 | 146 | 25Eta Tau | 2.8730   | 15200. | 87  | 12274 | No |
| 305 | GOM_NL__2PRFIN20040705_141451_000000682028_00196_12274_2539.N1 | 05-JUL-2004 14:14:51 | Dark           | 68.000 | 50  | 13Alp Ari | 2.0070   | 4250.0 | 136 | 12274 | No |
| 306 | GOM_NL__2PRFIN20040705_142328_000000492028_00196_12274_2540.N1 | 05-JUL-2004 14:23:28 | Dark           | 49.000 | 165 | 34Gam Eri | 2.9500   | 3200.0 | 98  | 12274 | No |
| 307 | GOM_NL__2PRFIN20040705_143203_000000422028_00196_12274_2541.N1 | 05-JUL-2004 14:32:03 | Dark           | 42.000 | 157 | The1Eri   | 2.9060   | 9300.0 | 84  | 12274 | No |
| 308 | GOM_NL__2PRFIN20040705_143630_000000982028_00196_12274_2542.N1 | 05-JUL-2004 14:36:30 | Dark           | 98.000 | 52  | 16Bet Cet | 2.0370   | 4500.0 | 196 | 12274 | No |
| 309 | GOM_NL__2PRFIN20040705_143953_000000532028_00197_12275_2510.N1 | 05-JUL-2004 14:39:53 | Dark           | 53.000 | 84  | Alp Phe   | 2.3970   | 4500.0 | 106 | 12275 | No |
| 310 | GOM_NL__2PRFIN20040705_144234_000000402028_00197_12275_2511.N1 | 05-JUL-2004 14:42:34 | Dark           | 39.500 | 135 | Bet Hyi   | 2.8200   | 5800.0 | 79  | 12275 | No |
| 311 | GOM_NL__2PRFIN20040705_144615_000000552028_00197_12275_2512.N1 | 05-JUL-2004 14:46:15 | Straylight     | 55.000 | 63  | Bet Gru   | 2.1500   | 2800.0 | 110 | 12275 | No |
| 312 | GOM_NL__2PRFIN20040705_144841_000000982028_00197_12275_2513.N1 | 05-JUL-2004 14:48:41 | Straylight     | 97.500 | 18  | 24Alp PsA | 1.1660   | 9700.0 | 195 | 12275 | No |
| 313 | GOM_NL__2PRFIN20040705_145109_000000592028_00197_12275_2514.N1 | 05-JUL-2004 14:51:09 | Straylight     | 59.000 | 172 | Gam Gru   | 3.0030   | 13100. | 118 | 12275 | No |
| 314 | GOM_NL__2PRFIN20040705_145328_000000392028_00197_12275_2515.N1 | 05-JUL-2004 14:53:28 | Straylight     | 38.500 | 141 | Bet Ara   | 2.8400   | 4600.0 | 77  | 12275 | No |
| 315 | GOM_NL__2PRFIN20040705_145457_000000412028_00197_12275_2516.N1 | 05-JUL-2004 14:54:57 | Tw_i_and_stray | 41.000 | 147 | Alp Ara   | 2.8770   | 26000. | 82  | 12275 | No |
| 316 | GOM_NL__2PRFIN20040705_145647_000000402028_00197_12275_2517.N1 | 05-JUL-2004 14:56:47 | Tw_i_and_stray | 39.500 | 40  | The Sco   | 1.8590   | 7100.0 | 79  | 12275 | No |
| 317 | GOM_NL__2PRFIN20040705_145826_000000402028_00197_12275_2518.N1 | 05-JUL-2004 14:58:26 | Tw_i_and_stray | 39.500 | 25  | 35Lam Sco | 1.6200   | 28000. | 79  | 12275 | No |
| 318 | GOM_NL__2PRFIN20040705_145953_000000492028_00197_12275_2519.N1 | 05-JUL-2004 14:59:53 | Bright         | 48.500 | 116 | 19Del Sgr | 2.7000   | 4100.0 | 97  | 12275 | No |
| 319 | GOM_NL__2PRFIN20040705_150156_000000442028_00197_12275_2520.N1 | 05-JUL-2004 15:01:56 | Bright         | 43.500 | 155 | 41Pi Sgr  | 2.9000   | 6600.0 | 87  | 12275 | No |
| 320 | GOM_NL__2PRFIN20040705_150436_000000382028_00197_12275_2521.N1 | 05-JUL-2004 15:04:36 | Bright         | 38.000 | 86  | 35Eta Oph | 2.4300   | 10200. | 76  | 12275 | No |
| 321 | GOM_NL__2PRFIN20040705_150624_000000392028_00197_12275_2522.N1 | 05-JUL-2004 15:06:24 | Bright         | 39.000 | 98  | 13Zet Oph | 2.5710   | 30000. | 78  | 12275 | No |
| 322 | GOM_NL__2PRFIN20040705_151005_000000382028_00197_12275_2523.N1 | 05-JUL-2004 15:10:05 | Bright         | 38.000 | 126 | 60Bet Oph | 2.7700   | 4250.0 | 76  | 12275 | No |
| 323 | GOM_NL__2PRFIN20040705_151222_000000382028_00197_12275_2524.N1 | 05-JUL-2004 15:12:22 | Bright         | 38.000 | 59  | 55Alp Oph | 2.0800   | 8900.0 | 76  | 12275 | No |
| 324 | GOM_NL__2PRFIN20040705_151518_000000392028_00197_12275_2525.N1 | 05-JUL-2004 15:15:18 | Bright         | 39.000 | 127 | 27Bet Her | 2.7810   | 4700.0 | 78  | 12275 | No |
| 325 | GOM_NL__2PRFIN20040705_151756_000000372028_00197_12275_2526.N1 | 05-JUL-2004 15:17:56 | Bright         | 37.000 | 133 | 40Zet Her | 2.8070   | 6000.0 | 74  | 12275 | No |
| 326 | GOM_NL__2PRFIN20040705_152043_000000442028_00197_12275_2527.N1 | 05-JUL-2004 15:20:43 | Bright         | 44.000 | 5   | 3Alp Lyr  | 0.033000 | 11000. | 88  | 12275 | No |
| 327 | GOM_NL__2PRFIN20040705_152342_000000392028_00197_12275_2528.N1 | 05-JUL-2004 15:23:42 | Bright         | 38.500 | 130 | 23Bet Dra | 2.7990   | 5800.0 | 77  | 12275 | No |
| 328 | GOM_NL__2PRFIN20040705_152619_000000392028_00197_12275_2529.N1 | 05-JUL-2004 15:26:19 | Bright         | 38.500 | 119 | 14Eta Dra | 2.7270   | 4700.0 | 77  | 12275 | No |
| 329 | GOM_NL__2PRFIN20040705_152803_000000532028_00197_12275_2530.N1 | 05-JUL-2004 15:28:03 | Bright         | 52.500 | 19  | 50Alp Cyg | 1.2460   | 10500. | 105 | 12275 | No |
| 330 | GOM_NL__2PRFIN20040705_153024_000000362028_00197_12275_2531.N1 | 05-JUL-2004 15:30:24 | Bright         | 35.500 | 60  | 7Bet UMi  | 2.0810   | 3950.0 | 71  | 12275 | No |
| 331 | GOM_NL__2PRFIN20040705_153159_000000462028_00197_12275_2532.N1 | 05-JUL-2004 15:31:59 | Bright         | 45.500 | 89  | 5Alp Cep  | 2.4510   | 8000.0 | 91  | 12275 | No |
| 332 | GOM_NL__2PRFIN20040705_153427_000000382028_00197_12275_2533.N1 | 05-JUL-2004 15:34:27 | Bright         | 37.500 | 49  | 1Alp UMi  | 1.9900   | 6300.0 | 75  | 12275 | No |
| 333 | GOM_NL__2PRFIN20040705_153929_000000512028_00197_12275_2534.N1 | 05-JUL-2004 15:39:29 | Bright         | 51.000 | 74  | 11Bet Cas | 2.2680   | 6600.0 | 102 | 12275 | No |
| 334 | GOM_NL__2PRFIN20040705_154118_000000552028_00197_12275_2535.N1 | 05-JUL-2004 15:41:18 | Bright         | 54.500 | 110 | 37Del Cas | 2.6780   | 8900.0 | 109 | 12275 | No |
| 335 | GOM_NL__2PRFIN20040705_154440_000000442028_00197_12275_2536.N1 | 05-JUL-2004 15:44:40 | Bright         | 43.500 | 160 | 23Gam Per | 2.9300   | 4700.0 | 87  | 12275 | No |
| 336 | GOM_NL__2PRFIN20040705_154630_000000362028_00197_12275_2537.N1 | 05-JUL-2004 15:46:30 | Bright         | 36.000 | 175 | 39Del Per | 3.0100   | 19400. | 72  | 12275 | No |
| 337 | GOM_NL__2PRFIN20040705_154804_000000502028_00197_12275_2538.N1 | 05-JUL-2004 15:48:04 | Bright         | 50.000 | 73  | 57Gam1And | 2.2600   | 13100. | 100 | 12275 | No |



|     |  |                      |            |        |     |           |          |        |     |       |    |
|-----|--|----------------------|------------|--------|-----|-----------|----------|--------|-----|-------|----|
| 338 | GOM_NL__2PRFIN20040705_155042_000000842028_00197_12275_2539.N1 | 05-JUL-2004 15:50:42 | Twilight   | 83.500 | 53  | 43Bet And | 2.0480   | 3300.0 | 167 | 12275 | No |
| 339 | GOM_NL__2PRFIN20040705_155334_000000442028_00197_12275_2540.N1 | 05-JUL-2004 15:53:34 | Twilight   | 44.000 | 146 | 25Eta Tau | 2.8730   | 15200. | 88  | 12275 | No |
| 340 | GOM_NL__2PRFIN20040705_155528_000000652028_00197_12275_2541.N1 | 05-JUL-2004 15:55:28 | Dark       | 64.500 | 50  | 13Alp Ari | 2.0070   | 4250.0 | 129 | 12275 | No |
| 341 | GOM_NL__2PRFIN20040705_155725_000002552028_00197_12275_2542.N1 | 05-JUL-2004 15:57:25 | Dark       | 255.00 | 58  | 21Alp And | 2.0730   | 11000. | 510 | 12275 | No |
| 342 | GOM_NL__2PRFIN20040705_160405_000000462028_00197_12275_2543.N1 | 05-JUL-2004 16:04:05 | Dark       | 46.000 | 165 | 34Gam Eri | 2.9500   | 3200.0 | 92  | 12275 | No |
| 343 | GOM_NL__2PRFIN20040705_161240_000000422028_00197_12275_2544.N1 | 05-JUL-2004 16:12:40 | Dark       | 42.000 | 157 | The1Eri   | 2.9060   | 9300.0 | 84  | 12275 | No |
| 344 | GOM_NL__2PRFIN20040705_161707_000000842028_00197_12275_2545.N1 | 05-JUL-2004 16:17:07 | Dark       | 84.000 | 52  | 16Bet Cet | 2.0370   | 4500.0 | 168 | 12275 | No |
| 345 | GOM_NL__2PRFIN20040705_162030_000000542028_00198_12276_2513.N1 | 05-JUL-2004 16:20:30 | Dark       | 53.500 | 84  | Alp Phe   | 2.3970   | 4500.0 | 107 | 12276 | No |
| 346 | GOM_NL__2PRFIN20040705_162310_000000402028_00198_12276_2514.N1 | 05-JUL-2004 16:23:10 | Dark       | 40.000 | 135 | Bet Hyi   | 2.8200   | 5800.0 | 80  | 12276 | No |
| 347 | GOM_NL__2PRFIN20040705_162652_000000542028_00198_12276_2515.N1 | 05-JUL-2004 16:26:52 | Straylight | 54.000 | 63  | Bet Gru   | 2.1500   | 2800.0 | 108 | 12276 | No |
| 348 | GOM_NL__2PRFIN20040705_162918_000000992028_00198_12276_2516.N1 | 05-JUL-2004 16:29:18 | Straylight | 98.500 | 18  | 24Alp PsA | 1.1660   | 9700.0 | 197 | 12276 | No |
| 349 | GOM_NL__2PRFIN20040705_163146_000000592028_00198_12276_2517.N1 | 05-JUL-2004 16:31:46 | Straylight | 59.000 | 172 | Gam Gru   | 3.0030   | 13100. | 118 | 12276 | No |
| 350 | GOM_NL__2PRFIN20040705_163404_000000402028_00198_12276_2518.N1 | 05-JUL-2004 16:34:04 | Straylight | 40.000 | 141 | Bet Ara   | 2.8400   | 4600.0 | 80  | 12276 | No |
| 351 | GOM_NL__2PRFIN20040705_163533_000000392028_00198_12276_2519.N1 | 05-JUL-2004 16:35:33 | Twilight   | 38.500 | 147 | Alp Ara   | 2.8770   | 26000. | 77  | 12276 | No |
| 352 | GOM_NL__2PRFIN20040705_163723_000000452028_00198_12276_2520.N1 | 05-JUL-2004 16:37:23 | Twilight   | 44.500 | 40  | The Sco   | 1.8590   | 7100.0 | 89  | 12276 | No |
| 353 | GOM_NL__2PRFIN20040705_163902_000000412028_00198_12276_2521.N1 | 05-JUL-2004 16:39:02 | Twilight   | 41.000 | 25  | 35Lam Sco | 1.6200   | 28000. | 82  | 12276 | No |
| 354 | GOM_NL__2PRFIN20040705_164029_000000472028_00198_12276_2522.N1 | 05-JUL-2004 16:40:29 | Bright     | 47.000 | 116 | 19Del Sgr | 2.7000   | 4100.0 | 94  | 12276 | No |
| 355 | GOM_NL__2PRFIN20040705_164232_000000452028_00198_12276_2523.N1 | 05-JUL-2004 16:42:32 | Bright     | 44.500 | 155 | 41Pi Sgr  | 2.9000   | 6600.0 | 89  | 12276 | No |
| 356 | GOM_NL__2PRFIN20040705_164512_000000402028_00198_12276_2524.N1 | 05-JUL-2004 16:45:12 | Bright     | 39.500 | 86  | 35Eta Oph | 2.4300   | 10200. | 79  | 12276 | No |
| 357 | GOM_NL__2PRFIN20040705_164659_000000392028_00198_12276_2525.N1 | 05-JUL-2004 16:46:59 | Bright     | 38.500 | 98  | 13Zet Oph | 2.5710   | 30000. | 77  | 12276 | No |
| 358 | GOM_NL__2PRFIN20040705_165041_000000382028_00198_12276_2526.N1 | 05-JUL-2004 16:50:41 | Bright     | 37.500 | 126 | 60Bet Oph | 2.7700   | 4250.0 | 75  | 12276 | No |
| 359 | GOM_NL__2PRFIN20040705_165258_000000402028_00198_12276_2527.N1 | 05-JUL-2004 16:52:58 | Bright     | 40.000 | 59  | 55Alp Oph | 2.0800   | 8900.0 | 80  | 12276 | No |
| 360 | GOM_NL__2PRFIN20040705_165554_000000392028_00198_12276_2528.N1 | 05-JUL-2004 16:55:54 | Bright     | 39.000 | 127 | 27Bet Her | 2.7810   | 4700.0 | 78  | 12276 | No |
| 361 | GOM_NL__2PRFIN20040705_165833_000000392028_00198_12276_2529.N1 | 05-JUL-2004 16:58:33 | Bright     | 38.500 | 133 | 40Zet Her | 2.8070   | 6000.0 | 77  | 12276 | No |
| 362 | GOM_NL__2PRFIN20040705_170119_000000462028_00198_12276_2530.N1 | 05-JUL-2004 17:01:19 | Bright     | 45.500 | 5   | 3Alp Lyr  | 0.033000 | 11000. | 91  | 12276 | No |
| 363 | GOM_NL__2PRFIN20040705_170418_000000392028_00198_12276_2531.N1 | 05-JUL-2004 17:04:18 | Bright     | 39.000 | 130 | 23Bet Dra | 2.7990   | 5800.0 | 78  | 12276 | No |
| 364 | GOM_NL__2PRFIN20040705_170655_000000382028_00198_12276_2532.N1 | 05-JUL-2004 17:06:55 | Bright     | 38.000 | 119 | 14Eta Dra | 2.7270   | 4700.0 | 76  | 12276 | No |
| 365 | GOM_NL__2PRFIN20040705_170837_000000552028_00198_12276_2533.N1 | 05-JUL-2004 17:08:37 | Bright     | 54.500 | 19  | 50Alp Cyg | 1.2460   | 10500. | 109 | 12276 | No |
| 366 | GOM_NL__2PRFIN20040705_171100_000000392028_00198_12276_2534.N1 | 05-JUL-2004 17:11:00 | Bright     | 39.000 | 60  | 7Bet UMi  | 2.0810   | 3950.0 | 78  | 12276 | No |
| 367 | GOM_NL__2PRFIN20040705_171235_000000472028_00198_12276_2535.N1 | 05-JUL-2004 17:12:35 | Bright     | 46.500 | 89  | 5Alp Cep  | 2.4510   | 8000.0 | 93  | 12276 | No |
| 368 | GOM_NL__2PRFIN20040705_171503_000000392028_00198_12276_2536.N1 | 05-JUL-2004 17:15:03 | Bright     | 38.500 | 49  | 1Alp UMi  | 1.9900   | 6300.0 | 77  | 12276 | No |
| 369 | GOM_NL__2PRFIN20040705_172004_000000502028_00198_12276_2537.N1 | 05-JUL-2004 17:20:04 | Bright     | 50.000 | 74  | 11Bet Cas | 2.2680   | 6600.0 | 100 | 12276 | No |
| 370 | GOM_NL__2PRFIN20040705_172153_000000512028_00198_12276_2538.N1 | 05-JUL-2004 17:21:53 | Bright     | 51.000 | 110 | 37Del Cas | 2.6780   | 8900.0 | 102 | 12276 | No |
| 371 | GOM_NL__2PRFIN20040705_172516_000000512028_00198_12276_2539.N1 | 05-JUL-2004 17:25:16 | Bright     | 51.000 | 160 | 23Gam Per | 2.9300   | 4700.0 | 102 | 12276 | No |
| 372 | GOM_NL__2PRFIN20040705_172706_000000552028_00198_12276_2540.N1 | 05-JUL-2004 17:27:06 | Bright     | 55.000 | 175 | 39Del Per | 3.0100   | 19400. | 110 | 12276 | No |
| 373 | GOM_NL__2PRFIN20040705_172840_000000592028_00198_12276_2541.N1 | 05-JUL-2004 17:28:40 | Bright     | 58.500 | 73  | 57Gam1And | 2.2600   | 13100. | 117 | 12276 | No |
| 374 | GOM_NL__2PRFIN20040705_173119_000000772028_00198_12276_2542.N1 | 05-JUL-2004 17:31:19 | Twilight   | 76.500 | 53  | 43Bet And | 2.0480   | 3300.0 | 153 | 12276 | No |
| 375 | GOM_NL__2PRFIN20040705_173411_000000422028_00198_12276_2543.N1 | 05-JUL-2004 17:34:11 | Twilight   | 42.000 | 146 | 25Eta Tau | 2.8730   | 15200. | 84  | 12276 | No |
| 376 | GOM_NL__2PRFIN20040705_173604_000000722028_00198_12276_2544.N1 | 05-JUL-2004 17:36:04 | Dark       | 71.500 | 50  | 13Alp Ari | 2.0070   | 4250.0 | 143 | 12276 | No |
| 377 | GOM_NL__2PRFIN20040705_173803_000002552028_00198_12276_2545.N1 | 05-JUL-2004 17:38:03 | Dark       | 255.00 | 58  | 21Alp And | 2.0730   | 11000. | 510 | 12276 | No |
| 378 | GOM_NL__2PRFIN20040705_174441_000000452028_00198_12276_2546.N1 | 05-JUL-2004 17:44:41 | Dark       | 44.500 | 165 | 34Gam Eri | 2.9500   | 3200.0 | 89  | 12276 | No |
| 379 | GOM_NL__2PRFIN20040705_175317_000000422028_00198_12276_2547.N1 | 05-JUL-2004 17:53:17 | Dark       | 42.000 | 157 | The1Eri   | 2.9060   | 9300.0 | 84  | 12276 | No |
| 380 | GOM_NL__2PRFIN20040705_175746_000000912028_00198_12276_2548.N1 | 05-JUL-2004 17:57:46 | Dark       | 91.000 | 52  | 16Bet Cet | 2.0370   | 4500.0 | 182 | 12276 | No |
| 381 | GOM_NL__2PRFIN20040705_180108_000000552028_00199_12277_2313.N1 | 05-JUL-2004 18:01:08 | Dark       | 54.500 | 84  | Alp Phe   | 2.3970   | 4500.0 | 109 | 12277 | No |
| 382 | GOM_NL__2PRFIN20040705_180346_000000392028_00199_12277_2314.N1 | 05-JUL-2004 18:03:46 | Dark       | 38.500 | 135 | Bet Hyi   | 2.8200   | 5800.0 | 77  | 12277 | No |
| 383 | GOM_NL__2PRFIN20040705_180729_000000562028_00199_12277_2315.N1 | 05-JUL-2004 18:07:29 | Straylight | 55.500 | 63  | Bet Gru   | 2.1500   | 2800.0 | 111 | 12277 | No |
| 384 | GOM_NL__2PRFIN20040705_180956_000000832028_00199_12277_2316.N1 | 05-JUL-2004 18:09:56 | Straylight | 82.500 | 18  | 24Alp PsA | 1.1660   | 9700.0 | 165 | 12277 | No |
| 385 | GOM_NL__2PRFIN20040705_181223_000000562028_00199_12277_2317.N1 | 05-JUL-2004 18:12:23 | Straylight | 56.000 | 172 | Gam Gru   | 3.0030   | 13100. | 112 | 12277 | No |
| 386 | GOM_NL__2PRFIN20040705_181440_000000482028_00199_12277_2318.N1 | 05-JUL-2004 18:14:40 | Straylight | 48.000 | 141 | Bet Ara   | 2.8400   | 4600.0 | 96  | 12277 | No |
| 387 | GOM_NL__2PRFIN20040705_181610_000000412028_00199_12277_2319.N1 | 05-JUL-2004 18:16:10 | Twilight   | 40.500 | 147 | Alp Ara   | 2.8770   | 26000. | 81  | 12277 | No |
| 388 | GOM_NL__2PRFIN20040705_181759_000000422028_00199_12277_2320.N1 | 05-JUL-2004 18:17:59 | Twilight   | 41.500 | 40  | The Sco   | 1.8590   | 7100.0 | 83  | 12277 | No |
| 389 | GOM_NL__2PRFIN20040705_181938_000000432028_00199_12277_2321.N1 | 05-JUL-2004 18:19:38 | Twilight   | 42.500 | 25  | 35Lam Sco | 1.6200   | 28000. | 85  | 12277 | No |
| 390 | GOM_NL__2PRFIN20040705_182105_000000492028_00199_12277_2322.N1 | 05-JUL-2004 18:21:05 | Bright     | 49.000 | 116 | 19Del Sgr | 2.7000   | 4100.0 | 98  | 12277 | No |
| 391 | GOM_NL__2PRFIN20040705_182308_000000452028_00199_12277_2323.N1 | 05-JUL-2004 18:23:08 | Bright     | 44.500 | 155 | 41Pi Sgr  | 2.9000   | 6600.0 | 89  | 12277 | No |
| 392 | GOM_NL__2PRFIN20040705_182548_000000392028_00199_12277_2324.N1 | 05-JUL-2004 18:25:48 | Bright     | 38.500 | 86  | 35Eta Oph | 2.4300   | 10200. | 77  | 12277 | No |
| 393 | GOM_NL__2PRFIN20040705_182736_000000392028_00199_12277_2325.N1 | 05-JUL-2004 18:27:36 | Bright     | 38.500 | 98  | 13Zet Oph | 2.5710   | 30000. | 77  | 12277 | No |
| 394 | GOM_NL__2PRFIN20040705_183117_000000382028_00199_12277_2326.N1 | 05-JUL-2004 18:31:17 | Bright     | 37.500 | 126 | 60Bet Oph | 2.7700   | 4250.0 | 75  | 12277 | No |
| 395 | GOM_NL__2PRFIN20040705_183334_000000402028_00199_12277_2327.N1 | 05-JUL-2004 18:33:34 | Bright     | 39.500 | 59  | 55Alp Oph | 2.0800   | 8900.0 | 79  | 12277 | No |
| 396 | GOM_NL__2PRFIN20040705_183629_000000402028_00199_12277_2328.N1 | 05-JUL-2004 18:36:29 | Bright     | 40.000 | 127 | 27Bet Her | 2.7810   | 4700.0 | 80  | 12277 | No |

|     |  |                      |                |        |     |           |          |        |     |       |    |
|-----|--|----------------------|----------------|--------|-----|-----------|----------|--------|-----|-------|----|
| 397 | GOM_NL__2PRFIN20040705_183909_000000392028_00199_12277_2329.N1 | 05-JUL-2004 18:39:09 | Bright         | 39.000 | 133 | 40Zet Her | 2.8070   | 6000.0 | 78  | 12277 | No |
| 398 | GOM_NL__2PRFIN20040705_184155_000000422028_00199_12277_2330.N1 | 05-JUL-2004 18:41:55 | Bright         | 42.000 | 5   | 3Alp Lyr  | 0.033000 | 11000. | 84  | 12277 | No |
| 399 | GOM_NL__2PRFIN20040705_184454_000000382028_00199_12277_2331.N1 | 05-JUL-2004 18:44:54 | Bright         | 38.000 | 130 | 23Bet Dra | 2.7990   | 5800.0 | 76  | 12277 | No |
| 400 | GOM_NL__2PRFIN20040705_184731_000000382028_00199_12277_2332.N1 | 05-JUL-2004 18:47:31 | Bright         | 37.500 | 119 | 14Eta Dra | 2.7270   | 4700.0 | 75  | 12277 | No |
| 401 | GOM_NL__2PRFIN20040705_184912_000000592028_00199_12277_2333.N1 | 05-JUL-2004 18:49:12 | Bright         | 59.000 | 19  | 50Alp Cyg | 1.2460   | 10500. | 118 | 12277 | No |
| 402 | GOM_NL__2PRFIN20040705_185136_000000362028_00199_12277_2334.N1 | 05-JUL-2004 18:51:36 | Bright         | 36.000 | 60  | 7Bet UMi  | 2.0810   | 3950.0 | 72  | 12277 | No |
| 403 | GOM_NL__2PRFIN20040705_185309_000000462028_00199_12277_2335.N1 | 05-JUL-2004 18:53:09 | Bright         | 46.000 | 89  | 5Alp Cep  | 2.4510   | 8000.0 | 92  | 12277 | No |
| 404 | GOM_NL__2PRFIN20040705_185539_000000382028_00199_12277_2336.N1 | 05-JUL-2004 18:55:39 | Bright         | 38.000 | 49  | 1Alp UMi  | 1.9900   | 6300.0 | 76  | 12277 | No |
| 405 | GOM_NL__2PRFIN20040705_190040_000000492028_00199_12277_2337.N1 | 05-JUL-2004 19:00:40 | Bright         | 49.000 | 74  | 11Bet Cas | 2.2680   | 6600.0 | 98  | 12277 | No |
| 406 | GOM_NL__2PRFIN20040705_190229_000000482028_00199_12277_2338.N1 | 05-JUL-2004 19:02:29 | Bright         | 47.500 | 110 | 37Del Cas | 2.6780   | 8900.0 | 95  | 12277 | No |
| 407 | GOM_NL__2PRFIN20040705_190551_000000402028_00199_12277_2339.N1 | 05-JUL-2004 19:05:51 | Bright         | 40.000 | 160 | 23Gam Per | 2.9300   | 4700.0 | 80  | 12277 | No |
| 408 | GOM_NL__2PRFIN20040705_190741_000000382028_00199_12277_2340.N1 | 05-JUL-2004 19:07:41 | Bright         | 37.500 | 175 | 39Del Per | 3.0100   | 19400. | 75  | 12277 | No |
| 409 | GOM_NL__2PRFIN20040705_190915_000000532028_00199_12277_2341.N1 | 05-JUL-2004 19:09:15 | Bright         | 52.500 | 73  | 57Gam1And | 2.2600   | 13100. | 105 | 12277 | No |
| 410 | GOM_NL__2PRFIN20040705_191154_000000872028_00199_12277_2342.N1 | 05-JUL-2004 19:11:54 | Tw_i_and_stray | 86.500 | 53  | 43Bet And | 2.0480   | 3300.0 | 173 | 12277 | No |
| 411 | GOM_NL__2PRFIN20040705_191447_000000452028_00199_12277_2343.N1 | 05-JUL-2004 19:14:47 | Twilight       | 44.500 | 146 | 25Eta Tau | 2.8730   | 15200. | 89  | 12277 | No |
| 412 | GOM_NL__2PRFIN20040705_191640_000000672028_00199_12277_2344.N1 | 05-JUL-2004 19:16:40 | Dark           | 67.000 | 50  | 13Alp Ari | 2.0070   | 4250.0 | 134 | 12277 | No |
| 413 | GOM_NL__2PRFIN20040705_191842_000002552028_00199_12277_2345.N1 | 05-JUL-2004 19:18:42 | Dark           | 255.00 | 58  | 21Alp And | 2.0730   | 11000. | 510 | 12277 | No |
| 414 | GOM_NL__2PRFIN20040705_192517_000000502028_00199_12277_2346.N1 | 05-JUL-2004 19:25:17 | Dark           | 50.000 | 165 | 34Gam Eri | 2.9500   | 3200.0 | 100 | 12277 | No |
| 415 | GOM_NL__2PRFIN20040705_193353_000000412028_00199_12277_2347.N1 | 05-JUL-2004 19:33:53 | Dark           | 41.000 | 157 | The1Eri   | 2.9060   | 9300.0 | 82  | 12277 | No |
| 416 | GOM_NL__2PRFIN20040705_193824_000000852028_00199_12277_2348.N1 | 05-JUL-2004 19:38:24 | Dark           | 84.500 | 52  | 16Bet Cet | 2.0370   | 4500.0 | 169 | 12277 | No |
| 417 | GOM_NL__2PRFIN20040705_194145_000000522028_00200_12278_2535.N1 | 05-JUL-2004 19:41:45 | Dark           | 52.000 | 84  | Alp Phe   | 2.3970   | 4500.0 | 104 | 12278 | No |
| 418 | GOM_NL__2PRFIN20040705_194423_000000392028_00200_12278_2536.N1 | 05-JUL-2004 19:44:23 | Dark           | 39.000 | 135 | Bet Hyi   | 2.8200   | 5800.0 | 78  | 12278 | No |
| 419 | GOM_NL__2PRFIN20040705_194806_000000652028_00200_12278_2537.N1 | 05-JUL-2004 19:48:06 | Straylight     | 65.000 | 63  | Bet Gru   | 2.1500   | 2800.0 | 130 | 12278 | No |
| 420 | GOM_NL__2PRFIN20040705_195034_000001022028_00200_12278_2538.N1 | 05-JUL-2004 19:50:34 | Straylight     | 102.00 | 18  | 24Alp PsA | 1.1660   | 9700.0 | 204 | 12278 | No |
| 421 | GOM_NL__2PRFIN20040705_195300_000000582028_00200_12278_2539.N1 | 05-JUL-2004 19:53:00 | Straylight     | 57.500 | 172 | Gam Gru   | 3.0030   | 13100. | 115 | 12278 | No |
| 422 | GOM_NL__2PRFIN20040705_195517_000000482028_00200_12278_2540.N1 | 05-JUL-2004 19:55:17 | Straylight     | 47.500 | 141 | Bet Ara   | 2.8400   | 4600.0 | 95  | 12278 | No |
| 423 | GOM_NL__2PRFIN20040705_195646_000000402028_00200_12278_2541.N1 | 05-JUL-2004 19:56:46 | Tw_i_and_stray | 40.000 | 147 | Alp Ara   | 2.8770   | 26000. | 80  | 12278 | No |
| 424 | GOM_NL__2PRFIN20040705_195835_000000472028_00200_12278_2542.N1 | 05-JUL-2004 19:58:35 | Tw_i_and_stray | 47.000 | 40  | The Sco   | 1.8590   | 7100.0 | 94  | 12278 | No |
| 425 | GOM_NL__2PRFIN20040705_200014_000000452028_00200_12278_2543.N1 | 05-JUL-2004 20:00:14 | Tw_i_and_stray | 44.500 | 25  | 35Lam Sco | 1.6200   | 28000. | 89  | 12278 | No |
| 426 | GOM_NL__2PRFIN20040705_200141_000000482028_00200_12278_2544.N1 | 05-JUL-2004 20:01:41 | Bright         | 47.500 | 116 | 19Del Sgr | 2.7000   | 4100.0 | 95  | 12278 | No |
| 427 | GOM_NL__2PRFIN20040705_200344_000000442028_00200_12278_2545.N1 | 05-JUL-2004 20:03:44 | Bright         | 43.500 | 155 | 41Pi Sgr  | 2.9000   | 6600.0 | 87  | 12278 | No |
| 428 | GOM_NL__2PRFIN20040705_200624_000000402028_00200_12278_2546.N1 | 05-JUL-2004 20:06:24 | Bright         | 39.500 | 86  | 35Eta Oph | 2.4300   | 10200. | 79  | 12278 | No |
| 429 | GOM_NL__2PRFIN20040705_200812_000000382028_00200_12278_2547.N1 | 05-JUL-2004 20:08:12 | Bright         | 37.500 | 98  | 13Zet Oph | 2.5710   | 30000. | 75  | 12278 | No |
| 430 | GOM_NL__2PRFIN20040705_201152_000000392028_00200_12278_2548.N1 | 05-JUL-2004 20:11:52 | Bright         | 38.500 | 126 | 60Bet Oph | 2.7700   | 4250.0 | 77  | 12278 | No |
| 431 | GOM_NL__2PRFIN20040705_201408_000000412028_00200_12278_2549.N1 | 05-JUL-2004 20:14:08 | Bright         | 41.000 | 59  | 55Alp Oph | 2.0800   | 8900.0 | 82  | 12278 | No |
| 432 | GOM_NL__2PRFIN20040705_201706_000000392028_00200_12278_2550.N1 | 05-JUL-2004 20:17:06 | Bright         | 39.000 | 127 | 27Bet Her | 2.7810   | 4700.0 | 78  | 12278 | No |
| 433 | GOM_NL__2PRFIN20040705_201945_000000402028_00200_12278_2551.N1 | 05-JUL-2004 20:19:45 | Bright         | 39.500 | 133 | 40Zet Her | 2.8070   | 6000.0 | 79  | 12278 | No |
| 434 | GOM_NL__2PRFIN20040705_202229_000000442028_00200_12278_2552.N1 | 05-JUL-2004 20:22:29 | Bright         | 44.000 | 5   | 3Alp Lyr  | 0.033000 | 11000. | 88  | 12278 | No |
| 435 | GOM_NL__2PRFIN20040705_202530_000000402028_00200_12278_2553.N1 | 05-JUL-2004 20:25:30 | Bright         | 40.000 | 130 | 23Bet Dra | 2.7990   | 5800.0 | 80  | 12278 | No |
| 436 | GOM_NL__2PRFIN20040705_202804_000000422028_00200_12278_2554.N1 | 05-JUL-2004 20:28:04 | Bright         | 41.500 | 119 | 14Eta Dra | 2.7270   | 4700.0 | 83  | 12278 | No |
| 437 | GOM_NL__2PRFIN20040705_202947_000000572028_00200_12278_2555.N1 | 05-JUL-2004 20:29:47 | Bright         | 56.500 | 19  | 50Alp Cyg | 1.2460   | 10500. | 113 | 12278 | No |
| 438 | GOM_NL__2PRFIN20040705_203213_000000372028_00200_12278_2556.N1 | 05-JUL-2004 20:32:13 | Bright         | 36.500 | 60  | 7Bet UMi  | 2.0810   | 3950.0 | 73  | 12278 | No |
| 439 | GOM_NL__2PRFIN20040705_203345_000000472028_00200_12278_2557.N1 | 05-JUL-2004 20:33:45 | Bright         | 46.500 | 89  | 5Alp Cep  | 2.4510   | 8000.0 | 93  | 12278 | No |
| 440 | GOM_NL__2PRFIN20040705_203614_000000392028_00200_12278_2558.N1 | 05-JUL-2004 20:36:14 | Bright         | 39.000 | 49  | 1Alp UMi  | 1.9900   | 6300.0 | 78  | 12278 | No |
| 441 | GOM_NL__2PRFIN20040705_204115_000000492028_00200_12278_2559.N1 | 05-JUL-2004 20:41:15 | Bright         | 49.000 | 74  | 11Bet Cas | 2.2680   | 6600.0 | 98  | 12278 | No |
| 442 | GOM_NL__2PRFIN20040705_204304_000000452028_00200_12278_2560.N1 | 05-JUL-2004 20:43:04 | Bright         | 44.500 | 110 | 37Del Cas | 2.6780   | 8900.0 | 89  | 12278 | No |
| 443 | GOM_NL__2PRFIN20040705_204628_000000572028_00200_12278_2561.N1 | 05-JUL-2004 20:46:28 | Bright         | 57.000 | 160 | 23Gam Per | 2.9300   | 4700.0 | 114 | 12278 | No |
| 444 | GOM_NL__2PRFIN20040705_204817_000000552028_00200_12278_2562.N1 | 05-JUL-2004 20:48:17 | Bright         | 55.000 | 175 | 39Del Per | 3.0100   | 19400. | 110 | 12278 | No |
| 445 | GOM_NL__2PRFIN20040705_204951_000000542028_00200_12278_2563.N1 | 05-JUL-2004 20:49:51 | Bright         | 53.500 | 73  | 57Gam1And | 2.2600   | 13100. | 107 | 12278 | No |
| 446 | GOM_NL__2PRFIN20040705_205231_000000832028_00200_12278_2564.N1 | 05-JUL-2004 20:52:31 | Tw_i_and_stray | 83.000 | 53  | 43Bet And | 2.0480   | 3300.0 | 166 | 12278 | No |
| 447 | GOM_NL__2PRFIN20040705_205523_000000442028_00200_12278_2565.N1 | 05-JUL-2004 20:55:23 | Twilight       | 44.000 | 146 | 25Eta Tau | 2.8730   | 15200. | 88  | 12278 | No |
| 448 | GOM_NL__2PRFIN20040705_205716_000000682028_00200_12278_2566.N1 | 05-JUL-2004 20:57:16 | Dark           | 67.500 | 50  | 13Alp Ari | 2.0070   | 4250.0 | 135 | 12278 | No |
| 449 | GOM_NL__2PRFIN20040705_205920_000002552028_00200_12278_2567.N1 | 05-JUL-2004 20:59:20 | Dark           | 255.00 | 58  | 21Alp And | 2.0730   | 11000. | 510 | 12278 | No |
| 450 | GOM_NL__2PRFIN20040705_210553_000000452028_00200_12278_2568.N1 | 05-JUL-2004 21:05:53 | Dark           | 44.500 | 165 | 34Gam Eri | 2.9500   | 3200.0 | 89  | 12278 | No |
| 451 | GOM_NL__2PRFIN20040705_211427_000000462028_00200_12278_2569.N1 | 05-JUL-2004 21:14:27 | Dark           | 46.000 | 157 | The1Eri   | 2.9060   | 9300.0 | 92  | 12278 | No |
| 452 | GOM_NL__2PRFIN20040705_211903_000000872028_00200_12278_2570.N1 | 05-JUL-2004 21:19:03 | Dark           | 86.500 | 52  | 16Bet Cet | 2.0370   | 4500.0 | 173 | 12278 | No |
| 453 | GOM_NL__2PRFIN20040705_230116_000000552028_00202_12280_2315.N1 | 05-JUL-2004 23:01:16 | Dark           | 55.000 | 9   | Alp Eri   | 0.45300  | 24000. | 110 | 12280 | No |
| 454 | GOM_NL__2PRFIN20040705_230259_000000532028_00202_12280_2316.N1 | 05-JUL-2004 23:02:59 | Dark           | 52.500 | 84  | Alp Phe   | 2.3970   | 4500.0 | 105 | 12280 | No |
| 455 | GOM_NL__2PRFIN20040705_230534_000000412028_00202_12280_2317.N1 | 05-JUL-2004 23:05:34 | Dark           | 40.500 | 135 | Bet Hyi   | 2.8200   | 5800.0 | 81  | 12280 | No |

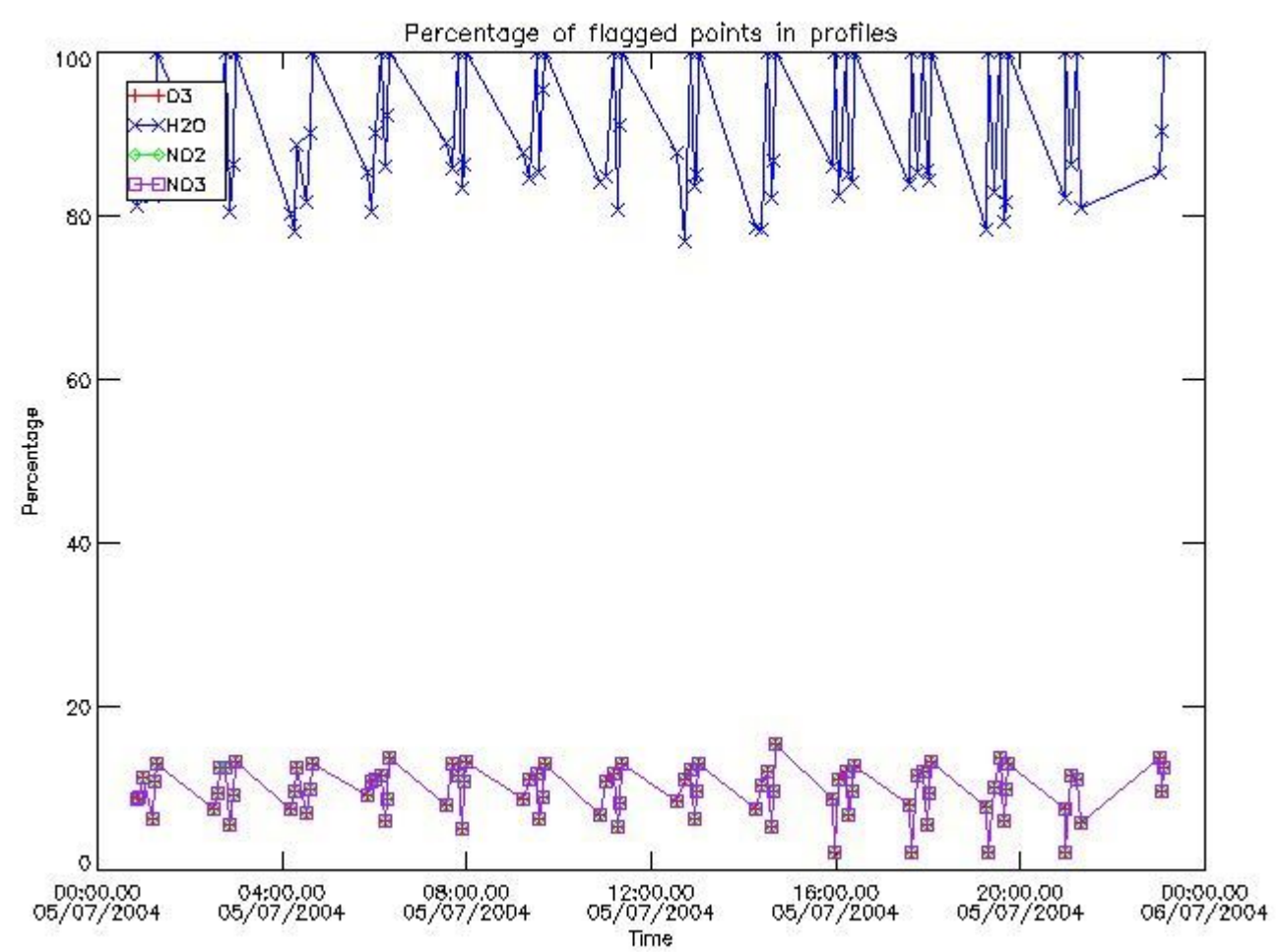
|     |  |                      |               |        |     |           |          |        |     |       |    |
|-----|--|----------------------|---------------|--------|-----|-----------|----------|--------|-----|-------|----|
| 456 | GOM_NL__2PRFIN20040705_230919_000000562028_00202_12280_2318.N1 | 05-JUL-2004 23:09:19 | Straylight    | 55.500 | 63  | Bet Gru   | 2.1500   | 2800.0 | 111 | 12280 | No |
| 457 | GOM_NL__2PRFIN20040705_231149_000001022028_00202_12280_2319.N1 | 05-JUL-2004 23:11:49 | Straylight    | 102.00 | 18  | 24Alp PsA | 1.1660   | 9700.0 | 204 | 12280 | No |
| 458 | GOM_NL__2PRFIN20040705_231414_000000602028_00202_12280_2320.N1 | 05-JUL-2004 23:14:14 | Straylight    | 59.500 | 172 | Gam Gru   | 3.0030   | 13100. | 119 | 12280 | No |
| 459 | GOM_NL__2PRFIN20040705_231629_000000422028_00202_12280_2321.N1 | 05-JUL-2004 23:16:29 | Straylight    | 42.000 | 141 | Bet Ara   | 2.8400   | 4600.0 | 84  | 12280 | No |
| 460 | GOM_NL__2PRFIN20040705_231758_000000402028_00202_12280_2322.N1 | 05-JUL-2004 23:17:58 | Twi_and_stray | 39.500 | 147 | Alp Ara   | 2.8770   | 26000. | 79  | 12280 | No |
| 461 | GOM_NL__2PRFIN20040705_231947_000000452028_00202_12280_2323.N1 | 05-JUL-2004 23:19:47 | Twi_and_stray | 44.500 | 40  | The Sco   | 1.8590   | 7100.0 | 89  | 12280 | No |
| 462 | GOM_NL__2PRFIN20040705_232124_000000462028_00202_12280_2324.N1 | 05-JUL-2004 23:21:24 | Twi_and_stray | 46.000 | 25  | 35Lam Sco | 1.6200   | 28000. | 92  | 12280 | No |
| 463 | GOM_NL__2PRFIN20040705_232251_000000522028_00202_12280_2325.N1 | 05-JUL-2004 23:22:51 | Bright        | 52.000 | 116 | 19Del Sgr | 2.7000   | 4100.0 | 104 | 12280 | No |
| 464 | GOM_NL__2PRFIN20040705_232455_000000442028_00202_12280_2326.N1 | 05-JUL-2004 23:24:55 | Bright        | 44.000 | 155 | 41Pi Sgr  | 2.9000   | 6600.0 | 88  | 12280 | No |
| 465 | GOM_NL__2PRFIN20040705_232734_000000412028_00202_12280_2327.N1 | 05-JUL-2004 23:27:34 | Bright        | 41.000 | 86  | 35Eta Oph | 2.4300   | 10200. | 82  | 12280 | No |
| 466 | GOM_NL__2PRFIN20040705_232925_000000392028_00202_12280_2328.N1 | 05-JUL-2004 23:29:25 | Bright        | 38.500 | 98  | 13Zet Oph | 2.5710   | 30000. | 77  | 12280 | No |
| 467 | GOM_NL__2PRFIN20040705_233304_000000392028_00202_12280_2329.N1 | 05-JUL-2004 23:33:04 | Bright        | 38.500 | 126 | 60Bet Oph | 2.7700   | 4250.0 | 77  | 12280 | No |
| 468 | GOM_NL__2PRFIN20040705_233521_000000392028_00202_12280_2330.N1 | 05-JUL-2004 23:35:21 | Bright        | 38.500 | 59  | 55Alp Oph | 2.0800   | 8900.0 | 77  | 12280 | No |
| 469 | GOM_NL__2PRFIN20040705_233816_000000412028_00202_12280_2331.N1 | 05-JUL-2004 23:38:16 | Bright        | 41.000 | 127 | 27Bet Her | 2.7810   | 4700.0 | 82  | 12280 | No |
| 470 | GOM_NL__2PRFIN20040705_234057_000000372028_00202_12280_2332.N1 | 05-JUL-2004 23:40:57 | Bright        | 36.500 | 133 | 40Zet Her | 2.8070   | 6000.0 | 73  | 12280 | No |
| 471 | GOM_NL__2PRFIN20040705_234341_000000402028_00202_12280_2333.N1 | 05-JUL-2004 23:43:41 | Bright        | 40.000 | 5   | 3Alp Lyr  | 0.033000 | 11000. | 80  | 12280 | No |
| 472 | GOM_NL__2PRFIN20040705_234641_000000392028_00202_12280_2334.N1 | 05-JUL-2004 23:46:41 | Bright        | 38.500 | 130 | 23Bet Dra | 2.7990   | 5800.0 | 77  | 12280 | No |
| 473 | GOM_NL__2PRFIN20040705_234918_000000392028_00202_12280_2335.N1 | 05-JUL-2004 23:49:18 | Bright        | 38.500 | 119 | 14Eta Dra | 2.7270   | 4700.0 | 77  | 12280 | No |
| 474 | GOM_NL__2PRFIN20040705_235056_000000592028_00202_12280_2336.N1 | 05-JUL-2004 23:50:56 | Bright        | 59.000 | 19  | 50Alp Cyg | 1.2460   | 10500. | 118 | 12280 | No |
| 475 | GOM_NL__2PRFIN20040705_235726_000000372028_00202_12280_2337.N1 | 05-JUL-2004 23:57:26 | Bright        | 37.000 | 49  | 1Alp UMi  | 1.9900   | 6300.0 | 74  | 12280 | No |

### 3. Quality information per product

In this section it is plotted some information contained in the Quality Summary data set of the level 2 products. Only products in dark limb conditions and without errors (error flag in the MPH set to "0") are used.


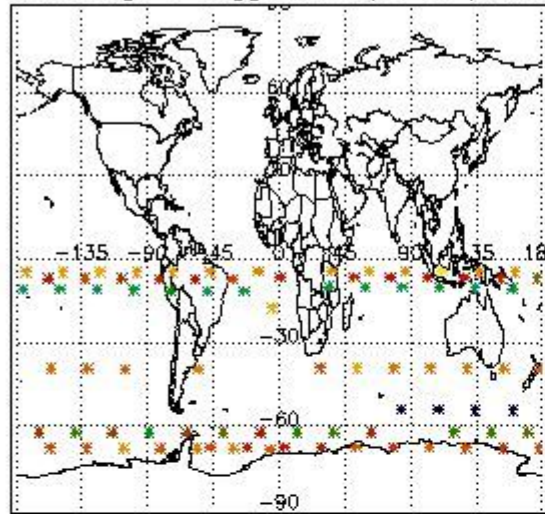
#### 3.1 Plot quality information per product (time dependant)



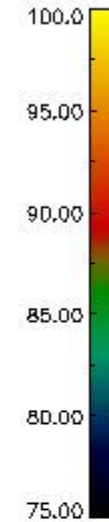
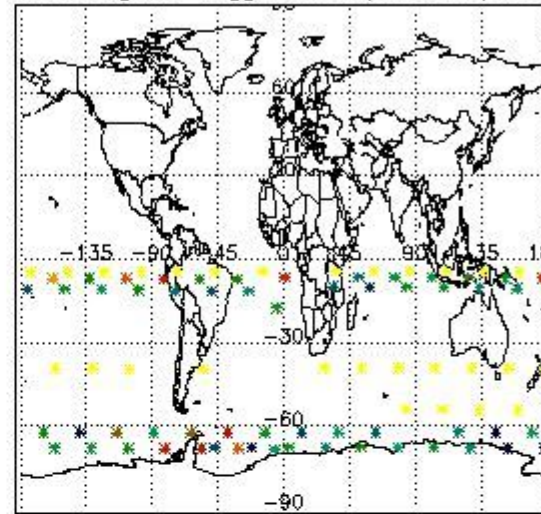


3.2 Plot quality information per product (world map)

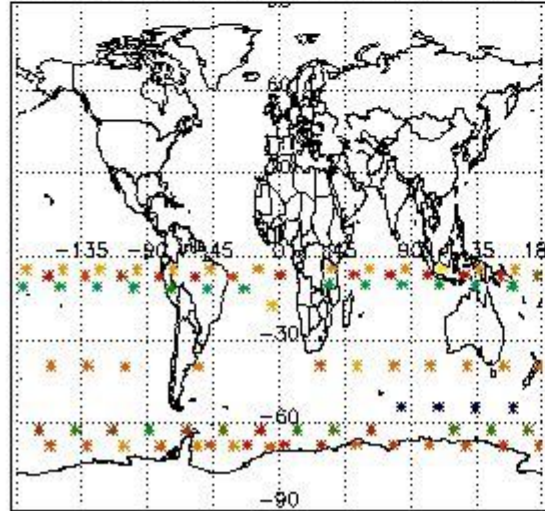
Percentage of flagged data per O3 profile



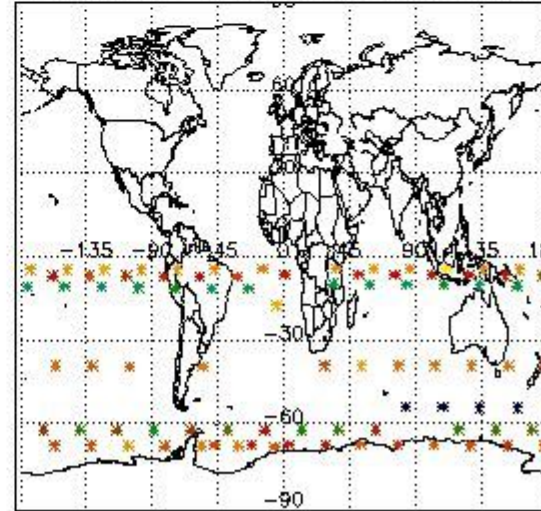
Percentage of flagged data per H2O profile



Percentage of flagged data per NO2 profile



Percentage of flagged data per NO3 profile

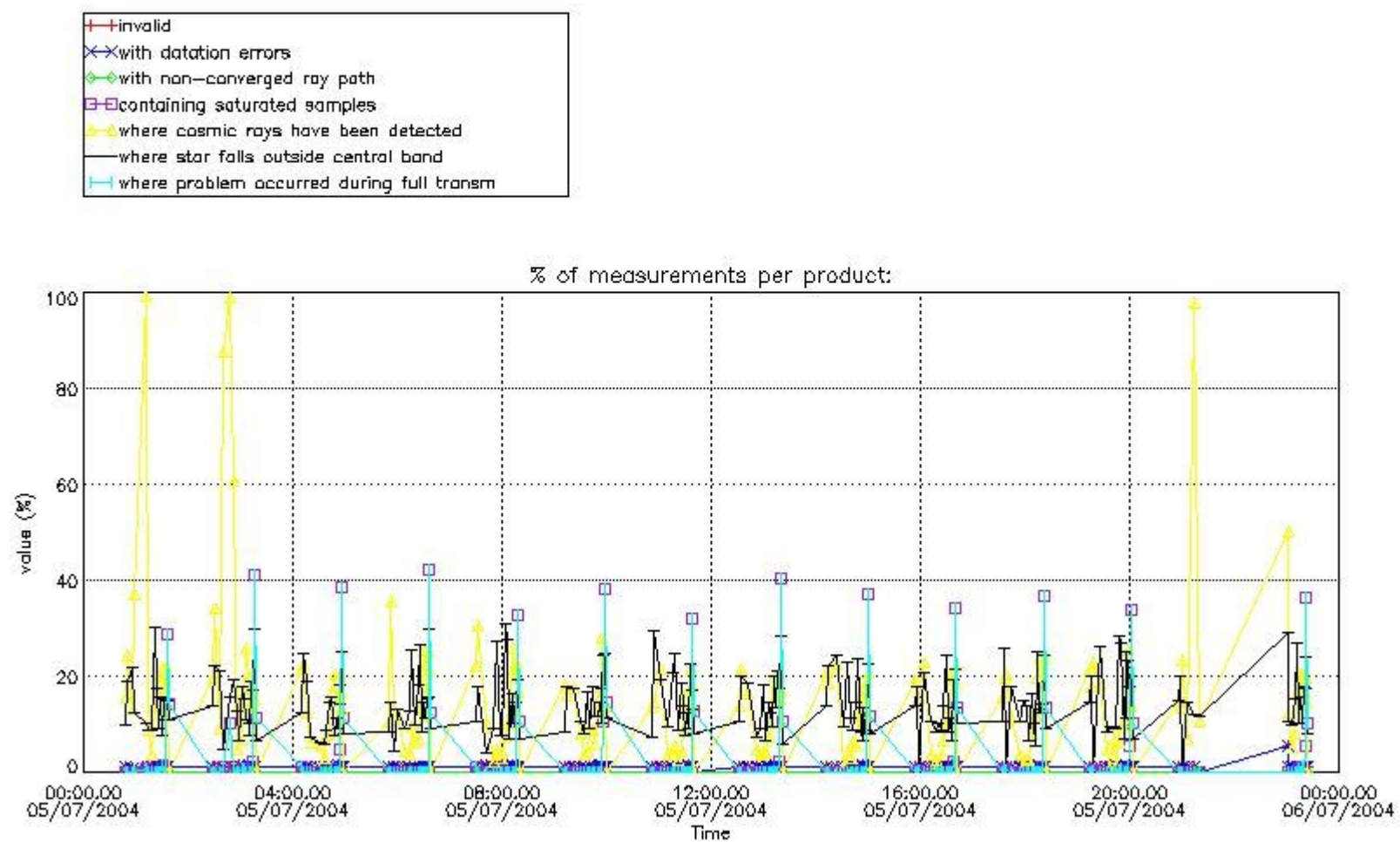


#### 4. Level 1 quality information per product

In this section it is plotted some information contained in the Quality Summary data set of the level 2 products that comes from the level 1b processing. Products without errors (error flag in the MPH set to "0") are used.

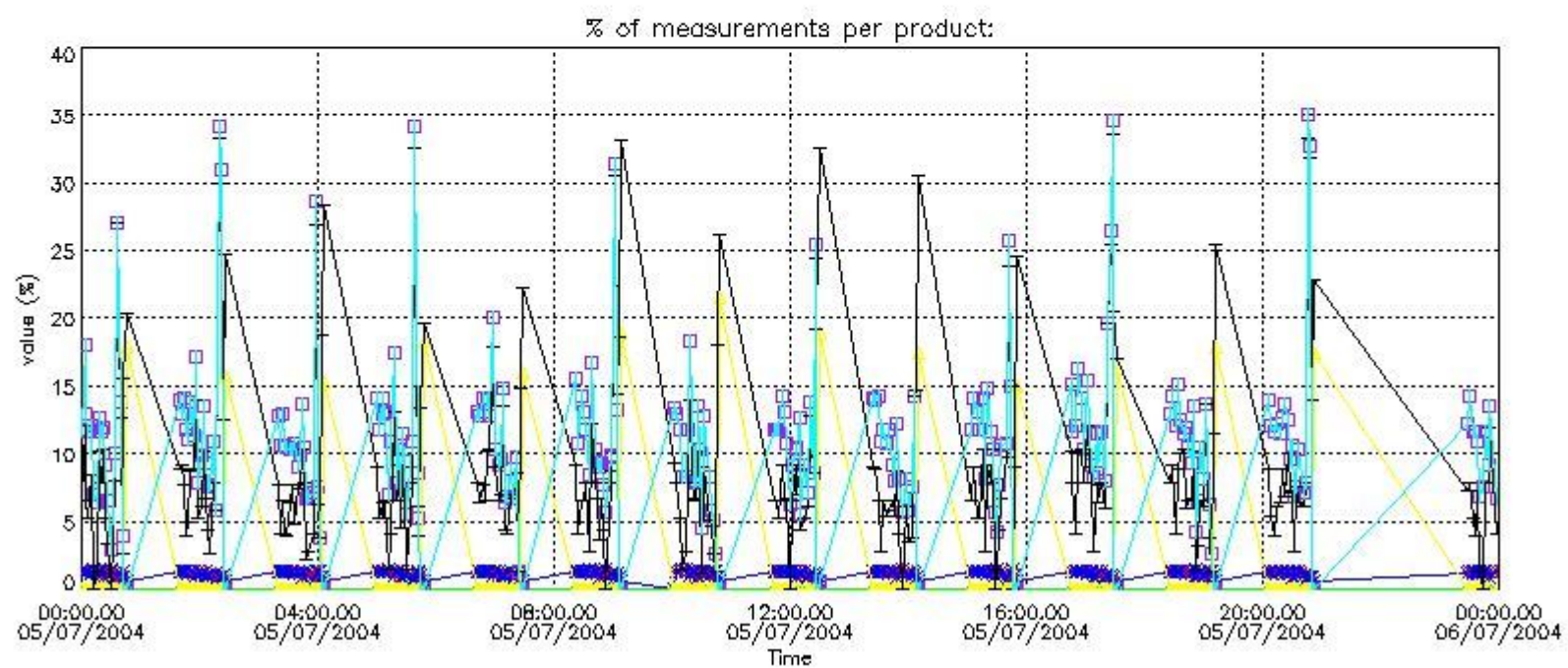
##### 4.1 Plot quality information per product (time dependant) coming from level 1b processing

###### 4.1.1 Plot level 1 quality information per product (time dependant): ENVISAT ASCENDING passes



4.1.2 Plot level 1 quality information per product (time dependant): ENVI SAT DESCENDING passes

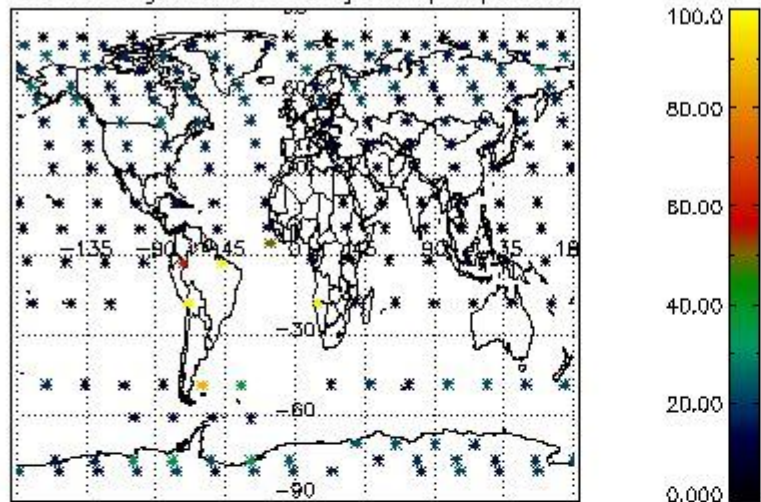




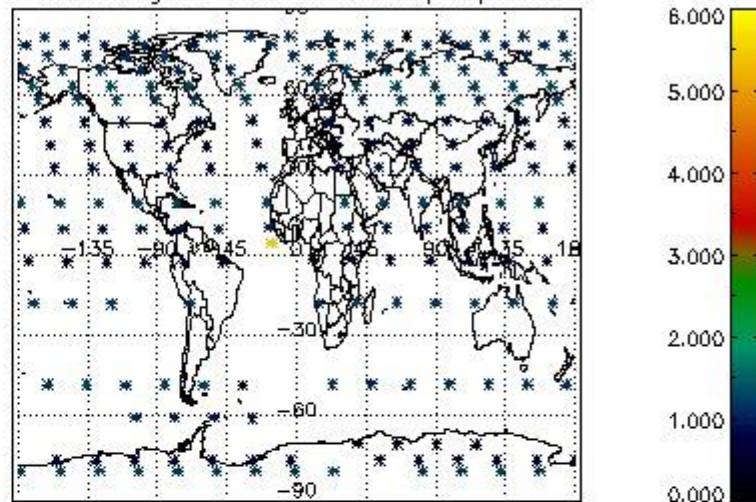
*4.2 Plot quality information per product coming from level 1b processing (world map)*

*4.2.1 Plot level 1 quality information per product (world map): ENVISAT ASCENDING passes*

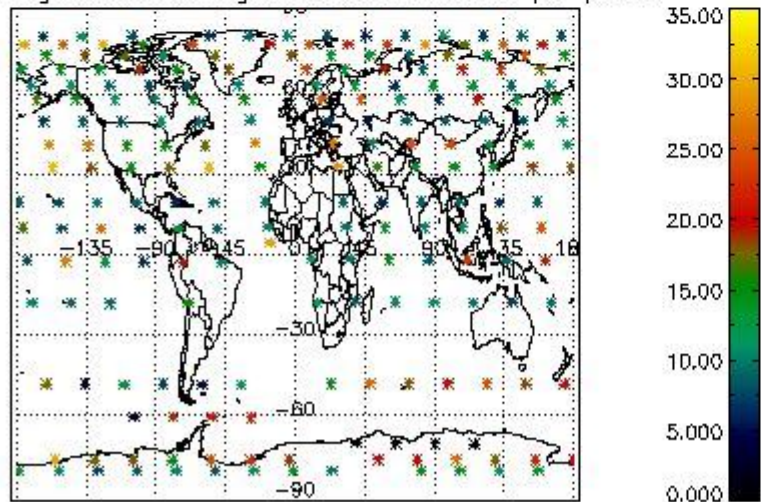
Percentage of cosmic ray hits per profile



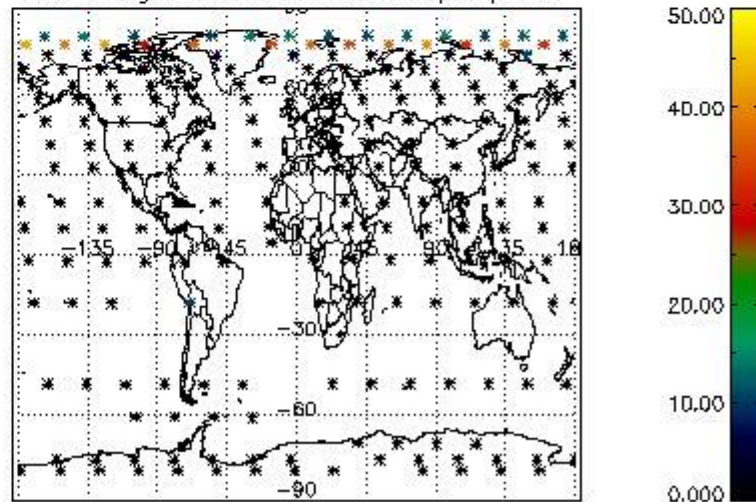
Percentage of datation errors per profile



Percentage of star falling outside central band per profile

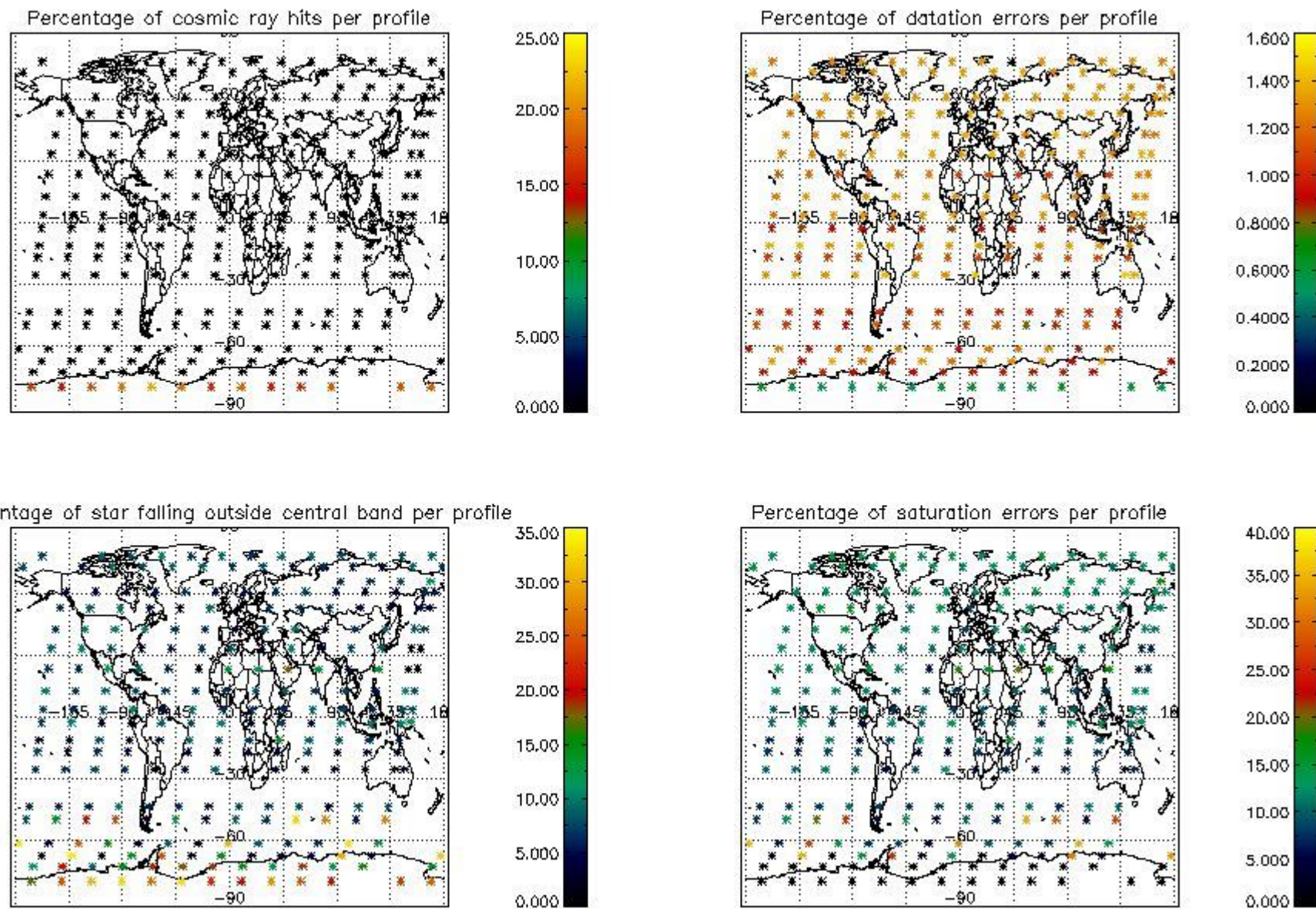


Percentage of saturation errors per profile



4.2.2 Plot level 1 quality information per product (world map): ENVISAT DESCENDING passes





## 5. Trace gas profiles

### 5.1 Ozone statistics based on quality of products

The final quality of the products can be "measured" using the STD (Standard Deviation) attached to every point profile. This information is written to the parameter GOM\_NL\_\_2P/NL\_LOCAL\_SPECIES\_DENSITY/o3\_std of the level 2 products. The table below shows the statistics for given STD ranges.

The statistics are given with respect to the overall valid production:

- Products without fatal errors: GOM\_NL\_\_2P/MPH/PRODUCT\_ERR=0
- Valid point profile: GOM\_NL\_\_2P/NL\_LOCAL\_SPECIES\_DENSITY/pcd(0)=0

The 'Criteria' is applied to valid points of dark limb products:

- Products in dark limb illumination condition: GOM\_NL\_\_2P/NL\_SUMMARY\_QUALITY/obs\_ill\_cond=0
- Products without fatal errors: GOM\_NL\_\_2P/MPH/PRODUCT\_ERR=0
- Valid point profile: GOM\_NL\_\_2P/NL\_LOCAL\_SPECIES\_DENSITY/pcd(0)=0

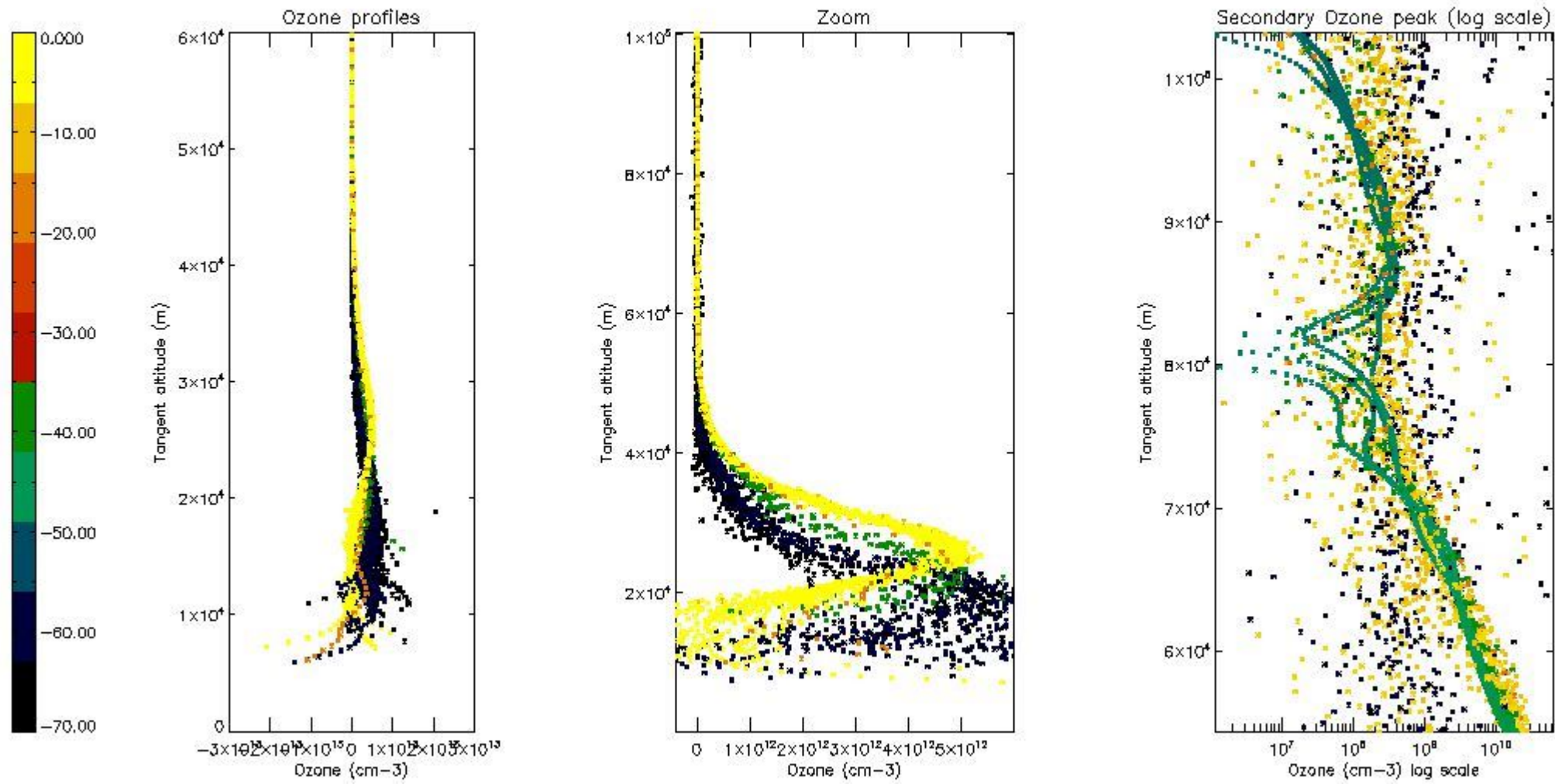
So, the table below shows the percentage of dark limb and valid observations for each criteria with respect to the overall valid daily observations.

| Criteria | % of total production |
|----------|-----------------------|
| All STD  | 25                    |
| STD < 20 | 10                    |

|          |   |
|----------|---|
| STD < 10 | 7 |
| STD < 5  | 4 |

5.2 Plot ozone profiles for all STD (dark without errors)

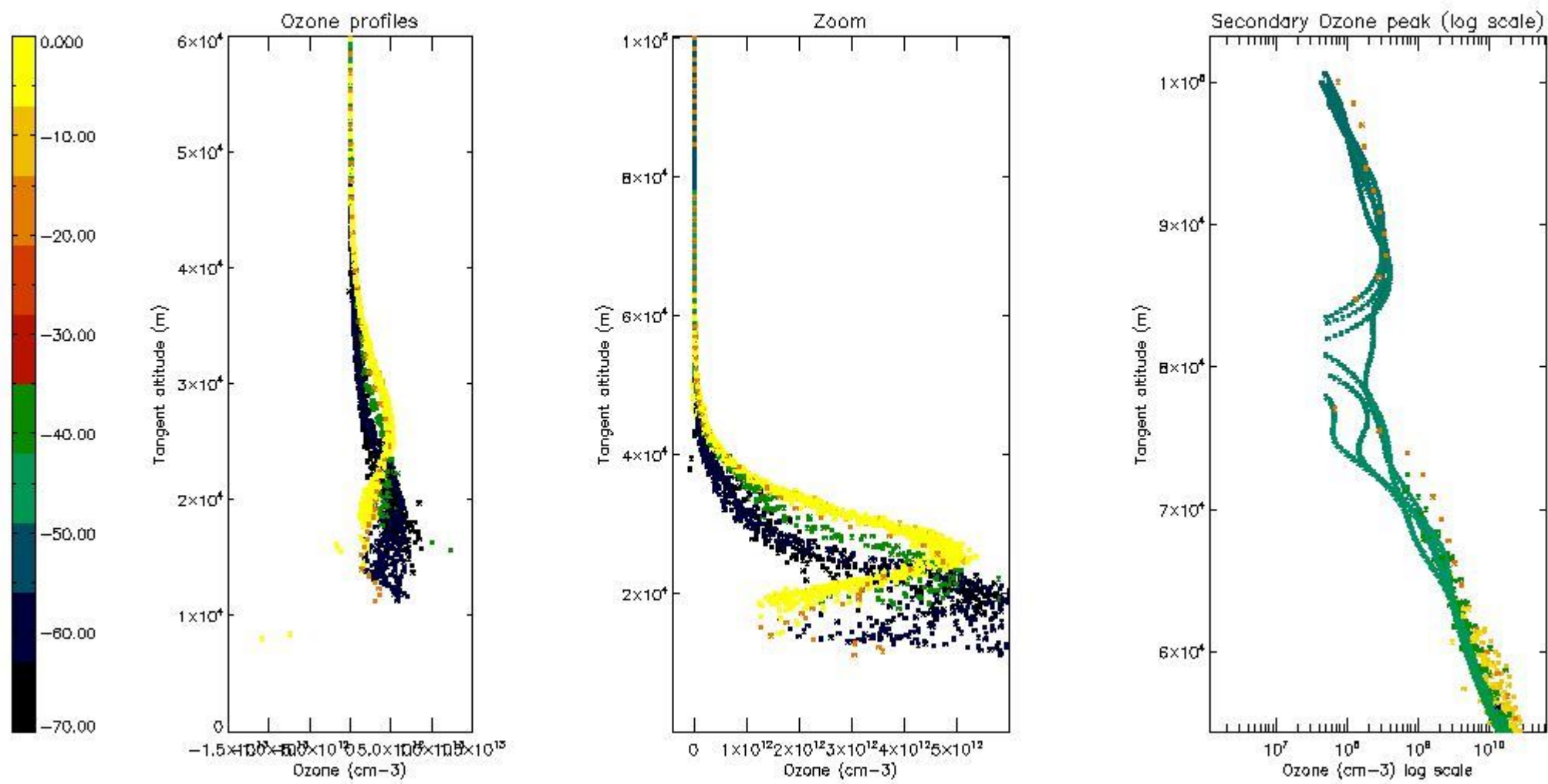
The colorbar represents the latitude.



5.3 Plot ozone profiles where STD < 20% (dark without errors)

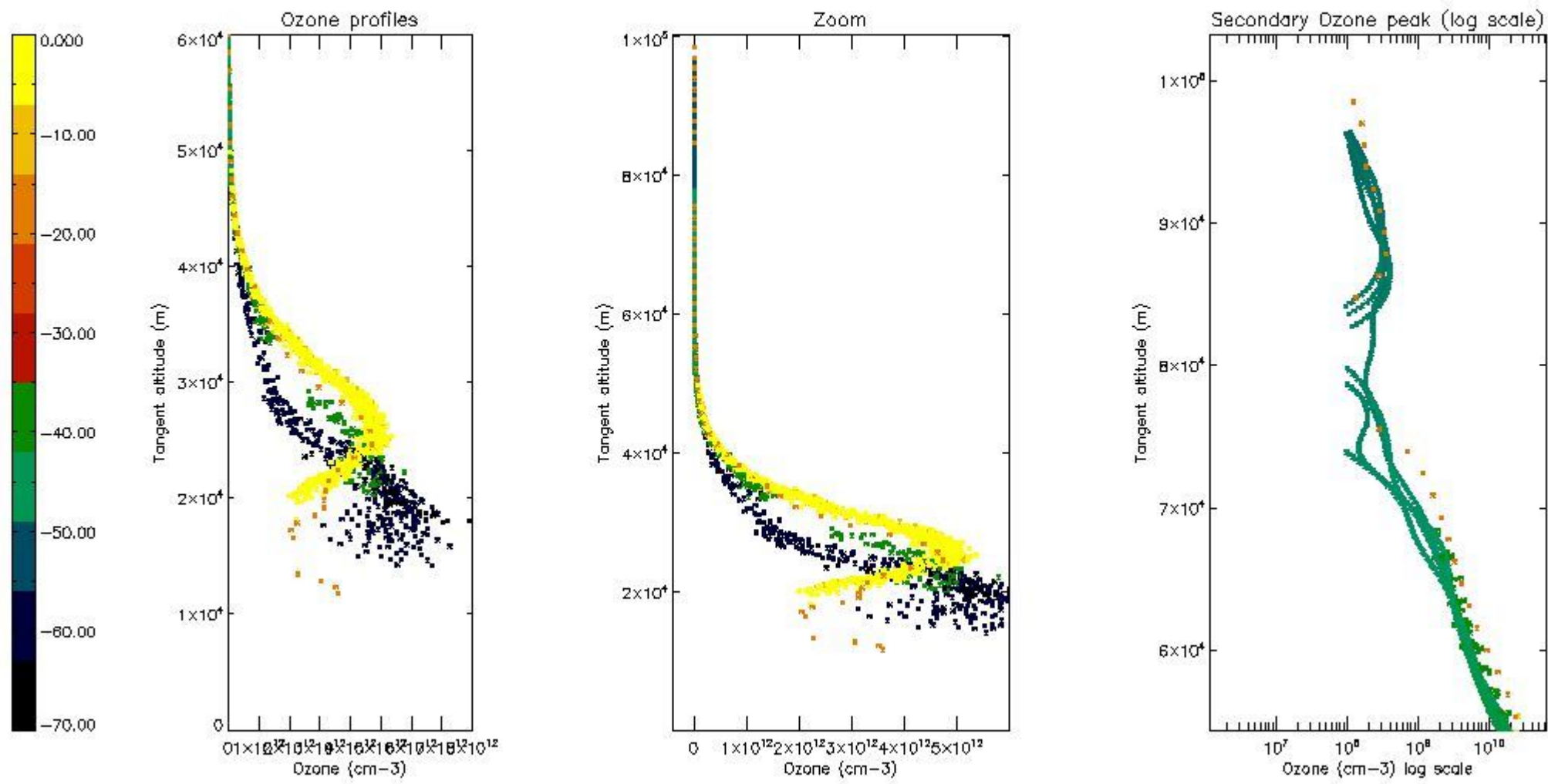
The colorbar represents the latitude.





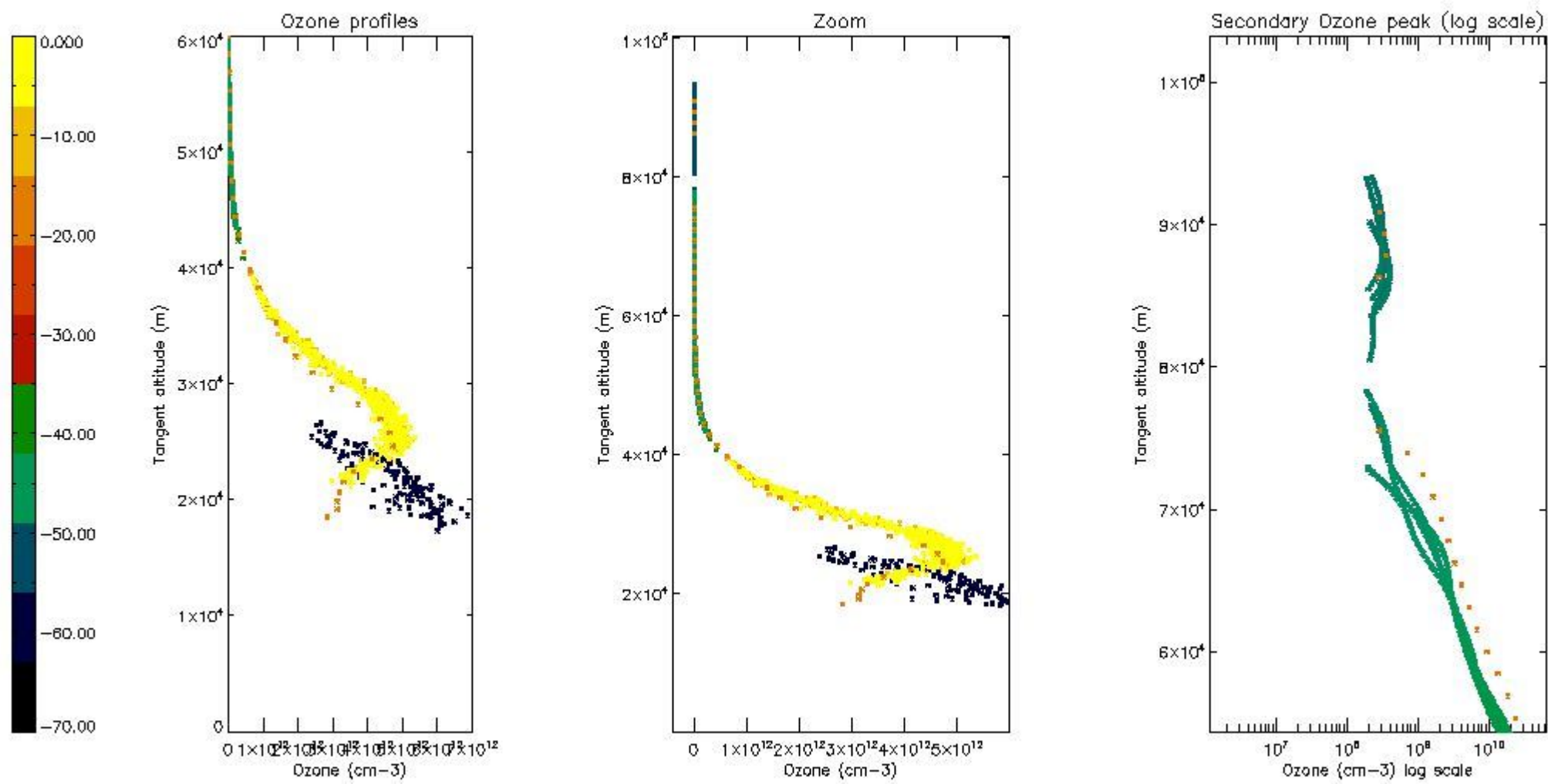
*5.4 Plot ozone profiles where  $STD < 10\%$  (dark without errors)*

The colorbar represents the latitude.



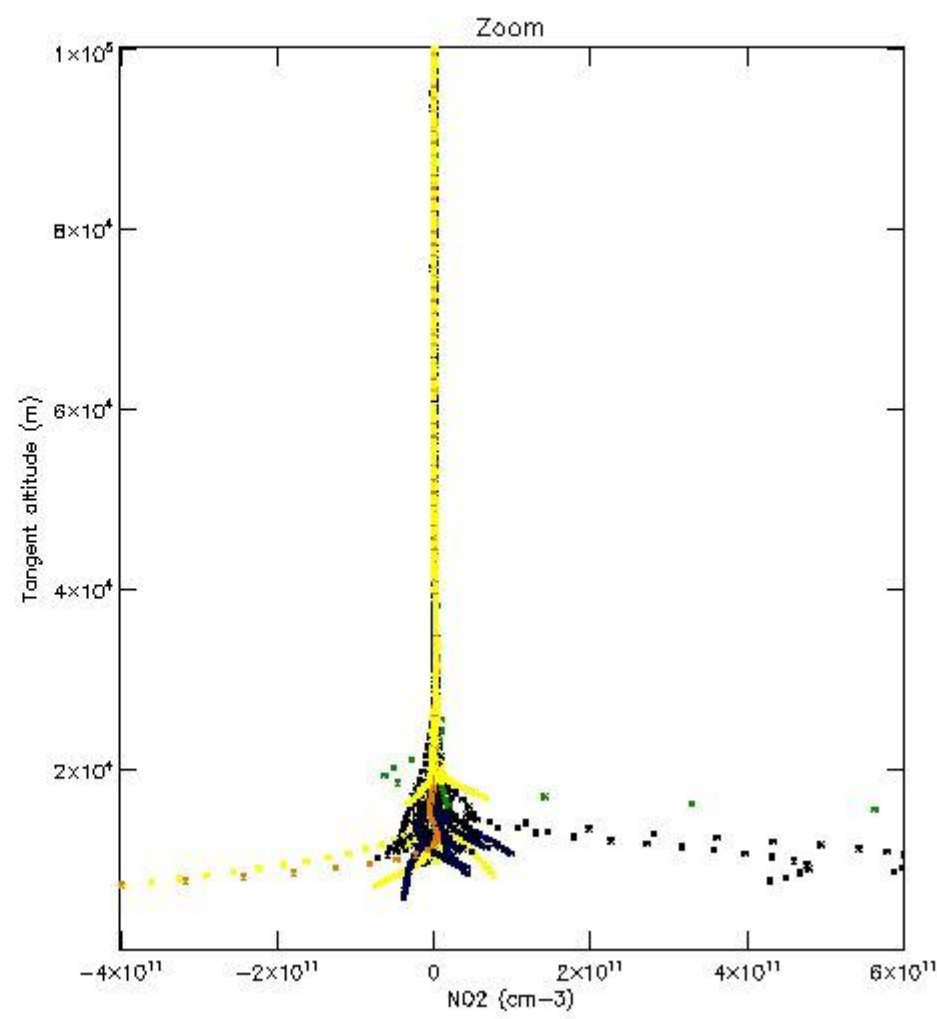
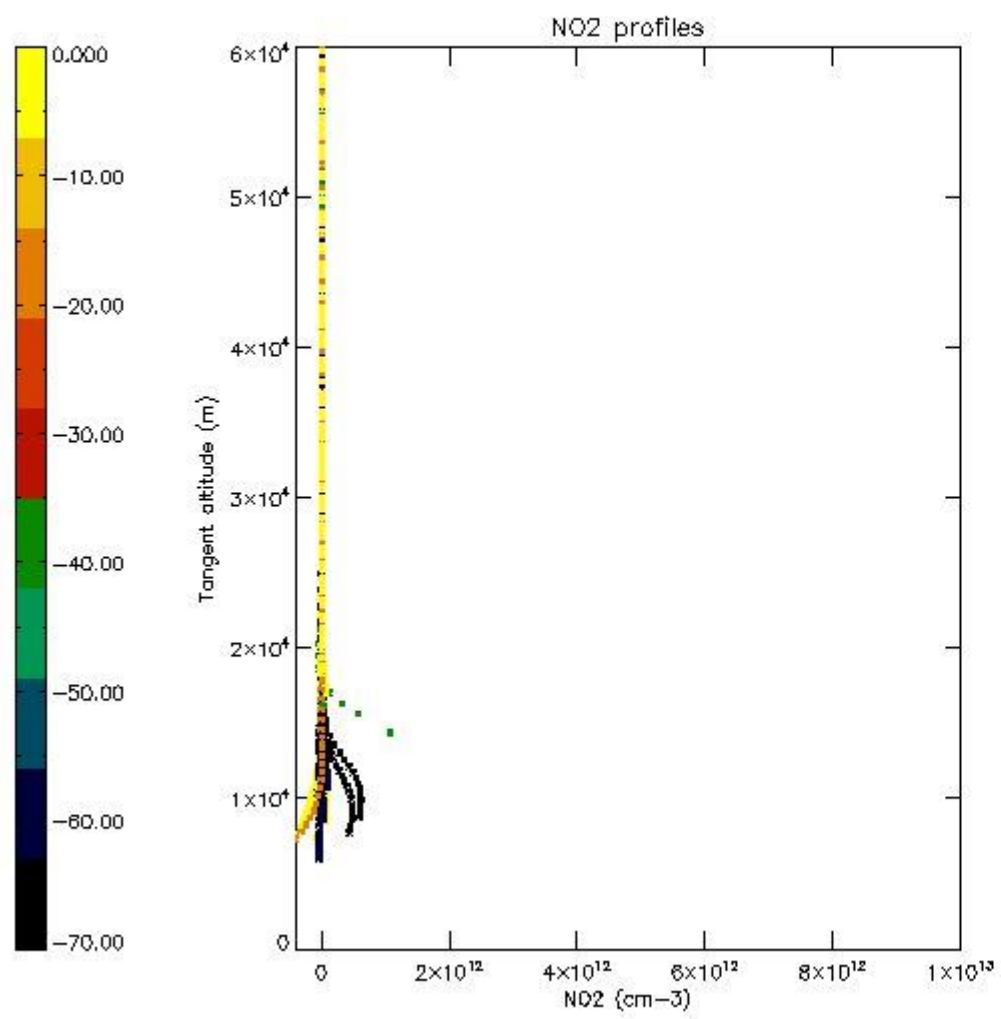
*5.5 Plot ozone profiles where STD < 5% (dark without errors)*

The colorbar represents the latitude.



*5.6 Plot NO<sub>2</sub> profiles for all STD (dark without errors)*

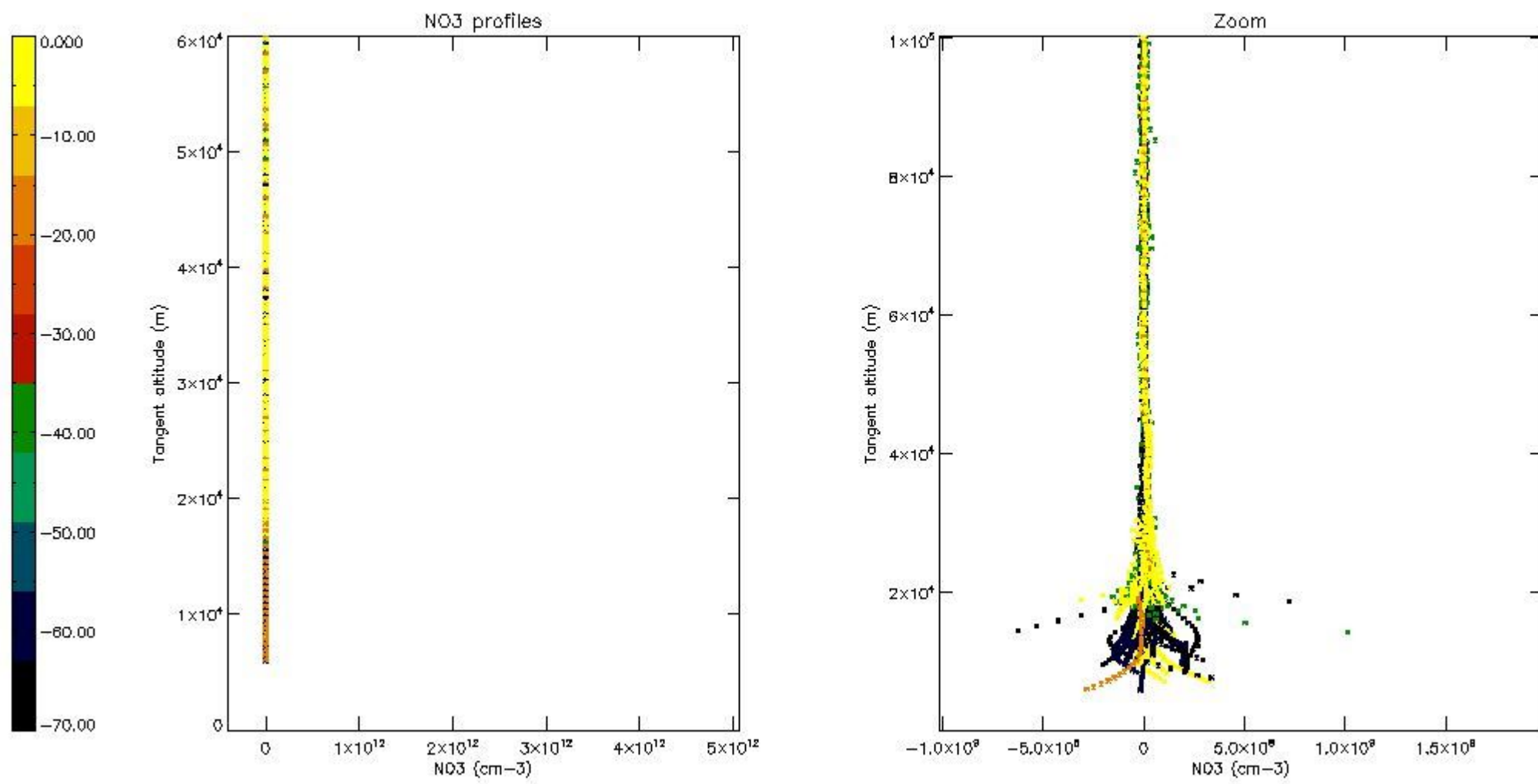
The colorbar represents the latitude.



*5.7 Plot NO3 profiles for all STD (dark without errors)*

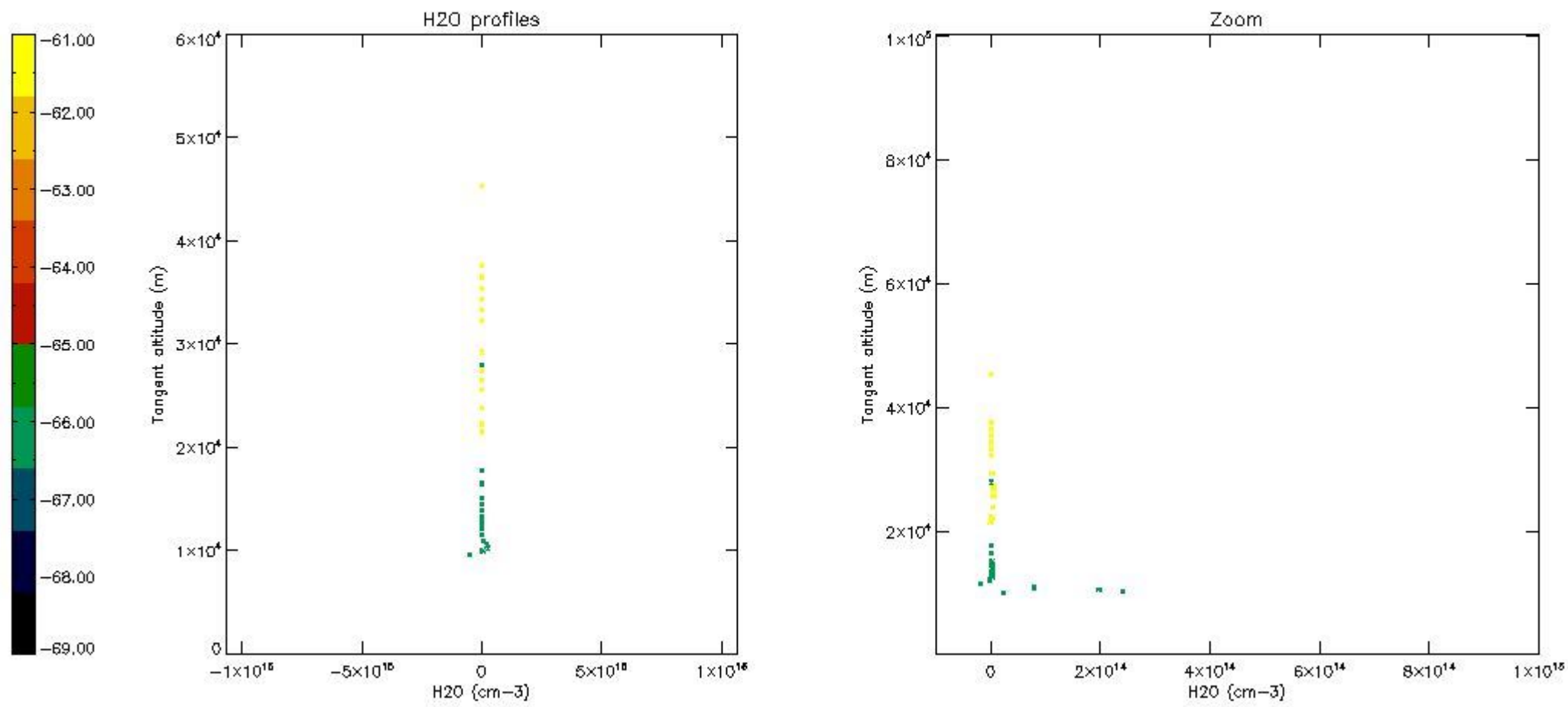
The colorbar represents the latitude.





5.8 Plot H<sub>2</sub>O profiles for all STD (only for occultations of stars 1,2,3,4,13,14,16,26,63 dark without errors)

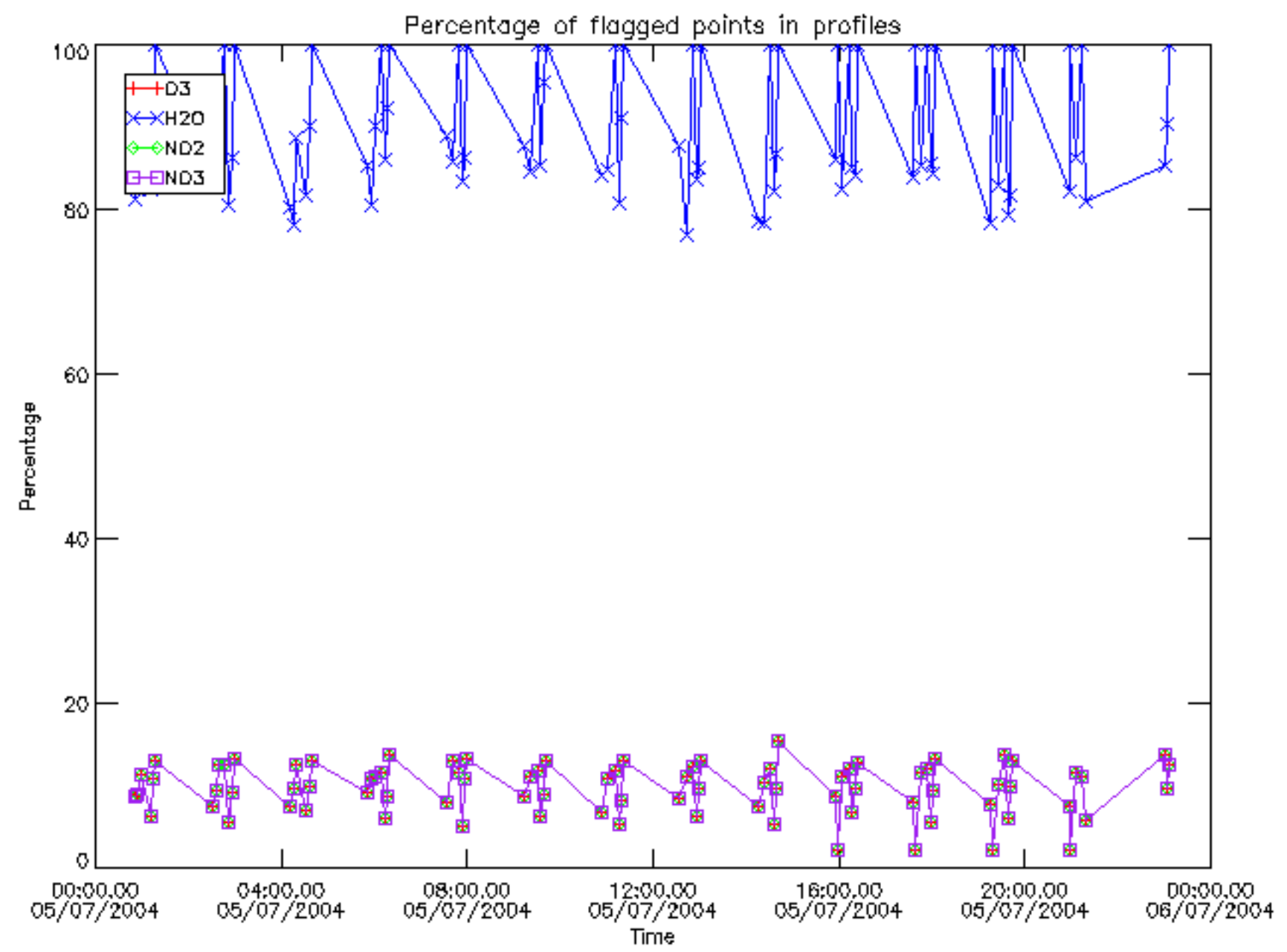
The colorbar represents the latitude.



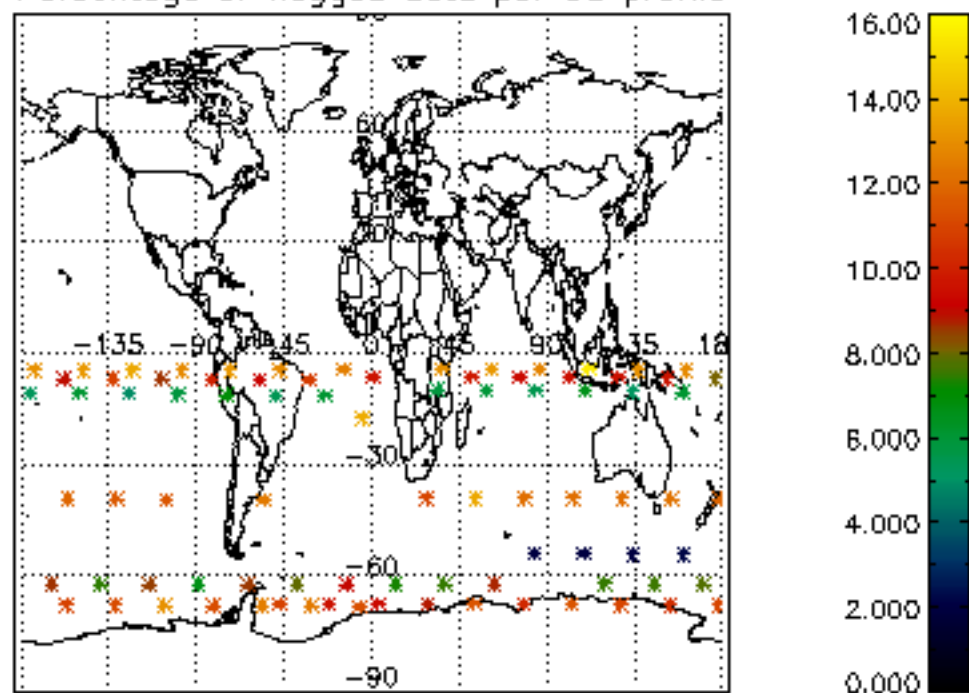
## 6. Auxiliary Data Files used for the production reported in section 2

The number reported in the third column indicates since which file (see list in section 2) the corresponding auxiliary file has been used. The fourth column is the date of those product files.

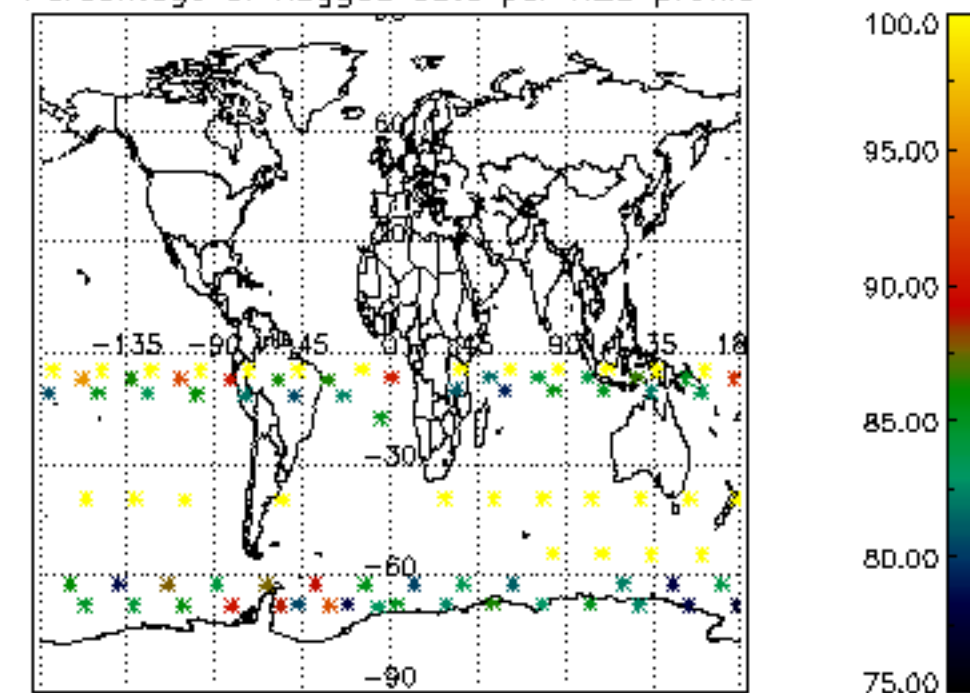
| Type                      | Auxiliary Filename  | Used since product | Used since product date |
|---------------------------|---|--------------------|-------------------------|
| INST_PHYS_CHARACTERISTICS | GOM_INS_AXVIEC20091111_143220_20030716_120000_20500101_000000 | 1                  | 05-JUL-2004 00:00:58    |
| LEVEL-2_PROC_CONFIG       | GOM_PR2_AXVIEC20091111_152718_20020301_000000_20500101_000000 | 1                  | 05-JUL-2004 00:00:58    |
| CROSS_SECTIONS_FILE       | GOM_CRS_AXVIEC20091111_154832_20020301_000000_20500101_000000 | 1                  | 05-JUL-2004 00:00:58    |



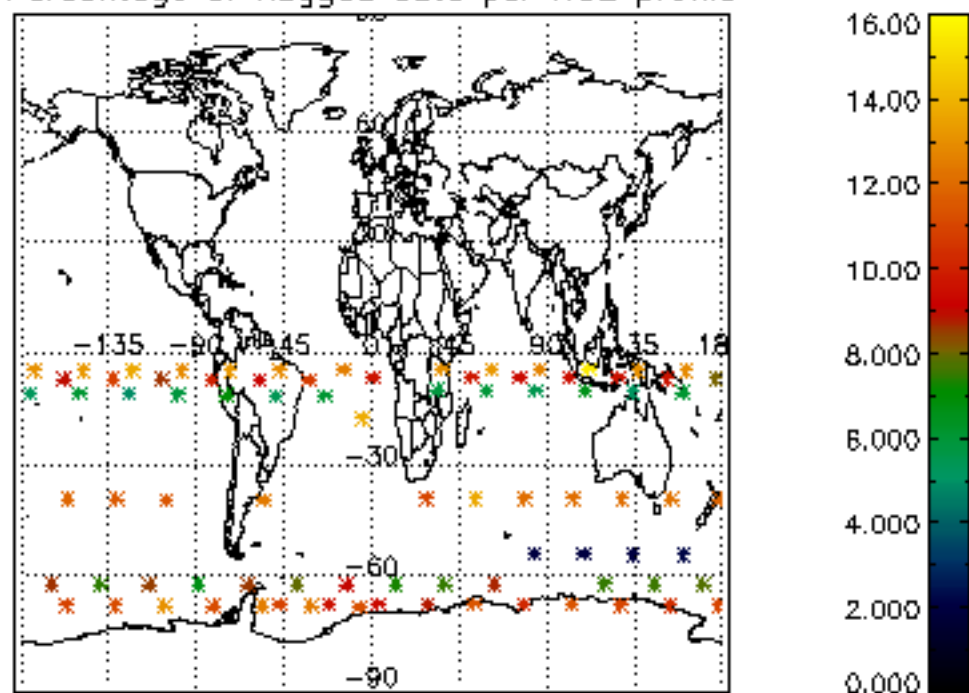
Percentage of flagged data per D3 profile



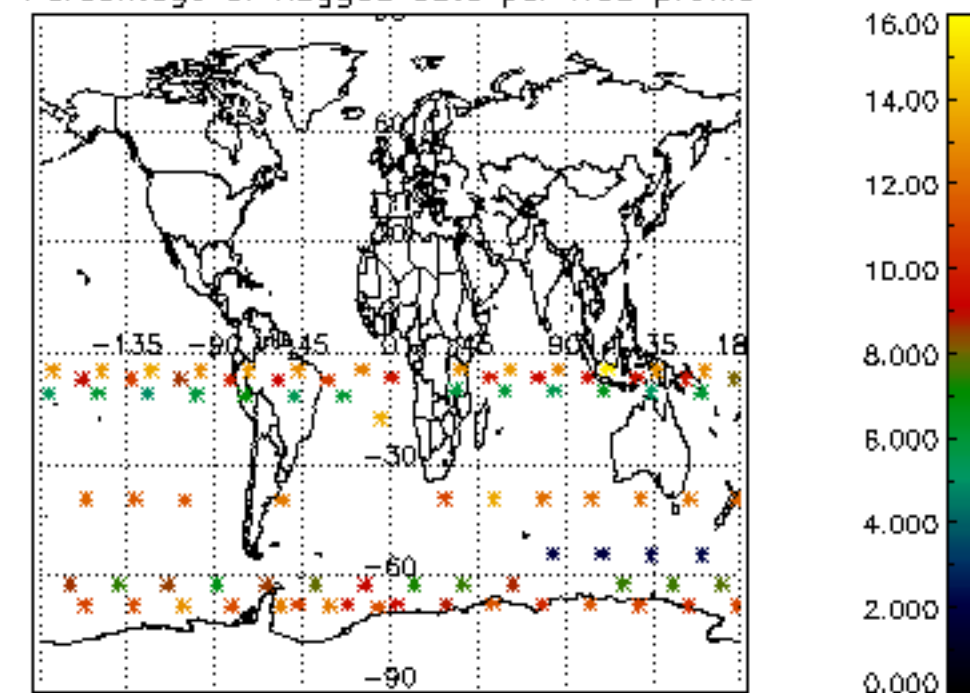
Percentage of flagged data per H2O profile



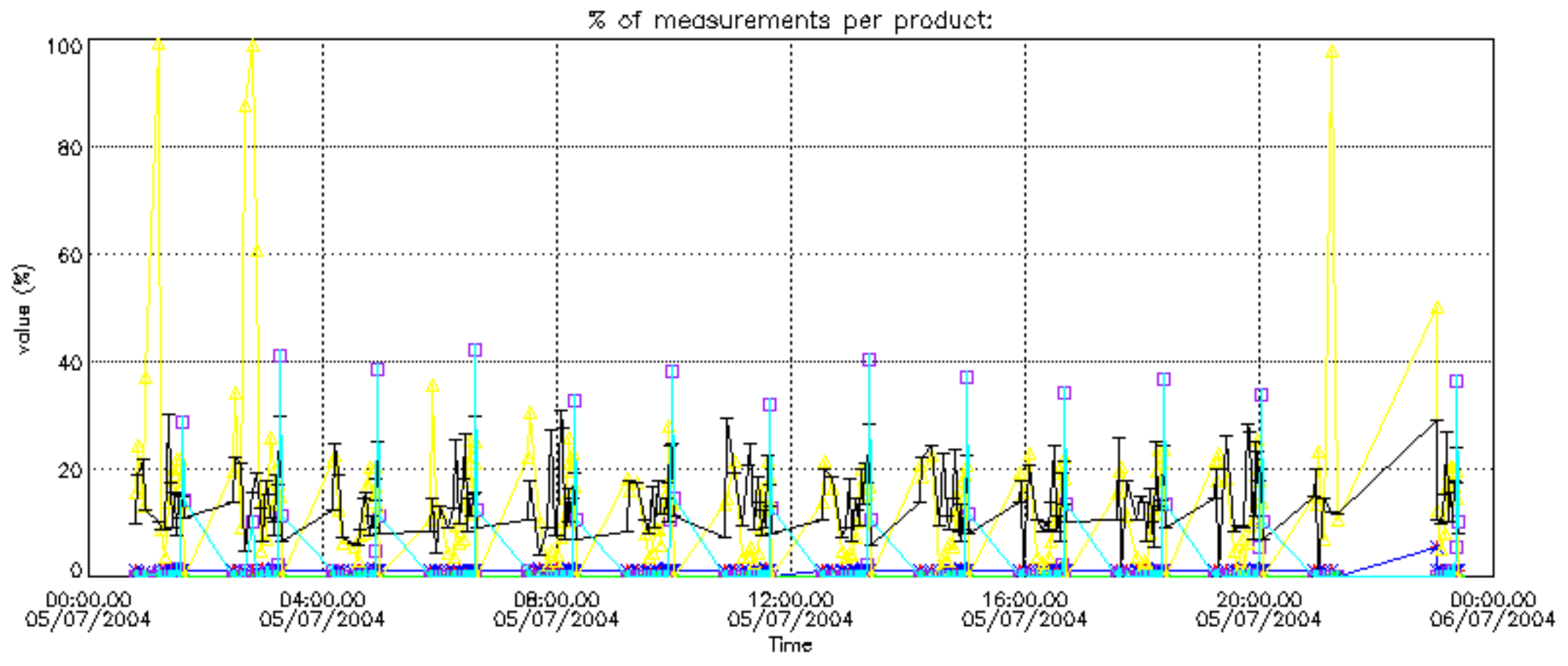
Percentage of flagged data per NO2 profile

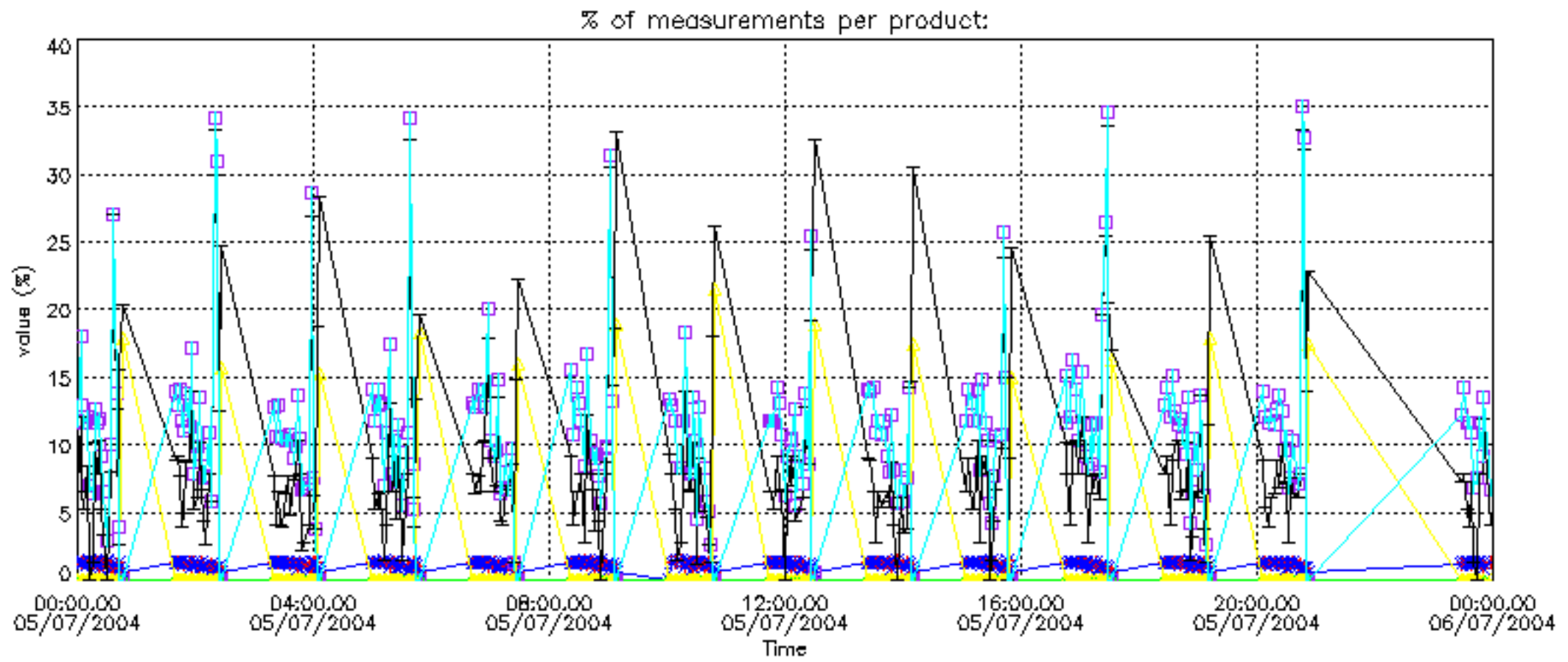


Percentage of flagged data per NO3 profile

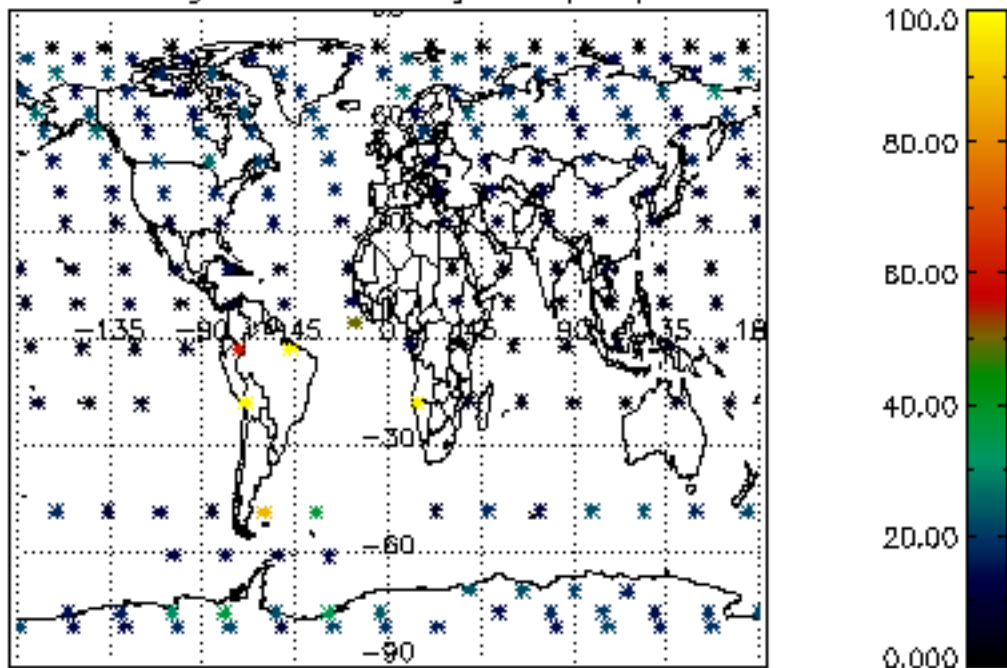




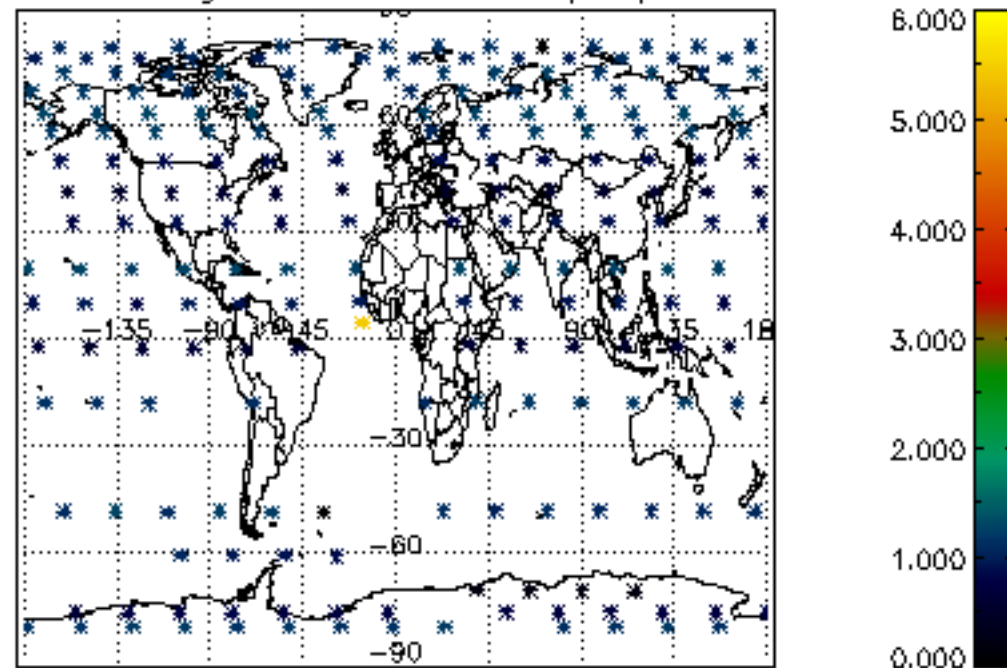




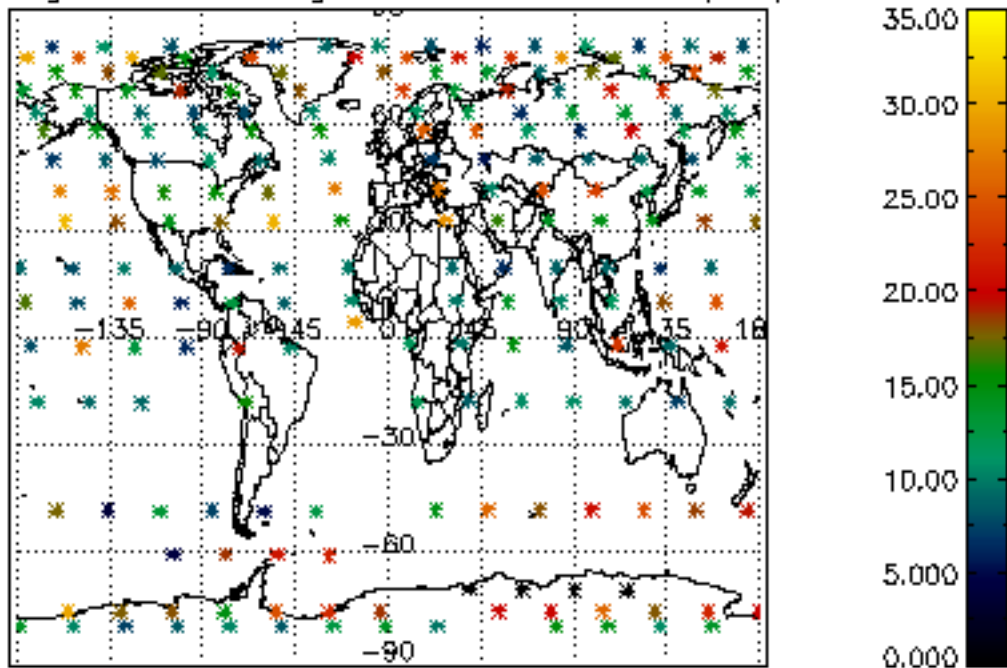
Percentage of cosmic ray hits per profile



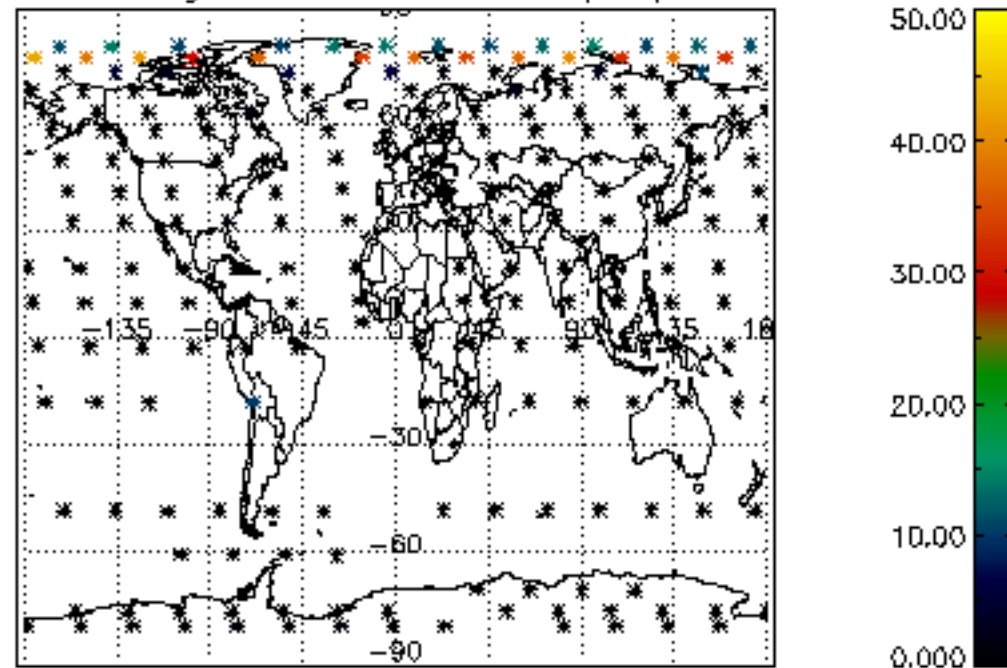
Percentage of datation errors per profile



Percentage of star falling outside central band per profile

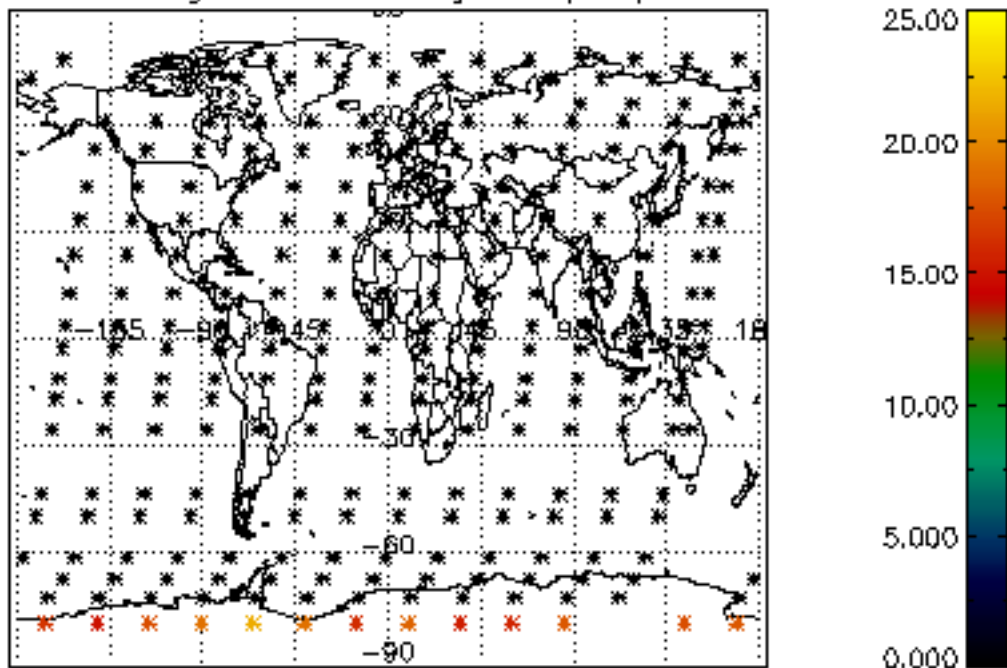


Percentage of saturation errors per profile

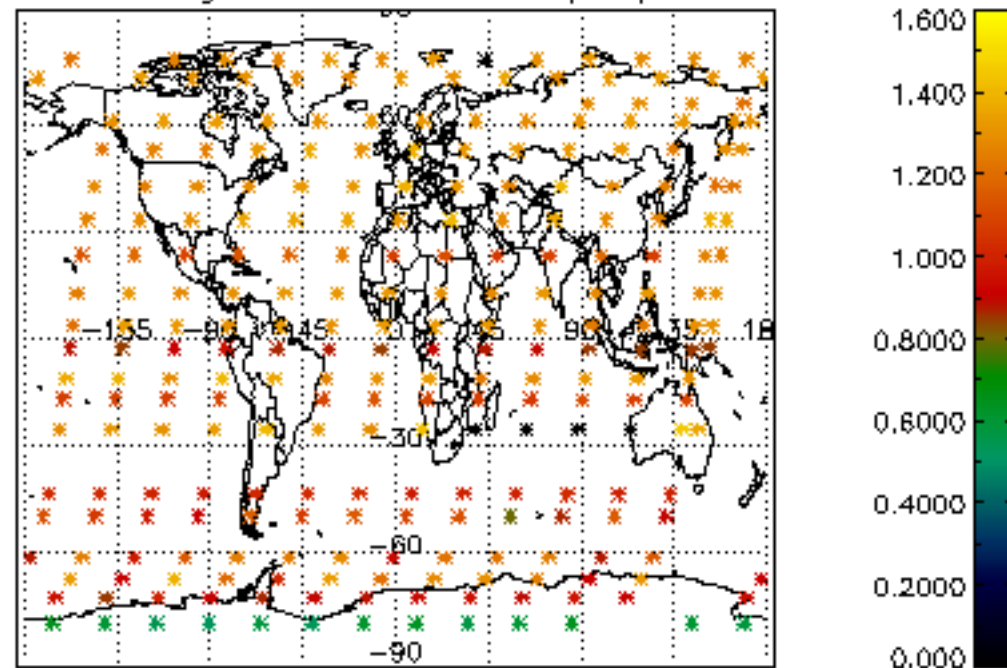




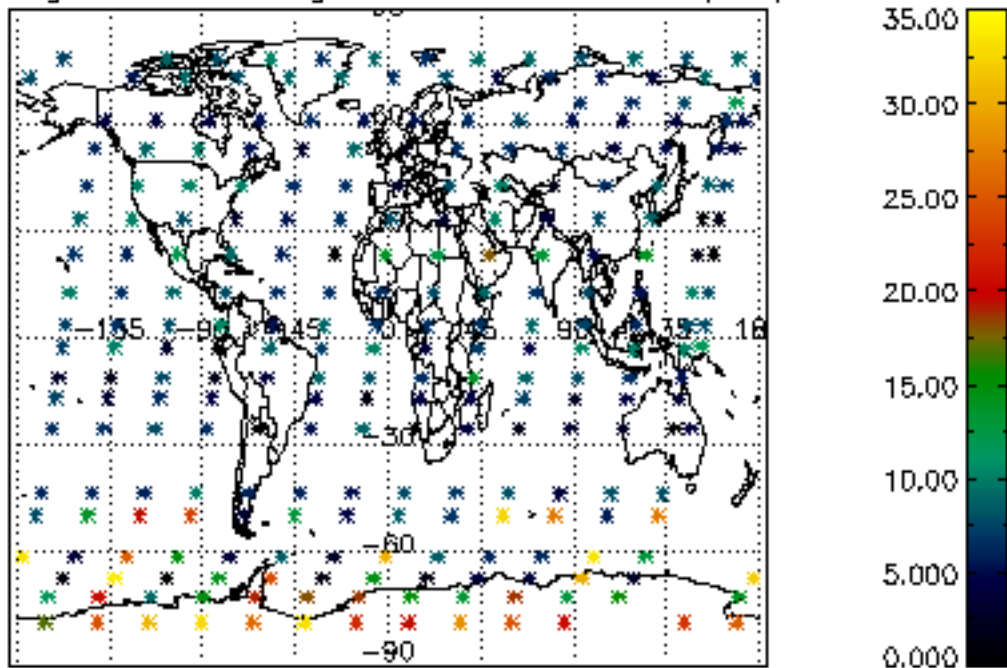
Percentage of cosmic ray hits per profile



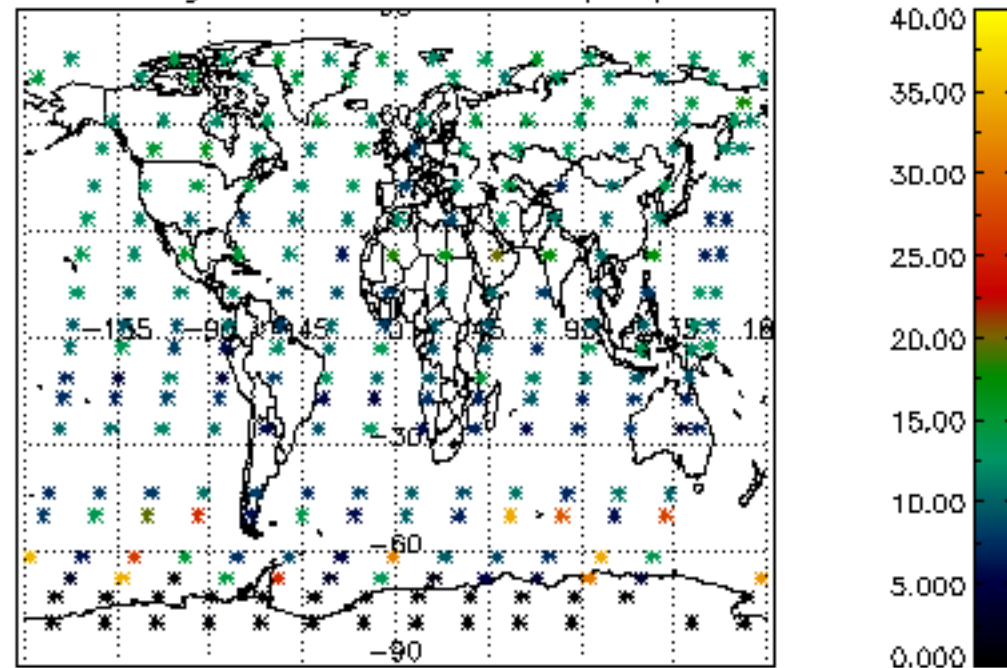
Percentage of datation errors per profile

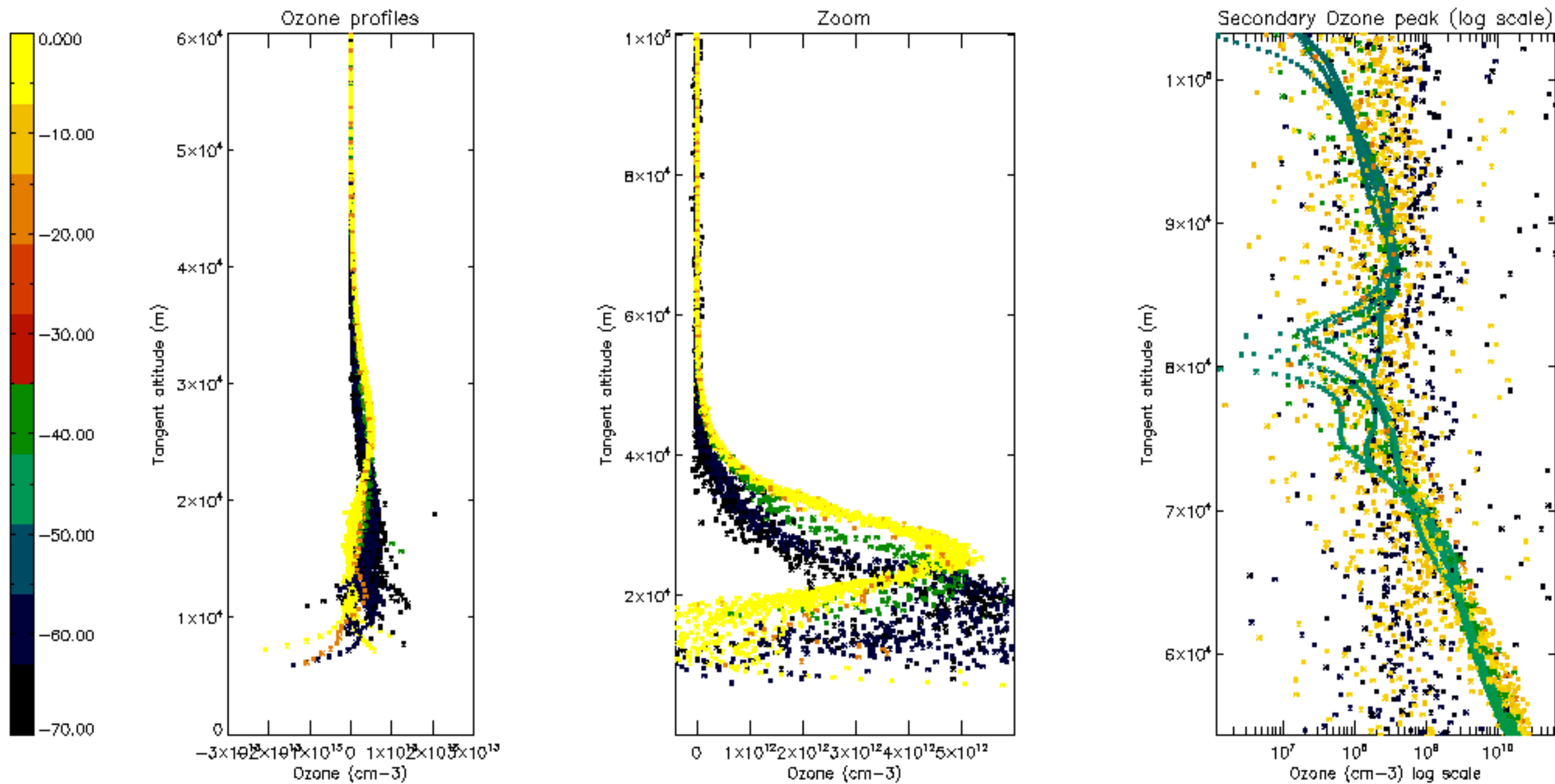


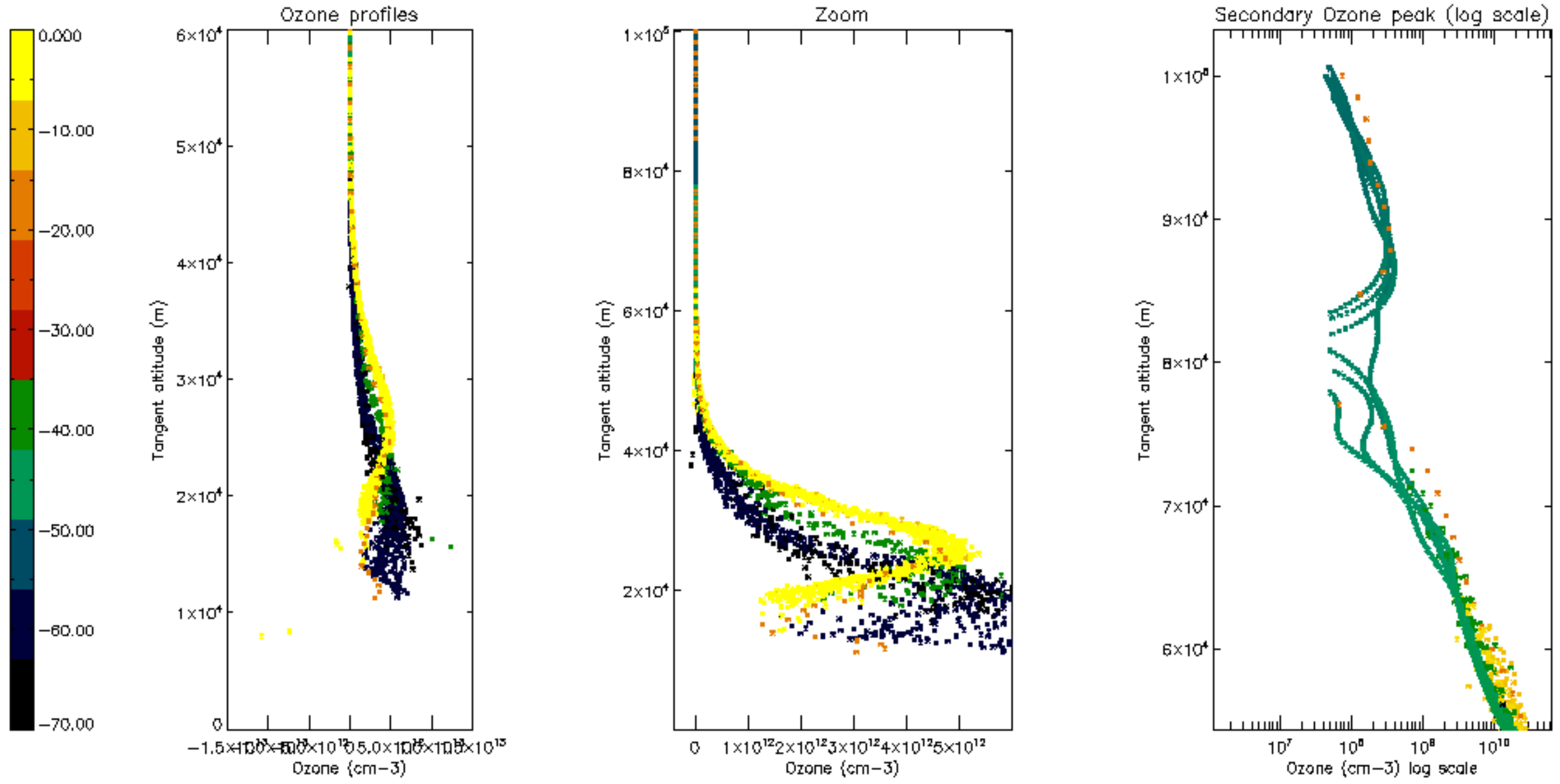
Percentage of star falling outside central band per profile

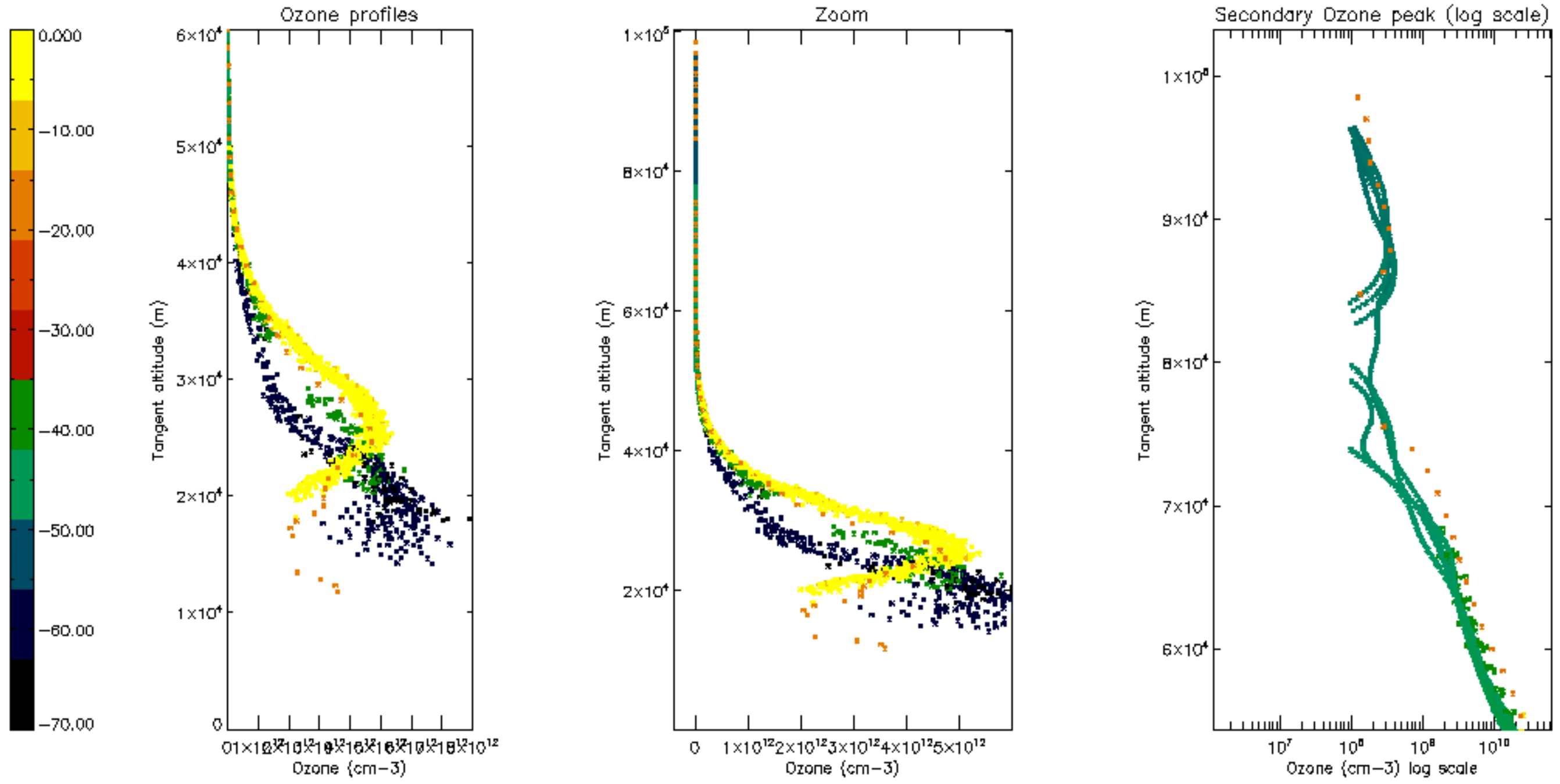


Percentage of saturation errors per profile

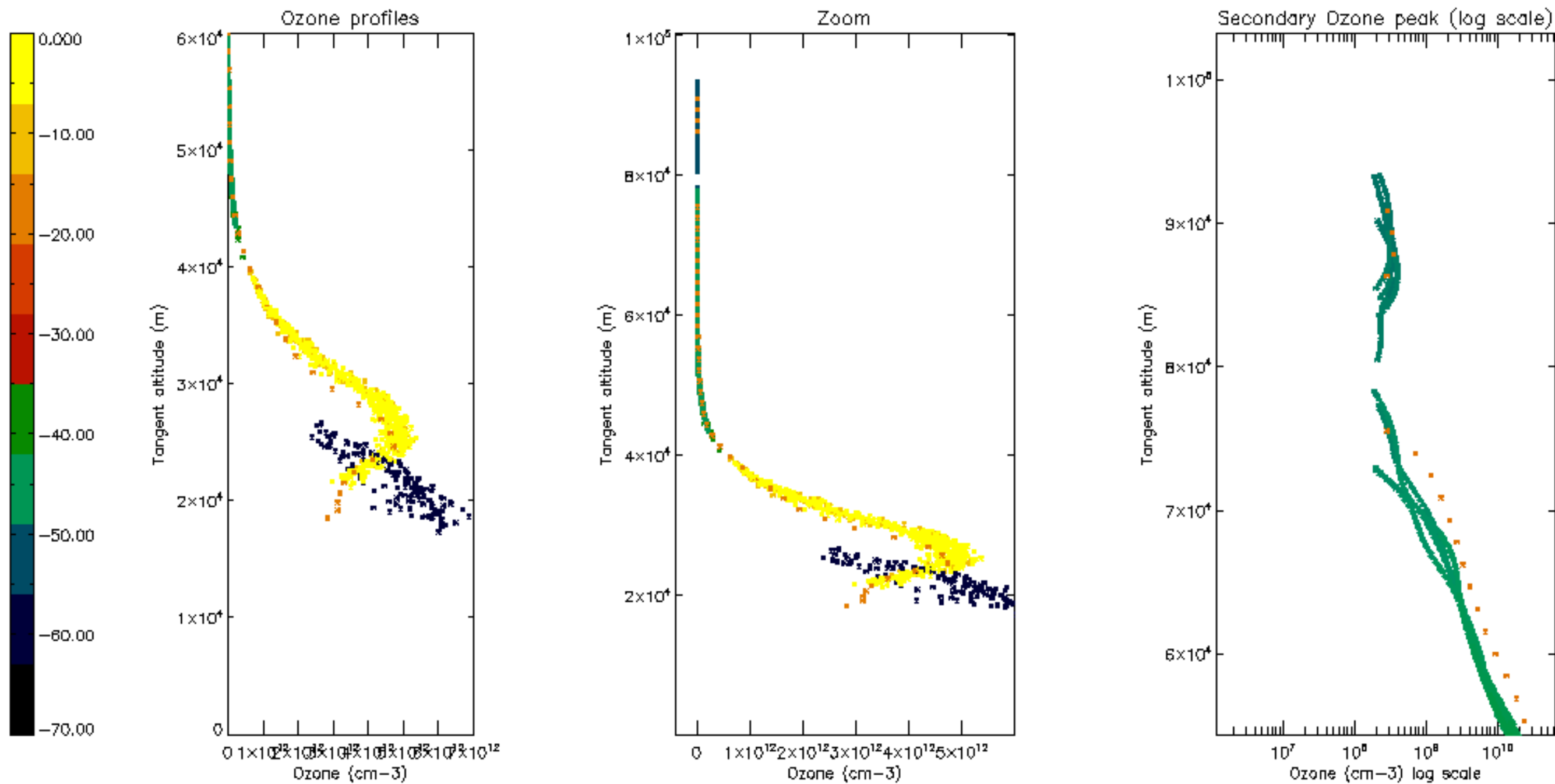


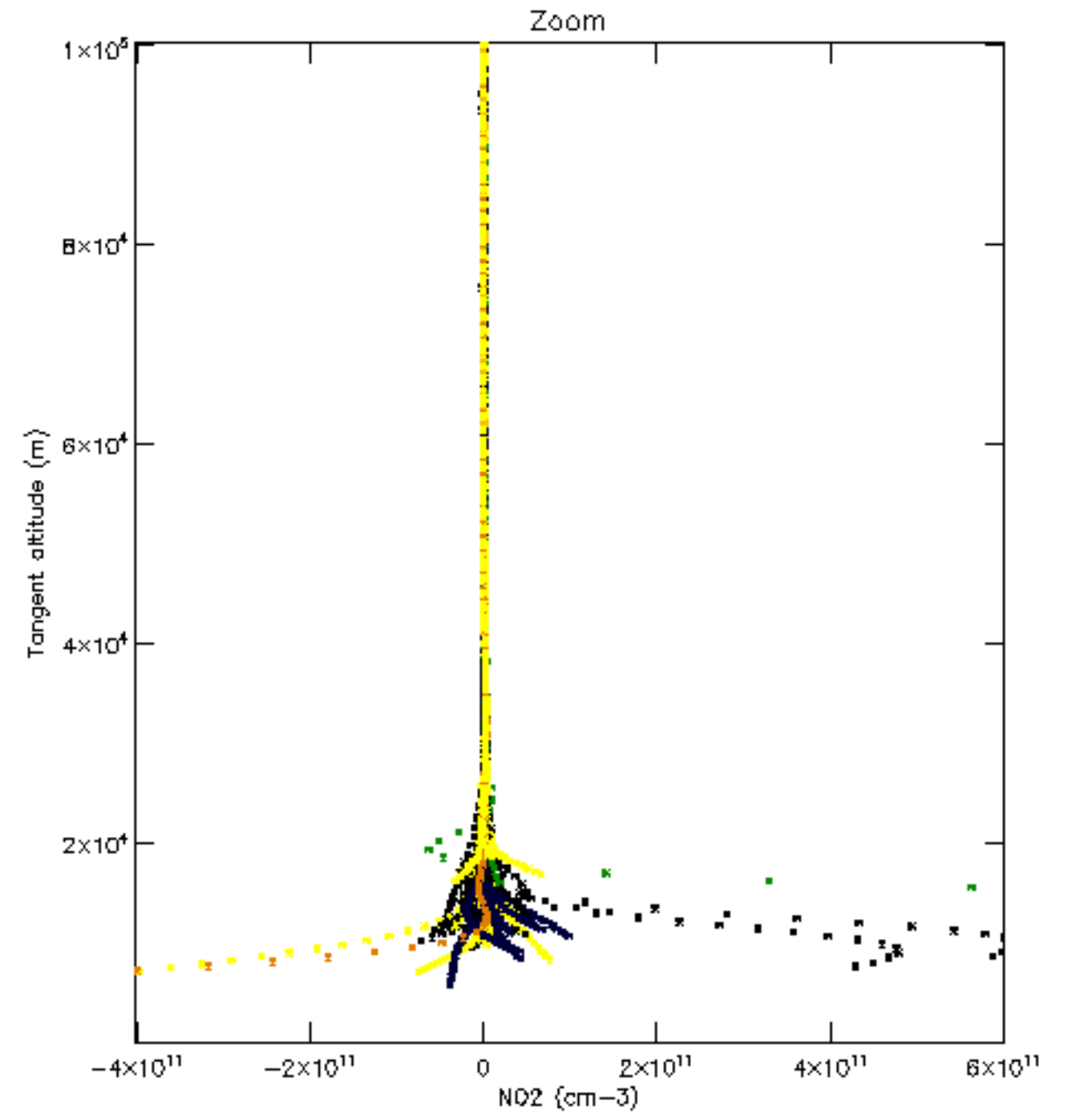
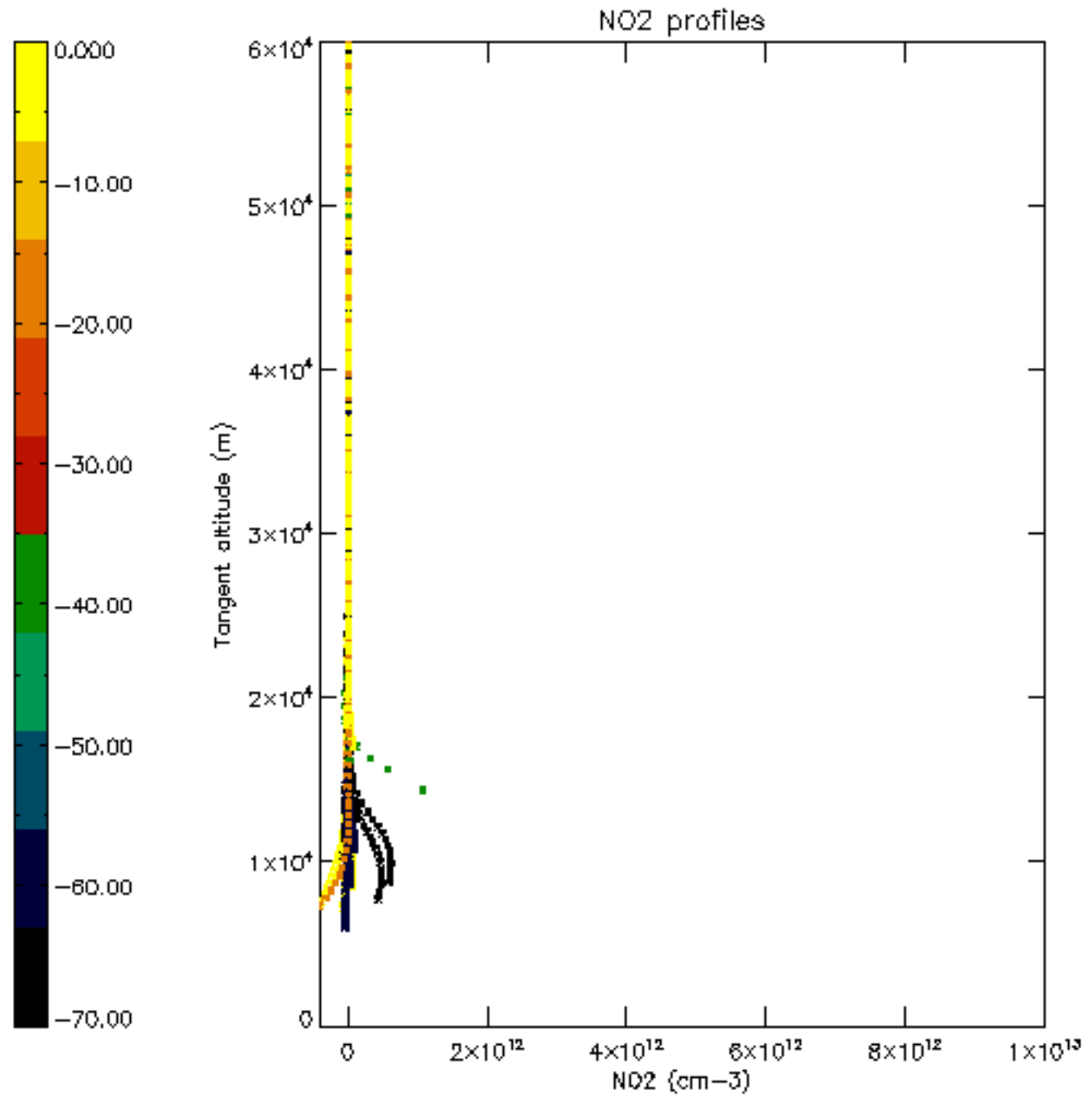


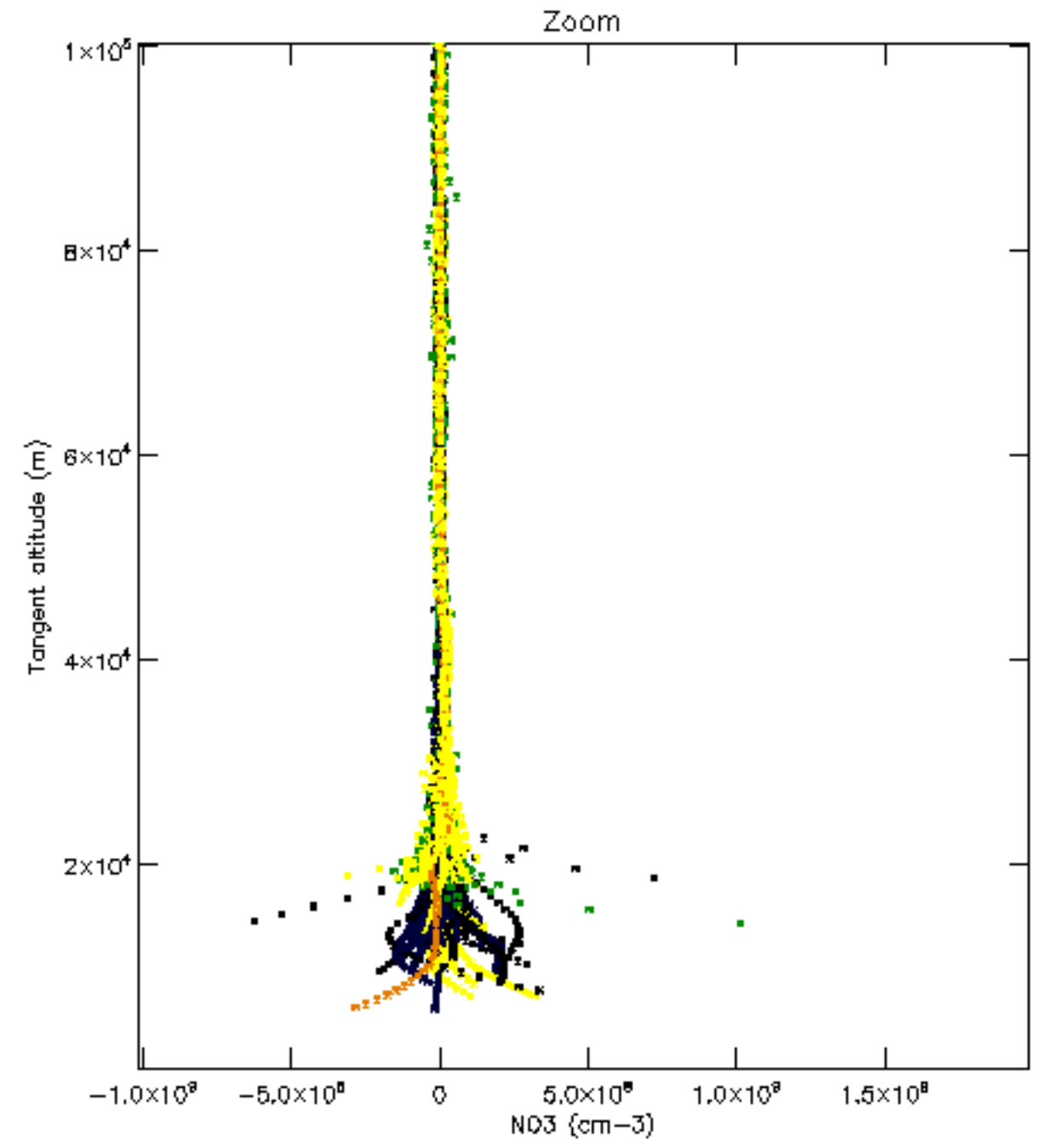
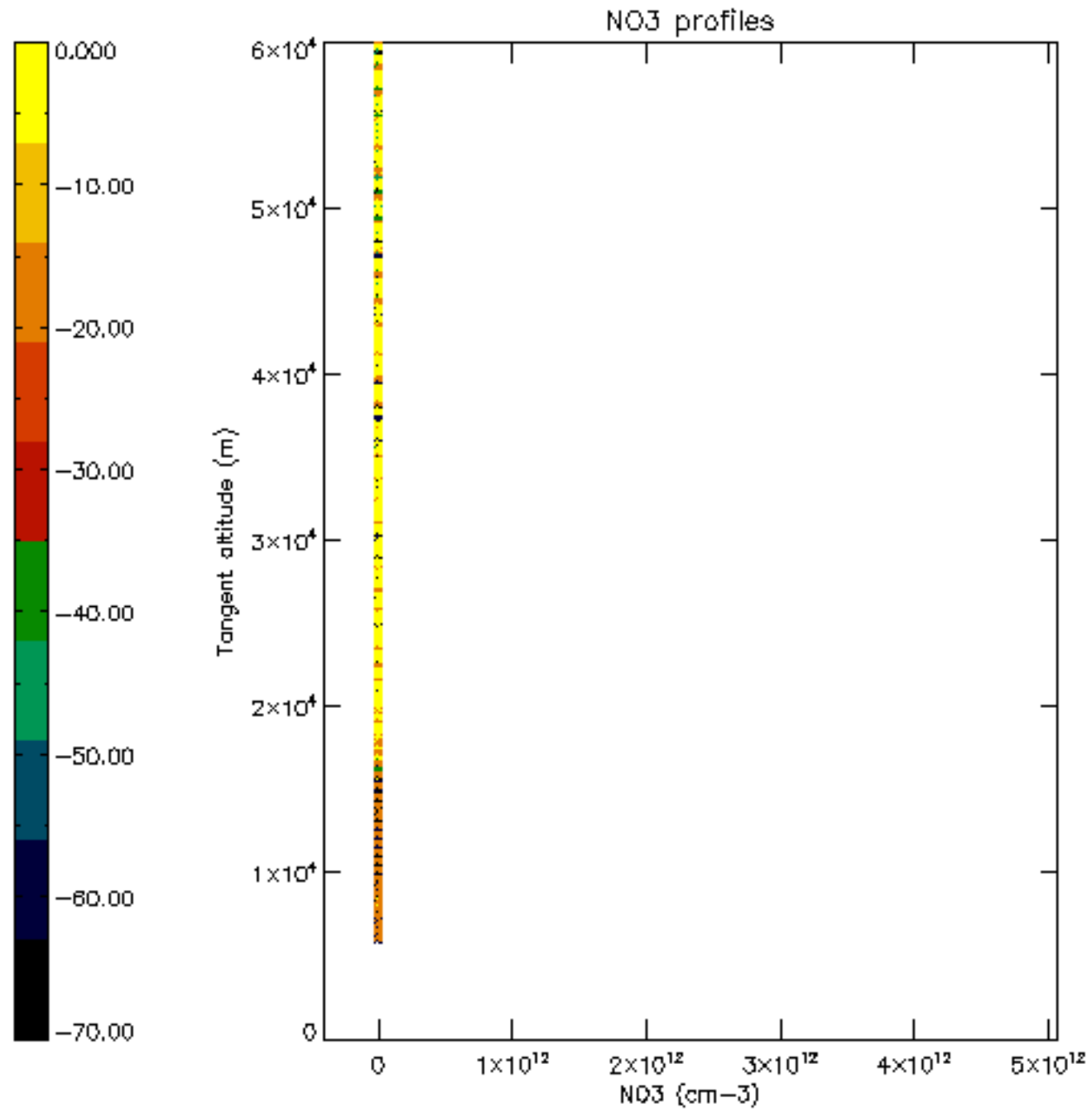


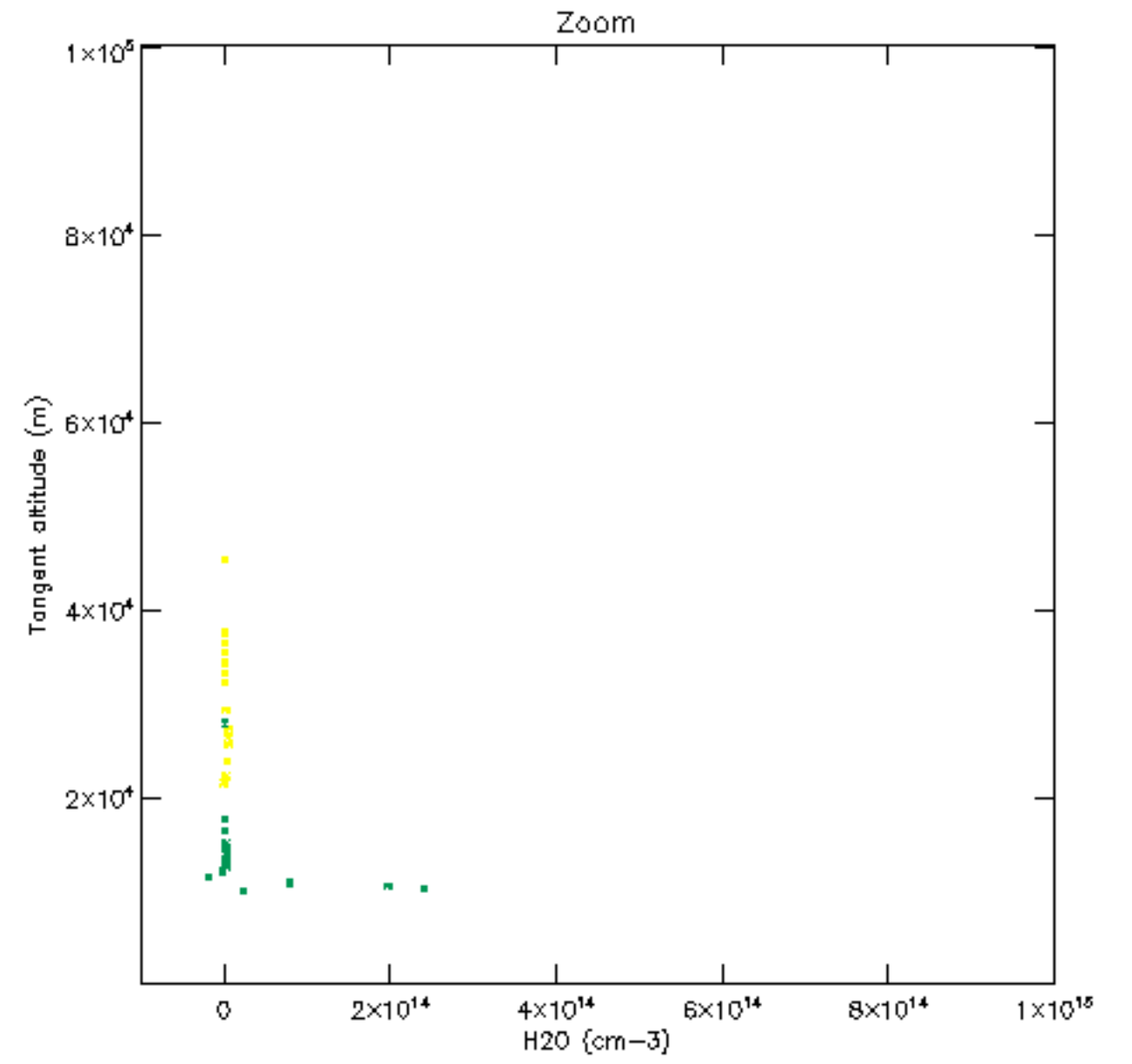
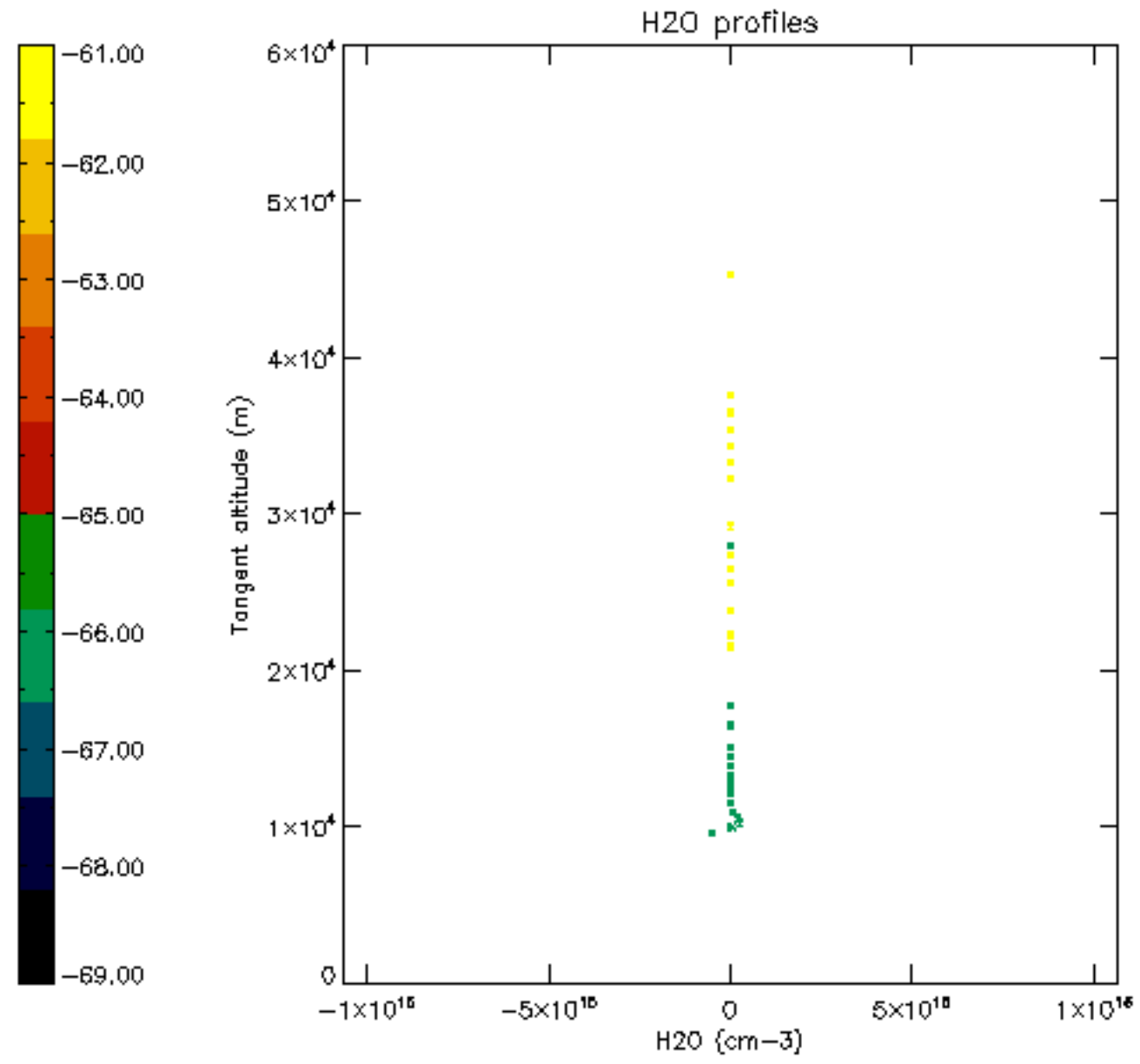




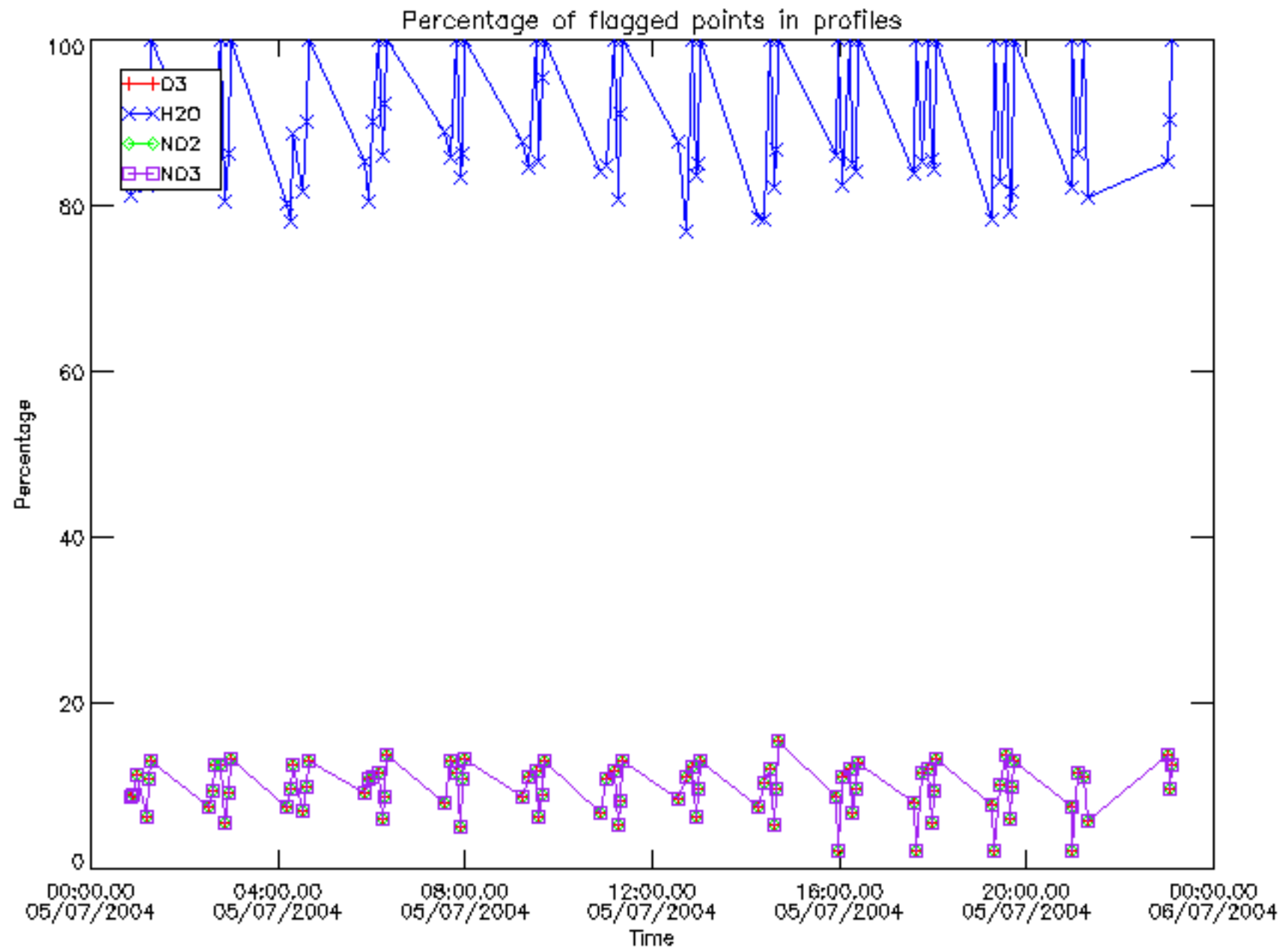




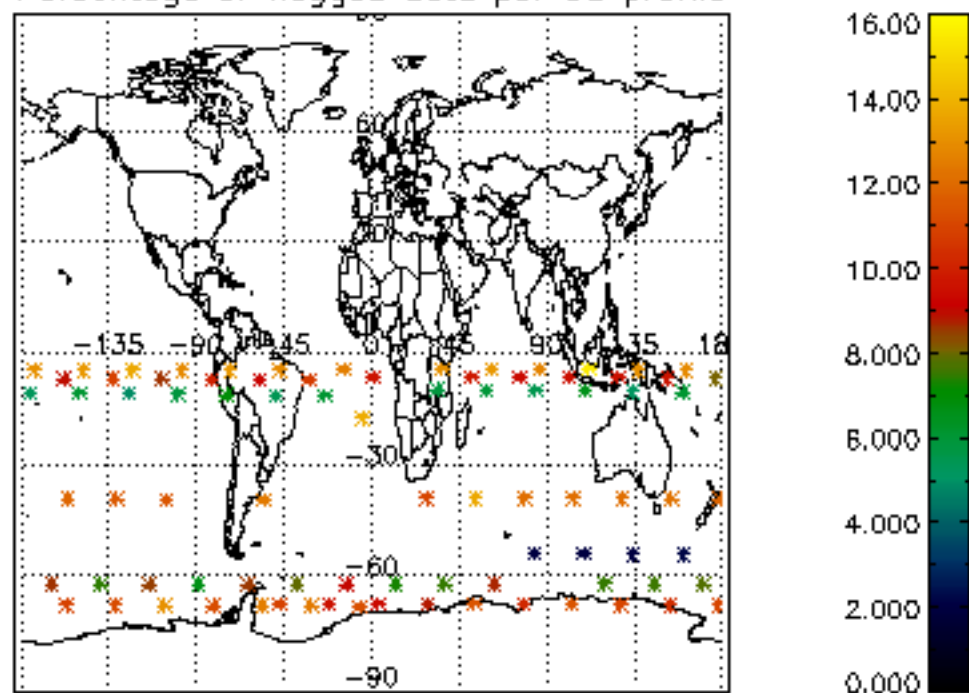




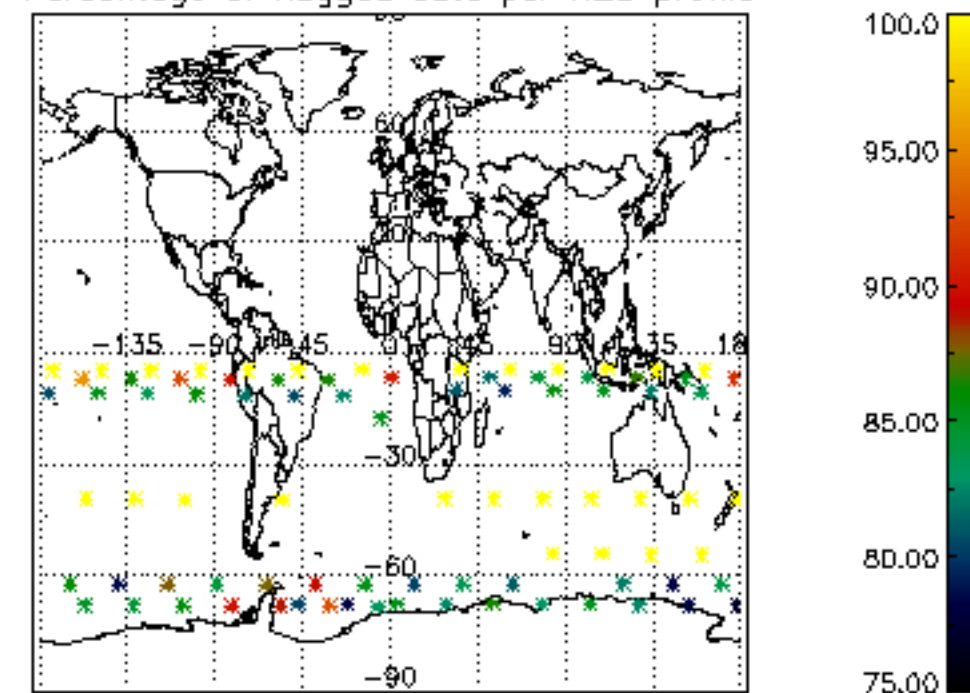




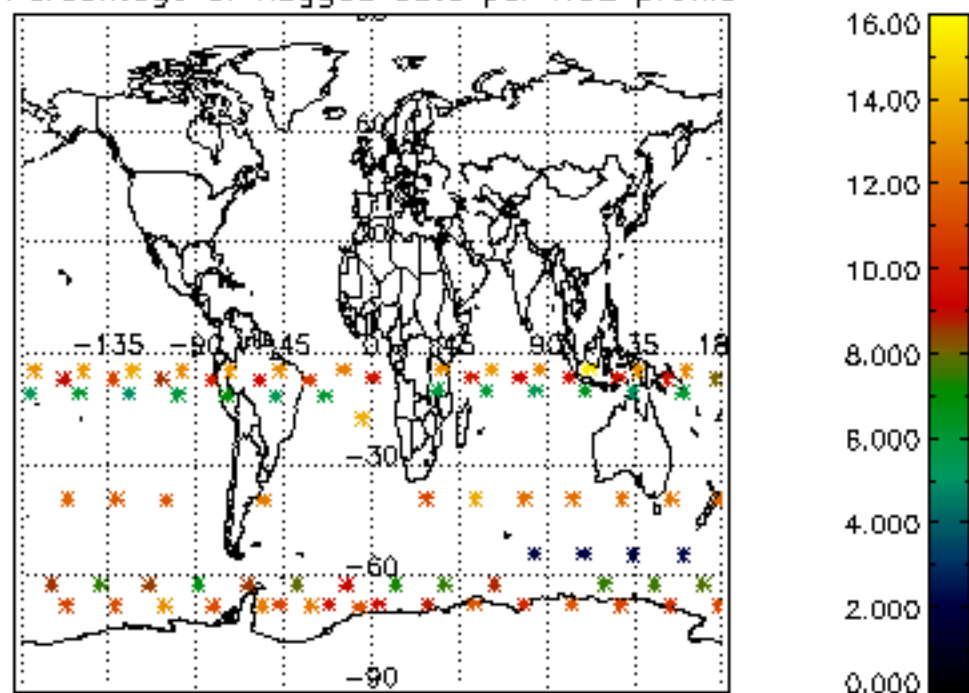
Percentage of flagged data per D3 profile



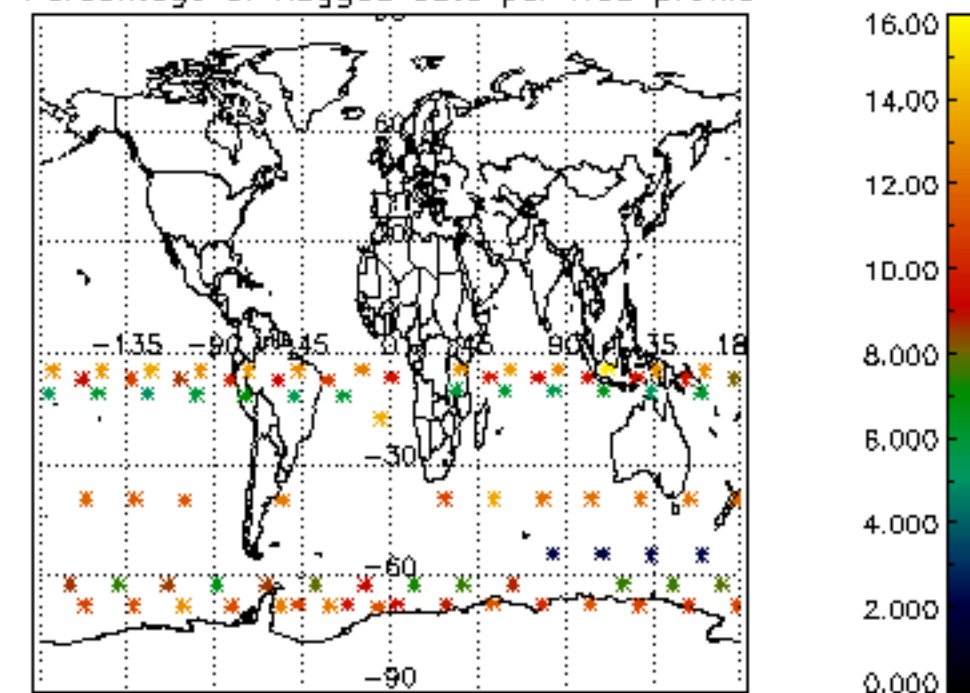
Percentage of flagged data per H2O profile

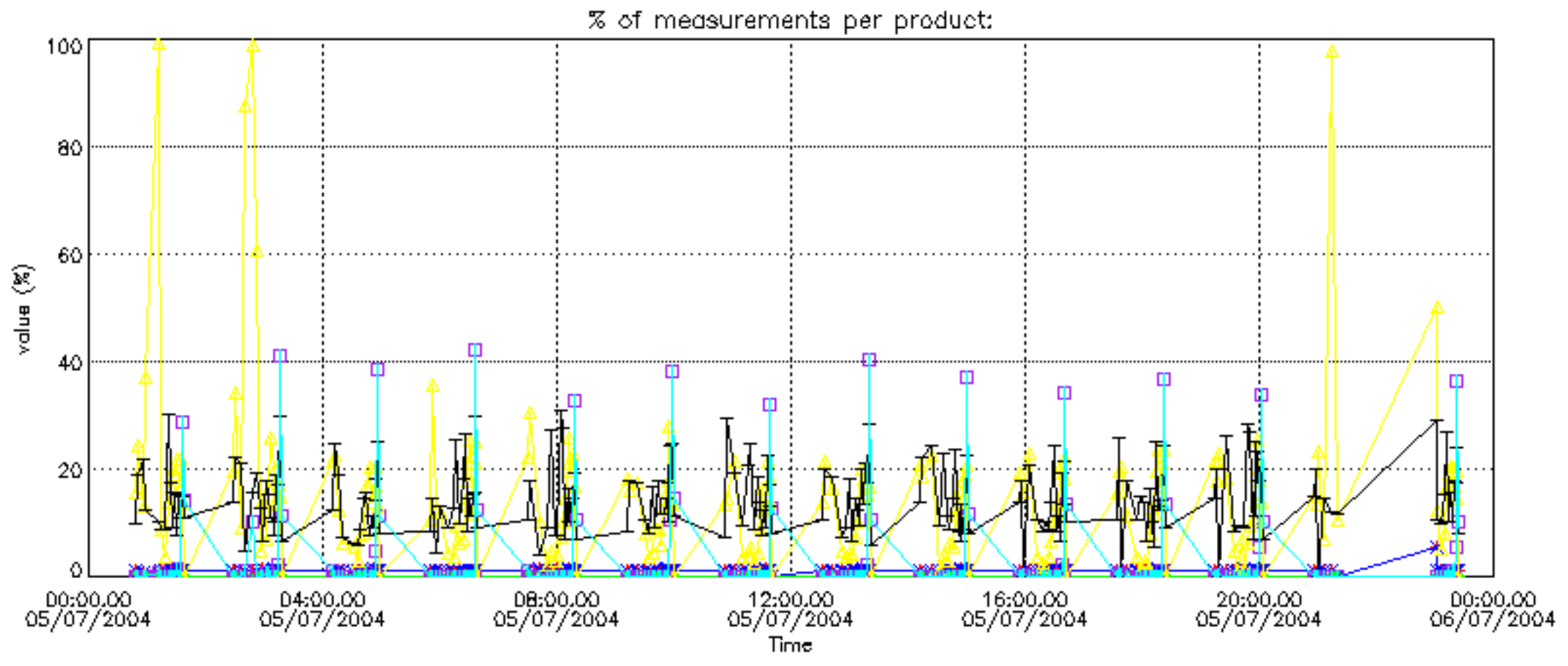


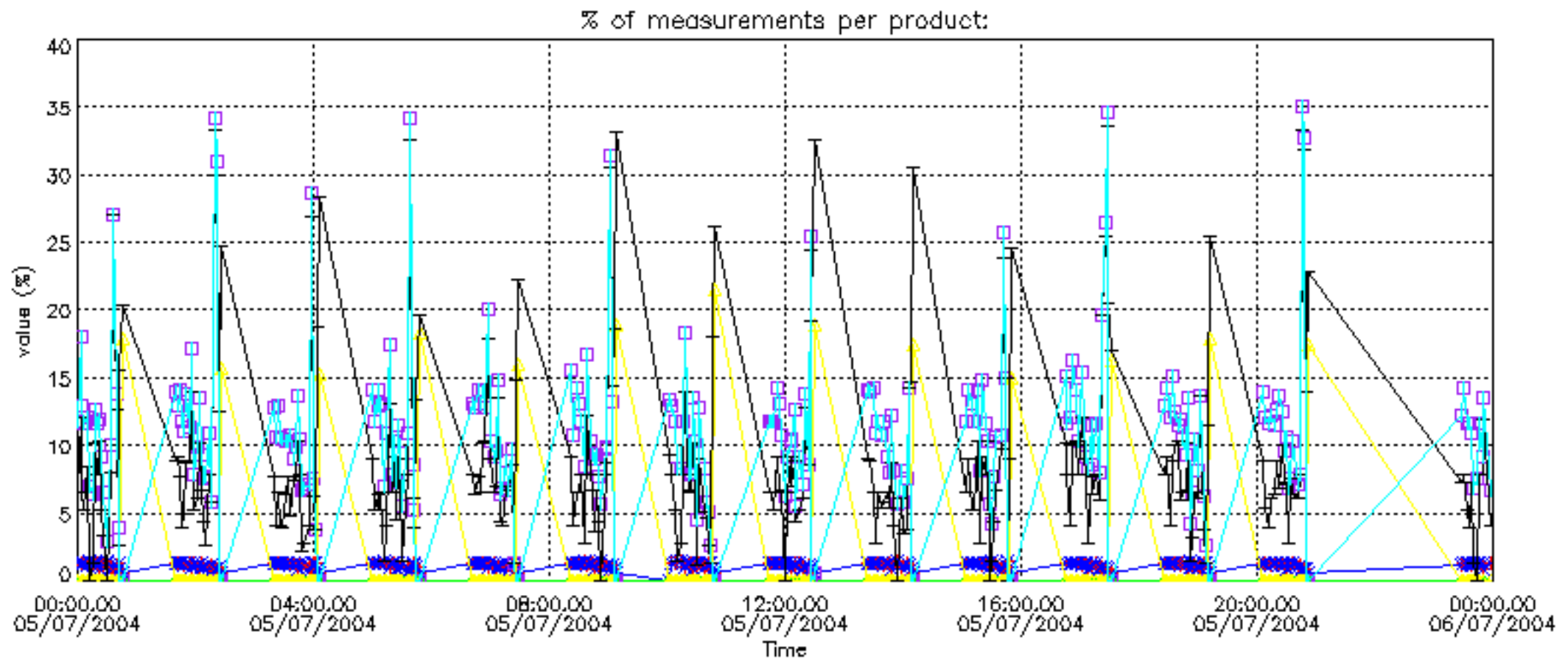
Percentage of flagged data per NO2 profile



Percentage of flagged data per NO3 profile

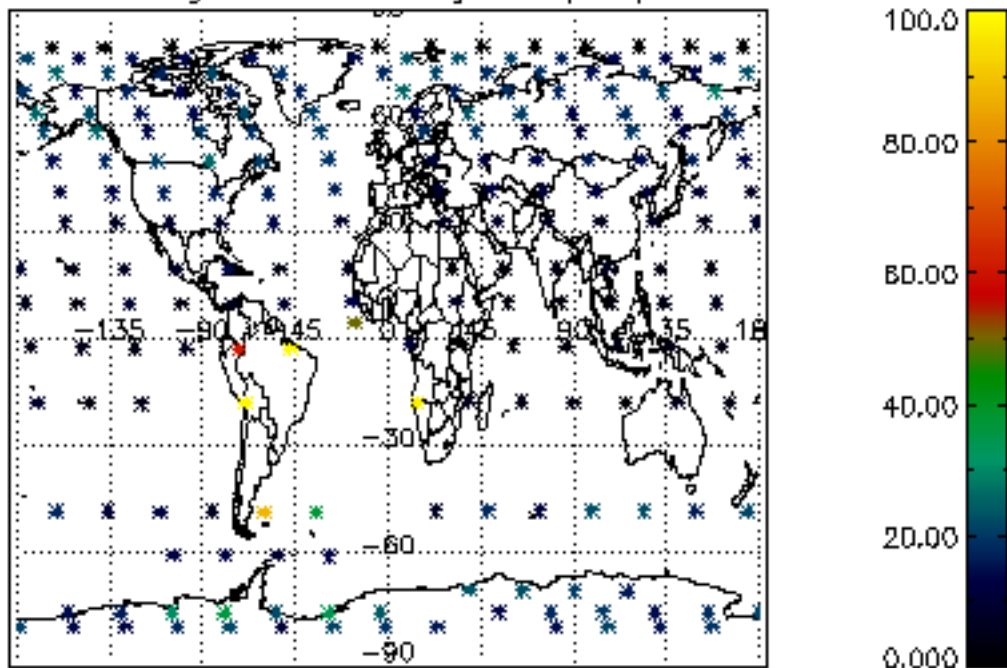




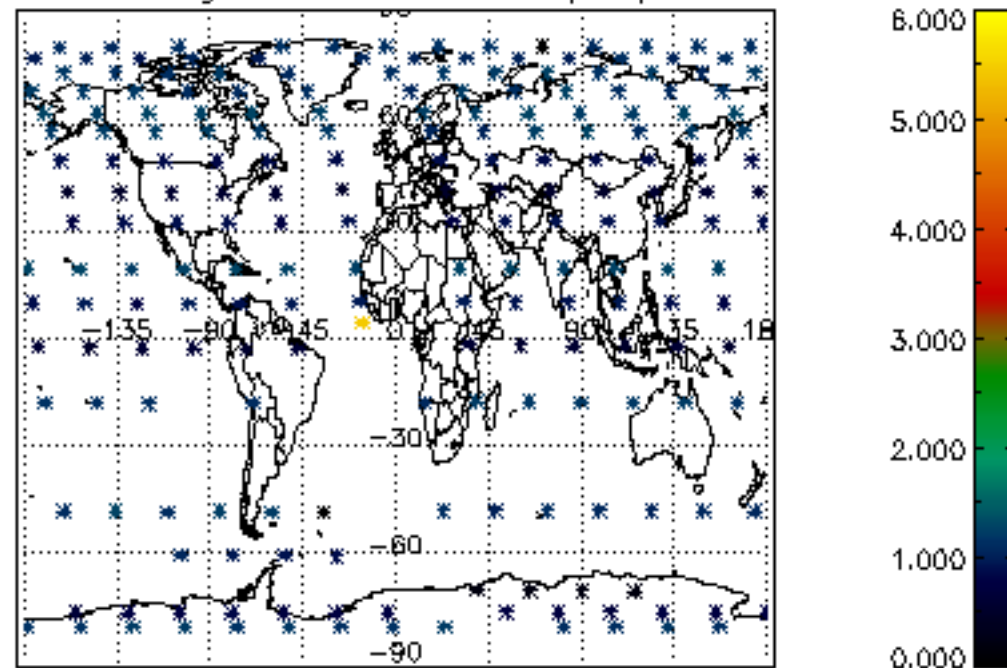




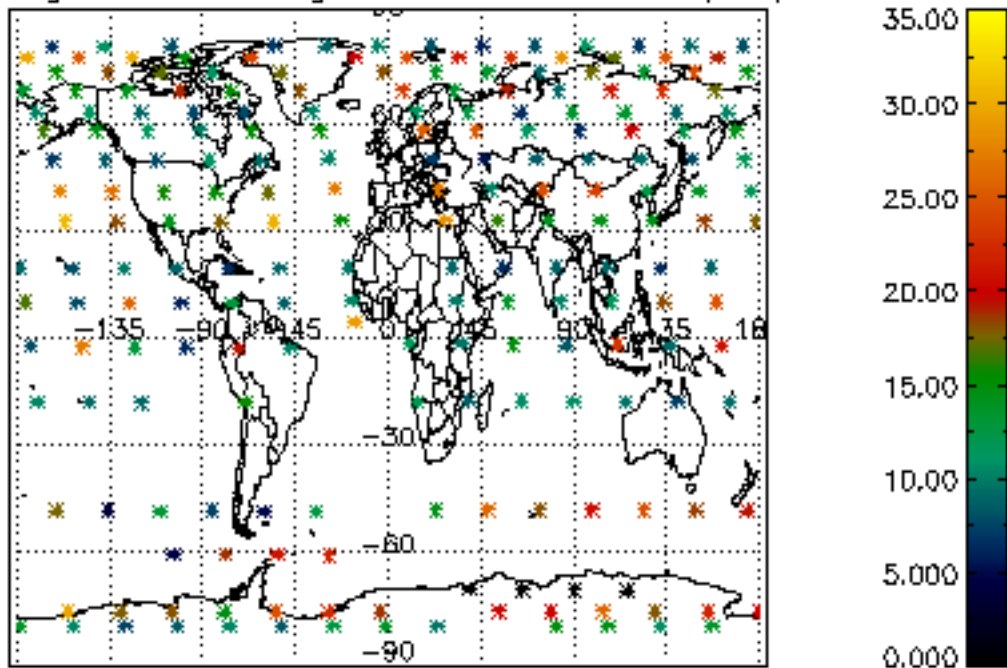
Percentage of cosmic ray hits per profile



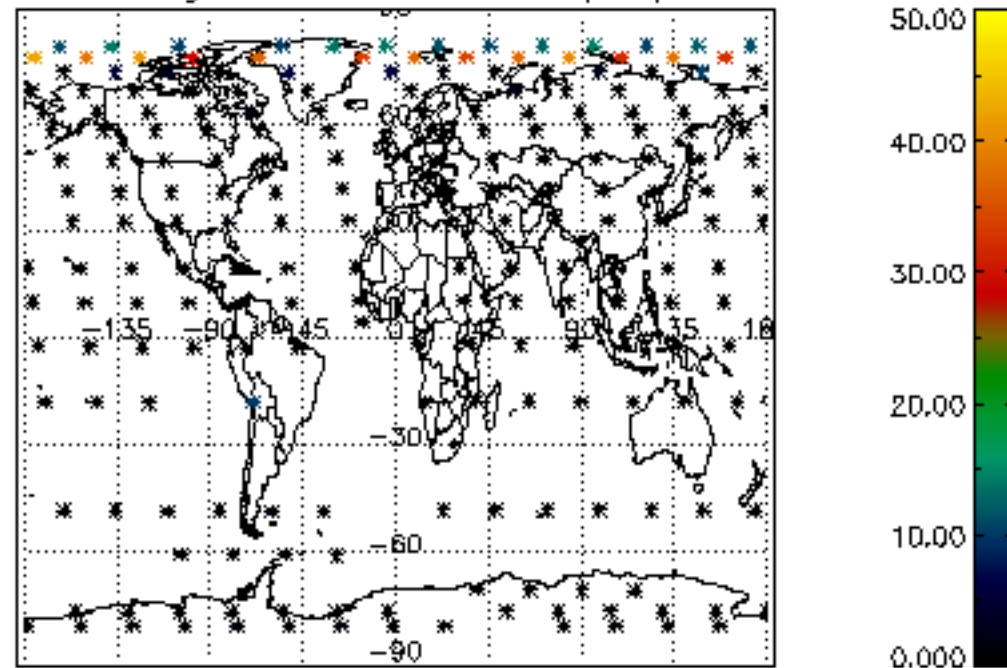
Percentage of datation errors per profile



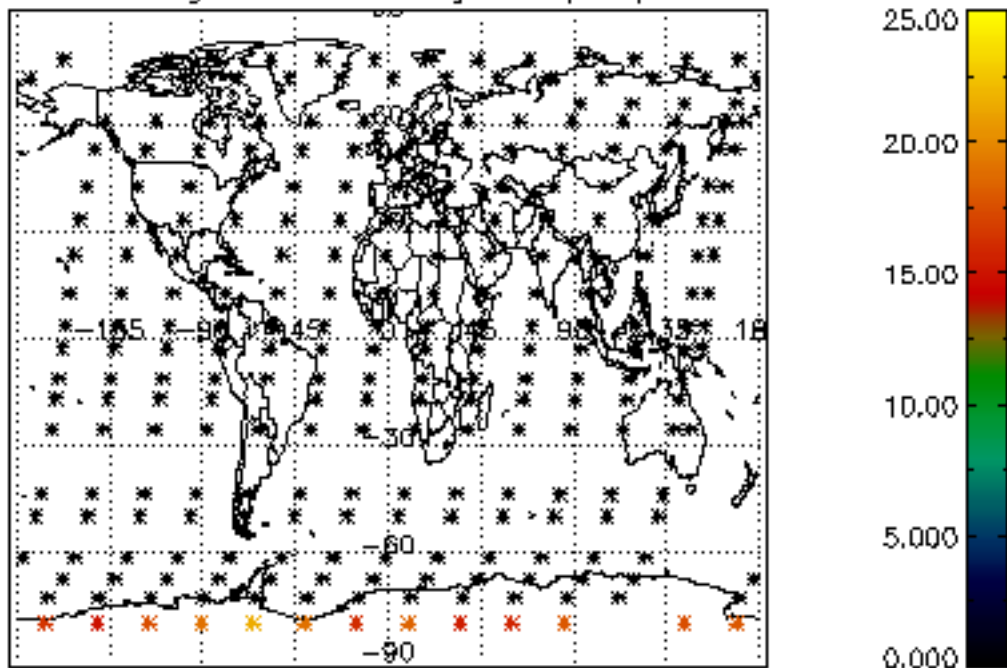
Percentage of star falling outside central band per profile



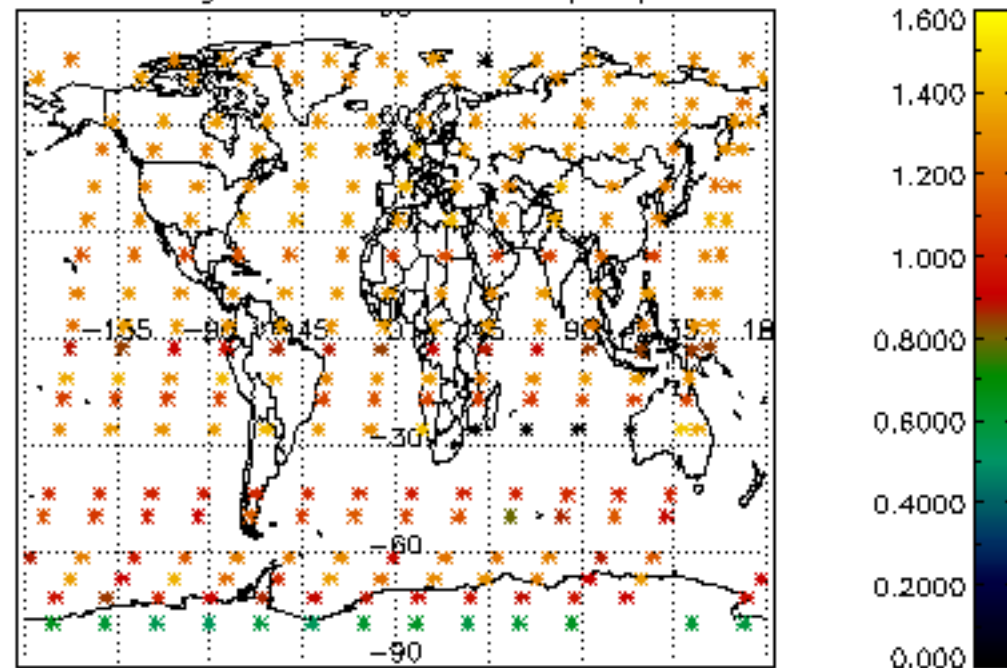
Percentage of saturation errors per profile



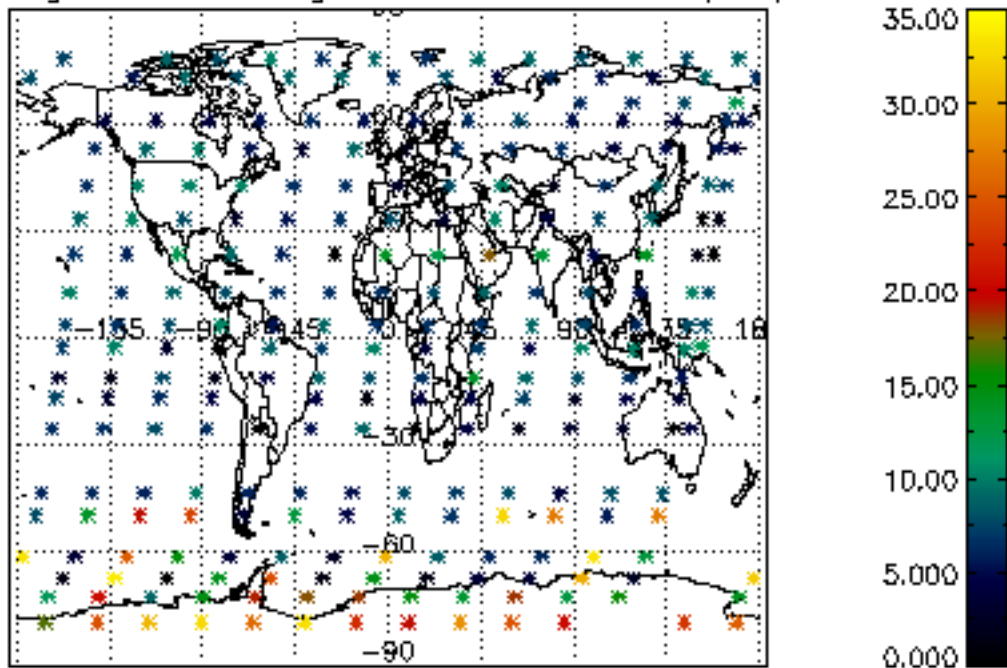
Percentage of cosmic ray hits per profile



Percentage of datation errors per profile



Percentage of star falling outside central band per profile



Percentage of saturation errors per profile

