

GOMOS Level 2 Daily Report

SUMMARY

[1. General Info](#)

[2. Summary of processed GOM_NL_2P products](#)

[3. Level 2 Quality information per product](#)

[3.1 Plot of level 2 quality information per product \(time dependant\)](#)

[3.2 Plot of level 2 quality information per product \(world map\)](#)

[4. Level 1 Quality information per product \(stored on level 2 products\)](#)

[4.1 Plot of level 1 quality information per product \(time dependant\)](#)

[4.1.1 Plot of level 1 quality information per product \(time dependant\): ASCENDING](#)

[4.1.2 Plot of level 1 quality information per product \(time dependant\): DESCENDING](#)

[4.2 Plot of level 1 quality information per product \(world map\)](#)

[4.2.1 Plot of level 1 quality information per product \(world map\): ASCENDING](#)

[4.2.2 Plot of level 1 quality information per product \(world map\): DESCENDING](#)

[5. Ozone profiles based on quality statistics and other trace gas profiles](#)

[5.1 Ozone statistics based on quality of products](#)

[5.2 Plot ozone profiles for all STD \(dark without errors\)](#)

[5.3 Plot ozone profiles where STD < 20% \(dark without errors\)](#)

[5.4. Plot ozone profiles where STD < 10% \(dark without errors\)](#)

[5.5. Plot ozone profiles where STD < 5% \(dark without errors\)](#)

[5.6 Plot NO2 profiles for all STD \(dark without errors\)](#)

[5.7 Plot NO3 profiles for all STD \(dark without errors\)](#)

[5.8 Plot H2O profiles \(only for occultations of stars 1,2,3,4,13,14,16,26,63 dark without errors\) for all STD](#)

[6. Auxiliary Data Files used for the production reported in section 2](#)

This report presents the daily analysis on parameters extracted from GOMOS level 2 data (GOM_NL__2P). It is intended to monitor some important parameters that will impact the quality of these products. A list of level 2 products (and content) that have arrived during the reporting day to the PCF is also given.

Item	Value
Time of report generation	19APR2013 05:09:44
Data source version	GOMOS/6.01
Start time of products	27-06-2004 (27JUN2004 00:00:00)
Stop time of products	28-06-2004 (28JUN2004 00:00:00)
Store outputs in DB	Yes
Nb of level 2 prods	467
Nb of prods with errors	0

2. Summary of processed GOM_NL__2P products.

Nr	Filename	UTC Start time	Limb	Duration	Star Id	Star Name	Star Mag	Star Temp	Nb Meas	Orbit	Prod. error
1	GOM_NL__2PRFIN20040627_000030_00000572028_00073_12151_4247.N1	27-JUN-2004 00:00:30	Dark	56.500	50	13Alp Ari	2.0070	4250.0	113	12151	No
2	GOM_NL__2PRFIN20040627_000522_00000482028_00073_12151_4248.N1	27-JUN-2004 00:05:22	Dark	48.000	94	92Alp Cet	2.5260	3100.0	96	12151	No
3	GOM_NL__2PRFIN20040627_000912_000000412028_00073_12151_4249.N1	27-JUN-2004 00:09:12	Dark	40.500	165	34Gam Eri	2.9500	3200.0	81	12151	No
4	GOM_NL__2PRFIN20040627_001900_000000822028_00073_12151_4250.N1	27-JUN-2004 00:19:00	Dark	81.500	52	16Bet Cet	2.0370	4500.0	163	12151	No
5	GOM_NL__2PRFIN20040627_002826_000000402028_00074_12152_4221.N1	27-JUN-2004 00:28:26	Dark	40.000	135	Bet Hyi	2.8200	5800.0	80	12152	No
6	GOM_NL__2PRFIN20040627_003037_000000572028_00074_12152_4222.N1	27-JUN-2004 00:30:37	Straylight	57.000	63	Bet Gru	2.1500	2800.0	114	12152	No
7	GOM_NL__2PRFIN20040627_003237_000000532028_00074_12152_4223.N1	27-JUN-2004 00:32:37	Straylight	52.500	31	Alp Gru	1.7340	15200.	105	12152	No
8	GOM_NL__2PRFIN20040627_003607_000000482028_00074_12152_4224.N1	27-JUN-2004 00:36:07	Straylight	47.500	43	Alp TrA	1.9100	4250.0	95	12152	No
9	GOM_NL__2PRFIN20040627_003928_000000412028_00074_12152_4225.N1	27-JUN-2004 00:39:28	Straylight	40.500	141	Bet Ara	2.8400	4600.0	81	12152	No
10	GOM_NL__2PRFIN20040627_004053_000000412028_00074_12152_4226.N1	27-JUN-2004 00:40:53	Straylight	40.500	147	Alp Ara	2.8770	26000.	81	12152	No
11	GOM_NL__2PRFIN20040627_004241_000000412028_00074_12152_4227.N1	27-JUN-2004 00:42:41	Twi_and_stray	41.000	40	The Sco	1.8590	7100.0	82	12152	No
12	GOM_NL__2PRFIN20040627_004421_000000422028_00074_12152_4228.N1	27-JUN-2004 00:44:21	Twi_and_stray	42.000	25	35Lam Sco	1.6200	28000.	84	12152	No
13	GOM_NL__2PRFIN20040627_004542_000000502028_00074_12152_4229.N1	27-JUN-2004 00:45:42	Bright	49.500	116	19Del Sgr	2.7000	4100.0	99	12152	No
14	GOM_NL__2PRFIN20040627_004752_000000472028_00074_12152_4230.N1	27-JUN-2004 00:47:52	Bright	47.000	155	41Pi Sgr	2.9000	6600.0	94	12152	No
15	GOM_NL__2PRFIN20040627_005037_000000392028_00074_12152_4231.N1	27-JUN-2004 00:50:37	Bright	39.000	86	35Eta Oph	2.4300	10200.	78	12152	No
16	GOM_NL__2PRFIN20040627_005221_000000392028_00074_12152_4232.N1	27-JUN-2004 00:52:21	Bright	38.500	98	13Zet Oph	2.5710	30000.	77	12152	No
17	GOM_NL__2PRFIN20040627_005429_000000392028_00074_12152_4233.N1	27-JUN-2004 00:54:29	Bright	38.500	120	1Del Oph	2.7340	3200.0	77	12152	No
18	GOM_NL__2PRFIN20040627_005623_000000422028_00074_12152_4234.N1	27-JUN-2004 00:56:23	Bright	42.000	126	60Bet Oph	2.7700	4250.0	84	12152	No
19	GOM_NL__2PRFIN20040627_005847_000000402028_00074_12152_4235.N1	27-JUN-2004 00:58:47	Bright	40.000	59	55Alp Oph	2.0800	8900.0	80	12152	No
20	GOM_NL__2PRFIN20040627_010119_000000402028_00074_12152_4236.N1	27-JUN-2004 01:01:19	Bright	40.000	127	27Bet Her	2.7810	4700.0	80	12152	No
21	GOM_NL__2PRFIN20040627_010322_000000382028_00074_12152_4237.N1	27-JUN-2004 01:03:22	Bright	38.000	67	5Alp CrB	2.2210	11000.	76	12152	No
22	GOM_NL__2PRFIN20040627_010802_000000492028_00074_12152_4238.N1	27-JUN-2004 01:08:02	Bright	48.500	5	3Alp Lyr	0.033000	11000.	97	12152	No
23	GOM_NL__2PRFIN20040627_011020_000000392028_00074_12152_4239.N1	27-JUN-2004 01:10:20	Bright	38.500	130	23Bet Dra	2.7990	5800.0	77	12152	No
24	GOM_NL__2PRFIN20040627_011232_000000402028_00074_12152_4240.N1	27-JUN-2004 01:12:32	Bright	40.000	119	14Eta Dra	2.7270	4700.0	80	12152	No
25	GOM_NL__2PRFIN20040627_011626_000000362028_00074_12152_4241.N1	27-JUN-2004 01:16:26	Bright	35.500	60	7Bet UMi	2.0810	3950.0	71	12152	No
26	GOM_NL__2PRFIN20040627_011942_000000472028_00074_12152_4242.N1	27-JUN-2004 01:19:42	Bright	47.000	89	5Alp Cep	2.4510	8000.0	94	12152	No
27	GOM_NL__2PRFIN20040627_012654_000000482028_00074_12152_4243.N1	27-JUN-2004 01:26:54	Bright	47.500	74	11Bet Cas	2.2680	6600.0	95	12152	No
28	GOM_NL__2PRFIN20040627_012832_000000472028_00074_12152_4244.N1	27-JUN-2004 01:28:32	Bright	46.500	68	18Alp Cas	2.2250	4500.0	93	12152	No
29	GOM_NL__2PRFIN20040627_013106_000000452028_00074_12152_4245.N1	27-JUN-2004 01:31:06	Bright	45.000	160	23Gam Per	2.9300	4700.0	90	12152	No
30	GOM_NL__2PRFIN20040627_013432_000000482028_00074_12152_4246.N1	27-JUN-2004 01:34:32	Bright	47.500	73	57Gam1And	2.2600	13100.	95	12152	No
31	GOM_NL__2PRFIN20040627_013702_000000682028_00074_12152_4247.N1	27-JUN-2004 01:37:02	Twi_and_stray	67.500	53	43Bet And	2.0480	3300.0	135	12152	No
32	GOM_NL__2PRFIN20040627_014106_000000572028_00074_12152_4248.N1	27-JUN-2004 01:41:06	Dark	57.000	50	13Alp Ari	2.0070	4250.0	114	12152	No
33	GOM_NL__2PRFIN20040627_014559_000000452028_00074_12152_4249.N1	27-JUN-2004 01:45:59	Dark	44.500	94	92Alp Cet	2.5260	3100.0	89	12152	No
34	GOM_NL__2PRFIN20040627_014949_000000422028_00074_12152_4250.N1	27-JUN-2004 01:49:49	Dark	42.000	165	34Gam Eri	2.9500	3200.0	84	12152	No
35	GOM_NL__2PRFIN20040627_015939_000000822028_00074_12152_4251.N1	27-JUN-2004 01:59:39	Dark	82.000	52	16Bet Cet	2.0370	4500.0	164	12152	No
36	GOM_NL__2PRFIN20040627_020902_000000392028_00075_12153_4222.N1	27-JUN-2004 02:09:02	Dark	38.500	135	Bet Hyi	2.8200	5800.0	77	12153	No
37	GOM_NL__2PRFIN20040627_021114_000000662028_00075_12153_4223.N1	27-JUN-2004 02:11:14	Straylight	66.000	63	Bet Gru	2.1500	2800.0	132	12153	No
38	GOM_NL__2PRFIN20040627_021314_000000522028_00075_12153_4224.N1	27-JUN-2004 02:13:14	Straylight	52.000	31	Alp Gru	1.7340	15200.	104	12153	No
39	GOM_NL__2PRFIN20040627_021643_000000502028_00075_12153_4225.N1	27-JUN-2004 02:16:43	Straylight	49.500	43	Alp TrA	1.9100	4250.0	99	12153	No
40	GOM_NL__2PRFIN20040627_022004_000000432028_00075_12153_4226.N1	27-JUN-2004 02:20:04	Straylight	43.000	141	Bet Ara	2.8400	4600.0	86	12153	No
41	GOM_NL__2PRFIN20040627_022128_000000422028_00075_12153_4227.N1	27-JUN-2004 02:21:28	Straylight	42.000	147	Alp Ara	2.8770	26000.	84	12153	No
42	GOM_NL__2PRFIN20040627_022317_000000452028_00075_12153_4228.N1	27-JUN-2004 02:23:17	Twi_and_stray	45.000	40	The Sco	1.8590	7100.0	90	12153	No

43	GOM_NL__2PRFIN20040627_022457_000000472028_00075_12153_4229.N1	27-JUN-2004 02:24:57	Tw_i_and_stray	46.500	25	35Lam Sco	1.6200	28000.	93	12153	No
44	GOM_NL__2PRFIN20040627_022618_000000522028_00075_12153_4230.N1	27-JUN-2004 02:26:18	Bright	51.500	116	19Del Sgr	2.7000	4100.0	103	12153	No
45	GOM_NL__2PRFIN20040627_022829_000000492028_00075_12153_4231.N1	27-JUN-2004 02:28:29	Bright	49.000	155	41Pi Sgr	2.9000	6600.0	98	12153	No
46	GOM_NL__2PRFIN20040627_023110_000000422028_00075_12153_4232.N1	27-JUN-2004 02:31:10	Bright	41.500	86	35Eta Oph	2.4300	10200.	83	12153	No
47	GOM_NL__2PRFIN20040627_023257_000000382028_00075_12153_4233.N1	27-JUN-2004 02:32:57	Bright	38.000	98	13Zet Oph	2.5710	30000.	76	12153	No
48	GOM_NL__2PRFIN20040627_023505_000000392028_00075_12153_4234.N1	27-JUN-2004 02:35:05	Bright	38.500	120	1Del Oph	2.7340	3200.0	77	12153	No
49	GOM_NL__2PRFIN20040627_023701_000000412028_00075_12153_4235.N1	27-JUN-2004 02:37:01	Bright	40.500	126	60Bet Oph	2.7700	4250.0	81	12153	No
50	GOM_NL__2PRFIN20040627_023924_000000392028_00075_12153_4236.N1	27-JUN-2004 02:39:24	Bright	39.000	59	55Alp Oph	2.0800	8900.0	78	12153	No
51	GOM_NL__2PRFIN20040627_024155_000000412028_00075_12153_4237.N1	27-JUN-2004 02:41:55	Bright	40.500	127	27Bet Her	2.7810	4700.0	81	12153	No
52	GOM_NL__2PRFIN20040627_024359_000000382028_00075_12153_4238.N1	27-JUN-2004 02:43:59	Bright	37.500	67	5Alp CrB	2.2210	11000.	75	12153	No
53	GOM_NL__2PRFIN20040627_024838_000000472028_00075_12153_4239.N1	27-JUN-2004 02:48:38	Bright	46.500	5	3Alp Lyr	0.033000	11000.	93	12153	No
54	GOM_NL__2PRFIN20040627_025056_000000392028_00075_12153_4240.N1	27-JUN-2004 02:50:56	Bright	38.500	130	23Bet Dra	2.7990	5800.0	77	12153	No
55	GOM_NL__2PRFIN20040627_025307_000000392028_00075_12153_4241.N1	27-JUN-2004 02:53:07	Bright	38.500	119	14Eta Dra	2.7270	4700.0	77	12153	No
56	GOM_NL__2PRFIN20040627_025700_000000382028_00075_12153_4242.N1	27-JUN-2004 02:57:00	Bright	37.500	60	7Bet UMi	2.0810	3950.0	75	12153	No
57	GOM_NL__2PRFIN20040627_030017_000000472028_00075_12153_4243.N1	27-JUN-2004 03:00:17	Bright	46.500	89	5Alp Cep	2.4510	8000.0	93	12153	No
58	GOM_NL__2PRFIN20040627_030729_000000642028_00075_12153_4244.N1	27-JUN-2004 03:07:29	Bright	63.500	74	11Bet Cas	2.2680	6600.0	127	12153	No
59	GOM_NL__2PRFIN20040627_030907_000000472028_00075_12153_4245.N1	27-JUN-2004 03:09:07	Bright	47.000	68	18Alp Cas	2.2250	4500.0	94	12153	No
60	GOM_NL__2PRFIN20040627_031142_000000392028_00075_12153_4246.N1	27-JUN-2004 03:11:42	Bright	39.000	160	23Gam Per	2.9300	4700.0	78	12153	No
61	GOM_NL__2PRFIN20040627_031508_000000462028_00075_12153_4247.N1	27-JUN-2004 03:15:08	Bright	45.500	73	57Gam1And	2.2600	13100.	91	12153	No
62	GOM_NL__2PRFIN20040627_031737_000000782028_00075_12153_4248.N1	27-JUN-2004 03:17:37	Tw_i_and_stray	77.500	53	43Bet And	2.0480	3300.0	155	12153	No
63	GOM_NL__2PRFIN20040627_032142_000000562028_00075_12153_4249.N1	27-JUN-2004 03:21:42	Dark	56.000	50	13Alp Ari	2.0070	4250.0	112	12153	No
64	GOM_NL__2PRFIN20040627_032635_000000492028_00075_12153_4250.N1	27-JUN-2004 03:26:35	Dark	48.500	94	92Alp Cet	2.5260	3100.0	97	12153	No
65	GOM_NL__2PRFIN20040627_033026_000000462028_00075_12153_4251.N1	27-JUN-2004 03:30:26	Dark	45.500	165	34Gam Eri	2.9500	3200.0	91	12153	No
66	GOM_NL__2PRFIN20040627_034015_000000742028_00075_12153_4252.N1	27-JUN-2004 03:40:15	Dark	74.000	52	16Bet Cet	2.0370	4500.0	148	12153	No
67	GOM_NL__2PRFIN20040627_034938_000000402028_00076_12154_4223.N1	27-JUN-2004 03:49:38	Dark	40.000	135	Bet Hyi	2.8200	5800.0	80	12154	No
68	GOM_NL__2PRFIN20040627_035151_000000682028_00076_12154_4224.N1	27-JUN-2004 03:51:51	Straylight	68.000	63	Bet Gru	2.1500	2800.0	136	12154	No
69	GOM_NL__2PRFIN20040627_035350_000000522028_00076_12154_4225.N1	27-JUN-2004 03:53:50	Straylight	52.000	31	Alp Gru	1.7340	15200.	104	12154	No
70	GOM_NL__2PRFIN20040627_035719_000000452028_00076_12154_4226.N1	27-JUN-2004 03:57:19	Straylight	44.500	43	Alp TrA	1.9100	4250.0	89	12154	No
71	GOM_NL__2PRFIN20040627_040040_000000402028_00076_12154_4227.N1	27-JUN-2004 04:00:40	Straylight	40.000	141	Bet Ara	2.8400	4600.0	80	12154	No
72	GOM_NL__2PRFIN20040627_040207_000000382028_00076_12154_4228.N1	27-JUN-2004 04:02:07	Straylight	37.500	147	Alp Ara	2.8770	26000.	75	12154	No
73	GOM_NL__2PRFIN20040627_040354_000000452028_00076_12154_4229.N1	27-JUN-2004 04:03:54	Tw_i_and_stray	44.500	40	The Sco	1.8590	7100.0	89	12154	No
74	GOM_NL__2PRFIN20040627_040534_000000452028_00076_12154_4230.N1	27-JUN-2004 04:05:34	Tw_i_and_stray	45.000	25	35Lam Sco	1.6200	28000.	90	12154	No
75	GOM_NL__2PRFIN20040627_040658_000000562028_00076_12154_4231.N1	27-JUN-2004 04:06:58	Bright	55.500	116	19Del Sgr	2.7000	4100.0	111	12154	No
76	GOM_NL__2PRFIN20040627_040905_000000482028_00076_12154_4232.N1	27-JUN-2004 04:09:05	Bright	47.500	155	41Pi Sgr	2.9000	6600.0	95	12154	No
77	GOM_NL__2PRFIN20040627_041149_000000392028_00076_12154_4233.N1	27-JUN-2004 04:11:49	Bright	38.500	86	35Eta Oph	2.4300	10200.	77	12154	No
78	GOM_NL__2PRFIN20040627_041334_000000382028_00076_12154_4234.N1	27-JUN-2004 04:13:34	Bright	38.000	98	13Zet Oph	2.5710	30000.	76	12154	No
79	GOM_NL__2PRFIN20040627_041542_000000392028_00076_12154_4235.N1	27-JUN-2004 04:15:42	Bright	38.500	120	1Del Oph	2.7340	3200.0	77	12154	No
80	GOM_NL__2PRFIN20040627_041738_000000402028_00076_12154_4236.N1	27-JUN-2004 04:17:38	Bright	39.500	126	60Bet Oph	2.7700	4250.0	79	12154	No
81	GOM_NL__2PRFIN20040627_041959_000000392028_00076_12154_4237.N1	27-JUN-2004 04:19:59	Bright	38.500	59	55Alp Oph	2.0800	8900.0	77	12154	No
82	GOM_NL__2PRFIN20040627_042232_000000392028_00076_12154_4238.N1	27-JUN-2004 04:22:32	Bright	38.500	127	27Bet Her	2.7810	4700.0	77	12154	No
83	GOM_NL__2PRFIN20040627_042435_000000392028_00076_12154_4239.N1	27-JUN-2004 04:24:35	Bright	38.500	67	5Alp CrB	2.2210	11000.	77	12154	No
84	GOM_NL__2PRFIN20040627_042913_000000482028_00076_12154_4240.N1	27-JUN-2004 04:29:13	Bright	48.000	5	3Alp Lyr	0.033000	11000.	96	12154	No
85	GOM_NL__2PRFIN20040627_043132_000000382028_00076_12154_4241.N1	27-JUN-2004 04:31:32	Bright	38.000	130	23Bet Dra	2.7990	5800.0	76	12154	No
86	GOM_NL__2PRFIN20040627_043345_000000392028_00076_12154_4242.N1	27-JUN-2004 04:33:45	Bright	39.000	119	14Eta Dra	2.7270	4700.0	78	12154	No
87	GOM_NL__2PRFIN20040627_043739_000000392028_00076_12154_4243.N1	27-JUN-2004 04:37:39	Bright	39.000	60	7Bet UMi	2.0810	3950.0	78	12154	No
88	GOM_NL__2PRFIN20040627_044052_000000452028_00076_12154_4244.N1	27-JUN-2004 04:40:52	Bright	44.500	89	5Alp Cep	2.4510	8000.0	89	12154	No
89	GOM_NL__2PRFIN20040627_044805_000000502028_00076_12154_4245.N1	27-JUN-2004 04:48:05	Bright	49.500	74	11Bet Cas	2.2680	6600.0	99	12154	No
90	GOM_NL__2PRFIN20040627_044943_000000482028_00076_12154_4246.N1	27-JUN-2004 04:49:43	Bright	48.000	68	18Alp Cas	2.2250	4500.0	96	12154	No
91	GOM_NL__2PRFIN20040627_045216_000000462028_00076_12154_4247.N1	27-JUN-2004 04:52:16	Bright	46.000	160	23Gam Per	2.9300	4700.0	92	12154	No
92	GOM_NL__2PRFIN20040627_045544_000000482028_00076_12154_4248.N1	27-JUN-2004 04:55:44	Bright	48.000	73	57Gam1And	2.2600	13100.	96	12154	No
93	GOM_NL__2PRFIN20040627_045813_000000682028_00076_12154_4249.N1	27-JUN-2004 04:58:13	Tw_i_and_stray	68.000	53	43Bet And	2.0480	3300.0	136	12154	No
94	GOM_NL__2PRFIN20040627_050218_000000572028_00076_12154_4250.N1	27-JUN-2004 05:02:18	Dark	56.500	50	13Alp Ari	2.0070	4250.0	113	12154	No
95	GOM_NL__2PRFIN20040627_050711_000000492028_00076_12154_4251.N1	27-JUN-2004 05:07:11	Dark	49.000	94	92Alp Cet	2.5260	3100.0	98	12154	No
96	GOM_NL__2PRFIN20040627_051102_000000442028_00076_12154_4252.N1	27-JUN-2004 05:11:02	Dark	44.000	165	34Gam Eri	2.9500	3200.0	88	12154	No
97	GOM_NL__2PRFIN20040627_052052_000000862028_00076_12154_4253.N1	27-JUN-2004 05:20:52	Dark	86.000	52	16Bet Cet	2.0370	4500.0	172	12154	No
98	GOM_NL__2PRFIN20040627_053012_000000422028_00077_12155_4224.N1	27-JUN-2004 05:30:12	Dark	42.000	135	Bet Hyi	2.8200	5800.0	84	12155	No
99	GOM_NL__2PRFIN20040627_053227_000000562028_00077_12155_4225.N1	27-JUN-2004 05:32:27	Straylight	56.000	63	Bet Gru	2.1500	2800.0	112	12155	No
100	GOM_NL__2PRFIN20040627_053427_000000502028_00077_12155_4226.N1	27-JUN-2004 05:34:27	Straylight	50.000	31	Alp Gru	1.7340	15200.	100	12155	No
101	GOM_NL__2PRFIN20040627_053711_000000442028_00077_12155_4227.N1	27-JUN-2004 05:37:11	Straylight	44.000	45	Alp Pav	1.9400	26000.	88	12155	No

102	GOM_NL__2PRFIN20040627_054117_000000412028_00077_12155_4228.N1	27-JUN-2004 05:41:17	Straylight	41.000	141	Bet Ara	2.8400	4600.0	82	12155	No
103	GOM_NL__2PRFIN20040627_054243_000000392028_00077_12155_4229.N1	27-JUN-2004 05:42:43	Straylight	38.500	147	Alp Ara	2.8770	26000.	77	12155	No
104	GOM_NL__2PRFIN20040627_054430_000000432028_00077_12155_4230.N1	27-JUN-2004 05:44:30	Twi_and_stray	42.500	40	The Sco	1.8590	7100.0	85	12155	No
105	GOM_NL__2PRFIN20040627_054611_000000422028_00077_12155_4231.N1	27-JUN-2004 05:46:11	Twi_and_stray	42.000	25	35Lam Sco	1.6200	28000.	84	12155	No
106	GOM_NL__2PRFIN20040627_054734_000000542028_00077_12155_4232.N1	27-JUN-2004 05:47:34	Bright	54.000	116	19Del Sgr	2.7000	4100.0	108	12155	No
107	GOM_NL__2PRFIN20040627_054941_000000492028_00077_12155_4233.N1	27-JUN-2004 05:49:41	Bright	48.500	155	41Pi Sgr	2.9000	6600.0	97	12155	No
108	GOM_NL__2PRFIN20040627_055226_000000392028_00077_12155_4234.N1	27-JUN-2004 05:52:26	Bright	38.500	86	35Eta Oph	2.4300	10200.	77	12155	No
109	GOM_NL__2PRFIN20040627_055410_000000392028_00077_12155_4235.N1	27-JUN-2004 05:54:10	Bright	38.500	98	13Zet Oph	2.5710	30000.	77	12155	No
110	GOM_NL__2PRFIN20040627_055618_000000382028_00077_12155_4236.N1	27-JUN-2004 05:56:18	Bright	37.500	120	1Del Oph	2.7340	3200.0	75	12155	No
111	GOM_NL__2PRFIN20040627_055814_000000392028_00077_12155_4237.N1	27-JUN-2004 05:58:14	Bright	39.000	126	60Bet Oph	2.7700	4250.0	78	12155	No
112	GOM_NL__2PRFIN20040627_060036_000000392028_00077_12155_4238.N1	27-JUN-2004 06:00:36	Bright	38.500	59	55Alp Oph	2.0800	8900.0	77	12155	No
113	GOM_NL__2PRFIN20040627_060308_000000392028_00077_12155_4239.N1	27-JUN-2004 06:03:08	Bright	38.500	127	27Bet Her	2.7810	4700.0	77	12155	No
114	GOM_NL__2PRFIN20040627_060512_000000392028_00077_12155_4240.N1	27-JUN-2004 06:05:12	Bright	38.500	67	5Alp CrB	2.2210	11000.	77	12155	No
115	GOM_NL__2PRFIN20040627_060948_000000462028_00077_12155_4241.N1	27-JUN-2004 06:09:48	Bright	46.000	5	3Alp Lyr	0.033000	11000.	92	12155	No
116	GOM_NL__2PRFIN20040627_061208_000000392028_00077_12155_4242.N1	27-JUN-2004 06:12:08	Bright	39.000	130	23Bet Dra	2.7990	5800.0	78	12155	No
117	GOM_NL__2PRFIN20040627_061421_000000382028_00077_12155_4243.N1	27-JUN-2004 06:14:21	Bright	37.500	119	14Eta Dra	2.7270	4700.0	75	12155	No
118	GOM_NL__2PRFIN20040627_061815_000000392028_00077_12155_4244.N1	27-JUN-2004 06:18:15	Bright	39.000	60	7Bet UMi	2.0810	3950.0	78	12155	No
119	GOM_NL__2PRFIN20040627_062127_000000472028_00077_12155_4245.N1	27-JUN-2004 06:21:27	Bright	47.000	89	5Alp Cep	2.4510	8000.0	94	12155	No
120	GOM_NL__2PRFIN20040627_062840_000000492028_00077_12155_4246.N1	27-JUN-2004 06:28:40	Bright	49.000	74	11Bet Cas	2.2680	6600.0	98	12155	No
121	GOM_NL__2PRFIN20040627_063017_000000492028_00077_12155_4247.N1	27-JUN-2004 06:30:17	Bright	49.000	68	18Alp Cas	2.2250	4500.0	98	12155	No
122	GOM_NL__2PRFIN20040627_063252_000000412028_00077_12155_4248.N1	27-JUN-2004 06:32:52	Bright	41.000	160	23Gam Per	2.9300	4700.0	82	12155	No
123	GOM_NL__2PRFIN20040627_063433_000000392028_00077_12155_4249.N1	27-JUN-2004 06:34:33	Bright	38.500	175	39Del Per	3.0100	19400.	77	12155	No
124	GOM_NL__2PRFIN20040627_063620_000000492028_00077_12155_4250.N1	27-JUN-2004 06:36:20	Bright	48.500	73	57Gam1And	2.2600	13100.	97	12155	No
125	GOM_NL__2PRFIN20040627_063849_000000662028_00077_12155_4251.N1	27-JUN-2004 06:38:49	Twi_and_stray	65.500	53	43Bet And	2.0480	3300.0	131	12155	No
126	GOM_NL__2PRFIN20040627_064255_000000562028_00077_12155_4252.N1	27-JUN-2004 06:42:55	Dark	55.500	50	13Alp Ari	2.0070	4250.0	111	12155	No
127	GOM_NL__2PRFIN20040627_064747_000000512028_00077_12155_4253.N1	27-JUN-2004 06:47:47	Dark	50.500	94	92Alp Cet	2.5260	3100.0	101	12155	No
128	GOM_NL__2PRFIN20040627_065138_000000452028_00077_12155_4254.N1	27-JUN-2004 06:51:38	Dark	45.000	165	34Gam Eri	2.9500	3200.0	90	12155	No
129	GOM_NL__2PRFIN20040627_065955_000000422028_00077_12155_4255.N1	27-JUN-2004 06:59:55	Dark	41.500	157	The1Eri	2.9060	9300.0	83	12155	No
130	GOM_NL__2PRFIN20040627_070131_000000782028_00077_12155_4256.N1	27-JUN-2004 07:01:31	Dark	78.000	52	16Bet Cet	2.0370	4500.0	156	12155	No
131	GOM_NL__2PRFIN20040627_070559_000000532028_00078_12156_4225.N1	27-JUN-2004 07:05:59	Dark	53.000	9	Alp Eri	0.45300	24000.	106	12156	No
132	GOM_NL__2PRFIN20040627_071051_000000382028_00078_12156_4226.N1	27-JUN-2004 07:10:51	Dark	38.000	135	Bet Hyi	2.8200	5800.0	76	12156	No
133	GOM_NL__2PRFIN20040627_071305_000000542028_00078_12156_4227.N1	27-JUN-2004 07:13:05	Straylight	54.000	63	Bet Gru	2.1500	2800.0	108	12156	No
134	GOM_NL__2PRFIN20040627_071505_000000522028_00078_12156_4228.N1	27-JUN-2004 07:15:05	Straylight	52.000	31	Alp Gru	1.7340	15200.	104	12156	No
135	GOM_NL__2PRFIN20040627_071747_000000442028_00078_12156_4229.N1	27-JUN-2004 07:17:47	Straylight	43.500	45	Alp Pav	1.9400	26000.	87	12156	No
136	GOM_NL__2PRFIN20040627_072153_000000402028_00078_12156_4230.N1	27-JUN-2004 07:21:53	Straylight	39.500	141	Bet Ara	2.8400	4600.0	79	12156	No
137	GOM_NL__2PRFIN20040627_072319_000000402028_00078_12156_4231.N1	27-JUN-2004 07:23:19	Straylight	39.500	147	Alp Ara	2.8770	26000.	79	12156	No
138	GOM_NL__2PRFIN20040627_072507_000000462028_00078_12156_4232.N1	27-JUN-2004 07:25:07	Twi_and_stray	45.500	40	The Sco	1.8590	7100.0	91	12156	No
139	GOM_NL__2PRFIN20040627_072647_000000422028_00078_12156_4233.N1	27-JUN-2004 07:26:47	Twi_and_stray	42.000	25	35Lam Sco	1.6200	28000.	84	12156	No
140	GOM_NL__2PRFIN20040627_072810_000000562028_00078_12156_4234.N1	27-JUN-2004 07:28:10	Bright	56.000	116	19Del Sgr	2.7000	4100.0	112	12156	No
141	GOM_NL__2PRFIN20040627_073017_000000482028_00078_12156_4235.N1	27-JUN-2004 07:30:17	Bright	48.000	155	41Pi Sgr	2.9000	6600.0	96	12156	No
142	GOM_NL__2PRFIN20040627_073302_000000382028_00078_12156_4236.N1	27-JUN-2004 07:33:02	Bright	38.000	86	35Eta Oph	2.4300	10200.	76	12156	No
143	GOM_NL__2PRFIN20040627_073446_000000382028_00078_12156_4237.N1	27-JUN-2004 07:34:46	Bright	38.000	98	13Zet Oph	2.5710	30000.	76	12156	No
144	GOM_NL__2PRFIN20040627_073655_000000372028_00078_12156_4238.N1	27-JUN-2004 07:36:55	Bright	36.500	120	1Del Oph	2.7340	3200.0	73	12156	No
145	GOM_NL__2PRFIN20040627_073850_000000392028_00078_12156_4239.N1	27-JUN-2004 07:38:50	Bright	39.000	126	60Bet Oph	2.7700	4250.0	78	12156	No
146	GOM_NL__2PRFIN20040627_074112_000000392028_00078_12156_4240.N1	27-JUN-2004 07:41:12	Bright	38.500	59	55Alp Oph	2.0800	8900.0	77	12156	No
147	GOM_NL__2PRFIN20040627_074344_000000382028_00078_12156_4241.N1	27-JUN-2004 07:43:44	Bright	37.500	127	27Bet Her	2.7810	4700.0	75	12156	No
148	GOM_NL__2PRFIN20040627_074548_000000392028_00078_12156_4242.N1	27-JUN-2004 07:45:48	Bright	38.500	67	5Alp CrB	2.2210	11000.	77	12156	No
149	GOM_NL__2PRFIN20040627_075024_000000512028_00078_12156_4243.N1	27-JUN-2004 07:50:24	Bright	50.500	5	3Alp Lyr	0.033000	11000.	101	12156	No
150	GOM_NL__2PRFIN20040627_075244_000000402028_00078_12156_4244.N1	27-JUN-2004 07:52:44	Bright	40.000	130	23Bet Dra	2.7990	5800.0	80	12156	No
151	GOM_NL__2PRFIN20040627_075458_000000382028_00078_12156_4245.N1	27-JUN-2004 07:54:58	Bright	37.500	119	14Eta Dra	2.7270	4700.0	75	12156	No
152	GOM_NL__2PRFIN20040627_075851_000000392028_00078_12156_4246.N1	27-JUN-2004 07:58:51	Bright	38.500	60	7Bet UMi	2.0810	3950.0	77	12156	No
153	GOM_NL__2PRFIN20040627_080203_000000462028_00078_12156_4247.N1	27-JUN-2004 08:02:03	Bright	46.000	89	5Alp Cep	2.4510	8000.0	92	12156	No
154	GOM_NL__2PRFIN20040627_080916_000000482028_00078_12156_4248.N1	27-JUN-2004 08:09:16	Bright	47.500	74	11Bet Cas	2.2680	6600.0	95	12156	No
155	GOM_NL__2PRFIN20040627_081053_000000492028_00078_12156_4249.N1	27-JUN-2004 08:10:53	Bright	49.000	68	18Alp Cas	2.2250	4500.0	98	12156	No
156	GOM_NL__2PRFIN20040627_081330_000000552028_00078_12156_4250.N1	27-JUN-2004 08:13:30	Bright	55.000	160	23Gam Per	2.9300	4700.0	110	12156	No
157	GOM_NL__2PRFIN20040627_081509_000000502028_00078_12156_4251.N1	27-JUN-2004 08:15:09	Bright	49.500	175	39Del Per	3.0100	19400.	99	12156	No
158	GOM_NL__2PRFIN20040627_081655_000000502028_00078_12156_4252.N1	27-JUN-2004 08:16:55	Bright	49.500	73	57Gam1And	2.2600	13100.	99	12156	No
159	GOM_NL__2PRFIN20040627_081924_000000702028_00078_12156_4253.N1	27-JUN-2004 08:19:24	Twi_and_stray	70.000	53	43Bet And	2.0480	3300.0	140	12156	No
160	GOM_NL__2PRFIN20040627_082331_000000562028_00078_12156_4254.N1	27-JUN-2004 08:23:31	Dark	55.500	50	13Alp Ari	2.0070	4250.0	111	12156	No

161	GOM_NL__2PRFIN20040627_082824_000000492028_00078_12156_4255.N1	27-JUN-2004 08:28:24	Dark	48.500	94	92Alp Cet	2.5260	3100.0	97	12156	No
162	GOM_NL__2PRFIN20040627_083215_000000462028_00078_12156_4256.N1	27-JUN-2004 08:32:15	Dark	45.500	165	34Gam Eri	2.9500	3200.0	91	12156	No
163	GOM_NL__2PRFIN20040627_084032_000000412028_00078_12156_4257.N1	27-JUN-2004 08:40:32	Dark	41.000	157	The1Eri	2.9060	9300.0	82	12156	No
164	GOM_NL__2PRFIN20040627_084208_000000802028_00078_12156_4258.N1	27-JUN-2004 08:42:08	Dark	80.000	52	16Bet Cet	2.0370	4500.0	160	12156	No
165	GOM_NL__2PRFIN20040627_084635_000000462028_00079_12157_4227.N1	27-JUN-2004 08:46:35	Dark	46.000	9	Alp Eri	0.45300	24000.	92	12157	No
166	GOM_NL__2PRFIN20040627_085127_000000392028_00079_12157_4228.N1	27-JUN-2004 08:51:27	Dark	38.500	135	Bet Hyi	2.8200	5800.0	77	12157	No
167	GOM_NL__2PRFIN20040627_085342_000000602028_00079_12157_4229.N1	27-JUN-2004 08:53:42	Straylight	60.000	63	Bet Gru	2.1500	2800.0	120	12157	No
168	GOM_NL__2PRFIN20040627_085541_000000502028_00079_12157_4230.N1	27-JUN-2004 08:55:41	Straylight	50.000	31	Alp Gru	1.7340	15200.	100	12157	No
169	GOM_NL__2PRFIN20040627_085824_000000432028_00079_12157_4231.N1	27-JUN-2004 08:58:24	Straylight	42.500	45	Alp Pav	1.9400	26000.	85	12157	No
170	GOM_NL__2PRFIN20040627_090229_000000432028_00079_12157_4232.N1	27-JUN-2004 09:02:29	Straylight	42.500	141	Bet Ara	2.8400	4600.0	85	12157	No
171	GOM_NL__2PRFIN20040627_090356_000000402028_00079_12157_4233.N1	27-JUN-2004 09:03:56	Straylight	40.000	147	Alp Ara	2.8770	26000.	80	12157	No
172	GOM_NL__2PRFIN20040627_090543_000000432028_00079_12157_4234.N1	27-JUN-2004 09:05:43	Tw_i_and_stray	43.000	40	The Sco	1.8590	7100.0	86	12157	No
173	GOM_NL__2PRFIN20040627_090723_000000432028_00079_12157_4235.N1	27-JUN-2004 09:07:23	Tw_i_and_stray	42.500	25	35Lam Sco	1.6200	28000.	85	12157	No
174	GOM_NL__2PRFIN20040627_090846_000000502028_00079_12157_4236.N1	27-JUN-2004 09:08:46	Bright	49.500	116	19Del Sgr	2.7000	4100.0	99	12157	No
175	GOM_NL__2PRFIN20040627_091053_000000472028_00079_12157_4237.N1	27-JUN-2004 09:10:53	Bright	47.000	155	41Pi Sgr	2.9000	6600.0	94	12157	No
176	GOM_NL__2PRFIN20040627_091338_000000382028_00079_12157_4238.N1	27-JUN-2004 09:13:38	Bright	38.000	86	35Eta Oph	2.4300	10200.	76	12157	No
177	GOM_NL__2PRFIN20040627_091523_000000372028_00079_12157_4239.N1	27-JUN-2004 09:15:23	Bright	37.000	98	13Zet Oph	2.5710	30000.	74	12157	No
178	GOM_NL__2PRFIN20040627_091731_000000372028_00079_12157_4240.N1	27-JUN-2004 09:17:31	Bright	37.000	120	1Del Oph	2.7340	3200.0	74	12157	No
179	GOM_NL__2PRFIN20040627_091926_000000392028_00079_12157_4241.N1	27-JUN-2004 09:19:26	Bright	39.000	126	60Bet Oph	2.7700	4250.0	78	12157	No
180	GOM_NL__2PRFIN20040627_092147_000000392028_00079_12157_4242.N1	27-JUN-2004 09:21:47	Bright	39.000	59	55Alp Oph	2.0800	8900.0	78	12157	No
181	GOM_NL__2PRFIN20040627_092420_000000372028_00079_12157_4243.N1	27-JUN-2004 09:24:20	Bright	36.500	127	27Bet Her	2.7810	4700.0	73	12157	No
182	GOM_NL__2PRFIN20040627_092624_000000372028_00079_12157_4244.N1	27-JUN-2004 09:26:24	Bright	37.000	67	5Alp CrB	2.2210	11000.	74	12157	No
183	GOM_NL__2PRFIN20040627_093059_000000492028_00079_12157_4245.N1	27-JUN-2004 09:30:59	Bright	49.000	5	3Alp Lyr	0.033000	11000.	98	12157	No
184	GOM_NL__2PRFIN20040627_093320_000000392028_00079_12157_4246.N1	27-JUN-2004 09:33:20	Bright	38.500	130	23Bet Dra	2.7990	5800.0	77	12157	No
185	GOM_NL__2PRFIN20040627_093533_000000382028_00079_12157_4247.N1	27-JUN-2004 09:35:33	Bright	38.000	119	14Eta Dra	2.7270	4700.0	76	12157	No
186	GOM_NL__2PRFIN20040627_093927_000000382028_00079_12157_4248.N1	27-JUN-2004 09:39:27	Bright	37.500	60	7Bet UMi	2.0810	3950.0	75	12157	No
187	GOM_NL__2PRFIN20040627_094238_000000482028_00079_12157_4249.N1	27-JUN-2004 09:42:38	Bright	48.000	89	5Alp Cep	2.4510	8000.0	96	12157	No
188	GOM_NL__2PRFIN20040627_094951_000000502028_00079_12157_4250.N1	27-JUN-2004 09:49:51	Bright	49.500	74	11Bet Cas	2.2680	6600.0	99	12157	No
189	GOM_NL__2PRFIN20040627_095128_000000502028_00079_12157_4251.N1	27-JUN-2004 09:51:28	Bright	49.500	68	18Alp Cas	2.2250	4500.0	99	12157	No
190	GOM_NL__2PRFIN20040627_095406_000000502028_00079_12157_4252.N1	27-JUN-2004 09:54:06	Bright	49.500	160	23Gam Per	2.9300	4700.0	99	12157	No
191	GOM_NL__2PRFIN20040627_095545_000000352028_00079_12157_4253.N1	27-JUN-2004 09:55:45	Bright	35.000	175	39Del Per	3.0100	19400.	70	12157	No
192	GOM_NL__2PRFIN20040627_095731_000000482028_00079_12157_4254.N1	27-JUN-2004 09:57:31	Bright	48.000	73	57Gam1And	2.2600	13100.	96	12157	No
193	GOM_NL__2PRFIN20040627_100001_000000722028_00079_12157_4255.N1	27-JUN-2004 10:00:01	Tw_i_and_stray	71.500	53	43Bet And	2.0480	3300.0	143	12157	No
194	GOM_NL__2PRFIN20040627_100407_000000662028_00079_12157_4256.N1	27-JUN-2004 10:04:07	Dark	66.000	50	13Alp Ari	2.0070	4250.0	132	12157	No
195	GOM_NL__2PRFIN20040627_100901_000000492028_00079_12157_4257.N1	27-JUN-2004 10:09:01	Dark	48.500	94	92Alp Cet	2.5260	3100.0	97	12157	No
196	GOM_NL__2PRFIN20040627_101251_000000452028_00079_12157_4258.N1	27-JUN-2004 10:12:51	Dark	45.000	165	34Gam Eri	2.9500	3200.0	90	12157	No
197	GOM_NL__2PRFIN20040627_102108_000000402028_00079_12157_4259.N1	27-JUN-2004 10:21:08	Dark	40.000	157	The1Eri	2.9060	9300.0	80	12157	No
198	GOM_NL__2PRFIN20040627_102243_000000892028_00079_12157_4260.N1	27-JUN-2004 10:22:43	Dark	88.500	52	16Bet Cet	2.0370	4500.0	177	12157	No
199	GOM_NL__2PRFIN20040627_102712_000000512028_00080_12158_4228.N1	27-JUN-2004 10:27:12	Dark	51.000	9	Alp Eri	0.45300	24000.	102	12158	No
200	GOM_NL__2PRFIN20040627_103203_000000392028_00080_12158_4229.N1	27-JUN-2004 10:32:03	Dark	39.000	135	Bet Hyi	2.8200	5800.0	78	12158	No
201	GOM_NL__2PRFIN20040627_103419_000000542028_00080_12158_4230.N1	27-JUN-2004 10:34:19	Straylight	53.500	63	Bet Gru	2.1500	2800.0	107	12158	No
202	GOM_NL__2PRFIN20040627_103618_000000512028_00080_12158_4231.N1	27-JUN-2004 10:36:18	Straylight	51.000	31	Alp Gru	1.7340	15200.	102	12158	No
203	GOM_NL__2PRFIN20040627_103900_000000442028_00080_12158_4232.N1	27-JUN-2004 10:39:00	Straylight	44.000	45	Alp Pav	1.9400	26000.	88	12158	No
204	GOM_NL__2PRFIN20040627_104305_000000412028_00080_12158_4233.N1	27-JUN-2004 10:43:05	Straylight	41.000	141	Bet Ara	2.8400	4600.0	82	12158	No
205	GOM_NL__2PRFIN20040627_104431_000000392028_00080_12158_4234.N1	27-JUN-2004 10:44:31	Straylight	39.000	147	Alp Ara	2.8770	26000.	78	12158	No
206	GOM_NL__2PRFIN20040627_104619_000000442028_00080_12158_4235.N1	27-JUN-2004 10:46:19	Tw_i_and_stray	43.500	40	The Sco	1.8590	7100.0	87	12158	No
207	GOM_NL__2PRFIN20040627_104759_000000432028_00080_12158_4236.N1	27-JUN-2004 10:47:59	Tw_i_and_stray	42.500	25	35Lam Sco	1.6200	28000.	85	12158	No
208	GOM_NL__2PRFIN20040627_104922_000000472028_00080_12158_4237.N1	27-JUN-2004 10:49:22	Bright	47.000	116	19Del Sgr	2.7000	4100.0	94	12158	No
209	GOM_NL__2PRFIN20040627_105129_000000482028_00080_12158_4238.N1	27-JUN-2004 10:51:29	Bright	47.500	155	41Pi Sgr	2.9000	6600.0	95	12158	No
210	GOM_NL__2PRFIN20040627_105414_000000392028_00080_12158_4239.N1	27-JUN-2004 10:54:14	Bright	39.000	86	35Eta Oph	2.4300	10200.	78	12158	No
211	GOM_NL__2PRFIN20040627_105558_000000382028_00080_12158_4240.N1	27-JUN-2004 10:55:58	Bright	37.500	98	13Zet Oph	2.5710	30000.	75	12158	No
212	GOM_NL__2PRFIN20040627_105806_000000382028_00080_12158_4241.N1	27-JUN-2004 10:58:06	Bright	37.500	120	1Del Oph	2.7340	3200.0	75	12158	No
213	GOM_NL__2PRFIN20040627_110002_000000392028_00080_12158_4242.N1	27-JUN-2004 11:00:02	Bright	39.000	126	60Bet Oph	2.7700	4250.0	78	12158	No
214	GOM_NL__2PRFIN20040627_110223_000000402028_00080_12158_4243.N1	27-JUN-2004 11:02:23	Bright	40.000	59	55Alp Oph	2.0800	8900.0	80	12158	No
215	GOM_NL__2PRFIN20040627_110456_000000372028_00080_12158_4244.N1	27-JUN-2004 11:04:56	Bright	36.500	127	27Bet Her	2.7810	4700.0	73	12158	No
216	GOM_NL__2PRFIN20040627_110700_000000372028_00080_12158_4245.N1	27-JUN-2004 11:07:00	Bright	37.000	67	5Alp CrB	2.2210	11000.	74	12158	No
217	GOM_NL__2PRFIN20040627_111134_000000502028_00080_12158_4246.N1	27-JUN-2004 11:11:34	Bright	49.500	5	3Alp Lyr	0.033000	11000.	99	12158	No
218	GOM_NL__2PRFIN20040627_111356_000000372028_00080_12158_4247.N1	27-JUN-2004 11:13:56	Bright	37.000	130	23Bet Dra	2.7990	5800.0	74	12158	No
219	GOM_NL__2PRFIN20040627_111609_000000382028_00080_12158_4248.N1	27-JUN-2004 11:16:09	Bright	38.000	119	14Eta Dra	2.7270	4700.0	76	12158	No

220	GOM_NL__2PRFIN20040627_112003_000000362028_00080_12158_4249.N1	27-JUN-2004 11:20:03	Bright	35.500	60	7Bet UMi	2.0810	3950.0	71	12158	No
221	GOM_NL__2PRFIN20040627_112314_000000482028_00080_12158_4250.N1	27-JUN-2004 11:23:14	Bright	47.500	89	5Alp Cep	2.4510	8000.0	95	12158	No
222	GOM_NL__2PRFIN20040627_113027_000000492028_00080_12158_4251.N1	27-JUN-2004 11:30:27	Bright	48.500	74	11Bet Cas	2.2680	6600.0	97	12158	No
223	GOM_NL__2PRFIN20040627_113204_000000502028_00080_12158_4252.N1	27-JUN-2004 11:32:04	Bright	50.000	68	18Alp Cas	2.2250	4500.0	100	12158	No
224	GOM_NL__2PRFIN20040627_113442_000000382028_00080_12158_4253.N1	27-JUN-2004 11:34:42	Bright	37.500	160	23Gam Per	2.9300	4700.0	75	12158	No
225	GOM_NL__2PRFIN20040627_113621_000000362028_00080_12158_4254.N1	27-JUN-2004 11:36:21	Bright	35.500	175	39Del Per	3.0100	19400.	71	12158	No
226	GOM_NL__2PRFIN20040627_113807_000000462028_00080_12158_4255.N1	27-JUN-2004 11:38:07	Bright	46.000	73	57Gam1And	2.2600	13100.	92	12158	No
227	GOM_NL__2PRFIN20040627_114036_000000782028_00080_12158_4256.N1	27-JUN-2004 11:40:36	Tw_i_and_stray	77.500	53	43Bet And	2.0480	3300.0	155	12158	No
228	GOM_NL__2PRFIN20040627_114443_000000562028_00080_12158_4257.N1	27-JUN-2004 11:44:43	Dark	56.000	50	13Alp Ari	2.0070	4250.0	112	12158	No
229	GOM_NL__2PRFIN20040627_114937_000000492028_00080_12158_4258.N1	27-JUN-2004 11:49:37	Dark	49.000	94	92Alp Cet	2.5260	3100.0	98	12158	No
230	GOM_NL__2PRFIN20040627_115327_000000442028_00080_12158_4259.N1	27-JUN-2004 11:53:27	Dark	44.000	165	34Gam Eri	2.9500	3200.0	88	12158	No
231	GOM_NL__2PRFIN20040627_120144_000000432028_00080_12158_4260.N1	27-JUN-2004 12:01:44	Dark	42.500	157	The1Eri	2.9060	9300.0	85	12158	No
232	GOM_NL__2PRFIN20040627_120321_000000722028_00080_12158_4261.N1	27-JUN-2004 12:03:21	Dark	72.000	52	16Bet Cet	2.0370	4500.0	144	12158	No
233	GOM_NL__2PRFIN20040627_120748_000000492028_00081_12159_4228.N1	27-JUN-2004 12:07:48	Dark	48.500	9	Alp Eri	0.45300	24000.	97	12159	No
234	GOM_NL__2PRFIN20040627_121238_000000402028_00081_12159_4229.N1	27-JUN-2004 12:12:38	Dark	39.500	135	Bet Hyi	2.8200	5800.0	79	12159	No
235	GOM_NL__2PRFIN20040627_121456_000000552028_00081_12159_4230.N1	27-JUN-2004 12:14:56	Straylight	54.500	63	Bet Gru	2.1500	2800.0	109	12159	No
236	GOM_NL__2PRFIN20040627_121655_000000512028_00081_12159_4231.N1	27-JUN-2004 12:16:55	Straylight	50.500	31	Alp Gru	1.7340	15200.	101	12159	No
237	GOM_NL__2PRFIN20040627_121936_000000452028_00081_12159_4232.N1	27-JUN-2004 12:19:36	Straylight	45.000	45	Alp Pav	1.9400	26000.	90	12159	No
238	GOM_NL__2PRFIN20040627_122341_000000462028_00081_12159_4233.N1	27-JUN-2004 12:23:41	Straylight	45.500	141	Bet Ara	2.8400	4600.0	91	12159	No
239	GOM_NL__2PRFIN20040627_122507_000000402028_00081_12159_4234.N1	27-JUN-2004 12:25:07	Straylight	39.500	147	Alp Ara	2.8770	26000.	79	12159	No
240	GOM_NL__2PRFIN20040627_122655_000000472028_00081_12159_4235.N1	27-JUN-2004 12:26:55	Tw_i_and_stray	47.000	40	The Sco	1.8590	7100.0	94	12159	No
241	GOM_NL__2PRFIN20040627_122835_000000432028_00081_12159_4236.N1	27-JUN-2004 12:28:35	Tw_i_and_stray	42.500	25	35Lam Sco	1.6200	28000.	85	12159	No
242	GOM_NL__2PRFIN20040627_122958_000000512028_00081_12159_4237.N1	27-JUN-2004 12:29:58	Bright	50.500	116	19Del Sgr	2.7000	4100.0	101	12159	No
243	GOM_NL__2PRFIN20040627_123205_000000472028_00081_12159_4238.N1	27-JUN-2004 12:32:05	Bright	47.000	155	41Pi Sgr	2.9000	6600.0	94	12159	No
244	GOM_NL__2PRFIN20040627_123450_000000382028_00081_12159_4239.N1	27-JUN-2004 12:34:50	Bright	38.000	86	35Eta Oph	2.4300	10200.	76	12159	No
245	GOM_NL__2PRFIN20040627_123634_000000382028_00081_12159_4240.N1	27-JUN-2004 12:36:34	Bright	38.000	98	13Zet Oph	2.5710	30000.	76	12159	No
246	GOM_NL__2PRFIN20040627_123843_000000382028_00081_12159_4241.N1	27-JUN-2004 12:38:43	Bright	37.500	120	1Del Oph	2.7340	3200.0	75	12159	No
247	GOM_NL__2PRFIN20040627_124037_000000402028_00081_12159_4242.N1	27-JUN-2004 12:40:37	Bright	39.500	126	60Bet Oph	2.7700	4250.0	79	12159	No
248	GOM_NL__2PRFIN20040627_124259_000000382028_00081_12159_4243.N1	27-JUN-2004 12:42:59	Bright	38.000	59	55Alp Oph	2.0800	8900.0	76	12159	No
249	GOM_NL__2PRFIN20040627_124532_000000372028_00081_12159_4244.N1	27-JUN-2004 12:45:32	Bright	37.000	127	27Bet Her	2.7810	4700.0	74	12159	No
250	GOM_NL__2PRFIN20040627_124736_000000402028_00081_12159_4245.N1	27-JUN-2004 12:47:36	Bright	39.500	67	5Alp CrB	2.2210	11000.	79	12159	No
251	GOM_NL__2PRFIN20040627_125209_000000442028_00081_12159_4246.N1	27-JUN-2004 12:52:09	Bright	44.000	5	3Alp Lyr	0.033000	11000.	88	12159	No
252	GOM_NL__2PRFIN20040627_125431_000000402028_00081_12159_4247.N1	27-JUN-2004 12:54:31	Bright	39.500	130	23Bet Dra	2.7990	5800.0	79	12159	No
253	GOM_NL__2PRFIN20040627_125645_000000392028_00081_12159_4248.N1	27-JUN-2004 12:56:45	Bright	38.500	119	14Eta Dra	2.7270	4700.0	77	12159	No
254	GOM_NL__2PRFIN20040627_130039_000000382028_00081_12159_4249.N1	27-JUN-2004 13:00:39	Bright	38.000	60	7Bet UMi	2.0810	3950.0	76	12159	No
255	GOM_NL__2PRFIN20040627_130349_000000452028_00081_12159_4250.N1	27-JUN-2004 13:03:49	Bright	44.500	89	5Alp Cep	2.4510	8000.0	89	12159	No
256	GOM_NL__2PRFIN20040627_131102_000000582028_00081_12159_4251.N1	27-JUN-2004 13:11:02	Bright	58.000	74	11Bet Cas	2.2680	6600.0	116	12159	No
257	GOM_NL__2PRFIN20040627_131240_000000482028_00081_12159_4252.N1	27-JUN-2004 13:12:40	Bright	48.000	68	18Alp Cas	2.2250	4500.0	96	12159	No
258	GOM_NL__2PRFIN20040627_131517_000000402028_00081_12159_4253.N1	27-JUN-2004 13:15:17	Bright	39.500	160	23Gam Per	2.9300	4700.0	79	12159	No
259	GOM_NL__2PRFIN20040627_131657_000000362028_00081_12159_4254.N1	27-JUN-2004 13:16:57	Bright	36.000	175	39Del Per	3.0100	19400.	72	12159	No
260	GOM_NL__2PRFIN20040627_131843_000000482028_00081_12159_4255.N1	27-JUN-2004 13:18:43	Bright	47.500	73	57Gam1And	2.2600	13100.	95	12159	No
261	GOM_NL__2PRFIN20040627_132112_000000762028_00081_12159_4256.N1	27-JUN-2004 13:21:12	Tw_i_and_stray	76.000	53	43Bet And	2.0480	3300.0	152	12159	No
262	GOM_NL__2PRFIN20040627_132519_000000592028_00081_12159_4257.N1	27-JUN-2004 13:25:19	Dark	58.500	50	13Alp Ari	2.0070	4250.0	117	12159	No
263	GOM_NL__2PRFIN20040627_133013_000000522028_00081_12159_4258.N1	27-JUN-2004 13:30:13	Dark	52.000	94	92Alp Cet	2.5260	3100.0	104	12159	No
264	GOM_NL__2PRFIN20040627_133403_000000442028_00081_12159_4259.N1	27-JUN-2004 13:34:03	Dark	43.500	165	34Gam Eri	2.9500	3200.0	87	12159	No
265	GOM_NL__2PRFIN20040627_134220_000000402028_00081_12159_4260.N1	27-JUN-2004 13:42:20	Dark	40.000	157	The1Eri	2.9060	9300.0	80	12159	No
266	GOM_NL__2PRFIN20040627_134400_000000862028_00081_12159_4261.N1	27-JUN-2004 13:44:00	Dark	85.500	52	16Bet Cet	2.0370	4500.0	171	12159	No
267	GOM_NL__2PRFIN20040627_134824_000000532028_00082_12160_4228.N1	27-JUN-2004 13:48:24	Dark	53.000	9	Alp Eri	0.45300	24000.	106	12160	No
268	GOM_NL__2PRFIN20040627_135315_000000412028_00082_12160_4229.N1	27-JUN-2004 13:53:15	Dark	41.000	135	Bet Hyi	2.8200	5800.0	82	12160	No
269	GOM_NL__2PRFIN20040627_135532_000000572028_00082_12160_4230.N1	27-JUN-2004 13:55:32	Straylight	57.000	63	Bet Gru	2.1500	2800.0	114	12160	No
270	GOM_NL__2PRFIN20040627_135731_000000532028_00082_12160_4231.N1	27-JUN-2004 13:57:31	Straylight	53.000	31	Alp Gru	1.7340	15200.	106	12160	No
271	GOM_NL__2PRFIN20040627_140056_000000482028_00082_12160_4232.N1	27-JUN-2004 14:00:56	Straylight	48.000	43	Alp TrA	1.9100	4250.0	96	12160	No
272	GOM_NL__2PRFIN20040627_140417_000000402028_00082_12160_4233.N1	27-JUN-2004 14:04:17	Straylight	39.500	141	Bet Ara	2.8400	4600.0	79	12160	No
273	GOM_NL__2PRFIN20040627_140544_000000382028_00082_12160_4234.N1	27-JUN-2004 14:05:44	Straylight	38.000	147	Alp Ara	2.8770	26000.	76	12160	No
274	GOM_NL__2PRFIN20040627_140731_000000442028_00082_12160_4235.N1	27-JUN-2004 14:07:31	Tw_i_and_stray	44.000	40	The Sco	1.8590	7100.0	88	12160	No
275	GOM_NL__2PRFIN20040627_140911_000000442028_00082_12160_4236.N1	27-JUN-2004 14:09:11	Tw_i_and_stray	43.500	25	35Lam Sco	1.6200	28000.	87	12160	No
276	GOM_NL__2PRFIN20040627_141034_000000522028_00082_12160_4237.N1	27-JUN-2004 14:10:34	Bright	52.000	116	19Del Sgr	2.7000	4100.0	104	12160	No
277	GOM_NL__2PRFIN20040627_141241_000000502028_00082_12160_4238.N1	27-JUN-2004 14:12:41	Bright	49.500	155	41Pi Sgr	2.9000	6600.0	99	12160	No
278	GOM_NL__2PRFIN20040627_141526_000000392028_00082_12160_4239.N1	27-JUN-2004 14:15:26	Bright	38.500	86	35Eta Oph	2.4300	10200.	77	12160	No

279	GOM_NL__2PRFIN20040627_141710_000000392028_00082_12160_4240.N1	27-JUN-2004 14:17:10	Bright	38.500	98	13Zet Oph	2.5710	30000.	77	12160	No
280	GOM_NL__2PRFIN20040627_141918_000000382028_00082_12160_4241.N1	27-JUN-2004 14:19:18	Bright	38.000	120	1Del Oph	2.7340	3200.0	76	12160	No
281	GOM_NL__2PRFIN20040627_142113_000000402028_00082_12160_4242.N1	27-JUN-2004 14:21:13	Bright	39.500	126	60Bet Oph	2.7700	4250.0	79	12160	No
282	GOM_NL__2PRFIN20040627_142335_000000392028_00082_12160_4243.N1	27-JUN-2004 14:23:35	Bright	39.000	59	55Alp Oph	2.0800	8900.0	78	12160	No
283	GOM_NL__2PRFIN20040627_142608_000000402028_00082_12160_4244.N1	27-JUN-2004 14:26:08	Bright	39.500	127	27Bet Her	2.7810	4700.0	79	12160	No
284	GOM_NL__2PRFIN20040627_142812_000000402028_00082_12160_4245.N1	27-JUN-2004 14:28:12	Bright	39.500	67	5Alp CrB	2.2210	11000.	79	12160	No
285	GOM_NL__2PRFIN20040627_143245_000000482028_00082_12160_4246.N1	27-JUN-2004 14:32:45	Bright	48.000	5	3Alp Lyr	0.033000	11000.	96	12160	No
286	GOM_NL__2PRFIN20040627_143507_000000402028_00082_12160_4247.N1	27-JUN-2004 14:35:07	Bright	40.000	130	23Bet Dra	2.7990	5800.0	80	12160	No
287	GOM_NL__2PRFIN20040627_143721_000000382028_00082_12160_4248.N1	27-JUN-2004 14:37:21	Bright	37.500	119	14Eta Dra	2.7270	4700.0	75	12160	No
288	GOM_NL__2PRFIN20040627_144424_000000462028_00082_12160_4249.N1	27-JUN-2004 14:44:24	Bright	45.500	89	5Alp Cep	2.4510	8000.0	91	12160	No
289	GOM_NL__2PRFIN20040627_145137_000000582028_00082_12160_4250.N1	27-JUN-2004 14:51:37	Bright	57.500	74	11Bet Cas	2.2680	6600.0	115	12160	No
290	GOM_NL__2PRFIN20040627_145315_000000492028_00082_12160_4251.N1	27-JUN-2004 14:53:15	Bright	49.000	68	18Alp Cas	2.2250	4500.0	98	12160	No
291	GOM_NL__2PRFIN20040627_145554_000000552028_00082_12160_4252.N1	27-JUN-2004 14:55:54	Bright	55.000	160	23Gam Per	2.9300	4700.0	110	12160	No
292	GOM_NL__2PRFIN20040627_145733_000000362028_00082_12160_4253.N1	27-JUN-2004 14:57:33	Bright	35.500	175	39Del Per	3.0100	19400.	71	12160	No
293	GOM_NL__2PRFIN20040627_145919_000000482028_00082_12160_4254.N1	27-JUN-2004 14:59:19	Bright	47.500	73	57Gam1And	2.2600	13100.	95	12160	No
294	GOM_NL__2PRFIN20040627_150149_000000692028_00082_12160_4255.N1	27-JUN-2004 15:01:49	TwI_and_stray	69.000	53	43Bet And	2.0480	3300.0	138	12160	No
295	GOM_NL__2PRFIN20040627_150556_000000572028_00082_12160_4256.N1	27-JUN-2004 15:05:56	Dark	56.500	50	13Alp Ari	2.0070	4250.0	113	12160	No
296	GOM_NL__2PRFIN20040627_151049_000000502028_00082_12160_4257.N1	27-JUN-2004 15:10:49	Dark	49.500	94	92Alp Cet	2.5260	3100.0	99	12160	No
297	GOM_NL__2PRFIN20040627_151440_000000442028_00082_12160_4258.N1	27-JUN-2004 15:14:40	Dark	43.500	165	34Gam Eri	2.9500	3200.0	87	12160	No
298	GOM_NL__2PRFIN20040627_152257_000000412028_00082_12160_4259.N1	27-JUN-2004 15:22:57	Dark	40.500	157	The1Eri	2.9060	9300.0	81	12160	No
299	GOM_NL__2PRFIN20040627_152438_000000692028_00082_12160_4260.N1	27-JUN-2004 15:24:38	Dark	68.500	52	16Bet Cet	2.0370	4500.0	137	12160	No
300	GOM_NL__2PRFIN20040627_152900_000000412028_00083_12161_4248.N1	27-JUN-2004 15:29:00	Dark	41.000	9	Alp Eri	0.45300	24000.	82	12161	No
301	GOM_NL__2PRFIN20040627_153349_000000422028_00083_12161_4249.N1	27-JUN-2004 15:33:49	Dark	41.500	135	Bet Hyi	2.8200	5800.0	83	12161	No
302	GOM_NL__2PRFIN20040627_153609_000000572028_00083_12161_4250.N1	27-JUN-2004 15:36:09	Straylight	56.500	63	Bet Gru	2.1500	2800.0	113	12161	No
303	GOM_NL__2PRFIN20040627_153808_000000512028_00083_12161_4251.N1	27-JUN-2004 15:38:08	Straylight	50.500	31	Alp Gru	1.7340	15200.	101	12161	No
304	GOM_NL__2PRFIN20040627_154132_000000412028_00083_12161_4252.N1	27-JUN-2004 15:41:32	Straylight	40.500	43	Alp TrA	1.9100	4250.0	81	12161	No
305	GOM_NL__2PRFIN20040627_154453_000000392028_00083_12161_4253.N1	27-JUN-2004 15:44:53	Straylight	39.000	141	Bet Ara	2.8400	4600.0	78	12161	No
306	GOM_NL__2PRFIN20040627_154619_000000392028_00083_12161_4254.N1	27-JUN-2004 15:46:19	Straylight	38.500	147	Alp Ara	2.8770	26000.	77	12161	No
307	GOM_NL__2PRFIN20040627_154807_000000462028_00083_12161_4255.N1	27-JUN-2004 15:48:07	TwI_and_stray	45.500	40	The Sco	1.8590	7100.0	91	12161	No
308	GOM_NL__2PRFIN20040627_154947_000000432028_00083_12161_4256.N1	27-JUN-2004 15:49:47	TwI_and_stray	42.500	25	35Lam Sco	1.6200	28000.	85	12161	No
309	GOM_NL__2PRFIN20040627_155109_000000492028_00083_12161_4257.N1	27-JUN-2004 15:51:09	Bright	49.000	116	19Del Sgr	2.7000	4100.0	98	12161	No
310	GOM_NL__2PRFIN20040627_155317_000000482028_00083_12161_4258.N1	27-JUN-2004 15:53:17	Bright	48.000	155	41Pi Sgr	2.9000	6600.0	96	12161	No
311	GOM_NL__2PRFIN20040627_155602_000000392028_00083_12161_4259.N1	27-JUN-2004 15:56:02	Bright	39.000	86	35Eta Oph	2.4300	10200.	78	12161	No
312	GOM_NL__2PRFIN20040627_155746_000000382028_00083_12161_4260.N1	27-JUN-2004 15:57:46	Bright	37.500	98	13Zet Oph	2.5710	30000.	75	12161	No
313	GOM_NL__2PRFIN20040627_155955_000000392028_00083_12161_4261.N1	27-JUN-2004 15:59:55	Bright	38.500	120	1Del Oph	2.7340	3200.0	77	12161	No
314	GOM_NL__2PRFIN20040627_160149_000000402028_00083_12161_4262.N1	27-JUN-2004 16:01:49	Bright	39.500	126	60Bet Oph	2.7700	4250.0	79	12161	No
315	GOM_NL__2PRFIN20040627_160410_000000392028_00083_12161_4263.N1	27-JUN-2004 16:04:10	Bright	39.000	59	55Alp Oph	2.0800	8900.0	78	12161	No
316	GOM_NL__2PRFIN20040627_160644_000000392028_00083_12161_4264.N1	27-JUN-2004 16:06:44	Bright	38.500	127	27Bet Her	2.7810	4700.0	77	12161	No
317	GOM_NL__2PRFIN20040627_160848_000000402028_00083_12161_4265.N1	27-JUN-2004 16:08:48	Bright	39.500	67	5Alp CrB	2.2210	11000.	79	12161	No
318	GOM_NL__2PRFIN20040627_161320_000000472028_00083_12161_4266.N1	27-JUN-2004 16:13:20	Bright	46.500	5	3Alp Lyr	0.033000	11000.	93	12161	No
319	GOM_NL__2PRFIN20040627_161543_000000392028_00083_12161_4267.N1	27-JUN-2004 16:15:43	Bright	39.000	130	23Bet Dra	2.7990	5800.0	78	12161	No
320	GOM_NL__2PRFIN20040627_161757_000000392028_00083_12161_4268.N1	27-JUN-2004 16:17:57	Bright	39.000	119	14Eta Dra	2.7270	4700.0	78	12161	No
321	GOM_NL__2PRFIN20040627_162459_000000482028_00083_12161_4269.N1	27-JUN-2004 16:24:59	Bright	48.000	89	5Alp Cep	2.4510	8000.0	96	12161	No
322	GOM_NL__2PRFIN20040627_163213_000000502028_00083_12161_4270.N1	27-JUN-2004 16:32:13	Bright	50.000	74	11Bet Cas	2.2680	6600.0	100	12161	No
323	GOM_NL__2PRFIN20040627_163351_000000502028_00083_12161_4271.N1	27-JUN-2004 16:33:51	Bright	49.500	68	18Alp Cas	2.2250	4500.0	99	12161	No
324	GOM_NL__2PRFIN20040627_163630_000000432028_00083_12161_4272.N1	27-JUN-2004 16:36:30	Bright	42.500	160	23Gam Per	2.9300	4700.0	85	12161	No
325	GOM_NL__2PRFIN20040627_163809_000000472028_00083_12161_4273.N1	27-JUN-2004 16:38:09	Bright	46.500	175	39Del Per	3.0100	19400.	93	12161	No
326	GOM_NL__2PRFIN20040627_163955_000000472028_00083_12161_4274.N1	27-JUN-2004 16:39:55	Bright	47.000	73	57Gam1And	2.2600	13100.	94	12161	No
327	GOM_NL__2PRFIN20040627_164222_000000802028_00083_12161_4275.N1	27-JUN-2004 16:42:22	TwI_and_stray	80.000	53	43Bet And	2.0480	3300.0	160	12161	No
328	GOM_NL__2PRFIN20040627_164631_000000582028_00083_12161_4276.N1	27-JUN-2004 16:46:31	Dark	58.000	50	13Alp Ari	2.0070	4250.0	116	12161	No
329	GOM_NL__2PRFIN20040627_165126_000000512028_00083_12161_4277.N1	27-JUN-2004 16:51:26	Dark	51.000	94	92Alp Cet	2.5260	3100.0	102	12161	No
330	GOM_NL__2PRFIN20040627_165516_000000402028_00083_12161_4278.N1	27-JUN-2004 16:55:16	Dark	40.000	165	34Gam Eri	2.9500	3200.0	80	12161	No
331	GOM_NL__2PRFIN20040627_170333_000000422028_00083_12161_4279.N1	27-JUN-2004 17:03:33	Dark	42.000	157	The1Eri	2.9060	9300.0	84	12161	No
332	GOM_NL__2PRFIN20040627_170516_000000852028_00083_12161_4280.N1	27-JUN-2004 17:05:16	Dark	85.000	52	16Bet Cet	2.0370	4500.0	170	12161	No
333	GOM_NL__2PRFIN20040627_170937_000000512028_00084_12162_4248.N1	27-JUN-2004 17:09:37	Dark	50.500	9	Alp Eri	0.45300	24000.	101	12162	No
334	GOM_NL__2PRFIN20040627_171427_000000412028_00084_12162_4249.N1	27-JUN-2004 17:14:27	Dark	41.000	135	Bet Hyi	2.8200	5800.0	82	12162	No
335	GOM_NL__2PRFIN20040627_171646_000000552028_00084_12162_4250.N1	27-JUN-2004 17:16:46	Straylight	55.000	63	Bet Gru	2.1500	2800.0	110	12162	No
336	GOM_NL__2PRFIN20040627_171845_000000562028_00084_12162_4251.N1	27-JUN-2004 17:18:45	Straylight	55.500	31	Alp Gru	1.7340	15200.	111	12162	No
337	GOM_NL__2PRFIN20040627_172207_000000412028_00084_12162_4252.N1	27-JUN-2004 17:22:07	Straylight	40.500	43	Alp TrA	1.9100	4250.0	81	12162	No

338	GOM_NL__2PRFIN20040627_172529_000000462028_00084_12162_4253.N1	27-JUN-2004 17:25:29	Straylight	45.500	141	Bet Ara	2.8400	4600.0	91	12162	No
339	GOM_NL__2PRFIN20040627_172656_000000382028_00084_12162_4254.N1	27-JUN-2004 17:26:56	Straylight	38.000	147	Alp Ara	2.8770	26000.	76	12162	No
340	GOM_NL__2PRFIN20040627_172843_000000432028_00084_12162_4255.N1	27-JUN-2004 17:28:43	Twi_and_stray	42.500	40	The Sco	1.8590	7100.0	85	12162	No
341	GOM_NL__2PRFIN20040627_173023_000000422028_00084_12162_4256.N1	27-JUN-2004 17:30:23	Twi_and_stray	42.000	25	35Lam Sco	1.6200	28000.	84	12162	No
342	GOM_NL__2PRFIN20040627_173146_000000562028_00084_12162_4257.N1	27-JUN-2004 17:31:46	Bright	56.000	116	19Del Sgr	2.7000	4100.0	112	12162	No
343	GOM_NL__2PRFIN20040627_173353_000000502028_00084_12162_4258.N1	27-JUN-2004 17:33:53	Bright	50.000	155	41Pi Sgr	2.9000	6600.0	100	12162	No
344	GOM_NL__2PRFIN20040627_173639_000000382028_00084_12162_4259.N1	27-JUN-2004 17:36:39	Bright	37.500	86	35Eta Oph	2.4300	10200.	75	12162	No
345	GOM_NL__2PRFIN20040627_173822_000000392028_00084_12162_4260.N1	27-JUN-2004 17:38:22	Bright	38.500	98	13Zet Oph	2.5710	30000.	77	12162	No
346	GOM_NL__2PRFIN20040627_174031_000000392028_00084_12162_4261.N1	27-JUN-2004 17:40:31	Bright	38.500	120	1Del Oph	2.7340	3200.0	77	12162	No
347	GOM_NL__2PRFIN20040627_174225_000000402028_00084_12162_4262.N1	27-JUN-2004 17:42:25	Bright	39.500	126	60Bet Oph	2.7700	4250.0	79	12162	No
348	GOM_NL__2PRFIN20040627_174447_000000402028_00084_12162_4263.N1	27-JUN-2004 17:44:47	Bright	39.500	59	55Alp Oph	2.0800	8900.0	79	12162	No
349	GOM_NL__2PRFIN20040627_174721_000000382028_00084_12162_4264.N1	27-JUN-2004 17:47:21	Bright	37.500	127	27Bet Her	2.7810	4700.0	75	12162	No
350	GOM_NL__2PRFIN20040627_174925_000000392028_00084_12162_4265.N1	27-JUN-2004 17:49:25	Bright	38.500	67	5Alp CrB	2.2210	11000.	77	12162	No
351	GOM_NL__2PRFIN20040627_175355_000000602028_00084_12162_4266.N1	27-JUN-2004 17:53:55	Bright	60.000	5	3Alp Lyr	0.033000	11000.	120	12162	No
352	GOM_NL__2PRFIN20040627_175619_000000402028_00084_12162_4267.N1	27-JUN-2004 17:56:19	Bright	40.000	130	23Bet Dra	2.7990	5800.0	80	12162	No
353	GOM_NL__2PRFIN20040627_175833_000000382028_00084_12162_4268.N1	27-JUN-2004 17:58:33	Bright	37.500	119	14Eta Dra	2.7270	4700.0	75	12162	No
354	GOM_NL__2PRFIN20040627_180534_000000492028_00084_12162_4269.N1	27-JUN-2004 18:05:34	Bright	49.000	89	5Alp Cep	2.4510	8000.0	98	12162	No
355	GOM_NL__2PRFIN20040627_181248_000000692028_00084_12162_4270.N1	27-JUN-2004 18:12:48	Bright	69.000	74	11Bet Cas	2.2680	6600.0	138	12162	No
356	GOM_NL__2PRFIN20040627_181426_000000512028_00084_12162_4271.N1	27-JUN-2004 18:14:26	Bright	51.000	68	18Alp Cas	2.2250	4500.0	102	12162	No
357	GOM_NL__2PRFIN20040627_181706_000000552028_00084_12162_4272.N1	27-JUN-2004 18:17:06	Bright	55.000	160	23Gam Per	2.9300	4700.0	110	12162	No
358	GOM_NL__2PRFIN20040627_181845_000000452028_00084_12162_4273.N1	27-JUN-2004 18:18:45	Bright	45.000	175	39Del Per	3.0100	19400.	90	12162	No
359	GOM_NL__2PRFIN20040627_182030_000000502028_00084_12162_4274.N1	27-JUN-2004 18:20:30	Bright	49.500	73	57Gam1And	2.2600	13100.	99	12162	No
360	GOM_NL__2PRFIN20040627_182300_000000682028_00084_12162_4275.N1	27-JUN-2004 18:23:00	Twi_and_stray	68.000	53	43Bet And	2.0480	3300.0	136	12162	No
361	GOM_NL__2PRFIN20040627_182708_000000562028_00084_12162_4276.N1	27-JUN-2004 18:27:08	Dark	55.500	50	13Alp Ari	2.0070	4250.0	111	12162	No
362	GOM_NL__2PRFIN20040627_183202_000000492028_00084_12162_4277.N1	27-JUN-2004 18:32:02	Dark	49.000	94	92Alp Cet	2.5260	3100.0	98	12162	No
363	GOM_NL__2PRFIN20040627_183552_000000392028_00084_12162_4278.N1	27-JUN-2004 18:35:52	Dark	39.000	165	34Gam Eri	2.9500	3200.0	78	12162	No
364	GOM_NL__2PRFIN20040627_184410_000000402028_00084_12162_4279.N1	27-JUN-2004 18:44:10	Dark	40.000	157	The1Eri	2.9060	9300.0	80	12162	No
365	GOM_NL__2PRFIN20040627_184553_000000812028_00084_12162_4280.N1	27-JUN-2004 18:45:53	Dark	81.000	52	16Bet Cet	2.0370	4500.0	162	12162	No
366	GOM_NL__2PRFIN20040627_185014_000000542028_00085_12163_4248.N1	27-JUN-2004 18:50:14	Dark	53.500	9	Alp Eri	0.45300	24000.	107	12163	No
367	GOM_NL__2PRFIN20040627_185503_000000412028_00085_12163_4249.N1	27-JUN-2004 18:55:03	Dark	41.000	135	Bet Hyi	2.8200	5800.0	82	12163	No
368	GOM_NL__2PRFIN20040627_185723_000000662028_00085_12163_4250.N1	27-JUN-2004 18:57:23	Straylight	66.000	63	Bet Gru	2.1500	2800.0	132	12163	No
369	GOM_NL__2PRFIN20040627_185922_000000502028_00085_12163_4251.N1	27-JUN-2004 18:59:22	Straylight	50.000	31	Alp Gru	1.7340	15200.	100	12163	No
370	GOM_NL__2PRFIN20040627_190244_000000402028_00085_12163_4252.N1	27-JUN-2004 19:02:44	Straylight	40.000	43	Alp TrA	1.9100	4250.0	80	12163	No
371	GOM_NL__2PRFIN20040627_190605_000000482028_00085_12163_4253.N1	27-JUN-2004 19:06:05	Straylight	47.500	141	Bet Ara	2.8400	4600.0	95	12163	No
372	GOM_NL__2PRFIN20040627_190732_000000392028_00085_12163_4254.N1	27-JUN-2004 19:07:32	Straylight	38.500	147	Alp Ara	2.8770	26000.	77	12163	No
373	GOM_NL__2PRFIN20040627_190919_000000442028_00085_12163_4255.N1	27-JUN-2004 19:09:19	Twi_and_stray	44.000	40	The Sco	1.8590	7100.0	88	12163	No
374	GOM_NL__2PRFIN20040627_191059_000000432028_00085_12163_4256.N1	27-JUN-2004 19:10:59	Twi_and_stray	42.500	25	35Lam Sco	1.6200	28000.	85	12163	No
375	GOM_NL__2PRFIN20040627_191223_000000562028_00085_12163_4257.N1	27-JUN-2004 19:12:23	Bright	56.000	116	19Del Sgr	2.7000	4100.0	112	12163	No
376	GOM_NL__2PRFIN20040627_191430_000000482028_00085_12163_4258.N1	27-JUN-2004 19:14:30	Bright	48.000	155	41Pi Sgr	2.9000	6600.0	96	12163	No
377	GOM_NL__2PRFIN20040627_191715_000000392028_00085_12163_4259.N1	27-JUN-2004 19:17:15	Bright	38.500	86	35Eta Oph	2.4300	10200.	77	12163	No
378	GOM_NL__2PRFIN20040627_191859_000000382028_00085_12163_4260.N1	27-JUN-2004 19:18:59	Bright	38.000	98	13Zet Oph	2.5710	30000.	76	12163	No
379	GOM_NL__2PRFIN20040627_192107_000000372028_00085_12163_4261.N1	27-JUN-2004 19:21:07	Bright	37.000	120	1Del Oph	2.7340	3200.0	74	12163	No
380	GOM_NL__2PRFIN20040627_192301_000000402028_00085_12163_4262.N1	27-JUN-2004 19:23:01	Bright	39.500	126	60Bet Oph	2.7700	4250.0	79	12163	No
381	GOM_NL__2PRFIN20040627_192522_000000382028_00085_12163_4263.N1	27-JUN-2004 19:25:22	Bright	38.000	59	55Alp Oph	2.0800	8900.0	76	12163	No
382	GOM_NL__2PRFIN20040627_192757_000000382028_00085_12163_4264.N1	27-JUN-2004 19:27:57	Bright	37.500	127	27Bet Her	2.7810	4700.0	75	12163	No
383	GOM_NL__2PRFIN20040627_193001_000000392028_00085_12163_4265.N1	27-JUN-2004 19:30:01	Bright	39.000	67	5Alp CrB	2.2210	11000.	78	12163	No
384	GOM_NL__2PRFIN20040627_193431_000000462028_00085_12163_4266.N1	27-JUN-2004 19:34:31	Bright	45.500	5	3Alp Lyr	0.033000	11000.	91	12163	No
385	GOM_NL__2PRFIN20040627_193654_000000412028_00085_12163_4267.N1	27-JUN-2004 19:36:54	Bright	40.500	130	23Bet Dra	2.7990	5800.0	81	12163	No
386	GOM_NL__2PRFIN20040627_193909_000000392028_00085_12163_4268.N1	27-JUN-2004 19:39:09	Bright	39.000	119	14Eta Dra	2.7270	4700.0	78	12163	No
387	GOM_NL__2PRFIN20040627_194610_000000472028_00085_12163_4269.N1	27-JUN-2004 19:46:10	Bright	46.500	89	5Alp Cep	2.4510	8000.0	93	12163	No
388	GOM_NL__2PRFIN20040627_195323_000000502028_00085_12163_4270.N1	27-JUN-2004 19:53:23	Bright	49.500	74	11Bet Cas	2.2680	6600.0	99	12163	No
389	GOM_NL__2PRFIN20040627_195502_000000502028_00085_12163_4271.N1	27-JUN-2004 19:55:02	Bright	49.500	68	18Alp Cas	2.2250	4500.0	99	12163	No
390	GOM_NL__2PRFIN20040627_195741_000000372028_00085_12163_4272.N1	27-JUN-2004 19:57:41	Bright	37.000	160	23Gam Per	2.9300	4700.0	74	12163	No
391	GOM_NL__2PRFIN20040627_195921_000000412028_00085_12163_4273.N1	27-JUN-2004 19:59:21	Bright	40.500	175	39Del Per	3.0100	19400.	81	12163	No
392	GOM_NL__2PRFIN20040627_200106_000000482028_00085_12163_4274.N1	27-JUN-2004 20:01:06	Bright	48.000	73	57Gam1And	2.2600	13100.	96	12163	No
393	GOM_NL__2PRFIN20040627_200336_000000772028_00085_12163_4275.N1	27-JUN-2004 20:03:36	Twi_and_stray	77.000	53	43Bet And	2.0480	3300.0	154	12163	No
394	GOM_NL__2PRFIN20040627_200744_000000572028_00085_12163_4276.N1	27-JUN-2004 20:07:44	Dark	56.500	50	13Alp Ari	2.0070	4250.0	113	12163	No
395	GOM_NL__2PRFIN20040627_201238_000000472028_00085_12163_4277.N1	27-JUN-2004 20:12:38	Dark	46.500	94	92Alp Cet	2.5260	3100.0	93	12163	No
396	GOM_NL__2PRFIN20040627_201629_000000432028_00085_12163_4278.N1	27-JUN-2004 20:16:29	Dark	42.500	165	34Gam Eri	2.9500	3200.0	85	12163	No

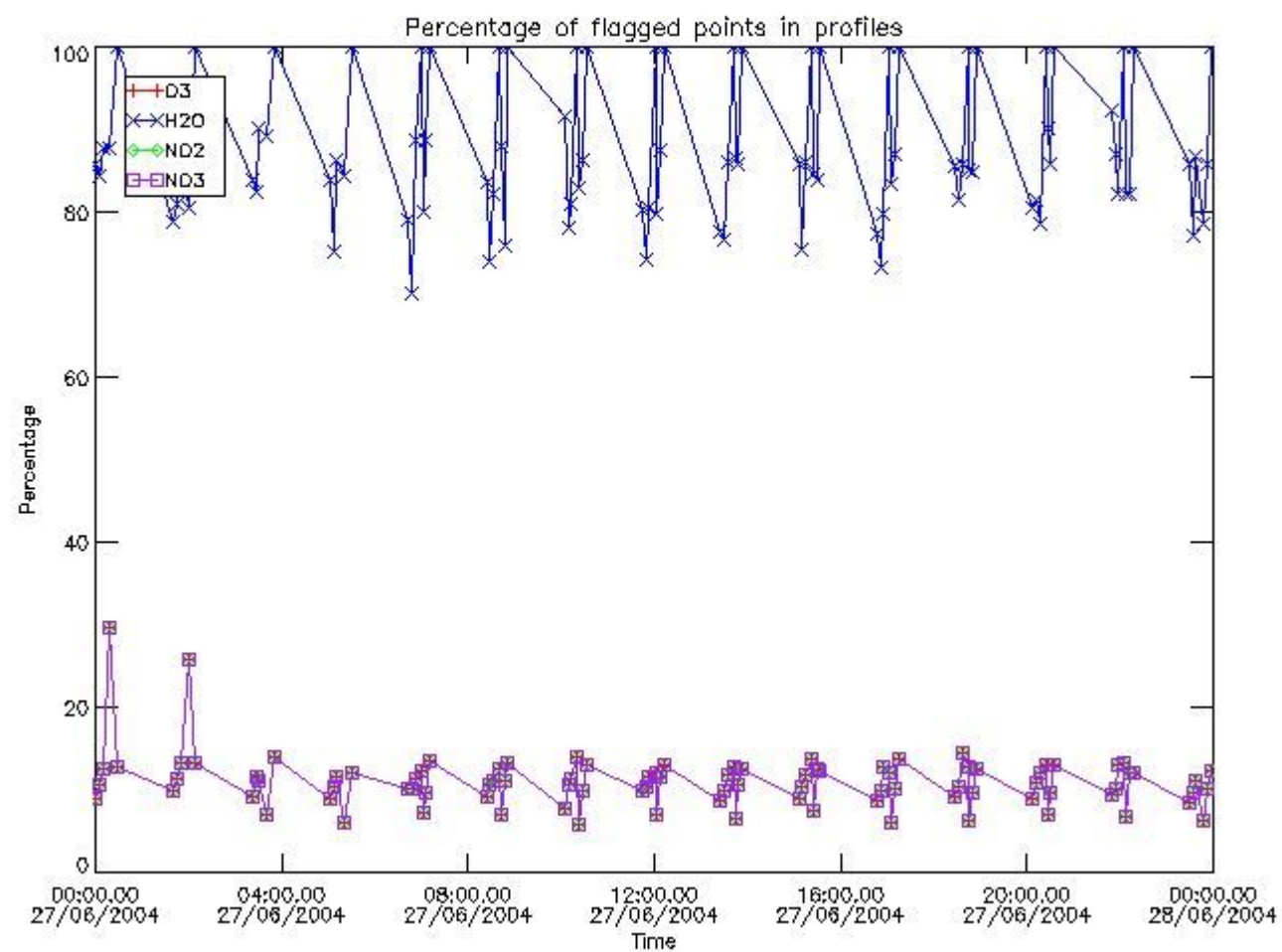
397	GOM_NL__2PRFIN20040627_202446_000000402028_00085_12163_4279.N1	27-JUN-2004 20:24:46	Dark	39.500	157	The1Eri	2.9060	9300.0	79	12163	No
398	GOM_NL__2PRFIN20040627_202631_000000862028_00085_12163_4280.N1	27-JUN-2004 20:26:31	Dark	86.000	52	16Bet Cet	2.0370	4500.0	172	12163	No
399	GOM_NL__2PRFIN20040627_203050_000000532028_00086_12164_4248.N1	27-JUN-2004 20:30:50	Dark	53.000	9	Alp Eri	0.45300	24000.	106	12164	No
400	GOM_NL__2PRFIN20040627_203540_000000402028_00086_12164_4249.N1	27-JUN-2004 20:35:40	Dark	39.500	135	Bet Hyi	2.8200	5800.0	79	12164	No
401	GOM_NL__2PRFIN20040627_203800_000000602028_00086_12164_4250.N1	27-JUN-2004 20:38:00	Straylight	60.000	63	Bet Gru	2.1500	2800.0	120	12164	No
402	GOM_NL__2PRFIN20040627_203959_000000542028_00086_12164_4251.N1	27-JUN-2004 20:39:59	Straylight	53.500	31	Alp Gru	1.7340	15200.	107	12164	No
403	GOM_NL__2PRFIN20040627_204320_000000502028_00086_12164_4252.N1	27-JUN-2004 20:43:20	Straylight	49.500	43	Alp TrA	1.9100	4250.0	99	12164	No
404	GOM_NL__2PRFIN20040627_204641_000000502028_00086_12164_4253.N1	27-JUN-2004 20:46:41	Straylight	49.500	141	Bet Ara	2.8400	4600.0	99	12164	No
405	GOM_NL__2PRFIN20040627_204807_000000402028_00086_12164_4254.N1	27-JUN-2004 20:48:07	Straylight	39.500	147	Alp Ara	2.8770	26000.	79	12164	No
406	GOM_NL__2PRFIN20040627_204955_000000442028_00086_12164_4255.N1	27-JUN-2004 20:49:55	Twi_and_stray	43.500	40	The Sco	1.8590	7100.0	87	12164	No
407	GOM_NL__2PRFIN20040627_205135_000000442028_00086_12164_4256.N1	27-JUN-2004 20:51:35	Twi_and_stray	44.000	25	35Lam Sco	1.6200	28000.	88	12164	No
408	GOM_NL__2PRFIN20040627_205258_000000562028_00086_12164_4257.N1	27-JUN-2004 20:52:58	Bright	56.000	116	19Del Sgr	2.7000	4100.0	112	12164	No
409	GOM_NL__2PRFIN20040627_205506_000000482028_00086_12164_4258.N1	27-JUN-2004 20:55:06	Bright	47.500	155	41Pi Sgr	2.9000	6600.0	95	12164	No
410	GOM_NL__2PRFIN20040627_205750_000000382028_00086_12164_4259.N1	27-JUN-2004 20:57:50	Bright	38.000	86	35Eta Oph	2.4300	10200.	76	12164	No
411	GOM_NL__2PRFIN20040627_205934_000000382028_00086_12164_4260.N1	27-JUN-2004 20:59:34	Bright	38.000	98	13Zet Oph	2.5710	30000.	76	12164	No
412	GOM_NL__2PRFIN20040627_210142_000000392028_00086_12164_4261.N1	27-JUN-2004 21:01:42	Bright	38.500	120	1Del Oph	2.7340	3200.0	77	12164	No
413	GOM_NL__2PRFIN20040627_210335_000000412028_00086_12164_4262.N1	27-JUN-2004 21:03:35	Bright	40.500	126	60Bet Oph	2.7700	4250.0	81	12164	No
414	GOM_NL__2PRFIN20040627_210558_000000392028_00086_12164_4263.N1	27-JUN-2004 21:05:58	Bright	39.000	59	55Alp Oph	2.0800	8900.0	78	12164	No
415	GOM_NL__2PRFIN20040627_210832_000000392028_00086_12164_4264.N1	27-JUN-2004 21:08:32	Bright	39.000	127	27Bet Her	2.7810	4700.0	78	12164	No
416	GOM_NL__2PRFIN20040627_211037_000000392028_00086_12164_4265.N1	27-JUN-2004 21:10:37	Bright	39.000	67	5Alp CrB	2.2210	11000.	78	12164	No
417	GOM_NL__2PRFIN20040627_211506_000000432028_00086_12164_4266.N1	27-JUN-2004 21:15:06	Bright	42.500	5	3Alp Lyr	0.033000	11000.	85	12164	No
418	GOM_NL__2PRFIN20040627_211730_000000412028_00086_12164_4267.N1	27-JUN-2004 21:17:30	Bright	40.500	130	23Bet Dra	2.7990	5800.0	81	12164	No
419	GOM_NL__2PRFIN20040627_211944_000000392028_00086_12164_4268.N1	27-JUN-2004 21:19:44	Bright	38.500	119	14Eta Dra	2.7270	4700.0	77	12164	No
420	GOM_NL__2PRFIN20040627_212644_000000482028_00086_12164_4269.N1	27-JUN-2004 21:26:44	Bright	48.000	89	5Alp Cep	2.4510	8000.0	96	12164	No
421	GOM_NL__2PRFIN20040627_213359_000000472028_00086_12164_4270.N1	27-JUN-2004 21:33:59	Bright	46.500	74	11Bet Cas	2.2680	6600.0	93	12164	No
422	GOM_NL__2PRFIN20040627_213538_000000492028_00086_12164_4271.N1	27-JUN-2004 21:35:38	Bright	49.000	68	18Alp Cas	2.2250	4500.0	98	12164	No
423	GOM_NL__2PRFIN20040627_213817_000000552028_00086_12164_4272.N1	27-JUN-2004 21:38:17	Bright	54.500	160	23Gam Per	2.9300	4700.0	109	12164	No
424	GOM_NL__2PRFIN20040627_213957_000000532028_00086_12164_4273.N1	27-JUN-2004 21:39:57	Bright	53.000	175	39Del Per	3.0100	19400.	106	12164	No
425	GOM_NL__2PRFIN20040627_214142_000000482028_00086_12164_4274.N1	27-JUN-2004 21:41:42	Bright	47.500	73	57Gam1And	2.2600	13100.	95	12164	No
426	GOM_NL__2PRFIN20040627_214412_000000692028_00086_12164_4275.N1	27-JUN-2004 21:44:12	Twi_and_stray	69.000	53	43Bet And	2.0480	3300.0	138	12164	No
427	GOM_NL__2PRFIN20040627_214820_000000602028_00086_12164_4276.N1	27-JUN-2004 21:48:20	Dark	59.500	50	13Alp Ari	2.0070	4250.0	119	12164	No
428	GOM_NL__2PRFIN20040627_215314_000000512028_00086_12164_4277.N1	27-JUN-2004 21:53:14	Dark	50.500	94	92Alp Cet	2.5260	3100.0	101	12164	No
429	GOM_NL__2PRFIN20040627_215704_000000402028_00086_12164_4278.N1	27-JUN-2004 21:57:04	Dark	39.500	165	34Gam Eri	2.9500	3200.0	79	12164	No
430	GOM_NL__2PRFIN20040627_220522_000000422028_00086_12164_4279.N1	27-JUN-2004 22:05:22	Dark	42.000	157	The1Eri	2.9060	9300.0	84	12164	No
431	GOM_NL__2PRFIN20040627_220708_000000772028_00086_12164_4280.N1	27-JUN-2004 22:07:08	Dark	76.500	52	16Bet Cet	2.0370	4500.0	153	12164	No
432	GOM_NL__2PRFIN20040627_221126_000000432028_00087_12165_4248.N1	27-JUN-2004 22:11:26	Dark	42.500	9	Alp Eri	0.45300	24000.	85	12165	No
433	GOM_NL__2PRFIN20040627_221613_000000432028_00087_12165_4249.N1	27-JUN-2004 22:16:13	Dark	42.500	135	Bet Hyi	2.8200	5800.0	85	12165	No
434	GOM_NL__2PRFIN20040627_221837_000000542028_00087_12165_4250.N1	27-JUN-2004 22:18:37	Straylight	54.000	63	Bet Gru	2.1500	2800.0	108	12165	No
435	GOM_NL__2PRFIN20040627_222036_000000522028_00087_12165_4251.N1	27-JUN-2004 22:20:36	Straylight	51.500	31	Alp Gru	1.7340	15200.	103	12165	No
436	GOM_NL__2PRFIN20040627_222355_000000502028_00087_12165_4252.N1	27-JUN-2004 22:23:55	Straylight	50.000	43	Alp TrA	1.9100	4250.0	100	12165	No
437	GOM_NL__2PRFIN20040627_222717_000000422028_00087_12165_4253.N1	27-JUN-2004 22:27:17	Straylight	41.500	141	Bet Ara	2.8400	4600.0	83	12165	No
438	GOM_NL__2PRFIN20040627_222843_000000412028_00087_12165_4254.N1	27-JUN-2004 22:28:43	Straylight	41.000	147	Alp Ara	2.8770	26000.	82	12165	No
439	GOM_NL__2PRFIN20040627_223031_000000452028_00087_12165_4255.N1	27-JUN-2004 22:30:31	Twi_and_stray	44.500	40	The Sco	1.8590	7100.0	89	12165	No
440	GOM_NL__2PRFIN20040627_223209_000000442028_00087_12165_4256.N1	27-JUN-2004 22:32:09	Twi_and_stray	44.000	25	35Lam Sco	1.6200	28000.	88	12165	No
441	GOM_NL__2PRFIN20040627_223335_000000502028_00087_12165_4257.N1	27-JUN-2004 22:33:35	Bright	49.500	116	19Del Sgr	2.7000	4100.0	99	12165	No
442	GOM_NL__2PRFIN20040627_223541_000000482028_00087_12165_4258.N1	27-JUN-2004 22:35:41	Bright	48.000	155	41Pi Sgr	2.9000	6600.0	96	12165	No
443	GOM_NL__2PRFIN20040627_223826_000000392028_00087_12165_4259.N1	27-JUN-2004 22:38:26	Bright	38.500	86	35Eta Oph	2.4300	10200.	77	12165	No
444	GOM_NL__2PRFIN20040627_224010_000000392028_00087_12165_4260.N1	27-JUN-2004 22:40:10	Bright	39.000	98	13Zet Oph	2.5710	30000.	78	12165	No
445	GOM_NL__2PRFIN20040627_224218_000000392028_00087_12165_4261.N1	27-JUN-2004 22:42:18	Bright	38.500	120	1Del Oph	2.7340	3200.0	77	12165	No
446	GOM_NL__2PRFIN20040627_224412_000000402028_00087_12165_4262.N1	27-JUN-2004 22:44:12	Bright	39.500	126	60Bet Oph	2.7700	4250.0	79	12165	No
447	GOM_NL__2PRFIN20040627_224634_000000392028_00087_12165_4263.N1	27-JUN-2004 22:46:34	Bright	39.000	59	55Alp Oph	2.0800	8900.0	78	12165	No
448	GOM_NL__2PRFIN20040627_224908_000000362028_00087_12165_4264.N1	27-JUN-2004 22:49:08	Bright	35.500	127	27Bet Her	2.7810	4700.0	71	12165	No
449	GOM_NL__2PRFIN20040627_225113_000000412028_00087_12165_4265.N1	27-JUN-2004 22:51:13	Bright	40.500	67	5Alp CrB	2.2210	11000.	81	12165	No
450	GOM_NL__2PRFIN20040627_225542_000000452028_00087_12165_4266.N1	27-JUN-2004 22:55:42	Bright	45.000	5	3Alp Lyr	0.033000	11000.	90	12165	No
451	GOM_NL__2PRFIN20040627_225805_000000382028_00087_12165_4267.N1	27-JUN-2004 22:58:05	Bright	38.000	130	23Bet Dra	2.7990	5800.0	76	12165	No
452	GOM_NL__2PRFIN20040627_230021_000000382028_00087_12165_4268.N1	27-JUN-2004 23:00:21	Bright	37.500	119	14Eta Dra	2.7270	4700.0	75	12165	No
453	GOM_NL__2PRFIN20040627_230416_000000382028_00087_12165_4269.N1	27-JUN-2004 23:04:16	Bright	38.000	60	7Bet UMi	2.0810	3950.0	76	12165	No
454	GOM_NL__2PRFIN20040627_230720_000000472028_00087_12165_4270.N1	27-JUN-2004 23:07:20	Bright	46.500	89	5Alp Cep	2.4510	8000.0	93	12165	No
455	GOM_NL__2PRFIN20040627_231434_000000512028_00087_12165_4271.N1	27-JUN-2004 23:14:34	Bright	50.500	74	11Bet Cas	2.2680	6600.0	101	12165	No

456	GOM_NL__2PRFIN20040627_231613_000000482028_00087_12165_4272.N1	27-JUN-2004 23:16:13	Bright	47.500	68	18Alp Cas	2.2250	4500.0	95	12165	No
457	GOM_NL__2PRFIN20040627_231853_000000392028_00087_12165_4273.N1	27-JUN-2004 23:18:53	Bright	38.500	160	23Gam Per	2.9300	4700.0	77	12165	No
458	GOM_NL__2PRFIN20040627_232033_000000362028_00087_12165_4274.N1	27-JUN-2004 23:20:33	Bright	35.500	175	39Del Per	3.0100	19400.	71	12165	No
459	GOM_NL__2PRFIN20040627_232218_000000502028_00087_12165_4275.N1	27-JUN-2004 23:22:18	Bright	49.500	73	57Gam1And	2.2600	13100.	99	12165	No
460	GOM_NL__2PRFIN20040627_232448_000000762028_00087_12165_4276.N1	27-JUN-2004 23:24:48	Twilight	75.500	53	43Bet And	2.0480	3300.0	151	12165	No
461	GOM_NL__2PRFIN20040627_232856_000000612028_00087_12165_4277.N1	27-JUN-2004 23:28:56	Dark	60.500	50	13Alp Ari	2.0070	4250.0	121	12165	No
462	GOM_NL__2PRFIN20040627_233350_000000532028_00087_12165_4278.N1	27-JUN-2004 23:33:50	Dark	53.000	94	92Alp Cet	2.5260	3100.0	106	12165	No
463	GOM_NL__2PRFIN20040627_233740_000000452028_00087_12165_4279.N1	27-JUN-2004 23:37:40	Dark	45.000	165	34Gam Eri	2.9500	3200.0	90	12165	No
464	GOM_NL__2PRFIN20040627_234746_000000802028_00087_12165_4280.N1	27-JUN-2004 23:47:46	Dark	80.000	52	16Bet Cet	2.0370	4500.0	160	12165	No
465	GOM_NL__2PRFIN20040627_235202_000000502028_00088_12166_4248.N1	27-JUN-2004 23:52:02	Dark	50.000	9	Alp Eri	0.45300	24000.	100	12166	No
466	GOM_NL__2PRFIN20040627_235651_000000422028_00088_12166_4249.N1	27-JUN-2004 23:56:51	Dark	41.500	135	Bet Hyi	2.8200	5800.0	83	12166	No
467	GOM_NL__2PRFIN20040627_235914_000000572028_00088_12166_4250.N1	27-JUN-2004 23:59:14	Straylight	56.500	63	Bet Gru	2.1500	2800.0	113	12166	No

3. Quality information per product

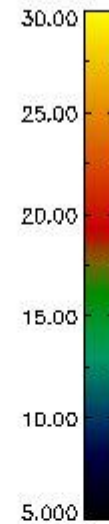
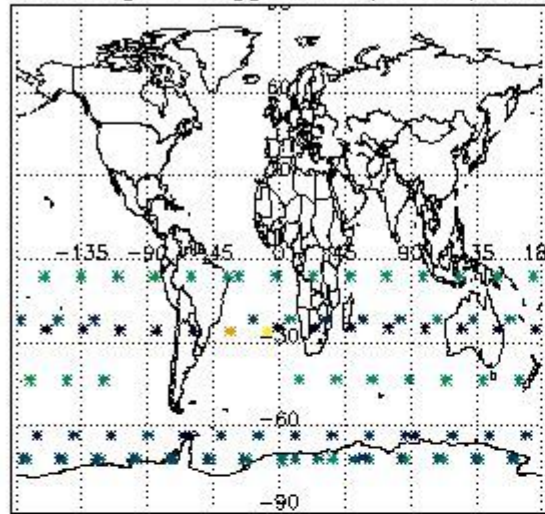
In this section it is plotted some information contained in the Quality Summary data set of the level 2 products. Only products in dark limb conditions and without errors (error flag in the MPH set to "0") are used.

3.1 Plot quality information per product (time dependant)

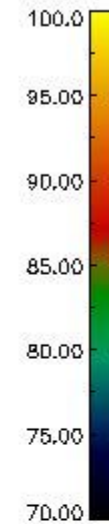
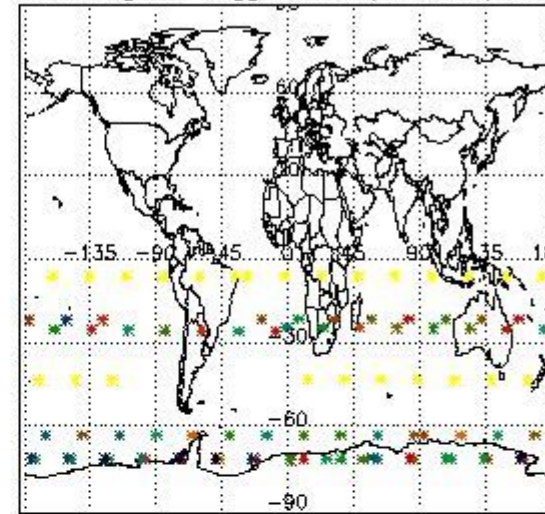


3.2 Plot quality information per product (world map)


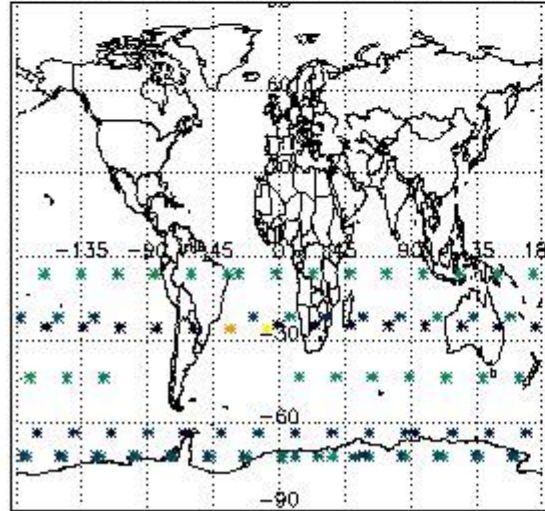
Percentage of flagged data per O3 profile



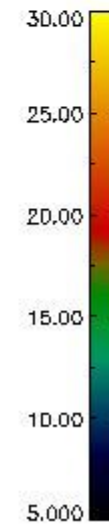
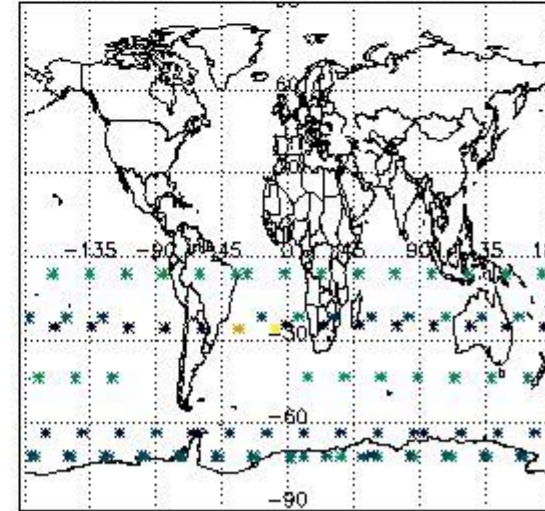
Percentage of flagged data per H2O profile



Percentage of flagged data per NO2 profile



Percentage of flagged data per NO3 profile

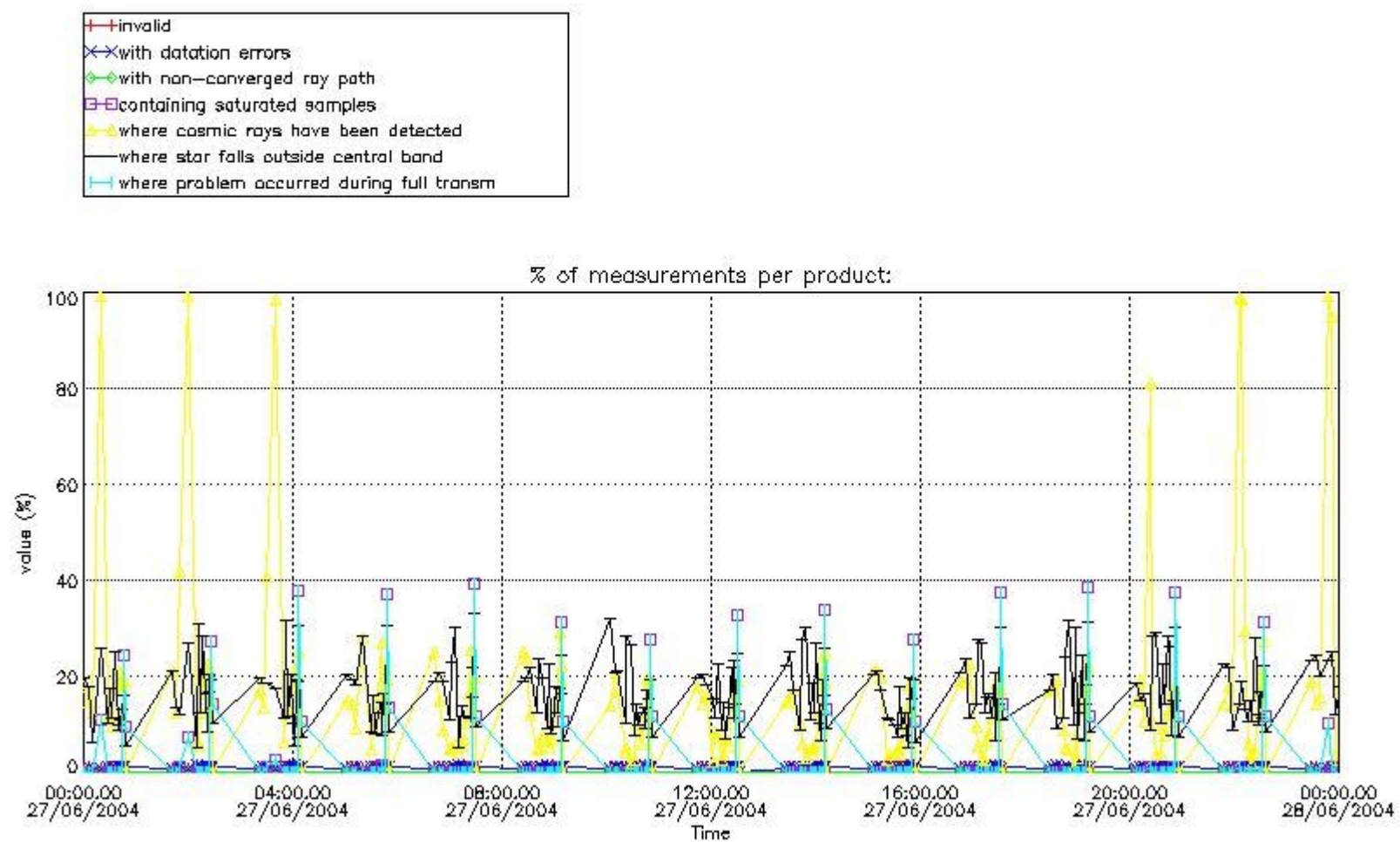


4. Level 1 quality information per product

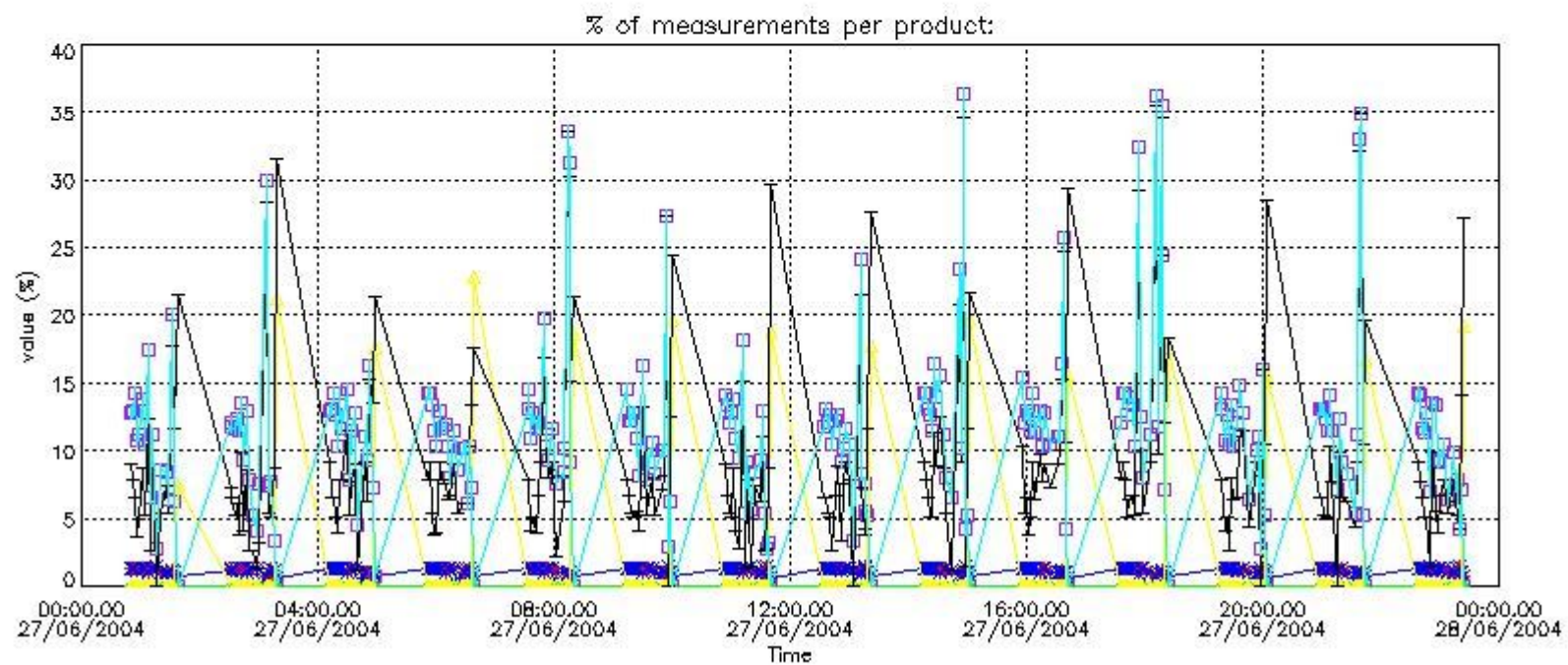
In this section it is plotted some information contained in the Quality Summary data set of the level 2 products that comes from the level 1b processing. Products without errors (error flag in the MPH set to "0") are used.

4.1 Plot quality information per product (time dependant) coming from level 1b processing

4.1.1 Plot level 1 quality information per product (time dependant): ENVISAT ASCENDING passes

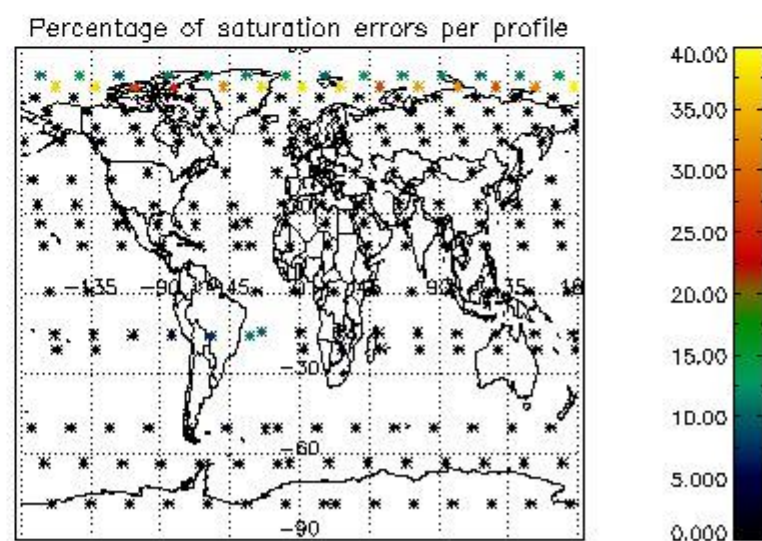
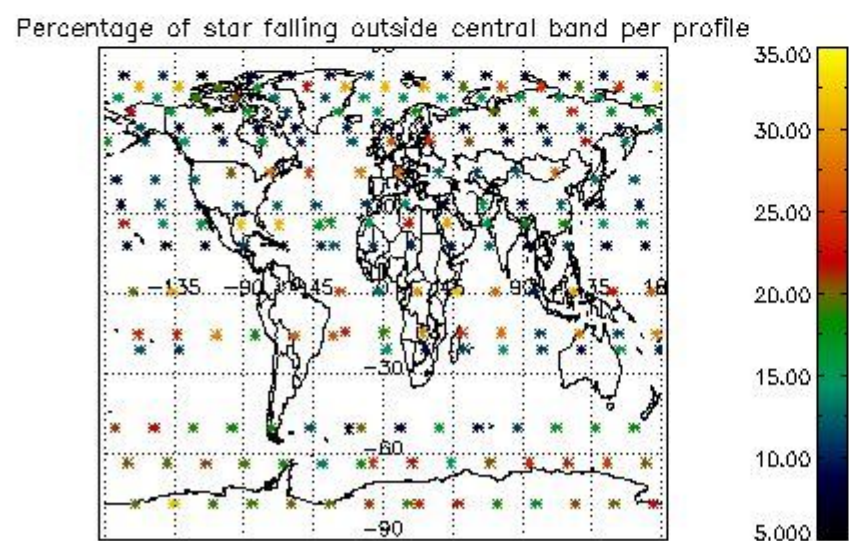
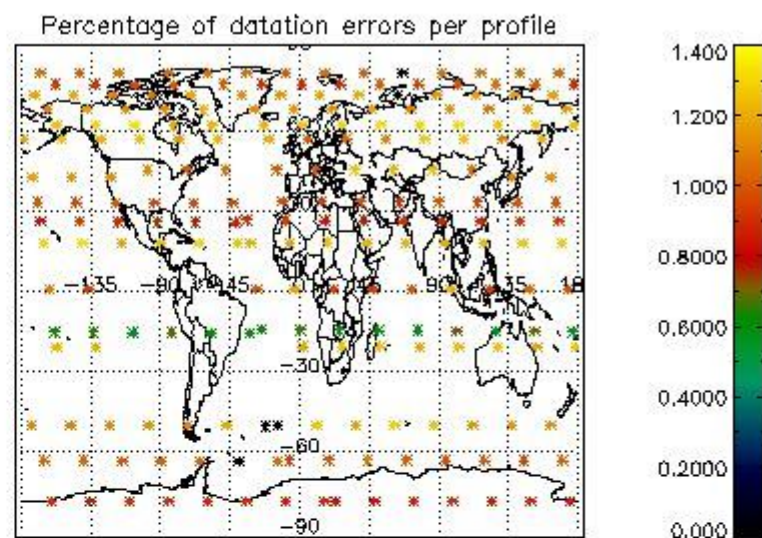
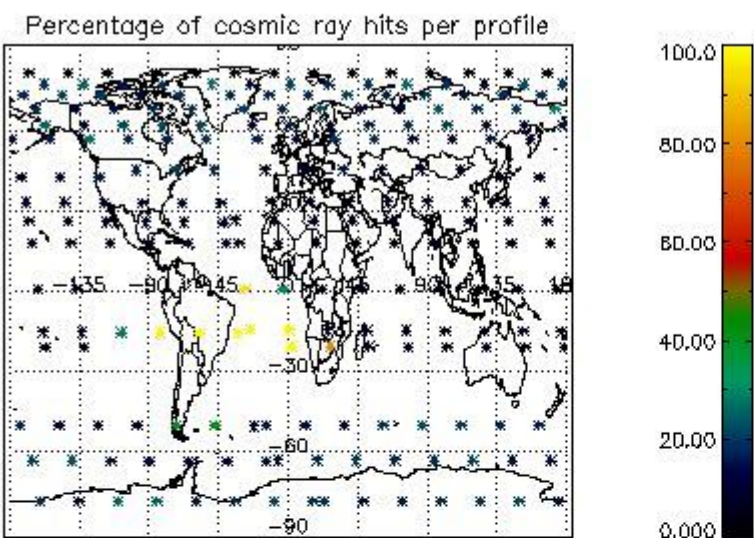


4.1.2 Plot level 1 quality information per product (time dependant): ENVI SAT DESCENDING passes

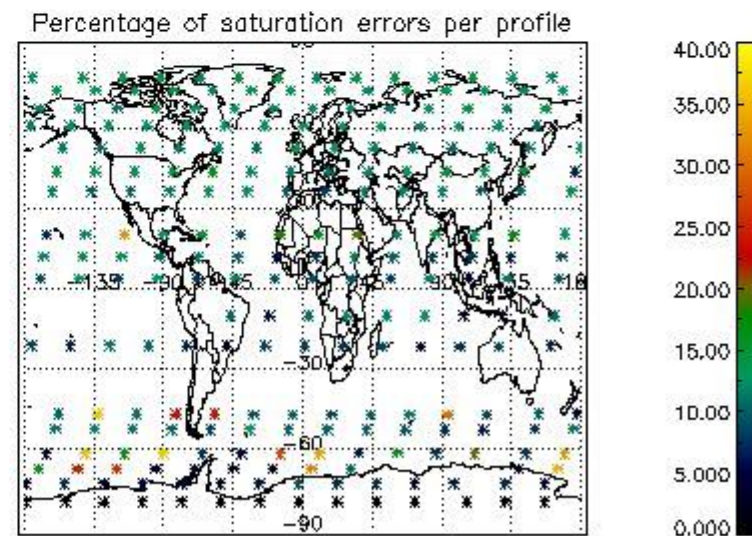
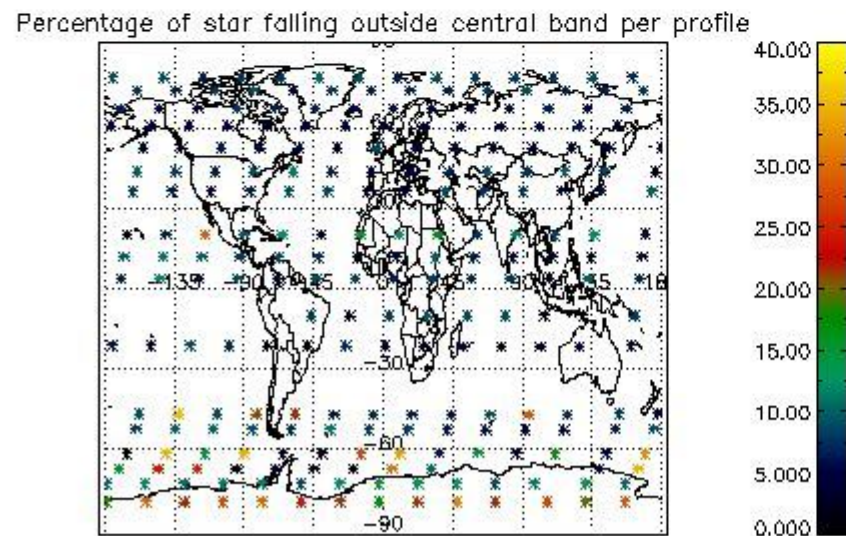
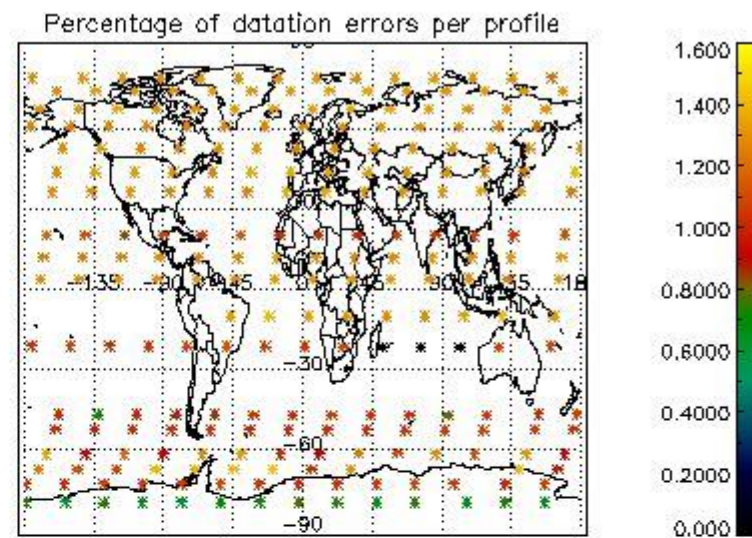
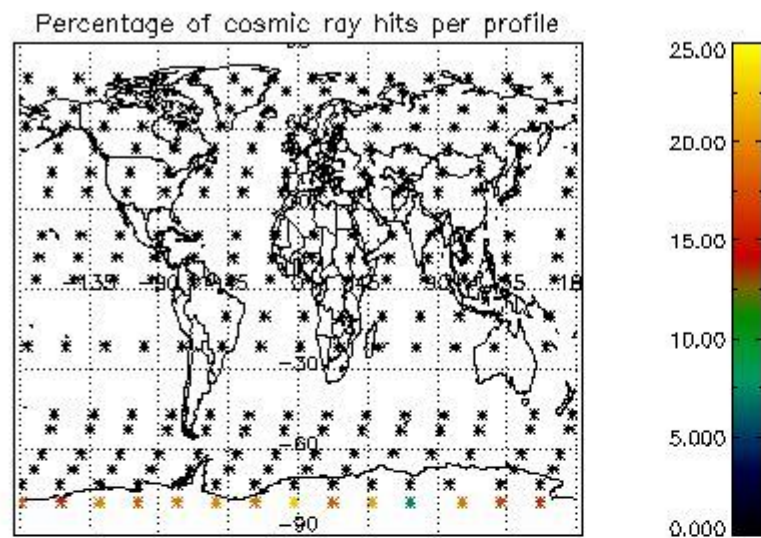


4.2 Plot quality information per product coming from level 1b processing (world map)

4.2.1 Plot level 1 quality information per product (world map): ENVISAT ASCENDING passes



4.2.2 Plot level 1 quality information per product (world map): ENVISAT DESCENDING passes



5. Trace gas profiles

5.1 Ozone statistics based on quality of products

The final quality of the products can be "measured" using the STD (Standard Deviation) attached to every point profile. This information is written to the parameter GOM_NL__2P/NL_LOCAL_SPECIES_DENSITY/o3_std of the level 2 products. The table below shows the statistics for given STD ranges.

The statistics are given with respect to the overall valid production:

- Products without fatal errors: GOM_NL__2P/MPH/PRODUCT_ERR=0
- Valid point profile: GOM_NL__2P/NL_LOCAL_SPECIES_DENSITY/pcd(0)=0

The 'Criteria' is applied to valid points of dark limb products:

- Products in dark limb illumination condition: GOM_NL__2P/NL_SUMMARY_QUALITY/obs_ill_cond=0
- Products without fatal errors: GOM_NL__2P/MPH/PRODUCT_ERR=0
- Valid point profile: GOM_NL__2P/NL_LOCAL_SPECIES_DENSITY/pcd(0)=0

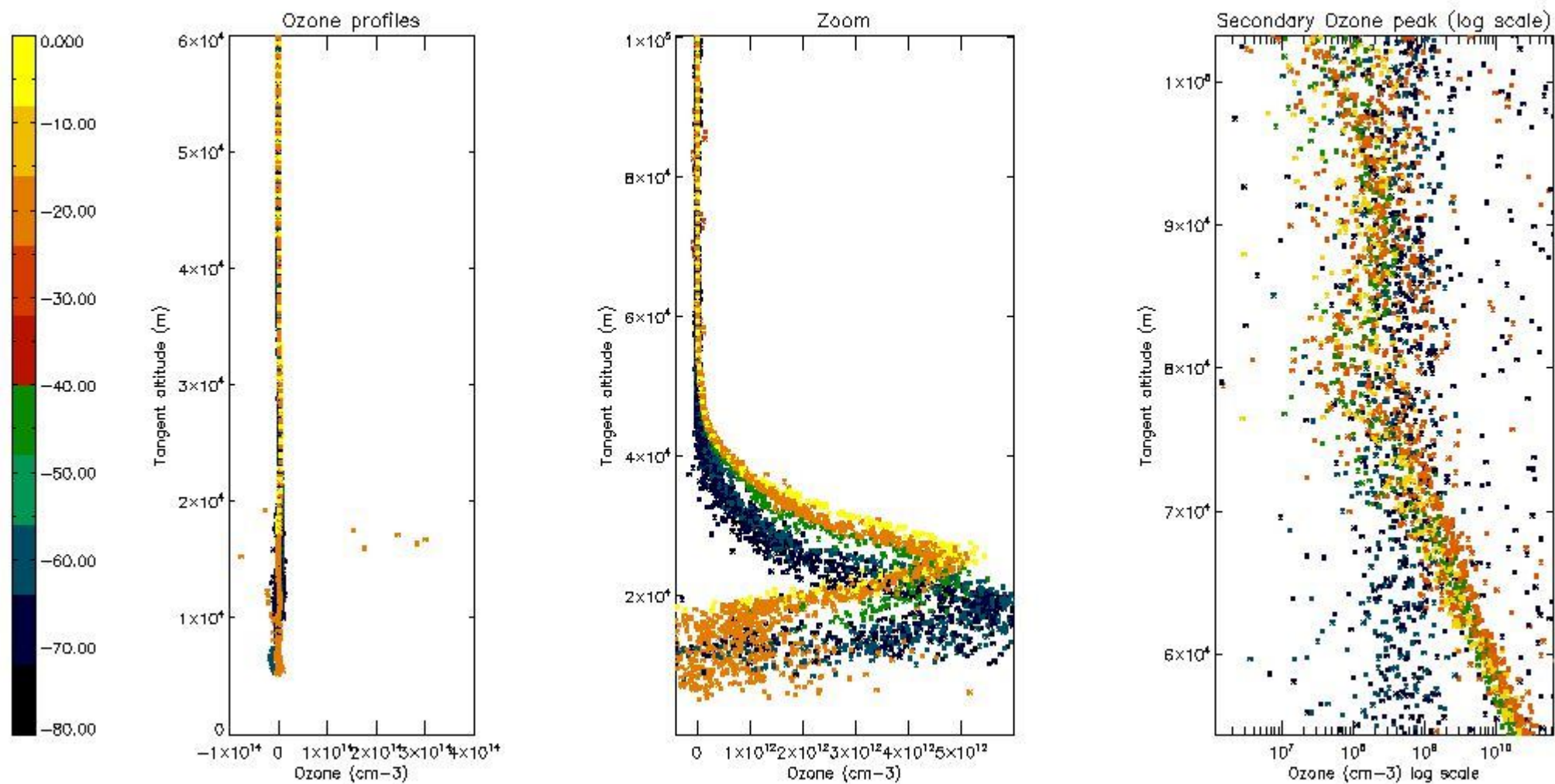
So, the table below shows the percentage of dark limb and valid observations for each criteria with respect to the overall valid daily observations.

Criteria	% of total production
All STD	24
STD < 20	8

STD < 10	5
STD < 5	2

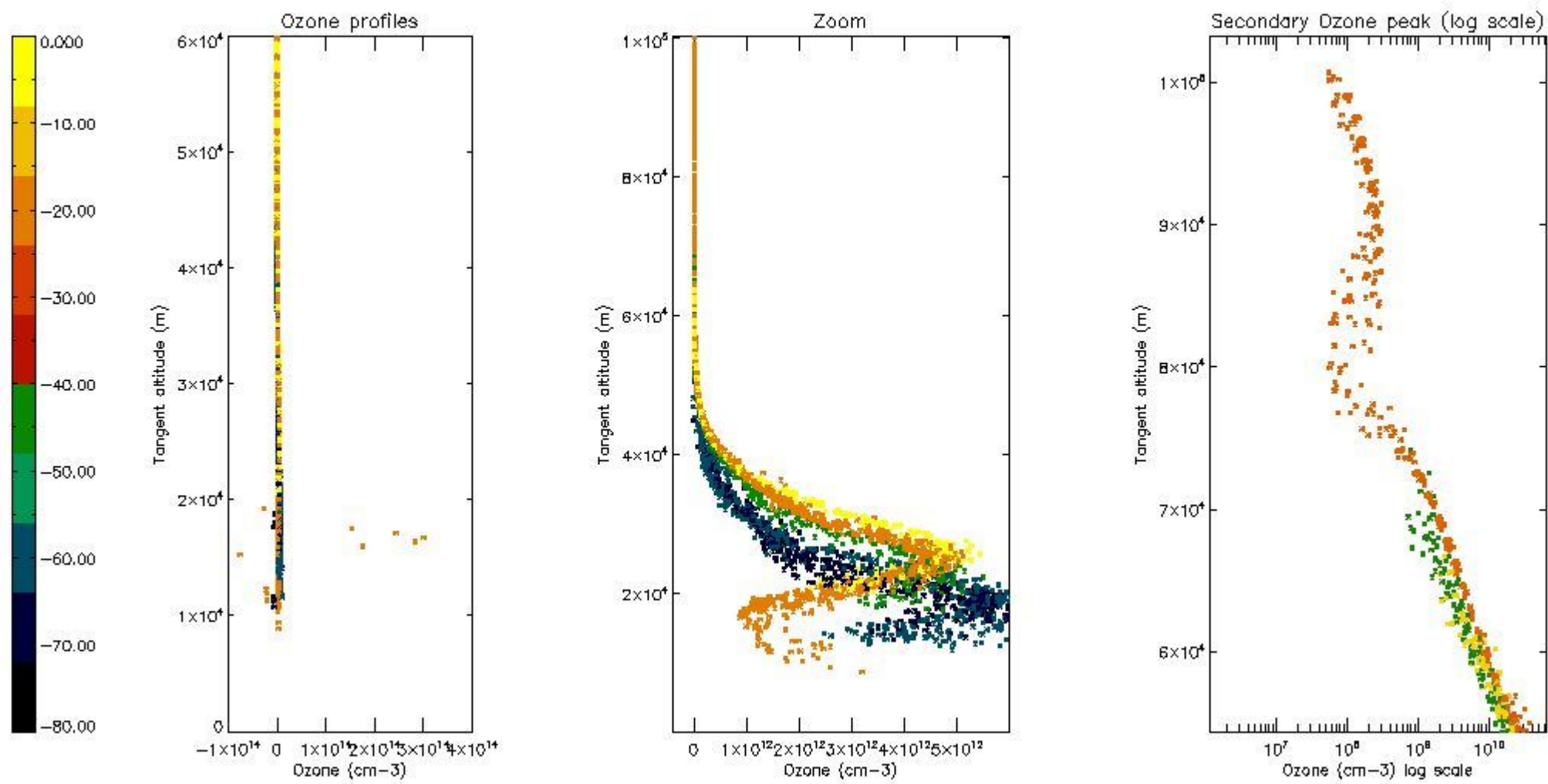
5.2 Plot ozone profiles for all STD (dark without errors)

The colorbar represents the latitude.



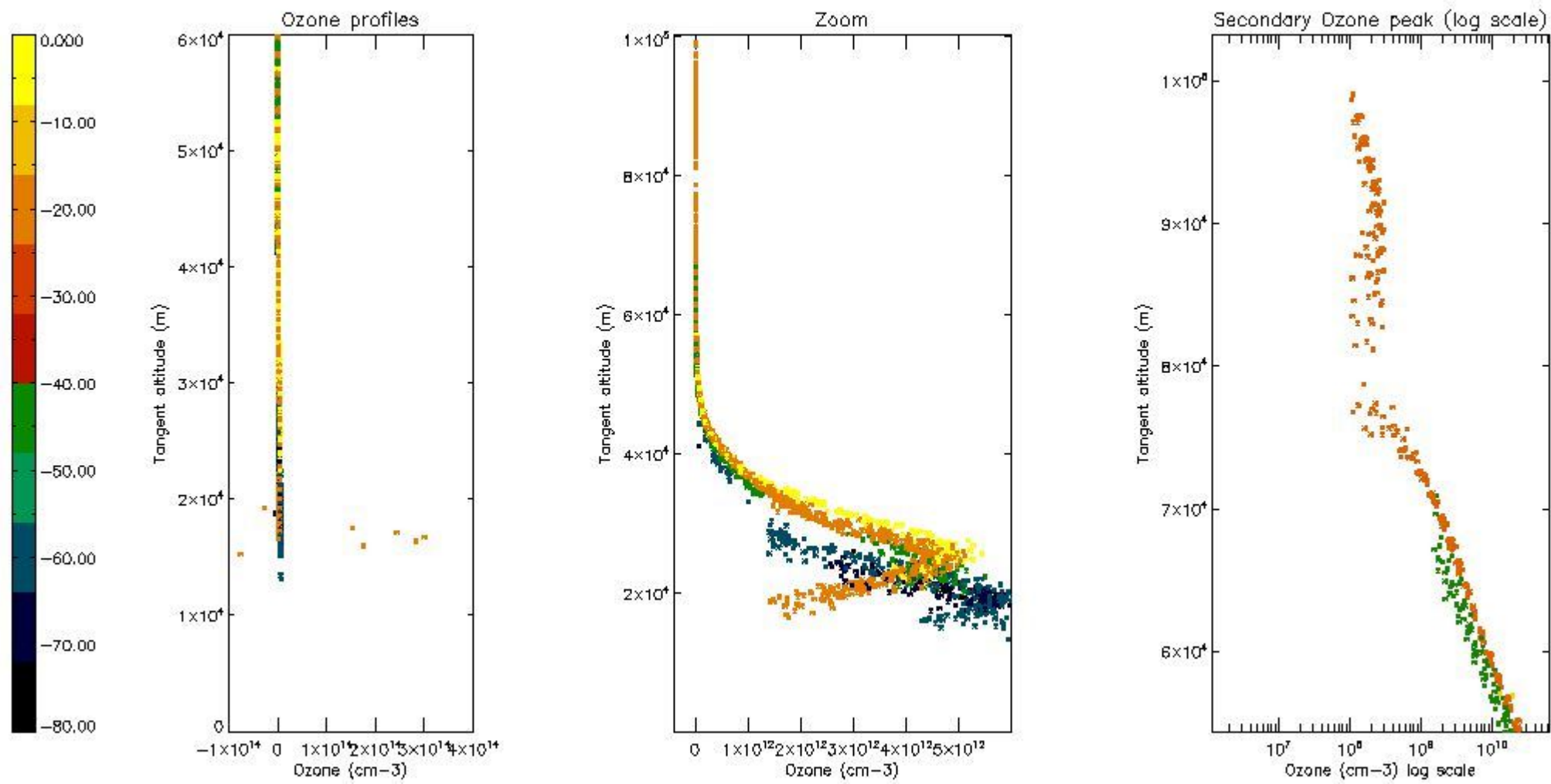
5.3 Plot ozone profiles where STD < 20% (dark without errors)

The colorbar represents the latitude.



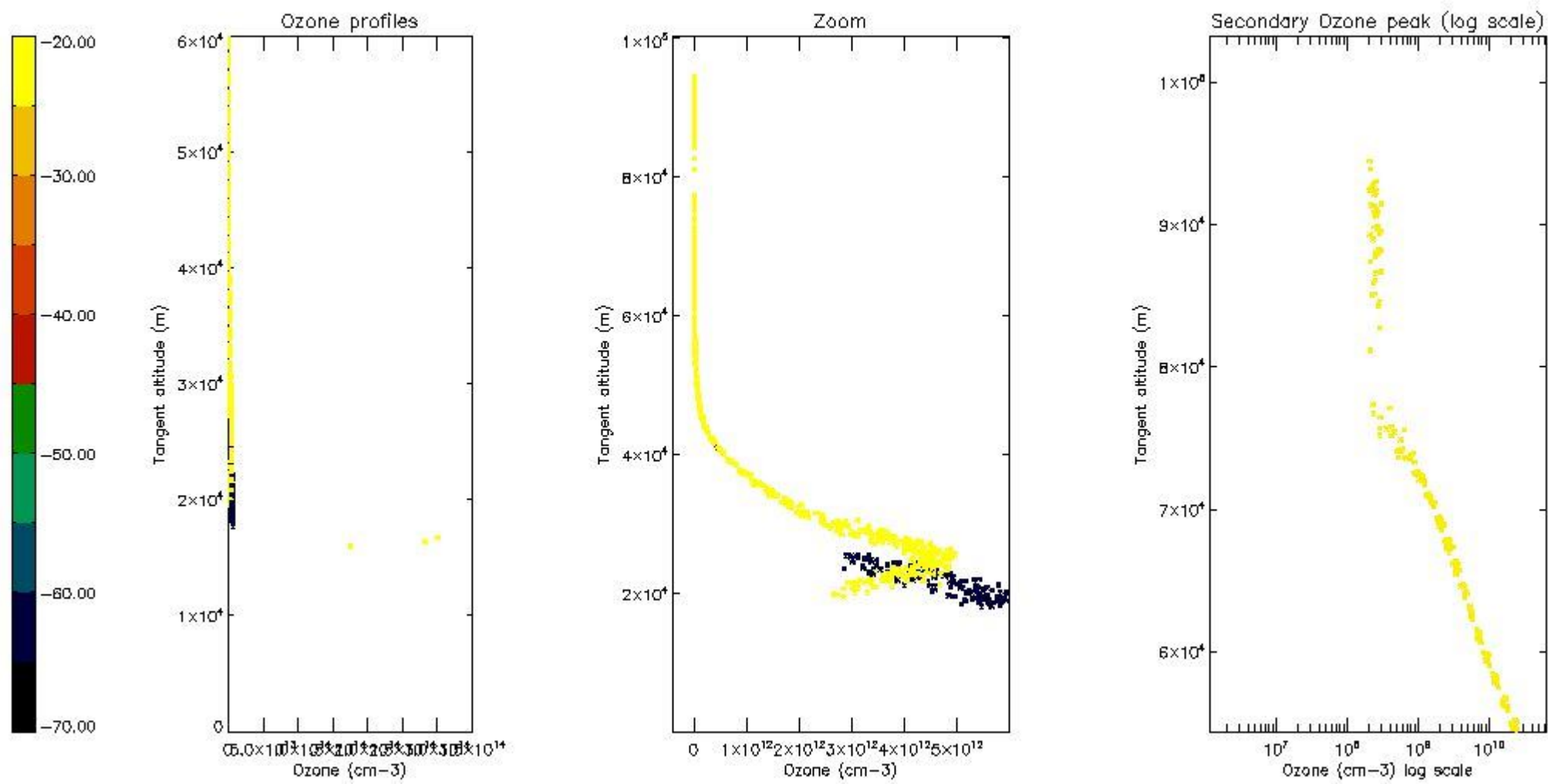
5.4 Plot ozone profiles where $STD < 10\%$ (dark without errors)

The colorbar represents the latitude.



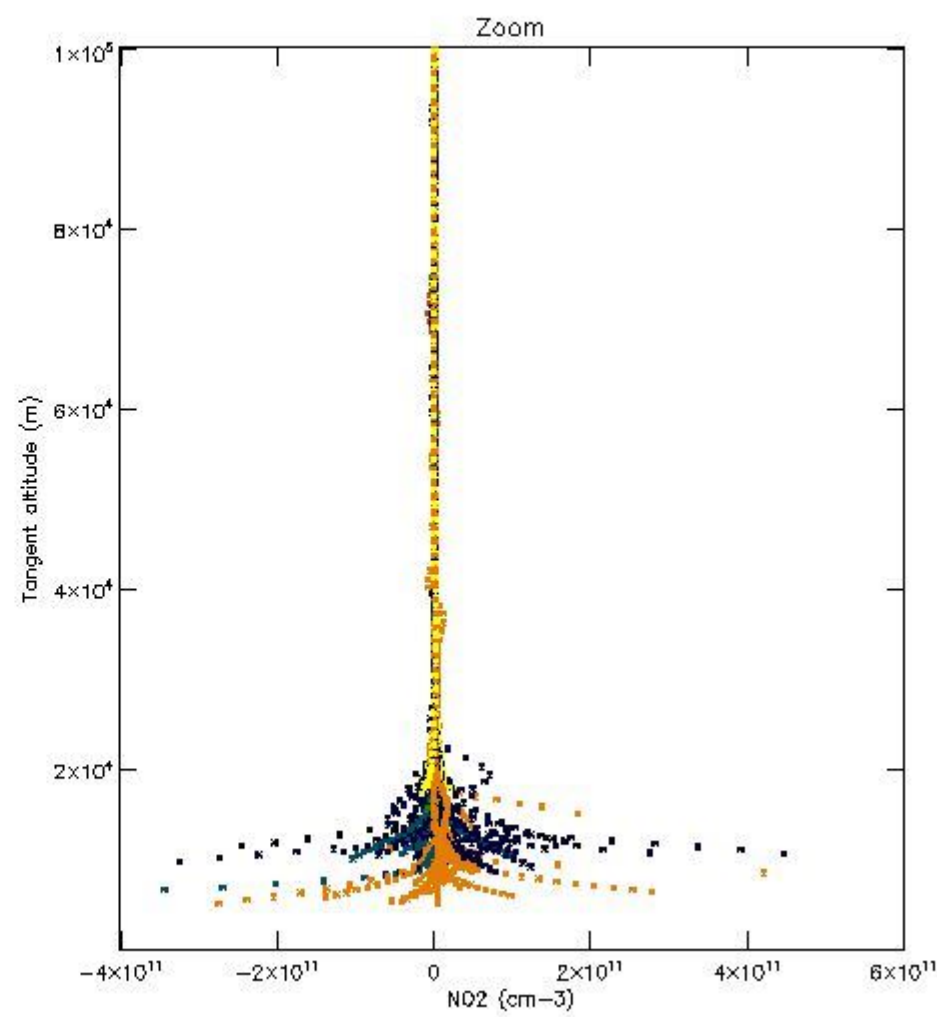
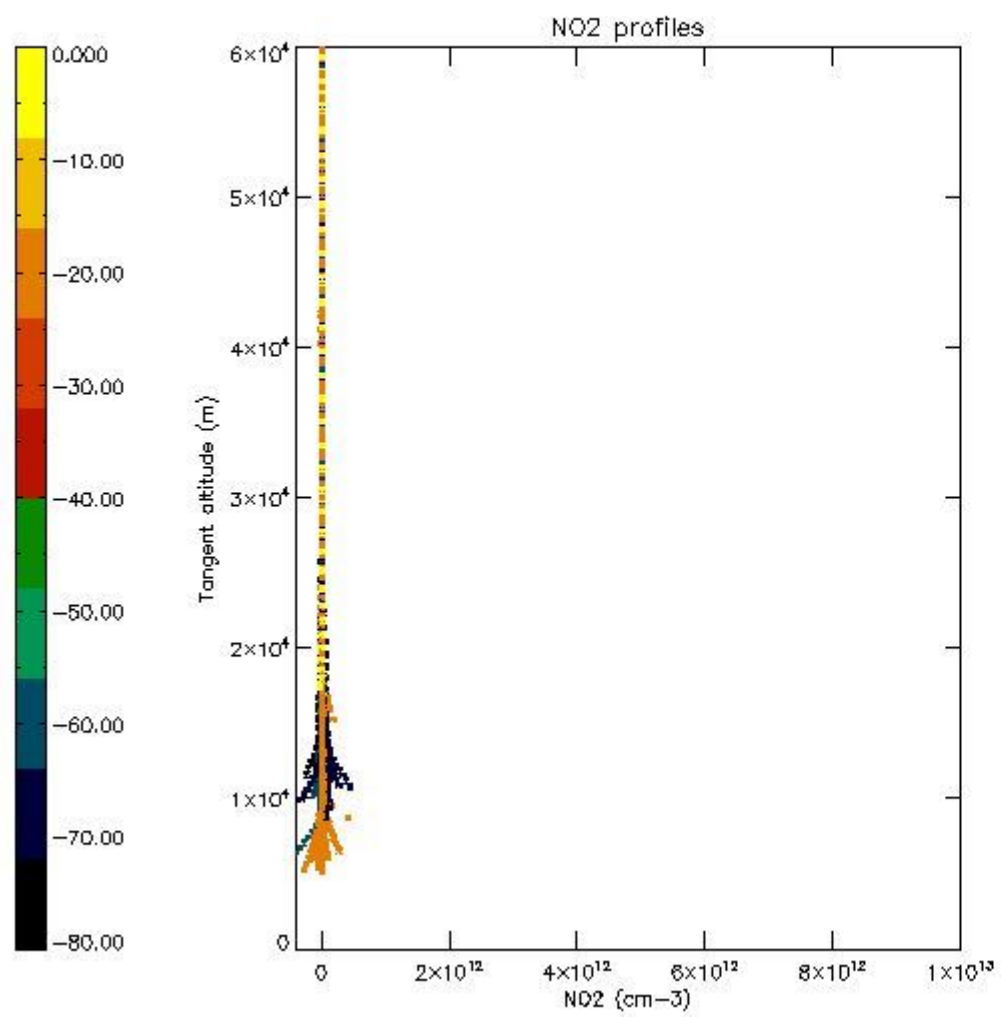
5.5 Plot ozone profiles where STD < 5% (dark without errors)

The colorbar represents the latitude.



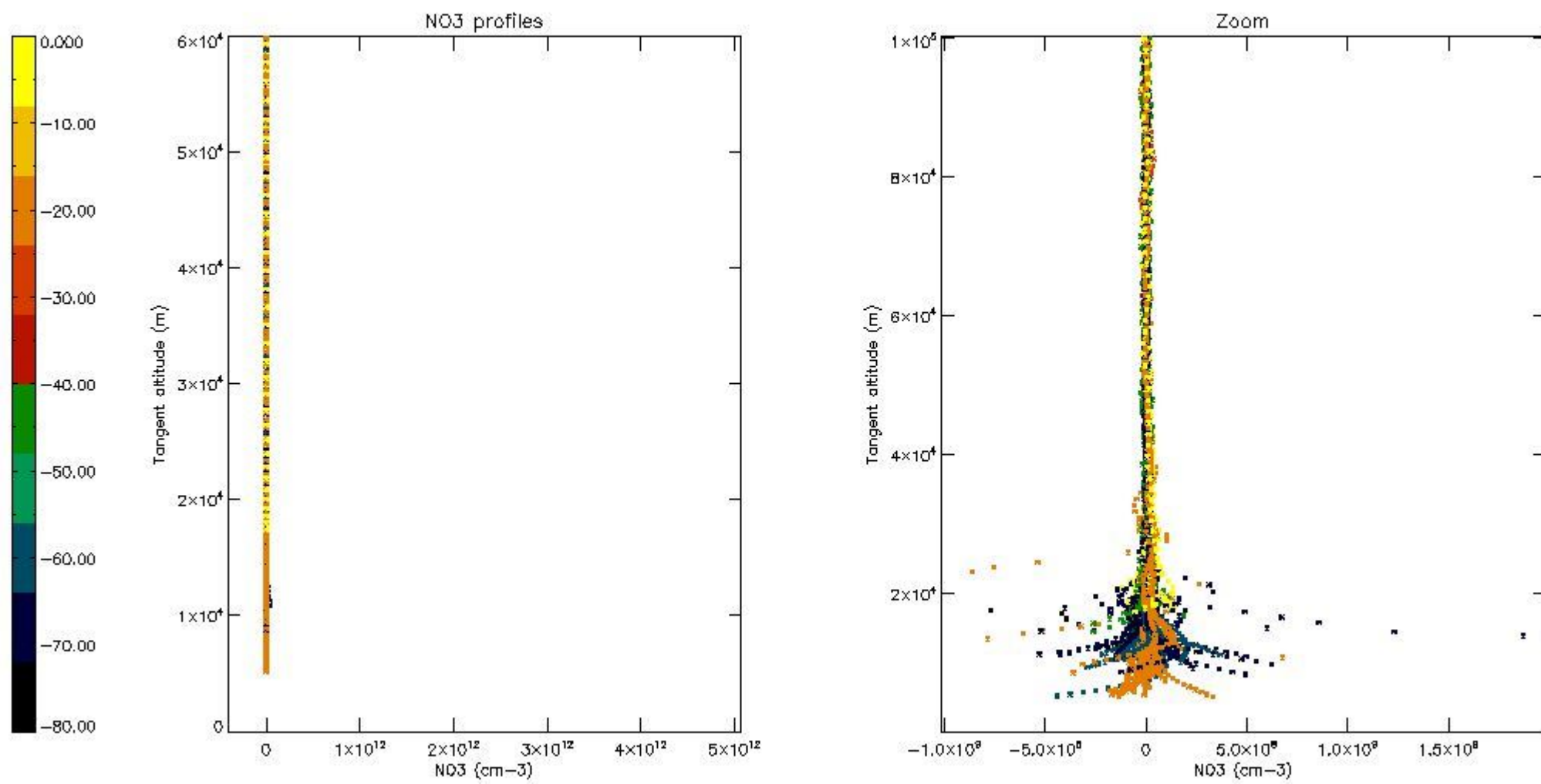
5.6 Plot NO₂ profiles for all STD (dark without errors)

The colorbar represents the latitude.



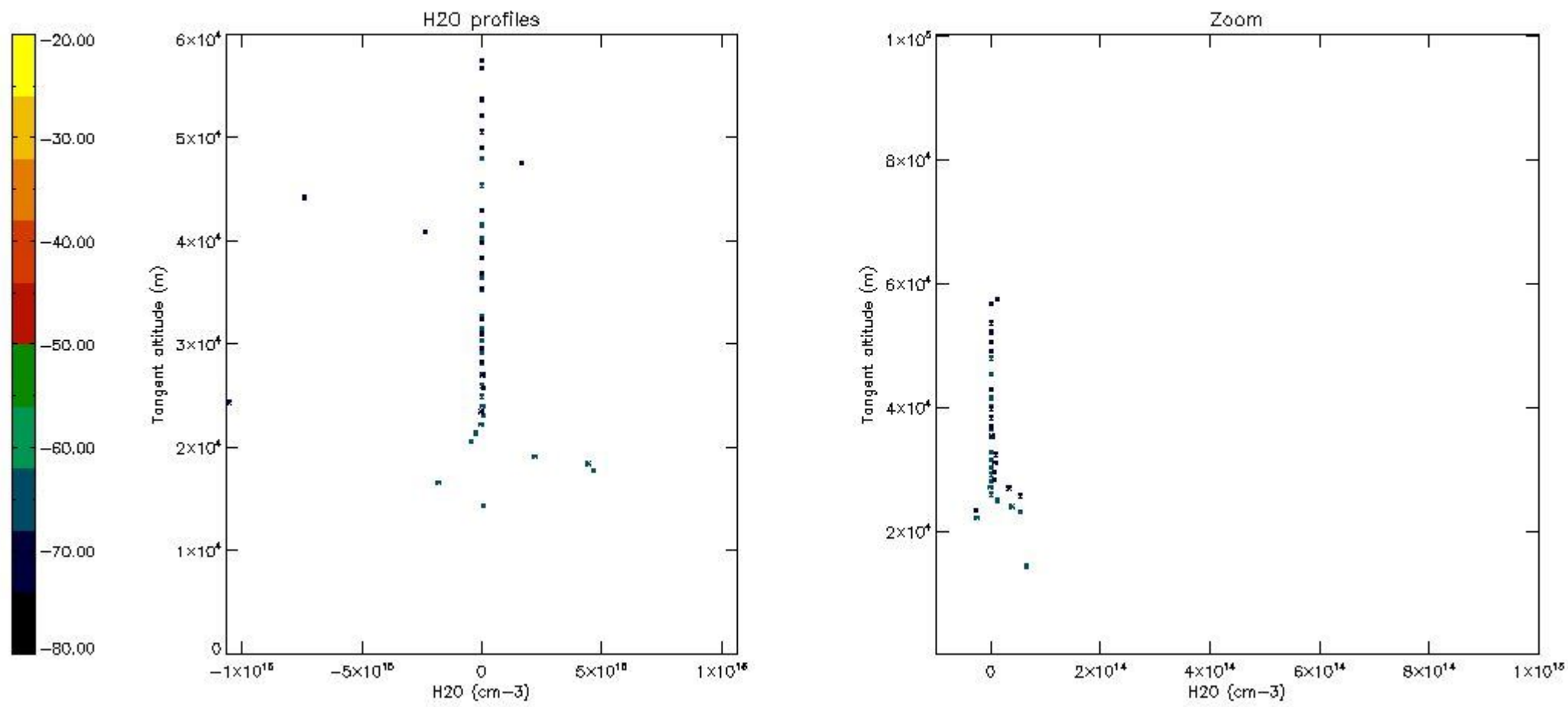
5.7 Plot NO3 profiles for all STD (dark without errors)

The colorbar represents the latitude.



5.8 Plot H2O profiles for all STD (only for occultations of stars 1,2,3,4,13,14,16,26,63 dark without errors)

The colorbar represents the latitude.



6. Auxiliary Data Files used for the production reported in section 2

The number reported in the third column indicates since which file (see list in section 2) the corresponding auxiliary file has been used. The fourth column is the date of those product files.

Type	Auxiliary Filename	Used since product	Used since product date
INST_PHYS_CHARACTERISTICS	GOM_INS_AXVIEC20091111_143220_20030716_120000_20500101_000000	1	27-JUN-2004 00:00:30
LEVEL-2_PROC_CONFIG	GOM_PR2_AXVIEC20091111_152718_20020301_000000_20500101_000000	1	27-JUN-2004 00:00:30
CROSS_SECTIONS_FILE	GOM_CRS_AXVIEC20091111_154832_20020301_000000_20500101_000000	1	27-JUN-2004 00:00:30

GOMOS Level 2 Daily Report

SUMMARY

[1. General Info](#)

[2. Summary of processed GOM_NL_2P products](#)

[3. Level 2 Quality information per product](#)

[3.1 Plot of level 2 quality information per product \(time dependant\)](#)

[3.2 Plot of level 2 quality information per product \(world map\)](#)

[4. Level 1 Quality information per product \(stored on level 2 products\)](#)

[4.1 Plot of level 1 quality information per product \(time dependant\)](#)

[4.1.1 Plot of level 1 quality information per product \(time dependant\): ASCENDING](#)

[4.1.2 Plot of level 1 quality information per product \(time dependant\): DESCENDING](#)

[4.2 Plot of level 1 quality information per product \(world map\)](#)

[4.2.1 Plot of level 1 quality information per product \(world map\): ASCENDING](#)

[4.2.2 Plot of level 1 quality information per product \(world map\): DESCENDING](#)

[5. Ozone profiles based on quality statistics and other trace gas profiles](#)

[5.1 Ozone statistics based on quality of products](#)

[5.2 Plot ozone profiles for all STD \(dark without errors\)](#)

[5.3 Plot ozone profiles where STD < 20% \(dark without errors\)](#)

[5.4. Plot ozone profiles where STD < 10% \(dark without errors\)](#)

[5.5. Plot ozone profiles where STD < 5% \(dark without errors\)](#)

[5.6 Plot NO2 profiles for all STD \(dark without errors\)](#)

[5.7 Plot NO3 profiles for all STD \(dark without errors\)](#)

[5.8 Plot H2O profiles \(only for occultations of stars 1,2,3,4,13,14,16,26,63 dark without errors\) for all STD](#)

[6. Auxiliary Data Files used for the production reported in section 2](#)

This report presents the daily analysis on parameters extracted from GOMOS level 2 data (GOM_NL__2P). It is intended to monitor some important parameters that will impact the quality of these products. A list of level 2 products (and content) that have arrived during the reporting day to the PCF is also given.

Item	Value
Time of report generation	19APR2013 05:09:44
Data source version	GOMOS/6.01
Start time of products	27-06-2004 (27JUN2004 00:00:00)
Stop time of products	28-06-2004 (28JUN2004 00:00:00)
Store outputs in DB	Yes
Nb of level 2 prods	467
Nb of prods with errors	0

2. Summary of processed GOM_NL__2P products.

Nr	Filename	UTC Start time	Limb	Duration	Star Id	Star Name	Star Mag	Star Temp	Nb Meas	Orbit	Prod. error
1	GOM_NL__2PRFIN20040627_000030_00000572028_00073_12151_4247.N1	27-JUN-2004 00:00:30	Dark	56.500	50	13Alp Ari	2.0070	4250.0	113	12151	No
2	GOM_NL__2PRFIN20040627_000522_000000482028_00073_12151_4248.N1	27-JUN-2004 00:05:22	Dark	48.000	94	92Alp Cet	2.5260	3100.0	96	12151	No
3	GOM_NL__2PRFIN20040627_000912_000000412028_00073_12151_4249.N1	27-JUN-2004 00:09:12	Dark	40.500	165	34Gam Eri	2.9500	3200.0	81	12151	No
4	GOM_NL__2PRFIN20040627_001900_000000822028_00073_12151_4250.N1	27-JUN-2004 00:19:00	Dark	81.500	52	16Bet Cet	2.0370	4500.0	163	12151	No
5	GOM_NL__2PRFIN20040627_002826_000000402028_00074_12152_4221.N1	27-JUN-2004 00:28:26	Dark	40.000	135	Bet Hyi	2.8200	5800.0	80	12152	No
6	GOM_NL__2PRFIN20040627_003037_000000572028_00074_12152_4222.N1	27-JUN-2004 00:30:37	Straylight	57.000	63	Bet Gru	2.1500	2800.0	114	12152	No
7	GOM_NL__2PRFIN20040627_003237_000000532028_00074_12152_4223.N1	27-JUN-2004 00:32:37	Straylight	52.500	31	Alp Gru	1.7340	15200.	105	12152	No
8	GOM_NL__2PRFIN20040627_003607_000000482028_00074_12152_4224.N1	27-JUN-2004 00:36:07	Straylight	47.500	43	Alp TrA	1.9100	4250.0	95	12152	No
9	GOM_NL__2PRFIN20040627_003928_000000412028_00074_12152_4225.N1	27-JUN-2004 00:39:28	Straylight	40.500	141	Bet Ara	2.8400	4600.0	81	12152	No
10	GOM_NL__2PRFIN20040627_004053_000000412028_00074_12152_4226.N1	27-JUN-2004 00:40:53	Straylight	40.500	147	Alp Ara	2.8770	26000.	81	12152	No
11	GOM_NL__2PRFIN20040627_004241_000000412028_00074_12152_4227.N1	27-JUN-2004 00:42:41	Twi_and_stray	41.000	40	The Sco	1.8590	7100.0	82	12152	No
12	GOM_NL__2PRFIN20040627_004421_000000422028_00074_12152_4228.N1	27-JUN-2004 00:44:21	Twi_and_stray	42.000	25	35Lam Sco	1.6200	28000.	84	12152	No
13	GOM_NL__2PRFIN20040627_004542_000000502028_00074_12152_4229.N1	27-JUN-2004 00:45:42	Bright	49.500	116	19Del Sgr	2.7000	4100.0	99	12152	No
14	GOM_NL__2PRFIN20040627_004752_000000472028_00074_12152_4230.N1	27-JUN-2004 00:47:52	Bright	47.000	155	41Pi Sgr	2.9000	6600.0	94	12152	No
15	GOM_NL__2PRFIN20040627_005037_000000392028_00074_12152_4231.N1	27-JUN-2004 00:50:37	Bright	39.000	86	35Eta Oph	2.4300	10200.	78	12152	No
16	GOM_NL__2PRFIN20040627_005221_000000392028_00074_12152_4232.N1	27-JUN-2004 00:52:21	Bright	38.500	98	13Zet Oph	2.5710	30000.	77	12152	No
17	GOM_NL__2PRFIN20040627_005429_000000392028_00074_12152_4233.N1	27-JUN-2004 00:54:29	Bright	38.500	120	1Del Oph	2.7340	3200.0	77	12152	No
18	GOM_NL__2PRFIN20040627_005623_000000422028_00074_12152_4234.N1	27-JUN-2004 00:56:23	Bright	42.000	126	60Bet Oph	2.7700	4250.0	84	12152	No
19	GOM_NL__2PRFIN20040627_005847_000000402028_00074_12152_4235.N1	27-JUN-2004 00:58:47	Bright	40.000	59	55Alp Oph	2.0800	8900.0	80	12152	No
20	GOM_NL__2PRFIN20040627_010119_000000402028_00074_12152_4236.N1	27-JUN-2004 01:01:19	Bright	40.000	127	27Bet Her	2.7810	4700.0	80	12152	No
21	GOM_NL__2PRFIN20040627_010322_000000382028_00074_12152_4237.N1	27-JUN-2004 01:03:22	Bright	38.000	67	5Alp CrB	2.2210	11000.	76	12152	No
22	GOM_NL__2PRFIN20040627_010802_000000492028_00074_12152_4238.N1	27-JUN-2004 01:08:02	Bright	48.500	5	3Alp Lyr	0.033000	11000.	97	12152	No
23	GOM_NL__2PRFIN20040627_011020_000000392028_00074_12152_4239.N1	27-JUN-2004 01:10:20	Bright	38.500	130	23Bet Dra	2.7990	5800.0	77	12152	No
24	GOM_NL__2PRFIN20040627_011232_000000402028_00074_12152_4240.N1	27-JUN-2004 01:12:32	Bright	40.000	119	14Eta Dra	2.7270	4700.0	80	12152	No
25	GOM_NL__2PRFIN20040627_011626_000000362028_00074_12152_4241.N1	27-JUN-2004 01:16:26	Bright	35.500	60	7Bet UMi	2.0810	3950.0	71	12152	No
26	GOM_NL__2PRFIN20040627_011942_000000472028_00074_12152_4242.N1	27-JUN-2004 01:19:42	Bright	47.000	89	5Alp Cep	2.4510	8000.0	94	12152	No
27	GOM_NL__2PRFIN20040627_012654_000000482028_00074_12152_4243.N1	27-JUN-2004 01:26:54	Bright	47.500	74	11Bet Cas	2.2680	6600.0	95	12152	No
28	GOM_NL__2PRFIN20040627_012832_000000472028_00074_12152_4244.N1	27-JUN-2004 01:28:32	Bright	46.500	68	18Alp Cas	2.2250	4500.0	93	12152	No
29	GOM_NL__2PRFIN20040627_013106_000000452028_00074_12152_4245.N1	27-JUN-2004 01:31:06	Bright	45.000	160	23Gam Per	2.9300	4700.0	90	12152	No
30	GOM_NL__2PRFIN20040627_013432_000000482028_00074_12152_4246.N1	27-JUN-2004 01:34:32	Bright	47.500	73	57Gam1And	2.2600	13100.	95	12152	No
31	GOM_NL__2PRFIN20040627_013702_000000682028_00074_12152_4247.N1	27-JUN-2004 01:37:02	Twi_and_stray	67.500	53	43Bet And	2.0480	3300.0	135	12152	No
32	GOM_NL__2PRFIN20040627_014106_000000572028_00074_12152_4248.N1	27-JUN-2004 01:41:06	Dark	57.000	50	13Alp Ari	2.0070	4250.0	114	12152	No
33	GOM_NL__2PRFIN20040627_014559_000000452028_00074_12152_4249.N1	27-JUN-2004 01:45:59	Dark	44.500	94	92Alp Cet	2.5260	3100.0	89	12152	No
34	GOM_NL__2PRFIN20040627_014949_000000422028_00074_12152_4250.N1	27-JUN-2004 01:49:49	Dark	42.000	165	34Gam Eri	2.9500	3200.0	84	12152	No
35	GOM_NL__2PRFIN20040627_015939_000000822028_00074_12152_4251.N1	27-JUN-2004 01:59:39	Dark	82.000	52	16Bet Cet	2.0370	4500.0	164	12152	No
36	GOM_NL__2PRFIN20040627_020902_000000392028_00075_12153_4222.N1	27-JUN-2004 02:09:02	Dark	38.500	135	Bet Hyi	2.8200	5800.0	77	12153	No
37	GOM_NL__2PRFIN20040627_021114_000000662028_00075_12153_4223.N1	27-JUN-2004 02:11:14	Straylight	66.000	63	Bet Gru	2.1500	2800.0	132	12153	No
38	GOM_NL__2PRFIN20040627_021314_000000522028_00075_12153_4224.N1	27-JUN-2004 02:13:14	Straylight	52.000	31	Alp Gru	1.7340	15200.	104	12153	No
39	GOM_NL__2PRFIN20040627_021643_000000502028_00075_12153_4225.N1	27-JUN-2004 02:16:43	Straylight	49.500	43	Alp TrA	1.9100	4250.0	99	12153	No
40	GOM_NL__2PRFIN20040627_022004_000000432028_00075_12153_4226.N1	27-JUN-2004 02:20:04	Straylight	43.000	141	Bet Ara	2.8400	4600.0	86	12153	No
41	GOM_NL__2PRFIN20040627_022128_000000422028_00075_12153_4227.N1	27-JUN-2004 02:21:28	Straylight	42.000	147	Alp Ara	2.8770	26000.	84	12153	No
42	GOM_NL__2PRFIN20040627_022317_000000452028_00075_12153_4228.N1	27-JUN-2004 02:23:17	Twi_and_stray	45.000	40	The Sco	1.8590	7100.0	90	12153	No

43	GOM_NL__2PRFIN20040627_022457_000000472028_00075_12153_4229.N1	27-JUN-2004 02:24:57	Tw_i_and_stray	46.500	25	35Lam Sco	1.6200	28000.	93	12153	No
44	GOM_NL__2PRFIN20040627_022618_000000522028_00075_12153_4230.N1	27-JUN-2004 02:26:18	Bright	51.500	116	19Del Sgr	2.7000	4100.0	103	12153	No
45	GOM_NL__2PRFIN20040627_022829_000000492028_00075_12153_4231.N1	27-JUN-2004 02:28:29	Bright	49.000	155	41Pi Sgr	2.9000	6600.0	98	12153	No
46	GOM_NL__2PRFIN20040627_023110_000000422028_00075_12153_4232.N1	27-JUN-2004 02:31:10	Bright	41.500	86	35Eta Oph	2.4300	10200.	83	12153	No
47	GOM_NL__2PRFIN20040627_023257_000000382028_00075_12153_4233.N1	27-JUN-2004 02:32:57	Bright	38.000	98	13Zet Oph	2.5710	30000.	76	12153	No
48	GOM_NL__2PRFIN20040627_023505_000000392028_00075_12153_4234.N1	27-JUN-2004 02:35:05	Bright	38.500	120	1Del Oph	2.7340	3200.0	77	12153	No
49	GOM_NL__2PRFIN20040627_023701_000000412028_00075_12153_4235.N1	27-JUN-2004 02:37:01	Bright	40.500	126	60Bet Oph	2.7700	4250.0	81	12153	No
50	GOM_NL__2PRFIN20040627_023924_000000392028_00075_12153_4236.N1	27-JUN-2004 02:39:24	Bright	39.000	59	55Alp Oph	2.0800	8900.0	78	12153	No
51	GOM_NL__2PRFIN20040627_024155_000000412028_00075_12153_4237.N1	27-JUN-2004 02:41:55	Bright	40.500	127	27Bet Her	2.7810	4700.0	81	12153	No
52	GOM_NL__2PRFIN20040627_024359_000000382028_00075_12153_4238.N1	27-JUN-2004 02:43:59	Bright	37.500	67	5Alp CrB	2.2210	11000.	75	12153	No
53	GOM_NL__2PRFIN20040627_024838_000000472028_00075_12153_4239.N1	27-JUN-2004 02:48:38	Bright	46.500	5	3Alp Lyr	0.033000	11000.	93	12153	No
54	GOM_NL__2PRFIN20040627_025056_000000392028_00075_12153_4240.N1	27-JUN-2004 02:50:56	Bright	38.500	130	23Bet Dra	2.7990	5800.0	77	12153	No
55	GOM_NL__2PRFIN20040627_025307_000000392028_00075_12153_4241.N1	27-JUN-2004 02:53:07	Bright	38.500	119	14Eta Dra	2.7270	4700.0	77	12153	No
56	GOM_NL__2PRFIN20040627_025700_000000382028_00075_12153_4242.N1	27-JUN-2004 02:57:00	Bright	37.500	60	7Bet UMi	2.0810	3950.0	75	12153	No
57	GOM_NL__2PRFIN20040627_030017_000000472028_00075_12153_4243.N1	27-JUN-2004 03:00:17	Bright	46.500	89	5Alp Cep	2.4510	8000.0	93	12153	No
58	GOM_NL__2PRFIN20040627_030729_000000642028_00075_12153_4244.N1	27-JUN-2004 03:07:29	Bright	63.500	74	11Bet Cas	2.2680	6600.0	127	12153	No
59	GOM_NL__2PRFIN20040627_030907_000000472028_00075_12153_4245.N1	27-JUN-2004 03:09:07	Bright	47.000	68	18Alp Cas	2.2250	4500.0	94	12153	No
60	GOM_NL__2PRFIN20040627_031142_000000392028_00075_12153_4246.N1	27-JUN-2004 03:11:42	Bright	39.000	160	23Gam Per	2.9300	4700.0	78	12153	No
61	GOM_NL__2PRFIN20040627_031508_000000462028_00075_12153_4247.N1	27-JUN-2004 03:15:08	Bright	45.500	73	57Gam1And	2.2600	13100.	91	12153	No
62	GOM_NL__2PRFIN20040627_031737_000000782028_00075_12153_4248.N1	27-JUN-2004 03:17:37	Tw_i_and_stray	77.500	53	43Bet And	2.0480	3300.0	155	12153	No
63	GOM_NL__2PRFIN20040627_032142_000000562028_00075_12153_4249.N1	27-JUN-2004 03:21:42	Dark	56.000	50	13Alp Ari	2.0070	4250.0	112	12153	No
64	GOM_NL__2PRFIN20040627_032635_000000492028_00075_12153_4250.N1	27-JUN-2004 03:26:35	Dark	48.500	94	92Alp Cet	2.5260	3100.0	97	12153	No
65	GOM_NL__2PRFIN20040627_033026_000000462028_00075_12153_4251.N1	27-JUN-2004 03:30:26	Dark	45.500	165	34Gam Eri	2.9500	3200.0	91	12153	No
66	GOM_NL__2PRFIN20040627_034015_000000742028_00075_12153_4252.N1	27-JUN-2004 03:40:15	Dark	74.000	52	16Bet Cet	2.0370	4500.0	148	12153	No
67	GOM_NL__2PRFIN20040627_034938_000000402028_00076_12154_4223.N1	27-JUN-2004 03:49:38	Dark	40.000	135	Bet Hyi	2.8200	5800.0	80	12154	No
68	GOM_NL__2PRFIN20040627_035151_000000682028_00076_12154_4224.N1	27-JUN-2004 03:51:51	Straylight	68.000	63	Bet Gru	2.1500	2800.0	136	12154	No
69	GOM_NL__2PRFIN20040627_035350_000000522028_00076_12154_4225.N1	27-JUN-2004 03:53:50	Straylight	52.000	31	Alp Gru	1.7340	15200.	104	12154	No
70	GOM_NL__2PRFIN20040627_035719_000000452028_00076_12154_4226.N1	27-JUN-2004 03:57:19	Straylight	44.500	43	Alp TrA	1.9100	4250.0	89	12154	No
71	GOM_NL__2PRFIN20040627_040040_000000402028_00076_12154_4227.N1	27-JUN-2004 04:00:40	Straylight	40.000	141	Bet Ara	2.8400	4600.0	80	12154	No
72	GOM_NL__2PRFIN20040627_040207_000000382028_00076_12154_4228.N1	27-JUN-2004 04:02:07	Straylight	37.500	147	Alp Ara	2.8770	26000.	75	12154	No
73	GOM_NL__2PRFIN20040627_040354_000000452028_00076_12154_4229.N1	27-JUN-2004 04:03:54	Tw_i_and_stray	44.500	40	The Sco	1.8590	7100.0	89	12154	No
74	GOM_NL__2PRFIN20040627_040534_000000452028_00076_12154_4230.N1	27-JUN-2004 04:05:34	Tw_i_and_stray	45.000	25	35Lam Sco	1.6200	28000.	90	12154	No
75	GOM_NL__2PRFIN20040627_040658_000000562028_00076_12154_4231.N1	27-JUN-2004 04:06:58	Bright	55.500	116	19Del Sgr	2.7000	4100.0	111	12154	No
76	GOM_NL__2PRFIN20040627_040905_000000482028_00076_12154_4232.N1	27-JUN-2004 04:09:05	Bright	47.500	155	41Pi Sgr	2.9000	6600.0	95	12154	No
77	GOM_NL__2PRFIN20040627_041149_000000392028_00076_12154_4233.N1	27-JUN-2004 04:11:49	Bright	38.500	86	35Eta Oph	2.4300	10200.	77	12154	No
78	GOM_NL__2PRFIN20040627_041334_000000382028_00076_12154_4234.N1	27-JUN-2004 04:13:34	Bright	38.000	98	13Zet Oph	2.5710	30000.	76	12154	No
79	GOM_NL__2PRFIN20040627_041542_000000392028_00076_12154_4235.N1	27-JUN-2004 04:15:42	Bright	38.500	120	1Del Oph	2.7340	3200.0	77	12154	No
80	GOM_NL__2PRFIN20040627_041738_000000402028_00076_12154_4236.N1	27-JUN-2004 04:17:38	Bright	39.500	126	60Bet Oph	2.7700	4250.0	79	12154	No
81	GOM_NL__2PRFIN20040627_041959_000000392028_00076_12154_4237.N1	27-JUN-2004 04:19:59	Bright	38.500	59	55Alp Oph	2.0800	8900.0	77	12154	No
82	GOM_NL__2PRFIN20040627_042232_000000392028_00076_12154_4238.N1	27-JUN-2004 04:22:32	Bright	38.500	127	27Bet Her	2.7810	4700.0	77	12154	No
83	GOM_NL__2PRFIN20040627_042435_000000392028_00076_12154_4239.N1	27-JUN-2004 04:24:35	Bright	38.500	67	5Alp CrB	2.2210	11000.	77	12154	No
84	GOM_NL__2PRFIN20040627_042913_000000482028_00076_12154_4240.N1	27-JUN-2004 04:29:13	Bright	48.000	5	3Alp Lyr	0.033000	11000.	96	12154	No
85	GOM_NL__2PRFIN20040627_043132_000000382028_00076_12154_4241.N1	27-JUN-2004 04:31:32	Bright	38.000	130	23Bet Dra	2.7990	5800.0	76	12154	No
86	GOM_NL__2PRFIN20040627_043345_000000392028_00076_12154_4242.N1	27-JUN-2004 04:33:45	Bright	39.000	119	14Eta Dra	2.7270	4700.0	78	12154	No
87	GOM_NL__2PRFIN20040627_043739_000000392028_00076_12154_4243.N1	27-JUN-2004 04:37:39	Bright	39.000	60	7Bet UMi	2.0810	3950.0	78	12154	No
88	GOM_NL__2PRFIN20040627_044052_000000452028_00076_12154_4244.N1	27-JUN-2004 04:40:52	Bright	44.500	89	5Alp Cep	2.4510	8000.0	89	12154	No
89	GOM_NL__2PRFIN20040627_044805_000000502028_00076_12154_4245.N1	27-JUN-2004 04:48:05	Bright	49.500	74	11Bet Cas	2.2680	6600.0	99	12154	No
90	GOM_NL__2PRFIN20040627_044943_000000482028_00076_12154_4246.N1	27-JUN-2004 04:49:43	Bright	48.000	68	18Alp Cas	2.2250	4500.0	96	12154	No
91	GOM_NL__2PRFIN20040627_045216_000000462028_00076_12154_4247.N1	27-JUN-2004 04:52:16	Bright	46.000	160	23Gam Per	2.9300	4700.0	92	12154	No
92	GOM_NL__2PRFIN20040627_045544_000000482028_00076_12154_4248.N1	27-JUN-2004 04:55:44	Bright	48.000	73	57Gam1And	2.2600	13100.	96	12154	No
93	GOM_NL__2PRFIN20040627_045813_000000682028_00076_12154_4249.N1	27-JUN-2004 04:58:13	Tw_i_and_stray	68.000	53	43Bet And	2.0480	3300.0	136	12154	No
94	GOM_NL__2PRFIN20040627_050218_000000572028_00076_12154_4250.N1	27-JUN-2004 05:02:18	Dark	56.500	50	13Alp Ari	2.0070	4250.0	113	12154	No
95	GOM_NL__2PRFIN20040627_050711_000000492028_00076_12154_4251.N1	27-JUN-2004 05:07:11	Dark	49.000	94	92Alp Cet	2.5260	3100.0	98	12154	No
96	GOM_NL__2PRFIN20040627_051102_000000442028_00076_12154_4252.N1	27-JUN-2004 05:11:02	Dark	44.000	165	34Gam Eri	2.9500	3200.0	88	12154	No
97	GOM_NL__2PRFIN20040627_052052_000000862028_00076_12154_4253.N1	27-JUN-2004 05:20:52	Dark	86.000	52	16Bet Cet	2.0370	4500.0	172	12154	No
98	GOM_NL__2PRFIN20040627_053012_000000422028_00077_12155_4224.N1	27-JUN-2004 05:30:12	Dark	42.000	135	Bet Hyi	2.8200	5800.0	84	12155	No
99	GOM_NL__2PRFIN20040627_053227_000000562028_00077_12155_4225.N1	27-JUN-2004 05:32:27	Straylight	56.000	63	Bet Gru	2.1500	2800.0	112	12155	No
100	GOM_NL__2PRFIN20040627_053427_000000502028_00077_12155_4226.N1	27-JUN-2004 05:34:27	Straylight	50.000	31	Alp Gru	1.7340	15200.	100	12155	No
101	GOM_NL__2PRFIN20040627_053711_000000442028_00077_12155_4227.N1	27-JUN-2004 05:37:11	Straylight	44.000	45	Alp Pav	1.9400	26000.	88	12155	No

102	GOM_NL__2PRFIN20040627_054117_000000412028_00077_12155_4228.N1	27-JUN-2004 05:41:17	Straylight	41.000	141	Bet Ara	2.8400	4600.0	82	12155	No
103	GOM_NL__2PRFIN20040627_054243_000000392028_00077_12155_4229.N1	27-JUN-2004 05:42:43	Straylight	38.500	147	Alp Ara	2.8770	26000.	77	12155	No
104	GOM_NL__2PRFIN20040627_054430_000000432028_00077_12155_4230.N1	27-JUN-2004 05:44:30	Twi_and_stray	42.500	40	The Sco	1.8590	7100.0	85	12155	No
105	GOM_NL__2PRFIN20040627_054611_000000422028_00077_12155_4231.N1	27-JUN-2004 05:46:11	Twi_and_stray	42.000	25	35Lam Sco	1.6200	28000.	84	12155	No
106	GOM_NL__2PRFIN20040627_054734_000000542028_00077_12155_4232.N1	27-JUN-2004 05:47:34	Bright	54.000	116	19Del Sgr	2.7000	4100.0	108	12155	No
107	GOM_NL__2PRFIN20040627_054941_000000492028_00077_12155_4233.N1	27-JUN-2004 05:49:41	Bright	48.500	155	41Pi Sgr	2.9000	6600.0	97	12155	No
108	GOM_NL__2PRFIN20040627_055226_000000392028_00077_12155_4234.N1	27-JUN-2004 05:52:26	Bright	38.500	86	35Eta Oph	2.4300	10200.	77	12155	No
109	GOM_NL__2PRFIN20040627_055410_000000392028_00077_12155_4235.N1	27-JUN-2004 05:54:10	Bright	38.500	98	13Zet Oph	2.5710	30000.	77	12155	No
110	GOM_NL__2PRFIN20040627_055618_000000382028_00077_12155_4236.N1	27-JUN-2004 05:56:18	Bright	37.500	120	1Del Oph	2.7340	3200.0	75	12155	No
111	GOM_NL__2PRFIN20040627_055814_000000392028_00077_12155_4237.N1	27-JUN-2004 05:58:14	Bright	39.000	126	60Bet Oph	2.7700	4250.0	78	12155	No
112	GOM_NL__2PRFIN20040627_060036_000000392028_00077_12155_4238.N1	27-JUN-2004 06:00:36	Bright	38.500	59	55Alp Oph	2.0800	8900.0	77	12155	No
113	GOM_NL__2PRFIN20040627_060308_000000392028_00077_12155_4239.N1	27-JUN-2004 06:03:08	Bright	38.500	127	27Bet Her	2.7810	4700.0	77	12155	No
114	GOM_NL__2PRFIN20040627_060512_000000392028_00077_12155_4240.N1	27-JUN-2004 06:05:12	Bright	38.500	67	5Alp CrB	2.2210	11000.	77	12155	No
115	GOM_NL__2PRFIN20040627_060948_000000462028_00077_12155_4241.N1	27-JUN-2004 06:09:48	Bright	46.000	5	3Alp Lyr	0.033000	11000.	92	12155	No
116	GOM_NL__2PRFIN20040627_061208_000000392028_00077_12155_4242.N1	27-JUN-2004 06:12:08	Bright	39.000	130	23Bet Dra	2.7990	5800.0	78	12155	No
117	GOM_NL__2PRFIN20040627_061421_000000382028_00077_12155_4243.N1	27-JUN-2004 06:14:21	Bright	37.500	119	14Eta Dra	2.7270	4700.0	75	12155	No
118	GOM_NL__2PRFIN20040627_061815_000000392028_00077_12155_4244.N1	27-JUN-2004 06:18:15	Bright	39.000	60	7Bet UMi	2.0810	3950.0	78	12155	No
119	GOM_NL__2PRFIN20040627_062127_000000472028_00077_12155_4245.N1	27-JUN-2004 06:21:27	Bright	47.000	89	5Alp Cep	2.4510	8000.0	94	12155	No
120	GOM_NL__2PRFIN20040627_062840_000000492028_00077_12155_4246.N1	27-JUN-2004 06:28:40	Bright	49.000	74	11Bet Cas	2.2680	6600.0	98	12155	No
121	GOM_NL__2PRFIN20040627_063017_000000492028_00077_12155_4247.N1	27-JUN-2004 06:30:17	Bright	49.000	68	18Alp Cas	2.2250	4500.0	98	12155	No
122	GOM_NL__2PRFIN20040627_063252_000000412028_00077_12155_4248.N1	27-JUN-2004 06:32:52	Bright	41.000	160	23Gam Per	2.9300	4700.0	82	12155	No
123	GOM_NL__2PRFIN20040627_063433_000000392028_00077_12155_4249.N1	27-JUN-2004 06:34:33	Bright	38.500	175	39Del Per	3.0100	19400.	77	12155	No
124	GOM_NL__2PRFIN20040627_063620_000000492028_00077_12155_4250.N1	27-JUN-2004 06:36:20	Bright	48.500	73	57Gam1And	2.2600	13100.	97	12155	No
125	GOM_NL__2PRFIN20040627_063849_000000662028_00077_12155_4251.N1	27-JUN-2004 06:38:49	Twi_and_stray	65.500	53	43Bet And	2.0480	3300.0	131	12155	No
126	GOM_NL__2PRFIN20040627_064255_000000562028_00077_12155_4252.N1	27-JUN-2004 06:42:55	Dark	55.500	50	13Alp Ari	2.0070	4250.0	111	12155	No
127	GOM_NL__2PRFIN20040627_064747_000000512028_00077_12155_4253.N1	27-JUN-2004 06:47:47	Dark	50.500	94	92Alp Cet	2.5260	3100.0	101	12155	No
128	GOM_NL__2PRFIN20040627_065138_000000452028_00077_12155_4254.N1	27-JUN-2004 06:51:38	Dark	45.000	165	34Gam Eri	2.9500	3200.0	90	12155	No
129	GOM_NL__2PRFIN20040627_065955_000000422028_00077_12155_4255.N1	27-JUN-2004 06:59:55	Dark	41.500	157	The1Eri	2.9060	9300.0	83	12155	No
130	GOM_NL__2PRFIN20040627_070131_000000782028_00077_12155_4256.N1	27-JUN-2004 07:01:31	Dark	78.000	52	16Bet Cet	2.0370	4500.0	156	12155	No
131	GOM_NL__2PRFIN20040627_070559_000000532028_00078_12156_4225.N1	27-JUN-2004 07:05:59	Dark	53.000	9	Alp Eri	0.45300	24000.	106	12156	No
132	GOM_NL__2PRFIN20040627_071051_000000382028_00078_12156_4226.N1	27-JUN-2004 07:10:51	Dark	38.000	135	Bet Hyi	2.8200	5800.0	76	12156	No
133	GOM_NL__2PRFIN20040627_071305_000000542028_00078_12156_4227.N1	27-JUN-2004 07:13:05	Straylight	54.000	63	Bet Gru	2.1500	2800.0	108	12156	No
134	GOM_NL__2PRFIN20040627_071505_000000522028_00078_12156_4228.N1	27-JUN-2004 07:15:05	Straylight	52.000	31	Alp Gru	1.7340	15200.	104	12156	No
135	GOM_NL__2PRFIN20040627_071747_000000442028_00078_12156_4229.N1	27-JUN-2004 07:17:47	Straylight	43.500	45	Alp Pav	1.9400	26000.	87	12156	No
136	GOM_NL__2PRFIN20040627_072153_000000402028_00078_12156_4230.N1	27-JUN-2004 07:21:53	Straylight	39.500	141	Bet Ara	2.8400	4600.0	79	12156	No
137	GOM_NL__2PRFIN20040627_072319_000000402028_00078_12156_4231.N1	27-JUN-2004 07:23:19	Straylight	39.500	147	Alp Ara	2.8770	26000.	79	12156	No
138	GOM_NL__2PRFIN20040627_072507_000000462028_00078_12156_4232.N1	27-JUN-2004 07:25:07	Twi_and_stray	45.500	40	The Sco	1.8590	7100.0	91	12156	No
139	GOM_NL__2PRFIN20040627_072647_000000422028_00078_12156_4233.N1	27-JUN-2004 07:26:47	Twi_and_stray	42.000	25	35Lam Sco	1.6200	28000.	84	12156	No
140	GOM_NL__2PRFIN20040627_072810_000000562028_00078_12156_4234.N1	27-JUN-2004 07:28:10	Bright	56.000	116	19Del Sgr	2.7000	4100.0	112	12156	No
141	GOM_NL__2PRFIN20040627_073017_000000482028_00078_12156_4235.N1	27-JUN-2004 07:30:17	Bright	48.000	155	41Pi Sgr	2.9000	6600.0	96	12156	No
142	GOM_NL__2PRFIN20040627_073302_000000382028_00078_12156_4236.N1	27-JUN-2004 07:33:02	Bright	38.000	86	35Eta Oph	2.4300	10200.	76	12156	No
143	GOM_NL__2PRFIN20040627_073446_000000382028_00078_12156_4237.N1	27-JUN-2004 07:34:46	Bright	38.000	98	13Zet Oph	2.5710	30000.	76	12156	No
144	GOM_NL__2PRFIN20040627_073655_000000372028_00078_12156_4238.N1	27-JUN-2004 07:36:55	Bright	36.500	120	1Del Oph	2.7340	3200.0	73	12156	No
145	GOM_NL__2PRFIN20040627_073850_000000392028_00078_12156_4239.N1	27-JUN-2004 07:38:50	Bright	39.000	126	60Bet Oph	2.7700	4250.0	78	12156	No
146	GOM_NL__2PRFIN20040627_074112_000000392028_00078_12156_4240.N1	27-JUN-2004 07:41:12	Bright	38.500	59	55Alp Oph	2.0800	8900.0	77	12156	No
147	GOM_NL__2PRFIN20040627_074344_000000382028_00078_12156_4241.N1	27-JUN-2004 07:43:44	Bright	37.500	127	27Bet Her	2.7810	4700.0	75	12156	No
148	GOM_NL__2PRFIN20040627_074548_000000392028_00078_12156_4242.N1	27-JUN-2004 07:45:48	Bright	38.500	67	5Alp CrB	2.2210	11000.	77	12156	No
149	GOM_NL__2PRFIN20040627_075024_000000512028_00078_12156_4243.N1	27-JUN-2004 07:50:24	Bright	50.500	5	3Alp Lyr	0.033000	11000.	101	12156	No
150	GOM_NL__2PRFIN20040627_075244_000000402028_00078_12156_4244.N1	27-JUN-2004 07:52:44	Bright	40.000	130	23Bet Dra	2.7990	5800.0	80	12156	No
151	GOM_NL__2PRFIN20040627_075458_000000382028_00078_12156_4245.N1	27-JUN-2004 07:54:58	Bright	37.500	119	14Eta Dra	2.7270	4700.0	75	12156	No
152	GOM_NL__2PRFIN20040627_075851_000000392028_00078_12156_4246.N1	27-JUN-2004 07:58:51	Bright	38.500	60	7Bet UMi	2.0810	3950.0	77	12156	No
153	GOM_NL__2PRFIN20040627_080203_000000462028_00078_12156_4247.N1	27-JUN-2004 08:02:03	Bright	46.000	89	5Alp Cep	2.4510	8000.0	92	12156	No
154	GOM_NL__2PRFIN20040627_080916_000000482028_00078_12156_4248.N1	27-JUN-2004 08:09:16	Bright	47.500	74	11Bet Cas	2.2680	6600.0	95	12156	No
155	GOM_NL__2PRFIN20040627_081053_000000492028_00078_12156_4249.N1	27-JUN-2004 08:10:53	Bright	49.000	68	18Alp Cas	2.2250	4500.0	98	12156	No
156	GOM_NL__2PRFIN20040627_081330_000000552028_00078_12156_4250.N1	27-JUN-2004 08:13:30	Bright	55.000	160	23Gam Per	2.9300	4700.0	110	12156	No
157	GOM_NL__2PRFIN20040627_081509_000000502028_00078_12156_4251.N1	27-JUN-2004 08:15:09	Bright	49.500	175	39Del Per	3.0100	19400.	99	12156	No
158	GOM_NL__2PRFIN20040627_081655_000000502028_00078_12156_4252.N1	27-JUN-2004 08:16:55	Bright	49.500	73	57Gam1And	2.2600	13100.	99	12156	No
159	GOM_NL__2PRFIN20040627_081924_000000702028_00078_12156_4253.N1	27-JUN-2004 08:19:24	Twi_and_stray	70.000	53	43Bet And	2.0480	3300.0	140	12156	No
160	GOM_NL__2PRFIN20040627_082331_000000562028_00078_12156_4254.N1	27-JUN-2004 08:23:31	Dark	55.500	50	13Alp Ari	2.0070	4250.0	111	12156	No

161	GOM_NL__2PRFIN20040627_082824_000000492028_00078_12156_4255.N1	27-JUN-2004 08:28:24	Dark	48.500	94	92Alp Cet	2.5260	3100.0	97	12156	No
162	GOM_NL__2PRFIN20040627_083215_000000462028_00078_12156_4256.N1	27-JUN-2004 08:32:15	Dark	45.500	165	34Gam Eri	2.9500	3200.0	91	12156	No
163	GOM_NL__2PRFIN20040627_084032_000000412028_00078_12156_4257.N1	27-JUN-2004 08:40:32	Dark	41.000	157	The1Eri	2.9060	9300.0	82	12156	No
164	GOM_NL__2PRFIN20040627_084208_000000802028_00078_12156_4258.N1	27-JUN-2004 08:42:08	Dark	80.000	52	16Bet Cet	2.0370	4500.0	160	12156	No
165	GOM_NL__2PRFIN20040627_084635_000000462028_00079_12157_4227.N1	27-JUN-2004 08:46:35	Dark	46.000	9	Alp Eri	0.45300	24000.	92	12157	No
166	GOM_NL__2PRFIN20040627_085127_000000392028_00079_12157_4228.N1	27-JUN-2004 08:51:27	Dark	38.500	135	Bet Hyi	2.8200	5800.0	77	12157	No
167	GOM_NL__2PRFIN20040627_085342_000000602028_00079_12157_4229.N1	27-JUN-2004 08:53:42	Straylight	60.000	63	Bet Gru	2.1500	2800.0	120	12157	No
168	GOM_NL__2PRFIN20040627_085541_000000502028_00079_12157_4230.N1	27-JUN-2004 08:55:41	Straylight	50.000	31	Alp Gru	1.7340	15200.	100	12157	No
169	GOM_NL__2PRFIN20040627_085824_000000432028_00079_12157_4231.N1	27-JUN-2004 08:58:24	Straylight	42.500	45	Alp Pav	1.9400	26000.	85	12157	No
170	GOM_NL__2PRFIN20040627_090229_000000432028_00079_12157_4232.N1	27-JUN-2004 09:02:29	Straylight	42.500	141	Bet Ara	2.8400	4600.0	85	12157	No
171	GOM_NL__2PRFIN20040627_090356_000000402028_00079_12157_4233.N1	27-JUN-2004 09:03:56	Straylight	40.000	147	Alp Ara	2.8770	26000.	80	12157	No
172	GOM_NL__2PRFIN20040627_090543_000000432028_00079_12157_4234.N1	27-JUN-2004 09:05:43	Tw_i_and_stray	43.000	40	The Sco	1.8590	7100.0	86	12157	No
173	GOM_NL__2PRFIN20040627_090723_000000432028_00079_12157_4235.N1	27-JUN-2004 09:07:23	Tw_i_and_stray	42.500	25	35Lam Sco	1.6200	28000.	85	12157	No
174	GOM_NL__2PRFIN20040627_090846_000000502028_00079_12157_4236.N1	27-JUN-2004 09:08:46	Bright	49.500	116	19Del Sgr	2.7000	4100.0	99	12157	No
175	GOM_NL__2PRFIN20040627_091053_000000472028_00079_12157_4237.N1	27-JUN-2004 09:10:53	Bright	47.000	155	41Pi Sgr	2.9000	6600.0	94	12157	No
176	GOM_NL__2PRFIN20040627_091338_000000382028_00079_12157_4238.N1	27-JUN-2004 09:13:38	Bright	38.000	86	35Eta Oph	2.4300	10200.	76	12157	No
177	GOM_NL__2PRFIN20040627_091523_000000372028_00079_12157_4239.N1	27-JUN-2004 09:15:23	Bright	37.000	98	13Zet Oph	2.5710	30000.	74	12157	No
178	GOM_NL__2PRFIN20040627_091731_000000372028_00079_12157_4240.N1	27-JUN-2004 09:17:31	Bright	37.000	120	1Del Oph	2.7340	3200.0	74	12157	No
179	GOM_NL__2PRFIN20040627_091926_000000392028_00079_12157_4241.N1	27-JUN-2004 09:19:26	Bright	39.000	126	60Bet Oph	2.7700	4250.0	78	12157	No
180	GOM_NL__2PRFIN20040627_092147_000000392028_00079_12157_4242.N1	27-JUN-2004 09:21:47	Bright	39.000	59	55Alp Oph	2.0800	8900.0	78	12157	No
181	GOM_NL__2PRFIN20040627_092420_000000372028_00079_12157_4243.N1	27-JUN-2004 09:24:20	Bright	36.500	127	27Bet Her	2.7810	4700.0	73	12157	No
182	GOM_NL__2PRFIN20040627_092624_000000372028_00079_12157_4244.N1	27-JUN-2004 09:26:24	Bright	37.000	67	5Alp CrB	2.2210	11000.	74	12157	No
183	GOM_NL__2PRFIN20040627_093059_000000492028_00079_12157_4245.N1	27-JUN-2004 09:30:59	Bright	49.000	5	3Alp Lyr	0.033000	11000.	98	12157	No
184	GOM_NL__2PRFIN20040627_093320_000000392028_00079_12157_4246.N1	27-JUN-2004 09:33:20	Bright	38.500	130	23Bet Dra	2.7990	5800.0	77	12157	No
185	GOM_NL__2PRFIN20040627_093533_000000382028_00079_12157_4247.N1	27-JUN-2004 09:35:33	Bright	38.000	119	14Eta Dra	2.7270	4700.0	76	12157	No
186	GOM_NL__2PRFIN20040627_093927_000000382028_00079_12157_4248.N1	27-JUN-2004 09:39:27	Bright	37.500	60	7Bet UMi	2.0810	3950.0	75	12157	No
187	GOM_NL__2PRFIN20040627_094238_000000482028_00079_12157_4249.N1	27-JUN-2004 09:42:38	Bright	48.000	89	5Alp Cep	2.4510	8000.0	96	12157	No
188	GOM_NL__2PRFIN20040627_094951_000000502028_00079_12157_4250.N1	27-JUN-2004 09:49:51	Bright	49.500	74	11Bet Cas	2.2680	6600.0	99	12157	No
189	GOM_NL__2PRFIN20040627_095128_000000502028_00079_12157_4251.N1	27-JUN-2004 09:51:28	Bright	49.500	68	18Alp Cas	2.2250	4500.0	99	12157	No
190	GOM_NL__2PRFIN20040627_095406_000000502028_00079_12157_4252.N1	27-JUN-2004 09:54:06	Bright	49.500	160	23Gam Per	2.9300	4700.0	99	12157	No
191	GOM_NL__2PRFIN20040627_095545_000000352028_00079_12157_4253.N1	27-JUN-2004 09:55:45	Bright	35.000	175	39Del Per	3.0100	19400.	70	12157	No
192	GOM_NL__2PRFIN20040627_095731_000000482028_00079_12157_4254.N1	27-JUN-2004 09:57:31	Bright	48.000	73	57Gam1And	2.2600	13100.	96	12157	No
193	GOM_NL__2PRFIN20040627_100001_000000722028_00079_12157_4255.N1	27-JUN-2004 10:00:01	Tw_i_and_stray	71.500	53	43Bet And	2.0480	3300.0	143	12157	No
194	GOM_NL__2PRFIN20040627_100407_000000662028_00079_12157_4256.N1	27-JUN-2004 10:04:07	Dark	66.000	50	13Alp Ari	2.0070	4250.0	132	12157	No
195	GOM_NL__2PRFIN20040627_100901_000000492028_00079_12157_4257.N1	27-JUN-2004 10:09:01	Dark	48.500	94	92Alp Cet	2.5260	3100.0	97	12157	No
196	GOM_NL__2PRFIN20040627_101251_000000452028_00079_12157_4258.N1	27-JUN-2004 10:12:51	Dark	45.000	165	34Gam Eri	2.9500	3200.0	90	12157	No
197	GOM_NL__2PRFIN20040627_102108_000000402028_00079_12157_4259.N1	27-JUN-2004 10:21:08	Dark	40.000	157	The1Eri	2.9060	9300.0	80	12157	No
198	GOM_NL__2PRFIN20040627_102243_000000892028_00079_12157_4260.N1	27-JUN-2004 10:22:43	Dark	88.500	52	16Bet Cet	2.0370	4500.0	177	12157	No
199	GOM_NL__2PRFIN20040627_102712_000000512028_00080_12158_4228.N1	27-JUN-2004 10:27:12	Dark	51.000	9	Alp Eri	0.45300	24000.	102	12158	No
200	GOM_NL__2PRFIN20040627_103203_000000392028_00080_12158_4229.N1	27-JUN-2004 10:32:03	Dark	39.000	135	Bet Hyi	2.8200	5800.0	78	12158	No
201	GOM_NL__2PRFIN20040627_103419_000000542028_00080_12158_4230.N1	27-JUN-2004 10:34:19	Straylight	53.500	63	Bet Gru	2.1500	2800.0	107	12158	No
202	GOM_NL__2PRFIN20040627_103618_000000512028_00080_12158_4231.N1	27-JUN-2004 10:36:18	Straylight	51.000	31	Alp Gru	1.7340	15200.	102	12158	No
203	GOM_NL__2PRFIN20040627_103900_000000442028_00080_12158_4232.N1	27-JUN-2004 10:39:00	Straylight	44.000	45	Alp Pav	1.9400	26000.	88	12158	No
204	GOM_NL__2PRFIN20040627_104305_000000412028_00080_12158_4233.N1	27-JUN-2004 10:43:05	Straylight	41.000	141	Bet Ara	2.8400	4600.0	82	12158	No
205	GOM_NL__2PRFIN20040627_104431_000000392028_00080_12158_4234.N1	27-JUN-2004 10:44:31	Straylight	39.000	147	Alp Ara	2.8770	26000.	78	12158	No
206	GOM_NL__2PRFIN20040627_104619_000000442028_00080_12158_4235.N1	27-JUN-2004 10:46:19	Tw_i_and_stray	43.500	40	The Sco	1.8590	7100.0	87	12158	No
207	GOM_NL__2PRFIN20040627_104759_000000432028_00080_12158_4236.N1	27-JUN-2004 10:47:59	Tw_i_and_stray	42.500	25	35Lam Sco	1.6200	28000.	85	12158	No
208	GOM_NL__2PRFIN20040627_104922_000000472028_00080_12158_4237.N1	27-JUN-2004 10:49:22	Bright	47.000	116	19Del Sgr	2.7000	4100.0	94	12158	No
209	GOM_NL__2PRFIN20040627_105129_000000482028_00080_12158_4238.N1	27-JUN-2004 10:51:29	Bright	47.500	155	41Pi Sgr	2.9000	6600.0	95	12158	No
210	GOM_NL__2PRFIN20040627_105414_000000392028_00080_12158_4239.N1	27-JUN-2004 10:54:14	Bright	39.000	86	35Eta Oph	2.4300	10200.	78	12158	No
211	GOM_NL__2PRFIN20040627_105558_000000382028_00080_12158_4240.N1	27-JUN-2004 10:55:58	Bright	37.500	98	13Zet Oph	2.5710	30000.	75	12158	No
212	GOM_NL__2PRFIN20040627_105806_000000382028_00080_12158_4241.N1	27-JUN-2004 10:58:06	Bright	37.500	120	1Del Oph	2.7340	3200.0	75	12158	No
213	GOM_NL__2PRFIN20040627_110002_000000392028_00080_12158_4242.N1	27-JUN-2004 11:00:02	Bright	39.000	126	60Bet Oph	2.7700	4250.0	78	12158	No
214	GOM_NL__2PRFIN20040627_110223_000000402028_00080_12158_4243.N1	27-JUN-2004 11:02:23	Bright	40.000	59	55Alp Oph	2.0800	8900.0	80	12158	No
215	GOM_NL__2PRFIN20040627_110456_000000372028_00080_12158_4244.N1	27-JUN-2004 11:04:56	Bright	36.500	127	27Bet Her	2.7810	4700.0	73	12158	No
216	GOM_NL__2PRFIN20040627_110700_000000372028_00080_12158_4245.N1	27-JUN-2004 11:07:00	Bright	37.000	67	5Alp CrB	2.2210	11000.	74	12158	No
217	GOM_NL__2PRFIN20040627_111134_000000502028_00080_12158_4246.N1	27-JUN-2004 11:11:34	Bright	49.500	5	3Alp Lyr	0.033000	11000.	99	12158	No
218	GOM_NL__2PRFIN20040627_111356_000000372028_00080_12158_4247.N1	27-JUN-2004 11:13:56	Bright	37.000	130	23Bet Dra	2.7990	5800.0	74	12158	No
219	GOM_NL__2PRFIN20040627_111609_000000382028_00080_12158_4248.N1	27-JUN-2004 11:16:09	Bright	38.000	119	14Eta Dra	2.7270	4700.0	76	12158	No

220	GOM_NL__2PRFIN20040627_112003_000000362028_00080_12158_4249.N1	27-JUN-2004 11:20:03	Bright	35.500	60	7Bet UMi	2.0810	3950.0	71	12158	No
221	GOM_NL__2PRFIN20040627_112314_000000482028_00080_12158_4250.N1	27-JUN-2004 11:23:14	Bright	47.500	89	5Alp Cep	2.4510	8000.0	95	12158	No
222	GOM_NL__2PRFIN20040627_113027_000000492028_00080_12158_4251.N1	27-JUN-2004 11:30:27	Bright	48.500	74	11Bet Cas	2.2680	6600.0	97	12158	No
223	GOM_NL__2PRFIN20040627_113204_000000502028_00080_12158_4252.N1	27-JUN-2004 11:32:04	Bright	50.000	68	18Alp Cas	2.2250	4500.0	100	12158	No
224	GOM_NL__2PRFIN20040627_113442_000000382028_00080_12158_4253.N1	27-JUN-2004 11:34:42	Bright	37.500	160	23Gam Per	2.9300	4700.0	75	12158	No
225	GOM_NL__2PRFIN20040627_113621_000000362028_00080_12158_4254.N1	27-JUN-2004 11:36:21	Bright	35.500	175	39Del Per	3.0100	19400.	71	12158	No
226	GOM_NL__2PRFIN20040627_113807_000000462028_00080_12158_4255.N1	27-JUN-2004 11:38:07	Bright	46.000	73	57Gam1And	2.2600	13100.	92	12158	No
227	GOM_NL__2PRFIN20040627_114036_000000782028_00080_12158_4256.N1	27-JUN-2004 11:40:36	Twilight	77.500	53	43Bet And	2.0480	3300.0	155	12158	No
228	GOM_NL__2PRFIN20040627_114443_000000562028_00080_12158_4257.N1	27-JUN-2004 11:44:43	Dark	56.000	50	13Alp Ari	2.0070	4250.0	112	12158	No
229	GOM_NL__2PRFIN20040627_114937_000000492028_00080_12158_4258.N1	27-JUN-2004 11:49:37	Dark	49.000	94	92Alp Cet	2.5260	3100.0	98	12158	No
230	GOM_NL__2PRFIN20040627_115327_000000442028_00080_12158_4259.N1	27-JUN-2004 11:53:27	Dark	44.000	165	34Gam Eri	2.9500	3200.0	88	12158	No
231	GOM_NL__2PRFIN20040627_120144_000000432028_00080_12158_4260.N1	27-JUN-2004 12:01:44	Dark	42.500	157	The1Eri	2.9060	9300.0	85	12158	No
232	GOM_NL__2PRFIN20040627_120321_000000722028_00080_12158_4261.N1	27-JUN-2004 12:03:21	Dark	72.000	52	16Bet Cet	2.0370	4500.0	144	12158	No
233	GOM_NL__2PRFIN20040627_120748_000000492028_00081_12159_4228.N1	27-JUN-2004 12:07:48	Dark	48.500	9	Alp Eri	0.45300	24000.	97	12159	No
234	GOM_NL__2PRFIN20040627_121238_000000402028_00081_12159_4229.N1	27-JUN-2004 12:12:38	Dark	39.500	135	Bet Hyi	2.8200	5800.0	79	12159	No
235	GOM_NL__2PRFIN20040627_121456_000000552028_00081_12159_4230.N1	27-JUN-2004 12:14:56	Straylight	54.500	63	Bet Gru	2.1500	2800.0	109	12159	No
236	GOM_NL__2PRFIN20040627_121655_000000512028_00081_12159_4231.N1	27-JUN-2004 12:16:55	Straylight	50.500	31	Alp Gru	1.7340	15200.	101	12159	No
237	GOM_NL__2PRFIN20040627_121936_000000452028_00081_12159_4232.N1	27-JUN-2004 12:19:36	Straylight	45.000	45	Alp Pav	1.9400	26000.	90	12159	No
238	GOM_NL__2PRFIN20040627_122341_000000462028_00081_12159_4233.N1	27-JUN-2004 12:23:41	Straylight	45.500	141	Bet Ara	2.8400	4600.0	91	12159	No
239	GOM_NL__2PRFIN20040627_122507_000000402028_00081_12159_4234.N1	27-JUN-2004 12:25:07	Straylight	39.500	147	Alp Ara	2.8770	26000.	79	12159	No
240	GOM_NL__2PRFIN20040627_122655_000000472028_00081_12159_4235.N1	27-JUN-2004 12:26:55	Twilight	47.000	40	The Sco	1.8590	7100.0	94	12159	No
241	GOM_NL__2PRFIN20040627_122835_000000432028_00081_12159_4236.N1	27-JUN-2004 12:28:35	Twilight	42.500	25	35Lam Sco	1.6200	28000.	85	12159	No
242	GOM_NL__2PRFIN20040627_122958_000000512028_00081_12159_4237.N1	27-JUN-2004 12:29:58	Bright	50.500	116	19Del Sgr	2.7000	4100.0	101	12159	No
243	GOM_NL__2PRFIN20040627_123205_000000472028_00081_12159_4238.N1	27-JUN-2004 12:32:05	Bright	47.000	155	41Pi Sgr	2.9000	6600.0	94	12159	No
244	GOM_NL__2PRFIN20040627_123450_000000382028_00081_12159_4239.N1	27-JUN-2004 12:34:50	Bright	38.000	86	35Eta Oph	2.4300	10200.	76	12159	No
245	GOM_NL__2PRFIN20040627_123634_000000382028_00081_12159_4240.N1	27-JUN-2004 12:36:34	Bright	38.000	98	13Zet Oph	2.5710	30000.	76	12159	No
246	GOM_NL__2PRFIN20040627_123843_000000382028_00081_12159_4241.N1	27-JUN-2004 12:38:43	Bright	37.500	120	1Del Oph	2.7340	3200.0	75	12159	No
247	GOM_NL__2PRFIN20040627_124037_000000402028_00081_12159_4242.N1	27-JUN-2004 12:40:37	Bright	39.500	126	60Bet Oph	2.7700	4250.0	79	12159	No
248	GOM_NL__2PRFIN20040627_124259_000000382028_00081_12159_4243.N1	27-JUN-2004 12:42:59	Bright	38.000	59	55Alp Oph	2.0800	8900.0	76	12159	No
249	GOM_NL__2PRFIN20040627_124532_000000372028_00081_12159_4244.N1	27-JUN-2004 12:45:32	Bright	37.000	127	27Bet Her	2.7810	4700.0	74	12159	No
250	GOM_NL__2PRFIN20040627_124736_000000402028_00081_12159_4245.N1	27-JUN-2004 12:47:36	Bright	39.500	67	5Alp CrB	2.2210	11000.	79	12159	No
251	GOM_NL__2PRFIN20040627_125209_000000442028_00081_12159_4246.N1	27-JUN-2004 12:52:09	Bright	44.000	5	3Alp Lyr	0.033000	11000.	88	12159	No
252	GOM_NL__2PRFIN20040627_125431_000000402028_00081_12159_4247.N1	27-JUN-2004 12:54:31	Bright	39.500	130	23Bet Dra	2.7990	5800.0	79	12159	No
253	GOM_NL__2PRFIN20040627_125645_000000392028_00081_12159_4248.N1	27-JUN-2004 12:56:45	Bright	38.500	119	14Eta Dra	2.7270	4700.0	77	12159	No
254	GOM_NL__2PRFIN20040627_130039_000000382028_00081_12159_4249.N1	27-JUN-2004 13:00:39	Bright	38.000	60	7Bet UMi	2.0810	3950.0	76	12159	No
255	GOM_NL__2PRFIN20040627_130349_000000452028_00081_12159_4250.N1	27-JUN-2004 13:03:49	Bright	44.500	89	5Alp Cep	2.4510	8000.0	89	12159	No
256	GOM_NL__2PRFIN20040627_131102_000000582028_00081_12159_4251.N1	27-JUN-2004 13:11:02	Bright	58.000	74	11Bet Cas	2.2680	6600.0	116	12159	No
257	GOM_NL__2PRFIN20040627_131240_000000482028_00081_12159_4252.N1	27-JUN-2004 13:12:40	Bright	48.000	68	18Alp Cas	2.2250	4500.0	96	12159	No
258	GOM_NL__2PRFIN20040627_131517_000000402028_00081_12159_4253.N1	27-JUN-2004 13:15:17	Bright	39.500	160	23Gam Per	2.9300	4700.0	79	12159	No
259	GOM_NL__2PRFIN20040627_131657_000000362028_00081_12159_4254.N1	27-JUN-2004 13:16:57	Bright	36.000	175	39Del Per	3.0100	19400.	72	12159	No
260	GOM_NL__2PRFIN20040627_131843_000000482028_00081_12159_4255.N1	27-JUN-2004 13:18:43	Bright	47.500	73	57Gam1And	2.2600	13100.	95	12159	No
261	GOM_NL__2PRFIN20040627_132112_000000762028_00081_12159_4256.N1	27-JUN-2004 13:21:12	Twilight	76.000	53	43Bet And	2.0480	3300.0	152	12159	No
262	GOM_NL__2PRFIN20040627_132519_000000592028_00081_12159_4257.N1	27-JUN-2004 13:25:19	Dark	58.500	50	13Alp Ari	2.0070	4250.0	117	12159	No
263	GOM_NL__2PRFIN20040627_133013_000000522028_00081_12159_4258.N1	27-JUN-2004 13:30:13	Dark	52.000	94	92Alp Cet	2.5260	3100.0	104	12159	No
264	GOM_NL__2PRFIN20040627_133403_000000442028_00081_12159_4259.N1	27-JUN-2004 13:34:03	Dark	43.500	165	34Gam Eri	2.9500	3200.0	87	12159	No
265	GOM_NL__2PRFIN20040627_134220_000000402028_00081_12159_4260.N1	27-JUN-2004 13:42:20	Dark	40.000	157	The1Eri	2.9060	9300.0	80	12159	No
266	GOM_NL__2PRFIN20040627_134400_000000862028_00081_12159_4261.N1	27-JUN-2004 13:44:00	Dark	85.500	52	16Bet Cet	2.0370	4500.0	171	12159	No
267	GOM_NL__2PRFIN20040627_134824_000000532028_00082_12160_4228.N1	27-JUN-2004 13:48:24	Dark	53.000	9	Alp Eri	0.45300	24000.	106	12160	No
268	GOM_NL__2PRFIN20040627_135315_000000412028_00082_12160_4229.N1	27-JUN-2004 13:53:15	Dark	41.000	135	Bet Hyi	2.8200	5800.0	82	12160	No
269	GOM_NL__2PRFIN20040627_135532_000000572028_00082_12160_4230.N1	27-JUN-2004 13:55:32	Straylight	57.000	63	Bet Gru	2.1500	2800.0	114	12160	No
270	GOM_NL__2PRFIN20040627_135731_000000532028_00082_12160_4231.N1	27-JUN-2004 13:57:31	Straylight	53.000	31	Alp Gru	1.7340	15200.	106	12160	No
271	GOM_NL__2PRFIN20040627_140056_000000482028_00082_12160_4232.N1	27-JUN-2004 14:00:56	Straylight	48.000	43	Alp TrA	1.9100	4250.0	96	12160	No
272	GOM_NL__2PRFIN20040627_140417_000000402028_00082_12160_4233.N1	27-JUN-2004 14:04:17	Straylight	39.500	141	Bet Ara	2.8400	4600.0	79	12160	No
273	GOM_NL__2PRFIN20040627_140544_000000382028_00082_12160_4234.N1	27-JUN-2004 14:05:44	Straylight	38.000	147	Alp Ara	2.8770	26000.	76	12160	No
274	GOM_NL__2PRFIN20040627_140731_000000442028_00082_12160_4235.N1	27-JUN-2004 14:07:31	Twilight	44.000	40	The Sco	1.8590	7100.0	88	12160	No
275	GOM_NL__2PRFIN20040627_140911_000000442028_00082_12160_4236.N1	27-JUN-2004 14:09:11	Twilight	43.500	25	35Lam Sco	1.6200	28000.	87	12160	No
276	GOM_NL__2PRFIN20040627_141034_000000522028_00082_12160_4237.N1	27-JUN-2004 14:10:34	Bright	52.000	116	19Del Sgr	2.7000	4100.0	104	12160	No
277	GOM_NL__2PRFIN20040627_141241_000000502028_00082_12160_4238.N1	27-JUN-2004 14:12:41	Bright	49.500	155	41Pi Sgr	2.9000	6600.0	99	12160	No
278	GOM_NL__2PRFIN20040627_141526_000000392028_00082_12160_4239.N1	27-JUN-2004 14:15:26	Bright	38.500	86	35Eta Oph	2.4300	10200.	77	12160	No

279	GOM_NL__2PRFIN20040627_141710_000000392028_00082_12160_4240.N1	27-JUN-2004 14:17:10	Bright	38.500	98	13Zet Oph	2.5710	30000.	77	12160	No
280	GOM_NL__2PRFIN20040627_141918_000000382028_00082_12160_4241.N1	27-JUN-2004 14:19:18	Bright	38.000	120	1Del Oph	2.7340	3200.0	76	12160	No
281	GOM_NL__2PRFIN20040627_142113_000000402028_00082_12160_4242.N1	27-JUN-2004 14:21:13	Bright	39.500	126	60Bet Oph	2.7700	4250.0	79	12160	No
282	GOM_NL__2PRFIN20040627_142335_000000392028_00082_12160_4243.N1	27-JUN-2004 14:23:35	Bright	39.000	59	55Alp Oph	2.0800	8900.0	78	12160	No
283	GOM_NL__2PRFIN20040627_142608_000000402028_00082_12160_4244.N1	27-JUN-2004 14:26:08	Bright	39.500	127	27Bet Her	2.7810	4700.0	79	12160	No
284	GOM_NL__2PRFIN20040627_142812_000000402028_00082_12160_4245.N1	27-JUN-2004 14:28:12	Bright	39.500	67	5Alp CrB	2.2210	11000.	79	12160	No
285	GOM_NL__2PRFIN20040627_143245_000000482028_00082_12160_4246.N1	27-JUN-2004 14:32:45	Bright	48.000	5	3Alp Lyr	0.033000	11000.	96	12160	No
286	GOM_NL__2PRFIN20040627_143507_000000402028_00082_12160_4247.N1	27-JUN-2004 14:35:07	Bright	40.000	130	23Bet Dra	2.7990	5800.0	80	12160	No
287	GOM_NL__2PRFIN20040627_143721_000000382028_00082_12160_4248.N1	27-JUN-2004 14:37:21	Bright	37.500	119	14Eta Dra	2.7270	4700.0	75	12160	No
288	GOM_NL__2PRFIN20040627_144424_000000462028_00082_12160_4249.N1	27-JUN-2004 14:44:24	Bright	45.500	89	5Alp Cep	2.4510	8000.0	91	12160	No
289	GOM_NL__2PRFIN20040627_145137_000000582028_00082_12160_4250.N1	27-JUN-2004 14:51:37	Bright	57.500	74	11Bet Cas	2.2680	6600.0	115	12160	No
290	GOM_NL__2PRFIN20040627_145315_000000492028_00082_12160_4251.N1	27-JUN-2004 14:53:15	Bright	49.000	68	18Alp Cas	2.2250	4500.0	98	12160	No
291	GOM_NL__2PRFIN20040627_145554_000000552028_00082_12160_4252.N1	27-JUN-2004 14:55:54	Bright	55.000	160	23Gam Per	2.9300	4700.0	110	12160	No
292	GOM_NL__2PRFIN20040627_145733_000000362028_00082_12160_4253.N1	27-JUN-2004 14:57:33	Bright	35.500	175	39Del Per	3.0100	19400.	71	12160	No
293	GOM_NL__2PRFIN20040627_145919_000000482028_00082_12160_4254.N1	27-JUN-2004 14:59:19	Bright	47.500	73	57Gam1And	2.2600	13100.	95	12160	No
294	GOM_NL__2PRFIN20040627_150149_000000692028_00082_12160_4255.N1	27-JUN-2004 15:01:49	Tw_i_and_stray	69.000	53	43Bet And	2.0480	3300.0	138	12160	No
295	GOM_NL__2PRFIN20040627_150556_000000572028_00082_12160_4256.N1	27-JUN-2004 15:05:56	Dark	56.500	50	13Alp Ari	2.0070	4250.0	113	12160	No
296	GOM_NL__2PRFIN20040627_151049_000000502028_00082_12160_4257.N1	27-JUN-2004 15:10:49	Dark	49.500	94	92Alp Cet	2.5260	3100.0	99	12160	No
297	GOM_NL__2PRFIN20040627_151440_000000442028_00082_12160_4258.N1	27-JUN-2004 15:14:40	Dark	43.500	165	34Gam Eri	2.9500	3200.0	87	12160	No
298	GOM_NL__2PRFIN20040627_152257_000000412028_00082_12160_4259.N1	27-JUN-2004 15:22:57	Dark	40.500	157	The1Eri	2.9060	9300.0	81	12160	No
299	GOM_NL__2PRFIN20040627_152438_000000692028_00082_12160_4260.N1	27-JUN-2004 15:24:38	Dark	68.500	52	16Bet Cet	2.0370	4500.0	137	12160	No
300	GOM_NL__2PRFIN20040627_152900_000000412028_00083_12161_4248.N1	27-JUN-2004 15:29:00	Dark	41.000	9	Alp Eri	0.45300	24000.	82	12161	No
301	GOM_NL__2PRFIN20040627_153349_000000422028_00083_12161_4249.N1	27-JUN-2004 15:33:49	Dark	41.500	135	Bet Hyi	2.8200	5800.0	83	12161	No
302	GOM_NL__2PRFIN20040627_153609_000000572028_00083_12161_4250.N1	27-JUN-2004 15:36:09	Straylight	56.500	63	Bet Gru	2.1500	2800.0	113	12161	No
303	GOM_NL__2PRFIN20040627_153808_000000512028_00083_12161_4251.N1	27-JUN-2004 15:38:08	Straylight	50.500	31	Alp Gru	1.7340	15200.	101	12161	No
304	GOM_NL__2PRFIN20040627_154132_000000412028_00083_12161_4252.N1	27-JUN-2004 15:41:32	Straylight	40.500	43	Alp TrA	1.9100	4250.0	81	12161	No
305	GOM_NL__2PRFIN20040627_154453_000000392028_00083_12161_4253.N1	27-JUN-2004 15:44:53	Straylight	39.000	141	Bet Ara	2.8400	4600.0	78	12161	No
306	GOM_NL__2PRFIN20040627_154619_000000392028_00083_12161_4254.N1	27-JUN-2004 15:46:19	Straylight	38.500	147	Alp Ara	2.8770	26000.	77	12161	No
307	GOM_NL__2PRFIN20040627_154807_000000462028_00083_12161_4255.N1	27-JUN-2004 15:48:07	Tw_i_and_stray	45.500	40	The Sco	1.8590	7100.0	91	12161	No
308	GOM_NL__2PRFIN20040627_154947_000000432028_00083_12161_4256.N1	27-JUN-2004 15:49:47	Tw_i_and_stray	42.500	25	35Lam Sco	1.6200	28000.	85	12161	No
309	GOM_NL__2PRFIN20040627_155109_000000492028_00083_12161_4257.N1	27-JUN-2004 15:51:09	Bright	49.000	116	19Del Sgr	2.7000	4100.0	98	12161	No
310	GOM_NL__2PRFIN20040627_155317_000000482028_00083_12161_4258.N1	27-JUN-2004 15:53:17	Bright	48.000	155	41Pi Sgr	2.9000	6600.0	96	12161	No
311	GOM_NL__2PRFIN20040627_155602_000000392028_00083_12161_4259.N1	27-JUN-2004 15:56:02	Bright	39.000	86	35Eta Oph	2.4300	10200.	78	12161	No
312	GOM_NL__2PRFIN20040627_155746_000000382028_00083_12161_4260.N1	27-JUN-2004 15:57:46	Bright	37.500	98	13Zet Oph	2.5710	30000.	75	12161	No
313	GOM_NL__2PRFIN20040627_155955_000000392028_00083_12161_4261.N1	27-JUN-2004 15:59:55	Bright	38.500	120	1Del Oph	2.7340	3200.0	77	12161	No
314	GOM_NL__2PRFIN20040627_160149_000000402028_00083_12161_4262.N1	27-JUN-2004 16:01:49	Bright	39.500	126	60Bet Oph	2.7700	4250.0	79	12161	No
315	GOM_NL__2PRFIN20040627_160410_000000392028_00083_12161_4263.N1	27-JUN-2004 16:04:10	Bright	39.000	59	55Alp Oph	2.0800	8900.0	78	12161	No
316	GOM_NL__2PRFIN20040627_160644_000000392028_00083_12161_4264.N1	27-JUN-2004 16:06:44	Bright	38.500	127	27Bet Her	2.7810	4700.0	77	12161	No
317	GOM_NL__2PRFIN20040627_160848_000000402028_00083_12161_4265.N1	27-JUN-2004 16:08:48	Bright	39.500	67	5Alp CrB	2.2210	11000.	79	12161	No
318	GOM_NL__2PRFIN20040627_161320_000000472028_00083_12161_4266.N1	27-JUN-2004 16:13:20	Bright	46.500	5	3Alp Lyr	0.033000	11000.	93	12161	No
319	GOM_NL__2PRFIN20040627_161543_000000392028_00083_12161_4267.N1	27-JUN-2004 16:15:43	Bright	39.000	130	23Bet Dra	2.7990	5800.0	78	12161	No
320	GOM_NL__2PRFIN20040627_161757_000000392028_00083_12161_4268.N1	27-JUN-2004 16:17:57	Bright	39.000	119	14Eta Dra	2.7270	4700.0	78	12161	No
321	GOM_NL__2PRFIN20040627_162459_000000482028_00083_12161_4269.N1	27-JUN-2004 16:24:59	Bright	48.000	89	5Alp Cep	2.4510	8000.0	96	12161	No
322	GOM_NL__2PRFIN20040627_163213_000000502028_00083_12161_4270.N1	27-JUN-2004 16:32:13	Bright	50.000	74	11Bet Cas	2.2680	6600.0	100	12161	No
323	GOM_NL__2PRFIN20040627_163351_000000502028_00083_12161_4271.N1	27-JUN-2004 16:33:51	Bright	49.500	68	18Alp Cas	2.2250	4500.0	99	12161	No
324	GOM_NL__2PRFIN20040627_163630_000000432028_00083_12161_4272.N1	27-JUN-2004 16:36:30	Bright	42.500	160	23Gam Per	2.9300	4700.0	85	12161	No
325	GOM_NL__2PRFIN20040627_163809_000000472028_00083_12161_4273.N1	27-JUN-2004 16:38:09	Bright	46.500	175	39Del Per	3.0100	19400.	93	12161	No
326	GOM_NL__2PRFIN20040627_163955_000000472028_00083_12161_4274.N1	27-JUN-2004 16:39:55	Bright	47.000	73	57Gam1And	2.2600	13100.	94	12161	No
327	GOM_NL__2PRFIN20040627_164222_000000802028_00083_12161_4275.N1	27-JUN-2004 16:42:22	Tw_i_and_stray	80.000	53	43Bet And	2.0480	3300.0	160	12161	No
328	GOM_NL__2PRFIN20040627_164631_000000582028_00083_12161_4276.N1	27-JUN-2004 16:46:31	Dark	58.000	50	13Alp Ari	2.0070	4250.0	116	12161	No
329	GOM_NL__2PRFIN20040627_165126_000000512028_00083_12161_4277.N1	27-JUN-2004 16:51:26	Dark	51.000	94	92Alp Cet	2.5260	3100.0	102	12161	No
330	GOM_NL__2PRFIN20040627_165516_000000402028_00083_12161_4278.N1	27-JUN-2004 16:55:16	Dark	40.000	165	34Gam Eri	2.9500	3200.0	80	12161	No
331	GOM_NL__2PRFIN20040627_170333_000000422028_00083_12161_4279.N1	27-JUN-2004 17:03:33	Dark	42.000	157	The1Eri	2.9060	9300.0	84	12161	No
332	GOM_NL__2PRFIN20040627_170516_000000852028_00083_12161_4280.N1	27-JUN-2004 17:05:16	Dark	85.000	52	16Bet Cet	2.0370	4500.0	170	12161	No
333	GOM_NL__2PRFIN20040627_170937_000000512028_00084_12162_4248.N1	27-JUN-2004 17:09:37	Dark	50.500	9	Alp Eri	0.45300	24000.	101	12162	No
334	GOM_NL__2PRFIN20040627_171427_000000412028_00084_12162_4249.N1	27-JUN-2004 17:14:27	Dark	41.000	135	Bet Hyi	2.8200	5800.0	82	12162	No
335	GOM_NL__2PRFIN20040627_171646_000000552028_00084_12162_4250.N1	27-JUN-2004 17:16:46	Straylight	55.000	63	Bet Gru	2.1500	2800.0	110	12162	No
336	GOM_NL__2PRFIN20040627_171845_000000562028_00084_12162_4251.N1	27-JUN-2004 17:18:45	Straylight	55.500	31	Alp Gru	1.7340	15200.	111	12162	No
337	GOM_NL__2PRFIN20040627_172207_000000412028_00084_12162_4252.N1	27-JUN-2004 17:22:07	Straylight	40.500	43	Alp TrA	1.9100	4250.0	81	12162	No

338	GOM_NL__2PRFIN20040627_172529_000000462028_00084_12162_4253.N1	27-JUN-2004 17:25:29	Straylight	45.500	141	Bet Ara	2.8400	4600.0	91	12162	No
339	GOM_NL__2PRFIN20040627_172656_000000382028_00084_12162_4254.N1	27-JUN-2004 17:26:56	Straylight	38.000	147	Alp Ara	2.8770	26000.	76	12162	No
340	GOM_NL__2PRFIN20040627_172843_000000432028_00084_12162_4255.N1	27-JUN-2004 17:28:43	Twi_and_stray	42.500	40	The Sco	1.8590	7100.0	85	12162	No
341	GOM_NL__2PRFIN20040627_173023_000000422028_00084_12162_4256.N1	27-JUN-2004 17:30:23	Twi_and_stray	42.000	25	35Lam Sco	1.6200	28000.	84	12162	No
342	GOM_NL__2PRFIN20040627_173146_000000562028_00084_12162_4257.N1	27-JUN-2004 17:31:46	Bright	56.000	116	19Del Sgr	2.7000	4100.0	112	12162	No
343	GOM_NL__2PRFIN20040627_173353_000000502028_00084_12162_4258.N1	27-JUN-2004 17:33:53	Bright	50.000	155	41Pi Sgr	2.9000	6600.0	100	12162	No
344	GOM_NL__2PRFIN20040627_173639_000000382028_00084_12162_4259.N1	27-JUN-2004 17:36:39	Bright	37.500	86	35Eta Oph	2.4300	10200.	75	12162	No
345	GOM_NL__2PRFIN20040627_173822_000000392028_00084_12162_4260.N1	27-JUN-2004 17:38:22	Bright	38.500	98	13Zet Oph	2.5710	30000.	77	12162	No
346	GOM_NL__2PRFIN20040627_174031_000000392028_00084_12162_4261.N1	27-JUN-2004 17:40:31	Bright	38.500	120	1Del Oph	2.7340	3200.0	77	12162	No
347	GOM_NL__2PRFIN20040627_174225_000000402028_00084_12162_4262.N1	27-JUN-2004 17:42:25	Bright	39.500	126	60Bet Oph	2.7700	4250.0	79	12162	No
348	GOM_NL__2PRFIN20040627_174447_000000402028_00084_12162_4263.N1	27-JUN-2004 17:44:47	Bright	39.500	59	55Alp Oph	2.0800	8900.0	79	12162	No
349	GOM_NL__2PRFIN20040627_174721_000000382028_00084_12162_4264.N1	27-JUN-2004 17:47:21	Bright	37.500	127	27Bet Her	2.7810	4700.0	75	12162	No
350	GOM_NL__2PRFIN20040627_174925_000000392028_00084_12162_4265.N1	27-JUN-2004 17:49:25	Bright	38.500	67	5Alp CrB	2.2210	11000.	77	12162	No
351	GOM_NL__2PRFIN20040627_175355_000000602028_00084_12162_4266.N1	27-JUN-2004 17:53:55	Bright	60.000	5	3Alp Lyr	0.033000	11000.	120	12162	No
352	GOM_NL__2PRFIN20040627_175619_000000402028_00084_12162_4267.N1	27-JUN-2004 17:56:19	Bright	40.000	130	23Bet Dra	2.7990	5800.0	80	12162	No
353	GOM_NL__2PRFIN20040627_175833_000000382028_00084_12162_4268.N1	27-JUN-2004 17:58:33	Bright	37.500	119	14Eta Dra	2.7270	4700.0	75	12162	No
354	GOM_NL__2PRFIN20040627_180534_000000492028_00084_12162_4269.N1	27-JUN-2004 18:05:34	Bright	49.000	89	5Alp Cep	2.4510	8000.0	98	12162	No
355	GOM_NL__2PRFIN20040627_181248_000000692028_00084_12162_4270.N1	27-JUN-2004 18:12:48	Bright	69.000	74	11Bet Cas	2.2680	6600.0	138	12162	No
356	GOM_NL__2PRFIN20040627_181426_000000512028_00084_12162_4271.N1	27-JUN-2004 18:14:26	Bright	51.000	68	18Alp Cas	2.2250	4500.0	102	12162	No
357	GOM_NL__2PRFIN20040627_181706_000000552028_00084_12162_4272.N1	27-JUN-2004 18:17:06	Bright	55.000	160	23Gam Per	2.9300	4700.0	110	12162	No
358	GOM_NL__2PRFIN20040627_181845_000000452028_00084_12162_4273.N1	27-JUN-2004 18:18:45	Bright	45.000	175	39Del Per	3.0100	19400.	90	12162	No
359	GOM_NL__2PRFIN20040627_182030_000000502028_00084_12162_4274.N1	27-JUN-2004 18:20:30	Bright	49.500	73	57Gam1And	2.2600	13100.	99	12162	No
360	GOM_NL__2PRFIN20040627_182300_000000682028_00084_12162_4275.N1	27-JUN-2004 18:23:00	Twi_and_stray	68.000	53	43Bet And	2.0480	3300.0	136	12162	No
361	GOM_NL__2PRFIN20040627_182708_000000562028_00084_12162_4276.N1	27-JUN-2004 18:27:08	Dark	55.500	50	13Alp Ari	2.0070	4250.0	111	12162	No
362	GOM_NL__2PRFIN20040627_183202_000000492028_00084_12162_4277.N1	27-JUN-2004 18:32:02	Dark	49.000	94	92Alp Cet	2.5260	3100.0	98	12162	No
363	GOM_NL__2PRFIN20040627_183552_000000392028_00084_12162_4278.N1	27-JUN-2004 18:35:52	Dark	39.000	165	34Gam Eri	2.9500	3200.0	78	12162	No
364	GOM_NL__2PRFIN20040627_184410_000000402028_00084_12162_4279.N1	27-JUN-2004 18:44:10	Dark	40.000	157	The1Eri	2.9060	9300.0	80	12162	No
365	GOM_NL__2PRFIN20040627_184553_000000812028_00084_12162_4280.N1	27-JUN-2004 18:45:53	Dark	81.000	52	16Bet Cet	2.0370	4500.0	162	12162	No
366	GOM_NL__2PRFIN20040627_185014_000000542028_00085_12163_4248.N1	27-JUN-2004 18:50:14	Dark	53.500	9	Alp Eri	0.45300	24000.	107	12163	No
367	GOM_NL__2PRFIN20040627_185503_000000412028_00085_12163_4249.N1	27-JUN-2004 18:55:03	Dark	41.000	135	Bet Hyi	2.8200	5800.0	82	12163	No
368	GOM_NL__2PRFIN20040627_185723_000000662028_00085_12163_4250.N1	27-JUN-2004 18:57:23	Straylight	66.000	63	Bet Gru	2.1500	2800.0	132	12163	No
369	GOM_NL__2PRFIN20040627_185922_000000502028_00085_12163_4251.N1	27-JUN-2004 18:59:22	Straylight	50.000	31	Alp Gru	1.7340	15200.	100	12163	No
370	GOM_NL__2PRFIN20040627_190244_000000402028_00085_12163_4252.N1	27-JUN-2004 19:02:44	Straylight	40.000	43	Alp TrA	1.9100	4250.0	80	12163	No
371	GOM_NL__2PRFIN20040627_190605_000000482028_00085_12163_4253.N1	27-JUN-2004 19:06:05	Straylight	47.500	141	Bet Ara	2.8400	4600.0	95	12163	No
372	GOM_NL__2PRFIN20040627_190732_000000392028_00085_12163_4254.N1	27-JUN-2004 19:07:32	Straylight	38.500	147	Alp Ara	2.8770	26000.	77	12163	No
373	GOM_NL__2PRFIN20040627_190919_000000442028_00085_12163_4255.N1	27-JUN-2004 19:09:19	Twi_and_stray	44.000	40	The Sco	1.8590	7100.0	88	12163	No
374	GOM_NL__2PRFIN20040627_191059_000000432028_00085_12163_4256.N1	27-JUN-2004 19:10:59	Twi_and_stray	42.500	25	35Lam Sco	1.6200	28000.	85	12163	No
375	GOM_NL__2PRFIN20040627_191223_000000562028_00085_12163_4257.N1	27-JUN-2004 19:12:23	Bright	56.000	116	19Del Sgr	2.7000	4100.0	112	12163	No
376	GOM_NL__2PRFIN20040627_191430_000000482028_00085_12163_4258.N1	27-JUN-2004 19:14:30	Bright	48.000	155	41Pi Sgr	2.9000	6600.0	96	12163	No
377	GOM_NL__2PRFIN20040627_191715_000000392028_00085_12163_4259.N1	27-JUN-2004 19:17:15	Bright	38.500	86	35Eta Oph	2.4300	10200.	77	12163	No
378	GOM_NL__2PRFIN20040627_191859_000000382028_00085_12163_4260.N1	27-JUN-2004 19:18:59	Bright	38.000	98	13Zet Oph	2.5710	30000.	76	12163	No
379	GOM_NL__2PRFIN20040627_192107_000000372028_00085_12163_4261.N1	27-JUN-2004 19:21:07	Bright	37.000	120	1Del Oph	2.7340	3200.0	74	12163	No
380	GOM_NL__2PRFIN20040627_192301_000000402028_00085_12163_4262.N1	27-JUN-2004 19:23:01	Bright	39.500	126	60Bet Oph	2.7700	4250.0	79	12163	No
381	GOM_NL__2PRFIN20040627_192522_000000382028_00085_12163_4263.N1	27-JUN-2004 19:25:22	Bright	38.000	59	55Alp Oph	2.0800	8900.0	76	12163	No
382	GOM_NL__2PRFIN20040627_192757_000000382028_00085_12163_4264.N1	27-JUN-2004 19:27:57	Bright	37.500	127	27Bet Her	2.7810	4700.0	75	12163	No
383	GOM_NL__2PRFIN20040627_193001_000000392028_00085_12163_4265.N1	27-JUN-2004 19:30:01	Bright	39.000	67	5Alp CrB	2.2210	11000.	78	12163	No
384	GOM_NL__2PRFIN20040627_193431_000000462028_00085_12163_4266.N1	27-JUN-2004 19:34:31	Bright	45.500	5	3Alp Lyr	0.033000	11000.	91	12163	No
385	GOM_NL__2PRFIN20040627_193654_000000412028_00085_12163_4267.N1	27-JUN-2004 19:36:54	Bright	40.500	130	23Bet Dra	2.7990	5800.0	81	12163	No
386	GOM_NL__2PRFIN20040627_193909_000000392028_00085_12163_4268.N1	27-JUN-2004 19:39:09	Bright	39.000	119	14Eta Dra	2.7270	4700.0	78	12163	No
387	GOM_NL__2PRFIN20040627_194610_000000472028_00085_12163_4269.N1	27-JUN-2004 19:46:10	Bright	46.500	89	5Alp Cep	2.4510	8000.0	93	12163	No
388	GOM_NL__2PRFIN20040627_195323_000000502028_00085_12163_4270.N1	27-JUN-2004 19:53:23	Bright	49.500	74	11Bet Cas	2.2680	6600.0	99	12163	No
389	GOM_NL__2PRFIN20040627_195502_000000502028_00085_12163_4271.N1	27-JUN-2004 19:55:02	Bright	49.500	68	18Alp Cas	2.2250	4500.0	99	12163	No
390	GOM_NL__2PRFIN20040627_195741_000000372028_00085_12163_4272.N1	27-JUN-2004 19:57:41	Bright	37.000	160	23Gam Per	2.9300	4700.0	74	12163	No
391	GOM_NL__2PRFIN20040627_195921_000000412028_00085_12163_4273.N1	27-JUN-2004 19:59:21	Bright	40.500	175	39Del Per	3.0100	19400.	81	12163	No
392	GOM_NL__2PRFIN20040627_200106_000000482028_00085_12163_4274.N1	27-JUN-2004 20:01:06	Bright	48.000	73	57Gam1And	2.2600	13100.	96	12163	No
393	GOM_NL__2PRFIN20040627_200336_000000772028_00085_12163_4275.N1	27-JUN-2004 20:03:36	Twi_and_stray	77.000	53	43Bet And	2.0480	3300.0	154	12163	No
394	GOM_NL__2PRFIN20040627_200744_000000572028_00085_12163_4276.N1	27-JUN-2004 20:07:44	Dark	56.500	50	13Alp Ari	2.0070	4250.0	113	12163	No
395	GOM_NL__2PRFIN20040627_201238_000000472028_00085_12163_4277.N1	27-JUN-2004 20:12:38	Dark	46.500	94	92Alp Cet	2.5260	3100.0	93	12163	No
396	GOM_NL__2PRFIN20040627_201629_000000432028_00085_12163_4278.N1	27-JUN-2004 20:16:29	Dark	42.500	165	34Gam Eri	2.9500	3200.0	85	12163	No

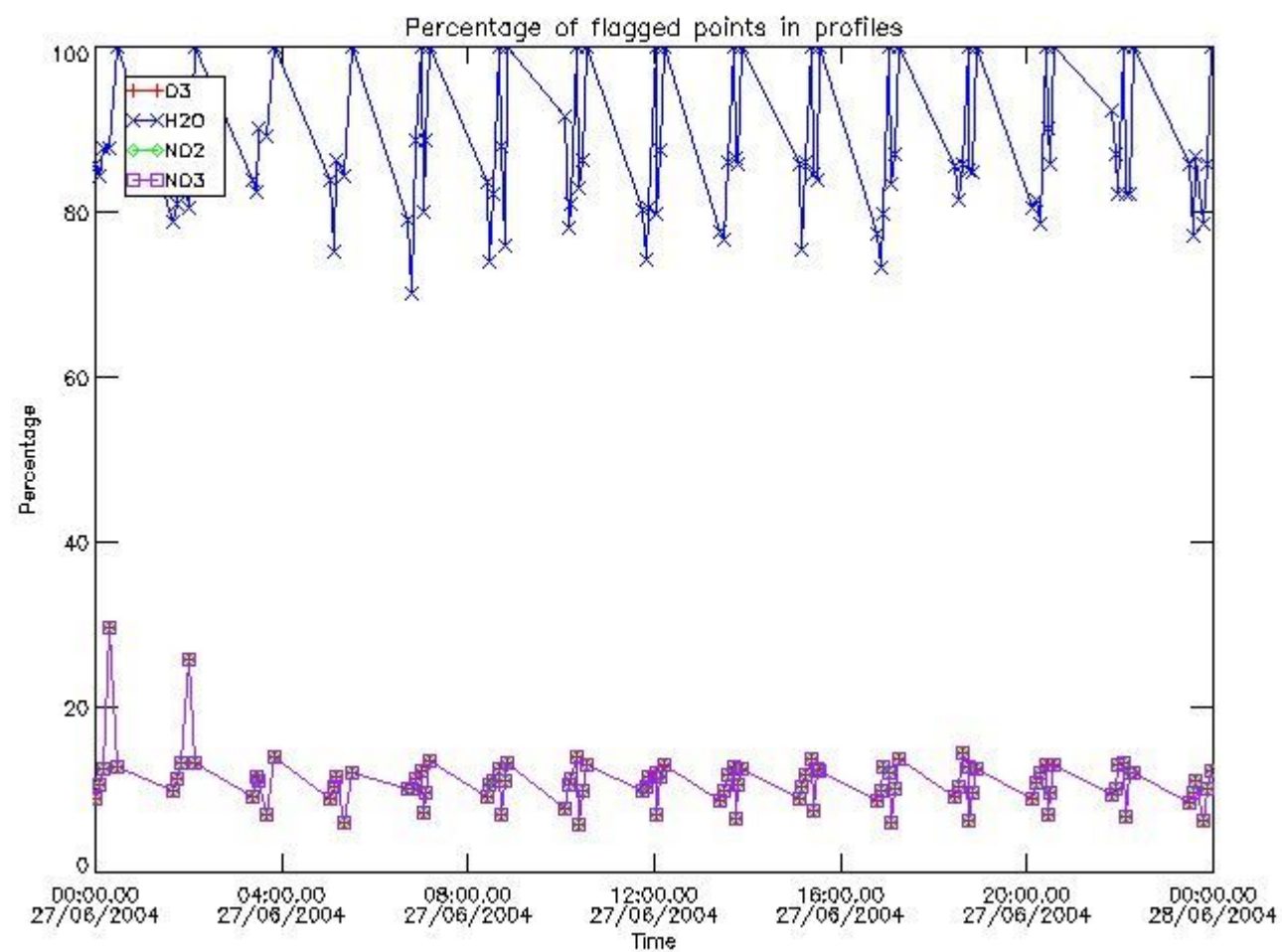
397	GOM_NL__2PRFIN20040627_202446_000000402028_00085_12163_4279.N1	27-JUN-2004 20:24:46	Dark	39.500	157	The1Eri	2.9060	9300.0	79	12163	No
398	GOM_NL__2PRFIN20040627_202631_000000862028_00085_12163_4280.N1	27-JUN-2004 20:26:31	Dark	86.000	52	16Bet Cet	2.0370	4500.0	172	12163	No
399	GOM_NL__2PRFIN20040627_203050_000000532028_00086_12164_4248.N1	27-JUN-2004 20:30:50	Dark	53.000	9	Alp Eri	0.45300	24000.	106	12164	No
400	GOM_NL__2PRFIN20040627_203540_000000402028_00086_12164_4249.N1	27-JUN-2004 20:35:40	Dark	39.500	135	Bet Hyi	2.8200	5800.0	79	12164	No
401	GOM_NL__2PRFIN20040627_203800_000000602028_00086_12164_4250.N1	27-JUN-2004 20:38:00	Straylight	60.000	63	Bet Gru	2.1500	2800.0	120	12164	No
402	GOM_NL__2PRFIN20040627_203959_000000542028_00086_12164_4251.N1	27-JUN-2004 20:39:59	Straylight	53.500	31	Alp Gru	1.7340	15200.	107	12164	No
403	GOM_NL__2PRFIN20040627_204320_000000502028_00086_12164_4252.N1	27-JUN-2004 20:43:20	Straylight	49.500	43	Alp TrA	1.9100	4250.0	99	12164	No
404	GOM_NL__2PRFIN20040627_204641_000000502028_00086_12164_4253.N1	27-JUN-2004 20:46:41	Straylight	49.500	141	Bet Ara	2.8400	4600.0	99	12164	No
405	GOM_NL__2PRFIN20040627_204807_000000402028_00086_12164_4254.N1	27-JUN-2004 20:48:07	Straylight	39.500	147	Alp Ara	2.8770	26000.	79	12164	No
406	GOM_NL__2PRFIN20040627_204955_000000442028_00086_12164_4255.N1	27-JUN-2004 20:49:55	Twi_and_stray	43.500	40	The Sco	1.8590	7100.0	87	12164	No
407	GOM_NL__2PRFIN20040627_205135_000000442028_00086_12164_4256.N1	27-JUN-2004 20:51:35	Twi_and_stray	44.000	25	35Lam Sco	1.6200	28000.	88	12164	No
408	GOM_NL__2PRFIN20040627_205258_000000562028_00086_12164_4257.N1	27-JUN-2004 20:52:58	Bright	56.000	116	19Del Sgr	2.7000	4100.0	112	12164	No
409	GOM_NL__2PRFIN20040627_205506_000000482028_00086_12164_4258.N1	27-JUN-2004 20:55:06	Bright	47.500	155	41Pi Sgr	2.9000	6600.0	95	12164	No
410	GOM_NL__2PRFIN20040627_205750_000000382028_00086_12164_4259.N1	27-JUN-2004 20:57:50	Bright	38.000	86	35Eta Oph	2.4300	10200.	76	12164	No
411	GOM_NL__2PRFIN20040627_205934_000000382028_00086_12164_4260.N1	27-JUN-2004 20:59:34	Bright	38.000	98	13Zet Oph	2.5710	30000.	76	12164	No
412	GOM_NL__2PRFIN20040627_210142_000000392028_00086_12164_4261.N1	27-JUN-2004 21:01:42	Bright	38.500	120	1Del Oph	2.7340	3200.0	77	12164	No
413	GOM_NL__2PRFIN20040627_210335_000000412028_00086_12164_4262.N1	27-JUN-2004 21:03:35	Bright	40.500	126	60Bet Oph	2.7700	4250.0	81	12164	No
414	GOM_NL__2PRFIN20040627_210558_000000392028_00086_12164_4263.N1	27-JUN-2004 21:05:58	Bright	39.000	59	55Alp Oph	2.0800	8900.0	78	12164	No
415	GOM_NL__2PRFIN20040627_210832_000000392028_00086_12164_4264.N1	27-JUN-2004 21:08:32	Bright	39.000	127	27Bet Her	2.7810	4700.0	78	12164	No
416	GOM_NL__2PRFIN20040627_211037_000000392028_00086_12164_4265.N1	27-JUN-2004 21:10:37	Bright	39.000	67	5Alp CrB	2.2210	11000.	78	12164	No
417	GOM_NL__2PRFIN20040627_211506_000000432028_00086_12164_4266.N1	27-JUN-2004 21:15:06	Bright	42.500	5	3Alp Lyr	0.033000	11000.	85	12164	No
418	GOM_NL__2PRFIN20040627_211730_000000412028_00086_12164_4267.N1	27-JUN-2004 21:17:30	Bright	40.500	130	23Bet Dra	2.7990	5800.0	81	12164	No
419	GOM_NL__2PRFIN20040627_211944_000000392028_00086_12164_4268.N1	27-JUN-2004 21:19:44	Bright	38.500	119	14Eta Dra	2.7270	4700.0	77	12164	No
420	GOM_NL__2PRFIN20040627_212644_000000482028_00086_12164_4269.N1	27-JUN-2004 21:26:44	Bright	48.000	89	5Alp Cep	2.4510	8000.0	96	12164	No
421	GOM_NL__2PRFIN20040627_213359_000000472028_00086_12164_4270.N1	27-JUN-2004 21:33:59	Bright	46.500	74	11Bet Cas	2.2680	6600.0	93	12164	No
422	GOM_NL__2PRFIN20040627_213538_000000492028_00086_12164_4271.N1	27-JUN-2004 21:35:38	Bright	49.000	68	18Alp Cas	2.2250	4500.0	98	12164	No
423	GOM_NL__2PRFIN20040627_213817_000000552028_00086_12164_4272.N1	27-JUN-2004 21:38:17	Bright	54.500	160	23Gam Per	2.9300	4700.0	109	12164	No
424	GOM_NL__2PRFIN20040627_213957_000000532028_00086_12164_4273.N1	27-JUN-2004 21:39:57	Bright	53.000	175	39Del Per	3.0100	19400.	106	12164	No
425	GOM_NL__2PRFIN20040627_214142_000000482028_00086_12164_4274.N1	27-JUN-2004 21:41:42	Bright	47.500	73	57Gam1And	2.2600	13100.	95	12164	No
426	GOM_NL__2PRFIN20040627_214412_000000692028_00086_12164_4275.N1	27-JUN-2004 21:44:12	Twi_and_stray	69.000	53	43Bet And	2.0480	3300.0	138	12164	No
427	GOM_NL__2PRFIN20040627_214820_000000602028_00086_12164_4276.N1	27-JUN-2004 21:48:20	Dark	59.500	50	13Alp Ari	2.0070	4250.0	119	12164	No
428	GOM_NL__2PRFIN20040627_215314_000000512028_00086_12164_4277.N1	27-JUN-2004 21:53:14	Dark	50.500	94	92Alp Cet	2.5260	3100.0	101	12164	No
429	GOM_NL__2PRFIN20040627_215704_000000402028_00086_12164_4278.N1	27-JUN-2004 21:57:04	Dark	39.500	165	34Gam Eri	2.9500	3200.0	79	12164	No
430	GOM_NL__2PRFIN20040627_220522_000000422028_00086_12164_4279.N1	27-JUN-2004 22:05:22	Dark	42.000	157	The1Eri	2.9060	9300.0	84	12164	No
431	GOM_NL__2PRFIN20040627_220708_000000772028_00086_12164_4280.N1	27-JUN-2004 22:07:08	Dark	76.500	52	16Bet Cet	2.0370	4500.0	153	12164	No
432	GOM_NL__2PRFIN20040627_221126_000000432028_00087_12165_4248.N1	27-JUN-2004 22:11:26	Dark	42.500	9	Alp Eri	0.45300	24000.	85	12165	No
433	GOM_NL__2PRFIN20040627_221613_000000432028_00087_12165_4249.N1	27-JUN-2004 22:16:13	Dark	42.500	135	Bet Hyi	2.8200	5800.0	85	12165	No
434	GOM_NL__2PRFIN20040627_221837_000000542028_00087_12165_4250.N1	27-JUN-2004 22:18:37	Straylight	54.000	63	Bet Gru	2.1500	2800.0	108	12165	No
435	GOM_NL__2PRFIN20040627_222036_000000522028_00087_12165_4251.N1	27-JUN-2004 22:20:36	Straylight	51.500	31	Alp Gru	1.7340	15200.	103	12165	No
436	GOM_NL__2PRFIN20040627_222355_000000502028_00087_12165_4252.N1	27-JUN-2004 22:23:55	Straylight	50.000	43	Alp TrA	1.9100	4250.0	100	12165	No
437	GOM_NL__2PRFIN20040627_222717_000000422028_00087_12165_4253.N1	27-JUN-2004 22:27:17	Straylight	41.500	141	Bet Ara	2.8400	4600.0	83	12165	No
438	GOM_NL__2PRFIN20040627_222843_000000412028_00087_12165_4254.N1	27-JUN-2004 22:28:43	Straylight	41.000	147	Alp Ara	2.8770	26000.	82	12165	No
439	GOM_NL__2PRFIN20040627_223031_000000452028_00087_12165_4255.N1	27-JUN-2004 22:30:31	Twi_and_stray	44.500	40	The Sco	1.8590	7100.0	89	12165	No
440	GOM_NL__2PRFIN20040627_223209_000000442028_00087_12165_4256.N1	27-JUN-2004 22:32:09	Twi_and_stray	44.000	25	35Lam Sco	1.6200	28000.	88	12165	No
441	GOM_NL__2PRFIN20040627_223335_000000502028_00087_12165_4257.N1	27-JUN-2004 22:33:35	Bright	49.500	116	19Del Sgr	2.7000	4100.0	99	12165	No
442	GOM_NL__2PRFIN20040627_223541_000000482028_00087_12165_4258.N1	27-JUN-2004 22:35:41	Bright	48.000	155	41Pi Sgr	2.9000	6600.0	96	12165	No
443	GOM_NL__2PRFIN20040627_223826_000000392028_00087_12165_4259.N1	27-JUN-2004 22:38:26	Bright	38.500	86	35Eta Oph	2.4300	10200.	77	12165	No
444	GOM_NL__2PRFIN20040627_224010_000000392028_00087_12165_4260.N1	27-JUN-2004 22:40:10	Bright	39.000	98	13Zet Oph	2.5710	30000.	78	12165	No
445	GOM_NL__2PRFIN20040627_224218_000000392028_00087_12165_4261.N1	27-JUN-2004 22:42:18	Bright	38.500	120	1Del Oph	2.7340	3200.0	77	12165	No
446	GOM_NL__2PRFIN20040627_224412_000000402028_00087_12165_4262.N1	27-JUN-2004 22:44:12	Bright	39.500	126	60Bet Oph	2.7700	4250.0	79	12165	No
447	GOM_NL__2PRFIN20040627_224634_000000392028_00087_12165_4263.N1	27-JUN-2004 22:46:34	Bright	39.000	59	55Alp Oph	2.0800	8900.0	78	12165	No
448	GOM_NL__2PRFIN20040627_224908_000000362028_00087_12165_4264.N1	27-JUN-2004 22:49:08	Bright	35.500	127	27Bet Her	2.7810	4700.0	71	12165	No
449	GOM_NL__2PRFIN20040627_225113_000000412028_00087_12165_4265.N1	27-JUN-2004 22:51:13	Bright	40.500	67	5Alp CrB	2.2210	11000.	81	12165	No
450	GOM_NL__2PRFIN20040627_225542_000000452028_00087_12165_4266.N1	27-JUN-2004 22:55:42	Bright	45.000	5	3Alp Lyr	0.033000	11000.	90	12165	No
451	GOM_NL__2PRFIN20040627_225805_000000382028_00087_12165_4267.N1	27-JUN-2004 22:58:05	Bright	38.000	130	23Bet Dra	2.7990	5800.0	76	12165	No
452	GOM_NL__2PRFIN20040627_230021_000000382028_00087_12165_4268.N1	27-JUN-2004 23:00:21	Bright	37.500	119	14Eta Dra	2.7270	4700.0	75	12165	No
453	GOM_NL__2PRFIN20040627_230416_000000382028_00087_12165_4269.N1	27-JUN-2004 23:04:16	Bright	38.000	60	7Bet UMi	2.0810	3950.0	76	12165	No
454	GOM_NL__2PRFIN20040627_230720_000000472028_00087_12165_4270.N1	27-JUN-2004 23:07:20	Bright	46.500	89	5Alp Cep	2.4510	8000.0	93	12165	No
455	GOM_NL__2PRFIN20040627_231434_000000512028_00087_12165_4271.N1	27-JUN-2004 23:14:34	Bright	50.500	74	11Bet Cas	2.2680	6600.0	101	12165	No

456	GOM_NL__2PRFIN20040627_231613_000000482028_00087_12165_4272.N1	27-JUN-2004 23:16:13	Bright	47.500	68	18Alp Cas	2.2250	4500.0	95	12165	No
457	GOM_NL__2PRFIN20040627_231853_000000392028_00087_12165_4273.N1	27-JUN-2004 23:18:53	Bright	38.500	160	23Gam Per	2.9300	4700.0	77	12165	No
458	GOM_NL__2PRFIN20040627_232033_000000362028_00087_12165_4274.N1	27-JUN-2004 23:20:33	Bright	35.500	175	39Del Per	3.0100	19400.	71	12165	No
459	GOM_NL__2PRFIN20040627_232218_000000502028_00087_12165_4275.N1	27-JUN-2004 23:22:18	Bright	49.500	73	57Gam1And	2.2600	13100.	99	12165	No
460	GOM_NL__2PRFIN20040627_232448_000000762028_00087_12165_4276.N1	27-JUN-2004 23:24:48	Twilight	75.500	53	43Bet And	2.0480	3300.0	151	12165	No
461	GOM_NL__2PRFIN20040627_232856_000000612028_00087_12165_4277.N1	27-JUN-2004 23:28:56	Dark	60.500	50	13Alp Ari	2.0070	4250.0	121	12165	No
462	GOM_NL__2PRFIN20040627_233350_000000532028_00087_12165_4278.N1	27-JUN-2004 23:33:50	Dark	53.000	94	92Alp Cet	2.5260	3100.0	106	12165	No
463	GOM_NL__2PRFIN20040627_233740_000000452028_00087_12165_4279.N1	27-JUN-2004 23:37:40	Dark	45.000	165	34Gam Eri	2.9500	3200.0	90	12165	No
464	GOM_NL__2PRFIN20040627_234746_000000802028_00087_12165_4280.N1	27-JUN-2004 23:47:46	Dark	80.000	52	16Bet Cet	2.0370	4500.0	160	12165	No
465	GOM_NL__2PRFIN20040627_235202_000000502028_00088_12166_4248.N1	27-JUN-2004 23:52:02	Dark	50.000	9	Alp Eri	0.45300	24000.	100	12166	No
466	GOM_NL__2PRFIN20040627_235651_000000422028_00088_12166_4249.N1	27-JUN-2004 23:56:51	Dark	41.500	135	Bet Hyi	2.8200	5800.0	83	12166	No
467	GOM_NL__2PRFIN20040627_235914_000000572028_00088_12166_4250.N1	27-JUN-2004 23:59:14	Straylight	56.500	63	Bet Gru	2.1500	2800.0	113	12166	No

3. Quality information per product

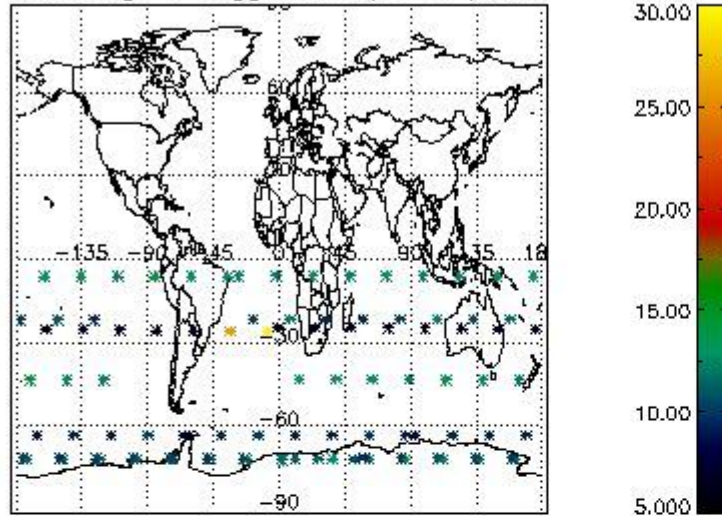
In this section it is plotted some information contained in the Quality Summary data set of the level 2 products. Only products in dark limb conditions and without errors (error flag in the MPH set to "0") are used.

3.1 Plot quality information per product (time dependant)

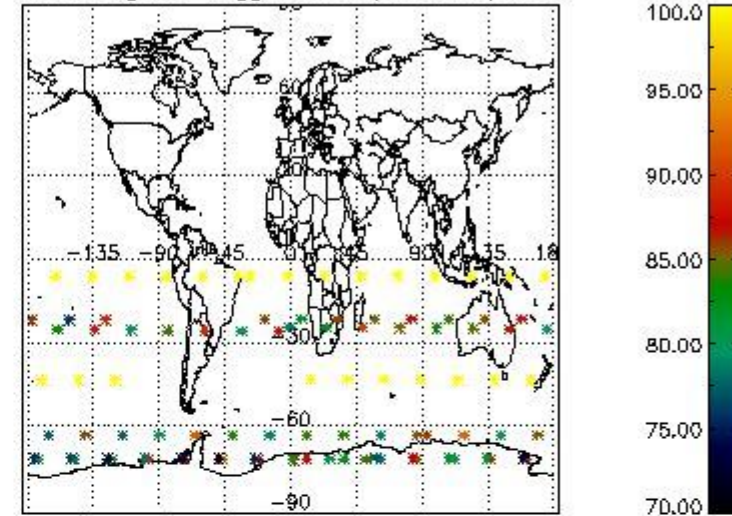


3.2 Plot quality information per product (world map)

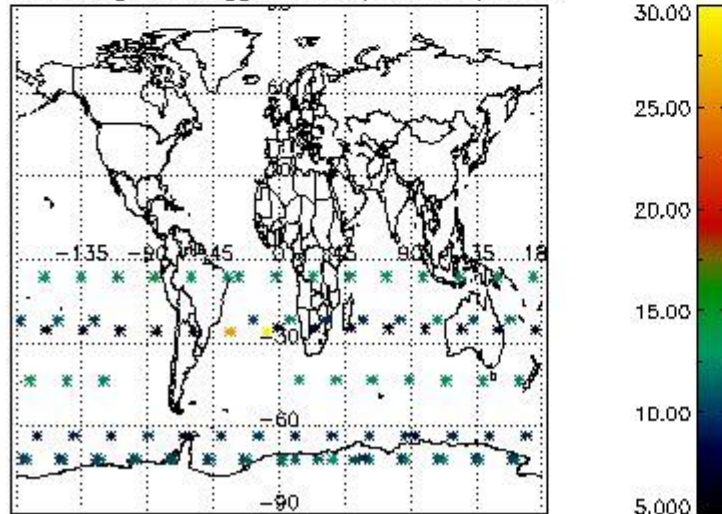
Percentage of flagged data per O3 profile



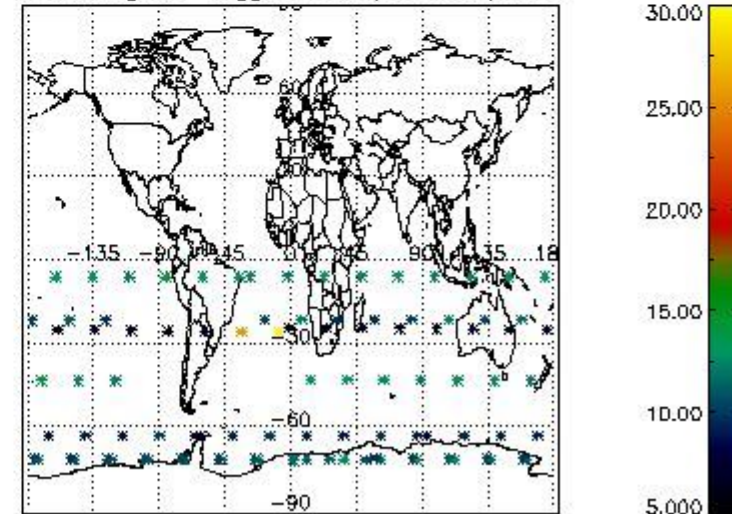
Percentage of flagged data per H2O profile



Percentage of flagged data per NO2 profile



Percentage of flagged data per NO3 profile

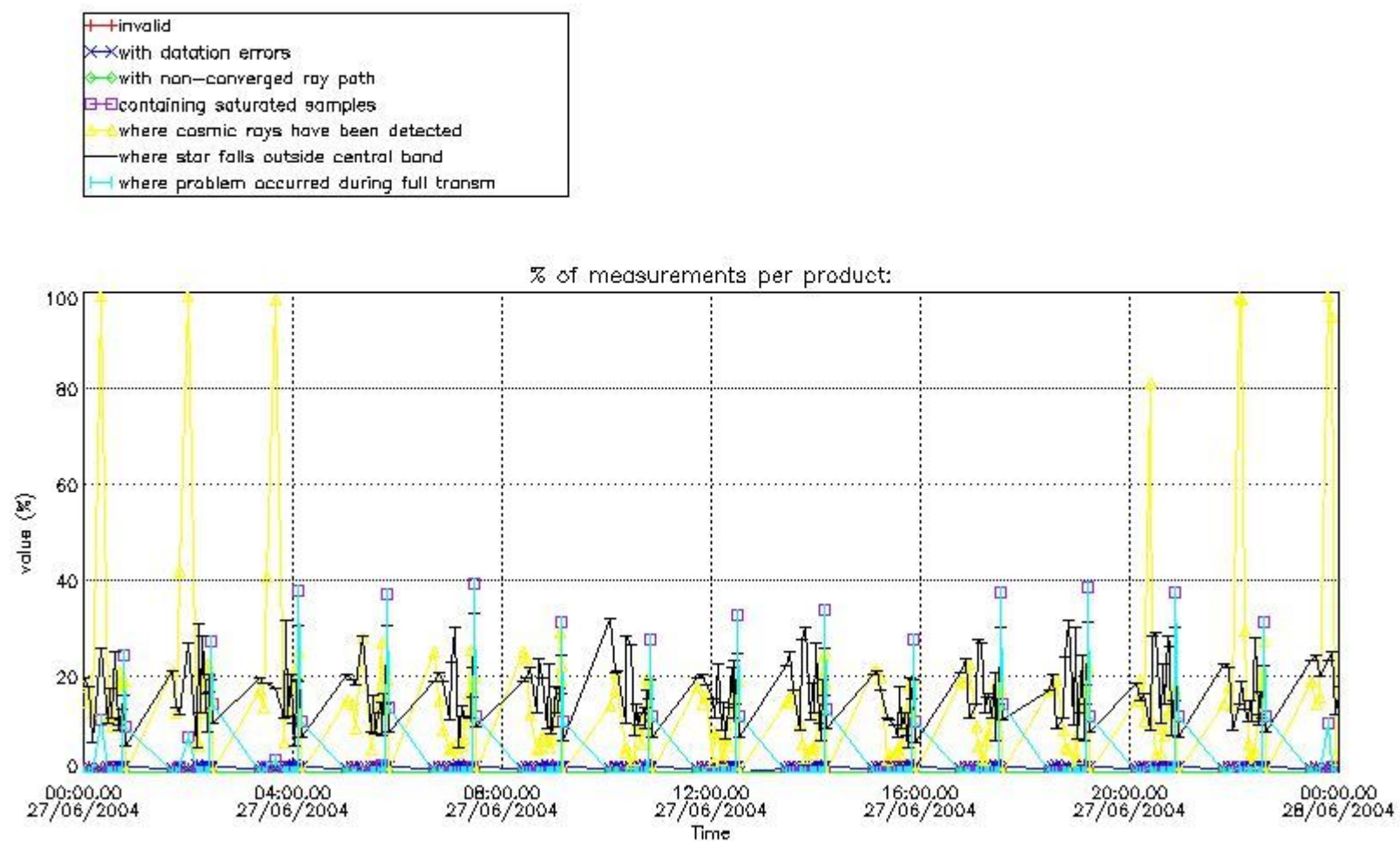


4. Level 1 quality information per product

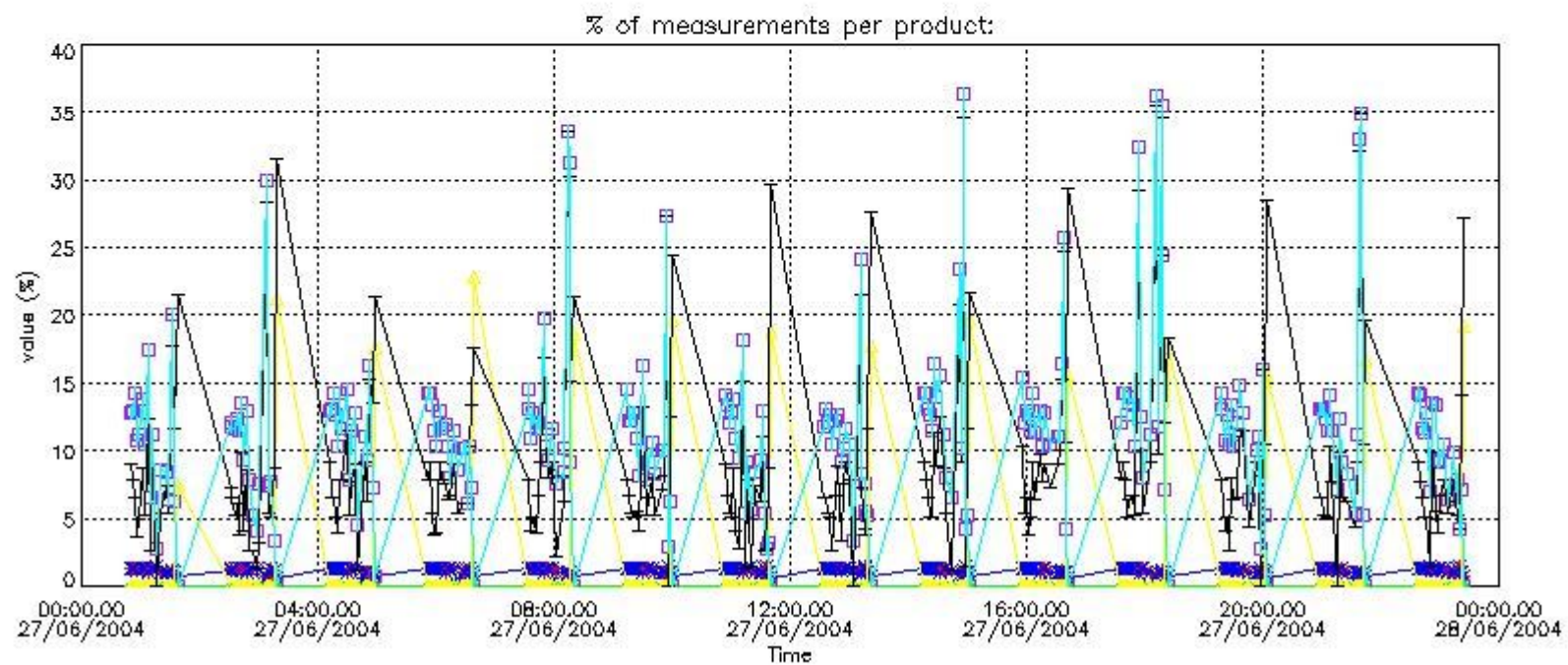
In this section it is plotted some information contained in the Quality Summary data set of the level 2 products that comes from the level 1b processing. Products without errors (error flag in the MPH set to "0") are used.

4.1 Plot quality information per product (time dependant) coming from level 1b processing

4.1.1 Plot level 1 quality information per product (time dependant): ENVISAT ASCENDING passes

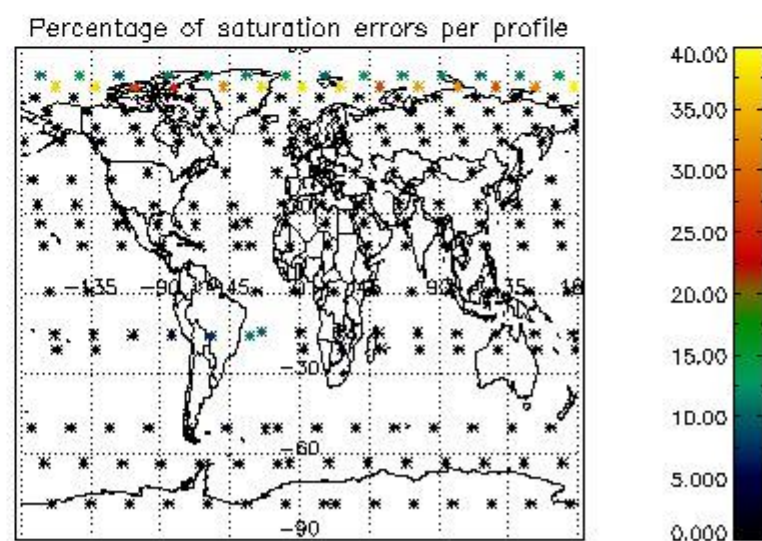
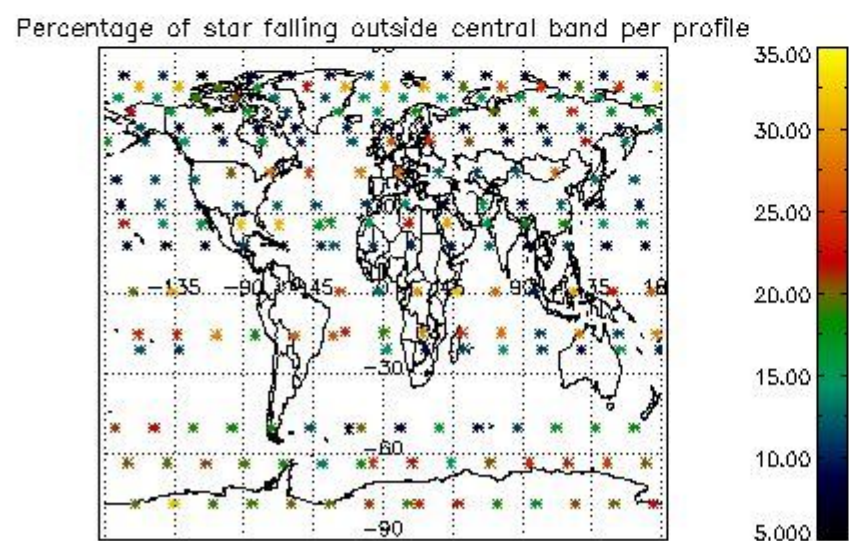
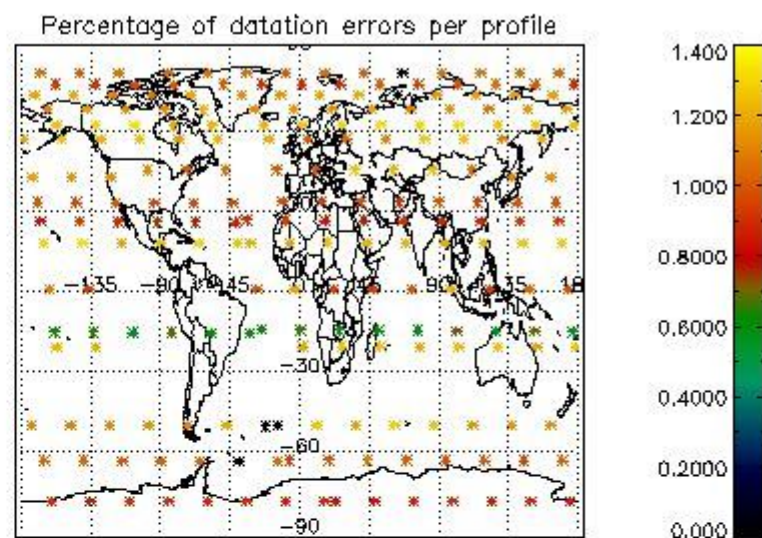
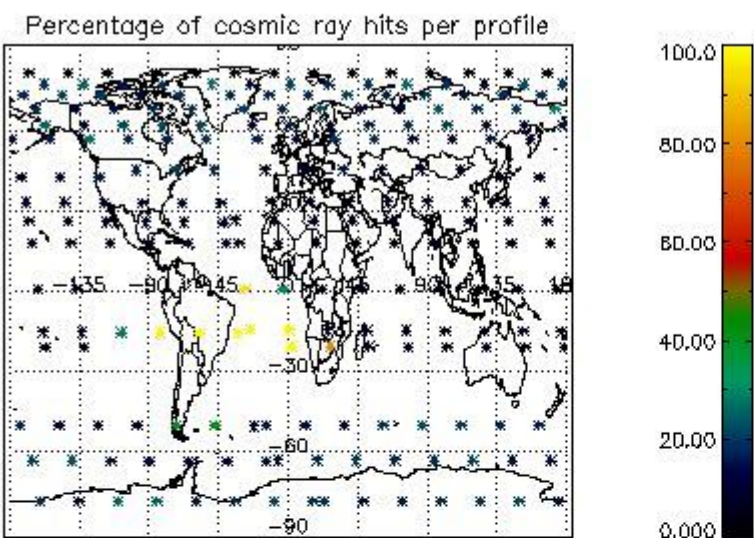


4.1.2 Plot level 1 quality information per product (time dependant): ENVI SAT DESCENDING passes

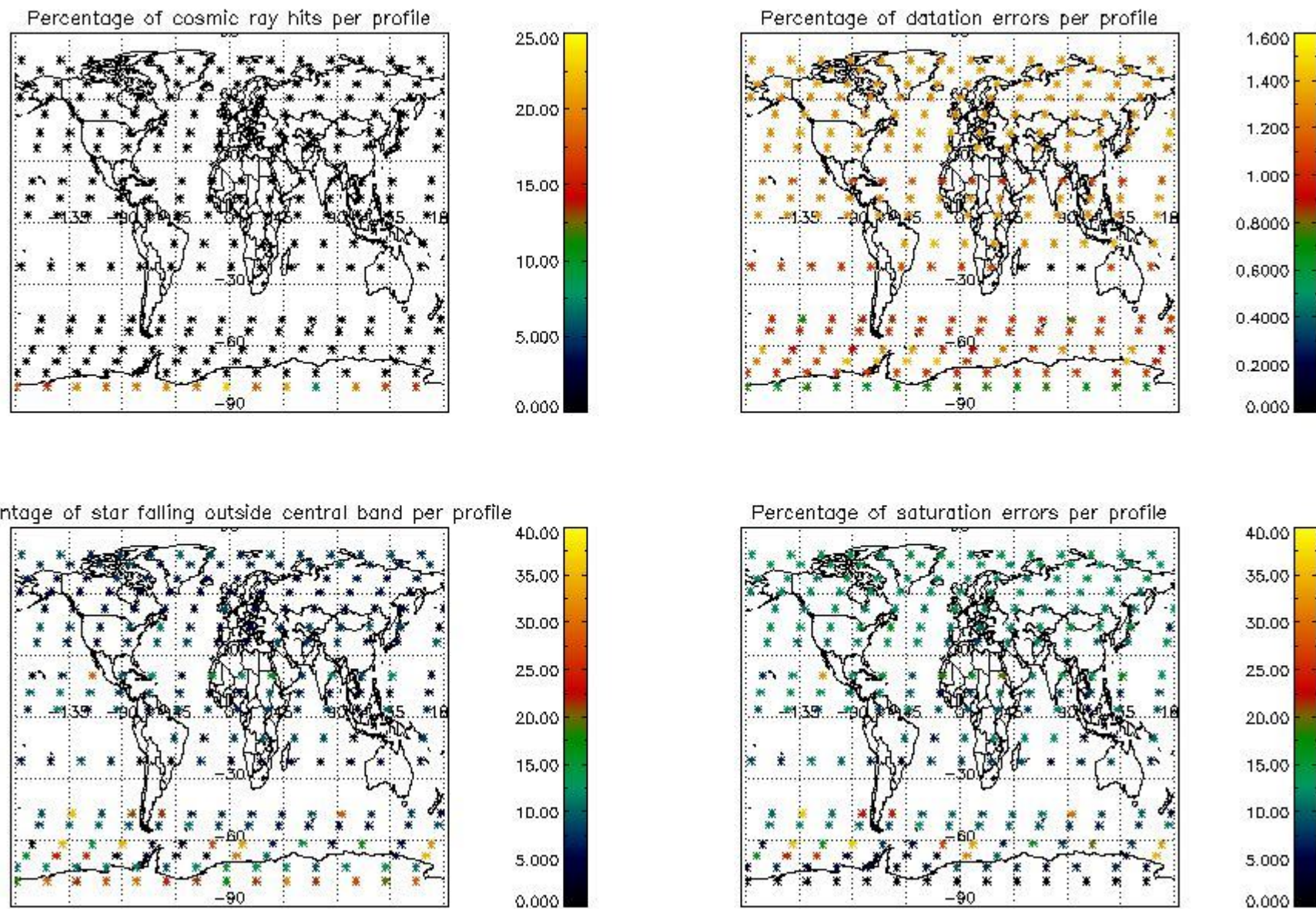


4.2 Plot quality information per product coming from level 1b processing (world map)

4.2.1 Plot level 1 quality information per product (world map): ENVISAT ASCENDING passes



4.2.2 Plot level 1 quality information per product (world map): ENVISAT DESCENDING passes



5. Trace gas profiles

5.1 Ozone statistics based on quality of products

The final quality of the products can be "measured" using the STD (Standard Deviation) attached to every point profile. This information is written to the parameter GOM_NL__2P/NL_LOCAL_SPECIES_DENSITY/o3_std of the level 2 products. The table below shows the statistics for given STD ranges.

The statistics are given with respect to the overall valid production:

- Products without fatal errors: GOM_NL__2P/MPH/PRODUCT_ERR=0
- Valid point profile: GOM_NL__2P/NL_LOCAL_SPECIES_DENSITY/pcd(0)=0

The 'Criteria' is applied to valid points of dark limb products:

- Products in dark limb illumination condition: GOM_NL__2P/NL_SUMMARY_QUALITY/obs_ill_cond=0
- Products without fatal errors: GOM_NL__2P/MPH/PRODUCT_ERR=0
- Valid point profile: GOM_NL__2P/NL_LOCAL_SPECIES_DENSITY/pcd(0)=0

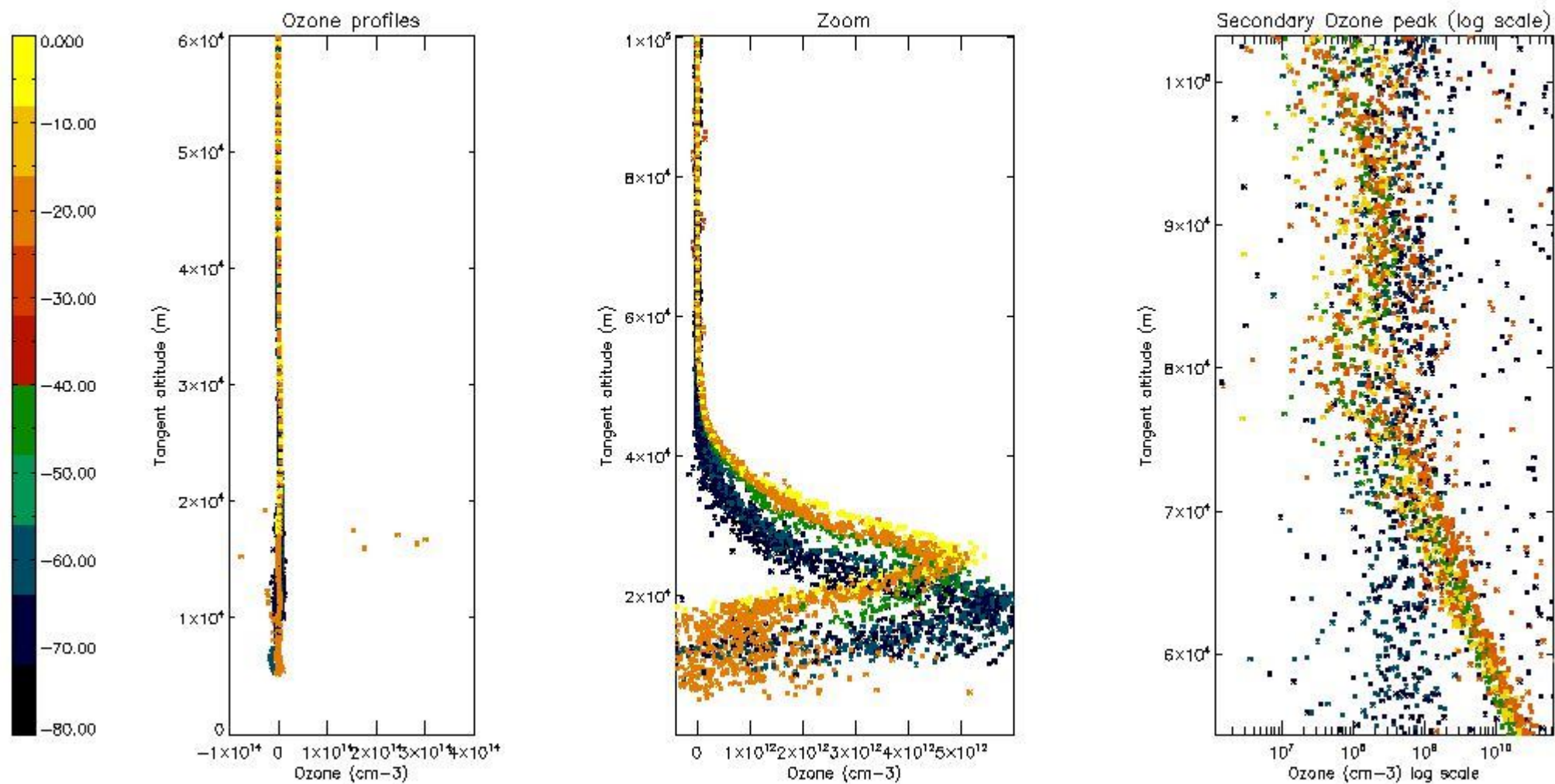
So, the table below shows the percentage of dark limb and valid observations for each criteria with respect to the overall valid daily observations.

Criteria	% of total production
All STD	24
STD < 20	8

STD < 10	5
STD < 5	2

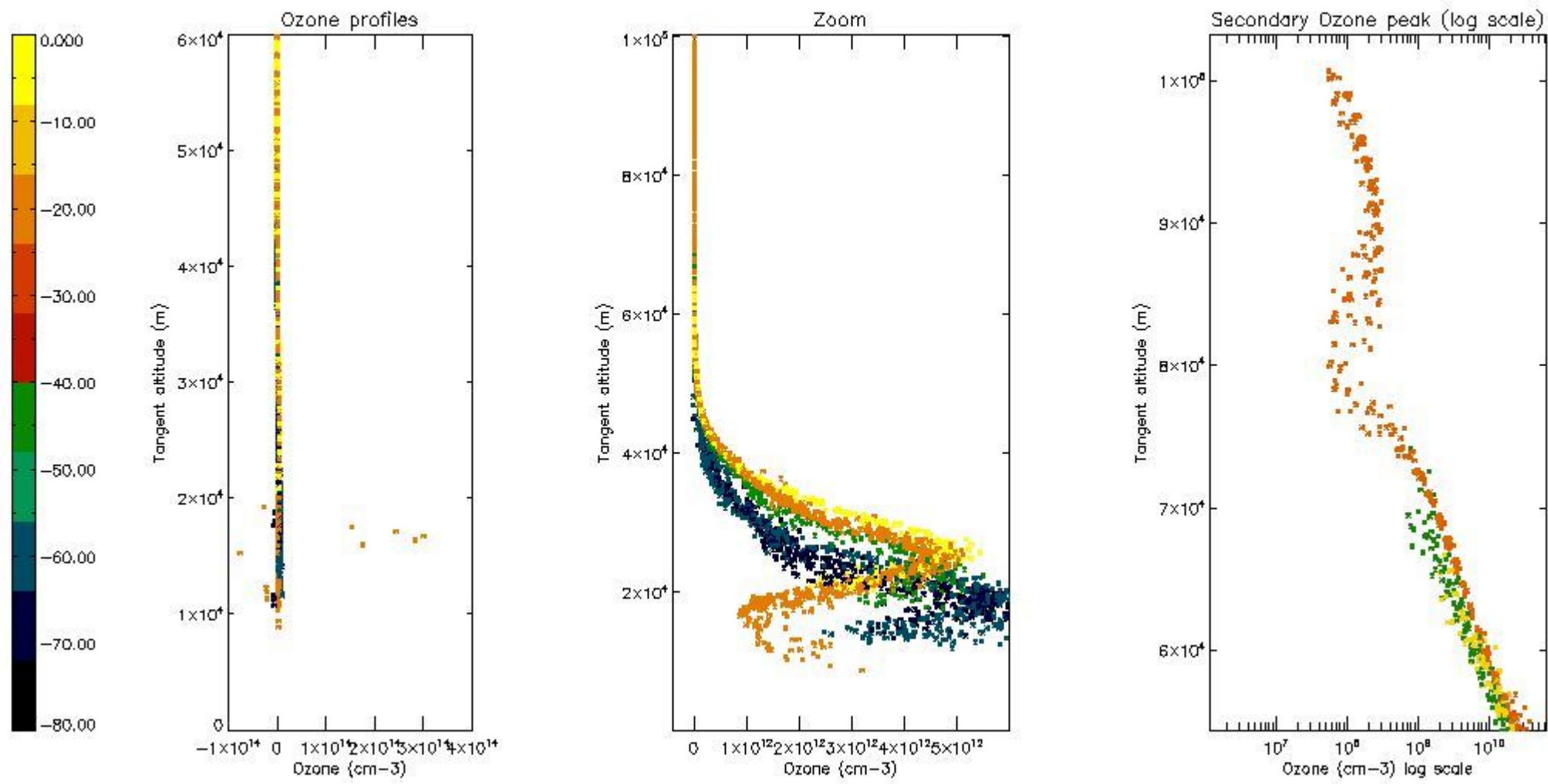
5.2 Plot ozone profiles for all STD (dark without errors)

The colorbar represents the latitude.



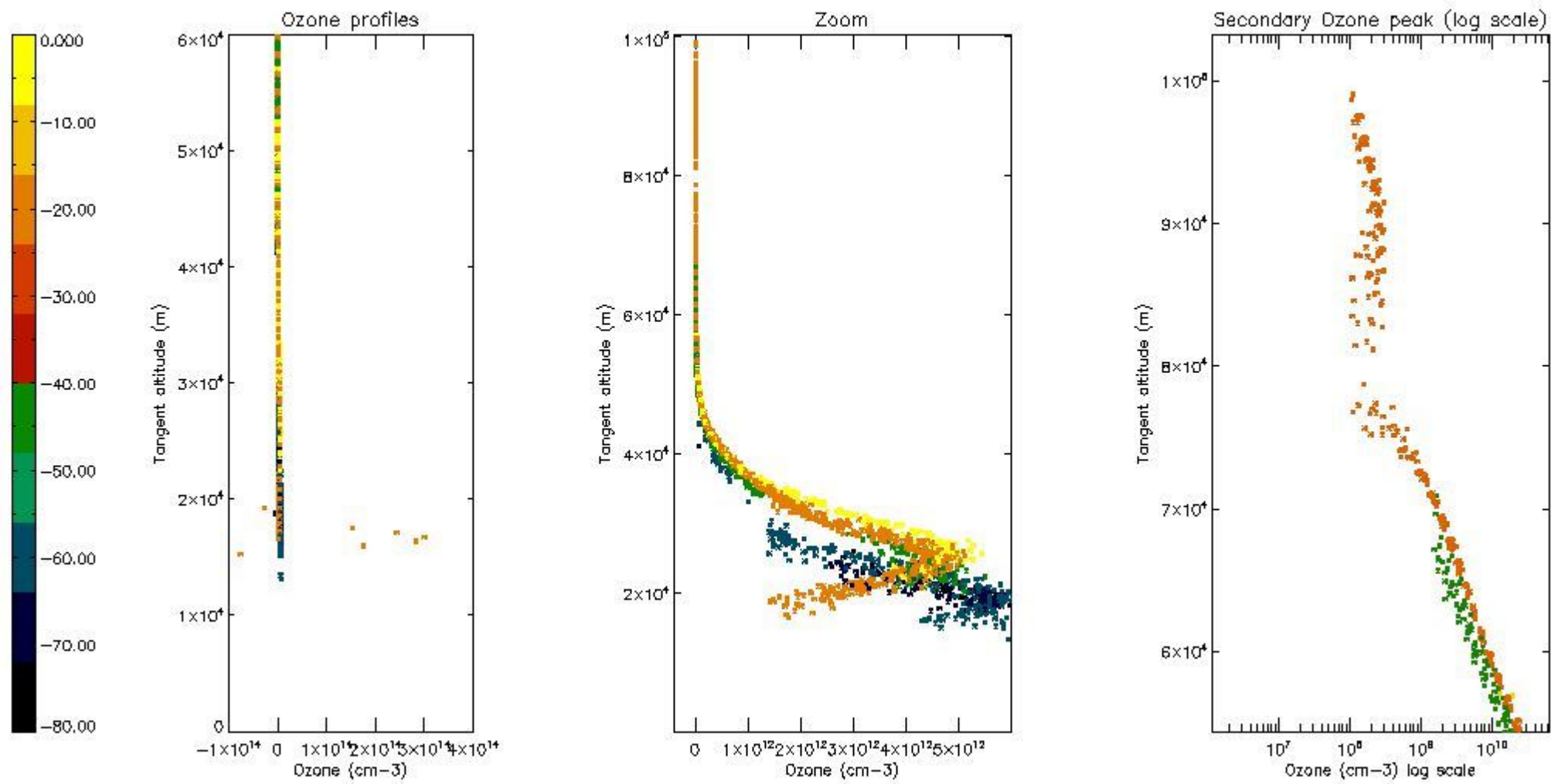
5.3 Plot ozone profiles where STD < 20% (dark without errors)

The colorbar represents the latitude.



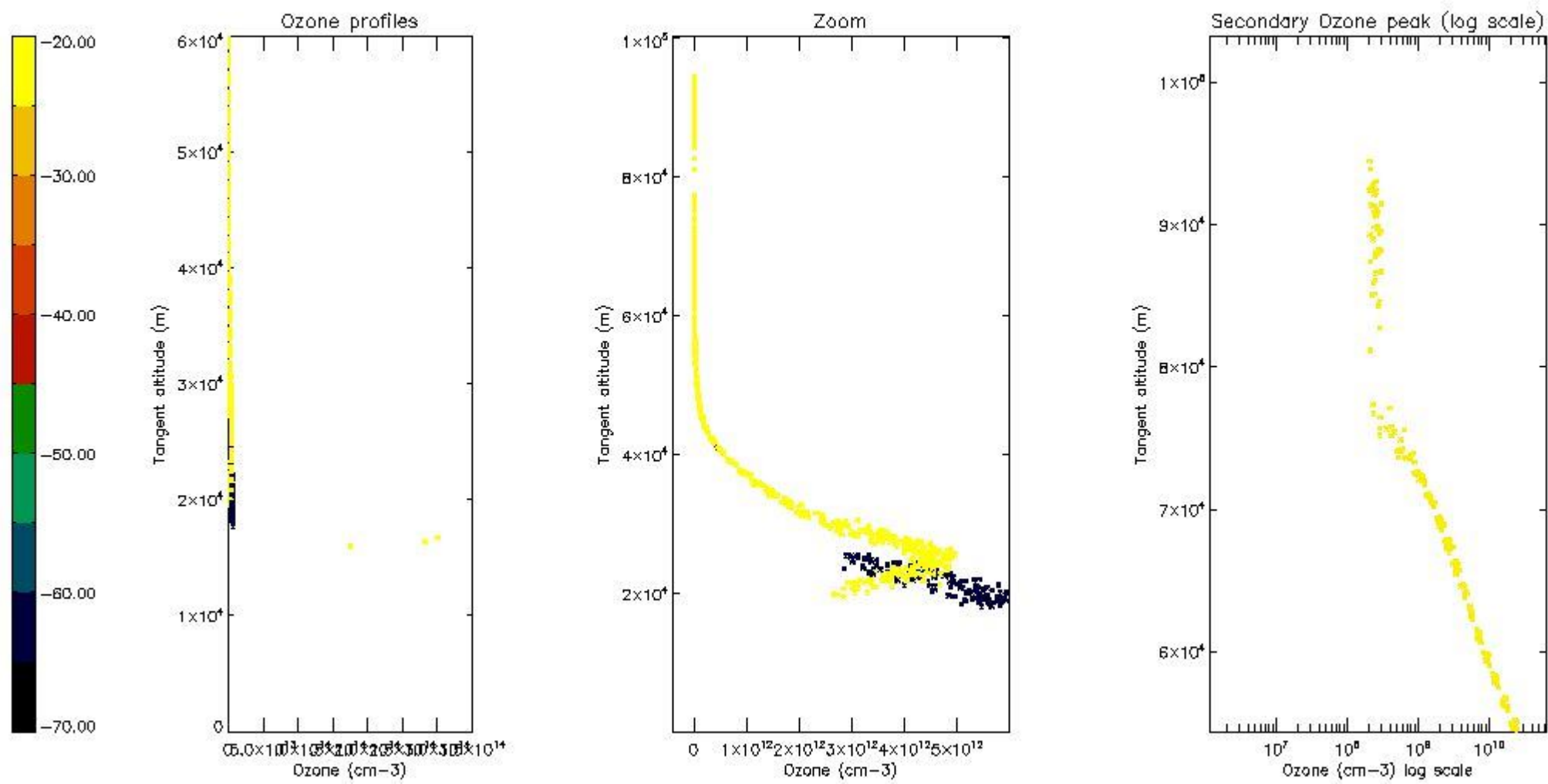
5.4 Plot ozone profiles where $STD < 10\%$ (dark without errors)

The colorbar represents the latitude.



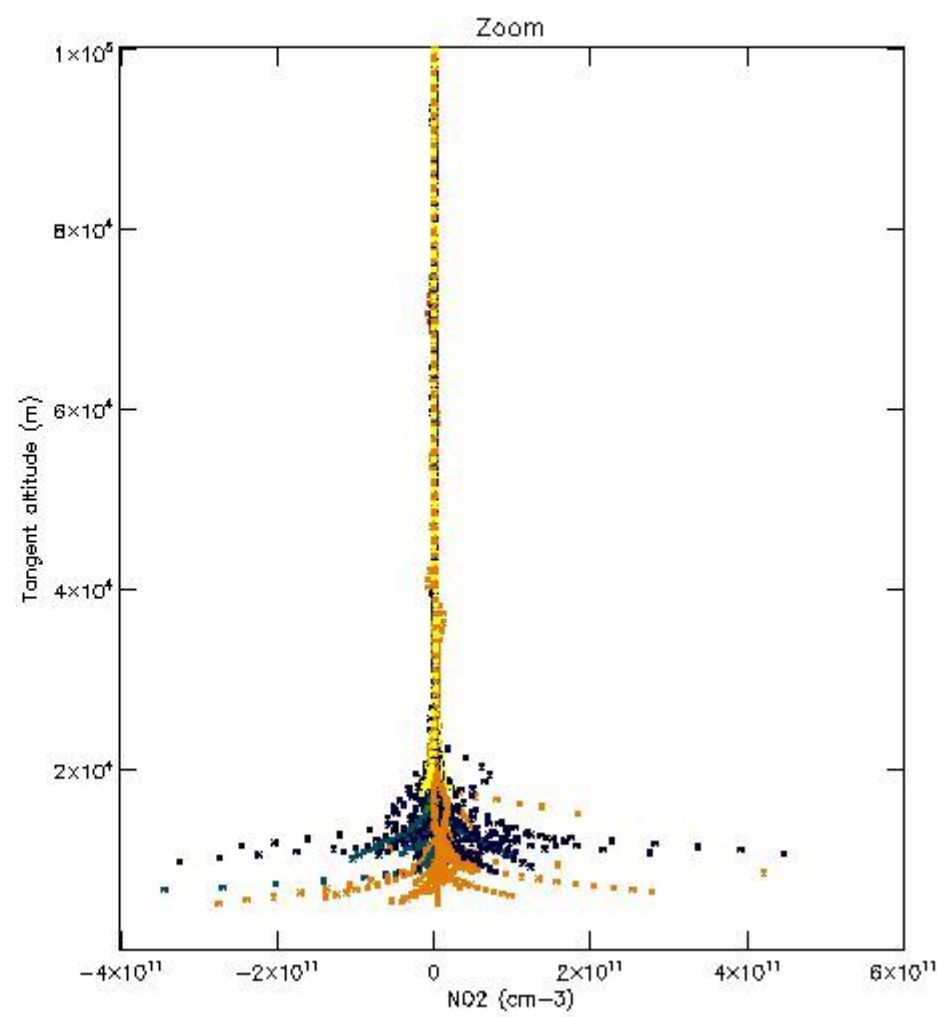
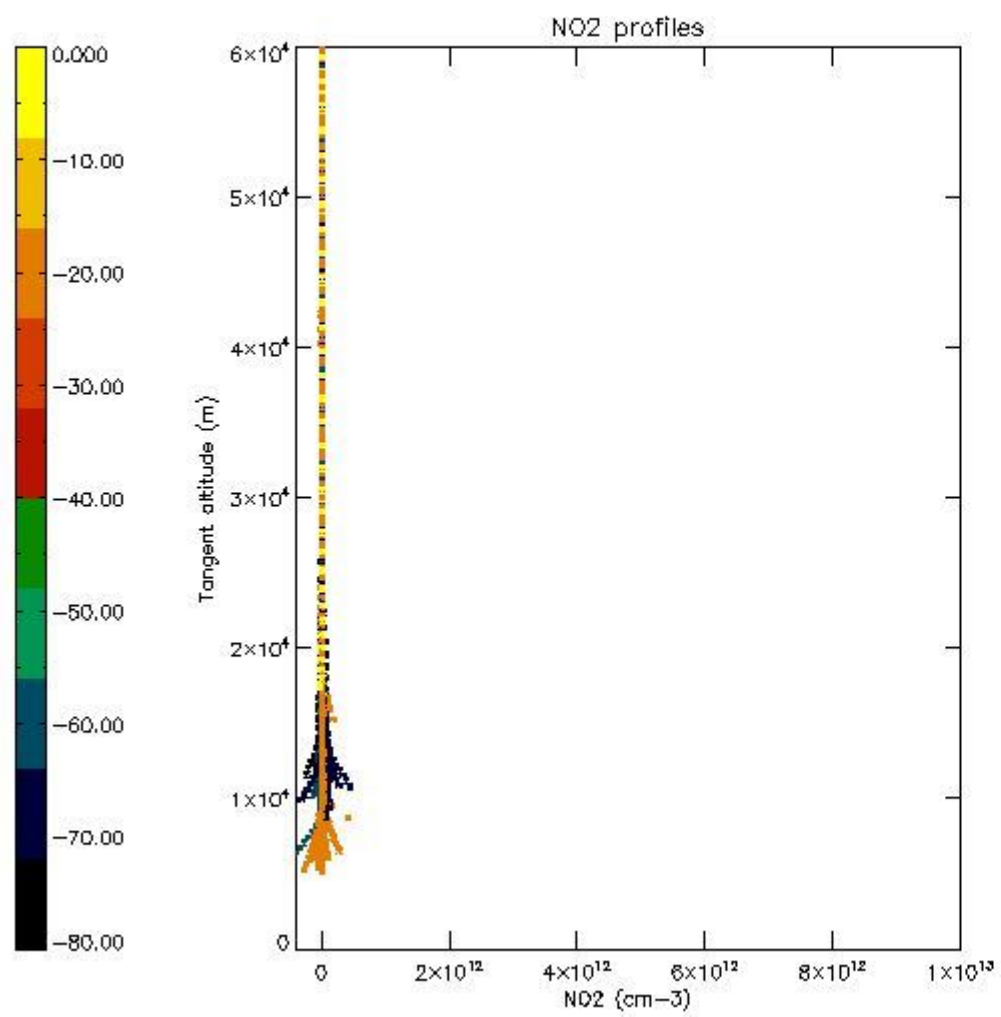
5.5 Plot ozone profiles where STD < 5% (dark without errors)

The colorbar represents the latitude.



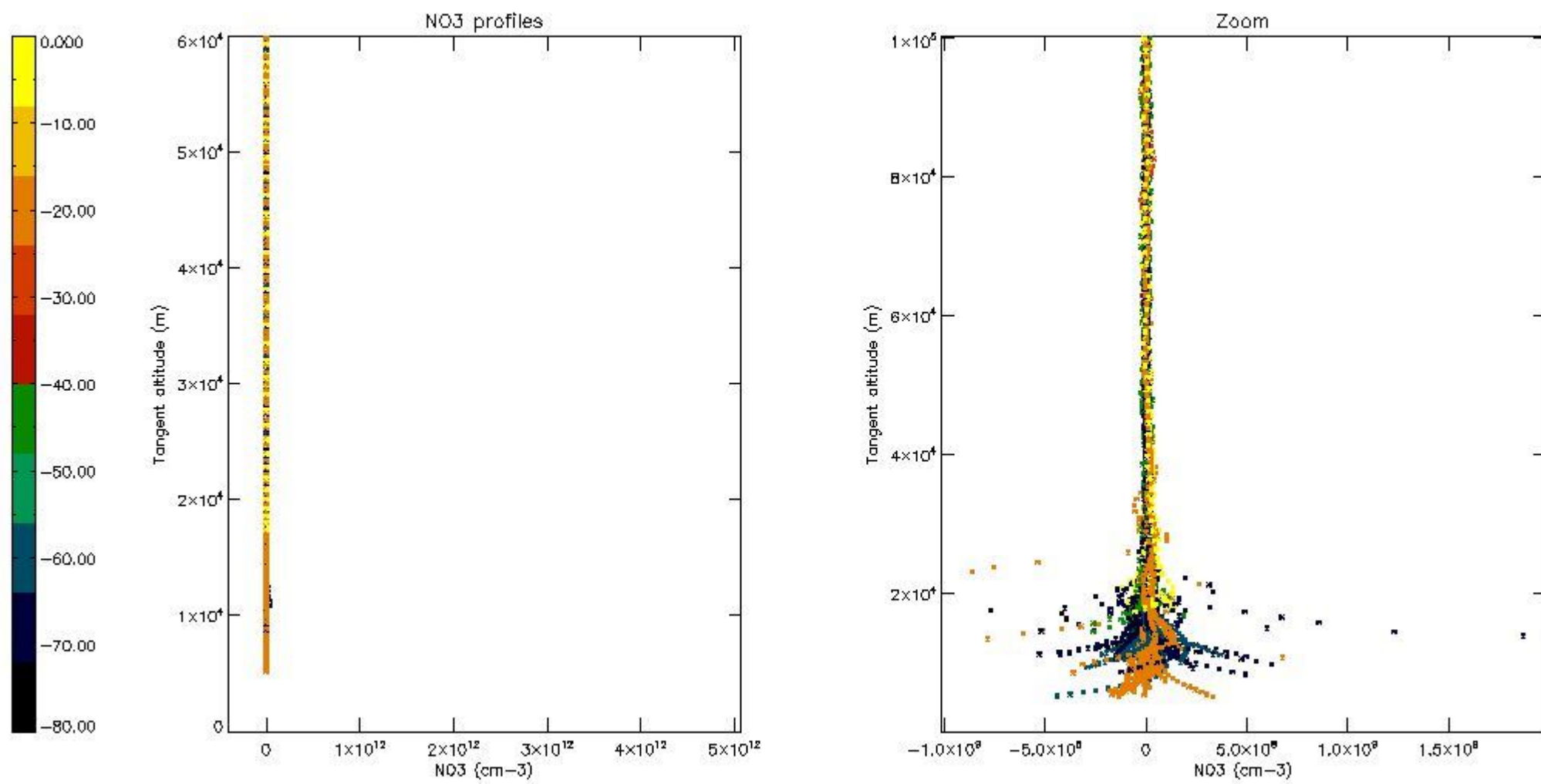
5.6 Plot NO₂ profiles for all STD (dark without errors)

The colorbar represents the latitude.



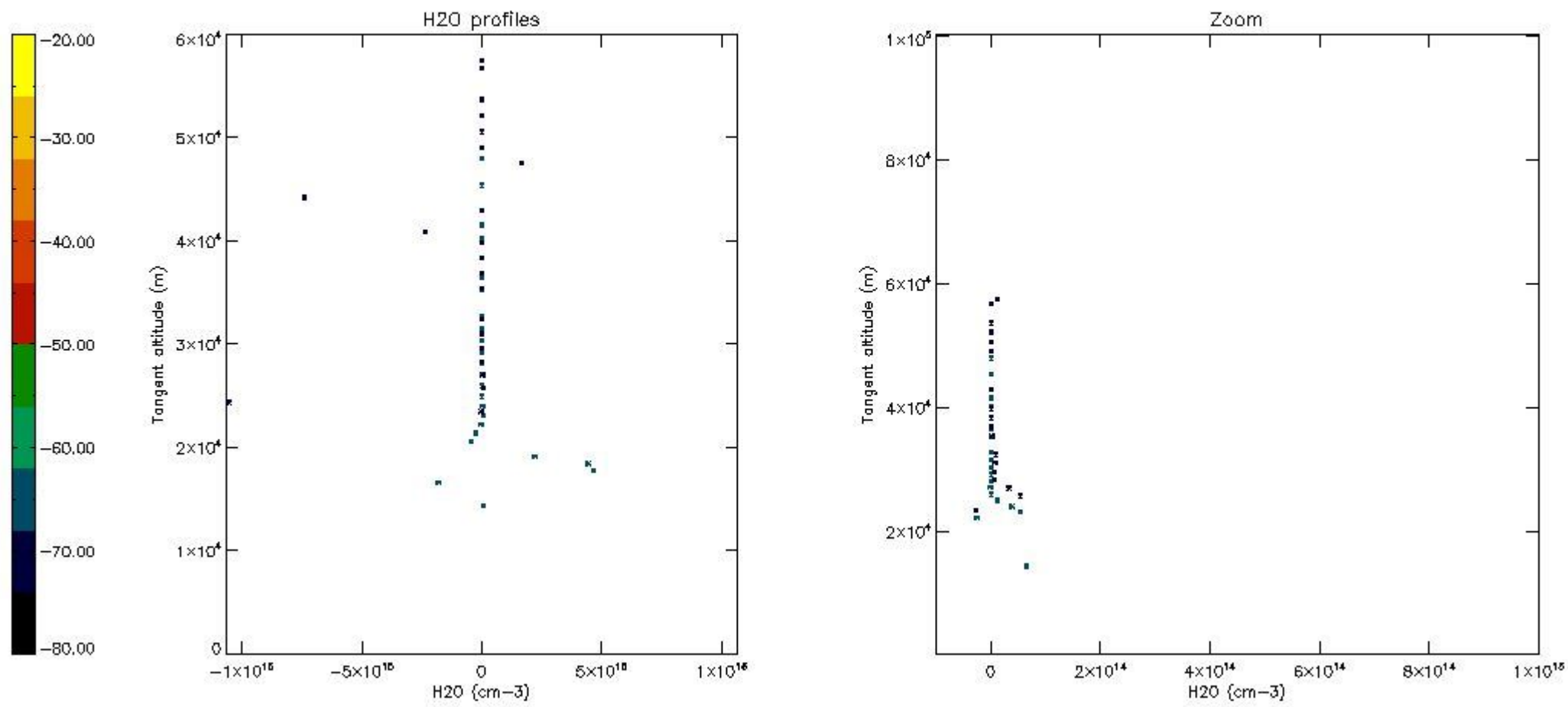
5.7 Plot NO3 profiles for all STD (dark without errors)

The colorbar represents the latitude.



5.8 Plot H2O profiles for all STD (only for occultations of stars 1,2,3,4,13,14,16,26,63 dark without errors)

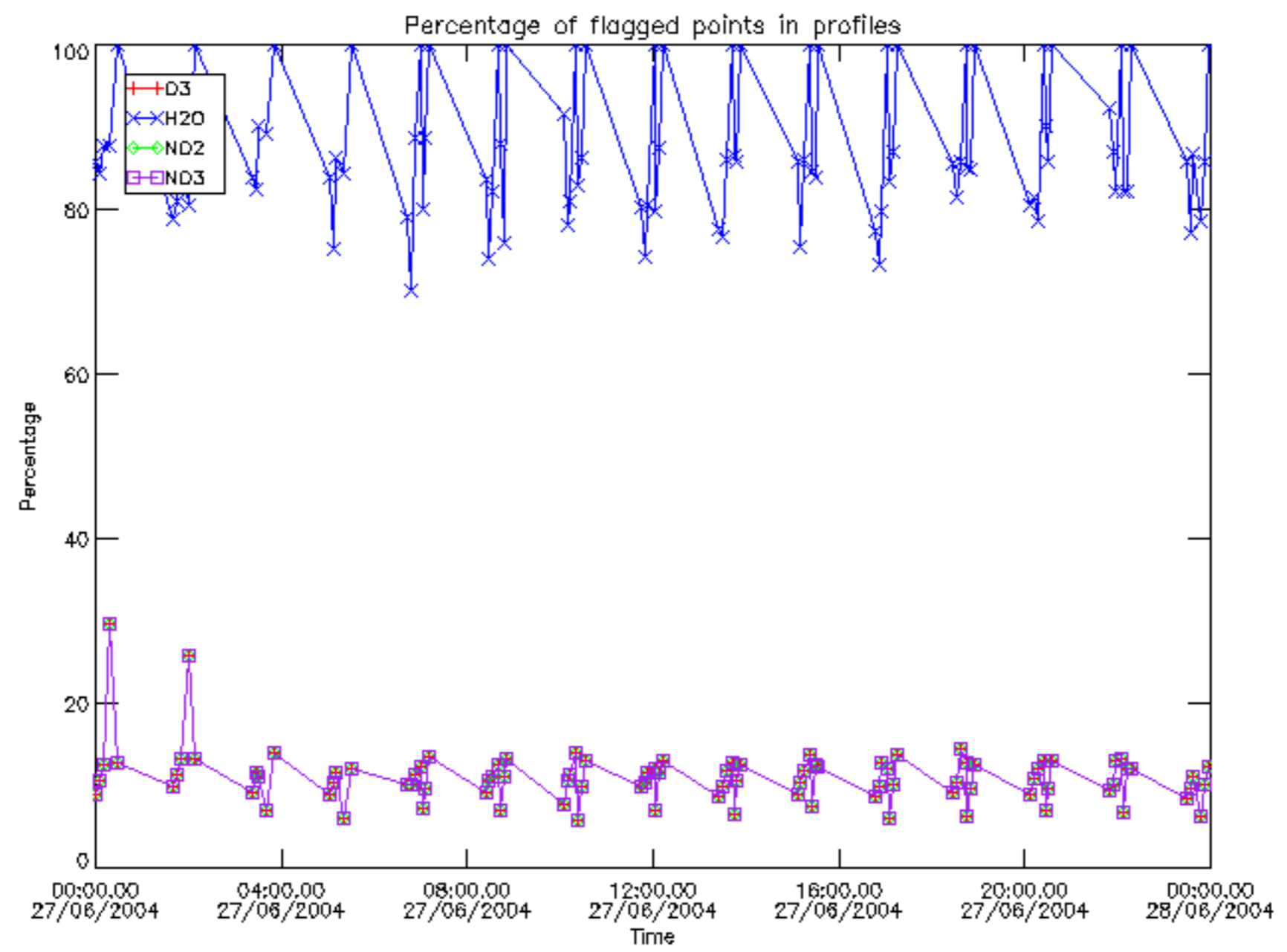
The colorbar represents the latitude.



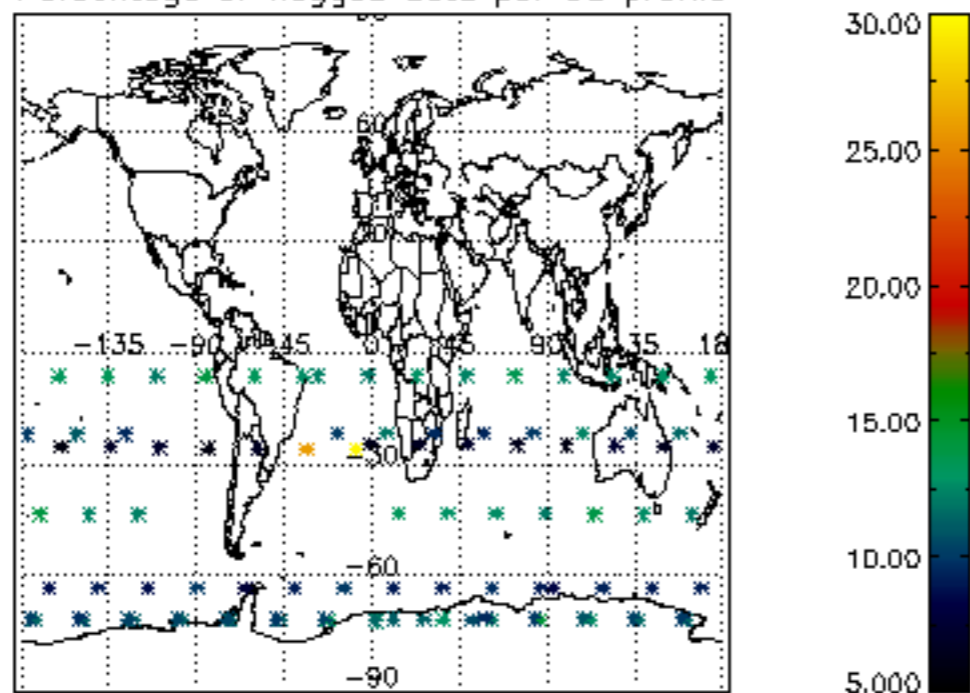
6. Auxiliary Data Files used for the production reported in section 2

The number reported in the third column indicates since which file (see list in section 2) the corresponding auxiliary file has been used. The fourth column is the date of those product files.

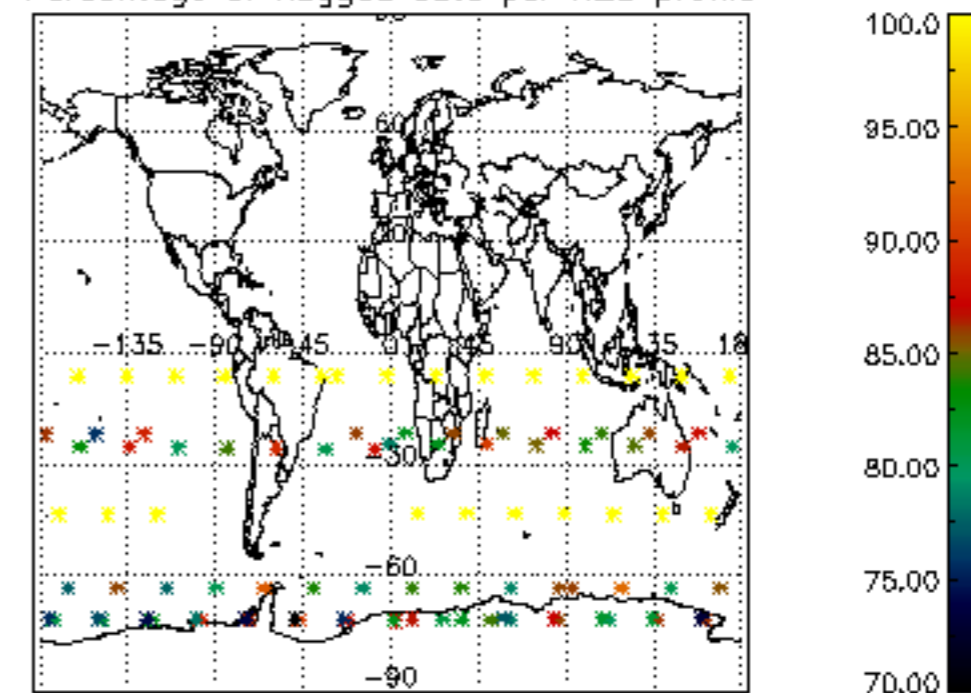
Type	Auxiliary Filename	Used since product	Used since product date
INST_PHYS_CHARACTERISTICS	GOM_INS_AXVIEC20091111_143220_20030716_120000_20500101_000000	1	27-JUN-2004 00:00:30
LEVEL-2_PROC_CONFIG	GOM_PR2_AXVIEC20091111_152718_20020301_000000_20500101_000000	1	27-JUN-2004 00:00:30
CROSS_SECTIONS_FILE	GOM_CRS_AXVIEC20091111_154832_20020301_000000_20500101_000000	1	27-JUN-2004 00:00:30



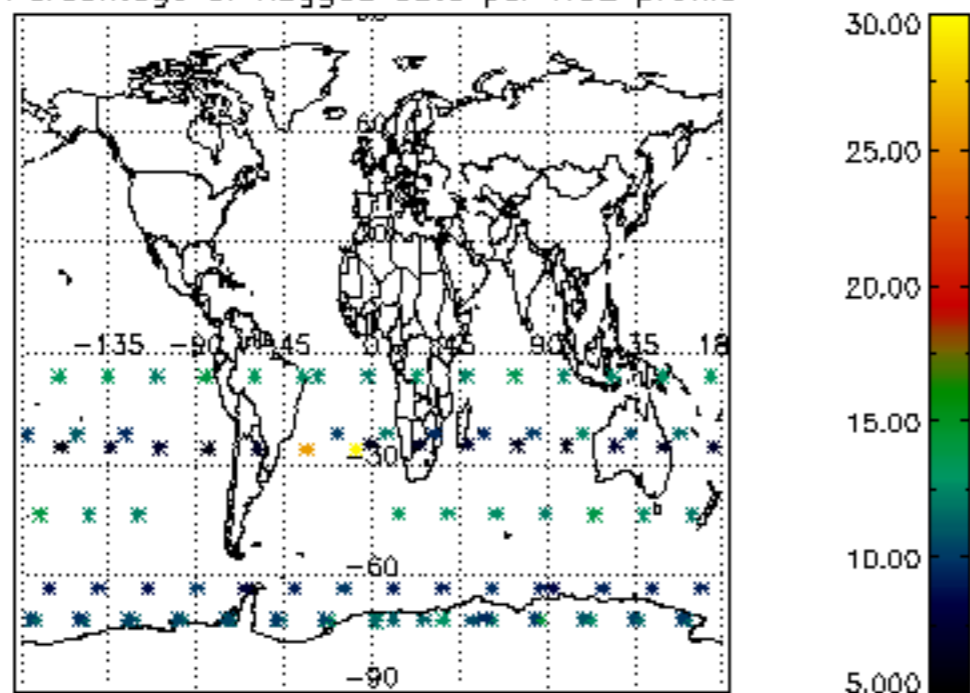
Percentage of flagged data per D3 profile



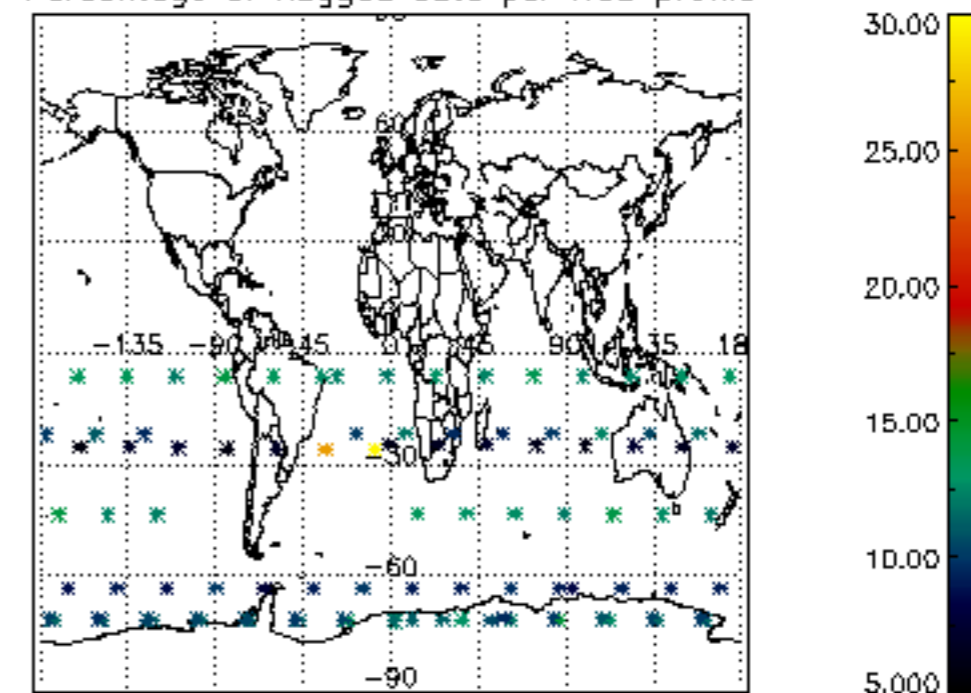
Percentage of flagged data per H2O profile

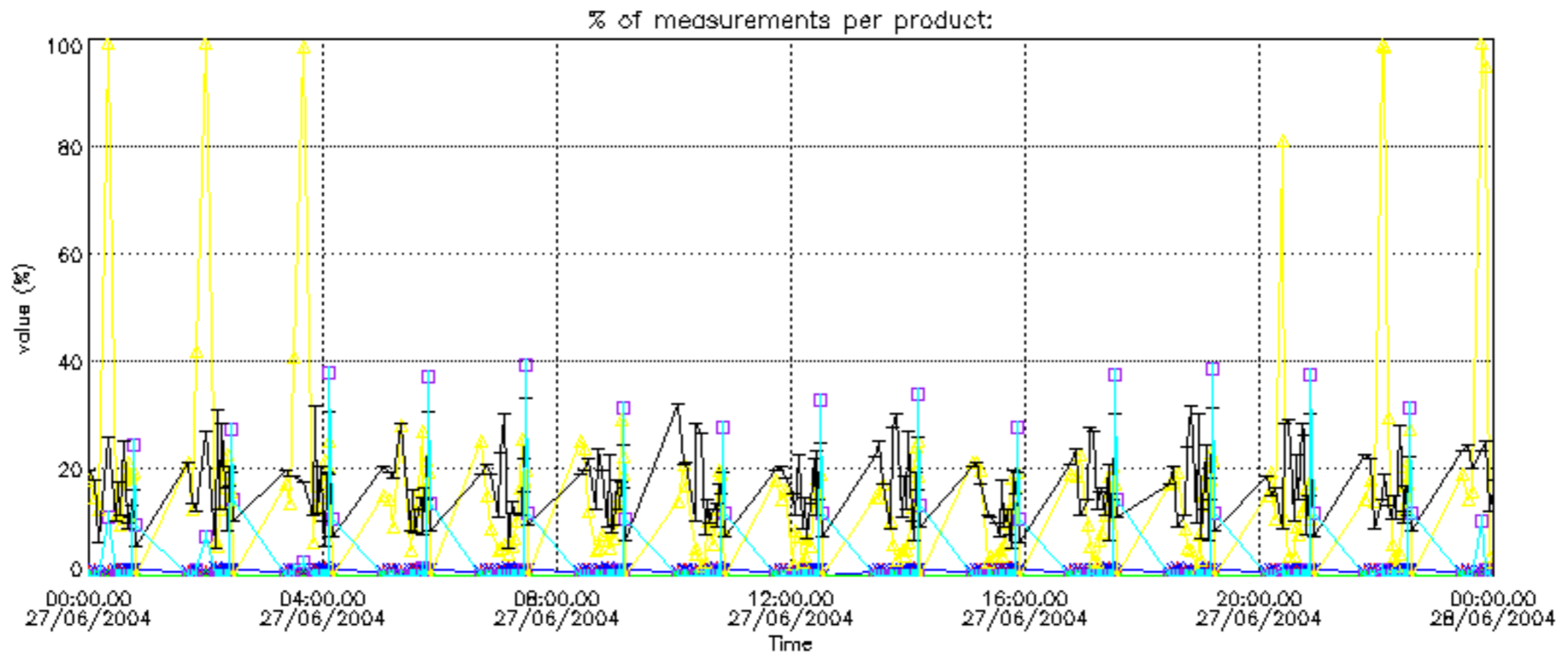


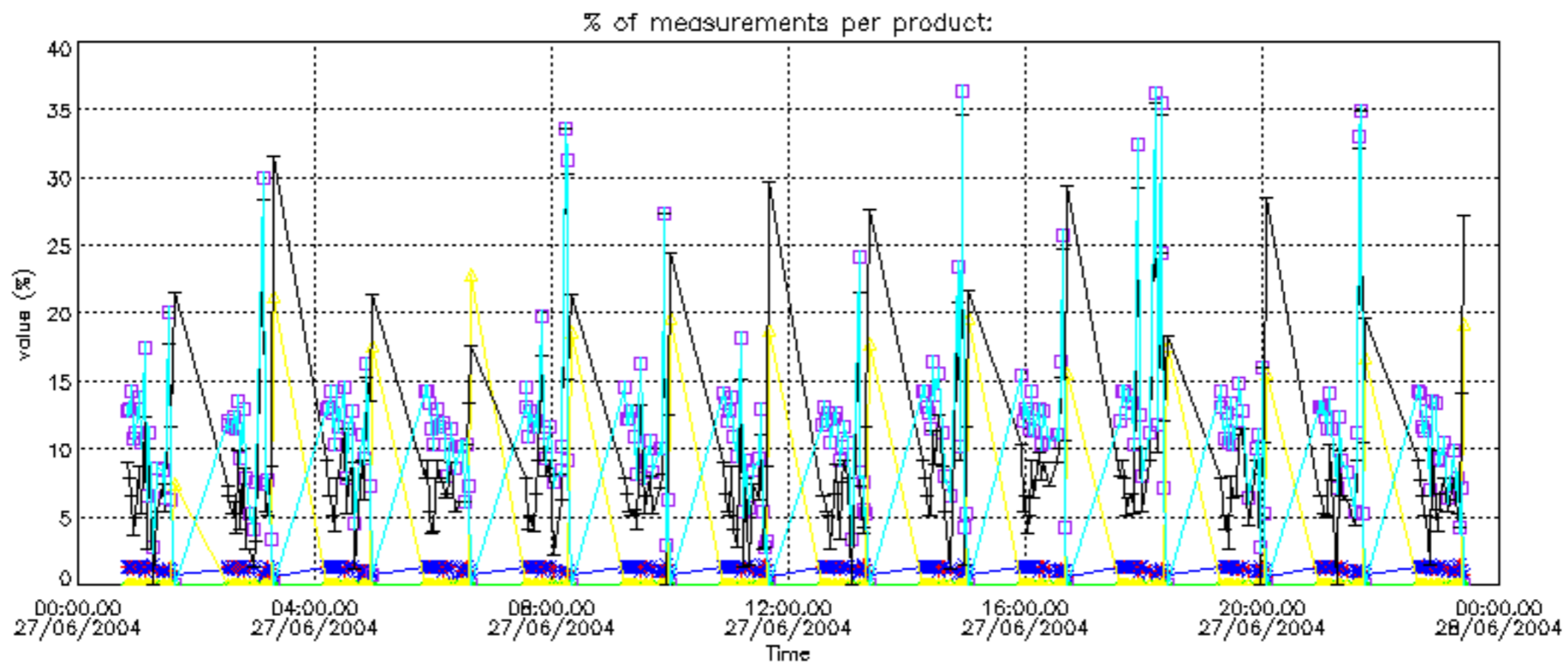
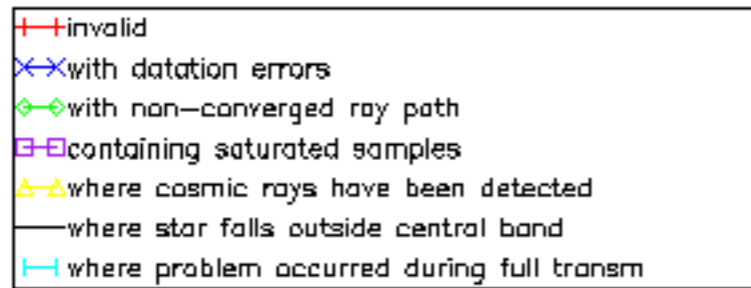
Percentage of flagged data per NO2 profile



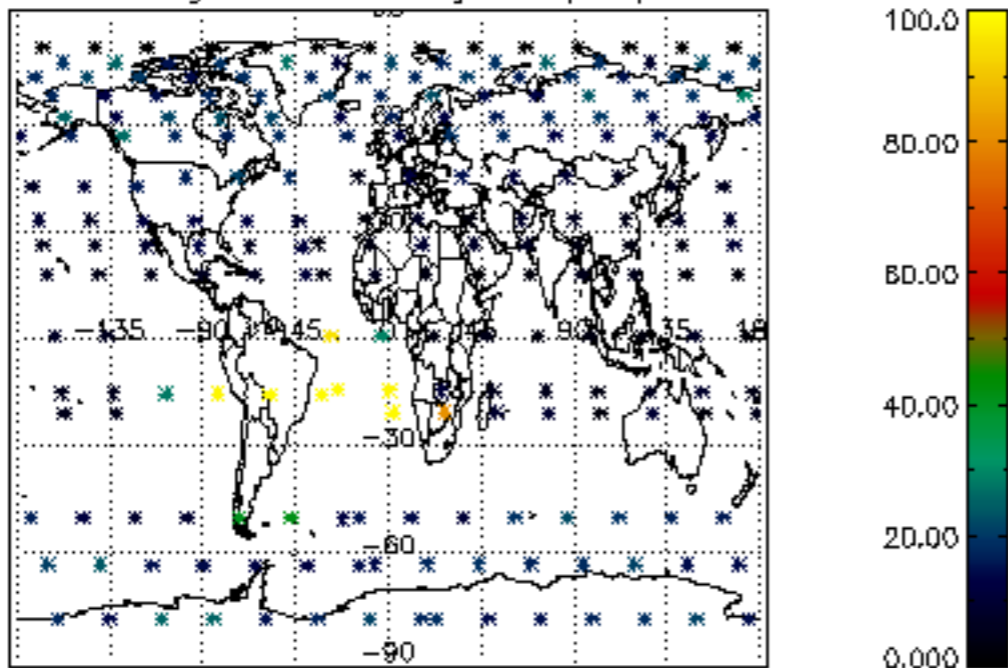
Percentage of flagged data per NO3 profile



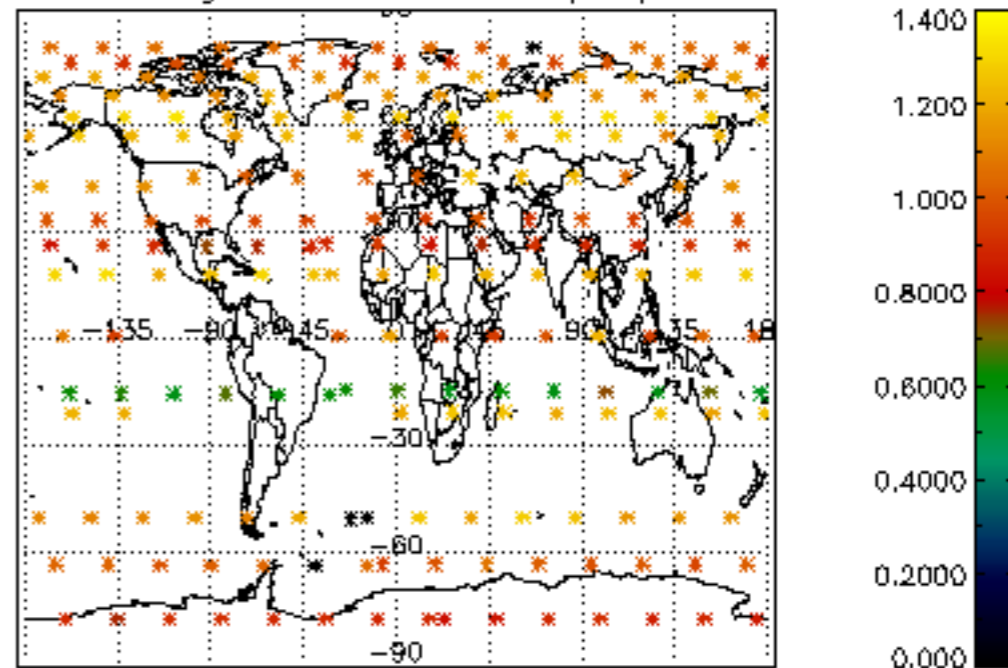




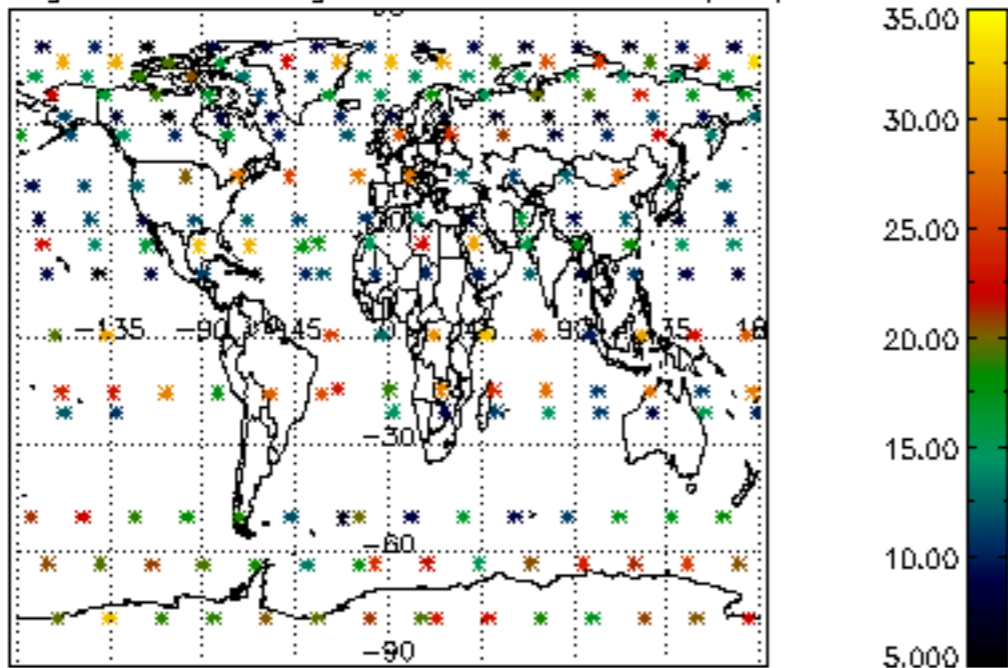
Percentage of cosmic ray hits per profile



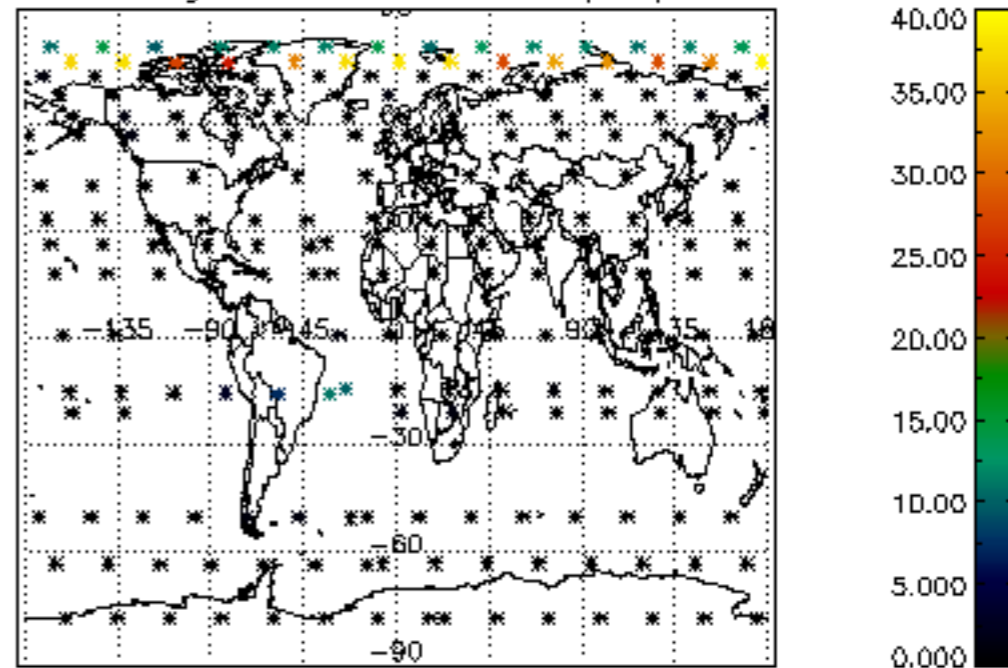
Percentage of datation errors per profile



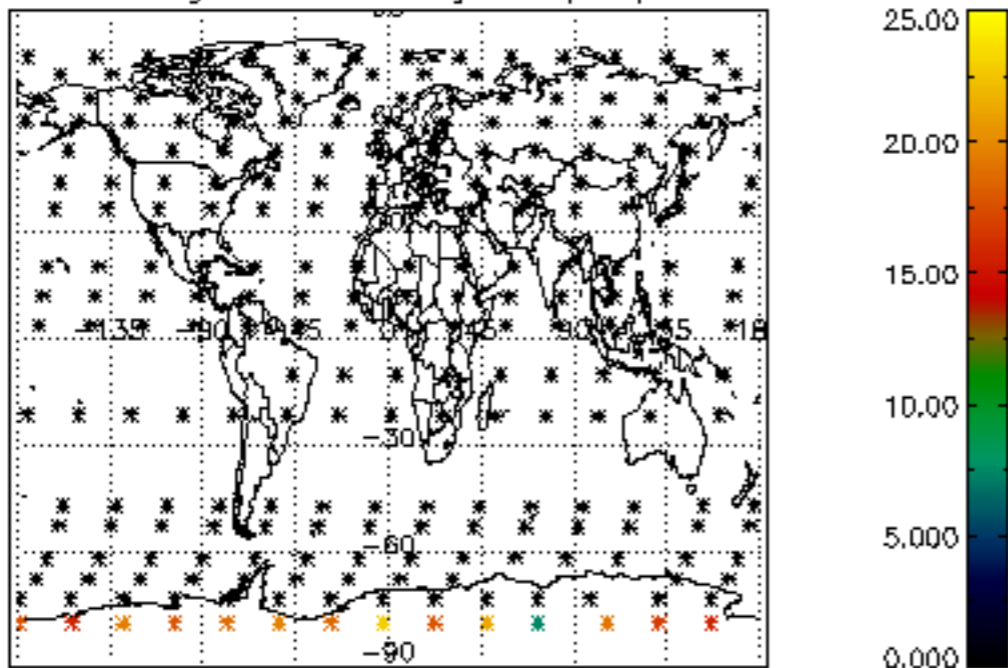
Percentage of star falling outside central band per profile



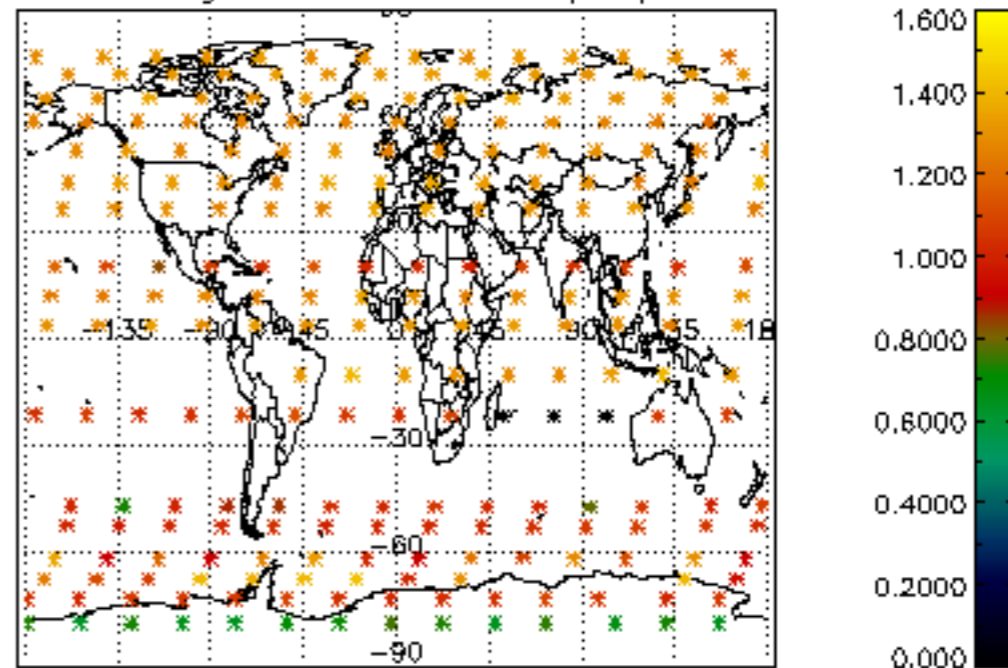
Percentage of saturation errors per profile



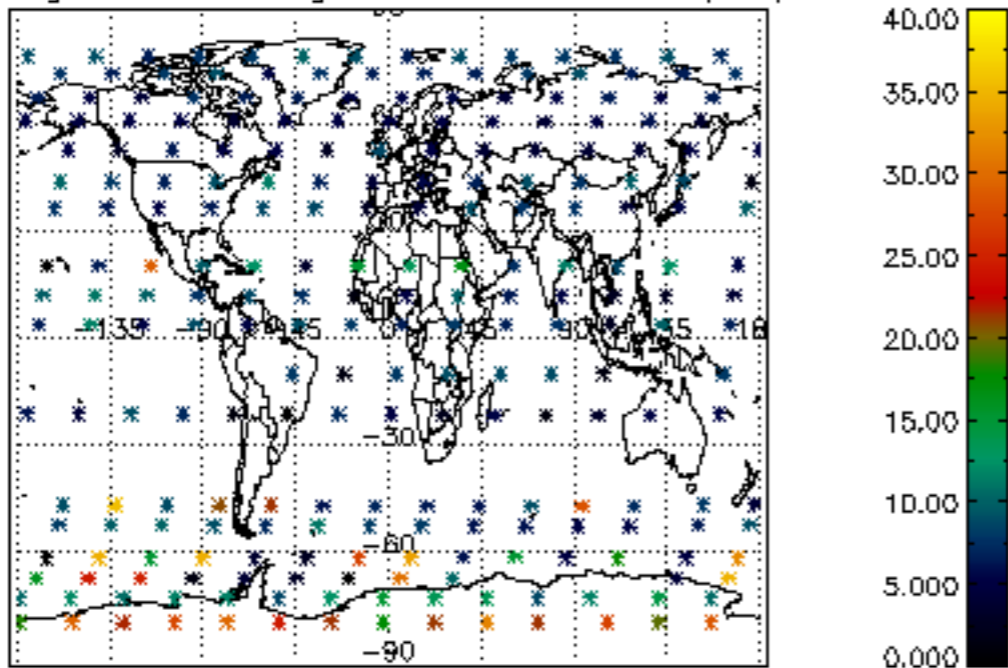
Percentage of cosmic ray hits per profile



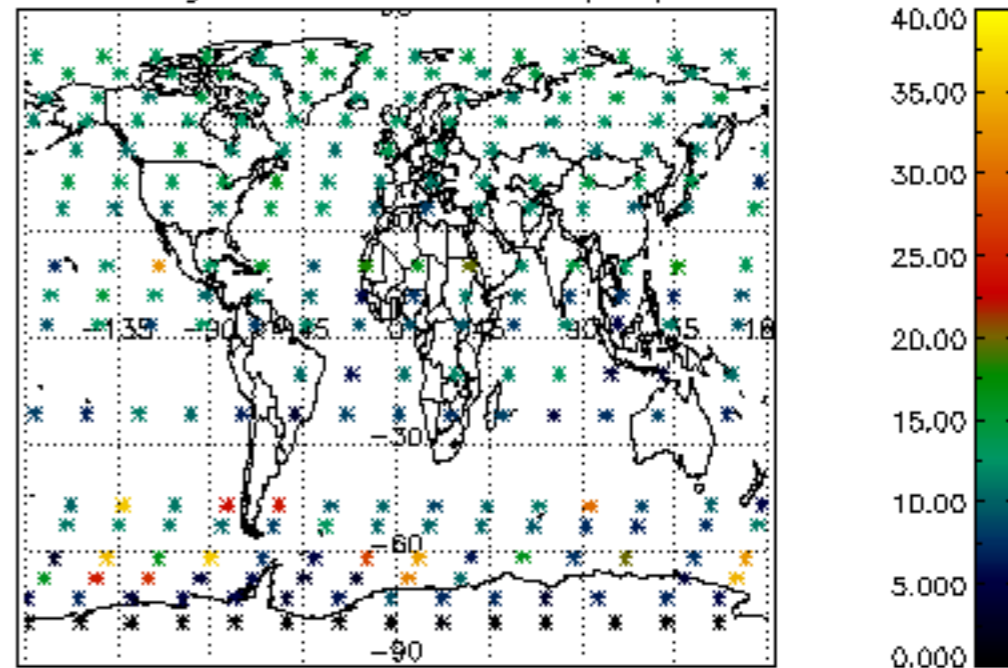
Percentage of datation errors per profile

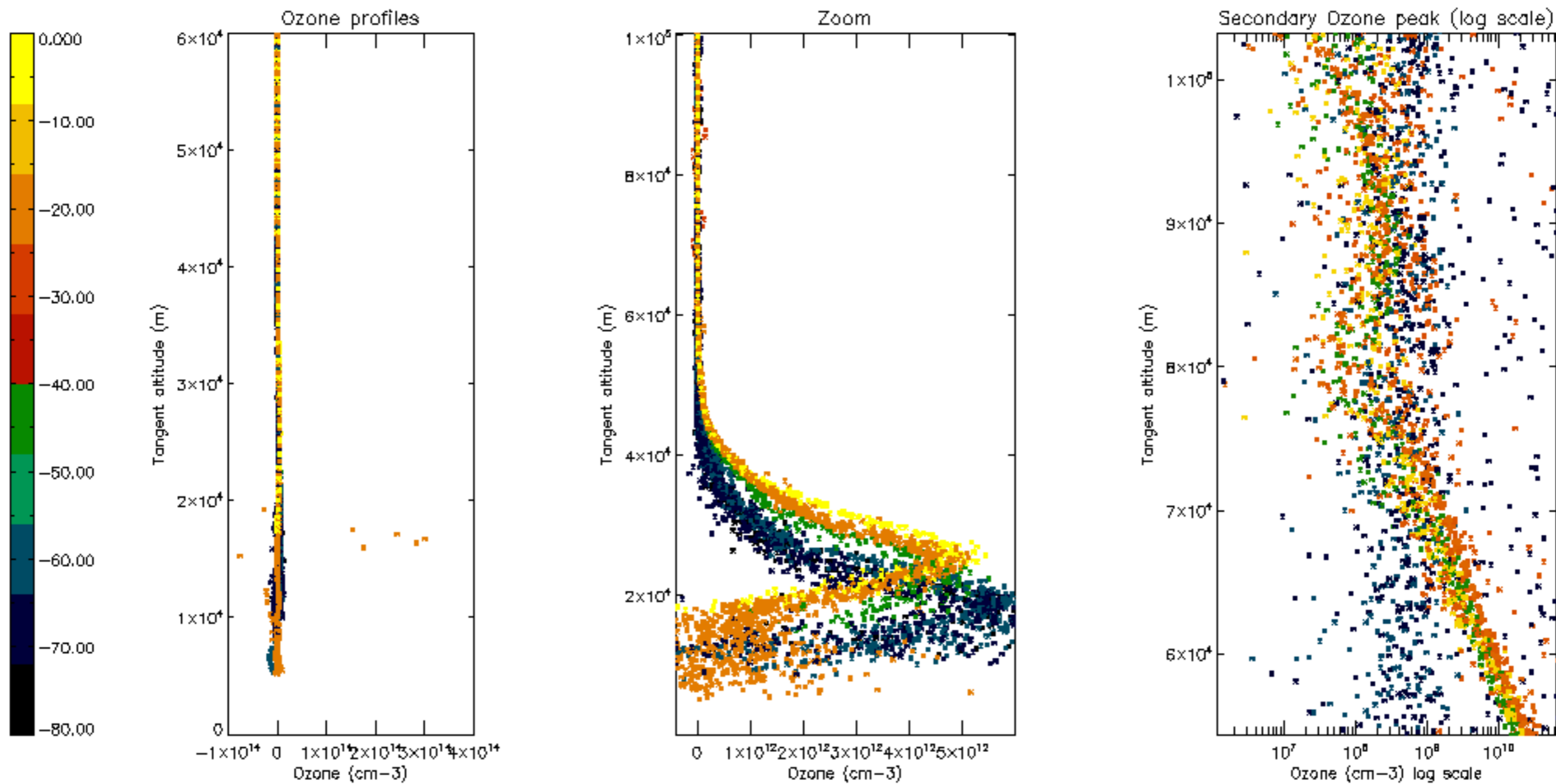


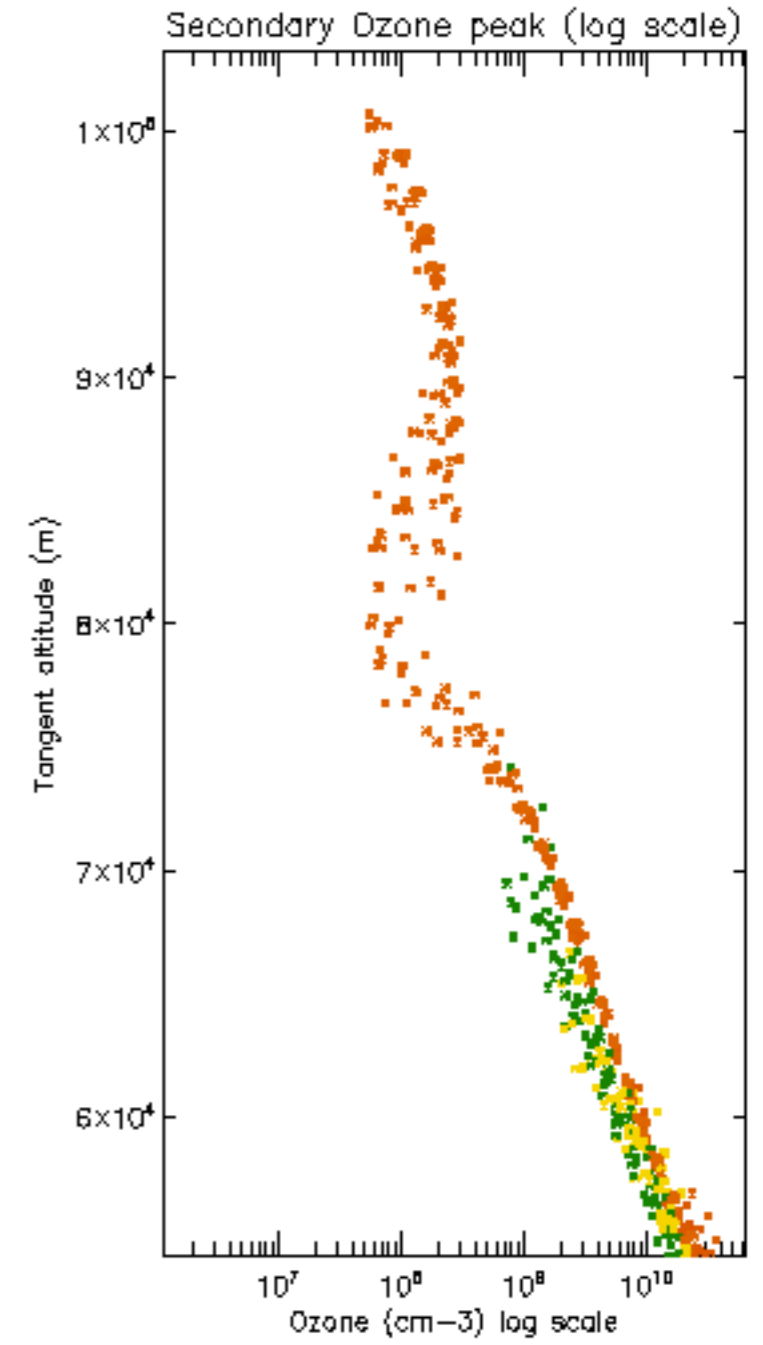
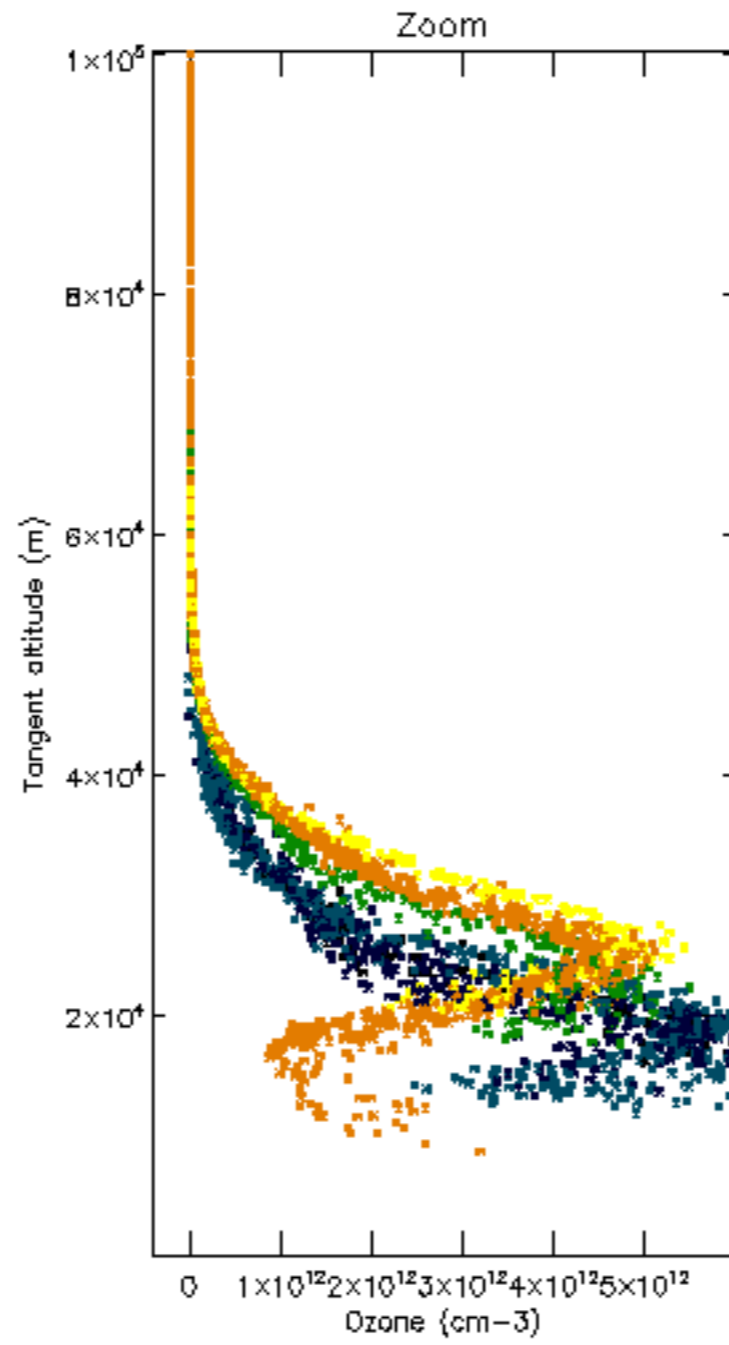
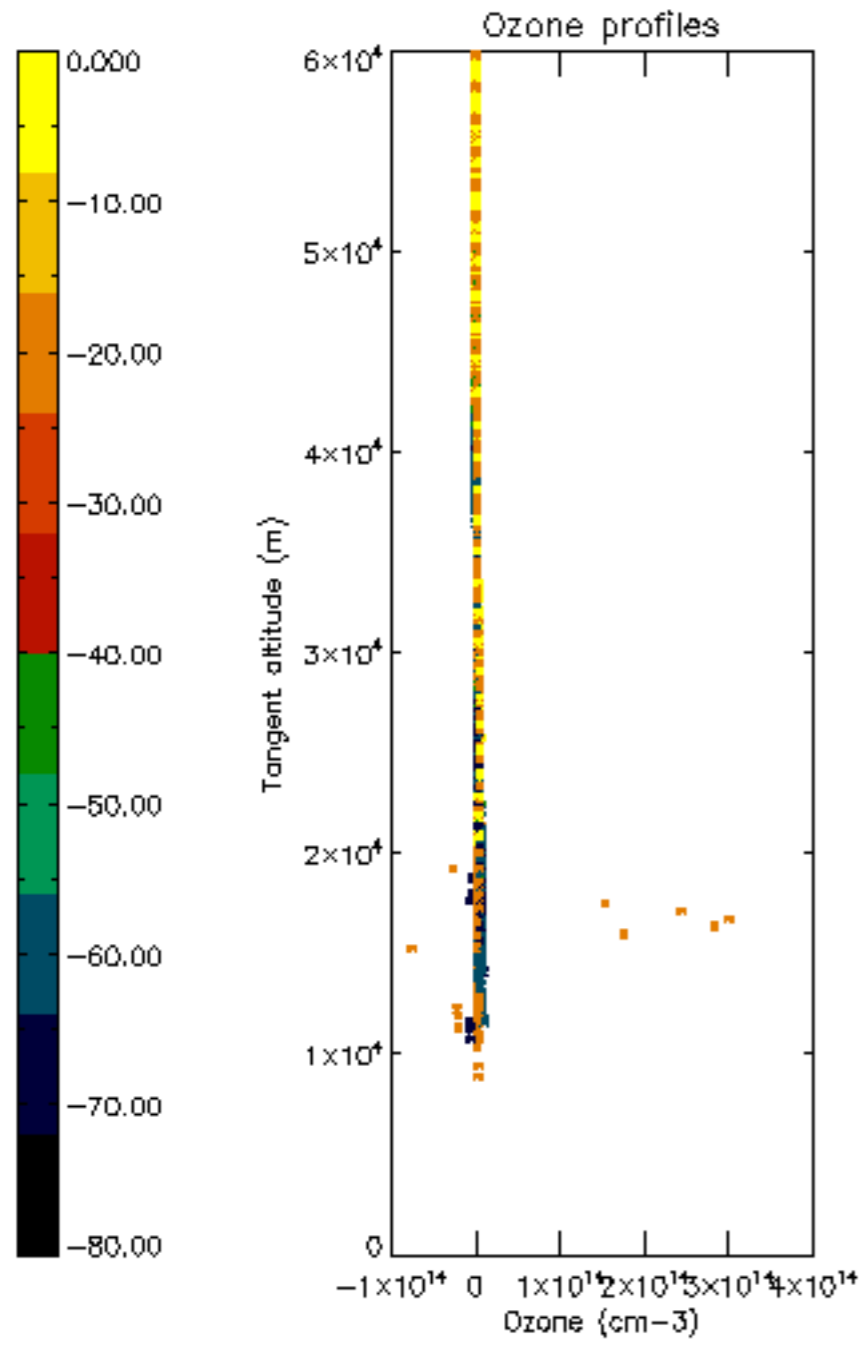
Percentage of star falling outside central band per profile

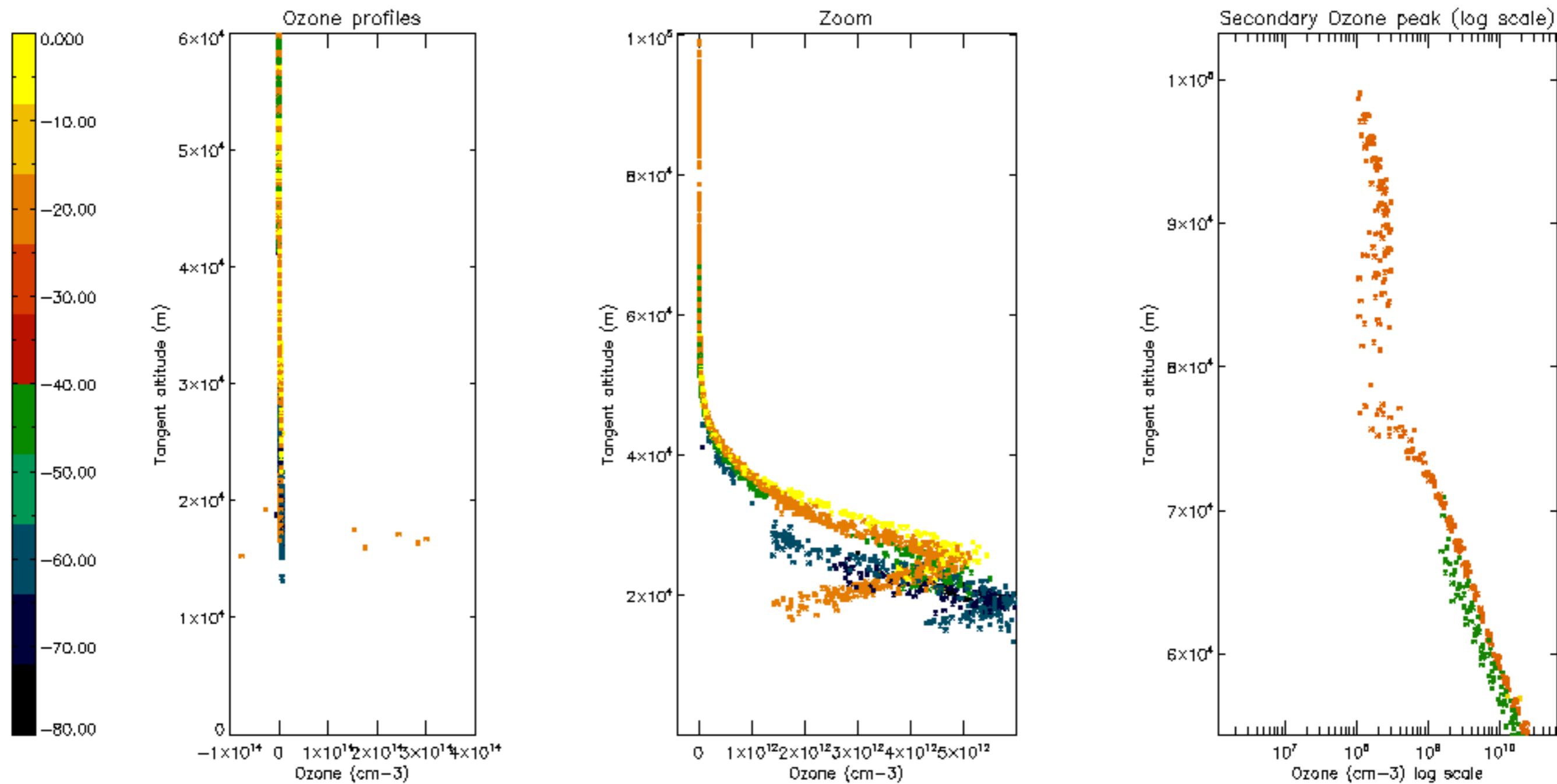


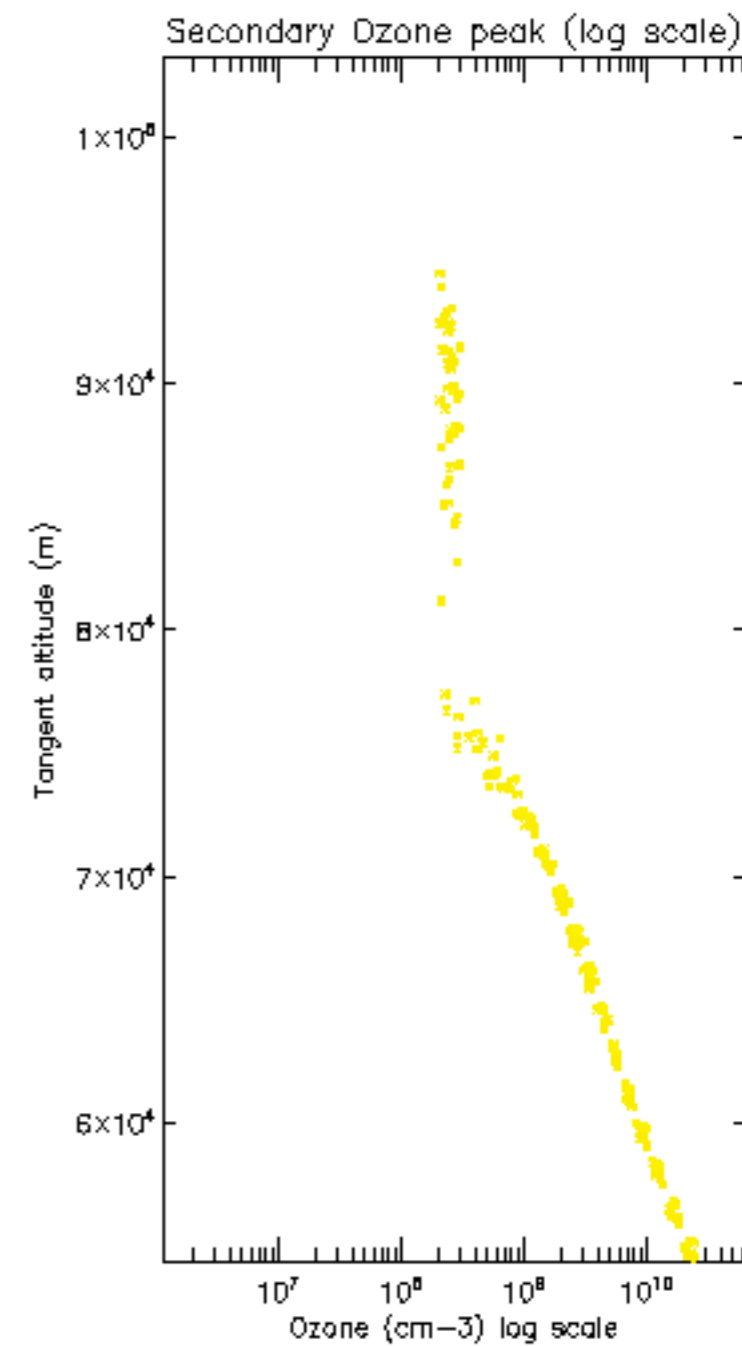
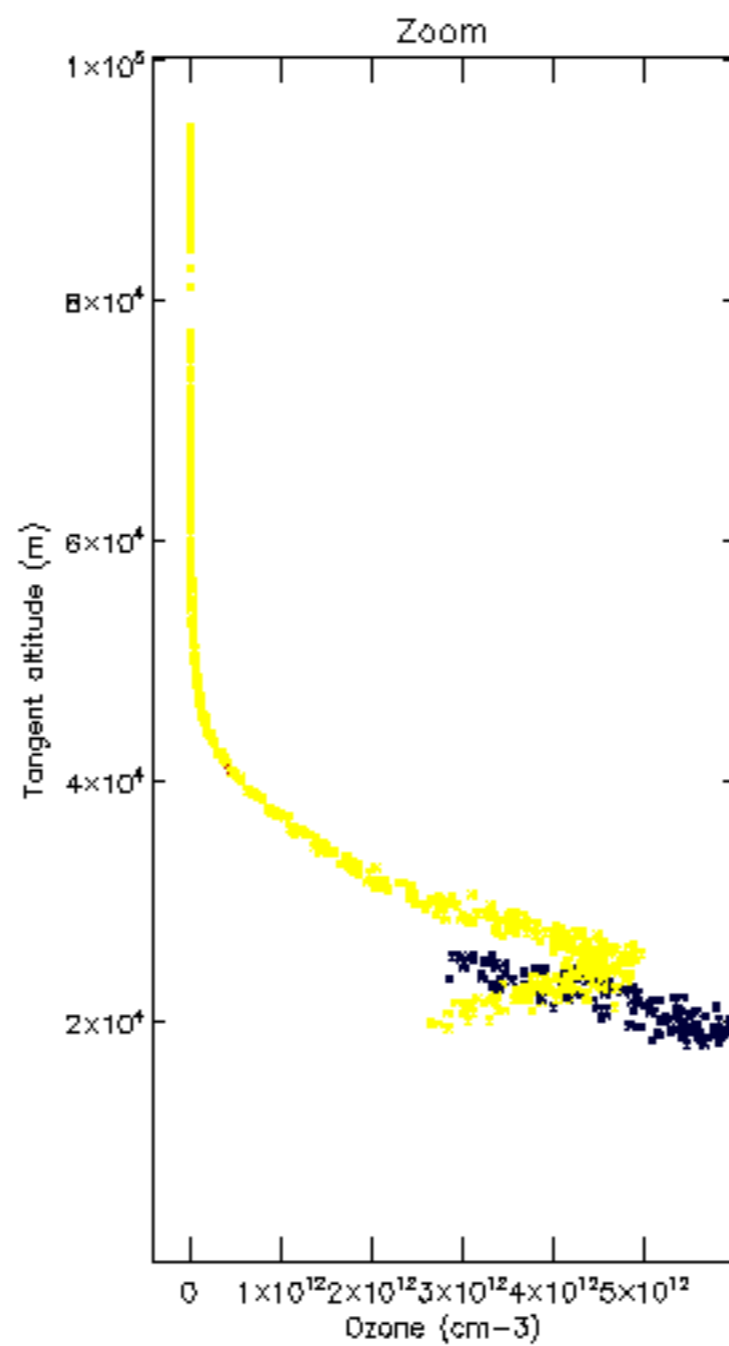
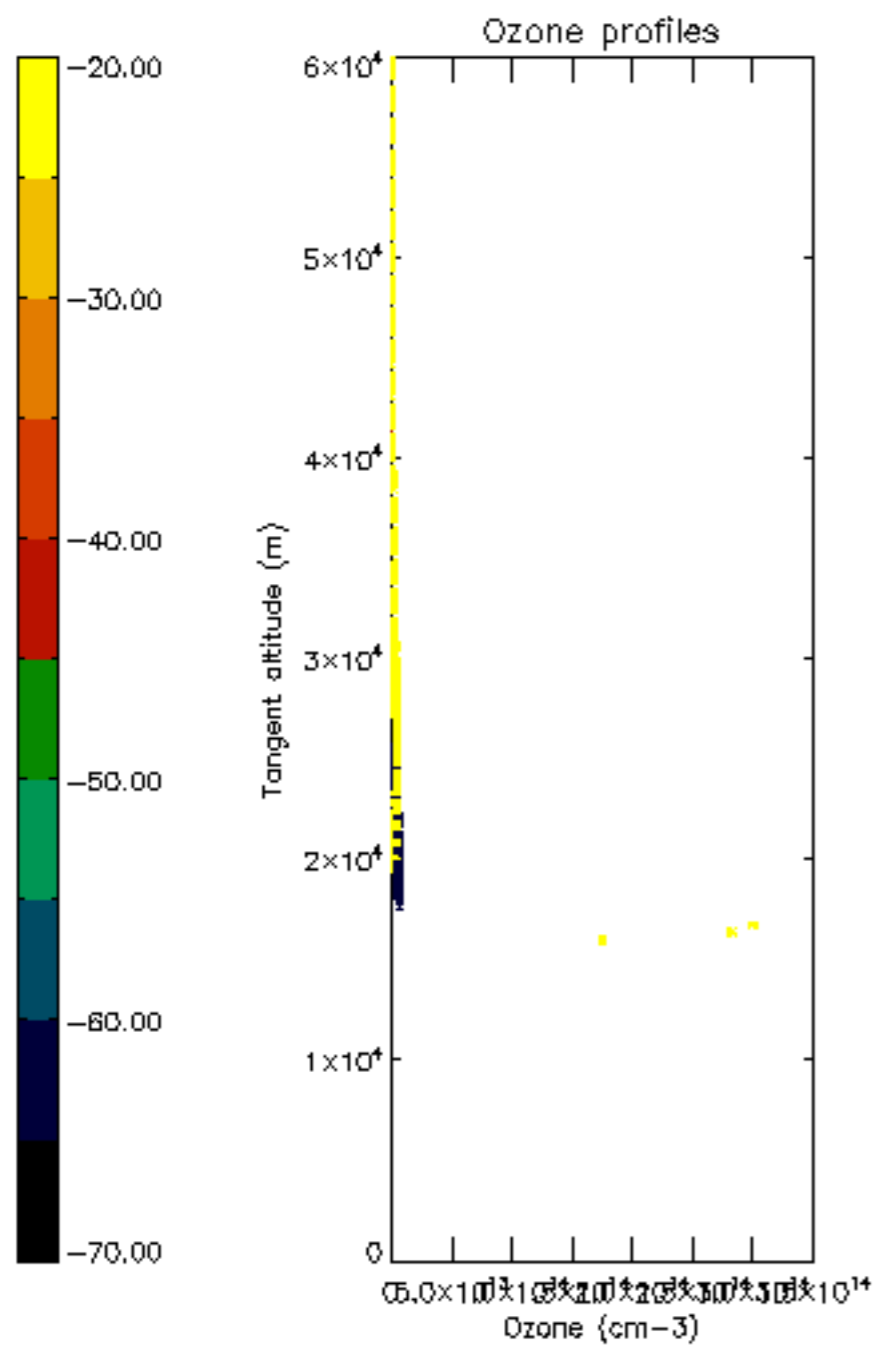
Percentage of saturation errors per profile

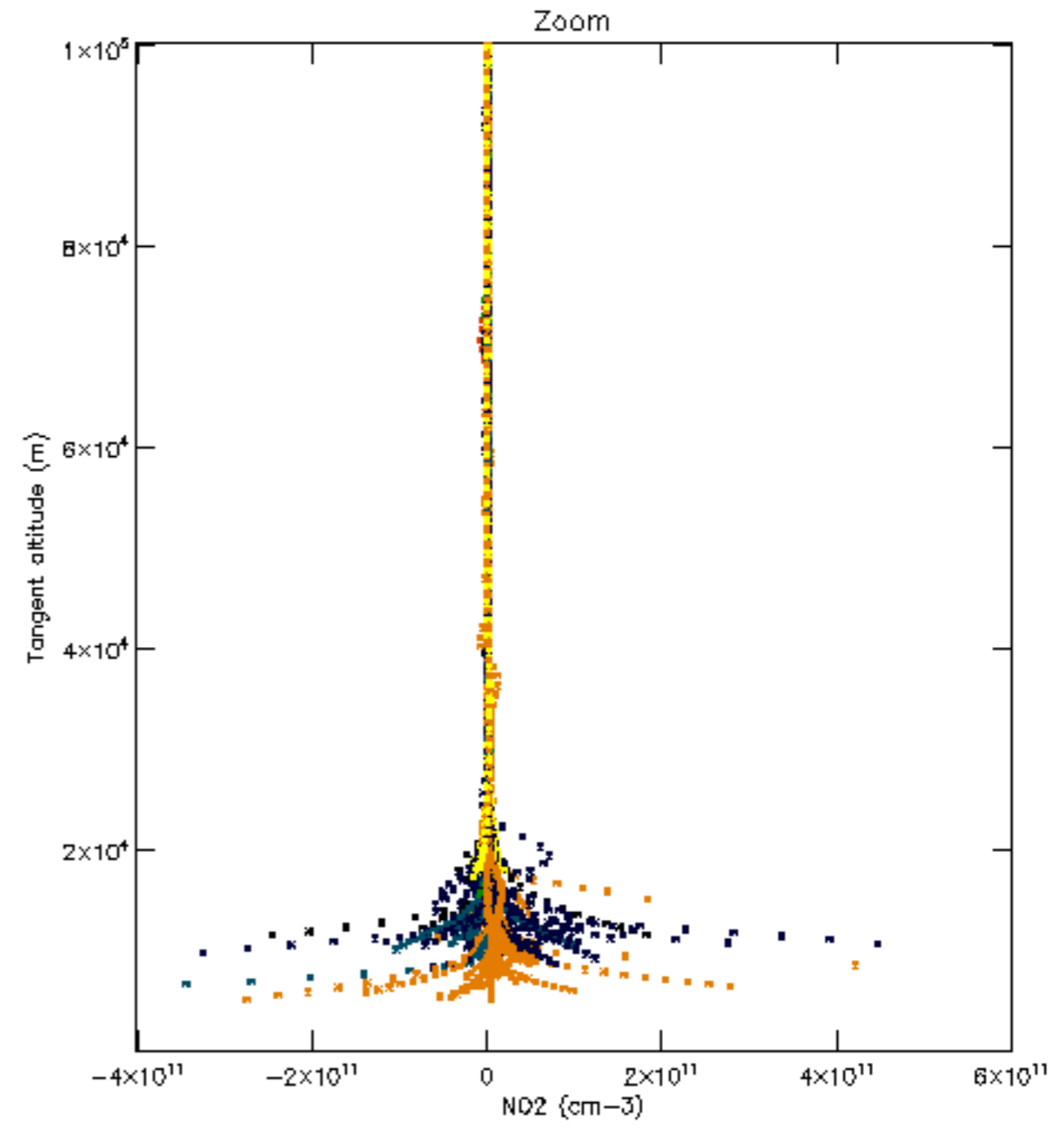
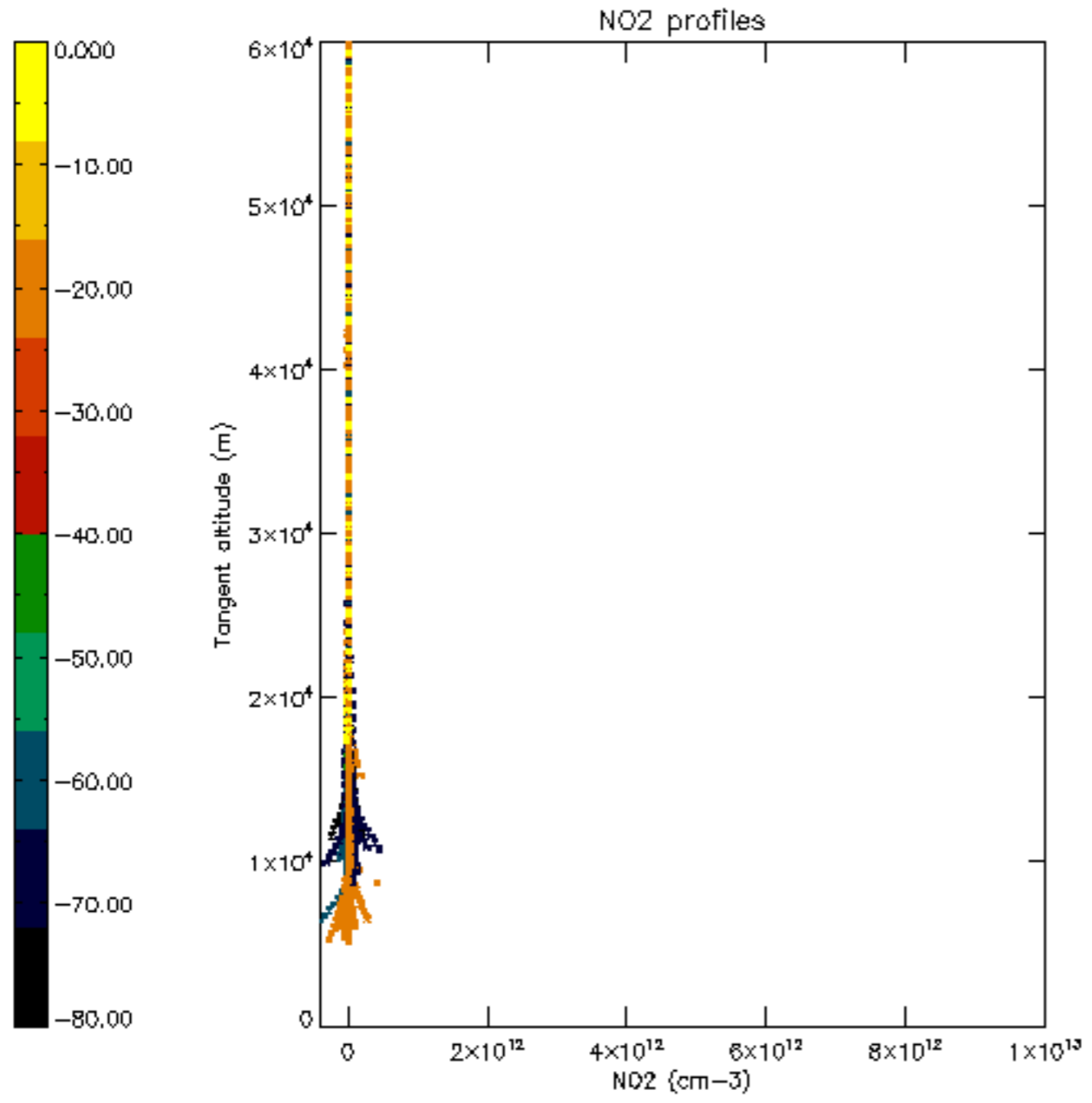


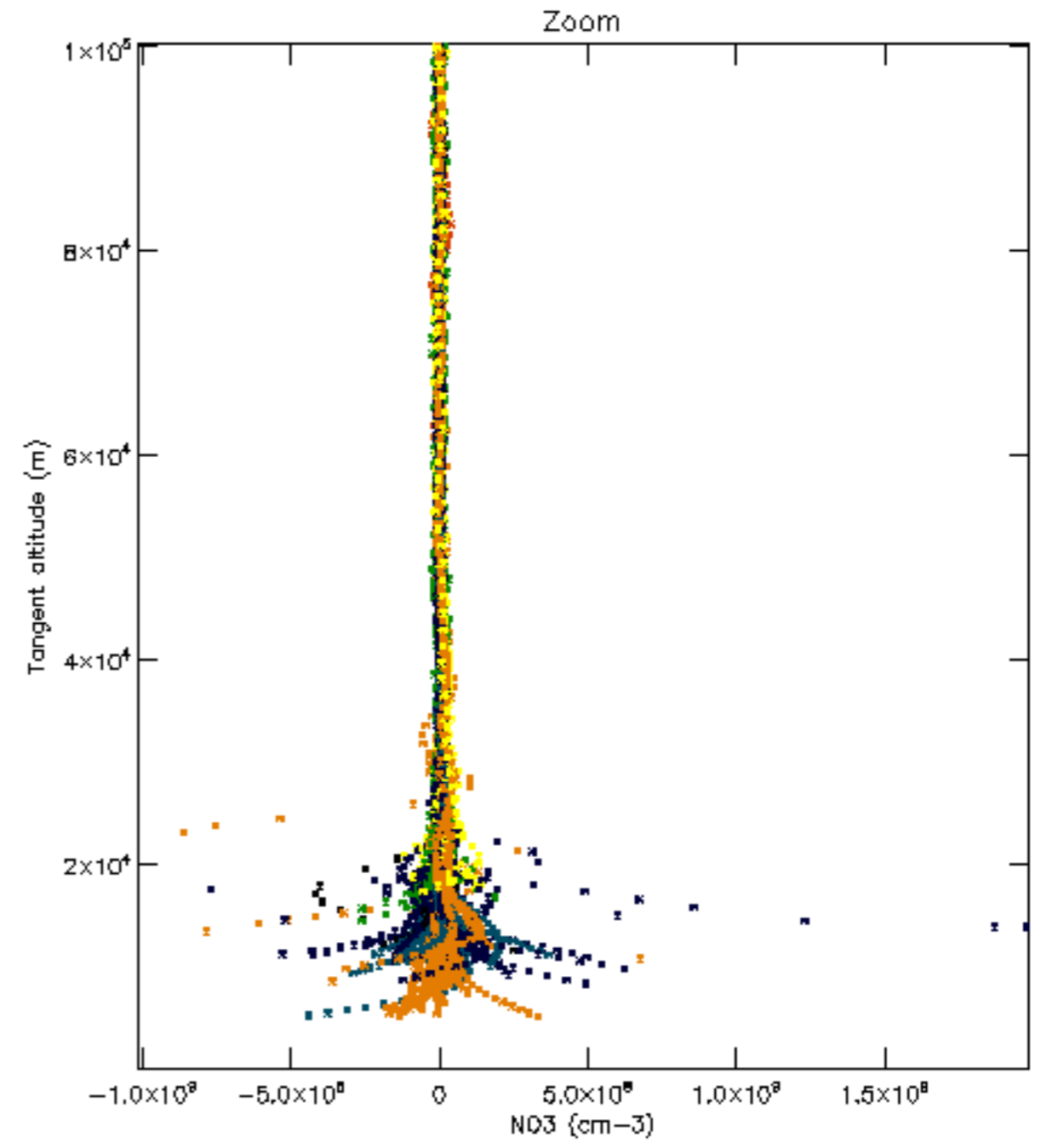
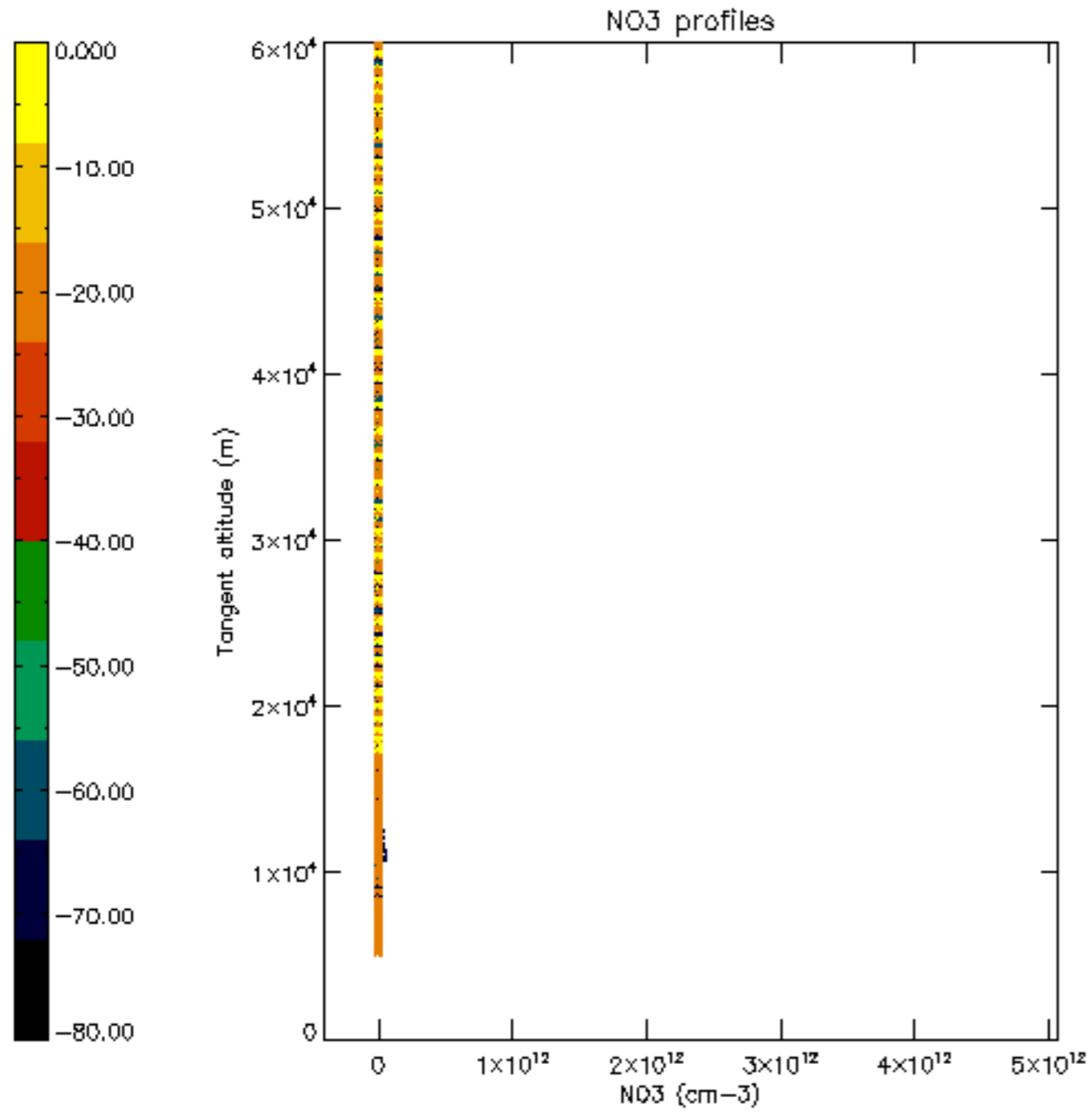


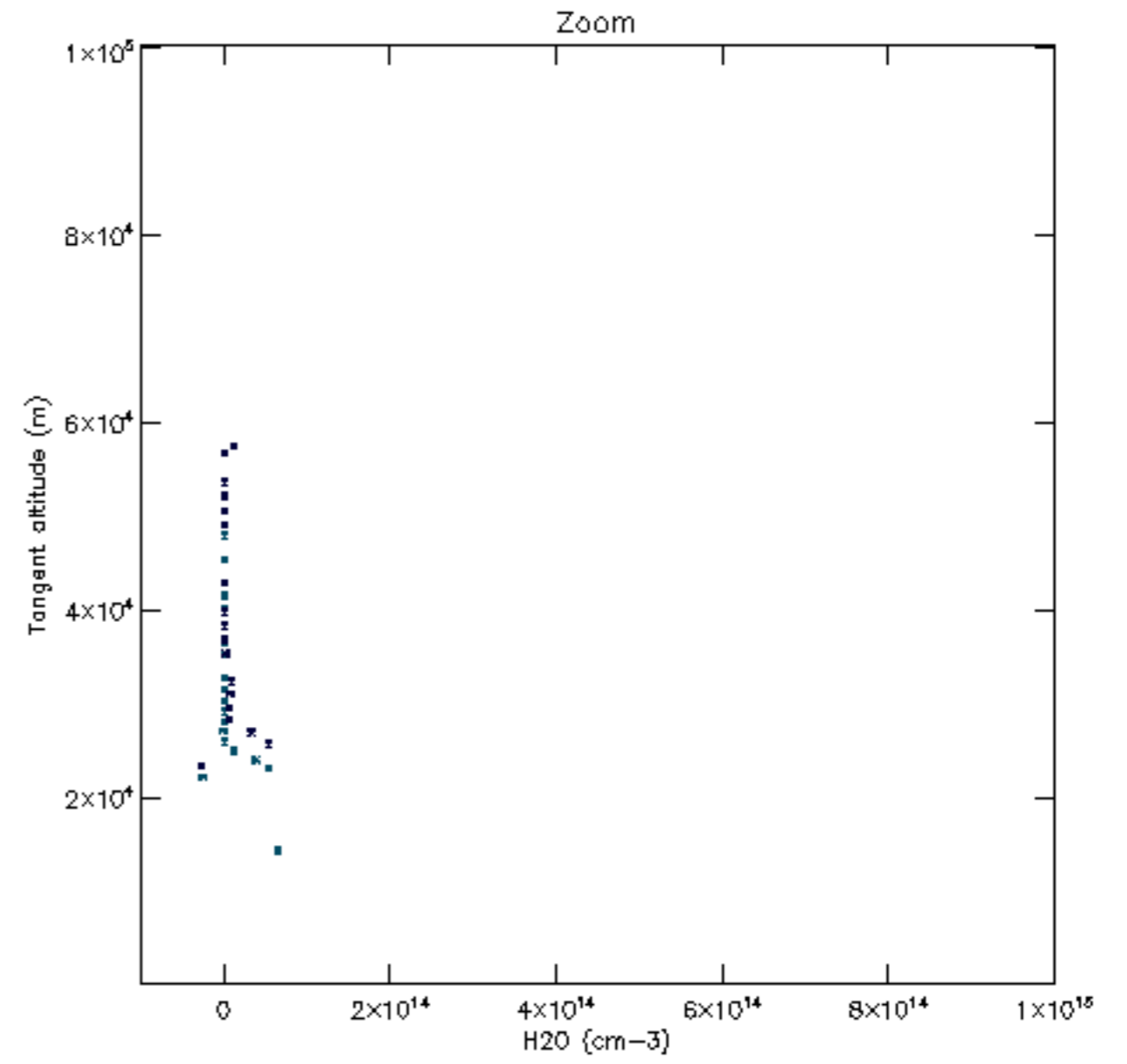
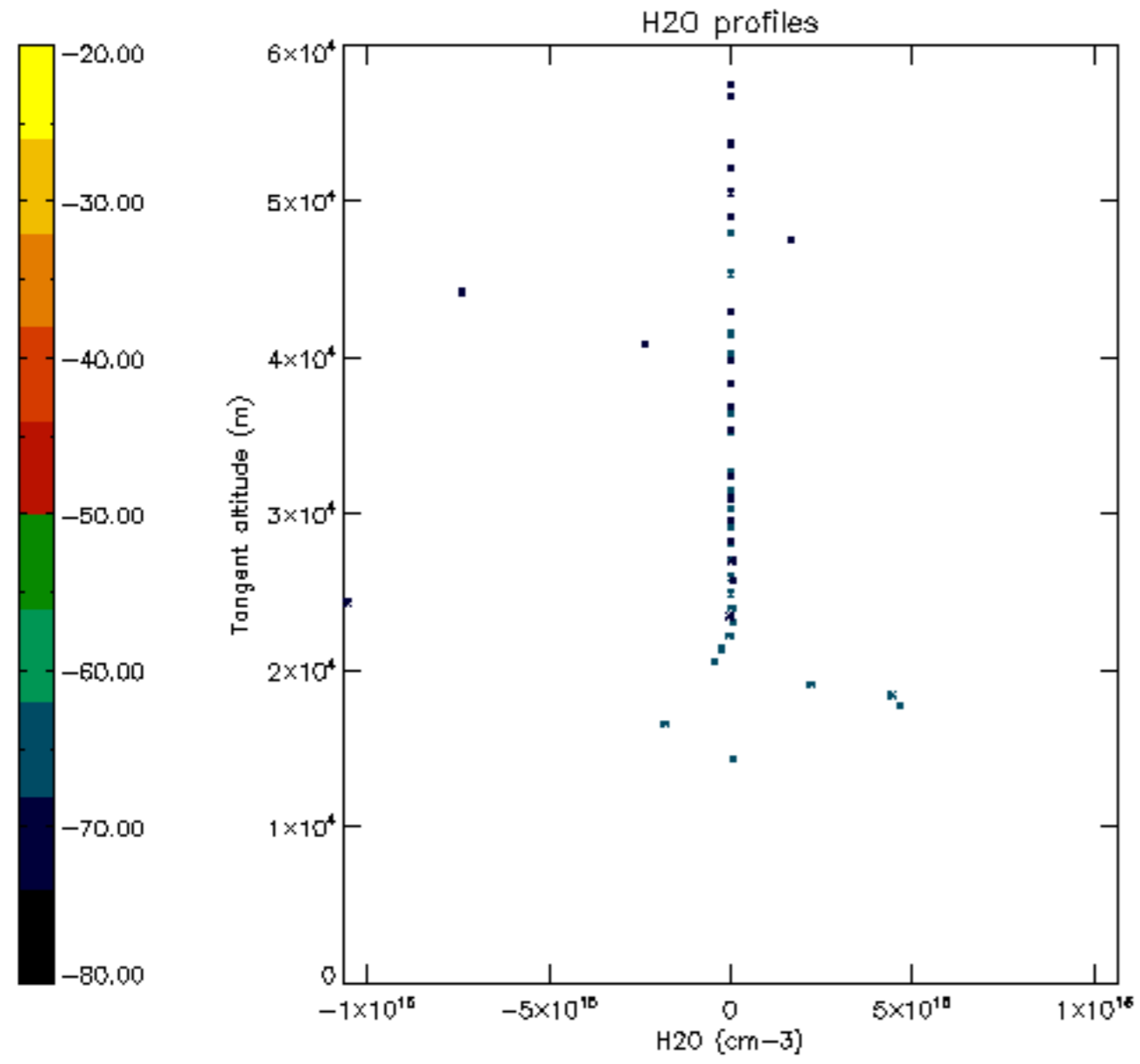


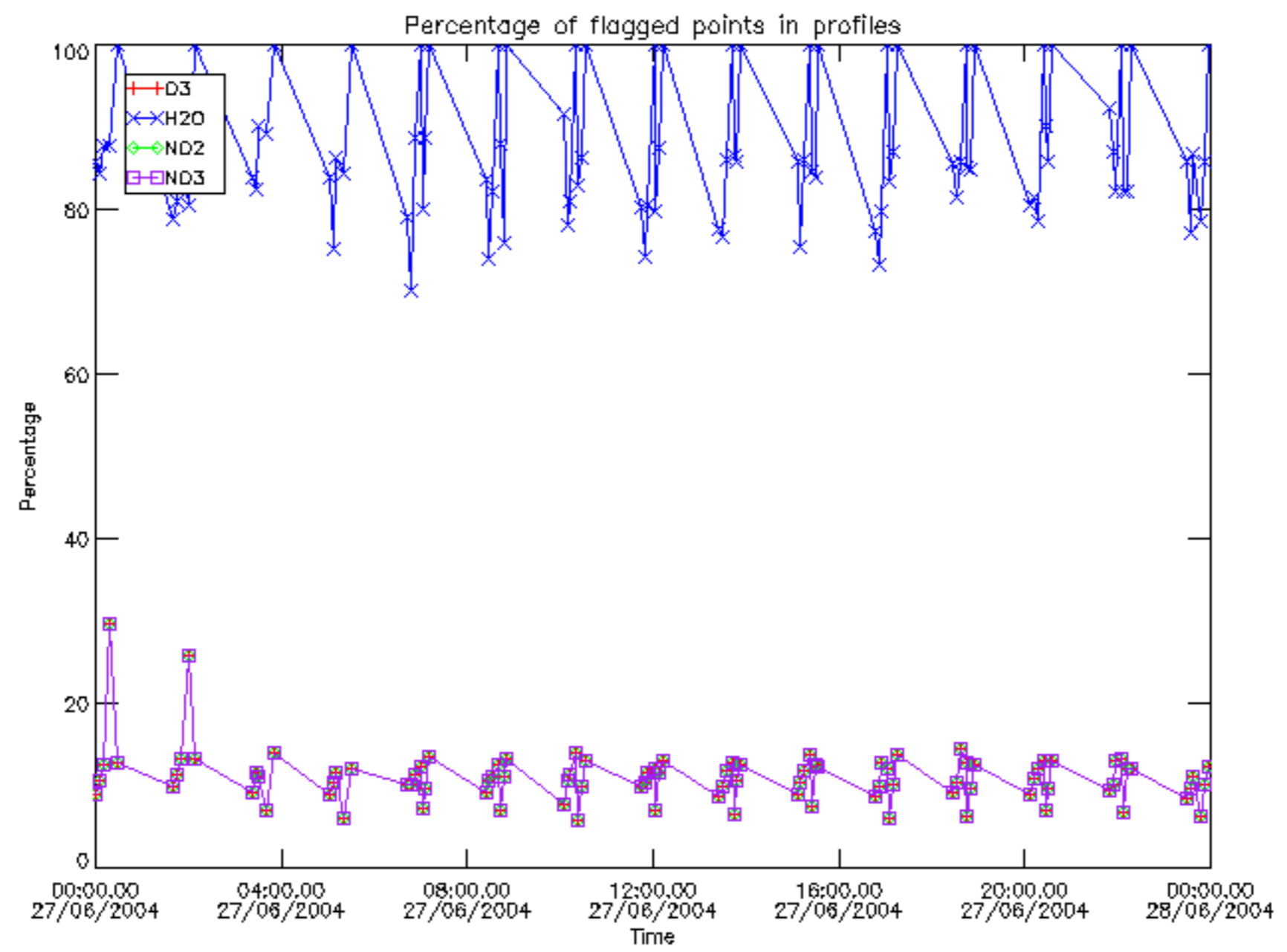




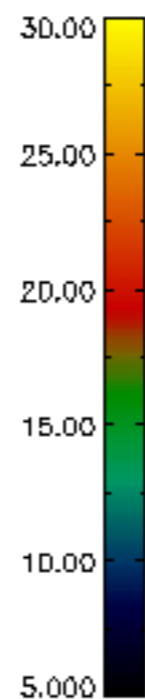
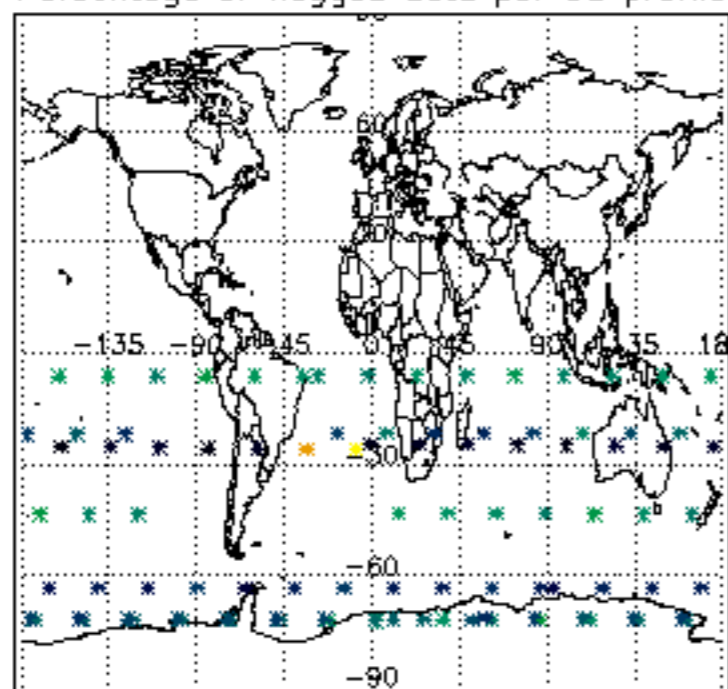




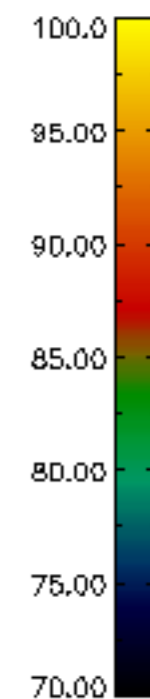
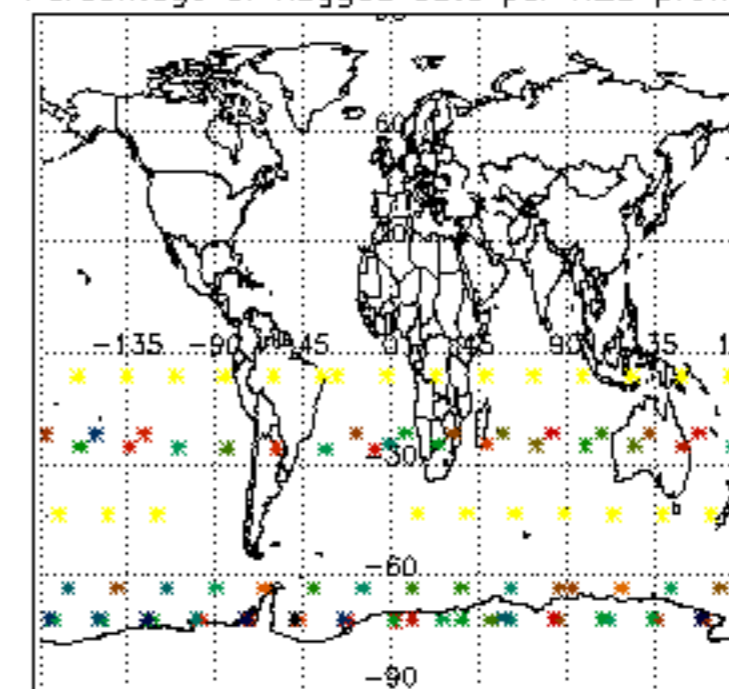




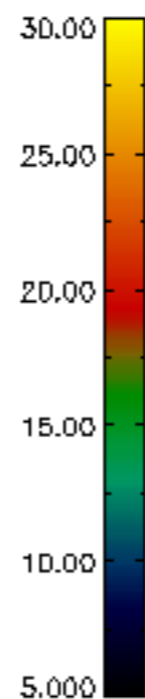
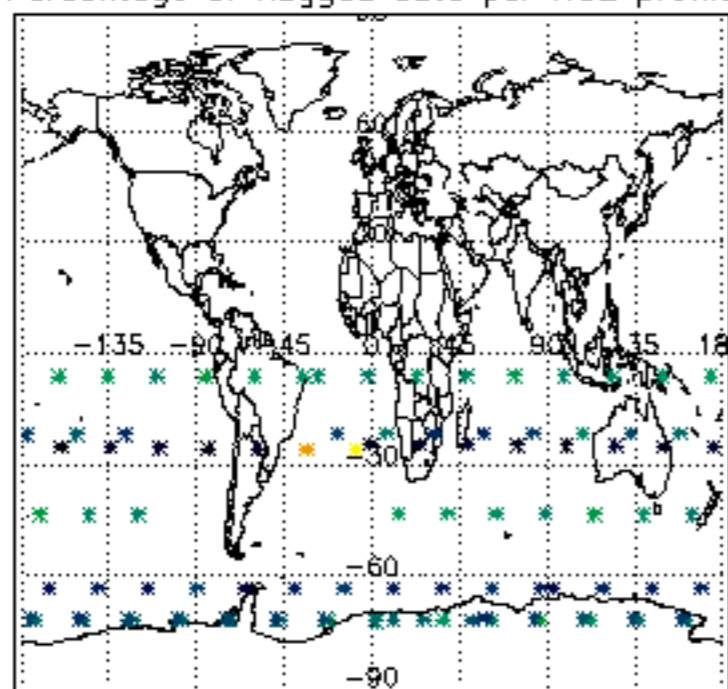
Percentage of flagged data per D3 profile



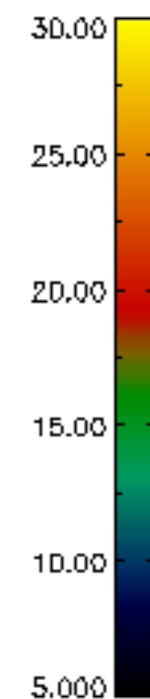
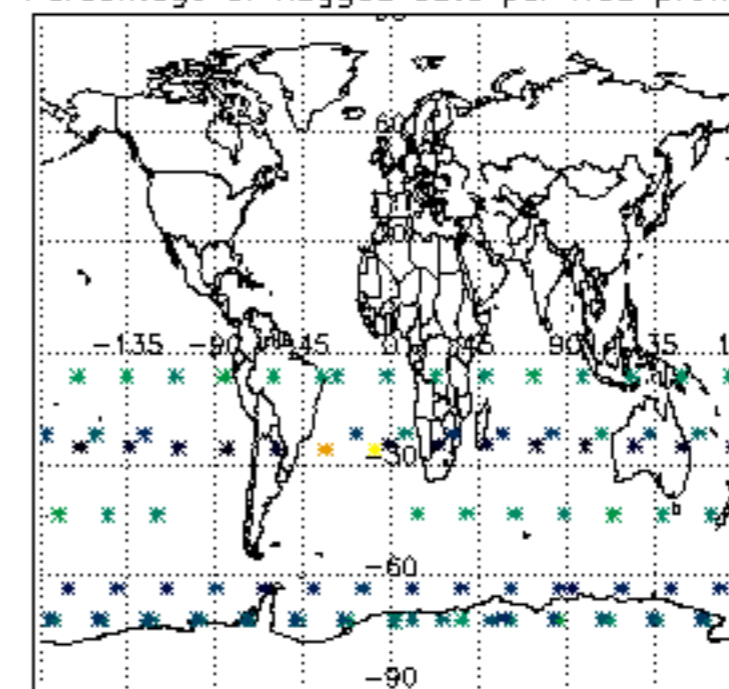
Percentage of flagged data per H2O profile

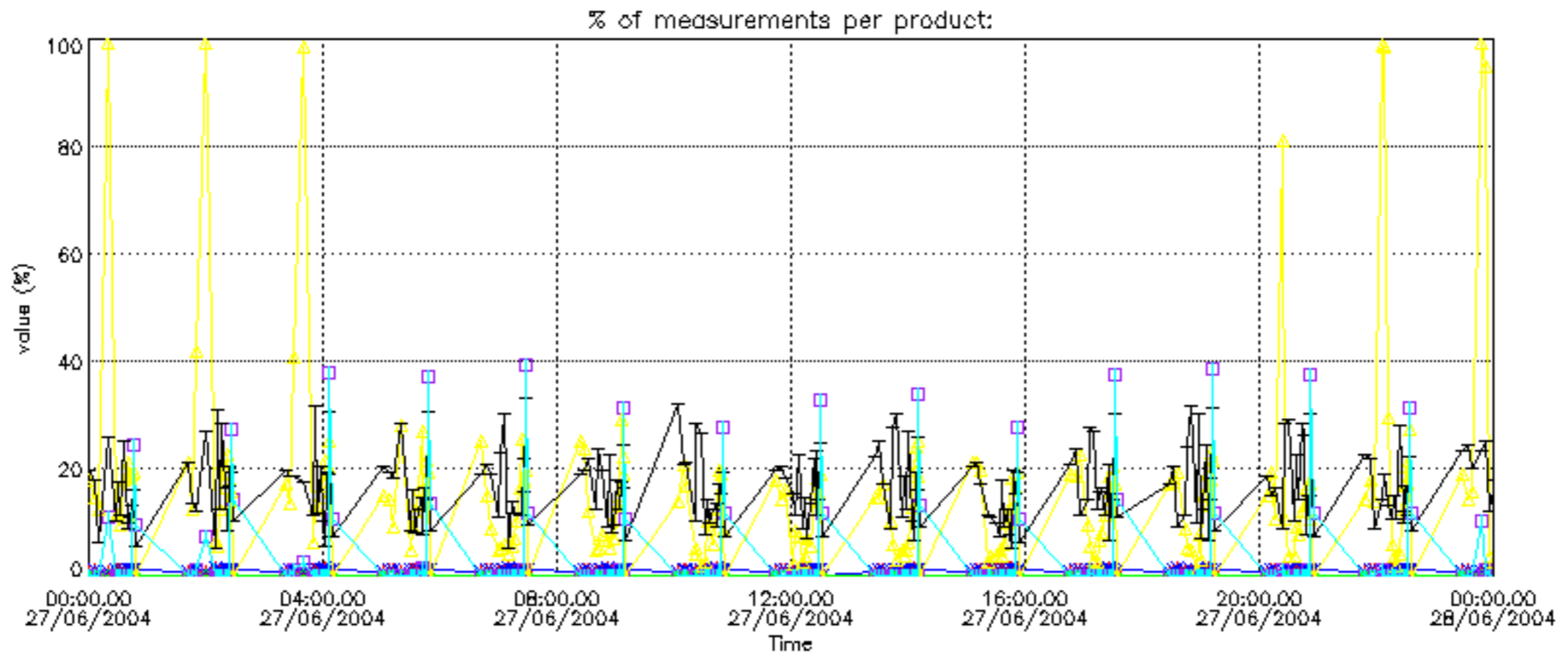


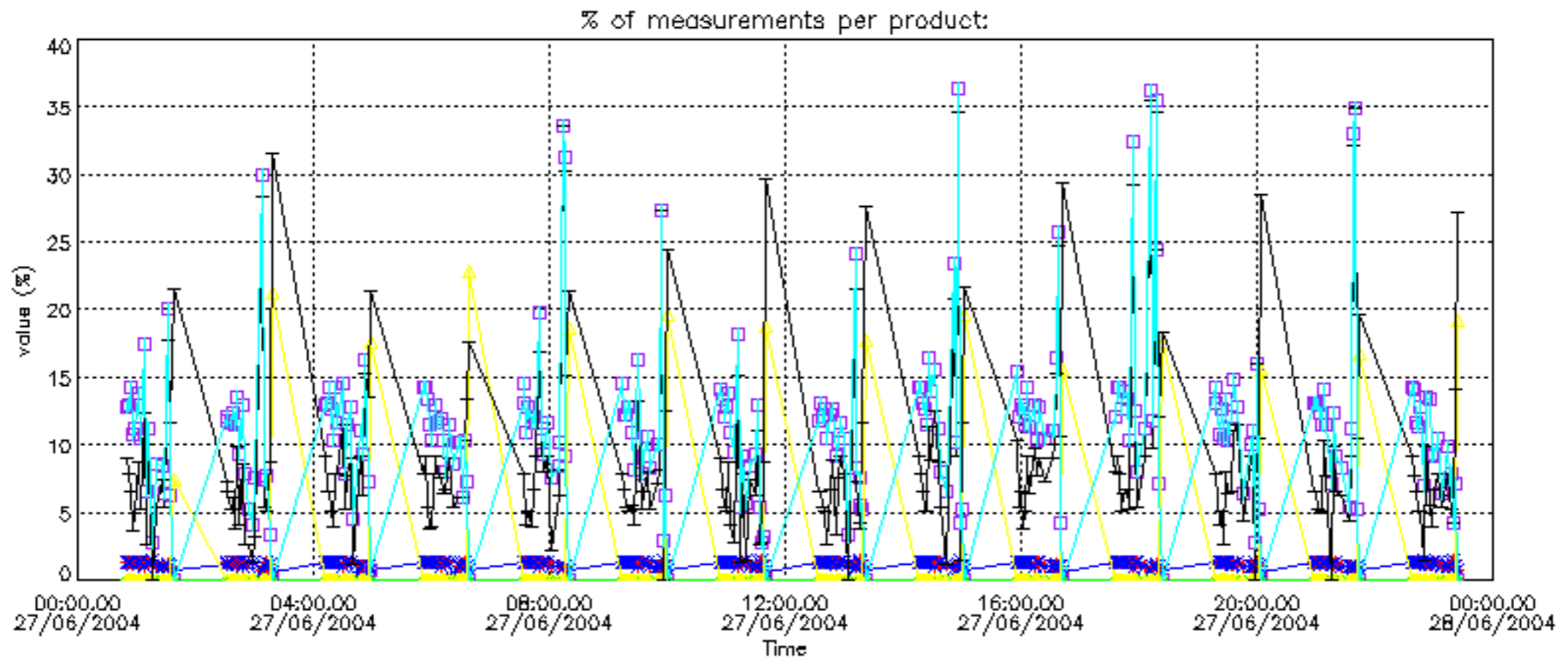
Percentage of flagged data per NO2 profile



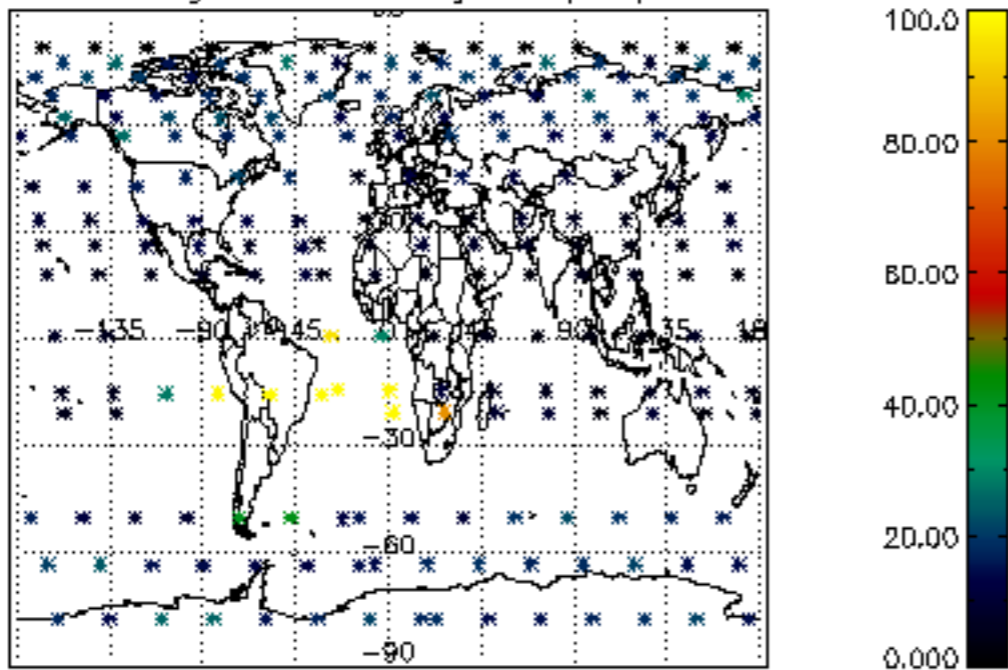
Percentage of flagged data per NO3 profile



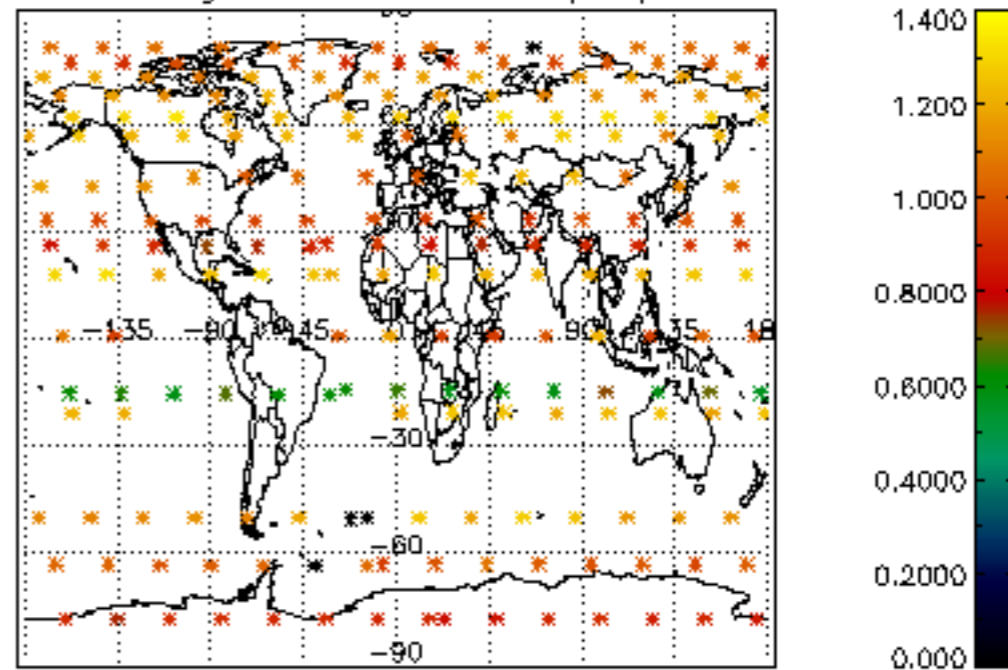




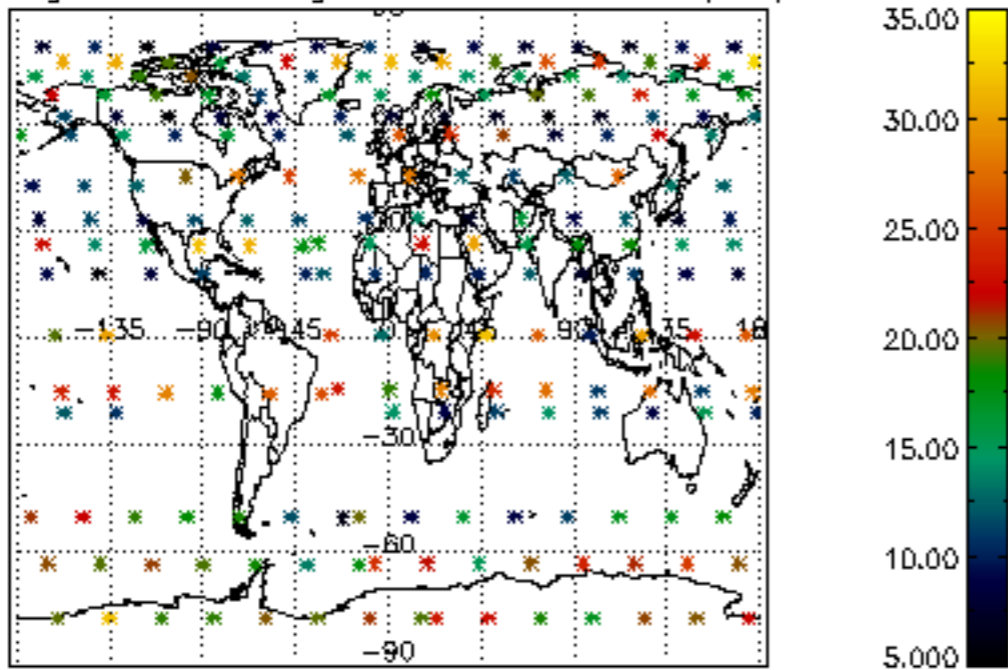
Percentage of cosmic ray hits per profile



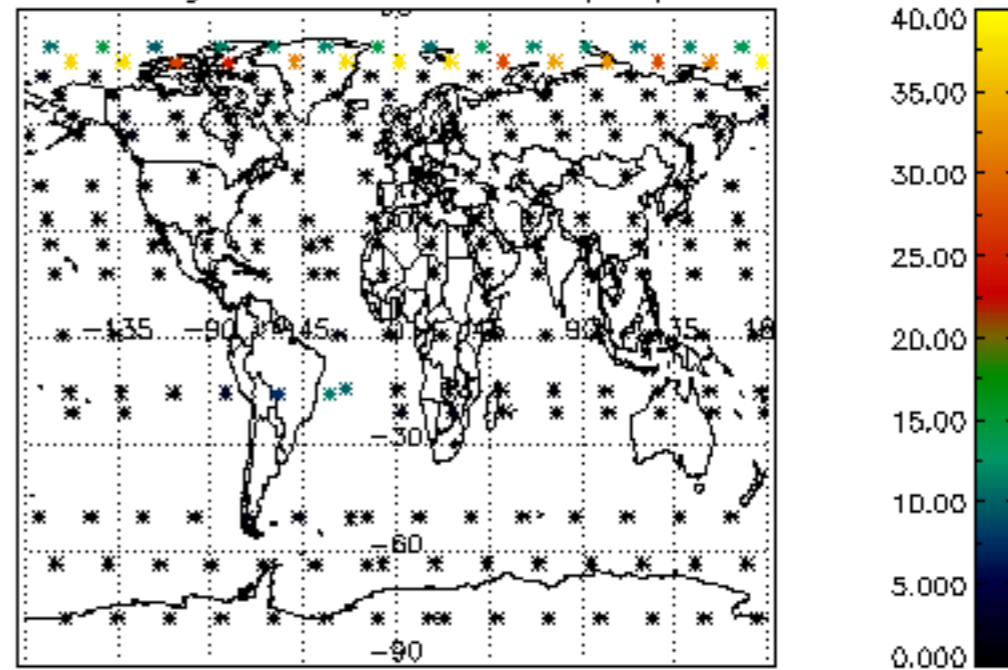
Percentage of datation errors per profile



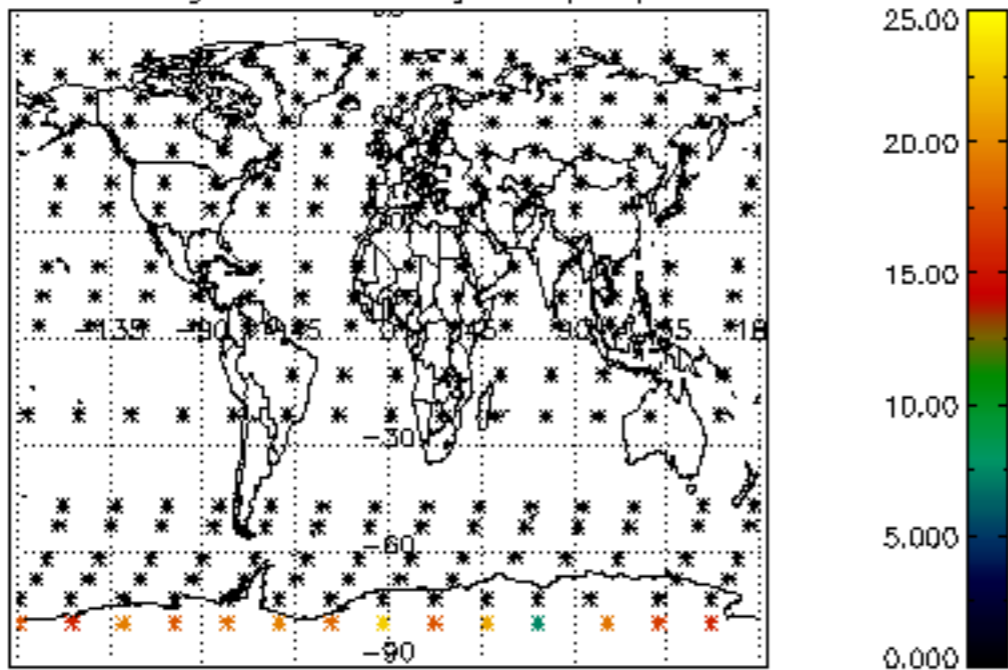
Percentage of star falling outside central band per profile



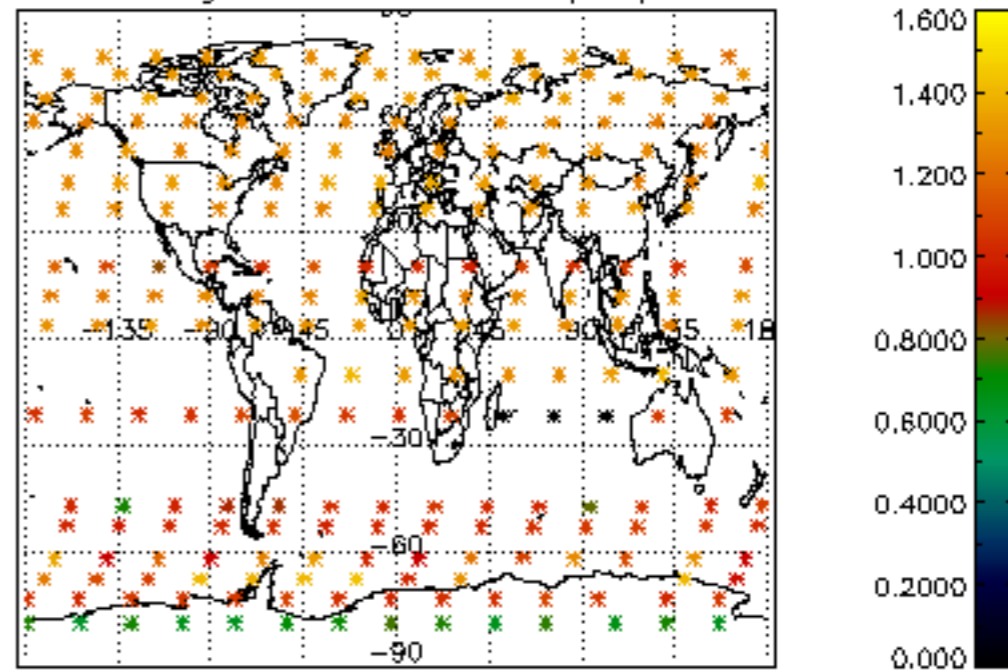
Percentage of saturation errors per profile



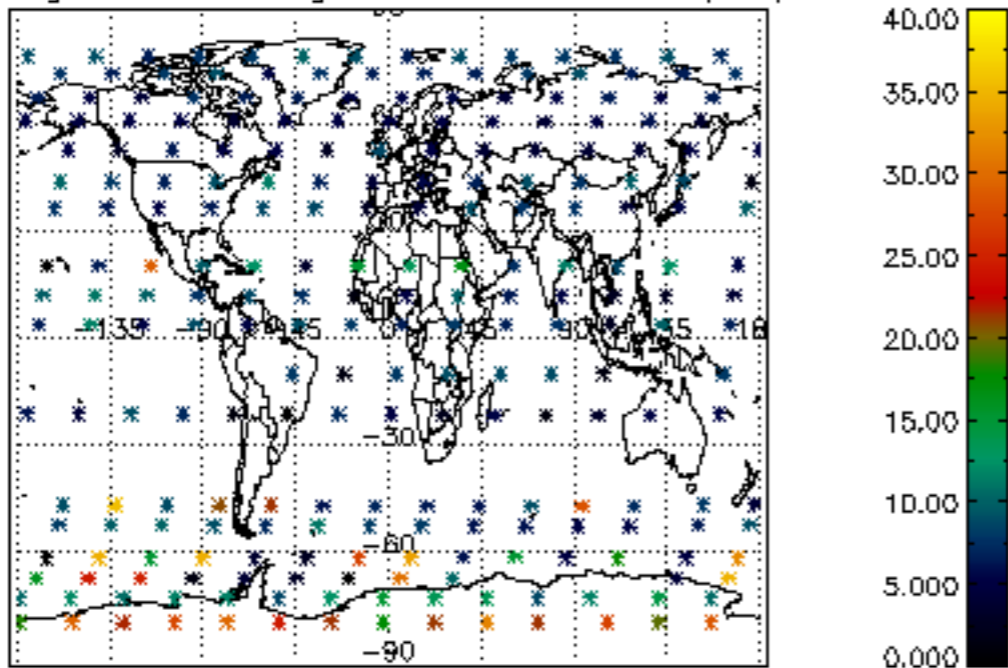
Percentage of cosmic ray hits per profile



Percentage of datation errors per profile



Percentage of star falling outside central band per profile



Percentage of saturation errors per profile

